

# San Diego Padres - 1979

Batter	1	2	3	4	5	6	7	8	9	AB	R	H	RBI	BB	SO	LOB	TOP																	
Gene Richards, L (1.8)										5	0	2	1	0	1	2																		
Ozzie Smith, S (1.6)										5	0	0	0	0	1	3																		
Mike Hargrove, L (1.3)										4	0	0	0	0	1	0																		
Dave Winfield, R (1.9)										4	1	3	0	0	0	0																		
Jerry Turner, L (1.7)										4	0	1	1	0	1	2																		
Barry Evans, R (1.5)										4	1	2	0	0	0	2																		
Gene Tenace, R (1.2)										3	0	0	0	1	1	2	AB 35																	
Bill Almon, R (9. PR)										0	0	0	0	0	0	0	R 4																	
Bill Fahey, L (9.2)										0	0	0	0	0	0	0	H 11																	
Fernando Gonzalez, R (1.4)										4	1	2	1	0	0	2	RBI 3																	
Gaylord Perry, R (1.1)										2	0	1	0	0	0	0	BB 2																	
Broderick Perkins, L (9. PH)										0	0	0	0	0	0	0	SO 5																	
Kurt Bevacqua, R (9. PH)										0	1	0	0	1	0	0	LOB 13																	
Rollie Fingers, R (9.1)										0	0	0	0	0	0	0																		
<b>Inning Stats</b>	R: 0 E: 0 K: 0 S: 3	H: 1 LOB: 0 BB: 0 P: 3	R: 0 E: 0 K: 0 S: 4	H: 1 LOB: 1 BB: 0 P: 4	R: 0 E: 0 K: 1 S: 6	H: 1 LOB: 1 BB: 0 P: 6	R: 1 E: 0 K: 0 S: 5	H: 2 LOB: 1 BB: 0 P: 5	R: 0 E: 0 K: 1 S: 6	H: 1 LOB: 1 BB: 0 P: 6	R: 1 E: 0 K: 1 S: 6	H: 1 LOB: 0 BB: 0 P: 6	R: 0 E: 0 K: 1 S: 6	H: 1 LOB: 1 BB: 0 P: 6	R: 0 E: 0 K: 1 S: 6	H: 1 LOB: 1 BB: 0 P: 6	R: 2 E: 0 K: 0 S: 4	H: 2 LOB: 2 BB: 2 P: 12	1B: 6 2B: 4 3B: 0 HR: 1	SF: 0 SAC: 1 DP: 0 HBP: 0	WP: 1 PB: 0 SB: 1 CS: 0	PA: 38												
<b>PITCHER</b>	IP WLS BF H R ER SO BB IBB HBP BLK WP HR S P ERA WHIP																																	
Burt Hooton, R (1.1)	8.1	35	10	4	4	5	1	0	0	0	0	0	1	44	48	4.32	1.320																	
Lance Rautzhan, L (9.1)	0.2	L	3	1	0	0	0	1	0	0	0	0	1	0	2	6	0.00	3.000																

San Diego Padres @ Los Angeles Dodgers  
 Dodger Stadium, Los Angeles, CA  
 Thu Apr 05 1979, 3:33 AM PST  
 Att: 46,536 - Unknown

livebaseballscorecards.com

Batter	1	2	3	4	5	6	7	8	9	AB	R	H	RBI	BB	SO	LOB	BOTTOM																
Davey Lopes, R (1.4)										3	0	0	0	1	1	0																	
Bill Russell, R (1.6)										4	0	1	1	0	1	0																	
Reggie Smith, S (1.9)										4	1	1	0	0	0	2																	
Steve Garvey, R (1.3)										4	0	2	0	0	0	1																	
Ron Cey, R (1.5)										4	1	1	2	0	0	2																	
Dusty Baker Jr., R (1.7)										4	0	0	0	0	1	1																	
Rick Monday, L (1.8)										3	0	0	0	0	1	1	AB 32																
Derrel Thomas, S (9.8)										0	0	0	0	0	0	0	R 3																
Steve Yeager, R (1.2)										3	0	0	0	0	0	0	RBI 3																
Burt Hooton, R (1.1)										3	1	1	0	0	0	0	BB 1																
Lance Rautzhan, R (9.1)										0	0	0	0	0	0	0	SO 4																
<b>Inning Stats</b>	R: 0 E: 0 K: 0 S: 3	H: 0 LOB: 0 BB: 0 P: 3	R: 0 E: 0 K: 1 S: 5	H: 0 LOB: 0 BB: 0 P: 5	R: 0 E: 0 K: 0 S: 3	H: 0 LOB: 0 BB: 0 P: 3	R: 0 E: 0 K: 1 S: 5	H: 0 LOB: 0 BB: 0 P: 5	R: 0 E: 0 K: 0 S: 3	H: 0 LOB: 0 BB: 0 P: 3	R: 2 E: 0 K: 1 S: 7	H: 2 LOB: 0 BB: 0 P: 7	R: 1 E: 0 K: 0 S: 5	H: 2 LOB: 2 BB: 1 P: 9	R: 0 E: 0 K: 0 S: 3	H: 1 LOB: 0 BB: 0 P: 3	1B: 4 2B: 1 3B: 0 HR: 1	SF: 0 SAC: 0 DP: 0 HBP: 0	WP: 0 PB: 0 SB: 1 CS: 1	PA: 33													
<b>PITCHER</b>	IP WLS BF H R ER SO BB IBB HBP BLK WP HR S P ERA WHIP																																
Gaylord Perry, R (1.1)	8.0	W	30	5	3	3	4	0	0	0	0	0	0	37	41	3.38	0.625																
Rollie Fingers, R (9.1)	1.0	S	3	1	0	0	0	0	0	0	0	0	0	3	3	0.00	1.000																

San Diego Padres @ Los Angeles Dodgers  
 Dodger Stadium, Los Angeles, CA  
 Thu Apr 05 1979, 3:33 AM PST  
 Att: 46,536 - Unknown

livebaseballscorecards.com



Batter	1	2	3	4	5	6	7	8	9	AB	R	H	RBI	BB	SO	LOB	TOP				
Gene Richards, L OBP: 0.333, SLG: 0.444	F2		L9 2B		FC4-6		G3			4	0	1	0	0	0	2	<b>San Diego Padres @ Los Angeles Dodgers</b> Dodger Stadium, Los Angeles, CA Fri Apr 06 1979, 6:05 PM PST Att: 35,979 - Unknown <a href="http://livebaseballscorecards.com">livebaseballscorecards.com</a>				
Ozzie Smith, S (1, 6)	F6		4-3		F9		F8			4	0	0	0	0	0	2					
Mike Hargrove, L OBP: 0.125, SLG: 0.125	BB 1B		L9		K		K			4	1	1	0	0	2	2					
Dave Winfield, R OBP: 0.625, SLG: 0.714	1B BB		F9		F4		1B			3	0	1	0	1	0	1					
Jerry Turner, L OBP: 0.375, SLG: 0.375	1-3 2-H 1B				G3		G3			4	0	2	1	0	0	1					
Barry Evans, R OBP: 0.250, SLG: 0.500	K		F9		F3		F6			4	0	0	0	0	1	3					
Fernando Gonzalez, R OBP: 0.250, SLG: 0.625			F7		F7		E5			4	0	0	0	0	0	1					
Fred Kendall, R Mark Lee, R Dan Briggs, L Steve Mura, R Broderick Perkins, L	F8		F8		F8		K			2	0	0	0	0	0	1					
Randy Jones, R Bill Fahey, L OBP: 0.500, SLG: 0.500	K		K		FC4-6 1B		F9			1	0	0	0	0	1	0					
<b>Inning Stats</b>	R: 1 E: 0 K: 1 S: 7	H: 2 LOB: 2 BB: 1 P: 11	R: 0 E: 0 K: 1 S: 5	H: 0 LOB: 0 BB: 0 P: 5	R: 0 E: 0 K: 0 S: 4	H: 1 LOB: 1 BB: 0 P: 4	R: 0 E: 0 K: 0 S: 4	H: 1 LOB: 1 BB: 0 P: 4	R: 0 E: 0 K: 1 S: 6	H: 0 LOB: 0 BB: 0 P: 3	R: 0 E: 1 K: 1 S: 6	H: 0 LOB: 1 BB: 0 P: 6	R: 0 E: 0 K: 1 S: 6	H: 1 LOB: 1 BB: 0 P: 6	R: 0 E: 0 K: 1 S: 5	H: 0 LOB: 0 BB: 0 P: 5		1B: 5 2B: 1 3B: 0 HR: 0	SF: 0 SAC: 0 DP: 0 HBP: 0	WP: 0 PB: 0 SB: 0 CS: 0	PA: 35
<b>PITCHER</b> Don Sutton, R ERA: 1.0	IP: 9.0 WLS: W BF: 35 H: 6 R: 1 ER: 1 SO: 6 BB: 1 IBB: 0 HBP: 0 BLK: 0 WP: 0 HR: 0 S: 46 P: 50 ERA: 1.00 WHIP: 0.778																				

Batter	1	2	3	4	5	6	7	8	9	AB	R	H	RBI	BB	SO	LOB	BOTTOM				
Davey Lopes, R OBP: 0.333, SLG: 0.286	1B 2B			PB 1B HR IBB	6-3			4-3		4	2	1	0	1	1	1	<b>San Diego Padres @ Los Angeles Dodgers</b> Dodger Stadium, Los Angeles, CA Fri Apr 06 1979, 6:05 PM PST Att: 35,979 - Unknown <a href="http://livebaseballscorecards.com">livebaseballscorecards.com</a>				
Bill Russell, R OBP: 0.556, SLG: 0.667	1-3			PB HR 1B		FC5 BB 1B		G4-6-3 1B		5	1	4	2	0	0	1					
Reggie Smith, S Gary Thomasson, L	1B HR HBP		F4		1-2 2-H 3-H 1B		F9		G4-6-3 1B	3	2	1	3	0	0	2					
Steve Garvey, R OBP: 0.500, SLG: 0.500	BB HR 1B		F9		1-H 2-H HR		L8			4	1	2	1	0	0	1					
Ron Cey, R Ted Martinez, R	K		F9		6-3		6-3			2	0	0	0	2	1	3					
Dusty Baker Jr., R Von Joshua, L	HR BB		L1-3		6-3		1-2 BB			0	0	0	0	0	0	0					
Joe Ferguson, R OBP: 0.750, SLG: 1.667	HR		L1-3		K		FC5			3	1	0	0	1	1	4					
Derrel Thomas, S	5-3				SH 1B 1B					3	1	0	0	0	1	1					
Don Sutton, R			F8		6-3		SH2-4 BB			3	0	0	0	0	1	2					
<b>Inning Stats</b>	R: 5 E: 0 K: 1 S: 8	H: 3 LOB: 0 BB: 1 P: 13	R: 0 E: 0 K: 1 S: 6	H: 1 LOB: 0 BB: 0 P: 6	R: 0 E: 0 K: 0 S: 2	H: 0 LOB: 0 BB: 1 P: 6	R: 5 E: 1 K: 1 S: 10	H: 4 LOB: 1 BB: 1 P: 14	R: 0 E: 0 K: 0 S: 3	H: 0 LOB: 2 BB: 1 P: 7	R: 0 E: 0 K: 3 S: 9	H: 0 LOB: 0 BB: 0 P: 9	R: 0 E: 0 K: 0 S: 3	H: 1 LOB: 0 BB: 0 P: 3	R: 0 E: 0 K: 1 S: 3	H: 0 LOB: 0 BB: 0 P: 5		1B: 6 2B: 3 3B: 0 HR: 2	SF: 0 SAC: 2 DP: 2 HBP: 1	WP: 0 PB: 1 SB: 0 CS: 0	PA: 39
<b>PITCHER</b> Randy Jones, L ERA: 21.6 Mark Lee, R ERA: 3.38 Steve Mura, R ERA:	IP: 3.1 WLS: L BF: 20 H: 6 R: 9 ER: 8 SO: 2 BB: 2 IBB: 1 HBP: 1 BLK: 0 WP: 0 HR: 1 S: 20 P: 33 ERA: 21.60 WHIP: 2.400																				





Batter	1	2	3	4	5	6	7	8	9	AB	R	H	RBI	BB	SO	LOB	TOP					
Gene Richards, L (1,8) OBP: 0.286, SLG: 0.308	0-0 4-3		0-3 K			4-0 SH1-3 2B BB		0-3 K	0-3 K	4	1	0	0	1	3	0	<b>San Diego Padres @ Los Angeles Dodgers</b> Dodger Stadium, Los Angeles, CA Sat Apr 07 1979, 6:05 PM PST Att: 44,327 - Unknown <a href="http://livebaseballscorecards.com">livebaseballscorecards.com</a>					
Ozzie Smith, S (1,6) OBP: 0.417, SLG: 0.455	0-0 4-3		0-0 F9			0-0 SH1-3 1-2		0-0 F8		3	0	0	0	0	0	0						
Mike Hargrove, L (1,3) OBP: 0.250, SLG: 0.333	0-3 K			0-0 F9		0-0 F9 2H 2B		0-0 BB PB BB 1B		4	1	2	1	0	1	0						
Dave Winfield, R (1,9) OBP: 0.667, SLG: 0.625		0-0 6-3		4-0 BB		4-0 BB		4-0 BB BB 1-2 BB		1	0	0	0	3	0	0						
Jerry Turner, L (1,7) OBP: 0.417, SLG: 0.455		0-0 2B		0-0 F9		0-0 F9 2-3		4-0 BB BB		3	0	1	0	1	0	3						
Barry Evans, R (1,5) OBP: 0.250, SLG: 0.364		0-0 5-3		0-0 5-3		0-0 4-3		4-0 BB 1-2 2-3 BB		3	0	0	1	1	0	4						
Gene Tenace, R (1,2)		4-0 FC4 BB			4-0 G6-4-3 BB		0-0 F7	0-0 F9		2	0	0	0	2	0	3						
Fernando Gonzalez, R (1,4) OBP: 0.167, SLG: 0.417		0-0 FC4 1-2		0-0 G6-4-3 1-2		0-0 F8		0-0 F9		4	0	0	0	0	0	3						
Eric Rasmussen, R (1,1)			0-0 5-3		0-0 F4		0-0 1-3		0-0 6-3		3	0	0	0	0	0						
John D'Acquisto, R (7,1)										0	0	0	0	0	0	0						
Bob Shirley, R (7,1)										0	0	0	0	0	0	0						
Kurt Bevacqua, R (9, FH)										1	0	0	0	0	0	0						
<b>Inning Stats</b>	R: 0 E: 0 K: 1 S: 5	H: 0 LOB: 0 BB: 0 P: 5	R: 0 E: 0 K: 0 S: 4	H: 1 LOB: 2 BB: 1 P: 8	R: 0 E: 0 K: 1 S: 5	H: 0 LOB: 0 BB: 0 P: 5	R: 0 E: 0 K: 0 S: 3	H: 0 LOB: 1 BB: 1 P: 7	R: 0 E: 0 K: 0 S: 2	H: 0 LOB: 0 BB: 2 P: 6	R: 1 E: 0 K: 0 S: 4	H: 1 LOB: 2 BB: 2 P: 12	R: 0 E: 0 K: 0 S: 3	H: 0 LOB: 0 BB: 0 P: 3	R: 1 E: 0 K: 1 S: 6	H: 1 LOB: 3 BB: 3 P: 18	R: 0 E: 0 K: 1 S: 5	H: 0 LOB: 0 BB: 0 P: 5	1B: 1 2B: 2 3B: 0 HR: 0	SF: 0 SAC: 1 DP: 1 HBP: 0	WP: 0 PB: 1 SB: 0 CS: 0	PA: 37
<b>PITCHER</b>	IP WLS BF H R ER SO BB IBB HBP BLK WP HR S P ERA WHIP	IP WLS BF H R ER SO BB IBB HBP BLK WP HR S P ERA WHIP	IP WLS BF H R ER SO BB IBB HBP BLK WP HR S P ERA WHIP	IP WLS BF H R ER SO BB IBB HBP BLK WP HR S P ERA WHIP	IP WLS BF H R ER SO BB IBB HBP BLK WP HR S P ERA WHIP	IP WLS BF H R ER SO BB IBB HBP BLK WP HR S P ERA WHIP	IP WLS BF H R ER SO BB IBB HBP BLK WP HR S P ERA WHIP	IP WLS BF H R ER SO BB IBB HBP BLK WP HR S P ERA WHIP	IP WLS BF H R ER SO BB IBB HBP BLK WP HR S P ERA WHIP	IP WLS BF H R ER SO BB IBB HBP BLK WP HR S P ERA WHIP	IP WLS BF H R ER SO BB IBB HBP BLK WP HR S P ERA WHIP	IP WLS BF H R ER SO BB IBB HBP BLK WP HR S P ERA WHIP	IP WLS BF H R ER SO BB IBB HBP BLK WP HR S P ERA WHIP	IP WLS BF H R ER SO BB IBB HBP BLK WP HR S P ERA WHIP	IP WLS BF H R ER SO BB IBB HBP BLK WP HR S P ERA WHIP	IP WLS BF H R ER SO BB IBB HBP BLK WP HR S P ERA WHIP						
Andy Messersmith, R (1,1) ERA: 1.29	7.0	W	27	2	1	1	2	5	0	0	0	0	0	0	26	46	1.29	1.000				
Charlie Hough, R (8,1) ERA: 13.5	0.2		6	1	1	1	1	3	0	0	0	0	0	0	5	17	13.50	6.000				
Lance Rautzhan, L (8,1) ERA: 4.5	1.1	S	4	0	0	0	1	0	0	0	0	0	0	0	6	6	0.00	0.000				

Batter	1	2	3	4	5	6	7	8	9	AB	R	H	RBI	BB	SO	LOB	BOTTOM	
Davey Lopes, R (1,4) OBP: 0.500, SLG: 0.500	0-0 5-3 2B		4-0 1B BB		4-0 2B BB		0-0 6-3	0-0 1B SH2-3 1B		3	1	2	0	2	0	0	<b>San Diego Padres @ Los Angeles Dodgers</b> Dodger Stadium, Los Angeles, CA Sat Apr 07 1979, 6:05 PM PST Att: 44,327 - Unknown <a href="http://livebaseballscorecards.com">livebaseballscorecards.com</a>	
Bill Russell, R (1,6) OBP: 0.615, SLG: 0.769	0-0 1-3		0-0 1-2 1B		0-0 1H 2B		0-0 BB 1B	0-0 SH2-3 1-2		4	1	3	1	0	0	1		
Reggie Smith, S (1,9) OBP: 0.385, SLG: 0.500	0-0 5-3 2-3		0-0 F8		4-0 BB		4-0 BB 1B	0-0 6-3		3	1	0	0	2	0	4		
Steve Garvey, R (1,3) OBP: 0.462, SLG: 0.462	0-0 F3		0-0 F9		0-0 F8		0-0 F8	0-0 BB		5	1	2	1	0	0	5		
Ron Cey, R (1,5) OBP: 0.385, SLG: 0.500		0-0 4-3		0-3 K	0-0 F8		0-0 F8	4-0 1B HBP 1B	4-0 BB	4	1	1	1	1	1	2		
Dusty Baker Jr., R (1,7) OBP: 0.250, SLG: 0.100		0-0 F7		0-0 1B	0-0 1-3		1-0 1B	0-3 K		3	0	1	0	0	0	2		
Joe Ferguson, R (8, FH) OBP: 0.600, SLG: 1.250										1	0	0	0	0	1	3		
Gary Thomasson, L (9,7)										0	0	0	0	0	0	0		
Rick Monday, L (1,8) OBP: 0.429, SLG: 0.333		4-0 FC5-4 BB		0-0 1B		0-3 K	0-0 1B	1-3 2H 1B	0-3 K	3	0	2	2	1	1	0		
Derrel Thomas, S (7, PR) (8,8)				1-2 1B				1-3 2H 1B		0	0	0	0	0	0	0		
Steve Yeager, R (1,2)		0-0 FC5-4 1-2		0-0 F9		0-3 K	0-0 K	0-0 5-3		4	0	0	0	0	1	5		
Andy Messersmith, R (1,1)										3	0	0	0	0	1	2		
Manny Mota, R (7, PH)										1	0	0	0	0	0	2		
Charlie Hough, R (8,1)										0	0	0	0	0	0	0		
Lance Rautzhan, R (8,1)										0	0	0	0	0	0	0		
<b>Inning Stats</b>	R: 0 E: 0 K: 0 S: 4	H: 1 LOB: 1 BB: 0 P: 4	R: 0 E: 0 K: 0 S: 3	H: 0 LOB: 1 BB: 1 P: 7	R: 0 E: 0 K: 1 S: 7	H: 2 LOB: 2 BB: 0 P: 7	R: 1 E: 0 K: 0 S: 4	H: 1 LOB: 2 BB: 2 P: 12	R: 0 E: 0 K: 3 S: 9	H: 0 LOB: 0 BB: 1 P: 9	R: 4 E: 0 K: 0 S: 7	H: 4 LOB: 2 BB: 1 P: 12	R: 0 E: 0 K: 1 S: 7	H: 2 LOB: 3 BB: 1 P: 11	1B: 9 2B: 2 3B: 0 HR: 0	SF: 0 SAC: 1 DP: 0 HBP: 1	WP: 0 PB: 0 SB: 0 CS: 0	PA: 42
<b>PITCHER</b>	IP WLS BF H R ER SO BB IBB HBP BLK WP HR S P ERA WHIP	IP WLS BF H R ER SO BB IBB HBP BLK WP HR S P ERA WHIP	IP WLS BF H R ER SO BB IBB HBP BLK WP HR S P ERA WHIP	IP WLS BF H R ER SO BB IBB HBP BLK WP HR S P ERA WHIP	IP WLS BF H R ER SO BB IBB HBP BLK WP HR S P ERA WHIP	IP WLS BF H R ER SO BB IBB HBP BLK WP HR S P ERA WHIP	IP WLS BF H R ER SO BB IBB HBP BLK WP HR S P ERA WHIP	IP WLS BF H R ER SO BB IBB HBP BLK WP HR S P ERA WHIP	IP WLS BF H R ER SO BB IBB HBP BLK WP HR S P ERA WHIP	IP WLS BF H R ER SO BB IBB HBP BLK WP HR S P ERA WHIP	IP WLS BF H R ER SO BB IBB HBP BLK WP HR S P ERA WHIP	IP WLS BF H R ER SO BB IBB HBP BLK WP HR S P ERA WHIP	IP WLS BF H R ER SO BB IBB HBP BLK WP HR S P ERA WHIP	IP WLS BF H R ER SO BB IBB HBP BLK WP HR S P ERA WHIP	IP WLS BF H R ER SO BB IBB HBP BLK WP HR S P ERA WHIP	IP WLS BF H R ER SO BB IBB HBP BLK WP HR S P ERA WHIP		
Eric Rasmussen, R (1,1) ERA: 5.68	6.1	L	31	7	4	4	4	5	0	0	0	0	0	0	34	54	5.68	1.895
John D'Acquisto, R (7,1)	0.0		3	2	1	1	0	0	0	1	0	0	0	0	2	3	∞	∞
Bob Shirley, L (7,1)	1.2		8	2	0	0	1	1	0	0	0	0	0	9	13	0.00	1.800	





Batter	1	2	3	4	5	6	7	8	9	10	11	12	AB	R	H	RBI	BB	SO	LOB	TOP		
Gene Richards, L OBP: 0.390, SLG: 0.333 (1.8)			6-3			4-3							5	1	2	1	1	0	1			
Ozzie Smith, S (1.6)			F9						4-3				5	0	0	1	1	1	5			
Mike Hargrove, L OBP: 0.333, SLG: 0.375 (1.3)			1B	F5					F8				4	1	1	1	2	0	3			
Dave Winfield, R OBP: 0.556, SLG: 0.500 (1.9)			1B			F8			F8					6	1	2	0	0	2	5		
Jerry Turner, L OBP: 0.333, SLG: 0.353 (1.7)	4-3		E9			G3			F7					6	0	1	1	0	0	3		
Bary Evans, R OBP: 0.222, SLG: 0.294 (1.5)		6-3	5-3		F8									6	0	1	0	0	0	1		
Gene Tenace, R OBP: 0.357, SLG: 0.100 (1.2)														5	1	1	0	1	3	1		
Fernando Gonzalez, R OBP: 0.235, SLG: 0.375 (1.4)						F9		F2					4	1	1	0	1	0	1			
Bob Ovwchinko, L Mark Lee, R Fred Kendall, R Mickey Lolich, S Rollie Fingers, R Broderick Perkins, L Bill Almon, R Bob Shirley, R (1.1)													0	0	0	0	0	0	0	0		
<b>Inning Stats</b>	R: 1 E: 0 K: 1 S: 7	H: 2 LOB: 1 BB: 0 P: 7	R: 0 E: 0 K: 1 S: 5	H: 0 LOB: 1 BB: 1 P: 9	R: 2 E: 1 K: 0 S: 5	H: 2 LOB: 1 BB: 1 P: 9	R: 0 E: 0 K: 1 S: 3	H: 0 LOB: 0 BB: 1 P: 3	R: 0 E: 0 K: 0 S: 4	H: 0 LOB: 1 BB: 0 P: 4	R: 0 E: 0 K: 1 S: 5	H: 0 LOB: 0 BB: 0 P: 5	R: 0 E: 1 K: 0 S: 4	H: 2 LOB: 1 BB: 0 P: 4	R: 0 E: 0 K: 2 S: 8	H: 1 LOB: 3 BB: 2 P: 16	R: 0 E: 0 K: 1 S: 5	H: 0 LOB: 0 BB: 0 P: 6	1B: 9 2B: 1 3B: 0 HR: 0	SF: 0 SAC: 1 DP: 1 HBP: 0	WP: 0 PB: 0 SB: 0 CS: 0	PA: 52
<b>PITCHER</b>	IP WLS BF H R ER SO BB IBB HBP BLK WP HR S P ERA WHIP	19 3.1 13 1 0 0 0 1 0 0 0 0 0 12 16 0.00 0.545																			19 3.1 13 1 0 0 0 1 0 0 0 0 0 12 16 0.00 0.545	
Doug Rau, L ERA: 10.8 Charlie Hough, R ERA: 2.08 Rick Sutcliffe, R ERA:																			26 34 0.00 0.800			

San Diego Padres @ Los Angeles Dodgers  
Dodger Stadium, Los Angeles, CA  
Sun Apr 08 1979, 3:33 AM PST  
Alt. 39,562 - Unknown

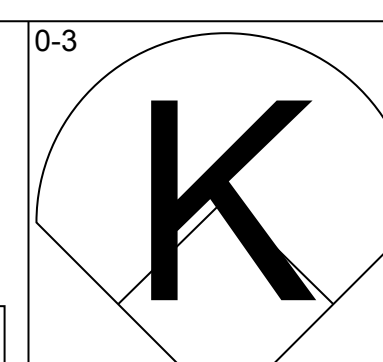
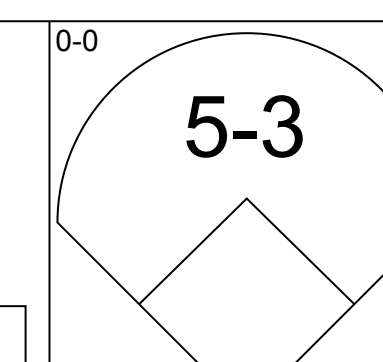
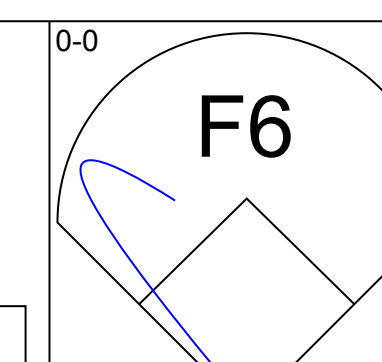

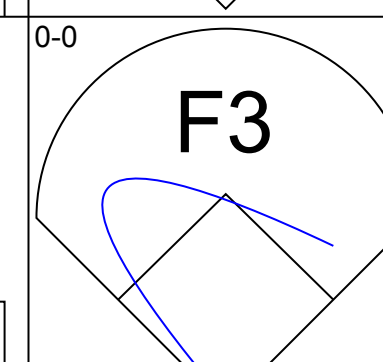
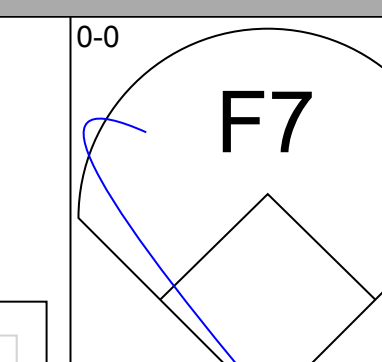
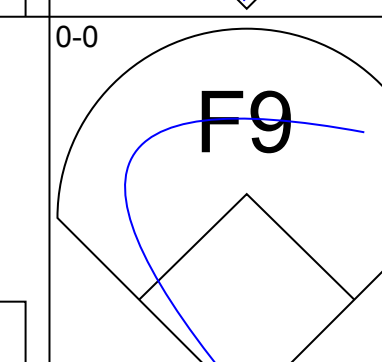
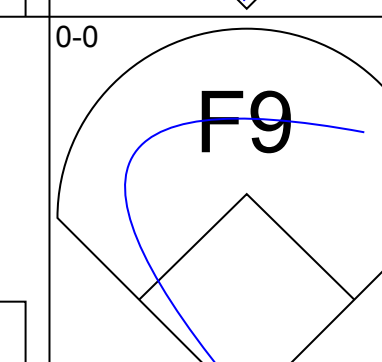
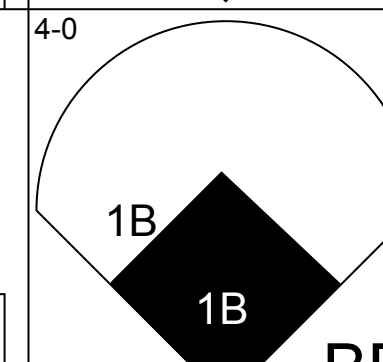
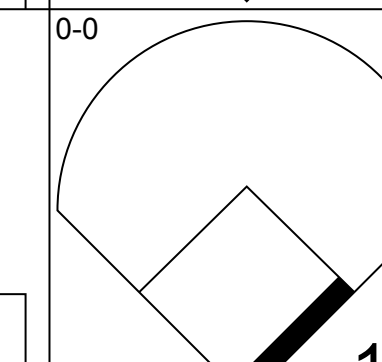
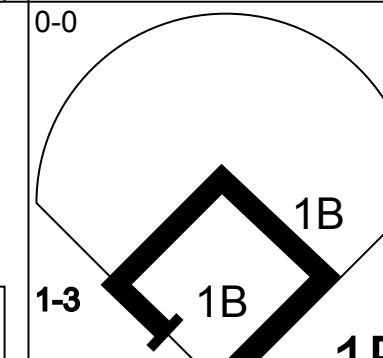
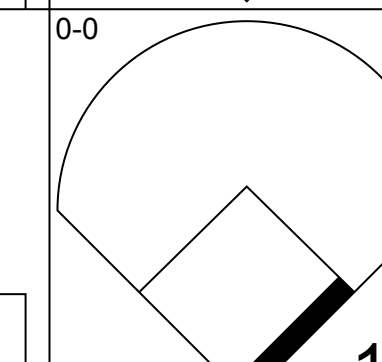
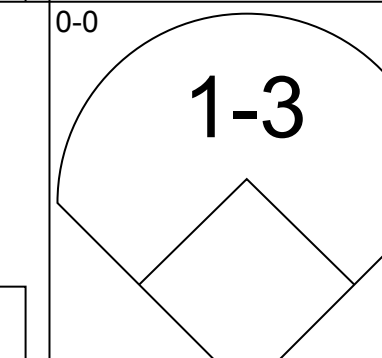
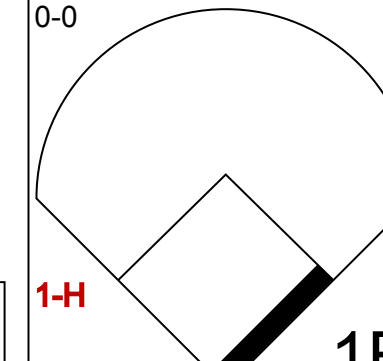
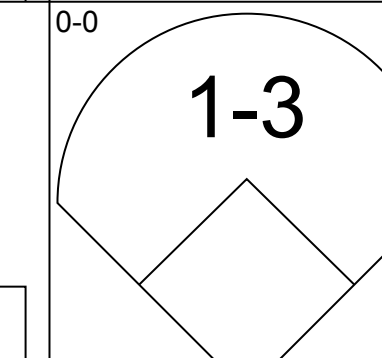

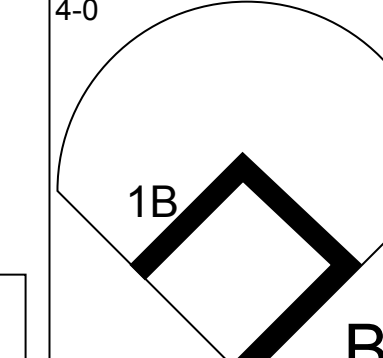

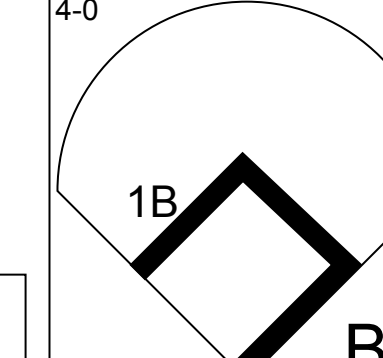

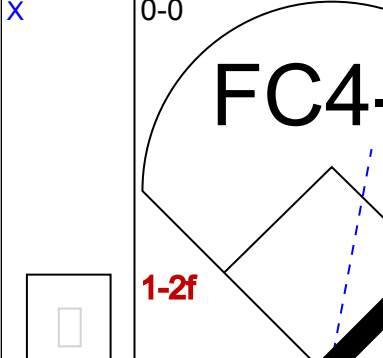


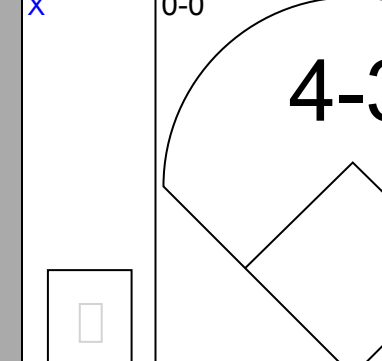
AB 45  
R 5  
H 10  
RBI 4  
BB 6  
SO 7  
LOB 23

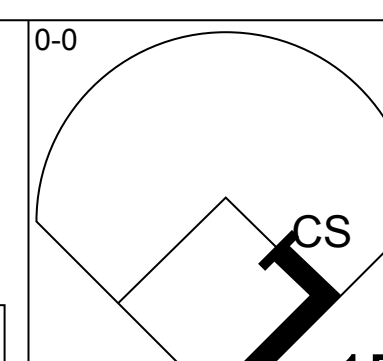
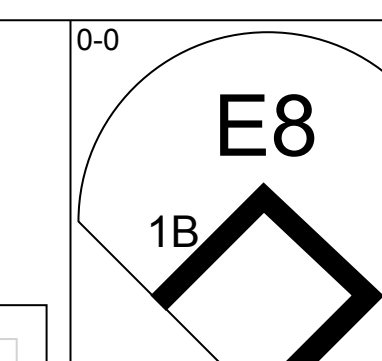

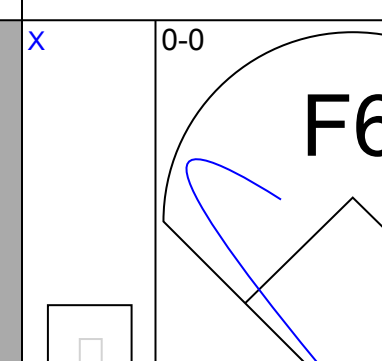

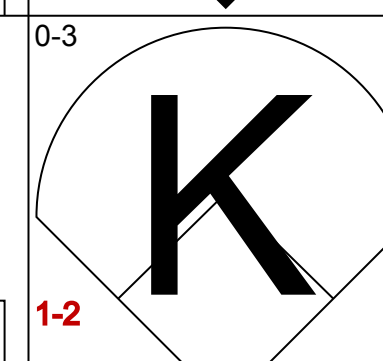
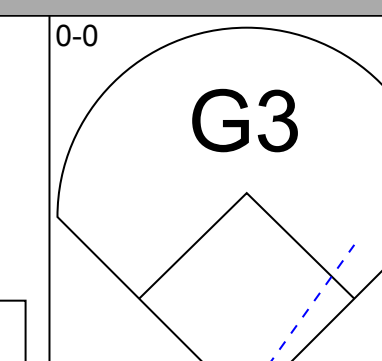
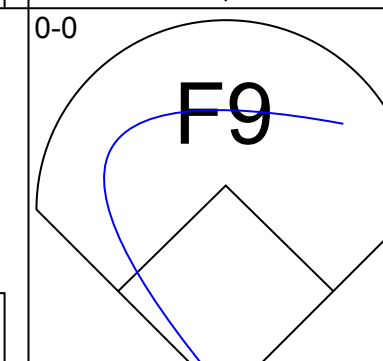
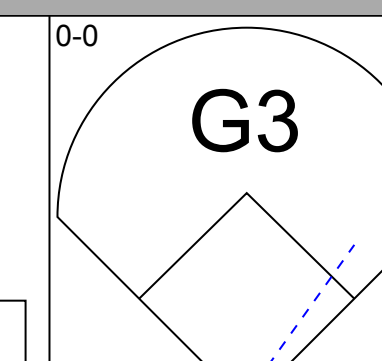
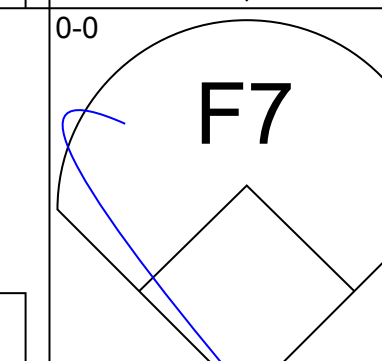
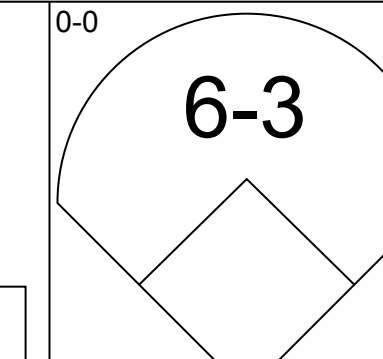
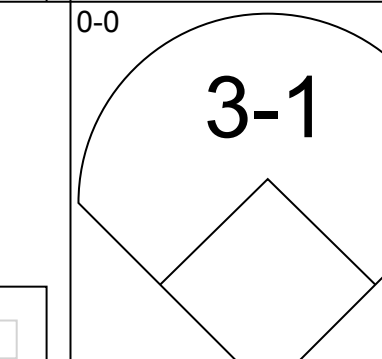
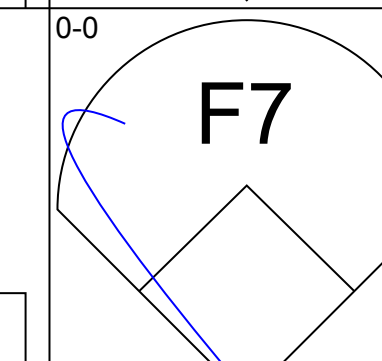

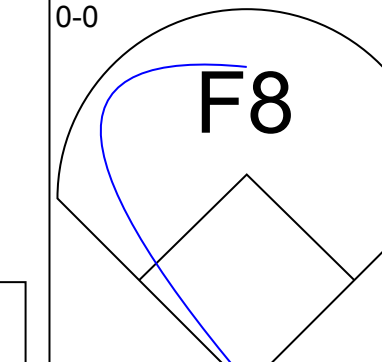
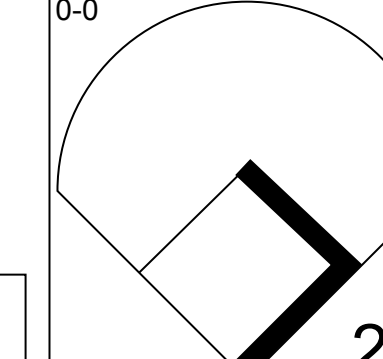
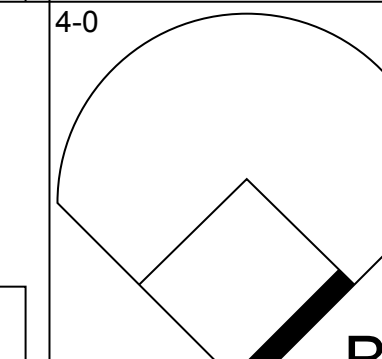


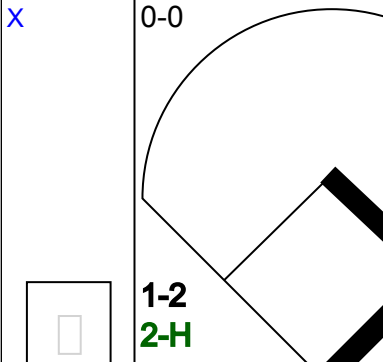
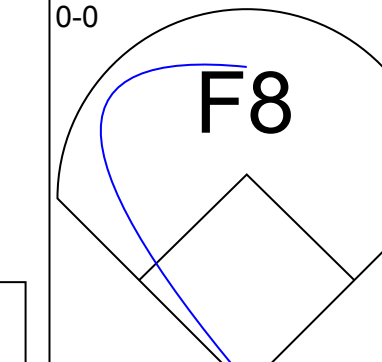
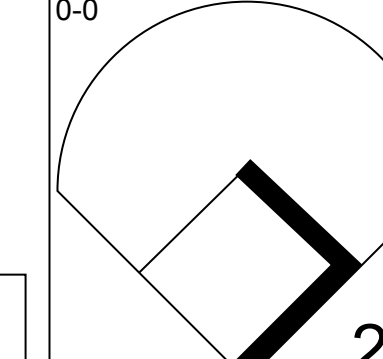

Batter	1	2	3	4	5	6	7	8	9	10	11	12	AB	R	H	RBI	BB	SO	LOB	BOTTOM				
Davey Lopes, R OBP: 0.500, SLG: 0.643 (1.4)		6-3					5-3							4	2	1	1	2	0	0				
Bill Russell, R OBP: 0.556, SLG: 0.647 (1.6)		F7					F7						4	0	1	0	1	0	1					
Reggie Smith, S OBP: 0.333, SLG: 0.467 (1.9)													5	0	1	0	0	1	3					
Steve Garvey, R OBP: 0.471, SLG: 0.588 (1.3)										0-3			4	2	2	1	0	1	0					
Ron Cey, R OBP: 0.444, SLG: 0.500 (1.5)		1B								4-0	6-3		4	1	2	1	1	0	1					
Dusty Baker Jr., R OBP: 0.284, SLG: 0.267 (1.7)			5-3										5	1	2	1	0	0	3					
Joe Ferguson, R OBP: 0.400, SLG: 0.625 Steve Yeager, R (12.2)			6-3										4	0	0	0	1	0	3					
Derrel Thomas, S OBP: 0.125, SLG: 0.125 (1.8)			G3										5	0	1	2	0	0	1					
Doug Rau, L Charlie Hough, R Vic Davalillo, L Rick Sutcliffe, L (7. PH)	4-3		5-3											1	0	0	0	0	2					
<b>Inning Stats</b>	R: 4 E: 0 K: 0 S: 7	H: 5 LOB: 2 BB: 15 P: 15	R: 0 E: 0 K: 1 S: 5	H: 0 LOB: 0 BB: 0 P: 5	R: 0 E: 0 K: 0 S: 3	H: 0 LOB: 0 BB: 1 P: 3	R: 0 E: 0 K: 0 S: 2	H: 0 LOB: 0 BB: 0 P: 6	R: 1 E: 0 K: 0 S: 5	H: 2 LOB: 1 BB: 0 P: 5	R: 0 E: 0 K: 0 S: 4	H: 1 LOB: 2 BB: 1 P: 8	R: 0 E: 0 K: 0 S: 3	H: 0 LOB: 1 BB: 1 P: 7	R: 0 E: 0 K: 0 S: 5	H: 0 LOB: 0 BB: 0 P: 5	R: 0 E: 0 K: 0 S: 3	H: 0 LOB: 0 BB: 0 P: 3	R: 1 E: 0 K: 0 S: 2	H: 1 LOB: 0 BB: 0 P: 2	1B: 5 2B: 4 3B: 0 HR: 1	SF: 0 SAC: 1 DP: 2 HBP: 0	WP: 0 PB: 0 SB: 0 CS: 1	PA: 46
<b>PITCHER</b>	IP WLS BF H R ER SO BB IBB HBP BLK WP HR S P ERA WHIP	6 3 4 1 0 0 0 1 0 0 0 0 0 2 6 2.08 0.923																			6 3 4 1 0 0 0 1 0 0 0 0 0 2 6 2.08 0.923			
Bob Ovwchinko, L ERA: 54.0 Mark Lee, R ERA: 3.0 Mickey Lolich, L ERA: 2.08 Rollie Fingers, R ERA: Bob Shirley, L ERA: 3.0 (1.1)																			5 9 54.00 7.500					

San Diego Padres @ Los Angeles Dodgers  
Dodger Stadium, Los Angeles, CA  
Sun Apr 08 1979, 3:33 AM PST  
Alt. 39,562 - Unknown

AB 40  
R 6  
H 10  
RBI 6  
BB 5  
SO 2  
LOB 14



Batter	1	2	3	4	5	6	7	8	9	AB	R	H	RBI	BB	SO	LOB	TOP
Gene Richards, L (1, 8) OBP: 0.292, SLG: 0.273										4	0	0	0	0	1	2	<p><b>San Diego Padres @ San Francisco Giants</b> Candlestick Park, San Francisco, CA Tue Apr 10 1979, 6:33 AM EST Att: 56,196 - Unknown</p> <p>livebaseballscores.com</p> <p>AB 32 R 2 H 7 RBI 2 BB 3 SO 6 LOB 13</p> 
Ozzie Smith, S (1, 6)										4	0	0	0	0	0	0	
Mike Hargrove, L (1, 3) OBP: 0.409, SLG: 0.421										3	1	2	0	1	0	0	
Dave Winfield, R (1, 9) OBP: 0.545, SLG: 0.667										4	1	2	1	0	1	2	
Jerry Turner, L (1, 7) OBP: 0.364, SLG: 0.350										3	0	1	1	1	1	1	
Barry Evans, R (1, 5) OBP: 0.227, SLG: 0.250										3	0	0	0	1	0	2	
Gene Tenace, R (1, 2) OBP: 0.389, SLG: 0.214										4	0	2	0	0	1	0	
Fernando Gonzalez, R (1, 4) OBP: 0.190, SLG: 0.300										4	0	0	0	0	1	4	
Gaylord Perry, R (1, 1) OBP: 0.250, SLG: 0.500 Kurt Bevacqua, R (9, PH) John D'Acquisto, R (9, 1)										2	0	0	0	0	0	0	
<b>Inning Stats</b>	R: 1 E: 0 K: 1 S: 6	H: 2 LOB: 2 BB: 1 P: 10	R: 0 E: 0 K: 0 S: 4	H: 1 LOB: 2 BB: 1 P: 8	R: 1 E: 0 K: 0 S: 4	H: 1 LOB: 0 BB: 0 P: 4	R: 0 E: 0 K: 1 S: 5	H: 0 LOB: 0 BB: 0 P: 5	R: 0 E: 0 K: 0 S: 3	H: 1 LOB: 1 BB: 0 P: 8	R: 0 E: 0 K: 0 S: 3	H: 0 LOB: 0 BB: 0 P: 3	R: 0 E: 0 K: 0 S: 4	H: 1 LOB: 2 BB: 1 P: 12	1B: 6 2B: 0 3B: 0 HR: 1	SF: 0 SAC: 1 DP: 0 HBP: 0	WP: 0 PA: 36 PB: 0 SB: 0 CS: 0
<b>PITCHER</b> Vida Blue, L (1, 1) ERA: 3.5	IP: 9.0 WLS: W BF: 36 H: 7 R: 2 ER: 2 SO: 6 BB: 3 IBB: 0 HBP: 0 BLK: 0 WP: 0 HR: 1 S: 45 P: 57 ERA: 2.00 WHIP: 1.111															<b>PITCHER</b> ERA: 3.5	

Batter	1	2	3	4	5	6	7	8	9	AB	R	H	RBI	BB	SO	LOB	BOTTOM		
Bill North, S (1, 8) OBP: 0.292, SLG: 0.190 Larry Hemdon, R (8, 8)										4	0	2	0	0	0	0	<p><b>San Diego Padres @ San Francisco Giants</b> Candlestick Park, San Francisco, CA Tue Apr 10 1979, 6:33 AM EST Att: 56,196 - Unknown</p> <p>livebaseballscores.com</p> <p>AB 32 R 4 H 8 RBI 4 BB 4 SO 4 LOB 9</p> 		
Terry Whitfield, L (1, 7) OBP: 0.364, SLG: 0.350										3	1	1	0	1	1	1			
Bill Madlock, R (1, 4) OBP: 0.217, SLG: 0.238										3	0	0	0	1	0	1			
Jack Clark, R (1, 9) OBP: 0.455, SLG: 0.412										2	1	0	0	2	0	3			
Darrell Evans, L (1, 5) OBP: 0.391, SLG: 0.400										4	0	1	1	0	1	1			
Mike Ivie, R (1, 3) OBP: 0.591, SLG: 0.889										4	0	2	1	0	1	0			
Marc Hill, R (1, 2) OBP: 0.190, SLG: 0.105										4	0	0	0	0	0	3			
Roger Metzger, S (1, 6) OBP: 0.278, SLG: 0.353 Willie McCovey, L (9, PH) Max Venable, L (9, FR)										3	0	0	0	0	0	0			
Vida Blue, S (1, 1) John Tamargo, S (9, PH) ERA: 2.81 John D'Acquisto, R (9, 1) ERA: 40.5										3	0	0	0	0	1	0			
<b>Inning Stats</b>	R: 0 E: 0 K: 1 S: 5	H: 1 LOB: 0 BB: 0 P: 5	R: 0 E: 0 K: 1 S: 6	H: 1 LOB: 0 BB: 0 P: 6	R: 0 E: 0 K: 0 S: 3	H: 0 LOB: 0 BB: 0 P: 3	R: 0 E: 0 K: 0 S: 5	H: 0 LOB: 0 BB: 0 P: 5	R: 2 E: 0 K: 0 S: 4	H: 2 LOB: 1 BB: 2 P: 12	R: 0 E: 0 K: 0 S: 3	H: 0 LOB: 0 BB: 0 P: 3	R: 0 E: 0 K: 0 S: 3	H: 0 LOB: 1 BB: 1 P: 7	R: 2 E: 0 K: 1 S: 6	H: 2 LOB: 1 BB: 0 P: 6	1B: 6 2B: 1 3B: 0 HR: 1	SF: 0 SAC: 0 DP: 1 HBP: 0	WP: 0 PA: 36 PB: 0 SB: 0 CS: 1
<b>PITCHER</b> Gaylord Perry, R (1, 1) ERA: 2.81 John D'Acquisto, R (9, 1) ERA: 40.5	IP: 8.0 WLS: L BF: 4 H: 2 R: 2 ER: 2 SO: 1 BB: 0 IBB: 0 HBP: 0 BLK: 0 WP: 0 HR: 0 S: 34 P: 50 ERA: 2.25 WHIP: 1.250															<b>PITCHER</b> ERA: 40.5			



Batter	1	2	3	4	5	6	7	8	9	AB	R	H	RBI	BB	SO	LOB	TOP				
Gene Richards, L OBP: 0.276, SLG: 0.296 (1, 8)	4-3	CS	G3		4-3		2B		K	5	0	1	0	0	1	1	<b>San Diego Padres @ San Francisco Giants</b> Candlestick Park, San Francisco, CA Wed Apr 11 1979, 9:05 PM EST Att: 17,778 - Unknown <a href="http://livebaseballscorecards.com">livebaseballscorecards.com</a>				
Ozzie Smith, S (1, 6)	6-3		4-3		6-3		F7		4-3	5	0	0	0	0	2						
Mike Hargrove, L OBP: 0.307, SLG: 0.364 (1, 3)	BB		2B		4-3				F1	3	1	0	0	2	2						
Dave Winfield, R OBP: 0.577, SLG: 0.727 (1, 9)	6-3		2B							4	1	3	1	0	0						
Jerry Turner, L OBP: 0.385, SLG: 0.375 (1, 7)		BB	G3							4	1	2	0	0	2						
Gene Tenace, R OBP: 0.455, SLG: 0.400 Rolie Fingers, R (8, 1)		2B			FC4-6		SF8		1B	1	1	1	1	2	0						
Fernando Gonzalez, R OBP: 0.240, SLG: 0.375 (1, 4)		BB			BB				3B	0	0	0	0	0	0						
Barry Evans, R OBP: 0.192, SLG: 0.208 (1, 5)		2B			FC4-6		F2			4	0	2	2	0	2						
Randy Jones, R (1, 1)		P4			6-3		F9		F4	4	0	0	0	0	5						
Bill Fahey, L OBP: 0.667, SLG: 1.000 (8, 2)	K				F6		G3		2B	3	0	0	0	0	1						
<b>Inning Stats</b>	R: 0 E: 0 K: 0 S: 3	H: 0 LOB: 1 BB: 1 P: 7	R: 1 E: 0 K: 1 S: 6	H: 2 LOB: 1 BB: 1 P: 10	R: 1 E: 0 K: 0 S: 4	H: 1 LOB: 1 BB: 1 P: 8	R: 0 E: 0 K: 0 S: 3	H: 0 LOB: 1 BB: 0 P: 7	R: 0 E: 0 K: 0 S: 5	H: 2 LOB: 1 BB: 0 P: 5	R: 0 E: 0 K: 0 S: 4	H: 1 LOB: 1 BB: 0 P: 4	R: 1 E: 0 K: 0 S: 5	H: 3 LOB: 1 BB: 0 P: 5	R: 0 E: 0 K: 1 S: 6	H: 1 LOB: 1 BB: 0 P: 6	1B: 5 2B: 4 3B: 1 HR: 0	SF: 1 SAC: 0 DP: 0 HBP: 0	WP: 0 PB: 0 CS: 2	PA: 40	
<b>PITCHER</b>	IP	WLS	BF	H	R	ER	SO	BB	IBB	HBP	BLK	WP	HR	S	P	ERA	WHIP				
John Montefusco, R ERA: 3.55 Tom Griffin, R ERA: 2.7	7.0	L	30	6	3	3	1	4	0	0	0	0	0	28	44	3.86	1.429				
John Montefusco, R ERA: 3.55 Tom Griffin, R ERA: 2.7	2.0	S	9	4	1	1	1	0	0	0	0	0	0	11	11	4.50	2.000				

Batter	1	2	3	4	5	6	7	8	9	AB	R	H	RBI	BB	SO	LOB	BOTTOM					
Bill North, S OBP: 0.286, SLG: 0.167 (1, 8)	BB		F7		6-3		FC5-4			3	0	0	1	1	0	3	<b>San Diego Padres @ San Francisco Giants</b> Candlestick Park, San Francisco, CA Wed Apr 11 1979, 9:05 PM EST Att: 17,778 - Unknown <a href="http://livebaseballscorecards.com">livebaseballscorecards.com</a>					
Terry Whitfield, L OBP: 0.308, SLG: 0.292 (1, 7)	K		3-1		G3				1-3	4	0	0	0	0	1	3						
Bill Madlock, R OBP: 0.185, SLG: 0.200 (1, 4)	F8		F4						K	4	0	0	0	0	1	1						
Jack Clark, R OBP: 0.462, SLG: 0.400 (1, 9)	FC6-4		F9						2-3	3	0	1	0	1	0	0						
Mike Ivie, R OBP: 0.500, SLG: 0.727 (1, 3)	FC6-4		K		K		FC5-4		K	4	0	0	0	0	2	3						
Darrell Evans, L OBP: 0.370, SLG: 0.375 (1, 5)			4-3		F8		G3		5-3	4	0	1	0	0	0	1						
Marc Hill, R OBP: 0.217, SLG: 0.100 Max Venable, L (5, PR)		F3							5-3	1	0	0	0	0	0	0						
Mike Sadek, R (6, 2)					SH5-4					1	0	0	0	0	1	0						
John Tamargo, S OBP: 0.333, SLG: 1.333 (9, PH)					BB				1-2	1	0	0	0	0	0	1						
Johnnie LeMaster, R OBP: 0.650, SLG: 0.500 Roger Metzger, S OBP: 0.263, SLG: 0.333 (9, PH)									F8	3	0	2	0	0	0	0						
John Montefusco, R (1, 1) Rob Andrews, R (7, PH) Tom Griffin, R (8, 1)		F4			SH5-4				FC5-4	1	0	0	0	0	0	0						
<b>Inning Stats</b>	R: 0 E: 0 K: 1 S: 5	H: 0 LOB: 2 BB: 2 P: 13	R: 0 E: 0 K: 0 S: 4	H: 1 LOB: 0 BB: 0 P: 4	R: 0 E: 0 K: 0 S: 3	H: 0 LOB: 0 BB: 0 P: 3	R: 0 E: 0 K: 1 S: 5	H: 0 LOB: 0 BB: 0 P: 5	R: 0 E: 0 K: 0 S: 4	H: 1 LOB: 2 BB: 1 P: 8	R: 0 E: 0 K: 0 S: 4	H: 1 LOB: 1 BB: 0 P: 4	R: 0 E: 0 K: 1 S: 6	H: 1 LOB: 1 BB: 0 P: 6	R: 0 E: 0 K: 1 S: 5	H: 1 LOB: 1 BB: 0 P: 5	R: 0 E: 0 K: 1 S: 6	H: 1 LOB: 1 BB: 0 P: 6	1B: 5 2B: 0 3B: 0 HR: 0	SF: 0 SAC: 1 DP: 0 HBP: 0	WP: 0 PB: 0 CS: 0	PA: 35
<b>PITCHER</b>	IP	WLS	BF	H	R	ER	SO	BB	IBB	HBP	BLK	WP	HR	S	P	ERA	WHIP					
Randy Jones, L ERA: 7.84 Rolie Fingers, R ERA:	7.0	W	28	4	1	1	3	3	0	0	0	0	0	31	43	1.29	1.000					
Randy Jones, L ERA: 7.84 Rolie Fingers, R ERA:	2.0	S	7	1	0	0	2	0	0	0	0	0	0	11	11	0.00	0.500					















Batter	1	2	3	4	5	6	7	8	9	AB	R	H	RBI	BB	SO	LOB	TOP			
Ken Griffey, L OBP: 0.349, SLG: 0.475 (1, 9)										4	0	0	0	0	1	0	<b>Cincinnati Reds @ San Diego Padres</b> San Diego Stadium, San Diego, CA Sat Apr 14 1979, 9:05 PM EST Att: 24,644 - Unknown			
Dave Concepcion, R OBP: 0.357, SLG: 0.475 (1, 6)										4	1	1	0	0	0	0				
Joe Morgan, L OBP: 0.421, SLG: 0.455 (1, 4)										4	0	0	0	0	0	1				
George Foster, R OBP: 0.450, SLG: 0.588 (1, 7)										4	1	1	0	0	0	0				
Dan Driessen, L OBP: 0.400, SLG: 0.600 (1, 3)										3	0	1	0	1	1	1				
Johnny Bench, R OBP: 0.375, SLG: 0.323 (1, 2)										4	0	2	2	0	1	1				
Ray Knight, R OBP: 0.419, SLG: 0.423 (1, 5)										4	0	0	0	0	0	4				
Cesar Geronimo, L OBP: 0.278, SLG: 0.281 (1, 8)										2	0	0	0	1	0	0				
Tom Seaver, R OBP: 0.167, SLG: 0.667 (1, 1)										3	0	0	0	0	1	2				
<b>Inning Stats</b>	R: 2 E: 0 K: 1 S: 8	H: 3 LOB: 2 BB: 1 P: 12	R: 0 E: 0 K: 0 S: 3	H: 0 LOB: 0 BB: 0 P: 3	R: 0 E: 0 K: 0 S: 3	H: 0 LOB: 0 BB: 0 P: 3	R: 0 E: 0 K: 0 S: 4	H: 2 LOB: 2 BB: 1 P: 8	R: 0 E: 0 K: 0 S: 3	H: 0 LOB: 0 BB: 0 P: 3	R: 0 E: 0 K: 1 S: 5	H: 0 LOB: 0 BB: 0 P: 5	R: 0 E: 0 K: 0 S: 3	H: 0 LOB: 0 BB: 0 P: 3	R: 0 E: 0 K: 0 S: 3	H: 0 LOB: 0 BB: 0 P: 3	1B: 5 2B: 0 3B: 0 HR: 0	SF: 0 SAC: 0 DP: 0 HBP: 0	WP: 1 PB: 0 SB: 1 CS: 1	PA: 34
<b>PITCHER</b> Gaylord Perry, R ERA: 2.52 (1, 1)	IP: 9.0 WLS: W BF: 34 H: 5 R: 2 ER: 2 SO: 4 BB: 1 IBB: 1 HBP: 0 BLK: 0 WP: 1 HR: 0 S: 40 P: 48 ERA: 2.00 WHIP: 0.667															<b>PITCHER</b>	IP: 9.0 WLS: W BF: 34 H: 5 R: 2 ER: 2 SO: 4 BB: 1 IBB: 1 HBP: 0 BLK: 0 WP: 1 HR: 0 S: 40 P: 48 ERA: 2.00 WHIP: 0.667			

Batter	1	2	3	4	5	6	7	8	9	AB	R	H	RBI	BB	SO	LOB	BOTTOM			
Gene Richards, L OBP: 0.282, SLG: 0.275 (1, 8)										4	1	2	0	0	0	0	<b>Cincinnati Reds @ San Diego Padres</b> San Diego Stadium, San Diego, CA Sat Apr 14 1979, 9:05 PM EST Att: 24,644 - Unknown			
Ozzie Smith, S OBP: 0.077, SLG: 0.105 (1, 6)										4	1	1	1	0	0	1				
Jerry Turner, L OBP: 0.342, SLG: 0.314 (1, 7)										3	0	2	0	1	1	0				
Dave Winfield, R OBP: 0.564, SLG: 0.788 (1, 9)										4	0	1	1	0	1	2				
Broderick Perkins, L OBP: 0.375, SLG: 0.286 Bill Almon, R (9, PR)										3	0	1	0	1	0	0				
Gene Tenace, R OBP: 0.485, SLG: 0.391 Mike Hargrove, L OBP: 0.378, SLG: 0.333 Dan Briggs, L (9, PR)										3	0	0	0	0	1	3				
Barry Evans, R OBP: 0.211, SLG: 0.200 (1, 5)										4	0	0	0	0	0	2				
Fernando Gonzalez, R OBP: 0.270, SLG: 0.389 (1, 4)										4	0	1	1	0	1	0				
Gaylord Perry, R OBP: 0.143, SLG: 0.286 (1, 1)										3	0	0	0	0	0	0				
<b>Inning Stats</b>	R: 0 E: 0 K: 1 S: 5	H: 0 LOB: 0 BB: 0 P: 5	R: 0 E: 0 K: 0 S: 3	H: 0 LOB: 0 BB: 0 P: 3	R: 0 E: 0 K: 1 S: 6	H: 1 LOB: 1 BB: 0 P: 6	R: 0 E: 0 K: 0 S: 5	H: 0 LOB: 0 BB: 2 P: 14	R: 0 E: 0 K: 1 S: 5	H: 0 LOB: 0 BB: 0 P: 5	R: 0 E: 0 K: 0 S: 4	H: 2 LOB: 1 BB: 0 P: 4	R: 1 E: 0 K: 0 S: 3	H: 2 LOB: 2 BB: 1 P: 7	R: 0 E: 0 K: 0 S: 3	H: 0 LOB: 0 BB: 0 P: 3	1B: 6 2B: 2 3B: 0 HR: 0	SF: 0 SAC: 0 DP: 1 HBP: 0	WP: 1 PB: 0 SB: 0 CS: 0	PA: 35
<b>PITCHER</b> Tom Seaver, R ERA: 5.5 (1, 1)	IP: 8.1 WLS: L BF: 35 H: 8 R: 3 ER: 3 SO: 4 BB: 2 IBB: 1 HBP: 0 BLK: 0 WP: 1 HR: 0 S: 40 P: 52 ERA: 3.24 WHIP: 1.200															<b>PITCHER</b>	IP: 8.1 WLS: L BF: 35 H: 8 R: 3 ER: 3 SO: 4 BB: 2 IBB: 1 HBP: 0 BLK: 0 WP: 1 HR: 0 S: 40 P: 52 ERA: 3.24 WHIP: 1.200			



Batter	1	2	3	4	5	6	7	8	9	AB	R	H	RBI	BB	SO	LOB	TOP					
Ken Griffey, L (1, 9) OBP: 0.354, SLG: 0.455	0-0 6-3		0-0 F8		0-0 4-3		0-0 1B		4-0 1B BB	4	0	1	0	1	0	2	<p>Cincinnati Reds @ San Diego Padres San Diego Stadium, San Diego, CA Sun Apr 15 1979, 6:33 AM EST Unknown</p> <p>livebaseballscores.com</p> <p>AB 34 R 3 H 8 RBI 3 BB 4 SO 5 LOB 17</p> 					
Dave Concepcion, R (1, 6) OBP: 0.340, SLG: 0.444	0-0 5-3		0-0 E5		0-0 4-3		0-0 L8		0-0 1B	5	0	1	1	0	0	2						
Joe Morgan, L (1, 4) OBP: 0.442, SLG: 0.605	0-0 3B		0-0 F4		0-0 1B S FC6-4				0-0 F9	5	2	3	1	0	0	4						
George Foster, R (1, 7) OBP: 0.455, SLG: 0.579	0-0 L8			0-0 G5-4-3 1B		0-0 FC6-4 1B		0-3 K		4	0	2	0	0	1	1						
Johnny Bench, R (1, 2) OBP: 0.341, SLG: 0.286		0-0 F9		0-0 G5-4-3 1-2		0-0 FC6-4 BB		0-0 F6		4	0	0	1	0	0	2						
Dan Driessen, L (1, 3) OBP: 0.386, SLG: 0.553	0-0 4-1		0-0 G3		0-0 BB		0-0 G3			3	0	0	0	1	0	0						
Ray Knight, R (1, 5) OBP: 0.429, SLG: 0.414	0-0 1-3			0-0 FC6-4 1B		0-3 K		4-0 FC3-6 BB		3	0	1	0	1	1	2						
Cesar Geronimo, L (1, 8) OBP: 0.275, SLG: 0.257			4-0 E BB		0-0 FC6-4 SH1-3		0-0 F7		0-0 FC3-6 BB 1B	3	1	0	0	1	0	2						
Fred Norman, S (1, 1) OBP: 0.333, SLG: 0.333			0-3 K		0-0 SH1-3		0-3 K		0-3 K	1	0	0	0	0	1	1						
Dave Collins, S (7, PH)										1	0	0	0	0	1	0						
Dave Tomlin, L (7, 1)										0	0	0	0	0	0	0						
Pedro Borbon, R (7, 1)										0	0	0	0	0	0	0						
Champ Summers, L (9, PH)										1	0	0	0	0	1	1						
<b>Inning Stats</b>	R: 0 E: 0 K: 0 S: 4	H: 1 LOB: 1 BB: 0 P: 4	R: 0 E: 0 K: 0 S: 3	H: 0 LOB: 3 BB: 0 P: 3	R: 0 E: 1 K: 1 S: 6	H: 0 LOB: 2 BB: 1 P: 10	R: 0 E: 0 K: 0 S: 3	H: 1 LOB: 0 BB: 0 P: 3	R: 0 E: 0 K: 0 S: 4	H: 1 LOB: 1 BB: 0 P: 4	R: 1 E: 0 K: 1 S: 7	H: 2 LOB: 2 BB: 1 P: 11	R: 0 E: 0 K: 1 S: 6	H: 1 LOB: 0 BB: 0 P: 6	R: 1 E: 0 K: 1 S: 6	H: 1 LOB: 0 BB: 0 P: 6	R: 1 E: 0 K: 1 S: 6	H: 1 LOB: 2 BB: 2 P: 14	1B: 6 2B: 0 3B: 1 HR: 1	SF: 0 SAC: 1 DP: 1 HBP: 0	WP: 0 PB: 0 SB: 1 CS: 0	PA: 39
<b>PITCHER</b>	IP WLS BF H R ER SO BB IBB HBP BLK WP HR S P ERA WHIP																					
Randy Jones, L (1, 1) ERA: 5.63	5.2 W 24 5 1 1 1 2 0 0 0 0 0 24 32 1.59 1.235																					
John D'Acquisto, R (6, 1) ERA: 9.0	3.1 S 15 3 2 2 4 2 0 0 0 0 1 21 29 5.40 1.500																					

Batter	1	2	3	4	5	6	7	8	9	AB	R	H	RBI	BB	SO	LOB	BOTTOM			
Gene Richards, L (1, 8) OBP: 0.255, SLG: 0.267	0-0 F8	0-0 E3 BB		0-0 4-3		0-0 1B 2H		0-0 4-3		5	0	1	0	0	0	2	<p>Cincinnati Reds @ San Diego Padres San Diego Stadium, San Diego, CA Sun Apr 15 1979, 6:33 AM EST Unknown</p> <p>livebaseballscores.com</p> <p>AB 34 R 6 H 10 RBI 4 BB 3 SO 5 LOB 14</p> 			
Ozzie Smith, S (1, 6) OBP: 0.140, SLG: 0.146	0-0 4-3 1B	0-0 BB BB			0-0 6-3		0-0 E 1B 1B			3	1	2	0	1	0	0				
Jerry Turner, L (1, 7) OBP: 0.333, SLG: 0.289	0-0 4-3 1-2	4-0 BB BB			0-0 G3		0-3 K			3	0	0	1	1	1	2				
Dave Winfield, R (1, 9) OBP: 0.535, SLG: 0.730	0-0 6-3	0-0 F4			0-3 K		0-0 E1 1B 1B			4	0	1	0	0	1	4				
Broderick Perkins, L (1, 3) OBP: 0.417, SLG: 0.364		0-0 1B E 1B		0-0 4-3		0-0 F9		0-0 G5-4-3 1B		4	1	2	1	0	0	0				
Gene Tenace, R (1, 2) OBP: 0.432, SLG: 0.333		0-0 F7		0-3 K		0-0 E6 FC6		0-0 G5-4-3 1-2		4	0	0	0	0	1	3				
Barry Evans, R (1, 5) OBP: 0.190, SLG: 0.179		0-0 F9		0-3 K		0-0 FC6 1B 2B		0-0 E6 1B		4	1	0	0	0	1	2				
Fernando Gonzalez, R (1, 4) OBP: 0.317, SLG: 0.410		4-0 E BB		0-0 6-3		0-0 2B 1B		0-0 1B 1B		3	2	2	0	1	0	0				
Randy Jones, R (1, 1) OBP: 0.167, SLG: 0.167		0-0 E5 BB 1B		0-0 5-3		0-0 1B 2B		0-3 K		2	1	1	0	0	0	0				
John D'Acquisto, R (6, 1) OBP: 0.500, SLG: 1.000		0-0 E BB 1B								2	0	1	2	0	1	1				
<b>Inning Stats</b>	R: 0 E: 0 K: 0 S: 4	H: 1 LOB: 1 BB: 0 P: 4	R: 3 E: 2 K: 0 S: 6	H: 2 LOB: 3 BB: 3 P: 18	R: 0 E: 0 K: 2 S: 7	H: 0 LOB: 0 BB: 0 P: 7	R: 0 E: 0 K: 0 S: 3	H: 0 LOB: 0 BB: 0 P: 3	R: 0 E: 0 K: 1 S: 5	H: 0 LOB: 0 BB: 0 P: 5	R: 2 E: 1 K: 0 S: 6	H: 3 LOB: 2 BB: 0 P: 6	R: 1 E: 1 K: 1 S: 7	H: 3 LOB: 1 BB: 0 P: 7	R: 0 E: 1 K: 1 S: 6	H: 1 LOB: 1 BB: 0 P: 6	1B: 9 2B: 1 3B: 0 HR: 0	SF: 0 SAC: 0 DP: 1 HBP: 0	WP: 0 PB: 0 SB: 0 CS: 0	PA: 37
<b>PITCHER</b>	IP WLS BF H R ER SO BB IBB HBP BLK WP HR S P ERA WHIP																			
Fred Norman, L (1, 1) ERA: 2.7	6.0 L 28 6 5 0 0 3 0 0 0 0 0 0 31 43 0.00 1.500																			
Dave Tomlin, L (7, 1) ERA	0.1 4 3 1 0 1 0 0 0 0 0 0 0 6 6 0.00 9.000																			
Pedro Borbon, R (7, 1) ERA: 6.75	1.2 5 1 0 0 1 0 0 0 0 0 0 0 7 7 0.00 0.600																			



Batter	1	2	3	4	5	6	7	8	9	AB	R	H	RBI	BB	SO	LOB	TOP		
Ken Griffey, L (1,9) OBP: 0.385, SLG: 0.500	F7							6-3		4	2	3	1	0	0	0	<b>Cincinnati Reds @ San Diego Padres</b> San Diego Stadium, San Diego, CA Sun Apr 15 1979, 6:38 AM EST Att: 31,842 - Unknown		
Pedro Borbon, R (6,1)										1	0	0	0	0	0	0			
Dave Tomlin, L (9,1)										0	0	0	0	0	0	0			
Doug Bair, R (9,1)										0	0	0	0	0	0	0			
Junior Kennedy, R (1,4) OBP: 0.333, SLG: 0.333			1-3					K		4	0	2	1	0	1	1			
Dave Concepcion, R (1,6) OBP: 0.346, SLG: 0.480	L8		F7							5	0	2	1	0	0	3			
George Foster, R (1,7) OBP: 0.469, SLG: 0.643										4	2	2	2	1	2	3			
Dan Driessen, L (1,3) OBP: 0.347, SLG: 0.488										5	0	0	0	0	1	6			
Ray Knight, R (1,5) OBP: 0.425, SLG: 0.441										5	0	2	0	0	1	1			
Cesar Geronimo, L (1,8) OBP: 0.295, SLG: 0.282										4	1	2	1	0	0	1			
Vic Correll, R (1,2) OBP: 0.250, SLG: 0.250										4	1	1	0	0	1	3			
Michael LaCoss, R (1,1)										2	0	0	0	0	0	4			
Doug Capilla, L (5,1)										0	0	0	0	0	0	0			
Champ Summers, L (6, PH) OBP: 0.200, SLG: 0.200										2	1	1	1	0	1	0			
<b>Inning Stats</b>	R: 0 E: 0 K: 0 S: 3	H: 1 LOB: 0 BB: 0 P: 3	R: 1 E: 0 K: 2 S: 10	H: 3 LOB: 2 BB: 0 P: 10	R: 0 E: 0 K: 0 S: 4	H: 1 LOB: 1 BB: 0 P: 4	R: 2 E: 0 K: 0 S: 5	H: 2 LOB: 0 BB: 0 P: 5	R: 4 E: 1 K: 2 S: 13	H: 6 LOB: 2 BB: 0 P: 13	R: 0 E: 0 K: 0 S: 3	H: 0 LOB: 0 BB: 0 P: 3	R: 0 E: 0 K: 1 S: 6	H: 1 LOB: 1 BB: 0 P: 6	1B: 11 2B: 2 3B: 1 HR: 1	SF: 0 SAC: 1 DP: 1 HBP: 0	WP: 0 PA: 42 PB: 0 SB: 1 CS: 1		
<b>PITCHER</b>	IP WLS BF H R ER SO BB IBB HBP BLK WP HR S P ERA WHIP																		
Mickey Lolich, L (1,1) ERA: 3.18	5.0		8	3	3	2	1	0	0	0	0	0	0	0	0	0	5.40	1.800	
Mark Lee, R (6,1) ERA: 6.0	0.1	L	4	3	3	1	0	0	0	0	0	0	0	6	6	81.00	9.000		
Rollie Fingers, R (6,1) ERA: 0.96	1.2		8	3	1	1	0	0	0	0	0	0	0	10	10	5.40	1.800		
Steve Mura, R (8,1) ERA:	2.0		7	1	0	0	3	0	0	0	0	0	0	13	13	0.00	0.500		
<b>Batter</b>	<b>1</b>	<b>2</b>	<b>3</b>	<b>4</b>	<b>5</b>	<b>6</b>	<b>7</b>	<b>8</b>	<b>9</b>	<b>AB</b>	<b>R</b>	<b>H</b>	<b>RBI</b>	<b>BB</b>	<b>SO</b>	<b>LOB</b>	<b>BOTTOM</b>		
Gene Richards, L (1,8) OBP: 0.255, SLG: 0.306	4-3									4	1	1	1	0	0	0	<b>Cincinnati Reds @ San Diego Padres</b> San Diego Stadium, San Diego, CA Sun Apr 15 1979, 6:38 AM EST Att: 31,842 - Unknown		
Ozzie Smith, S (1,6) OBP: 0.149, SLG: 0.178										4	0	1	1	0	0	0			
Dan Briggs, L (1,7)										4	0	0	0	0	2	1			
Dave Winfield, R (1,9) OBP: 0.489, SLG: 0.659										4	0	0	0	0	1	0			
Mike Hargrove, L (1,3) OBP: 0.315, SLG: 0.344										2	1	1	0	2	0	0			
Kurt Bevacqua, R (1,5) OBP: 0.571, SLG: 0.750										2	2	1	1	1	0	0			
Jerry Turner, L (9, PH) OBP: 0.326, SLG: 0.282										1	0	0	0	0	0	1			
Bill Fahey, L (1,2) OBP: 0.400, SLG: 0.600										2	0	0	1	0	0	0			
Gene Tenace, R (9, PH) OBP: 0.421, SLG: 0.321										1	0	0	0	0	1	1			
Fernando Gonzalez, R (1,4) OBP: 0.295, SLG: 0.381										3	1	0	0	0	0	1			
Mickey Lolich, S (1,1) Broderick Perkins, L (5, PH) Mark Lee, R (8,1) Rollie Fingers, R (6,1) Don Reynolds, R (7, PH) Steve Mura, R (8,1)										1	0	0	0	0	1	0			
<b>Inning Stats</b>	R: 0 E: 0 K: 0 S: 3	H: 0 LOB: 0 BB: 0 P: 3	R: 2 E: 0 K: 0 S: 4	H: 1 LOB: 0 BB: 1 P: 8	R: 0 E: 0 K: 1 S: 5	H: 0 LOB: 0 BB: 0 P: 5	R: 0 E: 0 K: 2 S: 7	H: 1 LOB: 0 BB: 0 P: 7	R: 3 E: 1 K: 0 S: 6	H: 2 LOB: 1 BB: 1 P: 10	R: 0 E: 0 K: 0 S: 3	H: 0 LOB: 0 BB: 0 P: 3	R: 0 E: 0 K: 1 S: 5	H: 0 LOB: 0 BB: 0 P: 5	R: 0 E: 0 K: 1 S: 5	H: 0 LOB: 1 BB: 1 P: 9	1B: 1 2B: 1 3B: 2 HR: 0	SF: 0 SAC: 1 DP: 0 HBP: 0	WP: 0 PA: 35 PB: 0 SB: 0 CS: 1
<b>PITCHER</b>	IP WLS BF H R ER SO BB IBB HBP BLK WP HR S P ERA WHIP																		
Michael LaCoss, R (1,1) ERA: 3.86	4.2		20	4	5	2	3	2	0	0	0	0	0	0	0	0	3.86	1.286	
Doug Capilla, L (5,1) ERA: 3.38	0.1	W	1	0	0	0	0	0	0	0	0	0	0	1	1	0.00	0.000		
Pedro Borbon, R (6,1) ERA: 3.68	3.1		11	0	0	0	1	1	0	0	0	0	0	12	16	0.00	0.300		
Dave Tomlin, L (9,1) ERA:	0.1		1	0	0	0	0	0	0	0	0	0	0	1	1	0.00	0.000		
Doug Bair, R (9,1) ERA: 5.79	0.1	S	1	0	0	0	1	0	0	0	0	0	0	3	3	0.00	0.000		



Batter	1	2	3	4	5	6	7	8	9	AB	R	H	RBI	BB	SO	LOB	TOP				
Bill North, S OBP: 0.375, SLG: 0.211 Larry Hemdon, R (7, 8)	0-0 CS 1B		4-0 BLK BB		0-0 3-1		0-0 S 1B			3	0	2	1	1	0	1	<b>San Francisco Giants @ San Diego Padres</b> San Diego Stadium, San Diego, CA Tue Apr 17 1979, 9:05 PM EST Att: 16,734 - Unknown <a href="http://livebaseballscorecards.com">livebaseballscorecards.com</a>				
Terry Whitfield, L OBP: 0.426, SLG: 0.477	0-0 1-2 2B		0-0 4-3			0-0 HR 1B	0-0 1-2 BB			3	1	2	0	1	0	1					
Bill Madlock, R OBP: 0.216, SLG: 0.267	4-0 BB		0-0 5-3			0-0 1-H HR	0-0 G3			3	1	1	2	1	0	3					
Jack Clark, R OBP: 0.408, SLG: 0.476	0-0 L6			0-0 G3-6-3 1B		0-0 5-3		0-0 F7		4	0	1	0	0	0	2					
Darrell Evans, L OBP: 0.320, SLG: 0.356	0-0 F8			0-0 G3-6-3 1-2		0-0 F3		0-0 F9		4	0	0	0	0	0	3					
Mike Ivie, R OBP: 0.354, SLG: 0.500 Gary Lavelle, S (8, 1)		0-3 K		0-0 F8		0-0 F5		0-3 K		4	0	0	0	0	2	0					
Marc Hill, R OBP: 0.195, SLG: 0.132		0-0 F8			0-0 FC4-6 1B		0-0 F9		0-0 F8	4	0	1	0	0	0	0					
Roger Metzger, S OBP: 0.222, SLG: 0.257		0-0 4-3			0-0 FC4-6 SH1-4 1-2		0-0 SH1-4 1B		0-0 1-3	4	1	1	0	0	0	1					
Bob Knepper, L Joe Coleman, R Willie McCovey, L OBP: 0.600, SLG: 1.000			0-3 K		0-0 SH1-4 1-2		0-0 SH1-4 1-2		0-0 F9	1	0	0	0	0	1	0					
<b>Inning Stats</b>	R: 0 E: 0 K: 0 S: 4	H: 2 LOB: 2 BB: 1 P: 8	R: 0 E: 0 K: 1 S: 5	H: 0 LOB: 0 BB: 0 P: 5	R: 0 E: 0 K: 1 S: 5	H: 0 LOB: 1 BB: 1 P: 9	R: 0 E: 0 K: 0 S: 3	H: 1 LOB: 0 BB: 0 P: 3	R: 0 E: 0 K: 0 S: 4	H: 1 LOB: 1 BB: 0 P: 4	R: 2 E: 0 K: 0 S: 5	H: 2 LOB: 0 BB: 0 P: 5	R: 1 E: 0 K: 0 S: 5	H: 2 LOB: 2 BB: 1 P: 9	R: 0 E: 0 K: 0 S: 5	H: 0 LOB: 0 BB: 0 P: 3	1B: 6 2B: 1 3B: 0 HR: 1	SF: 0 SAC: 2 DP: 1 HBP: 0	WP: 0 PB: 0 SB: 1 CS: 1	PA: 36	
<b>PITCHER</b>	IP	WLS	BF	H	R	ER	SO	BB	IBB	HBP	BLK	WP	HR	S	P	ERA	WHIP				
Eric Rasmussen, R ERA: 5.94	(1, 1)	7.0	30	8	3	3	2	3	0	0	1	0	1	31	43	3.86	1.571				
Rollie Fingers, R ERA: 0.79	(8, 1)	2.0	W 6	0	0	0	1	0	0	0	0	0	0	8	8	0.00	0.000				

Batter	1	2	3	4	5	6	7	8	9	AB	R	H	RBI	BB	SO	LOB	BOTTOM				
Gene Richards, L OBP: 0.236, SLG: 0.283	0-0 CS E6		0-3 K		0-0 4-3		0-0 F6			4	0	0	0	0	1	2	<b>San Francisco Giants @ San Diego Padres</b> San Diego Stadium, San Diego, CA Tue Apr 17 1979, 9:05 PM EST Att: 16,734 - Unknown <a href="http://livebaseballscorecards.com">livebaseballscorecards.com</a>				
Ozzie Smith, S OBP: 0.197, SLG: 0.184	0-0 F8 1-2		0-0 F4			0-0 F6		0-0 E 1B		4	1	1	0	0	0	2					
Jerry Turner, L OBP: 0.340, SLG: 0.302	0-3 K		0-0 1-2 1B			0-0 FC6-4 1B		0-0 E4 HBP 1B FC5-2		4	0	2	0	0	1	1					
Dave Winfield, R OBP: 0.490, SLG: 0.689		0-0 HR 3B		0-0 1-3		0-0 FC6-4 1-2		0-0 FC5-2 HBP 1-2 2H FC2 1B		4	1	2	1	0	0	3					
Gene Tenace, R OBP: 0.429, SLG: 0.419		0-0 HR		0-0 5-3		0-3 K		0-0 FC2 FC5-2 HBP 1-2 2-3		3	1	1	2	0	1	1					
Mike Hargrove, L OBP: 0.309, SLG: 0.343 Bill Almon, R (7, PR) Rollie Fingers, R (8, 1)		0-3 3H K		0-0 G3			0-0 SH1-4 1B		0-0 FC5-2 FC2 1-2 2-3 3H	3	0	1	0	0	1	0					
Bary Evans, R OBP: 0.171 Broderick Perkins, L OBP: 0.357, SLG: 0.308		0-3 K		0-3 K			0-0 SH1-4 1-2		0-0 FC2 1-2 2-3 3H	2	0	0	0	0	2	0					
Fernando Gonzalez, R OBP: 0.292, SLG: 0.370		0-0 F7			0-0 1B		0-3 K		0-3 K	4	0	1	0	0	2	5					
Eric Rasmussen, R OBP: 0.167, SLG: 0.167 Kurt Bevacqua, R OBP: 0.625, SLG: 0.800			0-0 1B		0-0 6-3		0-0 2H 1B			2	0	1	0	0	0	0					
<b>Inning Stats</b>	R: 0 E: 1 K: 1 S: 5	H: 0 LOB: 0 BB: 0 P: 5	R: 2 E: 0 K: 2 S: 9	H: 2 LOB: 0 BB: 0 P: 9	R: 0 E: 0 K: 1 S: 7	H: 2 LOB: 2 BB: 0 P: 7	R: 0 E: 0 K: 1 S: 5	H: 0 LOB: 0 BB: 0 P: 5	R: 0 E: 0 K: 1 S: 6	H: 1 LOB: 1 BB: 0 P: 6	R: 1 E: 0 K: 1 S: 7	H: 2 LOB: 1 BB: 0 P: 7	R: 1 E: 1 K: 1 S: 8	H: 2 LOB: 2 BB: 0 P: 9	1B: 8 2B: 0 3B: 1 HR: 1	SF: 0 SAC: 1 DP: 0 HBP: 1	WP: 0 PB: 0 SB: 0 CS: 1	PA: 35			
<b>PITCHER</b>	IP	WLS	BF	H	R	ER	SO	BB	IBB	HBP	BLK	WP	HR	S	P	ERA	WHIP				
Bob Knepper, L ERA: 3.38	(1, 1)	7.0	L 31	10	4	4	7	0	0	0	0	0	1	45	45	5.14	1.429				
Joe Coleman, R ERA:	(8, 1)	0.1	2	0	0	0	0	0	0	1	0	0	0	1	2	0.00	0.000				
Gary Lavelle, L ERA:	(8, 1)	0.2	2	0	0	0	1	0	0	0	0	0	0	4	4	0.00	0.000				



Batter	1	2	3	4	5	6	7	8	9	AB	R	H	RBI	BB	SO	LOB	TOP						
Bill North, S OBP: 0.404, SLG: 0.225 Tom Griffin, R (7, 1) Gary Lavelle, S (9, 1) Joe Coleman, R (9, 1)	0-0 L9			0-0 3B 1B	4-0 FC6 BB		4-0 BB FC5 BB	0-3 K		2	2	1	0	2	0	0							
Terry Whitfield, L OBP: 0.426, SLG: 0.500	0-0 5-3			0-0 1-H 3B	0-0 FC6		4-0 FC5 BB		0-0 F8	4	0	1	1	1	0	2							
Bill Maclock, R OBP: 0.214, SLG: 0.245 Rob Andrews, R OBP: 1.000, SLG: 1.000	0-0 2-3			0-0 L5		0-0 F7	4-0 FC5 1B BB		0-3 K	4	1	0	1	1	1	1							
Jack Clark, R OBP: 0.389, SLG: 0.435		0-0 F9		4-0 BB		0-0 6-3	4-0 FC5 1B 2-3 3-H		0-3 K	4	0	0	1	1	1	2							
Mike Ivie, R OBP: 0.346, SLG: 0.479		0-0 F8		0-0 F9		0-0 F7	0-0 1B			4	0	1	1	0	0	2							
Darrell Evans, L OBP: 0.315, SLG: 0.367		0-0 G3		0-3 K			0-0 F9			4	1	1	0	0	1	4							
Marc Hill, R OBP: 0.178, SLG: 0.119			0-0 F9		0-0 5-3		0-0 F9	0-0 5-3		4	0	0	0	0	0	1							
Johnnie LeMaster, R OBP: 0.538, SLG: 0.400			0-0 5-3		4-0 BB BB		0-0 3B 1B	0-3 K		3	1	1	1	1	1	0							
Ed Halicki, R OBP: 0.167, SLG: 0.167 Hector Cruz, R (5, PH) Dave Roberts, L (5, 1) Larry Herndon, R OBP: 0.444, SLG: 0.571 (7, PH) (7, 8)			0-0 F8		0-3 K		0-0 1-H BB 3B	0-0 BLK 1B		1	0	0	0	0	0	0							
<b>Inning Stats</b>	R: 0 E: 0 K: 0 S: 3	H: 0 LOB: 0 BB: 0 P: 3	R: 0 E: 0 K: 0 S: 3	H: 0 LOB: 0 BB: 0 P: 3	R: 0 E: 0 K: 0 S: 3	H: 0 LOB: 0 BB: 0 P: 3	R: 1 E: 0 K: 1 S: 7	H: 2 LOB: 2 BB: 1 P: 11	R: 0 E: 0 K: 0 S: 5	H: 0 LOB: 2 BB: 2 P: 13	R: 0 E: 0 K: 0 S: 3	H: 0 LOB: 0 BB: 0 P: 3	R: 5 E: 0 K: 0 S: 7	H: 4 LOB: 2 BB: 3 P: 19	R: 0 E: 0 K: 2 S: 8	H: 1 LOB: 1 BB: 0 P: 8	R: 0 E: 0 K: 2 S: 7	H: 0 LOB: 0 BB: 0 P: 7	1B: 4 2B: 1 3B: 2 HR: 0	SF: 0 SAC: 0 DP: 0 HBP: 0	WP: 0 PB: 0 SB: 0 CS: 0	PA: 40	
<b>PITCHER</b>	IP	WLS	BF	H	R	ER	SO	BB	IBB	HBP	BLK	WP	HR	S	P	ERA	WHIP					ERA	WHIP
Bob Shirley, L ERA: 4.96	6.1		27	5	4	4	2	3	0	0	0	0	0	28	40	5.68	1.263						
John D'Acquisto, R ERA: 12.5	0.0		3	0	0	0	0	3	0	0	0	0	0	0	12	∞	∞						
Steve Mura, R ERA:	2.2	W	10	2	2	2	4	0	0	0	1	0	0	18	18	6.75	0.750						

San Francisco Giants @ San Diego Padres  
San Diego Stadium, San Diego, CA  
Wed Apr 18 1979, 9:05 PM EST  
Att: 18,811 - Unknown

AB 34  
R 6  
H 7  
RBI 6  
BB 6  
SO 6  
LOB 14



Batter	1	2	3	4	5	6	7	8	9	AB	R	H	RBI	BB	SO	LOB	BOTTOM						
Gene Richards, L OBP: 0.250, SLG: 0.293	0-0 BB 3B 1B			0-0 F8			0-3 K		0-0 E6 HBP BB BB	5	2	2	0	0	1	1							
Ozzie Smith, S OBP: 0.184, SLG: 0.173 Gene Tenace, R OBP: 0.442, SLG: 0.419 Bill Almon, R (9, PR)	4-0 BB BB BB	0-0 G3		0-0 4-3			0-0 F8		4-0 BB HBP BB BB	3	1	0	0	1	0	1							
Jerry Turner, L OBP: 0.327, SLG: 0.277	0-0 F5		0-0 1-3		0-0 F4		0-0 G3		1-0 BB BB HBP	4	0	0	1	0	0	2							
Dave Winfield, R OBP: 0.500, SLG: 0.735	0-0 1-H 2-H 2B 3B		0-0 B5-3		0-0 B3-1 2B		0-0 F3		4-0 1-2 2-3 3-H BB	4	1	2	3	1	0	0							
Mike Hargrove, L OBP: 0.329, SLG: 0.342	4-0 2B 8-2 1BB		0-0 1B 1B		0-0 B3-1 2-3		0-0 F8		1-2 2-3 3-H BB	3	1	1	1	2	0	1							
Barry Evans, R OBP: 0.208, SLG: 0.222	0-0 1-3 3-H 2B		0-0 1B 1B		0-0 F7		0-0 F3			4	0	2	1	0	0	1							
Bill Fahey, L OBP: 0.333, SLG: 0.444	0-0 8-2		0-0 1-3 2-H 1B		0-0 G3		0-0 F8			4	0	1	1	0	0	2							
Fernando Gonzalez, R OBP: 0.275, SLG: 0.347 Broderick Perkins, L OBP: 0.333, SLG: 0.286		0-0 F8	0-0 F3		0-0 5-3		0-0 G3		0-0 G3	3	0	0	0	0	0	2							
Bob Shirley, R John D'Acquisto, R OBP: 0.500, SLG: 1.000 Steve Mura, R (7, 1) Dan Briggs, L OBP: 0.143, SLG: 0.143 (9, PH)		0-0 5-3		0-0 F8		0-0 K		0-0 BB E HBP 1B		3	0	0	0	0	1	0							
<b>Inning Stats</b>	R: 3 E: 0 K: 0 S: 5	H: 3 LOB: 1 BB: 2 P: 13	R: 0 E: 0 K: 0 S: 4	H: 1 LOB: 1 BB: 0 P: 4	R: 1 E: 0 K: 0 S: 6	H: 3 LOB: 2 BB: 0 P: 6	R: 0 E: 0 K: 0 S: 3	H: 0 LOB: 0 BB: 0 P: 3	R: 0 E: 0 K: 0 S: 4	H: 1 LOB: 1 BB: 0 P: 4	R: 0 E: 0 K: 1 S: 5	H: 0 LOB: 0 BB: 0 P: 5	R: 0 E: 0 K: 1 S: 5	H: 0 LOB: 0 BB: 0 P: 5	R: 0 E: 0 K: 0 S: 3	H: 0 LOB: 0 BB: 0 P: 3	R: 3 E: 1 K: 0 S: 4	H: 1 LOB: 3 BB: 3 P: 17	1B: 6 2B: 3 3B: 1 HR: 0	SF: 0 SAC: 0 DP: 1 HBP: 1	WP: 0 PB: 0 SB: 0 CS: 0	PA: 41	
<b>PITCHER</b>	IP	WLS	BF	H	R	ER	SO	BB	IBB	HBP	BLK	WP	HR	S	P	ERA	WHIP					ERA	WHIP
Ed Halicki, R ERA: 3.94	4.0		20	7	4	4	0	1	0	0	0	0	0	9	9	0.00	0.500						
Dave Roberts, L ERA:	2.0		7	1	0	0	1	0	0	0	0	0	0	9	9	0.00	0.500						
Tom Griffin, R ERA: 4.91	2.2	L	11	1	3	0	1	1	0	0	0	0	0	12	16	0.00	0.750						
Gary Lavelle, L ERA:	0.0		2	0	0	0	0	1	0	1	0	0	0	0	5	∞	∞						
Joe Coleman, R ERA:	0.0		1	0	0	0	0	1	0	0	0	0	0	0	4	∞	∞						

San Francisco Giants @ San Diego Padres  
San Diego Stadium, San Diego, CA  
Wed Apr 18 1979, 9:05 PM EST  
Att: 18,811 - Unknown

AB 35  
R 7  
H 9  
RBI 7  
BB 5  
SO 2  
LOB 10

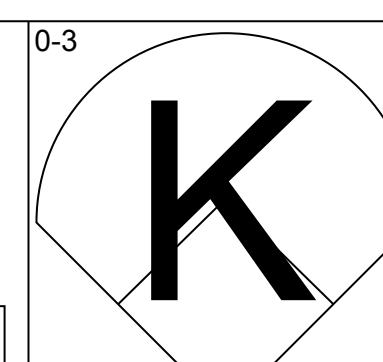
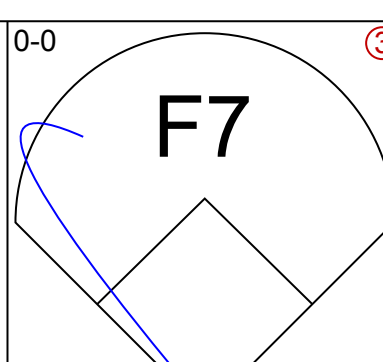
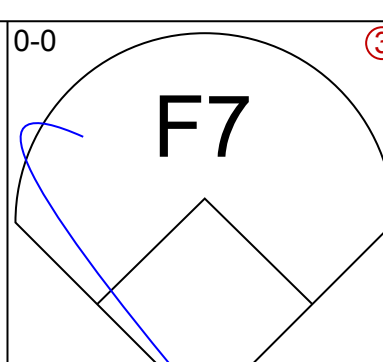
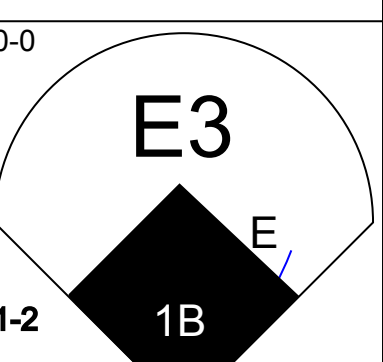
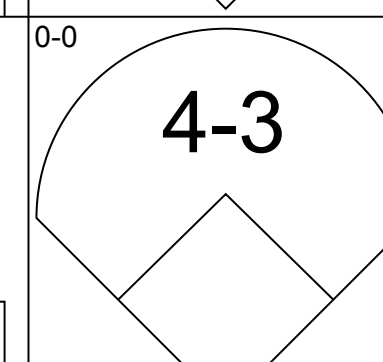
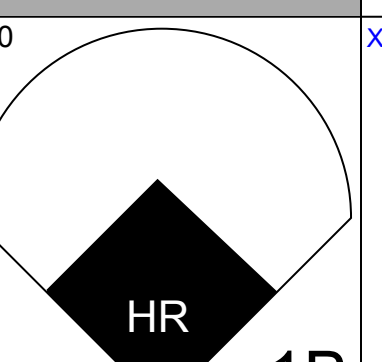
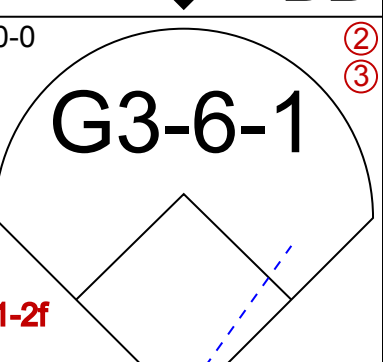
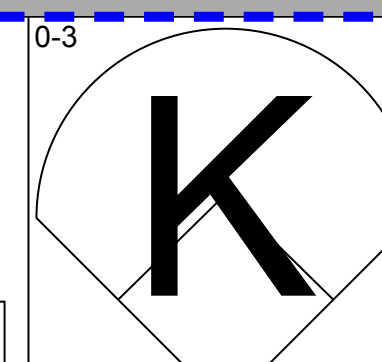
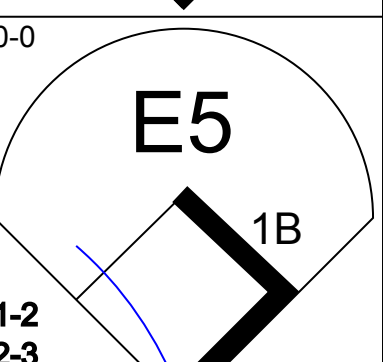
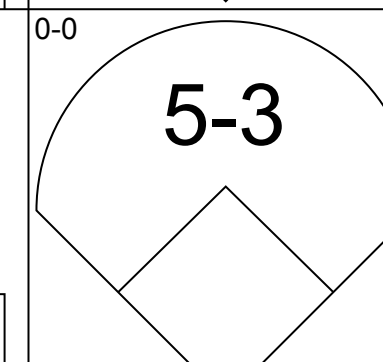
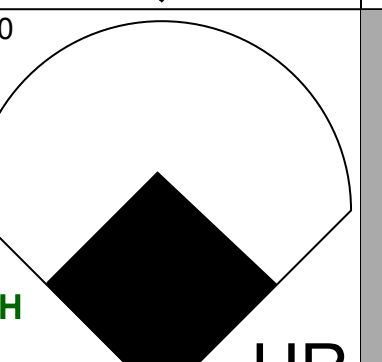
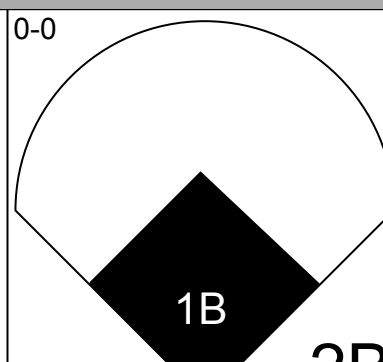
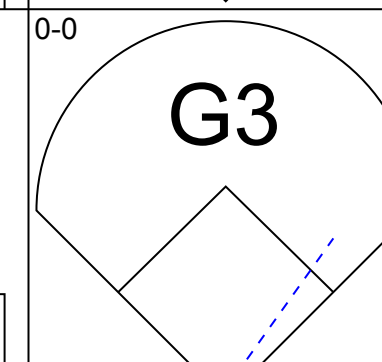
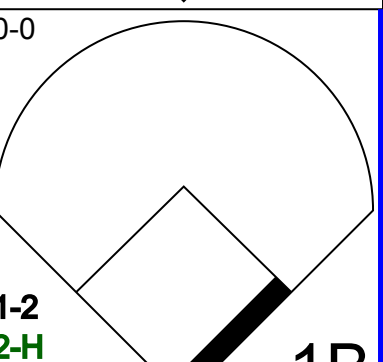
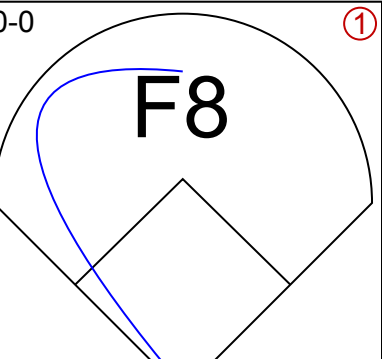
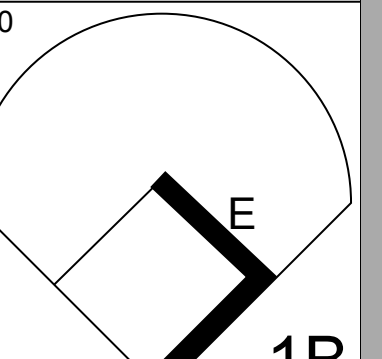
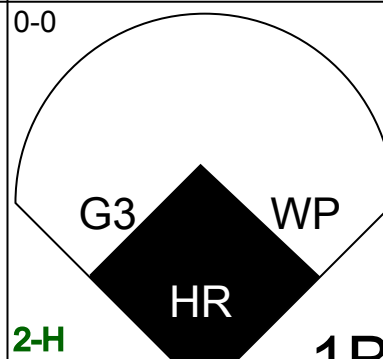
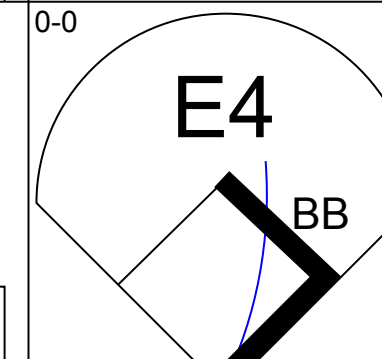
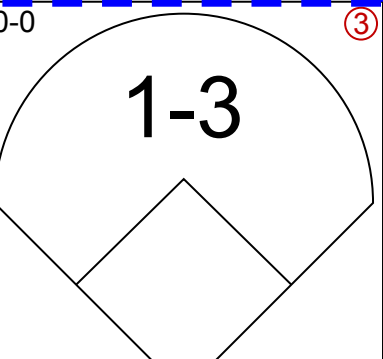
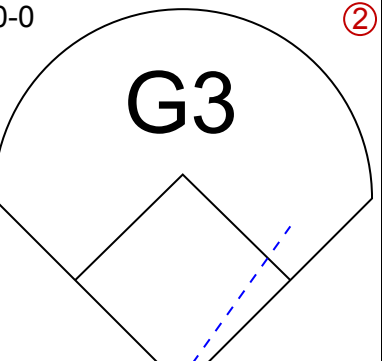
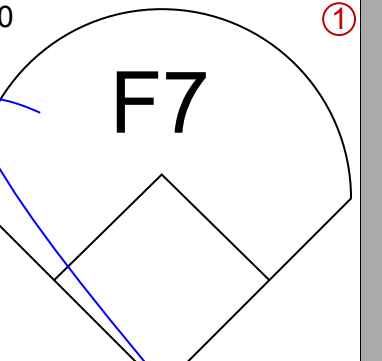
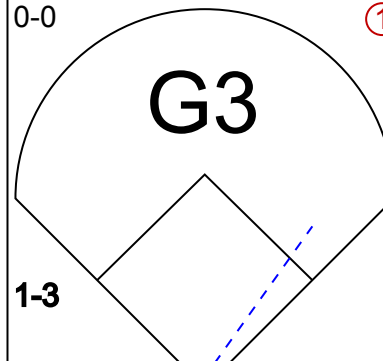
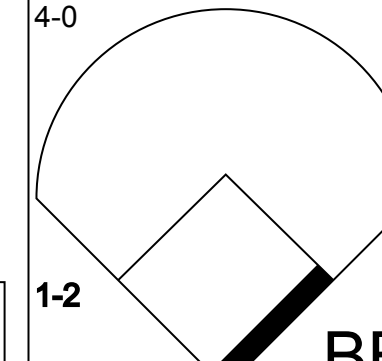
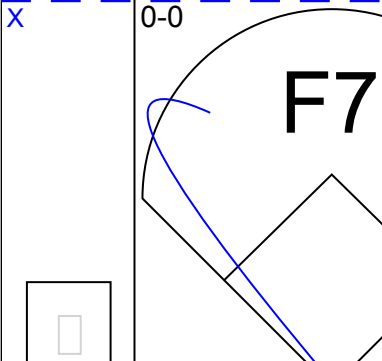
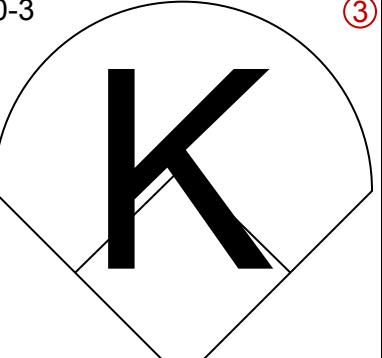
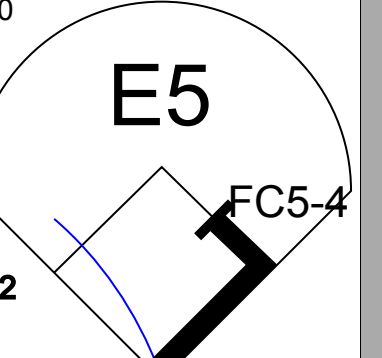
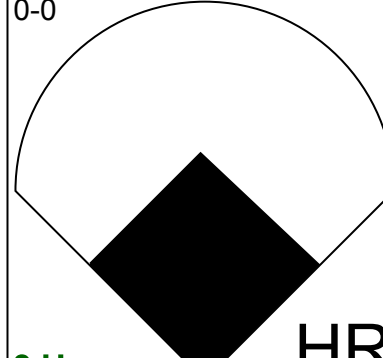
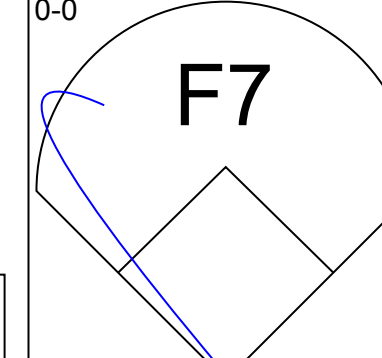
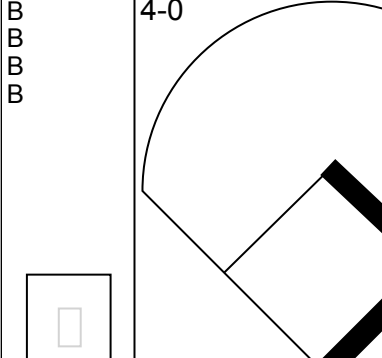
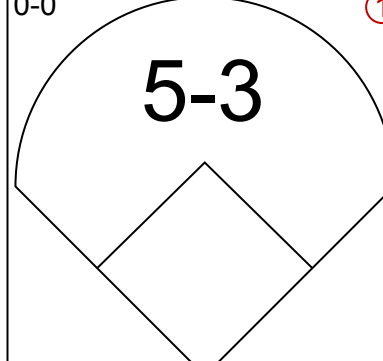

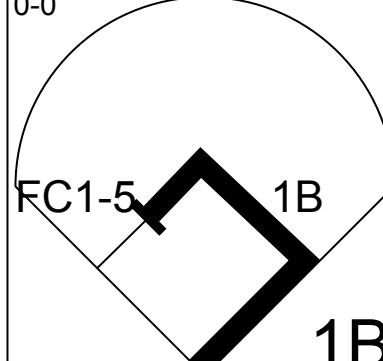
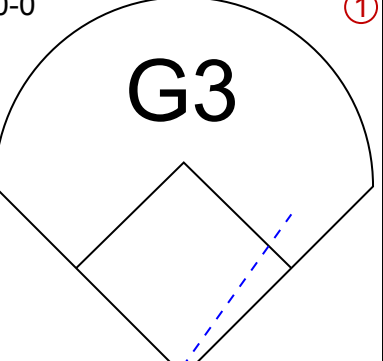
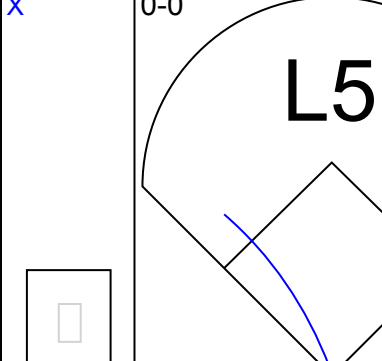
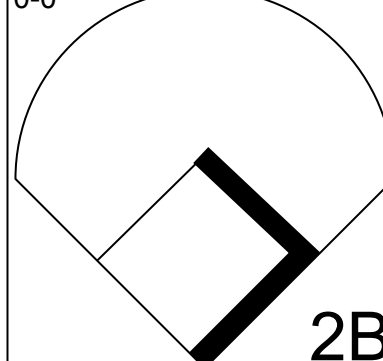
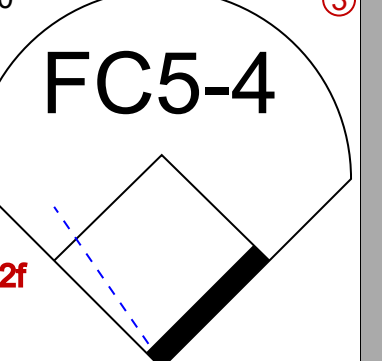
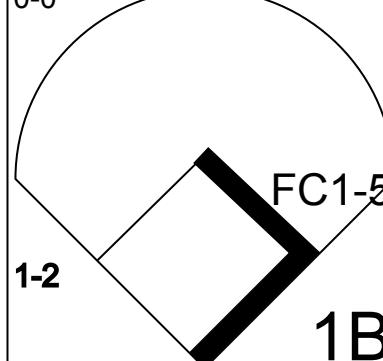
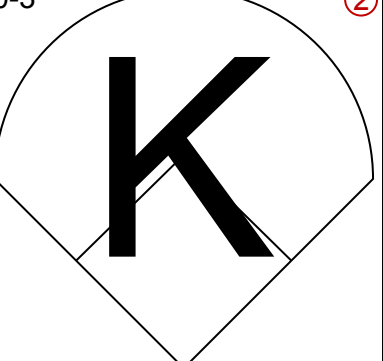
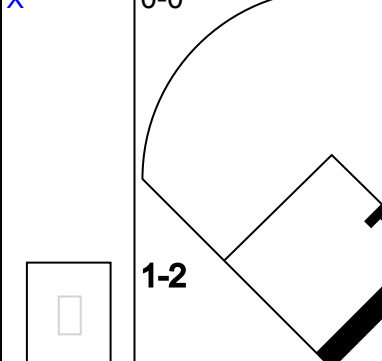
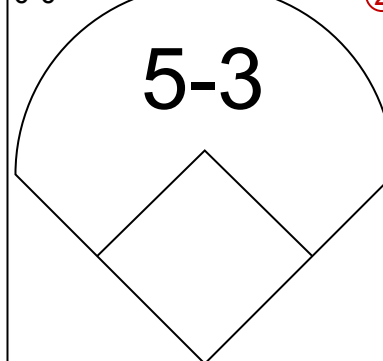
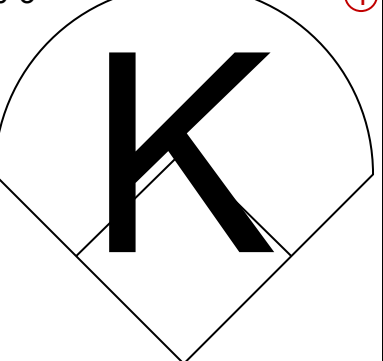
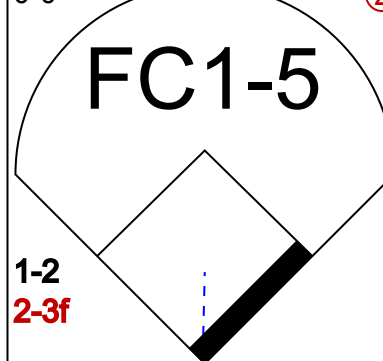
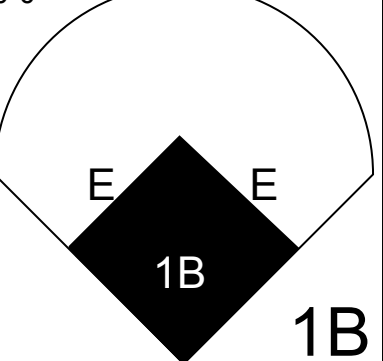
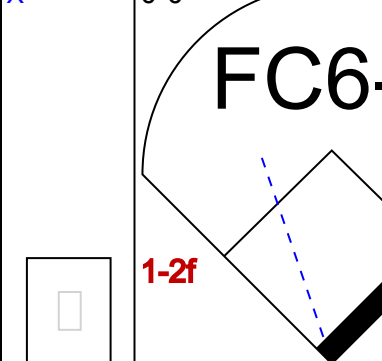


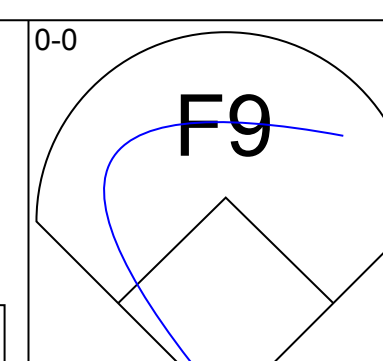
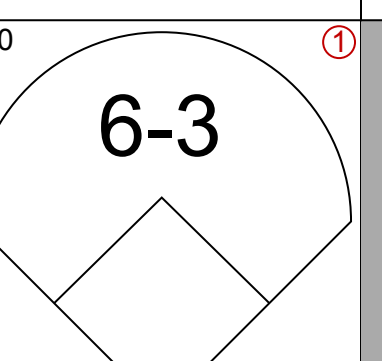
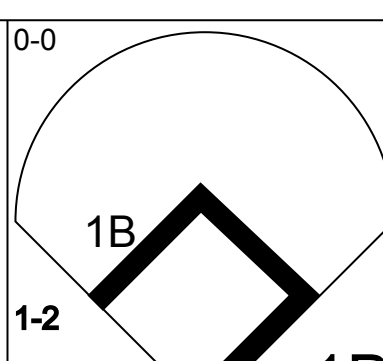
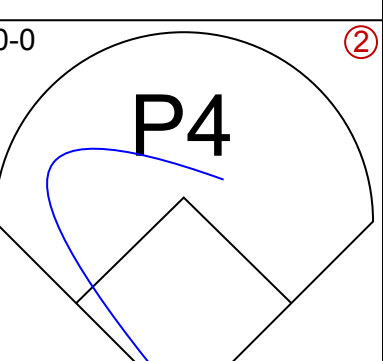
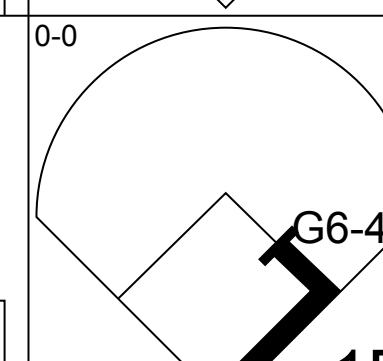
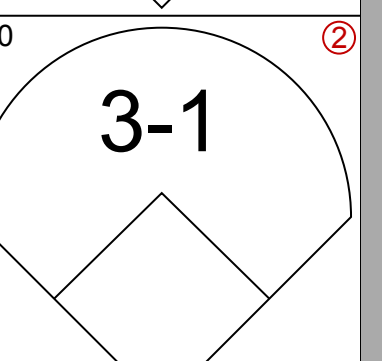
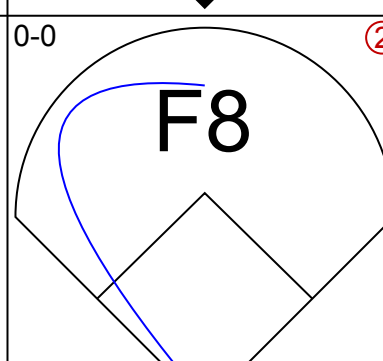
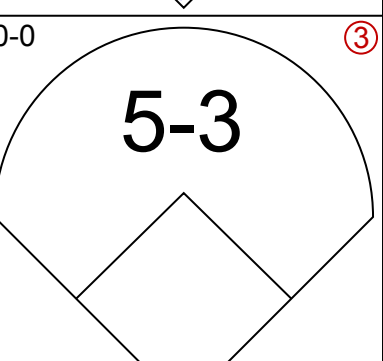
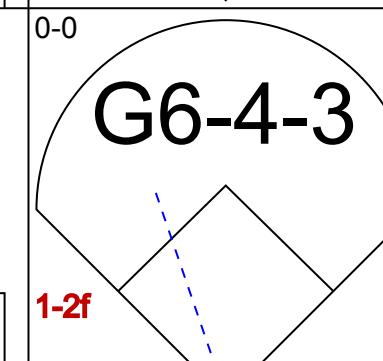
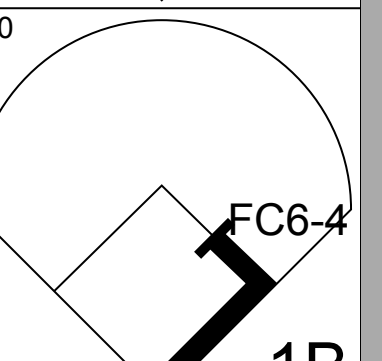
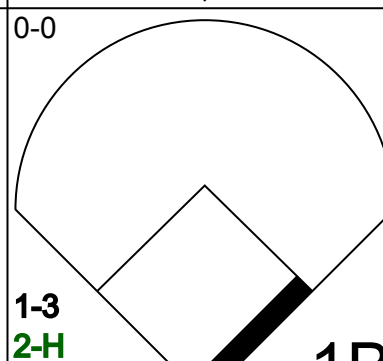

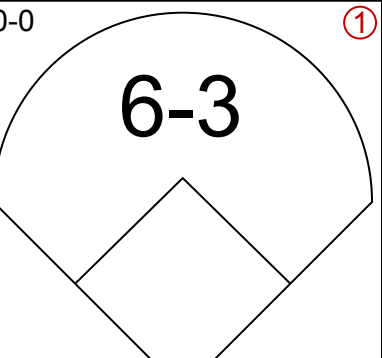
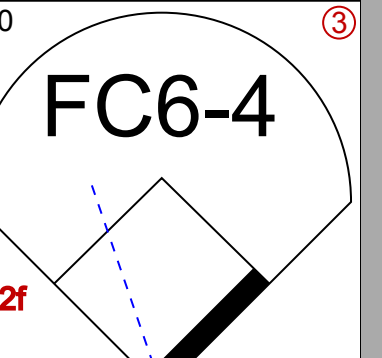
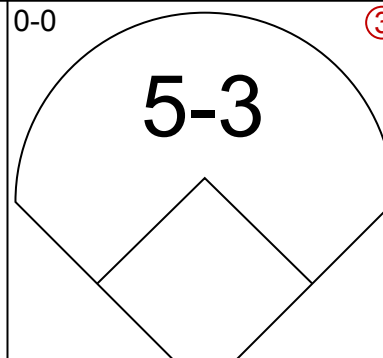

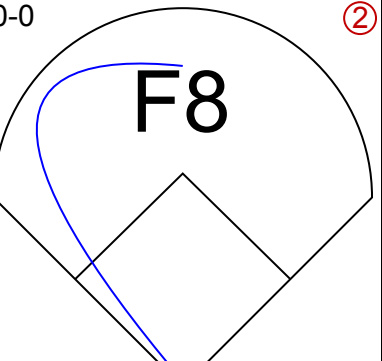
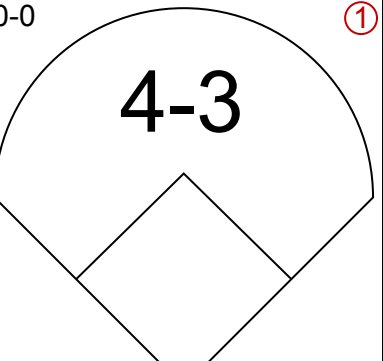
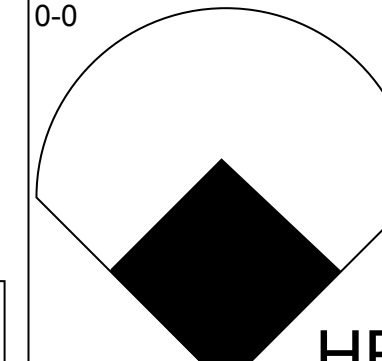
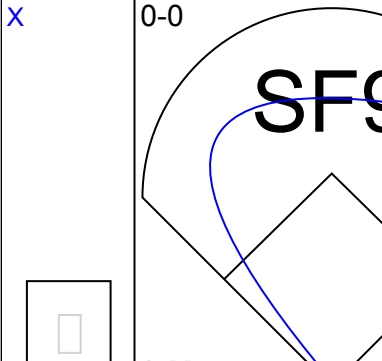
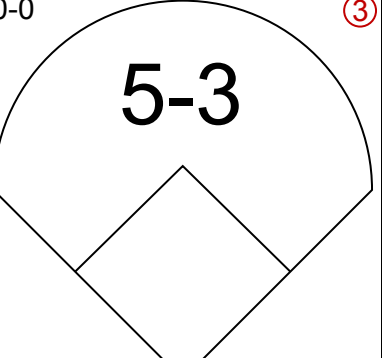
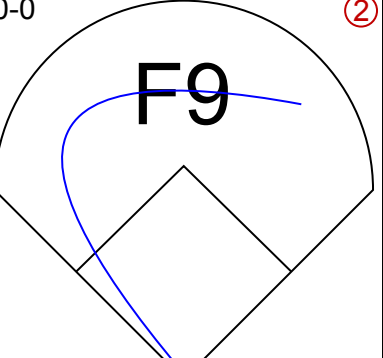
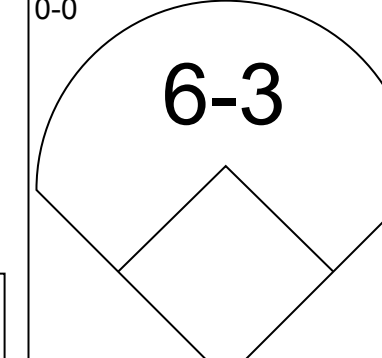
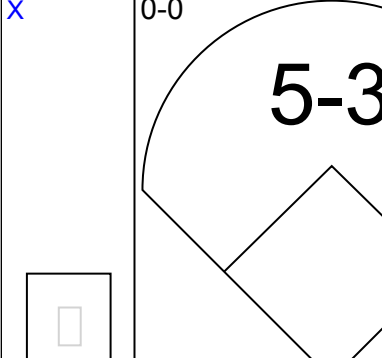
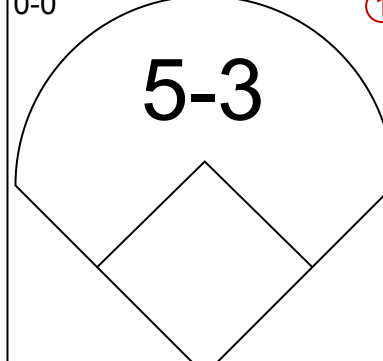
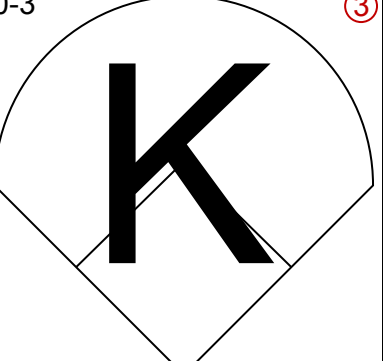
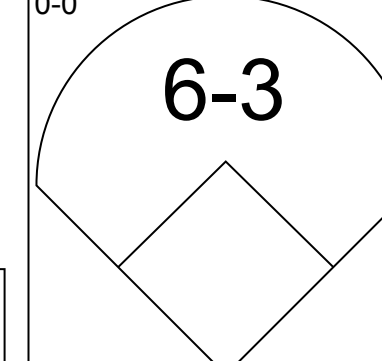
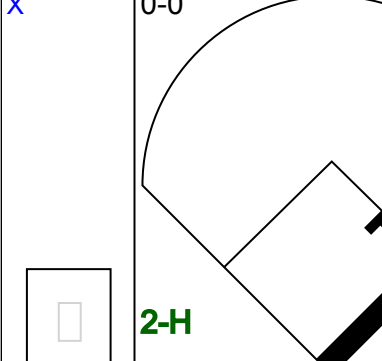
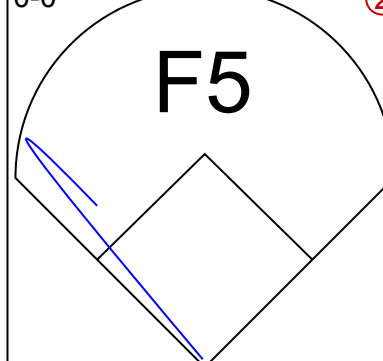
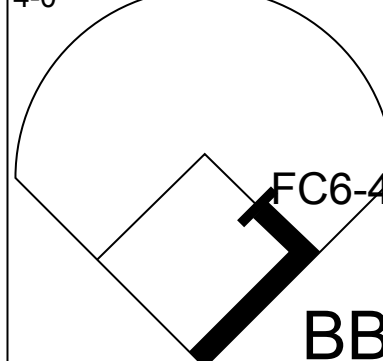
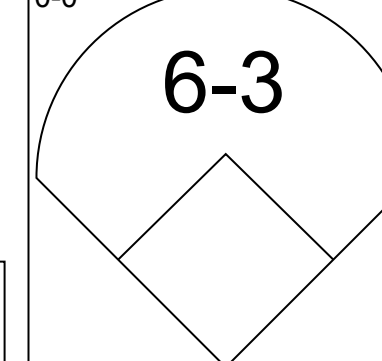
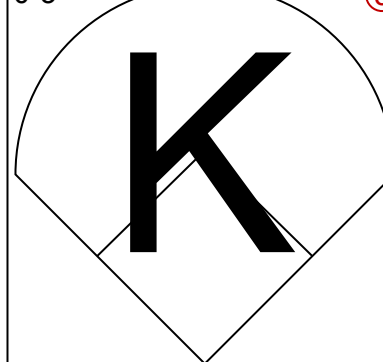
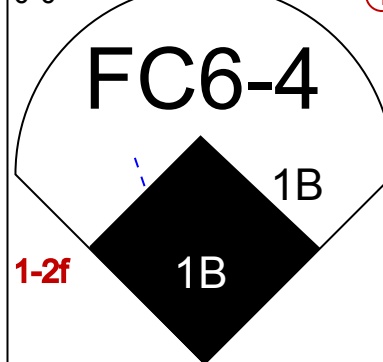
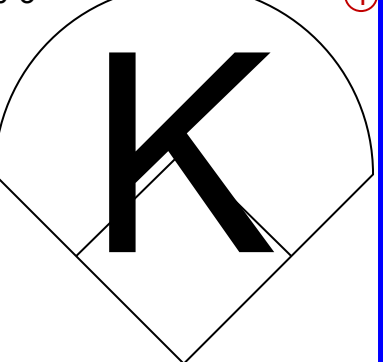


Batter	1	2	3	4	5	6	7	8	9	AB	R	H	RBI	BB	SO	LOB	TOP																					
Bill North, S OBP: 0.414, SLG: 0.289 Gary Lavelle, S (9, 1)	F7		5-3			1B	3B		K	5	3	2	2	1	1	1	<b>San Francisco Giants @ San Diego Padres</b> San Diego Stadium, San Diego, CA Thu Apr 19 1979, 6:33 AM EST Att: 27,366 - Unknown <a href="http://livebaseballscorecards.com">livebaseballscorecards.com</a>																					
Terry Whitfield, L OBP: 0.417, SLG: 0.519 (1, 7)	6-3		K			1-3	2B		K2-3	6	1	2	4	0	2																							
Bill Madlock, R OBP: 0.213, SLG: 0.226 (1, 4)	F7		1B			6-3	1-3		F9	4	1	0	0	1	0	2																						
Jack Clark, R OBP: 0.390, SLG: 0.440 (1, 9)		1B	F8			K			6-3	4	1	1	1	1	1	2																						
Darrell Evans, L OBP: 0.322, SLG: 0.358 (1, 5)		1B	E7				F5		G3	4	2	1	0	1	0	2																						
Mike Ivie, R OBP: 0.358, SLG: 0.479 Willie McCovey, L OBP: 0.556, SLG: 0.889 (2, 3)		1B	HR			L3			K	0	0	0	0	1	0	0																						
Marc Hill, R OBP: 0.220, SLG: 0.217 (1, 2)		1B	HR						2B	4	1	2	1	0	1	1																						
Johnnie LeMaster, R OBP: 0.444, SLG: 0.333 (1, 6)		1B	F7			K	2B		K	5	1	1	1	0	2	2																						
Vida Blue, S Larry Herndon, R OBP: 0.500, SLG: 0.750 (9, PH) (9, 8)	K					FC	K		2B	4	1	0	0	0	3	4																						
<b>Inning Stats</b>	R: 0 E: 0 K: 0 S: 3	H: 0 LOB: 0 BB: 0 P: 3	R: 2 E: 0 K: 1 S: 6	H: 1 LOB: 1 BB: 2 P: 14	R: 5 E: 1 K: 1 S: 8	H: 2 LOB: 0 BB: 2 P: 16	R: 0 E: 0 K: 1 S: 5	H: 0 LOB: 0 BB: 1 P: 9	R: 0 E: 0 K: 1 S: 5	H: 0 LOB: 1 BB: 1 P: 9	R: 4 E: 1 K: 1 S: 10	H: 4 LOB: 1 BB: 0 P: 10	R: 3 E: 0 K: 2 S: 10	H: 3 LOB: 1 BB: 1 P: 14	R: 0 E: 0 K: 1 S: 6	H: 1 LOB: 1 BB: 0 P: 6		R: 0 E: 0 K: 3 S: 10	H: 1 LOB: 1 BB: 0 P: 10	1B: 5 2B: 5 3B: 1 HR: 1	SF: 0 SAC: 0 DP: 0 HBP: 0	WP: 0 PB: 1 SB: 0 CS: 0	PA: 47															
<b>PITCHER</b>	IP	WLS	BF	H	R	ER	SO	BB	IBB	HBP	BLK	WP	HR	S	P	ERA	WHIP	<b>PITCHER</b>				IP	WLS	BF	H	R	ER	SO	BB	IBB	HBP	BLK	WP	HR	S	P	ERA	WHIP
Mickey Lolich, L ERA: 3.86 Mark Lee, R ERA: 6.23 John D'Acquisto, R ERA: 13.5 Bob Owchinko, L ERA: 13.5	2.2	L	16	3	7	2	2	4	0	0	0	0	1	16	32	6.75	2.625					2.2		13	4	4	2	3	1	0	0	0	0	0	18	22	6.75	1.500
	1.2		10	4	3	3	2	1	0	0	0	0	0	13	17	16.20	3.000					2.0		8	2	0	0	4	0	0	0	0	0	16	16	0.00	1.000	

Batter	1	2	3	4	5	6	7	8	9	AB	R	H	RBI	BB	SO	LOB	BOTTOM																					
Gene Richards, L OBP: 0.262, SLG: 0.317 (1, 8)	1-3		5-3			1-3				5	1	2	3	0	0	0	<b>San Francisco Giants @ San Diego Padres</b> San Diego Stadium, San Diego, CA Thu Apr 19 1979, 6:33 AM EST Att: 27,366 - Unknown <a href="http://livebaseballscorecards.com">livebaseballscorecards.com</a>																					
Ozzie Smith, S OBP: 0.172, SLG: 0.167 Don Reynolds, R OBP: 0.250, SLG: 0.750 (6, PH) (7, 7)	L1-3		L4			F8			K	2	0	0	0	1	0	0																						
Jerry Turner, L OBP: 0.260, SLG: 0.260 John D'Acquisto, R OBP: 0.550, SLG: 1.000 Brodieck Perkins, L OBP: 0.375, SLG: 0.333 Kurt Bevacqua, R OBP: 0.550, SLG: 0.667 (1, 7) (6, 1) (7, PH) (8, 5)	L1-3		K2-3			K			FC4-6	3	0	0	0	0	2	1																						
Dave Winfield, R OBP: 0.492, SLG: 0.722 (1, 9)		4-3				1-3			F2	5	2	2	0	0	0	1																						
Gene Tenace, R OBP: 0.457, SLG: 0.406 Fred Kendall, R (7, 2)		1B				F7			FC4-6	1	1	0	0	2	0	1																						
Mike Hargrove, L OBP: 0.304, SLG: 0.317 Bill Almon, R (7, 6) Bob Owchinko, L (8, 1) Bill Fahey, L OBP: 0.300, SLG: 0.400 (9, PH)		1B				1-3			4-3	3	1	0	0	0	0	4																						
Barry Evans, R OBP: 0.245, SLG: 0.260 (8, 6)		1B				1B			E5	1	0	0	0	0	0	1																						
Fernando Gonzalez, R OBP: 0.286, SLG: 0.407 (1, 4)		E5				1B			G1-6-3	5	2	2	3	0	0	4																						
Mickey Lolich, S Mark Lee, R Dan Briggs, L OBP: 0.333, SLG: 0.250 (1, 1) (3, 1) (6, 7) (7, 3)		F9				K			1B	1	0	0	0	0	0	2																						
<b>Inning Stats</b>	R: 0 E: 0 K: 0 S: 2	H: 0 LOB: 0 BB: 1 P: 6	R: 1 E: 1 K: 0 S: 5	H: 1 LOB: 2 BB: 1 P: 9	R: 0 E: 0 K: 1 S: 5	H: 0 LOB: 0 BB: 0 P: 5	R: 3 E: 0 K: 1 S: 7	H: 2 LOB: 0 BB: 1 P: 11	R: 0 E: 0 K: 1 S: 5	H: 0 LOB: 0 BB: 0 P: 5	R: 4 E: 1 K: 1 S: 9	H: 4 LOB: 1 BB: 1 P: 13	R: 0 E: 0 K: 0 S: 4	H: 1 LOB: 1 BB: 0 P: 4	R: 2 E: 1 K: 0 S: 6	H: 3 LOB: 1 BB: 0 P: 6		R: 0 E: 0 K: 0 S: 4	H: 1 LOB: 2 BB: 1 P: 8	1B: 8 2B: 3 3B: 1 HR: 1	SF: 0 SAC: 0 DP: 2 HBP: 0	WP: 0 PB: 0 SB: 0 CS: 0	PA: 44															
<b>PITCHER</b>	IP	WLS	BF	H	R	ER	SO	BB	IBB	HBP	BLK	WP	HR	S	P	ERA	WHIP	<b>PITCHER</b>				IP	WLS	BF	H	R	ER	SO	BB	IBB	HBP	BLK	WP	HR	S	P	ERA	WHIP
Vida Blue, L ERA: 4.37 Gary Lavelle, L ERA:	8.0	W	39	11	10	9	4	4	0	0	0	0	1	43	59	10.12	1.875					1.0		5	1	0	0	0	1	0	0	0	0	4	8	0.00	2.000	



Batter	1	2	3	4	5	6	7	8	9	AB	R	H	RBI	BB	SO	LOB	TOP					
Gene Richards, L (1, 8) OBP: 0.257, SLG: 0.299										4	1	0	0	1	1	4	<b>San Diego Padres @ Atlanta Braves</b> Atlanta-Fulton County Stadium, Atlanta, GA Fri Apr 20 1979, 6:05 PM EST Att: 10,205 - Unknown					
Ozzie Smith, S (1, 6) OBP: 0.175, SLG: 0.169										5	1	1	0	0	1	3						
Jerry Turner, L (1, 7) Dan Briggs, L (6, PR) OBP: 0.333, SLG: 0.364 OBP: 0.333, SLG: 0.250										5	2	3	4	0	0	0						
Dave Winfield, R (1, 9) OBP: 0.485, SLG: 0.695										5	1	2	1	0	0	2						
Mike Hargrove, L (1, 3) OBP: 0.386, SLG: 0.289										4	0	0	0	1	0	2						
Gene Tenace, R (1, 2) OBP: 0.451, SLG: 0.472										4	1	1	2	1	1	3						
Barry Evans, R (1, 5) OBP: 0.241, SLG: 0.255										5	0	1	0	0	1	3						
Bill Almon, R (1, 4) OBP: 0.429, SLG: 0.571										5	0	3	0	0	1	2						
Randy Jones, R (1, 1) OBP: 0.182, SLG: 0.182										5	1	1	0	0	1	5						
<b>Inning Stats</b>	R: 0 E: 0 K: 1 S: 5	H: 0 LOB: 0 BB: 0 P: 5	R: 0 E: 0 K: 1 S: 5	H: 0 LOB: 0 BB: 0 P: 5	R: 0 E: 0 K: 0 S: 4	H: 1 LOB: 1 BB: 0 P: 4	R: 2 E: 1 K: 1 S: 9	H: 3 LOB: 2 BB: 0 P: 9	R: 0 E: 0 K: 1 S: 4	H: 0 LOB: 0 BB: 1 P: 8	R: 3 E: 0 K: 0 S: 8	H: 5 LOB: 2 BB: 0 P: 8	R: 0 E: 1 K: 1 S: 6	H: 0 LOB: 2 BB: 1 P: 10	R: 2 E: 2 K: 1 S: 9	H: 2 LOB: 2 BB: 1 P: 9	R: 0 E: 0 K: 0 S: 4	H: 1 LOB: 2 BB: 1 P: 8	1B: 8 2B: 2 3B: 0 HR: 2	SF: 0 SAC: 0 DP: 1 HBP: 0	WP: 1 PB: 0 SB: 0 CS: 0	PA: 45
<b>PITCHER</b>	IP WLS BF H R ER SO BB IBB HBP BLK WP HR S P ERA WHIP																					
Rick Matula, R (1, 1) ERA: 3.86	5.1 L 25 8 5 5 4 1 0 0 0 0 1 2 32 36 8.44 1.688																					
Adrian Devine, R (6, 1) ERA: 7.71	0.2 3 1 0 0 0 0 0 0 0 0 0 0 3 3 0.00 1.500																					
Mickey Mahler, L (7, 1) ERA: 4.32	1.2 11 2 2 0 2 1 0 0 0 0 0 0 14 18 0.00 1.800																					
Rick Mahler, R (8, 1) ERA: 0.68	0.1 1 0 0 0 0 0 0 0 0 0 0 0 1 1 0.00 0.000																					
Craig Skok, L (9, 1) ERA: 0.68	1.0 5 1 0 0 0 0 1 0 0 0 0 0 4 8 0.00 2.000																					

Batter	1	2	3	4	5	6	7	8	9	AB	R	H	RBI	BB	SO	LOB	BOTTOM					
Barry Bonnell, R (1, 8) OBP: 0.347, SLG: 0.614										4	0	1	0	0	0	0	<b>San Diego Padres @ Atlanta Braves</b> Atlanta-Fulton County Stadium, Atlanta, GA Fri Apr 20 1979, 6:05 PM EST Att: 10,205 - Unknown					
Glenn Hubbard, R (1, 4) OBP: 0.298, SLG: 0.184										4	0	1	0	0	0	2						
Jeff Burroughs, R (1, 7) OBP: 0.308, SLG: 0.182										4	1	3	1	0	0	1						
Gary Matthews, R (1, 9) OBP: 0.250, SLG: 0.365										4	1	1	0	0	0	3						
Dale Murphy, R (1, 3) OBP: 0.373, SLG: 0.711										3	1	1	2	0	0	0						
Mike Macha, R (1, 5) OBP: 0.270, SLG: 0.333										4	0	0	0	0	0	1						
Bruce Benedict, R (1, 2) OBP: 0.500, SLG: 0.429										4	0	1	1	0	1	0						
Pepe Frias, R (1, 6) OBP: 0.270, SLG: 0.333										3	0	0	0	1	0	1						
Rick Matula, R (1, 1) Adrian Devine, R (6, PR) Charlie Spikes, R (7, 1) Mickey Mahler, S (8, PH) Rick Mahler, R (9, 1) Bob Beall, S (8, PH) Craig Skok, R (9, 1)										1	0	0	0	0	1	0						
<b>Inning Stats</b>	R: 0 E: 0 K: 0 S: 3	H: 1 LOB: 0 BB: 0 P: 3	R: 0 E: 0 K: 0 S: 3	H: 0 LOB: 0 BB: 0 P: 3	R: 0 E: 0 K: 1 S: 5	H: 0 LOB: 0 BB: 0 P: 5	R: 0 E: 0 K: 0 S: 4	H: 1 LOB: 1 BB: 0 P: 4	R: 0 E: 0 K: 1 S: 5	H: 0 LOB: 0 BB: 1 P: 5	R: 1 E: 0 K: 0 S: 5	H: 2 LOB: 2 BB: 1 P: 9	R: 1 E: 0 K: 0 S: 4	H: 1 LOB: 0 BB: 0 P: 4	R: 0 E: 0 K: 1 S: 5	H: 0 LOB: 0 BB: 0 P: 5	R: 2 E: 0 K: 0 S: 6	H: 3 LOB: 1 BB: 0 P: 6	1B: 6 2B: 1 3B: 0 HR: 1	SF: 1 SAC: 0 DP: 1 HBP: 0	WP: 0 PB: 0 SB: 0 CS: 0	PA: 35
<b>PITCHER</b>	IP WLS BF H R ER SO BB IBB HBP BLK WP HR S P ERA WHIP																					
Randy Jones, L (1, 1) ERA: 5.04	9.0 W 35 8 4 4 3 1 0 0 0 0 1 40 44 4.00 1.000																					





Batter	1	2	3	4	5	6	7	8	9	AB	R	H	RBI	BB	SO	LOB	TOP					
Gene Richards, L (1.8) OBP: 0.267, SLG: 0.286	4-0 BB		4-3		6-3		3-1		FC6-4 BB	3	0	0	0	2	0	0						
Ozzie Smith, S (1.6) OBP: 0.191, SLG: 0.175	E1 G6-4-3		S E BB		K			1B 1B	FC6-4 S 1B	4	3	1	0	1	1	2						
Jerry Turner, L (1.7) OBP: 0.354, SLG: 0.383	F7		E9 2B 1B		P3			1B 1B SF9	1B 1B	5	2	3	2	0	0	2						
Dave Winfield, R (1.9) OBP: 0.479, SLG: 0.688	G6-4-3		2B		5-3			1B E 1B	G3	5	1	2	2	0	0	2						
Mike Hargrove, L (1.3) OBP: 0.393, SLG: 0.292		E SF7 1B	G3		4-3			1B E 1B		3	2	1	0	1	0	1						
Gene Tenace, R (1.2) OBP: 0.436, SLG: 0.538	F8				P2			SF9		3	1	1	2	0	0	1						
Barry Evans, R (1.5) OBP: 0.242, SLG: 0.259	SF7 1-H				K			F8		3	0	1	1	0	1	0						
Bill Almon, R (1.4) OBP: 0.364, SLG: 0.455	5-3							F3		4	0	1	0	0	1	1						
Eric Rasmussen, R (1.1) OBP: 0.125, SLG: 0.125										2	0	0	0	0	2	1						
Bob Shirley, R (6.1)										0	0	0	0	0	0	0						
John D'Acquisto, R (6.1) OBP: 0.250, SLG: 0.500			K		K			K		2	0	0	0	0	2	1						
<b>Inning Stats</b>	R: 0 E: 1 K: 0 S: 3	H: 0 LOB: 1 BB: 1 P: 7	R: 1 E: 1 K: 0 S: 4	H: 1 LOB: 0 BB: 0 P: 4	R: 2 E: 1 K: 1 S: 7	H: 2 LOB: 1 BB: 1 P: 11	R: 0 E: 0 K: 2 S: 8	H: 1 LOB: 1 BB: 0 P: 8	R: 0 E: 0 K: 1 S: 5	H: 0 LOB: 0 BB: 0 P: 5	R: 1 E: 0 K: 0 S: 4	H: 1 LOB: 0 BB: 0 P: 4	R: 0 E: 0 K: 2 S: 7	H: 0 LOB: 0 BB: 0 P: 7	R: 4 E: 1 K: 1 S: 9	H: 4 LOB: 1 BB: 1 P: 13	R: 1 E: 0 K: 0 S: 3	H: 1 LOB: 0 BB: 1 P: 7	1B: 8 2B: 1 3B: 0 HR: 1	SF: 2 SAC: 0 DP: 1 HBP: 0	WP: 0 PB: 0 SB: 2 CS: 0	PA: 40
<b>PITCHER</b>	IP	WLS	BF	H	R	ER	SO	BB	IBB	HBP	BLK	WP	HR	S	P	ERA	WHIP					
Eddie Solomon, R (1.1) ERA: 6.0	6.0		25	5	4	3	4	2	0	0	0	0	1	31	39	4.50	1.167					
Gene Garber, R (7.1) ERA: 5.4	2.0	L	11	4	4	3	3	0	1	0	0	0	0	16	20	13.50	2.000					
Rick Mahler, R (9.1) ERA: 6.75	1.0		4	1	1	1	0	1	0	0	0	0	0	3	7	9.00	2.000					

San Diego Padres @ Atlanta Braves  
Atlanta-Fulton County Stadium, Atlanta, GA

AB 34  
R 9  
H 10  
RBI 7  
BB 4  
SO 7  
LOB 11



WP: 0 PA: 40  
PB: 0  
SB: 2  
CS: 0

San Diego Padres @ Atlanta Braves  
Atlanta-Fulton County Stadium, Atlanta, GA

AB 35  
R 5  
H 10  
RBI 5  
BB 3  
SO 5  
LOB 15



Batter	1	2	3	4	5	6	7	8	9	AB	R	H	RBI	BB	SO	LOB	BOTTOM					
Jerry Royster, R (1.5) OBP: 0.436, SLG: 0.404	4-3		6-3		F8		CS BB		2H 1B	4	0	1	1	1	0	1						
Glenn Hubbard, R (1.4) OBP: 0.290, SLG: 0.185	1B		G3		5-3		F6		F3	5	0	1	0	0	0	2						
Jeff Burroughs, R (1.7) OBP: 0.321, SLG: 0.191	G6-4-3 1B		1-3				2B BB		6-3	3	1	1	0	1	0	0						
Gary Matthews, R (1.9) OBP: 0.267, SLG: 0.382	G6-4-3		F9				1-H 2B 2B		WP BB	3	1	1	1	1	0	2						
Mike Lum, L (1.3) OBP: 0.267, SLG: 0.279			G3		K		2H 2B		K	2	0	0	0	0	1	0						
Charlie Spikes, R (6. PH) OBP: 0.400, SLG: 1.000									K	1	0	1	1	0	0	0						
Darrel Chaney, S (7.6)									K	1	0	0	0	0	1	1						
Dale Murphy, R (1.2) OBP: 0.382, SLG: 0.694									K	4	1	2	0	0	2	2						
Barry Bonnell, R (1.8) OBP: 0.358, SLG: 0.688										4	2	2	2	0	0	2						
Pepe Frias, R (1.6) OBP: 0.282, SLG: 0.342										2	0	1	0	0	0	1						
Rowland Office, L (6. PH) OBP: 0.333, SLG: 0.545										1	0	0	0	0	0	1						
Gene Garber, R (7.1)										0	0	0	0	0	0	0						
Rick Mahler, R (9.1)										0	0	0	0	0	0	0						
Joe Nolan, L (9. PH)										1	0	0	0	0	0	1						
Eddie Solomon, R (1.1)										2	0	0	0	0	1	1						
Bob Beall, S (7.3)										2	0	0	0	0	0	1						
<b>Inning Stats</b>	R: 0 E: 0 K: 0 S: 4	H: 2 LOB: 1 BB: 0 P: 4	R: 2 E: 0 K: 0 S: 6	H: 3 LOB: 0 BB: 0 P: 6	R: 0 E: 0 K: 1 S: 6	H: 0 LOB: 0 BB: 0 P: 3	R: 0 E: 0 K: 1 S: 6	H: 1 LOB: 1 BB: 0 P: 6	R: 0 E: 0 K: 1 S: 5	H: 0 LOB: 0 BB: 0 P: 5	R: 2 E: 0 K: 1 S: 7	H: 2 LOB: 1 BB: 1 P: 11	R: 0 E: 0 K: 2 S: 7	H: 0 LOB: 0 BB: 1 P: 6	R: 0 E: 0 K: 2 S: 7	H: 0 LOB: 1 BB: 1 P: 11	R: 1 E: 0 K: 0 S: 5	H: 2 LOB: 1 BB: 0 P: 5	1B: 6 2B: 3 3B: 0 HR: 1	SF: 0 SAC: 0 DP: 1 HBP: 0	WP: 1 PB: 0 SB: 0 CS: 1	PA: 38
<b>PITCHER</b>	IP	WLS	BF	H	R	ER	SO	BB	IBB	HBP	BLK	WP	HR	S	P	ERA	WHIP					
Eric Rasmussen, R (1.1) ERA: 6.23	5.0		22	7	4	4	2	1	0	0	0	0	1	25	29	7.20	1.600					
Bob Shirley, L (6.1) ERA: 4.96	0.0		1	1	0	0	0	0	0	0	0	0	0	1	1	∞	∞					
John D'Acquisto, R (6.1) ERA: 9.28	4.0	W	15	2	1	1	3	2	0	0	0	1	0	19	27	2.25	1.000					

Sat Apr 21 1979, 6:05 PM EST  
Att: 28,950 - Unknown









Batter	1	2	3	4	5	6	7	8	9	AB	R	H	RBI	BB	SO	LOB	TOP			
<b>Gene Richards, L</b> (1, 8) OBP: 0.286, SLG: 0.333	F7		BB		G3			HR		3	1	1	1	1	0	1	<b>San Diego Padres @ Montreal Expos</b> Olympic Stadium, Montreal, QB Tue Apr 24 1979, 3:33 AM EST Att: 5,152 - Unknown			
<b>Ozzie Smith, S</b> (1, 6) OBP: 0.224, SLG: 0.188	5-3		F8			BB		F7		3	0	0	0	1	0	2				
<b>Jerry Turner, L</b> (1, 7) OBP: 0.351, SLG: 0.377	6-3			4-3						4	0	1	0	0	0	1				
<b>Dave Winfield, R</b> (1, 9) OBP: 0.475, SLG: 0.694		CS		6-3				1B		4	0	1	0	0	0	2				
<b>Gene Tenace, R</b> (1, 2) OBP: 0.422, SLG: 0.478	K			FC6-4				F8		4	0	1	0	0	1	2				
<b>Barry Evans, R</b> (1, 5) OBP: 0.238, SLG: 0.254	F6			FC6-4						4	0	0	0	0	0	1				
<b>Mike Hargrove, L</b> (1, 3) OBP: 0.368, SLG: 0.273			6-3		F7					4	0	0	0	0	0	0				
<b>Fernando Gonzalez, R</b> (1, 4) OBP: 0.305, SLG: 0.421				FC1-6				F7		3	0	2	0	0	0	0				
<b>Randy Jones, R</b> (1, 1) OBP: 0.167, SLG: 0.167				FC1-6				F3		1	0	0	0	0	0	1				
<b>Don Reynolds, R</b> (5, PH) OBP: 0.200, SLG: 0.600				FC1-4						1	0	0	0	0	0	1				
<b>Eric Rasmussen, R</b> (5, PH) OBP: 0.125, SLG: 0.125				BB						0	0	0	0	0	0	0				
<b>Bill Almon, R</b> (8, PH) OBP: 0.375, SLG: 0.438										1	0	0	0	0	0	0				
<b>Mark Lee, R</b> (8, 1)										0	0	0	0	0	0	0				
<b>Inning Stats</b>	R: 0 E: 0 K: 0 S: 3	H: 0 LOB: 0 BB: 0 P: 3	R: 0 E: 0 K: 1 S: 5	H: 1 LOB: 0 BB: 0 P: 5	R: 0 E: 0 K: 0 S: 4	H: 1 LOB: 2 BB: 1 P: 8	R: 0 E: 0 K: 0 S: 4	H: 1 LOB: 1 BB: 0 P: 4	R: 0 E: 0 K: 0 S: 3	H: 0 LOB: 1 BB: 1 P: 7	R: 0 E: 0 K: 0 S: 3	H: 0 LOB: 0 BB: 0 P: 3	R: 1 E: 0 K: 0 S: 5	H: 2 LOB: 1 BB: 0 P: 5	R: 0 E: 0 K: 0 S: 3	H: 0 LOB: 0 BB: 0 P: 3	1B: 5 2B: 0 3B: 0 HR: 1	SF: 0 SAC: 0 DP: 0 HBP: 0	WP: 0 PB: 0 SB: 0 CS: 1	PA: 34
<b>PITCHER</b> <b>Ross Grimsley, L</b> (1, 1) ERA: 3.04	IP: 9.0 WLS: W BF: 34 H: 6 R: 1 ER: 1 SO: 1 BB: 2 IBB: 0 HBP: 0 BLK: 0 WP: 0 HR: 1 S: 34 P: 42 ERA: 1.00 WHIP: 0.889																			

Batter	1	2	3	4	5	6	7	8	9	AB	R	H	RBI	BB	SO	LOB	BOTTOM			
<b>Andre Dawson, R</b> (1, 8) OBP: 0.348, SLG: 0.600	K	2B			6-3			CS		3	0	1	1	1	1	0	<b>San Diego Padres @ Montreal Expos</b> Olympic Stadium, Montreal, QB Tue Apr 24 1979, 3:33 AM EST Att: 5,152 - Unknown			
<b>Rodney Scott, S</b> (1, 4) OBP: 0.379, SLG: 0.327	K	2B			K			2-3		4	1	2	1	0	2	0				
<b>Warren Cromartie, L</b> (1, 7) OBP: 0.329, SLG: 0.452	G3				4-3			2-3		4	0	1	0	0	0	1				
<b>Ellis Valentine, R</b> (1, 9) OBP: 0.274, SLG: 0.281		HR			F8			6-3		4	1	2	2	0	0	1				
<b>Tony Perez, R</b> (1, 3) OBP: 0.226, SLG: 0.320		F9			1B			4-3		3	0	1	0	1	0	0				
<b>Gary Carter, R</b> (1, 2) OBP: 0.327, SLG: 0.318		1B			K			E		4	1	2	0	0	1	3				
<b>Larry Parrish, R</b> (1, 5) OBP: 0.286, SLG: 0.304		FC1-5			L7			K		4	0	1	0	0	1	1				
<b>Chris Speier, R</b> (1, 6) OBP: 0.358, SLG: 0.404		FC1-5			5-3			F9		4	1	2	1	0	0	0				
<b>Ross Grimsley, L</b> (1, 1)		FC1-5			5-3			4-3		4	1	0	0	0	0	4				
<b>Inning Stats</b>	R: 0 E: 0 K: 2 S: 7	H: 0 LOB: 0 BB: 0 P: 7	R: 4 E: 0 K: 0 S: 8	H: 6 LOB: 2 BB: 0 P: 8	R: 0 E: 0 K: 1 S: 6	H: 1 LOB: 1 BB: 0 P: 6	R: 0 E: 0 K: 0 S: 3	H: 0 LOB: 0 BB: 0 P: 3	R: 0 E: 0 K: 1 S: 6	H: 1 LOB: 1 BB: 0 P: 6	R: 0 E: 1 K: 1 S: 7	H: 2 LOB: 2 BB: 0 P: 7	R: 1 E: 0 K: 0 S: 4	H: 2 LOB: 2 BB: 2 P: 12	R: 0 E: 0 K: 0 S: 3	H: 0 LOB: 0 BB: 0 P: 3		1B: 9 2B: 2 3B: 0 HR: 1	SF: 0 SAC: 0 DP: 0 HBP: 0	WP: 0 PB: 0 SB: 0 CS: 1
<b>PITCHER</b> <b>Randy Jones, L</b> (1, 1) ERA: 5.59	IP: 4.0 WLS: L BF: 18 H: 7 R: 4 ER: 4 SO: 3 BB: 0 IBB: 0 HBP: 0 BLK: 0 WP: 0 HR: 1 S: 24 P: 24 ERA: 9.00 WHIP: 1.750																			
<b>Eric Rasmussen, R</b> (5, 1) ERA: 5.84	IP: 3.0 WLS: L BF: 15 H: 5 R: 1 ER: 1 SO: 2 BB: 2 IBB: 0 HBP: 0 BLK: 0 WP: 0 HR: 0 S: 17 P: 25 ERA: 3.00 WHIP: 2.333																			
<b>Mark Lee, R</b> (8, 1) ERA: 6.52	IP: 1.0 WLS: L BF: 3 H: 0 R: 0 ER: 0 SO: 0 BB: 0 IBB: 0 HBP: 0 BLK: 0 WP: 0 HR: 0 S: 3 P: 3 ERA: 0.00 WHIP: 0.000																			





Batter	1	2	3	4	5	6	7	8	9	AB	R	H	RBI	BB	SO	LOB	TOP		
Gene Richards, L (1.8) OBP: 0.287, SLG: 0.325 John D'Acquisto, R (5.1) OBP: 0.250, SLG: 0.500 Gene Tenace, R (7.7, PH) OBP: 0.424, SLG: 0.468	4-0 SH5-4 1B BB		0-0 F8		0-0 4-3		0-3 K		4-0 1B BB	2	1	0	0	1	0	1	<p><b>San Diego Padres @ Montreal Expos</b> Olympic Stadium, Montreal, QB Wed Apr 25 1979, 3:33 AM EST Att: 5,812 - Unknown</p> <p>livebaseballscorecards.com</p> <p>AB 35 R 6 H 11 RBI 6 BB 5 SO 4 LOB 23</p> 		
Ozzie Smith, S (1.6) OBP: 0.225, SLG: 0.192	0-0 SH5-4 1-2		0-0 2-3		0-0 F8		0-0 F5		0-0 1B	4	0	1	0	0	0	2			
Jerry Turner, L (1.7) OBP: 0.367, SLG: 0.397	4-0 1B BB		0-0 L7			0-0 2B 2B		0-0 2B 1B	4	2	2	0	1	0	2				
Dave Winfield, R (1.9) OBP: 0.471, SLG: 0.688	0-3 K			0-0 1B		0-0 F3		0-0 1B 2B	5	1	2	1	0	2	5				
Dan Briggs, L (1.3) OBP: 0.333, SLG: 0.357	0-0 FC6-4 1-3 2-H 1B		0-0 F7		0-0 2B 2B		0-0 F8		0-0 4-3	5	1	2	2	0	0	4			
Barry Evans, R (1.5) Kurt Bevacqua, R (6.5, PH) OBP: 0.636, SLG: 0.857	0-0 FC6-4 1-2		0-0 F8		0-0 G3 2-H 2B		0-0 1B BB			2	0	0	0	0	0	3			
Bill Fahey, L (1.2) OBP: 0.286, SLG: 0.357		0-0 F9		0-0 F8		0-0 G3		0-0 1B 1B	4	0	1	1	0	0	2				
Fernando Gonzalez, R (1.4) OBP: 0.302, SLG: 0.410		0-0 F7		0-0 4-3		0-0 F3		0-0 1B 1B	4	0	1	1	0	0	1				
Bob Shirley, R Steve Mura, R Mike Hagwood, L Bill Almon, R Rollie Fingers, R Broderick Perkins, L Mark Lee, R Buck Overmyer, L	0-3 K		0-0 4-3 2B		0-0 CS BB		0-0 G4-6-3 1-2			0	0	0	0	0	0	0			
<b>Inning Stats</b>	R: 1 E: 0 K: 1 S: 6	H: 1 LOB: 2 BB: 2 P: 14	R: 0 E: 0 K: 1 S: 5	H: 0 LOB: 0 BB: 0 P: 5	R: 0 E: 0 K: 0 S: 3	H: 0 LOB: 0 BB: 0 P: 3	R: 0 E: 0 K: 0 S: 4	H: 1 LOB: 1 BB: 0 P: 4	R: 0 E: 0 K: 1 S: 4	H: 3 LOB: 1 BB: 0 P: 6	R: 0 E: 0 K: 1 S: 4	H: 0 LOB: 1 BB: 1 P: 8	R: 3 E: 0 K: 0 S: 6	H: 4 LOB: 1 BB: 1 P: 10	R: 0 E: 0 K: 1 S: 6	H: 1 LOB: 2 BB: 1 P: 10		1B: 6 2B: 6 3B: 0 HR: 0	SF: 0 SAC: 1 DP: 2 HBP: 0
<b>PITCHER</b>	IP WLS BF H R ER SO BB IBB HBP BLK WP HR S P ERA WHIP	5.1 W 24 6 3 3 2 2 0 0 0 0 0 26 34 5.06 1.500	2.0 11 4 1 3 3 1 2 0 0 0 0 0 11 19 13.50 3.000	1.0 4 1 0 0 0 1 0 0 0 0 0 0 3 7 0.00 2.000	0.2 S 2 0 0 0 1 0 0 0 0 0 0 4 4 0.00 0.000	<b>PITCHER</b>										IP WLS BF H R ER SO BB IBB HBP BLK WP HR S P ERA WHIP	0.1 L 13 0 0 0 5 1 0 0 0 0 0 22 26 0.00 0.273		

Batter	1	2	3	4	5	6	7	8	9	AB	R	H	RBI	BB	SO	LOB	BOTTOM		
Andre Dawson, R (1.8) OBP: 0.338, SLG: 0.569	0-3 K	0-0 F9		0-0 E5		0-0 1B		0-0 F2		5	0	1	0	0	1	1	<p><b>San Diego Padres @ Montreal Expos</b> Olympic Stadium, Montreal, QB Wed Apr 25 1979, 3:33 AM EST Att: 5,812 - Unknown</p> <p>livebaseballscorecards.com</p> <p>AB 35 R 9 H 14 RBI 7 BB 3 SO 8 LOB 15</p> 		
Rodney Scott, S (1.4) OBP: 0.408, SLG: 0.362	0-0 3B 2B	4-0 3-1 BB		0-0 4-3			4-0 1B 1B BLK BB	0-0 E7 1B 2-H 1B		3	2	2	1	2	0	1			
Warren Cromartie, L (1.7) OBP: 0.349, SLG: 0.493	0-0 1B 3B	0-0 3-1		0-0 F5			0-0 1B 1B BLK 1B	0-0 FC6-4 1B		5	2	3	1	0	0	1			
Tony Perez, R (1.3) OBP: 0.241, SLG: 0.327	0-0 1B HR	0-3 K		0-0 1B		0-0 1B		0-0 FC6-4		5	1	2	1	0	2	5			
Gary Carter, R (1.2) OBP: 0.357, SLG: 0.354	0-0 HR 1B		0-0 4-3		0-0 FC6-4 1B		0-0 BLK SF7 1B			4	2	3	0	0	0	0			
Jerry White, S (1.9) OBP: 0.417, SLG: 1.000	0-0 HR		0-3 K		0-0 FC6-4		0-0 SF7			3	1	1	4	0	1	2			
Lary Parrish, R (1.5) Ken Macha, R (2.5)	0-0 2B		0-3 K		0-3 K		0-3 6-3			1	0	1	0	0	0	0			
Chris Speier, R (1.6) OBP: 0.368, SLG: 0.400	0-0 F9		0-3 K		4-0 B1-6-4 BB		0-0 SH2-4 1B			3	1	1	0	1	1	1			
Steve Rogers, R (1.1) Elias Sosa, R (6.1) Dan Schatzeder, L (8.1) David Palmer, R (9.1)	0-3 K		0-0 G3		0-0 B1-6-4		0-0 SH2-4			2	0	0	0	0	1	1			
<b>Inning Stats</b>	R: 5 E: 0 K: 2 S: 13	H: 6 LOB: 1 BB: 0 P: 13	R: 0 E: 0 K: 1 S: 5	H: 0 LOB: 1 BB: 1 P: 9	R: 0 E: 0 K: 2 S: 7	H: 0 LOB: 0 BB: 0 P: 7	R: 0 E: 1 K: 1 S: 6	H: 0 LOB: 1 BB: 0 P: 6	R: 0 E: 0 K: 0 S: 2	H: 1 LOB: 1 BB: 1 P: 6	R: 3 E: 0 K: 1 S: 7	H: 2 LOB: 0 BB: 1 P: 11	R: 1 E: 1 K: 0 S: 6	H: 3 LOB: 2 BB: 0 P: 6	R: 0 E: 0 K: 1 S: 6	H: 1 LOB: 2 BB: 1 P: 10		1B: 10 2B: 2 3B: 1 HR: 1	SF: 1 SAC: 1 DP: 1 HBP: 0
<b>PITCHER</b>	IP WLS BF H R ER SO BB IBB HBP BLK WP HR S P ERA WHIP	0.1 L 13 0 0 0 5 1 0 0 0 0 0 22 26 0.00 0.273	3.2 13 0 0 0 5 1 0 0 0 0 0 0 22 26 0.00 0.273	2.0 8 3 0 0 1 1 0 0 0 0 0 9 13 0.00 2.000	1.0 6 2 3 3 1 1 0 0 1 0 0 7 11 27.00 3.000	0.2 4 2 1 1 0 0 0 0 0 0 0 4 4 13.50 3.000	<b>PITCHER</b>										IP WLS BF H R ER SO BB IBB HBP BLK WP HR S P ERA WHIP	0.1 1 2 1 0 0 0 0 0 0 0 0 2 2 0.00 3.000	



Batter	1	2	3	4	5	6	7	8	9	AB	R	H	RBI	BB	SO	LOB	TOP		
<b>Ozzie Smith, S</b> (1, 6) OBP: 0.214, SLG: 0.182										4	0	0	0	0	0	1	<b>San Diego Padres @ Philadelphia Phillies</b> Veterans Stadium, Philadelphia, PA Fri Apr 27 1979, 6:05 PM EST Att: 28,522 - Unknown <a href="http://livebaseballscorecards.com">livebaseballscorecards.com</a>		
<b>Mike Hargrove, L</b> (1, 3) OBP: 0.376, SLG: 0.288										3	0	0	0	1	1	0			
<b>Jerry Turner, L</b> (1, 7) OBP: 0.361, SLG: 0.390										4	0	1	0	0	0	1			
<b>Dave Winfield, R</b> (1, 9) OBP: 0.449, SLG: 0.654										4	0	0	0	0	2	2			
<b>Dan Briggs, L</b> (1, 8) OBP: 0.278, SLG: 0.294										3	0	0	0	0	0	1			
<b>Gene Tenace, R</b> (1, 2) OBP: 0.420, SLG: 0.449										2	0	0	0	1	1	0			
<b>Kurt Bevacqua, R</b> (1, 5) OBP: 0.571, SLG: 0.700										3	0	1	0	0	0	1			
<b>Fernando Gonzalez, R</b> (1, 4) OBP: 0.318, SLG: 0.438										3	0	2	0	0	0	1			
<b>Gaylord Perry, R</b> (1, 1) OBP: 0.111, SLG: 0.222										2	0	0	0	0	2	2			
<b>Gene Richards, L</b> (8, PH) OBP: 0.294, SLG: 0.321										1	0	0	0	0	0	0			
<b>Eric Rasmussen, R</b> (8, 1) OBP: 0.125, SLG: 0.125										0	0	0	0	0	0	0			
<b>Inning Stats</b>	R: 0 E: 0 K: 1 S: 5	H: 0 LOB: 0 BB: 0 P: 5	R: 0 E: 0 K: 1 S: 5	H: 0 LOB: 0 BB: 0 P: 5	R: 0 E: 0 K: 1 S: 6	H: 1 LOB: 1 BB: 0 P: 6	R: 0 E: 0 K: 1 S: 5	H: 0 LOB: 1 BB: 1 P: 9	R: 0 E: 0 K: 0 S: 3	H: 0 LOB: 0 BB: 0 P: 3	R: 0 E: 0 K: 0 S: 3	H: 0 LOB: 0 BB: 0 P: 3	R: 0 E: 0 K: 0 S: 3	H: 1 LOB: 0 BB: 0 P: 3	R: 0 E: 0 K: 1 S: 6	H: 1 LOB: 1 BB: 0 P: 6	1B: 3 2B: 1 3B: 0 HR: 0	SF: 0 SAC: 0 DP: 2 HBP: 0	WP: 0 PA: 31 PB: 0 SB: 0 CS: 0
<b>PITCHER</b> <b>Nino Espinosa, R</b> (1, 1) ERA: 1.55	IP: 9.0 WLS: W BF: 31 H: 4 R: 0 ER: 0 SO: 6 BB: 2 IBB: 0 HBP: 0 BLK: 0 WP: 0 HR: 0 S: 41 P: 49 ERA: 0.00 WHIP: 0.667															<b>PITCHER</b> <b>Nino Espinosa, R</b> (1, 1) ERA: 1.55	IP: 9.0 WLS: W BF: 31 H: 4 R: 0 ER: 0 SO: 6 BB: 2 IBB: 0 HBP: 0 BLK: 0 WP: 0 HR: 0 S: 41 P: 49 ERA: 0.00 WHIP: 0.667		

Batter	1	2	3	4	5	6	7	8	9	AB	R	H	RBI	BB	SO	LOB	BOTTOM		
<b>Bake McBride, L</b> (1, 9) OBP: 0.286, SLG: 0.379										4	1	1	0	0	0	3	<b>San Diego Padres @ Philadelphia Phillies</b> Veterans Stadium, Philadelphia, PA Fri Apr 27 1979, 6:05 PM EST Att: 28,522 - Unknown <a href="http://livebaseballscorecards.com">livebaseballscorecards.com</a>		
<b>Larry Bowa, S</b> (1, 6) OBP: 0.419, SLG: 0.377										4	0	2	1	0	0	0			
<b>Pete Rose, S</b> (1, 3) OBP: 0.453, SLG: 0.424										4	1	2	0	0	1	2			
<b>Greg Luzinski, R</b> (1, 7) OBP: 0.414, SLG: 0.491										4	0	1	0	0	1	2			
<b>Mike Schmidt, R</b> (1, 5) OBP: 0.400, SLG: 0.574										3	0	1	0	1	0	1			
<b>Garry Maddox, R</b> (1, 8) OBP: 0.415, SLG: 0.610										3	0	0	1	0	0	1			
<b>Manny Trillo, R</b> (1, 4) OBP: 0.369, SLG: 0.383										2	0	0	0	2	1	3			
<b>Bob Boone, R</b> (1, 2) OBP: 0.275, SLG: 0.340										4	0	0	0	0	0	3			
<b>Nino Espinosa, R</b> (1, 1) OBP: 0.273, SLG: 0.200										3	0	2	0	0	0	0			
<b>Inning Stats</b>	R: 1 E: 0 K: 0 S: 5	H: 2 LOB: 3 BB: 1 P: 10	R: 1 E: 0 K: 0 S: 5	H: 2 LOB: 1 BB: 0 P: 5	R: 0 E: 0 K: 1 S: 5	H: 0 LOB: 0 BB: 0 P: 5	R: 0 E: 0 K: 1 S: 6	H: 1 LOB: 1 BB: 0 P: 6	R: 0 E: 0 K: 0 S: 4	H: 1 LOB: 2 BB: 1 P: 8	R: 0 E: 0 K: 1 S: 5	H: 1 LOB: 0 BB: 0 P: 5	R: 0 E: 0 K: 0 S: 3	H: 1 LOB: 1 BB: 1 P: 7	R: 0 E: 0 K: 0 S: 3	H: 1 LOB: 1 BB: 1 P: 7	1B: 8 2B: 1 3B: 0 HR: 0	SF: 0 SAC: 0 DP: 2 HBP: 1	WP: 0 PA: 35 PB: 0 SB: 1 CS: 0
<b>PITCHER</b> <b>Gaylord Perry, R</b> (1, 1) ERA: 2.53	IP: 7.0 WLS: L BF: 31 H: 8 R: 2 ER: 2 SO: 3 BB: 2 IBB: 0 HBP: 1 BLK: 0 WP: 0 HR: 0 S: 34 P: 43 ERA: 2.57 WHIP: 1.429															<b>PITCHER</b> <b>Eric Rasmussen, R</b> (8, 1) ERA: 5.61	IP: 1.0 WLS: L BF: 4 H: 1 R: 0 ER: 0 SO: 0 BB: 1 IBB: 0 HBP: 0 BLK: 0 WP: 0 HR: 0 S: 3 P: 7 ERA: 0.00 WHIP: 1.000		



Batter	1	2	3	4	5	6	7	8	9	AB	R	H	RBI	BB	SO	LOB	TOP										
<b>Ozzie Smith, S</b> OBP: 0.225, SLG: 0.195 (1, 6)	6-3		CS 1B			WP SH3 2B 1B	5-3		4-3	5	1	2	0	0	0	0	<b>San Diego Padres @ Philadelphia Phillies</b> Veterans Stadium, Philadelphia, PA Sat Apr 28 1979, 6:05 PM EST Att: 31,633 - Unknown <a href="http://livebaseballscorecards.com">livebaseballscorecards.com</a>										
<b>Barry Evans, R</b> OBP: 0.234, SLG: 0.247 (1, 5)	K		CS 1-2	K		SH3	F9		CS 1B	4	0	1	0	0	2	0											
<b>Jerry Turner, L</b> OBP: 0.386, SLG: 0.420 (1, 7)	1B			1-3		2B 1B BB	1B		1B 2B	4	2	3	0	1	0	0											
<b>Dave Winfield, R</b> OBP: 0.447, SLG: 0.651 (1, 9)	P4			F8		1-3 1B 2B	F8		1B 1B	5	2	2	2	0	0	2											
<b>Kurt Bevacqua, R</b> OBP: 0.671, SLG: 0.667 <b>Broderick Perkins, L</b> OBP: 0.368, SLG: 0.333 (9, PH) (9, 3)	F9			4-3 BB		E 1B IBB	1B 1B		1B 1B	2	0	1	0	2	0	0											
<b>Gene Tenace, R</b> OBP: 0.405, SLG: 0.426 (1, 2)	K			F3		1-3 2-H 3-H	E7 1B		F8	5	0	1	2	0	1	3											
<b>Dan Briggs, L</b> OBP: 0.227, SLG: 0.238 (1, 8)	K			4-3 1-2		G3			K	4	0	0	0	0	2	4											
<b>Fernando Gonzalez, R</b> OBP: 0.343, SLG: 0.439 (1, 4)				F7		IBB	IBB		FC5-4 1B	2	0	1	0	2	0	0											
<b>Randy Jones, R</b> OBP: 0.154, SLG: 0.154 <b>John D'Acquisto, R</b> OBP: 0.143, SLG: 0.286 (4, 1)	L6					K	K		FC5-4	1	0	0	0	0	0	0											
<b>Inning Stats</b>	R: 0 E: 0 K: 1 S: 6	H: 1 LOB: 1 BB: 0 P: 6	R: 0 E: 0 K: 2 S: 7	H: 0 LOB: 0 BB: 0 P: 7	R: 0 E: 0 K: 0 S: 3	H: 1 LOB: 0 BB: 0 P: 3	R: 0 E: 0 K: 1 S: 5	H: 0 LOB: 0 BB: 2 P: 5	R: 0 E: 0 K: 1 S: 5	H: 0 LOB: 2 BB: 2 P: 13	R: 3 E: 1 K: 1 S: 8	H: 3 LOB: 3 BB: 3 P: 20	R: 0 E: 0 K: 0 S: 4	H: 1 LOB: 1 BB: 0 P: 4	R: 0 E: 0 K: 1 S: 7	H: 2 LOB: 2 BB: 0 P: 7	R: 2 E: 0 K: 0 S: 6	H: 4 LOB: 1 BB: 0 P: 6	1B: 10 2B: 2 3B: 0 HR: 0	SF: 0 SAC: 1 DP: 0 HBP: 0	WP: 1 PB: 0 SB: 0 CS: 2	PA: 43					
<b>PITCHER</b>	IP	WLS	BF	H	R	ER	SO	BB	IBB	HBP	BLK	WP	HR	S	P	ERA	WHIP										
<b>Steve Carlton, L</b> ERA: 4.79 <b>Doug Bird, R</b> ERA: 5.59	(1, 1) (8, 1)	7.0 2.0	L 11	31 6	6 2	3 2	3 1	6 0	2 0	3 0	0 0	0 0	1 0	38 13	58 13	3.86 9.00	1.143 3.000										

Batter	1	2	3	4	5	6	7	8	9	AB	R	H	RBI	BB	SO	LOB	BOTTOM										
<b>Bake McBride, L</b> OBP: 0.299, SLG: 0.393 (1, 9)	F8 9-2 2B		F9			K		S BB		3	0	1	0	1	1	2	<b>San Diego Padres @ Philadelphia Phillies</b> Veterans Stadium, Philadelphia, PA Sat Apr 28 1979, 6:05 PM EST Att: 31,633 - Unknown <a href="http://livebaseballscorecards.com">livebaseballscorecards.com</a>										
<b>Larry Bowa, S</b> OBP: 0.410, SLG: 0.359 (1, 6)	F8 2-3		F9			BB BB		F7		3	0	0	0	1	0	4											
<b>Pete Rose, S</b> OBP: 0.443, SLG: 0.403 (1, 3)	9-2 3-H			4-3		FC6 BB		K		3	0	0	0	1	1	2											
<b>Mike Schmidt, R</b> OBP: 0.377, SLG: 0.534 (1, 5)		F9		F8		K		F7		4	0	0	0	0	1	3											
<b>Garry Maddox, R</b> OBP: 0.406, SLG: 0.587 (1, 8)		CS 1B		F9		FC6 1-2		K		4	0	1	0	0	1	2											
<b>Manny Trillo, R</b> OBP: 0.348, SLG: 0.359 (1, 4)	6-3 1-2			6-3				F3		4	0	0	0	0	0	1											
<b>Mike Anderson, R</b> OBP: 1.000, SLG: 2.000 <b>Greg Gross, L</b> OBP: 0.143, SLG: 0.143 (7, PH) (8, 7)						FC4-6 BB		F8		1	0	1	0	1	0	0											
<b>Tim McCarver, L</b> OBP: 0.222, SLG: 0.214 <b>Doug Bird, R</b> (8, 1)						FC4-6 1-2		1B BB		1	0	0	0	1	0	1											
<b>Steve Carlton, L</b> OBP: 0.200, SLG: 0.077 <b>Dave Rader, L</b> OBP: 0.333, SLG: 0.333 (7, PH) (8, 2)						F8		1-2 1B		2	0	0	0	0	1	3											
<b>Inning Stats</b>	R: 0 E: 0 K: 0 S: 3	H: 1 LOB: 0 BB: 0 P: 3	R: 0 E: 0 K: 0 S: 3	H: 1 LOB: 0 BB: 0 P: 3	R: 0 E: 0 K: 1 S: 6	H: 1 LOB: 2 BB: 0 P: 7	R: 0 E: 0 K: 0 S: 3	H: 0 LOB: 0 BB: 0 P: 3	R: 0 E: 0 K: 0 S: 3	H: 0 LOB: 1 BB: 1 P: 7	R: 2 E: 0 K: 2 S: 7	H: 1 LOB: 2 BB: 2 P: 15	R: 0 E: 0 K: 0 S: 3	H: 1 LOB: 1 BB: 1 P: 7	R: 0 E: 0 K: 1 S: 5	H: 0 LOB: 1 BB: 1 P: 9	R: 0 E: 0 K: 1 S: 5	H: 0 LOB: 0 BB: 0 P: 5	1B: 2 2B: 3 3B: 0 HR: 0	SF: 0 SAC: 0 DP: 1 HBP: 1	WP: 0 PB: 0 SB: 1 CS: 1	PA: 34					
<b>PITCHER</b>	IP	WLS	BF	H	R	ER	SO	BB	IBB	HBP	BLK	WP	HR	S	P	ERA	WHIP										
<b>Randy Jones, L</b> ERA: 5.06 <b>John D'Acquisto, R</b> ERA: 5.3	(1, 1) (4, 1)	3.0 6.0	W 23	11 1	0 0	0 0	4 4	5 5	0 0	0 0	0 0	0 0	0 0	26 46	0.00 0.00	1.000 1.000											



Batter	1	2	3	4	5	6	7	8	9	AB	R	H	RBI	BB	SO	LOB	TOP				
<b>Ozzie Smith, S</b> OBP: 0.226, SLG: 0.198 (1, 6)	F9		F8	F8			4-3			4	1	1	0	0	0	1					
<b>Barry Evans, R</b> OBP: 0.225, SLG: 0.237 (1, 5)	F9		SH5-3		4-3			F7		3	0	0	0	0	0	0					
<b>Jerry Turner, L</b> OBP: 0.370, SLG: 0.400 (1, 7)	K		F7		4-1			K		4	0	0	0	0	2	1					
<b>Dave Winfield, R</b> OBP: 0.429, SLG: 0.622 (1, 9)		F8	E4		F3			5-3		4	0	0	0	0	0	0					
<b>Kurt Bevacqua, R</b> OBP: 0.619, SLG: 0.643 <b>Broderick Perkins, L</b> OBP: 0.350, SLG: 0.316 (8, PH) (9, 3)					4-3			F9		2	1	1	0	1	0	0					
<b>Gene Tenace, R</b> OBP: 0.397, SLG: 0.466 (1, 2)					5-3			F8		4	1	1	2	0	0	2					
<b>Dan Briggs, L</b> OBP: 0.231, SLG: 0.240 (1, 8)								F8		4	0	1	0	0	1	0					
<b>Fernando Gonzalez, R</b> OBP: 0.342, SLG: 0.435 (1, 4)					F9			5-3		3	0	1	0	0	0	1					
<b>Steve Mura, R</b> (1, 1)										2	0	0	0	0	0	2					
<b>Rollie Fingers, R</b> (6, 1)					FC1-6			K		1	0	0	0	0	1	0					
<b>Inning Stats</b>	R: 0 E: 0 K: 1 S: 5	H: 0 LOB: 0 BB: 0 P: 5	R: 2 E: 0 K: 0 S: 6	H: 3 LOB: 1 BB: 0 P: 6	R: 1 E: 1 K: 0 S: 5	H: 1 LOB: 2 BB: 1 P: 9	R: 0 E: 0 K: 0 S: 4	H: 1 LOB: 1 BB: 0 P: 4	R: 0 E: 0 K: 1 S: 5	H: 0 LOB: 0 BB: 0 P: 5	R: 0 E: 0 K: 1 S: 5	H: 0 LOB: 0 BB: 0 P: 5	R: 0 E: 0 K: 1 S: 3	H: 0 LOB: 0 BB: 0 P: 3	R: 0 E: 0 K: 0 S: 3	H: 0 LOB: 0 BB: 0 P: 3	1B: 4 2B: 0 3B: 0 HR: 1	SF: 0 SAC: 1 DP: 0 HBP: 0	WP: 0 PB: 0 SB: 0 CS: 0	PA: 34	
<b>PITCHER</b>	IP	WLS	BF	H	R	ER	SO	BB	IBB	HBP	BLK	WP	HR	S	P	ERA	WHIP				
<b>Randy Lerch, L</b> ERA: 3.06 (1, 1)	5.0		22	5	3	2	1	1	0	0	0	0	1	23	27	3.60	1.200				
<b>Rawly Eastwick, R</b> ERA (6, 1)	2.0		6	0	0	0	2	0	0	0	0	0	0	10	10	0.00	0.000				
<b>Ron Reed, R</b> ERA: 0.84 (8, 1)	2.0	W	6	0	0	0	1	0	0	0	0	0	0	8	8	0.00	0.000				

**San Diego Padres @ Philadelphia Phillies**  
Veterans Stadium, Philadelphia, PA  
Sun Apr 29 1979, 3:33 AM EDT  
Att: 50,722 - Unknown

AB 32  
R 3  
H 5  
RBI 2  
BB 1  
SO 4  
LOB 7



Batter	1	2	3	4	5	6	7	8	9	AB	R	H	RBI	BB	SO	LOB	BOTTOM					
<b>Bake McBride, L</b> OBP: 0.296, SLG: 0.375 (1, 9)	F2		S			F8		P6		3	0	0	0	1	0	0						
<b>Larry Bowa, S</b> OBP: 0.415, SLG: 0.358 (1, 6)			K			1B		5-3		3	1	1	0	1	1	1						
<b>Pete Rose, S</b> OBP: 0.446, SLG: 0.409 (1, 3)	K				4-3	2B				4	1	2	0	0	1	1						
<b>Greg Luzinski, R</b> OBP: 0.419, SLG: 0.500 (1, 7)	5-3				CS	1B		K		3	0	1	2	0	1	2						
<b>Mike Schmidt, R</b> OBP: 0.370, SLG: 0.508 (1, 5)			K		K	L6				3	1	0	0	1	2	2						
<b>Gary Maddox, R</b> OBP: 0.397, SLG: 0.582 (1, 8)			K			E4		6-3		4	1	1	0	0	1	1						
<b>Manny Trillo, R</b> OBP: 0.342, SLG: 0.353 (1, 4)			K			F8		6-3		4	0	1	1	0	1	1						
<b>Bob Boone, R</b> OBP: 0.259, SLG: 0.320 (1, 2)			K			5-3		5-3		3	0	0	0	0	1	1						
<b>Randy Lerch, L</b> OBP: 0.077, SLG: 0.077 <b>Greg Gross, L</b> OBP: 0.125, SLG: 0.125 <b>Rawly Eastwick, R</b> (6, 1) <b>Tim McCarver, L</b> OBP: 0.211, SLG: 0.200 <b>Ron Reed, R</b> OBP: 0.500, SLG: 1.000 (8, 1)						F8		F7		1	0	0	0	0	0	0						
<b>Inning Stats</b>	R: 0 E: 0 K: 1 S: 5	H: 0 LOB: 1 BB: 1 P: 9	R: 0 E: 0 K: 3 S: 9	H: 0 LOB: 0 BB: 0 P: 9	R: 0 E: 0 K: 2 S: 7	H: 0 LOB: 1 BB: 1 P: 11	R: 0 E: 0 K: 1 S: 4	H: 0 LOB: 1 BB: 0 P: 5	R: 0 E: 1 K: 0 S: 4	H: 0 LOB: 1 BB: 0 P: 4	R: 2 E: 0 K: 0 S: 6	H: 3 LOB: 1 BB: 0 P: 6	R: 0 E: 0 K: 0 S: 3	H: 0 LOB: 0 BB: 0 P: 3	R: 0 E: 0 K: 1 S: 6	H: 1 LOB: 1 BB: 0 P: 6	R: 2 E: 0 K: 0 S: 2	H: 2 LOB: 1 BB: 1 P: 6	1B: 4 2B: 3 3B: 0 HR: 0	SF: 0 SAC: 0 DP: 1 HBP: 1	WP: 1 PB: 0 SB: 2 CS: 1	PA: 34
<b>PITCHER</b>	IP	WLS	BF	H	R	ER	SO	BB	IBB	HBP	BLK	WP	HR	S	P	ERA	WHIP					
<b>Steve Mura, R</b> ERA: 2.66 (1, 1)	5.1		22	3	2	2	7	2	0	0	0	1	0	33	42	3.38	0.938					
<b>Rollie Fingers, R</b> ERA: 4.24 (6, 1)	2.2	L	12	3	2	2	1	1	0	0	0	1	0	13	17	6.75	1.500					

**San Diego Padres @ Philadelphia Phillies**  
Veterans Stadium, Philadelphia, PA  
Sun Apr 29 1979, 3:33 AM EDT  
Att: 50,722 - Unknown

AB 30  
R 4  
H 6  
RBI 3  
BB 3  
SO 8  
LOB 10





Batter	1	2	3	4	5	6	7	8	9	AB	R	H	RBI	BB	SO	LOB	TOP					
Gene Richards, L (1, 8) OBP: 0.293, SLG: 0.341	G3		SH5-3 F4-5 2B		L6		CS 1B			4	0	2	0	0	0	0	<b>San Diego Padres @ New York Mets</b> Shea Stadium, Flushing, NY Mon Apr 30 1979, 7:05 PM EDT Att: 6,154 - Unknown					
Ozzie Smith, S (1, 6) OBP: 0.219, SLG: 0.191	F4		SH5-3 2-3		P5		F8 1-2			3	0	0	0	0	0	1						
Jerry Turner, L (1, 7) OBP: 0.365, SLG: 0.393	1B		F4-5 3-H		L3				F4-3	4	0	1	0	0	0	1						
Dave Winfield, R (1, 9) OBP: 0.441, SLG: 0.670	K			SF9 3B		FC4-2 3B			G3 1B	4	1	3	0	0	1	1						
Mike Hargrove, L (1, 3)		BB 1B BB		F1-4-3		G3			G3	3	1	0	0	1	0	3						
Bill Fahay, L (1, 2) OBP: 0.375, SLG: 0.357		BB 1B BB				FC4-2			G3	0	0	0	0	2	0	0						
Broderick Perkins, L (6, PH) OBP: 0.333, SLG: 0.300		BB 1B BB				FC4-2			5-3	1	0	0	0	0	0	1						
Gene Tenace, R (6, 2) OBP: 0.392, SLG: 0.458		BB 1B BB				FC4-2			5-3	1	0	0	0	0	0	1						
Barry Evans, R (1, 5) OBP: 0.226, SLG: 0.241				SF9		F2				3	0	1	2	0	1	1						
Fernando Gonzalez, R (1, 4) OBP: 0.351, SLG: 0.472			F6-4-3 1-3 2-H		SF9		F2			3	1	1	1	1	0	2						
Bob Ovwchinko, L (1, 1)																						
Eric Rasmussen, R (5, 1) OBP: 0.125, SLG: 0.125																						
Dan Briggs, L (7, PH) OBP: 0.222, SLG: 0.231																						
Bob Shirley, R (7, 1)																						
Kurt Bevacqua, R (9, PH) OBP: 0.591, SLG: 0.600																						
<b>Inning Stats</b>	R: 0 E: 0 K: 1 S: 6	H: 1 LOB: 1 BB: 0 P: 6	R: 1 E: 0 K: 1 S: 5	H: 1 LOB: 1 BB: 2 P: 13	R: 0 E: 0 K: 0 S: 3	H: 1 LOB: 0 BB: 0 P: 3	R: 1 E: 0 K: 0 S: 4	H: 1 LOB: 2 BB: 0 P: 12	R: 0 E: 0 K: 0 S: 3	H: 0 LOB: 0 BB: 0 P: 3	R: 0 E: 0 K: 0 S: 4	H: 1 LOB: 1 BB: 0 P: 4	R: 1 E: 0 K: 0 S: 4	H: 2 LOB: 0 BB: 0 P: 4	R: 0 E: 0 K: 0 S: 4	H: 1 LOB: 1 BB: 0 P: 4	R: 0 E: 0 K: 1 S: 5	H: 0 LOB: 0 BB: 0 P: 5	1B: 4 2B: 2 3B: 2 HR: 1	SF: 1 SAC: 1 DP: 2 HBP: 0	WP: 0 PB: 0 SB: 0 CS: 1	PA: 36
<b>PITCHER</b>	IP WLS BF H R ER SO BB IBB HBP BLK WP HR S P ERA WHIP																					
Craig Swan, R (1, 1) ERA: 2.4	8.0 W 33 8 3 3 2 3 3 1 0 0 0 1 33 49 3.38 1.375																					
Skip Lockwood, R (9, 1) ERA: 1.29	1.0 S 3 0 0 0 1 0 0 0 0 0 0 0 5 5 0.00 0.000																					

Batter	1	2	3	4	5	6	7	8	9	AB	R	H	RBI	BB	SO	LOB	BOTTOM	
Frank Taveras, R (1, 6) OBP: 0.291, SLG: 0.320	S BB		F9		WP 1B	P3		L7-3 1B		4	1	2	0	1	0	0	<b>San Diego Padres @ New York Mets</b> Shea Stadium, Flushing, NY Mon Apr 30 1979, 7:05 PM EDT Att: 6,154 - Unknown	
Richie Hebner, L (1, 5) OBP: 0.338, SLG: 0.379	F8 1-2		2B BB		FC6-4 1B	BB 1B		L7-3 1-2		4	0	2	1	1	0	2		
Lee Mazzilli, S (1, 8) OBP: 0.390, SLG: 0.451	F9		F9		FC6-4 BB 1B 1-2	BB 1B		S BB		3	1	0	0	2	0	3		
John Stearns, R (1, 2) OBP: 0.299, SLG: 0.356	F9				BB 1B BB	F9		BB 1B		3	1	1	0	2	0	3		
Willie Montanez, L (1, 3) OBP: 0.231, SLG: 0.232			K			K				5	0	0	0	0	4	6		
Joel Youngblood, R (1, 9) OBP: 0.451, SLG: 0.700		2B BB			1B	1-2 2-3 BB		S 1B		2	1	2	0	2	0	0		
Steve Henderson, R (1, 7) OBP: 0.342, SLG: 0.348					P3	1-2 2-3 BB		1B CS IBB		3	0	2	2	1	0	1		
Doug Flynn, R (1, 4) OBP: 0.215, SLG: 0.180	F3				F7	F4-3		1-3 2-H 1B		4	0	1	1	0	0	5		
Craig Swan, R (1, 1) OBP: 0.235, SLG: 0.250										4	0	0	0	0	1	5		
Skip Lockwood, R (9, 1) ERA: 7.23	4-3				K			6-3 3-H		0	0	0	0	0	0	0		
<b>Inning Stats</b>	R: 0 E: 0 K: 0 S: 3	H: 0 LOB: 1 BB: 1 P: 7	R: 0 E: 0 K: 1 S: 6	H: 1 LOB: 2 BB: 1 P: 10	R: 0 E: 0 K: 1 S: 6	H: 1 LOB: 1 BB: 0 P: 6	R: 3 E: 0 K: 1 S: 8	H: 3 LOB: 2 BB: 2 P: 16	R: 0 E: 0 K: 0 S: 4	H: 1 LOB: 1 BB: 1 P: 8	R: 1 E: 0 K: 0 S: 4	H: 2 LOB: 1 BB: 1 P: 8	R: 0 E: 0 K: 1 S: 5	H: 1 LOB: 2 BB: 2 P: 13	1B: 8 2B: 3 3B: 0 HR: 0	SF: 0 SAC: 0 DP: 1 HBP: 0	WP: 1 PB: 0 SB: 4 CS: 1	PA: 41
<b>PITCHER</b>	IP WLS BF H R ER SO BB IBB HBP BLK WP HR S P ERA WHIP																	
Bob Ovwchinko, L (1, 1) ERA: 6.3	4.2 24 5 3 3 4 1 0 0 0 0 0 0 27 47 5.79 2.143																	
Eric Rasmussen, R (5, 1) ERA: 5.33	1.1 7 2 0 0 0 1 0 0 0 0 0 0 6 10 0.00 2.250																	
Bob Shirley, L (7, 1) ERA: 7.23	2.0 L 10 3 1 1 1 1 2 0 0 0 0 0 9 21 4.50 2.000																	

**San Diego Padres @ New York Mets**  
 Shea Stadium, Flushing, NY  
 Mon Apr 30 1979, 7:05 PM EDT  
 Att: 6,154 - Unknown

AB 30  
 R 3  
 H 8  
 RBI 3  
 BB 4  
 SO 3  
 LOB 14



**San Diego Padres @ New York Mets**  
 Shea Stadium, Flushing, NY  
 Mon Apr 30 1979, 7:05 PM EDT  
 Att: 6,154 - Unknown

AB 32  
 R 4  
 H 10  
 RBI 4  
 BB 9  
 SO 5  
 LOB 25





Batter	1	2	3	4	5	6	7	8	9	AB	R	H	RBI	BB	SO	LOB	TOP					
Gene Richards, L (1, 8) OBP: 0.299, SLG: 0.337	0-3 K		0-0 F2	0-0 6-3			0-0 SH1-4 1B	0-0 SH5-3	4-0 F6-4-3 BB	4	1	1	1	1	1	2						
Ozzie Smith, S (1, 6) OBP: 0.238, SLG: 0.196	4-0 CS BB		1-0 BB 1B HBP	0-0 1-3			0-0 SH1-4	0-0 G3 1B	0-0 F6-4-3	3	1	1	1	1	0	4						
Jerry Turner, L (1, 7) OBP: 0.366, SLG: 0.387	4-0 FC BB		0-0 F7				0-0 F4-3	0-0 G3		4	1	1	1	1	0	3						
Dave Winfield, R (1, 9) OBP: 0.439, SLG: 0.649	0-0 FC		4-0 BB 1B				0-0 F4-3	0-0 1-3		3	1	0	0	2	0	3						
Mike Hargrove, L (1, 3) OBP: 0.378, SLG: 0.266		0-0 F7	4-0 1B BB				4-0 F8		0-0 1B 1B	2	0	0	1	2	0	1						
Broderick Perkins, L (7, PR) OBP: 0.364, SLG: 0.333			1-2 2-3 3-H BB				0-0 F8		0-0 1B 1B	1	2	1	0	0	0	0						
Gene Tenace, R (1, 2) OBP: 0.405, SLG: 0.460		0-0 F7	0-0 1B				0-0 F8		0-0 1B BB	4	1	2	2	1	0	1						
Barry Evans, R (1, 5) OBP: 0.225, SLG: 0.238		0-0 F4	0-0 5-3				0-0 6-3		0-0 F4-3	5	0	1	2	0	0	4						
Fernando Gonzalez, R (1, 4) OBP: 0.366, SLG: 0.500			0-0 2B 3B				0-0 F9		4-0 BB 1B IBB	4	1	2	0	1	0	2						
Gaylord Perry, R (1, 1) OBP: 0.182, SLG: 0.364			0-0 BB BB 2B				0-0 SH1-3		0-0 F4 SH5-3 1B	2	1	1	1	0	0	0						
Rollie Fingers, R (7, 1) OBP: 0.200, SLG: 0.200			3-H BB 2B				0-0 6-3		1-2 2-3 3-H 1B	2	1	1	1	0	0	0						
<b>Inning Stats</b>	R: 0 E: 0 K: 1 S: 4	H: 0 LOB: 1 BB: 2 P: 12	R: 0 E: 0 K: 0 S: 3	H: 0 LOB: 0 BB: 0 P: 3	R: 4 E: 0 K: 0 S: 6	H: 3 LOB: 2 BB: 2 P: 15	R: 0 E: 0 K: 0 S: 4	H: 1 LOB: 1 BB: 0 P: 4	R: 0 E: 0 K: 0 S: 3	H: 0 LOB: 0 BB: 0 P: 3	R: 3 E: 0 K: 0 S: 6	H: 3 LOB: 2 BB: 2 P: 14	R: 1 E: 1 K: 0 S: 5	H: 1 LOB: 1 BB: 0 P: 5	R: 2 E: 0 K: 0 S: 5	H: 3 LOB: 2 BB: 2 P: 13	1B: 9 2B: 1 3B: 1 HR: 0	SF: 0 SAC: 3 DP: 1 HBP: 1	WP: 1 PB: 0 SB: 0 CS: 1	PA: 47		
<b>PITCHER</b>	IP WLS BF H R ER SO BB IBB HBP BLK WP HR S P ERA WHIP	IP WLS BF H R ER SO BB IBB HBP BLK WP HR S P ERA WHIP	IP WLS BF H R ER SO BB IBB HBP BLK WP HR S P ERA WHIP	IP WLS BF H R ER SO BB IBB HBP BLK WP HR S P ERA WHIP	IP WLS BF H R ER SO BB IBB HBP BLK WP HR S P ERA WHIP	IP WLS BF H R ER SO BB IBB HBP BLK WP HR S P ERA WHIP	IP WLS BF H R ER SO BB IBB HBP BLK WP HR S P ERA WHIP	IP WLS BF H R ER SO BB IBB HBP BLK WP HR S P ERA WHIP	IP WLS BF H R ER SO BB IBB HBP BLK WP HR S P ERA WHIP	IP WLS BF H R ER SO BB IBB HBP BLK WP HR S P ERA WHIP	IP WLS BF H R ER SO BB IBB HBP BLK WP HR S P ERA WHIP	IP WLS BF H R ER SO BB IBB HBP BLK WP HR S P ERA WHIP	IP WLS BF H R ER SO BB IBB HBP BLK WP HR S P ERA WHIP	IP WLS BF H R ER SO BB IBB HBP BLK WP HR S P ERA WHIP	IP WLS BF H R ER SO BB IBB HBP BLK WP HR S P ERA WHIP	IP WLS BF H R ER SO BB IBB HBP BLK WP HR S P ERA WHIP	IP WLS BF H R ER SO BB IBB HBP BLK WP HR S P ERA WHIP	IP WLS BF H R ER SO BB IBB HBP BLK WP HR S P ERA WHIP	IP WLS BF H R ER SO BB IBB HBP BLK WP HR S P ERA WHIP	IP WLS BF H R ER SO BB IBB HBP BLK WP HR S P ERA WHIP	IP WLS BF H R ER SO BB IBB HBP BLK WP HR S P ERA WHIP	IP WLS BF H R ER SO BB IBB HBP BLK WP HR S P ERA WHIP

San Diego Padres @ New York Mets  
Shea Stadium, Flushing, NY  
Tue May 01 1979, 7:05 PM EDT  
Att: 5,614 - Unknown

AB 34  
R 10  
H 11  
RBI 10  
BB 9  
SO 1  
LOB 20



Batter	1	2	3	4	5	6	7	8	9	AB	R	H	RBI	BB	SO	LOB	BOTTOM						
Frank Taveras, R (1, 6) OBP: 0.274, SLG: 0.300	0-3 K		0-3 K					0-3 K		5	0	0	0	0	5	4							
Bruce Boisclair, L (1, 9) OBP: 0.333, SLG: 0.524	0-3 K		0-3 K				0-0 1B		0-0 G3 1B 2B	5	1	2	0	0	2	0							
Lee Mazzilli, S (1, 8) OBP: 0.379, SLG: 0.434	0-0 6-3		0-0 1B				0-0 K		0-0 F7	5	0	1	0	0	1	2							
Willie Montanez, L (1, 3) OBP: 0.229, SLG: 0.243		0-0 L9	0-0 F6				0-0 4-3		0-0 G3	5	0	1	0	0	0	3							
John Stearns, R (1, 2) OBP: 0.319, SLG: 0.365	0-3 K		0-0 F7				0-0 CS 1B		0-0 1B	4	0	2	1	1	1	0							
Joel Youngblood, R (1, 5) OBP: 0.484, SLG: 0.711		0-0 BB HR 1B		0-0 1B FC6-4 2B			0-0 F3		0-0 1B	5	2	3	0	0	1	3							
Steve Henderson, R (1, 7) OBP: 0.358, SLG: 0.356		4-0 HR BB		0-0 FC6-4 1B			0-0 1B		0-3 K	4	1	2	0	1	1	2							
Doug Flynn, R (1, 4) OBP: 0.232, SLG: 0.246		0-0 HR		0-0 FC6-4			0-0 BB 1B		0-0 F5-3	4	1	2	4	0	0	1							
Wayne Twitchell, R (1, 1) Kevin Kobel, R (3, 1) Ed Kranepool, L (7, PR) Dale Murray, R (7, 1) Kelvin Chapman, R (8, PR) Dwight Bernard, R (9, 1) Jesse Orosco, R (9, 1)	0-3 K		0-3 K				4-0 1B		4-0 BB	1	0	0	0	0	1	0							
<b>Inning Stats</b>	R: 0 E: 0 K: 2 S: 7	H: 2 LOB: 0 BB: 1 P: 13	R: 3 E: 0 K: 2 S: 9	H: 2 LOB: 1 BB: 0 P: 13	R: 0 E: 0 K: 2 S: 8	H: 1 LOB: 1 BB: 0 P: 8	R: 1 E: 0 K: 1 S: 7	H: 2 LOB: 1 BB: 0 P: 7	R: 0 E: 0 K: 1 S: 8	H: 1 LOB: 1 BB: 0 P: 8	R: 0 E: 0 K: 1 S: 6	H: 3 LOB: 3 BB: 1 P: 11	R: 0 E: 0 K: 1 S: 7	H: 1 LOB: 2 BB: 1 P: 10	R: 0 E: 0 K: 2 S: 7	H: 0 LOB: 1 BB: 1 P: 11	R: 1 E: 0 K: 0 S: 6	H: 3 LOB: 2 BB: 0 P: 6	1B: 9 2B: 3 3B: 0 HR: 1	SF: 0 SAC: 0 DP: 0 HBP: 0	WP: 0 PB: 0 SB: 0 CS: 1	PA: 43	
<b>PITCHER</b>	IP WLS BF H R ER SO BB IBB HBP BLK WP HR S P ERA WHIP	IP WLS BF H R ER SO BB IBB HBP BLK WP HR S P ERA WHIP	IP WLS BF H R ER SO BB IBB HBP BLK WP HR S P ERA WHIP	IP WLS BF H R ER SO BB IBB HBP BLK WP HR S P ERA WHIP	IP WLS BF H R ER SO BB IBB HBP BLK WP HR S P ERA WHIP	IP WLS BF H R ER SO BB IBB HBP BLK WP HR S P ERA WHIP	IP WLS BF H R ER SO BB IBB HBP BLK WP HR S P ERA WHIP	IP WLS BF H R ER SO BB IBB HBP BLK WP HR S P ERA WHIP	IP WLS BF H R ER SO BB IBB HBP BLK WP HR S P ERA WHIP	IP WLS BF H R ER SO BB IBB HBP BLK WP HR S P ERA WHIP	IP WLS BF H R ER SO BB IBB HBP BLK WP HR S P ERA WHIP	IP WLS BF H R ER SO BB IBB HBP BLK WP HR S P ERA WHIP	IP WLS BF H R ER SO BB IBB HBP BLK WP HR S P ERA WHIP	IP WLS BF H R ER SO BB IBB HBP BLK WP HR S P ERA WHIP	IP WLS BF H R ER SO BB IBB HBP BLK WP HR S P ERA WHIP	IP WLS BF H R ER SO BB IBB HBP BLK WP HR S P ERA WHIP	IP WLS BF H R ER SO BB IBB HBP BLK WP HR S P ERA WHIP	IP WLS BF H R ER SO BB IBB HBP BLK WP HR S P ERA WHIP	IP WLS BF H R ER SO BB IBB HBP BLK WP HR S P ERA WHIP	IP WLS BF H R ER SO BB IBB HBP BLK WP HR S P ERA WHIP	IP WLS BF H R ER SO BB IBB HBP BLK WP HR S P ERA WHIP	IP WLS BF H R ER SO BB IBB HBP BLK WP HR S P ERA WHIP	IP WLS BF H R ER SO BB IBB HBP BLK WP HR S P ERA WHIP

San Diego Padres @ New York Mets  
Shea Stadium, Flushing, NY  
Tue May 01 1979, 7:05 PM EDT  
Att: 5,614 - Unknown

AB 39  
R 5  
H 13  
RBI 5  
BB 4  
SO 13  
LOB 16









Batter	1	2	3	4	5	6	7	8	9	AB	R	H	RBI	BB	SO	LOB	TOP			
<b>Andre Dawson, R</b> (1, 8) <small>OBP: 0.359, SLG: 0.656</small> <b>Jerry White, S</b> (6, 8) <small>OBP: 0.259, SLG: 0.500</small>										4	1	1	1	0	0	2	<b>Montreal Expos @ San Diego Padres</b> San Diego Stadium, San Diego, CA Fri May 04, 1979, 10:05 PM EDT Att: 20,309 - Unknown			
<b>Rodney Scott, S</b> (1, 4) <small>OBP: 0.366, SLG: 0.314</small> <b>Dave Cash, R</b> (6, 4) <small>OBP: 0.400, SLG: 0.250</small>										3	1	0	0	1	1	0				
<b>Warren Cromartie, L</b> (1, 7) <small>OBP: 0.494, SLG: 0.521</small>										4	2	2	0	1	0	1				
<b>Tony Perez, R</b> (1, 3) <small>OBP: 0.314, SLG: 0.420</small> <b>Ken Macha, R</b> (6, 3)										4	1	2	1	0	0	1				
<b>Gary Carter, R</b> (1, 2) <small>OBP: 0.400, SLG: 0.680</small>										5	2	2	4	0	0	1				
<b>Ellis Valentine, R</b> (1, 9) <small>OBP: 0.316, SLG: 0.397</small> <b>Tom Hutton, L</b> (7, 9)										4	2	2	0	0	0	0				
<b>Larry Parrish, R</b> (1, 5) <small>OBP: 0.338, SLG: 0.419</small>										4	2	2	3	0	0	1				
<b>Chris Speier, R</b> (1, 6) <small>OBP: 0.417, SLG: 0.406</small> <b>Jim Mason, L</b> (6, 6) <small>OBP: 0.250, SLG: 0.250</small>										3	1	2	1	0	0	1				
<b>Ross Grimsley, L</b> (1, 1) <small>OBP: 0.083, SLG: 0.083</small>										3	0	1	2	0	1	0				
<b>Inning Stats</b>	R: 6 E: 0 K: 0 S: 7	H: 4 LOB: 1 BB: 2 P: 16	R: 3 E: 0 K: 1 S: 9	H: 4 LOB: 1 BB: 0 P: 9	R: 0 E: 0 K: 0 S: 3	H: 0 LOB: 0 BB: 0 P: 3	R: 0 E: 0 K: 0 S: 3	H: 0 LOB: 0 BB: 0 P: 3	R: 3 E: 0 K: 0 S: 6	H: 4 LOB: 0 BB: 0 P: 6	R: 0 E: 0 K: 0 S: 3	H: 0 LOB: 0 BB: 0 P: 3	R: 0 E: 0 K: 1 S: 6	H: 1 LOB: 1 BB: 0 P: 6	R: 0 E: 0 K: 0 S: 4	H: 1 LOB: 1 BB: 0 P: 4		1B: 10 2B: 3 3B: 0 HR: 2	SF: 0 SAC: 1 DP: 2 HBP: 1	WP: 0 PB: 0 SB: 0 CS: 0
<b>PITCHER</b>	IP WLS BF H R ER SO BB IBB HBP BLK WP HR S P ERA WHIP																			
<b>John D'Acquisto, R</b> (1, 1) <small>ERA: 7.71</small> <b>Mark Lee, R</b> (1, 1) <small>ERA: 9.0</small> <b>Mickey Lolich, L</b> (2, 1) <small>ERA: 4.96</small> <b>Bob Shirley, L</b> (5, 1) <small>ERA: 5.7</small>	0.0 L 5 3 5 5 0 2 0 0 0 0 0 2 3 11 ∞ ∞	1.2 10 4 4 4 1 0 0 0 1 0 0 0 11 12 21.60 2.400	2.1 12 5 3 3 0 0 0 0 0 0 0 0 12 12 11.57 2.143	5.0 16 3 0 0 1 0 0 0 0 0 0 0 18 18 0.00 0.600																

AB	39
R	12
H	15
RBI	12
BB	2
SO	2
LOB	8



Batter	1	2	3	4	5	6	7	8	9	AB	R	H	RBI	BB	SO	LOB	BOTTOM					
<b>Gene Richards, L</b> (1, 8) <small>OBP: 0.298, SLG: 0.333</small> <b>Don Reynolds, R</b> (7, 8) <small>OBP: 0.333, SLG: 0.667</small>										3	0	0	0	0	0	1	<b>Montreal Expos @ San Diego Padres</b> San Diego Stadium, San Diego, CA Fri May 04, 1979, 10:05 PM EDT Att: 20,309 - Unknown					
<b>Ozzie Smith, S</b> (1, 6) <small>OBP: 0.236, SLG: 0.198</small>										4	0	0	0	0	0	1						
<b>Jerry Turner, L</b> (1, 7) <small>OBP: 0.364, SLG: 0.412</small>										4	0	1	0	0	0	0						
<b>Dave Winfield, R</b> (1, 9) <small>OBP: 0.440, SLG: 0.683</small>										3	1	1	1	1	0	0						
<b>Gene Tenace, R</b> (1, 2) <small>OBP: 0.389, SLG: 0.435</small> <b>Fred Kendall, R</b> (6, 2) <small>OBP: 0.222, SLG: 0.125</small>										2	0	0	0	0	0	2						
<b>Mike Hargrove, L</b> (1, 3) <small>OBP: 0.378, SLG: 0.275</small>										2	0	0	0	0	0	2						
<b>Barry Evans, R</b> (1, 5) <small>OBP: 0.229, SLG: 0.242</small>										3	0	0	0	0	0	0						
<b>Fernando Gonzalez, R</b> (1, 4) <small>OBP: 0.352, SLG: 0.469</small> <b>Bill Almon, R</b> (6, 4) <small>OBP: 0.353, SLG: 0.412</small>										1	0	0	0	1	0	0						
<b>John D'Acquisto, R</b> (1, 1) <small>OBP: 0.143, SLG: 0.286</small> <b>Mark Lee, R</b> (1, 1) <small>OBP: 0.143, SLG: 0.286</small> <b>Mickey Lolich, S</b> (2, 1) <small>OBP: 0.143, SLG: 0.286</small> <b>Bob Shirley, R</b> (5, 1) <small>OBP: 0.143, SLG: 0.286</small> <b>Broderick Perkins, L</b> (5, 3) <small>OBP: 0.360, SLG: 0.304</small>										0	0	0	0	0	0	0						
<b>Inning Stats</b>	R: 0 E: 0 K: 0 S: 3	H: 0 LOB: 0 BB: 0 P: 3	R: 0 E: 0 K: 0 S: 3	H: 0 LOB: 0 BB: 0 P: 3	R: 0 E: 0 K: 1 S: 5	H: 0 LOB: 1 BB: 1 P: 9	R: 0 E: 0 K: 0 S: 4	H: 1 LOB: 2 BB: 1 P: 8	R: 0 E: 0 K: 0 S: 3	H: 0 LOB: 0 BB: 0 P: 3	R: 0 E: 0 K: 0 S: 3	H: 0 LOB: 0 BB: 0 P: 3	R: 1 E: 0 K: 0 S: 4	H: 1 LOB: 0 BB: 0 P: 4	R: 0 E: 0 K: 0 S: 4	H: 1 LOB: 1 BB: 0 P: 4		R: 0 E: 0 K: 0 S: 3	H: 0 LOB: 0 BB: 0 P: 3	1B: 2 2B: 0 3B: 0 HR: 1	SF: 0 SAC: 0 DP: 0 HBP: 0	WP: 0 PB: 0 SB: 0 CS: 0
<b>PITCHER</b>	IP WLS BF H R ER SO BB IBB HBP BLK WP HR S P ERA WHIP																					
<b>Ross Grimsley, L</b> (1, 1) <small>ERA: 3.19</small>	9.0 W 32 3 1 1 1 2 0 0 0 0 0 1 32 40 1.00 0.556																					

AB	30
R	1
H	3
RBI	1
BB	2
SO	1
LOB	7





Batter	1	2	3	4	5	6	7	8	9	AB	R	H	RBI	BB	SO	LOB	TOP								
Andre Dawson, R (1, 8) OBP: 0.383, SLG: 0.704										2	1	2	2	2	0	0	<b>Montreal Expos @ San Diego Padres</b> San Diego Stadium, San Diego, CA Sat May 05 1979, 10:05 PM EDT Att: 45,500 - Unknown								
Rodney Scott, S (1, 4) OBP: 0.352, SLG: 0.300										4	0	0	0	0	2	3									
Warren Cromartie, L (1, 7) OBP: 0.359, SLG: 0.520										4	0	1	0	0	0	2									
Tony Perez, R (1, 3) OBP: 0.300, SLG: 0.400										4	0	0	0	0	1	2									
Gary Carter, R (1, 2) OBP: 0.404, SLG: 0.679										3	0	1	0	1	1	0									
Ellis Valentine, R (1, 9) OBP: 0.313, SLG: 0.390										4	0	1	0	0	0	2									
Larry Parrish, R (1, 5) OBP: 0.333, SLG: 0.403										3	0	0	0	1	1	2									
Chris Speier, R (1, 6) OBP: 0.409, SLG: 0.438										4	1	1	1	0	1	2									
Steve Rogers, R (1, 1) OBP: 0.375, SLG: 0.467										2	1	1	0	0	1	0									
Tom Hutton, L (7, PH)										1	0	0	0	0	0	1									
Woodie Fryman, R (7, 1)										0	0	0	0	0	0	0									
Elias Sosa, R (7, 1)										0	0	0	0	0	0	0									
Tony Solaita, L (9, PH)										1	0	0	0	0	1	1									
<b>Inning Stats</b>	R: 0 E: 0 K: 1 S: 6	H: 1 LOB: 1 BB: 0 P: 6	R: 0 E: 0 K: 0 S: 3	H: 0 LOB: 1 BB: 1 P: 7	R: 0 E: 0 K: 1 S: 5	H: 0 LOB: 1 BB: 1 P: 9	R: 0 E: 0 K: 1 S: 4	H: 0 LOB: 0 BB: 1 P: 8	R: 3 E: 0 K: 0 S: 6	H: 3 LOB: 0 BB: 0 P: 6	R: 0 E: 0 K: 1 S: 6	H: 1 LOB: 1 BB: 0 P: 6	R: 0 E: 0 K: 2 S: 7	H: 0 LOB: 1 BB: 1 P: 11	R: 0 E: 0 K: 1 S: 5	H: 1 LOB: 0 BB: 0 P: 5	R: 0 E: 0 K: 1 S: 6	H: 1 LOB: 1 BB: 0 P: 6	1B: 2 2B: 4 3B: 0 HR: 2	SF: 0 SAC: 0 DP: 3 HBP: 0	WP: 1 PB: 1 SB: 2 CS: 0	PA: 36			
<b>PITCHER</b>	IP WLS BF H R ER SO BB IBB HBP BLK WP HR S P ERA WHIP	7.0 W 29 5 3 3 6 4 0 0 0 1 2 37 53 3.86 1.286	2.0 S 7 2 0 0 2 0 0 0 0 0 0 11 11 0.00 1.000																						

AB	32
R	3
H	7
RBI	3
BB	4
SO	8
LOB	15



Batter	1	2	3	4	5	6	7	8	9	AB	R	H	RBI	BB	SO	LOB	BOTTOM						
Gene Richards, L (1, 8) OBP: 0.287, SLG: 0.320										4	1	0	0	0	0	3	<b>Montreal Expos @ San Diego Padres</b> San Diego Stadium, San Diego, CA Sat May 05 1979, 10:05 PM EDT Att: 45,500 - Unknown						
Rollie Fingers, R (8, 1) OBP: 0.167, SLG: 0.167										0	0	0	0	0	0	0							
Ozzie Smith, S (1, 6) OBP: 0.228, SLG: 0.190										4	1	0	0	0	0	4							
Jerry Turner, L (1, 7) OBP: 0.360, SLG: 0.406										4	1	1	1	0	0	1							
Dave Winfield, R (1, 9) OBP: 0.450, SLG: 0.741										4	2	3	4	0	0	0							
Mike Hargrove, L (1, 3) OBP: 0.374, SLG: 0.264										3	1	0	0	1	0	1							
Gene Tenace, R (1, 2) OBP: 0.383, SLG: 0.425										4	0	1	0	0	0	1							
Barry Evans, R (1, 5) OBP: 0.250, SLG: 0.255										3	0	2	1	1	0	0							
Fernando Gonzalez, R (1, 4) OBP: 0.348, SLG: 0.459										4	0	1	0	0	0	3							
Steve Mura, R (1, 1)										1	0	0	0	0	1	0							
Don Reynolds, R (7, PH)										0	0	0	0	1	0	0							
Dan Briggs, L (8, 8) OBP: 0.250, SLG: 0.370										0	0	0	0	0	0	0							
<b>Inning Stats</b>	R: 3 E: 1 K: 0 S: 7	H: 3 LOB: 2 BB: 1 P: 11	R: 0 E: 0 K: 1 S: 5	H: 0 LOB: 0 BB: 0 P: 5	R: 0 E: 0 K: 0 S: 4	H: 1 LOB: 2 BB: 1 P: 8	R: 0 E: 0 K: 0 S: 3	H: 0 LOB: 0 BB: 0 P: 3	R: 0 E: 0 K: 0 S: 3	H: 0 LOB: 0 BB: 0 P: 3	R: 3 E: 1 K: 0 S: 5	H: 2 LOB: 0 BB: 1 P: 9	R: 0 E: 0 K: 0 S: 3	H: 1 LOB: 0 BB: 0 P: 3	R: 0 E: 0 K: 1 S: 3	H: 1 LOB: 0 BB: 0 P: 3	1B: 6 2B: 0 3B: 0 HR: 2	SF: 0 SAC: 1 DP: 0 HBP: 0	WP: 0 PB: 0 SB: 1 CS: 1	PA: 35			
<b>PITCHER</b>	IP WLS BF H R ER SO BB IBB HBP BLK WP HR S P ERA WHIP	6.0 L 4 1 2 2 0 1 0 0 0 0 0 3 7 27.00 3.000	0.2 L 4 1 2 2 0 1 0 0 0 0 0 3 7 27.00 3.000	1.1 5 2 1 1 0 0 0 0 0 0 1 5 5 6.75 1.500																			

AB	31
R	6
H	8
RBI	6
BB	3
SO	1
LOB	13



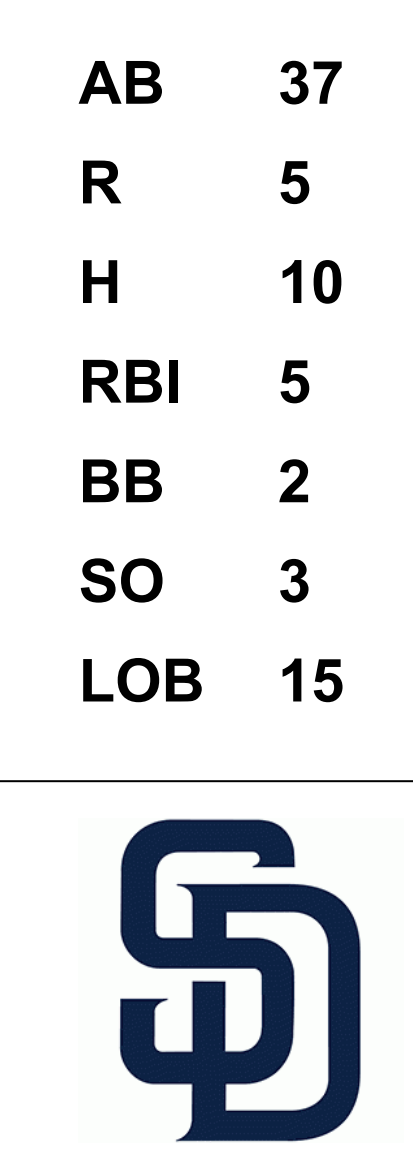


Batter	1	2	3	4	5	6	7	8	9	AB	R	H	RBI	BB	SO	LOB	TOP											
<b>Andre Dawson, R</b> OBP: 0.384, SLG: 0.689 (1, 8)	0-3 K		0-0 1B		0-0 1B	0-0 1B SH1-4 HR	0-0 5-3		0-0 F6	5	1	2	0	0	1	0	<b>Montreal Expos @ San Diego Padres</b> San Diego Stadium, San Diego, CA Sun May 06 1979, 6:33 AM EDT Att: 21,034 - Unknown											
<b>Rodney Scott, S</b> OBP: 0.349, SLG: 0.298 (1, 4)	0-0 1-3		0-0 1B		0-0 1B	0-0 SH1-4	0-0 6-3		0-3 K	4	0	1	0	0	1	0												
<b>Warren Cromartie, L</b> OBP: 0.389, SLG: 0.950 (1, 7)	0-3 K		0-0 G5-2-3		0-0 1B	0-0 HR	0-0 F3		0-0 L9	4	1	0	0	1	1	3												
<b>Tony Perez, R</b> OBP: 0.309, SLG: 0.404 (1, 3)		0-0 E 6-3 1B		0-0 F7	0-0 HR	0-0 HR	0-0 F9			4	2	2	1	0	0	0												
<b>Gary Carter, R</b> OBP: 0.419, SLG: 0.720 (1, 2)		0-0 E3 6-3 CS 1B		0-0 G3 1B	0-0 HR	0-0 HR	0-0 F4			4	2	3	4	0	0	0												
<b>Ellis Valentine, R</b> OBP: 0.299, SLG: 0.370 (1, 9)		0-0 6-3		0-0 G3	0-0 F8	0-0 F8				4	0	0	1	0	0	2												
<b>Larry Parrish, R</b> OBP: 0.341, SLG: 0.420 (1, 5)		0-0 F9		0-0 S 1B	0-0 2B			0-0 6-3		4	0	2	1	0	0	1												
<b>Chris Speier, R</b> OBP: 0.413, SLG: 0.434 (1, 6)			0-0 1B G5-2-3 1B	0-3 K	4-0 1B			0-0 6-3		3	0	1	0	1	1	1												
<b>Bill Lee, L</b> OBP: 0.133, SLG: 0.133 (1, 1)			0-0 5-3		0-0 1B	0-0 K2-3		0-3 K		3	1	1	0	0	1	3												
<b>Stan Bahnsen, R</b> (7, 1)										1	0	0	0	0	1	0												
<b>Woodie Fryman, R</b> (9, 1)										0	0	0	0	0	0	0												
<b>Inning Stats</b>	R: 0 E: 0 K: 2 S: 7	H: 0 LOB: 0 BB: 0 P: 7	R: 1 E: 1 K: 0 S: 4	H: 2 LOB: 0 BB: 0 P: 4	R: 0 E: 0 K: 0 S: 5	H: 3 LOB: 2 BB: 0 P: 5	R: 1 E: 0 K: 1 S: 7	H: 2 LOB: 1 BB: 0 P: 7	R: 5 E: 0 K: 1 S: 10	H: 5 LOB: 2 BB: 2 P: 18	R: 0 E: 0 K: 0 S: 3	H: 0 LOB: 0 BB: 0 P: 3	R: 0 E: 0 K: 0 S: 3	H: 0 LOB: 0 BB: 0 P: 3	R: 0 E: 0 K: 1 S: 5	H: 0 LOB: 0 BB: 0 P: 5	1B: 10 2B: 1 3B: 0 HR: 1	SF: 0 SAC: 1 DP: 1 HBP: 0	WP: 0 PB: 0 SB: 1 CS: 1	PA: 39								
<b>PITCHER</b>	IP	WLS	BF	H	R	ER	SO	BB	IBB	HBP	BLK	WP	HR	S	P	ERA	WHIP											
<b>Gaylord Perry, R</b> ERA: 3.98	(1, 1)	5.0	L	27	12	7	6	4	0	2	0	0	0	1	33	41	10.80	2.400										
<b>Eric Rasmussen, R</b> ERA: 4.97	(6, 1)	2.0		6	0	0	0	0	0	0	0	0	0	6	6	0.00	0.000											
<b>Dennis Kinney, L</b> ERA:	(8, 1)	2.0		6	0	0	0	2	0	0	0	0	0	10	10	0.00	0.000											

AB	36
R	7
H	12
RBI	7
BB	2
SO	6
LOB	10



Batter	1	2	3	4	5	6	7	8	9	AB	R	H	RBI	BB	SO	LOB	BOTTOM										
<b>Ozzie Smith, S</b> OBP: 0.222, SLG: 0.185 (1, 6)	0-0 6-3		0-0 FC3-6		0-0 6-3		0-0 2B HR		0-0 1B	3	0	0	0	0	0	1	<b>Montreal Expos @ San Diego Padres</b> San Diego Stadium, San Diego, CA Sun May 06 1979, 6:33 AM EDT Att: 21,034 - Unknown										
<b>Bill Almon, R</b> OBP: 0.421, SLG: 0.474 (7, 6)			0-0 BB S 1-2			0-0 1B	0-0 HR		0-3 K	4	1	2	1	1	2												
<b>Don Reynolds, R</b> OBP: 0.500, SLG: 0.700 (1, 7)	0-0 G3		4-0 BB			0-0 6-3 1B	0-0 1-3 HR		0-0 K	4	1	2	1	1	2												
<b>Dan Briggs, L</b> OBP: 0.273, SLG: 0.452 (1, 8)	0-0 4-3		4-0 BB		0-0 1-2 2-3 BB	0-0 1-3	0-0 HR		0-0 F9	4	1	1	3	1	0	3											
<b>Dave Winfield, R</b> OBP: 0.435, SLG: 0.714 (1, 9)		0-0 4-3	0-3 K			0-0 6-3	0-0 F3			4	0	0	0	0	1	4											
<b>Gene Tenace, R</b> OBP: 0.378, SLG: 0.416 (1, 2)		0-0 FC1-6 1B		0-3 K		0-0 F8		0-0 6-3		4	0	1	0	0	1	1											
<b>Kurt Bevacqua, R</b> OBP: 0.519, SLG: 0.500 (1, 3)		0-0 FC1-6		0-0 6-3			0-0 6-3	0-0 F9		4	0	0	0	0	0	1											
<b>Barry Evans, R</b> OBP: 0.250, SLG: 0.265 (1, 5)		0-0 L7		0-0 F7			0-0 1B	0-0 F9		4	1	1	0	0	0	1											
<b>Fernando Gonzalez, R</b> OBP: 0.354, SLG: 0.461 (1, 4)			0-0 F7		0-0 6-3		0-0 FC3-6 1B	0-0 1B	0-0 F6	4	0	2	1	0	0	0											
<b>Gaylord Perry, R</b> OBP: 0.250, SLG: 0.417 (5, PH)			0-0 FC3-6 1B		0-0 5-3		0-0 FC3-6 2B	0-0 F6		1	0	1	0	0	0	0											
<b>Mike Harrow, L</b> OBP: 0.076, SLG: 0.000 (6, PH)										1	0	0	0	0	0	0											
<b>Eric Rasmussen, R</b> OBP: 0.250, SLG: 0.250 (6, PH)										0	0	0	0	0	0	0											
<b>Broderick Perkins, L</b> OBP: 0.250, SLG: 0.250 (7, PH)										1	1	0	0	0	0	1											
<b>Dennis Kinney, L</b> OBP: 0.250, SLG: 0.250 (8, PH)										0	0	0	0	0	0	0											
<b>Jerry Turner, L</b> OBP: 0.250, SLG: 0.402 (9, PH)										1	0	0	0	0	0	1											
<b>Inning Stats</b>	R: 0 E: 0 K: 0 S: 3	H: 0 LOB: 0 BB: 0 P: 3	R: 0 E: 0 K: 0 S: 4	H: 1 LOB: 1 BB: 0 P: 4	R: 0 E: 0 K: 1 S: 6	H: 1 LOB: 3 BB: 2 P: 14	R: 0 E: 0 K: 1 S: 5	H: 0 LOB: 0 BB: 0 P: 5	R: 0 E: 0 K: 0 S: 3	H: 0 LOB: 0 BB: 0 P: 3	R: 0 E: 0 K: 0 S: 4	H: 1 LOB: 1 BB: 0 P: 4	R: 5 E: 0 K: 0 S: 8	H: 5 LOB: 0 BB: 0 P: 8	R: 0 E: 0 K: 0 S: 3	H: 0 LOB: 0 BB: 0 P: 3	R: 0 E: 0 K: 1 S: 7	H: 2 LOB: 2 BB: 0 P: 7	1B: 7 2B: 2 3B: 0 HR: 1	SF: 0 SAC: 0 DP: 0 HBP: 0	WP: 0 PB: 0 SB: 1 CS: 0	PA: 39					
<b>PITCHER</b>	IP	WLS	BF	H	R	ER	SO	BB	IBB	HBP	BLK	WP	HR	S	P	ERA	WHIP										
<b>Bill Lee, L</b> ERA: 3.88	(1, 1)	6.2	W	30	8	5	5	2	0	0	0	0	0	5	5	0.00	0.750										
<b>Stan Bahnsen, R</b> ERA: 3.38	(7, 1)	1.1		5	1	0	0	0	0	0	0	0	0	5	5	0.00	0.750										
<b>Woodie Fryman, L</b> ERA: 3.0	(9, 1)	1.0	S	4	1	0	0	1	0	0	0	0	0	6	6	0.00	1.000										





Batter	1	2	3	4	5	6	7	8	9	AB	R	H	RBI	BB	SO	LOB	TOP										
<b>Bake McBride, L</b> OBP: 0.303, SLG: 0.360 <b>Mike Anderson, R</b> OBP: 0.571, SLG: 0.667	E6 1B	F2		2B 1B		4-3	1B 3B		6-3	5	2	4	0	0	3		<b>Philadelphia Phillies @ San Diego Padres</b> San Diego Stadium, San Diego, CA Mon May 07 1979, 10:05 PM EDT Att: 20,766 - Unknown										
<b>Larry Bowa, S</b> OBP: 0.393, SLG: 0.358	F9	SF9		F3		6-3 1B	G6-4-3 1B			4	0	2	2	0	2												
<b>Pete Rose, S</b> OBP: 0.447, SLG: 0.429 <b>Rawly Eastwick, R</b> (7, 1)	1B BB	L8		2B		6-3 1-2	G6-4-3 1-2			4	0	1	1	1	0	4											
<b>Greg Luzinski, R</b> OBP: 0.410, SLG: 0.494	F6		L5	F9		BB	BB			3	0	0	0	2	0	3											
<b>Mike Schmidt, R</b> OBP: 0.375, SLG: 0.621 <b>Rudy Meoli, L</b> OBP: 0.125, SLG: 0.250	1-2 2H 1B		F9		WP 1B PB BB	L7			L7	4	1	1	0	1	0	3											
<b>Gary Maddox, R</b> OBP: 0.343, SLG: 0.505 <b>Greg Gross, L</b> OBP: 0.222, SLG: 0.125		1B BB 1B	6-3		PB WP CS 1B		BB 3B 2B		K	5	3	3	0	0	1	1											
<b>Bob Boone, R</b> OBP: 0.333, SLG: 0.382		1B 1B SF9 BB		2B 3B	1-3 2H BB		BB 3B BB		K	2	3	1	0	3	1	1											
<b>Ramon Aviles, R</b> OBP: 0.600, SLG: 0.778		1B 1-2 2-3 3H		SH1-3 1B 2B	1-2 3H BB		BB 3B BB		P3	4	2	2	1	1	1	1											
<b>Steve Carlton, L</b> OBP: 0.200, SLG: 0.111 <b>Del Unser, L</b> OBP: 0.333, SLG: 0.417		1-2 2-3 3H 1B		SH1-3 2-3	1-2 3H BB		BB 3B BB		L7	3	0	1	1	0	1	3											
<b>Inning Stats</b>	R: 0 E: 1 K: 0 S: 4	H: 1 LOB: 2 BB: 1 P: 8	R: 2 E: 0 K: 0 S: 6	H: 3 LOB: 2 BB: 1 P: 10	R: 0 E: 0 K: 0 S: 3	H: 0 LOB: 0 BB: 0 P: 3	R: 3 E: 0 K: 0 S: 7	H: 4 LOB: 1 BB: 2 P: 7	R: 2 E: 0 K: 2 S: 7	H: 1 LOB: 2 BB: 1 P: 15	R: 0 E: 0 K: 0 S: 4	H: 1 LOB: 2 BB: 1 P: 8	R: 4 E: 0 K: 0 S: 5	H: 3 LOB: 0 BB: 2 P: 13	R: 0 E: 0 K: 2 S: 7	H: 0 LOB: 1 BB: 1 P: 11		R: 0 E: 0 K: 0 S: 3	H: 0 LOB: 0 BB: 0 P: 3	1B: 8 2B: 4 3B: 2 HR: 0	SF: 1 SAC: 1 DP: 2 HBP: 0	WP: 1 PB: 1 SB: 1 CS: 2	PA: 46				
<b>PITCHER</b>	IP	WLS	BF	H	R	ER	SO	BB	IBB	HBP	BLK	WP	HR	S	P	ERA	WHIP										
<b>Bob Ovwchinko, L</b> ERA: 8.1	3.1	L	19	7	5	5	0	2	0	0	0	0	0	10	25	13.50	2.700										
<b>John D'Acquisto, R</b> ERA: 7.09	1.2		8	2	2	0	2	2	0	0	0	1	0	17	18	0.00	2.400										
<b>Bob Shirley, L</b> ERA: 6.57	1.0		8	2	3	3	0	3	0	0	0	0	0	5	17	27.00	5.000										
<b>Dennis Kinney, L</b> ERA: 1.8	3.0		11	2	1	1	2	1	0	0	0	0	0	14	18	3.00	1.000										

Batter	1	2	3	4	5	6	7	8	9	AB	R	H	RBI	BB	SO	LOB	BOTTOM										
<b>Bill Almon, R</b> OBP: 0.375, SLG: 0.478	K		F9		SF7		G5-4-3		1B 2B	4	1	1	1	0	1	1	<b>Philadelphia Phillies @ San Diego Padres</b> San Diego Stadium, San Diego, CA Mon May 07 1979, 10:05 PM EDT Att: 20,766 - Unknown										
<b>Don Reynolds, R</b> OBP: 0.471, SLG: 0.600	F9			F3	K			WP E 1B	2B 5-3 1B	5	2	2	1	0	1	2											
<b>Jerry Turner, L</b> OBP: 0.350, SLG: 0.402	F8			F9		F5		F8	5-3 2B	5	0	1	1	0	0	1											
<b>Dave Winfield, R</b> OBP: 0.434, SLG: 0.718		WP 1B		3B		K		E4	5-3	5	0	2	1	0	1	1											
<b>Kurt Bevacqua, R</b> OBP: 0.469, SLG: 0.417	F9			K		1B BB		L8	4-3	4	0	0	0	1	1	4											
<b>Gene Tenace, R</b> OBP: 0.382, SLG: 0.420	5-3				BB SF7 1B	1B		K		4	1	2	0	0	1	2											
<b>Barry Evans, R</b> OBP: 0.252, SLG: 0.267	F4				1-2 1B	F7			1-3 WP 1B HBP	3	0	1	0	0	0	3											
<b>Fernando Gonzalez, R</b> OBP: 0.340, SLG: 0.441			K		F6		K		1-3	4	0	0	0	0	2	3											
<b>Bob Ovwchinko, L</b> <b>John D'Acquisto, R</b> <b>Mike Harrows, L</b> <b>Bob Shirley, R</b> <b>Dennis Kinney, L</b> <b>Broderick Perkins, L</b> <b>Dan Briggs, R</b>			K			1-2 2-3 BB			2B 1B	1	0	0	0	0	1	0											
<b>Inning Stats</b>	R: 0 E: 0 K: 1 S: 5	H: 0 LOB: 0 BB: 0 P: 5	R: 0 E: 0 K: 2 S: 7	H: 1 LOB: 0 BB: 0 P: 4	R: 0 E: 0 K: 1 S: 6	H: 0 LOB: 0 BB: 0 P: 7	R: 0 E: 0 K: 1 S: 6	H: 1 LOB: 1 BB: 0 P: 6	R: 0 E: 0 K: 1 S: 7	H: 2 LOB: 2 BB: 1 P: 11	R: 0 E: 0 K: 1 S: 5	H: 1 LOB: 0 BB: 0 P: 5	R: 1 E: 1 K: 1 S: 7	H: 1 LOB: 1 BB: 0 P: 7	R: 4 E: 0 K: 0 S: 7	H: 4 LOB: 1 BB: 0 P: 8		1B: 8 2B: 2 3B: 1 HR: 0	SF: 1 SAC: 0 DP: 1 HBP: 1	WP: 3 PB: 0 SB: 0 CS: 0	PA: 41						
<b>PITCHER</b>	IP	WLS	BF	H	R	ER	SO	BB	IBB	HBP	BLK	WP	HR	S	P	ERA	WHIP										
<b>Steve Carlton, L</b> ERA: 4.5	6.0	W	25	5	1	1	6	2	0	0	0	2	0	19	20	1.50	1.167										
<b>Rawly Eastwick, R</b> ERA: 6.64	3.0	S	16	6	5	4	2	0	0	1	0	2	0	19	20	12.00	2.000										



Batter	1	2	3	4	5	6	7	8	9	10	11	12	AB	R	H	RBI	BB	SO	LOB		
<b>Bake McBride, L</b> OBP: 0.305, SLG: 0.372 (1.9)	4-3			G3		FC1-2 1B		E		5-3		1B 2B	5	3	1	0	1	0	3		
<b>Larry Bowa, S</b> OBP: 0.390, SLG: 0.356 (1.6)	6-3			5-3		4-3		E9		F3		2B	6	2	2	2	0	0	2		
<b>Pete Rose, S</b> OBP: 0.450, SLG: 0.443 (1.3)	6-3			5-3				1B		G3			6	0	3	4	0	0	0		
<b>Greg Luzinski, R</b> OBP: 0.398, SLG: 0.467 (1.7)		5-3																			
<b>Greg Gross, L</b> OBP: 0.222, SLG: 0.125 (12.7)			5-3			K		K				K	5	0	0	0	1	4	3		
<b>Mike Schmidt, R</b> OBP: 0.367, SLG: 0.598 (1.5)		F8				6-3						BB	5	1	1	0	0	1	1		
<b>Gary Maddox, R</b> OBP: 0.336, SLG: 0.500 (1.8)						4-3		L6				E8 SF8	5	1	1	1	0	1	1		
<b>Bob Boone, R</b> OBP: 0.333, SLG: 0.380 (1.2)						5-3							3	0	1	0	0	0	0		
<b>Jim Kaat, L</b> (9.1)								P4				K	1	0	0	0	0	1	1		
<b>Ramon Aviles, R</b> OBP: 0.583, SLG: 0.727 (8, PH)						1-3							2	1	1	0	0	0	0		
<b>Rudy Meoli, L</b> OBP: 0.162, SLG: 0.200 (8, 4)													2	0	0	0	1	2	0		
<b>Randy Lerch, L</b> OBP: 0.130, SLG: 0.111 (6, PH)													1	0	0	0	0	0	0		
<b>Mike Anderson, R</b> OBP: 0.278, SLG: 0.267 (8, 1)													0	1	0	0	1	0	0		
<b>Doug Bird, R</b> OBP: 0.262, SLG: 0.417 (7, 1)													0	0	0	0	0	0	0		
<b>Tug McGraw, R</b> OBP: 0.300, SLG: 0.100 (8, 1)													0	0	0	0	0	0	0		
<b>Dave Rader, L</b> OBP: 0.230, SLG: 0.230 (7, 2)													2	0	0	0	0	1	0		
<b>Ron Reed, R</b> OBP: 0.100, SLG: 0.100 (7, 1)													0	0	0	0	0	0	0		
<b>Del Unser, L</b> OBP: 0.338, SLG: 0.417 (9, PH)													0	0	1	0	0	0	0		
<b>Inning Stats</b>	R: 0 E: 0 K: 0 S: 3	H: 0 LOB: 0 BB: 0 P: 3	R: 0 E: 0 K: 1 S: 5	H: 0 LOB: 0 BB: 0 P: 5	R: 0 E: 0 K: 0 S: 3	H: 0 LOB: 0 BB: 0 P: 3	R: 0 E: 0 K: 0 S: 3	H: 0 LOB: 0 BB: 0 P: 3	R: 0 E: 0 K: 1 S: 5	H: 0 LOB: 0 BB: 0 P: 5	R: 0 E: 0 K: 0 S: 3	H: 0 LOB: 0 BB: 0 P: 9	R: 0 E: 0 K: 1 S: 6	H: 2 LOB: 1 BB: 2 P: 14	R: 0 E: 0 K: 0 S: 6	H: 0 LOB: 0 BB: 0 P: 14	1B: 7 2B: 2 3B: 1 HR: 0	SF: 1 SAC: 1 DP: 0 HBP: 0	WP: 0 PB: 0 SB: 0 CS: 0	PA: 49	
<b>PITCHER</b>	IP	WLS	BF	H	R	ER	SO	BB	IBB	HBP	BLK	WP	HR	S	P	ERA	WHIP				
<b>Randy Jones, L</b> ERA: 4.5 (1.1)	6.0	22	3	3	3	3	3	0	0	0	0	0	0	27	31	4.50	0.667				
<b>Rollie Fingers, R</b> ERA: 3.41 (7.1)	4.0	17	5	4	2	5	0	0	0	0	0	0	0	27	27	4.50	1.250				
<b>John D'Acquisto, R</b> ERA: 7.25 (11.1)	2.0	L	10	2	2	2	2	3	0	0	0	0	0	11	23	9.00	2.500				

**TOP**

**Philadelphia Phillies @ San Diego Padres**  
San Diego Stadium, San Diego, CA

Tue May 08 1979, 10:05 PM EDT  
Att: 12,288 - Unknown

AB	43
R	9
H	10
RBI	8
BB	4
SO	10
LOB	11

Batter	1	2	3	4	5	6	7	8	9	10	11	12	AB	R	H	RBI	BB	SO	LOB		
<b>Don Reynolds, R</b> OBP: 0.260, SLG: 0.296 (8, PH)	FC3-6 SF9			CS		SF7		3-1		E6		G4-6-3	3	1	1	0	0	1	1		
<b>Brodie Parkers, R</b> OBP: 0.230, SLG: 0.230 (8, PH)													0	0	0	0	0	0	0		
<b>Kurt Beardsley, R</b> OBP: 0.230, SLG: 0.230 (8, PH)													0	0	0	1	0	0	0		
<b>Ron Reed, R</b> OBP: 0.100, SLG: 0.100 (7, 1)													1	0	0	0	0	0	0		
<b>Gene Richards, L</b> OBP: 0.210, SLG: 0.143 (10, PH)													0	0	0	0	0	0	0		
<b>John D'Acquisto, R</b> ERA: 7.25 (11.1)													1	0	0	0	0	0	0		
<b>Mike Hamrowski, R</b> OBP: 0.170, SLG: 0.257 (12, PH)													1	0	0	0	0	0	0		
<b>Fernando Gonzalez, R</b> OBP: 0.340, SLG: 0.444 (1.4)						F8		L6		G6-4-3			6	1	2	0	0	0	3		
<b>Jerry Turner, L</b> OBP: 0.357, SLG: 0.427 (1.7)													5	1	2	2	1	0	2		
<b>Dave Winfield, R</b> OBP: 0.422, SLG: 0.694 (1.9)													4	1	0	1	1	0	1		
<b>Gene Tenace, R</b> OBP: 0.398, SLG: 0.424 (1.3)													4	1	2	0	2	0	1		
<b>Barry Evans, R</b> OBP: 0.248, SLG: 0.262 (1.5)													6	1	1	0	0	0	7		
<b>Bill Fahey, L</b> OBP: 0.364, SLG: 0.474 (1.2)													5	1	2	1	0	0	0		
<b>Ozzie Smith, S</b> OBP: 0.238, SLG: 0.214 (1.6)													4	1	2	1	1	1	1		
<b>Randy Jones, R</b> OBP: 0.125, SLG: 0.125 (6, PH)													1	0	0	1	0	1	1		
<b>Dan Briggs, L</b> OBP: 0.368, SLG: 0.545 (7.8)													2	0	2	1	1	0	0		
<b>Inning Stats</b>	R: 1 E: 0 K: 0 S: 5	H: 2 LOB: 1 BB: 0 P: 7	R: 0 E: 0 K: 1 S: 7	H: 1 LOB: 2 BB: 1 P: 8	R: 0 E: 0 K: 0 S: 4	H: 0 LOB: 0 BB: 1 P: 8	R: 2 E: 0 K: 0 S: 5	H: 2 LOB: 1 BB: 1 P: 9	R: 0 E: 0 K: 0 S: 3	H: 0 LOB: 0 BB: 0 P: 17	R: 0 E: 0 K: 0 S: 3	H: 0 LOB: 0 BB: 0 P: 3	R: 0 E: 0 K: 0 S: 6	H: 1 LOB: 1 BB: 0 P: 6	R: 0 E: 0 K: 0 S: 4	H: 1 LOB: 0 BB: 0 P: 4	1B: 9 2B: 1 3B: 3 HR: 1	SF: 3 SAC: 2 DP: 2 HBP: 1	WP: 1 PB: 0 SB: 0 CS: 1	PA: 56	
<b>PITCHER</b>	IP	WLS	BF	H	R	ER	SO	BB	IBB	HBP	BLK	WP	HR	S	P	ERA	WHIP				
<b>Randy Lerch, L</b> ERA: 3.28 (6.1)	5.0	24	7	4	4	2	3	0	0	0	0	0	0	25	37	7.20	2.000				
<b>Doug Bird, R</b> ERA: 5.84 (6.1)	0.1	3	1	1	1	0	0	0	0	0	0	0	0	2	3	27.00	3.000				
<b>Tug McGraw, L</b> ERA: 1.74 (6.1)	0.2	4	0	2	2	0	2	0	0	0	0	0	0	2	10	27.00	3.000				
<b>Ron Reed, R</b> ERA: 0.61 (7.1)	2.0	9	2	0	0	0	0	1	0	0	0	0	0	8	12	0.00	1.000				
<b>Jim Kaat, L</b> ERA: 4.32 (9.1)	4.0	W	15	4	1	1	1	0	0	0	0	0	0	17	17	2.25	1.000				

**BOTTOM**

**Philadelphia Phillies @ San Diego Padres**  
San Diego Stadium, San Diego, CA

Tue May 08 1979, 10:05 PM EDT  
Att: 12,288 - Unknown

AB	43
R	8
H	14
RBI	8
BB	6
SO	3
LOB	22



Batter	1	2	3	4	5	6	7	8	9	AB	R	H	RBI	BB	SO	LOB	TOP											
<b>Bake McBride, L</b> OBP: 0.300, SLG: 0.364 (1, 9)										5	0	1	0	0	0	0	<b>Philadelphia Phillies @ San Diego Padres</b> San Diego Stadium, San Diego, CA Wed May 09 1979, 10:05 PM EDT Att: 15,606 - Unknown											
<b>Larry Bowa, S</b> OBP: 0.382, SLG: 0.349 (1, 6)										5	1	1	0	0	1	3												
<b>Pete Rose, S</b> OBP: 0.460, SLG: 0.455 (1, 3)										4	1	3	0	0	0	0												
<b>Greg Luzinski, R</b> OBP: 0.409, SLG: 0.489 <b>Mike Anderson, R</b> OBP: 0.625, SLG: 0.667 (8, 7)										4	0	3	2	0	0	2												
<b>Mike Schmidt, R</b> OBP: 0.354, SLG: 0.573 (1, 5)										4	0	0	0	0	0	4												
<b>Gary Maddox, R</b> OBP: 0.333, SLG: 0.500 (1, 8)										4	0	1	0	0	0	0												
<b>Bob Boone, R</b> OBP: 0.318, SLG: 0.360 (1, 2)										4	0	0	0	0	0	1												
<b>Rudy Meoli, L</b> OBP: 0.200, SLG: 0.154 (1, 4)										3	0	0	0	1	0	0												
<b>Dick Ruthven, R</b> OBP: 0.227, SLG: 0.190 (1, 1)										4	0	1	0	0	1	2												
<b>Inning Stats</b>	R: 1 E: 0 K: 1 S: 7	H: 2 LOB: 1 BB: 0 P: 7	R: 0 E: 0 K: 0 S: 3	H: 0 LOB: 0 BB: 0 P: 3	R: 1 E: 0 K: 1 S: 8	H: 3 LOB: 2 BB: 0 P: 8	R: 0 E: 0 K: 0 S: 3	H: 0 LOB: 0 BB: 0 P: 3	R: 0 E: 1 K: 0 S: 5	H: 1 LOB: 2 BB: 0 P: 5	R: 0 E: 0 K: 0 S: 4	H: 1 LOB: 2 BB: 1 P: 8	R: 0 E: 0 K: 0 S: 3	H: 0 LOB: 0 BB: 0 P: 3	R: 0 E: 0 K: 0 S: 3	H: 1 LOB: 0 BB: 0 P: 3		R: 0 E: 0 K: 0 S: 5	H: 2 LOB: 2 BB: 0 P: 5	1B: 8 2B: 3 3B: 0 HR: 0	SF: 0 SAC: 0 DP: 1 HBP: 0	WP: 0 PB: 0 SB: 1 CS: 0	PA: 38					
<b>PITCHER</b>	IP	WLS	BF	H	R	ER	SO	BB	IBB	HBP	BLK	WP	HR	S	P	ERA	WHIP											
<b>Eric Rasmussen, R</b> ERA: 4.38 <b>Bob Shirley, L</b> ERA: 6.31	(1, 1)	8.0	L	33	8	2	2	2	0	1	0	0	0	0	36	40	2.25	1.000										
<b>PITCHER</b>	IP	WLS	BF	H	R	ER	SO	BB	IBB	HBP	BLK	WP	HR	S	P	ERA	WHIP											

Batter	1	2	3	4	5	6	7	8	9	AB	R	H	RBI	BB	SO	LOB	BOTTOM											
<b>Mike Hargrove, L</b> OBP: 0.357, SLG: 0.244 (1, 3)										4	0	0	0	0	1	0	<b>Philadelphia Phillies @ San Diego Padres</b> San Diego Stadium, San Diego, CA Wed May 09 1979, 10:05 PM EDT Att: 15,606 - Unknown											
<b>Fernando Gonzalez, R</b> OBP: 0.327, SLG: 0.427 (1, 4)										4	0	0	0	0	0	0												
<b>Jerry Turner, L</b> OBP: 0.346, SLG: 0.413 (1, 7)										4	0	0	0	0	0	0												
<b>Dave Winfield, R</b> OBP: 0.420, SLG: 0.683 (1, 9)										2	0	0	0	1	0	0												
<b>Dan Briggs, L</b> OBP: 0.366, SLG: 0.556 (1, 8)										3	0	1	0	0	0	1												
<b>Bill Fahey, L</b> OBP: 0.360, SLG: 0.429 (1, 2)										2	0	0	0	1	0	1												
<b>Barry Evans, R</b> OBP: 0.234, SLG: 0.257 <b>Kurt Bevacqua, R</b> OBP: 0.441, SLG: 0.400 (8, PH) (9, 5)										2	0	0	0	0	0	1												
<b>Ozzie Smith, S</b> OBP: 0.234, SLG: 0.211 <b>Gene Richards, L</b> OBP: 0.292, SLG: 0.314 <b>Bill Almon, R</b> OBP: 0.375, SLG: 0.478 (8, PH) (9, 6)										2	0	0	0	1	2	0												
<b>Eric Rasmussen, R</b> OBP: 0.100, SLG: 0.100 <b>Broderick Perkins, L</b> OBP: 0.379, SLG: 0.333 <b>Bob Shirley, R</b> (8, PH) (9, 1)										1	0	0	0	0	0	0												
<b>Inning Stats</b>	R: 0 E: 0 K: 0 S: 3	H: 0 LOB: 0 BB: 0 P: 3	R: 0 E: 0 K: 0 S: 3	H: 0 LOB: 0 BB: 0 P: 3	R: 0 E: 0 K: 1 S: 5	H: 0 LOB: 0 BB: 0 P: 5	R: 0 E: 0 K: 0 S: 3	H: 0 LOB: 0 BB: 0 P: 3	R: 0 E: 1 K: 0 S: 3	H: 0 LOB: 2 BB: 2 P: 11	R: 0 E: 0 K: 0 S: 3	H: 0 LOB: 0 BB: 0 P: 3	R: 0 E: 0 K: 0 S: 4	H: 1 LOB: 1 BB: 0 P: 4	R: 0 E: 0 K: 0 S: 3	H: 0 LOB: 0 BB: 0 P: 3		R: 0 E: 0 K: 1 S: 5	H: 0 LOB: 0 BB: 0 P: 5	1B: 0 2B: 1 3B: 0 HR: 0	SF: 0 SAC: 0 DP: 1 HBP: 0	WP: 0 PB: 0 SB: 0 CS: 0	PA: 30					
<b>PITCHER</b>	IP	WLS	BF	H	R	ER	SO	BB	IBB	HBP	BLK	WP	HR	S	P	ERA	WHIP											
<b>Dick Ruthven, R</b> ERA: 1.65	(1, 1)	9.0	W	30	1	0	0	2	2	0	0	0	0	0	32	40	0.00	0.333										
<b>PITCHER</b>	IP	WLS	BF	H	R	ER	SO	BB	IBB	HBP	BLK	WP	HR	S	P	ERA	WHIP											



Batter	1	2	3	4	5	6	7	8	9	AB	R	H	RBI	BB	SO	LOB	TOP			
<b>Bake McBride, L</b> OBP: 0.289, SLG: 0.350	1-3	L7			4-3		F8			4	0	0	0	0	0	1	<b>Philadelphia Phillies @ San Diego Padres</b> San Diego Stadium, San Diego, CA Thu May 10 1979, 6:33 AM EDT Att: 17,208 - Unknown <a href="http://livebaseballscorecards.com">livebaseballscorecards.com</a>			
<b>Larry Bowa, S</b> OBP: 0.386, SLG: 0.355	2B		4-3		6-3		L8			4	2	2	0	0	0	0				
<b>Pete Rose, S</b> OBP: 0.453, SLG: 0.457	1B		4-3		6-3			L7		4	0	1	1	0	0	1				
<b>Greg Luzinski, R</b> OBP: 0.403, SLG: 0.480 <b>Mike Anderson, R</b> OBP: 0.625, SLG: 0.667	6-3		F8		1-2			K		4	0	1	1	0	1	1				
<b>Mike Schmidt, R</b> OBP: 0.342, SLG: 0.550	F8				2H			K		0	0	0	0	0	0	0				
<b>Gary Maddox, R</b> OBP: 0.322, SLG: 0.481					1B					4	0	0	0	0	0	0				
<b>Bob Boone, R</b> OBP: 0.326, SLG: 0.372										3	1	1	0	1	0	1				
<b>Rudy Meoli, L</b> OBP: 0.263, SLG: 0.235										4	0	2	0	0	0	1				
<b>Nino Espinosa, R</b> OBP: 0.211, SLG: 0.167 <b>Ron Reed, R</b> OBP: 0.333, SLG: 0.667										3	0	0	1	0	2	3				
<b>Inning Stats</b>	R: 1 E: 0 K: 0 S: 5	H: 2 LOB: 1 BB: 0 P: 5	R: 1 E: 1 K: 0 S: 5	H: 1 LOB: 1 BB: 0 P: 5	R: 0 E: 0 K: 0 S: 3	H: 0 LOB: 0 BB: 0 P: 3	R: 0 E: 0 K: 1 S: 6	H: 1 LOB: 2 BB: 1 P: 10	R: 1 E: 0 K: 0 S: 5	H: 2 LOB: 1 BB: 0 P: 3	R: 0 E: 0 K: 1 S: 5	H: 0 LOB: 0 BB: 0 P: 5	R: 0 E: 0 K: 2 S: 7	H: 0 LOB: 0 BB: 0 P: 7	R: 0 E: 0 K: 0 S: 4	H: 1 LOB: 1 BB: 0 P: 4		1B: 5 2B: 2 3B: 0 HR: 0	SF: 0 SAC: 0 DP: 0 HBP: 0	WP: 0 PB: 0 SB: 2 CS: 0
<b>PITCHER</b> <b>Gaylord Perry, R</b> ERA: 3.63	IP: 9.0 WLS: L BF: 36 H: 7 R: 3 ER: 2 SO: 4 BB: 1 IBB: 0 HBP: 0 BLK: 0 WP: 0 HR: 0 S: 43 P: 47 ERA: 2.00 WHIP: 0.889																			

Batter	1	2	3	4	5	6	7	8	9	AB	R	H	RBI	BB	SO	LOB	BOTTOM			
<b>Ozzie Smith, S</b> OBP: 0.234, SLG: 0.212	G3				1-3		F8			4	0	1	0	0	0	0	<b>Philadelphia Phillies @ San Diego Padres</b> San Diego Stadium, San Diego, CA Thu May 10 1979, 6:33 AM EDT Att: 17,208 - Unknown <a href="http://livebaseballscorecards.com">livebaseballscorecards.com</a>			
<b>Broderrick Perkins, L</b> OBP: 0.364, SLG: 0.323	F8			1B						4	0	1	0	0	1	1				
<b>Jerry Turner, L</b> OBP: 0.351, SLG: 0.411										3	0	1	0	1	0	2				
<b>Dave Winfield, R</b> OBP: 0.423, SLG: 0.683										3	1	1	0	1	0	2				
<b>Dan Briggs, L</b> OBP: 0.333, SLG: 0.500	5-3									4	0	0	0	0	0	4				
<b>Fernando Gonzalez, R</b> OBP: 0.316, SLG: 0.411										4	0	0	0	0	0	1				
<b>Bill Fahey, L</b> OBP: 0.239, SLG: 0.440 <b>Don Reynolds, R</b> OBP: 0.450, SLG: 0.556										4	0	2	1	0	1	0				
<b>Barry Evans, R</b> OBP: 0.239, SLG: 0.252 <b>Gene Richards, L</b> OBP: 0.278, SLG: 0.311 <b>Bill Almon, R</b> OBP: 0.375, SLG: 0.478 <b>Gene Tenace, R</b> OBP: 0.394, SLG: 0.419										0	0	0	0	0	0	0				
<b>Gaylord Perry, R</b> OBP: 0.267, SLG: 0.600 <b>Kurt Bevacqua, R</b> OBP: 0.429, SLG: 0.385										2	0	0	0	0	0	1				
<b>Inning Stats</b>	R: 0 E: 0 K: 0 S: 4	H: 1 LOB: 2 BB: 1 P: 8	R: 0 E: 0 K: 0 S: 3	H: 0 LOB: 0 BB: 0 P: 3	R: 0 E: 0 K: 0 S: 4	H: 1 LOB: 1 BB: 0 P: 4	R: 1 E: 0 K: 0 S: 5	H: 2 LOB: 1 BB: 0 P: 5	R: 1 E: 0 K: 0 S: 5	H: 2 LOB: 1 BB: 0 P: 5	R: 0 E: 0 K: 1 S: 5	H: 0 LOB: 0 BB: 0 P: 5	R: 0 E: 0 K: 1 S: 5	H: 0 LOB: 1 BB: 1 P: 9	R: 0 E: 0 K: 1 S: 6	H: 1 LOB: 1 BB: 0 P: 6		1B: 5 2B: 1 3B: 0 HR: 1	SF: 0 SAC: 0 DP: 0 HBP: 0	WP: 0 PB: 0 SB: 0 CS: 0
<b>PITCHER</b> <b>Nino Espinosa, R</b> ERA: 1.25 <b>Ron Reed, R</b> ERA: 0.55	IP: 7.1 WLS: W BF: 30 H: 6 R: 2 ER: 2 SO: 3 BB: 2 IBB: 0 HBP: 0 BLK: 0 WP: 0 HR: 1 S: 34 P: 42 ERA: 2.46 WHIP: 1.091																			



Batter	1	2	3	4	5	6	7	8	9	AB	R	H	RBI	BB	SO	LOB	TOP					
Frank Taveras, R (1, 6) OBP: 0.260, SLG: 0.267	4-3		L6		F9			1B BB		3	1	0	0	1	0	0	<b>New York Mets @ San Diego Padres</b> San Diego Stadium, San Diego, CA Fri May 11 1979, 10:05 PM EDT Att: 43,142 - Unknown					
Richie Hebner, L (1, 5) OBP: 0.355, SLG: 0.358	2B BB				K			1B		2	0	1	1	2	1	0						
Lee Mazzilli, S (1, 8) OBP: 0.387, SLG: 0.477	1-3 2B		K		B1-3			G6-3		4	0	1	0	0	1	2						
Steve Henderson, R (1, 7) OBP: 0.352, SLG: 0.383	K				F8			HR		3	2	1	1	1	1	2						
Ed Kranepool, L (1, 3) OBP: 0.267, SLG: 0.346	L7				G3			4-3		4	0	1	0	0	0	3						
Joel Youngblood, R (1, 9) OBP: 0.398, SLG: 0.507			F8		5-3			F8		4	0	0	0	0	0	2						
John Stearns, R (1, 2) OBP: 0.305, SLG: 0.366	F4-6-3 BB				HR			5-3		2	1	1	2	2	0	0						
Doug Flynn, R (1, 4) OBP: 0.238, SLG: 0.240	F4-6-3				F8			F5-3		4	0	0	0	0	0	2						
Kevin Kobel, R (1, 1) OBP: 0.167, SLG: 0.167			F8					K		3	0	0	0	0	2	0						
Ron Hodges, L (9, PH) OBP: 0.278, SLG: 0.250										0	0	0	0	0	0	0						
Elliott Maddox, R (9, PH) OBP: 0.346, SLG: 0.250										1	0	0	0	0	0	1						
Skip Lockwood, R (9, 1)										0	0	0	0	0	0	0						
<b>Inning Stats</b>	R: 0 E: 0 K: 1 S: 6	H: 1 LOB: 2 BB: 1 P: 10	R: 0 E: 0 K: 0 S: 2	H: 0 LOB: 0 BB: 1 P: 6	R: 0 E: 0 K: 1 S: 5	H: 0 LOB: 1 BB: 1 P: 9	R: 2 E: 1 K: 0 S: 4	H: 1 LOB: 0 BB: 1 P: 8	R: 0 E: 0 K: 2 S: 7	H: 0 LOB: 0 BB: 0 P: 7	R: 0 E: 0 K: 0 S: 4	H: 1 LOB: 1 BB: 0 P: 4	R: 0 E: 0 K: 1 S: 5	H: 0 LOB: 0 BB: 0 P: 5	R: 2 E: 0 K: 0 S: 4	H: 2 LOB: 0 BB: 1 P: 8	R: 0 E: 0 K: 0 S: 3	H: 0 LOB: 1 BB: 1 P: 7	1B: 2 2B: 1 3B: 0 HR: 2	SF: 0 SAC: 0 DP: 2 HBP: 0	WP: 0 PB: 0 SB: 2 CS: 0	PA: 36
<b>PITCHER</b>	IP WLS BF H R ER SO BB IBB HBP BLK WP HR S P ERA WHIP																					
Steve Mura, R (1, 1) ERA: 2.36	7.0 L 27 3 2 0 5 4 0 0 0 0 0 1 33 49 0.00 1.000																					
Rollie Fingers, R (8, 1) ERA: 3.5	1.0 5 2 2 2 0 1 0 0 0 0 0 1 4 8 18.00 3.000																					
John D'Acquisto, R (9, 1) ERA: 7.04	0.2 3 0 0 0 0 1 0 0 0 0 0 0 2 6 0.00 1.500																					
Bob Shirley, L (9, 1) ERA: 6.23	0.1 1 0 0 0 0 0 0 0 0 0 0 0 0 1 1 0.00 0.000																					

Batter	1	2	3	4	5	6	7	8	9	AB	R	H	RBI	BB	SO	LOB	BOTTOM					
Gene Richards, L (1, 8) OBP: 0.287, SLG: 0.318	F8			FC6-4 HBP 1B			F7			4	0	2	0	0	0	0	<b>New York Mets @ San Diego Padres</b> San Diego Stadium, San Diego, CA Fri May 11 1979, 10:05 PM EDT Att: 43,142 - Unknown					
Bill Almon, R (1, 4) OBP: 0.357, SLG: 0.423	G3-6-3 BB			K			F3			3	0	0	0	1	1	3						
Jerry Turner, L (1, 7) OBP: 0.362, SLG: 0.425	G3-6-3			FC6-4 HBP						3	0	2	0	0	0	1						
Dave Winfield, R (1, 9) OBP: 0.418, SLG: 0.669				FC6-4 BB			L7			4	0	1	0	0	0	4						
Gene Tenace, R (1, 3) OBP: 0.398, SLG: 0.409	F6-4-3			FC6-4 BB				9-3		2	0	0	0	2	0	1						
Barry Evans, R (1, 5) OBP: 0.233, SLG: 0.246				BB						3	0	0	0	0	1	5						
Mike Hargrove, L (9, PH) OBP: 0.354, SLG: 0.241	K			F4-3			F8			1	0	0	0	0	0	0						
Bill Fahey, L (1, 2) OBP: 0.333, SLG: 0.379				F3			F4-3			4	0	0	0	0	1	2						
Ozzie Smith, S (1, 6) OBP: 0.237, SLG: 0.215				6-3			F3			3	0	1	0	0	0	0						
Steve Mura, R (1, 1) ERA: 2.36				1-3			6-3			1	0	0	0	0	0	0						
Fernando Gonzalez, R (7, PH) OBP: 0.313, SLG: 0.407							SH1-4			1	0	0	0	0	0	0						
Rollie Fingers, R (8, 1) ERA: 3.5										0	0	0	0	0	0	0						
John D'Acquisto, R (9, 1) ERA: 7.04										0	0	0	0	0	0	0						
Bob Shirley, R (9, 1) ERA: 6.23										0	0	0	0	0	0	0						
<b>Inning Stats</b>	R: 0 E: 0 K: 0 S: 2	H: 0 LOB: 0 BB: 1 P: 6	R: 0 E: 0 K: 1 S: 5	H: 1 LOB: 0 BB: 0 P: 5	R: 0 E: 0 K: 0 S: 3	H: 0 LOB: 0 BB: 0 P: 3	R: 0 E: 0 K: 1 S: 6	H: 1 LOB: 3 BB: 1 P: 11	R: 0 E: 0 K: 0 S: 5	H: 2 LOB: 2 BB: 0 P: 5	R: 0 E: 0 K: 0 S: 4	H: 1 LOB: 2 BB: 1 P: 8	R: 0 E: 0 K: 0 S: 3	H: 0 LOB: 0 BB: 0 P: 3	R: 0 E: 0 K: 0 S: 3	H: 1 LOB: 0 BB: 0 P: 3	R: 0 E: 0 K: 1 S: 5	H: 0 LOB: 0 BB: 0 P: 5	1B: 5 2B: 2 3B: 0 HR: 0	SF: 0 SAC: 1 DP: 3 HBP: 1	WP: 0 PB: 0 SB: 0 CS: 0	PA: 34
<b>PITCHER</b>	IP WLS BF H R ER SO BB IBB HBP BLK WP HR S P ERA WHIP																					
Kevin Kobel, L (1, 1) ERA: 1.37	8.0 W 31 6 0 0 2 3 0 0 1 0 0 0 0 5 5 0.00 1.125																					
Skip Lockwood, R (9, 1) ERA: 1.96	1.0 3 0 0 0 1 0 0 0 0 0 0 0 0 5 5 0.00 0.000																					




















Batter	1	2	3	4	5	6	7	8	9	AB	R	H	RBI	BB	SO	LOB	TOP			
Gene Richards, L (1,8) OBP: 0.307, SLG: 0.333										3	0	1	0	1	0	1				
Mike Hargrove, L (1,3) OBP: 0.333, SLG: 0.222										4	0	0	0	0	1	2				
Jerry Turner, L (1,7) OBP: 0.340, SLG: 0.385										4	0	0	0	0	1	1				
Dave Winfield, R (1,9) OBP: 0.409, SLG: 0.633										4	0	2	0	0	0	1				
Kurt Bevacqua, R (1,5)										4	0	2	0	0	0	0				
Bill Fahey, L (1,2) OBP: 0.311, SLG: 0.400										4	0	0	0	0	0	4				
Fernando Gonzalez, R (1,4) OBP: 0.303, SLG: 0.391										3	0	1	0	0	0	0				
Bill Almon, R (1,6) OBP: 0.341, SLG: 0.350										3	0	1	0	0	0	1				
Steve Mura, R (1,1) John D'Acquisto, R (3,1) Don Heywood, R (6, PR) Bob Shirley, L (6, PR) Mickey Lolich, S (7,1) Broderick Perkins, L (8, PR) Dennis Kinney, L (8,1)										1	0	0	0	0	0	1				
<b>Inning Stats</b>	R: 0 E: 0 K: 1 S: 5	H: 0 LOB: 1 BB: 1 P: 9	R: 0 E: 0 K: 0 S: 3	H: 0 LOB: 0 BB: 0 P: 3	R: 0 E: 0 K: 1 S: 5	H: 0 LOB: 0 BB: 0 P: 5	R: 0 E: 0 K: 0 S: 3	H: 0 LOB: 0 BB: 0 P: 3	R: 0 E: 0 K: 0 S: 4	H: 2 LOB: 1 BB: 0 P: 4	R: 0 E: 0 K: 1 S: 6	H: 2 LOB: 1 BB: 0 P: 6	R: 0 E: 0 K: 1 S: 6	H: 1 LOB: 1 BB: 0 P: 6	R: 0 E: 0 K: 0 S: 5	H: 2 LOB: 2 BB: 0 P: 5	1B: 7 2B: 0 3B: 0 HR: 0	SF: 0 SAC: 0 DP: 2 HBP: 0	WP: 0 PB: 0 SB: 1 CS: 0	PA: 33
<b>PITCHER</b>	IP WLS BF H R ER SO BB IBB HBP BLK WP HR S P ERA WHIP																			
Bill Bonham, R (1,1) ERA: 3.72	7.0 W 24 4 0 0 3 1 0 0 0 0 0 0 29 33 0.00 0.714																			
Pedro Borbon, R (8,1) ERA: 2.6	2.0 9 3 0 0 1 0 0 0 0 0 0 0 11 11 0.00 1.500																			

San Diego Padres @ Cincinnati Reds  
Riverfront Stadium, Cincinnati, OH  
Wed May 16, 1979, 3:33 AM EDT  
Att: 25,327 - Unknown


AB 32  
R 0  
H 7  
RBI 0  
BB 1  
SO 4  
LOB 12



Batter	1	2	3	4	5	6	7	8	9	AB	R	H	RBI	BB	SO	LOB	BOTTOM			
Ken Griffey, L (1,8) OBP: 0.357, SLG: 0.439										4	0	1	0	0	1	1				
Paul Blair, R (6, PR) OBP: 0.273, SLG: 0.500										1	0	0	0	0	0	0				
Junior Kennedy, R (1,4) OBP: 0.335, SLG: 0.345										3	1	1	0	1	1	2				
Champ Summers, L (1,9) OBP: 0.403, SLG: 0.388										2	1	1	0	2	1	1				
George Foster, R (1,7) OBP: 0.416, SLG: 0.543										4	1	1	1	0	2	5				
Pedro Borbon, R (8,1) OBP: 0.400, SLG: 0.400										0	0	0	0	0	0	0				
Dan Driessen, L (1,3) OBP: 0.350, SLG: 0.490										3	1	1	0	1	0	2				
Ray Knight, R (1,5) OBP: 0.392, SLG: 0.385										3	2	1	2	1	0	1				
Rick Auerbach, R (1,6) OBP: 0.174, SLG: 0.261										4	0	1	2	0	1	1				
Vic Correll, R (1,2) OBP: 0.375, SLG: 0.464										4	1	1	2	0	0	1				
Bill Bonham, R (1,1) ERA: 3.41	2.2 L 16 5 5 5 1 3 0 0 0 0 0 0 15 27 7.71 1.714																			
John D'Acquisto, R (3,1) ERA: 6.92	2.1 11 2 2 2 4 2 0 0 0 0 0 1 17 25 0.00 1.000																			
Bob Shirley, L (6,1) ERA: 5.59	1.0 4 1 0 0 1 0 0 0 0 0 0 0 6 6 0.00 1.000																			
Mickey Lolich, L (7,1) ERA: 4.19	1.0 3 1 0 0 1 0 0 0 0 0 0 0 5 5 0.00 1.000																			
Dennis Kinney, L (8,1) ERA: 1.04	1.0 3 0 0 0 0 0 0 0 0 0 0 0 3 3 0.00 0.000																			
<b>Inning Stats</b>	R: 0 E: 0 K: 1 S: 7	H: 2 LOB: 2 BB: 0 P: 7	R: 0 E: 0 K: 0 S: 3	H: 0 LOB: 0 BB: 0 P: 3	R: 5 E: 0 K: 0 S: 6	H: 3 LOB: 1 BB: 3 P: 18	R: 0 E: 0 K: 3 S: 10	H: 1 LOB: 2 BB: 1 P: 14	R: 2 E: 0 K: 1 S: 6	H: 1 LOB: 0 BB: 1 P: 10	R: 0 E: 0 K: 1 S: 6	H: 1 LOB: 1 BB: 0 P: 6	R: 0 E: 0 K: 1 S: 5	H: 1 LOB: 0 BB: 0 P: 5	R: 0 E: 0 K: 0 S: 3	H: 0 LOB: 0 BB: 0 P: 3	1B: 6 2B: 2 3B: 0 HR: 1	SF: 0 SAC: 0 DP: 1 HBP: 0	WP: 0 PB: 0 SB: 0 CS: 0	PA: 37
<b>PITCHER</b>	IP WLS BF H R ER SO BB IBB HBP BLK WP HR S P ERA WHIP																			
Steve Mura, R (1,1) ERA: 3.41	2.1 11 2 2 2 4 2 0 0 0 0 0 1 17 25 7.71 1.714																			
John D'Acquisto, R (3,1) ERA: 6.92	1.0 4 1 0 0 1 0 0 0 0 0 0 0 6 6 0.00 1.000																			
Bob Shirley, L (6,1) ERA: 5.59	1.0 3 1 0 0 1 0 0 0 0 0 0 0 5 5 0.00 1.000																			
Mickey Lolich, L (7,1) ERA: 4.19	1.0 3 0 0 0 0 0 0 0 0 0 0 0 3 3 0.00 0.000																			
Dennis Kinney, L (8,1) ERA: 1.04	1.0 3 0 0 0 0 0 0 0 0 0 0 0 3 3 0.00 0.000																			

San Diego Padres @ Cincinnati Reds  
Riverfront Stadium, Cincinnati, OH  
Wed May 16, 1979, 3:33 AM EDT  
Att: 25,327 - Unknown

AB 32  
R 7  
H 9  
RBI 7  
BB 5  
SO 7  
LOB 14





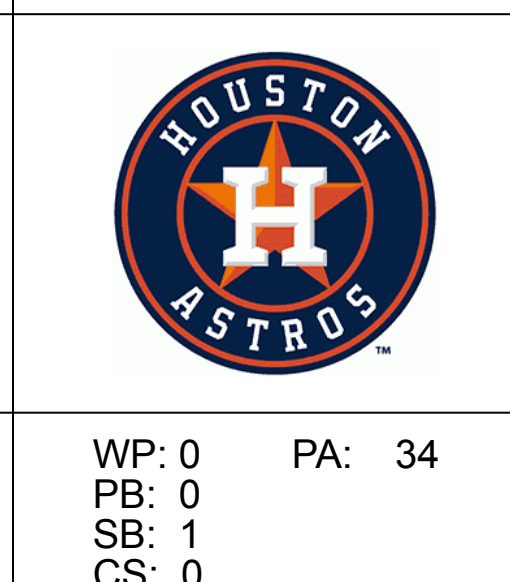
Batter	1	2	3	4	5	6	7	8	9	AB	R	H	RBI	BB	SO	LOB	TOP			
Gene Richards, L (1, 8) OBP: 0.312, SLG: 0.377	F8		6-3 3B		G4-6-3			HR		4	2	2	1	0	0	1	<b>San Diego Padres @ Houston Astros</b> Astrodome, Houston, TX Fri May 18 1979, 8:05 PM EDT Att: 9,445 - Unknown			
Broderick Perkins, L (1, 3) OBP: 0.375, SLG: 0.306 Rollie Fingers, R (8, 1) OBP: 0.125, SLG: 0.125	K		6-3		4-3			BB		3	0	0	1	1	1	0				
Jerry Turner, L (1, 7) OBP: 0.337, SLG: 0.377	BB		F4		G1			F9		3	0	0	0	1	0	1				
Dave Winfield, R (1, 9) OBP: 0.405, SLG: 0.620	BB				6-3			L7		3	0	0	0	1	0	1				
Kurt Bevacqua, R (1, 5) OBP: 0.428, SLG: 0.410 Barry Evans, R (9, PR) OBP: 0.227, SLG: 0.238	F8				6-3			E6 CS		4	0	1	0	0	0	2				
Gene Tenace, R (1, 2) OBP: 0.389, SLG: 0.384		L7						K		3	0	0	0	1	1	2				
Bill Almon, R (1, 4) OBP: 0.333, SLG: 0.341 (7, 6)		1-3						E5		4	0	1	0	0	1	3				
Ozzie Smith, S (1, 6) OBP: 0.230, SLG: 0.193 (7, PH) Dan Briggs, L (7, PH) OBP: 0.345, SLG: 0.490 Fernando Gonzalez, R (7, 4) OBP: 0.351, SLG: 0.388	F7				G3			K		2	0	0	0	0	0	0				
Bob Ovwchinko, L (1, 1) Mike Hargrove, L (8, PH) OBP: 0.330, SLG: 0.220 (8, 3)			L5					L5		1	0	0	0	1	0	0				
<b>Inning Stats</b>	R: 0 E: 0 K: 1 S: 5	H: 0 LOB: 2 BB: 2 P: 13	R: 0 E: 0 K: 0 S: 3	H: 0 LOB: 0 BB: 0 P: 3	R: 1 E: 0 K: 0 S: 4	H: 1 LOB: 0 BB: 0 P: 4	R: 0 E: 0 K: 1 S: 5	H: 0 LOB: 1 BB: 1 P: 9	R: 0 E: 0 K: 0 S: 2	H: 0 LOB: 0 BB: 0 P: 6	R: 0 E: 0 K: 0 S: 3	H: 0 LOB: 0 BB: 0 P: 3	R: 0 E: 2 K: 2 S: 8	H: 1 LOB: 1 BB: 0 P: 8	R: 1 E: 0 K: 0 S: 4	H: 1 LOB: 2 BB: 0 P: 4		1B: 2 2B: 1 3B: 1 HR: 1	SF: 0 SAC: 0 DP: 2 HBP: 0	WP: 1 PB: 0 SB: 0 CS: 1
<b>PITCHER</b> Joe Niekro, R (1, 1) ERA: 3.03	IP: 9.0 WLS: W BF: 35 H: 4 R: 2 ER: 2 SO: 4 BB: 5 IBB: 0 HBP: 0 BLK: 0 WP: 1 HR: 1 S: 38 P: 58 ERA: 2.00 WHIP: 1.000																			

Batter	1	2	3	4	5	6	7	8	9	AB	R	H	RBI	BB	SO	LOB	BOTTOM			
Terry Puhl, L (1, 9) OBP: 0.337, SLG: 0.338	F7		SH3-4		1B			4-3		3	0	1	0	0	0	1	<b>San Diego Padres @ Houston Astros</b> Astrodome, Houston, TX Fri May 18 1979, 8:05 PM EDT Att: 9,445 - Unknown			
Craig Reynolds, L (1, 6) OBP: 0.292, SLG: 0.340	F5		1B		1B			1B S		4	1	3	0	0	0	0				
Jeffrey Leonard, R (1, 8) OBP: 0.422, SLG: 0.449	5-3		1B		G6-4-3			F7		4	0	1	1	0	0	3				
Bob Watson, R (1, 3) OBP: 0.318, SLG: 0.350 Rafael Landestoy, S (9, 4) OBP: 0.250, SLG: 0.222		FC5-4 BB	G4-6-3		1B			K		3	0	0	0	1	1	3				
Enos Cabell, R (1, 5) OBP: 0.333, SLG: 0.417 (9, 3)		FC5-4			F8			5-3		4	0	1	0	0	0	1				
Jose Cruz, L (1, 7) OBP: 0.400, SLG: 0.467		1-2			1-3			5-3		4	0	2	1	0	0	0				
Art Howe, R (1, 4) OBP: 0.260, SLG: 0.282 (9, 5)		F8			F6			F8		4	0	0	0	0	0	4				
Alan Ashby, S (1, 2) OBP: 0.304, SLG: 0.359		K						SH1-4		3	1	2	1	0	1	2				
Joe Niekro, R (1, 1) OBP: 0.105, SLG: 0.158			E5		1B			SH1-4		2	1	0	0	0	1	0				
<b>Inning Stats</b>	R: 0 E: 0 K: 0 S: 3	H: 0 LOB: 0 BB: 0 P: 3	R: 0 E: 0 K: 1 S: 6	H: 1 LOB: 2 BB: 1 P: 10	R: 1 E: 1 K: 0 S: 5	H: 2 LOB: 1 BB: 0 P: 5	R: 0 E: 0 K: 0 S: 3	H: 0 LOB: 0 BB: 0 P: 3	R: 1 E: 0 K: 1 S: 7	H: 3 LOB: 1 BB: 0 P: 7	R: 0 E: 0 K: 0 S: 3	H: 0 LOB: 0 BB: 0 P: 3	R: 0 E: 0 K: 0 S: 4	H: 1 LOB: 1 BB: 0 P: 4	R: 1 E: 0 K: 1 S: 8	H: 3 LOB: 2 BB: 0 P: 8		1B: 9 2B: 0 3B: 0 HR: 1	SF: 0 SAC: 2 DP: 2 HBP: 0	WP: 0 PB: 0 SB: 1 CS: 0
<b>PITCHER</b> Bob Ovwchinko, L (1, 1) ERA: 4.3 Rollie Fingers, R (8, 1) ERA: 3.62	IP: 7.0 WLS: L BF: 28 H: 7 R: 2 ER: 1 SO: 2 BB: 1 IBB: 0 HBP: 0 BLK: 0 WP: 0 HR: 1 S: 31 P: 35 ERA: 1.29 WHIP: 1.143																			

AB	30
R	2
H	4
RBI	2
BB	5
SO	4
LOB	13



AB	31
R	3
H	10
RBI	3
BB	1
SO	3
LOB	14






Batter	1	2	3	4	5	6	7	8	9	10	11	AB	R	H	RBI	BB	SO	LOB	TOP							
Gene Richards, L OBP: 0.322, SLG: 0.385 (1, 8)	G3-6-3 1B		E SF7 1B		6-3			H 1B		FC3-6 FC4 1-2f		5	1	3	1	0	0	1								
Broderick Perkins, L OBP: 0.341, SLG: 0.222 (1, 3)	G3-6-3 1-2f		SF7		F8			SH2-6-4 1-2		FC4 WP 1-2f		3	0	0	1	0	0	2								
Jerry Turner, L OBP: 0.333, SLG: 0.371 Rollie Fingers, R OBP: 0.125, SLG: 0.125 (1, 7) (10, 1)	3-1		K					G3		K 1-2		5	0	1	0	0	2	2								
Dave Winfield, R OBP: 0.405, SLG: 0.617 (1, 9)								1B				4	0	1	0	1	1	1								
Kurt Bevacqua, R OBP: 0.423, SLG: 0.390 Barry Evans, R OBP: 0.231, SLG: 0.266 (1, 5) (6, 5)		2B						F9		IBB		2	0	0	0	1	2	2								
Gene Tenace, R OBP: 0.389, SLG: 0.408 (1, 2)		K						K		F4		2	1	1	1	0	0	2								
Bill Almon, R OBP: 0.302, SLG: 0.306 (1, 4)								BB		F4		4	1	1	1	1	0	2								
Ozzie Smith, S OBP: 0.229, SLG: 0.187 (1, 6)								BB		5-3		5	0	0	0	0	3	3								
Randy Jones, R OBP: 0.143, SLG: 0.143 Mike Hargrove, L OBP: 0.336, SLG: 0.228 Don Reynolds, R OBP: 0.409, SLG: 0.500 (1, 1) (10, PH) (10, PR) (10, 7)								K		1-3		4	1	0	0	1	0	2								
			SH3-4 1B		F2			1-6-3		4-3		4	1	0	0	1	0	2								
			BB					K				2	0	0	0	0	2	0								
			SH3-4					K				1	0	1	0	0	0	0								
			1-2							FC3-6 1B		0	0	0	0	0	0	0								
<b>Inning Stats</b>	R: 0 E: 0 K: 0 S: 3	H: 1 LOB: 0 BB: 0 P: 3	R: 0 E: 0 K: 2 S: 8	H: 1 LOB: 1 BB: 0 P: 8	R: 2 E: 1 K: 1 S: 6	H: 1 LOB: 0 BB: 1 P: 10	R: 0 E: 0 K: 2 S: 7	H: 0 LOB: 2 BB: 2 P: 15	R: 0 E: 0 K: 1 S: 5	H: 0 LOB: 0 BB: 0 P: 5	R: 0 E: 0 K: 1 S: 6	H: 1 LOB: 1 BB: 0 P: 6	R: 0 E: 0 K: 2 S: 7	H: 0 LOB: 0 BB: 0 P: 7	R: 0 E: 0 K: 0 S: 4	H: 1 LOB: 2 BB: 1 P: 8	R: 0 E: 0 K: 0 S: 3	H: 0 LOB: 0 BB: 0 P: 3	R: 0 E: 0 K: 1 S: 6	H: 1 LOB: 2 BB: 0 P: 6	R: 2 E: 0 K: 0 S: 5	H: 2 LOB: 0 BB: 0 P: 5	1B: 5 2B: 1 3B: 0 HR: 2	SF: 1 SAC: 2 DP: 1 HBP: 0	WP: 1 PB: 0 SB: 0 CS: 0	PA: 44
<b>PITCHER</b> J.R. Richard, R ERA: 3.71 (1, 1)	IP 11.0	WLS L	BF 44	H 8	R 4	ER 3	SO 10	BB 3	IBB 1	HBP 0	BLK 0	WP 1	HR 2	S 60	P 76	ERA 2.46	WHIP 1.000									

San Diego Padres @ Houston Astros  
Astrodome, Houston, TX  
Sat May 19 1979, 8:05 PM EDT  
Att: 18,494 - Unknown

livebaseballscorecards.com

AB 37  
R 4  
H 8  
RBI 4  
BB 4  
SO 10  
LOB 17




Batter	1	2	3	4	5	6	7	8	9	10	11	AB	R	H	RBI	BB	SO	LOB	BOTTOM							
Terry Puhl, L OBP: 0.331, SLG: 0.331 Jeffrey Leonard, R OBP: 0.424, SLG: 0.451 (1, 9) (8, PH) (9, 9)	G3		G3			K		5-3				3	0	0	0	0	1	0								
Craig Reynolds, L OBP: 0.295, SLG: 0.342 (1, 6)	4-3					F9		CS				5	0	2	1	0	0	1								
Cesar Cedeno, R OBP: 0.391, SLG: 0.453 (1, 8)	5-3					G5-3 1B		L7		CS		5	1	1	0	0	1	1								
Bob Watson, R OBP: 0.319, SLG: 0.349 Rafael Landestoy, S OBP: 0.238, SLG: 0.211 (1, 3) (7, PR) (8, 4)						G5-3 1B		G5-3		6-3		3	0	1	0	0	0	2								
Enos Cabell, R OBP: 0.331, SLG: 0.413 (1, 5) (8, 3)						1-2 2-3f		FC5-4 1B		6-3		1	0	0	0	0	0	0								
Jose Cruz, L OBP: 0.386, SLG: 0.457 (1, 7)						1-2 2-H		FC5-4 G3 S		L4		4	0	1	1	0	0	1								
Art Howe, R OBP: 0.260, SLG: 0.281 (1, 4) (8, 5)						K		G3		F7		3	0	0	0	1	1	1								
Alan Ashby, S OBP: 0.298, SLG: 0.352 Jesus Alou, R OBP: 0.214, SLG: 0.154 Jimmy Sexton, R OBP: 0.214, SLG: 0.154 Bruce Bochy, R OBP: 0.275, SLG: 0.324 (1, 2) (8, PH) (8, PR) (9, 2)						FC6 1B		4-3		K		4	0	1	0	0	1	4								
J.R. Richard, R OBP: 0.192, SLG: 0.286 Denny Walling, L OBP: 0.308, SLG: 0.100 (1, 1) (11, PH)						K		G3		SH2-4 1B BB		2	0	0	0	0	1	1								
						SH2-4 1B		SH2-4		6-3		2	0	0	0	0	0	1								
						FC6		SH2-4				1	0	0	0	0	0	0								
<b>Inning Stats</b>	R: 0 E: 0 K: 0 S: 3	H: 0 LOB: 0 BB: 0 P: 3	R: 0 E: 1 K: 0 S: 3	H: 0 LOB: 1 BB: 1 P: 7	R: 0 E: 0 K: 0 S: 3	H: 0 LOB: 0 BB: 0 P: 3	R: 1 E: 0 K: 0 S: 4	H: 3 LOB: 1 BB: 0 P: 4	R: 0 E: 0 K: 2 S: 8	H: 1 LOB: 1 BB: 0 P: 8	R: 0 E: 0 K: 1 S: 5	H: 0 LOB: 0 BB: 0 P: 5	R: 0 E: 0 K: 0 S: 4	H: 1 LOB: 2 BB: 1 P: 4	R: 1 E: 0 K: 0 S: 3	H: 1 LOB: 1 BB: 1 P: 7	R: 0 E: 0 K: 0 S: 3	H: 0 LOB: 0 BB: 0 P: 3	R: 0 E: 0 K: 2 S: 7	H: 0 LOB: 0 BB: 0 P: 7	R: 0 E: 0 K: 1 S: 6	H: 1 LOB: 1 BB: 0 P: 6	1B: 7 2B: 0 3B: 0 HR: 0	SF: 0 SAC: 1 DP: 2 HBP: 0	WP: 0 PB: 0 SB: 1 CS: 1	PA: 40
<b>PITCHER</b> Randy Jones, L ERA: 4.2 Rollie Fingers, R ERA: 3.6 (1, 1) (10, 1)	IP 9.0	WLS W	BF 32	H 6	R 2	ER 2	SO 3	BB 2	IBB 0	HBP 0	BLK 0	WP 0	HR 0	S 36	P 44	ERA 2.00	WHIP 0.889									

San Diego Padres @ Houston Astros  
Astrodome, Houston, TX  
Sat May 19 1979, 8:05 PM EDT  
Att: 18,494 - Unknown

livebaseballscorecards.com

AB 36  
R 2  
H 7  
RBI 2  
BB 2  
SO 6  
LOB 14





Batter	1	2	3	4	5	6	7	8	9	AB	R	H	RBI	BB	SO	LOB	TOP			
Gene Richards, L (1,8) OBP: 0.320, SLG: 0.381	F4		4-3			F9		G6-4-3		4	0	1	0	0	0	0	<b>San Diego Padres @ Houston Astros</b> Astrodome, Houston, TX Sun May 20 1979, 4:33 AM EDT Unknown			
Barry Evans, R (1,5) OBP: 0.226, SLG: 0.260	6-3		1-3			E3		G6-4-3		3	0	0	0	0	0	0				
Kurt Bevacqua, R (8, PH) OBP: 0.415, SLG: 0.381										1	0	0	0	0	0	2				
Jerry Turner, L (1,7) OBP: 0.326, SLG: 0.361	F4			4-3		G6-4-3			L4	4	0	0	0	0	0	1				
Dave Winfield, R (1,9) OBP: 0.395, SLG: 0.601		6-3		5-3			6-3		F7	4	0	0	0	0	0	0				
Broderick Perkins, L (1,3)				4-3			G3		F7	4	0	1	0	0	0	0				
Bill Fahey, L (1,2) OBP: 0.333, SLG: 0.419						L4				3	0	2	0	0	0	0				
Bill Almon, R (1,4) OBP: 0.286, SLG: 0.288						6-3				3	0	0	0	0	1	3				
Ozzie Smith, S (1,6) OBP: 0.231, SLG: 0.190						E9		G3		3	0	1	0	0	0	2				
Gaylord Perry, R (1,1) OBP: 0.211, SLG: 0.474										2	0	0	0	0	1	1				
Dan Briggs, L (8, PH) OBP: 0.357, SLG: 0.490			1-3							0	0	0	0	1	0	0				
Don Reynolds, R (8, PR) OBP: 0.409, SLG: 0.500						K				0	0	0	0	0	0	0				
Bob Shirley, R (8,1)										0	0	0	0	0	0	0				
<b>Inning Stats</b>	R: 0 E: 0 K: 0 S: 3	H: 0 LOB: 0 BB: 0 P: 3	R: 0 E: 0 K: 0 S: 5	H: 2 LOB: 2 BB: 0 P: 5	R: 0 E: 0 K: 0 S: 3	H: 0 LOB: 0 BB: 0 P: 3	R: 0 E: 0 K: 0 S: 3	H: 0 LOB: 0 BB: 0 P: 3	R: 0 E: 1 K: 0 S: 6	H: 1 LOB: 1 BB: 0 P: 6	R: 0 E: 0 K: 0 S: 3	H: 0 LOB: 0 BB: 0 P: 3	R: 0 E: 0 K: 0 S: 6	H: 1 LOB: 2 BB: 1 P: 7	R: 0 E: 0 K: 0 S: 3	H: 0 LOB: 0 BB: 0 P: 3	1B: 5 2B: 0 3B: 0 HR: 0	SF: 0 SAC: 0 DP: 2 HBP: 0	WP: 0 PB: 0 SB: 1 CS: 0	PA: 32
<b>PITCHER</b> Rick Williams, R (1,1) ERA: 1.29	IP: 9.0 WLS: W BF: 32 H: 5 R: 0 ER: 0 SO: 2 BB: 1 IBB: 0 HBP: 0 BLK: 0 WP: 0 HR: 0 S: 35 P: 39 ERA: 0.00 WHIP: 0.667															<b>PITCHER</b>				

Batter	1	2	3	4	5	6	7	8	9	AB	R	H	RBI	BB	SO	LOB	BOTTOM			
Terry Puhl, L (1,8) OBP: 0.332, SLG: 0.349	HR		6-3			SH3		K		3	1	1	1	0	1	0	<b>San Diego Padres @ Houston Astros</b> Astrodome, Houston, TX Sun May 20 1979, 4:33 AM EDT Unknown			
Craig Reynolds, L (1,6) OBP: 0.300, SLG: 0.345	4-3		G6-4-3		F8		1B	1B		4	0	2	0	0	0	1				
Cesar Cedeño, R (1,3) OBP: 0.387, SLG: 0.445			G6-4-3		F9			F2		4	0	1	0	0	0	3				
Jose Cruz, L (1,7) OBP: 0.399, SLG: 0.458	5-3					L7				4	0	2	0	0	0	1				
Enos Cabell, R (1,5) OBP: 0.329, SLG: 0.409	K					F9		F8		4	0	1	0	0	1	3				
Denny Walling, L (1,9) OBP: 0.313, SLG: 0.083						F8				2	0	0	0	1	0	2				
Jeffrey Leonard, R (9,9) OBP: 0.424, SLG: 0.451			FC4-6			F7				0	0	0	0	0	0	0				
Alan Ashby, S (1,2) OBP: 0.291, SLG: 0.343			FC4-6			K		F9		3	0	0	0	0	1	3				
Rafael Landestoy, S (1,4) OBP: 0.208, SLG: 0.182			FC4-6			F9		F7		3	0	0	0	0	0	3				
Rick Williams, R (1,1) OBP: 0.571, SLG: 0.600			FC6-4			SH3		K		2	0	0	0	1	1	1				
<b>Inning Stats</b>	R: 1 E: 0 K: 1 S: 7	H: 2 LOB: 1 BB: 0 P: 7	R: 0 E: 0 K: 0 S: 3	H: 0 LOB: 1 BB: 1 P: 7	R: 0 E: 0 K: 0 S: 3	H: 1 LOB: 0 BB: 0 P: 3	R: 0 E: 0 K: 1 S: 7	H: 2 LOB: 2 BB: 0 P: 7	R: 0 E: 0 K: 0 S: 3	H: 0 LOB: 1 BB: 1 P: 7	R: 0 E: 0 K: 0 S: 3	H: 0 LOB: 0 BB: 0 P: 3	R: 0 E: 0 K: 1 S: 5	H: 0 LOB: 2 BB: 0 P: 5	R: 0 E: 0 K: 1 S: 7	H: 2 LOB: 2 BB: 0 P: 7	1B: 6 2B: 0 3B: 0 HR: 1	SF: 0 SAC: 1 DP: 1 HBP: 0	WP: 0 PB: 0 SB: 1 CS: 0	PA: 32
<b>PITCHER</b> Gaylord Perry, R (1,1) ERA: 3.14	IP: 7.0 WLS: L BF: 27 H: 5 R: 1 ER: 1 SO: 3 BB: 2 IBB: 0 HBP: 0 BLK: 0 WP: 0 HR: 1 S: 31 P: 39 ERA: 1.29 WHIP: 1.000															<b>PITCHER</b>				
Bob Shirley, L (8,1) ERA: 5.4	IP: 1.0 WLS: L BF: 5 H: 2 R: 0 ER: 0 SO: 1 BB: 0 IBB: 0 HBP: 0 BLK: 0 WP: 0 HR: 0 S: 7 P: 7 ERA: 0.00 WHIP: 2.000															<b>PITCHER</b>				

AB	31
R	0
H	5
RBI	0
BB	1
SO	2
LOB	9









Batter	1	2	3	4	5	6	7	8	9	AB	R	H	RBI	BB	SO	LOB	TOP					
Davey Lopes, R OBP: 0.316, SLG: 0.446 (1, 4)	0-0 5-3		0-0 5-3		0-3 K		0-0 6-3			4	0	0	0	0	1	1	<b>Los Angeles Dodgers @ San Diego Padres</b> San Diego Stadium, San Diego, CA Mon May 21 1979, 10:05 PM EDT Att: 20,981 - Unknown <a href="http://livebaseballscores.com">livebaseballscores.com</a>					
Bill Russell, R OBP: 0.328, SLG: 0.411 (1, 6)	0-0 F8		0-0 1B			0-0 6-3		0-0 1-3		4	0	1	0	0	0	0						
Von Joshua, L OBP: 0.356, SLG: 0.622 (1, 9)	0-0 1-3		0-0 3-1			0-0 L8		0-0 4-3		4	0	0	0	0	0	2						
Steve Garvey, R OBP: 0.328, SLG: 0.471 (1, 3)		4-0 FC2-6 BB		0-0 F8 2B		0-0 2B 1B		0-0 F8		3	1	2	0	1	0	0						
Dusty Baker Jr., R OBP: 0.324, SLG: 0.399 (1, 7)		0-0 FC2-6 S 1-2		0-0 F8		0-0 1B 2B		0-0 F8		4	1	1	0	0	0	2						
Gary Thomasson, L OBP: 0.388, SLG: 0.383 (1, 8)		0-0 L9 1-2		0-0 F8		0-0 1B		0-0 3-1		4	0	1	2	0	0	2						
Derrel Thomas, S OBP: 0.364, SLG: 0.368 (1, 5)		0-0 G3		0-0 F7		0-0 F8		0-0 F7		4	0	0	0	0	0	3						
Joe Ferguson, R OBP: 0.348, SLG: 0.409 (1, 2)			4-0 1B SH1-4 BB		0-0 F9		0-0 F8			2	0	0	0	1	0	0						
Andy Messersmith, R OBP: 0.100, SLG: 0.150 (1, 1)			0-0 SH1-4 1-2		0-0 L8		0-0 F8			2	0	0	0	0	0	0						
<b>Inning Stats</b>	R: 0 E: 0 K: 0 S: 3	H: 0 LOB: 0 BB: 0 P: 3	R: 0 E: 0 K: 0 S: 3	H: 0 LOB: 1 BB: 1 P: 7	R: 0 E: 0 K: 0 S: 4	H: 1 LOB: 2 BB: 1 P: 8	R: 0 E: 0 K: 0 S: 4	H: 1 LOB: 1 BB: 0 P: 4	R: 0 E: 0 K: 1 S: 5	H: 0 LOB: 0 BB: 0 P: 5	R: 2 E: 0 K: 0 S: 6	H: 3 LOB: 1 BB: 0 P: 6	R: 0 E: 0 K: 0 S: 3	H: 0 LOB: 0 BB: 0 P: 3	R: 0 E: 0 K: 0 S: 3	H: 0 LOB: 0 BB: 0 P: 3	R: 0 E: 0 K: 0 S: 3	H: 0 LOB: 0 BB: 0 P: 3	1B: 3 2B: 2 3B: 0 HR: 0	SF: 0 SAC: 1 DP: 0 HBP: 0	WP: 0 PB: 0 SB: 1 CS: 0	PA: 34
<b>PITCHER</b> Eric Rasmussen, R ERA: 4.89 (1, 1)	IP: 9.0 WLS: W BF: 34 H: 5 R: 2 ER: 2 SO: 1 BB: 2 IBB: 0 HBP: 0 BLK: 0 WP: 0 HR: 0 S: 34 P: 42 ERA: 2.00 WHIP: 0.778															<b>PITCHER</b>						

Batter	1	2	3	4	5	6	7	8	9	AB	R	H	RBI	BB	SO	LOB	BOTTOM					
Gene Richards, L OBP: 0.325, SLG: 0.378 (1, 8)	0-0 6-3		0-0 6-3		0-0 G3		0-3 K		4-0 1B	4	0	0	0	1	1	1	<b>Los Angeles Dodgers @ San Diego Padres</b> San Diego Stadium, San Diego, CA Mon May 21 1979, 10:05 PM EDT Att: 20,981 - Unknown <a href="http://livebaseballscores.com">livebaseballscores.com</a>					
Kurt Bevacqua, R OBP: 0.403, SLG: 0.347 (1, 5)	4-0 G3 BB		0-0 6-3		0-0 F5		0-0 6-3		0-0 1B	4	0	1	1	1	0	1						
Jerry Turner, L OBP: 0.316, SLG: 0.350 (1, 7)	0-0 G3 1-2		0-0 G3		0-0 F6			0-0 6-3		4	0	0	0	0	0	1						
Dave Winfield, R OBP: 0.395, SLG: 0.588 (1, 9)	4-0 BB			0-0 F5		0-0 F9		0-0 1-3		3	0	0	0	1	0	0						
Broderick Perkins, L OBP: 0.327, SLG: 0.277 Bill Almon, R OBP: 0.251, SLG: 0.283 Mike Hargrove, L OBP: 0.333, SLG: 0.223 (1, 3)	0-0 4-3			0-0 3-1		0-0 G3		0-0 BB 1B		4	0	1	0	0	0	2						
Gene Tenace, R OBP: 0.403, SLG: 0.407 (1, 2)		0-0 3-1 1B		0-0 HR 1B		4-0 BB		4-0 1-2 BB		2	1	2	0	2	0	0						
Fernando Gonzalez, R OBP: 0.290, SLG: 0.395 (1, 4)		0-0 F8		0-0 HR		0-3 K2-3		0-0 F8		4	1	1	2	0	1	4						
Ozzie Smith, S OBP: 0.238, SLG: 0.189 (1, 6)		0-0 3-1		4-0 FC5-4 BB			0-0 SH2-4 1B		4-0 SH3 1B BB	2	1	1	0	2	0	1						
Eric Rasmussen, R OBP: 0.154, SLG: 0.083 (1, 1)		0-0 4-3		0-0 FC5-4		0-0 SH2-4		0-0 SH3		2	0	0	0	0	0	2						
<b>Inning Stats</b>	R: 0 E: 0 K: 0 S: 3	H: 0 LOB: 2 BB: 2 P: 11	R: 0 E: 0 K: 0 S: 4	H: 1 LOB: 0 BB: 0 P: 4	R: 0 E: 0 K: 0 S: 3	H: 0 LOB: 0 BB: 0 P: 3	R: 2 E: 0 K: 0 S: 5	H: 2 LOB: 1 BB: 1 P: 9	R: 0 E: 0 K: 1 S: 3	H: 0 LOB: 0 BB: 0 P: 3	R: 0 E: 0 K: 1 S: 6	H: 0 LOB: 1 BB: 1 P: 9	R: 0 E: 0 K: 1 S: 4	H: 1 LOB: 2 BB: 1 P: 8	R: 0 E: 0 K: 0 S: 2	H: 1 LOB: 2 BB: 2 P: 10	R: 1 E: 0 K: 0 S: 2	H: 1 LOB: 2 BB: 2 P: 10	1B: 5 2B: 0 3B: 0 HR: 1	SF: 0 SAC: 2 DP: 0 HBP: 0	WP: 0 PB: 0 SB: 0 CS: 0	PA: 38
<b>PITCHER</b> Andy Messersmith, R ERA: 4.55 (1, 1)	IP: 8.1 WLS: L BF: 38 H: 6 R: 3 ER: 3 SO: 2 BB: 6 IBB: 1 HBP: 0 BLK: 0 WP: 0 HR: 1 S: 35 P: 63 ERA: 3.24 WHIP: 1.440															<b>PITCHER</b>						



Batter	1	2	3	4	5	6	7	8	9	10	AB	R	H	RBI	BB	SO	LOB	TOP				
Davey Lopes, R OBP: 0.318, SLG: 0.458 (1.4)	K		F3		HR		S 1B BB		F7		4	2	1	2	1	1	0	<b>Los Angeles Dodgers @ San Diego Padres</b> San Diego Stadium, San Diego, CA Tue May 22 1979, 10:05 PM EDT Att: 29,830 - Unknown				
Bill Russell, R OBP: 0.330, SLG: 0.416 (1.6)	F9		E8 2B 1B		5-3		5-3				5	1	2	0	0	0	1					
Dusty Baker Jr., R OBP: 0.331, SLG: 0.407 (1.7)	2B 1B				F9		1B E BB		F3		4	2	2	1	1	0	1					
Steve Garvey, R OBP: 0.335, SLG: 0.478 (1.3)					F3		E8 1B				4	0	2	2	1	0	0					
Joe Ferguson, R OBP: 0.342, SLG: 0.391 (1.9)	K		F4				L8				4	0	0	0	1	1	4					
Derrel Thomas, S OBP: 0.356, SLG: 0.352 (8.5)		F8			F8		6-3		F8		4	0	0	0	1	0	0					
Ted Martinez, R OBP: 0.600, SLG: 0.800 Bob Welch, R OBP: 0.222, SLG: 0.125 Von Joshua, L OBP: 0.348, SLG: 0.609 Jerry Reuss, L (10, PH)		L9			6-3				E S CS 1B		4	0	2	0	0	0	0					
Steve Yeager, R OBP: 0.248, SLG: 0.344 (1.2)		5-3			F9		K		F8		5	0	0	0	0	2	4					
Doug Rau, L OBP: 0.167, SLG: 0.182 Lerrin LaGrow, R OBP: 0.365, SLG: 0.380 Gary Thomasson, L (8.8)			F9			HR BB			L9		1	1	0	0	1	0	0					
									K		1	0	0	0	0	0	0					
											1	0	0	0	0	1	0					
<b>Inning Stats</b>	R: 1 E: 0 K: 2 S: 9	H: 2 LOB: 1 BB: 0 P: 9	R: 0 E: 0 K: 0 S: 3	H: 0 LOB: 0 BB: 0 P: 3	R: 1 E: 1 K: 0 S: 5	H: 2 LOB: 2 BB: 1 P: 9	R: 0 E: 0 K: 0 S: 3	H: 0 LOB: 0 BB: 0 P: 3	R: 2 E: 0 K: 0 S: 4	H: 1 LOB: 1 BB: 0 P: 6	R: 2 E: 1 K: 0 S: 4	H: 1 LOB: 1 BB: 2 P: 12	R: 0 E: 0 K: 1 S: 5	H: 1 LOB: 0 BB: 0 P: 5	R: 0 E: 0 K: 1 S: 6	H: 1 LOB: 2 BB: 2 P: 6	R: 0 E: 0 K: 1 S: 5	H: 0 LOB: 2 BB: 2 P: 13	1B: 5 2B: 3 3B: 0 HR: 1	SF: 0 SAC: 0 DP: 0 HBP: 0	WP: 0 PB: 0 SB: 2 CS: 1	PA: 44
<b>PITCHER</b>	IP 5.0	WLS 2	BF 22	H 5	R 4	ER 3	SO 2	BB 1	IBB 0	HBP 0	BLK 0	WP 0	HR 1	S 24	P 32	ERA 5.40	WHIP 1.200					
Bob Ovwchinko, L ERA: 4.48 Bob Shirley, L ERA: 5.12 John D'Acquisto, R ERA: 7.31 Rollie Fingers, R ERA: 3.32	(1.1)	(6.1)	(7.1)	(8.1)	(1.1)	(6.1)	(7.1)	(8.1)														

**Los Angeles Dodgers @ San Diego Padres**  
San Diego Stadium, San Diego, CA  
Tue May 22 1979, 10:05 PM EDT  
Att: 29,830 - Unknown

AB 38  
R 6  
H 9  
RBI 5  
BB 6  
SO 6  
LOB 12



Batter	1	2	3	4	5	6	7	8	9	10	AB	R	H	RBI	BB	SO	LOB	BOTTOM						
Gene Richards, L OBP: 0.325, SLG: 0.379 (1.8)	4-3		1-3		F6	SF7		1B 1B			5	1	2	1	0	0	1	<b>Los Angeles Dodgers @ San Diego Padres</b> San Diego Stadium, San Diego, CA Tue May 22 1979, 10:05 PM EDT Att: 29,830 - Unknown						
Kurt Bevacqua, R OBP: 0.362, SLG: 0.327 (1.5)	F7		F8		E4 G3	6-3		BB 1B 1B		L6	6	0	1	0	0	0	4							
Jerry Turner, L OBP: 0.317, SLG: 0.349 (1.7)	BB BB 1B		F8		G3			HR 1B		K	6	2	2	0	0	1	4							
Dave Winfield, R OBP: 0.408, SLG: 0.609 (1.9)					K			HR 1B			4	1	3	3	2	1	2							
Gene Tenace, R OBP: 0.400, SLG: 0.393 (8.2)					K			HR 1B			4	0	0	0	2	2	3							
Fernando Gonzalez, R OBP: 0.407, SLG: 0.411 (1.4)			L9					1B SF 2B		L3	5	1	3	0	1	0	6							
Fred Kendall, R OBP: 0.375, SLG: 0.333 Broderick Perkins, L OBP: 0.345, SLG: 0.300 (7, PH)					F9			SF BB 1B		K	3	1	2	0	0	0	2							
Ozzie Smith, S OBP: 0.235, SLG: 0.187 Bill Almon, R OBP: 0.293, SLG: 0.283 (7, PH)			G6-4-3					SF 1B		K	3	0	2	1	0	1	1							
Dan Briggs, L OBP: 0.351, SLG: 0.480 Rollie Fingers, R OBP: 0.111, SLG: 0.111 (7, PH)					K			SF SF7 BB		4-3	2	0	0	0	0	1	3							
Bob Ovwchinko, L Mike Hargrove, L Bob Shirley, R Don Reynolds, R John D'Acquisto, R Barry Evans, L OBP: 0.256, SLG: 0.256 (8.9)			L7					SF 1B		4-3	1	0	0	0	0	0	1							
										9-2	1	0	0	0	0	0	0							
											2	0	0	0	0	0	2							
<b>Inning Stats</b>	R: 0 E: 0 K: 0 S: 4	H: 1 LOB: 3 BB: 2 P: 12	R: 0 E: 0 K: 0 S: 3	H: 1 LOB: 0 BB: 0 P: 3	R: 0 E: 0 K: 0 S: 3	H: 0 LOB: 0 BB: 0 P: 3	R: 0 E: 0 K: 2 S: 9	H: 2 LOB: 2 BB: 0 P: 9	R: 0 E: 1 K: 1 S: 7	H: 1 LOB: 2 BB: 0 P: 7	R: 3 E: 1 K: 0 S: 6	H: 2 LOB: 1 BB: 1 P: 10	R: 2 E: 0 K: 1 S: 8	H: 3 LOB: 1 BB: 0 P: 8	R: 1 E: 0 K: 1 S: 8	H: 3 LOB: 3 BB: 1 P: 12	R: 0 E: 1 K: 0 S: 5	H: 2 LOB: 2 BB: 0 P: 5	R: 1 E: 1 K: 1 S: 5	H: 1 LOB: 3 BB: 2 P: 13	1B: 14 2B: 2 3B: 0 HR: 1	SF: 2 SAC: 0 DP: 2 HBP: 0	WP: 1 PB: 0 SB: 0 CS: 0	PA: 52
<b>PITCHER</b>	IP 5.2	WLS 1	BF 28	H 7	R 3	ER 2	SO 3	BB 3	IBB 0	HBP 0	BLK 0	WP 0	HR 0	S 31	P 43	ERA 1.59	WHIP 1.765							
Doug Rau, L ERA: 5.02 Lerrin LaGrow, R ERA: 6.44 Bob Welch, R ERA: 2.68 Jerry Reuss, L ERA: 3.86	(1.1)	(6.1)	(8.1)	(10.1)	(1.1)	(6.1)	(7.1)	(8.1)																

AB 44  
R 7  
H 16  
RBI 6  
BB 6  
SO 6  
LOB 30





Batter	1	2	3	4	5	6	7	8	9	AB	R	H	RBI	BB	SO	LOB	TOP				
Davey Lopes, R OBP: 0.315, SLG: 0.453 Gary Thomasson, L OBP: 0.364, SLG: 0.378	5-3	L5			F8 1B 2B 1B	K		F7		2	0	0	0	0	0	2	<b>Los Angeles Dodgers @ San Diego Padres</b> San Diego Stadium, San Diego, CA Wed May 23 1979, 10:05 PM EDT Att: 29,158 - Unknown <a href="http://livebaseballscorecards.com">livebaseballscorecards.com</a>				
Bill Russell, R OBP: 0.337, SLG: 0.421	5-3 1B			G6-4-3 1B	F8 2B 1B		F8	F8	5	1	3	0	0	0	0						
Reggie Smith, S OBP: 0.364, SLG: 0.288	5-3 1B		G6-4-3	1-2 1B	F8		FC5 1B BB	1B 1B 1B	4	0	2	0	1	0	3						
Steve Garvey, R OBP: 0.337, SLG: 0.481	5-3 1-2 2-3		L8		1B 2B		F8	1B 1B	5	1	2	2	0	0	3						
Dusty Baker Jr., R OBP: 0.350, SLG: 0.434	BB			FC3-6 3B	2H 1B			1B 1B	4	1	4	1	1	0	0						
Joe Ferguson, R OBP: 0.339, SLG: 0.379 Steve Yeager, R OBP: 0.245, SLG: 0.341	F8			FC3-6 BB	F9		FC5	G6-4-3 1B	3	0	0	0	1	0	6						
									1	0	0	0	0	0	3						
Derrel Thomas, S OBP: 0.361, SLG: 0.351		SH1-4 1B 1B		FC3-6 1-2 3H	FC5-4			FC1-6 HBP	3	0	1	1	0	0	2						
Ted Martinez, R OBP: 0.500, SLG: 0.643		SH1-4 1B		FC5-4 1-2		5-3		F9	4	0	1	0	0	0	2						
Burt Hooton, R OBP: 0.167, SLG: 0.174		SH1-4 1-2 2-3		1-3		K		FC1-6 1-2	3	0	0	0	0	1	2						
<b>Inning Stats</b>	R: 0 E: 0 K: 0 S: 5	H: 2 LOB: 3 BB: 1 P: 9	R: 0 E: 0 K: 0 S: 4	H: 2 LOB: 1 BB: 0 P: 4	R: 0 E: 0 K: 0 S: 3	H: 1 LOB: 0 BB: 0 P: 3	R: 1 E: 1 K: 0 S: 4	H: 1 LOB: 1 BB: 1 P: 8	R: 3 E: 0 K: 0 S: 7	H: 4 LOB: 1 BB: 0 P: 7	R: 0 E: 0 K: 0 S: 7	H: 0 LOB: 0 BB: 0 P: 7	R: 0 E: 0 K: 0 S: 4	H: 1 LOB: 2 BB: 1 P: 8	R: 0 E: 0 K: 0 S: 3	H: 0 LOB: 1 BB: 0 P: 4	R: 0 E: 0 K: 0 S: 5	H: 3 LOB: 2 BB: 0 P: 5	1B: 12 2B: 2 3B: 1 HR: 0	SF: 0 SAC: 1 DP: 3 HBP: 1	WP: 0 PA: 42 PB: 0 SB: 0 CS: 0
<b>PITCHER</b>	IP WLS BF H R ER SO BB IBB HBP BLK WP HR S P ERA WHIP																				
Randy Jones, L ERA: 4.48	(1, 1) 4.1 L 23 10 4 4 0 2 2 0 0 0 0 0 0 0 0 21 29 8.31 2.769																				
Bob Shirley, L ERA: 4.58	(5, 1) 3.2 14 1 0 0 2 1 0 0 1 0 0 0 0 0 16 21 0.00 0.545																				
Dennis Kinney, L ERA: 1.0	(9, 1) 0.1 4 3 0 0 0 0 0 0 0 0 0 0 0 0 4 4 0.00 9.000																				
Eric Rasmussen, R ERA: 4.83	(9, 1) 0.2 1 0 0 0 0 0 0 0 0 0 0 0 0 0 1 1 0.00 0.000																				

Batter	1	2	3	4	5	6	7	8	9	AB	R	H	RBI	BB	SO	LOB	BOTTOM				
Gene Richards, L OBP: 0.335, SLG: 0.391	4-3 2B BB		WP SF8 2B		F8			1B		3	2	2	0	1	0	0	<b>Los Angeles Dodgers @ San Diego Padres</b> San Diego Stadium, San Diego, CA Wed May 23 1979, 10:05 PM EDT Att: 29,158 - Unknown <a href="http://livebaseballscorecards.com">livebaseballscorecards.com</a>				
Kurt Bevacqua, R OBP: 0.391, SLG: 0.310	F9		SF8 2H		6-3		K		3	0	0	1	0	1	2						
Jerry Turner, L OBP: 0.310, SLG: 0.341	4-3 1-2		F9		G3		F2		4	0	0	0	0	0	2						
Dave Winfield, R OBP: 0.405, SLG: 0.607	2H 2B		F6		F8		F8		4	0	1	1	0	0	0						
Broderick Perkins, L OBP: 0.356, SLG: 0.315	K			G1 1B		K		1B 1B	4	0	2	0	0	2	1						
Gene Tenace, R OBP: 0.396, SLG: 0.388		5-3		G1 1-2		F7		1B	4	0	1	0	0	0	1						
Fernando Gonzalez, R OBP: 0.298, SLG: 0.396		F9		F9		F8		F8	4	0	0	0	0	0	2						
Ozzie Smith, S OBP: 0.237, SLG: 0.184				6-3		6-3			2	0	0	0	1	0	1						
Randy Jones, R OBP: 0.136, SLG: 0.136 Bob Shirley, R								F8	1	0	0	0	0	1	1						
Mike Hargrove, L OBP: 0.336, SLG: 0.229 Dennis Kinney, L Eric Rasmussen, R OBP: 0.354, SLG: 0.083									1	0	0	0	0	0	0						
<b>Inning Stats</b>	R: 1 E: 0 K: 1 S: 6	H: 1 LOB: 1 BB: 1 P: 10	R: 0 E: 0 K: 1 S: 5	H: 0 LOB: 1 BB: 1 P: 9	R: 1 E: 0 K: 0 S: 4	H: 1 LOB: 0 BB: 0 P: 4	R: 0 E: 0 K: 0 S: 4	H: 1 LOB: 1 BB: 0 P: 4	R: 0 E: 0 K: 1 S: 5	H: 0 LOB: 0 BB: 0 P: 5	R: 0 E: 0 K: 1 S: 5	H: 0 LOB: 0 BB: 0 P: 5	R: 0 E: 0 K: 0 S: 3	H: 0 LOB: 0 BB: 0 P: 3	R: 0 E: 0 K: 1 S: 6	H: 1 LOB: 1 BB: 0 P: 6	R: 0 E: 0 K: 0 S: 4	H: 2 LOB: 1 BB: 0 P: 4	1B: 4 2B: 2 3B: 0 HR: 0	SF: 1 SAC: 0 DP: 0 HBP: 0	WP: 1 PA: 34 PB: 0 SB: 0 CS: 0
<b>PITCHER</b>	IP WLS BF H R ER SO BB IBB HBP BLK WP HR S P ERA WHIP																				
Burt Hooton, R ERA: 2.78	(1, 1) 9.0 W 34 6 2 2 5 2 0 0 0 0 1 0 0 42 50 2.00 0.889																				



Batter	1	2	3	4	5	6	7	8	9	10	AB	R	H	RBI	BB	SO	LOB	TOP		
Terry Puhl, L OBP: 0.333, SLG: 0.363 (1, 9)	G3		G1-6-3			B1-3			SH5-4 1B		4	0	1	1	0	0	1	<b>Houston Astros @ San Diego Padres</b> San Diego Stadium, San Diego, CA Fri May 25 1979, 10:05 PM EDT Att: 15,289 - Unknown		
Craig Reynolds, L OBP: 0.293, SLG: 0.335 (1, 6)	4-3			F8		6-3			SH5-4		3	0	0	0	0	0	0			
Cesar Cedeño, R OBP: 0.389, SLG: 0.432 (1, 8)	4-3			5-3			1-3		F3		4	0	0	0	0	0	1			
Jose Cruz, L OBP: 0.402, SLG: 0.463 (1, 7)		F7					6-3		FC6-4 IBB		3	0	1	0	1	0	0			
Enos Cabell, R OBP: 0.323, SLG: 0.415 (1, 5)		K		4-3			F8		FC6-4		4	0	0	0	0	1	3			
Bob Watson, R OBP: 0.311, SLG: 0.327 (1, 3)					1-3			F4		5-3	3	0	0	0	1	0	0			
Alan Ashby, S OBP: 0.273, SLG: 0.317 Jimmy Sexton, R OBP: 0.200, SLG: 0.143 Bruce Bochy, R OBP: 0.267, SLG: 0.310 (1, 2) (8, PR) (8, 2)						1-3				L8	3	0	1	0	0	0	1			
Rafael Landestoy, S OBP: 0.267, SLG: 0.192 (1, 4)						6-3				K	4	0	1	0	0	1	1			
Rick Williams, R OBP: 0.444, SLG: 0.429 Denny Waling, L OBP: 0.421, SLG: 0.286 Joe Sambito, L OBP: 0.500, SLG: 0.667 (1, 1) (9, PH) (9, 1)										E5	2	0	0	0	0	2	1			
Inning Stats	R: 0 E: 0 K: 0 S: 3	H: 0 LOB: 0 BB: 0 P: 3	R: 0 E: 0 K: 1 S: 5	H: 0 LOB: 1 BB: 1 P: 9	R: 0 E: 0 K: 1 S: 5	H: 1 LOB: 0 BB: 0 P: 5	R: 0 E: 0 K: 0 S: 4	H: 1 LOB: 1 BB: 0 P: 4	R: 0 E: 0 K: 0 S: 3	H: 0 LOB: 0 BB: 0 P: 3	R: 0 E: 0 K: 0 S: 3	H: 1 LOB: 1 BB: 0 P: 3	R: 1 E: 1 K: 0 S: 5	H: 2 LOB: 2 BB: 1 P: 9	R: 0 E: 0 K: 1 S: 5	H: 0 LOB: 0 BB: 0 P: 5	1B: 3 2B: 2 3B: 0 HR: 0		SF: 0 SAC: 1 DP: 1 HBP: 0	WP: 0 PA: 35 PB: 0 SB: 0 CS: 1
PITCHER	IP	WLS	BF	H	R	ER	SO	BB	IBB	HBP	BLK	WP	HR	S	P	ERA	WHIP			
Gaylord Perry, R ERA: 2.76 Rollie Fingers, R ERA: 3.23 (1, 1) (10, 1)	9.0	W	32	5	1	0	3	1	0	0	0	0	0	0	5	44	0.00	0.667		

AB	32
R	1
H	5
RBI	1
BB	2
SO	4
LOB	8



Batter	1	2	3	4	5	6	7	8	9	10	AB	R	H	RBI	BB	SO	LOB	BOTTOM		
Gene Richards, L OBP: 0.331, SLG: 0.381 (1, 8)	E3		F6		L4			G3		E SH SF7 HBP	4	1	0	0	0	0	0	<b>Houston Astros @ San Diego Padres</b> San Diego Stadium, San Diego, CA Fri May 25 1979, 10:05 PM EDT Att: 15,289 - Unknown		
Kurt Bevacqua, R OBP: 0.342, SLG: 0.290 Barry Evans, R OBP: 0.223, SLG: 0.256 (1, 5) (9, 5)	F8		F8			F8		1-3		SH	4	0	0	0	0	0	1			
Dan Briggs, L OBP: 0.355, SLG: 0.472 (1, 7)	5-3		F9						FC6-4 BB	SF7	3	0	1	1	1	0	1			
Dave Winfield, R OBP: 0.402, SLG: 0.599 (1, 9)				5-3			F9		FC6-4		4	0	1	0	0	0	2			
Gene Tenace, R OBP: 0.392, SLG: 0.392 Bill Almon, R OBP: 0.293, SLG: 0.283 (1, 2) (9, PR) (10, 6)	F3			F3			F6				4	0	1	0	0	0	3			
Mike Hargrove, L OBP: 0.341, SLG: 0.240 (1, 3)		F8							1B 2B		4	0	2	0	0	0	1			
Fernando Gonzalez, R OBP: 0.297, SLG: 0.416 (1, 4)					1-3			F7		L7	4	1	1	1	0	0	3			
Ozzie Smith, S OBP: 0.233, SLG: 0.181 Fred Kendall, R OBP: 0.412, SLG: 0.375 (1, 6) (9, PH) (10, 2)											3	0	0	0	0	1	1			
Gaylord Perry, R OBP: 0.182, SLG: 0.409 Don Reynolds, R OBP: 0.379, SLG: 0.440 Rollie Fingers, R OBP: 0.111, SLG: 0.111 (1, 1) (9, PH) (10, 1)											3	0	0	0	0	0	1			
Inning Stats	R: 1 E: 1 K: 0 S: 5	H: 1 LOB: 2 BB: 0 P: 5	R: 1 E: 0 K: 0 S: 4	H: 1 LOB: 0 BB: 0 P: 4	R: 0 E: 0 K: 0 S: 3	H: 0 LOB: 0 BB: 0 P: 3	R: 0 E: 0 K: 0 S: 4	H: 1 LOB: 1 BB: 0 P: 4	R: 0 E: 0 K: 0 S: 3	H: 0 LOB: 1 BB: 0 P: 7	R: 0 E: 0 K: 0 S: 2	H: 2 LOB: 3 BB: 0 P: 5	R: 1 E: 1 K: 0 S: 2	H: 0 LOB: 1 BB: 0 P: 3	1B: 5 2B: 1 3B: 0 HR: 1	SF: 1 SAC: 1 DP: 0 HBP: 1	WP: 0 PA: 39 PB: 0 SB: 0 CS: 1			
PITCHER	IP	WLS	BF	H	R	ER	SO	BB	IBB	HBP	BLK	WP	HR	S	P	ERA	WHIP			
Rick Williams, R ERA: 1.25 Joe Sambito, L ERA: 1.78 (1, 1) (9, 1)	8.0	L	31	5	1	1	1	1	0	0	0	0	0	0	7	36	1.12	0.750		

AB	35
R	2
H	7
RBI	2
BB	1
SO	1
LOB	16





Batter	1	2	3	4	5	6	7	8	9	AB	R	H	RBI	BB	SO	LOB	TOP										
Terry Puhl, L (1,8) OBP: 0.335, SLG: 0.364	0-0 SH2-3 1B	0-0 1B		0-0 F9	0-0 F7			0-0 4-3		5	2	2	1	0	0	0											
Craig Reynolds, L (1,6) OBP: 0.293, SLG: 0.335	0-0 SH2-3	0-0 4-3		0-0 2B 1B	0-0 4-3			0-0 F8		3	1	1	0	0	0	2											
Jimmy Sexton, R (8,PH) OBP: 0.188, SLG: 0.133	1-2			0-0 1B	0-0 5-3			0-0 F8		4	1	1	0	1	0	1											
Cesar Cedeno, R (1,3) OBP: 0.389, SLG: 0.434	0-0 5-3	4-0 1B BB		0-0 1-3 1B	0-0 2B			0-0 F8		5	1	3	5	0	0	0											
Jeffrey Leonard, R (1,9) OBP: 0.398, SLG: 0.426	0-0 1B	0-0 FC6-4 1B		0-0 E 1B 1B	0-0 F8			0-0 6-3		4	1	2	0	0	0	2											
Enos Cabell, R (1,5) OBP: 0.390, SLG: 0.417	0-0 1B	0-0 FC6-4 1B		0-0 E 1B	0-0 F7			0-0 3B		4	1	1	1	0	0	4											
Art Howe, R (6,5) OBP: 0.257, SLG: 0.286	1-2			1-2 1B	0-0 4-3			0-0 4-3		4	1	1	1	0	0	1											
Jose Cruz, L (1,7) OBP: 0.395, SLG: 0.476	0-0 1-3			0-0 HR	0-0 F5			0-0 4-3		5	1	1	0	0	1	3											
Jesus Alou, R (9,7)										4	1	1	2	0	1	1											
Julio Gonzalez, R (1,4) OBP: 0.289, SLG: 0.262		0-0 SH5-4 E 1B	0-0 5-3	0-0 E 1B	0-0 E 1B			0-3 K		3	0	0	0	0	2	2											
Alan Ashby, S (1,2) OBP: 0.272, SLG: 0.315		0-0 E 1B	0-0 4-3	0-0 E 1B	0-0 E 1B			0-3 K		4	1	1	2	0	1	1											
Joe Niekro, R (1,1) OBP: 0.077, SLG: 0.115		0-0 SH5-4	0-3 K	0-0 F9	0-0 F9			0-3 K		3	0	0	0	0	2	2											
Inning Stats	R: 1 E: 0 K: 0 S: 6	H: 3 LOB: 2 BB: 0 P: 6	R: 3 E: 1 K: 0 S: 7	H: 3 LOB: 2 BB: 1 P: 11	R: 1 E: 0 K: 1 S: 6	H: 1 LOB: 0 BB: 0 P: 6	R: 4 E: 2 K: 0 S: 9	H: 5 LOB: 2 BB: 0 P: 9	R: 0 E: 0 K: 0 S: 3	H: 0 LOB: 0 BB: 0 P: 3	R: 0 E: 0 K: 0 S: 9	H: 0 LOB: 0 BB: 0 P: 9	R: 0 E: 0 K: 0 S: 3	H: 0 LOB: 0 BB: 0 P: 3	R: 0 E: 0 K: 0 S: 4	H: 1 LOB: 1 BB: 0 P: 4	1B: 10 2B: 1 3B: 1 HR: 1	SF: 0 SAC: 2 DP: 0 HBP: 0	WP: 0 PA: 43 PB: 0 SB: 0 CS: 0								
PITCHER	IP	WLS	BF	H	R	ER	SO	BB	IBB	HBP	BLK	WP	HR	S	P	ERA	WHIP										
Mickey Lolich, L (1,1) ERA: 4.0	1.2	L	13	6	4	2	0	1	0	0	0	0	0	12	16	10.80	4.200										
Dennis Kinney, L (2,1) ERA: 3.38	1.2		9	4	4	3	1	0	0	0	0	0	1	11	11	16.20	2.400										
John D'Acquisto, R (4,1) ERA: 6.68	2.2		11	2	1	0	0	0	0	0	0	0	0	11	11	0.00	0.750										
Bob Shirley, L (7,1) ERA: 4.23	3.0		10	1	0	0	3	0	0	0	0	0	0	16	16	0.00	0.333										

Houston Astros @ San Diego Padres  
San Diego Stadium, San Diego, CA  
Sat May 26 1979, 10:05 PM EDT  
Att: 27,331 - Unknown

AB 40  
R 9  
H 13  
RBI 9  
BB 1  
SO 4  
LOB 16



Batter	1	2	3	4	5	6	7	8	9	AB	R	H	RBI	BB	SO	LOB	BOTTOM										
Gene Richards, L (1,8) OBP: 0.335, SLG: 0.384	0-0 4-3 6-4-3 1B		0-0 G3		0-0 G4-6-3			0-0 G6-4-3 1B		4	0	2	0	0	0	2											
Kurt Bevacqua, R (1,5) OBP: 0.350, SLG: 0.292	0-0 6-4-3		4-0 BB		0-0 G6-4-3 BB 1B			0-0 F9		3	0	1	0	1	0	2											
Dan Briggs, L (1,7) OBP: 0.344, SLG: 0.455	0-0 4-3		0-0 4-3		0-0 G6-4-3 BB			0-0 G6-4-3		2	0	0	0	0	0	2											
John D'Acquisto, R (4,1) OBP: 0.143, SLG: 0.286	0-0 4-3				0-0 G6-4-3 BB			0-0 G6-4-3		0	0	0	0	0	0	0											
Don Reynolds, R (6,PH) OBP: 0.387, SLG: 0.423	2-3				0-0 G6-4-3 BB			0-0 G6-4-3		1	0	0	0	1	0	1											
Barry Evans, R (9,4) OBP: 0.223, SLG: 0.256	0-3 K				0-0 6-3			0-0 G6-4-3		0	0	0	0	0	0	0											
Dave Winfield, R (1,9) OBP: 0.396, SLG: 0.589					0-0 6-3			0-0 E4 BB		3	0	0	0	0	1	3											
Bob Shirley, R (7,1)					0-0 1-3			0-0 K		0	0	0	0	0	0	0											
Broderick Perkins, L (9,PH) OBP: 0.350, SLG: 0.359					0-0 G3			0-0 K		2	0	0	0	0	1	2											
Gene Tenace, R (1,2) OBP: 0.394, SLG: 0.388		4-0 BB			0-0 1-3			0-0 K		1	0	0	0	1	0	0											
Bill Fahey, L (6,2) OBP: 0.320, SLG: 0.400					0-0 F9			0-0 K		2	0	0	0	0	1	2											
Mike Hargrove, L (1,3) OBP: 0.346, SLG: 0.243		0-0 F9		0-0 F5				0-0 FC5-4 1B		3	0	1	0	1	0	1											
Fernando Gonzalez, R (1,4) OBP: 0.293, SLG: 0.410		0-0 F9			0-3 K2-3			0-0 FC5-4 G3		2	0	0	0	0	1	1											
Bill Almon, R (6,4) OBP: 0.283, SLG: 0.273					0-0 K2-3			0-0 FC5-4 G3		2	0	0	0	0	1	3											
Ozzie Smith, S (1,6) OBP: 0.233, SLG: 0.182		0-0 G3			0-0 G3			0-0 G3		4	0	1	0	0	0	4											
Mickey Lolich, S (1,1)					0-0 1B			0-0 F7		0	0	0	0	0	0	0											
Dennis Kinney, L (2,1)					0-0 K			0-0 F5		1	0	0	0	0	1	0											
Jerry Turner, L (4,7) OBP: 0.312, SLG: 0.343					0-3 K			0-0 G4-6-3 1B		2	0	1	0	0	0	1											
Inning Stats	R: 0 E: 0 K: 1 S: 6	H: 1 LOB: 1 BB: 0 P: 6	R: 0 E: 0 K: 0 S: 3	H: 0 LOB: 1 BB: 1 P: 7	R: 0 E: 0 K: 1 S: 5	H: 0 LOB: 1 BB: 1 P: 9	R: 0 E: 0 K: 0 S: 3	H: 0 LOB: 0 BB: 0 P: 3	R: 0 E: 0 K: 1 S: 6	H: 2 LOB: 1 BB: 0 P: 6	R: 0 E: 0 K: 0 S: 3	H: 1 LOB: 1 BB: 1 P: 7	R: 0 E: 0 K: 0 S: 4	H: 1 LOB: 1 BB: 0 P: 4	R: 0 E: 0 K: 0 S: 3	H: 0 LOB: 2 BB: 1 P: 12	1B: 6 2B: 0 3B: 0 HR: 0	SF: 0 SAC: 0 DP: 3 HBP: 0	WP: 0 PA: 35 PB: 0 SB: 0 CS: 0								
PITCHER	IP	WLS	BF	H	R	ER	SO	BB	IBB	HBP	BLK	WP	HR	S	P	ERA	WHIP										
Joe Niekro, R (1,1) ERA: 2.44	9.0	W	35	6	0	0	5	4	0	0	0	0	0	41	57	0.00	1.111										

Houston Astros @ San Diego Padres  
San Diego Stadium, San Diego, CA  
Sat May 26 1979, 10:05 PM EDT  
Att: 27,331 - Unknown

AB 31  
R 0  
H 6  
RBI 0  
BB 4  
SO 5  
LOB 22





Batter	1	2	3	4	5	6	7	8	9	AB	R	H	RBI	BB	SO	LOB	TOP		
Terry Puhl, L OBP: 0.338, SLG: 0.369 (1, 8)	B5-3		2B			4-3	E			3	0	1	1	1	0	0	<b>Houston Astros @ San Diego Padres</b> San Diego Stadium, San Diego, CA Sun May 27 1979, 6:33 AM EDT Att: 17,199 - Unknown <a href="http://livebaseballscorecards.com">livebaseballscorecards.com</a>		
Craig Reynolds, L OBP: 0.293, SLG: 0.333 (1, 6)	L9		F9			1B	BB			4	0	1	0	0	0	3			
Cesar Cedeno, R OBP: 0.380, SLG: 0.421 (1, 3)	6-3					6-3				4	0	0	0	0	0	1			
Jose Cruz, L OBP: 0.396, SLG: 0.471 (1, 7)		6-3				4-3				4	1	1	0	0	0	0			
Enos Cabell, R OBP: 0.333, SLG: 0.419 (1, 5)		G6-3				F7				4	0	2	0	0	0	0			
Denny Walling, L OBP: 0.409, SLG: 0.294 (1, 9)																			
Jeffrey Leonard, R OBP: 0.393, SLG: 0.420 (8, 9)	G6-3					F5				3	1	1	1	0	0	1			
Alan Ashby, S OBP: 0.279, SLG: 0.315 (1, 2)			L3			G3				3	1	1	0	1	0	0			
Rafael Landestoy, S OBP: 0.265, SLG: 0.200 (1, 4)			SH2-4			5-3				4	1	1	0	0	0	4			
J.R. Richard, R OBP: 0.143, SLG: 0.231 (1, 1)			SH2-4			6-3				2	0	0	1	0	0	1			
<b>Inning Stats</b>	R: 0 E: 0 K: 0 S: 3	H: 0 LOB: 0 BB: 0 P: 3	R: 0 E: 0 K: 0 S: 3	H: 1 LOB: 0 BB: 0 P: 3	R: 1 E: 0 K: 0 S: 5	H: 2 LOB: 1 BB: 0 P: 5	R: 0 E: 0 K: 0 S: 3	H: 0 LOB: 0 BB: 0 P: 3	R: 0 E: 0 K: 0 S: 4	H: 1 LOB: 1 BB: 0 P: 4	R: 3 E: 2 K: 0 S: 6	H: 3 LOB: 2 BB: 2 P: 14	R: 0 E: 0 K: 0 S: 3	H: 0 LOB: 0 BB: 0 P: 3	R: 0 E: 0 K: 0 S: 4	H: 1 LOB: 1 BB: 0 P: 4	1B: 7 2B: 1 3B: 0 HR: 0	SF: 1 SAC: 1 DP: 1 HBP: 0	WP: 0 PA: 36 PB: 0 SB: 0 CS: 0
<b>PITCHER</b>	IP WLS BF H R ER SO BB IBB HBP BLK WP HR S P ERA WHIP																		
Eric Rasmussen, R ERA: 4.74 (1, 1)	6.2 L 28 7 4 3 0 2 0 0 0 0 0 0 26 34 4.05 1.350																		
Dennis Kinney, L ERA: 3.0 (7, 1)	1.1 4 0 0 0 0 0 0 0 0 0 0 0 4 4 0.00 0.000																		
Rollie Fingers, R ERA: 3.15 (9, 1)	1.0 4 1 0 0 0 0 0 0 0 0 0 0 4 4 0.00 1.000																		

Batter	1	2	3	4	5	6	7	8	9	AB	R	H	RBI	BB	SO	LOB	BOTTOM				
Gene Richards, L OBP: 0.333, SLG: 0.381 (1, 8)	F8		4-3							4	1	1	0	0	0	4	<b>Houston Astros @ San Diego Padres</b> San Diego Stadium, San Diego, CA Sun May 27 1979, 6:33 AM EDT Att: 17,199 - Unknown <a href="http://livebaseballscorecards.com">livebaseballscorecards.com</a>				
Bill Almon, R OBP: 0.270, SLG: 0.259 (1, 4)										3	0	0	0	0	2	0					
Broderick Perkins, L OBP: 0.381, SLG: 0.321 (8, PH)	5-3									1	0	1	1	0	0	0					
Barry Evans, R OBP: 0.223, SLG: 0.256 (9, 5)										0	0	0	0	0	0	0					
Dan Briggs, L OBP: 0.343, SLG: 0.448 (1, 7)										3	0	1	0	0	1	0					
Dennis Kinney, L ERA: 3.0 (7, 1)										0	0	0	0	0	0	0					
Fernando Gonzalez, R OBP: 0.291, SLG: 0.407 (8, PH)										1	0	0	0	0	0	2					
Dave Winfield, R OBP: 0.393, SLG: 0.582 (1, 9)										4	0	1	1	0	0	2					
Kurt Bevacqua, R OBP: 0.357, SLG: 0.304 (1, 5)										4	0	2	0	0	0	1					
Rollie Fingers, R OBP: 0.111, SLG: 0.111 (9, 1)										0	0	0	0	0	0	0					
Mike Hargrove, L OBP: 0.336, SLG: 0.234 (1, 3)										4	0	0	0	0	0	2					
Gene Tenace, R OBP: 0.390, SLG: 0.384 (1, 2)										4	0	1	0	0	2	1					
Ozzie Smith, S OBP: 0.239, SLG: 0.190 (1, 6)										4	0	2	0	0	0	1					
Eric Rasmussen, R OBP: 0.143, SLG: 0.077 (1, 1)										1	0	0	0	0	1	3					
Jerry Turner, L OBP: 0.316, SLG: 0.347 (7, 7)										1	1	1	0	0	0	0					
<b>Inning Stats</b>	R: 0 E: 0 K: 1 S: 5	H: 0 LOB: 0 BB: 0 P: 5	R: 0 E: 0 K: 0 S: 3	H: 1 LOB: 0 BB: 0 P: 3	R: 0 E: 0 K: 1 S: 6	H: 1 LOB: 1 BB: 0 P: 6	R: 0 E: 0 K: 1 S: 5	H: 1 LOB: 0 BB: 0 P: 5	R: 0 E: 0 K: 1 S: 8	H: 3 LOB: 3 BB: 0 P: 8	R: 0 E: 0 K: 1 S: 5	H: 0 LOB: 0 BB: 0 P: 5	R: 0 E: 0 K: 0 S: 4	H: 1 LOB: 1 BB: 0 P: 4	R: 2 E: 0 K: 0 S: 6	H: 3 LOB: 1 BB: 0 P: 6	R: 0 E: 0 K: 1 S: 5	H: 0 LOB: 0 BB: 0 P: 5	1B: 10 2B: 0 3B: 0 HR: 0	SF: 0 SAC: 1 DP: 0 HBP: 0	WP: 0 PA: 35 PB: 0 SB: 0 CS: 2
<b>PITCHER</b>	IP WLS BF H R ER SO BB IBB HBP BLK WP HR S P ERA WHIP																				
J.R. Richard, R ERA: 3.53 (1, 1)	9.0 W 35 10 2 2 6 0 0 0 0 0 0 0 47 47 2.00 1.111																				



Batter	1	2	3	4	5	6	7	8	9	AB	R	H	RBI	BB	SO	LOB	TOP			
Terry Puhl, L OBP: 0.341, SLG: 0.374 (1, 8)	4-0 S SH5-3 4-3 BB		0-0 1B 2B		0-0 4-3			0-0 F8		3	2	1	0	1	0	0				
Craig Reynolds, L OBP: 0.293, SLG: 0.333 (1, 6)	0-0 SH5-3		0-0 1B 2H 1B		0-0 4-3			0-0 L9		3	1	1	1	0	0	0				
Cesar Cedeno, R OBP: 0.371, SLG: 0.409 (1, 3)	0-0 4-3		0-0 6-3		0-0 1-4-3			0-0 6-3		4	0	0	1	0	0	1				
Jeffrey Leonard, R OBP: 0.386, SLG: 0.411 (1, 9)	0-3 K		0-0 1B 2-3 1B		0-0 6-3			0-3 K		4	0	1	0	0	2	0				
Enos Cabell, R OBP: 0.337, SLG: 0.421 (1, 5)		0-0 4-3	0-0 1-3 3H 1B		0-0 5-3			0-0 FC4-6 1B		4	0	2	1	0	0	0				
Jose Cruz, L OBP: 0.393, SLG: 0.466 (1, 7)		0-0 6-3 1B	0-0 3-1		0-3 K			0-0 FC4-6 1B		4	1	1	0	0	1	3				
Julio Gonzalez, R OBP: 0.292, SLG: 0.267 (9, PH)		0-0 6-3		0-0 G5-4-3 1B			0-0 L8		0-0 E5 1B	3	0	1	0	0	0	1	AB 34			
Bob Watson, R OBP: 0.309, SLG: 0.325 (9, PR)		1-2							1-2	1	0	0	0	0	0	1	R 4			
Jimmy Sexton, R OBP: 0.188, SLG: 0.133 (9, PR)										0	0	0	0	0	0	0	H 8			
Bruce Bochy, R OBP: 0.265, SLG: 0.304 (1, 2)		0-0 F3		0-0 G5-4-3 1-2			0-3 K		0-0	4	0	1	1	0	1	2	RBI 4			
Joaquin Andujar, S OBP: 0.209, SLG: 0.087 (7, PH)									1-2 2H								BB 1			
Joe Sambito, L OBP: 0.225, SLG: 0.154 (7, 1)			0-3 K		0-0 6-3				0-0 6-3	2	0	0	0	0	1	0	SO 5			
Art Howe, R OBP: 0.237, SLG: 0.286 (9, PH)										1	0	0	0	0	0	0	LOB 10			
Denny Walling, L OBP: 0.391, SLG: 0.278 (9, PH)										0	0	0	0	0	0	2				
<b>Inning Stats</b>	R: 1 E: 0 K: 1 S: 5	H: 0 LOB: 0 BB: 1 P: 9	R: 0 E: 0 K: 0 S: 4	H: 1 LOB: 1 BB: 0 P: 4	R: 2 E: 0 K: 1 S: 9	H: 4 LOB: 2 BB: 0 P: 9	R: 0 E: 0 K: 0 S: 3	H: 1 LOB: 0 BB: 0 P: 3	R: 0 E: 0 K: 1 S: 5	H: 0 LOB: 0 BB: 0 P: 5	R: 0 E: 0 K: 0 S: 3	H: 0 LOB: 0 BB: 0 P: 3	R: 0 E: 0 K: 0 S: 3	H: 0 LOB: 0 BB: 0 P: 3	R: 1 E: 1 K: 1 S: 8	H: 2 LOB: 2 BB: 0 P: 8	1B: 7 2B: 1 3B: 0 HR: 0	SF: 0 SAC: 1 DP: 1 HBP: 0	WP: 0 PB: 0 SB: 1 CS: 0	PA: 36
<b>PITCHER</b>	IP WLS BF H R ER SO BB IBB HBP BLK WP HR S P ERA WHIP																			
Randy Jones, L ERA: 4.32 (1, 1)	8.2 W 35 8 4 3 5 1 0 0 0 0 0 0 44 48 3.12 1.038																			
Rollie Fingers, R ERA: 3.12 (9, 1)	0.1 S 1 0 0 0 0 0 0 0 0 0 0 0 1 1 0.00 0.000																			

Houston Astros @ San Diego Padres  
San Diego Stadium, San Diego, CA  
Mon May 28 1979, 10:05 PM EDT  
Att: 14,728 - Unknown

AB	34
R	4
H	8
RBI	4
BB	1
SO	5
LOB	10



Batter	1	2	3	4	5	6	7	8	9	AB	R	H	RBI	BB	SO	LOB	BOTTOM			
Gene Richards, L OBP: 0.340, SLG: 0.380 (1, 8)	0-0 3-1			4-0 BB 1B BB		0-0 FC3-2 1B BB		4-0 BB		3	2	1	0	2	0	1				
Ozzie Smith, S OBP: 0.243, SLG: 0.192 (1, 6)	0-0 F8		0-0 F9	4-0 1B BB		0-0 1B BB		0-0 F7		4	0	1	0	1	0	3				
Dave Winfield, R OBP: 0.400, SLG: 0.585 (1, 9)	0-0 WP 1B		0-0 L4	0-0 FC6-4 1B		0-0 FC6 1B				4	0	3	3	0	0	0				
Jerry Turner, L OBP: 0.314, SLG: 0.345 (1, 7)	0-3 K		0-0	0-0 FC6-4 1B		0-0 FC6				4	0	1	0	0	1	5				
Kurt Bevacqua, R OBP: 0.341, SLG: 0.288 (8, 3)		0-0 1-3	0-0 F3		0-3 K		0-0 5-3			4	0	0	0	0	1	1				
Broderick Perkins, L OBP: 0.361, SLG: 0.321 (7, 1)										0	0	0	0	0	0	0				
Mike Hargrove, L OBP: 0.341, SLG: 0.229 (7, PR)		4-0 BB BB	0-0 1-3-1		0-0 4-3		4-0 G6-4-3 BB			2	1	0	0	2	0	1				
Barry Evans, R OBP: 0.223, SLG: 0.256 (8, 5)										0	0	0	0	0	0	0				
Fred Kendall, R OBP: 0.429, SLG: 0.333 (1, 2)		4-0 2B BB		4-0 BB 1B BB		0-0 6-3		0-0 G6-4-3		2	2	0	0	2	0	1	AB 30			
Bill Almon, R OBP: 0.269, SLG: 0.258 (1, 4)		0-0 F3		0-3 K		0-0 SH2-4 FC3-2 1B		0-0 6-3		4	0	1	0	0	1	3	R 5			
Randy Jones, R OBP: 0.160, SLG: 0.200 (1, 1)		0-0 1B 2B		0-3 K		0-0 SH2-4		0-0 L5		3	0	1	2	0	1	1	H 8			
Rollie Fingers, R OBP: 0.111, SLG: 0.111 (9, 1)										0	0	0	0	0	0	0	RBI 5			
<b>Inning Stats</b>	R: 0 E: 0 K: 1 S: 6	H: 1 LOB: 1 BB: 0 P: 6	R: 2 E: 0 K: 0 S: 5	H: 2 LOB: 2 BB: 2 P: 13	R: 0 E: 0 K: 0 S: 4	H: 1 LOB: 1 BB: 0 P: 4	R: 2 E: 0 K: 2 S: 8	H: 1 LOB: 2 BB: 3 P: 20	R: 0 E: 0 K: 1 S: 5	H: 0 LOB: 0 BB: 0 P: 5	R: 1 E: 0 K: 0 S: 6	H: 3 LOB: 2 BB: 0 P: 6	R: 0 E: 0 K: 0 S: 2	H: 0 LOB: 1 BB: 1 P: 6	R: 0 E: 0 K: 0 S: 3	H: 0 LOB: 1 BB: 1 P: 7	1B: 7 2B: 1 3B: 0 HR: 0	SF: 0 SAC: 1 DP: 1 HBP: 0	WP: 2 PB: 0 SB: 2 CS: 0	PA: 38
<b>PITCHER</b>	IP WLS BF H R ER SO BB IBB HBP BLK WP HR S P ERA WHIP																			
Joaquin Andujar, R ERA: 3.83 (1, 1)	5.2 L 30 8 5 5 4 5 0 0 0 0 0 0 1 1 7.94 2.294																			
Joe Sambito, L ERA: 1.79 (6, 1)	0.1 1 0 0 0 0 0 0 0 0 0 0 0 1 1 0.00 0.000																			
Bert Roberge, R ERA: (7, 1)	2.0 7 0 0 0 0 0 2 0 0 0 0 0 0 5 13 0.00 1.000																			

Houston Astros @ San Diego Padres  
San Diego Stadium, San Diego, CA  
Mon May 28 1979, 10:05 PM EDT  
Att: 14,728 - Unknown

AB	30
R	5
H	8
RBI	5
BB	7
SO	4
LOB	16





Batter	1	2	3	4	5	6	7	8	9	AB	R	H	RBI	BB	SO	LOB	TOP			
Jerry Royster, R OBP: 0.366, SLG: 0.367 (1, 5)										4	1	1	0	0	1	2				
Rowland Office, L OBP: 0.377, SLG: 0.468 (1, 8)										3	1	1	0	0	0	0				
Gary Matthews, R OBP: 0.351, SLG: 0.560 (1, 9)										4	0	0	0	0	1	3				
Bob Horner, R OBP: 0.345, SLG: 0.542 (1, 3)										4	1	2	0	0	1	0				
Joe Nolan, L OBP: 0.400, SLG: 0.455 (1, 2)										4	0	1	0	0	2	4				
Brian Asselstine, L OBP: 0.250, SLG: 0.250 (1, 7)										4	0	1	0	0	0	1				
Glenn Hubbard, R OBP: 0.302, SLG: 0.298 (1, 4)										4	0	0	0	0	2	2				
Darrel Chaney, S OBP: 0.200, SLG: 0.167 (1, 6)										3	0	1	0	0	0	0				
Tony Brizzolara, R (1, 1)										2	0	0	0	0	2	2				
Craig Skok, R (5, 1)										0	0	0	0	0	0	0				
Mike Lum, L OBP: 0.292, SLG: 0.330 (7, PH)										1	0	0	0	0	1	0				
Adrian Devine, R (7, 1)										0	0	0	0	0	0	0				
<b>Inning Stats</b>	R: 3 E: 1 K: 2 S: 11	H: 3 LOB: 1 BB: 0 P: 11	R: 0 E: 0 K: 1 S: 5	H: 0 LOB: 0 BB: 0 P: 5	R: 0 E: 0 K: 1 S: 5	H: 1 LOB: 1 BB: 0 P: 6	R: 0 E: 0 K: 3 S: 11	H: 2 LOB: 2 BB: 0 P: 11	R: 0 E: 0 K: 1 S: 3	H: 1 LOB: 0 BB: 0 P: 3	R: 0 E: 0 K: 1 S: 5	H: 0 LOB: 0 BB: 0 P: 5	R: 0 E: 0 K: 0 S: 3	H: 0 LOB: 0 BB: 0 P: 3	R: 0 E: 0 K: 0 S: 3	H: 0 LOB: 0 BB: 0 P: 3	1B: 6 2B: 2 3B: 0 HR: 0	SF: 0 SAC: 0 DP: 2 HBP: 1	WP: 0 PB: 1 SB: 0 CS: 0	PA: 34
<b>PITCHER</b> Gaylord Perry, R ERA: 2.46 (1, 1)	IP: 9.0 WLS: W BF: 34 H: 7 R: 3 ER: 0 SO: 10 BB: 0 IBB: 0 HBP: 1 BLK: 0 WP: 0 HR: 0 S: 53 P: 54 ERA: 0.00 WHIP: 0.778																			

Atlanta Braves @ San Diego Padres  
San Diego Stadium, San Diego, CA  
Tue May 29 1979, 10:05 PM EDT  
Unknown

AB 33  
R 3  
H 7  
RBI 0  
BB 0  
SO 10  
LOB 14




Batter	1	2	3	4	5	6	7	8	9	AB	R	H	RBI	BB	SO	LOB	BOTTOM			
Gene Richards, L OBP: 0.347, SLG: 0.379 (1, 8)										3	2	1	0	2	0	0				
Ozzie Smith, S OBP: 0.239, SLG: 0.188 (1, 6)										3	0	0	0	0	1	2				
Dave Winfield, R OBP: 0.402, SLG: 0.599 (1, 9)										4	2	2	1	0	0	1				
Jerry Turner, L OBP: 0.323, SLG: 0.376 (1, 7)										4	0	3	1	0	0	2				
Gene Tenace, R OBP: 0.393, SLG: 0.398 (1, 2)										3	1	1	2	1	0	2				
Mike Hargrove, L OBP: 0.345, SLG: 0.248 Dan Briggs, L OBP: 0.343, SLG: 0.448 (8, FR) (9, 3)										4	0	2	1	0	1	2				
Barry Evans, R OBP: 0.225, SLG: 0.257 (1, 5)										3	0	1	0	0	0	1				
Bill Almon, R OBP: 0.282, SLG: 0.262 (1, 4)										3	0	1	0	1	1	1				
Gaylord Perry, R OBP: 0.167, SLG: 0.375 (1, 1)										2	0	0	0	0	0	2				
<b>Inning Stats</b>	R: 1 E: 0 K: 1 S: 7	H: 2 LOB: 2 BB: 1 P: 11	R: 0 E: 0 K: 1 S: 5	H: 0 LOB: 0 BB: 0 P: 5	R: 1 E: 0 K: 0 S: 5	H: 2 LOB: 1 BB: 0 P: 5	R: 0 E: 0 K: 1 S: 6	H: 2 LOB: 1 BB: 0 P: 6	R: 3 E: 0 K: 0 S: 6	H: 3 LOB: 1 BB: 1 P: 10	R: 0 E: 0 K: 0 S: 2	H: 0 LOB: 0 BB: 1 P: 6	R: 0 E: 0 K: 0 S: 4	H: 1 LOB: 1 BB: 0 P: 4	R: 1 E: 1 K: 0 S: 5	H: 1 LOB: 2 BB: 1 P: 9	1B: 5 2B: 4 3B: 2 HR: 1	SF: 0 SAC: 5 DP: 2 HBP: 0	WP: 0 PB: 0 SB: 0 CS: 0	PA: 38
<b>PITCHER</b> Tony Brizzolara, R ERA: 5.3 Craig Skok, L ERA: 3.94 Adrian Devine, R ERA: 2.78	IP: 4.2 WLS: L BF: 23 H: 8 R: 5 ER: 5 SO: 3 BB: 2 IBB: 0 HBP: 0 BLK: 0 WP: 0 HR: 1 S: 27 P: 35 ERA: 9.64 WHIP: 2.143																			


Atlanta Braves @ San Diego Padres  
San Diego Stadium, San Diego, CA  
Tue May 29 1979, 10:05 PM EDT  
Unknown

AB 29  
R 6  
H 11  
RBI 5  
BB 4  
SO 3  
LOB 13







Batter	1	2	3	4	5	6	7	8	9	AB	R	H	RBI	BB	SO	LOB	TOP										
Jerry Royster, R (1.5) OBP: 0.374, SLG: 0.379	0-0 CS 1B		0-0 5-3			0-0 2B		4-0 E BB		3	1	2	0	1	0	0	<p>Atlanta Braves @ San Diego Padres San Diego Stadium, San Diego, CA Tue May 29 1979, 10:05 PM EDT Att: 15,340 - Unknown</p>										
Barry Bonnell, R (1.8) OBP: 0.312, SLG: 0.466	0-0 1-2 HR		0-0 4-3			0-0 5-3		0-0 E5 1-H		4	1	1	1	0	0	1											
Charlie Spikes, R (1.9) OBP: 0.429, SLG: 0.792	0-0 6-3			0-0 L9		0-0 F8		0-3 K		4	0	0	0	0	1	2											
Jeff Burroughs, R (1.7) OBP: 0.344, SLG: 0.352	0-0 6-3			0-0 F8		0-3 K			0-0 F9	4	0	0	0	0	1	1											
Bob Horner, R (1.3) OBP: 0.322, SLG: 0.500		0-0 F8		0-0 1-3			0-0 F8		0-0 5-3	4	0	0	0	0	0	0											
Glenn Hubbard, R (1.4) OBP: 0.301, SLG: 0.297		0-0 FC6-4 1B			0-0 6-3		0-0 4-3		0-0 6-3	4	0	1	0	0	0	0											
Bruce Benedict, R (1.2) OBP: 0.288, SLG: 0.220		0-0 F8			0-0 F7		0-0 5-3			3	0	0	0	0	0	1											
Pepe Frias, R (1.6) OBP: 0.285, SLG: 0.318		0-0 FC6-4 1-2			0-0 K			0-0 L9		3	0	1	0	0	0	1											
Phil Niekro, R (1.1) OBP: 0.158, SLG: 0.135			0-0 5-3		0-0 4-3			0-0 6-3		3	0	0	0	0	0	1											
<b>Inning Stats</b>	R: 1 E: 0 K: 0 S: 4	H: 2 LOB: 0 BB: 0 P: 4	R: 0 E: 0 K: 0 S: 4	H: 1 LOB: 1 BB: 0 P: 4	R: 0 E: 0 K: 0 S: 3	H: 0 LOB: 0 BB: 0 P: 3	R: 0 E: 0 K: 0 S: 3	H: 0 LOB: 0 BB: 0 P: 3	R: 0 E: 0 K: 1 S: 6	H: 1 LOB: 1 BB: 0 P: 6	R: 0 E: 0 K: 0 S: 3	H: 0 LOB: 0 BB: 0 P: 3	R: 1 E: 1 K: 1 S: 6	H: 0 LOB: 1 BB: 1 P: 10	R: 0 E: 0 K: 0 S: 3	H: 0 LOB: 0 BB: 0 P: 3		1B: 3 2B: 1 3B: 0 HR: 1	SF: 0 SAC: 0 DP: 0 HBP: 0	WP: 0 PB: 0 SB: 0 CS: 1	PA: 33						
<b>PITCHER</b>	IP	WLS	BF	H	R	ER	SO	BB	IBB	HBP	BLK	WP	HR	S	P	ERA	WHIP										
Bob Ovchinko, L (1.1) ERA: 3.83	8.0	W	30	5	2	1	2	1	0	0	0	0	1	33	37	1.12	0.750										
Rollie Fingers, R (9.1) ERA: 3.05	1.0	S	3	0	0	0	0	0	0	0	0	0	0	3	3	0.00	0.000										

Batter	1	2	3	4	5	6	7	8	9	AB	R	H	RBI	BB	SO	LOB	BOTTOM										
Gene Richards, L (1.8) OBP: 0.345, SLG: 0.373	0-0 F8		0-0 G3		0-0 G1			4-0 E 1-2 BB		3	0	0	0	1	0	0	<p>Atlanta Braves @ San Diego Padres San Diego Stadium, San Diego, CA Tue May 29 1979, 10:05 PM EDT Att: 15,340 - Unknown</p>										
Ozzie Smith, S (1.6) OBP: 0.240, SLG: 0.190	0-0 F9		0-0 4-3			0-0 4-3		0-0 E9 1-3 2-H 1B		4	0	1	1	0	0	0											
Dave Winfield, R (1.9) OBP: 0.413, SLG: 0.605	0-0 HR 1B		0-0 1B			0-0 G4-3 1B		4-0 L6-3 1BB		3	1	3	0	1	0	0											
Jerry Turner, L (1.7) OBP: 0.322, SLG: 0.389	0-0 1-H HR		0-3 K			0-0 G4-3 1-2		0-0 L6-3 1-2		4	1	1	2	0	1	5											
Kurt Bevacqua, R (1.5) OBP: 0.341, SLG: 0.289	0-0 1B			0-0 F4			0-0 F5			3	0	1	0	0	0	0											
Broderick Perkins, L (1.3) OBP: 0.344, SLG: 0.305	0-0 G3			0-0 F8			0-0 3-1			3	0	0	0	0	0	1											
Bill Fahey, L (1.2) OBP: 0.302, SLG: 0.375		0-0 F6		0-3 K			0-0 1-3			3	0	0	0	0	1	0											
Fernando Gonzalez, R (1.4) OBP: 0.285, SLG: 0.399		0-0 B5-3			0-0 5-3			0-0 F8		3	0	0	0	0	0	0											
Bob Ovchinko, L (1.1) OBP: 0.300, SLG: 0.125 Bill Almon, R (8, PR) OBP: 0.282, SLG: 0.262 Rollie Fingers, R (9.1) OBP: 0.111, SLG: 0.111		0-3 K			0-0 6-3			0-0 BB E 1B		3	0	1	0	0	1	0											
<b>Inning Stats</b>	R: 2 E: 0 K: 0 S: 6	H: 3 LOB: 1 BB: 0 P: 6	R: 0 E: 0 K: 1 S: 5	H: 0 LOB: 0 BB: 0 P: 5	R: 0 E: 0 K: 1 S: 6	H: 1 LOB: 1 BB: 0 P: 6	R: 0 E: 0 K: 1 S: 5	H: 0 LOB: 0 BB: 0 P: 5	R: 0 E: 0 K: 0 S: 3	H: 0 LOB: 0 BB: 0 P: 3	R: 0 E: 0 K: 0 S: 3	H: 0 LOB: 0 BB: 0 P: 3	R: 0 E: 0 K: 0 S: 4	H: 2 LOB: 2 BB: 2 P: 12	R: 1 E: 1 K: 0 S: 4	H: 3 LOB: 3 BB: 2 P: 12		1B: 6 2B: 1 3B: 0 HR: 1	SF: 0 SAC: 0 DP: 2 HBP: 0	WP: 0 PB: 0 SB: 0 CS: 0	PA: 31						
<b>PITCHER</b>	IP	WLS	BF	H	R	ER	SO	BB	IBB	HBP	BLK	WP	HR	S	P	ERA	WHIP										
Phil Niekro, R (1.1) ERA: 3.98	8.0	L	31	7	3	3	3	1	1	0	0	0	1	35	43	3.38	1.000										



Batter	1	2	3	4	5	6	7	8	9	AB	R	H	RBI	BB	SO	LOB	TOP										
Jerry Royster, R (1, 5) OBP: 0.391, SLG: 0.390	4-0 SH1-3 1B BB	0-0 2H 2B			4-3 2			0-0 FC6-4 1B		3	1	2	1	1	0	0	<p>Atlanta Braves @ San Diego Padres San Diego Stadium, San Diego, CA Wed May 30 1979, 10:05 PM EDT Att: 12,335 - Unknown</p> <p>livebaseballscores.com</p> <p>AB 29 R 2 H 4 RBI 2 BB 3 SO 8 LOB 10</p> 										
Pepe Frias, R (1, 6) OBP: 0.279, SLG: 0.311	0-0 SH1-3 1-2	0-3 K			5-3 3			0-0 FC6-4 FC5-4 1-2		3	0	0	0	0	1	2											
Gary Matthews, R (1, 9) OBP: 0.344, SLG: 0.548	0-3 K		0-0 F9			0-0 F8		0-0 FC5-4 FC5-4 1-2		4	0	0	0	0	1	2											
Jeff Burroughs, R (1, 7) OBP: 0.342, SLG: 0.345	4-0 1B BB		0-0 5-3			0-3 K		0-0 FC5-4 1-2		3	0	0	0	1	1	1											
Barry Bonnell, R (1, 8) OBP: 0.311, SLG: 0.461	0-0 1-2 2H 1B		0-3 K			0-0 F9			0-0 L9	4	0	1	1	0	1	0											
Glenn Hubbard, R (1, 4) OBP: 0.294, SLG: 0.290	0-0 F4			0-0 6-3				0-0 F9		4	0	0	0	0	0	2											
Bruce Benedict, R (1, 2) OBP: 0.302, SLG: 0.226		4-0 SH1-4 2B BB		0-3 K					0-0 1B	3	1	1	0	1	1	0											
Mike Lum, L (1, 3) OBP: 0.284, SLG: 0.321		0-0 F6		0-3 K						3	0	0	0	0	2	2											
Bo McLaughlin, R (1, 1) Jamie Easterly, L (5, 1) Rick Mahler, R (5, 1) Charlie Spikes, R (7, PH) Adrian Devine, R (7, 1)		0-0 SH1-4 1-2			0-3 K				0-0 1-3	1	0	0	0	0	1	0											
Inning Stats	R: 1 E: 0 K: 1 S: 6	H: 1 LOB: 2 BB: 2 P: 14	R: 1 E: 0 K: 1 S: 6	H: 1 LOB: 1 BB: 1 P: 10	R: 0 E: 0 K: 1 S: 5	H: 0 LOB: 0 BB: 0 P: 5	R: 0 E: 0 K: 2 S: 7	H: 0 LOB: 0 BB: 0 P: 7	R: 0 E: 0 K: 1 S: 5	H: 0 LOB: 0 BB: 0 P: 5	R: 0 E: 0 K: 1 S: 6	H: 1 LOB: 1 BB: 0 P: 6	R: 0 E: 0 K: 0 S: 4	H: 1 LOB: 1 BB: 0 P: 4	R: 0 E: 0 K: 0 S: 3	H: 0 LOB: 0 BB: 0 P: 3		1B: 3 2B: 1 3B: 0 HR: 0	SF: 0 SAC: 2 DP: 0 HBP: 0	WP: 0 PB: 0 SB: 0 CS: 0	PA: 34						
PITCHER	IP	WLS	BF	H	R	ER	SO	BB	IBB	HBP	BLK	WP	HR	S	P	ERA	WHIP										
Mickey Lolich, L (1, 1) ERA: 4.5	1.0		7	1	2	2	1	3	0	0	0	0	0	6	18	18.00	4.000										
Bob Shirley, L (2, 1) ERA: 3.5	8.0	W	27	3	0	0	7	0	0	0	0	0	0	41	41	0.00	0.375										

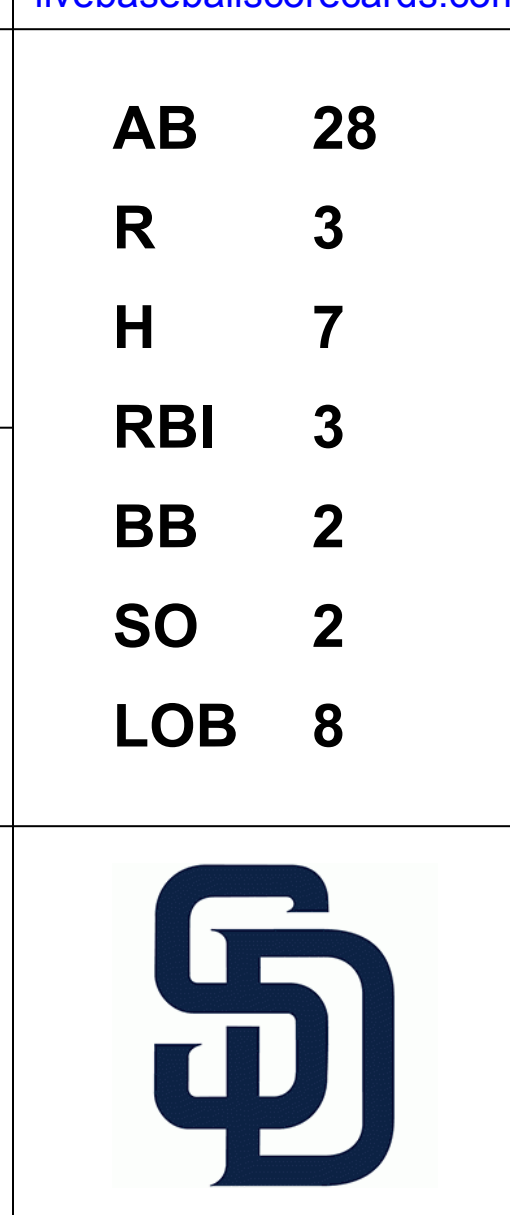
Batter	1	2	3	4	5	6	7	8	9	AB	R	H	RBI	BB	SO	LOB	BOTTOM										
Gene Richards, L (1, 8) OBP: 0.351, SLG: 0.385	0-0 4-3		0-0 1B 2B					0-0 1B		5	2	3	1	0	0	2	<p>Atlanta Braves @ San Diego Padres San Diego Stadium, San Diego, CA Wed May 30 1979, 10:05 PM EDT Att: 12,335 - Unknown</p> <p>livebaseballscores.com</p> <p>AB 36 R 10 H 12 RBI 10 BB 2 SO 6 LOB 11</p> 										
Ozzie Smith, S (1, 6) OBP: 0.239, SLG: 0.190	0-0 F7		0-0 S 1B		0-0 FC1-5 HR	0-0 4-3		0-0 F8		5	2	1	0	0	0	3											
Dave Winfield, R (1, 9) OBP: 0.419, SLG: 0.621	4-0 BB		0-0 1B		0-0 HR	0-0 6-3				3	1	2	5	1	0	0											
Jerry Turner, L (1, 7) OBP: 0.322, SLG: 0.385	0-3 K		0-0 L6		4-0 2B 1B BB			0-0 F8		2	0	0	0	1	1	2											
Dan Briggs, L (6, PR) OBP: 0.338, SLG: 0.441										1	1	0	0	0	0	0											
Kurt Bevacqua, R (1, 5) OBP: 0.337, SLG: 0.300		0-0 4-3	0-3 K		0-0 1B 2B			0-0 5-3		4	1	1	0	0	1	1											
Mike Hargrove, L (1, 3) OBP: 0.343, SLG: 0.248		0-3 K		0-0 F8		0-0 2B 1B		0-3 K		4	1	1	1	0	2	0											
Gene Tenace, R (1, 2) OBP: 0.389, SLG: 0.402		0-0 5-3		0-0 F9		0-0 2B 2B		0-3 K		4	1	1	2	0	1	0											
Fred Kendall, R (8, 2) OBP: 0.428, SLG: 0.333										0	0	0	0	0	0	0											
Fernando Gonzalez, R (1, 4) OBP: 0.290, SLG: 0.415			0-0 2B 2B		0-0 F9			0-0 5-3		4	1	2	1	0	0	0											
Mickey Lolich, S (1, 1) Bob Shirley, R (2, 1) ERA: 0.091, SLG: 0.091			0-0 B1					0-3 K		0	0	0	0	0	0	0											
Inning Stats	R: 0 E: 0 K: 1 S: 5	H: 0 LOB: 1 BB: 1 P: 9	R: 0 E: 0 K: 1 S: 5	H: 0 LOB: 0 BB: 0 P: 5	R: 3 E: 0 K: 1 S: 9	H: 4 LOB: 1 BB: 0 P: 9	R: 0 E: 0 K: 0 S: 3	H: 0 LOB: 0 BB: 0 P: 3	R: 7 E: 0 K: 0 S: 10	H: 7 LOB: 2 BB: 1 P: 14	R: 0 E: 0 K: 2 S: 7	H: 0 LOB: 0 BB: 0 P: 7	R: 0 E: 0 K: 1 S: 6	H: 1 LOB: 1 BB: 0 P: 6	R: 0 E: 0 K: 0 S: 3	H: 0 LOB: 0 BB: 0 P: 3	1B: 6 2B: 5 3B: 0 HR: 1	SF: 0 SAC: 0 DP: 0 HBP: 0	WP: 0 PB: 0 SB: 1 CS: 0	PA: 38							
PITCHER	IP	WLS	BF	H	R	ER	SO	BB	IBB	HBP	BLK	WP	HR	S	P	ERA	WHIP										
Bo McLaughlin, R (1, 1) ERA: 6.97	4.1	L	21	7	6	6	3	1	0	0	0	0	0	26	30	12.46	1.846										
Jamie Easterly, L (5, 1) ERA: 21.6	0.0		5	4	4	4	0	1	0	0	0	0	0	4	8	∞	∞										
Rick Mahler, R (5, 1) ERA: 4.97	1.2		5	0	0	0	0	0	0	0	0	0	0	5	5	0.00	0.000										
Adrian Devine, R (7, 1) ERA: 2.55	2.0		7	1	0	0	3	0	0	0	0	0	0	13	13	0.00	0.500										



Batter	1	2	3	4	5	6	7	8	9	AB	R	H	RBI	BB	SO	LOB	TOP								
Jerry Royster, R (1.5) OBP: 0.374, SLG: 0.381	0-0 4-3			0-0 6-3		0-0 5-3		0-3 K		4	0	0	0	0	1	1	<p>Atlanta Braves @ San Diego Padres San Diego Stadium, San Diego, CA Thu May 31 1979, 6:33 AM EDT Att: 11,143 - Unknown</p>								
Rowland Office, L (1.8) OBP: 0.351, SLG: 0.431	0-0 6-3			0-0 F7		0-3 K		0-3 K		4	0	0	0	0	2	1									
Gary Matthews, R (1.9) OBP: 0.352, SLG: 0.552	0-3 K			0-0 1B				0-0 1B SF8		4	1	3	0	0	1	0									
Jeff Burroughs, R (1.7) OBP: 0.335, SLG: 0.337		0-0 F9		0-0 L6				0-0 E5 1B		4	0	0	0	0	0	3									
Mike Lum, L (1.3) OBP: 0.275, SLG: 0.309		0-3 K			0-0 F8			0-0 F6		4	0	0	0	0	1	2									
Joe Nolan, L (1.2) OBP: 0.393, SLG: 0.440		0-0 F7			0-0 F7			1-2 2-3 1B		3	0	1	0	0	0	0									
Glenn Hubbard, R (1.4) OBP: 0.289, SLG: 0.287			0-0 5-3		0-0 6-3			0-0 SF8		2	0	0	1	0	0	0									
Pepe Frias, R (1.6) OBP: 0.280, SLG: 0.311			0-0 5-3			0-0 SH2-4 1B		0-0 1-3		3	0	1	0	0	0	2									
Rick Matula, R (1.1) OBP: 0.056, SLG: 0.056			0-3 K			0-0 SH2-4 1B		0-0 F7		1	0	0	0	0	1	0									
Brian Asselstine, L (8. PH) OBP: 0.230, SLG: 0.200										1	0	0	0	0	0	0									
Gene Garber, R (8.1) OBP: 0.667, SLG: 0.500										0	0	0	0	0	0	0									
<b>Inning Stats</b>	R: 0 E: 0 K: 1 S: 5	H: 0 LOB: 0 BB: 0 P: 5	R: 0 E: 0 K: 1 S: 5	H: 0 LOB: 0 BB: 0 P: 5	R: 0 E: 0 K: 1 S: 5	H: 0 LOB: 0 BB: 0 P: 5	R: 0 E: 0 K: 0 S: 4	H: 1 LOB: 1 BB: 0 P: 4	R: 0 E: 0 K: 0 S: 3	H: 0 LOB: 0 BB: 0 P: 3	R: 0 E: 0 K: 1 S: 6	H: 1 LOB: 1 BB: 0 P: 6	R: 1 E: 1 K: 0 S: 6	H: 2 LOB: 2 BB: 0 P: 6	R: 0 E: 0 K: 2 S: 7	H: 0 LOB: 0 BB: 0 P: 7	R: 0 E: 0 K: 0 S: 3	H: 1 LOB: 0 BB: 0 P: 3	1B: 5 2B: 0 3B: 0 HR: 0	SF: 1 SAC: 1 DP: 1 HBP: 0	WP: 0 PB: 0 SB: 0 CS: 0	PA: 32			
<b>PITCHER</b>	IP	WLS	BF	H	R	ER	SO	BB	IBB	HBP	BLK	WP	HR	S	P	ERA	WHIP								
Eric Rasmussen, R (1.1) ERA: 4.22	7.0	W	26	4	1	0	4	0	0	0	0	0	0	34	34	0.00	0.571								
Rollie Fingers, R (8.1) ERA: 2.91	2.0	S	6	1	0	0	2	0	0	0	0	0	0	10	10	0.00	0.500								

Batter	1	2	3	4	5	6	7	8	9	AB	R	H	RBI	BB	SO	LOB	BOTTOM								
Gene Richards, L (1.8) OBP: 0.350, SLG: 0.382	0-0 F6		0-0 FC5 1B			0-0 4-3		0-0 4-3		4	0	1	1	0	0	0	<p>Atlanta Braves @ San Diego Padres San Diego Stadium, San Diego, CA Thu May 31 1979, 6:33 AM EDT Att: 11,143 - Unknown</p>								
Ozzie Smith, S (1.6) OBP: 0.244, SLG: 0.192	0-0 6-3		0-0 1-2 1B			4-0 HR BB		0-3 K		3	1	1	0	1	1	0									
Dave Winfield, R (1.9) OBP: 0.420, SLG: 0.632	0-0 2-3		0-0 FC5 2-3f			0-0 1-H HR		1-0 HBP		3	1	1	2	0	0	2									
Dan Briggs, L (1.7) OBP: 0.347, SLG: 0.444		0-0 G4-6-3 1B		0-0 G5-4-3 1B		0-0 4-3		0-0 G3		4	0	2	0	0	0	1									
Kurt Bevacqua, R (1.5) OBP: 0.327, SLG: 0.289		0-0 G4-6-3 1-2f		0-0 G5-4-3 1-2f		0-0 5-3				3	0	0	0	0	0	2									
Barry Evans, R (7.5) OBP: 0.225, SLG: 0.257										0	0	0	0	0	0	0									
Mike Hargrove, L (1.3) OBP: 0.336, SLG: 0.242	0-0 F7			0-0 3-1				0-0 F8		3	0	0	0	0	0	0									
Gene Tenace, R (1.2) OBP: 0.394, SLG: 0.410			0-0 F9 1B 2B		0-0 F8		4-0 1B BB			2	1	1	0	1	0	0									
Fernando Gonzalez, R (1.4) OBP: 0.291, SLG: 0.413			0-0 F9 2-3		0-0 5-3		0-0 1-3 1B			3	0	1	0	0	0	1									
Eric Rasmussen, R (1.1) OBP: 0.125, SLG: 0.067			0-0 6-3					0-0 G3		2	0	0	0	0	1	1									
Jerry Turner, L (7. PH) OBP: 0.320, SLG: 0.383										1	0	0	0	0	0	1									
Rollie Fingers, R (8.1) OBP: 0.111, SLG: 0.111										0	0	0	0	0	0	0									
<b>Inning Stats</b>	R: 0 E: 0 K: 0 S: 3	H: 0 LOB: 0 BB: 0 P: 3	R: 0 E: 0 K: 0 S: 3	H: 1 LOB: 0 BB: 0 P: 3	R: 1 E: 0 K: 0 S: 6	H: 3 LOB: 2 BB: 0 P: 6	R: 0 E: 0 K: 0 S: 3	H: 1 LOB: 0 BB: 0 P: 3	R: 0 E: 0 K: 1 S: 5	H: 0 LOB: 0 BB: 0 P: 5	R: 2 E: 0 K: 0 S: 4	H: 1 LOB: 1 BB: 1 P: 8	R: 0 E: 0 K: 0 S: 3	H: 1 LOB: 1 BB: 1 P: 7	R: 0 E: 0 K: 1 S: 5	H: 0 LOB: 1 BB: 0 P: 6	R: 0 E: 0 K: 0 S: 3	H: 0 LOB: 0 BB: 0 P: 6	1B: 5 2B: 1 3B: 0 HR: 1	SF: 0 SAC: 0 DP: 2 HBP: 1	WP: 0 PB: 0 SB: 0 CS: 0	PA: 31			
<b>PITCHER</b>	IP	WLS	BF	H	R	ER	SO	BB	IBB	HBP	BLK	WP	HR	S	P	ERA	WHIP								
Rick Matula, R (1.1) ERA: 4.06	7.0	L	27	7	3	3	1	2	0	0	0	0	0	27	35	3.86	1.286								
Gene Garber, R (8.1) ERA: 4.57	1.0		4	0	0	0	1	0	0	1	0	0	0	5	6	0.00	0.000								

AB	30
R	1
H	5
RBI	1
BB	0
SO	6
LOB	9





Batter	1	2	3	4	5	6	7	8	9	AB	R	H	RBI	BB	SO	LOB	TOP				
Gene Richards, L OBP: 0.355, SLG: 0.386	0-0 SH1-3 1B	4-0 1B E BB		0-0 CS 1B		0-0 SF9			0-0 4-3	3	1	2	1	1	0	0					
Ozzie Smith, S OBP: 0.249, SLG: 0.199	0-0 SH1-3 1-2	0-0 E9 1B		0-0 CS 1-2	0-0 G3	0-0 1-3			0-0 2B 1B	4	1	2	2	0	0	1					
Dave Winfield, R OBP: 0.424, SLG: 0.659	4-0 FC6-4 BB	4-3			0-0 HR				0-3 K	4	2	2	2	1	1	2					
Jerry Turner, L OBP: 0.322, SLG: 0.389	0-0 F5		0-0 F8		0-0 1B				0-0 1B 2B	5	1	2	1	0	0	2					
Barry Evans, R OBP: 0.225, SLG: 0.257									1-H 2B	0	0	0	0	0	0	0					
Kurt Bevacqua, R OBP: 0.330, SLG: 0.287	0-0 FC6-4 1-2		4-0 FC3-6 BB		0-0 F4				0-0 1B	4	0	1	1	1	0	3					
Dan Briggs, L OBP: 0.333, SLG: 0.424			0-0 L7		0-3 K				0-3 K	3	0	0	0	0	1	2					
John D'Acquisto, R OBP: 0.111, SLG: 0.222			0-0 FC3-6						0-3 K	2	0	0	0	0	2	1					
Bob Shirley, R OBP: 0.091, SLG: 0.091			1-2							0	0	0	0	0	0	0					
Rollie Fingers, R OBP: 0.111, SLG: 0.111										0	0	0	0	0	0	0					
Fernando Gonzalez, R OBP: 0.284, SLG: 0.403			0-3 K		0-3 K				0-0 4-3	4	0	0	0	0	3	1					
Fred Kendall, R OBP: 0.417, SLG: 0.333			0-0 E5 1B		0-0 F4				0-0 F7	3	1	1	0	0	0	0					
Bill Almon, R OBP: 0.292, SLG: 0.262			1B 1B						1B SF9 1B	0	1	0	0	0	0	0					
Gene Tenace, R OBP: 0.392, SLG: 0.407										1	0	0	0	0	0	0					
Randy Jones, R OBP: 0.185, SLG: 0.222			0-0 BB		0-0 5-3				0-0 4-3	2	1	1	0	0	0	0					
Dennis Kinney, L OBP: 0.348, SLG: 0.311			1-3 1B 1B							0	0	0	0	0	0	0					
<b>Inning Stats</b>	R: 0 E: 0 K: 0 S: 4	H: 1 LOB: 2 BB: 1 P: 8	R: 3 E: 2 K: 1 S: 8	H: 2 LOB: 1 BB: 1 P: 12	R: 0 E: 0 K: 1 S: 5	H: 0 LOB: 1 BB: 1 P: 9	R: 0 E: 0 K: 0 S: 3	H: 1 LOB: 0 BB: 0 P: 3	R: 1 E: 0 K: 1 S: 7	H: 2 LOB: 1 BB: 0 P: 7	R: 1 E: 0 K: 1 S: 6	H: 1 LOB: 0 BB: 0 P: 6	R: 0 E: 0 K: 0 S: 3	H: 0 LOB: 0 BB: 0 P: 3	R: 2 E: 0 K: 2 S: 10	H: 3 LOB: 1 BB: 0 P: 10	1B: 9 2B: 1 3B: 0 HR: 2	SF: 1 SAC: 1 DP: 0 HBP: 0	WP: 0 PB: 0 SB: 0 CS: 1	PA: 43	
<b>PITCHER</b>	IP WLS BF H R ER SO BB IBB HBP BLK WP HR S P ERA WHIP	IP WLS BF H R ER SO BB IBB HBP BLK WP HR S P ERA WHIP	IP WLS BF H R ER SO BB IBB HBP BLK WP HR S P ERA WHIP	IP WLS BF H R ER SO BB IBB HBP BLK WP HR S P ERA WHIP	IP WLS BF H R ER SO BB IBB HBP BLK WP HR S P ERA WHIP	IP WLS BF H R ER SO BB IBB HBP BLK WP HR S P ERA WHIP	IP WLS BF H R ER SO BB IBB HBP BLK WP HR S P ERA WHIP	IP WLS BF H R ER SO BB IBB HBP BLK WP HR S P ERA WHIP	IP WLS BF H R ER SO BB IBB HBP BLK WP HR S P ERA WHIP	IP WLS BF H R ER SO BB IBB HBP BLK WP HR S P ERA WHIP	IP WLS BF H R ER SO BB IBB HBP BLK WP HR S P ERA WHIP	IP WLS BF H R ER SO BB IBB HBP BLK WP HR S P ERA WHIP	IP WLS BF H R ER SO BB IBB HBP BLK WP HR S P ERA WHIP	IP WLS BF H R ER SO BB IBB HBP BLK WP HR S P ERA WHIP	IP WLS BF H R ER SO BB IBB HBP BLK WP HR S P ERA WHIP	IP WLS BF H R ER SO BB IBB HBP BLK WP HR S P ERA WHIP	IP WLS BF H R ER SO BB IBB HBP BLK WP HR S P ERA WHIP	IP WLS BF H R ER SO BB IBB HBP BLK WP HR S P ERA WHIP	IP WLS BF H R ER SO BB IBB HBP BLK WP HR S P ERA WHIP	IP WLS BF H R ER SO BB IBB HBP BLK WP HR S P ERA WHIP	IP WLS BF H R ER SO BB IBB HBP BLK WP HR S P ERA WHIP

San Diego Padres @ Pittsburgh Pirates  
Three Rivers Stadium, Pittsburgh, PA  
Fri Jun 01 1979, 7:05 PM EDT  
Att: 12,928 - Unknown

AB	37
R	8
H	12
RBI	7
BB	3
SO	7
LOB	12



Batter	1	2	3	4	5	6	7	8	9	AB	R	H	RBI	BB	SO	LOB	BOTTOM					
Omar Moreno, L OBP: 0.376, SLG: 0.448	0-3 K		0-0 S E 1B		4-0 S 1B BB	0-0 FC4-6 1-2			0-0 1B HR 1B	4	3	2	0	1	1	1						
Tim Lincecum, R OBP: 0.336, SLG: 0.359	0-0 5-3		0-0 E7 3-1 1H 1B		0-0 2B 1B			0-0 F8	0-0 HR 1B	5	2	3	2	0	0	0						
Dave Parker, L OBP: 0.382, SLG: 0.552	0-3 K		0-0 3-1 2-3		0-3 K			0-0 F6	0-0 HR	5	1	1	3	0	2	2						
Bill Robinson, R OBP: 0.312, SLG: 0.568		0-0 5-3	0-0 F9		0-0 2B			0-0 4-3	0-0 P3	5	0	1	1	0	0	1						
Willie Stargell, L OBP: 0.385, SLG: 0.650		0-0 F7		0-0 F6	0-0 4-3			0-0 F7	0-0 2B BB 1B	5	1	1	0	0	0	1						
Phil Garner, R OBP: 0.355, SLG: 0.458		0-0 2B 3B		0-0 E 2B	0-0 L8			0-0 1B	0-0 BB 2B	5	2	4	0	0	0	1						
Steve Nicosia, R OBP: 0.315, SLG: 0.471		0-0		0-0 F9		4-0 FC1-6 BB		0-0 F7	4-0 IBB	2	0	1	1	1	0	0						
Matt Alexander, S OBP: 0.667, SLG: 1.333								0-0 F7		0	0	0	0	0	0	0						
Ed Ott, L OBP: 0.283, SLG: 0.414		3-H 2B		2-H		0-0 FC1-6 BB		0-0 F7	4-0 IBB	1	0	0	0	1	0	1						
Dale Berra, R OBP: 0.276, SLG: 0.286		3-H F7				0-0 FC1-6 FC4-6		0-0 F7	1-2 2-3 3-H BB	4	0	1	0	0	0	3						
Lee Lacy, R OBP: 0.362, SLG: 0.370						1-2		0-0 F7		0	0	0	1	1	0	0						
Ed Whitson, R			0-3 K		0-3 K			0-0 F7	0-0 F8	2	0	0	0	0	2	1						
Enrique Romo, R										0	0	0	0	0	0	0						
Mike Easter, L OBP: 0.500, SLG: 0.818										1	0	0	0	0	0	1						
Kent Tekulve, R OBP: 0.500, SLG: 0.500										0	0	0	0	0	0	0						
John Milner, L OBP: 0.368, SLG: 0.526										1	0	0	0	0	0	0						
<b>Inning Stats</b>	R: 0 E: 0 K: 2 S: 7	H: 0 LOB: 0 BB: 0 P: 7	R: 1 E: 0 K: 0 S: 5	H: 2 LOB: 1 BB: 0 P: 5	R: 1 E: 1 K: 1 S: 7	H: 2 LOB: 1 BB: 0 P: 7	R: 1 E: 1 K: 1 S: 7	H: 2 LOB: 1 BB: 0 P: 7	R: 2 E: 0 K: 1 S: 7	H: 2 LOB: 1 BB: 1 P: 11	R: 0 E: 0 K: 0 S: 3	H: 0 LOB: 1 BB: 1 P: 7	R: 0 E: 0 K: 0 S: 3	H: 0 LOB: 0 BB: 0 P: 3	R: 0 E: 0 K: 0 S: 4	H: 1 LOB: 1 BB: 0 P: 4	R: 4 E: 0 K: 0 S: 7	H: 5 LOB: 3 BB: 2 P: 15	1B: 7 2B: 5 3B: 1 HR: 1	SF: 0 SAC: 0 DP: 0 HBP: 0	WP: 0 PB: 0 SB: 2 CS: 0	PA: 44
<b>PITCHER</b>	IP WLS BF H R ER SO BB IBB HBP BLK WP HR S P ERA WHIP	IP WLS BF H R ER SO BB IBB HBP BLK WP HR S P ERA WHIP	IP WLS BF H R ER SO BB IBB HBP BLK WP HR S P ERA WHIP	IP WLS BF H R ER SO BB IBB HBP BLK WP HR S P ERA WHIP	IP WLS BF H R ER SO BB IBB HBP BLK WP HR S P ERA WHIP	IP WLS BF H R ER SO BB IBB HBP BLK WP HR S P ERA WHIP	IP WLS BF H R ER SO BB IBB HBP BLK WP HR S P ERA WHIP	IP WLS BF H R ER SO BB IBB HBP BLK WP HR S P ERA WHIP	IP WLS BF H R ER SO BB IBB HBP BLK WP HR S P ERA WHIP	IP WLS BF H R ER SO BB IBB HBP BLK WP HR S P ERA WHIP	IP WLS BF H R ER SO BB IBB HBP BLK WP HR S P ERA WHIP	IP WLS BF H R ER SO BB IBB HBP BLK WP HR S P ERA WHIP	IP WLS BF H R ER SO BB IBB HBP BLK WP HR S P ERA WHIP	IP WLS BF H R ER SO BB IBB HBP BLK WP HR S P ERA WHIP	IP WLS BF H R ER SO BB IBB HBP BLK WP HR S P ERA WHIP	IP WLS BF H R ER SO BB IBB HBP BLK WP HR S P ERA WHIP	IP WLS BF H R ER SO BB IBB HBP BLK WP HR S P ERA WHIP	IP WLS BF H R ER SO BB IBB HBP BLK WP HR S P ERA WHIP	IP WLS BF H R ER SO BB IBB HBP BLK WP HR S P ERA WHIP	IP WLS BF H R ER SO BB IBB HBP BLK WP HR S P ERA WHIP	IP WLS BF H R ER SO BB IBB HBP BLK WP HR S P ERA WHIP	

San Diego Padres @ Pittsburgh Pirates  
Three Rivers Stadium, Pittsburgh, PA  
Fri Jun 01 1979, 7:05 PM EDT  
Att: 12,928 - Unknown

AB	40
R	9
H	14
RBI	8
BB	4
SO	5
LOB	12





Batter	1	2	3	4	5	6	7	8	9	AB	R	H	RBI	BB	SO	LOB	TOP																					
Gene Richards, L OBP: 0.349, SLG: 0.378 (1, 8)	F3		4-3			P5		F8		4	0	0	0	0	0	0																						
Ozzie Smith, S OBP: 0.244, SLG: 0.195 (1, 6)	F8		F2			6-3		F9		4	0	0	0	0	0	0																						
Dave Winfield, R OBP: 0.421, SLG: 0.651 (1, 9)	K			F4		HR		6-3		4	1	1	0	0	1	0																						
Gene Tenace, R OBP: 0.400, SLG: 0.442 (1, 3)		F3		G4-6-3 BB		HR		FC4-6 2B		3	1	2	2	1	0	0																						
Kurt Bevacqua, R OBP: 0.330, SLG: 0.289 Dan Briggs, L OBP: 0.342, SLG: 0.424 (1, 7) (7, 7)				G4-6-3 1-2		F9		FC4-6 IBB		3	0	1	0	0	0	1																						
Fernando Gonzalez, R OBP: 0.293, SLG: 0.399 (1, 4)					F7			FC4-6 FC4		4	0	1	0	0	0	2																						
Barry Evans, R OBP: 0.219, SLG: 0.250 (1, 5)					F8			FC4		4	0	0	0	0	0	3																						
Fred Kendall, R OBP: 0.444, SLG: 0.478 (1, 2)				HR				F3		2	1	1	1	1	0	0																						
Gaylord Perry, R OBP: 0.148, SLG: 0.333 (1, 1)					F8			1-3		3	0	0	0	0	0	1																						
<b>Inning Stats</b>	R: 0 E: 0 K: 1 S: 5	H: 0 LOB: 0 BB: 0 P: 5	R: 0 E: 0 K: 0 S: 4	H: 2 LOB: 1 BB: 0 P: 4	R: 1 E: 0 K: 0 S: 4	H: 1 LOB: 0 BB: 0 P: 4	R: 0 E: 0 K: 0 S: 2	H: 0 LOB: 0 BB: 1 P: 6	R: 0 E: 0 K: 0 S: 3	H: 0 LOB: 1 BB: 1 P: 7	R: 2 E: 0 K: 0 S: 5	H: 2 LOB: 0 BB: 0 P: 5	R: 0 E: 0 K: 0 S: 3	H: 0 LOB: 0 BB: 0 P: 3	R: 0 E: 0 K: 0 S: 3	H: 0 LOB: 0 BB: 0 P: 3	R: 0 E: 0 K: 0 S: 4	H: 1 LOB: 2 BB: 1 P: 8	1B: 3 2B: 1 3B: 0 HR: 2	SF: 0 SAC: 0 DP: 1 HBP: 0	WP: 0 PA: 34 CS: 1																	
<b>PITCHER</b>	IP	WLS	BF	H	R	ER	SO	BB	IBB	HBP	BLK	WP	HR	S	P	ERA	WHIP	<b>PITCHER</b>				IP	WLS	BF	H	R	ER	SO	BB	IBB	HBP	BLK	WP	HR	S	P	ERA	WHIP
John Candelaria, L ERA: 3.31 (1, 1)	6.0	L	23	5	3	3	1	2	0	0	0	0	2	23	31	4.50	1.167																					
Enrique Romo, R ERA: 3.29 (7, 1)	2.0		6	0	0	0	0	0	0	0	0	0	0	6	6	0.00	0.000																					
Bruce Kison, R ERA: 3.16 (9, 1)	1.0		5	1	0	0	0	0	1	0	0	0	0	4	8	0.00	1.000																					

San Diego Padres @ Pittsburgh Pirates  
Three Rivers Stadium, Pittsburgh, PA  
Sat Jun 02 1979, 7:05 PM EDT  
Att: 20,977 - Unknown

livebaseballscorecards.com

AB 31  
R 3  
H 6  
RBI 3  
BB 3  
SO 1  
LOB 7



Batter	1	2	3	4	5	6	7	8	9	AB	R	H	RBI	BB	SO	LOB	BOTTOM																					
Omar Moreno, L OBP: 0.379, SLG: 0.449 (1, 8)	F8 6-3 1B		G3			WP 1-2 1B		F9		4	0	2	0	0	0	0																						
Tim Foli, R OBP: 0.326, SLG: 0.348 (1, 6)	6-3 1-2			6-3		6-3 1-2 2-H		F7		4	0	0	1	0	0	2																						
Dave Parker, L OBP: 0.374, SLG: 0.540 (1, 9)	F8 2-3			F7		L3 2-3		F8		4	0	0	0	0	0	2																						
Willie Stargell, L OBP: 0.373, SLG: 0.628 (1, 3)	F8			F7		3-1		F5		4	0	0	0	0	0	1																						
John Milner, L OBP: 0.399, SLG: 0.510 (1, 7)		4-3			F9	4-3				3	0	0	0	0	0	0																						
Ed Ott, L OBP: 0.293, SLG: 0.424 (1, 2)		4-3			CS BB	2B				2	0	1	0	1	0	0																						
Phil Garner, R OBP: 0.349, SLG: 0.449 (1, 4) (9, 5)		K			F9 1-2	F7				3	0	0	0	0	1	2																						
Dale Berra, R OBP: 0.270, SLG: 0.278 Bill Robinson, R OBP: 0.310, SLG: 0.564 Bruce Kison, R OBP: 0.182, SLG: 0.200 (1, 5) (8, PH) (9, 1)					6-3	G3		F4		2	0	0	0	0	0	0																						
John Candelaria, L OBP: 0.115, SLG: 0.120 Manny Sanguillen, R OBP: 0.253, SLG: 0.399 Enrique Romo, R Rennie Stennett, R OBP: 0.299, SLG: 0.312 (1, 1) (8, PH) (7, 1) (8, PH) (9, 4)					G3	WP 1B 6-3 1B		L3		1	0	0	0	0	0	0																						
<b>Inning Stats</b>	R: 0 E: 0 K: 0 S: 4	H: 1 LOB: 1 BB: 0 P: 4	R: 0 E: 0 K: 1 S: 5	H: 0 LOB: 0 BB: 0 P: 5	R: 0 E: 0 K: 0 S: 3	H: 0 LOB: 0 BB: 0 P: 3	R: 0 E: 0 K: 0 S: 3	H: 0 LOB: 0 BB: 0 P: 3	R: 0 E: 0 K: 0 S: 4	H: 1 LOB: 1 BB: 0 P: 4	R: 0 E: 0 K: 0 S: 3	H: 0 LOB: 0 BB: 0 P: 3	R: 0 E: 0 K: 0 S: 3	H: 0 LOB: 0 BB: 0 P: 3	R: 0 E: 0 K: 0 S: 3	H: 0 LOB: 0 BB: 0 P: 3	1B: 3 2B: 1 3B: 0 HR: 0	SF: 0 SAC: 0 DP: 0 HBP: 0	WP: 2 PA: 31 CS: 1																			
<b>PITCHER</b>	IP	WLS	BF	H	R	ER	SO	BB	IBB	HBP	BLK	WP	HR	S	P	ERA	WHIP	<b>PITCHER</b>				IP	WLS	BF	H	R	ER	SO	BB	IBB	HBP	BLK	WP	HR	S	P	ERA	WHIP
Gaylord Perry, R ERA: 2.32 (1, 1)	9.0	W	31	4	1	1	1	1	0	0	0	2	0	32	36	1.00	0.556																					

San Diego Padres @ Pittsburgh Pirates  
Three Rivers Stadium, Pittsburgh, PA  
Sat Jun 02 1979, 7:05 PM EDT  
Att: 20,977 - Unknown

livebaseballscorecards.com

AB 30  
R 1  
H 4  
RBI 1  
BB 1  
SO 1  
LOB 7





Batter	1	2	3	4	5	6	7	8	9	AB	R	H	RBI	BB	SO	LOB	TOP						
Gene Richards, L (1,8) OBP: 0.342, SLG: 0.371	F8		G3			F3		F8		4	0	0	0	0	0	0							
Ozzie Smith, S (1,6) OBP: 0.241, SLG: 0.192	F9					4-3				3	0	0	0	0	0	0							
Dennis Kinney, L (6,1)										0	0	0	0	0	0	0							
Jerry Turner, L (9,PH) OBP: 0.321, SLG: 0.387										1	0	0	0	0	1	0							
Dave Winfield, R (1,9) OBP: 0.418, SLG: 0.642	BB									3	0	0	0	1	1	0							
Dan Briggs, L (1,7) OBP: 0.329, SLG: 0.406	6-3									3	0	0	0	0	0	1							
Gene Tenace, R (1,2) OBP: 0.399, SLG: 0.436										2	0	0	0	1	1	0							
Broderick Perkins, L (1,3) OBP: 0.333, SLG: 0.297										3	0	0	0	0	1	1							
Fernando Gonzalez, R (1,4) OBP: 0.278, SLG: 0.391										3	0	0	0	0	1	1							
Barry Evans, R (1,5) OBP: 0.221, SLG: 0.259										3	0	1	0	0	1	1							
Bob Owchinko, L (1,1) OBP: 0.273, SLG: 0.111										1	0	0	0	0	0	0							
Bob Shirley, R (3,1) OBP: 0.091, SLG: 0.091										0	0	0	0	0	0	0							
Mike Hargrove, L (6,PH) OBP: 0.333, SLG: 0.240										1	0	0	0	0	0	0							
Bill Almon, R (6,6) OBP: 0.278, SLG: 0.258										1	0	0	0	0	0	1							
<b>Inning Stats</b>	R: 0 E: 0 K: 0 S: 3	H: 0 LOB: 1 BB: 1 P: 7	R: 0 E: 0 K: 3 S: 9	H: 0 LOB: 0 BB: 0 P: 9	R: 0 E: 0 K: 1 S: 3	H: 0 LOB: 0 BB: 0 P: 3	R: 0 E: 0 K: 1 S: 5	H: 0 LOB: 1 BB: 1 P: 5	R: 0 E: 0 K: 0 S: 3	H: 0 LOB: 0 BB: 0 P: 3	R: 0 E: 0 K: 0 S: 4	H: 1 LOB: 1 BB: 0 P: 4	R: 0 E: 0 K: 1 S: 5	H: 0 LOB: 0 BB: 0 P: 5	1B: 0 2B: 1 3B: 0 HR: 0	SF: 0 SAC: 0 DP: 0 HBP: 0	WP: 0 PB: 0 SB: 1 CS: 0	PA: 30					
<b>PITCHER</b> Bruce Kison, R (1,1) ERA: 2.61	IP: 9.0 WLS: W BF: 30 H: 1 R: 0 ER: 0 SO: 6 BB: 2 IBB: 0 HBP: 0 BLK: 0 WP: 0 HR: 0 S: 40 P: 48 ERA: 0.00 WHIP: 0.333											<b>PITCHER</b>	IP: 9.0 WLS: W BF: 30 H: 1 R: 0 ER: 0 SO: 6 BB: 2 IBB: 0 HBP: 0 BLK: 0 WP: 0 HR: 0 S: 40 P: 48 ERA: 0.00 WHIP: 0.333										

San Diego Padres @ Pittsburgh Pirates  
Three Rivers Stadium, Pittsburgh, PA  
Sun Jun 03 1979, 3:33 AM EDT  
Att: 13,370 - Unknown

AB	28
R	0
H	1
RBI	0
BB	2
SO	6
LOB	5



Batter	1	2	3	4	5	6	7	8	9	AB	R	H	RBI	BB	SO	LOB	BOTTOM						
Omar Moreno, L (1,8) OBP: 0.376, SLG: 0.460	4-3									4	1	1	1	0	1	1							
Tim Foli, R (1,6) OBP: 0.331, SLG: 0.353										4	1	2	0	0	0	0							
Dave Parker, L (1,9) OBP: 0.377, SLG: 0.555										4	2	2	1	0	1	1							
Bill Robinson, R (1,3) OBP: 0.315, SLG: 0.606										4	2	2	4	0	0	1							
Lee Lacy, R (1,7) OBP: 0.355, SLG: 0.420										4	1	1	1	0	0	0							
Phil Garner, R (1,5) OBP: 0.346, SLG: 0.440										3	0	0	0	1	0	0							
Rennie Stennett, R (1,4) OBP: 0.297, SLG: 0.310										4	0	1	0	0	0	1							
Steve Nicosia, R (1,2) OBP: 0.329, SLG: 0.471										2	0	1	0	1	0	1							
Bruce Kison, R (1,1) OBP: 0.154, SLG: 0.167										2	0	0	0	1	3								
<b>Inning Stats</b>	R: 3 E: 0 K: 0 S: 6	H: 3 LOB: 0 BB: 0 P: 6	R: 0 E: 0 K: 0 S: 3	H: 1 LOB: 0 BB: 0 P: 3	R: 3 E: 0 K: 1 S: 6	H: 3 LOB: 0 BB: 0 P: 6	R: 0 E: 0 K: 1 S: 6	H: 1 LOB: 1 BB: 0 P: 6	R: 0 E: 0 K: 1 S: 6	H: 0 LOB: 0 BB: 0 P: 3	R: 1 E: 1 K: 1 S: 6	H: 1 LOB: 2 BB: 1 P: 10	R: 0 E: 0 K: 0 S: 2	H: 0 LOB: 0 BB: 1 P: 6	1B: 5 2B: 1 3B: 0 HR: 5	SF: 0 SAC: 1 DP: 3 HBP: 0	WP: 0 PB: 0 SB: 0 CS: 2	PA: 34					
<b>PITCHER</b> Bob Owchinko, L (1,1) ERA: 4.84	IP: 2.1 WLS: L BF: 13 H: 7 R: 6 ER: 6 SO: 0 BB: 0 IBB: 0 HBP: 0 BLK: 0 WP: 0 HR: 4 S: 13 P: 13 ERA: 23.14 WHIP: 3.000											<b>PITCHER</b> Bob Shirley, L (3,1) ERA: 3.49	IP: 2.2 WLS: 9 BF: 1 H: 0 R: 0 ER: 0 SO: 1 BB: 0 IBB: 0 HBP: 0 BLK: 0 WP: 0 HR: 11 S: 11 P: 11 ERA: 0.00 WHIP: 0.375										
<b>PITCHER</b> Dennis Kinney, L (6,1) ERA: 2.87	IP: 3.0 WLS: 12 BF: 2 H: 1 R: 1 ER: 1 SO: 2 BB: 2 IBB: 0 HBP: 0 BLK: 0 WP: 0 HR: 1 S: 14 P: 22 ERA: 3.00 WHIP: 1.333											<b>PITCHER</b>	IP: 3.0 WLS: 12 BF: 2 H: 1 R: 1 ER: 1 SO: 2 BB: 2 IBB: 0 HBP: 0 BLK: 0 WP: 0 HR: 1 S: 14 P: 22 ERA: 3.00 WHIP: 1.333										

San Diego Padres @ Pittsburgh Pirates  
Three Rivers Stadium, Pittsburgh, PA  
Sun Jun 03 1979, 3:33 AM EDT  
Att: 13,370 - Unknown

AB	31
R	7
H	10
RBI	7
BB	2
SO	3
LOB	8





Batter	1	2	3	4	5	6	7	8	9	AB	R	H	RBI	BB	SO	LOB	TOP			
Gene Richards, L OBP: 0.339, SLG: 0.366	1-3	4-3	E4			K		FC4-6		5	0	1	1	0	1	1	<b>San Diego Padres @ Chicago Cubs</b> Wrigley Field, Chicago, IL Tue Jun 05 1979, 3:33 AM CDT Att. 12,675 - Sunny - 53 F			
Ozzie Smith, S OBP: 0.235, SLG: 0.187	E6	4-3	F8			F7		FC4-6		5	1	0	0	0	0	3				
Dave Winfield, R OBP: 0.418, SLG: 0.650	1B		L9	K			5-3	5-3		5	2	2	1	0	1	1				
Jerry Turner, L OBP: 0.319, SLG: 0.384	2B		L9	K			B1-3		K	4	1	1	1	0	1	1				
Bill Fahey, L OBP: 0.296, SLG: 0.367	FC		L9	K					K	1	0	0	0	0	1	0				
Gene Tenace, R OBP: 0.410, SLG: 0.469	FC		F8						HR	3	2	2	1	2	0	0				
Dan Briggs, L OBP: 0.345, SLG: 0.444	FC		FC3-6		B5-3				HR	3	2	1	3	1	0	1				
Barry Evans, R OBP: 0.227, SLG: 0.264	FC		1B		6-3				HR	5	1	2	2	0	0	3				
Bill Almon, R OBP: 0.286, SLG: 0.282	K		E		F7				F3	5	2	2	1	0	1	3				
Eric Rasmussen, R OBP: 0.150, SLG: 0.056		6-3			1-3				F8	3	0	0	0	1	0	1				
<b>Inning Stats</b>	R: 3 E: 1 K: 1 S: 9	H: 3 LOB: 2 BB: 1 P: 13	R: 0 E: 0 K: 0 S: 3	H: 0 LOB: 0 BB: 0 P: 3	R: 4 E: 1 K: 0 S: 7	H: 3 LOB: 2 BB: 2 P: 15	R: 0 E: 0 K: 2 S: 7	H: 0 LOB: 0 BB: 0 P: 7	R: 0 E: 0 K: 0 S: 3	H: 0 LOB: 0 BB: 0 P: 3	R: 1 E: 0 K: 0 S: 4	H: 1 LOB: 1 BB: 0 P: 5	R: 1 E: 0 K: 0 S: 5	H: 2 LOB: 1 BB: 0 P: 5	R: 2 E: 0 K: 1 S: 7	H: 2 LOB: 1 BB: 1 P: 11	1B: 5 2B: 3 3B: 1 HR: 2	SF: 0 SAC: 1 DP: 0 HBP: 1	WP: 0 PB: 0 SB: 2 CS: 0	PA: 45
<b>PITCHER</b>	IP WLS BF H R ER SO BB IBB HBP BLK WP HR S P ERA WHIP	IP WLS BF H R ER SO BB IBB HBP BLK WP HR S P ERA WHIP																		
Dennis Lamp, R ERA: 4.62	(1, 1)	2.2	L	17	6	7	4	1	1	1	0	0	0	0	0	0	17	25	13.50	2.625
Donnie Moore, R ERA: 6.51	(3, 1)	5.1		22	3	2	2	3	1	0	1	0	0	0	1	26	31	3.38	0.750	
Bill Caudill, R ERA: 6.75	(9, 1)	1.0		6	2	2	2	1	1	0	0	0	0	0	1	7	11	18.00	3.000	
<b>Batter</b>	<b>1</b>	<b>2</b>	<b>3</b>	<b>4</b>	<b>5</b>	<b>6</b>	<b>7</b>	<b>8</b>	<b>9</b>	<b>AB</b>	<b>R</b>	<b>H</b>	<b>RBI</b>	<b>BB</b>	<b>SO</b>	<b>LOB</b>	<b>BOTTOM</b>			
Ivan De Jesus, R OBP: 0.313, SLG: 0.332	5-3		6-3			5-3				3	0	0	0	1	0	0	<b>San Diego Padres @ Chicago Cubs</b> Wrigley Field, Chicago, IL Tue Jun 05 1979, 3:33 AM CDT Att. 12,675 - Sunny - 53 F			
Ted Sizemore, R OBP: 0.323, SLG: 0.343	L1		1-3			4-3				4	0	0	0	0	0	1				
Bill Buckner, L OBP: 0.295, SLG: 0.449	F7					F9				4	1	1	0	0	0	0				
Dave Kingman, R OBP: 0.374, SLG: 0.639		1-3				4-3				4	0	0	0	0	1	1				
Bobby Murcer, L OBP: 0.379, SLG: 0.445										2	0	1	0	2	1	1				
Jerry Martin, R OBP: 0.319, SLG: 0.466										4	0	2	1	0	0	2				
Steve Ontiveros, S OBP: 0.378, SLG: 0.490										4	1	1	0	0	0	3				
Barry Foote, R OBP: 0.262, SLG: 0.379										3	1	1	2	0	1	0				
Dennis Lamp, R OBP: 0.176, SLG: 0.235										0	0	0	0	0	0	0				
Donnie Moore, L OBP: 0.143, SLG: 0.429										2	0	0	0	0	0	0				
Larry Bittner, L OBP: 0.375, SLG: 0.429										1	0	0	0	0	0	0				
Bill Caudill, R										0	0	0	0	0	0	0				
<b>Inning Stats</b>	R: 0 E: 0 K: 0 S: 3	H: 0 LOB: 0 BB: 0 P: 3	R: 0 E: 0 K: 0 S: 2	H: 0 LOB: 0 BB: 1 P: 6	R: 2 E: 0 K: 0 S: 5	H: 2 LOB: 0 BB: 0 P: 5	R: 0 E: 0 K: 0 S: 4	H: 1 LOB: 1 BB: 0 P: 4	R: 0 E: 0 K: 0 S: 3	H: 0 LOB: 0 BB: 0 P: 3	R: 0 E: 0 K: 1 S: 5	H: 1 LOB: 1 BB: 1 P: 9	R: 0 E: 0 K: 1 S: 5	H: 0 LOB: 1 BB: 1 P: 9	R: 1 E: 0 K: 1 S: 7	H: 2 LOB: 1 BB: 0 P: 7	1B: 3 2B: 1 3B: 1 HR: 1	SF: 0 SAC: 0 DP: 2 HBP: 0	WP: 0 PB: 0 SB: 0 CS: 0	PA: 34
<b>PITCHER</b>	IP WLS BF H R ER SO BB IBB HBP BLK WP HR S P ERA WHIP	IP WLS BF H R ER SO BB IBB HBP BLK WP HR S P ERA WHIP																		
Eric Rasmussen, R ERA: 4.07	(1, 1)	9.0	W	34	6	3	3	3	3	3	0	0	0	0	0	0	37	49	3.00	1.000

AB 39  
R 11  
H 11  
RBI 10  
BB 4  
SO 5  
LOB 14



AB 31  
R 3  
H 6  
RBI 3  
BB 3  
SO 3  
LOB 8





Batter	1	2	3	4	5	6	7	8	9	AB	R	H	RBI	BB	SO	LOB	TOP											
Gene Richards, L OBP: 0.338, SLG: 0.361	4-3		4-3			SH1-3 BB		G3		3	0	0	0	1	0	0	<b>San Diego Padres @ Chicago Cubs</b> Wrigley Field, Chicago, IL Wed Jun 06 1979, 3:33 AM CDT Att: 12,145 - Sunny - 58 F  <a href="http://livebaseballscorecards.com">livebaseballscorecards.com</a>											
Ozzie Smith, S OBP: 0.236, SLG: 0.189	4-3			L1-3 1B		SH1-3		L9		3	0	1	0	0	0	0												
Dave Winfield, R OBP: 0.415, SLG: 0.643				L8		L8		5-3		4	0	1	0	0	0	3												
Dan Briggs, L OBP: 0.330, SLG: 0.421	K			L1-3				L7		4	0	0	0	0	2	2												
Gene Tenace, R OBP: 0.403, SLG: 0.459		P3				F9		K		3	0	0	0	0	1	0												
Kurt Bevacqua, R OBP: 0.330, SLG: 0.290		F8				K				3	0	1	0	0	1	0												
Fred Kendall, R Jerry Turner, L OBP: 0.318, SLG: 0.382	4-3					F9		P6		2	0	0	0	0	0	0												
Rolie Fingers, R OBP: 0.311, SLG: 0.111										1	0	0	0	0	0	1												
Bill Almon, R Mike Hargrove, L Fernando Gonzalez, R OBP: 0.276, SLG: 0.391			K			SH1-3 SH5-4 1B		K		2	0	1	0	0	1	0												
Randy Jones, R Broderick Perkins, L OBP: 0.352, SLG: 0.252			K			SH5-4		F7		1	0	0	0	0	1	0												
<b>Inning Stats</b>	R: 0 E: 0 K: 1 S: 6	H: 1 LOB: 1 BB: 0 P: 6	R: 0 E: 0 K: 0 S: 3	H: 0 LOB: 0 BB: 0 P: 3	R: 0 E: 0 K: 2 S: 7	H: 0 LOB: 0 BB: 0 P: 7	R: 0 E: 0 K: 0 S: 3	H: 1 LOB: 0 BB: 0 P: 3	R: 0 E: 0 K: 1 S: 5	H: 0 LOB: 0 BB: 0 P: 5	R: 0 E: 0 K: 0 S: 4	H: 1 LOB: 2 BB: 1 P: 8	R: 0 E: 0 K: 1 S: 6	H: 1 LOB: 0 BB: 0 P: 6	R: 0 E: 0 K: 1 S: 5	H: 0 LOB: 0 BB: 0 P: 5		R: 0 E: 0 K: 1 S: 5	H: 0 LOB: 0 BB: 0 P: 5	1B: 4 2B: 1 3B: 0 HR: 0	SF: 0 SAC: 2 DP: 1 HBP: 0	WP: 0 PB: 1 SB: 0 CS: 0	PA: 31					
<b>PITCHER</b>	IP	WLS	BF	H	R	ER	SO	BB	IBB	HBP	BLK	WP	HR	S	P	ERA		WHIP										
Rick Reuschel, R ERA: 4.75	7.0	W	25	4	0	0	5	1	0	0	0	0	0	34	38	0.00		0.714										
Bruce Sutter, R ERA: 1.45	2.0	S	6	0	0	0	2	0	0	0	0	0	0	10	10	0.00		0.000										

Batter	1	2	3	4	5	6	7	8	9	AB	R	H	RBI	BB	SO	LOB	BOTTOM											
Ivan De Jesus, R OBP: 0.313, SLG: 0.332	E4 CS				F9		SH3-4			3	0	1	0	0	0	0	<b>San Diego Padres @ Chicago Cubs</b> Wrigley Field, Chicago, IL Wed Jun 06 1979, 3:33 AM CDT Att: 12,145 - Sunny - 58 F  <a href="http://livebaseballscorecards.com">livebaseballscorecards.com</a>											
Ted Sizemore, R OBP: 0.326, SLG: 0.343		1B			6-3		L6-4 1B			3	1	1	0	1	0	2												
Bill Buckner, L OBP: 0.298, SLG: 0.454				6-3		FC5 2B				4	0	2	1	0	0	1												
Dave Kingman, R OBP: 0.381, SLG: 0.651							L6-4			3	1	2	1	1	0	2												
Jerry Martin, R OBP: 0.317, SLG: 0.466					L8		FC5			4	0	1	1	0	0	3												
Bobby Murcer, L OBP: 0.371, SLG: 0.433								B1-3		4	0	1	1	0	0	3												
Steve Ontiveros, S OBP: 0.376, SLG: 0.396								P6		4	0	0	0	0	0	2												
Barry Foote, R OBP: 0.257, SLG: 0.372								K		4	0	1	0	0	1	0												
Rick Reuschel, R Steve Dillard, R Bruce Sutter, R OBP: 0.429, SLG: 0.200										3	0	0	0	0	0	1												
										2	0	0	0	0	0	1												
										1	1	1	0	0	0	0												
										0	0	0	0	0	0	0												
<b>Inning Stats</b>	R: 2 E: 1 K: 0 S: 5	H: 2 LOB: 1 BB: 1 P: 9	R: 0 E: 1 K: 0 S: 5	H: 1 LOB: 2 BB: 0 P: 5	R: 0 E: 0 K: 0 S: 4	H: 1 LOB: 1 BB: 0 P: 4	R: 0 E: 0 K: 0 S: 3	H: 0 LOB: 0 BB: 0 P: 3	R: 0 E: 0 K: 0 S: 4	H: 1 LOB: 2 BB: 1 P: 8	R: 0 E: 0 K: 0 S: 3	H: 1 LOB: 0 BB: 0 P: 3	R: 1 E: 0 K: 0 S: 5	H: 3 LOB: 1 BB: 0 P: 5	R: 0 E: 0 K: 1 S: 5	H: 0 LOB: 0 BB: 0 P: 5		R: 0 E: 0 K: 1 S: 5	H: 0 LOB: 0 BB: 0 P: 5	1B: 6 2B: 3 3B: 1 HR: 0	SF: 0 SAC: 1 DP: 2 HBP: 0	WP: 0 PB: 0 SB: 0 CS: 1	PA: 34					
<b>PITCHER</b>	IP	WLS	BF	H	R	ER	SO	BB	IBB	HBP	BLK	WP	HR	S	P	ERA		WHIP										
Randy Jones, L ERA: 4.64	6.1	L	30	9	3	3	0	1	0	0	0	0	0	28	36	4.26		1.579										
Rolie Fingers, R ERA: 2.6	1.2		4	0	0	0	1	0	0	0	0	0	0	6	6	0.00	0.000											





Batter	1	2	3	4	5	6	7	8	9	AB	R	H	RBI	BB	SO	LOB	TOP		
Gene Richards, L OBP: 0.332, SLG: 0.354 (1, 8)	F2		4-3		G4-6-3		4-3			4	0	0	0	0	0	1	<b>San Diego Padres @ Chicago Cubs</b> Wrigley Field, Chicago, IL Thu Jun 07 1979, 3:33 AM CDT Att: 5,775 - Overcast - 67 F		
Ozzie Smith, S OBP: 0.237, SLG: 0.200 (1, 6)	5-3		4-3			2B		6-3		4	1	1	0	0	0	0			
Dave Winfield, R OBP: 0.421, SLG: 0.662 (1, 9)						1B		P5		4	1	3	2	0	0	0			
Gene Tenace, R OBP: 0.400, SLG: 0.450 (6, 2)	K		K			FC5-2		P3		3	0	0	0	1	2	1			
Jerry Turner, L OBP: 0.321, SLG: 0.389 (1, 7)		K			G3	FC5-2				4	0	2	0	0	1	0			
Fernando Gonzalez, R OBP: 0.279, SLG: 0.409 Dan Briggs, L OBP: 0.326, SLG: 0.416 (9, PH)					F9	1B		4-3		3	1	1	1	0	0	3			
Fred Kendall, R OBP: 0.419, SLG: 0.444 Broderick Perkins, L OBP: 0.319, SLG: 0.284 (6, PH)		HR			6-3	FC5-2		2-3		1	0	0	0	0	0	1			
Barry Evans, R OBP: 0.229, SLG: 0.260 Mike Hargrove, L OBP: 0.329, SLG: 0.236 (9, PH)						1-2		K		2	0	1	0	0	0	0			
Gaylord Perry, R OBP: 0.138, SLG: 0.310 Bob Shirley, R OBP: 0.167, SLG: 0.250 (5, 1)						BB		4-3		2	0	0	0	1	1	1			
						B3				1	0	1	0	0	0	0			
<b>Inning Stats</b>	R: 0 E: 0 K: 1 S: 6	H: 1 LOB: 1 BB: 0 P: 6	R: 1 E: 1 K: 2 S: 9	H: 2 LOB: 1 BB: 0 P: 9	R: 1 E: 0 K: 1 S: 6	H: 1 LOB: 0 BB: 0 P: 6	R: 0 E: 0 K: 0 S: 3	H: 0 LOB: 0 BB: 0 P: 3	R: 0 E: 0 K: 0 S: 2	H: 0 LOB: 0 BB: 1 P: 6	R: 1 E: 0 K: 0 S: 5	H: 3 LOB: 2 BB: 1 P: 9	R: 0 E: 0 K: 0 S: 3	H: 1 LOB: 0 BB: 0 P: 3	R: 0 E: 0 K: 1 S: 6	H: 1 LOB: 1 BB: 0 P: 6	1B: 3 2B: 3 3B: 1 HR: 2	SF: 0 SAC: 0 DP: 2 HBP: 0	WP: 0 PA: 35 PB: 0 SB: 0 CS: 0
<b>PITCHER</b>	IP WLS BF H R ER SO BB IBB HBP BLK WP HR S P ERA WHIP																		
Ken Holtzman, L ERA: 4.65 (1, 1)	4.0	16	4	2	2	4	0	0	0	0	0	0	0	2	24	24	4.50	1.000	
Lynn McGlothen, R ERA: 4.75 (5, 1)	4.0	W 15	4	1	1	0	2	0	0	0	0	0	0	13	21	2.25	1.500		
Bruce Sutter, R ERA: 1.41 (9, 1)	1.0	S 4	1	0	0	1	0	0	0	0	0	0	0	6	6	0.00	1.000		

Batter	1	2	3	4	5	6	7	8	9	AB	R	H	RBI	BB	SO	LOB	BOTTOM		
Ivan De Jesus, R OBP: 0.307, SLG: 0.325 Mike Vail, R OBP: 0.378, SLG: 0.538 Bruce Sutter, R (9, 1)	K		6-3	K		6-3		SF8		4	0	0	0	0	2	1	<b>San Diego Padres @ Chicago Cubs</b> Wrigley Field, Chicago, IL Thu Jun 07 1979, 3:33 AM CDT Att: 5,775 - Overcast - 67 F		
Ted Sizemore, R OBP: 0.400, SLG: 0.350 (1, 4)	K			L9		6-3		CS		5	0	2	0	0	1	1			
Bill Buckner, L OBP: 0.302, SLG: 0.457 (1, 3)						B1-3		CS		3	0	1	0	1	0	0			
Dave Kingman, R OBP: 0.383, SLG: 0.651 (1, 7)				L7		CS		K		3	1	1	0	1	1	2			
Bobby Murcer, L OBP: 0.374, SLG: 0.435 (1, 9)				F9				G3		4	0	2	1	0	0	2			
Jerry Martin, R OBP: 0.326, SLG: 0.478 (1, 8)		K				1B				4	1	3	0	0	1	0			
Steve Ontiveros, S OBP: 0.373, SLG: 0.393 (1, 5)						1B				4	0	1	0	0	0	3			
Barry Foote, R OBP: 0.275, SLG: 0.396 Sam Mejias, R OBP: 0.250, SLG: 0.143 Tim Blackwell, S OBP: 0.394, SLG: 0.261 (9, 2)						2B		SH5-3		3	1	3	1	1	0	0			
Ken Holtzman, R OBP: 0.375, SLG: 0.364 Larry Bittner, L OBP: 0.400, SLG: 0.500 Lynn McGlothen, L OBP: 0.174, SLG: 0.217 Steve Dillard, R OBP: 0.429, SLG: 0.200 Mick Kelleher, R OBP: 0.303, SLG: 0.323 (9, 6)						2B		SH5-3		1	0	0	0	0	0	1			
						2B				1	0	1	1	0	0	0			
<b>Inning Stats</b>	R: 0 E: 0 K: 2 S: 8	H: 2 LOB: 2 BB: 1 P: 12	R: 0 E: 0 K: 1 S: 6	H: 1 LOB: 0 BB: 0 P: 6	R: 0 E: 0 K: 0 S: 4	H: 1 LOB: 2 BB: 1 P: 8	R: 2 E: 0 K: 1 S: 8	H: 4 LOB: 1 BB: 0 P: 8	R: 1 E: 0 K: 0 S: 6	H: 3 LOB: 3 BB: 1 P: 10	R: 0 E: 0 K: 0 S: 3	H: 0 LOB: 0 BB: 0 P: 3	R: 0 E: 0 K: 1 S: 6	H: 1 LOB: 1 BB: 0 P: 6	R: 1 E: 0 K: 0 S: 4	H: 2 LOB: 1 BB: 0 P: 4	1B: 7 2B: 7 3B: 0 HR: 0	SF: 1 SAC: 1 DP: 0 HBP: 0	WP: 0 PA: 40 PB: 0 SB: 0 CS: 2
<b>PITCHER</b>	IP WLS BF H R ER SO BB IBB HBP BLK WP HR S P ERA WHIP																		
Gaylord Perry, R ERA: 2.41 (1, 1)	4.0	20	6	2	2	4	0	0	0	0	0	0	0	19	23	4.50	1.500		
Bob Shirley, L ERA: 3.57 (5, 1)	4.0	L 18	6	2	2	1	0	1	0	0	0	0	0	19	23	4.50	1.500		

AB 33  
R 3  
H 9  
RBI 3  
BB 2  
SO 5  
LOB 13



AB 33  
R 4  
H 14  
RBI 4  
BB 3  
SO 5  
LOB 13





Batter	1	2	3	4	5	6	7	8	9	10	AB	R	H	RBI	BB	SO	LOB		
<b>Gene Richards, L</b> OBP: 0.332, SLG: 0.353 (1.8)	K		F9	F9		4-3		E8		L6	6	1	2	1	0	1	1		
<b>Ozzie Smith, S</b> OBP: 0.235, SLG: 0.195 (1.6)	4-3		F9	K		F9		4-3		F7	5	1	0	0	1	1	3		
<b>Dave Winfield, R</b> OBP: 0.424, SLG: 0.668 (1.9)	1B		F9	2B		6-3				F8	4	1	2	3	1	0	0		
<b>Jerry Turner, L</b> OBP: 0.316, SLG: 0.382 (1.7)	G3		1-3	G3				P4		FC6-4	4	0	0	0	0	0	3		
<b>Bill Fahey, L</b> OBP: 0.309, SLG: 0.380 (7.2)	G3		1-3	G3						1B	1	0	1	0	0	0	0		
<b>Gene Tenace, R</b> OBP: 0.430, SLG: 0.455 (7.3)		6-3	BB	SF8		G6-4-3		P3		FC6-4	5	1	2	1	0	0	1		
<b>Dan Briggs, L</b> OBP: 0.340, SLG: 0.457 (7.7)			HR	IBB		G6-4-3		4-3		F9	4	1	2	1	1	0	1		
<b>Kurt Bevacqua, R</b> OBP: 0.336, SLG: 0.292 (8. PR)	F2		F2	IBB		G6-4-3					3	0	1	0	1	0	2		
<b>Barry Evans, R</b> OBP: 0.234, SLG: 0.265 (8.5)			1-2	BB		G6-4-3					1	1	1	0	0	0	0		
<b>Bill Almon, R</b> OBP: 0.293, SLG: 0.284 (1.4)	4-3		SF8					SH3-4		SH	1	1	0	1	1	0	0		
<b>Bob Ovwchinko, L</b> OBP: 0.286, SLG: 0.167 (7.1)			BB							FC5-6	3	1	1	0	0	1	4		
<b>Rollie Fingers, R</b> OBP: 0.100, SLG: 0.100 (10. PH)			BB							SH	1	0	0	0	0	0	2		
<b>Fernando Gonzalez, R</b> OBP: 0.277, SLG: 0.426 (10.1)			BB							FC5-6	1	0	0	0	0	0	2		
<b>John D'Acquisto, R</b> OBP: 0.111, SLG: 0.222 (10.1)			BB							FC5-6	1	0	0	0	0	0	2		
<b>Inning Stats</b>	R: 0 E: 0 K: 1 S: 6	H: 1 LOB: 1 BB: 0 P: 6	R: 1 E: 0 K: 0 S: 4	H: 1 LOB: 0 BB: 0 P: 4	R: 5 E: 0 K: 1 S: 9	H: 4 LOB: 2 BB: 3 P: 21	R: 0 E: 0 K: 1 S: 5	H: 0 LOB: 1 BB: 1 P: 9	R: 0 E: 0 K: 1 S: 4	H: 2 LOB: 2 BB: 1 P: 8	R: 0 E: 0 K: 0 S: 3	H: 0 LOB: 0 BB: 0 P: 3	R: 0 E: 0 K: 0 S: 5	H: 1 LOB: 1 BB: 0 P: 4	R: 1 E: 2 K: 0 S: 5	H: 1 LOB: 1 BB: 0 P: 5	1B: 9 2B: 1 3B: 1 HR: 1	SF: 1 SAC: 2 DP: 1 HBP: 0	WP: 0 PA: 47
<b>PITCHER</b>	IP	WLS	BF	H	R	ER	SO	BB	IBB	HBP	BLK	WP	HR	S	P	ERA	WHIP		
<b>Bob Forsch, R</b> ERA: 3.84 (1.1)	4.0		22	6	6	6	3	3	0	0	0	0	1	24	40	13.50	2.250		
<b>Will McEnaney, L</b> ERA: 2.61 (5.1)	4.0		16	4	1	1	0	0	1	0	0	0	0	15	19	2.25	1.000		
<b>Darold Knowles, L</b> ERA: 3.24 (9.1)	2.0	L	9	2	1	0	0	0	0	0	0	0	0	9	9	0.00	1.000		

**San Diego Padres @ St. Louis Cardinals**  
 Busch Stadium, St. Louis, MO  
 Fri Jun 08 1979, 7:05 PM CDT  
 Att: 18,943 - Unknown


AB 39  
 R 8  
 H 12  
 RBI 7  
 BB 5  
 SO 3  
 LOB 19




Batter	1	2	3	4	5	6	7	8	9	10	AB	R	H	RBI	BB	SO	LOB						
<b>Garry Templeton, S</b> OBP: 0.362, SLG: 0.450 (1.6)	F9	F9					F9	4-3		1B	6	0	2	0	0	0	3						
<b>Jerry Mumphrey, S</b> OBP: 0.362, SLG: 0.406 (1.7)	6-3		K				1-3			K	5	1	1	0	1	2	1						
<b>Keith Hernandez, L</b> OBP: 0.364, SLG: 0.516 (1.3)	1B		F9				L8			E	5	3	2	0	1	0	3						
<b>Ted Simmons, S</b> OBP: 0.416, SLG: 0.595 (1.2)	E		F9				L8			1B	5	1	3	1	0	1	2						
<b>Lou Brock, L</b> OBP: 0.392, SLG: 0.484 (9. PR)	E7		6-3				K				0	1	0	0	0	0	0						
<b>Steve Swisher, R</b> OBP: 0.259, SLG: 0.261 (10.2)	1B		6-3				K				0	0	0	0	0	0	0						
<b>George Hendrick, R</b> OBP: 0.399, SLG: 0.542 (1.9)	5-3						1-4-3			K	5	0	2	2	0	1	5						
<b>Tony Scott, S</b> OBP: 0.329, SLG: 0.395 (1.8)							L8				4	0	0	1	1	1	3						
<b>Ken Reitz, R</b> OBP: 0.318, SLG: 0.424 (1.5)							L7				5	1	4	2	0	0	0						
<b>Mike Tyson, R</b> OBP: 0.281, SLG: 0.411 (1.4)							K				3	0	0	0	0	1	3						
<b>Ken Oberkfell, L</b> OBP: 0.378, SLG: 0.463 (9.4)							F7				2	0	1	0	0	0	0						
<b>Bob Forsch, R</b> OBP: 0.279, SLG: 0.321 (4. PR)							K				1	0	0	0	0	0	0						
<b>Roger Friedel, L</b> OBP: 0.313, SLG: 0.333 (5.1)							K				1	0	1	0	0	0	0						
<b>Dane Jorg, L</b> OBP: 0.303, SLG: 0.389 (8. PR)							K				1	0	1	0	0	0	0						
<b>Darold Knowles, L</b> OBP: 0.277, SLG: 0.426 (9.1)							K				0	0	0	0	0	0	0						
<b>Bernie Carbo, L</b> OBP: 0.145, SLG: 0.133 (10. PH)							K				1	0	0	0	0	0	1						
<b>Inning Stats</b>	R: 1 E: 1 K: 0 S: 4	H: 1 LOB: 1 BB: 1 P: 8	R: 0 E: 0 K: 0 S: 3	H: 1 LOB: 2 BB: 2 P: 11	R: 0 E: 0 K: 1 S: 5	H: 0 LOB: 0 BB: 0 P: 5	R: 0 E: 0 K: 1 S: 7	H: 2 LOB: 2 BB: 0 P: 7	R: 0 E: 0 K: 1 S: 6	H: 1 LOB: 2 BB: 2 P: 10	R: 1 E: 0 K: 1 S: 6	H: 1 LOB: 1 BB: 0 P: 6	R: 2 E: 0 K: 1 S: 8	H: 3 LOB: 1 BB: 0 P: 8	R: 0 E: 0 K: 0 S: 4	H: 1 LOB: 1 BB: 0 P: 4	R: 3 E: 1 K: 2 S: 9	H: 5 LOB: 2 BB: 0 P: 9	R: 0 E: 0 K: 2 S: 8	H: 1 LOB: 1 BB: 0 P: 8	1B: 10 2B: 5 3B: 0 HR: 1	SF: 0 SAC: 0 DP: 0 HBP: 0	WP: 0 PA: 48
<b>PITCHER</b>	IP	WLS	BF	H	R	ER	SO	BB	IBB	HBP	BLK	WP	HR	S	P	ERA	WHIP						
<b>Bob Ovwchinko, L</b> ERA: 4.73 (1.1)	6.2		31	8	4	3	4	4	0	0	0	0	1	35	51	4.05	1.800						
<b>Rollie Fingers, R</b> ERA: 3.23 (7.1)	2.1	W	13	7	3	3	2	0	0	0	0	0	0	17	17	11.57	3.000						
<b>John D'Acquisto, R</b> ERA: 6.5 (10.1)	1.0	S	4	1	0	0	2	0	0	0	0	0	0	8	8	0.00	1.000						


**San Diego Padres @ St. Louis Cardinals**  
 Busch Stadium, St. Louis, MO  
 Fri Jun 08 1979, 7:05 PM CDT  
 Att: 18,943 - Unknown

AB 44  
 R 7  
 H 16  
 RBI 6  
 BB 4  
 SO 8  
 LOB 22





Batter	1	2	3	4	5	6	7	8	9	AB	R	H	RBI	BB	SO	LOB	TOP			
Gene Richards, L (1.8) OBP: 0.331, SLG: 0.349	F9			K		1B 2B BB		4-3		3	1	0	0	1	1	0	<b>San Diego Padres @ St. Louis Cardinals</b> Busch Stadium, St. Louis, MO Sat Jun 09 1979, 7:05 PM CDT Att: 26,695 - Unknown			
Ozzie Smith, S (1.6) OBP: 0.244, SLG: 0.206	5-3 1B			5-3		2B HR 1B		CS 1B		4	1	3	0	0	0	0				
Dave Winfield, R (1.9) OBP: 0.421, SLG: 0.665	5-3			F8		HR 2B		K		4	1	1	1	0	1	2				
Jerry Turner, L (1.7) OBP: 0.319, SLG: 0.398						HR				4	1	2	3	0	1	0				
Gene Tenace, R (1.2) OBP: 0.402, SLG: 0.456				G6-4-3 1B		HR				4	0	2	0	0	0	1				
Dan Briggs, L (1.3) OBP: 0.327, SLG: 0.435				F8		1B				4	0	0	0	0	1	2				
Kurt Bevacqua, R (1.5) OBP: 0.328, SLG: 0.283				1-3		HR				3	0	0	0	0	1	1				
Bill Almon, R (1.4) OBP: 0.282, SLG: 0.273				6-3		1B				3	0	0	0	0	0	0				
Eric Rasmussen, R (1.1) Tom Edman, R (1.1) Mickey Lolich, S (4.1) Mike Hargrave, L (6. PH) Dennis Kinney, L (6.1) Bill Fahey, L (7. PH) John D'Acquisto, R (7.1)	4-3			4-3		K		3-1		0	0	0	0	0	0	0				
<b>Inning Stats</b>	R: 0 E: 0 K: 0 S: 3	H: 1 LOB: 1 BB: 0 P: 3	R: 0 E: 0 K: 0 S: 3	H: 1 LOB: 0 BB: 0 P: 3	R: 0 E: 0 K: 0 S: 3	H: 0 LOB: 0 BB: 0 P: 3	R: 0 E: 0 K: 1 S: 5	H: 0 LOB: 0 BB: 0 P: 5	R: 0 E: 0 K: 1 S: 6	H: 1 LOB: 1 BB: 0 P: 6	R: 4 E: 0 K: 1 S: 9	H: 4 LOB: 1 BB: 1 P: 13	R: 0 E: 0 K: 1 S: 5	H: 0 LOB: 0 BB: 0 P: 5	R: 0 E: 0 K: 1 S: 5	H: 0 LOB: 0 BB: 0 P: 5		1B: 6 2B: 2 3B: 0 HR: 1	SF: 0 SAC: 0 DP: 2 HBP: 0	WP: 0 PB: 0 SB: 1 CS: 1
<b>PITCHER</b> Pete Vuckovich, R (1.1) ERA: 2.97	IP: 9.0 WLS: W BF: 33 H: 8 R: 4 ER: 4 SO: 6 BB: 1 IBB: 0 HBP: 0 BLK: 0 WP: 0 HR: 1 S: 44 P: 48 ERA: 4.00 WHIP: 1.000															<b>PITCHER</b>				

Batter	1	2	3	4	5	6	7	8	9	AB	R	H	RBI	BB	SO	LOB	BOTTOM			
Garry Templeton, S (1.6) OBP: 0.360, SLG: 0.446	G3						F7			4	0	1	1	0	1	0	<b>San Diego Padres @ St. Louis Cardinals</b> Busch Stadium, St. Louis, MO Sat Jun 09 1979, 7:05 PM CDT Att: 26,695 - Unknown			
Lou Brock, L (1.7) OBP: 0.388, SLG: 0.477	6-3			1B						4	0	1	0	0	0	1				
Jerry Mumphrey, S (8.7) OBP: 0.362, SLG: 0.406	3-1			F9						0	0	0	0	0	0	0				
Keith Hernandez, L (1.3) OBP: 0.367, SLG: 0.516	BB 1B			HR 1B			F8			4	2	2	0	0	0	2				
Ted Simmons, S (1.2) OBP: 0.418, SLG: 0.608	1B BB			HR			F8			3	2	1	2	1	0	1				
George Hendrick, R (1.9) OBP: 0.401, SLG: 0.547	1B 1B			L9			P3			4	1	2	1	0	0	0				
Tony Scott, S (1.8) OBP: 0.328, SLG: 0.393	1B S			4-3			6-3			4	1	1	1	0	0	1				
Ken Reitz, R (1.5) OBP: 0.317, SLG: 0.420	FC4-6 1B			6-3			F8			4	0	1	2	0	0	1				
Ken Oberkfell, L (1.4) Mike Tyson, R (6. PH) Mike Tyson, R (7.4)	FC4-6						5-3			2	1	1	0	0	0	1				
Pete Vuckovich, R (1.1) OBP: 0.182, SLG: 0.182				1B 3B			K			4	0	0	0	0	1	3				
<b>Inning Stats</b>	R: 4 E: 0 K: 0 S: 7	H: 4 LOB: 1 BB: 1 P: 11	R: 0 E: 0 K: 1 S: 5	H: 0 LOB: 0 BB: 0 P: 5	R: 2 E: 0 K: 0 S: 5	H: 2 LOB: 0 BB: 0 P: 5	R: 1 E: 0 K: 0 S: 5	H: 2 LOB: 1 BB: 0 P: 5	R: 0 E: 0 K: 1 S: 3	H: 0 LOB: 0 BB: 0 P: 3	R: 0 E: 0 K: 1 S: 5	H: 0 LOB: 0 BB: 0 P: 5	R: 0 E: 0 K: 0 S: 4	H: 1 LOB: 1 BB: 0 P: 4	R: 0 E: 0 K: 0 S: 4	H: 1 LOB: 2 BB: 1 P: 8		1B: 7 2B: 1 3B: 1 HR: 1	SF: 0 SAC: 0 DP: 0 HBP: 0	WP: 0 PB: 0 SB: 1 CS: 0
<b>PITCHER</b> Eric Rasmussen, R (1.1) ERA: 4.28 Tom Tallmann, R (1.1) ERA: 16.88 Mickey Lolich, L (4.1) ERA: 4.25 Dennis Kinney, L (6.1) ERA: 2.7 John D'Acquisto, R (7.1) ERA: 6.16	IP: 0.2 WLS: L BF: 4 H: 1 R: 2 ER: 2 SO: 2 BB: 1 IBB: 0 HBP: 0 BLK: 0 WP: 0 HR: 0 S: 7 P: 3 ERA: 27.00 WHIP: 3.000															<b>PITCHER</b>				



Batter	1	2	3	4	5	6	7	8	9	AB	R	H	RBI	BB	SO	LOB	TOP							
Gene Richards, L (1,8) OBP: 0.329, SLG: 0.351	G3		4-3-2		4-3			4-3		4	0	1	0	0	0	1	<b>San Diego Padres @ St. Louis Cardinals</b> Busch Stadium, St. Louis, MO Sun Jun 10 1979, 3:33 AM CDT Att: 33,136 - Sunny							
Ozzie Smith, S (1,6) OBP: 0.244, SLG: 0.211	F5			FC9-6		G3		4-3		4	1	1	0	0	0	1								
Dave Winfield, R (1,9) OBP: 0.419, SLG: 0.658	P4			4-3		F8	S	L8		4	0	1	0	0	0	2								
Jerry Turner, L (1,7) OBP: 0.322, SLG: 0.394		G3		FC9-6	BB	F8		4-3	1B	2	0	0	0	2	0	1								
Gene Tenace, R (1,2) OBP: 0.404, SLG: 0.453	K			FC9-6	BB	F3		4-3	1B	3	0	1	0	1	1	1								
Dan Briggs, L (1,3) OBP: 0.314, SLG: 0.416	F5			FC9-6		F7		B5		4	0	0	1	0	0	4								
Barry Evans, R (1,5) OBP: 0.286, SLG: 0.266 (9, PH)			FC6		P4	1-3		4-3		3	0	1	0	0	0	2								
Kurt Bevacqua, R (9, PH) OBP: 0.325, SLG: 0.280			1B			K		6-3		1	0	0	0	0	0	2								
Bill Almon, R (1,4) OBP: 0.284, SLG: 0.275 (9, PH)			1B		F9					3	1	1	0	0	1	0								
Fernando Gonzalez, R (9, PH) OBP: 0.276, SLG: 0.404			E			K				1	0	0	0	0	0	2								
Randy Jones, R (1,1) OBP: 0.167, SLG: 0.200			FC6		K			G3		2	0	0	0	0	1	1								
Mike Hargrove, L (8, PH) OBP: 0.325, SLG: 0.232			4-3-2							1	0	0	0	0	0	0								
Rollie Fingers, R (8, 1) OBP: 0.100, SLG: 0.100			1-H 2-3F							0	0	0	0	0	0	0								
<b>Inning Stats</b>	R: 0 E: 0 K: 0 S: 3	H: 0 LOB: 0 BB: 0 P: 3	R: 0 E: 0 K: 1 S: 5	H: 0 LOB: 0 BB: 0 P: 5	R: 1 E: 1 K: 0 S: 4	H: 2 LOB: 2 BB: 2 P: 4	R: 1 E: 0 K: 0 S: 4	H: 1 LOB: 2 BB: 2 P: 12	R: 0 E: 0 K: 1 S: 5	H: 0 LOB: 0 BB: 0 P: 5	R: 0 E: 0 K: 1 S: 5	H: 0 LOB: 0 BB: 0 P: 5	R: 0 E: 0 K: 0 S: 4	H: 1 LOB: 1 BB: 0 P: 4	R: 0 E: 0 K: 1 S: 5	H: 0 LOB: 0 BB: 0 P: 5	R: 0 E: 0 K: 0 S: 4	H: 1 LOB: 1 BB: 0 P: 4	R: 0 E: 0 K: 0 S: 4	H: 1 LOB: 2 BB: 1 P: 8	1B: 4 2B: 3 3B: 0 HR: 0	SF: 0 SAC: 0 DP: 1 HBP: 0	WP: 0 PB: 0 SB: 1 CS: 0	PA: 35
<b>PITCHER</b>	IP WLS BF H R ER SO BB IBB HBP BLK WP HR S P ERA WHIP																							
Silvio Martinez, R (1,1) ERA: 2.69	8.0 W 32 6 2 1 3 3 0 0 0 0 0 0 35 47 1.12 1.125																							
Buddy Schultz, L (9,1) ERA: 3.73	1.0 S 3 0 0 0 0 0 0 0 0 0 0 0 3 3 0.00 0.000																							

AB	32
R	2
H	6
RBI	1
BB	3
SO	3
LOB	17



Batter	1	2	3	4	5	6	7	8	9	AB	R	H	RBI	BB	SO	LOB	BOTTOM			
Garry Templeton, S (1,6) OBP: 0.358, SLG: 0.442	4-3		BB HBP SF8	FC6-2		6-3				4	1	1	0	0	0	2	<b>San Diego Padres @ St. Louis Cardinals</b> Busch Stadium, St. Louis, MO Sun Jun 10 1979, 3:33 AM CDT Att: 33,136 - Sunny			
Lou Brock, L (1,7) OBP: 0.384, SLG: 0.466	K		SF8	FC6		3-1				3	0	0	0	0	1	2				
Jerry Mumphrey, S (8,7) OBP: 0.362, SLG: 0.406			1-2 2-3 HBP							0	0	0	0	0	0	0				
Keith Hernandez, L (1,3) OBP: 0.365, SLG: 0.509	4-3		SF8		G3		K			3	0	0	1	1	1	0				
Ted Simmons, S (1,2) OBP: 0.415, SLG: 0.620		F7	SF8		HR		6-3			3	1	1	2	0	0	0				
George Hendrick, R (1,9) OBP: 0.413, SLG: 0.549		FC6-4	IBB			FC6-4		BB		1	0	1	0	3	0	0				
Tony Scott, S (1,8) OBP: 0.322, SLG: 0.385	FC6-4		K		FC6-4		F8			4	0	0	0	0	1	6				
Ken Reitz, R (1,5) OBP: 0.316, SLG: 0.417	5-3			SH2-4	1B	G3		K		4	0	1	0	0	1	3				
Mike Tyson, R (1,4) OBP: 0.291, SLG: 0.410			HBP	1B	SH2-4	1B	1-3			4	1	2	0	0	0	1				
Silvio Martinez, R (1,1) ERA: 0.087, SLG: 0.091			BB	1B			1-3			2	0	0	0	0	1	1				
Buddy Schultz, R (9,1) ERA: 3.17			K		SH2-4					0	0	0	0	0	0	0				
<b>Inning Stats</b>	R: 0 E: 0 K: 1 S: 5	H: 0 LOB: 0 BB: 0 P: 5	R: 0 E: 0 K: 0 S: 3	H: 0 LOB: 1 BB: 1 P: 7	R: 2 E: 0 K: 2 S: 9	H: 2 LOB: 3 BB: 2 P: 18	R: 0 E: 0 K: 0 S: 5	H: 2 LOB: 2 BB: 0 P: 5	R: 1 E: 0 K: 0 S: 5	H: 2 LOB: 1 BB: 0 P: 5	R: 0 E: 0 K: 0 S: 3	H: 0 LOB: 0 BB: 0 P: 3	R: 0 E: 0 K: 1 S: 5	H: 0 LOB: 0 BB: 0 P: 5	R: 0 E: 0 K: 1 S: 5	H: 0 LOB: 1 BB: 1 P: 9	1B: 5 2B: 0 3B: 0 HR: 1	SF: 1 SAC: 1 DP: 0 HBP: 1	WP: 0 PB: 0 SB: 2 CS: 0	PA: 35
<b>PITCHER</b>	IP WLS BF H R ER SO BB IBB HBP BLK WP HR S P ERA WHIP																			
Randy Jones, L (1,1) ERA: 4.58	7.0 L 31 6 3 3 4 2 1 0 0 0 0 1 35 48 3.86 1.143																			
Rollie Fingers, R (8,1) ERA: 3.17	1.0 4 0 0 0 1 1 0 0 0 0 0 0 5 9 0.00 1.000																			





Batter	1	2	3	4	5	6	7	8	9	AB	R	H	RBI	BB	SO	LOB	TOP			
Omar Moreno, L OBP: 0.363, SLG: 0.433	G3		G5-4-3 BB		FC6 1B		F8		F5	4	0	1	0	1	0	4	<b>Pittsburgh Pirates @ San Diego Padres</b> San Diego Stadium, San Diego, CA Tue Jun 12 1979, 10:05 PM EDT Att: 23,759 - Unknown			
Tim Foli, R OBP: 0.327, SLG: 0.349	1B		G5-4-3		FC6		L1		F5	5	0	1	0	0	0	7				
Dave Parker, L OBP: 0.385, SLG: 0.593	2B		3-1						HR	5	1	3	3	0	1	1				
Willie Stargell, L OBP: 0.382, SLG: 0.635	K				FC6-4 1B				HR	5	0	3	0	0	2	3				
Bill Robinson, R OBP: 0.303, SLG: 0.596	K				F6		F4		2B	5	0	0	0	0	2	6				
Ed Ott, L OBP: 0.284, SLG: 0.403		K			K		4-3		E4	4	0	0	0	0	2	3				
Rennie Stennett, R OBP: 0.270, SLG: 0.279		F9			FC6-4				F7	4	0	1	0	0	0	3				
Phil Garner, R OBP: 0.341, SLG: 0.423		K			L4		K		HR	4	1	1	0	0	2	1				
John Candelaria, L OBP: 0.115, SLG: 0.120					K				HR	0	0	0	0	0	0	0				
Ed Whitson, R OBP: 0.247, SLG: 0.450									HR	1	1	0	0	0	0	0				
Mike Easter, L OBP: 0.242, SLG: 0.692										0	0	0	0	0	0	0				
Jim Bibby, R OBP: 0.295, SLG: 0.657										0	0	0	0	0	0	0				
Lee Lacy, R OBP: 0.295, SLG: 0.440										0	0	0	0	0	0	0				
Enrique Romo, R OBP: 0.285, SLG: 0.440										0	0	0	0	0	0	0				
John Milner, R OBP: 0.285, SLG: 0.500										1	1	0	0	0	0	0				
<b>Inning Stats</b>	R: 0 E: 0 K: 2 S: 9	H: 2 LOB: 2 BB: 0 P: 9	R: 0 E: 0 K: 2 S: 7	H: 0 LOB: 2 BB: 0 P: 7	R: 0 E: 0 K: 0 S: 2	H: 0 LOB: 1 BB: 2 P: 10	R: 0 E: 0 K: 1 S: 6	H: 1 LOB: 1 BB: 0 P: 6	R: 0 E: 0 K: 1 S: 6	H: 1 LOB: 1 BB: 0 P: 6	R: 0 E: 0 K: 1 S: 6	H: 1 LOB: 2 BB: 1 P: 10	R: 0 E: 1 K: 1 S: 7	H: 1 LOB: 2 BB: 0 P: 7	R: 3 E: 0 K: 1 S: 9	H: 4 LOB: 1 BB: 0 P: 9	1B: 8 2B: 2 3B: 0 HR: 1	SF: 0 SAC: 0 DP: 1 HBP: 0	WP: 0 PB: 0 SB: 0 CS: 0	PA: 41
<b>PITCHER</b> Gaylord Perry, R ERA: 2.46	IP: 9.0 WLS: W BF: 41 H: 11 R: 3 ER: 3 SO: 10 BB: 3 IBB: 0 HBP: 0 BLK: 0 WP: 0 HR: 1 S: 58 P: 70 ERA: 3.00 WHIP: 1.556																			

Batter	1	2	3	4	5	6	7	8	9	AB	R	H	RBI	BB	SO	LOB	BOTTOM			
Gene Richards, L OBP: 0.331, SLG: 0.350	HR	FC6-4 2B 1B	1-2 1B		4-3		P3			4	2	1	0	1	0	2	<b>Pittsburgh Pirates @ San Diego Padres</b> San Diego Stadium, San Diego, CA Tue Jun 12 1979, 10:05 PM EDT Att: 23,759 - Unknown			
Ozzie Smith, S OBP: 0.247, SLG: 0.220	HR	1B	L4			G3		4-3		5	2	2	0	0	0	2				
Dave Winfield, R OBP: 0.419, SLG: 0.664	HR	1B	IBB		K		P3		5-3	4	1	1	3	1	1	0				
Gene Tenace, R OBP: 0.404, SLG: 0.445	1B	F3			F8		BB		K	3	1	0	0	2	1	3				
Jerry Turner, L OBP: 0.329, SLG: 0.395	F7		1B		S		1B		BB	2	0	1	2	2	0	1				
Fernando Gonzalez, R OBP: 0.281, SLG: 0.406	1B	F8			4-3		1B		1B	4	0	2	1	0	0	3				
Fred Kendall, R OBP: 0.400, SLG: 0.419	1B		F8		6-3		F2			4	0	1	0	0	0	2				
Barry Evans, R OBP: 0.230, SLG: 0.259	G4-6-3		6-3		L8		F7			4	0	0	0	0	0	3				
Gaylord Perry, R OBP: 0.212, SLG: 0.344		FC6-4 1B	1B		1B		6-3			3	0	2	0	1	0	0				
<b>Inning Stats</b>	R: 3 E: 0 K: 0 S: 6	H: 4 LOB: 2 BB: 2 P: 14	R: 2 E: 0 K: 0 S: 6	H: 3 LOB: 2 BB: 1 P: 10	R: 0 E: 0 K: 0 S: 4	H: 1 LOB: 2 BB: 1 P: 8	R: 0 E: 0 K: 1 S: 5	H: 0 LOB: 1 BB: 1 P: 9	R: 0 E: 0 K: 0 S: 4	H: 1 LOB: 1 BB: 0 P: 4	R: 1 E: 0 K: 0 S: 4	H: 1 LOB: 2 BB: 2 P: 12	R: 0 E: 0 K: 1 S: 5	H: 0 LOB: 0 BB: 0 P: 5	R: 0 E: 0 K: 1 S: 5	H: 0 LOB: 0 BB: 0 P: 5		1B: 8 2B: 1 3B: 0 HR: 1	SF: 0 SAC: 0 DP: 1 HBP: 0	WP: 0 PB: 0 SB: 1 CS: 0
<b>PITCHER</b> John Candelaria, L ERA: 3.84	IP: 1.2 WLS: L BF: 14 H: 7 R: 5 ER: 5 SO: 0 BB: 2 IBB: 0 HBP: 0 BLK: 0 WP: 0 HR: 1 S: 11 P: 23 ERA: 27.00 WHIP: 5.400																			
Ed Whitson, R ERA: 4.87	2.1	10	1	0	0	1	2	0	0	0	0	10	18	0.00	1.286					
Jim Bibby, R ERA: 3.28	2.0	10	2	1	1	0	2	0	0	0	0	8	16	4.50	2.000					
Enrique Romo, R ERA: 2.8	2.0	6	0	0	0	1	0	0	0	0	0	8	8	0.00	0.000					







Batter	1	2	3	4	5	6	7	8	9	10	11	12	13	14	AB	R	H	RBI	BB	SO	LOB	TOP
<b>Omar Moreno, L</b> OBP: 0.357, SLG: 0.418															5	1	0	0	1	1	3	
<b>Tim Foli, R</b> OBP: 0.320, SLG: 0.335															5	0	0	0	1	1	0	
<b>Dave Parker, L</b> OBP: 0.386, SLG: 0.589															6	0	3	0	0	0	2	
<b>Bill Robinson, R</b> OBP: 0.288, SLG: 0.569															4	0	0	1	0	1	1	
<b>Willie Stargell, L</b> OBP: 0.365, SLG: 0.604															6	0	0	0	0	3	3	
<b>Phil Garner, R</b> OBP: 0.335, SLG: 0.422															6	0	2	0	0	1	3	
<b>Rennie Stennett, R</b> OBP: 0.279, SLG: 0.284															5	0	2	0	1	1	3	
<b>Ed Ott, L</b> OBP: 0.277, SLG: 0.385															5	0	0	0	1	3	4	
<b>Jim Rooker, L</b> OBP: 0.285, SLG: 0.385																						
<b>Inning Stats</b>	R: 1 E: 0 K: 1 S: 5	H: 0 LOB: 1 BB: 2 P: 13	R: 0 E: 0 K: 1 S: 5	H: 0 LOB: 0 BB: 0 P: 5	R: 0 E: 0 K: 0 S: 3	H: 0 LOB: 0 BB: 0 P: 3	R: 0 E: 1 K: 0 S: 4	H: 0 LOB: 1 BB: 0 P: 4	R: 0 E: 0 K: 0 S: 3	H: 1 LOB: 1 BB: 1 P: 7	R: 0 E: 0 K: 1 S: 5	H: 0 LOB: 2 BB: 0 P: 7	R: 0 E: 0 K: 1 S: 5	H: 1 LOB: 3 BB: 0 P: 16	R: 0 E: 0 K: 1 S: 5	H: 0 LOB: 0 BB: 0 P: 5	R: 0 E: 0 K: 2 S: 8	H: 1 LOB: 1 BB: 0 P: 8	1B: 5 2B: 1 3B: 1 HR: 0	SF: 1 SAC: 1 DP: 1 HBP: 0	WP: 0 PB: 0 SB: 2 CS: 1	PA: 53
<b>PITCHER</b>	IP: 7.0 WLS: 26 BF: 3 R: 1 ER: 1 SO: 3 BB: 2 IBB: 1 HBP: 0 BLK: 0 WP: 0 HR: 0 S: 29 P: 41 ERA: 1.29 WHIP: 0.714	<b>PITCHER</b>												IP: 1.0 WLS: 6 BF: 6 R: 1 ER: 0 SO: 1 BB: 1 IBB: 0 HBP: 0 BLK: 0 WP: 0 HR: 0 S: 7 P: 11 ERA: 0.00 WHIP: 2.000								
<b>Randy Jones, L</b> ERA: 4.35	3.0	11	1	0	0	3	0	0	0	0	0	17	17	0.00	0.333							
<b>Bob Shirley, L</b> ERA: 3.96	3.0	12	2	0	0	4	1	1	0	0	18	26	0.00	1.000								
<b>Rollie Fingers, R</b> ERA: 2.92	1.0	W	4	1	0	0	2	0	0	0	0	8	8	0.00	1.000							
<b>John D'Acquisto, R</b> ERA: 6.0																						

Pittsburgh Pirates @ San Diego Padres  
San Diego Stadium, San Diego, CA  
Thu Jun 14 1979, 10:05 PM EDT  
Att: 15,444 - Unknown

AB: 46  
R: 1  
H: 7  
RBI: 1  
BB: 5  
SO: 12  
LOB: 19



Batter	1	2	3	4	5	6	7	8	9	10	11	12	13	14	AB	R	H	RBI	BB	SO	LOB	BOTTOM
<b>Gene Richards, L</b> OBP: 0.328, SLG: 0.343															6	1	1	0	0	2	3	
<b>Ozzie Smith, S</b> OBP: 0.241, SLG: 0.215															6	1	1	0	0	0	2	
<b>Dave Winfield, R</b> OBP: 0.423, SLG: 0.653															4	0	1	1	3	1	1	
<b>Gene Tenace, R</b> OBP: 0.399, SLG: 0.435															4	0	0	0	1	2	4	
<b>Rollie Fingers, R</b> OBP: 0.100, SLG: 0.100															0	0	0	0	0	0	0	
<b>Dan Briggs, L</b> OBP: 0.327, SLG: 0.419															1	0	1	0	0	0	0	
<b>John D'Acquisto, R</b> OBP: 0.111, SLG: 0.222															1	0	1	1	0	0	0	
<b>Barry Evans, R</b> OBP: 0.237, SLG: 0.285															1	0	1	1	0	0	0	
<b>Jerry Turner, L</b> OBP: 0.324, SLG: 0.387															6	0	0	0	0	1	3	
<b>Fernando Gonzalez, R</b> OBP: 0.296, SLG: 0.433															4	0	1	0	0	0	0	
<b>Bill Athton, R</b> OBP: 0.289, SLG: 0.272															1	0	0	0	1	1	0	
<b>Kurt Bevacqua, R</b> OBP: 0.325, SLG: 0.283															6	0	2	0	0	0	3	
<b>Fred Kendall, R</b> OBP: 0.410, SLG: 0.394															2	0	0	0	2	0	1	
<b>Bill Fahey, L</b> OBP: 0.306, SLG: 0.357															1	0	0	0	1	0	2	
<b>Randy Jones, R</b> OBP: 0.188, SLG: 0.188															2	0	0	0	0	0	2	
<b>Don Reynolds, R</b> OBP: 0.076, SLG: 0.407															1	0	0	0	0	0	2	
<b>Bob Shirley, R</b> OBP: 0.189, SLG: 0.350															0	0	0	0	0	0	0	
<b>Broderick Perkins, L</b> OBP: 0.320, SLG: 0.275															2	0	0	0	1	1	2	
<b>Inning Stats</b>	R: 0 E: 0 K: 1 S: 5	H: 0 LOB: 1 BB: 1 P: 9	R: 0 E: 0 K: 0 S: 3	H: 0 LOB: 0 BB: 0 P: 3	R: 0 E: 1 K: 0 S: 3	H: 0 LOB: 1 BB: 1 P: 6	R: 0 E: 0 K: 0 S: 2	H: 0 LOB: 0 BB: 1 P: 6	R: 0 E: 0 K: 0 S: 3	H: 1 LOB: 2 BB: 1 P: 7	R: 0 E: 0 K: 0 S: 4	H: 1 LOB: 2 BB: 2 P: 8	R: 0 E: 0 K: 1 S: 6	H: 1 LOB: 0 BB: 1 P: 10	R: 0 E: 0 K: 1 S: 6	H: 1 LOB: 2 BB: 1 P: 10	R: 1 E: 1 K: 1 S: 6	H: 1 LOB: 2 BB: 1 P: 10	1B: 8 2B: 0 3B: 0 HR: 0	SF: 0 SAC: 2 DP: 2 HBP: 0	WP: 1 PB: 0 SB: 0 CS: 0	PA: 58
<b>PITCHER</b>	IP: 7.0 WLS: 28 BF: 3 R: 1 ER: 1 SO: 2 BB: 4 IBB: 0 HBP: 0 BLK: 0 WP: 0 HR: 0 S: 28 P: 44 ERA: 1.87 WHIP: 1.000	<b>PITCHER</b>												IP: 1.0 WLS: 6 BF: 6 R: 1 ER: 0 SO: 1 BB: 1 IBB: 0 HBP: 0 BLK: 0 WP: 0 HR: 0 S: 7 P: 11 ERA: 0.00 WHIP: 2.000								
<b>Jim Rooker, L</b> ERA: 1.87	2.0	7	1	0	0	2	0	0	0	0	0	11	11	0.00	0.500							
<b>Enrique Romo, R</b> ERA: 2.65	0.2	4	0	0	0	0	1	1	0	0	2	10	0.00	1.500								
<b>Grant Jackson, L</b> ERA: 2.64	1.1	6	1	0	0	2	1	0	0	0	9	13	0.00	1.500								
<b>Kent Tekulve, R</b> ERA: 4.3	1.2	7	2	0	0	1	1	0	0	0	1	0	8	0.00	1.800							
<b>Jim Bibby, R</b> ERA: 3.08																						

Pittsburgh Pirates @ San Diego Padres  
San Diego Stadium, San Diego, CA  
Thu Jun 14 1979, 10:05 PM EDT  
Att: 15,444 - Unknown

AB: 47  
R: 2  
H: 8  
RBI: 2  
BB: 9  
SO: 8  
LOB: 25





Batter	1	2	3	4	5	6	7	8	9	AB	R	H	RBI	BB	SO	LOB	TOP	
Ivan De Jesus, R OBP: 0.331, SLG: 0.348 (1, 6)	FC 6-3 1B		6-3			G6-4-3 BB		2B 1B	FC6-4	4	0	2	0	1	0	3	<b>Chicago Cubs @ San Diego Padres</b> San Diego Stadium, San Diego, CA Fri Jun 15 1979, 10:05 PM EDT Att: 23,595 - Unknown <a href="http://livebaseballscorecards.com">livebaseballscorecards.com</a>	
Ted Sizemore, R OBP: 0.336, SLG: 0.338 Scot Thompson, L OBP: 0.361, SLG: 0.424 Willie Hernandez, L OBP: 0.500, SLG: 0.500 Dick Tidrow, R (8, 1)	6-3		4-3			G6-4-3		1B		3	0	0	0	0	0	2		
Bill Buckner, L OBP: 0.308, SLG: 0.462 (1, 3)	FC			4-3			4-3		L9	4	0	0	0	0	0	1		
Dave Kingman, R OBP: 0.379, SLG: 0.634 Sam Mejias, R OBP: 0.222, SLG: 0.125 (9, PR)	F3			4-3			HR		1B 1B	4	1	2	1	0	0	2		
Bobby Murcer, L OBP: 0.373, SLG: 0.409 (1, 9)	4-3			F8			F6		F5	4	0	0	0	0	0	3		
Jerry Martin, R OBP: 0.354, SLG: 0.485 (1, 8)		4-3			K				1B 1B	3	1	1	0	1	1	0		
Mick Kelleher, R OBP: 0.325, SLG: 0.342 Steve Ontiveros, S OBP: 0.369, SLG: 0.382 (7, PH)	4-3			4-3			1-3		1B 1B	2	0	0	0	0	0	0		
Tim Blackwell, S OBP: 0.354, SLG: 0.243 Barry Foote, R OBP: 0.274, SLG: 0.378 (8, PH)	5-3				F9				1B	2	0	0	0	0	0	0		
Rick Reuschel, R (1, 1)			5-3			K				2	0	0	0	0	1	0		
Larry Bittner, L OBP: 0.370, SLG: 0.458 Steve Dillard, R OBP: 0.526, SLG: 0.385 (8, PH)				5-3				G3	BB	1	0	0	0	0	0	0		
<b>Inning Stats</b>	R: 0 E: 0 K: 0 S: 5	H: 1 LOB: 2 BB: 0 P: 5	R: 0 E: 0 K: 0 S: 3	H: 0 LOB: 0 BB: 0 P: 3	R: 0 E: 0 K: 0 S: 3	H: 0 LOB: 0 BB: 0 P: 3	R: 0 E: 0 K: 1 S: 4	H: 0 LOB: 0 BB: 1 P: 8	R: 1 E: 0 K: 0 S: 4	H: 1 LOB: 1 BB: 1 P: 8	R: 0 E: 0 K: 0 S: 4	H: 2 LOB: 2 BB: 0 P: 4	R: 2 E: 0 K: 0 S: 7	H: 4 LOB: 3 BB: 1 P: 11	1B: 6 2B: 1 3B: 0 HR: 1	SF: 0 SAC: 0 DP: 1 HBP: 0	WP: 0 PA: 37 PB: 0 SB: 0 CS: 0	
<b>PITCHER</b>	IP WLS BF H R ER SO BB IBB HBP BLK WP HR S P ERA WHIP																	
Eric Rasmussen, R ERA: 3.97 (1, 1)	8.0	29	4	1	1	2	2	0	0	0	0	0	0	1	31	39	1.12	0.750
Bob Shirley, L ERA: 3.36 (9, 1)	0.1	1	0	0	0	0	0	0	0	0	0	0	0	1	1	0.00	0.000	
John D'Acquisto, R ERA: 6.41 (9, 1)	0.1	L	5	4	2	2	0	0	0	0	0	0	0	5	5	54.00	12.000	
Mickey Lolich, L ERA: 4.2 (9, 1)	0.1	2	0	0	0	0	1	0	0	0	0	0	0	1	5	0.00	3.000	

Batter	1	2	3	4	5	6	7	8	9	AB	R	H	RBI	BB	SO	LOB	BOTTOM		
Gene Richards, L OBP: 0.325, SLG: 0.339 (1, 8)	6-3		G3	4-3			HBP			3	0	0	0	0	0	2	<b>Chicago Cubs @ San Diego Padres</b> San Diego Stadium, San Diego, CA Fri Jun 15 1979, 10:05 PM EDT Att: 23,595 - Unknown <a href="http://livebaseballscorecards.com">livebaseballscorecards.com</a>		
Ozzie Smith, S OBP: 0.241, SLG: 0.215 (1, 6)	F8				1-3		K			4	0	1	0	0	1	1			
Dave Winfield, R OBP: 0.421, SLG: 0.647 (1, 9)	E5 1B		6-3		K			F9		4	0	1	0	0	1	1			
Jerry Turner, L OBP: 0.323, SLG: 0.389 (1, 7)	F7			HR 2B	F7			K		4	1	1	0	0	1	1			
Dan Briggs, L OBP: 0.324, SLG: 0.443 (1, 3)		K				F8		F8		4	1	1	2	0	1	0			
Bob Shirley, R OBP: 0.167, SLG: 0.250 (9, 1)				HR						0	0	0	0	0	0	0			
John D'Acquisto, R OBP: 0.111, SLG: 0.222 (9, 1)										0	0	0	0	0	0	0			
Mickey Lolich, S (9, 1)										0	0	0	0	0	0	0			
Fernando Gonzalez, R OBP: 0.289, SLG: 0.423 (1, 4)	4-3			F8		F3		6-3		4	0	0	0	0	0	0			
Kurt Bevacqua, R OBP: 0.331, SLG: 0.284 (1, 5)		FC6 BB		2B 1B		6-3		L8		3	0	1	0	1	0	0			
Bill Fahey, L OBP: 0.318, SLG: 0.383 Bill Almon, R OBP: 0.289, SLG: 0.272 (9, PR)	FC6					1-3		1B		4	0	2	0	0	0	1			
Eric Rasmussen, R OBP: 0.130, SLG: 0.048 Gene Tenace, R OBP: 0.397, SLG: 0.432 (1, 1)			F8	5-3		L5		F2		3	0	0	0	0	0	2			
<b>Inning Stats</b>	R: 0 E: 1 K: 0 S: 4	H: 1 LOB: 1 BB: 0 P: 4	R: 0 E: 0 K: 1 S: 5	H: 0 LOB: 1 BB: 1 P: 9	R: 0 E: 0 K: 0 S: 4	H: 1 LOB: 1 BB: 0 P: 4	R: 2 E: 0 K: 0 S: 7	H: 4 LOB: 2 BB: 0 P: 7	R: 0 E: 0 K: 1 S: 5	H: 0 LOB: 0 BB: 0 P: 5	R: 0 E: 0 K: 0 S: 3	H: 0 LOB: 1 BB: 0 P: 3	R: 0 E: 0 K: 1 S: 5	H: 0 LOB: 0 BB: 0 P: 6	R: 0 E: 0 K: 0 S: 4	H: 1 LOB: 1 BB: 0 P: 4	1B: 4 2B: 2 3B: 0 HR: 1	SF: 0 SAC: 0 DP: 0 HBP: 1	WP: 0 PA: 36 PB: 0 SB: 0 CS: 0
<b>PITCHER</b>	IP WLS BF H R ER SO BB IBB HBP BLK WP HR S P ERA WHIP																		
Rick Reuschel, R ERA: 4.91 (1, 1)	7.0	29	4	2	2	3	1	0	1	0	0	0	0	5	5	2.57	1.000		
Willie Hernandez, L ERA: 4.96 (8, 1)	1.0	W	3	0	0	0	1	0	0	0	0	0	0	5	5	0.00	0.000		
Dick Tidrow, R ERA: 4.66 (9, 1)	1.0	S	4	1	0	0	0	0	0	0	0	0	0	4	4	0.00	1.000		







Batter	1	2	3	4	5	6	7	8	9	AB	R	H	RBI	BB	SO	LOB	TOP										
Ivan De Jesus, R (1, 6) OBP: 0.333, SLG: 0.345	4-3			5-3		F8		1B IBB		4	0	0	0	1	0	2	<b>Chicago Cubs @ San Diego Padres</b> San Diego Stadium, San Diego, CA Sun Jun 17 1979, 6:33 AM EDT Att: 17,166 - Unknown  <b>livebaseballscorecards.com</b>										
Mick Kelleher, R (1, 5) OBP: 0.354, SLG: 0.370	G3	F4			1B		G3	1B		5	0	2	2	0	0	0											
Bill Buckner, L (1, 3) OBP: 0.311, SLG: 0.462	PB HR	F3			1B			1-3		5	1	3	0	0	0	2											
Dave Kingman, R (1, 7) OBP: 0.379, SLG: 0.653																											
Sam Mejias, R (9, 7) OBP: 0.222, SLG: 0.125		5-3					K		F5	4	1	1	2	1	1	1											
Jerry Martin, R (1, 8) OBP: 0.358, SLG: 0.491			L7				K		F8	0	0	0	0	0	0	0											
Mike Vail, R (1, 9) OBP: 0.396, SLG: 0.532										5	1	1	0	0	2	3											
Scot Thompson, L (9, 9) OBP: 0.354, SLG: 0.413	2B		5-3				K		3-1	5	2	2	1	0	1	2											
Barry Foote, R (1, 2) OBP: 0.284, SLG: 0.385	2B									0	0	0	0	0	0	0											
Ted Sizemore, R (1, 4) OBP: 0.339, SLG: 0.332										3	2	1	0	0	1	0											
Steve Dillard, R (6, 4) OBP: 0.526, SLG: 0.385	2B			4-3			1B	SH5-4		1	1	0	0	2	0	0											
Mike Krukow, R (1, 1) OBP: 0.304, SLG: 0.391										0	0	0	0	0	0	0											
Dick Tidrow, R (8, 1)	E7			K2-3			E1			4	0	2	2	0	2	2											
Bruce Sutter, R (8, 1)	1B									0	0	0	0	0	0	0											
<b>Inning Stats</b>	R: 6 E: 1 K: 0 S: 9	H: 6 LOB: 1 BB: 1 P: 13	R: 0 E: 0 K: 0 S: 3	H: 0 LOB: 0 BB: 0 P: 3	R: 0 E: 0 K: 1 S: 5	H: 0 LOB: 0 BB: 0 P: 5	R: 0 E: 0 K: 1 S: 5	H: 2 LOB: 2 BB: 0 P: 5	R: 0 E: 1 K: 0 S: 3	H: 1 LOB: 1 BB: 1 P: 7	R: 0 E: 0 K: 2 S: 8	H: 1 LOB: 1 BB: 1 P: 8	R: 2 E: 0 K: 1 S: 7	H: 2 LOB: 2 BB: 1 P: 12	R: 0 E: 0 K: 0 S: 3	H: 0 LOB: 0 BB: 0 P: 3	1B: 7 2B: 3 3B: 1 HR: 1	SF: 0 SAC: 1 DP: 0 HBP: 1	WP: 0 PB: 1 SB: 1 CS: 0	PA: 42							
<b>PITCHER</b>	IP	WLS	BF	H	R	ER	SO	BB	IBB	HBP	BLK	WP	HR	S	P	ERA	WHIP										
Bob Ovwchinko, L ERA: 4.95	0.2	L	7	5	5	5	0	0	0	0	0	0	1	7	7	67.50	7.500										
Bob Shirley, L ERA: 3.12	4.1		17	3	1	0	4	0	2	0	0	0	0	23	31	0.00	0.692										
John D'Acquisto, R ERA: 6.1	2.0		8	2	0	0	2	1	0	0	0	0	0	11	15	0.00	1.500										
Dennis Kinney, L ERA: 3.57	1.0		7	2	2	2	1	0	1	1	0	0	0	7	12	18.00	2.000										
Rollie Fingers, R ERA: 2.67	1.0		3	0	0	0	0	0	0	0	0	0	0	3	3	0.00	0.000										

Batter	1	2	3	4	5	6	7	8	9	AB	R	H	RBI	BB	SO	LOB	BOTTOM										
Gene Richards, L (1, 8) OBP: 0.335, SLG: 0.339	4-3							L4		3	0	1	0	2	0	3	<b>Chicago Cubs @ San Diego Padres</b> San Diego Stadium, San Diego, CA Sun Jun 17 1979, 6:33 AM EDT Att: 17,166 - Unknown  <b>livebaseballscorecards.com</b>										
Rollie Fingers, R (9, 1) OBP: 0.100, SLG: 0.100										0	0	0	0	0	0	0											
Paul Dade, R (1, 5) OBP: 0.325, SLG: 0.366										4	0	1	0	0	2	3											
Dennis Kinney, L (8, 1)										0	0	0	0	0	0	0											
Don Reynolds, R (9, 8) OBP: 0.353, SLG: 0.379	FC3-6									1	0	0	0	0	1	0											
Dave Winfield, R (1, 9) OBP: 0.417, SLG: 0.631	E6									5	0	1	0	0	1	1											
Jerry Turner, L (1, 7) OBP: 0.331, SLG: 0.406	FC3-6									5	3	3	1	0	1	3											
Dan Briggs, L (1, 3) OBP: 0.325, SLG: 0.466										5	2	2	2	0	1	3											
Gene Tenace, R (1, 2) OBP: 0.401, SLG: 0.435										4	0	2	0	0	1	0											
Fernando Gonzalez, R (1, 4) OBP: 0.283, SLG: 0.411										4	0	1	1	0	2	1											
Ozzie Smith, S (1, 6) OBP: 0.241, SLG: 0.216										3	0	1	1	0	0	0											
Bob Ovwchinko, L ERA: 2.26, SLG: 0.133										0	0	0	0	0	0	0											
Bob Shirley, R ERA: 7.94, SLG: 0.231										1	0	0	0	0	0	2											
John D'Acquisto, R ERA: 6.10, SLG: 0.229										1	0	0	0	0	0	0											
Broderick Perkins, L ERA: 3.02, SLG: 0.226										0	0	0	0	0	0	0											
Kurt Bevacqua, R ERA: 0.00, SLG: 0.252										1	0	0	0	0	0	0											
Bill Almon, R ERA: 0.00, SLG: 0.272										0	0	0	0	0	0	0											
<b>Inning Stats</b>	R: 0 E: 1 K: 1 S: 7	H: 1 LOB: 2 BB: 0 P: 7	R: 0 E: 0 K: 1 S: 6	H: 2 LOB: 1 BB: 0 P: 6	R: 0 E: 0 K: 1 S: 4	H: 0 LOB: 0 BB: 1 P: 8	R: 1 E: 0 K: 1 S: 6	H: 1 LOB: 0 BB: 0 P: 6	R: 0 E: 0 K: 1 S: 6	H: 1 LOB: 1 BB: 0 P: 6	R: 2 E: 0 K: 1 S: 7	H: 2 LOB: 0 BB: 0 P: 7	R: 0 E: 0 K: 1 S: 5	H: 0 LOB: 1 BB: 1 P: 9	R: 2 E: 0 K: 0 S: 7	H: 4 LOB: 3 BB: 1 P: 11	R: 0 E: 0 K: 2 S: 8	H: 1 LOB: 1 BB: 0 P: 8	1B: 10 2B: 0 3B: 0 HR: 2	SF: 1 SAC: 0 DP: 2 HBP: 0	WP: 1 PB: 0 SB: 0 CS: 0	PA: 41					
<b>PITCHER</b>	IP	WLS	BF	H	R	ER	SO	BB	IBB	HBP	BLK	WP	HR	S	P	ERA	WHIP										
Mike Krukow, R ERA: 4.46	7.1	W	33	10	5	5	7	2	0	0	0	0	2	45	53	6.14	1.636										
Dick Tidrow, R ERA: 4.62	0.1		3	1	0	0	0	1	0	0	0	0	0	2	6	0.00	6.000										
Bruce Sutter, R ERA: 1.18	1.1	S	5	1	0	0	2	0	0	0	0	0	0	9	9	0.00	0.750										



Batter	1	2	3	4	5	6	7	8	9	AB	R	H	RBI	BB	SO	LOB	TOP								
<b>Garry Templeton, S</b> OBP: 0.337, SLG: 0.418 (1,6)										5	0	0	0	0	0	4									
<b>Lou Brock, L</b> OBP: 0.380, SLG: 0.471 (1,7)										4	1	1	0	0	0	0									
<b>Keith Hernandez, L</b> OBP: 0.385, SLG: 0.512 (1,3)										4	0	2	0	0	0	1									
<b>Ted Simmons, S</b> OBP: 0.408, SLG: 0.615 (1,2)										4	0	1	0	0	1	1									
<b>George Hendrick, R</b> OBP: 0.402, SLG: 0.526 (1,9)										4	1	2	0	0	2										
<b>Tony Scott, S</b> OBP: 0.325, SLG: 0.399 (1,8)										4	0	0	0	0	1	2									
<b>Ken Reitz, R</b> OBP: 0.310, SLG: 0.492 (9, PR)										4	0	1	0	0	0	0									
<b>Jerry Mumphy, S</b> OBP: 0.354, SLG: 0.384 (9, PR)										0	0	0	0	0	0	0									
<b>Mike Tyson, R</b> OBP: 0.282, SLG: 0.377 (9, PH)										3	0	1	0	0	0	0									
<b>Ken Oberkfell, L</b> OBP: 0.376, SLG: 0.457 (9, PH)										1	0	0	1	0	0	1									
<b>Bob Forsch, R</b> OBP: 0.257, SLG: 0.300 (7, PH)										2	0	0	0	0	1	2									
<b>Roger Freed, R</b> OBP: 0.350, SLG: 0.563 (7, PH)										1	0	0	0	0	0	0									
<b>Will McEnaney, L</b> OBP: 0.310, SLG: 0.359 (9, PH)										0	0	0	0	0	0	0									
<b>Dane Iorg, L</b> OBP: 0.310, SLG: 0.359 (9, PH)										1	0	0	0	0	0	2									
<b>Inning Stats</b>	R: 0 E: 0 K: 0 S: 5	H: 2 LOB: 2 BB: 0 P: 5	R: 0 E: 1 K: 2 S: 9	H: 1 LOB: 2 BB: 0 P: 9	R: 1 E: 1 K: 0 S: 5	H: 2 LOB: 1 BB: 0 P: 5	R: 0 E: 0 K: 0 S: 3	H: 0 LOB: 0 BB: 0 P: 3	R: 0 E: 0 K: 1 S: 6	H: 1 LOB: 1 BB: 0 P: 6	R: 0 E: 0 K: 0 S: 3	H: 0 LOB: 0 BB: 0 P: 3	R: 0 E: 0 K: 0 S: 3	H: 0 LOB: 0 BB: 0 P: 3	R: 0 E: 0 K: 0 S: 3	H: 0 LOB: 0 BB: 0 P: 3	R: 1 E: 1 K: 0 S: 6	H: 2 LOB: 2 BB: 0 P: 6	1B: 6 2B: 2 3B: 0 HR: 0	SF: 0 SAC: 0 DP: 0 HBP: 0	WP: 0 PB: 0 SB: 0 CS: 0	PA: 37			
<b>PITCHER</b>	IP	WLS	BF	H	R	ER	SO	BB	IBB	HBP	BLK	WP	HR	S	P	ERA	WHIP								
<b>Randy Jones, L</b> ERA: 4.17 (1, 1)	8.1	W	34	8	2	2	3	0	0	0	0	0	0	40	40	2.16	0.960								
<b>Rollie Fingers, R</b> ERA: 2.83 (9, 1)	0.2	S	3	0	0	0	0	0	0	0	0	0	0	3	3	0.00	0.000								

St. Louis Cardinals @ San Diego Padres  
San Diego Stadium, San Diego, CA  
Mon Jun 18 1979, 10:05 PM EDT  
Att: 18,921 - Unknown

AB 37  
R 2  
H 8  
RBI 1  
BB 0  
SO 3  
LOB 15



Batter	1	2	3	4	5	6	7	8	9	AB	R	H	RBI	BB	SO	LOB	BOTTOM								
<b>Dan Briggs, L</b> OBP: 0.314, SLG: 0.449 (8, 7)										4	0	0	0	0	0	1									
<b>Paul Dade, R</b> OBP: 0.328, SLG: 0.369 (1, 5)										4	1	2	0	0	1	0									
<b>Dave Winfield, R</b> OBP: 0.416, SLG: 0.626 (1, 9)										2	0	0	0	1	1	1									
<b>Jerry Turner, L</b> OBP: 0.338, SLG: 0.418 (1, 7)										3	2	3	0	0	0	0									
<b>Fred Kendall, R</b> OBP: 0.391, SLG: 0.361 (8, 2)										0	0	0	0	0	0	0									
<b>Gene Tenace, R</b> OBP: 0.396, SLG: 0.430 (8, 3)										2	0	0	1	0	0	2									
<b>Jay Johnstone, L</b> OBP: 0.226, SLG: 0.275 (1, 8)										3	0	0	1	0	0	1									
<b>Fernando Gonzalez, R</b> OBP: 0.294, SLG: 0.409 (1, 4)										3	0	1	1	0	0	0									
<b>Ozzie Smith, S</b> OBP: 0.238, SLG: 0.214 (1, 6)										3	0	0	0	0	0	1									
<b>Randy Jones, R</b> OBP: 0.171, SLG: 0.200 (1, 1)										3	0	1	0	0	0	0									
<b>Rollie Fingers, R</b> OBP: 0.100, SLG: 0.100 (9, 1)										0	0	0	0	0	0	0									
<b>Inning Stats</b>	R: 0 E: 0 K: 1 S: 5	H: 0 LOB: 0 BB: 0 P: 5	R: 1 E: 0 K: 0 S: 5	H: 2 LOB: 1 BB: 0 P: 5	R: 0 E: 0 K: 0 S: 4	H: 1 LOB: 0 BB: 0 P: 4	R: 1 E: 1 K: 0 S: 4	H: 1 LOB: 0 BB: 0 P: 4	R: 0 E: 0 K: 0 S: 3	H: 1 LOB: 0 BB: 0 P: 3	R: 1 E: 0 K: 0 S: 3	H: 2 LOB: 1 BB: 1 P: 7	R: 0 E: 0 K: 0 S: 3	H: 0 LOB: 0 BB: 0 P: 3	R: 0 E: 0 K: 1 S: 5	H: 0 LOB: 0 BB: 0 P: 5	1B: 6 2B: 2 3B: 0 HR: 0	SF: 1 SAC: 0 DP: 1 HBP: 0	WP: 0 PB: 0 SB: 0 CS: 1	PA: 30					
<b>PITCHER</b>	IP	WLS	BF	H	R	ER	SO	BB	IBB	HBP	BLK	WP	HR	S	P	ERA	WHIP								
<b>Bob Forsch, R</b> ERA: 4.11 (1, 1)	6.0	L	23	7	3	1	1	0	0	0	0	0	0	24	28	1.50	1.333								
<b>Will McEnaney, L</b> ERA: 2.09 (7, 1)	2.0		6	0	0	0	1	0	0	0	0	0	0	8	8	0.00	0.000								

St. Louis Cardinals @ San Diego Padres  
San Diego Stadium, San Diego, CA  
Mon Jun 18 1979, 10:05 PM EDT  
Att: 18,921 - Unknown

AB 27  
R 3  
H 7  
RBI 3  
BB 1  
SO 2  
LOB 6





Batter	1	2	3	4	5	6	7	8	9	AB	R	H	RBI	BB	SO	LOB	TOP										
Garry Templeton, S OBP: 0.338, SLG: 0.416	0-0 BLK 1B	0-0 4-3		0-0 6-3			4-0 BB 1B BB	0-0 4-3		4	1	1	0	1	0	3											
Lou Brock, L OBP: 0.371, SLG: 0.460 Jerry Mumphrey, S OBP: 0.350, SLG: 0.378	0-3 K	0-0 6-3			0-0 4-3		0-0 F9	0-3 K		4	0	0	0	0	1	4											
Keith Hernandez, L OBP: 0.385, SLG: 0.516	0-0 F7			0-0 PB 3B		0-0 6-3	4-0 1B BB	0-0 4-3		4	1	1	0	1	0	1											
Ted Simmons, S OBP: 0.408, SLG: 0.608	0-0 4-3			4-0 1B BB		0-0 6-3	0-0 BB 1B	0-0 P6		4	0	1	2	1	0	1											
George Hendrick, R OBP: 0.403, SLG: 0.530		0-0 1B 2B		0-0 1B 1B			0-0 F7	0-3 K		4	2	2	0	0	1	2											
Tony Scott, S OBP: 0.327, SLG: 0.401		0-0 E 1B		0-0 CS 1B			0-0 F9	0-0 4-3		4	1	2	2	0	0	0											
Ken Reitz, R OBP: 0.313, SLG: 0.412		0-0 E6 2B		0-0 F8			0-0 4-3	0-0 SH5-4 2B		4	1	2	1	0	0	1											
Ken Oberkfell, L OBP: 0.383, SLG: 0.452		0-0 4-3 SH3-4 1B		0-0 F7			0-0 P4	4-0 SH5-4 BB		3	0	1	0	1	0	0											
John Fulgham, R (1, 1)		0-0 SH3-4		0-3 K			4-0 BB 1B BB	0-0 SH5-4		1	1	0	0	1	1	0											
<b>Inning Stats</b>	R: 0 E: 0 K: 1 S: 6	H: 1 LOB: 1 BB: 0 P: 6	R: 3 E: 1 K: 0 S: 7	H: 4 LOB: 1 BB: 0 P: 7	R: 2 E: 0 K: 0 S: 4	H: 3 LOB: 0 BB: 1 P: 8	R: 0 E: 0 K: 1 S: 5	H: 0 LOB: 0 BB: 0 P: 5	R: 0 E: 0 K: 0 S: 3	H: 0 LOB: 0 BB: 0 P: 3	R: 0 E: 0 K: 0 S: 3	H: 0 LOB: 0 BB: 0 P: 3	R: 2 E: 0 K: 1 S: 6	H: 1 LOB: 2 BB: 3 P: 18	R: 0 E: 0 K: 0 S: 4	H: 1 LOB: 2 BB: 1 P: 8	R: 0 E: 0 K: 1 S: 5	H: 0 LOB: 0 BB: 0 P: 5	1B: 6 2B: 3 3B: 1 HR: 0	SF: 0 SAC: 2 DP: 0 HBP: 0	WP: 0 PB: 1 SB: 0 CS: 1	PA: 40					
<b>PITCHER</b>	IP	WLS	BF	H	R	ER	SO	BB	IBB	HBP	BLK	WP	HR	S	P	ERA	WHIP										
Eric Rasmussen, R ERA: 4.3	2.0	L	13	6	5	5	1	1	0	0	1	0	0	14	18	22.50	3.500										
Bob Ovwchinko, L ERA: 4.95	3.0		9	2	0	0	1	0	0	0	0	0	0	11	11	0.00	0.667										
Mickey Lolich, L ERA: 4.28	1.2		9	1	2	2	0	3	0	0	0	0	0	6	18	10.80	2.400										
John D'Acquisto, R ERA: 5.77	2.1		9	1	0	0	2	1	0	0	0	0	0	12	16	0.00	0.857										

St. Louis Cardinals @ San Diego Padres  
San Diego Stadium, San Diego, CA  
Tue Jun 19 1979, 10:05 PM EDT  
Att: 20,216 - Unknown

AB 33  
R 7  
H 10  
RBI 5  
BB 5  
SO 4  
LOB 12



Batter	1	2	3	4	5	6	7	8	9	AB	R	H	RBI	BB	SO	LOB	BOTTOM										
Dan Briggs, L OBP: 0.302, SLG: 0.429	0-0 E4 1B 1B		0-0 F8		0-0 F7		0-0 F9		0-3 K	5	1	0	0	0	1	0											
Paul Dade, R OBP: 0.342, SLG: 0.388	0-0 E 1B 1B		0-0 1B 1B		0-0 FC5 2B		0-0 1B			4	1	4	0	0	0	0											
Dave Winfield, R OBP: 0.414, SLG: 0.620	0-0 F8		0-0 FC5-4 1B		0-0 FC5		0-0 4-3			4	0	1	0	0	0	4											
Jerry Turner, L OBP: 0.333, SLG: 0.411	0-0 F8		0-3 K		0-0 F8		0-0 G3			4	0	0	0	0	1	4											
Gene Tenace, R OBP: 0.397, SLG: 0.429	0-0 E5 1B		0-0 FC5-4		0-0 1B 1B		4-0 BB			3	0	1	0	1	0	4											
Jay Johnstone, L OBP: 0.228, SLG: 0.273	0-0 1-3 2-H 3-H 1B			0-3 K		0-0 F8	0-0 F8	0-0 F8		4	0	1	2	0	1	2											
Fernando Gonzalez, R OBP: 0.283, SLG: 0.406		0-3 K		0-0 F8		0-0 1B	0-3 K			4	0	1	0	0	2	1											
Ozzie Smith, S OBP: 0.235, SLG: 0.211 John D'Acquisto, R OBP: 0.111, SLG: 0.222 Broderick Perkins, L OBP: 0.356, SLG: 0.254	0-0 F8		0-0 4-3		0-0 P3		0-3 K			3	0	0	0	0	0	2											
Eric Rasmussen, R OBP: 0.125, SLG: 0.045 Bob Ovwchinko, L OBP: 0.235, SLG: 0.133 Gene Richards, L OBP: 0.333, SLG: 0.337 Mickey Lolich, S (6, 1) Bill Almon, R OBP: 0.283, SLG: 0.265	0-0 6-3				0-0 L8		0-0 F8		0-0 F9	1	0	0	0	0	0	0											
<b>Inning Stats</b>	R: 2 E: 2 K: 0 S: 6	H: 2 LOB: 2 BB: 0 P: 6	R: 0 E: 0 K: 1 S: 5	H: 0 LOB: 0 BB: 0 P: 5	R: 0 E: 0 K: 1 S: 5	H: 2 LOB: 0 BB: 0 P: 7	R: 0 E: 0 K: 1 S: 5	H: 0 LOB: 0 BB: 0 P: 5	R: 0 E: 0 K: 0 S: 4	H: 2 LOB: 2 BB: 0 P: 5	R: 0 E: 0 K: 0 S: 4	H: 1 LOB: 1 BB: 0 P: 4	R: 0 E: 0 K: 1 S: 5	H: 0 LOB: 1 BB: 1 P: 9	R: 0 E: 0 K: 2 S: 7	H: 0 LOB: 0 BB: 0 P: 7	1B: 7 2B: 1 3B: 0 HR: 0	SF: 0 SAC: 0 DP: 0 HBP: 0	WP: 0 PB: 0 SB: 0 CS: 0	PA: 37							
<b>PITCHER</b>	IP	WLS	BF	H	R	ER	SO	BB	IBB	HBP	BLK	WP	HR	S	P	ERA	WHIP										
John Fulgham, R ERA:	9.0	W	37	8	2	0	6	1	0	0	0	0	0	48	52	0.00	1.000										

St. Louis Cardinals @ San Diego Padres  
San Diego Stadium, San Diego, CA  
Tue Jun 19 1979, 10:05 PM EDT  
Att: 20,216 - Unknown

AB 36  
R 2  
H 8  
RBI 2  
BB 1  
SO 6  
LOB 17





Batter	1	2	3	4	5	6	7	8	9	AB	R	H	RBI	BB	SO	LOB	TOP					
Garry Templeton, S (1, 6) OBP: 0.337, SLG: 0.413	0-0 6-3		0-0 F7			0-0 G3	0-0 1B			4	0	1	0	0	0	0	<b>St. Louis Cardinals @ San Diego Padres</b> San Diego Stadium, San Diego, CA Wed Jun 20 1979, 10:05 PM EDT Att: 20,653 - Unknown <a href="http://livebaseballscorecards.com">livebaseballscorecards.com</a>					
Tony Scott, S (1, 8) OBP: 0.333, SLG: 0.414	0-0 6-3		0-0 3B			0-0 1B	0-0 1B			4	1	3	0	0	0	0						
Keith Hernandez, L (1, 3) OBP: 0.387, SLG: 0.515	0-0 1B		0-3 K			0-0 1B	0-3 K			4	0	2	0	0	2	3						
Ted Simmons, S (1, 2) OBP: 0.413, SLG: 0.610	0-0 1B			0-0 4-3		0-0 FC5	0-0 1B	0-0 G3-6		4	0	3	1	0	0	0						
George Hendrick, R (1, 9) OBP: 0.397, SLG: 0.520	0-0 6-3			0-3 K		0-3 K	0-3 K	0-0 F9		4	0	0	0	0	2	5						
Dane Iorg, L (1, 7) OBP: 0.316, SLG: 0.358		0-0 CS		0-0 4-3		0-0 1B	0-0 BB	0-0 G3-6		3	0	1	0	1	0	1						
Ken Reitz, R (1, 5) OBP: 0.312, SLG: 0.409	0-0 L9				0-0 1B	0-0 FC5		0-0 F7		4	0	1	0	0	0	4						
Ken Oberkfell, L (1, 4) OBP: 0.367, SLG: 0.432	0-3 K				0-0 G4-6-3		0-0 6-3	0-0 4-3		4	0	0	0	0	1	2						
Pete Vuckovich, R (1, 1) OBP: 0.162, SLG: 0.162			0-0 F9				0-0 B1	0-0 4-3		2	0	0	0	0	0	0						
Buddy Schultz, R (6, 1)					0-0 5-3					0	0	0	0	0	0	0						
Lou Brock, L (7, PH) OBP: 0.368, SLG: 0.457										1	0	0	0	0	0	0						
Will McEnaney, L (7, 1)										0	0	0	0	0	0	0						
Jerry Mumphrey, S (9, PH)										1	0	0	0	0	0	0						
<b>Inning Stats</b>	R: 0 E: 0 K: 0 S: 5	H: 2 LOB: 2 BB: 0 P: 5	R: 0 E: 0 K: 1 S: 5	H: 1 LOB: 0 BB: 0 P: 5	R: 0 E: 0 K: 1 S: 6	H: 1 LOB: 1 BB: 0 P: 6	R: 0 E: 0 K: 1 S: 5	H: 0 LOB: 0 BB: 0 P: 5	R: 0 E: 0 K: 0 S: 3	H: 1 LOB: 0 BB: 0 P: 3	R: 1 E: 0 K: 1 S: 8	H: 3 LOB: 3 BB: 1 P: 12	R: 0 E: 0 K: 1 S: 7	H: 2 LOB: 2 BB: 0 P: 7	R: 0 E: 0 K: 0 S: 3	H: 1 LOB: 0 BB: 0 P: 3	R: 0 E: 0 K: 0 S: 3	H: 0 LOB: 0 BB: 0 P: 3	1B: 10 2B: 0 3B: 1 HR: 0	SF: 0 SAC: 0 DP: 2 HBP: 0	WP: 0 PB: 0 SB: 0 CS: 1	PA: 36
<b>PITCHER</b> Gaylord Perry (1, 1) ERA: 2.51	IP: 9.0 WLS: W BF: 36 H: 11 R: 1 ER: 1 SO: 5 BB: 1 IBB: 0 HBP: 0 BLK: 0 WP: 0 HR: 0 S: 45 P: 49 ERA: 1.00 WHIP: 1.333															<b>PITCHER</b>	IP: 9.0 WLS: W BF: 36 H: 11 R: 1 ER: 1 SO: 5 BB: 1 IBB: 0 HBP: 0 BLK: 0 WP: 0 HR: 0 S: 45 P: 49 ERA: 1.00 WHIP: 1.333					


Batter	1	2	3	4	5	6	7	8	9	AB	R	H	RBI	BB	SO	LOB	BOTTOM			
Gene Richards, L (1, 8) OBP: 0.332, SLG: 0.336	0-3 K		0-0 CS		0-0 G3	0-0 5-3				4	0	1	0	0	1	1	<b>St. Louis Cardinals @ San Diego Padres</b> San Diego Stadium, San Diego, CA Wed Jun 20 1979, 10:05 PM EDT Att: 20,653 - Unknown <a href="http://livebaseballscorecards.com">livebaseballscorecards.com</a>			
Paul Dade, R (1, 5) OBP: 0.340, SLG: 0.385	0-3 K		0-0 CS	0-0 L9	0-0 1B	0-0 1B	0-0 L7			4	0	1	0	0	1	0				
Jay Johnstone, L (1, 9) OBP: 0.287, SLG: 0.310	0-0 1B			0-0 1B	0-0 1B	0-0 4-3	0-0 F9			3	1	3	0	0	0	0				
Dave Winfield, R (7, 9) OBP: 0.413, SLG: 0.618	0-0 1B			0-0 1B	0-0 1B	0-0 4-3	0-0 F9			1	0	0	0	0	0	0				
Jerry Turner, L (1, 7) OBP: 0.332, SLG: 0.408	0-0 F5			0-0 1B	0-0 4-3	0-0 4-3	0-0 4-3			4	1	1	0	0	0	3				
Gene Tenace, R (1, 2) OBP: 0.399, SLG: 0.427		0-0 P5		0-0 E7	0-0 BB	0-0 BB	0-0 F3			3	1	1	1	1	0	0				
Dan Briggs, L (1, 3) OBP: 0.300, SLG: 0.417	0-3 K			0-0 HBP	0-0 L9		0-3 K	0-3 K		3	0	0	0	0	2	3				
Fernando Gonzalez, R (1, 4) OBP: 0.276, SLG: 0.396	0-0 1-3			0-3 K		0-3 K		0-0 4-3		4	0	0	0	0	2	1				
Ozzie Smith, S (1, 6) OBP: 0.240, SLG: 0.213			0-0 6-3		0-0 1B	0-0 SH1-4	0-0 1B			2	0	1	0	1	0	0				
Gaylord Perry, R (1, 1) OBP: 0.194, SLG: 0.314			0-3 K		0-0 6-3	0-0 SH1-4	0-0 1B			2	0	0	0	0	1	2				
<b>Inning Stats</b>	R: 0 E: 0 K: 2 S: 8	H: 1 LOB: 1 BB: 0 P: 8	R: 0 E: 0 K: 1 S: 5	H: 0 LOB: 0 BB: 0 P: 5	R: 0 E: 0 K: 1 S: 5	H: 1 LOB: 0 BB: 0 P: 5	R: 3 E: 1 K: 1 S: 8	H: 3 LOB: 2 BB: 1 P: 13	R: 0 E: 0 K: 0 S: 5	H: 2 LOB: 3 BB: 1 P: 9	R: 0 E: 0 K: 1 S: 6	H: 1 LOB: 1 BB: 0 P: 6	R: 0 E: 0 K: 0 S: 3	H: 0 LOB: 0 BB: 0 P: 3	R: 0 E: 0 K: 1 S: 5	H: 0 LOB: 0 BB: 0 P: 5	1B: 8 2B: 0 3B: 0 HR: 0	SF: 0 SAC: 1 DP: 0 HBP: 1	WP: 1 PB: 0 SB: 1 CS: 1	PA: 35
<b>PITCHER</b> Pete Vuckovich, R (1, 1) ERA: 3.26	IP: 5.0 WLS: L BF: 24 H: 7 R: 3 ER: 2 SO: 5 BB: 1 IBB: 1 HBP: 0 BLK: 0 WP: 1 HR: 0 S: 31 P: 40 ERA: 3.60 WHIP: 1.600															<b>PITCHER</b>	IP: 5.0 WLS: L BF: 24 H: 7 R: 3 ER: 2 SO: 5 BB: 1 IBB: 1 HBP: 0 BLK: 0 WP: 1 HR: 0 S: 31 P: 40 ERA: 3.60 WHIP: 1.600			
Buddy Schultz, L (6, 1) ERA: 4.66	1.0 4 1 0 0 1 0 0 0 0 0 0 6 6 0.00 1.000															<b>PITCHER</b>	1.0 4 1 0 0 1 0 0 0 0 0 0 6 6 0.00 1.000			
Will McEnaney, L (7, 1) ERA: 1.86	2.0 6 0 0 0 1 0 0 0 0 0 0 8 8 0.00 0.000															<b>PITCHER</b>	2.0 6 0 0 0 1 0 0 0 0 0 0 8 8 0.00 0.000			




Batter	1	2	3	4	5	6	7	8	9	AB	R	H	RBI	BB	SO	LOB	TOP				
Gene Richards, L (1.8) OBP: 0.327, SLG: 0.331	4-3		F7		F8			FC4-6 BB 1B		4	0	0	0	0	0	1	<b>San Diego Padres @ Houston Astros</b> Astrodome, Houston, TX Fri Jun 22 1979, 8:05 PM EDT Att: 30,954 - Unknown				
Paul Dade, R (1.5) OBP: 0.336, SLG: 0.382	F8		K		5-3			BB 1B		4	0	1	0	0	1	0					
Dave Winfield, R (1.9) OBP: 0.417, SLG: 0.625	F2							BB BB		2	0	1	0	2	0	0					
Jerry Turner, L (1.7) OBP: 0.327, SLG: 0.402		F3	F7		F7			BB BB		4	0	0	0	0	1	5					
Gene Tenace, R (1.2) OBP: 0.397, SLG: 0.420		FC5-4 1B BB			E5 4-3			1-3		3	1	0	0	1	0	3					
Jay Johnstone, L (1.3) OBP: 0.281, SLG: 0.323					4-3					4	0	2	0	0	0	1					
Fernando Gonzalez, R (1.4) OBP: 0.272, SLG: 0.390										4	0	0	0	0	1	4					
Ozzie Smith, S (1.6) OBP: 0.241, SLG: 0.215										3	0	1	1	0	0	1					
Rollie Fingers, R (7.1) OBP: 0.100, SLG: 0.100										0	0	0	0	0	0	0					
Kurt Bevacqua, R (9. PH) OBP: 0.341, SLG: 0.279										1	0	0	0	0	1	0					
Bob Shirley, R (1.1) OBP: 0.133, SLG: 0.200										2	0	0	0	0	0	2					
Bill Almon, R (7.6) OBP: 0.290, SLG: 0.274										1	0	1	0	0	0	0					
<b>Inning Stats</b>	R: 0 E: 0 K: 0 S: 3	H: 0 LOB: 0 BB: 0 P: 3	R: 1 E: 0 K: 0 S: 5	H: 2 LOB: 2 BB: 1 P: 9	R: 0 E: 0 K: 1 S: 6	H: 1 LOB: 1 BB: 0 P: 6	R: 0 E: 1 K: 0 S: 4	H: 0 LOB: 1 BB: 0 P: 4	R: 0 E: 0 K: 0 S: 3	H: 0 LOB: 0 BB: 1 P: 6	R: 0 E: 0 K: 0 S: 2	H: 1 LOB: 0 BB: 0 P: 3	R: 0 E: 0 K: 1 S: 7	H: 2 LOB: 3 BB: 1 P: 11	R: 0 E: 0 K: 2 S: 7	H: 0 LOB: 0 BB: 0 P: 7	1B: 5 2B: 0 3B: 1 HR: 0	SF: 0 SAC: 0 DP: 1 HBP: 0	WP: 0 PB: 0 SB: 0 CS: 1	PA: 35	
<b>PITCHER</b>	IP	WLS	BF	H	R	ER	SO	BB	IBB	HBP	BLK	WP	HR	S	P	ERA	WHIP				
Joe Niekro, R (1.1) ERA: 2.89	7.1	W	30	6	1	1	1	3	0	0	0	0	0	29	41	1.23	1.227				
Joe Sambito, L (8.1) ERA: 1.2	1.2	S	5	0	0	0	3	0	0	0	0	0	0	11	11	0.00	0.000				

Batter	1	2	3	4	5	6	7	8	9	AB	R	H	RBI	BB	SO	LOB	BOTTOM				
Terry Puhl, L (1.8) OBP: 0.350, SLG: 0.378	F3		K					4-3		4	0	0	0	0	1	0	<b>San Diego Padres @ Houston Astros</b> Astrodome, Houston, TX Fri Jun 22 1979, 8:05 PM EDT Att: 30,954 - Unknown				
Craig Reynolds, L (1.6) OBP: 0.311, SLG: 0.345	F4				6-3			F8		3	1	0	0	1	0	0					
Cesar Cedeno, R (1.3) OBP: 0.378, SLG: 0.383										2	0	0	0	1	0	1					
Jeffrey Leonard, R (1.9) OBP: 0.354, SLG: 0.370	CS				4-3					3	1	2	1	0	0	0					
Enos Cabell, R (1.5) OBP: 0.302, SLG: 0.364										3	0	0	0	0	1	2					
Jose Cruz, L (1.7) OBP: 0.366, SLG: 0.420										2	0	0	0	1	1	1					
Julio Gonzalez, R (1.4) OBP: 0.314, SLG: 0.288										2	0	0	0	0	0	1					
Denny Walling, L (7. PH) OBP: 0.429, SLG: 0.583										1	0	1	1	0	0	0					
Rafael Landestoy, S (8.4) OBP: 0.259, SLG: 0.200										0	0	0	0	0	0	0					
Alan Ashby, S (1.2) OBP: 0.284, SLG: 0.298										3	0	0	0	0	1	2					
Joe Niekro, R (1.1) OBP: 0.116, SLG: 0.122										2	0	0	0	0	0	0					
Joe Sambito, L (8.1) OBP: 0.571, SLG: 0.500										1	0	0	0	0	0	0					
<b>Inning Stats</b>	R: 0 E: 0 K: 0 S: 2	H: 0 LOB: 0 BB: 1 P: 6	R: 0 E: 0 K: 1 S: 6	H: 1 LOB: 1 BB: 0 P: 6	R: 0 E: 0 K: 2 S: 7	H: 0 LOB: 0 BB: 0 P: 7	R: 0 E: 0 K: 0 S: 3	H: 0 LOB: 0 BB: 0 P: 3	R: 0 E: 0 K: 0 S: 3	H: 0 LOB: 0 BB: 0 P: 3	R: 2 E: 0 K: 0 S: 5	H: 2 LOB: 2 BB: 2 P: 13	R: 0 E: 0 K: 0 S: 3	H: 0 LOB: 0 BB: 0 P: 3	1B: 2 2B: 1 3B: 0 HR: 0	SF: 0 SAC: 0 DP: 0 HBP: 0	WP: 0 PB: 0 SB: 1 CS: 1	PA: 30			
<b>PITCHER</b>	IP	WLS	BF	H	R	ER	SO	BB	IBB	HBP	BLK	WP	HR	S	P	ERA	WHIP				
Bob Shirley, L (1.1) ERA: 3.09	6.1	L	22	2	2	2	4	2	0	0	0	0	0	28	36	2.84	0.632				
Rollie Fingers, R (7.1) ERA: 2.75	1.2		7	1	0	0	0	0	1	0	0	0	0	6	10	0.00	0.600				

**AB 32**  
**R 1**  
**H 6**  
**RBI 1**  
**BB 3**  
**SO 4**  
**LOB 17**



**AB 26**  
**R 2**  
**H 3**  
**RBI 2**  
**BB 3**  
**SO 4**  
**LOB 7**

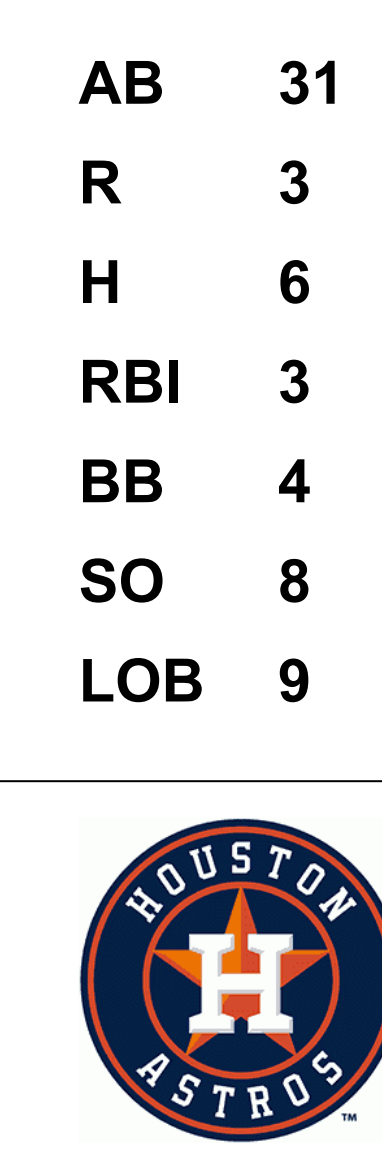




Batter	1	2	3	4	5	6	7	8	9	AB	R	H	RBI	BB	SO	LOB	TOP										
<b>Paul Dade, R</b> OBP: 0.336, SLG: 0.379 (1, 5)	5-3		K					6-3		4	0	1	1	0	1	1	<b>San Diego Padres @ Houston Astros</b> Astrodome, Houston, TX Sat Jun 23 1979, 8:05 PM EDT Att: 41,429 - Dome										
<b>Jay Johnstone, L</b> OBP: 0.279, SLG: 0.308 (1, 8) <b>Bill Fahey, L</b> OBP: 0.313, SLG: 0.377 (8, 2)	F3				4-3			F7		3	1	0	0	1	0	1											
<b>Dave Winfield, R</b> OBP: 0.412, SLG: 0.615 (1, 9)	K				6-3			6-3		4	0	0	0	0	2	1											
<b>Jerry Turner, L</b> OBP: 0.326, SLG: 0.399 (1, 7)		F3			4-3			F5		4	0	1	1	0	0	0											
<b>Gene Tenace, R</b> OBP: 0.390, SLG: 0.411 (1, 2) (8, 3)	6-3				F7			F8		4	0	0	0	0	0	1											
<b>Dan Briggs, L</b> OBP: 0.293, SLG: 0.407 (1, 3) (8, 8)	F9				F8			F6		3	0	0	0	0	0	1											
<b>Fernando Gonzalez, R</b> OBP: 0.273, SLG: 0.386 (1, 4)								6-3		2	0	0	0	1	0	0											
<b>Ozzie Smith, S</b> OBP: 0.242, SLG: 0.220 (1, 6)			F3					F7		3	1	1	0	0	0	1											
<b>Randy Jones, R</b> OBP: 0.162, SLG: 0.189 (1, 1) <b>Rollie Fingers, R</b> OBP: 0.100, SLG: 0.100 (8, 1)			SH5-4					K		2	0	0	0	0	2	1											
<b>Inning Stats</b>	R: 0 E: 0 K: 1 S: 5	H: 0 LOB: 0 BB: 0 P: 5	R: 0 E: 0 K: 0 S: 3	H: 0 LOB: 0 BB: 0 P: 3	R: 0 E: 0 K: 1 S: 5	H: 0 LOB: 1 BB: 1 P: 9	R: 1 E: 0 K: 0 S: 4	H: 1 LOB: 1 BB: 1 P: 8	R: 1 E: 0 K: 1 S: 7	H: 2 LOB: 1 BB: 0 P: 7	R: 0 E: 0 K: 1 S: 5	H: 0 LOB: 0 BB: 0 P: 5	R: 0 E: 0 K: 0 S: 3	H: 0 LOB: 0 BB: 0 P: 3	R: 0 E: 0 K: 1 S: 5	H: 0 LOB: 0 BB: 0 P: 5	R: 0 E: 0 K: 0 S: 3	H: 0 LOB: 0 BB: 0 P: 3	1B: 2 2B: 1 3B: 0 HR: 0	SF: 0 SAC: 1 DP: 0 HBP: 0	WP: 0 PB: 0 SB: 0 CS: 0	PA: 32					
<b>PITCHER</b>	IP	WLS	BF	H	R	ER	SO	BB	IBB	HBP	BLK	WP	HR	S	P	ERA	WHIP										
<b>Rick Williams, R</b> ERA: 2.49 (1, 1)	8.0		29	3	2	2	5	2	0	0	0	0	0	37	45	2.25	0.625										
<b>Tom Dixon, R</b> ERA: 3.79 (9, 1)	1.0	W	3	0	0	0	0	0	0	0	0	0	0	3	3	0.00	0.000										

Batter	1	2	3	4	5	6	7	8	9	AB	R	H	RBI	BB	SO	LOB	BOTTOM										
<b>Terry Puhl, L</b> OBP: 0.348, SLG: 0.376 (1, 8)	F9		L9							4	0	1	1	0	0	0	<b>San Diego Padres @ Houston Astros</b> Astrodome, Houston, TX Sat Jun 23 1979, 8:05 PM EDT Att: 41,429 - Dome										
<b>Craig Reynolds, L</b> OBP: 0.307, SLG: 0.340 (1, 6)	4-3		4-3					F4		4	0	0	0	0	0	2											
<b>Cesar Cedeno, R</b> OBP: 0.380, SLG: 0.382 (1, 3)										3	1	1	0	1	2	0											
<b>Jeffrey Leonard, R</b> OBP: 0.353, SLG: 0.365 (1, 9) <b>Denny Walling, L</b> OBP: 0.442, SLG: 0.595 (9, PH)										2	0	0	0	1	2	1											
<b>Enos Cabell, R</b> OBP: 0.301, SLG: 0.363 (1, 5)										1	1	1	1	0	0	0											
<b>Jose Cruz, L</b> OBP: 0.384, SLG: 0.415 (1, 7)										3	0	0	0	1	0	2											
<b>Julio Gonzalez, R</b> OBP: 0.311, SLG: 0.275 (1, 4)										3	0	0	0	1	1	1											
<b>Bruce Bochy, R</b> OBP: 0.242, SLG: 0.246 (1, 2) <b>Alan Ashby, S</b> OBP: 0.288, SLG: 0.302 (9, PH)										3	0	0	0	0	0	1											
<b>Rick Williams, R</b> OBP: 0.313, SLG: 0.286 (1, 1) <b>Art Howe, R</b> OBP: 0.291, SLG: 0.361 (8, PH) <b>Jimmy Sexton, R</b> OBP: 0.222, SLG: 0.176 (8, PR) <b>Tom Dixon, R</b> OBP: 1.000, SLG: 1.000 (9, 1)										2	0	0	0	0	2	0											
<b>Inning Stats</b>	R: 0 E: 0 K: 1 S: 5	H: 0 LOB: 1 BB: 1 P: 9	R: 0 E: 0 K: 0 S: 4	H: 1 LOB: 0 BB: 0 P: 4	R: 0 E: 0 K: 1 S: 5	H: 0 LOB: 0 BB: 0 P: 5	R: 0 E: 0 K: 3 S: 9	H: 0 LOB: 0 BB: 0 P: 9	R: 0 E: 0 K: 0 S: 3	H: 0 LOB: 0 BB: 0 P: 3	R: 0 E: 0 K: 1 S: 5	H: 0 LOB: 0 BB: 0 P: 5	R: 0 E: 0 K: 1 S: 5	H: 0 LOB: 1 BB: 1 P: 9	R: 0 E: 0 K: 1 S: 7	H: 2 LOB: 2 BB: 0 P: 7	R: 2 E: 0 K: 0 S: 4	H: 3 LOB: 3 BB: 2 P: 12	1B: 5 2B: 1 3B: 0 HR: 0	SF: 0 SAC: 0 DP: 0 HBP: 0	WP: 1 PB: 0 SB: 3 CS: 0	PA: 35					
<b>PITCHER</b>	IP	WLS	BF	H	R	ER	SO	BB	IBB	HBP	BLK	WP	HR	S	P	ERA	WHIP										
<b>Randy Jones, L</b> ERA: 3.97 (1, 1)	7.2		28	3	1	1	8	2	0	0	0	0	0	42	50	1.17	0.652										
<b>Rollie Fingers, R</b> ERA: 3.04 (8, 1)	0.2	L	7	3	2	2	0	1	1	0	0	0	0	5	13	27.00	6.000										

AB	29
R	2
H	3
RBI	2
BB	2
SO	5
LOB	7





Batter	1	2	3	4	5	6	7	8	9	AB	R	H	RBI	BB	SO	LOB	TOP					
Gene Richards, L (1, 8) OBP: 0.333, SLG: 0.335	4-0 BB		0-0 1B			0-0 1-3		0-0 1B		3	0	2	0	1	0	0	<b>San Diego Padres @ Houston Astros</b> Astrodome, Houston, TX Sun Jun 24 1979, 4:33 AM EDT Att: 19,315 - Dome					
Paul Dade, R (1, 5) OBP: 0.335, SLG: 0.374	0-0 4-3		0-0 F8			4-0 1B BB		0-0 F9		3	1	0	0	1	0	3						
Dave Winfield, R (1, 9) OBP: 0.410, SLG: 0.610	0-0 5-3		0-0 F8			0-0 F4		0-0 1B		4	0	1	0	0	0	2						
Jerry Turner, L (1, 7) OBP: 0.332, SLG: 0.402		0-0 FC6-4 1B		4-0 FC1-6 BB		0-0 1B		0-0 F8		3	0	2	0	1	0	2						
Dan Briggs, L (1, 3) OBP: 0.292, SLG: 0.402		0-0 FC6-4 1B		0-0 FC1-6 G6-4-3		0-0 1B		0-0 F7		4	0	1	1	0	0	4						
Gene Tenace, R (1, 2) OBP: 0.384, SLG: 0.403		0-3 K		0-0 G6-4-3		0-0 F8			0-0 5-3	4	0	0	0	0	1	4						
Bill Almon, R (1, 4) OBP: 0.290, SLG: 0.279		0-0		0-3 K		0-0 F7		0-0 F7		2	0	1	0	0	1	0						
Jay Johnstone, L (7, PH) OBP: 0.275, SLG: 0.303										1	0	0	0	0	0	0						
John D'Acquisto, R (7, PH) OBP: 0.111, SLG: 0.222										0	0	0	0	0	0	0						
Broderick Perkins, L (9, PH) OBP: 0.304, SLG: 0.260		1-2 1B								1	0	0	0	0	0	0						
Ozzie Smith, S (1, 6) OBP: 0.239, SLG: 0.218		0-0 F9				0-0 F8		0-0 4-3		3	0	0	0	0	0	2						
Kurt Bevacqua, R (9, PH) OBP: 0.338, SLG: 0.277								0-0 5-3		1	0	0	0	0	0	0						
Eric Rasmussen, R (1, 1) OBP: 0.126, SLG: 0.043										1	0	0	0	0	0	0						
Dennis Kinney, L (4, 1)										0	0	0	0	0	0	0						
Bill Fahey, L (5, PH) OBP: 0.269, SLG: 0.371										1	0	0	0	0	0	0						
Bob Owchinko, L (5, PH) OBP: 0.129, SLG: 0.163										0	0	0	0	0	0	0						
Fernando Gonzalez, R (7, PH) OBP: 0.212, SLG: 0.385										1	0	0	0	0	0	0						
<b>Inning Stats</b>	R: 0 E: 0 K: 0 S: 2	H: 0 LOB: 0 BB: 1 P: 6	R: 0 E: 0 K: 1 S: 7	H: 2 LOB: 2 BB: 0 P: 7	R: 0 E: 0 K: 0 S: 4	H: 1 LOB: 1 BB: 0 P: 4	R: 0 E: 0 K: 0 S: 2	H: 0 LOB: 0 BB: 1 P: 6	R: 0 E: 0 K: 1 S: 5	H: 0 LOB: 0 BB: 0 P: 5	R: 1 E: 0 K: 0 S: 5	H: 2 LOB: 2 BB: 1 P: 9	R: 0 E: 0 K: 0 S: 3	H: 0 LOB: 0 BB: 0 P: 3	R: 0 E: 0 K: 0 S: 5	H: 2 LOB: 2 BB: 0 P: 5	R: 0 E: 0 K: 0 S: 3	H: 0 LOB: 0 BB: 0 P: 3	1B: 7 2B: 0 3B: 0 HR: 0	SF: 0 SAC: 0 DP: 1 HBP: 0	WP: 0 PB: 0 SB: 0 CS: 0	PA: 35
<b>PITCHER</b> Joaquin Andujar, R (1, 1) ERA: 2.8	IP: 9.0 WLS: W BF: 35 H: 7 R: 1 ER: 1 SO: 2 BB: 3 IBB: 0 HBP: 0 BLK: 0 WP: 0 HR: 0 S: 36 P: 48 ERA: 1.00 WHIP: 1.111															<b>PITCHER</b>	IP: 9.0 WLS: W BF: 35 H: 7 R: 1 ER: 1 SO: 2 BB: 3 IBB: 0 HBP: 0 BLK: 0 WP: 0 HR: 0 S: 36 P: 48 ERA: 1.00 WHIP: 1.111					

AB	32
R	1
H	7
RBI	1
BB	3
SO	2
LOB	17

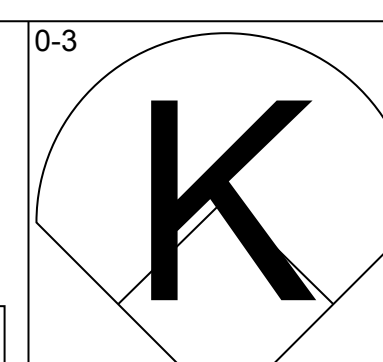
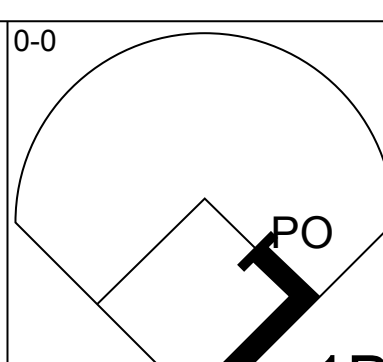
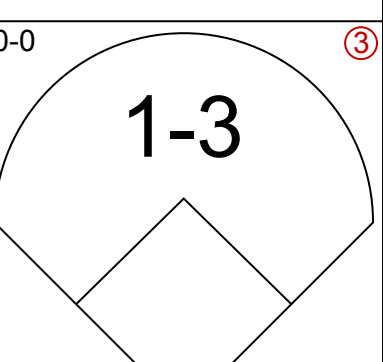
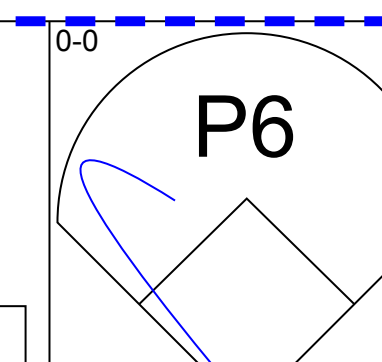
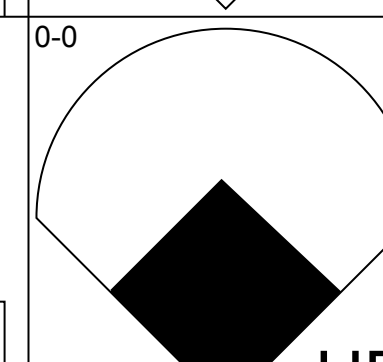
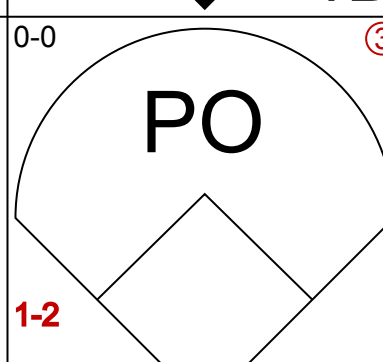
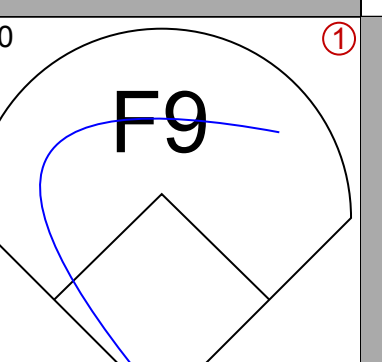
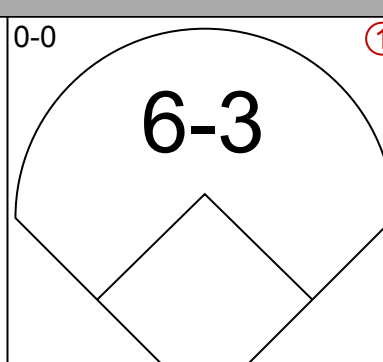
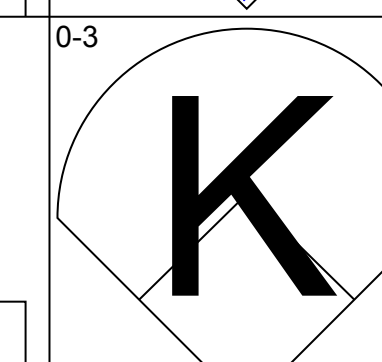
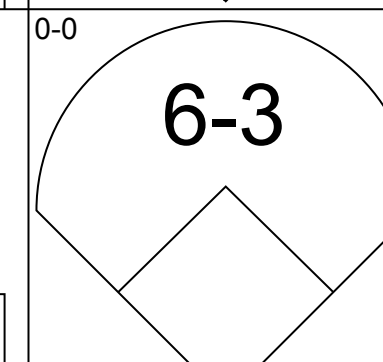
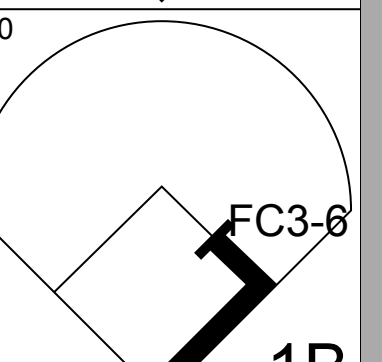
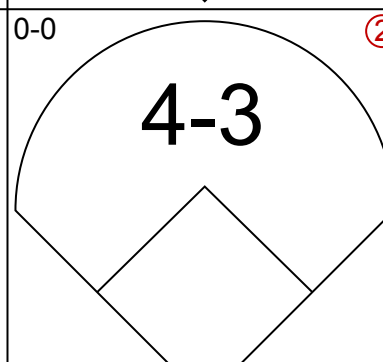
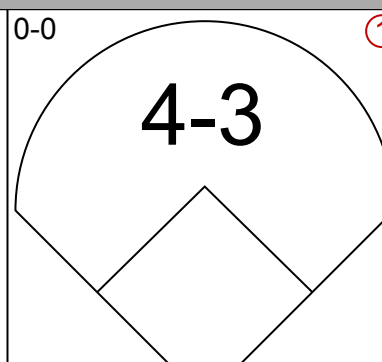
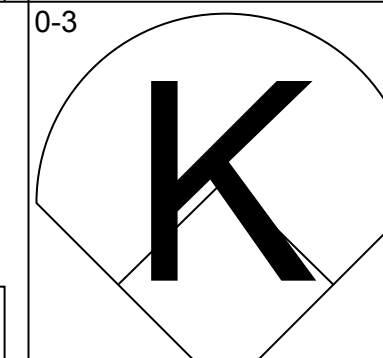
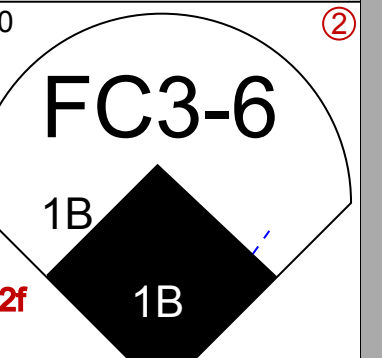
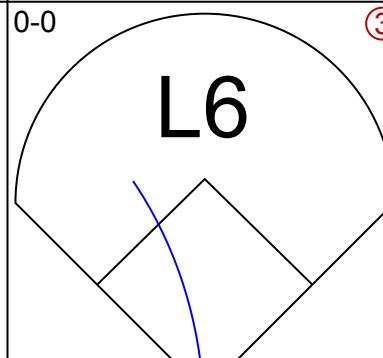
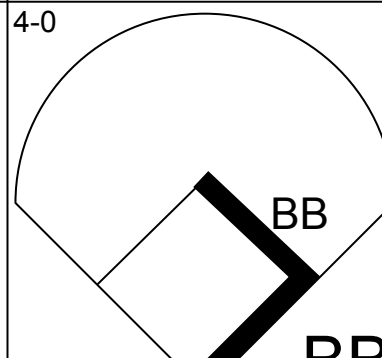
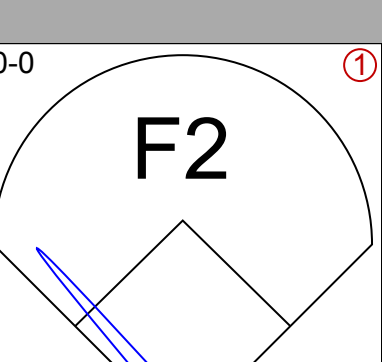
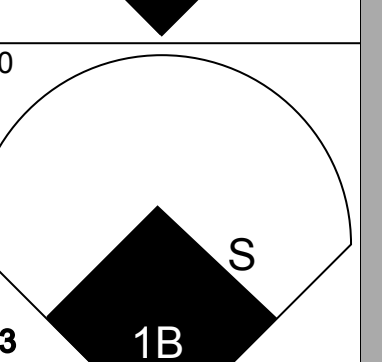
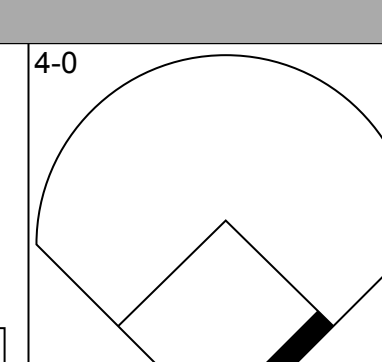
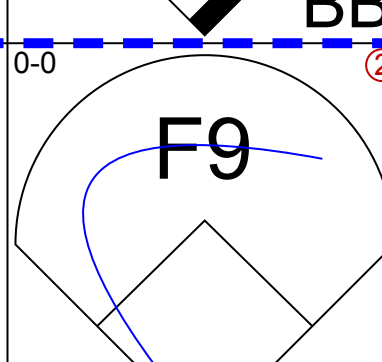
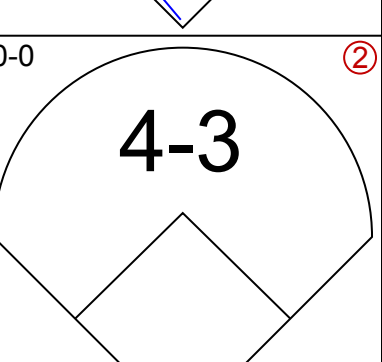
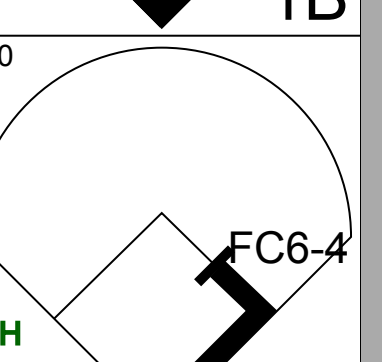
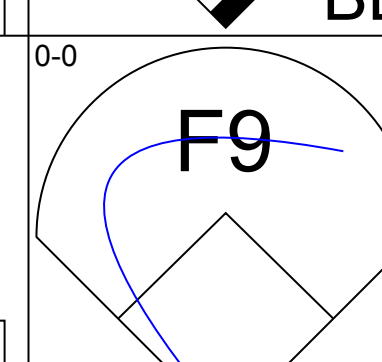
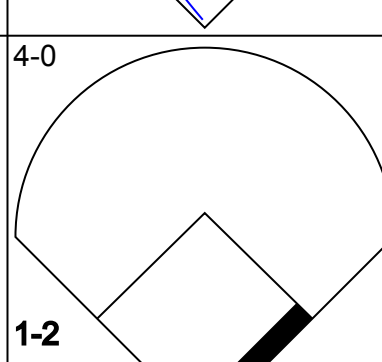
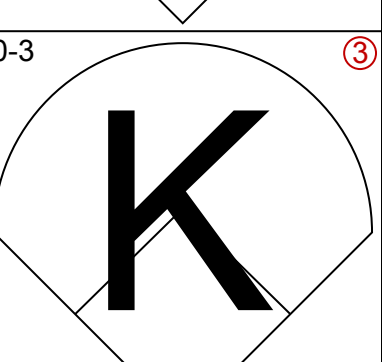
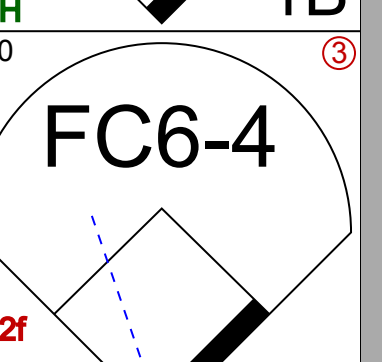
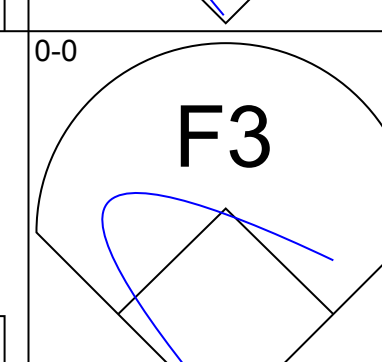
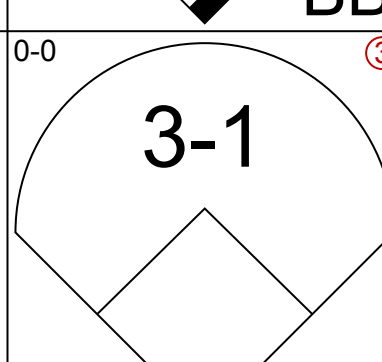
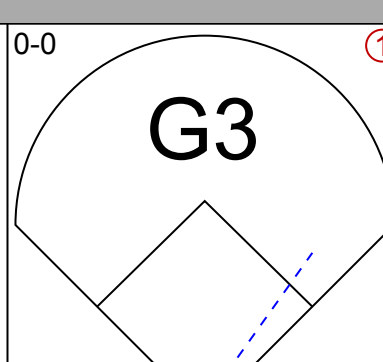
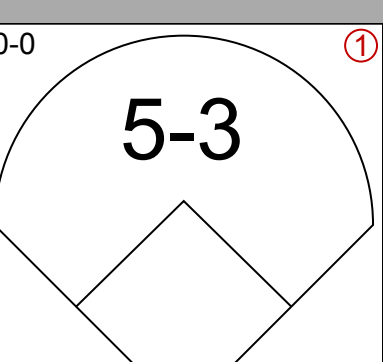
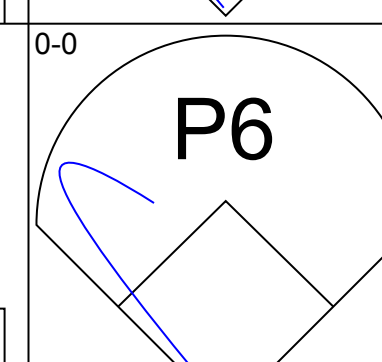
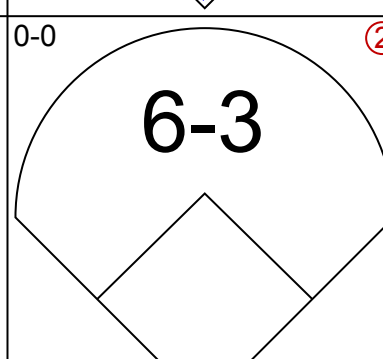
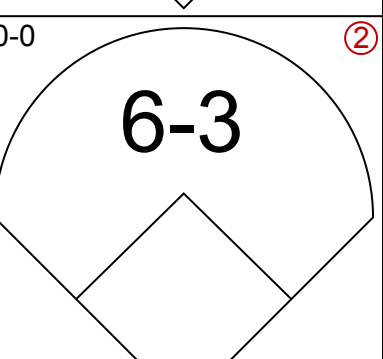
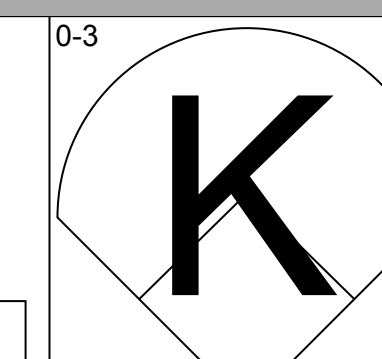


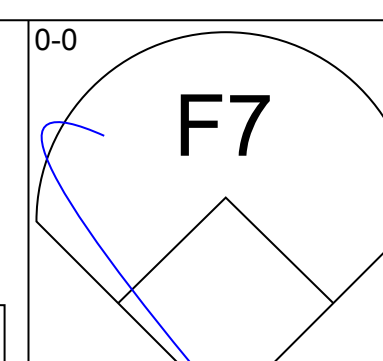
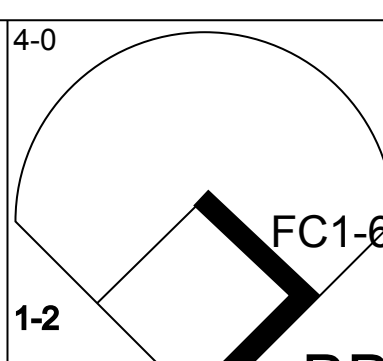
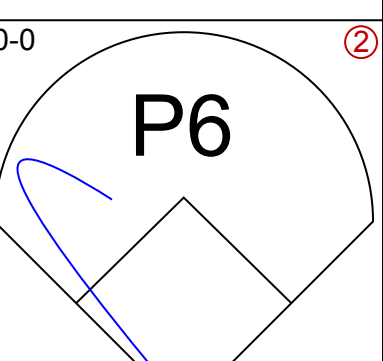
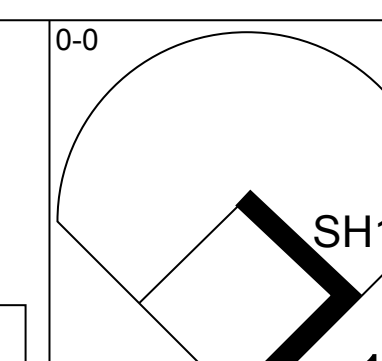
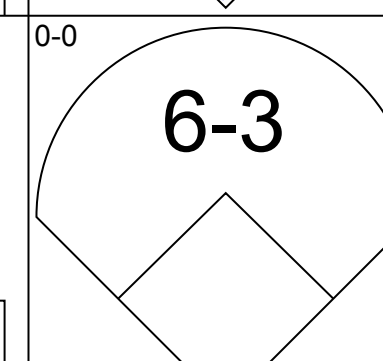
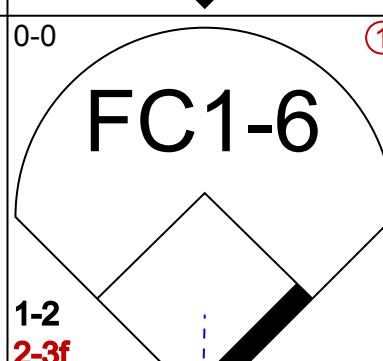
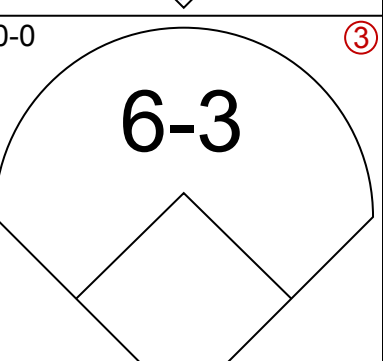
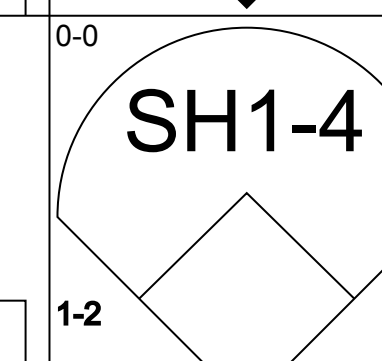
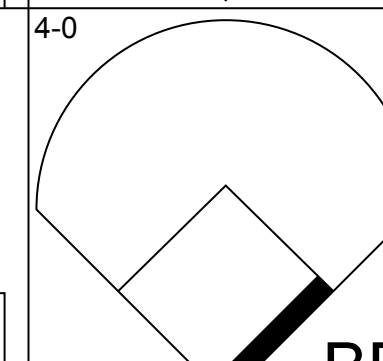
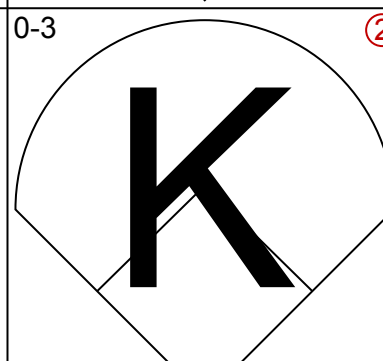
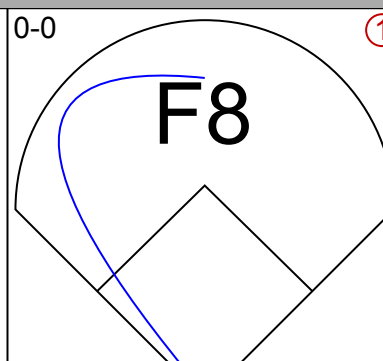
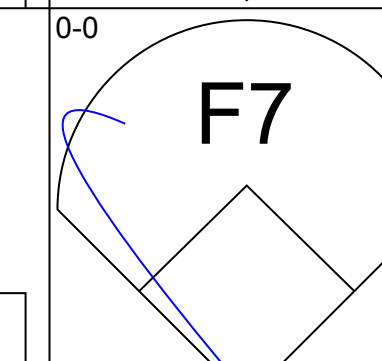
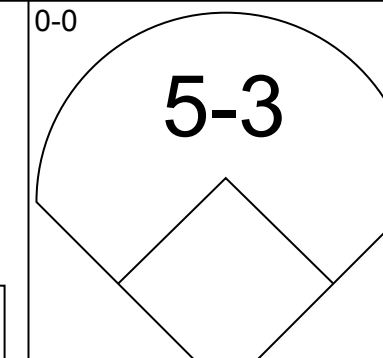
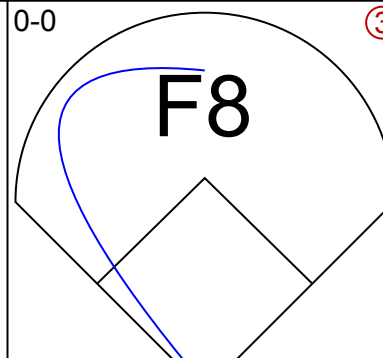
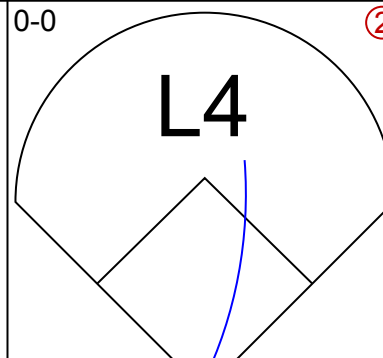
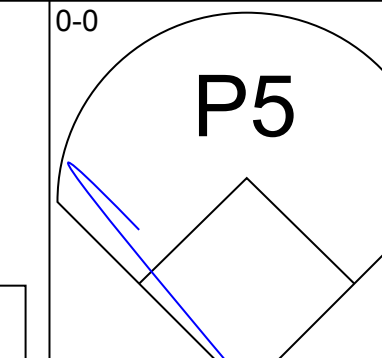
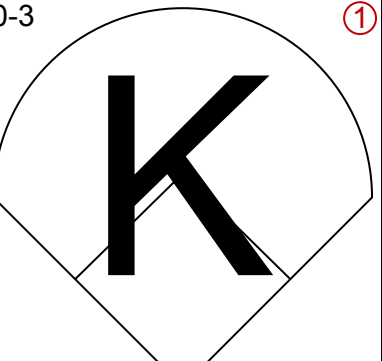
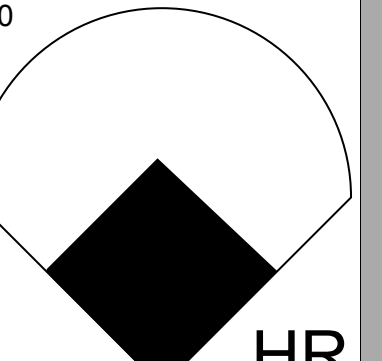
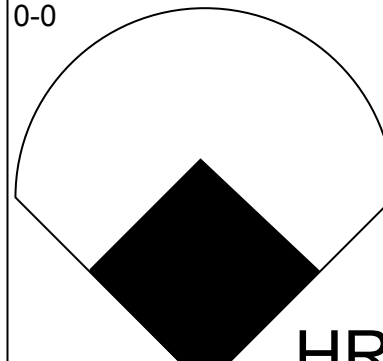
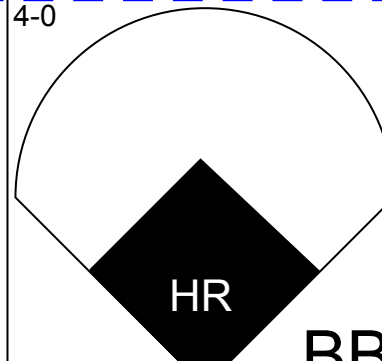
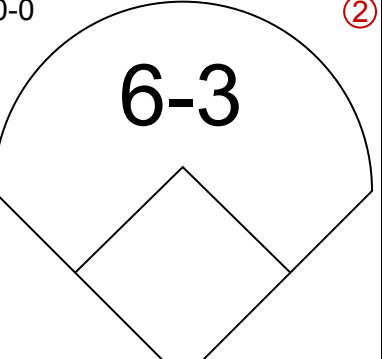

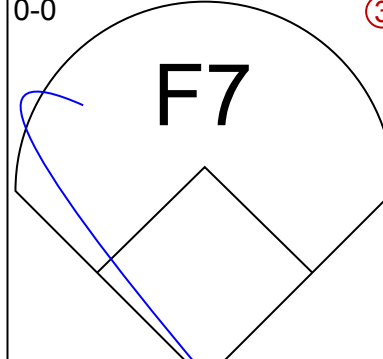
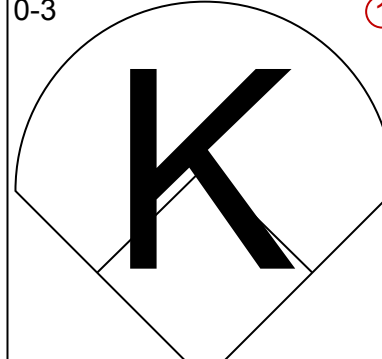
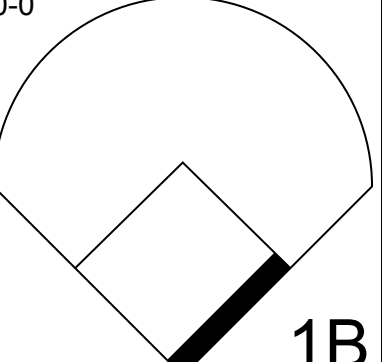
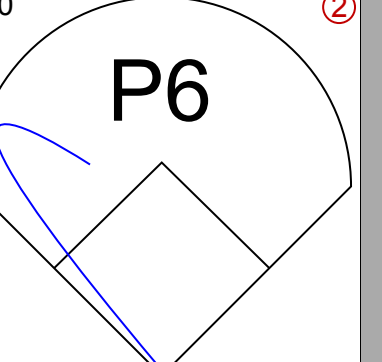
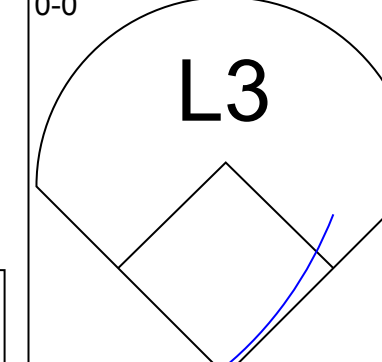
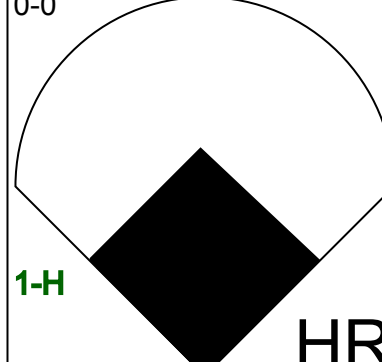
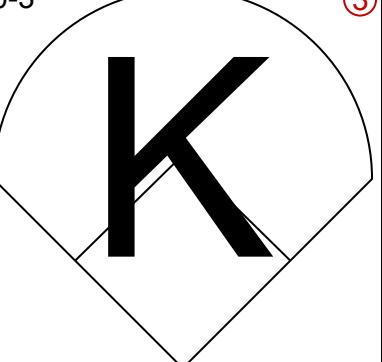
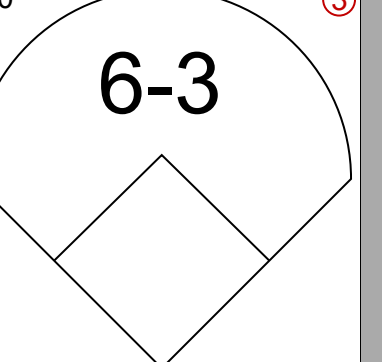
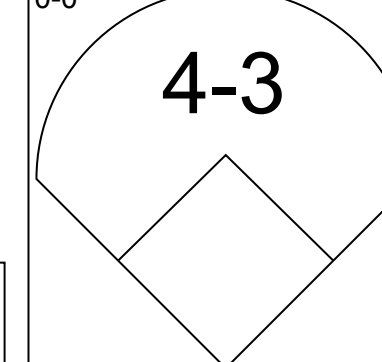
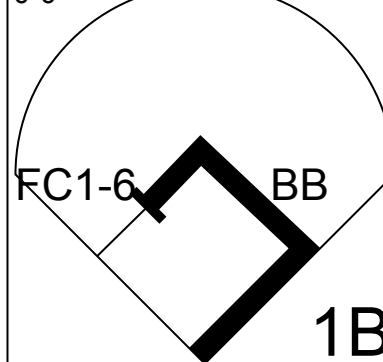

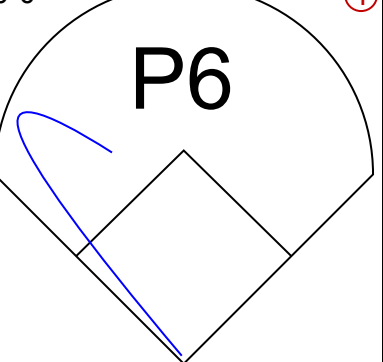
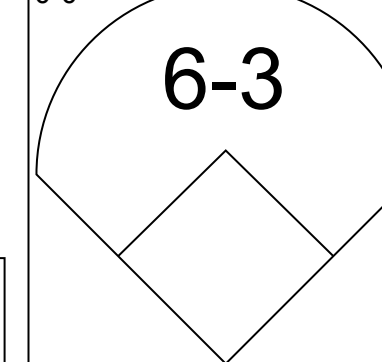
Batter	1	2	3	4	5	6	7	8	9	AB	R	H	RBI	BB	SO	LOB	BOTTOM			
Terry Puhl, L (1, 8) OBP: 0.352, SLG: 0.375	0-0 1B SF9		0-0 F8		0-0 G3	4-0 FC4-6 1B		4-0 1B		3	1	1	0	2	0	0	<b>San Diego Padres @ Houston Astros</b> Astrodome, Houston, TX Sun Jun 24 1979, 4:33 AM EDT Att: 19,315 - Dome			
Craig Reynolds, L (1, 6) OBP: 0.305, SLG: 0.344	0-0 FC6-4 1B		0-0 4-3		0-0 1B	0-0 FC4-6 2B		0-0 F8		5	1	2	0	0	0	5				
Cesar Cedeno, R (1, 3) OBP: 0.374, SLG: 0.377	0-0 SF9		0-0 5-3		0-0 F6		0-3 K			3	0	0	1	0	1	1				
Jose Cruz, L (1, 7) OBP: 0.363, SLG: 0.412	0-0 FC6-4		0-3 K		0-0 1B		0-0 F8			4	0	1	1	0	1	1				
Enos Cabell, R (1, 5) OBP: 0.301, SLG: 0.361	0-0 F8			0-0 F6	0-3 K		0-0 1B			4	0	1	0	0	1	2				
Denny Walling, L (1, 9) OBP: 0.447, SLG: 0.634		0-0 2B 1B		0-3 K		0-0 FC4-2 3B		0-0 F8		4	1	2	0	0	1	1				
Alan Ashby, S (1, 2) OBP: 0.291, SLG: 0.311										1	1	1	1	0	0	0				
Bruce Bochy, R (3, 2) OBP: 0.246, SLG: 0.266		0-0 G3 SF7 2B				0-0 FC4-2 1B		0-0 6-3		3	0	1	0	0	0	1				
Rafael Landestoy, S (1, 4) OBP: 0.290, SLG: 0.212		0-0 G3		4-0 1B		0-0 FC4-2 1B		4-0 SH1-4 BB		2	0	1	0	2	0	1				
Joaquin Andujar, S (1, 1) OBP: 0.077, SLG: 0.042		0-0 SF7		0-3 K		0-0 1-4 1B		0-0 SH1-4		2	0	0	1	0	1	4				
<b>Inning Stats</b>	R: 1 E: 0 K: 0 S: 5	H: 2 LOB: 1 BB: 0 P: 5	R: 2 E: 0 K: 0 S: 5	H: 2 LOB: 0 BB: 0 P: 5	R: 0 E: 0 K: 1 S: 5	H: 0 LOB: 0 BB: 0 P: 5	R: 0 E: 0 K: 2 S: 8	H: 1 LOB: 2 BB: 1 P: 12	R: 1 E: 0 K: 1 S: 7	H: 2 LOB: 1 BB: 0 P: 7	R: 0 E: 0 K: 0 S: 5	H: 2 LOB: 3 BB: 1 P: 9	R: 0 E: 0 K: 1 S: 6	H: 1 LOB: 1 BB: 0 P: 6	R: 0 E: 0 K: 0 S: 3	H: 0 LOB: 2 BB: 2 P: 11	1B: 6 2B: 3 3B: 1 HR: 0	SF: 2 SAC: 1 DP: 0 HBP: 0	WP: 0 PB: 0 SB: 1 CS: 0	PA: 38
<b>PITCHER</b> Eric Rasmussen, R (1, 1) ERA: 4.43	IP: 3.2 WLS: L BF: 16 H: 5 R: 3 ER: 3 SO: 2 BB: 0 IBB: 0 HBP: 0 BLK: 0 WP: 0 HR: 0 S: 20 P: 20 ERA: 7.36 WHIP: 1.364															<b>PITCHER</b>	IP: 3.2 WLS: L BF: 16 H: 5 R: 3 ER: 3 SO: 2 BB: 0 IBB: 0 HBP: 0 BLK: 0 WP: 0 HR: 0 S: 20 P: 20 ERA: 7.36 WHIP: 1.364			
Dennis Kinney, L (4, 1) ERA: 3.5	0.1 2 0 0 0 1 0 1 0 0 0 0 3 7 0.00 0.000																			
Bob Owchinko, L (5, 1) ERA: 4.85	2.0 11 4 1 1 1 0 1 0 0 0 0 12 16 4.50 2.000																			
John D'Acquisto, R (7, 1) ERA: 5.52	2.0 9 1 0 0 1 1 1 0 0 0 0 9 17 0.00 1.000																			

AB	31
R	4
H	10
RBI	4
BB	4
SO	5
LOB	16





Batter	1	2	3	4	5	6	7	8	9	AB	R	H	RBI	BB	SO	LOB	TOP			
Gene Richards, L OBP: 0.332, SLG: 0.333 (1, 8)			 1B							4	0	1	0	0	1	0	<b>San Diego Padres @ Los Angeles Dodgers</b> Dodger Stadium, Los Angeles, CA Mon Jun 25 1979, 7:05 PM PDT Att: 29,142 - Unknown <a href="http://livebaseballscorecards.com">livebaseballscorecards.com</a>			
Paul Dade, R OBP: 0.333, SLG: 0.386 (1, 5)			 1-2							4	1	1	1	0	1	0				
Dave Winfield, R OBP: 0.408, SLG: 0.605 (1, 9)				 1B						4	0	1	0	0	0	0				
Jerry Turner, L OBP: 0.331, SLG: 0.398 Rolie Fingers, R OBP: 0.100, SLG: 0.100 (1, 7) (9, 1)				 1B 1-2					 BB	3	1	0	0	1	1	1				
Gene Tenace, R OBP: 0.386, SLG: 0.402 (1, 2) (7, 3)				 1B						3	1	1	0	1	0	1				
Jay Johnstone, L OBP: 0.276, SLG: 0.304 Bill Fahey, L OBP: 0.319, SLG: 0.371 (1, 3) (7, 2)				 1B 1-H 3-H					 1-2	3	0	1	2	0	0	1				
Fernando Gonzalez, R OBP: 0.297, SLG: 0.377 (1, 4)				 1-2						4	0	0	0	0	1	4				
Ozzie Smith, S OBP: 0.237, SLG: 0.215 (1, 6)										3	0	0	0	0	0	1				
Gaylord Perry, R OBP: 0.179, SLG: 0.289 Dan Briggs, L OBP: 0.292, SLG: 0.402 (1, 1) (9, 7)										3	0	0	0	0	1	0				
<b>Inning Stats</b>	R: 1 E: 0 K: 2 S: 8	H: 1 LOB: 0 BB: 0 P: 8	R: 0 E: 0 K: 1 S: 5	H: 0 LOB: 0 BB: 0 P: 5	R: 0 E: 0 K: 0 S: 3	H: 1 LOB: 0 BB: 0 P: 3	R: 2 E: 0 K: 0 S: 6	H: 3 LOB: 1 BB: 0 P: 6	R: 0 E: 0 K: 0 S: 3	H: 0 LOB: 0 BB: 0 P: 3	R: 0 E: 0 K: 0 S: 3	H: 0 LOB: 1 BB: 1 P: 7	R: 0 E: 0 K: 2 S: 7	H: 0 LOB: 2 BB: 0 P: 7	R: 0 E: 0 K: 0 S: 3	H: 0 LOB: 2 BB: 2 P: 11		1B: 4 2B: 0 3B: 0 HR: 1	SF: 0 SAC: 0 DP: 0 HBP: 0	WP: 0 PB: 0 SB: 1 CS: 0
<b>PITCHER</b>	IP	WLS	BF	H	R	ER	SO	BB	IBB	HBP	BLK	WP	HR	S	P	ERA	WHIP			
Rick Sutcliffe, R ERA: 3.91 (1, 1)	7.0		26	5	3	3	3	1	0	0	0	0	1	31	35	3.86	0.857			
Lerrin LaGrow, R ERA: 5.54 (8, 1)	1.1		4	0	0	0	2	0	0	0	0	0	0	8	8	0.00	0.000			
Ken Brett, L ERA: 6.0 (9, 1)	0.2	W	4	0	0	0	0	2	0	0	0	0	0	2	10	0.00	3.000			


Batter	1	2	3	4	5	6	7	8	9	AB	R	H	RBI	BB	SO	LOB	BOTTOM					
Davey Lopes, R OBP: 0.370, SLG: 0.531 (1, 4)			 BB 1-2					 1B		3	0	1	0	1	0	0	<b>San Diego Padres @ Los Angeles Dodgers</b> Dodger Stadium, Los Angeles, CA Mon Jun 25 1979, 7:05 PM PDT Att: 29,142 - Unknown <a href="http://livebaseballscorecards.com">livebaseballscorecards.com</a>					
Bill Russell, R OBP: 0.313, SLG: 0.392 (1, 6)			 1-2 2-3f					 1-2		3	0	0	0	0	2							
Reggie Smith, S OBP: 0.369, SLG: 0.473 (1, 9)										3	0	0	0	1	1	3						
Steve Garvey, R OBP: 0.350, SLG: 0.493 (1, 3)										4	0	0	0	0	4							
Ron Cey, R OBP: 0.398, SLG: 0.543 Ted Martinez, R OBP: 0.406, SLG: 0.484 (1, 5) (9, PR)								 BB		3	2	2	2	1	1	0						
Dusty Baker Jr., R OBP: 0.348, SLG: 0.474 (1, 7)										4	0	0	0	0	2	1						
Joe Ferguson, R OBP: 0.358, SLG: 0.439 (1, 2)									 1-H	4	1	2	2	0	0							
Derrel Thomas, S OBP: 0.348, SLG: 0.350 (1, 8)										3	0	0	0	0	1							
Rick Sutcliffe, L OBP: 0.206, SLG: 0.324 Gary Thomasson, L OBP: 0.348, SLG: 0.394 Lerrin LaGrow, R Ken Brett, L (1, 1) (7, PH) (8, 1) (9, 1)	 BB									2	0	1	0	0	0	0						
<b>Inning Stats</b>	R: 0 E: 0 K: 0 S: 3	H: 0 LOB: 1 BB: 1 P: 7	R: 0 E: 0 K: 2 S: 8	H: 1 LOB: 0 BB: 0 P: 8	R: 0 E: 0 K: 1 S: 6	H: 1 LOB: 2 BB: 1 P: 10	R: 1 E: 0 K: 1 S: 6	H: 1 LOB: 0 BB: 0 P: 6	R: 0 E: 0 K: 0 S: 3	H: 0 LOB: 0 BB: 0 P: 3	R: 1 E: 0 K: 0 S: 4	H: 1 LOB: 0 BB: 0 P: 4	R: 0 E: 0 K: 0 S: 3	H: 0 LOB: 0 BB: 0 P: 3	R: 0 E: 0 K: 0 S: 4	H: 1 LOB: 1 BB: 0 P: 4		R: 2 E: 0 K: 1 S: 4	H: 1 LOB: 1 BB: 1 P: 8	1B: 3 2B: 0 3B: 0 HR: 3	SF: 0 SAC: 1 DP: 0 HBP: 0	WP: 0 PB: 0 SB: 0 CS: 0
<b>PITCHER</b>	IP	WLS	BF	H	R	ER	SO	BB	IBB	HBP	BLK	WP	HR	S	P	ERA	WHIP					
Gaylord Perry, R ERA: 2.49 (1, 1)	8.0		31	5	2	2	4	2	0	0	0	0	1	4	8	2.25	0.875					
Rolie Fingers, R ERA: 3.34 (9, 1)	0.1	L	3	1	2	2	1	1	0	0	0	0	1	4	8	54.00	6.000					











Batter	1	2	3	4	5	6	7	8	9	AB	R	H	RBI	BB	SO	LOB	TOP																	
Jerry Royster, R OBP: 0.339, SLG: 0.329 (1, 5)	0-0 6-3		0-0 2H 1B			0-0 SH5-4		0-0 F6		3	0	1	0	0	0	0	<p>Atlanta Braves @ San Diego Padres San Diego Stadium, San Diego, CA Wed Jun 27 1979, 10:05 PM EDT Unknown</p> <p>livebaseballscorecards.com</p> <p>AB 30 R 1 H 7 RBI 1 BB 2 SO 5 LOB 12</p> 																	
Gary Matthews, R OBP: 0.376, SLG: 0.568 (1, 9)	0-0 F9			0-0 5-3		0-0 6-3		0-0 1B		4	0	1	0	0	0	1																		
Bob Homer, R OBP: 0.342, SLG: 0.541 (1, 3)	0-0 6-3			0-0 F5		0-0 1B		0-3 K		4	0	1	1	0	1	1																		
Jeff Burroughs, R OBP: 0.340, SLG: 0.355 Rowland Office, L OBP: 0.336, SLG: 0.390 (1, 7) (8, 8)		0-0 FC4-6 1B		0-0 6-3		0-0 F7		0-3 K		4	0	1	0	0	1	2																		
Barry Bonnell, R OBP: 0.306, SLG: 0.433 (1, 8) (8, 7)		0-0 FC4-6 CS 1-2f			0-0 1-3		E2 E 1B		0-3 K	4	0	1	0	0	1	1																		
Glenn Hubbard, R OBP: 0.281, SLG: 0.278 (1, 4)		0-3 K 1-2			0-3 K		E2 F9 1-3 1B		0-0 G3-6-3 1B	4	0	1	0	0	2	2																		
Biff Pocoroba, S OBP: 0.379, SLG: 0.462 (1, 2)			0-0 F5		0-0 E4		0-0 F9		0-0 G3-6-3 1-2f	4	0	0	0	0	0	2																		
Pepe Frias, R OBP: 0.309, SLG: 0.345 (1, 6)			0-0 SH1-4 1B 1B		0-0 1-3		4-0 IBB			2	0	1	0	1	0	1																		
Phil Niekro, R OBP: 0.228, SLG: 0.259 (1, 1)			0-0 SH1-4 1-2			4-0 6-3 SH5-4 1B BB		0-0 2-3		1	1	0	0	1	0	2																		
<b>Inning Stats</b>	R: 0 E: 0 K: 0 S: 3	H: 0 LOB: 0 BB: 0 P: 3	R: 0 E: 0 K: 1 S: 5	H: 1 LOB: 0 BB: 0 P: 5	R: 0 E: 0 K: 0 S: 4	H: 2 LOB: 2 BB: 0 P: 4	R: 0 E: 0 K: 0 S: 3	H: 0 LOB: 0 BB: 0 P: 3	R: 0 E: 1 K: 1 S: 6	H: 0 LOB: 1 BB: 0 P: 6	R: 0 E: 1 K: 0 S: 4	H: 1 LOB: 2 BB: 1 P: 8	R: 0 E: 1 K: 0 S: 8	H: 1 LOB: 1 BB: 0 P: 8	R: 0 E: 0 K: 1 S: 5	H: 1 LOB: 0 BB: 0 P: 5		1B: 7 2B: 0 3B: 0 HR: 0	SF: 0 SAC: 2 DP: 1 HBP: 0	WP: 0 PB: 0 SB: 1 CS: 1	PA: 34													
<b>PITCHER</b>	IP WLS BF H R ER SO BB IBB HBP BLK WP HR S P ERA WHIP	IP WLS BF H R ER SO BB IBB HBP BLK WP HR S P ERA WHIP																																
Randy Jones, L ERA: 3.81 (1, 1)	7.0	27	5	1	1	2	1	1	0	0	0	0	0	0	29	37	1.29	0.857																
Rollie Fingers, R ERA: 3.22 (8, 1)	2.0	7	2	0	0	3	0	0	0	0	0	0	0	0	13	13	0.00	1.000																


Batter	1	2	3	4	5	6	7	8	9	AB	R	H	RBI	BB	SO	LOB	BOTTOM																	
Gene Richards, L OBP: 0.329, SLG: 0.330 (1, 8)	0-0 F2		0-0 F9					0-0 F8		4	0	1	0	0	0	1	<p>Atlanta Braves @ San Diego Padres San Diego Stadium, San Diego, CA Wed Jun 27 1979, 10:05 PM EDT Unknown</p> <p>livebaseballscorecards.com</p> <p>AB 32 R 2 H 6 RBI 2 BB 4 SO 6 LOB 10</p> 																	
Paul Dade, R OBP: 0.327, SLG: 0.378 (1, 5)	0-0 6-3		0-3 K		0-0 5-3			0-0 F4		4	0	0	0	0	1	3																		
Dave Winfield, R OBP: 0.410, SLG: 0.601 (1, 9)	0-0 2B			0-0 6-3		0-0 5-3		0-0 6-3		4	0	1	0	0	0	0																		
Jerry Turner, L OBP: 0.329, SLG: 0.393 (1, 7)	0-3 K2-3			0-3 K		0-0 F8			0-0 1B 1B	4	1	1	0	0	2	1																		
Jay Johnstone, L OBP: 0.300, SLG: 0.316 Ozzie Smith, S OBP: 0.237, SLG: 0.215 (1, 3) (9, PR)		0-3 K		4-0 BB		0-0 4-3			0-0 1B S BB 1B	3	0	1	0	1	1	0																		
Fernando Gonzalez, R OBP: 0.266, SLG: 0.386 (1, 4)		0-0 F4		0-0 F7			0-0 6-3		0-0 BB BB 1B	4	0	1	1	0	0	1																		
Fred Kendall, R OBP: 0.356, SLG: 0.333 Gene Tenace, R OBP: 0.386, SLG: 0.398 (1, 2) (9, PH)		0-0 F6			0-0 5-3		0-0 F7		0-0 BB BB	3	0	0	0	0	0	0																		
Bill Almon, R OBP: 0.294, SLG: 0.272 Broderick Perkins, L OBP: 0.300, SLG: 0.257 (1, 6) (9, PH)			0-3 K		0-0 F8		4-0 BB		0-0 F2	2	0	0	0	1	1	0																		
Randy Jones, R OBP: 0.179, SLG: 0.205 Dan Briggs, L OBP: 0.390, SLG: 0.398 Rollie Fingers, R OBP: 0.100, SLG: 0.100 Kurt Bevacqua, R OBP: 0.343, SLG: 0.277 (1, 1) (7, PH) (8, 1) (9, PH)				0-0 1B		0-0 E6 1B		0-3 K		2	0	1	0	0	0	0																		
<b>Inning Stats</b>	R: 0 E: 0 K: 1 S: 6	H: 1 LOB: 1 BB: 0 P: 6	R: 0 E: 0 K: 1 S: 5	H: 0 LOB: 0 BB: 0 P: 5	R: 0 E: 0 K: 2 S: 8	H: 1 LOB: 1 BB: 0 P: 8	R: 0 E: 0 K: 1 S: 5	H: 0 LOB: 1 BB: 1 P: 9	R: 0 E: 0 K: 0 S: 3	H: 0 LOB: 0 BB: 0 P: 3	R: 0 E: 0 K: 1 S: 5	H: 0 LOB: 1 BB: 1 P: 9	R: 0 E: 0 K: 0 S: 3	H: 0 LOB: 0 BB: 0 P: 3	R: 2 E: 0 K: 0 S: 4	H: 3 LOB: 3 BB: 2 P: 12		1B: 5 2B: 1 3B: 0 HR: 0	SF: 0 SAC: 0 DP: 0 HBP: 0	WP: 0 PB: 0 SB: 2 CS: 0	PA: 36													
<b>PITCHER</b>	IP WLS BF H R ER SO BB IBB HBP BLK WP HR S P ERA WHIP	IP WLS BF H R ER SO BB IBB HBP BLK WP HR S P ERA WHIP																																
Phil Niekro, R ERA: 3.99 (1, 1)	8.1	36	6	2	2	6	4	0	0	0	0	0	0	0	44	60	2.16	1.200																







Batter	1	2	3	4	5	6	7	8	9	AB	R	H	RBI	BB	SO	LOB	TOP			
Jerry Royster, R OBP: 0.337, SLG: 0.325	0-0 1B BB	4-0 1-2 BB		0-0 4-3			0-0 F9		0-0 FC6-4 1B	4	2	1	0	1	0	1	<p>Atlanta Braves @ San Diego Padres San Diego Stadium, San Diego, CA Thu Jun 28 1979, 6:33 AM EDT Att: 11,148 - Unknown</p> <p>livebaseballscorecards.com</p> <p>AB 35 R 5 H 9 RBI 5 BB 5 SO 10 LOB 22</p> 			
Gary Matthews, R OBP: 0.376, SLG: 0.558	0-0 BB SF7 1B	0-3 K		0-3 K			0-3 K		0-3 K	5	1	1	0	0	4	3				
Rowland Office, L OBP: 0.336, SLG: 0.387	0-3 K	0-0 F6					0-0 F8		0-0 1B 1B	5	0	1	0	0	1	4				
Bob Horner, R OBP: 0.363, SLG: 0.567	4-0 BB IBB			0-0 2B			0-0 1B		0-0 HR 3B 1-2 1B	4	1	4	1	1	0	0				
Jeff Burroughs, R OBP: 0.340, SLG: 0.347	4-0 FC6-4 BB			4-0 BB			0-0 F9		0-0 F5 3-H K	3	0	0	1	2	1	4				
Joe Nolan, L OBP: 0.355, SLG: 0.453	0-0 SF7			0-0 F9			0-0 F7		0-0 HR	3	1	1	3	0	0	3				
Glenn Hubbard, R OBP: 0.280, SLG: 0.285	0-0 FC6-4 1-2			0-0 F7			0-0 F9		0-3 K	4	0	0	0	0	1	4				
Pepe Frias, R OBP: 0.308, SLG: 0.341		4-0 BB BB		0-0 F8			0-0 6-3		0-0 F8	3	0	0	0	1	0	2				
Tony Brizzolara, R Mickey Mahler, S Mike Laffa, L Adrian Devine, R Craig Skok, R Bill Pocoreba, S		0-3 K		0-3 K			0-3 K		0-0 FC6-4 1B	2	0	0	0	0	2	1	<p>WP: 0 PA: 41 PB: 0 SB: 0 CS: 0</p>			
<b>Inning Stats</b>	R: 2 E: 0 K: 1 S: 7	H: 2 LOB: 2 BB: 2 P: 15	R: 0 E: 0 K: 2 S: 7	H: 0 LOB: 2 BB: 2 P: 15	R: 0 E: 0 K: 0 S: 4	H: 1 LOB: 2 BB: 1 P: 8	R: 0 E: 0 K: 2 S: 7	H: 0 LOB: 0 BB: 0 P: 7	R: 0 E: 0 K: 0 S: 4	H: 1 LOB: 1 BB: 0 P: 4	R: 0 E: 0 K: 1 S: 5	H: 0 LOB: 0 BB: 0 P: 5	R: 0 E: 0 K: 1 S: 5	H: 0 LOB: 0 BB: 0 P: 5	R: 2 E: 0 K: 1 S: 7	H: 2 LOB: 2 BB: 0 P: 7		R: 1 E: 0 K: 2 S: 10	H: 3 LOB: 2 BB: 0 P: 10	1B: 6 2B: 1 3B: 1 HR: 1
<b>PITCHER</b>	IP WLS BF H R ER SO BB IBB HBP BLK WP HR S P ERA WHIP	IP WLS BF H R ER SO BB IBB HBP BLK WP HR S P ERA WHIP																		
Eric Rasmussen, R ERA: 4.58	(1, 1)	1.0	7	2	2	2	1	1	1	0	0	0	0	0	0	7	15	18.00	3.000	
John D'Acquisto, R ERA: 5.1	(2, 1)	7.2	W	32	6	3	3	8	3	0	0	0	0	0	1	45	57	3.52	1.174	
Rollie Fingers, R ERA: 3.2	(9, 1)	0.1	S	2	1	0	0	1	0	0	0	0	0	0	0	4	4	0.00	3.000	

Batter	1	2	3	4	5	6	7	8	9	AB	R	H	RBI	BB	SO	LOB	BOTTOM		
Gene Richards, L OBP: 0.329, SLG: 0.330	0-0 6-3			0-0 4-3				0-0 4-3		5	0	1	0	0	1	1	<p>Atlanta Braves @ San Diego Padres San Diego Stadium, San Diego, CA Thu Jun 28 1979, 6:33 AM EDT Att: 11,148 - Unknown</p> <p>livebaseballscorecards.com</p> <p>AB 33 R 6 H 13 RBI 6 BB 4 SO 8 LOB 15</p> 		
Paul Dade, R OBP: 0.328, SLG: 0.386	0-0 2B			0-0 5-3			0-0 F2		0-3 K	5	2	2	0	0	1	2			
Dan Briggs, L OBP: 0.306, SLG: 0.406	0-3 K			0-0 1B			0-0 2B		0-0 G4-6-3 1B	4	1	3	1	0	1	1			
Jerry Turner, L OBP: 0.327, SLG: 0.398	0-0 1B			0-0 F5			0-0 1B		0-0 G4-6-3 1B	4	2	2	2	0	0	3			
Bill Fahey, L OBP: 0.306, SLG: 0.354	2-H 1B			0-0 F5			0-0 1B		0-0 G4-6-3 1B	0	0	0	0	0	0	0			
Gene Tenace, R OBP: 0.393, SLG: 0.398	4-0 1B BB			4-0 BB			0-0 F2		0-0 F2	2	1	1	1	2	0	0			
Jay Johnstone, L OBP: 0.306, SLG: 0.313	0-0 1B			0-0 F9			0-0 F7		0-0 F7	3	0	1	1	1	0	1			
Bill Almon, R OBP: 0.296, SLG: 0.276				0-0 F9			0-3 K		0-0 F2	4	0	2	1	0	1	1			
Ozzie Smith, S OBP: 0.241, SLG: 0.216		0-0 G3		0-3 K			0-0 K		0-0 SH1-4 1B	3	0	1	0	1	1	2			
Eric Rasmussen, R John D'Acquisto, R Rollie Fingers, R	(1, 1) (2, 1) (9, 1)	0.120 0.083 0.100	SLG: 0.043 SLG: 0.167 SLG: 0.100																
<b>Inning Stats</b>	R: 2 E: 0 K: 1 S: 7	H: 3 LOB: 2 BB: 1 P: 11	R: 0 E: 0 K: 1 S: 5	H: 1 LOB: 0 BB: 0 P: 5	R: 0 E: 0 K: 0 S: 4	H: 1 LOB: 1 BB: 0 P: 4	R: 0 E: 0 K: 1 S: 5	H: 0 LOB: 1 BB: 1 P: 9	R: 4 E: 0 K: 3 S: 14	H: 5 LOB: 3 BB: 2 P: 22	R: 0 E: 0 K: 0 S: 4	H: 2 LOB: 1 BB: 0 P: 4	R: 0 E: 0 K: 1 S: 5	H: 0 LOB: 0 BB: 0 P: 5	R: 0 E: 0 K: 1 S: 6	H: 1 LOB: 1 BB: 0 P: 6	1B: 9 2B: 4 3B: 0 HR: 0	SF: 0 SAC: 1 DP: 1 HBP: 0	WP: 0 PA: 38 PB: 0 SB: 0 CS: 1
<b>PITCHER</b>	IP WLS BF H R ER SO BB IBB HBP BLK WP HR S P ERA WHIP	IP WLS BF H R ER SO BB IBB HBP BLK WP HR S P ERA WHIP																	
Tony Brizzolara, R ERA: 5.28	(1, 1)	4.2	L	23	9	6	6	5	2	1	0	0	0	0	0	31	39	11.57	2.357
Mickey Mahler, L ERA: 6.2	(5, 1)	0.1		4	1	0	0	1	1	1	0	0	0	0	0	4	12	0.00	6.000
Adrian Devine, R ERA: 2.57	(6, 1)	2.0		7	2	0	0	1	0	0	0	0	0	0	9	9	0.00	1.000	
Craig Skok, L ERA: 3.35	(8, 1)	1.0		4	1	0	0	1	0	0	0	0	0	0	6	6	0.00	1.000	



Batter	1	2	3	4	5	6	7	8	9	AB	R	H	RBI	BB	SO	LOB	TOP				
Terry Puhl, L OBP: 0.352, SLG: 0.377 (1, 8)										4	1	1	1	1	1	1	<b>Houston Astros @ San Diego Padres</b> San Diego Stadium, San Diego, CA Fri Jun 29 1979, 10:05 PM EDT Att: 41,822 - Unknown				
Craig Reynolds, L OBP: 0.306, SLG: 0.358 (1, 6)										5	1	1	0	0	0	1					
Cesar Cedeno, R OBP: 0.382, SLG: 0.372 (1, 3)										4	1	2	0	0	0	1					
Jose Cruz, L OBP: 0.355, SLG: 0.404 (1, 7)										4	1	0	1	0	1	3					
Enos Cabell, R OBP: 0.296, SLG: 0.367 (1, 5)										3	0	0	0	1	1	2					
Denny Walling, L OBP: 0.470, SLG: 0.630 (1, 9)										2	0	0	0	2	0	2					
Alan Ashby, S OBP: 0.284, SLG: 0.316 (1, 2)										4	0	0	0	0	1	4					
Rafael Landestoy, S OBP: 0.326, SLG: 0.268 (1, 4)										3	0	1	2	1	1	1					
Joaquin Andujar, S OBP: 0.069, SLG: 0.037 (1, 1)										3	0	0	0	0	2	2					
<b>Inning Stats</b>	R: 1 E: 1 K: 1 S: 6	H: 1 LOB: 0 BB: 0 P: 6	R: 0 E: 0 K: 0 S: 3	H: 0 LOB: 1 BB: 1 P: 7	R: 0 E: 0 K: 2 S: 7	H: 0 LOB: 0 BB: 0 P: 7	R: 2 E: 1 K: 2 S: 10	H: 2 LOB: 2 BB: 1 P: 14	R: 1 E: 0 K: 0 S: 5	H: 2 LOB: 2 BB: 1 P: 9	R: 0 E: 0 K: 0 S: 3	H: 0 LOB: 0 BB: 0 P: 3	R: 0 E: 0 K: 1 S: 5	H: 0 LOB: 0 BB: 0 P: 5	R: 0 E: 0 K: 1 S: 5	H: 0 LOB: 1 BB: 1 P: 9	1B: 3 2B: 1 3B: 0 HR: 1	SF: 0 SAC: 1 DP: 0 HBP: 0	WP: 0 PB: 0 SB: 4 CS: 1	PA: 38	
<b>PITCHER</b>	IP WLS BF H R ER SO BB IBB HBP BLK WP HR S P ERA WHIP	IP WLS BF H R ER SO BB IBB HBP BLK WP HR S P ERA WHIP																			
Gaylord Perry, R ERA: 2.48 (1, 1)	8.0	L	34	5	4	2	6	3	1	0	0	0	0	0	0	0	1	42	58	2.25	1.000
Steve Mura, R ERA: 3.32 (9, 1)	1.0		4	0	0	0	1	1	0	0	0	0	0	0	0	0	5	9	0.00	1.000	

Batter	1	2	3	4	5	6	7	8	9	AB	R	H	RBI	BB	SO	LOB	BOTTOM				
Paul Dade, R OBP: 0.326, SLG: 0.384 (1, 5)										4	0	1	0	0	0	1	<b>Houston Astros @ San Diego Padres</b> San Diego Stadium, San Diego, CA Fri Jun 29 1979, 10:05 PM EDT Att: 41,822 - Unknown				
Dan Briggs, L OBP: 0.345, SLG: 0.397 (1, 8)										3	0	0	0	1	1	0					
Dave Winfield, R OBP: 0.408, SLG: 0.613 (1, 9)										4	1	1	1	0	2	3					
Jerry Turner, L OBP: 0.329, SLG: 0.399 (1, 7)										4	0	2	0	0	0	0					
Jay Johnstone, L OBP: 0.292, SLG: 0.298 (1, 3)										4	0	0	0	0	0	2					
Gene Tenace, R OBP: 0.395, SLG: 0.400 (1, 2)										4	0	2	0	0	2	0					
Fernando Gonzalez, R OBP: 0.270, SLG: 0.392 (1, 4)										4	0	1	0	0	0	2					
Ozzie Smith, S OBP: 0.239, SLG: 0.215 (1, 6)										2	0	0	0	0	0	2					
Gene Richards, L OBP: 0.328, SLG: 0.329 (8, PH)										1	0	0	0	0	0	0					
Steve Mura, R (9, 1)										0	0	0	0	0	0	0					
Gaylord Perry, R OBP: 0.171, SLG: 0.275 (1, 1)										2	0	0	0	0	0	2					
Kurt Bevacqua, R OBP: 0.345, SLG: 0.276 (8, PH)										0	0	0	0	1	0	0					
Bill Almon, R OBP: 0.296, SLG: 0.276 (8, PR)										0	0	0	0	0	0	0					
<b>Inning Stats</b>	R: 0 E: 0 K: 1 S: 5	H: 0 LOB: 0 BB: 0 P: 5	R: 0 E: 0 K: 1 S: 5	H: 1 LOB: 0 BB: 0 P: 5	R: 0 E: 0 K: 0 S: 4	H: 1 LOB: 1 BB: 0 P: 4	R: 1 E: 0 K: 0 S: 4	H: 2 LOB: 0 BB: 0 P: 4	R: 0 E: 0 K: 1 S: 5	H: 0 LOB: 0 BB: 0 P: 5	R: 0 E: 0 K: 1 S: 5	H: 0 LOB: 0 BB: 0 P: 5	R: 0 E: 0 K: 1 S: 6	H: 1 LOB: 3 BB: 2 P: 14	R: 0 E: 0 K: 0 S: 4	H: 1 LOB: 1 BB: 0 P: 4	1B: 5 2B: 0 3B: 1 HR: 1	SF: 0 SAC: 0 DP: 2 HBP: 0	WP: 0 PB: 0 SB: 0 CS: 0	PA: 34	
<b>PITCHER</b>	IP WLS BF H R ER SO BB IBB HBP BLK WP HR S P ERA WHIP	IP WLS BF H R ER SO BB IBB HBP BLK WP HR S P ERA WHIP																			
Joaquin Andujar, R ERA: 2.63 (1, 1)	9.0	W	34	7	1	1	5	2	0	0	0	0	0	0	0	0	1	42	50	1.00	1.000

AB	32
R	4
H	5
RBI	4
BB	5
SO	7
LOB	17









Batter	1	2	3	4	5	6	7	8	9	AB	R	H	RBI	BB	SO	LOB	TOP					
Terry Puhl, L (1, 8) OBP: 0.350, SLG: 0.377	F9		1-3			K			BB SH1-4 E 1B	4	1	1	0	0	1	0	<b>Houston Astros @ San Diego Padres</b> San Diego Stadium, San Diego, CA Sun Jul 01 1979, 6:33 AM EDT Att: 11,615 - Unknown					
Craig Reynolds, L (1, 6) OBP: 0.304, SLG: 0.356				F8		L9			SH1-4 1-2	3	0	1	0	0	0	0						
Cesar Cedeno, R (1, 3) OBP: 0.382, SLG: 0.382	K			G6-4-3 1B		1-3			BB E IBB	3	1	1	0	1	1	1						
Jeffrey Leonard, R (1, 9) OBP: 0.353, SLG: 0.348 Art Howe, R (9, PH) OBP: 0.294, SLG: 0.361 Denny Walling, L (9, PR) OBP: 0.470, SLG: 0.630	1-3			G6-4-3 1-2		K			E 1B BB	3	0	0	0	0	1	2						
Enos Cabell, R (1, 5) OBP: 0.291, SLG: 0.360					4-3				E5 1B SH1-3	4	1	1	0	0	1	1						
Jose Cruz, L (1, 7) OBP: 0.365, SLG: 0.413	K					CS 1B			SH3-4 1B S SH1-3 1-3 3-H 3-H	4	0	3	1	0	1	1						
Julio Gonzalez, R (1, 4) OBP: 0.301, SLG: 0.260				G6-4-3 1-2		E6 1-2			SH3-4 1B 1-2	2	0	0	1	0	0	2						
Alan Ashby, S (1, 2) OBP: 0.283, SLG: 0.310			K			K			F7 4-0 2-3 IBB	3	0	0	0	1	2	2						
Joe Niekro, R (1, 1) OBP: 0.106, SLG: 0.111 Joe Sambito, L (9, 1) OBP: 0.571, SLG: 0.500			K			5-3			5-3 0-0 2-3	4	0	0	0	0	1	3						
<b>Inning Stats</b>	R: 0 E: 0 K: 1 S: 6	H: 1 LOB: 1 BB: 0 P: 6	R: 0 E: 0 K: 1 S: 5	H: 1 LOB: 0 BB: 0 P: 5	R: 0 E: 0 K: 2 S: 7	H: 0 LOB: 0 BB: 0 P: 7	R: 0 E: 0 K: 0 S: 3	H: 1 LOB: 1 BB: 0 P: 3	R: 0 E: 1 K: 1 S: 6	H: 1 LOB: 1 BB: 0 P: 6	R: 0 E: 0 K: 0 S: 5	H: 0 LOB: 0 BB: 0 P: 5	R: 0 E: 0 K: 2 S: 7	H: 0 LOB: 0 BB: 0 P: 7	R: 0 E: 0 K: 0 S: 4	H: 1 LOB: 1 BB: 0 P: 4		R: 4 E: 1 K: 0 S: 6	H: 2 LOB: 2 BB: 3 P: 18	1B: 6 2B: 1 3B: 0 HR: 0	SF: 0 SAC: 3 DP: 2 HBP: 0	WP: 0 PB: 0 SB: 1 CS: 1
<b>PITCHER</b> Randy Jones, L (1, 1) ERA: 3.69	IP: 9.0 WLS: L BF: 36 H: 7 R: 4 ER: 2 SO: 8 BB: 1 IBB: 2 HBP: 0 BLK: 0 WP: 0 HR: 0 S: 49 P: 61 ERA: 2.00 WHIP: 0.889																					

Batter	1	2	3	4	5	6	7	8	9	AB	R	H	RBI	BB	SO	LOB	BOTTOM			
Gene Richards, L (1, 8) OBP: 0.329, SLG: 0.327	FC6-4 HBP		G3-6 1-2			L7 SH1-4 1B			1-3	3	0	1	0	0	0	1	<b>Houston Astros @ San Diego Padres</b> San Diego Stadium, San Diego, CA Sun Jul 01 1979, 6:33 AM EDT Att: 11,615 - Unknown			
Ozzie Smith, S (1, 6) OBP: 0.241, SLG: 0.217	B3			5-3 S 1B		SH1-4 1-2			CS 1B	3	0	2	0	0	0	1				
Paul Dade, R (1, 5) OBP: 0.324, SLG: 0.379	FC6-4 1-2			K		L7 2-3			CS 1-2	4	1	1	0	0	1	3				
Dave Winfield, R (1, 9) OBP: 0.402, SLG: 0.600	K2-3 1-2			5-3 2-3		G3			2B 1B	4	0	0	0	0	1	4				
Jerry Turner, L (1, 7) OBP: 0.324, SLG: 0.395				4-3		F3			BB 1-H 2B	4	0	1	1	0	0	1				
Jay Johnstone, L (1, 3) OBP: 0.313, SLG: 0.322				K		FC5 6-3 1B			BB BB	3	0	2	0	1	1	0				
Fred Kendall, R (1, 2) OBP: 0.333, SLG: 0.310 Gene Tenace, R (9, PH) OBP: 0.393, SLG: 0.394				K		6-3 1-2			BB BB	3	0	0	0	0	1	2				
Bill Almon, R (1, 4) OBP: 0.292, SLG: 0.265 Kurt Bevacqua, R (9, PH) OBP: 0.340, SLG: 0.271				K		F8			F3	3	0	0	0	0	1	2				
Randy Jones, R (1, 1) OBP: 0.190, SLG: 0.214 Fernando Gonzalez, R (9, PH) OBP: 0.259, SLG: 0.359						FC5 2-3 1B			F3 K	1	0	0	0	0	0	3				
<b>Inning Stats</b>	R: 0 E: 0 K: 1 S: 5	H: 0 LOB: 1 BB: 0 P: 6	R: 0 E: 0 K: 2 S: 7	H: 0 LOB: 0 BB: 0 P: 7	R: 0 E: 0 K: 1 S: 5	H: 1 LOB: 0 BB: 0 P: 5	R: 0 E: 0 K: 1 S: 6	H: 1 LOB: 1 BB: 0 P: 6	R: 0 E: 0 K: 0 S: 4	H: 1 LOB: 1 BB: 0 P: 4	R: 0 E: 0 K: 0 S: 4	H: 1 LOB: 1 BB: 0 P: 4	R: 0 E: 0 K: 0 S: 3	H: 1 LOB: 0 BB: 0 P: 3	R: 1 E: 0 K: 1 S: 7	H: 2 LOB: 2 BB: 2 P: 15		1B: 7 2B: 1 3B: 0 HR: 0	SF: 0 SAC: 1 DP: 1 HBP: 1	WP: 0 PB: 0 SB: 2 CS: 1
<b>PITCHER</b> Joe Niekro, R (1, 1) ERA: 2.9 Joe Sambito, L (9, 1) ERA: 1.12	IP: 8.1 WLS: W BF: 34 H: 8 R: 1 ER: 1 SO: 5 BB: 2 IBB: 0 HBP: 1 BLK: 0 WP: 0 HR: 0 S: 41 P: 50 ERA: 1.08 WHIP: 1.200																			



Batter	1	2	3	4	5	6	7	8	9	10	11	12	AB	R	H	RBI	BB	SO	LOB	TOP								
Davey Lopes, R OBP: 0.359, SLG: 0.503 (1.4)	K		FC3-6 BB		BB		1B		SH3-4		6-3		3	0	1	0	2	1	0									
Bill Russell, R OBP: 0.288, SLG: 0.370 (1.6)	6-3		FC3-6		FC5		K		F7		1-3		6	0	0	0	0	1	5									
Reggie Smith, S OBP: 0.365, SLG: 0.479 Ken Brett, L (11.1)	K		F8		F9				G3		3-1		6	0	1	0	0	1	2									
Steve Garvey, R OBP: 0.346, SLG: 0.474 (1.3)		F8		6-3		F8		SH5-3				F9	5	0	1	0	0	0	0									
Ron Cey, R OBP: 0.302, SLG: 0.522 (1.5)		F9		K		F3							3	1	0	0	3	1	0									
Dusty Baker Jr., R OBP: 0.358, SLG: 0.456 (1.7)					F7								6	2	3	0	0	0	4									
Von Joshua, L OBP: 0.304, SLG: 0.500 Derrel Thomas, S OBP: 0.337, SLG: 0.331 (8.8)		E6				1B BB		F9	F9		FC3-2-5-2 BB	5-3	3	0	1	0	1	0	3									
Steve Yeager, R OBP: 0.281, SLG: 0.380 (1.2)		6-3				FC5 SH3 1B							5	3	4	5	1	0	2									
Burt Hooton, R OBP: 0.300, SLG: 0.381 Dave Patterson, R Terry Forster, L Manny Mota, F Dennis Lewalyn, R Joe Ferguson, R OBP: 0.362, SLG: 0.441 (11.9)			K			SH3		6-3			SH3-4 1B	5-3	2	0	0	0	0	1	0									
<b>Inning Stats</b>	R: 0 E: 0 K: 2 S: 7	H: 0 LOB: 0 BB: 0 P: 7	R: 0 E: 1 K: 0 S: 5	H: 2 LOB: 2 BB: 0 P: 5	R: 0 E: 0 K: 1 S: 5	H: 0 LOB: 1 BB: 1 P: 9	R: 0 E: 0 K: 1 S: 3	H: 1 LOB: 2 BB: 2 P: 11	R: 0 E: 0 K: 0 S: 3	H: 0 LOB: 0 BB: 0 P: 3	R: 2 E: 0 K: 1 S: 6	H: 3 LOB: 1 BB: 1 P: 8	R: 0 E: 0 K: 0 S: 4	H: 1 LOB: 2 BB: 0 P: 8	R: 1 E: 0 K: 0 S: 5	H: 2 LOB: 1 BB: 0 P: 5	R: 0 E: 0 K: 0 S: 4	H: 1 LOB: 3 BB: 2 P: 12	R: 0 E: 0 K: 0 S: 3	H: 0 LOB: 0 BB: 0 P: 3	R: 3 E: 0 K: 0 S: 5	H: 2 LOB: 0 BB: 1 P: 9	1B: 9 2B: 0 3B: 1 HR: 2	SF: 0 SAC: 3 DP: 0 HBP: 0	WP: 0 PB: 0 SB: 1 CS: 0	PA: 54		
<b>PITCHER</b>	IP WLS BF H R ER SO BB IBB HBP BLK WP HR S P ERA WHIP	John D'Acquisto, R ERA: 4.22	2.0 10 3 1 1 0 1 0 0 0 0 0 9 13 4.50 2.000	Rollie Fingers, R ERA: 3.25	2.0 9 1 0 0 0 2 0 0 0 0 0 7 15 0.00 1.500	Steve Mura, R ERA: 3.15	1.0 L 6 2 3 3 0 1 0 0 0 0 1 5 9 27.00 3.000	<b>PITCHER</b>	IP WLS BF H R ER SO BB IBB HBP BLK WP HR S P ERA WHIP																			

Los Angeles Dodgers @ San Diego Padres  
San Diego Stadium, San Diego, CA  
Mon Jul 02 1979, 10:05 PM EDT  
Alt. 13,535 - Unknown

AB 44  
R 6  
H 12  
RBI 6  
BB 7  
SO 5  
LOB 23



Batter	1	2	3	4	5	6	7	8	9	10	11	12	AB	R	H	RBI	BB	SO	LOB	BOTTOM									
Gene Richards, L OBP: 0.332, SLG: 0.329 (1.8)	5-3					6-3				F7		1B BB 1B	5	0	2	0	1	0	0										
Ozzie Smith, S OBP: 0.246, SLG: 0.221 (1.6)			P4			HR 1B	5-3			6-3		1B BB	5	1	2	0	1	0	3										
Paul Dade, R OBP: 0.324, SLG: 0.375 (1.5)					P5	F9		K		1-3		1B	5	0	1	0	1	1											
Dave Winfield, R OBP: 0.401, SLG: 0.605 (1.9)	K				K	HR		L8			FC6-4 SH1-4 1B	K	6	1	2	2	0	3	4										
Jay Johnstone, L OBP: 0.307, SLG: 0.309 (1.7)		F5		6-3				F7			SH1-4	P4	4	0	0	0	1	0	3										
Gene Tenace, R OBP: 0.389, SLG: 0.387 (1.2)		K			F8	F2			6-3		FC6-4 IBB		4	0	0	0	1	1											
Dan Briggs, L OBP: 0.301, SLG: 0.410 (1.3)		K			E6			SH1-4 1B			HR		5	1	2	1	0	1	2										
Bill Almon, R OBP: 0.287, SLG: 0.260 Jerry Turner, R OBP: 0.253, SLG: 0.394 Steve Mura, R (10.1)			F7			F9		SH1-4		G3		4-3	2	0	0	0	0	0	1										
Don Reynolds, R OBP: 0.342, SLG: 0.344 Bob Owcinko, L OBP: 0.211, SLG: 0.118 (12.1)													1	0	0	0	0	0	0										
John D'Acquisto, R ERA: 3.09 Kurt Bevacqua, R OBP: 0.338, SLG: 0.269 Rollie Fingers, R OBP: 0.300, SLG: 0.100 Fernando Gonzalez, R OBP: 0.266, SLG: 0.385 (10.4)			K					F8		F8		P3	2	0	0	0	0	2	1										
<b>Inning Stats</b>	R: 0 E: 0 K: 1 S: 5	H: 1 LOB: 1 BB: 1 P: 7	R: 0 E: 0 K: 2 S: 7	H: 0 LOB: 0 BB: 0 P: 7	R: 0 E: 0 K: 1 S: 5	H: 1 LOB: 1 BB: 0 P: 6	R: 0 E: 0 K: 1 S: 5	H: 0 LOB: 0 BB: 0 P: 6	R: 0 E: 1 K: 1 S: 6	H: 0 LOB: 1 BB: 0 P: 6	R: 2 E: 0 K: 0 S: 5	H: 2 LOB: 1 BB: 1 P: 9	R: 0 E: 0 K: 0 S: 4	H: 1 LOB: 2 BB: 1 P: 8	R: 0 E: 0 K: 0 S: 5	H: 0 LOB: 0 BB: 0 P: 5	R: 1 E: 0 K: 0 S: 4	H: 1 LOB: 0 BB: 0 P: 4	R: 0 E: 0 K: 0 S: 3	H: 0 LOB: 0 BB: 0 P: 3	R: 0 E: 0 K: 0 S: 4	H: 1 LOB: 2 BB: 1 P: 8	R: 0 E: 0 K: 1 S: 7	H: 2 LOB: 3 BB: 1 P: 11	1B: 7 2B: 0 3B: 0 HR: 2	SF: 0 SAC: 2 DP: 0 HBP: 0	WP: 0 PB: 0 SB: 1 CS: 1	PA: 50	
<b>PITCHER</b>	IP WLS BF H R ER SO BB IBB HBP BLK WP HR S P ERA WHIP	Burt Hooton, R ERA: 3.09	8.0 32 5 2 2 7	Dave Patterson, R ERA: 6.46	0.1 2 1 1 1 0 0 0 0 0 0 0 1 2 2 27.00 3.000	Terry Forster, L ERA: 3.86	0.2 2 0 0 0 0 0 0 0 0 0 0 2 2 0.00 0.000	Dennis Lewalyn, R ERA: 1.1	1.1 6 1 0 0 0 0 1 0 0 0 0 5 9 0.00 0.750	Ken Brett, L ERA: 5.09	1.2 W 8 2 0 0 1 1 0 0 0 0 9 13 0.00 1.800	<b>PITCHER</b>	IP WLS BF H R ER SO BB IBB HBP BLK WP HR S P ERA WHIP																

Los Angeles Dodgers @ San Diego Padres  
San Diego Stadium, San Diego, CA  
Mon Jul 02 1979, 10:05 PM EDT  
Alt. 13,535 - Unknown

AB 43  
R 3  
H 9  
RBI 3  
BB 5  
SO 8  
LOB 19





Batter	1	2	3	4	5	6	7	8	9	AB	R	H	RBI	BB	SO	LOB	TOP			
Davey Lopes, R (1,4) OBP: 0.357, SLG: 0.497	K	HBP		F7		K		4-1		4	0	0	1	0	2	5	<b>Los Angeles Dodgers @ San Diego Padres</b> San Diego Stadium, San Diego, CA Tue Jul 03 1979, 10:05 PM EDT Att: 24,674 - Unknown <a href="http://livebaseballscorecards.com">livebaseballscorecards.com</a>			
Bill Russell, R (1,6) OBP: 0.294, SLG: 0.364	F7	P4			P6		F3		4-3	5	0	0	0	0	0	3				
Reggie Smith, S (1,9) OBP: 0.366, SLG: 0.474	K				1B		K		F3	4	0	1	0	1	2	0				
Steve Garvey, R (1,3) OBP: 0.344, SLG: 0.470		1-3		K		F9			F9	5	0	1	0	0	1	2				
Ron Cey, R (1,5) OBP: 0.394, SLG: 0.521		BB		K					FC5-4	4	1	2	0	0	1	1				
Dusty Baker Jr., R (1,7) OBP: 0.336, SLG: 0.452		F9								3	0	0	0	1	1	3				
Von Joshua, L (1,8) OBP: 0.315, SLG: 0.500		1B							F7	4	1	2	0	0	0	1				
Steve Yeager, R (1,2) OBP: 0.266, SLG: 0.379		HBP							K	3	0	1	0	1	2	1				
Rick Sutcliffe, L (1,1) OBP: 0.256, SLG: 0.359										3	0	2	1	0	0	2				
Gary Thomasson, L (8, PH) OBP: 0.343, SLG: 0.385										0	0	0	0	1	0	0				
Dave Patterson, R (8, 1)										0	0	0	0	0	0	0				
<b>Inning Stats</b>	R: 0 E: 0 K: 2 S: 7	H: 0 LOB: 0 BB: 0 P: 7	R: 2 E: 0 K: 0 S: 6	H: 3 LOB: 3 BB: 1 P: 11	R: 0 E: 0 K: 2 S: 7	H: 1 LOB: 0 BB: 0 P: 7	R: 0 E: 0 K: 1 S: 7	H: 2 LOB: 2 BB: 0 P: 7	R: 0 E: 0 K: 0 S: 4	H: 1 LOB: 1 BB: 0 P: 8	R: 0 E: 0 K: 1 S: 6	H: 1 LOB: 1 BB: 0 P: 6	R: 0 E: 0 K: 1 S: 5	H: 0 LOB: 2 BB: 2 P: 13	R: 0 E: 0 K: 0 S: 3	H: 0 LOB: 0 BB: 0 P: 3	1B: 9 2B: 1 3B: 0 HR: 0	SF: 0 SAC: 0 DP: 1 HBP: 1	WP: 0 PB: 0 SB: 0 CS: 1	PA: 40
<b>PITCHER</b> Gaylord Perry, R (1,1) ERA: 2.45	IP: 9.0 WLS: W BF: 40 H: 9 R: 2 ER: 2 SO: 9 BB: 4 IBB: 0 HBP: 1 BLK: 0 WP: 0 HR: 0 S: 53 P: 70 ERA: 2.00 WHIP: 1.444																			

Batter	1	2	3	4	5	6	7	8	9	AB	R	H	RBI	BB	SO	LOB	BOTTOM	
Gene Richards, L (1,8) OBP: 0.337, SLG: 0.338	SH1-3		SH1				4-3			4	1	3	0	0	0	0	<b>Los Angeles Dodgers @ San Diego Padres</b> San Diego Stadium, San Diego, CA Tue Jul 03 1979, 10:05 PM EDT Att: 24,674 - Unknown <a href="http://livebaseballscorecards.com">livebaseballscorecards.com</a>	
Ozzie Smith, S (1,6) OBP: 0.247, SLG: 0.219	2B		SH1		F8			K		2	1	0	0	1	1	1		
Paul Dade, R (1,5) OBP: 0.324, SLG: 0.374	SH1-3		L6			1B		F8		3	1	1	0	0	0	1		
Dave Winfield, R (1,9) OBP: 0.396, SLG: 0.599	SF9		3-1			F9		K		3	0	0	1	0	1	2		
Jay Johnstone, L (1,7) OBP: 0.317, SLG: 0.330	WP					1B				3	0	2	1	0	1	0		
Gene Tenace, R (1,2) OBP: 0.388, SLG: 0.386	G3				F7					3	0	1	1	0	0	1		
Dan Briggs, L (1,3) OBP: 0.296, SLG: 0.401			K		F8			K		3	0	0	0	0	2	1		
Bill Almon, R (1,4) OBP: 0.280, SLG: 0.252		F9						F7		3	0	0	0	0	0	0		
Gaylord Perry, R (1,1) OBP: 0.159, SLG: 0.256		6-3						K		3	0	0	0	0	1	0		
<b>Inning Stats</b>	R: 2 E: 0 K: 0 S: 5	H: 2 LOB: 1 BB: 1 P: 9	R: 0 E: 0 K: 1 S: 5	H: 0 LOB: 0 BB: 0 P: 5	R: 0 E: 0 K: 1 S: 5	H: 1 LOB: 0 BB: 0 P: 4	R: 0 E: 0 K: 1 S: 5	H: 0 LOB: 0 BB: 0 P: 5	R: 1 E: 0 K: 1 S: 7	H: 3 LOB: 1 BB: 0 P: 7	R: 0 E: 0 K: 1 S: 5	H: 0 LOB: 0 BB: 0 P: 5	R: 0 E: 0 K: 2 S: 7	H: 0 LOB: 0 BB: 0 P: 7	1B: 5 2B: 2 3B: 0 HR: 0	SF: 1 SAC: 2 DP: 0 HBP: 0		WP: 1 PB: 0 SB: 1 CS: 0
<b>PITCHER</b> Rick Sutcliffe, R (1,1) ERA: 3.95	IP: 7.0 WLS: L BF: 28 H: 7 R: 3 ER: 3 SO: 4 BB: 1 IBB: 0 HBP: 0 BLK: 0 WP: 1 HR: 0 S: 35 P: 39 ERA: 3.86 WHIP: 1.143																	
<b>PITCHER</b> Dave Patterson, R (8, 1) ERA: 6.06	IP: 1.0 WLS: 3 BF: 3 H: 0 R: 0 ER: 0 SO: 2 BB: 0 IBB: 0 HBP: 0 BLK: 0 WP: 0 HR: 0 S: 7 P: 7 ERA: 0.00 WHIP: 0.000																	



Batter	1	2	3	4	5	6	7	8	9	AB	R	H	RBI	BB	SO	LOB	TOP				
<b>Derrel Thomas, S</b> (1,4) OBP: 0.335, SLG: 0.341	F8			5-3		3B			F7	4	0	1	0	0	0	0	<b>Los Angeles Dodgers @ San Diego Padres</b> San Diego Stadium, San Diego, CA Wed Jul 04 1979, 10:05 PM EDT Att: 45,481 - Unknown <a href="http://livebaseballscorecards.com">livebaseballscorecards.com</a>				
<b>Ted Martinez, R</b> (1,6) OBP: 0.366, SLG: 0.410	5-3			K		P4			F4	4	0	0	0	0	1	1					
<b>Reggie Smith, S</b> (1,8) OBP: 0.364, SLG: 0.470	6-3			1B					K	4	0	1	0	0	1	0					
<b>Steve Garvey, R</b> (1,3)		6-3		L4						3	0	0	0	0	0	1					
<b>Ron Cey, R</b> (1,5) OBP: 0.389, SLG: 0.515		P6			K				F9	3	0	0	0	0	1	0					
<b>Dusty Baker Jr., R</b> (1,7) OBP: 0.333, SLG: 0.447		6-3			6-3					3	0	0	0	0	0	0					
<b>Joe Ferguson, R</b> (1,9) OBP: 0.362, SLG: 0.436			K		F8				FC6-4 BB	2	0	0	0	1	1	0					
<b>Steve Yeager, R</b> (1,2) OBP: 0.263, SLG: 0.371			6-3			F7			K	3	0	0	0	0	1	1					
<b>Don Sutton, R</b> (1,1) OBP: 0.167, SLG: 0.149						L6				1	0	0	0	0	0	0					
<b>Manny Mota, R</b> (6,PH) OBP: 0.350, SLG: 0.278									FC6-4	1	0	0	0	0	0	0					
<b>Charlie Hough, R</b> (6,PH) OBP: 0.200, SLG: 0.300										0	0	0	0	0	0	0					
<b>Bill Russell, R</b> (8,PH) OBP: 0.293, SLG: 0.363										1	0	0	0	0	0	1					
<b>Ken Brett, L</b> (8,1)										0	0	0	0	0	0	0					
<b>Inning Stats</b>	R: 0 E: 0 K: 0 S: 3	H: 0 LOB: 0 BB: 0 P: 3	R: 0 E: 0 K: 0 S: 3	H: 0 LOB: 0 BB: 0 P: 3	R: 0 E: 0 K: 1 S: 5	H: 0 LOB: 0 BB: 0 P: 5	R: 0 E: 0 K: 1 S: 6	H: 1 LOB: 1 BB: 0 P: 6	R: 0 E: 0 K: 1 S: 5	H: 0 LOB: 0 BB: 0 P: 5	R: 0 E: 0 K: 0 S: 4	H: 1 LOB: 1 BB: 0 P: 4	R: 0 E: 0 K: 0 S: 3	H: 0 LOB: 0 BB: 0 P: 3	R: 0 E: 0 K: 1 S: 5	H: 0 LOB: 0 BB: 1 P: 9	1B: 1 2B: 0 3B: 1 HR: 0	SF: 0 SAC: 0 DP: 0 HBP: 0	WP: 0 PB: 0 SB: 0 CS: 0	PA: 30	
<b>PITCHER</b>	IP	WLS	BF	H	R	ER	SO	BB	IBB	HBP	BLK	WP	HR	S	P	ERA	WHIP				
<b>Bob Shirley, L</b> (1,1) ERA: 2.52	9.0	W	30	2	0	0	5	1	0	0	0	0	0	39	43	0.00	0.333				

Batter	1	2	3	4	5	6	7	8	9	AB	R	H	RBI	BB	SO	LOB	BOTTOM				
<b>Gene Richards, L</b> (1,8) OBP: 0.341, SLG: 0.346	G3 2B		K	1-2 3H 1B		F7		5-3 1B		5	1	3	1	0	1	0	<b>Los Angeles Dodgers @ San Diego Padres</b> San Diego Stadium, San Diego, CA Wed Jul 04 1979, 10:05 PM EDT Att: 45,481 - Unknown <a href="http://livebaseballscorecards.com">livebaseballscorecards.com</a>				
<b>Ozzie Smith, S</b> (1,6) OBP: 0.246, SLG: 0.219	K		1B HR	K		4-3		5-3		5	1	1	0	0	2	4					
<b>Paul Dade, R</b> (1,5) OBP: 0.329, SLG: 0.379	G3		1B HR	F9		1B		1B		5	1	3	0	0	0	3					
<b>Dave Winfield, R</b> (1,9) OBP: 0.396, SLG: 0.604	P4		HR		1B SF7 BB	5-3		F8		4	2	1	3	1	0	4					
<b>Jay Johnstone, L</b> (1,7) OBP: 0.330, SLG: 0.343		4-3	1B	G5-4-3 1B		F8		BB		5	0	3	1	0	0	1					
<b>Gene Tenace, R</b> (1,2) OBP: 0.385, SLG: 0.382	K		G5-4-3 1-2	1B		1-3 1B		1-3 2H 1B		5	0	1	0	0	2	4					
<b>Dan Briggs, L</b> (1,3) OBP: 0.301, SLG: 0.403		1B BB		1B 1B		SF7		K		2	1	1	1	1	1	1					
<b>Bill Almon, R</b> (1,4) OBP: 0.303, SLG: 0.266				1B		FC6-4 BB				2	0	2	0	2	0	0					
<b>Bob Shirley, R</b> (1,1) OBP: 0.125, SLG: 0.130	K			1B		FC6-4				4	0	0	0	0	2	8					
<b>Inning Stats</b>	R: 0 E: 0 K: 1 S: 6	H: 1 LOB: 1 BB: 0 P: 6	R: 0 E: 0 K: 2 S: 8	H: 1 LOB: 2 BB: 1 P: 12	R: 3 E: 0 K: 1 S: 8	H: 4 LOB: 0 BB: 0 P: 8	R: 1 E: 0 K: 2 S: 10	H: 3 LOB: 2 BB: 0 P: 10	R: 1 E: 0 K: 0 S: 4	H: 1 LOB: 2 BB: 2 P: 12	R: 0 E: 0 K: 0 S: 4	H: 1 LOB: 1 BB: 0 P: 4	R: 0 E: 0 K: 2 S: 8	H: 1 LOB: 2 BB: 1 P: 12	R: 1 E: 0 K: 0 S: 6	H: 3 LOB: 2 BB: 0 P: 6		1B: 13 2B: 1 3B: 0 HR: 1	SF: 1 SAC: 0 DP: 1 HBP: 0	WP: 0 PB: 0 SB: 0 CS: 0	PA: 42
<b>PITCHER</b>	IP	WLS	BF	H	R	ER	SO	BB	IBB	HBP	BLK	WP	HR	S	P	ERA	WHIP				
<b>Don Sutton, R</b> (1,1) ERA: 4.19	5.0	L	27	10	5	5	6	2	1	0	0	0	0	36	48	9.00	2.400				
<b>Charlie Hough, R</b> (6,1) ERA: 5.25	2.0		9	2	0	0	2	1	0	0	0	0	0	12	16	0.00	1.500				
<b>Ken Brett, L</b> (8,1) ERA: 5.25	1.0		6	3	1	1	0	0	0	0	0	0	0	6	6	9.00	3.000				







Batter	1	2	3	4	5	6	7	8	9	AB	R	H	RBI	BB	SO	LOB	TOP							
Gene Richards, L OBP: 0.351, SLG: 0.350	0-0 6-3	0-0 F4-6-3 1B		0-0 1-3 2-H 1B			0-0 1B BB		0-0 1B	4	2	3	1	1	0	0								
Ozzie Smith, S OBP: 0.245, SLG: 0.223	0-0 BB 1B 3B	0-0 F4-6-3 1-2			0-0 6-3		0-0 1B E		0-0 1B	5	3	3	0	0	0	1								
Paul Dade, R OBP: 0.335, SLG: 0.380	0-0 1-2 3B 1B		0-0 F9		0-0 F9		0-0 E2 1B		0-0 E	5	3	3	2	0	0	0								
Dave Winfield, R OBP: 0.395, SLG: 0.604	4-0 1-2 2-3 3B BB		0-0 6-3		0-3 K		0-0 2-H 1B		0-3 K	4	1	1	1	1	2	2								
Jerry Turner, L OBP: 0.323, SLG: 0.399	0-0 1-H 2-H 3-H 3B		0-3 K		0-0 F7		0-0 F4-3		0-0 E6	5	1	2	4	0	1	1								
Jay Johnstone, L OBP: 0.319, SLG: 0.333	0-0 1-6-3			0-0 CS 2B		0-0 F4-3		0-0 6-3	0-0 F9	5	0	1	1	0	0	1								
Gene Tenace, R OBP: 0.392, SLG: 0.402	0-0 3-H 1B		0-0 F7		0-3 K		0-0 6-3			4	0	1	0	0	1	1								
Bill Almon, R OBP: 0.295, SLG: 0.248	0-3 K		4-0 1B BB		0-0 K		0-0 5-3		0-0 F9	3	1	0	0	1	1	1								
John D'Acquisto, R OBP: 0.125, SLG: 0.188		0-0 F4-3		0-0 1B		0-3 K			0-0 F4	2	0	1	0	0	0	0								
Eric Rasmussen, R OBP: 0.111, SLG: 0.040			0-0 1B		1-2 1B					2	0	0	0	0	1	0								
<b>Inning Stats</b>	R: 4 E: 0 K: 1 S: 9	H: 4 LOB: 1 BB: 1 P: 13	R: 0 E: 0 K: 0 S: 3	H: 1 LOB: 0 BB: 0 P: 3	R: 0 E: 0 K: 1 S: 5	H: 0 LOB: 0 BB: 0 P: 5	R: 1 E: 0 K: 0 S: 4	H: 3 LOB: 2 BB: 1 P: 8	R: 0 E: 0 K: 1 S: 5	H: 0 LOB: 0 BB: 0 P: 5	R: 0 E: 0 K: 1 S: 5	H: 0 LOB: 0 BB: 0 P: 5	R: 3 E: 1 K: 1 S: 8	H: 3 LOB: 1 BB: 1 P: 12	R: 0 E: 0 K: 0 S: 3	H: 0 LOB: 0 BB: 0 P: 3	R: 3 E: 1 K: 1 S: 9	H: 4 LOB: 1 BB: 0 P: 9	1B: 13 2B: 1 3B: 1 HR: 0	SF: 0 SAC: 0 DP: 1 HBP: 0	WP: 0 PB: 0 SB: 0 CS: 1	PA: 42		
<b>PITCHER</b>	IP WLS BF H R ER SO BB IBB HBP BLK WP HR S P ERA WHIP															IP WLS BF H R ER SO BB IBB HBP BLK WP HR S P ERA WHIP								
Dock Ellis, R ERA: 5.94	(1, 1)	5.0	L	22	8	5	5	3	2	0	0	0	0	0	0	0	0	0	0	0	26	34	9.00	2.000
Tom Hausman, R ERA: 2.94	(6, 1)	1.0		3	0	0	0	1	0	0	0	0	0	0	0	0	0	0	0	0	5	5	0.00	0.000
Dale Murray, R ERA: 4.41	(7, 1)	2.0		10	3	3	2	1	1	0	0	0	0	0	0	0	0	0	0	0	11	15	9.00	2.000
Wayne Twitchell, R ERA: 5.57	(9, 1)	1.0		7	4	3	2	1	0	0	0	0	0	0	0	0	0	0	0	0	9	9	18.00	4.000

San Diego Padres @ New York Mets  
Shea Stadium, Flushing, NY  
Sat Jul 07 1979, 3:33 AM EDT  
Att: 14,048 - Unknown

AB 39  
R 11  
H 15  
RBI 9  
BB 3  
SO 6  
LOB 7




Batter	1	2	3	4	5	6	7	8	9	AB	R	H	RBI	BB	SO	LOB	BOTTOM						
Joel Youngblood, R OBP: 0.365, SLG: 0.484	4-0 1B BB		0-3 K		0-0 1B 2B		4-0 F9 5-3 BB		0-0 F7	3	1	1	0	2	1	0							
Frank Taveras, R OBP: 0.292, SLG: 0.319	0-0 1-2 1B		0-0 F6		0-0 1B		0-0 5-3 1-2		0-0 6-3	5	1	2	1	0	0	1							
Lee Mazzilli, S OBP: 0.427, SLG: 0.508	0-3 K			4-0 1B BB	0-0 1B		0-0 F9 2-3			3	0	1	1	1	1	3							
Richie Hebner, L OBP: 0.380, SLG: 0.407	0-0 F6		0-0 F6		0-0 F6		0-3 K			4	0	0	0	0	1	5							
Willie Montanez, L OBP: 0.262, SLG: 0.297	0-0 F6			0-0 1-3 1B		0-0 1B FC4-6 1B		0-0 F8		4	1	2	0	0	0	2							
Steve Henderson, R OBP: 0.397, SLG: 0.390		0-0 L7		0-3 K		0-0 FC4-6 1-2 8-2 1B		0-0 F8		4	0	1	0	0	1	2							
Ron Hodges, L OBP: 0.224, SLG: 0.219		4-0 BB		0-0 F6		0-0 FC4-6 1-2 2-3 1B		0-0 1B		2	0	1	0	1	0	2							
Dale Murray, R										0	0	0	0	0	0	0							
Elliott Maddox, R OBP: 0.309, SLG: 0.306		0-0 F6-4-3 BB								1	0	1	0	0	0	0							
Wayne Twitchell, R OBP: 0.400, SLG: 0.400										0	0	0	0	0	0	0							
Doug Flynn, R OBP: 0.256, SLG: 0.314		0-0 F6-4-3 1-2			0-0 F8		0-0 FC4-6 1-2 2-3 3-H		0-0 F4	4	0	0	1	0	0	4							
Dock Ellis, S										1	0	0	0	0	0	0							
Bruce Boisclair, L OBP: 0.224, SLG: 0.292			0-0 5-3							1	0	0	0	0	1	0							
Tom Hausman, R OBP: 0.111, SLG: 0.111										0	0	0	0	0	0	0							
John Stearns, R OBP: 0.331, SLG: 0.375										2	0	0	0	0	0	2							
<b>Inning Stats</b>	R: 0 E: 0 K: 1 S: 6	H: 1 LOB: 2 BB: 1 P: 10	R: 0 E: 0 K: 0 S: 2	H: 0 LOB: 0 BB: 1 P: 6	R: 0 E: 0 K: 1 S: 5	H: 0 LOB: 0 BB: 0 P: 5	R: 0 E: 0 K: 1 S: 6	H: 1 LOB: 2 BB: 1 P: 10	R: 2 E: 0 K: 0 S: 8	H: 3 LOB: 1 BB: 0 P: 8	R: 0 E: 0 K: 0 S: 5	H: 0 LOB: 1 BB: 0 P: 9	R: 0 E: 0 K: 0 S: 4	H: 1 LOB: 0 BB: 0 P: 4	R: 0 E: 0 K: 0 S: 3	H: 0 LOB: 0 BB: 0 P: 3	1B: 8 2B: 2 3B: 0 HR: 0	SF: 0 SAC: 0 DP: 2 HBP: 0	WP: 0 PB: 0 SB: 0 CS: 0	PA: 38			
<b>PITCHER</b>	IP WLS BF H R ER SO BB IBB HBP BLK WP HR S P ERA WHIP															IP WLS BF H R ER SO BB IBB HBP BLK WP HR S P ERA WHIP							
John D'Acquisto, R ERA: 4.86	(1, 1)	5.0	W	24	7	3	3	4	3	0	0	0	0	0	0	0	0	0	0	29	41	5.40	2.000
Eric Rasmussen, R ERA: 4.34	(6, 1)	4.0	S	14	2	0	0	1	1	0	0	0	0	0	0	0	0	0	0	15	19	0.00	0.750


San Diego Padres @ New York Mets  
Shea Stadium, Flushing, NY  
Sat Jul 07 1979, 3:33 AM EDT  
Att: 14,048 - Unknown

AB 34  
R 3  
H 9  
RBI 3  
BB 4  
SO 5  
LOB 21





Batter	1	2	3	4	5	6	7	8	9	AB	R	H	RBI	BB	SO	LOB	TOP					
Gene Richards, L (1, 8) OBP: 0.358, SLG: 0.357	3-1		SH5-3 1B			1-2 2-H 1B			CS S 1B	5	1	4	1	0	0	0	<b>San Diego Padres @ New York Mets</b> Shea Stadium, Flushing, NY Sun Jul 08 1979, 3:33 AM EDT Unknown  livebaseballscores.com  <b>AB 35</b> <b>R 5</b> <b>H 9</b> <b>RBI 3</b> <b>BB 4</b> <b>SO 5</b> <b>LOB 15</b> 					
Ozzie Smith, S (1, 6) OBP: 0.249, SLG: 0.227	F PB 2B		SH SH5-3 1B	B2-3		L7			K	4	2	1	0	0	1	4						
Paul Dade, R (1, 5) OBP: 0.333, SLG: 0.375	E6 PB E 2-3		SH5-3		F7				F9	3	1	0	0	1	0	1						
Dave Winfield, R (1, 9) OBP: 0.395, SLG: 0.599	5-3		S 1B		F6				6-3	4	0	1	2	1	0	1						
Gene Tenace, R (1, 3) OBP: 0.389, SLG: 0.395	E1 2-H		S IBB		K				F9	4	0	0	0	1	1	2						
Jim Wilhelm, R (1, 7) OBP: 0.200, SLG: 0.200	K		K		K				F4	4	0	1	0	0	2	3						
Fred Kendall, R (1, 2) OBP: 0.309, SLG: 0.286		L5	F7			CS 1B			F4	4	1	1	0	0	0	2						
Fernando Gonzalez, R (1, 4) OBP: 0.266, SLG: 0.387		6-3			F4	1-2 1B			F9	4	0	1	0	0	0	1						
Gaylord Perry, R (1, 1) OBP: 0.167, SLG: 0.239		5-3			6-3	1-2 1B BB			K	3	0	0	0	1	1	1						
<b>Inning Stats</b>	R: 2 E: 2 K: 1 S: 8	H: 1 LOB: 1 BB: 0 P: 8	R: 0 E: 0 K: 0 S: 3	H: 0 LOB: 0 BB: 0 P: 3	R: 2 E: 1 K: 1 S: 8	H: 2 LOB: 2 BB: 1 P: 12	R: 0 E: 0 K: 0 S: 4	H: 1 LOB: 1 BB: 0 P: 4	R: 0 E: 0 K: 1 S: 5	H: 0 LOB: 0 BB: 0 P: 5	R: 0 E: 0 K: 0 S: 5	H: 3 LOB: 2 BB: 1 P: 9	R: 0 E: 0 K: 0 S: 3	H: 0 LOB: 0 BB: 0 P: 3	R: 0 E: 0 K: 1 S: 6	H: 1 LOB: 1 BB: 0 P: 6	R: 0 E: 0 K: 1 S: 5	H: 1 LOB: 2 BB: 2 P: 13	1B: 8 2B: 1 3B: 0 HR: 0	SF: 0 SAC: 2 DP: 0 HBP: 0	WP: 0 PB: 1 SB: 3 CS: 3	PA: 41
<b>PITCHER</b>	IP WLS BF H R ER SO BB IBB HBP BLK WP HR S P ERA WHIP	IP WLS BF H R ER SO BB IBB HBP BLK WP HR S P ERA WHIP																	IP WLS BF H R ER SO BB IBB HBP BLK WP HR S P ERA WHIP			
Kevin Kobel, L (1, 1) ERA: 3.16	6.0	L	29	7	5	2	3	1	1	0	0	0	0	0	0	33	41	3.00	1.333			
Neil Allen, R (7, 1) ERA: 5.06	3.0		12	2	0	0	2	1	1	0	0	0	0	0	14	22	0.00	1.000				

Batter	1	2	3	4	5	6	7	8	9	AB	R	H	RBI	BB	SO	LOB	BOTTOM			
Frank Taveras, R (1, 6) OBP: 0.288, SLG: 0.315	F9	6-3			1-3				6-3	4	0	0	0	0	0	1	<b>San Diego Padres @ New York Mets</b> Shea Stadium, Flushing, NY Sun Jul 08 1979, 3:33 AM EDT Unknown  livebaseballscores.com  <b>AB 32</b> <b>R 3</b> <b>H 8</b> <b>RBI 3</b> <b>BB 1</b> <b>SO 3</b> <b>LOB 9</b> 			
John Stearns, R (1, 2) OBP: 0.330, SLG: 0.373	1B SF8	F3			K				B1-3	4	1	1	0	0	1	1				
Lee Mazzilli, S (1, 8) OBP: 0.425, SLG: 0.505	1-3 1B		P6		6-3				F8	4	0	1	0	0	0	0				
Richie Hebner, L (1, 5) OBP: 0.378, SLG: 0.404	SF8		FC5-4 BB			F8			F9	2	0	0	1	1	0	0				
Willie Montanez, L (1, 3) OBP: 0.262, SLG: 0.296	1-3		F7			1B			F9	4	0	1	0	0	0	2				
Joel Youngblood, R (1, 9) OBP: 0.370, SLG: 0.498		3B	FC5-4			G6-4-3 1B				4	1	3	0	0	0	1				
Steve Henderson, R (1, 7) OBP: 0.367, SLG: 0.397		3B			P5	G6-4-3 1B			4-3	3	1	1	1	0	0	2				
Ed Kranepool, L (9, PH) OBP: 0.261, SLG: 0.256		1B				1-2				1	0	0	0	0	0	1				
Doug Flynn, R (1, 4) OBP: 0.257, SLG: 0.314		3-H			F3				F6-3	3	0	1	1	0	0	0				
Ron Hodges, L (9, PH) OBP: 0.300, SLG: 0.212		SH3 1B							K	1	0	0	0	0	1	1				
Kevin Kobel, R (1, 1) OBP: 0.200, SLG: 0.200		3-H								1	0	0	0	0	1	0				
Bruce Boischlair, L (7, 7) OBP: 0.220, SLG: 0.286		1B								1	0	0	0	0	0	0				
Elliott Maddox, R (9, 9) OBP: 0.309, SLG: 0.306		SH3			K				G3	0	0	0	0	0	0	0				
<b>Inning Stats</b>	R: 1 E: 0 K: 0 S: 5	H: 2 LOB: 1 BB: 0 P: 5	R: 2 E: 0 K: 0 S: 6	H: 3 LOB: 1 BB: 0 P: 6	R: 0 E: 0 K: 0 S: 3	H: 0 LOB: 1 BB: 1 P: 7	R: 0 E: 0 K: 1 S: 5	H: 0 LOB: 0 BB: 0 P: 5	R: 0 E: 0 K: 0 S: 5	H: 2 LOB: 1 BB: 0 P: 4	R: 0 E: 0 K: 0 S: 3	H: 0 LOB: 0 BB: 0 P: 3	R: 0 E: 0 K: 0 S: 3	H: 0 LOB: 0 BB: 0 P: 3	R: 0 E: 0 K: 1 S: 6	H: 1 LOB: 1 BB: 0 P: 6	1B: 5 2B: 1 3B: 2 HR: 0	SF: 1 SAC: 1 DP: 1 HBP: 0	WP: 0 PB: 0 SB: 0 CS: 0	PA: 35
<b>PITCHER</b>	IP WLS BF H R ER SO BB IBB HBP BLK WP HR S P ERA WHIP	IP WLS BF H R ER SO BB IBB HBP BLK WP HR S P ERA WHIP																	IP WLS BF H R ER SO BB IBB HBP BLK WP HR S P ERA WHIP	
Gaylord Perry, R (1, 1) ERA: 2.48	9.0	W	35	8	3	3	3	1	0	0	0	0	0	0	40	44	3.00	1.000		



Batter	1	2	3	4	5	6	7	8	9	AB	R	H	RBI	BB	SO	LOB	TOP			
Gene Richards, L (1, 8) OBP: 0.356, SLG: 0.356										4	1	1	0	0	2	0	<b>San Diego Padres @ New York Mets</b> Shea Stadium, Flushing, NY Sun Jul 08 1979, 3:38 AM EDT Att: 17,320 - Unknown			
Ozzie Smith, S (1, 6) OBP: 0.252, SLG: 0.228										3	0	1	0	1	1	0				
Paul Dade, R (1, 5) OBP: 0.329, SLG: 0.370										4	0	0	0	0	1	3				
Dave Winfield, R (1, 9) OBP: 0.396, SLG: 0.597										3	0	1	0	1	1	1				
Gene Tenace, R (1, 2)										4	0	1	0	0	1	2				
Jerry Turner, L (1, 7) OBP: 0.325, SLG: 0.397										2	0	0	0	2	0	2				
Kurt Bevacqua, R (1, 3) Bobby Tolan, L (7, 3)										2	0	0	0	0	1	1				
Bill Almon, R (1, 4) OBP: 0.289, SLG: 0.242										3	0	0	0	0	1	1				
Bob Shirley, R (1, 1) Fred Kendall, R (5, PH) Mark Lee, R (5, 1) Jay Johnstone, L (8, PH) Steve Mura, R (8, 1)										1	0	0	0	0	1	0				
										1	0	0	0	0	0	0				
										0	0	0	0	0	0	0				
										0	0	0	0	0	0	0				
<b>Inning Stats</b>	R: 0 E: 0 K: 2 S: 8	H: 1 LOB: 1 BB: 0 P: 8	R: 0 E: 0 K: 1 S: 5	H: 0 LOB: 1 BB: 1 P: 9	R: 0 E: 0 K: 3 S: 9	H: 0 LOB: 0 BB: 0 P: 9	R: 0 E: 0 K: 1 S: 6	H: 1 LOB: 1 BB: 0 P: 6	R: 0 E: 0 K: 0 S: 3	H: 0 LOB: 3 BB: 0 P: 3	R: 1 E: 0 K: 0 S: 3	H: 1 LOB: 1 BB: 2 P: 11	R: 0 E: 0 K: 1 S: 4	H: 0 LOB: 0 BB: 1 P: 8	R: 0 E: 0 K: 0 S: 3	H: 0 LOB: 1 BB: 0 P: 3	1B: 4 2B: 0 3B: 0 HR: 0	SF: 0 SAC: 0 DP: 2 HBP: 0	WP: 2 PB: 0 SB: 1 CS: 0	PA: 33
<b>PITCHER</b>	IP WLS BF H R ER SO BB IBB HBP BLK WP HR S P ERA WHIP	IP WLS BF H R ER SO BB IBB HBP BLK WP HR S P ERA WHIP																		
Andy Hassler, L (1, 1) ERA: 4.63	5.2 W 22 3 1 1 7 3 0 0 0 2 0 0 33 45 1.59 1.059																			
Tom Hausman, R (6, 1) ERA: 2.51	3.1 S 11 1 0 0 2 1 0 0 0 0 0 0 14 18 0.00 0.600																			

AB 29  
R 1  
H 4  
RBI 0  
BB 4  
SO 9  
LOB 11



Batter	1	2	3	4	5	6	7	8	9	AB	R	H	RBI	BB	SO	LOB	BOTTOM				
Frank Taveras, R (1, 6) OBP: 0.285, SLG: 0.311										4	0	0	0	0	1	2	<b>San Diego Padres @ New York Mets</b> Shea Stadium, Flushing, NY Sun Jul 08 1979, 3:38 AM EDT Att: 17,320 - Unknown				
John Stearns, R (1, 3) Willie Montanez, L (8, 3)										3	1	2	0	1	0	0					
Lee Mazzilli, S (1, 8) OBP: 0.425, SLG: 0.505										4	0	2	0	0	0	1					
Richie Hebner, L (1, 5) OBP: 0.377, SLG: 0.403										3	1	1	1	0	0	2					
Steve Henderson, R (1, 7) OBP: 0.371, SLG: 0.402										4	1	3	0	0	0	1					
Joel Youngblood, R (1, 9) OBP: 0.388, SLG: 0.493										3	1	0	0	1	0	4					
Alex Trevino, R (1, 2) OBP: 0.406, SLG: 0.468										3	0	1	0	1	1	3					
Doug Flynn, R (1, 4) OBP: 0.260, SLG: 0.320										4	0	2	3	0	1	3					
Andy Hassler, L (1, 1) Tom Hausman, R (6, 1)										2	0	0	0	0	1	2					
										2	0	0	0	0	0	3					
<b>Inning Stats</b>	R: 0 E: 0 K: 0 S: 2	H: 0 LOB: 0 BB: 1 P: 6	R: 3 E: 0 K: 2 S: 10	H: 3 LOB: 1 BB: 1 P: 14	R: 1 E: 0 K: 0 S: 4	H: 2 LOB: 0 BB: 0 P: 4	R: 0 E: 0 K: 0 S: 3	H: 0 LOB: 1 BB: 1 P: 7	R: 0 E: 0 K: 1 S: 8	H: 3 LOB: 3 BB: 0 P: 8	R: 0 E: 0 K: 0 S: 4	H: 1 LOB: 1 BB: 0 P: 4	R: 0 E: 0 K: 0 S: 3	H: 0 LOB: 0 BB: 0 P: 3	R: 0 E: 0 K: 1 S: 7	H: 2 LOB: 2 BB: 0 P: 7		1B: 9 2B: 3 3B: 0 HR: 0	SF: 1 SAC: 0 DP: 1 HBP: 0	WP: 0 PB: 0 SB: 0 CS: 1	PA: 36
<b>PITCHER</b>	IP WLS BF H R ER SO BB IBB HBP BLK WP HR S P ERA WHIP	IP WLS BF H R ER SO BB IBB HBP BLK WP HR S P ERA WHIP																			
Bob Shirley, L (1, 1) ERA: 2.78	4.0 L 18 5 4 4 2 3 0 0 0 0 0 0 19 31 9.00 2.000																				
Mark Lee, R (5, 1) ERA: 5.4	3.0 13 4 0 0 1 0 0 0 0 0 0 0 15 15 0.00 1.333																				
Steve Mura, R (8, 1) ERA: 3.29	1.0 5 2 0 0 1 0 0 0 0 0 0 0 7 7 0.00 2.000																				

AB 32  
R 4  
H 11  
RBI 4  
BB 3  
SO 4  
LOB 21





Batter	1	2	3	4	5	6	7	8	9	AB	R	H	RBI	BB	SO	LOB	TOP										
Gene Richards, L (1, 8) OBP: 0.355, SLG: 0.361	F8		G3		3B		5-3			4	1	1	1	0	0	0	<b>San Diego Padres @ Philadelphia Phillies</b> Veterans Stadium, Philadelphia, PA Tue Jul 10 1979, 7:05 PM EDT Att: 30,234 - Unknown										
Ozzie Smith, S (1, 6) OBP: 0.252, SLG: 0.235	6-3			4-3	2B		4-3			4	1	1	1	0	0												
Paul Dade, R (1, 5) OBP: 0.330, SLG: 0.368	L9			HBP	2B			F9		1	0	0	0	0	0												
Fernando Gonzalez, R (5, PH) OBP: 0.268, SLG: 0.392				CS	2B					2	0	1	1	0	0												
Dave Winfield, R (1, 9) OBP: 0.397, SLG: 0.595		L3		1B	5-3			6-3		3	0	1	0	1	0												
Jerry Turner, L (1, 7) OBP: 0.321, SLG: 0.391	L3			F9			F6			4	0	0	0	0	2												
Dan Briggs, L (8, 3) OBP: 0.301, SLG: 0.403								4-3		0	0	0	0	0	0												
Gene Tenace, R (1, 2) OBP: 0.389, SLG: 0.404		HR			2B		6-3		5-3	3	2	1	1	1	0												
Jay Johnstone, L (1, 3) OBP: 0.323, SLG: 0.345					3B				K	4	1	2	1	0	2												
Bill Almon, R (1, 4) OBP: 0.281, SLG: 0.234			5-3		K		K		L5	4	0	0	0	0	2												
Randy Jones, R (1, 1) OBP: 0.178, SLG: 0.200			F8		F9					3	0	0	0	0	1												
Rollie Fingers, R (9, 1) OBP: 0.100, SLG: 0.100							K			0	0	0	0	0	0												
<b>Inning Stats</b>	R: 0 E: 0 K: 0 S: 3	H: 0 LOB: 0 BB: 0 P: 3	R: 1 E: 0 K: 1 S: 5	H: 1 LOB: 0 BB: 1 P: 9	R: 0 E: 0 K: 0 S: 3	H: 0 LOB: 0 BB: 0 P: 3	R: 0 E: 0 K: 0 S: 3	H: 1 LOB: 1 BB: 0 P: 4	R: 4 E: 0 K: 1 S: 9	H: 4 LOB: 1 BB: 1 P: 13	R: 0 E: 0 K: 1 S: 6	H: 1 LOB: 0 BB: 0 P: 6	R: 0 E: 0 K: 1 S: 5	H: 0 LOB: 0 BB: 0 P: 5	R: 0 E: 0 K: 1 S: 5	H: 0 LOB: 0 BB: 0 P: 5	1B: 2 2B: 3 3B: 2 HR: 1	SF: 0 SAC: 0 DP: 1 HBP: 1	WP: 0 PA: 35 PB: 0 CS: 1								
<b>PITCHER</b>	IP	WLS	BF	H	R	ER	SO	BB	IBB	HBP	BLK	WP	HR	S	P	ERA	WHIP										
Nino Espinosa, R (1, 1) ERA: 3.49	4.2		20	5	5	5	2	2	0	1	0	0	1	21	30	9.64	1.500										
Warren Brusstar, R (5, 1) ERA: 7.11	0.1		2	1	0	0	0	0	0	0	0	0	0	2	2	0.00	3.000										
Rawly Eastwick, R (6, 1) ERA: 6.09	2.0		7	1	0	0	2	0	0	0	0	0	0	11	11	0.00	0.500										
Doug Bird, R (8, 1) ERA: 5.4	2.0	W	6	0	0	0	1	0	0	0	0	0	0	8	8	0.00	0.000										

Batter	1	2	3	4	5	6	7	8	9	AB	R	H	RBI	BB	SO	LOB	BOTTOM										
Bake McBride, L (1, 9) OBP: 0.320, SLG: 0.411	4-3		G3		2B		K		FC6-4	5	1	1	0	0	1	3	<b>San Diego Padres @ Philadelphia Phillies</b> Veterans Stadium, Philadelphia, PA Tue Jul 10 1979, 7:05 PM EDT Att: 30,234 - Unknown										
Larry Bowa, S (1, 6) OBP: 0.338, SLG: 0.348			F7		5-3			F8		4	0	1	0	0	2												
Del Unser, L (9, PH) OBP: 0.344, SLG: 0.494									HR	1	1	1	3	0	0												
Pete Rose, S (1, 3) OBP: 0.398, SLG: 0.416	4-3		6-3				1-3	L9		4	0	0	0	0	1												
Mike Schmidt, R (1, 5) OBP: 0.393, SLG: 0.616				6-3			HR	L7		3	1	1	1	1	0												
Garry Maddox, R (1, 8) OBP: 0.296, SLG: 0.444	F8			F9		F8		1-3		4	0	0	0	0	2												
Jose Cardenal, R (1, 7) OBP: 0.314, SLG: 0.256			F9	L8		6-3			2B	4	1	1	0	0	0												
Manny Trillo, R (1, 4) OBP: 0.318, SLG: 0.347			F9		L9		1-3		1B	4	1	1	0	0	0												
Bob Boone, R (1, 2) OBP: 0.386, SLG: 0.485					2B		4-3		FC6-4	3	1	3	2	1	0												
Nino Espinosa, R (1, 1) OBP: 0.233, SLG: 0.200										1	0	0	0	0	0	1											
Warren Brusstar, R (5, 1) ERA: 7.11										0	0	0	0	0	0	1											
Greg Luzinski, R (5, PH) OBP: 0.366, SLG: 0.417										1	0	0	0	0	0	0											
Rawly Eastwick, R (6, 1) ERA: 6.09										0	0	0	0	0	0	1											
Mike Anderson, R (7, PH) OBP: 0.303, SLG: 0.233										1	0	0	0	0	0	0											
Doug Bird, R (8, 1) ERA: 5.4										1	0	1	0	0	0	0											
Tim McCarver, L (9, PH) OBP: 0.268, SLG: 0.368										0	0	0	0	0	0	0											
Bud Harrison, S (9, PH) OBP: 0.377, SLG: 0.308										0	0	0	0	0	0	0											
<b>Inning Stats</b>	R: 0 E: 0 K: 0 S: 4	H: 1 LOB: 2 BB: 1 P: 8	R: 0 E: 0 K: 0 S: 3	H: 0 LOB: 1 BB: 1 P: 7	R: 0 E: 0 K: 0 S: 3	H: 0 LOB: 0 BB: 0 P: 3	R: 0 E: 0 K: 0 S: 3	H: 0 LOB: 0 BB: 0 P: 3	R: 0 E: 0 K: 0 S: 5	H: 2 LOB: 2 BB: 0 P: 5	R: 1 E: 0 K: 0 S: 4	H: 1 LOB: 0 BB: 0 P: 4	R: 0 E: 0 K: 1 S: 6	H: 1 LOB: 1 BB: 0 P: 6	R: 0 E: 0 K: 0 S: 3	H: 0 LOB: 0 BB: 0 P: 3	R: 5 E: 0 K: 0 S: 7	H: 5 LOB: 1 BB: 0 P: 7	1B: 5 2B: 2 3B: 1 HR: 2	SF: 0 SAC: 0 DP: 0 HBP: 0	WP: 0 PA: 38 PB: 0 CS: 0						
<b>PITCHER</b>	IP	WLS	BF	H	R	ER	SO	BB	IBB	HBP	BLK	WP	HR	S	P	ERA	WHIP										
Randy Jones, L (1, 1) ERA: 3.88	8.1		34	7	3	3	1	1	0	0	0	0	1	34	42	3.24	0.960										
Rollie Fingers, R (9, 1) ERA: 3.67	0.1	L	4	3	3	3	0	0	0	0	0	0	1	4	4	81.00	9.000										





Batter	1	2	3	4	5	6	7	8	9	AB	R	H	RBI	BB	SO	LOB	TOP										
Gene Richards, L OBP: 0.350, SLG: 0.355	5-3	L5-3	E3			4-3		5-3		5	0	0	0	0	0	3	<b>San Diego Padres @ Philadelphia Phillies</b> Veterans Stadium, Philadelphia, PA Wed Jul 11 1979, 7:05 PM EDT Att: 35,248 - Unknown										
Ozzie Smith, S OBP: 0.254, SLG: 0.235	HR	BB	4-3			6-3		F6		4	1	1	0	1	0	3											
Jerry Turner, L OBP: 0.322, SLG: 0.405	HR									5	1	2	2	0	0	2											
Dan Briggs, L OBP: 0.301, SLG: 0.403	HR	F7						L9		0	0	0	0	0	0	0											
Dave Winfield, R OBP: 0.397, SLG: 0.599	HR									4	2	1	1	1	1	1											
Gene Tenace, R OBP: 0.395, SLG: 0.430	HR									4	2	3	2	1	0	0											
Jay Johnstone, L OBP: 0.318, SLG: 0.347	F4									5	1	1	0	0	0	2											
Kurt Bevacqua, R OBP: 0.336, SLG: 0.270	1B									5	0	2	1	0	0	2											
Fernando Gonzalez, R OBP: 0.264, SLG: 0.385	4-3									4	0	0	0	0	0	3											
John D'Acquisto, R OBP: 0.158, SLG: 0.167										2	0	0	0	1	2	1											
Mark Lee, R OBP: 0.333, SLG: 0.333										1	0	1	0	0	0	0											
<b>Inning Stats</b>	R: 4 E: 0 K: 0 S: 8	H: 5 LOB: 1 BB: 0 P: 8	R: 0 E: 0 K: 0 S: 2	H: 0 LOB: 1 BB: 2 P: 10	R: 3 E: 2 K: 1 S: 9	H: 2 LOB: 2 BB: 1 P: 13	R: 0 E: 0 K: 1 S: 5	H: 0 LOB: 1 BB: 1 P: 9	R: 0 E: 0 K: 0 S: 4	H: 1 LOB: 1 BB: 0 P: 4	R: 0 E: 0 K: 0 S: 4	H: 1 LOB: 1 BB: 0 P: 4	R: 0 E: 0 K: 0 S: 4	H: 1 LOB: 1 BB: 0 P: 4	R: 0 E: 0 K: 0 S: 4	H: 1 LOB: 1 BB: 0 P: 4	1B: 5 2B: 3 3B: 1 HR: 3	SF: 0 SAC: 0 DP: 1 HBP: 0	WP: 0 PB: 0 SB: 1 CS: 0	PA: 43							
<b>PITCHER</b>	IP	WLS	BF	H	R	ER	SO	BB	IBB	HBP	BLK	WP	HR	S	P	ERA	WHIP										
Randy Lerch, L ERA: 3.9	0.2	L	7	5	4	4	0	0	0	0	0	0	3	7	7	54.00	7.500										
Kevin Saucier, L ERA: 2.95	1.1		8	1	3	2	0	3	0	0	0	0	0	5	17	13.50	3.000										
Ron Reed, R ERA: 4.45	2.0		9	1	0	0	2	1	0	0	0	0	0	12	16	0.00	1.000										
Rawly Eastwick, R ERA: 5.75	2.0		7	1	0	0	1	0	0	0	0	0	0	9	9	0.00	0.500										
Warren Brusstar, R ERA: 4.82	3.0		12	3	0	0	0	0	0	0	0	0	0	12	12	0.00	1.000										
<b>Batter</b>	<b>1</b>	<b>2</b>	<b>3</b>	<b>4</b>	<b>5</b>	<b>6</b>	<b>7</b>	<b>8</b>	<b>9</b>	<b>AB</b>	<b>R</b>	<b>H</b>	<b>RBI</b>	<b>BB</b>	<b>SO</b>	<b>LOB</b>	<b>BOTTOM</b>										
Bake McBride, L OBP: 0.315, SLG: 0.405	K		F7	F7			K		FC3-6	5	0	0	0	0	2	2	<b>San Diego Padres @ Philadelphia Phillies</b> Veterans Stadium, Philadelphia, PA Wed Jul 11 1979, 7:05 PM EDT Att: 35,248 - Unknown										
Larry Bowa, S OBP: 0.338, SLG: 0.349	4-3		BB	1B			FC5-4	1B	FC6-4	5	1	2	0	0	0	1											
Greg Gross, L OBP: 0.383, SLG: 0.473	1B		G3	WP			F7			3	1	2	0	2	0	1											
Mike Schmidt, R OBP: 0.391, SLG: 0.609	K		WP	G3			F5		FC5-4	5	0	1	1	0	1	5											
Del Unser, L OBP: 0.340, SLG: 0.483			F7	G3			3-1			4	0	1	0	0	0	3											
Gary Maddox, R OBP: 0.296, SLG: 0.451	HR		K				6-3		F8	4	1	1	1	0	1	2											
Manny Trillo, R OBP: 0.317, SLG: 0.341							F9		F9	3	0	0	0	1	1	1											
Bob Boone, R OBP: 0.387, SLG: 0.487	F9								5-3	3	0	1	0	1	0	2											
Randy Lerch, L OBP: 0.140, SLG: 0.220										0	0	0	0	0	0	0											
Kevin Saucier, L OBP: 0.303, SLG: 0.333										1	0	0	0	0	0	1											
Ron Reed, R OBP: 0.333, SLG: 0.400										0	0	0	0	0	0	0											
Tim McCarver, L OBP: 0.333, SLG: 0.400										1	0	0	0	0	0	1											
Rawly Eastwick, R OBP: 0.333, SLG: 0.400										0	0	0	0	0	0	0											
Jose Cardenal, R OBP: 0.308, SLG: 0.320										1	0	0	0	0	0	1											
Warren Brusstar, R OBP: 0.390, SLG: 0.520										0	0	0	0	0	0	0											
Pete Rose, S OBP: 0.380, SLG: 0.416										0	0	0	0	0	0	0											
<b>Inning Stats</b>	R: 0 E: 0 K: 2 S: 8	H: 1 LOB: 1 BB: 0 P: 8	R: 1 E: 0 K: 1 S: 6	H: 1 LOB: 1 BB: 1 P: 10	R: 2 E: 0 K: 1 S: 7	H: 2 LOB: 1 BB: 1 P: 11	R: 0 E: 0 K: 2 S: 7	H: 0 LOB: 1 BB: 1 P: 11	R: 0 E: 0 K: 0 S: 4	H: 1 LOB: 1 BB: 0 P: 4	R: 0 E: 0 K: 0 S: 4	H: 1 LOB: 1 BB: 0 P: 4	R: 0 E: 0 K: 0 S: 4	H: 1 LOB: 1 BB: 0 P: 4	R: 0 E: 0 K: 0 S: 3	H: 0 LOB: 2 BB: 2 P: 11	1B: 5 2B: 2 3B: 0 HR: 1	SF: 0 SAC: 0 DP: 0 HBP: 0	WP: 1 PB: 0 SB: 0 CS: 0	PA: 40							
<b>PITCHER</b>	IP	WLS	BF	H	R	ER	SO	BB	IBB	HBP	BLK	WP	HR	S	P	ERA	WHIP										
John D'Acquisto, R ERA: 4.81	6.1	W	29	7	3	3	7	3	0	0	0	0	1	40	52	4.26	1.579										
Mark Lee, R ERA: 4.70	2.2		11	1	0	0	0	2	0	0	0	0	0	9	17	0.00	1.125										



Batter	1	2	3	4	5	6	7	8	9	AB	R	H	RBI	BB	SO	LOB	TOP					
Gene Richards, L (1.8) OBP: 0.348, SLG: 0.353	F5		F8				K		4-3	5	0	1	0	0	1	1	<b>San Diego Padres @ Philadelphia Phillies</b> Veterans Stadium, Philadelphia, PA Thu Jul 12 1979, 7:05 PM EDT Att: 33,501 - Unknown					
Ozzie Smith, S (1.6) OBP: 0.257, SLG: 0.235	F8		6-3						K	4	0	1	0	1	1	0						
Jerry Turner, L (1.7) OBP: 0.318, SLG: 0.399	6-3									4	0	0	0	0	2	4						
Dave Winfield, R (1.9) OBP: 0.398, SLG: 0.596		P3								2	1	0	0	2	0	0						
Gene Tenace, R (1.3) OBP: 0.397, SLG: 0.433		4-3								3	2	1	1	1	0	1						
Kurt Bevacqua, R (1.5) OBP: 0.348, SLG: 0.279										3	0	2	1	1	1	1						
Fernando Gonzalez, R (1.4) OBP: 0.287, SLG: 0.389										3	0	1	1	1	0	2						
Fred Kendall, R (1.2) OBP: 0.283, SLG: 0.259										4	0	0	0	0	0	4						
Rollie Fingers, R (8.1) OBP: 0.100, SLG: 0.100										0	0	0	0	0	0	0						
Bob Shirley, R (1.1) OBP: 0.111, SLG: 0.115										2	0	0	0	0	1	0						
Jim Wilhelm, R (7, PH) OBP: 0.333, SLG: 0.333										1	0	1	0	0	0	0						
Bob Ovcinko, L (7.1) OBP: 0.190, SLG: 0.105										0	0	0	0	0	0	0						
Jay Johnstone, L (8.3) OBP: 0.315, SLG: 0.344										1	0	0	0	0	0	0						
<b>Inning Stats</b>	R: 0 E: 0 K: 0 S: 3	H: 0 LOB: 0 BB: 0 P: 3	R: 0 E: 0 K: 0 S: 4	H: 1 LOB: 2 BB: 1 P: 8	R: 0 E: 0 K: 1 S: 5	H: 0 LOB: 0 BB: 0 P: 5	R: 2 E: 0 K: 2 S: 9	H: 2 LOB: 1 BB: 1 P: 13	R: 0 E: 0 K: 1 S: 6	H: 2 LOB: 2 BB: 0 P: 6	R: 0 E: 0 K: 0 S: 2	H: 0 LOB: 1 BB: 2 P: 10	R: 0 E: 0 K: 1 S: 6	H: 1 LOB: 2 BB: 1 P: 10	R: 1 E: 0 K: 0 S: 4	H: 1 LOB: 1 BB: 1 P: 8	R: 0 E: 0 K: 1 S: 5	H: 0 LOB: 0 BB: 0 P: 5	1B: 5 2B: 3 3B: 0 HR: 0	SF: 0 SAC: 0 DP: 2 HBP: 0	WP: 0 PB: 0 SB: 0 CS: 1	PA: 38
<b>PITCHER</b>	IP WLS BF H R ER SO BB IBB HBP BLK WP HR S P ERA WHIP																					
Steve Carlton, L (1.1) ERA: 3.5	8.0 W 35 7 3 3 5 6 0 0 0 2 0 0 0 39 63 3.38 1.625																					
Tug McGraw, L (9.1) ERA: 3.83	1.0 S 3 0 0 0 1 0 0 0 0 0 0 0 5 5 0.00 0.000																					

Batter	1	2	3	4	5	6	7	8	9	AB	R	H	RBI	BB	SO	LOB	BOTTOM			
Bake McBride, L (1.9) OBP: 0.317, SLG: 0.406	3-1									4	0	2	1	0	0	0	<b>San Diego Padres @ Philadelphia Phillies</b> Veterans Stadium, Philadelphia, PA Thu Jul 12 1979, 7:05 PM EDT Att: 33,501 - Unknown			
Larry Bowa, S (1.6) OBP: 0.341, SLG: 0.349										3	0	1	0	1	1	2				
Pete Rose, S (1.3) OBP: 0.398, SLG: 0.412										3	0	0	0	1	1	2				
Mike Schmidt, R (1.5) OBP: 0.395, SLG: 0.611										2	1	1	0	2	0	2				
Bob Boone, R (1.2) OBP: 0.389, SLG: 0.492										4	1	2	1	0	0	4				
Gary Maddox, R (1.8) OBP: 0.298, SLG: 0.451										4	0	2	0	0	0	1				
Manny Trillo, R (1.4) OBP: 0.321, SLG: 0.362										4	2	2	2	0	0	1				
Mike Anderson, R (1.7) OBP: 0.359, SLG: 0.281										2	0	1	0	1	0	0				
Greg Gross, L (8, PH) OBP: 0.347, SLG: 0.500										1	0	1	0	0	0	0				
Steve Carlton, L (1.1) OBP: 0.262, SLG: 0.259										3	0	0	0	0	0	3				
Del Unser, L (8, PH) OBP: 0.347, SLG: 0.483										0	0	0	0	1	0	0				
Tug McGraw, R (9.1) OBP: 0.167, SLG: 0.167										0	0	0	0	0	0	0				
<b>Inning Stats</b>	R: 0 E: 0 K: 1 S: 6	H: 1 LOB: 2 BB: 1 P: 10	R: 0 E: 0 K: 0 S: 4	H: 1 LOB: 0 BB: 0 P: 4	R: 0 E: 0 K: 0 S: 2	H: 1 LOB: 1 BB: 2 P: 10	R: 2 E: 0 K: 0 S: 5	H: 2 LOB: 0 BB: 0 P: 5	R: 0 E: 0 K: 0 S: 3	H: 0 LOB: 0 BB: 0 P: 3	R: 1 E: 0 K: 0 S: 5	H: 4 LOB: 2 BB: 1 P: 9	R: 0 E: 0 K: 0 S: 4	H: 1 LOB: 2 BB: 1 P: 8	R: 1 E: 0 K: 1 S: 7	H: 2 LOB: 2 BB: 1 P: 11	1B: 7 2B: 4 3B: 0 HR: 1	SF: 1 SAC: 1 DP: 1 HBP: 0	WP: 0 PB: 0 SB: 0 CS: 1	PA: 38
<b>PITCHER</b>	IP WLS BF H R ER SO BB IBB HBP BLK WP HR S P ERA WHIP																			
Bob Shirley, L (1.1) ERA: 2.88	6.0 9 3 3 1 1 25 41 4.50 2.167																			
Bob Ovcinko, L (7.1) ERA: 4.71	1.0 5 1 0 0 0 0 1 0 0 0 0 0 4 8 0.00 1.000																			
Rollie Fingers, R (8.1) ERA: 3.75	1.0 L 6 2 1 1 1 0 1 0 0 0 0 0 7 11 9.00 2.000																			







Batter	1	2	3	4	5	6	7	8	9	AB	R	H	RBI	BB	SO	LOB	TOP					
Gene Richards, L (1.8)										5	1	2	0	0	1	2						
Ozzie Smith, S (1.6)										5	0	0	0	0	1	3						
Dan Briggs, L (1.3)										3	0	1	0	0	0	1						
Steve Mura, R (7.1)										0	0	0	0	0	0	0						
Mickey Lolich, S (7.1)										0	0	0	0	0	0	0						
Gene Tenace, R (9, PH)										1	1	1	1	0	0	0						
Dave Winfield, R (1.9)										5	3	3	2	0	0	1						
Jerry Turner, L (1.7)										5	0	1	0	0	2	1						
Kurt Bevacqua, R (1.5)										5	1	1	0	0	2	2						
Fernando Gonzalez, R (1.4)										4	1	2	2	0	0	1						
Bill Fahey, L (1.2)										3	0	1	0	1	0	1						
Eric Rasmussen, R (1.1)										0	0	0	0	0	0	0						
Mark Lee, R (1.1)										2	0	1	0	0	0	1						
Jay Johnstone, L (5.3)										2	0	2	0	0	0	0						
Bob Owchinko, L (5.1)										1	0	0	0	0	1	1						
<b>Inning Stats</b>	R: 2 E: 0 K: 0 S: 5	H: 2 LOB: 0 BB: 0 P: 5	R: 0 E: 0 K: 1 S: 6	H: 1 LOB: 1 BB: 0 P: 6	R: 0 E: 0 K: 0 S: 3	H: 0 LOB: 0 BB: 0 P: 3	R: 1 E: 1 K: 0 S: 5	H: 2 LOB: 2 BB: 1 P: 9	R: 0 E: 0 K: 1 S: 4	H: 1 LOB: 1 BB: 0 P: 4	R: 1 E: 0 K: 1 S: 6	H: 1 LOB: 0 BB: 0 P: 6	R: 0 E: 0 K: 1 S: 6	H: 2 LOB: 1 BB: 0 P: 6	R: 2 E: 1 K: 2 S: 11	H: 4 LOB: 2 BB: 0 P: 11	R: 1 E: 0 K: 2 S: 9	H: 2 LOB: 1 BB: 0 P: 9	1B: 12 2B: 0 3B: 0 HR: 3	SF: 0 SAC: 0 DP: 1 HBP: 0	WP: 0 PB: 0 SB: 0 CS: 0	PA: 42
<b>PITCHER</b>	IP WLS BF H R ER SO BB IBB HBP BLK WP HR S P ERA WHIP																					
David Palmer, R (1.1)	6.0	26	7	4	3	2	0	1	0	0	0	0	0	2	29	33	4.50	1.167				
Rudy May, L (7.1)	1.0	4	2	0	0	1	0	0	0	0	0	0	0	0	6	6	0.00	2.000				
Stan Bahnsen, R (8.1)	0.2	5	3	2	2	1	0	0	0	0	0	0	0	7	7	27.00	4.500					
Woodie Fryman, L (8.1)	1.1	7	3	1	1	3	0	0	0	0	0	1	13	13	6.75	2.250						

Batter	1	2	3	4	5	6	7	8	9	AB	R	H	RBI	BB	SO	LOB	BOTTOM			
Warren Cromartie, L (1.7)										4	3	3	2	0	0	0				
Rodney Scott, S (1.6)										4	2	3	1	1	0	1				
Andre Dawson, R (1.8)										5	0	2	2	0	0	3				
Ellis Valentine, R (1.9)										3	0	0	1	0	1	3				
Jerry White, S (6.9)										1	1	0	0	1	1	0				
Tony Solaita, L (1.3)										1	0	0	0	1	0	0				
Ken Macha, R (5, PH)										1	2	1	0	0	0	0				
Larry Parrish, R (1.5)										4	1	0	0	1	0	4				
Tony Bernazard, S (1.4)										4	1	1	1	1	1	5				
Duffy Dyer, R (1.2)										3	0	0	0	2	0	6				
David Palmer, R (1.1)										2	0	0	0	0	1	2				
Dave Cash, R (5, PH)										1	0	0	0	0	0	0				
Rudy Wiegman, L (7.1)										0	0	0	0	0	0	0				
Gary Carter, R (7, PH)										0	0	0	1	0	0	0				
Stan Bahnsen, R (8.1)										0	0	0	0	0	0	0				
Woodie Fryman, R (8.1)										1	0	0	0	0	0	2				
<b>Inning Stats</b>	R: 2 E: 0 K: 0 S: 5	H: 2 LOB: 2 BB: 2 P: 13	R: 0 E: 0 K: 1 S: 5	H: 0 LOB: 0 BB: 0 P: 5	R: 0 E: 0 K: 1 S: 5	H: 1 LOB: 1 BB: 0 P: 5	R: 0 E: 0 K: 0 S: 4	H: 0 LOB: 2 BB: 1 P: 8	R: 2 E: 1 K: 1 S: 8	H: 3 LOB: 3 BB: 1 P: 13	R: 0 E: 0 K: 0 S: 4	H: 1 LOB: 1 BB: 0 P: 4	R: 5 E: 1 K: 0 S: 7	H: 2 LOB: 1 BB: 2 P: 15	R: 1 E: 0 K: 1 S: 7	H: 2 LOB: 2 BB: 1 P: 11	1B: 5 2B: 6 3B: 1 HR: 0	SF: 1 SAC: 2 DP: 1 HBP: 1	WP: 1 PB: 0 SB: 0 CS: 0	PA: 45
<b>PITCHER</b>	IP WLS BF H R ER SO BB IBB HBP BLK WP HR S P ERA WHIP																			
Eric Rasmussen, R (1.1)	0.0	21	6	4	4	2	2	1	0	0	1	0	22	34	9.00	2.000				
Mark Lee, R (1.1)	4.0	6	4	4	4	2	2	1	0	0	1	0	22	34	9.00	2.000				
Bob Owchinko, L (5.1)	2.1	14	1	4	1	1	3	0	1	0	0	0	12	25	3.86	1.714				
Steve Mura, R (7.1)	0.1	1	0	0	0	0	0	0	0	0	0	0	1	1	0.00	0.000				
Mickey Lolich, L (7.1)	1.1	9	4	2	1	1	0	1	0	0	0	0	10	14	6.75	3.000				

San Diego Padres @ Montreal Expos  
Olympic Stadium, Montreal, QB  
Fri Jul 13 1979, 7:05 PM EDT  
Att: 44,549 - Unknown

AB 41  
R 7  
H 15  
RBI 5  
BB 1  
SO 7  
LOB 14



San Diego Padres @ Montreal Expos  
Olympic Stadium, Montreal, QB  
Fri Jul 13 1979, 7:05 PM EDT  
Att: 44,549 - Unknown

AB 34  
R 10  
H 11  
RBI 8  
BB 7  
SO 4  
LOB 26









Batter	1	2	3	4	5	6	7	8	9	AB	R	H	RBI	BB	SO	LOB	TOP										
Gene Richards, L (1, 8) OBP: 0.348, SLG: 0.364										4	0	0	0	0	1	2											
Ozzie Smith, S (1, 6) OBP: 0.254, SLG: 0.237										4	0	1	0	0	1	0											
Gene Tenace, R (1, 2) OBP: 0.397, SLG: 0.436										4	0	0	0	0	3	1											
Dave Winfield, R (1, 9) OBP: 0.409, SLG: 0.619										4	0	2	0	0	1	0											
Jerry Turner, L (1, 7) OBP: 0.313, SLG: 0.393										4	0	0	0	0	2	3											
Jay Johnstone, L (1, 3) OBP: 0.317, SLG: 0.338										3	0	0	0	0	1	2											
Kurt Bevacqua, R (1, 5) OBP: 0.348, SLG: 0.292										3	0	2	0	0	0	0											
Fernando Gonzalez, R (1, 4) OBP: 0.266, SLG: 0.392										3	0	0	0	0	1	2											
John D'Acquisto, R (1, 1) OBP: 0.143, SLG: 0.150										2	0	0	0	0	2	2											
Bobby Tolan, L (8, PH)										1	0	0	0	0	0	0											
Bob Shirley, R (8, 1) OBP: 0.111, SLG: 0.115										0	0	0	0	0	0	0											
Rollie Fingers, R (8, 1) OBP: 0.100, SLG: 0.100										0	0	0	0	0	0	0											
<b>Inning Stats</b>	R: 0 E: 0 K: 2 S: 7	H: 0 LOB: 0 BB: 0 P: 7	R: 0 E: 0 K: 2 S: 7	H: 0 LOB: 0 BB: 0 P: 7	R: 0 E: 0 K: 1 S: 6	H: 1 LOB: 1 BB: 0 P: 6	R: 0 E: 0 K: 1 S: 7	H: 2 LOB: 2 BB: 0 P: 7	R: 0 E: 0 K: 2 S: 8	H: 1 LOB: 1 BB: 0 P: 8	R: 0 E: 0 K: 2 S: 7	H: 0 LOB: 0 BB: 0 P: 7	R: 0 E: 0 K: 1 S: 5	H: 0 LOB: 0 BB: 0 P: 5	R: 0 E: 0 K: 0 S: 3	H: 1 LOB: 1 BB: 0 P: 3	1B: 4 2B: 1 3B: 0 HR: 0	SF: 0 SAC: 0 DP: 0 HBP: 0	WP: 0 PB: 0 SB: 1 CS: 0	PA: 32							
<b>PITCHER</b>	IP	WLS	BF	H	R	ER	SO	BB	IBB	HBP	BLK	WP	HR	S	P	ERA	WHIP										
Scott Sanderson, R (1, 1) ERA: 3.28	5.0	W	19	4	0	0	8	0	0	0	0	0	0	35	35	0.00	0.800										
Elias Sosa, R (6, 1) ERA: 2.07	4.0	S	13	1	0	0	4	0	0	0	0	0	0	21	21	0.00	0.250										

San Diego Padres @ Montreal Expos  
Olympic Stadium, Montreal, QB  
Sun Jul 15 1979, 3:33 AM EDT  
Att: 27,747 - Unknown

AB 32  
R 0  
H 5  
RBI 0  
BB 0  
SO 12  
LOB 12



Batter	1	2	3	4	5	6	7	8	9	AB	R	H	RBI	BB	SO	LOB	BOTTOM										
Warren Cromartie, L (1, 7) OBP: 0.318, SLG: 0.424										4	0	0	0	0	1	1											
Rodney Scott, S (1, 6) OBP: 0.308, SLG: 0.268										4	0	0	0	0	2	1											
Andre Dawson, R (1, 8) OBP: 0.304, SLG: 0.487										4	2	2	2	0	1	0											
Tony Perez, R (1, 3) OBP: 0.328, SLG: 0.423										3	0	0	0	0	1	0											
Tom Hutton, L (8, 3) OBP: 0.372, SLG: 0.474										1	0	0	0	0	1	0											
Gary Carter, R (1, 2) OBP: 0.347, SLG: 0.491										3	1	2	0	0	1	0											
Ellis Valentine, R (1, 9) OBP: 0.311, SLG: 0.465										3	1	2	2	0	1	0											
Larry Parrish, R (1, 5) OBP: 0.341, SLG: 0.462										3	0	0	0	0	1	1											
Tony Benazard, S (1, 4) OBP: 0.563, SLG: 0.333										1	0	1	0	2	0	0											
Scott Sanderson, R (1, 1) ERA: 4.73										1	0	0	0	0	0	1											
Jim Mason, L (5, PH) ERA: 2.67										1	0	0	0	0	0	1											
Elias Sosa, R (6, 1) OBP: 0.200, SLG: 0.300										1	0	0	0	0	0	1											
<b>Inning Stats</b>	R: 0 E: 0 K: 1 S: 5	H: 0 LOB: 0 BB: 0 P: 5	R: 0 E: 0 K: 1 S: 6	H: 2 LOB: 1 BB: 0 P: 6	R: 0 E: 0 K: 0 S: 3	H: 0 LOB: 1 BB: 1 P: 7	R: 2 E: 0 K: 1 S: 7	H: 2 LOB: 0 BB: 0 P: 7	R: 0 E: 0 K: 0 S: 3	H: 1 LOB: 0 BB: 0 P: 3	R: 1 E: 0 K: 2 S: 8	H: 1 LOB: 0 BB: 0 P: 8	R: 0 E: 0 K: 1 S: 5	H: 0 LOB: 1 BB: 1 P: 9	R: 1 E: 0 K: 3 S: 10	H: 1 LOB: 0 BB: 0 P: 10	1B: 3 2B: 1 3B: 0 HR: 3	SF: 0 SAC: 0 DP: 0 HBP: 0	WP: 0 PB: 0 SB: 1 CS: 2	PA: 31							
<b>PITCHER</b>	IP	WLS	BF	H	R	ER	SO	BB	IBB	HBP	BLK	WP	HR	S	P	ERA	WHIP										
John D'Acquisto, R (1, 1) ERA: 4.73	7.0	L	27	6	3	3	6	2	0	0	0	0	0	37	45	3.86	1.143										
Bob Shirley, L (8, 1) ERA: 2.67	0.1		1	0	0	0	1	0	0	0	0	0	0	3	3	0.00	0.000										
Rollie Fingers, R (8, 1) ERA: 3.8	0.2		3	1	1	1	2	0	0	0	0	0	1	7	7	13.50	1.500										

San Diego Padres @ Montreal Expos  
Olympic Stadium, Montreal, QB  
Sun Jul 15 1979, 3:33 AM EDT  
Att: 27,747 - Unknown

AB 29  
R 4  
H 7  
RBI 4  
BB 2  
SO 9  
LOB 6





Batter	1	2	3	4	5	6	7	8	9	AB	R	H	RBI	BB	SO	LOB	TOP					
Joel Youngblood, R OBP: 0.369, SLG: 0.481	0-3 K			0-0 FC6-4 1B		0-0 2B		0-3 K		4	0	2	0	0	2	0	<b>New York Mets @ San Diego Padres</b> San Diego Stadium, San Diego, CA Thu Jul 19, 1979, 10:05 PM EDT Att: 20,382 - Unknown					
Frank Taveras, R OBP: 0.291, SLG: 0.336	0-0 F9			0-0 FC6-4 1B		0-0 F7		0-0 4-3		4	0	1	0	0	0	1						
Lee Mazzilli, S OBP: 0.413, SLG: 0.474	0-0 L8			0-0 FC6-4 1-2 2-3		4-0 BB			0-0 6-3	3	0	0	0	1	0	2						
Richie Hebner, L OBP: 0.364, SLG: 0.391		0-3 K		0-0 F2		0-0 G3			0-0 3-1	4	0	0	0	0	1	4						
Steve Henderson, R OBP: 0.382, SLG: 0.443		0-0 6-3		0-0 F7			0-0 FC6-4 1B		0-0 1B 2B	4	1	2	0	0	0	2						
Willie Montanez, L OBP: 0.271, SLG: 0.308		0-0 3-1			0-0 4-3		0-0 FC6-4 1B		0-0 1B	4	0	2	1	0	0	0						
Alex Trevino, R OBP: 0.424, SLG: 0.459			0-0 F4-3 1B		0-0 P4		0-0 FC6-4 1B		0-0 1-3	4	0	1	0	0	0	3						
Doug Flynn, R OBP: 0.255, SLG: 0.315			0-0 F4-3 1-2		0-0 F5-3		0-0 F6-4-3 1-2			3	0	0	0	0	0	3						
Kevin Kobel, R OBP: 0.179, SLG: 0.179			0-0 5-3				0-3 K		0-0 L6	2	0	0	0	0	1	0						
Neil Allen, R OBP: 0.327, SLG: 0.365										0	0	0	0	0	0	0						
Andy Hassler, L OBP: 0.320, SLG: 0.356										0	0	0	0	0	0	0						
John Stearns, R OBP: 0.400, SLG: 0.400										1	0	0	0	0	0	0						
Wayne Twitchell, R OBP: 0.400, SLG: 0.400										0	0	0	0	0	0	0						
<b>Inning Stats</b>	R: 0 E: 0 K: 1 S: 5	H: 0 LOB: 0 BB: 0 P: 5	R: 0 E: 0 K: 1 S: 5	H: 0 LOB: 0 BB: 0 P: 5	R: 0 E: 0 K: 0 S: 3	H: 1 LOB: 0 BB: 0 P: 3	R: 0 E: 0 K: 0 S: 5	H: 2 LOB: 2 BB: 0 P: 5	R: 0 E: 0 K: 0 S: 3	H: 0 LOB: 0 BB: 0 P: 3	R: 0 E: 0 K: 1 S: 6	H: 1 LOB: 2 BB: 1 P: 10	R: 0 E: 0 K: 0 S: 4	H: 2 LOB: 1 BB: 0 P: 4	R: 0 E: 0 K: 1 S: 5	H: 0 LOB: 0 BB: 0 P: 5	R: 1 E: 0 K: 0 S: 5	H: 2 LOB: 1 BB: 0 P: 5	1B: 6 2B: 2 3B: 0 HR: 0	SF: 0 SAC: 0 DP: 2 HBP: 0	WP: 0 PB: 0 SB: 0 CS: 0	PA: 34
<b>PITCHER</b> Randy Jones, L ERA: 3.55	IP: 9.0 WLS: W BF: 34 H: 8 R: 1 ER: 1 SO: 4 BB: 1 IBB: 0 HBP: 0 BLK: 0 WP: 0 HR: 0 S: 41 P: 45 ERA: 1.00 WHIP: 1.000															<b>PITCHER</b>	IP: 9.0 WLS: W BF: 34 H: 8 R: 1 ER: 1 SO: 4 BB: 1 IBB: 0 HBP: 0 BLK: 0 WP: 0 HR: 0 S: 41 P: 45 ERA: 1.00 WHIP: 1.000					

AB	33
R	1
H	8
RBI	1
BB	1
SO	4
LOB	15



Batter	1	2	3	4	5	6	7	8	9	AB	R	H	RBI	BB	SO	LOB	BOTTOM			
Gene Richards, L OBP: 0.345, SLG: 0.360	0-0 F5			0-0 G3		0-0 F5	0-0 F4-3			4	0	0	0	0	0	3	<b>New York Mets @ San Diego Padres</b> San Diego Stadium, San Diego, CA Thu Jul 19, 1979, 10:05 PM EDT Att: 20,382 - Unknown			
Dan Briggs, L OBP: 0.299, SLG: 0.399										0	0	0	0	0	0	0				
Ozzie Smith, S OBP: 0.254, SLG: 0.240	0-0 F2			0-0 6-3		0-0 F9 2H		0-3 K		4	0	1	1	0	1	0				
Paul Dade, R OBP: 0.351, SLG: 0.290	0-0 1-3			0-3 K		4-0 CS BB		0-0 L9		2	0	0	0	0	1	0				
Kurt Bevacqua, R OBP: 0.351, SLG: 0.290										1	0	0	0	1	0	0				
Dave Winfield, R OBP: 0.408, SLG: 0.623		0-3 K				0-0 HR		0-3 K		4	1	1	1	0	2	2				
Gene Tenace, R OBP: 0.399, SLG: 0.436		0-3 K				4-0 BB		0-0 F		3	1	1	0	1	1	2				
Jay Johnstone, L OBP: 0.310, SLG: 0.331						0-3 K		0-3 K		3	0	0	0	0	2	2				
Fernando Gonzalez, R OBP: 0.271, SLG: 0.390				0-0 F4-3		4-0 F5-4-3 BB		4-0 SH1-4 PB IBB		1	0	0	0	2	0	0				
Fred Kendall, R OBP: 0.288, SLG: 0.271				0-0 F9		0-0 F5-4-3 1-2		4-0 SH1-4 IBB		2	0	0	0	1	0	2				
Randy Jones, R OBP: 0.196, SLG: 0.235				0-0 5-3				0-0 SH1-4 2B		2	1	1	0	0	0	0				
<b>Inning Stats</b>	R: 0 E: 0 K: 0 S: 3	H: 0 LOB: 0 BB: 0 P: 3	R: 0 E: 0 K: 2 S: 7	H: 0 LOB: 0 BB: 0 P: 7	R: 0 E: 0 K: 0 S: 3	H: 0 LOB: 0 BB: 0 P: 3	R: 0 E: 0 K: 1 S: 5	H: 0 LOB: 0 BB: 0 P: 5	R: 1 E: 0 K: 0 S: 4	H: 2 LOB: 1 BB: 1 P: 8	R: 1 E: 0 K: 1 S: 6	H: 1 LOB: 2 BB: 2 P: 14	R: 0 E: 0 K: 2 S: 7	H: 0 LOB: 0 BB: 0 P: 7	R: 0 E: 0 K: 2 S: 7	H: 0 LOB: 0 BB: 0 P: 7	1B: 1 2B: 2 3B: 0 HR: 1	SF: 0 SAC: 1 DP: 1 HBP: 0	WP: 0 PB: 2 SB: 0 CS: 1	PA: 32
<b>PITCHER</b> Kevin Kobel, L ERA: 3.39	IP: 5.1 WLS: L BF: 21 H: 3 R: 2 ER: 2 SO: 4 BB: 3 IBB: 0 HBP: 0 BLK: 0 WP: 0 HR: 1 S: 26 P: 38 ERA: 3.38 WHIP: 1.125															<b>PITCHER</b>	IP: 5.1 WLS: L BF: 21 H: 3 R: 2 ER: 2 SO: 4 BB: 3 IBB: 0 HBP: 0 BLK: 0 WP: 0 HR: 1 S: 26 P: 38 ERA: 3.38 WHIP: 1.125			
Neil Allen, R ERA: 4.51	0.2 3 1 1 1 0 0 0 0 0 0 0 2 2 13.50 1.500																			
Andy Hassler, L ERA: 4.28	1.0 5 0 0 0 1 0 2 0 0 0 0 5 13 0.00 0.000																			
Wayne Twitchell, R ERA: 5.2	1.0 3 0 0 0 0 2 0 0 0 0 0 7 7 0.00 0.000																			

AB	26
R	3
H	4
RBI	2
BB	5
SO	7
LOB	11





Batter	1	2	3	4	5	6	7	8	9	AB	R	H	RBI	BB	SO	LOB	TOP			
Joel Youngblood, R OBP: 0.367, SLG: 0.484 (1, 9)										4	1	1	0	0	0	1				
Frank Taveras, R OBP: 0.288, SLG: 0.332 (1, 6)										4	0	0	0	0	1	1				
Lee Mazzilli, S OBP: 0.409, SLG: 0.469 (1, 8)										4	0	0	0	0	1	1				
Steve Henderson, R OBP: 0.384, SLG: 0.450 (1, 7)										4	0	2	1	0	1	0				
Richie Hebner, L OBP: 0.361, SLG: 0.386 (1, 5)										3	0	0	0	0	1	2				
Willie Montanez, L OBP: 0.269, SLG: 0.306 (1, 3)										3	0	0	0	0	0	0				
John Stearns, R OBP: 0.317, SLG: 0.352 (1, 2)										3	0	0	0	0	1	0				
Doug Flynn, R OBP: 0.256, SLG: 0.318 (1, 4)										3	0	1	0	0	0	0				
Craig Swan, R OBP: 0.161, SLG: 0.098 (1, 1)										2	0	0	0	1	2	1				
<b>Inning Stats</b>	R: 0 E: 0 K: 0 S: 3	H: 0 LOB: 0 BB: 0 P: 3	R: 0 E: 0 K: 2 S: 7	H: 0 LOB: 0 BB: 0 P: 7	R: 0 E: 0 K: 1 S: 5	H: 0 LOB: 0 BB: 0 P: 5	R: 1 E: 0 K: 0 S: 5	H: 2 LOB: 1 BB: 0 P: 5	R: 0 E: 1 K: 2 S: 8	H: 1 LOB: 1 BB: 0 P: 8	R: 0 E: 0 K: 0 S: 3	H: 1 LOB: 0 BB: 0 P: 3	R: 0 E: 0 K: 0 S: 3	H: 0 LOB: 1 BB: 1 P: 7	R: 0 E: 0 K: 0 S: 3	H: 0 LOB: 0 BB: 0 P: 3	1B: 1 2B: 1 3B: 2 HR: 0	SF: 0 SAC: 0 DP: 1 HBP: 0	WP: 0 PB: 0 SB: 0 CS: 0	PA: 31
<b>PITCHER</b> Gaylord Perry, R ERA: 2.59 (1, 1)	IP: 9.0 WLS: W BF: 31 H: 4 R: 1 ER: 1 SO: 7 BB: 1 IBB: 0 HBP: 0 BLK: 0 WP: 0 HR: 0 S: 44 P: 48 ERA: 1.00 WHIP: 0.556															<b>PITCHER</b>				

New York Mets @ San Diego Padres  
San Diego Stadium, San Diego, CA  
Fri Jul 20 1979, 10:05 PM EDT  
Att: 16,381 - Unknown

AB 30  
R 1  
H 4  
RBI 1  
BB 1  
SO 7  
LOB 6




Batter	1	2	3	4	5	6	7	8	9	AB	R	H	RBI	BB	SO	LOB	BOTTOM	
Ozzie Smith, S OBP: 0.251, SLG: 0.237 (1, 6)										4	0	0	0	0	0	0		
Dan Briggs, L OBP: 0.298, SLG: 0.408 (1, 3)										4	1	1	0	0	1	0		
Jerry Turner, L OBP: 0.312, SLG: 0.400 (1, 7)										4	1	1	1	0	0	1		
Dave Winfield, R OBP: 0.407, SLG: 0.621 (1, 9)										3	0	1	1	0	0	0		
Gene Tenace, R OBP: 0.399, SLG: 0.433 (1, 2)										2	0	0	0	1	0	1		
Jay Johnstone, L OBP: 0.317, SLG: 0.333 (1, 8)										2	0	1	0	1	0	1		
Kurt Bevacqua, R OBP: 0.345, SLG: 0.284 (1, 5)										3	0	0	0	0	0	3		
Fernando Gonzalez, R OBP: 0.269, SLG: 0.387 (1, 4)										2	0	0	0	0	0	0		
Gene Richards, L OBP: 0.345, SLG: 0.359 (8, PH)										1	0	0	0	0	0	0		
Bill Almon, R OBP: 0.261, SLG: 0.234 (9, 4)										0	0	0	0	0	0	0		
Gaylord Perry, R OBP: 0.151, SLG: 0.216 (1, 1)										3	0	0	0	0	0	0		
<b>Inning Stats</b>	R: 0 E: 0 K: 0 S: 3	H: 0 LOB: 0 BB: 0 P: 3	R: 0 E: 0 K: 0 S: 2	H: 0 LOB: 0 BB: 1 P: 6	R: 0 E: 0 K: 0 S: 3	H: 0 LOB: 0 BB: 0 P: 3	R: 0 E: 0 K: 0 S: 3	H: 0 LOB: 0 BB: 0 P: 3	R: 1 E: 0 K: 0 S: 5	H: 2 LOB: 2 BB: 1 P: 9	R: 0 E: 0 K: 0 S: 3	H: 0 LOB: 0 BB: 0 P: 3	R: 1 E: 0 K: 1 S: 4	H: 1 LOB: 0 BB: 0 P: 4	1B: 2 2B: 0 3B: 1 HR: 1	SF: 0 SAC: 0 DP: 1 HBP: 0	WP: 0 PB: 0 SB: 1 CS: 0	PA: 30
<b>PITCHER</b> Craig Swan, R ERA: 3.23 (1, 1)	IP: 8.1 WLS: L BF: 30 H: 4 R: 2 ER: 2 SO: 1 BB: 1 IBB: 1 HBP: 0 BLK: 0 WP: 0 HR: 1 S: 30 P: 38 ERA: 2.16 WHIP: 0.600															<b>PITCHER</b>		


New York Mets @ San Diego Padres  
San Diego Stadium, San Diego, CA  
Fri Jul 20 1979, 10:05 PM EDT  
Att: 16,381 - Unknown

AB 28  
R 2  
H 4  
RBI 2  
BB 2  
SO 1  
LOB 6





Batter	1	2	3	4	5	6	7	8	9	AB	R	H	RBI	BB	SO	LOB	TOP										
Joel Youngblood, R OBP: 0.365, SLG: 0.480 Sergio Ferrer, S (9, 5)	6-3		FC4-6		K			F7		5	0	1	0	0	1	1	<p>New York Mets @ San Diego Padres San Diego Stadium, San Diego, CA</p> <p>Sat Jul 21 1979, 10:05 PM EDT Att: 25,327 - Unknown</p> <p>livebaseballscores.com</p> <p>AB 36 R 2 H 11 RBI 1 BB 2 SO 4 LOB 18</p> 										
Frank Taveras, R OBP: 0.292, SLG: 0.341 (1, 6)	2B		6-3					F9		5	2	3	0	0	1	2											
Lee Mazzilli, S OBP: 0.407, SLG: 0.466 (1, 8)	K				L6			F7		4	0	1	0	0	1	1											
Steve Henderson, R OBP: 0.385, SLG: 0.454 (1, 7)	G3				2B			F9		4	0	2	0	0	0	3											
John Stearns, R OBP: 0.319, SLG: 0.355 (1, 2)					FC6-2			F6		3	0	1	0	1	0	1											
Willie Montanez, L OBP: 0.269, SLG: 0.305 (1, 3)					FC6-2					4	0	1	1	0	0	2											
Elliott Maddox, R OBP: 0.336, SLG: 0.337 (1, 9)					F7					3	0	1	0	1	0	5											
Doug Flynn, R OBP: 0.252, SLG: 0.314 (1, 4)					F4-3					4	0	0	0	0	1	2											
Tom Hausman, R OBP: 0.125, SLG: 0.125 Gil Flores, R OBP: 0.250, SLG: 0.212 Neil Allen, R (7, PH) Andy Hassler, L (9, 1)					F9					2	0	1	0	0	0	0											
										1	0	0	0	0	0	1											
										0	0	0	0	0	0	0											
<b>Inning Stats</b>	R: 0 E: 0 K: 1 S: 6	H: 1 LOB: 1 BB: 0 P: 6	R: 0 E: 0 K: 0 S: 3	H: 0 LOB: 1 BB: 1 P: 7	R: 0 E: 0 K: 0 S: 3	H: 1 LOB: 0 BB: 0 P: 3	R: 0 E: 0 K: 0 S: 5	H: 2 LOB: 2 BB: 0 P: 5	R: 0 E: 0 K: 1 S: 5	H: 0 LOB: 0 BB: 0 P: 5	R: 1 E: 0 K: 0 S: 4	H: 2 LOB: 0 BB: 0 P: 4	R: 0 E: 0 K: 1 S: 6	H: 1 LOB: 1 BB: 0 P: 6	R: 1 E: 0 K: 0 S: 6	H: 3 LOB: 3 BB: 1 P: 10	R: 0 E: 0 K: 1 S: 6	H: 1 LOB: 1 BB: 0 P: 6	1B: 6 2B: 5 3B: 0 HR: 0	SF: 0 SAC: 0 DP: 0 HBP: 0	WP: 0 PB: 0 SB: 1 CS: 3	PA: 38					
<b>PITCHER</b>	IP	WLS	BF	H	R	ER	SO	BB	IBB	HBP	BLK	WP	HR	S	P	ERA	WHIP										
Bob Shirley, L ERA: 2.76 (1, 1)	7.2	L	33	10	2	1	3	2	0	0	0	0	0	37	45	1.17	1.565										
Mark Lee, R ERA: 5.27 (8, 1)	0.1		1	0	0	0	0	0	0	0	0	0	0	1	1	0.00	0.000										
Rollie Fingers, R ERA: 3.74 (9, 1)	1.0		4	1	0	0	1	0	0	0	0	0	0	6	6	0.00	1.000										

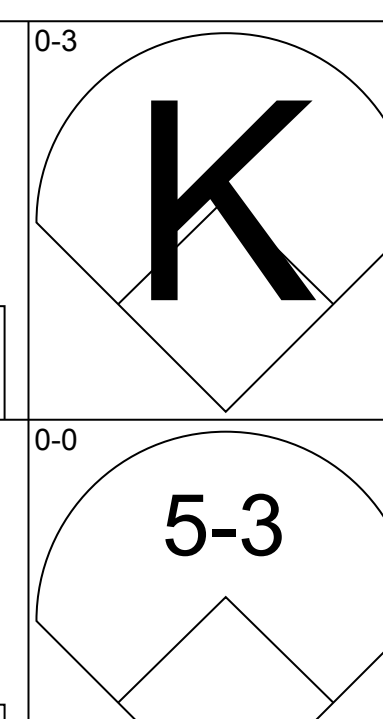
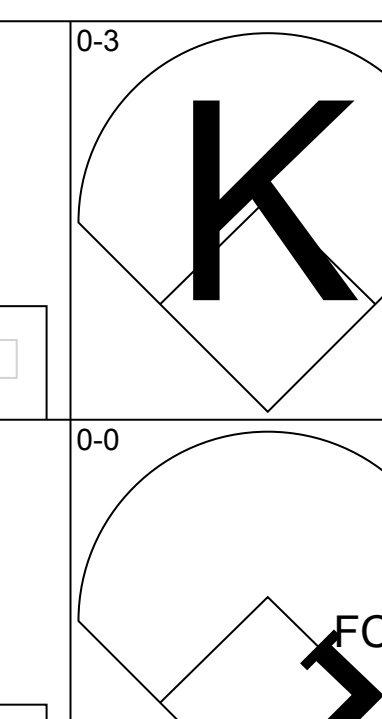
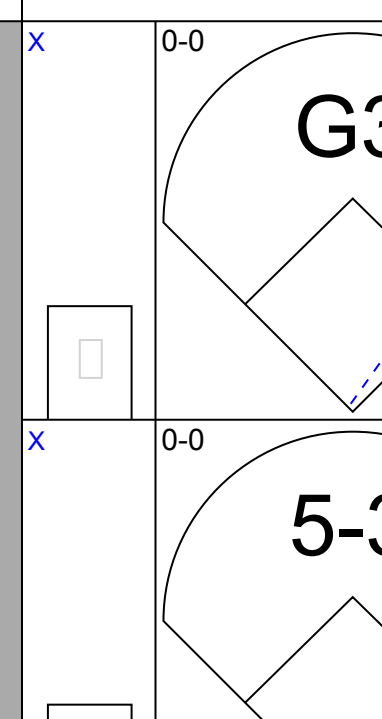
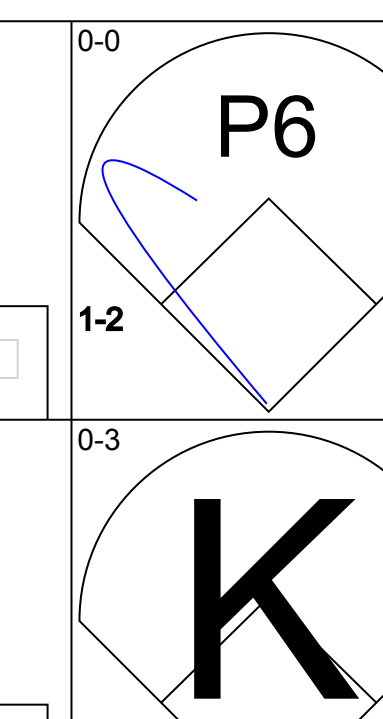
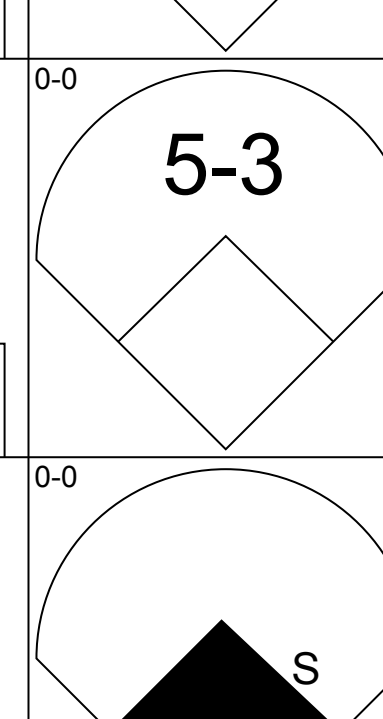
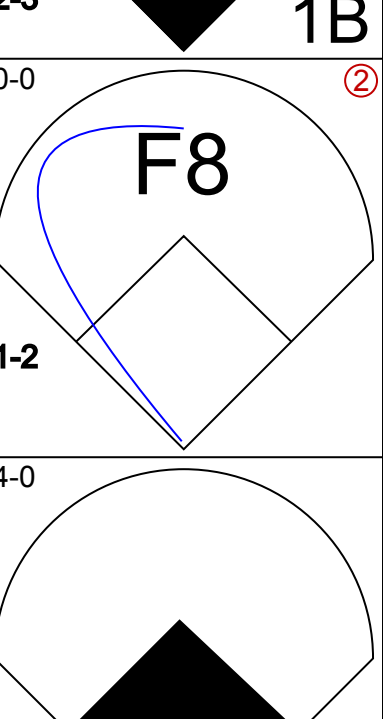
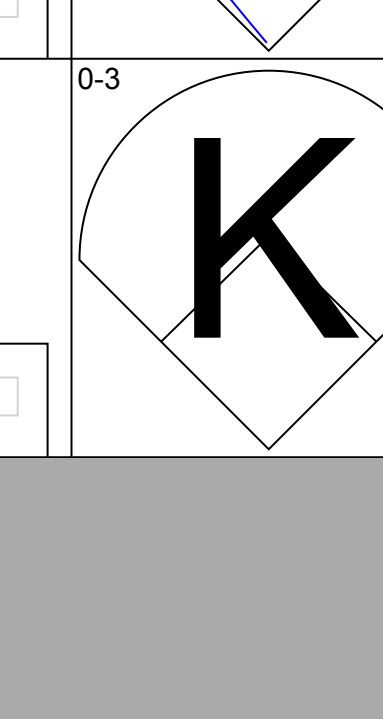
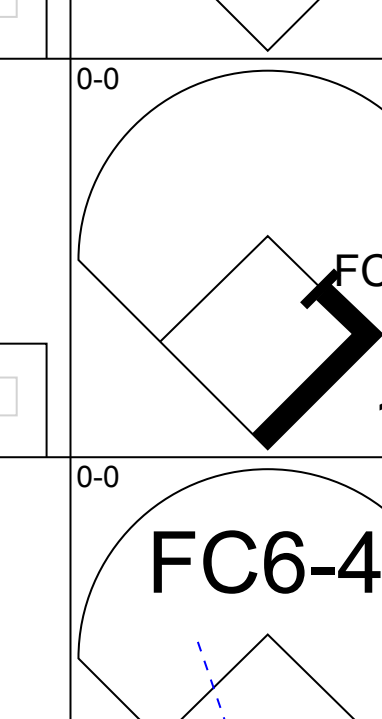
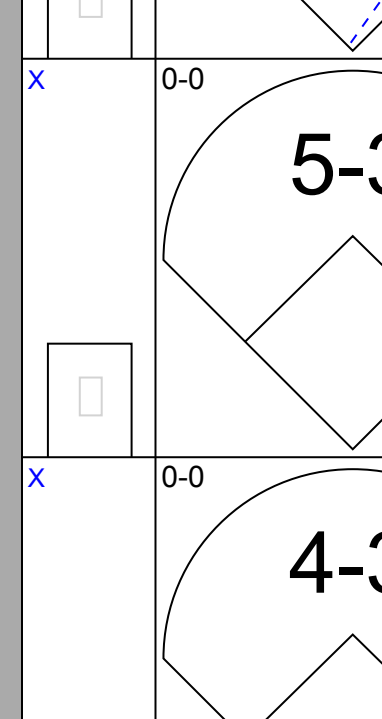
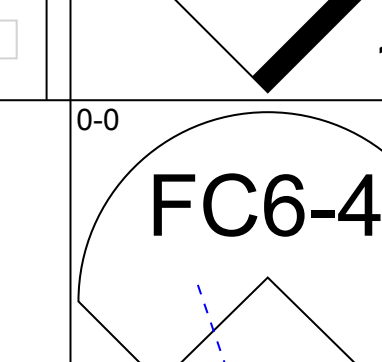
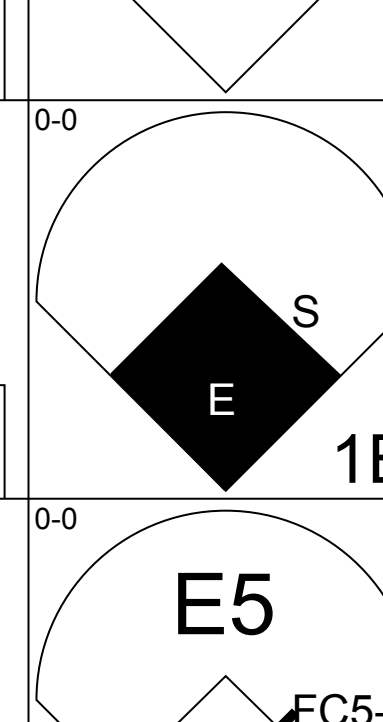
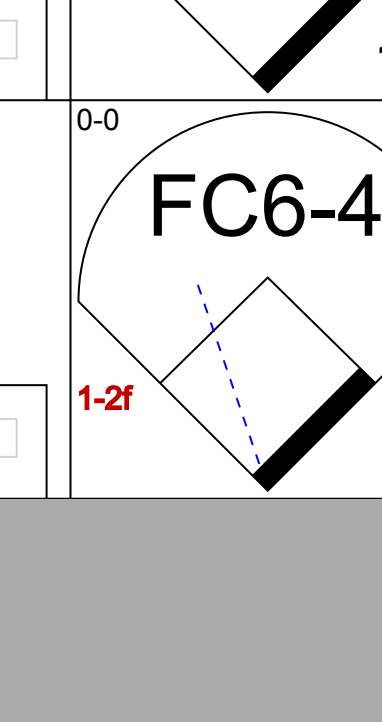
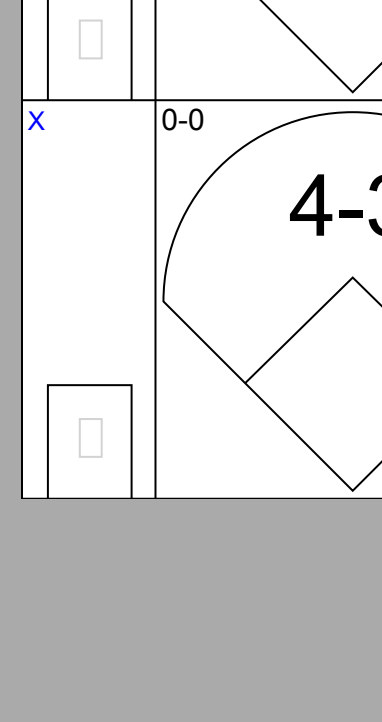
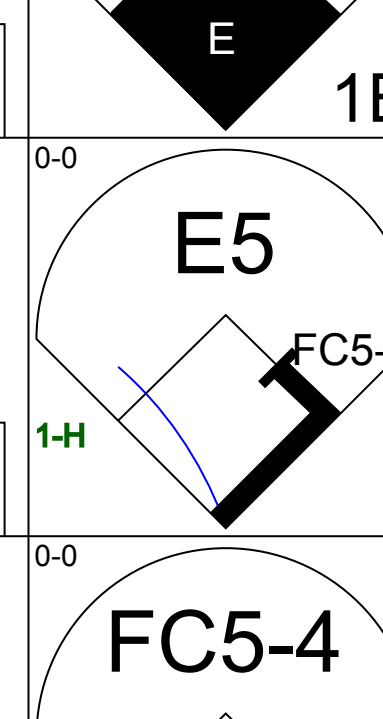

Batter	1	2	3	4	5	6	7	8	9	AB	R	H	RBI	BB	SO	LOB	BOTTOM										
Ozzie Smith, S OBP: 0.249, SLG: 0.234 (1, 6)	3-1		G3		F4-3			6-3		4	0	0	0	0	0	1	<p>New York Mets @ San Diego Padres San Diego Stadium, San Diego, CA</p> <p>Sat Jul 21 1979, 10:05 PM EDT Att: 25,327 - Unknown</p> <p>livebaseballscores.com</p> <p>AB 29 R 1 H 3 RBI 1 BB 4 SO 8 LOB 9</p> 										
Dan Briggs, L OBP: 0.297, SLG: 0.400 Paul Dade, R OBP: 0.327, SLG: 0.365 (9, FR)	K		L7							3	0	0	0	1	1	0											
Jerry Turner, L OBP: 0.309, SLG: 0.395 (1, 7)	K				F5					4	0	0	0	0	2	1											
Dave Winfield, R OBP: 0.406, SLG: 0.616 (1, 9)					6-3					3	0	0	0	1	0	1											
Gene Tenace, R OBP: 0.397, SLG: 0.428 Bill Almon, R OBP: 0.281, SLG: 0.234 (9, FR)	K				K					3	0	0	0	1	2	1											
Jay Johnstone, L OBP: 0.322, SLG: 0.338 (1, 8)	K									0	0	0	0	0	0	0											
Kurt Bevacqua, R OBP: 0.345, SLG: 0.280 (1, 5)					1-3					4	1	2	0	0	1	1											
Fernando Gonzalez, R OBP: 0.270, SLG: 0.387 (1, 4)										2	0	0	0	1	0	1											
Bob Shirley, R OBP: 0.103, SLG: 0.107 Mark Lee, R OBP: 0.400, SLG: 0.400 Gene Richards, L OBP: 0.344, SLG: 0.358 Rollie Fingers, R OBP: 0.100, SLG: 0.100 (9, 1)					G3					3	0	1	1	0	0	2											
										2	0	0	0	0	1	1											
										0	0	0	0	0	0	0											
										1	0	0	0	1	0	0											
										0	0	0	0	0	0	0											
<b>Inning Stats</b>	R: 0 E: 0 K: 2 S: 7	H: 0 LOB: 0 BB: 0 P: 7	R: 0 E: 0 K: 2 S: 7	H: 0 LOB: 2 BB: 2 P: 15	R: 0 E: 0 K: 1 S: 5	H: 0 LOB: 0 BB: 0 P: 5	R: 0 E: 0 K: 1 S: 5	H: 0 LOB: 0 BB: 0 P: 5	R: 1 E: 0 K: 0 S: 5	H: 2 LOB: 1 BB: 0 P: 5	R: 0 E: 0 K: 1 S: 5	H: 0 LOB: 0 BB: 0 P: 5	R: 0 E: 0 K: 1 S: 5	H: 0 LOB: 0 BB: 0 P: 5	R: 0 E: 0 K: 1 S: 3	H: 0 LOB: 2 BB: 2 P: 11	R: 0 E: 0 K: 0 S: 3	H: 1 LOB: 2 BB: 2 P: 11	1B: 3 2B: 0 3B: 0 HR: 0	SF: 0 SAC: 0 DP: 0 HBP: 0	WP: 0 PB: 0 SB: 1 CS: 0	PA: 33					
<b>PITCHER</b>	IP	WLS	BF	H	R	ER	SO	BB	IBB	HBP	BLK	WP	HR	S	P	ERA	WHIP										
Tom Hausman, R ERA: 2.05 (1, 1)	6.0		22	2	1	1	7	2	0	0	0	0	0	34	42	1.50	0.667										
Neil Allen, R ERA: 4.56 (7, 1)	2.2	W	10	0	0	0	1	2	0	0	0	0	0	10	18	0.00	0.750										
Andy Hassler, L ERA: 4.25 (9, 1)	0.1	S	1	1	0	0	0	0	0	0	0	0	0	1	1	0.00	3.000										

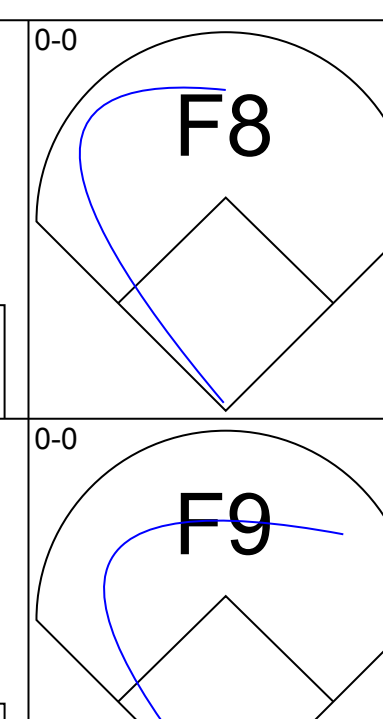
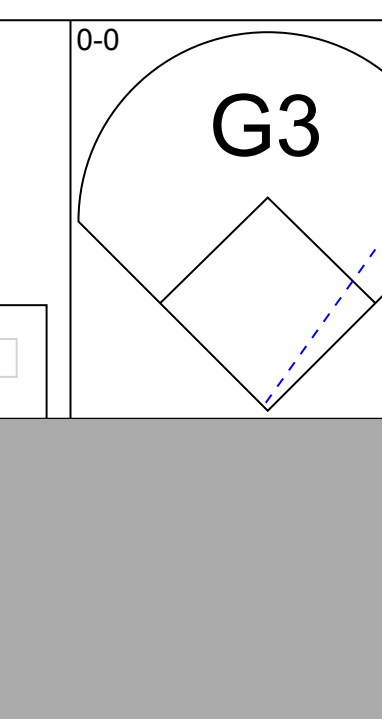
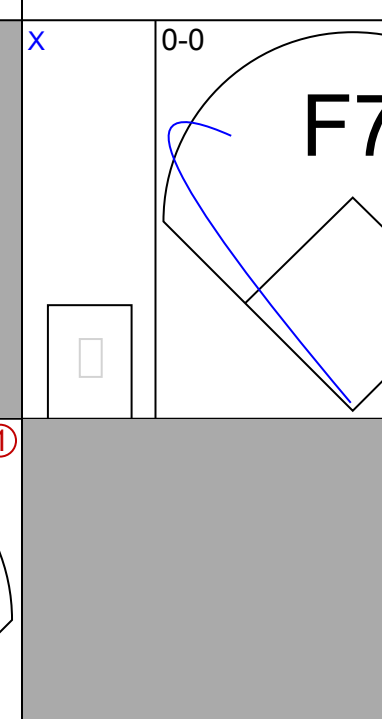
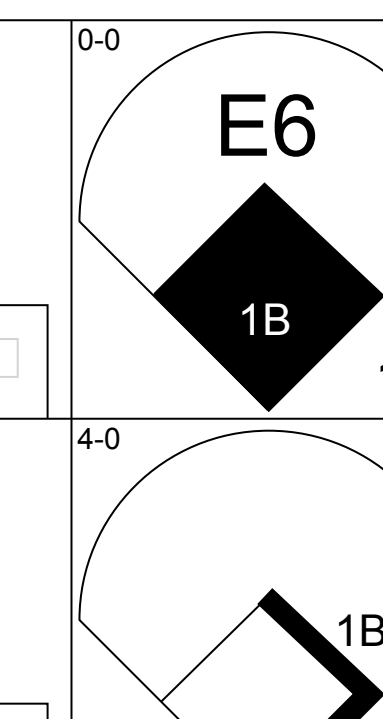
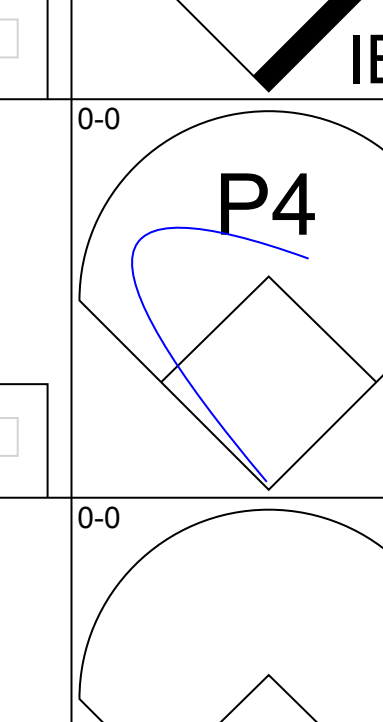
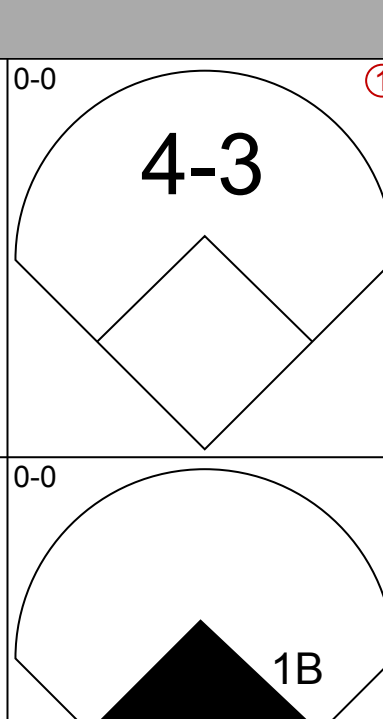
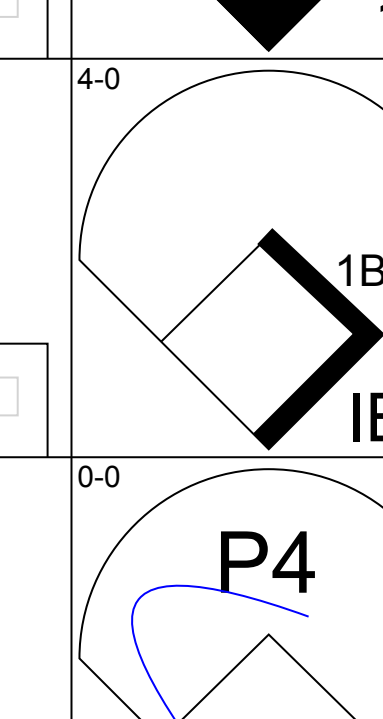
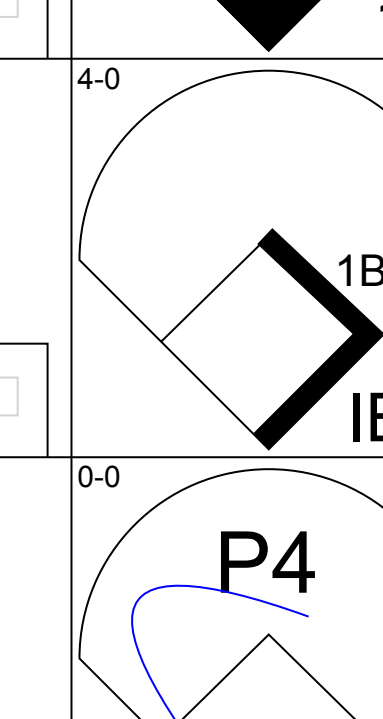


Batter	1	2	3	4	5	6	7	8	9	AB	R	H	RBI	BB	SO	LOB	TOP										
<b>Bake McBride, L</b> OBP: 0.319, SLG: 0.411 (1, 9)	G3		1B 1B	1-2 2-3 BB		K		F7		4	0	1	0	1	1	2	<b>Philadelphia Phillies @ San Diego Padres</b> San Diego Stadium, San Diego, CA Sun Jul 22 1979, 6:33 AM EDT Att: 23,308 - Unknown <a href="http://livebaseballscorecards.com">livebaseballscorecards.com</a>										
<b>Larry Bowa, S</b> OBP: 0.332, SLG: 0.340 (1, 6)	6-3		1B	1-3			FC3-6 1B	4-3		5	0	2	0	0	0	4											
<b>Pete Rose, S</b> OBP: 0.397, SLG: 0.413 (1, 3)	6-3		1-2 2-3 1B	G6-4-3 1B	FC6-4 1B BB		FC3-6 1B HR	F8		4	1	1	0	1	0	1											
<b>Mike Schmidt, R</b> OBP: 0.404, SLG: 0.635 (1, 5)		1B 1B	G6-4-3 1B		F7		1-H HR			5	2	3	2	0	0	4											
<b>Bob Boone, R</b> OBP: 0.395, SLG: 0.498 (1, 2)	F8			L8	FC6-4 1B		P6	F9		5	0	1	0	0	0	2											
<b>Gary Maddox, R</b> OBP: 0.296, SLG: 0.445 (1, 8)			1B	1B	FC6-4 1B			F3		5	2	3	0	0	0	3											
<b>Greg Gross, L</b> OBP: 0.420, SLG: 0.457 (1, 7)			1B	BB 1B BB	FC6-4		F7			3	0	1	2	1	0	3											
<b>Manny Trillo, R</b> OBP: 0.310, SLG: 0.340 (1, 4)	F9		F8		F8		F8	1B		4	0	1	0	0	0	2											
<b>Nino Espinosa, R</b> OBP: 0.240, SLG: 0.196 (1, 1)			4-3							3	0	1	1	1	1	1											
<b>Tug McGraw, R</b> OBP: 0.167, SLG: 0.167 (8, 1)			1-2 2-H 1B		BB		CS BB	K		0	0	0	0	0	0	0											
<b>Inning Stats</b>	R: 0 E: 0 K: 0 S: 3	H: 0 LOB: 0 BB: 0 P: 3	R: 2 E: 0 K: 0 S: 5	H: 3 LOB: 0 BB: 0 P: 5	R: 0 E: 0 K: 0 S: 5	H: 3 LOB: 2 BB: 0 P: 5	R: 1 E: 0 K: 0 S: 5	H: 2 LOB: 3 BB: 2 P: 13	R: 0 E: 0 K: 1 S: 4	H: 0 LOB: 1 BB: 1 P: 8	R: 2 E: 0 K: 0 S: 6	H: 3 LOB: 1 BB: 0 P: 6	R: 0 E: 0 K: 1 S: 6	H: 1 LOB: 1 BB: 0 P: 6	R: 0 E: 0 K: 0 S: 4	H: 1 LOB: 1 BB: 0 P: 4	1B: 12 2B: 2 3B: 0 HR: 1	SF: 0 SAC: 0 DP: 2 HBP: 0	WP: 0 PB: 0 CS: 2	PA: 42							
<b>PITCHER</b>	IP	WLS	BF	H	R	ER	SO	BB	IBB	HBP	BLK	WP	HR	S	P	ERA	WHIP										
<b>John D'Acquisto, R</b> ERA: 4.84 (1, 1)	3.2	L	18	8	3	3	0	1	0	0	0	0	0	17	21	7.36	2.455										
<b>Mickey Lolich, L</b> ERA: 4.53 (4, 1)	0.0		1	0	0	0	0	1	0	0	0	0	0	0	4	∞	∞										
<b>Mark Lee, R</b> ERA: 5.02 (4, 1)	1.1		6	1	0	0	0	1	0	0	0	0	0	5	9	0.00	1.500										
<b>Steve Mura, R</b> ERA: 3.38 (6, 1)	2.0		9	3	2	2	1	1	0	0	0	0	1	10	14	9.00	2.000										
<b>Eric Rasmussen, R</b> ERA: 4.25 (8, 1)	2.0		8	2	0	0	1	0	0	0	0	0	0	10	10	0.00	1.000										

Batter	1	2	3	4	5	6	7	8	9	AB	R	H	RBI	BB	SO	LOB	BOTTOM										
<b>Gene Richards, L</b> OBP: 0.343, SLG: 0.357 (1, 8)	6-3		F7		F8			G3 2B 1B		4	1	1	0	0	0	0	<b>Philadelphia Phillies @ San Diego Padres</b> San Diego Stadium, San Diego, CA Sun Jul 22 1979, 6:33 AM EDT Att: 23,308 - Unknown <a href="http://livebaseballscorecards.com">livebaseballscorecards.com</a>										
<b>Ozzie Smith, S</b> OBP: 0.246, SLG: 0.231 (1, 6)	F9		F7		6-3			G3		4	0	0	0	0	0	1											
<b>Dan Briggs, L</b> OBP: 0.302, SLG: 0.405 (1, 3)	F7		BB				F7	4-3 2B		3	0	1	1	1	0	0											
<b>Dave Winfield, R</b> OBP: 0.404, SLG: 0.615 (1, 9)		2B 2B	6-3				F9	4-3		4	1	1	0	0	0	2											
<b>Jay Johnstone, L</b> OBP: 0.327, SLG: 0.350 (1, 7)			6-3 2B		8-5 1B		K	4-3		4	0	2	1	0	1	1											
<b>Kurt Bevacqua, R</b> OBP: 0.343, SLG: 0.279 (1, 5)	6-3		6-3		1B		FC5-4			4	0	1	0	0	0	2											
<b>Fernando Gonzalez, R</b> OBP: 0.266, SLG: 0.361 (1, 4)	L6		L6		8-5		6-3	4-3		4	0	0	0	0	0	3											
<b>Bill Fahey, L</b> OBP: 0.316, SLG: 0.343 (1, 2)					F9		4-3			2	0	0	0	1	0	1											
<b>Gene Tenace, R</b> OBP: 0.396, SLG: 0.426 (9, PH)			IBB					K		1	0	0	0	0	1	0											
<b>John D'Acquisto, R</b> OBP: 0.316, SLG: 0.143 (1, 1)										1	0	0	0	0	1	2											
<b>Mickey Lolich, S</b> OBP: 0.400, SLG: 0.400 (4, 1)										0	0	0	0	0	0	0											
<b>Mark Lee, R</b> OBP: 0.400, SLG: 0.400 (4, 1)										0	0	0	0	0	0	0											
<b>Bobby Tolan, L</b> OBP: 0.250, SLG: 0.250 (5, PH)										1	0	0	0	0	1	0											
<b>Steve Mura, R</b> OBP: 0.250, SLG: 0.250 (6, PH)										0	0	0	0	0	0	0											
<b>Jim Wilhelm, R</b> OBP: 0.250, SLG: 0.250 (7, PH)										1	0	0	0	0	0	0											
<b>Eric Rasmussen, R</b> OBP: 0.306, SLG: 0.306 (8, 1)										0	0	0	0	0	0	0											
<b>Inning Stats</b>	R: 0 E: 0 K: 0 S: 3	H: 0 LOB: 0 BB: 0 P: 3	R: 1 E: 0 K: 1 S: 7	H: 2 LOB: 1 BB: 1 P: 11	R: 0 E: 0 K: 0 S: 3	H: 0 LOB: 1 BB: 1 P: 7	R: 0 E: 0 K: 0 S: 4	H: 2 LOB: 1 BB: 0 P: 4	R: 0 E: 0 K: 1 S: 5	H: 0 LOB: 0 BB: 0 P: 5	R: 0 E: 0 K: 1 S: 6	H: 0 LOB: 1 BB: 0 P: 6	R: 0 E: 0 K: 0 S: 3	H: 0 LOB: 0 BB: 0 P: 3	R: 1 E: 0 K: 0 S: 5	H: 2 LOB: 1 BB: 0 P: 5	R: 0 E: 0 K: 1 S: 5	H: 0 LOB: 0 BB: 0 P: 5	1B: 3 2B: 4 3B: 0 HR: 0	SF: 0 SAC: 0 DP: 1 HBP: 0	WP: 1 PB: 0 SB: 0 CS: 0	PA: 35					
<b>PITCHER</b>	IP	WLS	BF	H	R	ER	SO	BB	IBB	HBP	BLK	WP	HR	S	P	ERA	WHIP										
<b>Nino Espinosa, R</b> ERA: 3.42 (1, 1)	7.2	W	31	6	2	2	3	1	0	0	0	0	0	35	43	2.35	0.913										
<b>Tug McGraw, L</b> ERA: 3.62 (8, 1)	1.1	S	4	0	0	0	1	0	0	0	0	0	0	6	6	0.00	0.000										



Batter	1	2	3	4	5	6	7	8	9	AB	R	H	RBI	BB	SO	LOB	TOP								
<b>Bake McBride, L</b> OBP: 0.317, SLG: 0.408 (1, 9)										5	1	1	0	0	2	1	<b>Philadelphia Phillies @ San Diego Padres</b> San Diego Stadium, San Diego, CA Mon Jul 23 1979, 10:05 PM EDT Att: 16,785 - Unknown <a href="http://livebaseballscorecards.com">livebaseballscorecards.com</a>								
<b>Larry Bowa, S</b> OBP: 0.331, SLG: 0.339 (1, 6)										4	0	1	0	0	0	2									
<b>Del Unser, L</b> OBP: 0.346, SLG: 0.495 (9, PH)										1	0	0	0	0	1	1									
<b>Bud Harrelson, S</b> OBP: 0.377, SLG: 0.308 (9, 6)										0	0	0	0	0	0	0									
<b>Pete Rose, S</b> OBP: 0.398, SLG: 0.412 (1, 3)										3	2	1	0	1	0	1									
<b>Mike Schmidt, R</b> OBP: 0.407, SLG: 0.651 (1, 5)										3	1	2	4	1	0	0									
<b>Bob Boone, R</b> OBP: 0.390, SLG: 0.491 (1, 2)										4	0	0	0	0	0	3									
<b>Gary Maddox, R</b> OBP: 0.296, SLG: 0.443 (1, 8)										4	0	1	0	0	1	1									
<b>Mike Anderson, R</b> OBP: 0.367, SLG: 0.293 (1, 7)										4	0	1	0	0	1	2									
<b>Ron Reed, R</b> OBP: 0.429, SLG: 0.500 (8, 1)										0	0	0	0	0	0	0									
<b>Manny Trillo, R</b> OBP: 0.313, SLG: 0.345 (1, 4)										3	1	1	0	1	1	0									
<b>Dickie Noles, R</b> (1, 1)										2	0	0	0	0	1	1									
<b>Warren Brusstar, R</b> (6, 1)										0	0	0	0	0	0	0									
<b>Tug McGraw, R</b> OBP: 0.167, SLG: 0.167 (8, 7)										0	0	0	0	0	0	0									
<b>Greg Gross, L</b> OBP: 0.427, SLG: 0.465 (8, 7)										1	0	1	0	0	0	0									
<b>Inning Stats</b>	R: 1 E: 1 K: 1 S: 7	H: 1 LOB: 1 BB: 0 P: 7	R: 0 E: 0 K: 0 S: 3	H: 0 LOB: 0 BB: 0 P: 3	R: 0 E: 0 K: 2 S: 8	H: 1 LOB: 1 BB: 0 P: 8	R: 1 E: 0 K: 0 S: 4	H: 2 LOB: 0 BB: 0 P: 4	R: 3 E: 0 K: 0 S: 5	H: 2 LOB: 1 BB: 2 P: 13	R: 0 E: 0 K: 1 S: 6	H: 2 LOB: 0 BB: 0 P: 6	R: 0 E: 0 K: 0 S: 3	H: 0 LOB: 0 BB: 0 P: 3	R: 0 E: 0 K: 1 S: 5	H: 0 LOB: 1 BB: 1 P: 9	R: 0 E: 0 K: 2 S: 8	H: 1 LOB: 1 BB: 0 P: 8	1B: 6 2B: 1 3B: 1 HR: 1	SF: 0 SAC: 1 DP: 0 HBP: 0	WP: 1 PB: 0 SB: 2 CS: 2	PA: 39			
<b>PITCHER</b>	IP	WLS	BF	H	R	ER	SO	BB	IBB	HBP	BLK	WP	HR	S	P	ERA	WHIP								
<b>Randy Jones, L</b> ERA: 3.67 (1, 1)	5.0		23	6	5	4	3	2	0	0	0	0	1	27	35	7.20	1.600								
<b>Bob Ovwchinko, L</b> ERA: 4.43 (6, 1)	2.0		7	2	0	0	1	0	0	0	0	0	0	9	9	0.00	1.000								
<b>Rollie Fingers, R</b> ERA: 3.63 (8, 1)	2.0	W	8	1	0	0	3	1	0	0	0	1	0	13	17	0.00	1.000								

Batter	1	2	3	4	5	6	7	8	9	AB	R	H	RBI	BB	SO	LOB	BOTTOM								
<b>Gene Richards, L</b> OBP: 0.341, SLG: 0.355 (1, 8)										5	1	1	0	0	0	0	<b>Philadelphia Phillies @ San Diego Padres</b> San Diego Stadium, San Diego, CA Mon Jul 23 1979, 10:05 PM EDT Att: 16,785 - Unknown <a href="http://livebaseballscorecards.com">livebaseballscorecards.com</a>								
<b>Ozzie Smith, S</b> OBP: 0.251, SLG: 0.234 (1, 6)										4	2	2	0	1	0	0									
<b>Dan Briggs, L</b> OBP: 0.368, SLG: 0.410 (1, 3)										3	2	2	1	0	0	0									
<b>Gene Tenace, R</b> OBP: 0.394, SLG: 0.423 (9, 3)										2	0	0	0	0	0	3									
<b>Dave Winfield, R</b> OBP: 0.409, SLG: 0.625 (1, 9)										5	1	4	3	0	0	1									
<b>Jay Johnstone, L</b> OBP: 0.327, SLG: 0.349 (1, 7)										3	0	1	0	0	0	1									
<b>Kurt Bevacqua, R</b> OBP: 0.346, SLG: 0.280 (1, 5)										3	0	1	2	1	0	2									
<b>Fernando Gonzalez, R</b> OBP: 0.264, SLG: 0.376 (1, 4)										2	0	0	0	0	0	2									
<b>Jerry Turner, L</b> OBP: 0.308, SLG: 0.394 (6, PH)										1	0	0	0	0	0	2									
<b>Bill Almon, R</b> OBP: 0.286, SLG: 0.240 (7, 4)										1	0	1	0	0	0	0									
<b>Fred Kendall, R</b> OBP: 0.271, SLG: 0.254 (1, 2)										4	0	0	0	0	1	2									
<b>Randy Jones, R</b> OBP: 0.192, SLG: 0.231 (1, 1)										1	0	0	0	0	0	0									
<b>Bobby Tolan, L</b> (5, PH)										1	0	0	0	0	0	0									
<b>Bob Ovwchinko, L</b> OBP: 0.182, SLG: 0.100 (6, 1)										0	0	0	0	0	0	0									
<b>Jim Wilhelm, R</b> OBP: 0.222, SLG: 0.222 (7, PH)										1	0	0	0	0	0	0									
<b>Rollie Fingers, R</b> OBP: 0.091, SLG: 0.091 (8, 1)										1	0	0	0	0	1	0									
<b>Inning Stats</b>	R: 0 E: 0 K: 0 S: 3	H: 0 LOB: 0 BB: 0 P: 3	R: 0 E: 0 K: 0 S: 4	H: 1 LOB: 1 BB: 0 P: 4	R: 0 E: 0 K: 0 S: 3	H: 0 LOB: 0 BB: 0 P: 3	R: 2 E: 0 K: 0 S: 6	H: 3 LOB: 1 BB: 0 P: 6	R: 0 E: 0 K: 0 S: 3	H: 0 LOB: 0 BB: 0 P: 3	R: 1 E: 0 K: 0 S: 6	H: 3 LOB: 2 BB: 0 P: 6	R: 0 E: 0 K: 0 S: 3	H: 0 LOB: 0 BB: 0 P: 3	R: 2 E: 1 K: 1 S: 8	H: 3 LOB: 2 BB: 1 P: 12	R: 1 E: 1 K: 1 S: 6	H: 2 LOB: 2 BB: 1 P: 10	1B: 11 2B: 0 3B: 0 HR: 1	SF: 0 SAC: 1 DP: 0 HBP: 0	WP: 0 PB: 0 SB: 1 CS: 0	PA: 40			
<b>PITCHER</b>	IP	WLS	BF	H	R	ER	SO	BB	IBB	HBP	BLK	WP	HR	S	P	ERA	WHIP								
<b>Dickie Noles, R</b> ERA: 2.45 (1, 1)	5.2		24	7	3	3	0	0	0	0	0	0	0	24	24	4.76	1.235								
<b>Warren Brusstar, R</b> ERA: 5.02 (6, 1)	1.1		5	1	1	1	0	0	0	0	0	0	0	5	5	6.75	0.750								
<b>Tug McGraw, L</b> ERA: 3.74 (8, 1)	0.2		4	1	1	1	0	1	0	0	0	0	1	3	7	13.50	3.000								
<b>Ron Reed, R</b> ERA: 4.7 (8, 1)	1.0	L	7	3	1	1	2	0	0	0	0	0	0	10	14	9.00	3.000								







Batter	1	2	3	4	5	6	7	8	9	AB	R	H	RBI	BB	SO	LOB	TOP							
Warren Cromartie, L OBP: 0.318, SLG: 0.419										3	0	2	0	1	1	0	<b>Montreal Expos @ San Diego Padres</b> San Diego Stadium, San Diego, CA Wed Jul 25 1979, 10:05 PM EDT Att: 14,758 - Unknown							
Rodney Scott, S OBP: 0.324, SLG: 0.286									4	3	3	1	1	0	1									
Andre Dawson, R OBP: 0.304, SLG: 0.483									5	0	2	1	0	0	5									
Tony Perez, R OBP: 0.326, SLG: 0.429									5	0	3	3	0	0	3									
Ellis Valentine, R OBP: 0.303, SLG: 0.458										5	0	1	0	0	1	4								
Larry Parrish, R OBP: 0.343, SLG: 0.472										4	0	0	0	0	2									
Duffy Dyer, R OBP: 0.368, SLG: 0.394										4	0	1	0	0	1									
Tony Bernazard, S OBP: 0.531, SLG: 0.486									4	1	1	0	0	1	3									
Bill Lee, L OBP: 0.174, SLG: 0.174									2	1	0	0	0	0	1									
Stan Schirmer, R OBP: 0.299, SLG: 0.299									0	0	0	0	0	0	0									
Dave Cash, R OBP: 0.299, SLG: 0.299									0	0	0	0	0	0	0									
Rudy May, L OBP: 0.299, SLG: 0.299									0	0	0	0	0	0	0									
Tom Hutton, R OBP: 0.299, SLG: 0.299									0	0	0	0	0	0	0									
Jerry White, L OBP: 0.299, SLG: 0.299									0	0	0	0	0	0	0									
Elias Sosa, R OBP: 0.299, SLG: 0.299									0	0	0	0	0	0	0									
<b>Inning Stats</b>	R: 0 E: 0 K: 0 S: 3	H: 1 LOB: 0 BB: 0 P: 3	R: 0 E: 0 K: 1 S: 7	H: 2 LOB: 2 BB: 0 P: 7	R: 0 E: 0 K: 0 S: 5	H: 2 LOB: 2 BB: 0 P: 5	R: 0 E: 0 K: 0 S: 3	H: 0 LOB: 0 BB: 0 P: 3	R: 3 E: 2 K: 0 S: 6	H: 3 LOB: 1 BB: 1 P: 10	R: 0 E: 0 K: 0 S: 3	H: 0 LOB: 0 BB: 0 P: 3	R: 1 E: 0 K: 1 S: 7	H: 3 LOB: 2 BB: 0 P: 7	R: 0 E: 0 K: 0 S: 4	H: 1 LOB: 1 BB: 0 P: 4	R: 2 E: 0 K: 1 S: 7	H: 2 LOB: 2 BB: 1 P: 11	1B: 10 2B: 4 3B: 0 HR: 0	SF: 0 SAC: 1 DP: 0 HBP: 0	WP: 0 PB: 0 SB: 0 CS: 1	PA: 42		
<b>PITCHER</b>	IP WLS BF H R ER SO BB IBB HBP BLK WP HR S P ERA WHIP	7.0 31 11 4 2 2 1 0 0 0 0 0 0 34 38 2.57 1.714	1.0 5 2 2 1 1 0 0 0 0 0 0 0 5 5 9.00 2.000	0.1 L 2 0 0 0 1 0 0 0 0 0 0 1 5 0.00 3.000	0.2 3 1 1 1 1 0 0 0 0 0 0 0 5 5 13.50 1.500																			

AB	38
R	6
H	14
RBI	5
BB	2
SO	3
LOB	20



Batter	1	2	3	4	5	6	7	8	9	AB	R	H	RBI	BB	SO	LOB	BOTTOM						
Gene Richards, L OBP: 0.343, SLG: 0.355										4	1	1	0	1	0	0	<b>Montreal Expos @ San Diego Padres</b> San Diego Stadium, San Diego, CA Wed Jul 25 1979, 10:05 PM EDT Att: 14,758 - Unknown						
Ozzie Smith, S OBP: 0.249, SLG: 0.231									4	0	0	0	0	0	2								
Dan Briggs, L OBP: 0.296, SLG: 0.393										4	1	2	0	0	1								
Paul Dade, R OBP: 0.331, SLG: 0.372										4	1	2	0	0	1								
Dave Winfield, R OBP: 0.412, SLG: 0.621										2	1	1	0	2	1								
Gene Tenace, R OBP: 0.394, SLG: 0.416										2	1	0	1	2	0								
Jim Wilhelm, R OBP: 0.188, SLG: 0.188										4	1	1	2	0	4								
Fred Kendall, R OBP: 0.280, SLG: 0.254										4	0	1	2	0	1								
Bill Almon, R OBP: 0.280, SLG: 0.234										3	0	0	0	0	1								
Jay Johnstone, L OBP: 0.323, SLG: 0.347										1	0	0	0	0	0								
Bob Shirley, R OBP: 0.094, SLG: 0.097										3	0	0	0	0	1								
Mark Lee, R OBP: 0.400, SLG: 0.400										0	0	0	0	0	0								
Bob Owchinko, L OBP: 0.182, SLG: 0.100										0	0	0	0	0	0								
Eric Rasmussen, R OBP: 0.111, SLG: 0.040										0	0	0	0	0	0								
Jerry Turner, L OBP: 0.306, SLG: 0.392										1	0	0	0	0	0								
<b>Inning Stats</b>	R: 4 E: 0 K: 0 S: 6	H: 3 LOB: 1 BB: 2 P: 14	R: 0 E: 0 K: 0 S: 3	H: 0 LOB: 0 BB: 0 P: 3	R: 0 E: 0 K: 0 S: 3	H: 0 LOB: 0 BB: 0 P: 3	R: 0 E: 0 K: 0 S: 3	H: 0 LOB: 0 BB: 0 P: 3	R: 1 E: 1 K: 1 S: 6	H: 0 LOB: 3 BB: 3 P: 18	R: 0 E: 0 K: 2 S: 7	H: 0 LOB: 0 BB: 0 P: 7	R: 0 E: 0 K: 0 S: 3	H: 0 LOB: 0 BB: 0 P: 3	R: 0 E: 0 K: 0 S: 4	H: 1 LOB: 1 BB: 0 P: 4	R: 0 E: 0 K: 0 S: 4	H: 1 LOB: 1 BB: 0 P: 4	1B: 4 2B: 2 3B: 0 HR: 0	SF: 0 SAC: 0 DP: 1 HBP: 0	WP: 0 PB: 0 SB: 2 CS: 0	PA: 38	
<b>PITCHER</b>	IP WLS BF H R ER SO BB IBB HBP BLK WP HR S P ERA WHIP	4.2 23 4 0 0 2 4 5 4 1 0 0 8 8 0.00 0.000	1.1 4 0 0 0 2 0 0 0 0 0 0 0 7 7 0.00 0.500	1.0 S 4 1 0 0 0 0 0 0 0 0 0 4 4 0.00 1.000																			

AB	33
R	5
H	6
RBI	5
BB	5
SO	3
LOB	13





Batter	1	2	3	4	5	6	7	8	9	AB	R	H	RBI	BB	SO	LOB	TOP																									
Bill North, S OBP: 0.395, SLG: 0.379 (1, 8)										5	3	2	0	0	0	3	<b>San Francisco Giants @ San Diego Padres</b> San Diego Stadium, San Diego, CA Thu Jul 26 1979, 10:05 PM EDT Att: 15,863 - Unknown <a href="http://livebaseballscorecards.com">livebaseballscorecards.com</a>																									
Joe Strain, R OBP: 0.337, SLG: 0.361 (1, 4) Mike Ivie, R OBP: 0.351, SLG: 0.562 (9, PH) (9, 3)										3	0	1	0	1	1	1																										
Jack Clark, R OBP: 0.341, SLG: 0.463 (1, 9)										5	0	2	3	0	1	5																										
Willie McCovey, L OBP: 0.332, SLG: 0.484 Rob Andrews, R OBP: 0.309, SLG: 0.288 (1, 3) (9, 4)										3	0	1	2	0	2	1																										
Darrell Evans, L OBP: 0.349, SLG: 0.392 (1, 5)										5	0	0	0	0	0	6																										
Terry Whitfield, L OBP: 0.363, SLG: 0.406 (1, 7)										3	0	0	0	1	1	1																										
Roger Metzger, S OBP: 0.275, SLG: 0.287 (1, 6)										4	0	2	0	0	0	0																										
Mike Sadek, R OBP: 0.330, SLG: 0.299 (1, 2)										3	1	0	0	1	2	2																										
Ed Whitson, R OBP: 0.120, SLG: 0.083 Gary Lavelle, S OBP: 0.250, SLG: 0.250 (1, 1) (8, 1)										3	1	1	0	0	0	0																										
<b>Inning Stats</b>	R: 1 E: 1 K: 1 S: 11	H: 1 LOB: 0 BB: 0 P: 16	R: 0 E: 0 K: 1 S: 8	H: 1 LOB: 2 BB: 1 P: 17	R: 0 E: 0 K: 0 S: 7	H: 1 LOB: 1 BB: 0 P: 11	R: 0 E: 0 K: 1 S: 7	H: 0 LOB: 0 BB: 0 P: 10	R: 2 E: 1 K: 1 S: 17	H: 4 LOB: 3 BB: 1 P: 33	R: 0 E: 0 K: 0 S: 7	H: 0 LOB: 0 BB: 0 P: 11	R: 0 E: 0 K: 1 S: 7	H: 0 LOB: 0 BB: 0 P: 13	R: 0 E: 0 K: 2 S: 9	H: 1 LOB: 1 BB: 0 P: 14		R: 3 E: 2 K: 0 S: 7	H: 2 LOB: 2 BB: 1 P: 11	1B: 9 2B: 3 3B: 0 HR: 0	SF: 2 SAC: 0 DP: 2 HBP: 0	WP: 0 PB: 0 SB: 4 CS: 1	PA: 41																			
<b>PITCHER</b>	IP	WLS	BF	H	R	ER	SO	BB	IBB	HBP	BLK	WP	HR	S	P	ERA	WHIP	<b>PITCHER</b>								IP	WLS	BF	H	R	ER	SO	BB	IBB	HBP	BLK	WP	HR	S	P	ERA	WHIP
John D'Aquisto, R ERA: 4.61 Rollie Fingers, R ERA: 3.53	(1, 1) (9, 1)	8.0 1.0	L 8	33 2	3 3	2 1	7 0	2 1	0 0	0 0	0 0	0 0	0 0	73 7	125 11	2.25 9.00	1.250 3.000																									

Batter	1	2	3	4	5	6	7	8	9	AB	R	H	RBI	BB	SO	LOB	BOTTOM																									
Gene Richards, L OBP: 0.341, SLG: 0.351 (1, 8)											4	1	0	0	1	1	1																									
Ozzie Smith, S OBP: 0.250, SLG: 0.232 Jerry Turner, L OBP: 0.305, SLG: 0.391 (1, 6) (8, PH) (9, 7)											3	0	1	0	0	0	0																									
Paul Dade, R OBP: 0.330, SLG: 0.374 (1, 5)											4	0	1	0	0	1	3																									
Dave Winfield, R OBP: 0.415, SLG: 0.623 (1, 9)											2	0	1	0	2	0	0																									
Jay Johnstone, L OBP: 0.327, SLG: 0.346 Bill Almon, R OBP: 0.280, SLG: 0.234 (1, 7) (8, PR) (9, 6)											3	0	1	2	1	0	1																									
Dan Briggs, L OBP: 0.292, SLG: 0.386 Gene Tenace, R OBP: 0.395, SLG: 0.416 (1, 3) (8, PH) (9, 2)											3	0	0	0	0	1	3																									
Bill Fahey, L OBP: 0.292, SLG: 0.333 Kurt Bevacqua, R OBP: 0.344, SLG: 0.276 Rollie Fingers, R OBP: 0.083, SLG: 0.083 (1, 2) (8, PH) (9, 1)											3	0	0	0	0	0	0																									
Fernando Gonzalez, R OBP: 0.258, SLG: 0.369 (1, 4)										4	0	0	0	0	2	0																										
John D'Aquisto, R OBP: 0.167, SLG: 0.217 Bobby Tolan, L OBP: 0.111, SLG: 0.333 (1, 1) (8, PH) (9, 3)										2	0	1	0	0	1	0																										
<b>Inning Stats</b>	R: 0 E: 0 K: 1 S: 14	H: 1 LOB: 3 BB: 2 P: 26	R: 0 E: 0 K: 0 S: 14	H: 1 LOB: 0 BB: 0 P: 22	R: 0 E: 0 K: 0 S: 5	H: 0 LOB: 0 BB: 0 P: 8	R: 0 E: 0 K: 1 S: 8	H: 0 LOB: 0 BB: 0 P: 13	R: 0 E: 0 K: 2 S: 7	H: 0 LOB: 0 BB: 0 P: 11	R: 0 E: 0 K: 0 S: 6	H: 1 LOB: 1 BB: 0 P: 10	R: 0 E: 0 K: 0 S: 9	H: 0 LOB: 0 BB: 0 P: 14	R: 2 E: 0 K: 1 S: 15	H: 2 LOB: 3 BB: 3 P: 29	R: 0 E: 0 K: 1 S: 5	H: 0 LOB: 0 BB: 0 P: 5	1B: 2 2B: 4 3B: 1 HR: 0	SF: 0 SAC: 0 DP: 1 HBP: 0	WP: 0 PB: 0 SB: 0 CS: 0	PA: 37																				
<b>PITCHER</b>	IP	WLS	BF	H	R	ER	SO	BB	IBB	HBP	BLK	WP	HR	S	P	ERA	WHIP	<b>PITCHER</b>								IP	WLS	BF	H	R	ER	SO	BB	IBB	HBP	BLK	WP	HR	S	P	ERA	WHIP
Ed Whitson, R ERA: 4.7 Gary Lavelle, L ERA: 2.17	(1, 1) (8, 1)	7.2 1.1	S 5	32 0	6 0	2 0	5 1	4 1	0 0	0 0	0 0	0 0	0 0	77 6	128 10	2.35 0.00	1.304 0.750																									





Batter	1	2	3	4	5	6	7	8	9	10	11	AB	R	H	RBI	BB	SO	LOB	TOP						
Bill North, S OBP: 0.395, SLG: 0.379	1-0 SH2-3 1B		1-2 1-3 1B		1-3 K			3-2 4-3		0-1 FC5-4		5	0	2	0	0	1	1							
Joe Strain, R OBP: 0.324, SLG: 0.347	0-0 SH2-3		0-0 1-3		2-1 5-3			0-0 5-3			0-0 4-3	4	0	0	0	0	0	2							
Jack Clark, R OBP: 0.339, SLG: 0.468	0-1 5-3		0-0 F8			2-2 5-3		1-0 6-3			0-0 HR	5	1	1	1	0	0	3							
Mike Ivie, R OBP: 0.352, SLG: 0.559	2-0 6-3			1-0 HR 1B		3-0 5-3			0-0 F7		0-0 1B	5	1	2	0	0	0	1							
Darrell Evans, L OBP: 0.347, SLG: 0.397		1-2 F8		3-1 HR		1-1 F8			3-2 G3		0-0 F7	5	1	1	2	0	0	1							
Larry Hemdon, R OBP: 0.324, SLG: 0.445		3-2 G6-4-3 1B		0-1 5-3			2-2 HR		3-1 4-3		0-3 K	5	1	2	1	0	1	1							
Johnnie LeMaster, R OBP: 0.317, SLG: 0.351		1-0 G6-4-3		1-2 F8			0-0 5-3			2-2 F7		4	0	0	0	0	0	1	AB 40						
Dennis Littlejohn, R OBP: 0.256, SLG: 0.278			1-2 FC1-6 1B		0-1 6-3		1-1 6-3			0-0 5-3		4	0	1	0	0	0	0	R 4						
Vida Blue, S OBP: 0.224, SLG: 0.212			1-0 FC1-6 1B			0-0 B1		1-3 K		4-0 FC5-4 BB		3	0	0	0	0	1	1	H 9						
Greg Minton, S OBP: 0.335, SLG: 0.484												0	0	0	0	0	0	0	RBI 4						
Willie McCovey, L OBP: 0.335, SLG: 0.484												0	0	0	0	1	0	0	BB 1						
Greg Johnston, L OBP: 0.333, SLG: 0.333												0	0	0	0	0	0	0	SO 3						
Pedro Borbon, R OBP: 0.333, SLG: 0.333												0	0	0	0	0	0	0	LOB 11						
<b>Inning Stats</b>	R: 0 E: 0 K: 0 S: 5	H: 1 LOB: 1 BB: 0 P: 8	R: 0 E: 0 K: 0 S: 7	H: 1 LOB: 0 BB: 0 P: 12	R: 0 E: 0 K: 0 S: 9	H: 2 LOB: 2 BB: 0 P: 12	R: 2 E: 0 K: 0 S: 10	H: 2 LOB: 0 BB: 0 P: 15	R: 0 E: 0 K: 1 S: 6	H: 0 LOB: 0 BB: 0 P: 9	R: 0 E: 0 K: 0 S: 7	H: 0 LOB: 0 BB: 0 P: 13	R: 1 E: 0 K: 1 S: 12	H: 1 LOB: 0 BB: 0 P: 16	R: 0 E: 0 K: 0 S: 7	H: 0 LOB: 0 BB: 0 P: 11	R: 0 E: 0 K: 0 S: 6	H: 0 LOB: 1 BB: 1 P: 13	R: 0 E: 0 K: 0 S: 7	H: 2 LOB: 1 BB: 0 P: 7	1B: 6 2B: 0 3B: 0 HR: 3	SF: 0 SAC: 1 DP: 1 HBP: 0	WP: 0 PB: 0 SB: 1 CS: 0	PA: 42	
<b>PITCHER</b>	IP 10.0	WLS L	BF 5	H 2	R 1	ER 1	SO 1	BB 0	IBB 0	HBP 0	BLK 0	WP 0	HR 1	S 7	P 7	ERA 9.00	WHIP 2.000								

San Francisco Giants @ San Diego Padres  
San Diego Stadium, San Diego, CA  
Fri Jul 27 1979, 10:05 PM EDT  
Att: 20,577 - Unknown

livebaseballscores.com



Batter	1	2	3	4	5	6	7	8	9	10	11	AB	R	H	RBI	BB	SO	LOB	BOTTOM						
Paul Dade, R OBP: 0.333, SLG: 0.378	2-2 SH 1B	4-2 BB		3-2 6-3		0-2 E3		0-0 2B			0-0 F9	5	1	2	0	1	0	1							
Ozzie Smith, S OBP: 0.249, SLG: 0.237	0-1 SH 1B	1-0 G3			1-1 SF7 3B		0-0 G3		0-0 4-3		0-0 L6	5	2	1	0	0	0	3							
Kurt Bevacqua, R OBP: 0.348, SLG: 0.292	0-1 FC4-6 1B		1-2 2B		1-0 SF7		0-0 F7		0-0 5-3		0-0 1B	5	0	3	2	0	0	0							
Dave Winfield, R OBP: 0.414, SLG: 0.621	0-0 F3		1-0 F4		0-0 2B		2-2 FC6-4 1B		0-0 1-4-3		0-0 1-3	6	0	2	0	0	0	4							
Gene Tenace, R OBP: 0.401, SLG: 0.414	4-2 FC4-6 BB		2-1 F3		4-0 IBB		4-1 FC6-4 IBB		1-0 HBP			1	0	0	0	3	0	1							
Jerry Turner, L OBP: 0.381, SLG: 0.385	0-1 FC4-6		2-2 F3		2-3 K		1-1 FC6-4		0-0 1-3			5	0	0	1	0	1	8							
Jim Wilhelm, R OBP: 0.150, SLG: 0.150	1-3 K			0-3 K		1-0 F8		0-0 L4		0-0 F8		4	0	0	0	0	2	6	AB 41						
Gene Richards, L OBP: 0.341, SLG: 0.350										0-0 F8		1	0	0	0	0	0	0	R 3						
Fred Kendall, R OBP: 0.282, SLG: 0.246		2-1 F8		4-1 BB		3-1 F4		0-0 F8		0-0 4-3		2	0	0	0	1	0	0	H 8						
Jay Johnstone, L OBP: 0.323, SLG: 0.342												2	0	0	0	0	0	0	RBI 3						
Randy Jones, R OBP: 0.179, SLG: 0.214		1-2 F9		0-0 F5		0-1 6-3		0-0 F8		0-3 K		4	0	0	0	0	0	1	BB 5						
Dan Briggs, L OBP: 0.290, SLG: 0.384												1	0	0	0	0	1	0	SO 4						
Mark Lee, R OBP: 0.400, SLG: 0.400												0	0	0	0	0	0	0	LOB 24						
<b>Inning Stats</b>	R: 2 E: 1 K: 1 S: 16	H: 2 LOB: 2 BB: 1 P: 23	R: 0 E: 0 K: 0 S: 8	H: 0 LOB: 1 BB: 1 P: 16	R: 0 E: 0 K: 0 S: 9	H: 1 LOB: 1 BB: 0 P: 15	R: 0 E: 0 K: 1 S: 10	H: 0 LOB: 1 BB: 1 P: 17	R: 1 E: 0 K: 1 S: 8	H: 2 LOB: 2 BB: 1 P: 17	R: 0 E: 0 K: 0 S: 8	H: 0 LOB: 0 BB: 0 P: 11	R: 0 E: 0 K: 0 S: 8	H: 1 LOB: 2 BB: 1 P: 15	R: 0 E: 0 K: 0 S: 4	H: 1 LOB: 1 BB: 0 P: 4	R: 0 E: 0 K: 0 S: 3	H: 0 LOB: 0 BB: 0 P: 4	R: 0 E: 0 K: 1 S: 5	H: 1 LOB: 1 BB: 0 P: 4	1B: 4 2B: 3 3B: 1 HR: 0	SF: 1 SAC: 1 DP: 0 HBP: 1	WP: 0 PB: 0 SB: 2 CS: 0	PA: 49	
<b>PITCHER</b>	IP 7.0	WLS 8	BF 34	H 6	R 1	ER 1	SO 0	BB 3	IBB 2	HBP 0	BLK 0	WP 0	HR 0	S 67	P 114	ERA 1.29	WHIP 1.286								

San Francisco Giants @ San Diego Padres  
San Diego Stadium, San Diego, CA  
Fri Jul 27 1979, 10:05 PM EDT  
Att: 20,577 - Unknown

livebaseballscores.com





Batter	1	2	3	4	5	6	7	8	9	AB R H RBI BB SO LOB	TOP									
<b>Bill North, S</b> OBP: 0.393, SLG: 0.376 (1, 8)	3-2 SH2-3 1B		0-0 4-3		2-2 6-3			0-0 6-3	0-3 K	5 0 1 0 0 1 1	<b>San Francisco Giants @ San Diego Padres</b> San Diego Stadium, San Diego, CA Sat Jul 28 1979, 10:05 PM EDT Att: 22,815 - Unknown <a href="http://livebaseballscorecards.com">livebaseballscorecards.com</a>									
<b>Joe Strain, R</b> OBP: 0.333, SLG: 0.356 (1, 4)	0-0 SH2-3		0-1 BB		2-2 4-3			0-0 1B 1B E	0-3 K	3 0 2 0 0 0 0 1 1 0 0 0 1 1										
<b>Rob Andrews, R</b> OBP: 0.305, SLG: 0.284 (8, 4)	1-2		4-2 1B		2-2			0-0 E		3 0 2 0 1 0 1										
<b>Jack Clark, R</b> OBP: 0.343, SLG: 0.469 (1, 9)	0-1 F8		1-2 BB		2-2			0-0 E		3 0 2 0 1 0 1										
<b>Willie McCovey, L</b> OBP: 0.329, SLG: 0.476 (1, 3)	1-1 4-3		0-0 F5		0-1 F8			0-0 F8		4 0 0 0 0 0 6										
<b>Darrell Evans, L</b> OBP: 0.348, SLG: 0.407 (1, 5)		3-2 HR		2-3 K				0-0 F8	0-0 E5 1B	4 1 2 1 0 1 1										
<b>Terry Whitfield, L</b> OBP: 0.395, SLG: 0.401 (1, 7)	1-2 F6		2-1 4-3		0-1 F3			0-0 6-3		4 0 0 0 0 0 3										
<b>Roger Metzger, S</b> OBP: 0.274, SLG: 0.286 (1, 6)	0-1 F6		3-3 K		0-0 CS 1B			0-0 3-1		4 0 1 0 0 1 0										
<b>Dennis Littlejohn, R</b> OBP: 0.279, SLG: 0.282 (1, 2)	1-1 1-3		1-3 K		1-1 1-2 1B			4-0 2B BB		3 1 1 0 1 1 0										
<b>John Curtis, L</b> OBP: 0.138, SLG: 0.143 (7, PH)			1-0 4-3		0-3 K			0-0 1-H 2B		2 0 0 0 0 1 0 1 0 0 0 0 1 1 0 0 0 0 0 0 0 0 0 0 0 0 0 0 1 0 1 1 0 0 0 0 0 0 0 0 0 0										
<b>Greg Johnston, L</b> OBP: 0.295, SLG: 0.250 (7, 1)																				
<b>Greg Minton, S</b> OBP: 0.295, SLG: 0.250 (8, 1)																				
<b>Gary Lavelle, S</b> OBP: 0.295, SLG: 0.250 (9, PH)																				
<b>Mike Lieke, R</b> OBP: 0.295, SLG: 0.250 (9, 1)																				
<b>Pedro Borbon, R</b> OBP: 0.295, SLG: 0.250 (9, 1)																				
<b>Inning Stats</b>	R: 0 E: 0 K: 0 S: 8	H: 1 LOB: 1 BB: 0 P: 12	R: 1 E: 0 K: 0 S: 10	H: 1 LOB: 0 BB: 0 P: 15	R: 0 E: 0 K: 0 S: 7	H: 1 LOB: 2 BB: 1 P: 12	R: 0 E: 0 K: 2 S: 9	H: 0 LOB: 0 BB: 0 P: 16	R: 0 E: 0 K: 2 S: 10	H: 0 LOB: 0 BB: 0 P: 13	R: 0 E: 0 K: 1 S: 8	H: 2 LOB: 1 BB: 0 P: 9	R: 1 E: 1 K: 0 S: 6	H: 3 LOB: 3 BB: 0 P: 6	R: 1 E: 0 K: 2 S: 8	H: 1 LOB: 1 BB: 1 P: 12	1B: 8 2B: 1 3B: 0 HR: 1	SF: 0 SAC: 1 DP: 0 HBP: 0	WP: 0 PA: 38 PB: 0 CS: 1	
<b>PITCHER</b>	IP WLS BF H R ER SO BB IBB HBP BLK WP HR S P ERA WHIP																			
<b>Gaylord Perry, R</b> ERA: 2.59 (1, 1)	7.0 27 6 1 1 5 1 0 0 0 0 1 61 90 1.29 1.000																			
<b>Rollie Fingers, R</b> ERA: 3.56 (8, 1)	2.0 W 11 4 2 1 2 1 0 0 0 0 0 14 18 4.50 2.500																			

Batter	1	2	3	4	5	6	7	8	9	AB R H RBI BB SO LOB	BOTTOM										
<b>Paul Dade, R</b> OBP: 0.334, SLG: 0.386 (1, 5)	2-1 6-3		0-0 L9		1-0 1B 3B		0-0 1-3		0-0 1B 1B	5 2 2 0 0 0 0	<b>San Francisco Giants @ San Diego Padres</b> San Diego Stadium, San Diego, CA Sat Jul 28 1979, 10:05 PM EDT Att: 22,815 - Unknown <a href="http://livebaseballscorecards.com">livebaseballscorecards.com</a>										
<b>Ozzie Smith, S</b> OBP: 0.249, SLG: 0.235 (1, 6)	2-1 F7		2-1 L5		4-0 1B S BB		0-0 6-3		0-0 1B IBB	3 1 0 0 1 0 0 1 0 1 1 0 0 0 0 0 0 0 0 0 0											
<b>Bobby Tolan, L</b> OBP: 0.200, SLG: 0.400 (9, PH)									1-3 1B												
<b>Bill Almon, R</b> OBP: 0.280, SLG: 0.234 (9, PR)									3-H 1B												
<b>Gene Tenace, R</b> OBP: 0.401, SLG: 0.418 (1, 3)	2-1 WP 2B		3-3 K		3-2 WP 1B		0-0 1-3		0-3 K	5 0 2 1 0 2 2											
<b>Dave Winfield, R</b> OBP: 0.416, SLG: 0.619 (1, 9)	4-0 IBB		2-2 5-3		2-3 K		0-0 1B		4-0 1B	3 0 1 0 2 1 1											
<b>Kurt Bevacqua, R</b> OBP: 0.350, SLG: 0.301 (1, 4)	2-2 F8		0-1 2B		1-2 L9		0-0 6-3		0-0 1B	5 0 2 1 0 0 5											
<b>Jim Wilhelm, R</b> OBP: 0.174, SLG: 0.136 (1, 8)		0-1 6-3		4-2 BB		0-1 F9		0-0 4-3		2 0 0 0 1 0 0 1 0 0 0 0 0 1											
<b>Gene Richards, L</b> OBP: 0.340, SLG: 0.349 (8, PH)									1-2 1B												
<b>Jay Johnstone, L</b> OBP: 0.322, SLG: 0.340 (1, 7)	0-1 4-3		1-1 F6		2-1 S 1B		0-0 5-3			4 0 1 0 0 0 3											
<b>Fred Kendall, R</b> OBP: 0.272, SLG: 0.236 (1, 2)		1-1 4-3		0-2 4-3		1-2 F8		0-0 F6		3 0 0 0 0 0 1 1 0 0 0 0 0 0											
<b>Jerry Turner, L</b> OBP: 0.300, SLG: 0.384 (9, PH)									1-2 1B												
<b>Gaylord Perry, R</b> OBP: 0.138, SLG: 0.196 (1, 1)			0-3 K		2-2 F3		1-3 K		0-0 1B 1B	3 0 0 0 0 2 1 0 0 0 0 0 0 0 1 1 1 0 0 0 0											
<b>Rollie Fingers, R</b> OBP: 0.083, SLG: 0.083 (8, 1)																					
<b>Dan Briggs, L</b> OBP: 0.294, SLG: 0.387 (9, PH)																					
<b>Inning Stats</b>	R: 0 E: 0 K: 0 S: 10	H: 1 LOB: 1 BB: 0 P: 22	R: 0 E: 0 K: 0 S: 6	H: 0 LOB: 0 BB: 0 P: 7	R: 0 E: 0 K: 1 S: 6	H: 0 LOB: 0 BB: 0 P: 8	R: 0 E: 0 K: 1 S: 13	H: 1 LOB: 2 BB: 1 P: 23	R: 2 E: 0 K: 1 S: 16	H: 2 LOB: 2 BB: 1 P: 29	R: 0 E: 0 K: 1 S: 11	H: 1 LOB: 1 BB: 0 P: 15	R: 0 E: 0 K: 0 S: 3	H: 0 LOB: 0 BB: 0 P: 3	R: 0 E: 0 K: 0 S: 4	H: 1 LOB: 1 BB: 0 P: 4	R: 2 E: 0 K: 1 S: 8	H: 4 LOB: 3 BB: 1 P: 12	1B: 7 2B: 2 3B: 1 HR: 0	SF: 0 SAC: 0 DP: 0 HBP: 0	WP: 2 PA: 41 PB: 0 CS: 0
<b>PITCHER</b>	IP WLS BF H R ER SO BB IBB HBP BLK WP HR S P ERA WHIP																				
<b>John Curtis, L</b> ERA: 3.87 (1, 1)	6.0 27 6 1 1 5 1 0 0 0 0 1 61 90 1.29 1.000																				
<b>Greg Minton, R</b> ERA: 1.31 (7, 1)	1.1 5 1 0 0 0 0 0 0 0 1 0 0 5 5 0.00 0.750																				
<b>Gary Lavelle, L</b> ERA: 2.15 (8, 1)	0.2 2 0 0 0 0 0 0 0 0 0 0 0 2 2 0.00 0.000																				
<b>Pedro Borbon, R</b> ERA: 4.08 (9, 1)	0.2 L 7 4 2 2 1 0 1 0 0 0 0 0 8 12 27.00 6.000																				



Batter	1	2	3	4	5	6	7	8	9	AB	R	H	RBI	BB	SO	LOB	TOP				
<b>Bill North, S</b> OBP: 0.391, SLG: 0.375 (1, 8)	1-1 6-3		3-1 6-3		0-2 G3			0-0 4-3 SH1-4 1B		4	1	1	0	0	0	1	<b>San Francisco Giants @ San Diego Padres</b> San Diego Stadium, San Diego, CA Sun Jul 29 1979, 6:33 AM EDT Att: 15,878 - Unknown <a href="http://livebaseballscores.com">livebaseballscores.com</a>				
<b>Joe Strain, R</b> OBP: 0.333, SLG: 0.355 (1, 4)	3-2 6-3		1-1 HR		0-0 F7			0-0 SH1-4		3	1	1	1	0	0	0					
<b>Jack Clark, R</b> OBP: 0.342, SLG: 0.474 (1, 9)	0-0 F9		3-H 2-1 HR		0-1 F8			0-0 4-3		4	1	1	2	0	0	1					
<b>Mike Ivie, R</b> OBP: 0.361, SLG: 0.566 (1, 3)		1-0 BB HBP	1-2 1B		3-3 K			0-0 1B		3	0	2	1	0	1	0					
<b>Darrell Evans, L</b> OBP: 0.347, SLG: 0.403 (1, 5)		4-0 BB	2-3 K		1-2 F5			3-H 0-0 F8		3	0	0	0	1	1	2					
<b>Larry Hemdon, R</b> OBP: 0.318, SLG: 0.436 (1, 7)		3-2 F9	0-0 L5		1-2 F9				0-3 K	4	0	0	0	0	1	3					
<b>Johnnie LetMaster, R</b> OBP: 0.310, SLG: 0.344 (1, 6)		0-0 F9		0-0 5-3			0-0 6-3		0-0 6-3	4	0	0	0	0	0	2					
<b>Dennis Littlejohn, R</b> OBP: 0.255, SLG: 0.256 (1, 2)		2-3 K		2-3 K			0-0 F9		0-3 K	4	0	0	0	0	3	2					
<b>John Montefusco, R</b> OBP: 0.200, SLG: 0.320 (1, 1)			1-0 1B	0-1 6-3			0-0 6-3			3	1	1	0	0	0	0					
<b>Gary Lavelle, S</b> OBP: 0.250, SLG: 0.250 (9, 1)			1-H 3B	6-3						0	0	0	0	0	0	0					
<b>Inning Stats</b>	R: 0 E: 0 K: 0 S: 6	H: 0 LOB: 0 BB: 0 P: 10	R: 0 E: 0 K: 1 S: 7	H: 0 LOB: 2 BB: 1 P: 17	R: 3 E: 0 K: 1 S: 14	H: 4 LOB: 1 BB: 0 P: 24	R: 0 E: 0 K: 1 S: 6	H: 0 LOB: 0 BB: 0 P: 8	R: 0 E: 0 K: 0 S: 9	H: 0 LOB: 0 BB: 0 P: 14	R: 0 E: 0 K: 0 S: 3	H: 0 LOB: 0 BB: 0 P: 3	R: 1 E: 0 K: 0 S: 5	H: 2 LOB: 1 BB: 0 P: 5	R: 0 E: 0 K: 2 S: 7	H: 0 LOB: 0 BB: 0 P: 7	1B: 4 2B: 0 3B: 1 HR: 1	SF: 0 SAC: 1 DP: 0 HBP: 1	WP: 0 PB: 0 SB: 0 CS: 0	PA: 35	
<b>PITCHER</b>	IP	WLS	BF	H	R	ER	SO	BB	IBB	HBP	BLK	WP	HR	S	P	ERA	WHIP				
<b>Bob Shirley, L</b> ERA: 2.83 (1, 1)	6.0	L	24	4	3	3	4	1	0	1	0	0	1	48	79	4.50	0.833				
<b>Eric Rasmussen, R</b> ERA: 4.2 (7, 1)	2.0		8	2	1	1	0	0	0	0	0	0	0	8	8	4.50	1.000				
<b>Mark Lee, R</b> ERA: 4.81 (9, 1)	1.0		3	0	0	0	2	0	0	0	0	0	0	7	7	0.00	0.000				

Batter	1	2	3	4	5	6	7	8	9	AB	R	H	RBI	BB	SO	LOB	BOTTOM				
<b>Gene Richards, L</b> OBP: 0.341, SLG: 0.349 (1, 8)	4-0 BB		0-1 L9			1-1 4-3		1-0 1B		3	0	1	0	1	0	1	<b>San Francisco Giants @ San Diego Padres</b> San Diego Stadium, San Diego, CA Sun Jul 29 1979, 6:33 AM EDT Att: 15,878 - Unknown <a href="http://livebaseballscores.com">livebaseballscores.com</a>				
<b>Mark Lee, R</b> OBP: 0.400, SLG: 0.400 (9, 1)			0-0 FC6-4			0-0 2B		1-1 1-3		4	0	1	0	0	0	3					
<b>Paul Dade, R</b> OBP: 0.333, SLG: 0.387 (1, 5)	3-2 4-3		1-2 1-2		1-1 6-3			0-1 5-3		4	0	0	0	0	0	2					
<b>Kurt Bevacqua, R</b> OBP: 0.343, SLG: 0.294 (1, 4)	0-0 F6			0-1 6-3		3-2 6-3			0-1 5-3	4	0	0	0	0	0	2					
<b>Dave Winfield, R</b> OBP: 0.419, SLG: 0.621 (1, 9)	2-2 F3			0-1 G3-6-3 1B		1-1 1B		1-1 1B		4	1	3	0	0	0	1					
<b>Jay Johnstone, L</b> OBP: 0.320, SLG: 0.333 (1, 7)		2-2 4-3		0-0 G3-6-3		0-0 F5		4-0 1B		3	1	0	0	1	0	2					
<b>Gene Tenace, R</b> OBP: 0.399, SLG: 0.415 (1, 2)		3-1 5-3		1-0 F8		2-3 K		2-2 1B		4	0	1	0	0	1	1					
<b>Dan Briggs, L</b> OBP: 0.299, SLG: 0.391 (1, 3)		0-1 4-3		1-0 F8		1-2 F8		0-0 1B		3	0	0	0	0	0	1					
<b>Fernando Gonzalez, R</b> OBP: 0.260, SLG: 0.371 (9, PH)					1-0 F8			1-3 2-H 3-H 1B		1	0	1	2	0	0	0					
<b>Bill Almon, R</b> OBP: 0.280, SLG: 0.234 (9, PH)					1-2 F8			0-0 1B		0	0	0	0	0	0	0					
<b>Ozzie Smith, S</b> OBP: 0.248, SLG: 0.233 (1, 6)			0-1 F7		1-2 F8			0-0 F5		3	0	0	0	0	0	0					
<b>Jim Wilhelm, R</b> OBP: 0.167, SLG: 0.130 (9, PH)								0-3 K		1	0	0	0	0	1	2					
<b>Bob Shirley, R</b> OBP: 0.121, SLG: 0.097 (1, 1)			4-0 BB		0-1 F9			1-1 6-3		0	0	0	0	1	0	0					
<b>Bobby Tolan, L</b> OBP: 0.162, SLG: 0.364 (6, PH)										1	0	0	0	0	0	0					
<b>Eric Rasmussen, R</b> OBP: 0.111, SLG: 0.040 (7, 1)										0	0	0	0	0	0	0					
<b>Jerry Turner, L</b> OBP: 0.299, SLG: 0.383 (8, PH)										1	0	0	0	0	0	0					
<b>Inning Stats</b>	R: 0 E: 0 K: 0 S: 7	H: 0 LOB: 1 BB: 1 P: 16	R: 0 E: 0 K: 0 S: 7	H: 0 LOB: 0 BB: 0 P: 12	R: 0 E: 0 K: 0 S: 5	H: 0 LOB: 1 BB: 1 P: 9	R: 0 E: 0 K: 0 S: 5	H: 1 LOB: 0 BB: 0 P: 6	R: 0 E: 0 K: 0 S: 8	H: 1 LOB: 1 BB: 0 P: 12	R: 0 E: 0 K: 1 S: 11	H: 1 LOB: 1 BB: 0 P: 15	R: 0 E: 0 K: 0 S: 6	H: 1 LOB: 1 BB: 0 P: 9	R: 2 E: 0 K: 1 S: 11	H: 3 LOB: 2 BB: 1 P: 18	1B: 6 2B: 2 3B: 0 HR: 0	SF: 0 SAC: 0 DP: 2 HBP: 0	WP: 0 PB: 0 SB: 0 CS: 1	PA: 35	
<b>PITCHER</b>	IP	WLS	BF	H	R	ER	SO	BB	IBB	HBP	BLK	WP	HR	S	P	ERA	WHIP				
<b>John Montefusco, R</b> ERA: 4.02 (1, 1)	8.1	W	33	6	2	2	1	3	0	0	0	0	0	62	102	2.16	1.080				
<b>Gary Lavelle, L</b> ERA: 2.13 (9, 1)	0.2	S	2	1	0	0	1	0	0	0	0	0	0	4	4	0.00	1.500				





Batter	1	2	3	4	5	6	7	8	9	AB	R	H	RBI	BB	SO	LOB	TOP					
Gene Richards, L (1, 8) OBP: 0.342, SLG: 0.347 Dan Briggs, L (7, 3) OBP: 0.288, SLG: 0.379	F9	3-1		F8		4-3 1B BB		K		3	1	0	0	2	0	3						
Paul Dade, R (1, 5) OBP: 0.333, SLG: 0.390	1B 2B		F3	S 1B		4-3	F8		5-3	6	1	2	0	0	0	3						
Kurt Bevacqua, R (1, 4) OBP: 0.347, SLG: 0.328	F8		BB BB 1B	F8		6-3		1B 3B		6	2	3	1	0	0	4						
Dave Winfield, R (1, 9) OBP: 0.427, SLG: 0.635	2H 1B		BB BB		2B 2B	2H 1B 1B		2B SF9 1B		5	4	5	4	1	0	0						
Jerry Turner, L (1, 7) OBP: 0.305, SLG: 0.393	1-3		F7		4-3 1B 2B	1-H 1B		3-H 1B 2B		6	2	4	2	0	0	3						
Gene Tenace, R (1, 2) OBP: 0.396, SLG: 0.410		K		1-2 2-3 BB		2-3 1B 2B		SF9 2B	G5-4-3 1B	4	0	0	1	1	2	3						
Jay Johnstone, L (1, 3) OBP: 0.317, SLG: 0.325		K	P4					3-H 4-0		4	0	0	0	1	2	4						
Ozzie Smith, S (1, 6) OBP: 0.254, SLG: 0.241		E7 1B		F7		3-H 1B		SH2-3 1B	1-3 2-H 1B	5	0	4	2	0	0	0						
John D'Acquisto, R (1, 1) OBP: 0.222, SLG: 0.208 Mark Lee, R (7, 1) OBP: 0.333, SLG: 0.333				1B HBP		5-3		SH2-3 1-2	K	1	0	0	0	0	0	1						
<b>Inning Stats</b>	R: 1 E: 0 K: 0 S: 5	H: 2 LOB: 1 BB: 0 P: 5	R: 0 E: 1 K: 2 S: 8	H: 1 LOB: 2 BB: 0 P: 9	R: 0 E: 0 K: 0 S: 4	H: 1 LOB: 3 BB: 2 P: 12	R: 0 E: 0 K: 1 S: 4	H: 1 LOB: 1 BB: 0 P: 5	R: 2 E: 0 K: 1 S: 8	H: 3 LOB: 1 BB: 0 P: 8	R: 2 E: 0 K: 0 S: 5	H: 2 LOB: 1 BB: 1 P: 9	R: 0 E: 0 K: 1 S: 6	H: 1 LOB: 2 BB: 1 P: 10	R: 3 E: 0 K: 2 S: 11	H: 4 LOB: 2 BB: 1 P: 15	R: 2 E: 0 K: 0 S: 5	H: 3 LOB: 0 BB: 0 P: 5	1B: 11 2B: 4 3B: 1 HR: 2	SF: 1 SAC: 1 DP: 1 HBP: 2	WP: 0 PB: 0 SB: 2 CS: 0	PA: 51
<b>PITCHER</b>	IP	WLS	BF	H	R	ER	SO	BB	IBB	HBP	BLK	WP	HR	S	P	ERA	WHIP					
Phil Niekro, R (1, 1) ERA: 3.65	7.0	L	38	11	5	5	4	4	0	2	0	0	0	40	58	6.43	2.143					
Bo McLaughlin, R (8, 1) ERA: 4.89	1.0		8	4	3	3	2	0	1	0	0	0	0	11	15	27.00	4.000					
Adrian Devine, R (9, 1) ERA: 3.08	1.0		5	3	2	2	0	0	0	0	0	0	2	5	5	18.00	3.000					

San Diego Padres @ Atlanta Braves  
Atlanta-Fulton County Stadium, Atlanta, GA  
Tue Jul 31 1979, 7:05 PM EDT  
Att: 9,501 - Unknown - 92 F

AB 42  
R 10  
H 18  
RBI 10  
BB 5  
SO 6  
LOB 25



Batter	1	2	3	4	5	6	7	8	9	AB	R	H	RBI	BB	SO	LOB	BOTTOM					
Jerry Royster, R (1, 4) OBP: 0.325, SLG: 0.328	4-3 2B		F8		F8		F8		F9	5	0	1	0	0	0	3						
Gary Matthews, R (1, 9) OBP: 0.372, SLG: 0.556	K			HR	6-3		FC6-4 1B		1-3 2-H 1B	5	1	3	2	0	1	1						
Rowland Office, L (1, 8) OBP: 0.335, SLG: 0.357	4-3			FC5-4 1B 1B	F7		FC6-4 1-2		5-3	5	1	1	0	0	0	5						
Bob Horner, R (1, 5) OBP: 0.361, SLG: 0.567	2-3			FC5-4 1B		F2		5-3		4	0	1	0	0	0	1						
Jeff Burroughs, R (1, 7) OBP: 0.343, SLG: 0.354		F8		FC5-4 BB 1B		P5		5-3		4	0	0	0	0	0	2						
Dale Murphy, R (1, 3) OBP: 0.380, SLG: 0.564		6-3		K			BB		6-3	3	0	0	0	1	1	2						
Pepe Frias, R (1, 6) OBP: 0.327, SLG: 0.368		6-3		FC5-4 BB 1B		F4			P4	4	0	1	1	0	0	1						
Bruce Benedict, R (1, 2) OBP: 0.322, SLG: 0.285 Joe Nolan, L (7, PH) OBP: 0.387, SLG: 0.414			F3		1-2 2-3 BB		F8		1B 1B	1	0	0	0	1	0	0						
Phil Niekro, R (1, 1) OBP: 0.235, SLG: 0.256 Mike Lum, L (7, PH) OBP: 0.282, SLG: 0.326 Bo McLaughlin, R (8, 1) Adrian Devine, R (9, 1) Charlie Spikes, R (9, PH) OBP: 0.377, SLG: 0.586			F9		FC5				1B 1B	2	0	0	0	0	0	3						
<b>Inning Stats</b>	R: 0 E: 0 K: 1 S: 6	H: 1 LOB: 1 BB: 0 P: 6	R: 0 E: 0 K: 0 S: 3	H: 0 LOB: 0 BB: 0 P: 3	R: 0 E: 0 K: 0 S: 3	H: 0 LOB: 0 BB: 0 P: 3	R: 2 E: 0 K: 1 S: 9	H: 4 LOB: 3 BB: 1 P: 13	R: 0 E: 0 K: 0 S: 3	H: 0 LOB: 0 BB: 0 P: 3	R: 0 E: 0 K: 0 S: 3	H: 0 LOB: 1 BB: 1 P: 7	R: 0 E: 0 K: 0 S: 5	H: 2 LOB: 2 BB: 0 P: 5	R: 0 E: 0 K: 0 S: 3	H: 0 LOB: 0 BB: 0 P: 3	R: 1 E: 0 K: 0 S: 6	H: 3 LOB: 2 BB: 0 P: 6	1B: 8 2B: 1 3B: 0 HR: 1	SF: 0 SAC: 0 DP: 0 HBP: 0	WP: 0 PB: 0 SB: 0 CS: 0	PA: 39
<b>PITCHER</b>	IP	WLS	BF	H	R	ER	SO	BB	IBB	HBP	BLK	WP	HR	S	P	ERA	WHIP					
John D'Acquisto, R (1, 1) ERA: 4.48	6.2	W	29	7	2	2	2	2	0	0	0	0	0	10	10	3.86	1.286					
Mark Lee, R (7, 1) ERA: 4.75	2.1	S	10	3	1	1	0	0	0	0	0	0	0	10	10	3.86	1.286					

San Diego Padres @ Atlanta Braves  
Atlanta-Fulton County Stadium, Atlanta, GA  
Tue Jul 31 1979, 7:05 PM EDT  
Att: 9,501 - Unknown - 92 F

AB 37  
R 3  
H 10  
RBI 3  
BB 2  
SO 2  
LOB 18





Batter	1	2	3	4	5	6	7	8	9	AB	R	H	RBI	BB	SO	LOB	TOP										
Gene Richards, L (1.8) OBP: 0.344, SLG: 0.348	0-3 K		0-0 S 1B		0-0 FC6-4 1B		0-0 4-3			4	0	2	0	0	1	0											
Paul Dade, R (1.5) OBP: 0.329, SLG: 0.384	0-0 F9		0-3 K		0-0 FC6-4			0-0 L4		4	0	0	0	0	1	3											
Kurt Bevacqua, R (1.4) OBP: 0.346, SLG: 0.326	0-0 4-3			0-0 FC1-6 1B	0-0 6-3			0-3 K		4	0	1	0	0	1	2											
Dave Winfield, R (1.9) OBP: 0.423, SLG: 0.629		0-0 6-3		0-0 FC1-6 SF8		0-0 5-3		0-0 5-3		4	1	0	0	0	0	1											
Jerry Turner, L (1.7) OBP: 0.302, SLG: 0.390	0-0 F8		0-0 SF8		0-0 F9			0-3 K		3	0	0	1	0	1	0											
Gene Tenace, R (1.2) OBP: 0.394, SLG: 0.418	0-0 6-3		0-0 F7		HR			0-3 K		4	1	1	1	0	1	0											
Dan Briggs, L (1.3) OBP: 0.287, SLG: 0.392			0-0 HR		0-3 K		0-0 F7		0-0 F3	4	1	1	1	0	1	0											
Ozzie Smith, S (1.6) OBP: 0.255, SLG: 0.242			0-0 F7		0-0 S 1B		0-0 4-3			3	1	1	0	0	0	0											
Randy Jones, R (1.1) OBP: 0.196, SLG: 0.220			0-3 K		0-0 S 1B		0-3 K			3	0	1	1	0	2	0											
Rollie Fingers, R (8.1) OBP: 0.063, SLG: 0.083					0-0 FC6-4 1B					0	0	0	0	0	0	0											
Eric Rasmussen, R (8.1) OBP: 0.171, SLG: 0.040					0-0 FC6-4 1B					0	0	0	0	0	0	0											
Fernando Gonzalez, R (8.4) OBP: 0.260, SLG: 0.371					0-0 FC6-4 1B					0	0	0	0	0	0	0											
<b>Inning Stats</b>	R: 0 E: 0 K: 1 S: 5	H: 0 LOB: 0 BB: 0 P: 5	R: 0 E: 0 K: 0 S: 3	H: 0 LOB: 0 BB: 0 P: 3	R: 1 E: 0 K: 2 S: 9	H: 2 LOB: 1 BB: 0 P: 9	R: 1 E: 0 K: 0 S: 4	H: 1 LOB: 0 BB: 0 P: 4	R: 1 E: 0 K: 1 S: 8	H: 3 LOB: 2 BB: 0 P: 8	R: 1 E: 0 K: 0 S: 4	H: 1 LOB: 0 BB: 0 P: 4	R: 0 E: 0 K: 1 S: 5	H: 0 LOB: 0 BB: 0 P: 5	R: 0 E: 0 K: 2 S: 7	H: 0 LOB: 0 BB: 0 P: 7	1B: 5 2B: 0 3B: 0 HR: 2	SF: 1 SAC: 0 DP: 0 HBP: 0	WP: 0 PB: 0 SB: 4 CS: 0	PA: 34							
<b>PITCHER</b>	IP	WLS	BF	H	R	ER	SO	BB	IBB	HBP	BLK	WP	HR	S	P	ERA	WHIP										
Eddie Solomon, R (1.1) ERA: 5.14	6.0		25	7	4	3	4	0	0	0	0	0	2	33	33	4.50	1.167										
Joey McLaughlin, R (7.1) ERA: 1.79	2.0	W	6	0	0	0	2	0	0	0	0	0	0	10	10	0.00	0.000										
Gene Garber, R (9.1) ERA: 4.09	1.0	S	3	0	0	0	2	0	0	0	0	0	0	7	7	0.00	0.000										

San Diego Padres @ Atlanta Braves  
Atlanta-Fulton County Stadium, Atlanta, GA  
Wed Aug 01 1979, 7:05 PM EDT  
Att: 5,062 - Unknown - 85 F

AB	33
R	4
H	7
RBI	4
BB	0
SO	8
LOB	6



Batter	1	2	3	4	5	6	7	8	9	AB	R	H	RBI	BB	SO	LOB	BOTTOM										
Jerry Royster, R (1.4) OBP: 0.328, SLG: 0.334	0-0 5-3 1B		0-0 1-3 2B		0-0 5-3			0-0 1B 1B		4	1	3	0	0	0	0											
Gary Matthews, R (1.9) OBP: 0.371, SLG: 0.554	0-0 F2		0-0 L5			0-0 6-3		0-0 1B 1B		4	1	1	0	0	0	3											
Bob Homer, R (1.5) OBP: 0.362, SLG: 0.566	0-0 5-3			0-0 E 1B		0-0 5-3		0-0 1B 1B		4	1	2	2	0	0	1											
Dale Murphy, R (1.3) OBP: 0.382, SLG: 0.578	0-3 K			0-0 P6		0-0 FC6-4 1B		0-0 1B HR		4	1	2	3	0	1	2											
Charlie Spikes, R (1.7) OBP: 0.358, SLG: 0.554		0-0 6-3		0-3 K		0-0 FC6-4		0-3 K		4	0	0	0	0	2	2											
Gene Garber, R (9.1) OBP: 0.545, SLG: 0.375						0-0 FC6-4				0	0	0	0	0	0	0											
Barry Bonnell, R (1.8) OBP: 0.304, SLG: 0.418		0-0 G1-6-3 BB		0-0 E4		0-0 4-3		0-0 F8		3	0	0	0	1	0	1											
Pepe Frias, R (1.6) OBP: 0.323, SLG: 0.363		0-0 G1-6-3		0-0 FC5-4		0-0 F7		0-0 L4		4	0	0	0	0	0	3											
Bruce Benedict, R (1.2) OBP: 0.315, SLG: 0.278			0-0 5-3		0-0 5-3		0-0 5-3			3	0	0	0	0	0	0											
Eddie Solomon, R (1.1) OBP: 0.158, SLG: 0.162			0-0 E4		0-0 F9			0-0 1B 1B		2	0	0	0	0	0	0											
Joey McLaughlin, R (7.1) OBP: 0.400, SLG: 0.600										0	0	0	0	0	0	0											
Jeff Burroughs, R (6. PH) OBP: 0.344, SLG: 0.356										1	1	1	0	0	0	0											
Rowland Office, L (8.8) OBP: 0.335, SLG: 0.357										0	0	0	0	0	0	0											
<b>Inning Stats</b>	R: 0 E: 0 K: 1 S: 6	H: 1 LOB: 1 BB: 0 P: 6	R: 0 E: 0 K: 0 S: 2	H: 0 LOB: 0 BB: 1 P: 6	R: 0 E: 1 K: 0 S: 4	H: 1 LOB: 1 BB: 0 P: 4	R: 0 E: 1 K: 1 S: 7	H: 1 LOB: 2 BB: 0 P: 7	R: 0 E: 0 K: 1 S: 3	H: 0 LOB: 0 BB: 0 P: 3	R: 0 E: 0 K: 0 S: 4	H: 1 LOB: 1 BB: 0 P: 4	R: 0 E: 0 K: 0 S: 3	H: 0 LOB: 0 BB: 0 P: 3	R: 5 E: 0 K: 1 S: 10	H: 5 LOB: 0 BB: 0 P: 10	1B: 7 2B: 2 3B: 0 HR: 1	SF: 0 SAC: 0 DP: 2 HBP: 0	WP: 0 PB: 0 SB: 0 CS: 0	PA: 34							
<b>PITCHER</b>	IP	WLS	BF	H	R	ER	SO	BB	IBB	HBP	BLK	WP	HR	S	P	ERA	WHIP										
Randy Jones, L (1.1) ERA: 3.57	7.0		28	6	2	2	2	1	0	0	0	0	0	31	35	2.57	1.000										
Rollie Fingers, R (8.1) ERA: 3.93	0.0	L	3	3	3	3	0	0	0	0	0	0	1	3	3												
Eric Rasmussen, R (8.1) ERA: 4.15	1.0		3	0	0	0	1	0	0	0	0	0	0	5	5	0.00	0.000										

San Diego Padres @ Atlanta Braves  
Atlanta-Fulton County Stadium, Atlanta, GA  
Wed Aug 01 1979, 7:05 PM EDT  
Att: 5,062 - Unknown - 85 F

AB	33
R	5
H	9
RBI	5
BB	1
SO	3
LOB	12





Batter	1	2	3	4	5	6	7	8	9	AB	R	H	RBI	BB	SO	LOB	TOP			
Gene Richards, L (1.8) OBP: 0.343, SLG: 0.347	5-3		1B G6-4-3		G3		G3			4	1	1	0	0	0	1				
Paul Dade, R (1.5) OBP: 0.331, SLG: 0.386	SH5-3 1B		1B G6-4-3			F9		6-3		4	0	2	0	0	0	0				
Kurt Bevacqua, R (1.4) OBP: 0.345, SLG: 0.326	SH5-3 1-2		1B G6-4-3			1B		F8		3	0	1	0	0	0	1				
Dave Winfield, R (1.9) OBP: 0.422, SLG: 0.625	K		5-3			1B		P4		4	0	1	0	0	1	1				
Jerry Turner, L (1.7) OBP: 0.302, SLG: 0.387		4-0 3-1 1B 4-3 BB			K			P6		3	1	0	0	1	1	2				
Gene Tenace, R (1.2) OBP: 0.395, SLG: 0.419		4-3 1-2 1B			K			BB 1B		4	0	2	0	0	2	2				
Dan Briggs, L (1.3) OBP: 0.286, SLG: 0.386		3-1 1-2 2-3			F8			BB 1B		3	0	0	0	1	1	2				
Ozzie Smith, S (1.6) OBP: 0.255, SLG: 0.244		4-3 2-3 3-H			G3			F2		4	0	1	1	0	0	3				
Gaylord Perry, R (1.1) OBP: 0.133, SLG: 0.190		6-3			G3			P2		2	0	0	0	0	0	1				
Mark Lee, R (6.1) OBP: 0.333, SLG: 0.333		6-3			6-3			F2		0	0	0	0	0	0	0				
Bobby Tolan, L (7. PH) OBP: 0.167, SLG: 0.333										1	0	0	0	0	0	1				
Bob Owchinko, L (7.1) OBP: 0.182, SLG: 0.100										0	0	0	0	0	0	0				
Jay Johnstone, L (9. PH) OBP: 0.315, SLG: 0.323										1	0	0	0	0	0	2				
<b>Inning Stats</b>	R: 0 E: 0 K: 1 S: 6	H: 1 LOB: 1 BB: 0 P: 6	R: 1 E: 0 K: 0 S: 4	H: 1 LOB: 1 BB: 1 P: 8	R: 1 E: 0 K: 0 S: 4	H: 2 LOB: 0 BB: 0 P: 4	R: 0 E: 0 K: 2 S: 7	H: 0 LOB: 0 BB: 0 P: 7	R: 0 E: 0 K: 1 S: 3	H: 2 LOB: 2 BB: 0 P: 7	R: 0 E: 0 K: 1 S: 6	H: 1 LOB: 1 BB: 0 P: 6	R: 0 E: 0 K: 0 S: 3	H: 0 LOB: 0 BB: 1 P: 3	R: 0 E: 0 K: 0 S: 4	H: 1 LOB: 2 BB: 1 P: 8	1B: 7 2B: 1 3B: 0 HR: 0	SF: 0 SAC: 1 DP: 1 HBP: 0	WP: 0 PB: 0 SB: 0 CS: 0	PA: 36
<b>PITCHER</b> Tony Brizzolara, R (1.1) ERA: 4.87	IP: 9.0 WLS: W BF: 36 H: 8 R: 2 ER: 2 SO: 5 BB: 2 IBB: 0 HBP: 0 BLK: 0 WP: 0 HR: 0 S: 44 P: 52 ERA: 2.00 WHIP: 1.111															<b>PITCHER</b>				

San Diego Padres @ Atlanta Braves  
Atlanta-Fulton County Stadium, Atlanta, GA  
Thu Aug 02 1979, 7:05 PM EDT  
Att. 7,916 - Unknown - 85 F

AB 33  
R 2  
H 8  
RBI 1  
BB 2  
SO 5  
LOB 16



Batter	1	2	3	4	5	6	7	8	9	AB	R	H	RBI	BB	SO	LOB	BOTTOM			
Jerry Royster, R (1.4) OBP: 0.332, SLG: 0.340	E7 2B	6-3				1B				4	1	3	1	0	0	0				
Darrel Chaney, S (7.4) OBP: 0.264, SLG: 0.194						1B				0	0	0	0	0	0	0				
Gary Matthews, R (1.9) OBP: 0.372, SLG: 0.555	G3 1B		5-3			1B		6-3		4	1	2	2	0	0	1				
Rowland Office, L (1.8) OBP: 0.329, SLG: 0.350	G3		4-3			L6		L7		4	0	0	0	0	0	3				
Bob Horner, R (1.5) OBP: 0.364, SLG: 0.566	1B		6-3			1B		K		4	1	2	1	0	1	0				
Mike Lum, L (1.3) OBP: 0.291, SLG: 0.335						1B		K		4	1	3	0	0	1	0				
Charlie Spikes, R (1.7) OBP: 0.341, SLG: 0.526						1B				4	0	0	0	0	2	5				
Barry Bonnell, R (9.7) OBP: 0.304, SLG: 0.418	K		G6-4-3			1B		K		0	0	0	0	0	0	0				
Joe Nolan, L (1.2) OBP: 0.384, SLG: 0.409	4-3		4-3			1B		4-3		4	1	1	1	0	0	2				
Pepe Frias, R (1.6) OBP: 0.328, SLG: 0.374			P4			1B		1B		4	2	3	2	0	0	0				
Tony Brizzolara, R (1.1) OBP: 0.097, SLG: 0.036	K					1B		1B		4	0	0	0	0	2	3				
<b>Inning Stats</b>	R: 2 E: 1 K: 1 S: 9	H: 4 LOB: 2 BB: 0 P: 9	R: 0 E: 0 K: 1 S: 5	H: 0 LOB: 0 BB: 0 P: 5	R: 0 E: 0 K: 0 S: 3	H: 0 LOB: 0 BB: 0 P: 3	R: 0 E: 0 K: 0 S: 3	H: 1 LOB: 0 BB: 0 P: 3	R: 1 E: 0 K: 1 S: 7	H: 3 LOB: 1 BB: 0 P: 7	R: 4 E: 0 K: 1 S: 10	H: 5 LOB: 1 BB: 0 P: 10	R: 0 E: 0 K: 2 S: 7	H: 0 LOB: 0 BB: 0 P: 7	R: 0 E: 0 K: 0 S: 4	H: 1 LOB: 1 BB: 0 P: 4	1B: 11 2B: 3 3B: 1 HR: 0	SF: 0 SAC: 0 DP: 2 HBP: 0	WP: 0 PB: 0 SB: 0 CS: 0	PA: 36
<b>PITCHER</b> Gaylord Perry, R (1.1) ERA: 2.8	IP: 5.1 WLS: L BF: 25 H: 11 R: 6 ER: 6 SO: 4 BB: 0 IBB: 0 HBP: 0 BLK: 0 WP: 0 HR: 0 S: 33 P: 33 ERA: 10.12 WHIP: 2.062															<b>PITCHER</b>				
Mark Lee, R (6.1) ERA: 4.91	0.2 4 2 1 1 0 0 0 0 0 0 4 4 13.50 3.000																			
Bob Owchinko, L (7.1) ERA: 4.41	2.0 7 1 0 0 2 0 0 0 0 0 11 11 0.00 0.500																			

San Diego Padres @ Atlanta Braves  
Atlanta-Fulton County Stadium, Atlanta, GA  
Thu Aug 02 1979, 7:05 PM EDT  
Att. 7,916 - Unknown - 85 F

AB 36  
R 7  
H 14  
RBI 7  
BB 0  
SO 6  
LOB 14





Batter	1	2	3	4	5	6	7	8	9	AB	R	H	RBI	BB	SO	LOB	TOP					
Gene Richards, L (1, 7) OBP: 0.346, SLG: 0.349	4-0 BB		0-0 F7			0-0 F7	0-0 1B		0-0 SH3-4 1B	4	1	2	1	1	0	1						
Paul Dade, R (1, 8) OBP: 0.327, SLG: 0.381	0-3 K		0-0 P6			0-0 L6	0-0 5-3		0-0 SH3-4	4	0	0	0	0	1	3						
Kurt Bevacqua, R (1, 5) OBP: 0.348, SLG: 0.330	0-0 F7				0-0 5-3				0-0 1B	4	1	2	0	0	0	1						
Jim Wilhelm, R (6, PR) OBP: 0.200, SLG: 0.167									0-0 1B	1	2	1	1	0	0	0						
Dave Winfield, R (1, 9) OBP: 0.421, SLG: 0.623	0-0 4-3					0-0 F8			0-0 F9	5	0	2	1	0	0	2						
Jay Johnstone, L (1, 3) OBP: 0.319, SLG: 0.327			0-0 6-3						0-0 SH	4	0	2	1	0	0	0						
Rollie Fingers, R (8, 1) OBP: 0.083, SLG: 0.083									0-0 SH	0	0	0	1	0	0	0						
Mark Lee, R (9, 1) OBP: 0.333, SLG: 0.333									0-0 SH	0	0	0	0	0	0	0						
Gene Tenace, R (1, 2) OBP: 0.395, SLG: 0.422	0-0 F9					0-0 5-3			0-0 P6	5	0	2	1	0	0	2						
Fernando Gonzalez, R (1, 4) OBP: 0.259, SLG: 0.372						0-0 F9			0-0 P6	5	0	1	0	0	1	6						
Ozzie Smith, S (1, 6) OBP: 0.256, SLG: 0.244	0-0 F9					0-0 F8			0-0 F2	4	1	1	0	1	0	4						
Bob Shirley, R (1, 1) OBP: 0.143, SLG: 0.121			0-3 K						0-0 SH1-4	2	1	1	0	0	1	0						
Bob Ovwchinko, L (7, 1) OBP: 0.182, SLG: 0.100									0-0 SH1-4	0	0	0	0	0	0	0						
Dan Briggs, L (6, PH) OBP: 0.285, SLG: 0.384									0-0 SH1-4	1	0	0	0	0	1	3						
<b>Inning Stats</b>	R: 0 E: 0 K: 1 S: 5	H: 0 LOB: 1 BB: 1 P: 9	R: 0 E: 0 K: 0 S: 4	H: 1 LOB: 1 BB: 0 P: 4	R: 0 E: 0 K: 1 S: 5	H: 0 LOB: 0 BB: 0 P: 5	R: 0 E: 0 K: 0 S: 3	H: 0 LOB: 0 BB: 0 P: 3	R: 0 E: 0 K: 0 S: 3	H: 0 LOB: 0 BB: 0 P: 3	R: 2 E: 0 K: 0 S: 7	H: 4 LOB: 2 BB: 0 P: 7	R: 1 E: 0 K: 0 S: 5	H: 2 LOB: 1 BB: 0 P: 5	R: 1 E: 0 K: 2 S: 10	H: 3 LOB: 3 BB: 1 P: 14	R: 2 E: 0 K: 0 S: 8	H: 4 LOB: 3 BB: 0 P: 8	1B: 12 2B: 2 3B: 0 HR: 0	SF: 0 SAC: 3 DP: 0 HBP: 0	WP: 0 PB: 0 SB: 1 CS: 0	PA: 44
<b>PITCHER</b>	IP WLS BF H R ER SO BB IBB HBP BLK WP HR S P ERA WHIP																					
Bill Bonham, R (1, 1) ERA: 4.23	7.0 L 29 7 3 3 2 1 0 0 0 0 0 0 32 36 3.86 1.143																					
Doug Bair, R (8, 1) ERA: 3.9	1.1 12 6 3 3 2 0 1 0 0 0 0 0 15 19 20.25 4.500																					
Mario Soto, R (9, 1) ERA: 6.63	0.2 3 1 0 0 0 0 0 0 0 0 0 0 3 3 0.00 1.500																					

San Diego Padres @ Cincinnati Reds  
Riverfront Stadium, Cincinnati, OH  
Fri Aug 03 1979, 7:05 PM EDT  
Att: 35,311 - Unknown

AB 39  
R 6  
H 14  
RBI 6  
BB 2  
SO 4  
LOB 22



Batter	1	2	3	4	5	6	7	8	9	AB	R	H	RBI	BB	SO	LOB	BOTTOM					
Joe Morgan, L (1, 4) OBP: 0.402, SLG: 0.389	0-0 3-1		0-3 K			4-0 BB			0-0 FC3-6	3	0	0	1	2	1	2						
Dave Collins, S (1, 7) OBP: 0.365, SLG: 0.434	0-3 K				0-0 L7				0-0 FC6-4	5	0	0	0	0	2	7						
Dave Concepcion, R (1, 6) OBP: 0.365, SLG: 0.437	0-0 3-1				0-0 P3				0-0 FC6-4	4	1	0	0	1	0	2						
Johnny Bench, R (1, 2) OBP: 0.366, SLG: 0.406					4-0 BB				0-0 FC5-4	3	0	1	0	1	0	0						
Ray Knight, R (1, 5) OBP: 0.363, SLG: 0.439	0-0 F7				0-3 K				0-0 FC5-4	4	0	0	0	0	1	3						
Dan Driessen, L (1, 3) OBP: 0.329, SLG: 0.415	0-0 F2				0-0 SH2-4 1B				0-0 FC5-4	3	1	1	0	1	0	1						
Hector Cruz, R (1, 9) OBP: 0.257, SLG: 0.255	0-3 K				0-0 SH2-4 1B				0-0 HR	3	2	2	2	1	1	1						
Paul Blair, R (1, 8) OBP: 0.221, SLG: 0.287					0-0 F9				0-0 HR	1	0	0	0	0	0	0						
Cesar Geronimo, L (9, PH) OBP: 0.317, SLG: 0.338					0-0 F9				0-0 HR	3	0	1	0	0	0	2						
Bill Bonham, R (1, 1) ERA: 2.84	6.0 W 25 3 2 2 5 4 0 0 0 0 0 0 31 47 3.00 1.167																					
Rick Auerbach, R (7, PH) OBP: 0.288, SLG: 0.307	1.0 4 2 0 0 0 0 0 0 0 0 0 0 4 4 0.00 2.000																					
Doug Bair, R (8, 1) ERA: 4.12	1.0 5 1 2 2 0 1 0 0 0 0 0 1 4 8 18.00 2.000																					
Mario Soto, R (9, 1) OBP: 0.333, SLG: 0.333	1.0 S 5 1 0 0 0 1 0 0 0 0 0 0 4 8 0.00 2.000																					
Harry Spillman, L (9, PH) ERA: 4.78					1-2 2-3				0-0 FC6-4	1	0	1	0	0	0	0						
<b>Inning Stats</b>	R: 0 E: 0 K: 1 S: 5	H: 0 LOB: 0 BB: 0 P: 5	R: 0 E: 1 K: 1 S: 6	H: 0 LOB: 1 BB: 0 P: 6	R: 0 E: 0 K: 1 S: 5	H: 0 LOB: 0 BB: 0 P: 5	R: 0 E: 0 K: 2 S: 7	H: 0 LOB: 1 BB: 1 P: 11	R: 0 E: 0 K: 0 S: 5	H: 2 LOB: 3 BB: 1 P: 9	R: 1 E: 0 K: 0 S: 3	H: 1 LOB: 0 BB: 1 P: 7	R: 1 E: 0 K: 0 S: 4	H: 2 LOB: 1 BB: 1 P: 8	R: 0 E: 0 K: 0 S: 3	H: 0 LOB: 0 BB: 0 P: 3	R: 2 E: 0 K: 0 S: 5	H: 2 LOB: 2 BB: 2 P: 13	1B: 6 2B: 0 3B: 0 HR: 1	SF: 0 SAC: 1 DP: 2 HBP: 0	WP: 0 PB: 0 SB: 0 CS: 0	PA: 39
<b>PITCHER</b>	IP WLS BF H R ER SO BB IBB HBP BLK WP HR S P ERA WHIP																					
Bob Shirley, L (1, 1) ERA: 2.84	6.0 W 25 3 2 2 5 4 0 0 0 0 0 0 31 47 3.00 1.167																					
Bob Ovwchinko, L (7, 1) ERA: 4.36	1.0 4 2 0 0 0 0 0 0 0 0 0 0 4 4 0.00 2.000																					
Rollie Fingers, R (8, 1) ERA: 4.12	1.0 5 1 2 2 0 1 0 0 0 0 0 1 4 8 18.00 2.000																					
Mark Lee, R (9, 1) ERA: 4.78	1.0 S 5 1 0 0 0 1 0 0 0 0 0 0 4 8 0.00 2.000																					

San Diego Padres @ Cincinnati Reds  
Riverfront Stadium, Cincinnati, OH  
Fri Aug 03 1979, 7:05 PM EDT  
Att: 35,311 - Unknown

AB 32  
R 4  
H 7  
RBI 3  
BB 6  
SO 5  
LOB 18













Batter	1	2	3	4	5	6	7	8	9	AB	R	H	RBI	BB	SO	LOB	TOP							
Paul Dade, R OBP: 0.318, SLG: 0.369	1-3 K			0-0 F8		2-1 6-3		1-3 K		4	0	0	0	0	2	0	<b>San Diego Padres @ San Francisco Giants</b> Candlestick Park, San Francisco, CA Tue Aug 07 1979, 10:05 PM EDT Att: 24,473 - Unknown							
Ozzie Smith, S OBP: 0.297, SLG: 0.248	0-0 L1			1-0 F5		2-2 FC6-4 1B		3-2 6-3		4	0	1	0	0	0	0								
Kurt Bevacqua, R OBP: 0.335, SLG: 0.312	2-1 F8			2-1 5-3		1-1 FC6-4 1-2f			0-0 F9	4	0	0	0	0	0	1								
Dave Winfield, R OBP: 0.420, SLG: 0.615		2-2 F7			0-1 FC1-5 1B		4-2 2B BB		0-0 BB 1B	3	2	2	0	1	0	0								
Gene Tenace, R OBP: 0.394, SLG: 0.419		0-0 F3			2-2 E5 FC1-5		1-0 1-H 2B		4-1 1B BB	3	0	1	1	1	0	1								
Bill Almon, R OBP: 0.277, SLG: 0.227				1-2 FC1-5					1-2 BB	0	0	0	0	0	0	0								
Jim Wilhelm, R OBP: 0.200, SLG: 0.172		1-1 F9			0-0 FC1-5 1-2 2-3f		0-1 F7		1-2 FC5-4 1B	4	0	1	1	0	0	3								
Fernando Gonzalez, R OBP: 0.259, SLG: 0.365			1-2 F9		0-2 F4		0-2 F9		0-0 F7	3	0	0	0	0	0	3								
Jay Johnstone, L OBP: 0.321, SLG: 0.329									0-0 F7	1	0	0	0	0	0	2								
Fred Kendall, R OBP: 0.256, SLG: 0.221			0-0 F9		0-1 FC5-4		0-0 1-3		0-0 FC5-4 1-2f	2	0	0	0	0	0	2								
Jerry Turner, L OBP: 0.300, SLG: 0.384										2	0	0	0	0	0	3								
Gaylord Perry, R OBP: 0.131, SLG: 0.186										1	0	0	0	0	1	0								
Bobby Tolán, L OBP: 0.143, SLG: 0.286										1	0	0	0	0	0	0								
Bob Ojchinko, L OBP: 0.182, SLG: 0.100										0	0	0	0	0	0	0								
Gene Richards, L OBP: 0.345, SLG: 0.351										1	0	0	0	0	0	0								
Mark Lee, R OBP: 0.333, SLG: 0.333										0	0	0	0	0	0	0								
<b>Inning Stats</b>	R: 0 E: 0 K: 1 S: 7	H: 0 LOB: 0 BB: 0 P: 10	R: 0 E: 0 K: 0 S: 8	H: 0 LOB: 0 BB: 0 P: 11	R: 0 E: 0 K: 1 S: 8	H: 0 LOB: 0 BB: 0 P: 10	R: 0 E: 0 K: 0 S: 4	H: 0 LOB: 0 BB: 0 P: 7	R: 0 E: 1 K: 0 S: 15	H: 1 LOB: 2 BB: 0 P: 17	R: 0 E: 0 K: 0 S: 8	H: 1 LOB: 1 BB: 0 P: 13	R: 1 E: 0 K: 0 S: 9	H: 1 LOB: 1 BB: 1 P: 14	R: 0 E: 0 K: 1 S: 7	H: 0 LOB: 0 BB: 0 P: 11	R: 1 E: 0 K: 0 S: 8	H: 2 LOB: 2 BB: 1 P: 13	1B: 4 2B: 1 3B: 0 HR: 0	SF: 0 SAC: 0 DP: 0 HBP: 0	WP: 0 PB: 0 SB: 0 CS: 0	PA: 35		
<b>PITCHER</b>	IP WLS BF H R ER SO BB IBB HBP BLK WP HR S P ERA WHIP	8.1 W 33 5 2 2 3 2 0 0 0 0 0 0 72 104 2.16 0.840	0.1 S 1 0 0 0 0 0 0 0 0 0 0 0 1 1 0.00 0.000	0.1 S 1 0 0 0 0 0 0 0 0 0 0 0 1 1 0.00 0.000																				

AB 33  
R 2  
H 5  
RBI 2  
BB 2  
SO 3  
LOB 15



Batter	1	2	3	4	5	6	7	8	9	AB	R	H	RBI	BB	SO	LOB	BOTTOM							
Bill North, S OBP: 0.395, SLG: 0.374	3-1 CS 1B		0-1 4-3	4-0 BB		0-0 FC1-6 2B		0-0 F7		4	0	2	0	1	0	0	<b>San Diego Padres @ San Francisco Giants</b> Candlestick Park, San Francisco, CA Tue Aug 07 1979, 10:05 PM EDT Att: 24,473 - Unknown							
Joe Strain, R OBP: 0.327, SLG: 0.350	1-3 K		1-2 E5 HR	3-2 5-3		0-0 FC1-6 2-3		0-0 FC6-4 1B		5	1	1	0	0	1	4								
Jack Clark, R OBP: 0.357, SLG: 0.492	3-1 WP 1-2 1B		2-1 1-H HR		1-1 E S 1B	4-0 IBB		0-0 FC6-4 1-2f		4	2	3	2	1	0	1								
Willie McCovey, L OBP: 0.329, SLG: 0.448	4-2 BB		1-1 F9		1-2 F2	0-0 F8				3	0	0	0	1	0	3								
Terry Whitfield, L OBP: 0.357, SLG: 0.396	1-3 BB				1-3 F8					0	0	0	0	0	0	0								
Mike Ivie, R OBP: 0.373, SLG: 0.569	4-1 FC4-6 1-2 BB		4-0 BB		1-0 E S 1B		4-0 BB			1	0	1	1	3	0	0								
Darrell Evans, L OBP: 0.350, SLG: 0.408	3-1 FC4-6 1-2f		1-0 F8		1-1 F9		0-3 K			4	0	0	0	0	1	6								
Johnnie LeMaster, R OBP: 0.315, SLG: 0.337		1-3 K		4-2 SH2-3 BB	4-1 1-3 BB		0-0 F7			2	0	0	0	2	1	1								
Dennis Littlejohn, R OBP: 0.253, SLG: 0.209		2-0 F8		1-1 SH2-3	1-3 K		0-0 6-3			3	0	0	0	0	1	3								
Vida Blue, S OBP: 0.203, SLG: 0.190		1-3 K		2-3 K		0-0 4-3		0-0 F8		4	0	0	0	0	2	1								
Pedro Borbon, R OBP: 0.333, SLG: 0.333										0	0	0	0	0	0	0								
Gary Lavelle, S OBP: 0.250, SLG: 0.250										0	0	0	0	0	0	0								
<b>Inning Stats</b>	R: 0 E: 0 K: 1 S: 13	H: 2 LOB: 3 BB: 2 P: 31	R: 0 E: 0 K: 2 S: 7	H: 0 LOB: 0 BB: 0 P: 11	R: 2 E: 1 K: 0 S: 10	H: 1 LOB: 1 BB: 1 P: 19	R: 0 E: 0 K: 1 S: 12	H: 0 LOB: 2 BB: 2 P: 26	R: 1 E: 0 K: 0 S: 13	H: 2 LOB: 2 BB: 1 P: 22	R: 0 E: 0 K: 0 S: 4	H: 1 LOB: 1 BB: 1 P: 8	R: 0 E: 0 K: 1 S: 5	H: 0 LOB: 1 BB: 1 P: 9	R: 0 E: 0 K: 0 S: 4	H: 1 LOB: 1 BB: 0 P: 4	1B: 5 2B: 1 3B: 0 HR: 1	SF: 0 SAC: 1 DP: 0 HBP: 0	WP: 1 PB: 0 SB: 2 CS: 1	PA: 39				
<b>PITCHER</b>	IP WLS BF H R ER SO BB IBB HBP BLK WP HR S P ERA WHIP	5.0 L 26 5 3 2 5 6 0 0 0 0 0 0 55 109 3.60 2.200	2.0 9 1 0 0 1 1 1 0 0 0 0 0 0 9 17 0.00 1.000	1.0 4 1 0 0 0 0 0 0 0 0 0 0 0 4 4 0.00 1.000																				

AB 30  
R 3  
H 7  
RBI 3  
BB 8  
SO 6  
LOB 19









Batter	1	2	3	4	5	6	7	8	9	AB	R	H	RBI	BB	SO	LOB	TOP								
Gene Richards, L (1, 8) OBP: 0.342, SLG: 0.346										5	0	1	0	0	1	3	<b>San Diego Padres @ San Francisco Giants</b> Candlestick Park, San Francisco, CA Thu Aug 09 1979, 6:33 AM EDT Att: 8,556 - Unknown								
Ozzie Smith, S (1, 6) OBP: 0.258, SLG: 0.251										5	0	1	0	0	1	3									
Paul Dade, R (1, 5) OBP: 0.320, SLG: 0.366										3	0	0	0	0	2	1									
Dave Winfield, R (1, 9) OBP: 0.414, SLG: 0.611										4	1	0	0	0	1	1									
Jerry Turner, L (1, 7) OBP: 0.303, SLG: 0.387										3	1	0	0	1	0	0									
Gene Tenace, R (1, 2) OBP: 0.403, SLG: 0.422										2	1	1	1	2	1	0									
Dan Briggs, L (1, 3) OBP: 0.288, SLG: 0.380										3	0	1	0	1	1	2									
Fernando Gonzalez, R (1, 4) OBP: 0.252, SLG: 0.360										3	0	0	0	0	1	2									
Kurt Bevacqua, R (9, PH) OBP: 0.332, SLG: 0.311										1	1	0	0	0	0	1									
John D'Acquisto, R (1, 1) OBP: 0.258, SLG: 0.222										2	0	0	0	1	1	1									
<b>Inning Stats</b>	R: 0 E: 0 K: 1 S: 6	H: 0 LOB: 0 BB: 0 P: 8	R: 0 E: 0 K: 1 S: 8	H: 0 LOB: 1 BB: 1 P: 15	R: 0 E: 0 K: 1 S: 8	H: 0 LOB: 0 BB: 1 P: 18	R: 0 E: 0 K: 2 S: 8	H: 0 LOB: 0 BB: 0 P: 12	R: 0 E: 0 K: 2 S: 10	H: 1 LOB: 1 BB: 0 P: 17	R: 0 E: 0 K: 0 S: 5	H: 0 LOB: 1 BB: 0 P: 6	R: 0 E: 0 K: 0 S: 11	H: 0 LOB: 1 BB: 1 P: 21	R: 0 E: 0 K: 1 S: 6	H: 1 LOB: 1 BB: 2 P: 6	R: 4 E: 2 K: 1 S: 8	H: 1 LOB: 1 BB: 2 P: 16	1B: 4 2B: 0 3B: 0 HR: 0	SF: 0 SAC: 2 DP: 0 HBP: 0	WP: 0 PB: 0 SB: 0 CS: 0	PA: 38			
<b>PITCHER</b>	IP	WLS	BF	H	R	ER	SO	BB	IBB	HBP	BLK	WP	HR	S	P	ERA	WHIP								
John Montefusco, R (1, 1) ERA: 3.67	7.0		26	2	0	0	7	3	0	0	0	0	0	56	97	0.00	0.714								
Greg Minton, R (8, 1) ERA: 1.21	1.0	L	8	2	4	0	1	2	0	0	0	0	0	8	16	0.00	4.000								
Gary Lavelle, L (9, 1) ERA: 2.16	1.0		4	0	0	0	1	0	0	0	1	0	0	6	6	0.00	0.000								

Batter	1	2	3	4	5	6	7	8	9	AB	R	H	RBI	BB	SO	LOB	BOTTOM								
Bill North, S (1, 8) OBP: 0.400, SLG: 0.376										2	0	1	0	2	0	0	<b>San Diego Padres @ San Francisco Giants</b> Candlestick Park, San Francisco, CA Thu Aug 09 1979, 6:33 AM EDT Att: 8,556 - Unknown								
Joe Strain, R (1, 4) OBP: 0.325, SLG: 0.353										2	0	0	0	0	0	1									
Jack Clark, R (1, 9) OBP: 0.356, SLG: 0.489										3	0	1	0	1	0	1									
Willie McCovey, L (1, 3) OBP: 0.328, SLG: 0.440										4	0	0	0	0	2	4									
Larry Herndon, R (9, 7) OBP: 0.320, SLG: 0.427										0	0	0	0	0	0	0									
Mike Ivie, R (1, 7) OBP: 0.379, SLG: 0.587										3	0	0	0	1	1	1									
Darrell Evans, L (1, 5) OBP: 0.354, SLG: 0.414										2	0	1	0	2	0	3									
Johnnie LeMaster, R (1, 6) OBP: 0.325, SLG: 0.340										3	0	0	0	0	1	5									
Dennis Littlejohn, R (1, 2) OBP: 0.262, SLG: 0.213										4	0	1	0	0	0	2									
John Montefusco, R (1, 1) OBP: 0.167, SLG: 0.267										2	0	0	0	0	2	0									
Terry Whitfield, L (7, PH) OBP: 0.357, SLG: 0.396										1	0	0	0	0	0	2									
Greg Minton, S (8, 1) OBP: 0.250, SLG: 0.250										0	0	0	0	0	0	0									
<b>Inning Stats</b>	R: 0 E: 0 K: 0 S: 5	H: 0 LOB: 0 BB: 0 P: 8	R: 0 E: 0 K: 1 S: 11	H: 0 LOB: 1 BB: 1 P: 18	R: 0 E: 0 K: 1 S: 13	H: 1 LOB: 0 BB: 0 P: 21	R: 0 E: 0 K: 1 S: 10	H: 1 LOB: 3 BB: 1 P: 20	R: 0 E: 0 K: 2 S: 10	H: 0 LOB: 1 BB: 1 P: 17	R: 0 E: 0 K: 0 S: 8	H: 1 LOB: 1 BB: 1 P: 13	R: 0 E: 0 K: 0 S: 3	H: 0 LOB: 1 BB: 1 P: 7	R: 0 E: 0 K: 0 S: 3	H: 1 LOB: 1 BB: 0 P: 4	1B: 3 2B: 1 3B: 0 HR: 0	SF: 0 SAC: 1 DP: 2 HBP: 2	WP: 0 PB: 0 SB: 0 CS: 2	PA: 37					
<b>PITCHER</b>	IP	WLS	BF	H	R	ER	SO	BB	IBB	HBP	BLK	WP	HR	S	P	ERA	WHIP								
John D'Acquisto, R (1, 1) ERA: 4.46	9.0	W	35	4	0	0	6	6	0	2	0	0	0	74	127	0.00	1.111								





Batter	1	2	3	4	5	6	7	8	9	AB	R	H	RBI	BB	SO	LOB	TOP					
Joe Morgan, L (1,4) OBP: 0.401, SLG: 0.386 Doug Bair, R (8,1)	G3			FC6-4 1B		P5		K		4	0	1	0	0	1	0	<b>Cincinnati Reds @ San Diego Padres</b> San Diego Stadium, San Diego, CA Fri Aug 10 1979, 10:05 PM EDT Att: 25,261 - Unknown					
Dave Tomlin, L (8,1) OBP: 0.500, SLG: 0.500 Tom Hume, R (8,1)	L5			FC6-4 3B		P8			4-3	4	1	0	0	0	1							
Hector Cruz, R (1,9) OBP: 0.295, SLG: 0.345	5-3			3B		6-3			F9	4	0	1	1	0	0							
Johnny Bench, R (1,2) OBP: 0.365, SLG: 0.411				F9					5-3	3	0	0	0	1	0							
Dave Concepcion, R (1,6) OBP: 0.357, SLG: 0.442	5-3			6-3		FC6-4 1B				3	1	0	0	0	2							
Ray Knight, R (1,5) OBP: 0.365, SLG: 0.452	F9					FC4-6 1B				3	0	2	0	0	0							
Dan Driessen, L (1,3) OBP: 0.327, SLG: 0.403				P6		4-3			FC6-4 1B	3	0	0	1	0	2							
Paul Blair, R (1,8) OBP: 0.212, SLG: 0.266	F8			F8		1-3			CS	3	0	0	0	0	1							
Frank Pastore, R (1,1) Junior Kennedy, R (8,PH) OBP: 0.357, SLG: 0.330	F9			F9		1-3			P4	2	0	0	0	0	1							
										1	0	0	0	0	0							
<b>Inning Stats</b>	R: 0 E: 0 K: 0 S: 3	H: 0 LOB: 0 BB: 0 P: 3	R: 0 E: 0 K: 0 S: 3	H: 0 LOB: 0 BB: 0 P: 3	R: 0 E: 0 K: 0 S: 3	H: 0 LOB: 0 BB: 0 P: 3	R: 1 E: 0 K: 0 S: 5	H: 2 LOB: 1 BB: 0 P: 5	R: 0 E: 0 K: 0 S: 4	H: 1 LOB: 1 BB: 0 P: 4	R: 0 E: 0 K: 0 S: 3	H: 0 LOB: 0 BB: 0 P: 3	R: 1 E: 0 K: 0 S: 3	H: 1 LOB: 0 BB: 1 P: 7	R: 0 E: 0 K: 1 S: 5	H: 0 LOB: 0 BB: 0 P: 5	R: 0 E: 0 K: 0 S: 3	H: 0 LOB: 0 BB: 0 P: 3	1B: 3 2B: 0 3B: 1 HR: 0	SF: 0 SAC: 0 DP: 0 HBP: 0	WP: 0 PB: 0 SB: 0 CS: 1	PA: 32
<b>PITCHER</b> Randy Jones, L (1,1) ERA: 3.74	IP: 9.0 WLS: W BF: 31 H: 4 R: 2 ER: 2 SO: 1 BB: 1 IBB: 0 HBP: 0 BLK: 0 WP: 0 HR: 0 S: 32 P: 36 ERA: 2.00 WHIP: 0.556																					

AB	30
R	2
H	4
RBI	2
BB	1
SO	1
LOB	8



Batter	1	2	3	4	5	6	7	8	9	AB	R	H	RBI	BB	SO	LOB	BOTTOM			
Gene Richards, L (1,8) OBP: 0.341, SLG: 0.343 Jay Johnstone, L (9,7)	F8					F7		BB SH5-4 BB		3	0	0	0	1	0	2	<b>Cincinnati Reds @ San Diego Padres</b> San Diego Stadium, San Diego, CA Fri Aug 10 1979, 10:05 PM EDT Att: 25,261 - Unknown			
Ozzie Smith, S (1,6) OBP: 0.281, SLG: 0.254	F8					3B		SH5-4		3	1	2	0	0	0					
Paul Dade, R (1,5) OBP: 0.319, SLG: 0.370	P4					1B		F3		4	1	1	2	0	1					
Dave Winfield, R (1,9) OBP: 0.413, SLG: 0.607	P4					K		P3		3	0	0	0	1	1					
Jerry Turner, L (1,7) OBP: 0.303, SLG: 0.386 Kurt Bevacqua, R (8,PH) OBP: 0.335, SLG: 0.311 Jim Wilhelm, R (8,PR) OBP: 0.194, SLG: 0.167	4-3					G3		BB IBB		3	0	1	1	0	0					
Gene Tenace, R (1,2) OBP: 0.404, SLG: 0.421								BB		0	0	0	0	1	0					
Dan Briggs, L (1,3) OBP: 0.284, SLG: 0.374	F3					1B		BB		0	0	0	0	0	0					
Gene Tenace, R (1,2) OBP: 0.404, SLG: 0.421								F7		3	0	1	0	1	4					
Dan Briggs, L (1,3) OBP: 0.284, SLG: 0.374	F3					L4-3				3	0	0	0	0	2					
Fernando Gonzalez, R (1,4) OBP: 0.249, SLG: 0.357						F8				3	0	0	0	0	0					
Randy Jones, R (1,1) OBP: 0.203, SLG: 0.234						1B				3	1	2	0	0	1					
<b>Inning Stats</b>	R: 0 E: 0 K: 0 S: 3	H: 0 LOB: 0 BB: 0 P: 3	R: 0 E: 0 K: 0 S: 3	H: 0 LOB: 1 BB: 1 P: 7	R: 0 E: 0 K: 0 S: 4	H: 2 LOB: 2 BB: 0 P: 4	R: 0 E: 0 K: 1 S: 5	H: 0 LOB: 0 BB: 0 P: 5	R: 0 E: 0 K: 0 S: 7	H: 4 LOB: 1 BB: 0 P: 7	R: 0 E: 0 K: 1 S: 5	H: 0 LOB: 0 BB: 0 P: 5	R: 0 E: 0 K: 0 S: 3	H: 0 LOB: 3 BB: 3 P: 15	R: 0 E: 0 K: 0 S: 3	H: 0 LOB: 0 BB: 0 P: 15	1B: 6 2B: 1 3B: 1 HR: 0	SF: 0 SAC: 1 DP: 1 HBP: 0	WP: 0 PB: 0 SB: 0 CS: 0	PA: 33
<b>PITCHER</b> Frank Pastore, R (1,1) ERA: 6.39 Doug Bair, R (8,1) ERA: 3.82 Dave Tomlin, L (8,1) ERA: 2.72 Tom Hume, R (8,1) ERA: 3.04	IP: 7.0 WLS: L BF: 27 H: 7 R: 3 ER: 3 SO: 2 BB: 1 IBB: 0 HBP: 0 BLK: 0 WP: 0 HR: 0 S: 30 P: 34 ERA: 3.86 WHIP: 1.143																			

AB	28
R	3
H	7
RBI	3
BB	4
SO	2
LOB	10





Batter	1	2	3	4	5	6	7	8	9	AB	R	H	RBI	BB	SO	LOB	TOP
Joe Morgan, L (1.4) OBP: 0.398, SLG: 0.383 Junior Kennedy, R (9.4) OBP: 0.357, SLG: 0.330	0-0 F7		0-0 2B 1B	0-0 F8		0-0 F9		0-0 G3		5	1	1	0	0	0	2	<p>Cincinnati Reds @ San Diego Padres</p> <p>San Diego Stadium, San Diego, CA</p> <p>Sun Aug 12 1979, 6:33 AM EDT</p> <p>Unknown</p>
Dave Collins, S (1.7) OBP: 0.360, SLG: 0.421	0-0 6-3		0-0 1B	0-0 6-3		0-0 5-3			0-0 1-3	5	1	1	0	0	0	0	
Hector Cruz, R (1.9) OBP: 0.299, SLG: 0.368	0-3 K		4-0 1B 4-3 BB		0-0 F3	0-0 6-3			0-0 HR	4	2	1	1	1	1	0	
Johnny Bench, R (1.2) OBP: 0.366, SLG: 0.414	0-0 1-3		0-0 2B 1B		0-0 E8 1B		0-0 5-3		0-0 1B 2B	5	3	2	2	0	0	1	
Dave Concepcion, R (1.6) OBP: 0.357, SLG: 0.439		4-0 1B 4-3 BB	4-3 1B		4-0 1B 1B BB		0-0 F3		0-3 K	3	2	0	1	2	1	2	
Ray Knight, R (1.5) OBP: 0.368, SLG: 0.456		0-0 F7	0-0 2B		0-0 1B 1B	0-0 1B 1B		0-0 F7		5	0	3	3	0	0	1	
Dan Driessen, L (1.3) Harry Spilman, L (8. PR) OBP: 0.405, SLG: 0.375	0-0 4-3		0-0 F8		0-0 1B			0-0 FC6-5 2B		4	0	2	0	0	0	2	
Cesar Geronimo, L (1.8) OBP: 0.319, SLG: 0.352		0-0 1B 1B	0-0 3-1		0-0 1B			0-0 F8		4	0	2	2	0	0	2	
Tom Seaver, R (1.1) OBP: 0.135, SLG: 0.269	0-0 1B			0-3 K	0-0 G5-2-3			0-0 FC6-5		4	0	1	0	0	1	4	
<b>Inning Stats</b>	R: 0 H: 0 E: 0 LOB: 1 K: 1 BB: 0 S: 6 P: 6	R: 1 H: 2 E: 0 LOB: 2 K: 0 BB: 1 S: 4 P: 8	R: 4 H: 4 E: 0 LOB: 1 K: 0 BB: 1 S: 7 P: 11	R: 0 H: 0 E: 0 LOB: 0 K: 1 BB: 0 S: 5 P: 5	R: 2 H: 3 E: 1 LOB: 2 K: 0 BB: 1 S: 6 P: 10	R: 0 H: 0 E: 0 LOB: 0 K: 0 BB: 0 S: 3 P: 3	R: 0 H: 0 E: 0 LOB: 0 K: 0 BB: 0 S: 3 P: 3	R: 0 H: 1 E: 0 LOB: 2 K: 0 BB: 0 S: 4 P: 4	R: 2 H: 3 E: 0 LOB: 1 K: 1 BB: 0 S: 8 P: 8	1B: 8 SF: 0 2B: 4 SAC: 0 3B: 0 DP: 1 HR: 1 HBP: 0	WP: 0 PA: 43 PB: 1 CS: 0						
<b>PITCHER</b>	IP WLS BF H R ER SO BB IBB HBP BLK WP HR S P ERA WHIP																
Gaylord Perry, R (1.1) ERA: 3.02	2.1 L 15 6 5 5 1 2 0 0 0 0 0 0 15 23 19.29 3.429																
Bob Ojwach, L (3.1) ERA: 4.11	3.2 15 3 2 1 1 1 0 0 0 0 0 0 16 20 2.46 1.091																
Steve Mura, R (7.1) ERA: 3.17	1.0 3 0 0 0 0 0 0 0 0 0 0 0 3 3 0.00 0.000																
Rollie Fingers, R (8.1) ERA: 4.69	2.0 10 4 2 2 1 0 0 0 0 0 0 1 12 12 9.00 2.000																

Batter	1	2	3	4	5	6	7	8	9	AB	R	H	RBI	BB	SO	LOB	BOTTOM
Gene Richards, L (1.8) OBP: 0.341, SLG: 0.342	0-0 4-3			0-0 F9		0-0 FC5-4 1B		0-0 1-4-3		4	1	1	0	0	0	0	<p>Cincinnati Reds @ San Diego Padres</p> <p>San Diego Stadium, San Diego, CA</p> <p>Sun Aug 12 1979, 6:33 AM EDT</p> <p>Unknown</p>
Ozzie Smith, S (1.6) OBP: 0.285, SLG: 0.257	0-0 F2			0-0 1B		0-0 FC5-4 1B		4-0 FC6-4 BB		3	0	2	0	1	0	0	
Paul Dade, R (1.5) OBP: 0.315, SLG: 0.366	0-0 4-3			0-0 L9		0-0 FC5-4 1B		0-0 F9		4	0	0	0	0	0	4	
Dave Winfield, R (1.9) OBP: 0.412, SLG: 0.604		0-0 4-3		0-0 F7		0-0 1B		0-0 FC6-4		4	0	1	1	0	0	2	
Jerry Turner, L (1.7) OBP: 0.303, SLG: 0.383		0-0 4-3			4-0 1B G4-6-3 BB		0-3 K		0-3 K	3	1	0	0	1	2	2	
Gene Tenace, R (1.2) OBP: 0.407, SLG: 0.422		0-3 K			0-0 G4-6-3 1B		4-0 G3-6-3 BB		4-0 1B BB	2	0	1	0	2	1	0	
Dan Briggs, L (1.3) OBP: 0.284, SLG: 0.372			0-3 K		0-0 G4-6-3 1B		0-0 G3-6-3		0-0 G6-4-3 1B	4	0	1	0	0	1	2	
Fernando Gonzalez, R (1.4) OBP: 0.249, SLG: 0.359			0-0 F9		0-0 F8			0-0 G6-4-3		4	0	1	0	0	0	2	
Gaylord Perry, R (1.1) Bob Ojwach, L (3.1) Bob Ojwach, L (3.1) Bob Ojwach, L (3.1) Steve Mura, R (7.1) Jay Johnstone, L (7. PR) Rollie Fingers, R (8.1)			0-3 K			0-0 P4		0-0 L9		0	0	0	0	0	0	0	
<b>Inning Stats</b>	R: 0 H: 0 E: 0 LOB: 0 K: 0 BB: 0 S: 3 P: 3	R: 0 H: 0 E: 0 LOB: 0 K: 1 BB: 0 S: 5 P: 5	R: 0 H: 0 E: 0 LOB: 0 K: 2 BB: 0 S: 7 P: 7	R: 0 H: 1 E: 0 LOB: 1 K: 0 BB: 0 S: 4 P: 4	R: 1 H: 1 E: 0 LOB: 0 K: 0 BB: 1 S: 3 P: 7	R: 1 H: 3 E: 0 LOB: 2 K: 1 BB: 0 S: 8 P: 8	R: 0 H: 1 E: 0 LOB: 1 K: 0 BB: 1 S: 3 P: 7	R: 0 H: 0 E: 0 LOB: 1 K: 0 BB: 1 S: 3 P: 7	R: 0 H: 1 E: 0 LOB: 1 K: 1 BB: 1 S: 5 P: 9	1B: 6 SF: 0 2B: 1 SAC: 0 3B: 0 DP: 3 HR: 0 HBP: 0	WP: 0 PA: 35 PB: 0 CS: 0						
<b>PITCHER</b>	IP WLS BF H R ER SO BB IBB HBP BLK WP HR S P ERA WHIP																
Tom Seaver, R (1.1) ERA: 3.22	9.0 W 35 7 2 2 5 4 0 0 0 0 0 0 41 57 2.00 1.222																



Batter	1	2	3	4	5	6	7	8	9	AB	R	H	RBI	BB	SO	LOB	TOP								
Dave Collins, S OBP: 0.358, SLG: 0.418										4	1	1	0	0	1	2	<b>Cincinnati Reds @ San Diego Padres</b> San Diego Stadium, San Diego, CA Sun Aug 12 1979, 6:38 AM EDT Att: 25,049 - Unknown								
Junior Kennedy, R OBP: 0.360, SLG: 0.333										4	1	2	0	0	0	1									
Hector Cruz, R OBP: 0.304, SLG: 0.361										2	1	0	0	2	1	2									
Dave Concepcion, R OBP: 0.356, SLG: 0.437										4	0	1	1	0	2	3									
Ray Knight, R OBP: 0.369, SLG: 0.459										4	1	2	1	0	0	1									
Harry Scillman, L OBP: 0.390, SLG: 0.343										3	0	0	0	0	1	1									
Paul Blair, R OBP: 0.215, SLG: 0.268										3	0	1	2	0	0	0									
Joe Morgan, L OBP: 0.397, SLG: 0.382										1	0	0	0	0	0	0									
Vic Correll, R OBP: 0.310, SLG: 0.339										3	0	0	0	0	0	2									
Johnny Bench, R OBP: 0.365, SLG: 0.413										1	0	0	0	0	0	0									
Michael LaCoss, R OBP: 0.183, SLG: 0.140										2	0	1	0	1	1	2									
Tom Hume, R OBP: 0.190, SLG: 0.195										0	0	0	0	0	0	0									
George Foster, R OBP: 0.412, SLG: 0.608										1	0	0	0	0	0	0									
<b>Inning Stats</b>	R: 1 E: 0 K: 1 S: 7	H: 3 LOB: 1 BB: 0 P: 7	R: 0 E: 0 K: 1 S: 5	H: 0 LOB: 0 BB: 0 P: 5	R: 0 E: 0 K: 1 S: 5	H: 1 LOB: 0 BB: 0 P: 5	R: 0 E: 0 K: 1 S: 5	H: 1 LOB: 1 BB: 1 P: 9	R: 0 E: 0 K: 0 S: 3	H: 0 LOB: 1 BB: 1 P: 7	R: 3 E: 0 K: 2 S: 10	H: 3 LOB: 2 BB: 1 P: 15	R: 0 E: 0 K: 0 S: 3	H: 0 LOB: 0 BB: 0 P: 3	R: 0 E: 0 K: 0 S: 3	H: 0 LOB: 0 BB: 0 P: 3	1B: 7 2B: 1 3B: 0 HR: 0	SF: 0 SAC: 0 DP: 1 HBP: 1	WP: 0 PB: 0 SB: 0 CS: 3	PA: 36					
<b>PITCHER</b>	IP	WLS	BF	H	R	ER	SO	BB	IBB	HBP	BLK	WP	HR	S	P	ERA	WHIP								
Bob Shirley, L ERA: 3.1	(1, 1)	5.1	25	8	4	4	5	3	0	1	0	0	0	31	44	6.75	2.062								
Mark Lee, R ERA: 4.51	(6, 1)	1.2	W	5	0	0	1	0	0	0	0	0	0	7	7	0.00	0.000								
Eric Rasmussen, R ERA: 4.19	(8, 1)	2.0	S	6	0	0	0	0	0	0	0	0	0	6	6	0.00	0.000								

Batter	1	2	3	4	5	6	7	8	9	AB	R	H	RBI	BB	SO	LOB	BOTTOM								
Paul Dade, R OBP: 0.311, SLG: 0.360										5	0	0	0	0	1	1	<b>Cincinnati Reds @ San Diego Padres</b> San Diego Stadium, San Diego, CA Sun Aug 12 1979, 6:38 AM EDT Att: 25,049 - Unknown								
Ozzie Smith, S OBP: 0.286, SLG: 0.259										5	2	2	0	0	2	0									
Gene Tenace, R OBP: 0.413, SLG: 0.432										4	0	4	0	0	0	0									
Dave Winfield, R OBP: 0.413, SLG: 0.602										3	0	1	0	1	0	3									
Jay Johnstone, L OBP: 0.325, SLG: 0.343										3	2	2	2	0	0	2									
Fernando Gonzalez, R OBP: 0.250, SLG: 0.365										3	1	1	1	0	0	2									
Mark Lee, R OBP: 0.333, SLG: 0.333										0	0	0	0	0	0	0									
Kurt Bevacqua, R OBP: 0.338, SLG: 0.311										0	0	0	0	1	0	0									
Dan Briggs, L OBP: 0.284, SLG: 0.372										0	0	0	0	0	0	0									
Jim Wilhelm, R OBP: 0.206, SLG: 0.188										2	0	1	1	0	0	0									
Jerry Turner, L OBP: 0.305, SLG: 0.385										1	0	1	1	0	0	0									
Eric Rasmussen, R OBP: 0.111, SLG: 0.040										0	0	0	0	0	0	0									
Bill Fahey, L OBP: 0.303, SLG: 0.325										4	0	1	0	0	1	3									
Bob Shirley, R OBP: 0.132, SLG: 0.111										2	0	0	0	0	0	1									
Bill Almon, R OBP: 0.275, SLG: 0.221										2	0	0	0	0	0	1									
<b>Inning Stats</b>	R: 0 E: 0 K: 0 S: 5	H: 2 LOB: 2 BB: 0 P: 5	R: 0 E: 0 K: 1 S: 6	H: 1 LOB: 1 BB: 0 P: 6	R: 0 E: 0 K: 1 S: 6	H: 1 LOB: 1 BB: 0 P: 6	R: 2 E: 0 K: 0 S: 5	H: 2 LOB: 0 BB: 0 P: 5	R: 1 E: 0 K: 0 S: 5	H: 2 LOB: 2 BB: 1 P: 9	R: 0 E: 0 K: 1 S: 6	H: 1 LOB: 1 BB: 0 P: 6	R: 2 E: 0 K: 0 S: 6	H: 4 LOB: 2 BB: 1 P: 10	R: 0 E: 0 K: 1 S: 5	H: 0 LOB: 0 BB: 0 P: 5	1B: 10 2B: 1 3B: 2 HR: 0	SF: 2 SAC: 0 DP: 1 HBP: 0	WP: 0 PB: 0 SB: 0 CS: 0	PA: 38					
<b>PITCHER</b>	IP	WLS	BF	H	R	ER	SO	BB	IBB	HBP	BLK	WP	HR	S	P	ERA	WHIP								
Michael LaCoss, R ERA: 2.86	(1, 1)	6.2	L	33	12	5	3	1	1	0	0	0	0	37	45	6.75	1.950								
Tom Hume, R ERA: 3.01	(7, 1)	1.1		5	1	0	1	0	0	0	0	0	0	7	7	0.00	0.750								

AB	32
R	4
H	8
RBI	4
BB	3
SO	6
LOB	14





Batter	1	2	3	4	5	6	7	8	9	AB	R	H	RBI	BB	SO	LOB	TOP
Paul Dade, R OBP: 0.310, SLG: 0.362 (1,5)	SH1-4 2B		F7			6-3		G6-4-3 1-2		4	0	1	0	0	0	2	<b>San Diego Padres @ Pittsburgh Pirates</b> Three Rivers Stadium, Pittsburgh, PA Tue Aug 14 1979, 7:05 PM EDT Att: 23,210 - Unknown  livebaseballscores.com
Ozzie Smith, S OBP: 0.265, SLG: 0.257 (1,6)	SH1-4 2-3		G4-6-3 1-2			F6		K		3	0	0	0	0	1	1	
Gene Tenace, R OBP: 0.411, SLG: 0.432 (1,2) (7,3)	K			F3		F7			2B	4	0	1	0	0	1	1	
Dave Winfield, R OBP: 0.409, SLG: 0.597 (1,9)	F9			6-3		F8			F2	4	0	0	0	0	2		
Kurt Bevacqua, R OBP: 0.336, SLG: 0.306 (1,3) (7,7)		F9		F9		2B BB			F4	3	1	0	0	1	0	1	
Fernando Gonzalez, R OBP: 0.249, SLG: 0.364 (1,4)	F3				K				L7	1	0	0	0	0	0	0	
Jim Wilhelm, R OBP: 0.216, SLG: 0.257 (1,8)					F9					3	0	1	0	0	0	1	
Gene Richards, L OBP: 0.341, SLG: 0.341 Rollie Fingers, R OBP: 0.063, SLG: 0.083 (1,7) (7,1)	6-3					2B BB				2	0	0	0	1	0	2	
John D'Acquisto, R OBP: 0.369, SLG: 0.222 Mickey Lolich, S Steve Mura, R Bill Almon, R Fred Kendall, R OBP: 0.230, SLG: 0.232 (1,1) (2,1) (2,1) (2,4) (7,PH) (7,2)						FC6-4 BB				0	0	0	0	0	0	0	
						FC6-4 1-2				3	0	2	0	0	0	1	
										2	0	1	1	0	0	1	
<b>Inning Stats</b>	R: 0 E: 0 K: 1 S: 6	H: 1 LOB: 1 BB: 0 P: 6	R: 0 E: 0 K: 0 S: 4	H: 1 LOB: 1 BB: 0 P: 4	R: 0 E: 0 K: 0 S: 3	H: 0 LOB: 0 BB: 0 P: 3	R: 0 E: 0 K: 0 S: 3	H: 0 LOB: 0 BB: 1 P: 3	R: 1 E: 0 K: 0 S: 4	H: 1 LOB: 1 BB: 1 P: 8	R: 0 E: 0 K: 1 S: 5	H: 1 LOB: 0 BB: 0 P: 5	R: 0 E: 0 K: 0 S: 4	H: 1 LOB: 1 BB: 0 P: 4	1B: 2 2B: 3 3B: 1 HR: 0	SF: 0 SAC: 1 DP: 2 HBP: 0	WP: 0 PA: 33 CS: 0
<b>PITCHER</b> John Candelaria, L ERA: 3.62 (1,1)	IP: 9.0 WLS: W BF: 33 H: 6 R: 1 ER: 1 SO: 3 BB: 2 IBB: 0 HBP: 0 BLK: 0 WP: 0 HR: 0 S: 37 P: 45 ERA: 1.00 WHIP: 0.889											<b>PITCHER</b>	IP: 9.0 WLS: W BF: 33 H: 6 R: 1 ER: 1 SO: 3 BB: 2 IBB: 0 HBP: 0 BLK: 0 WP: 0 HR: 0 S: 37 P: 45 ERA: 1.00 WHIP: 0.889				

Batter	1	2	3	4	5	6	7	8	9	AB	R	H	RBI	BB	SO	LOB	BOTTOM
Omar Moreno, L OBP: 0.338, SLG: 0.408 (1,8)	1B 2B BB	S 2B 1B	K			S BB		K		3	2	1	0	2	2	2	<b>San Diego Padres @ Pittsburgh Pirates</b> Three Rivers Stadium, Pittsburgh, PA Tue Aug 14 1979, 7:05 PM EDT Att: 23,210 - Unknown  livebaseballscores.com
Tim Foli, R OBP: 0.324, SLG: 0.349 (1,6)	2B 1B	F8	F7			5-3		1-6-3		5	1	1	0	0	0	4	
Dave Parker, L OBP: 0.369, SLG: 0.517 Bill Robinson, R OBP: 0.312, SLG: 0.548 (1,9) (7,9)	K	WP 1B 2B		6-3		F6				4	1	1	1	0	1	3	
Willie Stargell, L OBP: 0.363, SLG: 0.587 (1,3)	1B 2B	WP 1B BB		K		K		K		3	1	1	2	1	2	0	
John Milner, L OBP: 0.398, SLG: 0.569 (1,7)	G5-4-3 1B	1B WP 1B		3-1		F8		F8		4	0	2	1	0	0	0	
Bill Madlock, R OBP: 0.331, SLG: 0.416 (1,5)	G5-4-3 1-2	1B IBB			F7			4-3		3	0	0	0	1	0	2	
Ed Ott, L OBP: 0.307, SLG: 0.397 (1,2)		HR			K			SH5-4 BB 1B		4	1	3	2	0	1	0	
Phil Garner, R OBP: 0.360, SLG: 0.471 (1,4)		BB			F9			SH5-4 BB		2	1	0	0	2	0	3	
John Candelaria, L OBP: 0.145, SLG: 0.204 (1,1)		SH5-3 1-3		6-3		6-3		SH5-4 1-2 2-3		2	0	0	0	0	0	0	
<b>Inning Stats</b>	R: 2 E: 0 K: 1 S: 7	H: 3 LOB: 1 BB: 1 P: 11	R: 5 E: 0 K: 0 S: 8	H: 5 LOB: 3 BB: 3 P: 20	R: 0 E: 0 K: 1 S: 5	H: 0 LOB: 0 BB: 0 P: 5	R: 0 E: 0 K: 1 S: 5	H: 0 LOB: 0 BB: 1 P: 5	R: 0 E: 0 K: 0 S: 3	H: 0 LOB: 1 BB: 1 P: 7	R: 0 E: 0 K: 1 S: 5	H: 1 LOB: 2 BB: 1 P: 10	R: 0 E: 0 K: 1 S: 6	H: 1 LOB: 1 BB: 1 P: 10	1B: 6 2B: 2 3B: 0 HR: 1	SF: 0 SAC: 2 DP: 1 HBP: 0	
<b>PITCHER</b> John D'Acquisto, R ERA: 4.87 Mickey Lolich, L ERA: 4.59 Steve Mura, R ERA: 2.91 Rollie Fingers, R ERA: 4.57 (1,1) (2,1) (2,1) (7,1)	IP: 1.2 WLS: L BF: 12 H: 6 R: 6 ER: 6 SO: 1 BB: 2 IBB: 0 HBP: 0 BLK: 0 WP: 1 HR: 1 S: 12 P: 20 ERA: 32.40 WHIP: 4.800											<b>PITCHER</b>	IP: 1.2 WLS: L BF: 12 H: 6 R: 6 ER: 6 SO: 1 BB: 2 IBB: 0 HBP: 0 BLK: 0 WP: 1 HR: 1 S: 12 P: 20 ERA: 32.40 WHIP: 4.800				



Batter	1	2	3	4	5	6	7	8	9	AB	R	H	RBI	BB	SO	LOB	TOP			
<b>Ozzie Smith, S</b> (1, 6) OBP: 0.265, SLG: 0.257	G3			K		G5-4-3 1B		K		4	0	1	0	0	2	0	<b>San Diego Padres @ Pittsburgh Pirates</b> Three Rivers Stadium, Pittsburgh, PA Wed Aug 15 1979, 7:05 PM EDT Att: 14,219 - Unknown <a href="http://livebaseballscorecards.com">livebaseballscorecards.com</a>			
<b>Paul Dade, R</b> (1, 5) OBP: 0.312, SLG: 0.367	CS 1B			FC5 2B		G5-4-3 1-2		K		4	0	2	0	0	1	1				
<b>Gene Tenace, R</b> (1, 2) OBP: 0.410, SLG: 0.429	F9			E BB		K		P6		3	0	0	0	1	1	1				
<b>Dave Winfield, R</b> (1, 9) OBP: 0.406, SLG: 0.592	CS 1-2	4-3		FC5 1-3 2-3		F9		4-3		4	0	0	0	0	2	2				
<b>Jay Johnstone, L</b> (1, 7) OBP: 0.325, SLG: 0.339		F6		FC6-4 BB		2-3				2	0	0	0	1	0	0				
<b>Jim Wilhelm, R</b> (1, 8) OBP: 0.200, SLG: 0.237		F8		FC6-4 1-2		5-3				3	0	0	0	0	3	3				
<b>Dan Briggs, L</b> (1, 3) OBP: 0.280, SLG: 0.366			F6		F8			F7		3	0	0	0	0	0	0				
<b>Bill Almon, R</b> (1, 4) OBP: 0.283, SLG: 0.254			6-3		4-3			HR		3	1	1	1	0	0	0				
<b>Randy Jones, R</b> (1, 1) OBP: 0.197, SLG: 0.227			F8		K			F8		2	0	0	0	0	1	0				
<b>Jerry Turner, L</b> (8, PH) OBP: 0.304, SLG: 0.384										1	0	0	0	0	0	0				
<b>Eric Rasmussen, R</b> (8, 1) OBP: 0.111, SLG: 0.040										0	0	0	0	0	0	0				
<b>Inning Stats</b>	R: 0 E: 0 K: 0 S: 3	H: 1 LOB: 0 BB: 0 P: 3	R: 0 E: 0 K: 0 S: 3	H: 0 LOB: 0 BB: 0 P: 3	R: 0 E: 0 K: 0 S: 3	H: 0 LOB: 0 BB: 0 P: 3	R: 0 E: 1 K: 1 S: 6	H: 1 LOB: 3 BB: 2 P: 14	R: 0 E: 0 K: 1 S: 5	H: 0 LOB: 0 BB: 0 P: 5	R: 0 E: 0 K: 0 S: 3	H: 0 LOB: 0 BB: 0 P: 3	R: 1 E: 0 K: 1 S: 6	H: 1 LOB: 0 BB: 0 P: 6	R: 0 E: 0 K: 1 S: 5	H: 0 LOB: 0 BB: 0 P: 5	1B: 2 2B: 1 3B: 0 HR: 1	SF: 0 SAC: 0 DP: 1 HBP: 0	WP: 0 PB: 0 SB: 0 CS: 1	PA: 32
<b>PITCHER</b> <b>Bert Blyleven, R</b> (1, 1) ERA: 3.58	IP: 9.0 WLS: W BF: 31 H: 4 R: 1 ER: 1 SO: 5 BB: 2 IBB: 0 HBP: 0 BLK: 0 WP: 0 HR: 1 S: 39 P: 47 ERA: 1.00 WHIP: 0.667																			


Batter	1	2	3	4	5	6	7	8	9	AB	R	H	RBI	BB	SO	LOB	BOTTOM			
<b>Omar Moreno, L</b> (1, 8) OBP: 0.337, SLG: 0.408	G3	K			K	1-3 3-H 2B				4	0	1	1	0	2	1	<b>San Diego Padres @ Pittsburgh Pirates</b> Three Rivers Stadium, Pittsburgh, PA Wed Aug 15 1979, 7:05 PM EDT Att: 14,219 - Unknown <a href="http://livebaseballscorecards.com">livebaseballscorecards.com</a>			
<b>Tim Lincecum, R</b> (1, 6) OBP: 0.325, SLG: 0.349	HR 1B		5-3		FC1-6 BB		F7			3	1	1	0	1	0	0				
<b>Dave Parker, L</b> (1, 9) OBP: 0.368, SLG: 0.521	HR 1-H		F6		FC1-6 1-2		1-3			4	1	1	2	0	0	1				
<b>Bill Robinson, R</b> (1, 7) OBP: 0.314, SLG: 0.560	2B		HR		F7		6-3			4	1	2	1	0	0	1				
<b>Willie Stargell, L</b> (1, 3) OBP: 0.358, SLG: 0.579	F7		4-3		F5		L9			4	0	0	0	0	0	1				
<b>Phil Garner, R</b> (1, 5) OBP: 0.356, SLG: 0.468	4-3			G6-3 1B		F7		F8		4	0	1	0	0	0	1				
<b>Rennie Stennett, R</b> (1, 4) OBP: 0.290, SLG: 0.294		F8		G6-3 1-2		1B 1B		F4		4	1	1	0	0	0	1				
<b>Steve Nicosia, R</b> (1, 2) OBP: 0.333, SLG: 0.447						1B 2B 1B				2	1	2	0	1	0	0				
<b>Bert Blyleven, R</b> (1, 1) OBP: 0.161, SLG: 0.179		K		K		2B 1B				3	0	1	1	0	2	2				
<b>Inning Stats</b>	R: 2 E: 0 K: 0 S: 6	H: 3 LOB: 1 BB: 0 P: 6	R: 0 E: 0 K: 2 S: 8	H: 1 LOB: 1 BB: 0 P: 8	R: 1 E: 0 K: 0 S: 4	H: 1 LOB: 0 BB: 0 P: 4	R: 0 E: 0 K: 1 S: 5	H: 1 LOB: 1 BB: 1 P: 9	R: 0 E: 0 K: 0 S: 6	H: 4 LOB: 2 BB: 0 P: 6	R: 0 E: 0 K: 0 S: 3	H: 0 LOB: 0 BB: 0 P: 3	R: 0 E: 0 K: 0 S: 3	H: 0 LOB: 0 BB: 0 P: 3	R: 0 E: 0 K: 0 S: 3	H: 0 LOB: 0 BB: 0 P: 3	1B: 5 2B: 3 3B: 0 HR: 2	SF: 0 SAC: 0 DP: 1 HBP: 0	WP: 0 PB: 0 SB: 0 CS: 0	PA: 34
<b>PITCHER</b> <b>Randy Jones, L</b> (1, 1) ERA: 3.83	IP: 7.0 WLS: L BF: 31 H: 10 R: 5 ER: 5 SO: 4 BB: 2 IBB: 0 HBP: 0 BLK: 0 WP: 0 HR: 2 S: 37 P: 45 ERA: 6.43 WHIP: 1.714																			
<b>Eric Rasmussen, R</b> (8, 1) ERA: 4.15	IP: 1.0 WLS: L BF: 3 H: 0 R: 0 ER: 0 SO: 0 BB: 0 IBB: 0 HBP: 0 BLK: 0 WP: 0 HR: 0 S: 3 P: 3 ERA: 0.00 WHIP: 0.000																			




Batter	1	2	3	4	5	6	7	8	9	AB	R	H	RBI	BB	SO	LOB	TOP										
<b>Ozzie Smith, S</b> OBP: 0.262, SLG: 0.254 (1, 6)	F9	5-3		F7		4-3		F6		5	0	0	0	0	0	4	<b>San Diego Padres @ Pittsburgh Pirates</b> Three Rivers Stadium, Pittsburgh, PA Thu Aug 16 1979, 7:05 PM EDT Att: 14,201 - Unknown <a href="http://livebaseballscorecards.com">livebaseballscorecards.com</a>										
<b>Paul Dade, R</b> OBP: 0.314, SLG: 0.367 (1, 5)	HR		F9		1B		K2-3		5-3	5	1	2	0	0	1	0											
<b>Gene Tenace, R</b> OBP: 0.412, SLG: 0.437 (1, 3) (8, 2)	HR		1B		K		WP		6-3	3	2	1	2	1	1	1											
<b>Dave Winfield, R</b> OBP: 0.404, SLG: 0.587 (1, 9)	K		FC6-4		L6		K		K	5	0	1	0	0	3	2											
<b>Jay Johnstone, L</b> OBP: 0.328, SLG: 0.353 (1, 7)	1B		K		5-3					4	0	2	1	0	1	3											
<b>Jim Wilhelm, R</b> OBP: 0.205, SLG: 0.262 (1, 8)	L4		FC6-4				2B		4-3	4	1	1	0	0	0	4											
<b>Bill Fahey, L</b> OBP: 0.126, SLG: 0.357 <b>Bobby Tolan, L</b> OBP: 0.133, SLG: 0.267 (8, PR) (8, 3)	F9				2B		6-3		2B	4	0	2	0	0	0	1											
<b>Bill Almon, R</b> OBP: 0.282, SLG: 0.248 (1, 4)	SH1		5-3		5-3		F7		1-3	3	0	0	0	1	0	3											
<b>Gaylord Perry, R</b> OBP: 0.333, SLG: 0.344 <b>Gene Richards, L</b> OBP: 0.333, SLG: 0.353 <b>Mark Lee, R</b> OBP: 0.111, SLG: 0.262 <b>Jerry Turner, R</b> OBP: 0.111, SLG: 0.262 <b>Eric Rasmussen, R</b> OBP: 0.111, SLG: 0.262 <b>Bob Ovwchinko, L</b> OBP: 0.111, SLG: 0.262 (1, 1) (8, PR) (8, 1) (8, 1) (8, 1)	SH1		6-3		6-3		2B		F7	1	0	0	0	0	0	1											
<b>Inning Stats</b>	R: 2 E: 0 K: 1 S: 8	H: 3 LOB: 1 BB: 0 P: 8	R: 0 E: 0 K: 0 S: 3	H: 0 LOB: 1 BB: 1 P: 7	R: 0 E: 0 K: 1 S: 6	H: 1 LOB: 2 BB: 1 P: 10	R: 0 E: 0 K: 0 S: 4	H: 1 LOB: 1 BB: 0 P: 4	R: 0 E: 0 K: 1 S: 6	H: 1 LOB: 1 BB: 0 P: 6	R: 1 E: 0 K: 0 S: 5	H: 2 LOB: 1 BB: 0 P: 5	R: 1 E: 0 K: 2 S: 8	H: 1 LOB: 1 BB: 0 P: 9	R: 0 E: 0 K: 0 S: 4	H: 1 LOB: 1 BB: 0 P: 4		R: 0 E: 0 K: 1 S: 5	H: 0 LOB: 0 BB: 0 P: 5	1B: 4 2B: 4 3B: 1 HR: 1	SF: 0 SAC: 1 DP: 0 HBP: 1	WP: 1 PB: 0 SB: 1 CS: 0	PA: 40				
<b>PITCHER</b>	IP	WLS	BF	H	R	ER	SO	BB	IBB	HBP	BLK	WP	HR	S	P	ERA	WHIP										
<b>Bruce Kison, R</b> ERA: 3.68 (1, 1)	5.2	W	27	8	3	3	3	2	0	0	0	0	1	31	39	4.76	1.765										
<b>Enrique Romo, R</b> ERA: 2.39 (6, 1)	3.1	S	13	2	1	1	3	0	0	1	0	1	0	18	19	2.70	0.600										

Batter	1	2	3	4	5	6	7	8	9	AB	R	H	RBI	BB	SO	LOB	BOTTOM										
<b>Omar Moreno, L</b> OBP: 0.339, SLG: 0.409 (1, 8)	1-3		4-3		6-3			BB		4	0	2	2	1	0	1	<b>San Diego Padres @ Pittsburgh Pirates</b> Three Rivers Stadium, Pittsburgh, PA Thu Aug 16 1979, 7:05 PM EDT Att: 14,201 - Unknown <a href="http://livebaseballscorecards.com">livebaseballscorecards.com</a>										
<b>Tim Foli, R</b> OBP: 0.326, SLG: 0.351 (1, 6)	E		4-3		G1		F4		BB	4	1	1	0	1	0	4											
<b>Dave Parker, L</b> OBP: 0.368, SLG: 0.519 (1, 9)	FC1-6		4-3		4-3		F7		K	4	1	1	0	1	1	4											
<b>Willie Stargell, L</b> OBP: 0.357, SLG: 0.575 (1, 3)	FC1-6				4-3		F8			4	1	1	0	0	0	2											
<b>John Milner, L</b> OBP: 0.400, SLG: 0.566 <b>Bill Robinson, R</b> OBP: 0.314, SLG: 0.560 (7, PR) (8, 7)	F3		F8		FC5-4		FC6-4		BB	3	0	1	1	1	0	2											
<b>Bill Madlock, R</b> OBP: 0.330, SLG: 0.415 (1, 5)	L5		1B		F8		FC6-4			4	1	1	0	0	0	2											
<b>Ed Ott, L</b> OBP: 0.307, SLG: 0.395 (1, 2)	F7		1B		FC5-4		4-3			4	1	1	1	0	0	1											
<b>Phil Garner, R</b> OBP: 0.362, SLG: 0.470 (1, 4)	F9		1B		1B		SH1-3		BB	3	0	2	0	1	0	0											
<b>Bruce Kison, R</b> OBP: 0.139, SLG: 0.143 <b>Enrique Romo, R</b> OBP: 0.111, SLG: 0.111 (1, 1) (6, 1)	5-3		F6		SH1-3		SH3-4			2	0	0	0	0	0	3											
<b>Inning Stats</b>	R: 1 E: 1 K: 0 S: 4	H: 1 LOB: 1 BB: 1 P: 8	R: 0 E: 0 K: 0 S: 3	H: 0 LOB: 0 BB: 0 P: 3	R: 0 E: 0 K: 0 S: 4	H: 1 LOB: 1 BB: 0 P: 4	R: 3 E: 0 K: 0 S: 7	H: 4 LOB: 2 BB: 1 P: 11	R: 1 E: 0 K: 0 S: 5	H: 2 LOB: 1 BB: 0 P: 5	R: 0 E: 0 K: 0 S: 4	H: 1 LOB: 1 BB: 0 P: 4	R: 0 E: 0 K: 0 S: 3	H: 0 LOB: 1 BB: 1 P: 7	R: 0 E: 0 K: 1 S: 6	H: 1 LOB: 3 BB: 2 P: 14		R: 0 E: 0 K: 0 S: 4	H: 1 LOB: 2 BB: 0 P: 14	1B: 9 2B: 1 3B: 0 HR: 0	SF: 0 SAC: 2 DP: 0 HBP: 0	WP: 0 PB: 0 SB: 2 CS: 0	PA: 39				
<b>PITCHER</b>	IP	WLS	BF	H	R	ER	SO	BB	IBB	HBP	BLK	WP	HR	S	P	ERA	WHIP										
<b>Gaylord Perry, R</b> ERA: 3.12 (1, 1)	5.0	L	25	8	5	4	0	1	0	0	0	0	0	7	11	0.00	1.000										
<b>Mark Lee, R</b> ERA: 4.4 (8, 1)	2.0		8	1	0	0	0	1	0	0	0	0	0	3	11	0.00	3.000										
<b>Eric Rasmussen, R</b> ERA: 4.13 <b>Bob Ovwchinko, L</b> ERA: 4.1 (8, 1) (8, 1)	0.2		5	1	0	0	0	1	1	0	0	0	0	3	3	0.00	0.000										



Batter	1	2	3	4	5	6	7	8	9	AB	R	H	RBI	BB	SO	LOB	TOP								
Gene Richards, L (1, 8) OBP: 0.340, SLG: 0.343	F6		1B HR	4-3			4-3		K	5	1	1	0	0	1	2	<p>San Diego Padres @ Chicago Cubs Wrigley Field, Chicago, IL Fri Aug 17 1979, 3:33 AM CDT Att: 19,099 - Overcast - 62 F</p> <p>livebaseballscorecards.com</p> <p>AB 37 R 6 H 9 RBI 6 BB 1 SO 15 LOB 15</p> 								
Ozzie Smith, S (1, 6) OBP: 0.263, SLG: 0.260	K		1-3 HR				P5		3-1	5	2	2	0	0	1	1									
Paul Dade, R (1, 5) OBP: 0.310, SLG: 0.363	K		1-2				K		K	4	0	0	0	0	4	3									
Dave Winfield, R (1, 9) OBP: 0.405, SLG: 0.592		K	2H 3H HR				FC3-6 IBB		F7	3	1	1	3	1	1	0									
Jerry Turner, L (1, 7) OBP: 0.305, SLG: 0.392										4	1	2	2	0	1	1									
Jay Johnstone, L (8, 7) OBP: 0.328, SLG: 0.353	E						FC3-6			0	0	0	0	0	0	0									
Gene Tenace, R (1, 2) OBP: 0.411, SLG: 0.443		E6					1-3		K	4	1	1	1	0	1	2									
Dan Briggs, L (1, 3) OBP: 0.275, SLG: 0.359		K							K	4	0	0	0	0	3	2									
Fernando Gonzalez, R (1, 4) OBP: 0.252, SLG: 0.369		K								4	0	2	0	0	1	2									
Bob Shirley, R (1, 1) OBP: 0.122, SLG: 0.103										3	0	0	0	0	1	1									
John D'Acquisto, R (7, 1) OBP: 0.239, SLG: 0.222			6-3							0	0	0	0	0	0	0									
Mark Lee, R (8, 1) OBP: 0.333, SLG: 0.333										0	0	0	0	0	0	0									
Steve Mura, R (8, 1) OBP: 0.333, SLG: 0.333										0	0	0	0	0	0	0									
Kurt Bevacqua, R (9, PH) OBP: 0.335, SLG: 0.305										1	0	0	0	0	1	1									
<b>Inning Stats</b>	R: 0 E: 0 K: 2 S: 7	H: 0 LOB: 0 BB: 0 P: 7	R: 0 E: 1 K: 3 S: 11	H: 1 LOB: 2 BB: 0 P: 11	R: 3 E: 0 K: 2 S: 10	H: 3 LOB: 0 BB: 0 P: 10	R: 1 E: 0 K: 2 S: 9	H: 2 LOB: 1 BB: 0 P: 9	R: 1 E: 0 K: 1 S: 6	H: 1 LOB: 1 BB: 1 P: 10	R: 0 E: 0 K: 0 S: 3	H: 0 LOB: 0 BB: 0 P: 3	R: 0 E: 0 K: 1 S: 5	H: 0 LOB: 0 BB: 0 P: 5	R: 1 E: 0 K: 2 S: 8	H: 1 LOB: 0 BB: 0 P: 8		R: 0 E: 0 K: 2 S: 8	H: 1 LOB: 1 BB: 0 P: 8	1B: 4 2B: 1 3B: 1 HR: 3	SF: 0 SAC: 0 DP: 0 HBP: 0	WP: 0 PB: 0 SB: 1 CS: 0	PA: 38		
<b>PITCHER</b>	IP	WLS	BF	H	R	ER	SO	BB	IBB	HBP	BLK	WP	HR	S	P	ERA		WHIP							
Bill Caudill, R (1, 1) ERA: 5.21	4.1		21	7	5	5	10	0	0	0	0	0	2	41	41	10.38	1.615								
Willie Hernandez, L (5, 1) ERA: 5.1	2.2		9	0	0	0	1	0	1	0	0	0	0	10	14	0.00	0.000								
Dick Tidrow, R (8, 1) ERA: 3.9	1.0	W	4	1	1	1	2	0	0	0	0	0	1	8	8	9.00	1.000								
Bruce Sutter, R (9, 1) ERA: 1.35	1.0	S	4	1	0	0	2	0	0	0	0	0	0	8	8	0.00	1.000								

Batter	1	2	3	4	5	6	7	8	9	AB	R	H	RBI	BB	SO	LOB	BOTTOM									
Ivan De Jesus, R (1, 6) OBP: 0.349, SLG: 0.387	F8		SF7		FC5-4		K			4	1	1	1	0	1	1	<p>San Diego Padres @ Chicago Cubs Wrigley Field, Chicago, IL Fri Aug 17 1979, 3:33 AM CDT Att: 19,099 - Overcast - 62 F</p> <p>livebaseballscorecards.com</p> <p>AB 34 R 9 H 12 RBI 7 BB 4 SO 8 LOB 18</p> 									
Mike Vail, R (1, 9) OBP: 0.378, SLG: 0.528			3H							3	0	1	0	0	1	1										
Scot Thompson, L (7, PH) OBP: 0.366, SLG: 0.443			K		FC5-4					2	1	2	1	0	0	0										
Bill Buckner, L (1, 3) OBP: 0.320, SLG: 0.460										4	0	1	0	1	1	1										
Dave Kingman, R (1, 7) OBP: 0.366, SLG: 0.656										4	1	0	0	1	1	4										
Bruce Sutter, R (9, 1) OBP: 0.375, SLG: 0.286		F5			6-3		K			0	0	0	0	0	0	0										
Steve Ontiveros, S (1, 5) OBP: 0.365, SLG: 0.377										3	0	1	0	1	1	2										
Jerry Martin, R (1, 8) OBP: 0.338, SLG: 0.476										4	1	1	0	0	1	3										
Barry Foote, R (1, 2) OBP: 0.301, SLG: 0.387										3	2	1	0	1	1	3										
Steve Dillard, R (1, 4) OBP: 0.450, SLG: 0.617										4	2	3	3	0	0	2										
Bill Caudill, R (1, 1) ERA: 5.21										0	0	0	0	0	0	0										
Willie Hernandez, L (5, 1) ERA: 5.1										1	0	0	0	0	1	1										
Ken Henderson, S (7, PH) ERA: 5.13										1	0	0	0	0	0	0										
Dick Tidrow, R (8, 1) ERA: 3.9										0	0	0	0	0	0	0										
Larry Bittrner, L (8, PH) ERA: 4.78										1	0	1	2	0	0	0										
Miguel Dilone, S (8, PH) ERA: 2.89										0	1	0	0	0	0	0										
<b>Inning Stats</b>	R: 0 E: 0 K: 0 S: 3	H: 1 LOB: 0 BB: 0 P: 3	R: 0 E: 0 K: 2 S: 7	H: 0 LOB: 1 BB: 1 P: 11	R: 1 E: 0 K: 1 S: 6	H: 1 LOB: 0 BB: 0 P: 6	R: 0 E: 1 K: 0 S: 5	H: 1 LOB: 2 BB: 0 P: 5	R: 0 E: 0 K: 1 S: 6	H: 1 LOB: 1 BB: 0 P: 6	R: 0 E: 0 K: 1 S: 5	H: 0 LOB: 1 BB: 1 P: 9	R: 3 E: 0 K: 2 S: 10	H: 3 LOB: 0 BB: 0 P: 10	R: 5 E: 2 K: 1 S: 10	H: 5 LOB: 3 BB: 2 P: 18	1B: 7 2B: 3 3B: 1 HR: 1	SF: 1 SAC: 1 DP: 0 HBP: 0	WP: 1 PB: 0 SB: 1 CS: 1	PA: 40						
<b>PITCHER</b>	IP	WLS	BF	H	R	ER	SO	BB	IBB	HBP	BLK	WP	HR	S	P	ERA	WHIP									
Bob Shirley, L (1, 1) ERA: 3.16	6.0		26	6	3	3	5	2	0	0	0	0	1	0	12	20	4.50	1.333								
John D'Acquisto, R (7, 1) ERA: 5.13	1.1	L	8	2	4	4	3	2	0	0	0	0	0	5	5	54.00	12.000									
Mark Lee, R (8, 1) ERA: 4.78	0.1		5	4	2	2	0	0	0	0	0	0	0	5	5	54.00	12.000									
Steve Mura, R (8, 1) ERA: 2.89	0.1		1	0	0	0	0	0	0	0	0	0	0	1	1	0.00	0.000									



Batter	1	2	3	4	5	6	7	8	9	AB	R	H	RBI	BB	SO	LOB	TOP								
Gene Richards, L (1, 8) OBP: 0.342, SLG: 0.347	G3		K					SH5-4 FC6-2 2B		4	0	2	1	0	1	0	<b>San Diego Padres @ Chicago Cubs</b> Wrigley Field, Chicago, IL Sat Aug 18 1979, 3:33 AM CDT Att: 24,881 - Overcast - 75 F								
Ozzie Smith, S (1, 6) OBP: 0.284, SLG: 0.261	6-3					CS	3-1	SH5-4		3	0	1	0	0	0	0									
Dave Winfield, R (1, 9) OBP: 0.404, SLG: 0.588	P3		FC6-4 1B				K	FC6-2 IBB		3	0	0	0	1	1	1									
Jerry Turner, L (1, 7) OBP: 0.305, SLG: 0.391		S 1B			6-3		4-3	FC6-2		4	1	1	0	0	0	2									
Gene Tenace, R (1, 3) OBP: 0.409, SLG: 0.439		1B BB			P4			F8 F9		3	0	0	0	1	0	2									
Bill Fahey, L (1, 2) OBP: 0.320, SLG: 0.375					4-3					4	0	2	1	0	0	0									
Paul Dade, R (1, 5) OBP: 0.312, SLG: 0.367										4	1	2	0	0	1	3									
Fernando Gonzalez, R (1, 4) OBP: 0.252, SLG: 0.365			K							3	0	0	0	1	1	4									
Bob Ovwchinko, L (1, 1) OBP: 0.160, SLG: 0.087										2	0	0	0	0	0	1									
Jay Johnstone, L (7, PH) OBP: 0.327, SLG: 0.351			6-3							1	0	0	0	0	0	2									
Eric Rasmussen, R (7, 1) OBP: 0.111, SLG: 0.040										0	0	0	0	0	0	0									
Rollie Fingers, R (7, 1) OBP: 0.083, SLG: 0.083										0	0	0	0	0	0	0									
<b>Inning Stats</b>	R: 0 E: 0 K: 0 S: 3	H: 0 LOB: 0 BB: 0 P: 3	R: 1 E: 0 K: 1 S: 6	H: 2 LOB: 2 BB: 1 P: 10	R: 0 E: 0 K: 1 S: 6	H: 1 LOB: 1 BB: 0 P: 6	R: 0 E: 0 K: 0 S: 3	H: 0 LOB: 0 BB: 0 P: 3	R: 1 E: 0 K: 0 S: 4	H: 2 LOB: 0 BB: 0 P: 4	R: 0 E: 0 K: 1 S: 5	H: 0 LOB: 0 BB: 0 P: 5	R: 0 E: 0 K: 1 S: 6	H: 1 LOB: 2 BB: 1 P: 10	R: 0 E: 0 K: 0 S: 4	H: 1 LOB: 2 BB: 0 P: 8	R: 0 E: 0 K: 0 S: 3	H: 1 LOB: 0 BB: 0 P: 3	1B: 5 2B: 4 3B: 0 HR: 0	SF: 0 SAC: 1 DP: 1 HBP: 0	WP: 0 PB: 0 SB: 1 CS: 3	PA: 37			
<b>PITCHER</b>	IP	WLS	BF	H	R	ER	SO	BB	IBB	HBP	BLK	WP	HR	S	P	ERA	WHIP								
Mike Krukow, R (1, 1) ERA: 4.23	7.0		27	6	2	2	4	1	1	0	0	0	0	33	41	2.57	1.000								
Willie Hernandez, L (8, 1) ERA: 5.05	0.2		4	1	0	0	0	0	1	0	0	0	0	3	7	0.00	1.500								
Dick Tidrow, R (8, 1) ERA: 3.84	1.1	W	4	1	0	0	0	0	0	0	0	0	0	4	4	0.00	0.750								

AB	31
R	2
H	8
RBI	2
BB	3
SO	4
LOB	15



Batter	1	2	3	4	5	6	7	8	9	AB	R	H	RBI	BB	SO	LOB	BOTTOM								
Ivan De Jesus, R (1, 6) OBP: 0.347, SLG: 0.384	L9		F9					F8		4	0	0	0	0	0	2	<b>San Diego Padres @ Chicago Cubs</b> Wrigley Field, Chicago, IL Sat Aug 18 1979, 3:33 AM CDT Att: 24,881 - Overcast - 75 F								
Mike Vail, R (1, 9) OBP: 0.381, SLG: 0.524			FC6-4 BB					P3		3	0	1	0	1	0	0									
Bill Buckner, L (1, 3) OBP: 0.319, SLG: 0.457	L8		K							3	0	0	0	1	1	2									
Dave Kingman, R (1, 7) OBP: 0.362, SLG: 0.649	F8		FC6-4							4	0	0	0	0	1	3									
Steve Ontiveros, S (1, 5) OBP: 0.367, SLG: 0.378										2	1	1	0	0	0	0									
Miguel Dilone, S (7, PR) OBP: 0.255, SLG: 0.282										0	0	0	0	0	0	0									
Steve Macko, L (8, 4)		2B SF7 HBP								1	0	0	0	0	0	1									
Jerry Martin, R (1, 8) OBP: 0.342, SLG: 0.486										4	2	3	0	0	0	1									
Barry Foote, R (1, 2) OBP: 0.303, SLG: 0.388										2	0	1	1	1	0	1									
Steve Dillard, R (1, 4) OBP: 0.441, SLG: 0.604										2	0	0	0	0	1	1									
Larry Blittner, L (7, PH) OBP: 0.386, SLG: 0.465										1	0	1	1	0	0	0									
Mick Kelleher, R (8, 5) OBP: 0.293, SLG: 0.296										0	0	0	1	0	0	0									
Mike Krukow, R (1, 1) OBP: 0.340, SLG: 0.435										2	0	0	0	0	0	1									
Ken Henderson, S (7, PH) OBP: 0.427, SLG: 0.383										1	0	0	0	0	1	2									
Willie Hernandez, L (8, 1) OBP: 0.250, SLG: 0.250										0	0	0	0	0	0	0									
Dick Tidrow, R (8, 1) OBP: 0.222, SLG: 0.222										0	0	0	0	0	0	0									
<b>Inning Stats</b>	R: 0 E: 0 K: 0 S: 4	H: 1 LOB: 1 BB: 0 P: 4	R: 1 E: 0 K: 1 S: 6	H: 1 LOB: 1 BB: 0 P: 7	R: 0 E: 0 K: 1 S: 5	H: 0 LOB: 1 BB: 1 P: 9	R: 0 E: 0 K: 0 S: 3	H: 1 LOB: 0 BB: 0 P: 3	R: 0 E: 0 K: 0 S: 3	H: 0 LOB: 0 BB: 0 P: 3	R: 1 E: 0 K: 1 S: 8	H: 3 LOB: 2 BB: 0 P: 8	R: 0 E: 0 K: 1 S: 5	H: 0 LOB: 1 BB: 1 P: 9	R: 1 E: 0 K: 0 S: 2	H: 1 LOB: 1 BB: 1 P: 6	1B: 5 2B: 1 3B: 1 HR: 0	SF: 2 SAC: 0 DP: 1 HBP: 1	WP: 0 PB: 0 SB: 0 CS: 0	PA: 35					
<b>PITCHER</b>	IP	WLS	BF	H	R	ER	SO	BB	IBB	HBP	BLK	WP	HR	S	P	ERA	WHIP								
Bob Ovwchinko, L (1, 1) ERA: 3.94	6.0		22	3	1	1	2	1	0	0	0	0	0	24	29	1.50	0.667								
Eric Rasmussen, R (7, 1) ERA: 4.2	0.1		4	3	1	1	0	0	0	0	0	0	0	4	4	27.00	9.000								
Rollie Fingers, R (7, 1) ERA: 4.57	2.0	L	9	1	1	1	2	1	1	0	0	0	0	11	19	4.50	1.000								





Batter	1	2	3	4	5	6	7	8	9	AB	R	H	RBI	BB	SO	LOB	TOP								
Gene Richards, L (1, 8) OBP: 0.339, SLG: 0.343	0-3 K		0-0 3-1		0-0 F9			0-0 6-3		4	0	0	0	0	1	0	<b>San Diego Padres @ Chicago Cubs</b> Wrigley Field, Chicago, IL Sun Aug 19 1979, 3:33 AM CDT Att: 31,750 - Overcast - 69 F								
Ozzie Smith, S (1, 6) OBP: 0.263, SLG: 0.261	0-0 S 1B		0-0 B1-3		0-0 F9			0-0 L8		4	0	1	0	0	0	0									
Dave Winfield, R (1, 9) OBP: 0.403, SLG: 0.585	0-3 K 1-2		4-0 FC6-4 BB			0-3 K		0-3 K		3	0	0	0	1	3	1									
Jerry Turner, L (1, 7) OBP: 0.302, SLG: 0.387	0-3 K		0-0 FC6-4 1-2			0-0 F7			0-3 K	4	0	0	0	0	2	2									
Gene Tenace, R (1, 3) OBP: 0.414, SLG: 0.444		0-0 3-1 4-3 1B		4-0 FC6-4 BB		0-0 1B		0-0 4-3 1B		3	1	3	0	1	0	0									
Bill Fahey, L (1, 2) OBP: 0.307, SLG: 0.359	0-0 4-3 1-2		0-3 K		0-0 6-3			0-0 4-3		4	0	0	0	0	1	4									
Paul Dade, R (1, 5) OBP: 0.312, SLG: 0.366	0-0 3-1 2-3		0-0 F9			0-0 L8		0-0 2-H 1B		4	0	1	1	0	0	2									
Fernando Gonzalez, R (1, 4) OBP: 0.253, SLG: 0.363		4-0 IBB		0-0 FC6-4 1-2		0-0 F8		0-0 4-3		2	0	0	0	1	0	1									
Jay Johnstone, L (9, PH) OBP: 0.325, SLG: 0.349										1	0	0	0	0	0	1									
Randy Jones, R (1, 1) OBP: 0.191, SLG: 0.221	0-3 K		0-0 5-3			0-3 K				2	0	0	0	0	1	2									
Dan Briggs, L (7, PH) OBP: 0.274, SLG: 0.357										1	0	0	0	0	1	0									
Steve Mura, R (7, 1) OBP: 0.333, SLG: 0.333										0	0	0	0	0	0	0									
Mark Lee, R (7, 1) OBP: 0.333, SLG: 0.333										0	0	0	0	0	0	0									
<b>Inning Stats</b>	R: 0 E: 0 K: 3 S: 10	H: 1 LOB: 1 BB: 0 P: 10	R: 0 E: 0 K: 1 S: 6	H: 1 LOB: 2 BB: 1 P: 10	R: 0 E: 0 K: 0 S: 3	H: 0 LOB: 1 BB: 1 P: 7	R: 0 E: 0 K: 1 S: 5	H: 0 LOB: 1 BB: 1 P: 9	R: 0 E: 0 K: 0 S: 3	H: 0 LOB: 0 BB: 0 P: 3	R: 0 E: 0 K: 1 S: 6	H: 1 LOB: 1 BB: 0 P: 6	R: 0 E: 0 K: 1 S: 5	H: 0 LOB: 0 BB: 0 P: 5	R: 0 E: 0 K: 1 S: 5	H: 0 LOB: 0 BB: 0 P: 5	R: 1 E: 0 K: 1 S: 7	H: 2 LOB: 1 BB: 0 P: 7	1B: 5 2B: 0 3B: 0 HR: 0	SF: 0 SAC: 0 DP: 0 HBP: 0	WP: 0 PB: 0 SB: 1 CS: 0	PA: 35			
<b>PITCHER</b>	IP WLS BF H R ER SO BB IBB HBP BLK WP HR S P ERA WHIP	8.0 W 30 3 0 0 8 2 1 0 0 0 0 0 43 55 0.00 0.625	1.0 S 5 2 1 1 1 0 0 0 0 0 0 0 7 7 9.00 2.000																						

AB	32
R	1
H	5
RBI	1
BB	3
SO	9
LOB	13



Batter	1	2	3	4	5	6	7	8	9	AB	R	H	RBI	BB	SO	LOB	BOTTOM						
Ivan De Jesus, R (1, 6) OBP: 0.344, SLG: 0.381	0-3 K		0-0 6-3			0-0 FC2-6 E S SF9 1-2	0-0 FC6-4 1-2 2-3			4	1	0	0	0	1	4	<b>San Diego Padres @ Chicago Cubs</b> Wrigley Field, Chicago, IL Sun Aug 19 1979, 3:33 AM CDT Att: 31,750 - Overcast - 69 F						
Mike Vail, R (1, 9) OBP: 0.385, SLG: 0.519	0-0 1B		0-0 F9			4-0 FC4 BB 1-3	0-0 1-3			3	0	1	0	1	0	3							
Bill Buckner, L (1, 3) OBP: 0.317, SLG: 0.454	0-0 P6			0-0 1-3		0-0 SF9 3-H		0-0 F7		3	0	0	1	0	0	1							
Dave Kingman, R (1, 7) OBP: 0.360, SLG: 0.645	0-0 P6			0-3 K		0-0 FC4 1-2		0-0 3-1		3	0	0	0	0	1	2							
Scot Thompson, L (8, 7) OBP: 0.365, SLG: 0.442										1	0	0	0	0	0	0							
Steve Ontiveros, S (1, 5) OBP: 0.366, SLG: 0.376		0-0 G5-4-3 1B		0-0 L8			0-0 F7	0-0 6-3		4	0	1	0	0	0	0							
Jerry Martin, R (1, 8) OBP: 0.342, SLG: 0.483		0-0 G5-4-3 1-2			0-0 6-3		4-0 HR BB			2	1	0	0	1	0	1							
Barry Foote, R (1, 2) OBP: 0.305, SLG: 0.399		0-0 5-3			0-0 G6-3 1B		0-0 HR			3	1	2	2	0	0	0							
Steve Dillard, R (1, 4) OBP: 0.447, SLG: 0.606			0-0 SH2-4 1B		0-0 G6-3 1-2		0-0 FC6-4 BB 1B			3	0	2	0	0	0	1							
Rick Reuschel, R (1, 1) OBP: 0.262, SLG: 0.222			0-0 SH2-4 1-2			0-0 FC2-6 1B	4-0 FC6-4 BB			1	0	1	0	1	0	0							
Bruce Sutter, R (9, 1) OBP: 0.375, SLG: 0.286										0	0	0	0	0	0	0							
<b>Inning Stats</b>	R: 0 E: 0 K: 1 S: 6	H: 1 LOB: 1 BB: 0 P: 6	R: 0 E: 0 K: 0 S: 3	H: 1 LOB: 0 BB: 0 P: 3	R: 0 E: 0 K: 0 S: 4	H: 1 LOB: 1 BB: 0 P: 4	R: 0 E: 0 K: 1 S: 5	H: 0 LOB: 0 BB: 0 P: 5	R: 0 E: 0 K: 1 S: 3	H: 0 LOB: 0 BB: 0 P: 3	R: 1 E: 0 K: 0 S: 4	H: 1 LOB: 1 BB: 1 P: 8	R: 2 E: 0 K: 0 S: 5	H: 2 LOB: 2 BB: 2 P: 13	R: 0 E: 0 K: 0 S: 3	H: 0 LOB: 0 BB: 0 P: 3	1B: 6 2B: 0 3B: 0 HR: 1	SF: 1 SAC: 1 DP: 2 HBP: 0	WP: 0 PB: 0 SB: 1 CS: 0	PA: 32			
<b>PITCHER</b>	IP WLS BF H R ER SO BB IBB HBP BLK WP HR S P ERA WHIP	6.0 L 22 5 1 0 2 1 0 0 0 0 1 3 11 54.00 12.000	0.1 5 2 2 2 0 2 0 0 0 0 0 1 3 11 54.00 12.000	1.2 5 0 0 0 0 0 0 0 0 0 0 0 5 5 0.00 0.000																			





Batter	1	2	3	4	5	6	7	8	9	AB	R	H	RBI	BB	SO	LOB	TOP					
<b>Ozzie Smith, S</b> OBP: 0.283, SLG: 0.260 (1, 6)										5	0	1	0	0	0	0	<b>San Diego Padres @ St. Louis Cardinals</b> Busch Stadium, St. Louis, MO Mon Aug 20 1979, 7:05 PM CDT Att: 12,372 - Unknown					
<b>Paul Dade, R</b> OBP: 0.306, SLG: 0.362 (1, 5)										4	1	0	0	0	2	1						
<b>Dave Winfield, R</b> OBP: 0.404, SLG: 0.583 (1, 9)										3	1	1	0	2	0	1						
<b>Jay Johnstone, L</b> OBP: 0.329, SLG: 0.353 (1, 7)										4	0	2	1	0	0	3						
<b>Gene Tenace, R</b> OBP: 0.417, SLG: 0.446 (8, PR)										3	0	2	1	1	0	0						
<b>Dan Briggs, L</b> OBP: 0.274, SLG: 0.357 (8, 3)										0	1	0	0	0	0	0						
<b>Bill Fahey, L</b> OBP: 0.324, SLG: 0.362 (1, 2)										2	0	1	0	2	0	2						
<b>Jim Wilhelm, R</b> OBP: 0.229, SLG: 0.283 (1, 8)										4	0	2	1	0	0	1						
<b>Bill Almon, R</b> OBP: 0.279, SLG: 0.245 (6, PH)										2	0	0	0	0	1	2						
<b>Jerry Turner, L</b> OBP: 0.301, SLG: 0.386 (6, 4)										1	0	0	0	0	1	3						
<b>Fernando Gonzalez, R</b> OBP: 0.253, SLG: 0.363 (8, PH)										0	0	0	0	0	0	0						
<b>Gene Richards, L</b> OBP: 0.338, SLG: 0.343 (8, 1)										1	0	0	0	0	0	1						
<b>John D'Acquisto, R</b> OBP: 0.288, SLG: 0.222 (8, 1)										0	0	0	0	0	0	0						
<b>Gaylord Perry, R</b> OBP: 0.123, SLG: 0.175 (7, 1)										3	0	0	0	0	1	5						
<b>Mark Lee, R</b> OBP: 0.333, SLG: 0.333 (8, PH)										0	0	0	0	0	0	0						
<b>Kurt Bevacqua, R</b> OBP: 0.333, SLG: 0.303 (8, 4)										1	0	0	0	0	0	1						
<b>Inning Stats</b>	R: 1 E: 0 K: 0 S: 5	H: 2 LOB: 2 BB: 1 P: 9	R: 0 E: 0 K: 2 S: 7	H: 0 LOB: 0 BB: 0 P: 7	R: 0 E: 0 K: 1 S: 5	H: 0 LOB: 1 BB: 1 P: 9	R: 0 E: 0 K: 0 S: 4	H: 1 LOB: 2 BB: 1 P: 8	R: 1 E: 1 K: 0 S: 4	H: 1 LOB: 0 BB: 0 P: 4	R: 0 E: 0 K: 1 S: 5	H: 2 LOB: 1 BB: 0 P: 13	R: 0 E: 0 K: 0 S: 4	H: 2 LOB: 1 BB: 0 P: 4	R: 1 E: 0 K: 0 S: 5	H: 2 LOB: 1 BB: 0 P: 5	R: 0 E: 0 K: 1 S: 5	H: 0 LOB: 0 BB: 0 P: 5	1B: 9 2B: 0 3B: 0 HR: 0	SF: 0 SAC: 1 DP: 2 HBP: 0	WP: 0 PB: 0 SB: 1 CS: 1	PA: 40
<b>PITCHER</b> <b>Silvio Martinez, R</b> ERA: 3.44 (1, 1)	IP: 9.0 WLS: W BF: 39	H: 9 R: 3 ER: 2 SO: 5	BB: 5 IBB: 0 HBP: 0 BLK: 0	WP: 0 HR: 0 S: 44 P: 64	ERA: 2.00 WHIP: 1.556											ERA: 2.00 WHIP: 1.556						

Batter	1	2	3	4	5	6	7	8	9	AB	R	H	RBI	BB	SO	LOB	BOTTOM			
<b>Lou Brock, L</b> OBP: 0.354, SLG: 0.429 (1, 7)										4	2	1	0	1	0	3	<b>San Diego Padres @ St. Louis Cardinals</b> Busch Stadium, St. Louis, MO Mon Aug 20 1979, 7:05 PM CDT Att: 12,372 - Unknown			
<b>Ken Oberkfell, L</b> OBP: 0.396, SLG: 0.418 (1, 4)										4	2	3	2	0	0	1				
<b>Keith Hernandez, L</b> OBP: 0.416, SLG: 0.503 (1, 3)										3	1	1	0	1	1	3				
<b>Ted Simmons, S</b> OBP: 0.387, SLG: 0.548 (1, 2)										3	0	0	1	1	0	3				
<b>Bernie Carbo, L</b> OBP: 0.385, SLG: 0.415 (1, 9)										4	0	2	2	0	1	1				
<b>Tony Scott, S</b> OBP: 0.305, SLG: 0.380 (1, 8)										3	0	0	1	0	0	2				
<b>Ken Reitz, R</b> OBP: 0.293, SLG: 0.371 (1, 5)										3	0	1	0	1	1	1				
<b>Mike Phillips, L</b> OBP: 0.318, SLG: 0.346 (1, 6)										3	1	1	0	1	0	2				
<b>Silvio Martinez, R</b> OBP: 0.163, SLG: 0.170 (1, 1)										2	0	1	0	0	0	1				
<b>Inning Stats</b>	R: 1 E: 0 K: 2 S: 9	H: 2 LOB: 1 BB: 0 P: 9	R: 0 E: 0 K: 0 S: 3	H: 1 LOB: 0 BB: 0 P: 3	R: 0 E: 0 K: 0 S: 4	H: 1 LOB: 1 BB: 0 P: 4	R: 0 E: 0 K: 0 S: 3	H: 0 LOB: 0 BB: 0 P: 3	R: 0 E: 0 K: 1 S: 7	H: 3 LOB: 1 BB: 1 P: 11	R: 3 E: 0 K: 0 S: 6	H: 3 LOB: 2 BB: 2 P: 14	R: 0 E: 0 K: 0 S: 3	H: 0 LOB: 1 BB: 1 P: 7	R: 0 E: 0 K: 0 S: 3	H: 0 LOB: 1 BB: 1 P: 7		1B: 8 2B: 2 3B: 0 HR: 0	SF: 1 SAC: 2 DP: 1 HBP: 0	WP: 0 PB: 0 SB: 3 CS: 0
<b>PITCHER</b> <b>Gaylord Perry, R</b> ERA: 3.29 (1, 1)	IP: 6.1 WLS: L	H: 6 R: 6 ER: 6 SO: 3	BB: 2 IBB: 1 HBP: 0 BLK: 0	WP: 0 HR: 0 S: 32 P: 44	ERA: 8.53 WHIP: 1.737											ERA: 8.53 WHIP: 1.737				
<b>Mark Lee, R</b> ERA: 4.53 (7, 1)	IP: 0.2 WLS: 4	H: 1 R: 0 ER: 0 SO: 0	BB: 0 IBB: 0 HBP: 0 BLK: 0	WP: 0 HR: 0 S: 3 P: 7	ERA: 0.00 WHIP: 1.500											ERA: 0.00 WHIP: 1.500				
<b>John D'Acquisto, R</b> ERA: 5.09 (8, 1)	IP: 1.0 WLS: 4	H: 0 R: 0 ER: 0 SO: 0	BB: 1 IBB: 0 HBP: 0 BLK: 0	WP: 0 HR: 0 S: 3 P: 7	ERA: 0.00 WHIP: 1.000											ERA: 0.00 WHIP: 1.000				





Batter	1	2	3	4	5	6	7	8	9	10	11	AB	R	H	RBI	BB	SO	LOB	TOP	
Ozzie Smith, S OBP: 0.263, SLG: 0.260 (1, 6)	K		F8			1-3			SH1-4 1B		SH	4	1	1	0	0	1	0		
Kurt Bevacqua, R OBP: 0.336, SLG: 0.316 Dan Briggs, L OBP: 0.274, SLG: 0.357 (1, 5) (11, 3)	6-3 3B		4-3			6-3			SH1-4		G6-4-3 1B	4	1	2	1	0	0	0		
Dave Winfield, R OBP: 0.403, SLG: 0.579 (1, 9)	6-3			6-3			6-3				G6-4-3 1B	5	0	1	2	0	0	2		
Jerry Turner, L OBP: 0.297, SLG: 0.381 Rollie Fingers, R OBP: 0.083, SLG: 0.083 (1, 7) (11, 1)	F7			P3			L6				G6-4-3 1B	5	0	0	0	0	1	2		
Jay Johnstone, L OBP: 0.322, SLG: 0.345 (1, 3) (11, 7)				G3			4-3					4	0	0	0	0	0	0		
Jim Wilhelm, R OBP: 0.250, SLG: 0.300 (1, 8)						L8						4	0	2	0	0	0	0		
Bill Fahey, L OBP: 0.321, SLG: 0.357 (1, 2)				P5		F8					F7	4	0	1	0	0	0	2		
Bill Almon, R OBP: 0.272, SLG: 0.238 (1, 4)				FC6-4 1B		F7					4-3	4	0	0	0	0	1	3		
Bob Shirley, R OBP: 0.095 Paul Dade, R OBP: 0.310, SLG: 0.366 (1, 1) (11, PH) (11, 5)				4-3		F9			F7		SH 1B	3	0	0	0	0	0	1		
											2B	1	1	1	0	0	0	0		
<b>Inning Stats</b>	R: 1 E: 0 K: 1 S: 6	H: 1 LOB: 0 BB: 0 P: 6	R: 0 E: 0 K: 0 S: 4	H: 1 LOB: 1 BB: 0 P: 4	R: 0 E: 0 K: 0 S: 3	H: 0 LOB: 0 BB: 0 P: 3	R: 0 E: 0 K: 0 S: 3	H: 0 LOB: 0 BB: 0 P: 3	R: 0 E: 0 K: 1 S: 6	H: 1 LOB: 1 BB: 0 P: 6	R: 0 E: 0 K: 0 S: 4	H: 1 LOB: 1 BB: 0 P: 4	R: 1 E: 0 K: 0 S: 5	H: 2 LOB: 0 BB: 0 P: 5	R: 0 E: 0 K: 0 S: 5	H: 2 LOB: 1 BB: 0 P: 5	1B: 6 2B: 1 3B: 1 HR: 0	SF: 0 SAC: 2 DP: 1 HBP: 0	WP: 0 PB: 0 SB: 0 CS: 1	PA: 40
<b>PITCHER</b>	IP 7.0	WLS 23	BF 23	H 2	R 1	ER 1	SO 1	BB 0	IBB 0	HBP 0	BLK 0	WP 0	HR 0	S 25	P 25	ERA 1.29	WHIP 0.286			
Bob Forsch, R ERA: 4.31 Mark Littell, R ERA: 2.82 Willi McEnaney, L ERA: 3.14 Roy Thomas, R ERA: 3.08 Darold Knowles, L ERA: 3.8	(1, 1) (8, 1) (9, 1) (11, 1) (11, 1)	1.1 1.2 1.0 0.1	7 8 1 1	3 3 1 0	1 1 0 0	1 1 0 0	1 1 0 0	0 0 0 0	0 0 0 0	0 0 0 0	0 0 0 0	0 0 0 0	0 0 0 0	9 10 1 1	9 10 1 1	6.75 5.40 0.00 0.00	2.250 1.800 0.000 0.000			
<b>Batter</b>	1	2	3	4	5	6	7	8	9	10	11	AB	R	H	RBI	BB	SO	LOB	BOTTOM	
Garry Templeton, S OBP: 0.347, SLG: 0.465 (1, 6)	L3			F8			K				4-3	5	0	1	0	0	1	0		
Jerry Mumphrey, S OBP: 0.341, SLG: 0.381 (1, 7)	5-3			K			6-3				F8	4	0	0	0	0	1	0		
Tony Scott, S OBP: 0.304, SLG: 0.379 (1, 8)	1-3			6-3			6-3				CS 1B	4	0	1	0	0	0	0		
Ted Simmons, S OBP: 0.389, SLG: 0.549 Tom Herr, S (8, PR) Keith Hernandez, L OBP: 0.415, SLG: 0.502 (9, 3)			4-3				G5-4-3 1B				E 1B	3	0	2	0	0	0	0		
George Hendrick, R OBP: 0.362, SLG: 0.449 (1, 9)			6-3				G5-4-3				P6	4	1	1	0	0	0	1		
Ken Reitz, R OBP: 0.283, SLG: 0.370 (1, 5)			P4				F7				5-3	4	0	1	2	0	0	0		
Dane Iorg, L OBP: 0.329, SLG: 0.365 Steve Swisher, R OBP: 0.188, SLG: 0.203 (1, 3) (9, 2)				G3			K				K	2	0	0	0	0	1	0		
Ken Oberkfell, L OBP: 0.394, SLG: 0.413 (1, 4)				F7			4-3				4-3	3	0	0	0	1	0	0		
Bob Forsch, R OBP: 0.231 Mark Littell, L (8, 1) Willi McEnaney, L (8, 1) Roy Thomas, R OBP: 0.097, SLG: 0.182 Darold Knowles, L (11, PH) Lou Brock, L OBP: 0.353, SLG: 0.427 (11, PH)	(1, 1) (8, 1) (8, 1) (11, 1) (11, 1) (11, PH)	10.0 1.0	W S	34 3	H 0	R 2	ER 1	SO 5	BB 1	IBB 0	HBP 1	BLK 0	WP 0	HR 0	S 42	P 47	ERA 3.01	WHIP 0.700		
<b>PITCHER</b>	IP 10.0	WLS W	BF 34	H 6	R 2	ER 1	SO 5	BB 1	IBB 0	HBP 1	BLK 0	WP 0	HR 0	S 42	P 47	ERA 3.01	WHIP 0.700			
Bob Shirley, L ERA: 3.01 Rollie Fingers, R ERA: 4.52	(1, 1) (11, 1)	1.0 1.0	S S	3 3	0 0	0 0	1 1	0 0	0 0	0 0	0 0	0 0	0 0	5 5	5 5	0.00 0.000	0.000 0.000			
<b>Inning Stats</b>	R: 0 E: 0 K: 0 S: 3	H: 0 LOB: 0 BB: 0 P: 3	R: 0 E: 0 K: 0 S: 3	H: 0 LOB: 0 BB: 0 P: 3	R: 0 E: 0 K: 0 S: 3	H: 0 LOB: 0 BB: 0 P: 3	R: 0 E: 0 K: 1 S: 5	H: 0 LOB: 0 BB: 0 P: 5	R: 0 E: 0 K: 1 S: 7	H: 0 LOB: 2 BB: 0 P: 12	R: 0 E: 0 K: 0 S: 3	H: 1 LOB: 0 BB: 0 P: 3	R: 0 E: 0 K: 1 S: 5	H: 0 LOB: 0 BB: 0 P: 5	R: 0 E: 0 K: 1 S: 5	H: 0 LOB: 0 BB: 0 P: 5	1B: 6 2B: 0 3B: 0 HR: 0	SF: 0 SAC: 0 DP: 1 HBP: 1	WP: 0 PB: 0 SB: 0 CS: 1	PA: 37

San Diego Padres @ St. Louis Cardinals  
 Busch Stadium, St. Louis, MO  
 Tue Aug 21 1979, 7:05 PM CDT  
 Att: 14,068 - Unknown

livebaseballscorecards.com

AB 38  
 R 3  
 H 8  
 RBI 3  
 BB 0  
 SO 3  
 LOB 10



San Diego Padres @ St. Louis Cardinals  
 Busch Stadium, St. Louis, MO  
 Tue Aug 21 1979, 7:05 PM CDT  
 Att: 14,068 - Unknown

livebaseballscorecards.com

AB 35  
 R 2  
 H 6  
 RBI 2  
 BB 1  
 SO 6  
 LOB 4





Batter	1	2	3	4	5	6	7	8	9	AB	R	H	RBI	BB	SO	LOB	TOP
<b>Ozzie Smith, S</b> OBP: 0.264, SLG: 0.261 (1, 6)	F8		FC5 1B	E 1B			P6		G3	5	0	2	2	0	0	0	<b>San Diego Padres @ St. Louis Cardinals</b> Busch Stadium, St. Louis, MO Wed Aug 22 1979, 7:05 PM CDT Att: 13,668 - Unknown
<b>Kurt Bevacqua, R</b> OBP: 0.337, SLG: 0.318 (1, 5)	G3		FC5 1B	E5			F2		FC3-6 1B	5	0	2	2	0	0	2	
<b>Dave Winfield, R</b> OBP: 0.399, SLG: 0.573 (1, 9)	1-3		FC5 1B	L5			P6		F8	5	0	0	0	0	0	6	
<b>Jerry Turner, L</b> OBP: 0.296, SLG: 0.381 (1, 7)		G3	F9					G3	FC3-6	5	0	1	0	0	0	3	
<b>Jay Johnstone, L</b> OBP: 0.316, SLG: 0.338 (1, 3)	P6			G3			9-5		F8	4	0	0	0	0	0	1	
<b>Jim Wilhelm, R</b> OBP: 0.288, SLG: 0.315 (1, 8)	6-3			1B BB 1B			6-3		1B 1B	4	2	2	0	0	0	0	
<b>Bill Fahey, L</b> OBP: 0.336, SLG: 0.366 (1, 2)			FC3-5 1B	1B BB			F9		1B 1B	3	1	2	0	1	0	0	
<b>Bill Almon, R</b> OBP: 0.289, SLG: 0.258 (1, 4)			1B FC3-5	E 1B			G4-6-3 1B		1B 1B	4	1	4	1	0	0	0	
<b>Bob Oerchinko, L</b> OBP: 0.180, SLG: 0.087 (1, 1)			FC3-5 1B				G4-6-3		F5	0	0	0	0	0	0	0	
<b>Steve Mura, R</b> OBP: 0.192, SLG: 0.044 (4, 1)			1B	K			1-2			0	0	0	0	0	0	0	
<b>Inning Stats</b>	R: 0 E: 0 K: 0 S: 3	H: 0 LOB: 0 BB: 0 P: 3	R: 2 E: 0 K: 0 S: 7	H: 4 LOB: 2 BB: 0 P: 7	R: 2 E: 1 K: 1 S: 9	H: 3 LOB: 3 BB: 1 P: 13	R: 0 E: 0 K: 0 S: 3	H: 1 LOB: 0 BB: 0 P: 3	R: 0 E: 0 K: 0 S: 3	H: 0 LOB: 0 BB: 0 P: 3	R: 1 E: 0 K: 0 S: 6	H: 3 LOB: 2 BB: 0 P: 6	R: 0 E: 0 K: 0 S: 4	H: 1 LOB: 1 BB: 0 P: 4	1B: 12 2B: 2 3B: 0 HR: 0	SF: 0 SAC: 0 DP: 2 HBP: 0	WP: 0 PA: 40 PB: 0 SB: 0 CS: 0
<b>PITCHER</b> <b>John Fulgham, R</b> ERA: 2.98 (1, 1)	IP: 9.0 WLS: W BF: 40 H: 13 R: 5 ER: 5 SO: 1 BB: 1 IBB: 0 HBP: 0 BLK: 0 WP: 0 HR: 0 S: 41 P: 45 ERA: 5.00 WHIP: 1.556																

Batter	1	2	3	4	5	6	7	8	9	AB	R	H	RBI	BB	SO	LOB	BOTTOM		
<b>Garry Templeton, S</b> OBP: 0.346, SLG: 0.463 (1, 6)	S 2B	F8	4-3		F8			4-3		5	1	1	0	0	0	2	<b>San Diego Padres @ St. Louis Cardinals</b> Busch Stadium, St. Louis, MO Wed Aug 22 1979, 7:05 PM CDT Att: 13,668 - Unknown		
<b>Lou Brock, L</b> OBP: 0.353, SLG: 0.423 (1, 7)	2B BB	F7		F7		2B BB		F7		3	2	0	0	2	0	0			
<b>Keith Hernandez, L</b> OBP: 0.418, SLG: 0.509 (1, 3)	E 2B			F8		F9 1B				5	1	4	2	0	0	0			
<b>Ted Simmons, S</b> OBP: 0.392, SLG: 0.557 (1, 2)	HR	FC6-4		FC5-4		F9		5-3		3	1	1	1	2	0	2			
<b>George Hendrick, R</b> OBP: 0.359, SLG: 0.445 (1, 9)	F9	FC6-4		FC5-4		1-3				4	0	0	0	0	0	4			
<b>Tony Scott, S</b> OBP: 0.306, SLG: 0.380 (1, 8)	WP CS 2B		1B SF8		4-1		P6			4	2	2	0	0	0	1			
<b>Ken Reitz, R</b> OBP: 0.294, SLG: 0.373 (1, 5)			SH3-4 1B		1-3		F9			4	0	2	1	0	0	0			
<b>Ken Oberkfell, L</b> OBP: 0.392, SLG: 0.412 (1, 4)	F7		SF8		2B 1B		K			3	1	1	1	0	1	1			
<b>John Fulgham, R</b> OBP: 0.310, SLG: 0.250 (1, 1)	K		SH3-4		1B		K			3	0	1	1	0	2	1			
<b>Inning Stats</b>	R: 5 E: 1 K: 1 S: 10	H: 5 LOB: 1 BB: 1 P: 14	R: 0 E: 0 K: 0 S: 4	H: 1 LOB: 2 BB: 1 P: 8	R: 1 E: 0 K: 0 S: 5	H: 2 LOB: 1 BB: 0 P: 5	R: 0 E: 0 K: 0 S: 3	H: 0 LOB: 1 BB: 1 P: 7	R: 1 E: 0 K: 0 S: 5	H: 2 LOB: 1 BB: 0 P: 5	R: 1 E: 0 K: 0 S: 4	H: 1 LOB: 1 BB: 1 P: 8	R: 0 E: 0 K: 2 S: 7	H: 0 LOB: 0 BB: 0 P: 7	R: 0 E: 0 K: 0 S: 4	H: 1 LOB: 1 BB: 0 P: 4		1B: 7 2B: 4 3B: 0 HR: 1	SF: 1 SAC: 1 DP: 0 HBP: 0
<b>PITCHER</b> <b>Bob Oerchinko, L</b> ERA: 4.28 (1, 1)	IP: 0.1 WLS: L BF: 7 H: 5 R: 5 ER: 4 SO: 0 BB: 1 IBB: 0 HBP: 0 BLK: 0 WP: 0 HR: 0 S: 6 P: 10 ERA: 108.00 WHIP: 18.000																		
<b>Steve Mura, R</b> ERA: 3.21 (1, 1)	IP: 2.2 WLS: L BF: 12 H: 3 R: 1 ER: 1 SO: 1 BB: 1 IBB: 0 HBP: 0 BLK: 0 WP: 0 HR: 0 S: 13 P: 17 ERA: 3.38 WHIP: 1.500																		
<b>Eric Rasmussen, R</b> ERA: 4.21 (4, 1)	IP: 2.0 WLS: L BF: 9 H: 2 R: 1 ER: 1 SO: 0 BB: 1 IBB: 0 HBP: 0 BLK: 0 WP: 0 HR: 0 S: 8 P: 12 ERA: 4.50 WHIP: 1.500																		
<b>John D'Acquisto, R</b> ERA: 5.08 (6, 1)	IP: 2.0 WLS: L BF: 8 H: 1 R: 1 ER: 1 SO: 2 BB: 1 IBB: 0 HBP: 0 BLK: 0 WP: 0 HR: 0 S: 11 P: 15 ERA: 4.50 WHIP: 1.000																		
<b>Mickey Lolich, L</b> ERA: 4.46 (8, 1)	IP: 1.0 WLS: L BF: 4 H: 1 R: 0 ER: 0 SO: 0 BB: 0 IBB: 0 HBP: 0 BLK: 0 WP: 0 HR: 0 S: 4 P: 4 ERA: 0.00 WHIP: 1.000																		













Batter	1	2	3	4	5	6	7	8	9	AB	R	H	RBI	BB	SO	LOB	TOP								
<b>Matt Alexander, S</b> (1, 8) OBP: 0.538, SLG: 0.692	0-0 6-3	0-0 1B		0-0 1-3		0-0 4-3		0-0 1B		5	0	2	0	0	0	0	<b>Pittsburgh Pirates @ San Diego Padres</b> San Diego Stadium, San Diego, CA Sun Aug 26 1979, 6:33 AM EDT Att: 13,006 - Unknown								
<b>Phil Garner, R</b> (1, 6) OBP: 0.359, SLG: 0.453	0-0 4-3	0-0 1B		0-0 6-3		4-0 2B E BB		0-0 L7		4	1	1	0	1	0	1									
<b>Dave Parker, L</b> (1, 9) OBP: 0.368, SLG: 0.531 <b>Omar Moreno, L</b> (5, 8) OBP: 0.341, SLG: 0.404	0-3 K	0-3 K		0-0 6-3		0-0 E9 1-H 2B		0-0 F9		3	0	0	0	0	2	2									
<b>Bill Robinson, R</b> (1, 3) OBP: 0.308, SLG: 0.531								0-3 K		4	0	0	0	1	2	4									
<b>Lee Lacy, R</b> (1, 7) OBP: 0.346, SLG: 0.454		0-0 FC5-4 1B 1-2 1B		0-0 HR 1B		0-0 2B SF8 1B		0-3 K		5	3	3	0	0	1	2									
<b>Bill Madlock, R</b> (1, 5) OBP: 0.340, SLG: 0.434		0-0 1B 1B HR 1B		0-0 HR 1B		0-0 1-3 2B		0-0 FC4-6 1B		5	2	4	2	0	0	1									
<b>Rennie Stennett, R</b> (1, 4) OBP: 0.289, SLG: 0.294		0-0 1B HR 1B		0-0 G5-4-3 1B		0-0 SF8 2B		0-0 FC4-6 FC6-4 1-2 1B		4	1	2	2	0	0	2									
<b>Steve Nicosia, R</b> (1, 2) OBP: 0.340, SLG: 0.431		0-0 HR 1B		0-0 G5-4-3 1B		0-0 IBB		4-0 F9		3	1	1	0	2	0	2									
<b>Bruce Kison, R</b> (1, 1) OBP: 0.171, SLG: 0.275 <b>Enrique Romo, R</b> (8, 1) OBP: 0.100, SLG: 0.100	1-1 HR	0-0 HR 1B		0-3 K		0-0 F9		0-0 FC6-4 1-2 1B		4	1	1	4	0	1	3									
<b>Inning Stats</b>	R: 0 E: 0 K: 1 S: 5	H: 0 LOB: 0 BB: 0 P: 5	R: 5 E: 0 K: 1 S: 11	H: 6 LOB: 2 BB: 1 P: 15	R: 2 E: 0 K: 1 S: 7	H: 3 LOB: 0 BB: 0 P: 7	R: 0 E: 0 K: 0 S: 3	H: 0 LOB: 0 BB: 0 P: 3	R: 1 E: 0 K: 0 S: 5	H: 2 LOB: 2 BB: 1 P: 9	R: 1 E: 1 K: 2 S: 8	H: 1 LOB: 1 BB: 1 P: 12	R: 0 E: 0 K: 0 S: 4	H: 1 LOB: 1 BB: 0 P: 4	R: 0 E: 0 K: 1 S: 6	H: 1 LOB: 1 BB: 0 P: 6	R: 0 E: 0 K: 0 S: 4	H: 1 LOB: 2 BB: 1 P: 8	1B: 11 2B: 2 3B: 0 HR: 2	SF: 1 SAC: 0 DP: 1 HBP: 0	WP: 0 PB: 0 SB: 0 CS: 0	PA: 45			
<b>PITCHER</b>	IP	WLS	BF	H	R	ER	SO	BB	IBB	HBP	BLK	WP	HR	S	P	ERA	WHIP								
<b>Bob Shirley, L</b> (1, 1) ERA: 3.38	2.0	L	15	8	7	7	2	1	0	0	0	0	2	18	22	31.50	4.500								
<b>Eric Rasmussen, R</b> (3, 1) ERA: 4.18	3.0		12	3	1	1	1	0	1	0	0	0	0	13	17	3.00	1.000								
<b>Steve Mura, R</b> (6, 1) ERA: 3.0	2.0		9	2	1	0	2	1	0	0	0	0	0	12	16	0.00	1.500								
<b>Mickey Lolich, L</b> (8, 1) ERA: 4.25	2.0		9	2	0	0	1	0	1	0	0	0	0	10	14	0.00	1.000								

Batter	1	2	3	4	5	6	7	8	9	AB	R	H	RBI	BB	SO	LOB	BOTTOM								
<b>Ozzie Smith, S</b> (1, 6) OBP: 0.267, SLG: 0.267	0-0 F7	0-0 FC5			0-0 F9		0-0 1B		0-0 P6	3	0	0	0	0	0	2	<b>Pittsburgh Pirates @ San Diego Padres</b> San Diego Stadium, San Diego, CA Sun Aug 26 1979, 6:33 AM EDT Att: 13,006 - Unknown								
<b>Steve Mura, R</b> (6, 1)										0	0	0	0	0	0	0									
<b>Jerry Turner, L</b> (7, PH) OBP: 0.297, SLG: 0.379 <b>Mickey Lolich, S</b> (8, 1)										1	0	1	1	0	0	0									
<b>Gene Richards, L</b> (9, PH) OBP: 0.339, SLG: 0.340										0	0	0	0	0	0	0									
<b>Paul Dade, R</b> (1, 5) OBP: 0.306, SLG: 0.362	0-0 F7		0-0 F9		0-0 F5		0-0 L5		0-0 2B	5	0	1	0	0	0	1									
<b>Kurt Bevacqua, R</b> (1, 7) OBP: 0.333, SLG: 0.314	0-0 1B		0-0 5-3		0-0 F9		0-0 1B		0-0 1-3	5	1	2	0	0	0	1									
<b>Gene Tenace, R</b> (1, 2) OBP: 0.417, SLG: 0.445	0-0 1B		0-0 F5		0-0 6-3		0-3 K		0-3 K	4	0	1	0	0	1	1									
<b>Jay Johnstone, L</b> (1, 9) OBP: 0.330, SLG: 0.349	0-0 F8			0-0 5-3 1B		0-0 1B		0-0 1B		4	0	3	0	0	0	2									
<b>Jim Wilhelm, R</b> (1, 8) OBP: 0.279, SLG: 0.385		0-0 F3		0-0 5-3 1-2		0-0 5-3		4-0 1B 1-2 2-3 BB		3	0	0	0	1	0	2									
<b>Dan Briggs, L</b> (1, 3) OBP: 0.274, SLG: 0.355		0-0 4-3		0-0 F7		0-0 FC5-4 1B		0-3 K		4	0	1	0	0	1	4									
<b>Bill Almon, R</b> (1, 4) OBP: 0.299, SLG: 0.262		0-0 FC5 BB 1B		0-0 F7		0-0 K		0-0 1-3 2-3 3-H 1B		4	0	2	1	0	1	2									
<b>Bob Shirley, R</b> (1, 1) OBP: 0.133, SLG: 0.095 <b>Eric Rasmussen, R</b> (3, 1) OBP: 0.111, SLG: 0.040 <b>Bobby Tolan, L</b> (5, PH) OBP: 0.118, SLG: 0.235 <b>Fred Kendall, R</b> (6, 2) OBP: 0.250, SLG: 0.222	4-0 BB		0-0 F8		0-0 F8		0-0 FC5-4 1B		0-0 5-3	0	0	0	0	1	0	0									
<b>Inning Stats</b>	R: 0 E: 0 K: 0 S: 5	H: 2 LOB: 2 BB: 0 P: 5	R: 0 E: 0 K: 0 S: 4	H: 1 LOB: 2 BB: 1 P: 8	R: 0 E: 0 K: 0 S: 3	H: 0 LOB: 0 BB: 0 P: 3	R: 0 E: 0 K: 0 S: 4	H: 1 LOB: 1 BB: 0 P: 4	R: 0 E: 0 K: 0 S: 4	H: 1 LOB: 1 BB: 0 P: 4	R: 1 E: 1 K: 1 S: 7	H: 2 LOB: 1 BB: 0 P: 7	R: 1 E: 0 K: 2 S: 9	H: 3 LOB: 3 BB: 1 P: 13	R: 0 E: 0 K: 0 S: 4	H: 1 LOB: 1 BB: 0 P: 4	1B: 10 2B: 1 3B: 0 HR: 0	SF: 0 SAC: 0 DP: 0 HBP: 0	WP: 0 PB: 0 SB: 0 CS: 0	PA: 39					
<b>PITCHER</b>	IP	WLS	BF	H	R	ER	SO	BB	IBB	HBP	BLK	WP	HR	S	P	ERA	WHIP								
<b>Bruce Kison, R</b> (1, 1) ERA: 3.53	7.0	W	29	7	1	0	1	1	0	0	0	0	0	30	34	0.00	1.143								
<b>Enrique Romo, R</b> (8, 1) ERA: 2.49	2.0		10	4	1	1	2	1	0	0	0	0	0	13	17	4.50	2.500								







Batter	1	2	3	4	5	6	7	8	9	AB	R	H	RBI	BB	SO	LOB	TOP		
Ivan De Jesus, R (1, 6) OBP: 0.345, SLG: 0.379	6-3			6-3		4-3 SH1-3 1B		1B 1B		4	1	2	0	0	0	0	Chicago Cubs @ San Diego Padres San Diego Stadium, San Diego, CA Tue Aug 28 1979, 10:05 PM EDT Att: 13,515 - Unknown		
Steve Dillard, R (1, 4) OBP: 0.390, SLG: 0.496	L8			G4-6-3 1B		SH1-3 1-2		F9		3	0	1	0	0	0	1			
Bill Buckner, L (1, 3) OBP: 0.316, SLG: 0.442	G3			G4-6-3 1-2		4-3 2-3		1B 1B		4	0	1	0	0	0	2			
Mike Vail, R (1, 9) OBP: 0.381, SLG: 0.511										4	1	2	1	0	1	1			
Scot Thompson, L (8, 9) OBP: 0.357, SLG: 0.427										0	0	0	0	0	0	0			
Larry Bittner, L (1, 7) OBP: 0.361, SLG: 0.427										4	0	0	0	0	0	3			
Jerry Martin, R (1, 8) OBP: 0.334, SLG: 0.470										4	1	2	1	0	0	0			
Tim Blackwell, S (1, 2) OBP: 0.355, SLG: 0.250										4	0	1	1	0	0	2			
Mick Kelleher, R (1, 5) OBP: 0.303, SLG: 0.298										4	0	0	0	0	0	3			
Rick Reuschel, R (1, 1) OBP: 0.250, SLG: 0.213										3	0	0	0	0	0	2			
Bruce Sutter, R (9, 1) OBP: 0.333, SLG: 0.250										0	0	0	0	0	0	0			
<b>Inning Stats</b>	R: 0 E: 0 K: 0 S: 3	H: 0 LOB: 0 BB: 0 P: 3	R: 0 E: 0 K: 0 S: 3	H: 0 LOB: 0 BB: 0 P: 3	R: 0 E: 0 K: 0 S: 3	H: 1 LOB: 0 BB: 0 P: 3	R: 1 E: 1 K: 0 S: 6	H: 2 LOB: 2 BB: 0 P: 6	R: 0 E: 0 K: 1 S: 6	H: 1 LOB: 1 BB: 0 P: 6	R: 1 E: 0 K: 0 S: 4	H: 2 LOB: 0 BB: 0 P: 4	R: 1 E: 0 K: 0 S: 6	H: 3 LOB: 2 BB: 0 P: 6	R: 0 E: 0 K: 0 S: 3	H: 0 LOB: 0 BB: 0 P: 3	1B: 6 2B: 4 3B: 0 HR: 0	SF: 0 SAC: 1 DP: 2 HBP: 0	WP: 0 PA: 35 PB: 0 SB: 1 CS: 0
<b>PITCHER</b>	IP WLS BF H R ER SO BB IBB HBP BLK WP HR S P ERA WHIP																		
Randy Jones, L (1, 1) ERA: 3.57	8.0 L 32 9 3 2 1 0 0 0 0 0 0 0 34 34 2.25 1.125																		
Eric Rasmussen, R (9, 1) ERA: 4.14	1.0 3 0 0 0 0 0 0 0 0 0 0 0 3 3 0.00 0.000																		


Batter	1	2	3	4	5	6	7	8	9	AB	R	H	RBI	BB	SO	LOB	BOTTOM			
Gene Richards, L (1, 7) OBP: 0.337, SLG: 0.342	5-3			5-3		6-3		K		4	0	0	0	0	1	0	Chicago Cubs @ San Diego Padres San Diego Stadium, San Diego, CA Tue Aug 28 1979, 10:05 PM EDT Att: 13,515 - Unknown			
Eric Rasmussen, R (9, 1) OBP: 0.111, SLG: 0.040										0	0	0	0	0	0	0				
Ozzie Smith, S (1, 6) OBP: 0.266, SLG: 0.268	6-3			3-1		1B 2B				4	0	1	0	0	0	0				
Gene Tenace, R (1, 3) OBP: 0.420, SLG: 0.441	K			HBP		2H 1B				2	0	1	0	1	1	0				
Dave Winfield, R (1, 9) OBP: 0.399, SLG: 0.562										4	0	1	0	0	1	2				
Kurt Bevacqua, R (1, 5) OBP: 0.341, SLG: 0.326										4	0	1	0	0	0	2				
Jim Wilhelm, R (1, 8) OBP: 0.250, SLG: 0.342										3	0	0	0	0	2	1				
Bill Fahey, L (1, 2) OBP: 0.354, SLG: 0.397										3	1	1	1	0	0	1				
Bill Almon, R (1, 4) OBP: 0.295, SLG: 0.254										2	0	0	0	0	1	1				
Jay Johnstone, L (8, PH) OBP: 0.329, SLG: 0.347										1	0	0	0	0	0	0				
Randy Jones, R (1, 1) OBP: 0.181, SLG: 0.208										2	0	0	0	0	2	0				
Jerry Turner, L (8, PH) OBP: 0.256, SLG: 0.378										1	0	0	0	0	0	0				
Fernando Gonzalez, R (9, 4) OBP: 0.252, SLG: 0.358										0	0	0	0	0	0	0				
<b>Inning Stats</b>	R: 0 E: 0 K: 1 S: 5	H: 0 LOB: 0 BB: 0 P: 5	R: 0 E: 0 K: 1 S: 5	H: 1 LOB: 0 BB: 0 P: 5	R: 0 E: 0 K: 1 S: 5	H: 0 LOB: 0 BB: 0 P: 5	R: 0 E: 0 K: 1 S: 5	H: 0 LOB: 1 BB: 0 P: 6	R: 0 E: 0 K: 2 S: 8	H: 1 LOB: 1 BB: 0 P: 8	R: 0 E: 0 K: 1 S: 6	H: 2 LOB: 2 BB: 0 P: 6	R: 0 E: 0 K: 0 S: 3	R: 1 E: 0 K: 1 S: 6	H: 1 LOB: 0 BB: 0 P: 6	R: 0 E: 0 K: 0 S: 3	H: 0 LOB: 1 BB: 1 P: 7	1B: 2 2B: 1 3B: 1 HR: 1	SF: 0 SAC: 0 DP: 1 HBP: 1	WP: 0 PA: 32 PB: 0 SB: 0 CS: 0
<b>PITCHER</b>	IP WLS BF H R ER SO BB IBB HBP BLK WP HR S P ERA WHIP																			
Rick Reuschel, R (1, 1) ERA: 3.31	8.0 W 28 5 1 1 8 0 0 0 0 0 0 0 43 44 1.12 0.625																			
Bruce Sutter, R (9, 1) ERA: 1.37	1.0 S 4 0 0 0 0 1 0 0 0 0 0 0 3 7 0.00 1.000																			



Batter	1	2	3	4	5	6	7	8	9	AB	R	H	RBI	BB	SO	LOB	TOP		
Ivan De Jesus, R OBP: 0.345, SLG: 0.378 (1, 6)	0-0 5-3 1			0-0 F9 1		0-0 G6-3 1B 1		0-3 K 3		4	0	1	0	0	1	1			
Scot Thompson, L OBP: 0.260, SLG: 0.429 (1, 9)	0-0 F9 2			0-0 FC 2B 1B 1		0-0 G6-3 1-2 1		0-0 1B 1B 1		4	1	2	0	0	0	1			
Bill Buckner, L OBP: 0.314, SLG: 0.439 (1, 3)	0-0 F7 3			0-0 FC 2B 1-3 1		0-0 G3 1		0-0 F9 1		4	0	0	0	0	0	2			
Larry Bittner, L OBP: 0.364, SLG: 0.435 Miguel Dilone, S OBP: 0.255, SLG: 0.282 (9, PR)		0-0 1-3 1		0-0 1-H 3-H 2B 2			0-0 F8 1		0-0 1-2 1B 1	4	0	2	1	0	0	0			
Jerry Martin, R OBP: 0.331, SLG: 0.466 (1, 8)	0-0 F7 2			0-0 F9 3			0-3 K 2		0-3 K 2	4	0	0	0	0	2	3			
Steve Dillard, R OBP: 0.382, SLG: 0.484 Steve Ontiveros, S OBP: 0.375, SLG: 0.383 (9, PH)		0-3 K 3			0-0 F9 1		0-0 6-3 3		0-0 F8 3	3	0	0	0	0	1	0			
Tim Blackwell, S OBP: 0.355, SLG: 0.244 (1, 2)			0-0 L9 1		0-0 F7 2			4-0 BB 1		2	0	0	0	1	0	0			
Mick Kelleher, R OBP: 0.308, SLG: 0.302 Steve Macko, L OBP: 0.200, SLG: 0.200 (8, PH)			0-0 5-3 2		0-0 1B 1			0-0 F6 1		2	0	1	0	0	0	0			
Lynn McGlothen, L OBP: 0.236, SLG: 0.278 Ken Henderson, S OBP: 0.415, SLG: 0.418 Dick Tidrow, R OBP: 0.222, SLG: 0.222 (8, 1)			0-0 G3 3		0-0 4-3 3			0-0 F7 2		2	0	0	0	0	0	1			
<b>Inning Stats</b>	R: 0 E: 0 K: 0 S: 3	H: 0 LOB: 0 BB: 0 P: 3	R: 0 E: 0 K: 1 S: 5	H: 0 LOB: 0 BB: 0 P: 5	R: 0 E: 0 K: 0 S: 3	H: 0 LOB: 0 BB: 0 P: 3	R: 1 E: 0 K: 0 S: 5	H: 2 LOB: 1 BB: 0 P: 5	R: 0 E: 0 K: 0 S: 4	H: 1 LOB: 1 BB: 0 P: 4	R: 0 E: 0 K: 1 S: 5	H: 0 LOB: 0 BB: 0 P: 5	R: 0 E: 0 K: 1 S: 5	H: 0 LOB: 1 BB: 0 P: 9	R: 0 E: 0 K: 1 S: 7	H: 2 LOB: 2 BB: 0 P: 7	1B: 5 2B: 1 3B: 0 HR: 0	SF: 0 SAC: 0 DP: 1 HBP: 0	WP: 0 PA: 33 PB: 0 SB: 0 CS: 0
<b>PITCHER</b> Gaylord Perry, R ERA: 3.15 (1, 1)	IP: 9.0 WLS: W BF: 33 H: 6 R: 1 ER: 1 SO: 4 BB: 1 IBB: 0 HBP: 0 BLK: 0 WP: 0 HR: 0 S: 40 P: 44 ERA: 1.00 WHIP: 0.778															<b>PITCHER</b>			

Chicago Cubs @ San Diego Padres  
San Diego Stadium, San Diego, CA  
Wed Aug 29 1979, 10:05 PM EDT  
Att: 12,906 - Unknown


AB	32
R	1
H	6
RBI	1
BB	1
SO	4
LOB	12



Batter	1	2	3	4	5	6	7	8	9	AB	R	H	RBI	BB	SO	LOB	BOTTOM
Gene Richards, L OBP: 0.336, SLG: 0.344 (1, 7)	0-0 E7 1B 2B 1	0-0 6-3 3			0-0 6-3 1		0-0 2-3 3			4	1	1	0	0	0	1	
Ozzie Smith, S OBP: 0.266, SLG: 0.268 (1, 6)	0-0 S 1B 3-H 1		0-0 F8 1		0-0 4-3 2		0-0 1-3 1			4	1	1	1	0	0	0	
Gene Tenace, R OBP: 0.419, SLG: 0.439 (1, 3)	0-0 F4 1-2 1		0-0 2B 1B 1		0-0 L7 3		0-3 K 2		0-3 K 3	4	1	1	0	0	1	1	
Dave Winfield, R OBP: 0.399, SLG: 0.560 (1, 9)	4-0 1B IBB 1		0-0 F8 2		0-0 8-4 1B 1		0-3 K 3			3	0	1	0	1	1	1	
Kurt Bevacqua, R OBP: 0.344, SLG: 0.335 (1, 5)	0-0 1-2 2-H 1B 1		0-0 1-H 2B 2		0-0 8-4 1-2 1		0-3 K 3			3	0	2	2	0	0	1	
Jim Wilhelm, R OBP: 0.241, SLG: 0.329 (1, 8)	0-0 F9 2		0-0 6-3 3			0-0 8-4 1B 1		0-3 K 3		3	0	0	0	0	1	3	
Bill Fahey, L OBP: 0.361, SLG: 0.412 (1, 2)	0-0 F8 3			0-0 L4-3 1B 1			0-0 SH1-4 2B 1			3	0	2	0	0	2		
Bill Almon, R OBP: 0.292, SLG: 0.251 (1, 4)		0-0 F9 1		0-0 L4-3 1-2 1			0-0 SH1-4 2-3 1			2	0	0	0	0	1		
Gaylord Perry, R OBP: 0.114, SLG: 0.162 (1, 1)		0-3 K 2		0-0 6-3 3			0-0 F9 2			3	0	0	0	0	1	1	
<b>Inning Stats</b>	R: 2 E: 1 K: 0 S: 6	H: 3 LOB: 2 BB: 1 P: 10	R: 0 E: 0 K: 1 S: 5	H: 0 LOB: 0 BB: 0 P: 5	R: 1 E: 0 K: 0 S: 5	H: 2 LOB: 1 BB: 0 P: 5	R: 0 E: 0 K: 0 S: 3	H: 1 LOB: 0 BB: 0 P: 3	R: 0 E: 0 K: 1 S: 5	H: 1 LOB: 0 BB: 0 P: 5	R: 0 E: 0 K: 2 S: 7	H: 0 LOB: 0 BB: 0 P: 7	R: 0 E: 0 K: 2 S: 7	H: 0 LOB: 0 BB: 0 P: 7	1B: 5 2B: 5 3B: 0 HR: 0	SF: 0 SAC: 1 DP: 2 HBP: 0	WP: 0 PA: 31 PB: 0 SB: 1 CS: 0
<b>PITCHER</b> Lynn McGlothen, R ERA: 4.07 Dick Tidrow, R ERA: 3.61 (8, 1)	IP: 7.0 WLS: L BF: 28 H: 8 R: 3 ER: 3 SO: 2 BB: 0 IBB: 0 HBP: 0 BLK: 0 WP: 0 HR: 0 S: 31 P: 35 ERA: 3.86 WHIP: 1.143															<b>PITCHER</b>	

Chicago Cubs @ San Diego Padres  
San Diego Stadium, San Diego, CA  
Wed Aug 29 1979, 10:05 PM EDT  
Att: 12,906 - Unknown

AB	29
R	3
H	8
RBI	3
BB	1
SO	4
LOB	11









Batter	1	2	3	4	5	6	7	8	9	AB	R	H	RBI	BB	SO	LOB	TOP				
<b>Garry Templeton, S</b> OBP: 0.344, SLG: 0.474 (1, 6)	0-0 2B	0-0 F9			0-0 F9		0-0 HR 2B		0-0 6-3	5	2	2	0	0	0	1					
<b>Jerryumphrey, S</b> OBP: 0.341, SLG: 0.380 (1, 7)	4-0 2B BB		0-0 5-3		0-0 6-3		0-0 6-3			3	0	0	0	1	0	2					
<b>Keith Hernandez, L</b> OBP: 0.414, SLG: 0.513 (1, 3)	0-0 1-3 3-H 2B		0-0 F3		0-0 WP 1B		0-0 HR			4	2	3	4	0	0	0					
<b>Ted Simmons, S</b> OBP: 0.380, SLG: 0.521 (1, 2)	0-0 5-3		4-0 BB		0-0 6-3		0-0 P6			3	0	0	0	1	0	3					
<b>George Hendrick, R</b> OBP: 0.357, SLG: 0.449 (1, 9)	0-3 K		0-0 6-3		0-0 6-3			0-0 5-3		4	0	0	0	0	1	4					
<b>Tony Scott, S</b> OBP: 0.308, SLG: 0.383 (1, 8)	0-0 5-3			0-0 L6		0-0 1B		0-3 K		4	0	1	1	0	1	2					
<b>Ken Reitz, R</b> OBP: 0.301, SLG: 0.373 (1, 5)		0-0 FC4-6 1B		0-0 G2		0-0 L5		0-0 P4		4	0	1	0	0	0	1					
<b>Ken Oberkfell, L</b> OBP: 0.397, SLG: 0.411 (1, 4)		0-0 FC4-6 SH2-4		0-3 K			0-0 4-3		0-0 4-3	4	0	0	0	0	1	1					
<b>Silvio Martinez, R</b> OBP: 0.167, SLG: 0.173 (1, 1)		0-0 SH2-4		0-0 6-3			0-0 2B HR 1B		0-0 P6	3	1	1	0	0	0	0					
<b>Inning Stats</b>	R: 1 E: 0 K: 1 S: 7	H: 2 LOB: 2 BB: 1 P: 11	R: 0 E: 0 K: 0 S: 4	H: 1 LOB: 1 BB: 0 P: 4	R: 0 E: 0 K: 1 S: 3	H: 0 LOB: 0 BB: 1 P: 7	R: 0 E: 0 K: 1 S: 5	H: 0 LOB: 0 BB: 0 P: 5	R: 0 E: 0 K: 0 S: 3	H: 2 LOB: 1 BB: 0 P: 5	R: 3 E: 0 K: 1 S: 6	H: 3 LOB: 0 BB: 0 P: 6	R: 0 E: 0 K: 1 S: 5	H: 0 LOB: 0 BB: 0 P: 5	R: 0 E: 0 K: 0 S: 3	H: 0 LOB: 0 BB: 0 P: 3	1B: 4 2B: 2 3B: 1 HR: 1	SF: 0 SAC: 1 DP: 0 HBP: 0	WP: 1 PB: 0 SB: 0 CS: 0	PA: 37	
<b>PITCHER</b>	IP	WLS	BF	H	R	ER	SO	BB	IBB	HBP	BLK	WP	HR	S	P	ERA	WHIP				
<b>Randy Jones, L</b> ERA: 3.66 (1, 1)	7.0	L	31	8	5	5	2	2	0	0	0	1	1	33	41	6.43	1.429				
<b>Eric Rasmussen, R</b> ERA: 4.07 (8, 1)	2.0		6	0	0	0	1	0	0	0	0	0	0	8	8	0.00	0.000				

St. Louis Cardinals @ San Diego Padres  
San Diego Stadium, San Diego, CA

AB 34  
R 5  
H 8  
RBI 5  
BB 2  
SO 3  
LOB 14



Sat Sep 01 1979, 10:05 PM EDT  
Att: 12,323 - Unknown - 72 F

livebaseballscores.com

Batter	1	2	3	4	5	6	7	8	9	AB	R	H	RBI	BB	SO	LOB	BOTTOM				
<b>Paul Dade, R</b> OBP: 0.308, SLG: 0.366 (1, 5)	0-0 FC 4-3 1B	0-0 F8			0-0 BB 1B		0-0 F9		0-0 F3	5	1	2	0	0	0	2					
<b>Ozzie Smith, S</b> OBP: 0.283, SLG: 0.264 (1, 6)	0-0 FC 2-4		0-0 F3		0-0 F7			0-0 F8		4	0	0	0	0	0	3					
<b>Gene Tenace, R</b> OBP: 0.416, SLG: 0.436 (1, 3)	0-0 2-4		0-0 P6		4-0 G6-4-3 BB			0-0 F2		3	0	0	0	1	0	2					
<b>Dave Winfield, R</b> OBP: 0.401, SLG: 0.562 (1, 9)	0-0 4-3		0-3 K		0-0 G6-4-3			0-0 1B		4	0	1	1	0	1	4					
<b>Jay Johnstone, L</b> OBP: 0.331, SLG: 0.349 (1, 7)	0-0 P6			0-0 4-3		0-0 G3-6-1 1B		0-0 P4		4	0	1	0	0	0	2					
<b>Kurt Bevacqua, R</b> OBP: 0.345, SLG: 0.333 (1, 4)		0-0 2B SF7 1B		4-0 BB		0-0 G3-6-1		0-0 P5		3	1	1	0	1	0	1					
<b>Bill Fahey, L</b> OBP: 0.366, SLG: 0.438 (1, 2)		0-0 F8		0-0 F2		0-0 F8		0-0 HR		4	1	1	1	0	0	2					
<b>Jim Wilhelm, R</b> OBP: 0.270, SLG: 0.372 (1, 8)		0-0 1-3 2B		0-0 F8			0-3 K		0-0 4-3	4	0	1	0	0	1	1					
<b>Randy Jones, R</b> OBP: 0.189, SLG: 0.219 (1, 1)		0-0 SF7			0-0 BB 1B		0-0 F5		0-0 1B	1	0	1	1	0	0	0					
<b>Gene Richards, L</b> OBP: 0.332, SLG: 0.339 (7, PH)										1	0	0	0	0	0	0					
<b>Eric Rasmussen, R</b> OBP: 0.111, SLG: 0.040 (8, 1)										0	0	0	0	0	0	0					
<b>Jerry Turner, L</b> OBP: 0.299, SLG: 0.381 (8, PH)										1	0	1	0	0	0	0					
<b>Inning Stats</b>	R: 1 E: 0 K: 0 S: 5	H: 1 LOB: 1 BB: 0 P: 5	R: 0 E: 0 K: 1 S: 5	H: 2 LOB: 0 BB: 0 P: 5	R: 0 E: 0 K: 1 S: 3	H: 0 LOB: 0 BB: 1 P: 7	R: 0 E: 0 K: 0 S: 3	H: 0 LOB: 2 BB: 1 P: 8	R: 0 E: 0 K: 1 S: 5	H: 1 LOB: 0 BB: 0 P: 3	R: 0 E: 0 K: 1 S: 4	H: 0 LOB: 1 BB: 0 P: 4	R: 0 E: 0 K: 0 S: 5	H: 2 LOB: 1 BB: 0 P: 5	R: 1 E: 0 K: 0 S: 5	H: 2 LOB: 1 BB: 0 P: 5	1B: 7 2B: 1 3B: 0 HR: 1	SF: 1 SAC: 0 DP: 2 HBP: 0	WP: 0 PB: 0 SB: 1 CS: 0	PA: 37	
<b>PITCHER</b>	IP	WLS	BF	H	R	ER	SO	BB	IBB	HBP	BLK	WP	HR	S	P	ERA	WHIP				
<b>Silvio Martinez, R</b> ERA: 3.45 (1, 1)	9.0	W	37	9	3	3	2	2	0	0	0	0	1	39	47	3.00	1.222				

St. Louis Cardinals @ San Diego Padres  
San Diego Stadium, San Diego, CA

AB 34  
R 3  
H 9  
RBI 3  
BB 2  
SO 2  
LOB 17



Sat Sep 01 1979, 10:05 PM EDT  
Att: 12,323 - Unknown - 72 F

livebaseballscores.com







Batter	1	2	3	4	5	6	7	8	9	AB	R	H	RBI	BB	SO	LOB	TOP										
Bill North, S OBP: 0.390, SLG: 0.358 Max Venable, L (7, PR) OBP: 0.350, SLG: 0.421	4-1 SH1-3 BB		0-1 E1 1B		3-2 F9		1-0 HBP		0-0 F4	2	0	0	0	1	0	0											
Joe Strain, R OBP: 0.289, SLG: 0.303	0-0 SH1-3		0-1 1B		0-0 5-3		1-2 F6			3	0	1	0	0	0	3											
Mike Ivie, R OBP: 0.379, SLG: 0.587	2-3 K		1-1 1B		1-2 1-3		0-0 L7			4	0	1	0	0	1	4											
Darrell Evans, L OBP: 0.357, SLG: 0.410	2-2 6-3		2-3 K		3-2 F9		0-0 G1-6-3 1B			4	0	1	0	0	1	3											
Terry Whitfield, L OBP: 0.358, SLG: 0.401		1-1 3-1		1-2 1B		0-0 5-3		0-0 G1-6-3 1B		4	0	1	0	0	0	1											
Larry Hemdon, R OBP: 0.298, SLG: 0.391		1-1 6-3 2B		1-0 F5		1-2 1-3		0-0 F9		4	0	1	0	0	0	1											
Johnnie LetMaster, R OBP: 0.314, SLG: 0.328		1-1 6-3		0-0 1B		1-1 1B		0-0 F7		4	0	2	0	0	0	1											
Dennis Littlejohn, R OBP: 0.279, SLG: 0.279		0-0 F7		3-1 F7		1-0 HBP 1B		0-3 K		4	0	1	0	0	1	3											
Ed Whitson, R OBP: 0.135, SLG: 0.111 Jack Clark, R (7, PH) OBP: 0.350, SLG: 0.479 Greg Minton, S (7, 1) Greg Johnston, L (8, PH) OBP: 0.237, SLG: 0.306			0-1 6-3		2-2 L6		0-3 K		0-0 1B	2	0	0	0	0	0	2											
<b>Inning Stats</b>	R: 0 E: 0 K: 1 S: 10	H: 0 LOB: 1 BB: 1 P: 18	R: 0 E: 0 K: 0 S: 7	H: 1 LOB: 1 BB: 0 P: 10	R: 0 E: 1 K: 1 S: 11	H: 2 LOB: 2 BB: 0 P: 14	R: 0 E: 0 K: 0 S: 10	H: 2 LOB: 0 BB: 0 P: 17	R: 0 E: 0 K: 0 S: 7	H: 0 LOB: 0 BB: 0 P: 11	R: 0 E: 0 K: 0 S: 7	H: 0 LOB: 0 BB: 0 P: 11	R: 0 E: 0 K: 1 S: 10	H: 2 LOB: 2 BB: 0 P: 14	R: 0 E: 0 K: 0 S: 3	H: 1 LOB: 0 BB: 0 P: 3	R: 0 E: 0 K: 1 S: 6	H: 1 LOB: 1 BB: 0 P: 6	1B: 8 2B: 1 3B: 0 HR: 0	SF: 0 SAC: 1 DP: 1 HBP: 1	WP: 0 PB: 0 SB: 1 CS: 0	PA: 37					
<b>PITCHER</b>	IP	WLS	BF	H	R	ER	SO	BB	IBB	HBP	BLK	WP	HR	S	P	ERA	WHIP										
Gaylord Perry, R ERA: 3.06 Eric Rasmussen, R ERA: 4.0	(1, 1) 7.0	W 30	7	0	0	0	3	1	0	1	0	0	0	62	95	0.00	1.143										

**San Francisco Giants @ San Diego Padres**  
San Diego Stadium, San Diego, CA  
Mon Sep 03 1979, 10:05 PM EDT  
Att: 7,333 - Unknown

AB	34
R	0
H	9
RBI	0
BB	1
SO	4
LOB	21

[livebaseballscorecards.com](http://livebaseballscorecards.com)




Batter	1	2	3	4	5	6	7	8	9	AB	R	H	RBI	BB	SO	LOB	BOTTOM										
Tim Flannery, L OBP: 0.500, SLG: 0.333	0-0 F8		1-0 1B HBP		0-0 2H 1B		3-1 6-3			3	0	1	1	0	0	1											
Paul Dade, R OBP: 0.311, SLG: 0.369	4-1 G3 S 2B BB		0-2 1-3 1B		0-0 F8		0-0 1-3			3	1	1	0	1	0	1											
Gene Tenace, R OBP: 0.410, SLG: 0.427	3-1 G3		1-1 F7		1-3 K		0-0 F8			4	0	0	0	0	1	3											
Dave Winfield, R OBP: 0.398, SLG: 0.557	1-1 2B		1-1 1-3		3-1 4-3		0-0 6-3			4	0	1	1	0	0	2											
Bill Fahey, L OBP: 0.367, SLG: 0.425	4-2 BB		4-0 IBB		1-1 F5		0-0 4-3			2	0	0	0	2	0	0											
Jim Wilhelm, R OBP: 0.250, SLG: 0.344	1-0 L1		1-3 K		1-3 K		1-3 K		0-0 5-3	4	0	0	0	0	2	5											
Dan Briggs, L OBP: 0.278, SLG: 0.364		3-1 F7		0-0 PB 1B		0-0 BLK 3B		0-0 F7		4	2	2	0	0	0	0											
Bill Almon, R OBP: 0.289, SLG: 0.246		0-3 K		1-3 K		4-0 BLK S IBB				2	0	0	0	1	2	1											
Gaylord Perry, R OBP: 0.110, SLG: 0.155 Eric Rasmussen, R OBP: 0.111, SLG: 0.040		2-3 K		1-3 K		2-1 6-3				3	0	0	0	0	2	2											
<b>Inning Stats</b>	R: 1 E: 0 K: 0 S: 12	H: 1 LOB: 2 BB: 2 P: 25	R: 0 E: 0 K: 2 S: 8	H: 0 LOB: 0 BB: 0 P: 13	R: 0 E: 0 K: 1 S: 10	H: 1 LOB: 3 BB: 1 P: 18	R: 1 E: 0 K: 2 S: 10	H: 2 LOB: 1 BB: 0 P: 12	R: 0 E: 0 K: 1 S: 7	H: 0 LOB: 0 BB: 0 P: 12	R: 1 E: 0 K: 1 S: 8	H: 1 LOB: 1 BB: 1 P: 18	R: 0 E: 0 K: 0 S: 3	H: 0 LOB: 0 BB: 0 P: 3	R: 0 E: 0 K: 0 S: 3	H: 0 LOB: 0 BB: 0 P: 3	R: 0 E: 0 K: 0 S: 3	H: 0 LOB: 0 BB: 0 P: 3	1B: 3 2B: 1 3B: 1 HR: 0	SF: 0 SAC: 0 DP: 0 HBP: 1	WP: 0 PB: 1 SB: 2 CS: 0	PA: 34					
<b>PITCHER</b>	IP	WLS	BF	H	R	ER	SO	BB	IBB	HBP	BLK	WP	HR	S	P	ERA	WHIP										
Ed Whitson, R ERA: 4.67 Greg Minton, R ERA: 1.99	(1, 1) 6.0	L 28	5	3	2	7	0	2	2	1	1	0	0	55	98	3.00	1.167										

**San Francisco Giants @ San Diego Padres**  
San Diego Stadium, San Diego, CA  
Mon Sep 03 1979, 10:05 PM EDT  
Att: 7,333 - Unknown

AB	29
R	3
H	5
RBI	2
BB	4
SO	7
LOB	15

[livebaseballscorecards.com](http://livebaseballscorecards.com)





Batter	1	2	3	4	5	6	7	8	9	AB	R	H	RBI	BB	SO	LOB	TOP					
Max Venable, L (1,9) OBP: 0.375, SLG: 0.409										3	0	1	0	1	1	1						
Rob Andrews, R (1,4) OBP: 0.293, SLG: 0.273										4	0	2	2	0	0	1						
Darrell Evans, L (1,5) OBP: 0.354, SLG: 0.407										4	0	0	0	0	0	3						
Mike Ivie, R (1,3) OBP: 0.381, SLG: 0.589										4	1	2	0	0	0	1						
Larry Herndon, R (1,8) OBP: 0.297, SLG: 0.387										3	0	0	0	1	0	2						
Terry Whitfield, L (1,7) OBP: 0.355, SLG: 0.396										4	0	0	0	0	1	3						
Johnnie LetMaster, R (1,6) OBP: 0.314, SLG: 0.327										4	1	1	0	0	0	0						
Dennis Littlejohn, R (1,2) OBP: 0.273, SLG: 0.272										3	0	0	0	0	0	1						
John Curtis, L (1,1) OBP: 0.216, SLG: 0.176										3	1	0	0	0	1	1						
Ed Halicki, R (9,1) OBP: 0.207, SLG: 0.214										0	0	0	0	0	0	0						
Gary Lavelle, S (9,1) OBP: 0.250, SLG: 0.250										0	0	0	0	0	0	0						
<b>Inning Stats</b>	R: 0 E: 0 K: 0 S: 7	H: 1 LOB: 0 BB: 0 P: 12	R: 1 E: 1 K: 0 S: 8	H: 1 LOB: 0 BB: 0 P: 12	R: 0 E: 0 K: 0 S: 8	H: 0 LOB: 0 BB: 0 P: 15	R: 0 E: 0 K: 0 S: 5	H: 1 LOB: 2 BB: 1 P: 11	R: 0 E: 0 K: 1 S: 8	H: 1 LOB: 1 BB: 0 P: 9	R: 0 E: 0 K: 0 S: 8	H: 1 LOB: 1 BB: 0 P: 12	R: 2 E: 1 K: 0 S: 11	H: 1 LOB: 2 BB: 1 P: 21	R: 0 E: 0 K: 1 S: 5	H: 0 LOB: 0 BB: 0 P: 5	R: 0 E: 0 K: 1 S: 5	H: 0 LOB: 0 BB: 0 P: 5	1B: 5 2B: 1 3B: 0 HR: 0	SF: 0 SAC: 1 DP: 1 HBP: 1	WP: 0 PB: 0 SB: 0 CS: 1	PA: 37
<b>PITCHER</b>	IP	WLS	BF	H	R	ER	SO	BB	IBB	HBP	BLK	WP	HR	S	P	ERA	WHIP					
Bob Shirley, L (1,1) ERA: 3.48	6.2	L	29	6	3	0	1	1	1	1	0	0	0	54	91	0.00	1.050					
Mickey Lolich, L (7,1) ERA: 4.03	0.1		1	0	0	0	0	0	0	0	0	0	0	1	1	0.00	0.000					
Steve Mura, R (8,1) ERA: 2.86	2.0		6	0	0	0	2	0	0	0	0	0	0	10	10	0.00	0.000					

San Francisco Giants @ San Diego Padres  
San Diego Stadium, San Diego, CA  
Tue Sep 04 1979, 6:33 AM EDT  
Att: 7,128 - Unknown

AB 32  
R 3  
H 6  
RBI 2  
BB 2  
SO 3  
LOB 13

Batter	1	2	3	4	5	6	7	8	9	AB	R	H	RBI	BB	SO	LOB	BOTTOM					
Paul Dade, R (1,5) OBP: 0.311, SLG: 0.368										4	0	1	0	0	1	0						
Tim Flannery, L (1,4) OBP: 0.375, SLG: 0.167										3	1	0	0	1	1	0						
Gene Tenace, R (1,3) OBP: 0.410, SLG: 0.430										4	0	2	0	0	2	0						
Dave Winfield, R (1,9) OBP: 0.398, SLG: 0.554										2	0	0	0	2	0	1						
Kurt Bevacqua, R (1,7) OBP: 0.344, SLG: 0.337										3	0	0	1	0	0	2						
Bill Fahey, L (1,2) OBP: 0.364, SLG: 0.416										3	0	0	0	1	2	2						
Gene Richards, L (9, FR) OBP: 0.331, SLG: 0.338										0	0	0	0	0	0	0						
Brian Greer, R (1,8)										3	0	0	0	0	1	0						
Dan Briggs, L (9, PH) OBP: 0.278, SLG: 0.364										0	0	0	0	0	0	0						
Fernando Gonzalez, R (9, PH) OBP: 0.254, SLG: 0.357										1	0	0	0	0	0	2						
Bill Almon, R (1,6) OBP: 0.285, SLG: 0.242										3	0	0	0	0	1	0						
Steve Mura, R (8,1) ERA: 2.86										0	0	0	0	0	0	0						
Bob Shirley, R (1,1) OBP: 0.149, SLG: 0.114										2	0	1	0	0	0	0						
Mickey Lolich, S (7,1)										0	0	0	0	0	0	0						
Ozzie Smith, S (8,6) OBP: 0.280, SLG: 0.262										1	0	0	0	0	0	0						
<b>Inning Stats</b>	R: 1 E: 0 K: 1 S: 12	H: 1 LOB: 2 BB: 2 P: 26	R: 0 E: 0 K: 1 S: 11	H: 2 LOB: 1 BB: 0 P: 14	R: 0 E: 0 K: 2 S: 9	H: 0 LOB: 1 BB: 1 P: 14	R: 0 E: 0 K: 2 S: 7	H: 0 LOB: 0 BB: 0 P: 12	R: 0 E: 0 K: 1 S: 5	H: 0 LOB: 0 BB: 0 P: 6	R: 0 E: 0 K: 1 S: 8	H: 0 LOB: 0 BB: 0 P: 10	R: 0 E: 0 K: 0 S: 8	H: 0 LOB: 0 BB: 0 P: 13	R: 0 E: 0 K: 0 S: 5	H: 0 LOB: 0 BB: 0 P: 7	R: 0 E: 0 K: 0 S: 4	H: 1 LOB: 2 BB: 1 P: 9	1B: 3 2B: 1 3B: 0 HR: 0	SF: 1 SAC: 0 DP: 0 HBP: 0	WP: 0 PB: 0 SB: 0 CS: 1	PA: 35
<b>PITCHER</b>	IP	WLS	BF	H	R	ER	SO	BB	IBB	HBP	BLK	WP	HR	S	P	ERA	WHIP					
John Curtis, L (1,1) ERA: 4.18	8.0	W	30	4	1	1	8	2	1	0	0	0	0	66	104	1.12	0.750					
Ed Halicki, R (9,1) ERA: 4.47	0.2		3	0	0	0	0	1	0	0	0	0	0	2	6	0.00	1.500					
Gary Lavelle, L (9,1) ERA: 2.19	0.1	S	1	0	0	0	0	0	0	0	0	0	0	1	1	0.00	0.000					

San Francisco Giants @ San Diego Padres  
San Diego Stadium, San Diego, CA  
Tue Sep 04 1979, 6:33 AM EDT  
Att: 7,128 - Unknown

AB 29  
R 1  
H 4  
RBI 1  
BB 4  
SO 8  
LOB 7



Batter	1	2	3	4	5	6	7	8	9	10	AB	R	H	RBI	BB	SO	LOB	TOP									
Gene Richards, L (1.7) OBP: 0.331, SLG: 0.342	F6																	4									
Mark Lee, R (7.1) OBP: 0.233, SLG: 0.333																		1									
Mickey Lolich, S (8.1) OBP: 0.229, SLG: 0.194			1B															0									
Kurt Bevacqua, R (9. PH) OBP: 0.242, SLG: 0.336																		0									
John D'Acquisto, R (9.1) OBP: 0.229, SLG: 0.194																		0									
Tim Flannery, L (1.4) OBP: 0.385, SLG: 0.273	6-3																	5									
Paul Dade, R (1.5) OBP: 0.309, SLG: 0.366																		0									
Dave Winfield, R (1.9) OBP: 0.397, SLG: 0.551																		5									
Gene Tenace, R (1.3) OBP: 0.408, SLG: 0.435																		5									
Bill Fahey, L (1.2) OBP: 0.384, SLG: 0.437																		5									
Dan Briggs, L (1.8) OBP: 0.277, SLG: 0.359																		3									
Jim Wilhelm, R (10. PH) OBP: 0.247, SLG: 0.340																		1									
Ozzie Smith, S (1.6) OBP: 0.280, SLG: 0.264																		4									
Randy Jones, R (1.1) OBP: 0.184, SLG: 0.213																		2									
Jerry Turner, L (7. PH) OBP: 0.300, SLG: 0.381																		2									
<b>Inning Stats</b>	R: 0 E: 0 K: 0 S: 3	H: 0 LOB: 0 BB: 0 P: 3	R: 0 E: 0 K: 1 S: 6	H: 1 LOB: 2 BB: 1 P: 10	R: 1 E: 0 K: 0 S: 5	H: 2 LOB: 1 BB: 0 P: 5	R: 1 E: 0 K: 1 S: 7	H: 2 LOB: 1 BB: 0 P: 7	R: 0 E: 0 K: 0 S: 3	H: 1 LOB: 0 BB: 0 P: 3	R: 0 E: 0 K: 0 S: 4	H: 1 LOB: 1 BB: 0 P: 4	R: 0 E: 0 K: 1 S: 6	H: 1 LOB: 1 BB: 0 P: 6	R: 1 E: 0 K: 1 S: 7	H: 2 LOB: 1 BB: 0 P: 7	R: 0 E: 0 K: 0 S: 4	H: 1 LOB: 1 BB: 0 P: 4	R: 0 E: 0 K: 0 S: 5	H: 2 LOB: 2 BB: 0 P: 5	1B: 10 2B: 1 3B: 1 HR: 1	SF: 0 SAC: 0 DP: 1 HBP: 0	WP: 1 PB: 0 SB: 0 CS: 0	PA: 43			
<b>PITCHER</b>	IP 6.0	WLS 25	BF 7	H 2	R 2	ER 2	SO 2	BB 0	IBB 0	HBP 0	BLK 0	WP 0	HR 1	S 28	P 32	ERA 3.00	WHIP 1.333										
Ken Forsch, R (1.1) ERA: 3.22																											
Vern Ruhle, R (7.1) ERA: 3.22																											
Joe Sambito, L (9.1) ERA: 1.39																											

San Diego Padres @ Houston Astros  
Astrodome, Houston, TX  
Wed Sep 05 1979, 8:05 PM EDT  
Att. 12,592 - Unknown

AB 42  
R 3  
H 13  
RBI 3  
BB 1  
SO 4  
LOB 20



Batter	1	2	3	4	5	6	7	8	9	10	AB	R	H	RBI	BB	SO	LOB	BOTTOM									
Cesar Cedeno, R (1.3) OBP: 0.362, SLG: 0.391	6-3																	4									
Craig Reynolds, L (1.6) OBP: 0.285, SLG: 0.336																		6									
Terry Puhl, L (1.8) OBP: 0.353, SLG: 0.378																		3									
Jeffrey Leonard, R (1.9) OBP: 0.366, SLG: 0.363																		5									
Enos Cabell, R (1.5) OBP: 0.297, SLG: 0.360																		4									
Jose Cruz, L (1.7) OBP: 0.377, SLG: 0.430																		2									
Luis Pujols, R (1.2) OBP: 0.308, SLG: 0.500																		4									
Rafael Landestoy, S (1.4) OBP: 0.302, SLG: 0.279																		4									
Denny Walling, L (9. PH) OBP: 0.370, SLG: 0.488																		1									
Julio Gonzalez, R (10.4) OBP: 0.275, SLG: 0.280																		0									
Ken Forsch, R (1.1) OBP: 0.240, SLG: 0.196																		1									
Art Howe, R (6. PH) OBP: 0.318, SLG: 0.363																		0									
Vern Ruhle, R (7.1) OBP: 0.167, SLG: 0.182																		0									
Dave Bergman, L (8. PH) OBP: 0.167, SLG: 0.182																		1									
Joe Sambito, L (9.1) OBP: 0.583, SLG: 0.429																		0									
<b>Inning Stats</b>	R: 0 E: 0 K: 0 S: 4	H: 1 LOB: 2 BB: 1 P: 8	R: 0 E: 0 K: 2 S: 7	H: 0 LOB: 0 BB: 0 P: 7	R: 0 E: 0 K: 0 S: 4	H: 1 LOB: 2 BB: 1 P: 8	R: 3 E: 0 K: 1 S: 8	H: 3 LOB: 1 BB: 1 P: 12	R: 0 E: 0 K: 1 S: 5	H: 0 LOB: 0 BB: 0 P: 5	R: 0 E: 0 K: 0 S: 4	H: 2 LOB: 3 BB: 2 P: 12	R: 0 E: 1 K: 0 S: 4	H: 1 LOB: 2 BB: 1 P: 8	R: 0 E: 0 K: 0 S: 5	H: 2 LOB: 2 BB: 0 P: 5	R: 0 E: 0 K: 1 S: 5	H: 0 LOB: 2 BB: 0 P: 13	R: 1 E: 0 K: 0 S: 2	H: 0 LOB: 3 BB: 4 P: 18	1B: 8 2B: 1 3B: 1 HR: 0	SF: 0 SAC: 2 DP: 1 HBP: 0	WP: 0 PB: 0 SB: 2 CS: 0	PA: 50			
<b>PITCHER</b>	IP 6.0	WLS 29	BF 7	H 3	R 3	ER 3	SO 4	BB 4	IBB 1	HBP 0	BLK 0	WP 0	HR 0	S 32	P 52	ERA 4.50	WHIP 1.833										
Randy Jones, L (1.1) ERA: 3.68																											
Mark Lee, R (7.1) ERA: 4.33																											
Mickey Lolich, L (8.1) ERA: 3.97																											
John D'Acquisto, R (9.1) ERA: 4.78																											

San Diego Padres @ Houston Astros  
Astrodome, Houston, TX  
Wed Sep 05 1979, 8:05 PM EDT  
Att. 12,592 - Unknown

AB 36  
R 4  
H 10  
RBI 4  
BB 12  
SO 5  
LOB 26





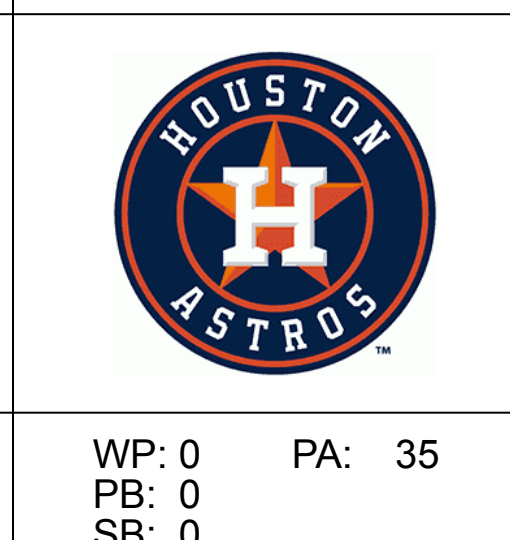
Batter	1	2	3	4	5	6	7	8	9	AB	R	H	RBI	BB	SO	LOB	TOP					
Gene Richards, L (1, 8) OBP: 0.330, SLG: 0.343	0-3 K		0-3 K						0-0 F8	4	0	1	0	0	2	1	<b>San Diego Padres @ Houston Astros</b> Astrodome, Houston, TX Thu Sep 06 1979, 8:05 PM EDT Att: 12,416 - Unknown					
Tim Flannery, L (1, 4) OBP: 0.294, SLG: 0.200	0-3 K2-3			0-0 G3		0-0 4-3			0-0 F7	4	0	0	0	0	1	1						
Jay Johnstone, L (1, 9) OBP: 0.329, SLG: 0.347	0-0 6-3			0-0 6-3			0-0 F7		0-0 1B	4	0	1	0	0	0	0						
Jerry Turner, L (1, 7) OBP: 0.298, SLG: 0.378		0-0 G3		0-0 4-3			0-0 K		0-0 F5	4	0	0	0	0	1	1						
Bill Fahey, L (1, 2) OBP: 0.377, SLG: 0.428		0-0 F5			0-0 F3		0-3 K			3	0	0	0	0	1	0						
Gene Tenace, R (1, 3) OBP: 0.406, SLG: 0.431		0-3 K			0-0 F2			0-3 K		3	0	0	0	0	2	0						
Paul Dade, R (1, 5) OBP: 0.310, SLG: 0.366			0-0 1B		0-3 K			0-0 F8		3	0	1	0	0	1	0						
Ozzie Smith, S (1, 6) OBP: 0.259, SLG: 0.262			0-0 F8			0-0 F8		0-0 E6		3	0	0	0	0	0	1						
Bob Ovwchinko, L (1, 1) OBP: 0.167, SLG: 0.107			0-3 K			0-0 4-3		0-0 F9		1	0	0	0	0	1	1						
Bobby Tolan, L (6, PH) OBP: 0.150, SLG: 0.250										1	0	0	0	0	0	0						
Steve Mura, R (6, PH) OBP: 0.396, SLG: 0.550										0	0	0	0	0	0	0						
Mark Lee, R (8, 1) OBP: 0.333, SLG: 0.333										0	0	0	0	0	0	0						
<b>Inning Stats</b>	R: 0 E: 0 K: 2 S: 7	H: 0 LOB: 0 BB: 0 P: 7	R: 0 E: 0 K: 1 S: 5	H: 0 LOB: 0 BB: 0 P: 5	R: 0 E: 0 K: 2 S: 8	H: 1 LOB: 1 BB: 0 P: 8	R: 0 E: 0 K: 0 S: 3	H: 0 LOB: 0 BB: 0 P: 3	R: 0 E: 0 K: 1 S: 5	H: 0 LOB: 0 BB: 0 P: 5	R: 0 E: 0 K: 0 S: 4	H: 1 LOB: 1 BB: 0 P: 4	R: 0 E: 0 K: 0 S: 7	H: 0 LOB: 0 BB: 0 P: 7	R: 0 E: 1 K: 1 S: 6	H: 0 LOB: 1 BB: 0 P: 6	R: 0 E: 0 K: 0 S: 4	H: 1 LOB: 1 BB: 0 P: 4	1B: 2 2B: 1 3B: 0 HR: 0	SF: 0 SAC: 0 DP: 0 HBP: 0	WP: 0 PB: 0 SB: 1 CS: 0	PA: 31
<b>PITCHER</b> J.R. Richard, R (1, 1) ERA: 2.85	IP: 9.0 WLS: W BF: 31 H: 3 R: 0 ER: 0 SO: 9 BB: 0 IBB: 0 HBP: 0 BLK: 0 WP: 0 HR: 0 S: 49 P: 49 ERA: 0.00 WHIP: 0.333															<b>PITCHER</b>						

Batter	1	2	3	4	5	6	7	8	9	AB	R	H	RBI	BB	SO	LOB	BOTTOM						
Cesar Cedeno, R (1, 3) OBP: 0.365, SLG: 0.391	4-0 CS BB		0-0 F9 BB	4-0 BB		0-0 6-3			0-0 2-3	2	0	1	0	2	0	1	<b>San Diego Padres @ Houston Astros</b> Astrodome, Houston, TX Thu Sep 06 1979, 8:05 PM EDT Att: 12,416 - Unknown						
Craig Reynolds, L (1, 6) OBP: 0.285, SLG: 0.334	0-3 K		0-0 F9	4-0 BB		0-0 4-3			0-0 4-3	3	0	0	1	1	1	3							
Terry Puhl, L (1, 8) OBP: 0.355, SLG: 0.380	0-0 2B		4-0 BB	4-0 4-3			4-0 G6-4-3 BB			2	0	1	0	2	0	3							
Jeffrey Leonard, R (1, 9) OBP: 0.365, SLG: 0.360	0-0 F7		0-0 F9		4-0 FC5-4 BB		0-0 F9		0-0 F9	3	0	0	0	1	0	4							
Enos Cabell, R (1, 5) OBP: 0.297, SLG: 0.361		0-0 F9 FC	0-0 F7		4-0 FC5-4 FC6-4		0-0 G6-4-3			4	1	1	0	0	0	4							
Jose Cruz, L (1, 7) OBP: 0.375, SLG: 0.427		0-0 F9		0-0 6-3	0-3 K		0-0 4-3			4	0	0	0	0	1	2							
Luis Pujols, R (1, 2) OBP: 0.294, SLG: 0.438		0-0 FC 1B		0-0 SH1-4 BB 1B		0-0 FC6-4		0-0 F8		4	1	1	1	0	0	1							
Rafael Landestoy, S (1, 4) OBP: 0.310, SLG: 0.285		0-0 G4-6-3 1B		0-0 BB SH1-4 1B		4-0 6-3 SH1-4 BB		0-0 1-3		3	0	2	0	1	0	0							
J.R. Richard, R (1, 1) OBP: 0.138, SLG: 0.231		0-0 G4-6-3		0-0 SH1-4		0-0 SH1-4				1	0	0	0	0	0	2							
<b>Inning Stats</b>	R: 0 E: 0 K: 1 S: 5	H: 1 LOB: 1 BB: 1 P: 9	R: 1 E: 0 K: 0 S: 5	H: 2 LOB: 1 BB: 0 P: 5	R: 0 E: 0 K: 0 S: 4	H: 1 LOB: 2 BB: 1 P: 8	R: 1 E: 0 K: 0 S: 5	H: 2 LOB: 2 BB: 2 P: 13	R: 0 E: 0 K: 1 S: 5	H: 0 LOB: 1 BB: 1 P: 9	R: 0 E: 0 K: 0 S: 3	H: 0 LOB: 1 BB: 1 P: 7	R: 0 E: 0 K: 0 S: 2	H: 0 LOB: 0 BB: 1 P: 6	R: 0 E: 0 K: 0 S: 3	H: 0 LOB: 0 BB: 0 P: 3		R: 0 E: 0 K: 0 S: 4	H: 0 LOB: 0 BB: 0 P: 4	1B: 4 2B: 2 3B: 0 HR: 0	SF: 0 SAC: 2 DP: 2 HBP: 0	WP: 0 PB: 0 SB: 0 CS: 1	PA: 35
<b>PITCHER</b> Bob Ovwchinko, L (1, 1) ERA: 3.99	IP: 5.0 WLS: L BF: 25 H: 6 R: 2 ER: 2 SO: 2 BB: 4 IBB: 1 HBP: 0 BLK: 0 WP: 0 HR: 0 S: 24 P: 44 ERA: 3.60 WHIP: 2.000															<b>PITCHER</b>							
Steve Mura, R (6, 1) ERA: 2.77	2.0 7 0 0 0 0 2 0 0 0 0 0 0 5 13 0.00 1.000																						
Mark Lee, R (8, 1) ERA: 4.25	1.0 3 0 0 0 0 0 0 0 0 0 0 0 3 3 0.00 0.000																						

AB	31
R	0
H	3
RBI	0
BB	0
SO	9
LOB	6



AB	26
R	2
H	6
RBI	2
BB	7
SO	2
LOB	20





Batter	1	2	3	4	5	6	7	8	9	AB	R	H	RBI	BB	SO	LOB	TOP					
Gene Richards, L (1, 8) OBP: 0.331, SLG: 0.344										5	2	2	0	0	0	2	<b>San Diego Padres @ Atlanta Braves</b> Atlanta-Fulton County Stadium, Atlanta, GA Fri Sep 07 1979, 7:05 PM EDT Att. 2,976 - Unknown - 82 F					
Tim Flannery, L (1, 4) OBP: 0.273, SLG: 0.200										5	0	1	0	0	0	3						
Paul Dade, R (1, 5) OBP: 0.313, SLG: 0.371										5	2	3	2	0	1	1						
Dave Winfield, R (1, 9) OBP: 0.396, SLG: 0.554										5	2	2	4	0	1	3						
Jim Wilhelm, R (9, PR) OBP: 0.247, SLG: 0.340										0	0	0	0	0	0	0						
Jerry Turner, L (1, 7) OBP: 0.296, SLG: 0.376										5	0	1	0	0	0	2						
Gene Tenace, R (1, 3) OBP: 0.404, SLG: 0.436										5	1	1	2	0	1	3						
Bill Fahey, L (1, 2) OBP: 0.380, SLG: 0.430										4	0	2	0	0	0	0						
Ozzie Smith, S (1, 6) OBP: 0.258, SLG: 0.261										2	0	0	0	0	0	1						
Bill Almon, R (3, 6) OBP: 0.287, SLG: 0.244										2	1	1	0	0	0	1						
Eric Rasmussen, R (1, 1) OBP: 0.129, SLG: 0.036										3	0	0	0	1	2	1						
<b>Inning Stats</b>	R: 4 E: 0 K: 0 S: 8	H: 5 LOB: 1 BB: 0 P: 8	R: 3 E: 1 K: 0 S: 6	H: 3 LOB: 1 BB: 1 P: 10	R: 0 E: 0 K: 0 S: 3	H: 0 LOB: 0 BB: 0 P: 3	R: 0 E: 0 K: 1 S: 6	H: 1 LOB: 1 BB: 0 P: 6	R: 0 E: 0 K: 0 S: 3	H: 0 LOB: 0 BB: 0 P: 3	R: 1 E: 0 K: 1 S: 8	H: 3 LOB: 2 BB: 0 P: 8	R: 0 E: 0 K: 1 S: 6	H: 1 LOB: 1 BB: 0 P: 6	R: 0 E: 0 K: 1 S: 5	H: 0 LOB: 0 BB: 0 P: 5	R: 0 E: 2 K: 1 S: 6	H: 0 LOB: 2 BB: 0 P: 6	1B: 10 2B: 1 3B: 0 HR: 2	SF: 0 SAC: 0 DP: 0 HBP: 0	WP: 0 PB: 0 SB: 1 CS: 0	PA: 42
<b>PITCHER</b>	IP WLS BF H R ER SO BB IBB HBP BLK WP HR S P ERA WHIP																					
Eddie Solomon, R (1, 1) ERA: 4.32	1.2 L 13 7 7 7 0 1 0 0 0 0 0 2 12 16 37.80 4.800																					
Tony Brizzolara, R (2, 1) ERA: 5.29	3.1 12 2 0 0 1 0 0 0 0 0 0 0 14 14 0.00 0.600																					
Adrian Devine, R (6, 1) ERA: 3.23	2.0 4 1 1 2 0 0 0 0 0 0 0 0 14 14 4.50 2.000																					
Bo McLaughlin, R (8, 1) ERA: 4.9	1.0 3 0 0 0 1 0 0 0 0 0 0 0 5 5 0.00 0.000																					
Larry Bradford, L (9, 1) ERA:	1.0 4 0 0 0 1 0 0 0 0 0 0 0 6 6 0.00 0.000																					
<b>Batter</b>	<b>1</b>	<b>2</b>	<b>3</b>	<b>4</b>	<b>5</b>	<b>6</b>	<b>7</b>	<b>8</b>	<b>9</b>	<b>AB</b>	<b>R</b>	<b>H</b>	<b>RBI</b>	<b>BB</b>	<b>SO</b>	<b>LOB</b>	<b>BOTTOM</b>					
Eddie Miller, S (1, 8) OBP: 0.414, SLG: 0.393										4	0	1	0	0	1	1	<b>San Diego Padres @ Atlanta Braves</b> Atlanta-Fulton County Stadium, Atlanta, GA Fri Sep 07 1979, 7:05 PM EDT Att. 2,976 - Unknown - 82 F					
Jerry Royster, R (1, 4) OBP: 0.331, SLG: 0.341										2	0	1	0	0	0	0						
Jim Wessinger, R (4, 4)										2	0	0	0	0	1	0						
Gary Matthews, R (1, 9) OBP: 0.369, SLG: 0.516										4	0	0	0	0	0	2						
Larry Bradford, R (9, 1) ERA:										0	0	0	0	0	0	0						
Bob Horner, R (1, 5) OBP: 0.350, SLG: 0.543										4	0	1	0	0	0	0						
Dale Murphy, R (1, 3) OBP: 0.356, SLG: 0.489										4	0	0	0	0	0	1						
Barry Bonnell, R (1, 7) OBP: 0.305, SLG: 0.430										4	0	1	0	0	1	1						
Joe Nolan, L (1, 2) OBP: 0.325, SLG: 0.353										4	0	0	0	0	0	2						
Pepe Frias, R (1, 6) OBP: 0.297, SLG: 0.334										3	0	1	0	0	0	0						
Eddie Solomon, R (1, 1) OBP: 0.228, SLG: 0.273										0	0	0	0	0	0	0						
Tony Brizzolara, R (2, 1) OBP: 0.276, SLG: 0.329										1	0	0	0	0	0	0						
Bill Picot, R (5, PR) OBP: 0.448, SLG: 0.455										1	0	1	0	0	0	0						
Adrian Devine, R (6, 1) OBP: 0.368, SLG: 0.392										0	0	0	0	0	0	0						
Mike Lum, L (7, PR) OBP: 0.296, SLG: 0.352										1	0	0	0	0	0	2						
Bo McLaughlin, R (8, 1) OBP: 0.316, SLG: 0.477										0	0	0	0	0	0	0						
Charlie Spikes, R (9, 9)										0	0	0	0	0	0	0						
<b>Inning Stats</b>	R: 0 E: 0 K: 0 S: 3	H: 0 LOB: 0 BB: 0 P: 3	R: 0 E: 0 K: 0 S: 4	H: 1 LOB: 1 BB: 0 P: 4	R: 0 E: 0 K: 0 S: 5	H: 2 LOB: 2 BB: 0 P: 5	R: 0 E: 0 K: 0 S: 3	H: 0 LOB: 0 BB: 0 P: 3	R: 0 E: 0 K: 0 S: 4	H: 1 LOB: 1 BB: 0 P: 4	R: 0 E: 0 K: 1 S: 5	H: 0 LOB: 0 BB: 0 P: 5	R: 0 E: 1 K: 1 S: 7	H: 1 LOB: 2 BB: 0 P: 7	R: 0 E: 0 K: 1 S: 5	H: 0 LOB: 0 BB: 0 P: 5	R: 0 E: 0 K: 0 S: 4	H: 1 LOB: 1 BB: 0 P: 4	1B: 6 2B: 0 3B: 0 HR: 0	SF: 0 SAC: 0 DP: 0 HBP: 0	WP: 0 PB: 0 SB: 0 CS: 0	PA: 34
<b>PITCHER</b>	IP WLS BF H R ER SO BB IBB HBP BLK WP HR S P ERA WHIP																					
Eric Rasmussen, R (1, 1) ERA: 3.71	9.0 W 34 6 0 0 3 0 0 0 0 0 0 0 40 40 0.00 0.667																					







Batter	1	2	3	4	5	6	7	8	9	AB	R	H	RBI	BB	SO	LOB	TOP					
Gene Richards, L (1,8) OBP: 0.331, SLG: 0.346 Jay Johnstone, L (9,7) OBP: 0.329, SLG: 0.347	K																4 0 1 0 0 1 0 0 0 0 0 0 0 0					
Tim Flannery, L (1,4) OBP: 0.194, SLG: 0.143	G3																4 0 0 0 0 0 1					
Paul Dade, R (1,5) OBP: 0.311, SLG: 0.371	K																4 0 0 0 0 1 1					
Dave Winfield, R (1,9) OBP: 0.393, SLG: 0.550																	4 0 0 0 0 0 0					
Jerry Turner, L (1,7) OBP: 0.302, SLG: 0.375 Brian Greer, R (9,8)																	3 3 2 0 1 0 0 0 0 0 0 0 0 0					
Gene Tenace, R (1,3) OBP: 0.407, SLG: 0.449																	4 1 2 2 0 0 1					
Bill Fahey, L (1,2) OBP: 0.385, SLG: 0.439																	4 0 2 0 0 0 2					
Ozzie Smith, S (1,6) OBP: 0.256, SLG: 0.259																	4 0 0 1 0 0 2					
Randy Jones, R (1,1) OBP: 0.177, SLG: 0.205 Steve Mura, R (8,1)																	3 0 0 0 0 1 0 1 0 0 0 0 0 1					
<b>Inning Stats</b>	R: 0 E: 0 K: 2 S: 7	H: 0 LOB: 0 BB: 7	R: 2 E: 0 K: 0 S: 5	H: 2 LOB: 0 BB: 5	R: 0 E: 0 K: 1 S: 6	H: 1 LOB: 1 BB: 0 P: 6	R: 1 E: 0 K: 0 S: 5	H: 2 LOB: 1 BB: 0 P: 5	R: 0 E: 0 K: 0 S: 3	H: 0 LOB: 0 BB: 0 P: 3	R: 0 E: 1 K: 0 S: 5	H: 1 LOB: 2 BB: 0 P: 5	R: 0 E: 0 K: 0 S: 3	H: 0 LOB: 0 BB: 0 P: 3	R: 0 E: 0 K: 0 S: 3	H: 0 LOB: 0 BB: 0 P: 3	R: 1 E: 0 K: 0 S: 4	H: 1 LOB: 1 BB: 1 P: 8	1B: 5 2B: 0 3B: 1 HR: 1	SF: 0 SAC: 0 DP: 0 HBP: 0	WP: 0 PB: 0 SB: 2 CS: 0	PA: 36
<b>PITCHER</b>	IP WLS BF H R ER SO BB IBB HBP BLK WP HR S P ERA WHIP																					
Phil Niekro, R (1,1) ERA: 3.55 Gene Garber, R (9,1) ERA: 4.52	8.0 L 31 6 3 3 3 0 0 0 0 0 0 1 37 37 3.38 0.750																					
Gene Garber, R (9,1) ERA: 4.52	1.0 5 1 1 1 0 1 0 0 0 0 0 0 4 8 9.00 2.000																					

San Diego Padres @ Atlanta Braves  
Atlanta-Fulton County Stadium, Atlanta, GA  
Sun Sep 09 1979, 3:33 AM EDT  
Alt. 2,782 - Unknown - 82 F

AB 35  
R 4  
H 7  
RBI 3  
BB 1  
SO 3  
LOB 8



Batter	1	2	3	4	5	6	7	8	9	AB	R	H	RBI	BB	SO	LOB	BOTTOM					
Eddie Miller, S (1,8) OBP: 0.351, SLG: 0.333	K																4 0 1 0 0 3 2					
Jerry Royster, R (1,4) OBP: 0.330, SLG: 0.339	F8																4 0 2 0 0 0 1					
Gary Matthews, R (1,9) OBP: 0.371, SLG: 0.515	6-3																3 0 0 0 1 0 2					
Bob Horner, R (1,5) OBP: 0.346, SLG: 0.543																	4 0 0 0 0 2 4					
Dale Murphy, R (1,3) OBP: 0.351, SLG: 0.478																	4 0 0 0 0 0 1					
Barry Bonnell, R (1,7) OBP: 0.306, SLG: 0.427 Rowland Office, L (9, PH) OBP: 0.323, SLG: 0.342																	3 0 0 0 0 0 0 1 0 0 0 0 1 0					
Pepe Frias, R (1,6) OBP: 0.296, SLG: 0.332 Mike Lum, L (9, PH) OBP: 0.299, SLG: 0.355																	3 1 1 0 0 0 0 1 0 1 0 0 0 0					
Bruce Benedict, R (1,2) OBP: 0.323, SLG: 0.277 Biff Pocoroba, S (9, PH) OBP: 0.425, SLG: 0.441																	3 0 1 0 0 0 2 1 0 0 0 0 0 1					
Phil Niekro, R (1,1) OBP: 0.211, SLG: 0.238 Charlie Spikes, R (8, PH) OBP: 0.320, SLG: 0.478 Jim Wessinger, R (8, PR) Gene Garber, R (9,1) OBP: 0.500, SLG: 0.333																	2 0 0 0 0 0 2 1 0 1 1 0 0 0 0 0 0 0 0 0 0 0 0 0 0 0 0 0					
<b>Inning Stats</b>	R: 0 E: 0 K: 1 S: 5	H: 0 LOB: 0 BB: 0 P: 5	R: 0 E: 0 K: 1 S: 5	H: 0 LOB: 0 BB: 0 P: 5	R: 0 E: 0 K: 1 S: 6	H: 1 LOB: 1 BB: 0 P: 6	R: 0 E: 0 K: 0 S: 4	H: 1 LOB: 1 BB: 0 P: 4	R: 0 E: 0 K: 0 S: 4	H: 1 LOB: 1 BB: 0 P: 4	R: 0 E: 0 K: 0 S: 3	H: 1 LOB: 0 BB: 0 P: 3	R: 0 E: 0 K: 1 S: 5	H: 0 LOB: 0 BB: 0 P: 5	R: 1 E: 1 K: 1 S: 8	H: 2 LOB: 3 BB: 1 P: 12	R: 0 E: 0 K: 1 S: 6	H: 1 LOB: 1 BB: 0 P: 6	1B: 7 2B: 0 3B: 0 HR: 0	SF: 0 SAC: 0 DP: 1 HBP: 0	WP: 0 PB: 0 SB: 0 CS: 0	PA: 35
<b>PITCHER</b>	IP WLS BF H R ER SO BB IBB HBP BLK WP HR S P ERA WHIP																					
Randy Jones, L (1,1) ERA: 3.57 Steve Mura, R (8,1) ERA: 2.71	7.2 W 29 6 1 0 0 1 0 0 0 0 0 0 7 11 0.00 1.500																					

San Diego Padres @ Atlanta Braves  
Atlanta-Fulton County Stadium, Atlanta, GA  
Sun Sep 09 1979, 3:33 AM EDT  
Alt. 2,782 - Unknown - 82 F

AB 34  
R 1  
H 7  
RBI 1  
BB 1  
SO 6  
LOB 15





Batter	1	2	3	4	5	6	7	8	9	AB	R	H	RBI	BB	SO	LOB	TOP	
Gene Richards, L (1, 8) OBP: 0.330, SLG: 0.346 Brian Greer, R (9, 8)	0-0 5-3		0-0 E S 3H 1B		0-0 4-3		0-0 L4			4	0	1	1	0	0	0		
Tim Flannery, L (1, 4) OBP: 0.200, SLG: 0.156	0-0 F8		0-0 F7		0-0 6-3 1B 1B		0-0 F5			4	0	1	0	0	0	1		
Paul Dade, R (1, 5) OBP: 0.311, SLG: 0.369	4-0 FC6-4 BB		0-3 K		0-0 6-3 1-2			0-3 K		3	0	0	0	1	2	2		
Dave Winfield, R (1, 9) OBP: 0.394, SLG: 0.549	0-0 FC6-4 1-2			0-0 1-3 BB SF8 1B		0-0 1-2 2H 1B		0-0 F9		4	1	2	0	0	0	1		
Jerry Turner, L (1, 7) OBP: 0.301, SLG: 0.372 Jay Johnstone, L (8, 7) OBP: 0.329, SLG: 0.347		0-0 F4		4-0 1-3 BB		0-0 F8		0-0 F8		3	0	0	0	1	0	0		
Gene Tenace, R (1, 3) OBP: 0.404, SLG: 0.445		0-0 F4		0-0 1-3		0-0 5-3			0-3 K	4	0	0	0	0	1	2		
Bill Fahey, L (1, 2) OBP: 0.376, SLG: 0.431		0-0 1-3		0-0 SF8		0-0 G3			0-0 L1	3	0	0	1	0	0	0		
Ozzie Smith, S (1, 6) OBP: 0.259, SLG: 0.263			0-0 SH1-4 1B 2B		0-0 IBB		0-0 E4 SH1-4 CS		0-0 S 1B	3	2	2	0	1	0	0		
Bob Ovwchinko, L (1, 1) OBP: 0.161, SLG: 0.103 Steve Mura, R (8, 1)			0-0 SH1-4 2-3		0-0 5-3		0-0 SH1-4 2-3		0-3 K 1-2	1	0	0	0	0	0	2		
<b>Inning Stats</b>	R: 0 E: 0 K: 0 S: 3	H: 0 LOB: 1 BB: 1 P: 7	R: 0 E: 0 K: 0 S: 3	H: 0 LOB: 0 BB: 0 P: 3	R: 1 E: 0 K: 1 S: 7	H: 2 LOB: 1 BB: 0 P: 7	R: 1 E: 0 K: 0 S: 4	H: 1 LOB: 2 BB: 2 P: 12	R: 0 E: 0 K: 0 S: 4	H: 0 LOB: 2 BB: 0 P: 4	R: 0 E: 0 K: 0 S: 5	H: 0 LOB: 0 BB: 0 P: 5	R: 0 E: 0 K: 2 S: 8	H: 1 LOB: 1 BB: 0 P: 8	1B: 5 2B: 1 3B: 0 HR: 0	SF: 1 SAC: 2 DP: 0 HBP: 0	WP: 0 PB: 0 SB: 2 CS: 1	PA: 36
<b>PITCHER</b>	IP WLS BF H R ER SO BB IBB HBP BLK WP HR S P ERA WHIP																	
Don Sutton, R (1, 1) ERA: 3.86	8.0 L 32 5 3 2 2 2 2 1 0 0 0 0 0 33 45 2.25 0.875																	
Joe Beckwith, R (9, 1) ERA: 5.92	1.0 4 1 0 0 2 0 0 0 0 0 0 0 8 8 0.00 1.000																	

**San Diego Padres @ Los Angeles Dodgers**  
 Dodger Stadium, Los Angeles, CA  
 Tue Sep 11 1979, 7:05 PM PDT  
 Att: 20,870 - Unknown


AB 30  
 R 3  
 H 6  
 RBI 2  
 BB 3  
 SO 4  
 LOB 9



Batter	1	2	3	4	5	6	7	8	9	AB	R	H	RBI	BB	SO	LOB	BOTTOM			
Davey Lopes, R (1, 4) OBP: 0.372, SLG: 0.477	0-0 CS 1B			0-0 4-3		0-0 F8		0-0 FC6-4 1-2		4	0	1	0	0	0	3				
Bill Russell, R (1, 6) OBP: 0.288, SLG: 0.344	0-0 F9 1-2			0-0 6-3		0-0 6-3			0-0 BB 1B 1B	4	0	1	0	0	0	2				
Steve Garvey, R (1, 3) OBP: 0.344, SLG: 0.491	0-0 6-3			0-0 HR		0-0 1-3			0-0 F9	4	1	1	1	0	0	1				
Dusty Baker Jr., R (1, 7) OBP: 0.338, SLG: 0.463		0-0 6-3		0-0 P6		0-0 1-3			0-0 BB 1B	4	0	1	0	0	0	0				
Mickey Hatcher, R (1, 5) OBP: 0.403, SLG: 0.473		0-0		0-0 2-3		0-0 F9			0-3 K	3	0	1	0	0	0	0				
Gary Thomasson, L (9, PH) OBP: 0.343, SLG: 0.409		0-0 CS 1B			0-0 2-3		0-0 F9			1	0	0	0	0	1	2				
Pedro Guerrero, R (1, 9) OBP: 0.143, SLG: 0.143 Joe Ferguson, R (9, 2) OBP: 0.373, SLG: 0.445		0-3 K 1-2		0-0 5-3		0-0 F9		0-0 F9	4-0 BB 1B	3	0	0	0	0	1	1				
Derrel Thomas, S (1, 8) OBP: 0.334, SLG: 0.356			0-0 5-3		0-0 F7		0-0 F9		0-0 G3	4	0	0	0	0	0	3				
Steve Yeager, R (1, 2) OBP: 0.288, SLG: 0.381 Ted Martinez, R (8, PR) OBP: 0.338, SLG: 0.364 Joe Beckwith, L (9, 1)			0-0 F9		0-0 E1 SH2-3		0-0 E6 1B			3	0	1	0	0	0	0				
Don Sutton, R (1, 1) OBP: 0.156, SLG: 0.145 Ron Cey, R (8, PH) OBP: 0.388, SLG: 0.493			0-0 L3		0-0 SH2-3 1-2		4-0 FC6-4 BB			1	0	0	0	0	0	0				
<b>Inning Stats</b>	R: 0 E: 0 K: 0 S: 3	H: 1 LOB: 0 BB: 0 P: 3	R: 0 E: 0 K: 1 S: 5	H: 1 LOB: 0 BB: 0 P: 5	R: 0 E: 0 K: 0 S: 3	H: 0 LOB: 0 BB: 0 P: 3	R: 1 E: 0 K: 0 S: 4	H: 1 LOB: 0 BB: 0 P: 4	R: 0 E: 1 K: 0 S: 4	H: 0 LOB: 1 BB: 0 P: 4	R: 0 E: 0 K: 0 S: 3	H: 0 LOB: 0 BB: 0 P: 3	R: 0 E: 1 K: 0 S: 4	H: 1 LOB: 2 BB: 1 P: 8	R: 0 E: 0 K: 1 S: 7	H: 2 LOB: 3 BB: 1 P: 11	1B: 5 2B: 0 3B: 0 HR: 1	SF: 0 SAC: 1 DP: 0 HBP: 0	WP: 0 PB: 0 SB: 0 CS: 2	PA: 34
<b>PITCHER</b>	IP WLS BF H R ER SO BB IBB HBP BLK WP HR S P ERA WHIP																			
Bob Ovwchinko, L (1, 1) ERA: 3.83	7.2 W 27 4 1 1 1 1 1 1 0 0 0 0 0 28 32 1.17 0.652																			
Steve Mura, R (8, 1) ERA: 2.66	1.1 S 7 2 0 0 1 1 0 0 0 0 0 0 8 12 0.00 2.250																			

**San Diego Padres @ Los Angeles Dodgers**  
 Dodger Stadium, Los Angeles, CA  
 Tue Sep 11 1979, 7:05 PM PDT  
 Att: 20,870 - Unknown

AB 31  
 R 1  
 H 6  
 RBI 1  
 BB 2  
 SO 2  
 LOB 12









Batter	1	2	3	4	5	6	7	8	9	AB	R	H	RBI	BB	SO	LOB	TOP			
Gene Richards, L (1, 8) OBP: 0.336, SLG: 0.352										4	2	2	1	0	0	1	<b>San Diego Padres @ Los Angeles Dodgers</b> Dodger Stadium, Los Angeles, CA Thu Sep 13 1979, 7:05 PM PDT Att: 21,972 - Unknown			
Sam Perlozzo, R (1, 4) Tim Flannery, L (5, 4) OBP: 0.205, SLG: 0.167										2	0	0	0	1	0	2				
Paul Dade, R (1, 5) OBP: 0.307, SLG: 0.364										4	1	1	1	0	1	2				
Dave Winfield, R (1, 9) OBP: 0.392, SLG: 0.556										4	1	1	4	0	0	1				
Gene Tenace, R (1, 3) John D'Acquisto, R (8, 1) OBP: 0.403, SLG: 0.439 OBP: 0.229, SLG: 0.194										3	0	0	0	0	1	1				
Don Reynolds, R (1, 7) OBP: 0.333, SLG: 0.333										4	0	1	0	0	1	0				
Bill Fahey, L (1, 2) OBP: 0.371, SLG: 0.423										4	0	0	0	0	0	1				
Ozzie Smith, S (1, 6) OBP: 0.257, SLG: 0.261										4	1	1	0	0	0	1				
Bob Shirley, R (1, 1) Ferdinand Gonzalez, R (5, PR) Mickey Lolich, S (5, 1) Mark Lee, R (6, 1) Broderick Perkins, L (6, 3) Jay Johnstone, L (6, PR) Kurt Bevacqua, R (6, PR) OBP: 0.157, SLG: 0.125 OBP: 0.236, SLG: 0.259 OBP: 0.333, SLG: 0.333										1	0	0	0	0	1	0				
<b>Inning Stats</b>	R: 1 E: 0 K: 0 S: 5	H: 2 LOB: 1 BB: 0 P: 5	R: 0 E: 0 K: 0 S: 3	H: 0 LOB: 0 BB: 0 P: 3	R: 0 E: 0 K: 1 S: 5	H: 0 LOB: 0 BB: 1 P: 9	R: 0 E: 0 K: 1 S: 5	H: 0 LOB: 0 BB: 0 P: 5	R: 0 E: 0 K: 1 S: 5	H: 0 LOB: 0 BB: 0 P: 5	R: 0 E: 0 K: 0 S: 3	H: 1 LOB: 0 BB: 0 P: 3	R: 4 E: 1 K: 1 S: 9	H: 3 LOB: 0 BB: 0 P: 9	R: 0 E: 0 K: 0 S: 3	H: 0 LOB: 0 BB: 0 P: 3		1B: 7 2B: 0 3B: 0 HR: 1	SF: 0 SAC: 0 DP: 1 HBP: 0	WP: 0 PB: 0 SB: 2 CS: 0
<b>PITCHER</b>	IP WLS BF H R ER SO BB IBB HBP BLK WP HR S P ERA WHIP																			
Jerry Reuss, L (1, 1) ERA: 3.89	5.0 W 20 4 2 2 2 1 0 0 0 0 0 0 23 27 3.60 1.000																			
Dave Patterson, R (6, 1) ERA: 5.14	2.1 S 11 4 4 3 1 0 0 0 0 0 1 13 13 11.57 1.714																			
Ken Brett, L (8, 1) ERA: 3.65	1.2 S 5 0 0 0 1 0 0 0 0 0 0 0 7 7 0.00 0.000																			

Batter	1	2	3	4	5	6	7	8	9	AB	R	H	RBI	BB	SO	LOB	BOTTOM			
Davey Lopes, R (1, 4) OBP: 0.370, SLG: 0.474										5	2	2	0	0	0	1	<b>San Diego Padres @ Los Angeles Dodgers</b> Dodger Stadium, Los Angeles, CA Thu Sep 13 1979, 7:05 PM PDT Att: 21,972 - Unknown			
Bill Russell, R (1, 6) OBP: 0.291, SLG: 0.355										3	1	1	3	0	0	0				
Steve Garvey, R (1, 3) OBP: 0.346, SLG: 0.491										4	0	1	1	0	1	0				
Ron Cey, R (1, 5) Mickey Hatcher, R (7, PR) OBP: 0.390, SLG: 0.492 OBP: 0.403, SLG: 0.473										3	1	1	0	1	1	1				
Dusty Baker Jr., R (1, 7) OBP: 0.340, SLG: 0.463										2	1	1	0	2	0	0				
Joe Ferguson, R (1, 2) OBP: 0.377, SLG: 0.453										3	2	2	2	1	0	0				
Pedro Guerrero, R (1, 9) OBP: 0.136, SLG: 0.190										3	0	0	1	0	1	4				
Derrel Thomas, S (1, 8) OBP: 0.335, SLG: 0.355										4	0	2	1	0	0	0				
Jerry Reuss, L (1, 1) Burt Hooton, R (5, PR) Dave Patterson, R (6, 1) Ken Brett, L (8, 1) OBP: 0.205, SLG: 0.167 OBP: 0.158, SLG: 0.187 OBP: 0.273, SLG: 0.273										2	0	1	0	0	0	0				
<b>Inning Stats</b>	R: 0 E: 0 K: 0 S: 3	H: 0 LOB: 0 BB: 0 P: 3	R: 2 E: 0 K: 0 S: 4	H: 2 LOB: 0 BB: 1 P: 8	R: 2 E: 0 K: 2 S: 9	H: 2 LOB: 0 BB: 0 P: 9	R: 0 E: 0 K: 1 S: 5	H: 0 LOB: 0 BB: 0 P: 5	R: 2 E: 0 K: 0 S: 6	H: 3 LOB: 1 BB: 0 P: 6	R: 2 E: 0 K: 0 S: 6	H: 3 LOB: 1 BB: 0 P: 6	R: 0 E: 0 K: 0 S: 3	H: 0 LOB: 3 BB: 3 P: 15	R: 0 E: 0 K: 0 S: 3	H: 1 LOB: 0 BB: 0 P: 3		1B: 7 2B: 3 3B: 0 HR: 1	SF: 2 SAC: 0 DP: 1 HBP: 0	WP: 0 PB: 0 SB: 0 CS: 0
<b>PITCHER</b>	IP WLS BF H R ER SO BB IBB HBP BLK WP HR S P ERA WHIP																			
Bob Shirley, L (1, 1) ERA: 3.53	4.0 L 16 4 4 4 4 1 0 0 0 0 0 0 21 25 9.00 1.250																			
Mickey Lolich, L (5, 1) ERA: 4.66	1.0 8 5 4 4 0 0 0 0 0 0 0 0 8 8 36.00 5.000																			
Mark Lee, R (6, 1) ERA: 4.1	2.0 10 1 0 0 0 3 0 0 0 0 0 0 7 19 0.00 2.000																			
John D'Acquisto, R (8, 1) ERA: 4.7	1.0 3 1 0 0 0 0 0 0 0 0 0 0 3 3 0.00 1.000																			





Batter	1	2	3	4	5	6	7	8	9	AB	R	H	RBI	BB	SO	LOB	TOP					
Eddie Miller, S OBP: 0.309, SLG: 0.283	E3 4-3		5-3		K		CS	K		5	1	1	0	0	2	2	<b>Atlanta Braves @ San Diego Padres</b> San Diego Stadium, San Diego, CA Fri Sep 14 1979, 10:05 PM EDT Att: 9,116 - Unknown					
Jerry Royster, R OBP: 0.336, SLG: 0.343	4-3									4	1	3	1	1	0	1						
Gary Matthews, R OBP: 0.367, SLG: 0.508	4-3		FC6		G3		F8	L6-5		5	0	0	1	0	0	7						
Bob Horner, R OBP: 0.346, SLG: 0.541	5-3									5	2	3	3	0	0	0						
Dale Murphy, R OBP: 0.354, SLG: 0.497										5	3	5	3	0	0	0						
Barry Bonnell, R OBP: 0.303, SLG: 0.424										3	0	0	0	0	0	3						
Mike Lum, L OBP: 0.300, SLG: 0.357	6-3									1	1	1	1	0	0	0						
Larry Whisenton, L OBP: 0.500, SLG: 0.333										1	0	0	0	0	0	0						
Pepe Frias, R OBP: 0.297, SLG: 0.330	6-3									4	0	0	0	0	0	1						
Bruce Benedict, R OBP: 0.329, SLG: 0.280	F7									4	1	1	0	1	0	1						
Tommy Boggs, R OBP: 0.507, SLG: 0.500			6-3							2	1	1	0	0	0	0						
Mickey Mahler, S OBP: 0.143, SLG: 0.148										1	0	0	0	0	0	1						
Biff Pocorella, S OBP: 0.246, SLG: 0.457										1	0	1	1	0	0	0						
Larry Bradford, L OBP: 0.246, SLG: 0.457										0	0	0	0	0	0	0						
Joey McLaughlin, R OBP: 0.163, SLG: 0.373										0	0	0	0	0	0	0						
Gene Garber, R OBP: 0.501, SLG: 0.333										0	0	0	0	0	0	0						
<b>Inning Stats</b>	R: 1 E: 1 K: 0 S: 4	H: 0 LOB: 0 BB: 4 P: 4	R: 1 E: 0 K: 0 S: 4	H: 1 LOB: 0 BB: 4 P: 4	R: 0 E: 0 K: 0 S: 4	H: 1 LOB: 1 BB: 0 P: 4	R: 0 E: 0 K: 0 S: 4	H: 1 LOB: 1 BB: 0 P: 4	R: 3 E: 0 K: 1 S: 10	H: 5 LOB: 2 BB: 0 P: 10	R: 0 E: 1 K: 0 S: 4	H: 1 LOB: 3 BB: 2 P: 12	R: 3 E: 0 K: 0 S: 6	H: 4 LOB: 0 BB: 0 P: 6	R: 0 E: 0 K: 1 S: 5	H: 1 LOB: 0 BB: 0 P: 5	R: 2 E: 0 K: 0 S: 5	H: 2 LOB: 0 BB: 0 P: 5	1B: 11 2B: 2 3B: 1 HR: 3	SF: 0 SAC: 1 DP: 1 HBP: 0	WP: 0 PB: 0 SB: 2 CS: 2	PA: 45
<b>PITCHER</b>	IP WLS BF H R ER SO BB IBB HBP BLK WP HR S P ERA WHIP																					
Randy Jones, L ERA: 3.64	(1, 1) 5.0 0 24 8 5 4 1 0 0 0 0 0 0 1 26 26 7.20 1.600																					
Mark Lee, R ERA: 4.33	(6, 1) 1.0 L 8 3 2 2 0 2 0 0 0 0 0 0 0 6 14 18.00 5.000																					
Steve Mura, R ERA: 2.71	(7, 1) 2.0 0 7 3 1 1 1 0 0 0 0 0 0 0 9 9 4.50 1.500																					
John D'Acquisto, R ERA: 4.8	(9, 1) 1.0 0 5 2 2 2 0 0 0 0 0 0 0 2 5 5 18.00 2.000																					

Batter	1	2	3	4	5	6	7	8	9	AB	R	H	RBI	BB	SO	LOB	BOTTOM					
Gene Richards, L OBP: 0.340, SLG: 0.353	4-3									4	0	2	0	2	0	2	<b>Atlanta Braves @ San Diego Padres</b> San Diego Stadium, San Diego, CA Fri Sep 14 1979, 10:05 PM EDT Att: 9,116 - Unknown					
Tim Flannery, L OBP: 0.233, SLG: 0.179	F7									3	1	1	0	1	0	3						
Kurt Bevacqua, R OBP: 0.342, SLG: 0.336										2	0	1	1	0	0	1						
Paul Dade, R OBP: 0.308, SLG: 0.362										5	0	1	1	1	1	3						
Dave Winfield, R OBP: 0.391, SLG: 0.552										4	0	0	0	1	1	6						
Jerry Turner, L OBP: 0.302, SLG: 0.372	F7									5	2	3	1	0	0	5						
Broderick Perkins, L OBP: 0.310, SLG: 0.272										4	1	2	0	0	0	1						
John D'Acquisto, R OBP: 0.229, SLG: 0.194										0	0	0	0	0	0	0						
Bill Fahey, L OBP: 0.379, SLG: 0.427	F6									3	2	2	2	1	0	0						
Ozzie Smith, S OBP: 0.257, SLG: 0.259	F7									4	0	0	0	1	0	5						
Randy Jones, R OBP: 0.173, SLG: 0.200										2	0	0	0	0	1	2						
Jay Johnson, L OBP: 0.328, SLG: 0.345										0	0	0	0	0	0	0						
Gene Tenace, R OBP: 0.328, SLG: 0.441										1	0	1	2	0	0	0						
Mark Lee, R OBP: 0.333, SLG: 0.333										0	0	0	0	0	0	0						
Steve Mura, R ERA: 1.29										0	0	0	0	0	0	0						
Dan Briggs, L OBP: 0.276, SLG: 0.358										2	1	1	0	0	0	2						
Bobby Tolan OBP: 0.165, SLG: 0.286										1	0	1	0	0	0	0						
Bill Almon, R OBP: 0.291, SLG: 0.250										0	0	0	0	0	0	0						
<b>Inning Stats</b>	R: 0 E: 0 K: 0 S: 4	H: 1 LOB: 2 BB: 1 P: 8	R: 0 E: 0 K: 0 S: 3	H: 0 LOB: 0 BB: 0 P: 3	R: 0 E: 0 K: 0 S: 4	H: 1 LOB: 2 BB: 1 P: 8	R: 1 E: 0 K: 1 S: 8	H: 3 LOB: 3 BB: 1 P: 12	R: 3 E: 0 K: 0 S: 7	H: 4 LOB: 2 BB: 1 P: 11	R: 1 E: 0 K: 1 S: 7	H: 2 LOB: 1 BB: 0 P: 7	R: 2 E: 0 K: 1 S: 7	H: 2 LOB: 3 BB: 3 P: 19	R: 0 E: 0 K: 0 S: 4	H: 1 LOB: 2 BB: 0 P: 4	R: 0 E: 0 K: 0 S: 3	H: 1 LOB: 0 BB: 0 P: 3	1B: 15 2B: 0 3B: 0 HR: 0	SF: 0 SAC: 1 DP: 1 HBP: 0	WP: 0 PB: 1 SB: 2 CS: 0	PA: 48
<b>PITCHER</b>	IP WLS BF H R ER SO BB IBB HBP BLK WP HR S P ERA WHIP																					
Tommy Boggs, R ERA: 7.71	(1, 1) 4.2 0 26 8 4 4 1 4 0 0 0 1 0 0 0 9 9 6.75 2.250																					
Mickey Mahler, L ERA: 5.89	(5, 1) 1.1 W 7 3 1 1 1 1 0 0 0 0 1 0 0 0 9 9 6.75 2.250																					
Larry Bradford, L ERA: 1.29	(7, 1) 0.1 0 4 1 2 2 0 2 0 0 0 0 0 0 0 2 10 54.00 9.000																					
Joey McLaughlin, R ERA: 2.17	(7, 1) 1.2 0 8 2 0 0 1 1 0 0 0 0 0 0 0 9 13 0.00 1.800																					
Gene Garber, R ERA: 4.47	(9, 1) 1.0 S 3 1 0 0 0 0 0 0 0 0 0 0 0 3 3 0.00 1.000																					



Batter	1	2	3	4	5	6	7	8	9	AB	R	H	RBI	BB	SO	LOB	TOP										
<b>Eddie Miller, S</b> (1, 8) OBP: 0.322, SLG: 0.286										3	1	1	0	1	1	1	<b>Atlanta Braves @ San Diego Padres</b> San Diego Stadium, San Diego, CA Sat Sep 15 1979, 10:05 PM EDT Att: 8,721 - Unknown										
<b>Jerry Royster, R</b> (1, 4) OBP: 0.337, SLG: 0.343										3	2	1	1	1	0	0											
<b>Gary Matthews, R</b> (1, 9) OBP: 0.369, SLG: 0.510										3	1	2	1	1	0	0											
<b>Bob Horner, R</b> (1, 5) OBP: 0.343, SLG: 0.536										4	0	0	0	0	0	4											
<b>Dale Murphy, R</b> (1, 3) OBP: 0.355, SLG: 0.504										3	1	1	3	1	0	1											
<b>Larry Whitenton, L</b> (1, 7) OBP: 0.417, SLG: 0.500										4	1	1	0	0	0	1											
<b>Joe Nolan, L</b> (1, 2) OBP: 0.326, SLG: 0.365										4	0	0	1	0	0	0											
<b>Pepe Frias, R</b> (1, 6) OBP: 0.294, SLG: 0.327										4	0	0	0	0	0	0											
<b>Rick Matula, R</b> (1, 1) OBP: 0.098, SLG: 0.080 <b>Larry Bradford, R</b> (7, 1)										3	0	2	0	0	0	0	<b>Braves</b>										
<b>Inning Stats</b>	R: 4 E: 0 K: 0 S: 6	H: 3 LOB: 0 BB: 1 P: 10	R: 0 E: 0 K: 1 S: 5	H: 1 LOB: 0 BB: 0 P: 5	R: 0 E: 0 K: 0 S: 3	H: 0 LOB: 0 BB: 1 P: 7	R: 0 E: 0 K: 0 S: 3	H: 0 LOB: 0 BB: 0 P: 3	R: 1 E: 0 K: 0 S: 4	H: 2 LOB: 1 BB: 1 P: 8	R: 1 E: 0 K: 0 S: 4	H: 1 LOB: 0 BB: 0 P: 4	R: 0 E: 0 K: 0 S: 3	H: 0 LOB: 1 BB: 1 P: 7	R: 0 E: 0 K: 1 S: 5	H: 0 LOB: 0 BB: 0 P: 5		1B: 5 2B: 1 3B: 1 HR: 1	SF: 0 SAC: 0 DP: 1 HBP: 0	WP: 0 PB: 0 SB: 2 CS: 2	PA: 36						
<b>PITCHER</b>	IP	WLS	BF	H	R	ER	SO	BB	IBB	HBP	BLK	WP	HR	S	P	ERA	WHIP										
<b>Juan Eichelberger, R</b> (1, 1) ERA: 9.0	5.0	L	22	6	5	5	1	3	0	0	1	0	1	21	33	9.00	1.800										
<b>Mickey Lolich, L</b> (6, 1) ERA: 4.66	2.0		7	2	1	1	0	0	0	0	0	0	0	7	7	4.50	1.000										
<b>Eric Rasmussen, R</b> (8, 1) ERA: 3.76	1.0		4	0	0	0	0	1	0	0	0	0	0	3	7	0.00	1.000										
<b>Bob Shirley, L</b> (9, 1) ERA: 3.51	1.0		3	0	0	0	1	0	0	0	0	0	0	5	5	0.00	0.000										
Batter	1	2	3	4	5	6	7	8	9	AB	R	H	RBI	BB	SO	LOB	BOTTOM										
<b>Gene Richards, L</b> (1, 8) OBP: 0.339, SLG: 0.353										4	0	1	0	0	0	5	<b>Atlanta Braves @ San Diego Padres</b> San Diego Stadium, San Diego, CA Sat Sep 15 1979, 10:05 PM EDT Att: 8,721 - Unknown										
<b>Tim Flannery, L</b> (1, 4) OBP: 0.213, SLG: 0.163										4	0	0	0	0	0	1											
<b>Gene Tenace, R</b> (1, 3) OBP: 0.406, SLG: 0.452										3	1	2	1	0	1	0											
<b>Dave Winfield, R</b> (1, 9) OBP: 0.388, SLG: 0.548										4	0	0	0	0	1	2											
<b>Jerry Turner, L</b> (1, 7) OBP: 0.299, SLG: 0.368 <b>Bob Shirley, R</b> (9, 1) OBP: 0.157, SLG: 0.125										4	0	0	0	0	0	1											
<b>Kurt Bevacqua, R</b> (1, 5) OBP: 0.341, SLG: 0.338										4	0	1	0	0	0	1											
<b>Bill Fahey, L</b> (1, 2) OBP: 0.376, SLG: 0.423										4	0	1	0	0	0	1											
<b>Ozzie Smith, S</b> (1, 6) OBP: 0.259, SLG: 0.265										4	0	2	0	0	0	1											
<b>Juan Eichelberger, R</b> (1, 1) ERA: 9.0 <b>Broderick Perkins, L</b> (5, 9) ERA: 3.15, SLG: 0.272 <b>Mickey Lolich, S</b> (6, 1) ERA: 4.66 <b>Jay Johnstone, L</b> (7, 9) ERA: 3.08, SLG: 0.344 <b>Eric Rasmussen, R</b> (8, 1) ERA: 3.76 <b>Jim Wilhelm, R</b> (9, 7) OBP: 0.246, SLG: 0.337										1	0	0	0	0	1	0	<b>SD</b>										
<b>Inning Stats</b>	R: 0 E: 0 K: 0 S: 4	H: 1 LOB: 1 BB: 0 P: 4	R: 0 E: 0 K: 0 S: 3	H: 0 LOB: 0 BB: 0 P: 3	R: 0 E: 0 K: 1 S: 6	H: 1 LOB: 0 BB: 0 P: 6	R: 1 E: 0 K: 0 S: 4	H: 1 LOB: 0 BB: 0 P: 4	R: 0 E: 0 K: 2 S: 7	H: 0 LOB: 0 BB: 0 P: 7	R: 0 E: 0 K: 0 S: 6	H: 2 LOB: 3 BB: 0 P: 6	R: 0 E: 0 K: 0 S: 3	H: 0 LOB: 1 BB: 0 P: 4	R: 0 E: 0 K: 1 S: 4	H: 1 LOB: 1 BB: 0 P: 4		1B: 3 2B: 2 3B: 1 HR: 1	SF: 0 SAC: 0 DP: 1 HBP: 1	WP: 0 PB: 0 SB: 0 CS: 0	PA: 36						
<b>PITCHER</b>	IP	WLS	BF	H	R	ER	SO	BB	IBB	HBP	BLK	WP	HR	S	P	ERA	WHIP										
<b>Rick Matula, R</b> (1, 1) ERA: 4.23	6.2	W	27	6	1	1	3	1	0	0	0	0	0	8	36	1.35	1.050										
<b>Larry Bradford, L</b> (7, 1) ERA: 1.1	2.1	S	9	1	0	0	0	0	0	1	0	0	0	8	9	0.00	0.429										



Batter	1	2	3	4	5	6	7	8	9	AB	R	H	RBI	BB	SO	LOB	TOP
Rafael Landestoy S OBP: 0.342, SLG: 0.342 (1.4)										4	1	2	0	0	0	1	
Cesar Cedeno R OBP: 0.359, SLG: 0.378 (1.8)										3	0	0	1	0	0	2	
Terry Puhl L OBP: 0.350, SLG: 0.372 (1.7)										4	0	0	0	0	0	0	
Jeffrey Leonard R OBP: 0.362, SLG: 0.356 (1.9)										4	0	0	0	0	0	0	
Enos Cabell R OBP: 0.298, SLG: 0.365 (1.3)										3	0	0	0	0	1	0	
Art Howe R OBP: 0.318, SLG: 0.358 (1.5)										3	0	1	0	0	0	0	
Luis Pujols R OBP: 0.279, SLG: 0.357 (1.2)									3	0	0	0	0	1	1		
Julio Gonzalez R OBP: 0.286, SLG: 0.299 (1.6)									3	0	2	0	0	0	0		
Joe Niekro R OBP: 0.152, SLG: 0.158 (1.1)									2	0	0	0	0	0	1		
<b>Inning Stats</b>	R: 0 E: 0 K: 0 S: 3	H: 1 LOB: 0 BB: 0 P: 3	R: 0 E: 0 K: 1 S: 6	H: 1 LOB: 1 BB: 0 P: 6	R: 0 E: 0 K: 0 S: 4	H: 1 LOB: 1 BB: 0 P: 4	R: 0 E: 0 K: 0 S: 3	H: 0 LOB: 0 BB: 0 P: 3	R: 0 E: 0 K: 0 S: 3	H: 0 LOB: 0 BB: 0 P: 3	R: 0 E: 0 K: 1 S: 5	H: 0 LOB: 0 BB: 0 P: 5	R: 1 E: 0 K: 0 S: 4	H: 1 LOB: 0 BB: 0 P: 4	1B: 3 2B: 0 3B: 2 HR: 0	SF: 1 SAC: 1 DP: 1 HBP: 0	WP: 0 PA: 31 PB: 0 SB: 0 CS: 0
<b>PITCHER</b> Bob Owchinko, L ERA: 3.85 (1.1)	IP: 9.0 WLS: L BF: 31	H: 5 R: 1 ER: 1 SO: 2	BB: 0 IBB: 0 HBP: 0 BLK: 0	WP: 0 HR: 0 S: 35 P: 35	ERA: 1.00 WHIP: 0.556												

Houston Astros @ San Diego Padres  
San Diego Stadium, San Diego, CA  
Mon Sep 17 1979, 10:05 PM EDT  
Alt. 9,452 - Unknown - 89 F

AB 29  
R 1  
H 5  
RBI 1  
BB 0  
SO 2  
LOB 5



Batter	1	2	3	4	5	6	7	8	9	AB	R	H	RBI	BB	SO	LOB	BOTTOM		
Gene Richards L OBP: 0.337, SLG: 0.350 (1.8)										4	0	0	0	0	0	1			
Tim Flannery L OBP: 0.216, SLG: 0.170 (1.4)										4	0	1	0	0	0	2			
Gene Tenace R OBP: 0.403, SLG: 0.448 (1.3)									4	0	0	0	0	1	1				
Dave Winfield R OBP: 0.388, SLG: 0.546 (1.9)									4	0	1	0	0	0	0				
Bill Fahey L OBP: 0.374, SLG: 0.425 (1.2)									4	0	1	0	0	0	1				
Kurt Bevacqua R OBP: 0.343, SLG: 0.338 (1.5)									3	0	1	0	1	0	0				
Jay Johnstone L OBP: 0.327, SLG: 0.344 (1.7)									3	0	1	0	0	0	3				
Ozzie Smith S OBP: 0.259, SLG: 0.265 (1.6)									3	0	1	0	0	0	3				
Bob Owchinko L OBP: 0.152, SLG: 0.097 (1.1)										2	0	0	0	1	1				
<b>Inning Stats</b>	R: 0 E: 1 K: 0 S: 3	H: 0 LOB: 0 BB: 0 P: 3	R: 0 E: 0 K: 0 S: 4	H: 1 LOB: 2 BB: 1 P: 8	R: 0 E: 0 K: 1 S: 6	H: 1 LOB: 1 BB: 0 P: 6	R: 0 E: 0 K: 0 S: 4	H: 2 LOB: 1 BB: 0 P: 4	R: 0 E: 0 K: 0 S: 4	H: 1 LOB: 1 BB: 0 P: 4	R: 0 E: 0 K: 0 S: 3	H: 1 LOB: 1 BB: 0 P: 3	R: 0 E: 0 K: 1 S: 5	H: 0 LOB: 0 BB: 0 P: 5	R: 0 E: 0 K: 0 S: 3	H: 0 LOB: 0 BB: 0 P: 3	1B: 5 2B: 2 3B: 0 HR: 0	SF: 0 SAC: 1 DP: 2 HBP: 0	WP: 0 PA: 33 PB: 0 SB: 1 CS: 0
<b>PITCHER</b> Joe Niekro, R ERA: 2.96 (1.1)	IP: 9.0 WLS: W BF: 33	H: 6 R: 0 ER: 0 SO: 2	BB: 1 IBB: 0 HBP: 0 BLK: 0	WP: 0 HR: 0 S: 36 P: 40	ERA: 0.00 WHIP: 0.778														

Houston Astros @ San Diego Padres  
San Diego Stadium, San Diego, CA  
Mon Sep 17 1979, 10:05 PM EDT  
Alt. 9,452 - Unknown - 89 F

AB 31  
R 0  
H 6  
RBI 0  
BB 1  
SO 2  
LOB 12





Batter	1	2	3	4	5	6	7	8	9	AB	R	H	RBI	BB	SO	LOB	TOP					
Cesar Cedeno, R OBP: 0.359, SLG: 0.377	F9		G6-3			P5		1B		4	0	1	0	0	0	1	<b>Houston Astros @ San Diego Padres</b> San Diego Stadium, San Diego, CA Tue Sep 18 1979, 10:05 PM EDT Alt. 6,349 - Unknown - 85 F					
Craig Reynolds, L OBP: 0.283, SLG: 0.326	5-3		F9			4-3		1B		4	0	1	0	0	0	0						
Jimmy Sexton, R OBP: 0.262, SLG: 0.162								1B		0	0	0	0	0	0	0						
Denny Walling, L OBP: 0.361, SLG: 0.500	BB					1B		4-3		3	0	2	0	1	0	2						
Jose Cruz, L OBP: 0.370, SLG: 0.421	E4					1-3				4	0	1	0	0	1	3						
Enos Cabell, R OBP: 0.296, SLG: 0.362	FC6-4									4	0	0	0	0	0	4						
Jeffrey Leonard, R OBP: 0.359, SLG: 0.352										4	0	0	0	0	0	2						
Luis Pujols, R OBP: 0.251, SLG: 0.333										3	0	0	0	0	1	0						
Terry Puhl, L OBP: 0.349, SLG: 0.371										1	0	0	0	0	0	1						
Rafael Landestoy, S OBP: 0.338, SLG: 0.338										3	0	0	0	0	1	0						
Rick Williams, R OBP: 0.333, SLG: 0.300										2	0	1	0	0	0	0						
Randy Niemann, L OBP: 0.168, SLG: 0.133										0	0	0	0	0	0	0						
Frank LaCorte, R OBP: 0.100, SLG: 0.111										1	0	0	0	0	0	0						
Danny Heep, L OBP: 0.100, SLG: 0.111										0	0	0	0	0	0	0						
Joe Sambito, L OBP: 0.593, SLG: 0.429										0	0	0	0	0	0	0						
<b>Inning Stats</b>	R: 0 E: 1 K: 0 S: 4	H: 0 LOB: 2 BB: 1 P: 8	R: 0 E: 0 K: 1 S: 5	H: 0 LOB: 0 BB: 0 P: 5	R: 0 E: 0 K: 1 S: 3	H: 1 LOB: 0 BB: 0 P: 3	R: 0 E: 0 K: 1 S: 6	H: 1 LOB: 1 BB: 0 P: 6	R: 0 E: 0 K: 1 S: 5	H: 0 LOB: 0 BB: 0 P: 5	R: 0 E: 0 K: 0 S: 4	H: 1 LOB: 1 BB: 0 P: 4	R: 0 E: 0 K: 0 S: 3	H: 0 LOB: 0 BB: 0 P: 3	R: 0 E: 0 K: 0 S: 5	H: 2 LOB: 2 BB: 0 P: 5	R: 0 E: 0 K: 0 S: 4	H: 1 LOB: 1 BB: 0 P: 4	1B: 6 2B: 0 3B: 0 HR: 0	SF: 0 SAC: 0 DP: 1 HBP: 0	WP: 0 PB: 0 SB: 2 CS: 0	PA: 34
<b>PITCHER</b> Eric Rasmussen, R ERA: 3.52	IP: 9.0 WLS: W BF: 34 H: 6 R: 0 ER: 0 SO: 3 BB: 1 IBB: 0 HBP: 0 BLK: 0 WP: 0 HR: 0 S: 39 P: 43 ERA: 0.00 WHIP: 0.778															<b>PITCHER</b>	IP: 9.0 WLS: W BF: 34 H: 6 R: 0 ER: 0 SO: 3 BB: 1 IBB: 0 HBP: 0 BLK: 0 WP: 0 HR: 0 S: 39 P: 43 ERA: 0.00 WHIP: 0.778					

AB	33
R	0
H	6
RBI	0
BB	1
SO	3
LOB	13



Batter	1	2	3	4	5	6	7	8	9	AB	R	H	RBI	BB	SO	LOB	BOTTOM				
Gene Richards, L OBP: 0.335, SLG: 0.348	6-3		5-3					SF8		3	0	0	1	0	0	0	<b>Houston Astros @ San Diego Padres</b> San Diego Stadium, San Diego, CA Tue Sep 18 1979, 10:05 PM EDT Alt. 6,349 - Unknown - 85 F				
Kurt Bevacqua, R OBP: 0.345, SLG: 0.342	6-3					1B		F7		3	1	1	0	1	0	1					
Gene Tenace, R OBP: 0.406, SLG: 0.449	1B					2B		BB		3	0	2	0	1	1	1					
Dave Winfield, R OBP: 0.388, SLG: 0.547	1B					1B		BB		4	2	2	1	0	0	3					
Bill Fahey, L OBP: 0.366, SLG: 0.415	P3					1B				4	0	0	0	0	1	4					
Jay Johnstone, L OBP: 0.329, SLG: 0.346						1B		6-3		4	0	2	2	0	0	0					
Tim Flannery, L OBP: 0.218, SLG: 0.176						1B				4	0	1	0	0	0	2					
Ozzie Smith, S OBP: 0.259, SLG: 0.265										4	1	1	0	0	0	1					
Eric Rasmussen, R OBP: 0.114, SLG: 0.031										2	0	0	0	0	0	0					
<b>Inning Stats</b>	R: 0 E: 0 K: 0 S: 5	H: 2 LOB: 2 BB: 0 P: 5	R: 0 E: 0 K: 0 S: 3	H: 0 LOB: 0 BB: 0 P: 3	R: 0 E: 0 K: 1 S: 5	H: 0 LOB: 1 BB: 1 P: 9	R: 1 E: 0 K: 0 S: 4	H: 2 LOB: 0 BB: 0 P: 4	R: 0 E: 0 K: 0 S: 3	H: 0 LOB: 0 BB: 0 P: 3	R: 2 E: 1 K: 0 S: 6	H: 3 LOB: 1 BB: 0 P: 6	R: 1 E: 0 K: 0 S: 5	H: 1 LOB: 2 BB: 1 P: 9	R: 0 E: 0 K: 1 S: 6	H: 1 LOB: 1 BB: 0 P: 6		1B: 7 2B: 2 3B: 0 HR: 0	SF: 1 SAC: 1 DP: 1 HBP: 0	WP: 0 PB: 0 SB: 1 CS: 0	PA: 35
<b>PITCHER</b> Rick Williams, R ERA: 3.3	IP: 5.1 WLS: L BF: 22 H: 6 R: 3 ER: 3 SO: 1 BB: 1 IBB: 0 HBP: 0 BLK: 0 WP: 0 HR: 0 S: 23 P: 27 ERA: 5.06 WHIP: 1.312															<b>PITCHER</b>		IP: 5.1 WLS: L BF: 22 H: 6 R: 3 ER: 3 SO: 1 BB: 1 IBB: 0 HBP: 0 BLK: 0 WP: 0 HR: 0 S: 23 P: 27 ERA: 5.06 WHIP: 1.312			
Randy Niemann, L ERA: 3.5	1.0	6	2	1	1	0	0	0	0	0	0	6	6	9.00	2.000						
Frank LaCorte, R ERA: 6.37	0.2	3	0	0	0	0	1	0	0	0	0	2	6	0.00	1.500						
Joe Sambito, L ERA: 1.83	1.0	4	1	0	0	1	0	0	0	0	0	6	6	0.00	1.000						

AB	31
R	4
H	9
RBI	4
BB	2
SO	2
LOB	12





Batter	1	2	3	4	5	6	7	8	9	AB	R	H	RBI	BB	SO	LOB	TOP					
Dave Collins, S OBP: 0.362, SLG: 0.403 Paul Blair, R OBP: 0.206, SLG: 0.238	0-0 4-3		0-0 F3		0-0 1B		0-0 FC6-5			4	0	1	0	0	0	1	<p>Cincinnati Reds @ San Diego Padres</p> <p>San Diego Stadium, San Diego, CA</p> <p>Wed Sep 19 1979, 10:05 PM EDT</p> <p>Att: 10,215 - Unknown</p>					
Joe Morgan, L OBP: 0.379, SLG: 0.380	0-0 F9		0-0 1B		0-0 F3		0-0 F7			4	0	1	0	0	0	2						
Dave Concepcion, R OBP: 0.355, SLG: 0.423	0-3 K		0-0 1B		0-0 1B		0-0 6-3		0-0 6-3	4	0	1	0	0	1	0						
George Foster, R OBP: 0.395, SLG: 0.569		0-0 1B FC5-4	0-3 K		0-0 1B HR		0-0 1B HR		0-0 F7 K	4	2	2	0	0	1	2						
Johnny Bench, R OBP: 0.374, SLG: 0.472		0-0 1B FC5-4		0-0 F7		0-0 1B HR		0-0 K	4	1	2	2	0	1	0							
Ray Knight, R OBP: 0.358, SLG: 0.448		0-0 1B FC5-4		0-0 F8		0-0 F9		0-0 1B	4	0	1	1	0	0	1							
Dan Driessen, L OBP: 0.330, SLG: 0.418		0-3 K		0-0 F2		0-0 G3		0-0 1-3	4	0	0	0	0	1	1							
Hector Cruz, R OBP: 0.342, SLG: 0.366		0-0 1B FC5-4		4-0 BB B2-6-4		0-0 2B FC6-5		4-0 BB	2	0	1	0	2	0	1							
Bill Bonham, R OBP: 0.140, SLG: 0.175 Mario Soto, R OBP: 0.571, SLG: 0.571 Dave Tomlin, L OBP: 0.500, SLG: 0.500 Tom Hume, R OBP: 0.196, SLG: 0.200			0-3 K		0-0 1B B2-6-4		0-0 1B B5-4		0-0 3B 4-3	2	0	0	0	0	1	1						
<b>Inning Stats</b>	R: 0 E: 0 K: 1 S: 5	H: 0 LOB: 0 BB: 0 P: 5	R: 1 E: 0 K: 1 S: 7	H: 2 LOB: 1 BB: 0 P: 7	R: 0 E: 0 K: 2 S: 9	H: 2 LOB: 0 BB: 0 P: 9	R: 0 E: 0 K: 0 S: 3	H: 0 LOB: 0 BB: 0 P: 3	R: 0 E: 0 K: 0 S: 3	H: 1 LOB: 1 BB: 1 P: 7	R: 2 E: 0 K: 0 S: 5	H: 2 LOB: 0 BB: 0 P: 5	R: 0 E: 0 K: 0 S: 4	H: 1 LOB: 1 BB: 0 P: 4	R: 0 E: 0 K: 1 S: 5	H: 0 LOB: 0 BB: 0 P: 5		R: 0 E: 0 K: 0 S: 3	H: 1 LOB: 1 BB: 1 P: 7	1B: 7 2B: 1 3B: 0 HR: 1	SF: 0 SAC: 0 DP: 1 HBP: 0	WP: 0 PB: 0 SB: 0 CS: 0
<b>PITCHER</b>	IP WLS BF H R ER SO BB IBB HBP BLK WP HR S P ERA WHIP	IP WLS BF H R ER SO BB IBB HBP BLK WP HR S P ERA WHIP																				
Bob Shirley, L ERA: 3.52 Steve Mura, R ERA: 2.64	(1, 1) 7.0 L 29 8 3 3 4 1 0 0 0 0 1 36 40 3.86 1.286	(8, 1) 2.0 7 1 0 0 1 1 0 0 0 0 0 8 12 0.00 1.000																				

AB	34
R	3
H	9
RBI	3
BB	2
SO	5
LOB	11





Batter	1	2	3	4	5	6	7	8	9	AB	R	H	RBI	BB	SO	LOB	BOTTOM					
Gene Richards, L OBP: 0.335, SLG: 0.347	0-0 F7		1-0 FC6-4 HBP		0-0 1B 2H		0-3 K		0-0 1-3	4	0	1	0	0	1	2	<p>Cincinnati Reds @ San Diego Padres</p> <p>San Diego Stadium, San Diego, CA</p> <p>Wed Sep 19 1979, 10:05 PM EDT</p> <p>Att: 10,215 - Unknown</p>					
Kurt Bevacqua, R OBP: 0.340, SLG: 0.336	0-3 K		0-0 FC6-4 7-4 HBP		0-3 K		0-0 6-3		0-3 K	5	0	0	0	0	3	5						
Gene Tenace, R OBP: 0.405, SLG: 0.446	0-0 F9		1-0 HBP		0-0 F8		0-3 K			3	0	0	0	0	1	3						
Dave Winfield, R OBP: 0.389, SLG: 0.550		0-0 3B	0-0 7-4		0-0 F7		0-0 E6 4-3 1B			4	0	2	0	0	0	2						
Bill Fahey, L OBP: 0.364, SLG: 0.409		0-0 G3		0-0 P3		4-0 3B BB		0-3 K	3	1	0	0	1	1	2							
Jay Johnstone, L OBP: 0.324, SLG: 0.340		0-3 K		0-0 4-3		0-0 F7		0-0 4-3	4	0	0	0	0	1	3							
Tim Flannery, L OBP: 0.291, SLG: 0.226 Paul Dade, R OBP: 0.308, SLG: 0.362 Jerry Turner, L OBP: 0.299, SLG: 0.367 Fernando Gonzalez, R OBP: 0.256, SLG: 0.359		4-0 BB BB		0-0 5-3		0-0 3B		0-0 F8	2	0	1	1	1	0	0	0						
Ozzie Smith, S OBP: 0.262, SLG: 0.266		4-0 BB		4-0 1B SH3-4 BB		0-0 F9		0-0 1-3 SH1-4 1B	2	1	1	0	2	0	1							
Bob Shirley, R OBP: 0.154, SLG: 0.122 Broderick Perkins, L OBP: 0.339, SLG: 0.272 Bill Almon, R OBP: 0.250, SLG: 0.250 Steve Mura, R OBP: 0.190, SLG: 0.286		0-3 K		0-0 SH3-4		4-0 BB		0-0 SH1-4	1	0	0	0	0	1	3							
<b>Inning Stats</b>	R: 0 E: 0 K: 1 S: 5	H: 0 LOB: 0 BB: 0 P: 5	R: 0 E: 0 K: 2 S: 8	H: 1 LOB: 3 BB: 2 P: 16	R: 0 E: 0 K: 0 S: 2	H: 0 LOB: 0 BB: 0 P: 4	R: 0 E: 0 K: 0 S: 3	H: 0 LOB: 0 BB: 0 P: 3	R: 1 E: 0 K: 1 S: 6	H: 1 LOB: 1 BB: 1 P: 10	R: 1 E: 0 K: 0 S: 4	H: 1 LOB: 1 BB: 1 P: 8	R: 0 E: 0 K: 2 S: 7	H: 0 LOB: 2 BB: 1 P: 11	R: 0 E: 1 K: 1 S: 6	H: 1 LOB: 1 BB: 0 P: 6		R: 0 E: 0 K: 1 S: 6	H: 1 LOB: 1 BB: 0 P: 6	1B: 3 2B: 1 3B: 2 HR: 0	SF: 0 SAC: 2 DP: 1 HBP: 2	WP: 0 PB: 0 SB: 1 CS: 0
<b>PITCHER</b>	IP WLS BF H R ER SO BB IBB HBP BLK WP HR S P ERA WHIP	IP WLS BF H R ER SO BB IBB HBP BLK WP HR S P ERA WHIP																				
Bill Bonham, R ERA: 3.7 Mario Soto, R ERA: 4.54 Dave Tomlin, L ERA: 2.83 Tom Hume, R ERA: 2.79	(1, 1) 5.1 W 22 5 1 1 4 3 0 0 0 0 0 25 39 1.69 0.938	(6, 1) 1.2 9 2 1 1 2 2 0 0 0 0 0 11 19 5.40 2.400	(8, 1) 0.2 2 0 0 0 1 0 0 0 0 0 4 4 0.00 0.000	(8, 1) 1.1 S 5 1 0 0 1 0 0 0 0 0 7 7 0.00 0.750																		

AB	29
R	2
H	5
RBI	1
BB	5
SO	8
LOB	22





Batter	1	2	3	4	5	6	7	8	9	AB	R	H	RBI	BB	SO	LOB	TOP										
<b>Dave Collins, S</b> (1,9) OBP: 0.360, SLG: 0.401 <b>Paul Blair, R</b> (9,8) OBP: 0.206, SLG: 0.238	0-0 6-3	0-0 F9						0-3 K	0-0 1B	5	1	1	0	0	1	2	<p>Cincinnati Reds @ San Diego Padres San Diego Stadium, San Diego, CA Thu Sep 20 1979, 10:05 PM EDT Att: 9,997 - Unknown</p> <p>livebaseballscorecards.com</p> <p>AB 37 R 8 H 10 RBI 7 BB 2 SO 7 LOB 13</p> 										
<b>Joe Morgan, L</b> (1,4) OBP: 0.392, SLG: 0.383			0-0 1B	G6-4-3		4-0 F8 E BB		0-0 F3	0-0 F8	4	1	2	0	1	0	1											
<b>Dave Concepcion, R</b> (1,6) OBP: 0.355, SLG: 0.424	0-3 K		0-3 K			0-0 F8		0-0 2B	0-0 1B	5	1	2	1	0	2	3											
<b>George Foster, R</b> (1,7) OBP: 0.393, SLG: 0.564	0-0 4-3		0-0 G6-4-3			0-0 6-3		4-0 2B	0-0 G5-4-3	4	1	0	0	1	0	4											
<b>Johnny Bench, R</b> (1,2) OBP: 0.373, SLG: 0.473		0-0 F8		0-0 5-3		0-0 E8 FC5-4		0-0 1B		4	1	1	2	0	0	0											
<b>Ray Knight, R</b> (1,5) OBP: 0.357, SLG: 0.446		0-0 E5 1B		0-3 K		0-0 FC5-4		0-0 2B		4	2	1	1	0	1	1											
<b>Dan Driessen, L</b> (1,3) OBP: 0.332, SLG: 0.420		0-0 SH1-3 E 1B		0-0 4-3			0-0 4-3	0-0 1B		4	1	2	2	0	0	0											
<b>Hector Cruz, R</b> (1,8) OBP: 0.341, SLG: 0.363		0-0 E5 SH1-3		0-0 5-3			0-0 6-3	0-0 1B		4	0	1	1	0	0	1											
<b>Fred Norman, S</b> (1,1) OBP: 0.231, SLG: 0.153 <b>Rick Auerbach, R</b> (7,PH) OBP: 0.318, SLG: 0.326 <b>Mario Soto, R</b> (7,1) OBP: 0.571, SLG: 0.571 <b>Doug Bair, R</b> (7,1)		0-0 SH1-3		0-3 K			0-3 K	0-3 K		1	0	0	0	0	1	0											
<b>Inning Stats</b>	R: 0 E: 0 K: 1 S: 6	H: 1 LOB: 1 BB: 0 P: 6	R: 1 E: 2 K: 0 S: 6	H: 1 LOB: 2 BB: 0 P: 6	R: 0 E: 0 K: 1 S: 5	H: 1 LOB: 0 BB: 0 P: 5	R: 0 E: 0 K: 1 S: 5	H: 0 LOB: 0 BB: 0 P: 5	R: 0 E: 0 K: 1 S: 5	H: 0 LOB: 1 BB: 1 P: 8	R: 0 E: 1 K: 0 S: 4	H: 0 LOB: 0 BB: 0 P: 5	R: 0 E: 0 K: 1 S: 5	H: 0 LOB: 0 BB: 0 P: 5	R: 5 E: 0 K: 12 S: 12	H: 5 LOB: 1 BB: 1 P: 16		R: 1 E: 0 K: 0 S: 4	H: 2 LOB: 0 BB: 0 P: 4	1B: 6 2B: 4 3B: 0 HR: 0	SF: 0 SAC: 1 DP: 2 HBP: 0	WP: 0 PB: 0 SB: 2 CS: 0	PA: 40				
<b>PITCHER</b>	IP	WLS	BF	H	R	ER	SO	BB	IBB	HBP	BLK	WP	HR	S	P	ERA	WHIP										
<b>Randy Jones, L</b> (1,1) ERA: 3.64	7.2		32	5	5	3	6	2	0	0	0	0	0	42	50	3.52	0.913										
<b>Steve Mura, R</b> (8,1) ERA: 2.99	0.0	L	2	2	1	1	0	0	0	0	0	0	0	2	2	∞	∞										
<b>John D'Acquisto, R</b> (8,1) ERA: 4.79	0.1		2	1	1	1	1	0	0	0	0	0	0	4	4	27.00	3.000										
<b>Mark Lee, R</b> (9,1) ERA: 4.4	1.0		4	2	1	1	0	0	0	0	0	0	0	4	4	9.00	2.000										

Batter	1	2	3	4	5	6	7	8	9	AB	R	H	RBI	BB	SO	LOB	BOTTOM										
<b>Gene Richards, L</b> (1,8) OBP: 0.336, SLG: 0.351 <b>Jay Johnstone, L</b> (8,7) OBP: 0.323, SLG: 0.339	0-0 F9							0-3 K		3	1	1	2	1	0	0	<p>Cincinnati Reds @ San Diego Padres San Diego Stadium, San Diego, CA Thu Sep 20 1979, 10:05 PM EDT Att: 9,997 - Unknown</p> <p>livebaseballscorecards.com</p> <p>AB 33 R 5 H 8 RBI 5 BB 6 SO 4 LOB 14</p> 										
<b>Paul Dade, R</b> (1,5) OBP: 0.509, SLG: 0.361	0-0 F9 1B	1-1 3H 3B				0-0 1-3		4-0 1B	0-0 6-3	4	1	1	0	1	0	1											
<b>Gene Tenace, R</b> (1,3) OBP: 0.405, SLG: 0.444	0-0 1-2 1B		0-0 P4			0-0 5-3		4-0 1B	0-3 K	4	0	1	1	1	1	0											
<b>Dave Winfield, R</b> (1,9) OBP: 0.389, SLG: 0.548	0-0 F9		4-0 CS BB			0-0 E1		0-0 1B	0-0 6-3	4	0	1	2	1	0	2											
<b>Kurt Bevacqua, R</b> (1,7) OBP: 0.339, SLG: 0.332 <b>Brian Greer, R</b> (7,PR) (8,8)	0-3 K		0-3 K			0-0 F9		4-0 1B		3	0	0	0	1	2	4											
<b>Fred Kendall, R</b> (1,2) OBP: 0.257, SLG: 0.232		0-0 F9		0-0 SH3-4 1B		0-0 G5-4-3		0-0 FC6-4		4	0	1	0	0	0	4											
<b>Tim Flannery, L</b> (1,4) OBP: 0.257, SLG: 0.218 <b>Broderick Perkins, L</b> (8,PH) OBP: 0.322, SLG: 0.268 <b>Fernando Gonzalez, R</b> (9,4) OBP: 0.256, SLG: 0.359		0-0 4-3		0-0 SH3-4		0-0 G5-4-3		0-0 FC6-4		2	0	0	0	0	0	0											
<b>Ozzie Smith, S</b> (1,6) OBP: 0.264, SLG: 0.268		0-0 1B 3B 1B		0-0 F7		0-0 G5-4-3		0-0 1B	0-0 6-3	4	1	2	0	0	0	1											
<b>Randy Jones, R</b> (1,1) OBP: 0.179, SLG: 0.205 <b>Steve Mura, R</b> (8,1)		0-0 1B 3B 1B		0-0 F8		0-0 E6 BB BB		4-0 1B		3	2	1	0	0	0	1											
<b>John D'Acquisto, R</b> (8,1) OBP: 0.229, SLG: 0.194 <b>Jerry Turner, L</b> (8,PH) OBP: 0.300, SLG: 0.367 <b>Mark Lee, R</b> (9,1) OBP: 0.333, SLG: 0.333		0-0 1B 3B 1B		0-0 F8		0-0 E6 BB BB		4-0 1B		0	0	0	0	0	0	0											
<b>Inning Stats</b>	R: 0 E: 0 K: 1 S: 7	H: 2 LOB: 2 BB: 0 P: 7	R: 2 E: 0 K: 0 S: 6	H: 3 LOB: 1 BB: 0 P: 6	R: 0 E: 0 K: 1 S: 4	H: 0 LOB: 0 BB: 1 P: 8	R: 0 E: 0 K: 0 S: 4	H: 1 LOB: 1 BB: 0 P: 4	R: 0 E: 0 K: 0 S: 3	H: 0 LOB: 0 BB: 0 P: 3	R: 0 E: 1 K: 0 S: 3	H: 0 LOB: 0 BB: 0 P: 3	R: 3 E: 1 K: 0 S: 5	H: 2 LOB: 3 BB: 4 P: 21	R: 0 E: 0 K: 1 S: 5	H: 0 LOB: 1 BB: 1 P: 9	R: 0 E: 0 K: 1 S: 5	H: 0 LOB: 0 BB: 0 P: 5	1B: 7 2B: 0 3B: 1 HR: 0	SF: 0 SAC: 1 DP: 1 HBP: 0	WP: 0 PB: 0 SB: 0 CS: 1	PA: 40					
<b>PITCHER</b>	IP	WLS	BF	H	R	ER	SO	BB	IBB	HBP	BLK	WP	HR	S	P	ERA	WHIP										
<b>Fred Norman, L</b> (1,1) ERA: 3.52	6.0		24	6	2	2	2	1	0	0	0	0	0	27	31	3.00	1.167										
<b>Mario Soto, R</b> (7,1) ERA: 4.46	0.2		6	1	3	0	0	3	0	0	0	0	0	3	15	0.00	6.000										
<b>Doug Bair, R</b> (7,1) ERA: 4.0	2.1	W	10	1	0	0	2	2	0	0	0	0	0	12	20	0.00	1.286										



Batter	1	2	3	4	5	6	7	8	9	AB	R	H	RBI	BB	SO	LOB	TOP										
<b>Ted Martinez, R</b> (1, 4) OBP: 0.318, SLG: 0.341	4-3		P4		K			5-3		4	0	0	0	0	1	1	<b>Los Angeles Dodgers @ San Diego Padres</b> San Diego Stadium, San Diego, CA Fri Sep 21, 1979, 10:05 PM EDT Att: 16,514 - Unknown <a href="http://livebaseballscorecards.com">livebaseballscorecards.com</a>										
<b>Bill Russell, R</b> (1, 6) OBP: 0.292, SLG: 0.358	6-3		6-3			G6-4-3 1B		F8		4	0	1	0	0	0	0											
<b>Steve Garvey, R</b> (1, 3) OBP: 0.348, SLG: 0.488	BB		K			G6-4-3 1-2		G3		3	0	0	0	1	1	1											
<b>Dusty Baker Jr., R</b> (1, 7) OBP: 0.337, SLG: 0.460	K			G4-6-3 BB			S BB	6-3		2	0	0	0	2	1	1											
<b>Gary Thomasson, L</b> (1, 8) OBP: 0.340, SLG: 0.405		G5-4-3 BB 1B		K			K	K		4	1	1	0	0	3	2											
<b>Von Joshua, L</b> (1, 9) OBP: 0.317, SLG: 0.408		G5-4-3 BB		G4-6-3 1-2				L9		2	0	0	0	1	0	1											
<b>Ron Cey, R</b> (1, 5) OBP: 0.369, SLG: 0.492					G3			6-3		0	0	0	0	0	0	0											
<b>Mickey Hatcher, R</b> (2, PH) OBP: 0.346, SLG: 0.408		G5-4-3 1-2 2-3						6-3		3	0	0	0	0	0	2											
<b>Steve Yeager, R</b> (1, 2) OBP: 0.284, SLG: 0.372							FC1-6 1B	F7		3	0	2	1	0	0	0											
<b>Gerry Hannahs, L</b> (1, 1) OBP: 0.217, SLG: 0.190							FC1-6 1-2	4-3		2	0	0	0	0	1	2											
<b>Vic Davaillo, L</b> (8, PH) OBP: 0.273, SLG: 0.273										1	0	0	0	0	0	0											
<b>Ken Brett, L</b> (8, 1) OBP: 0.273, SLG: 0.273										0	0	0	0	0	0	0											
<b>Inning Stats</b>	R: 0 E: 0 K: 1 S: 5	H: 0 LOB: 1 BB: 1 P: 9	R: 1 E: 0 K: 1 S: 6	H: 2 LOB: 1 BB: 1 P: 10	R: 0 E: 0 K: 1 S: 5	H: 0 LOB: 0 BB: 0 P: 5	R: 0 E: 0 K: 1 S: 4	H: 0 LOB: 0 BB: 0 P: 8	R: 0 E: 0 K: 1 S: 6	H: 1 LOB: 1 BB: 0 P: 6	R: 0 E: 0 K: 0 S: 3	H: 0 LOB: 0 BB: 0 P: 3	R: 0 E: 0 K: 0 S: 3	H: 0 LOB: 0 BB: 0 P: 3	R: 0 E: 0 K: 1 S: 5	H: 0 LOB: 0 BB: 0 P: 5	1B: 4 2B: 0 3B: 0 HR: 0	SF: 0 SAC: 0 DP: 3 HBP: 0	WP: 0 PB: 0 SB: 1 CS: 1	PA: 32							
<b>PITCHER</b>	IP	WLS	BF	H	R	ER	SO	BB	IBB	HBP	BLK	WP	HR	S	P	ERA	WHIP										
<b>Juan Eichelberger, R</b> (1, 1) ERA: 3.86	9.0	W	32	4	1	1	7	4	0	0	0	0	0	42	58	1.00	0.889										

Batter	1	2	3	4	5	6	7	8	9	AB	R	H	RBI	BB	SO	LOB	BOTTOM										
<b>Paul Dade, R</b> (1, 5) OBP: 0.308, SLG: 0.359	G5-3 BB 1B		F8		F9			F8		3	0	0	0	1	0	3	<b>Los Angeles Dodgers @ San Diego Padres</b> San Diego Stadium, San Diego, CA Fri Sep 21, 1979, 10:05 PM EDT Att: 16,514 - Unknown <a href="http://livebaseballscorecards.com">livebaseballscorecards.com</a>										
<b>Ozzie Smith, S</b> (1, 6) OBP: 0.284, SLG: 0.268	G5-3 1B	FC6-4 1-2		FC6-4 1-2			5-3			4	1	1	0	0	0	3											
<b>Don Reynolds, R</b> (1, 7) OBP: 0.326, SLG: 0.308	G5-3 1-2 2-3			HR BB			L5			3	1	0	0	1	0	2											
<b>Dave Winfield, R</b> (1, 9) OBP: 0.390, SLG: 0.553							6-3			4	1	2	3	0	0	0											
<b>Gene Tenace, R</b> (1, 3) OBP: 0.404, SLG: 0.442										2	0	0	0	1	2	0											
<b>Broderick Perkins, L</b> (6, 3) OBP: 0.330, SLG: 0.277							K			1	0	1	0	0	0	0											
<b>Jim Wilhelm, R</b> (1, 8) OBP: 0.245, SLG: 0.333										4	0	1	0	0	0	2											
<b>Bill Fahey, L</b> (1, 2) OBP: 0.362, SLG: 0.402										3	0	0	0	1	0	2											
<b>Tim Flannery, L</b> (1, 4) OBP: 0.222, SLG: 0.207										3	0	0	0	0	0	1											
<b>Juan Eichelberger, R</b> (1, 1) OBP: 0.500, SLG: 0.333										2	0	1	0	1	0	0											
<b>Inning Stats</b>	R: 1 E: 0 K: 0 S: 4	H: 2 LOB: 2 BB: 2 P: 12	R: 0 E: 0 K: 0 S: 3	H: 0 LOB: 2 BB: 2 P: 11	R: 2 E: 0 K: 1 S: 6	H: 1 LOB: 0 BB: 1 P: 10	R: 0 E: 0 K: 0 S: 4	H: 1 LOB: 1 BB: 0 P: 4	R: 0 E: 0 K: 1 S: 5	H: 0 LOB: 0 BB: 0 P: 5	R: 0 E: 0 K: 0 S: 3	H: 0 LOB: 0 BB: 0 P: 3	R: 0 E: 0 K: 0 S: 3	H: 0 LOB: 2 BB: 0 P: 5	R: 0 E: 0 K: 0 S: 5	H: 2 LOB: 2 BB: 0 P: 5	1B: 5 2B: 0 3B: 0 HR: 1	SF: 0 SAC: 0 DP: 1 HBP: 0	WP: 0 PB: 0 SB: 1 CS: 0	PA: 34							
<b>PITCHER</b>	IP	WLS	BF	H	R	ER	SO	BB	IBB	HBP	BLK	WP	HR	S	P	ERA	WHIP										
<b>Gerry Hannahs, L</b> (1, 1) ERA: 2.45	7.0	L	29	4	3	3	2	5	0	0	0	0	0	28	48	3.86	1.286										
<b>Ken Brett, L</b> (8, 1) ERA: 3.59	1.0		5	2	0	0	0	0	0	0	0	0	0	5	5	0.00	2.000										



Batter	1	2	3	4	5	6	7	8	9	AB	R	H	RBI	BB	SO	LOB	TOP									
<b>Derrel Thomas, S</b> OBP: 0.331, SLG: 0.350 (1, 8)	F8		F7			F8	K		1B	5	1	1	0	0	1	1	<b>Los Angeles Dodgers @ San Diego Padres</b> San Diego Stadium, San Diego, CA Sat Sep 22 1979, 10:05 PM EDT Att: 16,299 - Unknown <a href="http://livebaseballscorecards.com">livebaseballscorecards.com</a>									
<b>Bill Russell, R</b> OBP: 0.293, SLG: 0.357 (1, 6)	F9			6-3		FC5-4 BB	F8		1B	4	0	1	0	1	0	1										
<b>Steve Garvey, R</b> OBP: 0.350, SLG: 0.494 (1, 3)	HR					FC5-4 1-2			F9	5	1	3	2	0	0	1										
<b>Ron Cey, R</b> OBP: 0.388, SLG: 0.497 (1, 5)	F3								BB	3	1	1	1	0	0	1										
<b>Mickey Hatcher, R</b> OBP: 0.350, SLG: 0.411 (7, 5)	F3			P4					BB	2	1	1	0	0	0	2										
<b>Dusty Baker Jr., R</b> OBP: 0.338, SLG: 0.459 (1, 7)									G6-4-3 1-2 3-H	3	1	1	0	1	1	1										
<b>Joe Ferguson, R</b> OBP: 0.376, SLG: 0.462 (1, 2)									1B	3	1	1	0	1	0	1										
<b>Pedro Guerrero, R</b> OBP: 0.256, SLG: 0.381 (1, 9)									1B	4	1	2	4	0	1	0										
<b>Ted Martinez, R</b> OBP: 0.315, SLG: 0.360 (1, 4)									1B	4	1	1	0	0	2	1										
<b>Charlie Hough, R</b> OBP: 0.147, SLG: 0.194 (6, 1)										2	0	0	0	0	0	0										
<b>Bobby Castillo, R</b> OBP: 0.226, SLG: 0.227 (7, 1)										0	0	0	0	0	0	0										
<b>Vic Davalillo, L</b> OBP: 0.226, SLG: 0.227 (7, 1)										1	0	1	1	0	0	0										
<b>Dave Patterson, R</b> OBP: 0.226, SLG: 0.227 (7, 1)										0	0	0	0	0	0	0										
<b>Ken Brett, L</b> OBP: 0.273, SLG: 0.273 (7, 1)										0	0	0	0	0	0	0										
<b>Von Joshua, R</b> OBP: 0.315, SLG: 0.405 (6, 1)										1	0	0	0	0	0	0										
<b>Inning Stats</b>	R: 1 E: 0 K: 0 S: 4	H: 1 LOB: 0 BB: 0 P: 4	R: 0 E: 1 K: 0 S: 3	H: 1 LOB: 0 BB: 0 P: 3	R: 0 E: 0 K: 1 S: 5	H: 0 LOB: 0 BB: 0 P: 5	R: 0 E: 0 K: 1 S: 6	H: 1 LOB: 1 BB: 0 P: 6	R: 0 E: 0 K: 2 S: 7	H: 0 LOB: 0 BB: 0 P: 7	R: 0 E: 0 K: 0 S: 3	H: 0 LOB: 1 BB: 1 P: 7	R: 4 E: 0 K: 1 S: 10	H: 5 LOB: 1 BB: 0 P: 10	R: 2 E: 0 K: 0 S: 4	H: 2 LOB: 1 BB: 2 P: 12	R: 1 E: 0 K: 0 S: 5	H: 3 LOB: 1 BB: 0 P: 5	1B: 9 2B: 0 3B: 1 HR: 3	SF: 0 SAC: 0 DP: 1 HBP: 0	WP: 0 PB: 0 SB: 1 CS: 1	PA: 40				
<b>PITCHER</b>	IP	WLS	BF	H	R	ER	SO	BB	IBB	HBP	BLK	WP	HR	S	P	ERA	WHIP									
<b>Bob Owchinko, L</b> ERA: 3.73 (1, 1)	6.1		25	6	4	4	4	1	0	0	0	0	0	3	32	36	5.68	1.105								
<b>Steve Mura, R</b> ERA: 2.99 (7, 1)	0.2	W	4	2	1	1	1	0	0	0	0	0	0	0	6	6	13.50	3.000								
<b>John D'Acquisto, R</b> ERA: 4.92 (8, 1)	0.1		4	1	2	2	0	2	0	0	0	0	0	2	10	54.00	9.000									
<b>Mark Lee, R</b> ERA: 4.43 (8, 1)	1.2	S	7	4	1	1	0	0	0	0	0	0	0	7	7	5.40	2.400									

Batter	1	2	3	4	5	6	7	8	9	AB	R	H	RBI	BB	SO	LOB	BOTTOM									
<b>Gene Richards, L</b> OBP: 0.337, SLG: 0.350 (1, 8)	4-3	P4					1-3			4	0	1	2	0	0	4	<b>Los Angeles Dodgers @ San Diego Padres</b> San Diego Stadium, San Diego, CA Sat Sep 22 1979, 10:05 PM EDT Att: 16,299 - Unknown <a href="http://livebaseballscorecards.com">livebaseballscorecards.com</a>									
<b>Ozzie Smith, S</b> OBP: 0.283, SLG: 0.267 (1, 6)	S 1B		F8		2-3	1-3			5-3	5	1	1	0	0	0	3										
<b>Paul Dade, R</b> OBP: 0.315, SLG: 0.369 (1, 5)	S 1B					S 2B				4	3	4	1	0	0	0										
<b>Dave Winfield, R</b> OBP: 0.391, SLG: 0.551 (1, 9)	FC6-5-4 S		F7			S 2B				2	3	0	0	3	0	2										
<b>Gene Tenace, R</b> OBP: 0.403, SLG: 0.439 (1, 3)	K		K			K			F8	5	1	1	1	0	3	6										
<b>Jay Johnstone, L</b> OBP: 0.332, SLG: 0.354 (1, 7)						S 1B				4	1	3	4	1	1	0										
<b>Bill Fahey, L</b> OBP: 0.358, SLG: 0.396 (1, 2)						S 1B				3	1	0	1	1	0	2										
<b>Tim Flannery, L</b> OBP: 0.212, SLG: 0.197 (1, 4)										3	0	0	0	0	1	3										
<b>Fernando Gonzalez, R</b> OBP: 0.258, SLG: 0.359 (7, 1)										0	0	0	0	1	0	0										
<b>Bob Owchinko, L</b> OBP: 0.194, SLG: 0.121 (7, 1)										2	0	1	0	1	1	0										
<b>Steve Mura, R</b> ERA: 4.71 (7, 1)										0	0	0	0	0	0	0										
<b>Kurt Bevacqua, R</b> OBP: 0.338, SLG: 0.331 (7, 1)										1	0	0	1	0	0	2										
<b>John D'Acquisto, R</b> OBP: 0.229, SLG: 0.194 (8, 1)										0	0	0	0	0	0	0										
<b>Mark Lee, R</b> OBP: 0.333, SLG: 0.333 (8, 1)										0	0	0	0	0	0	0										
<b>Inning Stats</b>	R: 1 E: 0 K: 1 S: 7	H: 2 LOB: 1 BB: 0 P: 7	R: 0 E: 0 K: 0 S: 4	H: 1 LOB: 1 BB: 1 P: 8	R: 0 E: 0 K: 1 S: 5	H: 0 LOB: 0 BB: 0 P: 6	R: 0 E: 0 K: 1 S: 5	H: 0 LOB: 0 BB: 0 P: 5	R: 0 E: 0 K: 1 S: 4	H: 0 LOB: 0 BB: 0 P: 5	R: 4 E: 0 K: 2 S: 10	H: 3 LOB: 3 BB: 3 P: 22	R: 3 E: 0 K: 0 S: 6	H: 3 LOB: 2 BB: 2 P: 14	R: 2 E: 0 K: 0 S: 5	H: 2 LOB: 1 BB: 1 P: 9	1B: 7 2B: 4 3B: 0 HR: 0	SF: 1 SAC: 0 DP: 0 HBP: 2	WP: 0 PB: 0 SB: 6 CS: 1	PA: 43						
<b>PITCHER</b>	IP	WLS	BF	H	R	ER	SO	BB	IBB	HBP	BLK	WP	HR	S	P	ERA	WHIP									
<b>Charlie Hough, R</b> ERA: 4.71 (1, 1)	5.1		24	5	4	4	5	2	0	2	0	0	0	5	30	40	6.75	1.312								
<b>Bobby Castillo, R</b> ERA: 1.23 (6, 1)	0.2		5	1	1	1	1	1	1	0	0	0	0	5	13	13.50	3.000									
<b>Dave Patterson, R</b> ERA: 5.69 (7, 1)	0.0	L	3	2	3	3	0	1	0	0	0	0	0	2	6	∞	∞									
<b>Ken Brett, L</b> ERA: 3.77 (7, 1)	2.0		11	3	2	2	0	0	2	0	0	0	0	9	17	9.00	1.500									



Batter	1	2	3	4	5	6	7	8	9	AB	R	H	RBI	BB	SO	LOB	TOP										
<b>Derrel Thomas, S</b> OBP: 0.330, SLG: 0.349 (1, 8)										4	1	1	0	0	1	3	<b>Los Angeles Dodgers @ San Diego Padres</b> San Diego Stadium, San Diego, CA Sun Sep 23 1979, 6:33 AM EDT Att: 15,171 - Unknown 										
<b>Bill Russell, R</b> OBP: 0.292, SLG: 0.356 (1, 6)										4	0	1	0	0	0	2											
<b>Steve Garvey, R</b> OBP: 0.351, SLG: 0.493 (1, 3)										3	1	1	0	1	1	1											
<b>Gary Thomasson, L</b> OBP: 0.340, SLG: 0.414 <b>Dusty Baker Jr., R</b> OBP: 0.337, SLG: 0.459 (8, PH) (8, 7)										3	1	1	2	0	1	1											
<b>Pedro Guerrero, R</b> OBP: 0.234, SLG: 0.348 (1, 7) (8, 9)										4	0	0	0	0	0	2											
<b>Ron Cey, R</b> OBP: 0.388, SLG: 0.497 <b>Mickey Hatcher, R</b> OBP: 0.345, SLG: 0.403 (2, PH) (2, 5)										0	0	0	0	0	0	0											
<b>Steve Yeager, R</b> OBP: 0.283, SLG: 0.380 (1, 2)										4	1	1	1	0	1	1											
<b>Ted Martinez, R</b> OBP: 0.313, SLG: 0.355 (1, 4)										4	0	1	0	0	0	2											
<b>Jerry Reuss, L</b> OBP: 0.257, SLG: 0.195 <b>Lerrin LaGrow, R</b> OBP: 0.333, SLG: 0.333 <b>Von Joshua, R</b> OBP: 0.255, SLG: 0.418 <b>Joe Beckwith, L</b> OBP: 0.299, SLG: 0.464 <b>Joe Ferguson, R</b> OBP: 0.336, SLG: 0.543 <b>Don Sutton, R</b> OBP: 0.154, SLG: 0.143 (1, 1) (7, 1) (8, PH) (8, 1) (8, PH) (9, 1)										2	0	1	0	0	0	0											
<b>Inning Stats</b>	R: 0 E: 0 K: 1 S: 5	H: 0 LOB: 0 BB: 0 P: 5	R: 0 E: 0 K: 0 S: 3	H: 0 LOB: 0 BB: 0 P: 3	R: 0 E: 0 K: 0 S: 3	H: 0 LOB: 0 BB: 0 P: 3	R: 0 E: 0 K: 1 S: 6	H: 1 LOB: 1 BB: 0 P: 6	R: 0 E: 0 K: 1 S: 5	H: 1 LOB: 0 BB: 0 P: 5	R: 2 E: 1 K: 1 S: 8	H: 2 LOB: 1 BB: 0 P: 8	R: 2 E: 2 K: 0 S: 5	H: 1 LOB: 1 BB: 1 P: 9	R: 1 E: 0 K: 0 S: 6	H: 4 LOB: 2 BB: 0 P: 6		1B: 7 2B: 1 3B: 0 HR: 2	SF: 1 SAC: 2 DP: 2 HBP: 0	WP: 0 PA: 38 PB: 0 SB: 1 CS: 0							
<b>PITCHER</b>	IP	WLS	BF	H	R	ER	SO	BB	IBB	HBP	BLK	WP	HR	S	P	ERA	WHIP										
<b>Eric Rasmussen, R</b> ERA: 3.47 (1, 1)	7.0		26	5	2	2	5	0	0	0	0	0	1	36	36	2.57	0.714										
<b>Steve Mura, R</b> ERA: 3.1 (8, 1)	0.1	L	4	1	2	1	0	0	1	0	0	0	0	3	7	27.00	3.000										
<b>Mickey Lolich, L</b> ERA: 4.74 (8, 1)	1.0		6	3	1	1	0	0	0	0	0	0	1	6	6	9.00	3.000										
<b>Mark Lee, R</b> ERA: 4.38 (9, 1)	0.2		2	1	0	0	0	0	0	0	0	0	0	2	2	0.00	1.500										

Batter	1	2	3	4	5	6	7	8	9	AB	R	H	RBI	BB	SO	LOB	BOTTOM										
<b>Gene Richards, L</b> OBP: 0.341, SLG: 0.354 (1, 8)										2	1	2	0	2	0	0	<b>Los Angeles Dodgers @ San Diego Padres</b> San Diego Stadium, San Diego, CA Sun Sep 23 1979, 6:33 AM EDT Att: 15,171 - Unknown 										
<b>Ozzie Smith, S</b> OBP: 0.283, SLG: 0.265 (1, 6)										4	0	0	0	1	0	4											
<b>Paul Dade, R</b> OBP: 0.317, SLG: 0.369 <b>Steve Mura, R</b> OBP: 0.333, SLG: 0.333 <b>Mickey Lolich, S</b> OBP: 0.277, SLG: 0.357 (1, 5) (8, 1) (8, 1) (8, 7)										3	0	1	1	1	0	3											
<b>Dave Winfield, R</b> OBP: 0.390, SLG: 0.548 (1, 9)										5	0	1	1	0	1	6											
<b>Gene Tenace, R</b> OBP: 0.400, SLG: 0.436 (1, 3) (9, 2)										4	0	0	0	0	2	3											
<b>Jay Johnstone, L</b> OBP: 0.331, SLG: 0.350 (1, 7) (9, 3)										3	0	0	0	1	0	1											
<b>Fred Kendall, R</b> OBP: 0.259, SLG: 0.227 <b>Bill Fahey, L</b> OBP: 0.361, SLG: 0.399 <b>Bill Almon, R</b> OBP: 0.291, SLG: 0.250 (1, 2) (8, PH) (8, PH) (9, 4)										2	0	0	0	1	0	1											
<b>Tim Flannery, L</b> OBP: 0.296, SLG: 0.195 <b>Don Reynolds, R</b> OBP: 0.309, SLG: 0.300 <b>Fernando Gonzalez, R</b> OBP: 0.295, SLG: 0.352 <b>Jerry Turner, R</b> OBP: 0.295, SLG: 0.367 <b>Mark Lee, R</b> OBP: 0.333, SLG: 0.333 (1, 4) (7, PH) (8, 4) (8, PH) (9, 7) (9, 1)										2	0	0	0	0	0	1											
<b>Eric Rasmussen, R</b> OBP: 0.135, SLG: 0.059 <b>Kurt Bevacqua, R</b> OBP: 0.339, SLG: 0.332 (1, 1) (7, PH) (8, 5)										2	1	1	0	0	0	2											
<b>Inning Stats</b>	R: 0 E: 1 K: 0 S: 4	H: 1 LOB: 2 BB: 1 P: 8	R: 0 E: 0 K: 0 S: 3	H: 0 LOB: 1 BB: 1 P: 7	R: 1 E: 0 K: 1 S: 6	H: 1 LOB: 1 BB: 1 P: 10	R: 0 E: 0 K: 0 S: 2	H: 0 LOB: 0 BB: 1 P: 6	R: 0 E: 0 K: 1 S: 5	H: 0 LOB: 2 BB: 0 P: 5	R: 1 E: 0 K: 1 S: 7	H: 2 LOB: 2 BB: 1 P: 11	R: 0 E: 1 K: 0 S: 5	H: 1 LOB: 2 BB: 0 P: 5	R: 0 E: 0 K: 0 S: 4	H: 1 LOB: 1 BB: 0 P: 4		1B: 6 2B: 1 3B: 0 HR: 0	SF: 0 SAC: 1 DP: 1 HBP: 0	WP: 0 PA: 40 PB: 0 SB: 0 CS: 1							
<b>PITCHER</b>	IP	WLS	BF	H	R	ER	SO	BB	IBB	HBP	BLK	WP	HR	S	P	ERA	WHIP										
<b>Jerry Reuss, L</b> ERA: 3.67 (1, 1)	6.1		29	5	2	2	2	6	0	0	0	0	0	4	4	0.00	0.000										
<b>Lerrin LaGrow, R</b> ERA: 5.57 (7, 1)	0.2	W	2	0	0	0	1	0	0	0	0	0	0	4	4	0.00	0.000										
<b>Joe Beckwith, R</b> ERA: 4.72 (8, 1)	1.0		5	1	0	0	0	0	0	0	0	0	0	5	5	0.00	1.000										
<b>Don Sutton, R</b> ERA: 3.82 (9, 1)	1.0	S	4	1	0	0	0	0	0	0	0	0	0	4	4	0.00	1.000										







Batter	1	2	3	4	5	6	7	8	9	AB	R	H	RBI	BB	SO	LOB	TOP											
Gene Richards, L (1, 8) OBP: 0.343, SLG: 0.362	0-0 3-1		0-3 K		0-0 S 4-3 1B			0-0 HR		4	1	2	1	0	1	1	<b>San Diego Padres @ Cincinnati Reds</b> Riverfront Stadium, Cincinnati, OH Wed Sep 26 1979, 7:05 PM EDT Att: 21,146 - Unknown											
Ozzie Smith, S (1, 6) OBP: 0.282, SLG: 0.266	0-0 4-3		0-0 G3		0-0 4-3 1-2			0-0 F9		4	0	0	0	0	0	2												
Gene Tenace, R (1, 3) OBP: 0.400, SLG: 0.432	0-0 F9			0-3 K	0-0 F9 2-3			4-0 BB		3	0	0	0	1	1	1												
Dave Winfield, R (1, 9) OBP: 0.394, SLG: 0.555		0-0 HR		0-0 E S E 1B		0-0 1-3		0-0 F9		4	2	2	1	0	0	1												
Jay Johnstone, L (1, 7) OBP: 0.328, SLG: 0.341		4-0 G6-4-3 BB		0-0 E3 1-H		4-0 G6-3 BB		0-0 L3		2	0	0	1	2	0	1												
Kurt Bevacqua, R (1, 5) OBP: 0.336, SLG: 0.331		0-0 G6-4-3 1-2		4-0 FC6-4 BB		0-0 G6-3 1-2		0-0 P3		3	0	0	0	1	0	2												
Bill Fahey, L (1, 2) OBP: 0.357, SLG: 0.390		0-0 E6		0-0 F9		0-3 K		0-0 6-3		4	0	0	0	0	1	2												
Bill Almon, R (1, 4) OBP: 0.291, SLG: 0.247 Jery Turner, L (9, PH) OBP: 0.301, SLG: 0.370 Tim Flannery, L (9, PH) OBP: 0.206, SLG: 0.190			0-0 FC1-8 1B	0-0 FC6-4 1-2		4-0 CS BB		0-0 2B		2	0	1	0	1	0	2												
Randy Jones, R (1, 1) OBP: 0.172, SLG: 0.198 Broderick Perkins, L (9, PH) OBP: 0.356, SLG: 0.274			0-0 FC1-6 1-2		0-3 K		0-0 G3		0-3 K		3	0	0	0	0	1		2										
										1	0	0	0	0	1	1												
<b>Inning Stats</b>	R: 0 E: 0 K: 0 S: 3	H: 0 LOB: 0 BB: 0 P: 3	R: 1 E: 1 K: 0 S: 3	H: 1 LOB: 1 BB: 1 P: 7	R: 0 E: 0 K: 1 S: 6	H: 1 LOB: 1 BB: 0 P: 6	R: 1 E: 1 K: 1 S: 7	H: 1 LOB: 2 BB: 1 P: 11	R: 0 E: 0 K: 1 S: 6	H: 0 LOB: 0 BB: 1 P: 6	R: 0 E: 0 K: 1 S: 4	H: 0 LOB: 0 BB: 1 P: 8	R: 1 E: 0 K: 0 S: 4	H: 1 LOB: 1 BB: 0 P: 8	R: 0 E: 0 K: 1 S: 6	H: 1 LOB: 1 BB: 0 P: 6	1B: 3 2B: 1 3B: 0 HR: 2	SF: 0 SAC: 0 DP: 2 HBP: 0	WP: 0 PB: 0 SB: 2 CS: 1	PA: 36								
<b>PITCHER</b>	IP	WLS	BF	H	R	ER	SO	BB	IBB	HBP	BLK	WP	HR	S	P	ERA	WHIP											
Tom Seaver, R (1, 1) ERA: 3.14	8.0	W	32	5	3	2	4	5	0	0	0	0	0	2	35	55	2.25	1.250										
Tom Hume, R (9, 1) ERA: 2.78	1.0	S	4	1	0	0	1	0	0	0	0	0	0	6	6	0.00	1.000											

AB	31
R	3
H	6
RBI	3
BB	5
SO	5
LOB	15



Batter	1	2	3	4	5	6	7	8	9	AB	R	H	RBI	BB	SO	LOB	BOTTOM										
Dave Collins, S (1, 9) OBP: 0.361, SLG: 0.401 Paul Blair, R (9, 8) OBP: 0.205, SLG: 0.236	0-0 L4		0-0 6-3		0-0 FC2-5 1B		4-0 SH1-3 E BB	0-0 CS 2-H 1B		4	1	2	1	1	0	0	<b>San Diego Padres @ Cincinnati Reds</b> Riverfront Stadium, Cincinnati, OH Wed Sep 26 1979, 7:05 PM EDT Att: 21,146 - Unknown										
Joe Morgan, L (1, 4) OBP: 0.380, SLG: 0.377	0-0 S 1B		0-0 3-1		0-0 FC2-5 1B		0-0 SH1-3 1-2	0-0 CS 1-2		3	1	2	0	0	0	0											
Dave Concepcion, R (1, 6) OBP: 0.352, SLG: 0.420	0-0 F8		4-0 BB		0-0 FC2-5 1-2 2-3		0-0 F9			3	0	0	0	1	0	4											
George Foster, R (1, 7) OBP: 0.389, SLG: 0.564	0-0 1B		0-0 P4		0-0 F9		0-0 E6 2-H			4	0	1	0	0	0	3											
Johnny Bench, R (1, 2) OBP: 0.365, SLG: 0.460	0-0 1-2 2-H 1B		0-0 5-3		0-3 K		0-0 F7			4	0	1	1	0	1	3											
Ray Knight, R (1, 5) OBP: 0.362, SLG: 0.459	0-0 1-3		0-0 6-3		0-0 6-3		0-0 6-3		0-0 2B 2B	4	1	1	0	0	0	2											
Dan Driessen, L (1, 3) OBP: 0.333, SLG: 0.418		0-3 K		0-0 1B 1B		0-0 5-3 1B		0-0 P4		4	0	2	0	0	1	1											
Hector Cruz, R (1, 8) OBP: 0.338, SLG: 0.360		0-0 6-3		0-0 1-2 1B		0-0 5-3		0-0 1B 2-H 2B		4	1	2	1	0	0	1											
Tom Seaver, R (1, 1) OBP: 0.169, SLG: 0.276 Rick Auerbach, R (8, PH) OBP: 0.309, SLG: 0.316 Tom Hume, R (9, 1) OBP: 0.191, SLG: 0.196		0-0 5-3		0-0 F8		0-0 F9		0-0 L5		3	0	0	0	0	0	3											
										1	0	0	0	0	0	1											
										0	0	0	0	0	0	0											
<b>Inning Stats</b>	R: 1 E: 0 K: 0 S: 6	H: 3 LOB: 2 BB: 0 P: 6	R: 0 E: 0 K: 1 S: 5	H: 0 LOB: 0 BB: 0 P: 5	R: 0 E: 0 K: 0 S: 3	H: 0 LOB: 1 BB: 1 P: 7	R: 0 E: 0 K: 0 S: 5	H: 2 LOB: 2 BB: 0 P: 5	R: 0 E: 0 K: 1 S: 7	H: 2 LOB: 2 BB: 0 P: 7	R: 0 E: 0 K: 0 S: 4	H: 1 LOB: 1 BB: 0 P: 4	R: 1 E: 1 K: 0 S: 4	H: 0 LOB: 1 BB: 1 P: 8	R: 2 E: 0 K: 0 S: 5	H: 3 LOB: 0 BB: 0 P: 5	1B: 9 2B: 2 3B: 0 HR: 0	SF: 0 SAC: 1 DP: 0 HBP: 0	WP: 0 PB: 0 SB: 1 CS: 1	PA: 38							
<b>PITCHER</b>	IP	WLS	BF	H	R	ER	SO	BB	IBB	HBP	BLK	WP	HR	S	P	ERA	WHIP										
Randy Jones, L (1, 1) ERA: 3.63	8.0	L	37	11	4	3	2	2	0	0	0	0	0	39	47	3.38	1.625										













