San Diego Padres - 1980

Batter	1	2	3	4	5	6	7	8	9	AB	R	H	RBI	BB	SO	LOB
Bill North, S (1, 8) OBP: 0.500, SLG: 0.333	6-3		1-3		BBB 4-0 CS BB		0-0 CS 1B			3	0	1	0	1	0	1
Darrell Evans, L (1, 5) OBP: 0.250, SLG: 0.250	4-3		F8 2-3		0-0 1-2 1B		SSS 0-3 1-2 K			4	0	1	0	0	1	2
Jack Clark, R (1, 9)	L1		BBBB 4-0 2B HR BB		E6			F3		3	1	0	0	1	0	0
Mike Ivie, R (1, 3) OBP: 0.500, SLG: 0.750		E6 1B	0-0 1-3 3-H HR 2B		P3			1B		4	1	2	1	0	0	1
Larry Herndon, R (1, 7) OBP: 0.250, SLG: 1.000		F7	2-H 3-H HR			4-3		P3		4	1	1	3	0	0	2
Rennie Stennett, R (1, 4)		F9	2-3			F9		SSS 0-3 K		4	0	0	0	0	1	2
Marc Hill, R (1, 2) OBP: 0.500, SLG: 0.500		2-3 1B		5-3		FC6-4 1B			F9	4	0	2	0	0	0	0
Johnnie LeMaster, R (1, 6)		F8		5-3		FC6-4 1-2f			4-3	4	0	0	0	0	0	3
Bob Knepper, L (1, 1) OBP: 0.500, SLG: 1.000			F8 2B 2B	3-1				5-3	6-3	2	1	1	0	0	0	0
Greg Minton, S (5, 1)										0	0	0	0	0	0	0
Jim Wohlford, R (7, PH)										1	0	0	0	0	0	0
Tom Griffin, R (7, 1)										0	0	0	0	0	0	0
Willie McCovey, L (9, PH)										1	0	0	0	0	0	0
Inning Stats	R: 0 E: 0 K: 0 S: 3 H: 0 LOB: 0 BB: 0 P: 3	R: 0 E: 1 K: 0 S: 5 H: 1 LOB: 2 BB: 0 P: 5	R: 4 E: 0 K: 0 S: 6 H: 3 LOB: 0 BB: 1 P: 10	R: 0 E: 0 K: 0 S: 3 H: 0 LOB: 0 BB: 0 P: 3	R: 0 E: 1 K: 0 S: 3 H: 1 LOB: 1 BB: 1 P: 7	R: 0 E: 0 K: 0 S: 4 H: 1 LOB: 1 BB: 0 P: 4	R: 0 E: 0 K: 1 S: 5 H: 1 LOB: 1 BB: 0 P: 5	R: 0 E: 0 K: 1 S: 6 H: 1 LOB: 1 BB: 0 P: 6	R: 0 E: 0 K: 0 S: 3 H: 0 LOB: 0 BB: 0 P: 3	1B: 5 2B: 3 3B: 0 HR: 1 SF: 0 SAC: 0 DP: 1 HBP: 0						

PITCHER	IP	WLS	BF	H	R	ER	SO	BB	IBB	HBP	BLK	WP	HR	S	P	ERA	WHIP
Randy Jones, L (1, 1) ERA: 5.14	7.0	W	29	7	4	4	1	2	0	0	0	0	1	29	37	5.14	1.286
Bob Shirley, L (8, 1) ERA:	2.0	S	7	1	0	0	1	0	0	0	0	0	0	9	9	0.00	0.500

PITCHER	IP	WLS	BF	H	R	ER	SO	BB	IBB	HBP	BLK	WP	HR	S	P	ERA	WHIP

San Francisco Giants @ San Diego Padres

San Diego Stadium, San Diego, CA

Thu Apr 10 1980, 9:05 PM EST

Att. 29,535 - Unknown

TOP

livebaseballscorecards.com

AB	34
R	4
H	8
RBI	4
BB	2
SO	2
LOB	11

WP: 0	PA: 36
PB: 0	
SB: 0	
CS: 2	

Batter	1	2	3	4	5	6	7	8	9	AB	R	H	RBI	BB	SO	LOB
Ozzie Smith, S (1, 6) OBP: 0.500, SLG: 1.000	F7		SF8 3B		1B 2-3 1B	1-3				4	2	2	0	0	0	1
Dave Cash, R (1, 4) OBP: 0.500, SLG: 0.667	E 2B 1B		SF8 3-H		S 1-3 1B 3-H		F9			3	2	2	2	0	0	0
Gene Richards, L (1, 7) OBP: 0.500, SLG: 0.500	E6 1-2 2B		1B		1-H 1B 3-H		F8			4	1	2	2	0	0	1
Dave Winfield, R (1, 9) OBP: 0.750, SLG: 1.000	1-H 2-H 2B		F8	B B B FC6 BB			CS 1B			3	0	2	2	1	0	1
Jerry Mumphrey, S (1, 8)	G3	6-3	S S S K				CS 1-2	G3		4	0	0	0	0	1	2
Gene Tenace, R (1, 3)		6-3	S S S K	FC6 1-2f				B B B BB		3	0	0	0	1	1	2
Bill Fahey, L (1, 2)		5-3	4-3			4-3		F8		4	0	0	0	0	0	1
Aurelio Rodriguez, R (1, 5) OBP: 0.500, SLG: 0.500 Paul Dade, R (5, PR) (6, 5) Barry Evans, R (9, 5)	S S S K			1B SH5-4 1B		E6 SH3-4		F8		2 2 0	0 1 0	1 0 0	0 0 0	0 0 0	1 0 0	0 1 0
Randy Jones, R (1, 1) Bob Shirley, R (8, 1)		F9		SH5-4 1-2		SH3-4 1-2				1 0	0 0	0 0	0 0	0 0	0 0	0 0
Inning Stats	R: 2 E: 1 K: 0 S: 5 H: 2 LOB: 0 BB: 0 P: 5	R: 0 E: 0 K: 1 S: 5 H: 0 LOB: 0 BB: 0 P: 5	R: 1 E: 0 K: 0 S: 5 H: 2 LOB: 1 BB: 0 P: 5	R: 0 E: 0 K: 1 S: 5 H: 0 LOB: 0 BB: 0 P: 5	R: 3 E: 0 K: 1 S: 9 H: 4 LOB: 2 BB: 1 P: 13	R: 0 E: 1 K: 0 S: 4 H: 0 LOB: 1 BB: 0 P: 4	R: 0 E: 0 K: 0 S: 3 H: 1 LOB: 0 BB: 0 P: 3	R: 0 E: 0 K: 0 S: 3 H: 0 LOB: 1 BB: 1 P: 7		1B: 7 2B: 1 3B: 1 HR: 0 SF: 1 SAC: 2 DP: 0 HBP: 0						

PITCHER		IP	WLS	BF	H	R	ER	SO	BB	IBB	HBP	BLK	WP	HR	S	P	ERA	WHIP
Bob Knepper, L ERA: 10.38	(1, 1)	4.1	L	21	8	6	5	2	0	0	0	0	0	0	25	25	10.38	1.846
Greg Minton, R ERA:	(5, 1)	1.2		7	0	0	0	1	1	0	0	0	0	0	8	12	0.00	0.600
Tom Griffin, R ERA:	(7, 1)	2.0		7	1	0	0	0	1	0	0	0	0	0	6	10	0.00	1.000

PITCHER	IP	WLS	BF	H	R	ER	SO	BB	IBB	HBP	BLK	WP	HR	S	P	ERA	WHIP

BOTTOM

San Francisco Giants @ San Diego Padres

San Diego Stadium, San Diego, CA

Thu Apr 10 1980, 9:05 PM EST

Att. 29,535 - Unknown

livebaseballscorecards.com

AB	30
R	6
H	9
RBI	6
BB	2
SO	3
LOB	9

1B: 7 SF: 1
2B: 1 SAC: 2
3B: 1 DP: 0
HR: 0 HBP: 0

WP: 0 PA: 36
PB: 0
SB: 1
CS: 1

Batter	1	2	3	4	5	6	7	8	9	AB	R	H	RBI	BB	SO	LOB
Bill North, S (1, 8) OBP: 0.375, SLG: 0.286	0-0 S 1B 1B		0-0 G3 ①		0-0 F7 ③		0-3 K ③			4	1	1	0	0	1	3
Darrell Evans, L (1, 5) OBP: 0.250, SLG: 0.250	0-0 1B 1-2 1B 1B		0-0 F7 ②			0-0 F8 ①		0-3 K ①		4	1	1	0	0	1	0
Jack Clark, R (1, 9)	0-0 P5 ①		0-0 6-3 ③			0-0 F7 ②		0-0 6-3 ②		4	0	0	0	0	0	2
Willie McCovey, L (1, 3) OBP: 0.400, SLG: 0.400	0-0 1-H 2-H 1B ②			0-0 G4-3 1B		0-0 1-3 ③		0-0 F8 ③		4	0	2	2	0	0	0
Terry Whitfield, L (1, 7)	0-0 6-3 ③			0-0 G4-3 ① ② 1-2f			BBB 4-0 FC3-6 1B 2B BB		0-0 6-3 ①	3	1	0	0	1	0	1
Rennie Stennett, R (1, 4) OBP: 0.250, SLG: 0.375		0-0 F9 ①		0-0 2B			0-0 FC3-6 1-2 1B		0-0 6-3 ②	4	0	2	0	0	0	0
Milt May, L (1, 2)		0-3 K ②		0-0 F4 ③			0-0 FC3-6 ① 2B 1-2f 2-3		0-0 1B	3	0	0	0	0	1	3
Mike Sadek, R (7, PR) (7, 2) Larry Herndon, R (9, PH) OBP: 0.400, SLG: 1.000										0	0	0	0	0	0	0
										1	0	1	0	0	0	0
Johnnie LeMaster, R (1, 6) OBP: 0.250, SLG: 0.375		0-0 1B			0-0 F7 ①		0-0 2B 1-3 3-H		0-0 F6 ③	4	0	2	1	0	0	1
Ed Whitson, R (1, 1)		0-0 1-3 ③			0-0 4-3 ②		S S S 0-3 K ②			2	0	0	0	0	0	1
Al Holland, R (6, 1)										0	0	0	0	0	0	0
Jim Wohlford, R (7, PH)										1	0	0	0	0	1	3
Gary Lavelle, S (7, 1)										0	0	0	0	0	0	0
Randy Moffitt, R (8, 1)										0	0	0	0	0	0	0
Inning Stats	R: 2 E: 0 K: 0 S: 5 H: 3 LOB: 0 BB: 0 P: 5	R: 0 E: 0 K: 1 S: 6 H: 1 LOB: 1 BB: 0 P: 6	R: 0 E: 0 K: 0 S: 3 H: 0 LOB: 0 BB: 0 P: 3	R: 0 E: 0 K: 0 S: 4 H: 2 LOB: 0 BB: 0 P: 4	R: 0 E: 0 K: 0 S: 3 H: 0 LOB: 0 BB: 0 P: 3	R: 0 E: 0 K: 0 S: 3 H: 0 LOB: 0 BB: 0 P: 3	R: 1 E: 0 K: 2 S: 9 H: 2 LOB: 3 BB: 1 P: 13	R: 0 E: 0 K: 1 S: 5 H: 0 LOB: 0 BB: 0 P: 5	R: 0 E: 0 K: 0 S: 4 H: 1 LOB: 1 BB: 0 P: 4	1B: 7 2B: 2 3B: 0 HR: 0	SF: 0 SAC: 0 DP: 1 HBP: 0						

PITCHER		IP	WLS	BF	H	R	ER	SO	BB	IBB	HBP	BLK	WP	HR	S	P	ERA	WHIP
Rick Wise, R ERA: 4.26	(1, 1)	6.1		26	8	3	3	1	1	0	0	0	0	0	27	31	4.26	1.421
Rollie Fingers, R ERA:	(7, 1)	2.2	W	9	1	0	0	3	0	0	0	0	0	0	15	15	0.00	0.375

PITCHER		IP	WLS	BF	H	R	ER	SO	BB	IBB	HBP	BLK	WP	HR	S	P	ERA	WHIP

TOP

San Francisco Giants @ San Diego Padres

San Diego Stadium, San Diego, CA

Fri Apr 11 1980, 9:05 PM EST
Att. 20,569 - Unknown

livebaseballscorecards.com

AB	34
R	3
H	9
RBI	3
BB	1
SO	4
LOB	14

1B: 7	SF: 0	WP: 0	PA: 35			
2B: 2	SAC: 0	PB: 0				
3B: 0	DP: 1	SB: 1				
HR: 0	HBP: 0	CS: 0				

Batter	1	2	3	4	5	6	7	8	9	AB	R	H	RBI	BB	SO	LOB
Ozzie Smith, S (1, 6) OBP: 0.556, SLG: 0.667	BBBB 4-0 1B G3 BB		x 0-0 ② F8		x 0-0 ① F8		BBBB 4-0 E BB	BBBB 4-0 1B 1-2 2-3 BB		2	1	0	0	3	0	0
Dave Cash, R (1, 4) OBP: 0.333, SLG: 0.375	x 0-0 ① G3 1-2		x 0-0 ③ G3		x 0-0 ② 1-3		x 0-0 E5 FC6-4 1-H	x 0-0 ③ 1-3 2-3 3-H 1B		5	1	1	1	0	0	1
Gene Richards, L (1, 7) OBP: 0.375, SLG: 0.375	x 0-0 S 2-3 1B			x 0-0 ① F9	x 0-0 ③ 5-3		x 0-0 E5 FC6-4			4	0	1	0	0	0	1
Dave Winfield, R (1, 9) OBP: 0.500, SLG: 0.500	BBBB 4-0 G4-3 1-2 BB			x 0-0 ② 4-3	SSS 0-3 ① K	x 0-0 ② FC6-4 E S 1-2f 3-H				3	0	0	1	1	1	1
Jerry Mumphrey, S (1, 8) OBP: 0.250, SLG: 0.143	x 0-0 ②③ G4-3 1-2f			BBBB 4-0 3B BB	x 0-0 1B 1B	SSS 0-3 ③ K 1-3				3	1	1	0	1	1	4
Willie Montanez, L (1, 3) OBP: 0.750, SLG: 1.250		x 0-0 ① 3-1		x 0-0 1B 1-H 3B	x 0-0 ② BB 1-2 1B			x 0-0 FC1-6 BB 1B		4	1	3	1	0	0	0
Gene Tenace, R (1, 2)		x 0-0 ② F7		BBBB 4-0 FC5 1B BB	BBBB 4-0 BB 1-2 BB			BBBB 4-0 BB FC1-6 1-2 1B BB		1	1	0	0	3	0	0
Aurelio Rodriguez, R (1, 5) OBP: 0.500, SLG: 0.500 Von Joshua, L (6, PH) Barry Evans, R (7, 5) Rollie Fingers, R (7, 1)		x 0-0 ③ F6		x 0-0 1B 1-2 3-H	x 0-0 ③ F8			x 0-0 ① FC1-6 1B BB 1-2 2-3f		2 1 0 1	0 0 0 0	1 0 0 0	1 0 0 0	0 0 0 0	0 0 0 0	0 2 0 2
Rick Wise, R (1, 1) Paul Dade, R (7, 5)			x 0-0 ① 6-3	x 0-0 ③ FC5 2-3f			x 0-0 ① F9	SSS 0-3 ② K		2 2	0 0	0 0	0 0	0 0	0 1	2 2
Inning Stats	R: 0 H: 1 E: 0 LOB: 2 K: 0 BB: 2 S: 3 P: 11	R: 0 H: 0 E: 0 LOB: 0 K: 0 BB: 0 S: 3 P: 3	R: 0 H: 0 E: 0 LOB: 0 K: 0 BB: 0 S: 3 P: 3	R: 2 H: 2 E: 0 LOB: 2 K: 0 BB: 2 S: 5 P: 13	R: 0 H: 0 E: 0 LOB: 0 K: 0 BB: 0 S: 3 P: 3	R: 0 H: 2 E: 0 LOB: 2 K: 1 BB: 1 S: 6 P: 10	R: 2 H: 0 E: 2 LOB: 1 K: 1 BB: 1 S: 7 P: 11	R: 1 H: 2 E: 0 LOB: 2 K: 1 BB: 2 S: 6 P: 14		1B: 6 SF: 0 2B: 0 SAC: 0 3B: 1 DP: 1 HR: 0 HBP: 0						WP: 0 PA: 38 PB: 0 SB: 2 CS: 0

PITCHER		IP	WLS	BF	H	R	ER	SO	BB	IBB	HBP	BLK	WP	HR	S	P	ERA	WHIP
Ed Whitson, R ERA: 3.18	(1, 1)	5.2		25	5	2	2	1	5	0	0	0	0	0	22	42	3.18	1.765
Al Holland, L ERA:	(6, 1)	0.1		1	0	0	0	0	0	0	0	0	0	0	1	1	0.00	0.000
Gary Lavelle, L ERA: 5.4	(7, 1)	1.2	L	11	1	3	1	2	3	0	0	0	0	0	12	24	5.40	2.400
Randy Moffitt, R ERA:	(8, 1)	0.1		1	1	0	0	0	0	0	0	0	0	0	1	1	0.00	3.000

PITCHER	IP	WLS	BF	H	R	ER	SO	BB	IBB	HBP	BLK	WP	HR	S	P	ERA	WHIP

BOTTOM

San Francisco Giants @ San Diego Padres

San Diego Stadium, San Diego, CA

Fri Apr 11 1980, 9:05 PM EST

Att. 20,569 - Unknown

livebaseballscorecards.com

AB	30
R	5
H	7
RBI	4
BB	8
SO	3
LOB	15

Batter	1	2	3	4	5	6	7	8	9	AB	R	H	RBI	BB	SO	LOB
Bill North, S (1, 8) OBP: 0.417, SLG: 0.455	6-3	6-3			G3-6-3 1-2 1B			4-3 6-3 1-H 2B		4	1	2	1	0	0	3
Darrell Evans, L (1, 5) OBP: 0.167, SLG: 0.167	F8		F6		G3-6-3 1-2f			4-3 2-3		4	0	0	0	0	0	3
Larry Herndon, R (1, 9) OBP: 0.333, SLG: 0.667	1B	2-3				6-3		6-3 3-H		4	0	1	1	0	0	0
Willie McCovey, L (1, 3) OBP: 0.333, SLG: 0.250	4-1		F7			BBB G4-6-3 BB		F7		3	0	0	0	1	0	1
Jim Wohlford, R (1, 7) OBP: 0.167, SLG: 0.167		6-3		F9		G4-6-3 1-2f			FC1-5 BB 1B	4	0	1	0	0	0	1
Rennie Stennett, R (1, 4) OBP: 0.250, SLG: 0.273		SSS K HBP 1-4-3		F9			6-3		BBBB FC1-5 1-2 BB	3	0	0	0	1	1	0
Marc Hill, R (1, 2) OBP: 0.250, SLG: 0.250 Jack Clark, R (9, PR)		1-4-3 1-2		6-3			6-3		FC1-5 FC6-4 1-2 2-3f	4 0	0 0	0 0	0 0	0 0	0 0	3 0
Johnnie LeMaster, R (1, 6) OBP: 0.250, SLG: 0.273		IIII HBP IBB			6-3		F6		SSS K	3	0	0	0	1	1	2
John Montefusco, R (1, 1) OBP: 1.000, SLG: 1.000 Joe Strain, R (8, PH) OBP: 1.000, SLG: 1.000 Al Holland, R (8, 1) Mike Sadek, R (9, PH)		H 1-2 2-3 HBP			1B 1B			WP 2B 1B	FC6-4 1-2f	1 1 0 1	0 1 0 0	1 1 0 0	0 0 0 0	0 0 0 0	0 0 0 0	0 0 0 2
Inning Stats	R: 0 E: 0 K: 0 S: 4 H: 1 LOB: 1 BB: 0 P: 4	R: 0 E: 0 K: 1 S: 6 H: 0 LOB: 3 BB: 1 P: 11	R: 0 E: 0 K: 0 S: 3 H: 0 LOB: 0 BB: 0 P: 3	R: 0 E: 0 K: 0 S: 3 H: 0 LOB: 0 BB: 0 P: 3	R: 0 E: 0 K: 0 S: 4 H: 2 LOB: 1 BB: 0 P: 4	R: 0 E: 0 K: 0 S: 2 H: 0 LOB: 0 BB: 1 P: 6	R: 0 E: 0 K: 0 S: 3 H: 0 LOB: 0 BB: 0 P: 3	R: 2 E: 0 K: 0 S: 5 H: 2 LOB: 0 BB: 0 P: 5	R: 0 E: 0 K: 1 S: 6 H: 1 LOB: 2 BB: 1 P: 10	1B: 5 2B: 1 3B: 0 HR: 0 SF: 0 SAC: 0 DP: 2 HBP: 1						

PITCHER	IP	WLS	BF	H	R	ER	SO	BB	IBB	HBP	BLK	WP	HR	S	P	ERA	WHIP
John Curtis, L (1, 1) ERA: 2.25	8.0	W	31	5	2	2	1	1	1	1	0	2	0	30	39	2.25	0.750
Bob Shirley, L (9, 1) ERA:	1.0	S	5	1	0	0	1	1	0	0	0	0	0	6	10	0.00	2.000

PITCHER	IP	WLS	BF	H	R	ER	SO	BB	IBB	HBP	BLK	WP	HR	S	P	ERA	WHIP

TOP

San Francisco Giants @ San Diego Padres

San Diego Stadium, San Diego, CA

Sat Apr 12 1980, 9:05 PM EST
Att. 22,410 - Unknown

livebaseballscorecards.com

AB	32
R	2
H	6
RBI	2
BB	3
SO	2
LOB	15

WP: 2	PA: 36
PB: 0	
SB: 0	
CS: 0	

Batter	1	2	3	4	5	6	7	8	9	AB	R	H	RBI	BB	SO	LOB
Ozzie Smith, S (1, 6) OBP: 0.462, SLG: 0.444	6-3		FC4 BB 1B BB		6-3		6-3			3	1	0	0	1	0	0
Dave Cash, R (1, 4) OBP: 0.308, SLG: 0.273	E5		FC4 1-2 BB		F9		F8			3	0	0	0	1	0	0
Gene Richards, L (1, 7) OBP: 0.333, SLG: 0.333	F9		FC4 S 1B 1-2f 2-3		HR 1B			6-3		4	2	1	0	0	0	3
Dave Winfield, R (1, 8) (9, 9) OBP: 0.500, SLG: 0.800	L6		4-3 1-H 3-H 1B		1-H HR			K		4	1	2	4	0	1	1
Jerry Turner, L (1, 9) Bob Shirley, R (9, 1)		K	4-3 2-3		F7			P5		4 0	0 0	0 0	0 0	0 0	1 0	1 0
Willie Montanez, L (1, 3) OBP: 0.429, SLG: 0.714		6-3	3-1			F8				3	0	0	0	0	0	1
Bill Fahey, L (1, 2) OBP: 0.143, SLG: 0.143		E 1B		F7		3-1				3	0	1	0	0	0	0
Aurelio Rodriguez, R (1, 5) OBP: 0.286, SLG: 0.286		E5 1-2		P3		5-3				3	0	0	0	0	0	1
John Curtis, L (1, 1) Jerry Mumphrey, S (9, 8) OBP: 0.250, SLG: 0.143		K		3-1			K			3 0	0 0	0 0	0 0	0 0	2 0	2 0
Inning Stats	R: 0 E: 1 K: 0 S: 4 H: 0 LOB: 1 BB: 0 P: 4	R: 0 E: 1 K: 2 S: 9 H: 1 LOB: 2 BB: 0 P: 9	R: 2 E: 0 K: 0 S: 4 H: 1 LOB: 1 BB: 2 P: 12	R: 0 E: 0 K: 0 S: 3 H: 0 LOB: 0 BB: 0 P: 3	R: 2 E: 0 K: 0 S: 5 H: 2 LOB: 0 BB: 0 P: 5	R: 0 E: 0 K: 0 S: 3 H: 0 LOB: 0 BB: 0 P: 3	R: 0 E: 0 K: 1 S: 5 H: 0 LOB: 0 BB: 0 P: 5	R: 0 E: 0 K: 1 S: 5 H: 0 LOB: 0 BB: 0 P: 5		1B: 3 2B: 0 3B: 0 HR: 1	SF: 0 SAC: 0 DP: 0 HBP: 0					

PITCHER	IP	WLS	BF	H	R	ER	SO	BB	IBB	HBP	BLK	WP	HR	S	P	ERA	WHIP
John Montefusco, R (1, 1) ERA: 5.14	7.0	L	29	4	4	4	3	2	0	0	0	0	1	33	41	5.14	0.857
Al Holland, L (8, 1) ERA:	1.0		3	0	0	0	1	0	0	0	0	0	0	5	5	0.00	0.000

PITCHER	IP	WLS	BF	H	R	ER	SO	BB	IBB	HBP	BLK	WP	HR	S	P	ERA	WHIP

BOTTOM

San Francisco Giants @ San Diego Padres

San Diego Stadium, San Diego, CA

Sat Apr 12 1980, 9:05 PM EST

Att. 22,410 - Unknown

livebaseballscorecards.com

AB	30
R	4
H	4
RBI	4
BB	2
SO	4
LOB	9

WP: 0	PB: 0	SB: 1	CS: 0
PA: 32			

Batter	1	2	3	4	5	6	7	8	9	AB	R	H	RBI	BB	SO	LOB
Bill North, S (1, 8) OBP: 0.353, SLG: 0.400	F8 4-3 1B		G3		SF7 3-H		K		K	4	0	1	1	0	2	0
Darrell Evans, L (1, 5) OBP: 0.176, SLG: 0.176	4-3 1-2		F8		1B 1B		F6		F6	5	0	1	0	0	0	1
Larry Herndon, R (1, 9) OBP: 0.308, SLG: 0.538	F8 2-3		6-3		1-2 1B		K			4	0	1	0	0	1	1
Willie McCovey, L (1, 3) OBP: 0.231, SLG: 0.167	F6			P5	F9			K		4	0	0	0	0	1	3
Terry Whitfield, L (1, 7) OBP: 0.250, SLG: 0.286		F9		2B		F8		3-1		4	0	1	0	0	0	0
Gary Lavelle, S (8, 1)										0	0	0	0	0	0	0
Rennie Stennett, R (1, 4) OBP: 0.375, SLG: 0.357		BBBB FC4-6 BB		K		E 4-3 1B		2B 1B		3	2	2	0	1	1	1
Milt May, L (1, 2) OBP: 0.143, SLG: 0.286		FC4-6 1B 1-2f		6-3		E9 4-3 1-3		1-H 2B		4	0	1	1	0	0	3
Johnnie LeMaster, R (1, 6) OBP: 0.375, SLG: 0.429		1-2 1B			SH5-4 SF7 2B	4-3 1-2 3-H		PO IBB		3	1	2	1	1	0	1
Vida Blue, S (1, 1)		SSS K								2	0	0	0	0	2	3
Jim Wohlford, R (8, PH) OBP: 0.143, SLG: 0.143 (8, 7)					SH5-4 2-3	K		PO 1-2	K	1	0	0	0	0	1	0
Inning Stats	R: 0 E: 0 K: 0 S: 4 H: 1 LOB: 1 BB: 0 P: 4	R: 0 E: 0 K: 1 S: 6 H: 1 LOB: 2 BB: 1 P: 10	R: 0 E: 0 K: 0 S: 3 H: 0 LOB: 0 BB: 0 P: 3	R: 0 E: 0 K: 1 S: 6 H: 1 LOB: 1 BB: 0 P: 6	R: 1 E: 0 K: 0 S: 6 H: 3 LOB: 2 BB: 0 P: 6	R: 1 E: 1 K: 1 S: 7 H: 1 LOB: 1 BB: 0 P: 7	R: 0 E: 0 K: 2 S: 7 H: 0 LOB: 0 BB: 0 P: 7	R: 1 E: 0 K: 1 S: 6 H: 2 LOB: 1 BB: 1 P: 10	R: 0 E: 0 K: 2 S: 7 H: 0 LOB: 0 BB: 0 P: 7	1B: 6 2B: 3 3B: 0 HR: 0	SF: 1 SAC: 1 DP: 0 HBP: 0					

TOP

San Francisco Giants @ San Diego Padres

San Diego Stadium, San Diego, CA

Sun Apr 13 1980, 6:33 AM EST

Att. 16,314 - Unknown

livebaseballscorecards.com

AB	34
R	3
H	9
RBI	3
BB	2
SO	8
LOB	13

WP: 0 PB: 0 SB: 0 CS: 0 PA: 39

PITCHER		IP	WLS	BF	H	R	ER	SO	BB	IBB	HBP	BLK	WP	HR	S	P	ERA	WHIP
Eric Rasmussen, R ERA: 1.29	(1, 1)	7.0	L	30	7	2	1	5	1	0	0	0	0	0	39	43	1.29	1.143
Dennis Kinney, L ERA: 13.5	(8, 1)	0.2		4	2	1	1	1	0	0	0	0	0	0	6	6	13.50	3.000
John D'Acquisto, R ERA:	(8, 1)	1.1		4	0	0	0	2	0	1	0	0	0	0	7	11	0.00	0.000

PITCHER	IP	WLS	BF	H	R	ER	SO	BB	IBB	HBP	BLK	WP	HR	S	P	ERA	WHIP

Batter	1	2	3	4	5	6	7	8	9	AB	R	H	RBI	BB	SO	LOB
Ozzie Smith, S (1, 6) OBP: 0.353, SLG: 0.333	F8		F8		SF7 2-3 3-H		P3			3	0	0	1	0	0	0
Dave Cash, R (1, 4) OBP: 0.353, SLG: 0.286	F9 1B 1B		6-3		FC5-4 1-2 BB		5-3			3	0	1	0	1	0	0
Gene Richards, L (1, 7) OBP: 0.313, SLG: 0.313	1-2 1B			6-3	K			1-3		4	0	1	0	0	1	3
Dave Winfield, R (1, 9) OBP: 0.375, SLG: 0.571	F9 2-3			L4	FC5-4 1-2f			K		4	0	0	0	0	1	5
Gene Tenace, R (1, 2)	F8			BB		F6		6-3		3	0	0	0	1	0	2
Jerry Mumphrey, S (1, 8) OBP: 0.333, SLG: 0.200		F4		F9		BB			1B	3	0	1	0	1	0	1
Willie Montanez, L (1, 3) OBP: 0.364, SLG: 0.545		4-3			SH 1B SF7 1B	K			F6	4	1	1	0	0	1	2
Barry Evans, R (1, 5) OBP: 0.333, SLG: 0.333 John D'Acquisto, R (8, 1) Kurt Bevacqua, R (9, PH)		6-3			SF7 SH 1-2 1B	F3			F8	3 0 1	0 0 0	1 0 0	0 0 0	0 0 0	0 0 0	1 0 1
Eric Rasmussen, R (1, 1) Paul Dade, R (7, PH) Dennis Kinney, L (8, 1) Aurelio Rodriguez, R (8, 5) OBP: 0.250, SLG: 0.250			5-3		SH BB 1-2 2-3		6-3		F8	1 1 0 1	0 0 0 0	0 0 0 0	0 0 0 0	0 0 0 0	0 0 0 0	0 0 0 1
Inning Stats	R: 0 E: 0 K: 0 S: 5 H: 2 LOB: 2 BB: 0 P: 5	R: 0 E: 0 K: 0 S: 3 H: 0 LOB: 0 BB: 0 P: 3	R: 0 E: 0 K: 0 S: 3 H: 0 LOB: 0 BB: 0 P: 3	R: 0 E: 0 K: 0 S: 3 H: 0 LOB: 1 BB: 1 P: 7	R: 1 E: 0 K: 1 S: 8 H: 2 LOB: 3 BB: 1 P: 12	R: 0 E: 0 K: 1 S: 5 H: 0 LOB: 1 BB: 1 P: 9	R: 0 E: 0 K: 0 S: 3 H: 0 LOB: 0 BB: 0 P: 3	R: 0 E: 0 K: 1 S: 5 H: 0 LOB: 0 BB: 0 P: 5	R: 0 E: 0 K: 0 S: 4 H: 1 LOB: 1 BB: 0 P: 4	1B: 5 2B: 0 3B: 0 HR: 0	SF: 1 SAC: 1 DP: 0 HBP: 0						

PITCHER	IP	WLS	BF	H	R	ER	SO	BB	IBB	HBP	BLK	WP	HR	S	P	ERA	WHIP
Vida Blue, L (1, 1) ERA: 1.29	7.0	W	29	4	1	1	2	3	0	0	0	0	0	30	42	1.29	1.000
Gary Lavelle, L (8, 1) ERA: 2.45	2.0	S	7	1	0	0	1	0	0	0	0	0	0	9	9	0.00	0.500

PITCHER	IP	WLS	BF	H	R	ER	SO	BB	IBB	HBP	BLK	WP	HR	S	P	ERA	WHIP

BOTTOM

San Francisco Giants @ San Diego Padres

San Diego Stadium, San Diego, CA

Sun Apr 13 1980, 6:33 AM EST

Att. 16,314 - Unknown

livebaseballscorecards.com

AB	31
R	1
H	5
RBI	1
BB	3
SO	3
LOB	16

Batter	1	2	3	4	5	6	7	8	9	AB	R	H	RBI	BB	SO	LOB
Davey Lopes, R (1, 4) OBP: 0.280, SLG: 0.143	5-3		6-3			1-3		K		4	0	0	0	0	1	1
Rudy Law, L (1, 8) OBP: 0.190, SLG: 0.150	1-3			6-3		FC6-4 1B			4-3	4	0	1	0	0	0	0
Reggie Smith, S (1, 9) OBP: 0.560, SLG: 0.739	FC6-4 1B			G6-4-3 1B		P4			E 1B SF8 1B	4	1	3	0	0	0	2
Steve Garvey, R (1, 3) OBP: 0.167, SLG: 0.130	FC6-4 1-2f			G6-4-3 1-2f		FC6-4 1-2f			E7 1-3 1B	4	0	1	0	0	0	4
Dusty Baker Jr., R (1, 7) OBP: 0.333, SLG: 0.600		K			G3		F7		SF8 3-H	3	0	0	1	0	1	0
Ron Cey, R (1, 5) OBP: 0.048, SLG: 0.048		6-3			6-3		F8		K	4	0	0	0	0	1	1
Joe Ferguson, R (1, 2) OBP: 0.167, SLG: 0.091		4-1			1B		K			3	0	1	0	0	1	0
Bill Russell, R (1, 6) OBP: 0.267, SLG: 0.154			F7		1-3			5-3		3	0	0	0	0	0	1
Bob Welch, R (1, 1) OBP: 0.500, SLG: 0.500 Jay Johnstone, L (8, PH) OBP: 0.250, SLG: 0.250 Bobby Castillo, R (8, 1)			P6			1B 1-3 1B		K		2 1 0	0 0 0	1 0 0	0 0 0	0 0 0	0 1 0	0 0 0
Inning Stats	R: 0 E: 0 K: 0 S: 4 H: 1 LOB: 1 BB: 0 P: 4	R: 0 E: 0 K: 1 S: 5 H: 0 LOB: 0 BB: 0 P: 5	R: 0 E: 0 K: 0 S: 3 H: 0 LOB: 0 BB: 0 P: 3	R: 0 E: 0 K: 0 S: 3 H: 1 LOB: 0 BB: 0 P: 3	R: 0 E: 0 K: 0 S: 4 H: 1 LOB: 1 BB: 0 P: 4	R: 0 E: 0 K: 0 S: 5 H: 2 LOB: 2 BB: 0 P: 5	R: 0 E: 0 K: 1 S: 5 H: 0 LOB: 0 BB: 0 P: 5	R: 0 E: 0 K: 2 S: 7 H: 0 LOB: 0 BB: 0 P: 7	R: 1 E: 1 K: 1 S: 7 H: 2 LOB: 1 BB: 0 P: 7	1B: 7 2B: 0 3B: 0 HR: 0	SF: 1 SAC: 0 DP: 1 HBP: 0					

PITCHER		IP	WLS	BF	H	R	ER	SO	BB	IBB	HBP	BLK	WP	HR	S	P	ERA	WHIP
Randy Jones, L ERA: 2.57	(1, 1)	7.0		25	5	0	0	2	0	0	0	0	0	0	29	29	0.00	0.714
Rollie Fingers, R ERA:	(8, 1)	2.0	W	8	2	1	0	3	0	0	0	0	0	0	14	14	0.00	1.000

PITCHER		IP	WLS	BF	H	R	ER	SO	BB	IBB	HBP	BLK	WP	HR	S	P	ERA	WHIP

TOP

Los Angeles Dodgers @ San Diego Padres

San Diego Stadium, San Diego, CA

Mon Apr 14 1980, 9:05 PM EST

Att. 28,650 - Unknown

livebaseballscorecards.com

AB	32
R	1
H	7
RBI	1
BB	0
SO	5
LOB	9

1B: 7	SF: 1	WP: 0	PA: 33
2B: 0	SAC: 0	PB: 0	
3B: 0	DP: 1	SB: 0	
HR: 0	HBP: 0	CS: 0	

BOTTOM

Los Angeles Dodgers @ San Diego Padres

San Diego Stadium, San Diego, CA

Mon Apr 14 1980, 9:05 PM EST

Att. 28,650 - Unknown

livebaseballscorecards.com

Batter	1	2	3	4	5	6	7	8	9	AB	R	H	RBI	BB	SO	LOB
Ozzie Smith, S (1, 6) OBP: 0.381, SLG: 0.333	S 1B		9-3 1-2f			4-3		BB 4-3 WP BB		3	1	1	0	1	0	1
Dave Cash, R (1, 4) OBP: 0.286, SLG: 0.222	F8 1-2			F8		F9		4-3 1-2		4	0	0	0	0	0	2
Gene Richards, L (1, 7) OBP: 0.400, SLG: 0.389	F9			BB BB		2B		WP BB SF8 BB		2	1	1	0	2	0	1
Dave Winfield, R (1, 9) OBP: 0.400, SLG: 0.500	F3			FC6 1-2 BB		F5		SF8 WP 1-2 2-3 BB		2	0	0	0	2	0	2
Willie Montanez, L (1, 3) OBP: 0.267, SLG: 0.429		5-3		F9			P6	SF8 1-3 2-H 3-H		3	0	0	1	0	0	2
Jerry Mumphrey, S (1, 8) OBP: 0.313, SLG: 0.214		K		FC6 1-2f			S 1B	G3		4	0	1	0	0	1	3
Gene Tenace, R (1, 2) OBP: 0.400, SLG: 0.100		F9			G1-6-3 1B		F7 1-2			3	0	1	0	0	0	1
Aurelio Rodriguez, R (1, 5) OBP: 0.200, SLG: 0.200 Jerry Turner, L (7, PH) Barry Evans, R (8, 5) OBP: 0.333, SLG: 0.333			5-3		G1-6-3 1-2f		FC6 IBB			2 0 0	0 0 0	0 0 0	0 0 0	0 1 0	0 0 0	1 0 0
Randy Jones, R (1, 1) Von Joshua, L (7, PH) Rollie Fingers, R (8, 1)			E6 6-3		F8		FC6 1-2f			2 1 0	0 0 0	0 0 0	0 0 0	0 0 0	0 0 0	0 2 0
Inning Stats	R: 0 H: 1 E: 0 LOB: 1 K: 0 BB: 0 S: 4 P: 4	R: 0 H: 0 E: 0 LOB: 0 K: 1 BB: 0 S: 5 P: 5	R: 0 H: 0 E: 1 LOB: 0 K: 0 BB: 0 S: 3 P: 3	R: 0 H: 0 E: 0 LOB: 2 K: 0 BB: 2 S: 3 P: 11	R: 0 H: 1 E: 0 LOB: 0 K: 0 BB: 0 S: 3 P: 3	R: 0 H: 1 E: 0 LOB: 1 K: 0 BB: 0 S: 4 P: 4	R: 0 H: 1 E: 0 LOB: 2 K: 0 BB: 1 S: 4 P: 8	R: 2 H: 0 E: 0 LOB: 1 K: 0 BB: 3 S: 3 P: 15		1B: 3 SF: 1 2B: 2 SAC: 0 3B: 0 DP: 2 HR: 0 HBP: 0						WP: 1 PA: 33 PB: 0 SB: 2 CS: 0

	AB	26
	R	2
	H	4
	RBI	1
	BB	6
	SO	1
	LOB	15

PITCHER		IP	WLS	BF	H	R	ER	SO	BB	IBB	HBP	BLK	WP	HR	S	P	ERA	WHIP
Bob Welch, R ERA:	(1, 1)	7.0		27	4	0	0	1	2	1	0	0	0	0	26	38	0.00	0.857
Bobby Castillo, R ERA: 4.5	(8, 1)	1.0	L	6	0	2	2	0	3	0	0	0	1	0	3	15	18.00	3.000

PITCHER	IP	WLS	BF	H	R	ER	SO	BB	IBB	HBP	BLK	WP	HR	S	P	ERA	WHIP

Los Angeles Dodgers @ San Diego Padres

San Diego Stadium, San Diego, CA

Tue Apr 15 1980, 9:05 PM EST

Att. 19,325 - Unknown

TOP

livebaseballscorecards.com

Batter	1	2	3	4	5	6	7	8	9	AB	R	H	RBI	BB	SO	LOB
Davey Lopes, R (1, 4) OBP: 0.300, SLG: 0.280	6-3		6-3		HR		BB E S SF9		6-3	4	2	1	1	1	0	0
Rudy Law, L (1, 8) OBP: 0.308, SLG: 0.360	6-3 3B		S 1B		1B 4-3 1B		E1 1-3		1B	5	2	4	0	0	0	1
Reggie Smith, S (1, 9) OBP: 0.533, SLG: 0.692	6-3 3-H		BB 1-2		4-3 1-3 1B		SF9 3-H		4-3	3	0	1	2	1	0	1
Steve Garvey, R (1, 3) OBP: 0.143, SLG: 0.111	1-3		F8		4-3 1-2 3-H		G3			4	0	0	1	0	0	4
Dusty Baker Jr., R (1, 7) OBP: 0.357, SLG: 0.625		1B 2B		FC5-4 1B	F8			F8		4	1	2	0	0	0	1
Ron Cey, R (1, 5) OBP: 0.160, SLG: 0.125		G4-6-3 2-H 1B		F8		FC1-4-6 1B		BB		3	0	2	1	1	0	1
Joe Ferguson, R (1, 2) OBP: 0.143, SLG: 0.077		G4-6-3 1-2f		FC5-4 FC6-4 1-2f		FC1-4-6 G1-6-3 1-2f		F8		2	0	0	0	0	0	2
Derrel Thomas, S (6, PH) OBP: 0.231, SLG: 0.250 (6, 2)										2	0	0	0	0	0	2
Bill Russell, R (1, 6) OBP: 0.211, SLG: 0.118		5-3		FC6-4 1-2f		G1-6-3 1-2f		1-3		4	0	0	0	0	0	3
Rick Sutcliffe, L (1, 1) OBP: 0.200, SLG: 0.200			6-3		K		K		P4	1	0	0	0	0	0	0
Charlie Hough, R (3, 1)										1	0	0	0	0	1	0
Rick Monday, L (7, PH)										1	0	0	0	0	1	0
Bobby Castillo, R (7, 1)										0	0	0	0	0	0	0
Jay Johnstone, L (9, PH) OBP: 0.200, SLG: 0.200										1	0	0	0	0	0	0

	AB	35
	R	5
	H	10
	RBI	5
	BB	3
	SO	2
	LOB	15

Inning Stats	1	2	3	4	5	6	7	8	9	1B: 7	SF: 1	WP: 0	PA: 39
	R: 1 E: 0 K: 0 S: 4 H: 1 LOB: 0 BB: 0 P: 4	R: 1 E: 0 K: 0 S: 4 H: 2 LOB: 0 BB: 0 P: 4	R: 0 E: 0 K: 0 S: 4 H: 1 LOB: 2 BB: 1 P: 8	R: 0 E: 0 K: 0 S: 4 H: 1 LOB: 1 BB: 0 P: 4	R: 2 E: 0 K: 1 S: 8 H: 3 LOB: 1 BB: 0 P: 8	R: 0 E: 0 K: 0 S: 3 H: 1 LOB: 0 BB: 0 P: 3	R: 1 E: 1 K: 1 S: 6 H: 0 LOB: 1 BB: 1 P: 10	R: 0 E: 0 K: 0 S: 3 H: 0 LOB: 1 BB: 1 P: 7	R: 0 E: 0 K: 0 S: 4 H: 1 LOB: 1 BB: 0 P: 4	2B: 1 3B: 1 HR: 1	SAC: 0 DP: 2 HBP: 0	PB: 0 SB: 2 CS: 0	

PITCHER	IP	WLS	BF	H	R	ER	SO	BB	IBB	HBP	BLK	WP	HR	S	P	ERA	WHIP
Rick Wise, R (1, 1) ERA: 5.56	5.0	W	24	9	4	4	1	1	0	0	0	0	1	25	29	7.20	2.000
Steve Mura, R (6, 1) ERA:	4.0	S	15	1	1	0	1	2	0	0	0	0	0	15	23	0.00	0.750

PITCHER	IP	WLS	BF	H	R	ER	SO	BB	IBB	HBP	BLK	WP	HR	S	P	ERA	WHIP

Batter	1	2	3	4	5	6	7	8	9	AB	R	H	RBI	BB	SO	LOB
Ozzie Smith, S (1, 6) OBP: 0.400, SLG: 0.353	BBBB 4-0 E S 1B BB	x 0-0 ③ 4-3		x 0-0 ① SH5-3 1-2		x 0-0 ① SF8 2-H		x 0-0 1B		2	1	1	1	1	0	1
Dave Cash, R (1, 4) OBP: 0.308, SLG: 0.227	x 0-0 G5-4-3 1-H 1B		BBBB 4-0 1B WP BB	x 0-0 ② F8		x 0-0 ② F8		x 0-0 ③ G3		4	1	1	1	1	0	2
Gene Richards, L (1, 7) OBP: 0.417, SLG: 0.409	x 0-0 ① F8		x 0-0 WP S BLK 1-3 1B	x 0-0 2-3 1B		x 0-0 ③ 4-3				4	1	2	0	0	0	1
Dave Winfield, R (1, 9) OBP: 0.375, SLG: 0.421	x 0-0 ②③ G5-4-3 1-2f		BBBB 4-0 S BLK SF9 1-3 3-H BB	x 0-0 ③ F9			SSS 0-3 ① K			3	1	0	0	1	1	3
Willie Montanez, L (1, 3) OBP: 0.368, SLG: 0.471		x 0-0 S 1B 2B 1B	BBBB 4-0 S 1-2 3-H BB		x 0-0 G4-6-3 1B		x 0-0 ② G3			3	1	2	0	1	0	0
Jerry Mumphrey, S (1, 8) OBP: 0.300, SLG: 0.222		x 0-0 S 1-2 2B 1B	SSS 0-3 ① K 1-2 2-3		x 0-0 ①② G4-6-3 1-2f		SSS 0-3 ③ K			4	1	1	0	0	2	3
Gene Tenace, R (1, 2) OBP: 0.368, SLG: 0.385		SSS 0-3 ① K 1-2 2-3	x 0-0 ② SF9 3-H		x 0-0 ③ F2			x 0-0 HR		3	1	1	2	0	1	2
Aurelio Rodriguez, R (1, 5) OBP: 0.214, SLG: 0.214		SSS 0-3 ② K	x 0-0 ③ 5-3			x 0-0 2B 1B		x 0-0 ① 3-1		4	1	1	0	0	1	3
Rick Wise, R (1, 1) OBP: 0.500, SLG: 0.667 Steve Mura, R (6, 1) OBP: 0.500, SLG: 1.000		x 0-0 2-H 3-H 2B		BBBB 4-0 1B SH5-3 BB		x 0-0 PB 1-H SF8 2B		SSS 0-3 ② K		1 2	0 1	1 1	2 1	1 0	0 1	0 0
Inning Stats	R: 1 E: 0 K: 0 S: 3 H: 1 LOB: 0 BB: 1 P: 7	R: 2 E: 0 K: 2 S: 10 H: 3 LOB: 1 BB: 0 P: 10	R: 3 E: 0 K: 1 S: 6 H: 1 LOB: 1 BB: 3 P: 18	R: 0 E: 0 K: 0 S: 4 H: 1 LOB: 2 BB: 1 P: 8	R: 0 E: 0 K: 0 S: 3 H: 1 LOB: 0 BB: 0 P: 3	R: 2 E: 0 K: 2 S: 5 H: 2 LOB: 0 BB: 0 P: 5	R: 0 E: 0 K: 2 S: 7 H: 0 LOB: 0 BB: 0 P: 7	R: 1 E: 0 K: 1 S: 7 H: 2 LOB: 1 BB: 0 P: 7		1B: 8 2B: 2 3B: 0 HR: 1	SF: 2 SAC: 1 DP: 2 HBP: 0			WP: 1 PB: 1 SB: 6 CS: 0	PA: 38		

PITCHER		IP	WLS	BF	H	R	ER	SO	BB	IBB	HBP	BLK	WP	HR	S	P	ERA	WHIP
Rick Sutcliffe, R ERA: 11.88	(1, 1)	2.0	L	14	5	6	6	2	4	0	0	1	1	0	14	30	27.00	4.500
Charlie Hough, R ERA: 1.5	(3, 1)	4.0		16	4	2	1	1	1	0	0	0	0	0	17	21	2.25	1.250
Bobby Castillo, R ERA: 4.5	(7, 1)	2.0		8	2	1	1	3	0	0	0	0	0	1	14	14	4.50	1.000

PITCHER	IP	WLS	BF	H	R	ER	SO	BB	IBB	HBP	BLK	WP	HR	S	P	ERA	WHIP

BOTTOM

Los Angeles Dodgers @ San Diego Padres

San Diego Stadium, San Diego, CA

Tue Apr 15 1980, 9:05 PM EST

Att. 19,325 - Unknown

livebaseballscorecards.com

AB	30
R	9
H	11
RBI	7
BB	5
SO	6
LOB	15

Batter	1	2	3	4	5	6	7	8	9	AB	R	H	RBI	BB	SO	LOB
Davey Lopes, R (1, 4) OBP: 0.333, SLG: 0.400	4-3		P4	HR	1-3 1-2 2-3		BB		BB 1B 6-3 1B	5	2	2	1	1	0	2
Rudy Law, L (1, 8) OBP: 0.313, SLG: 0.333	4-3		E 1B HR BB	4-3	F7		F9		6-3 BB 1-2 1B	5	1	1	0	1	0	3
Reggie Smith, S (1, 9) OBP: 0.571, SLG: 0.690	BB		E8 HR 1-3 1B	P3		G6-4-3 E 2B BB		1B 1B	6-3 1-2 2-3 BB	3	3	2	0	2	0	0
Pedro Guerrero, R (8, 7)										0	0	0	0	1	0	0
Steve Garvey, R (1, 3) OBP: 0.147, SLG: 0.212	K		1-H HR 3-H	F9		E4 G6-4-3 1-2		K	6-3 1-2 2-3 3-H	6	1	1	4	0	2	5
Dusty Baker Jr., R (1, 7) OBP: 0.424, SLG: 0.750		BB	1B 3B		1B E 2B	G6-4-3 1-2f 2-3		BB 1B 1-2 1B	FC6-4 IBB	4	2	3	0	1	0	2
Gary Thomasson, L (8, PR) (8, 9)										0	0	0	0	1	0	0
Ron Cey, R (1, 5) OBP: 0.300, SLG: 0.259		FC6-4 1-2 BB	1B BB		E 2-3 1B	3-H 2B		BB 1-2 2-H 1B	FC6-4 1-2f	3	1	3	2	2	0	0
Don Stanhouse, R (8, 1)										1	0	0	0	0	0	3
Derrel Thomas, S (1, 2) OBP: 0.278, SLG: 0.250		K	1-2 3-H 1B		E2 FC1-5 1B 1-2 3-H	K		G6-4-3 1-2 2-3 BB		4	0	1	1	1	2	4
Bill Russell, R (1, 6) OBP: 0.208, SLG: 0.136		K	F3		1-3 FC1-5 1-2 2-H 1B		1-3	G6-4-3 1-2f		5	0	1	1	0	1	7
Burt Hooton, R (1, 1)		FC6-4 1-2f	F9		FC1-5 1-3 1-2 2-3f		L3		K	4	0	0	0	0	0	6
Mickey Hatcher, R (8, 5) OBP: 0.200, SLG: 0.200										1	0	0	0	0	1	0
Inning Stats	R: 0 E: 0 K: 1 S: 5 H: 0 LOB: 1 BB: 1 P: 9	R: 0 E: 0 K: 2 S: 7 H: 0 LOB: 2 BB: 2 P: 15	R: 4 E: 1 K: 0 S: 7 H: 4 LOB: 2 BB: 2 P: 15	R: 1 E: 0 K: 0 S: 4 H: 1 LOB: 0 BB: 0 P: 4	R: 2 E: 1 K: 0 S: 7 H: 3 LOB: 2 BB: 0 P: 7	R: 1 E: 1 K: 1 S: 6 H: 1 LOB: 1 BB: 1 P: 10	R: 0 E: 0 K: 0 S: 3 H: 0 LOB: 1 BB: 1 P: 7	R: 1 E: 0 K: 1 S: 7 H: 3 LOB: 3 BB: 1 P: 11	R: 1 E: 0 K: 1 S: 7 H: 2 LOB: 3 BB: 2 P: 15	1B: 9 2B: 2 3B: 1 HR: 2	SF: 0 SAC: 0 DP: 2 HBP: 0					

PITCHER		IP	WLS	BF	H	R	ER	SO	BB	IBB	HBP	BLK	WP	HR	S	P	ERA	WHIP
John Curtis, L ERA: 5.23	(1, 1)	2.1	L	16	4	4	4	3	5	0	0	0	0	1	17	37	15.43	3.857
Dennis Kinney, L ERA: 11.57	(3, 1)	1.2		10	4	3	2	0	0	0	0	0	0	1	10	10	10.80	2.400
John D'Acquisto, R ERA: 3.38	(5, 1)	4.0		18	4	2	2	2	3	0	0	0	0	0	19	31	4.50	1.750
Gary Lucas, L ERA: 9.0	(9, 1)	1.0		7	2	1	1	1	1	1	0	0	0	0	7	15	9.00	3.000

PITCHER	IP	WLS	BF	H	R	ER	SO	BB	IBB	HBP	BLK	WP	HR	S	P	ERA	WHIP

TOP

Los Angeles Dodgers @ San Diego Padres

San Diego Stadium, San Diego, CA

Wed Apr 16 1980, 9:05 PM EST

Att. 24,861 - Unknown

livebaseballscorecards.com

AB	41
R	10
H	14
RBI	9
BB	10
SO	6
LOB	32

WP: 0 PB: 0 SB: 0 CS: 0 PA: 51

Batter	1	2	3	4	5	6	7	8	9	AB	R	H	RBI	BB	SO	LOB
Ozzie Smith, S (1, 6) OBP: 0.367, SLG: 0.286	S S S 0-3 K ①		x 0-0 P6 ①		x 0-0 L3 ③			B B B B 4-0 1B 1B BB 1-2 BB	x 0-0 P5 ③	4	1	0	0	1	1	2
Dave Cash, R (1, 4) OBP: 0.267, SLG: 0.192	x 0-0 5-3 ②		x 0-0 G4-6-3 ② ③ 1-2f			x 0-0 1-3 ①		x 0-0 P6 ①		4	0	0	0	0	0	3
Gene Richards, L (1, 7) OBP: 0.357, SLG: 0.346	x 0-0 6-3 ③			x 0-0 F5 ①		x 0-0 4-3 ②		S S S 0-3 K ②		4	0	0	0	0	1	2
Dave Winfield, R (1, 9) OBP: 0.393, SLG: 0.409		B B B B 4-0 HR BB		x 0-0 F9 ②		x 0-0 F7 ③		x 0-0 BB 1B 1-2 2-H 1B		3	1	1	1	1	0	0
Willie Montanez, L (1, 3) OBP: 0.435, SLG: 0.667		x 0-0 1-H HR		x 0-0 1B			x 0-0 F4 ①	x 0-0 BB 1-2 2-3 1B		4	1	3	2	0	0	0
Jerry Mumphrey, S (1, 8) OBP: 0.333, SLG: 0.200		x 0-0 F7 ①		x 0-0 1-3 ③			B B B B 4-0 BB	B B B B 4-0 1-2 2-3 3-H BB		2	0	0	1	2	0	1
Bill Fahey, L (1, 2) OBP: 0.091, SLG: 0.091		x 0-0 F8 ②			S S S 0-3 K ①		S S S 0-3 K ②	x 0-0 F7 ③		4	0	0	0	0	2	4
Barry Evans, R (1, 5) OBP: 0.400, SLG: 0.400		x 0-0 5-3 ③			x 0-0 SH2-3 1B		x 0-0 4-3 ③		x 0-0 L3 ①	2	0	1	0	0	0	0
Jerry Turner, L (7, PH)										1	0	0	0	0	0	1
Paul Dade, R (8, 5)										1	0	0	0	0	0	0
John Curtis, L (1, 1) Dennis Kinney, L (3, 1) John D'Acquisto, R (5, 1) Von Joshua, L (8, PH) OBP: 0.333, SLG: 0.333 Gary Lucas, L (9, 1) Kurt Bevacqua, R (9, PH)			B B B B 4-0 G4-6-3 BB		x 0-0 SH2-3 ② 1-2			x 0-0 BB 1B 1B	x 0-0 6-3 ②	0 0 0 1 0 1	0 0 0 1 0 0	0 0 0 1 0 0	0 0 0 0 0 0	0 1 0 0 0 0	0 0 0 0 0 0	0 0 0 0 0 0
Inning Stats	R: 0 E: 0 K: 1 S: 5 H: 0 LOB: 0 BB: 0 P: 5	R: 2 E: 0 K: 0 S: 4 H: 1 LOB: 0 BB: 1 P: 8	R: 0 E: 0 K: 0 S: 2 H: 0 LOB: 0 BB: 1 P: 6	R: 0 E: 0 K: 0 S: 4 H: 1 LOB: 1 BB: 0 P: 4	R: 0 E: 0 K: 1 S: 6 H: 1 LOB: 1 BB: 0 P: 6	R: 0 E: 0 K: 0 S: 3 H: 0 LOB: 0 BB: 0 P: 3	R: 0 E: 0 K: 1 S: 5 H: 0 LOB: 1 BB: 1 P: 9	R: 2 E: 0 K: 1 S: 8 H: 3 LOB: 3 BB: 2 P: 16	R: 0 E: 0 K: 0 S: 3 H: 0 LOB: 0 BB: 0 P: 3	1B: 5 2B: 0 3B: 0 HR: 1	SF: 0 SAC: 1 DP: 1 HBP: 0					

PITCHER		IP	WLS	BF	H	R	ER	SO	BB	IBB	HBP	BLK	WP	HR	S	P	ERA	WHIP
Burt Hooton, R ERA: 4.5	(1, 1)	7.0	W	26	3	2	2	3	3	0	0	0	0	1	29	41	2.57	0.857
Don Stanhouse, R ERA: 9.0	(8, 1)	2.0		11	3	2	2	1	2	0	0	0	0	0	11	19	9.00	2.500

PITCHER		IP	WLS	BF	H	R	ER	SO	BB	IBB	HBP	BLK	WP	HR	S	P	ERA	WHIP

BOTTOM

Los Angeles Dodgers @ San Diego Padres

San Diego Stadium, San Diego, CA

Wed Apr 16 1980, 9:05 PM EST

Att. 24,861 - Unknown

livebaseballscorecards.com

AB	31
R	4
H	6
RBI	4
BB	5
SO	4
LOB	13

Batter	1	2	3	4	5	6	7	8	9	AB	R	H	RBI	BB	SO	LOB
Ozzie Smith, S (1, 6) OBP: 0.382, SLG: 0.320	5-3		S 1B 2-3			5-3		2B 1B		4	0	2	0	0	0	0
Dave Cash, R (1, 4) OBP: 0.324, SLG: 0.250	F8		G6-3 BB 1-2			FC6-4 BB		1B 2B 1-3		2	0	1	0	2	0	0
Gene Richards, L (1, 7) OBP: 0.313, SLG: 0.300	K		G6-3 1-2f			K		5-3		4	0	0	0	0	2	6
Dave Winfield, R (1, 9) OBP: 0.406, SLG: 0.400		1B BB FC5-4-2-5		4-3		FC6-4 1-2f			1B HR 1B	3	1	1	0	1	0	1
Willie Montanez, L (1, 3) OBP: 0.444, SLG: 0.640		FC5-4-2-5 1B 1-3		6-3			1-3		HR 1B 1-2	4	1	2	0	0	0	0
Gene Tenace, R (1, 2) OBP: 0.348, SLG: 0.529		FC5-4-2-5 1-2 3-H		K			F8		HR 1-H 2-H	4	1	1	3	0	1	2
Jerry Mumphrey, S (1, 8) OBP: 0.286, SLG: 0.167		K			K		F9		1-3	4	0	0	0	0	2	1
Aurelio Rodriguez, R (1, 5) OBP: 0.188, SLG: 0.188			K		F2			K	F4	2	0	0	0	0	1	0
Paul Dade, R (6, 5)										2	0	0	0	0	1	0
Eric Rasmussen, R (1, 1) OBP: 0.333, SLG: 0.667			1B 2B		K			6-3	K	2	0	1	0	0	1	0
Bob Shirley, R (5, 1)										0	0	0	0	0	0	0
Kurt Bevacqua, R (8, PH)										1	0	0	0	0	0	0
Dennis Kinney, L (8, 1)										0	0	0	0	0	0	0
Barry Evans, R (9, PH) OBP: 0.333, SLG: 0.333										1	0	0	0	0	1	0
Inning Stats	R: 0 E: 0 K: 1 S: 5 H: 0 LOB: 0 BB: 0 P: 5	R: 0 E: 0 K: 1 S: 5 H: 1 LOB: 1 BB: 1 P: 9	R: 0 E: 0 K: 1 S: 6 H: 2 LOB: 2 BB: 1 P: 10	R: 0 E: 0 K: 1 S: 5 H: 0 LOB: 0 BB: 0 P: 5	R: 0 E: 0 K: 2 S: 7 H: 0 LOB: 0 BB: 0 P: 7	R: 0 E: 0 K: 1 S: 5 H: 0 LOB: 1 BB: 1 P: 9	R: 0 E: 0 K: 0 S: 3 H: 0 LOB: 0 BB: 0 P: 3	R: 0 E: 0 K: 1 S: 7 H: 2 LOB: 2 BB: 0 P: 7	R: 3 E: 0 K: 1 S: 8 H: 3 LOB: 0 BB: 0 P: 8	1B: 5 2B: 3 3B: 0 HR: 1 SF: 0 SAC: 0 DP: 2 HBP: 0	WP: 0 PB: 0 SB: 1 CS: 0 PA: 36					

PITCHER	IP	WLS	BF	H	R	ER	SO	BB	IBB	HBP	BLK	WP	HR	S	P	ERA	WHIP
Vida Blue, L (1, 1) ERA: 2.25	9.0	W	36	8	3	3	9	3	0	0	0	0	1	51	63	3.00	1.222

PITCHER	IP	WLS	BF	H	R	ER	SO	BB	IBB	HBP	BLK	WP	HR	S	P	ERA	WHIP

TOP

San Diego Padres @ San Francisco Giants

Candlestick Park, San Francisco, CA

Thu Apr 17 1980, 9:05 PM EST

Att. 51,123 - Unknown

livebaseballscorecards.com

AB	33
R	3
H	8
RBI	3
BB	3
SO	9
LOB	10

BOTTOM

San Diego Padres @ San Francisco Giants

Candlestick Park, San Francisco, CA

Thu Apr 17 1980, 9:05 PM EST

Att. 51,123 - Unknown

livebaseballscorecards.com

Batter	1	2	3	4	5	6	7	8	9	AB	R	H	RBI	BB	SO	LOB
Bill North, S (1, 8) OBP: 0.448, SLG: 0.333	BBBB 4-0 S SH1-3 1B BB	x 0-0 ③ 1-3		x 0-0 ③ 6-3		x 0-0 1B 1B		BBBB 4-0 BB 1B BB		3	2	1	0	2	0	2
Darrell Evans, L (1, 5) OBP: 0.273, SLG: 0.276	x 0-0 ① SH1-3 1-2		BBBB 4-0 S 2B BB		x 0-0 1B S 1B 1B	x 0-0 ① F8		BBBB 4-0 1B 1-2 BB		2	2	1	0	2	0	1
Jack Clark, R (1, 9) OBP: 0.280, SLG: 0.190	BBBB 4-0 1B 2-3 BB		SSS 0-3 ① K 1-2		x 0-0 1B 1-3 1B 1B	x 0-0 ② 1-3 1B		x 0-0 1-2 2-H 1B		4	1	3	1	1	1	1
Willie McCovey, L (1, 3) OBP: 0.367, SLG: 0.407	x 0-0 1-3 3-H 1B		x 0-0 3-1 2-H 2B		x 0-0 1B 1-3 1B 3-H 1B	x 0-0 ③ 4-3		x 0-0 ② F7		5	1	3	3	0	0	3
Terry Whitfield, L (1, 7) OBP: 0.318, SLG: 0.350 Larry Herndon, R (5, PH) OBP: 0.250, SLG: 0.348 (6, 7)	x 0-0 ② F6		x 0-0 ② 3-1 2-3		x 0-0 1B 1-2 3-H 1B		x 0-0 ① F9	x 0-0 ③ F9		2 3	0 0	0 1	0 1	0 0	0 0	3 2
Rennie Stennett, R (1, 4) OBP: 0.344, SLG: 0.400	x 0-0 ③ F5		x 0-0 ③ F9		x 0-0 ① 1B 1-3 2-H 1B		x 0-0 ② F8			4	1	1	1	0	0	3
Milt May, L (1, 2) OBP: 0.304, SLG: 0.565		x 0-0 2B		x 0-0 ① F8	x 0-0 FC5-4 2-H 1B		x 0-0 FC6-4 1B			4	0	3	1	0	0	0
Johnnie LeMaster, R (1, 6) OBP: 0.281, SLG: 0.286		SSS 0-3 ① K		x 0-0 E3 SH1-4	x 0-0 ② FC5-4 1-2f		x 0-0 ③ FC6-4 1-2f			4	0	0	0	0	1	3
Vida Blue, S (1, 1)		x 0-0 ② 1-3		x 0-0 ② SH1-4 1-2	SSS 0-3 ③ K			SSS 0-3 ① K		3	0	0	0	0	2	2
Inning Stats	R: 1 E: 0 K: 0 S: 4 H: 1 LOB: 2 BB: 2 P: 12	R: 0 E: 0 K: 1 S: 6 H: 1 LOB: 1 BB: 0 P: 6	R: 1 E: 0 K: 1 S: 6 H: 1 LOB: 1 BB: 1 P: 10	R: 0 E: 1 K: 0 S: 4 H: 0 LOB: 1 BB: 0 P: 4	R: 4 E: 0 K: 1 S: 10 H: 6 LOB: 1 BB: 0 P: 10	R: 0 E: 0 K: 0 S: 4 H: 2 LOB: 1 BB: 0 P: 4	R: 0 E: 0 K: 0 S: 4 H: 1 LOB: 1 BB: 0 P: 4	R: 1 E: 0 K: 1 S: 6 H: 1 LOB: 2 BB: 2 P: 14		1B: 11 2B: 2 3B: 0 HR: 0 SF: 0 SAC: 2 DP: 0 HBP: 0						

	AB	34
	R	7
	H	13
	RBI	7
	BB	5
	SO	4
	LOB	20

WP: 0 PB: 0 SB: 3 CS: 0 PA: 41

PITCHER		IP	WLS	BF	H	R	ER	SO	BB	IBB	HBP	BLK	WP	HR	S	P	ERA	WHIP
Eric Rasmussen, R ERA: 4.91	(1, 1)	4.0	L	22	6	5	5	2	3	0	0	0	0	0	23	35	11.25	2.250
Bob Shirley, L ERA: 1.5	(5, 1)	3.0		13	6	1	1	1	0	0	0	0	0	0	15	15	3.00	2.000
Dennis Kinney, L ERA: 10.8	(8, 1)	1.0		6	1	1	1	1	2	0	0	0	0	0	6	14	9.00	3.000

PITCHER	IP	WLS	BF	H	R	ER	SO	BB	IBB	HBP	BLK	WP	HR	S	P	ERA	WHIP

Batter	1	2	3	4	5	6	7	8	9	AB	R	H	RBI	BB	SO	LOB
Ozzie Smith, S (1, 6) OBP: 0.368, SLG: 0.310	F8		F8		5-3			HR 1B	4-3	4	1	1	0	0	0	1
Jerry Turner, L (9, PH)										1	0	0	0	0	0	2
Dave Cash, R (1, 4) OBP: 0.316, SLG: 0.250	1B 1B		F8		F7			F6		4	0	1	0	0	0	2
Gene Richards, L (1, 7) OBP: 0.306, SLG: 0.294	G5-4-3 1B (1-2)		F9			4-3		K (SSS)		4	0	1	0	0	1	1
Dave Winfield, R (1, 9) OBP: 0.389, SLG: 0.483	G5-4-3 (1-2f)			K (SSS)		5-3		HR (1-H)		4	1	1	2	0	1	2
Willie Montanez, L (1, 3) OBP: 0.419, SLG: 0.586		E3 BB		1B 1B		4-3		4-3		4	0	1	0	0	0	0
Gene Tenace, R (1, 2) OBP: 0.370, SLG: 0.571		F4		G6-4-3 1B (1-2)			2B		P5	4	0	2	0	0	0	1
Jerry Mumphrey, S (1, 8) OBP: 0.250, SLG: 0.143		K (SSS)		G6-4-3 (1-2f)			F9		F9	4	0	0	0	0	1	4
Barry Evans, R (1, 5) OBP: 0.500, SLG: 0.375		BB (BBBB) (1-2)			SH2-4 BB (BBBB)		2-3		1B 1B	2	0	1	0	2	0	1
Randy Jones, R (1, 1)		K (SSS)			SH2-4 (1-2)		F8		1B (1-2)	1	0	0	0	0	1	2
Kurt Bevacqua, R (7, PH)										1	0	0	0	0	0	1
Steve Mura, R (7, 1) OBP: 0.500, SLG: 1.000										0	0	0	0	0	0	0
Paul Dade, R (9, PH) OBP: 0.111, SLG: 0.111										1	0	1	0	0	0	0
Inning Stats	R: 0 E: 0 K: 0 S: 4 H: 2 LOB: 1 BB: 0 P: 4	R: 0 E: 1 K: 2 S: 8 H: 0 LOB: 2 BB: 1 P: 12	R: 0 E: 0 K: 0 S: 3 H: 0 LOB: 0 BB: 0 P: 3	R: 0 E: 0 K: 1 S: 6 H: 2 LOB: 1 BB: 0 P: 6	R: 0 E: 0 K: 0 S: 3 H: 0 LOB: 1 BB: 1 P: 7	R: 0 E: 0 K: 0 S: 3 H: 0 LOB: 0 BB: 0 P: 3	R: 0 E: 0 K: 0 S: 4 H: 1 LOB: 1 BB: 0 P: 4	R: 2 E: 0 K: 1 S: 7 H: 2 LOB: 0 BB: 0 P: 7	R: 0 E: 0 K: 0 S: 5 H: 0 LOB: 2 BB: 0 P: 5	1B: 7 2B: 1 3B: 0 HR: 1 SF: 0 SAC: 1 DP: 2 HBP: 0							

TOP

San Diego Padres @ San Francisco Giants

Candlestick Park, San Francisco, CA

Fri Apr 18 1980, 9:05 PM EST

Att. 12,241 - Unknown

livebaseballscorecards.com

AB	34
R	2
H	9
RBI	2
BB	2
SO	4
LOB	17

WP: 0 PB: 0 SB: 0 CS: 0 PA: 37

PITCHER	IP	WLS	BF	H	R	ER	SO	BB	IBB	HBP	BLK	WP	HR	S	P	ERA	WHIP
Bob Knepper, L (1, 1) ERA: 4.5	9.0	W	37	9	2	2	4	2	0	0	0	0	1	43	51	2.00	1.222

PITCHER	IP	WLS	BF	H	R	ER	SO	BB	IBB	HBP	BLK	WP	HR	S	P	ERA	WHIP

Batter	1	2	3	4	5	6	7	8	9	AB	R	H	RBI	BB	SO	LOB
Jim Wohlford, R (1, 7) OBP: 0.167, SLG: 0.167 Terry Whitfield, L (7, PH) (8, 7) OBP: 0.304, SLG: 0.350	SSS 0-3 ① K		x 0-0 ① 6-3			x 0-0 ① 2B 2B 1B	x 0-0 ① SF7 3-H			3	1	1	0	0	1	0
										0	0	0	1	0	0	0
Darrell Evans, L (1, 5) OBP: 0.270, SLG: 0.250	x 0-0 ② 4-1		x 0-0 ② 4-3			SSS 0-3 ① K	BBBB 4-0 FC4-6 1-2 2-3 BB			3	0	0	0	1	1	1
Jack Clark, R (1, 9) OBP: 0.276, SLG: 0.240	x 0-0 ③ F8		x 0-0 ③ 6-3			x 0-0 SSS 0-3 ② 1-3 2B 2B K				4	1	1	0	0	1	3
Willie McCovey, L (1, 3) OBP: 0.382, SLG: 0.379		BBBB 4-0 FC2-4 BB		SSS 0-3 ① K		4-0 2B IBB	x 0-0 ③ FC4-6 1-2f			2	0	0	0	2	1	3
Larry Herndon, R (1, 8) OBP: 0.286, SLG: 0.407		x 0-0 ① FC2-4 1B S 3B 1-2f		x 0-0 CS 1B		x 0-0 ② 1-H 2-H 3-H 2B		x 0-0 ① 5-3		4	1	2	2	0	0	1
Rennie Stennett, R (1, 4) OBP: 0.333, SLG: 0.382		x 0-0 1-3 3B 1B		x 0-0 ②③ 6-3 1-2		x 0-0 ③ 4-3		x 0-0 ② F4		4	1	1	0	0	0	2
Milt May, L (1, 2) OBP: 0.333, SLG: 0.615		x 0-0 1-H 3-H 3B	x 0-0 ① 3-1			BBBB 4-0 1B SF7 BB	x 0-0 ③ 3-1			3	1	1	2	1	0	0
Johnnie LeMaster, R (1, 6) OBP: 0.286, SLG: 0.290		x 0-0 ② 1-3	SSS 0-3 ② K				x 0-0 BB SH 1-3 1B			3	0	1	0	0	1	1
Bob Knepper, L (1, 1) OBP: 0.375, SLG: 0.500		SSS 0-3 ③ K	SSS 0-3 ③ K				x 0-0 SH BB 1-2			2	0	0	0	0	2	1
Inning Stats	R: 0 E: 0 K: 1 S: 5 H: 0 LOB: 0 BB: 0 P: 5	R: 2 E: 0 K: 1 S: 7 H: 2 LOB: 1 BB: 1 P: 11	R: 0 E: 0 K: 0 S: 3 H: 0 LOB: 0 BB: 0 P: 3	R: 0 E: 0 K: 1 S: 5 H: 1 LOB: 0 BB: 0 P: 5	R: 0 E: 0 K: 2 S: 7 H: 0 LOB: 0 BB: 0 P: 7	R: 2 E: 0 K: 1 S: 7 H: 3 LOB: 1 BB: 1 P: 11	R: 1 E: 1 K: 1 S: 7 H: 1 LOB: 3 BB: 2 P: 15	R: 0 E: 0 K: 0 S: 3 H: 0 LOB: 0 BB: 0 P: 3		1B: 4 2B: 2 3B: 1 HR: 0	SF: 1 SAC: 1 DP: 0 HBP: 0					

PITCHER		IP	WLS	BF	H	R	ER	SO	BB	IBB	HBP	BLK	WP	HR	S	P	ERA	WHIP
Randy Jones, L ERA: 3.6	(1, 1)	6.0	L	24	6	4	4	6	1	1	0	0	0	0	34	42	6.00	1.167
Steve Mura, R ERA: 1.5	(7, 1)	2.0		10	1	1	1	1	2	0	0	0	0	0	10	18	4.50	1.500

PITCHER	IP	WLS	BF	H	R	ER	SO	BB	IBB	HBP	BLK	WP	HR	S	P	ERA	WHIP

BOTTOM

San Diego Padres @ San Francisco Giants

Candlestick Park, San Francisco, CA

Fri Apr 18 1980, 9:05 PM EST

Att. 12,241 - Unknown

livebaseballscorecards.com

AB	28
R	5
H	7
RBI	5
BB	4
SO	7
LOB	12

San Diego Padres @ San Francisco Giants

Candlestick Park, San Francisco, CA

Sat Apr 19 1980, 6:33 AM EST

Att. 11,024 - Unknown

TOP

livebaseballscorecards.com

Batter	1	2	3	4	5	6	7	8	9	AB	R	H	RBI	BB	SO	LOB
Ozzie Smith, S (1, 6) OBP: 0.395, SLG: 0.382	E 2B	FC3-6 S 1-2f		1B 2-3 1B		S S S 0-3 ① K		1-3 1B		5	1	3	0	0	1	1
Dave Cash, R (1, 4) OBP: 0.302, SLG: 0.229	E1 1B 2-H	B B B 4-0 1-2 BB		SF7 3-H		S S S 0-3 ② K		1-3 1-2		3	1	0	1	1	1	1
Gene Richards, L (1, 7) OBP: 0.293, SLG: 0.282	S S S 0-3 ① K	1-3		1-3 1B		5-3		F8		5	0	1	0	0	1	4
Dave Winfield, R (1, 8) (7, 9) OBP: 0.366, SLG: 0.441	S 3-H 1B		4-3	1-3			6-3		S S S 0-3 ① K	5	0	1	1	0	1	2
Willie Montanez, L (1, 3) OBP: 0.389, SLG: 0.515	B B B 4-0 1-2 BB		S S S 0-3 ② K		1-3		4-3		P2	4	0	0	0	1	1	0
Jerry Turner, L (1, 9) OBP: 0.273, SLG: 0.200 Jerry Mumphrey, S (7, 8) OBP: 0.242, SLG: 0.138	F7		1B		F7		1B		F8	4 1	0 0	2 0	0 0	0 0	0 0	2 0
Paul Dade, R (1, 5) OBP: 0.231, SLG: 0.231 Barry Evans, R (7, 5) OBP: 0.500, SLG: 0.375	F3		G3		1B		1-2 1B			4 0	0 0	2 0	0 0	0 0	0 0	3 0
Bill Fahey, L (1, 2) OBP: 0.200, SLG: 0.200		4-3		1B SH1-4 SF7 1B		1-3 1B	S S S 0-3 ③ K			4	1	2	0	0	1	2
Gary Lucas, L (1, 1) OBP: 0.333, SLG: 0.333 Rollie Fingers, R (9, 1)		FC3-6 1B		SH1-4 1-2		4-3		4-3		3 0	0 0	1 0	0 0	0 0	0 0	2 0

	AB	38
	R	3
	H	12
	RBI	2
	BB	2
	SO	6
	LOB	17

Inning Stats																		
	R: 2	H: 2	R: 0	H: 1	R: 0	H: 1	R: 1	H: 3	R: 0	H: 2	R: 0	H: 0	R: 0	H: 2	R: 0	H: 1	R: 0	H: 0
	E: 1	LOB: 2	E: 0	LOB: 2	E: 0	LOB: 1	E: 0	LOB: 2	E: 0	LOB: 2	E: 0	LOB: 0	E: 0	LOB: 2	E: 0	LOB: 1	E: 0	LOB: 0
	K: 1	BB: 1	K: 0	BB: 1	K: 1	BB: 0	K: 0	BB: 0	K: 0	BB: 0	K: 2	BB: 0	K: 1	BB: 0	K: 0	BB: 0	K: 1	BB: 0
	S: 8	P: 12	S: 4	P: 8	S: 6	P: 6	S: 6	P: 6	S: 5	P: 5	S: 7	P: 7	S: 7	P: 7	S: 4	P: 4	S: 5	P: 5

	1B: 11	SF: 1	WP: 0	PA: 42
	2B: 1	SAC: 1	PB: 0	
	3B: 0	DP: 0	SB: 2	
	HR: 0	HBP: 0	CS: 0	

PITCHER		IP	WLS	BF	H	R	ER	SO	BB	IBB	HBP	BLK	WP	HR	S	P	ERA	WHIP
Ed Whitson, R ERA: 5.02	(1, 1)	3.2	L	21	7	3	1	2	2	0	0	0	0	0	23	31	2.46	2.455
Greg Minton, R ERA:	(4, 1)	1.1		6	2	0	0	0	0	0	0	0	0	0	6	6	0.00	1.500
Al Holland, L ERA:	(6, 1)	2.0		8	2	0	0	3	0	0	0	0	0	0	14	14	0.00	1.000
Randy Moffitt, R ERA:	(8, 1)	2.0		7	1	0	0	1	0	0	0	0	0	0	9	9	0.00	0.500

PITCHER		IP	WLS	BF	H	R	ER	SO	BB	IBB	HBP	BLK	WP	HR	S	P	ERA	WHIP

Batter	1	2	3	4	5	6	7	8	9	AB	R	H	RBI	BB	SO	LOB
Jim Wohlford, R (1, 7) OBP: 0.125, SLG: 0.125	P3		F8			1-3		5-3		4	0	0	0	0	0	1
Darrell Evans, L (1, 5) OBP: 0.293, SLG: 0.278	G1-6-3 1B			E 1B		K		F8		4	0	2	0	0	1	0
Jack Clark, R (1, 9) OBP: 0.303, SLG: 0.250	G1-6-3 1-2f			F6		1B 1B		BB		3	0	1	0	1	0	2
Willie McCovey, L (1, 3) OBP: 0.378, SLG: 0.375		CI G1-6-3		K		1-3 1B		K		3	0	1	0	0	2	2
Larry Herndon, R (1, 8) OBP: 0.281, SLG: 0.367		L5		E5 1-2		K			G6-4-3 1B BB	3	0	0	0	1	1	4
Marc Hill, R (1, 2) OBP: 0.250, SLG: 0.250 Roger Metzger, S (9, PR)		G1-6-3 1-2f		F7			L5		G6-4-3 1-2 1B	4 0	0 0	1 0	0 0	0 0	0 0	3 0
Johnnie LeMaster, R (1, 6) OBP: 0.263, SLG: 0.265 Mike Ivie, R (9, PH) OBP: 0.400, SLG: 0.600			5-3		K		F6		G6-4-3 1-2f 2-3	3 1	0 0	0 0	0 0	0 0	1 0	0 2
Joe Strain, R (1, 4) OBP: 0.600, SLG: 0.600			SH3-4 1B		F7		WP 1B		F4	4	0	2	0	0	0	2
Ed Whitson, R (1, 1) Greg Minton, S (4, 1) Mike Sadek, R (5, PH) Al Holland, R (6, 1) Terry Whitfield, L (7, PH) OBP: 0.282, SLG: 0.333 Randy Moffitt, R (8, 1)			SH3-4 1-2		5-3		F7 1-2			0 0 1 0 1 0	0 0 0 0 0 0	0 0 0 0 0 0	0 0 0 0 0 0	0 0 0 0 0 0	0 0 0 0 0 0	0 0 0 0 1 0
Inning Stats	R: 0 E: 0 K: 0 S: 3 H: 1 LOB: 0 BB: 0 P: 3	R: 0 E: 1 K: 0 S: 3 H: 0 LOB: 0 BB: 0 P: 3	R: 0 E: 0 K: 0 S: 4 H: 1 LOB: 1 BB: 0 P: 4	R: 0 E: 1 K: 1 S: 7 H: 1 LOB: 2 BB: 0 P: 7	R: 0 E: 0 K: 1 S: 5 H: 0 LOB: 0 BB: 0 P: 5	R: 0 E: 0 K: 2 S: 9 H: 2 LOB: 2 BB: 0 P: 9	R: 0 E: 0 K: 0 S: 4 H: 1 LOB: 1 BB: 0 P: 4	R: 0 E: 0 K: 1 S: 5 H: 0 LOB: 1 BB: 1 P: 9	R: 0 E: 0 K: 0 S: 3 H: 1 LOB: 2 BB: 1 P: 7	1B: 7 2B: 0 3B: 0 HR: 0	SF: 0 SAC: 1 DP: 3 HBP: 0						

PITCHER		IP	WLS	BF	H	R	ER	SO	BB	IBB	HBP	BLK	WP	HR	S	P	ERA	WHIP
Gary Lucas, L ERA: 1.0	(1, 1)	8.0	W	33	7	0	0	5	2	0	0	0	1	0	41	49	0.00	1.125
Rollie Fingers, R ERA:	(9, 1)	1.0	S	2	0	0	0	0	0	0	0	0	0	0	2	2	0.00	0.000

PITCHER	IP	WLS	BF	H	R	ER	SO	BB	IBB	HBP	BLK	WP	HR	S	P	ERA	WHIP

BOTTOM

San Diego Padres @ San Francisco Giants

Candlestick Park, San Francisco, CA

Sat Apr 19 1980, 6:33 AM EST

Att. 11,024 - Unknown

livebaseballscorecards.com

AB	31
R	0
H	7
RBI	0
BB	2
SO	5
LOB	17

Batter	1	2	3	4	5	6	7	8	9	AB	R	H	RBI	BB	SO	LOB
Ozzie Smith, S (1, 6) OBP: 0.354, SLG: 0.333	S S S 0-3 ① K			x 0-0 ① P5	x 0-0 ③ F4		x 0-0 ② ③ G1-2-3 3-Hf		x 0-0 ③ 4-3	5	0	0	0	0	1	7
Dave Cash, R (1, 4) OBP: 0.298, SLG: 0.256	x 0-0 ② 4-3			x 0-0 G3 1B 2B		S S S 0-3 ① K		x 0-0 ① F7		4	1	1	0	0	1	0
Gene Richards, L (1, 7) OBP: 0.267, SLG: 0.256	x 0-0 ③ 4-3			x 0-0 ② G3 2-3		x 0-0 ② 5-3		S S S 0-3 ② K		4	0	0	0	0	1	1
Dave Winfield, R (1, 8) OBP: 0.400, SLG: 0.459		x 0-0 ① F9		x 0-0 3-H 1B		B B B 4-0 BB		x 0-0 1B		3	0	2	1	1	0	0
Willie Montanez, L (1, 3) OBP: 0.350, SLG: 0.459		x 0-0 ② 1-3		x 0-0 ③ F7		x 0-0 ③ F5		x 0-0 ③ F7		4	0	0	0	0	0	3
Jerry Turner, L (1, 9) OBP: 0.333, SLG: 0.286		x 0-0 ③ F9			x 0-0 BB 1B		x 0-0 1B BB G1-2-3 1B		x 0-0 ① 3-1	4	0	2	0	0	0	0
Gene Tenace, R (1, 2) OBP: 0.387, SLG: 0.542			x 0-0 ① F7		x 0-0 ① F7		B B B B 4-0 1B 1-2 BB		x 0-0 2B 1B	3	0	1	0	1	0	1
Paul Dade, R (1, 5) OBP: 0.294, SLG: 0.250			S S S 0-3 ② K		B B B B 4-0 1-2 BB		x 0-0 1-2 2-3 1B		x 0-0 ② F9	3	0	1	0	1	1	1
Rick Wise, R (1, 1) OBP: 0.500, SLG: 0.667			S S S 0-3 ③ K		S S S 0-3 ② K		x 0-0 ① F6		x 0-0 1-3 2B	0	0	0	0	0	0	0
John D'Acquisto, R (1, 1)										1	0	0	0	0	1	0
Von Joshua, L (5, PH) OBP: 0.250, SLG: 0.250										1	0	0	0	0	1	2
Steve Mura, R (5, 1) OBP: 0.500, SLG: 1.000										0	0	0	0	0	0	0
Jerry Mumphrey, S (7, PH) OBP: 0.235, SLG: 0.133										1	0	0	0	0	0	3
Bob Shirley, R (7, 1)										0	0	0	0	0	0	0
Kurt Bevacqua, R (9, PH) OBP: 0.200, SLG: 0.400										1	0	1	0	0	0	0
Inning Stats	R: 0 H: 0 E: 0 LOB: 0 K: 1 BB: 0 S: 5 P: 5	R: 0 H: 0 E: 0 LOB: 0 K: 0 BB: 0 S: 3 P: 3	R: 0 H: 0 E: 0 LOB: 0 K: 2 BB: 0 S: 7 P: 7	R: 1 H: 2 E: 0 LOB: 1 K: 0 BB: 0 S: 5 P: 5	R: 0 H: 1 E: 0 LOB: 2 K: 1 BB: 1 S: 6 P: 10	R: 0 H: 0 E: 0 LOB: 1 K: 1 BB: 1 S: 5 P: 9	R: 0 H: 2 E: 0 LOB: 2 K: 0 BB: 1 S: 4 P: 8	R: 0 H: 1 E: 0 LOB: 1 K: 1 BB: 0 S: 6 P: 6	R: 0 H: 2 E: 0 LOB: 2 K: 0 BB: 0 S: 5 P: 5	1B: 6 SF: 0 2B: 2 SAC: 0 3B: 0 DP: 1 HR: 0 HBP: 0						

PITCHER	IP	WLS	BF	H	R	ER	SO	BB	IBB	HBP	BLK	WP	HR	S	P	ERA	WHIP
John Montefusco, R (1, 1) ERA: 4.09	9.0	W	37	8	1	1	6	3	0	0	0	0	0	46	58	1.00	1.222

PITCHER	IP	WLS	BF	H	R	ER	SO	BB	IBB	HBP	BLK	WP	HR	S	P	ERA	WHIP

TOP

San Diego Padres @ San Francisco Giants

Candlestick Park, San Francisco, CA

Sun Apr 20 1980, 6:33 AM EST

Att. 26,048 - Unknown

livebaseballscorecards.com

AB	34
R	1
H	8
RBI	1
BB	3
SO	6
LOB	18

WP: 0 PA: 37
PB: 0
SB: 0
CS: 0

BOTTOM

San Diego Padres @ San Francisco Giants

Candlestick Park, San Francisco, CA

Sun Apr 20 1980, 6:33 AM EST

Att. 26,048 - Unknown

livebaseballscorecards.com

Batter	1	2	3	4	5	6	7	8	9	AB	R	H	RBI	BB	SO	LOB
Darrell Evans, L (1, 5) OBP: 0.333, SLG: 0.368	HR	IBB		BB		F8				2	2	1	1	2	0	0
Joe Strain, R (1, 4) OBP: 0.556, SLG: 0.556	K	1-2, 3-H: 1B		1-H: 2B			6-3			4	1	2	2	0	1	0
Larry Herndon, R (1, 8) OBP: 0.306, SLG: 0.471	SF7	F8		2-H: 2B			F9			4	1	2	1	0	0	2
Willie McCovey, L (1, 3) OBP: 0.341, SLG: 0.343	SF7 3-H		3-1	P5			1-3			3	0	0	1	0	0	1
Jack Clark, R (1, 9) OBP: 0.324, SLG: 0.281	FC6-4		5-3		1-3			SH5-3		4	0	2	0	0	0	0
Terry Whitfield, L (1, 7) OBP: 0.296, SLG: 0.333	FC6-4 1-2f		S		F9			SH5-3 1-2		3	0	1	0	0	0	1
Milt May, L (1, 2) OBP: 0.355, SLG: 0.655		1B	4-3 1-2		4-3			G6-4-3		3	1	1	0	1	0	1
Johnnie LeMaster, R (1, 6) OBP: 0.238, SLG: 0.237		P5		5-3		F8		G6-4-3 1-2f		4	0	0	0	0	0	3
John Montefusco, R (1, 1) OBP: 0.286, SLG: 0.167		K		F7		F8				3	0	0	0	0	1	1
Inning Stats	R: 2 H: 3 E: 0 LOB: 1 K: 1 BB: 0 S: 8 P: 8	R: 1 H: 2 E: 0 LOB: 2 K: 1 BB: 1 S: 7 P: 11	R: 0 H: 1 E: 0 LOB: 1 K: 0 BB: 0 S: 4 P: 4	R: 2 H: 2 E: 0 LOB: 1 K: 0 BB: 1 S: 5 P: 9	R: 0 H: 0 E: 0 LOB: 0 K: 0 BB: 0 S: 3 P: 3	R: 0 H: 0 E: 0 LOB: 0 K: 0 BB: 0 S: 3 P: 3	R: 0 H: 0 E: 0 LOB: 0 K: 0 BB: 0 S: 3 P: 3	R: 0 H: 1 E: 0 LOB: 1 K: 0 BB: 1 S: 3 P: 7		1B: 5 SF: 1 2B: 1 SAC: 1 3B: 2 DP: 1 HR: 1 HBP: 0						

AB	30
R	5
H	9
RBI	5
BB	3
SO	2
LOB	9

WP: 0 PB: 0 SB: 1 CS: 0 PA: 35

PITCHER		IP	WLS	BF	H	R	ER	SO	BB	IBB	HBP	BLK	WP	HR	S	P	ERA	WHIP
Rick Wise, R ERA: 6.94	(1, 1)	0.1	L	3	2	2	2	1	0	0	0	0	0	1	5	5	54.00	6.000
John D'Acquisto, R ERA: 5.0	(1, 1)	3.2		19	6	3	3	1	1	1	0	0	0	0	19	27	7.36	1.909
Steve Mura, R ERA: 1.13	(5, 1)	2.0		6	0	0	0	0	0	0	0	0	0	0	6	6	0.00	0.000
Bob Shirley, L ERA: 1.13	(7, 1)	2.0		7	1	0	0	0	1	0	0	0	0	0	6	10	0.00	1.000

PITCHER	IP	WLS	BF	H	R	ER	SO	BB	IBB	HBP	BLK	WP	HR	S	P	ERA	WHIP

TOP

San Diego Padres @ Atlanta Braves

Atlanta-Fulton County Stadium, Atlanta, GA

Tue Apr 22 1980, 6:05 PM EST

Att. 4,710 - Unknown

livebaseballscorecards.com

Batter	1	2	3	4	5	6	7	8	9	10	AB	R	H	RBI	BB	SO	LOB
Ozzie Smith, S (1, 6) OBP: 0.358, SLG: 0.326	B B B B 4-0 S BB		x 0-0 ② G3		x 0-0 ② F5		x 0-0 ② 1-3			x 0-0 ② CS 1B	4	0	1	0	1	0	1
Dave Cash, R (1, 4) OBP: 0.269, SLG: 0.227	S S S 0-3 ① K 1-2		x 0-0 ③ 6-3		x 0-0 ③ 6-3		x 0-0 ③ F6			x 0-0 ②③ P6 1-2	5	0	0	0	0	1	3
Jerry Turner, L (1, 7) OBP: 0.316, SLG: 0.235	S S S 0-3 ② K			x 0-0 ① 4-3		H 1-0 FC PB 1B HBP		x 0-0 ① G3			3	1	0	0	0	1	1
Barry Evans, R (8, 5) OBP: 0.500, SLG: 0.375											0	0	0	0	0	0	0
Dave Winfield, R (1, 9) OBP: 0.367, SLG: 0.415	x 0-0 ③ F3			S S S 0-3 ② K		S S S 0-3 ① K 1-2		x 0-0 ② F8			4	0	0	0	0	2	2
Willie Montanez, L (1, 3) OBP: 0.341, SLG: 0.425		x 0-0 ① 6-3		B B B 4-0 BB		x 0-0 FC 1B 2-3		S S S 0-3 ③ K			3	0	0	0	1	1	1
Gene Tenace, R (1, 2) OBP: 0.371, SLG: 0.500		x 0-0 ② F8		x 0-0 ③ F7		x 0-0 1-2 3-H 1B			x 0-0 ① F3		4	0	1	1	0	0	1
Jerry Mumphrey, S (1, 8) OBP: 0.263, SLG: 0.176		x 0-0 1B			x 0-0 1B SH2-3 1B	S S S 0-3 ② K			x 0-0 ② 1-3		4	1	2	0	0	1	2
Paul Dade, R (1, 5) OBP: 0.300, SLG: 0.263		x 0-0 ③ G3			x 0-0 1-3 SH2-3 1B	S S S 0-3 ③ K			x 0-0 ③ P4		3	0	1	0	0	1	3
Gene Richards, L (8, 7) OBP: 0.261, SLG: 0.250											1	0	0	0	0	0	0
John Curtis, L (1, 1)			x 0-0 ① 3-1		x 0-0 ① SH2-3 1-2 3-H		S S S 0-3 ① K			x 0-0 ① F8	2	0	0	1	0	1	0
Rollie Fingers, R (9, 1)											0	0	0	0	0	0	0
Kurt Bevacqua, R (10, PH) OBP: 0.167, SLG: 0.333											1	0	0	0	0	0	0
Bob Shirley, R (10, 1)											0	0	0	0	0	0	0
Inning Stats	R: 0 H: 0 E: 0 LOB: 1 K: 2 BB: 1 S: 7 P: 11	R: 0 H: 1 E: 0 LOB: 1 K: 0 BB: 0 S: 4 P: 4	R: 0 H: 0 E: 0 LOB: 0 K: 0 BB: 0 S: 3 P: 3	R: 0 H: 0 E: 0 LOB: 1 K: 1 BB: 1 S: 5 P: 9	R: 1 H: 2 E: 0 LOB: 1 K: 0 BB: 0 S: 5 P: 5	R: 1 H: 1 E: 0 LOB: 2 K: 3 BB: 0 S: 11 P: 12	R: 0 H: 0 E: 0 LOB: 0 K: 1 BB: 0 S: 5 P: 5	R: 0 H: 0 E: 0 LOB: 0 K: 1 BB: 0 S: 5 P: 5	R: 0 H: 0 E: 0 LOB: 0 K: 0 BB: 0 S: 3 P: 3	R: 0 H: 1 E: 0 LOB: 0 K: 0 BB: 0 S: 3 P: 3	1B: 5 SF: 0 2B: 0 SAC: 1 3B: 0 DP: 0 HR: 0 HBP: 1						

	AB	34
	R	2
	H	5
	RBI	2
	BB	2
	SO	8
	LOB	14

WP: 0 PA: 38
PB: 1
SB: 1
CS: 1

PITCHER		IP	WLS	BF	H	R	ER	SO	BB	IBB	HBP	BLK	WP	HR	S	P	ERA	WHIP
Phil Niekro, R ERA: 5.55	(1, 1)	9.0		35	4	2	2	8	2	0	1	0	0	0	48	57	2.00	0.667
Al Hrabosky, L ERA: 3.38	(10, 1)	1.0	W	3	1	0	0	0	0	0	0	0	0	0	3	3	0.00	1.000

PITCHER	IP	WLS	BF	H	R	ER	SO	BB	IBB	HBP	BLK	WP	HR	S	P	ERA	WHIP

Batter	1	2	3	4	5	6	7	8	9	10	AB	R	H	RBI	BB	SO	LOB
Jerry Royster, R (1, 4) OBP: 0.319, SLG: 0.341	F8		F9		F8 1B 2B 2-H		K		K		5	1	1	1	0	2	3
Larvell Blanks, R (1, 5) OBP: 0.133, SLG: 0.286	F7		5-3		F8 2-3		F6			HR	5	1	1	1	0	0	2
Dale Murphy, R (1, 9) OBP: 0.325, SLG: 0.417	E5			F9	1B IBB			5-3			3	0	0	0	1	0	0
Chris Chambliss, L (1, 3) OBP: 0.333, SLG: 0.462	F5			1B 1B	1-2 3-H 1B			4-3			4	0	2	1	0	0	1
Jeff Burroughs, R (1, 7) OBP: 0.143, SLG: 0.286		6-3		F2	F7			F8			4	0	0	0	0	0	3
Brian Asselstine, L (1, 8) OBP: 0.308, SLG: 0.333 Charlie Spikes, R (9, PH) OBP: 0.500, SLG: 0.500 Eddie Miller, S (9, PR) OBP: 0.167, SLG: 0.167 (10, 8)	6-3			FC6-4 1B 1-2			K		SH3-4 1B		3 1 0	0 0 0	1 1 0	0 0 0	0 0 0	1 0 0	0 0 0
Bruce Benedict, R (1, 2)	P6			FC6-4 1-2f			F8		SH3-4 1-2		3	0	0	0	0	0	2
Luis Gomez, R (1, 6) OBP: 0.280, SLG: 0.217			SH1-4 1B		SH1-4 2B 1B		F9		F8		4	1	2	0	0	0	2
Phil Niekro, R (1, 1) OBP: 0.200, SLG: 0.200 Gary Matthews, R (9, PH) OBP: 0.205, SLG: 0.189 Al Hrabosky, R (10, 1)			SH1-4 1-2		SH1-4 1-2		F7		BB		1 0 0	0 0 0	0 0 0	0 0 0	0 1 0	0 0 0	0 0 0
Inning Stats	R: 0 E: 1 K: 0 S: 4 / H: 0 LOB: 1 BB: 0 P: 4	R: 0 E: 0 K: 0 S: 3 / H: 0 LOB: 0 BB: 0 P: 3	R: 0 E: 0 K: 0 S: 4 / H: 1 LOB: 1 BB: 0 P: 4	R: 0 E: 0 K: 0 S: 5 / H: 2 LOB: 2 BB: 0 P: 5	R: 2 E: 0 K: 0 S: 6 / H: 3 LOB: 2 BB: 1 P: 10	R: 0 E: 0 K: 1 S: 5 / H: 0 LOB: 0 BB: 0 P: 5	R: 0 E: 0 K: 1 S: 5 / H: 0 LOB: 0 BB: 0 P: 5	R: 0 E: 0 K: 0 S: 3 / H: 0 LOB: 0 BB: 0 P: 3	R: 0 E: 0 K: 1 S: 6 / H: 1 LOB: 2 BB: 1 P: 10	R: 1 E: 0 K: 0 S: 1 / H: 1 LOB: 0 BB: 0 P: 1	1B: 6 2B: 1 3B: 0 HR: 1	SF: 0 SAC: 3 DP: 0 HBP: 0					

PITCHER		IP	WLS	BF	H	R	ER	SO	BB	IBB	HBP	BLK	WP	HR	S	P	ERA	WHIP
John Curtis, L ERA: 3.79	(1, 1)	8.2		36	7	2	2	2	1	1	0	0	0	0	38	46	2.08	0.923
Rollie Fingers, R ERA:	(9, 1)	0.1		1	0	0	0	1	0	0	0	0	0	0	3	3	0.00	0.000
Bob Shirley, L ERA: 2.25	(10, 1)	0.0	L	1	1	1	1	0	0	0	0	0	0	1	1	1	∞	∞

PITCHER	IP	WLS	BF	H	R	ER	SO	BB	IBB	HBP	BLK	WP	HR	S	P	ERA	WHIP

BOTTOM

San Diego Padres @ Atlanta Braves

Tue Apr 22 1980, 6:05 PM EST
Att. 4,710 - Unknown
Atlanta-Fulton County Stadium, Atlanta, GA

livebaseballscorecards.com

AB	33
R	3
H	8
RBI	3
BB	2
SO	3
LOB	13

1B: 6 SF: 0
2B: 1 SAC: 3
3B: 0 DP: 0
HR: 1 HBP: 0

WP: 0 PA: 38
PB: 0
SB: 0
CS: 0

San Diego Padres @ Atlanta Braves

Atlanta-Fulton County Stadium, Atlanta, GA

Wed Apr 23 1980, 6:05 PM EST

Att. 4,166 - Unknown

TOP

livebaseballscorecards.com

Batter	1	2	3	4	5	6	7	8	9	AB	R	H	RBI	BB	SO	LOB
Gene Richards, L (1, 7) OBP: 0.260, SLG: 0.250	F3		K		1B		K 2-3			4	0	1	0	0	2	2
Ozzie Smith, S (1, 6) OBP: 0.351, SLG: 0.304	E5 E 1B		F7		4-3			G4-6-3 BB		3	0	0	0	1	0	1
Jerry Mumphrey, S (1, 8) OBP: 0.262, SLG: 0.184	E6 1-3 1B			E6 S BB FC5-2		F7		G4-6-3 1-2f		4	0	1	0	0	0	1
Dave Winfield, R (1, 9) OBP: 0.377, SLG: 0.395	K			FC5-2 S 1-2 BB		1-4-3		E BB		2	0	0	0	2	1	2
Willie Montanez, L (1, 3) OBP: 0.313, SLG: 0.386	4-3			F8 1-2 2-3		3-1		E6 1-3		4	0	0	0	0	0	5
Gene Tenace, R (1, 2) OBP: 0.378, SLG: 0.483 Bill Fahey, L (5, 2) OBP: 0.235, SLG: 0.188		G6-4-3 BB		FC5-2 2-3 3-H			1B 1B BB	5-3		1 1	0 1	0 0	0 0	1 1	0 0	2 2
Aurelio Rodriguez, R (1, 5) OBP: 0.167, SLG: 0.167 Von Joshua, L (7, PH) OBP: 0.200, SLG: 0.200 Steve Mura, R (7, 1) OBP: 0.500, SLG: 1.000 Fred Kendall, R (9, PH)	K		5-3		F9		F8		F9	2 1 0 1	0 0 0 0	0 0 0 0	0 0 0 0	1 0 0 0	3 1 0 0	3 1 0 0
Barry Evans, R (1, 4) OBP: 0.417, SLG: 0.300 Kurt Bevacqua, R (7, PH) OBP: 0.286, SLG: 0.429 Paul Dade, R (7, PR) OBP: 0.286, SLG: 0.250 (7, 5)	G6-4-3 1-2f		F9		CS 1B 1-2 1B		6-3		2 1 1	0 0 0	0 1 0	0 0 0	0 0 0	0 0 0	1 0 0	
Randy Jones, R (1, 1) Jerry Turner, L (7, PH) OBP: 0.350, SLG: 0.278 Dave Cash, R (7, 4) OBP: 0.264, SLG: 0.222		6-3	F7		1-2 2-H 1B		5-3		2 1 1	0 0 0	0 1 0	0 1 0	0 0 0	0 0 0	0 0 0	

Inning Stats	1	2	3	4	5	6	7	8	9
R:	0	0	0	0	0	0	1	0	0
E:	2	0	0	1	0	0	0	1	0
K:	1	1	1	0	0	0	1	0	0
S:	7	4	5	4	4	3	6	3	3
H:	1	0	0	0	1	0	2	0	0
LOB:	2	0	0	2	1	0	2	2	0
BB:	0	1	0	1	0	0	1	2	0
P:	7	8	5	8	4	3	10	11	3

1B:	4	SF: 0
2B:	1	SAC: 0
3B:	0	DP: 3
HR:	0	HBP: 0

WP:	0	PA: 36
PB:	0	
SB:	2	
CS:	1	

AB	31
R	1
H	4
RBI	1
BB	5
SO	4
LOB	20

PITCHER		IP	WLS	BF	H	R	ER	SO	BB	IBB	HBP	BLK	WP	HR	S	P	ERA	WHIP
Rick Matula, R ERA: 0.42	(1, 1)	6.1	W	27	4	1	1	3	3	0	0	0	0	0	30	42	1.42	1.105
Larry Bradford, L ERA: 1.13	(7, 1)	1.1		3	0	0	0	1	1	0	0	0	0	0	4	8	0.00	0.750
Gene Garber, R ERA: 10.13	(8, 1)	0.0		1	0	0	0	0	1	0	0	0	0	0	0	4	∞	∞
Al Hrabosky, L ERA: 2.7	(8, 1)	1.1	S	5	0	0	0	0	0	0	0	0	0	0	5	5	0.00	0.000

PITCHER	IP	WLS	BF	H	R	ER	SO	BB	IBB	HBP	BLK	WP	HR	S	P	ERA	WHIP

San Diego Padres @ Atlanta Braves

Atlanta-Fulton County Stadium, Atlanta, GA

Wed Apr 23 1980, 6:05 PM EST

Att. 4,166 - Unknown

BOTTOM

Batter	1	2	3	4	5	6	7	8	9	AB	R	H	RBI	BB	SO	LOB
Jerry Royster, R (1, 4) OBP: 0.314, SLG: 0.318	6-3		1-3		6-3		BB			3	0	0	0	1	0	1
Larvell Blanks, R (1, 5) OBP: 0.105, SLG: 0.222	5-3		6-3		6-3		F2			4	0	0	0	0	0	3
Dale Murphy, R (1, 9) OBP: 0.318, SLG: 0.400	K		1B			6-3		F3		4	0	1	0	0	1	0
Chris Chambliss, L (1, 3) OBP: 0.326, SLG: 0.512		4-3	4-3			HR		F7		4	1	1	1	0	0	1
Jeff Burroughs, R (1, 7) OBP: 0.182, SLG: 0.273		E 1B 1B		F5		F7		K		4	1	1	0	0	1	0
Eddie Miller, S (9, 8) OBP: 0.167, SLG: 0.167										0	0	0	0	0	0	0
Brian Asselstine, L (1, 8) OBP: 0.310, SLG: 0.333 (9, 7)		E4 1B 1-2		CS 1B		K				3	0	1	0	0	1	1
Bruce Benedict, R (1, 2) OBP: 0.333, SLG: 0.200		1-2 2-H 1B		6-3 1-2			SH1-4 BB			2	0	1	1	1	0	1
Luis Gomez, R (1, 6) OBP: 0.296, SLG: 0.240		P4			SH1-4 1B		SH1-4 1-2			2	0	1	0	0	0	2
Rick Matula, R (1, 1)		1-3			SH1-4 1-2		1-3			1	0	0	0	0	0	2
Larry Bradford, R (7, 1)										1	0	0	0	0	0	1
Gene Garber, R (8, 1)										0	0	0	0	0	0	0
Al Hrabosky, R (8, 1)										0	0	0	0	0	0	0

Inning Stats	1	2	3	4	5	6	7	8	9
	R: 0 E: 0 K: 1 S: 5	H: 0 LOB: 0 BB: 0 P: 5	R: 1 E: 1 K: 0 S: 6	H: 2 LOB: 2 BB: 0 P: 6	R: 0 E: 0 K: 0 S: 4	H: 1 LOB: 1 BB: 0 P: 4	R: 0 E: 0 K: 0 S: 3	H: 1 LOB: 0 BB: 0 P: 3	R: 0 E: 0 K: 0 S: 4	H: 1 LOB: 1 BB: 0 P: 4	R: 1 E: 0 K: 1 S: 6	H: 1 LOB: 0 BB: 0 P: 6	R: 0 E: 0 K: 0 S: 3	H: 0 LOB: 2 BB: 2 P: 11	R: 0 E: 0 K: 1 S: 5	H: 0 LOB: 0 BB: 0 P: 5

1B: 5	SF: 0	WP: 0
2B: 0	SAC: 2	PB: 0
3B: 0	DP: 0	SB: 0
HR: 1	HBP: 0	CS: 1

PA: 32

PITCHER		IP	WLS	BF	H	R	ER	SO	BB	IBB	HBP	BLK	WP	HR	S	P	ERA	WHIP
Randy Jones, L ERA: 3.12	(1, 1)	6.0	L	24	6	2	1	2	0	0	0	0	0	1	28	28	1.50	1.000
Steve Mura, R ERA: 0.9	(7, 1)	2.0		8	0	0	0	1	2	0	0	0	0	0	8	16	0.00	1.000

PITCHER	IP	WLS	BF	H	R	ER	SO	BB	IBB	HBP	BLK	WP	HR	S	P	ERA	WHIP

livebaseballscorecards.com

AB	28
R	2
H	6
RBI	2
BB	2
SO	3
LOB	12

Batter	1	2	3	4	5	6	7	8	9	AB	R	H	RBI	BB	SO	LOB
Ozzie Smith, S (1, 6) OBP: 0.355, SLG: 0.300	G3		6-3			HR 1B F7		1B BB		4	1	1	0	1	0	3
Dave Cash, R (1, 4) OBP: 0.293, SLG: 0.260	G3 1B		6-3			1-2 HR 1B	F9	1-3 1B		5	1	3	0	0	0	1
Gene Richards, L (1, 7) OBP: 0.255, SLG: 0.302	G3 1-2			3-1		1-H 2-H HR	F7	K		5	1	1	3	0	1	3
Dave Winfield, R (1, 9) OBP: 0.397, SLG: 0.391	K			4-3		2B 1B	FC6-4 BB		G6-3 BB	3	1	1	0	2	1	1
Jerry Mumphrey, S (1, 8) OBP: 0.277, SLG: 0.214		9-3 BB		F7		1-H 2B 2B	FC6-4 1-2f		G6-3 1-2f	4	1	1	1	1	0	2
Kurt Bevacqua, R (1, 5) Aurelio Rodriguez, R (6, PR) (6, 5) Paul Dade, R (8, PR) Barry Evans, R (8, 5) OBP: 0.400, SLG: 0.556 OBP: 0.211, SLG: 0.211 OBP: 0.286, SLG: 0.250 OBP: 0.462, SLG: 0.364		9-3 1-2f			BB	2-H 2B		HR 1B	1B	2 1 0 1	0 0 1 0	1 1 0 1	1 0 0 0	1 0 0 0	0 0 0 0	1 0 0 0
Willie Montanez, L (1, 3) OBP: 0.302, SLG: 0.429		3-1			K	F5		1-H HR	F8	5	1	1	2	0	1	3
Bill Fahey, L (1, 2) OBP: 0.238, SLG: 0.200			SH1-4 1B		F7	6-3		F2		4	0	1	0	0	0	3
Eric Rasmussen, R (1, 1) Von Joshua, L (5, PH) Dennis Kinney, L (5, 1) Gene Tenace, R (6, PH) Bob Shirley, R (6, 1) Rollie Fingers, R (9, 1) OBP: 0.333, SLG: 0.667 OBP: 0.167, SLG: 0.167 OBP: 0.395, SLG: 0.483			SH1-4 1-2		F7	IBB		K		0 1 0 0 1 0	0 0 0 0 0 0	0 0 0 0 0 0	0 0 0 0 1 0	0 0 0 0 0 0	0 0 0 0 1 0	0 1 0 0 1 0
Inning Stats	R: 0 E: 0 K: 1 S: 6 H: 1 LOB: 1 BB: 0 P: 6	R: 0 E: 0 K: 0 S: 2 H: 0 LOB: 0 BB: 1 P: 6	R: 0 E: 0 K: 0 S: 4 H: 1 LOB: 1 BB: 0 P: 4	R: 0 E: 0 K: 0 S: 3 H: 0 LOB: 0 BB: 0 P: 3	R: 0 E: 0 K: 1 S: 5 H: 0 LOB: 1 BB: 1 P: 9	R: 5 E: 0 K: 0 S: 9 H: 6 LOB: 2 BB: 1 P: 13	R: 0 E: 0 K: 0 S: 3 H: 0 LOB: 1 BB: 1 P: 7	R: 2 E: 0 K: 2 S: 10 H: 3 LOB: 2 BB: 1 P: 14	R: 0 E: 0 K: 0 S: 3 H: 1 LOB: 1 BB: 1 P: 7	1B: 8 2B: 3 3B: 0 HR: 2	SF: 0 SAC: 1 DP: 2 HBP: 0						

San Diego Padres @ Atlanta Braves

Atlanta-Fulton County Stadium, Atlanta, GA

Thu Apr 24 1980, 6:05 PM EST

Att. 4,498 - Unknown

TOP

livebaseballscorecards.com

AB	36
R	7
H	12
RBI	7
BB	6
SO	4
LOB	19

WP: 0 PB: 0 SB: 0 CS: 0 PA: 43

PITCHER		IP	WLS	BF	H	R	ER	SO	BB	IBB	HBP	BLK	WP	HR	S	P	ERA	WHIP
Doyle Alexander, R ERA: 5.94	(1, 1)	5.0		24	8	5	5	2	2	0	0	0	0	1	26	34	9.00	2.000
Larry Bradford, L ERA: 1.0	(6, 1)	1.0		4	0	0	0	0	0	1	0	0	0	0	3	7	0.00	0.000
Rick Camp, R ERA: 2.61	(7, 1)	1.0		5	1	1	1	0	1	0	0	0	0	0	4	8	9.00	2.000
Al Hrabosky, L ERA: 3.52	(8, 1)	1.0		6	2	1	1	2	1	0	0	0	0	1	9	13	9.00	3.000
Gene Garber, R ERA: 7.36	(9, 1)	1.0	W	4	1	0	0	0	1	0	0	0	0	0	3	7	0.00	2.000

PITCHER	IP	WLS	BF	H	R	ER	SO	BB	IBB	HBP	BLK	WP	HR	S	P	ERA	WHIP

Batter	1	2	3	4	5	6	7	8	9	AB	R	H	RBI	BB	SO	LOB
Jerry Royster, R (1, 4) OBP: 0.286, SLG: 0.286	F2	F7		6-3			E4 SH1-4 SF9		K	5	1	0	0	0	1	1
Larvell Blanks, R (1, 5) OBP: 0.174, SLG: 0.273	2B 1B	F8			E3 FC3-6		SH1-4 1-2		1B 6-4-3 1B	4	2	2	0	0	0	1
Dale Murphy, R (1, 9) OBP: 0.327, SLG: 0.409	E 1-H 2B	5-3			F7		1B IBB		6-4-3 1-2	4	1	1	1	1	0	3
Chris Chambliss, L (1, 3) OBP: 0.333, SLG: 0.500	BBBB		F7		FC3-6 1-2f		SF9 2-H		1B 1B 2-3	3	2	1	1	1	0	1
Jeff Burroughs, R (1, 7) OBP: 0.313, SLG: 0.438	E5 2B SH5-3 1-2 2-3		2B		K		FC6-4 1-2		1B 1-2 3-H	5	1	3	1	0	1	3
Brian Asselstine, L (1, 8) OBP: 0.324, SLG: 0.375	SH5-3 1-3 2-H 3-H		F8		K		FC6-4 1-2f		1B 1-2 2-H	5	0	2	3	0	1	3
Bruce Benedict, R (1, 2) OBP: 0.375, SLG: 0.286	SH5-3 2-3 3-H	5-3			CS 1B			4-3		2	0	1	1	0	0	1
Eddie Miller, S (6, PR) OBP: 0.167, SLG: 0.167										0	1	0	0	0	0	0
Joe Nolan, L (7, 2) OBP: 0.571, SLG: 0.500										0	0	0	0	0	0	0
Charlie Spikes, R (8, PH) OBP: 0.333, SLG: 0.333										1	0	0	0	0	0	0
Gene Garber, R (9, 1)										0	0	0	0	0	0	0
Luis Gomez, R (1, 6) OBP: 0.323, SLG: 0.276	F8			CS 1B	CS 1-H 1B			K		4	0	2	1	0	1	1
Doyle Alexander, R (1, 1) OBP: 0.167, SLG: 0.167										2	0	1	0	0	0	1
Larry Bradford, R (6, 1)										0	0	0	0	0	0	0
Gary Matthews, R (6, PH) OBP: 0.200, SLG: 0.184										1	0	0	0	0	1	1
Rick Camp, R (7, 1)										0	0	0	0	0	0	0
Al Hrabosky, R (8, 1)										0	0	0	0	0	0	0
Bill Nahorodny, R (8, PH)										1	0	0	0	0	0	0
(9, 2)		1B		F9 1-2				F9								
Inning Stats	R: 4 E: 1 K: 0 S: 7 H: 3 LOB: 1 BB: 1 P: 11	R: 0 E: 0 K: 0 S: 4 H: 1 LOB: 1 BB: 0 P: 4	R: 0 E: 0 K: 0 S: 4 H: 1 LOB: 1 BB: 0 P: 4	R: 0 E: 0 K: 0 S: 3 H: 1 LOB: 0 BB: 0 P: 3	R: 0 E: 1 K: 1 S: 6 H: 0 LOB: 1 BB: 0 P: 6	R: 1 E: 0 K: 2 S: 8 H: 2 LOB: 1 BB: 0 P: 8	R: 1 E: 1 K: 0 S: 5 H: 1 LOB: 2 BB: 1 P: 9	R: 0 E: 0 K: 1 S: 5 H: 0 LOB: 0 BB: 0 P: 5	R: 2 E: 0 K: 1 S: 8 H: 4 LOB: 2 BB: 0 P: 8	1B: 10 2B: 3 3B: 0 HR: 0 SF: 1 SAC: 2 DP: 0 HBP: 0	WP: 0 PB: 0 SB: 0 CS: 3 PA: 42					

PITCHER		IP	WLS	BF	H	R	ER	SO	BB	IBB	HBP	BLK	WP	HR	S	P	ERA	WHIP
Eric Rasmussen, R ERA: 4.8	(1, 1)	4.0		19	6	4	2	0	1	0	0	0	0	0	18	22	4.50	1.750
Dennis Kinney, L ERA: 8.31	(5, 1)	1.0		4	0	0	0	1	0	0	0	0	0	0	6	6	0.00	0.000
Bob Shirley, L ERA: 2.38	(6, 1)	3.1		15	4	3	1	4	0	1	0	0	0	0	22	26	2.70	1.200
Rollie Fingers, R ERA: 1.42	(9, 1)	0.1	L	4	3	1	1	0	0	0	0	0	0	0	4	4	27.00	9.000

PITCHER	IP	WLS	BF	H	R	ER	SO	BB	IBB	HBP	BLK	WP	HR	S	P	ERA	WHIP

BOTTOM

San Diego Padres @ Atlanta Braves

Atlanta-Fulton County Stadium, Atlanta, GA

Thu Apr 24 1980, 6:05 PM EST

Att. 4,498 - Unknown

livebaseballscorecards.com

AB	37
R	8
H	13
RBI	8
BB	2
SO	5
LOB	16

Batter	1	2	3	4	5	6	7	8	9	AB	R	H	RBI	BB	SO	LOB
Ozzie Smith, S (1, 6) OBP: 0.358, SLG: 0.315	G3		1-H 2B		5-3		BBBB G3 S BB		F8 1-2 2-3	4	0	1	0	1	0	2
Dave Cash, R (1, 4) OBP: 0.286, SLG: 0.273	6-3			6-3	1B 8-2 2B		SSS 0-3 K 1-2		5-3	5	0	1	0	0	1	3
Gene Richards, L (1, 7) OBP: 0.254, SLG: 0.298	SSS 0-3 K			L6	2-3 1B		G3 2-3		5-3	4	0	1	0	0	1	1
Kurt Bevacqua, R (9, PH) OBP: 0.364, SLG: 0.500										1	0	0	0	0	0	2
Dave Winfield, R (1, 9) OBP: 0.387, SLG: 0.440		4-3		HR	8-2 3-Hf		4-3			4	1	1	1	0	0	3
Willie Montanez, L (1, 3) OBP: 0.298, SLG: 0.434		P6		1B 2B		P4		P5		4	1	1	0	0	0	0
Jerry Mumphrey, S (1, 8) OBP: 0.294, SLG: 0.239		SSS 0-3 K		2-H 1B		1B		SSS K2-3		4	1	2	1	0	2	0
Bill Fahey, L (1, 2) OBP: 0.280, SLG: 0.250			G3	2-H 1B		1-2 1B		F8		4	0	2	1	0	0	0
Aurelio Rodriguez, R (1, 5) OBP: 0.273, SLG: 0.238			2B 1B	BBBB BB		F7			PB 1B	2	0	1	0	1	0	2
Von Joshua, L (9, PH) OBP: 0.286, SLG: 0.286										1	0	1	0	0	0	0
Rick Wise, R (1, 1) OBP: 0.286, SLG: 0.333			SSS K	SSS K		F7			PB 1-2 1B	3	0	0	0	0	2	5
Dennis Kinney, L (7, 1)										0	0	0	0	0	0	0
Steve Mura, R (7, 1) OBP: 0.500, SLG: 1.000										0	0	0	0	0	0	0
Jerry Turner, L (9, PH) OBP: 0.381, SLG: 0.316										1	0	1	0	0	0	0
Inning Stats	R: 0 E: 0 K: 1 S: 5 H: 0 LOB: 0 BB: 0 P: 5	R: 0 E: 0 K: 1 S: 5 H: 0 LOB: 0 BB: 0 P: 5	R: 0 E: 0 K: 1 S: 6 H: 2 LOB: 2 BB: 0 P: 6	R: 3 E: 0 K: 1 S: 9 H: 4 LOB: 2 BB: 1 P: 13	R: 0 E: 0 K: 0 S: 4 H: 2 LOB: 1 BB: 0 P: 4	R: 0 E: 0 K: 0 S: 5 H: 2 LOB: 2 BB: 0 P: 5	R: 0 E: 0 K: 1 S: 5 H: 0 LOB: 1 BB: 1 P: 9	R: 0 E: 0 K: 1 S: 5 H: 0 LOB: 0 BB: 0 P: 5	R: 0 E: 0 K: 0 S: 5 H: 2 LOB: 2 BB: 0 P: 5	1B: 8 2B: 4 3B: 0 HR: 1	SF: 0 SAC: 0 DP: 1 HBP: 0					

TOP

San Diego Padres @ Los Angeles Dodgers

Dodger Stadium, Los Angeles, CA

Fri Apr 25 1980, 6:05 PM PST

Att. 39,720 - Unknown

livebaseballscorecards.com

AB	37
R	3
H	12
RBI	3
BB	2
SO	6
LOB	18

WP: 0 PB: 1 SB: 1 CS: 0 PA: 39

PITCHER		IP	WLS	BF	H	R	ER	SO	BB	IBB	HBP	BLK	WP	HR	S	P	ERA	WHIP
Rick Sutcliffe, R ERA: 6.97	(1, 1)	6.0		28	10	3	3	4	2	0	0	0	0	1	34	42	4.50	2.000
Bobby Castillo, R ERA: 3.52	(7, 1)	1.0	W	3	0	0	0	1	0	0	0	0	0	0	5	5	0.00	0.000
Charlie Hough, R ERA: 1.04	(8, 1)	1.2		7	2	0	0	1	0	0	0	0	0	0	9	9	0.00	1.200
Steve Howe, L ERA: 2.7	(9, 1)	0.1	S	1	0	0	0	0	0	0	0	0	0	0	1	1	0.00	0.000

PITCHER	IP	WLS	BF	H	R	ER	SO	BB	IBB	HBP	BLK	WP	HR	S	P	ERA	WHIP

Batter	1	2	3	4	5	6	7	8	9	AB	R	H	RBI	BB	SO	LOB
Davey Lopes, R (1, 4) OBP: 0.292, SLG: 0.345	F7		G4-6-3 (1-2f)		K (SSS)		2B, 1B			4	1	1	0	0	1	1
Rudy Law, L (1, 8) Rick Monday, L (7, 8) Pedro Guerrero, R (7, PH) OBP: 0.667, SLG: 0.750 Charlie Hough, R (8, 1) Steve Yeager, R (9, 2) OBP: 0.462, SLG: 0.300	K (SSS)		F8		4-3		HR (1-H), 2B			3 0 1 0 0	0 0 1 0 0	0 0 1 0 0	0 0 1 0 0	0 0 0 0 0	1 0 0 0 0	0 0 0 0 0
Reggie Smith, S (1, 9) OBP: 0.443, SLG: 0.633	F9			HR	4-3		HR (4-0) IBB			3	2	1	1	1	0	0
Steve Garvey, R (1, 3) OBP: 0.274, SLG: 0.382		1-3		F9	K (SSS)		HR (1-H, 2-H)			4	1	1	3	0	1	0
Dusty Baker Jr., R (1, 7) OBP: 0.343, SLG: 0.600		CS, 1B		HR	P6		K (SSS)			4	1	2	1	0	1	0
Ron Cey, R (1, 5) OBP: 0.415, SLG: 0.442		1B (1-2), 1B		6-3	FC4-6 (BBBB)			SH1-3 (BBBB)		2	0	1	0	2	0	0
Bill Russell, R (1, 6) OBP: 0.263, SLG: 0.231		1-2, 1B		1B	FC4-6 (1-2f)			SH1-3 (1-2)		3	0	2	0	0	0	1
Mike Scioscia, L (1, 2) OBP: 0.300, SLG: 0.333 Steve Howe, L (9, 1)	3-1			1-3, 1B			P5 (SSS)	K		4 0	0 0	1 0	0 0	0 0	1 0	3 0
Rick Sutcliffe, L (1, 1) OBP: 0.250, SLG: 0.250 Bobby Castillo, R (7, 1) Jay Johnstone, L (7, PH) OBP: 0.111, SLG: 0.111 Derrel Thomas, S (8, 8) OBP: 0.417, SLG: 0.500			G4-6-3	K (SSS)			5-3	4-3		2 0 1 1	0 0 0 0	1 0 0 0	0 0 0 0	0 0 0 0	1 0 0 0	2 0 0 1
Inning Stats	R: 0 E: 0 K: 1 S: 5 H: 0 LOB: 0 BB: 0 P: 5	R: 0 E: 0 K: 0 S: 5 H: 3 LOB: 2 BB: 0 P: 5	R: 0 E: 0 K: 0 S: 3 H: 1 LOB: 0 BB: 0 P: 3	R: 2 E: 0 K: 1 S: 9 H: 4 LOB: 2 BB: 0 P: 9	R: 0 E: 0 K: 1 S: 5 H: 0 LOB: 0 BB: 0 P: 5	R: 0 E: 0 K: 1 S: 5 H: 0 LOB: 1 BB: 1 P: 9	R: 4 E: 0 K: 1 S: 8 H: 3 LOB: 0 BB: 1 P: 12	R: 0 E: 0 K: 1 S: 5 H: 0 LOB: 1 BB: 1 P: 9		1B: 7 2B: 1 3B: 0 HR: 3 SF: 0 SAC: 1 DP: 1 HBP: 0						

PITCHER		IP	WLS	BF	H	R	ER	SO	BB	IBB	HBP	BLK	WP	HR	S	P	ERA	WHIP
Rick Wise, R ERA: 5.89	(1, 1)	6.2		28	9	3	3	4	1	0	0	0	0	2	35	39	4.05	1.500
Dennis Kinney, L ERA: 10.38	(7, 1)	0.0	L	1	1	0	0	0	0	0	0	0	0	0	1	1	∞	∞
Steve Mura, R ERA: 2.38	(7, 1)	1.1		7	1	3	3	2	1	1	0	0	0	1	9	17	20.25	1.500

PITCHER	IP	WLS	BF	H	R	ER	SO	BB	IBB	HBP	BLK	WP	HR	S	P	ERA	WHIP

BOTTOM

San Diego Padres @ Los Angeles Dodgers

Dodger Stadium, Los Angeles, CA

Fri Apr 25 1980, 6:05 PM PST

Att. 39,720 - Unknown

livebaseballscorecards.com

AB	32
R	6
H	11
RBI	6
BB	3
SO	6
LOB	8

WP: 0 PA: 36
PB: 0
SB: 0
CS: 1

San Diego Padres @ Los Angeles Dodgers

Dodger Stadium, Los Angeles, CA

Sat Apr 26 1980, 7:05 PM PST

Att. 48,568 - Unknown

TOP

Batter	1	2	3	4	5	6	7	8	9	AB R H RBI BB SO LOB
Ozzie Smith, S (1, 6) OBP: 0.366, SLG: 0.316	x 0-0 F8 ①		S S S 0-3 K ③			B B B B 4-0 1B BB		x 0-0 SF8 1B 1-2 1B 1B		3 1 1 0 1 1 0
Dave Cash, R (1, 4) OBP: 0.299, SLG: 0.288	x 0-0 F7 ②			x 0-0 6-3 ①		x 0-0 G4-6-3 1-2 1B		x 0-0 1B 1-2 2-3 1B		4 0 2 0 0 0 0
Gene Richards, L (1, 7) OBP: 0.242, SLG: 0.283 Kurt Bevacqua, R (8, PH) OBP: 0.333, SLG: 0.500 Von Joshua, L (8, 7) OBP: 0.286, SLG: 0.286	x 0-0 4-3 ③			x 0-0 6-3 ②		x 0-0 G4-6-3 ② ③ 1-2f		x 0-0 SF8 ① 2-3 3-H		3 0 0 0 0 0 2 0 0 0 1 0 0 0 0 0 0 0 0 0 0
Dave Winfield, R (1, 9) OBP: 0.379, SLG: 0.426		x 0-0 F8 ①		x 0-0 F7 ③			S S S 0-3 K ①	x 0-0 1-2 3-H 1B		4 0 1 1 0 1 0
Willie Montanez, L (1, 3) OBP: 0.279, SLG: 0.404		x 0-0 1-3 ②			x 0-0 F8 ①		x 0-0 F7 ②	x 0-0 P6 ②		4 0 0 0 0 0 2
Jerry Mumphrey, S (1, 8) OBP: 0.327, SLG: 0.300		x 0-0 1B			x 0-0 4-3 1B		x 0-0 1B 2B	x 0-0 4-3 ③		4 1 3 0 0 0 2
Bill Fahey, L (1, 2) OBP: 0.286, SLG: 0.259 Paul Dade, R (7, PR) OBP: 0.286, SLG: 0.250 (7, 5) Rollie Fingers, R (7, 1)		x 0-0 F7 ③			x 0-0 4-3 ② 1-2		x 0-0 2-H 1B		S S S 0-3 K ①	3 0 1 1 0 0 2 0 0 0 0 0 0 0 1 0 0 0 0 1 0
Aurelio Rodriguez, R (1, 5) OBP: 0.250, SLG: 0.217 Jerry Turner, L (7, PH) OBP: 0.364, SLG: 0.300 Gene Tenace, R (7, 2) OBP: 0.385, SLG: 0.467			S S S 0-3 K2-3 ①		x 0-0 F8 ③		S S S 0-3 K ③		x 0-0 F8 ②	2 0 0 0 0 1 1 1 0 0 0 0 1 1 1 0 0 0 0 0 0
Gary Lucas, L (1, 1) OBP: 0.200, SLG: 0.200 Barry Evans, R (7, 5) OBP: 0.467, SLG: 0.333			x 0-0 6-3 ②			S S S 0-3 K ①		B B B B 4-0 1B 1B SF8 BB	x 0-0 4-3 ③	2 0 0 0 0 1 0 1 1 0 0 1 0 0
Inning Stats	R: 0 E: 0 K: 0 S: 3 H: 0 LOB: 0 BB: 0 P: 3	R: 0 E: 0 K: 0 S: 4 H: 1 LOB: 1 BB: 0 P: 4	R: 0 E: 0 K: 2 S: 7 H: 0 LOB: 0 BB: 0 P: 7	R: 0 E: 0 K: 0 S: 3 H: 0 LOB: 0 BB: 0 P: 3	R: 0 E: 0 K: 0 S: 4 H: 1 LOB: 1 BB: 0 P: 4	R: 0 E: 0 K: 1 S: 5 H: 1 LOB: 1 BB: 1 P: 9	R: 1 E: 0 K: 2 S: 9 H: 2 LOB: 1 BB: 0 P: 9	R: 2 E: 0 K: 0 S: 6 H: 3 LOB: 2 BB: 1 P: 10	R: 0 E: 0 K: 1 S: 5 H: 0 LOB: 0 BB: 0 P: 5	1B: 7 2B: 1 3B: 0 HR: 0 SF: 1 SAC: 0 DP: 1 HBP: 0

AB	33
R	3
H	8
RBI	3
BB	2
SO	6
LOB	10

WP: 0 PB: 0 SB: 0 CS: 0 PA: 36

livebaseballscorecards.com

PITCHER		IP	WLS	BF	H	R	ER	SO	BB	IBB	HBP	BLK	WP	HR	S	P	ERA	WHIP
Burt Hooton, R ERA: 4.13	(1, 1)	7.0		28	6	3	3	5	2	0	0	0	0	0	36	44	3.86	1.143
Steve Howe, L ERA: 2.61	(8, 1)	0.1		2	1	0	0	0	0	0	0	0	0	0	2	2	0.00	3.000
Joe Beckwith, R ERA:	(8, 1)	1.2	W	6	1	0	0	1	0	0	0	0	0	0	8	8	0.00	0.600

PITCHER	IP	WLS	BF	H	R	ER	SO	BB	IBB	HBP	BLK	WP	HR	S	P	ERA	WHIP

Batter	1	2	3	4	5	6	7	8	9	AB	R	H	RBI	BB	SO	LOB
Davey Lopes, R (1, 4) OBP: 0.304, SLG: 0.355	1-3 1B 1B		6-3			CS 1B		F7		4	1	2	0	0	0	0
Derrel Thomas, S (1, 8) OBP: 0.400, SLG: 0.457	1-3 1-2		K			F8 1-2		4-3 BB		3	0	0	0	1	1	2
Reggie Smith, S (1, 9) OBP: 0.432, SLG: 0.609	1-3 2-H 1B		F9			F8		4-3 1-2		4	0	1	1	0	0	1
Steve Garvey, R (1, 3) OBP: 0.260, SLG: 0.361	1-3 2-3			4-3			6-3	L6		4	0	0	0	0	0	2
Dusty Baker Jr., R (1, 7) OBP: 0.338, SLG: 0.578	F8			6-3			F7		1B SH1-4 1B 1B	4	1	1	0	0	0	1
Ron Cey, R (1, 5) OBP: 0.412, SLG: 0.436		6-3		6-3			1B 1B 1B		SH1-4 1-2	3	1	1	0	0	0	0
Bill Russell, R (1, 6) OBP: 0.283, SLG: 0.255 Jay Johnstone, L (9, PH) OBP: 0.200, SLG: 0.200	1B		1-3				1B 1-2 1B		1B 1B 2-3 1B	3 1	0 1	2 1	0 0	0 0	0 0	0 0
Steve Yeager, R (1, 2) OBP: 0.438, SLG: 0.308 Gary Thomasson, L (9, PH) OBP: 0.375, SLG: 0.167	F7		6-3				1B 1-2 2-H 1B		1B 1-2 3-H 1B	3 1	0 0	1 1	1 1	0 0	0 0	1 0
Burt Hooton, R (1, 1) Steve Howe, L (8, 1) Joe Beckwith, L (8, 1) Rick Monday, L (9, PH) OBP: 0.250, SLG: 0.143	6-3		P2				F8		1-2 2-H 1B	3 0 0 1	0 0 0 0	0 0 0 1	0 0 0 1	0 0 0 0	0 0 0 0	3 0 0 0
Inning Stats	R: 1 E: 0 K: 0 S: 5 H: 2 LOB: 1 BB: 0 P: 5	R: 0 E: 0 K: 0 S: 4 H: 1 LOB: 1 BB: 0 P: 4	R: 0 E: 0 K: 1 S: 5 H: 0 LOB: 0 BB: 0 P: 5	R: 0 E: 0 K: 0 S: 3 H: 0 LOB: 0 BB: 0 P: 3	R: 0 E: 0 K: 0 S: 3 H: 0 LOB: 0 BB: 0 P: 3	R: 0 E: 0 K: 0 S: 3 H: 1 LOB: 0 BB: 0 P: 3	R: 1 E: 0 K: 0 S: 6 H: 3 LOB: 2 BB: 0 P: 6	R: 0 E: 0 K: 0 S: 3 H: 0 LOB: 1 BB: 1 P: 7	R: 2 E: 0 K: 0 S: 5 H: 4 LOB: 2 BB: 0 P: 5	1B: 11 2B: 0 3B: 0 HR: 0 SF: 0 SAC: 1 DP: 0 HBP: 0						

PITCHER		IP	WLS	BF	H	R	ER	SO	BB	IBB	HBP	BLK	WP	HR	S	P	ERA	WHIP
Gary Lucas, L ERA: 1.72	(1, 1)	6.2		26	7	2	2	1	0	0	0	0	0	0	28	28	2.70	1.050
Rollie Fingers, R ERA: 3.38	(7, 1)	1.2	L	10	4	2	2	0	1	0	0	0	0	0	9	13	10.80	3.000

PITCHER	IP	WLS	BF	H	R	ER	SO	BB	IBB	HBP	BLK	WP	HR	S	P	ERA	WHIP

BOTTOM

San Diego Padres @ Los Angeles Dodgers

Dodger Stadium, Los Angeles, CA

Sat Apr 26 1980, 7:05 PM PST

Att. 48,568 - Unknown

livebaseballscorecards.com

AB	34
R	4
H	11
RBI	4
BB	1
SO	1
LOB	10

WP: 0	PB: 0	SB: 0	CS: 1
PA: 36			

Batter	1	2	3	4	5	6	7	8	9	AB	R	H	RBI	BB	SO	LOB
Ozzie Smith, S (1, 6) OBP: 0.360, SLG: 0.311	K		1-2 FC3-6 1B			5-3		4-3		4	0	1	0	0	1	0
Dave Cash, R (1, 4) OBP: 0.296, SLG: 0.274	4-3 BB		1-2f 2-3 FC3-6			6-3		6-3		3	0	0	0	1	0	2
Jerry Mumphrey, S (1, 8) OBP: 0.305, SLG: 0.278	4-3 1-2		6-3			K			K	4	0	0	0	0	2	3
Dave Winfield, R (1, 9) OBP: 0.371, SLG: 0.466	5-3			P3			HR		F7	4	1	1	1	0	0	1
Jerry Turner, L (1, 7) OBP: 0.308, SLG: 0.250		4-3		3-1			4-3		4-3	4	0	0	0	0	0	0
Gene Tenace, R (1, 3) OBP: 0.381, SLG: 0.485		F8		F7			2B			3	0	1	0	0	0	0
Bill Fahey, L (1, 2) OBP: 0.258, SLG: 0.233		P2			L8		F7			3	0	0	0	0	0	1
Barry Evans, R (1, 5) OBP: 0.412, SLG: 0.286			P5		F8		6-3			2	0	0	0	0	0	0
Willie Montanez, L (7, PH) OBP: 0.274, SLG: 0.397										1	0	0	0	0	0	1
Aurelio Rodriguez, R (7, 5) OBP: 0.250, SLG: 0.217										0	0	0	0	0	0	0
John Curtis, L (1, 1) OBP: 0.143, SLG: 0.143			FC3-6 1B 1B		K			5-3		2	0	1	0	0	1	0
Steve Mura, R (7, 1) OBP: 0.500, SLG: 1.000										0	0	0	0	0	0	0
Gene Richards, L (8, PH) OBP: 0.238, SLG: 0.279										1	0	0	0	0	0	0
Bob Shirley, R (8, 1)										0	0	0	0	0	0	0
Inning Stats	R: 0 E: 0 K: 1 S: 5 H: 0 LOB: 1 BB: 1 P: 9	R: 0 E: 0 K: 0 S: 3 H: 0 LOB: 0 BB: 0 P: 3	R: 0 E: 0 K: 0 S: 5 H: 2 LOB: 2 BB: 0 P: 5	R: 0 E: 0 K: 0 S: 3 H: 0 LOB: 0 BB: 0 P: 3	R: 0 E: 0 K: 1 S: 5 H: 0 LOB: 0 BB: 0 P: 5	R: 0 E: 0 K: 1 S: 5 H: 0 LOB: 0 BB: 0 P: 5	R: 1 E: 0 K: 0 S: 5 H: 2 LOB: 1 BB: 0 P: 5	R: 0 E: 0 K: 0 S: 3 H: 0 LOB: 0 BB: 0 P: 3	R: 0 E: 0 K: 1 S: 5 H: 0 LOB: 0 BB: 0 P: 5	1B: 2 2B: 1 3B: 0 HR: 1	SF: 0 SAC: 0 DP: 0 HBP: 0						

TOP

San Diego Padres @ Los Angeles Dodgers

Dodger Stadium, Los Angeles, CA

Sun Apr 27 1980, 3:33 AM PDT

Att. 42,756 - Unknown

livebaseballscorecards.com

AB	31
R	1
H	4
RBI	1
BB	1
SO	4
LOB	8

WP: 0 PB: 0 SB: 0 CS: 0 PA: 32

PITCHER		IP	WLS	BF	H	R	ER	SO	BB	IBB	HBP	BLK	WP	HR	S	P	ERA	WHIP
Don Sutton, R ERA: 2.67	(1, 1)	7.0	W	26	4	1	1	3	1	0	0	0	0	1	31	35	1.29	0.714
Charlie Hough, R ERA: 0.84	(8, 1)	2.0	S	6	0	0	0	1	0	0	0	0	0	0	8	8	0.00	0.000

PITCHER		IP	WLS	BF	H	R	ER	SO	BB	IBB	HBP	BLK	WP	HR	S	P	ERA	WHIP

Batter	1	2	3	4	5	6	7	8	9	AB	R	H	RBI	BB	SO	LOB
Davey Lopes, R (1, 4) OBP: 0.342, SLG: 0.446	HR	BB			E 1B		2B 2B			3	2	3	1	1	0	0
Derrel Thomas, S (1, 8) OBP: 0.386, SLG: 0.436	CS 1B 1B	FC5 2-3f			E6 1-3		5-3			4	0	1	0	0	0	4
Reggie Smith, S (1, 9) OBP: 0.436, SLG: 0.618	CS 1-2 1B		6-3		4-3		2-H 2B			4	0	2	1	0	0	2
Steve Garvey, R (1, 3) OBP: 0.247, SLG: 0.342	K 1-2 2-3		5-3		6-3		F8			4	0	0	0	0	1	5
Dusty Baker Jr., R (1, 7) OBP: 0.320, SLG: 0.544	5-3		6-3			F7		P2		4	0	0	0	0	0	1
Ron Cey, R (1, 5) OBP: 0.403, SLG: 0.414		1B S 1B BB		F8		F8		K		3	1	0	0	1	1	0
Bill Russell, R (1, 6) OBP: 0.297, SLG: 0.271		FC3-6 1B 1-3 1B		6-3		1B		P2		4	0	2	0	0	0	0
Steve Yeager, R (1, 2) OBP: 0.421, SLG: 0.313		BB FC3-6 1-2 3-H 1B		5-3		F7				3	0	1	1	0	0	1
Don Sutton, R (1, 1) OBP: 0.100, SLG: 0.100 Mickey Hatcher, R (7, PH) OBP: 0.286, SLG: 0.286 Charlie Hough, R (8, 1)		FC3-6 FC5 BB 1-2 2-3f			F7		4-3			2 1 0	0 0 0	0 0 0	0 0 0	0 0 0	0 0 0	2 0 0
Inning Stats	R: 1 H: 3 E: 0 LOB: 1 K: 1 BB: 0 S: 7 P: 7	R: 1 H: 2 E: 0 LOB: 2 K: 0 BB: 2 S: 4 P: 12	R: 0 H: 0 E: 0 LOB: 0 K: 0 BB: 0 S: 3 P: 3	R: 0 H: 0 E: 0 LOB: 0 K: 0 BB: 0 S: 3 P: 3	R: 0 H: 1 E: 1 LOB: 2 K: 0 BB: 0 S: 5 P: 5	R: 0 H: 1 E: 0 LOB: 1 K: 0 BB: 0 S: 4 P: 4	R: 1 H: 2 E: 0 LOB: 1 K: 0 BB: 0 S: 5 P: 5	R: 0 H: 0 E: 0 LOB: 0 K: 1 BB: 0 S: 5 P: 5		1B: 6 SF: 0 2B: 3 SAC: 0 3B: 0 DP: 1 HR: 1 HBP: 0				WP: 0 PA: 34 PB: 0 SB: 1 CS: 2		

PITCHER		IP	WLS	BF	H	R	ER	SO	BB	IBB	HBP	BLK	WP	HR	S	P	ERA	WHIP
John Curtis, L ERA: 3.86	(1, 1)	6.2	L	30	9	3	3	1	2	0	0	0	0	1	30	38	4.05	1.650
Steve Mura, R ERA: 2.31	(7, 1)	0.1		1	0	0	0	0	0	0	0	0	0	0	1	1	0.00	0.000
Bob Shirley, L ERA: 2.19	(8, 1)	1.0		3	0	0	0	1	0	0	0	0	0	0	5	5	0.00	0.000

PITCHER	IP	WLS	BF	H	R	ER	SO	BB	IBB	HBP	BLK	WP	HR	S	P	ERA	WHIP

BOTTOM

San Diego Padres @ Los Angeles Dodgers

Dodger Stadium, Los Angeles, CA

Sun Apr 27 1980, 3:33 AM PDT

Att. 42,756 - Unknown

livebaseballscorecards.com

AB	32
R	3
H	9
RBI	3
BB	2
SO	2
LOB	15

Atlanta Braves @ San Diego Padres

San Diego Stadium, San Diego, CA

Wed Apr 30 1980, 10:05 PM EDT

Att. 9,018 - Unknown

TOP

livebaseballscorecards.com

Batter	1	2	3	4	5	6	7	8	9	AB	R	H	RBI	BB	SO	LOB
Jerry Royster, R (1, 4) OBP: 0.342, SLG: 0.358	F8		S 1B			P6		F5		4	0	1	0	0	0	0
Larvell Blanks, R (1, 5) (8, 6) OBP: 0.244, SLG: 0.308	S 1B		F8 1-2			K		6-3		4	0	1	0	0	1	1
Dale Murphy, R (1, 9) OBP: 0.362, SLG: 0.450	K 1-2			5-3		BB			BB	2	0	0	0	2	1	1
Chris Chambliss, L (1, 3) OBP: 0.329, SLG: 0.523	4-3			6-3		F9			K	4	0	0	0	0	1	3
Jeff Burroughs, R (1, 7) OBP: 0.375, SLG: 0.452		F9		6-3			F9		F3	4	0	0	0	0	0	1
Brian Asselstine, L (1, 8) OBP: 0.280, SLG: 0.326		K			4-3		4-3		K	3	0	0	0	0	1	0
Charlie Spikes, R (9, PH) OBP: 0.200, SLG: 0.200										1	0	0	0	0	1	1
Bruce Benedict, R (1, 2) OBP: 0.412, SLG: 0.438		F8			6-3 2B		5-3			3	0	1	0	0	0	0
Luis Gomez, R (1, 6) OBP: 0.289, SLG: 0.256			5-3		6-3 2-3			4-3		2	0	0	0	0	0	1
Mike Lum, L (8, PH) OBP: 0.100, SLG: 0.200										1	0	0	0	0	0	0
Chico Ruiz, R (8, 5) OBP: 0.200, SLG: 0.400										0	0	0	0	0	0	0
Rick Matula, R (1, 1)			F8		6-3			HR		2	0	0	0	0	0	1
Gary Matthews, R (8, PH) OBP: 0.209, SLG: 0.275										1	1	1	1	0	0	0
Gene Garber, R (8, 1)										0	0	0	0	0	0	0
Inning Stats	R: 0 E: 0 K: 1 S: 6 H: 1 LOB: 1 BB: 0 P: 6	R: 0 E: 0 K: 1 S: 5 H: 0 LOB: 0 BB: 0 P: 5	R: 0 E: 0 K: 0 S: 4 H: 1 LOB: 1 BB: 0 P: 4	R: 0 E: 0 K: 0 S: 3 H: 0 LOB: 0 BB: 0 P: 3	R: 0 E: 0 K: 0 S: 4 H: 1 LOB: 1 BB: 0 P: 4	R: 0 E: 0 K: 1 S: 5 H: 0 LOB: 1 BB: 1 P: 9	R: 0 E: 0 K: 0 S: 3 H: 0 LOB: 0 BB: 0 P: 3	R: 1 E: 0 K: 0 S: 4 H: 1 LOB: 0 BB: 0 P: 4	R: 0 E: 0 K: 2 S: 7 H: 0 LOB: 1 BB: 1 P: 11	1B: 2 2B: 1 3B: 0 HR: 1	SF: 0 SAC: 0 DP: 0 HBP: 0						

	AB	31
	R	1
	H	4
	RBI	1
	BB	2
	SO	5
	LOB	9

WP: 0 PB: 0 SB: 2 CS: 0 PA: 33

PITCHER		IP	WLS	BF	H	R	ER	SO	BB	IBB	HBP	BLK	WP	HR	S	P	ERA	WHIP
Eric Rasmussen, R ERA: 3.52	(1, 1)	8.0	W	30	4	1	1	3	2	0	0	0	0	1	34	42	1.12	0.750
Bob Shirley, L ERA: 2.03	(9, 1)	1.0	S	3	0	0	0	2	0	0	0	0	0	0	7	7	0.00	0.000

PITCHER	IP	WLS	BF	H	R	ER	SO	BB	IBB	HBP	BLK	WP	HR	S	P	ERA	WHIP

Batter	1	2	3	4	5	6	7	8	9	AB	R	H	RBI	BB	SO	LOB
Ozzie Smith, S (1, 6) OBP: 0.354, SLG: 0.323	F8		G3		K			F8 2B		4	0	1	0	0	1	1
Dave Cash, R (1, 4) OBP: 0.307, SLG: 0.266	5-3			FC6-4 S 1B BB	CS BB			F8 2-3		2	1	0	0	2	0	1
Gene Tenace, R (1, 2) OBP: 0.370, SLG: 0.444	K			FC6-4 1-2 BB	CS 1-2	5-3		6-3		3	0	0	0	1	1	1
Dave Winfield, R (1, 9) OBP: 0.356, SLG: 0.443		5-3		FC6-4 1B 1-2f 2-3		5-3				3	1	0	0	0	0	2
Willie Montanez, L (1, 3) OBP: 0.277, SLG: 0.393		G3		2B G1-2-3 1B 1-2 3-H		1-3				3	0	1	1	0	0	0
Jerry Mumphrey, S (1, 8) OBP: 0.306, SLG: 0.298		4-3		2B 1-3 2-H			G3			3	0	1	1	0	0	0
Von Joshua, L (1, 7) OBP: 0.400, SLG: 0.250			K	IBB			CS BB			1	0	0	0	2	1	0
Aurelio Rodriguez, R (1, 5) OBP: 0.259, SLG: 0.231			1B	G1-2-3 3-Hf			F2 1-2			3	0	1	0	0	0	4
Eric Rasmussen, R (1, 1) OBP: 0.167, SLG: 0.333 Bob Shirley, R (9, 1)			P2		K			K		3 0	0 0	0 0	0 0	0 0	2 0	1 0
Inning Stats	R: 0 H: 0 E: 0 LOB: 0 K: 1 BB: 0 S: 5 P: 5	R: 0 H: 0 E: 0 LOB: 0 K: 0 BB: 0 S: 3 P: 3	R: 0 H: 1 E: 0 LOB: 1 K: 1 BB: 0 S: 6 P: 6	R: 2 H: 2 E: 0 LOB: 2 K: 0 BB: 3 S: 4 P: 16	R: 0 H: 0 E: 0 LOB: 0 K: 2 BB: 1 S: 6 P: 10	R: 0 H: 0 E: 0 LOB: 0 K: 0 BB: 0 S: 3 P: 3	R: 0 H: 0 E: 0 LOB: 0 K: 0 BB: 1 S: 2 P: 6	R: 0 H: 1 E: 0 LOB: 1 K: 1 BB: 0 S: 6 P: 6		1B: 2 SF: 0 2B: 2 SAC: 0 3B: 0 DP: 1 HR: 0 HBP: 0						

PITCHER		IP	WLS	BF	H	R	ER	SO	BB	IBB	HBP	BLK	WP	HR	S	P	ERA	WHIP
Rick Matula, R ERA: 0.95	(1, 1)	7.0	L	26	3	2	2	4	4	1	0	0	0	0	29	49	2.57	1.000
Gene Garber, R ERA: 6.75	(8, 1)	1.0		4	1	0	0	1	0	0	0	0	0	0	6	6	0.00	1.000

PITCHER	IP	WLS	BF	H	R	ER	SO	BB	IBB	HBP	BLK	WP	HR	S	P	ERA	WHIP

BOTTOM

Atlanta Braves @ San Diego Padres

San Diego Stadium, San Diego, CA

Wed Apr 30 1980, 10:05 PM EDT

Att. 9,018 - Unknown

livebaseballscorecards.com

AB	25
R	2
H	4
RBI	2
BB	5
SO	5
LOB	10

WP: 0 PA: 31
PB: 0
SB: 1
CS: 2

Atlanta Braves @ San Diego Padres

San Diego Stadium, San Diego, CA

Thu May 01 1980, 6:33 AM EDT

Att. 12,131 - Unknown

TOP

livebaseballscorecards.com

Batter	1	2	3	4	5	6	7	8	9	AB	R	H	RBI	BB	SO	LOB
Jerry Royster, R (1, 4) OBP: 0.333, SLG: 0.347	0-0 ① 5-3			0-0 ① F8		0-0 ② F9	1-3 2-H 1B		0-0 ③ 1-3	5	0	1	1	0	0	2
Larvell Blanks, R (1, 5) (7, 6) OBP: 0.222, SLG: 0.279	0-0 ② F8			0-0 ② 5-3		0-0 E3	0-0 ③ P6			4	0	0	0	0	0	2
Dale Murphy, R (1, 9) OBP: 0.370, SLG: 0.453	S S S 0-3 ③ K			0-0 1B		0-0 ③ 5-3		0-0 G3-6 1B		4	0	2	0	0	1	1
Chris Chambliss, L (1, 3) OBP: 0.324, SLG: 0.507		0-0 ① F7		0-0 ③ F7			0-0 1B 1B 1B	0-0 ①② G3-6 1-2f		4	1	1	0	0	0	2
Jeff Burroughs, R (1, 7) OBP: 0.333, SLG: 0.400		0-0 ② 1-3			0-0 ① F9		0-0 ① F7	0-0 ③ F7		4	0	0	0	0	0	1
Brian Asselstine, L (1, 8) OBP: 0.296, SLG: 0.340		S S S 0-3 ③ K			0-0 E8 1B		0-0 1B 1-3 1B 1B		0-0 ① P6	4	1	2	0	0	1	0
Bruce Benedict, R (1, 2) OBP: 0.381, SLG: 0.400			0-0 ① 1-3		0-0 ② F8		0-0 1B 1-2 1B 3-H 1B		0-0 ② F7	4	1	1	1	0	0	1
Luis Gomez, R (1, 6) OBP: 0.277, SLG: 0.244			0-0 ② 5-3		0-0 ③ 6-3		0-0 1B 1-2 2-H 1B		0-0 1B	2	0	0	0	0	0	1
Gary Matthews, R (7, PH) OBP: 0.227, SLG: 0.293										1	0	1	1	0	0	0
Chico Ruiz, R (7, 5) OBP: 0.333, SLG: 0.500										1	0	1	0	0	0	0
Doyle Alexander, R (1, 1) OBP: 0.125, SLG: 0.125			S S S 0-3 ③ K			0-0 ① 2-3	0-0 ② F7		0-0 1-2 1B	2	0	0	0	0	1	0
Mike Lum, L (7, PH) OBP: 0.091, SLG: 0.182										1	0	0	0	0	0	2
Gene Garber, R (7, 1)										0	0	0	0	0	0	0
Al Hrabosky, R (7, 1)										0	0	0	0	0	0	0
Charlie Spikes, R (9, PH) OBP: 0.333, SLG: 0.333										1	0	1	0	0	0	0
Rick Camp, R (9, 1)										0	0	0	0	0	0	0
Larry Bradford, R (9, 1)										0	0	0	0	0	0	0

Inning Stats									
	R: 0 E: 0 K: 1 S: 5	H: 0 LOB: 0 BB: 0 P: 5	R: 0 E: 0 K: 1 S: 5	H: 0 LOB: 0 BB: 0 P: 5	R: 0 E: 0 K: 1 S: 5	H: 0 LOB: 0 BB: 0 P: 5	R: 0 E: 0 K: 0 S: 4	H: 1 LOB: 1 BB: 0 P: 4	R: 0 E: 1 K: 0 S: 4	H: 1 LOB: 1 BB: 0 P: 4
	R: 0 E: 1 K: 0 S: 4	H: 0 LOB: 1 BB: 0 P: 4	R: 3 E: 0 K: 0 S: 8	H: 5 LOB: 2 BB: 0 P: 8	R: 0 E: 0 K: 0 S: 3	H: 1 LOB: 0 BB: 0 P: 3	R: 0 E: 0 K: 0 S: 5	H: 2 LOB: 2 BB: 0 P: 5	1B: 10 2B: 0 3B: 0 HR: 0	SF: 0 SAC: 0 DP: 1 HBP: 0	WP: 0 PB: 0 SB: 0 CS: 0	PA: 37

	AB	37
	R	3
	H	10
	RBI	3
	BB	0
	SO	3
	LOB	12

PITCHER		IP	WLS	BF	H	R	ER	SO	BB	IBB	HBP	BLK	WP	HR	S	P	ERA	WHIP
Randy Jones, L ERA: 3.34	(1, 1)	6.1		26	6	3	3	3	0	0	0	0	0	0	32	32	4.26	0.947
Rollie Fingers, R ERA: 3.12	(7, 1)	0.2		3	1	0	0	0	0	0	0	0	0	0	3	3	0.00	1.500
Steve Mura, R ERA: 2.13	(8, 1)	1.0		3	1	0	0	0	0	0	0	0	0	0	3	3	0.00	1.000
Bob Shirley, L ERA: 1.88	(9, 1)	1.0	W	5	2	0	0	0	0	0	0	0	0	0	5	5	0.00	2.000

PITCHER		IP	WLS	BF	H	R	ER	SO	BB	IBB	HBP	BLK	WP	HR	S	P	ERA	WHIP

Atlanta Braves @ San Diego Padres

San Diego Stadium, San Diego, CA

Thu May 01 1980, 6:33 AM EDT

Att. 12,131 - Unknown

BOTTOM

Batter	1	2	3	4	5	6	7	8	9	AB	R	H	RBI	BB	SO	LOB
Ozzie Smith, S (1, 6) OBP: 0.345, SLG: 0.304	BBBB 4-0 F7 6-3 BB		x 0-0 1-3 ①		SSS 0-3 K ②		x 0-0 4-3 ① 1-2 2-3	x 0-0 F7 ③		4	0	0	0	1	1	5
Dave Cash, R (1, 4) OBP: 0.313, SLG: 0.265	x 0-0 6-3 ① 1-2		x 0-0 6-3 ②		BBBB 4-0 S BB		x 0-0 1B 2-3 3-H 1B		x 0-0 6-3 ①	4	0	1	1	1	0	1
Gene Tenace, R (1, 2) OBP: 0.392, SLG: 0.436	x 0-0 F7 ② 2-3		BBBB 4-0 S BB		BBBB 4-0 1-2 BB		x 0-0 1-3 3-H 1B		x 0-0 E5 1B 1B	3	1	1	1	2	0	1
Dave Winfield, R (1, 9) OBP: 0.359, SLG: 0.431	BBBB 4-0 S BB		SSS 0-3 K ③ 1-2		x 0-0 L8 ③		x 0-0 L6 ②		x 0-0 1B 1-2 1B	4	0	1	0	1	1	6
Willie Montanez, L (1, 3) OBP: 0.271, SLG: 0.379	x 0-0 G3 ③ 1-2			x 0-0 F8 ①		x 0-0 F9 ①	x 0-0 F9 ③		x 0-0 1-2 2-H 1B	5	0	1	1	0	0	4
Jerry Mumphrey, S (1, 8) OBP: 0.303, SLG: 0.283		x 0-0 4-3 ①		x 0-0 4-3 ②		x 0-0 F8 ②		BBBB 4-0 1B SF7 BB		3	1	0	0	1	0	0
Von Joshua, L (1, 7) OBP: 0.286, SLG: 0.167		x 0-0 F8 ②	SSS 0-3 K ③			x 0-0 F7 ③		x 0-0 P6 ①		4	0	0	0	0	1	1
Aurelio Rodriguez, R (1, 5) OBP: 0.310, SLG: 0.357 Gene Richards, L (7, PH) OBP: 0.250, SLG: 0.290 Steve Mura, R (8, 1) OBP: 0.500, SLG: 1.000 Kurt Bevacqua, R (8, PH) OBP: 0.385, SLG: 0.545 Paul Dade, R (8, PR) OBP: 0.286, SLG: 0.250 Bob Shirley, R (9, 1)		x 0-0 2B			x 0-0 E9 2B		x 0-0 4-3 BB 1B 1B	x 0-0 SF7 1-3 1B		2 1 0 1 0 0	0 1 0 0 0 0	2 1 0 1 0 0	0 0 0 0 0 0	0 0 0 0 0 0	0 0 0 0 0 0	0 0 0 0 0 0
Randy Jones, R (1, 1) Rollie Fingers, R (7, 1) Barry Evans, R (7, PH) (8, 5) OBP: 0.421, SLG: 0.286		x 0-0 F7 ③			x 0-0 6-3 ①		BBBB 4-0 1B 4-3 1-2 BB	x 0-0 SF7 ② 2-3 3-H		2 0 0	0 0 1	0 0 0	0 0 1	0 0 1	0 0 0	2 0 0
Inning Stats	R: 0 E: 0 K: 0 S: 3 H: 0 LOB: 2 BB: 2 P: 11	R: 0 E: 0 K: 0 S: 4 H: 1 LOB: 1 BB: 0 P: 4	R: 0 E: 0 K: 1 S: 5 H: 0 LOB: 1 BB: 1 P: 9	R: 0 E: 0 K: 1 S: 5 H: 0 LOB: 0 BB: 0 P: 5	R: 0 E: 1 K: 1 S: 6 H: 1 LOB: 3 BB: 2 P: 14	R: 0 E: 0 K: 0 S: 3 H: 0 LOB: 0 BB: 0 P: 3	R: 2 E: 0 K: 0 S: 6 H: 3 LOB: 2 BB: 1 P: 10	R: 1 E: 0 K: 0 S: 4 H: 1 LOB: 2 BB: 1 P: 8	R: 1 E: 1 K: 0 S: 4 H: 2 LOB: 2 BB: 0 P: 4	1B: 6 2B: 2 3B: 0 HR: 0	SF: 1 SAC: 0 DP: 0 HBP: 0						

	AB	33
	R	4
	H	8
	RBI	4
	BB	7
	SO	3
	LOB	20

WP: 0 PB: 0 SB: 3 CS: 0 PA: 41

livebaseballscorecards.com

PITCHER		IP	WLS	BF	H	R	ER	SO	BB	IBB	HBP	BLK	WP	HR	S	P	ERA	WHIP
Doyle Alexander, R ERA: 4.37	(1, 1)	6.0		25	2	0	0	3	5	0	0	0	0	0	26	46	0.00	1.167
Gene Garber, R ERA: 8.59	(7, 1)	0.2		6	3	2	2	0	1	0	0	0	0	0	5	9	27.00	6.000
Al Hrabosky, L ERA: 3.72	(7, 1)	1.1		6	1	1	1	0	1	0	0	0	0	0	5	9	6.75	1.500
Rick Camp, R ERA: 2.77	(9, 1)	0.1	L	3	1	1	0	0	0	0	0	0	0	0	3	3	0.00	3.000
Larry Bradford, L ERA: 0.9	(9, 1)	0.0		1	1	0	0	0	0	0	0	0	0	0	1	1	∞	∞

PITCHER	IP	WLS	BF	H	R	ER	SO	BB	IBB	HBP	BLK	WP	HR	S	P	ERA	WHIP

Batter	1	2	3	4	5	6	7	8	9	AB	R	H	RBI	BB	SO	LOB
Ozzie Smith, S (1, 6) OBP: 0.341, SLG: 0.292	H 1-0 F4-3 HBP		x 0-0 ① F7			x 0-0 ① F8		x 0-0 ③ F8		3	0	0	0	0	0	0
Dave Cash, R (1, 4) OBP: 0.298, SLG: 0.250	x 0-0 ① F4-3 1-2		x 0-0 ② F8			x 0-0 ② 6-3			S S S 0-3 ① K	4	0	0	0	0	1	1
Gene Tenace, R (1, 2) OBP: 0.364, SLG: 0.395	x 0-0 ② F4		x 0-0 ③ 5-3			S S S 0-3 ③ K			S S S 0-3 ② K	4	0	0	0	0	2	1
Dave Winfield, R (1, 9) OBP: 0.341, SLG: 0.406	x 0-0 ③ 6-3			x 0-0 ① 6-3			x 0-0 ① F8		x 0-0 ③ F4-3	4	0	0	0	0	0	1
Willie Montanez, L (1, 3) OBP: 0.274, SLG: 0.368		B B B B 4-0 1B E BB		x 0-0 ② G3			x 0-0 ② F7			2	1	0	0	1	0	0
Jerry Mumphrey, S (1, 8) OBP: 0.319, SLG: 0.302		x 0-0 ① 1-3 1B		S S S 0-3 ③ K			x 0-0 1B			3	0	2	0	0	1	0
Gene Richards, L (1, 7) OBP: 0.254, SLG: 0.281		B B B B 4-0 E BB			x 0-0 ① F9		S S S 0-3 ③ K			2	0	0	0	1	1	1
Aurelio Rodriguez, R (1, 5) OBP: 0.290, SLG: 0.333 Von Joshua, L (8, PH) OBP: 0.267, SLG: 0.154 Barry Evans, R (8, 5) OBP: 0.421, SLG: 0.286		x 0-0 ② 5-3 1-3 3-H			x 0-0 ② F6			x 0-0 ① F9		2 1 0	0 0 0	0 0 0	0 0 0	0 0 0	0 0 0	1 0 0
Rick Wise, R (1, 1) OBP: 0.222, SLG: 0.250 John D'Acquisto, R (7, 1) Jerry Turner, L (8, PH) OBP: 0.296, SLG: 0.240 Steve Mura, R (8, 1) OBP: 0.500, SLG: 1.000		S S S 0-3 ③ K			x 0-0 ③ F2			x 0-0 ② 3-1		2 0 1 0	0 0 0 0	0 0 0 0	0 0 0 0	1 0 0 0	0 0 0 0	1 0 0 0

TOP

San Diego Padres @ New York Mets

Shea Stadium, Flushing, NY

Fri May 02 1980, 7:05 PM EDT

Att. 8,037 - Unknown

livebaseballscorecards.com

AB	28
R	1
H	2
RBI	0
BB	2
SO	6
LOB	6

Inning Stats																																		
	R: 0 E: 0 K: 0 S: 3	H: 0 LOB: 1 BB: 0 P: 4	R: 1 E: 1 K: 1 S: 5	H: 1 LOB: 1 BB: 2 P: 13	R: 0 E: 0 K: 0 S: 3	H: 0 LOB: 0 BB: 0 P: 3	R: 0 E: 0 K: 1 S: 5	H: 0 LOB: 0 BB: 0 P: 5	R: 0 E: 0 K: 0 S: 3	H: 0 LOB: 0 BB: 0 P: 3	R: 0 E: 0 K: 1 S: 5	H: 0 LOB: 0 BB: 0 P: 5	R: 0 E: 0 K: 1 S: 6	H: 1 LOB: 1 BB: 0 P: 6	R: 0 E: 0 K: 0 S: 3	H: 0 LOB: 0 BB: 0 P: 3	R: 0 E: 0 K: 2 S: 7	H: 0 LOB: 0 BB: 0 P: 7	1B: 2 2B: 0 3B: 0 HR: 0	SF: 0 SAC: 0 DP: 0 HBP: 1	WP: 0 PB: 0 SB: 0 CS: 0	PA: 31

PITCHER		IP	WLS	BF	H	R	ER	SO	BB	IBB	HBP	BLK	WP	HR	S	P	ERA	WHIP
Ray Burris, R ERA: 2.7	(1, 1)	8.0	L	28	2	1	0	4	2	0	1	0	0	0	33	42	0.00	0.500
Jeff Reardon, R ERA: 2.45	(9, 1)	1.0		3	0	0	0	2	0	0	0	0	0	0	7	7	0.00	0.000

PITCHER	IP	WLS	BF	H	R	ER	SO	BB	IBB	HBP	BLK	WP	HR	S	P	ERA	WHIP

BOTTOM

San Diego Padres @ New York Mets

Shea Stadium, Flushing, NY

Fri May 02 1980, 7:05 PM EDT

Att. 8,037 - Unknown

Batter	1	2	3	4	5	6	7	8	9	AB	R	H	RBI	BB	SO	LOB
Frank Taveras, R (1, 6) OBP: 0.288, SLG: 0.297	6-3		F6			6-3		6-3		4	0	0	0	0	0	1
Elliott Maddox, R (1, 5) OBP: 0.415, SLG: 0.327	6-3		1B (1-2)			6-3		4-3		4	0	1	0	0	0	0
Lee Mazzilli, S (1, 3) OBP: 0.449, SLG: 0.286	BB (CS)		K			4-3			1B (CS)	3	0	1	0	1	1	2
Mike Jorgensen, L (1, 7) OBP: 0.382, SLG: 0.310	CS (1-2)	1B (FC6-4, 9-2)		K			4-3		K (1-2)	4	0	1	0	0	2	1
John Stearns, R (1, 2) OBP: 0.370, SLG: 0.492		1B (FC6-4, 1-2)		6-3			2B		1B	4	0	3	0	0	0	0
Jerry Morales, R (1, 8) OBP: 0.294, SLG: 0.305		FC6-4 (1-2f, 2-3)		P6			F2		K	4	0	0	0	0	1	4
Joel Youngblood, R (1, 9) OBP: 0.368, SLG: 0.386		9-2 (3-Hf)			F9		BB			2	0	0	0	1	0	2
Doug Flynn, R (1, 4) OBP: 0.286, SLG: 0.303			F4-3		F2		F9			3	0	0	0	0	0	2
Ray Burris, R (1, 1) OBP: 0.100, SLG: 0.100			1B		K			6-3		2	0	1	0	0	1	0
Dan Norman, R (8, PH) OBP: 0.125, SLG: 0.313										1	0	0	0	0	0	0
Jeff Reardon, R (9, 1)										0	0	0	0	0	0	0
Inning Stats	R: 0 E: 0 K: 0 S: 2 H: 0 LOB: 0 BB: 1 P: 6	R: 0 E: 0 K: 0 S: 4 H: 2 LOB: 1 BB: 0 P: 4	R: 0 E: 0 K: 1 S: 7 H: 2 LOB: 2 BB: 0 P: 7	R: 0 E: 0 K: 1 S: 5 H: 0 LOB: 0 BB: 0 P: 5	R: 0 E: 0 K: 1 S: 5 H: 0 LOB: 0 BB: 0 P: 5	R: 0 E: 0 K: 0 S: 3 H: 0 LOB: 0 BB: 0 P: 3	R: 0 E: 0 K: 0 S: 4 H: 1 LOB: 2 BB: 1 P: 8	R: 0 E: 0 K: 0 S: 3 H: 0 LOB: 0 BB: 0 P: 3	R: 0 E: 0 K: 2 S: 8 H: 2 LOB: 1 BB: 0 P: 8	1B: 6 2B: 2 3B: 0 HR: 0	SF: 0 SAC: 0 DP: 1 HBP: 0						

PITCHER		IP	WLS	BF	H	R	ER	SO	BB	IBB	HBP	BLK	WP	HR	S	P	ERA	WHIP
Rick Wise, R ERA: 4.38	(1, 1)	6.1	W	23	5	0	0	3	1	0	0	0	0	0	28	32	0.00	0.947
John D'Acquisto, R ERA: 4.66	(7, 1)	0.2		3	0	0	0	0	1	0	0	0	0	0	2	6	0.00	1.500
Steve Mura, R ERA: 1.84	(8, 1)	2.0	S	7	2	0	0	2	0	0	0	0	0	0	11	11	0.00	1.000

PITCHER	IP	WLS	BF	H	R	ER	SO	BB	IBB	HBP	BLK	WP	HR	S	P	ERA	WHIP

livebaseballscorecards.com

AB	31
R	0
H	7
RBI	0
BB	2
SO	5
LOB	12

Batter	1	2	3	4	5	6	7	8	9	AB	R	H	RBI	BB	SO	LOB
Ozzie Smith, S (1, 6) OBP: 0.337, SLG: 0.303	F4-3		2-H 2B		5-3			3-1		4	0	1	1	0	0	0
Dave Cash, R (1, 4) OBP: 0.284, SLG: 0.237	F9		5-3			5-3		5-3		4	0	0	0	0	0	1
Gene Richards, L (1, 7) OBP: 0.268, SLG: 0.309	F7			E 1B F4-3 1B		F9 2B			L8	4	1	2	0	0	0	0
Dave Winfield, R (1, 9) OBP: 0.360, SLG: 0.408		BBB F4-6-3 BB		F4-3 E 1-2 CS 1B		F9 2-3			BBB CS BB	2	0	1	0	2	0	1
Von Joshua, L (9, 9) OBP: 0.267, SLG: 0.154										0	0	0	0	0	0	0
Willie Montanez, L (1, 3) OBP: 0.260, SLG: 0.347		F4-6-3 1-2		SSS K 1-2 2-3		F5			F7 1-2	4	0	0	0	0	1	5
Rollie Fingers, R (9, 1)										0	0	0	0	0	0	0
Jerry Mumphrey, S (1, 8) OBP: 0.306, SLG: 0.288		SSS K		F4-3 2-3 3-H			SSS K			3	0	0	1	0	2	1
Gene Tenace, R (1, 2) OBP: 0.362, SLG: 0.378			F8	IBB			5-3			2	0	0	0	1	0	0
(9, 3)																
Barry Evans, R (1, 5) OBP: 0.409, SLG: 0.294			SH5-4 2B 1B	F 3-H	F9		SSS K			4	1	1	0	0	1	2
Gary Lucas, L (1, 1) OBP: 0.143, SLG: 0.143			SH5-4 1-2		SSS K			SSS K		2	0	0	0	0	2	0
Bill Fahey, L (9, 2) OBP: 0.258, SLG: 0.233										0	0	0	0	0	0	0
Inning Stats	R: 0 E: 0 K: 0 S: 3 H: 0 LOB: 0 BB: 0 P: 3	R: 0 E: 0 K: 1 S: 4 H: 0 LOB: 0 BB: 1 P: 8	R: 1 E: 0 K: 0 S: 5 H: 2 LOB: 1 BB: 0 P: 5	R: 1 E: 1 K: 1 S: 6 H: 2 LOB: 1 BB: 1 P: 10	R: 0 E: 0 K: 1 S: 5 H: 0 LOB: 0 BB: 0 P: 5	R: 0 E: 0 K: 0 S: 4 H: 1 LOB: 1 BB: 0 P: 4	R: 0 E: 0 K: 2 S: 7 H: 0 LOB: 0 BB: 0 P: 7	R: 0 E: 0 K: 1 S: 5 H: 0 LOB: 0 BB: 0 P: 5	R: 0 E: 0 K: 0 S: 2 H: 0 LOB: 0 BB: 1 P: 6	1B: 3 2B: 2 3B: 0 HR: 0	SF: 0 SAC: 1 DP: 1 HBP: 0						

TOP

San Diego Padres @ New York Mets

Shea Stadium, Flushing, NY

Sat May 03 1980, 3:33 AM EDT

Att. 9,462 - Unknown

livebaseballscorecards.com

AB	29
R	2
H	5
RBI	2
BB	3
SO	6
LOB	10

PITCHER		IP	WLS	BF	H	R	ER	SO	BB	IBB	HBP	BLK	WP	HR	S	P	ERA	WHIP
Craig Swan, R ERA: 2.67	(1, 1)	6.0	L	24	5	2	1	3	1	1	0	0	0	0	27	35	1.50	1.000
Tom Hausman, R ERA: 6.52	(7, 1)	2.0		6	0	0	0	3	0	0	0	0	0	0	12	12	0.00	0.000
Neil Allen, R ERA: 6.87	(9, 1)	1.0		3	0	0	0	0	1	0	0	0	0	0	2	6	0.00	1.000

PITCHER	IP	WLS	BF	H	R	ER	SO	BB	IBB	HBP	BLK	WP	HR	S	P	ERA	WHIP

Batter	1	2	3	4	5	6	7	8	9	AB	R	H	RBI	BB	SO	LOB
Frank Taveras, R (1, 6) OBP: 0.286, SLG: 0.295	L6		F2			1-2 1B		4-3		4	0	1	0	0	0	1
Elliott Maddox, R (1, 5) OBP: 0.391, SLG: 0.305	K			F8		F7			K	4	0	0	0	0	2	2
Joel Youngblood, R (1, 9) OBP: 0.375, SLG: 0.443	CS 1B			P4		K			HR	4	1	2	1	0	1	2
John Stearns, R (1, 3) OBP: 0.351, SLG: 0.464	CS 1-2	5-3		F8			4-3		P4	4	0	0	0	0	0	0
Jerry Morales, R (1, 8) OBP: 0.278, SLG: 0.286		F7			K		F2		F7	4	0	0	0	0	1	0
Dan Norman, R (1, 7) OBP: 0.158, SLG: 0.316		F8			5-3		1B			3	0	1	0	0	0	0
Alex Trevino, R (1, 2) OBP: 0.250, SLG: 0.143			FC6-4 BB		4-3		L4			2	0	0	0	1	0	1
Doug Flynn, R (1, 4) OBP: 0.274, SLG: 0.290			FC6-4 SH1-4 1-2f			F4		F7		3	0	0	0	0	0	1
Craig Swan, R (1, 1) OBP: 0.625, SLG: 0.400			SH1-4 1-2			BB 1B		F3		0	0	0	0	0	0	0
Mario Ramirez, R (6, PH)										0	0	0	0	1	0	0
Tom Hausman, R (7, 1)										0	0	0	0	0	0	0
Lee Mazzilli, S (8, PH) OBP: 0.443, SLG: 0.281										1	0	0	0	0	0	0
Neil Allen, R (9, 1)										0	0	0	0	0	0	0
Inning Stats	R: 0 E: 0 K: 1 S: 5 H: 1 LOB: 0 BB: 0 P: 5	R: 0 E: 0 K: 0 S: 3 H: 0 LOB: 0 BB: 0 P: 3	R: 0 E: 0 K: 0 S: 3 H: 0 LOB: 1 BB: 1 P: 7	R: 0 E: 0 K: 0 S: 3 H: 0 LOB: 0 BB: 0 P: 3	R: 0 E: 0 K: 1 S: 5 H: 0 LOB: 0 BB: 0 P: 5	R: 0 E: 0 K: 1 S: 6 H: 1 LOB: 2 BB: 1 P: 10	R: 0 E: 0 K: 0 S: 4 H: 1 LOB: 1 BB: 0 P: 4	R: 0 E: 0 K: 0 S: 3 H: 0 LOB: 0 BB: 0 P: 3	R: 1 E: 0 K: 1 S: 6 H: 1 LOB: 0 BB: 0 P: 6	1B: 3 2B: 0 3B: 0 HR: 1 SF: 0 SAC: 1 DP: 0 HBP: 0						

PITCHER		IP	WLS	BF	H	R	ER	SO	BB	IBB	HBP	BLK	WP	HR	S	P	ERA	WHIP
Gary Lucas, L ERA: 1.5	(1, 1)	8.1	W	30	4	1	1	4	2	0	0	0	0	1	36	44	1.08	0.720
Rollie Fingers, R ERA: 2.89	(9, 1)	0.2	S	2	0	0	0	0	0	0	0	0	0	0	2	2	0.00	0.000

PITCHER	IP	WLS	BF	H	R	ER	SO	BB	IBB	HBP	BLK	WP	HR	S	P	ERA	WHIP

BOTTOM

San Diego Padres @ New York Mets

Shea Stadium, Flushing, NY

Sat May 03 1980, 3:33 AM EDT

Att. 9,462 - Unknown

livebaseballscorecards.com

AB	29
R	1
H	4
RBI	1
BB	2
SO	4
LOB	7

PA: 33

WP: 0
PB: 0
SB: 0
CS: 1

San Diego Padres @ New York Mets

Shea Stadium, Flushing, NY

Sun May 04 1980, 3:33 AM EDT

Unknown

TOP

livebaseballscorecards.com

Batter	1	2	3	4	5	6	7	8	9	AB	R	H	RBI	BB	SO	LOB
Ozzie Smith, S (1, 6) OBP: 0.330, SLG: 0.288	F4	F4-6-3 1-2		F4-3			BB		F9	4	0	0	0	1	0	1
Dave Cash, R (1, 4) OBP: 0.280, SLG: 0.225	L9		1B BB		5-3		F2		F9	4	1	0	0	1	0	1
Gene Richards, L (1, 7) OBP: 0.293, SLG: 0.347	2B		1B 1-2		F4-3			E 1B		4	1	3	0	0	0	0
Dave Winfield, R (1, 9) OBP: 0.367, SLG: 0.405	BB		F8		F6			E9 1-H	1B	3	0	1	0	1	0	2
Gene Tenace, R (1, 2) OBP: 0.355, SLG: 0.367	F9		1B 1-3 2-H			F9		K		4	0	1	1	0	1	3
Jerry Mumphrey, S (1, 8) OBP: 0.303, SLG: 0.286		1B HR	F7			F4-3		K		4	1	1	0	0	1	3
Willie Montanez, L (1, 3) OBP: 0.259, SLG: 0.333		K	K			K		IBB		3	0	0	0	1	3	3
Aurelio Rodriguez, R (1, 5) OBP: 0.294, SLG: 0.424		HR 1-H		L6			F9	1-3		3	1	1	2	0	0	0
Jerry Turner, L (8, PH) OBP: 0.286, SLG: 0.231										1	0	0	0	0	0	2
Barry Evans, R (8, 5) OBP: 0.409, SLG: 0.294										0	0	0	0	0	0	0
John Curtis, L (1, 1) OBP: 0.182, SLG: 0.100		BB F4-6-3		F4-3			K		F7	3	0	0	0	1	1	0
Bob Shirley, R (9, 1)										0	0	0	0	0	0	0

	AB	33
	R	4
	H	7
	RBI	3
	BB	5
	SO	6
	LOB	15

Inning Stats	1	2	3	4	5	6	7	8	9
	R: 0 E: 0 K: 0 S: 4	H: 1 LOB: 2 BB: 1 P: 8	R: 2 E: 0 K: 1 S: 6	H: 2 LOB: 0 BB: 1 P: 10	R: 1 E: 0 K: 1 S: 7	H: 2 LOB: 2 BB: 1 P: 11	R: 0 E: 0 K: 0 S: 3	H: 0 LOB: 0 BB: 0 P: 3	R: 0 E: 0 K: 0 S: 3	H: 0 LOB: 0 BB: 0 P: 3	R: 0 E: 0 K: 1 S: 5	H: 0 LOB: 0 BB: 0 P: 5	R: 0 E: 0 K: 1 S: 5	H: 0 LOB: 1 BB: 1 P: 9	R: 1 E: 1 K: 2 S: 9	H: 2 LOB: 2 BB: 1 P: 13	R: 0 E: 0 K: 0 S: 3	H: 0 LOB: 0 BB: 0 P: 3

	1B: 5	SF: 0	WP: 0	PA: 38
	2B: 1	SAC: 0	PB: 0	
	3B: 0	DP: 1	SB: 0	
	HR: 1	HBP: 0	CS: 0	

PITCHER		IP	WLS	BF	H	R	ER	SO	BB	IBB	HBP	BLK	WP	HR	S	P	ERA	WHIP
Kevin Kobel, L ERA: 9.0	(1, 1)	2.1		14	5	3	3	1	3	0	0	0	0	1	13	25	11.57	3.429
Tom Hausman, R ERA: 5.25	(3, 1)	4.2		15	0	0	0	3	1	0	0	0	0	0	20	24	0.00	0.214
Jeff Reardon, R ERA: 2.08	(8, 1)	2.0	L	9	2	1	0	2	0	1	0	0	0	0	12	16	0.00	1.000

PITCHER		IP	WLS	BF	H	R	ER	SO	BB	IBB	HBP	BLK	WP	HR	S	P	ERA	WHIP

BOTTOM

San Diego Padres @ New York Mets

Shea Stadium, Flushing, NY

Sun May 04 1980, 3:33 AM EDT

Unknown

Batter	1	2	3	4	5	6	7	8	9	AB	R	H	RBI	BB	SO	LOB
Frank Taveras, R (1, 6) OBP: 0.284, SLG: 0.284	BBBB 4-0 BLK E BB	x 0-0 ③ 6-3			SSS 0-3 ② K			x 0-0 ① F3		3	1	0	0	1	1	0
Jose Cardenal, R (1, 3) OBP: 0.308, SLG: 0.182	x 0-0 E9 G3 2B 1-H 1B	x 0-0 ① 5-3		x 0-0 ③ F7			x 0-0 ② 6-3			4	1	1	1	0	0	0
Joel Youngblood, R (1, 9) OBP: 0.355, SLG: 0.415	x 0-0 ① G3 2-3	x 0-0 ② 6-3		x 0-0 ① 5-3		x 0-0 ③ 6-3				4	0	0	0	0	0	1
John Stearns, R (1, 2) OBP: 0.346, SLG: 0.466	x 0-0 FC6-5-4 2B 3-H	x 0-0 ③ L7		x 0-0 ② 6-3			x 0-0 ① F8			4	0	1	1	0	0	0
Jerry Morales, R (1, 8) OBP: 0.263, SLG: 0.269	x 0-0 ② FC6-5-4 S 1B 2-3	x 0-0 ① 4-3		x 0-0 ③ 1-3			x 0-0 ② F9			4	1	0	0	0	0	1
Alex Trevino, R (1, 5) OBP: 0.417, SLG: 0.300 Mario Ramirez, R (9, PR)	x 0-0 1-H 1B	x 0-0 ② F9					x 0-0 1B		BBBB 4-0 BB	3 0	0 0	2 0	1 0	1 0	0 0	0 0
Dan Norman, R (1, 7) OBP: 0.174, SLG: 0.304	x 0-0 ③ F3	x 0-0 1B					SSS 0-3 ① K		x 0-0 ③ F7	4	0	1	0	0	1	3
Doug Flynn, R (1, 4) OBP: 0.263, SLG: 0.278		x 0-0 ① F8		x 0-0 ③ F8			x 0-0 ② F8			3	0	0	0	0	0	2
Kevin Kobel, R (1, 1) Tom Hausman, R (3, 1) Steve Henderson, R (7, PH) OBP: 0.320, SLG: 0.362 Jeff Reardon, R (8, 1)		x 0-0 ② 5-3		SSS 0-3 ① K			SSS 0-3 ③ K			1 1 1 0	0 0 0 0	0 0 0 0	0 0 0 0	0 1 1 0	0 0 0 0	0 0 1 0
Inning Stats	R: 3 H: 3 E: 1 LOB: 1 K: 0 BB: 1 S: 6 P: 10	R: 0 H: 0 E: 0 LOB: 0 K: 0 BB: 0 S: 3 P: 3	R: 0 H: 0 E: 0 LOB: 0 K: 0 BB: 0 S: 3 P: 3	R: 0 H: 1 E: 0 LOB: 1 K: 0 BB: 0 S: 4 P: 4	R: 0 H: 0 E: 0 LOB: 0 K: 2 BB: 0 S: 7 P: 7	R: 0 H: 0 E: 0 LOB: 0 K: 0 BB: 0 S: 3 P: 3	R: 0 H: 1 E: 0 LOB: 1 K: 2 BB: 0 S: 8 P: 8	R: 0 H: 0 E: 0 LOB: 0 K: 0 BB: 0 S: 3 P: 3	R: 0 H: 0 E: 0 LOB: 0 K: 0 BB: 1 S: 3 P: 7	1B: 4 SF: 0 2B: 1 SAC: 0 3B: 0 DP: 0 HR: 0 HBP: 0						WP: 0 PA: 34 PB: 0 SB: 1 CS: 0	

livebaseballscorecards.com

	AB	32
	R	3
	H	5
	RBI	3
	BB	2
	SO	4
	LOB	8

PITCHER		IP	WLS	BF	H	R	ER	SO	BB	IBB	HBP	BLK	WP	HR	S	P	ERA	WHIP
John Curtis, L ERA: 3.67	(1, 1)	8.2	W	33	5	3	3	4	2	0	0	1	0	0	39	47	3.12	0.808
Bob Shirley, L ERA: 1.84	(9, 1)	0.1	S	1	0	0	0	0	0	0	0	0	0	0	1	1	0.00	0.000

PITCHER	IP	WLS	BF	H	R	ER	SO	BB	IBB	HBP	BLK	WP	HR	S	P	ERA	WHIP

San Diego Padres @ New York Mets

Shea Stadium, Flushing, NY

Sun May 04 1980, 3:38 AM EDT

Att. 26,980 - Unknown

TOP

livebaseballscorecards.com

Batter	1	2	3	4	5	6	7	8	9	AB	R	H	RBI	BB	SO	LOB
Ozzie Smith, S (1, 6) OBP: 0.333, SLG: 0.277	6-3	F9		G6-3 BB			BB 1-2		G3	3	0	0	0	2	0	2
Dave Cash, R (1, 4) OBP: 0.276, SLG: 0.214	CS BB		F4-3	G6-3 1-2f			F4-6 2-3		K	4	0	0	0	1	1	5
Gene Richards, L (1, 7) OBP: 0.300, SLG: 0.342	1B BB 1-2		BLK S 1B		K		K		6-3	4	0	1	0	1	2	1
Dave Winfield, R (1, 9) OBP: 0.383, SLG: 0.423	FC6-4 1B 1-2		K 1-3		F6-4-3 1B			F8 BB F4-3 1B		4	1	3	0	0	1	1
Jerry Mumphrey, S (1, 8) OBP: 0.300, SLG: 0.274	FC6-4 1-2f		L6		F6-4-3 1-2			F4-3 BB 1-2		3	0	0	0	1	0	4
Bill Fahey, L (1, 2) OBP: 0.286, SLG: 0.242		SH1-4 1B 1B		BB 1B BB		1-3		F8 2-3		3	1	1	0	1	0	2
Willie Montanez, L (1, 3) OBP: 0.259, SLG: 0.321		F9		SH3-4 1B BB 1-2		F8		F4-3 1-2 3-H		3	0	0	1	1	0	2
Barry Evans, R (1, 5) OBP: 0.462, SLG: 0.350		SH1-4 1B 1-2		SH3-4 1B 1-2 2-H		F7		BB		3	0	2	1	1	0	0
Eric Rasmussen, R (1, 1) OBP: 0.167, SLG: 0.333 Dennis Kinney, L (5, 1) Paul Dade, R (7, PH) OBP: 0.318, SLG: 0.250 Steve Mura, R (7, 1) OBP: 0.500, SLG: 1.000 Jerry Turner, L (8, PH) OBP: 0.276, SLG: 0.222 John D'Acquisto, R (8, 1)		SH1-4 1-2 2-3		SH3-4 1-2 2-3			F4-6 BB BB		F5	0 0 0 0 1 0	0 0 0 0 0 0	0 0 0 0 0 0	0 0 0 0 0 0	0 0 1 0 0 0	0 0 0 0 0 0	0 0 0 0 2 0

AB	28					
R	2					
H	7					
RBI	2					
BB	9					
SO	4					
LOB	19					

Inning Stats																		
	R: 0	H: 1	R: 0	H: 2	R: 0	H: 1	R: 1	H: 1	R: 0	H: 1	R: 0	H: 0	R: 0	H: 0	R: 1	H: 1	R: 0	H: 0
	E: 0	LOB: 2	E: 0	LOB: 2	E: 0	LOB: 1	E: 0	LOB: 2	E: 0	LOB: 0	E: 0	LOB: 0	E: 0	LOB: 1	E: 0	LOB: 2	E: 0	LOB: 0
	K: 0	BB: 2	K: 0	BB: 0	K: 1	BB: 0	K: 0	BB: 3	K: 1	BB: 0	K: 0	BB: 0	K: 1	BB: 2	K: 0	BB: 2	K: 1	BB: 0
	S: 3	P: 11	S: 5	P: 5	S: 6	P: 6	S: 3	P: 15	S: 5	P: 5	S: 3	P: 3	S: 4	P: 12	S: 4	P: 12	S: 5	P: 5

1B: 7	SF: 0	WP: 0	PA: 39
2B: 1	SAC: 2	PB: 0
3B: 0	DP: 3	SB: 1
HR: 0	HBP: 0	CS: 1

PITCHER		IP	WLS	BF	H	R	ER	SO	BB	IBB	HBP	BLK	WP	HR	S	P	ERA	WHIP
John Pacella, R ERA: 3.27	(1, 1)	3.1		18	5	1	1	1	4	0	0	1	0	0	16	32	2.70	2.700
Ed Glynn, L ERA: 4.26	(4, 1)	2.2	W	10	1	0	0	1	3	0	0	0	0	0	9	21	0.00	1.500
Neil Allen, R ERA: 6.33	(7, 1)	3.0	S	11	1	1	1	2	2	0	0	0	0	0	13	21	3.00	1.000

PITCHER		IP	WLS	BF	H	R	ER	SO	BB	IBB	HBP	BLK	WP	HR	S	P	ERA	WHIP

Batter	1	2	3	4	5	6	7	8	9	AB	R	H	RBI	BB	SO	LOB
Lee Mazzilli, S (1, 3) OBP: 0.429, SLG: 0.306	F9	L6			K	3B		F9		5	0	1	1	0	1	1
Frank Taveras, R (1, 6) OBP: 0.280, SLG: 0.291	G3		4-3		E 2B	6-3		F9		5	1	1	0	0	0	1
Joel Youngblood, R (1, 8) OBP: 0.350, SLG: 0.406	6-3		F8		E1 1B		F9			4	0	1	0	0	0	0
Mike Jorgensen, L (1, 9) OBP: 0.421, SLG: 0.438		1B 1B	G3		BB IBB		HR			3	2	2	1	1	0	0
Steve Henderson, R (1, 7) OBP: 0.370, SLG: 0.408		BB 1B 1B		2B	BB		6-3 BB			2	1	2	0	2	0	0
Ron Hodges, L (1, 2) OBP: 0.300, SLG: 0.250		F1-6-3 1B BB		K	F5		6-3			1	1	0	0	1	1	1
John Stearns, R (5, PH) OBP: 0.337, SLG: 0.453 (6, 2)										2	0	0	0	0	0	4
Elliott Maddox, R (1, 5) OBP: 0.425, SLG: 0.317		F1-6-3 1B		F5-4-3 HBP		FC4-6 BB	BB			1	0	1	2	2	0	0
Doug Flynn, R (1, 4) OBP: 0.250, SLG: 0.263		F1-6-3		F5-4-3		FC4-6 SH5-4 3B	F6			4	1	0	0	0	0	7
John Pacella, R (1, 1) OBP: 1.000, SLG: 1.000		1B			5-3	SH5-4		K		1	0	1	1	0	0	0
Ed Glynn, R (4, 1)										1	0	0	0	0	0	0
Neil Allen, R (7, 1)										1	0	0	0	0	1	0
Inning Stats	R: 0 E: 0 K: 0 S: 3 H: 0 LOB: 0 BB: 0 P: 3	R: 3 E: 0 K: 0 S: 6 H: 4 LOB: 1 BB: 1 P: 10	R: 0 E: 0 K: 0 S: 3 H: 0 LOB: 0 BB: 0 P: 3	R: 0 E: 0 K: 1 S: 5 H: 1 LOB: 1 BB: 0 P: 6	R: 1 E: 1 K: 1 S: 7 H: 2 LOB: 3 BB: 2 P: 15	R: 1 E: 0 K: 0 S: 4 H: 1 LOB: 1 BB: 1 P: 8	R: 1 E: 0 K: 0 S: 4 H: 1 LOB: 2 BB: 2 P: 12	R: 0 E: 0 K: 1 S: 5 H: 0 LOB: 0 BB: 0 P: 5		1B: 5 2B: 2 3B: 1 HR: 1	SF: 0 SAC: 1 DP: 2 HBP: 1					

BOTTOM

San Diego Padres @ New York Mets

Shea Stadium, Flushing, NY

Sun May 04 1980, 3:38 AM EDT

Att. 26,980 - Unknown

livebaseballscorecards.com

AB	30
R	6
H	9
RBI	5
BB	6
SO	3
LOB	14

WP: 0 PB: 0 SB: 0 CS: 0 PA: 38

PITCHER		IP	WLS	BF	H	R	ER	SO	BB	IBB	HBP	BLK	WP	HR	S	P	ERA	WHIP
Eric Rasmussen, R ERA: 4.23	(1, 1)	4.2	L	23	7	4	4	2	2	1	1	0	0	0	23	36	7.71	1.929
Dennis Kinney, L ERA: 9.53	(5, 1)	1.1		6	1	1	1	0	1	0	0	0	0	0	5	9	6.75	1.500
Steve Mura, R ERA: 2.3	(7, 1)	1.0		6	1	1	1	0	2	0	0	0	0	1	4	12	9.00	3.000
John D'Acquisto, R ERA: 4.22	(8, 1)	1.0		3	0	0	0	1	0	0	0	0	0	0	5	5	0.00	0.000

PITCHER	IP	WLS	BF	H	R	ER	SO	BB	IBB	HBP	BLK	WP	HR	S	P	ERA	WHIP

Batter	1	2	3	4	5	6	7	8	9	AB	R	H	RBI	BB	SO	LOB
Ozzie Smith, S (1, 6) OBP: 0.336, SLG: 0.267	BBB 4-0 G4-6-3 BB		SSS 0-3 ① K	x 0-0 ③ F7		x 0-0 ① F9		BBB 4-0 S BB		3	0	0	0	2	1	1
Gene Richards, L (1, 7) OBP: 0.306, SLG: 0.329	x 0-0 ① ② G4-6-3 1-2f		BBB 4-0 1B S BB		BBB 4-0 2B BB BB	x 0-0 ② 6-3		x 0-0 ③ F8 1-2		3	1	0	0	2	0	2
Paul Dade, R (1, 8) OBP: 0.320, SLG: 0.227 Dave Cash, R (5, 4) OBP: 0.270, SLG: 0.209	SSS 0-3 ③ K		x 0-0 ② F8 1-2		BBB 4-0 2B 1-2 BB BB	x 0-0 ③ 4-3			x 0-0 ① F9	2 2	1 0	0 0	0 0	1 0	1 0	1 0
Dave Winfield, R (1, 9) (5, 8) (9, 9) OBP: 0.384, SLG: 0.427		x 0-0 ① 5-3	BBB 4-0 1B BB		x 0-0 BB 1-3 2-H 2B		x 0-0 ① 6-3		x 0-0 ② L8	4	0	1	1	1	0	0
Gene Tenace, R (1, 3) OBP: 0.343, SLG: 0.352		x 0-0 ② F8	x 0-0 1-2 2-3 1B		x 0-0 ① F6		x 0-0 ② 6-3		SSS 0-3 ③ K	5	0	1	0	0	1	2
Aurelio Rodriguez, R (1, 5) OBP: 0.289, SLG: 0.389		BBB 4-0 BB 1B BB	x 0-0 ③ F7		x 0-0 ② 1-3		x 0-0 ③ F8			3	1	0	0	1	0	5
Barry Evans, R (1, 4) OBP: 0.464, SLG: 0.333 Jerry Turner, L (5, PH) OBP: 0.323, SLG: 0.357 (5, 9) Von Joshua, L (9, 8) OBP: 0.267, SLG: 0.154		BBB 4-0 1B 1-2 BB	SSS 0-3 ① K	x 4-0 BB IBB				x 0-0 HR		1 1 0	0 1 0	0 1 0	0 1 0	1 1 0	1 0 0	0 0 0
Bill Fahey, L (1, 2) OBP: 0.308, SLG: 0.250		x 0-0 1-3 2-H 1B	SSS 0-3 ② K	BBB 4-0 1-2 2-3 3-H BB				x 0-0 ① L4		3	0	1	2	1	1	0
Randy Jones, R (1, 1)		SSS 0-3 ③ K	BBB 4-0 BB	x 0-0 ③ F6				SSS 0-3 ② K		3	0	0	0	1	2	5
Inning Stats	R: 0 E: 0 K: 1 S: 4 H: 0 LOB: 0 BB: 1 P: 8	R: 1 E: 0 K: 1 S: 6 H: 1 LOB: 2 BB: 2 P: 14	R: 0 E: 0 K: 1 S: 6 H: 1 LOB: 3 BB: 2 P: 14	R: 0 E: 0 K: 2 S: 7 H: 0 LOB: 1 BB: 1 P: 11	R: 2 E: 0 K: 0 S: 4 H: 1 LOB: 3 BB: 4 P: 20	R: 0 E: 0 K: 0 S: 3 H: 0 LOB: 0 BB: 0 P: 3	R: 0 E: 0 K: 0 S: 3 H: 0 LOB: 0 BB: 0 P: 3	R: 1 E: 0 K: 1 S: 6 H: 1 LOB: 1 BB: 1 P: 10	R: 0 E: 0 K: 1 S: 5 H: 0 LOB: 0 BB: 0 P: 5	1B: 2 2B: 1 3B: 0 HR: 1 SF: 0 SAC: 0 DP: 1 HBP: 0						

TOP

San Diego Padres @ Chicago Cubs

Wrigley Field, Chicago, IL

Tue May 06 1980, 3:33 AM CDT

Att. 9,908 - Unknown

livebaseballscorecards.com

AB	30
R	4
H	4
RBI	4
BB	11
SO	7
LOB	16

WP: 0 PB: 0 SB: 2 CS: 0 PA: 41

PITCHER		IP	WLS	BF	H	R	ER	SO	BB	IBB	HBP	BLK	WP	HR	S	P	ERA	WHIP
Willie Hernandez, L ERA: 4.3	(1, 1)	4.0	L	21	2	3	3	5	8	0	0	0	0	0	23	55	6.75	2.500
Bill Caudill, R ERA: 2.6	(5, 1)	1.0		6	1	0	0	0	1	1	0	0	0	0	4	12	0.00	2.000
Lynn McGlothen, R ERA: 8.59	(6, 1)	3.0		11	1	1	1	1	1	0	0	0	0	1	12	16	3.00	0.667
Dick Tidrow, R ERA: 1.93	(9, 1)	1.0		3	0	0	0	1	0	0	0	0	0	0	5	5	0.00	0.000

PITCHER	IP	WLS	BF	H	R	ER	SO	BB	IBB	HBP	BLK	WP	HR	S	P	ERA	WHIP

Batter	1	2	3	4	5	6	7	8	9	AB	R	H	RBI	BB	SO	LOB
Lenny Randle, S (1, 5) OBP: 0.371, SLG: 0.468	FC5-4 1B		5-3		5-3			K		4	0	1	0	0	1	1
Ivan De Jesus, R (1, 6) OBP: 0.300, SLG: 0.390	FC5-4 CS 1-2f		K			1-3		L8		4	0	0	0	0	1	2
Bill Buckner, L (1, 3) OBP: 0.395, SLG: 0.434	E1 1-2			FC6-4 1B		G6-4-3 1B			4-3	4	0	2	0	0	0	1
Dave Kingman, R (1, 7) OBP: 0.346, SLG: 0.563	6-3			K		G6-4-3 1-2f			F7	4	0	0	0	0	1	3
Jerry Martin, R (1, 9) OBP: 0.400, SLG: 0.615		1-3 1B		FC6-4 E 1-2f			F8		5-3	4	0	1	0	0	0	1
Barry Foote, R (1, 2) OBP: 0.349, SLG: 0.617		L6		E6 FC6-4 1-2			G3			3	0	0	0	0	0	2
Carlos Lezcano, R (1, 8) OBP: 0.343, SLG: 0.483		1-3 1-2		FC6-4 1-2f			K			3	0	0	0	0	1	3
Mike Tyson, R (1, 4) OBP: 0.219, SLG: 0.300		F7			F7			F9		3	0	0	0	0	0	1
Willie Hernandez, L (1, 1) OBP: 0.400, SLG: 0.600 Bill Caudill, R (5, 1) Steve Dillard, R (5, PH) OBP: 0.500, SLG: 0.714 Lynn McGlothen, L (6, 1) Jesus Figueroa, L (8, PH) OBP: 0.571, SLG: 0.400 Dick Tidrow, R (9, 1)			G3		6-3			1B		1 0 1 0 1 0	0 0 0 0 0 0	0 0 0 0 1 0	0 0 0 0 0 0	0 0 0 0 0 0	0 0 0 0 0 0	0 0 0 0 0 0
Inning Stats	R: 0 E: 1 K: 0 S: 4 H: 1 LOB: 1 BB: 0 P: 4	R: 0 E: 0 K: 0 S: 4 H: 1 LOB: 1 BB: 0 P: 4	R: 0 E: 0 K: 1 S: 5 H: 0 LOB: 0 BB: 0 P: 5	R: 0 E: 1 K: 1 S: 7 H: 1 LOB: 2 BB: 0 P: 7	R: 0 E: 0 K: 0 S: 3 H: 0 LOB: 0 BB: 0 P: 3	R: 0 E: 0 K: 0 S: 3 H: 1 LOB: 0 BB: 0 P: 3	R: 0 E: 0 K: 1 S: 5 H: 0 LOB: 0 BB: 0 P: 5	R: 0 E: 0 K: 1 S: 6 H: 1 LOB: 1 BB: 0 P: 6	R: 0 E: 0 K: 0 S: 3 H: 0 LOB: 0 BB: 0 P: 3	1B: 5 2B: 0 3B: 0 HR: 0	SF: 0 SAC: 0 DP: 1 HBP: 0			WP: 0 PB: 0 SB: 0 CS: 1		PA: 32	

PITCHER	IP	WLS	BF	H	R	ER	SO	BB	IBB	HBP	BLK	WP	HR	S	P	ERA	WHIP
Randy Jones, L (1, 1) ERA: 2.61	9.0	W	32	5	0	0	4	0	0	0	0	0	0	40	40	0.00	0.556

PITCHER	IP	WLS	BF	H	R	ER	SO	BB	IBB	HBP	BLK	WP	HR	S	P	ERA	WHIP

BOTTOM

San Diego Padres @ Chicago Cubs

Wrigley Field, Chicago, IL

Tue May 06 1980, 3:33 AM CDT

Att. 9,908 - Unknown

livebaseballscorecards.com

AB	32
R	0
H	5
RBI	0
BB	0
SO	4
LOB	14

Batter	1	2	3	4	5	6	7	8	9	AB	R	H	RBI	BB	SO	LOB
Ozzie Smith, S (1, 6) OBP: 0.339, SLG: 0.267	F8		4-3		BBB 4-0 5-3 BB	0-0 1-2 2-H 1B			3-1	4	0	1	0	1	0	0
Gene Richards, L (1, 7) OBP: 0.322, SLG: 0.357	1B 1B		S		0-0 5-3 1-2		0-0 F5		1B	5	2	3	0	0	0	1
Gene Tenace, R (1, 3) OBP: 0.333, SLG: 0.339	1B 1-3-2 1-2		6-3 1-2		0-0 5-3		SSS 0-3 K		E5 1B	5	0	1	0	0	1	3
Dave Winfield, R (1, 8) (6, 9) OBP: 0.404, SLG: 0.442	1-3 2-H		BBB 4-0		0-0 F7		0-0		1-3 2-H	4	0	3	2	1	0	1
Jerry Turner, L (1, 9) John D'Acquisto, R (6, 1) Jerry Mumphrey, S (7, PH) Steve Mura, R (7, 1) Rollie Fingers, R (7, 1) Kurt Bevacqua, R (9, PH) OBP: 0.294, SLG: 0.323 OBP: 0.286, SLG: 0.270 OBP: 0.500, SLG: 1.000 OBP: 0.357, SLG: 0.500	1-3-2 3-Hf		F9			4-3	0-0 F5		5-3	3 0 1 0 0	0 0 0 0 0	0 0 0 0 0	0 0 0 0 0	0 0 0 0 0	0 0 0 0 0	4 0 1 0 0
Bill Fahey, L (1, 2) OBP: 0.302, SLG: 0.325		F8		HR		4-1		G3		4	1	1	1	0	0	0
Dave Cash, R (1, 4) OBP: 0.279, SLG: 0.233		1B		F8		1B 2B		6-3		4	1	2	0	0	0	0
Aurelio Rodriguez, R (1, 5) OBP: 0.286, SLG: 0.375		F7		6-3		1B 1B 2-H		6-3		4	0	1	1	0	0	1
Rick Wise, R (1, 1) OBP: 0.182, SLG: 0.200 Von Joshua, L (6, PH) (6, 8) OBP: 0.294, SLG: 0.200		F4		SSS 0-3 K		1B 1-2			F8	2 2	0 0	0 1	0 0	1 0	1 0	1 0
Inning Stats	R: 1 E: 0 K: 0 S: 5 H: 3 LOB: 1 BB: 0 P: 5	R: 0 E: 0 K: 0 S: 4 H: 1 LOB: 1 BB: 0 P: 4	R: 0 E: 0 K: 0 S: 4 H: 1 LOB: 2 BB: 1 P: 8	R: 1 E: 0 K: 1 S: 6 H: 1 LOB: 0 BB: 0 P: 6	R: 0 E: 0 K: 0 S: 3 H: 0 LOB: 1 BB: 1 P: 7	R: 1 E: 0 K: 0 S: 6 H: 4 LOB: 2 BB: 0 P: 6	R: 0 E: 0 K: 1 S: 6 H: 1 LOB: 1 BB: 0 P: 6	R: 0 E: 0 K: 0 S: 3 H: 0 LOB: 0 BB: 0 P: 3	R: 1 E: 1 K: 0 S: 6 H: 2 LOB: 2 BB: 0 P: 6	1B: 10 2B: 3 3B: 0 HR: 1 SF: 0 SAC: 0 DP: 1 HBP: 0						

PITCHER	IP	WLS	BF	H	R	ER	SO	BB	IBB	HBP	BLK	WP	HR	S	P	ERA	WHIP
Mike Krukow, R (1, 1) ERA: 2.5	5.2	W	26	8	3	3	1	2	0	0	0	0	1	26	34	4.76	1.765
Doug Capilla, L (6, 1) ERA: 2.57	0.1		2	2	0	0	0	0	0	0	0	0	0	2	2	0.00	6.000
Dick Tidrow, R (7, 1) ERA: 1.8	1.0		4	1	0	0	1	0	0	0	0	0	0	6	6	0.00	1.000
Bruce Sutter, R (8, 1) ERA: 2.16	2.0	S	9	2	1	0	0	0	0	0	0	0	0	9	9	0.00	1.000

PITCHER	IP	WLS	BF	H	R	ER	SO	BB	IBB	HBP	BLK	WP	HR	S	P	ERA	WHIP

TOP

San Diego Padres @ Chicago Cubs

Wrigley Field, Chicago, IL

Wed May 07 1980, 3:33 AM CDT

Att. 7,401 - Unknown

livebaseballscorecards.com

AB	39
R	4
H	13
RBI	4
BB	2
SO	2
LOB	14

WP: 0 PB: 0 SB: 1 CS: 0 PA: 41

Batter	1	2	3	4	5	6	7	8	9	AB	R	H	RBI	BB	SO	LOB
Lenny Randle, S (1, 5) OBP: 0.370, SLG: 0.462	F7		2B 1B 2-H	F7			SH2-4 1-2			3	1	1	1	0	0	1
Ivan De Jesus, R (1, 6) OBP: 0.298, SLG: 0.376	4-3		F9		F9		2B SF9 HBP			3	1	0	0	0	0	1
Bill Buckner, L (1, 3) OBP: 0.400, SLG: 0.463	4-3		2B 2-H		5-3		2B 1-3 2-H			4	0	2	2	0	0	0
Dave Kingman, R (1, 7) OBP: 0.341, SLG: 0.568 Bruce Sutter, R (8, 1)		6-3 2B	6-3		K S S S		SF9 3-H			3 0	0 0	1 0	1 0	0 0	1 0	1 0
Jerry Martin, R (1, 8) OBP: 0.393, SLG: 0.634	6-3 2-3		HR			F7 S S S	K			4	1	1	1	0	1	2
Barry Foote, R (1, 2) OBP: 0.343, SLG: 0.587	F6		F8			5-3		1B SF7 BB B B B		3	1	0	0	1	0	1
Scot Thompson, L (1, 9) OBP: 0.459, SLG: 0.467	K S S S		1B 2B			E S BB B B B		7-4 SF7 1B 1-3		3	1	2	0	1	1	1
Mike Tyson, R (1, 4) OBP: 0.257, SLG: 0.333 Larry Bittner, L (8, PH) OBP: 0.333, SLG: 0.406 Mick Kelleher, R (9, 4) OBP: 0.250, SLG: 0.182			SH1-4 1B 1B	SH1-4 2-H		K S S S 1-3		SF7 1-2 3-H		3 0 0	1 0 0	2 0 0	1 1 0	0 0 0	1 0 0	1 0 0
Mike Krukow, R (1, 1) OBP: 0.154, SLG: 0.154 Doug Capilla, L (6, 1) Dick Tidrow, R (7, 1) Jesus Figueroa, L (7, PH) OBP: 0.556, SLG: 0.429 (8, 7)			SH1-4 1-2	SH1-4 1-2			SH2-4 2B 1B	7-4 2-3f		0 0 0 2	0 0 0 1	0 0 0 1	0 0 0 1	0 0 0 0	0 0 0 1	0 0 0 1
Inning Stats	R: 0 E: 0 K: 0 S: 3 H: 0 LOB: 0 BB: 0 P: 3	R: 0 E: 0 K: 1 S: 6 H: 1 LOB: 1 BB: 0 P: 6	R: 2 E: 0 K: 0 S: 6 H: 3 LOB: 1 BB: 0 P: 6	R: 2 E: 0 K: 0 S: 6 H: 3 LOB: 1 BB: 0 P: 6	R: 0 E: 0 K: 1 S: 5 H: 0 LOB: 0 BB: 0 P: 5	R: 0 E: 0 K: 1 S: 5 H: 0 LOB: 1 BB: 1 P: 9	R: 2 E: 0 K: 1 S: 7 H: 2 LOB: 1 BB: 0 P: 8	R: 1 E: 0 K: 0 S: 3 H: 1 LOB: 0 BB: 1 P: 7		1B: 5 2B: 5 3B: 0 HR: 1	SF: 2 SAC: 3 DP: 1 HBP: 1					

BOTTOM

San Diego Padres @ Chicago Cubs

Wrigley Field, Chicago, IL

Wed May 07 1980, 3:33 AM CDT

Att. 7,401 - Unknown

livebaseballscorecards.com

AB	28
R	7
H	10
RBI	7
BB	2
SO	4
LOB	9

WP: 0 PB: 0 SB: 1 CS: 0 PA: 36

PITCHER		IP	WLS	BF	H	R	ER	SO	BB	IBB	HBP	BLK	WP	HR	S	P	ERA	WHIP
Rick Wise, R ERA: 4.85	(1, 1)	5.0	L	22	7	4	4	2	0	0	0	0	0	1	26	26	7.20	1.400
John D'Acquisto, R ERA: 3.86	(6, 1)	1.0		4	0	0	0	1	1	0	0	0	0	0	5	9	0.00	1.000
Steve Mura, R ERA: 3.38	(7, 1)	0.1		4	2	2	2	0	0	0	1	0	0	0	3	4	54.00	6.000
Rollie Fingers, R ERA: 3.27	(7, 1)	1.2		6	1	1	1	1	1	0	0	0	0	0	7	11	5.40	1.200

PITCHER		IP	WLS	BF	H	R	ER	SO	BB	IBB	HBP	BLK	WP	HR	S	P	ERA	WHIP

Batter	1	2	3	4	5	6	7	8	9	AB	R	H	RBI	BB	SO	LOB
Ozzie Smith, S (1, 6) OBP: 0.333, SLG: 0.263	1-3		E4 1B 1B		F7		FC4-6 2-H 1B	G3		5	1	1	1	0	0	1
Gene Richards, L (1, 7) OBP: 0.316, SLG: 0.348	6-3		1B 1-3 1B		6-3		FC4-6 1-2f		4-3	5	0	1	0	0	0	1
Von Joshua, L (1, 8) OBP: 0.300, SLG: 0.222	K		1-3 3-H 1B		3-1			P4	2B 2B	3	0	1	1	0	1	0
John D'Acquisto, R (5, 1)										0	0	0	0	0	0	0
Bob Shirley, R (7, 1)										0	0	0	0	0	0	0
Gene Tenace, R (8, PH) (8, 2) OBP: 0.338, SLG: 0.361										2	1	1	0	0	0	0
Dave Winfield, R (1, 9) OBP: 0.404, SLG: 0.444		6-3	F3			1-3		BBB 2B 1B BB	2-H 2B	4	1	1	1	1	0	2
Willie Montanez, L (1, 3) OBP: 0.256, SLG: 0.325		1-3		F7		F6		1B 1-3 1B 2B	F9	5	1	1	0	0	0	1
Bill Fahey, L (1, 2) OBP: 0.298, SLG: 0.318		F7		F3		4-3		1B 2-3 3-H 1B	BBB BB	4	0	1	1	0	0	0
Paul Dade, R (8, PR) OBP: 0.346, SLG: 0.227 (8, 5)										0	1	0	0	1	0	0
Dave Cash, R (1, 4) OBP: 0.290, SLG: 0.258			4-3 1-3 2B	3B 1B			SSS K 1-3	1B S IBB	SSS K	3	2	2	0	0	1	0
Jerry Turner, L (8, PH) OBP: 0.314, SLG: 0.323										0	1	0	0	1	0	0
Barry Evans, R (8, 4) OBP: 0.448, SLG: 0.318										1	0	0	0	0	1	2
Aurelio Rodriguez, R (1, 5) OBP: 0.289, SLG: 0.419			4-3 2-3	1-H 3B			E5 1B	1-3 2-H 3-H 1B S		3	1	1	1	0	0	1
Kurt Bevacqua, R (8, PH) OBP: 0.400, SLG: 0.538										1	0	1	2	0	0	0
Rollie Fingers, R (8, 1)										0	0	0	0	0	0	0
Gary Lucas, L (1, 1) OBP: 0.111, SLG: 0.111			1-3 3-H	1-3			6-3	K 1-2 3-H		2	0	0	1	0	0	1
Jerry Mumphrey, S (5, 8) OBP: 0.289, SLG: 0.263										2	0	0	0	0	1	3
Inning Stats	R: 0 E: 0 K: 1 S: 5 H: 0 LOB: 0 BB: 0 P: 5	R: 0 E: 0 K: 0 S: 3 H: 0 LOB: 0 BB: 0 P: 3	R: 2 E: 1 K: 0 S: 7 H: 3 LOB: 2 BB: 0 P: 7	R: 1 E: 0 K: 0 S: 5 H: 2 LOB: 1 BB: 0 P: 5	R: 0 E: 0 K: 0 S: 3 H: 0 LOB: 0 BB: 0 P: 3	R: 0 E: 0 K: 0 S: 3 H: 0 LOB: 0 BB: 0 P: 3	R: 1 E: 1 K: 1 S: 7 H: 1 LOB: 1 BB: 0 P: 7	R: 4 E: 0 K: 1 S: 8 H: 3 LOB: 1 BB: 2 P: 16	R: 1 E: 0 K: 1 S: 7 H: 2 LOB: 2 BB: 1 P: 11	1B: 6 2B: 4 3B: 1 HR: 0	SF: 0 SAC: 0 DP: 0 HBP: 0						

TOP

San Diego Padres @ Chicago Cubs

Wrigley Field, Chicago, IL

Thu May 08 1980, 3:33 AM CDT

Att. 6,692 - Unknown - 44 F

livebaseballscorecards.com

AB	40
R	9
H	11
RBI	8
BB	3
SO	4
LOB	12

WP: 0 PB: 0 SB: 2 CS: 0 PA: 43

PITCHER		IP	WLS	BF	H	R	ER	SO	BB	IBB	HBP	BLK	WP	HR	S	P	ERA	WHIP
Rick Reuschel, R ERA: 4.01	(1, 1)	7.1		32	7	6	4	2	1	0	0	0	0	0	35	39	4.91	1.091
Bruce Sutter, R ERA: 3.57	(8, 1)	1.0	L	8	4	3	3	1	0	1	0	0	0	0	9	13	27.00	4.000
Doug Capilla, L ERA: 2.45	(9, 1)	0.1		2	0	0	0	0	1	0	0	0	0	0	1	5	0.00	3.000
Bill Caudill, R ERA: 2.55	(9, 1)	0.1		1	0	0	0	1	0	0	0	0	0	0	3	3	0.00	0.000

PITCHER		IP	WLS	BF	H	R	ER	SO	BB	IBB	HBP	BLK	WP	HR	S	P	ERA	WHIP

Batter	1	2	3	4	5	6	7	8	9	AB	R	H	RBI	BB	SO	LOB
Lenny Randle, S (1, 5) OBP: 0.372, SLG: 0.449	S S S 0-3 ① K		x 0-0 ② F9		x 0-0 FC6-4 1-2 3-H 1B		x 0-0 ① 4-3		B B B B 4-0 BB 1-2 BB	4	0	1	1	1	1	0
Ivan De Jesus, R (1, 6) OBP: 0.313, SLG: 0.393	x 0-0 1B 2B		B B B B 4-0 S BB		x 0-0 ② FC6-4 1B 1-2f 2-3 1B		x 0-0 1B		S S S 0-3 ② K	4	2	2	0	1	1	4
Bill Buckner, L (1, 3) OBP: 0.404, SLG: 0.464 Mick Kelleher, R (8, 4) OBP: 0.250, SLG: 0.182 Steve Ontiveros, S (9, PH) OBP: 0.364, SLG: 0.308 Steve Dillard, R (9, PR) OBP: 0.500, SLG: 0.714	x 0-0 3-1 2-H 1B		x 0-0 ③ F8 1-2		x 0-0 1B 2B 1-3 3-H 1B		x 0-0 ② F5		B B B B 4-0 1-2 2-3 BB	4 0 0 0	1 0 0 0	2 0 0 0	2 0 0 0	0 0 1 0	0 0 0 0	2 0 0 0
Dave Kingman, R (1, 7) OBP: 0.341, SLG: 0.558 Larry Biittner, L (6, 7) OBP: 0.316, SLG: 0.382 (8, 3)	x 0-0 ② 3-1 1-2			x 0-0 ① F5	x 0-0 1-2 2B 3-H 1B		x 0-0 ③ F7		x 0-0 ③ 4-3	3 2	1 0	1 0	1 0	0 0	0 0	1 4
Jerry Martin, R (1, 9) OBP: 0.387, SLG: 0.628	x 0-0 ③ 5-3			x 0-0 ② 6-3	x 0-0 1-H 2-H 2B			x 0-0 ① 4-3		4	0	1	2	0	0	1
Barry Foote, R (1, 2) OBP: 0.324, SLG: 0.552		x 0-0 ① 6-3		x 0-0 ③ F7	x 0-0 ③ F7			x 0-0 ② 5-3		4	0	0	0	0	0	1
Carlos Lezcano, R (1, 8) OBP: 0.308, SLG: 0.424		S S S 0-3 ② K			S S S 0-3 ① K	S S S 0-3 ① K		x 0-0 ③ F7		4	0	0	0	0	3	0
Mike Tyson, R (1, 4) OBP: 0.289, SLG: 0.389 Scot Thompson, L (8, 7) OBP: 0.447, SLG: 0.452		x 0-0 ③ F7			x 0-0 1B 1B 2B	x 0-0 CS 1B			x 0-0 ① F3	3 1	1 0	2 0	0 0	0 0	0 0	0 0
Rick Reuschel, R (1, 1) OBP: 0.154, SLG: 0.154 Bruce Sutter, R (8, 1) Doug Capilla, L (9, 1) Bill Caudill, R (9, 1) Jesus Figueroa, L (9, PH) OBP: 0.600, SLG: 0.500			x 0-0 ① 6-3		x 0-0 FC6-4 1B 2-3 1B	S S S 0-3 ②③ K 1-2			x 0-0 BB WP 1B	3 0 0 0 1	1 0 0 0 0	1 0 0 0 1	0 0 0 0 0	0 0 0 0 1	1 0 0 0 0	1 0 0 0 0
Inning Stats	R: 1 E: 0 K: 1 S: 7 H: 2 LOB: 1 BB: 0 P: 7	R: 0 E: 0 K: 1 S: 5 H: 0 LOB: 0 BB: 0 P: 5	R: 0 E: 0 K: 0 S: 3 H: 0 LOB: 1 BB: 1 P: 7	R: 0 E: 0 K: 0 S: 3 H: 0 LOB: 0 BB: 0 P: 3	R: 5 E: 0 K: 1 S: 11 H: 6 LOB: 1 BB: 0 P: 11	R: 0 E: 0 K: 2 S: 7 H: 1 LOB: 0 BB: 0 P: 7	R: 0 E: 0 K: 0 S: 4 H: 1 LOB: 1 BB: 0 P: 4	R: 0 E: 0 K: 0 S: 3 H: 0 LOB: 0 BB: 0 P: 3	R: 0 E: 0 K: 1 S: 6 H: 1 LOB: 3 BB: 2 P: 14	1B: 8 2B: 3 3B: 0 HR: 0	SF: 0 SAC: 0 DP: 0 HBP: 0						

PITCHER		IP	WLS	BF	H	R	ER	SO	BB	IBB	HBP	BLK	WP	HR	S	P	ERA	WHIP
Gary Lucas, L ERA: 3.14	(1, 1)	4.2		23	8	6	6	3	1	0	0	0	0	0	28	32	11.57	1.929
John D'Acquisto, R ERA: 3.38	(5, 1)	1.2		6	2	0	0	2	0	0	0	0	0	0	10	10	0.00	1.200
Bob Shirley, L ERA: 1.76	(7, 1)	0.2	W	2	0	0	0	0	0	0	0	0	0	0	2	2	0.00	0.000
Rollie Fingers, R ERA: 2.77	(8, 1)	2.0	S	9	1	0	0	1	2	0	0	0	1	0	9	17	0.00	1.500

PITCHER	IP	WLS	BF	H	R	ER	SO	BB	IBB	HBP	BLK	WP	HR	S	P	ERA	WHIP

BOTTOM

San Diego Padres @ Chicago Cubs

Wrigley Field, Chicago, IL

Thu May 08 1980, 3:33 AM CDT

Att. 6,692 - Unknown - 44 F

livebaseballscorecards.com

AB	37
R	6
H	11
RBI	6
BB	3
SO	6
LOB	14

WP: 1 PB: 0 SB: 1 CS: 1 PA: 40

Pittsburgh Pirates @ San Diego Padres

San Diego Stadium, San Diego, CA

Fri May 09 1980, 10:05 PM EDT

Att. 34,078 - Unknown

livebaseballscorecards.com

TOP

Batter	1	2	3	4	5	6	7	8	9	AB	R	H	RBI	BB	SO	LOB
Omar Moreno, L (1, 8) OBP: 0.333, SLG: 0.404	G3		1B 2B 1-3	K			3-1		SH5 SF8 2B	5	1	2	0	0	1	1
Phil Garner, R (1, 4) OBP: 0.391, SLG: 0.481	5-3		1B 2-3 3-H		4-3		F9		SH5 2-3	4	0	1	1	0	0	0
Dave Parker, L (1, 9) OBP: 0.333, SLG: 0.531	6-3		L9		F7		1B		IBB	4	0	1	0	1	0	2
Bill Robinson, R (1, 3) OBP: 0.377, SLG: 0.633 Willie Stargell, L (9, PH) OBP: 0.426, SLG: 0.577 (9, 3)		F9	F4		HR		CS 1-2		IBB 1-2	4 0	1 0	2 0	1 0	0 1	0 0	2 0
Bill Madlock, R (1, 5) OBP: 0.289, SLG: 0.385		6-3	FC5-4 IBB		L5		CS 1-2	HR	SF8 3-H	3	1	1	2	1	0	0
Lee Lacy, R (1, 7) OBP: 0.536, SLG: 0.615 John Milner, L (9, PH) OBP: 0.250, SLG: 0.171 (9, 7)		S 1B	FC5-4 1-2f			K		L8	4-3	4 1	0 0	1 0	0 0	0 0	1 0	3 2
Steve Nicosia, R (1, 2) OBP: 0.167, SLG: 0.067	BBBB FC6-4 1-2 BB			F9	5-3			F7		3	0	0	0	1	0	0
Dale Berra, R (1, 6) OBP: 0.300, SLG: 0.300	FC6-4 1-2f			SH1-4 1-2		1B		1B		4	0	3	0	0	0	2
Jim Bibby, R (1, 1) OBP: 0.263, SLG: 0.250 Grant Jackson, S (7, 1) Tim Foli, R (8, PH) OBP: 0.330, SLG: 0.322 Kent Tekulve, R (8, 1)			2B 1B 1B	SH1-4 1-2		K		F7		2 0 1 0	1 0 0 0	1 0 0 0	0 0 0 0	0 0 0 0	1 0 0 0	1 0 1 0
Inning Stats	R: 0 E: 0 K: 0 S: 3 H: 0 LOB: 0 BB: 0 P: 3	R: 0 E: 0 K: 0 S: 4 H: 1 LOB: 2 BB: 1 P: 8	R: 1 E: 0 K: 0 S: 6 H: 3 LOB: 3 BB: 1 P: 10	R: 0 E: 0 K: 1 S: 6 H: 1 LOB: 1 BB: 0 P: 6	R: 1 E: 0 K: 0 S: 4 H: 1 LOB: 0 BB: 0 P: 4	R: 0 E: 0 K: 2 S: 8 H: 1 LOB: 1 BB: 0 P: 8	R: 0 E: 0 K: 0 S: 4 H: 2 LOB: 1 BB: 0 P: 4	R: 1 E: 0 K: 0 S: 5 H: 2 LOB: 1 BB: 0 P: 5	R: 1 E: 0 K: 0 S: 4 H: 1 LOB: 2 BB: 2 P: 12	1B: 8 2B: 2 3B: 0 HR: 2 SF: 1 SAC: 2 DP: 0 HBP: 0	WP: 0 PB: 0 SB: 1 CS: 1 PA: 43					

	AB	35
	R	4
	H	12
	RBI	4
	BB	4
	SO	3
	LOB	14

PITCHER		IP	WLS	BF	H	R	ER	SO	BB	IBB	HBP	BLK	WP	HR	S	P	ERA	WHIP
John Curtis, L ERA: 3.57	(1, 1)	6.0		27	7	2	2	3	1	1	0	0	0	1	31	39	3.00	1.333
Bob Shirley, L ERA: 2.08	(7, 1)	2.0		9	4	1	1	0	0	0	0	0	0	1	9	9	4.50	2.000
Rollie Fingers, R ERA: 3.21	(9, 1)	1.0	L	6	1	1	1	0	0	2	0	0	0	0	4	12	9.00	1.000

PITCHER	IP	WLS	BF	H	R	ER	SO	BB	IBB	HBP	BLK	WP	HR	S	P	ERA	WHIP

BOTTOM

Pittsburgh Pirates @ San Diego Padres

San Diego Stadium, San Diego, CA

Fri May 09 1980, 10:05 PM EDT

Att. 34,078 - Unknown

livebaseballscorecards.com

Batter	1	2	3	4	5	6	7	8	9	AB	R	H	RBI	BB	SO	LOB
Ozzie Smith, S (1, 6) OBP: 0.322, SLG: 0.253	1-3			4-3		K		4-3		4	0	0	0	0	1	0
Gene Richards, L (1, 7) OBP: 0.313, SLG: 0.344	4-3			6-3			HR 1B		4-3	4	1	1	0	0	0	0
Gene Tenace, R (1, 2) OBP: 0.346, SLG: 0.406	K			BB			1-H HR		6-3	3	1	1	2	1	1	0
Dave Winfield, R (1, 9) OBP: 0.398, SLG: 0.436		4-3		1-3			E4 SF8 1B		4-3	4	1	1	0	0	0	1
Willie Montanez, L (1, 3) OBP: 0.258, SLG: 0.321		CS BB			F4		SF8 3-H			1	0	0	1	1	0	0
Jerry Mumphrey, S (1, 8) OBP: 0.279, SLG: 0.253		K 1-2			G1		6-3			3	0	0	0	0	1	1
Dave Cash, R (1, 4) OBP: 0.291, SLG: 0.260			K		1B		F9			3	0	1	0	0	1	0
Aurelio Rodriguez, R (1, 5) OBP: 0.283, SLG: 0.409			K			L8		F7		1	0	0	0	0	1	0
Von Joshua, L (6, PH) OBP: 0.286, SLG: 0.211										1	0	0	0	0	0	0
Bob Shirley, R (7, 1)										0	0	0	0	0	0	0
Jerry Turner, L (8, PH) OBP: 0.306, SLG: 0.313										1	0	0	0	0	0	0
Rollie Fingers, R (9, 1)										0	0	0	0	0	0	0
John Curtis, L (1, 1) OBP: 0.167, SLG: 0.091			6-3			F5		4-3		1	0	0	0	0	0	0
Barry Evans, R (6, PH) OBP: 0.419, SLG: 0.292										2	0	0	0	0	0	0
(7, 5)																

Inning Stats	1	2	3	4	5	6	7	8	9
	R: 0 E: 0 K: 1 S: 5	H: 0 LOB: 0 BB: 0 P: 5	R: 0 E: 0 K: 1 S: 4	H: 0 LOB: 0 BB: 1 P: 8	R: 0 E: 0 K: 2 S: 7	H: 0 LOB: 0 BB: 0 P: 7	R: 0 E: 0 K: 0 S: 3	H: 0 LOB: 1 BB: 1 P: 7	R: 0 E: 0 K: 0 S: 3	H: 1 LOB: 1 BB: 0 P: 3
	R: 0 E: 0 K: 1 S: 5	H: 0 LOB: 0 BB: 0 P: 5	R: 3 E: 1 K: 0 S: 6	H: 3 LOB: 0 BB: 0 P: 6	R: 0 E: 0 K: 0 S: 3	H: 0 LOB: 0 BB: 0 P: 3	R: 0 E: 0 K: 0 S: 3	H: 0 LOB: 0 BB: 0 P: 3		

1B: 3 SF: 1
2B: 0 SAC: 0
3B: 0 DP: 0
HR: 1 HBP: 0

WP: 0 PA: 31
PB: 0
SB: 0
CS: 1

PITCHER		IP	WLS	BF	H	R	ER	SO	BB	IBB	HBP	BLK	WP	HR	S	P	ERA	WHIP
Jim Bibby, R ERA: 3.59	(1, 1)	6.0		22	4	3	2	5	2	0	0	0	0	1	30	38	3.00	1.000
Grant Jackson, L ERA: 3.48	(7, 1)	1.0		3	0	0	0	0	0	0	0	0	0	0	3	3	0.00	0.000
Kent Tekulve, R ERA: 1.1	(8, 1)	2.0	W	6	0	0	0	0	0	0	0	0	0	0	6	6	0.00	0.000

PITCHER	IP	WLS	BF	H	R	ER	SO	BB	IBB	HBP	BLK	WP	HR	S	P	ERA	WHIP

AB	28
R	3
H	4
RBI	3
BB	2
SO	5
LOB	2

Pittsburgh Pirates @ San Diego Padres

San Diego Stadium, San Diego, CA

Sat May 10 1980, 10:05 PM EDT

Att. 18,168 - Unknown

livebaseballscorecards.com

Batter	1	2	3	4	5	6	7	8	9	AB	R	H	RBI	BB	SO	LOB
Omar Moreno, L (1, 8) OBP: 0.327, SLG: 0.404	F8	FC4-6 1-2f		F5 1-2		F7		SF9 1-3 SF7 2B		5	1	1	0	0	0	5
Phil Garner, R (1, 4) OBP: 0.402, SLG: 0.488	L7		3-1 S 1B	BBBB BB			S HR 1B	SF9 2-3 3-H		3	1	2	1	1	0	0
Dave Parker, L (1, 9) OBP: 0.327, SLG: 0.549	HR		3-1 1-3	SSS K			SSS K 1-2	SF7 3-H		4	1	1	2	0	2	4
Willie Stargell, L (1, 3) OBP: 0.424, SLG: 0.554	3-1		SSS K		1-3		BBBB HR BB	1B 1B		4	1	1	0	1	1	1
Mike Easler, L (1, 7) OBP: 0.400, SLG: 0.600 Bill Robinson, R (5, PH) OBP: 0.393, SLG: 0.692 (5, 7)		F8	4-3		F4		1-H 2-H HR	1-2 1B		2 3	0 1	0 2	0 3	0 0	0 0	1 0
Bill Madlock, R (1, 5) OBP: 0.304, SLG: 0.394		4-3 1B 2B		BBBB 1B 1B BB	6-3		BBBB BB	SSS K		3	2	1	0	2	1	2
Ed Ott, L (1, 2) OBP: 0.363, SLG: 0.403		4-3 2-3		1B 1-2 1B 1B		1-4-3	F8		L3	5	1	1	0	0	0	2
Dale Berra, R (1, 6) OBP: 0.333, SLG: 0.286		BBBB 1B BB		1B 1-3 2-H 1B		SSS K	SSS K		3-1	4	0	1	1	1	2	1
Don Robinson, R (1, 1) OBP: 0.750, SLG: 0.750 Grant Jackson, S (6, 1) Enrique Romo, R (7, 1) OBP: 0.667, SLG: 0.667		FC4-6 1-2 3-H 1B		CS 1-3 3-H 1B		1B		2B SF9 1B	SSS K	3 0 2	0 0 1	3 0 1	2 0 0	0 0 1	0 0 0	0 0 0
Inning Stats	R: 1 E: 0 K: 0 S: 4 H: 1 LOB: 0 BB: 0 P: 4	R: 1 E: 0 K: 0 S: 5 H: 2 LOB: 2 BB: 1 P: 9	R: 0 E: 0 K: 1 S: 6 H: 1 LOB: 1 BB: 0 P: 6	R: 2 E: 0 K: 1 S: 7 H: 3 LOB: 2 BB: 2 P: 15	R: 0 E: 0 K: 0 S: 3 H: 0 LOB: 0 BB: 0 P: 3	R: 0 E: 0 K: 1 S: 6 H: 1 LOB: 1 BB: 0 P: 6	R: 3 E: 0 K: 2 S: 9 H: 2 LOB: 1 BB: 2 P: 17	R: 2 E: 0 K: 1 S: 9 H: 4 LOB: 2 BB: 0 P: 9	R: 0 E: 0 K: 1 S: 5 H: 0 LOB: 0 BB: 0 P: 5	1B: 10 2B: 2 3B: 0 HR: 2 SF: 2 SAC: 0 DP: 0 HBP: 0						

TOP

AB	38
R	9
H	14
RBI	9
BB	5
SO	7
LOB	16

WP: 0 PA: 45
PB: 0
SB: 2
CS: 1

PITCHER		IP	WLS	BF	H	R	ER	SO	BB	IBB	HBP	BLK	WP	HR	S	P	ERA	WHIP
Eric Rasmussen, R ERA: 4.99	(1, 1)	3.0	L	18	7	4	4	1	2	0	0	0	0	1	18	26	12.00	3.000
Dennis Kinney, L ERA: 7.04	(4, 1)	2.0		6	0	0	0	1	1	0	0	0	0	0	7	11	0.00	0.500
John D'Acquisto, R ERA: 3.14	(6, 1)	1.0		4	1	0	0	1	0	0	0	0	0	0	6	6	0.00	1.000
Steve Mura, R ERA: 5.71	(7, 1)	1.1		10	4	5	5	2	2	0	0	0	0	1	12	20	33.75	4.500
Bob Shirley, L ERA: 1.89	(8, 1)	1.2		7	2	0	0	2	0	0	0	0	0	0	11	11	0.00	1.200

PITCHER	IP	WLS	BF	H	R	ER	SO	BB	IBB	HBP	BLK	WP	HR	S	P	ERA	WHIP

BOTTOM

Pittsburgh Pirates @ San Diego Padres

San Diego Stadium, San Diego, CA

Sat May 10 1980, 10:05 PM EDT

Att. 18,168 - Unknown

livebaseballscorecards.com

Batter	1	2	3	4	5	6	7	8	9	AB	R	H	RBI	BB	SO	LOB
Dave Cash, R (1, 4) OBP: 0.287, SLG: 0.257	G3		4-3		1-3		6-3	2-H 1B		5	0	1	1	0	0	0
Barry Evans, R (1, 5) OBP: 0.424, SLG: 0.346	G3 2B		F3			BBBB 1B 1B BB	SSS K	F8		2	0	1	0	0	0	0
Gene Tenace, R (6, PH) OBP: 0.354, SLG: 0.406										0	1	0	0	1	0	0
Aurelio Rodriguez, R (7, 5) OBP: 0.277, SLG: 0.400										1	0	0	0	0	1	0
Paul Dade, R (8, PH) OBP: 0.333, SLG: 0.217										1	0	0	0	0	0	1
(9, 5)																
Gene Richards, L (1, 7) OBP: 0.317, SLG: 0.340	G3 2-3		4-1			1B 1-2 SF9 1B	BBBB BB BB		F7	4	1	1	0	1	0	1
Dave Winfield, R (1, 9) OBP: 0.398, SLG: 0.429	F8			SSS K		BBBB 2B 1-3 2-H 1B	1-2 BB		F9	4	1	1	1	1	1	1
(7, 8)																
Willie Montanez, L (1, 3) OBP: 0.268, SLG: 0.333		FC5-4 1B		S 1B		SF9 3-H	4-3		SSS K	3	0	2	1	0	0	2
Bob Shirley, R (8, 1)										0	0	0	0	0	0	0
Rick Wise, R (9, PH) OBP: 0.167, SLG: 0.182										1	0	0	0	0	1	0
Jerry Mumphrey, S (1, 8) OBP: 0.273, SLG: 0.247		FC5-4 1B 1-2f		SSS K 1-2		4-3 2B 2-H		FC6-4 1B		2	0	0	0	0	1	2
Kurt Bevacqua, R (6, PH) OBP: 0.438, SLG: 0.643										1	0	1	1	0	0	0
Steve Mura, R (7, 1) OBP: 0.500, SLG: 1.000										0	0	0	0	0	0	0
Fred Kendall, R (8, 3) OBP: 0.500, SLG: 0.500										1	0	1	0	0	0	0
Bill Fahey, L (1, 2) OBP: 0.275, SLG: 0.292		F9		3-1		4-3 2-3		F5		4	0	0	0	0	0	4
Ozzie Smith, S (1, 6) OBP: 0.328, SLG: 0.255	1-2 1B				F8	BBBB BB		FC6-4 1B 1-2f		3	1	1	0	1	0	1
Eric Rasmussen, R (1, 1) OBP: 0.143, SLG: 0.286		4-3			F6	F9		1-H 2B		1	0	0	0	0	0	2
Dennis Kinney, L (4, 1)										0	0	0	0	0	0	0
Von Joshua, L (5, PH) OBP: 0.273, SLG: 0.200										1	0	0	0	0	0	0
John D'Acquisto, R (6, 1)										0	0	0	0	0	0	0
Jerry Turner, L (6, PH) OBP: 0.316, SLG: 0.353										2	1	1	1	0	0	2
(7, 9)																
Inning Stats	R: 0 E: 0 K: 0 S: 4 H: 1 LOB: 1 BB: 0 P: 4	R: 0 E: 0 K: 0 S: 5 H: 2 LOB: 2 BB: 0 P: 5	R: 0 E: 0 K: 0 S: 3 H: 0 LOB: 0 BB: 0 P: 3	R: 0 E: 0 K: 2 S: 8 H: 1 LOB: 1 BB: 0 P: 8	R: 0 E: 0 K: 0 S: 3 H: 0 LOB: 0 BB: 0 P: 3	R: 3 E: 0 K: 0 S: 6 H: 3 LOB: 2 BB: 2 P: 14	R: 0 E: 0 K: 1 S: 5 H: 0 LOB: 2 BB: 2 P: 13	R: 2 E: 0 K: 0 S: 6 H: 3 LOB: 1 BB: 0 P: 6	R: 0 E: 0 K: 1 S: 5 H: 0 LOB: 0 BB: 0 P: 5	1B: 7 2B: 3 3B: 0 HR: 0	SF: 1 SAC: 0 DP: 0 HBP: 0						

	AB	36
	R	5
	H	10
	RBI	5
	BB	4
	SO	4
	LOB	16

WP: 0 PB: 0 SB: 1 CS: 0 PA: 41

PITCHER		IP	WLS	BF	H	R	ER	SO	BB	IBB	HBP	BLK	WP	HR	S	P	ERA	WHIP
Don Robinson, R ERA: 3.6	(1, 1)	5.0	W	22	6	3	3	2	1	0	0	0	0	0	25	29	5.40	1.400
Grant Jackson, L ERA: 3.18	(6, 1)	1.0		5	1	0	0	0	1	0	0	0	0	0	4	8	0.00	2.000
Enrique Romo, R ERA: 2.55	(7, 1)	3.0	S	14	3	2	2	2	2	0	0	0	0	0	16	24	6.00	1.667

PITCHER	IP	WLS	BF	H	R	ER	SO	BB	IBB	HBP	BLK	WP	HR	S	P	ERA	WHIP

Pittsburgh Pirates @ San Diego Padres

San Diego Stadium, San Diego, CA

Sun May 11 1980, 6:33 AM EDT

Att. 22,522 - Unknown

TOP

livebaseballscorecards.com

Batter	1	2	3	4	5	6	7	8	9	AB	R	H	RBI	BB	SO	LOB
Omar Moreno, L (1, 8) OBP: 0.316, SLG: 0.389	5-3		4-3			6-3		G4-6-3 1-2f		4	0	0	0	0	0	2
Tim Foli, R (1, 6) OBP: 0.317, SLG: 0.308	K			F9		6-3			6-3	4	0	0	0	0	1	0
Dave Parker, L (1, 9) OBP: 0.315, SLG: 0.528	K			F4			L3		F6	4	0	0	0	0	1	0
Bill Robinson, R (1, 3) OBP: 0.383, SLG: 0.661		6-3		1B			6-3		5-3	4	0	1	0	0	0	0
Bill Madlock, R (1, 5) OBP: 0.305, SLG: 0.392		5-3		5-6-3			1B 1B			3	0	1	0	0	0	1
Lee Lacy, R (1, 7) OBP: 0.548, SLG: 0.621		4-3			G5-4-3 1B		1-2 1B			3	0	2	0	0	0	0
Phil Garner, R (1, 4) OBP: 0.390, SLG: 0.471			4-3		G5-4-3 1-2f		F9			3	0	0	0	0	0	3
Steve Nicosia, R (1, 2) OBP: 0.190, SLG: 0.111			SH1-4 1B		6-3			1-3		3	0	1	0	0	0	0
John Candelaria, L (1, 1) OBP: 0.294, SLG: 0.267			SH1-4 1-2			4-3		G4-6-3 1B		1	0	0	0	0	0	0
Manny Sanguillen, R (8, PH) OBP: 1.000, SLG: 1.500										1	0	1	0	0	0	0
Kent Tekulve, R (8, 1)										0	0	0	0	0	0	0

	AB	30
	R	0
	H	6
	RBI	0
	BB	0
	SO	2
	LOB	6

Inning Stats	1	2	3	4	5	6	7	8	9
	R: 0 E: 0 K: 2 S: 7	H: 0 LOB: 0 BB: 0 P: 7	R: 0 E: 0 K: 0 S: 3	H: 0 LOB: 0 BB: 0 P: 3	R: 0 E: 0 K: 0 S: 4	H: 1 LOB: 1 BB: 0 P: 4	R: 0 E: 0 K: 0 S: 4	H: 1 LOB: 1 BB: 0 P: 4	R: 0 E: 0 K: 0 S: 3	H: 1 LOB: 0 BB: 0 P: 3	R: 0 E: 0 K: 0 S: 3	H: 0 LOB: 0 BB: 0 P: 3	R: 0 E: 0 K: 0 S: 5	H: 2 LOB: 2 BB: 0 P: 5	R: 0 E: 0 K: 0 S: 3	H: 1 LOB: 0 BB: 0 P: 3	R: 0 E: 0 K: 0 S: 3	H: 0 LOB: 0 BB: 0 P: 3

	1B: 6	SF: 0
	2B: 0	SAC: 1
	3B: 0	DP: 2
	HR: 0	HBP: 0

	WP: 0	PA: 31
	PB: 0	
	SB: 0	
	CS: 0	

PITCHER	IP	WLS	BF	H	R	ER	SO	BB	IBB	HBP	BLK	WP	HR	S	P	ERA	WHIP
Randy Jones, L (1, 1) ERA: 2.15	9.0	W	31	6	0	0	2	0	0	0	0	0	0	35	35	0.00	0.667

PITCHER	IP	WLS	BF	H	R	ER	SO	BB	IBB	HBP	BLK	WP	HR	S	P	ERA	WHIP

Pittsburgh Pirates @ San Diego Padres

San Diego Stadium, San Diego, CA

Sun May 11 1980, 6:33 AM EDT

Att. 22,522 - Unknown

livebaseballscorecards.com

BOTTOM

Batter	1	2	3	4	5	6	7	8	9	AB	R	H	RBI	BB	SO	LOB
Dave Cash, R (1, 4) OBP: 0.294, SLG: 0.267	E 1B 1B 1B	1-3			1-3		CS 1B			4	1	2	0	0	0	0
Gene Richards, L (1, 7) OBP: 0.315, SLG: 0.337	K	4-3			G3		CS 1-2	G3 S 1B 1B		4	1	1	0	0	1	1
Gene Tenace, R (1, 2) OBP: 0.349, SLG: 0.397	E6 G3 1B 1-3 1B 1B		F9			3-1		F9 1-2		4	1	1	0	0	0	1
Dave Winfield, R (1, 9) OBP: 0.402, SLG: 0.426	G3 1-2 1B 3-H 1B		B5-3			4-3		BBBB G3 1B BB		3	2	1	1	1	0	0
Willie Montanez, L (1, 3) OBP: 0.267, SLG: 0.330	G3 1-2 2-3		G1			1B 1B		G3 1-2 2-3		4	0	1	0	0	0	4
Jerry Mumphrey, S (1, 8) OBP: 0.293, SLG: 0.262	BB 2-H 3-H 1B		SSS K			1-2 1B		1B 1B IBB		3	0	2	2	1	1	0
Aurelio Rodriguez, R (1, 5) OBP: 0.280, SLG: 0.383 Von Joshua, L (8, PH) OBP: 0.304, SLG: 0.238 Barry Evans, R (9, 5) OBP: 0.424, SLG: 0.346	BBBB 1-2 BB		F7			F8		1-H 2-H 3-H 1B		2 1 0	0 0 0	0 1 0	0 2 0	1 0 0	0 0 0	2 0 0
Ozzie Smith, S (1, 6) OBP: 0.320, SLG: 0.248	L6		5-3				F9			3	0	0	0	0	0	2
Randy Jones, R (1, 1)		SSS K			F7		F7			3	0	0	0	0	1	0
Inning Stats	R: 3 H: 4 E: 1 LOB: 2 K: 1 BB: 1 S: 9 P: 13	R: 0 H: 0 E: 0 LOB: 0 K: 1 BB: 0 S: 5 P: 5	R: 0 H: 0 E: 0 LOB: 0 K: 0 BB: 0 S: 3 P: 3	R: 0 H: 0 E: 0 LOB: 0 K: 1 BB: 0 S: 5 P: 5	R: 0 H: 0 E: 0 LOB: 0 K: 0 BB: 0 S: 3 P: 3	R: 0 H: 2 E: 0 LOB: 2 K: 0 BB: 0 S: 5 P: 5	R: 0 H: 1 E: 0 LOB: 0 K: 0 BB: 0 S: 3 P: 3	R: 2 H: 2 E: 0 LOB: 2 K: 0 BB: 2 S: 4 P: 12		1B: 9 SF: 0 2B: 0 SAC: 0 3B: 0 DP: 0 HR: 0 HBP: 0						

AB	31
R	5
H	9
RBI	5
BB	3
SO	3
LOB	10

WP: 0 PA: 35
PB: 0
SB: 1
CS: 1

PITCHER		IP	WLS	BF	H	R	ER	SO	BB	IBB	HBP	BLK	WP	HR	S	P	ERA	WHIP
John Candelaria, L ERA: 3.06	(1, 1)	7.0	L	28	7	3	3	3	1	0	0	0	0	0	33	37	3.86	1.143
Kent Tekulve, R ERA: 2.08	(8, 1)	1.0		6	2	2	2	0	1	1	0	0	0	0	4	12	18.00	3.000

PITCHER	IP	WLS	BF	H	R	ER	SO	BB	IBB	HBP	BLK	WP	HR	S	P	ERA	WHIP

Batter	1	2	3	4	5	6	7	8	9	AB	R	H	RBI	BB	SO	LOB
Garry Templeton, S (1, 6) OBP: 0.386, SLG: 0.468	F7		S 1B			4-3		G3		4	0	1	0	0	0	0
Tony Scott, S (1, 8) OBP: 0.295, SLG: 0.291	4-3		1-3 1-2			3-1			4-3	4	0	0	0	0	0	1
Keith Hernandez, L (1, 3) OBP: 0.380, SLG: 0.455	K			K 1B			K		L8	4	0	1	0	0	2	0
Ted Simmons, S (1, 2) OBP: 0.442, SLG: 0.519		F9		K 1-2			WP 1B		3-1	4	1	1	0	0	1	1
Dane Iorg, L (1, 7) OBP: 0.385, SLG: 0.528		G6-4-3 1B		F7			F8 1-2			3	0	1	0	0	0	1
Bobby Bonds, R (9, 7) OBP: 0.282, SLG: 0.351										0	0	0	0	0	0	0
George Hendrick, R (1, 9) OBP: 0.412, SLG: 0.625		G6-4-3 1-2f			G4-6-3 1B		FC5-4 2-H 1B			3	0	2	1	0	0	1
Ken Reitz, R (1, 5) OBP: 0.441, SLG: 0.545			HR		G4-6-3 1-2f		FC5-4 1-2f			3	1	1	1	0	0	2
Tom Herr, S (1, 4) OBP: 0.235, SLG: 0.281			4-3		6-3			6-3		3	0	0	0	0	0	0
Don Hood, L (1, 1)			4-3			5-3		K		2	0	0	0	0	0	0
Pedro Borbon, R (7, 1) OBP: 0.250, SLG: 0.250										1	0	0	0	0	1	0
Jim Kaat, L (9, 1)										0	0	0	0	0	0	0
Inning Stats	R: 0 E: 0 K: 1 S: 5 H: 0 LOB: 0 BB: 0 P: 5	R: 0 E: 0 K: 0 S: 3 H: 1 LOB: 0 BB: 0 P: 3	R: 1 E: 0 K: 0 S: 5 H: 2 LOB: 0 BB: 0 P: 5	R: 0 E: 0 K: 1 S: 5 H: 1 LOB: 0 BB: 0 P: 5	R: 0 E: 0 K: 0 S: 3 H: 1 LOB: 0 BB: 0 P: 3	R: 0 E: 0 K: 0 S: 3 H: 0 LOB: 0 BB: 0 P: 3	R: 1 E: 0 K: 1 S: 7 H: 2 LOB: 1 BB: 0 P: 7	R: 0 E: 0 K: 1 S: 5 H: 0 LOB: 0 BB: 0 P: 5	R: 0 E: 0 K: 0 S: 3 H: 0 LOB: 0 BB: 0 P: 3	1B: 6 2B: 0 3B: 0 HR: 1	SF: 0 SAC: 0 DP: 2 HBP: 0			WP: 1 PB: 0 SB: 1 CS: 0	PA: 31		

PITCHER	IP	WLS	BF	H	R	ER	SO	BB	IBB	HBP	BLK	WP	HR	S	P	ERA	WHIP
Rick Wise, R (1, 1) ERA: 4.42	7.0		25	7	2	2	3	0	0	0	0	1	1	31	31	2.57	1.000
Rollie Fingers, R (8, 1) ERA: 2.81	2.0	W	6	0	0	0	1	0	0	0	0	0	0	8	8	0.00	0.000

PITCHER	IP	WLS	BF	H	R	ER	SO	BB	IBB	HBP	BLK	WP	HR	S	P	ERA	WHIP

TOP

St. Louis Cardinals @ San Diego Padres

San Diego Stadium, San Diego, CA

Tue May 13 1980, 10:05 PM EDT

Att. 9,958 - Unknown

livebaseballscorecards.com

AB	31
R	2
H	7
RBI	2
BB	0
SO	4
LOB	6

Batter	1	2	3	4	5	6	7	8	9	AB	R	H	RBI	BB	SO	LOB
Dave Cash, R (1, 4) OBP: 0.306, SLG: 0.294	6-3		6-3		B3 2B		2-H 2B		1-2 1B IBB	4	0	2	1	1	0	0
Gene Richards, L (1, 7) OBP: 0.327, SLG: 0.343	CS 1B		FC6 HBP		B3 2-3		G3		1-2 2-H 1B	4	0	2	1	0	0	3
Gene Tenace, R (1, 2) OBP: 0.345, SLG: 0.380	S 1-2 BB		P4		K			5-3		3	0	0	0	1	1	2
Dave Winfield, R (1, 9) OBP: 0.389, SLG: 0.410	K 1-2		FC6 1-2f			K		6-3		4	0	0	0	0	2	2
Willie Montanez, L (1, 3) OBP: 0.257, SLG: 0.316		6-3		F8		G3		F7		4	0	0	0	0	0	0
Jerry Mumphrey, S (1, 8) OBP: 0.292, SLG: 0.261		1B 1B		4-3		6-3			F8	4	0	1	0	0	0	0
Aurelio Rodriguez, R (1, 5) OBP: 0.302, SLG: 0.400 Paul Dade, R (7, PR) OBP: 0.333, SLG: 0.217 (8, 5) Von Joshua, L (9, PH) OBP: 0.333, SLG: 0.318		F3		1B			FC3-6 1B		4-3 1B 2B	3 0 1	0 0 1	2 0 1	0 0 1	0 0 0	0 0 0	1 0 0
Ozzie Smith, S (1, 6) OBP: 0.318, SLG: 0.248	1-3 1B			5-3			FC3-6 CS 1-2f		4-3 2-3	4	0	1	0	0	0	3
Rick Wise, R (1, 1) OBP: 0.143, SLG: 0.154 Kurt Bevacqua, R (7, PH) OBP: 0.471, SLG: 0.733 Rollie Fingers, R (8, 1) Jerry Turner, L (9, PH) OBP: 0.333, SLG: 0.371		F9			5-3		1-2 2B 2B		PB 1B 1B 3-H	2 1 0 1	0 1 0 1	0 1 0 1	0 0 0 1	0 0 0 0	0 0 0 0	2 0 0 0
Inning Stats	R: 0 E: 0 K: 1 S: 5 H: 1 LOB: 1 BB: 1 P: 9	R: 0 E: 0 K: 0 S: 5 H: 2 LOB: 2 BB: 0 P: 5	R: 0 E: 0 K: 0 S: 3 H: 0 LOB: 1 BB: 0 P: 4	R: 0 E: 0 K: 0 S: 4 H: 1 LOB: 1 BB: 0 P: 4	R: 0 E: 0 K: 1 S: 6 H: 1 LOB: 1 BB: 0 P: 6	R: 0 E: 0 K: 1 S: 5 H: 0 LOB: 0 BB: 0 P: 5	R: 1 E: 0 K: 0 S: 5 H: 3 LOB: 2 BB: 0 P: 5	R: 0 E: 0 K: 0 S: 3 H: 0 LOB: 0 BB: 0 P: 3	R: 2 E: 0 K: 0 S: 5 H: 3 LOB: 2 BB: 1 P: 9	1B: 7 2B: 4 3B: 0 HR: 0	SF: 0 SAC: 0 DP: 0 HBP: 1			WP: 0 PB: 1 SB: 1 CS: 2	PA: 38		

PITCHER		IP	WLS	BF	H	R	ER	SO	BB	IBB	HBP	BLK	WP	HR	S	P	ERA	WHIP
Don Hood, L ERA: 2.28	(1, 1)	6.2		27	7	1	1	3	1	0	1	0	0	0	31	36	1.35	1.200
Pedro Borbon, R ERA: 1.42	(7, 1)	1.2		7	2	1	1	0	0	0	0	0	0	0	7	7	5.40	1.200
Jim Kaat, L ERA: 4.61	(9, 1)	0.1	L	4	2	1	1	0	0	1	0	0	0	0	3	7	27.00	6.000

PITCHER	IP	WLS	BF	H	R	ER	SO	BB	IBB	HBP	BLK	WP	HR	S	P	ERA	WHIP

BOTTOM

St. Louis Cardinals @ San Diego Padres

San Diego Stadium, San Diego, CA

Tue May 13 1980, 10:05 PM EDT

Att. 9,958 - Unknown

livebaseballscorecards.com

AB	35
R	3
H	11
RBI	3
BB	2
SO	3
LOB	13

Batter	1	2	3	4	5	6	7	8	9	AB	R	H	RBI	BB	SO	LOB
Garry Templeton, S (1, 6) OBP: 0.382, SLG: 0.462	F9		2-H 1B		L6		6-3			4	0	1	0	0	0	0
Tony Scott, S (1, 8) OBP: 0.284, SLG: 0.280	4-3			K	K			1-3		4	0	0	0	0	2	0
Keith Hernandez, L (1, 3) OBP: 0.384, SLG: 0.451	K			2B BB BB		G6-4-3 1B E 1B		L8		3	2	1	0	1	1	0
Ted Simmons, S (1, 2) OBP: 0.444, SLG: 0.531		F7		BB 1-3 2B		1-2 G6-4-3 1B		F7		4	0	2	0	0	0	0
George Hendrick, R (1, 9) OBP: 0.398, SLG: 0.602		5-3		F3		G6-4-3 1-2f 2-3			L9	4	0	0	0	0	0	4
Ken Reitz, R (1, 5) OBP: 0.435, SLG: 0.529		F7		BB IBB		E4 3-H			5-3	3	0	0	0	1	0	0
Bobby Bonds, R (1, 7) OBP: 0.292, SLG: 0.375			K 1-2 2-3 3-H BB			K			3B	3	0	1	1	1	2	1
Tom Herr, S (1, 4) OBP: 0.263, SLG: 0.314			1B 2B	K			6-3		IBB	3	0	1	0	1	1	3
Roy Thomas, R (1, 1) OBP: 0.286, SLG: 0.286			5-3		5-3		6-3		K	3	0	0	0	0	0	1
Silvio Martinez, R (8, 1)										1	0	0	0	0	1	2
Mark Littell, L (9, 1)										0	0	0	0	0	0	0
Inning Stats	R: 0 E: 0 K: 1 S: 5 H: 0 LOB: 0 BB: 0 P: 5	R: 0 E: 0 K: 0 S: 3 H: 0 LOB: 0 BB: 0 P: 3	R: 0 E: 0 K: 1 S: 6 H: 2 LOB: 2 BB: 0 P: 6	R: 1 E: 0 K: 2 S: 8 H: 1 LOB: 3 BB: 3 P: 20	R: 0 E: 0 K: 1 S: 5 H: 0 LOB: 0 BB: 0 P: 5	R: 1 E: 1 K: 1 S: 7 H: 2 LOB: 1 BB: 0 P: 7	R: 0 E: 0 K: 0 S: 3 H: 0 LOB: 0 BB: 0 P: 3	R: 0 E: 0 K: 0 S: 3 H: 0 LOB: 0 BB: 0 P: 3	R: 0 E: 0 K: 1 S: 6 H: 1 LOB: 2 BB: 1 P: 10	1B: 3 2B: 2 3B: 1 HR: 0 SF: 0 SAC: 0 DP: 1 HBP: 0						

PITCHER		IP	WLS	BF	H	R	ER	SO	BB	IBB	HBP	BLK	WP	HR	S	P	ERA	WHIP
Gary Lucas, L ERA: 2.7	(1, 1)	8.0	L	31	5	2	1	6	2	1	0	0	0	0	40	52	1.12	0.875
Bob Shirley, L ERA: 1.8	(9, 1)	1.0		5	1	0	0	1	0	1	0	0	0	0	6	10	0.00	1.000

PITCHER	IP	WLS	BF	H	R	ER	SO	BB	IBB	HBP	BLK	WP	HR	S	P	ERA	WHIP

TOP

St. Louis Cardinals @ San Diego Padres

San Diego Stadium, San Diego, CA

Wed May 14 1980, 10:05 PM EDT

Att. 11,131 - Unknown

livebaseballscorecards.com

AB	32
R	2
H	6
RBI	1
BB	4
SO	7
LOB	11

WP: 0 PA: 36
PB: 0
SB: 0
CS: 0

Batter	1	2	3	4	5	6	7	8	9	AB	R	H	RBI	BB	SO	LOB
Dave Cash, R (1, 4) OBP: 0.297, SLG: 0.283	4-3		6-3		L6			6-3		4	0	0	0	0	0	1
Ozzie Smith, S (1, 6) OBP: 0.319, SLG: 0.243	BBBB G3 BB		1-3			6-3		HBP		2	0	0	0	1	0	0
Jerry Turner, L (8, PH) OBP: 0.350, SLG: 0.371										0	0	0	0	0	0	0
Bob Shirley, R (9, 1)										0	0	0	0	0	0	0
Gene Richards, L (1, 7) OBP: 0.316, SLG: 0.330	G3 1-2			L6		F2		L9		4	0	0	0	0	0	2
Dave Winfield, R (1, 9) OBP: 0.385, SLG: 0.404	5-3			L6-3 1B		6-3			6-3	4	0	1	0	0	0	1
Willie Montanez, L (1, 3) OBP: 0.248, SLG: 0.303		1-3		L6-3 1-2			P6		L8	4	0	0	0	0	0	1
Jerry Mumphrey, S (1, 8) OBP: 0.310, SLG: 0.275		S 1B			6-3 1B		SSS K		BBBB S BB	3	1	2	0	1	1	0
Gene Tenace, R (1, 2) OBP: 0.352, SLG: 0.378		P4 1-2			F7				BBBB FC6-4 1-2 BB	3	0	1	0	1	0	2
Aurelio Rodriguez, R (1, 5) OBP: 0.296, SLG: 0.392		6-3			6-3 1-2		F3		FC6-4 1-2f	1	0	0	0	0	0	1
Von Joshua, L (5, PH) OBP: 0.320, SLG: 0.304										1	0	0	0	0	0	1
Barry Evans, R (6, 5) OBP: 0.412, SLG: 0.333										1	0	0	0	0	0	1
(9, 6)																
Kurt Bevacqua, R (9, PH) OBP: 0.444, SLG: 0.688										1	0	0	0	0	0	2
Gary Lucas, L (1, 1) OBP: 0.182, SLG: 0.182			L7		2-H			F8		2	0	1	1	0	0	0
Bill Fahey, L (8, PH) OBP: 0.269, SLG: 0.286										1	0	0	0	0	0	0
Paul Dade, R (9, 5) OBP: 0.333, SLG: 0.217										0	0	0	0	0	0	0
Inning Stats	R: 0 H: 0 E: 0 LOB: 1 K: 0 BB: 1 S: 3 P: 7	R: 0 H: 1 E: 0 LOB: 1 K: 0 BB: 0 S: 4 P: 4	R: 0 H: 0 E: 0 LOB: 0 K: 0 BB: 0 S: 3 P: 3	R: 0 H: 1 E: 0 LOB: 0 K: 0 BB: 0 S: 3 P: 3	R: 1 H: 2 E: 0 LOB: 1 K: 0 BB: 0 S: 5 P: 5	R: 0 H: 0 E: 0 LOB: 0 K: 0 BB: 0 S: 3 P: 3	R: 0 H: 1 E: 0 LOB: 1 K: 1 BB: 0 S: 6 P: 6	R: 0 H: 0 E: 0 LOB: 1 K: 0 BB: 0 S: 3 P: 4	R: 0 H: 0 E: 0 LOB: 2 K: 0 BB: 2 S: 3 P: 11	1B: 5 SF: 0 2B: 1 SAC: 0 3B: 0 DP: 1 HR: 0 HBP: 1						WP: 0 PA: 35 PB: 0 SB: 2 CS: 0	

PITCHER		IP	WLS	BF	H	R	ER	SO	BB	IBB	HBP	BLK	WP	HR	S	P	ERA	WHIP
Roy Thomas, R ERA: 5.01	(1, 1)	7.0	W	26	5	1	1	1	1	0	0	0	0	0	27	31	1.29	0.857
Silvio Martinez, R ERA: 2.79	(8, 1)	1.2		8	0	0	0	0	2	0	1	0	0	0	5	14	0.00	1.200
Mark Littell, R ERA: 6.75	(9, 1)	0.1	S	1	0	0	0	0	0	0	0	0	0	0	1	1	0.00	0.000

PITCHER	IP	WLS	BF	H	R	ER	SO	BB	IBB	HBP	BLK	WP	HR	S	P	ERA	WHIP

BOTTOM

St. Louis Cardinals @ San Diego Padres

San Diego Stadium, San Diego, CA

Wed May 14 1980, 10:05 PM EDT

Att. 11,131 - Unknown

livebaseballscorecards.com

AB	31
R	1
H	5
RBI	1
BB	3
SO	1
LOB	12

Batter	1	2	3	4	5	6	7	8	9	AB	R	H	RBI	BB	SO	LOB
Garry Templeton, S (1, 6) OBP: 0.386, SLG: 0.459	x 0-0 CS 1B		x 0-0 ① 6-3		x 0-0 ③ 4-3		4-0 FC6 IBB			3	0	1	0	1	0	0
Tony Scott, S (1, 8) OBP: 0.283, SLG: 0.273	B B B B 4-0 ① CS 1-2 BB		x 0-0 ② 5-3			x 0-0 ① 1-3	x 0-0 ③ FC6 1-2f			3	0	0	0	1	0	2
Keith Hernandez, L (1, 3) OBP: 0.380, SLG: 0.453	S S S 0-3 ②③ K 1-2		S S S 0-3 ③ K			x 0-0 ② 4-3		x 0-0 CS 2B		4	0	1	0	0	2	1
Ted Simmons, S (1, 2) OBP: 0.447, SLG: 0.524		x 0-0 FC2-4 1B		x 0-0 ① F8		B B B B 4-0 1B BB		x 0-0 ①② F8 2-3		3	0	1	0	1	0	1
George Hendrick, R (1, 9) OBP: 0.402, SLG: 0.598		x 0-0 ① FC2-4 2B 1-2f		x 0-0 WP 1B 1B		x 0-0 1-3 1B		x 0-0 ③ 6-3		4	1	2	0	0	0	1
Ken Reitz, R (1, 5) OBP: 0.429, SLG: 0.528		x 0-0 1-3 2B		x 0-0 ② 5-3 1-2		x 0-0 ③ L6			S S S 0-3 ① K	4	0	1	0	0	1	3
Bobby Bonds, R (1, 7) OBP: 0.301, SLG: 0.381		S S S 0-3 ② K		x 0-0 CS 2-H 1B			x 0-0 SH2-4 1B		x 0-0 ② 5-3	4	0	2	1	0	1	2
Tom Herr, S (1, 4) Dane Iorg, L (9, PH) OBP: 0.375, SLG: 0.514	4-0 IBB		0-0 ③ CS 1-2	x 0-0 ① 6-3		x 0-0 ① F9		x 0-0 ③ 4-3		2 1	0 0	0 0	0 0	1 0	0 0	1 0
Pete Vuckovich, R (1, 1) OBP: 0.150, SLG: 0.158		x 0-0 ③ 5-3		x 0-0 ② F2		x 0-0 ② SH2-4 1-2				2	0	0	0	0	0	3
Inning Stats	R: 0 H: 1 E: 0 LOB: 0 K: 1 BB: 1 S: 4 P: 8	R: 0 H: 2 E: 0 LOB: 3 K: 1 BB: 1 S: 7 P: 11	R: 0 H: 0 E: 0 LOB: 0 K: 1 BB: 0 S: 5 P: 5	R: 1 H: 2 E: 0 LOB: 0 K: 0 BB: 0 S: 4 P: 4	R: 0 H: 0 E: 0 LOB: 0 K: 0 BB: 0 S: 3 P: 3	R: 0 H: 1 E: 0 LOB: 2 K: 0 BB: 1 S: 4 P: 8	R: 0 H: 1 E: 0 LOB: 2 K: 0 BB: 1 S: 4 P: 8	R: 0 H: 1 E: 0 LOB: 0 K: 0 BB: 0 S: 3 P: 3	R: 0 H: 0 E: 0 LOB: 0 K: 1 BB: 0 S: 5 P: 5	1B: 6 SF: 0 2B: 2 SAC: 1 3B: 0 DP: 0 HR: 0 HBP: 0						

TOP

St. Louis Cardinals @ San Diego Padres

San Diego Stadium, San Diego, CA

Thu May 15 1980, 10:05 PM EDT

Att. 10,265 - Unknown

livebaseballscorecards.com

AB	30
R	1
H	8
RBI	1
BB	4
SO	4
LOB	14

		WP: 1	PA: 36
		PB: 0	
		SB: 0	
		CS: 4	

PITCHER		IP	WLS	BF	H	R	ER	SO	BB	IBB	HBP	BLK	WP	HR	S	P	ERA	WHIP
John Curtis, L ERA: 3.23	(1, 1)	7.0	W	29	7	1	1	3	2	2	0	0	1	0	31	47	1.29	1.286
Rollie Fingers, R ERA: 2.5	(8, 1)	2.0	S	6	1	0	0	1	0	0	0	0	0	0	8	8	0.00	0.500

PITCHER	IP	WLS	BF	H	R	ER	SO	BB	IBB	HBP	BLK	WP	HR	S	P	ERA	WHIP

Batter	1	2	3	4	5	6	7	8	9	AB	R	H	RBI	BB	SO	LOB
Ozzie Smith, S (1, 6) OBP: 0.319, SLG: 0.254	6-3 WP 2B		SH1-4 1-2			4-3		K		3	1	1	0	0	1	0
Dave Cash, R (1, 4) OBP: 0.288, SLG: 0.274	6-3 2-3		5-3			P4		5-3		4	0	0	0	0	0	2
Gene Richards, L (1, 7) OBP: 0.317, SLG: 0.324	BB 3-H		K			4-3				2	0	0	0	1	1	1
Dave Winfield, R (1, 9) OBP: 0.383, SLG: 0.411	F9			5-3			SH2-3 1B 2B			3	1	1	0	0	0	1
Jerry Mumphrey, S (1, 8) OBP: 0.304, SLG: 0.269	4-3			6-3			SH2-3 2-3			2	0	0	0	0	0	1
Willie Montanez, L (1, 3) OBP: 0.259, SLG: 0.314		CS 1B		F9			1B 3-H 1B			3	0	2	1	0	0	0
Bill Fahey, L (1, 2) OBP: 0.273, SLG: 0.288		F7			4-3		G4-6-3 1-2 1B			3	0	1	0	0	0	1
Barry Evans, R (1, 5) OBP: 0.389, SLG: 0.310 Von Joshua, L (7, PH) OBP: 0.308, SLG: 0.292 Rollie Fingers, R (8, 1)		K 1-2			K		G4-6-3 1-2f			2 1 0	0 0 0	0 0 0	0 0 0	0 0 0	2 0 0	1 2 0
John Curtis, L (1, 1) OBP: 0.143, SLG: 0.077 Aurelio Rodriguez, R (8, 5) OBP: 0.291, SLG: 0.385			E1 SH1-4		K			6-3		2 1	0 0	0 0	0 0	0 0	1 0	0 0
Inning Stats	R: 1 E: 0 K: 0 S: 4 H: 1 LOB: 1 BB: 1 P: 8	R: 0 E: 0 K: 1 S: 5 H: 1 LOB: 1 BB: 0 P: 5	R: 0 E: 1 K: 1 S: 6 H: 0 LOB: 1 BB: 0 P: 6	R: 0 E: 0 K: 0 S: 3 H: 0 LOB: 0 BB: 0 P: 3	R: 0 E: 0 K: 2 S: 7 H: 0 LOB: 0 BB: 0 P: 7	R: 0 E: 0 K: 0 S: 3 H: 0 LOB: 0 BB: 0 P: 3	R: 1 E: 0 K: 0 S: 5 H: 3 LOB: 1 BB: 0 P: 5	R: 0 E: 0 K: 1 S: 5 H: 0 LOB: 0 BB: 0 P: 5		1B: 3 2B: 3 3B: 0 HR: 0 SF: 0 SAC: 2 DP: 2 HBP: 0						

PITCHER	IP	WLS	BF	H	R	ER	SO	BB	IBB	HBP	BLK	WP	HR	S	P	ERA	WHIP
Pete Vuckovich, R (1, 1) ERA: 2.52	8.0	L	29	5	2	2	5	1	0	0	0	1	0	38	42	2.25	0.750

PITCHER	IP	WLS	BF	H	R	ER	SO	BB	IBB	HBP	BLK	WP	HR	S	P	ERA	WHIP

BOTTOM

St. Louis Cardinals @ San Diego Padres

San Diego Stadium, San Diego, CA

Thu May 15 1980, 10:05 PM EDT

Att. 10,265 - Unknown

livebaseballscorecards.com

AB	26
R	2
H	5
RBI	1
BB	1
SO	5
LOB	9

Chicago Cubs @ San Diego Padres

San Diego Stadium, San Diego, CA

Fri May 16 1980, 10:05 PM EDT

Att. 19,028 - Unknown

TOP

livebaseballscorecards.com

Batter	1	2	3	4	5	6	7	8	9	AB	R	H	RBI	BB	SO	LOB
Lenny Randle, S (1, 5) OBP: 0.345, SLG: 0.444	B2			K			5-3		K	4	0	0	0	0	2	0
Ivan De Jesus, R (1, 6) OBP: 0.328, SLG: 0.418	F9			F9			6-3			3	0	0	0	0	0	0
Bill Buckner, L (1, 3) OBP: 0.364, SLG: 0.482	L3			4-3			4-3			3	0	0	0	0	0	0
Dave Kingman, R (1, 7) OBP: 0.340, SLG: 0.596		F8			5-3			K		3	0	0	0	0	1	0
Jerry Martin, R (1, 9) (8, 8) OBP: 0.361, SLG: 0.558		F8			6-3			1B 1B		3	0	1	0	0	0	0
Barry Foote, R (1, 2) OBP: 0.308, SLG: 0.512		5-3			L4			G4-6-3 1-2 1B		3	0	1	0	0	0	0
Carlos Lezcano, R (1, 8) OBP: 0.300, SLG: 0.372			K			K		G4-6-3 1-2f		2	0	0	0	0	2	0
Larry Biittner, L (8, PH) (8, 9) OBP: 0.311, SLG: 0.350										1	0	0	0	0	0	2
Steve Dillard, R (1, 4) OBP: 0.367, SLG: 0.500			B2-6-3 1B			4-3			K	3	0	1	0	0	1	0
Mike Krukow, R (1, 1) OBP: 0.176, SLG: 0.176			B2-6-3 1-2f			F9			F6	2	0	0	0	0	0	1
Willie Hernandez, L (8, 1) OBP: 0.400, SLG: 0.600										0	0	0	0	0	0	0
Jesus Figueroa, L (9, PH) OBP: 0.500, SLG: 0.429										1	0	0	0	0	0	0
Inning Stats	R: 0 E: 0 K: 0 S: 3 H: 0 LOB: 0 BB: 0 P: 3	R: 0 E: 0 K: 0 S: 3 H: 0 LOB: 0 BB: 0 P: 3	R: 0 E: 0 K: 1 S: 5 H: 1 LOB: 0 BB: 0 P: 5	R: 0 E: 0 K: 1 S: 5 H: 0 LOB: 0 BB: 0 P: 5	R: 0 E: 0 K: 0 S: 3 H: 0 LOB: 0 BB: 0 P: 3	R: 0 E: 0 K: 1 S: 5 H: 0 LOB: 0 BB: 0 P: 5	R: 0 E: 0 K: 0 S: 3 H: 0 LOB: 0 BB: 0 P: 3	R: 0 E: 0 K: 1 S: 6 H: 2 LOB: 1 BB: 0 P: 6	R: 0 E: 0 K: 2 S: 7 H: 0 LOB: 0 BB: 0 P: 7	1B: 3 2B: 0 3B: 0 HR: 0 SF: 0 SAC: 0 DP: 2 HBP: 0						

	AB	28
	R	0
	H	3
	RBI	0
	BB	0
	SO	6
	LOB	3

PITCHER	IP	WLS	BF	H	R	ER	SO	BB	IBB	HBP	BLK	WP	HR	S	P	ERA	WHIP
Randy Jones, L (1, 1) ERA: 1.82	9.0	W	28	3	0	0	6	0	0	0	0	0	0	40	40	0.00	0.333

PITCHER	IP	WLS	BF	H	R	ER	SO	BB	IBB	HBP	BLK	WP	HR	S	P	ERA	WHIP

WP: 0 PB: 0 SB: 0 CS: 0 PA: 28

Batter	1	2	3	4	5	6	7	8	9	AB	R	H	RBI	BB	SO	LOB
Ozzie Smith, S (1, 6) OBP: 0.310, SLG: 0.246	F7		G6-4-3 1-2f 2-3		F8		L8			4	0	0	0	0	0	3
Dave Cash, R (1, 4) OBP: 0.279, SLG: 0.264	F9		4-3			6-3		4-3		4	0	0	0	0	0	1
Gene Richards, L (1, 7) OBP: 0.331, SLG: 0.357	L6			G3 3B		E S 3B 1B		CS HBP 1B		4	2	3	0	0	0	0
Dave Winfield, R (1, 9) OBP: 0.387, SLG: 0.426		F7		G3 3-H		SF9 1-H 3B		FC5 CS 1-2 HBP		3	1	1	2	0	0	0
Willie Montanez, L (1, 3) OBP: 0.267, SLG: 0.317		4-3 1B		3-1		SF9 3-H		B B B B 4-0 1-2 2-3 BB		2	0	1	1	1	0	0
Jerry Mumphrey, S (1, 8) OBP: 0.302, SLG: 0.260		4-3 1-2		B B B 4-0 BB		5-3		FC5 2-3f		3	0	0	0	1	0	3
Gene Tenace, R (1, 2) OBP: 0.340, SLG: 0.364		S S S 0-3 K		F9			F8			3	0	0	0	0	1	2
Aurelio Rodriguez, R (1, 5) OBP: 0.293, SLG: 0.382			E6 G6-4-3 SH		F8		S 1B			3	0	1	0	0	0	0
Randy Jones, R (1, 1)			SH 1-2 G6-4-3		5-3		S S S 0-3 K 1-2			2	0	0	0	0	1	1
Inning Stats	R: 0 E: 0 K: 0 S: 3 / H: 0 LOB: 0 BB: 0 P: 3	R: 0 E: 0 K: 1 S: 6 / H: 1 LOB: 1 BB: 0 P: 6	R: 0 E: 2 K: 0 S: 4 / H: 0 LOB: 1 BB: 0 P: 4	R: 1 E: 0 K: 0 S: 4 / H: 1 LOB: 1 BB: 1 P: 8	R: 0 E: 0 K: 0 S: 3 / H: 0 LOB: 0 BB: 0 P: 3	R: 2 E: 0 K: 0 S: 5 / H: 2 LOB: 0 BB: 0 P: 5	R: 0 E: 0 K: 1 S: 6 / H: 1 LOB: 1 BB: 0 P: 6	R: 0 E: 0 K: 0 S: 3 / H: 1 LOB: 2 BB: 1 P: 8		1B: 4 2B: 0 3B: 2 HR: 0	SF: 1 SAC: 1 DP: 1 HBP: 1						

BOTTOM

Chicago Cubs @ San Diego Padres

San Diego Stadium, San Diego, CA

Fri May 16 1980, 10:05 PM EDT

Att. 19,028 - Unknown

livebaseballscorecards.com

AB	28
R	3
H	6
RBI	3
BB	2
SO	2
LOB	10

WP: 0 PB: 0 SB: 2 CS: 2 PA: 33

PITCHER		IP	WLS	BF	H	R	ER	SO	BB	IBB	HBP	BLK	WP	HR	S	P	ERA	WHIP
Mike Krukow, R ERA: 2.78	(1, 1)	7.1	L	31	6	3	3	2	1	0	1	0	0	0	33	38	3.68	0.955
Willie Hernandez, L ERA: 4.15	(8, 1)	0.2		2	0	0	0	0	1	0	0	0	0	0	1	5	0.00	1.500

PITCHER	IP	WLS	BF	H	R	ER	SO	BB	IBB	HBP	BLK	WP	HR	S	P	ERA	WHIP

Batter	1	2	3	4	5	6	7	8	9	AB	R	H	RBI	BB	SO	LOB
Lenny Randle, S (1, 5) OBP: 0.351, SLG: 0.447	x 0-0 G5-3 1B		S S S 0-3 K ③		x 0-0 1B 2-3 1B		S S S 0-3 K ②			4	0	2	0	0	2	1
Mick Kelleher, R (8, 5) OBP: 0.258, SLG: 0.207										0	0	0	0	0	0	0
Ivan De Jesus, R (1, 6) OBP: 0.325, SLG: 0.412	S S S 0-3 K ①			x 0-0 F4 ①	x 0-0 1-2 3-H 1B		x 0-0 F9 ③			4	0	1	1	0	1	2
Bill Buckner, L (1, 3) OBP: 0.361, SLG: 0.474	x 0-0 1-2 1B			x 0-0 F9 ②	x 0-0 1-3 ③			x 0-0 4-3 ①		4	0	1	0	0	0	2
Dave Kingman, R (1, 7) OBP: 0.337, SLG: 0.576	x 0-0 G5-3 ② ③ 2-3f			B B B 4-0 BB		x 0-0 6-3 ①		x 0-0 L4 ②		3	0	0	0	1	0	2
Bruce Sutter, R (8, 1)										0	0	0	0	0	0	0
Jerry Martin, R (1, 8) OBP: 0.365, SLG: 0.556		x 0-0 1-3-5 1B		S S S 0-3 K ③		x 0-0 S 1B		x 0-0 F6 ③		4	0	2	0	0	1	1
(8, 7)																
Barry Foote, R (1, 2) OBP: 0.295, SLG: 0.489		x 0-0 F4 ①			x 0-0 5-3 ①	S S S 0-3 K ② 1-2			x 0-0 F8 ①	4	0	0	0	0	1	2
Scot Thompson, L (1, 9) OBP: 0.397, SLG: 0.367		x 0-0 1-3-5 ② ③ 1-3f			x 0-0 2B 1B	x 0-0 F7 ③			x 0-0 4-3 ②	4	1	1	0	0	0	2
Steve Dillard, R (1, 4) OBP: 0.382, SLG: 0.516			x 0-0 5-3 ①		x 0-0 1B 1-H 1B 2B		B B B B 4-0 SH1-4 BB		S S S 0-3 K ③	3	1	1	1	1	1	0
Rick Reuschel, R (1, 1) OBP: 0.118, SLG: 0.118			x 0-0 F9 ②		x 0-0 F6 ②		x 0-0 SH1-4 ① 1-2			2	0	0	0	0	0	1
Carlos Lezcano, R (8, 8) OBP: 0.300, SLG: 0.372										0	0	0	0	0	0	0
Inning Stats	R: 0 E: 0 K: 1 S: 6 H: 2 LOB: 1 BB: 0 P: 6	R: 0 E: 0 K: 0 S: 3 H: 1 LOB: 0 BB: 0 P: 3	R: 0 E: 0 K: 1 S: 5 H: 0 LOB: 0 BB: 0 P: 5	R: 0 E: 0 K: 1 S: 5 H: 0 LOB: 1 BB: 1 P: 9	R: 2 E: 0 K: 0 S: 7 H: 4 LOB: 2 BB: 0 P: 7	R: 0 E: 0 K: 1 S: 6 H: 1 LOB: 1 BB: 0 P: 6	R: 0 E: 0 K: 1 S: 5 H: 0 LOB: 1 BB: 1 P: 9	R: 0 E: 0 K: 0 S: 3 H: 0 LOB: 0 BB: 0 P: 3	R: 0 E: 0 K: 1 S: 5 H: 0 LOB: 0 BB: 0 P: 5	1B: 7 2B: 2 3B: 0 HR: 0	SF: 0 SAC: 1 DP: 2 HBP: 0						

Chicago Cubs @ San Diego Padres

San Diego Stadium, San Diego, CA

Sat May 17 1980, 10:05 PM EDT

Att. 26,587 - Unknown

TOP

livebaseballscorecards.com

	AB	32
	R	2
	H	8
	RBI	2
	BB	2
	SO	6
	LOB	13

WP: 0 PB: 0 SB: 1 CS: 0 PA: 35

PITCHER	IP	WLS	BF	H	R	ER	SO	BB	IBB	HBP	BLK	WP	HR	S	P	ERA	WHIP
Eric Rasmussen, R (1, 1) ERA: 4.84	4.2	L	20	7	2	2	3	1	0	0	0	0	0	25	29	3.86	1.714
Dennis Kinney, L (5, 1) ERA: 6.75	0.1		1	0	0	0	0	0	0	0	0	0	0	1	1	0.00	0.000
Steve Mura, R (6, 1) ERA: 5.12	2.0		8	1	0	0	2	1	0	0	0	0	0	11	15	0.00	1.000
Bob Shirley, L (8, 1) ERA: 1.64	2.0		6	0	0	0	1	0	0	0	0	0	0	8	8	0.00	0.000

PITCHER	IP	WLS	BF	H	R	ER	SO	BB	IBB	HBP	BLK	WP	HR	S	P	ERA	WHIP

BOTTOM

Chicago Cubs @ San Diego Padres

San Diego Stadium, San Diego, CA

Sat May 17 1980, 10:05 PM EDT

Att. 26,587 - Unknown

livebaseballscorecards.com

Batter	1	2	3	4	5	6	7	8	9	AB	R	H	RBI	BB	SO	LOB
Ozzie Smith, S (1, 6) OBP: 0.308, SLG: 0.240	4-3		BB			6-3		6-3		3	0	0	0	1	0	0
Dave Cash, R (1, 4) OBP: 0.271, SLG: 0.256	5-3		1-3			1-4-3		F2		4	0	0	0	0	0	1
Gene Richards, L (1, 7) OBP: 0.336, SLG: 0.361	1B			F7		1B		4-3		4	0	2	0	0	0	0
Dave Winfield, R (1, 9) OBP: 0.390, SLG: 0.424	K			BB S 1B		5-3			1B FC3-2 1B	3	0	1	0	1	1	2
Willie Montanez, L (1, 3) OBP: 0.283, SLG: 0.333		4-3		1-H 1B			SH1-3 1B SF8 1B		4-3 FC3-2 1-3 1B	4	1	3	0	0	0	0
Jerry Mumphrey, S (1, 8) OBP: 0.309, SLG: 0.263		BB G4-6-3		K			SF8 SH1-3 1-2 1B		FC3-2 4-3 1-2 3-H	3	0	1	0	1	1	3
Bill Fahey, L (1, 2) OBP: 0.259, SLG: 0.273		G4-6-3 1-2f			4-3		SH1-3 1-2 2-3		4-3 1-2 2-3	3	0	0	0	0	0	3
Aurelio Rodriguez, R (1, 5) OBP: 0.283, SLG: 0.368 Jerry Turner, L (7, PH) OBP: 0.341, SLG: 0.371 Barry Evans, R (8, 5) OBP: 0.389, SLG: 0.310 Kurt Bevacqua, R (9, PH) OBP: 0.421, SLG: 0.647			K	5-3		SF8 2-3 3-H		5-3		2 0 0 1	0 0 0 0	0 0 0 0	0 1 0 0	0 0 0 0	1 0 0 0	0 0 0 2
Eric Rasmussen, R (1, 1) OBP: 0.125, SLG: 0.250 Dennis Kinney, L (5, 1) Paul Dade, R (5, PH) OBP: 0.321, SLG: 0.208 Steve Mura, R (6, 1) OBP: 0.500, SLG: 1.000 Von Joshua, L (7, PH) OBP: 0.296, SLG: 0.280 Bob Shirley, R (8, 1)			K	1-3		F8				1 0 1 0 1 0	0 0 0 0 0 0	0 0 0 0 0 0	0 0 0 0 0 0	1 0 0 0 0 0	0 0 0 0 0 0	0 0 0 0 1 0
Inning Stats	R: 0 H: 1 E: 0 LOB: 1 K: 1 BB: 0 S: 6 P: 6	R: 0 H: 0 E: 0 LOB: 0 K: 0 BB: 1 S: 2 P: 6	R: 0 H: 0 E: 0 LOB: 1 K: 2 BB: 1 S: 7 P: 11	R: 0 H: 1 E: 0 LOB: 1 K: 1 BB: 1 S: 5 P: 9	R: 0 H: 0 E: 0 LOB: 0 K: 0 BB: 0 S: 3 P: 3	R: 0 H: 1 E: 0 LOB: 1 K: 0 BB: 0 S: 4 P: 4	R: 1 H: 2 E: 0 LOB: 1 K: 0 BB: 0 S: 5 P: 5	R: 0 H: 0 E: 0 LOB: 0 K: 0 BB: 0 S: 3 P: 3	R: 0 H: 2 E: 0 LOB: 2 K: 0 BB: 0 S: 5 P: 5	1B: 7 SF: 1 2B: 0 SAC: 1 3B: 0 DP: 1 HR: 0 HBP: 0						

	AB	30
	R	1
	H	7
	RBI	1
	BB	3
	SO	4
	LOB	12

PITCHER		IP	WLS	BF	H	R	ER	SO	BB	IBB	HBP	BLK	WP	HR	S	P	ERA	WHIP
Rick Reuschel, R ERA: 3.56	(1, 1)	7.0	W	27	5	1	1	4	3	0	0	0	0	0	32	44	1.29	1.143
Bruce Sutter, R ERA: 3.05	(8, 1)	2.0	S	8	2	0	0	0	0	0	0	0	0	0	8	8	0.00	1.000

PITCHER	IP	WLS	BF	H	R	ER	SO	BB	IBB	HBP	BLK	WP	HR	S	P	ERA	WHIP

Chicago Cubs @ San Diego Padres

San Diego Stadium, San Diego, CA

Sun May 18 1980, 6:33 AM EDT

Att. 16,303 - Unknown

TOP

livebaseballscorecards.com

Batter	1	2	3	4	5	6	7	8	9	AB	R	H	RBI	BB	SO	LOB
Lenny Randle, S (1, 5) OBP: 0.339, SLG: 0.430 Mick Kelleher, R (9, 5) OBP: 0.258, SLG: 0.207	6-3	K			6-3		4-3			4 0	0 0	0 0	0 0	0 0	1 0	0 0
Ivan De Jesus, R (1, 6) OBP: 0.315, SLG: 0.398	L4		6-3		6-3			4-3		4	0	0	0	0	0	0
Bill Buckner, L (1, 3) OBP: 0.357, SLG: 0.467	1B		4-3		F8			F9		4	1	1	0	0	0	0
Dave Kingman, R (1, 7) OBP: 0.346, SLG: 0.579 Jesus Figueroa, L (6, PR) OBP: 0.471, SLG: 0.400 (6, 7)	1B 1-2		6-3			G6-4-3		F4		3 1	1 0	2 0	0 0	0 0	0 0	0 0
Jerry Martin, R (1, 8) OBP: 0.362, SLG: 0.545	2B 1-2 2-H			F9		G6-4-3 1-2f			5-3	4	1	1	1	0	0	1
Scot Thompson, L (1, 9) OBP: 0.419, SLG: 0.434	2B 1-H 2-H			5-3		2B			F9	4	0	3	2	0	0	0
Tim Blackwell, S (1, 2) OBP: 0.242, SLG: 0.241	6-3			5-3 1-2		6-3			3-1	4	0	0	0	0	0	4
Steve Dillard, R (1, 4) OBP: 0.378, SLG: 0.485		5-3		IBB			6-3			2	0	0	0	1	0	0
Dennis Lamp, R (1, 1) OBP: 0.267, SLG: 0.214 Dick Tidrow, R (7, 1) Willie Hernandez, L (7, 1) OBP: 0.400, SLG: 0.600 Bruce Sutter, R (9, 1)		F8		4-3			6-3			3 0 0 0	0 0 0 0	0 0 0 0	0 0 0 0	0 0 0 0	0 0 0 0	2 0 0 0
Inning Stats	R: 3 E: 0 K: 0 S: 7 H: 4 LOB: 1 BB: 0 P: 7	R: 0 E: 0 K: 1 S: 5 H: 0 LOB: 0 BB: 0 P: 5	R: 0 E: 0 K: 0 S: 3 H: 0 LOB: 0 BB: 0 P: 3	R: 0 E: 0 K: 0 S: 4 H: 1 LOB: 2 BB: 1 P: 8	R: 0 E: 0 K: 0 S: 3 H: 0 LOB: 0 BB: 0 P: 3	R: 0 E: 0 K: 0 S: 4 H: 2 LOB: 2 BB: 0 P: 4	R: 0 E: 0 K: 0 S: 3 H: 0 LOB: 0 BB: 0 P: 3	R: 0 E: 0 K: 0 S: 3 H: 0 LOB: 0 BB: 0 P: 3	R: 0 E: 0 K: 0 S: 3 H: 0 LOB: 0 BB: 0 P: 3	1B: 5 2B: 2 3B: 0 HR: 0 SF: 0 SAC: 0 DP: 1 HBP: 0						

	AB	33
	R	3
	H	7
	RBI	3
	BB	1
	SO	1
	LOB	7

WP: 0 PB: 0 SB: 0 CS: 0 PA: 34

PITCHER		IP	WLS	BF	H	R	ER	SO	BB	IBB	HBP	BLK	WP	HR	S	P	ERA	WHIP
Rick Wise, R ERA: 4.33	(1, 1)	7.0		28	7	3	3	1	0	1	0	0	0	0	29	33	3.86	1.000
Rollie Fingers, R ERA: 2.25	(8, 1)	2.0	W	6	0	0	0	0	0	0	0	0	0	0	6	6	0.00	0.000

PITCHER	IP	WLS	BF	H	R	ER	SO	BB	IBB	HBP	BLK	WP	HR	S	P	ERA	WHIP

Chicago Cubs @ San Diego Padres

San Diego Stadium, San Diego, CA

Sun May 18 1980, 6:33 AM EDT

Att. 16,303 - Unknown

livebaseballscorecards.com

BOTTOM

Batter	1	2	3	4	5	6	7	8	9	AB	R	H	RBI	BB	SO	LOB
Gene Richards, L (1, 7) OBP: 0.333, SLG: 0.358	S S S 0-3 ① K			x 0-0 ① 4-3		x 0-0 ① 4-3	x 0-0 FC6-4 1B 1-2 2-3			4	0	1	0	0	1	0
Ozzie Smith, S (1, 6) OBP: 0.307, SLG: 0.240	x 0-0 ② 4-3			x 0-0 FC5-4 1B		x 0-0 ② 5-3	x 0-0 ③ FC6-4 1-2f			4	0	1	0	0	0	3
Jerry Turner, L (1, 9) OBP: 0.356, SLG: 0.385	x 0-0 CS 1B			x 0-0 ② FC5-4 1B 1-2f		x 0-0 ③ 6-3		x 0-0 G3-6-3 1B		4	0	2	0	0	0	1
Willie Montanez, L (1, 3) OBP: 0.282, SLG: 0.330	0-0 ③ CS 1-2	x 0-0 ① 3-1		x 0-0 1-3 1B			x 0-0 ① 4-3	x 0-0 ① ② G3-6-3 1-2f		4	0	1	0	0	0	1
Jerry Mumphrey, S (1, 8) OBP: 0.310, SLG: 0.275 Rollie Fingers, R (8, 1)		x 0-0 ② F7		x 0-0 ③ 1-3			x 0-0 1B 1B 2B	x 0-0 ③ L3		3 1	1 0	1 0	0 0	0 0	0 0	2 0
Gene Tenace, R (1, 2) OBP: 0.337, SLG: 0.358		x 0-0 ③ F8			x 0-0 ① 5-3		x 0-0 BB 1B 2-3		x 0-0 ① F7	4	1	1	0	0	0	0
Dave Cash, R (1, 4) OBP: 0.275, SLG: 0.260 Von Joshua, L (7, PH) OBP: 0.321, SLG: 0.280 Aurelio Rodriguez, R (8, 5) OBP: 0.283, SLG: 0.368 Bill Fahey, L (9, PH) OBP: 0.271, SLG: 0.286 Paul Dade, R (9, PR) OBP: 0.321, SLG: 0.208			x 0-0 ① F8		x 0-0 5-3 1B		B B B 4-0 1B 1B 1-2 BB		x 0-0 2B 1B	2 0 0 1 0	0 0 0 0 1	1 0 0 1 0	0 0 0 0 0	0 1 0 0 0	0 0 0 0 0	0 0 0 0 0
Barry Evans, R (1, 5) OBP: 0.368, SLG: 0.290 Dave Winfield, R (7, PH) OBP: 0.392, SLG: 0.433 (8, 8)			x 0-0 ② 6-3		x 0-0 ② 5-3 1-2		S S S 0-3 ② K		x 0-0 1-3 2B 1B	2 2	0 1	0 1	0 0	0 1	0 3	1 3
Rick Wise, R (1, 1) OBP: 0.125, SLG: 0.133 Kurt Bevacqua, R (7, PH) OBP: 0.476, SLG: 0.684 (8, 4)			x 0-0 ③ 5-3		S S S 0-3 ③ K		x 0-0 1B 1-2 2-H 3-H		x 0-0 2-H 3-H 1B	2 2	0 0	0 2	0 4	0 0	1 0	1 0
Inning Stats	R: 0 H: 1 E: 0 LOB: 0 K: 1 BB: 0 S: 5 P: 5	R: 0 H: 0 E: 0 LOB: 0 K: 0 BB: 0 S: 3 P: 3	R: 0 H: 0 E: 0 LOB: 0 K: 0 BB: 0 S: 3 P: 3	R: 0 H: 2 E: 0 LOB: 2 K: 0 BB: 0 S: 5 P: 5	R: 0 H: 1 E: 0 LOB: 1 K: 1 BB: 0 S: 6 P: 6	R: 0 H: 0 E: 0 LOB: 0 K: 0 BB: 0 S: 3 P: 3	R: 2 H: 4 E: 0 LOB: 3 K: 1 BB: 1 S: 9 P: 13	R: 0 H: 1 E: 0 LOB: 0 K: 0 BB: 0 S: 3 P: 3	R: 2 H: 3 E: 0 LOB: 1 K: 0 BB: 0 S: 4 P: 4	1B: 10 SF: 0 2B: 2 SAC: 0 3B: 0 DP: 1 HR: 0 HBP: 0						WP: 0 PA: 37 PB: 0 SB: 0 CS: 1	

	AB	35
	R	4
	H	12
	RBI	4
	BB	1
	SO	3
	LOB	12

PITCHER		IP	WLS	BF	H	R	ER	SO	BB	IBB	HBP	BLK	WP	HR	S	P	ERA	WHIP
Dennis Lamp, R ERA: 6.7	(1, 1)	6.1		25	6	2	2	2	1	0	0	0	0	0	28	32	2.84	1.105
Dick Tidrow, R ERA: 1.54	(7, 1)	0.1		2	1	0	0	1	0	0	0	0	0	0	4	4	0.00	3.000
Willie Hernandez, L ERA: 3.86	(7, 1)	1.1		5	2	0	0	0	0	0	0	0	0	0	5	5	0.00	1.500
Bruce Sutter, R ERA: 3.86	(9, 1)	0.1	L	4	3	2	2	0	0	0	0	0	0	0	4	4	54.00	9.000

PITCHER		IP	WLS	BF	H	R	ER	SO	BB	IBB	HBP	BLK	WP	HR	S	P	ERA	WHIP

San Diego Padres @ Pittsburgh Pirates

Three Rivers Stadium, Pittsburgh, PA

Wed May 21 1980, 7:05 PM EDT

Unknown

TOP

livebaseballscorecards.com

Batter	1	2	3	4	5	6	7	8	9	AB	R	H	RBI	BB	SO	LOB
Ozzie Smith, S (1, 6) OBP: 0.310, SLG: 0.262	G3 2B		SH BB 2B	G6-4-3 1-2f			F9		F7	5	1	2	0	0	0	2
Gene Richards, L (1, 7) OBP: 0.333, SLG: 0.352	G3 HBP		SH BB 1B 1B 2-3		K		F5			2	1	0	0	0	1	0
Jerry Mumphrey, S (1, 8) OBP: 0.308, SLG: 0.274	G3 1-2 2-3		BB 1B 1-2 1B		4-3		F7			4	1	1	0	0	0	2
Dave Winfield, R (1, 9) OBP: 0.388, SLG: 0.423	1-3		B B B 1B 4-3-2 1-2 2-3 3-H BB		E5			F9		3	0	0	1	1	0	2
Gene Tenace, R (1, 2) OBP: 0.333, SLG: 0.345	I I I IBB		F7		F8			F8		3	0	0	0	1	0	4
Willie Montanez, L (1, 3) OBP: 0.281, SLG: 0.328	6-3		4-3-2 1-2 2-H 3-H 1B			F7		L5		4	0	1	2	0	0	3
Dave Cash, R (1, 4) OBP: 0.274, SLG: 0.254		L4	4-3-2 1-2 2-Hf			B B B B BB			F6	3	0	0	0	1	0	2
Aurelio Rodriguez, R (1, 5) OBP: 0.281, SLG: 0.377		5-3		FC2-5-6 2B		L5			F9	4	0	1	0	0	0	1
Randy Jones, R (1, 1)		F6		FC2-5-6 G6-4-3 2-3		F8			2B	3	0	0	0	0	0	2
John D'Acquisto, R (6, 1)										0	0	0	0	0	0	0
Dennis Kinney, L (6, 1)										0	0	0	0	0	0	0
Rollie Fingers, R (7, 1) OBP: 0.250, SLG: 0.500										1	0	1	0	0	0	0

	AB	32
	R	3
	H	6
	RBI	3
	BB	3
	SO	1
	LOB	18

Inning Stats						
	R: 0	H: 1	R: 0	H: 0	R: 3	H: 3
	E: 0	LOB: 3	E: 0	LOB: 0	E: 1	LOB: 1
	K: 0	BB: 1	K: 0	BB: 0	K: 0	BB: 1
	S: 4	P: 9	S: 3	P: 3	S: 6	P: 10

Inning Stats						
	R: 0	H: 1	R: 0	H: 0	R: 0	H: 0
	E: 0	LOB: 0	E: 0	LOB: 1	E: 1	LOB: 1
	K: 0	BB: 0	K: 1	BB: 0	K: 0	BB: 1
	S: 3	P: 3	S: 6	P: 6	S: 3	P: 7

Inning Stats						
	R: 0	H: 0	R: 0	H: 0	R: 0	H: 1
	E: 0	LOB: 0	E: 0	LOB: 0	E: 0	LOB: 1
	K: 0	BB: 0	K: 0	BB: 0	K: 0	BB: 0
	S: 3	P: 3	S: 3	P: 3	S: 4	P: 4

	1B: 2	SF: 0	WP: 0	PA: 37
	2B: 5	SAC: 1	PB: 0	
	3B: 0	DP: 2	SB: 0	
	HR: 0	HBP: 1	CS: 0	

PITCHER		IP	WLS	BF	H	R	ER	SO	BB	IBB	HBP	BLK	WP	HR	S	P	ERA	WHIP
John Candelaria, L ERA: 2.89	(1, 1)	6.0		27	5	3	2	1	2	1	1	0	0	0	25	38	3.00	1.167
Enrique Romo, R ERA: 1.82	(7, 1)	3.0	W	10	1	0	0	0	0	0	0	0	0	0	10	10	0.00	0.333

PITCHER	IP	WLS	BF	H	R	ER	SO	BB	IBB	HBP	BLK	WP	HR	S	P	ERA	WHIP

Batter	1	2	3	4	5	6	7	8	9	AB	R	H	RBI	BB	SO	LOB
Omar Moreno, L (1, 8) OBP: 0.293, SLG: 0.345	G3		S 1B		BBB S BB	G3			SH1-3 1B 1B	4	1	2	0	1	0	3
Tim Foli, R (1, 6) OBP: 0.305, SLG: 0.300	L6		5-3 1-2		F3 1-2		1-3		SH1-3 1-2	4	0	0	0	0	0	3
Dave Parker, L (1, 9) OBP: 0.296, SLG: 0.471	K			1B 2B	1-3		SSS K		IBB 1B	4	1	1	0	1	2	2
Bill Robinson, R (1, 3) OBP: 0.354, SLG: 0.616		F4		G6-4-3 2-H 1B		1B 1B 1B	1B		1-2 2-H 1B	5	1	4	2	0	0	0
Bill Madlock, R (1, 5) OBP: 0.305, SLG: 0.390		6-3		G6-4-3 1-2f		F8	6-3			4	0	0	0	0	0	3
Lee Lacy, R (1, 7) OBP: 0.511, SLG: 0.556		FC6 1B		S 1B		IBB 1B 1-2		4-3		4	0	3	0	0	0	0
Phil Garner, R (1, 4) OBP: 0.357, SLG: 0.409		FC6 1-2f		6-3 1-2		IBB 1-2 2-H 1B		4-3		4	0	1	1	0	0	2
Steve Nicosia, R (1, 2) OBP: 0.303, SLG: 0.222			6-3		SH5-4 2B	F5		4-3	F7	2	0	1	0	0	0	0
John Milner, L (6, PH) OBP: 0.239, SLG: 0.171										1	0	0	0	0	0	2
Ed Ott, L (7, 2) OBP: 0.344, SLG: 0.381										1	0	0	0	0	0	0
John Candelaria, L (1, 1) OBP: 0.238, SLG: 0.211			1-3		SH5-4 2-3	1-2 2-3 IBB			HR	1	0	0	0	0	0	0
Willie Stargell, L (6, PH) OBP: 0.377, SLG: 0.470										0	0	0	0	1	0	0
Enrique Romo, R (7, 1) OBP: 0.667, SLG: 0.667										0	0	0	0	0	0	0
Mike Easler, L (9, PH) OBP: 0.380, SLG: 0.591										1	1	1	1	0	0	0
Inning Stats	R: 0 E: 0 K: 1 S: 5 H: 0 LOB: 0 BB: 0 P: 5	R: 0 E: 0 K: 0 S: 4 H: 1 LOB: 1 BB: 0 P: 4	R: 0 E: 0 K: 0 S: 4 H: 1 LOB: 1 BB: 0 P: 4	R: 1 E: 0 K: 0 S: 5 H: 3 LOB: 1 BB: 0 P: 5	R: 0 E: 0 K: 0 S: 4 H: 1 LOB: 2 BB: 1 P: 8	R: 1 E: 0 K: 0 S: 6 H: 3 LOB: 3 BB: 1 P: 10	R: 0 E: 0 K: 1 S: 6 H: 1 LOB: 1 BB: 0 P: 6	R: 0 E: 0 K: 0 S: 3 H: 0 LOB: 0 BB: 0 P: 3	R: 2 E: 0 K: 0 S: 4 H: 3 LOB: 2 BB: 1 P: 8	1B: 10 2B: 2 3B: 0 HR: 1	SF: 0 SAC: 2 DP: 1 HBP: 0					

PITCHER	IP	WLS	BF	H	R	ER	SO	BB	IBB	HBP	BLK	WP	HR	S	P	ERA	WHIP
Randy Jones, L (1, 1) ERA: 1.95	5.1		24	8	2	2	1	1	0	0	0	0	0	25	29	3.38	1.688
John D'Acquisto, R (6, 1) ERA: 3.14	0.0		1	1	0	0	0	0	0	0	0	0	0	1	1	∞	∞
Dennis Kinney, L (6, 1) ERA: 5.79	1.1		6	1	0	0	1	0	1	0	0	0	0	7	11	0.00	0.750
Rollie Fingers, R (7, 1) ERA: 2.91	1.2	L	9	3	2	2	0	0	1	0	0	0	1	8	12	10.80	1.800

PITCHER	IP	WLS	BF	H	R	ER	SO	BB	IBB	HBP	BLK	WP	HR	S	P	ERA	WHIP

BOTTOM

San Diego Padres @ Pittsburgh Pirates

Three Rivers Stadium, Pittsburgh, PA

Wed May 21 1980, 7:05 PM EDT

Unknown

livebaseballscorecards.com

AB	35
R	4
H	13
RBI	4
BB	3
SO	2
LOB	15

1B: 10 2B: 2 3B: 0 HR: 1 SF: 0 SAC: 2 DP: 1 HBP: 0

WP: 0 PB: 0 SB: 3 CS: 0 PA: 40

San Diego Padres @ Pittsburgh Pirates

Three Rivers Stadium, Pittsburgh, PA

Wed May 21 1980, 7:05 PM EDT

Att. 17,301 - Unknown

livebaseballscorecards.com

TOP

Batter	1	2	3	4	5	6	7	8	9	AB	R	H	RBI	BB	SO	LOB
Ozzie Smith, S (1, 6) OBP: 0.308, SLG: 0.256	F6		BBBB 4-0 1B 4-3 BB		6-3		F7		SH1 1-2	3	1	0	0	1	0	0
Von Joshua, L (1, 8) OBP: 0.344, SLG: 0.414	SSS 0-3 K		0-0 4-3 1-3 1B		0-0 HR		6-3		0-0 4-3 2-3	4	1	2	1	0	1	0
Dave Winfield, R (9, PH) OBP: 0.385, SLG: 0.419										1	0	0	0	0	0	2
Gene Richards, L (1, 7) OBP: 0.336, SLG: 0.364	0-0 3B		0-0 4-3 1-2 3-H		BBBB 4-0 BB		0-0 4-3		0-0 L6	4	0	1	1	1	0	3
Jerry Turner, L (1, 9) OBP: 0.347, SLG: 0.357	BBBB 4-0 BB		0-0 F7		0-0 F9			0-0 4-3		3	0	0	0	1	0	2
Willie Montanez, L (1, 3) OBP: 0.273, SLG: 0.317	0-0 4-3			0-0 F7		0-0 F7		0-0 G3		4	0	0	0	0	0	2
Kurt Bevacqua, R (1, 5) OBP: 0.480, SLG: 0.652		SSS 0-3 K		0-0 F8		0-0 CI 1B		0-0 BB 1B		4	0	2	0	0	1	0
Paul Dade, R (8, PR) OBP: 0.321, SLG: 0.208										0	0	0	0	0	0	0
(8, 5)																
Bill Fahey, L (1, 2) OBP: 0.279, SLG: 0.310		SSS 0-3 K		X 0-0 2B	S 0-1 CI 1-2			BBBB 4-0 1-2 BB		2	0	1	0	0	1	0
Gene Tenace, R (8, PH) OBP: 0.340, SLG: 0.345										0	0	0	0	1	0	0
(8, 2)																
Dave Cash, R (1, 4) OBP: 0.267, SLG: 0.246		X 0-0 4-3		X 0-0 1-4-3		X 0-0 F5		X 0-0 F8		4	0	0	0	0	0	5
John Curtis, L (1, 1) OBP: 0.118, SLG: 0.063			SSS 0-3 K		SSS 0-3 K	SSS 0-3 K			X 0-0 4-3 SH1 1B	3	0	0	0	0	3	2
Bob Shirley, R (8, 1)										0	0	0	0	0	0	0
Aurelio Rodriguez, R (8, 5) OBP: 0.292, SLG: 0.387										1	0	1	0	0	0	0
Jerry Mumphrey, S (9, PR) OBP: 0.308, SLG: 0.274										0	0	0	0	0	0	0
Inning Stats	R: 0 E: 0 K: 1 S: 6 H: 1 LOB: 2 BB: 1 P: 10	R: 0 E: 0 K: 2 S: 7 H: 0 LOB: 0 BB: 0 P: 7	R: 1 E: 0 K: 1 S: 6 H: 1 LOB: 1 BB: 1 P: 10	R: 0 E: 0 K: 0 S: 4 H: 1 LOB: 1 BB: 0 P: 4	R: 1 E: 0 K: 1 S: 6 H: 1 LOB: 1 BB: 1 P: 10	R: 0 E: 1 K: 1 S: 7 H: 1 LOB: 2 BB: 0 P: 7	R: 0 E: 0 K: 0 S: 3 H: 0 LOB: 0 BB: 0 P: 3	R: 0 E: 0 K: 0 S: 4 H: 1 LOB: 2 BB: 1 P: 8	R: 0 E: 0 K: 0 S: 4 H: 1 LOB: 2 BB: 0 P: 4	1B: 4 2B: 1 3B: 1 HR: 1	SF: 0 SAC: 1 DP: 0 HBP: 0						

	AB	33
	R	2
	H	7
	RBI	2
	BB	4
	SO	6
	LOB	16

WP: 0 PB: 0 SB: 0 CS: 0 PA: 39

PITCHER		IP	WLS	BF	H	R	ER	SO	BB	IBB	HBP	BLK	WP	HR	S	P	ERA	WHIP
Don Robinson, R ERA: 3.13	(1, 1)	6.0		27	5	2	2	6	3	0	0	0	0	1	36	48	3.00	1.333
Grant Jackson, L ERA: 2.25	(7, 1)	2.1	W	10	2	0	0	0	1	0	0	0	0	0	9	13	0.00	1.286
Kent Tekulve, R ERA: 3.57	(9, 1)	0.2	S	2	0	0	0	0	0	0	0	0	0	0	2	2	0.00	0.000

PITCHER	IP	WLS	BF	H	R	ER	SO	BB	IBB	HBP	BLK	WP	HR	S	P	ERA	WHIP

San Diego Padres @ Pittsburgh Pirates

Three Rivers Stadium, Pittsburgh, PA

Wed May 21 1980, 7:05 PM EDT

Att. 17,301 - Unknown

BOTTOM

Batter	1	2	3	4	5	6	7	8	9	AB	R	H	RBI	BB	SO	LOB
Omar Moreno, L (1, 8) OBP: 0.299, SLG: 0.364	4-3		WP 3B		G6-4-3 1B		F8			4	1	2	0	0	0	0
Tim Foli, R (1, 6) OBP: 0.311, SLG: 0.331	FC4-6 1B		5-3		G6-4-3 1-2f		HR			4	1	2	1	0	0	2
Dave Parker, L (1, 9) OBP: 0.288, SLG: 0.457 John Milner, L (8, 3) OBP: 0.239, SLG: 0.171	FC4-6 FC6-4 1-2f		K G5-4-3 3-H		4-3		4-3			4 0	0 0	0 0	0 0	0 0	1 0	1 0
Bill Robinson, R (1, 3) OBP: 0.337, SLG: 0.584 (8, 9)	FC6-4 1-2f		G5-4-3 1-2f			5-3	5-3			4	0	0	0	0	0	2
Bill Madlock, R (1, 5) OBP: 0.311, SLG: 0.402 Matt Alexander, S (8, PR) Dale Berra, R (9, 5) OBP: 0.368, SLG: 0.294		F6		F4		2B 1B		SH5-3 1-3 2B		4 0 0	0 1 0	2 0 0	0 0 0	0 0 0	0 0 0	0 0 0
Lee Lacy, R (1, 7) OBP: 0.520, SLG: 0.604	2B			F8	1-3 2B			SH5-3 2-3		3	0	2	0	0	0	0
Phil Garner, R (1, 4) OBP: 0.362, SLG: 0.407		K		E 1B 1B		F6		1-3 IBB		3	0	1	0	1	1	3
Steve Nicosia, R (1, 2) OBP: 0.351, SLG: 0.241		FC5-4 IBB		E7 1-3 1B		IBB		1-3 1-2 3-H		2	0	1	1	2	0	2
Don Robinson, R (1, 1) OBP: 0.444, SLG: 0.444 Manny Sanguillen, R (6, PH) OBP: 0.750, SLG: 1.250 Grant Jackson, S (7, 1) Kent Tekulve, R (9, 1)		FC5-4 1-2f		5-3		F7		K		2 1 1 0	0 0 0 0	0 0 0 0	0 0 0 0	0 0 0 0	0 0 1 0	4 3 1 0
Inning Stats	R: 0 H: 1 E: 0 LOB: 1 K: 0 BB: 0 S: 4 P: 4	R: 0 H: 1 E: 0 LOB: 2 K: 1 BB: 1 S: 6 P: 10	R: 1 H: 1 E: 0 LOB: 0 K: 1 BB: 0 S: 6 P: 6	R: 0 H: 2 E: 1 LOB: 2 K: 0 BB: 0 S: 5 P: 5	R: 0 H: 1 E: 0 LOB: 0 K: 0 BB: 0 S: 3 P: 3	R: 0 H: 2 E: 0 LOB: 3 K: 0 BB: 1 S: 5 P: 9	R: 1 H: 1 E: 0 LOB: 0 K: 0 BB: 0 S: 4 P: 4	R: 1 H: 1 E: 0 LOB: 1 K: 1 BB: 1 S: 6 P: 10		1B: 5 SF: 0 2B: 3 SAC: 1 3B: 1 DP: 2 HR: 1 HBP: 0						

PITCHER		IP	WLS	BF	H	R	ER	SO	BB	IBB	HBP	BLK	WP	HR	S	P	ERA	WHIP
John Curtis, L ERA: 3.31	(1, 1)	7.0	L	32	10	3	3	2	0	2	0	0	1	1	34	42	3.86	1.429
Bob Shirley, L ERA: 1.57	(8, 1)	1.0		4	0	0	0	1	0	1	0	0	0	0	5	9	0.00	0.000

PITCHER	IP	WLS	BF	H	R	ER	SO	BB	IBB	HBP	BLK	WP	HR	S	P	ERA	WHIP

livebaseballscorecards.com

AB	32
R	3
H	10
RBI	2
BB	3
SO	3
LOB	18

WP: 1 PA: 36
PB: 0
SB: 0
CS: 0

Batter	1	2	3	4	5	6	7	8	9	AB	R	H	RBI	BB	SO	LOB
Ozzie Smith, S (1, 6) OBP: 0.305, SLG: 0.254	S S S 0-3 ① K		S S S 0-3 ③ K			S S S 0-3 ① K	x 0-0 ③ 4-3		x 0-0 S 1B 1B	5	1	1	0	0	3	0
Jerry Mumphrey, S (1, 8) OBP: 0.311, SLG: 0.279	S S S 0-3 ② K			x 0-0 ① 4-3		x 0-0 1B BLK 1B		x 0-0 ① F7	x 0-0 1-H E 1B	5	2	2	1	0	1	0
Gene Richards, L (1, 7) OBP: 0.338, SLG: 0.373	x 0-0 S 1B			x 0-0 ② 5-3		S S S 0-3 ② K		x 0-0 1B 1B 2B	x 0-0 ② 4-3	5	1	2	0	0	1	2
Jerry Turner, L (1, 9) OBP: 0.352, SLG: 0.362 Rollie Fingers, R (9, 1) OBP: 0.250, SLG: 0.500	x 0-0 ③ 6-3 1-2			S S S 0-3 ③ K		x 0-0 BLK 1-3 1B		x 0-0 ② F8	x 0-0 E4 WP 2-H 1B	5 0	1 0	2 0	1 0	0 0	1 0	2 0
Willie Montanez, L (1, 3) OBP: 0.277, SLG: 0.320		x 0-0 ① F8			S S S 0-3 ① K	x 0-0 1B 2-H 3-H 1B		x 0-0 1B 2-3 1B	S S S 0-3 ③ K 2-3	5	0	2	1	0	2	1
Bill Fahey, L (1, 2) OBP: 0.292, SLG: 0.323		x 0-0 ② F8			x 0-0 ② 4-3	x 0-0 1-2 1B		x 0-0 1-3 3-H 1B		4	0	2	1	0	0	0
Aurelio Rodriguez, R (1, 5) OBP: 0.294, SLG: 0.385 Kurt Bevacqua, R (8, PH) OBP: 0.462, SLG: 0.625 (8, 5)		x 0-0 ③ F7			x 0-0 1B 1B	S S S 0-3 ③ K		x 0-0 ③ 4-3		3 1	0 0	1 0	0 0	0 0	1 0	2 2
Dave Cash, R (1, 4) OBP: 0.266, SLG: 0.246			x 0-0 ① 4-3		x 0-0 1-2 1B		x 0-0 ① 4-3		x 0-0 ① F7	4	0	1	0	0	0	0
Gary Lucas, L (1, 1) OBP: 0.167, SLG: 0.167 Steve Mura, R (3, 1) OBP: 0.500, SLG: 1.000 Paul Dade, R (5, PH) OBP: 0.310, SLG: 0.200 John D'Acquisto, R (5, 1) Gene Tenace, R (7, PH) OBP: 0.337, SLG: 0.341 Bob Shirley, R (7, 1) Dave Winfield, R (9, PH) OBP: 0.389, SLG: 0.448 (9, 9)			S S S 0-3 ② K		x 0-0 ③ 4-3		x 0-0 ② F7		x 0-0 HR	1 0 1 0 1 0 1	0 0 0 0 0 0 1	0 0 0 0 0 0 1	0 0 0 0 0 0 1	1 0 0 0 0 0 0	0 0 0 0 0 0 0	0 0 2 0 0 0 0
Inning Stats	R: 0 E: 0 K: 2 S: 8 H: 1 LOB: 1 BB: 0 P: 8	R: 0 E: 0 K: 0 S: 3 H: 0 LOB: 0 BB: 0 P: 3	R: 0 E: 0 K: 2 S: 7 H: 0 LOB: 0 BB: 0 P: 7	R: 0 E: 0 K: 1 S: 5 H: 0 LOB: 0 BB: 0 P: 5	R: 0 E: 0 K: 1 S: 7 H: 2 LOB: 2 BB: 0 P: 7	R: 2 E: 0 K: 3 S: 13 H: 4 LOB: 2 BB: 0 P: 13	R: 0 E: 0 K: 0 S: 3 H: 0 LOB: 0 BB: 0 P: 3	R: 1 E: 0 K: 0 S: 6 H: 3 LOB: 2 BB: 0 P: 6	R: 3 E: 1 K: 1 S: 9 H: 4 LOB: 1 BB: 0 P: 9	1B: 12 2B: 1 3B: 0 HR: 1 SF: 0 SAC: 0 DP: 0 HBP: 0						

TOP

San Diego Padres @ Pittsburgh Pirates

Three Rivers Stadium, Pittsburgh, PA

Thu May 22 1980, 7:05 PM EDT

Att. 12,496 - Unknown

livebaseballscorecards.com

AB	41
R	6
H	14
RBI	5
BB	0
SO	10
LOB	11

PITCHER		IP	WLS	BF	H	R	ER	SO	BB	IBB	HBP	BLK	WP	HR	S	P	ERA	WHIP
Bert Blyleven, R ERA: 3.27	(1, 1)	5.2		24	7	2	2	8	0	0	0	1	0	0	40	40	3.18	1.235
Enrique Romo, R ERA: 2.03	(6, 1)	2.0		9	3	1	1	1	0	0	0	0	0	0	11	11	4.50	1.500
Kent Tekulve, R ERA: 4.63	(8, 1)	0.2	L	5	3	3	3	0	0	0	0	0	0	1	5	5	40.50	4.500
Grant Jackson, L ERA: 2.16	(9, 1)	0.2		3	1	0	0	1	0	0	0	0	1	0	5	5	0.00	1.500

PITCHER	IP	WLS	BF	H	R	ER	SO	BB	IBB	HBP	BLK	WP	HR	S	P	ERA	WHIP

San Diego Padres @ Pittsburgh Pirates

Three Rivers Stadium, Pittsburgh, PA

Thu May 22 1980, 7:05 PM EDT

Att. 12,496 - Unknown

livebaseballscorecards.com

BOTTOM

Batter	1	2	3	4	5	6	7	8	9	AB	R	H	RBI	BB	SO	LOB
Omar Moreno, L (1, 8) OBP: 0.296, SLG: 0.354	G3		BBB 4-0 CS BB	F7			4-3		F8 1-2	4	0	0	0	1	0	1
Tim Foli, R (1, 6) OBP: 0.309, SLG: 0.328	S 1B		F7 1-2		6-3		6-3			4	0	1	0	0	0	1
Lee Lacy, R (1, 7) OBP: 0.500, SLG: 0.635	F7 1-2		HR		F2		F8			4	1	1	1	0	0	1
Bill Robinson, R (1, 9) OBP: 0.345, SLG: 0.593	SSS K		2B		2B 1B			4-3		4	0	2	0	0	1	1
Willie Stargell, L (1, 3) OBP: 0.383, SLG: 0.478		F2	BBB 4-0 BB		1-3 2B			4-3		3	0	1	0	1	0	0
Bill Madlock, R (1, 5) OBP: 0.301, SLG: 0.389		5-3	F8		F9			6-3		4	0	0	0	0	0	4
Phil Garner, R (1, 4) OBP: 0.366, SLG: 0.422		BBB 4-0 S HR BB		SF7 3B		F9			SSS K	3	2	1	0	1	1	0
Steve Nicosia, R (1, 2) OBP: 0.350, SLG: 0.355		1-H HR		SF7 3-H		F8			F9	2	1	1	3	0	0	0
John Milner, L (9, PH) OBP: 0.234, SLG: 0.167										1	0	0	0	0	0	0
Bert Blyleven, R (1, 1) OBP: 0.077, SLG: 0.077		4-3		4-3		F8			PB 1B	2	0	0	0	0	0	0
Enrique Romo, R (6, 1) OBP: 0.500, SLG: 0.500										1	0	0	0	0	0	0
Kent Tekulve, R (8, 1)										0	0	0	0	0	0	0
Grant Jackson, S (9, 1)										0	0	0	0	0	0	0
Dave Parker, L (9, PH) OBP: 0.263, SLG: 0.461										1	0	1	0	0	0	0
Don Robinson, R (9, PR) OBP: 0.444, SLG: 0.444										0	0	0	0	0	0	0
Inning Stats	R: 0 E: 0 K: 1 S: 6 H: 1 LOB: 1 BB: 0 P: 6	R: 2 E: 0 K: 0 S: 4 H: 1 LOB: 0 BB: 1 P: 8	R: 1 E: 0 K: 0 S: 4 H: 2 LOB: 2 BB: 2 P: 12	R: 1 E: 0 K: 0 S: 4 H: 1 LOB: 0 BB: 0 P: 4	R: 0 E: 0 K: 0 S: 5 H: 2 LOB: 2 BB: 0 P: 5	R: 0 E: 0 K: 0 S: 3 H: 0 LOB: 0 BB: 0 P: 3	R: 0 E: 0 K: 0 S: 3 H: 0 LOB: 0 BB: 0 P: 3	R: 0 E: 0 K: 0 S: 3 H: 0 LOB: 0 BB: 0 P: 3	R: 0 E: 0 K: 1 S: 6 H: 1 LOB: 2 BB: 0 P: 6	1B: 3 2B: 2 3B: 1 HR: 2	SF: 1 SAC: 0 DP: 0 HBP: 0					

AB	33
R	4
H	8
RBI	4
BB	3
SO	2
LOB	8

WP: 0 PB: 1 SB: 2 CS: 1 PA: 37

PITCHER		IP	WLS	BF	H	R	ER	SO	BB	IBB	HBP	BLK	WP	HR	S	P	ERA	WHIP
Gary Lucas, L ERA: 3.2	(1, 1)	2.2		14	4	3	3	1	3	0	0	0	0	2	13	25	10.12	2.625
Steve Mura, R ERA: 5.23	(3, 1)	1.1		5	1	1	1	0	0	0	0	0	0	0	5	5	6.75	0.750
John D'Acquisto, R ERA: 2.76	(5, 1)	2.0		8	2	0	0	0	0	0	0	0	0	0	8	8	0.00	1.000
Bob Shirley, L ERA: 1.44	(7, 1)	2.0	W	6	0	0	0	0	0	0	0	0	0	0	6	6	0.00	0.000
Rollie Fingers, R ERA: 2.78	(9, 1)	1.0	S	4	1	0	0	1	0	0	0	0	0	0	6	6	0.00	1.000

PITCHER	IP	WLS	BF	H	R	ER	SO	BB	IBB	HBP	BLK	WP	HR	S	P	ERA	WHIP

San Diego Padres @ St. Louis Cardinals

Busch Stadium, St. Louis, MO

Fri May 23 1980, 7:05 PM CDT

Att. 7,245 - Unknown

TOP

livebaseballscorecards.com

Batter	1	2	3	4	5	6	7	8	9	AB	R	H	RBI	BB	SO	LOB
Ozzie Smith, S (1, 6) OBP: 0.310, SLG: 0.255	F8		L6			BB, 1B		1B		3	0	1	0	1	0	0
Jerry Mumphrey, S (1, 8) OBP: 0.317, SLG: 0.296	4-3		F7			1-3, 1B		1-3, 2B		4	0	2	0	0	0	0
Gene Richards, L (1, 7) OBP: 0.342, SLG: 0.377	S, 1B			CS, 1B		4-3		G3		4	0	2	0	0	0	3
Dave Winfield, R (1, 9) OBP: 0.392, SLG: 0.445	P4 1-2			F9			BB		S, 2B, 1B	3	1	1	0	1	0	2
Willie Montanez, L (1, 3) OBP: 0.277, SLG: 0.326		3-1		F5			F9		4-3, BLK, 2B 1-H	4	1	1	1	0	0	2
Bill Fahey, L (1, 2) Kurt Bevacqua, R (9, PH) OBP: 0.444, SLG: 0.600 Gene Tenace, R (9, 2) OBP: 0.337, SLG: 0.341		4-3	CS 1-2		G3		F7		4-3 2-3	3 1 0	0 0 0	0 0 0	0 0 0	0 0 0	0 0 0	1 1 0
Aurelio Rodriguez, R (1, 5) OBP: 0.292, SLG: 0.406		3B			K		K		F8 3-H	4	0	1	0	0	2	1
Dave Cash, R (1, 4) OBP: 0.266, SLG: 0.246		P3			6-3			P4	WP, 1B	4	0	1	0	0	0	1
Rick Wise, R (1, 1) OBP: 0.105, SLG: 0.111 Bob Shirley, R (8, 1)			K			F9		K	K 1-2	3 1	0 0	0 0	0 0	0 0	2 1	0 1
Inning Stats	R: 0 E: 0 K: 0 S: 4 H: 1 LOB: 1 BB: 0 P: 4	R: 0 E: 0 K: 0 S: 4 H: 1 LOB: 1 BB: 0 P: 4	R: 0 E: 0 K: 1 S: 5 H: 0 LOB: 0 BB: 0 P: 5	R: 0 E: 0 K: 0 S: 3 H: 1 LOB: 0 BB: 0 P: 3	R: 0 E: 0 K: 1 S: 5 H: 0 LOB: 0 BB: 0 P: 5	R: 0 E: 0 K: 0 S: 3 H: 1 LOB: 1 BB: 1 P: 7	R: 0 E: 0 K: 1 S: 5 H: 0 LOB: 1 BB: 1 P: 9	R: 0 E: 0 K: 1 S: 7 H: 2 LOB: 2 BB: 0 P: 7	R: 2 E: 0 K: 1 S: 8 H: 3 LOB: 1 BB: 0 P: 8	1B: 6 2B: 2 3B: 1 HR: 0 SF: 0 SAC: 0 DP: 0 HBP: 0						

	AB	34
	R	2
	H	9
	RBI	1
	BB	2
	SO	5
	LOB	12

WP: 1 PB: 0 SB: 2 CS: 1 PA: 37

PITCHER		IP	WLS	BF	H	R	ER	SO	BB	IBB	HBP	BLK	WP	HR	S	P	ERA	WHIP
John Fulgham, R ERA: 3.16	(1, 1)	8.0		30	6	0	0	4	2	0	0	0	0	0	36	44	0.00	1.000
Jim Kaat, L ERA: 5.29	(9, 1)	1.0	L	6	3	2	2	1	0	0	0	1	1	0	8	8	18.00	3.000

PITCHER	IP	WLS	BF	H	R	ER	SO	BB	IBB	HBP	BLK	WP	HR	S	P	ERA	WHIP

Batter	1	2	3	4	5	6	7	8	9	AB	R	H	RBI	BB	SO	LOB
Garry Templeton, S (1, 6) OBP: 0.363, SLG: 0.420	F7			F8		L3		BB, IBB		3	0	0	0	1	0	0
Tom Herr, S (1, 4) OBP: 0.241, SLG: 0.259	F8			3-1		P6		P4		4	0	0	0	0	0	2
Keith Hernandez, L (1, 3) OBP: 0.403, SLG: 0.469	K			1B		3-1		1-2 BB		3	0	1	0	1	1	0
Ted Simmons, S (1, 2) OBP: 0.415, SLG: 0.500		G6-4-3 1B		4-3			F9	F7		4	0	1	0	0	0	4
George Hendrick, R (1, 9) OBP: 0.377, SLG: 0.557		P3			FC6-4 1B		F8		F7	4	0	1	0	0	0	1
Ken Reitz, R (1, 5) OBP: 0.404, SLG: 0.485		G6-4-3 1-2f			K		1B		F8	4	0	1	0	0	1	2
Bobby Bonds, R (1, 7) OBP: 0.297, SLG: 0.350			K		FC6-4 FC5 S 1-2f		K		K	4	0	0	0	0	3	2
Tony Scott, S (1, 8) OBP: 0.279, SLG: 0.261			F7		1-2 IBB			E3 SH1-4		2	0	0	0	1	0	0
John Fulgham, R (1, 1) Bernie Carbo, L (8, PH) OBP: 0.273, SLG: 0.200 Jim Kaat, L (9, 1)			L8		FC5 2-3f			SH1-4 2-3		2 0 0	0 0 0	0 0 0	0 0 0	0 0 0	0 0 0	2 0 0
Inning Stats	R: 0 H: 0 E: 0 LOB: 0 K: 1 BB: 0 S: 5 P: 5	R: 0 H: 1 E: 0 LOB: 0 K: 0 BB: 0 S: 3 P: 3	R: 0 H: 0 E: 0 LOB: 0 K: 1 BB: 0 S: 5 P: 5	R: 0 H: 1 E: 0 LOB: 1 K: 0 BB: 0 S: 4 P: 4	R: 0 H: 1 E: 0 LOB: 2 K: 1 BB: 1 S: 6 P: 10	R: 0 H: 0 E: 0 LOB: 0 K: 0 BB: 0 S: 3 P: 3	R: 0 H: 1 E: 0 LOB: 1 K: 1 BB: 0 S: 6 P: 6	R: 0 H: 0 E: 1 LOB: 3 K: 0 BB: 2 S: 4 P: 12	R: 0 H: 0 E: 0 LOB: 0 K: 1 BB: 0 S: 5 P: 5	1B: 4 SF: 0 2B: 0 SAC: 1 3B: 0 DP: 1 HR: 0 HBP: 0							

PITCHER		IP	WLS	BF	H	R	ER	SO	BB	IBB	HBP	BLK	WP	HR	S	P	ERA	WHIP
Rick Wise, R ERA: 3.73	(1, 1)	7.0		26	4	0	0	4	0	1	0	0	0	0	33	37	0.00	0.571
Bob Shirley, L ERA: 1.33	(8, 1)	2.0	W	8	0	0	0	1	1	1	0	0	0	0	8	16	0.00	0.500

PITCHER	IP	WLS	BF	H	R	ER	SO	BB	IBB	HBP	BLK	WP	HR	S	P	ERA	WHIP

BOTTOM

San Diego Padres @ St. Louis Cardinals

Busch Stadium, St. Louis, MO

Fri May 23 1980, 7:05 PM CDT

Att. 7,245 - Unknown

livebaseballscorecards.com

AB	30
R	0
H	4
RBI	0
BB	3
SO	5
LOB	13

1B: 4 SF: 0
2B: 0 SAC: 1
3B: 0 DP: 1
HR: 0 HBP: 0

WP: 0 PA: 34
PB: 0
SB: 1
CS: 0

Batter	1	2	3	4	5	6	7	8	9	AB	R	H	RBI	BB	SO	LOB
Ozzie Smith, S (1, 6) OBP: 0.306, SLG: 0.248	G3		6-3	F9			1B 2B BB	6-3		4	1	0	0	1	0	1
Jerry Mumphrey, S (1, 8) OBP: 0.328, SLG: 0.317	2B		BB 1B BB 1B 2-H		4-3		S 2B 1B 1-3	4-3		5	2	3	1	0	0	0
Gene Richards, L (1, 7) OBP: 0.351, SLG: 0.385	F8		BB BB BB 1B 1-2		G6-4-3 1B		F8 1B 1-2	BB 1B		5	1	3	0	0	0	3
Dave Winfield, R (1, 9) OBP: 0.399, SLG: 0.450	K		BB BB BB 1-2 2-3		G6-4-3 1-2f		HR 2B 2-H 3-H	BB 1-2		3	1	1	2	2	1	2
Willie Montanez, L (1, 3) OBP: 0.288, SLG: 0.321		K	BB BB 1-2 2-3 3-H			SH5-4 1B HBP	HR IBB	G3		2	1	0	1	2	1	2
Gene Tenace, R (1, 2) OBP: 0.349, SLG: 0.382		K	FC4-6 BB 1-2 2-3 3-H			SH5-4 1B 1-2	HR 1-H 2-H		5-3	4	1	2	4	1	1	0
Aurelio Rodriguez, R (1, 5) OBP: 0.289, SLG: 0.411		6-3	FC4-6 1-2f			SH5-4 2B 1-2 2-3			K	4	0	1	0	0	1	3
Dave Cash, R (1, 4) OBP: 0.264, SLG: 0.240			BB SH3 BB 1B	G3		6-3	L3		G3	4	1	0	0	1	0	3
Eric Rasmussen, R (1, 1) OBP: 0.125, SLG: 0.250			SH3 1-2	F9		F8	1-3			0	0	0	0	0	0	0
Paul Dade, R (4, PH) OBP: 0.300, SLG: 0.192										1	0	0	0	0	0	0
John D'Acquisto, R (4, 1)										0	0	0	0	0	0	0
Bill Fahey, L (6, PH) OBP: 0.275, SLG: 0.303										1	0	0	0	0	0	2
Dennis Kinney, L (6, 1)										1	0	0	0	0	0	1

TOP

San Diego Padres @ St. Louis Cardinals

Busch Stadium, St. Louis, MO

Sat May 24 1980, 7:05 PM CDT

Att. 14,990 - Unknown

livebaseballscorecards.com

AB	34
R	8
H	10
RBI	8
BB	7
SO	4
LOB	17

Inning Stats	1	2	3	4	5	6	7	8	9	1B: 6 SF: 0	WP: 0 PA: 44
R:	0	0	3	0	0	0	5	0	0	2B: 3 SAC: 2	PB: 0
E:	0	0	0	0	0	0	0	0	0	3B: 0 DP: 1	SB: 1
K:	1	2	0	0	0	0	0	0	1	HR: 1 HBP: 1	CS: 0
S:	6	7	5	3	3	4	7	4	5		
H:	1	0	2	0	1	1	4	1	0		
LOB:	1	0	3	0	0	2	1	2	0		
BB:	0	0	4	0	0	0	2	1	0		
P:	6	7	21	3	3	5	15	8	5		

PITCHER		IP	WLS	BF	H	R	ER	SO	BB	IBB	HBP	BLK	WP	HR	S	P	ERA	WHIP
Silvio Martinez, R ERA: 3.63	(1, 1)	2.2		15	3	3	3	3	4	0	0	0	0	0	17	33	10.12	2.625
Donnie Moore, R ERA: 6.23	(3, 1)	3.2	L	16	4	3	3	0	1	0	1	0	0	0	14	19	7.36	1.364
Pedro Borbon, R ERA: 2.89	(7, 1)	1.2		10	3	2	2	0	1	1	0	0	0	1	8	16	10.80	2.400
Roy Thomas, R ERA: 5.08	(9, 1)	1.0		3	0	0	0	1	0	0	0	0	0	0	5	5	0.00	0.000

PITCHER		IP	WLS	BF	H	R	ER	SO	BB	IBB	HBP	BLK	WP	HR	S	P	ERA	WHIP

BOTTOM

San Diego Padres @ St. Louis Cardinals

Busch Stadium, St. Louis, MO

Sat May 24 1980, 7:05 PM CDT

Att. 14,990 - Unknown

livebaseballscorecards.com

Batter	1	2	3	4	5	6	7	8	9	AB	R	H	RBI	BB	SO	LOB
Garry Templeton, S (1, 6) OBP: 0.358, SLG: 0.413	K	1-2 1B		K		F9		F8		5	0	1	0	0	2	2
Tony Scott, S (1, 8) OBP: 0.270, SLG: 0.252	G3	F8		K		K			1-3	5	0	0	0	0	2	3
Dane Iorg, L (1, 7) OBP: 0.393, SLG: 0.490	2B		K	1B 1B		FC4-6 1-2f			4-3	5	0	2	0	0	1	1
Keith Hernandez, L (1, 3) OBP: 0.409, SLG: 0.469	BB		2B 1B	1-2 1B			G3		F9	4	1	2	0	1	0	0
Terry Kennedy, L (1, 2) OBP: 0.342, SLG: 0.441	K		1-H 1B 2B	K			F8			4	1	1	1	0	2	4
George Hendrick, R (1, 9) OBP: 0.368, SLG: 0.542		F8	K		6-3		P6			4	0	0	0	0	1	1
Ken Reitz, R (1, 5) OBP: 0.407, SLG: 0.485		FC3-6 1B	2-H 3B 1B		6-3			6-3		4	1	2	1	0	0	0
Tom Herr, S (1, 4) OBP: 0.242, SLG: 0.293		FC3-6 E 1-2f 1B	1-H 3B		4-3			P6		4	1	1	1	0	0	1
Silvio Martinez, R (1, 1) OBP: 0.182, SLG: 0.100		1B 1-H 1B	G3			FC4-6 1B		2B		1	0	1	1	0	0	0
Donnie Moore, L (3, 1) OBP: 0.750, SLG: 1.000										2	0	1	0	0	0	1
Pedro Borbon, R (7, 1) OBP: 0.250, SLG: 0.250										0	0	0	0	0	0	0
Mike Ramsey, S (8, PH) OBP: 0.600, SLG: 0.800										1	0	1	0	0	0	0
Roy Thomas, R (9, 1) OBP: 0.250, SLG: 0.250										0	0	0	0	0	0	0

	AB	39
	R	4
	H	12
	RBI	4
	BB	1
	SO	8
	LOB	13

Inning Stats	1	2	3	4	5	6	7	8	9
	R: 0 H: 1 E: 0 LOB: 2 K: 2 BB: 1 S: 8 P: 12	R: 1 H: 3 E: 1 LOB: 2 K: 0 BB: 0 S: 6 P: 6	R: 3 H: 4 E: 0 LOB: 1 K: 2 BB: 0 S: 11 P: 11	R: 0 H: 2 E: 0 LOB: 2 K: 3 BB: 0 S: 11 P: 11	R: 0 H: 0 E: 0 LOB: 0 K: 0 BB: 0 S: 3 P: 3	R: 0 H: 1 E: 0 LOB: 1 K: 1 BB: 0 S: 6 P: 6	R: 0 H: 0 E: 0 LOB: 0 K: 0 BB: 0 S: 3 P: 3	R: 0 H: 1 E: 0 LOB: 1 K: 0 BB: 0 S: 4 P: 4	R: 0 H: 0 E: 0 LOB: 0 K: 0 BB: 0 S: 3 P: 3

1B: 8 SF: 0 WP: 0 PA: 40
2B: 3 SAC: 0 PB: 0
3B: 1 DP: 0 SB: 0
HR: 0 HBP: 0 CS: 0

PITCHER	IP	WLS	BF	H	R	ER	SO	BB	IBB	HBP	BLK	WP	HR	S	P	ERA	WHIP
Eric Rasmussen, R (1, 1) ERA: 5.4	3.0		18	8	4	4	4	1	0	0	0	0	0	25	29	12.00	3.000
John D'Acquisto, R (4, 1) ERA: 2.45	2.0		8	2	0	0	3	0	0	0	0	0	0	14	14	0.00	1.000
Dennis Kinney, L (6, 1) ERA: 4.05	4.0	W	14	2	0	0	1	0	0	0	0	0	0	16	16	0.00	0.500

PITCHER	IP	WLS	BF	H	R	ER	SO	BB	IBB	HBP	BLK	WP	HR	S	P	ERA	WHIP

San Diego Padres @ St. Louis Cardinals

Busch Stadium, St. Louis, MO

Sun May 25 1980, 3:33 AM CDT

Att. 14,157 - Unknown

TOP

livebaseballscorecards.com

Batter	1	2	3	4	5	6	7	8	9	AB	R	H	RBI	BB	SO	LOB
Ozzie Smith, S (1, 6) OBP: 0.318, SLG: 0.260	1B		BB		1B	P1-3		1B	6-3	5	1	3	1	1	0	1
Jerry Mumphrey, S (1, 8) Paul Dade, R (8, PR) OBP: 0.300, SLG: 0.192 John D'Acquisto, R (8, 1)	F9	2B	2B		FC4-6		6-3	E3		5	1	2	2	0	0	3
										0	0	0	0	0	0	0
										0	0	0	0	0	0	0
Gene Richards, L (1, 7) OBP: 0.346, SLG: 0.374	F8		K		E4		BB	4-3		4	1	0	0	1	1	5
Dave Winfield, R (1, 9) OBP: 0.405, SLG: 0.456	4-3			BB	E		G6-4-3		F8	5	1	3	1	0	0	1
Willie Montanez, L (1, 3) OBP: 0.291, SLG: 0.324		CS		K	E		G6-4-3		K	5	0	2	1	0	2	3
Gene Tenace, R (1, 2) OBP: 0.348, SLG: 0.374 Bill Fahey, L (8, PH) OBP: 0.282, SLG: 0.309 (8, 2)		K		G6-4-3	E5			F2	BB HR	2	0	0	0	1	1	2
										2	1	1	0	0	0	0
Aurelio Rodriguez, R (1, 5) OBP: 0.288, SLG: 0.403 Von Joshua, L (8, PR) OBP: 0.364, SLG: 0.414 (8, 8)		F7		G6-4-3	F8			5-3	BB HR	4	0	1	0	0	0	4
										0	2	0	0	1	0	0
Dave Cash, R (1, 4) OBP: 0.274, SLG: 0.253			B1-6-4		FC1-5	6-3		5-3	HR	4	1	2	0	1	0	1
Randy Jones, R (1, 1) OBP: 0.087, SLG: 0.045 Steve Mura, R (6, 1) OBP: 0.500, SLG: 1.000 Rollie Fingers, R (7, 1) OBP: 0.250, SLG: 0.500 Jerry Turner, L (8, PH) OBP: 0.364, SLG: 0.362 Barry Evans, R (8, 5) OBP: 0.385, SLG: 0.406			B1-6-4		FC1-5	P1-3		1B IBB	HR	3	1	1	0	0	0	2
										0	0	0	0	0	0	0
										0	0	0	0	0	0	0
										0	1	0	0	1	0	0
										1	1	1	4	0	0	0
Inning Stats	R: 0 E: 0 K: 0 S: 4 H: 1 LOB: 1 BB: 0 P: 4	R: 0 E: 0 K: 1 S: 5 H: 1 LOB: 0 BB: 0 P: 5	R: 1 E: 0 K: 1 S: 6 H: 2 LOB: 1 BB: 1 P: 10	R: 0 E: 0 K: 1 S: 5 H: 1 LOB: 1 BB: 1 P: 9	R: 4 E: 2 K: 0 S: 9 H: 4 LOB: 2 BB: 0 P: 9	R: 0 E: 0 K: 0 S: 3 H: 1 LOB: 0 BB: 0 P: 3	R: 0 E: 0 K: 0 S: 3 H: 1 LOB: 1 BB: 1 P: 7	R: 2 E: 1 K: 0 S: 6 H: 3 LOB: 2 BB: 1 P: 10	R: 4 E: 0 K: 1 S: 7 H: 2 LOB: 0 BB: 2 P: 15	1B: 13 2B: 3 3B: 0 HR: 1 SF: 0 SAC: 0 DP: 4 HBP: 0	WP: 0 PB: 0 SB: 1 CS: 1 PA: 46					

	AB	40
	R	11
	H	16
	RBI	9
	BB	6
	SO	4
	LOB	22

PITCHER		IP	WLS	BF	H	R	ER	SO	BB	IBB	HBP	BLK	WP	HR	S	P	ERA	WHIP
Pete Vuckovich, R ERA: 2.76	(1, 1)	5.0		25	9	5	1	3	2	0	0	0	0	0	29	37	1.80	2.200
Don Hood, L ERA: 2.12	(6, 1)	2.0		7	2	0	0	0	1	0	0	0	0	0	6	10	0.00	1.500
Roy Thomas, R ERA: 5.59	(8, 1)	0.2	L	5	2	2	2	0	0	1	0	0	0	0	4	8	27.00	3.000
Jim Kaat, L ERA: 6.0	(8, 1)	1.0		6	2	2	2	1	1	0	0	0	0	0	7	11	18.00	3.000
Pedro Borbon, R ERA: 3.79	(9, 1)	0.1		3	1	2	2	0	1	0	0	0	0	1	2	6	54.00	6.000

PITCHER	IP	WLS	BF	H	R	ER	SO	BB	IBB	HBP	BLK	WP	HR	S	P	ERA	WHIP

BOTTOM

San Diego Padres @ St. Louis Cardinals

Busch Stadium, St. Louis, MO

Sun May 25 1980, 3:33 AM CDT

Att. 14,157 - Unknown

livebaseballscorecards.com

Batter	1	2	3	4	5	6	7	8	9	AB	R	H	RBI	BB	SO	LOB
Garry Templeton, S (1, 6) OBP: 0.365, SLG: 0.415	B B B B 4-0 1B BB		x 0-0 ① L8		x 0-0 ② 6-3		x 0-0 E S WP 1B		x 0-0 FC4-6 1B	4	1	2	0	1	0	0
Tom Herr, S (1, 4) OBP: 0.231, SLG: 0.279 Don Hood, L (6, 1) OBP: 0.143, SLG: 0.143 Bernie Carbo, L (7, PH) OBP: 0.250, SLG: 0.182 Roy Thomas, R (8, 1) OBP: 0.250, SLG: 0.250 Jim Kaat, L (8, 1) Pedro Borbon, R (9, 1) OBP: 0.250, SLG: 0.250 Bobby Bonds, R (9, PH) OBP: 0.295, SLG: 0.347	S S S 0-3 ① K		x 0-0 ② 6-3		x 0-0 ③ G3		x 0-0 ② F7 1-H		x 0-0 ① F9	3 0 1 0 0 0 0 1	0 0 0 0 0 0 0 0	0 0 0 0 0 0 0 1	0 0 0 0 0 0 0 0	0 0 1 0 0 0 0 1	1 0 0 0 0 0 0 1	1 0 0 0 0 0 0 0
Keith Hernandez, L (1, 3) OBP: 0.420, SLG: 0.497	x 0-0 G6-4-3 1-3 1B		x 0-0 HR			x 0-0 HR 1B	B B B B 4-0 1B BB		x 0-0 ② FC4-6 1-2f	4	2	3	1	1	0	1
Ted Simmons, S (1, 7) OBP: 0.422, SLG: 0.539 (7, 2)	x 0-0 ② ③ G6-4-3 1-2f		x 0-0 2B			x 0-0 1-H HR	x 0-0 1-2 1B		x 0-0 ③ F8	5	1	3	2	0	0	3
George Hendrick, R (1, 9) OBP: 0.358, SLG: 0.527		x 0-0 ① 6-3	x 0-0 ③ 5-3			x 0-0 ① 1-3	x 0-0 ③ F8			4	0	0	0	0	0	3
Ken Reitz, R (1, 5) OBP: 0.409, SLG: 0.493		x 0-0 1-3 2B 1B		x 0-0 ① 5-3		x 0-0 2B		x 0-0 ① P6		4	1	2	0	0	0	0
Steve Swisher, R (1, 2) Dane Iorg, L (6, PH) OBP: 0.397, SLG: 0.491 (7, 7)		x 0-0 ② 1-3 1-2		x 0-0 ② 6-3		S S S 0-3 ② K		x 0-0 1B		2 2	0 0	0 1	0 0	0 0	0 1	1 1
Tony Scott, S (1, 8) OBP: 0.269, SLG: 0.259		x 0-0 2-H 2B		x 0-0 ③ 5-3		x 0-0 ③ F7		S S S 0-3 ② K		4	0	1	1	0	1	2
Pete Vuckovich, R (1, 1) OBP: 0.130, SLG: 0.136 Mike Ramsey, S (5, PH) OBP: 0.429, SLG: 0.571 (6, 4) Terry Kennedy, L (8, PH) OBP: 0.333, SLG: 0.429 Mike Phillips, L (9, 4)		x 0-0 ③ 4-3			x 0-0 ① 6-3		x 0-0 ① F8	x 0-0 ③ F7		1 2 1 0	0 0 0 0	0 0 0 0	0 0 0 0	0 0 0 0	0 0 0 0	1 0 1 0
Inning Stats	R: 0 H: 1 E: 0 LOB: 1 K: 1 BB: 1 S: 5 P: 9	R: 1 H: 2 E: 0 LOB: 1 K: 0 BB: 0 S: 5 P: 5	R: 1 H: 2 E: 0 LOB: 1 K: 0 BB: 0 S: 5 P: 5	R: 0 H: 0 E: 0 LOB: 0 K: 0 BB: 0 S: 3 P: 3	R: 0 H: 0 E: 0 LOB: 0 K: 0 BB: 0 S: 3 P: 3	R: 2 H: 3 E: 0 LOB: 1 K: 1 BB: 0 S: 8 P: 8	R: 1 H: 2 E: 0 LOB: 2 K: 0 BB: 1 S: 5 P: 9	R: 0 H: 1 E: 0 LOB: 1 K: 1 BB: 0 S: 6 P: 6	R: 0 H: 1 E: 0 LOB: 1 K: 0 BB: 0 S: 4 P: 4	1B: 7 SF: 0 2B: 3 SAC: 0 3B: 0 DP: 1 HR: 2 HBP: 0						WP: 1 PA: 40 PB: 0 SB: 1 CS: 0	

	AB	38
	R	5
	H	12
	RBI	4
	BB	2
	SO	3
	LOB	15

PITCHER		IP	WLS	BF	H	R	ER	SO	BB	IBB	HBP	BLK	WP	HR	S	P	ERA	WHIP
Randy Jones, L ERA: 2.31	(1, 1)	5.1		24	8	4	4	1	1	0	0	0	0	2	25	29	6.75	1.688
Steve Mura, R ERA: 5.32	(6, 1)	1.1		6	1	1	1	1	1	0	0	0	1	0	7	11	6.75	1.500
Rollie Fingers, R ERA: 2.74	(7, 1)	0.1	W	2	1	0	0	0	0	0	0	0	0	0	2	2	0.00	3.000
John D'Acquisto, R ERA: 2.21	(8, 1)	2.0	S	8	2	0	0	1	0	0	0	0	0	0	10	10	0.00	1.000

PITCHER		IP	WLS	BF	H	R	ER	SO	BB	IBB	HBP	BLK	WP	HR	S	P	ERA	WHIP

Batter	1	2	3	4	5	6	7	8	9	AB	R	H	RBI	BB	SO	LOB
Ozzie Smith, S (1, 6) OBP: 0.328, SLG: 0.268	BBBB 4-0 G6-4-3 BB		x 0-0 ① SH1-3 1-3		SSS 0-3 ② K		x 0-0 S 1B		x 0-0 WP 1-2 1B	3	0	2	0	1	1	0
Dave Cash, R (1, 4) OBP: 0.277, SLG: 0.253	x 0-0 ①② G6-4-3 1-2f		x 0-0 G4-3 3-H 1B		BBBB 4-0 1B BB		x 0-0 ③ G3 1-2		x 0-0 ③ 6-3 1-2 2-3	4	0	1	1	1	0	4
Gene Richards, L (1, 7) (8, 9) OBP: 0.350, SLG: 0.373	BBBB 4-0 BB		x 0-0 ②③ G4-3 1-2f		x 0-0 1-2 1B			SSS 0-3 ① K		3	0	1	0	1	1	1
Dave Winfield, R (1, 8) OBP: 0.407, SLG: 0.449	x 0-0 ③ F5			BBBB 4-0 FC1-4 1B BB	SSS 0-3 ③ K			BBBB 4-0 BB		2	0	0	0	2	1	3
Willie Montanez, L (1, 3) OBP: 0.297, SLG: 0.329		x 0-0 WP 1B		x 0-0 FC1-4 1-2 1B		SSS 0-3 ① K		SSS 0-3 ② K		4	0	2	0	0	2	1
Jerry Turner, L (1, 9) OBP: 0.345, SLG: 0.340 Kurt Bevacqua, R (8, PH) OBP: 0.429, SLG: 0.577 (8, 7)		x 0-0 ① F7 1-2		SSS 0-3 ① K		x 0-0 ② F9		x 0-0 ③ F7		3 1	0 0	0 0	0 0	0 0	1 0	3 1
Bill Fahey, L (1, 2) OBP: 0.270, SLG: 0.296 Barry Evans, R (7, 5) OBP: 0.375, SLG: 0.394		SSS 0-3 ② K		x 0-0 ② FC1-4 FC3-6 1-2f 2-3		x 0-0 ③ F8			x 0-0 ① F7	3 1	0 0	0 0	0 0	0 0	1 0	3 0
Aurelio Rodriguez, R (1, 5) OBP: 0.280, SLG: 0.392 Gene Tenace, R (7, PH) OBP: 0.351, SLG: 0.370 (7, 2)		SSS 0-3 ③ K2-3		x 0-0 ③ FC3-6 1-2f			x 0-0 ① F2		BBBB 4-0 WP 1B BB	2 1	0 0	0 0	0 0	0 1	1 0	3 0
John Curtis, L (1, 1) OBP: 0.158, SLG: 0.059 Jerry Mumphrey, S (7, PH) OBP: 0.328, SLG: 0.325 Eric Rasmussen, R (7, 1) OBP: 0.125, SLG: 0.250 Bob Shirley, R (8, 1) Paul Dade, R (9, PH) OBP: 0.290, SLG: 0.185			BBBB 4-0 SH1-3 PB 1B BB		x 0-0 ① 5-3		SSS 0-3 ② K		SSS 0-3 ② K	1 1 0 0 1	1 0 0 0 0	0 0 0 0 0	0 0 0 0 0	1 0 0 0 0	0 1 0 0 1	0 0 0 0 1
Inning Stats	R: 0 E: 0 K: 0 S: 2 H: 0 LOB: 1 BB: 2 P: 10	R: 0 E: 0 K: 2 S: 8 H: 1 LOB: 1 BB: 0 P: 8	R: 1 E: 0 K: 0 S: 3 H: 1 LOB: 0 BB: 1 P: 7	R: 0 E: 0 K: 1 S: 6 H: 1 LOB: 2 BB: 1 P: 10	R: 0 E: 0 K: 2 S: 8 H: 1 LOB: 2 BB: 1 P: 12	R: 0 E: 0 K: 1 S: 5 H: 0 LOB: 0 BB: 0 P: 5	R: 0 E: 0 K: 1 S: 6 H: 1 LOB: 1 BB: 0 P: 6	R: 0 E: 0 K: 2 S: 7 H: 0 LOB: 1 BB: 1 P: 11	R: 0 E: 0 K: 1 S: 6 H: 1 LOB: 2 BB: 1 P: 10	1B: 6 2B: 0 3B: 0 HR: 0	SF: 0 SAC: 1 DP: 2 HBP: 0			WP: 2 PB: 1 SB: 1 CS: 0	PA: 38	

PITCHER		IP	WLS	BF	H	R	ER	SO	BB	IBB	HBP	BLK	WP	HR	S	P	ERA	WHIP
J.R. Richard, R ERA: 2.09	(1, 1)	7.0	W	29	5	1	0	7	5	0	0	0	1	0	38	58	0.00	1.429
Joe Sambito, L ERA: 2.18	(8, 1)	2.0	S	9	1	0	0	3	2	0	0	0	1	0	13	21	0.00	1.500

PITCHER	IP	WLS	BF	H	R	ER	SO	BB	IBB	HBP	BLK	WP	HR	S	P	ERA	WHIP

TOP

San Diego Padres @ Houston Astros

Astrodome, Houston, TX

Mon May 26 1980, 8:05 PM EDT

Att. 18,242 - Unknown

livebaseballscorecards.com

AB	30
R	1
H	6
RBI	1
BB	7
SO	10
LOB	20

Batter	1	2	3	4	5	6	7	8	9	AB	R	H	RBI	BB	SO	LOB
Rafael Landestoy, S (1, 4) OBP: 0.258, SLG: 0.317	1-3		6-3		FC6 FC3-2 1-2 2-3		6-3			4	0	0	0	0	0	3
Craig Reynolds, L (1, 6) OBP: 0.227, SLG: 0.319	F9		1B		FC3-2 FC4-6 1-2 2-3 3-Hf			E9 1B 2B		4	1	2	0	0	0	3
Terry Puhl, L (1, 8) OBP: 0.380, SLG: 0.504	F9		1-3		FC4-6 1-2f			F5		4	0	0	0	0	0	4
Jose Cruz, L (1, 7) OBP: 0.390, SLG: 0.406		S 1B 1B		F5		F9		BB 1B 3-H 1B		4	1	2	1	0	0	0
Enos Cabell, R (1, 5) OBP: 0.346, SLG: 0.386		S 1-H 2B 1B		G3		F8		BB 1-2 1B		4	1	2	1	0	0	0
Jeffrey Leonard, R (1, 9) OBP: 0.301, SLG: 0.301		1-H 1B 2B		L6		B B B B 4-0 FC6-4 BB		B B B B 4-0 1-2 2-3 BB		2	1	1	1	2	0	0
Art Howe, R (1, 3) OBP: 0.296, SLG: 0.302		2-H 1B			SH FC3-2 2B	FC6-4 1-2f		F6		4	0	2	1	0	0	4
Luis Pujols, R (1, 2) OBP: 0.235, SLG: 0.238		4-3			B B B B 4-0 FC6 SH BB		F3	F8		3	0	0	0	1	0	3
J.R. Richard, R (1, 1) OBP: 0.091, SLG: 0.227 Dave Bergman, L (7, PH) OBP: 0.190, SLG: 0.105 Joe Sambito, L (8, 1)		4-3			SH FC3-2 FC6 1-2 2-3		4-3			1 1 0	0 0 0	0 0 0	0 0 0	0 0 0	0 0 0	0 0 0
Inning Stats	R: 0 E: 0 K: 0 S: 3 H: 0 LOB: 0 BB: 0 P: 3	R: 3 E: 0 K: 0 S: 6 H: 4 LOB: 0 BB: 0 P: 6	R: 0 E: 0 K: 0 S: 3 H: 1 LOB: 0 BB: 0 P: 3	R: 0 E: 0 K: 0 S: 3 H: 0 LOB: 0 BB: 0 P: 3	R: 0 E: 0 K: 0 S: 5 H: 1 LOB: 3 BB: 1 P: 9	R: 0 E: 0 K: 0 S: 3 H: 0 LOB: 1 BB: 1 P: 7	R: 0 E: 0 K: 0 S: 3 H: 0 LOB: 0 BB: 0 P: 3	R: 1 E: 1 K: 0 S: 6 H: 3 LOB: 3 BB: 1 P: 10		1B: 6 2B: 3 3B: 0 HR: 0 SF: 0 SAC: 1 DP: 0 HBP: 0					WP: 0 PB: 0 SB: 2 CS: 0 PA: 35	

PITCHER		IP	WLS	BF	H	R	ER	SO	BB	IBB	HBP	BLK	WP	HR	S	P	ERA	WHIP
John Curtis, L ERA: 3.43	(1, 1)	6.0	L	25	6	3	3	0	2	0	0	0	0	0	23	31	4.50	1.333
Eric Rasmussen, R ERA: 5.26	(7, 1)	1.0		3	0	0	0	0	0	0	0	0	0	0	3	3	0.00	0.000
Bob Shirley, L ERA: 1.61	(8, 1)	1.0		7	3	1	1	0	1	0	0	0	0	0	6	10	9.00	4.000

PITCHER	IP	WLS	BF	H	R	ER	SO	BB	IBB	HBP	BLK	WP	HR	S	P	ERA	WHIP

San Diego Padres @ Houston Astros

Astrodome, Houston, TX

Mon May 26 1980, 8:05 PM EDT

Att. 18,242 - Unknown

BOTTOM

livebaseballscorecards.com

AB	31
R	4
H	9
RBI	4
BB	3
SO	0
LOB	17

San Diego Padres @ Houston Astros

Astrodome, Houston, TX

Tue May 27 1980, 8:05 PM EDT

Att. 18,246 - Unknown

TOP

Batter	1	2	3	4	5	6	7	8	9	AB	R	H	RBI	BB	SO	LOB
Ozzie Smith, S (1, 6) OBP: 0.330, SLG: 0.272	0-0 FC6-5 S 1B		0-0 6-3 ② 2-3		0-0 FC4-6 1-2 1B	0-3 K ③			0-0 1-3 ①	5	0	2	0	0	1	2
Jerry Mumphrey, S (1, 8) OBP: 0.324, SLG: 0.321	0-3 K ① 1-2		0-0 4-3 ③		0-0 FC4-6 ② BB BB BB 1-2f 2-3		0-0 FC1-6 1B		0-3 K ②	5	1	1	0	0	2	4
Gene Richards, L (1, 7) OBP: 0.351, SLG: 0.370	0-0 FC6-5 ② FC6-4 2-3			0-0 1B 2B 1B	4-0 BB BB 1-2 BB		0-0 FC1-6 ① 1B 1-2f 2-1		0-0 4-3 ③	4	1	1	0	1	0	2
Dave Winfield, R (1, 9) OBP: 0.415, SLG: 0.454	0-0 FC6-4 ③ 1-2f			0-0 1-2 2B 1B	4-0 FC5 BB 1-2 2-3 3-H BB		0-0 1-3 1B			3	0	2	1	1	0	1
Willie Montanez, L (1, 3) OBP: 0.302, SLG: 0.336		0-0 F8 ①		0-0 ① 1-H 2-H 2B	4-0 1-2 2-3 3-H BB		0-0 F9 ②			3	0	1	2	1	0	2
Bill Fahey, L (1, 2) OBP: 0.263, SLG: 0.288		0-0 G3 ②		0-0 F9 ②						2	0	0	0	0	0	1
Gene Tenace, R (5, PH) OBP: 0.353, SLG: 0.366 (5, 2)					0-0 FC5 ③ 2-3f		0-0 2-1 ③ 3-H	4-0 BB		1	0	0	0	1	0	3
Dave Cash, R (1, 4) OBP: 0.271, SLG: 0.247		0-0 5-3 ③		0-0 F9 ③		0-0 4-3 ①		0-3 K ①		4	0	0	0	0	1	2
Barry Evans, R (1, 5) OBP: 0.395, SLG: 0.472			0-0 6-3 S 1B		0-3 K ①	0-0 CS 3B				3	0	2	0	0	1	0
Von Joshua, L (8, PH) OBP: 0.353, SLG: 0.400								0-0 F9 ②		1	0	0	0	0	0	1
Rollie Fingers, R (8, 1) OBP: 0.250, SLG: 0.500										0	0	0	0	0	0	0
Gary Lucas, L (1, 1) OBP: 0.267, SLG: 0.214			0-3 K ① 1-2		0-0 FC4-6 1B BB 1B	4-0 ② 3-H BB				2	1	1	0	1	1	1
John D'Acquisto, R (6, 1)										0	0	0	0	0	0	0
Aurelio Rodriguez, R (8, PH) OBP: 0.277, SLG: 0.388 (8, 5)								0-0 G3 ③		1	0	0	0	0	0	1

livebaseballscorecards.com

AB	34
R	3
H	10
RBI	3
BB	5
SO	6
LOB	20

Inning Stats	1	2	3	4	5	6	7	8	9
R	0	0	0	1	2	0	0	0	0
E	0	0	0	0	0	0	0	0	0
K	1	0	1	0	1	1	0	1	1
S	6	3	6	5	7	5	4	5	5
H	1	0	1	3	2	1	2	0	0
LOB	1	0	1	1	3	1	2	1	0
BB	0	0	0	0	3	1	0	1	0
P	6	3	6	5	19	9	4	9	5

1B: 8, 2B: 1, 3B: 1, HR: 0, SF: 0, SAC: 0, DP: 0, HBP: 0

WP: 0, PB: 0, SB: 2, CS: 1, PA: 39

PITCHER		IP	WLS	BF	H	R	ER	SO	BB	IBB	HBP	BLK	WP	HR	S	P	ERA	WHIP
Joe Niekro, R (ERA: 3.55)	(1, 1)	4.2		23	7	3	3	3	3	0	0	0	0	0	26	38	5.79	2.143
Randy Niemann, L (ERA: 5.14)	(5, 1)	2.0		9	3	0	0	1	1	0	0	0	0	0	10	14	0.00	2.000
Dave Smith, R (ERA: 1.86)	(7, 1)	0.1		1	0	0	0	0	0	0	0	0	0	0	0	0	0.00	0.000
Frank LaCorte, R (ERA: 0.4)	(8, 1)	2.0	W	7	0	0	0	2	1	0	0	0	0	0	10	14	0.00	0.500

PITCHER	IP	WLS	BF	H	R	ER	SO	BB	IBB	HBP	BLK	WP	HR	S	P	ERA	WHIP

Batter	1	2	3	4	5	6	7	8	9	AB	R	H	RBI	BB	SO	LOB
Rafael Landestoy, S (1, 4) OBP: 0.243, SLG: 0.299	6-3		F7		6-3			6-3		4	0	0	0	0	0	1
Craig Reynolds, L (1, 6) OBP: 0.234, SLG: 0.319	F3			BB 3B 1B		1-3		BBBB S 1B BB		3	2	1	0	1	0	0
Terry Puhl, L (1, 8) OBP: 0.376, SLG: 0.492	F8			BBBB 1-2 3B BB		L4		F6 1-2		3	1	0	0	1	0	1
Jose Cruz, L (1, 7) OBP: 0.393, SLG: 0.408		F3		SSS K		3B 1B		2-H S 1B		4	1	2	1	0	1	2
Enos Cabell, R (1, 5) OBP: 0.344, SLG: 0.396		F7		F3		1-H 3B		4-3 1-2		4	0	1	1	0	0	3
Jeffrey Leonard, R (1, 9) OBP: 0.302, SLG: 0.323		F4		1-H 2-H 3B		4-3				3	0	1	2	0	0	1
Art Howe, R (1, 3) OBP: 0.297, SLG: 0.318			6-3 2B	F8			F4			3	0	1	0	0	0	1
Luis Pujols, R (1, 2) OBP: 0.225, SLG: 0.227			6-3 2-3		6-3		G3			3	0	0	0	0	0	1
Joe Niekro, R (1, 1) OBP: 0.280, SLG: 0.333			SSS K		G3		F7			1	0	0	0	0	1	1
Randy Niemann, L (5, 1)										1	0	0	0	0	0	0
Dave Smith, R (7, 1)										0	0	0	0	0	0	0
Dave Bergman, L (7, PH) OBP: 0.182, SLG: 0.100										1	0	0	0	0	0	0
Frank LaCorte, R (8, 1) OBP: 0.333, SLG: 0.333										0	0	0	0	0	0	0
Inning Stats	R: 0 E: 0 K: 0 S: 3 H: 0 LOB: 0 BB: 0 P: 3	R: 0 E: 0 K: 0 S: 3 H: 0 LOB: 0 BB: 0 P: 3	R: 0 E: 0 K: 1 S: 6 H: 1 LOB: 1 BB: 0 P: 6	R: 2 E: 0 K: 1 S: 7 H: 2 LOB: 1 BB: 1 P: 11	R: 0 E: 0 K: 0 S: 3 H: 0 LOB: 0 BB: 0 P: 3	R: 1 E: 0 K: 0 S: 5 H: 2 LOB: 1 BB: 0 P: 5	R: 0 E: 0 K: 0 S: 3 H: 0 LOB: 0 BB: 0 P: 3	R: 1 E: 0 K: 0 S: 4 H: 1 LOB: 1 BB: 1 P: 8		1B: 3 2B: 1 3B: 2 HR: 0 SF: 0 SAC: 0 DP: 0 HBP: 0						

PITCHER		IP	WLS	BF	H	R	ER	SO	BB	IBB	HBP	BLK	WP	HR	S	P	ERA	WHIP
Gary Lucas, L ERA: 3.4	(1, 1)	5.2		23	5	3	3	2	1	0	0	0	0	0	26	30	4.76	1.059
John D'Acquisto, R ERA: 2.08	(6, 1)	1.1		4	0	0	0	0	0	0	0	0	0	0	4	4	0.00	0.000
Rollie Fingers, R ERA: 3.0	(8, 1)	1.0	L	5	1	1	1	0	1	0	0	0	0	0	4	8	9.00	2.000

PITCHER	IP	WLS	BF	H	R	ER	SO	BB	IBB	HBP	BLK	WP	HR	S	P	ERA	WHIP

BOTTOM

San Diego Padres @ Houston Astros

Astrodome, Houston, TX

Tue May 27 1980, 8:05 PM EDT

Att. 18,246 - Unknown

livebaseballscorecards.com

AB	30
R	4
H	6
RBI	4
BB	2
SO	2
LOB	11

WP: 0	PA: 32
PB: 0	
SB: 2	
CS: 0	

Batter	1	2	3	4	5	6	7	8	9	AB	R	H	RBI	BB	SO	LOB
Ozzie Smith, S (1, 6) OBP: 0.328, SLG: 0.272	5-3		K			F9		S 1B		4	0	1	0	0	1	1
Jerry Mumphrey, S (1, 8) OBP: 0.315, SLG: 0.311	4-3		1-3			F7		F7 1-2		4	0	0	0	0	0	2
Gene Richards, L (1, 7) OBP: 0.355, SLG: 0.365	BB		4-3			6-3		BB		2	0	0	0	2	0	1
Bob Shirley, R (8, 1)										0	0	0	0	0	0	0
Dave Winfield, R (1, 9) OBP: 0.417, SLG: 0.448	BB 1-2			F2			E 4-3 BB	K		2	0	0	0	2	1	2
Willie Montanez, L (1, 3) OBP: 0.294, SLG: 0.327	K			F8			4-3 1-2		F8	4	0	0	0	0	1	3
Gene Tenace, R (1, 2) OBP: 0.350, SLG: 0.354		F6		K			K		BB	3	0	0	0	1	2	1
Dave Cash, R (1, 4) OBP: 0.268, SLG: 0.244		F7			L8		E3 2-3		F8	2	0	0	0	0	0	0
Jerry Turner, L (7, PH) OBP: 0.339, SLG: 0.333										1	0	0	0	0	0	1
Barry Evans, R (7, 4) OBP: 0.386, SLG: 0.459										1	0	0	0	0	0	1
Aurelio Rodriguez, R (1, 5) OBP: 0.271, SLG: 0.378		5-3			5-3		K		F7	2	0	0	0	0	0	0
Von Joshua, L (7, PH) OBP: 0.343, SLG: 0.387										1	0	0	0	0	1	2
Paul Dade, R (7, 5) OBP: 0.290, SLG: 0.185										0	0	0	0	0	0	0
Bill Fahey, L (9, PH) OBP: 0.260, SLG: 0.284										1	0	0	0	0	0	1
Rick Wise, R (1, 1) OBP: 0.143, SLG: 0.200					K			2-3		2	0	1	0	0	1	0
Kurt Bevacqua, R (8, PH) OBP: 0.414, SLG: 0.556			2B							1	0	0	0	0	0	0
(8, 7)																
Inning Stats	R: 0 E: 0 K: 1 S: 5 H: 0 LOB: 2 BB: 2 P: 13	R: 0 E: 0 K: 0 S: 3 H: 0 LOB: 0 BB: 0 P: 3	R: 0 E: 0 K: 1 S: 6 H: 1 LOB: 1 BB: 0 P: 6	R: 0 E: 0 K: 1 S: 5 H: 0 LOB: 0 BB: 0 P: 5	R: 0 E: 0 K: 1 S: 5 H: 0 LOB: 0 BB: 0 P: 5	R: 0 E: 0 K: 0 S: 3 H: 0 LOB: 0 BB: 0 P: 3	R: 0 E: 1 K: 2 S: 8 H: 0 LOB: 2 BB: 1 P: 12	R: 0 E: 0 K: 1 S: 6 H: 1 LOB: 2 BB: 1 P: 10	R: 0 E: 0 K: 0 S: 3 H: 0 LOB: 1 BB: 1 P: 7	1B: 1 2B: 1 3B: 0 HR: 0 SF: 0 SAC: 0 DP: 0 HBP: 0							

PITCHER	IP	WLS	BF	H	R	ER	SO	BB	IBB	HBP	BLK	WP	HR	S	P	ERA	WHIP
Nolan Ryan, R (1, 1) ERA: 2.87	9.0	W	35	2	0	0	7	5	0	0	0	0	0	44	64	0.00	0.778

PITCHER	IP	WLS	BF	H	R	ER	SO	BB	IBB	HBP	BLK	WP	HR	S	P	ERA	WHIP

TOP

San Diego Padres @ Houston Astros

Astrodome, Houston, TX

Wed May 28 1980, 8:05 PM EDT

Att. 19,697 - Unknown

livebaseballscorecards.com

AB	30
R	0
H	2
RBI	0
BB	5
SO	7
LOB	15

WP: 0 PB: 0 SB: 1 CS: 0 PA: 35

Batter	1	2	3	4	5	6	7	8	9	AB	R	H	RBI	BB	SO	LOB
Terry Puhl, L (1, 8) OBP: 0.372, SLG: 0.480	F8		BB SH5-3		4-3			1-3		3	0	0	0	1	0	0
Craig Reynolds, L (1, 6) OBP: 0.230, SLG: 0.312	6-3		SH5-3 1-2		G3			SSS K		3	0	0	0	0	1	0
Joe Morgan, L (1, 4) OBP: 0.340, SLG: 0.339	3-1		F7			F3		F6		4	0	0	0	0	0	1
Rafael Landestoy, S (9, 4) OBP: 0.243, SLG: 0.299										0	0	0	0	0	0	0
Jose Cruz, L (1, 7) OBP: 0.398, SLG: 0.413		4-3 S 1B 1B	F7			CS 1B				3	1	2	0	0	0	1
Denny Walling, L (1, 3) OBP: 0.373, SLG: 0.372		4-3 1-3		FC5-2 3B		CS 1-2 1B				3	0	2	0	0	0	1
Art Howe, R (9, 3) OBP: 0.297, SLG: 0.318										0	0	0	0	0	0	0
Enos Cabell, R (1, 5) OBP: 0.343, SLG: 0.395		S 3-H 1B		5-3		CS 1-2	F4			3	0	1	1	0	0	1
Jeffrey Leonard, R (1, 9) OBP: 0.294, SLG: 0.313		SSS K 1-2		FC5-2 3-H			SSS K			3	0	0	0	0	2	2
Alan Ashby, S (1, 2) OBP: 0.337, SLG: 0.407		IIII IBB		F8			1B			2	0	1	0	1	0	1
Nolan Ryan, R (1, 1) OBP: 0.167, SLG: 0.190		1-3			6-3		G3			3	0	0	0	0	0	3
Inning Stats	R: 0 E: 0 K: 0 S: 3 H: 0 LOB: 0 BB: 0 P: 3	R: 1 E: 0 K: 1 S: 7 H: 2 LOB: 2 BB: 1 P: 11	R: 0 E: 0 K: 0 S: 3 H: 0 LOB: 1 BB: 1 P: 7	R: 0 E: 0 K: 0 S: 4 H: 1 LOB: 1 BB: 0 P: 4	R: 0 E: 0 K: 0 S: 3 H: 0 LOB: 0 BB: 0 P: 3	R: 0 E: 0 K: 0 S: 3 H: 2 LOB: 0 BB: 0 P: 3	R: 0 E: 0 K: 1 S: 6 H: 1 LOB: 1 BB: 0 P: 6	R: 0 E: 0 K: 1 S: 5 H: 0 LOB: 0 BB: 0 P: 5		1B: 5 2B: 0 3B: 1 HR: 0	SF: 0 SAC: 1 DP: 0 HBP: 0					

PITCHER	IP	WLS	BF	H	R	ER	SO	BB	IBB	HBP	BLK	WP	HR	S	P	ERA	WHIP
Rick Wise, R (1, 1) ERA: 3.43	7.0	L	27	6	1	1	2	1	1	0	0	0	0	29	37	1.29	1.000
Bob Shirley, L (8, 1) ERA: 1.55	1.0		3	0	0	0	1	0	0	0	0	0	0	5	5	0.00	0.000

PITCHER	IP	WLS	BF	H	R	ER	SO	BB	IBB	HBP	BLK	WP	HR	S	P	ERA	WHIP

BOTTOM

San Diego Padres @ Houston Astros

Astrodome, Houston, TX

Wed May 28 1980, 8:05 PM EDT

Att. 19,697 - Unknown

livebaseballscorecards.com

AB	27
R	1
H	6
RBI	1
BB	2
SO	3
LOB	10

Cincinnati Reds @ San Diego Padres

San Diego Stadium, San Diego, CA

Thu May 29 1980, 10:05 PM EDT

Att. 11,677 - Unknown

TOP

livebaseballscorecards.com

Batter	1	2	3	4	5	6	7	8	9	AB	R	H	RBI	BB	SO	LOB
Dave Collins, S (1, 8) OBP: 0.320, SLG: 0.343	P4		F8		6-3		4-3		3-1	5	0	0	0	0	0	3
Cesar Geronimo, L (9, 8) OBP: 0.308, SLG: 0.350										0	0	0	0	0	0	0
Dave Concepcion, R (1, 6) OBP: 0.261, SLG: 0.325	F8		6-3			FC1-4 1B		P6		4	0	1	0	0	0	0
Ken Griffey, L (1, 9) OBP: 0.399, SLG: 0.451	K		4-3			F8		HR WP 1B		4	1	1	0	0	1	1
George Foster, R (1, 7) OBP: 0.316, SLG: 0.439		6-3		L7		FC1-4 1-2f		F8 1-2		4	0	0	0	0	0	2
Johnny Bench, R (1, 2) OBP: 0.311, SLG: 0.426		HR		HR		K		2-H HR		4	3	3	4	0	1	1
Dan Driessen, L (1, 3) OBP: 0.382, SLG: 0.420		BB 2B		P6			4-3	K		3	1	0	0	1	1	0
Rick Auerbach, R (1, 5) OBP: 0.500, SLG: 0.579		1-H 2B		CS 1B			1B 1B		E5 1B	4	0	4	1	0	0	0
Ron Oester, S (1, 4) OBP: 0.265, SLG: 0.333		5-3		CS 1-2	6-3		SH5-4 1-3 1B		K	4	0	1	0	0	1	2
Frank Pastore, R (1, 1) OBP: 0.148, SLG: 0.115		6-3			K		SH5-4 1-2		K	3	0	0	0	0	2	2
Dave Tomlin, L (9, 1)										0	0	0	0	0	0	0
Tom Hume, R (9, 1)										0	0	0	0	0	0	0

	AB	35
	R	5
	H	10
	RBI	5
	BB	1
	SO	6
	LOB	11

Inning Stats	1	2	3	4	5	6	7	8	9
	R: 0 E: 0 K: 1 S: 5	H: 0 LOB: 0 BB: 0 P: 5	R: 2 E: 0 K: 0 S: 5	H: 2 LOB: 1 BB: 1 P: 9	R: 0 E: 0 K: 0 S: 3	H: 0 LOB: 0 BB: 0 P: 3	R: 1 E: 0 K: 0 S: 4	H: 2 LOB: 0 BB: 0 P: 4	R: 0 E: 0 K: 1 S: 5	H: 0 LOB: 0 BB: 0 P: 5	R: 0 E: 0 K: 1 S: 6	H: 1 LOB: 1 BB: 0 P: 6	R: 0 E: 0 K: 0 S: 5	H: 2 LOB: 2 BB: 0 P: 5	R: 2 E: 0 K: 1 S: 7	H: 2 LOB: 0 BB: 0 P: 7	R: 0 E: 1 K: 2 S: 8	H: 1 LOB: 1 BB: 0 P: 8

	1B: 6	SF: 0
	2B: 1	SAC: 1
	3B: 0	DP: 0
	HR: 3	HBP: 0

	WP: 1	PA: 38
	PB: 0	
	SB: 0	
	CS: 1	

PITCHER		IP	WLS	BF	H	R	ER	SO	BB	IBB	HBP	BLK	WP	HR	S	P	ERA	WHIP
Randy Jones, L ERA: 2.65	(1, 1)	8.0	L	33	9	5	5	4	1	0	0	0	1	3	40	44	5.62	1.250
Eric Rasmussen, R ERA: 5.13	(9, 1)	1.0		4	1	0	0	2	0	0	0	0	0	0	8	8	0.00	1.000

PITCHER		IP	WLS	BF	H	R	ER	SO	BB	IBB	HBP	BLK	WP	HR	S	P	ERA	WHIP

Batter	1	2	3	4	5	6	7	8	9	AB	R	H	RBI	BB	SO	LOB
Ozzie Smith, S (1, 6) OBP: 0.321, SLG: 0.265	1-3		F8			5-3		P6		4	0	0	0	0	0	0
Jerry Mumphrey, S (1, 8) OBP: 0.313, SLG: 0.309	F7			K		E4 3-1 1B		1-3		4	0	1	0	0	1	0
Gene Richards, L (1, 7) OBP: 0.352, SLG: 0.363	K			1-3 1B		3-1 2-3		5-3		4	0	1	0	0	1	1
Eric Rasmussen, R (9, 1) OBP: 0.125, SLG: 0.250										0	0	0	0	0	0	0
Dave Winfield, R (1, 9) OBP: 0.413, SLG: 0.449		6-3		1-3 1-2		F9			G3 6-3 2B	4	1	1	0	0	0	2
Willie Montanez, L (1, 3) OBP: 0.293, SLG: 0.325		F8		4-3			G6-3 1B		G3 2-3	4	0	1	0	0	0	2
Bill Fahey, L (1, 2) OBP: 0.263, SLG: 0.286					G3		L8		6-3 3-H	3	0	1	0	0	0	1
Kurt Bevacqua, R (9, PH) OBP: 0.400, SLG: 0.536		1B								1	0	0	1	0	0	0
Dave Cash, R (1, 4) OBP: 0.268, SLG: 0.244		6-3			FC5-4 1B		G6-3 1-2f		F7	4	0	1	0	0	0	2
Aurelio Rodriguez, R (1, 5) OBP: 0.264, SLG: 0.369			6-3		FC5-4 1-2f			HR BB		2	0	0	0	0	0	1
Gene Tenace, R (8, PH) OBP: 0.355, SLG: 0.354										0	1	0	0	1	0	0
Barry Evans, R (9, 5) OBP: 0.386, SLG: 0.459										0	0	0	0	0	0	0
Randy Jones, R (1, 1) OBP: 0.080, SLG: 0.042			K		6-3			1-H HR		2	0	0	0	0	1	1
Jerry Turner, L (8, PH) OBP: 0.350, SLG: 0.404										1	1	1	2	0	0	0
(9, 7)																
Inning Stats	R: 0 H: 0 E: 0 LOB: 0 K: 1 BB: 0 S: 5 P: 5	R: 0 H: 1 E: 0 LOB: 1 K: 0 BB: 0 S: 4 P: 4	R: 0 H: 0 E: 0 LOB: 0 K: 1 BB: 0 S: 5 P: 5	R: 0 H: 1 E: 0 LOB: 1 K: 1 BB: 0 S: 6 P: 6	R: 0 H: 1 E: 0 LOB: 1 K: 0 BB: 0 S: 4 P: 4	R: 0 H: 1 E: 1 LOB: 1 K: 0 BB: 0 S: 4 P: 4	R: 0 H: 1 E: 0 LOB: 0 K: 0 BB: 0 S: 3 P: 3	R: 2 H: 1 E: 0 LOB: 0 K: 0 BB: 1 S: 4 P: 8	R: 1 H: 1 E: 0 LOB: 0 K: 0 BB: 0 S: 4 P: 4	1B: 5 SF: 0 2B: 1 SAC: 0 3B: 0 DP: 1 HR: 1 HBP: 0						WP: 0 PA: 34 PB: 0 SB: 0 CS: 0	

PITCHER		IP	WLS	BF	H	R	ER	SO	BB	IBB	HBP	BLK	WP	HR	S	P	ERA	WHIP
Frank Pastore, R ERA: 2.84	(1, 1)	8.0	W	31	7	3	3	3	1	0	0	0	0	1	36	40	3.38	1.000
Dave Tomlin, L ERA: 6.1	(9, 1)	0.1		1	0	0	0	0	0	0	0	0	0	0	1	1	0.00	0.000
Tom Hume, R ERA: 2.82	(9, 1)	0.2	S	2	0	0	0	0	0	0	0	0	0	0	2	2	0.00	0.000

PITCHER	IP	WLS	BF	H	R	ER	SO	BB	IBB	HBP	BLK	WP	HR	S	P	ERA	WHIP

BOTTOM

Cincinnati Reds @ San Diego Padres

San Diego Stadium, San Diego, CA

Thu May 29 1980, 10:05 PM EDT

Att. 11,677 - Unknown

livebaseballscorecards.com

AB	33
R	3
H	7
RBI	3
BB	1
SO	3
LOB	10

Batter	1	2	3	4	5	6	7	8	9	AB	R	H	RBI	BB	SO	LOB
Dave Collins, S (1, 8) OBP: 0.335, SLG: 0.349	B B B B 4-0 G4-6-3 BB	B B B 4-0 4-3 WP BB 1-2 2-3		S S S 0-3 ③ K			x 0-0 S 1B		x 0-0 S 1B	3	1	2	0	2	1	1
Cesar Geronimo, L (9, 8) OBP: 0.308, SLG: 0.350										0	0	0	0	0	0	0
Dave Concepcion, R (1, 6) OBP: 0.254, SLG: 0.316	x 0-0 ①② G4-6-3 1-2f	x 0-0 ② 4-3 1-3 2-H 3-H			x 0-0 ① F9		x 0-0 ① F8 1-2		S S S 0-3 ① K 1-2	5	0	0	1	0	1	4
Ken Griffey, L (1, 9) OBP: 0.405, SLG: 0.466	x 0-0 2B	x 0-0 ③ F7			x 0-0 F8 2B		x 0-0 ② P6		4-0 1B 1B IBB	4	0	2	0	1	0	2
George Foster, R (1, 7) OBP: 0.312, SLG: 0.425	x 0-0 ③ 5-3		x 0-0 ① P4		x 0-0 ② F8 2-3		4-0 IBB		S S S 0-3 ② K	4	0	0	0	1	1	4
Harry Spilman, L (1, 3) OBP: 0.350, SLG: 0.514		x 0-0 2B 1B 1B	x 0-0 ② L8		4-0 IBB		x 0-0 ③ F5		x 0-0 ③ 1-H 2-H 1B	4	1	2	1	1	0	2
Ray Knight, R (1, 5) OBP: 0.326, SLG: 0.494		x 0-0 1B 1-3 SF8 2B	x 0-0 ③ G3		x 0-0 ③ F8			x 0-0 ① F9		4	1	1	0	0	0	2
Johnny Bench, R (1, 2) OBP: 0.309, SLG: 0.415	B B B B 4-0 BB 1B WP BB			x 0-0 ① 6-3		x 0-0 ① 5-3		x 0-0 ② F8		3	1	0	0	1	0	0
Ron Oester, S (1, 4) OBP: 0.316, SLG: 0.378	x 0-0 WP BB 4-3 1-2 2-3 3-H 1B			x 0-0 1B 1B		x 0-0 ② P4		x 0-0 1B		4	1	3	1	0	0	0
Charlie Leibrandt, R (1, 1) OBP: 0.261, SLG: 0.300	x 0-0 ① SF8 3-H			x 0-0 ② 1-3 1B		S S S 0-3 ③ K		x 0-0 ③ F8		3	0	1	1	0	1	1
Doug Bair, R (8, 1)										0	0	0	0	0	0	0
Inning Stats	R: 0 H: 1 E: 0 LOB: 1 K: 0 BB: 1 S: 3 P: 7	R: 4 H: 3 E: 0 LOB: 1 K: 0 BB: 2 S: 6 P: 14	R: 0 H: 0 E: 0 LOB: 0 K: 0 BB: 0 S: 3 P: 3	R: 0 H: 2 E: 0 LOB: 1 K: 1 BB: 0 S: 6 P: 6	R: 0 H: 1 E: 0 LOB: 2 K: 0 BB: 1 S: 4 P: 8	R: 0 H: 0 E: 0 LOB: 0 K: 1 BB: 0 S: 5 P: 5	R: 0 H: 1 E: 0 LOB: 2 K: 0 BB: 1 S: 4 P: 8	R: 0 H: 1 E: 0 LOB: 1 K: 0 BB: 0 S: 4 P: 4	R: 1 H: 2 E: 0 LOB: 2 K: 2 BB: 1 S: 8 P: 12	1B: 8 SF: 1 2B: 3 SAC: 0 3B: 0 DP: 1 HR: 0 HBP: 0						

TOP

Cincinnati Reds @ San Diego Padres

San Diego Stadium, San Diego, CA

Fri May 30 1980, 10:05 PM EDT

Att. 26,777 - Unknown

livebaseballscorecards.com

AB	34
R	5
H	11
RBI	4
BB	6
SO	4
LOB	16

PITCHER		IP	WLS	BF	H	R	ER	SO	BB	IBB	HBP	BLK	WP	HR	S	P	ERA	WHIP
Steve Mura, R ERA: 6.56	(1, 1)	1.1	L	10	4	4	4	0	3	0	0	0	0	0	7	19	27.00	5.250
John D'Acquisto, R ERA: 1.69	(2, 1)	5.0		19	4	0	0	2	0	1	0	0	1	0	22	26	0.00	0.800
Bob Shirley, L ERA: 1.52	(7, 1)	0.2		3	0	0	0	0	0	1	0	0	0	0	2	6	0.00	0.000
Rollie Fingers, R ERA: 3.12	(8, 1)	2.0		9	3	1	1	2	0	1	0	0	0	0	12	16	4.50	1.500

PITCHER	IP	WLS	BF	H	R	ER	SO	BB	IBB	HBP	BLK	WP	HR	S	P	ERA	WHIP

WP: 1 PA: 41
PB: 0
SB: 2
CS: 0

Batter	1	2	3	4	5	6	7	8	9	AB	R	H	RBI	BB	SO	LOB
Ozzie Smith, S (1, 6) OBP: 0.320, SLG: 0.265	4-3	G1-6-3 2-3 1B			1-3		SH1-3 1-2 2-3		P5	4	0	1	0	0	0	1
Jerry Mumphrey, S (1, 8) OBP: 0.305, SLG: 0.301	K	G1-6-3 1-2f			4-3		5-3			4	0	0	0	0	1	4
Gene Richards, L (1, 7) OBP: 0.350, SLG: 0.360	BB 1B 1B 1B		3-1		4-3			6-3		4	1	1	0	0	0	0
Dave Winfield, R (1, 9) OBP: 0.421, SLG: 0.473	BB 1-2 1B 1B		G6-4-3 BB			F9		HR		3	2	2	1	1	0	0
Gene Tenace, R (1, 2) OBP: 0.352, SLG: 0.343	1B 1-2 2-3 BB		G6-4-3 1-2f			K		K		3	0	0	0	1	2	1
Willie Montanez, L (1, 3) OBP: 0.298, SLG: 0.325	FC6-4 1-2 2-H 3-H 1B			HBP		3-1		F7		3	0	1	2	0	0	0
Aurelio Rodriguez, R (1, 5) OBP: 0.256, SLG: 0.356 Rollie Fingers, R (8, 1) OBP: 0.250, SLG: 0.500 Bill Fahey, L (9, PH) OBP: 0.259, SLG: 0.282	FC6-4 1-2f			K			F9		K	3 0 1	0 0 0	0 0 0	0 0 0	0 0 0	1 0 1	3 0 0
Barry Evans, R (1, 4) OBP: 0.404, SLG: 0.475 Jerry Turner, L (9, PH) OBP: 0.344, SLG: 0.396		1B SH1-4 1B		F7			SH1-3 1B 1B		L5	3 1	0 0	2 0	0 0	0 0	1 0	1 0
Steve Mura, R (1, 1) OBP: 0.500, SLG: 1.000 John D'Acquisto, R (2, 1) Bob Shirley, R (7, 1) Kurt Bevacqua, R (7, PH) OBP: 0.438, SLG: 0.552 (8, 5) Paul Dade, R (9, PR) OBP: 0.286, SLG: 0.185		SH1-4 1-2		K			SH1-3 1-2 1B		BB	0 1 0 1 0	0 0 0 0 0	0 0 0 1 0	0 0 0 0 0	0 1 0 0 0	0 1 0 1 0	0 1 0 0 0
Inning Stats	R: 2 E: 0 K: 1 S: 8 H: 3 LOB: 2 BB: 1 P: 12	R: 0 E: 0 K: 0 S: 4 H: 2 LOB: 1 BB: 0 P: 4	R: 0 E: 0 K: 0 S: 2 H: 0 LOB: 0 BB: 1 P: 6	R: 0 E: 0 K: 2 S: 7 H: 0 LOB: 1 BB: 0 P: 8	R: 0 E: 0 K: 0 S: 3 H: 0 LOB: 0 BB: 0 P: 3	R: 0 E: 0 K: 1 S: 5 H: 0 LOB: 0 BB: 0 P: 5	R: 0 E: 0 K: 0 S: 5 H: 2 LOB: 2 BB: 0 P: 5	R: 1 E: 0 K: 1 S: 6 H: 1 LOB: 0 BB: 0 P: 6	R: 0 E: 0 K: 1 S: 5 H: 0 LOB: 1 BB: 1 P: 9	1B: 7 2B: 0 3B: 0 HR: 1 SF: 0 SAC: 2 DP: 2 HBP: 1						

PITCHER	IP	WLS	BF	H	R	ER	SO	BB	IBB	HBP	BLK	WP	HR	S	P	ERA	WHIP
Charlie Leibrandt, L (1, 1) ERA: 3.86	7.1	W	31	8	3	3	4	2	0	1	0	0	1	36	45	3.68	1.364
Doug Bair, R (8, 1) ERA: 2.28	1.2	S	6	0	0	0	2	1	0	0	0	0	0	9	13	0.00	0.600

PITCHER	IP	WLS	BF	H	R	ER	SO	BB	IBB	HBP	BLK	WP	HR	S	P	ERA	WHIP

BOTTOM

Cincinnati Reds @ San Diego Padres

San Diego Stadium, San Diego, CA

Fri May 30 1980, 10:05 PM EDT

Att. 26,777 - Unknown

livebaseballscorecards.com

AB	31
R	3
H	8
RBI	3
BB	3
SO	6
LOB	11

Batter	1	2	3	4	5	6	7	8	9	AB	R	H	RBI	BB	SO	LOB
Dave Collins, S (1, 8) OBP: 0.331, SLG: 0.358	S S S 0-3 K	x 0-0 2-H 3B		S S S 0-3 K			x 0-0 6-3		x 0-0 F7	5	0	1	1	0	2	1
Rick Auerbach, R (1, 6) OBP: 0.462, SLG: 0.522	x 0-0 HR 1B 1B	x 0-0 5-3		S S S 0-3 K			x 0-0 F8			4	1	1	0	0	1	2
Ken Griffey, L (1, 9) OBP: 0.401, SLG: 0.461	x 0-0 1-2 HR 1B		x 0-0 F8		x 0-0 F2		x 0-0 3-1			4	1	1	0	0	0	1
George Foster, R (1, 7) OBP: 0.317, SLG: 0.446	x 0-0 1-H 2-H HR		B B B 4-0 1B 1B BB		x 0-0 F9			x 0-0 4-3		3	2	1	3	1	0	0
Ray Knight, R (1, 5) OBP: 0.324, SLG: 0.488	x 0-0 4-3		x 0-0 1-2 1B 1B		S S S 0-3 K			x 0-0 5-3		4	0	1	0	0	1	0
Johnny Bench, R (1, 2) OBP: 0.314, SLG: 0.413	S S S 0-3 K		x 0-0 1-2 2-H 1B			x 0-0 P3		B B B B 4-0 BB		3	0	1	1	1	1	0
Harry Spilman, L (1, 3) OBP: 0.318, SLG: 0.463		x 0-0 6-3	x 0-0 F7			x 0-0 4-3		S S S 0-3 K		4	0	0	0	0	1	3
Ron Oester, S (1, 4) OBP: 0.333, SLG: 0.375		x 0-0 SH1-4 3B 1B	x 0-0 6-3			x 0-0 6-3			B B B B 4-0 G4-6-3 BB	3	1	1	0	1	0	2
Paul Moskau, R (1, 1) Hector Cruz, R (7, PH) OBP: 0.237, SLG: 0.306 Tom Hume, R (7, 1) Sheldon Burnside, R (8, 1) Dan Driessen, L (9, PH) OBP: 0.380, SLG: 0.417	x 0-0 1-2 SH1-4			x 0-0 F9			x 0-0 2B		x 0-0 1-2f G4-6-3	1 1 0 0 1	0 0 0 0 0	0 1 0 0 0	0 0 0 0 0	0 0 0 0 0	0 0 0 0 0	0 0 0 0 1
Inning Stats	R: 3 E: 0 K: 2 S: 10 H: 3 LOB: 0 BB: 0 P: 10	R: 1 E: 0 K: 0 S: 5 H: 2 LOB: 1 BB: 0 P: 5	R: 1 E: 0 K: 0 S: 5 H: 2 LOB: 2 BB: 1 P: 9	R: 0 E: 0 K: 2 S: 7 H: 0 LOB: 0 BB: 0 P: 7	R: 0 E: 0 K: 1 S: 5 H: 0 LOB: 0 BB: 0 P: 5	R: 0 E: 0 K: 0 S: 3 H: 0 LOB: 0 BB: 0 P: 3	R: 0 E: 0 K: 0 S: 4 H: 1 LOB: 1 BB: 0 P: 4	R: 0 E: 0 K: 1 S: 5 H: 0 LOB: 1 BB: 1 P: 9	R: 0 E: 0 K: 0 S: 2 H: 0 LOB: 0 BB: 1 P: 6	1B: 5 2B: 1 3B: 1 HR: 1	SF: 0 SAC: 1 DP: 1 HBP: 0						

PITCHER	IP	WLS	BF	H	R	ER	SO	BB	IBB	HBP	BLK	WP	HR	S	P	ERA	WHIP
John Curtis, L (1, 1) ERA: 4.02	2.1		14	6	5	5	2	1	0	0	0	0	1	17	21	19.29	3.000
Dennis Kinney, L (3, 1) ERA: 3.06	4.1		15	2	0	0	3	0	0	0	0	0	0	21	21	0.00	0.462
Bob Shirley, L (7, 1) ERA: 1.45	1.1	W	5	0	0	0	1	1	0	0	0	0	0	6	10	0.00	0.750
Rollie Fingers, R (9, 1) ERA: 3.0	1.0	S	3	0	0	0	0	1	0	0	0	0	0	2	6	0.00	1.000

PITCHER	IP	WLS	BF	H	R	ER	SO	BB	IBB	HBP	BLK	WP	HR	S	P	ERA	WHIP

TOP

Cincinnati Reds @ San Diego Padres

San Diego Stadium, San Diego, CA

Sat May 31 1980, 10:05 PM EDT

Att. 29,316 - Unknown

livebaseballscorecards.com

AB	33
R	5
H	8
RBI	5
BB	3
SO	6
LOB	10

WP: 0	PA: 37
PB: 0	
SB: 0	
CS: 0	

Batter	1	2	3	4	5	6	7	8	9	AB	R	H	RBI	BB	SO	LOB
Ozzie Smith, S (1, 6) OBP: 0.317, SLG: 0.269	1B 2B		6-3 ①		FC1-6 ① 1-2f 3B		4-3 ② FC6-4 1B	E4 ② 1-2 2-3 3-H		5	2	1	0	0	0	3
Jerry Mumphrey, S (1, 8) OBP: 0.308, SLG: 0.318	6-3 ①		G3 ② 1-H 3B		4-3 ② 1-H 3B		FC6-4 ③ 1-2f	G5-3 ②③ 2-3f		5	0	2	1	0	0	4
Gene Richards, L (1, 7) OBP: 0.348, SLG: 0.357	1B S 2-H 1B		6-3 ③		4-3 ②		FC6-4 ③ 1-2f			4	0	1	1	0	0	2
Dave Winfield, R (1, 9) OBP: 0.422, SLG: 0.474	BLK ② 1-3 1B 1B			F7 ① 1B	6-3 ③			1B S FC6-2 1B		4	1	2	0	0	0	1
Willie Montanez, L (1, 3) OBP: 0.303, SLG: 0.329	1-H 1B			F7 ② 1B		F7 ① 1B		FC6-2 1-3 1B 1B		4	1	2	1	0	0	0
Bill Fahey, L (1, 2) OBP: 0.274, SLG: 0.296 Von Joshua, L (6, PR) OBP: 0.343, SLG: 0.387 Gene Tenace, R (7, 2) OBP: 0.357, SLG: 0.343	L4 ③			2B 1B		4-3 1B		1B FC6-2 FC IBB		3 0 0	1 0 1	2 0 0	0 0 0	0 0 1	0 0 0	1 0 0
Dave Cash, R (1, 4) OBP: 0.267, SLG: 0.250		S S S K ①		1-H 2B		4-3 ② 1-2 2-3		FC6-2 ① FC 1B E 1-2 2-3 3-Hf		4	1	1	1	0	1	4
Barry Evans, R (1, 5) OBP: 0.380, SLG: 0.442 Bob Shirley, R (7, 1) Kurt Bevacqua, R (8, PH) OBP: 0.455, SLG: 0.567 Rollie Fingers, R (9, 1) OBP: 0.250, SLG: 0.500		F9 ②		6-3 ③		F9 ③		E FC 1-2 2-3 3-H 1B		3 0 1 0	0 0 0 0	0 0 1 0	0 0 1 0	0 0 0 0	0 0 0 0	3 0 0 0
John Curtis, L (1, 1) OBP: 0.150, SLG: 0.056 Dennis Kinney, L (3, 1) OBP: 0.667, SLG: 0.500 Aurelio Rodriguez, R (7, 5) OBP: 0.250, SLG: 0.348		S S S K ③			FC1-6 1B		F8 ① 1B	FC G5-3 E 1-2 2-3 3-H		1 1 2	0 0 0	0 1 0	0 0 1	1 0 0	0 0 0	0 0 2
Inning Stats	R: 2 H: 4 E: 0 LOB: 1 K: 0 BB: 0 S: 6 P: 6	R: 0 H: 0 E: 0 LOB: 0 K: 2 BB: 0 S: 7 P: 7	R: 0 H: 0 E: 0 LOB: 0 K: 0 BB: 0 S: 3 P: 3	R: 1 H: 2 E: 0 LOB: 1 K: 0 BB: 0 S: 5 P: 5	R: 1 H: 2 E: 0 LOB: 1 K: 0 BB: 0 S: 5 P: 5	R: 0 H: 1 E: 0 LOB: 2 K: 0 BB: 0 S: 4 P: 4	R: 0 H: 1 E: 0 LOB: 1 K: 0 BB: 0 S: 4 P: 4	R: 3 H: 3 E: 1 LOB: 2 K: 0 BB: 1 S: 7 P: 11		1B: 10 SF: 0 2B: 2 SAC: 0 3B: 1 DP: 1 HR: 0 HBP: 0						

PITCHER		IP	WLS	BF	H	R	ER	SO	BB	IBB	HBP	BLK	WP	HR	S	P	ERA	WHIP
Paul Moskau, R ERA: 3.64	(1, 1)	6.0		26	9	4	4	2	0	0	0	1	0	0	30	30	6.00	1.500
Tom Hume, R ERA: 3.4	(7, 1)	1.1	L	11	4	3	3	0	0	1	0	0	0	0	10	14	20.25	3.000
Sheldon Burnside, L ERA: 13.5	(8, 1)	0.2		1	0	0	0	0	0	0	0	0	0	0	1	1	0.00	0.000

PITCHER	IP	WLS	BF	H	R	ER	SO	BB	IBB	HBP	BLK	WP	HR	S	P	ERA	WHIP

BOTTOM

Cincinnati Reds @ San Diego Padres

San Diego Stadium, San Diego, CA

Sat May 31 1980, 10:05 PM EDT

Att. 29,316 - Unknown

livebaseballscorecards.com

AB	37
R	7
H	13
RBI	6
BB	1
SO	2
LOB	20

TOP

Cincinnati Reds @ San Diego Padres

San Diego Stadium, San Diego, CA

Sun Jun 01 1980, 6:33 AM EDT

Att. 21,044 - Unknown

Batter	1	2	3	4	5	6	7	8	9	AB R H RBI BB SO LOB
Dave Collins, S (1, 8) OBP: 0.339, SLG: 0.372 Cesar Geronimo, L (9, 8) OBP: 0.308, SLG: 0.350	X 0-0 BLK 4-3 2B	X 0-0 S 2-3 3-H 1B			X 0-0 S 1B 1B		X 0-0 ① F9		X 0-0 ① 3-1	5 2 3 1 0 0 0 0 0 0 0 0 0 0
Dave Concepcion, R (1, 6) OBP: 0.258, SLG: 0.315	S S S 0-3 ① K 2-3	I I I I 4-0 1-2 IBB			X 0-0 ① 1-H 1B		S S S 0-3 ② K		X 0-0 ② L6	4 0 1 1 1 2 1
Ken Griffey, L (1, 9) OBP: 0.396, SLG: 0.452	X 0-0 ② 4-3 3-H	X 0-0 ③ 1-3			X 0-0 BLK 1B		X 0-0 ③ F7		S S S 0-3 ③ K	5 0 1 1 0 1 3
George Foster, R (1, 7) OBP: 0.309, SLG: 0.433	X 0-0 ③ 1-3		S S S 0-3 ① K		S S S 0-3 ② K 1-2			X 0-0 ① L4		4 0 0 0 0 2 1
Ray Knight, R (1, 5) OBP: 0.333, SLG: 0.500		X 0-0 E 2B 1B	X 0-0 L6-3 1B		X 0-0 ③ 4-3			X 0-0 HR 2B		4 2 3 0 0 0 1
Dan Driessen, L (1, 3) OBP: 0.376, SLG: 0.408		S S S 0-3 ① K 1-2	X 0-0 ② ③ L6-3 1-2			X 0-0 ① F7		B B B B 4-0 HR BB		3 1 0 0 1 1 2
Junior Kennedy, R (1, 4) OBP: 0.361, SLG: 0.422 Ron Oester, S (8, 4) OBP: 0.333, SLG: 0.375		X 0-0 SH5-4 1B 2-H 2B		X 0-0 G5-4-3 1B		X 0-0 ② 6-3		X 0-0 ② F8		4 1 2 1 0 0 2 0 0 0 0 0 0 0
Don Werner, R (1, 2) OBP: 0.327, SLG: 0.250 Johnny Bench, R (8, PH) OBP: 0.319, SLG: 0.443 (8, 2)		H 1-0 1B SH5-4 HBP		X 0-0 ① ② G5-4-3 1-2f		X 0-0 2B		X 0-0 1-H 2-H HR		2 0 1 0 0 0 1 1 1 1 3 0 0 0
Mario Soto, R (1, 1) Sheldon Burnside, R (5, 1) Doug Bair, R (7, 1) Tom Hume, R (9, 1)		X 0-0 ② SH5-4 1-2 2-3		S S S 0-3 ③ K		S S S 0-3 ③ K		X 0-0 ③ F3		1 0 0 0 0 1 0 1 0 0 0 0 1 1 1 0 0 0 0 0 0 0 0 0 0 0 0 0
Inning Stats	R: 1 E: 0 K: 1 S: 6 H: 1 LOB: 0 BB: 0 P: 6	R: 2 E: 1 K: 1 S: 8 H: 3 LOB: 3 BB: 1 P: 13	R: 0 E: 0 K: 1 S: 5 H: 1 LOB: 0 BB: 0 P: 5	R: 0 E: 0 K: 1 S: 5 H: 1 LOB: 0 BB: 0 P: 5	R: 1 E: 0 K: 1 S: 7 H: 3 LOB: 1 BB: 0 P: 7	R: 0 E: 0 K: 1 S: 6 H: 1 LOB: 1 BB: 0 P: 6	R: 0 E: 0 K: 1 S: 5 H: 0 LOB: 0 BB: 0 P: 5	R: 3 E: 0 K: 0 S: 5 H: 2 LOB: 0 BB: 1 P: 9	R: 0 E: 0 K: 1 S: 5 H: 0 LOB: 0 BB: 0 P: 5	1B: 7 2B: 5 3B: 0 HR: 1 SF: 0 SAC: 1 DP: 2 HBP: 1

AB	35
R	7
H	12
RBI	7
BB	2
SO	8
LOB	12

WP: 0 PB: 0 SB: 2 CS: 0 PA: 39

PITCHER		IP	WLS	BF	H	R	ER	SO	BB	IBB	HBP	BLK	WP	HR	S	P	ERA	WHIP
Gary Lucas, L ERA: 3.47	(1, 1)	4.1	L	21	9	4	2	4	0	1	1	1	0	0	27	32	4.15	2.077
Eric Rasmussen, R ERA: 5.05	(5, 1)	0.2		2	0	0	0	1	0	0	0	1	0	0	4	4	0.00	0.000
Dennis Kinney, L ERA: 3.6	(6, 1)	2.1		10	2	2	2	2	1	0	0	0	0	0	13	17	7.71	1.286
Bob Shirley, L ERA: 1.65	(8, 1)	1.2		6	1	1	1	1	0	0	0	0	0	1	8	8	5.40	0.600

PITCHER	IP	WLS	BF	H	R	ER	SO	BB	IBB	HBP	BLK	WP	HR	S	P	ERA	WHIP

livebaseballscorecards.com

BOTTOM

Cincinnati Reds @ San Diego Padres
San Diego Stadium, San Diego, CA
Sun Jun 01 1980, 6:33 AM EDT
Att. 21,044 - Unknown

Batter	1	2	3	4	5	6	7	8	9	AB	R	H	RBI	BB	SO	LOB
Gene Richards, L (1, 7) OBP: 0.344, SLG: 0.353	S S S 0-3 K ①		S S S 0-3 K ②		X 0-0 S 1B 1B	S S S 0-3 K ③		X 0-0 5-3 ③		5	1	1	0	0	3	1
Ozzie Smith, S (1, 6) OBP: 0.314, SLG: 0.267	X 0-0 F8 ②		X 0-0 F5 ③		X 0-0 1B 1-H BLK 1B		X 0-0 6-3 ①		X 0-0 G3 ①	5	1	1	1	0	0	1
Jerry Mumphrey, S (1, 8) OBP: 0.323, SLG: 0.325	S S S 0-3 K ③			B B B B 4-0 1B BB	X 0-0 BLK 1-3 1B 1B		X 0-0 E S 1B		B B B B 4-0 2B 6-3 BB	3	2	2	0	2	1	0
Dave Winfield, R (1, 9) OBP: 0.422, SLG: 0.478		S S S 0-3 K ①		X 0-0 P3 ①	X 0-0 1B 1-H 3-H 1B		X 0-0 F7 1-3 ②		X 0-0 6-3 1-3 2B	5	0	2	1	0	1	2
Willie Montanez, L (1, 3) OBP: 0.307, SLG: 0.333		X 0-0 G3 ②		X 0-0 1-3 1B	X 0-0 BB 1-3 1B		X 0-0 F2 ③		X 0-0 6-3 2-3 3-H ②	4	0	2	0	0	0	1
Bob Shirley, R (8, 1)										0	0	0	0	0	0	0
Paul Dade, R (9, PH) OBP: 0.281, SLG: 0.179										1	0	0	1	0	0	1
Gene Tenace, R (1, 2) (8, 3) OBP: 0.366, SLG: 0.359		X 0-0 FC6-4 1B		S S S 0-3 K ②	B B B B 4-0 1-2 BB			X 0-0 3B 2B	X 0-0 F8 ③	4	1	2	0	1	1	3
Dave Cash, R (1, 4) OBP: 0.265, SLG: 0.247		X 0-0 FC6-4 1-2f ③		S S S 0-3 K ③	X 0-0 1-3 ③			X 0-0 F9 ①		2	0	0	0	0	1	3
Eric Rasmussen, R (5, 1) OBP: 0.125, SLG: 0.250										0	0	0	0	0	0	0
Von Joshua, L (5, PH) OBP: 0.343, SLG: 0.387										0	0	0	0	0	0	0
Jerry Turner, L (5, PH) OBP: 0.339, SLG: 0.389										1	0	0	0	0	0	3
Dennis Kinney, L (6, 1) OBP: 0.667, SLG: 0.500										0	0	0	0	0	0	0
Bill Fahey, L (8, 2) OBP: 0.271, SLG: 0.293										1	0	0	0	0	0	1
Aurelio Rodriguez, R (1, 5) OBP: 0.242, SLG: 0.337			S S S 0-3 K ①		X 0-0 F7 ①	X 0-0 1-3 ①		X 0-0 SF9 2-H 3B		3	0	0	0	0	1	0
Kurt Bevacqua, R (8, PH) (9, 5) OBP: 0.471, SLG: 0.645										1	1	1	1	0	0	0
Gary Lucas, L (1, 1) OBP: 0.313, SLG: 0.267			X 0-0 1B		X 0-0 F9 ②	X 0-0 6-3 ②		X 0-0 SF9 3-H ②		1	0	1	0	0	0	0
Barry Evans, R (5, 4) OBP: 0.358, SLG: 0.422										2	0	0	1	0	0	0

Inning Stats

Inning	R	E	K	S	H	LOB	BB	P
1	0	0	2	7	0	0	0	7
2	0	0	1	6	1	1	0	6
3	0	0	2	8	1	1	0	8
4	0	0	2	8	1	2	1	12
5	3	0	0	8	5	3	1	12
6	0	0	1	5	0	0	0	5
7	0	0	0	4	1	1	0	4
8	2	0	0	5	2	0	0	5
9	1	0	0	4	1	1	1	8

1B: 9 2B: 2 3B: 1 HR: 0 SF: 1 SAC: 0 DP: 0 HBP: 0

WP: 0 PB: 0 SB: 2 CS: 0 PA: 42

AB 38
R 6
H 12
RBI 5
BB 3
SO 8
LOB 16

livebaseballscorecards.com

PITCHER		IP	WLS	BF	H	R	ER	SO	BB	IBB	HBP	BLK	WP	HR	S	P	ERA	WHIP
Mario Soto, R ERA: 3.79	(1, 1)	4.2		24	8	3	3	7	2	0	0	1	0	0	36	44	5.79	2.143
Sheldon Burnside, L ERA: 3.86	(5, 1)	1.2	W	6	1	0	0	1	0	0	0	0	0	0	8	8	0.00	0.600
Doug Bair, R ERA: 3.03	(7, 1)	2.0		10	3	3	3	0	1	0	0	0	0	0	9	13	13.50	2.000
Tom Hume, R ERA: 3.35	(9, 1)	0.2	S	2	0	0	0	0	0	0	0	0	0	0	2	2	0.00	0.000

PITCHER	IP	WLS	BF	H	R	ER	SO	BB	IBB	HBP	BLK	WP	HR	S	P	ERA	WHIP

Houston Astros @ San Diego Padres

San Diego Stadium, San Diego, CA

Mon Jun 02 1980, 6:33 AM EDT

Att. 27,176 - Unknown

TOP

livebaseballscorecards.com

Batter	1	2	3	4	5	6	7	8	9	AB	R	H	RBI	BB	SO	LOB
Terry Puhl, L (1, 8) OBP: 0.354, SLG: 0.454	G3		FC4-6 1-2f			G6-3 S 1B		FC6-4 1-2f		4	0	1	0	0	0	2
Craig Reynolds, L (1, 6) OBP: 0.224, SLG: 0.297	F6		4-3			BBBB 4-0 G6-3 1-2 BB		F8		3	0	0	0	1	0	2
Joe Morgan, L (1, 4) OBP: 0.318, SLG: 0.336	F8			F4		G6-3 1-2f 2-3			3-1	4	0	0	0	0	0	2
Jose Cruz, L (1, 7) OBP: 0.380, SLG: 0.410		G3		4-3		6-3			F8	4	0	0	0	0	0	1
Denny Walling, L (1, 9) OBP: 0.355, SLG: 0.351		F5		F9			4-3		F9	4	0	0	0	0	0	0
Enos Cabell, R (1, 5) OBP: 0.331, SLG: 0.377		1B			S 1B		6-3			3	0	2	0	0	0	0
Art Howe, R (1, 3) OBP: 0.299, SLG: 0.367		F9			F8 1-2		F3			3	0	0	0	0	0	2
Alan Ashby, S (1, 2) OBP: 0.364, SLG: 0.419			4-1		6-3			FC6-4 1B		3	0	1	0	0	0	1
Nolan Ryan, R (1, 1) OBP: 0.192, SLG: 0.182			BBBB 4-0 FC4-6 BB		5-3			F7		1	0	0	0	1	0	1
Dave Bergman, L (8, PH) OBP: 0.174, SLG: 0.095										1	0	0	0	0	0	1
Frank LaCorte, R (8, 1) OBP: 0.333, SLG: 0.333										0	0	0	0	0	0	0
Inning Stats	R: 0 E: 0 K: 0 S: 3 H: 0 LOB: 0 BB: 0 P: 3	R: 0 E: 0 K: 0 S: 4 H: 1 LOB: 1 BB: 0 P: 4	R: 0 E: 0 K: 0 S: 3 H: 0 LOB: 1 BB: 1 P: 7	R: 0 E: 0 K: 0 S: 3 H: 0 LOB: 0 BB: 0 P: 3	R: 0 E: 0 K: 0 S: 4 H: 1 LOB: 1 BB: 0 P: 4	R: 0 E: 0 K: 0 S: 3 H: 1 LOB: 1 BB: 1 P: 7	R: 0 E: 0 K: 0 S: 3 H: 0 LOB: 0 BB: 0 P: 3	R: 0 E: 0 K: 0 S: 4 H: 1 LOB: 1 BB: 0 P: 4	R: 0 E: 0 K: 0 S: 3 H: 0 LOB: 0 BB: 0 P: 3	1B: 4 2B: 0 3B: 0 HR: 0 SF: 0 SAC: 0 DP: 1 HBP: 0						

	AB	30
	R	0
	H	4
	RBI	0
	BB	2
	SO	0
	LOB	12

WP: 0 PB: 0 SB: 2 CS: 0 PA: 32

PITCHER		IP	WLS	BF	H	R	ER	SO	BB	IBB	HBP	BLK	WP	HR	S	P	ERA	WHIP
Rick Wise, R ERA: 3.16	(1, 1)	5.0	W	20	3	0	0	0	2	0	0	0	0	0	18	26	0.00	1.000
Eric Rasmussen, R ERA: 4.6	(6, 1)	4.0	S	12	1	0	0	0	0	0	0	0	0	0	12	12	0.00	0.250

PITCHER		IP	WLS	BF	H	R	ER	SO	BB	IBB	HBP	BLK	WP	HR	S	P	ERA	WHIP

Houston Astros @ San Diego Padres

San Diego Stadium, San Diego, CA

Mon Jun 02 1980, 6:33 AM EDT

Att. 27,176 - Unknown

livebaseballscorecards.com

BOTTOM

Batter	1	2	3	4	5	6	7	8	9	AB	R	H	RBI	BB	SO	LOB
Gene Richards, L (1, 7) OBP: 0.347, SLG: 0.356	BB 1B 1B 1B	G3			L6-3 1B		1-3			4	1	2	0	0	0	0
Ozzie Smith, S (1, 6) OBP: 0.313, SLG: 0.266	BB 1B 1-2 1B	E1 CS			L6-3 1-2			F7		4	1	1	0	0	0	1
Jerry Mumphrey, S (1, 8) OBP: 0.321, SLG: 0.323	F7	CS 1-2	CS 1B		4-3			G3		4	0	1	0	0	0	2
Dave Winfield, R (1, 9) OBP: 0.418, SLG: 0.469	B B B B 1B SF8 1-2 2-3 BB		6-3 1-2			5-3		S S S K		3	1	0	0	1	1	1
Willie Montanez, L (1, 3) OBP: 0.313, SLG: 0.339	SF8 1-3 2-H 3-H 1B		S S S K			FC4-6 1B				3	0	2	2	0	1	0
Bill Fahey, L (1, 2) OBP: 0.273, SLG: 0.286	I I I I IBB			6-3		F7				2	0	0	0	1	0	1
Dave Cash, R (1, 4) OBP: 0.266, SLG: 0.246	SF8 2-3 3-H			B B B B BB		FC4-6 1-2f				1	0	0	1	1	0	1
Barry Evans, R (1, 5) OBP: 0.339, SLG: 0.396	F7			S S S K			6-3			3	0	0	0	0	1	3
Rick Wise, R (1, 1) OBP: 0.130, SLG: 0.182		6-3		S S S K			S S S K			2	0	0	0	0	1	1
Eric Rasmussen, R (6, 1) OBP: 0.111, SLG: 0.222										1	0	0	0	0	1	0
Inning Stats	R: 3 E: 0 K: 0 S: 6 H: 3 LOB: 2 BB: 2 P: 14	R: 0 E: 1 K: 0 S: 3 H: 0 LOB: 0 BB: 0 P: 3	R: 0 E: 0 K: 1 S: 5 H: 1 LOB: 0 BB: 0 P: 5	R: 0 E: 0 K: 2 S: 7 H: 0 LOB: 1 BB: 1 P: 11	R: 0 E: 0 K: 0 S: 3 H: 1 LOB: 0 BB: 0 P: 3	R: 0 E: 0 K: 0 S: 4 H: 1 LOB: 1 BB: 0 P: 4	R: 0 E: 0 K: 1 S: 5 H: 0 LOB: 0 BB: 0 P: 5	R: 0 E: 0 K: 1 S: 5 H: 0 LOB: 0 BB: 0 P: 5		1B: 6 2B: 1 3B: 0 HR: 0	SF: 1 SAC: 0 DP: 1 HBP: 0					

	AB	27
	R	3
	H	6
	RBI	3
	BB	3
	SO	5
	LOB	10

WP: 0 PB: 0 SB: 0 CS: 2 PA: 32

PITCHER		IP	WLS	BF	H	R	ER	SO	BB	IBB	HBP	BLK	WP	HR	S	P	ERA	WHIP
Nolan Ryan, R ERA: 2.96	(1, 1)	7.0	L	28	6	3	3	4	2	1	0	0	0	0	33	45	3.86	1.143
Frank LaCorte, R ERA: 0.39	(8, 1)	1.0		3	0	0	0	1	0	0	0	0	0	0	5	5	0.00	0.000

PITCHER	IP	WLS	BF	H	R	ER	SO	BB	IBB	HBP	BLK	WP	HR	S	P	ERA	WHIP

Batter	1	2	3	4	5	6	7	8	9	AB	R	H	RBI	BB	SO	LOB
Rafael Landestoy, S (1, 4) OBP: 0.284, SLG: 0.355	5-3		4-3			F3		1B 3B 1-H 2-H		4	1	1	2	0	0	0
Craig Reynolds, L (1, 6) OBP: 0.231, SLG: 0.303	4-3		4-3				FC4-6 1B	1B 1B 3-H 9-3-6-2		4	0	2	1	0	0	0
Terry Puhl, L (1, 9) OBP: 0.352, SLG: 0.448	3-1			4-3			FC4-6 1B 1-2f	1B 1-3		4	0	1	0	0	0	1
Jose Cruz, L (1, 7) OBP: 0.377, SLG: 0.406		4-3		G3			1B 1-2	9-3-6-2 3-Hf		4	0	1	0	0	0	2
Enos Cabell, R (1, 5) OBP: 0.335, SLG: 0.380		1-3 1B			G6-4-3 1B		F8		F9	4	0	2	0	0	0	2
Art Howe, R (1, 3) OBP: 0.286, SLG: 0.349		1-3 1-2			G6-4-3 1-2f		F8		5-3	4	0	0	0	0	0	4
Cesar Cedeno, R (1, 8) OBP: 0.394, SLG: 0.478		K			K			E S FC1-2 1B	6-3	4	0	1	0	0	2	1
Bruce Bochy, R (1, 2) OBP: 0.500, SLG: 0.250			B2-6-3 1B			F8		FC1-2 3B 1-3		2	0	1	0	1	0	0
Dave Bergman, L (8, PR) OBP: 0.174, SLG: 0.095								BB		0	1	0	0	0	0	0
Alan Ashby, S (8, 2) OBP: 0.364, SLG: 0.419										0	0	0	0	0	0	0
Vern Ruhle, R (1, 1) OBP: 0.375, SLG: 0.429			B2-6-3 1-2f			K		FC1-2 3B 1-2 3-H		2	0	0	0	0	1	1
Jeffrey Leonard, R (8, PH) OBP: 0.276, SLG: 0.292										1	1	0	0	0	0	2
Frank LaCorte, R (8, 1) OBP: 0.333, SLG: 0.333										0	0	0	0	0	0	0
Inning Stats	R: 0 E: 0 K: 0 S: 3 H: 0 LOB: 0 BB: 0 P: 3	R: 0 E: 0 K: 1 S: 6 H: 1 LOB: 1 BB: 0 P: 6	R: 0 E: 0 K: 0 S: 3 H: 1 LOB: 0 BB: 0 P: 3	R: 0 E: 0 K: 0 S: 3 H: 0 LOB: 0 BB: 0 P: 3	R: 0 E: 0 K: 1 S: 5 H: 1 LOB: 0 BB: 0 P: 5	R: 0 E: 0 K: 1 S: 5 H: 0 LOB: 0 BB: 0 P: 5	R: 0 E: 0 K: 0 S: 5 H: 2 LOB: 2 BB: 0 P: 5	R: 3 E: 0 K: 0 S: 6 H: 4 LOB: 1 BB: 1 P: 10	R: 0 E: 0 K: 0 S: 3 H: 0 LOB: 0 BB: 0 P: 3	1B: 8 2B: 1 3B: 1 HR: 0 SF: 0 SAC: 0 DP: 3 HBP: 0						

PITCHER		IP	WLS	BF	H	R	ER	SO	BB	IBB	HBP	BLK	WP	HR	S	P	ERA	WHIP
Randy Jones, L ERA: 2.74	(1, 1)	7.1	L	28	7	3	3	3	1	0	0	0	0	0	33	37	3.68	1.091
Bob Shirley, L ERA: 1.57	(8, 1)	1.2		6	2	0	0	0	0	0	0	0	0	0	6	6	0.00	1.200

PITCHER	IP	WLS	BF	H	R	ER	SO	BB	IBB	HBP	BLK	WP	HR	S	P	ERA	WHIP

Houston Astros @ San Diego Padres

San Diego Stadium, San Diego, CA

Tue Jun 03 1980, 10:05 PM EDT

Att. 12,363 - Unknown

TOP

livebaseballscorecards.com

AB	33
R	3
H	9
RBI	3
BB	1
SO	3
LOB	13

WP: 0 PB: 0 SB: 1 CS: 0 PA: 34

Houston Astros @ San Diego Padres

San Diego Stadium, San Diego, CA

Tue Jun 03 1980, 10:05 PM EDT

Att. 12,363 - Unknown

livebaseballscorecards.com

BOTTOM

Batter	1	2	3	4	5	6	7	8	9	AB	R	H	RBI	BB	SO	LOB
Gene Richards, L (1, 7) OBP: 0.348, SLG: 0.354	6-3		G3, 2B, 1B		BBB, 4-0, SH5-3, BB		SSS, 0-3, K		FC4-6, 1-2f	4	1	1	0	1	1	1
Ozzie Smith, S (1, 6) OBP: 0.309, SLG: 0.262	F7		G3, 1-2		SH5-3, 1-2		3-1			3	0	0	0	0	0	1
Jerry Mumphrey, S (1, 8) OBP: 0.320, SLG: 0.327	E3, E, 1B		2-H, 2B		6-3			SSS, K		4	0	1	1	0	1	1
Dave Winfield, R (1, 9) OBP: 0.415, SLG: 0.464	E8, 1-3, 1B		L6			6-3		SSS, K		4	0	1	0	0	1	1
Willie Montanez, L (1, 3) OBP: 0.306, SLG: 0.331	F7			4-3		4-3		SSS, K		4	0	0	0	0	1	2
Bill Fahey, L (1, 2) OBP: 0.272, SLG: 0.284		6-3		F9		1B, 1B			F2	4	0	1	0	0	0	0
Dave Cash, R (1, 4) OBP: 0.272, SLG: 0.249 Gene Tenace, R (9, PH) OBP: 0.364, SLG: 0.356		5-3		BBB, 4-0, FC6-4, BB		1-3, 1B			SSS, K	2 1	0 0	1 0	0 0	1 0	0 1	0 0
Aurelio Rodriguez, R (1, 5) OBP: 0.237, SLG: 0.330 Jerry Turner, L (6, PH) OBP: 0.333, SLG: 0.382 Barry Evans, R (7, 5) OBP: 0.339, SLG: 0.396 Kurt Bevacqua, R (9, PH) OBP: 0.486, SLG: 0.688		F9		1-2f, FC6-4		F6			1B, 2B	2 1 0 1	0 0 0 1	0 0 0 1	0 0 0 0	0 0 0 0	0 0 0 0	1 2 0 0
Randy Jones, R (1, 1) OBP: 0.071, SLG: 0.037 Bob Shirley, R (8, 1) Tim Flannery, L (9, PH) OBP: 1.000, SLG: 1.000			F8		SSS, K		F9		2-H, FC4-6, 1B	3 0 1	0 0 0	0 0 1	0 0 1	0 0 0	1 0 0	0 0 0
Inning Stats	R: 0 E: 2 K: 0 S: 5 H: 1 LOB: 2 BB: 0 P: 5	R: 0 E: 0 K: 0 S: 3 H: 0 LOB: 0 BB: 0 P: 3	R: 1 E: 0 K: 0 S: 5 H: 2 LOB: 1 BB: 0 P: 5	R: 0 E: 0 K: 0 S: 3 H: 0 LOB: 1 BB: 1 P: 7	R: 0 E: 0 K: 1 S: 5 H: 0 LOB: 1 BB: 1 P: 9	R: 0 E: 0 K: 0 S: 5 H: 2 LOB: 2 BB: 0 P: 5	R: 0 E: 0 K: 1 S: 5 H: 0 LOB: 0 BB: 0 P: 5	R: 0 E: 0 K: 3 S: 9 H: 0 LOB: 0 BB: 0 P: 9	R: 1 E: 0 K: 1 S: 7 H: 2 LOB: 1 BB: 0 P: 7	1B: 5 2B: 2 3B: 0 HR: 0	SF: 0 SAC: 1 DP: 0 HBP: 0						

	AB	34
	R	2
	H	7
	RBI	2
	BB	2
	SO	6
	LOB	9

WP: 0 PB: 0 SB: 0 CS: 0 PA: 37

PITCHER		IP	WLS	BF	H	R	ER	SO	BB	IBB	HBP	BLK	WP	HR	S	P	ERA	WHIP
Vern Ruhle, R ERA: 3.33	(1, 1)	7.0	W	29	5	1	1	2	2	0	0	0	0	0	31	39	1.29	1.000
Frank LaCorte, R ERA: 0.71	(8, 1)	2.0	S	8	2	1	1	4	0	0	0	0	0	0	16	16	4.50	1.000

PITCHER	IP	WLS	BF	H	R	ER	SO	BB	IBB	HBP	BLK	WP	HR	S	P	ERA	WHIP

Houston Astros @ San Diego Padres

San Diego Stadium, San Diego, CA

Wed Jun 04 1980, 10:05 PM EDT

Att. 13,619 - Unknown

TOP

livebaseballscorecards.com

Batter	1	2	3	4	5	6	7	8	9	AB	R	H	RBI	BB	SO	LOB
Rafael Landestoy, S (1, 4) OBP: 0.291, SLG: 0.350	B B B B 4-0 SH1-3 2B BB		x 0-0 E4 1B S		S S S 0-3 ① K		x 0-0 ③ 6-3		x 0-0 CS 3-H 1B	4	1	1	1	1	1	0
Craig Reynolds, L (1, 6) OBP: 0.226, SLG: 0.295	x 0-0 ① SH1-3 1-2		x 0-0 ② F8 1-2		x 0-0 ② F6			S S S 0-3 ① K	x 0-0 ②③ 1-3 1-2	4	0	0	0	0	1	3
Terry Puhl, L (1, 8) OBP: 0.355, SLG: 0.450	x 0-0 ② F8		x 0-0 S 2-3 1B		x 0-0 ③ 4-3			x 0-0 ② 1B		4	0	2	0	0	0	1
Jose Cruz, L (1, 7) OBP: 0.385, SLG: 0.416	x 0-0 2-H 2B		I I I 4-0 FC4-6 1-2 IBB			x 0-0 ① 4-3		x 0-0 1B		3	0	2	1	1	0	0
Denny Walling, L (1, 9) OBP: 0.351, SLG: 0.347	x 0-0 ③ 4-3		x 0-0 ③ FC4-6 1-2f			x 0-0 1B		x 0-0 ③ 4-3		4	0	1	0	0	0	5
Enos Cabell, R (1, 5) OBP: 0.333, SLG: 0.377		x 0-0 ① 5-3		x 0-0 ① F9		x 0-0 ② F8			x 0-0 1B WP 1B	4	1	1	0	0	0	1
Dave Bergman, L (1, 3) OBP: 0.185, SLG: 0.120		x 0-0 ② F7		x 0-0 ② F5		x 0-0 ③ F7			x 0-0 1-3 2B 1B	4	1	1	0	0	0	1
Alan Ashby, S (1, 2) OBP: 0.369, SLG: 0.433 Julio Gonzalez, R (9, PR) OBP: 0.091, SLG: 0.121 Luis Pujols, R (9, 2) OBP: 0.208, SLG: 0.208		x 0-0 ③ 3-1		x 0-0 1B			x 0-0 ① F8		x 0-0 1-H 3-H 1B 2B	4 0 0	0 1 0	2 0 0	1 0 0	0 0 0	0 0 0	0 0 0
Ken Forsch, R (1, 1) OBP: 0.233, SLG: 0.267 Joe Morgan, L (9, PH) OBP: 0.316, SLG: 0.333 Joe Sambito, L (9, 1)			S S S 0-3 ① K	x 0-0 ③ F8			x 0-0 ② 4-3		x 0-0 ① F8	3 1 0	0 0 0	0 0 0	0 0 0	1 0 0	1 0 0	1 1 0

Inning Stats																								
	R: 1	H: 1	R: 0	H: 0	R: 0	H: 1	R: 0	H: 1	R: 0	H: 0	R: 0	H: 1	R: 0	H: 0	R: 0	H: 2	R: 3	H: 4	1B: 8	SF: 0	WP: 1	PA: 38
	E: 0	LOB: 1	E: 0	LOB: 0	E: 1	LOB: 3	E: 0	LOB: 1	E: 0	LOB: 0	E: 0	LOB: 1	E: 0	LOB: 0	E: 0	LOB: 1	E: 0	LOB: 1	2B: 2	SAC: 1	PB: 0	
	K: 0	BB: 1	K: 0	BB: 0	K: 1	BB: 0	K: 0	BB: 0	K: 0	BB: 0	K: 1	BB: 0	K: 0	BB: 0	K: 1	BB: 0	K: 0	BB: 0	3B: 0	DP: 0	SB: 2	
	S: 4	P: 8	S: 3	P: 3	S: 7	P: 11	S: 4	P: 4	S: 5	P: 5	S: 4	P: 4	S: 3	P: 3	S: 6	P: 6	S: 6	P: 6	HR: 0	HBP: 0	CS: 1	

PITCHER		IP	WLS	BF	H	R	ER	SO	BB	IBB	HBP	BLK	WP	HR	S	P	ERA	WHIP
Steve Mura, R ERA: 5.72	(1, 1)	5.0		21	3	1	1	2	1	1	0	0	0	0	23	31	1.80	0.800
Dennis Kinney, L ERA: 3.13	(6, 1)	3.0		11	3	0	0	1	0	0	0	0	0	0	13	13	0.00	1.000
Rollie Fingers, R ERA: 4.0	(9, 1)	0.0	L	3	3	3	3	0	0	0	0	0	1	0	3	3	∞	∞
Bob Shirley, L ERA: 1.53	(9, 1)	1.0		3	1	0	0	0	0	0	0	0	0	0	3	3	0.00	1.000

PITCHER	IP	WLS	BF	H	R	ER	SO	BB	IBB	HBP	BLK	WP	HR	S	P	ERA	WHIP

AB	35
R	4
H	10
RBI	3
BB	2
SO	3
LOB	13

BOTTOM

Houston Astros @ San Diego Padres

San Diego Stadium, San Diego, CA

Wed Jun 04 1980, 10:05 PM EDT

Att. 13,619 - Unknown

livebaseballscorecards.com

Batter	1	2	3	4	5	6	7	8	9	AB	R	H	RBI	BB	SO	LOB
Gene Richards, L (1, 7) OBP: 0.351, SLG: 0.373	F5		2-H 1B			L4		1-H HR		4	1	2	3	0	0	0
Ozzie Smith, S (1, 6) OBP: 0.312, SLG: 0.263	4-3		F9			BLK 1B		BBBB BB		3	0	1	0	1	0	1
Kurt Bevacqua, R (1, 5) OBP: 0.436, SLG: 0.611 Aurelio Rodriguez, R (9, 5) OBP: 0.237, SLG: 0.330	F8			6-3		F9 1-2		F8		4 0	0 0	0 0	0 0	0 0	0 0	2 0
Dave Winfield, R (1, 9) OBP: 0.407, SLG: 0.453		6-3		6-3			6-3		6-3	4	0	0	0	0	0	0
Willie Montanez, L (1, 3) OBP: 0.300, SLG: 0.324		F7		4-3			G3		SSS K	4	0	0	0	0	1	0
Jerry Mumphrey, S (1, 8) OBP: 0.318, SLG: 0.325		1-3			3-1		F9		1B	4	0	1	0	0	0	0
Gene Tenace, R (1, 2) OBP: 0.360, SLG: 0.346			BBBB 4-3 1B BB		F6			SSS K	F3	3	1	0	0	1	1	1
Tim Flannery, L (1, 4) OBP: 0.250, SLG: 0.250			1-2 4-3		4-3			1-4-3		3	0	0	0	0	0	1
Steve Mura, R (1, 1) OBP: 0.333, SLG: 0.667 Dennis Kinney, L (6, 1) OBP: 0.500, SLG: 0.333 Jerry Turner, L (8, PH) OBP: 0.344, SLG: 0.393 Rollie Fingers, R (9, 1) OBP: 0.250, SLG: 0.500 Bob Shirley, R (9, 1)			6-3			SSS K		HR 1B		1 1 1 0 0	0 0 1 0 0	0 0 1 0 0	0 0 0 0 0	0 1 0 0 0	0 0 0 0 0	1 0 0 0 0
Inning Stats	R: 0 E: 0 K: 0 S: 3 H: 0 LOB: 0 BB: 0 P: 3	R: 0 E: 0 K: 0 S: 3 H: 0 LOB: 0 BB: 0 P: 3	R: 1 E: 0 K: 0 S: 4 H: 1 LOB: 1 BB: 1 P: 8	R: 0 E: 0 K: 0 S: 3 H: 0 LOB: 0 BB: 0 P: 3	R: 0 E: 0 K: 0 S: 3 H: 0 LOB: 0 BB: 0 P: 3	R: 0 E: 0 K: 1 S: 6 H: 1 LOB: 1 BB: 0 P: 6	R: 0 E: 0 K: 0 S: 3 H: 0 LOB: 0 BB: 0 P: 3	R: 2 E: 0 K: 1 S: 7 H: 2 LOB: 1 BB: 1 P: 11	R: 0 E: 0 K: 1 S: 6 H: 1 LOB: 1 BB: 0 P: 6	1B: 4 2B: 0 3B: 0 HR: 1 SF: 0 SAC: 0 DP: 0 HBP: 0						

	AB	32
	R	3
	H	5
	RBI	3
	BB	2
	SO	3
	LOB	6

WP: 0 PB: 0 SB: 0 CS: 0 PA: 34

PITCHER		IP	WLS	BF	H	R	ER	SO	BB	IBB	HBP	BLK	WP	HR	S	P	ERA	WHIP
Ken Forsch, R ERA: 3.25	(1, 1)	8.0	W	30	4	3	3	2	2	0	0	1	0	1	32	40	3.38	0.750
Joe Sambito, L ERA: 3.04	(9, 1)	1.0	S	4	1	0	0	1	0	0	0	0	0	0	6	6	0.00	1.000

PITCHER	IP	WLS	BF	H	R	ER	SO	BB	IBB	HBP	BLK	WP	HR	S	P	ERA	WHIP

San Diego Padres @ Cincinnati Reds

Riverfront Stadium, Cincinnati, OH

Fri Jun 06 1980, 7:05 PM EDT

Att. 23,329 - Unknown

TOP

livebaseballscorecards.com

Batter	1	2	3	4	5	6	7	8	9	AB	R	H	RBI	BB	SO	LOB
Gene Richards, L (1, 7) OBP: 0.354, SLG: 0.381	S BB 1B		1B 2B		5-3		G3			4	1	2	0	0	0	0
Ozzie Smith, S (1, 6) OBP: 0.316, SLG: 0.264	B B B B 4-0 S 1-2 BB		F7		F8			S 1B		3	0	1	0	1	0	1
Jerry Mumphrey, S (1, 8) OBP: 0.322, SLG: 0.331	S S S 0-3 ① K 1-2 2-3		B B B B 4-0 1B BB			G3 1B 2B		F8 1-2		3	1	1	0	1	1	3
Dave Winfield, R (1, 9) OBP: 0.404, SLG: 0.448	S S S 0-3 ② K		1-2 2-H 1B			G3 2-3		1-3		4	0	1	1	0	1	4
Willie Montanez, L (1, 3) OBP: 0.299, SLG: 0.322	S S S 0-3 ③ K		F8			CS 3-H 1B		S S S 0-3 ③ K		4	0	1	1	0	2	5
Bill Fahey, L (1, 2) OBP: 0.284, SLG: 0.281 Jerry Turner, L (9, PH) OBP: 0.354, SLG: 0.421		B B B B 4-0 G4-6-3 BB		P5		B B B B 4-0 ② 1-2 BB			0-0 2B	1 1	0 0	0 1	0 0	2 0	0 0	0 0
Tim Flannery, L (1, 4) OBP: 0.143, SLG: 0.143 John D'Acquisto, R (6, 1) Kurt Bevacqua, R (9, PH) OBP: 0.425, SLG: 0.595		0-0 ① L4		0-0 ② 6-3		0-0 ③ F8			0-0 ① F7	3 0 1	0 0 0	0 0 0	0 0 0	0 0 0	0 0 0	2 0 1
Aurelio Rodriguez, R (1, 5) OBP: 0.230, SLG: 0.320 Barry Evans, R (9, PH) OBP: 0.333, SLG: 0.388		0-0 ② ③ G4-6-3 1-2f		S S S 0-3 ③ K			S S S 0-3 ① K		S S S 0-3 ② K	3 1	0 0	0 0	0 0	0 0	2 1	1 1
John Curtis, L (1, 1) OBP: 0.136, SLG: 0.050 Dave Cash, R (6, 4) OBP: 0.269, SLG: 0.246			S S S 0-3 ① K		0-0 ① F7		0-0 ② 6-3		0-0 ③ F7	2 2	0 0	0 0	0 0	0 0	1 0	0 1

Inning Stats	1	2	3	4	5	6	7	8	9
	R: 0 E: 0 K: 3 S: 10	H: 1 LOB: 2 BB: 1 P: 14	R: 0 E: 0 K: 0 S: 2	H: 0 LOB: 0 BB: 1 P: 6	R: 1 E: 0 K: 1 S: 7	H: 2 LOB: 2 BB: 1 P: 11	R: 0 E: 0 K: 1 S: 5	H: 0 LOB: 0 BB: 0 P: 5	R: 0 E: 0 K: 0 S: 3	H: 0 LOB: 0 BB: 0 P: 3	R: 1 E: 0 K: 0 S: 4	H: 2 LOB: 1 BB: 1 P: 8	R: 0 E: 0 K: 1 S: 5	H: 0 LOB: 0 BB: 0 P: 5	R: 0 E: 0 K: 1 S: 6	H: 1 LOB: 1 BB: 0 P: 6	R: 0 E: 0 K: 1 S: 6	H: 1 LOB: 1 BB: 0 P: 6

	AB	32
	R	2
	H	7
	RBI	2
	BB	4
	SO	8
	LOB	19

	1B: 4	SF: 0	WP: 0	PA: 36
	2B: 3	SAC: 0	PB: 0	
	3B: 0	DP: 1	SB: 3	
	HR: 0	HBP: 0	CS: 1	

PITCHER		IP	WLS	BF	H	R	ER	SO	BB	IBB	HBP	BLK	WP	HR	S	P	ERA	WHIP
Frank Pastore, R ERA: 2.81	(1, 1)	7.0	W	28	5	2	2	6	4	0	0	0	0	0	36	52	2.57	1.286
Tom Hume, R ERA: 3.02	(8, 1)	2.0	S	8	2	0	0	2	0	0	0	0	0	0	12	12	0.00	1.000

PITCHER	IP	WLS	BF	H	R	ER	SO	BB	IBB	HBP	BLK	WP	HR	S	P	ERA	WHIP

Batter	1	2	3	4	5	6	7	8	9	AB	R	H	RBI	BB	SO	LOB
Dave Collins, S (1, 8) OBP: 0.333, SLG: 0.355	F8		6-3		F9		FC5-6 1B E 1-2f	K		4	1	0	0	0	0	3
Tom Hume, R (8, 1)										1	0	0	0	0	1	1
Dave Concepcion, R (1, 6) OBP: 0.266, SLG: 0.311	K			F9		F8	E5 WP 1-H 1B			4	0	1	0	0	1	0
Ken Griffey, L (1, 9) OBP: 0.385, SLG: 0.435	4-3			G3		E8 1B 1B	K 2-3			4	1	1	0	0	1	1
George Foster, R (1, 7) OBP: 0.313, SLG: 0.404		F2		E5 1B		BBBB 1B 1B BB	4-0 IBB			2	1	0	0	2	0	0
Ray Knight, R (1, 5) OBP: 0.342, SLG: 0.513		5-3		1-2 1B		1-2 2-H 1B	F8			4	0	2	1	0	0	2
Dan Driessen, L (1, 3) OBP: 0.374, SLG: 0.391		F8		1-3		1-2 2-H 1B		1B SF9 1B		4	1	2	1	0	0	2
Junior Kennedy, R (1, 4) OBP: 0.363, SLG: 0.428			F9		1B 2B	F9		1-3 1B		4	0	2	0	0	0	2
Don Werner, R (1, 2) OBP: 0.302, SLG: 0.241			SH1-4 1B		B5-6-4 2-3 1B	6-3		SF9 3-H		3	0	2	1	0	0	2
Frank Pastore, R (1, 1) OBP: 0.143, SLG: 0.111			SH1-4 1-2		B5-6-4 1-2f	BBBB FC5-6 BB		F7		1	0	0	0	0	0	2
Cesar Geronimo, L (7, PH) OBP: 0.324, SLG: 0.344 (8, 8)										1	0	0	0	1	0	1
Inning Stats	R: 0 H: 0 E: 0 LOB: 0 K: 1 BB: 0 S: 5 P: 5	R: 0 H: 0 E: 0 LOB: 0 K: 0 BB: 0 S: 3 P: 3	R: 0 H: 1 E: 0 LOB: 1 K: 0 BB: 0 S: 4 P: 4	R: 0 H: 1 E: 1 LOB: 2 K: 0 BB: 0 S: 5 P: 5	R: 0 H: 2 E: 0 LOB: 1 K: 0 BB: 0 S: 4 P: 4	R: 2 H: 3 E: 1 LOB: 2 K: 0 BB: 1 S: 6 P: 10	R: 1 H: 1 E: 1 LOB: 2 K: 1 BB: 2 S: 6 P: 14	R: 1 H: 2 E: 0 LOB: 1 K: 1 BB: 0 S: 7 P: 7		1B: 9 SF: 1 2B: 1 SAC: 1 3B: 0 DP: 1 HR: 0 HBP: 0						

PITCHER	IP	WLS	BF	H	R	ER	SO	BB	IBB	HBP	BLK	WP	HR	S	P	ERA	WHIP
John Curtis, L (1, 1) ERA: 3.97	5.1		24	7	2	2	1	1	0	0	0	0	0	25	29	3.38	1.500
John D'Acquisto, R (6, 1) ERA: 1.84	2.2	L	13	3	2	1	2	1	1	0	0	1	0	15	23	3.38	1.500

PITCHER	IP	WLS	BF	H	R	ER	SO	BB	IBB	HBP	BLK	WP	HR	S	P	ERA	WHIP

BOTTOM

San Diego Padres @ Cincinnati Reds

Riverfront Stadium, Cincinnati, OH

Fri Jun 06 1980, 7:05 PM EDT

Att. 23,329 - Unknown

livebaseballscorecards.com

AB	32
R	4
H	10
RBI	3
BB	3
SO	3
LOB	16

San Diego Padres @ Cincinnati Reds

Riverfront Stadium, Cincinnati, OH

Sat Jun 07 1980, 7:05 PM EDT

Att. 27,004 - Unknown

TOP

livebaseballscorecards.com

Batter	1	2	3	4	5	6	7	8	9	AB	R	H	RBI	BB	SO	LOB
Gene Richards, L (1, 7) OBP: 0.370, SLG: 0.396	0-0 G4-6-3 1B		0-0 1-2 1B		4-0 G6-4-3 IBB		0-0 2-H 2B	4-0 IBB		3	1	3	1	2	0	0
Ozzie Smith, S (1, 6) OBP: 0.313, SLG: 0.268	0-0 G4-6-3 1-2f		0-0 F8		0-0 G6-4-3 1-2f		0-0 1B 2-H 2B	0-0 F6		5	1	1	1	0	0	8
Jerry Mumphrey, S (1, 8) OBP: 0.324, SLG: 0.339	0-0 5-3			0-0 2B		0-0 F7	0-0 2-H 1B		0-0 4-3	5	0	2	1	0	0	0
Dave Winfield, R (1, 9) OBP: 0.404, SLG: 0.441		0-0 6-3		0-0 5-3	B B B B	4-0 1B BB	4-0 IBB		0-0 P4	3	0	0	0	2	0	1
Willie Montanez, L (1, 3) OBP: 0.302, SLG: 0.320		S S S 0-3 K		0-0 F7		0-0 1-3 G1-6-3 1B	0-0 F2		B B B B 4-0 1B 2B BB	4	1	1	0	1	1	3
Tim Flannery, L (1, 4) OBP: 0.250, SLG: 0.333		0-0 1-3		0-0 F7		0-0 1-2f G1-6-3		0-0 WP 1B 2B	0-0 1-3 2B 1B	5	2	2	0	0	0	3
Paul Dade, R (1, 5) OBP: 0.314, SLG: 0.200			0-0 4-3		B B B B 4-0 1B S BB		0-0 S 2B 1B	0-0 2-3 6-3	0-0 1-H 3-H 2B	2	1	1	0	1	0	0
Aurelio Rodriguez, R (7, 5) OBP: 0.235, SLG: 0.333										2	0	1	2	0	0	1
Bill Fahey, L (1, 2) OBP: 0.310, SLG: 0.301			0-0 FC1-6 1B		0-0 1-3 SH2-4 1B		S S S 0-3 1-2 K	0-0 3-H SH3-4 1B	4-0 IBB	4	0	3	1	1	1	1
Gary Lucas, L (1, 1) OBP: 0.294, SLG: 0.250			0-0 1-2f FC1-6 1B		0-0 1-2 SH2-4		0-0 5-3	0-0 1-2 SH3-4	0-0 F7	1	0	0	0	0	0	1
Jerry Turner, L (7, PH) OBP: 0.348, SLG: 0.414										1	0	0	0	0	0	1
Rollie Fingers, R (7, 1) OBP: 0.200, SLG: 0.400										1	0	0	0	0	0	2

	AB	36
	R	6
	H	14
	RBI	6
	BB	7
	SO	2
	LOB	21

Inning Stats										
	R: 0 E: 0 K: 0 S: 3	H: 1 LOB: 0 BB: 0 P: 3	R: 0 E: 0 K: 1 S: 5	H: 0 LOB: 0 BB: 0 P: 5	R: 0 E: 0 K: 0 S: 5	H: 2 LOB: 2 BB: 0 P: 5	R: 0 E: 0 K: 0 S: 4	H: 1 LOB: 1 BB: 0 P: 4	R: 0 E: 0 K: 0 S: 3	H: 1 LOB: 2 BB: 2 P: 11
	R: 0 E: 0 K: 0 S: 3	H: 1 LOB: 1 BB: 1 P: 7	R: 3 E: 0 K: 1 S: 9	H: 4 LOB: 2 BB: 1 P: 13	R: 1 E: 0 K: 0 S: 5	H: 2 LOB: 2 BB: 1 P: 9	R: 2 E: 0 K: 0 S: 5	H: 2 LOB: 2 BB: 2 P: 13	1B: 9 2B: 5 3B: 0 HR: 0	SF: 0 SAC: 2 DP: 3 HBP: 0
	WP: 1 PB: 0 SB: 2 CS: 0	PA: 45								

PITCHER		IP	WLS	BF	H	R	ER	SO	BB	IBB	HBP	BLK	WP	HR	S	P	ERA	WHIP
Michael LaCoss, R ERA: 4.63	(1, 1)	6.2	L	30	10	3	3	2	2	1	0	0	0	0	31	43	4.05	1.800
Dave Tomlin, L ERA: 5.56	(7, 1)	0.1		2	0	0	0	0	0	1	0	0	0	0	1	5	0.00	0.000
Doug Bair, R ERA: 4.73	(8, 1)	2.0		13	4	3	3	0	1	2	0	0	1	0	10	22	13.50	2.500

PITCHER	IP	WLS	BF	H	R	ER	SO	BB	IBB	HBP	BLK	WP	HR	S	P	ERA	WHIP

Batter	1	2	3	4	5	6	7	8	9	AB	R	H	RBI	BB	SO	LOB
Dave Collins, S (1, 8) OBP: 0.325, SLG: 0.345	6-3		5-3		F8			K	3-1	5	0	0	0	0	1	3
Dave Concepcion, R (1, 6) OBP: 0.265, SLG: 0.310	E5			F7		P4		FC6-4 1B		4	0	1	0	0	0	0
Ken Griffey, L (1, 9) OBP: 0.382, SLG: 0.431	L4			K		F8		FC6-4 1-2		4	0	1	0	0	1	1
George Foster, R (1, 7) OBP: 0.306, SLG: 0.393	1-3			E6		E5		FC6-4 1-2f 2-3		4	0	0	0	0	0	3
Ray Knight, R (1, 5) OBP: 0.335, SLG: 0.503		1-3		L5		F8		FC6-4 1-2f		4	0	0	0	0	0	4
Dan Driessen, L (1, 3) OBP: 0.377, SLG: 0.419		K			HR		2B		4-3	4	1	2	1	0	1	0
Junior Kennedy, R (1, 4) OBP: 0.360, SLG: 0.423		F9			F9		F9		1B	4	0	1	0	0	0	1
Don Werner, R (1, 2) OBP: 0.292, SLG: 0.232			5-3		K		K		1-2	2	0	0	0	0	1	0
Harry Spilman, L (7, PH) OBP: 0.319, SLG: 0.455 (8, 2)										2	0	1	0	0	1	1
Michael LaCoss, R (1, 1) OBP: 0.148, SLG: 0.154			F9		BB		K		F8	1	0	0	0	1	0	0
Dave Tomlin, L (7, 1)										0	0	0	0	0	0	0
Cesar Geronimo, L (7, PH) OBP: 0.319, SLG: 0.338										1	0	0	0	0	1	1
Doug Bair, R (8, 1)										0	0	0	0	0	0	0
Ron Oester, S (9, PH) OBP: 0.327, SLG: 0.377										1	0	0	0	0	0	2
Inning Stats	R: 0 H: 0 E: 1 LOB: 1 K: 0 BB: 0 S: 4 P: 4	R: 0 H: 0 E: 0 LOB: 0 K: 1 BB: 0 S: 5 P: 5	R: 0 H: 0 E: 0 LOB: 0 K: 0 BB: 0 S: 3 P: 3	R: 0 H: 0 E: 1 LOB: 1 K: 1 BB: 0 S: 6 P: 6	R: 1 H: 1 E: 0 LOB: 1 K: 1 BB: 1 S: 6 P: 10	R: 0 H: 0 E: 1 LOB: 1 K: 0 BB: 0 S: 4 P: 4	R: 0 H: 1 E: 0 LOB: 1 K: 2 BB: 0 S: 8 P: 8	R: 0 H: 2 E: 0 LOB: 2 K: 1 BB: 0 S: 7 P: 7	R: 0 H: 2 E: 0 LOB: 2 K: 0 BB: 0 S: 5 P: 5	1B: 4 SF: 0 2B: 1 SAC: 0 3B: 0 DP: 0 HR: 1 HBP: 0						WP: 0 PA: 37 PB: 0 SB: 0 CS: 0	

PITCHER		IP	WLS	BF	H	R	ER	SO	BB	IBB	HBP	BLK	WP	HR	S	P	ERA	WHIP
Gary Lucas, L ERA: 3.25	(1, 1)	6.0	W	23	1	1	1	3	1	0	0	0	0	1	28	32	1.50	0.333
Rollie Fingers, R ERA: 3.6	(7, 1)	3.0	S	14	5	0	0	3	0	0	0	0	0	0	20	20	0.00	1.667

PITCHER	IP	WLS	BF	H	R	ER	SO	BB	IBB	HBP	BLK	WP	HR	S	P	ERA	WHIP

BOTTOM

San Diego Padres @ Cincinnati Reds

Riverfront Stadium, Cincinnati, OH

Sat Jun 07 1980, 7:05 PM EDT

Att. 27,004 - Unknown

livebaseballscorecards.com

AB	36
R	1
H	6
RBI	1
BB	1
SO	6
LOB	16

Batter	1	2	3	4	5	6	7	8	9	AB	R	H	RBI	BB	SO	LOB
Gene Richards, L (1, 7) OBP: 0.363, SLG: 0.388	4-3		P5		L6			P4		4	0	0	0	0	0	2
Ozzie Smith, S (1, 6) OBP: 0.308, SLG: 0.262	L4		5-3			5-3			F7	4	0	0	0	0	0	0
Jerry Mumphrey, S (1, 8) OBP: 0.323, SLG: 0.337	S 1B			1-3		F9			L4	4	0	1	0	0	0	0
Dave Winfield, R (1, 9) OBP: 0.401, SLG: 0.433	1-2 IBB			F8		6-3			4-3	3	0	0	0	1	0	0
Willie Montanez, L (1, 3) OBP: 0.297, SLG: 0.315	K			F6			L4			3	0	0	0	0	1	2
Aurelio Rodriguez, R (1, 5) OBP: 0.229, SLG: 0.324		6-3			1-3		6-3			3	0	0	0	0	0	0
Dave Cash, R (1, 4) OBP: 0.270, SLG: 0.247		F3			1B		F7			3	0	1	0	0	0	0
Fred Kendall, R (1, 2) OBP: 0.250, SLG: 0.250		F9			F8			K		2	0	0	0	0	0	1
Barry Evans, R (8, PH) OBP: 0.328, SLG: 0.380										1	0	0	0	0	1	0
Bill Fahey, L (8, 2) OBP: 0.310, SLG: 0.301										0	0	0	0	0	0	0
Randy Jones, R (1, 1) OBP: 0.100, SLG: 0.069			5-3		1-2 1B			F9		2	0	1	0	0	0	0
Kurt Bevacqua, R (8, PH) OBP: 0.415, SLG: 0.579										1	0	0	0	0	0	0
Bob Shirley, R (8, 1)										0	0	0	0	0	0	0
Inning Stats	R: 0 E: 0 K: 1 S: 6 H: 1 LOB: 2 BB: 1 P: 10	R: 0 E: 0 K: 0 S: 3 H: 0 LOB: 0 BB: 0 P: 3	R: 0 E: 0 K: 0 S: 3 H: 0 LOB: 0 BB: 0 P: 3	R: 0 E: 0 K: 0 S: 3 H: 0 LOB: 0 BB: 0 P: 3	R: 0 E: 0 K: 0 S: 5 H: 2 LOB: 2 BB: 0 P: 5	R: 0 E: 0 K: 0 S: 3 H: 0 LOB: 0 BB: 0 P: 3	R: 0 E: 0 K: 0 S: 3 H: 0 LOB: 0 BB: 0 P: 3	R: 0 E: 0 K: 1 S: 5 H: 0 LOB: 0 BB: 0 P: 5	R: 0 E: 0 K: 0 S: 3 H: 0 LOB: 0 BB: 0 P: 3	1B: 3 2B: 0 3B: 0 HR: 0	SF: 0 SAC: 0 DP: 0 HBP: 0						

PITCHER		IP	WLS	BF	H	R	ER	SO	BB	IBB	HBP	BLK	WP	HR	S	P	ERA	WHIP
Charlie Leibrandt, L ERA: 3.58	(1, 1)	9.0	W	31	3	0	0	2	0	1	0	0	0	0	34	38	0.00	0.333

PITCHER		IP	WLS	BF	H	R	ER	SO	BB	IBB	HBP	BLK	WP	HR	S	P	ERA	WHIP

TOP

San Diego Padres @ Cincinnati Reds

Riverfront Stadium, Cincinnati, OH

Sun Jun 08 1980, 3:33 AM EDT

Att. 26,272 - Unknown

livebaseballscorecards.com

AB	30
R	0
H	3
RBI	0
BB	1
SO	2
LOB	5

1B: 3 2B: 0 3B: 0 HR: 0 SF: 0 SAC: 0 DP: 0 HBP: 0

WP: 0 PB: 0 SB: 1 CS: 0 PA: 31

Batter	1	2	3	4	5	6	7	8	9	AB	R	H	RBI	BB	SO	LOB
Dave Collins, S (1, 8) OBP: 0.323, SLG: 0.343	x 0-0 S 1B		x 0-0 1-3 ①	x 0-0 1-3 ①	x 0-0 F9 ③					4	0	1	0	0	0	1
Cesar Geronimo, L (8, 8) OBP: 0.319, SLG: 0.338										0	0	0	0	0	0	0
Junior Kennedy, R (1, 4) OBP: 0.358, SLG: 0.419	x 0-0 F8 ① 1-3		x 0-0 1B	x 0-0 6-3 ②			x 0-0 G3 ①		4	0	1	0	0	0	1	
Dave Concepcion, R (1, 6) OBP: 0.265, SLG: 0.305	B B B B 4-0 S BB		x 0-0 L6 ②	x 0-0 F9 ③			x 0-0 F9 ②		3	0	0	0	1	0	1	
George Foster, R (1, 7) OBP: 0.310, SLG: 0.392	I I I I 4-0 G6-4-3 1-2 IBB		x 0-0 F7 ③			x 0-0 G5-4-3 1B	x 0-0 F7 ③		3	0	1	0	1	0	1	
Ray Knight, R (1, 5) OBP: 0.330, SLG: 0.495	x 0-0 G6-4-3 ② ③ 1-2f			x 0-0 L4 ①		x 0-0 G5-4-3 ① ② 1-2f			3	0	0	0	0	0	4	
Dan Driessen, L (1, 3) OBP: 0.381, SLG: 0.442		x 0-0 HR		x 0-0 E 1B 1B		x 0-0 F8 ③			3	1	2	1	0	0	0	
Sam Mejias, R (1, 9) OBP: 0.356, SLG: 0.419		x 0-0 F3 ①		x 0-0 E2 1-3 1B			x 0-0 4-3 ①		3	0	1	0	0	0	0	
Don Werner, R (1, 2) OBP: 0.279, SLG: 0.220		x 0-0 6-3 ②		x 0-0 5-3 ②			x 0-0 4-3 ②		3	0	0	0	0	0	2	
Charlie Leibrandt, R (1, 1) OBP: 0.250, SLG: 0.280		S S S 0-3 K ③		x 0-0 6-3 ③			x 0-0 1B		3	0	1	0	0	1	2	
Inning Stats	R: 0 H: 1 E: 0 LOB: 2 K: 0 BB: 2 S: 3 P: 11	R: 1 H: 1 E: 0 LOB: 0 K: 1 BB: 0 S: 6 P: 6	R: 0 H: 1 E: 0 LOB: 1 K: 0 BB: 0 S: 4 P: 4	R: 0 H: 2 E: 1 LOB: 2 K: 0 BB: 0 S: 5 P: 5	R: 0 H: 0 E: 0 LOB: 0 K: 0 BB: 0 S: 3 P: 3	R: 0 H: 1 E: 0 LOB: 0 K: 0 BB: 0 S: 3 P: 3	R: 0 H: 1 E: 0 LOB: 1 K: 0 BB: 0 S: 4 P: 4	R: 0 H: 0 E: 0 LOB: 0 K: 0 BB: 0 S: 3 P: 3		1B: 6 SF: 0 2B: 0 SAC: 0 3B: 0 DP: 2 HR: 1 HBP: 0						WP: 0 PA: 31 PB: 0 SB: 3 CS: 0	

PITCHER	IP	WLS	BF	H	R	ER	SO	BB	IBB	HBP	BLK	WP	HR	S	P	ERA	WHIP
Randy Jones, L (1, 1) ERA: 2.63	7.0	L	28	7	1	1	1	1	1	0	0	0	1	28	36	1.29	1.143
Bob Shirley, L (8, 1) ERA: 1.49	1.0		3	0	0	0	0	0	0	0	0	0	0	3	3	0.00	0.000

PITCHER	IP	WLS	BF	H	R	ER	SO	BB	IBB	HBP	BLK	WP	HR	S	P	ERA	WHIP

BOTTOM

San Diego Padres @ Cincinnati Reds

Riverfront Stadium, Cincinnati, OH

Sun Jun 08 1980, 3:33 AM EDT

Att. 26,272 - Unknown

livebaseballscorecards.com

AB	29
R	1
H	7
RBI	1
BB	2
SO	1
LOB	12

Batter	1	2	3	4	5	6	7	8	9	10	11	AB	R	H	RBI	BB	SO	LOB
Gene Richards, L (1, 7) OBP: 0.355, SLG: 0.378	G3		K		FC5-4 FC4-6 1-2f			1-3	F9			5	0	0	0	0	1	2
Ozzie Smith, S (1, 6) OBP: 0.314, SLG: 0.272	2B S 1B		HR S BB		FC4-6 CS 1-2f			3B 2B		P4		4	3	2	0	1	0	1
Jerry Mumphrey, S (1, 8) OBP: 0.320, SLG: 0.330	F7 1-2		F8 1-2		CS 1-2	G3		3B BB		G3		4	1	0	0	1	0	2
Jerry Turner, L (1, 9) OBP: 0.352, SLG: 0.476 Dennis Kinney, L (10, 1) OBP: 0.500, SLG: 0.333	1B 2-H 2B		2-H HR			6-3		F7		F7		5 0	2 0	2 0	3 0	0 0	0 0	2 0
Willie Montanez, L (1, 3) OBP: 0.300, SLG: 0.328	2-H 1B		K			F8		1-H 2-H 3B			K	5	0	2	3	0	2	0
Tim Flannery, L (1, 5) OBP: 0.235, SLG: 0.294	F7			4-3			L3	1-3			1B	5	0	1	0	0	0	2
Dave Cash, R (1, 4) OBP: 0.263, SLG: 0.240		6-3		1-4-3			4-3		5-3		F8	5	0	0	0	0	0	1
Bill Fahey, L (1, 2) OBP: 0.314, SLG: 0.299		P5		F8			BB		SH1 1B		K	4	0	1	0	1	1	1
Steve Mura, R (1, 1) OBP: 0.333, SLG: 0.400 Bob Shirley, R (8, 1) John D'Acquisto, R (9, 1) Dave Winfield, R (10, 9) OBP: 0.401, SLG: 0.433		K			FC5-4 BB		1-3		SH1 1-2			2 0 0 0	0 0 0 0	0 0 0 0	0 0 0 0	1 0 0 0	1 0 0 0	1 0 0 0
Inning Stats	R: 2 E: 0 K: 0 S: 6 H: 3 LOB: 1 BB: 0 P: 6	R: 0 E: 0 K: 1 S: 5 H: 0 LOB: 0 BB: 0 P: 5	R: 2 E: 0 K: 2 S: 8 H: 1 LOB: 0 BB: 1 P: 12	R: 0 E: 0 K: 0 S: 3 H: 0 LOB: 0 BB: 0 P: 3	R: 0 E: 0 K: 0 S: 2 H: 0 LOB: 0 BB: 1 P: 6	R: 0 E: 0 K: 0 S: 3 H: 0 LOB: 0 BB: 0 P: 3	R: 0 E: 0 K: 0 S: 3 H: 0 LOB: 1 BB: 1 P: 7	R: 2 E: 0 K: 0 S: 5 H: 2 LOB: 1 BB: 1 P: 9	R: 0 E: 0 K: 0 S: 4 H: 1 LOB: 1 BB: 0 P: 4	R: 0 E: 0 K: 0 S: 3 H: 0 LOB: 0 BB: 0 P: 3	R: 0 E: 0 K: 2 S: 8 H: 1 LOB: 1 BB: 0 P: 8	1B: 4 2B: 2 3B: 1 HR: 1	SF: 0 SAC: 1 DP: 0 HBP: 0					

PITCHER	IP	WLS	BF	H	R	ER	SO	BB	IBB	HBP	BLK	WP	HR	S	P	ERA	WHIP
Paul Moskau, R (1, 1) ERA: 3.74	7.0		27	4	4	4	3	3	0	0	0	0	1	30	42	5.14	1.000
Dave Tomlin, L (8, 1) ERA: 6.08	2.0		10	3	2	2	0	1	0	0	0	0	0	9	13	9.00	2.000
Tom Hume, R (10, 1) ERA: 2.96	1.0		3	0	0	0	0	0	0	0	0	0	0	3	3	0.00	0.000
Doug Bair, R (11, 1) ERA: 4.59	1.0		4	1	0	0	2	0	0	0	0	0	0	8	8	0.00	1.000

PITCHER	IP	WLS	BF	H	R	ER	SO	BB	IBB	HBP	BLK	WP	HR	S	P	ERA	WHIP

San Diego Padres @ Cincinnati Reds

Riverfront Stadium, Cincinnati, OH

Mon Jun 09 1980, 7:05 PM EDT

Att. 19,688 - Unknown

TOP

livebaseballscorecards.com

AB	39
R	6
H	8
RBI	6
BB	4
SO	5
LOB	12

WP: 0	PA: 45
PB: 0	
SB: 2	
CS: 1	

San Diego Padres @ Cincinnati Reds

Riverfront Stadium, Cincinnati, OH

Mon Jun 09 1980, 7:05 PM EDT

Att. 19,688 - Unknown

BOTTOM

livebaseballscorecards.com

Batter	1	2	3	4	5	6	7	8	9	10	11	AB	R	H	RBI	BB	SO	LOB
Dave Collins, S (1, 8) OBP: 0.330, SLG: 0.362	G4-3 1B		F7		2-H HR			4-3	BBB 1-2 2-3 2B BB			4	2	2	2	1	0	1
Dave Concepcion, R (1, 6) OBP: 0.268, SLG: 0.312	F9		P6		SSS K			1B 1B	1-H 2-H 3-H 1B 2B			5	1	2	3	0	1	2
Ken Griffey, L (1, 9) OBP: 0.377, SLG: 0.425	G4-3 1-2f			F8	G3			SSS K	2-H 1B			5	0	1	1	0	1	2
George Foster, R (1, 7) OBP: 0.318, SLG: 0.391		BBBB G4-6-3 BB BB		BBBB 2B FC5-2 BB		F8		1-2 1B	F8			3	0	1	0	2	0	1
Dan Driessen, L (1, 3) OBP: 0.382, SLG: 0.443		BBBB G4-6-3 1-2 BB		1-3 2B		F8		4-3		SSS K		4	0	1	0	1	1	2
Ray Knight, R (1, 5) OBP: 0.327, SLG: 0.492		G4-6-3 1-2f 2-3		FC5-2 3-H		5-3			4-3	2B		5	0	1	0	0	0	4
Johnny Bench, R (1, 2) OBP: 0.327, SLG: 0.438	5-3			P6			SSS K		BB 2B BB 1B	F9		4	0	1	0	0	1	3
Don Werner, R (9, PR) OBP: 0.275, SLG: 0.217 (10, 2)												1	1	0	0	0	0	1
Junior Kennedy, R (1, 4) OBP: 0.364, SLG: 0.417			SH3-4 1B		F9		SSS 5-3		BBBB BB 1-2 2B BB	IIII FC6-4 IBB		3	1	1	0	2	0	0
Paul Moskau, R (1, 1) OBP: 0.077, SLG: 0.154 Cesar Geronimo, L (7, PH) OBP: 0.315, SLG: 0.333 Dave Tomlin, L (8, 1) Rick Auerbach, R (9, PH) OBP: 0.429, SLG: 0.480 Tom Hume, R (10, 1) Harry Spilman, L (10, PH) OBP: 0.313, SLG: 0.444 Doug Bair, R (11, 1)			SH3-4 1-2		HR 2B		SSS K		F7	FC6-4 1-2f		1 1 0 1 0 1 0	1 0 0 0 0 0 0	1 0 0 0 0 0 0	0 0 0 0 0 0 0	0 0 0 0 0 0 0	0 1 0 0 0 0 0	0 0 0 2 0 0 0
Inning Stats	R: 0 E: 0 K: 0 S: 3 H: 1 LOB: 0 BB: 0 P: 3	R: 0 E: 0 K: 0 S: 2 H: 0 LOB: 1 BB: 2 P: 10	R: 0 E: 0 K: 0 S: 4 H: 1 LOB: 1 BB: 0 P: 4	R: 0 E: 0 K: 0 S: 4 H: 1 LOB: 2 BB: 1 P: 8	R: 2 E: 0 K: 1 S: 7 H: 2 LOB: 0 BB: 0 P: 7	R: 0 E: 0 K: 0 S: 3 H: 0 LOB: 0 BB: 0 P: 3	R: 0 E: 0 K: 2 S: 7 H: 0 LOB: 0 BB: 0 P: 7	R: 0 E: 0 K: 1 S: 7 H: 2 LOB: 2 BB: 0 P: 7	R: 4 E: 0 K: 0 S: 6 H: 3 LOB: 1 BB: 2 P: 14	R: 0 E: 0 K: 1 S: 6 H: 1 LOB: 2 BB: 1 P: 10						

AB	38
R	6
H	11
RBI	6
BB	6
SO	5
LOB	20

1B: 6	SF: 0	WP: 0	PA: 45
2B: 4	SAC: 1	PB: 0	
3B: 0	DP: 2	SB: 0	
HR: 1	HBP: 0	CS: 0	

PITCHER		IP	WLS	BF	H	R	ER	SO	BB	IBB	HBP	BLK	WP	HR	S	P	ERA	WHIP
Steve Mura, R ERA: 5.09	(1, 1)	7.0		27	5	2	2	3	3	0	0	0	0	1	30	42	2.57	1.143
Bob Shirley, L ERA: 2.37	(8, 1)	1.2		12	5	4	4	1	2	0	0	0	0	0	12	20	21.60	4.200
John D'Acquisto, R ERA: 1.78	(9, 1)	1.0		5	1	0	0	1	0	1	0	0	0	0	6	10	0.00	1.000
Dennis Kinney, L ERA: 3.09	(10, 1)	0.1		1	0	0	0	0	0	0	0	0	0	0	1	1	0.00	0.000

PITCHER	IP	WLS	BF	H	R	ER	SO	BB	IBB	HBP	BLK	WP	HR	S	P	ERA	WHIP

Batter	1	2	3	4	5	6	7	8	9	AB	R	H	RBI	BB	SO	LOB
Gene Richards, L (1, 7) OBP: 0.356, SLG: 0.376	SSS 0-3 ① K	SSS 0-3 ③ K			x 0-0 E 1B 2-3 1B		SSS 0-3 ① K		BBBB 4-0 BB E BB	4	1	1	0	1	3	3
Ozzie Smith, S (1, 6) OBP: 0.316, SLG: 0.280	x 0-0 2B		x 0-0 CS 1B		x 0-0 E4 S 1B 1-3 3-H		x 0-0 ② F8		x 0-0 E5 BB 1-2	5	1	2	1	0	0	2
Jerry Mumphrey, S (1, 8) OBP: 0.322, SLG: 0.324	SSS 0-3 ② K		SSS 0-3 ①② K 1-2		BBBB 4-0 1B BB 1-2		x 0-0 ③ 4-3		BBBB 4-0 1-2 2-3 BB	3	0	0	0	2	2	2
Dave Winfield, R (1, 9) OBP: 0.396, SLG: 0.424	x 0-0 ③ 4-3		x 0-0 ③ F8		SSS 0-3 ② K			BBBB 4-0 1B G3 BB	SSS 0-3 ② K	4	1	0	0	1	2	7
Willie Montanez, L (1, 3) OBP: 0.302, SLG: 0.330		x 0-0 ① 4-3		x 0-0 ① 4-3	x 0-0 ③ 1-3 2-H 3-H 1B			x 0-0 G3 1-3 1B	x 0-0 ③ L8	5	0	2	2	0	0	3
Tim Flannery, L (1, 5) OBP: 0.300, SLG: 0.400		x 0-0 1B 2B		x 0-0 ② 4-3		x 0-0 1B		x 0-0 ① G3 1-2 3-H		3	0	2	0	0	0	0
Paul Dade, R (8, PH) OBP: 0.306, SLG: 0.194										1	0	0	1	0	0	1
Fred Kendall, R (8, 2) OBP: 0.250, SLG: 0.250										0	0	0	0	0	0	0
Dave Cash, R (1, 4) OBP: 0.263, SLG: 0.241		x 0-0 BB 2-3 1B		x 0-0 ③ 4-3		x 0-0 ① F8		x 0-0 ② 5-3		4	0	1	0	0	0	2
Bill Fahey, L (1, 2) OBP: 0.324, SLG: 0.303	BBBB 4-0 1-2 BB				x 0-0 1B WP E 1B	x 0-0 ② F8		x 0-0 ③ F3		2	1	1	0	1	0	1
Aurelio Rodriguez, R (8, PH) OBP: 0.226, SLG: 0.320										1	0	0	0	0	0	1
(8, 5)																
Rick Wise, R (1, 1) OBP: 0.115, SLG: 0.160	SSS 0-3 ② K				x 0-0 ① F3 1-2	SSS 0-3 ③ K			x 0-0 ① 6-3	3	0	0	0	0	2	5
Eric Rasmussen, R (6, 1) OBP: 0.111, SLG: 0.222										0	0	0	0	0	0	0
John D'Acquisto, R (6, 1)										0	0	0	0	0	0	0
Dennis Kinney, L (6, 1) OBP: 0.500, SLG: 0.333										0	0	0	0	0	0	0
Kurt Bevacqua, R (9, PH) OBP: 0.405, SLG: 0.564										1	0	0	0	0	0	0
Inning Stats	R: 0 E: 0 K: 2 S: 8 H: 1 LOB: 1 BB: 0 P: 8	R: 0 E: 0 K: 2 S: 9 H: 2 LOB: 3 BB: 1 P: 13	R: 0 E: 0 K: 1 S: 5 H: 1 LOB: 0 BB: 0 P: 5	R: 0 E: 0 K: 0 S: 3 H: 0 LOB: 0 BB: 0 P: 3	R: 3 E: 1 K: 1 S: 8 H: 3 LOB: 2 BB: 1 P: 12	R: 0 E: 0 K: 1 S: 6 H: 1 LOB: 1 BB: 0 P: 6	R: 0 E: 0 K: 1 S: 5 H: 0 LOB: 0 BB: 0 P: 5	R: 1 E: 0 K: 0 S: 4 H: 1 LOB: 1 BB: 1 P: 8	R: 0 E: 1 K: 1 S: 6 H: 0 LOB: 3 BB: 2 P: 14	1B: 7 2B: 2 3B: 0 HR: 0	SF: 0 SAC: 0 DP: 0 HBP: 0						

TOP

San Diego Padres @ Montreal Expos

Olympic Stadium, Montreal, QB

Tue Jun 10 1980, 7:05 PM EDT

Att. 17,439 - Unknown

livebaseballscorecards.com

AB	36
R	4
H	9
RBI	4
BB	5
SO	9
LOB	27

WP: 1 PB: 0 SB: 1 CS: 1 PA: 41

PITCHER		IP	WLS	BF	H	R	ER	SO	BB	IBB	HBP	BLK	WP	HR	S	P	ERA	WHIP
Scott Sanderson, R ERA: 2.96	(1, 1)	3.0		13	4	0	0	5	1	0	0	0	0	0	22	26	0.00	1.667
Stan Bahnsen, R ERA: 1.53	(4, 1)	3.0	W	14	4	3	1	2	1	0	0	0	1	0	17	21	3.00	1.667
Fred Norman, L ERA: 7.2	(7, 1)	2.1		12	1	1	1	1	3	0	0	0	0	0	11	23	3.86	1.714
Elias Sosa, R ERA: 2.54	(9, 1)	0.2	S	2	0	0	0	1	0	0	0	0	0	0	4	4	0.00	0.000

PITCHER	IP	WLS	BF	H	R	ER	SO	BB	IBB	HBP	BLK	WP	HR	S	P	ERA	WHIP

San Diego Padres @ Montreal Expos

Olympic Stadium, Montreal, QB

Tue Jun 10 1980, 7:05 PM EDT

Att. 17,439 - Unknown

livebaseballscorecards.com

Batter	1	2	3	4	5	6	7	8	9	AB	R	H	RBI	BB	SO	LOB
Ron LeFlore, R (1, 7) OBP: 0.317, SLG: 0.304	F9		4-3			S 3B 1B	2B IBB			3	2	1	0	1	0	0
Rodney Scott, S (1, 4) OBP: 0.306, SLG: 0.280	F6			F5		1-H 3B 3B	1-H 2-H S 1B 2B			4	2	2	3	0	0	0
Andre Dawson, R (1, 8) OBP: 0.379, SLG: 0.515	2B			F4		3-H SF9 3B	2-H 1B			4	1	3	2	0	0	0
Gary Carter, R (1, 2) OBP: 0.312, SLG: 0.497	F9			3-1		SF9 3-H	F9			3	0	0	1	0	0	2
Warren Cromartie, L (1, 3) OBP: 0.314, SLG: 0.428		F8			K	F9		5-3		4	0	0	0	0	1	0
Rowland Office, L (1, 9) OBP: 0.330, SLG: 0.380		L8			K	K		K		4	0	0	0	0	3	0
Ken Macha, R (1, 5) OBP: 0.386, SLG: 0.444		1-3			4-3	BB FC5-6		4-3		3	0	0	0	1	0	0
Chris Speier, R (1, 6) OBP: 0.352, SLG: 0.394			6-3			HR 1B	F9			3	1	1	0	0	0	1
Scott Sanderson, R (1, 1) OBP: 0.150, SLG: 0.211 Tom Hutton, L (3, PH) OBP: 0.154, SLG: 0.087 Stan Bahnsen, R (4, 1) Tony Bernazard, S (6, PH) OBP: 0.314, SLG: 0.347 Fred Norman, S (7, 1) Elias Sosa, R (9, 1)			F7			1-H HR	1-2f FC5-6 2B			0 1 0 1 1 0	0 0 0 1 1 0	0 0 0 2 0 0	0 0 0 0 0 0	0 0 0 0 0 0	0 0 0 0 0 0	0 0 0 0 1 0
Inning Stats	R: 0 E: 0 K: 0 S: 4 H: 1 LOB: 1 BB: 0 P: 4	R: 0 E: 0 K: 0 S: 3 H: 0 LOB: 0 BB: 0 P: 3	R: 0 E: 0 K: 0 S: 3 H: 0 LOB: 0 BB: 0 P: 3	R: 0 E: 0 K: 0 S: 3 H: 0 LOB: 0 BB: 0 P: 3	R: 0 E: 0 K: 2 S: 7 H: 0 LOB: 0 BB: 0 P: 7	R: 5 E: 0 K: 1 S: 10 H: 5 LOB: 0 BB: 0 P: 10	R: 3 E: 1 K: 0 S: 5 H: 2 LOB: 1 BB: 2 P: 13	R: 0 E: 0 K: 1 S: 5 H: 0 LOB: 0 BB: 0 P: 5		1B: 3 2B: 2 3B: 2 HR: 1	SF: 1 SAC: 0 DP: 0 HBP: 0			WP: 0 PB: 0 SB: 2 CS: 0	PA: 34	

	AB	31
	R	8
	H	8
	RBI	8
	BB	2
	SO	4
	LOB	4

PITCHER		IP	WLS	BF	H	R	ER	SO	BB	IBB	HBP	BLK	WP	HR	S	P	ERA	WHIP
Rick Wise, R ERA: 3.19	(1, 1)	5.0		18	3	2	2	2	0	0	0	0	0	1	22	22	3.60	0.600
Eric Rasmussen, R ERA: 5.0	(6, 1)	0.0	L	2	2	1	1	0	0	0	0	0	0	0	2	2	∞	∞
John D'Acquisto, R ERA: 2.05	(6, 1)	0.1		2	1	2	2	0	0	0	0	0	0	0	2	2	54.00	3.000
Dennis Kinney, L ERA: 3.81	(6, 1)	2.2		12	2	3	3	2	1	1	0	0	0	0	14	22	10.12	1.125

PITCHER		IP	WLS	BF	H	R	ER	SO	BB	IBB	HBP	BLK	WP	HR	S	P	ERA	WHIP

Batter	1	2	3	4	5	6	7	8	9	AB	R	H	RBI	BB	SO	LOB
Gene Richards, L (1, 7) OBP: 0.355, SLG: 0.374	S S S 0-3 ① K		x 0-0 ① F8	x 0-0 1-2 2-H 1B		x 0-0 1-2 E 1B 1B		x 0-0 ① F7	S S S 0-3 ③ K	6	1	2	1	0	2	0
Ozzie Smith, S (1, 6) OBP: 0.321, SLG: 0.287	x 0-0 ② F3		x 0-0 4-3 1B	x 0-0 F9		x 0-0 E2 1-H 2-H 1B		x 0-0 1B 1B 1B		5	1	3	1	0	0	2
Jerry Mumphrey, S (1, 8) OBP: 0.328, SLG: 0.328	x 0-0 1B		x 0-0 ② 4-3 1-2		S S S 0-3 ① K	B B B B 4-0 BB		x 0-0 FC6-4 1B 1-3 1B 1B		4	1	2	0	1	1	1
Dave Winfield, R (1, 9) OBP: 0.396, SLG: 0.420	x 0-0 ③ F8		B B B B 4-0 BB		S S S 0-3 ② K	x 0-0 ③ F6		x 0-0 FC6-4 1-2 3-H 1B		4	0	1	1	1	1	3
Willie Montanez, L (1, 3) OBP: 0.300, SLG: 0.327		x 0-0 ① F7	x 0-0 ③ 3-1		x 0-0 ③ F6		x 0-0 1B 1B	x 0-0 ② FC6-4 1B 1-2f 2-3 1B		5	0	1	0	0	0	4
Tim Flannery, L (1, 5) OBP: 0.360, SLG: 0.480		x 0-0 1B 2B		x 0-0 ① 4-3		x 0-0 ① 4-3	x 0-0 1-2 1B	x 0-0 1B 1-2 3-H 1B		5	0	3	1	0	0	0
Dave Cash, R (1, 4) OBP: 0.276, SLG: 0.251		x 0-0 2-3 1B		B B B B 4-0 1B BB		x 0-0 1B SF8 1B	S S S 0-3 ① K	x 0-0 ③ 1-2 2-H 1B		4	2	3	0	1	1	2
Bill Fahey, L (1, 2) OBP: 0.324, SLG: 0.304 Kurt Bevacqua, R (7, PH) OBP: 0.395, SLG: 0.550 Fred Kendall, R (7, 2) OBP: 0.200, SLG: 0.200		x 0-0 ② F4		x 0-0 ② F5		x 0-0 1-3 1B 1B	x 0-0 ② F7		S S S 0-3 ① K	3 1 1	1 0 0	1 0 0	0 0 0	0 0 0	0 0 1	3 2 0
John Curtis, L (1, 1) OBP: 0.167, SLG: 0.091 Jerry Turner, L (6, PH) OBP: 0.347, SLG: 0.476 John D'Acquisto, R (6, 1) Rollie Fingers, R (6, 1) OBP: 0.200, SLG: 0.400 Barry Evans, R (7, PH) OBP: 0.322, SLG: 0.373 Bob Shirley, R (7, 1)		S S S 0-3 ③ K		x 0-0 1-2 1B		x 0-0 ② SF8 3-H	x 0-0 ③ F7		S S S 0-3 ② K	2 0 0 0 1 1	0 0 0 0 0 0	1 0 0 0 0 0	0 1 0 0 0 0	0 0 0 0 0 0	1 0 0 0 0 1	2 0 0 0 2 0
Inning Stats	R: 0 E: 0 K: 1 S: 6 H: 1 LOB: 1 BB: 0 P: 6	R: 0 E: 0 K: 1 S: 7 H: 2 LOB: 2 BB: 0 P: 7	R: 0 E: 0 K: 0 S: 4 H: 1 LOB: 2 BB: 1 P: 8	R: 1 E: 0 K: 0 S: 5 H: 2 LOB: 2 BB: 1 P: 9	R: 0 E: 0 K: 2 S: 7 H: 0 LOB: 0 BB: 0 P: 7	R: 3 E: 1 K: 0 S: 7 H: 4 LOB: 2 BB: 1 P: 11	R: 0 E: 0 K: 1 S: 7 H: 2 LOB: 2 BB: 0 P: 7	R: 2 E: 0 K: 0 S: 7 H: 5 LOB: 2 BB: 0 P: 7	R: 0 E: 0 K: 3 S: 9 H: 0 LOB: 0 BB: 0 P: 9	1B: 16 2B: 1 3B: 0 HR: 0	SF: 1 SAC: 0 DP: 0 HBP: 0			WP: 0 PB: 0 SB: 0 CS: 0	PA: 46	

PITCHER		IP	WLS	BF	H	R	ER	SO	BB	IBB	HBP	BLK	WP	HR	S	P	ERA	WHIP
Bill Gullickson, R ERA: 5.23	(1, 1)	5.2		28	9	4	3	4	2	0	0	0	0	0	34	42	4.76	1.941
Stan Bahnsen, R ERA: 1.51	(6, 1)	0.1		3	1	0	0	0	1	0	0	0	0	0	2	6	0.00	6.000
Woodie Fryman, L ERA: 1.52	(7, 1)	1.1		8	4	2	2	1	0	0	0	0	0	0	10	10	13.50	3.000
Elias Sosa, R ERA: 2.4	(8, 1)	1.2	W	7	3	0	0	3	0	0	0	0	0	0	13	13	0.00	1.800

PITCHER	IP	WLS	BF	H	R	ER	SO	BB	IBB	HBP	BLK	WP	HR	S	P	ERA	WHIP

TOP

San Diego Padres @ Montreal Expos

Olympic Stadium, Montreal, QB

Wed Jun 11 1980, 7:05 PM EDT

Att. 13,948 - Unknown

livebaseballscorecards.com

AB	42
R	6
H	17
RBI	5
BB	3
SO	8
LOB	21

Batter	1	2	3	4	5	6	7	8	9	AB	R	H	RBI	BB	SO	LOB
Ron LeFlore, R (1, 7) OBP: 0.330, SLG: 0.328	BBBB 4-0 S 1B BB	x 0-0 2-H 3B		x 0-0 ②③ G5-2-3 3-Hf		BBBB 4-0 BB 1-2 2-3 3-H BB		x 0-0 4-3 2B	x 0-0 1-2 2-H 1B	4	1	3	3	2	0	3
Rodney Scott, S (1, 4)	x 0-0 FC5-4 SF9-5 1-H 1B	x 0-0 ③ F3			x 0-0 ① 5-3	BBBB 4-0 1-2 2-3 3-H BB		x 0-0 ② 4-3 2-3		4	1	1	2	1	0	2
Andre Dawson, R (1, 8) OBP: 0.379, SLG: 0.506	BBBB 4-0 FC5-4 BB		x 0-0 ① F8		x 0-0 ② F6	x 0-0 ③ F8		4-0 IBB IBB		3	0	0	0	2	0	3
Gary Carter, R (1, 2) OBP: 0.309, SLG: 0.486	x 0-0 ① FC5-4 SF9-5 BB 1-2f 2-3		SSS 0-3 ② K		x 0-0 ③ F9		x 0-0 ① F3	4-0 1-2 IBB		4	0	0	0	1	1	2
Warren Cromartie, L (1, 3) OBP: 0.321, SLG: 0.429	BBBB 4-0 1-2 BB		x 0-0 ③ G3			x 0-0 BB 1B FC5-2 1B	x 0-0 1-3 1B 1B	SSS 0-3 ③ K		4	1	2	0	1	1	3
Bob Pate, R (1, 9) OBP: 0.400, SLG: 0.333 Rowland Office, L (6, PH) (7, 9) OBP: 0.319, SLG: 0.366	x 0-0 ②③ SF9-5 2-3 3-H			x 0-0 ① 6-3		x 0-0 ① F6	x 0-0 ② 1-3 1-2		x 0-0 ① 1-3	1 3	0 0	0 0	1 0	0 0	0 0	0 2
Ken Macha, R (1, 5) OBP: 0.389, SLG: 0.446 Brad Mills, L (6, PH) (7, 5) OBP: 0.571, SLG: 0.500		SSS 0-3 ① K		x 0-0 1B BB G5-2-3 1B		x 0-0 FC5-2 BB 1-2 BB 1B	x 0-0 2-H 1B		x 0-0 ② G3	2 3	0 1	1 2	0 1	0 0	1 0	0 0
Chris Speier, R (1, 6) OBP: 0.372, SLG: 0.389		BBBB 4-0 SH3-4 3B BB		BBBB 4-0 1B 1-2 BB		BBBB 4-0 BB FC5-2 1-2 2-3 BB	SSS 0-3 ③ K		BBBB 4-0 1B 1B BB	1	3	0	0	4	1	1
Bill Gullickson, R (1, 1) OBP: 1.000, SLG: 1.000 Stan Bahnsen, R (6, 1) Jerry White, S (6, PH) OBP: 0.404, SLG: 0.550 Woodie Fryman, R (7, 1) Elias Sosa, R (8, 1) OBP: 0.333, SLG: 0.333		x 0-0 ② SH3-4 1-2		x 0-0 1-2 2-3 1B		x 0-0 ② FC5-2 BB BB 1-2 2-3 3-Hf		x 0-0 ① F3	x 0-0 1B 1-2 1B	1 0 1 0 2	0 0 0 0 0	1 0 0 0 0	0 0 0 0 0	0 0 0 0 0	0 0 0 0 0	0 0 3 0 0
Inning Stats	R: 2 H: 1 E: 0 LOB: 1 K: 0 BB: 3 S: 3 P: 15	R: 1 H: 1 E: 0 LOB: 1 K: 1 BB: 1 S: 6 P: 10	R: 0 H: 0 E: 0 LOB: 0 K: 1 BB: 0 S: 5 P: 5	R: 0 H: 2 E: 0 LOB: 2 K: 0 BB: 1 S: 4 P: 8	R: 0 H: 0 E: 0 LOB: 0 K: 0 BB: 0 S: 3 P: 3	R: 2 H: 2 E: 0 LOB: 3 K: 0 BB: 3 S: 5 P: 17	R: 1 H: 2 E: 0 LOB: 1 K: 1 BB: 0 S: 7 P: 7	R: 0 H: 1 E: 0 LOB: 3 K: 1 BB: 2 S: 6 P: 14	R: 1 H: 2 E: 0 LOB: 2 K: 0 BB: 1 S: 4 P: 8	1B: 9 2B: 2 3B: 1 HR: 0	SF: 1 SAC: 1 DP: 2 HBP: 0					

PITCHER		IP	WLS	BF	H	R	ER	SO	BB	IBB	HBP	BLK	WP	HR	S	P	ERA	WHIP
John Curtis, L ERA: 4.07	(1, 1)	5.0		22	4	3	3	2	5	0	0	0	0	0	21	41	5.40	1.800
John D'Acquisto, R ERA: 2.61	(6, 1)	0.1		4	2	2	2	0	1	0	0	0	0	0	3	7	54.00	9.000
Rollie Fingers, R ERA: 3.52	(6, 1)	0.2		4	0	0	0	0	2	0	0	0	0	0	2	10	0.00	3.000
Bob Shirley, L ERA: 2.66	(7, 1)	2.2	L	16	5	2	2	2	1	2	0	0	0	0	17	29	6.75	2.250

PITCHER	IP	WLS	BF	H	R	ER	SO	BB	IBB	HBP	BLK	WP	HR	S	P	ERA	WHIP

BOTTOM

San Diego Padres @ Montreal Expos

Olympic Stadium, Montreal, QB

Wed Jun 11 1980, 7:05 PM EDT

Att. 13,948 - Unknown

livebaseballscorecards.com

AB	33
R	7
H	11
RBI	7
BB	11
SO	4
LOB	19

WP: 0	PA: 46
PB: 0	
SB: 1	
CS: 0	

San Diego Padres @ Montreal Expos

Olympic Stadium, Montreal, QB

Thu Jun 12 1980, 7:05 PM EDT

Att. 20,724 - Unknown

TOP

livebaseballscorecards.com

Batter	1	2	3	4	5	6	7	8	9	AB	R	H	RBI	BB	SO	LOB
Gene Richards, L (1, 7) OBP: 0.352, SLG: 0.367	x 0-0 F7 ①		BBB 4-0 S 1B BB		x 0-0 F7 ③		x 0-0 L5 ③		x 0-0 G3 ③	4	0	0	0	1	0	2
Ozzie Smith, S (1, 6) OBP: 0.324, SLG: 0.288	x 0-0 G3 ②		x 0-0 F7 ② 1-2			BBBB 4-0 FC5 1B BB		x 0-0 1B SF7 1B		3	1	1	0	1	0	1
Barry Evans, R (8, 6) OBP: 0.322, SLG: 0.373										0	0	0	0	0	0	0
Tim Flannery, L (1, 5) OBP: 0.448, SLG: 0.536	BBBB 4-0 BB		x 0-0 ③ 2-H 1B			x 0-0 FC5 1-2 1B		x 0-0 2B 1-3 1B		3	0	3	0	1	0	0
(8, 4)																
Dave Winfield, R (1, 9) OBP: 0.390, SLG: 0.414	SSS 0-3 K ③			x 0-0 6-3 ①		x 0-0 FC5 ① 1-2 2-3f		x 0-0 SF7 ① 3-H		3	0	0	1	0	1	3
(6, 8)																
Paul Dade, R (8, 8) OBP: 0.306, SLG: 0.194										0	0	0	0	0	0	0
Willie Montanez, L (1, 3) OBP: 0.294, SLG: 0.320		x 0-0 F8 ①		x 0-0 F7 ②		x 0-0 F8 ②		x 0-0 F7 ②		4	0	0	0	0	0	3
Aurelio Rodriguez, R (8, 5) OBP: 0.226, SLG: 0.320										0	0	0	0	0	0	0
Jerry Mumphrey, S (1, 8) OBP: 0.329, SLG: 0.328		x 0-0 5-3 1B		SSS 0-3 K ③		x 0-0 F7 ③		x 0-0 1-3 2B		3	0	1	0	0	1	2
Dennis Kinney, L (6, 1) OBP: 0.500, SLG: 0.333										0	0	0	0	0	0	0
Kurt Bevacqua, R (8, PH) OBP: 0.409, SLG: 0.585										1	0	1	0	0	0	0
(8, 3)																
Dave Cash, R (1, 4) OBP: 0.275, SLG: 0.251		x 0-0 5-3 ② 1-2			x 0-0 S 1B		x 0-0 F8 ①	x 0-0 F7 ③		4	0	1	0	0	0	3
John D'Acquisto, R (8, 1)										0	0	0	0	0	0	0
Bill Fahey, L (1, 2) OBP: 0.316, SLG: 0.295		x 0-0 P4 ③			x 0-0 F7 ① 1-2		x 0-0 P5 ②		x 0-0 6-3 ①	3	0	0	0	0	0	2
Fred Kendall, R (9, PH) OBP: 0.167, SLG: 0.167										1	0	0	0	0	0	0
Gary Lucas, L (1, 1) OBP: 0.263, SLG: 0.222			SSS 0-3 K ①		SSS 0-3 K ②		x 0-0 1B		x 0-0 G3 ②	2	0	0	0	0	2	1
Eric Rasmussen, R (5, 1) OBP: 0.111, SLG: 0.222										0	0	0	0	0	0	0
Jerry Turner, L (6, 9) OBP: 0.351, SLG: 0.477										2	0	1	0	0	0	0

	AB	33
	R	1
	H	8
	RBI	1
	BB	3
	SO	4
	LOB	17

Inning Stats	1	2	3	4	5	6	7	8	9
	R: 0 E: 0 K: 1 S: 5	H: 0 LOB: 1 BB: 1 P: 9	R: 0 E: 0 K: 0 S: 4	H: 1 LOB: 1 BB: 0 P: 4	R: 0 E: 0 K: 1 S: 5	H: 1 LOB: 2 BB: 1 P: 9	R: 0 E: 0 K: 1 S: 5	H: 0 LOB: 0 BB: 0 P: 5	R: 0 E: 0 K: 1 S: 6	H: 1 LOB: 1 BB: 0 P: 6
	R: 0 E: 0 K: 0 S: 4	H: 1 LOB: 2 BB: 1 P: 8	R: 0 E: 0 K: 0 S: 4	H: 1 LOB: 1 BB: 0 P: 4	R: 1 E: 0 K: 0 S: 6	H: 3 LOB: 2 BB: 0 P: 6	R: 0 E: 0 K: 0 S: 3	H: 0 LOB: 0 BB: 0 P: 3		

	1B: 7	SF: 1	WP: 0	PA: 37
	2B: 1	SAC: 0	PB: 0	
	3B: 0	DP: 0	SB: 2	
	HR: 0	HBP: 0	CS: 0	

PITCHER		IP	WLS	BF	H	R	ER	SO	BB	IBB	HBP	BLK	WP	HR	S	P	ERA	WHIP
Charlie Lea, R ERA: 1.13	(1, 1)	8.0	W	34	8	1	1	4	3	0	0	0	0	0	39	51	1.12	1.375
Fred Norman, L ERA: 6.92	(9, 1)	1.0		3	0	0	0	0	0	0	0	0	0	0	3	3	0.00	0.000

PITCHER	IP	WLS	BF	H	R	ER	SO	BB	IBB	HBP	BLK	WP	HR	S	P	ERA	WHIP

Batter	1	2	3	4	5	6	7	8	9	AB	R	H	RBI	BB	SO	LOB
Ron LeFlore, R (1, 7) OBP: 0.335, SLG: 0.338 Jerry White, S (6, 7) OBP: 0.400, SLG: 0.605	S SF9 2B		PB 1-2 1B		F8 ①	IHR	K ②	K ③		3 3	1 1	2 1	0 1	0 0	0 2	0 3
Rodney Scott, S (1, 4) OBP: 0.316, SLG: 0.284	F9 ① 2-3		F8 ② 1-2 2-3		S BB 2B 1B	1B HBP 1B 1B	1B BB			4	2	2	0	1	0	3
Andre Dawson, R (1, 8) OBP: 0.382, SLG: 0.503 Tom Hutton, L (6, PR) (7, 9) OBP: 0.185, SLG: 0.125	SF9 ② 3-H		F8 ③		S 1-2 2B BB	1B 1-2 1B HBP	1-3 2-H 1B			1 1	1 0	0 1	1 1	1 0	0 0	2 0
Gary Carter, R (1, 2) OBP: 0.311, SLG: 0.479	P3 ③			6-3 ①	2B 1-2 2-3 1B IBB	P5 ①	1-2 BB			3	1	0	0	2	0	2
Warren Cromartie, L (1, 3) OBP: 0.323, SLG: 0.433		4-3 ①	K ②		1-3 2-H 3-H 2B	1B 1-2 2-3 1B	K ③			5	1	2	2	0	2	3
Bob Pate, R (1, 9) OBP: 0.429, SLG: 0.400 Rowland Office, L (5, PH) (6, 9) (7, 8) OBP: 0.320, SLG: 0.357		F8 ②	BB 1B 1B	2-3 1B IBB	K ②			K ①		2 2	1 0	1 0	0 0	0 1	0 2	0 3
Ken Macha, R (1, 5) OBP: 0.392, SLG: 0.439 Brad Mills, L (5, PH) (6, 5) OBP: 0.700, SLG: 0.667		6-3 ③	1B 1-2 BB	2-3 1-2 2-H 3-H 1B	1-3 2-H 3-H 1B			1B 1B		1 3	0 0	0 3	0 3	1 0	0 0	0 0
Bill Almon, R (1, 6) OBP: 0.297, SLG: 0.371			F9 ① 1-2 2-H 1B	2-3 ② 1-2 2-3		1B 2B	1-2			5	1	3	1	0	0	2
Charlie Lea, R (1, 1) Tony Bernazard, S (8, PH) OBP: 0.311, SLG: 0.344 Fred Norman, S (9, 1)			PB 1B BB	6-3 ③	4-3 ③		K ①	K ②		3 1 0	0 0 0	0 0 0	0 0 0	1 0 0	1 1 0	5 2 0
Inning Stats	R: 1 E: 0 K: 0 S: 4 H: 1 LOB: 0 BB: 0 P: 4	R: 0 E: 0 K: 0 S: 3 H: 0 LOB: 0 BB: 0 P: 3	R: 0 E: 0 K: 0 S: 4 H: 1 LOB: 2 BB: 1 P: 8	R: 1 E: 0 K: 1 S: 7 H: 2 LOB: 2 BB: 1 P: 11	R: 4 E: 0 K: 0 S: 6 H: 3 LOB: 2 BB: 3 P: 18	R: 2 E: 0 K: 1 S: 8 H: 4 LOB: 2 BB: 0 P: 9	R: 1 E: 0 K: 3 S: 11 H: 2 LOB: 3 BB: 2 P: 19	R: 0 E: 0 K: 3 S: 11 H: 2 LOB: 2 BB: 0 P: 11		1B: 11 2B: 3 3B: 0 HR: 1 SF: 1 SAC: 0 DP: 0 HBP: 1						

PITCHER		IP	WLS	BF	H	R	ER	SO	BB	IBB	HBP	BLK	WP	HR	S	P	ERA	WHIP
Gary Lucas, L ERA: 3.92	(1, 1)	4.1	L	23	6	6	6	1	3	1	0	0	0	0	21	37	12.46	2.077
Eric Rasmussen, R ERA: 5.28	(5, 1)	1.0		9	4	2	2	0	0	1	1	0	0	0	7	12	18.00	4.000
Dennis Kinney, L ERA: 3.9	(6, 1)	1.2		9	3	1	1	4	2	0	0	0	0	0	15	23	5.40	3.000
John D'Acquisto, R ERA: 2.53	(8, 1)	1.0		5	2	0	0	3	0	0	0	0	0	0	11	11	0.00	2.000

PITCHER	IP	WLS	BF	H	R	ER	SO	BB	IBB	HBP	BLK	WP	HR	S	P	ERA	WHIP

BOTTOM

San Diego Padres @ Montreal Expos

Olympic Stadium, Montreal, QB

Thu Jun 12 1980, 7:05 PM EDT

Att. 20,724 - Unknown

livebaseballscorecards.com

AB	37
R	9
H	15
RBI	9
BB	7
SO	8
LOB	25

WP: 0 PB: 1 SB: 3 CS: 0 PA: 46

Batter	1	2	3	4	5	6	7	8	9	AB	R	H	RBI	BB	SO	LOB
Gene Richards, L (1, 7) OBP: 0.353, SLG: 0.365	4-3		FC4-6 1B 6-3 1B		4-3		5-3		BBBB 4-0 FC6-4 BB	4	1	1	0	1	0	0
Ozzie Smith, S (1, 6) OBP: 0.322, SLG: 0.286	6-3		1-2 FC4-6 1B		B5-3		5-3		1-2f FC6-4	5	0	1	0	0	0	1
Tim Flannery, L (1, 5) OBP: 0.441, SLG: 0.500	BBBB 4-0 BB		FC4-6 6-3 1B 1-2f 2-3		L4		1B		4-3	4	1	1	0	1	0	3
Dave Winfield, R (1, 9) OBP: 0.387, SLG: 0.415	4-3		6-3 1-2 3-H			6-3 1B 2B	F8			4	1	1	1	0	0	3
Willie Montanez, L (1, 3) OBP: 0.302, SLG: 0.333		G5-4-3 1B 1B	2-H 1B			F5		1B G4-6-3 2B		4	2	3	1	0	0	1
Jerry Mumphrey, S (1, 8) OBP: 0.336, SLG: 0.333		1-2 G5-4-3 1B	4-3			BBBB 4-0 6-3 1B BB		2-3 G4-6-3 1B		3	1	2	0	1	0	1
Dave Cash, R (1, 4) OBP: 0.270, SLG: 0.246		1-2f 2-3 G5-4-3		6-3		1-2 2-3 6-3		1-2f 3-H G4-6-3		4	0	0	0	0	0	5
Fred Kendall, R (1, 2) OBP: 0.250, SLG: 0.250 Bill Fahey, L (6, PH) (6, 2) OBP: 0.319, SLG: 0.299	3-H 1B		SSS 0-3 K		2-H 3-H 1B		1-3		2 2	0 0	1 1	1 2	0 0	1 0	0 0	
Randy Jones, R (1, 1) OBP: 0.100, SLG: 0.069 John D'Acquisto, R (1, 1) Eric Rasmussen, R (1, 1) OBP: 0.091, SLG: 0.182 Jerry Turner, L (6, PH) OBP: 0.347, SLG: 0.470 Rollie Fingers, R (6, 1) OBP: 0.200, SLG: 0.400 Kurt Bevacqua, R (9, PH) OBP: 0.400, SLG: 0.571		SSS 0-3 K		F6		F7			F9	0 0 2 1 0 1	0 0 0 0 0 0	0 0 0 0 0 0	0 0 0 0 1 0	0 0 0 0 0 0	0 0 0 0 0 0	0 0 1 1 0 0
Inning Stats	R: 0 E: 0 K: 0 S: 3 H: 0 LOB: 1 BB: 1 P: 7	R: 1 E: 0 K: 1 S: 7 H: 3 LOB: 1 BB: 0 P: 7	R: 2 E: 0 K: 0 S: 6 H: 3 LOB: 1 BB: 0 P: 6	R: 0 E: 0 K: 1 S: 5 H: 0 LOB: 0 BB: 0 P: 5	R: 0 E: 0 K: 0 S: 3 H: 0 LOB: 0 BB: 0 P: 3	R: 2 E: 0 K: 0 S: 5 H: 2 LOB: 1 BB: 1 P: 9	R: 0 E: 0 K: 0 S: 4 H: 1 LOB: 1 BB: 0 P: 4	R: 1 E: 0 K: 0 S: 4 H: 2 LOB: 0 BB: 0 P: 4	R: 0 E: 0 K: 0 S: 3 H: 0 LOB: 1 BB: 1 P: 7	1B: 9 2B: 2 3B: 0 HR: 0	SF: 0 SAC: 0 DP: 2 HBP: 0						

PITCHER		IP	WLS	BF	H	R	ER	SO	BB	IBB	HBP	BLK	WP	HR	S	P	ERA	WHIP
Dick Ruthven, R ERA: 4.63	(1, 1)	6.2	W	30	9	5	5	2	2	0	0	0	0	0	32	40	6.75	1.650
Ron Reed, R ERA: 2.65	(7, 1)	2.1		9	2	1	1	0	1	0	0	0	0	0	8	12	3.86	1.286

PITCHER	IP	WLS	BF	H	R	ER	SO	BB	IBB	HBP	BLK	WP	HR	S	P	ERA	WHIP

TOP

San Diego Padres @ Philadelphia Phillies

Veterans Stadium, Philadelphia, PA

Fri Jun 13 1980, 7:05 PM EDT

Att. 37,873 - Unknown

livebaseballscorecards.com

AB	36
R	6
H	11
RBI	5
BB	3
SO	2
LOB	16

PA: 39

WP: 0 PB: 0 SB: 0 CS: 0

Batter	1	2	3	4	5	6	7	8	9	AB	R	H	RBI	BB	SO	LOB
Lonnie Smith, R (1, 9) OBP: 0.475, SLG: 0.595	S 1B 1B		CS 1B			1B 2B	BBBB 1-2 BB			4	2	4	0	1	0	0
Pete Rose, S (1, 3) OBP: 0.376, SLG: 0.389	1-H HR 1B 1-2 FC6-4 1B		1-2 CS ③	1B SF9 1B		2-H BB 1B	F8 ③			5	2	4	2	0	0	2
Mike Schmidt, R (1, 5) OBP: 0.356, SLG: 0.653	2-H HR 1-2 FC6-4			1-3 1B		SSS 0-3 ① K		5-3 ①		5	1	2	2	0	1	3
Greg Luzinski, R (1, 7) OBP: 0.384, SLG: 0.581 Greg Gross, L (9, 7) OBP: 0.204, SLG: 0.204	1B 1B	F8 ①	F2 ①			F8 ②		6-3 ②		5 0	1 0	1 0	0 0	0 0	0 0	3 0
Bob Boone, R (1, 2) OBP: 0.287, SLG: 0.369	1-3 1B	BBBB 4-0 FC1-6 BB	SF9 ② 3-H			BBBB 4-0 1-2 BB		F7 ③		2	1	1	1	2	0	0
Garry Maddox, R (1, 8) OBP: 0.280, SLG: 0.413	2-H 3-H 3B 1B	0-0 ② FC1-6 1-2f	6-3 ③			SSS 0-3 ③ K				4	1	1	2	0	1	4
Larry Bowa, S (1, 6) OBP: 0.259, SLG: 0.330	1-H SF8 3B	L3 ③		F6 ①			F6 ①			4	1	1	1	0	0	1
Manny Trillo, R (1, 4) OBP: 0.374, SLG: 0.413	SF8 ① 3-H		1-3 ①	F8 ②			BB 1B			3	0	1	1	0	0	0
Dick Ruthven, R (1, 1) OBP: 0.208, SLG: 0.217 Ron Reed, R (7, 1)	SSS 0-3 ② K		F7 ②	1-6-3 ③			SSS 0-3 ② K			3 1	0 0	0 0	0 0	0 0	1 1	0 1
Inning Stats	R: 7 E: 0 K: 1 S: 14 H: 9 LOB: 2 BB: 0 P: 14	R: 0 E: 0 K: 0 S: 3 H: 0 LOB: 1 BB: 1 P: 7	R: 0 E: 0 K: 0 S: 3 H: 1 LOB: 0 BB: 0 P: 3	R: 1 E: 0 K: 0 S: 5 H: 2 LOB: 1 BB: 0 P: 5	R: 0 E: 0 K: 0 S: 3 H: 0 LOB: 0 BB: 0 P: 3	R: 1 E: 0 K: 2 S: 9 H: 2 LOB: 2 BB: 1 P: 13	R: 0 E: 0 K: 1 S: 6 H: 1 LOB: 2 BB: 1 P: 10	R: 0 E: 0 K: 0 S: 3 H: 0 LOB: 0 BB: 0 P: 3		1B: 12 2B: 1 3B: 1 HR: 1	SF: 2 SAC: 0 DP: 0 HBP: 0					

PITCHER		IP	WLS	BF	H	R	ER	SO	BB	IBB	HBP	BLK	WP	HR	S	P	ERA	WHIP
Randy Jones, L ERA: 3.12	(1, 1)	0.0	L	5	5	5	5	0	0	0	0	0	0	1	5	5	∞	∞
John D'Acquisto, R ERA: 3.03	(1, 1)	0.2		6	4	2	2	1	0	0	0	0	0	0	8	8	27.00	6.000
Eric Rasmussen, R ERA: 5.01	(1, 1)	4.1		16	3	1	1	0	1	0	0	0	0	0	15	19	2.08	0.923
Rollie Fingers, R ERA: 3.48	(6, 1)	3.0		14	3	1	1	3	2	0	0	0	0	0	18	26	3.00	1.667

PITCHER	IP	WLS	BF	H	R	ER	SO	BB	IBB	HBP	BLK	WP	HR	S	P	ERA	WHIP

BOTTOM

San Diego Padres @ Philadelphia Phillies

Veterans Stadium, Philadelphia, PA

Fri Jun 13 1980, 7:05 PM EDT

Att. 37,873 - Unknown

livebaseballscorecards.com

AB	36
R	9
H	15
RBI	9
BB	3
SO	4
LOB	14

Batter	1	2	3	4	5	6	7	8	9	AB	R	H	RBI	BB	SO	LOB
Ozzie Smith, S (1, 6) OBP: 0.321, SLG: 0.285	K		F4			F8		1B		4	0	1	0	0	1	0
Dave Cash, R (1, 4) OBP: 0.274, SLG: 0.251	CS 1B			F9		F4		1B		4	0	2	1	0	0	0
Jerry Mumphrey, S (1, 8) OBP: 0.330, SLG: 0.327	FC S			6-3		K		1-3		4	0	0	0	0	1	3
Dave Winfield, R (1, 9) OBP: 0.385, SLG: 0.412	K			WP 1B			K		K	4	0	1	0	0	3	1
Kurt Bevacqua, R (1, 7) OBP: 0.367, SLG: 0.522		5-3		5-3			6-3		F9	4	0	0	0	0	0	1
Willie Montanez, L (1, 3) OBP: 0.297, SLG: 0.327		K			K		K		6-3	4	0	0	0	0	3	0
Aurelio Rodriguez, R (1, 5) OBP: 0.229, SLG: 0.321		K			6-3			1B 1B		3	1	1	0	0	1	0
Fred Kendall, R (1, 2) OBP: 0.273, SLG: 0.273			K		1B			F9		3	0	1	0	0	1	1
Steve Mura, R (1, 1) OBP: 0.250, SLG: 0.286			K		K			K		2	0	0	0	0	2	1
Gene Tenace, R (8, PH) OBP: 0.358, SLG: 0.343										1	0	0	0	0	1	1
Bob Shirley, R (8, 1)										0	0	0	0	0	0	0
Inning Stats	R: 0 H: 1 E: 0 LOB: 1 K: 2 BB: 0 S: 10 P: 10	R: 0 H: 0 E: 0 LOB: 0 K: 2 BB: 0 S: 7 P: 7	R: 0 H: 0 E: 0 LOB: 0 K: 2 BB: 0 S: 7 P: 7	R: 0 H: 1 E: 0 LOB: 1 K: 0 BB: 0 S: 4 P: 4	R: 0 H: 1 E: 0 LOB: 1 K: 2 BB: 0 S: 8 P: 8	R: 0 H: 0 E: 0 LOB: 0 K: 1 BB: 0 S: 5 P: 5	R: 0 H: 0 E: 0 LOB: 0 K: 2 BB: 0 S: 7 P: 7	R: 1 H: 3 E: 0 LOB: 2 K: 1 BB: 0 S: 8 P: 8	R: 0 H: 0 E: 0 LOB: 0 K: 1 BB: 0 S: 5 P: 5	1B: 6 SF: 0 2B: 0 SAC: 0 3B: 0 DP: 0 HR: 0 HBP: 0						

TOP

San Diego Padres @ Philadelphia Phillies

Veterans Stadium, Philadelphia, PA

Sat Jun 14 1980, 7:05 PM EDT

Att. 35,231 - Unknown

livebaseballscorecards.com

AB	33
R	1
H	6
RBI	1
BB	0
SO	13
LOB	8

WP: 2 PA: 33
PB: 0
SB: 1
CS: 1

PITCHER		IP	WLS	BF	H	R	ER	SO	BB	IBB	HBP	BLK	WP	HR	S	P	ERA	WHIP
Steve Carlton, L ERA: 1.78	(1, 1)	8.0	W	30	6	1	1	13	0	0	0	0	2	0	56	56	1.12	0.750
Tug McGraw, L ERA: 3.0	(9, 1)	1.0	S	3	0	0	0	1	0	0	0	0	0	0	5	5	0.00	0.000

PITCHER	IP	WLS	BF	H	R	ER	SO	BB	IBB	HBP	BLK	WP	HR	S	P	ERA	WHIP

BOTTOM

San Diego Padres @ Philadelphia Phillies

Veterans Stadium, Philadelphia, PA

Sat Jun 14 1980, 7:05 PM EDT

Att. 35,231 - Unknown

livebaseballscorecards.com

Batter	1	2	3	4	5	6	7	8	9	AB	R	H	RBI	BB	SO	LOB
Lonnie Smith, R (1, 9) OBP: 0.432, SLG: 0.537	S S S 0-3 K ①	x 0-0 F8 ③		x 0-0 6-3 ②			x 0-0 6-3 ①			4	0	0	0	0	1	1
Pete Rose, S (1, 3) OBP: 0.374, SLG: 0.383	B B B B 4-0 BB BB BB		x 0-0 4-3 ①	x 0-0 6-3 ③			x 0-0 4-3 ②			3	0	0	0	1	0	0
Mike Schmidt, R (1, 5) OBP: 0.367, SLG: 0.672	B B B B 4-0 BB 1-2 BB		B B B B 4-0 HR BB		x 0-0 HR		x 0-0 1B			2	2	2	1	2	0	0
Greg Luzinski, R (1, 7) OBP: 0.381, SLG: 0.589 Greg Gross, L (8, 7) OBP: 0.204, SLG: 0.204	x 0-0 F7 ②		x 0-0 1-H HR		S S S 0-3 K ①		S S S 0-3 K ③			4 0	1 0	1 0	2 0	0 0	2 0	3 0
Bob Boone, R (1, 2) OBP: 0.296, SLG: 0.374	B B B B 4-0 BB 1-2 2-3 BB		x 0-0 1B 1B		x 0-0 F8 ②			x 0-0 CS 1B 1B		3	0	2	0	1	0	0
Garry Maddox, R (1, 8) OBP: 0.280, SLG: 0.410	x 0-0 F8 ③		x 0-0 F8 ②		x 0-0 5-3 ③			x 0-0 CS 1-2 1B		4	0	1	0	0	0	4
Larry Bowa, S (1, 6) OBP: 0.264, SLG: 0.333		S S S 0-3 K ①	x 0-0 1-2 1B			x 0-0 G6-4-3 1B		x 0-0 P4 ① ② 1-2 2-3		4	0	2	0	0	1	2
Manny Trillo, R (1, 4) OBP: 0.371, SLG: 0.403		x 0-0 F7 ②	x 0-0 4-3 ③			x 0-0 G6-4-3 ① ② 1-2f		4-0 FC6 IBB		3	0	0	0	1	0	3
Steve Carlton, L (1, 1) OBP: 0.162, SLG: 0.194 Keith Moreland, R (8, PH) OBP: 0.250, SLG: 0.391 Tug McGraw, R (9, 1) OBP: 0.500, SLG: 0.500		x 0-0 2B		x 0-0 F9 ①		S S S 0-3 K ③		x 0-0 FC6 ③ 1-2f		3 1 0	0 0 0	1 0 0	0 0 0	0 0 0	1 0 0	0 2 0
Inning Stats	R: 0 E: 0 K: 1 S: 5 H: 0 LOB: 3 BB: 3 P: 17	R: 0 E: 0 K: 1 S: 6 H: 1 LOB: 1 BB: 0 P: 6	R: 2 E: 0 K: 0 S: 6 H: 3 LOB: 2 BB: 1 P: 10	R: 0 E: 0 K: 0 S: 3 H: 0 LOB: 0 BB: 0 P: 3	R: 1 E: 0 K: 1 S: 6 H: 1 LOB: 0 BB: 0 P: 6	R: 0 E: 0 K: 1 S: 5 H: 1 LOB: 0 BB: 0 P: 5	R: 0 E: 0 K: 1 S: 6 H: 1 LOB: 1 BB: 0 P: 6	R: 0 E: 0 K: 0 S: 4 H: 2 LOB: 2 BB: 1 P: 8		1B: 6 2B: 1 3B: 0 HR: 2	SF: 0 SAC: 0 DP: 1 HBP: 0						

	AB	31
	R	3
	H	9
	RBI	3
	BB	5
	SO	5
	LOB	15

WP: 0 PB: 0 SB: 0 CS: 2 PA: 36

PITCHER		IP	WLS	BF	H	R	ER	SO	BB	IBB	HBP	BLK	WP	HR	S	P	ERA	WHIP
Steve Mura, R ERA: 4.89	(1, 1)	7.0	L	31	7	3	3	5	4	0	0	0	0	2	37	53	3.86	1.571
Bob Shirley, L ERA: 2.59	(8, 1)	1.0		5	2	0	0	0	0	1	0	0	0	0	4	8	0.00	2.000

PITCHER	IP	WLS	BF	H	R	ER	SO	BB	IBB	HBP	BLK	WP	HR	S	P	ERA	WHIP

Batter	1	2	3	4	5	6	7	8	9	AB	R	H	RBI	BB	SO	LOB
Gene Richards, L (1, 7) OBP: 0.354, SLG: 0.366	F8		1-2 3-H 1B		F5		K		3-1 1-2 1B	5	1	2	1	0	1	0
Ozzie Smith, S (1, 6) OBP: 0.315, SLG: 0.279	3-1		F5		6-3		F6		3-1 1-2 2-3	5	0	0	0	0	0	4
Tim Flannery, L (1, 5) OBP: 0.436, SLG: 0.486	4-3		4-3			1B 1B 1B	L4		2-H 3-H 1B	5	1	2	2	0	0	2
Jerry Turner, L (1, 9) OBP: 0.338, SLG: 0.451		F5		4-3		S 1B 1-2 FC6-4 1B		F7	K	5	1	1	0	0	1	1
Willie Montanez, L (1, 3) OBP: 0.300, SLG: 0.330		F2		FC6-4 WP 1B		FC6-4 1-2 2-H 1B		6-3		4	0	2	1	0	0	0
Jerry Mumphrey, S (1, 8) OBP: 0.333, SLG: 0.327		F8		FC6-4 1-2 BB		K		S 1B		3	0	1	0	1	1	2
Dave Cash, R (1, 4) OBP: 0.274, SLG: 0.251			1B 1B 1B	FC6-4 1-2f 2-3		FC6-4 1-2f 2-H 1B		5-3 1-2		4	1	1	1	0	0	4
Bill Fahey, L (1, 2) Dave Winfield, R (6, PH) Fred Kendall, R (6, 2) OBP: 0.322, SLG: 0.303 OBP: 0.388, SLG: 0.415 OBP: 0.333, SLG: 0.333			1-3 1B	K		FC6-4 1-2 1B			3-1 1B 1B	2 1 1	0 0 1	1 1 1	0 0 0	0 0 0	1 0 0	2 0 0
Rick Wise, R (1, 1) Dennis Kinney, L (2, 1) Kurt Bevacqua, R (6, PH) John D'Acquisto, R (6, 1) Barry Evans, R (9, PH) OBP: 0.115, SLG: 0.160 OBP: 0.333, SLG: 0.200 OBP: 0.360, SLG: 0.511 OBP: 0.317, SLG: 0.365			K		K2-3	FC6-4 1-2f			F7	0 2 1 0 1	0 0 0 0 0	0 0 0 0 0	0 0 0 0 0	0 0 0 0 0	0 2 0 0 0	0 2 2 0 1
Inning Stats	R: 0 E: 0 K: 0 S: 3 H: 0 LOB: 0 BB: 0 P: 3	R: 0 E: 0 K: 0 S: 3 H: 0 LOB: 0 BB: 0 P: 3	R: 1 E: 0 K: 1 S: 8 H: 3 LOB: 2 BB: 0 P: 8	R: 0 E: 0 K: 1 S: 6 H: 1 LOB: 2 BB: 1 P: 10	R: 0 E: 0 K: 1 S: 5 H: 0 LOB: 0 BB: 0 P: 5	R: 2 E: 0 K: 1 S: 9 H: 4 LOB: 2 BB: 0 P: 9	R: 0 E: 0 K: 1 S: 5 H: 0 LOB: 0 BB: 0 P: 5	R: 0 E: 0 K: 0 S: 4 H: 1 LOB: 1 BB: 0 P: 4	R: 2 E: 0 K: 1 S: 8 H: 3 LOB: 1 BB: 0 P: 8	1B: 12 2B: 0 3B: 0 HR: 0	SF: 0 SAC: 0 DP: 0 HBP: 0						

PITCHER		IP	WLS	BF	H	R	ER	SO	BB	IBB	HBP	BLK	WP	HR	S	P	ERA	WHIP
Bob Walk, R ERA: 7.5	(1, 1)	5.0	W	23	7	3	3	3	1	0	0	0	1	0	28	32	5.40	1.600
Kevin Saucier, L ERA: 2.66	(6, 1)	0.2		2	0	0	0	1	0	0	0	0	0	0	4	4	0.00	0.000
Lerrin LaGrow, R ERA: 4.1	(6, 1)	3.1	S	15	5	2	2	2	0	0	0	0	0	0	19	19	5.40	1.500

PITCHER	IP	WLS	BF	H	R	ER	SO	BB	IBB	HBP	BLK	WP	HR	S	P	ERA	WHIP

TOP

San Diego Padres @ Philadelphia Phillies

Veterans Stadium, Philadelphia, PA

Sun Jun 15 1980, 3:33 AM EDT

Att. 36,374 - Unknown

livebaseballscorecards.com

AB	39
R	5
H	12
RBI	5
BB	1
SO	6
LOB	20

WP: 1	PB: 0	SB: 2	CS: 0	PA:	40

Batter	1	2	3	4	5	6	7	8	9	AB	R	H	RBI	BB	SO	LOB
Pete Rose, S (1, 3) OBP: 0.376, SLG: 0.388 Del Unser, L (9, 3) OBP: 0.371, SLG: 0.516	6-3	Cl FC3-6 1-2		BBBB 4-0 FC4-6 BB		4-3 SF7 2B		5-3		3 0	1 0	1 0	0 0	1 0	0 0	0 0
Bake McBride, L (1, 9) OBP: 0.317, SLG: 0.467	S 1B 1B	FC3-6 BB S 1-2f 2-3		FC4-6 1-2f		4-3 2-3		2B		5	1	2	0	0	0	4
Mike Schmidt, R (1, 5) OBP: 0.369, SLG: 0.668 John Vukovich, R (7, 5) OBP: 0.167, SLG: 0.167	BBBB 1B SF8 1-2 BB	BBBB BB 1-2 BB		SSS K		SF7 3-H		F8		1 1	1 0	0 0	1 0	2 0	1 0	1 1
Greg Luzinski, R (1, 7) OBP: 0.386, SLG: 0.585 Greg Gross, L (8, PR) (9, 7) OBP: 0.204, SLG: 0.204	1-3 2-H 1B	BBBB 1-2 2-3 3-H BB			SSS K	F8		IBB		3 0	0 0	1 0	2 0	2 0	1 0	0 0
Keith Moreland, R (1, 2) OBP: 0.276, SLG: 0.444	SF8 3-H	4-3			E 2B		G4-6-3 BB 1B	5-3		4	1	2	1	0	0	5
Garry Maddox, R (1, 8) OBP: 0.284, SLG: 0.409	6-3		6-3		E5 5-3 E 2-H 1B		BBBB 4-0 G4-6-3 1-2 BB			3	1	1	0	1	0	1
Larry Bowa, S (1, 6) OBP: 0.264, SLG: 0.332		S 1B 1B	SSS K		5-3 2-3		G4-6-3 1-2f 2-3			4	1	1	0	0	1	3
Manny Trillo, R (1, 4) OBP: 0.374, SLG: 0.397		4-3 1-2	F8		S S IBB		IBB			2	1	0	0	2	0	1
Bob Walk, R (1, 1) OBP: 0.417, SLG: 0.222 Kevin Saucier, L (6, 1) Lerrin LaGrow, R (6, 1) OBP: 0.333, SLG: 0.333		FC3-6 BB Cl 2-H 1B		SSS K	SSS K 1-H 3-H		F8			3 0 1	1 0 0	1 0 0	1 0 0	0 0 0	2 0 0	0 0 2
Inning Stats	R: 2 E: 0 K: 0 S: 5 H: 2 LOB: 1 BB: 1 P: 9	R: 2 E: 1 K: 0 S: 6 H: 2 LOB: 3 BB: 2 P: 14	R: 0 E: 0 K: 1 S: 5 H: 0 LOB: 0 BB: 0 P: 5	R: 0 E: 0 K: 2 S: 7 H: 0 LOB: 1 BB: 1 P: 11	R: 3 E: 1 K: 2 S: 9 H: 2 LOB: 0 BB: 1 P: 13	R: 1 E: 0 K: 0 S: 4 H: 1 LOB: 0 BB: 0 P: 4	R: 0 E: 0 K: 0 S: 3 H: 1 LOB: 2 BB: 2 P: 11	R: 0 E: 0 K: 0 S: 4 H: 1 LOB: 2 BB: 1 P: 8		1B: 6 2B: 3 3B: 0 HR: 0 SF: 2 SAC: 0 DP: 1 HBP: 0						

PITCHER		IP	WLS	BF	H	R	ER	SO	BB	IBB	HBP	BLK	WP	HR	S	P	ERA	WHIP
Rick Wise, R ERA: 3.5	(1, 1)	1.2	L	13	4	4	3	0	3	0	0	0	0	0	10	22	16.20	4.200
Dennis Kinney, L ERA: 3.48	(2, 1)	3.1		14	2	3	0	5	1	1	0	0	0	0	22	30	0.00	0.900
John D'Acquisto, R ERA: 3.03	(6, 1)	3.0		14	3	1	1	0	1	2	0	0	0	0	11	23	3.00	1.333

PITCHER	IP	WLS	BF	H	R	ER	SO	BB	IBB	HBP	BLK	WP	HR	S	P	ERA	WHIP

BOTTOM

San Diego Padres @ Philadelphia Phillies

Veterans Stadium, Philadelphia, PA

Sun Jun 15 1980, 3:33 AM EDT

Att. 36,374 - Unknown

livebaseballscorecards.com

AB	30
R	8
H	9
RBI	5
BB	8
SO	5
LOB	18

Batter	1	2	3	4	5	6	7	8	9	AB	R	H	RBI	BB	SO	LOB
Lee Mazzilli, S (1, 8) OBP: 0.361, SLG: 0.332	F9		F7			K		K		4	0	0	0	0	2	2
Frank Taveras, R (1, 6) OBP: 0.329, SLG: 0.335	6-3			4-3		G6-4-3 1B		F8		4	0	1	0	0	0	0
Steve Henderson, R (1, 7) OBP: 0.396, SLG: 0.429	5-3			1-3		G6-4-3		S 1B		4	0	1	0	0	0	2
John Stearns, R (1, 3) OBP: 0.359, SLG: 0.405		3-1		F8			HR BB	F8		3	1	0	0	1	0	1
Joel Youngblood, R (1, 9) OBP: 0.319, SLG: 0.379		4-3			F9		HR		G4-6-3 1B	4	1	2	2	0	0	0
Alex Trevino, R (1, 2) OBP: 0.410, SLG: 0.370		CS 1B			BB		F4 1B BB		G4-6-3	2	0	1	0	2	0	1
Elliott Maddox, R (1, 5) OBP: 0.397, SLG: 0.321		CS	G4-3 1B BB		F8		1B		2B	3	0	2	0	1	0	1
Doug Flynn, R (1, 4) OBP: 0.273, SLG: 0.263			G4-3 1B		F7		F4		F4-3	4	0	1	0	0	0	4
Craig Swan, R (1, 1) OBP: 0.357, SLG: 0.250 Claudell Washington, L (7, PH) OBP: 0.308, SLG: 0.380 Jeff Reardon, R (7, 1)			G4-3			1B	K			2 1 0	0 0 0	1 0 0	0 0 0	0 1 0	0 1 0	2 1 0
Inning Stats	R: 0 E: 0 K: 0 S: 3 H: 0 LOB: 0 BB: 0 P: 3	R: 0 E: 0 K: 0 S: 3 H: 1 LOB: 0 BB: 0 P: 3	R: 0 E: 0 K: 0 S: 3 H: 1 LOB: 1 BB: 1 P: 7	R: 0 E: 0 K: 0 S: 3 H: 0 LOB: 0 BB: 0 P: 3	R: 0 E: 0 K: 0 S: 3 H: 0 LOB: 1 BB: 1 P: 7	R: 0 E: 0 K: 1 S: 6 H: 2 LOB: 1 BB: 0 P: 6	R: 2 E: 0 K: 1 S: 6 H: 2 LOB: 1 BB: 2 P: 14	R: 0 E: 0 K: 1 S: 6 H: 1 LOB: 1 BB: 0 P: 6	R: 0 E: 0 K: 0 S: 4 H: 2 LOB: 1 BB: 0 P: 4	1B: 7 2B: 1 3B: 0 HR: 1 SF: 0 SAC: 0 DP: 3 HBP: 0							WP: 0 PB: 0 SB: 1 CS: 1 PA: 36

New York Mets @ San Diego Padres

San Diego Stadium, San Diego, CA

Mon Jun 16 1980, 10:05 PM EDT

Att. 8,395 - Unknown

TOP

livebaseballscorecards.com

AB	31
R	2
H	9
RBI	2
BB	4
SO	3
LOB	14

PITCHER		IP	WLS	BF	H	R	ER	SO	BB	IBB	HBP	BLK	WP	HR	S	P	ERA	WHIP
John Curtis, L ERA: 3.99	(1, 1)	6.0		23	5	2	2	1	3	0	0	0	0	1	22	34	3.00	1.333
Rollie Fingers, R ERA: 3.28	(7, 1)	2.0	W	8	2	0	0	2	1	0	0	0	0	0	11	15	0.00	1.500
Bob Shirley, L ERA: 2.53	(9, 1)	1.0	S	4	2	0	0	0	0	0	0	0	0	0	4	4	0.00	2.000

PITCHER	IP	WLS	BF	H	R	ER	SO	BB	IBB	HBP	BLK	WP	HR	S	P	ERA	WHIP

BOTTOM

New York Mets @ San Diego Padres

San Diego Stadium, San Diego, CA

Mon Jun 16 1980, 10:05 PM EDT

Att. 8,395 - Unknown

Batter	1	2	3	4	5	6	7	8	9	AB	R	H	RBI	BB	SO	LOB
Gene Richards, L (1, 7) OBP: 0.361, SLG: 0.372	1B, S, SF7, 1B		BBBB, FC4-6, BB, BB		CS, 1B			SH3-4, 1-2		2	1	2	0	1	0	0
Ozzie Smith, S (1, 6) OBP: 0.325, SLG: 0.288	CS, 1-3, 1B		BBBB, FC4-6, 1-2, 2-3, BB		CS, 1-2	1B, 1B		WP, 2-H, 1B		3	0	3	1	1	0	0
Jerry Mumphrey, S (1, 8) OBP: 0.327, SLG: 0.322	SF7, 1-2, 3-H		FC4-6, 1-2f, 2-3, 3-H			SSS, K		L7, 1-2		3	0	0	2	0	1	4
Jerry Turner, L (1, 9) OBP: 0.325, SLG: 0.432 Dave Winfield, R (7, 9) OBP: 0.386, SLG: 0.413	F7		F4-3			F9		SSS, K		3 1	0 0	0 0	0 0	0 0	0 1	3 2
Willie Montanez, L (1, 3) OBP: 0.301, SLG: 0.330		F4-3		F6		1-3, 1B				3	0	1	0	0	0	0
Bill Fahey, L (1, 2) OBP: 0.322, SLG: 0.304		F3		F4-6-3, 1B			F7			3	0	1	0	0	0	0
Dave Cash, R (1, 4) OBP: 0.270, SLG: 0.248		F9		1-2, F4-6-3			F9			3	0	0	0	0	0	1
Aurelio Rodriguez, R (1, 5) OBP: 0.223, SLG: 0.312			F4		F9		6-3			3	0	0	0	0	0	0
John Curtis, L (1, 1) OBP: 0.192, SLG: 0.167 Rollie Fingers, R (7, 1) OBP: 0.200, SLG: 0.400 Tim Flannery, L (8, PH) OBP: 0.450, SLG: 0.500 Paul Dade, R (8, PR) OBP: 0.306, SLG: 0.194 Bob Shirley, R (9, 1)			BB, FC4-6, 2B		SSS, K			1B, SH3-4, 1B		2 0 1 0 0	1 0 0 1 0	1 0 1 0 0	0 0 0 0 0	0 0 0 0 0	1 0 0 0 0	0 0 0 0 0
Inning Stats	R: 1 E: 0 K: 0 S: 4 H: 2 LOB: 0 BB: 0 P: 4	R: 0 E: 0 K: 0 S: 3 H: 0 LOB: 0 BB: 0 P: 3	R: 1 E: 0 K: 0 S: 4 H: 1 LOB: 2 BB: 2 P: 12	R: 0 E: 0 K: 0 S: 3 H: 1 LOB: 0 BB: 0 P: 3	R: 0 E: 0 K: 1 S: 5 H: 1 LOB: 0 BB: 0 P: 5	R: 0 E: 0 K: 1 S: 6 H: 2 LOB: 2 BB: 0 P: 6	R: 0 E: 0 K: 0 S: 3 H: 0 LOB: 0 BB: 0 P: 3	R: 1 E: 0 K: 1 S: 7 H: 2 LOB: 2 BB: 0 P: 7		1B: 8 2B: 1 3B: 0 HR: 0 SF: 1 SAC: 1 DP: 1 HBP: 0						

livebaseballscorecards.com

AB	27
R	3
H	9
RBI	3
BB	2
SO	3
LOB	10

WP: 1 PA: 32
PB: 0
SB: 1
CS: 2

PITCHER		IP	WLS	BF	H	R	ER	SO	BB	IBB	HBP	BLK	WP	HR	S	P	ERA	WHIP
Craig Swan, R ERA: 2.27	(1, 1)	6.0		23	7	2	2	2	2	0	0	0	0	0	25	33	3.00	1.500
Jeff Reardon, R ERA: 3.34	(7, 1)	2.0	L	8	2	1	1	1	0	0	0	0	1	0	10	10	4.50	1.000

PITCHER	IP	WLS	BF	H	R	ER	SO	BB	IBB	HBP	BLK	WP	HR	S	P	ERA	WHIP

Batter	1	2	3	4	5	6	7	8	9	AB	R	H	RBI	BB	SO	LOB
Lee Mazzilli, S (1, 8) OBP: 0.355, SLG: 0.325	F3		F8		F8		K			4	0	0	0	0	1	0
Frank Taveras, R (1, 6) OBP: 0.328, SLG: 0.333	3-1 BLK 1B		4-3		6-3			L7		4	0	1	0	0	0	0
Steve Henderson, R (1, 7) OBP: 0.393, SLG: 0.425	3-1 1-3		4-3		1B			F4		4	0	1	0	0	0	1
John Stearns, R (1, 3) OBP: 0.353, SLG: 0.397	4-3			1-3	F7			K		4	0	0	0	0	1	2
Joel Youngblood, R (1, 9) OBP: 0.318, SLG: 0.376		5-3		E8 1B		K			4-3	4	1	1	0	0	1	0
Alex Trevino, R (1, 2) OBP: 0.400, SLG: 0.362		F9		5-3 1B 3-H		F9			4-3	4	0	1	1	0	0	0
Elliott Maddox, R (1, 5) OBP: 0.399, SLG: 0.331		2B		5-3 1-2		5-3			1B	4	0	2	0	0	0	1
Doug Flynn, R (1, 4) OBP: 0.277, SLG: 0.260		IBB		IBB			F8		F8	2	0	0	0	2	0	1
John Pacella, R (1, 1) OBP: 0.200, SLG: 0.200		6-3		F3			F4			2	0	0	0	0	0	4
Dan Norman, R (7, PH) OBP: 0.205, SLG: 0.318										1	0	0	0	0	0	0
Tom Hausman, R (7, 1)										0	0	0	0	0	0	0
Inning Stats	R: 0 E: 0 K: 0 S: 4 H: 1 LOB: 1 BB: 0 P: 4	R: 0 E: 0 K: 0 S: 4 H: 1 LOB: 2 BB: 1 P: 8	R: 0 E: 0 K: 0 S: 3 H: 0 LOB: 0 BB: 0 P: 3	R: 1 E: 1 K: 0 S: 5 H: 2 LOB: 2 BB: 1 P: 9	R: 0 E: 0 K: 0 S: 4 H: 1 LOB: 1 BB: 0 P: 4	R: 0 E: 0 K: 1 S: 5 H: 0 LOB: 0 BB: 0 P: 5	R: 0 E: 0 K: 1 S: 5 H: 0 LOB: 0 BB: 0 P: 5	R: 0 E: 0 K: 1 S: 5 H: 0 LOB: 0 BB: 0 P: 5	R: 0 E: 0 K: 0 S: 4 H: 1 LOB: 1 BB: 0 P: 4	1B: 5 2B: 1 3B: 0 HR: 0	SF: 0 SAC: 0 DP: 0 HBP: 0						

TOP

New York Mets @ San Diego Padres

San Diego Stadium, San Diego, CA

Tue Jun 17 1980, 10:05 PM EDT

Att. 11,448 - Unknown

livebaseballscorecards.com

AB	33
R	1
H	6
RBI	1
BB	2
SO	3
LOB	9

WP: 0 PB: 0 SB: 0 CS: 0 PA: 35

PITCHER		IP	WLS	BF	H	R	ER	SO	BB	IBB	HBP	BLK	WP	HR	S	P	ERA	WHIP
Gary Lucas, L ERA: 3.51	(1, 1)	7.0		28	5	1	0	2	0	2	0	1	0	0	30	38	0.00	0.714
Rollie Fingers, R ERA: 3.11	(8, 1)	2.0	W	7	1	0	0	1	0	0	0	0	0	0	9	9	0.00	0.500

PITCHER		IP	WLS	BF	H	R	ER	SO	BB	IBB	HBP	BLK	WP	HR	S	P	ERA	WHIP

BOTTOM

New York Mets @ San Diego Padres

San Diego Stadium, San Diego, CA

Tue Jun 17 1980, 10:05 PM EDT

Att. 11,448 - Unknown

Batter	1	2	3	4	5	6	7	8	9	AB	R	H	RBI	BB	SO	LOB
Gene Richards, L (1, 7) OBP: 0.362, SLG: 0.372	1-3		E SH1-3 2-3 1B		F5			K 1-2 2-3 3-H 1B		5	0	2	1	0	1	0
Ozzie Smith, S (1, 6) OBP: 0.325, SLG: 0.286	G3		SH1-3 1-2 3-H			F4-3		F8 BB		2	0	0	1	1	0	0
Jerry Mumphrey, S (1, 8) OBP: 0.326, SLG: 0.320	1B		E6 2-3			F4-3		F8 1-2		4	0	1	0	0	0	2
Jerry Turner, L (1, 9) OBP: 0.310, SLG: 0.410	F6		F4-3			F4-3		F8		4	0	0	0	0	0	4
Dave Winfield, R (9, 9) OBP: 0.386, SLG: 0.413										0	0	0	0	0	0	0
Willie Montanez, L (1, 3) OBP: 0.300, SLG: 0.329		L6-3 1B		3-1			3-1		F5	4	0	1	0	0	0	0
Bill Fahey, L (1, 2) OBP: 0.320, SLG: 0.302	F7			F8			3-1		E 1B 1B	4	0	1	0	0	0	1
Paul Dade, R (9, PR) OBP: 0.306, SLG: 0.194										0	1	0	0	0	0	0
Dave Cash, R (1, 4) OBP: 0.270, SLG: 0.248	L6-3 1-2			6-3			1B 1B		E5 1B IBB 1-3	4	0	1	0	0	0	2
Aurelio Rodriguez, R (1, 5) OBP: 0.235, SLG: 0.315			1B SH2-3 SH1-3 BB		F8		1-3 1B		1B 1-2 IBB	2	1	1	0	1	0	0
Tim Flannery, L (9, PH) OBP: 0.463, SLG: 0.500										0	0	0	0	1	0	0
Gary Lucas, L (1, 1) OBP: 0.250, SLG: 0.211										1	0	0	0	0	1	0
Kurt Bevacqua, R (7, PH) OBP: 0.353, SLG: 0.500										1	0	0	0	0	0	2
Rollie Fingers, R (8, 1) OBP: 0.200, SLG: 0.400										0	0	0	0	0	0	0
Gene Tenace, R (9, PH) OBP: 0.355, SLG: 0.339			SH2-3 1-2		K		F8		K	1	0	0	0	0	1	3
Inning Stats	R: 0 H: 1 E: 0 LOB: 1 K: 0 BB: 0 S: 4 P: 4	R: 0 H: 1 E: 0 LOB: 0 K: 0 BB: 0 S: 3 P: 3	R: 1 H: 1 E: 1 LOB: 2 K: 0 BB: 1 S: 5 P: 9	R: 0 H: 0 E: 0 LOB: 0 K: 0 BB: 0 S: 3 P: 3	R: 0 H: 0 E: 0 LOB: 0 K: 1 BB: 0 S: 5 P: 5	R: 0 H: 0 E: 0 LOB: 0 K: 0 BB: 0 S: 3 P: 3	R: 0 H: 2 E: 0 LOB: 2 K: 0 BB: 0 S: 5 P: 5	R: 0 H: 0 E: 0 LOB: 1 K: 1 BB: 1 S: 5 P: 9	R: 1 H: 2 E: 1 LOB: 3 K: 1 BB: 1 S: 7 P: 11	1B: 7 SF: 0 2B: 1 SAC: 2 3B: 0 DP: 1 HR: 0 HBP: 0						

PITCHER		IP	WLS	BF	H	R	ER	SO	BB	IBB	HBP	BLK	WP	HR	S	P	ERA	WHIP
John Pacella, R ERA: 4.41	(1, 1)	6.0		22	3	1	1	1	1	0	0	0	0	0	23	27	1.50	0.667
Tom Hausman, R ERA: 4.07	(7, 1)	2.2	L	15	4	1	1	2	1	1	0	0	0	0	17	25	3.38	1.875

PITCHER		IP	WLS	BF	H	R	ER	SO	BB	IBB	HBP	BLK	WP	HR	S	P	ERA	WHIP

AB	32
R	2
H	7
RBI	2
BB	3
SO	3
LOB	14

WP: 0 PA: 37
PB: 0
SB: 0
CS: 0

livebaseballscorecards.com

Batter	1	2	3	4	5	6	7	8	9	AB	R	H	RBI	BB	SO	LOB
Pete Rose, S (1, 3) OBP: 0.377, SLG: 0.386	G3		1B		K		L8		E IBB	4	1	1	0	1	1	2
Bake McBride, L (1, 9) OBP: 0.313, SLG: 0.464	5-3 3B		FC6-4 1B 1-3		4-3			K	F3 1-H 2-H	5	1	2	0	0	1	0
Mike Schmidt, R (1, 5) OBP: 0.375, SLG: 0.654	5-3 3-H		FC6-4 1-2f			G6-4-3 1B		F4	K	5	0	1	1	0	1	2
Greg Luzinski, R (1, 7) OBP: 0.393, SLG: 0.577 Greg Gross, L (9, 7) OBP: 0.218, SLG: 0.220	BB		F7 1-2			G6-4-3 1-2f		BB		2 0	0 0	0 0	0 0	2 0	0 0	2 0
Bob Boone, R (1, 2) OBP: 0.292, SLG: 0.362	F9			F8		F8		K		4	0	0	0	0	1	2
Garry Maddox, R (1, 8) OBP: 0.271, SLG: 0.387		F4		K			5-3		G3 1B 2B 1B	4	1	1	0	0	1	0
Larry Bowa, S (1, 6) OBP: 0.285, SLG: 0.346		1B		BB			2B FC4-2-5 1B		G3 2B 1-2 1B	3	1	3	0	1	0	0
Manny Trillo, R (1, 4) OBP: 0.375, SLG: 0.417		F7		K			FC4-2-5 2B 1-3		G3 1-2 2-3	4	0	1	0	0	1	4
Steve Carlton, L (1, 1) OBP: 0.150, SLG: 0.179 Keith Moreland, R (9, PH) OBP: 0.257, SLG: 0.424 Lonnie Smith, R (9, PR) OBP: 0.413, SLG: 0.512 Tug McGraw, R (9, 1) OBP: 0.500, SLG: 0.500		4-3			K		FC4-2-5 2-3 3-H		E 2B 2-H 3-H	3 1 0 0	0 0 1 0	0 1 0 0	0 2 0 0	0 0 0 0	1 0 0 0	3 0 0 0
Inning Stats	R: 1 E: 0 K: 0 S: 4 H: 1 LOB: 1 BB: 1 P: 8	R: 0 E: 0 K: 0 S: 4 H: 1 LOB: 1 BB: 0 P: 4	R: 0 E: 0 K: 0 S: 4 H: 2 LOB: 1 BB: 0 P: 4	R: 0 E: 0 K: 2 S: 7 H: 0 LOB: 1 BB: 1 P: 11	R: 0 E: 0 K: 2 S: 7 H: 0 LOB: 0 BB: 0 P: 7	R: 0 E: 0 K: 0 S: 3 H: 1 LOB: 0 BB: 0 P: 3	R: 0 E: 0 K: 0 S: 5 H: 2 LOB: 2 BB: 0 P: 5	R: 0 E: 0 K: 2 S: 7 H: 0 LOB: 1 BB: 1 P: 11	R: 4 E: 1 K: 1 S: 10 H: 3 LOB: 1 BB: 1 P: 14	1B: 7 2B: 2 3B: 1 HR: 0 SF: 0 SAC: 0 DP: 1 HBP: 0						

PITCHER		IP	WLS	BF	H	R	ER	SO	BB	IBB	HBP	BLK	WP	HR	S	P	ERA	WHIP
Eric Rasmussen, R ERA: 4.61	(1, 1)	6.1		26	7	1	1	4	2	0	0	0	0	0	32	40	1.42	1.421
John D'Acquisto, R ERA: 2.97	(7, 1)	0.2		2	0	0	0	0	0	0	0	0	0	0	2	2	0.00	0.000
Bob Shirley, L ERA: 2.82	(8, 1)	2.0	L	11	3	4	2	3	1	1	0	0	0	0	17	25	9.00	2.000

PITCHER	IP	WLS	BF	H	R	ER	SO	BB	IBB	HBP	BLK	WP	HR	S	P	ERA	WHIP

TOP

Philadelphia Phillies @ San Diego Padres

San Diego Stadium, San Diego, CA

Wed Jun 18 1980, 10:05 PM EDT

Att. 15,621 - Unknown

livebaseballscorecards.com

AB	35
R	5
H	10
RBI	3
BB	4
SO	7
LOB	15

WP: 0 PB: 0 SB: 1 CS: 0 PA: 39

BOTTOM

Philadelphia Phillies @ San Diego Padres

San Diego Stadium, San Diego, CA

Wed Jun 18 1980, 10:05 PM EDT

Att. 15,621 - Unknown

livebaseballscorecards.com

Batter	1	2	3	4	5	6	7	8	9	AB	R	H	RBI	BB	SO	LOB
Ozzie Smith, S (1, 6) OBP: 0.324, SLG: 0.285	6-3		K			K		BB SH1-3 1B		4	0	1	0	0	2	1
Dave Cash, R (1, 4) OBP: 0.271, SLG: 0.249	K			6-3		G6-4-3 1B		SH1-3 1-2		3	0	1	0	0	1	0
Gene Tenace, R (1, 3) OBP: 0.352, SLG: 0.345	2B			K		G6-4-3 1-2f		K		4	0	1	0	0	2	3
Dave Winfield, R (1, 9) OBP: 0.388, SLG: 0.412	K			FC5-4 1B			6-3	BB IBB		3	0	1	0	1	1	1
Kurt Bevacqua, R (1, 7) OBP: 0.364, SLG: 0.480		BB CS		FC5-4 1-2f			5-3	BB 1-2 2-3		2	0	0	0	2	0	1
Aurelio Rodriguez, R (1, 5) OBP: 0.237, SLG: 0.316 Jerry Mumphrey, S (7, PR) OBP: 0.326, SLG: 0.320 Barry Evans, R (8, 5) OBP: 0.311, SLG: 0.358		K 1-2	6-3				BB 1B	K		3 0 1	0 1 0	1 0 0	0 0 0	0 0 1	1 0 3	1 0 3
Paul Dade, R (1, 8) OBP: 0.300, SLG: 0.176		F9			K		BB 1B 1-2	K		3	0	0	0	1	2	0
Fred Kendall, R (1, 2) OBP: 0.313, SLG: 0.313			5-3		F9		1B 1-2 2-H	4-3		4	0	1	1	0	0	0
Eric Rasmussen, R (1, 1) OBP: 0.154, SLG: 0.308 John D'Acquisto, R (7, 1) Willie Montanez, L (7, PH) OBP: 0.299, SLG: 0.327 Bob Shirley, R (8, 1) Jerry Turner, L (9, PH) OBP: 0.307, SLG: 0.405			F3			2B	4-3	K		2 0 1 0 1	0 0 0 0 0	1 0 0 0 0	0 0 0 0 0	0 0 0 0 1	0 0 2 0 0	0 0 0 0 0
Inning Stats	R: 0 E: 0 K: 2 S: 8 H: 1 LOB: 1 BB: 0 P: 8	R: 0 E: 0 K: 1 S: 4 H: 0 LOB: 0 BB: 1 P: 8	R: 0 E: 0 K: 1 S: 5 H: 0 LOB: 0 BB: 0 P: 5	R: 0 E: 0 K: 1 S: 6 H: 1 LOB: 1 BB: 0 P: 6	R: 0 E: 0 K: 1 S: 5 H: 0 LOB: 0 BB: 0 P: 5	R: 0 E: 0 K: 1 S: 6 H: 2 LOB: 1 BB: 0 P: 6	R: 1 E: 0 K: 0 S: 5 H: 2 LOB: 2 BB: 1 P: 9	R: 0 E: 0 K: 2 S: 8 H: 1 LOB: 3 BB: 2 P: 16	R: 0 E: 0 K: 2 S: 7 H: 0 LOB: 0 BB: 0 P: 7	1B: 5 2B: 2 3B: 0 HR: 0	SF: 0 SAC: 1 DP: 1 HBP: 0			WP: 0 PB: 0 SB: 0 CS: 1	PA: 36		

PITCHER		IP	WLS	BF	H	R	ER	SO	BB	IBB	HBP	BLK	WP	HR	S	P	ERA	WHIP
Steve Carlton, L ERA: 1.74	(1, 1)	8.0	W	33	7	1	1	9	3	1	0	0	0	0	47	63	1.12	1.250
Tug McGraw, L ERA: 2.68	(9, 1)	1.0		3	0	0	0	2	0	0	0	0	0	0	7	7	0.00	0.000

PITCHER	IP	WLS	BF	H	R	ER	SO	BB	IBB	HBP	BLK	WP	HR	S	P	ERA	WHIP

Philadelphia Phillies @ San Diego Padres

San Diego Stadium, San Diego, CA

Thu Jun 19 1980, 6:33 AM EDT

Att. 16,712 - Unknown

TOP

livebaseballscorecards.com

Batter	1	2	3	4	5	6	7	8	9	AB	R	H	RBI	BB	SO	LOB
Pete Rose, S (1, 3) OBP: 0.378, SLG: 0.383	5-3		1B		BB HR 1-2		E6 WP 1-2	F8		4	1	1	0	1	0	3
Bake McBride, L (1, 9) OBP: 0.316, SLG: 0.475	BB FC6-4		F7		HR 1-H 2-H		K		K	4	1	1	3	1	2	3
Mike Schmidt, R (1, 5) OBP: 0.375, SLG: 0.647	F9			L8	1B FC6-4		IBB 1-2 2-3		K	4	0	1	0	1	1	1
Greg Luzinski, R (1, 7) OBP: 0.385, SLG: 0.563	FC6-4 1-2f			K	FC6-4 1-2f		K		K	5	0	0	0	0	3	5
Bob Boone, R (1, 2) OBP: 0.295, SLG: 0.361		1B L3		BB	F7		F7			3	0	1	0	1	0	4
Garry Maddox, R (1, 8) OBP: 0.271, SLG: 0.381		P4		BB 1-2		6-3		F7		3	0	0	0	1	0	1
Larry Bowa, S (1, 6) OBP: 0.284, SLG: 0.344		L3 1-2		F9		F3		1B FC3-6		4	0	1	0	0	0	3
Manny Trillo, R (1, 4) OBP: 0.374, SLG: 0.415			5-3		HR BB	1-3		FC3-6 S 1-2f		3	1	1	0	0	0	0
Ron Reed, R (6, 1)										0	0	0	0	0	0	0
Del Unser, L (8, PH) OBP: 0.361, SLG: 0.500										1	0	0	0	0	0	1
Lonnie Smith, R (8, PR) OBP: 0.413, SLG: 0.512										0	0	0	0	0	0	0
John Vukovich, R (8, 4) OBP: 0.167, SLG: 0.167										0	0	0	0	0	0	0
Bob Walk, R (1, 1) OBP: 0.385, SLG: 0.200			K		L7		WP E BB	BB 1-2		1	0	0	0	0	1	0
Lerrin LaGrow, R (3, 1) OBP: 0.333, SLG: 0.333										0	0	0	0	0	0	0
George Vukovich, L (5, PH) OBP: 0.269, SLG: 0.292										1	0	0	0	0	0	1
Kevin Saucier, L (5, 1)										0	0	0	0	0	0	0
Ramon Aviles, R (6, 4) OBP: 0.400, SLG: 0.500										0	0	0	0	1	0	0
Greg Gross, L (8, PH) OBP: 0.232, SLG: 0.220										0	0	0	0	1	0	0
Tug McGraw, R (8, 1) OBP: 0.500, SLG: 0.500										0	0	0	0	0	0	0

Inning Stats	1	2	3	4	5	6	7	8	9
	R: 0 E: 0 K: 0 S: 3	H: 0 LOB: 1 BB: 1 P: 7	R: 0 E: 0 K: 0 S: 3	H: 1 LOB: 0 BB: 0 P: 3	R: 0 E: 0 K: 1 S: 6	H: 1 LOB: 1 BB: 0 P: 6	R: 0 E: 0 K: 1 S: 5	H: 0 LOB: 2 BB: 2 P: 13	R: 3 E: 0 K: 0 S: 6
	H: 3 LOB: 1 BB: 1 P: 10	R: 0 E: 0 K: 0 S: 3	H: 0 LOB: 0 BB: 0 P: 3	R: 0 E: 1 K: 2 S: 8	H: 0 LOB: 3 BB: 2 P: 16	R: 0 E: 0 K: 0 S: 4	H: 1 LOB: 2 BB: 1 P: 8	R: 0 E: 0 K: 3 S: 9	H: 0 LOB: 0 BB: 0 P: 9

1B: 5	SF: 0	WP: 1	PA: 40
2B: 1	SAC: 0	PB: 0	
3B: 0	DP: 1	SB: 1	
HR: 1	HBP: 0	CS: 0	

	AB	33
	R	3
	H	6
	RBI	3
	BB	7
	SO	7
	LOB	22

PITCHER		IP	WLS	BF	H	R	ER	SO	BB	IBB	HBP	BLK	WP	HR	S	P	ERA	WHIP
Juan Eichelberger, R ERA: 4.15	(1, 1)	4.1		19	3	2	2	2	4	0	0	0	0	0	19	35	4.15	1.615
Dennis Kinney, L ERA: 3.55	(5, 1)	2.0	W	10	2	1	1	1	1	0	0	0	0	1	11	15	4.50	1.500
Rollie Fingers, R ERA: 2.9	(7, 1)	2.2	S	11	1	0	0	4	1	1	0	0	1	0	17	25	0.00	0.750

PITCHER		IP	WLS	BF	H	R	ER	SO	BB	IBB	HBP	BLK	WP	HR	S	P	ERA	WHIP

Batter	1	2	3	4	5	6	7	8	9	AB	R	H	RBI	BB	SO	LOB
Gene Richards, L (1, 7) OBP: 0.368, SLG: 0.376	BBBB 4-0 1B S 1B BB		x 0-0 1B SF7 1B		x 0-0 ② 1B		x 0-0 ③ 6-3			3	2	2	0	1	0	0
Dave Cash, R (1, 4) OBP: 0.270, SLG: 0.249	x 0-0 ① L7 1-2		x 0-0 2-5 BB 1-3 1B		x 0-0 ③ 4-3			x 0-0 ① 5-3		4	0	1	0	0	0	1
Jerry Turner, L (1, 9) OBP: 0.337, SLG: 0.427 Jerry Mumphrey, S (9, 8) OBP: 0.326, SLG: 0.320	x 0-0 S 1B 2-3 1B		BBBB 4-0 1-2 BB			x 0-0 G4-3 1B		x 0-0 5-3 1B		3 0	1 0	3 0	0 0	1 0	0 0	0 0
Dave Winfield, R (1, 8) OBP: 0.386, SLG: 0.411 (9, 9)	x 0-0 CS 1B 1-H 3-H		x 0-0 ② SF7 3-H			x 0-0 ①② G4-3 1-2f		x 0-0 ② 5-3 1-2		3	0	1	3	0	0	2
Willie Montanez, L (1, 3) OBP: 0.298, SLG: 0.326	SSS 0-3 ②③ K 1-2		0-0 ③ 2-5 2-3	x 0-0 ① 4-3		x 0-0 1B 1B 1B		x 0-0 ③ 6-3		4	1	1	0	0	1	2
Tim Flannery, L (1, 5) OBP: 0.455, SLG: 0.488 Aurelio Rodriguez, R (9, 5) OBP: 0.237, SLG: 0.316		x 0-0 ① F7		x 0-0 ② 1-3		x 0-0 1-H 1B				3 0	0 0	1 0	1 0	0 0	0 0	0 0
Bill Fahey, L (1, 2) OBP: 0.323, SLG: 0.299 Kurt Bevacqua, R (6, PH) OBP: 0.357, SLG: 0.471 Gene Tenace, R (7, 2) OBP: 0.352, SLG: 0.345		x 0-0 ② 4-3		BBBB 4-0 FC5-4 BB		x 0-0 ③ F9				1 1 0	0 0 0	0 0 0	0 0 0	1 0 0	0 0 0	0 1 0
Barry Evans, R (1, 6) OBP: 0.302, SLG: 0.345 Ozzie Smith, S (7, 6) OBP: 0.323, SLG: 0.284		x 0-0 ③ 1-3		x 0-0 ③ FC5-4 1-2f			x 0-0 E3 CS			2 1	0 0	0 0	0 0	0 0	0 0	1 0
Juan Eichelberger, R (1, 1) Dennis Kinney, L (5, 1) OBP: 0.286, SLG: 0.167 Rollie Fingers, R (7, 1) OBP: 0.167, SLG: 0.333			SSS 0-3 ① K		SSS 0-3 ① K		SSS 0-3 ①② K 1-2			1 1 1	0 0 0	0 0 0	0 0 0	0 0 0	1 1 1	0 0 1
Inning Stats	R: 2 E: 0 K: 1 S: 6 H: 2 LOB: 0 BB: 1 P: 10	R: 0 E: 0 K: 0 S: 3 H: 0 LOB: 0 BB: 0 P: 3	R: 1 E: 0 K: 1 S: 6 H: 2 LOB: 2 BB: 1 P: 10	R: 0 E: 0 K: 0 S: 3 H: 0 LOB: 1 BB: 1 P: 7	R: 0 E: 0 K: 1 S: 5 H: 1 LOB: 0 BB: 0 P: 5	R: 1 E: 0 K: 0 S: 5 H: 3 LOB: 1 BB: 0 P: 5	R: 0 E: 1 K: 1 S: 5 H: 0 LOB: 0 BB: 0 P: 5	R: 0 E: 0 K: 0 S: 4 H: 1 LOB: 1 BB: 0 P: 4		1B: 9 2B: 0 3B: 0 HR: 0 SF: 1 SAC: 0 DP: 1 HBP: 0						

PITCHER		IP	WLS	BF	H	R	ER	SO	BB	IBB	HBP	BLK	WP	HR	S	P	ERA	WHIP
Bob Walk, R ERA: 7.86	(1, 1)	2.1		12	4	3	3	2	2	0	0	0	0	0	14	22	11.57	2.571
Lerrin LaGrow, R ERA: 3.81	(3, 1)	1.2		6	0	0	0	0	1	0	0	0	0	0	4	8	0.00	0.600
Kevin Saucier, L ERA: 2.84	(5, 1)	1.2	L	7	4	1	1	1	0	0	0	0	0	0	9	9	5.40	2.400
Ron Reed, R ERA: 2.38	(6, 1)	1.1		4	0	0	0	1	0	0	0	0	0	0	6	6	0.00	0.000
Tug McGraw, L ERA: 2.61	(8, 1)	1.0		4	1	0	0	0	0	0	0	0	0	0	4	4	0.00	1.000

PITCHER	IP	WLS	BF	H	R	ER	SO	BB	IBB	HBP	BLK	WP	HR	S	P	ERA	WHIP

BOTTOM

Philadelphia Phillies @ San Diego Padres

San Diego Stadium, San Diego, CA

Thu Jun 19 1980, 6:33 AM EDT

Att. 16,712 - Unknown

livebaseballscorecards.com

AB	28
R	4
H	9
RBI	4
BB	3
SO	4
LOB	8

Montreal Expos @ San Diego Padres

San Diego Stadium, San Diego, CA

Fri Jun 20 1980, 10:05 PM EDT

Att. 14,266 - Unknown

TOP

livebaseballscorecards.com

Batter	1	2	3	4	5	6	7	8	9	AB	R	H	RBI	BB	SO	LOB
Ron LeFlore, R (1, 7) OBP: 0.337, SLG: 0.359	6-3		K		1B SF8 1B		6-3		BB	4	1	1	0	1	1	0
Rodney Scott, S (1, 4) OBP: 0.296, SLG: 0.279	FC6-4 BB		F7		SF8 S 1-3 1B		K		F9	4	0	1	0	1	1	1
Andre Dawson, R (1, 8) OBP: 0.377, SLG: 0.503	FC6-4 1-2f		S 1B		SF8 1-3 3-H		5-3			3	0	1	1	0	0	1
Gary Carter, R (1, 2) OBP: 0.302, SLG: 0.454	F9		F7 1-2		F8			6-3		4	0	0	0	0	0	3
Warren Cromartie, L (1, 3) OBP: 0.348, SLG: 0.447		1B 1B		CS 1B		1B SF8 1B		1B		4	1	4	0	0	0	0
Brad Mills, L (1, 5) OBP: 0.405, SLG: 0.371		F8		FC4-6 1-2 BB		4-3 WP 1-3 1B		F9		2	0	1	0	1	0	1
Ken Macha, R (8, PH) OBP: 0.380, SLG: 0.423 (8, 5)										1	0	0	0	0	0	1
Rowland Office, L (1, 9) OBP: 0.317, SLG: 0.337		F5		FC4-6 1-2f		SF8 1-2 3-H		K		2	0	0	0	0	0	2
Bob Pate, R (6, PH) OBP: 0.308, SLG: 0.300 (6, 9)										1	0	0	1	0	1	1
Chris Speier, R (1, 6) OBP: 0.357, SLG: 0.369		1-3 1B		6-3		4-3 2-3			F9	4	0	1	0	0	0	2
Scott Sanderson, R (1, 1) OBP: 0.143, SLG: 0.200		K			G3	6-3			K	1	0	0	0	0	1	2
Tony Bernazard, S (5, PH) OBP: 0.288, SLG: 0.315										1	0	0	0	0	0	0
Fred Norman, S (5, 1)										0	0	0	0	0	0	0
Tom Hutton, L (6, PH) OBP: 0.226, SLG: 0.179										1	0	0	0	0	0	1
Stan Bahnsen, R (6, 1)										0	0	0	0	0	0	0
Woodie Fryman, R (8, 1)										0	0	0	0	0	0	0
Jerry White, S (9, PH) OBP: 0.352, SLG: 0.516										1	0	0	0	0	1	0

Inning Stats	1	2	3	4	5	6	7	8	9
	R: 0 E: 0 K: 0 S: 3	H: 0 LOB: 1 BB: 1 P: 7	R: 0 E: 0 K: 1 S: 7	H: 2 LOB: 2 BB: 0 P: 7	R: 0 E: 0 K: 1 S: 6	H: 1 LOB: 1 BB: 0 P: 6	R: 0 E: 0 K: 0 S: 3	H: 1 LOB: 1 BB: 1 P: 7	R: 1 E: 0 K: 0 S: 5	H: 2 LOB: 1 BB: 0 P: 5	R: 1 E: 0 K: 0 S: 5	H: 2 LOB: 1 BB: 0 P: 5	R: 0 E: 0 K: 1 S: 5	H: 0 LOB: 0 BB: 0 P: 5	R: 0 E: 0 K: 1 S: 6	H: 1 LOB: 1 BB: 0 P: 6	R: 0 E: 0 K: 1 S: 5	H: 0 LOB: 1 BB: 1 P: 9

	1B: 9	SF: 2	WP: 1	PA: 38
	2B: 0	SAC: 0	PB: 0	
	3B: 0	DP: 0	SB: 2	
	HR: 0	HBP: 0	CS: 1	

	AB	33
	R	2
	H	9
	RBI	2
	BB	3
	SO	5
	LOB	15

PITCHER	IP	WLS	BF	H	R	ER	SO	BB	IBB	HBP	BLK	WP	HR	S	P	ERA	WHIP
Steve Mura, R (1, 1) ERA: 4.75	5.0	W	24	8	2	2	2	2	0	0	0	0	0	26	34	3.60	2.000
Dennis Kinney, L (6, 1) ERA: 3.51	0.1		1	0	0	0	0	0	0	0	0	1	0	1	1	0.00	0.000
Dennis Blair, R (6, 1) ERA:	2.0		7	1	0	0	1	0	0	0	0	0	0	9	9	0.00	0.500
Bob Shirley, L (8, 1) ERA: 2.72	1.2	S	6	0	0	0	2	1	0	0	0	0	0	9	13	0.00	0.600

PITCHER	IP	WLS	BF	H	R	ER	SO	BB	IBB	HBP	BLK	WP	HR	S	P	ERA	WHIP

Batter	1	2	3	4	5	6	7	8	9	AB	R	H	RBI	BB	SO	LOB
Gene Richards, L (1, 7) OBP: 0.366, SLG: 0.374	S S S 0-3 ① K		x 0-0 ③ 4-3		x 0-0 ② 4-3			x 0-0 E SH3 1B 1B		4	1	1	0	0	1	0
Ozzie Smith, S (1, 6) OBP: 0.323, SLG: 0.282	x 0-0 ② G3			x 0-0 ① B5-3	B B B 4-0 BB			x 0-0 ① SH3 1-2		2	0	0	0	1	0	0
Jerry Turner, L (1, 9) OBP: 0.333, SLG: 0.419 Aurelio Rodriguez, R (9, 5) OBP: 0.237, SLG: 0.316	x 0-0 ③ L9			x 0-0 1B S 1B	x 0-0 ③ F7			x 0-0 E4 S 1B 2-3		4 0	1 0	1 0	0 0	0 0	0 0	2 0
Dave Winfield, R (1, 8) (9, 9) OBP: 0.391, SLG: 0.417		x 0-0 FC4-6 1B		x 0-0 S 1-3 3B 1B		x 0-0 ① 6-3		x 0-0 ② 1-H 3-H 1B		4	1	3	1	0	0	0
Willie Montanez, L (1, 3) OBP: 0.297, SLG: 0.333		x 0-0 ① FC4-6 1B 1-2f		x 0-0 1-H 1B 3-H 3B		x 0-0 ② 4-3		x 0-0 ③ 4-3		4	1	1	1	0	0	2
Tim Flannery, L (1, 5) OBP: 0.468, SLG: 0.500 Jerry Mumphrey, S (9, 8) OBP: 0.326, SLG: 0.320		x 0-0 G5-4-3 1-2 1B		x 0-0 3-H 1B		x 0-0 ③ 4-3				3 0	0 0	2 0	1 0	0 0	0 0	0 0
Dave Cash, R (1, 4) OBP: 0.267, SLG: 0.246		x 0-0 ② ③ G5-4-3 1-2f		x 0-0 ② F4			x 0-0 ① 6-3			3	0	0	0	0	0	3
Bill Fahey, L (1, 2) OBP: 0.315, SLG: 0.292			x 0-0 ① L4	x 0-0 ③ F2			x 0-0 ② F7			3	0	0	0	0	0	1
Steve Mura, R (1, 1) OBP: 0.200, SLG: 0.222 Dennis Kinney, L (6, 1) OBP: 0.286, SLG: 0.167 Dennis Blair, R (6, 1) Bob Shirley, R (8, 1)			x 0-0 ② 6-3		x 0-0 ① 6-3		S S S 0-3 ③ K			2 0 1 0	0 0 0 0	0 0 0 0	0 0 0 0	0 0 1 0	0 0 0 0	0 0 0 0
Inning Stats	R: 0 H: 0 E: 0 LOB: 0 K: 1 BB: 0 S: 5 P: 5	R: 0 H: 2 E: 0 LOB: 1 K: 0 BB: 0 S: 4 P: 4	R: 0 H: 0 E: 0 LOB: 0 K: 0 BB: 0 S: 3 P: 3	R: 3 H: 4 E: 0 LOB: 1 K: 0 BB: 0 S: 7 P: 7	R: 0 H: 0 E: 0 LOB: 1 K: 0 BB: 1 S: 3 P: 7	R: 0 H: 0 E: 0 LOB: 0 K: 0 BB: 0 S: 3 P: 3	R: 0 H: 0 E: 0 LOB: 0 K: 1 BB: 0 S: 5 P: 5	R: 1 H: 2 E: 1 LOB: 1 K: 0 BB: 0 S: 5 P: 5		1B: 7 2B: 0 3B: 1 HR: 0	SF: 0 SAC: 1 DP: 1 HBP: 0			WP: 0 PB: 0 SB: 3 CS: 0	PA: 32	

PITCHER		IP	WLS	BF	H	R	ER	SO	BB	IBB	HBP	BLK	WP	HR	S	P	ERA	WHIP
Scott Sanderson, R ERA: 3.16	(1, 1)	4.0	L	17	6	3	3	1	0	0	0	0	0	0	19	19	6.75	1.500
Fred Norman, L ERA: 6.6	(5, 1)	1.0		4	0	0	0	0	1	0	0	0	0	0	3	7	0.00	1.000
Stan Bahnsen, R ERA: 2.25	(6, 1)	2.1		8	1	1	1	1	0	0	0	0	0	0	10	10	3.86	0.429
Woodie Fryman, L ERA: 1.89	(8, 1)	0.2		3	1	0	0	0	0	0	0	0	0	0	3	3	0.00	1.500

PITCHER	IP	WLS	BF	H	R	ER	SO	BB	IBB	HBP	BLK	WP	HR	S	P	ERA	WHIP

BOTTOM

Montreal Expos @ San Diego Padres

San Diego Stadium, San Diego, CA

Fri Jun 20 1980, 10:05 PM EDT

Att. 14,266 - Unknown

livebaseballscorecards.com

AB	30
R	4
H	8
RBI	3
BB	1
SO	2
LOB	8

Montreal Expos @ San Diego Padres

San Diego Stadium, San Diego, CA

Sat Jun 21 1980, 10:05 PM EDT

Att. 13,726 - Unknown

TOP

livebaseballscorecards.com

Batter	1	2	3	4	5	6	7	8	9	AB	R	H	RBI	BB	SO	LOB
Ron LeFlore, R (1, 7) OBP: 0.335, SLG: 0.356	6-3	6-3			S 1B 1B		5-3		F9	5	1	1	0	0	0	0
Rodney Scott, S (1, 4) OBP: 0.302, SLG: 0.286	PB HR 1B		5-3		1-H S 2B 1B		SSS K		2B 1B	5	3	3	1	0	1	0
Andre Dawson, R (1, 8) OBP: 0.378, SLG: 0.513	1-H HR		F8		1-2 2B IBB		5-3		F8	4	1	1	2	1	0	1
Gary Carter, R (1, 2) OBP: 0.308, SLG: 0.464	F9		SSS K2-3		1-H 2-H 2B			BBBB WP 1B BB	1-H 2B	4	1	2	2	1	1	0
Warren Cromartie, L (1, 3) OBP: 0.349, SLG: 0.444	2B 1B			F7	1-3			BBBB 1B 1-2 BB	4-3	4	0	1	0	1	0	1
Bob Pate, R (1, 9) OBP: 0.412, SLG: 0.571	1-3 2B			4-3	2B			1-3 2-H 1B 1B		4	1	3	1	0	0	0
Ken Macha, R (1, 5) OBP: 0.373, SLG: 0.413	L7			6-3	F3			2-H 1B		4	0	1	1	0	0	3
Chris Speier, R (1, 6) OBP: 0.353, SLG: 0.360		6-3			4-3	IBB		F7		3	0	0	0	1	0	1
Charlie Lea, R (1, 1) Elias Sosa, R (8, 1) OBP: 0.333, SLG: 0.333		SSS K			1-3	4-3		1-3		4 0	0 0	0 0	0 0	0 0	1 0	3 0

	AB	37
	R	7
	H	12
	RBI	7
	BB	4
	SO	3
	LOB	9

Inning Stats																																		
	R: 2	E: 0	K: 0	S: 7	H: 4	LOB: 2	BB: 0	P: 7	R: 0	E: 0	K: 1	S: 5	H: 0	LOB: 0	BB: 0	P: 5	R: 0	E: 0	K: 1	S: 5	H: 0	LOB: 0	BB: 0	P: 5	R: 0	E: 0	K: 0	S: 3	H: 0	LOB: 0	BB: 0	P: 3
	R: 2	E: 0	K: 0	S: 5	H: 3	LOB: 2	BB: 1	P: 9	R: 0	E: 0	K: 0	S: 4	H: 1	LOB: 2	BB: 1	P: 8	R: 0	E: 0	K: 1	S: 5	H: 0	LOB: 0	BB: 0	P: 5	R: 2	E: 0	K: 0	S: 4	H: 2	LOB: 1	BB: 2	P: 12			
	R: 1	E: 0	K: 0	S: 5	H: 2	LOB: 1	BB: 0	P: 5	1B: 7	2B: 4	3B: 0	HR: 1	SF: 0	SAC: 0	DP: 0	HBP: 0	WP: 1	PB: 1	SB: 2	CS: 0	PA: 41														

PITCHER		IP	WLS	BF	H	R	ER	SO	BB	IBB	HBP	BLK	WP	HR	S	P	ERA	WHIP
John Curtis, L ERA: 4.18	(1, 1)	5.0	L	22	7	4	4	2	0	1	0	0	0	1	25	29	7.20	1.400
John D'Acquisto, R ERA: 2.82	(6, 1)	2.0		8	1	0	0	1	0	1	0	0	0	0	9	13	0.00	0.500
Dennis Blair, R ERA: 7.71	(8, 1)	0.1		4	2	2	2	0	2	0	0	0	1	0	2	10	54.00	12.000
Dennis Kinney, L ERA: 3.6	(8, 1)	1.2		7	2	1	1	0	0	0	0	0	0	0	7	7	5.40	1.200

PITCHER	IP	WLS	BF	H	R	ER	SO	BB	IBB	HBP	BLK	WP	HR	S	P	ERA	WHIP

Batter	1	2	3	4	5	6	7	8	9	AB	R	H	RBI	BB	SO	LOB
Gene Richards, L (1, 7) OBP: 0.367, SLG: 0.369	4-3		G3		FC4 1-2 2-3 BB			BB 1B BB	FC3-6 1-2f 2-3	3	1	0	0	2	0	2
Ozzie Smith, S (1, 6) OBP: 0.324, SLG: 0.279	G4-6-3 BB		6-3		FC4 1-2f			L4 1B 1-2 BB	SF7 3-H	2	0	0	1	2	0	3
Jerry Turner, L (1, 9) OBP: 0.337, SLG: 0.429	G4-6-3 1-2f			G3		2B		3B 1-2 2-H 1B	K	5	1	2	1	0	1	2
Dave Winfield, R (1, 8) OBP: 0.389, SLG: 0.414		FC4-6 1B		F9		5-3		L4 2-3		4	0	1	0	0	0	3
Willie Montanez, L (1, 3) OBP: 0.296, SLG: 0.340		FC4-6 FC3-6 1-2f		F9		F7		1B 1-H 3B		4	1	1	1	0	0	2
Tim Flannery, L (1, 5) OBP: 0.451, SLG: 0.479		FC3-6 1B 1-2f			5-3	4-3		1B 3-H		4	0	1	1	0	0	2
Dave Cash, R (1, 4) OBP: 0.271, SLG: 0.250		1B 1-3			FC5 BB 1B		5-3	G3		4	0	2	0	0	0	1
Bill Fahey, L (1, 2) OBP: 0.321, SLG: 0.293 Gene Tenace, R (9, PR) OBP: 0.352, SLG: 0.345		F8			BB FC5 1-2 BB		F8		FC3-6 BB SF7 1B	3 0	0 1	1 0	0 0	1 0	0 0	2 0
John Curtis, L (1, 1) OBP: 0.185, SLG: 0.160 Von Joshua, L (5, PH) OBP: 0.333, SLG: 0.375 John D'Acquisto, R (6, 1) Jerry Mumphrey, S (7, PH) OBP: 0.325, SLG: 0.319 Dennis Blair, R (8, 1) Dennis Kinney, L (8, 1) OBP: 0.286, SLG: 0.167 Kurt Bevacqua, R (9, PH) OBP: 0.368, SLG: 0.471 Paul Dade, R (9, PR) OBP: 0.300, SLG: 0.176			4-3		FC5 1-2 2-3f BB		G3		FC3-6 1-2 BB	1 1 0 1 0 0 0 0 0 0	0 0 0 0 0 0 0 0 0 0	0 0 0 0 0 0 0 0 0 0	0 0 0 0 0 0 0 0 0 0	0 0 0 0 0 0 0 1 0 0	0 0 0 0 0 0 0 0 0 0	0 2 0 0 0 0 0 0 0 0
Inning Stats	R: 0 E: 0 K: 0 S: 2 H: 0 LOB: 0 BB: 1 P: 6	R: 0 E: 0 K: 0 S: 5 H: 2 LOB: 2 BB: 0 P: 5	R: 0 E: 0 K: 0 S: 3 H: 0 LOB: 0 BB: 0 P: 3	R: 0 E: 0 K: 0 S: 3 H: 0 LOB: 0 BB: 0 P: 3	R: 0 E: 0 K: 0 S: 4 H: 1 LOB: 3 BB: 2 P: 12	R: 0 E: 0 K: 0 S: 4 H: 1 LOB: 1 BB: 0 P: 4	R: 0 E: 0 K: 0 S: 3 H: 0 LOB: 0 BB: 0 P: 3	R: 3 E: 0 K: 0 S: 5 H: 3 LOB: 1 BB: 2 P: 13	R: 1 E: 0 K: 1 S: 6 H: 1 LOB: 1 BB: 1 P: 10	1B: 6 2B: 2 3B: 1 HR: 0	SF: 1 SAC: 0 DP: 2 HBP: 0			WP: 0 PB: 0 SB: 0 CS: 0	PA: 39	

PITCHER		IP	WLS	BF	H	R	ER	SO	BB	IBB	HBP	BLK	WP	HR	S	P	ERA	WHIP
Charlie Lea, R ERA: 2.38	(1, 1)	7.2	W	33	7	3	3	0	5	0	0	0	0	0	28	48	3.52	1.565
Elias Sosa, R ERA: 3.47	(8, 1)	1.1	S	6	1	1	1	1	1	0	0	0	0	0	7	11	6.75	1.500

PITCHER	IP	WLS	BF	H	R	ER	SO	BB	IBB	HBP	BLK	WP	HR	S	P	ERA	WHIP

BOTTOM

Montreal Expos @ San Diego Padres

San Diego Stadium, San Diego, CA

Sat Jun 21 1980, 10:05 PM EDT

Att. 13,726 - Unknown

livebaseballscorecards.com

AB	32
R	4
H	8
RBI	4
BB	6
SO	1
LOB	19

Montreal Expos @ San Diego Padres

San Diego Stadium, San Diego, CA

Sun Jun 22 1980, 6:33 AM EDT

Att. 14,388 - Unknown

TOP

Batter	1	2	3	4	5	6	7	8	9	AB	R	H	RBI	BB	SO	LOB
Ron LeFlore, R (1, 7) OBP: 0.332, SLG: 0.353	5-3		6-3			F8	1-3		1B	5	0	1	0	0	0	1
Jerry White, S (9, 7) OBP: 0.352, SLG: 0.516										0	0	0	0	0	0	0
Tony Bernazard, S (1, 4) OBP: 0.295, SLG: 0.330	K		5-3			1B 2B		S 1B 1B		4	1	2	0	0	1	0
Andre Dawson, R (1, 8) OBP: 0.376, SLG: 0.508	S 1B			6-3		6-3		5-3 1-2		4	0	1	0	0	0	2
Gary Carter, R (1, 2) OBP: 0.311, SLG: 0.462	K 1-2			F8		1B IBB		1B 2-H 1B		3	1	1	0	1	1	1
Warren Cromartie, L (1, 3) OBP: 0.355, SLG: 0.446		1B FC4-6-3-2 1B		3-1		1-2 2-H 1B		4-0 1B IBB		3	0	2	1	1	0	0
Bob Pate, R (1, 9) OBP: 0.381, SLG: 0.500		L7			4-3	3-1		1-2 2-H FC6 1B		4	0	1	1	0	0	3
Ken Macha, R (1, 5) OBP: 0.391, SLG: 0.430		1-2 FC4-6-3-2 1B			FC4-6 1B		SH3-4 1B	1-2f FC6		4	0	3	0	0	0	2
Chris Speier, R (1, 6) OBP: 0.343, SLG: 0.347		1-2 2-H FC4-6-3-2			1-2f FC4-6 FC6-4		F9		1-3	4	0	0	0	0	0	4
Steve Rogers, R (1, 1) OBP: 0.297, SLG: 0.188			6-3		1-2f FC6-4		1-2 SH3-4		S K	3	0	0	0	0	1	1
Inning Stats	R: 0 E: 0 K: 2 S: 8 H: 1 LOB: 1 BB: 0 P: 8	R: 0 E: 0 K: 0 S: 4 H: 2 LOB: 1 BB: 0 P: 4	R: 0 E: 0 K: 0 S: 3 H: 0 LOB: 0 BB: 0 P: 3	R: 0 E: 0 K: 0 S: 3 H: 0 LOB: 0 BB: 0 P: 3	R: 0 E: 0 K: 0 S: 4 H: 1 LOB: 1 BB: 0 P: 4	R: 1 E: 0 K: 0 S: 5 H: 2 LOB: 2 BB: 1 P: 9	R: 0 E: 0 K: 0 S: 4 H: 1 LOB: 1 BB: 0 P: 4	R: 1 E: 0 K: 0 S: 5 H: 3 LOB: 2 BB: 1 P: 9	R: 0 E: 0 K: 1 S: 5 H: 1 LOB: 1 BB: 0 P: 5	1B: 10 2B: 2 3B: 0 HR: 0 SF: 0 SAC: 1 DP: 1 HBP: 0							

livebaseballscorecards.com

	AB	34
	R	2
	H	11
	RBI	2
	BB	2
	SO	3
	LOB	14

WP: 0 PB: 0 SB: 2 CS: 0 PA: 37

PITCHER		IP	WLS	BF	H	R	ER	SO	BB	IBB	HBP	BLK	WP	HR	S	P	ERA	WHIP
Gary Lucas, L ERA: 3.31	(1, 1)	6.2	L	27	7	1	1	2	0	1	0	0	0	0	30	34	1.35	1.050
Rollie Fingers, R ERA: 2.95	(7, 1)	2.1		10	4	1	1	1	0	1	0	0	0	0	11	15	3.86	1.714

PITCHER	IP	WLS	BF	H	R	ER	SO	BB	IBB	HBP	BLK	WP	HR	S	P	ERA	WHIP

Montreal Expos @ San Diego Padres

San Diego Stadium, San Diego, CA

Sun Jun 22 1980, 6:33 AM EDT

Att. 14,388 - Unknown

BOTTOM

livebaseballscorecards.com

Batter	1	2	3	4	5	6	7	8	9	AB	R	H	RBI	BB	SO	LOB
Gene Richards, L (1, 7) OBP: 0.362, SLG: 0.363	F8		L9		6-3		SH5-3		G3	4	0	0	0	0	0	1
Ozzie Smith, S (1, 6) OBP: 0.326, SLG: 0.280	6-3		1B		BB		G3			3	0	1	0	1	0	1
Jerry Mumphrey, S (1, 8) OBP: 0.323, SLG: 0.318	5-3		1-3 1B		K		F8			4	0	1	0	0	1	3
Dave Winfield, R (1, 9) OBP: 0.391, SLG: 0.420		SH3-4 1B	K			F8		4-3		4	0	2	0	0	1	2
Willie Montanez, L (1, 3) OBP: 0.296, SLG: 0.339		1-2 SH3-4		F7		E4 1B		L6		4	0	1	0	0	0	1
Tim Flannery, L (1, 5) OBP: 0.426, SLG: 0.451 (9, 4)		SH3-4 1-2 2-3		F8		K		4-3 2-3		3	0	0	0	0	1	2
Dave Cash, R (1, 4) OBP: 0.276, SLG: 0.252		G4-6-3 BB		4-3		1-2 1B		K		2	0	1	0	1	0	0
Jerry Turner, L (8, PH) OBP: 0.333, SLG: 0.424										1	0	0	0	0	1	1
Aurelio Rodriguez, R (9, 5) OBP: 0.237, SLG: 0.316										0	0	0	0	0	0	0
Bill Fahey, L (1, 2) OBP: 0.319, SLG: 0.291		G4-6-3 1-2f			E SH1-4 1B	F8			G3	4	0	1	0	0	0	5
Gary Lucas, L (1, 1) OBP: 0.238, SLG: 0.200			F8		SH1-4 1-2		SH5-3 2B		4-3	1	0	0	0	0	0	0
Rollie Fingers, R (7, 1) OBP: 0.286, SLG: 0.571										1	0	1	0	0	0	0
Von Joshua, L (9, PH) OBP: 0.324, SLG: 0.364										1	0	0	0	0	0	0

	AB	32
	R	0
	H	8
	RBI	0
	BB	2
	SO	4
	LOB	16

Inning Stats	1	2	3	4	5	6	7	8	9	1B: 6	SF: 0	WP: 0	PA: 37
	R: 0 H: 0	R: 0 H: 2	R: 0 H: 2	R: 0 H: 0	R: 0 H: 1	R: 0 H: 1	R: 0 H: 1	R: 0 H: 1	R: 0 H: 0	2B: 2	SAC: 3	PB: 0	
	E: 0 LOB: 0	E: 0 LOB: 2	E: 0 LOB: 2	E: 0 LOB: 0	E: 1 LOB: 2	E: 1 LOB: 2	E: 0 LOB: 1	E: 0 LOB: 1	E: 0 LOB: 0	3B: 0	DP: 1	SB: 0	
	K: 0 BB: 0	K: 0 BB: 1	K: 1 BB: 0	K: 0 BB: 0	K: 1 BB: 1	K: 1 BB: 0	K: 0 BB: 0	K: 1 BB: 0	K: 0 BB: 0	HR: 0	HBP: 0	CS: 0	
	S: 3 P: 3	S: 4 P: 8	S: 7 P: 7	S: 3 P: 3	S: 6 P: 10	S: 7 P: 7	S: 4 P: 4	S: 6 P: 6	S: 3 P: 3				

PITCHER	IP	WLS	BF	H	R	ER	SO	BB	IBB	HBP	BLK	WP	HR	S	P	ERA	WHIP
Steve Rogers, R (1, 1) ERA: 2.86	9.0	W	37	8	0	0	4	2	0	0	0	0	0	43	51	0.00	1.111

PITCHER	IP	WLS	BF	H	R	ER	SO	BB	IBB	HBP	BLK	WP	HR	S	P	ERA	WHIP

Batter	1	2	3	4	5	6	7	8	9	AB	R	H	RBI	BB	SO	LOB
Bill North, S (1, 8) OBP: 0.374, SLG: 0.309	S S S 0-3 ① K		x 0-0 2B 2B		S S S 0-3 ② K			x 0-0 ① F7		4	1	1	0	0	2	0
Joe Strain, R (1, 4) OBP: 0.352, SLG: 0.370	x 0-0 G6-4-3 1B		x 0-0 2-H 2B		x 0-0 ③ F7			x 0-0 ② 5-3		4	0	2	1	0	0	0
Jack Clark, R (1, 9) OBP: 0.379, SLG: 0.565	x 0-0 ②③ G6-4-3 1-2f		x 0-0 ③ 6-3			S S S 0-3 ① K		x 0-0 ③ 4-3		4	0	0	0	0	1	2
Darrell Evans, L (1, 5) OBP: 0.343, SLG: 0.381		x 0-0 ① F9		x 0-0 F9 1B 2B		x 0-0 ② F9			x 0-0 ① F4	4	1	1	0	0	0	0
Rich Murray, R (1, 3) OBP: 0.328, SLG: 0.435		x 0-0 1B 2B		x 0-0 ① F9 2-3		S S S 0-3 ③ K			B B B B 4-0 G3-6 BB	3	1	1	0	1	1	1
Milt May, L (1, 2) OBP: 0.335, SLG: 0.376		x 0-0 K 2-H 1B		x 0-0 2B 3-H 1B			x 0-0 ① F8		x 0-0 ②③ G3-6 1-2f	4	0	2	2	0	0	1
Jim Wohlford, R (1, 7) OBP: 0.257, SLG: 0.314		S S S 0-3 ②③ K 1-2		x 0-0 ② F6			B B B B 4-0 BB			2	0	0	0	1	1	2
Johnnie LeMaster, R (1, 6) OBP: 0.253, SLG: 0.347			x 0-0 ① 5-3	x 0-0 ③ 1-H 2B			S S S 0-3 ② K			3	0	1	0	0	1	1
Bob Knepper, L (1, 1) OBP: 0.175, SLG: 0.231 Greg Minton, S (8, 1)			x 0-0 ② F2		x 0-0 ① F5		x 0-0 ③ F6			3 0	0 0	0 0	0 0	0 0	0 0	1 0
Inning Stats	R: 0 H: 1 E: 0 LOB: 0 K: 1 BB: 0 S: 5 P: 5	R: 1 H: 2 E: 0 LOB: 1 K: 1 BB: 0 S: 6 P: 6	R: 1 H: 2 E: 0 LOB: 1 K: 0 BB: 0 S: 5 P: 5	R: 1 H: 3 E: 0 LOB: 2 K: 0 BB: 0 S: 5 P: 5	R: 0 H: 0 E: 0 LOB: 0 K: 1 BB: 0 S: 5 P: 5	R: 0 H: 0 E: 0 LOB: 0 K: 2 BB: 0 S: 7 P: 7	R: 0 H: 0 E: 0 LOB: 1 K: 1 BB: 1 S: 5 P: 9	R: 0 H: 0 E: 0 LOB: 0 K: 0 BB: 0 S: 3 P: 3	R: 0 H: 0 E: 0 LOB: 0 K: 0 BB: 1 S: 2 P: 6	1B: 3 SF: 0 2B: 5 SAC: 0 3B: 0 DP: 2 HR: 0 HBP: 0						

TOP

San Francisco Giants @ San Diego Padres

San Diego Stadium, San Diego, CA

Tue Jun 24 1980, 10:05 PM EDT

Att. 10,772 - Unknown

livebaseballscorecards.com

AB	31
R	3
H	8
RBI	3
BB	2
SO	6
LOB	8

WP: 0 PB: 0 SB: 0 CS: 0 PA: 33

PITCHER		IP	WLS	BF	H	R	ER	SO	BB	IBB	HBP	BLK	WP	HR	S	P	ERA	WHIP
Eric Rasmussen, R ERA: 4.75	(1, 1)	4.0		17	8	3	3	2	0	0	0	0	0	0	21	21	6.75	2.000
John D'Acquisto, R ERA: 2.49	(5, 1)	5.0	W	16	0	0	0	4	2	0	0	0	0	0	22	30	0.00	0.400

PITCHER		IP	WLS	BF	H	R	ER	SO	BB	IBB	HBP	BLK	WP	HR	S	P	ERA	WHIP

San Francisco Giants @ San Diego Padres

San Diego Stadium, San Diego, CA

Tue Jun 24 1980, 10:05 PM EDT

Att. 10,772 - Unknown

livebaseballscorecards.com

BOTTOM

Batter	1	2	3	4	5	6	7	8	9	AB	R	H	RBI	BB	SO	LOB
Gene Richards, L (1, 7) OBP: 0.356, SLG: 0.357	1-3		F8	F8			4-3			4	0	0	0	0	0	0
Ozzie Smith, S (1, 6) OBP: 0.329, SLG: 0.278	F9		S 1B BB		F9		BB			2	1	0	0	2	0	0
Jerry Mumphrey, S (1, 8) OBP: 0.326, SLG: 0.326	1B 2B		S 1B 1B 1-H		6-3		4-3			4	2	2	1	0	0	1
Dave Winfield, R (1, 9) OBP: 0.389, SLG: 0.414	1B IBB		F8 1-2		F7			4-3		3	0	0	0	1	0	1
Willie Montanez, L (1, 3) OBP: 0.303, SLG: 0.346	FC5-4 1B 1-2 2-H		1B 1B 2-H			FC5-4 1B		3-1		4	0	3	2	0	0	0
Gene Tenace, R (1, 2) OBP: 0.356, SLG: 0.345	FC5-4 1-2f		1B 1-2			F7		HR HBP		3	1	1	0	0	0	3
Aurelio Rodriguez, R (1, 5) OBP: 0.238, SLG: 0.339		4-3	F8			F8		HR 1-H		4	1	1	2	0	0	3
Dave Cash, R (1, 4) OBP: 0.279, SLG: 0.261		6-3		G4-6-3 1B		FC5-4 1-2f		2B		4	0	2	0	0	0	1
Eric Rasmussen, R (1, 1) OBP: 0.143, SLG: 0.286		1-3		G4-6-3 1-2f			F8	F8		1	0	0	0	0	0	0
Paul Dade, R (4, PH) OBP: 0.293, SLG: 0.171										1	0	0	0	0	0	1
John D'Acquisto, R (5, 1)										2	0	0	0	0	0	1

	AB	32
	R	5
	H	9
	RBI	5
	BB	3
	SO	0
	LOB	11

Inning Stats	1	2	3	4	5	6	7	8	9
	R: 1 E: 0 K: 0 S: 5 H: 2 LOB: 2 BB: 1 P: 9	R: 0 E: 0 K: 0 S: 3 H: 0 LOB: 0 BB: 0 P: 3	R: 2 E: 0 K: 0 S: 6 H: 3 LOB: 2 BB: 1 P: 10	R: 0 E: 0 K: 0 S: 3 H: 1 LOB: 0 BB: 0 P: 3	R: 0 E: 0 K: 0 S: 3 H: 0 LOB: 0 BB: 0 P: 3	R: 0 E: 0 K: 0 S: 4 H: 1 LOB: 1 BB: 0 P: 4	R: 0 E: 0 K: 0 S: 3 H: 0 LOB: 1 BB: 1 P: 7	R: 2 E: 0 K: 0 S: 5 H: 2 LOB: 1 BB: 0 P: 6	

	1B: 6	SF: 0	WP: 0	PA: 36
	2B: 2	SAC: 0	PB: 0	
	3B: 0	DP: 1	SB: 2	
	HR: 1	HBP: 1	CS: 0	

PITCHER		IP	WLS	BF	H	R	ER	SO	BB	IBB	HBP	BLK	WP	HR	S	P	ERA	WHIP
Bob Knepper, L ERA: 4.28	(1, 1)	7.2	L	35	9	5	5	0	2	1	1	0	0	1	31	44	5.87	1.435
Greg Minton, R ERA: 3.41	(8, 1)	0.1		1	0	0	0	0	0	0	0	0	0	0	1	1	0.00	0.000

PITCHER	IP	WLS	BF	H	R	ER	SO	BB	IBB	HBP	BLK	WP	HR	S	P	ERA	WHIP

San Francisco Giants @ San Diego Padres

San Diego Stadium, San Diego, CA

Wed Jun 25 1980, 10:05 PM EDT

Att. 11,336 - Unknown

TOP

livebaseballscorecards.com

Batter	1	2	3	4	5	6	7	8	9	AB	R	H	RBI	BB	SO	LOB
Bill North, S (1, 8) OBP: 0.376, SLG: 0.305	E6 CS		6-3			FC5-4 BB	FC5-4 BB 1-2 2-3 3-H			2	0	0	1	2	0	0
Joe Strain, R (1, 4) OBP: 0.349, SLG: 0.359	FC4-6 BB 1-2		F6			FC5-4 G4-6-3 1-2f	FC5-4 1-2f			3	0	0	0	1	0	4
Jack Clark, R (1, 9) OBP: 0.374, SLG: 0.555	FC4-6 1-2f		F4			G4-6-3 1-2f		F7		4	0	0	0	0	0	2
Darrell Evans, L (1, 5) OBP: 0.338, SLG: 0.375	F6			F4			3-1	L4		4	0	0	0	0	0	1
Rich Murray, R (1, 3) OBP: 0.324, SLG: 0.415		1-3		F9			1B 2B BB	6-3		3	1	0	0	1	0	0
Milt May, L (1, 2) OBP: 0.344, SLG: 0.378		3B BB		F5			2B BB 1B 1-2		1B BB	2	2	1	0	2	0	0
Larry Herndon, R (1, 7) OBP: 0.276, SLG: 0.360		K			E5 L4-3		BB 2B 1-3 2-H		G4-6-3 1B 1-2	4	0	2	1	0	1	1
Johnnie LeMaster, R (1, 6) OBP: 0.253, SLG: 0.355		3B 1-H			L4-3 1-2		5-3		K	4	0	1	1	0	1	5
Allen Ripley, R (1, 1) Tom Griffin, R (1, 1) Jim Wohlford, R (5, PH) OBP: 0.255, SLG: 0.311 Gary Lavelle, S (5, 1) Terry Whitfield, L (7, PH) OBP: 0.299, SLG: 0.329 Al Holland, R (7, 1) Willie McCovey, L (9, PH) OBP: 0.273, SLG: 0.290		6-3			K		BB		G4-6-3 1-2f	0 1 1 0 0 0 0 1	0 0 0 0 0 0 0 0	0 0 0 0 0 0 0 0	0 0 0 0 1 0 0 0	0 0 0 0 0 0 0 0	0 1 1 0 0 0 0 1	0 1 0 0 0 0 0 2
Inning Stats	R: 0 E: 1 K: 0 S: 3 H: 0 LOB: 1 BB: 1 P: 7	R: 1 E: 0 K: 1 S: 6 H: 1 LOB: 1 BB: 1 P: 10	R: 0 E: 0 K: 0 S: 3 H: 0 LOB: 0 BB: 0 P: 3	R: 0 E: 0 K: 0 S: 3 H: 0 LOB: 0 BB: 0 P: 3	R: 0 E: 1 K: 1 S: 5 H: 0 LOB: 0 BB: 0 P: 5	R: 0 E: 0 K: 0 S: 2 H: 0 LOB: 0 BB: 1 P: 6	R: 2 E: 0 K: 0 S: 5 H: 2 LOB: 3 BB: 3 P: 17	R: 0 E: 0 K: 0 S: 3 H: 0 LOB: 0 BB: 0 P: 3	R: 0 E: 0 K: 1 S: 5 H: 1 LOB: 1 BB: 1 P: 9	1B: 2 2B: 2 3B: 1 HR: 0 SF: 0 SAC: 0 DP: 3 HBP: 0						

	AB	29
	R	3
	H	4
	RBI	3
	BB	7
	SO	3
	LOB	16

WP: 0 PB: 0 SB: 0 CS: 1 PA: 36

PITCHER		IP	WLS	BF	H	R	ER	SO	BB	IBB	HBP	BLK	WP	HR	S	P	ERA	WHIP
Juan Eichelberger, R ERA: 4.09	(1, 1)	6.2	W	27	3	3	3	2	5	0	0	0	0	0	26	46	4.05	1.200
Rollie Fingers, R ERA: 2.8	(7, 1)	2.1	S	9	1	0	0	1	2	0	0	0	0	0	9	17	0.00	1.286

PITCHER	IP	WLS	BF	H	R	ER	SO	BB	IBB	HBP	BLK	WP	HR	S	P	ERA	WHIP

BOTTOM

San Francisco Giants @ San Diego Padres

San Diego Stadium, San Diego, CA

Wed Jun 25 1980, 10:05 PM EDT

Att. 11,336 - Unknown

livebaseballscorecards.com

Batter	1	2	3	4	5	6	7	8	9	AB	R	H	RBI	BB	SO	LOB
Gene Richards, L (1, 7) OBP: 0.357, SLG: 0.358	0-0 1B HR 1B	0-0 1B S SF7 1B	0-0 ③ F9			0-0 ① 6-3		S S S 0-3 ② K		5	2	2	0	0	1	2
Ozzie Smith, S (1, 6) OBP: 0.333, SLG: 0.281	0-0 1-3 HR 1B	0-0 4-3 S 1-3 1B		0-0 ① 1-3		0-0 ② 5-3		B B B B 4-0 3B BB		4	2	2	0	1	0	0
Dave Winfield, R (1, 9) OBP: 0.389, SLG: 0.438	0-0 1-H 3-H HR	0-0 ① SF7 1-2 3-H		0-0 ② 5-3		0-0 ③ 5-3		0-0 1-H 3B		4	1	2	5	0	0	0
Willie Montanez, L (1, 3) OBP: 0.301, SLG: 0.343	0-0 ① 3-1	0-0 ② 4-3 2-3		0-0 ③ 1-3			0-0 BB 1B	0-0 ③ 6-3		5	0	1	0	0	0	2
Jerry Mumphrey, S (1, 8) OBP: 0.329, SLG: 0.326	0-0 1-3 2B 1B	S S S 0-3 ③ K			B B B B 4-0 F9 S 1B BB		0-0 ① F9			3	2	1	0	1	1	2
Tim Flannery, L (1, 5) OBP: 0.421, SLG: 0.434 Aurelio Rodriguez, R (7, PH) OBP: 0.236, SLG: 0.336 (8, 5)	0-0 ② 1-3 1-2		0-0 ① F7		B B B B 4-0 CS 1-2 BB		0-0 ② F7			2 1	0 0	0 0	0 0	1 0	0 0	1 1
Gene Tenace, R (1, 2) OBP: 0.367, SLG: 0.347	B B B B 4-0 2B BB		0-0 E 1B		0-0 ① F9 2-3		B B B B 4-0 1-2 BB			2	0	1	0	2	0	2
Dave Cash, R (1, 4) OBP: 0.286, SLG: 0.273	0-0 1-3 2-H 2B		0-0 E9 1-3 1B		0-0 ② 1-2 3-H 1B		0-0 ③ F8			4	0	3	2	0	0	2
Juan Eichelberger, R (1, 1) Rollie Fingers, R (7, 1) OBP: 0.250, SLG: 0.500	S S S 0-3 ③ K		S S S 0-3 ② K		S S S 0-3 ③ K			0-0 ① F7		3 1	0 0	0 0	0 0	0 0	3 0	5 0
Inning Stats	R: 4 E: 0 K: 1 S: 10 / H: 5 LOB: 2 BB: 1 P: 14	R: 1 E: 0 K: 1 S: 7 / H: 2 LOB: 1 BB: 0 P: 7	R: 0 E: 1 K: 1 S: 7 / H: 2 LOB: 2 BB: 0 P: 7	R: 0 E: 0 K: 0 S: 3 / H: 0 LOB: 0 BB: 0 P: 3	R: 1 E: 0 K: 1 S: 5 / H: 1 LOB: 1 BB: 2 P: 13	R: 0 E: 0 K: 0 S: 3 / H: 0 LOB: 0 BB: 0 P: 3	R: 0 E: 0 K: 0 S: 4 / H: 1 LOB: 2 BB: 1 P: 8	R: 1 E: 0 K: 1 S: 6 / H: 1 LOB: 1 BB: 1 P: 10		1B: 9 2B: 1 3B: 1 HR: 1	SF: 1 SAC: 0 DP: 0 HBP: 0			WP: 0 PB: 0 SB: 3 CS: 1	PA: 40		

	AB	34
	R	7
	H	12
	RBI	7
	BB	5
	SO	5
	LOB	17

PITCHER		IP	WLS	BF	H	R	ER	SO	BB	IBB	HBP	BLK	WP	HR	S	P	ERA	WHIP
Allen Ripley, R ERA: 2.82	(1, 1)	0.2	L	8	5	4	4	0	1	0	0	0	0	1	7	11	54.00	9.000
Tom Griffin, R ERA: 5.4	(1, 1)	3.1		14	4	1	1	3	0	0	0	0	0	0	20	20	2.70	1.200
Gary Lavelle, L ERA: 2.9	(5, 1)	2.0		8	1	1	1	1	2	0	0	0	0	0	8	16	4.50	1.500
Al Holland, L ERA: 0.96	(7, 1)	2.0		10	2	1	1	1	2	0	0	0	0	0	10	18	4.50	2.000

PITCHER	IP	WLS	BF	H	R	ER	SO	BB	IBB	HBP	BLK	WP	HR	S	P	ERA	WHIP

Batter	1	2	3	4	5	6	7	8	9	AB	R	H	RBI	BB	SO	LOB
Bill North, S (1, 8) OBP: 0.374, SLG: 0.300	S S S 0-3 ① K		x 0-0 ③ F7		B B B B 4-0 E S BB			x 0-0 ① 6-3		3	0	0	0	1	1	1
Joe Strain, R (1, 4) OBP: 0.345, SLG: 0.355	x 0-0 ② 3-1			x 0-0 3B 1B	S S S 0-3 ② K 1-3			x 0-0 ② 5-3		4	1	1	0	0	1	1
Jack Clark, R (1, 9) OBP: 0.375, SLG: 0.561	B B B B 4-0 CS BB			x 0-0 1-H 1B 3B	x 0-0 ③ 6-3			x 0-0 ③ 6-3		3	1	1	1	1	0	1
Darrell Evans, L (1, 5) OBP: 0.340, SLG: 0.376	0-0 ③ CS 1-2	x 0-0 ① F9		x 0-0 4-3 3-H 1B		x 0-0 G5-4-3 1B			S S S 0-3 ① K	4	0	2	1	0	1	0
Rich Murray, R (1, 3) OBP: 0.306, SLG: 0.391		x 0-0 ② 5-3		x 0-0 ① F9		x 0-0 ① ② G5-4-3 1-2f			x 0-0 ② 4-3	4	0	0	0	0	0	2
Milt May, L (1, 2) OBP: 0.337, SLG: 0.369		S S S 0-3 ③ K		x 0-0 ② 4-3 1-2		S S S 0-3 ③ K			x 0-0 ③ 4-3	4	0	0	0	0	2	1
Larry Herndon, R (1, 7) OBP: 0.277, SLG: 0.356			S S S 0-3 ① K	4-0 FC6-4 IBB			x 0-0 ① F9			2	0	0	0	1	1	0
Johnnie LeMaster, R (1, 6) OBP: 0.250, SLG: 0.350			S S S 0-3 ② K	x 0-0 ③ FC6-4 1-2f			x 0-0 ② F7			3	0	0	0	0	1	2
Ed Whitson, R (1, 1) OBP: 0.114, SLG: 0.088			x 0-0 1B		S S S 0-3 ① K		x 0-0 ③ 5-3			3	0	1	0	0	1	0
Greg Minton, S (9, 1)										0	0	0	0	0	0	0

San Francisco Giants @ San Diego Padres

San Diego Stadium, San Diego, CA

Thu Jun 26 1980, 10:05 PM EDT

Att. 11,321 - Unknown

TOP

livebaseballscorecards.com

AB	30
R	2
H	5
RBI	2
BB	3
SO	8
LOB	8

Inning Stats	1	2	3	4	5	6	7	8	9
	R: 0 E: 0 K: 1 S: 4	H: 0 LOB: 0 BB: 1 P: 8	R: 0 E: 0 K: 1 S: 5	H: 0 LOB: 0 BB: 0 P: 5	R: 0 E: 0 K: 2 S: 8	H: 1 LOB: 1 BB: 0 P: 8	R: 2 E: 0 K: 0 S: 6	H: 3 LOB: 2 BB: 1 P: 10	R: 0 E: 0 K: 2 S: 7	H: 0 LOB: 1 BB: 1 P: 11
	R: 0 E: 0 K: 1 S: 5	H: 1 LOB: 0 BB: 0 P: 5	R: 0 E: 0 K: 0 S: 3	H: 0 LOB: 0 BB: 0 P: 3	R: 0 E: 0 K: 0 S: 3	H: 0 LOB: 0 BB: 0 P: 3	R: 0 E: 0 K: 1 S: 5	H: 0 LOB: 0 BB: 0 P: 5	1B: 4 2B: 0 3B: 1 HR: 0	SF: 0 SAC: 0 DP: 1 HBP: 0

WP: 0 PB: 0 SB: 1 CS: 1 PA: 34

PITCHER	IP	WLS	BF	H	R	ER	SO	BB	IBB	HBP	BLK	WP	HR	S	P	ERA	WHIP
Steve Mura, R (1, 1) ERA: 4.39	8.0	L	30	5	2	2	7	2	1	0	0	0	0	41	53	2.25	0.875
Bob Shirley, L (9, 1) ERA: 2.66	1.0		3	0	0	0	1	0	0	0	0	0	0	5	5	0.00	0.000

PITCHER	IP	WLS	BF	H	R	ER	SO	BB	IBB	HBP	BLK	WP	HR	S	P	ERA	WHIP

Batter	1	2	3	4	5	6	7	8	9	AB	R	H	RBI	BB	SO	LOB
Gene Richards, L (1, 7) OBP: 0.352, SLG: 0.353	4-3		4-3			F8		F7		4	0	0	0	0	0	0
Ozzie Smith, S (1, 6) OBP: 0.332, SLG: 0.278	4-3		4-3			1-3		BB, FC6-4		3	0	0	0	1	0	0
Dave Winfield, R (1, 9) OBP: 0.387, SLG: 0.435	1B			K		K		FC6-4, 1-2f		4	0	1	0	0	2	1
Willie Montanez, L (1, 3) OBP: 0.296, SLG: 0.337	5-3			4-3			4-3		F4	4	0	0	0	0	0	1
Jerry Mumphrey, S (1, 8) OBP: 0.332, SLG: 0.329		5-3		FC6, 1B			F8		1B, FC5-2, 1B	4	0	2	0	0	0	0
Tim Flannery, L (1, 5) OBP: 0.443, SLG: 0.456 (9, 4) Paul Dade, R (9, PR) OBP: 0.293, SLG: 0.171		FC6, 1B		FC6, 1-2f			FC6-4, 1B		FC5-2, 1-3, 1B	4 0	0 0	3 0	0 0	0 0	0 0	1 0
Gene Tenace, R (1, 2) OBP: 0.357, SLG: 0.336	K				F7		FC6-4, 1-2f		FC5-2, FC6-4, 1-2, 3-H	4	0	0	0	0	1	4
Dave Cash, R (1, 4) OBP: 0.284, SLG: 0.271 Von Joshua, L (8, PH) OBP: 0.342, SLG: 0.471 Aurelio Rodriguez, R (9, 5) OBP: 0.236, SLG: 0.336 Kurt Bevacqua, R (9, PH) OBP: 0.362, SLG: 0.462	FC6, 1-2f				6-3			HR	FC6-4, 1-2f	2 1 0 1	0 1 0 0	0 1 0 0	0 1 0 0	0 0 0 0	0 0 0 0	1 0 0 2
Steve Mura, R (1, 1) OBP: 0.167, SLG: 0.182 Jerry Turner, L (8, PH) OBP: 0.330, SLG: 0.419 Bob Shirley, R (9, 1)			K		K			6-3		2 1 0	0 0 0	0 0 0	0 0 0	0 0 0	2 0 0	0 0 0
Inning Stats	R: 0 E: 0 K: 0 S: 4 H: 1 LOB: 1 BB: 0 P: 4	R: 0 E: 0 K: 1 S: 6 H: 1 LOB: 1 BB: 0 P: 6	R: 0 E: 0 K: 1 S: 5 H: 0 LOB: 0 BB: 0 P: 5	R: 0 E: 0 K: 1 S: 6 H: 1 LOB: 1 BB: 0 P: 6	R: 0 E: 0 K: 1 S: 5 H: 0 LOB: 0 BB: 0 P: 5	R: 0 E: 0 K: 1 S: 5 H: 0 LOB: 0 BB: 0 P: 5	R: 0 E: 0 K: 0 S: 4 H: 1 LOB: 1 BB: 0 P: 4	R: 1 E: 0 K: 0 S: 4 H: 1 LOB: 1 BB: 1 P: 8	R: 0 E: 0 K: 0 S: 5 H: 2 LOB: 2 BB: 0 P: 5	1B: 6 2B: 0 3B: 0 HR: 1	SF: 0 SAC: 0 DP: 0 HBP: 0			WP: 0 PB: 0 SB: 0 CS: 0	PA: 35		

PITCHER	IP	WLS	BF	H	R	ER	SO	BB	IBB	HBP	BLK	WP	HR	S	P	ERA	WHIP
Ed Whitson, R (1, 1) ERA: 3.29	8.1	W	33	7	1	1	5	1	0	0	0	0	1	42	46	1.08	0.960
Greg Minton, R (9, 1) ERA: 3.34	0.2	S	2	0	0	0	0	0	0	0	0	0	0	2	2	0.00	0.000

PITCHER	IP	WLS	BF	H	R	ER	SO	BB	IBB	HBP	BLK	WP	HR	S	P	ERA	WHIP

BOTTOM

San Francisco Giants @ San Diego Padres

San Diego Stadium, San Diego, CA

Thu Jun 26 1980, 10:05 PM EDT

Att. 11,321 - Unknown

livebaseballscorecards.com

AB	34
R	1
H	7
RBI	1
BB	1
SO	5
LOB	10

Batter	1	2	3	4	5	6	7	8	9	AB	R	H	RBI	BB	SO	LOB
Glenn Hubbard, R (1, 4) OBP: 0.343, SLG: 0.490	FC6-4 1B		BBBB 4-0 SH1-4 1-2 BB		F7		FC5 2-3f		SSS 0-3 K	4	0	1	0	1	1	3
Dale Murphy, R (1, 8) OBP: 0.355, SLG: 0.494	FC6-4 G1-6-3 1-2f		SH1-4 1-2 2-3			1B		1B 2B	SSS 0-3 K	4	1	2	0	0	1	1
Chris Chambliss, L (1, 3) OBP: 0.340, SLG: 0.479	G1-6-3 1-2f		7-2 3-Hf			F8		1B E 1B 2-3 1B	1B	5	1	2	0	0	0	4
Gary Matthews, R (1, 9) OBP: 0.309, SLG: 0.395		F9		F8		F7		E 1B 1-2 3-H 1B	F8	5	1	1	1	0	0	2
Bob Horner, R (1, 5) OBP: 0.202, SLG: 0.342 Larvell Blanks, R (9, 5) OBP: 0.241, SLG: 0.253		2B 1B		G6-4-3 1B		SSS 0-3 K		E6 1B 1-3 2-H 1B		4 0	2 0	3 0	0 0	0 0	1 0	1 0
Jeff Burroughs, R (1, 7) OBP: 0.344, SLG: 0.424		1-H 2B		G6-4-3 1-2f			F5	1-3		4	0	1	1	0	0	3
Bruce Benedict, R (1, 2) OBP: 0.285, SLG: 0.309		F7			E8		BBBB 4-0 CS BB	P5		3	0	0	0	1	0	3
Luis Gomez, R (1, 6) OBP: 0.284, SLG: 0.234		P4			6-3		FC5 1-2 2B	2-H 3-H 1B		4	0	2	2	0	0	2
Doyle Alexander, R (1, 1) OBP: 0.158, SLG: 0.184 Charlie Spikes, R (7, PH) OBP: 0.500, SLG: 0.529 Rick Camp, R (7, 1) Larry Bradford, R (8, 1) Gene Garber, R (9, 1)			SH1-4 BB 7-2 1B		SSS 0-3 K		IBB 4-0 IBB	SSS 0-3 K		2 0 1 0 0	0 0 0 0 0	1 0 0 0 0	0 0 0 0 0	1 1 1 0 0	1 0 1 0 0	1 0 1 0 0

Atlanta Braves @ San Diego Padres

San Diego Stadium, San Diego, CA

Fri Jun 27 1980, 10:05 PM EDT

Att. 15,303 - Unknown

TOP

livebaseballscorecards.com

	AB	R	H	RBI	BB	SO	LOB
	36	5	13	4	3	5	21

Inning Stats	1	2	3	4	5	6	7	8	9
R	0	1	0	0	0	0	0	4	0
E	0	0	0	0	1	1	0	1	0
K	0	0	0	0	1	1	0	1	2
S	3	5	3	3	6	6	3	10	8
H	1	2	1	1	0	1	1	5	1
LOB	0	1	1	0	1	1	2	1	1
BB	0	0	1	0	0	0	2	0	0
P	3	5	7	3	6	6	11	10	8

1B	10
2B	4
3B	0
HR	0
SF	0
SAC	1
DP	3
HBP	0

WP	0
PB	0
SB	0
CS	1
PA	40

PITCHER		IP	WLS	BF	H	R	ER	SO	BB	IBB	HBP	BLK	WP	HR	S	P	ERA	WHIP
John Curtis, L ERA: 4.15	(1, 1)	7.0	L	30	9	3	3	2	2	1	0	0	0	0	31	43	3.86	1.571
Rollie Fingers, R ERA: 2.93	(8, 1)	1.0		6	3	2	1	1	0	0	0	0	0	0	8	8	9.00	3.000
Bob Shirley, L ERA: 2.61	(9, 1)	1.0		4	1	0	0	2	0	0	0	0	0	0	8	8	0.00	1.000

PITCHER		IP	WLS	BF	H	R	ER	SO	BB	IBB	HBP	BLK	WP	HR	S	P	ERA	WHIP

BOTTOM

Atlanta Braves @ San Diego Padres

San Diego Stadium, San Diego, CA

Fri Jun 27 1980, 10:05 PM EDT

Att. 15,303 - Unknown

Batter	1	2	3	4	5	6	7	8	9	AB	R	H	RBI	BB	SO	LOB
Gene Richards, L (1, 7) OBP: 0.351, SLG: 0.349	6-3		1-3		F9			BB 1-2		3	1	0	0	1	0	2
Ozzie Smith, S (1, 6) OBP: 0.334, SLG: 0.281	P6			S 1B		F7		FC6-4 1B 1-3 2-H		4	0	2	1	0	0	0
Dave Winfield, R (1, 9) OBP: 0.381, SLG: 0.427	F9			6-3 1-2		4-3		P4		4	0	0	0	0	0	3
Willie Montanez, L (1, 3) OBP: 0.296, SLG: 0.336		F7		F8		F8		FC6-4 1B 1-2 3-H		4	0	1	1	0	0	1
Jerry Mumphrey, S (1, 8) OBP: 0.327, SLG: 0.323		F7		F8			4-3	FC6-4 FC5-4 1-2f 2-3		4	0	0	0	0	0	3
Tim Flannery, L (1, 5) OBP: 0.422, SLG: 0.433 Aurelio Rodriguez, R (8, PH) OBP: 0.234, SLG: 0.333 (9, 5)		F8			4-3		6-3	FC5-4 1-2f		3 1	0 0	0 0	0 0	0 0	0 0	0 2
Gene Tenace, R (1, 2) OBP: 0.367, SLG: 0.373			HR		CS 1B		FC5-4 1B		F8	4	1	3	1	0	0	0
Dave Cash, R (1, 4) OBP: 0.284, SLG: 0.267			F7		1B BB 1-2		FC5-4 1-2f		4-3	3	0	0	0	1	0	1
John Curtis, L (1, 1) OBP: 0.207, SLG: 0.185 Rollie Fingers, R (8, 1) OBP: 0.250, SLG: 0.500 Jerry Turner, L (8, PH) OBP: 0.337, SLG: 0.426 Bob Shirley, R (9, 1) Von Joshua, L (9, PH) OBP: 0.333, SLG: 0.457			K		1B 1-2			BB 1B	G3	2 0 1 0 0 1	0 0 1 0 0 0	1 0 1 0 0 0	0 0 0 0 0 0	0 0 0 0 0 0	1 0 0 0 0 0	0 0 0 0 0 0
Inning Stats	R: 0 E: 0 K: 0 S: 3 H: 0 LOB: 0 BB: 0 P: 3	R: 0 E: 0 K: 0 S: 3 H: 0 LOB: 0 BB: 0 P: 3	R: 1 E: 0 K: 1 S: 6 H: 1 LOB: 0 BB: 0 P: 6	R: 0 E: 0 K: 0 S: 4 H: 1 LOB: 1 BB: 0 P: 4	R: 0 E: 0 K: 0 S: 4 H: 2 LOB: 2 BB: 1 P: 8	R: 0 E: 0 K: 0 S: 3 H: 0 LOB: 0 BB: 0 P: 3	R: 0 E: 0 K: 0 S: 4 H: 1 LOB: 1 BB: 0 P: 4	R: 2 E: 0 K: 0 S: 6 H: 3 LOB: 2 BB: 1 P: 10	R: 0 E: 0 K: 0 S: 3 H: 0 LOB: 0 BB: 0 P: 3	1B: 7 2B: 0 3B: 0 HR: 1	SF: 0 SAC: 0 DP: 0 HBP: 0					

	AB	34
	R	3
	H	8
	RBI	3
	BB	2
	SO	1
	LOB	12

PITCHER		IP	WLS	BF	H	R	ER	SO	BB	IBB	HBP	BLK	WP	HR	S	P	ERA	WHIP
Doyle Alexander, R ERA: 3.52	(1, 1)	6.0		22	4	1	1	1	1	0	0	0	0	1	23	27	1.50	0.833
Rick Camp, R ERA: 2.7	(7, 1)	1.1	W	8	3	2	2	0	1	0	0	0	0	0	7	11	13.50	3.000
Larry Bradford, L ERA: 3.34	(8, 1)	0.2		3	1	0	0	0	0	0	0	0	0	0	3	3	0.00	1.500
Gene Garber, R ERA: 4.61	(9, 1)	1.0	S	3	0	0	0	0	0	0	0	0	0	0	3	3	0.00	0.000

PITCHER	IP	WLS	BF	H	R	ER	SO	BB	IBB	HBP	BLK	WP	HR	S	P	ERA	WHIP

livebaseballscorecards.com

Batter	1	2	3	4	5	6	7	8	9	AB	R	H	RBI	BB	SO	LOB
Glenn Hubbard, R (1, 4) OBP: 0.349, SLG: 0.490	S S S 0-3 ① K		x 0-0 1B 2-H 1B		x 0-0 ③ F7			x 0-0 BB 1B		4	1	2	1	0	1	0
Dale Murphy, R (1, 8) OBP: 0.361, SLG: 0.496	S S S 0-3 ② K		x 0-0 2-H 1B			x 0-0 G6-4-3 1B		B B B B 4-0 FC6-4 1-2 BB		3	0	2	1	1	1	0
Chris Chambliss, L (1, 3) OBP: 0.339, SLG: 0.476	x 0-0 ③ 1B		x 0-0 ③ F8			x 0-0 ① F7		x 0-0 ③ FC6-4 1-2f		4	0	1	0	0	0	4
Gary Matthews, R (1, 9) OBP: 0.308, SLG: 0.392		x 0-0 ① F4		x 0-0 ① F8		x 0-0 ② ③ G6-4-3 1-2f			0-0 HR 1B	4	1	1	0	0	0	1
Bob Horner, R (1, 5) OBP: 0.195, SLG: 0.331 Gene Garber, R (9, 1)		x 0-0 ② 5-3		x 0-0 ② 5-3			S S S 0-3 ① K		x 0-0 ① F8	4 0	0 0	0 0	0 0	0 0	1 0	1 0
Jeff Burroughs, R (1, 7) OBP: 0.342, SLG: 0.441		S S S 0-3 ③ K		x 0-0 HR			S S S 0-3 ② K		S S S 0-3 ② K	4	1	1	1	0	3	1
Bill Nahorodny, R (1, 2) OBP: 0.308, SLG: 0.541			x 0-0 ① F7	x 0-0 ③ 6-3			x 0-0 ③ 5-3		x 0-0 1-H HR	4	1	1	2	0	0	0
Luis Gomez, R (1, 6) OBP: 0.289, SLG: 0.236			x 0-0 SH1-4 1B 1B		x 0-0 ① 1-3			x 0-0 ① 5-3	B B B B 4-0 CS BB	3	1	1	0	1	0	0
Tommy Boggs, R (1, 1) OBP: 0.087, SLG: 0.091 Rick Camp, R (7, 1) Charlie Spikes, R (8, PH) OBP: 0.474, SLG: 0.500 Larry Bradford, R (8, 1) Larvell Blanks, R (9, PH) OBP: 0.241, SLG: 0.253 (9, 5)			x 0-0 ② SH1-4 1-2		x 0-0 ② F8			S S S 0-3 ② K	0-0 ③ CS 1-2	1 0 0 1 0 0	0 0 0 0 0 0	0 0 0 0 0 0	0 0 0 0 1 0	0 0 0 0 0 0	0 0 0 0 0 0	0 0 0 0 0 0
Inning Stats	R: 0 E: 0 K: 2 S: 7 H: 1 LOB: 1 BB: 0 P: 7	R: 0 E: 0 K: 1 S: 5 H: 0 LOB: 0 BB: 0 P: 5	R: 2 E: 0 K: 0 S: 6 H: 3 LOB: 1 BB: 0 P: 6	R: 1 E: 0 K: 0 S: 4 H: 1 LOB: 0 BB: 0 P: 4	R: 0 E: 0 K: 0 S: 3 H: 0 LOB: 0 BB: 0 P: 3	R: 0 E: 0 K: 0 S: 3 H: 1 LOB: 0 BB: 0 P: 3	R: 0 E: 0 K: 2 S: 7 H: 0 LOB: 0 BB: 0 P: 7	R: 0 E: 0 K: 1 S: 6 H: 1 LOB: 2 BB: 1 P: 10	R: 2 E: 0 K: 1 S: 6 H: 2 LOB: 0 BB: 1 P: 10	1B: 7 2B: 0 3B: 0 HR: 2 SF: 0 SAC: 1 DP: 1 HBP: 0						

PITCHER		IP	WLS	BF	H	R	ER	SO	BB	IBB	HBP	BLK	WP	HR	S	P	ERA	WHIP
Gary Lucas, L ERA: 3.33	(1, 1)	7.2		29	7	3	3	6	1	0	0	0	0	1	40	44	3.52	1.043
Bob Shirley, L ERA: 2.9	(8, 1)	1.1	L	6	2	2	2	1	1	0	0	0	0	1	7	11	13.50	2.250

PITCHER	IP	WLS	BF	H	R	ER	SO	BB	IBB	HBP	BLK	WP	HR	S	P	ERA	WHIP

TOP

Atlanta Braves @ San Diego Padres

San Diego Stadium, San Diego, CA

Sat Jun 28 1980, 10:05 PM EDT

Unknown

livebaseballscorecards.com

AB	32
R	5
H	9
RBI	5
BB	2
SO	7
LOB	7

WP: 0 PB: 0 SB: 0 CS: 1 PA: 36

Batter	1	2	3	4	5	6	7	8	9	AB	R	H	RBI	BB	SO	LOB
Gene Richards, L (1, 7) OBP: 0.345, SLG: 0.342	5-3		5-3	6-3		G3		F8		5	0	0	0	0	0	3
Ozzie Smith, S (1, 6) OBP: 0.332, SLG: 0.280	4-3		2B 1B 1B	5-3		2-3	F5	4-3		5	1	1	0	0	0	2
Dave Winfield, R (1, 9) OBP: 0.382, SLG: 0.431	F7		1-3 1B 2B		E5 4-3		E S SF7 1B		5-3	5	2	2	0	0	0	0
Willie Montanez, L (1, 3) OBP: 0.301, SLG: 0.342 Paul Dade, R (9, PR) OBP: 0.293, SLG: 0.171		FC4-6 1B	2-H 3-H 1B 1B		4-3 2-3		SF7 1-H		S 1B	4 0	0 0	3 0	3 0	0 0	0 0	1 0
Jerry Mumphrey, S (1, 8) OBP: 0.324, SLG: 0.325		FC4-6 S 1-2f 1B	F7		S S S K				S S S K 1-2	5	1	1	0	0	2	4
Gene Tenace, R (1, 2) OBP: 0.377, SLG: 0.380 Jerry Turner, L (9, PH) OBP: 0.333, SLG: 0.421		1B 1-H 1B	1-2 1B		F3		4-0 FC6-4 IBB		4-3	3 1	0 0	2 0	1 0	1 0	0 0	1 2
Aurelio Rodriguez, R (1, 5) OBP: 0.227, SLG: 0.323		F6	F7			P4	FC6-4 1-2f			4	0	0	0	0	0	5
Dave Cash, R (1, 4) OBP: 0.294, SLG: 0.273		1-2 1B		B B B 4-0 SH1-4 BB		PB SH1-4 1B		B B B 4-0 WP BB		2	0	2	0	2	0	0
Gary Lucas, L (1, 1) OBP: 0.227, SLG: 0.190 Bob Shirley, R (8, 1)		F7		SH1-4 1-2		SH1-4 1-2		S S S K 1-2		1 1	0 0	0 0	0 0	0 1	0 1	2 1
Inning Stats	R: 0 E: 0 K: 0 S: 3 H: 0 LOB: 0 BB: 0 P: 3	R: 1 E: 0 K: 0 S: 6 H: 3 LOB: 2 BB: 0 P: 6	R: 2 E: 0 K: 0 S: 7 H: 4 LOB: 2 BB: 0 P: 7	R: 0 E: 0 K: 0 S: 3 H: 0 LOB: 1 BB: 1 P: 7	R: 0 E: 1 K: 1 S: 6 H: 0 LOB: 1 BB: 0 P: 6	R: 0 E: 0 K: 0 S: 4 H: 1 LOB: 1 BB: 0 P: 4	R: 1 E: 0 K: 0 S: 5 H: 2 LOB: 2 BB: 1 P: 9	R: 0 E: 0 K: 1 S: 5 H: 0 LOB: 1 BB: 1 P: 9	R: 0 E: 0 K: 1 S: 6 H: 1 LOB: 2 BB: 0 P: 6	1B: 9 2B: 2 3B: 0 HR: 0	SF: 1 SAC: 2 DP: 0 HBP: 0						

PITCHER		IP	WLS	BF	H	R	ER	SO	BB	IBB	HBP	BLK	WP	HR	S	P	ERA	WHIP
Tommy Boggs, R ERA: 3.75	(1, 1)	6.2		32	10	4	4	1	1	0	0	0	0	0	33	37	5.40	1.650
Rick Camp, R ERA: 2.68	(7, 1)	0.1		2	0	0	0	0	0	1	0	0	0	0	1	5	0.00	0.000
Larry Bradford, L ERA: 3.23	(8, 1)	1.0	W	4	0	0	0	1	1	0	0	0	1	0	5	9	0.00	1.000
Gene Garber, R ERA: 4.45	(9, 1)	1.0	S	4	1	0	0	1	0	0	0	0	0	0	6	6	0.00	1.000

PITCHER	IP	WLS	BF	H	R	ER	SO	BB	IBB	HBP	BLK	WP	HR	S	P	ERA	WHIP

BOTTOM

Atlanta Braves @ San Diego Padres

San Diego Stadium, San Diego, CA

Sat Jun 28 1980, 10:05 PM EDT

Unknown

livebaseballscorecards.com

AB	36
R	4
H	11
RBI	4
BB	3
SO	3
LOB	21

WP: 1 PA: 42
PB: 1
SB: 3
CS: 0

Atlanta Braves @ San Diego Padres

San Diego Stadium, San Diego, CA

Sat Jun 28 1980, 10:05 PM EDT

Att. 17,554 - Unknown

TOP

Batter	1	2	3	4	5	6	7	8	9	AB R H RBI BB SO LOB
Glenn Hubbard, R (1, 4) OBP: 0.351, SLG: 0.495	X 0-0 5-3 1B		X 0-0 ① FC6-5 G4-6-3 2-3			X 0-0 1B FC3-6 2B		S S S 0-3 ① K	X 0-0 ③ F8	5 1 2 0 0 1 3
Brian Asselstine, L (1, 8) OBP: 0.297, SLG: 0.374 Jerry Royster, R (8, PR) OBP: 0.307, SLG: 0.307 Dale Murphy, R (8, 8) OBP: 0.361, SLG: 0.496	X 0-0 ① F7		X 0-0 ② ③ G4-6-3 1-2f			X 0-0 FC3-6 2-3 1B		X 0-0 1B 2B		4 0 2 0 0 0 2 0 1 0 0 0 0 0 0 0 0 0 0 0 0
Chris Chambliss, L (1, 3) OBP: 0.334, SLG: 0.469	X 0-0 ② 5-3 1-2			X 0-0 ① F6		X 0-0 ② FC3-6 1-2f 3-H		S S S 0-3 ② K		4 0 0 1 0 1 3
Gary Matthews, R (1, 9) OBP: 0.307, SLG: 0.390	S S S 0-3 ③ K			X 0-0 ② 5-3		S S S 0-3 ③ K		X 0-0 S 2-H 1B		4 0 1 1 0 2 2
Bob Horner, R (1, 5) OBP: 0.189, SLG: 0.320		X 0-0 ① P3		S S S 0-3 ③ K			S S S 0-3 ① K	X 0-0 ③ 5-3 1-2		4 0 0 0 0 2 2
Jeff Burroughs, R (1, 7) OBP: 0.352, SLG: 0.446		X 0-0 1B			S S S 0-3 ① K		B B B B 4-0 1B BB		X 0-0 BB 1B	3 0 2 0 1 1 0
Larvell Blanks, R (1, 6) OBP: 0.246, SLG: 0.254		X 0-0 ② F9			X 0-0 ② F7		X 0-0 1-2 1B		B B B B 4-0 1-2 BB	3 0 1 0 1 0 1
Bruce Benedict, R (1, 2) OBP: 0.281, SLG: 0.304 Biff Pocoroba, S (7, PH) OBP: 0.349, SLG: 0.316 (7, 2)		X 0-0 ③ 5-3			X 0-0 ③ F8		X 0-0 ② F3		S S S 0-3 ① K	2 0 0 0 0 0 1 2 0 0 0 0 1 4
Phil Niekro, R (1, 1) OBP: 0.095, SLG: 0.143 Mike Lum, L (7, PH) OBP: 0.257, SLG: 0.226 Al Hrabosky, R (7, 1) Bill Nahorodny, R (9, PH) OBP: 0.303, SLG: 0.532 Rick Camp, R (9, 1)			X 0-0 FC6-5 2B			X 0-0 ① 5-3	X 0-0 ③ F8		X 0-0 ② P5	2 0 1 0 0 0 0 1 0 0 0 0 0 2 0 0 0 0 0 0 0 1 0 0 0 0 0 2 0 0 0 0 0 0 0
Inning Stats	R: 0 E: 0 K: 1 S: 6 H: 1 LOB: 1 BB: 0 P: 6	R: 0 E: 0 K: 0 S: 4 H: 1 LOB: 1 BB: 0 P: 4	R: 0 E: 0 K: 0 S: 3 H: 1 LOB: 0 BB: 0 P: 3	R: 0 E: 0 K: 1 S: 5 H: 0 LOB: 0 BB: 0 P: 5	R: 0 E: 0 K: 1 S: 5 H: 0 LOB: 0 BB: 0 P: 5	R: 1 E: 1 K: 1 S: 7 H: 2 LOB: 1 BB: 0 P: 7	R: 0 E: 0 K: 1 S: 6 H: 1 LOB: 2 BB: 1 P: 10	R: 1 E: 0 K: 2 S: 9 H: 2 LOB: 1 BB: 0 P: 9	R: 0 E: 0 K: 1 S: 6 H: 1 LOB: 2 BB: 1 P: 10	1B: 6 2B: 3 3B: 0 HR: 0 SF: 0 SAC: 0 DP: 1 HBP: 0

livebaseballscorecards.com

AB	35
R	2
H	9
RBI	2
BB	2
SO	8
LOB	22

WP: 0 PB: 0 SB: 1 CS: 0 PA: 37

PITCHER		IP	WLS	BF	H	R	ER	SO	BB	IBB	HBP	BLK	WP	HR	S	P	ERA	WHIP
Dennis Blair, R ERA: 3.72	(1, 1)	7.1		29	7	2	2	6	1	0	0	0	0	0	40	44	2.46	1.091
Dennis Kinney, L ERA: 3.57	(8, 1)	0.1		1	0	0	0	1	0	0	0	0	0	0	3	3	0.00	0.000
John D'Acquisto, R ERA: 2.42	(8, 1)	1.1	W	7	2	0	0	1	1	0	0	0	0	0	8	12	0.00	2.250

PITCHER	IP	WLS	BF	H	R	ER	SO	BB	IBB	HBP	BLK	WP	HR	S	P	ERA	WHIP

Atlanta Braves @ San Diego Padres

San Diego Stadium, San Diego, CA

Sat Jun 28 1980, 10:05 PM EDT

Att. 17,554 - Unknown

BOTTOM

livebaseballscorecards.com

Batter	1	2	3	4	5	6	7	8	9	AB	R	H	RBI	BB	SO	LOB
Gene Richards, L (1, 7) OBP: 0.347, SLG: 0.342	K		F6			1B SH1-3 FC4-6 1B		BB		3	1	1	0	1	1	0
Ozzie Smith, S (1, 6) OBP: 0.332, SLG: 0.280	K		4-3			SH1-3 1-2		S 1-3 1B		3	0	1	0	0	1	0
Dave Winfield, R (1, 8) (8, 9) OBP: 0.383, SLG: 0.432	5-3			S 1B		FC4-6 2-3 1B		K 1-2		4	0	2	0	0	1	2
Willie Montanez, L (1, 3) OBP: 0.300, SLG: 0.341		2B SF8 1B		K 1-2		FC4-6 1-2f 3-H		F8		4	1	1	1	0	1	4
Jerry Turner, L (1, 9) OBP: 0.324, SLG: 0.408		P5		K		4-3			F7 S FC 1B	3	0	0	0	0	1	3
Jerry Mumphrey, S (8, 8) OBP: 0.327, SLG: 0.328										1	1	1	0	0	0	0
Tim Flannery, L (1, 5) OBP: 0.418, SLG: 0.444							6-3			3	0	1	0	0	0	1
Aurelio Rodriguez, R (8, 5) OBP: 0.227, SLG: 0.323		1-3 2B		4-3					F7 1-3	0	0	0	0	0	0	0
Von Joshua, L (9, PH) OBP: 0.325, SLG: 0.444										1	0	0	0	0	0	1
Bill Fahey, L (1, 2) OBP: 0.317, SLG: 0.287			F8				4-3			2	0	0	1	1	0	0
Paul Dade, R (9, PR) OBP: 0.293, SLG: 0.171		SF8 3-H							FC IBB	0	0	0	0	0	0	0
Dave Cash, R (1, 4) OBP: 0.293, SLG: 0.273		5-3			L4-3 1B		F9		FC 1-2 3-H	4	0	1	1	0	0	2
Dennis Blair, R (1, 1)			1-3		L4-3 1-2					2	0	0	0	0	0	1
Dennis Kinney, L (8, 1) OBP: 0.286, SLG: 0.167										0	0	0	0	0	0	0
John D'Acquisto, R (8, 1)								K		1	0	0	0	0	1	0
Inning Stats	R: 0 H: 0 E: 0 LOB: 0 K: 2 BB: 0 S: 7 P: 7	R: 1 H: 2 E: 0 LOB: 1 K: 0 BB: 0 S: 5 P: 5	R: 0 H: 0 E: 0 LOB: 0 K: 0 BB: 0 S: 3 P: 3	R: 0 H: 1 E: 0 LOB: 1 K: 2 BB: 0 S: 8 P: 8	R: 0 H: 1 E: 0 LOB: 0 K: 0 BB: 0 S: 3 P: 3	R: 1 H: 2 E: 0 LOB: 1 K: 0 BB: 0 S: 5 P: 5	R: 0 H: 0 E: 0 LOB: 0 K: 0 BB: 0 S: 3 P: 3	R: 0 H: 1 E: 0 LOB: 2 K: 2 BB: 1 S: 8 P: 12	R: 1 H: 1 E: 0 LOB: 2 K: 0 BB: 1 S: 3 P: 7	1B: 7 SF: 1 2B: 2 SAC: 1 3B: 0 DP: 1 HR: 0 HBP: 0						

PITCHER		IP	WLS	BF	H	R	ER	SO	BB	IBB	HBP	BLK	WP	HR	S	P	ERA	WHIP
Phil Niekro, R ERA: 4.14	(1, 1)	6.0		23	6	2	2	4	0	0	0	0	0	0	31	31	3.00	1.000
Al Hrabosky, L ERA: 3.68	(7, 1)	2.0		8	1	0	0	2	1	0	0	0	0	0	11	15	0.00	1.000
Rick Camp, R ERA: 2.86	(9, 1)	0.1	L	4	1	1	1	0	0	1	0	0	0	0	3	7	27.00	3.000

PITCHER	IP	WLS	BF	H	R	ER	SO	BB	IBB	HBP	BLK	WP	HR	S	P	ERA	WHIP

AB	31
R	3
H	8
RBI	3
BB	2
SO	6
LOB	14

WP: 0 PA: 35
PB: 0
SB: 4
CS: 0

Atlanta Braves @ San Diego Padres

San Diego Stadium, San Diego, CA

Sun Jun 29 1980, 6:33 AM EDT

Att. 11,938 - Unknown

TOP

livebaseballscorecards.com

Batter	1	2	3	4	5	6	7	8	9	AB	R	H	RBI	BB	SO	LOB
Glenn Hubbard, R (1, 4) OBP: 0.353, SLG: 0.505	F7		F9			P6	1B 1-2 2-3 BB		3B	4	0	1	0	1	0	1
Dale Murphy, R (1, 8) OBP: 0.365, SLG: 0.508	F9		5-3			HR	1-3 2-H 3-H 1B		IBB	4	1	2	3	1	0	1
Chris Chambliss, L (1, 3) OBP: 0.329, SLG: 0.460	F7			F9		F8	4-3		G3	5	0	0	0	0	0	4
Gary Matthews, R (1, 9) OBP: 0.306, SLG: 0.392		6-3		6-3		2B		K		4	0	1	0	0	1	0
Bob Horner, R (1, 5) OBP: 0.198, SLG: 0.357		6-3		HR		K		1B 2B		4	1	2	1	0	1	1
Larvell Blanks, R (8, PR) (8, 5) OBP: 0.246, SLG: 0.254										0	0	0	0	0	0	0
Jeff Burroughs, R (1, 7) OBP: 0.356, SLG: 0.448		1B		F8			6-3	G6-4-3 2-3 1B		4	0	2	0	0	0	0
Bill Nahorodny, R (1, 2) OBP: 0.300, SLG: 0.515		F8			F3		BB 1B 1B	G6-4-3 1-2f		4	1	1	0	0	0	4
Luis Gomez, R (1, 6) OBP: 0.282, SLG: 0.230			4-3		1-3		P3		4-3	4	0	0	0	0	0	1
Larry McWilliams, L (1, 1) OBP: 0.333, SLG: 0.280			1B		K		BB 1-2 1B 1B		K	4	1	2	0	0	2	0
Inning Stats	R: 0 E: 0 K: 0 S: 3 H: 0 LOB: 0 BB: 0 P: 3	R: 0 E: 0 K: 0 S: 4 H: 1 LOB: 1 BB: 0 P: 4	R: 0 E: 0 K: 0 S: 4 H: 1 LOB: 1 BB: 0 P: 4	R: 1 E: 0 K: 0 S: 4 H: 1 LOB: 0 BB: 0 P: 4	R: 0 E: 0 K: 1 S: 5 H: 0 LOB: 0 BB: 0 P: 5	R: 1 E: 0 K: 1 S: 7 H: 2 LOB: 1 BB: 0 P: 7	R: 2 E: 0 K: 0 S: 6 H: 3 LOB: 2 BB: 1 P: 10	R: 0 E: 0 K: 1 S: 6 H: 2 LOB: 2 BB: 0 P: 6	R: 0 E: 0 K: 1 S: 6 H: 1 LOB: 2 BB: 1 P: 10	1B: 6 2B: 2 3B: 1 HR: 2 SF: 0 SAC: 0 DP: 1 HBP: 0						

AB	37
R	4
H	11
RBI	4
BB	2
SO	4
LOB	12

WP: 0 PB: 0 SB: 0 CS: 0 PA: 39

PITCHER		IP	WLS	BF	H	R	ER	SO	BB	IBB	HBP	BLK	WP	HR	S	P	ERA	WHIP
Eric Rasmussen, R ERA: 4.81	(1, 1)	6.2	L	28	7	4	4	2	1	0	0	0	0	2	31	35	5.40	1.200
Rollie Fingers, R ERA: 2.89	(7, 1)	0.2		5	3	0	0	1	0	0	0	0	0	0	7	7	0.00	4.500
John D'Acquisto, R ERA: 2.38	(8, 1)	0.2		1	0	0	0	0	0	0	0	0	0	0	1	1	0.00	0.000
Dennis Kinney, L ERA: 3.47	(9, 1)	1.0		5	1	0	0	1	0	1	0	0	0	0	6	10	0.00	1.000

PITCHER	IP	WLS	BF	H	R	ER	SO	BB	IBB	HBP	BLK	WP	HR	S	P	ERA	WHIP

Batter	1	2	3	4	5	6	7	8	9	AB	R	H	RBI	BB	SO	LOB
Paul Dade, R (1, 7) OBP: 0.348, SLG: 0.231	4-3 SH1 WP 1B		BBB 1-3 1B BB		F8		1B 1-2 1B		1B	4	1	3	0	1	0	0
Ozzie Smith, S (1, 6) OBP: 0.331, SLG: 0.280	SH1 1-2		1-3 1-2 1B		5-3		F7		1-3	4	0	1	0	0	0	3
Dave Winfield, R (1, 9) OBP: 0.385, SLG: 0.437	4-3 2-3		1-3 1-2 2-3		2B		1B 1-2 2-H			4	0	2	1	0	0	3
Willie Montanez, L (1, 3) OBP: 0.296, SLG: 0.336	4-3 3-H		SSS K		4-3		SSS K			4	0	0	0	0	2	5
Gene Tenace, R (1, 2) OBP: 0.380, SLG: 0.374		BBBB 1B BB	IIII FC6-4 IBB		5-3			F9		2	0	0	0	2	0	0
Jerry Mumphrey, S (1, 8) OBP: 0.322, SLG: 0.322		F9	FC6-4 1-2f		F8			6-3		4	0	0	0	0	0	4
Aurelio Rodriguez, R (1, 5) OBP: 0.229, SLG: 0.323 Rollie Fingers, R (7, 1) OBP: 0.250, SLG: 0.500 John D'Acquisto, R (8, 1) Kurt Bevacqua, R (8, PH) OBP: 0.356, SLG: 0.453 Dennis Kinney, L (9, 1) OBP: 0.286, SLG: 0.167		1-2 1B		5-3		F7		F7		3 0 0 1 0	0 0 0 0 0	1 0 0 0 0	0 0 0 0 0	0 0 0 0 0	0 0 0 0 0	0 0 0 0 0
Dave Cash, R (1, 4) OBP: 0.293, SLG: 0.273		P5		5-3			FC3-6 1B		1-3	4	0	1	0	0	0	2
Eric Rasmussen, R (1, 1) OBP: 0.125, SLG: 0.250 Tim Flannery, L (7, 5) OBP: 0.412, SLG: 0.438 Fred Kendall, R (9, PH) OBP: 0.294, SLG: 0.294		SSS K		F8			FC3-6 1B 1-2f		6-3	2 1 1	0 1 0	0 0 0	0 0 0	1 0 0	2 1 0	2 1 0
Inning Stats	R: 1 H: 1 E: 0 LOB: 0 K: 0 BB: 0 S: 4 P: 4	R: 0 H: 1 E: 0 LOB: 2 K: 1 BB: 1 S: 6 P: 10	R: 0 H: 1 E: 0 LOB: 3 K: 1 BB: 2 S: 6 P: 14	R: 0 H: 0 E: 0 LOB: 0 K: 0 BB: 0 S: 3 P: 3	R: 0 H: 1 E: 0 LOB: 1 K: 0 BB: 0 S: 4 P: 4	R: 0 H: 0 E: 0 LOB: 0 K: 0 BB: 0 S: 3 P: 3	R: 1 H: 3 E: 0 LOB: 2 K: 1 BB: 0 S: 8 P: 8	R: 0 H: 0 E: 0 LOB: 0 K: 0 BB: 0 S: 3 P: 3	R: 0 H: 1 E: 0 LOB: 1 K: 0 BB: 0 S: 4 P: 4	1B: 7 2B: 1 3B: 0 HR: 0	SF: 0 SAC: 1 DP: 0 HBP: 0					

PITCHER		IP	WLS	BF	H	R	ER	SO	BB	IBB	HBP	BLK	WP	HR	S	P	ERA	WHIP
Larry McWilliams, L ERA: 4.68	(1, 1)	9.0	W	38	8	2	2	3	2	1	0	0	1	0	41	53	2.00	1.111

PITCHER		IP	WLS	BF	H	R	ER	SO	BB	IBB	HBP	BLK	WP	HR	S	P	ERA	WHIP

BOTTOM

Atlanta Braves @ San Diego Padres

San Diego Stadium, San Diego, CA

Sun Jun 29 1980, 6:33 AM EDT

Att. 11,938 - Unknown

livebaseballscorecards.com

AB	34
R	2
H	8
RBI	1
BB	3
SO	3
LOB	20

WP: 1 PA: 38
PB: 0
SB: 0
CS: 0

San Diego Padres @ Los Angeles Dodgers

Dodger Stadium, Los Angeles, CA

Mon Jun 30 1980, 7:05 PM PDT

Att. 29,756 - Unknown

livebaseballscorecards.com

TOP

Batter	1	2	3	4	5	6	7	8	9	AB	R	H	RBI	BB	SO	LOB
Gene Richards, L (1, 7) OBP: 0.354, SLG: 0.343	BBBB 4-0 G3 BB BB		x 0-0 1B 1B		BBBB 4-0 S 1B BB	4-0 IBB		x 0-0 ② F7		2	1	1	0	3	0	0
Ozzie Smith, S (1, 6) OBP: 0.335, SLG: 0.283	BBBB 4-0 G3 1-2 BB		x 0-0 1-3 CS 1B		x 0-0 1-H 1-3 1B	x 0-0 ③ F9		x 0-0 ③ F9		4	0	2	1	1	0	3
Jerry Turner, L (1, 9) OBP: 0.313, SLG: 0.392 Jerry Mumphrey, S (8, 8) OBP: 0.320, SLG: 0.321	x 0-0 ① G3 1-2 2-3		x 0-0 ②③ 6-3 1-2		x 0-0 ② 1-3 1-2		x 0-0 ① P6		SSS 0-3 ① K	4 1	0 0	0 0	0 0	0 1	0 0	5 0
Dave Winfield, R (1, 8) OBP: 0.382, SLG: 0.433 (8, 9)	x 0-0 ② P3			x 0-0 ① F8 SSS 0-3 ③ K			x 0-0 BB 1B 1B		x 0-0 ② L7	5	1	1	0	0	1	3
Willie Montanez, L (1, 3) OBP: 0.301, SLG: 0.336	x 0-0 ③ F5			BBBB 4-0 BB 1B BB		x 0-0 1B 1B 1B BBBB 4-0 1B 1-2 G1-2-3 BB			x 0-0 ③ 4-3	3	2	1	0	2	0	2
Tim Flannery, L (1, 5) OBP: 0.423, SLG: 0.439 Aurelio Rodriguez, R (7, PH) OBP: 0.235, SLG: 0.328 (7, 5)		x 0-0 ① G3		BBBB 4-0 1-2 1B BB	x 0-0 1-3 SH1 1B 1B	x 0-0 1-3 2-H IBB 1B				2 1	0 0	1 1	0 1	1 0	0 0	0 0
Bill Fahey, L (1, 2) OBP: 0.322, SLG: 0.288		x 0-0 ② F3		x 0-0 1-2 G6-4-3 2-H 1B	x 0-0 ① F8		4-0 1-2 IBB			3	0	1	1	1	0	2
Dave Cash, R (1, 4) OBP: 0.292, SLG: 0.272		x 0-0 ③ F9		x 0-0 ②③ G6-4-3 1-2f	x 0-0 1-2 SH1 1B 3-H	x 0-0 ②③ G1-2-3 3-Hf				4	0	1	1	0	0	5
Juan Eichelberger, R (1, 1) Bob Shirley, R (7, 1)			SSS 0-3 ① K		SSS 0-3 ① K	x 0-0 ② SH1 1-2 2-3		SSS 0-3 ① K		2 1	0 0	0 0	0 0	0 0	2 1	0 0
Inning Stats	R: 0 E: 0 K: 0 S: 3 H: 0 LOB: 2 BB: 2 P: 11	R: 0 E: 0 K: 0 S: 3 H: 0 LOB: 0 BB: 0 P: 3	R: 0 E: 0 K: 1 S: 6 H: 2 LOB: 1 BB: 0 P: 6	R: 1 E: 0 K: 0 S: 3 H: 1 LOB: 1 BB: 2 P: 11	R: 1 E: 0 K: 2 S: 8 H: 1 LOB: 1 BB: 1 P: 12	R: 1 E: 0 K: 0 S: 6 H: 3 LOB: 3 BB: 1 P: 10	R: 1 E: 0 K: 0 S: 4 H: 2 LOB: 2 BB: 2 P: 12	R: 0 E: 0 K: 1 S: 5 H: 0 LOB: 0 BB: 0 P: 5	R: 0 E: 0 K: 1 S: 5 H: 0 LOB: 0 BB: 0 P: 5	1B: 9 2B: 0 3B: 0 HR: 0 SF: 0 SAC: 1 DP: 2 HBP: 0						

	AB	32
	R	4
	H	9
	RBI	4
	BB	8
	SO	5
	LOB	20

WP: 0 PB: 0 SB: 1 CS: 1 PA: 41

PITCHER	IP	WLS	BF	H	R	ER	SO	BB	IBB	HBP	BLK	WP	HR	S	P	ERA	WHIP
Bob Welch, R (1, 1) ERA: 2.34	7.0	L	35	9	4	4	3	6	2	0	0	0	0	33	65	5.14	2.143
Joe Beckwith, R (8, 1) ERA: 1.82	2.0		6	0	0	0	2	0	0	0	0	0	0	10	10	0.00	0.000

PITCHER	IP	WLS	BF	H	R	ER	SO	BB	IBB	HBP	BLK	WP	HR	S	P	ERA	WHIP

Batter	1	2	3	4	5	6	7	8	9	AB	R	H	RBI	BB	SO	LOB
Davey Lopes, R (1, 4) OBP: 0.331, SLG: 0.335	6-3		K		K		E 1B 1-2		1-3 1B	2	0	0	0	0	1	0
Pedro Guerrero, R (5, 4) OBP: 0.465, SLG: 0.615										3	0	2	0	0	1	2
Rudy Law, L (1, 8) OBP: 0.329, SLG: 0.326	S BB B B B			CS 1B		HR 1B	E4 1-2 2-3		F8	4	1	2	0	1	0	4
Reggie Smith, S (1, 9) OBP: 0.397, SLG: 0.539	K 1-2			K 1-2		F7	5-3			4	0	0	0	0	2	6
Steve Garvey, R (1, 3) OBP: 0.318, SLG: 0.477	F8			4-3		HR 1-H		F7		4	1	1	2	0	0	1
Dusty Baker Jr., R (1, 7) OBP: 0.329, SLG: 0.572		4-3			HR	CS 1B		G3		4	1	2	1	0	0	0
Ron Cey, R (1, 5) OBP: 0.337, SLG: 0.419		6-3			K	F8 1-2		4-3		4	0	0	0	0	1	1
Bill Russell, R (1, 6) OBP: 0.314, SLG: 0.389		6-3			BB B B B		K		6-3	3	0	0	0	1	1	0
Mike Scioscia, L (1, 2) OBP: 0.356, SLG: 0.400			F8		F6		E 1B BB		6-3	2	0	0	0	1	0	1
Steve Yeager, R (7, PR) OBP: 0.297, SLG: 0.258										1	0	0	0	0	0	0
(8, 2)																
Bob Welch, R (1, 1) OBP: 0.200, SLG: 0.176										1	0	0	0	1	0	0
Jay Johnstone, L (7, PH) OBP: 0.413, SLG: 0.406			4-3		BB B B B 1-2		F7		1B BB	1	0	0	0	0	0	1
Joe Beckwith, L (8, 1)										0	0	0	0	0	0	0
Joe Ferguson, R (9, PH) OBP: 0.333, SLG: 0.250										0	0	0	0	1	0	0
Rick Monday, L (9, PR) OBP: 0.294, SLG: 0.333										0	0	0	0	0	0	0
Inning Stats	R: 0 E: 0 K: 1 S: 5 H: 0 LOB: 1 BB: 1 P: 9	R: 0 E: 0 K: 0 S: 3 H: 0 LOB: 0 BB: 0 P: 3	R: 0 E: 0 K: 1 S: 5 H: 0 LOB: 0 BB: 0 P: 5	R: 0 E: 0 K: 1 S: 5 H: 1 LOB: 0 BB: 0 P: 5	R: 1 E: 0 K: 2 S: 8 H: 1 LOB: 2 BB: 2 P: 16	R: 2 E: 0 K: 0 S: 5 H: 3 LOB: 0 BB: 0 P: 5	R: 0 E: 1 K: 1 S: 7 H: 1 LOB: 3 BB: 1 P: 11	R: 0 E: 0 K: 0 S: 3 H: 0 LOB: 0 BB: 0 P: 3	R: 0 E: 0 K: 0 S: 4 H: 1 LOB: 2 BB: 1 P: 8	1B: 5 2B: 0 3B: 0 HR: 2	SF: 0 SAC: 0 DP: 0 HBP: 0			WP: 0 PB: 0 SB: 1 CS: 2	PA: 38		

PITCHER	IP	WLS	BF	H	R	ER	SO	BB	IBB	HBP	BLK	WP	HR	S	P	ERA	WHIP
Juan Eichelberger, R (1, 1) ERA: 4.08	6.2	W	28	6	3	3	6	4	0	0	0	0	2	36	52	4.05	1.500
Bob Shirley, L (7, 1) ERA: 2.77	2.1	S	10	1	0	0	0	1	0	0	0	0	0	9	13	0.00	0.857

PITCHER	IP	WLS	BF	H	R	ER	SO	BB	IBB	HBP	BLK	WP	HR	S	P	ERA	WHIP

BOTTOM

San Diego Padres @ Los Angeles Dodgers

Dodger Stadium, Los Angeles, CA

Mon Jun 30 1980, 7:05 PM PDT

Att. 29,756 - Unknown

livebaseballscorecards.com

AB	33
R	3
H	7
RBI	3
BB	5
SO	6
LOB	16

San Diego Padres @ Los Angeles Dodgers

Dodger Stadium, Los Angeles, CA

Tue Jul 01 1980, 7:05 PM PDT

Att. 38,801 - Unknown

livebaseballscorecards.com

TOP

Batter	1	2	3	4	5	6	7	8	9	AB	R	H	RBI	BB	SO	LOB
Gene Richards, L (1, 7) OBP: 0.359, SLG: 0.347	BBBB 4-0 E FC1 4-3 BB		x 0-0 4-3 S E 1B		SSS 0-3 ② K		x 0-0 1-2 2-3 1B			3	2	2	0	1	1	0
Ozzie Smith, S (1, 6) OBP: 0.331, SLG: 0.279	x 0-0 FC1 4-3 1-3		x 0-0 ② 4-3 1-3		x 0-0 ③ 4-3		x 0-0 ③ F7			4	0	0	0	0	0	5
Jerry Mumphrey, S (1, 8) OBP: 0.316, SLG: 0.315	SSS 0-3 ① K		x 0-0 E6 HR 3-H			x 0-0 ① 5-3		x 0-0 ① F7		4	1	0	0	0	1	2
Dave Winfield, R (1, 9) OBP: 0.380, SLG: 0.441	x 0-0 ② 4-3 2-3 3-H		x 0-0 1-H HR			x 0-0 ② 5-3		x 0-0 ② 3-1		4	1	1	3	0	0	1
Willie Montanez, L (1, 3) OBP: 0.297, SLG: 0.331	x 0-0 ③ 1-3		x 0-0 ③ F7			x 0-0 ③ 1-3		x 0-0 ③ P6		4	0	0	0	0	0	1
Gene Tenace, R (1, 2) OBP: 0.388, SLG: 0.376		x 0-0 ① 6-3		BBBB 4-0 CS BB			x 0-0 FC5-4 1B		BBBB 4-0 FC4-6 BB	2	0	1	0	2	0	0
Aurelio Rodriguez, R (1, 5) OBP: 0.228, SLG: 0.318		x 0-0 ② 5-3		x 0-0 ① ② 1-3 1-2			x 0-0 ① F7		x 0-0 ① FC4-6 G4-3 1-2f	4	0	0	0	0	0	3
Dave Cash, R (1, 4) OBP: 0.288, SLG: 0.268		x 0-0 ③ 6-3		x 0-0 ③ 5-3			x 0-0 ② FC5-4 1B BB 1-2f		x 0-0 ② ③ G4-3 1-2f	4	0	0	0	0	0	2
Steve Mura, R (1, 1) OBP: 0.200, SLG: 0.154			x 0-0 ① 6-3		SSS 0-3 ① K		BBBB 4-0 1B 1-2 BB			2	0	0	0	1	1	0
Dennis Kinney, L (7, 1) OBP: 0.286, SLG: 0.167										0	0	0	0	0	0	0
Rollie Fingers, R (7, 1) OBP: 0.250, SLG: 0.500										0	0	0	0	0	0	0
Inning Stats	R: 1 E: 1 K: 1 S: 6 H: 0 LOB: 1 BB: 1 P: 10	R: 0 E: 0 K: 0 S: 3 H: 0 LOB: 0 BB: 0 P: 3	R: 3 E: 1 K: 0 S: 6 H: 2 LOB: 0 BB: 0 P: 6	R: 0 E: 0 K: 0 S: 2 H: 0 LOB: 0 BB: 1 P: 6	R: 0 E: 0 K: 2 S: 7 H: 0 LOB: 0 BB: 0 P: 7	R: 0 E: 0 K: 0 S: 3 H: 0 LOB: 0 BB: 0 P: 3	R: 0 E: 0 K: 0 S: 5 H: 2 LOB: 3 BB: 1 P: 9	R: 0 E: 0 K: 0 S: 3 H: 0 LOB: 0 BB: 0 P: 3	R: 0 E: 0 K: 0 S: 2 H: 0 LOB: 0 BB: 1 P: 6	1B: 3 2B: 0 3B: 0 HR: 1 SF: 0 SAC: 0 DP: 1 HBP: 0						

	AB	31
	R	4
	H	4
	RBI	3
	BB	4
	SO	3
	LOB	14

WP: 0 PB: 0 SB: 1 CS: 1 PA: 35

PITCHER		IP	WLS	BF	H	R	ER	SO	BB	IBB	HBP	BLK	WP	HR	S	P	ERA	WHIP
Jerry Reuss, L (1, 1) ERA: 1.74		7.0	L	29	4	4	0	3	3	0	0	0	0	1	32	44	0.00	1.000
Bobby Castillo, R (8, 1) ERA: 3.16		2.0		6	0	0	0	0	1	0	0	0	0	0	5	9	0.00	0.500

PITCHER	IP	WLS	BF	H	R	ER	SO	BB	IBB	HBP	BLK	WP	HR	S	P	ERA	WHIP

BOTTOM

San Diego Padres @ Los Angeles Dodgers
Dodger Stadium, Los Angeles, CA
Tue Jul 01 1980, 7:05 PM PDT
Att. 38,801 - Unknown

livebaseballscorecards.com

Batter	1	2	3	4	5	6	7	8	9	AB	R	H	RBI	BB	SO	LOB
Rudy Law, L (1, 8) OBP: 0.335, SLG: 0.323	BBBB 4-0 CS BB		x 0-0 G3 ②		x 0-0 L4-6 ②③ 2-3		BBBB 4-0 BB		BBBB 4-0 WP 1B BB	2	0	0	0	3	0	2
Bill Russell, R (1, 6) OBP: 0.316, SLG: 0.393	x 0-0 6-3 ①② 1-2		x 0-0 1B			x 0-0 2B	x 0-0 F8 ③		x 0-0 F5 ②	5	0	2	0	0	0	4
Reggie Smith, S (1, 9) OBP: 0.394, SLG: 0.532	x 0-0 F8 ③		x 0-0 F8 ③			x 0-0 F8 ①		SSS 0-3 K ①	x 0-0 WP 1-2 1B	5	0	1	0	0	1	2
Steve Garvey, R (1, 3) OBP: 0.316, SLG: 0.472		x 0-0 1B 1B		x 0-0 5-3 ①		x 0-0 F7 ②		SSS 0-3 K ②	SSS 0-3 K ③ 1-2 2-3	5	0	1	0	0	2	3
Dusty Baker Jr., R (1, 7) OBP: 0.338, SLG: 0.575		x 0-0 1-2 1B		BBBB 4-0 G6-4-3 BB		BBBB 4-0 FC6-4 BB		x 0-0 1B 1B		2	0	2	0	2	0	0
Ron Cey, R (1, 5) OBP: 0.336, SLG: 0.416		SSS 0-3 K ①		x 0-0 G6-4-3 ②③ 1-2f		x 0-0 FC6-4 ③ 1-2f		x 0-0 1-2 1B		4	0	1	0	0	1	5
Pedro Guerrero, R (1, 4) OBP: 0.468, SLG: 0.595		SSS 0-3 K ②			x 0-0 L4-6 1B 1B		BBBB 4-0 G6-4-3 BB BB	SSS 0-3 K ③		3	0	1	0	1	2	4
Steve Yeager, R (1, 2) OBP: 0.301, SLG: 0.263 Rick Monday, L (7, PH) OBP: 0.314, SLG: 0.333 Bobby Castillo, R (8, 1) OBP: 0.250, SLG: 0.250 Gary Thomasson, L (9, PH) OBP: 0.342, SLG: 0.258		x 0-0 F2 ③			x 0-0 1-2 1B		BBBB 4-0 G6-4-3 1-2 BB		x 0-0 F5 ①	2 0 0 1	0 0 0 0	1 0 0 0	0 1 0 0	0 0 0 0	0 0 0 0	2 0 0 0
Jerry Reuss, L (1, 1) OBP: 0.125, SLG: 0.100 Jay Johnstone, L (7, PH) OBP: 0.413, SLG: 0.406 Joe Ferguson, R (7, PH) OBP: 0.338, SLG: 0.306 (8, 2)			SSS 0-3 K ①		SSS 0-3 K ①		x 0-0 G6-4-3 ①② 1-2f 2-3		x 0-0 HR	2 0 2	0 0 1	0 0 1	0 0 1	0 0 0	2 0 0	2 0 2
Inning Stats	R: 0 E: 0 K: 0 S: 2 H: 0 LOB: 0 BB: 1 P: 6	R: 0 E: 0 K: 2 S: 9 H: 2 LOB: 2 BB: 0 P: 9	R: 0 E: 0 K: 1 S: 6 H: 1 LOB: 1 BB: 0 P: 6	R: 0 E: 0 K: 0 S: 2 H: 0 LOB: 0 BB: 1 P: 6	R: 0 E: 0 K: 1 S: 6 H: 2 LOB: 1 BB: 0 P: 6	R: 0 E: 0 K: 0 S: 4 H: 1 LOB: 2 BB: 1 P: 8	R: 0 E: 0 K: 0 S: 2 H: 0 LOB: 2 BB: 3 P: 14	R: 0 E: 0 K: 3 S: 11 H: 2 LOB: 2 BB: 0 P: 11	R: 1 E: 0 K: 1 S: 7 H: 2 LOB: 2 BB: 1 P: 11	1B: 8 2B: 2 3B: 0 HR: 1	SF: 0 SAC: 0 DP: 3 HBP: 0						

	AB	33
	R	1
	H	10
	RBI	1
	BB	7
	SO	8
	LOB	26

WP: 1 PB: 0 SB: 0 CS: 1 PA: 40

PITCHER		IP	WLS	BF	H	R	ER	SO	BB	IBB	HBP	BLK	WP	HR	S	P	ERA	WHIP
Steve Mura, R ERA: 3.96	(1, 1)	6.0	W	26	6	0	0	4	5	0	0	0	0	0	29	49	0.00	1.833
Dennis Kinney, L ERA: 3.41	(7, 1)	0.2		2	0	0	0	0	1	0	0	0	0	0	1	5	0.00	1.500
Rollie Fingers, R ERA: 2.94	(7, 1)	2.1	S	12	4	1	1	4	1	0	0	0	1	1	19	23	3.86	2.143

PITCHER		IP	WLS	BF	H	R	ER	SO	BB	IBB	HBP	BLK	WP	HR	S	P	ERA	WHIP

San Diego Padres @ Los Angeles Dodgers

Dodger Stadium, Los Angeles, CA

Wed Jul 02 1980, 7:05 PM PDT

Att. 33,232 - Unknown

TOP

Batter	1	2	3	4	5	6	7	8	9	AB R H RBI BB SO LOB
Gene Richards, L (1, 7) OBP: 0.360, SLG: 0.351	0-0 4-3 ①		0-0 SH3 E 2B	0-0 4-3 ②		0-0 L9 ①		0-0 S 1B		5 1 2 0 0 0 1
Ozzie Smith, S (1, 6) OBP: 0.330, SLG: 0.279	0-0 1B HR 1B		0-0 SH3 ① 2-3	SSS 0-3 K ③		0-0 P4 ②		0-0 6-3 ③ 1-2		4 1 1 0 0 1 2
Tim Flannery, L (1, 5) OBP: 0.413, SLG: 0.429 Aurelio Rodriguez, R (6, 5) OBP: 0.228, SLG: 0.318 Jerry Turner, L (9, PH) OBP: 0.310, SLG: 0.388	0-0 1-3 HR 1B		SSS 0-3 K ②		0-0 F5 ①	0-0 4-3 ③			SSS 0-3 K ①	4 1 1 0 0 1 2 0 0 0 0 0 0 0 1 0 0 0 0 1 0
Dave Winfield, R (1, 9) OBP: 0.390, SLG: 0.464	0-0 1-H 3-H HR		0-0 E6 HR 3-H 1B		0-0 BB 1B 1B		0-0 F7 S 1B		0-0 1-5-3 1B	5 3 5 4 0 0 0
Willie Montanez, L (1, 3) OBP: 0.299, SLG: 0.341	0-0 F8 ②		0-0 2-H HR		BBBB 4-0 1B 1-2 BB		0-0 F7 ① 1-3		0-0 1-5-3 ② 1-2	4 1 1 2 1 0 2
Jerry Mumphrey, S (1, 8) OBP: 0.317, SLG: 0.317	0-0 3-1 ③		0-0 S 1B		0-0 1-2 2-H 1B		SSS 0-3 K ②		0-0 G3 ③	5 0 2 1 0 1 2
Gene Tenace, R (1, 2) OBP: 0.385, SLG: 0.368		0-0 5-3 ①	BBBB 4-0 1-2 BB		SSS 0-3 K ②		0-0 L5 ③			3 0 0 0 1 1 3
Dave Cash, R (1, 4) OBP: 0.285, SLG: 0.265 Dennis Kinney, L (7, 1) OBP: 0.286, SLG: 0.167 Von Joshua, L (8, PH) OBP: 0.317, SLG: 0.432 Bob Shirley, R (8, 1)		0-0 F9 ②	0-0 4-3 ③		0-0 F7 ③			SSS 0-3 K ①		3 0 0 0 0 0 4 0 0 0 0 0 0 0 1 0 0 0 0 1 0 0 0 0 0 0 0 0
John Curtis, L (1, 1) OBP: 0.194, SLG: 0.172 Dennis Blair, R (5, 1) John D'Acquisto, R (5, 1) Kurt Bevacqua, R (7, 4) OBP: 0.350, SLG: 0.444		SSS 0-3 K ③		0-0 1-3 ①		0-0 E6		0-0 F2 ②		2 0 0 0 0 1 0 0 0 0 0 0 0 0 1 0 0 0 0 0 0 1 0 0 0 0 0 0
Inning Stats	R: 3 E: 0 K: 0 S: 6 H: 3 LOB: 0 BB: 0 P: 6	R: 0 E: 0 K: 1 S: 5 H: 0 LOB: 0 BB: 0 P: 5	R: 3 E: 1 K: 1 S: 9 H: 4 LOB: 2 BB: 1 P: 13	R: 0 E: 0 K: 1 S: 5 H: 0 LOB: 0 BB: 0 P: 5	R: 1 E: 0 K: 1 S: 7 H: 2 LOB: 2 BB: 1 P: 11	R: 0 E: 1 K: 0 S: 4 H: 0 LOB: 1 BB: 0 P: 4	R: 0 E: 0 K: 1 S: 6 H: 1 LOB: 1 BB: 0 P: 6	R: 0 E: 0 K: 1 S: 6 H: 1 LOB: 1 BB: 0 P: 6	R: 0 E: 0 K: 1 S: 6 H: 1 LOB: 1 BB: 0 P: 6	1B: 9 2B: 1 3B: 0 HR: 2 SF: 0 SAC: 1 DP: 0 HBP: 0

livebaseballscorecards.com

AB	39
R	7
H	12
RBI	7
BB	2
SO	7
LOB	16

WP: 0 PB: 0 SB: 3 CS: 0 PA: 42

PITCHER		IP	WLS	BF	H	R	ER	SO	BB	IBB	HBP	BLK	WP	HR	S	P	ERA	WHIP
Dave Goltz, R ERA: 5.68	(1, 1)	4.0		20	7	6	6	3	1	0	0	0	0	2	25	29	13.50	2.000
Charlie Hough, R ERA: 5.57	(5, 1)	1.0		6	2	1	1	1	1	0	0	0	0	0	7	11	9.00	3.000
Rick Sutcliffe, R ERA: 5.49	(6, 1)	4.0	W	16	3	0	0	3	0	0	0	0	0	0	22	22	0.00	0.750

PITCHER	IP	WLS	BF	H	R	ER	SO	BB	IBB	HBP	BLK	WP	HR	S	P	ERA	WHIP

Batter	1	2	3	4	5	6	7	8	9	AB	R	H	RBI	BB	SO	LOB
Rudy Law, L (1, 8) OBP: 0.336, SLG: 0.322	G3		BBB L4-6 1B BB	4-3		CS 1B	G1			4	0	1	0	1	0	3
Derrel Thomas, S (1, 4) OBP: 0.313, SLG: 0.347	6-3		1-2 1B		E7 1B 2B	F9 1-2		P4		5	1	2	0	0	0	1
Dusty Baker Jr., R (1, 7) OBP: 0.332, SLG: 0.564	6-3		L4-6 2-3		E5 1B 1B	SSS K		F8		5	1	0	0	0	1	3
Steve Garvey, R (1, 3) OBP: 0.320, SLG: 0.484		HR	6-3		1B 1-2 3-H 1B		SH1-3 HR 1B	F8		5	3	3	2	0	0	1
Ron Cey, R (1, 5) OBP: 0.339, SLG: 0.417		BBBB 5-3 1B BB		5-3	BB 1-3 2-H 1B		SH1-3 1-2			2	2	1	1	1	0	0
Pedro Guerrero, R (1, 9) OBP: 0.471, SLG: 0.644		5-3 1-2		5-3	BBB CS 1B 1-2 BB		2-H HR			3	1	1	2	1	0	1
Bill Russell, R (1, 6) OBP: 0.322, SLG: 0.396		2-H 1B	BBB HR BB		CS 1-2 2-H 3-H 1B		F8			3	1	2	3	1	0	0
Joe Ferguson, R (1, 2) OBP: 0.345, SLG: 0.354		P6		1-H HR	SSS K 1-2 2-3		BBBB BB BB			3	1	1	2	1	1	3
Dave Goltz, R (1, 1) OBP: 0.267, SLG: 0.120		SSS K		BBBB BB	SSS K		BBBB 1-2 BB			1	0	0	0	0	1	1
Gary Thomasson, L (4, PH) OBP: 0.351, SLG: 0.258										0	0	0	0	1	0	0
Charlie Hough, R (5, 1) OBP: 0.500, SLG: 0.500										0	0	0	0	0	0	0
Rick Monday, L (5, PH) OBP: 0.306, SLG: 0.323										1	0	0	0	0	1	1
Rick Sutcliffe, L (6, 1) OBP: 0.222, SLG: 0.176										0	0	0	0	1	0	0
Inning Stats	R: 0 E: 0 K: 0 S: 3 H: 0 LOB: 0 BB: 0 P: 3	R: 2 E: 0 K: 1 S: 7 H: 2 LOB: 1 BB: 1 P: 11	R: 0 E: 0 K: 0 S: 3 H: 1 LOB: 1 BB: 1 P: 7	R: 2 E: 0 K: 0 S: 4 H: 1 LOB: 1 BB: 2 P: 12	R: 4 E: 2 K: 2 S: 11 H: 4 LOB: 1 BB: 1 P: 15	R: 0 E: 0 K: 1 S: 5 H: 1 LOB: 0 BB: 0 P: 5	R: 2 E: 0 K: 0 S: 5 H: 2 LOB: 2 BB: 2 P: 13	R: 0 E: 0 K: 0 S: 3 H: 0 LOB: 0 BB: 0 P: 3		1B: 7 2B: 3 3B: 0 HR: 3 SF: 0 SAC: 1 DP: 2 HBP: 0						

PITCHER		IP	WLS	BF	H	R	ER	SO	BB	IBB	HBP	BLK	WP	HR	S	P	ERA	WHIP
John Curtis, L ERA: 4.45	(1, 1)	4.0		21	5	6	6	1	4	0	0	0	0	2	19	35	13.50	2.250
Dennis Blair, R ERA: 5.59	(5, 1)	0.0	L	2	2	0	0	0	0	0	0	0	0	0	2	2	∞	∞
John D'Acquisto, R ERA: 2.63	(5, 1)	2.2		13	4	4	3	3	3	0	0	0	0	1	16	28	10.12	2.625
Dennis Kinney, L ERA: 3.38	(7, 1)	0.1		1	0	0	0	0	0	0	0	0	0	0	1	1	0.00	0.000
Bob Shirley, L ERA: 2.72	(8, 1)	1.0		3	0	0	0	0	0	0	0	0	0	0	3	3	0.00	0.000

PITCHER	IP	WLS	BF	H	R	ER	SO	BB	IBB	HBP	BLK	WP	HR	S	P	ERA	WHIP

BOTTOM

San Diego Padres @ Los Angeles Dodgers

Dodger Stadium, Los Angeles, CA

Wed Jul 02 1980, 7:05 PM PDT

Att. 33,232 - Unknown

livebaseballscorecards.com

AB	32
R	10
H	11
RBI	10
BB	7
SO	4
LOB	14

WP: 0 PA: 40
PB: 0
SB: 0
CS: 3

Batter	1	2	3	4	5	6	7	8	9	10	AB	R	H	RBI	BB	SO	LOB
Gene Richards, L (1, 7) OBP: 0.359, SLG: 0.350	x 0-0 4-3 1B		SSS 0-3 K ①		SSS 0-3 K ③		x 0-0 1-3 ③		x 0-0 F9 ①		4	0	1	0	0	2	3
Dennis Kinney, L (7, 1) OBP: 0.286, SLG: 0.167											0	0	0	0	0	0	0
Rollie Fingers, R (7, 1) OBP: 0.222, SLG: 0.444											1	0	0	0	0	0	0
Bob Shirley, R (10, 1)											0	0	0	0	0	0	0
Ozzie Smith, S (1, 6) OBP: 0.328, SLG: 0.275	SSS 0-3 K ①		x 0-0 6-4 2-3f ②③			x 0-0 5-3 ①		BBBB 4-0 S 2B BB	x 0-0 4-3 ②		4	1	0	0	1	1	3
Jerry Turner, L (1, 9) OBP: 0.305, SLG: 0.380 (7, 7)	x 0-0 4-3 1-2 ②			x 0-0 1B S 1B		SSS 0-3 K ②		x 0-0 F9 1-2 ①	x 0-0 F7 ③		5	0	1	0	0	1	2
Dave Winfield, R (1, 8) OBP: 0.390, SLG: 0.466 (7, 9)	x 0-0 2-H 1B ③			x 0-0 L6 1-2 ①		x 0-0 F2 ③		x 0-0 2-H 1B 2B		SSS 0-3 K ①	5	1	2	1	0	1	1
Willie Montanez, L (1, 3) OBP: 0.304, SLG: 0.345		SSS 0-3 K ①		x 0-0 2-3 1B			x 0-0 HR 1B	x 0-0 E 1B 2-H 1B		SSS 0-3 K ②	5	1	3	1	0	2	0
Bill Fahey, L (1, 2) OBP: 0.315, SLG: 0.281		x 0-0 F7 ②		x 0-0 P6 ②			x 0-0 L3 ①	x 0-0 1-2 E 1B		BBBB 4-0 BB	3	0	0	0	0	0	3
Kurt Bevacqua, R (8, PH) OBP: 0.361, SLG: 0.455											1	0	1	0	0	0	0
Gene Tenace, R (8, 2) OBP: 0.389, SLG: 0.368											0	0	0	0	1	0	0
Aurelio Rodriguez, R (1, 5) OBP: 0.225, SLG: 0.313		x 0-0 5-3 ③		SSS 0-3 K ③			x 0-0 F7 ②	x 0-0 E6 1-2 2-3		x 0-0 F8 ③	2	0	0	0	0	1	2
Tim Flannery, L (7, PH) OBP: 0.397, SLG: 0.411 (7, 4)											3	0	0	0	0	0	4
Dave Cash, R (1, 4) OBP: 0.287, SLG: 0.267			x 0-0 6-4 1B 1B		x 0-0 F9 ①		x 0-0 1B 1-H HR	SSS 0-3 K ②			2	0	1	0	0	0	0
Jerry Mumphrey, S (7, PH) OBP: 0.319, SLG: 0.331 (7, 8)											2	1	1	2	0	1	3
Gary Lucas, L (1, 1) OBP: 0.250, SLG: 0.217			x 0-0 1-2 1B ①		x 0-0 6-3 ②		x 0-0 1B ③	x 0-0 5-3			2	0	1	0	0	0	0
Von Joshua, L (7, PH) OBP: 0.333, SLG: 0.447											1	0	1	0	0	0	0
Paul Dade, R (7, 5) OBP: 0.340, SLG: 0.225											1	0	0	0	0	0	3
Inning Stats	R: 0 E: 0 K: 1 S: 6 H: 2 LOB: 2 BB: 0 P: 6	R: 0 E: 0 K: 1 S: 5 H: 0 LOB: 0 BB: 0 P: 5	R: 0 E: 0 K: 1 S: 6 H: 2 LOB: 1 BB: 0 P: 6	R: 0 E: 0 K: 1 S: 7 H: 2 LOB: 2 BB: 0 P: 7	R: 0 E: 0 K: 1 S: 5 H: 0 LOB: 0 BB: 0 P: 5	R: 0 E: 0 K: 1 S: 5 H: 0 LOB: 0 BB: 0 P: 5	R: 2 E: 0 K: 0 S: 6 H: 3 LOB: 1 BB: 0 P: 6	R: 2 E: 1 K: 1 S: 9 H: 3 LOB: 3 BB: 1 P: 13	R: 0 E: 0 K: 0 S: 3 H: 0 LOB: 0 BB: 0 P: 3	R: 0 E: 0 K: 2 S: 7 H: 0 LOB: 1 BB: 1 P: 11	1B: 10 2B: 2 3B: 0 HR: 1	SF: 0 SAC: 0 DP: 1 HBP: 0					

PITCHER		IP	WLS	BF	H	R	ER	SO	BB	IBB	HBP	BLK	WP	HR	S	P	ERA	WHIP
Burt Hooton, R ERA: 3.3	(1, 1)	7.1		31	10	4	4	6	1	0	0	0	0	1	42	46	4.91	1.500
Steve Howe, L ERA: 2.25	(8, 1)	1.2		8	2	0	0	1	0	0	0	0	0	0	10	10	0.00	1.200
Bobby Castillo, R ERA: 3.09	(10, 1)	1.0	W	4	0	0	0	2	1	0	0	0	0	0	7	11	0.00	1.000

PITCHER	IP	WLS	BF	H	R	ER	SO	BB	IBB	HBP	BLK	WP	HR	S	P	ERA	WHIP

TOP

San Diego Padres @ Los Angeles Dodgers

Dodger Stadium, Los Angeles, CA

Thu Jul 03 1980, 3:33 AM PDT

Att. 31,375 - Unknown

livebaseballscorecards.com

AB	41
R	4
H	12
RBI	4
BB	2
SO	9
LOB	24

WP: 0	PA: 43		
PB: 0			
SB: 2			
CS: 0			

Batter	1	2	3	4	5	6	7	8	9	10	AB	R	H	RBI	BB	SO	LOB
Davey Lopes, R (1, 4) OBP: 0.329, SLG: 0.333	0-0 1B 2B 1B		0-0 ① G3		0-0 ② SF8 3-H		0-0 ③ F7			0-0 ① 6-3	4	1	1	1	0	0	2
Bill Russell, R (1, 6) OBP: 0.323, SLG: 0.399	0-0 2B 1B 1-2 1B		0-0 2B		0-0 ③ 6-3			0-0 ① 6-3		0-0 ② F7	5	1	2	0	0	0	0
Reggie Smith, S (1, 8) (8, 9) OBP: 0.397, SLG: 0.535	0-0 1B 1-3 2-H 2B		0-0 ② 6-3			0-0 ① 6-3		0-0 2B 1B		B B B B 4-0 1B 1B BB	4	2	2	1	1	0	1
Steve Garvey, R (1, 3) OBP: 0.324, SLG: 0.489	0-0 G5-4-3 2-H 3-H 1B		0-0 ③ 6-3			0-0 ② F8		0-0 1-3 2B		0-0 1B 1-2 1B	5	0	3	2	0	0	1
Dusty Baker Jr., R (1, 7) OBP: 0.333, SLG: 0.560	0-0 ① ② G5-4-3 1-2f			0-0 ① 6-3		0-0 ③ 6-3		4-0 G6-4-3 IBB		0-0 1-2 2-H 1B	4	0	1	1	1	0	1
Ron Cey, R (1, 5) OBP: 0.334, SLG: 0.410	S S S 0-3 ③ K			S S S 0-3 ② K			x 0-0 ① F8	x 0-0 ② ③ G6-4-3 1-2f			4	0	0	0	0	2	3
Pedro Guerrero, R (1, 9) OBP: 0.463, SLG: 0.625		x 0-0 ① P3		x 0-0 ③ F7			x 0-0 WP 1B		x 0-0 ① F2		3	0	1	0	0	0	0
Rudy Law, L (7, PR) (8, 8) OBP: 0.335, SLG: 0.321											1	0	0	0	0	0	0
Joe Ferguson, R (1, 2) OBP: 0.352, SLG: 0.368		x 0-0 ② 6-3			x 0-0 SH1-4 SF8 2B		x 4-0 1-2 IBB		S S S 0-3 ② K		3	1	1	0	1	1	0
Steve Yeager, R (10, 2) OBP: 0.301, SLG: 0.263											0	0	0	0	0	0	0
Burt Hooton, R (1, 1)		x 0-0 ③ P2			x 0-0 ① SH1-4 2-3		x 0-0 ② P1		S S S 0-3 ③ K		2	0	0	0	0	0	2
Steve Howe, L (8, 1) OBP: 0.167, SLG: 0.167											0	0	0	0	0	0	0
Gary Thomasson, L (9, PH) OBP: 0.347, SLG: 0.254											1	0	0	0	0	1	0
Bobby Castillo, R (10, 1) OBP: 0.250, SLG: 0.250											0	0	0	0	0	0	0
Inning Stats	R: 3 H: 4 E: 0 LOB: 0 K: 1 BB: 0 S: 8 P: 8	R: 0 H: 0 E: 0 LOB: 0 K: 0 BB: 0 S: 3 P: 3	R: 0 H: 1 E: 0 LOB: 1 K: 0 BB: 0 S: 4 P: 4	R: 0 H: 0 E: 0 LOB: 0 K: 1 BB: 0 S: 5 P: 5	R: 1 H: 1 E: 0 LOB: 0 K: 0 BB: 0 S: 4 P: 4	R: 0 H: 0 E: 0 LOB: 0 K: 0 BB: 0 S: 3 P: 3	R: 0 H: 1 E: 0 LOB: 2 K: 0 BB: 1 S: 4 P: 8	R: 0 H: 2 E: 0 LOB: 2 K: 0 BB: 1 S: 4 P: 8	R: 0 H: 0 E: 0 LOB: 0 K: 2 BB: 0 S: 7 P: 7	R: 1 H: 2 E: 0 LOB: 2 K: 0 BB: 1 S: 4 P: 8	1B: 7 SF: 1 2B: 4 SAC: 1 3B: 0 DP: 2 HR: 0 HBP: 0						

PITCHER		IP	WLS	BF	H	R	ER	SO	BB	IBB	HBP	BLK	WP	HR	S	P	ERA	WHIP
Gary Lucas, L ERA: 3.52	(1, 1)	6.0		23	6	4	4	2	0	0	0	0	0	0	27	27	6.00	1.000
Dennis Kinney, L ERA: 3.35	(7, 1)	0.1		2	1	0	0	0	0	0	0	0	0	0	2	2	0.00	3.000
Rollie Fingers, R ERA: 2.79	(7, 1)	2.2		11	2	0	0	2	0	2	0	0	1	0	13	21	0.00	0.750
Bob Shirley, L ERA: 2.85	(10, 1)	0.2	L	5	2	1	1	0	1	0	0	0	0	0	4	8	13.50	4.500

PITCHER	IP	WLS	BF	H	R	ER	SO	BB	IBB	HBP	BLK	WP	HR	S	P	ERA	WHIP

BOTTOM

San Diego Padres @ Los Angeles Dodgers

Dodger Stadium, Los Angeles, CA

Thu Jul 03 1980, 3:33 AM PDT
Att. 31,375 - Unknown

livebaseballscorecards.com

AB	36
R	5
H	11
RBI	5
BB	3
SO	4
LOB	10

WP: 1 PA: 41
PB: 0
SB: 0
CS: 0

Batter	1	2	3	4	5	6	7	8	9	AB	R	H	RBI	BB	SO	LOB
Ozzie Smith, S (1, 6) OBP: 0.326, SLG: 0.272	F8		F9			5-3			E4 5-3	3	0	0	0	0	0	1
Tim Flannery, L (6, 4) OBP: 0.392, SLG: 0.405										1	0	0	0	0	0	0
Dave Cash, R (1, 4) OBP: 0.288, SLG: 0.269	G6-4-3 1B			F5		F7			5-3 1-2	2	0	1	0	0	0	0
Kurt Bevacqua, R (6, PH) OBP: 0.349, SLG: 0.439										2	0	0	0	0	0	1
(6, 5)																
Paul Dade, R (1, 7) OBP: 0.333, SLG: 0.209	G6-4-3 1-2f			5-3			BBBB BB		6-3	3	0	0	0	1	0	2
Dave Winfield, R (1, 9) OBP: 0.389, SLG: 0.463		F8		1B			F7		1-3	4	0	1	0	0	0	2
Gene Tenace, R (1, 3) OBP: 0.382, SLG: 0.360		SSS K		5-3			SSS K			3	0	0	0	0	2	2
Aurelio Rodriguez, R (1, 5) OBP: 0.220, SLG: 0.307		SSS K			5-3		F9			3	0	0	0	0	1	1
(6, 6)																
Jerry Mumphrey, S (1, 8) OBP: 0.315, SLG: 0.327			6-3		5-3			F8		3	0	0	0	0	0	0
Fred Kendall, R (1, 2) OBP: 0.250, SLG: 0.250			6-3		L7			F8		3	0	0	0	0	0	0
Eric Rasmussen, R (1, 1) OBP: 0.125, SLG: 0.250						SSS K				0	0	0	0	0	0	0
Dennis Blair, R (2, 1) OBP: 0.200, SLG: 0.200			1B					F7		2	0	1	0	0	1	0
Dennis Kinney, L (7, 1) OBP: 0.286, SLG: 0.167										0	0	0	0	0	0	0
Willie Montanez, L (7, 3) OBP: 0.303, SLG: 0.344										1	0	0	0	0	0	0
Inning Stats	R: 0 E: 0 K: 0 S: 3 H: 1 LOB: 0 BB: 0 P: 3	R: 0 E: 0 K: 2 S: 7 H: 0 LOB: 0 BB: 0 P: 7	R: 0 E: 0 K: 0 S: 4 H: 1 LOB: 1 BB: 0 P: 4	R: 0 E: 0 K: 0 S: 4 H: 1 LOB: 1 BB: 0 P: 4	R: 0 E: 0 K: 0 S: 3 H: 0 LOB: 0 BB: 0 P: 3	R: 0 E: 0 K: 1 S: 5 H: 0 LOB: 0 BB: 0 P: 5	R: 0 E: 0 K: 1 S: 5 H: 0 LOB: 1 BB: 1 P: 9	R: 0 E: 0 K: 3 S: 3 H: 0 LOB: 0 BB: 0 P: 3	R: 0 E: 1 K: 0 S: 4 H: 0 LOB: 1 BB: 0 P: 4	1B: 3 2B: 0 3B: 0 HR: 0 SF: 0 SAC: 0 DP: 1 HBP: 0						

PITCHER	IP	WLS	BF	H	R	ER	SO	BB	IBB	HBP	BLK	WP	HR	S	P	ERA	WHIP
Larry McWilliams, L (1, 1) ERA: 4.18	9.0	W	31	3	0	0	4	1	0	0	0	0	0	38	42	0.00	0.444

PITCHER	IP	WLS	BF	H	R	ER	SO	BB	IBB	HBP	BLK	WP	HR	S	P	ERA	WHIP

TOP

San Diego Padres @ Atlanta Braves

Atlanta-Fulton County Stadium, Atlanta, GA

Fri Jul 04 1980, 7:05 PM EDT
Att. 46,071 - Unknown

livebaseballscorecards.com

AB	30
R	0
H	3
RBI	0
BB	1
SO	4
LOB	9

WP: 0 PB: 0 SB: 0 CS: 0 PA: 31

Batter	1	2	3	4	5	6	7	8	9	AB	R	H	RBI	BB	SO	LOB
Glenn Hubbard, R (1, 4) OBP: 0.359, SLG: 0.496	6-3	K		P4		F9		K		5	0	0	0	0	2	2
Dale Murphy, R (1, 8) OBP: 0.373, SLG: 0.542	L7	HR		F9		HR				4	2	2	4	0	0	0
Chris Chambliss, L (1, 3) OBP: 0.348, SLG: 0.485	HR 1B	BB			FC5-4 1B 1B	G3				3	2	2	0	1	0	0
Mike Lum, L (7, 3) OBP: 0.231, SLG: 0.206										0	0	0	0	0	0	0
Gary Matthews, R (1, 9) OBP: 0.320, SLG: 0.424	1-H HR	K			K		HR			4	2	2	3	0	2	2
Brian Asselstine, L (8, 9) OBP: 0.290, SLG: 0.366										0	0	0	0	0	0	0
Bob Horner, R (1, 5) OBP: 0.243, SLG: 0.438	FC5-4 1B		HR		1-2 FC5-4 1B		F9			4	1	3	1	0	0	0
Jerry Royster, R (8, 5) OBP: 0.302, SLG: 0.302										0	0	0	0	0	0	0
Jeff Burroughs, R (1, 7) OBP: 0.353, SLG: 0.469	FC5-4 1-2f		K		FC5-4 1B 1-2f 2-3		F8			4	0	0	0	0	1	3
Bill Nahorodny, R (1, 2) OBP: 0.308, SLG: 0.527		4-3 HR 2B	6-3		FC6-4 1B 1-2 3-H		5-3			4	1	2	1	0	0	0
Luis Gomez, R (1, 6) OBP: 0.275, SLG: 0.226		4-3 2-3	P6		FC6-4 1-2f			F9		4	0	0	0	0	0	3
Larry McWilliams, L (1, 1) OBP: 0.323, SLG: 0.250		HR BB		5-3		K		6-3		3	1	0	0	1	1	0
Inning Stats	R: 2 E: 0 K: 0 S: 6 H: 3 LOB: 1 BB: 0 P: 6	R: 3 E: 0 K: 2 S: 9 H: 2 LOB: 1 BB: 2 P: 17	R: 1 E: 0 K: 1 S: 6 H: 1 LOB: 0 BB: 0 P: 6	R: 0 E: 0 K: 0 S: 3 H: 0 LOB: 0 BB: 0 P: 3	R: 1 E: 0 K: 1 S: 8 H: 3 LOB: 2 BB: 0 P: 8	R: 1 E: 0 K: 1 S: 6 H: 1 LOB: 0 BB: 0 P: 6	R: 1 E: 0 K: 0 S: 4 H: 1 LOB: 0 BB: 0 P: 4	R: 0 E: 0 K: 1 S: 5 H: 0 LOB: 0 BB: 0 P: 5		1B: 5 2B: 1 3B: 0 HR: 5	SF: 0 SAC: 0 DP: 0 HBP: 0						

PITCHER	IP	WLS	BF	H	R	ER	SO	BB	IBB	HBP	BLK	WP	HR	S	P	ERA	WHIP
Eric Rasmussen, R (1, 1) ERA: 5.35	1.2	L	12	5	5	5	1	2	0	0	0	0	2	12	20	27.00	4.200
Dennis Blair, R (2, 1) ERA: 6.43	4.1		19	6	4	4	4	0	0	0	0	0	3	27	27	8.31	1.385
Dennis Kinney, L (7, 1) ERA: 3.18	2.0		6	0	0	0	1	0	0	0	0	0	0	8	8	0.00	0.000

PITCHER	IP	WLS	BF	H	R	ER	SO	BB	IBB	HBP	BLK	WP	HR	S	P	ERA	WHIP

BOTTOM

San Diego Padres @ Atlanta Braves

Atlanta-Fulton County Stadium, Atlanta, GA

Fri Jul 04 1980, 7:05 PM EDT

Att. 46,071 - Unknown

livebaseballscorecards.com

AB	35
R	9
H	11
RBI	9
BB	2
SO	6
LOB	10

Batter	1	2	3	4	5	6	7	8	9	AB	R	H	RBI	BB	SO	LOB
Gene Richards, L (1, 7) OBP: 0.357, SLG: 0.348	F9	S 1B			L5			4-3 1-3		4	0	1	0	0	0	1
Ozzie Smith, S (1, 6) OBP: 0.322, SLG: 0.269	G3	F8 1-2			F5			SF9 3-H		3	0	0	1	0	0	1
Von Joshua, L (1, 8) OBP: 0.348, SLG: 0.452	1B 1B 1B		4-3			G6-4-3 1B		SSS K		4	0	2	0	0	1	0
Dave Winfield, R (1, 9) OBP: 0.390, SLG: 0.464	1B 1-2 1B		G3-6-3 1B			G6-4-3 1-2f			5-3	4	0	2	0	0	0	1
Willie Montanez, L (1, 3) OBP: 0.302, SLG: 0.343	1-2 2-3 1B		G3-6-3 1-2f			F8			3-1	4	0	1	0	0	0	1
Tim Flannery, L (1, 5) OBP: 0.378, SLG: 0.390 Bill Fahey, L (7, 2) OBP: 0.313, SLG: 0.279	4-3			SSS K			3-1		5-3	3 1	0 0	0 0	0 0	0 0	1 0	3 0
Gene Tenace, R (1, 2) OBP: 0.392, SLG: 0.386 Paul Dade, R (7, PR) OBP: 0.333, SLG: 0.209 Aurelio Rodriguez, R (7, 5) OBP: 0.220, SLG: 0.307		HR		BBBB 4-0 G5-4-3 BB			BBBB 4-0 CS BB			1 0 0	1 0 0	1 0 0	1 0 0	2 0 0	0 0 0	0 0 0
Dave Cash, R (1, 4) OBP: 0.285, SLG: 0.266		F9		G5-4-3 1-2f			F7 1-2			3	0	0	0	0	0	2
Juan Eichelberger, R (1, 1) John D'Acquisto, R (7, 1) Jerry Turner, L (8, PH) OBP: 0.311, SLG: 0.385 Rollie Fingers, R (8, 1) OBP: 0.222, SLG: 0.444		SSS K			SSS K				4-3 S SF9 1B	2 0 1 0	0 0 1 0	0 0 1 0	0 0 0 0	0 0 0 0	2 0 0 0	0 0 0 0
Inning Stats	R: 0 H: 3 E: 0 LOB: 3 K: 0 BB: 0 S: 6 P: 6	R: 1 H: 2 E: 0 LOB: 1 K: 1 BB: 0 S: 7 P: 7	R: 0 H: 1 E: 0 LOB: 0 K: 0 BB: 0 S: 3 P: 3	R: 0 H: 0 E: 0 LOB: 0 K: 1 BB: 1 S: 4 P: 8	R: 0 H: 0 E: 0 LOB: 0 K: 1 BB: 0 S: 5 P: 5	R: 0 H: 1 E: 0 LOB: 0 K: 0 BB: 0 S: 3 P: 3	R: 0 H: 0 E: 0 LOB: 1 K: 0 BB: 1 S: 2 P: 6	R: 1 H: 1 E: 0 LOB: 0 K: 1 BB: 0 S: 6 P: 6	R: 0 H: 0 E: 0 LOB: 0 K: 0 BB: 0 S: 3 P: 3	1B: 7 SF: 1 2B: 0 SAC: 0 3B: 0 DP: 3 HR: 1 HBP: 0						WP: 0 PA: 33 PB: 0 SB: 2 CS: 1

PITCHER	IP	WLS	BF	H	R	ER	SO	BB	IBB	HBP	BLK	WP	HR	S	P	ERA	WHIP
Rick Matula, R (1, 1) ERA: 3.39	9.0	W	33	8	2	2	4	2	0	0	0	0	1	39	47	2.00	1.111

PITCHER	IP	WLS	BF	H	R	ER	SO	BB	IBB	HBP	BLK	WP	HR	S	P	ERA	WHIP

TOP

San Diego Padres @ Atlanta Braves

Atlanta-Fulton County Stadium, Atlanta, GA

Sat Jul 05 1980, 7:05 PM EDT

Att. 18,932 - Unknown

livebaseballscorecards.com

AB	30
R	2
H	8
RBI	2
BB	2
SO	4
LOB	9

Batter	1	2	3	4	5	6	7	8	9	AB	R	H	RBI	BB	SO	LOB
Glenn Hubbard, R (1, 4) OBP: 0.349, SLG: 0.481	S S S 0-3 ① K		x 0-0 ② F4			x 0-0 ① L7	x 0-0 ③ F8			4	0	0	0	0	1	3
Dale Murphy, R (1, 8) OBP: 0.368, SLG: 0.534	S S S 0-3 ② K		x 0-0 ③ 5-3			x 0-0 ② F8		x 0-0 ① 6-3		4	0	0	0	0	1	0
Chris Chambliss, L (1, 3) OBP: 0.347, SLG: 0.480	H 1-0 HBP			x 0-0 ① F9		x 0-0 ③ F8		x 0-0 ② F7		3	0	0	0	0	0	0
Gary Matthews, R (1, 9) OBP: 0.315, SLG: 0.417	x 0-0 ③ L4			S S S 0-3 ② K			x 0-0 E3 E S 1B	x 0-0 ③ 6-3		4	1	0	0	0	1	1
Bob Horner, R (1, 5) OBP: 0.244, SLG: 0.453		x 0-0 ① F7		x 0-0 ③ 5-3			S S S 0-3 ① 1-3 K		x 0-0 HR	4	1	1	1	0	1	1
Jeff Burroughs, R (1, 7) OBP: 0.358, SLG: 0.488		S S S 0-3 ② K			x 0-0 HR		4-0 1B 1B IBB			2	1	1	1	1	1	0
Bill Nahorodny, R (1, 2) OBP: 0.321, SLG: 0.526		B B B B 4-0 BB			x 0-0 ① P6		x 0-0 1B 1-2 3-H 1B			2	0	1	1	1	0	0
Luis Gomez, R (1, 6) OBP: 0.276, SLG: 0.228		x 0-0 ③ G3			x 0-0 ② 6-3		x 0-0 1-2 2-3 1B			3	0	1	0	0	0	1
Rick Matula, R (1, 1) OBP: 0.029, SLG: 0.029			x 0-0 ① 4-3		x 0-0 ③ F8		S S S 0-3 ② K			3	0	0	0	0	1	3
Inning Stats	R: 0 E: 0 K: 2 S: 7 H: 0 LOB: 1 BB: 0 P: 8	R: 0 E: 0 K: 1 S: 5 H: 0 LOB: 1 BB: 1 P: 9	R: 0 E: 0 K: 0 S: 3 H: 0 LOB: 0 BB: 0 P: 3	R: 0 E: 0 K: 1 S: 5 H: 0 LOB: 0 BB: 0 P: 5	R: 1 E: 0 K: 0 S: 4 H: 1 LOB: 0 BB: 0 P: 4	R: 0 E: 0 K: 0 S: 3 H: 0 LOB: 0 BB: 0 P: 3	R: 1 E: 1 K: 2 S: 10 H: 2 LOB: 3 BB: 1 P: 14	R: 0 E: 0 K: 0 S: 3 H: 0 LOB: 0 BB: 0 P: 3	R: 1 E: 0 K: 0 S: 1 H: 1 LOB: 0 BB: 0 P: 1	1B: 2 2B: 0 3B: 0 HR: 2	SF: 0 SAC: 0 DP: 0 HBP: 1						

PITCHER		IP	WLS	BF	H	R	ER	SO	BB	IBB	HBP	BLK	WP	HR	S	P	ERA	WHIP
Juan Eichelberger, R ERA: 3.38	(1, 1)	6.1		25	2	2	1	5	1	1	1	0	0	1	32	41	1.42	0.474
John D'Acquisto, R ERA: 2.59	(7, 1)	0.2		3	1	0	0	1	0	0	0	0	0	0	5	5	0.00	1.500
Rollie Fingers, R ERA: 2.91	(8, 1)	1.0	L	4	1	1	1	0	0	0	0	0	0	1	4	4	9.00	1.000

PITCHER	IP	WLS	BF	H	R	ER	SO	BB	IBB	HBP	BLK	WP	HR	S	P	ERA	WHIP

BOTTOM

San Diego Padres @ Atlanta Braves

Atlanta-Fulton County Stadium, Atlanta, GA

Sat Jul 05 1980, 7:05 PM EDT

Att. 18,932 - Unknown

livebaseballscorecards.com

AB	29
R	3
H	4
RBI	3
BB	2
SO	6
LOB	9

1B: 2	SF: 0	WP: 0	PA: 32
2B: 0	SAC: 0	PB: 0	
3B: 0	DP: 0	SB: 1	
HR: 2	HBP: 1	CS: 0	

San Diego Padres @ Atlanta Braves

Atlanta-Fulton County Stadium, Atlanta, GA

Sun Jul 06 1980, 7:05 PM EDT

Att. 14,302 - Unknown

TOP

livebaseballscorecards.com

Batter	1	2	3	4	5	6	7	8	9	AB	R	H	RBI	BB	SO	LOB
Gene Richards, L (1, 7) OBP: 0.361, SLG: 0.361	K		BB	F8			HR		1B	4	1	2	1	1	1	2
Ozzie Smith, S (1, 6) OBP: 0.320, SLG: 0.268	K		F3-1 1-2		1-3		1B 5-3 1B		3-1 1-2	5	1	1	0	0	1	2
Jerry Mumphrey, S (1, 8) OBP: 0.317, SLG: 0.328	1B S 1B		6-3		F5		S 1-3 1B		F8	5	1	2	0	0	0	1
Dave Winfield, R (1, 9) OBP: 0.391, SLG: 0.464	S 1-H 1B			S F8 1B 1B	P6		5-3 1-2 3-H			4	1	2	2	0	0	1
Willie Montanez, L (1, 3) OBP: 0.298, SLG: 0.338	3-1 1-2			F8 1-2	4-3		4-3			4	0	0	0	0	0	3
Gene Tenace, R (1, 2) OBP: 0.395, SLG: 0.380		FC6-4 BB		S 2-3 1B BB	F7			K		2	1	0	0	2	1	0
Aurelio Rodriguez, R (1, 5) OBP: 0.222, SLG: 0.307		F9		F2 1-2	1B			6-3		3	0	1	0	0	0	3
Tim Flannery, L (8, PH) OBP: 0.373, SLG: 0.385 (8, 4)										1	0	0	0	0	0	0
Dave Cash, R (1, 4) OBP: 0.286, SLG: 0.264		F9		1B IBB	F8			F5		2	0	0	0	1	0	2
Jerry Turner, L (8, PH) OBP: 0.308, SLG: 0.382										1	0	0	0	0	0	0
Paul Dade, R (8, 5) OBP: 0.333, SLG: 0.209										0	0	0	0	0	0	0
Steve Mura, R (1, 1) OBP: 0.235, SLG: 0.200		FC6-4 1-2f		1-2 2-H 3-H 1B			F5		5-3	2	0	1	2	0	0	1
Bob Shirley, R (6, 1)										0	0	0	0	0	0	0
John D'Acquisto, R (6, 1)										0	0	0	0	0	0	0
Von Joshua, L (7, PH) OBP: 0.340, SLG: 0.442										1	0	0	0	0	0	0
Gary Lucas, L (7, 1) OBP: 0.250, SLG: 0.217										0	0	0	0	0	0	0
Kurt Bevacqua, R (9, PH) OBP: 0.344, SLG: 0.431										1	0	0	0	0	0	0

	AB	35
	R	5
	H	9
	RBI	5
	BB	4
	SO	3
	LOB	15

Inning Stats										
	R: 1	H: 2	R: 0	H: 0	R: 0	H: 0	R: 2	H: 2	R: 0	H: 0
	E: 0	LOB: 1	E: 0	LOB: 1	E: 0	LOB: 0	E: 0	LOB: 2	E: 0	LOB: 0
	K: 2	BB: 0	K: 0	BB: 1	K: 0	BB: 1	K: 0	BB: 2	K: 0	BB: 0
	S: 9	P: 9	S: 3	P: 7	S: 2	P: 6	S: 5	P: 13	S: 3	P: 3

	R: 0	H: 1	R: 2	H: 3	R: 0	H: 0	R: 0	H: 1	R: 0	H: 1
	E: 0	LOB: 1	E: 0	LOB: 1	E: 0	LOB: 0	E: 0	LOB: 1	E: 0	LOB: 1
	K: 0	BB: 0	K: 0	BB: 0	K: 1	BB: 0	K: 0	BB: 0	K: 0	BB: 0
	S: 4	P: 4	S: 6	P: 6	S: 5	P: 5	S: 4	P: 4		

	1B: 8	SF: 0	WP: 0	PA: 39
	2B: 1	SAC: 0	PB: 0	
	3B: 0	DP: 1	SB: 5	
	HR: 1	HBP: 0	CS: 0	

PITCHER		IP	WLS	BF	H	R	ER	SO	BB	IBB	HBP	BLK	WP	HR	S	P	ERA	WHIP
Doyle Alexander, R ERA: 3.51	(1, 1)	6.0	W	26	5	3	3	2	3	1	0	0	0	0	26	42	4.50	1.333
Gene Garber, R ERA: 4.5	(7, 1)	0.2		5	3	2	2	0	0	0	0	0	0	1	5	5	27.00	4.500
Al Hrabosky, L ERA: 3.86	(7, 1)	0.1		1	0	0	0	0	0	0	0	0	0	0	1	1	0.00	0.000
Phil Niekro, R ERA: 3.81	(8, 1)	2.0	S	7	1	0	0	1	0	0	0	0	0	0	9	9	0.00	0.500

PITCHER		IP	WLS	BF	H	R	ER	SO	BB	IBB	HBP	BLK	WP	HR	S	P	ERA	WHIP

BOTTOM

Batter	1	2	3	4	5	6	7	8	9	AB	R	H	RBI	BB	SO	LOB
Glenn Hubbard, R (1, 4) OBP: 0.353, SLG: 0.478	F7			1B		BBBB 1B HR BB	5-3			3	1	1	0	1	0	0
Dale Murphy, R (1, 8) OBP: 0.367, SLG: 0.530	F7			SSS K		1-3 HR 1B	F9			4	1	1	0	0	1	1
Chris Chambliss, L (1, 3) OBP: 0.343, SLG: 0.474	G3			F8		SSS K		SSS K		4	0	0	0	0	2	3
Gary Matthews, R (1, 9) OBP: 0.322, SLG: 0.433		BBBB CS BB		SSS K		1-H 3-H HR		G6-4-3 1B		3	1	2	3	1	1	1
Bob Horner, R (1, 5) OBP: 0.244, SLG: 0.444 Jerry Royster, R (9, 5) OBP: 0.302, SLG: 0.302		P5 1-2			P3	BBBB HR BB		G6-4-3 1-2f		3 0	1 0	0 0	0 0	1 0	0 0	2 0
Jeff Burroughs, R (1, 7) OBP: 0.358, SLG: 0.503		F9			SSS K	1-H HR				3	1	1	2	0	1	0
Bill Nahorodny, R (1, 2) OBP: 0.333, SLG: 0.570 Bruce Benedict, R (8, 2) OBP: 0.302, SLG: 0.327			E3 5-3 CS		HR	FC6-4 1B				3 0	1 0	2 0	1 0	0 0	0 0	0 0
Luis Gomez, R (1, 6) OBP: 0.271, SLG: 0.224			5-3 2-3		F9	FC6-4 1-2f				3	0	0	0	0	0	2
Doyle Alexander, R (1, 1) OBP: 0.140, SLG: 0.163 Biff Pocoroba, S (6, PH) OBP: 0.348, SLG: 0.300 Gene Garber, R (7, 1) Al Hrabosky, R (7, 1) Charlie Spikes, R (7, PH) OBP: 0.417, SLG: 0.435 Phil Niekro, R (8, 1) OBP: 0.109, SLG: 0.152			1-3 3-H			SSS F8	SSS K			1 1 0 0 1 0	0 0 0 0 0 0	0 0 0 0 0 0	0 0 0 0 0 0	0 0 0 0 1 0	0 0 0 0 0 0	1 0 0 0 0 0
Inning Stats	R: 0 E: 0 K: 0 S: 3 H: 0 LOB: 0 BB: 0 P: 3	R: 0 E: 0 K: 0 S: 2 H: 0 LOB: 0 BB: 1 P: 6	R: 0 E: 1 K: 0 S: 3 H: 0 LOB: 0 BB: 0 P: 3	R: 0 E: 0 K: 2 S: 8 H: 1 LOB: 1 BB: 0 P: 8	R: 1 E: 0 K: 1 S: 6 H: 1 LOB: 0 BB: 0 P: 6	R: 5 E: 0 K: 1 S: 9 H: 4 LOB: 1 BB: 2 P: 17	R: 0 E: 0 K: 1 S: 5 H: 0 LOB: 0 BB: 0 P: 5	R: 0 E: 0 K: 1 S: 5 H: 1 LOB: 0 BB: 0 P: 5		1B: 4 2B: 0 3B: 0 HR: 3 SF: 0 SAC: 0 DP: 1 HBP: 0				WP: 0 PB: 0 SB: 0 CS: 2 PA: 32	

PITCHER		IP	WLS	BF	H	R	ER	SO	BB	IBB	HBP	BLK	WP	HR	S	P	ERA	WHIP
Steve Mura, R ERA: 4.05	(1, 1)	5.1		20	3	3	3	3	2	0	0	0	0	1	24	32	5.06	0.938
Bob Shirley, L ERA: 3.17	(6, 1)	0.1	L	3	1	1	1	1	1	0	0	0	0	1	4	8	27.00	6.000
John D'Acquisto, R ERA: 2.76	(6, 1)	0.1		3	2	2	2	0	0	0	0	0	0	1	3	3	54.00	6.000
Gary Lucas, L ERA: 3.44	(7, 1)	2.0		6	1	0	0	2	0	0	0	0	0	0	10	10	0.00	0.500

PITCHER	IP	WLS	BF	H	R	ER	SO	BB	IBB	HBP	BLK	WP	HR	S	P	ERA	WHIP

San Diego Padres @ Atlanta Braves

Atlanta-Fulton County Stadium, Atlanta, GA

Sun Jul 06 1980, 7:05 PM EDT

Att. 14,302 - Unknown

livebaseballscorecards.com

AB	29
R	6
H	7
RBI	6
BB	3
SO	6
LOB	10

Batter	1	2	3	4	5	6	7	8	9	AB	R	H	RBI	BB	SO	LOB
Gene Richards, L (1, 7) OBP: 0.360, SLG: 0.359	x 0-0 ① F7			x 0-0 ① 4-3	S S S 0-3 ③ K			x 0-0 FC5-4 1B 1B 1B		4	0	1	0	0	1	1
Paul Dade, R (8, PR) OBP: 0.333, SLG: 0.209 (8, 7)										0	1	0	0	0	0	0
Ozzie Smith, S (1, 6) OBP: 0.322, SLG: 0.271	x 0-0 ② F7			x 0-0 S 1B 1B		x 0-0 ① 6-3		x 0-0 FC5-4 1-2 1B		4	1	2	0	0	0	0
Jerry Mumphrey, S (1, 8) OBP: 0.316, SLG: 0.327	S S S 0-3 ③ K			x 0-0 ② F9 1-2		x 0-0 FC6-4 1B		x 0-0 ① F8		4	0	1	0	0	1	3
Dave Winfield, R (1, 9) OBP: 0.390, SLG: 0.459		x 0-0 ① F2		B B B 4-0 1B BB		x 0-0 ② FC6-4 1-2f		x 0-0 ② FC5-4 1B 1-2f 2-3		3	0	0	0	1	0	3
Willie Montanez, L (1, 3) OBP: 0.301, SLG: 0.340		x 0-0 ② 6-3		x 0-0 1-3 2-H 1B		S S S 0-3 ③ K		x 0-0 1-2 3-H 1B		4	0	2	2	0	1	1
Gene Tenace, R (1, 2) OBP: 0.386, SLG: 0.370		x 0-0 ③ 5-3		x 0-0 ③ F6			S S S 0-3 ① K	S S S 0-3 ③ K		4	0	0	0	0	2	4
Aurelio Rodriguez, R (1, 5) OBP: 0.224, SLG: 0.303			B B B B 4-0 CS BB		S S S 0-3 ① K		x 0-0 ② 5-3		x 0-0 ① 3-1	2	0	0	0	1	1	0
Tim Flannery, L (9, PH) OBP: 0.369, SLG: 0.380										1	0	0	0	0	0	0
Dave Cash, R (1, 4) OBP: 0.286, SLG: 0.268			x 0-0 ① ② F7 1-2		S S S 0-3 ② K		x 0-0 2B		x 0-0 ② F8	3	0	1	0	0	1	1
Kurt Bevacqua, R (9, PH) OBP: 0.338, SLG: 0.424										1	0	0	0	0	0	0
Randy Jones, R (1, 1) OBP: 0.097, SLG: 0.067			x 0-0 ③ 4-3		x 0-0 1B		x 0-0 ③ F8		x 0-0 ③ 1-3	1	0	0	0	0	0	0
Gary Lucas, L (4, 1) OBP: 0.250, SLG: 0.217										0	0	0	0	0	0	0
Fred Kendall, R (5, PH) OBP: 0.286, SLG: 0.286										1	0	1	0	0	0	0
Eric Rasmussen, R (5, 1) OBP: 0.125, SLG: 0.250										0	0	0	0	0	0	0
Von Joshua, L (7, PH) OBP: 0.333, SLG: 0.432										1	0	0	0	0	0	1
Dennis Kinney, L (7, 1) OBP: 0.286, SLG: 0.167										0	0	0	0	0	0	0
Jerry Turner, L (9, PH) OBP: 0.306, SLG: 0.378										1	0	0	0	0	0	0

TOP

San Diego Padres @ San Francisco Giants

Candlestick Park, San Francisco, CA

Thu Jul 10 1980, 10:05 PM EDT

Att. 8,175 - Unknown

livebaseballscorecards.com

AB	34
R	2
H	8
RBI	2
BB	2
SO	7
LOB	14

Inning Stats	1	2	3	4	5	6	7	8	9
	R: 0 E: 0 K: 1 S: 5	H: 0 LOB: 0 BB: 0 P: 5	R: 0 E: 0 K: 0 S: 3	H: 0 LOB: 0 BB: 0 P: 3	R: 0 E: 0 K: 0 S: 2	H: 0 LOB: 0 BB: 1 P: 6	R: 1 E: 0 K: 0 S: 5	H: 2 LOB: 2 BB: 1 P: 9	R: 0 E: 0 K: 3 S: 10	H: 1 LOB: 1 BB: 0 P: 10
	R: 0 E: 0 K: 1 S: 6	H: 1 LOB: 1 BB: 0 P: 6	R: 0 E: 0 K: 1 S: 6	H: 1 LOB: 1 BB: 0 P: 6	R: 1 E: 0 K: 1 S: 8	H: 3 LOB: 2 BB: 0 P: 8	R: 0 E: 0 K: 0 S: 3	H: 0 LOB: 0 BB: 0 P: 3	1B: 7 2B: 1 3B: 0 HR: 0	SF: 0 SAC: 0 DP: 0 HBP: 0
	WP: 0 PB: 0 SB: 1 CS: 1	PA: 36								

PITCHER	IP	WLS	BF	H	R	ER	SO	BB	IBB	HBP	BLK	WP	HR	S	P	ERA	WHIP
Bob Knepper, L (1, 1) ERA: 4.06	9.0	W	36	8	2	2	7	2	0	0	0	0	0	48	56	2.00	1.111

PITCHER	IP	WLS	BF	H	R	ER	SO	BB	IBB	HBP	BLK	WP	HR	S	P	ERA	WHIP

Batter	1	2	3	4	5	6	7	8	9	AB	R	H	RBI	BB	SO	LOB
Bill North, S (1, 8) OBP: 0.362, SLG: 0.292	G3	BB	FC6-4 1-2f		E6 2B		G6-3 BB			3	1	0	0	2	0	1
Darrell Evans, L (1, 5) (5, 3) OBP: 0.329, SLG: 0.375	1B 2B	K		F8	1B 1-H 2B		G6-3 1-2f			5	1	2	1	0	1	3
Jack Clark, R (1, 9) OBP: 0.383, SLG: 0.545	3-1 BB 2-H 1B	1B 3B BB	E 1B 1B BB	F8				G5-4-3 BB		2	2	1	1	3	0	1
Larry Herndon, R (1, 7) OBP: 0.279, SLG: 0.356	3-1 1-2 BB	3B 1-3 1B	E5 1B 1B SF8 1-3 1B		G4-6-3 2-3 1B			F6		4	2	3	0	1	0	1
Rich Murray, R (1, 3) Joe Pettini, R (4, PH) (5, 5) OBP: 0.281, SLG: 0.394 OBP: 0.333, SLG: 0.333	3-1 1-2 2-3	E 1-H 3-H 3B	1B 1-2 3-H 1B		G4-6-3 1-2f			G5-4-3 1-2f		2 3	1 1	1 1	2 1	0 0	0 0	2 3
Rennie Stennett, R (1, 4) OBP: 0.279, SLG: 0.343	F6	E8 1B 3-H 1B	1B 1-2 2-3 1B			G4-3 1B				4	1	3	1	0	0	2
Johnnie LeMaster, R (1, 6) OBP: 0.230, SLG: 0.315		F7	6-3	SF8 3-H		G4-3 1-2f				3	0	0	1	0	0	2
Mike Sadek, R (1, 2) OBP: 0.377, SLG: 0.321		SH1-3 1B	K	1-3 2-H 1B		F8				4	0	2	1	0	1	1
Bob Knepper, L (1, 1) OBP: 0.191, SLG: 0.222		SH1-3 1-2	FC6-4 3-H 1B	G1			K			3	0	1	1	0	1	2
Inning Stats	R: 1 H: 2 E: 0 LOB: 2 K: 0 BB: 1 S: 5 P: 9	R: 0 H: 1 E: 0 LOB: 2 K: 1 BB: 1 S: 6 P: 10	R: 4 H: 4 E: 1 LOB: 1 K: 1 BB: 1 S: 9 P: 13	R: 3 H: 4 E: 1 LOB: 2 K: 0 BB: 1 S: 7 P: 11	R: 1 H: 2 E: 1 LOB: 1 K: 0 BB: 0 S: 5 P: 5	R: 0 H: 1 E: 0 LOB: 0 K: 0 BB: 0 S: 3 P: 3	R: 0 H: 0 E: 0 LOB: 0 K: 1 BB: 1 S: 4 P: 8	R: 0 H: 0 E: 0 LOB: 0 K: 0 BB: 1 S: 2 P: 6		1B: 11 SF: 1 2B: 2 SAC: 1 3B: 1 DP: 4 HR: 0 HBP: 0						

BOTTOM

San Diego Padres @ San Francisco Giants

Candlestick Park, San Francisco, CA

Thu Jul 10 1980, 10:05 PM EDT

Att. 8,175 - Unknown

livebaseballscorecards.com

AB	33
R	9
H	14
RBI	9
BB	6
SO	3
LOB	18

WP: 0 PA: 41
PB: 0
SB: 0
CS: 0

PITCHER		IP	WLS	BF	H	R	ER	SO	BB	IBB	HBP	BLK	WP	HR	S	P	ERA	WHIP
Randy Jones, L ERA: 3.4	(1, 1)	3.0	L	19	7	5	4	2	3	0	0	0	0	0	20	32	12.00	3.333
Gary Lucas, L ERA: 3.7	(4, 1)	1.0		8	4	3	3	0	1	0	0	0	0	0	7	11	27.00	5.000
Eric Rasmussen, R ERA: 5.2	(5, 1)	2.0		8	3	1	0	0	0	0	0	0	0	0	8	8	0.00	1.500
Dennis Kinney, L ERA: 3.02	(7, 1)	2.0		6	0	0	0	1	2	0	0	0	0	0	6	14	0.00	1.000

PITCHER	IP	WLS	BF	H	R	ER	SO	BB	IBB	HBP	BLK	WP	HR	S	P	ERA	WHIP

San Diego Padres @ San Francisco Giants

Candlestick Park, San Francisco, CA

Fri Jul 11 1980, 6:33 AM EDT

Att. 7,782 - Unknown

livebaseballscorecards.com

TOP

Batter	1	2	3	4	5	6	7	8	9	AB	R	H	RBI	BB	SO	LOB
Gene Richards, L (1, 7) OBP: 0.363, SLG: 0.370	FC4-6 1B		F8 ①		6-3 ③		1-H 4-3 3B		G5-4-3 1B	5	1	3	1	0	0	0
Ozzie Smith, S (1, 6) OBP: 0.320, SLG: 0.270	FC4-6 CS ① 1-2f		F7 ②			1B E 1B	4-3 ② 3-H		G5-4-3 ②③ 1-2f	5	1	1	1	0	0	2
Jerry Mumphrey, S (1, 8) OBP: 0.322, SLG: 0.337	② 1-2 2B		4-3 ③			E E 1-3 1B	1B			4	0	3	0	0	0	0
Dave Winfield, R (1, 9) OBP: 0.388, SLG: 0.456	6-3 ③			G5-3 1B 1B		E7 E 1-2 3-H	6-3 ③			4	0	1	0	0	0	3
Willie Montanez, L (1, 3) OBP: 0.297, SLG: 0.336		6-3 ①		F7 ①		F7 ①		F5 ①		4	0	0	0	0	0	3
Tim Flannery, L (1, 5) OBP: 0.364, SLG: 0.373		F7 ②		1-2 1B		E6 L3 1-2 2-3		F2 ②		4	0	1	0	0	0	2
Gene Tenace, R (1, 2) OBP: 0.387, SLG: 0.372		1B 1B		G5-3 ②③ 2-3f		L3 ②③ 1-2		1B		2	0	1	0	0	0	2
Dennis Kinney, L (4, 1) OBP: 0.286, SLG: 0.167										0	0	0	0	0	0	0
Jerry Turner, L (6, PH) OBP: 0.303, SLG: 0.375										1	0	0	0	0	0	3
Bob Shirley, R (6, 1)										0	0	0	0	0	0	0
Kurt Bevacqua, R (8, PH) OBP: 0.348, SLG: 0.433										1	0	1	0	0	0	0
Rollie Fingers, R (8, 1) OBP: 0.222, SLG: 0.444										0	0	0	0	0	0	0
Dave Cash, R (1, 4) OBP: 0.286, SLG: 0.268		1-2 1B			6-3 ①		4-3 ①	1-3 ③		4	0	1	0	0	0	1
John Curtis, L (1, 1) OBP: 0.188, SLG: 0.167		4-3 ③			F6 ②		3B 1B		F7 ①	1	0	0	0	0	0	2
John D'Acquisto, R (2, 1)										0	0	0	0	0	0	0
Bill Fahey, L (4, 2) OBP: 0.316, SLG: 0.283										2	1	1	0	0	0	0
Aurelio Rodriguez, R (9, PH) OBP: 0.223, SLG: 0.301										1	0	0	0	0	0	0
Inning Stats	R: 0 E: 0 K: 0 S: 4 H: 2 LOB: 1 BB: 0 P: 4	R: 0 E: 0 K: 0 S: 5 H: 2 LOB: 2 BB: 0 P: 5	R: 0 E: 0 K: 0 S: 3 H: 0 LOB: 0 BB: 0 P: 3	R: 0 E: 0 K: 0 S: 4 H: 2 LOB: 1 BB: 0 P: 4	R: 0 E: 0 K: 0 S: 3 H: 0 LOB: 0 BB: 0 P: 3	R: 1 E: 2 K: 0 S: 6 H: 2 LOB: 2 BB: 0 P: 6	R: 2 E: 0 K: 0 S: 6 H: 3 LOB: 1 BB: 0 P: 6	R: 0 E: 0 K: 0 S: 4 H: 1 LOB: 1 BB: 0 P: 4	R: 0 E: 0 K: 0 S: 3 H: 1 LOB: 0 BB: 0 P: 3	1B: 11 2B: 2 3B: 1 HR: 0	SF: 0 SAC: 0 DP: 3 HBP: 0						

	AB	38
	R	3
	H	13
	RBI	2
	BB	0
	SO	0
	LOB	18

WP: 0 PB: 0 SB: 0 CS: 1 PA: 38

PITCHER		IP	WLS	BF	H	R	ER	SO	BB	IBB	HBP	BLK	WP	HR	S	P	ERA	WHIP
Ed Whitson, R ERA: 3.14	(1, 1)	7.0	W	31	11	3	3	0	0	0	0	0	0	0	31	31	3.86	1.571
Gary Lavelle, L ERA: 2.66	(8, 1)	2.0		7	2	0	0	0	0	0	0	0	0	0	7	7	0.00	1.000

PITCHER	IP	WLS	BF	H	R	ER	SO	BB	IBB	HBP	BLK	WP	HR	S	P	ERA	WHIP

Batter	1	2	3	4	5	6	7	8	9	AB	R	H	RBI	BB	SO	LOB
Bill North, S (1, 8) OBP: 0.367, SLG: 0.293	0-0 4-3 S 1B 1B	4-0 WP S 1B BB		4-0 1B FC6-4 BB	0-0 ③ 6-3			0-0 ③ L5		3	3	1	0	2	0	0
Darrell Evans, L (1, 3) OBP: 0.331, SLG: 0.377	0-0 ① 4-3 1-3	0-0 ② F7 1-2		0-0 FC6-4 BB 1-3 1B 1B		0-0 G6-4-3 1B				4	1	2	0	0	0	2
Jack Clark, R (1, 9) OBP: 0.388, SLG: 0.545	0-0 BB CS 1B 3-H 1B	4-0 WP 1B IBB		4-0 FC6-4 1-2 BB		0-0 ① ② G6-4-3 1-2f				2	2	1	1	2	0	1
Larry Herndon, R (1, 7) OBP: 0.274, SLG: 0.349	0-0 ② F7 1-2	0-3 K 1B 1-2 2-3		0-0 ① FC6-4 1B 1-2f 2-3 3-H		0-0 ③ F2				4	0	0	1	0	1	5
Rennie Stennett, R (1, 4) OBP: 0.287, SLG: 0.348	4-0 BB 1B BB	0-0 1-3 2-H 3-H 1B		0-0 1-3 3-H 1B			0-0 ① F4			3	1	2	3	1	0	0
Joe Pettini, R (1, 5) OBP: 0.286, SLG: 0.167	4-0 1B 1-2 2-3 BB	0-0 ③ F9		0-0 ② F3			0-0 ② 5-3			3	0	0	0	1	0	4
Johnnie LeMaster, R (1, 6) OBP: 0.230, SLG: 0.314	0-0 FC6-4 1-3 2-H 3-H 1B	0-0 ① 5-3		0-0 ③ 5-3			0-0 ③ F9			4	0	1	2	0	0	2
Mike Sadek, R (1, 2) OBP: 0.354, SLG: 0.298	0-0 ③ FC6-4 1-2f	0-0 ② F8			0-0 ① 5-3			0-0 ① F7		4	0	0	0	0	0	2
Ed Whitson, R (1, 1) Gary Lavelle, S (8, 1)	0-3 ① K	0-0 ③ 6-3			0-3 ② K			0-3 ② K		3 1	0 0	0 0	0 0	0 0	2 1	0 0
Inning Stats	R: 3 H: 3 E: 0 LOB: 2 K: 0 BB: 2 S: 6 P: 14	R: 2 H: 1 E: 0 LOB: 2 K: 2 BB: 2 S: 9 P: 17	R: 0 H: 0 E: 0 LOB: 0 K: 0 BB: 0 S: 3 P: 3	R: 2 H: 2 E: 0 LOB: 2 K: 0 BB: 2 S: 5 P: 13	R: 0 H: 0 E: 0 LOB: 0 K: 1 BB: 0 S: 5 P: 5	R: 0 H: 1 E: 0 LOB: 0 K: 0 BB: 0 S: 3 P: 3	R: 0 H: 0 E: 0 LOB: 0 K: 0 BB: 0 S: 3 P: 3	R: 0 H: 0 E: 0 LOB: 0 K: 1 BB: 0 S: 5 P: 5		1B: 7 SF: 0 2B: 0 SAC: 0 3B: 0 DP: 1 HR: 0 HBP: 0						

PITCHER		IP	WLS	BF	H	R	ER	SO	BB	IBB	HBP	BLK	WP	HR	S	P	ERA	WHIP
John Curtis, L ERA: 4.66	(1, 1)	1.2	L	14	4	5	3	2	3	1	0	0	1	0	14	30	16.20	4.200
John D'Acquisto, R ERA: 3.02	(2, 1)	1.2		9	2	2	2	0	2	0	0	0	0	0	7	15	10.80	2.400
Dennis Kinney, L ERA: 2.91	(4, 1)	1.2		5	0	0	0	1	0	0	0	0	0	0	7	7	0.00	0.000
Bob Shirley, L ERA: 3.05	(6, 1)	2.0		6	1	0	0	0	0	0	0	0	0	0	6	6	0.00	0.500
Rollie Fingers, R ERA: 2.85	(8, 1)	1.0		3	0	0	0	1	0	0	0	0	0	0	5	5	0.00	0.000

PITCHER	IP	WLS	BF	H	R	ER	SO	BB	IBB	HBP	BLK	WP	HR	S	P	ERA	WHIP

BOTTOM

San Diego Padres @ San Francisco Giants

Candlestick Park, San Francisco, CA

Fri Jul 11 1980, 6:33 AM EDT

Att. 7,782 - Unknown

livebaseballscorecards.com

AB	31
R	7
H	7
RBI	7
BB	6
SO	4
LOB	16

WP: 1	PA: 37		
PB: 0			
SB: 2			
CS: 1			

Batter	1	2	3	4	5	6	7	8	9	10	11	12	AB	R	H	RBI	BB	SO	LOB
Davey Lopes, R (1, 4) OBP: 0.320, SLG: 0.325	G3		1B 3B		F8			6-3		BBB 4-0 FC6-4 BB		6-3	5	1	1	0	1	0	0
Rudy Law, L (1, 8) OBP: 0.328, SLG: 0.327	4-3		0-0 S 3-H 1B			F3		2B 1B		0-0 FC6-4 1-2f		SSS 0-3 K	6	1	2	1	0	1	1
Reggie Smith, S (1, 9) OBP: 0.396, SLG: 0.547	L6		F9 1-2			BBB 4-0 1B BB		0-0 1-H 2B			F4		4	0	1	1	1	0	1
Steve Garvey, R (1, 3) OBP: 0.326, SLG: 0.484		4-3		4-3		F6		L4			F8		5	0	0	0	0	0	1
Dusty Baker Jr., R (1, 7) OBP: 0.339, SLG: 0.555		6-3		5-3 1B		1-2 1B			F8		1B 1B 1B		5	0	3	0	0	0	0
Ron Cey, R (1, 5) OBP: 0.344, SLG: 0.419 Bobby Castillo, R (9, 1) OBP: 0.200, SLG: 0.200 Pedro Guerrero, R (11, PH) OBP: 0.474, SLG: 0.620 Steve Yeager, R (11, 2) OBP: 0.286, SLG: 0.248		1B		5-3 1-2	F8				G6-4-3 1B		1B 1-2 1B		4 0 1 0	0 0 0 0	2 0 1 0	0 0 0 0	0 0 0 0	0 0 0 0	3 0 0 0
Bill Russell, R (1, 6) OBP: 0.318, SLG: 0.395	1-3			F2			F7		G6-4-3 1-2f		1-2 2-3 1B		5	0	1	0	0	0	3
Mike Scioscia, L (1, 2) OBP: 0.333, SLG: 0.390 Joe Ferguson, R (11, PH) OBP: 0.344, SLG: 0.357 Joe Beckwith, L (11, 1)			4-3		4-3		F7			F5	3-1		4 1 0	0 0 0	0 0 0	0 0 0	0 0 0	0 0 0	0 3 0
Don Sutton, R (1, 1) OBP: 0.069, SLG: 0.069 Rick Monday, L (7, PH) OBP: 0.333, SLG: 0.333 Dave Goltz, R (7, 1) OBP: 0.267, SLG: 0.120 Derrel Thomas, S (9, 5) OBP: 0.297, SLG: 0.336			SSS 0-3 K		6-3		6-3			SSS 0-3 K		F8	2 1 0 2	0 0 0 0	0 0 0 0	0 0 0 0	1 0 0 1	0 0 0 0	0 0 0 0
Inning Stats	R: 0 H: 0 E: 0 LOB: 0 K: 0 BB: 0 S: 3 P: 3	R: 0 H: 1 E: 0 LOB: 1 K: 0 BB: 0 S: 4 P: 4	R: 1 H: 2 E: 0 LOB: 1 K: 1 BB: 0 S: 7 P: 7	R: 0 H: 1 E: 0 LOB: 1 K: 0 BB: 0 S: 4 P: 4	R: 0 H: 0 E: 0 LOB: 0 K: 0 BB: 0 S: 3 P: 3	R: 0 H: 1 E: 0 LOB: 2 K: 0 BB: 1 S: 4 P: 8	R: 0 H: 0 E: 0 LOB: 0 K: 0 BB: 0 S: 3 P: 3	R: 1 H: 2 E: 0 LOB: 0 K: 0 BB: 0 S: 4 P: 4	R: 0 H: 1 E: 0 LOB: 0 K: 0 BB: 0 S: 3 P: 3	R: 0 H: 0 E: 0 LOB: 1 K: 1 BB: 1 S: 5 P: 9	R: 0 H: 3 E: 0 LOB: 3 K: 0 BB: 0 S: 6 P: 6	R: 0 H: 0 E: 0 LOB: 0 K: 1 BB: 0 S: 5 P: 5	1B: 9 2B: 1 3B: 1 HR: 0	SF: 0 SAC: 0 DP: 1 HBP: 0		WP: 0 PB: 0 SB: 1 CS: 0	PA: 47		

PITCHER		IP	WLS	BF	H	R	ER	SO	BB	IBB	HBP	BLK	WP	HR	S	P	ERA	WHIP
Rick Wise, R ERA: 3.35	(1, 1)	6.0		24	5	1	1	1	1	0	0	0	0	0	0	29	1.50	1.000
Rollie Fingers, R ERA: 2.91	(7, 1)	2.0		7	2	1	1	0	0	0	0	0	0	0	7	7	4.50	1.000
John D'Acquisto, R ERA: 2.91	(9, 1)	2.0		7	1	0	0	1	1	0	0	0	0	0	8	12	0.00	1.000
Bob Shirley, L ERA: 3.0	(11, 1)	1.0		6	3	0	0	0	0	0	0	0	0	0	6	6	0.00	3.000
Eric Rasmussen, R ERA: 5.13	(12, 1)	1.0	W	3	0	0	0	1	0	0	0	0	0	0	5	5	0.00	0.000

PITCHER	IP	WLS	BF	H	R	ER	SO	BB	IBB	HBP	BLK	WP	HR	S	P	ERA	WHIP

TOP

Los Angeles Dodgers @ San Diego Padres

San Diego Stadium, San Diego, CA

Sat Jul 12 1980, 10:05 PM EDT

Att. 39,605 - Unknown

livebaseballscorecards.com

AB	45
R	2
H	11
RBI	2
BB	2
SO	3
LOB	12

Batter	1	2	3	4	5	6	7	8	9	10	11	12	AB	R	H	RBI	BB	SO	LOB
Gene Richards, L (1, 7) OBP: 0.368, SLG: 0.379	4-3 S 1B	G3			F5		E 3B	1B		FC6 1-2f		WP S IBB	6	1	3	0	1	0	4
Ozzie Smith, S (1, 6) OBP: 0.315, SLG: 0.265	K 1-2	6-3			G3		E6 S BB G1-2-3 3-H	6-3			F7	WP 1-3 3-H	7	0	0	1	0	1	4
Jerry Mumphrey, S (1, 8) OBP: 0.325, SLG: 0.342	4-3 2-3	F7			1B		G1-2-3 S BB 1-2		F6		BB 2B		5	0	2	0	1	0	1
Dave Winfield, R (1, 9) OBP: 0.390, SLG: 0.460	K	3B			F6		G1-2-3 BB 1-2 2-3		K		BB IBB		4	0	1	0	2	2	2
Willie Montanez, L (1, 3) OBP: 0.299, SLG: 0.338 Fred Kendall, R (11, 2) OBP: 0.273, SLG: 0.273	3-1 G3 2B	L6				G3 1B BB	G1-2-3 1-2 2-3 3-Hf		F9		F7		4 1	1 0	1 0	0 0	1 0	0 0	4 2
Tim Flannery, L (1, 5) OBP: 0.362, SLG: 0.375	3-1 2-3	2B				G3 1-2	3-1			4-3		1-2 2-3 BB	5	0	1	0	1	0	4
Bill Fahey, L (1, 2) OBP: 0.312, SLG: 0.275 Steve Mura, R (10, PR) OBP: 0.235, SLG: 0.200 Bob Shirley, R (11, 1) Kurt Bevacqua, R (11, PH) OBP: 0.343, SLG: 0.426 Eric Rasmussen, R (12, 1) OBP: 0.125, SLG: 0.250	G3 3-H	L7				F5		4-3		1B BB	F9		4 0 0 1 0	0 0 0 0 0	0 0 0 0 0	1 0 0 0 0	1 0 0 0 0	0 0 0 0 0	2 0 0 3 0
Dave Cash, R (1, 4) OBP: 0.290, SLG: 0.270	1B	F4				1B IBB		F8		FC6 1-2		F7	5	0	2	0	1	0	1
Rick Wise, R (1, 1) OBP: 0.143, SLG: 0.185 Jerry Turner, L (6, PH) OBP: 0.389, SLG: 0.381 Rollie Fingers, R (7, 1) OBP: 0.500, SLG: 0.500 Gene Tenace, R (8, PR) OBP: 0.387, SLG: 0.372 John D'Acquisto, R (9, 1) Von Joshua, L (10, PH) OBP: 0.360, SLG: 0.478 (11, 3)	1-2 1B					1-2 2-H 1B		1B 1B		F9		WP 3B	2 1 1 0 0 2	0 0 0 0 0 1	1 1 0 0 0 1	0 0 0 0 0 1	0 0 0 0 0 1	0 0 0 0 0 0	1 0 0 0 0 2
Inning Stats	R: 0 H: 1 E: 0 LOB: 1 K: 2 BB: 0 S: 8 P: 8	R: 1 H: 3 E: 0 LOB: 2 K: 0 BB: 0 S: 6 P: 6	R: 0 H: 1 E: 0 LOB: 1 K: 0 BB: 0 S: 4 P: 4	R: 0 H: 1 E: 0 LOB: 1 K: 0 BB: 0 S: 4 P: 4	R: 0 H: 1 E: 0 LOB: 1 K: 0 BB: 0 S: 4 P: 4	R: 0 H: 1 E: 0 LOB: 2 K: 0 BB: 2 S: 3 P: 11	R: 1 H: 1 E: 1 LOB: 2 K: 0 BB: 2 S: 4 P: 12	R: 0 H: 2 E: 0 LOB: 2 K: 0 BB: 0 S: 5 P: 5	R: 0 H: 0 E: 0 LOB: 0 K: 1 BB: 0 S: 5 P: 5	R: 0 H: 1 E: 0 LOB: 2 K: 0 BB: 1 S: 4 P: 8	R: 0 H: 1 E: 0 LOB: 3 K: 0 BB: 2 S: 4 P: 12	R: 1 H: 1 E: 0 LOB: 1 K: 0 BB: 1 S: 2 P: 6	1B: 8 2B: 3 3B: 3 HR: 0	SF: 0 SAC: 0 DP: 1 HBP: 0						

PITCHER	IP	WLS	BF	H	R	ER	SO	BB	IBB	HBP	BLK	WP	HR	S	P	ERA	WHIP
Don Sutton, R (1, 1) ERA: 2.23	6.0		27	8	1	1	2	1	1	0	0	0	0	29	37	1.50	1.500
Dave Goltz, R (7, 1) ERA: 5.48	2.0		11	3	1	0	0	2	0	0	0	0	0	9	17	0.00	2.500
Bobby Castillo, R (9, 1) ERA: 3.04	2.0		8	1	0	0	1	1	0	0	0	0	0	9	13	0.00	1.000
Joe Beckwith, R (11, 1) ERA: 2.03	1.1	L	10	2	1	1	0	1	2	0	0	1	0	6	18	6.75	2.250

PITCHER	IP	WLS	BF	H	R	ER	SO	BB	IBB	HBP	BLK	WP	HR	S	P	ERA	WHIP

BOTTOM

Los Angeles Dodgers @ San Diego Padres

San Diego Stadium, San Diego, CA

Sat Jul 12 1980, 10:05 PM EDT

Att. 39,605 - Unknown

livebaseballscorecards.com

AB	48
R	3
H	14
RBI	2
BB	8
SO	3
LOB	30

WP: 1 PA: 56
PB: 0
SB: 4
CS: 0

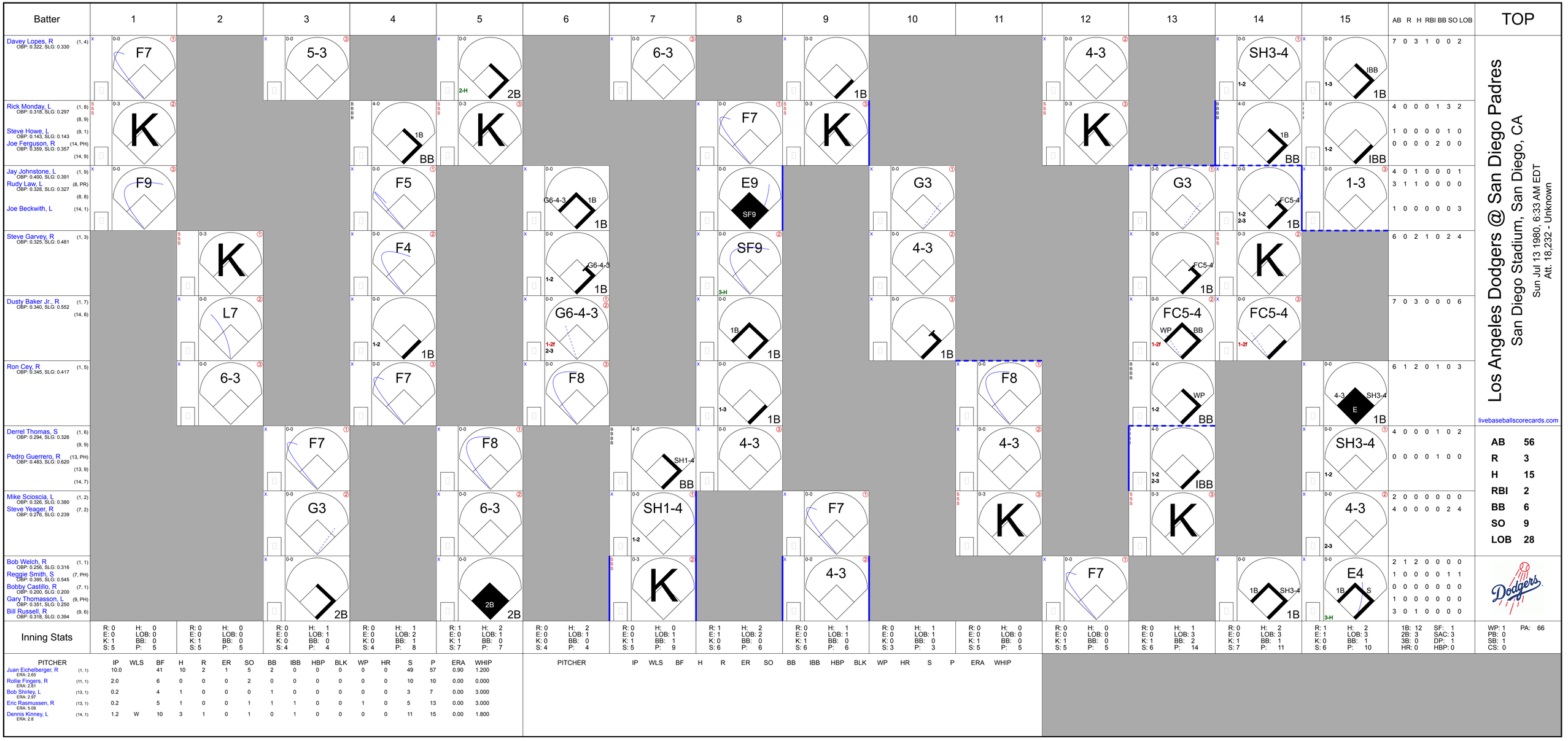
Batter
1
2
3
4
5
6
7
8
9
10
11
12
13
14
15
AB R H RBI BB SO LOB
TOP
Davey Lopes, R (1, 4)
OBP: 0.322, SLG: 0.330
F7
5-3
2-H
2B
6-3
1B
4-3
SH3-4
1-2
IBB
1B
7 0 3 1 0 0 2
Rick Monday, L (1, 8)
OBP: 0.318, SLG: 0.297
(8, 9)
Steve Howe, L (9, 1)
OBP: 0.143, SLG: 0.143
Joe Ferguson, R (14, PH)
OBP: 0.359, SLG: 0.357
(14, 9)
K
1B
BB
F7
K
K
1B
F7
1B
IBB
4 0 0 0 1 3 2
1 0 0 0 0 1 0
0 0 0 0 2 0 0
Jay Johnstone, L (1, 9)
OBP: 0.400, SLG: 0.391
Rudy Law, L (8, PR)
OBP: 0.328, SLG: 0.327
(8, 8)
Joe Beckwith, L (14, 1)
F9
F5
G6-4-3
1B
1B
E9
SF9
G3
G3
FC5-4
1B
1-2
2-3
1B
1-3
4 0 1 0 0 0 1
3 1 1 0 0 0 0
1 0 0 0 0 0 3
Steve Garvey, R (1, 3)
OBP: 0.325, SLG: 0.481
K
F4
G6-4-3
1-2
1B
SF9
3-H
4-3
FC5-4
1B
K
6 0 2 1 0 2 4
Dusty Baker Jr., R (1, 7)
OBP: 0.340, SLG: 0.552
(14, 8)
L7
1-2
1B
G6-4-3
1-2f
2-3
1B
1B
1B
FC5-4
WP
BB
1-2f
FC5-4
1-2f
7 0 3 0 0 0 6
Ron Cey, R (1, 5)
OBP: 0.345, SLG: 0.417
6-3
F7
F8
1-3
1B
F8
WP
BB
1-2
4-3
SH3-4
E
1B
6 1 2 0 1 0 3
Derrel Thomas, S (1, 6)
OBP: 0.294, SLG: 0.326
(9, 9)
Pedro Guerrero, R (13, PH)
OBP: 0.483, SLG: 0.620
(13, 9)
(14, 7)
F7
F8
SH1-4
BB
4-3
4-3
IBB
1-2
2-3
SH3-4
1-2
4 0 0 0 1 0 2
0 0 0 0 1 0 0
Mike Scioscia, L (1, 2)
OBP: 0.326, SLG: 0.380
Steve Yeager, R (7, 2)
OBP: 0.276, SLG: 0.239
G3
6-3
SH1-4
1-2
F7
K
K
4-3
2-3
2 0 0 0 0 0 0
4 0 0 0 0 2 4
Bob Welch, R (1, 1)
OBP: 0.256, SLG: 0.316
Reggie Smith, S (7, PH)
OBP: 0.395, SLG: 0.545
Bobby Castillo, R (7, 1)
OBP: 0.200, SLG: 0.200
Gary Thomasson, L (9, PH)
OBP: 0.351, SLG: 0.250
Bill Russell, R (9, 6)
OBP: 0.318, SLG: 0.394
2B
2B
2B
K
4-3
F7
F7
1B
SH3-4
1B
E4
1B
S
3-H
2 1 2 0 0 0 0
1 0 0 0 0 1 1
0 0 0 0 0 0 0
1 0 0 0 0 0 0
3 0 1 0 0 0 0
Los Angeles Dodgers @ San Diego Padres
San Diego Stadium, San Diego, CA
Sun Jul 13 1980, 6:33 AM EDT
Att. 18,232 - Unknown
livebaseballscorecards.com
AB 56
R 3
H 15
RBI 2
BB 6
SO 9
LOB 28
Inning Stats
1: R: 0 E: 0 K: 1 S: 5 | H: 0 LOB: 0 BB: 0 P: 5
2: R: 0 E: 0 K: 1 S: 5 | H: 0 LOB: 0 BB: 0 P: 5
3: R: 0 E: 0 K: 0 S: 4 | H: 1 LOB: 1 BB: 0 P: 4
4: R: 0 E: 0 K: 0 S: 4 | H: 1 LOB: 2 BB: 1 P: 8
5: R: 1 E: 0 K: 1 S: 7 | H: 2 LOB: 1 BB: 0 P: 7
6: R: 0 E: 0 K: 0 S: 4 | H: 2 LOB: 1 BB: 0 P: 4
7: R: 0 E: 0 K: 1 S: 5 | H: 0 LOB: 1 BB: 1 P: 9
8: R: 1 E: 1 K: 0 S: 6 | H: 2 LOB: 2 BB: 0 P: 6
9: R: 0 E: 0 K: 1 S: 6 | H: 1 LOB: 1 BB: 0 P: 6
10: R: 0 E: 0 K: 0 S: 3 | H: 1 LOB: 1 BB: 0 P: 3
11: R: 0 E: 0 K: 1 S: 5 | H: 0 LOB: 0 BB: 0 P: 5
12: R: 0 E: 0 K: 1 S: 5 | H: 0 LOB: 0 BB: 0 P: 5
13: R: 0 E: 0 K: 1 S: 6 | H: 1 LOB: 3 BB: 2 P: 14
14: R: 0 E: 0 K: 1 S: 7 | H: 2 LOB: 3 BB: 1 P: 11
15: R: 1 E: 1 K: 0 S: 6 | H: 2 LOB: 3 BB: 1 P: 10
1B: 12 2B: 3 3B: 0 HR: 0
SF: 1 SAC: 3 DP: 1 HBP: 0
WP: 1 PB: 0 SB: 1 CS: 0
PA: 66
PITCHER IP WLS BF H R ER SO BB IBB HBP BLK WP HR S P ERA WHIP
Juan Eichelberger, R (1, 1) ERA: 2.65 10.0 41 10 2 1 5 2 0 0 0 0 0 49 57 0.90 1.200
Rollie Fingers, R (11, 1) ERA: 2.81 2.0 6 0 0 0 2 0 0 0 0 0 0 10 10 0.00 0.000
Bob Shirley, L (13, 1) ERA: 2.97 0.2 4 1 0 0 0 1 0 0 0 0 0 3 7 0.00 3.000
Eric Rasmussen, R (13, 1) ERA: 5.09 0.2 5 1 0 0 1 1 1 0 0 1 0 5 13 0.00 3.000
Dennis Kinney, L (14, 1) ERA: 2.8 1.2 W 10 3 1 0 1 0 1 0 0 0 0 11 15 0.00 1.800
PITCHER IP WLS BF H R ER SO BB IBB HBP BLK WP HR S P ERA WHIP

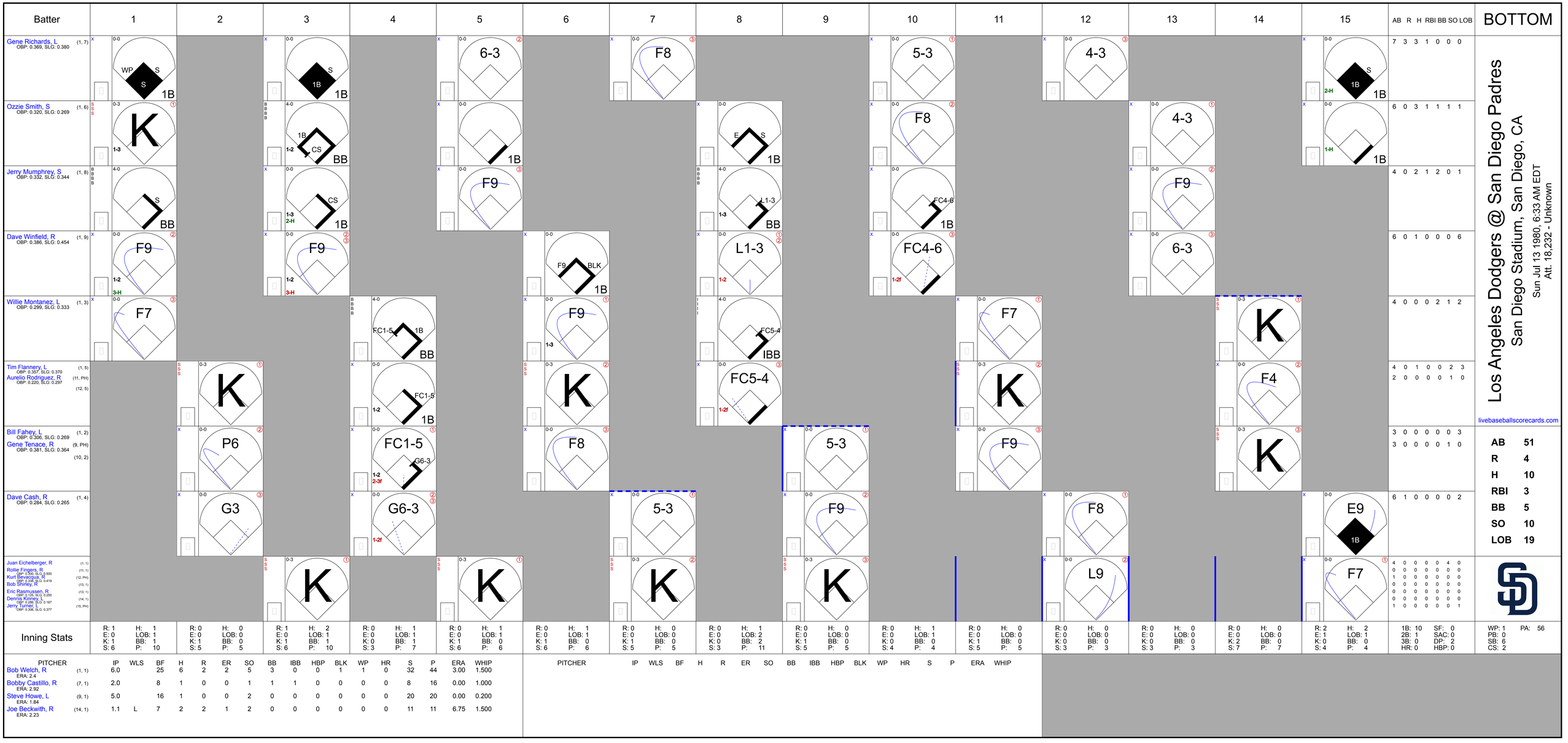
Batter
1
2
3
4
5
6
7
8
9
10
11
12
13
14
15
AB R H RBI BB SO LOB
BOTTOM
Gene Richards, L (1, 7) OBP: 0.369, SLG: 0.380
Ozzie Smith, S (1, 6) OBP: 0.320, SLG: 0.269
Jerry Mumphrey, S (1, 8) OBP: 0.332, SLG: 0.344
Dave Winfield, R (1, 9) OBP: 0.386, SLG: 0.454
Willie Montanez, L (1, 3) OBP: 0.299, SLG: 0.333
Tim Flannery, L (1, 5) OBP: 0.357, SLG: 0.370
Aurelio Rodriguez, R (11, PH) (12, 5) OBP: 0.220, SLG: 0.297
Bill Fahey, L (1, 2) OBP: 0.306, SLG: 0.269
Gene Tenace, R (9, PH) (10, 2) OBP: 0.381, SLG: 0.364
Dave Cash, R (1, 4) OBP: 0.284, SLG: 0.265
Juan Eichelberger, R (1, 1)
Rollie Fingers, R (11, 1) OBP: 0.500, SLG: 0.500
Kurt Bevacqua, R (12, PH) OBP: 0.238, SLG: 0.419
Bob Shirley, R (13, 1)
Eric Rasmussen, R (10, 1) OBP: 0.125, SLG: 0.250
Dennis Kinney, L (14, 1) OBP: 0.286, SLG: 0.167
Jerry Turner, L (15, PH) OBP: 0.306, SLG: 0.377
Los Angeles Dodgers @ San Diego Padres
San Diego Stadium, San Diego, CA
Sun Jul 13 1980, 6:33 AM EDT
Att. 18,232 - Unknown
livebaseballscorecards.com
AB 51
R 4
H 10
RBI 3
BB 5
SO 10
LOB 19
Inning Stats
PITCHER IP WLS BF H R ER SO BB IBB HBP BLK WP HR S P ERA WHIP
Bob Welch, R (1, 1) ERA: 2.4 6.0 25 6 2 2 5 3 0 0 1 1 0 32 44 3.00 1.500
Bobby Castillo, R (7, 1) ERA: 2.92 2.0 8 1 0 0 1 1 1 0 0 0 0 8 16 0.00 1.000
Steve Howe, L (9, 1) ERA: 1.84 5.0 16 1 0 0 2 0 0 0 0 0 0 20 20 0.00 0.200
Joe Beckwith, R (14, 1) ERA: 2.23 1.1 L 7 2 2 1 2 0 0 0 0 0 0 11 11 6.75 1.500
1B: 10 SF: 0
2B: 1 SAC: 0
3B: 0 DP: 2
HR: 0 HBP: 0
WP: 1 PA: 56
PB: 0
SB: 6
CS: 2

TOP

Los Angeles Dodgers @ San Diego Padres
San Diego Stadium, San Diego, CA
Mon Jul 14 1980, 6:33 AM EDT
Att. 22,370 - Unknown

livebaseballscorecards.com

Batter	1	2	3	4	5	6	7	8	9	AB	R	H	RBI	BB	SO	LOB
Rudy Law, L (1, 8) OBP: 0.327, SLG: 0.324	x 0-0 4-3 ①		B B B B 4-0 1B S 1B BB	x 0-0 FC4-6 1-2f ③			x 0-0 F8 ③			3	1	0	0	1	0	1
Bill Russell, R (1, 6) OBP: 0.317, SLG: 0.390	S S S 0-3 K ②		B B B B 4-0 1B 1-2 1B BB		x 0-0 E6 G6-4-3			x 0-0 6-3 ①		3	1	0	0	1	1	0
Reggie Smith, S (1, 9) OBP: 0.393, SLG: 0.541 Terry Forster, L (8, 1)	S S S 0-3 K ③		x 0-0 1B 1-2 2-3 1B 1B		x 0-0 G6-4-3 ① ② 1-2f			x 0-0 F7 ②		4 0	1 0	1 0	0 0	0 0	1 0	1 0
Steve Garvey, R (1, 3) OBP: 0.324, SLG: 0.479		x 0-0 F9 ①	x 0-0 1B 1-3 2-H 3-H 1B		x 0-0 F9 ③			x 0-0 F6 ③		4	0	1	2	0	0	0
Dusty Baker Jr., R (1, 7) OBP: 0.339, SLG: 0.548		S S S 0-3 K ②	x 0-0 1-2 3-H 1B			x 0-0 4-3 ①			x 0-0 F8 ①	4	0	1	1	0	1	0
Ron Cey, R (1, 5) OBP: 0.347, SLG: 0.421		x 0-0 1B	x 0-0 F9 ③			x 0-0 1-3 ②			x 0-0 1B 2B	4	0	2	0	0	0	2
Pedro Guerrero, R (1, 4) OBP: 0.452, SLG: 0.574		x 0-0 F3 ③		S S S 0-3 K ①		x 0-0 L8 ③			S S S 0-3 K ②	4	0	0	0	0	2	2
Joe Ferguson, R (1, 2) OBP: 0.354, SLG: 0.351			x 0-0 L8 ①	x 0-0 F7 ②			x 0-0 6-3 ①		x 0-0 2-3 1B	4	0	1	0	0	0	0
Rick Sutcliffe, L (1, 1) OBP: 0.238, SLG: 0.158 Gary Thomasson, L (8, 9) OBP: 0.346, SLG: 0.246			S S S 0-3 K ②	B B B B 4-0 FC4-6 BB			x 0-0 4-3 ②		x 0-0 F8 ③	2 1	0 0	0 0	0 0	1 0	1 0	0 2

Inning Stats	1	2	3	4	5	6	7	8	9		
	R: 0 E: 0 K: 2 S: 7 H: 0 LOB: 0 BB: 0 P: 7	R: 0 E: 0 K: 1 S: 6 H: 1 LOB: 1 BB: 0 P: 6	R: 3 E: 0 K: 1 S: 8 H: 3 LOB: 2 BB: 2 P: 16	R: 0 E: 0 K: 1 S: 5 H: 0 LOB: 1 BB: 1 P: 9	R: 0 E: 1 K: 0 S: 3 H: 0 LOB: 0 BB: 0 P: 3	R: 0 E: 0 K: 0 S: 3 H: 0 LOB: 0 BB: 0 P: 3	R: 0 E: 0 K: 0 S: 3 H: 0 LOB: 0 BB: 0 P: 3	R: 0 E: 0 K: 0 S: 3 H: 0 LOB: 0 BB: 0 P: 3	R: 0 E: 0 K: 1 S: 7 H: 2 LOB: 2 BB: 0 P: 7	1B: 5 2B: 1 3B: 0 HR: 0 SF: 0 SAC: 0 DP: 1 HBP: 0	WP: 0 PB: 0 SB: 1 CS: 0 PA: 36

AB	33
R	3
H	6
RBI	3
BB	3
SO	6
LOB	8

PITCHER	IP	WLS	BF	H	R	ER	SO	BB	IBB	HBP	BLK	WP	HR	S	P	ERA	WHIP
Steve Mura, R (1, 1) ERA: 3.93	9.0	W	36	6	3	3	6	3	0	0	0	0	0	45	57	3.00	1.000

PITCHER	IP	WLS	BF	H	R	ER	SO	BB	IBB	HBP	BLK	WP	HR	S	P	ERA	WHIP

BOTTOM

Los Angeles Dodgers @ San Diego Padres

San Diego Stadium, San Diego, CA

Mon Jul 14 1980, 6:33 AM EDT

Att. 22,370 - Unknown

livebaseballscorecards.com

Batter	1	2	3	4	5	6	7	8	9	AB	R	H	RBI	BB	SO	LOB
Gene Richards, L (1, 7) OBP: 0.376, SLG: 0.389	SH1-3 SF7 2B	1B 1-3 BLK 1B			S 2B 1B		4-3 S BB			3	3	3	0	1	0	0
Ozzie Smith, S (1, 6) OBP: 0.323, SLG: 0.276	SH1-3 2-3	BLK 1-3 3-H 1B			1-H 1B 2B		K 1-2			3	1	2	2	0	1	1
Jerry Mumphrey, S (1, 8) OBP: 0.328, SLG: 0.341	SF7 3-H	K 1-2 3-H			F5		4-3 2-3			3	0	0	1	0	1	3
Jerry Turner, L (1, 9) OBP: 0.320, SLG: 0.385	1B		6-3		S 2-H 1B		FC6-4 BB			3	0	2	1	1	0	0
Willie Montanez, L (8, 3) OBP: 0.299, SLG: 0.333										0	0	0	0	0	0	0
Von Joshua, L (1, 3) OBP: 0.315, SLG: 0.440	5-3		K		K 2-3		FC6-4 1-2f			4	0	0	0	0	2	4
Aurelio Rodriguez, R (8, 5) OBP: 0.220, SLG: 0.297										0	0	0	0	0	0	0
Tim Flannery, L (1, 5) OBP: 0.347, SLG: 0.358		F8	4-3		K			K		3	0	0	0	0	1	1
Dave Winfield, R (8, 9) OBP: 0.385, SLG: 0.453										1	0	0	0	0	1	0
Bill Fahey, L (1, 2) OBP: 0.305, SLG: 0.268		4-3 1B 1B		F8		4-3		1-3		4	1	1	0	0	0	0
Dave Cash, R (1, 4) OBP: 0.281, SLG: 0.261		4-3 1-2		F8		6-3		6-3		4	0	0	0	0	0	1
Steve Mura, R (1, 1) OBP: 0.250, SLG: 0.222		1B 2-H 1B 1B		F9		F3				3	1	1	1	0	0	0

Inning Stats	1	2	3	4	5	6	7	8	9
	R: 1 E: 0 K: 0 S: 5 H: 2 LOB: 1 BB: 0 P: 5	R: 3 E: 0 K: 1 S: 9 H: 4 LOB: 1 BB: 0 P: 9	R: 0 E: 0 K: 1 S: 5 H: 0 LOB: 0 BB: 0 P: 5	R: 0 E: 0 K: 0 S: 3 H: 0 LOB: 0 BB: 0 P: 3	R: 2 E: 0 K: 2 S: 10 H: 3 LOB: 1 BB: 0 P: 10	R: 0 E: 0 K: 0 S: 3 H: 0 LOB: 0 BB: 0 P: 3	R: 0 E: 0 K: 1 S: 5 H: 0 LOB: 2 BB: 2 P: 13	R: 0 E: 0 K: 1 S: 5 H: 0 LOB: 0 BB: 0 P: 5	

	AB	31
	R	6
	H	9
	RBI	5
	BB	2
	SO	6
	LOB	10

	1B: 7	SF: 1	WP: 0	PA: 35
	2B: 2	SAC: 1	PB: 0	
	3B: 0	DP: 0	SB: 3	
	HR: 0	HBP: 0	CS: 0	

PITCHER		IP	WLS	BF	H	R	ER	SO	BB	IBB	HBP	BLK	WP	HR	S	P	ERA	WHIP
Rick Sutcliffe, R ERA: 5.77	(1, 1)	7.0	L	32	9	6	6	5	2	0	0	1	0	0	40	48	7.71	1.571
Terry Forster, L ERA:	(8, 1)	1.0		3	0	0	0	1	0	0	0	0	0	0	5	5	0.00	0.000

PITCHER	IP	WLS	BF	H	R	ER	SO	BB	IBB	HBP	BLK	WP	HR	S	P	ERA	WHIP

San Diego Padres @ St. Louis Cardinals

Busch Stadium, St. Louis, MO

Tue Jul 15 1980, 7:05 PM CDT
Att. 13,519 - Unknown - 103 F

TOP

livebaseballscorecards.com

Batter	1	2	3	4	5	6	7	8	9	AB	R	H	RBI	BB	SO	LOB
Gene Richards, L (1, 7) OBP: 0.374, SLG: 0.386	4-3		K		K		1-2 1B		1-2 2-3 K	5	0	1	0	0	3	2
Ozzie Smith, S (1, 6) OBP: 0.318, SLG: 0.272	L1		P6		P4		1-3		4-3	5	0	0	0	0	0	3
Jerry Mumphrey, S (1, 8) OBP: 0.327, SLG: 0.339	6-3		1-3			4-3 1-4-3 1B		6-3		4	0	1	0	0	0	0
Dave Winfield, R (1, 9) OBP: 0.389, SLG: 0.458		1B 5-3 1B		1B 2B		1-4-3 1-2		BBB 2B 6-3 BB		3	3	2	0	1	0	1
Willie Montanez, L (1, 3) OBP: 0.305, SLG: 0.342		FC1-5 5-3 1-3 1B		G3-6-3 2-H 1B		4-3 2-3		6-3 1-3 2B		4	0	3	1	0	0	1
Aurelio Rodriguez, R (1, 5) OBP: 0.216, SLG: 0.291 Tim Flannery, L (8, PH) OBP: 0.343, SLG: 0.354 (8, 5)		5-3 1-2 3-H		G3-6-3 1-2f		5-3		6-3 2-3 3-H		3 1	0 0	0 0	1 1	0 0	0 0	3 1
Bill Fahey, L (1, 2) OBP: 0.311, SLG: 0.276 Gene Tenace, R (7, PR) OBP: 0.379, SLG: 0.362 (7, 2)		FC1-5 FC5 1B 2-3		1B			FC4-6 1B	5-3		3 1	0 0	2 0	0 0	0 0	0 0	1 1
Dave Cash, R (1, 4) OBP: 0.284, SLG: 0.264		1-2 1B		L9			P4		CS 1B	4	0	2	0	0	0	2
Randy Jones, R (1, 1) OBP: 0.091, SLG: 0.063 Jerry Turner, L (7, PH) OBP: 0.318, SLG: 0.381 Dennis Kinney, L (7, 1) OBP: 0.286, SLG: 0.167 Eric Rasmussen, R (7, 1) OBP: 0.125, SLG: 0.250 Kurt Bevacqua, R (9, PH) OBP: 0.348, SLG: 0.429		FC5 2-3f			K		FC4-6 1B 1-2f		CS 1-2 1B	2 1 0 0 1	0 0 0 0 0	0 0 0 0 1	0 0 0 0 0	1 0 0 0 0	2 1 0 0 0	2 1 0 0 0
Inning Stats	R: 0 E: 0 K: 0 S: 3 H: 0 LOB: 0 BB: 0 P: 3	R: 1 E: 0 K: 0 S: 6 H: 3 LOB: 2 BB: 0 P: 6	R: 0 E: 0 K: 1 S: 5 H: 0 LOB: 0 BB: 0 P: 5	R: 1 E: 0 K: 0 S: 5 H: 3 LOB: 1 BB: 0 P: 5	R: 0 E: 0 K: 2 S: 7 H: 0 LOB: 0 BB: 0 P: 7	R: 0 E: 0 K: 0 S: 4 H: 1 LOB: 1 BB: 0 P: 4	R: 0 E: 0 K: 0 S: 5 H: 2 LOB: 2 BB: 0 P: 5	R: 1 E: 0 K: 0 S: 4 H: 1 LOB: 1 BB: 1 P: 8	R: 0 E: 0 K: 1 S: 6 H: 2 LOB: 1 BB: 0 P: 6	1B: 10 2B: 3 3B: 0 HR: 0	SF: 0 SAC: 0 DP: 2 HBP: 0						

	AB	37
	R	3
	H	12
	RBI	3
	BB	1
	SO	4
	LOB	18

WP: 0 PB: 0 SB: 0 CS: 2 PA: 38

PITCHER		IP	WLS	BF	H	R	ER	SO	BB	IBB	HBP	BLK	WP	HR	S	P	ERA	WHIP
Bob Forsch, R ERA: 3.88	(1, 1)	6.2	W	28	9	2	2	3	0	0	0	0	0	0	34	34	2.70	1.350
Kim Seaman, L ERA: 4.11	(7, 1)	0.2		4	1	1	1	0	1	0	0	0	0	0	3	7	13.50	3.000
John Littlefield, R ERA: 2.25	(8, 1)	1.2	S	6	2	0	0	1	0	0	0	0	0	0	8	8	0.00	1.200

PITCHER	IP	WLS	BF	H	R	ER	SO	BB	IBB	HBP	BLK	WP	HR	S	P	ERA	WHIP

Batter	1	2	3	4	5	6	7	8	9	AB	R	H	RBI	BB	SO	LOB
Bobby Bonds, R (1, 7) OBP: 0.316, SLG: 0.333	BBBB 4-0 S 1B BB	x 0-0 1B 1B		x 0-0 F7 ③		x 0-0 3-1 ③		SSS 0-3 K ③		4	1	1	0	1	1	4
Garry Templeton, S (1, 6) OBP: 0.352, SLG: 0.419	x 0-0 S 1B 2B 1B 1-H	x 0-0 1B 1-2			x 0-0 F2 ①		x 0-0 L7 ①			4	1	2	1	0	0	0
Keith Hernandez, L (1, 3) OBP: 0.402, SLG: 0.484	x 0-0 S 2B 1B 1-2	x 0-0 G3 ③			x 0-0 4-3 ②		x 0-0 1B SF7 1B			4	2	2	0	0	0	2
Ted Simmons, S (1, 2) OBP: 0.373, SLG: 0.500	x 0-0 2B 1-H 2-H		x 0-0 6-3 ①		x 0-0 F7 ③		x 0-0 1B 1-3			4	0	2	2	0	0	0
George Hendrick, R (1, 8) (8, 9) OBP: 0.353, SLG: 0.564	x 0-0 L8 ①		x 0-0 5-3 ②			x 0-0 6-3 ①	x 0-0 SF7 ② 3-H			3	0	0	1	0	0	1
Leon Durham, L (1, 9) OBP: 0.280, SLG: 0.408 Tony Scott, S (8, 8) OBP: 0.305, SLG: 0.288	x 0-0 P4 ②		x 0-0 G3 ③			x 0-0 F7 ②	x 0-0 F9 ③			4 0	0 0	0 0	0 0	0 0	0 0	2 0
Ken Reitz, R (1, 5) OBP: 0.307, SLG: 0.376	x 0-0 5-3 ③			x 0-0 6-3 ①		x 0-0 1B 2B		x 0-0 5-3 ①		4	1	1	0	0	0	1
Ken Oberkfell, L (1, 4) OBP: 0.393, SLG: 0.427		x 0-0 F9 ①		BBBB 4-0 SH1-4 BB		IIII 4-0 1B IBB		x 0-0 SH2-4 1B		2	0	1	0	2	0	0
Bob Forsch, R (1, 1) OBP: 0.326, SLG: 0.556 Kim Seaman, L (7, 1) John Littlefield, R (8, 1)		SSS 0-3 K ②		x 0-0 SH1-4 ② 1-2		x 0-0 1-2 2-H 1B		x 0-0 SH2-4 ② 1-2		2 0 0	0 0 0	1 0 0	1 0 0	0 0 0	1 0 0	0 0 0
Inning Stats	R: 3 H: 3 E: 0 LOB: 1 K: 0 BB: 1 S: 6 P: 10	R: 0 H: 2 E: 0 LOB: 2 K: 1 BB: 0 S: 7 P: 7	R: 0 H: 0 E: 0 LOB: 0 K: 0 BB: 0 S: 3 P: 3	R: 0 H: 0 E: 0 LOB: 1 K: 0 BB: 1 S: 3 P: 7	R: 0 H: 0 E: 0 LOB: 0 K: 0 BB: 0 S: 3 P: 3	R: 1 H: 2 E: 0 LOB: 2 K: 0 BB: 1 S: 5 P: 9	R: 1 H: 2 E: 0 LOB: 1 K: 0 BB: 0 S: 5 P: 5	R: 0 H: 1 E: 0 LOB: 1 K: 1 BB: 0 S: 6 P: 6		1B: 8 SF: 1 2B: 2 SAC: 2 3B: 0 DP: 0 HR: 0 HBP: 0						WP: 0 PA: 37 PB: 0 SB: 3 CS: 0

PITCHER		IP	WLS	BF	H	R	ER	SO	BB	IBB	HBP	BLK	WP	HR	S	P	ERA	WHIP
Randy Jones, L ERA: 3.55	(1, 1)	6.0	L	28	7	4	4	1	2	1	0	0	0	0	27	39	6.00	1.500
Dennis Kinney, L ERA: 2.98	(7, 1)	0.1		3	2	1	1	0	0	0	0	0	0	0	3	3	27.00	6.000
Eric Rasmussen, R ERA: 4.96	(7, 1)	1.2		6	1	0	0	1	0	0	0	0	0	0	8	8	0.00	0.600

PITCHER	IP	WLS	BF	H	R	ER	SO	BB	IBB	HBP	BLK	WP	HR	S	P	ERA	WHIP

BOTTOM

San Diego Padres @ St. Louis Cardinals

Busch Stadium, St. Louis, MO

Tue Jul 15 1980, 7:05 PM CDT

Att. 13,519 - Unknown - 103 F

livebaseballscorecards.com

AB	31
R	5
H	10
RBI	5
BB	3
SO	2
LOB	10

San Diego Padres @ St. Louis Cardinals

Busch Stadium, St. Louis, MO

Wed Jul 16 1980, 7:05 PM CDT

Att. 12,343 - Unknown

TOP

livebaseballscorecards.com

Batter	1	2	3	4	5	6	7	8	9	AB	R	H	RBI	BB	SO	LOB
Gene Richards, L (1, 7) OBP: 0.372, SLG: 0.383	F9		BBBB 4-0 FC4-6 BB			4-3	FC6-4 1-2f			3	0	0	0	1	0	2
Ozzie Smith, S (1, 6) OBP: 0.320, SLG: 0.272	BBBB 4-0 S BB		0-0 FC4-6 1-2f			0-0 5-3 1B 1B		0-0 4-3		3	0	1	0	1	0	1
Jerry Mumphrey, S (1, 8) OBP: 0.329, SLG: 0.342	0-0 F7 1-2			0-0 G3		0-0 5-3 1-2 1B		0-0 S 1B		4	0	2	0	0	0	1
Dave Winfield, R (1, 9) OBP: 0.385, SLG: 0.452	SSS 0-3 K			0-0 5-3		0-0 5-3 1-2 2-3		0-0 5-3 1-2		4	0	0	0	0	1	4
Willie Montanez, L (1, 3) OBP: 0.301, SLG: 0.338		SSS 0-3 K		0-0 4-3		0-0 5-3		0-0 4-3		4	0	0	0	0	1	3
Gene Tenace, R (1, 2) OBP: 0.377, SLG: 0.359		0-0 L5			0-0 FC5-4 1B		0-0 F8		SSS 0-3 K	4	0	1	0	0	1	0
Aurelio Rodriguez, R (1, 5) OBP: 0.218, SLG: 0.291 Von Joshua, L (9, PH) OBP: 0.309, SLG: 0.431		0-0 F9			0-0 FC5-4 1-2f		0-0 1B 1B		SSS 0-3 K	3 1	0 0	1 0	0 0	0 0	0 1	1 0
Dave Cash, R (1, 4) OBP: 0.283, SLG: 0.264			0-0 5-3		0-0 F9		0-0 FC6-4 1-2 1B		0-0 F8	4	0	1	0	0	0	1
Gary Lucas, L (1, 1) OBP: 0.231, SLG: 0.200 Jerry Turner, L (7, PH) OBP: 0.315, SLG: 0.378 Bob Shirley, R (7, 1)			0-0 4-3		0-0 P4		SSS 0-3 K			2 1 0	0 0 0	0 0 0	0 0 0	0 1 0	0 2 0	1 2 0
Inning Stats	R: 0 E: 0 K: 1 S: 5 H: 0 LOB: 1 BB: 1 P: 9	R: 0 E: 0 K: 1 S: 5 H: 0 LOB: 0 BB: 0 P: 5	R: 0 E: 0 K: 0 S: 3 H: 0 LOB: 1 BB: 1 P: 7	R: 0 E: 0 K: 0 S: 3 H: 0 LOB: 0 BB: 0 P: 3	R: 0 E: 0 K: 0 S: 4 H: 1 LOB: 1 BB: 0 P: 4	R: 0 E: 0 K: 0 S: 5 H: 2 LOB: 2 BB: 0 P: 5	R: 0 E: 0 K: 1 S: 7 H: 2 LOB: 2 BB: 0 P: 7	R: 0 E: 0 K: 0 S: 4 H: 1 LOB: 1 BB: 0 P: 4	R: 0 E: 0 K: 2 S: 7 H: 0 LOB: 0 BB: 0 P: 7	1B: 6 2B: 0 3B: 0 HR: 0 SF: 0 SAC: 0 DP: 0 HBP: 0						

	AB	33
	R	0
	H	6
	RBI	0
	BB	2
	SO	5
	LOB	16

WP: 0 PB: 0 SB: 2 CS: 0 PA: 35

PITCHER	IP	WLS	BF	H	R	ER	SO	BB	IBB	HBP	BLK	WP	HR	S	P	ERA	WHIP
Pete Vuckovich, R (1, 1) ERA: 2.87	9.0	W	35	6	0	0	5	2	0	0	0	0	0	43	51	0.00	0.889

PITCHER	IP	WLS	BF	H	R	ER	SO	BB	IBB	HBP	BLK	WP	HR	S	P	ERA	WHIP

Batter	1	2	3	4	5	6	7	8	9	AB	R	H	RBI	BB	SO	LOB
Bobby Bonds, R (1, 7) OBP: 0.311, SLG: 0.327	K		L7		K		P3			4	0	0	0	0	2	1
Garry Templeton, S (1, 6) OBP: 0.354, SLG: 0.420	3-1 S 1B		1B 1-2 SF8 1B		F8			4-3		4	1	2	0	0	0	0
Keith Hernandez, L (1, 3) OBP: 0.401, SLG: 0.481	3-1 1-3		FC5-4 1-3 2-H 1B			K		K		4	0	1	1	0	2	1
Ted Simmons, S (1, 2) OBP: 0.368, SLG: 0.495	F8		SF8 3-H			F7		F9		3	0	0	1	0	0	1
George Hendrick, R (1, 8) (7, 9) OBP: 0.353, SLG: 0.562		F8	FC5-4 1-2f			1B				3	0	1	0	0	0	1
Leon Durham, L (1, 9) OBP: 0.273, SLG: 0.396		4-3		K		4-3				3	0	0	0	0	1	1
Tony Scott, S (7, 8) OBP: 0.305, SLG: 0.288										0	0	0	0	0	0	0
Ken Reitz, R (1, 5) OBP: 0.310, SLG: 0.382		FC6-4 1B		5-3			4-3 SH1-3 2B			3	1	2	0	0	0	0
Ken Oberkfell, L (1, 4) OBP: 0.387, SLG: 0.419		FC6-4 1-2f		5-3			4-3 2-3			3	0	0	0	0	0	2
Pete Vuckovich, R (1, 1) OBP: 0.174, SLG: 0.244			1B 1B 1B		6-3		SH1-3 3-H			2	1	1	1	0	0	0
Inning Stats	R: 0 E: 0 K: 1 S: 6 H: 1 LOB: 1 BB: 0 P: 6	R: 0 E: 0 K: 0 S: 4 H: 1 LOB: 1 BB: 0 P: 4	R: 2 E: 0 K: 0 S: 6 H: 3 LOB: 1 BB: 0 P: 6	R: 0 E: 0 K: 1 S: 5 H: 0 LOB: 0 BB: 0 P: 5	R: 0 E: 0 K: 1 S: 5 H: 0 LOB: 0 BB: 0 P: 5	R: 0 E: 0 K: 1 S: 6 H: 1 LOB: 1 BB: 0 P: 6	R: 1 E: 0 K: 0 S: 4 H: 1 LOB: 0 BB: 0 P: 4	R: 0 E: 0 K: 1 S: 5 H: 0 LOB: 0 BB: 0 P: 5		1B: 6 2B: 1 3B: 0 HR: 0	SF: 1 SAC: 1 DP: 0 HBP: 0					

PITCHER		IP	WLS	BF	H	R	ER	SO	BB	IBB	HBP	BLK	WP	HR	S	P	ERA	WHIP
Gary Lucas, L ERA: 3.66	(1, 1)	6.0	L	24	6	2	2	4	0	0	0	0	0	0	32	32	3.00	1.000
Bob Shirley, L ERA: 3.02	(7, 1)	2.0		7	1	1	1	1	0	0	0	0	0	0	9	9	4.50	0.500

PITCHER	IP	WLS	BF	H	R	ER	SO	BB	IBB	HBP	BLK	WP	HR	S	P	ERA	WHIP

BOTTOM

San Diego Padres @ St. Louis Cardinals

Busch Stadium, St. Louis, MO

Wed Jul 16 1980, 7:05 PM CDT

Att. 12,343 - Unknown

livebaseballscorecards.com

AB	29
R	3
H	7
RBI	3
BB	0
SO	5
LOB	7

San Diego Padres @ St. Louis Cardinals

Busch Stadium, St. Louis, MO

Thu Jul 17 1980, 7:05 PM CDT

Att. 12,156 - Unknown

TOP

livebaseballscorecards.com

Batter	1	2	3	4	5	6	7	8	9	AB	R	H	RBI	BB	SO	LOB
Gene Richards, L (1, 7) OBP: 0.374, SLG: 0.382	0-0 S, 1B, 1B		0-0 E1, G6-4-3, 1B, 1-2		BBB 4-0 1B, S, BB			0-0 ① 4-3		3	1	1	0	1	0	1
Ozzie Smith, S (1, 6) OBP: 0.326, SLG: 0.279	0-0 K, S, 1-H, 1B		0-0 G6-4-3, 1-2, 2-3, 1B		0-0 G4-6-3, 1-3, 1B			0-0 ② P6		3	0	3	1	0	0	0
Tim Flannery, L (7, 4) OBP: 0.340, SLG: 0.351										1	0	0	0	0	0	0
Jerry Mumphrey, S (1, 8) OBP: 0.325, SLG: 0.337	0-0 ① 6-3, 1-2		0-0 ①② G6-4-3, 1-2f, 2-3, 3-H		0-0 ②③ G4-6-3, 1-2f			0-0 ③ F9		4	0	0	0	0	0	5
Dave Winfield, R (1, 9) OBP: 0.381, SLG: 0.448	S, S, S 0-3 ②③ K, 2-3		0-0 ③ L7			0-0 ① F7			0-0 ① 4-3	3	0	0	0	0	1	2
Jerry Turner, L (8, 9) OBP: 0.313, SLG: 0.375										1	0	0	0	0	0	0
Willie Montanez, L (1, 3) OBP: 0.298, SLG: 0.333		S, S, S 0-3 ① K		0-0 ① 1-3		0-0 ② F9			0-0 ② G3	4	0	0	0	0	1	0
Gene Tenace, R (1, 2) OBP: 0.376, SLG: 0.377		0-0 ② 6-3		0-0 HR		0-0 ③ F8			0-0 ③ 5-3	3	1	1	1	0	0	0
Fred Kendall, R (7, 2) OBP: 0.261, SLG: 0.261										1	0	0	0	0	0	0
Aurelio Rodriguez, R (1, 5) OBP: 0.220, SLG: 0.292		0-0 1B		0-0 ② 5-3			0-0 ① 6-3			3	0	1	0	0	0	0
(7, 6)																
Dave Cash, R (1, 4) OBP: 0.281, SLG: 0.261		0-0 ③ F9		0-0 ③ 6-3			0-0 ② F7			3	0	0	0	0	0	1
Eric Rasmussen, R (7, 1) OBP: 0.125, SLG: 0.250										0	0	0	0	0	0	0
Rick Wise, R (1, 1) OBP: 0.172, SLG: 0.214			0-0 1B, E, G6-4-3, 1B		0-0 ① 5-3		0-0 ③ 5-3			1	1	1	0	0	0	0
John D'Acquisto, R (3, 1)										0	0	0	0	0	0	0
Dennis Kinney, L (3, 1) OBP: 0.250, SLG: 0.143										1	0	0	0	0	0	0
Kurt Bevacqua, R (7, PH) OBP: 0.343, SLG: 0.422										1	0	0	0	0	0	0
(7, 5)																

	AB	32
	R	3
	H	7
	RBI	2
	BB	1
	SO	2
	LOB	9

Inning Stats																																		
	R: 1	E: 0	K: 1	S: 6	H: 2	LOB: 0	BB: 0	P: 6	R: 0	E: 0	K: 1	S: 6	H: 1	LOB: 1	BB: 0	P: 6	R: 1	E: 1	K: 0	S: 5	H: 2	LOB: 1	BB: 0	P: 5	R: 1	E: 0	K: 0	S: 4	H: 1	LOB: 0	BB: 0	P: 4	R: 0	E: 0	K: 0	S: 3	H: 1	LOB: 1	BB: 1	P: 7	R: 0	E: 0	K: 0	S: 3	H: 0	LOB: 0	BB: 0	P: 3	R: 0	E: 0	K: 0	S: 3	H: 0	LOB: 0	BB: 0	P: 3	R: 0	E: 0	K: 0	S: 3	H: 0	LOB: 0	BB: 0	P: 3	1B: 6	2B: 0	3B: 0	HR: 1	SF: 0	SAC: 0	DP: 2	HBP: 0	WP: 0	PB: 0	SB: 3	CS: 0	PA: 33

PITCHER		IP	WLS	BF	H	R	ER	SO	BB	IBB	HBP	BLK	WP	HR	S	P	ERA	WHIP
Jim Kaat, L ERA: 3.59	(1, 1)	9.0	W	33	7	3	2	2	1	0	0	0	0	1	36	40	2.00	0.889

PITCHER	IP	WLS	BF	H	R	ER	SO	BB	IBB	HBP	BLK	WP	HR	S	P	ERA	WHIP

BOTTOM

San Diego Padres @ St. Louis Cardinals
Busch Stadium, St. Louis, MO
Thu Jul 17 1980, 7:05 PM CDT
Att. 12,156 - Unknown

Batter	1	2	3	4	5	6	7	8	9	AB R H RBI BB SO LOB
Bobby Bonds, R (1, 7) OBP: 0.317, SLG: 0.333 Dane Iorg, L (8, 3) OBP: 0.347, SLG: 0.409	0-3 K ①		0-0 1B (E, 1B) 0-0 1B (WP, 1B; 1-2, 2-3, 3-H)	0-0 1B (3-H)			0-0 F8 ①	0-0 6-3 ③		5 2 3 2 0 1 1 1 0 0 0 0 0 0
Garry Templeton, S (1, 6) OBP: 0.354, SLG: 0.419 Mike Ramsey, S (7, PR) (8, 4) OBP: 0.300, SLG: 0.406	0-0 6-3 ②		0-3 K ① (1-3) 0-0 1B (1B, 1B; 1-H, 2-H, 3-H)	0-0 5-3 ③			0-0 1B (HR; 2-3)			5 1 2 2 0 1 2 0 1 0 0 0 0 0
Keith Hernandez, L (1, 3) OBP: 0.401, SLG: 0.489 Keith Smith, R (8, 7) OBP: 0.500, SLG: 0.667	0-0 F7 ③		0-0 1B (1B, 2B; 3-H) 0-3 K ②		0-0 4-3 ①		0-0 HR (1-H, 3-H)			5 2 2 4 0 1 1 0 0 0 0 0 0 0
Ted Simmons, S (1, 2) OBP: 0.370, SLG: 0.495 Steve Swisher, R (6, 2) OBP: 0.133, SLG: 0.133		0-0 3-1 ①	0-0 1B (2B, 1B; 1-3) 0-0 1B (1B; 1-2)		0-0 P6 ②		0-0 6-3 ②			4 1 2 0 0 0 0 1 0 0 0 0 0 1
George Hendrick, R (1, 8) OBP: 0.360, SLG: 0.578 Tony Scott, S (8, 8) OBP: 0.305, SLG: 0.288		0-0 1B (IBB, 1B)	0-0 2B (1B, BB; 1-3, 3-H) 0-0 1B (1-2, 2-H)		0-0 6-3 ③		0-0 HR			5 2 4 3 0 0 0 0 0 0 0 0 0 0
Leon Durham, L (1, 9) OBP: 0.278, SLG: 0.385		0-3 K ②	4-0 IBB (BB, 1B, BB) 0-0 F7 ③			0-0 4-3 ①	4-0 BB			3 1 0 0 2 1 3
Ken Reitz, R (1, 5) OBP: 0.315, SLG: 0.389		0-0 1B (IBB; 1-2)	0-0 1B (BB, BB, 1B; 1-2, 2-3, 3-H)	0-0 2B (4-3, 1B)		0-0 P4 ②	0-0 F9 ③			5 2 3 1 0 0 1
Ken Oberkfell, L (1, 4) OBP: 0.389, SLG: 0.414 Mike Phillips, L (8, 6) OBP: 0.158, SLG: 0.216		4-0 IBB (1-2, 2-3)	4-0 BB (1B, BB, WP; 1-2, 2-3, 3-H)	0-0 4-3 ① (2-3)		0-0 4-3 ③		0-0 F8 ①		2 1 0 1 2 0 1 1 0 0 0 0 0 0
Jim Kaat, L (1, 1) OBP: 0.133, SLG: 0.107		0-0 F8 ③	4-0 BB (WP, 1B, 1B; 1-2, 2-3, 3-H)	0-3 K ②			0-0 2B (1B, HR)	0-3 K ②		4 2 1 1 1 2 4

livebaseballscorecards.com

AB	41
R	15
H	17
RBI	14
BB	5
SO	6
LOB	14

Inning Stats

Inning	R	E	K	S	H	LOB	BB	P
1	0	0	1	5	0	0	0	5
2	0	0	1	7	2	3	1	11
3	10	1	2	16	9	2	3	28
4	1	0	1	7	2	1	0	7
5	0	0	0	3	0	0	0	3
6	0	0	0	3	0	0	0	3
7	4	0	0	7	4	1	1	11
8	0	0	1	5	0	0	0	5

1B: 12 SF: 0
2B: 3 SAC: 0
3B: 0 DP: 0
HR: 2 HBP: 0

WP: 1 PA: 46
PB: 0
SB: 0
CS: 0

PITCHER		IP	WLS	BF	H	R	ER	SO	BB	IBB	HBP	BLK	WP	HR	S	P	ERA	WHIP
Rick Wise, R (ERA: 3.94)	(1, 1)	2.1	L	16	7	6	6	3	0	2	0	0	0	0	20	28	23.14	3.000
John D'Acquisto, R (ERA: 3.59)	(3, 1)	0.0		4	2	3	3	0	2	0	0	0	1	0	2	10	∞	∞
Dennis Kinney, L (ERA: 2.94)	(3, 1)	3.2		15	4	2	2	2	0	0	0	0	0	0	19	19	4.91	1.091
Eric Rasmussen, R (ERA: 5.31)	(7, 1)	2.0		11	4	4	4	1	1	0	0	0	0	2	12	16	18.00	2.500

PITCHER	IP	WLS	BF	H	R	ER	SO	BB	IBB	HBP	BLK	WP	HR	S	P	ERA	WHIP

San Diego Padres @ Chicago Cubs

Wrigley Field, Chicago, IL

Fri Jul 18 1980, 3:33 AM CDT

Att. 14,007 - Unknown

TOP

livebaseballscorecards.com

Batter	1	2	3	4	5	6	7	8	9	AB	R	H	RBI	BB	SO	LOB
Gene Richards, L (1, 7) OBP: 0.370, SLG: 0.378	6-3		F8		K		4-3			4	0	0	0	0	1	0
Ozzie Smith, S (1, 6) OBP: 0.327, SLG: 0.279	CS, BB			F7		1B, 2B, 1B		K		3	1	1	0	1	1	0
Jerry Mumphrey, S (1, 8) OBP: 0.324, SLG: 0.336	F8 1-2			F9		1-3, 2B, 1B		K		4	0	1	0	0	1	1
Dave Winfield, R (1, 9) OBP: 0.380, SLG: 0.445		6-3		BB, 1B		F5		F2		4	0	1	0	0	0	2
Willie Montanez, L (1, 3) OBP: 0.303, SLG: 0.340		6-3		1-2, BB		1-H, 3-H, 2B			SH1-4, 1B, G2-4, 1B	3	0	2	1	1	0	0
Gene Tenace, R (1, 2) OBP: 0.383, SLG: 0.379		BB		K		BB			1-2, SH1-4, 1B	2	0	1	0	2	1	2
Aurelio Rodriguez, R (1, 5) OBP: 0.216, SLG: 0.287		F9			K	L7			SH1-4 1-2 2-3	3	0	0	0	0	1	3
Dave Cash, R (1, 4) OBP: 0.283, SLG: 0.272			F9		HR		F4		IBB	3	1	1	1	1	0	0
Bob Shirley, R (1, 1)			K		K		K		G2-4 3-Hf	2	0	0	0	0	2	0
Rollie Fingers, R (6, 1) OBP: 0.250, SLG: 0.417										2	0	0	0	0	1	3
Inning Stats	R: 0 E: 0 K: 0 S: 2 H: 0 LOB: 0 BB: 1 P: 6	R: 0 E: 0 K: 0 S: 3 H: 0 LOB: 1 BB: 1 P: 7	R: 0 E: 0 K: 1 S: 5 H: 0 LOB: 0 BB: 0 P: 5	R: 0 E: 0 K: 1 S: 6 H: 1 LOB: 2 BB: 1 P: 10	R: 1 E: 0 K: 3 S: 10 H: 1 LOB: 0 BB: 0 P: 10	R: 1 E: 0 K: 0 S: 5 H: 3 LOB: 2 BB: 1 P: 9	R: 0 E: 0 K: 1 S: 5 H: 0 LOB: 0 BB: 0 P: 5	R: 0 E: 0 K: 2 S: 7 H: 0 LOB: 0 BB: 0 P: 7	R: 0 E: 0 K: 0 S: 4 H: 2 LOB: 2 BB: 1 P: 8	1B: 5 2B: 1 3B: 0 HR: 1 SF: 0 SAC: 1 DP: 1 HBP: 0	WP: 0 PB: 0 SB: 0 CS: 1 PA: 36					

	AB	30
	R	2
	H	7
	RBI	2
	BB	5
	SO	8
	LOB	11

PITCHER		IP	WLS	BF	H	R	ER	SO	BB	IBB	HBP	BLK	WP	HR	S	P	ERA	WHIP
Doug Capilla, L ERA: 1.98	(1, 1)	6.0	L	25	5	2	2	5	4	0	0	0	0	1	31	47	3.00	1.500
Dick Tidrow, R ERA: 1.87	(7, 1)	3.0		11	2	0	0	3	0	1	0	0	0	0	16	20	0.00	0.667

PITCHER	IP	WLS	BF	H	R	ER	SO	BB	IBB	HBP	BLK	WP	HR	S	P	ERA	WHIP

Batter	1	2	3	4	5	6	7	8	9	AB	R	H	RBI	BB	SO	LOB
Ivan De Jesus, R (1, 6) OBP: 0.337, SLG: 0.366	K		FC1-4 BB 1-2f			6-3		F8		4	0	0	0	0	1	1
Lenny Randle, S (1, 5) OBP: 0.355, SLG: 0.382	6-3		BBBB S 1-2 BB			4-3			1B FC4-6 1B	3	1	1	0	1	0	0
Bill Buckner, L (1, 7) OBP: 0.358, SLG: 0.449	FC5-4 1B		F3 1-2			CI FC5-4			FC4-6 1-3 1B	3	0	2	0	0	0	1
Cliff Johnson, R (1, 3) OBP: 0.318, SLG: 0.396	FC5-4 1-2f			5-3		FC5-4 1-2f			FC4-6 1-2f 3-H	3	0	0	0	0	0	2
Dick Tidrow, R (7, 1)										0	0	0	0	0	0	0
Ken Henderson, S (9, PH) OBP: 0.327, SLG: 0.305										1	0	0	1	0	0	1
Mike Vail, R (1, 9) OBP: 0.353, SLG: 0.424		K		6-3			F7		K	4	0	0	0	0	2	1
Jerry Martin, R (1, 8) OBP: 0.286, SLG: 0.454		5-3		F9			F4		F6	4	0	0	0	0	0	1
Barry Foote, R (1, 2) OBP: 0.304, SLG: 0.449		1B			G1-6-3 1B		F7			3	0	2	0	0	0	0
Mike Tyson, R (1, 4) OBP: 0.287, SLG: 0.340		4-3			K			6-3		2	0	0	0	0	1	2
Jesus Figueroa, L (8, PH) OBP: 0.383, SLG: 0.340										1	0	0	0	0	0	0
Mick Kelleher, R (9, 4) OBP: 0.211, SLG: 0.170										0	0	0	0	0	0	0
Doug Capilla, L (1, 1) OBP: 0.300, SLG: 0.500			FC1-4 1B		G1-6-3 1-2f			F7		2	0	1	0	0	0	1
Larry Biittner, L (7, 3) OBP: 0.323, SLG: 0.353										1	0	0	0	0	0	0
Inning Stats	R: 0 H: 1 E: 0 LOB: 1 K: 1 BB: 0 S: 6 P: 6	R: 0 H: 1 E: 0 LOB: 1 K: 1 BB: 0 S: 6 P: 6	R: 0 H: 1 E: 0 LOB: 1 K: 0 BB: 1 S: 3 P: 7	R: 0 H: 0 E: 0 LOB: 0 K: 0 BB: 0 S: 3 P: 3	R: 0 H: 1 E: 0 LOB: 0 K: 1 BB: 0 S: 5 P: 5	R: 0 H: 0 E: 1 LOB: 1 K: 0 BB: 0 S: 4 P: 4	R: 0 H: 0 E: 0 LOB: 0 K: 0 BB: 0 S: 3 P: 3	R: 0 H: 0 E: 0 LOB: 0 K: 0 BB: 0 S: 3 P: 3	R: 1 H: 2 E: 0 LOB: 1 K: 1 BB: 0 S: 7 P: 7	1B: 6 SF: 0 2B: 0 SAC: 0 3B: 0 DP: 1 HR: 0 HBP: 0						

PITCHER		IP	WLS	BF	H	R	ER	SO	BB	IBB	HBP	BLK	WP	HR	S	P	ERA	WHIP
Bob Shirley, L ERA: 2.78	(1, 1)	5.0	W	18	4	0	0	3	1	0	0	0	0	0	23	27	0.00	1.000
Rollie Fingers, R ERA: 2.77	(6, 1)	4.0	S	15	2	1	1	1	0	0	0	0	0	0	17	17	2.25	0.500

PITCHER	IP	WLS	BF	H	R	ER	SO	BB	IBB	HBP	BLK	WP	HR	S	P	ERA	WHIP

BOTTOM

San Diego Padres @ Chicago Cubs

Wrigley Field, Chicago, IL

Fri Jul 18 1980, 3:33 AM CDT

Att. 14,007 - Unknown

livebaseballscorecards.com

AB	31
R	1
H	6
RBI	1
BB	1
SO	4
LOB	10

WP: 0	PA: 33
PB: 0	
SB: 1	
CS: 0	

San Diego Padres @ Chicago Cubs

Wrigley Field, Chicago, IL

Sat Jul 19 1980, 3:33 AM CDT

Att. 24,369 - Unknown

TOP

livebaseballscorecards.com

Batter	1	2	3	4	5	6	7	8	9	AB	R	H	RBI	BB	SO	LOB
Gene Richards, L (1, 7) OBP: 0.375, SLG: 0.393	S, BB, E, 1B	1B, 1B		HR		E5, BB		CS, 1B		5	2	4	1	0	0	0
Ozzie Smith, S (1, 6) OBP: 0.333, SLG: 0.283	E, S, 1B, BB 1-2	S, 1B 1-3		1B, SF7, 1B		G6-4-3, BB 1-2		F8 1-2		3	2	2	0	2	0	1
Jerry Mumphrey, S (1, 8) OBP: 0.328, SLG: 0.336	E, 1B, BB 1-2 2-3	K 1-2		S, 1B 1-3		G6-4-3 1-2f			F9, S, 1B, BB	3	2	1	0	2	1	4
Dave Winfield, R (1, 9) OBP: 0.375, SLG: 0.439	E6, 1B, SF8 1-2 2-3 3-H	K		SF7 1-2 3-H			F7		F9 1-3	4	1	0	2	0	1	5
Willie Montanez, L (1, 3) OBP: 0.307, SLG: 0.341	1B 1-3 2-H 3-H		4-3	K			BB, 1B		1B, IBB	4	0	2	2	1	1	1
Gene Tenace, R (1, 2) OBP: 0.384, SLG: 0.382	SF8 3-H	1B			E5, CS		F9		1B 1-2 3-H	4	0	2	2	0	0	1
Tim Flannery, L (1, 5) OBP: 0.333, SLG: 0.337 Aurelio Rodriguez, R (9, 5) OBP: 0.216, SLG: 0.287	F7	F8			K 1-2		BB 1-2		F8	4 0	0 0	0 0	0 0	1 0	1 0	5 0
Dave Cash, R (1, 4) OBP: 0.279, SLG: 0.268	K	K			F7		6-3		G3	5	0	0	0	0	2	6
Steve Mura, R (1, 1) OBP: 0.238, SLG: 0.211 Von Joshua, L (4, PH) OBP: 0.304, SLG: 0.423 John D'Acquisto, R (4, 1) Jerry Turner, L (8, PH) OBP: 0.311, SLG: 0.372 Dennis Kinney, L (8, 1) OBP: 0.250, SLG: 0.143 Eric Rasmussen, R (9, 1) OBP: 0.125, SLG: 0.250		4-3		K		6-3		K		1 1 1 1 0 0	0 0 0 0 0 0	0 0 0 0 0 0	0 0 0 0 0 0	0 1 0 1 0 0	0 0 0 0 0 0	0 0 0 0 0 0

Inning Stats	1	2	3	4	5	6	7	8	9
	R: 4 E: 1 K: 1 S: 8	H: 2 LOB: 1 BB: 2 P: 16	R: 0 E: 0 K: 2 S: 9	H: 2 LOB: 2 BB: 0 P: 9	R: 0 E: 0 K: 1 S: 6	H: 1 LOB: 1 BB: 0 P: 6	R: 2 E: 0 K: 2 S: 10	H: 3 LOB: 1 BB: 0 P: 10	R: 0 E: 1 K: 1 S: 5	H: 0 LOB: 0 BB: 0 P: 5	R: 0 E: 1 K: 0 S: 3	H: 0 LOB: 1 BB: 1 P: 7	R: 0 E: 0 K: 0 S: 4	H: 1 LOB: 2 BB: 1 P: 8	R: 0 E: 0 K: 1 S: 5	H: 1 LOB: 0 BB: 0 P: 5	R: 1 E: 0 K: 0 S: 4	H: 1 LOB: 2 BB: 2 P: 12

1B: 10 SF: 2
2B: 0 SAC: 0
3B: 0 DP: 1
HR: 1 HBP: 0

WP: 0 PA: 44
PB: 0
SB: 5
CS: 2

	AB	36
	R	7
	H	11
	RBI	7
	BB	6
	SO	8
	LOB	23

PITCHER	IP	WLS	BF	H	R	ER	SO	BB	IBB	HBP	BLK	WP	HR	S	P	ERA	WHIP
Mike Krukow, R (1, 1) ERA: 4.03	3.2		22	8	6	5	5	2	0	0	0	0	1	30	38	12.27	2.727
George Riley, L (4, 1) ERA: 1.13	2.1		8	0	0	0	2	1	0	0	0	0	0	11	15	0.00	0.429
Bill Caudill, R (7, 1) ERA: 1.96	3.0	W	14	3	1	1	1	2	1	0	0	0	0	13	25	3.00	1.667

PITCHER	IP	WLS	BF	H	R	ER	SO	BB	IBB	HBP	BLK	WP	HR	S	P	ERA	WHIP

Batter	1	2	3	4	5	6	7	8	9	AB	R	H	RBI	BB	SO	LOB
Ivan De Jesus, R (1, 6) OBP: 0.343, SLG: 0.370	4-3 2B		6-3 S 1B BB	FC6-4 BB		BBB BB			F2 ①	2	1	1	0	3	0	1
Lenny Randle, S (1, 5) (8, 7) OBP: 0.350, SLG: 0.375	F8 ①		K 1-2	FC6-4 ② 1-2f 2-3		4-3 ③			F7 ②	5	0	0	0	0	1	6
Bill Buckner, L (1, 7) OBP: 0.353, SLG: 0.443 Mick Kelleher, R (8, 4) OBP: 0.211, SLG: 0.170 Ken Henderson, S (9, PH) OBP: 0.333, SLG: 0.305 Mike Tyson, R (9, PR) OBP: 0.287, SLG: 0.340	4-3 ② 2-3		6-3 ② 2-3	F4 ③			6-3 ①		BBBB 2B 1-2 BB	4 0 0 0	0 0 0 1	0 0 0 0	0 0 1 0	0 0 0 0	0 0 0 0	4 0 0 0
Cliff Johnson, R (1, 3) OBP: 0.319, SLG: 0.397	3-1 ③		BBB 4-0 HBP 1B BB		K ①		F8 ②		2B 1-H 2-H	4	1	1	2	1	1	1
Larry Biittner, L (1, 9) OBP: 0.327, SLG: 0.352		L9 ①	H 1-0 1B 1-2 1B HBP		1B		L4 ③			3	1	1	0	0	0	0
Steve Dillard, R (1, 4) (8, 5) OBP: 0.286, SLG: 0.344		F9 ②	1B 1-3 2-H 3-H 1B		K ②			K ①		4	1	1	2	0	2	1
Jesus Figueroa, L (1, 8) OBP: 0.391, SLG: 0.351		HR 1B	2-H 3-H 1B ③		L5 ③			4-3 ②		4	1	2	2	0	0	1
Tim Blackwell, S (1, 2) OBP: 0.281, SLG: 0.353		1-H HR		BBBB 4-0 FC6-4 SH1-4 BB			F7 ①	F7 ③		3	1	1	2	1	0	0
Mike Krukow, R (1, 1) OBP: 0.175, SLG: 0.154 George Riley, L (4, 1) Mike Vail, R (6, PH) OBP: 0.352, SLG: 0.422 Bill Caudill, R (7, 1) Jerry Martin, R (9, PH) OBP: 0.288, SLG: 0.456		SSS 0-3 K ③		0-0 SH1-4 ① 1-2			SSS 0-3 K ②		BB 2B 1B	1 0 1 0 1	0 0 0 0 1	0 0 0 0 1	0 0 0 0 1	1 0 0 0 0	0 0 1 0 0	0 0 0 0 0
Inning Stats	R: 0 E: 0 K: 0 S: 4 H: 1 LOB: 1 BB: 0 P: 4	R: 2 E: 0 K: 1 S: 7 H: 2 LOB: 0 BB: 0 P: 7	R: 4 E: 0 K: 1 S: 6 H: 2 LOB: 1 BB: 2 P: 15	R: 0 E: 0 K: 0 S: 3 H: 0 LOB: 2 BB: 2 P: 11	R: 0 E: 0 K: 2 S: 8 H: 1 LOB: 1 BB: 0 P: 8	R: 0 E: 0 K: 1 S: 5 H: 0 LOB: 1 BB: 1 P: 9	R: 0 E: 0 K: 0 S: 3 H: 0 LOB: 0 BB: 0 P: 3	R: 0 E: 0 K: 1 S: 5 H: 0 LOB: 0 BB: 0 P: 5	R: 2 E: 0 K: 0 S: 4 H: 2 LOB: 2 BB: 1 P: 8	1B: 5 2B: 2 3B: 0 HR: 1	SF: 0 SAC: 1 DP: 0 HBP: 1						

PITCHER		IP	WLS	BF	H	R	ER	SO	BB	IBB	HBP	BLK	WP	HR	S	P	ERA	WHIP
Steve Mura, R ERA: 4.46	(1, 1)	3.0		16	5	6	6	2	2	0	1	0	0	1	17	26	18.00	2.333
John D'Acquisto, R ERA: 3.34	(4, 1)	4.0		16	1	0	0	3	3	0	0	0	0	0	19	31	0.00	1.000
Dennis Kinney, L ERA: 3.2	(8, 1)	1.2	L	7	1	2	2	1	1	0	0	0	0	0	8	12	10.80	1.200
Eric Rasmussen, R ERA: 5.31	(9, 1)	0.0		1	1	0	0	0	0	0	0	0	0	0	1	1	∞	∞

PITCHER	IP	WLS	BF	H	R	ER	SO	BB	IBB	HBP	BLK	WP	HR	S	P	ERA	WHIP

BOTTOM

San Diego Padres @ Chicago Cubs

Wrigley Field, Chicago, IL

Sat Jul 19 1980, 3:33 AM CDT

Att. 24,369 - Unknown

livebaseballscorecards.com

AB	32
R	8
H	8
RBI	8
BB	6
SO	6
LOB	14

WP: 0 PB: 0 SB: 1 CS: 0 PA: 40

San Diego Padres @ Chicago Cubs

Wrigley Field, Chicago, IL

Sun Jul 20 1980, 3:33 AM CDT

Att. 23,325 - Unknown

TOP

livebaseballscorecards.com

Batter	1	2	3	4	5	6	7	8	9	AB	R	H	RBI	BB	SO	LOB
Gene Richards, L (1, 7) OBP: 0.377, SLG: 0.394	FC5-2 1B		L7			F2		1B		4	0	2	0	0	0	1
Ozzie Smith, S (1, 6) OBP: 0.333, SLG: 0.282	FC5-2 1-3 1B		4-3			F9		F8		4	0	1	0	0	0	3
Dave Winfield, R (1, 9) OBP: 0.371, SLG: 0.434	FC5-2 G6-3 2-3 3-H			K		6-3			4-3	4	0	0	0	0	1	2
Willie Montanez, L (1, 3) OBP: 0.306, SLG: 0.338	G6-3 1-2f			L7			F7		BB 1B	3	0	0	0	1	0	2
Jerry Mumphrey, S (1, 8) OBP: 0.327, SLG: 0.334		K		4-3			F7		1-2 1B	4	0	1	0	0	1	0
Gene Tenace, R (1, 2) OBP: 0.379, SLG: 0.375		6-3			5-3		F2		F8	3	0	0	0	0	0	0
Eric Rasmussen, R (7, 1) OBP: 0.125, SLG: 0.250										0	0	0	0	0	0	0
Von Joshua, L (9, PH) OBP: 0.298, SLG: 0.415										1	0	0	0	0	0	2
Aurelio Rodriguez, R (1, 5) OBP: 0.220, SLG: 0.296		4-3			2B			K	K	2	0	1	0	0	0	0
Tim Flannery, L (8, PH) OBP: 0.327, SLG: 0.330 (8, 4)										2	0	0	0	0	2	2
Dave Cash, R (1, 4) OBP: 0.277, SLG: 0.266			5-3		F8			1-3		2	0	0	0	0	0	1
Jerry Turner, L (8, PH) OBP: 0.308, SLG: 0.369										1	0	0	0	0	0	0
Kurt Bevacqua, R (8, 5) OBP: 0.343, SLG: 0.422										0	0	0	0	0	0	0
Randy Jones, R (1, 1) OBP: 0.114, SLG: 0.061			BB		K			1B		1	0	0	0	1	1	1
Bill Fahey, L (7, 2) OBP: 0.315, SLG: 0.281										1	0	1	0	0	0	0
AB										**32**						
R											**0**					
H												**6**				
RBI													**0**			
BB														**2**		
SO															**5**	
LOB																**14**

Inning Stats																																
	R: 0	H: 2	R: 0	H: 0	R: 0	H: 0	R: 0	H: 0	R: 0	H: 1	R: 0	H: 0	R: 0	H: 0	R: 0	H: 2	R: 0	H: 1	1B: 5	SF: 0	WP: 0	PA: 34
	E: 0	LOB: 1	E: 0	LOB: 0	E: 0	LOB: 1	E: 0	LOB: 0	E: 0	LOB: 0	E: 0	LOB: 1	E: 0	LOB: 0	E: 0	LOB: 0	E: 0	LOB: 2	2B: 1	SAC: 0	PB: 0	
	K: 0	BB: 0	K: 1	BB: 0	K: 0	BB: 1	K: 0	BB: 0	K: 1	BB: 0	K: 0	BB: 0	K: 0	BB: 0	K: 1	BB: 0	K: 1	BB: 1	3B: 0	DP: 1	SB: 0	
	S: 4	P: 4	S: 5	P: 5	S: 3	P: 7	S: 5	P: 5	S: 6	P: 6	S: 3	P: 3	S: 3	P: 3	S: 7	P: 7	S: 6	P: 10	HR: 0	HBP: 0	CS: 0	

PITCHER	IP	WLS	BF	H	R	ER	SO	BB	IBB	HBP	BLK	WP	HR	S	P	ERA	WHIP
Lynn McGlothen, R (1, 1) ERA: 5.23	9.0	W	34	6	0	0	5	2	0	0	0	0	0	42	50	0.00	0.889

PITCHER	IP	WLS	BF	H	R	ER	SO	BB	IBB	HBP	BLK	WP	HR	S	P	ERA	WHIP

Batter	1	2	3	4	5	6	7	8	9	AB	R	H	RBI	BB	SO	LOB
Ivan De Jesus, R (1, 6) OBP: 0.348, SLG: 0.376	BBBB 4-0 E 1B BB	x 0-0 ② L5			x 0-0 SH5-3 2B 1B	x 0-0 ② 2-H 2B				3	2	2	0	1	0	1
Lenny Randle, S (1, 5) OBP: 0.347, SLG: 0.372	x 0-0 E5 1B 1-2 HR	x 0-0 ③ 5-3			x 0-0 ① SH5-3 1-2	x 0-0 ③ F8				3	1	0	0	0	0	3
Bill Buckner, L (1, 7) OBP: 0.355, SLG: 0.447	x 0-0 1-2 2-H HR 1B		x 0-0 ① 4-3		x 0-0 1B 2-H SF9 2B		x 0-0 ① 4-3			4	2	2	2	0	0	0
Cliff Johnson, R (1, 3) OBP: 0.326, SLG: 0.414	x 0-0 1-H 2-H HR		x 0-0 1B		4-0 1B IBB		x 0-0 ② F2			3	1	2	3	1	0	0
Jerry Martin, R (1, 9) OBP: 0.288, SLG: 0.453	x 0-0 ① 5-3		SSS 0-3 ② K		x 0-0 1-2 2-3 1B		x 0-0 ③ 6-3			4	0	1	0	0	1	1
Barry Foote, R (1, 2) OBP: 0.297, SLG: 0.441	x 0-0 ② 6-3		x 0-0 ③ F4		x 0-0 ② SF9 3-H			x 0-0 ① F3		3	0	0	1	0	0	1
Jesus Figueroa, L (1, 8) OBP: 0.368, SLG: 0.328	x 0-0 ③ 4-3			x 0-0 ① 1-3	x 0-0 ③ 3-1			x 0-0 ② F9		4	0	0	0	0	0	2
Mike Tyson, R (1, 4) OBP: 0.288, SLG: 0.340 Jim Tracy, L (8, PH) Mick Kelleher, R (9, 4) OBP: 0.211, SLG: 0.170		x 0-0 SH1-4 1B		x 0-0 ② 6-3		x 0-0 E2 SH2-4 2B		SSS 0-3 ③ K		3 1 0	0 0 0	1 0 0	0 0 0	0 1 0	0 0 0	0 0 0
Lynn McGlothen, L (1, 1) OBP: 0.286, SLG: 0.370		x 0-0 ① SH1-4 1-2		x 0-0 ③ G3		x 0-0 ① SH2-4 1-2				1	0	0	0	0	0	0
Inning Stats	R: 4 H: 2 E: 1 LOB: 0 K: 0 BB: 1 S: 6 P: 10	R: 0 H: 1 E: 0 LOB: 1 K: 0 BB: 0 S: 4 P: 4	R: 0 H: 1 E: 0 LOB: 1 K: 1 BB: 0 S: 6 P: 6	R: 0 H: 0 E: 0 LOB: 0 K: 0 BB: 0 S: 3 P: 3	R: 2 H: 3 E: 0 LOB: 2 K: 0 BB: 1 S: 6 P: 10	R: 0 H: 1 E: 1 LOB: 1 K: 0 BB: 0 S: 4 P: 4	R: 0 H: 0 E: 0 LOB: 0 K: 0 BB: 0 S: 3 P: 3	R: 0 H: 0 E: 0 LOB: 0 K: 1 BB: 0 S: 5 P: 5		1B: 5 SF: 1 2B: 2 SAC: 3 3B: 0 DP: 0 HR: 1 HBP: 0						

PITCHER		IP	WLS	BF	H	R	ER	SO	BB	IBB	HBP	BLK	WP	HR	S	P	ERA	WHIP
Randy Jones, L ERA: 3.77	(1, 1)	6.0	L	29	8	6	5	1	1	1	0	0	0	1	29	37	7.50	1.500
Eric Rasmussen, R ERA: 5.17	(7, 1)	2.0		6	0	0	0	1	0	0	0	0	0	0	8	8	0.00	0.000

PITCHER		IP	WLS	BF	H	R	ER	SO	BB	IBB	HBP	BLK	WP	HR	S	P	ERA	WHIP

BOTTOM

San Diego Padres @ Chicago Cubs

Wrigley Field, Chicago, IL

Sun Jul 20 1980, 3:33 AM CDT

Att. 23,325 - Unknown

livebaseballscorecards.com

AB	29
R	6
H	8
RBI	6
BB	2
SO	2
LOB	8

1B: 5	SF: 1	WP: 0	PA: 35
2B: 2	SAC: 3	PB: 0	
3B: 0	DP: 0	SB: 0	
HR: 1	HBP: 0	CS: 0	

Pittsburgh Pirates @ San Diego Padres

San Diego Stadium, San Diego, CA

Tue Jul 22 1980, 10:05 PM EDT

Att. 17,504 - Unknown

livebaseballscorecards.com

Batter	1	2	3	4	5	6	7	8	9	AB	R	H	RBI	BB	SO	LOB
Omar Moreno, L (1, 8) OBP: 0.319, SLG: 0.352	F8		K		G3-6-1 1-2f			SH1-4 WP 2B	FC6 1-2f	5	1	1	0	0	1	4
Tim Foli, R (1, 6) OBP: 0.314, SLG: 0.359	CS 1B		F2			L5		SH1-4 2-3		3	0	1	0	0	0	1
Dave Parker, L (1, 9) OBP: 0.326, SLG: 0.455	F7 1-2			K		G6-4-3 1B		K 3-H		4	0	1	0	0	2	1
Bill Robinson, R (1, 3) Vance Law, R (8, PR) OBP: 0.262, SLG: 0.300 Enrique Romo, R (8, 1) OBP: 0.556, SLG: 0.500 Grant Jackson, S (9, 1) Ed Ott, L (9, 2) OBP: 0.353, SLG: 0.383		FC6-4 1B		4-3		G6-4-3 1-2f		2B 1B		4 0 0 0 0	0 1 0 0 0	2 0 0 0 0	0 0 0 0 0	0 0 0 0 0	0 0 0 0 0	1 0 0 0 0
Bill Madlock, R (1, 5) OBP: 0.293, SLG: 0.333		F7		F5			FC6-4 FC5-4 2B	1-H 2B		4	1	2	1	0	0	1
Lee Lacy, R (1, 7) OBP: 0.421, SLG: 0.550		F3			SH 1B 2B		BBB FC6-4 BB		F9	3	1	1	0	1	0	3
Phil Garner, R (1, 4) OBP: 0.324, SLG: 0.366		FC6-4 1-2f			SH 1B 2-3		FC6-4 FC5-4 1-2f 2-3		5-3	3	0	0	0	0	0	3
Steve Nicosia, R (1, 2) OBP: 0.298, SLG: 0.280 Kent Tekulve, R (9, 1)			SH1-4 2B		G3-6-1 1-2 3-H 1B		FC5-4 1-2f 3-H		5-3	4 0	0 0	2 0	2 0	0 0	0 0	1 0
Jim Bibby, R (1, 1) OBP: 0.180, SLG: 0.152 John Milner, L (8, 3) OBP: 0.371, SLG: 0.394			SH1-4 2-3		K		5-3		FC6 BB	2 0	0 0	0 0	0 0	0 1	1 0	3 0
Inning Stats	R: 0 E: 0 K: 0 S: 3 H: 1 LOB: 0 BB: 0 P: 3	R: 0 E: 0 K: 0 S: 4 H: 1 LOB: 1 BB: 0 P: 4	R: 0 E: 0 K: 1 S: 6 H: 1 LOB: 1 BB: 0 P: 6	R: 0 E: 0 K: 1 S: 5 H: 0 LOB: 0 BB: 0 P: 5	R: 1 E: 1 K: 1 S: 7 H: 2 LOB: 1 BB: 0 P: 7	R: 0 E: 0 K: 0 S: 3 H: 1 LOB: 0 BB: 0 P: 3	R: 1 E: 0 K: 0 S: 4 H: 1 LOB: 1 BB: 1 P: 8	R: 2 E: 0 K: 1 S: 8 H: 3 LOB: 2 BB: 0 P: 8	R: 0 E: 0 K: 0 S: 3 H: 0 LOB: 1 BB: 1 P: 7	1B: 5 2B: 5 3B: 0 HR: 0 SF: 0 SAC: 3 DP: 2 HBP: 0						

TOP	
AB	32
R	4
H	10
RBI	3
BB	2
SO	4
LOB	18

PITCHER		IP	WLS	BF	H	R	ER	SO	BB	IBB	HBP	BLK	WP	HR	S	P	ERA	WHIP
Gary Lucas, L ERA: 3.73	(1, 1)	7.2	L	32	10	4	4	4	1	0	0	0	1	0	39	43	4.70	1.435
John D'Acquisto, R ERA: 3.26	(8, 1)	1.1		5	0	0	0	0	1	0	0	0	0	0	4	8	0.00	0.750

PITCHER		IP	WLS	BF	H	R	ER	SO	BB	IBB	HBP	BLK	WP	HR	S	P	ERA	WHIP

BOTTOM

Pittsburgh Pirates @ San Diego Padres

San Diego Stadium, San Diego, CA

Tue Jul 22 1980, 10:05 PM EDT

Att. 17,504 - Unknown

livebaseballscorecards.com

Batter	1	2	3	4	5	6	7	8	9	AB	R	H	RBI	BB	SO	LOB
Gene Richards, L (1, 7) OBP: 0.374, SLG: 0.391	F9	F7		L4			F7		CS 1-3 1B	5	0	1	0	0	0	3
Ozzie Smith, S (1, 6) OBP: 0.333, SLG: 0.282	F4		4-3		G3		BBBB 4-0 G6-4-3 BB		0-0 SH1-3 1-2 3-H 1B	4	0	1	1	1	0	0
Jerry Mumphrey, S (1, 8) OBP: 0.329, SLG: 0.337	1B		1B S 1B		F7		G6-4-3 1-2f		SH1-3 1-2	4	0	2	0	0	0	1
John D'Acquisto, R (8, 1)										0	0	0	0	0	0	0
Kurt Bevacqua, R (9, PH) OBP: 0.343, SLG: 0.422										0	0	0	0	0	0	0
Dave Winfield, R (1, 9) (8, 8) OBP: 0.371, SLG: 0.443	6-3		F5 1-2		S 1B			HR	F8	5	1	2	1	0	0	3
Willie Montanez, L (1, 3) OBP: 0.309, SLG: 0.338		BBBB 4-0 SH1-4 BB BB	0-0 BB 2-3 1B		6-3 1-2			F5		3	0	1	0	1	0	1
Gene Tenace, R (1, 2) OBP: 0.385, SLG: 0.376		BBBB 4-0 SH1-4 1-2 BB	BBBB 4-0 1-2 BB			0-0 1B		0-0 6-3		2	0	1	0	2	0	0
Tim Flannery, L (1, 5) OBP: 0.319, SLG: 0.321	0-0 SH1-4 1-2 2-3	SSS 0-3 K				0-0 F7		0-0 4-3		3	0	0	0	0	1	4
Dave Cash, R (1, 4) OBP: 0.280, SLG: 0.273	BBBB 4-0 BB		F4			0-0 F7			0-0 1B 3B	3	1	1	0	1	0	1
Gary Lucas, L (1, 1) OBP: 0.207, SLG: 0.179	SSS 0-3 K		SSS 0-3 K			0-0 F5			0-0 1B 1B 3-H 1B	3	0	0	0	0	2	4
Jerry Turner, L (8, 9) OBP: 0.313, SLG: 0.374										1	1	1	1	0	0	0

	AB	33
	R	3
	H	10
	RBI	3
	BB	5
	SO	3
	LOB	17

Inning Stats	1	2	3	4	5	6	7	8	9
	R: 0 E: 0 K: 0 S: 4	H: 1 LOB: 1 BB: 0 P: 4	R: 0 E: 0 K: 1 S: 5	H: 0 LOB: 3 BB: 3 P: 17	R: 0 E: 0 K: 1 S: 7	H: 2 LOB: 3 BB: 1 P: 11	R: 0 E: 0 K: 1 S: 5	H: 0 LOB: 0 BB: 0 P: 5	R: 0 E: 0 K: 0 S: 4	H: 1 LOB: 1 BB: 0 P: 4	R: 0 E: 0 K: 0 S: 4	H: 1 LOB: 1 BB: 0 P: 4	R: 0 E: 0 K: 0 S: 2	H: 0 LOB: 0 BB: 1 P: 6	R: 1 E: 0 K: 0 S: 4	H: 1 LOB: 0 BB: 0 P: 4	R: 2 E: 0 K: 0 S: 6	H: 4 LOB: 1 BB: 0 P: 6

	1B: 8	SF: 0	WP: 0	PA: 40
	2B: 0	SAC: 2	PB: 0	
	3B: 1	DP: 1	SB: 2	
	HR: 1	HBP: 0	CS: 1	

PITCHER		IP	WLS	BF	H	R	ER	SO	BB	IBB	HBP	BLK	WP	HR	S	P	ERA	WHIP
Jim Bibby, R ERA: 2.86	(1, 1)	7.0	W	30	5	0	0	3	5	0	0	0	0	0	31	51	0.00	1.429
Enrique Romo, R ERA: 3.5	(8, 1)	1.0		6	3	3	3	0	0	0	0	0	0	1	6	6	27.00	3.000
Grant Jackson, L ERA: 2.14	(9, 1)	0.1		2	2	0	0	0	0	0	0	0	0	0	2	2	0.00	6.000
Kent Tekulve, R ERA: 2.96	(9, 1)	0.2	S	2	0	0	0	0	0	0	0	0	0	0	2	2	0.00	0.000

PITCHER	IP	WLS	BF	H	R	ER	SO	BB	IBB	HBP	BLK	WP	HR	S	P	ERA	WHIP

Batter	1	2	3	4	5	6	7	8	9	AB	R	H	RBI	BB	SO	LOB
Omar Moreno, L (1, 8) OBP: 0.318, SLG: 0.348	F8		4-3		K		IBB		FC3-5-6	4	0	0	0	1	1	2
Tim Foli, R (1, 6) OBP: 0.316, SLG: 0.360	1B		E 1B		6-3		F3		L5	5	1	2	0	0	0	3
Dave Parker, L (1, 9) OBP: 0.325, SLG: 0.453	L6		L7			G3		S 1B		4	0	1	0	0	0	2
John Milner, L (1, 3) OBP: 0.368, SLG: 0.389	F5		E5			F3		F6		4	0	1	0	0	0	2
Mike Easler, L (1, 7) OBP: 0.447, SLG: 0.684		6-3	4-3			K		BB		3	0	0	0	1	1	1
Bill Madlock, R (1, 5) OBP: 0.292, SLG: 0.332		FC6-4 1B		F8			5-3	K		4	0	1	0	0	1	2
Ed Ott, L (1, 2) OBP: 0.355, SLG: 0.389		FC6-4		K			1B 2B	1-3		4	1	2	0	0	1	2
Phil Garner, R (1, 4) OBP: 0.323, SLG: 0.363		FC6-4 S		4-3			5-3		FC3-5-6 1B	3	0	0	0	1	0	3
Rick Rhoden, R (1, 1) OBP: 0.364, SLG: 0.300 Manny Sanguillen, R (7, PH) OBP: 0.355, SLG: 0.433 Enrique Romo, R (7, 1) OBP: 0.556, SLG: 0.500 Lee Lacy, R (9, PH) OBP: 0.424, SLG: 0.553		F8			F9		S 1B		FC3-5-6 1B	2 1 0 1	0 0 0 0	0 1 0 1	0 1 0 0	0 0 0 0	0 0 0 0	2 0 0 0
Inning Stats	R: 0 E: 0 K: 0 S: 4 H: 1 LOB: 1 BB: 0 P: 4	R: 0 E: 0 K: 0 S: 5 H: 2 LOB: 2 BB: 0 P: 5	R: 1 E: 1 K: 0 S: 5 H: 2 LOB: 1 BB: 0 P: 5	R: 0 E: 0 K: 1 S: 5 H: 0 LOB: 0 BB: 0 P: 5	R: 0 E: 0 K: 1 S: 5 H: 0 LOB: 0 BB: 0 P: 5	R: 0 E: 0 K: 1 S: 5 H: 0 LOB: 0 BB: 0 P: 5	R: 1 E: 0 K: 0 S: 5 H: 2 LOB: 2 BB: 1 P: 9	R: 0 E: 0 K: 1 S: 6 H: 1 LOB: 2 BB: 1 P: 10	R: 0 E: 0 K: 0 S: 3 H: 1 LOB: 1 BB: 1 P: 7	1B: 8 2B: 1 3B: 0 HR: 0 SF: 0 SAC: 0 DP: 1 HBP: 0						

PITCHER		IP	WLS	BF	H	R	ER	SO	BB	IBB	HBP	BLK	WP	HR	S	P	ERA	WHIP
Rick Wise, R ERA: 3.71	(1, 1)	7.1		32	8	2	1	3	1	1	0	0	0	0	36	44	1.23	1.227
Rollie Fingers, R ERA: 2.7	(8, 1)	1.2	W	6	1	0	0	1	1	0	0	0	0	0	7	11	0.00	1.200

PITCHER		IP	WLS	BF	H	R	ER	SO	BB	IBB	HBP	BLK	WP	HR	S	P	ERA	WHIP

TOP

Pittsburgh Pirates @ San Diego Padres

San Diego Stadium, San Diego, CA

Wed Jul 23 1980, 10:05 PM EDT

Att. 14,608 - Unknown

livebaseballscorecards.com

AB	35
R	2
H	9
RBI	1
BB	3
SO	4
LOB	19

PA: 38

WP: 0
PB: 0
SB: 4
CS: 0

BOTTOM

Pittsburgh Pirates @ San Diego Padres

San Diego Stadium, San Diego, CA

Wed Jul 23 1980, 10:05 PM EDT

Att. 14,608 - Unknown

livebaseballscorecards.com

Batter	1	2	3	4	5	6	7	8	9	AB	R	H	RBI	BB	SO	LOB
Gene Richards, L (1, 7) OBP: 0.376, SLG: 0.393	4-3 S 1-3 1B	K			4-3			SH1-3 1B 1B		4	2	2	0	0	1	1
Ozzie Smith, S (1, 6) OBP: 0.331, SLG: 0.280	4-3 1-3	6-3			4-3			SH1-3 1-2		3	0	0	0	0	0	2
Jerry Mumphrey, S (1, 8) OBP: 0.328, SLG: 0.336	1-3 3-H		F8		F8			S 2-H 1B		4	0	1	2	0	0	0
Dave Winfield, R (1, 9) OBP: 0.372, SLG: 0.442	BBBB E S 1B BB		5-3			CS 1B		F2 1-2		3	1	1	0	1	0	1
Willie Montanez, L (1, 3) OBP: 0.311, SLG: 0.338	BB 1-H 1B		F8			F8 1-2		IBB		3	0	1	1	1	0	1
Gene Tenace, R (1, 2) OBP: 0.383, SLG: 0.370	BBBB FC6-4 1-2 BB			K		F8		K		3	0	0	0	1	2	2
Tim Flannery, L (1, 5) OBP: 0.319, SLG: 0.321 Paul Dade, R (7, PR) OBP: 0.333, SLG: 0.209 Aurelio Rodriguez, R (8, 5) OBP: 0.220, SLG: 0.296	FC6-4 1-2f			6-3			CS 1B			3 0 0	0 0 0	1 0 0	0 0 0	0 0 0	0 0 0	2 0 0
Dave Cash, R (1, 4) OBP: 0.283, SLG: 0.274		SH2-4 1B		BBBB BB			F7 1-2			2	0	1	0	1	0	1
Rick Wise, R (1, 1) OBP: 0.161, SLG: 0.200 Rollie Fingers, R (8, 1) OBP: 0.250, SLG: 0.417		SH2-4 1-2		K			5-3			2 0	0 0	0 0	0 0	0 0	1 0	2 0
Inning Stats	R: 2 H: 2 E: 0 LOB: 2 K: 0 BB: 2 S: 5 P: 13	R: 0 H: 1 E: 0 LOB: 1 K: 1 BB: 0 S: 6 P: 6	R: 0 H: 0 E: 0 LOB: 0 K: 0 BB: 0 S: 3 P: 3	R: 0 H: 0 E: 0 LOB: 1 K: 2 BB: 1 S: 7 P: 11	R: 0 H: 0 E: 0 LOB: 0 K: 0 BB: 0 S: 3 P: 3	R: 0 H: 1 E: 0 LOB: 0 K: 0 BB: 0 S: 3 P: 3	R: 0 H: 1 E: 0 LOB: 1 K: 0 BB: 0 S: 3 P: 3	R: 1 H: 2 E: 0 LOB: 2 K: 1 BB: 1 S: 7 P: 11		1B: 7 SF: 0 2B: 0 SAC: 2 3B: 0 DP: 0 HR: 0 HBP: 0						WP: 0 PA: 33 PB: 0 SB: 3 CS: 2

	AB	27
	R	3
	H	7
	RBI	3
	BB	4
	SO	4
	LOB	12

PITCHER		IP	WLS	BF	H	R	ER	SO	BB	IBB	HBP	BLK	WP	HR	S	P	ERA	WHIP
Rick Rhoden, R ERA: 5.5	(1, 1)	6.0		24	4	2	2	3	3	0	0	0	0	0	27	39	3.00	1.167
Enrique Romo, R ERA: 3.52	(7, 1)	2.0	L	9	3	1	1	1	0	1	0	0	0	0	10	14	4.50	1.500

PITCHER	IP	WLS	BF	H	R	ER	SO	BB	IBB	HBP	BLK	WP	HR	S	P	ERA	WHIP

Batter	1	2	3	4	5	6	7	8	9	AB	R	H	RBI	BB	SO	LOB
Omar Moreno, L (1, 8) OBP: 0.319, SLG: 0.349	4-3	S, 1B		6-3		4-3		CS, 2-H, 1B		5	1	2	1	0	0	1
Tim Foli, R (1, 6) OBP: 0.324, SLG: 0.368	1B, FC6-4, 1B	1-H, HR, 1B		FC4-6, 1B		4-3		CS, 1-2	E, 1B, 1B	5	3	4	1	0	0	1
Dave Parker, L (1, 9) OBP: 0.327, SLG: 0.462	FC6-4, 1-3, 1B	1-H, HR		FC4-6, 1-2f			F8		E6, F8, 1B, 1-2	4	1	2	2	0	0	1
Mike Easler, L (7, 9) OBP: 0.445, SLG: 0.680										1	0	0	0	0	0	1
Bill Madlock, R (1, 3) OBP: 0.294, SLG: 0.337	FC6-4, 1B, 2B, 1-2f, 3-H	2B			5-3		F7		G6-4-3, 1-2, 2-H, 1B	5	1	2	2	0	0	1
Lee Lacy, R (1, 7) OBP: 0.429, SLG: 0.552	2B, 1-2, 1B	G3			6-3, 1B		B B B B, 4-0, S, BB		F8, 2-3	4	0	2	0	1	0	3
Phil Garner, R (1, 4) OBP: 0.322, SLG: 0.363	1-3, 2-H, 2B		1-3		6-3, 1-2		6-3, 1-2		G6-4-3, 1-2f	5	0	1	1	0	0	4
Steve Nicosia, R (1, 2) OBP: 0.297, SLG: 0.279	F9	F9	F9		5-3			SH1-4, 1B, 1B		4	1	1	0	0	0	3
Dale Berra, R (1, 5) OBP: 0.280, SLG: 0.352		F9	PO, 2B			SH1-4, 2B		S S S, K		4	0	2	0	0	1	1
Bert Blyleven, R (1, 1) OBP: 0.075, SLG: 0.051		F4	PO, 2-3	6-3		SH1-4, 2-3		SH1-4, 1-2		2	0	0	0	0	0	0
Inning Stats	R: 2 E: 0 K: 0 S: 7 / H: 4 LOB: 2 BB: 0 P: 7	R: 3 E: 0 K: 0 S: 7 / H: 4 LOB: 1 BB: 0 P: 7	R: 0 E: 0 K: 0 S: 3 / H: 1 LOB: 0 BB: 0 P: 3	R: 0 E: 0 K: 0 S: 4 / H: 1 LOB: 1 BB: 0 P: 4	R: 0 E: 0 K: 0 S: 4 / H: 1 LOB: 1 BB: 0 P: 4	R: 0 E: 0 K: 0 S: 4 / H: 1 LOB: 1 BB: 0 P: 4	R: 0 E: 0 K: 0 S: 3 / H: 0 LOB: 1 BB: 1 P: 7	R: 1 E: 0 K: 1 S: 6 / H: 2 LOB: 0 BB: 0 P: 6	R: 1 E: 1 K: 0 S: 5 / H: 2 LOB: 1 BB: 0 P: 5	1B: 11 2B: 4 3B: 0 HR: 1 / SF: 0 SAC: 2 DP: 1 HBP: 0							

TOP

Pittsburgh Pirates @ San Diego Padres

San Diego Stadium, San Diego, CA

Thu Jul 24 1980, 10:05 PM EDT

Att. 15,746 - Unknown

livebaseballscorecards.com

AB	39
R	7
H	16
RBI	7
BB	1
SO	1
LOB	16

WP: 0 PB: 0 SB: 2 CS: 1 / PA: 44

PITCHER		IP	WLS	BF	H	R	ER	SO	BB	IBB	HBP	BLK	WP	HR	S	P	ERA	WHIP
Bob Shirley, L ERA: 3.38	(1, 1)	2.0	L	14	8	5	5	0	0	0	0	0	0	1	14	14	22.50	4.000
John Curtis, L ERA: 4.47	(3, 1)	4.0		15	4	0	0	0	0	0	0	0	0	0	15	15	0.00	1.000
Eric Rasmussen, R ERA: 5.15	(7, 1)	2.0		8	2	1	1	1	1	0	0	0	0	0	9	13	4.50	1.500
Dennis Kinney, L ERA: 3.14	(9, 1)	1.0		5	2	1	0	0	0	0	0	0	0	0	5	5	0.00	2.000

PITCHER	IP	WLS	BF	H	R	ER	SO	BB	IBB	HBP	BLK	WP	HR	S	P	ERA	WHIP

BOTTOM

Batter	1	2	3	4	5	6	7	8	9	AB	R	H	RBI	BB	SO	LOB
Gene Richards, L (1, 7) OBP: 0.372, SLG: 0.388	G3		4-3			K		5-3		4	0	0	0	0	1	3
Dennis Kinney, L (9, 1) OBP: 0.250, SLG: 0.143										0	0	0	0	0	0	0
Ozzie Smith, S (1, 6) OBP: 0.328, SLG: 0.277	K			6-3			6-3		G3	4	0	0	0	0	1	0
Jerry Mumphrey, S (1, 8) OBP: 0.324, SLG: 0.331	F8			F8			K		K	4	0	0	0	0	2	0
Dave Winfield, R (1, 9) OBP: 0.371, SLG: 0.448		4-3		K			K		HR	4	1	1	1	0	2	0
Willie Montanez, L (1, 3) OBP: 0.315, SLG: 0.341		1B			F5			G4-6-3 1B	BB	3	0	2	0	1	0	0
Gene Tenace, R (1, 2) OBP: 0.379, SLG: 0.366		F8			K			G4-6-3 1-2f	K	2	0	0	0	0	1	1
Bill Fahey, L (8, PH) OBP: 0.312, SLG: 0.277 (9, 2)										2	0	0	0	0	1	2
Aurelio Rodriguez, R (1, 5) OBP: 0.217, SLG: 0.292		K			K			1B 1B		2	0	0	0	0	2	1
Tim Flannery, L (8, PH) OBP: 0.325, SLG: 0.327 (9, 4)								1B		1	0	1	0	0	0	0
Dave Cash, R (1, 4) OBP: 0.282, SLG: 0.272			6-3			G3		1B 1-2		2	0	0	0	0	0	0
Jerry Turner, L (8, PH) OBP: 0.319, SLG: 0.379 (9, 7)								1B		1	0	1	0	0	0	0
Bob Shirley, R (1, 1)			K			F9		1B 1-2 2-3		0	0	0	0	0	0	0
John Curtis, L (3, 1) OBP: 0.182, SLG: 0.161										1	0	0	0	0	1	0
Kurt Bevacqua, R (6, PH) OBP: 0.338, SLG: 0.415										1	0	0	0	0	0	0
Eric Rasmussen, R (7, 1) OBP: 0.125, SLG: 0.250										0	0	0	0	0	0	0
Von Joshua, L (8, PH) OBP: 0.310, SLG: 0.426										1	0	1	0	0	0	0
Paul Dade, R (9, 5) OBP: 0.333, SLG: 0.209										0	0	0	0	0	0	0
Inning Stats	R: 0 E: 0 K: 1 S: 5 H: 0 LOB: 0 BB: 0 P: 5	R: 0 E: 0 K: 1 S: 6 H: 1 LOB: 1 BB: 0 P: 6	R: 0 E: 0 K: 1 S: 5 H: 0 LOB: 0 BB: 0 P: 5	R: 0 E: 0 K: 1 S: 5 H: 0 LOB: 0 BB: 0 P: 5	R: 0 E: 0 K: 2 S: 7 H: 0 LOB: 0 BB: 0 P: 7	R: 0 E: 0 K: 1 S: 5 H: 0 LOB: 0 BB: 0 P: 5	R: 0 E: 0 K: 2 S: 7 H: 0 LOB: 0 BB: 0 P: 7	R: 0 E: 0 K: 0 S: 6 H: 4 LOB: 3 BB: 0 P: 6	R: 1 E: 0 K: 2 S: 8 H: 1 LOB: 1 BB: 1 P: 12	1B: 5 2B: 0 3B: 0 HR: 1 SF: 0 SAC: 0 DP: 1 HBP: 0						

PITCHER	IP	WLS	BF	H	R	ER	SO	BB	IBB	HBP	BLK	WP	HR	S	P	ERA	WHIP
Bert Blyleven, R (1, 1) ERA: 3.74	9.0	W	33	6	1	1	11	1	0	0	0	0	1	54	58	1.00	0.778

PITCHER	IP	WLS	BF	H	R	ER	SO	BB	IBB	HBP	BLK	WP	HR	S	P	ERA	WHIP

Pittsburgh Pirates @ San Diego Padres

San Diego Stadium, San Diego, CA

Thu Jul 24 1980, 10:05 PM EDT

Att. 15,746 - Unknown

livebaseballscorecards.com

AB	32
R	1
H	6
RBI	1
BB	1
SO	11
LOB	7

WP: 0 PB: 0 SB: 0 CS: 0 PA: 33

TOP

St. Louis Cardinals @ San Diego Padres

San Diego Stadium, San Diego, CA

Fri Jul 25 1980, 10:05 PM EDT

Att. 12,815 - Unknown

livebaseballscorecards.com

Batter	1	2	3	4	5	6	7	8	9	AB	R	H	RBI	BB	SO	LOB
Ken Oberkfell, L (1, 4) OBP: 0.391, SLG: 0.403	L8		F7		F5		BB 4-0 1B 2B		F7	4	1	0	0	1	0	0
Tito Landrum, R (1, 7) OBP: 0.667, SLG: 0.833	G3		2B		1B		1-2 2B 1B		1B	5	1	4	0	0	0	0
Keith Hernandez, L (1, 3) OBP: 0.401, SLG: 0.490	1B		BB FC5-4		1-2 FC5-4		1-H 2-H 1B 2B		1-2 FC4-6 1B	4	1	4	2	1	0	0
Ted Simmons, S (1, 2) OBP: 0.370, SLG: 0.510	K2-3		1-2f FC5-4		1-2f FC5-4		3-H 1B		1-2f FC4-6	5	0	1	1	0	1	7
George Hendrick, R (1, 8) (8, 9) OBP: 0.357, SLG: 0.560		G6-4-3 1B		L5		4-3	F2			4	0	1	0	0	0	1
Ken Reitz, R (1, 5) OBP: 0.309, SLG: 0.385		1-2f G6-4-3		F8		5-3		6-3		4	0	0	0	0	0	1
Leon Durham, L (1, 9) OBP: 0.294, SLG: 0.407		BB		S 1B		F7		F7		3	0	1	0	1	0	0
Tony Scott, S (8, 8) OBP: 0.298, SLG: 0.280										0	0	0	0	0	0	0
Mike Phillips, L (1, 6) OBP: 0.186, SLG: 0.238		P4		K 1-2			6-3	F9		2	0	0	0	0	1	2
Mike Ramsey, S (7, PH) (7, 6) OBP: 0.288, SLG: 0.389										2	0	0	0	0	0	0
Bob Sykes, S (1, 1) OBP: 0.138, SLG: 0.107			6-3		5-3		6-3		K	2	0	0	0	0	0	0
Keith Smith, R (7, PH) OBP: 0.333, SLG: 0.444										1	0	0	0	0	0	0
John Urrea, R (7, 1)										1	0	0	0	0	1	0
John Littlefield, R (9, 1)										0	0	0	0	0	0	0

	AB	37
	R	3
	H	11
	RBI	3
	BB	3
	SO	3
	LOB	11

Inning Stats	1	2	3	4	5	6	7	8	9
	R: 0 E: 0 K: 1 S: 6 H: 1 LOB: 1 BB: 0 P: 6	R: 0 E: 0 K: 0 S: 3 H: 1 LOB: 1 BB: 1 P: 7	R: 0 E: 0 K: 0 S: 4 H: 1 LOB: 2 BB: 1 P: 8	R: 0 E: 0 K: 1 S: 6 H: 1 LOB: 1 BB: 0 P: 6	R: 0 E: 0 K: 0 S: 5 H: 2 LOB: 2 BB: 0 P: 5	R: 0 E: 0 K: 0 S: 3 H: 0 LOB: 0 BB: 0 P: 3	R: 3 E: 0 K: 0 S: 6 H: 3 LOB: 1 BB: 1 P: 10	R: 0 E: 0 K: 0 S: 3 H: 0 LOB: 0 BB: 0 P: 3	R: 0 E: 0 K: 1 S: 7 H: 2 LOB: 2 BB: 0 P: 7

1B: 9	SF: 0	WP: 0	PA: 40
2B: 2	SAC: 0	PB: 0	
3B: 0	DP: 1	SB: 1	
HR: 0	HBP: 0	CS: 0	

PITCHER		IP	WLS	BF	H	R	ER	SO	BB	IBB	HBP	BLK	WP	HR	S	P	ERA	WHIP
Randy Jones, L ERA: 3.71	(1, 1)	6.2		29	7	2	2	2	3	0	0	0	0	0	30	42	2.70	1.500
Dennis Kinney, L ERA: 3.31	(7, 1)	0.0	L	1	1	0	0	0	0	0	0	0	0	0	1	1	∞	∞
Rollie Fingers, R ERA: 2.69	(7, 1)	0.1		2	1	1	1	0	0	0	0	0	0	0	2	2	27.00	3.000
John D'Acquisto, R ERA: 3.15	(8, 1)	2.0		8	2	0	0	1	0	0	0	0	0	0	10	10	0.00	1.000

PITCHER		IP	WLS	BF	H	R	ER	SO	BB	IBB	HBP	BLK	WP	HR	S	P	ERA	WHIP

BOTTOM

St. Louis Cardinals @ San Diego Padres

San Diego Stadium, San Diego, CA

Fri Jul 25 1980, 10:05 PM EDT

Att. 12,815 - Unknown

livebaseballscorecards.com

Batter	1	2	3	4	5	6	7	8	9	AB	R	H	RBI	BB	SO	LOB
Gene Richards, L (1, 7) OBP: 0.371, SLG: 0.385	BBBB 4-0 S BB		x 0-0 ② 4-3		x 0-0 ③ 6-3		x 0-0 ③ G3			3	0	0	0	1	0	1
Ozzie Smith, S (1, 6) OBP: 0.332, SLG: 0.278	x 0-0 ① F9 1-2		BBBB 4-0 WP BB			x 0-0 G6-4-3 1B 1B 1B		BBBB 4-0 CS BB		2	1	1	0	2	0	1
Jerry Mumphrey, S (1, 8) OBP: 0.324, SLG: 0.330	SSS 0-3 ② K		x 0-0 ③ 4-3 1-2			x 0-0 G6-4-3 1-2 1B		x 0-0 ①② 6-3 1-2		4	0	1	0	0	1	3
Dave Winfield, R (1, 9) OBP: 0.370, SLG: 0.449	x 0-0 ③ 5-3			x 0-0 CS 2B		x 0-0 ①② G6-4-3 1-2f 2-3		SSS 0-3 ③ K		4	0	1	0	0	1	3
Willie Montanez, L (1, 3) OBP: 0.317, SLG: 0.341 Paul Dade, R (9, PR) OBP: 0.333, SLG: 0.209		x 0-0 ① F8		x 0-0 ①② P6 2-3		x 0-0 3-H 1B			BBBB 4-0 4-3 BB	3 0	0 0	1 0	1 0	1 0	0 0	1 0
Gene Tenace, R (1, 2) OBP: 0.377, SLG: 0.380		x 0-0 ② P4		x 0-0 HR		SSS 0-3 ③ K			x 0-0 ① F9	4	1	1	1	0	1	2
Aurelio Rodriguez, R (1, 5) OBP: 0.220, SLG: 0.290 Tim Flannery, L (7, PH) OBP: 0.328, SLG: 0.330 (8, 5)	BBBB 4-0 BB		x 0-0 ③ F3			x 0-0 SH3-4 1B			x 0-0 ② 4-3 1-2	1 2	0 0	0 1	0 0	1 0	0 0	0 1
Dave Cash, R (1, 4) OBP: 0.280, SLG: 0.271 Von Joshua, L (9, PH) OBP: 0.305, SLG: 0.418	SSS 0-3 ③ K				x 0-0 ① 5-3	x 0-0 ① SH3-4 1-2			SSS 0-3 ③ K	2 1	0 0	0 0	0 0	0 0	1 1	1 2
Randy Jones, R (1, 1) OBP: 0.108, SLG: 0.057 Dennis Kinney, L (7, 1) OBP: 0.250, SLG: 0.143 Rollie Fingers, R (7, 1) OBP: 0.250, SLG: 0.417 Jerry Turner, L (7, PH) OBP: 0.316, SLG: 0.376 John D'Acquisto, R (8, 1)			SSS 0-3 ① K		x 0-0 ② P4	x 0-0 ② L6				2 0 0 1 0	0 0 0 0 0	0 0 0 0 0	0 0 0 0 0	1 0 0 0 0	0 0 0 0 0	0 0 0 1 0
Inning Stats	R: 0 H: 0 E: 0 LOB: 1 K: 1 BB: 1 S: 5 P: 9	R: 0 H: 0 E: 0 LOB: 1 K: 1 BB: 1 S: 5 P: 9	R: 0 H: 0 E: 0 LOB: 1 K: 1 BB: 1 S: 5 P: 9	R: 1 H: 2 E: 0 LOB: 0 K: 0 BB: 0 S: 4 P: 4	R: 0 H: 0 E: 0 LOB: 0 K: 0 BB: 0 S: 3 P: 3	R: 1 H: 3 E: 0 LOB: 1 K: 1 BB: 0 S: 7 P: 7	R: 0 H: 1 E: 0 LOB: 1 K: 0 BB: 0 S: 4 P: 4	R: 0 H: 0 E: 0 LOB: 0 K: 1 BB: 1 S: 4 P: 8	R: 0 H: 0 E: 0 LOB: 2 K: 1 BB: 1 S: 5 P: 9	1B: 4 2B: 1 3B: 0 HR: 1	SF: 0 SAC: 1 DP: 1 HBP: 0			WP: 1 PB: 0 SB: 1 CS: 2	PA: 35		

	AB	29
	R	2
	H	6
	RBI	2
	BB	5
	SO	6
	LOB	16

PITCHER		IP	WLS	BF	H	R	ER	SO	BB	IBB	HBP	BLK	WP	HR	S	P	ERA	WHIP
Bob Sykes, L ERA: 5.03	(1, 1)	6.0	W	24	5	2	2	4	3	0	0	0	1	1	29	41	3.00	1.333
John Urrea, R ERA: 3.32	(7, 1)	2.0		8	1	0	0	1	2	0	0	0	0	0	8	16	0.00	1.500
John Littlefield, R ERA: 2.29	(9, 1)	1.0	S	3	0	0	0	1	0	0	0	0	0	0	5	5	0.00	0.000

PITCHER	IP	WLS	BF	H	R	ER	SO	BB	IBB	HBP	BLK	WP	HR	S	P	ERA	WHIP

Batter	1	2	3	4	5	6	7	8	9	10	11	AB	R	H	RBI	BB	SO	LOB
Ken Oberkfell, L (1, 4) OBP: 0.391, SLG: 0.409	2B		1B	4-3			4-3			4-3		5	1	2	0	0	0	1
Leon Durham, L (1, 9) OBP: 0.293, SLG: 0.402	K		1B		K		P4			6-3		4	1	1	1	0	2	1
Tony Scott, S (7, 8) OBP: 0.296, SLG: 0.279												1	0	0	0	0	0	0
Keith Hernandez, L (1, 3) OBP: 0.403, SLG: 0.490	BB		SF7-2-6 1B 1B		F7			G5-4-3 1B		P6		4	0	2	1	1	0	0
George Hendrick, R (1, 8) OBP: 0.357, SLG: 0.557 (7, 9)	P3		1B		1B			G5-4-3 1-2f			F7	5	0	2	0	0	0	3
Dane Iorg, L (1, 7) OBP: 0.348, SLG: 0.458	F7		SF7-2-6		K			2B			BB	3	0	1	1	0	1	3
Tito Landrum, R (8, PR) OBP: 0.714, SLG: 0.833 (8, 7)												0	0	0	0	1	0	0
Terry Kennedy, L (1, 2) OBP: 0.335, SLG: 0.411		F8	K			P6		4-3			1B	4	0	0	0	0	1	2
Ted Simmons, S (11, PH) OBP: 0.371, SLG: 0.511 (11, 2)												1	0	1	0	0	0	0
Ken Reitz, R (1, 5) OBP: 0.305, SLG: 0.379		F7		5-3		5-3			F7		F9	5	0	0	0	0	0	2
Mike Phillips, L (1, 6) OBP: 0.191, SLG: 0.239		F8		SH1-4 1B		3-1			F7		1B	4	0	1	0	0	0	0
Mike Ramsey, S (11, PH) OBP: 0.297, SLG: 0.397 (11, 6)												1	0	1	0	0	0	0
Bob Forsch, R (1, 1) OBP: 0.321, SLG: 0.558			2B	SH1-4	K				4-3		F8	3	1	1	0	0	1	0
Jim Kaat, L (9, 1) OBP: 0.133, SLG: 0.107												0	0	0	0	0	0	0
John Littlefield, R (9, 1)												0	0	0	0	0	0	0
Keith Smith, R (11, PH) OBP: 0.300, SLG: 0.400												1	0	0	0	0	0	3
Don Hood, L (11, 1) OBP: 0.111, SLG: 0.111												0	0	0	0	0	0	0
John Urrea, R (11, 1)												0	0	0	0	0	0	0
Inning Stats	R: 0 H: 1 E: 0 LOB: 2 K: 1 BB: 1 S: 6 P: 10	R: 0 H: 0 E: 0 LOB: 0 K: 0 BB: 0 S: 3 P: 3	R: 3 H: 5 E: 0 LOB: 1 K: 1 BB: 0 S: 9 P: 9	R: 0 H: 1 E: 0 LOB: 1 K: 0 BB: 0 S: 4 P: 4	R: 0 H: 1 E: 0 LOB: 1 K: 2 BB: 0 S: 8 P: 8	R: 0 H: 0 E: 0 LOB: 0 K: 0 BB: 0 S: 3 P: 3	R: 0 H: 0 E: 0 LOB: 0 K: 1 BB: 0 S: 5 P: 5	R: 0 H: 2 E: 0 LOB: 1 K: 0 BB: 0 S: 4 P: 4	R: 0 H: 0 E: 0 LOB: 0 K: 0 BB: 0 S: 3 P: 3	R: 0 H: 0 E: 0 LOB: 0 K: 0 BB: 0 S: 3 P: 3	R: 0 H: 2 E: 0 LOB: 3 K: 0 BB: 1 S: 5 P: 9	1B: 9 SF: 1 2B: 4 SAC: 1 3B: 0 DP: 2 HR: 0 HBP: 0						

PITCHER		IP	WLS	BF	H	R	ER	SO	BB	IBB	HBP	BLK	WP	HR	S	P	ERA	WHIP
Steve Mura, R ERA: 4.36	(1, 1)	8.0		33	10	3	3	5	1	0	0	0	0	0	42	46	3.38	1.375
Dennis Kinney, L ERA: 3.13	(9, 1)	3.0	W	12	2	0	0	0	1	0	0	0	0	0	11	15	0.00	1.000

PITCHER	IP	WLS	BF	H	R	ER	SO	BB	IBB	HBP	BLK	WP	HR	S	P	ERA	WHIP

TOP

St. Louis Cardinals @ San Diego Padres

San Diego Stadium, San Diego, CA

Sat Jul 26 1980, 10:05 PM EDT

Att. 15,310 - Unknown

livebaseballscorecards.com

AB	41
R	3
H	12
RBI	3
BB	2
SO	5
LOB	15

St. Louis Cardinals @ San Diego Padres

San Diego Stadium, San Diego, CA

Sat Jul 26 1980, 10:05 PM EDT

Att. 15,310 - Unknown

livebaseballscorecards.com

BOTTOM

Batter	1	2	3	4	5	6	7	8	9	10	11	AB	R	H	RBI	BB	SO	LOB
Gene Richards, L (1, 7) OBP: 0.368, SLG: 0.382	G3			1B G1-6-3 1B	L8			E6 FC6-4		1-3		5	1	1	0	0	0	1
Ozzie Smith, S (1, 6) OBP: 0.333, SLG: 0.279	4-3			1-3 G1-6-3 1B		4-3 SH2-4 1B		FC6-4 1-2f		G3		5	0	2	0	0	0	1
Jerry Mumphrey, S (1, 8) OBP: 0.323, SLG: 0.329	4-3			G1-6-3 1-2f 3-H		SH2-4 1-2		4-3			1B SH5-4 BB 1B	4	1	1	0	0	0	2
Jerry Turner, L (1, 9) OBP: 0.329, SLG: 0.388		CS 1B		1B		4-3 2-3			6-3 1B		SH5-4 1-2	4	1	3	0	0	0	1
Willie Montanez, L (1, 3) OBP: 0.318, SLG: 0.342		G1-4-3 1-2 1B		4-3		4-3			6-3 1-2		BB IBB 2-3 1B	5	0	2	0	0	0	3
Gene Tenace, R (1, 2) OBP: 0.378, SLG: 0.377		G1-4-3 1-2f			P4		F8		4-3 2-H 1B		BB 1-2 IBB	4	0	1	1	1	0	1
Tim Flannery, L (1, 5) OBP: 0.328, SLG: 0.330 Aurelio Rodriguez, R (8, 5) OBP: 0.220, SLG: 0.290 Von Joshua, L (9, PH) OBP: 0.300, SLG: 0.411 Paul Dade, R (10, 4) OBP: 0.346, SLG: 0.209		4-3			5-3 1B 1B		1-3		4-3 1-2		BB	3 0 1 0	1 0 0 0	1 0 0 0	0 0 0 1	0 0 0 1	0 0 0 0	0 0 1 0
Dave Cash, R (1, 4) OBP: 0.278, SLG: 0.268 Kurt Bevacqua, R (9, PH) OBP: 0.333, SLG: 0.409 (10, 5)		F3			5-3 1-2		F7		L9			3 1	0 0	0 0	0 0	0 0	0 0	1 1
Steve Mura, R (1, 1) OBP: 0.261, SLG: 0.238 Dave Winfield, R (8, PH) OBP: 0.369, SLG: 0.448 Dennis Kinney, L (9, 1) OBP: 0.222, SLG: 0.125		K			2-H 1B			K		4-3		2 1 1	0 0 0	1 0 0	1 0 0	0 1 0	1 0 0	0 0 0
Inning Stats	R: 0 H: 0 E: 0 LOB: 0 K: 0 BB: 0 S: 3 P: 3	R: 0 H: 2 E: 0 LOB: 0 K: 0 BB: 0 S: 3 P: 3	R: 0 H: 0 E: 0 LOB: 0 K: 1 BB: 0 S: 5 P: 5	R: 1 H: 3 E: 0 LOB: 1 K: 0 BB: 0 S: 5 P: 5	R: 1 H: 2 E: 0 LOB: 1 K: 0 BB: 0 S: 5 P: 5	R: 0 H: 1 E: 0 LOB: 1 K: 0 BB: 0 S: 4 P: 4	R: 0 H: 0 E: 0 LOB: 0 K: 0 BB: 0 S: 3 P: 3	R: 0 H: 0 E: 1 LOB: 1 K: 1 BB: 0 S: 6 P: 6	R: 1 H: 2 E: 0 LOB: 1 K: 0 BB: 0 S: 5 P: 5	R: 0 H: 0 E: 0 LOB: 0 K: 0 BB: 0 S: 3 P: 3	R: 1 H: 2 E: 0 LOB: 3 K: 0 BB: 2 S: 3 P: 11	1B: 12 SF: 0 2B: 0 SAC: 2 3B: 0 DP: 2 HR: 0 HBP: 0						

	AB	39
	R	4
	H	12
	RBI	3
	BB	2
	SO	2
	LOB	12

WP: 0 PA: 43
PB: 0
SB: 0
CS: 1

PITCHER		IP	WLS	BF	H	R	ER	SO	BB	IBB	HBP	BLK	WP	HR	S	P	ERA	WHIP
Bob Forsch, R ERA: 3.67	(1, 1)	8.0		31	9	3	3	2	0	0	0	0	0	0	35	35	3.38	1.125
Jim Kaat, L ERA: 3.67	(9, 1)	0.1		1	0	0	0	0	0	0	0	0	0	0	1	1	0.00	0.000
John Littlefield, R ERA: 2.19	(9, 1)	1.2		6	1	0	0	0	0	0	0	0	0	0	6	6	0.00	0.600
Don Hood, L ERA: 2.75	(11, 1)	0.1	L	3	2	1	1	0	0	0	0	0	0	0	3	3	27.00	6.000
John Urrea, R ERA: 3.32	(11, 1)	0.0		2	0	0	0	0	1	1	0	0	0	0	0	8	∞	∞

PITCHER	IP	WLS	BF	H	R	ER	SO	BB	IBB	HBP	BLK	WP	HR	S	P	ERA	WHIP

St. Louis Cardinals @ San Diego Padres

San Diego Stadium, San Diego, CA

Sun Jul 27 1980, 6:33 AM EDT

Att. 11,381 - Unknown

TOP

livebaseballscorecards.com

Batter	1	2	3	4	5	6	7	8	9	AB	R	H	RBI	BB	SO	LOB
Ken Oberkfell, L (1, 4) OBP: 0.388, SLG: 0.416	0-0 1B 3B		0-0 L7 ②		S S S 0-3 K ②			x 0-0 4-3 ①		4	1	1	0	0	1	1
Tito Landrum, R (1, 8) (8, 7) OBP: 0.545, SLG: 0.600	0-0 G6-4-3 1B 3-H		0-0 F7 ③		0-0 F7 ③			S S S 0-3 K ②		4	0	1	1	0	1	1
Keith Hernandez, L (1, 3) OBP: 0.402, SLG: 0.486	0-0 G6-4-3 ① ② 1-2f			0-0 6-3 ①		0-0 F8 ①		B B B B 4-0 BB BB		3	0	0	0	1	0	1
Ted Simmons, S (1, 2) OBP: 0.376, SLG: 0.523 Tony Scott, S (8, PR) (8, 8) OBP: 0.296, SLG: 0.279	0-0 F8 ③			0-0 6-3 1B 1B		0-0 HR		B B B B 4-0 1-2 BB		3	1	2	1	1	0	0
										0	0	0	0	0	0	0
George Hendrick, R (1, 9) OBP: 0.356, SLG: 0.554		0-0 6-3 ①		0-0 6-3 1B 1-2		0-0 F8 ②		0-0 4-3 ③		4	0	1	0	0	0	2
Keith Smith, R (1, 7) OBP: 0.231, SLG: 0.308 Terry Kennedy, L (8, 2) OBP: 0.340, SLG: 0.415		0-0 1-3 ②		0-0 6-3 ② 1-2 2-3		0-0 F8 ③			0-0 4-3 5-3 1B	3	0	0	0	0	0	2
										1	0	1	0	0	0	0
Ken Reitz, R (1, 5) OBP: 0.305, SLG: 0.376		0-0 L7 ③		4-0 IBB			0-0 5-3 ①		0-0 5-3 ① 1-2	3	0	0	0	1	0	1
Mike Ramsey, S (1, 6) OBP: 0.299, SLG: 0.387 Dane Iorg, L (9, PH) OBP: 0.345, SLG: 0.455			B B B B 4-0 SH2-4 BB	S S S 0-3 K ③			x 0-0 F8 ②		x 0-0 4-3 ② 2-3	2	0	0	0	1	1	3
										1	0	0	0	0	0	1
Pete Vuckovich, R (1, 1) OBP: 0.163, SLG: 0.229 Steve Swisher, R (7, PH) OBP: 0.125, SLG: 0.125 Jim Kaat, L (7, 1) OBP: 0.133, SLG: 0.107 Leon Durham, L (9, PH) OBP: 0.291, SLG: 0.398			0-0 SH2-4 ① 1-2		0-0 F3 ①		0-0 5-3 ③		0-0 3-1 ③	1	0	0	0	0	0	0
										1	0	0	0	0	0	0
										0	0	0	0	0	0	0
										1	0	0	0	0	0	1
Inning Stats	R: 1 E: 0 K: 0 S: 4 H: 2 LOB: 0 BB: 0 P: 4	R: 0 E: 0 K: 0 S: 3 H: 0 LOB: 0 BB: 0 P: 3	R: 0 E: 0 K: 0 S: 3 H: 0 LOB: 1 BB: 1 P: 7	R: 0 E: 0 K: 1 S: 7 H: 2 LOB: 3 BB: 1 P: 11	R: 0 E: 0 K: 1 S: 5 H: 0 LOB: 0 BB: 0 P: 5	R: 1 E: 0 K: 0 S: 4 H: 1 LOB: 0 BB: 0 P: 4	R: 0 E: 0 K: 0 S: 3 H: 0 LOB: 0 BB: 0 P: 3	R: 0 E: 0 K: 1 S: 5 H: 0 LOB: 2 BB: 2 P: 13	R: 0 E: 0 K: 0 S: 4 H: 1 LOB: 1 BB: 0 P: 4	1B: 4 2B: 0 3B: 1 HR: 1		SF: 0 SAC: 1 DP: 1 HBP: 0				

	AB	31
	R	2
	H	6
	RBI	2
	BB	4
	SO	3
	LOB	13

WP: 0 PB: 0 SB: 0 CS: 0 PA: 36

PITCHER		IP	WLS	BF	H	R	ER	SO	BB	IBB	HBP	BLK	WP	HR	S	P	ERA	WHIP
Gary Lucas, L ERA: 3.64	(1, 1)	7.2	W	31	5	2	2	3	3	1	0	0	0	1	33	49	2.35	1.043
Rollie Fingers, R ERA: 2.63	(8, 1)	1.1	S	5	1	0	0	0	0	0	0	0	0	0	5	5	0.00	0.750

PITCHER	IP	WLS	BF	H	R	ER	SO	BB	IBB	HBP	BLK	WP	HR	S	P	ERA	WHIP

Batter	1	2	3	4	5	6	7	8	9	AB	R	H	RBI	BB	SO	LOB
Gene Richards, L (1, 7) OBP: 0.368, SLG: 0.387	5-3			1B 3B	FC4-6 1-2f 3-H			SH1-3 1-2		3	1	1	1	0	0	1
Ozzie Smith, S (1, 6) OBP: 0.332, SLG: 0.279	K			2B 1B 3-H	4-3			F8		4	1	1	1	0	1	2
Jerry Mumphrey, S (1, 8) OBP: 0.325, SLG: 0.334	K			1B 2B 1-H		B1-3		IBB 1B 2-H		4	1	2	2	0	1	0
Jerry Turner, L (1, 9) OBP: 0.336, SLG: 0.394		CS 1B		G3-6-1 1B 2-H		P4		1-2 IBB		3	0	2	1	0	0	0
Dave Winfield, R (8, 9) OBP: 0.370, SLG: 0.448										0	0	0	0	1	0	0
Willie Montanez, L (1, 3) OBP: 0.315, SLG: 0.338	F8 1-2			G3-6-1 1-2f		G3		F8		4	0	0	0	0	0	4
Tim Flannery, L (1, 4) OBP: 0.320, SLG: 0.322	F7			F7			4-3			3	0	0	0	0	0	0
Paul Dade, R (1, 5) OBP: 0.327, SLG: 0.196		6-3			E6 1B CS		4-3			3	0	0	0	0	0	0
Bill Fahey, L (1, 2) OBP: 0.312, SLG: 0.278		L9			1B CS 1-3 FC4-6 1B		4-3			3	1	1	0	0	0	0
Rollie Fingers, R (8, 1) OBP: 0.250, SLG: 0.417										0	0	0	0	0	0	0
Gary Lucas, L (1, 1) OBP: 0.226, SLG: 0.200		B5-3			FC4-6 1-3 3-H 1B			SH1-3 1B 1B		2	0	1	0	0	0	0
Gene Tenace, R (8, 2) OBP: 0.380, SLG: 0.380										1	1	1	0	0	0	0
Inning Stats	R: 0 E: 0 K: 2 S: 7 H: 0 LOB: 0 BB: 0 P: 7	R: 0 E: 0 K: 0 S: 3 H: 1 LOB: 0 BB: 0 P: 3	R: 0 E: 0 K: 0 S: 3 H: 0 LOB: 0 BB: 0 P: 3	R: 3 E: 0 K: 0 S: 6 H: 4 LOB: 0 BB: 0 P: 6	R: 1 E: 1 K: 0 S: 5 H: 2 LOB: 1 BB: 0 P: 5	R: 0 E: 0 K: 0 S: 3 H: 0 LOB: 0 BB: 0 P: 3	R: 0 E: 0 K: 0 S: 3 H: 0 LOB: 0 BB: 0 P: 3	R: 1 E: 0 K: 0 S: 5 H: 2 LOB: 2 BB: 1 P: 9		1B: 7 2B: 1 3B: 1 HR: 0 SF: 0 SAC: 1 DP: 1 HBP: 0						

PITCHER	IP	WLS	BF	H	R	ER	SO	BB	IBB	HBP	BLK	WP	HR	S	P	ERA	WHIP
Pete Vuckovich, R (1, 1) ERA: 2.92	6.0	L	23	7	4	3	2	0	0	0	0	0	0	27	27	4.50	1.167
Jim Kaat, L (7, 1) ERA: 3.69	2.0		9	2	1	1	0	0	1	0	0	0	0	8	12	4.50	1.000

PITCHER	IP	WLS	BF	H	R	ER	SO	BB	IBB	HBP	BLK	WP	HR	S	P	ERA	WHIP

BOTTOM

St. Louis Cardinals @ San Diego Padres

Diego Stadium, San Diego, CA

Sun Jul 27 1980, 6:33 AM EDT

Att. 11,381 - Unknown

livebaseballscorecards.com

AB	30
R	5
H	9
RBI	5
BB	1
SO	2
LOB	7

WP: 0	PA: 32		
PB: 0			
SB: 0			
CS: 3			

Chicago Cubs @ San Diego Padres

San Diego Stadium, San Diego, CA

Mon Jul 28 1980, 10:05 PM EDT

Att. 15,775 - Unknown

TOP

livebaseballscorecards.com

Batter	1	2	3	4	5	6	7	8	9	10	11	AB	R	H	RBI	BB	SO	LOB
Ivan De Jesus, R (1, 6) OBP: 0.345, SLG: 0.361	1-3		5-3		S 1B (3-H)		4-3 (2-3)		G3 (1-2, 2-3)		IBB (1-2, 2-3)	5	0	1	1	1	0	4
Mike Tyson, R (1, 4) OBP: 0.302, SLG: 0.349 Steve Dillard, R (5, PH) OBP: 0.284, SLG: 0.333 (5, 4)	K		1-3 1B		F4 (1-2)		FC6-4 1B (3-H)		F1		K	2	0	1	0	0	1	0
												4	0	1	1	0	1	6
Jerry Martin, R (1, 8) OBP: 0.290, SLG: 0.440 Mick Kelleher, R (10, 5) OBP: 0.237, SLG: 0.200	F8		1-3 (1-2)			6-3	FC6-4 (1-2f)			6-3		5	0	0	0	0	0	3
												0	0	0	0	0	0	0
Cliff Johnson, R (1, 3) OBP: 0.323, SLG: 0.407	F8			6-3		2B		G6-4-3 BB		F7		4	0	1	0	1	0	1
Mike Vail, R (1, 9) OBP: 0.339, SLG: 0.417		CS WP 1B		K		K		G6-4-3 (1-2f)		K		5	0	1	0	0	3	2
Larry Biittner, L (1, 7) OBP: 0.337, SLG: 0.358		K (1-3)		6-3		BB		4-3			G3	4	0	0	0	1	1	1
Lenny Randle, S (1, 5) OBP: 0.348, SLG: 0.373 (10, 8)		3B			E6 B5-6-4 1B	K			E7 1B		F8	5	1	2	0	0	1	2
Tim Blackwell, S (1, 2) OBP: 0.303, SLG: 0.359		IBB			B5-6-4 (1-2) 1B		4-3 SH3-4 1B		G3 1B BB		BLK 1B	3	1	3	0	2	0	0
Dennis Lamp, R (1, 1) OBP: 0.174, SLG: 0.116 Willie Hernandez, L (7, 1) OBP: 0.214, SLG: 0.286 Barry Foote, R (9, PH) OBP: 0.288, SLG: 0.410 Jesus Figueroa, L (9, PH) OBP: 0.354, SLG: 0.333 Bruce Sutter, R (9, 1) OBP: 0.200, SLG: 0.200 Jim Tracy, L (11, PH) OBP: 0.250, SLG: 0.417 George Riley, L (11, 1)	1-3				B5-6-4 (1-2f, 2-3)		SH3-4 (1-2)		G3 (1-2) 1B		BLK (1-2) 1B	2	0	0	0	0	0	4
												0	0	0	0	0	0	0
												0	0	0	0	0	0	0
												1	0	1	0	0	0	0
												0	0	0	0	0	0	0
												1	0	1	0	0	0	0
												0	0	0	0	0	0	0

Inning Stats	1	2	3	4	5	6	7	8	9	10	11
R	0	0	0	0	1	0	1	0	0	0	0
E	0	0	0	0	1	0	0	0	1	0	0
K	1	1	0	1	0	2	0	0	0	1	1
S	6	6	3	5	5	8	5	2	4	5	7
H	0	2	1	0	2	1	2	0	2	0	2
LOB	1	2	1	0	1	2	1	1	2	0	3
BB	0	1	0	0	0	1	0	1	1	0	1
P	6	10	3	5	5	12	5	6	8	5	11

1B	10
2B	1
3B	1
HR	0
SF	0
SAC	1
DP	2
HBP	0

WP	2
PB	0
SB	1
CS	1
PA	47

	AB	41
	R	2
	H	12
	RBI	2
	BB	5
	SO	7
	LOB	23

PITCHER	IP	WLS	BF	H	R	ER	SO	BB	IBB	HBP	BLK	WP	HR	S	P	ERA	WHIP
John Curtis, L (1, 1) ERA: 4.21	8.1		35	9	2	1	5	3	1	0	0	2	0	41	57	1.08	1.440
Rollie Fingers, R (9, 1) ERA: 2.53	2.2	W	12	3	0	0	2	0	1	0	1	0	0	15	19	0.00	1.125

PITCHER	IP	WLS	BF	H	R	ER	SO	BB	IBB	HBP	BLK	WP	HR	S	P	ERA	WHIP

Batter	1	2	3	4	5	6	7	8	9	10	11	AB	R	H	RBI	BB	SO	LOB
Gene Richards, L (1, 7) OBP: 0.365, SLG: 0.383	L4		K			1-4-3	4-3 2-3 3-H			SH FC5-2 SH1-3 1-2		4	0	0	1	0	1	2
Ozzie Smith, S (1, 6) OBP: 0.329, SLG: 0.276	5-3		G3			L6	5-3			SH1-3 1-2 2-3		4	0	0	0	0	0	2
Jerry Mumphrey, S (1, 8) OBP: 0.329, SLG: 0.343	3B			1-3		S 1B		L9		IBB		4	0	2	0	1	0	0
Dave Winfield, R (1, 9) OBP: 0.371, SLG: 0.444	F8			BBBB 4-3 BB		BBBB 1-2 BB		6-3		FC5-2 2-3 3-H		3	0	0	0	2	0	4
Willie Montanez, L (1, 3) OBP: 0.312, SLG: 0.334 Rollie Fingers, R (9, 1) OBP: 0.250, SLG: 0.417 Kurt Bevacqua, R (11, PH) OBP: 0.342, SLG: 0.409		5-3		4-3 1-2		4-3		4-3			BBBB HR BB	4 0 0	0 0 1	0 0 0	0 0 1	0 0 0	0 0 1	3 0 0
Gene Tenace, R (1, 2) OBP: 0.381, SLG: 0.394 (9, 3)		6-3		SSS K			BBBB 1B 1B BB		SSS K		1-H HR	4	2	1	2	1	2	1
Tim Flannery, L (1, 4) OBP: 0.318, SLG: 0.320	6-3				6-3		SH1-4 1-3 4-3 1B		4-3			4	1	1	0	0	0	0
Paul Dade, R (1, 5) OBP: 0.316, SLG: 0.188 Jerry Turner, L (7, PH) OBP: 0.340, SLG: 0.398 Aurelio Rodriguez, R (8, 5) OBP: 0.219, SLG: 0.288			K SH1-4		K		4-3 SH1-4 1-2 3-H 1B		L7			2 1 1	0 0 0	0 1 0	0 1 0	0 0 0	2 0 0	0 0 0
John Curtis, L (1, 1) OBP: 0.176, SLG: 0.156 Bill Fahey, L (9, 2) OBP: 0.310, SLG: 0.277 Dave Cash, R (10, PR) OBP: 0.278, SLG: 0.268 Fred Kendall, R (11, 2) OBP: 0.261, SLG: 0.261			SH1-4 1-2		K		SH1-4 1-2 2-3			E6 SH1-3 SH FC5-2		1 1 0 0	0 0 0 0	0 0 0 0	0 0 0 0	1 0 0 0	0 0 0 0	0 0 0 0
Inning Stats	R: 0 H: 1 E: 0 LOB: 1 K: 0 BB: 0 S: 4 P: 4	R: 0 H: 0 E: 0 LOB: 0 K: 0 BB: 0 S: 3 P: 3	R: 0 H: 0 E: 0 LOB: 1 K: 2 BB: 0 S: 8 P: 8	R: 0 H: 0 E: 0 LOB: 1 K: 1 BB: 1 S: 5 P: 9	R: 0 H: 0 E: 0 LOB: 1 K: 2 BB: 1 S: 7 P: 7	R: 0 H: 1 E: 0 LOB: 2 K: 0 BB: 1 S: 4 P: 8	R: 2 H: 2 E: 0 LOB: 1 K: 0 BB: 1 S: 5 P: 9	R: 0 H: 0 E: 0 LOB: 0 K: 0 BB: 0 S: 3 P: 3	R: 0 H: 0 E: 0 LOB: 0 K: 1 BB: 0 S: 5 P: 5	R: 0 H: 0 E: 1 LOB: 1 K: 0 BB: 1 S: 4 P: 8	R: 2 H: 1 E: 0 LOB: 0 K: 0 BB: 1 S: 1 P: 5						

PITCHER		IP	WLS	BF	H	R	ER	SO	BB	IBB	HBP	BLK	WP	HR	S	P	ERA	WHIP
Dennis Lamp, R ERA: 4.64	(1, 1)	6.1		27	4	2	2	5	3	0	0	0	1	0	34	46	2.84	1.105
Willie Hernandez, L ERA: 4.99	(7, 1)	1.2		5	0	0	0	0	0	0	0	0	0	0	5	5	0.00	0.000
Bruce Sutter, R ERA: 2.7	(9, 1)	2.0		8	0	0	0	1	0	1	0	0	0	0	9	13	0.00	0.000
George Riley, L ERA: 2.25	(11, 1)	0.0	L	2	1	2	2	0	1	0	0	0	0	1	1	5	∞	∞

PITCHER	IP	WLS	BF	H	R	ER	SO	BB	IBB	HBP	BLK	WP	HR	S	P	ERA	WHIP

Chicago Cubs @ San Diego Padres

San Diego Stadium, San Diego, CA

Mon Jul 28 1980, 10:05 PM EDT

Att. 15,775 - Unknown

BOTTOM

livebaseballscorecards.com

AB	33
R	4
H	5
RBI	4
BB	5
SO	6
LOB	12

1B: 3	SF: 0	WP: 1	PA: 42
2B: 0	SAC: 4	PB: 0	
3B: 1	DP: 1	SB: 1	
HR: 1	HBP: 0	CS: 0	

Chicago Cubs @ San Diego Padres

San Diego Stadium, San Diego, CA

Tue Jul 29 1980, 10:05 PM EDT

Att. 11,802 - Unknown

TOP

Batter	1	2	3	4	5	6	7	8	9	AB	R	H	RBI	BB	SO	LOB
Ivan De Jesus, R (1, 6) OBP: 0.342, SLG: 0.357	F7		F9			F9		F8		4	0	0	0	0	0	0
Lenny Randle, S (1, 5) OBP: 0.344, SLG: 0.368	6-3		6-3			4-3			6-3	4	0	0	0	0	0	0
Larry Bittner, L (1, 7) OBP: 0.330, SLG: 0.349	K			4-3		4-1			6-3	4	0	0	0	0	1	0
Cliff Johnson, R (1, 3) OBP: 0.329, SLG: 0.424 Jim Tracy, L (9, PR) OBP: 0.250, SLG: 0.417		6-3		2B			1B 2B		2B	4 0	1 0	3 0	0 0	0 0	0 0	0 0
Jerry Martin, R (1, 8) OBP: 0.287, SLG: 0.434		F8		F8			5-3		6-3	4	0	0	0	0	0	3
Mike Vail, R (1, 9) OBP: 0.342, SLG: 0.420		1B 1B		5-3			2-H G6-4-3 1B			3	0	2	1	0	0	1
Steve Dillard, R (1, 4) OBP: 0.286, SLG: 0.333		1B 1-2			1-3		G6-4-3 1-2f			3	0	1	0	0	0	1
Tim Blackwell, S (1, 2) OBP: 0.309, SLG: 0.365		1-2 2-H			G5-4-3			K		3	0	2	0	0	1	0
Doug Capilla, L (1, 1) OBP: 0.273, SLG: 0.455 Mike Tyson, R (5, PH) OBP: 0.301, SLG: 0.347 Willie Hernandez, L (5, 1) OBP: 0.214, SLG: 0.286 Barry Foote, R (8, PH) OBP: 0.286, SLG: 0.408 Dick Tidrow, R (8, 1)			5-3		G5-4-3 1-2f			F9		1 1 0 1 0	0 0 0 0 0	0 0 0 0 0	0 0 0 0 0	0 0 0 0 0	0 0 0 0 0	0 1 0 0 0
Inning Stats	R: 0 E: 0 K: 1 S: 5 H: 0 LOB: 0 BB: 0 P: 5	R: 0 E: 0 K: 0 S: 5 H: 3 LOB: 2 BB: 0 P: 5	R: 0 E: 0 K: 0 S: 3 H: 0 LOB: 0 BB: 0 P: 3	R: 0 E: 0 K: 0 S: 4 H: 1 LOB: 1 BB: 0 P: 4	R: 0 E: 0 K: 0 S: 3 H: 1 LOB: 0 BB: 0 P: 3	R: 0 E: 0 K: 0 S: 3 H: 0 LOB: 0 BB: 0 P: 3	R: 1 E: 0 K: 0 S: 4 H: 2 LOB: 0 BB: 0 P: 4	R: 0 E: 0 K: 1 S: 5 H: 0 LOB: 0 BB: 0 P: 5	R: 0 E: 0 K: 0 S: 4 H: 1 LOB: 1 BB: 0 P: 4	1B: 5 2B: 3 3B: 0 HR: 0	SF: 0 SAC: 0 DP: 2 HBP: 0						

PITCHER		IP	WLS	BF	H	R	ER	SO	BB	IBB	HBP	BLK	WP	HR	S	P	ERA	WHIP
Randy Jones, L ERA: 3.51	(1, 1)	9.0	W	32	8	1	1	2	0	0	0	0	0	0	36	36	1.00	0.889

PITCHER	IP	WLS	BF	H	R	ER	SO	BB	IBB	HBP	BLK	WP	HR	S	P	ERA	WHIP

AB	32
R	1
H	8
RBI	1
BB	0
SO	2
LOB	6

WP: 0 PB: 0 SB: 0 CS: 0 PA: 32

livebaseballscorecards.com

Batter	1	2	3	4	5	6	7	8	9	AB	R	H	RBI	BB	SO	LOB
Gene Richards, L (1, 7) OBP: 0.363, SLG: 0.380	4-3	L8		HBP BB		FC6-4 1-2f				3	0	0	0	1	0	3
Ozzie Smith, S (1, 6) OBP: 0.328, SLG: 0.274	6-3		6-3	1-2 2-3 3-H HBP		L7				3	0	0	1	0	0	1
Jerry Mumphrey, S (1, 8) OBP: 0.325, SLG: 0.338	1-3		6-3	F7			F9			4	0	0	0	0	0	3
Dave Winfield, R (1, 9) OBP: 0.372, SLG: 0.443		E BLK E 1B	FC6 BB		K		F2			3	1	1	0	1	1	0
Willie Montanez, L (1, 3) OBP: 0.309, SLG: 0.331		K 1-2	FC6 1-2f		4-3		4-3			4	0	0	0	0	1	2
Gene Tenace, R (1, 2) OBP: 0.379, SLG: 0.387		E E BB	E5 SH5-4 BB HBP	E6 FC6-4				F9		3	2	0	0	1	0	0
Aurelio Rodriguez, R (1, 5) OBP: 0.220, SLG: 0.287	E6 SH1-4 E 1-2 2-3			L7	FC6-4 1-2f			FC1-6 1B		4	0	1	0	0	0	4
Tim Flannery, L (1, 4) OBP: 0.316, SLG: 0.312	E4 SH1-4 1-2 2-H 3-H			HBP SH5-4 1-2 BB		B1		FC1-6 1-2f		3	0	0	1	1	0	2
Randy Jones, R (1, 1) OBP: 0.128, SLG: 0.081	SH1-4 1-2 2-3			SH5-4 1-2 2-3		FC6-4 1B		L5		2	0	1	0	0	0	1
Inning Stats	R: 0 E: 0 K: 0 S: 3 H: 0 LOB: 0 BB: 0 P: 3	R: 2 E: 2 K: 1 S: 8 H: 1 LOB: 2 BB: 1 P: 12	R: 0 E: 0 K: 0 S: 3 H: 0 LOB: 1 BB: 1 P: 7	R: 1 E: 1 K: 0 S: 4 H: 0 LOB: 3 BB: 2 P: 13	R: 0 E: 1 K: 1 S: 6 H: 0 LOB: 1 BB: 0 P: 6	R: 0 E: 0 K: 0 S: 4 H: 1 LOB: 1 BB: 0 P: 4	R: 0 E: 0 K: 0 S: 3 H: 0 LOB: 0 BB: 0 P: 3	R: 0 E: 0 K: 0 S: 4 H: 1 LOB: 1 BB: 0 P: 4		1B: 3 2B: 0 3B: 0 HR: 0 SF: 0 SAC: 2 DP: 0 HBP: 1					

PITCHER	IP	WLS	BF	H	R	ER	SO	BB	IBB	HBP	BLK	WP	HR	S	P	ERA	WHIP
Doug Capilla, L (1, 1) ERA: 2.81	4.0	L	21	1	3	0	1	4	0	1	1	0	0	18	35	0.00	1.250
Willie Hernandez, L (5, 1) ERA: 4.79	3.0		11	1	0	0	1	0	0	0	0	0	0	13	13	0.00	0.333
Dick Tidrow, R (8, 1) ERA: 2.03	1.0		4	1	0	0	0	0	0	0	0	0	0	4	4	0.00	1.000

PITCHER	IP	WLS	BF	H	R	ER	SO	BB	IBB	HBP	BLK	WP	HR	S	P	ERA	WHIP

BOTTOM

Chicago Cubs @ San Diego Padres

San Diego Stadium, San Diego, CA

Tue Jul 29 1980, 10:05 PM EDT

Att. 11,802 - Unknown

livebaseballscorecards.com

AB	29
R	3
H	3
RBI	2
BB	4
SO	2
LOB	16

Batter	1	2	3	4	5	6	7	8	9	AB	R	H	RBI	BB	SO	LOB
Jesus Figueroa, L (1, 8) OBP: 0.337, SLG: 0.316	x 0-0 ① L5		x 0-0 ② F9		x 0-0 ② L6			x 0-0 ① 4-3		4	0	0	0	0	0	2
Ivan De Jesus, R (1, 6) OBP: 0.338, SLG: 0.353	x 0-0 ② F8		x 0-0 ③ F9		x 0-0 E4 1-3 3-H			x 0-0 ② F8		4	0	0	0	0	0	1
Bill Buckner, L (1, 7) OBP: 0.360, SLG: 0.453	x 0-0 ③ L9			x 0-0 ① F9	x 0-0 ③ 4-3			x 0-0 1B		4	0	1	0	0	0	2
Cliff Johnson, R (1, 3) OBP: 0.328, SLG: 0.419		x 0-0 ① 6-3		B B B 4-0 F7 BB		x 0-0 ① 6-3		S S S 0-3 ③ K		3	0	0	0	1	1	1
Larry Biittner, L (1, 9) OBP: 0.328, SLG: 0.347		x 0-0 CS 1B		x 0-0 ② F7 1-2		x 0-0 ② F5			x 0-0 ① 4-3	4	0	1	0	0	0	1
Steve Macko, L (1, 5) OBP: 0.250, SLG: 0.375 Steve Dillard, R (9, PH) OBP: 0.283, SLG: 0.330		x 0-0 ② 1-2 1B 2B		x 0-0 ③ F7		x 0-0 ③ F6			x 0-0 ② F8	3 1	1 0	1 0	0 0	0 0	0 0	1 0
Mike Tyson, R (1, 4) OBP: 0.310, SLG: 0.368		x 0-0 2-H 1B			x 0-0 1B E 2B		x 0-0 ① F9		x 0-0 2B	4	1	3	1	0	0	0
Tim Blackwell, S (1, 2) OBP: 0.309, SLG: 0.364 Mike Vail, R (9, PH) OBP: 0.341, SLG: 0.419		x 0-0 ③ 4-3			x 0-0 E 2-3 1B		x 0-0 ② F8		x 0-0 ③ F4	3 1	0 0	1 0	0 0	0 0	0 0	1 1
Lynn McGlothen, L (1, 1) OBP: 0.281, SLG: 0.355 Jim Tracy, L (5, PH) OBP: 0.231, SLG: 0.385 Bill Caudill, R (5, 1) Lenny Randle, S (7, PH) OBP: 0.343, SLG: 0.367 Bruce Sutter, R (7, 1) OBP: 0.200, SLG: 0.200			x 0-0 ① F7		S S S 0-3 ① K		x 0-0 ③ F7			1 1 0 1 0	0 0 0 0 0	0 0 0 0 0	0 0 0 0 0	0 1 0 0 0	0 2 0 0 0	0 0 0 0 0
Inning Stats	R: 0 E: 0 K: 0 S: 3 H: 0 LOB: 0 BB: 0 P: 3	R: 1 E: 0 K: 0 S: 5 H: 3 LOB: 1 BB: 0 P: 5	R: 0 E: 0 K: 0 S: 3 H: 0 LOB: 0 BB: 0 P: 3	R: 0 E: 0 K: 0 S: 3 H: 0 LOB: 1 BB: 1 P: 7	R: 1 E: 1 K: 1 S: 8 H: 2 LOB: 2 BB: 0 P: 8	R: 0 E: 0 K: 0 S: 3 H: 0 LOB: 0 BB: 0 P: 3	R: 0 E: 0 K: 0 S: 3 H: 0 LOB: 0 BB: 0 P: 3	R: 0 E: 0 K: 1 S: 6 H: 1 LOB: 1 BB: 0 P: 6	R: 0 E: 0 K: 0 S: 4 H: 1 LOB: 1 BB: 0 P: 4	1B: 4 2B: 3 3B: 0 HR: 0		SF: 0 SAC: 0 DP: 0 HBP: 0				

TOP

Chicago Cubs @ San Diego Padres

San Diego Stadium, San Diego, CA

Wed Jul 30 1980, 10:05 PM EDT

Att. 12,036 - Unknown

livebaseballscorecards.com

AB	34
R	2
H	7
RBI	1
BB	1
SO	2
LOB	12

WP: 0 PB: 0 SB: 0 CS: 1 PA: 35

PITCHER		IP	WLS	BF	H	R	ER	SO	BB	IBB	HBP	BLK	WP	HR	S	P	ERA	WHIP
Rick Wise, R ERA: 3.52	(1, 1)	7.0		27	5	2	1	1	1	0	0	0	0	0	28	32	1.29	0.857
Bob Shirley, L ERA: 3.28	(8, 1)	2.0	W	8	2	0	0	1	0	0	0	0	0	0	10	10	0.00	1.000

PITCHER	IP	WLS	BF	H	R	ER	SO	BB	IBB	HBP	BLK	WP	HR	S	P	ERA	WHIP

BOTTOM

Chicago Cubs @ San Diego Padres

San Diego Stadium, San Diego, CA

Wed Jul 30 1980, 10:05 PM EDT

Att. 12,036 - Unknown

livebaseballscorecards.com

Batter	1	2	3	4	5	6	7	8	9	AB	R	H	RBI	BB	SO	LOB
Gene Richards, L (1, 7) OBP: 0.364, SLG: 0.379	BBBB 4-0 2B BB	x 0-0 ② F7		x 0-0 1B		x 0-0 ① L6		x 0-0 ① 4-3		4	0	1	0	1	0	1
Ozzie Smith, S (1, 6) OBP: 0.326, SLG: 0.273	x 0-0 ① F3	x 0-0 BB 1-2 1B		x 0-0 ① L8		x 0-0 ② G3		x 0-0 E4 S 1B		5	1	1	0	0	0	2
Jerry Mumphrey, S (1, 8) OBP: 0.326, SLG: 0.343	x 0-0 ② F7	BBBB 4-0 1-2 2-3 BB		x 0-0 ② F8		x 0-0 3B		x 0-0 ② F8 1-2		4	0	1	0	1	0	3
Dave Winfield, R (1, 9) OBP: 0.373, SLG: 0.445	x 0-0 FC5 1-3 2B	x 0-0 ③ 4-3		x 0-0 ③ F9		x 0-0 ③ 6-3		x 0-0 HR 2-H 1B		5	1	2	1	0	0	5
Willie Montanez, L (1, 3) OBP: 0.317, SLG: 0.354	IIII 4-0 IBB		x 0-0 BB 1B		x 0-0 HR		x 0-0 BB E 1B	x 0-0 1-H HR		4	2	4	3	1	0	0
Gene Tenace, R (1, 2) OBP: 0.375, SLG: 0.379	x 0-0 ③ FC5 2-3f		BBBB 4-0 1-2 BB		x 0-0 ① F6		x 0-0 ① F9	SSS 0-3 ③ K		4	0	0	0	1	1	4
Tim Flannery, L (1, 4) OBP: 0.321, SLG: 0.313 (8, 5)		BBBB 4-0 2B BB	x 0-0 ① F8		x 0-0 1B		x 0-0 E3 BB 1-2			3	1	1	0	1	0	3
Aurelio Rodriguez, R (1, 5) OBP: 0.222, SLG: 0.294 Jerry Turner, L (7, PH) OBP: 0.345, SLG: 0.398 Dave Cash, R (8, 4) OBP: 0.278, SLG: 0.268		x 0-0 ① 1-H 2B	x 0-0 ② F7		x 0-0 ② F4		BBBB 4-0 G6-3 1-2 2-3 BB			3 0 0	0 0 0	1 0 0	1 0 0	0 1 0	0 0 0	3 0 0
Rick Wise, R (1, 1) OBP: 0.176, SLG: 0.212 Kurt Bevacqua, R (7, PH) OBP: 0.338, SLG: 0.403 Bob Shirley, R (8, 1)		x 0-0 BB 1B 1B	x 0-0 ③ F5		x 0-0 ③ F3		x 0-0 ②③ G6-3 1-2f			3 1 0	0 0 0	1 0 0	0 0 0	0 0 0	0 0 0	3 3 0
Inning Stats	R: 0 H: 1 E: 0 LOB: 3 K: 0 BB: 2 S: 4 P: 12	R: 1 H: 3 E: 0 LOB: 3 K: 0 BB: 2 S: 5 P: 13	R: 0 H: 1 E: 0 LOB: 2 K: 0 BB: 1 S: 4 P: 8	R: 0 H: 1 E: 0 LOB: 1 K: 0 BB: 0 S: 4 P: 4	R: 1 H: 2 E: 0 LOB: 1 K: 0 BB: 0 S: 5 P: 5	R: 0 H: 1 E: 0 LOB: 1 K: 0 BB: 0 S: 4 P: 4	R: 0 H: 1 E: 1 LOB: 2 K: 0 BB: 1 S: 4 P: 8	R: 3 H: 2 E: 1 LOB: 0 K: 1 BB: 0 S: 8 P: 8		1B: 7 2B: 2 3B: 1 HR: 2	SF: 0 SAC: 0 DP: 1 HBP: 0					

AB	36
R	5
H	12
RBI	5
BB	6
SO	1
LOB	27

WP: 0 PA: 42
PB: 0
SB: 1
CS: 0

PITCHER		IP	WLS	BF	H	R	ER	SO	BB	IBB	HBP	BLK	WP	HR	S	P	ERA	WHIP
Lynn McGlothen, R ERA: 4.95	(1, 1)	4.0		22	6	1	1	0	4	1	0	0	0	0	17	37	2.25	2.500
Bill Caudill, R ERA: 2.15	(5, 1)	2.0		9	3	1	1	0	0	0	0	0	0	1	9	9	4.50	1.500
Bruce Sutter, R ERA: 2.61	(7, 1)	2.0	L	11	3	3	0	1	1	0	0	0	0	1	12	16	0.00	2.000

PITCHER	IP	WLS	BF	H	R	ER	SO	BB	IBB	HBP	BLK	WP	HR	S	P	ERA	WHIP

San Diego Padres @ Pittsburgh Pirates

Three Rivers Stadium, Pittsburgh, PA

Fri Aug 01 1980, 7:05 PM EDT

Att. 22,304 - Unknown

TOP

livebaseballscorecards.com

Batter	1	2	3	4	5	6	7	8	9	AB	R	H	RBI	BB	SO	LOB
Gene Richards, L (1, 7) OBP: 0.363, SLG: 0.377	F6	F8				S SH1-3 E 1B		6-3		4	1	1	0	0	0	0
Ozzie Smith, S (1, 6) OBP: 0.327, SLG: 0.273	S 1B	4-3				SH1-3 1-2		F4		3	0	1	0	0	0	0
Jerry Mumphrey, S (1, 8) OBP: 0.328, SLG: 0.343	K 1-2	5-3				F8 S BB 2-H			1B FC4-2 1B	3	0	1	0	1	1	1
Dave Winfield, R (1, 9) OBP: 0.371, SLG: 0.443	5-3		6-3			F8 1-3			FC4-2 S 1B 1-3	4	0	1	0	0	0	2
Willie Montanez, L (1, 3) OBP: 0.317, SLG: 0.351		F6	6-3			4-3			FC4-2 IBB 1-2	3	0	0	0	1	0	1
Gene Tenace, R (1, 2) OBP: 0.377, SLG: 0.379		BB BB	F7				G6-4-3 1B		FC4-2 1-2 2-3 3-Hf	3	0	1	0	1	0	3
Tim Flannery, L (1, 5) OBP: 0.321, SLG: 0.308 Aurelio Rodriguez, R (7, 5) OBP: 0.222, SLG: 0.294 Jerry Turner, L (9, PH) OBP: 0.342, SLG: 0.396 Kurt Bevacqua, R (9, 5) OBP: 0.338, SLG: 0.403		BB 1-2 BB	K			F5			K	2 0 1 0	0 0 0 0	0 0 0 0	0 0 0 0	1 0 0 0	1 0 1 0	1 0 3 0
Dave Cash, R (1, 4) OBP: 0.275, SLG: 0.265		F9	F9			G6-4-3 2 3 1-2f			F8	4	0	0	0	0	0	6
Steve Mura, R (1, 1) OBP: 0.231, SLG: 0.208 Bob Shirley, R (9, 1) Rollie Fingers, R (9, 1) OBP: 0.250, SLG: 0.417		K	K					K		3 0 0	0 0 0	0 0 0	0 0 0	3 0 0	0 0 0	2 0 0
Inning Stats	R: 0 H: 1 E: 0 LOB: 1 K: 1 BB: 0 S: 6 P: 6	R: 0 H: 0 E: 0 LOB: 2 K: 1 BB: 2 S: 5 P: 13	R: 0 H: 0 E: 0 LOB: 0 K: 0 BB: 0 S: 3 P: 3	R: 0 H: 0 E: 0 LOB: 0 K: 0 BB: 0 S: 3 P: 3	R: 0 H: 0 E: 0 LOB: 0 K: 2 BB: 0 S: 7 P: 7	R: 1 H: 1 E: 0 LOB: 1 K: 0 BB: 1 S: 4 P: 8	R: 0 H: 1 E: 0 LOB: 0 K: 0 BB: 0 S: 3 P: 3	R: 0 H: 0 E: 0 LOB: 0 K: 1 BB: 0 S: 5 P: 5	R: 0 H: 2 E: 0 LOB: 3 K: 1 BB: 1 S: 7 P: 11	1B: 5 SF: 0 2B: 0 SAC: 1 3B: 0 DP: 1 HR: 0 HBP: 0						

	AB	30
	R	1
	H	5
	RBI	0
	BB	4
	SO	6
	LOB	19

WP: 0 PA: 35
PB: 0
SB: 4
CS: 0

PITCHER		IP	WLS	BF	H	R	ER	SO	BB	IBB	HBP	BLK	WP	HR	S	P	ERA	WHIP
Jim Bibby, R ERA: 2.8	(1, 1)	8.0	L	29	3	1	1	5	3	0	0	0	0	0	36	48	1.12	0.750
Kent Tekulve, R ERA: 2.85	(9, 1)	0.1		4	2	0	0	0	0	1	0	0	0	0	3	7	0.00	6.000
Grant Jackson, L ERA: 2.3	(9, 1)	0.1		1	0	0	0	1	0	0	0	0	0	0	3	3	0.00	0.000
Enrique Romo, R ERA: 3.46	(9, 1)	0.1		1	0	0	0	0	0	0	0	0	0	0	1	1	0.00	0.000

PITCHER	IP	WLS	BF	H	R	ER	SO	BB	IBB	HBP	BLK	WP	HR	S	P	ERA	WHIP

BOTTOM

San Diego Padres @ Pittsburgh Pirates

Three Rivers Stadium, Pittsburgh, PA

Fri Aug 01 1980, 7:05 PM EDT

Att. 22,304 - Unknown

livebaseballscorecards.com

Batter	1	2	3	4	5	6	7	8	9	AB	R	H	RBI	BB	SO	LOB
Omar Moreno, L (1, 8) OBP: 0.316, SLG: 0.340	F8		F8			BB		1B		3	0	1	0	1	0	0
Tim Foli, R (1, 6) OBP: 0.316, SLG: 0.351	F7		F6			F7 1-3		1-3		4	0	0	0	0	0	2
Mike Easler, L (1, 9) OBP: 0.419, SLG: 0.627	1-3			K		K			CS 1B	4	0	1	0	0	2	1
Matt Alexander, S (9, PR)										0	0	0	0	0	0	0
Willie Stargell, L (1, 3) OBP: 0.352, SLG: 0.490		K		F8		F8			5-3 1-2	4	0	0	0	0	1	2
Bill Madlock, R (1, 5) OBP: 0.293, SLG: 0.325		WP S 1B		F3			6-3		1B	4	0	2	0	0	0	0
Lee Lacy, R (1, 7) OBP: 0.419, SLG: 0.535		BB WP 1-2			F8		K		4-3	3	0	0	0	1	1	1
Ed Ott, L (1, 2) OBP: 0.358, SLG: 0.419		K 1-2 2-3			1B		F8			3	0	1	0	0	1	2
Phil Garner, R (1, 4) OBP: 0.322, SLG: 0.368		K			K			6-3		3	0	0	0	0	2	3
Jim Bibby, R (1, 1) OBP: 0.214, SLG: 0.160			F8		6-3			4-3		2	0	0	0	0	0	1
John Milner, L (8, PH) OBP: 0.351, SLG: 0.359										1	0	0	0	0	0	0
Kent Tekulve, R (9, 1)										0	0	0	0	0	0	0
Grant Jackson, S (9, 1)										0	0	0	0	0	0	0
Enrique Romo, R (9, 1) OBP: 0.556, SLG: 0.500										0	0	0	0	0	0	0
Inning Stats	R: 0 E: 0 K: 0 S: 3 H: 0 LOB: 0 BB: 0 P: 3	R: 0 E: 0 K: 3 S: 10 H: 1 LOB: 2 BB: 1 P: 14	R: 0 E: 0 K: 0 S: 3 H: 0 LOB: 0 BB: 0 P: 3	R: 0 E: 0 K: 1 S: 5 H: 0 LOB: 0 BB: 0 P: 5	R: 0 E: 0 K: 1 S: 6 H: 1 LOB: 1 BB: 0 P: 6	R: 0 E: 0 K: 1 S: 5 H: 0 LOB: 1 BB: 1 P: 9	R: 0 E: 0 K: 1 S: 5 H: 0 LOB: 0 BB: 0 P: 5	R: 0 E: 0 K: 0 S: 4 H: 1 LOB: 1 BB: 0 P: 4	R: 0 E: 0 K: 0 S: 4 H: 2 LOB: 1 BB: 0 P: 4	1B: 5 2B: 0 3B: 0 HR: 0	SF: 0 SAC: 0 DP: 0 HBP: 0						

	AB	31
	R	0
	H	5
	RBI	0
	BB	2
	SO	7
	LOB	12

WP: 2 PB: 0 SB: 2 CS: 1 PA: 33

PITCHER		IP	WLS	BF	H	R	ER	SO	BB	IBB	HBP	BLK	WP	HR	S	P	ERA	WHIP
Steve Mura, R ERA: 3.99	(1, 1)	8.0	W	30	4	0	0	7	2	0	0	0	2	0	42	50	0.00	0.750
Bob Shirley, L ERA: 3.25	(9, 1)	0.2		1	0	0	0	0	0	0	0	0	0	0	1	1	0.00	0.000
Rollie Fingers, R ERA: 2.51	(9, 1)	0.1	S	2	1	0	0	0	0	0	0	0	0	0	2	2	0.00	3.000

PITCHER	IP	WLS	BF	H	R	ER	SO	BB	IBB	HBP	BLK	WP	HR	S	P	ERA	WHIP

San Diego Padres @ Pittsburgh Pirates

Three Rivers Stadium, Pittsburgh, PA

Sun Aug 03 1980, 3:33 AM EDT

Unknown

TOP

livebaseballscorecards.com

Batter	1	2	3	4	5	6	7	8	9	AB	R	H	RBI	BB	SO	LOB
Gene Richards, L (1, 7) OBP: 0.361, SLG: 0.380	3B		G4-6-3 1-2f		K	4-3			4-3	5	1	1	0	0	1	1
Ozzie Smith, S (1, 6) OBP: 0.332, SLG: 0.282	3-H 3B		L3		1-3 S 2B 1B		BBBB SH1-3 WP E BB		BBBB S BB	3	2	2	1	2	0	0
Jerry Mumphrey, S (1, 8) OBP: 0.324, SLG: 0.339	L5			F7	1-3 1-3		SH1-3 1-3		SSS K 1-2	4	0	0	0	0	1	3
Dave Winfield, R (1, 9) OBP: 0.372, SLG: 0.444	SSS K			BBBB BB 1B 1B BB	1B 3-H 2B		E5 L4-3 3-H		F8	4	2	1	1	1	1	2
Willie Montanez, L (1, 3) OBP: 0.319, SLG: 0.353	1-3			1B BB 1-2 1B	BB 2-H 1B		L4-3 1-2			4	0	2	1	0	0	2
Gene Tenace, R (1, 2) OBP: 0.379, SLG: 0.375		L9		BBBB 1B 1-2 2-3 BB	BBBB 1-2 BB			F9		2	0	0	0	2	0	0
Tim Flannery, L (1, 4) OBP: 0.319, SLG: 0.306		F7		1B 1-2 2-3 3-H	F8			3-1		4	0	1	1	0	0	2
Dave Cash, R (8, 4) OBP: 0.275, SLG: 0.265										0	0	0	0	0	0	0
Aurelio Rodriguez, R (1, 5) OBP: 0.222, SLG: 0.293		5-3		F6		F2		1B		4	0	1	0	0	0	3
John Curtis, L (1, 1) OBP: 0.184, SLG: 0.167			G4-6-3 1B	SSS K		SSS K		SSS K		4	0	1	0	0	3	4

	AB	34
	R	5
	H	9
	RBI	4
	BB	5
	SO	6
	LOB	17

Inning Stats	1	2	3	4	5	6	7	8	9
	R: 1 E: 0 K: 1 S: 7	H: 2 LOB: 1 BB: 0 P: 7	R: 0 E: 0 K: 0 S: 3	H: 0 LOB: 0 BB: 0 P: 3	R: 0 E: 0 K: 0 S: 3	H: 1 LOB: 0 BB: 0 P: 3	R: 1 E: 0 K: 1 S: 7	H: 2 LOB: 3 BB: 2 P: 15	R: 2 E: 0 K: 1 S: 8	H: 3 LOB: 2 BB: 1 P: 12	R: 0 E: 0 K: 1 S: 5	H: 0 LOB: 0 BB: 0 P: 5	R: 1 E: 1 K: 0 S: 3	H: 0 LOB: 0 BB: 1 P: 7	R: 0 E: 0 K: 1 S: 6	H: 1 LOB: 1 BB: 0 P: 6	R: 0 E: 0 K: 1 S: 5	H: 0 LOB: 1 BB: 1 P: 9

	1B: 6	SF: 0	WP: 1	PA: 40
	2B: 2	SAC: 1	PB: 0	
	3B: 2	DP: 2	SB: 2	
	HR: 0	HBP: 0	CS: 0	

PITCHER		IP	WLS	BF	H	R	ER	SO	BB	IBB	HBP	BLK	WP	HR	S	P	ERA	WHIP
Rick Rhoden, R ERA: 5.36	(1, 1)	5.0	L	25	8	4	4	3	3	0	0	0	0	0	28	40	7.20	2.200
Rod Scurry, L ERA: 2.56	(6, 1)	2.0		7	0	1	0	1	1	0	0	0	1	0	8	12	0.00	0.500
Enrique Romo, R ERA: 3.38	(8, 1)	2.0		8	1	0	0	2	1	0	0	0	0	0	11	15	0.00	1.000

PITCHER	IP	WLS	BF	H	R	ER	SO	BB	IBB	HBP	BLK	WP	HR	S	P	ERA	WHIP

Batter	1	2	3	4	5	6	7	8	9	AB	R	H	RBI	BB	SO	LOB
Omar Moreno, L (1, 8) OBP: 0.313, SLG: 0.337	6-3		F7		F5		F7 1-2			4	0	0	0	0	0	1
Tim Foli, R (1, 6) OBP: 0.318, SLG: 0.354	E BB		BLK 6-3 2B		F7			F7		3	2	1	0	1	0	0
Lee Lacy, R (1, 7) OBP: 0.411, SLG: 0.524	K		6-3 2-H			5-3		F5		4	0	0	1	0	1	1
Willie Stargell, L (1, 3) OBP: 0.350, SLG: 0.484	E5 1-H		K			1B 1B		F4		4	0	1	0	0	1	0
Bill Madlock, R (1, 5) OBP: 0.295, SLG: 0.325	L8			F9		G6-3 1-2 1B			G5-4-3 BB	3	0	1	0	1	0	1
Phil Garner, R (1, 4) OBP: 0.319, SLG: 0.364		5-3		6-3		G6-3 1-2f			F7	4	0	0	0	0	0	3
Mike Easler, L (1, 9) OBP: 0.420, SLG: 0.624		FC5-4 1B		1B			G3		G5-4-3 1-2f	4	0	2	0	0	0	1
Steve Nicosia, R (1, 2) OBP: 0.301, SLG: 0.280		FC5-4 FC5-4 1-2f		4-3			FC1-6 BB			2	0	0	0	1	0	2
Rick Rhoden, R (1, 1) OBP: 0.357, SLG: 0.308 Vance Law, R (5, PH) OBP: 0.267, SLG: 0.286 Rod Scurry, L (6, 1) OBP: 0.333, SLG: 0.333 Manny Sanguillen, R (7, PH) OBP: 0.324, SLG: 0.394 Enrique Romo, R (8, 1) OBP: 0.556, SLG: 0.500		FC5-4 1-2f			6-3		FC1-6 S 1-2f			1 1 0 1 0	0 0 0 0 0	0 0 0 0 0	0 0 0 0 0	0 0 0 0 0	0 0 0 0 0	1 0 0 1 0
Inning Stats	R: 1 H: 0 E: 1 LOB: 1 K: 1 BB: 1 S: 6 P: 10	R: 0 H: 1 E: 0 LOB: 1 K: 0 BB: 0 S: 4 P: 4	R: 1 H: 1 E: 0 LOB: 0 K: 1 BB: 0 S: 6 P: 6	R: 0 H: 1 E: 0 LOB: 1 K: 0 BB: 0 S: 4 P: 4	R: 0 H: 0 E: 0 LOB: 0 K: 0 BB: 0 S: 3 P: 3	R: 0 H: 2 E: 0 LOB: 1 K: 0 BB: 0 S: 4 P: 4	R: 0 H: 0 E: 0 LOB: 1 K: 0 BB: 1 S: 3 P: 7	R: 0 H: 0 E: 0 LOB: 0 K: 0 BB: 0 S: 3 P: 3	R: 0 H: 0 E: 0 LOB: 0 K: 0 BB: 1 S: 2 P: 6	1B: 4 SF: 0 2B: 1 SAC: 0 3B: 0 DP: 2 HR: 0 HBP: 0						

PITCHER	IP	WLS	BF	H	R	ER	SO	BB	IBB	HBP	BLK	WP	HR	S	P	ERA	WHIP
John Curtis, L (1, 1) ERA: 3.97	9.0	W	34	5	2	1	2	3	0	0	1	0	0	35	47	1.00	0.889

PITCHER	IP	WLS	BF	H	R	ER	SO	BB	IBB	HBP	BLK	WP	HR	S	P	ERA	WHIP

BOTTOM

San Diego Padres @ Pittsburgh Pirates

Three Rivers Stadium, Pittsburgh, PA

Sun Aug 03 1980, 3:33 AM EDT

Unknown

livebaseballscorecards.com

AB	31
R	2
H	5
RBI	1
BB	3
SO	2
LOB	11

WP: 0 PA: 34
PB: 0
SB: 1
CS: 0

San Diego Padres @ Pittsburgh Pirates

Three Rivers Stadium, Pittsburgh, PA

Sun Aug 03 1980, 3:38 AM EDT

Att. 20,517 - Unknown

TOP

livebaseballscorecards.com

Batter	1	2	3	4	5	6	7	8	9	AB	R	H	RBI	BB	SO	LOB
Gene Richards, L (1, 7) OBP: 0.361, SLG: 0.380	1-3		4-3		L4-3 1-2	FC6-4 1-2 2-3 3-H			F7	5	0	2	1	0	0	0
Ozzie Smith, S (1, 6) OBP: 0.330, SLG: 0.286	L1			F7	L4-3 1-2	FC6-4 1-2f			1B 3B	5	1	1	0	0	0	5
Von Joshua, L (1, 8) OBP: 0.302, SLG: 0.397	K			BB E PB		4-3	K		1B 3-H	2	0	0	0	1	1	0
Dave Winfield, R (7, PH) (7, 8) (9, 9) OBP: 0.372, SLG: 0.444										2	0	1	1	0	1	0
Jerry Turner, L (1, 9) OBP: 0.338, SLG: 0.388		F9		F7		1B 1B	K		F7	5	1	1	0	0	1	2
Jerry Mumphrey, S (9, 8) OBP: 0.324, SLG: 0.339										0	0	0	0	0	0	0
Willie Montanez, L (1, 3) OBP: 0.320, SLG: 0.355		1B		K E 1-2		4-3 1B BB 1-3 1B	F7			4	1	2	0	0	1	1
Bill Fahey, L (1, 2) OBP: 0.309, SLG: 0.276		K		E3 1-2 2-3		BB 4-3 1B 1-2 3-H 1B		F8		4	1	1	1	0	1	3
Tim Flannery, L (1, 5) OBP: 0.313, SLG: 0.299	F7		K		4-3 1-2 2-3			L4-3 1B		3	0	0	0	0	1	6
Aurelio Rodriguez, R (6, 5) OBP: 0.227, SLG: 0.297										1	0	1	0	0	0	0
Dave Cash, R (1, 4) OBP: 0.274, SLG: 0.263			F8		F7	1B BB IBB		L4-3 1-2		3	0	0	0	1	0	1
Bob Shirley, R (1, 1)			K		1B BB	1B 1-2 2-3 3-H BB			K	1	0	0	1	2	1	0
Rollie Fingers, R (8, 1) OBP: 0.250, SLG: 0.417										0	0	0	0	0	0	0
Gene Tenace, R (8, 2) OBP: 0.377, SLG: 0.373										1	0	0	0	0	1	0
Inning Stats	R: 0 E: 0 K: 1 S: 5 H: 0 LOB: 0 BB: 0 P: 5	R: 0 E: 0 K: 1 S: 6 H: 1 LOB: 1 BB: 0 P: 6	R: 0 E: 0 K: 1 S: 5 H: 0 LOB: 0 BB: 0 P: 5	R: 0 E: 1 K: 2 S: 9 H: 0 LOB: 3 BB: 1 P: 13	R: 0 E: 0 K: 0 S: 3 H: 1 LOB: 1 BB: 1 P: 7	R: 3 E: 0 K: 0 S: 7 H: 4 LOB: 3 BB: 2 P: 15	R: 0 E: 0 K: 2 S: 7 H: 0 LOB: 0 BB: 0 P: 7	R: 0 E: 0 K: 0 S: 3 H: 1 LOB: 0 BB: 0 P: 3	R: 1 E: 0 K: 1 S: 7 H: 2 LOB: 1 BB: 0 P: 7	1B: 8 2B: 2 3B: 1 HR: 0 SF: 0 SAC: 0 DP: 2 HBP: 0							

	AB	36
	R	4
	H	9
	RBI	4
	BB	4
	SO	8
	LOB	18

WP: 0 PB: 1 SB: 0 CS: 0 PA: 40

PITCHER		IP	WLS	BF	H	R	ER	SO	BB	IBB	HBP	BLK	WP	HR	S	P	ERA	WHIP
Don Robinson, R ERA: 4.24	(1, 1)	5.2	L	27	5	3	3	5	3	1	0	0	0	0	33	49	4.76	1.412
Grant Jackson, L ERA: 2.19	(6, 1)	2.1		8	2	0	0	2	0	0	0	0	0	0	12	12	0.00	0.857
Enrique Romo, R ERA: 3.44	(9, 1)	1.0		5	2	1	1	1	0	0	0	0	0	0	7	7	9.00	2.000

PITCHER	IP	WLS	BF	H	R	ER	SO	BB	IBB	HBP	BLK	WP	HR	S	P	ERA	WHIP

Batter	1	2	3	4	5	6	7	8	9	AB	R	H	RBI	BB	SO	LOB
Omar Moreno, L (1, 8) OBP: 0.313, SLG: 0.336	6-3		FC6-5 S BLK 2-3		6-3			SH1-4 1-2 1B		4	0	1	0	0	0	1
Phil Garner, R (1, 4) OBP: 0.317, SLG: 0.361	6-3		K 1-3		F8			SH1-4 1-2 2-3		3	0	0	0	0	1	1
Lee Lacy, R (1, 7) OBP: 0.410, SLG: 0.518 John Milner, L (8, PH) OBP: 0.349, SLG: 0.357 Matt Alexander, S (9, 7)	E1 BB		F4			F4		K		2 1 0	0 0 0	0 0 0	0 0 0	1 0 0	0 1 0	1 2 0
Willie Stargell, L (1, 3) OBP: 0.348, SLG: 0.484	E1 1-3			2B 2B		E5 G6-4-3		K		4	1	1	0	0	1	3
Bill Madlock, R (1, 5) OBP: 0.294, SLG: 0.327		F5		F9 2-H 2B		G6-4-3 1-2f			F4	4	0	1	1	0	0	1
Mike Easler, L (1, 9) OBP: 0.417, SLG: 0.615		5-3 BB		K			K		K	3	0	0	0	1	3	1
Dale Berra, R (1, 6) OBP: 0.277, SLG: 0.350		5-3 1-2		F9 2-3			K		K	4	0	0	0	0	2	2
Ed Ott, L (1, 2) OBP: 0.354, SLG: 0.414		L4		1-3			K			3	0	0	0	0	1	2
Don Robinson, R (1, 1) OBP: 0.400, SLG: 0.533 Grant Jackson, S (6, 1) Tim Foli, R (8, PH) OBP: 0.320, SLG: 0.354 Enrique Romo, R (9, 1) OBP: 0.556, SLG: 0.500			FC6-5 2B		K			SH1-4 1B BB		2 0 0 0	0 0 0 0	1 0 0 0	0 0 0 0	0 0 1 0	1 0 0 0	0 0 0 0
Inning Stats	R: 0 E: 1 K: 0 S: 3 H: 0 LOB: 1 BB: 1 P: 7	R: 0 E: 0 K: 0 S: 3 H: 0 LOB: 1 BB: 1 P: 7	R: 0 E: 0 K: 1 S: 6 H: 1 LOB: 1 BB: 0 P: 6	R: 1 E: 0 K: 1 S: 7 H: 2 LOB: 1 BB: 0 P: 7	R: 0 E: 0 K: 1 S: 5 H: 0 LOB: 0 BB: 0 P: 5	R: 0 E: 1 K: 0 S: 3 H: 0 LOB: 0 BB: 0 P: 3	R: 0 E: 0 K: 3 S: 9 H: 0 LOB: 0 BB: 0 P: 9	R: 0 E: 0 K: 2 S: 8 H: 1 LOB: 2 BB: 1 P: 12	R: 0 E: 0 K: 2 S: 7 H: 0 LOB: 0 BB: 0 P: 7	1B: 1 2B: 3 3B: 0 HR: 0	SF: 0 SAC: 1 DP: 1 HBP: 0					

PITCHER	IP	WLS	BF	H	R	ER	SO	BB	IBB	HBP	BLK	WP	HR	S	P	ERA	WHIP
Bob Shirley, L (1, 1) ERA: 3.07	7.0	W	28	4	1	1	6	3	0	0	1	0	0	37	49	1.29	1.000
Rollie Fingers, R (8, 1) ERA: 2.44	2.0	S	6	0	0	0	4	0	0	0	0	0	0	14	14	0.00	0.000

PITCHER	IP	WLS	BF	H	R	ER	SO	BB	IBB	HBP	BLK	WP	HR	S	P	ERA	WHIP

BOTTOM

San Diego Padres @ Pittsburgh Pirates

Three Rivers Stadium, Pittsburgh, PA

Sun Aug 03 1980, 3:38 AM EDT

Att. 20,517 - Unknown

livebaseballscorecards.com

AB	30
R	1
H	4
RBI	1
BB	3
SO	10
LOB	14

WP: 0	PA: 34
PB: 0	
SB: 1	
CS: 0	

Batter	1	2	3	4	5	6	7	8	9	AB	R	H	RBI	BB	SO	LOB
Gene Richards, L (1, 7) OBP: 0.358, SLG: 0.377	5-3	3-1			F8		4-3			4	0	0	0	0	0	3
Ozzie Smith, S (1, 6) OBP: 0.330, SLG: 0.285	WP, S, 1B		F9		K			K		4	0	1	0	0	2	0
Jerry Mumphrey, S (1, 8) OBP: 0.324, SLG: 0.338	F7 1-3		S, 1B		F7			K		4	0	1	0	0	1	1
Dave Winfield, R (1, 9) OBP: 0.369, SLG: 0.439	K		K 1-3			L4		5-3		4	0	0	0	0	2	2
Willie Montanez, L (1, 3) OBP: 0.320, SLG: 0.354		E, 1B, 1B	3-1			4-3			K	4	1	1	0	0	1	1
Bill Fahey, L (1, 2) OBP: 0.308, SLG: 0.275		E, 1B 1-2		F8		K			6-3	4	0	1	0	0	1	0
Tim Flannery, L (1, 5) OBP: 0.311, SLG: 0.298 (7, 4)		F7		F7			G1-6-3, 1B		4-3	4	0	1	0	0	0	2
Dave Cash, R (1, 4) OBP: 0.276, SLG: 0.262 Von Joshua, L (7, PH) OBP: 0.297, SLG: 0.390 Kurt Bevacqua, R (7, 5) OBP: 0.338, SLG: 0.403		E3 1-2 2-H		FC6-4, BB			G1-6-3 1-2f			1 1 0	0 0 0	0 0 0	0 0 0	1 0 0	0 0 0	1 1 0
Randy Jones, R (1, 1) OBP: 0.122, SLG: 0.077 Jerry Turner, L (7, PH) OBP: 0.342, SLG: 0.388 John D'Acquisto, R (7, 1)		K		FC6-4 1-2f			BB			2 0 0	0 0 0	0 0 0	0 0 0	0 1 0	1 0 0	3 0 0
Inning Stats	R: 0 E: 0 K: 1 S: 6 H: 1 LOB: 1 BB: 0 P: 6	R: 1 E: 1 K: 1 S: 8 H: 2 LOB: 2 BB: 0 P: 8	R: 0 E: 0 K: 1 S: 6 H: 1 LOB: 1 BB: 0 P: 6	R: 0 E: 0 K: 0 S: 3 H: 0 LOB: 1 BB: 1 P: 7	R: 0 E: 0 K: 1 S: 5 H: 0 LOB: 0 BB: 0 P: 5	R: 0 E: 0 K: 1 S: 5 H: 0 LOB: 0 BB: 0 P: 5	R: 0 E: 0 K: 0 S: 3 H: 1 LOB: 1 BB: 1 P: 7	R: 0 E: 0 K: 2 S: 7 H: 0 LOB: 0 BB: 0 P: 7	R: 0 E: 0 K: 1 S: 5 H: 0 LOB: 0 BB: 0 P: 5	1B: 5 2B: 0 3B: 0 HR: 0 SF: 0 SAC: 0 DP: 1 HBP: 0						

PITCHER		IP	WLS	BF	H	R	ER	SO	BB	IBB	HBP	BLK	WP	HR	S	P	ERA	WHIP
Tom Seaver, R ERA: 4.43	(1, 1)	6.0	W	24	4	1	0	5	1	0	0	0	1	0	33	37	0.00	0.833
Tom Hume, R ERA: 2.84	(7, 1)	3.0	S	10	1	0	0	3	1	0	0	0	0	0	15	19	0.00	0.667

PITCHER		IP	WLS	BF	H	R	ER	SO	BB	IBB	HBP	BLK	WP	HR	S	P	ERA	WHIP

TOP

San Diego Padres @ Cincinnati Reds

Riverfront Stadium, Cincinnati, OH

Mon Aug 04 1980, 3:33 AM EDT

Unknown

livebaseballscorecards.com

AB	32
R	1
H	5
RBI	0
BB	2
SO	8
LOB	14

WP: 1	PA: 34		
PB: 0			
SB: 3			
CS: 0			

BOTTOM

San Diego Padres @ Cincinnati Reds

Riverfront Stadium, Cincinnati, OH

Mon Aug 04 1980, 3:33 AM EDT

Unknown

livebaseballscorecards.com

Batter	1	2	3	4	5	6	7	8	9	AB	R	H	RBI	BB	SO	LOB
Dave Collins, S (1, 8) OBP: 0.358, SLG: 0.354	F8		6-3		5-3		4-3	F8		4	0	0	0	0	0	0
Sam Mejias, R (8, 8) OBP: 0.297, SLG: 0.326										1	0	0	0	0	0	2
Ray Knight, R (1, 5) OBP: 0.325, SLG: 0.458	FC4-6 1B		6-3		P4		F7			4	0	1	0	0	0	0
Ken Griffey, L (1, 9) OBP: 0.384, SLG: 0.449	FC4-6 1B 3B 1-2f		BBB HR BB		F8		BBB WP BB			2	2	0	0	2	0	1
George Foster, R (1, 7) OBP: 0.338, SLG: 0.446	3B 1B 1-2		1-H HR			E7 HR	L5 1-2			4	3	2	2	0	0	1
Dan Driessen, L (1, 3) OBP: 0.392, SLG: 0.452	1-H 2-H 3B		4-3			F8		BBB 1B 2B BB		3	1	1	2	1	0	1
Johnny Bench, R (1, 2) OBP: 0.344, SLG: 0.496	F8			F2		1-H HR		P4		4	1	1	2	0	0	2
Dave Concepcion, R (1, 6) OBP: 0.294, SLG: 0.335		6-3		F9		SSS K		2B 1-3 1B		4	0	1	0	0	1	0
Ron Oester, S (1, 4) OBP: 0.351, SLG: 0.438		5-3		1B		2B		1-3 3-H 2B		4	0	3	1	0	0	0
Tom Seaver, R (1, 1) OBP: 0.259, SLG: 0.095		6-3		4-3		F9		SSS K		2	0	0	0	0	0	1
Hector Cruz, R (6, PH) OBP: 0.319, SLG: 0.387										1	0	0	0	0	0	1
Tom Hume, R (7, 1) OBP: 0.200, SLG: 0.300										1	0	0	0	0	1	2
Inning Stats	R: 2 E: 0 K: 0 S: 6 H: 3 LOB: 1 BB: 0 P: 6		R: 2 E: 0 K: 0 S: 4 H: 1 LOB: 0 BB: 1 P: 8	R: 0 E: 0 K: 0 S: 4 H: 1 LOB: 1 BB: 0 P: 4	R: 0 E: 0 K: 0 S: 3 H: 0 LOB: 0 BB: 0 P: 3	R: 2 E: 1 K: 1 S: 8 H: 2 LOB: 1 BB: 0 P: 8	R: 0 E: 0 K: 0 S: 3 H: 0 LOB: 1 BB: 1 P: 7	R: 1 E: 0 K: 1 S: 7 H: 2 LOB: 2 BB: 1 P: 11		1B: 4 2B: 2 3B: 1 HR: 2		SF: 0 SAC: 0 DP: 0 HBP: 0		WP: 1 PB: 0 SB: 0 CS: 0		PA: 37	

	AB	34
	R	7
	H	9
	RBI	7
	BB	3
	SO	2
	LOB	11

PITCHER		IP	WLS	BF	H	R	ER	SO	BB	IBB	HBP	BLK	WP	HR	S	P	ERA	WHIP
Randy Jones, L ERA: 3.7	(1, 1)	6.0	L	27	7	6	5	1	1	0	0	0	0	2	28	32	7.50	1.333
John D'Acquisto, R ERA: 3.19	(7, 1)	2.0		10	2	1	1	1	2	0	0	0	1	0	10	18	4.50	2.000

PITCHER	IP	WLS	BF	H	R	ER	SO	BB	IBB	HBP	BLK	WP	HR	S	P	ERA	WHIP

San Diego Padres @ Cincinnati Reds

Riverfront Stadium, Cincinnati, OH

Mon Aug 04 1980, 3:38 AM EDT

Att. 25,162 - Unknown

TOP

livebaseballscorecards.com

Batter	1	2	3	4	5	6	7	8	9	AB	R	H	RBI	BB	SO	LOB
Gene Richards, L (1, 7) OBP: 0.361, SLG: 0.378	0-0 CS 1B 1B	0-0 FC5-2 1-2 2-3 3-Hf		4-0 BB		0-0 FC1-5-6 S 1-2 2-3			0-0 G1-6-3 1B	4	0	2	0	1	0	5
Ozzie Smith, S (1, 6) OBP: 0.330, SLG: 0.285	0-0 CS 1-2 1B	0-0 F8		0-0 6-3		4-0 S 1-3 BB			0-0 G1-6-3 1-2f	4	0	1	0	1	0	5
Jerry Turner, L (1, 9) OBP: 0.331, SLG: 0.375	0-0 F5 1-2 2-3		0-0 F8		0-0 F9	0-0 F7 1-2			0-0 1-3	5	0	0	0	0	0	4
Dave Winfield, R (1, 8) OBP: 0.370, SLG: 0.448	0-0 F6		0-0 HR		0-0 BB 1B		0-3 K			4	1	2	1	0	1	1
Willie Montanez, L (1, 3) OBP: 0.321, SLG: 0.356		0-0 1B SH 2B	0-0 F7		4-0 FC6 1-2 BB		0-0 F7			3	1	1	0	1	0	0
Gene Tenace, R (1, 2) OBP: 0.379, SLG: 0.369 Rollie Fingers, R (7, 1) OBP: 0.250, SLG: 0.417 John D'Acquisto, R (7, 1) Eric Rasmussen, R (8, 1) OBP: 0.125, SLG: 0.250		4-0 SH 1B FC5-2 BB	4-0 BB		0-3 K		0-3 K			2 0 0 0	0 0 0 0	0 0 0 0	0 0 0 0	2 0 0 0	2 0 0 0	2 0 0 0
Kurt Bevacqua, R (1, 5) OBP: 0.321, SLG: 0.380		0-0 F3	0-0 F9		0-0 FC6 1-2f			0-0 6-3		4	0	0	0	0	0	5
Dave Cash, R (1, 4) OBP: 0.278, SLG: 0.265		0-0 FC5-2 SH 1-2 2-3 1B		0-0 F8		0-0 FC1-5-6 1B 1B		0-0 3-1		4	0	2	0	0	0	0
Rick Wise, R (1, 1) OBP: 0.194, SLG: 0.229 Dennis Kinney, L (7, 1) OBP: 0.222, SLG: 0.125 Bill Fahey, L (7, 2) OBP: 0.306, SLG: 0.274		0-0 SH FC5-2 1-2 2-3 3-H		0-3 K		0-0 FC1-5-6 1-2 1B		0-0 1-3		2 0 1	0 0 0	1 0 0	1 0 0	0 0 0	1 0 0	0 0 0
Inning Stats	R: 0 E: 0 K: 0 S: 4 H: 2 LOB: 1 BB: 0 P: 4	R: 1 E: 1 K: 0 S: 6 H: 2 LOB: 3 BB: 1 P: 10	R: 1 E: 0 K: 0 S: 4 H: 1 LOB: 1 BB: 1 P: 8	R: 0 E: 0 K: 1 S: 5 H: 0 LOB: 1 BB: 1 P: 9	R: 0 E: 0 K: 1 S: 6 H: 1 LOB: 2 BB: 1 P: 10	R: 0 E: 0 K: 0 S: 4 H: 2 LOB: 2 BB: 1 P: 8	R: 0 E: 0 K: 2 S: 7 H: 0 LOB: 0 BB: 0 P: 7	R: 0 E: 0 K: 0 S: 3 H: 0 LOB: 0 BB: 0 P: 3	R: 0 E: 0 K: 0 S: 3 H: 1 LOB: 0 BB: 0 P: 3	1B: 7 2B: 1 3B: 0 HR: 1	SF: 0 SAC: 1 DP: 2 HBP: 0	WP: 0 PB: 0 SB: 3 CS: 2	PA: 39				

PITCHER		IP	WLS	BF	H	R	ER	SO	BB	IBB	HBP	BLK	WP	HR	S	P	ERA	WHIP
Joe Price, L ERA: 4.44	(1, 1)	4.1		23	6	2	2	1	4	0	0	0	0	1	21	37	4.15	2.308
Mario Soto, R ERA: 3.98	(5, 1)	2.2	W	10	2	0	0	3	1	0	0	0	0	0	15	19	0.00	1.125
Doug Bair, R ERA: 4.9	(8, 1)	2.0		6	1	0	0	0	0	0	0	0	0	0	6	6	0.00	0.500

PITCHER	IP	WLS	BF	H	R	ER	SO	BB	IBB	HBP	BLK	WP	HR	S	P	ERA	WHIP

AB	33
R	2
H	9
RBI	2
BB	5
SO	4
LOB	22

BOTTOM

San Diego Padres @ Cincinnati Reds

Riverfront Stadium, Cincinnati, OH

Mon Aug 04 1980, 3:38 AM EDT

Att. 25,162 - Unknown

Batter	1	2	3	4	5	6	7	8	9	AB	R	H	RBI	BB	SO	LOB
Dave Collins, S (1, 9) Doug Bair, R (8, 1)	K		CS 1B		F7		BB 9-3			4 0	1 0	1 0	0 0	1 0	1 0	1 0
Ron Oester, S (1, 4) (9, 6)	PB 1B 2B		F8		S 1B		F7	1B 2B		5	2	3	0	0	0	3
Ray Knight, R (1, 5)	L7-4 1B		F2		K		1B 1B	1-3		5	1	2	2	0	1	2
George Foster, R (1, 7)	L7-4			6-3	BB		IBB 1B	2-H 1B		4	1	2	2	1	0	1
Dan Driessen, L (1, 3)		4-3 S BB		BB 2B BB	F7		1B 2B IBB	K		2	2	0	0	3	1	3
Joe Nolan, L (1, 2)		P6		2B BB		1-3	2B 1B	1-3		4	1	1	2	1	0	2
Dave Concepcion, R (1, 6) Junior Kennedy, R (9, 4)		4-3		1-H 2-H 2B		6-3	1-H 3-H 2B	2B		4 0	1 0	2 0	3 0	0 0	0 0	1 0
Cesar Geronimo, L (1, 8)		IBB		IBB		4-3	2-H 2B			2	1	1	1	2	0	0
Joe Price, R (1, 1) Mario Soto, R (5, 1) Ken Griffey, L (7, PH) Sam Mejias, R (8, 9)		F2		1-3			BB 1B 2-H 1B			2 0 2 0	0 0 1 0	0 0 2 0	0 0 1 0	0 0 0 0	0 0 0 0	4 0 0 0
Inning Stats	R: 1 E: 0 K: 1 S: 6 H: 2 LOB: 0 BB: 0 P: 6	R: 0 E: 0 K: 0 S: 3 H: 0 LOB: 2 BB: 2 P: 11	R: 0 E: 0 K: 0 S: 3 H: 1 LOB: 0 BB: 0 P: 3	R: 1 E: 0 K: 0 S: 3 H: 1 LOB: 2 BB: 3 P: 15	R: 0 E: 0 K: 1 S: 6 H: 1 LOB: 2 BB: 1 P: 10	R: 0 E: 0 K: 0 S: 3 H: 0 LOB: 0 BB: 0 P: 3	R: 8 E: 0 K: 0 S: 9 H: 7 LOB: 0 BB: 2 P: 17	R: 1 E: 0 K: 1 S: 7 H: 2 LOB: 1 BB: 0 P: 7		1B: 9 2B: 7 3B: 0 HR: 0 SF: 0 SAC: 0 DP: 2 HBP: 0						

livebaseballscorecards.com

AB	34
R	11
H	14
RBI	11
BB	8
SO	3
LOB	17

WP: 0 PA: 42
PB: 1
SB: 2
CS: 1

PITCHER		IP	WLS	BF	H	R	ER	SO	BB	IBB	HBP	BLK	WP	HR	S	P	ERA	WHIP
Rick Wise, R ERA: 3.49	(1, 1)	6.0		26	5	2	2	2	4	2	0	0	0	0	24	48	3.00	1.500
Dennis Kinney, L ERA: 3.44	(7, 1)	0.1	L	3	1	2	2	0	1	0	0	0	0	0	2	6	54.00	6.000
Rollie Fingers, R ERA: 3.09	(7, 1)	0.0		5	4	4	4	0	0	1	0	0	0	0	4	8	∞	∞
John D'Acquisto, R ERA: 3.3	(7, 1)	0.2		3	2	2	2	0	0	0	0	0	0	0	3	3	27.00	3.000
Eric Rasmussen, R ERA: 5.2	(8, 1)	1.0		5	2	1	1	1	0	0	0	0	0	0	7	7	9.00	2.000

PITCHER		IP	WLS	BF	H	R	ER	SO	BB	IBB	HBP	BLK	WP	HR	S	P	ERA	WHIP

San Diego Padres @ Cincinnati Reds

Riverfront Stadium, Cincinnati, OH

Tue Aug 05 1980, 7:05 PM EDT

Att. 23,180 - Unknown

TOP

livebaseballscorecards.com

Batter	1	2	3	4	5	6	7	8	9	AB	R	H	RBI	BB	SO	LOB
Gene Richards, L (1, 7) OBP: 0.362, SLG: 0.378	B B B B 4-0 G1-6-3 BB		x 0-0 ③ F7			x 0-0 ② 4-3		x 0-0 4-3 1B		3	0	1	0	1	0	1
Ozzie Smith, S (1, 6) OBP: 0.333, SLG: 0.293	x 0-0 ① F8			x 0-0 L1-3 1B		x 0-0 1B 3B		x 0-0 ① F8		3	0	2	0	0	0	1
Barry Evans, R (6, PR) OBP: 0.297, SLG: 0.339 (6, 6)										1	1	0	0	0	0	1
Jerry Mumphrey, S (1, 8) OBP: 0.323, SLG: 0.337	x 0-0 ② ③ G1-6-3 1-2f			x 0-0 ① L1-3 1-2 ②		x 0-0 3-H 1B		x 0-0 ② 4-3 1-2		4	0	1	1	0	0	3
Dave Winfield, R (1, 9) OBP: 0.366, SLG: 0.443		x 0-0 ① F8		S S S 0-3 ③ K		x 0-0 ③ P3		x 0-0 ③ F8		4	0	0	0	0	1	3
Willie Montanez, L (1, 3) OBP: 0.322, SLG: 0.357		x 0-0 ② 6-3			x 0-0 1B 1B		S S S 0-3 ① K		x 0-0 FC1-5-6 2B	2	0	1	0	0	0	0
Eric Rasmussen, R (6, 1) OBP: 0.118, SLG: 0.235										1	0	0	0	0	1	0
Jerry Turner, L (9, PH) OBP: 0.335, SLG: 0.386										1	0	1	0	0	0	0
Paul Dade, R (9, PR) OBP: 0.316, SLG: 0.188										0	0	0	0	0	0	0
Gene Tenace, R (1, 2) OBP: 0.377, SLG: 0.372 (6, 3)		x 0-0 ③ F7			x 0-0 ① P2		x 0-0 1B 2B		x 0-0 ① 5-3	4	1	1	0	0	0	2
Tim Flannery, L (1, 5) OBP: 0.316, SLG: 0.310			x 0-0 4-3 2B		x 0-0 1-2 G6-3 1B		x 0-0 ② F7		x 0-0 ② FC1-5-6 1B 2-3	4	0	2	0	0	0	2
Dave Cash, R (1, 4) OBP: 0.280, SLG: 0.267			x 0-0 ① 4-3 2-3		x 0-0 ② ③ G6-3 1-2f		x 0-0 2-H 1B		x 0-0 1-2 1B	4	0	2	1	0	0	3
Gary Lucas, L (1, 1) OBP: 0.226, SLG: 0.200			S S S 0-3 ② K			x 0-0 ① 3-1	x 0-0 ③ F8		x 0-0 ③ F7	0	0	0	0	0	0	0
Von Joshua, L (3, PH) OBP: 0.292, SLG: 0.383										1	0	0	0	0	1	1
Dennis Kinney, L (3, 1) OBP: 0.222, SLG: 0.125										0	0	0	0	0	0	0
Bill Fahey, L (6, PH) OBP: 0.301, SLG: 0.269 (6, 2)										3	0	0	0	0	0	3
Inning Stats	R: 0 H: 0 E: 0 LOB: 0 K: 0 BB: 1 S: 2 P: 6	R: 0 H: 0 E: 0 LOB: 0 K: 0 BB: 0 S: 3 P: 3	R: 0 H: 1 E: 0 LOB: 1 K: 1 BB: 0 S: 6 P: 6	R: 0 H: 1 E: 0 LOB: 0 K: 1 BB: 0 S: 5 P: 5	R: 0 H: 2 E: 0 LOB: 1 K: 0 BB: 0 S: 4 P: 4	R: 1 H: 2 E: 0 LOB: 2 K: 0 BB: 0 S: 5 P: 5	R: 1 H: 2 E: 0 LOB: 1 K: 1 BB: 0 S: 7 P: 7	R: 0 H: 1 E: 0 LOB: 1 K: 0 BB: 0 S: 4 P: 4	R: 0 H: 2 E: 0 LOB: 2 K: 0 BB: 0 S: 5 P: 5	1B: 7 SF: 0 2B: 4 SAC: 0 3B: 1 DP: 3 HR: 0 HBP: 0						

AB	35
R	2
H	11
RBI	2
BB	1
SO	3
LOB	20

WP: 0 PA: 36
PB: 0
SB: 0
CS: 0

PITCHER		IP	WLS	BF	H	R	ER	SO	BB	IBB	HBP	BLK	WP	HR	S	P	ERA	WHIP
Paul Moskau, R ERA: 3.59	(1, 1)	7.0	W	27	8	2	2	3	1	0	0	0	0	0	32	36	2.57	1.286
Doug Bair, R ERA: 4.74	(8, 1)	2.0		9	3	0	0	0	0	0	0	0	0	0	9	9	0.00	1.500

PITCHER	IP	WLS	BF	H	R	ER	SO	BB	IBB	HBP	BLK	WP	HR	S	P	ERA	WHIP

Batter	1	2	3	4	5	6	7	8	9	AB	R	H	RBI	BB	SO	LOB
Dave Collins, S (1, 8) OBP: 0.360, SLG: 0.356	FC5-4 1B	SF8 3-H			1B S SF9 1B	3-1				3	1	2	1	0	0	0
Sam Mejias, R (7, 8) OBP: 0.297, SLG: 0.326										0	0	0	0	0	0	0
Ray Knight, R (1, 5) OBP: 0.328, SLG: 0.459	FC5-4 WP 1B 1-2f	FC6-4 1B			SF9 2B 1B 1-3	3-1				3	2	2	0	0	0	1
Junior Kennedy, R (6, 4) OBP: 0.326, SLG: 0.338										1	0	0	0	0	0	0
Ken Griffey, L (1, 9) OBP: 0.386, SLG: 0.451	1B 1-H 1B	FC6-4 1-2f			SF9 2-3 3-H		G3			3	1	1	2	0	0	1
George Foster, R (1, 7) OBP: 0.343, SLG: 0.445	L9 1B 2-H 1B	6-3			2B IBB		5-3			3	2	1	1	1	0	0
Doug Bair, R (8, 1)										0	0	0	0	0	0	0
Dan Driessen, L (1, 3) OBP: 0.396, SLG: 0.451	L9 2-3	6-3			WP HR 2B 1-H 3-H		BB			3	1	1	2	1	0	1
Harry Spilman, L (9, 3) OBP: 0.341, SLG: 0.446										0	0	0	0	0	0	0
Johnny Bench, R (1, 2) OBP: 0.344, SLG: 0.494	FC6-4 1B 3-H	F7			F7 2-3		K			3	0	1	1	0	0	1
Joe Nolan, L (7, 2) OBP: 0.380, SLG: 0.413										1	0	0	0	0	1	1
Dave Concepcion, R (1, 6) OBP: 0.298, SLG: 0.350	FC6-4 1-2f	5-3			HR 3-H			G4-6-3 1B		4	1	2	2	0	0	1
Ron Oester, S (1, 4) OBP: 0.350, SLG: 0.447		6-3			F8			G4-6-3 1-2f		4	0	0	0	0	0	1
(6, 5)																
Paul Moskau, R (1, 1) OBP: 0.147, SLG: 0.152		E8 SF8 1B			F8	5-3		K		3	1	1	0	0	0	0
Hector Cruz, R (8, 7) OBP: 0.314, SLG: 0.381										1	0	0	0	0	1	0
Inning Stats	R: 3 E: 0 K: 0 S: 7 H: 4 LOB: 1 BB: 0 P: 7	R: 1 E: 1 K: 0 S: 5 H: 2 LOB: 1 BB: 0 P: 5	R: 0 E: 0 K: 0 S: 3 H: 0 LOB: 0 BB: 0 P: 3	R: 0 E: 0 K: 0 S: 3 H: 0 LOB: 0 BB: 0 P: 3	R: 5 E: 0 K: 0 S: 7 H: 4 LOB: 0 BB: 1 P: 11	R: 0 E: 0 K: 0 S: 3 H: 0 LOB: 0 BB: 0 P: 3	R: 0 E: 0 K: 1 S: 5 H: 0 LOB: 1 BB: 1 P: 9	R: 0 E: 0 K: 1 S: 5 H: 1 LOB: 0 BB: 0 P: 5		1B: 9 2B: 1 3B: 0 HR: 1 SF: 2 SAC: 0 DP: 1 HBP: 0						

PITCHER		IP	WLS	BF	H	R	ER	SO	BB	IBB	HBP	BLK	WP	HR	S	P	ERA	WHIP
Gary Lucas, L ERA: 3.81	(1, 1)	2.0	L	12	6	4	3	0	0	0	0	0	1	0	12	12	13.50	3.000
Dennis Kinney, L ERA: 4.03	(3, 1)	3.0		14	4	5	5	0	0	1	0	0	1	1	13	17	15.00	1.333
Eric Rasmussen, R ERA: 5.02	(6, 1)	3.0		10	1	0	0	2	1	0	0	0	0	0	13	17	0.00	0.667

PITCHER	IP	WLS	BF	H	R	ER	SO	BB	IBB	HBP	BLK	WP	HR	S	P	ERA	WHIP

BOTTOM

San Diego Padres @ Cincinnati Reds

Riverfront Stadium, Cincinnati, OH

Tue Aug 05 1980, 7:05 PM EDT

Att. 23,180 - Unknown

livebaseballscorecards.com

AB	32
R	9
H	11
RBI	9
BB	2
SO	2
LOB	7

PA: 36

Batter	1	2	3	4	5	6	7	8	9	AB	R	H	RBI	BB	SO	LOB
Gene Richards, L (1, 7) OBP: 0.368, SLG: 0.386	F8 BLK 1B		SH5-3 1-2		6-3 BLK 1B		S 1B	1B 2B 2-H		4	1	4	1	0	0	0
Ozzie Smith, S (1, 6) OBP: 0.331, SLG: 0.292	1-3 1-2		F7		6-3 1-3		F9 1-3	1B 2-H		5	0	1	1	0	0	4
Jerry Mumphrey, S (1, 8) OBP: 0.324, SLG: 0.334 John D'Acquisto, R (8, 1)	F8 2-3		6-3		S BB		S BB	F8		3 0	0 0	0 0	0 0	2 0	0 0	3 0
Dave Winfield, R (1, 9) OBP: 0.367, SLG: 0.449	P4			HR	F2 1-2		K 1-2		1B BB	4	1	1	1	1	1	5
Willie Montanez, L (1, 3) OBP: 0.323, SLG: 0.356		K		6-3	L8		IBB		1B 1-2	4	0	1	0	1	1	2
Gene Tenace, R (1, 2) OBP: 0.377, SLG: 0.368 Jerry Turner, L (7, PH) OBP: 0.333, SLG: 0.384 Bill Fahey, L (7, 2) OBP: 0.305, SLG: 0.273 Paul Dade, R (9, PR) OBP: 0.316, SLG: 0.188 Fred Kendall, R (9, 2) OBP: 0.261, SLG: 0.261		6-3		F9		FC5-4 BB	K		CS 1-3	2 1 1 0 0	0 0 0 0 0	0 0 1 0 0	0 0 0 0 0	1 0 0 0 0	0 1 0 0 0	0 3 0 0 0
Barry Evans, R (1, 5) OBP: 0.319, SLG: 0.377		2B		1B		P3		4-3 2B	F7 1-2	5	1	3	0	0	0	3
Dave Cash, R (1, 4) OBP: 0.281, SLG: 0.268 Tim Flannery, L (8, PH) OBP: 0.314, SLG: 0.308 (8, 4)		F8		1-2 1B		FC5-4 1-2f		K		3 1	0 0	1 0	0 0	0 0	0 1	2 1
Steve Mura, R (1, 1) OBP: 0.241, SLG: 0.192 Von Joshua, L (8, PH) OBP: 0.288, SLG: 0.377 (8, 8)			SH5-3 BB	K		1-6-3		4-3 1-2		2 1	0 0	0 0	0 0	1 0	1 0	3 1
Inning Stats	R: 0 E: 0 K: 0 S: 4 H: 1 LOB: 1 BB: 0 P: 4	R: 0 E: 0 K: 1 S: 6 H: 1 LOB: 1 BB: 0 P: 6	R: 0 E: 0 K: 0 S: 3 H: 0 LOB: 1 BB: 1 P: 7	R: 1 E: 0 K: 1 S: 8 H: 3 LOB: 2 BB: 0 P: 8	R: 0 E: 0 K: 0 S: 4 H: 1 LOB: 2 BB: 1 P: 8	R: 0 E: 1 K: 0 S: 3 H: 0 LOB: 1 BB: 1 P: 7	R: 0 E: 0 K: 2 S: 8 H: 1 LOB: 3 BB: 2 P: 16	R: 2 E: 0 K: 1 S: 8 H: 3 LOB: 1 BB: 0 P: 8	R: 0 E: 0 K: 0 S: 3 H: 2 LOB: 2 BB: 1 P: 7	1B: 9 2B: 2 3B: 0 HR: 1 SF: 0 SAC: 1 DP: 0 HBP: 0						

PITCHER		IP	WLS	BF	H	R	ER	SO	BB	IBB	HBP	BLK	WP	HR	S	P	ERA	WHIP
Charlie Leibrandt, L ERA: 4.2	(1, 1)	6.1		30	7	1	1	2	4	0	0	2	0	1	30	46	1.42	1.737
Mario Soto, R ERA: 4.09	(7, 1)	1.1		8	3	2	2	3	0	1	0	0	0	0	13	17	13.50	2.250
Tom Hume, R ERA: 2.8	(8, 1)	1.1	W	5	2	0	0	0	1	0	0	0	0	0	4	8	0.00	2.250

PITCHER	IP	WLS	BF	H	R	ER	SO	BB	IBB	HBP	BLK	WP	HR	S	P	ERA	WHIP

TOP

San Diego Padres @ Cincinnati Reds

Riverfront Stadium, Cincinnati, OH

Wed Aug 06 1980, 3:33 AM EDT

Att. 27,070 - Unknown

livebaseballscorecards.com

AB	36
R	3
H	12
RBI	3
BB	6
SO	5
LOB	27

WP: 0 PA: 43
PB: 0
SB: 4
CS: 1

Batter	1	2	3	4	5	6	7	8	9	AB	R	H	RBI	BB	SO	LOB
Dave Collins, S (1, 8) OBP: 0.357, SLG: 0.354	F8		SF8 3-H			G3		SH3-4 1B		2	0	0	1	0	0	0
Sam Mejias, R (8, 8) OBP: 0.304, SLG: 0.333										1	0	1	0	0	0	0
Ray Knight, R (1, 5) OBP: 0.328, SLG: 0.458	FC5-4 1B		F7			6-3		SH3-4 1-2		3	0	1	0	0	0	0
Ken Griffey, L (1, 9) OBP: 0.382, SLG: 0.446	F5			G3		F7		F8		4	0	0	0	0	0	2
George Foster, R (1, 7) OBP: 0.342, SLG: 0.443	FC5-4 1-2f			1B			K	K		4	0	1	0	0	2	2
Dan Driessen, L (1, 3) OBP: 0.397, SLG: 0.453		F2		K			2B		SH3-4 2B BB	3	2	1	0	1	1	1
Joe Nolan, L (1, 2) OBP: 0.378, SLG: 0.421		6-3		F4			2B 2-H		SH3-4 1-2	3	1	1	1	0	0	1
Dave Concepcion, R (1, 6) OBP: 0.300, SLG: 0.356		F8		K			2B 2-H		2B 2-H	4	0	2	2	0	1	0
Ron Oester, S (1, 4) OBP: 0.350, SLG: 0.440			SH1-4 SF8 BB	K			F7			2	1	0	0	1	1	1
Charlie Leibrandt, R (1, 1) OBP: 0.245, SLG: 0.245			SH1-4 1-3	K			K			1	0	0	0	0	1	0
Mario Soto, R (7, 1)										1	0	0	0	0	1	1
Tom Hume, R (8, 1) OBP: 0.200, SLG: 0.300										0	0	0	0	0	0	0
Inning Stats	R: 0 E: 0 K: 0 S: 4 H: 1 LOB: 1 BB: 0 P: 4	R: 0 E: 0 K: 0 S: 3 H: 0 LOB: 0 BB: 0 P: 3	R: 1 E: 0 K: 0 S: 3 H: 0 LOB: 0 BB: 1 P: 7	R: 0 E: 0 K: 1 S: 6 H: 1 LOB: 1 BB: 0 P: 6	R: 0 E: 0 K: 3 S: 9 H: 0 LOB: 0 BB: 0 P: 9	R: 0 E: 0 K: 0 S: 3 H: 0 LOB: 0 BB: 0 P: 3	R: 2 E: 0 K: 2 S: 10 H: 3 LOB: 1 BB: 0 P: 10	R: 0 E: 0 K: 1 S: 6 H: 1 LOB: 1 BB: 0 P: 6	R: 1 E: 0 K: 0 S: 2 H: 1 LOB: 1 BB: 1 P: 6	1B: 3 2B: 4 3B: 0 HR: 0	SF: 1 SAC: 3 DP: 0 HBP: 0						

PITCHER	IP	WLS	BF	H	R	ER	SO	BB	IBB	HBP	BLK	WP	HR	S	P	ERA	WHIP
Steve Mura, R (1, 1) ERA: 3.98	7.0		27	5	3	3	6	1	0	0	0	0	0	38	42	3.86	0.857
John D'Acquisto, R (8, 1) ERA: 3.38	1.1	L	7	2	1	1	1	1	0	0	0	0	0	8	12	6.75	2.250

PITCHER	IP	WLS	BF	H	R	ER	SO	BB	IBB	HBP	BLK	WP	HR	S	P	ERA	WHIP

BOTTOM

San Diego Padres @ Cincinnati Reds

Riverfront Stadium, Cincinnati, OH

Wed Aug 06 1980, 3:33 AM EDT

Att. 27,070 - Unknown

livebaseballscorecards.com

AB	28
R	4
H	7
RBI	4
BB	2
SO	7
LOB	8

PA: 34

WP: 0 PB: 0 SB: 0 CS: 0

Batter	1	2	3	4	5	6	7	8	9	AB	R	H	RBI	BB	SO	LOB
Gene Richards, L (1, 7) OBP: 0.370, SLG: 0.386	SSS 0-3 ① K		BBBB 4-0 FC4 1-2 BB	BBBB 4-0 1-2 2-3 3-H BB		x 0-0 S 2B 1B	x 0-0 ③ F9			3	1	1	1	2	1	1
Ozzie Smith, S (1, 6) OBP: 0.332, SLG: 0.291	x 0-0 ② L1		x 0-0 ② FC4 1B 1-2f 2-3	x 0-0 ③ 4-3		BBBB 4-0 1-2 2B BB		x 0-0 1B 1B		4	1	1	0	1	0	5
Jerry Mumphrey, S (1, 8) OBP: 0.327, SLG: 0.341	x 0-0 ③ G3		x 0-0 S 1-3 3-H 1B		SSS 0-3 ① K	x 0-0 1-H 2-H 2B		x 0-0 1-2 1B		5	0	3	3	0	1	0
Dave Winfield, R (1, 9) OBP: 0.367, SLG: 0.447		x 0-0 ① 6-3	x 0-0 ③ 5-3 1-2		x 0-0 PB 1B	H 1-0 HBP		x 0-0 ① F8		4	0	1	0	0	0	4
Willie Montanez, L (1, 3) OBP: 0.324, SLG: 0.356		x 0-0 1B		x 0-0 BB BB FC1-2 1B	SSS 0-3 ② K 1-2	x 0-0 ③ 3-1		x 0-0 ② F5		5	0	2	0	0	1	5
Gene Tenace, R (1, 2) OBP: 0.381, SLG: 0.365	SSS 0-3 ② K			BBBB 4-0 FC1-2 BB 1-2 BB	BBBB 4-0 BB		BBBB 4-0 WP 1B BB	x 0-0 ③ 5-3		2	2	0	0	3	1	3
Barry Evans, R (1, 4) OBP: 0.311, SLG: 0.354	x 0-0 ③ F3			BBBB 4-0 BB FC1-2 1-2 2-3 BB	x 0-0 ③ F7		x 0-0 ① L6 1-2		x 0-0 ① F3	4	0	0	0	1	0	4
Tim Flannery, L (1, 5) OBP: 0.311, SLG: 0.305			x 0-0 ① F7	x 0-0 ① F9		x 0-0 ① F7	x 0-0 SH1-4 2-H 1B		x 0-0 ② 4-3	5	0	1	1	0	0	3
Bob Shirley, R (1, 1)			BBBB 4-0 FC4 BB 1B BB	x 0-0 ② FC1-2 BB 1-2 2-3 3-Hf		SSS 0-3 ② K	x 0-0 ② SH1-4 1-2		x 0-0 ③ 4-3	3	1	0	0	1	1	3
Inning Stats	R: 0 H: 0 E: 0 LOB: 0 K: 1 BB: 0 S: 5 P: 5	R: 0 H: 1 E: 0 LOB: 1 K: 1 BB: 0 S: 6 P: 6	R: 1 H: 1 E: 0 LOB: 2 K: 0 BB: 2 S: 4 P: 12	R: 1 H: 1 E: 0 LOB: 3 K: 0 BB: 3 S: 4 P: 16	R: 0 H: 1 E: 0 LOB: 2 K: 2 BB: 1 S: 8 P: 12	R: 2 H: 2 E: 0 LOB: 2 K: 1 BB: 1 S: 7 P: 12	R: 1 H: 1 E: 0 LOB: 1 K: 0 BB: 1 S: 4 P: 8	R: 0 H: 2 E: 0 LOB: 2 K: 0 BB: 0 S: 5 P: 5	R: 0 H: 0 E: 0 LOB: 0 K: 0 BB: 0 S: 3 P: 3	1B: 8 SF: 0 2B: 1 SAC: 1 3B: 0 DP: 0 HR: 0 HBP: 1						

TOP

San Diego Padres @ Houston Astros

Astrodome, Houston, TX

Thu Aug 07 1980, 8:05 PM EDT

Att. 20,044 - Unknown

livebaseballscorecards.com

AB	35
R	5
H	9
RBI	5
BB	8
SO	5
LOB	28

WP: 1 PB: 1 SB: 2 CS: 0 PA: 45

PITCHER		IP	WLS	BF	H	R	ER	SO	BB	IBB	HBP	BLK	WP	HR	S	P	ERA	WHIP
Joe Niekro, R ERA: 4.06	(1, 1)	5.2	L	30	6	4	4	5	7	0	0	0	0	0	33	61	6.35	2.294
Bert Roberge, R ERA: 5.93	(6, 1)	1.1		7	1	1	1	0	1	0	1	0	1	0	5	10	6.75	1.500
Joaquin Andujar, R ERA: 4.14	(8, 1)	2.0		8	2	0	0	0	0	0	0	0	0	0	8	8	0.00	1.000

PITCHER	IP	WLS	BF	H	R	ER	SO	BB	IBB	HBP	BLK	WP	HR	S	P	ERA	WHIP

BOTTOM

San Diego Padres @ Houston Astros

Astrodome, Houston, TX

Thu Aug 07 1980, 8:05 PM EDT

Att. 20,044 - Unknown

Batter	1	2	3	4	5	6	7	8	9	AB	R	H	RBI	BB	SO	LOB
Rafael Landestoy, S (1, 6) OBP: 0.313, SLG: 0.352	F3	L6			FC5-4 1B		F7			4	0	1	0	0	0	4
Enos Cabell, R (1, 5) OBP: 0.294, SLG: 0.341	K		F4		FC5-4 1-2f			K		4	0	0	0	0	2	1
Terry Puhl, L (1, 8) OBP: 0.364, SLG: 0.441	5-3		F6			BB 1B		4-3		4	0	1	0	0	0	0
Jose Cruz, L (1, 7) OBP: 0.372, SLG: 0.421		BLK PB BB 1B	K			F8		4-3		4	1	1	0	0	1	1
Art Howe, R (1, 3) OBP: 0.329, SLG: 0.388		F7 1-2		F4		G6-3 1-2 BB			1-3	3	0	0	0	1	0	1
Joe Morgan, L (1, 4) OBP: 0.352, SLG: 0.352		BB BLK BB		4-3		G6-3 1-2f			FC6-4 1B	3	0	1	0	1	0	2
Jeffrey Leonard, R (1, 9) OBP: 0.276, SLG: 0.345		F2 1-2 2-3		F6			BB		L6	3	0	0	0	1	0	3
Luis Pujols, R (1, 2) OBP: 0.287, SLG: 0.263		BB IBB			6-3		F6		FC6-4 1-2f	3	0	0	0	1	0	2
Joe Niekro, R (1, 1) OBP: 0.293, SLG: 0.327 Bert Roberge, R (6, 1) Bruce Bochy, R (7, PH) OBP: 0.417, SLG: 0.278 Joaquin Andujar, S (8, 1) OBP: 0.214, SLG: 0.154		1-2 2-3 3-H BB			F8		F7			1 0 1 0	0 0 0 0	0 0 0 0	1 0 0 0	1 0 0 0	0 0 0 0	0 0 1 0

Inning Stats	1	2	3	4	5	6	7	8	9	1B: 4	SF: 0	WP: 0	PA: 35
R:	0	1	0	0	0	0	0	0	1	2B: 0	SAC: 0	PB: 1	
E:	0	0	0	0	0	1	0	0	0	3B: 0	DP: 1	SB: 0	
K:	1	0	0	0	0	0	0	1	0	HR: 0	HBP: 0	CS: 0	
S:	5	4	5	3	4	3	3	5	4				
H:	0	1	0	0	1	1	0	0	1				
LOB:	0	3	0	0	1	1	1	0	1				
BB:	0	3	0	0	0	1	1	0	0				
P:	5	16	5	3	4	7	3	5	4				

PITCHER	IP	WLS	BF	H	R	ER	SO	BB	IBB	HBP	BLK	WP	HR	S	P	ERA	WHIP
Bob Shirley, L (1, 1) ERA: 2.85	9.0	W	35	4	1	1	3	4	1	0	1	0	0	36	56	1.00	0.889

PITCHER	IP	WLS	BF	H	R	ER	SO	BB	IBB	HBP	BLK	WP	HR	S	P	ERA	WHIP

AB	30
R	1
H	4
RBI	1
BB	5
SO	3
LOB	15

livebaseballscorecards.com

San Diego Padres @ Houston Astros

Astrodome, Houston, TX

Fri Aug 08 1980, 8:05 PM EDT

Att. 15,207 - Unknown

TOP

livebaseballscorecards.com

Batter	1	2	3	4	5	6	7	8	9	AB	R	H	RBI	BB	SO	LOB
Gene Richards, L (1, 7) OBP: 0.371, SLG: 0.386	6-3		S 1B		F9		4-3		1B 2-H 1B	5	0	2	1	0	0	0
Ozzie Smith, S (1, 6) OBP: 0.333, SLG: 0.293	G4-6-3 1B		F8 1-2		4-3			L6	1-3 1B	5	0	2	0	0	0	1
Jerry Mumphrey, S (1, 8) OBP: 0.326, SLG: 0.339	G4-6-3 1-2f		F9		1B			F9	L1	5	0	1	0	0	0	4
Dave Winfield, R (1, 9) OBP: 0.368, SLG: 0.450		FC4-6 1B		3-1 1B 2B	F4			4-3		4	1	2	0	0	0	1
Willie Montanez, L (1, 3) OBP: 0.321, SLG: 0.353		FC4-6 BB 1-2f 1B		3-1 2-3		F7			E6 1B 2B	4	2	0	0	0	0	2
Gene Tenace, R (1, 2) OBP: 0.384, SLG: 0.363 Bill Fahey, L (8, 2) OBP: 0.305, SLG: 0.273 Dave Cash, R (9, PH) OBP: 0.280, SLG: 0.267 (9, 4)	B B B B 1B 1-2 BB	H 4-1 1B HBP			F6			S S S K	1 0 0 0 1 0 0 0 0 0 0 0 0 0 1 0 0 0 0 1 1						
Barry Evans, R (1, 4) OBP: 0.321, SLG: 0.362 (9, 5)	G4-6-3 1-2 2-H 1B	4-1 1-2 3-H 1B	6-3					F9	4 0 2 2 0 0 1							
Tim Flannery, L (1, 5) OBP: 0.305, SLG: 0.299 Fred Kendall, R (9, PH) OBP: 0.292, SLG: 0.292 (9, 2)	G4-6-3 1-2f	4-1 1-2 2-3				F9		2B 1-2 1B	3 0 0 0 0 0 4 1 1 1 0 0 0 0							
Randy Jones, R (1, 1) OBP: 0.116, SLG: 0.073 Jerry Turner, L (7, PH) OBP: 0.331, SLG: 0.381 Juan Eichelberger, R (7, 1) Von Joshua, L (9, PH) OBP: 0.299, SLG: 0.403 Rollie Fingers, R (9, 1) OBP: 0.250, SLG: 0.417	S S S K	F6				4-3		1-H 2-H 1B 2B	2 0 0 0 0 1 2 1 0 0 0 0 0 0 0 0 0 0 0 0 0 1 1 1 2 0 0 0 0 0 0 0 0 0 0							
Inning Stats	R: 0 E: 0 K: 0 S: 3 H: 1 LOB: 0 BB: 0 P: 3	R: 1 E: 0 K: 0 S: 4 H: 2 LOB: 1 BB: 1 P: 8	R: 0 E: 0 K: 1 S: 6 H: 1 LOB: 1 BB: 0 P: 6	R: 1 E: 0 K: 0 S: 5 H: 2 LOB: 2 BB: 0 P: 6	R: 0 E: 0 K: 0 S: 4 H: 1 LOB: 1 BB: 0 P: 4	R: 0 E: 0 K: 0 S: 3 H: 0 LOB: 0 BB: 0 P: 3	R: 0 E: 0 K: 0 S: 3 H: 0 LOB: 0 BB: 0 P: 3	R: 0 E: 0 K: 0 S: 3 H: 0 LOB: 0 BB: 0 P: 3	R: 3 E: 1 K: 1 S: 10 H: 4 LOB: 2 BB: 0 P: 10	1B: 9 2B: 2 3B: 0 HR: 0 SF: 0 SAC: 0 DP: 2 HBP: 1							

	AB	37
	R	5
	H	11
	RBI	5
	BB	1
	SO	2
	LOB	16

WP: 0 PB: 0 SB: 1 CS: 0 PA: 39

PITCHER		IP	WLS	BF	H	R	ER	SO	BB	IBB	HBP	BLK	WP	HR	S	P	ERA	WHIP
Vern Ruhle, R ERA: 2.72	(1, 1)	8.0		31	7	2	2	1	1	0	1	0	0	0	31	36	2.25	1.000
Joe Sambito, L ERA: 2.08	(9, 1)	1.0	L	8	4	3	0	1	0	0	0	0	0	0	10	10	0.00	4.000

PITCHER		IP	WLS	BF	H	R	ER	SO	BB	IBB	HBP	BLK	WP	HR	S	P	ERA	WHIP

BOTTOM

San Diego Padres @ Houston Astros

Astrodome, Houston, TX

Fri Aug 08 1980, 8:05 PM EDT

Att. 15,207 - Unknown

livebaseballscorecards.com

Batter	1	2	3	4	5	6	7	8	9	AB	R	H	RBI	BB	SO	LOB
Rafael Landestoy, S (1, 6) (9, 4) OBP: 0.314, SLG: 0.353	FC1-6 1B	4-3			4-3		FC6-4 1B		K	5	0	2	0	0	1	0
Enos Cabell, R (1, 5) OBP: 0.295, SLG: 0.342	FC1-6 E S 1B 1-2f		1B 4-1 1B				FC6-4 BLK 1-2f		F9	5	1	2	0	0	0	2
Terry Puhl, L (1, 9) OBP: 0.362, SLG: 0.438	1B 1B 1B 1-H		4-1 1-2		L9		F8 1-2		F7	5	1	1	1	0	0	3
Cesar Cedeno, R (1, 8) OBP: 0.383, SLG: 0.486	K		G6-4-3 1B 2-3			6-3	5-3			4	0	1	0	0	1	2
Art Howe, R (1, 3) OBP: 0.333, SLG: 0.397	1B 1B 1-3		G6-4-3 1-2f			E7 1B 2B		4-3		3	1	2	0	0	0	2
Denny Walling, L (8, PH) OBP: 0.378, SLG: 0.409										1	0	0	0	0	0	0
Dave Bergman, L (9, 3) OBP: 0.250, SLG: 0.218										0	0	0	0	0	0	0
Jose Cruz, L (1, 7) OBP: 0.373, SLG: 0.422	1-2 3-H 1B			4-3		5-3 3-H 1B		6-3		4	0	2	2	0	0	0
Joe Morgan, L (1, 4) OBP: 0.351, SLG: 0.349	K			G3		5-3 1-2		1B BB		3	0	0	0	1	1	3
Joe Sambito, L (9, 1)										0	0	0	0	0	0	0
Luis Pujols, R (1, 2) OBP: 0.292, SLG: 0.264		F7		F8		IBB		1-2 1B		3	0	1	0	1	0	0
Vern Ruhle, R (1, 1) OBP: 0.333, SLG: 0.385		K			6-3	L5		4-3		3	0	0	0	0	1	2
Craig Reynolds, L (8, PH) (9, 6) OBP: 0.253, SLG: 0.314										1	0	0	0	0	0	2

Inning Stats	1	2	3	4	5	6	7	8	9
	R: 2 E: 0 K: 2 S: 11	H: 4 LOB: 2 BB: 0 P: 11	R: 0 E: 0 K: 1 S: 5	H: 0 LOB: 0 BB: 0 P: 5	R: 0 E: 0 K: 0 S: 4	H: 2 LOB: 1 BB: 0 P: 4	R: 0 E: 0 K: 0 S: 3	H: 0 LOB: 0 BB: 0 P: 3	R: 0 E: 0 K: 0 S: 4	H: 1 LOB: 1 BB: 0 P: 4	R: 1 E: 1 K: 0 S: 5	H: 2 LOB: 2 BB: 1 P: 9	R: 0 E: 0 K: 0 S: 4	H: 1 LOB: 1 BB: 0 P: 4	R: 0 E: 0 K: 0 S: 4	H: 1 LOB: 2 BB: 1 P: 8	R: 0 E: 0 K: 1 S: 5	H: 0 LOB: 0 BB: 0 P: 5

AB	37
R	3
H	11
RBI	3
BB	2
SO	4
LOB	16

1B: 10 SF: 0
2B: 1 SAC: 0
3B: 0 DP: 1
HR: 0 HBP: 0

WP: 0 PA: 39
PB: 0
SB: 1
CS: 0

PITCHER		IP	WLS	BF	H	R	ER	SO	BB	IBB	HBP	BLK	WP	HR	S	P	ERA	WHIP
Randy Jones, L ERA: 3.73	(1, 1)	6.0		27	9	3	3	3	0	1	0	0	0	0	32	36	4.50	1.500
Juan Eichelberger, R ERA: 2.5	(7, 1)	2.0	W	9	2	0	0	0	1	0	0	1	0	0	8	12	0.00	1.500
Rollie Fingers, R ERA: 3.04	(9, 1)	1.0	S	3	0	0	0	1	0	0	0	0	0	0	5	5	0.00	0.000

PITCHER	IP	WLS	BF	H	R	ER	SO	BB	IBB	HBP	BLK	WP	HR	S	P	ERA	WHIP

San Diego Padres @ Houston Astros

Astrodome, Houston, TX

Sat Aug 09 1980, 8:05 PM EDT

Att. 21,233 - Unknown

TOP

livebaseballscorecards.com

Batter	1	2	3	4	5	6	7	8	9	AB	R	H	RBI	BB	SO	LOB
Gene Richards, L (1, 7) OBP: 0.369, SLG: 0.384	4-3		4-3		F8		K		2B 1B	5	0	1	0	0	1	1
Ozzie Smith, S (1, 6) OBP: 0.337, SLG: 0.298	S 1B		CS HBP		1B BB		2-3		1-2 2B	3	0	2	0	1	0	1
Jerry Mumphrey, S (1, 8) OBP: 0.327, SLG: 0.338	K		6-3		1-3 1B		1B BB		F8	4	0	1	0	1	1	3
Dave Winfield, R (1, 9) OBP: 0.368, SLG: 0.449	F8			WP HR 1B		1-3 1B BB	1-2 2-H 1B		3-1	1	0	0	0	0	0	1
Jerry Turner, L (4, PH) OBP: 0.341, SLG: 0.387 (4, 9)										3	2	2	1	1	0	1
Willie Montanez, L (1, 3) OBP: 0.323, SLG: 0.360		1B FC4-6 BB		1-H HR		1-3	5-3			3	2	1	2	1	0	3
Bill Fahey, L (1, 2) OBP: 0.304, SLG: 0.273		F7		G6-3 1B		F8		G3		4	0	1	0	0	0	2
Barry Evans, R (1, 4) OBP: 0.341, SLG: 0.375		FC4-6 1-3 1B		G6-3 1-2f		1B BB		1B		3	0	2	0	1	0	1
Tim Flannery, L (1, 5) OBP: 0.304, SLG: 0.297		FC4-6 1-2f 3-H		L4		1-3 2-H 1B		K		4	0	1	2	0	1	2
John Curtis, L (1, 1) OBP: 0.179, SLG: 0.162		K			K		2-3 1B BB		F8	1	0	0	0	0	1	1
John D'Acquisto, R (4, 1)										1	1	0	0	1	1	0
Rollie Fingers, R (7, 1) OBP: 0.250, SLG: 0.417										0	0	0	0	0	0	0
Von Joshua, L (8, PH) OBP: 0.294, SLG: 0.397										1	0	0	0	0	0	1
Dennis Kinney, L (8, 1) OBP: 0.222, SLG: 0.125										0	0	0	0	0	0	0
Inning Stats	R: 0 E: 0 K: 1 S: 6 H: 1 LOB: 1 BB: 0 P: 6	R: 1 E: 0 K: 1 S: 6 H: 1 LOB: 1 BB: 1 P: 10	R: 0 E: 0 K: 0 S: 2 H: 0 LOB: 0 BB: 0 P: 3	R: 2 E: 0 K: 0 S: 5 H: 3 LOB: 0 BB: 0 P: 5	R: 0 E: 0 K: 1 S: 5 H: 1 LOB: 2 BB: 1 P: 9	R: 1 E: 0 K: 0 S: 3 H: 1 LOB: 2 BB: 2 P: 11	R: 1 E: 0 K: 1 S: 6 H: 1 LOB: 2 BB: 2 P: 14	R: 0 E: 0 K: 1 S: 6 H: 1 LOB: 1 BB: 0 P: 6	R: 0 E: 0 K: 0 S: 4 H: 2 LOB: 1 BB: 0 P: 4	1B: 9 2B: 1 3B: 0 HR: 1 SF: 0 SAC: 0 DP: 1 HBP: 1	WP: 1 PB: 0 SB: 1 CS: 1 PA: 40					

	AB	33
	R	5
	H	11
	RBI	5
	BB	6
	SO	5
	LOB	17

PITCHER		IP	WLS	BF	H	R	ER	SO	BB	IBB	HBP	BLK	WP	HR	S	P	ERA	WHIP
Nolan Ryan, R ERA: 3.44	(1, 1)	6.0		26	7	4	4	3	4	0	1	0	1	1	27	44	6.00	1.833
Dave Smith, R ERA: 2.08	(7, 1)	3.0	W	14	4	1	1	2	2	0	0	0	0	0	16	24	3.00	2.000

PITCHER	IP	WLS	BF	H	R	ER	SO	BB	IBB	HBP	BLK	WP	HR	S	P	ERA	WHIP

Batter	1	2	3	4	5	6	7	8	9	AB	R	H	RBI	BB	SO	LOB
Rafael Landestoy, S (1, 4) OBP: 0.316, SLG: 0.355	1-3			2B	6-3		HBP	F7		4	2	1	0	0	0	0
Enos Cabell, R (1, 5) OBP: 0.298, SLG: 0.346	5-3			1B	F9		2B			4	2	2	1	0	0	0
Terry Puhl, L (1, 9) OBP: 0.361, SLG: 0.434	F8			F3	F9		IBB			3	1	0	0	1	0	2
Cesar Cedeno, R (1, 8) OBP: 0.384, SLG: 0.493		4-3		2B		K	FC5			4	1	2	4	0	1	0
Art Howe, R (1, 3) OBP: 0.332, SLG: 0.391		6-3		BB		K	6-3			3	1	0	0	1	1	1
Jose Cruz, L (1, 7) OBP: 0.376, SLG: 0.423		G3		1B		1B	IBB			3	1	2	1	1	0	0
Luis Pujols, R (1, 2) OBP: 0.291, SLG: 0.278			L4	3B		4-3	FC5			4	0	1	3	0	0	3
Craig Reynolds, L (1, 6) OBP: 0.253, SLG: 0.313			6-3	G3			HBP	F5		4	1	1	0	0	0	1
Nolan Ryan, R (1, 1) OBP: 0.193, SLG: 0.157			4-3	K			K	1-3		2	0	0	0	0	1	1
Dave Smith, R (7, 1)										2	0	0	0	0	1	1
Inning Stats	R: 0 E: 0 K: 0 S: 3 H: 0 LOB: 0 BB: 0 P: 3	R: 0 E: 0 K: 0 S: 3 H: 0 LOB: 0 BB: 0 P: 3	R: 0 E: 0 K: 0 S: 3 H: 0 LOB: 0 BB: 0 P: 3	R: 5 E: 0 K: 1 S: 10 H: 5 LOB: 1 BB: 1 P: 14	R: 0 E: 0 K: 0 S: 3 H: 0 LOB: 0 BB: 0 P: 3	R: 0 E: 0 K: 2 S: 8 H: 1 LOB: 1 BB: 0 P: 8	R: 4 E: 0 K: 1 S: 8 H: 3 LOB: 2 BB: 2 P: 17	R: 0 E: 0 K: 0 S: 3 H: 0 LOB: 0 BB: 0 P: 3		1B: 4 2B: 4 3B: 1 HR: 0 SF: 0 SAC: 0 DP: 0 HBP: 1						

PITCHER		IP	WLS	BF	H	R	ER	SO	BB	IBB	HBP	BLK	WP	HR	S	P	ERA	WHIP
John Curtis, L ERA: 4.23	(1, 1)	3.1		16	5	5	5	0	1	0	0	0	0	0	15	19	13.50	1.800
John D'Acquisto, R ERA: 3.76	(4, 1)	3.0	L	14	3	4	4	4	0	1	1	0	0	0	20	25	12.00	1.000
Rollie Fingers, R ERA: 3.01	(7, 1)	0.2		4	1	0	0	0	0	1	0	0	0	0	3	7	0.00	1.500
Dennis Kinney, L ERA: 3.97	(8, 1)	1.0		3	0	0	0	0	0	0	0	0	0	0	3	3	0.00	0.000

PITCHER	IP	WLS	BF	H	R	ER	SO	BB	IBB	HBP	BLK	WP	HR	S	P	ERA	WHIP

BOTTOM

San Diego Padres @ Houston Astros

Astrodome, Houston, TX

Sat Aug 09 1980, 8:05 PM EDT

Att. 21,233 - Unknown

livebaseballscorecards.com

AB	33
R	9
H	9
RBI	9
BB	3
SO	4
LOB	9

Batter	1	2	3	4	5	6	7	8	9	AB	R	H	RBI	BB	SO	LOB
Gene Richards, L (1, 7) OBP: 0.370, SLG: 0.387	SH5-3 1B 2B		L3		1-2 2-H 1B			6-3		4	1	2	1	0	0	0
Ozzie Smith, S (1, 6) OBP: 0.335, SLG: 0.296	SH5-3 2-3		F8		K			6-3		3	0	0	0	0	1	2
Jerry Mumphrey, S (1, 8) OBP: 0.326, SLG: 0.337	1-3 3-H 1B			F7		K		F8		4	0	1	1	0	1	0
Dave Winfield, R (1, 9) OBP: 0.369, SLG: 0.449	1-3 1-2			G6-3 1B		K			1B 1B	4	1	2	0	0	1	1
Willie Montanez, L (1, 3) OBP: 0.322, SLG: 0.359	4-3			G6-3 1-2f		1-3			1-3 1B	4	0	1	0	0	0	2
Bill Fahey, L (1, 2) OBP: 0.304, SLG: 0.270 Gene Tenace, R (9, PH) OBP: 0.383, SLG: 0.362 Fred Kendall, R (9, 2) OBP: 0.292, SLG: 0.292		4-3			BB 1B BB		K		F9	2 1 0	1 0 0	0 0 0	0 0 0	1 0 0	1 0 0	0 2 0
Barry Evans, R (1, 4) OBP: 0.353, SLG: 0.370 Jerry Turner, L (9, PH) OBP: 0.339, SLG: 0.384 Dave Cash, R (9, 4) OBP: 0.280, SLG: 0.267		6-3			1-2 1B BB		BB		F3	1 1 0	0 0 0	0 0 0	0 0 0	2 0 0	0 0 0	0 2 0
Tim Flannery, L (1, 5) OBP: 0.302, SLG: 0.296		K			F1		K		1-2 3-H 1B	4	0	1	1	0	2	3
Rick Wise, R (1, 1) OBP: 0.175, SLG: 0.205			K		F1		K		F7	4	0	0	0	0	2	5
Inning Stats	R: 1 E: 0 K: 0 S: 5 H: 2 LOB: 1 BB: 0 P: 5	R: 0 E: 0 K: 1 S: 5 H: 0 LOB: 0 BB: 0 P: 5	R: 0 E: 0 K: 1 S: 5 H: 0 LOB: 0 BB: 0 P: 5	R: 0 E: 0 K: 0 S: 3 H: 1 LOB: 0 BB: 0 P: 3	R: 1 E: 0 K: 1 S: 6 H: 1 LOB: 2 BB: 2 P: 14	R: 0 E: 0 K: 2 S: 7 H: 0 LOB: 0 BB: 0 P: 7	R: 0 E: 0 K: 3 S: 9 H: 0 LOB: 1 BB: 1 P: 13	R: 0 E: 0 K: 0 S: 3 H: 0 LOB: 0 BB: 0 P: 3	R: 1 E: 0 K: 0 S: 6 H: 3 LOB: 2 BB: 0 P: 6	1B: 6 2B: 1 3B: 0 HR: 0	SF: 0 SAC: 1 DP: 1 HBP: 0	WP: 0 PB: 0 SB: 0 CS: 0	PA: 36			

TOP

San Diego Padres @ Houston Astros

Astrodome, Houston, TX

Sun Aug 10 1980, 4:33 AM EDT

Att. 20,514 - Unknown

livebaseballscorecards.com

AB	32
R	3
H	7
RBI	3
BB	3
SO	8
LOB	17

PITCHER		IP	WLS	BF	H	R	ER	SO	BB	IBB	HBP	BLK	WP	HR	S	P	ERA	WHIP
Joaquin Andujar, R ERA: 3.93	(1, 1)	8.0		30	4	2	2	8	3	0	0	0	0	0	43	55	2.25	0.875
Joe Sambito, L ERA: 2.24	(9, 1)	0.0	L	2	2	1	1	0	0	0	0	0	0	0	2	2	∞	∞
Frank LaCorte, R ERA: 2.24	(9, 1)	1.0		4	1	0	0	0	0	0	0	0	0	0	4	4	0.00	1.000

PITCHER	IP	WLS	BF	H	R	ER	SO	BB	IBB	HBP	BLK	WP	HR	S	P	ERA	WHIP

BOTTOM

San Diego Padres @ Houston Astros

Astrodome, Houston, TX

Sun Aug 10 1980, 4:33 AM EDT

Att. 20,514 - Unknown

Batter	1	2	3	4	5	6	7	8	9	AB	R	H	RBI	BB	SO	LOB
Rafael Landestoy, S (1, 4) OBP: 0.312, SLG: 0.350	4-3	F7	6-3	F9						4	0	0	0	0	0	0
Enos Cabell, R (1, 5) OBP: 0.297, SLG: 0.345	F7	F9	S 1B	6-3						4	0	1	0	0	0	0
Terry Puhl, L (1, 9) OBP: 0.360, SLG: 0.432	S 2B 1B	F6	SSS 0-3 K 1-2	SSS 0-3 K					SSS 0-3 K	4	1	1	0	0	2	1
Jose Cruz, L (1, 7) OBP: 0.377, SLG: 0.425	1-H 2B	SSS 0-3 K	BBBB 4-0 FC6-4 BB						5-3	3	0	1	1	1	1	0
Cesar Cedeno, R (1, 8) OBP: 0.383, SLG: 0.490	6-3	6-3	FC6-4 1-2f						S 1B	4	0	1	0	0	0	3
Denny Walling, L (1, 3) OBP: 0.376, SLG: 0.406		F8	F5				G4-6-3 1B		F7 1-2	4	0	1	0	0	0	1
Alan Ashby, S (1, 2) OBP: 0.328, SLG: 0.342		G4-6-3 1B	4-3				G4-6-3 1-2f			3	0	1	0	0	0	1
Craig Reynolds, L (1, 6) OBP: 0.251, SLG: 0.310		G4-6-3 1-2f	SSS 0-3 K				SSS 0-3 K			3	0	0	0	0	2	1
Joaquin Andujar, S (1, 1) OBP: 0.250, SLG: 0.400			HR	SSS 0-3 K				F8		2	1	1	1	0	1	0
Joe Morgan, L (8, PH) OBP: 0.350, SLG: 0.347										1	0	0	0	0	0	0
Joe Sambito, L (9, 1)										0	0	0	0	0	0	0
Frank LaCorte, R (9, 1) OBP: 0.200, SLG: 0.200										0	0	0	0	0	0	0

Inning Stats	1	2	3	4	5	6	7	8	9
	R: 1 H: 2 E: 0 LOB: 1 K: 0 BB: 0 S: 5 P: 5	R: 0 H: 1 E: 0 LOB: 0 K: 0 BB: 0 S: 3 P: 3	R: 1 H: 1 E: 0 LOB: 0 K: 0 BB: 0 S: 4 P: 4	R: 0 H: 0 E: 0 LOB: 0 K: 1 BB: 0 S: 5 P: 5	R: 0 H: 0 E: 0 LOB: 0 K: 2 BB: 0 S: 7 P: 7	R: 0 H: 1 E: 0 LOB: 2 K: 1 BB: 1 S: 6 P: 10	R: 0 H: 1 E: 0 LOB: 0 K: 1 BB: 0 S: 5 P: 5	R: 0 H: 0 E: 0 LOB: 0 K: 0 BB: 0 S: 3 P: 3	R: 0 H: 1 E: 0 LOB: 1 K: 1 BB: 0 S: 6 P: 6

	AB	R	H	RBI	BB	SO	LOB
1B: 5	SF: 0						
2B: 1	SAC: 0						
3B: 0	DP: 2						
HR: 1	HBP: 0						

WP: 0	PA: 33
PB: 0	
SB: 3	
CS: 0	

livebaseballscorecards.com

PITCHER	IP	WLS	BF	H	R	ER	SO	BB	IBB	HBP	BLK	WP	HR	S	P	ERA	WHIP
Rick Wise, R (1, 1) ERA: 3.36	9.0	W	33	7	2	2	6	1	0	0	0	0	1	44	48	2.00	0.889

PITCHER	IP	WLS	BF	H	R	ER	SO	BB	IBB	HBP	BLK	WP	HR	S	P	ERA	WHIP

Cincinnati Reds @ San Diego Padres

San Diego Stadium, San Diego, CA

Mon Aug 11 1980, 10:05 PM EDT

Att. 16,346 - Unknown

TOP

livebaseballscorecards.com

Batter	1	2	3	4	5	6	7	8	9	AB	R	H	RBI	BB	SO	LOB
Dave Collins, S (1, 8) OBP: 0.364, SLG: 0.362	S, 1B	BBB, 1-2, BB			L6		G3, S, 1B		1B	3	1	2	0	1	0	0
Cesar Geronimo, L (7, 8) OBP: 0.331, SLG: 0.333										1	0	1	0	0	0	0
Ray Knight, R (1, 5) OBP: 0.320, SLG: 0.442	P4, 1-2	F9			L4		G3, 1-3		SSS, K	5	0	0	0	0	1	6
Ken Griffey, L (1, 9) OBP: 0.382, SLG: 0.444	F7		BB, 1B		E5, 1B		FC6-4, 3-H, 1B			4	0	3	1	0	0	1
George Foster, R (1, 7) OBP: 0.341, SLG: 0.431	BBBB, BB		BBBB, G4-6-3, 1-2, BB		SSS, K		FC6-4, 1-2f			2	0	0	0	2	1	2
Dan Driessen, L (1, 3) OBP: 0.398, SLG: 0.459	SSS, K		L7			BBBB, CS, BB		4-3		3	0	0	0	1	1	4
Joe Nolan, L (1, 2) OBP: 0.383, SLG: 0.427		1B, 2B	G4-6-3, 1-2f			BBBB, 1-2, BB		3-1		3	0	1	0	1	0	2
Dave Concepcion, R (1, 6) OBP: 0.296, SLG: 0.351		F8		P3		SSS, K		L7		4	0	0	0	0	1	2
Ron Oester, S (1, 4) OBP: 0.336, SLG: 0.419		SSS, K		SSS, K		SSS, K			F8	4	0	0	0	0	3	2
Charlie Leibrandt, R (1, 1) OBP: 0.250, SLG: 0.250		BB, 2-3, 1B		6-3			F8		SSS, K	3	0	1	0	0	0	0
Tom Hume, R (7, 1) OBP: 0.182, SLG: 0.273										1	0	0	0	0	1	0

	AB	33
	R	1
	H	8
	RBI	1
	BB	5
	SO	8
	LOB	19

Inning Stats	1	2	3	4	5	6	7	8	9
	R: 0 E: 0 K: 1 S: 6	H: 1 LOB: 2 BB: 1 P: 10	R: 0 E: 0 K: 1 S: 7	H: 2 LOB: 3 BB: 1 P: 11	R: 0 E: 0 K: 0 S: 3	H: 1 LOB: 1 BB: 1 P: 7	R: 0 E: 0 K: 1 S: 5	H: 0 LOB: 0 BB: 0 P: 5	R: 0 E: 1 K: 1 S: 6	H: 1 LOB: 1 BB: 0 P: 6	R: 0 E: 0 K: 2 S: 6	H: 0 LOB: 1 BB: 2 P: 14	R: 1 E: 0 K: 0 S: 5	H: 2 LOB: 1 BB: 0 P: 5	R: 0 E: 0 K: 0 S: 3	H: 0 LOB: 0 BB: 0 P: 3	R: 0 E: 0 K: 2 S: 8	H: 1 LOB: 1 BB: 0 P: 8

1B: 7	SF: 0
2B: 1	SAC: 0
3B: 0	DP: 1
HR: 0	HBP: 0

WP: 0	PA: 38
PB: 0	
SB: 2	
CS: 1	

PITCHER		IP	WLS	BF	H	R	ER	SO	BB	IBB	HBP	BLK	WP	HR	S	P	ERA	WHIP
Steve Mura, R ERA: 3.82	(1, 1)	6.2	L	30	7	1	1	6	5	0	0	0	0	0	37	57	1.35	1.800
Rollie Fingers, R ERA: 2.92	(7, 1)	2.1		8	1	0	0	2	0	0	0	0	0	0	12	12	0.00	0.429

PITCHER	IP	WLS	BF	H	R	ER	SO	BB	IBB	HBP	BLK	WP	HR	S	P	ERA	WHIP

Batter	1	2	3	4	5	6	7	8	9	AB	R	H	RBI	BB	SO	LOB
Gene Richards, L (1, 7) OBP: 0.372, SLG: 0.390	6-3		S 1B		1B 1B 1-2		S 1B 2-3		L7	5	0	3	0	0	0	2
Ozzie Smith, S (1, 6) OBP: 0.337, SLG: 0.296	S 1B		BBBB 4-0 BB 1-2		SSS 0-3 K		9-2 1-2 3-Hf			3	0	1	0	1	1	4
Jerry Mumphrey, S (1, 8) OBP: 0.325, SLG: 0.336	5-3 1-2		5-3		1B 1-2 2-3			4-3		4	0	1	0	0	0	3
Dave Winfield, R (1, 9) OBP: 0.368, SLG: 0.447	P4			5-3	F8			G1-6-3 1B		4	0	1	0	0	0	4
Willie Montanez, L (1, 3) OBP: 0.321, SLG: 0.358		G6-4-3 1B		L9	SSS 0-3 K			G1-6-3 1-2f		4	0	1	0	0	1	1
Gene Tenace, R (1, 2) OBP: 0.384, SLG: 0.358		G6-4-3 1-2f		BBBB 4-0 BB	6-3				BBBB 4-0 FC1-5 SH BB	2	0	0	0	2	0	1
Barry Evans, R (1, 4) OBP: 0.341, SLG: 0.355 (8, 5)	3-1			F9	L6				SH FC1-5 1-2	3	0	0	0	0	0	1
Tim Flannery, L (1, 5) OBP: 0.303, SLG: 0.303 Dave Cash, R (8, 4) OBP: 0.279, SLG: 0.266			4-3		FC2-5 2B		B1-3		FC1-5 1-2 2-3f	3 1	0 0	1 0	0 0	0 0	0 0	0 2
Steve Mura, R (1, 1) OBP: 0.226, SLG: 0.179 Rollie Fingers, R (7, 1) OBP: 0.308, SLG: 0.538 Jerry Turner, L (9, PH) OBP: 0.337, SLG: 0.382			1-3		FC2-5 1B 1B 2-3		1B 9-2 2B		F8	2 1 1	0 0 0	0 1 0	0 0 0	0 0 0	0 0 0	1 0 2
Inning Stats	R: 0 H: 1 E: 0 LOB: 1 K: 0 BB: 0 S: 4 P: 4	R: 0 H: 1 E: 0 LOB: 0 K: 0 BB: 0 S: 3 P: 3	R: 0 H: 1 E: 0 LOB: 2 K: 0 BB: 1 S: 4 P: 8	R: 0 H: 0 E: 0 LOB: 1 K: 0 BB: 1 S: 3 P: 7	R: 0 H: 3 E: 0 LOB: 3 K: 1 BB: 0 S: 8 P: 8	R: 0 H: 0 E: 0 LOB: 0 K: 1 BB: 0 S: 5 P: 5	R: 0 H: 2 E: 0 LOB: 1 K: 0 BB: 0 S: 4 P: 4	R: 0 H: 1 E: 0 LOB: 0 K: 0 BB: 0 S: 3 P: 3	R: 0 H: 0 E: 0 LOB: 2 K: 0 BB: 1 S: 4 P: 8	1B: 7 SF: 0 2B: 3 SAC: 1 3B: 0 DP: 3 HR: 0 HBP: 0						

PITCHER		IP	WLS	BF	H	R	ER	SO	BB	IBB	HBP	BLK	WP	HR	S	P	ERA	WHIP
Charlie Leibrandt, L ERA: 4.02	(1, 1)	6.1	W	28	8	0	0	2	2	0	0	0	0	0	30	38	0.00	1.579
Tom Hume, R ERA: 2.82	(7, 1)	2.2	S	9	1	0	0	0	1	0	0	0	0	0	8	12	0.00	0.750

PITCHER	IP	WLS	BF	H	R	ER	SO	BB	IBB	HBP	BLK	WP	HR	S	P	ERA	WHIP

BOTTOM

Cincinnati Reds @ San Diego Padres

San Diego Stadium, San Diego, CA

Mon Aug 11 1980, 10:05 PM EDT

Att. 16,346 - Unknown

livebaseballscorecards.com

AB	33
R	0
H	9
RBI	0
BB	3
SO	2
LOB	21

WP: 0 PA: 37
PB: 0
SB: 3
CS: 0

Cincinnati Reds @ San Diego Padres

San Diego Stadium, San Diego, CA

Tue Aug 12 1980, 10:05 PM EDT

Att. 15,579 - Unknown

TOP

livebaseballscorecards.com

Batter	1	2	3	4	5	6	7	8	9	AB	R	H	RBI	BB	SO	LOB
Dave Collins, S (1, 8) OBP: 0.365, SLG: 0.366	0-0 CS 5-3 1B			0-0 B1-3 ①		0-0 5-3 2B	0-0 FC6-4 ③ 1-2f			4	0	2	0	0	0	1
Cesar Geronimo, L (7, 8) OBP: 0.331, SLG: 0.333										0	0	0	0	0	0	0
Ray Knight, R (1, 5) OBP: 0.319, SLG: 0.440	0-0 5-3 ① 1-2			0-0 1B 1B		0-0 5-3 ② 2-3		0-0 6-3 ①		4	0	1	0	0	0	2
Ken Griffey, L (1, 9) OBP: 0.378, SLG: 0.440	0-0 1-3 ②③ 2-3			0-0 F8 ②		SSS 0-3 K ③		0-0 L3 ②		4	0	0	0	0	1	3
George Foster, R (1, 7) OBP: 0.340, SLG: 0.429		0-0 6-3 ①		0-0 1-2 1B			0-0 6-3 ①	0-0 6-3 ③		4	0	1	0	0	0	0
Dan Driessen, L (1, 3) OBP: 0.397, SLG: 0.455		SSS 0-3 K ②		0-0 L4 ③			0-0 F9 ②		BBBB 4-0 G6-4-3 BB	3	0	0	0	1	1	2
Johnny Bench, R (1, 2) OBP: 0.340, SLG: 0.493		0-0 F2 ③			0-0 L5 ①		BBBB 4-0 1B HR BB		0-0 G6-4-3 ①② 1-2f	3	1	0	0	1	0	1
Dave Concepcion, R (1, 6) OBP: 0.296, SLG: 0.350			0-0 6-3 ①		0-0 F8 ②		0-0 1-2 HR 1B		0-0 P5 ③	4	1	1	0	0	0	0
Ron Oester, S (1, 4) OBP: 0.336, SLG: 0.439			SSS 0-3 K ②		0-0 B5-3 ③		0-0 1-H 2-H HR			3	1	1	3	0	1	0
Joe Price, R (1, 1) OBP: 0.136, SLG: 0.136			SSS 0-3 K ③			0-0 6-3 ①	0-0 FC6-4 1B			3	0	1	0	0	1	0

	AB	32
	R	3
	H	7
	RBI	3
	BB	2
	SO	4
	LOB	9

Inning Stats	1	2	3	4	5	6	7	8	9	1B: 5	SF: 0	WP: 0	PA: 34
R:	0	0	0	0	0	0	3	0	0	2B: 1	SAC: 0	PB: 0	
E:	0	0	0	0	0	0	0	0	0	3B: 0	DP: 1	SB: 0	
K:	0	1	2	0	0	1	0	0	0	HR: 1	HBP: 0	CS: 1	
S:	3	5	7	5	3	6	6	3	2				
H:	1	0	0	2	0	1	3	0	0				
LOB:	0	0	0	2	0	1	1	0	0				
BB:	0	0	0	0	0	0	1	0	1				
P:	3	5	7	5	3	6	10	3	6				

PITCHER		IP	WLS	BF	H	R	ER	SO	BB	IBB	HBP	BLK	WP	HR	S	P	ERA	WHIP
Randy Jones, L	(1, 1)	8.0	L	31	7	3	3	4	1	0	0	0	0	1	38	42	3.38	1.000
ERA: 3.71																		
Mike Armstrong, R	(9, 1)	1.0		3	0	0	0	0	1	0	0	0	0	0	2	6	0.00	1.000
ERA:																		

PITCHER	IP	WLS	BF	H	R	ER	SO	BB	IBB	HBP	BLK	WP	HR	S	P	ERA	WHIP

Batter	1	2	3	4	5	6	7	8	9	AB	R	H	RBI	BB	SO	LOB
Gene Richards, L (1, 7) OBP: 0.369, SLG: 0.386	G3			G3		4-3		F8		4	0	0	0	0	0	1
Ozzie Smith, S (1, 6) OBP: 0.334, SLG: 0.293	4-3			6-3		1-3		P6		4	0	0	0	0	0	1
Jerry Mumphrey, S (1, 8) OBP: 0.323, SLG: 0.333	K			6-3		K			G3	3	0	0	0	0	2	0
Broderick Perkins, L (9, PH)										1	0	0	0	0	0	0
Dave Winfield, R (1, 9) OBP: 0.367, SLG: 0.444		L7			FC6-4 BB		K		F7	3	0	0	0	1	1	0
Willie Montanez, L (1, 3) OBP: 0.318, SLG: 0.354		4-3			FC6-4 BB 1-2f		G3		4-3	4	1	0	0	0	0	1
Gene Tenace, R (1, 2) OBP: 0.384, SLG: 0.355		P6			FC3-6 1B BB 1-2		F7			2	0	0	0	1	0	0
Barry Evans, R (1, 5) OBP: 0.341, SLG: 0.354			B5-3		FC3-6 1B 1-2 2-H			F8		3	0	1	1	0	0	0
Dave Cash, R (1, 4) OBP: 0.280, SLG: 0.273			5-3		FC3-6 1-2f 2-3			1B 3B		3	1	1	0	0	0	2
Randy Jones, R (1, 1) OBP: 0.111, SLG: 0.070			K		1-3			1B 3-H		2	0	0	0	0	1	2
Craig Stimac, R (8, PH) OBP: 1.000, SLG: 1.000										1	0	1	1	0	0	0
Mike Armstrong, R (9, 1)										0	0	0	0	0	0	0
Inning Stats	R: 0 E: 0 K: 1 S: 5 H: 0 LOB: 0 BB: 0 P: 5	R: 0 E: 0 K: 0 S: 3 H: 0 LOB: 0 BB: 0 P: 3	R: 0 E: 0 K: 1 S: 5 H: 0 LOB: 0 BB: 0 P: 5	R: 0 E: 0 K: 0 S: 3 H: 0 LOB: 0 BB: 0 P: 3	R: 1 E: 0 K: 0 S: 4 H: 1 LOB: 2 BB: 2 P: 12	R: 0 E: 0 K: 1 S: 5 H: 0 LOB: 0 BB: 0 P: 5	R: 0 E: 0 K: 1 S: 5 H: 0 LOB: 0 BB: 0 P: 5	R: 1 E: 0 K: 0 S: 5 H: 2 LOB: 1 BB: 0 P: 5	R: 0 E: 0 K: 0 S: 3 H: 0 LOB: 0 BB: 0 P: 3	1B: 2 2B: 0 3B: 1 HR: 0	SF: 0 SAC: 0 DP: 0 HBP: 0					

PITCHER	IP	WLS	BF	H	R	ER	SO	BB	IBB	HBP	BLK	WP	HR	S	P	ERA	WHIP
Joe Price, L (1, 1) ERA: 3.86	9.0	W	32	3	2	2	4	2	0	0	0	0	0	38	46	2.00	0.556

PITCHER	IP	WLS	BF	H	R	ER	SO	BB	IBB	HBP	BLK	WP	HR	S	P	ERA	WHIP

BOTTOM

Cincinnati Reds @ San Diego Padres

San Diego Stadium, San Diego, CA

Tue Aug 12 1980, 10:05 PM EDT

Att. 15,579 - Unknown

livebaseballscorecards.com

AB	30
R	2
H	3
RBI	2
BB	2
SO	4
LOB	7

Batter	1	2	3	4	5	6	7	8	9	AB	R	H	RBI	BB	SO	LOB
Dave Collins, S (1, 8) OBP: 0.362, SLG: 0.363	5-3		5-3		F8		4-3		K	4	0	0	0	0	0	1
Mario Soto, R (7, 1)										1	0	0	0	0	1	1
Ron Oester, S (1, 4) OBP: 0.340, SLG: 0.441	1-3		CS 1B		K			HR 1B		4	1	2	0	0	1	0
Ray Knight, R (1, 5) OBP: 0.321, SLG: 0.450	2B		5-3 1-2		5-3			1-H HR		4	1	2	2	0	0	1
George Foster, R (1, 7) OBP: 0.344, SLG: 0.431	IBB			1B 1B 1B 1B		P4		G4-6-3 1B		3	1	2	0	1	0	0
Dan Driessen, L (1, 3) OBP: 0.396, SLG: 0.453	F9			1B 1B 1-2 1B		6-3		G4-6-3 1-2f		4	1	1	0	0	0	3
Dave Concepcion, R (1, 6) OBP: 0.295, SLG: 0.349		L7		1B 1-2 2-3 1B		L6		K		4	0	1	0	0	1	0
Joe Nolan, L (1, 2) OBP: 0.387, SLG: 0.430		FC5-4 1B		1-3 2-H 3-H 1B			4-3		1-3	4	0	2	2	0	0	0
Hector Cruz, R (1, 9) OBP: 0.307, SLG: 0.368		F3		F3			F3		FC6-4 1B	4	0	1	0	0	0	2
Michael LaCoss, R (1, 1) OBP: 0.106, SLG: 0.089		FC5-4 1-2f		F8			2B		FC6-4 1-2f	2	0	0	0	0	0	2
Sam Mejias, R (7, PH) OBP: 0.311, SLG: 0.351 (7, 8)										1	0	1	0	0	0	0
Cesar Geronimo, L (9, PH) OBP: 0.328, SLG: 0.331 (9, 8)										1	0	0	0	0	0	1
Inning Stats	R: 0 E: 0 K: 0 S: 4 H: 1 LOB: 2 BB: 1 P: 8	R: 0 E: 0 K: 0 S: 4 H: 1 LOB: 1 BB: 0 P: 4	R: 0 E: 0 K: 0 S: 3 H: 1 LOB: 0 BB: 0 P: 3	R: 2 E: 0 K: 0 S: 6 H: 4 LOB: 1 BB: 0 P: 6	R: 0 E: 0 K: 1 S: 5 H: 0 LOB: 0 BB: 0 P: 5	R: 0 E: 0 K: 0 S: 3 H: 0 LOB: 0 BB: 0 P: 3	R: 0 E: 0 K: 0 S: 4 H: 1 LOB: 1 BB: 0 P: 4	R: 2 E: 0 K: 1 S: 7 H: 3 LOB: 0 BB: 0 P: 7	R: 0 E: 0 K: 1 S: 6 H: 1 LOB: 1 BB: 0 P: 6	1B: 9 2B: 2 3B: 0 HR: 1 SF: 0 SAC: 0 DP: 1 HBP: 0	WP: 0 PB: 0 SB: 0 CS: 1 PA: 37					

PITCHER	IP	WLS	BF	H	R	ER	SO	BB	IBB	HBP	BLK	WP	HR	S	P	ERA	WHIP
Bob Shirley, L (1, 1) ERA: 3.02	7.0	L	31	11	4	4	1	0	1	0	0	0	1	32	36	5.14	1.571
Gary Lucas, L (8, 1) ERA: 3.78	1.0		2	0	0	0	1	0	0	0	0	0	0	4	4	0.00	0.000
Rollie Fingers, R (9, 1) ERA: 2.88	1.0		4	1	0	0	1	0	0	0	0	0	0	6	6	0.00	1.000

PITCHER	IP	WLS	BF	H	R	ER	SO	BB	IBB	HBP	BLK	WP	HR	S	P	ERA	WHIP

Cincinnati Reds @ San Diego Padres

San Diego Stadium, San Diego, CA

Wed Aug 13 1980, 10:05 PM EDT

Att. 13,141 - Unknown

TOP

livebaseballscorecards.com

AB	36
R	4
H	12
RBI	4
BB	1
SO	3
LOB	11

BOTTOM

Cincinnati Reds @ San Diego Padres

San Diego Stadium, San Diego, CA

Wed Aug 13 1980, 10:05 PM EDT

Att. 13,141 - Unknown

livebaseballscorecards.com

Batter	1	2	3	4	5	6	7	8	9	AB	R	H	RBI	BB	SO	LOB
Gene Richards, L (1, 7) OBP: 0.368, SLG: 0.383	BBBB 4-0 CS BB			x 0-0 ① 4-3		x 0-0 ② FC1-6 BB 1-2f HR		x 0-0 ③ F7		3	1	0	0	1	0	1
Ozzie Smith, S (1, 6) OBP: 0.335, SLG: 0.293	x 0-0 ①② 5-3 1-2			x 0-0 4-3 1B		BBBB 4-0 HR BB 1-2			x 0-0 ① 1-3	3	1	1	0	1	0	1
Jerry Mumphrey, S (1, 8) OBP: 0.325, SLG: 0.341	x 0-0 ③ 1-3			x 0-0 ② 4-3 1-2		x 0-0 HR 1-H 2-H			BBBB 4-0 E S BB	3	1	1	3	1	0	1
Willie Montanez, L (1, 3) OBP: 0.316, SLG: 0.351		x 0-0 ① 4-3		SSS 0-3 ③ K		x 0-0 ③ 3-1			x 0-0 ② F9 1-3	4	0	0	0	0	1	2
Dave Winfield, R (1, 9) OBP: 0.363, SLG: 0.439		x 0-0 ② G3			SSS 0-3 ① K		SSS 0-3 ① K		x 0-0 ③ 4-3	4	0	0	0	0	2	1
Barry Evans, R (1, 5) OBP: 0.330, SLG: 0.341		x 0-0 ③ 6-3			x 0-0 ② F9		x 0-0 ② F7			3	0	0	0	0	0	0
Gene Tenace, R (1, 2) OBP: 0.380, SLG: 0.350			x 0-0 ① F9		x 0-0 ③ F8		SSS 0-3 ③ K			3	0	0	0	0	1	0
Tim Flannery, L (1, 4) OBP: 0.303, SLG: 0.304			SSS 0-3 ② K			x 0-0 FC1-6 1B		SSS 0-3 ① K		3	0	1	0	0	2	0
Bob Shirley, R (1, 1)			x 0-0 ③ P3			x 0-0 ① FC1-6 FC1-6 1-2f		SSS 0-3 ② K		2	0	0	0	0	0	1
Gary Lucas, L (8, 1) OBP: 0.226, SLG: 0.200										0	0	0	0	0	0	0
Jerry Turner, L (8, PH) OBP: 0.335, SLG: 0.379										1	0	0	0	0	1	0
Rollie Fingers, R (9, 1) OBP: 0.308, SLG: 0.538										0	0	0	0	0	0	0
Inning Stats	R: 0 E: 0 K: 0 S: 2 H: 0 LOB: 0 BB: 1 P: 6	R: 0 E: 0 K: 0 S: 3 H: 0 LOB: 0 BB: 0 P: 3	R: 0 E: 0 K: 1 S: 5 H: 0 LOB: 0 BB: 0 P: 5	R: 0 E: 0 K: 1 S: 6 H: 1 LOB: 1 BB: 0 P: 6	R: 0 E: 0 K: 1 S: 5 H: 0 LOB: 0 BB: 0 P: 5	R: 3 E: 0 K: 0 S: 5 H: 2 LOB: 0 BB: 1 P: 9	R: 0 E: 0 K: 2 S: 7 H: 0 LOB: 0 BB: 0 P: 7	R: 0 E: 0 K: 2 S: 7 H: 0 LOB: 0 BB: 0 P: 7	R: 0 E: 0 K: 0 S: 3 H: 0 LOB: 1 BB: 1 P: 7	1B: 2 2B: 0 3B: 0 HR: 1 SF: 0 SAC: 0 DP: 0 HBP: 0							

	AB	29
	R	3
	H	3
	RBI	3
	BB	3
	SO	7
	LOB	7

WP: 0 PB: 0 SB: 1 CS: 1 PA: 32

PITCHER		IP	WLS	BF	H	R	ER	SO	BB	IBB	HBP	BLK	WP	HR	S	P	ERA	WHIP
Michael LaCoss, R ERA: 4.86	(1, 1)	6.0		22	3	3	3	3	2	0	0	0	0	1	26	34	4.50	0.833
Mario Soto, R ERA: 3.95	(7, 1)	3.0	W	10	0	0	0	4	1	0	0	0	0	0	17	21	0.00	0.333

PITCHER	IP	WLS	BF	H	R	ER	SO	BB	IBB	HBP	BLK	WP	HR	S	P	ERA	WHIP

Batter	1	2	3	4	5	6	7	8	9	AB	R	H	RBI	BB	SO	LOB
Rafael Landestoy, S (1, 4) OBP: 0.314, SLG: 0.348	6-3		4-3		4-3			4-3		4	0	0	0	0	0	1
Enos Cabell, R (1, 5) OBP: 0.298, SLG: 0.342	5-3		6-3		6-3			F7		4	0	0	0	0	0	1
Jose Cruz, L (1, 7) OBP: 0.375, SLG: 0.425	2B			6-3 1B 1B		4-3		4-3		4	1	2	0	0	0	0
Cesar Cedeno, R (1, 8) OBP: 0.376, SLG: 0.477	1-3			F9		F4			4-3 S SF9 1B	4	1	1	0	0	0	2
Art Howe, R (1, 3) OBP: 0.340, SLG: 0.406		F9		6-3 1-2		1B			4-3 1-3	4	0	1	0	0	0	2
Jeffrey Leonard, R (1, 9) OBP: 0.280, SLG: 0.350		B B B B 4-0 S BB		2-H 1B		F8			SF9 3-H	2	0	1	2	1	0	1
Luis Pujols, R (1, 2) OBP: 0.284, SLG: 0.271		F5 1-2		4-3			F8		S S S K	4	0	0	0	0	1	2
Craig Reynolds, L (1, 6) OBP: 0.251, SLG: 0.307		F8			SH3-4 1B		6-3			3	0	1	0	0	0	1
Nolan Ryan, R (1, 1) OBP: 0.186, SLG: 0.151			F8		SH3-4 1-2		6-3			2	0	0	0	0	0	0
Inning Stats	R: 0 E: 0 K: 0 S: 4 H: 1 LOB: 1 BB: 0 P: 4	R: 0 E: 0 K: 0 S: 3 H: 0 LOB: 1 BB: 1 P: 7	R: 0 E: 0 K: 0 S: 3 H: 0 LOB: 0 BB: 0 P: 3	R: 1 E: 0 K: 0 S: 5 H: 2 LOB: 1 BB: 0 P: 5	R: 0 E: 0 K: 0 S: 4 H: 1 LOB: 1 BB: 0 P: 4	R: 0 E: 0 K: 0 S: 4 H: 1 LOB: 1 BB: 0 P: 4	R: 0 E: 0 K: 0 S: 3 H: 0 LOB: 0 BB: 0 P: 3	R: 0 E: 0 K: 0 S: 3 H: 0 LOB: 0 BB: 0 P: 3	R: 1 E: 0 K: 1 S: 6 H: 1 LOB: 0 BB: 0 P: 6	1B: 5 2B: 1 3B: 0 HR: 0 SF: 1 SAC: 1 DP: 0 HBP: 0						

PITCHER	IP	WLS	BF	H	R	ER	SO	BB	IBB	HBP	BLK	WP	HR	S	P	ERA	WHIP
John Curtis, L (1, 1) ERA: 4.07	9.0	L	34	6	2	2	1	1	0	0	0	0	0	35	39	2.00	0.778

PITCHER	IP	WLS	BF	H	R	ER	SO	BB	IBB	HBP	BLK	WP	HR	S	P	ERA	WHIP

TOP

Houston Astros @ San Diego Padres

San Diego Stadium, San Diego, CA

Thu Aug 14 1980, 6:33 AM EDT

Att. 12,150 - Unknown

livebaseballscorecards.com

AB	31
R	2
H	6
RBI	2
BB	1
SO	1
LOB	10

WP: 0	PA: 34		
PB: 0			
SB: 2			
CS: 0			

Batter	1	2	3	4	5	6	7	8	9	AB	R	H	RBI	BB	SO	LOB
Gene Richards, L (1, 7) OBP: 0.365, SLG: 0.380	6-3		K			6-3		6-3		4	0	0	0	0	1	0
Ozzie Smith, S (1, 6) OBP: 0.335, SLG: 0.293	G3		1B			F5			6-3	4	0	1	0	0	0	0
Jerry Mumphrey, S (1, 8) OBP: 0.321, SLG: 0.338	K		K			F8			F7	4	0	0	0	0	2	1
Willie Montanez, L (1, 3) OBP: 0.317, SLG: 0.351		6-3		F9			BB		1B	3	0	1	0	1	0	0
Jerry Turner, L (1, 9) OBP: 0.335, SLG: 0.379 Dave Winfield, R (1, 9) OBP: 0.362, SLG: 0.438		E6 FC6 SF9 1B		6-3			K		4-3	0 4	0 1	0 1	0 0	0 0	0 1	0 2
Bill Fahey, L (1, 2) OBP: 0.299, SLG: 0.265		FC6 2-3		F7			F5			3	0	0	0	0	0	2
Barry Evans, R (1, 5) OBP: 0.320, SLG: 0.333		SF9 3-H			K		F8			2	0	0	1	0	1	1
Tim Flannery, L (1, 4) OBP: 0.298, SLG: 0.298		F7			F8			F7		3	0	0	0	0	0	1
John Curtis, L (1, 1) OBP: 0.167, SLG: 0.150			K		K			F7		3	0	0	0	0	2	0
Inning Stats	R: 0 E: 0 K: 1 S: 5 H: 0 LOB: 0 BB: 0 P: 5	R: 1 E: 1 K: 0 S: 5 H: 1 LOB: 1 BB: 0 P: 5	R: 0 E: 0 K: 3 S: 10 H: 1 LOB: 1 BB: 0 P: 10	R: 0 E: 0 K: 0 S: 3 H: 0 LOB: 0 BB: 0 P: 3	R: 0 E: 0 K: 2 S: 7 H: 0 LOB: 0 BB: 0 P: 7	R: 0 E: 0 K: 0 S: 3 H: 0 LOB: 0 BB: 0 P: 3	R: 0 E: 0 K: 1 S: 5 H: 0 LOB: 1 BB: 1 P: 9	R: 0 E: 0 K: 0 S: 3 H: 0 LOB: 0 BB: 0 P: 3	R: 0 E: 0 K: 0 S: 4 H: 1 LOB: 1 BB: 0 P: 4	1B: 3 2B: 0 3B: 0 HR: 0 SF: 1 SAC: 0 DP: 0 HBP: 0	WP: 0 PB: 0 SB: 0 CS: 0 PA: 32					

PITCHER	IP	WLS	BF	H	R	ER	SO	BB	IBB	HBP	BLK	WP	HR	S	P	ERA	WHIP
Nolan Ryan, R (1, 1) ERA: 3.25	9.0	W	32	3	1	0	7	1	0	0	0	0	0	45	49	0.00	0.444

PITCHER	IP	WLS	BF	H	R	ER	SO	BB	IBB	HBP	BLK	WP	HR	S	P	ERA	WHIP

BOTTOM

Houston Astros @ San Diego Padres

San Diego Stadium, San Diego, CA

Thu Aug 14 1980, 6:33 AM EDT

Att. 12,150 - Unknown

livebaseballscorecards.com

AB	30
R	1
H	3
RBI	1
BB	1
SO	7
LOB	7

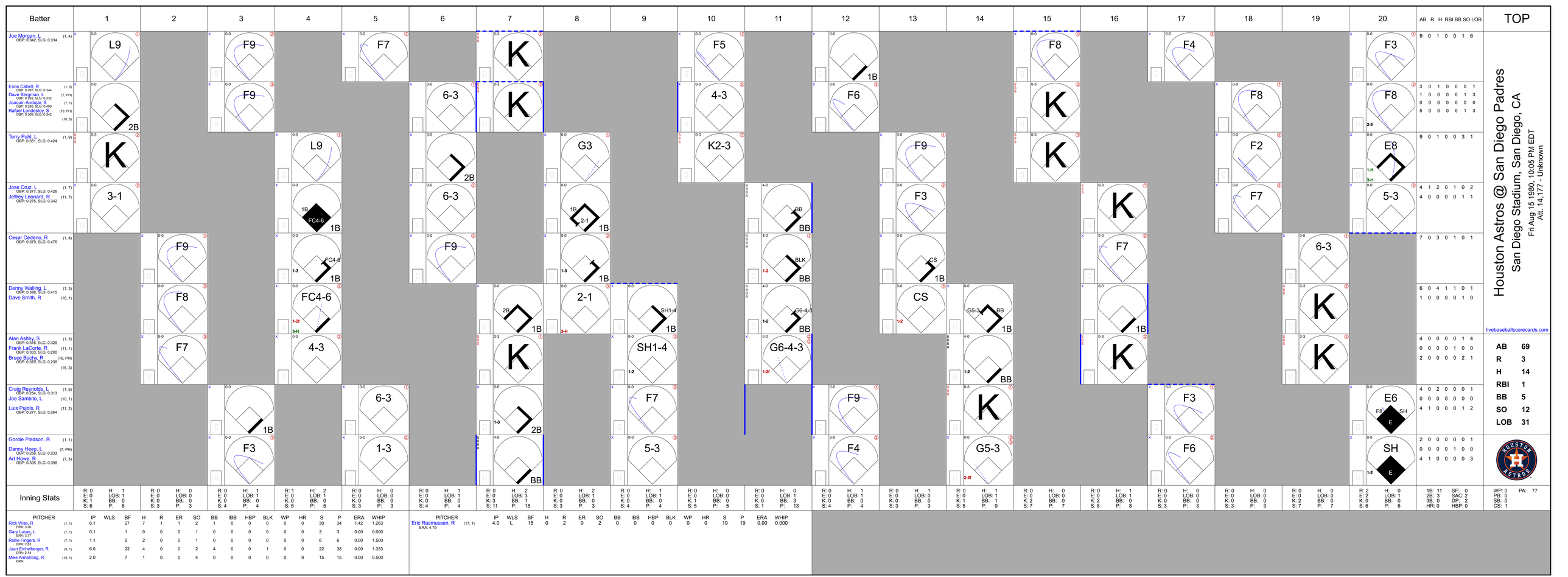
Batter
1
2
3
4
5
6
7
8
9
10
11
12
13
14
15
16
17
18
19
20
AB R H RBI BB SO LOB
TOP
Joe Morgan, L (1, 4)
DBP: 0.342, SLG: 0.334
L9
F9
F7
K
F5
1B
F8
F4
F3
9 0 1 0 0 1 6
Enos Cabell, R (1, 5)
Dave Bergman, L (7, PH)
DBP: 0.262, SLG: 0.232
Joaquin Andujar, S (7, 1)
DBP: 0.250, SLG: 0.400
Rafael Landestoy, S (10, PH)
DBP: 0.309, SLG: 0.342 (10, 6)
2B
F9
6-3
K
4-3
F6
K
F8
F8
3 0 1 0 0 0 1
1 0 0 0 0 1 3
0 0 0 0 0 0 0
5 0 0 0 0 1 3
Terry Puhl, L (1, 9)
DBP: 0.351, SLG: 0.424
K
L9
2B
G3
K2-3
F9
K
F2
E8
9 0 1 0 0 3 1
Jose Cruz, L (1, 7)
DBP: 0.377, SLG: 0.426
Jeffrey Leonard, R (11, 7)
DBP: 0.275, SLG: 0.342
3-1
FC4-6
6-3
1B
2-1
BB
F3
K
F7
5-3
4 1 2 0 1 0 2
4 0 0 0 0 1 1
Cesar Cedeno, R (1, 8)
DBP: 0.379, SLG: 0.476
F9
FC4-6
F9
BLK
CS
F7
6-3
7 0 3 0 1 0 1
Denny Walling, L (1, 3)
DBP: 0.388, SLG: 0.415
Dave Smith, R (16, 1)
F8
FC4-6
2B
2-1
SH1-4
CS
G5-3
K
6 0 4 1 1 0 1
1 0 0 0 0 1 0
Alan Ashby, S (1, 2)
DBP: 0.316, SLG: 0.328
Frank LaCorte, R (11, 1)
DBP: 0.333, SLG: 0.200
Bruce Bochy, R (16, PH)
DBP: 0.370, SLG: 0.238 (16, 3)
F7
4-3
K
SH1-4
G6-4-3
K
K
K
4 0 0 0 0 1 4
0 0 0 0 1 0 0
2 0 0 0 0 2 1
Craig Reynolds, L (1, 6)
DBP: 0.254, SLG: 0.313
Joe Sambito, L (10, 1)
Luis Pujols, R (11, 2)
DBP: 0.277, SLG: 0.264
1B
6-3
K
2B
F7
F9
K
F3
E6
4 0 2 0 0 0 1
0 0 0 0 0 0 0
4 1 0 0 0 1 2
Gordie Pladson, R (1, 1)
Danny Heep, L (7, PH)
DBP: 0.258, SLG: 0.233
Art Howe, R (7, 5)
DBP: 0.335, SLG: 0.398
F3
1-3
BB
5-3
F4
G5-3
F6
SH
2 0 0 0 0 0 1
0 0 0 0 1 0 0
4 1 0 0 0 0 3
Houston Astros @ San Diego Padres
San Diego Stadium, San Diego, CA
Fri Aug 15 1980, 10:05 PM EDT
Att. 14,177 - Unknown
livebaseballscorecards.com
AB 69
R 3
H 14
RBI 1
BB 5
SO 12
LOB 31
Inning Stats
R: 0 H: 1 E: 0 LOB: 1 K: 1 BB: 0 S: 6 P: 6
R: 0 H: 0 E: 0 LOB: 0 K: 0 BB: 0 S: 3 P: 3
R: 0 H: 1 E: 0 LOB: 1 K: 0 BB: 0 S: 4 P: 4
R: 1 H: 2 E: 0 LOB: 1 K: 0 BB: 0 S: 5 P: 5
R: 0 H: 1 E: 0 LOB: 1 K: 0 BB: 0 S: 3 P: 3
R: 0 H: 1 E: 0 LOB: 1 K: 0 BB: 0 S: 4 P: 4
R: 0 H: 2 E: 0 LOB: 3 K: 3 BB: 1 S: 11 P: 15
R: 0 H: 2 E: 0 LOB: 1 K: 0 BB: 0 S: 3 P: 3
R: 0 H: 1 E: 0 LOB: 1 K: 0 BB: 1 S: 4 P: 4
R: 0 H: 0 E: 0 LOB: 0 K: 1 BB: 0 S: 5 P: 5
R: 0 H: 0 E: 0 LOB: 0 K: 0 BB: 0 S: 1 P: 13
R: 0 H: 1 E: 0 LOB: 1 K: 0 BB: 0 S: 4 P: 4
R: 0 H: 1 E: 0 LOB: 0 K: 0 BB: 0 S: 3 P: 3
R: 0 H: 1 E: 0 LOB: 1 K: 1 BB: 1 S: 5 P: 9
R: 0 H: 0 E: 0 LOB: 0 K: 2 BB: 0 S: 7 P: 7
R: 0 H: 1 E: 0 LOB: 1 K: 2 BB: 0 S: 8 P: 8
R: 0 H: 0 E: 0 LOB: 0 K: 0 BB: 0 S: 3 P: 3
R: 0 H: 0 E: 0 LOB: 0 K: 0 BB: 0 S: 3 P: 3
R: 0 H: 0 E: 0 LOB: 0 K: 2 BB: 0 S: 7 P: 7
R: 2 H: 0 E: 2 LOB: 1 K: 0 BB: 0 S: 6 P: 6
1B: 11 SF: 0
2B: 3 SAC: 2
3B: 0 DP: 2
HR: 0 HBP: 0
WP: 0 PA: 77
PB: 0
SB: 0
CS: 1
PITCHER IP WLS BF H R ER SO BB IBB HBP BLK WP HR S P ERA WHIP
Rick Wise, R (1, 1) ERA: 3.26 6.1 27 7 1 1 2 1 0 0 0 0 0 30 34 1.42 1.263
Gary Lucas, L (7, 1) ERA: 3.77 0.1 1 0 0 0 1 0 0 0 0 0 0 3 3 0.00 0.000
Rollie Fingers, R (7, 1) ERA: 2.83 1.1 5 2 0 0 1 0 0 0 0 0 0 6 6 0.00 1.500
Juan Eichelberger, R (9, 1) ERA: 2.14 6.0 22 4 0 0 2 4 0 0 1 0 0 22 38 0.00 1.333
Mike Armstrong, R (15, 1) ERA: 2.0 7 1 0 0 4 0 0 0 0 0 0 15 15 0.00 0.500
PITCHER IP WLS BF H R ER SO BB IBB HBP BLK WP HR S P ERA WHIP
Eric Rasmussen, R (17, 1) ERA: 4.79 4.0 L 15 0 2 0 2 0 0 0 0 0 0 19 19 0.00 0.000

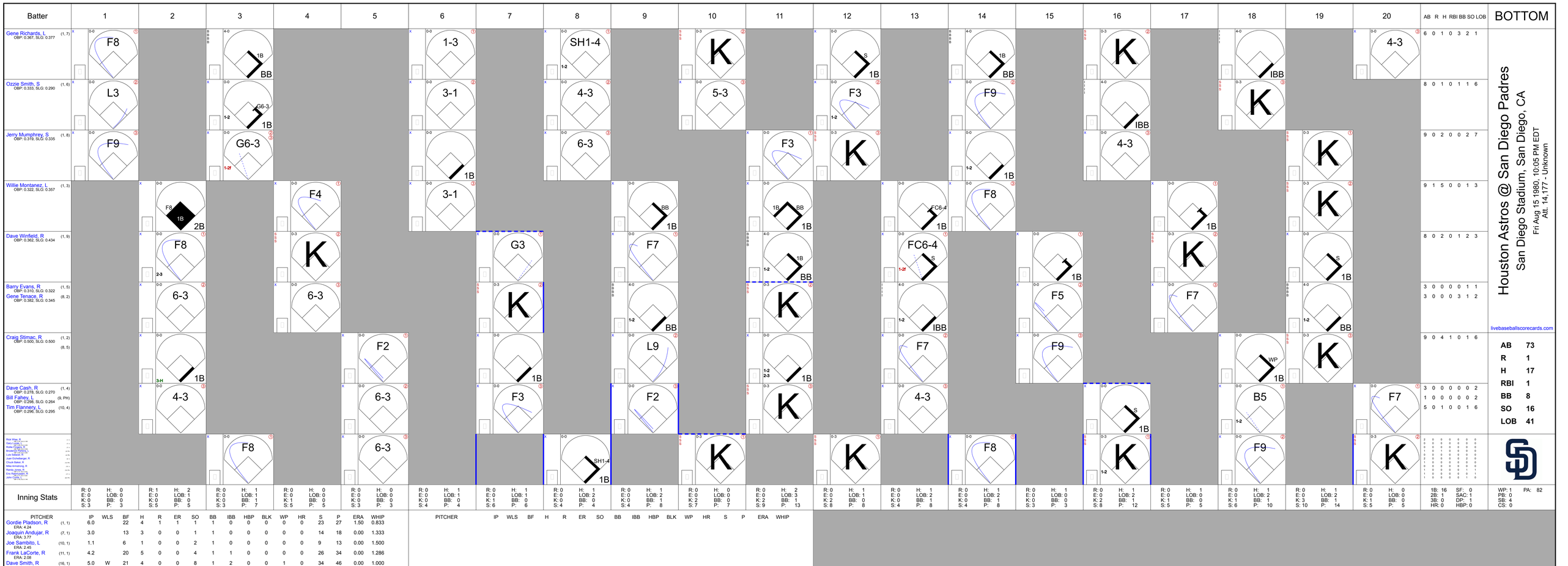
Batter
1
2
3
4
5
6
7
8
9
10
11
12
13
14
15
16
17
18
19
20
AB R H RBI BB SO LOB
BOTTOM
Gene Richards, L (1, 7) OBP: 0.367, SLG: 0.377
F8
1B
BB
1-3
SH1-4
1-2
K
S
1B
BB
F9
4-3
6 0 1 0 3 2 1
Ozzie Smith, S (1, 6) OBP: 0.333, SLG: 0.290
L3
G6-3
1-2
1B
3-1
4-3
5-3
F3
1-2
F9
K
IBB
K
8 0 1 0 1 1 6
Jerry Mumphrey, S (1, 8) OBP: 0.319, SLG: 0.335
F9
G6-3
1-2f
1B
3-1
6-3
F3
K
1-2
1B
4-3
K
9 0 2 0 0 2 7
Willie Montanez, L (1, 3) OBP: 0.322, SLG: 0.357
F8
1B
2B
F4
3-1
BB
1B
1B
BB
1B
FC6-4
1B
F8
1B
9 1 5 0 0 1 3
Dave Winfield, R (1, 9) OBP: 0.362, SLG: 0.434
F8
2-3
K
G3
K
F7
1-2
BB
1B
BB
FC6-4
S
1-2f
1B
F5
1B
K
S
1B
8 0 2 0 1 2 3
Barry Evans, R (1, 5) OBP: 0.310, SLG: 0.322
Gene Tenace, R (8, 2) OBP: 0.382, SLG: 0.345
6-3
6-3
K
1-2
BB
IBB
F5
F7
BB
3 0 0 0 0 1 1
3 0 0 0 3 1 2
livebaseballscorecards.com
Craig Stimac, R (1, 2) OBP: 0.500, SLG: 0.500 (8, 5)
3-H
1B
F2
L9
1-2
2-3
1B
F7
F9
WP
1B
K
9 0 4 1 0 1 6
Dave Cash, R (1, 4) OBP: 0.278, SLG: 0.270
Bill Fahey, L (9, PH) OBP: 0.298, SLG: 0.264
Tim Flannery, L (10, 4) OBP: 0.296, SLG: 0.295
4-3
6-3
F3
F2
K
4-3
S
1B
B5
1-2
F7
3 0 0 0 0 0 2
1 0 0 0 0 0 2
5 0 1 0 0 1 6
Rick Wise, R
Gary Lavelle, L
Rollie Fingers, R
Broderick Perkins, L
Luis Salazar, R
Juan Eichelberger, R
Chuck Baker, R
Mike Armstrong, R
Randy Jones, R
Eric Rasmussen, R
John Curtis, L
F8
6-3
SH1-4
1B
F8
K
1-2
F9
K
Inning Stats
R: 0 E: 0 K: 0 S: 3
H: 0 LOB: 0 BB: 0 P: 3
R: 1 E: 0 K: 0 S: 5
H: 2 LOB: 1 BB: 0 P: 5
R: 0 E: 0 K: 0 S: 3
H: 1 LOB: 1 BB: 1 P: 7
R: 0 E: 0 K: 1 S: 5
H: 0 LOB: 0 BB: 0 P: 5
R: 0 E: 0 K: 0 S: 3
H: 0 LOB: 0 BB: 0 P: 3
R: 0 E: 0 K: 0 S: 4
H: 1 LOB: 2 BB: 0 P: 4
R: 0 E: 0 K: 1 S: 6
H: 1 LOB: 1 BB: 0 P: 6
R: 0 E: 0 K: 0 S: 4
H: 1 LOB: 2 BB: 0 P: 4
R: 0 E: 0 K: 0 S: 4
H: 1 LOB: 2 BB: 1 P: 8
R: 0 E: 0 K: 2 S: 7
H: 0 LOB: 0 BB: 0 P: 7
R: 0 E: 0 K: 2 S: 9
H: 2 LOB: 3 BB: 1 P: 13
R: 0 E: 0 K: 2 S: 8
H: 1 LOB: 1 BB: 0 P: 8
R: 0 E: 0 K: 0 S: 4
H: 1 LOB: 2 BB: 1 P: 8
R: 0 E: 0 K: 0 S: 4
H: 1 LOB: 2 BB: 1 P: 8
R: 0 E: 0 K: 0 S: 3
H: 1 LOB: 0 BB: 0 P: 3
R: 0 E: 0 K: 2 S: 8
H: 1 LOB: 0 BB: 1 P: 12
R: 0 E: 0 K: 1 S: 5
H: 1 LOB: 0 BB: 0 P: 5
R: 0 E: 0 K: 1 S: 6
H: 1 LOB: 2 BB: 1 P: 10
R: 0 E: 0 K: 3 S: 10
H: 1 LOB: 2 BB: 1 P: 14
R: 0 E: 0 K: 1 S: 5
H: 0 LOB: 0 BB: 0 P: 5
1B: 16 2B: 1 3B: 0 HR: 0
SF: 0 SAC: 1 DP: 1 HBP: 0
WP: 1 PB: 0 SB: 4 CS: 0
PA: 82
Houston Astros @ San Diego Padres
San Diego Stadium, San Diego, CA
Fri Aug 15 1980, 10:05 PM EDT
Att. 14,177 - Unknown
AB 73
R 1
H 17
RBI 1
BB 8
SO 16
LOB 41
PITCHER IP WLS BF H R ER SO BB IBB HBP BLK WP HR S P ERA WHIP
Gordie Pladson, R (1, 1) ERA: 4.24 6.0 22 4 1 1 1 1 0 0 0 0 0 0 23 27 1.50 0.833
Joaquin Andujar, R (7, 1) ERA: 3.77 3.0 13 3 0 0 1 1 0 0 0 0 0 0 14 18 0.00 1.333
Joe Sambito, L (10, 1) ERA: 2.45 1.1 6 1 0 0 2 1 0 0 0 0 0 0 9 13 0.00 1.500
Frank LaCorte, R (11, 1) ERA: 2.08 4.2 20 5 0 0 4 1 1 0 0 0 0 0 26 34 0.00 1.286
Dave Smith, R (16, 1) ERA: 2.02 5.0 W 21 4 0 0 8 1 2 0 0 1 0 34 46 0.00 1.000

Batter	1	2	3	4	5	6	7	8	9	AB	R	H	RBI	BB	SO	LOB
Joe Morgan, L (1, 4) OBP: 0.346, SLG: 0.345	2B	G3			1-3		1B		HR	5	2	3	0	0	0	1
Terry Puhl, L (1, 9) OBP: 0.352, SLG: 0.430	F6		BB FC4-6		F9		F8		2-H HR	4	1	1	2	1	0	2
Jose Cruz, L (1, 7) OBP: 0.377, SLG: 0.435	2-H 2B		1-2f FC4-6 2B			F8		HR	F5	5	2	2	2	0	0	1
Cesar Cedeno, R (1, 8) OBP: 0.383, SLG: 0.485	2-H G3 2B		1-H 2B			FC6-4 1B		SSS K		4	0	3	1	0	1	0
Art Howe, R (1, 5) OBP: 0.329, SLG: 0.391	2-3 G3		F8			1-2f FC6-4 1B		5-3		4	0	0	0	0	0	3
Jeffrey Leonard, R (1, 3) OBP: 0.279, SLG: 0.342	6-3			6-3		1-3 1B		BBBB BB		3	0	1	0	1	0	1
Luis Pujols, R (1, 2) OBP: 0.271, SLG: 0.258		6-3		F8		6-3		F9		4	0	0	0	0	0	3
Rafael Landestoy, S (1, 6) OBP: 0.308, SLG: 0.340		1-2 SH1-4 1B		5-3			F4		SSS K	4	0	1	0	0	1	0
Ken Forsch, R (1, 1) OBP: 0.266, SLG: 0.302		1-2 SH1-4			F8		L6		SSS K	3	0	0	0	0	1	0
Inning Stats	R: 2 E: 0 K: 0 S: 6 H: 3 LOB: 1 BB: 0 P: 6	R: 0 E: 0 K: 0 S: 4 H: 1 LOB: 1 BB: 0 P: 4	R: 0 E: 0 K: 0 S: 3 H: 1 LOB: 1 BB: 1 P: 7	R: 0 E: 0 K: 0 S: 3 H: 0 LOB: 0 BB: 0 P: 3	R: 0 E: 0 K: 0 S: 3 H: 0 LOB: 0 BB: 0 P: 3	R: 0 E: 0 K: 0 S: 5 H: 2 LOB: 2 BB: 0 P: 5	R: 0 E: 0 K: 0 S: 4 H: 1 LOB: 1 BB: 0 P: 4	R: 1 E: 0 K: 1 S: 6 H: 1 LOB: 1 BB: 1 P: 10	R: 2 E: 0 K: 2 S: 9 H: 2 LOB: 0 BB: 0 P: 9	1B: 4 2B: 5 3B: 0 HR: 2 SF: 0 SAC: 1 DP: 0 HBP: 0	WP: 0 PB: 0 SB: 0 CS: 0 PA: 39					

PITCHER		IP	WLS	BF	H	R	ER	SO	BB	IBB	HBP	BLK	WP	HR	S	P	ERA	WHIP
Randy Jones, L ERA: 3.7	(1, 1)	8.0	L	34	9	3	3	1	2	0	0	0	0	1	34	42	3.38	1.375
Mike Armstrong, R ERA: 4.5	(9, 1)	1.0		5	2	2	2	2	0	0	0	0	0	1	9	9	18.00	2.000

PITCHER	IP	WLS	BF	H	R	ER	SO	BB	IBB	HBP	BLK	WP	HR	S	P	ERA	WHIP

TOP

Houston Astros @ San Diego Padres

San Diego Stadium, San Diego, CA

Sun Aug 17 1980, 6:33 AM EDT

Unknown

livebaseballscorecards.com

AB	36
R	5
H	11
RBI	5
BB	2
SO	3
LOB	11

Houston Astros @ San Diego Padres

San Diego Stadium, San Diego, CA

Sun Aug 17 1980, 6:33 AM EDT

Unknown

livebaseballscorecards.com

BOTTOM

Batter	1	2	3	4	5	6	7	8	9	AB	R	H	RBI	BB	SO	LOB
Gene Richards, L (1, 7) OBP: 0.366, SLG: 0.376	F9		B1-3 (2-3)			S 1B		F3		4	0	1	0	0	0	2
Ozzie Smith, S (1, 6) OBP: 0.330, SLG: 0.287	F8			G3		F8 (1-2)			K	4	0	0	0	0	1	1
Jerry Mumphrey, S (1, 8) OBP: 0.316, SLG: 0.332	1-4-3			F8		5-3			F7	4	0	0	0	0	0	1
Willie Montanez, L (1, 3) OBP: 0.321, SLG: 0.356		F9		F7			L6		1B	4	0	1	0	0	0	0
Dave Winfield, R (1, 9) OBP: 0.359, SLG: 0.430		6-3			K		1-3		F9	4	0	0	0	0	1	1
Craig Stimac, R (1, 2) OBP: 0.385, SLG: 0.385		F9			F5		5-3			3	0	0	0	0	0	0
Luis Salazar, R (1, 5) OBP: 0.667, SLG: 0.667			F9		1B			4-3 6-3 1B		3	0	2	0	0	0	0
Barry Evans, R (1, 4) OBP: 0.311, SLG: 0.315			BBB E SH1-4 BB		F8			6-3 (1-2)		2	0	0	0	1	0	2
Randy Jones, R (1, 1) OBP: 0.109, SLG: 0.068			SH1-4 (1-2)			K		4-3 (2-3)		1	0	0	0	0	1	0
Broderick Perkins, L (8, PH) OBP: 0.333, SLG: 0.333										1	0	0	0	0	0	1
Mike Armstrong, R (9, 1)										0	0	0	0	0	0	0
Inning Stats	R: 0 E: 0 K: 0 S: 3 H: 0 LOB: 0 BB: 0 P: 3	R: 0 E: 0 K: 0 S: 3 H: 0 LOB: 0 BB: 0 P: 3	R: 0 E: 1 K: 0 S: 3 H: 0 LOB: 1 BB: 1 P: 7	R: 0 E: 0 K: 0 S: 3 H: 0 LOB: 0 BB: 0 P: 3	R: 0 E: 0 K: 1 S: 6 H: 1 LOB: 1 BB: 0 P: 6	R: 0 E: 0 K: 1 S: 6 H: 1 LOB: 1 BB: 0 P: 6	R: 0 E: 0 K: 0 S: 3 H: 0 LOB: 0 BB: 0 P: 3	R: 0 E: 0 K: 0 S: 4 H: 1 LOB: 1 BB: 0 P: 4	R: 0 E: 0 K: 1 S: 6 H: 1 LOB: 1 BB: 0 P: 6	1B: 4 2B: 0 3B: 0 HR: 0	SF: 0 SAC: 1 DP: 0 HBP: 0						

	AB	30
	R	0
	H	4
	RBI	0
	BB	1
	SO	3
	LOB	8

WP: 0 PB: 0 SB: 1 CS: 0 PA: 32

PITCHER	IP	WLS	BF	H	R	ER	SO	BB	IBB	HBP	BLK	WP	HR	S	P	ERA	WHIP
Ken Forsch, R (1, 1) ERA: 2.88	9.0	W	32	4	0	0	3	1	0	0	0	0	0	37	41	0.00	0.556

PITCHER	IP	WLS	BF	H	R	ER	SO	BB	IBB	HBP	BLK	WP	HR	S	P	ERA	WHIP

Houston Astros @ San Diego Padres

San Diego Stadium, San Diego, CA

Sun Aug 17 1980, 6:38 AM EDT

Att. 16,120 - Unknown

TOP

livebaseballscorecards.com

Batter	1	2	3	4	5	6	7	8	9	AB	R	H	RBI	BB	SO	LOB
Joe Morgan, L (1, 4) OBP: 0.345, SLG: 0.344	F9	E S 2B 1B 2-H 3-H	4-3 2-3		4-3		F4			4	1	1	2	0	0	1
Luis Pujols, R (6, 5) OBP: 0.270, SLG: 0.256										1	0	0	0	0	0	1
Terry Puhl, L (1, 9) OBP: 0.350, SLG: 0.425	K S S S	2B 1B BB 1-3 B B B B	F7		F8			F9		4	1	0	0	1	1	1
Danny Heep, L (1, 3) OBP: 0.282, SLG: 0.292	1B	1B 2B 1-3 3-H		4-3 1B 2B	F8			G3		5	2	3	1	0	0	0
Jose Cruz, L (1, 7) OBP: 0.373, SLG: 0.430	F2	F2		4-3 2-3		F9		G3		5	0	0	0	0	0	4
Cesar Cedeno, R (1, 8) OBP: 0.386, SLG: 0.484		S 1B 1B IBB		1-0 S 1B HBP		4-3			6-3	3	2	1	0	1	0	0
Art Howe, R (1, 5) OBP: 0.335, SLG: 0.390 (6, 4)		1B 1B BB 1-2 FC6-4 1B 1-2 2-H 3-H		4-0 1B IBB 1-2		F8			K S S S	3	1	1	2	2	1	0
Alan Ashby, S (1, 2) OBP: 0.314, SLG: 0.325		SH1-4 1B 1B 1-3 2-H FC6-4 1-2H		F3			6-3		K S S S	5	1	1	1	0	1	5
Rafael Landestoy, S (1, 6) OBP: 0.317, SLG: 0.353		SH1-4 1B 1-2 3-H 4-3 SH1-4 1B		1-2 2-H 3-H 1B			2B			4	1	4	3	0	0	0
Joe Niekro, R (1, 1) OBP: 0.290, SLG: 0.322		SH1-4 1-2 2-3 SH1-4 1-2		F9			5-3			2	0	0	0	0	0	3

	AB	36
	R	9
	H	11
	RBI	9
	BB	4
	SO	3
	LOB	15

Inning Stats																																		
	R: 0	E: 0	K: 1	S: 6	H: 1	LOB: 1	BB: 0	P: 6	R: 7	E: 0	K: 0	S: 9	H: 6	LOB: 2	BB: 3	P: 21	R: 0	E: 0	K: 0	S: 4	H: 1	LOB: 1	BB: 0	P: 4	R: 2	E: 0	K: 0	S: 5	H: 2	LOB: 2	BB: 1	P: 10	R: 0	E: 0	K: 0	S: 3	H: 0	LOB: 0	BB: 0	P: 3
	R: 0	E: 0	K: 3	S: 3	H: 0	LOB: 0	BB: 0	P: 3	R: 0	E: 0	K: 0	S: 4	H: 1	LOB: 1	BB: 0	P: 4	R: 0	E: 0	K: 0	S: 3	H: 0	LOB: 0	BB: 0	P: 3	R: 0	E: 0	K: 2	S: 7	H: 0	LOB: 0	BB: 0	P: 7	1B: 8	2B: 3	3B: 0	HR: 0	SF: 0	SAC: 2	DP: 0	HBP: 1	WP: 0	PB: 0	SB: 3	CS: 0	PA: 43

PITCHER		IP	WLS	BF	H	R	ER	SO	BB	IBB	HBP	BLK	WP	HR	S	P	ERA	WHIP
Steve Mura, R ERA: 4.19	(1, 1)	1.1	L	10	5	5	5	1	1	0	0	0	0	0	11	15	33.75	4.500
Dennis Kinney, L ERA: 4.31	(2, 1)	3.2		20	5	4	4	0	1	2	1	0	0	0	16	29	9.82	1.636
Eric Rasmussen, R ERA: 4.68	(6, 1)	2.0		7	1	0	0	0	0	0	0	0	0	0	7	7	0.00	0.500
Gary Lucas, L ERA: 3.7	(8, 1)	2.0		6	0	0	0	2	0	0	0	0	0	0	10	10	0.00	0.000

PITCHER		IP	WLS	BF	H	R	ER	SO	BB	IBB	HBP	BLK	WP	HR	S	P	ERA	WHIP

BOTTOM

Houston Astros @ San Diego Padres

San Diego Stadium, San Diego, CA

Sun Aug 17 1980, 6:38 AM EDT

Att. 16,120 - Unknown

livebaseballscorecards.com

Batter	1	2	3	4	5	6	7	8	9	AB	R	H	RBI	BB	SO	LOB
Gene Richards, L (1, 7) OBP: 0.364, SLG: 0.374	SH1-3 1B 1B		F9 ①		6-3 ②		F8 ②		6-3 ③	5	0	1	0	0	0	0
Luis Salazar, R (1, 5) (4, 9) OBP: 0.571, SLG: 0.571	SH1-3 1-2 1B		K2-3 ②		1-3 ③		1B			4	0	2	0	0	1	0
Jerry Mumphrey, S (1, 8) OBP: 0.314, SLG: 0.329	SH1-3 ① 1-2 2-3		K ③			6-3 ①	G3 ③			3	0	0	0	0	1	1
Dave Winfield, R (1, 9) OBP: 0.358, SLG: 0.429 Dave Cash, R (4, 4) OBP: 0.278, SLG: 0.271	K ②			4-3 ①		2B SF8 1B		L6 ①		1 3	0 1	0 1	0 0	0 0	1 0	2 0
Broderick Perkins, L (1, 3) OBP: 0.571, SLG: 0.667	BB			G3 ②		SF8 1-3 2B		4-3 1B		3	0	2	0	1	0	0
Bill Fahey, L (1, 2) OBP: 0.292, SLG: 0.259	4-3 ③			E3 1B		SF8 ② 2-3 3-H		4-3 ② 1-2		3	0	0	1	0	0	4
Barry Evans, R (1, 4) (4, 5) OBP: 0.308, SLG: 0.312		F8 ①		FC6-4 1-2 1B		F8 ③		F6 ③		4	0	1	0	0	0	2
Chuck Baker, R (1, 6)		K2-3 ②		FC6-4 ③ 1-2f			6-3 ①		L5 ①	4	0	0	0	0	1	2
Steve Mura, R (1, 1) OBP: 0.229, SLG: 0.179 Dennis Kinney, L (2, 1) OBP: 0.200, SLG: 0.111 Willie Montanez, L (5, PH) OBP: 0.321, SLG: 0.356 Eric Rasmussen, R (6, 1) OBP: 0.111, SLG: 0.222 Gene Tenace, R (7, PH) OBP: 0.384, SLG: 0.362 Gary Lucas, L (8, 1) OBP: 0.226, SLG: 0.200 Tim Flannery, L (9, PH) OBP: 0.294, SLG: 0.294		K ③			F9 ①		HR		F7 ②	0 1 1 0 1 0 1	0 0 0 0 1 0 0	0 0 0 0 1 0 0	0 0 0 0 0 0 0	0 1 0 0 0 0 0	0 0 0 0 0 0 0	0 0 0 0 0 0 0
Inning Stats	R: 0 E: 0 K: 1 S: 7 H: 2 LOB: 3 BB: 1 P: 11	R: 0 E: 0 K: 2 S: 7 H: 0 LOB: 0 BB: 0 P: 7	R: 0 E: 0 K: 2 S: 7 H: 0 LOB: 0 BB: 0 P: 7	R: 0 E: 1 K: 0 S: 5 H: 1 LOB: 2 BB: 0 P: 5	R: 0 E: 0 K: 0 S: 3 H: 0 LOB: 0 BB: 0 P: 3	R: 1 E: 0 K: 0 S: 5 H: 2 LOB: 1 BB: 0 P: 5	R: 1 E: 0 K: 0 S: 5 H: 2 LOB: 1 BB: 0 P: 5	R: 0 E: 0 K: 0 S: 4 H: 1 LOB: 1 BB: 0 P: 4	R: 0 E: 0 K: 0 S: 3 H: 0 LOB: 0 BB: 0 P: 3	1B: 6 2B: 1 3B: 0 HR: 1	SF: 1 SAC: 1 DP: 0 HBP: 0			WP: 0 PB: 0 SB: 0 CS: 0	PA: 37		

PITCHER	IP	WLS	BF	H	R	ER	SO	BB	IBB	HBP	BLK	WP	HR	S	P	ERA	WHIP
Joe Niekro, R (1, 1) ERA: 3.9	9.0	W	37	8	2	2	5	1	0	0	0	0	1	46	50	2.00	1.000

PITCHER	IP	WLS	BF	H	R	ER	SO	BB	IBB	HBP	BLK	WP	HR	S	P	ERA	WHIP

AB	34
R	2
H	8
RBI	2
BB	1
SO	5
LOB	11

Batter	1	2	3	4	5	6	7	8	9	AB	R	H	RBI	BB	SO	LOB
Gene Richards, L (1, 7) OBP: 0.364, SLG: 0.373	0-0 E 4-3 1B	0-0 1-4-3		BBBB 4-0 BB			0-0 6-3	SSS 0-3 K		4	1	1	0	1	1	2
Ozzie Smith, S (1, 6) OBP: 0.327, SLG: 0.284	0-0 4-3 1-H		0-0 3-1	0-0 F9			0-0 6-3		0-0 6-3	5	0	0	1	0	0	2
Dave Winfield, R (1, 9) OBP: 0.363, SLG: 0.429	BBBB 4-0 4-3 1B BB		BBBB 4-0 BB		0-0 CS 1B		BBBB 4-0 S BB		SSS 0-3 K	2	1	1	0	3	1	0
Willie Montanez, L (1, 3) OBP: 0.319, SLG: 0.352	0-0 4-3 1-2		SSS 0-3 K		0-0 4-3 1-2		BBBB 4-0 1-2 BB		0-0 3-1	4	0	0	0	1	1	3
Jerry Mumphrey, S (1, 8) OBP: 0.316, SLG: 0.331	0-0 S 1B 2-H 1B		0-0 F5		0-0 S 1B		SSS 0-3 K			4	1	2	1	0	1	3
Luis Salazar, R (1, 5) OBP: 0.545, SLG: 0.727	0-0 1-H 1B			0-0 SF9 3B	SSS 0-3 K 1-2			SSS 0-3 K		4	1	2	1	0	2	1
Dave Cash, R (1, 4) OBP: 0.280, SLG: 0.271	0-0 4-3			BBBB 4-0 4-1 SF9 BB		0-0 L5		0-0 2B 1B		3	0	1	0	1	0	1
Craig Stimac, R (1, 2) OBP: 0.353, SLG: 0.438		0-0 F8		0-0 SF9 1-2 3-H		SSS 0-3 K		0-0 1-3 2B		3	0	1	1	0	1	0
Bob Shirley, R (1, 1)		0-0 4-3		0-0 4-1 2-3		SSS 0-3 K		0-0 1-3		2	0	0	0	0	0	1
Mike Armstrong, R (5, 1)										1	0	0	0	0	1	0
Gene Tenace, R (8, PH) OBP: 0.383, SLG: 0.360										1	0	0	0	0	0	2
Gary Lucas, L (8, 1) OBP: 0.226, SLG: 0.200										0	0	0	0	0	0	0
Inning Stats	R: 3 H: 3 E: 1 LOB: 1 K: 0 BB: 1 S: 6 P: 10	R: 0 H: 0 E: 0 LOB: 0 K: 0 BB: 0 S: 3 P: 3	R: 0 H: 0 E: 0 LOB: 1 K: 1 BB: 1 S: 5 P: 9	R: 1 H: 1 E: 0 LOB: 2 K: 0 BB: 2 S: 4 P: 12	R: 0 H: 2 E: 0 LOB: 1 K: 1 BB: 0 S: 6 P: 6	R: 0 H: 0 E: 0 LOB: 0 K: 2 BB: 0 S: 7 P: 7	R: 0 H: 0 E: 0 LOB: 2 K: 1 BB: 2 S: 5 P: 13	R: 0 H: 2 E: 0 LOB: 2 K: 2 BB: 0 S: 9 P: 9	R: 0 H: 0 E: 0 LOB: 0 K: 1 BB: 0 S: 5 P: 5	1B: 6 SF: 1 2B: 1 SAC: 0 3B: 1 DP: 0 HR: 0 HBP: 0						

PITCHER	IP	WLS	BF	H	R	ER	SO	BB	IBB	HBP	BLK	WP	HR	S	P	ERA	WHIP
Dick Ruthven, R (1, 1) ERA: 3.81	7.0	W	32	6	4	4	5	6	0	0	0	0	0	36	60	5.14	1.714
Tug McGraw, L (8, 1) ERA: 2.08	2.0	S	8	2	0	0	3	0	0	0	0	0	0	14	14	0.00	1.000

PITCHER	IP	WLS	BF	H	R	ER	SO	BB	IBB	HBP	BLK	WP	HR	S	P	ERA	WHIP

TOP

San Diego Padres @ Philadelphia Phillies

Veterans Stadium, Philadelphia, PA

Tue Aug 19 1980, 7:05 PM EDT

Att. 30,588 - Unknown

livebaseballscorecards.com

AB	33
R	4
H	8
RBI	4
BB	6
SO	8
LOB	15

WP: 0 PA: 40
PB: 0
SB: 3
CS: 1

San Diego Padres @ Philadelphia Phillies

Veterans Stadium, Philadelphia, PA

Tue Aug 19 1980, 7:05 PM EDT
Att. 30,588 - Unknown

livebaseballscorecards.com

Batter	1	2	3	4	5	6	7	8	9	AB	R	H	RBI	BB	SO	LOB
Lonnie Smith, R (1, 7) OBP: 0.398, SLG: 0.481	F9		6-3 S 1B 1B	SF9 3-H		G3 1B		1-3		4	1	2	1	0	0	0
Greg Gross, L (9, 7) OBP: 0.345, SLG: 0.333										0	0	0	0	0	0	0
Pete Rose, S (1, 3) OBP: 0.366, SLG: 0.373	6-3		6-3 1-3	4-3		G3 1-2		4-3		5	0	0	0	0	0	2
Mike Schmidt, R (1, 5) OBP: 0.368, SLG: 0.604	F8		2B 3-H 1B		F6	BBBB 4-0 BB		1B 1B		4	0	2	1	1	0	0
Bake McBride, L (1, 9) OBP: 0.338, SLG: 0.469		1B 2B	SSS 0-3 K		F8	SSS 0-3 K		1-3 1B		5	1	2	0	0	2	2
Manny Trillo, R (1, 4) OBP: 0.371, SLG: 0.463		L3	1-3 2B		HR		L3	F2		5	1	2	1	0	0	3
Garry Maddox, R (1, 8) OBP: 0.279, SLG: 0.400		SSS 0-3 K	4-0 IBB		2B 2B		F7			3	1	1	0	1	1	1
Larry Bowa, S (1, 6) OBP: 0.274, SLG: 0.311		2B 2-H 1B	5-3		2-H 2B		S 2B 1B			4	1	3	2	0	0	3
Bob Boone, R (1, 2) OBP: 0.303, SLG: 0.362		1-3 2B		SH5-4 SF9 2B	4-0 IBB		1-2 2B IBB			2	2	2	0	2	0	0
Dick Ruthven, R (1, 1) OBP: 0.208, SLG: 0.217		F3		SH5-4 2-3	SSS 0-3 K		1-H 2-H 2B			2	0	0	0	0	1	4
George Vukovich, L (7, PH) OBP: 0.311, SLG: 0.300										1	0	1	2	0	0	0
Tug McGraw, R (8, 1) OBP: 0.500, SLG: 0.500										0	0	0	0	0	0	0

Inning Stats	1	2	3	4	5	6	7	8	9	AB	R	H	RBI	BB	SO	LOB
	R: 0 H: 0 E: 0 LOB: 0 K: 0 BB: 0 S: 3 P: 3	R: 1 H: 3 E: 0 LOB: 2 K: 1 BB: 0 S: 8 P: 8	R: 1 H: 3 E: 0 LOB: 3 K: 1 BB: 1 S: 8 P: 12	R: 1 H: 1 E: 0 LOB: 0 K: 0 BB: 0 S: 4 P: 4	R: 2 H: 3 E: 0 LOB: 2 K: 1 BB: 1 S: 8 P: 12	R: 0 H: 1 E: 0 LOB: 1 K: 1 BB: 1 S: 5 P: 9	R: 2 H: 2 E: 0 LOB: 1 K: 0 BB: 1 S: 4 P: 8	R: 0 H: 2 E: 0 LOB: 2 K: 0 BB: 0 S: 5 P: 5		1B: 7 SF: 1 2B: 7 SAC: 1 3B: 0 DP: 0 HR: 1 HBP: 0					WP: 0 PA: 41 PB: 0 SB: 2 CS: 0

PITCHER	IP	WLS	BF	H	R	ER	SO	BB	IBB	HBP	BLK	WP	HR	S	P	ERA	WHIP
Bob Shirley, L (1, 1) ERA: 3.34	4.2	L	25	10	5	5	2	0	1	0	0	0	1	28	32	9.64	2.143
Mike Armstrong, R (5, 1) ERA: 5.68	2.1		11	3	2	2	2	1	2	0	0	0	0	12	24	7.71	1.714
Gary Lucas, L (8, 1) ERA: 3.67	1.0		5	2	0	0	0	0	0	0	0	0	0	5	5	0.00	2.000

PITCHER	IP	WLS	BF	H	R	ER	SO	BB	IBB	HBP	BLK	WP	HR	S	P	ERA	WHIP

Batter	1	2	3	4	5	6	7	8	9	AB	R	H	RBI	BB	SO	LOB
Gene Richards, L (1, 7) OBP: 0.363, SLG: 0.371	3-1		3-1	4-3	1B 1-2 2-H 3-H 1B			L7		5	0	1	2	0	0	1
Luis Salazar, R (1, 5) OBP: 0.563, SLG: 0.688	6-3		1B FC9-3-6 1B		HR 1B 1-3 2-H 1B			K		5	2	3	1	0	1	0
Dave Winfield, R (1, 9) OBP: 0.365, SLG: 0.437	2B BB		FC9-3-6 1-3 1B		1-H HR F8			E6 S		4	1	2	2	1	0	2
Willie Montanez, L (1, 3) OBP: 0.320, SLG: 0.355	1-3 2B		FC9-3-6 E 1B 1-2f 3-H		3-1 SH E 1B	K		F5 1-2		5	1	2	1	0	1	2
Jerry Mumphrey, S (1, 8) OBP: 0.317, SLG: 0.332	F8		E5 1-3 1B		F8	4-3			1B	5	0	2	0	0	0	3
Craig Stimac, R (1, 2) OBP: 0.286, SLG: 0.350		F8	F3		SH E 3-1 1-2 1B	2-3			F6	4	1	0	0	0	0	3
Ozzie Smith, S (1, 6) OBP: 0.326, SLG: 0.283		L6		2-3 S 1B	3-1 1-2 2-3		K		F4	5	0	1	0	0	1	3
Tim Flannery, L (1, 4) OBP: 0.297, SLG: 0.293		1B		F8 1-2	E 1B IBB		F7		L8	4	1	1	0	1	0	2
Juan Eichelberger, R (1, 1)		F9		2-3 2-3	E6 1B 1B 1-2 2-3 3-H		4-3			2	0	0	0	0	0	2
Broderick Perkins, L (5, PH) OBP: 0.500, SLG: 0.571										1	1	0	0	0	0	2
John Curtis, L (5, 1) OBP: 0.159, SLG: 0.143										1	0	0	0	0	0	0
Rollie Fingers, R (7, 1) OBP: 0.308, SLG: 0.538										0	0	0	0	0	0	0
Inning Stats	R: 0 E: 0 K: 0 S: 4 H: 1 LOB: 2 BB: 1 P: 8	R: 0 E: 0 K: 0 S: 4 H: 1 LOB: 1 BB: 0 P: 4	R: 1 E: 1 K: 0 S: 6 H: 3 LOB: 2 BB: 0 P: 6	R: 0 E: 0 K: 0 S: 4 H: 1 LOB: 1 BB: 0 P: 4	R: 6 E: 2 K: 0 S: 10 H: 5 LOB: 2 BB: 1 P: 14	R: 0 E: 0 K: 1 S: 5 H: 0 LOB: 0 BB: 0 P: 5	R: 0 E: 0 K: 1 S: 5 H: 0 LOB: 0 BB: 0 P: 5	R: 0 E: 1 K: 1 S: 6 H: 0 LOB: 1 BB: 0 P: 6	R: 0 E: 0 K: 0 S: 4 H: 1 LOB: 1 BB: 0 P: 4	1B: 10 2B: 1 3B: 0 HR: 1 SF: 0 SAC: 1 DP: 0 HBP: 0						

PITCHER	IP	WLS	BF	H	R	ER	SO	BB	IBB	HBP	BLK	WP	HR	S	P	ERA	WHIP
Nino Espinosa, R (1, 1) ERA: 3.6	4.2	L	27	9	7	3	0	1	1	0	0	0	1	25	33	5.79	2.143
Kevin Saucier, L (5, 1) ERA: 3.93	0.0		1	1	0	0	0	0	0	0	0	0	0	1	1	∞	∞
Dickie Noles, R (5, 1) ERA: 3.79	1.1		5	1	0	0	1	0	0	0	0	0	0	7	7	0.00	0.750
Warren Brusstar, R (7, 1) ERA: 3.06	3.0		11	1	0	0	2	0	0	0	0	0	0	15	15	0.00	0.333

PITCHER	IP	WLS	BF	H	R	ER	SO	BB	IBB	HBP	BLK	WP	HR	S	P	ERA	WHIP

TOP

San Diego Padres @ Philadelphia Phillies

Veterans Stadium, Philadelphia, PA

Wed Aug 20 1980, 7:05 PM EDT

Att. 30,403 - Unknown

livebaseballscorecards.com

AB	41
R	7
H	12
RBI	6
BB	2
SO	3
LOB	20

PA: 44

WP: 0
PB: 0
SB: 2
CS: 0

Batter	1	2	3	4	5	6	7	8	9	AB	R	H	RBI	BB	SO	LOB
Lonnie Smith, R (1, 7) OBP: 0.396, SLG: 0.477 Del Unser, L (9, PH) OBP: 0.329, SLG: 0.375	WP 1B 1B F9			4-3			6-3		CS 1-2 1B	4 1	1 0	1 1	0 0	0 0	0 0	2 0
Pete Rose, S (1, 3) OBP: 0.368, SLG: 0.374	1B 1-H 1B	G4-6-3 BB		F8			1B 1B		K 1-2 2-3	4	1	2	1	1	1	2
Mike Schmidt, R (1, 5) OBP: 0.364, SLG: 0.596	K	F3		F8			F5		6-3	5	0	0	0	0	1	4
Bake McBride, L (1, 9) OBP: 0.340, SLG: 0.469	FC5-4 1B 1B 2-H 1B	G4-6-3 1-2f			K		1B 1-3 1B			4	1	2	1	0	1	1
Manny Trillo, R (1, 4) OBP: 0.370, SLG: 0.461	FC5-4 1-2 1B		F8		4-3		6-3			4	0	1	0	0	0	2
Garry Maddox, R (1, 8) OBP: 0.276, SLG: 0.397	FC5-4 1B 1B 1-2f 2-3		F8		F7			K		4	1	0	0	0	1	2
Larry Bowa, S (1, 6) OBP: 0.277, SLG: 0.311	S 1-3 1B 3-H 1B		E S BB			5-3		4-3		3	1	1	1	1	0	0
Bob Boone, R (1, 2) OBP: 0.307, SLG: 0.361	1B 1-2 IBB		1-3 IBB			G1-6-3 BB		F8		1	0	0	0	3	0	0
Nino Espinosa, R (1, 1) OBP: 0.095, SLG: 0.095 Kevin Saucier, L (5, 1) Dickie Noles, R (5, 1) OBP: 0.300, SLG: 0.300 Keith Moreland, R (6, PH) OBP: 0.351, SLG: 0.481 Warren Brusstar, R (7, 1) Greg Gross, L (9, PH) OBP: 0.350, SLG: 0.339	1-3 2-H 3-H 1B		K			G1-6-3 1-2f			CS 1B 1B	2 0 0 1 0 1	0 0 0 0 0 0	1 0 0 0 0 1	2 0 0 0 0 0	0 0 0 0 0 0	1 0 0 0 0 0	2 0 0 1 0 0
Inning Stats	R: 5 E: 0 K: 1 S: 11 H: 6 LOB: 2 BB: 1 P: 15	R: 0 E: 0 K: 0 S: 2 H: 0 LOB: 0 BB: 1 P: 6	R: 0 E: 0 K: 1 S: 5 H: 0 LOB: 2 BB: 2 P: 13	R: 0 E: 0 K: 0 S: 3 H: 0 LOB: 0 BB: 0 P: 3	R: 0 E: 0 K: 1 S: 5 H: 0 LOB: 0 BB: 0 P: 5	R: 0 E: 0 K: 0 S: 2 H: 0 LOB: 0 BB: 1 P: 6	R: 0 E: 0 K: 0 S: 5 H: 2 LOB: 2 BB: 0 P: 5	R: 0 E: 0 K: 1 S: 5 H: 0 LOB: 0 BB: 0 P: 5	R: 0 E: 0 K: 1 S: 6 H: 2 LOB: 1 BB: 0 P: 6	1B: 10 2B: 1 3B: 0 HR: 0 SF: 0 SAC: 0 DP: 3 HBP: 0						

PITCHER		IP	WLS	BF	H	R	ER	SO	BB	IBB	HBP	BLK	WP	HR	S	P	ERA	WHIP
Juan Eichelberger, R ERA: 2.93	(1, 1)	4.0		21	6	5	5	2	2	2	0	0	1	0	21	37	11.25	2.000
John Curtis, L ERA: 3.99	(5, 1)	2.2	W	10	2	0	0	1	1	0	0	0	0	0	11	15	0.00	1.125
Rollie Fingers, R ERA: 2.75	(7, 1)	2.1	S	8	2	0	0	2	0	0	0	0	0	0	12	12	0.00	0.857

PITCHER	IP	WLS	BF	H	R	ER	SO	BB	IBB	HBP	BLK	WP	HR	S	P	ERA	WHIP

BOTTOM

San Diego Padres @ Philadelphia Phillies

Veterans Stadium, Philadelphia, PA

Wed Aug 20 1980, 7:05 PM EDT

Att. 30,403 - Unknown

livebaseballscorecards.com

AB	34
R	5
H	10
RBI	5
BB	5
SO	5
LOB	16

WP: 1	PA: 39		
PB: 0			
SB: 2			
CS: 2			

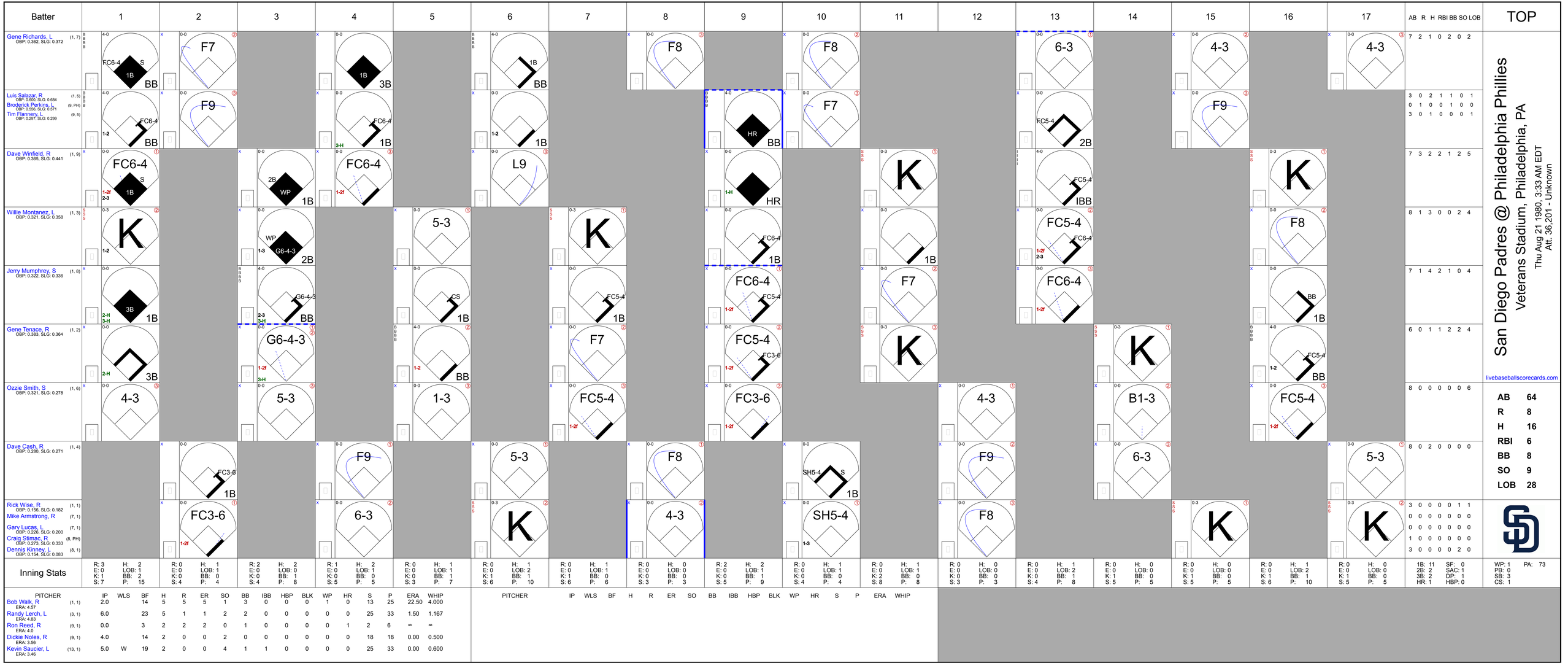
Batter
1
2
3
4
5
6
7
8
9
10
11
12
13
14
15
16
17
AB R H RBI BB SO LOB
TOP
Gene Richards, L (1, 7) OBP: 0.362, SLG: 0.372
7 2 1 0 2 0 2
Luis Salazar, R (1, 5)
Broderick Perkins, L (9, PH) OBP: 0.556, SLG: 0.571
Tim Flannery, L (9, 5) OBP: 0.297, SLG: 0.299
3 0 2 1 1 0 1
0 1 0 0 1 0 0
3 0 1 0 0 0 1
Dave Winfield, R (1, 9) OBP: 0.365, SLG: 0.441
7 3 2 2 1 2 5
Willie Montanez, L (1, 3) OBP: 0.321, SLG: 0.358
8 1 3 0 0 2 4
Jerry Mumphrey, S (1, 8) OBP: 0.322, SLG: 0.336
7 1 4 2 1 0 4
Gene Tenace, R (1, 2) OBP: 0.383, SLG: 0.364
6 0 1 1 2 2 4
Ozzie Smith, S (1, 6) OBP: 0.321, SLG: 0.278
8 0 0 0 0 0 6
Dave Cash, R (1, 4) OBP: 0.280, SLG: 0.271
8 0 2 0 0 0 0
Rick Wise, R (1, 1) OBP: 0.156, SLG: 0.182
Mike Armstrong, R (7, 1)
Gary Lucas, L (7, 1) OBP: 0.226, SLG: 0.200
Craig Stimac, R (8, PH) OBP: 0.273, SLG: 0.333
Dennis Kinney, L (8, 1) OBP: 0.154, SLG: 0.083
3 0 0 0 0 1 1
0 0 0 0 0 0 0
0 0 0 0 0 0 0
1 0 0 0 0 0 0
3 0 0 0 0 2 0
Inning Stats
R: 3 H: 2 E: 0 LOB: 1 K: 1 BB: 2 S: 7 P: 15
R: 0 H: 1 E: 0 LOB: 1 K: 0 BB: 0 S: 4 P: 4
R: 2 H: 2 E: 0 LOB: 0 K: 0 BB: 1 S: 4 P: 8
R: 1 H: 2 E: 0 LOB: 1 K: 0 BB: 0 S: 5 P: 5
R: 0 H: 1 E: 0 LOB: 1 K: 0 BB: 1 S: 3 P: 7
R: 0 H: 1 E: 0 LOB: 1 K: 1 BB: 0 S: 6 P: 10
R: 0 H: 1 E: 0 LOB: 1 K: 1 BB: 0 S: 6 P: 6
R: 0 H: 0 E: 0 LOB: 0 K: 0 BB: 0 S: 3 P: 3
R: 2 H: 2 E: 0 LOB: 1 K: 0 BB: 1 S: 5 P: 9
R: 0 H: 1 E: 0 LOB: 1 K: 0 BB: 0 S: 4 P: 4
R: 0 H: 1 E: 0 LOB: 1 K: 2 BB: 0 S: 8 P: 8
R: 0 H: 0 E: 0 LOB: 0 K: 0 BB: 0 S: 3 P: 3
R: 0 H: 1 E: 0 LOB: 2 K: 0 BB: 1 S: 4 P: 8
R: 0 H: 0 E: 0 LOB: 0 K: 1 BB: 0 S: 5 P: 5
R: 0 H: 0 E: 0 LOB: 0 K: 1 BB: 0 S: 5 P: 5
R: 0 H: 1 E: 0 LOB: 2 K: 1 BB: 1 S: 6 P: 10
R: 0 H: 0 E: 0 LOB: 0 K: 1 BB: 0 S: 5 P: 5
1B: 11 2B: 2 3B: 2 HR: 1
SF: 0 SAC: 1 DP: 1 HBP: 0
WP: 1 PB: 0 SB: 3 CS: 1
PA: 73
PITCHER IP WLS BF H R ER SO BB IBB HBP BLK WP HR S P ERA WHIP
Bob Walk, R (1, 1) ERA: 4.57 2.0 14 5 5 5 1 3 0 0 0 1 0 13 25 22.50 4.000
Randy Lerch, L (3, 1) ERA: 4.83 6.0 23 5 1 1 2 2 0 0 0 0 0 25 33 1.50 1.167
Ron Reed, R (9, 1) ERA: 4.0 0.0 3 2 2 2 0 1 0 0 0 0 1 2 6 ∞ ∞
Dickie Noles, R (9, 1) ERA: 3.56 4.0 14 2 0 0 2 0 0 0 0 0 0 18 18 0.00 0.500
Kevin Saucier, L (13, 1) ERA: 3.46 5.0 W 19 2 0 0 4 1 1 0 0 0 0 25 33 0.00 0.600
PITCHER IP WLS BF H R ER SO BB IBB HBP BLK WP HR S P ERA WHIP
San Diego Padres @ Philadelphia Phillies
Veterans Stadium, Philadelphia, PA
Thu Aug 21 1980, 3:33 AM EDT
Att. 36,201 - Unknown
livebaseballscorecards.com
AB 64
R 8
H 16
RBI 6
BB 8
SO 9
LOB 28

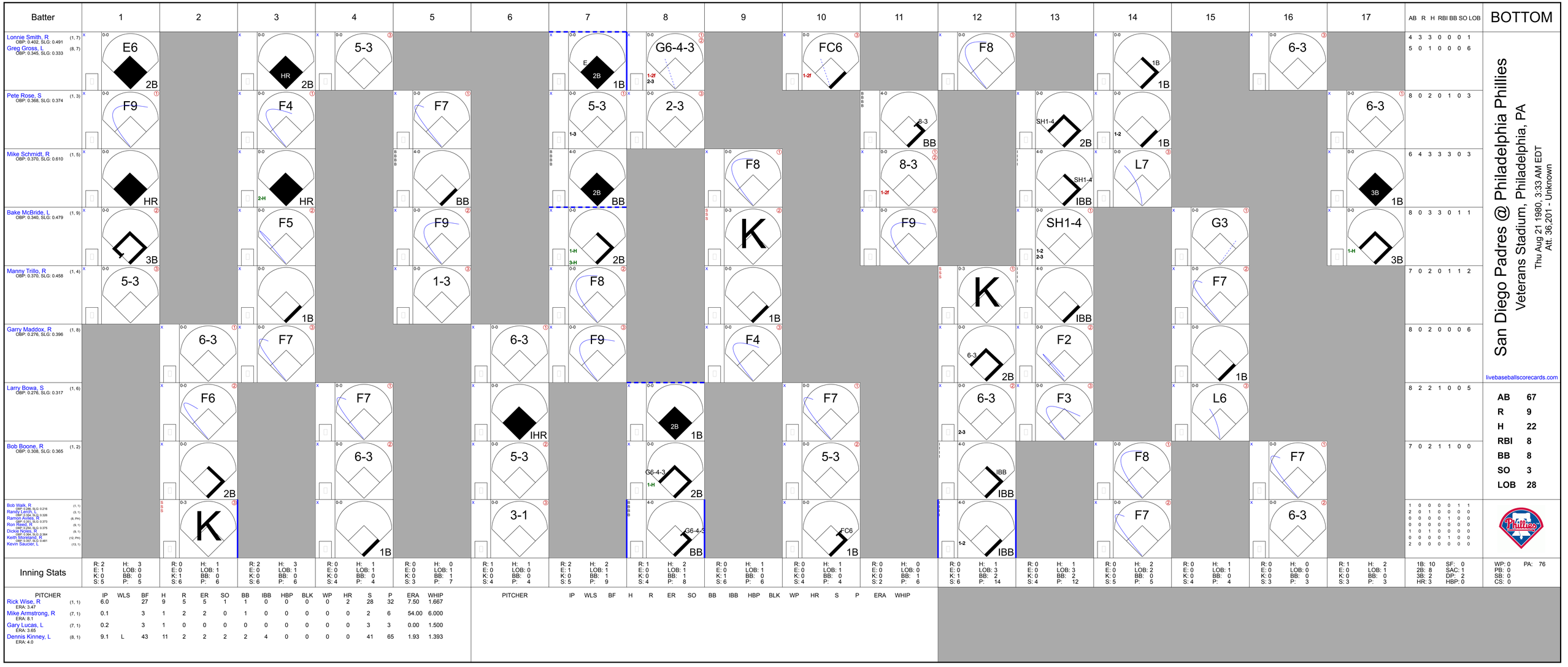
Batter
1
2
3
4
5
6
7
8
9
10
11
12
13
14
15
16
17
AB R H RBI BB SO LOB
BOTTOM
Lonnie Smith, R (1, 7) OBP: 0.402, SLG: 0.491
Greg Gross, L (8, 7) OBP: 0.345, SLG: 0.333
E6 2B
5-3
E 2B 1B
G6-4-3 1-2f 2-3
FC6 1-2f
F8
1B 1B
6-3
4 3 3 0 0 0 1
5 0 1 0 0 0 6
Pete Rose, S (1, 3) OBP: 0.368, SLG: 0.374
F9
F4
F7
5-3 1-3
2-3
8-3 BB
SH1-4 2B
1-2 1B
6-3
8 0 2 0 1 0 3
Mike Schmidt, R (1, 5) OBP: 0.370, SLG: 0.610
HR
2-H HR
BB
2B BB
F8
8-3
SH1-4 IBB
L7
3B 1B
6 4 3 3 3 0 3
Bake McBride, L (1, 9) OBP: 0.340, SLG: 0.479
3B
F5
F9
1-H 3-H 2B
K
F9
SH1-4 1-2 2-3 IBB
G3
1-H 3B
8 0 3 3 0 1 1
Manny Trillo, R (1, 4) OBP: 0.370, SLG: 0.458
5-3
1B
1-3
F8
1B
K
F7
7 0 2 0 1 1 2
Garry Maddox, R (1, 8) OBP: 0.276, SLG: 0.396
6-3
F7
6-3
F9
F4
6-3 2B
F2
1B
8 0 2 0 0 0 6
Larry Bowa, S (1, 6) OBP: 0.276, SLG: 0.317
F6
F7
IHR
2B 1B
F7
6-3 2-3
F3
L6
8 2 2 1 0 0 5
Bob Boone, R (1, 2) OBP: 0.308, SLG: 0.365
2B
6-3
5-3
G6-4-3 1-H 2B
5-3
IBB
F8
F7
7 0 2 1 1 0 0
Bob Walk, R (1, 1) OBP: 0.245, SLG: 0.216
Randy Lerch, L (9, 1) OBP: 0.154, SLG: 0.326
Ramon Aviles, R (8, PH) OBP: 0.333, SLG: 0.373
Ron Reed, R (9, 1) OBP: 0.240, SLG: 0.375
Dickie Noles, R (9, 1) OBP: 0.000, SLG: 0.364
Keith Moreland, R (10, PH) OBP: 0.357, SLG: 0.481
Kevin Saucier, L (13, 1)
K
3-1
FC6 1B
G6-4-3 BB
F7
6-3
1 0 0 0 0 1 1
2 0 1 0 0 0 0
0 0 0 0 1 0 0
0 0 0 0 0 0 0
1 0 1 0 0 0 0
0 0 0 0 1 0 0
2 0 0 0 0 0 0
San Diego Padres @ Philadelphia Phillies
Veterans Stadium, Philadelphia, PA
Thu Aug 21 1980, 3:33 AM EDT
Att. 36,201 - Unknown
livebaseballscorecards.com
AB 67
R 9
H 22
RBI 8
BB 8
SO 3
LOB 28
Inning Stats
1: R: 2 E: 1 K: 0 S: 5 | H: 3 LOB: 0 BB: 0 P: 5
2: R: 0 E: 0 K: 1 S: 6 | H: 1 LOB: 1 BB: 0 P: 6
3: R: 2 E: 0 K: 0 S: 6 | H: 3 LOB: 1 BB: 0 P: 6
4: R: 0 E: 0 K: 0 S: 4 | H: 1 LOB: 1 BB: 0 P: 4
5: R: 0 E: 0 K: 0 S: 3 | H: 0 LOB: 1 BB: 1 P: 7
6: R: 1 E: 0 K: 0 S: 4 | H: 1 LOB: 0 BB: 0 P: 4
7: R: 2 E: 1 K: 0 S: 5 | H: 2 LOB: 1 BB: 1 P: 9
8: R: 1 E: 0 K: 0 S: 4 | H: 2 LOB: 1 BB: 1 P: 8
9: R: 0 E: 0 K: 1 S: 6 | H: 1 LOB: 1 BB: 0 P: 6
10: R: 0 E: 0 K: 0 S: 4 | H: 1 LOB: 1 BB: 0 P: 4
11: R: 0 E: 0 K: 0 S: 2 | H: 0 LOB: 0 BB: 1 P: 6
12: R: 0 E: 0 K: 1 S: 6 | H: 1 LOB: 3 BB: 2 P: 14
13: R: 0 E: 0 K: 0 S: 4 | H: 1 LOB: 3 BB: 2 P: 12
14: R: 0 E: 0 K: 0 S: 5 | H: 2 LOB: 2 BB: 0 P: 5
15: R: 0 E: 0 K: 0 S: 4 | H: 1 LOB: 1 BB: 0 P: 4
16: R: 0 E: 0 K: 0 S: 3 | H: 0 LOB: 0 BB: 0 P: 3
17: R: 1 E: 0 K: 0 S: 3 | H: 2 LOB: 1 BB: 0 P: 3
1B: 10 2B: 8 3B: 2 HR: 3
SF: 0 SAC: 1 DP: 2 HBP: 0
WP: 0 PB: 0 SB: 0 CS: 0
PA: 76
PITCHER IP WLS BF H R ER SO BB IBB HBP BLK WP HR S P ERA WHIP
Rick Wise, R (1, 1) ERA: 3.47 6.0 27 9 5 5 1 1 0 0 0 0 2 28 32 7.50 1.667
Mike Armstrong, R (7, 1) ERA: 8.1 0.1 3 1 2 2 0 1 0 0 0 0 0 2 6 54.00 6.000
Gary Lucas, L (7, 1) ERA: 3.65 0.2 3 1 0 0 0 0 0 0 0 0 0 3 3 0.00 1.500
Dennis Kinney, L (8, 1) ERA: 4.0 9.1 L 43 11 2 2 2 2 4 0 0 0 0 41 65 1.93 1.393

San Diego Padres @ Montreal Expos

Olympic Stadium, Montreal, QB

Fri Aug 22 1980, 7:05 PM EDT

Att. 26,443 - Unknown

TOP

livebaseballscorecards.com

Batter	1	2	3	4	5	6	7	8	9	AB	R	H	RBI	BB	SO	LOB
Gene Richards, L (1, 7) OBP: 0.359, SLG: 0.369	S S S 0-3 ① K		S S S 0-3 ② K		S S S 0-3 ③ K			x 0-0 ② G3		4	0	0	0	0	3	1
Luis Salazar, R (1, 8) OBP: 0.583, SLG: 0.636	x 0-0 4-3 BLK 1B 1B		B B B B 4-0 BB			x 0-0 ① F9		x 0-0 ③ G3		3	1	1	0	1	0	0
Dave Winfield, R (1, 9) OBP: 0.366, SLG: 0.449	x 0-0 BLK 4-3 1-2 1B		x 0-0 ③ F3			x 0-0 ② F7			x 0-0 HR	4	1	2	1	0	0	1
Willie Montanez, L (1, 3) OBP: 0.320, SLG: 0.355	x 0-0 ② 4-3 1-2 2-3			B B B B 4-0 G4-3 BB		x 0-0 F7			x 0-0 ① F7	3	0	0	0	1	0	2
Craig Stimac, R (1, 5) OBP: 0.231, SLG: 0.280	x 0-0 ③ 1-3 2-3 3-H			x 0-0 ① L5			x 0-0 5-3		x 0-0 ② F8	4	0	0	0	0	0	2
Gene Tenace, R (1, 2) OBP: 0.384, SLG: 0.366		x 0-0 CS 1B		x 0-0 ② ③ G4-3 1-2f			x 0-0 ② F2		x 0-0 1B 1B	4	0	2	0	0	0	1
Dave Cash, R (1, 4) OBP: 0.282, SLG: 0.272		x 0-0 ① ② F8 1-2			x 0-0 ① F8		B B B B 4-0 FC6-4 BB		x 0-0 1-2 1B	3	0	1	0	1	0	1
Chuck Baker, R (1, 6) OBP: 0.125, SLG: 0.125 Jerry Mumphrey, S (9, PH) OBP: 0.322, SLG: 0.335		S S S 0-3 ③ K			x 0-0 SH1-4 1B		x 0-0 ③ FC6-4 1-2f		S S S 0-3 ③ K	3 1	0 0	1 0	0 0	0 0	1 1	1 2
Randy Jones, R (1, 1) OBP: 0.106, SLG: 0.067 Eric Rasmussen, R (4, 1) OBP: 0.111, SLG: 0.222 Broderick Perkins, L (8, PH) OBP: 0.500, SLG: 0.500 Mike Armstrong, R (8, 1)			S S S 0-3 ① K		x 0-0 ② SH1-4 1-2			x 0-0 ① L8		1 0 1 0	0 0 0 0	0 0 0 0	0 0 0 0	0 0 0 0	1 0 0 0	0 0 0 0
Inning Stats	R: 1 H: 2 E: 0 LOB: 1 K: 1 BB: 0 S: 7 P: 7	R: 0 H: 1 E: 0 LOB: 0 K: 1 BB: 0 S: 5 P: 5	R: 0 H: 0 E: 0 LOB: 1 K: 2 BB: 1 S: 7 P: 11	R: 0 H: 0 E: 0 LOB: 0 K: 0 BB: 1 S: 2 P: 6	R: 0 H: 1 E: 0 LOB: 1 K: 1 BB: 0 S: 6 P: 6	R: 0 H: 0 E: 0 LOB: 0 K: 0 BB: 0 S: 3 P: 3	R: 0 H: 0 E: 0 LOB: 1 K: 0 BB: 1 S: 3 P: 7	R: 0 H: 0 E: 0 LOB: 0 K: 0 BB: 0 S: 3 P: 3	R: 1 H: 3 E: 0 LOB: 2 K: 1 BB: 0 S: 8 P: 8	1B: 6 SF: 0 2B: 0 SAC: 1 3B: 0 DP: 1 HR: 1 HBP: 0						

	AB	31
	R	2
	H	7
	RBI	1
	BB	3
	SO	6
	LOB	11

PITCHER	IP	WLS	BF	H	R	ER	SO	BB	IBB	HBP	BLK	WP	HR	S	P	ERA	WHIP
Fred Norman, L (1, 1) ERA: 3.9	9.0	W	35	7	2	2	6	3	0	0	1	0	1	44	56	2.00	1.111

PITCHER	IP	WLS	BF	H	R	ER	SO	BB	IBB	HBP	BLK	WP	HR	S	P	ERA	WHIP

Batter	1	2	3	4	5	6	7	8	9	AB	R	H	RBI	BB	SO	LOB
Ron LeFlore, R (1, 7) OBP: 0.333, SLG: 0.352	5-3	F8		1B 2B 2-H 2B	F9		1-3			5	1	1	1	0	0	3
Rodney Scott, S (1, 4) OBP: 0.317, SLG: 0.306	BBBB S BB		FC6-5-4 S 1B 2-3	S 2B 1B 2-3	F7			BBBB CS S BB		3	1	2	0	2	0	1
Larry Parrish, R (1, 5) OBP: 0.330, SLG: 0.472	F4 1-2		F9 1-2	2B 1-H 3-H 2B	F5			F3 1-3		5	1	1	2	0	0	4
Andre Dawson, R (1, 8) OBP: 0.362, SLG: 0.477	F3		FC6-5-4 BB 1B 2-3	1B 2-H 2B		5-3		L5		5	1	1	1	0	0	2
Gary Carter, R (1, 2) OBP: 0.312, SLG: 0.461		F9	BB 1-2 1B	F9		F3				4	0	1	0	0	0	1
Warren Cromartie, L (1, 3) OBP: 0.353, SLG: 0.439		1B 2B	BBBB 1-2 2-3 BB	S 2-H 1B		1B				3	1	3	1	1	0	0
Jerry White, S (1, 9) OBP: 0.348, SLG: 0.445	BBBB 1B BB		F9	BBBB 1-2 BB		F7				2	0	0	0	2	0	4
Chris Speier, R (1, 6) OBP: 0.322, SLG: 0.297	1-3 2-H 1B			SH1-4 2B 1B F8			F8			4	1	2	1	0	0	2
Fred Norman, S (1, 1) OBP: 0.063, SLG: 0.063	L4			SH1-4 1-2	1B		5-3			3	0	1	0	0	0	2
Inning Stats	R: 0 H: 0 E: 0 LOB: 1 K: 0 BB: 1 S: 3 P: 7	R: 1 H: 2 E: 0 LOB: 2 K: 0 BB: 1 S: 5 P: 9	R: 0 H: 2 E: 0 LOB: 3 K: 0 BB: 1 S: 5 P: 9	R: 5 H: 6 E: 0 LOB: 2 K: 0 BB: 1 S: 9 P: 13	R: 0 H: 1 E: 0 LOB: 1 K: 0 BB: 0 S: 4 P: 4	R: 0 H: 1 E: 0 LOB: 1 K: 0 BB: 0 S: 4 P: 4	R: 0 H: 0 E: 0 LOB: 0 K: 0 BB: 0 S: 3 P: 3	R: 0 H: 0 E: 0 LOB: 0 K: 0 BB: 1 S: 2 P: 6		1B: 8 SF: 0 2B: 4 SAC: 1 3B: 0 DP: 0 HR: 0 HBP: 0						

BOTTOM

San Diego Padres @ Montreal Expos

Olympic Stadium, Montreal, QB

Fri Aug 22 1980, 7:05 PM EDT

Att. 26,443 - Unknown

livebaseballscorecards.com

AB	34
R	6
H	12
RBI	6
BB	5
SO	0
LOB	19

WP: 0 PA: 40
PB: 0
SB: 5
CS: 1

PITCHER		IP	WLS	BF	H	R	ER	SO	BB	IBB	HBP	BLK	WP	HR	S	P	ERA	WHIP
Randy Jones, L ERA: 3.91	(1, 1)	3.1	L	21	8	5	5	0	3	0	0	0	0	0	18	30	13.50	3.300
Eric Rasmussen, R ERA: 4.6	(4, 1)	3.2		16	4	1	1	0	1	0	0	0	0	0	15	19	2.46	1.364
Mike Armstrong, R ERA: 7.04	(8, 1)	1.0		3	0	0	0	0	1	0	0	0	0	0	2	6	0.00	1.000

PITCHER	IP	WLS	BF	H	R	ER	SO	BB	IBB	HBP	BLK	WP	HR	S	P	ERA	WHIP

San Diego Padres @ Montreal Expos

Olympic Stadium, Montreal, QB

Sat Aug 23 1980, 7:05 PM EDT

Att. 41,354 - Unknown

TOP

livebaseballscorecards.com

Batter	1	2	3	4	5	6	7	8	9	AB	R	H	RBI	BB	SO	LOB
Gene Richards, L (1, 7) OBP: 0.359, SLG: 0.370	x 0-0 CS 2B		S S S 0-3 ② K			x 0-0 ① F9		x 0-0 ② 6-3		4	0	1	0	0	1	1
Ozzie Smith, S (1, 6) OBP: 0.320, SLG: 0.278	x 0-0 ①② F8 2-3		S S S 0-3 ③ K			x 0-0 G1-4-3 1B		S S S 0-3 ③ K		4	0	1	0	0	2	2
Dave Winfield, R (1, 9) OBP: 0.365, SLG: 0.446	x 0-0 ③ 1-3			S S S 0-3 ① K		x 0-0 ②③ G1-4-3 1-2f			B B B B 4-0 1B BB	3	0	0	0	1	1	1
Willie Montanez, L (1, 3) OBP: 0.324, SLG: 0.359		x 0-0 ① 4-3		x 0-0 FC4-6 1B			x 0-0 FC4 1B		x 0-0 G6-4-3 1-3 1B	4	0	3	0	0	0	0
Jerry Mumphrey, S (1, 8) OBP: 0.319, SLG: 0.332		x 0-0 ② G3		x 0-0 ② FC4-6 S 1-2f			x 0-0 ① F7		S S S 0-3 ① K	4	0	0	0	0	1	4
Luis Salazar, R (1, 5) OBP: 0.556, SLG: 0.583 Gene Tenace, R (9, PH) OBP: 0.383, SLG: 0.364		B B B B 4-0 1B BB		x 0-0 ③ F4 1-2			x 0-0 ② FC4 1-2f		x 0-0 ②③ G6-4-3 1-2f	2 1	0 0	0 0	0 0	1 0	0 0	2 2
Bill Fahey, L (1, 2) OBP: 0.293, SLG: 0.261		x 0-0 1-3 1B			x 0-0 ① 6-3		x 0-0 ③ 6-3			3	0	1	0	0	0	1
Dave Cash, R (1, 4) OBP: 0.282, SLG: 0.275		x 0-0 ③ F8			x 0-0 ② L6			x 0-0 2B		3	0	1	0	0	0	2
Steve Mura, R (1, 1) OBP: 0.212, SLG: 0.167 Broderick Perkins, L (8, PH) OBP: 0.455, SLG: 0.444 Gary Lucas, L (8, 1) OBP: 0.226, SLG: 0.200			x 0-0 ① 1-3		x 0-0 ③ F3			S S S 0-3 ① K		2 1 0	0 0 0	0 0 0	0 0 0	0 0 0	0 1 0	0 1 0
Inning Stats	R: 0 H: 1 E: 0 LOB: 0 K: 0 BB: 0 S: 3 P: 3	R: 0 H: 1 E: 0 LOB: 2 K: 0 BB: 1 S: 4 P: 8	R: 0 H: 0 E: 0 LOB: 0 K: 2 BB: 0 S: 7 P: 7	R: 0 H: 1 E: 0 LOB: 1 K: 1 BB: 0 S: 6 P: 6	R: 0 H: 0 E: 0 LOB: 0 K: 0 BB: 0 S: 3 P: 3	R: 0 H: 1 E: 0 LOB: 0 K: 0 BB: 0 S: 3 P: 3	R: 0 H: 1 E: 0 LOB: 1 K: 0 BB: 0 S: 4 P: 4	R: 0 H: 1 E: 0 LOB: 1 K: 2 BB: 0 S: 8 P: 8	R: 0 H: 1 E: 0 LOB: 1 K: 1 BB: 1 S: 5 P: 9	1B: 5 SF: 0 2B: 2 SAC: 0 3B: 0 DP: 2 HR: 0 HBP: 0						

AB	31
R	0
H	7
RBI	0
BB	2
SO	6
LOB	16

WP: 0 PA: 33
PB: 0
SB: 1
CS: 1

PITCHER		IP	WLS	BF	H	R	ER	SO	BB	IBB	HBP	BLK	WP	HR	S	P	ERA	WHIP
Bill Gullickson, R ERA: 3.49	(1, 1)	8.0	W	30	6	0	0	5	2	0	0	0	0	0	38	46	0.00	1.000
John D'Acquisto, R ERA: 3.61	(9, 1)	1.0	S	3	1	0	0	1	0	0	0	0	0	0	5	5	0.00	1.000

PITCHER		IP	WLS	BF	H	R	ER	SO	BB	IBB	HBP	BLK	WP	HR	S	P	ERA	WHIP

BOTTOM

San Diego Padres @ Montreal Expos

Olympic Stadium, Montreal, QB

Sat Aug 23 1980, 7:05 PM EDT

Att. 41,354 - Unknown

livebaseballscorecards.com

Batter	1	2	3	4	5	6	7	8	9	AB	R	H	RBI	BB	SO	LOB
Ron LeFlore, R (1, 7) OBP: 0.334, SLG: 0.351 Jerry White, S (8, 7) OBP: 0.348, SLG: 0.445	0-0 ① 6-3		0-3 ① K		0-0 1B S 1B 3-H 1B		4-0 CS BB			3 0	1 0	1 0	1 0	1 0	1 0	0 0
Rodney Scott, S (1, 4) OBP: 0.318, SLG: 0.308	0-0 ② F8		0-0 ② 4-3		0-0 1B 1-3 1B		0-0 ② S 1-2 1B			4	0	2	0	0	0	0
Rowland Office, L (1, 9) OBP: 0.360, SLG: 0.450	0-0 1B		4-0 BB		0-0 2-3 3-H 1B		4-0 1-3 BB			2	0	2	1	2	0	0
Andre Dawson, R (1, 8) OBP: 0.359, SLG: 0.473	0-0 ③ F8		0-3 ③ K		0-0 ② F9		0-0 ③ F2			4	0	0	0	0	1	6
Larry Parrish, R (1, 5) OBP: 0.329, SLG: 0.468		4-0 6-3 BB		0-0 ① F8	0-0 ③ F9			0-3 ① K		3	0	0	0	1	1	2
Warren Cromartie, L (1, 3) OBP: 0.350, SLG: 0.436		0-0 ① F9		0-0 ② G3		0-0 ① G3		0-0 ② B1-3		4	0	0	0	0	0	1
Gary Carter, R (1, 2) OBP: 0.311, SLG: 0.458		0-0 ② 6-3 1-2		0-0 ③ F5		0-0 ② 6-3		4-0 S BB		3	0	0	0	1	0	1
Chris Speier, R (1, 6) OBP: 0.328, SLG: 0.302		4-0 IBB			0-0 SH1-4 1B 2B	0-3 ③ K		4-0 1-2 IBB		2	1	1	0	2	1	0
Bill Gullickson, R (1, 1) OBP: 0.167, SLG: 0.130 John D'Acquisto, R (9, 1)		0-0 ③ L9			0-0 ① SH1-4 2-3		0-0 ① 6-3	0-3 ③ K		3 0	0 0	0 0	0 0	1 0	4 0	4 0
Inning Stats	R: 0 H: 1 E: 0 LOB: 1 K: 0 BB: 0 S: 4 P: 4	R: 0 H: 0 E: 0 LOB: 2 K: 0 BB: 2 S: 3 P: 11	R: 0 H: 0 E: 0 LOB: 1 K: 2 BB: 1 S: 7 P: 11	R: 0 H: 0 E: 0 LOB: 0 K: 0 BB: 0 S: 3 P: 3	R: 2 H: 4 E: 0 LOB: 2 K: 0 BB: 0 S: 7 P: 7	R: 0 H: 0 E: 0 LOB: 0 K: 1 BB: 0 S: 5 P: 5	R: 0 H: 1 E: 0 LOB: 2 K: 0 BB: 2 S: 3 P: 11	R: 0 H: 0 E: 0 LOB: 2 K: 2 BB: 2 S: 7 P: 15		1B: 5 SF: 0 2B: 1 SAC: 1 3B: 0 DP: 0 HR: 0 HBP: 0						

AB	28
R	2
H	6
RBI	2
BB	7
SO	5
LOB	14

WP: 0 PA: 36
PB: 0
SB: 4
CS: 1

PITCHER		IP	WLS	BF	H	R	ER	SO	BB	IBB	HBP	BLK	WP	HR	S	P	ERA	WHIP
Steve Mura, R ERA: 4.09	(1, 1)	7.0	L	31	6	2	2	3	4	1	0	0	0	0	32	52	2.57	1.429
Gary Lucas, L ERA: 3.62	(8, 1)	1.0		5	0	0	0	2	1	1	0	0	0	0	7	15	0.00	1.000

PITCHER	IP	WLS	BF	H	R	ER	SO	BB	IBB	HBP	BLK	WP	HR	S	P	ERA	WHIP

San Diego Padres @ Montreal Expos

Olympic Stadium, Montreal, QB

Sun Aug 24 1980, 3:33 AM EDT

Att. 37,650 - Unknown

livebaseballscorecards.com

Batter	1	2	3	4	5	6	7	8	9	AB	R	H	RBI	BB	SO	LOB
Gene Richards, L (1, 7) OBP: 0.358, SLG: 0.371	5-3	E 2B	1B 1B		F7	1-3			G4-3 1-2f	6	1	2	0	0	0	3
Ozzie Smith, S (1, 6) OBP: 0.322, SLG: 0.279	K	E9 1B 2-H 1B	1-2 1B		G3		1-3		1B BB	5	1	2	1	1	1	1
Dave Winfield, R (1, 9) OBP: 0.369, SLG: 0.450	BB BB 2B	BB 1B 3-H 1B	F8			1B 1B BB	F9		1-2 1B	5	3	3	1	1	0	2
Willie Montanez, L (1, 3) OBP: 0.326, SLG: 0.358	BB BB BB	1B 1B 1-2 BB		F8		F4	1B		K	4	1	1	0	2	1	3
Jerry Mumphrey, S (1, 8) OBP: 0.324, SLG: 0.336	BB 1-2 2-3 BB	1B 1-2 2-H 1B		FC5-4 1B		1B S HR 1-3 1B	K			4	1	3	1	1	1	1
Luis Salazar, R (1, 5) OBP: 0.563, SLG: 0.571	BB 1-2 2-3 3-H	1B 1-3 2-H 1B		FC5-4 1-2f		HR 1-3 3-H 1B		K		4	1	2	3	1	1	1
Gene Tenace, R (1, 2) OBP: 0.383, SLG: 0.378	F7	K		F5		HR 1-H 3-H HR		G4-6-3 1B		5	1	2	3	0	1	6
Tim Flannery, L (1, 4) OBP: 0.295, SLG: 0.296		B1	L3		4-3	SH1-4 1B		G4-6-3 1-2f		5	0	1	0	0	0	1
Bob Shirley, R (1, 1)		6-3	K		1B	SH1-4 1-2			G4-3 BB	2	0	0	0	0	1	0
John Curtis, L (3, 1) OBP: 0.178, SLG: 0.163										1	0	1	0	0	0	0
Eric Rasmussen, R (6, 1) OBP: 0.111, SLG: 0.222										0	0	0	0	0	0	0
Rollie Fingers, R (6, 1) OBP: 0.308, SLG: 0.538										0	0	0	0	0	0	0
Gary Lucas, L (7, 1) OBP: 0.226, SLG: 0.200										0	0	0	0	0	0	0
Broderick Perkins, L (9, PH) OBP: 0.500, SLG: 0.444										0	0	0	0	1	0	0

Inning Stats	1	2	3	4	5	6	7	8	9
	R: 1 E: 0 K: 1 S: 6	R: 4 E: 1 K: 1 S: 10	R: 0 E: 0 K: 1 S: 7	R: 0 E: 0 K: 0 S: 4	R: 0 E: 0 K: 0 S: 4	R: 4 E: 0 K: 0 S: 7	R: 0 E: 0 K: 1 S: 6	R: 0 E: 0 K: 1 S: 5	R: 0 E: 0 K: 1 S: 5
	H: 1 LOB: 3 BB: 3 P: 18	H: 5 LOB: 2 BB: 1 P: 14	H: 2 LOB: 2 BB: 0 P: 7	H: 1 LOB: 1 BB: 0 P: 4	H: 1 LOB: 1 BB: 0 P: 4	H: 4 LOB: 1 BB: 1 P: 11	H: 1 LOB: 1 BB: 0 P: 6	H: 1 LOB: 0 BB: 0 P: 5	H: 1 LOB: 2 BB: 2 P: 13

1B: 14 SF: 0
2B: 2 SAC: 1
3B: 0 DP: 2
HR: 1 HBP: 0

WP: 0 PA: 49
PB: 0
SB: 1
CS: 0

	AB	41
	R	9
	H	17
	RBI	9
	BB	7
	SO	6
	LOB	18

PITCHER		IP	WLS	BF	H	R	ER	SO	BB	IBB	HBP	BLK	WP	HR	S	P	ERA	WHIP
Charlie Lea, R ERA: 3.33	(1, 1)	1.2		12	4	4	4	1	3	0	0	0	0	0	11	23	21.60	4.200
Stan Bahnsen, R ERA: 3.33	(2, 1)	1.1		9	4	1	1	2	1	0	0	0	0	0	12	16	6.75	3.750
Hal Dues, R ERA: 8.68	(4, 1)	3.0		16	6	4	4	0	1	0	0	0	0	1	15	19	12.00	2.333
Elias Sosa, R ERA: 3.21	(7, 1)	1.0	W	4	1	0	0	1	0	0	0	0	0	0	6	6	0.00	1.000
John D'Acquisto, R ERA: 3.52	(8, 1)	2.0	S	8	2	0	0	2	2	0	0	0	0	0	10	18	0.00	2.000

PITCHER	IP	WLS	BF	H	R	ER	SO	BB	IBB	HBP	BLK	WP	HR	S	P	ERA	WHIP

San Diego Padres @ Montreal Expos

Olympic Stadium, Montreal, QB

Sun Aug 24 1980, 3:33 AM EDT

Att. 37,650 - Unknown

BOTTOM

livebaseballscorecards.com

Batter	1	2	3	4	5	6	7	8	9	AB	R	H	RBI	BB	SO	LOB
Ron LeFlore, R (1, 7) OBP: 0.335, SLG: 0.349 John D'Acquisto, R (8, 1)	4-3		BB 1B SF7 1-2 BB	K		K	FC5-2 BB SF8 1-2 2-3 BB			3	2	0	0	2	2	1
										0	0	0	0	0	0	0
Rodney Scott, S (1, 4) OBP: 0.323, SLG: 0.311	S F8 BB		S BB 1-2 2-3 1B		F8	S HBP 2-H 1B	E FC5-2 1-2 2-3 3-H BB			3	1	2	2	2	0	0
Andre Dawson, R (1, 8) OBP: 0.359, SLG: 0.469	F8 1-2		S 1-2 2-3 3-H BB		F6	1B 1-2 2B HBP	FC5-2 E 1-2 2-3 3-Hf			3	1	0	1	1	0	4
Larry Parrish, R (1, 5) OBP: 0.327, SLG: 0.467	F8 2-3		SF7 3-H		K	2B 1-2 2-H 1B	SF8 1-2 2-3 3-H			3	1	1	3	0	1	1
Gary Carter, R (1, 2) OBP: 0.314, SLG: 0.461		4-3	F2 1-2 2-3			E BB 2B 1B 2B 1-H 2-H	FC6-4 IBB			4	1	2	2	1	0	2
Jerry White, S (1, 9) (8, 7)		BB	BB			E 2B 1-2 BB G3	FC6-4 1-2f			2	1	0	0	3	0	4
Ken Macha, R (1, 3) OBP: 0.363, SLG: 0.380		F3	5-3			E6 1-2 2-3 2B	1B 1B	4-3		5	2	1	0	0	0	6
Chris Speier, R (1, 6) OBP: 0.329, SLG: 0.308		F9		6-3		1B 1-H 2-H 3-H 2B	BB 1B 1-3 BB 1B	F8		5	2	2	3	0	0	1
Charlie Lea, R (1, 1) OBP: 0.069, SLG: 0.107 Stan Bahnsen, R (2, 1) OBP: 0.364, SLG: 0.250 Bobby Ramos, R (3, PH) OBP: 0.241, SLG: 0.160 Hal Dues, R (4, 1) John Tamargo, S (6, PH) OBP: 0.283, SLG: 0.326 Elias Sosa, R (7, 1) OBP: 0.167, SLG: 0.167 Warren Cromartie, L (7, PH) OBP: 0.322, SLG: 0.437 Rowland Office, L (8, 9) OBP: 0.359, SLG: 0.448			1B BB BB 1B	K		K	BB BB FC5-2 1-2 3-H 1B	K		0 0 1 1 1 0 1 1	0 0 1 0 0 0 0 0	0 0 1 0 0 1 1 0	0 0 0 0 0 0 0 0	0 0 0 0 1 0 1 0	0 0 0 0 0 0 0 0	0 0 0 1 0 0 1 0
Inning Stats	R: 0 E: 0 K: 0 S: 3 H: 0 LOB: 1 BB: 1 P: 7	R: 0 E: 0 K: 0 S: 3 H: 0 LOB: 1 BB: 1 P: 7	R: 2 E: 0 K: 0 S: 5 H: 2 LOB: 3 BB: 3 P: 17	R: 0 E: 0 K: 2 S: 7 H: 0 LOB: 0 BB: 0 P: 7	R: 0 E: 0 K: 1 S: 5 H: 0 LOB: 0 BB: 0 P: 5	R: 7 E: 1 K: 2 S: 13 H: 5 LOB: 1 BB: 1 P: 18	R: 3 E: 1 K: 0 S: 6 H: 3 LOB: 3 BB: 3 P: 18	R: 0 E: 0 K: 1 S: 5 H: 0 LOB: 0 BB: 0 P: 5		1B: 8 2B: 2 3B: 0 HR: 0 SF: 2 SAC: 0 DP: 0 HBP: 1					

	AB	33
	R	12
	H	10
	RBI	12
	BB	9
	SO	6
	LOB	20

WP: 0 PB: 0 SB: 4 CS: 0 PA: 45

PITCHER		IP	WLS	BF	H	R	ER	SO	BB	IBB	HBP	BLK	WP	HR	S	P	ERA	WHIP
Bob Shirley, L ERA: 3.43	(1, 1)	2.2		15	2	2	2	0	5	0	0	0	0	0	10	30	6.75	2.625
John Curtis, L ERA: 4.04	(3, 1)	3.0		15	3	6	3	5	1	0	1	0	0	0	23	28	9.00	1.333
Eric Rasmussen, R ERA: 4.69	(6, 1)	0.0		2	2	1	0	0	0	0	0	0	0	0	2	2	∞	∞
Rollie Fingers, R ERA: 3.08	(6, 1)	0.1	L	5	3	3	3	0	1	0	0	0	0	0	4	8	81.00	12.000
Gary Lucas, L ERA: 3.56	(7, 1)	2.0		8	0	0	0	1	1	1	0	0	0	0	8	16	0.00	0.500

PITCHER	IP	WLS	BF	H	R	ER	SO	BB	IBB	HBP	BLK	WP	HR	S	P	ERA	WHIP

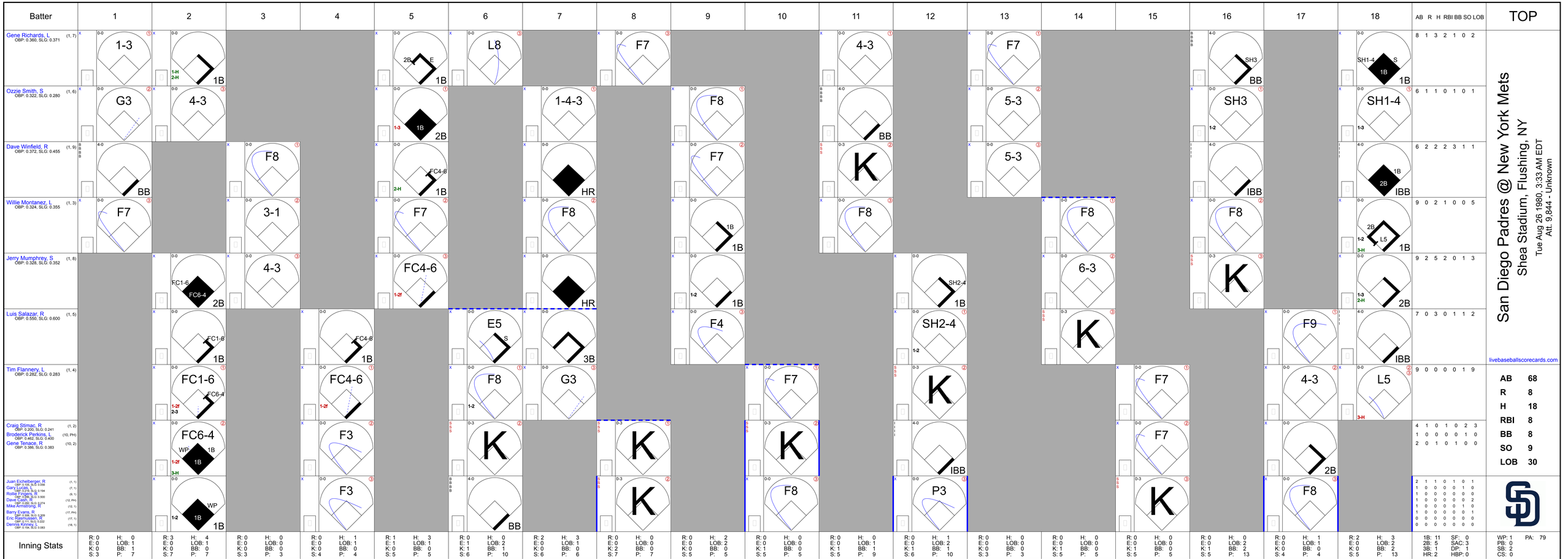
Batter
1
2
3
4
5
6
7
8
9
10
11
12
13
14
15
16
17
18
AB R H RBI BB SO LOB
TOP
Gene Richards, L (1, 7) OBP: 0.360, SLG: 0.371
1-3
1-H 2-H 1B
2B E 1B
L8
F7
4-3
8 1 3 2 1 0 2
Ozzie Smith, S (1, 6) OBP: 0.322, SLG: 0.280
G3
4-3
1-3 1B 2B
1-4-3
F8
5-3
SH3 BB
SH3 1-2
SH1-4 S 1B 1B
SH1-4 1-3
6 1 1 0 1 0 1
Dave Winfield, R (1, 9) OBP: 0.372, SLG: 0.455
BB
F8
2-H FC4-6 1B
HR
F7
K
5-3
IBB
1B 2B IBB
6 2 2 2 3 1 1
Willie Montanez, L (1, 3) OBP: 0.324, SLG: 0.355
F7
3-1
F7
F8
1B 1B
F8
F8
F8
2B L5 1B 3-H
9 0 2 1 0 0 5
Jerry Mumphrey, S (1, 8) OBP: 0.328, SLG: 0.352
FC1-6 FC6-4 2B
4-3
FC4-6 1-2f
HR
1-2 1B
SH2-4 1B
6-3
K
1-3 2-H 2B
9 2 5 2 0 1 3
Luis Salazar, R (1, 5) OBP: 0.560, SLG: 0.600
FC1-6 1B
FC4-6 1B
E5 S
3B
F4
SH2-4 1-2
K
F9
IBB
7 0 3 0 1 1 2
Tim Flannery, L (1, 4) OBP: 0.282, SLG: 0.283
FC1-6 FC6-4 1-2f 2-3
FC4-6 1-2f
F8 1-2
G3
F7
F7
K
F7
4-3
L5 3-H
9 0 0 0 0 1 9
Craig Stimac, R (1, 2) OBP: 0.200, SLG: 0.241
Broderick Perkins, J (10, PH) OBP: 0.462, SLG: 0.400
Gene Tenace, R (10, 2) OBP: 0.386, SLG: 0.383
FC6-4 WP 1B 1B 1-2f 3-H
F3
K
K
K
F7
IBB
2B
4 1 0 1 0 2 3
1 0 0 0 0 1 0
2 0 1 0 1 0 0
Juan Eichelberger, R (1, 1) OBP: 0.105, SLG: 0.094
Gary Lucas, L (7, 1) OBP: 0.219, SLG: 0.194
Rollie Fingers, R (9, 1) OBP: 0.286, SLG: 0.500
Dave Cash, R (12, PH) OBP: 0.280, SLG: 0.274
Mike Armstrong, R (12, 1) OBP: 0.000, SLG: 0.000
Barry Evans, R (17, PH) OBP: 0.333, SLG: 0.329
Eric Rasmussen, R (17, 1) OBP: 0.111, SLG: 0.222
Dennis Kinney, L (18, 1) OBP: 0.154, SLG: 0.083
FC1-6 1B 1B
F3
F3
F3
F8
P3
F8
F8
2 1 1 0 1 0 1
1 0 0 0 0 1 0
1 0 0 0 0 0 0
1 0 0 0 0 0 2
1 0 0 0 0 1 0
1 0 0 0 0 0 1
0 0 0 0 0 0 0
0 0 0 0 0 0 0
San Diego Padres @ New York Mets
Shea Stadium, Flushing, NY
Tue Aug 26 1980, 3:33 AM EDT
Att. 9,844 - Unknown
livebaseballscorecards.com
AB 68
R 8
H 18
RBI 8
BB 8
SO 9
LOB 30
Inning Stats
R: 0 E: 0 K: 0 S: 3
H: 0 LOB: 1 BB: 1 P: 7
R: 3 E: 0 K: 0 S: 7
H: 4 LOB: 1 BB: 0 P: 7
R: 0 E: 0 K: 0 S: 3
H: 0 LOB: 0 BB: 0 P: 3
R: 0 E: 0 K: 0 S: 4
H: 1 LOB: 1 BB: 0 P: 4
R: 1 E: 1 K: 0 S: 5
H: 3 LOB: 1 BB: 0 P: 5
R: 0 E: 1 K: 1 S: 6
H: 0 LOB: 2 BB: 1 P: 10
R: 2 E: 0 K: 0 S: 6
H: 3 LOB: 1 BB: 0 P: 6
R: 0 E: 0 K: 2 S: 7
H: 0 LOB: 0 BB: 0 P: 7
R: 0 E: 0 K: 0 S: 5
H: 2 LOB: 2 BB: 0 P: 5
R: 0 E: 0 K: 1 S: 5
H: 0 LOB: 0 BB: 0 P: 5
R: 0 E: 0 K: 1 S: 5
H: 0 LOB: 1 BB: 1 P: 9
R: 0 E: 0 K: 1 S: 6
H: 1 LOB: 2 BB: 1 P: 10
R: 0 E: 0 K: 0 S: 3
H: 0 LOB: 0 BB: 0 P: 3
R: 0 E: 0 K: 1 S: 5
H: 0 LOB: 0 BB: 0 P: 5
R: 0 E: 0 K: 1 S: 5
H: 0 LOB: 0 BB: 0 P: 5
R: 0 E: 0 K: 1 S: 5
H: 0 LOB: 2 BB: 2 P: 13
R: 0 E: 0 K: 0 S: 4
H: 1 LOB: 1 BB: 0 P: 4
R: 2 E: 0 K: 0 S: 5
H: 3 LOB: 2 BB: 2 P: 13
1B: 11 2B: 5 3B: 1 HR: 2
SF: 0 SAC: 3 DP: 1 HBP: 0
WP: 1 PB: 0 SB: 2 CS: 0
PA: 79
PITCHER
IP WLS BF H R ER SO BB IBB HBP BLK WP HR S P ERA WHIP
Mark Bomback, R (1, 1) ERA: 3.89 5.0 23 8 4 4 0 1 0 0 0 1 0 22 26 7.20 1.800
Tom Hausman, R (6, 1) ERA: 3.41 1.2 9 2 2 2 1 1 0 0 0 2 10 14 10.80 1.800
Dyar Miller, R (7, 1) ERA: 1.85 0.1 2 1 0 0 0 0 0 0 0 0 2 2 0.00 3.000
Jeff Reardon, R (8, 1) ERA: 2.56 2.0 8 2 0 0 2 0 0 0 0 0 12 12 0.00 1.000
Neil Allen, R (10, 1) ERA: 3.32 4.0 15 1 0 0 3 1 1 0 0 0 19 27 0.00 0.500
PITCHER
IP WLS BF H R ER SO BB IBB HBP BLK WP HR S P ERA WHIP
Pete Falcone, L (14, 1) ERA: 4.86 5.0 L 22 4 2 2 3 1 3 0 0 0 0 24 40 3.60 1.000

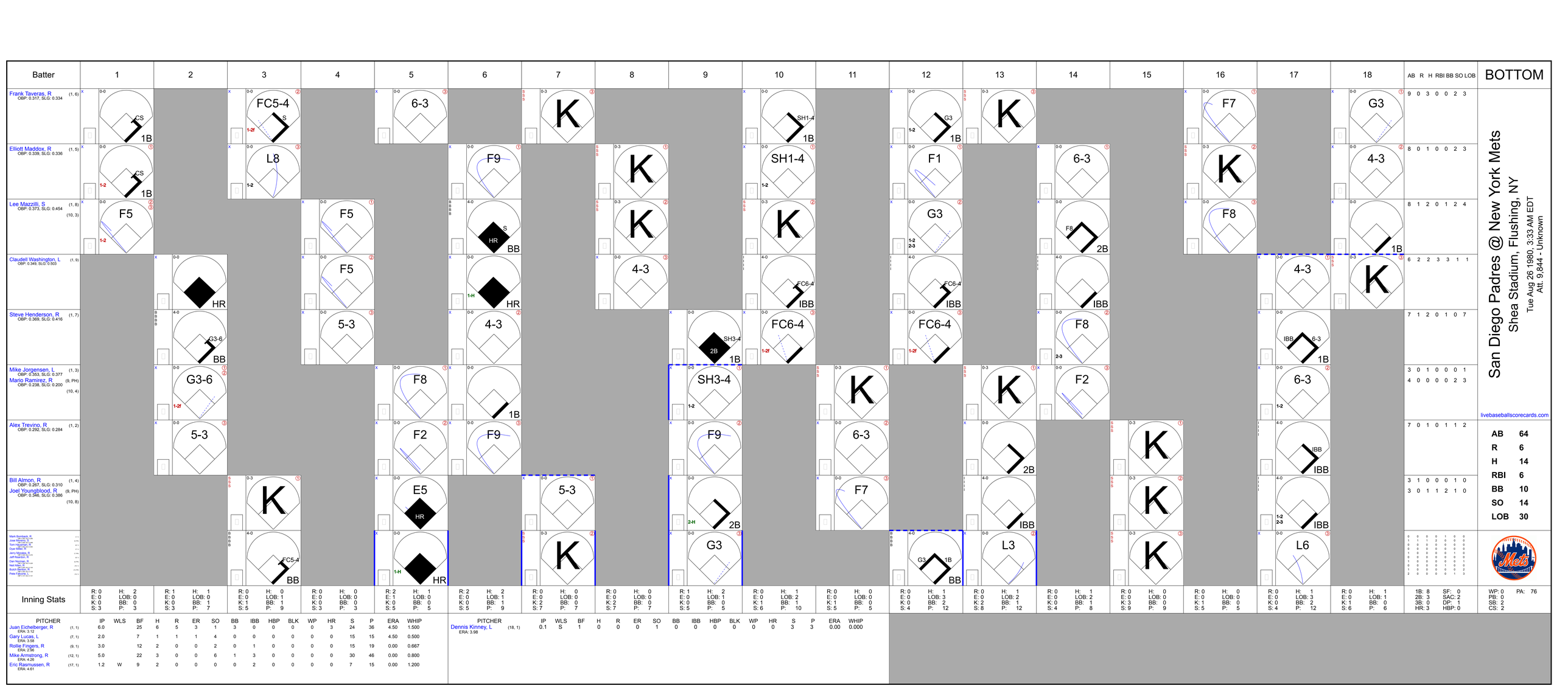
Batter
1
2
3
4
5
6
7
8
9
10
11
12
13
14
15
16
17
18
AB R H RBI BB SO LOB
BOTTOM
Frank Taveras, R (1, 6) OBP: 0.317, SLG: 0.334
9 0 3 0 0 2 3
Elliott Maddox, R (1, 5) OBP: 0.339, SLG: 0.336
8 0 1 0 0 2 3
Lee Mazzilli, S (1, 8) (10, 3) OBP: 0.373, SLG: 0.454
8 1 2 0 1 2 4
Claudell Washington, L (1, 9) OBP: 0.349, SLG: 0.503
6 2 2 3 3 1 1
Steve Henderson, R (1, 7) OBP: 0.389, SLG: 0.416
7 1 2 0 1 0 7
Mike Jorgensen, L (1, 3) OBP: 0.353, SLG: 0.377
3 0 1 0 0 0 1
Mario Ramirez, R (9, PH) (10, 4) OBP: 0.238, SLG: 0.200
4 0 0 0 0 2 3
Alex Trevino, R (1, 2) OBP: 0.292, SLG: 0.284
7 0 1 0 1 1 2
Bill Almon, R (1, 4) OBP: 0.267, SLG: 0.310
3 1 0 0 0 1 0
Joel Youngblood, R (9, PH) (10, 8) OBP: 0.346, SLG: 0.386
3 0 1 1 2 1 0
Inning Stats
R: 0 H: 2 E: 0 LOB: 0 K: 0 BB: 0 S: 3 P: 3
R: 1 H: 1 E: 0 LOB: 0 K: 0 BB: 1 S: 3 P: 7
R: 0 H: 0 E: 0 LOB: 1 K: 1 BB: 1 S: 5 P: 9
R: 0 H: 0 E: 0 LOB: 0 K: 0 BB: 0 S: 3 P: 3
R: 2 H: 1 E: 1 LOB: 0 K: 0 BB: 0 S: 5 P: 5
R: 2 H: 2 E: 0 LOB: 1 K: 0 BB: 1 S: 5 P: 9
R: 0 H: 0 E: 0 LOB: 0 K: 2 BB: 0 S: 7 P: 7
R: 0 H: 0 E: 0 LOB: 0 K: 2 BB: 0 S: 7 P: 7
R: 1 H: 2 E: 0 LOB: 1 K: 0 BB: 0 S: 5 P: 5
R: 0 H: 1 E: 0 LOB: 2 K: 1 BB: 1 S: 6 P: 10
R: 0 H: 0 E: 0 LOB: 0 K: 1 BB: 0 S: 5 P: 5
R: 0 H: 1 E: 0 LOB: 3 K: 0 BB: 2 S: 4 P: 12
R: 0 H: 1 E: 0 LOB: 2 K: 2 BB: 1 S: 8 P: 12
R: 0 H: 1 E: 0 LOB: 2 K: 0 BB: 1 S: 4 P: 8
R: 0 H: 0 E: 0 LOB: 0 K: 3 BB: 0 S: 9 P: 9
R: 0 H: 0 E: 0 LOB: 0 K: 1 BB: 0 S: 5 P: 5
R: 0 H: 1 E: 0 LOB: 3 K: 0 BB: 2 S: 4 P: 12
R: 0 H: 1 E: 0 LOB: 1 K: 1 BB: 0 S: 6 P: 6
1B: 8 2B: 3 3B: 0 HR: 3
SF: 0 SAC: 2 DP: 1 HBP: 0
WP: 0 PB: 0 SB: 2 CS: 2
PA: 76
San Diego Padres @ New York Mets
Shea Stadium, Flushing, NY
Tue Aug 26 1980, 3:33 AM EDT
Att. 9,844 - Unknown
livebaseballscorecards.com
AB 64
R 6
H 14
RBI 6
BB 10
SO 14
LOB 30
PITCHER IP WLS BF H R ER SO BB IBB HBP BLK WP HR S P ERA WHIP
Juan Eichelberger, R (1, 1) ERA: 3.12 6.0 25 6 5 3 1 3 0 0 0 0 0 3 24 36 4.50 1.500
Gary Lucas, L (7, 1) ERA: 3.58 2.0 7 1 1 1 4 0 0 0 0 0 0 15 15 4.50 0.500
Rollie Fingers, R (9, 1) ERA: 2.96 3.0 12 2 0 0 2 0 1 0 0 0 0 15 19 0.00 0.667
Mike Armstrong, R (12, 1) ERA: 4.29 5.0 22 3 0 0 6 1 3 0 0 0 0 30 46 0.00 0.800
Eric Rasmussen, R (17, 1) ERA: 4.61 1.2 W 9 2 0 0 0 0 2 0 0 0 0 7 15 0.00 1.200
PITCHER IP WLS BF H R ER SO BB IBB HBP BLK WP HR S P ERA WHIP
Dennis Kinney, L (18, 1) ERA: 3.98 0.1 S 1 0 0 0 0 0 0 0 0 0 0 0 0 3 0.00 0.000

San Diego Padres @ New York Mets

Shea Stadium, Flushing, NY

Wed Aug 27 1980, 7:05 PM EDT

Att. 16,612 - Unknown

TOP

livebaseballscorecards.com

Batter	1	2	3	4	5	6	7	8	9	AB	R	H	RBI	BB	SO	LOB
Gene Richards, L (1, 7) OBP: 0.360, SLG: 0.376	2B			K		FC4-6 4-3 S 1-2f	K		2B	5	0	2	0	0	2	3
Ozzie Smith, S (1, 6) OBP: 0.319, SLG: 0.277	K			4-3		4-3 1-3	G3		G3	5	0	0	0	0	1	4
Dave Winfield, R (1, 9) OBP: 0.371, SLG: 0.460	F3			6-3		F3		HR		4	1	1	1	0	0	1
Broderick Perkins, L (1, 3) OBP: 0.471, SLG: 0.429		G6-4-3 1B			6-3		2B 1B	L7		4	1	2	0	0	0	0
Jerry Mumphrey, S (1, 8) OBP: 0.332, SLG: 0.358		F4			FC1-6 1B		1B 1-H SF8 2B	4-3 S 1B		4	1	3	1	0	0	1
Luis Salazar, R (1, 5) OBP: 0.523, SLG: 0.564		G6-4-3 1-2f			FC1-6 BB 1-2f		1B 2-3 1B	4-3 1-3		4	1	1	0	0	0	3
Gene Tenace, R (1, 2) OBP: 0.384, SLG: 0.380			5-3		BBBB 4-0 1-2 BB		SF8 3-H	F7		2	0	0	1	1	0	1
Tim Flannery, L (1, 4)			CS 1B		F9		E 1B 1-2 1B		L5	2	0	1	0	0	0	2
Willie Montanez, L (7, PH) OBP: 0.326, SLG: 0.357										1	0	1	0	0	0	0
Dave Cash, R (7, 4) OBP: 0.281, SLG: 0.273										1	0	0	0	0	0	0
Rick Wise, R (1, 1) OBP: 0.188, SLG: 0.213			6-3 1-2			FC4-6 1B	E2 1-3 2-H 1B		K	3	0	2	1	0	0	1
Rollie Fingers, R (7, 1) OBP: 0.267, SLG: 0.467										1	0	0	0	0	1	0
Inning Stats	R: 0 E: 0 K: 1 S: 5 H: 1 LOB: 0 BB: 0 P: 5	R: 0 E: 0 K: 0 S: 3 H: 1 LOB: 0 BB: 0 P: 3	R: 0 E: 0 K: 0 S: 3 H: 1 LOB: 0 BB: 0 P: 3	R: 0 E: 0 K: 1 S: 5 H: 0 LOB: 0 BB: 0 P: 5	R: 0 E: 0 K: 0 S: 4 H: 1 LOB: 2 BB: 1 P: 8	R: 0 E: 0 K: 0 S: 4 H: 1 LOB: 1 BB: 0 P: 4	R: 3 E: 1 K: 1 S: 10 H: 5 LOB: 2 BB: 0 P: 10	R: 1 E: 0 K: 0 S: 5 H: 2 LOB: 1 BB: 0 P: 5	R: 0 E: 0 K: 1 S: 6 H: 1 LOB: 1 BB: 0 P: 6	1B: 9 2B: 3 3B: 0 HR: 1	SF: 1 SAC: 0 DP: 1 HBP: 0						

	AB	36
	R	4
	H	13
	RBI	4
	BB	1
	SO	4
	LOB	16

WP: 0 PB: 0 SB: 2 CS: 1 PA: 38

PITCHER		IP	WLS	BF	H	R	ER	SO	BB	IBB	HBP	BLK	WP	HR	S	P	ERA	WHIP
Ray Burris, R ERA: 3.55	(1, 1)	6.1	L	27	10	3	3	2	1	0	0	0	0	0	30	34	4.26	1.737
Roy Lee Jackson, R ERA: 4.5	(7, 1)	0.2		2	0	0	0	1	0	0	0	0	0	0	4	4	0.00	0.000
Dyar Miller, R ERA: 2.05	(8, 1)	2.0		9	3	1	1	1	0	0	0	0	0	1	11	11	4.50	1.500

PITCHER		IP	WLS	BF	H	R	ER	SO	BB	IBB	HBP	BLK	WP	HR	S	P	ERA	WHIP

Batter	1	2	3	4	5	6	7	8	9	AB	R	H	RBI	BB	SO	LOB
Frank Taveras, R (1, 6) OBP: 0.316, SLG: 0.333	B1-3		K			F8	CS 1B 2-3		5-3 1-2	5	0	1	0	0	1	1
Elliott Maddox, R (1, 5) OBP: 0.337, SLG: 0.334	F8			5-3		BB 1B BLK 1B	1-4-3 1-2		F7	5	1	1	0	0	0	3
Lee Mazzilli, S (1, 8) OBP: 0.376, SLG: 0.456	1B			K		BLK BB 1-2 1B		FC3-6 1B		4	0	3	0	0	1	0
Claudell Washington, L (1, 9) OBP: 0.348, SLG: 0.498	F7			K		BB 1-2 2-3 BLK BB		FC3-6 FC6-4 1B 1-2f		3	0	0	0	1	1	2
Steve Henderson, R (1, 7) OBP: 0.370, SLG: 0.417		CS 1B			4-3	5-3 1-2 2-3 3-H		FC6-4 1-2 1B		4	0	2	0	0	0	2
Mike Jorgensen, L (1, 3) OBP: 0.352, SLG: 0.373		K 1-2			F7	FC5-4 IBB		FC6-4 1-2f FC6-4 2-3		3	0	0	0	1	1	3
Alex Trevino, R (1, 2) OBP: 0.291, SLG: 0.284		F4			1B 1B	FC5-4 1-2f		FC6-4 1-2f		4	0	1	0	0	0	5
Bill Almon, R (1, 4) OBP: 0.277, SLG: 0.318			L5		1-2 1B		1B PB 1B		6-3	4	0	2	0	0	0	0
Ray Burris, R (1, 1) OBP: 0.100, SLG: 0.100 Roy Lee Jackson, R (7, 1) OBP: 0.143, SLG: 0.286 Jose Moreno, S (7, PH) OBP: 0.200, SLG: 0.455 Dyar Miller, R (8, 1) Joel Youngblood, R (9, PH) OBP: 0.348, SLG: 0.387			K		5-3		K 1-2		5-3	2 0 1 0 1	0 0 0 0 0	0 0 0 0 0	0 0 0 0 0	0 0 1 0 0	1 0 1 0 0	2 0 1 0 0
Inning Stats	R: 0 E: 0 K: 0 S: 4 H: 1 LOB: 1 BB: 0 P: 4	R: 0 E: 0 K: 1 S: 5 H: 1 LOB: 0 BB: 0 P: 5	R: 0 E: 0 K: 2 S: 7 H: 0 LOB: 0 BB: 0 P: 7	R: 0 E: 0 K: 2 S: 7 H: 0 LOB: 0 BB: 0 P: 7	R: 0 E: 0 K: 0 S: 5 H: 2 LOB: 2 BB: 0 P: 5	R: 1 E: 0 K: 0 S: 5 H: 2 LOB: 3 BB: 2 P: 13	R: 0 E: 0 K: 1 S: 6 H: 2 LOB: 1 BB: 0 P: 6	R: 0 E: 0 K: 0 S: 5 H: 2 LOB: 2 BB: 0 P: 5	R: 0 E: 0 K: 0 S: 4 H: 1 LOB: 1 BB: 0 P: 4	1B: 11 2B: 0 3B: 0 HR: 0	SF: 0 SAC: 0 DP: 0 HBP: 0			WP: 0 PB: 1 SB: 0 CS: 2	PA: 38		

PITCHER	IP	WLS	BF	H	R	ER	SO	BB	IBB	HBP	BLK	WP	HR	S	P	ERA	WHIP
Rick Wise, R (1, 1) ERA: 3.37	6.1	W	28	8	1	1	6	1	1	0	1	0	0	38	46	1.42	1.421
Rollie Fingers, R (7, 1) ERA: 2.87	2.2	S	10	3	0	0	0	0	0	0	0	0	0	10	10	0.00	1.125

PITCHER	IP	WLS	BF	H	R	ER	SO	BB	IBB	HBP	BLK	WP	HR	S	P	ERA	WHIP

BOTTOM

San Diego Padres @ New York Mets

Shea Stadium, Flushing, NY

Wed Aug 27 1980, 7:05 PM EDT

Att. 16,612 - Unknown

livebaseballscorecards.com

AB	36
R	1
H	11
RBI	0
BB	2
SO	6
LOB	19

Batter	1	2	3	4	5	6	7	8	9	AB	R	H	RBI	BB	SO	LOB
Pete Rose, S (1, 3) OBP: 0.369, SLG: 0.378	1-3	1B 1-2 2-H			F7		1B BB BB		4-3	5	0	2	0	0	0	0
Bake McBride, L (1, 9) OBP: 0.336, SLG: 0.465	L7		BB 1B CS		K		F8		L8	4	1	0	0	1	1	1
Mike Schmidt, R (1, 5) OBP: 0.385, SLG: 0.615	P4		P4 1-2		2B		BB 1-2		S BB	3	0	1	0	2	0	1
Greg Luzinski, R (1, 7) OBP: 0.367, SLG: 0.487 Greg Gross, L (7, PR) OBP: 0.349, SLG: 0.328 (7, 7)		5-3	K		K		BB 1-2 2-3		IBB 1-2	3 0	0 0	0 0	0 0	1 1	2 0	2 0
Keith Moreland, R (1, 2) OBP: 0.368, SLG: 0.492 Tug McGraw, R (7, 1) OBP: 0.400, SLG: 0.400		2B 1B 6-3	1B CS 2-H			P4	F9		4-3	4 1	1 0	2 0	1 0	0 0	0 0	3 2
Garry Maddox, R (1, 8) OBP: 0.278, SLG: 0.394		1B 6-3 S 2-3	CS 1-2	K		1B S		K		4	1	2	0	0	2	0
Manny Trillo, R (1, 4) OBP: 0.366, SLG: 0.457		6-3 1-3 3-H		HBP		L7 1-2		6-3		3	0	0	1	0	0	2
Larry Bowa, S (1, 6) OBP: 0.283, SLG: 0.320		1B 1B 3-H		F7		L9		1B		4	0	2	1	0	0	2
Larry Christenson, R (1, 1) OBP: 0.400, SLG: 0.571 Bob Boone, R (7, 2) OBP: 0.303, SLG: 0.353		1B 1-2	K				K	K		3 1	0 0	1 0	0 0	0 0	2 1	1 1
Inning Stats	R: 0 E: 0 K: 0 S: 3 H: 0 LOB: 0 BB: 0 P: 3	R: 2 E: 0 K: 0 S: 7 H: 5 LOB: 2 BB: 0 P: 7	R: 1 E: 0 K: 1 S: 5 H: 1 LOB: 0 BB: 1 P: 9	R: 0 E: 0 K: 2 S: 7 H: 0 LOB: 1 BB: 0 P: 8	R: 0 E: 0 K: 2 S: 8 H: 1 LOB: 1 BB: 0 P: 8	R: 0 E: 0 K: 0 S: 4 H: 1 LOB: 1 BB: 0 P: 4	R: 0 E: 0 K: 1 S: 6 H: 1 LOB: 3 BB: 2 P: 14	R: 0 E: 0 K: 2 S: 8 H: 1 LOB: 1 BB: 0 P: 8	R: 0 E: 0 K: 0 S: 3 H: 0 LOB: 2 BB: 2 P: 11	1B: 8 2B: 2 3B: 0 HR: 0 SF: 0 SAC: 0 DP: 0 HBP: 1						

PITCHER		IP	WLS	BF	H	R	ER	SO	BB	IBB	HBP	BLK	WP	HR	S	P	ERA	WHIP
Steve Mura, R ERA: 4.01	(1, 1)	6.2	L	31	9	3	2	6	3	0	1	0	0	0	39	52	2.70	1.800
Mike Armstrong, R ERA: 4.15	(7, 1)	0.1		1	0	0	0	0	0	0	0	0	0	0	1	1	0.00	0.000
Gary Lucas, L ERA: 3.52	(8, 1)	2.0		9	1	0	0	2	1	1	0	0	0	0	11	19	0.00	1.000

PITCHER	IP	WLS	BF	H	R	ER	SO	BB	IBB	HBP	BLK	WP	HR	S	P	ERA	WHIP

TOP

Philadelphia Phillies @ San Diego Padres

San Diego Stadium, San Diego, CA

Fri Aug 29 1980, 10:05 PM EDT

Att. 10,742 - Unknown

livebaseballscorecards.com

AB	35
R	3
H	10
RBI	3
BB	5
SO	8
LOB	15

WP: 0 PA: 42
PB: 0
SB: 3
CS: 2

BOTTOM

Philadelphia Phillies @ San Diego Padres

San Diego Stadium, San Diego, CA

Fri Aug 29 1980, 10:05 PM EDT

Att. 10,742 - Unknown

livebaseballscorecards.com

Batter	1	2	3	4	5	6	7	8	9	AB	R	H	RBI	BB	SO	LOB
Gene Richards, L (1, 7) OBP: 0.359, SLG: 0.374	4-3 S 1B		G3			E3 FC1-5	4-3 2-3 3-H		1-3	5	0	1	1	0	0	1
Ozzie Smith, S (1, 6) OBP: 0.317, SLG: 0.275	K 1-2		4-3			FC1-5 5-3 2-3	6-3			4	0	0	0	0	1	3
Dave Winfield, R (1, 9) OBP: 0.370, SLG: 0.460	4-3 2-3			6-3		5-3 1-2		2B		4	0	1	0	0	0	2
Willie Montanez, L (1, 3) OBP: 0.327, SLG: 0.357	3-1			FC4-6 1B		HBP		F9		3	0	1	0	0	0	2
Jerry Mumphrey, S (1, 8) OBP: 0.329, SLG: 0.354		5-3		FC4-6 FC6-4 1-2f		4-3		K		4	0	0	0	0	1	4
Luis Salazar, R (1, 5) OBP: 0.521, SLG: 0.548		E4 HBP BLK		FC6-4 1-2f			BB 2B 1B	BB		3	1	1	0	1	0	1
Gene Tenace, R (1, 2) OBP: 0.386, SLG: 0.377		1-0 1-3 HBP			6-3		4-0 2B 1-2 4-3 BB	K		2	1	0	0	1	1	2
Tim Flannery, L (1, 4) OBP: 0.280, SLG: 0.281		F8			F7		F7		5-3	3	0	0	0	0	0	3
Dave Cash, R (9, PH) OBP: 0.280, SLG: 0.272										1	0	0	0	0	0	0
Steve Mura, R (1, 1) OBP: 0.200, SLG: 0.156			F9		K		4-3 1-3 2-H 2B		K	2	0	0	0	0	1	0
Mike Armstrong, R (7, 1)										0	0	0	0	0	0	0
Broderick Perkins, L (7, PH) OBP: 0.500, SLG: 0.533										1	0	1	1	0	0	0
Gary Lucas, L (8, 1) OBP: 0.219, SLG: 0.194										0	0	0	0	0	0	0
Barry Evans, R (9, PH) OBP: 0.303, SLG: 0.305										1	0	0	0	0	1	0
Inning Stats	R: 0 H: 1 E: 0 LOB: 1 K: 1 BB: 0 S: 6 P: 6	R: 0 H: 0 E: 1 LOB: 1 K: 0 BB: 0 S: 3 P: 4	R: 0 H: 0 E: 0 LOB: 0 K: 0 BB: 0 S: 3 P: 3	R: 0 H: 1 E: 0 LOB: 1 K: 0 BB: 0 S: 4 P: 4	R: 0 H: 0 E: 0 LOB: 0 K: 1 BB: 0 S: 5 P: 5	R: 0 H: 0 E: 1 LOB: 2 K: 0 BB: 0 S: 4 P: 5	R: 2 H: 2 E: 0 LOB: 1 K: 0 BB: 1 S: 5 P: 9	R: 0 H: 1 E: 0 LOB: 2 K: 2 BB: 1 S: 8 P: 12	R: 0 H: 0 E: 0 LOB: 0 K: 1 BB: 0 S: 5 P: 5	1B: 3 SF: 0 2B: 2 SAC: 0 3B: 0 DP: 0 HR: 0 HBP: 2						WP: 0 PA: 37 PB: 0 SB: 1 CS: 0	

	AB	33
	R	2
	H	5
	RBI	2
	BB	2
	SO	5
	LOB	18

PITCHER		IP	WLS	BF	H	R	ER	SO	BB	IBB	HBP	BLK	WP	HR	S	P	ERA	WHIP
Larry Christenson, R ERA: 5.15	(1, 1)	6.1	W	27	4	2	2	2	1	0	2	1	0	0	28	34	2.84	0.789
Tug McGraw, L ERA: 1.91	(7, 1)	2.2	S	10	1	0	0	3	1	0	0	0	0	0	15	19	0.00	0.750

PITCHER	IP	WLS	BF	H	R	ER	SO	BB	IBB	HBP	BLK	WP	HR	S	P	ERA	WHIP

Philadelphia Phillies @ San Diego Padres

San Diego Stadium, San Diego, CA

Sat Aug 30 1980, 10:05 PM EDT

Unknown

TOP

livebaseballscorecards.com

Batter	1	2	3	4	5	6	7	8	9	AB	R	H	RBI	BB	SO	LOB
Lonnie Smith, R (1, 9) OBP: 0.395, SLG: 0.473	S S S 0-3 ① K		x 0-0 ① F8		x 0-0 CS 1B	B B B B 4-0 FC5 5-3 BB		B B B B 4-0 FC1-6 BB		3	0	1	0	2	1	0
Pete Rose, S (1, 3) OBP: 0.368, SLG: 0.377 Del Unser, L (8, 3) OBP: 0.333, SLG: 0.378	x 0-0 ② 6-3		x 0-0 ② 1-6-3		x 0-0 ① CS 1-2 1B	x 0-0 ② 5-3 1-2 2-3 3-H		x 0-0 ② FC1-6 1-2f 2-3		5 0	0 0	1 0	1 0	0 0	0 0	4 0
Mike Schmidt, R (1, 5) OBP: 0.387, SLG: 0.616	x 0-0 1B		x 0-0 1B 2B		x 0-0 ②③ 4-3 1-2	4-0 IBB		S S S 0-3 ③ K		4	1	2	0	1	1	3
Greg Luzinski, R (1, 7) OBP: 0.370, SLG: 0.489 Greg Gross, L (6, PR) (6, 7) OBP: 0.344, SLG: 0.323	x 0-0 ③ F7		x 0-0 2-H 1B			x 0-0 BB BB 1B x 0-0 ③ FC5 2-3f			x 0-0 ① L7	3 2	0 1	2 0	1 0	0 0	0 0	1 3
Manny Trillo, R (1, 4) OBP: 0.364, SLG: 0.453		x 0-0 ① F8	x 0-0 ③ L9			x 0-0 BB BB 1-2 2B 1B	x 0-0 ① 1-4-3		x 0-0 ② F9	5	1	1	0	0	0	1
Garry Maddox, R (1, 8) OBP: 0.277, SLG: 0.391		x 0-0 ② F8		x 0-0 ① F9		B B B B 4-0 BB 1-2 2-3 2B BB	S S S 0-3 ② K		x 0-0 ③ 4-3	4	1	0	0	1	1	0
Larry Bowa, S (1, 6) OBP: 0.285, SLG: 0.324		x 0-0 2B 1B		x 0-0 6-3 2B		x 0-0 ① F5	x 0-0 ③ P4			4	1	2	0	0	0	3
Bob Boone, R (1, 2) OBP: 0.307, SLG: 0.358		x 0-0 1-H 2B		x 0-0 ② 6-3 2-3		B B B B 4-0 2B 5-3 1-2 2-3 3-H BB		x 0-0 FC1-6 SH1-4 1B		3	1	2	2	1	0	1
Dick Ruthven, R (1, 1) OBP: 0.236, SLG: 0.302		S S S 0-3 ③ K		S S S 0-3 ③ K		x 0-0 5-3 1-3 2-H 3-H 2B		x 0-0 ① SH1-4 1-2		3	0	1	2	0	2	2
Inning Stats	R: 0 E: 0 K: 1 S: 6 H: 1 LOB: 1 BB: 0 P: 6	R: 1 E: 0 K: 1 S: 7 H: 2 LOB: 1 BB: 0 P: 7	R: 1 E: 0 K: 0 S: 5 H: 2 LOB: 1 BB: 0 P: 5	R: 0 E: 0 K: 1 S: 6 H: 1 LOB: 1 BB: 0 P: 6	R: 0 E: 0 K: 0 S: 3 H: 2 LOB: 0 BB: 0 P: 3	R: 4 E: 0 K: 0 S: 6 H: 3 LOB: 3 BB: 4 P: 22	R: 0 E: 0 K: 1 S: 5 H: 0 LOB: 0 BB: 0 P: 5	R: 0 E: 0 K: 1 S: 6 H: 1 LOB: 2 BB: 1 P: 10	R: 0 E: 0 K: 0 S: 3 H: 0 LOB: 0 BB: 0 P: 3	1B: 8 2B: 4 3B: 0 HR: 0	SF: 0 SAC: 1 DP: 0 HBP: 0						

	AB	36
	R	6
	H	12
	RBI	6
	BB	5
	SO	5
	LOB	18

WP: 0 PB: 0 SB: 0 CS: 2 PA: 42

PITCHER		IP	WLS	BF	H	R	ER	SO	BB	IBB	HBP	BLK	WP	HR	S	P	ERA	WHIP
Bob Shirley, L ERA: 3.7	(1, 1)	5.0	L	24	10	5	5	3	1	0	0	0	0	0	29	33	9.00	2.200
Mike Armstrong, R ERA: 4.73	(6, 1)	0.1		4	1	0	0	0	2	0	0	0	0	0	2	10	0.00	9.000
Dennis Kinney, L ERA: 3.84	(6, 1)	2.2		11	1	1	1	2	1	1	0	0	0	0	13	21	3.38	0.750
Eric Rasmussen, R ERA: 4.56	(9, 1)	1.0		3	0	0	0	0	0	0	0	0	0	0	3	3	0.00	0.000

PITCHER	IP	WLS	BF	H	R	ER	SO	BB	IBB	HBP	BLK	WP	HR	S	P	ERA	WHIP

BOTTOM

Philadelphia Phillies @ San Diego Padres

San Diego Stadium, San Diego, CA

Sat Aug 30 1980, 10:05 PM EDT

Unknown

livebaseballscorecards.com

Batter	1	2	3	4	5	6	7	8	9	AB	R	H	RBI	BB	SO	LOB
Gene Richards, L (1, 7) OBP: 0.360, SLG: 0.377	SH1-4 6-3 2B		E1 G5-4-3 1-2			1-3		1-3 1B		4	1	2	0	0	0	1
Luis Salazar, R (1, 5) OBP: 0.490, SLG: 0.511	SH1-4 2-3		G5-4-3 1-2f			P6		S S S K		3	0	0	0	0	1	4
Dave Winfield, R (1, 9) OBP: 0.370, SLG: 0.463	6-3 3-H			3B		1-3		4-3		4	0	1	1	0	0	2
Willie Montanez, L (1, 3) OBP: 0.326, SLG: 0.356	4-3			4-3			4-3		G4-6-3 1B	4	0	1	0	0	0	1
Jerry Mumphrey, S (1, 8) OBP: 0.329, SLG: 0.353		FC3-6 1B		F7			G3		G4-6-3 1-2f	4	0	1	0	0	0	2
Bill Fahey, L (1, 2) OBP: 0.292, SLG: 0.260		F7		4-3			1B		4-3	4	0	1	0	0	0	2
Ozzie Smith, S (1, 6) OBP: 0.317, SLG: 0.274 Chuck Baker, R (9, 6) OBP: 0.125, SLG: 0.125	FC3-6 CS 1-2f				HBP		4-3			2 0	0 0	0 0	0 0	0 0	0 0	2 0
Dave Cash, R (1, 4) OBP: 0.281, SLG: 0.273	CS 1-2	E 1B			K			S S S K		3	0	1	0	0	2	1
Bob Shirley, R (1, 1) Mike Armstrong, R (6, 1) Dennis Kinney, L (6, 1) OBP: 0.154, SLG: 0.083 Broderick Perkins, L (8, PH) OBP: 0.526, SLG: 0.563 Eric Rasmussen, R (9, 1) OBP: 0.111, SLG: 0.222			F8		SH2-4-5 1-3f			1B 1B		1 0 0 1 0	0 0 0 0 0	0 0 0 1 0	0 0 0 0 0	0 0 0 0 0	0 0 0 0 0	1 0 0 0 0

Inning Stats	R: 1 E: 0 K: 0 S: 4	H: 1 LOB: 0 BB: 0 P: 4	R: 0 E: 0 K: 0 S: 3	H: 1 LOB: 0 BB: 0 P: 3	R: 0 E: 1 K: 0 S: 4	H: 1 LOB: 1 BB: 0 P: 4	R: 0 E: 0 K: 0 S: 4	H: 1 LOB: 1 BB: 0 P: 4	R: 0 E: 0 K: 1 S: 4	H: 0 LOB: 0 BB: 0 P: 5	R: 0 E: 0 K: 0 S: 3	H: 0 LOB: 0 BB: 0 P: 3	R: 0 E: 0 K: 0 S: 4	H: 1 LOB: 1 BB: 0 P: 4	R: 0 E: 0 K: 2 S: 9	H: 2 LOB: 2 BB: 0 P: 9	R: 0 E: 0 K: 0 S: 3	H: 1 LOB: 0 BB: 0 P: 3	1B: 6 2B: 2 3B: 1 HR: 0	SF: 0 SAC: 2 DP: 3 HBP: 1	WP: 0 PB: 0 SB: 0 CS: 1	PA: 34

PITCHER	IP	WLS	BF	H	R	ER	SO	BB	IBB	HBP	BLK	WP	HR	S	P	ERA	WHIP
Dick Ruthven, R (1, 1) ERA: 3.53	9.0	W	33	8	1	1	3	0	0	1	0	0	0	38	39	1.00	0.889

PITCHER	IP	WLS	BF	H	R	ER	SO	BB	IBB	HBP	BLK	WP	HR	S	P	ERA	WHIP

AB	30
R	1
H	8
RBI	1
BB	0
SO	3
LOB	16

TOP

Philadelphia Phillies @ San Diego Padres

San Diego Stadium, San Diego, San Diego, CA

Sat Aug 30 1980, 10:05 PM EDT

Att. 13,209 - Unknown

livebaseballscorecards.com

Batter	1	2	3	4	5	6	7	8	9	AB	R	H	RBI	BB	SO	LOB
Lonnie Smith, R (1, 9) OBP: 0.393, SLG: 0.470	X 0-0 5-3 ①		X 0-0 1B; 1B; 2-3		X 0-0 L1 ②			X 0-0 F9 ②		4	0	1	0	0	0	0
Pete Rose, S (1, 3) OBP: 0.369, SLG: 0.376	BBBB 4-0 BB		X 0-0 FC4; 1B; 1-2; 3-H		X 0-0 1-3 ③			X 0-0 L8 ③		3	0	1	1	1	0	0
Mike Schmidt, R (1, 5) OBP: 0.384, SLG: 0.610	X 0-0 F8 ②		SSS 0-3 K ②			X 0-0 B1 ①			X 0-0 6-3 ①	4	0	0	0	0	1	3
Greg Luzinski, R (1, 7) OBP: 0.366, SLG: 0.482	X 0-0 P4 ③		X 0-0 FC4; 1-2f ③			X 0-0 F7 ②			X 0-0 F8 ②	4	0	0	0	0	0	3
Keith Moreland, R (1, 2) OBP: 0.357, SLG: 0.475		X 0-0 F7 ①		X 0-0 F7 ①		X 0-0 6-3 ③			X 0-0 6-3 ③	4	0	0	0	0	0	0
Garry Maddox, R (1, 8) OBP: 0.276, SLG: 0.388		X 0-0 6-3 ②		X 0-0 6-3 ②			SSS 0-3 K ①			3	0	0	0	0	1	0
Manny Trillo, R (1, 4) OBP: 0.364, SLG: 0.453		X 0-0 5-3 ③		X 0-0 1B			X 0-0 6-3 ②			3	0	1	0	0	0	0
Larry Bowa, S (1, 6) OBP: 0.283, SLG: 0.322			X 0-0 F4 ①	X 0-0 F7 ③			X 0-0 1-3 ③			3	0	0	0	0	0	1
Nino Espinosa, R (1, 1) OBP: 0.125, SLG: 0.167			X 0-0 2B; 1B; 1B		SSS 0-3 K ①					2	1	1	0	0	1	0
Dickie Noles, R (5, 1) OBP: 0.333, SLG: 0.333										0	0	0	0	0	0	0
Ramon Aviles, R (8, PH) OBP: 0.347, SLG: 0.369								X 0-0 F4 ①		1	0	0	0	0	0	0
Warren Brusstar, R (8, 1)										0	0	0	0	0	0	0

Inning Stats	1	2	3	4	5	6	7	8	9
R	0	0	1	0	0	0	0	0	0
E	0	0	0	0	0	0	0	0	0
K	0	0	1	0	1	0	1	0	0
S	3	3	8	4	5	3	5	3	3
H	0	0	3	1	0	0	0	0	0
LOB	1	0	2	1	0	0	0	0	0
BB	1	0	0	0	0	0	0	0	0
P	7	3	8	4	5	3	5	3	3

1B: 3, 2B: 1, 3B: 0, HR: 0, SF: 0, SAC: 0, DP: 0, HBP: 0

WP: 0, PB: 0, SB: 0, CS: 0, PA: 32

AB	31
R	1
H	4
RBI	1
BB	1
SO	3
LOB	7

PITCHER	IP	WLS	BF	H	R	ER	SO	BB	IBB	HBP	BLK	WP	HR	S	P	ERA	WHIP
John Curtis, L (1, 1) ERA: 3.85	9.0	W	32	4	1	1	3	1	0	0	0	0	0	37	41	1.00	0.556

PITCHER	IP	WLS	BF	H	R	ER	SO	BB	IBB	HBP	BLK	WP	HR	S	P	ERA	WHIP

Batter	1	2	3	4	5	6	7	8	9	AB	R	H	RBI	BB	SO	LOB
Gene Richards, L (1, 7) OBP: 0.358, SLG: 0.375	4-3		F8		S 1B	4-3		K		5	1	1	0	0	1	1
Luis Salazar, R (1, 5) OBP: 0.509, SLG: 0.531	S 1B		1-3		1B 1B 1-H		S			4	2	3	1	0	0	0
Dave Winfield, R (1, 9) OBP: 0.371, SLG: 0.463	F3 1-2		E S 1B		1B BB 1-2		K 1-2			4	2	2	0	0	1	2
Broderick Perkins, L (1, 3) OBP: 0.609, SLG: 0.632	1B 2-H		1B 1-H		BB S 1-3 2-H		BB			3	0	3	3	1	0	0
Jerry Mumphrey, S (1, 8) OBP: 0.328, SLG: 0.351	L6		4-3		BB 1-2		K			3	0	0	0	1	1	4
Gene Tenace, R (1, 2) OBP: 0.384, SLG: 0.372		P5		P4	G4-6-3 1-2 2-3 3-H		F3			3	0	0	1	1	0	2
Tim Flannery, L (1, 4) OBP: 0.275, SLG: 0.275		F7		G3	G4-6-3 1-2f			F8		4	0	0	0	0	0	3
Chuck Baker, R (1, 6) OBP: 0.083, SLG: 0.083		E6		6-3		5-3		K		4	0	0	0	0	1	0
John Curtis, L (1, 1) OBP: 0.184, SLG: 0.170		1-3			G3	5-3		1B		4	0	1	0	0	0	1
Inning Stats	R: 1 H: 2 E: 0 LOB: 1 K: 0 BB: 0 S: 5 P: 5	R: 0 H: 0 E: 1 LOB: 1 K: 0 BB: 0 S: 4 P: 4	R: 1 H: 2 E: 0 LOB: 1 K: 0 BB: 0 S: 5 P: 5	R: 0 H: 0 E: 0 LOB: 0 K: 0 BB: 0 S: 3 P: 3	R: 3 H: 4 E: 0 LOB: 2 K: 0 BB: 2 S: 6 P: 14	R: 0 H: 0 E: 0 LOB: 0 K: 0 BB: 0 S: 3 P: 3	R: 0 H: 1 E: 0 LOB: 2 K: 2 BB: 1 S: 8 P: 12	R: 0 H: 1 E: 0 LOB: 1 K: 2 BB: 0 S: 8 P: 8		1B: 10 SF: 0 2B: 0 SAC: 0 3B: 0 DP: 1 HR: 0 HBP: 0						

PITCHER		IP	WLS	BF	H	R	ER	SO	BB	IBB	HBP	BLK	WP	HR	S	P	ERA	WHIP
Nino Espinosa, R ERA: 4.15	(1, 1)	4.1	L	22	8	5	5	0	0	0	0	0	0	0	22	22	10.38	1.846
Dickie Noles, R ERA: 3.66	(5, 1)	2.2		11	1	0	0	2	2	1	0	0	0	0	12	24	0.00	1.125
Warren Brusstar, R ERA: 3.13	(8, 1)	1.0		4	1	0	0	2	0	0	0	0	0	0	8	8	0.00	1.000

PITCHER	IP	WLS	BF	H	R	ER	SO	BB	IBB	HBP	BLK	WP	HR	S	P	ERA	WHIP

BOTTOM

Philadelphia Phillies @ San Diego Padres

San Diego Stadium, San Diego, CA

Sat Aug 30 1980, 10:05 PM EDT

Att. 13,209 - Unknown

livebaseballscorecards.com

AB	34
R	5
H	10
RBI	5
BB	3
SO	4
LOB	13

WP: 0	PA: 37		
PB: 0			
SB: 5			
CS: 0			

Philadelphia Phillies @ San Diego Padres

San Diego Stadium, San Diego, CA

Sun Aug 31 1980, 6:33 AM EDT

Att. 7,815 - Unknown

livebaseballscorecards.com

TOP

Batter	1	2	3	4	5	6	7	8	9	AB	R	H	RBI	BB	SO	LOB
Lonnie Smith, R (1, 7) OBP: 0.391, SLG: 0.464	4-3		BB		6-3		K			3	0	0	0	1	1	0
Pete Rose, S (1, 3) OBP: 0.368, SLG: 0.375	4-3		F8		CS 1B		K			4	0	1	0	0	1	2
Mike Schmidt, R (1, 5) OBP: 0.385, SLG: 0.608	K			BB BB WP 1B	1-2 S 1B BB		L7			3	2	1	0	1	1	0
Bake McBride, L (1, 9) OBP: 0.339, SLG: 0.467		G6-4-3 1B		WP BB 6-3 1-2 BB	1B 1-2 1B			6-3		3	1	2	0	1	0	0
Keith Moreland, R (1, 2) OBP: 0.361, SLG: 0.472		G6-4-3 1-2f		4-3 WP 1-2 2-3 BB	1-3 2-H 1B			5-3		3	0	1	1	1	0	1
Garry Maddox, R (1, 8) OBP: 0.273, SLG: 0.385		P6		6-3 1-2 2-H 3-H	P4			K		4	0	0	1	0	1	3
Manny Trillo, R (1, 4) OBP: 0.363, SLG: 0.450			F8	4-3 2-3		G4-6-3 1B			F8	4	0	1	0	0	0	1
Larry Bowa, S (1, 6) OBP: 0.285, SLG: 0.322			E S 1B	IBB		G4-6-3 1-2f		6-3		3	0	1	0	1	0	1
Bob Walk, R (1, 1) OBP: 0.261, SLG: 0.195			B3 1-3	6-3		6-3			6-3	3	0	0	0	0	0	3
Ron Reed, R (6, 1) OBP: 0.250, SLG: 0.375										0	0	0	0	0	0	0
Randy Lerch, L (8, 1) OBP: 0.354, SLG: 0.326										0	0	0	0	0	0	0
George Vukovich, L (9, PH) OBP: 0.306, SLG: 0.295										1	0	0	0	0	0	0
Inning Stats	R: 0 E: 0 K: 1 S: 5 H: 0 LOB: 0 BB: 0 P: 5	R: 0 E: 0 K: 0 S: 3 H: 1 LOB: 0 BB: 0 P: 3	R: 0 E: 1 K: 0 S: 4 H: 1 LOB: 2 BB: 1 P: 8	R: 2 E: 0 K: 0 S: 4 H: 1 LOB: 2 BB: 3 P: 16	R: 1 E: 0 K: 0 S: 5 H: 3 LOB: 2 BB: 1 P: 9	R: 0 E: 0 K: 0 S: 3 H: 1 LOB: 0 BB: 0 P: 3	R: 0 E: 0 K: 2 S: 7 H: 0 LOB: 0 BB: 0 P: 7	R: 0 E: 0 K: 1 S: 5 H: 0 LOB: 0 BB: 0 P: 5	R: 0 E: 0 K: 0 S: 3 H: 0 LOB: 0 BB: 0 P: 3	1B: 7 2B: 0 3B: 0 HR: 0 SF: 0 SAC: 0 DP: 2 HBP: 0							WP: 1 PB: 0 SB: 2 CS: 1 PA: 36

PITCHER		IP	WLS	BF	H	R	ER	SO	BB	IBB	HBP	BLK	WP	HR	S	P	ERA	WHIP
Juan Eichelberger, R ERA: 3.32	(1, 1)	5.0		24	6	3	3	1	4	1	0	0	1	0	21	41	5.40	2.000
Gary Lucas, L ERA: 3.49	(6, 1)	1.0	W	3	1	0	0	0	0	0	0	0	0	0	3	3	0.00	1.000
Rollie Fingers, R ERA: 2.77	(7, 1)	3.0	S	9	0	0	0	3	0	0	0	0	0	0	15	15	0.00	0.000

PITCHER	IP	WLS	BF	H	R	ER	SO	BB	IBB	HBP	BLK	WP	HR	S	P	ERA	WHIP

AB	31
R	3
H	7
RBI	2
BB	5
SO	4
LOB	11

Batter	1	2	3	4	5	6	7	8	9	AB	R	H	RBI	BB	SO	LOB
Gene Richards, L (1, 7) OBP: 0.359, SLG: 0.374	BBBB 4-0 CS BB			x 0-0 ① 4-3		x 0-0 FC S 1B 1B	x 0-0 ① 4-3	SSS 0-3 ② K		4	1	1	0	1	1	1
Luis Salazar, R (1, 5) OBP: 0.500, SLG: 0.556	x 0-0 ①② 5-3 1-2			x 0-0 ② 5-3		x 0-0 FC 1B 1-3 SF9	x 0-0 4-3 E 1B	x 0-0 1B 1-H 3B		5	3	2	1	0	0	2
Jerry Mumphrey, S (1, 8) OBP: 0.331, SLG: 0.354	x 0-0 ③ 4-3			x 0-0 1B		x 0-0 SF9 S 1-3 SF 3-H 1B	x 0-0 ② 4-3 1-2	x 0-0 FC6 3-H 1B		5	1	3	2	0	0	1
Willie Montanez, L (1, 3) OBP: 0.325, SLG: 0.353		x 0-0 ① L8		x 0-0 ③ L3		x 0-0 ① SF9 1-3 3-H	4-0 E IBB	x 0-0 ③ FC6 1-2f		3	0	0	1	1	0	2
Broderick Perkins, L (1, 9) OBP: 0.600, SLG: 0.667 Gary Lucas, L (6, 1) OBP: 0.219, SLG: 0.194 Gene Tenace, R (6, PH) OBP: 0.385, SLG: 0.371 (7, 2)		x 0-0 ② L8			x 0-0 1B FC4-6 2B	BBBB 4-0 SF 2B BB	x 0-0 E8 1-3 2-H			2 0 1	1 0 1	1 0 1	0 0 0	0 0 1	0 0 0	0 0 1
Craig Stimac, R (1, 2) OBP: 0.212, SLG: 0.258 Rollie Fingers, R (7, 1) OBP: 0.250, SLG: 0.438		x 0-0 ③ 5-3			x 0-0 FC4-6 2-3 1B	x 0-0 SF 2B 1-2 4-3 3-H	x 0-0 ③ 6-3			2 1	1 0	1 0	1 0	0 0	0 0	0 2
Ozzie Smith, S (1, 6) OBP: 0.318, SLG: 0.278			x 0-0 ① F9		x 0-0 ① FC4-6 1-2f 3-H	x 0-0 4-3 1-3 2-H 2B		x 0-0 S 4-3 1B 1B		4	1	2	2	0	0	1
Tim Flannery, L (1, 4) OBP: 0.270, SLG: 0.270			x 0-0 ② F9		x 0-0 ② F8	x 0-0 ② 4-3 2-3 3-H		x 0-0 ① 4-3 1-2		4	0	0	1	0	0	3
Juan Eichelberger, R (1, 1) OBP: 0.100, SLG: 0.053 Dave Winfield, R (5, PH) OBP: 0.370, SLG: 0.462 (6, 9)			SSS 0-3 ③ K		x 0-0 ③ 4-3	x 0-0 ③ F8		x 0-0 3B 2-H 1B		1 3	0 1	0 1	0 1	0 0	1 0	0 2
Inning Stats	R: 0 E: 0 K: 0 S: 2 H: 0 LOB: 0 BB: 1 P: 6	R: 0 E: 0 K: 0 S: 3 H: 0 LOB: 0 BB: 0 P: 3	R: 0 E: 0 K: 1 S: 5 H: 0 LOB: 0 BB: 0 P: 5	R: 0 E: 0 K: 0 S: 4 H: 1 LOB: 1 BB: 0 P: 4	R: 1 E: 0 K: 0 S: 5 H: 2 LOB: 1 BB: 0 P: 5	R: 5 E: 1 K: 0 S: 8 H: 3 LOB: 1 BB: 1 P: 12	R: 1 E: 1 K: 0 S: 5 H: 1 LOB: 2 BB: 1 P: 9	R: 3 E: 0 K: 1 S: 9 H: 4 LOB: 1 BB: 0 P: 9		1B: 8 2B: 2 3B: 1 HR: 0	SF: 2 SAC: 0 DP: 0 HBP: 0			WP: 0 PB: 0 SB: 3 CS: 1	PA: 40		

PITCHER		IP	WLS	BF	H	R	ER	SO	BB	IBB	HBP	BLK	WP	HR	S	P	ERA	WHIP
Bob Walk, R ERA: 4.97	(1, 1)	5.1	L	23	5	5	4	1	2	0	0	0	0	0	23	31	6.75	1.312
Ron Reed, R ERA: 4.23	(6, 1)	2.1		16	6	5	3	1	0	1	0	0	0	0	17	21	11.57	2.571
Randy Lerch, L ERA: 4.89	(8, 1)	0.1		1	0	0	0	0	0	0	0	0	0	0	1	1	0.00	0.000

PITCHER	IP	WLS	BF	H	R	ER	SO	BB	IBB	HBP	BLK	WP	HR	S	P	ERA	WHIP

BOTTOM

Philadelphia Phillies @ San Diego Padres

San Diego Stadium, San Diego, CA

Sun Aug 31 1980, 6:33 AM EDT

Att. 7,815 - Unknown

livebaseballscorecards.com

AB	35
R	10
H	11
RBI	9
BB	3
SO	2
LOB	15

Montreal Expos @ San Diego Padres

San Diego Stadium, San Diego, CA

Mon Sep 01 1980, 10:05 PM EDT

Att. 9,385 - Unknown

TOP

livebaseballscorecards.com

Batter	1	2	3	4	5	6	7	8	9	AB	R	H	RBI	BB	SO	LOB
Ron LeFlore, R (1, 7) OBP: 0.336, SLG: 0.360	CS 1B		K			L6	FC6 1B 1-2 2-3 3-H		6-3	5	0	2	1	0	1	1
Rodney Scott, S (1, 4) OBP: 0.322, SLG: 0.310	F7 1-2			HR 1B		SF7 3B	FC6 1-2f			4	1	2	0	0	0	4
Rowland Office, L (1, 9) OBP: 0.360, SLG: 0.454	L3			1-2 HR		SF7 3-H		1B E 1B		3	2	2	2	0	0	0
Andre Dawson, R (1, 8) OBP: 0.362, SLG: 0.472		F4		BLK SF8 2B		F7		E 1-3 FC4-2-5 1B		4	1	2	0	0	0	0
Gary Carter, R (1, 2) OBP: 0.310, SLG: 0.449		F8		SF8 2-H			SH5-4 BB FC3-2 1B	BBBB FC4-2-5 1-3 3-H BB		2	0	1	1	1	0	0
Warren Cromartie, L (1, 3) OBP: 0.348, SLG: 0.438		F7		G3			BBBB 4-0 FC3-2 SH5-4 1-2 1B BB	FC4-2-5 G4-6-3 1-2 3-H		3	1	0	0	1	0	2
Ken Macha, R (1, 5) OBP: 0.368, SLG: 0.389			FC4-5 2B		F6		SH5-4 1-2 2-3	G4-6-3 1-2f		3	0	1	0	0	0	2
Chris Speier, R (1, 6) OBP: 0.324, SLG: 0.297			FC4-5 SH1-4 2-3		6-3		4-0 1B FC3-2 IBB		F7	3	0	0	0	1	0	1
Scott Sanderson, R (1, 1) OBP: 0.077, SLG: 0.118			SH1-4 1-2		SSS K		FC3-2 1B 1-2 2-3 3-Hf		SSS K	1	0	0	0	0	1	0
Willie Montanez, L (7, PH) OBP: 0.324, SLG: 0.353										1	0	0	0	0	0	3
Elias Sosa, R (7, 1) OBP: 0.143, SLG: 0.143										1	0	0	0	0	1	0
Woodie Fryman, R (9, 1) OBP: 0.182, SLG: 0.182										0	0	0	0	0	0	0
Inning Stats	R: 0 E: 0 K: 0 S: 3 H: 1 LOB: 0 BB: 0 P: 3	R: 0 E: 0 K: 0 S: 3 H: 0 LOB: 0 BB: 0 P: 3	R: 0 E: 0 K: 1 S: 6 H: 1 LOB: 1 BB: 0 P: 6	R: 2 E: 0 K: 0 S: 5 H: 3 LOB: 0 BB: 0 P: 5	R: 0 E: 0 K: 1 S: 5 H: 0 LOB: 0 BB: 0 P: 5	R: 1 E: 0 K: 0 S: 4 H: 1 LOB: 0 BB: 0 P: 4	R: 1 E: 0 K: 0 S: 5 H: 2 LOB: 3 BB: 2 P: 13	R: 1 E: 1 K: 0 S: 4 H: 2 LOB: 1 BB: 1 P: 8	R: 0 E: 0 K: 1 S: 5 H: 0 LOB: 0 BB: 0 P: 5	1B: 6 2B: 2 3B: 1 HR: 1 SF: 2 SAC: 2 DP: 1 HBP: 0						

	AB	30
	R	5
	H	10
	RBI	4
	BB	3
	SO	3
	LOB	13

WP: 0 PB: 0 SB: 0 CS: 1 PA: 37

PITCHER		IP	WLS	BF	H	R	ER	SO	BB	IBB	HBP	BLK	WP	HR	S	P	ERA	WHIP
Rick Wise, R ERA: 3.48	(1, 1)	6.1	L	26	7	4	4	2	1	1	0	1	0	1	28	36	5.68	1.263
Gary Lucas, L ERA: 3.47	(7, 1)	0.2		3	1	0	0	0	0	0	0	0	0	0	3	3	0.00	1.500
Mike Armstrong, R ERA: 4.73	(8, 1)	0.0		3	2	1	0	0	1	0	0	0	0	0	2	6	∞	∞
Dennis Kinney, L ERA: 3.74	(8, 1)	2.0		5	0	0	0	1	0	0	0	0	0	0	7	7	0.00	0.000

PITCHER	IP	WLS	BF	H	R	ER	SO	BB	IBB	HBP	BLK	WP	HR	S	P	ERA	WHIP

Montreal Expos @ San Diego Padres

San Diego Stadium, San Diego, CA

Mon Sep 01 1980, 10:05 PM EDT

Att. 9,385 - Unknown

livebaseballscorecards.com

BOTTOM

Batter	1	2	3	4	5	6	7	8	9	AB	R	H	RBI	BB	SO	LOB
Gene Richards, L (1, 7) OBP: 0.363, SLG: 0.382	F8		FC6-5 2B		1B		6-3 2B		1B	5	0	4	0	0	0	0
Luis Salazar, R (1, 5) OBP: 0.477, SLG: 0.525	6-3		FC6-5 1-3 2-3		6-3		6-3 2-3		1-3 1B	5	0	1	0	0	0	3
Dave Winfield, R (1, 9) OBP: 0.371, SLG: 0.463	2B		1-3 1-2			BBB 1B 1B BB	SSS K		F3	4	1	1	0	1	1	4
Broderick Perkins, L (1, 3) OBP: 0.567, SLG: 0.654	4-3		SSS K			SH5-4 1B 1-3 4-3 1B		4-3 1B 2B	2-3	5	2	2	0	0	1	4
Jerry Mumphrey, S (1, 8) OBP: 0.332, SLG: 0.355		1B 1B		F8		4-3 SH5-4 1-2 3-H 1B		1-3		4	0	2	1	0	0	1
Craig Stimac, R (1, 2) OBP: 0.194, SLG: 0.235		F9		SSS K		SH5-4 1-2 2-3		4-3 2-3		3	0	0	0	0	1	2
Ozzie Smith, S (1, 6) OBP: 0.318, SLG: 0.277		F9		F9		4-3 2-3 3-H		3-H 1B		4	0	1	2	0	0	2
Tim Flannery, L (1, 4) OBP: 0.270, SLG: 0.270		1-3 1B			6-3	1-3		L6		4	0	1	0	0	0	2
Rick Wise, R (1, 1) OBP: 0.180, SLG: 0.204 Gary Lucas, L (7, 1) OBP: 0.210, SLG: 0.194 Gene Tenace, R (7, PH) OBP: 0.384, SLG: 0.369 Mike Armstrong, R (8, 1) Dennis Kinney, L (8, 1) OBP: 0.154, SLG: 0.083 Bill Fahey, L (9, PH) OBP: 0.290, SLG: 0.259		SSS K			F8		F6		4-3	2 0 1 0 0 0 1	0 0 0 0 0 0 0	0 0 0 0 0 0 0	0 0 0 0 0 0 0	1 0 0 0 0 0 0	2 0 0 0 0 0 0	2 0 0 0 0 0 0
Inning Stats	R: 0 E: 0 K: 0 S: 4 H: 1 LOB: 1 BB: 0 P: 4	R: 0 E: 0 K: 1 S: 7 H: 2 LOB: 2 BB: 0 P: 7	R: 0 E: 0 K: 1 S: 6 H: 1 LOB: 1 BB: 0 P: 6	R: 0 E: 0 K: 1 S: 5 H: 0 LOB: 0 BB: 0 P: 5	R: 0 E: 0 K: 0 S: 4 H: 1 LOB: 1 BB: 0 P: 4	R: 2 E: 0 K: 0 S: 5 H: 2 LOB: 1 BB: 1 P: 9	R: 0 E: 0 K: 1 S: 6 H: 1 LOB: 1 BB: 0 P: 6	R: 1 E: 0 K: 0 S: 5 H: 2 LOB: 1 BB: 0 P: 5	R: 0 E: 0 K: 0 S: 5 H: 2 LOB: 2 BB: 0 P: 5	1B: 8 2B: 4 3B: 0 HR: 0	SF: 0 SAC: 1 DP: 0 HBP: 0						

	AB	38
	R	3
	H	12
	RBI	3
	BB	1
	SO	4
	LOB	20

WP: 0 PB: 0 SB: 0 CS: 0 PA: 40

PITCHER		IP	WLS	BF	H	R	ER	SO	BB	IBB	HBP	BLK	WP	HR	S	P	ERA	WHIP
Scott Sanderson, R ERA: 3.24	(1, 1)	6.0	W	26	7	2	2	3	1	0	0	0	0	0	31	35	3.00	1.333
Elias Sosa, R ERA: 3.16	(7, 1)	2.2		13	5	1	1	1	0	0	0	0	0	0	15	15	3.38	1.875
Woodie Fryman, L ERA: 2.15	(9, 1)	0.1	S	1	0	0	0	0	0	0	0	0	0	0	1	1	0.00	0.000

PITCHER	IP	WLS	BF	H	R	ER	SO	BB	IBB	HBP	BLK	WP	HR	S	P	ERA	WHIP

Montreal Expos @ San Diego Padres

San Diego Stadium, San Diego, CA

Tue Sep 02 1980, 10:05 PM EDT

Att. 6,082 - Unknown

TOP

livebaseballscorecards.com

Batter	1	2	3	4	5	6	7	8	9	AB	R	H	RBI	BB	SO	LOB
Ron LeFlore, R (1, 7) OBP: 0.337, SLG: 0.358	BBBB 4-0 CS BB		x 0-0 ① F9		BBB 4-0 1B S 5-3 BB	x 0-0 ③ 5-3			x 0-0 ② 6-3	3	1	0	0	2	0	3
Rodney Scott, S (1, 4) OBP: 0.323, SLG: 0.310	BBBB 4-0 ① L6-4 1B 1-2 BB		x 0-0 ② F9		x 0-0 5-3 1-3 1B		x 0-0 ① 1-3		SSS 0-3 ③ K	4	0	1	0	1	1	1
Rowland Office, L (1, 9) OBP: 0.358, SLG: 0.449	x 0-0 1-2 1B		x 0-0 ③ 4-3		x 0-0 ① L9		x 0-0 ② 3-1			4	0	1	0	0	0	3
Andre Dawson, R (1, 8) OBP: 0.361, SLG: 0.470	x 0-0 ② ③ L6-4 2-3			x 0-0 S 2B 1B	x 0-0 ② 5-3 1-3 3-H		SSS 0-3 ③ K			4	1	1	1	0	1	3
Gary Carter, R (1, 2) OBP: 0.307, SLG: 0.445		x 0-0 ① F6		SSS 0-3 ① K 1-2	x 0-0 ③ 6-3			x 0-0 E5		4	0	0	0	0	1	2
Warren Cromartie, L (1, 3) OBP: 0.347, SLG: 0.436		x 0-0 ② F9		x 0-0 ② F8		x 0-0 1B 1B		x 0-0 ① B1		4	0	1	0	0	0	2
Ken Macha, R (1, 5) OBP: 0.373, SLG: 0.404		x 0-0 1B		x 0-0 2-H 2B		SSS 0-3 ① K		x 0-0 ② F9		4	0	2	1	0	1	2
Chris Speier, R (1, 6) OBP: 0.324, SLG: 0.295		SSS 0-3 ③ K		4-0 IBB		x 0-0 ② F5		x 0-0 ③ F8		2	0	0	0	1	1	2
Jerry White, S (8, PH) OBP: 0.342, SLG: 0.417										1	0	0	0	0	0	1
Woodie Fryman, R (8, 1) OBP: 0.182, SLG: 0.182										0	0	0	0	0	0	0
Charlie Lea, R (1, 1) OBP: 0.125, SLG: 0.161			x 0-0 1B	x 0-0 ③ 1-3		x 0-0 1-2 1B			x 0-0 ① F8	3	0	2	0	0	0	2
Tony Bernazard, S (8, 6) OBP: 0.279, SLG: 0.347										1	0	0	0	0	0	0

Inning Stats	1	2	3	4	5	6	7	8	9
	R: 0 H: 1 E: 0 LOB: 1 K: 0 BB: 2 S: 2 P: 10	R: 0 H: 1 E: 0 LOB: 1 K: 1 BB: 0 S: 6 P: 6	R: 0 H: 1 E: 0 LOB: 1 K: 0 BB: 0 S: 4 P: 4	R: 1 H: 2 E: 0 LOB: 2 K: 1 BB: 1 S: 7 P: 11	R: 1 H: 1 E: 0 LOB: 1 K: 0 BB: 1 S: 4 P: 8	R: 0 H: 2 E: 0 LOB: 2 K: 1 BB: 0 S: 7 P: 7	R: 0 H: 0 E: 0 LOB: 0 K: 1 BB: 0 S: 5 P: 5	R: 0 H: 0 E: 1 LOB: 1 K: 0 BB: 0 S: 4 P: 4	R: 0 H: 0 E: 0 LOB: 0 K: 1 BB: 0 S: 5 P: 5

	AB	34
	R	2
	H	8
	RBI	2
	BB	4
	SO	5
	LOB	21

1B: 7 SF: 0
2B: 2 SAC: 0
3B: 0 DP: 1
HR: 0 HBP: 0

WP: 0 PA: 38
PB: 0
SB: 2
CS: 1

PITCHER		IP	WLS	BF	H	R	ER	SO	BB	IBB	HBP	BLK	WP	HR	S	P	ERA	WHIP
Eric Rasmussen, R ERA: 4.43	(1, 1)	7.0	L	31	8	2	2	4	3	1	0	0	0	0	35	51	2.57	1.571
Rollie Fingers, R ERA: 2.71	(8, 1)	2.0		7	0	0	0	1	0	0	0	0	0	0	9	9	0.00	0.000

PITCHER		IP	WLS	BF	H	R	ER	SO	BB	IBB	HBP	BLK	WP	HR	S	P	ERA	WHIP

Batter	1	2	3	4	5	6	7	8	9	AB	R	H	RBI	BB	SO	LOB
Gene Richards, L (1, 7) OBP: 0.360, SLG: 0.379	G3		6-3		F8			4-3		4	0	0	0	0	0	0
Ozzie Smith, S (1, 6) OBP: 0.319, SLG: 0.276	F9		1-0 S 2B HBP		G3			BBBB 4-0 CS BB		2	1	0	0	1	0	0
Broderick Perkins, L (1, 3) OBP: 0.529, SLG: 0.633	1-6-3		1-H 2B			F8		6-3 1-2		4	0	1	1	0	0	1
Dave Winfield, R (1, 9) OBP: 0.368, SLG: 0.459		1-3	SSS K			4-3			6-3	4	0	0	0	0	1	1
Jerry Mumphrey, S (1, 8) OBP: 0.331, SLG: 0.354		B5-3 S 1B	5-3			G3			SSS K	4	0	1	0	0	1	1
Luis Salazar, R (1, 5) OBP: 0.478, SLG: 0.516		BBBB 4-0 B5-3 1-2 BB		F8			2-3 1B		SSS K	3	0	1	0	1	1	0
Craig Stimac, R (1, 2) OBP: 0.205, SLG: 0.270		B5-3 1-2 2-3		L3-6 2B			2-3 1-2f			3	0	1	0	0	0	3
Tim Flannery, L (1, 4) OBP: 0.275, SLG: 0.269		IIII 4-0 IBB		L3-6 2-3			BBBB 4-0 BB			1	0	0	0	2	0	1
Eric Rasmussen, R (1, 1) OBP: 0.100, SLG: 0.200 Gene Tenace, R (7, PH) OBP: 0.383, SLG: 0.368 Rollie Fingers, R (8, 1) OBP: 0.250, SLG: 0.438		L3			4-3			F8		2 1 0	0 0 0	0 0 0	0 0 0	0 0 0	0 0 0	3 1 0
Inning Stats	R: 0 E: 0 K: 0 S: 3 H: 0 LOB: 0 BB: 0 P: 3	R: 0 E: 0 K: 0 S: 4 H: 1 LOB: 3 BB: 2 P: 12	R: 1 E: 0 K: 1 S: 6 H: 1 LOB: 1 BB: 0 P: 7	R: 0 E: 0 K: 0 S: 3 H: 1 LOB: 0 BB: 0 P: 3	R: 0 E: 0 K: 0 S: 3 H: 0 LOB: 0 BB: 0 P: 3	R: 0 E: 0 K: 0 S: 3 H: 0 LOB: 0 BB: 0 P: 3	R: 0 E: 0 K: 0 S: 3 H: 1 LOB: 1 BB: 1 P: 7	R: 0 E: 0 K: 0 S: 2 H: 0 LOB: 0 BB: 1 P: 6	R: 0 E: 0 K: 2 S: 7 H: 0 LOB: 0 BB: 0 P: 7	1B: 2 2B: 4 3B: 0 HR: 0 SF: 0 SAC: 0 DP: 2 HBP: 1						

PITCHER	IP	WLS	BF	H	R	ER	SO	BB	IBB	HBP	BLK	WP	HR	S	P	ERA	WHIP
Charlie Lea, R (1, 1) ERA: 3.16	7.0	W	27	4	1	1	1	2	1	1	0	0	0	25	38	1.29	0.857
Woodie Fryman, L (8, 1) ERA: 2.09	2.0	S	6	0	0	0	2	1	0	0	0	0	0	9	13	0.00	0.500

PITCHER	IP	WLS	BF	H	R	ER	SO	BB	IBB	HBP	BLK	WP	HR	S	P	ERA	WHIP

BOTTOM

Montreal Expos @ San Diego Padres

San Diego Stadium, San Diego, CA

Tue Sep 02 1980, 10:05 PM EDT

Att. 6,082 - Unknown

livebaseballscorecards.com

AB	28
R	1
H	4
RBI	1
BB	4
SO	3
LOB	11

Montreal Expos @ San Diego Padres

San Diego Stadium, San Diego, CA

Wed Sep 03 1980, 10:05 PM EDT

Att. 6,685 - Unknown

TOP

livebaseballscorecards.com

Batter	1	2	3	4	5	6	7	8	9	AB	R	H	RBI	BB	SO	LOB
Ron LeFlore, R (1, 7) OBP: 0.338, SLG: 0.356	S S S 0-3 ① K		B B B B 4-0 S BB		x 0-0 ② F8			B B B B 4-0 S E BB	0-0 ③ CS 1-2	2	1	0	0	2	1	0
Rodney Scott, S (1, 4) OBP: 0.323, SLG: 0.308	x 0-0 ② L8		S S S 0-3 ③ K 1-2		x 0-0 ③ G3			B B B B 4-0 E 1B 1-2 BB		3	1	0	0	1	1	1
Rowland Office, L (1, 9) OBP: 0.357, SLG: 0.446	S S S 0-3 ③ K			x 0-0 1B BLK 1B 1B		x 0-0 ① 3-1		x 0-0 E3 6-3 1B 1-3 2-H		4	1	1	0	0	1	1
Andre Dawson, R (1, 8) OBP: 0.363, SLG: 0.469		B B B B 4-0 G5-4-3 BB		x 0-0 ① F8 1-2		x 0-0 ② F3		x 0-0 6-3 1-2 3-H 1B		3	0	1	1	1	0	1
Gary Carter, R (1, 2) OBP: 0.307, SLG: 0.443		x 0-0 ① ② G5-4-3 1-2f		x 0-0 BB 1B 2-3 1B		x 0-0 ③ F8		x 0-0 ② 6-3 1-2 2-3		4	0	1	0	0	0	3
Warren Cromartie, L (1, 3) OBP: 0.348, SLG: 0.436		B B B B 4-0 FC6-4 BB		x 0-0 BB 1-2 3-H 1B			x 0-0 ① 3-1	x 0-0 ③ 4-3		3	0	1	1	1	0	2
Ken Macha, R (1, 5) OBP: 0.368, SLG: 0.392		x 0-0 ③ FC6-4 1-2f	B B B B 4-0 G6-4-3 1-2 2-3 BB				S S S 0-3 ② K		x 0-0 ① 6-3	3	0	0	0	1	1	1
Chris Speier, R (1, 6) OBP: 0.322, SLG: 0.292 Larry Parrish, R (9, PH) OBP: 0.318, SLG: 0.452			x 0-0 ① 4-3	x 0-0 ② ③ G6-4-3 1-2f			x 0-0 ③ 3-1		S S S 0-3 ② K	3 1	0 0	0 0	0 0	0 1	0 0	3 0
Fred Norman, S (1, 1) OBP: 0.050, SLG: 0.050 Tom Hutton, L (5, PH) OBP: 0.255, SLG: 0.240 Stan Bahnsen, R (5, 1) OBP: 0.364, SLG: 0.250 Jerry White, S (8, PH) OBP: 0.340, SLG: 0.414 Elias Sosa, R (8, 1) OBP: 0.143, SLG: 0.143 Ellis Valentine, R (9, PH) OBP: 0.364, SLG: 0.523 Tony Bernazard, S (9, PR) OBP: 0.279, SLG: 0.347			S S S 0-3 ② K		x 0-0 ① 4-3			S S S 0-3 ① K	x 0-0 CS 1B	1 1 0 1 0 1 0 0	0 0 0 0 0 0 0 0	0 0 0 0 0 0 0 0	0 0 0 0 0 0 0 0	1 0 0 0 0 0 0 0	0 0 0 1 0 0 0 0	0 0 0 0 0 0 0 0
Inning Stats	R: 0 E: 0 K: 2 S: 7 H: 0 LOB: 0 BB: 0 P: 7	R: 0 E: 0 K: 0 S: 2 H: 0 LOB: 1 BB: 2 P: 10	R: 0 E: 0 K: 2 S: 7 H: 0 LOB: 1 BB: 1 P: 11	R: 1 E: 0 K: 0 S: 5 H: 3 LOB: 2 BB: 1 P: 9	R: 0 E: 0 K: 0 S: 3 H: 0 LOB: 0 BB: 0 P: 3	R: 0 E: 0 K: 0 S: 3 H: 0 LOB: 0 BB: 0 P: 3	R: 0 E: 0 K: 1 S: 5 H: 0 LOB: 0 BB: 0 P: 5	R: 2 E: 1 K: 1 S: 7 H: 1 LOB: 2 BB: 2 P: 15	R: 0 E: 0 K: 1 S: 5 H: 1 LOB: 1 BB: 0 P: 5	1B: 5 2B: 0 3B: 0 HR: 0	SF: 0 SAC: 0 DP: 2 HBP: 0			WP: 0 PB: 0 SB: 2 CS: 1		PA: 37	

	AB	30
	R	3
	H	5
	RBI	2
	BB	6
	SO	7
	LOB	12

PITCHER		IP	WLS	BF	H	R	ER	SO	BB	IBB	HBP	BLK	WP	HR	S	P	ERA	WHIP
Steve Mura, R ERA: 3.93	(1, 1)	7.1	W	31	4	3	2	6	6	0	0	1	0	0	37	61	2.46	1.364
Gary Lucas, L ERA: 3.44	(8, 1)	1.1		5	1	0	0	1	0	0	0	0	0	0	7	7	0.00	0.750
Rollie Fingers, R ERA: 2.7	(9, 1)	0.1	S	0	0	0	0	0	0	0	0	0	0	0	0	0	0.00	0.000

PITCHER	IP	WLS	BF	H	R	ER	SO	BB	IBB	HBP	BLK	WP	HR	S	P	ERA	WHIP

Montreal Expos @ San Diego Padres

San Diego Stadium, San Diego, CA

Wed Sep 03 1980, 10:05 PM EDT

Att. 6,685 - Unknown

BOTTOM

Batter	1	2	3	4	5	6	7	8	9	AB	R	H	RBI	BB	SO	LOB
Gene Richards, L (1, 7) OBP: 0.359, SLG: 0.378	K	G3			1B		K			4	1	1	0	0	2	0
Jerry Mumphrey, S (1, 8) OBP: 0.335, SLG: 0.358	FC6-4 1B		G4-3 1B		E 1B 1-2 1B		5-3			4	0	3	0	0	0	0
Luis Salazar, R (1, 5) OBP: 0.466, SLG: 0.500	FC6-4 1B' S 1-2f 1B		G4-3 1-2f		E8 1-3 2-H 1B		6-3			4	1	1	1	0	0	2
Dave Winfield, R (1, 9) OBP: 0.367, SLG: 0.457	1B 1-3 1B 1B		F3		F2			F7		4	1	1	0	0	0	2
Gene Tenace, R (1, 3) (9, 2) OBP: 0.384, SLG: 0.374	1B 1-3 1B 1B 3-H			SH2-3 SF9 2B	F5			5-3		4	1	2	1	0	0	2
Barry Evans, R (1, 4) OBP: 0.304, SLG: 0.306	1B 1-2 1B 3-H			SH2-3 2-3		K		5-3		3	0	1	1	0	1	0
Craig Stimac, R (1, 2) OBP: 0.214, SLG: 0.282 Broderick Perkins, L (9, 3) OBP: 0.529, SLG: 0.633	1-2 2-H 1B			SF9 3-H		K				2 0	0 0	1 0	1 0	0 0	1 0	0 0
Chuck Baker, R (1, 6) OBP: 0.133, SLG: 0.200		F2		6-3		2B				3	0	1	0	0	0	0
Steve Mura, R (1, 1) OBP: 0.184, SLG: 0.143 Gary Lucas, L (8, 1) OBP: 0.219, SLG: 0.194 Rollie Fingers, R (9, 1) OBP: 0.250, SLG: 0.438		5-3			L6	4-3				3 0 0	0 0 0	0 0 0	0 0 0	0 0 0	0 0 0	1 0 0
Inning Stats	R: 2 E: 0 K: 1 S: 9 H: 5 LOB: 2 BB: 0 P: 9	R: 0 E: 0 K: 0 S: 3 H: 0 LOB: 0 BB: 0 P: 3	R: 0 E: 0 K: 0 S: 3 H: 1 LOB: 0 BB: 0 P: 3	R: 1 E: 0 K: 0 S: 4 H: 1 LOB: 0 BB: 0 P: 4	R: 1 E: 1 K: 0 S: 6 H: 3 LOB: 2 BB: 0 P: 6	R: 0 E: 0 K: 2 S: 8 H: 1 LOB: 1 BB: 0 P: 8	R: 0 E: 0 K: 1 S: 5 H: 0 LOB: 0 BB: 0 P: 5	R: 0 E: 0 K: 0 S: 3 H: 0 LOB: 0 BB: 0 P: 3		1B: 9 2B: 2 3B: 0 HR: 0	SF: 1 SAC: 1 DP: 1 HBP: 0					

PITCHER	IP	WLS	BF	H	R	ER	SO	BB	IBB	HBP	BLK	WP	HR	S	P	ERA	WHIP
Fred Norman, L (1, 1) ERA: 4.1	4.0	L	17	7	3	3	1	0	0	0	0	0	0	19	19	6.75	1.750
Stan Bahnsen, R (5, 1) ERA: 3.23	3.0		13	4	1	1	3	0	0	0	0	0	0	19	19	3.00	1.333
Elias Sosa, R (8, 1) ERA: 3.12	1.0		3	0	0	0	0	0	0	0	0	0	0	3	3	0.00	0.000

PITCHER	IP	WLS	BF	H	R	ER	SO	BB	IBB	HBP	BLK	WP	HR	S	P	ERA	WHIP

livebaseballscorecards.com

AB	31
R	4
H	11
RBI	4
BB	0
SO	4
LOB	7

WP: 0 PA: 33
PB: 0
SB: 1
CS: 0

New York Mets @ San Diego Padres

San Diego Stadium, San Diego, CA

Thu Sep 04 1980, 6:33 AM EDT

Att. 2,635 - Unknown

TOP

Batter	1	2	3	4	5	6	7	8	9	AB	R	H	RBI	BB	SO	LOB
Mookie Wilson, S (1, 8) OBP: 0.167, SLG: 0.091	F8		G4-6-3, 1-2, 1B		6-3			4-3		4	0	1	0	0	0	0
Frank Taveras, R (1, 6) OBP: 0.312, SLG: 0.331	F8		G4-6-3, 1-2f			6-3			2B	4	0	1	0	0	0	2
Lee Mazzilli, S (1, 3) OBP: 0.367, SLG: 0.437	F2			F8		5-3			5-3	4	0	0	0	0	0	1
Joel Youngblood, R (1, 9) OBP: 0.346, SLG: 0.380		6-3		6-3, 1B		6-3			5-3	4	0	1	0	0	0	1
Steve Henderson, R (1, 7) OBP: 0.369, SLG: 0.409		5-3		6-3, 1-2			FC1-6, 1B		IBB	3	0	1	0	1	0	1
Hubie Brooks, R (1, 5) Tom Hausman, R (7, 1) OBP: 0.063, SLG: 0.063 Jerry Morales, R (9, PH) OBP: 0.297, SLG: 0.359 Neil Allen, R (9, 1) OBP: 0.200, SLG: 0.143		F8		F9			FC1-6, 1-2f, CS		K	3 0 1 0	0 0 0 0	0 0 0 0	0 0 0 0	0 0 1 0	0 0 2 0	2 0 2 0
Alex Trevino, R (1, 2) OBP: 0.294, SLG: 0.292			6-4-3, 1B, 1B		F9, WP, 2B		F7, 1-2			3	2	2	0	0	0	1
Wally Backman, S (1, 4) OBP: 0.300, SLG: 0.333			6-4-3, 1-2		F9, 2-3			K		3	0	0	0	0	1	2
Mike Scott, R (1, 1) OBP: 0.500, SLG: 0.500 Elliott Maddox, R (7, 5) OBP: 0.341, SLG: 0.332			1B, 2-H, 1B		K, 3-H			K		2 1	0 0	1 0	1 0	0 0	1 1	0 0
Inning Stats	R: 0 E: 0 K: 0 S: 3 H: 0 LOB: 0 BB: 0 P: 3	R: 0 E: 0 K: 0 S: 3 H: 0 LOB: 0 BB: 0 P: 3	R: 1 E: 0 K: 0 S: 5 H: 3 LOB: 1 BB: 0 P: 5	R: 0 E: 0 K: 0 S: 4 H: 1 LOB: 1 BB: 0 P: 4	R: 1 E: 0 K: 1 S: 6 H: 1 LOB: 0 BB: 0 P: 6	R: 0 E: 0 K: 0 S: 3 H: 0 LOB: 0 BB: 0 P: 3	R: 0 E: 0 K: 0 S: 3 H: 1 LOB: 0 BB: 0 P: 3	R: 0 E: 0 K: 2 S: 7 H: 0 LOB: 0 BB: 0 P: 7	R: 0 E: 0 K: 1 S: 6 H: 1 LOB: 2 BB: 1 P: 10	1B: 5 2B: 2 3B: 0 HR: 0	SF: 0 SAC: 0 DP: 1 HBP: 0						

PITCHER	IP	WLS	BF	H	R	ER	SO	BB	IBB	HBP	BLK	WP	HR	S	P	ERA	WHIP
John Curtis, L (1, 1) ERA: 3.74	9.0	W	33	7	2	2	4	0	1	0	0	1	0	40	44	2.00	0.778

PITCHER	IP	WLS	BF	H	R	ER	SO	BB	IBB	HBP	BLK	WP	HR	S	P	ERA	WHIP

AB	32
R	2
H	7
RBI	1
BB	1
SO	4
LOB	12

WP: 1 PB: 0 SB: 0 CS: 1 PA: 33

livebaseballscorecards.com

BOTTOM

New York Mets @ San Diego Padres

San Diego Stadium, San Diego, CA

Thu Sep 04 1980, 6:33 AM EDT

Att. 2,635 - Unknown

Batter	1	2	3	4	5	6	7	8	9	AB	R	H	RBI	BB	SO	LOB
Gene Richards, L (1, 7) OBP: 0.362, SLG: 0.380	0-0 4-3 S 1B		BBB 4-0 CS BB		0-0 ① L6		0-0 SH1-4 1-2 1B			3	0	2	0	1	0	1
Luis Salazar, R (1, 5) OBP: 0.447, SLG: 0.478 Tim Flannery, L (6, 5) OBP: 0.275, SLG: 0.269	SSS 0-3 ① K 1-2		SSS 0-3 ① ② K 1-2		0-0 ② FC4-6 1B 1-2f		0-0 ① SH1-4 1-2 2-3			3	0	0	0	0	2	3
										0	0	0	0	0	0	0
Jerry Mumphrey, S (1, 8) OBP: 0.336, SLG: 0.359	0-0 ② 4-3 2-3		0-0 1B		0-0 S 1-3 1B		0-0 ② ③ 9-2 3-Hf			4	0	2	0	0	0	3
Dave Winfield, R (1, 9) OBP: 0.364, SLG: 0.453	0-0 ③ 5-3		0-0 ③ F6		SSS 0-3 ③ K 1-2			0-0 ① 6-3		4	0	0	0	0	1	4
Broderick Perkins, L (1, 3) OBP: 0.526, SLG: 0.735		0-0 4-3 1B 2B		0-0 ① F8		0-0 HR		0-0 ② F8		4	2	2	1	0	0	0
Bill Fahey, L (1, 2) OBP: 0.290, SLG: 0.255		0-0 ① 4-3 2-3		BBB 4-0 FC6-4 BB		0-0 ① F7		0-0 ③ F9		3	0	0	0	1	0	1
Barry Evans, R (1, 4) OBP: 0.310, SLG: 0.307		0-0 3-H 1B		SSS 0-3 ② K		0-0 ② 4-3			BBB 4-0 1B 1B BB	3	1	1	1	1	1	1
Chuck Baker, R (1, 6) OBP: 0.158, SLG: 0.211 Paul Dade, R (9, PR) OBP: 0.316, SLG: 0.188	SSS 0-3 ② K			0-0 ③ FC6-4 1-2f		0-0 ③ 5-3			0-0 1B 1-3 1B	4	0	1	0	0	1	2
										0	0	0	0	0	0	0
John Curtis, L (1, 1) OBP: 0.212, SLG: 0.200 Gene Tenace, R (9, PH) OBP: 0.386, SLG: 0.376	SSS 0-3 ③ K				0-0 FC4-6 1B		0-0 SH1-4 1B 9-2 1B		0-0 1-2 3-H 1B	3	0	2	0	0	1	1
										1	0	1	1	0	0	0
Inning Stats	R: 0 H: 1 E: 0 LOB: 1 K: 1 BB: 0 S: 6 P: 6	R: 1 H: 2 E: 0 LOB: 1 K: 2 BB: 0 S: 9 P: 9	R: 0 H: 1 E: 0 LOB: 1 K: 1 BB: 1 S: 5 P: 9	R: 0 H: 0 E: 0 LOB: 1 K: 1 BB: 1 S: 5 P: 9	R: 0 H: 2 E: 0 LOB: 2 K: 1 BB: 0 S: 7 P: 7	R: 1 H: 1 E: 0 LOB: 0 K: 0 BB: 0 S: 4 P: 4	R: 0 H: 2 E: 0 LOB: 1 K: 0 BB: 0 S: 4 P: 4	R: 0 H: 0 E: 0 LOB: 0 K: 0 BB: 0 S: 3 P: 3	R: 1 H: 2 E: 0 LOB: 2 K: 0 BB: 1 S: 2 P: 6	1B: 9 2B: 2 3B: 0 HR: 1	SF: 0 SAC: 1 DP: 1 HBP: 0						

PITCHER		IP	WLS	BF	H	R	ER	SO	BB	IBB	HBP	BLK	WP	HR	S	P	ERA	WHIP
Mike Scott, R ERA: 3.0	(1, 1)	6.0		26	7	2	2	6	2	0	0	0	0	1	36	44	3.00	1.500
Tom Hausman, R ERA: 3.45	(7, 1)	2.0		7	2	0	0	0	0	0	0	0	0	0	7	7	0.00	1.000
Neil Allen, R ERA: 3.39	(9, 1)	0.0	L	3	2	1	1	0	1	0	0	0	0	0	2	6	∞	∞

PITCHER	IP	WLS	BF	H	R	ER	SO	BB	IBB	HBP	BLK	WP	HR	S	P	ERA	WHIP

AB	32
R	3
H	11
RBI	3
BB	3
SO	6
LOB	16

WP: 0	PA: 36		
PB: 0			
SB: 2			
CS: 1			

livebaseballscorecards.com

New York Mets @ San Diego Padres

San Diego Stadium, San Diego, CA

Fri Sep 05 1980, 10:05 PM EDT

Att. 7,137 - Unknown

TOP

livebaseballscorecards.com

Batter	1	2	3	4	5	6	7	8	9	AB	R	H	RBI	BB	SO	LOB
Mookie Wilson, S (1, 8) OBP: 0.235, SLG: 0.071	BBBB 4-0 1B S FC6-4 BB	x 0-0 ③ G3			BBBB 4-0 1-2 G4-6-3 BB		x 0-0 E6 6-3 SF7		x 0-0 ② 3-1	3	2	0	0	2	0	1
Frank Taveras, R (1, 6) OBP: 0.311, SLG: 0.330	x 0-0 FC6-4 BB 1-3 1B	x 0-0 ① 6-3			SSS 0-3 ① K		x 0-0 ① 6-3 2-3		x 0-0 ③ F8	5	0	1	0	0	1	3
Steve Henderson, R (1, 7) OBP: 0.370, SLG: 0.407	BBBB 4-0 FC6-4 1-2 BB	SSS 0-3 ② K			x 0-0 ② ③ G4-6-3 1-2f		BBBB 4-0 FC6-4 BB			2	0	0	0	2	1	2
Mike Jorgensen, L (1, 3) OBP: 0.350, SLG: 0.365 Jerry Morales, R (7, PH) OBP: 0.296, SLG: 0.359 (7, 9)	SSS 0-3 ① K	x 0-0 ③ F8				x 0-0 ① F1	x 0-0 ② SF7 3-H			3 0	0 0	0 0	0 1	0 0	1 0	3 0
Joel Youngblood, R (1, 9) OBP: 0.347, SLG: 0.381 (7, 5)	x 0-0 ② FC6-4 1-2f 2-3 3-H			x 0-0 6-3 1B		x 0-0 FC6-4 BB 1B	x 0-0 ③ FC6-4 1-2f			4	0	2	1	0	0	3
Elliott Maddox, R (1, 5) OBP: 0.340, SLG: 0.329 (7, 3)	x 0-0 ③ F9			x 0-0 ① 6-3 1-2		BBBB 4-0 FC6-4 1-2 BB		SSS 0-3 ① K		3	0	0	0	1	1	3
Alex Trevino, R (1, 2) OBP: 0.289, SLG: 0.288	x 0-0 ① 6-3			x 0-0 ② F8		x 0-0 ② FC6-4 BB 1-2f 2-3		x 0-0 ② 5-3		4	0	0	0	0	0	3
Wally Backman, S (1, 4) OBP: 0.357, SLG: 0.273	BBBB 4-0 SH3 BB			x 0-0 ③ 6-3		BBBB 4-0 1-2 BB		SSS 0-3 ③ K		2	0	0	0	2	1	1
Mark Bomback, R (1, 1) OBP: 0.300, SLG: 0.286 Pete Falcone, L (4, 1) OBP: 0.216, SLG: 0.171 Lee Mazzilli, S (6, PH) OBP: 0.366, SLG: 0.436 Jeff Reardon, R (6, 1) Hubie Brooks, R (9, PH)	x 0-0 ② SH3 1-2				x 0-0 BB 1B	x 0-0 ③ G3			x 0-0 ① F4	0 1 1 0 1	0 0 0 0 0	0 1 0 0 0	0 0 0 0 0	0 0 0 0 0	0 0 3 0 0	0 0 0 0 0
Inning Stats	R: 1 E: 0 K: 1 S: 6 H: 1 LOB: 2 BB: 2 P: 14	R: 0 E: 0 K: 0 S: 3 H: 0 LOB: 1 BB: 1 P: 7	R: 0 E: 0 K: 1 S: 5 H: 0 LOB: 0 BB: 0 P: 5	R: 0 E: 0 K: 0 S: 4 H: 1 LOB: 1 BB: 0 P: 4	R: 0 E: 0 K: 1 S: 5 H: 1 LOB: 1 BB: 1 P: 9	R: 0 E: 0 K: 0 S: 4 H: 1 LOB: 3 BB: 2 P: 12	R: 1 E: 1 K: 0 S: 4 H: 0 LOB: 1 BB: 1 P: 8	R: 0 E: 0 K: 2 S: 7 H: 0 LOB: 0 BB: 0 P: 7	R: 0 E: 0 K: 0 S: 3 H: 0 LOB: 0 BB: 0 P: 3	1B: 4 2B: 0 3B: 0 HR: 0	SF: 1 SAC: 1 DP: 1 HBP: 0						

	AB	29
	R	2
	H	4
	RBI	2
	BB	7
	SO	5
	LOB	22

WP: 0 PB: 0 SB: 1 CS: 0 PA: 38

PITCHER		IP	WLS	BF	H	R	ER	SO	BB	IBB	HBP	BLK	WP	HR	S	P	ERA	WHIP
Juan Eichelberger, R ERA: 3.13	(1, 1)	6.1	W	30	4	2	1	3	7	0	0	0	0	0	29	57	1.42	1.737
Gary Lucas, L ERA: 3.37	(7, 1)	2.2	S	8	0	0	0	2	0	0	0	0	0	0	12	12	0.00	0.000

PITCHER	IP	WLS	BF	H	R	ER	SO	BB	IBB	HBP	BLK	WP	HR	S	P	ERA	WHIP

New York Mets @ San Diego Padres

San Diego Stadium, San Diego, CA

Fri Sep 05 1980, 10:05 PM EDT

Att. 7,137 - Unknown

BOTTOM

livebaseballscorecards.com

Batter	1	2	3	4	5	6	7	8	9	AB	R	H	RBI	BB	SO	LOB
Gene Richards, L (1, 7) OBP: 0.363, SLG: 0.380	4-3	F6		1-6-3		IBB				3	0	1	0	1	0	0
Ozzie Smith, S (1, 6) OBP: 0.317, SLG: 0.274	4-3		F8	1-6-3		F9				4	0	0	1	0	0	3
Jerry Mumphrey, S (1, 8) OBP: 0.337, SLG: 0.359	BB		1B SF7	F9			F6			3	2	1	0	1	0	1
Broderick Perkins, L (1, 9) OBP: 0.524, SLG: 0.711 Dave Winfield, R (9, 9) OBP: 0.364, SLG: 0.453	1B		SF7		K		F3			4 0	1 0	2 0	0 0	0 0	1 0	0 0
Gene Tenace, R (1, 3) OBP: 0.384, SLG: 0.375	BB		SF7		K		F3			3	0	1	2	0	1	0
Barry Evans, R (1, 4) OBP: 0.317, SLG: 0.327 (7, 5)	BB		2-H		6-3			K		3	0	1	1	1	1	0
Bill Fahey, L (1, 2) OBP: 0.289, SLG: 0.255	G3		G3			S		F5		4	0	1	0	0	0	4
Tim Flannery, L (1, 5) OBP: 0.276, SLG: 0.269 Dave Cash, R (7, 4) OBP: 0.280, SLG: 0.272		F8		1B SH1-4 1-6-3		F7		K		3 1	1 0	1 0	0 0	0 0	0 1	1 0
Juan Eichelberger, R (1, 1) OBP: 0.091, SLG: 0.048 Gary Lucas, L (7, 1) OBP: 0.219, SLG: 0.194		5-3		SH1-4		K				2 0	0 0	0 0	0 0	0 0	1 0	1 0
Inning Stats	R: 1 E: 0 K: 0 S: 5 H: 2 LOB: 3 BB: 2 P: 13	R: 0 E: 0 K: 0 S: 3 H: 0 LOB: 0 BB: 0 P: 3	R: 2 E: 0 K: 0 S: 6 H: 3 LOB: 1 BB: 0 P: 6	R: 1 E: 0 K: 0 S: 5 H: 2 LOB: 1 BB: 0 P: 5	R: 0 E: 0 K: 2 S: 7 H: 0 LOB: 0 BB: 0 P: 7	R: 0 E: 0 K: 1 S: 6 H: 1 LOB: 2 BB: 1 P: 10	R: 0 E: 0 K: 0 S: 3 H: 0 LOB: 0 BB: 0 P: 3	R: 0 E: 0 K: 2 S: 7 H: 0 LOB: 0 BB: 0 P: 7		1B: 7 2B: 0 3B: 1 HR: 0	SF: 1 SAC: 1 DP: 0 HBP: 0					

	AB	30
	R	4
	H	8
	RBI	4
	BB	3
	SO	5
	LOB	10

PITCHER	IP	WLS	BF	H	R	ER	SO	BB	IBB	HBP	BLK	WP	HR	S	P	ERA	WHIP
Mark Bomback, R (1, 1) ERA: 4.14	3.1	L	19	7	4	4	0	2	0	0	0	0	0	17	25	10.80	2.700
Pete Falcone, L (4, 1) ERA: 4.95	1.2		5	0	0	0	2	0	0	0	0	0	0	9	9	0.00	0.000
Jeff Reardon, R (6, 1) ERA: 2.65	3.0		11	1	0	0	3	0	1	0	0	0	0	16	20	0.00	0.333

PITCHER	IP	WLS	BF	H	R	ER	SO	BB	IBB	HBP	BLK	WP	HR	S	P	ERA	WHIP

WP: 0 PB: 0 SB: 1 CS: 0 PA: 35

Batter	1	2	3	4	5	6	7	8	9	AB	R	H	RBI	BB	SO	LOB
Mookie Wilson, S (1, 8) (7, 7) OBP: 0.318, SLG: 0.368	G3	E 1-2 1B		L6			SF8 3B	6-3 2-H 2B		5	1	3	1	0	0	1
Wally Backman, S (1, 4) OBP: 0.368, SLG: 0.333	4-6-3 1B 1B	E9 1-3 2-H 1B		K			SF8 3-H	6-3 2-3		4	1	2	2	0	1	2
Lee Mazzilli, S (1, 3) (7, 8) OBP: 0.365, SLG: 0.434	4-6-3 1-2	F7			1-3		S 1B 1B 1B	4-3		5	1	1	0	0	0	4
Claudell Washington, L (1, 7) (7, 9) OBP: 0.341, SLG: 0.482	2-H 1B		BBBB S BB		G3		S 1B 1-2 1B		S S S K 1B	4	1	2	1	1	1	0
Joel Youngblood, R (1, 9) (7, 5) OBP: 0.347, SLG: 0.381	S S S K		F7 1-2		S S S K		1-H 2-H 1B		1B	5	0	2	2	0	2	2
Hubie Brooks, R (1, 5) OBP: 0.286, SLG: 0.286 Mike Jorgensen, L (7, PH) (7, 3) OBP: 0.348, SLG: 0.363		S 1B 1B	S S S K			1B 1B	L9		S S S K	3	1	2	0	0	1	1
										2	0	0	0	0	1	2
Alex Trevino, R (1, 2) OBP: 0.291, SLG: 0.290	1-H 1B	F9				L3 1-2 1B	F7		5-3	5	0	2	1	0	0	3
Bill Almon, R (1, 6) OBP: 0.250, SLG: 0.276	F8		SH1-4 1B			L3 1-2		F4		4	0	1	0	0	0	2
Ray Burris, R (1, 1) OBP: 0.116, SLG: 0.095 Tom Hausman, R (4, 1) OBP: 0.063, SLG: 0.063 Ed Glynn, R (5, 1) Jerry Morales, R (6, PH) OBP: 0.294, SLG: 0.357 Roy Lee Jackson, R (6, 1) OBP: 0.200, SLG: 0.333 Jose Moreno, S (8, PH) OBP: 0.222, SLG: 0.500 Neil Allen, R (8, 1) OBP: 0.200, SLG: 0.143		BBBB 1B E BB		SH1-4 1-2		6-3		2B 2B		0 0 0 1 0 1 0	1 0 0 0 0 1 0	0 0 0 0 0 0 0	0 0 0 0 0 0 0	1 0 0 0 0 0 0	0 0 0 0 0 1 0	0 0 0 0 0 0 0
Inning Stats	R: 1 E: 0 K: 1 S: 7 H: 2 LOB: 1 BB: 0 P: 7	R: 2 E: 1 K: 0 S: 6 H: 4 LOB: 2 BB: 1 P: 10	R: 0 E: 0 K: 1 S: 5 H: 0 LOB: 1 BB: 1 P: 9	R: 0 E: 0 K: 1 S: 6 H: 1 LOB: 1 BB: 0 P: 6	R: 0 E: 0 K: 1 S: 5 H: 0 LOB: 0 BB: 0 P: 5	R: 0 E: 0 K: 0 S: 4 H: 2 LOB: 1 BB: 0 P: 4	R: 3 E: 0 K: 0 S: 7 H: 4 LOB: 1 BB: 0 P: 7	R: 1 E: 0 K: 0 S: 5 H: 2 LOB: 1 BB: 0 P: 5	R: 0 E: 0 K: 2 S: 8 H: 1 LOB: 1 BB: 0 P: 8	1B: 13 2B: 3 3B: 1 HR: 0	SF: 1 SAC: 1 DP: 1 HBP: 0						

TOP

New York Mets @ San Diego Padres

San Diego Stadium, San Diego, CA

Sat Sep 06 1980, 10:05 PM EDT

Att. 7,877 - Unknown

livebaseballscorecards.com

AB	39
R	7
H	16
RBI	7
BB	2
SO	6
LOB	18

PITCHER		IP	WLS	BF	H	R	ER	SO	BB	IBB	HBP	BLK	WP	HR	S	P	ERA	WHIP
Rick Wise, R ERA: 3.52	(1, 1)	6.0	W	27	9	3	3	4	2	0	0	0	0	0	33	41	4.50	1.833
Dennis Kinney, L ERA: 4.07	(7, 1)	0.1		5	4	3	3	0	0	0	0	0	0	0	5	5	81.00	12.000
Rollie Fingers, R ERA: 2.72	(7, 1)	2.2	S	11	3	1	1	2	0	0	0	0	0	0	15	15	3.38	1.125

PITCHER	IP	WLS	BF	H	R	ER	SO	BB	IBB	HBP	BLK	WP	HR	S	P	ERA	WHIP

WP: 0 PB: 0 SB: 4 CS: 0 PA: 43

BOTTOM

New York Mets @ San Diego Padres

San Diego Stadium, San Diego, CA

Sat Sep 06 1980, 10:05 PM EDT

Att. 7,877 - Unknown

Batter	1	2	3	4	5	6	7	8	9	AB	R	H	RBI	BB	SO	LOB
Gene Richards, L (1, 7) OBP: 0.365, SLG: 0.384	4-3 1B		6-3	BLK 1B	BB 2B 2-H		F7			5	1	3	1	0	0	1
Ozzie Smith, S (1, 6) OBP: 0.321, SLG: 0.278	F9		1B 1B 1B	S 1B 1B 1-H	BBBB BB 4-0		1-2 1B			4	2	3	1	1	0	1
Jerry Mumphrey, S (1, 8) OBP: 0.340, SLG: 0.360	4-3 1-2		1B 1B 1B 1-3	1B HR 1B 1-H	BBBB 1-2 BB 4-0 2-3		F8			4	2	2	1	1	0	3
Broderick Perkins, L (1, 9) OBP: 0.543, SLG: 0.707 Dave Winfield, R (8, 9) OBP: 0.364, SLG: 0.452	BBBB 4-0 BB		1B 1B 1-2 3-H	HR 1B 1-2	4-3			F8		3 1	1 0	2 0	1 0	1 0	0 0	3 0
Gene Tenace, R (1, 3) OBP: 0.384, SLG: 0.387	5-3		1-3 1B 1-3 2-H	HR 1-H 2-H		SSS K		SSS K		5	1	2	4	0	2	2
Barry Evans, R (1, 5) OBP: 0.312, SLG: 0.321		SSS K	1-3 1-2	F4		5-3		FC6-4 1B		5	0	1	0	0	1	2
Craig Stimac, R (1, 2) OBP: 0.213, SLG: 0.273		F9	F8		4-3 2B 1B	6-3		FC6-4 1-2f		5	1	1	0	0	0	3
Tim Flannery, L (1, 4) OBP: 0.280, SLG: 0.274		WP 1B		SSS K	4-3 1-2		1B 1B			4	0	2	0	0	1	1
Rick Wise, R (1, 1) OBP: 0.170, SLG: 0.192 Dennis Kinney, L (7, 1) OBP: 0.154, SLG: 0.083 Rollie Fingers, R (7, 1) OBP: 0.235, SLG: 0.412		SSS K 1-2		SSS K	5-3		SSS K			3 0 1	0 0 0	0 0 0	0 0 0	0 0 0	2 0 1	2 0 1
Inning Stats	R: 0 E: 0 K: 0 S: 4 H: 1 LOB: 2 BB: 1 P: 8	R: 0 E: 0 K: 2 S: 8 H: 1 LOB: 1 BB: 0 P: 8	R: 2 E: 0 K: 0 S: 7 H: 4 LOB: 2 BB: 0 P: 7	R: 5 E: 0 K: 2 S: 12 H: 5 LOB: 0 BB: 0 P: 12	R: 1 E: 0 K: 0 S: 5 H: 2 LOB: 3 BB: 2 P: 13	R: 0 E: 0 K: 1 S: 5 H: 0 LOB: 0 BB: 0 P: 5	R: 0 E: 0 K: 1 S: 7 H: 2 LOB: 2 BB: 0 P: 7	R: 0 E: 0 K: 1 S: 6 H: 1 LOB: 1 BB: 0 P: 6		1B: 14 2B: 1 3B: 0 HR: 1 SF: 0 SAC: 0 DP: 0 HBP: 0						

PITCHER		IP	WLS	BF	H	R	ER	SO	BB	IBB	HBP	BLK	WP	HR	S	P	ERA	WHIP
Ray Burris, R ERA: 3.88	(1, 1)	3.2	L	21	9	5	5	4	1	0	0	1	1	0	28	32	12.27	2.727
Tom Hausman, R ERA: 3.64	(4, 1)	1.0		6	3	3	3	0	0	0	0	0	0	1	6	6	27.00	3.000
Ed Glynn, L ERA: 4.24	(5, 1)	0.1		4	1	0	0	0	2	0	0	0	0	0	2	10	0.00	9.000
Roy Lee Jackson, R ERA: 4.41	(6, 1)	2.0		8	2	0	0	2	0	0	0	0	0	0	12	12	0.00	1.000
Neil Allen, R ERA: 3.35	(8, 1)	1.0		4	1	0	0	1	0	0	0	0	0	0	6	6	0.00	1.000

PITCHER	IP	WLS	BF	H	R	ER	SO	BB	IBB	HBP	BLK	WP	HR	S	P	ERA	WHIP

livebaseballscorecards.com

AB	40
R	8
H	16
RBI	8
BB	3
SO	7
LOB	19

WP: 1 PA: 43
PB: 0
SB: 1
CS: 0

Batter	1	2	3	4	5	6	7	8	9	AB	R	H	RBI	BB	SO	LOB
Mookie Wilson, S (1, 8) OBP: 0.296, SLG: 0.304	S S S 0-3 ① K		x 0-0 ③ 6-3		x 0-0 ② FC6-4 1-2f 2-3		B B B B 4-0 WP 1B 1-2 BB		x 0-0 ① L8	4	0	0	0	1	1	4
Wally Backman, S (1, 4) OBP: 0.364, SLG: 0.333 Joel Youngblood, R (7, PH) OBP: 0.348, SLG: 0.382 (7, 5)	x 0-0 ② 4-3			x 0-0 WP 1B 1B	x 0-0 ③ 4-3		x 0-0 WP 1-2 2-H 3-H 1B		x 0-0 ②③ G5-4-3 1-2f	3 2	0 0	1 1	0 2	0 0	0 0	2 1
Lee Mazzilli, S (1, 3) OBP: 0.364, SLG: 0.433	x 0-0 ③ F7			S S S 0-3 ① K		x 0-0 CS S 1B	S S S 0-3 ② K 1-2 2-3			4	0	1	0	0	2	3
Claudell Washington, L (1, 9) OBP: 0.337, SLG: 0.476		x 0-0 ① 4-3		x 0-0 ② F7	S S S 0-3 ①② K 1-3	S S S 0-3 ③ K				4	0	0	0	0	2	4
Steve Henderson, R (1, 7) OBP: 0.371, SLG: 0.407		x 0-0 ② 1-6-3		x 0-0 WP 1-2 1B	B B B B 4-0 FC6-4 BB			S S S 0-3 ① K		3	0	1	0	1	1	0
Hubie Brooks, R (1, 5) OBP: 0.200, SLG: 0.200 Frank Taveras, R (7, 6) OBP: 0.310, SLG: 0.329		x 0-0 ③ 6-3		x 0-0 ③ F9 1-2 2-3	x 0-0 ③ FC6-4 1-2f			x 0-0 E6 FC6-4		3 1	0 0	0 0	0 0	0 0	0 0	3 0
Alex Trevino, R (1, 2) OBP: 0.298, SLG: 0.297			x 0-0 SH1-4 1B		x 0-0 FC6-4 1B 1B		x 0-0 1B 1-4 1B 1B	x 0-0 ② FC6-4 1-2f		4	1	3	0	0	0	1
Bill Almon, R (1, 6) OBP: 0.241, SLG: 0.266 (7, 4)			x 0-0 ① F8		x 0-0 ① F4		x 0-0 ① 1-4 1-2	S S S 0-3 ③ K		4	0	0	0	0	1	4
John Pacella, R (1, 1) OBP: 0.000, SLG: 0.000 Pete Falcone, L (3, 1) OBP: 0.214, SLG: 0.171 Dan Norman, R (5, PH) OBP: 0.000, SLG: 0.224 Dyar Miller, R (6, 1) Jerry Morales, R (7, PH) OBP: 0.200, SLG: 0.360 Jeff Reardon, R (7, 1) Roy Lee Jackson, R (8, 1) OBP: 0.000, SLG: 0.000 Elliott Maddox, R (9, PH) OBP: 0.000, SLG: 0.000 Butch Benton, R (9, PR) OBP: 0.000, SLG: 0.000			x 0-0 ② SH1-4 1-2		x 0-0 FC6-4 1-2 1B		x 0-0 BB 2-3 1B		x 0-0 G5-4-3 1B	0 0 1 0 1 0 0 1 0	0 0 0 0 1 0 1 0 0	0 0 1 0 1 0 1 1 0	0 0 0 0 0 0 0 0 0	0 0 0 0 0 0 0 0 0	0 0 0 0 0 0 0 0 0	0 0 0 0 0 0 0 0 0

TOP

New York Mets @ San Diego Padres

San Diego Stadium, San Diego, CA

Sun Sep 07 1980, 6:33 AM EDT

Att. 5,141 - Unknown

livebaseballscorecards.com

AB	35
R	2
H	10
RBI	2
BB	2
SO	7
LOB	22

Inning Stats	1	2	3	4	5	6	7	8	9	1B: 10	SF: 0	WP: 2	PA: 38
R:	0	0	0	0	0	0	2	0	0	2B: 0	SAC: 1	PB: 0	
E:	0	0	0	0	0	0	0	1	0	3B: 0	DP: 1	SB: 1	
K:	1	0	0	1	0	1	2	2	0	HR: 0	HBP: 0	CS: 1	
S:	5	3	4	7	5	5	10	8	3				
H:	0	0	1	2	2	1	3	0	1				
LOB:	0	0	0	0	0	1	2	1	0				
BB:	0	0	0	0	0	1	1	0	0				
P:	5	3	4	7	5	9	14	8	3				

PITCHER		IP	WLS	BF	H	R	ER	SO	BB	IBB	HBP	BLK	WP	HR	S	P	ERA	WHIP
Bob Shirley, L ERA: 3.65	(1, 1)	6.1	W	29	9	2	2	3	2	0	0	0	1	0	33	41	2.84	1.737
Gary Lucas, L ERA: 3.3	(7, 1)	2.2	S	9	1	0	0	4	0	0	0	0	1	0	17	17	0.00	0.375

PITCHER	IP	WLS	BF	H	R	ER	SO	BB	IBB	HBP	BLK	WP	HR	S	P	ERA	WHIP

BOTTOM

New York Mets @ San Diego Padres

San Diego Stadium, San Diego, CA

Sun Sep 07 1980, 6:33 AM EDT

Att. 5,141 - Unknown

Batter	1	2	3	4	5	6	7	8	9	AB	R	H	RBI	BB	SO	LOB
Gene Richards, L (1, 7) OBP: 0.364, SLG: 0.381	BBBB 4-0 CS BB		SSS 0-3 ① K	x 0-0 ② F8			x 0-0 ② 4-3			3	0	0	0	1	1	1
Ozzie Smith, S (1, 6) OBP: 0.320, SLG: 0.276	BBBB 4-0 ① S 1-2 BB		x 0-0 ② F8	x 0-0 ③ 2-3			x 0-0 ③ F8			3	0	0	0	1	0	1
Jerry Mumphrey, S (1, 8) OBP: 0.341, SLG: 0.361	SSS 0-3 ② K 1-2		x 0-0 S 1B 1B		x 0-0 ① 6-3			x 0-0 S 1B 1B		4	2	2	0	0	1	1
Dave Winfield, R (1, 9) OBP: 0.365, SLG: 0.450	BBBB 4-0 BB		BBBB 4-0 1B 1-2 2B BB		x 0-0 ② F9			x 0-0 ① F4 1-2		2	1	0	0	2	0	1
Broderick Perkins, L (1, 3) OBP: 0.520, SLG: 0.667	x 0-0 ③ L8		x 0-0 S 2B 1-3 2-H 1B		x 0-0 ③ 6-3			SSS 0-3 ② K		4	1	1	1	0	1	3
Gene Tenace, R (1, 2) OBP: 0.387, SLG: 0.392		BBBB 4-0 S 1B BB	x 0-0 1-H 3-H 2B			x 0-0 ① 5-3		4-0 1B 2B IBB		2	0	1	2	1	0	0
Randy Bass, L (8, PH)										0	0	0	0	1	0	0
Paul Dade, R (8, PR) OBP: 0.316, SLG: 0.188										0	1	0	0	0	0	0
Bill Fahey, L (9, 2) OBP: 0.289, SLG: 0.255										0	0	0	0	0	0	0
Luis Salazar, R (1, 5) OBP: 0.438, SLG: 0.466		SSS 0-3 ① K 1-2	x 0-0 ③ 6-3			x 0-0 ② F7		x 0-0 2B 1-2 2-H 1B		4	0	1	1	0	1	2
Tim Flannery, L (1, 4) OBP: 0.283, SLG: 0.282		SSS 0-3 ② K		x 0-0 1B		x 0-0 ③ F8		x 0-0 1-3 2-H 2B		4	0	2	1	0	1	1
Bob Shirley, R (1, 1) OBP: 0.174, SLG: 0.050		x 0-0 ③ 2-H 1B		SSS 0-3 ① K			x 0-0 ① 5-3	x 0-0 ③ 4-3		2	0	1	0	0	1	1
Gary Lucas, L (7, 1) OBP: 0.206, SLG: 0.182										2	0	0	0	0	0	3
Inning Stats	R: 0 E: 0 K: 1 S: 4 H: 0 LOB: 2 BB: 3 P: 16	R: 0 E: 0 K: 2 S: 7 H: 1 LOB: 2 BB: 1 P: 11	R: 3 E: 0 K: 1 S: 8 H: 3 LOB: 1 BB: 1 P: 12	R: 0 E: 0 K: 1 S: 6 H: 1 LOB: 1 BB: 0 P: 6	R: 0 E: 0 K: 0 S: 3 H: 0 LOB: 0 BB: 0 P: 3	R: 0 E: 0 K: 0 S: 3 H: 0 LOB: 0 BB: 0 P: 3	R: 0 E: 0 K: 0 S: 3 H: 0 LOB: 0 BB: 0 P: 3	R: 2 E: 0 K: 1 S: 8 H: 3 LOB: 3 BB: 1 P: 12		1B: 6 2B: 2 3B: 0 HR: 0		SF: 0 SAC: 0 DP: 0 HBP: 0				

livebaseballscorecards.com

AB	30
R	5
H	8
RBI	5
BB	6
SO	6
LOB	14

WP: 0 PB: 0 SB: 5 CS: 1 PA: 36

PITCHER		IP	WLS	BF	H	R	ER	SO	BB	IBB	HBP	BLK	WP	HR	S	P	ERA	WHIP
John Pacella, R ERA: 5.2	(1, 1)	2.2	L	15	4	3	3	4	5	0	0	0	0	0	18	38	10.12	3.375
Pete Falcone, L ERA: 4.9	(3, 1)	1.1		5	1	0	0	1	0	0	0	0	0	0	7	7	0.00	0.750
Dyar Miller, R ERA: 2.25	(5, 1)	2.0		6	0	0	0	0	0	0	0	0	0	0	6	6	0.00	0.000
Jeff Reardon, R ERA: 2.8	(7, 1)	1.2		9	3	2	2	1	0	1	0	0	0	0	10	14	10.80	1.800
Roy Lee Jackson, R ERA: 4.38	(8, 1)	0.1		1	0	0	0	0	0	0	0	0	0	0	1	1	0.00	0.000

PITCHER	IP	WLS	BF	H	R	ER	SO	BB	IBB	HBP	BLK	WP	HR	S	P	ERA	WHIP

San Francisco Giants @ San Diego Padres

San Diego Stadium, San Diego, CA

Tue Sep 09 1980, 10:05 PM EDT

Att. 6,241 - Unknown

livebaseballscorecards.com

TOP

Batter	1	2	3	4	5	6	7	8	9	AB	R	H	RBI	BB	SO	LOB
Bill North, S (1, 8) OBP: 0.371, SLG: 0.285	6-3			B5-3	S, 1-2, 1B		K		1-3, 1-2, 3-H	5	0	1	1	0	1	2
Joe Pettini, R (1, 5) (4, 6) Jim Wohlford, R (9, PH) OBP: 0.309, SLG: 0.358	5-3			BBBB, 1B, 1B, BB	K		FC5-4, 1-2f		K	3 1	1 0	0 0	0 0	1 0	1 1	3 1
Terry Whitfield, L (1, 7) OBP: 0.341, SLG: 0.390	F5			BB, 1B, 1-3, E, 1B	F7, 2-3			K		4	1	1	0	0	1	2
Darrell Evans, L (1, 3) (4, 5) OBP: 0.352, SLG: 0.400		4-3		BB, E, 1-2, 3-H, 1B	5-3, 1-2			1B		4	1	2	1	0	0	2
Larry Herndon, R (1, 9) OBP: 0.278, SLG: 0.376		G6-4-3, 1B		BBBB, E, SF9, 1-2, 2-3, BB		6-3		F6		3	1	1	0	1	0	1
Milt May, L (1, 2) OBP: 0.319, SLG: 0.393		G6-4-3, 1-2f		E3, 1-3, 2-H, 3-H		G6-4-3, 1B		F9		4	0	1	1	0	0	3
Guy Sularz, R (1, 4) OBP: 0.278, SLG: 0.200	F7			SF9, 3-H		G6-4-3, 1-2f			BBBB, 1B, 1-3, BB	2	1	0	1	1	0	1
Johnnie LeMaster, R (1, 6) OBP: 0.253, SLG: 0.307 Al Holland, R (7, 1) OBP: 0.500, SLG: 0.750 Mike Rowland, R (8, 1) Max Venable, L (9, PH) OBP: 0.322, SLG: 0.295	F7			1-3			1-3		1-3, 1-3, 1B	2 0 0 1	0 0 0 0	0 0 0 1	0 0 0 0	0 0 0 0	0 0 0 0	1 0 0 0
Allen Ripley, R (1, 1) OBP: 0.176, SLG: 0.212 Gary Lavelle, S (2, 1) Joe Strain, R (3, PH) OBP: 0.326, SLG: 0.328 Bill Bordley, R (3, 1) OBP: 0.286, SLG: 0.167 Philip Nastu, L (3, 1) Tom Griffin, R (4, 1) OBP: 0.222, SLG: 0.556 Rich Murray, R (4, 3) OBP: 0.291, SLG: 0.391 Chris Bourjos, R (7, PH) OBP: 0.375, SLG: 0.667	F9				BBBB, F7, 1B, BB		BBBB, FC5-4, BB		S, K	0 0 1 0 0 0 1 1	0 0 0 0 0 0 0 0	0 0 0 0 0 0 2 0	0 0 0 0 0 0 2 0	0 0 0 0 0 0 1 0	0 0 0 0 0 0 2 0	0 0 0 0 0 0 2 0
Inning Stats	R: 0 E: 0 K: 0 S: 3 H: 0 LOB: 0 BB: 0 P: 3	R: 0 E: 0 K: 0 S: 3 H: 1 LOB: 0 BB: 0 P: 3	R: 0 E: 0 K: 0 S: 3 H: 0 LOB: 0 BB: 0 P: 3	R: 4 E: 1 K: 0 S: 6 H: 2 LOB: 1 BB: 2 P: 14	R: 0 E: 0 K: 1 S: 6 H: 1 LOB: 2 BB: 1 P: 10	R: 0 E: 0 K: 0 S: 3 H: 1 LOB: 0 BB: 0 P: 3	R: 0 E: 0 K: 1 S: 5 H: 0 LOB: 1 BB: 1 P: 9	R: 0 E: 0 K: 1 S: 6 H: 1 LOB: 1 BB: 0 P: 6	R: 1 E: 0 K: 2 S: 8 H: 1 LOB: 1 BB: 1 P: 12	1B: 7 2B: 0 3B: 0 HR: 0 SF: 1 SAC: 0 DP: 2 HBP: 0						

	AB	32
	R	5
	H	7
	RBI	4
	BB	5
	SO	5
	LOB	18

WP: 0 PB: 0 SB: 1 CS: 0 PA: 38

PITCHER	IP	WLS	BF	H	R	ER	SO	BB	IBB	HBP	BLK	WP	HR	S	P	ERA	WHIP
Steve Mura, R (1, 1) ERA: 3.87	9.0	W	38	7	5	3	5	5	0	0	0	0	0	43	63	3.00	1.333

PITCHER	IP	WLS	BF	H	R	ER	SO	BB	IBB	HBP	BLK	WP	HR	S	P	ERA	WHIP

Batter	1	2	3	4	5	6	7	8	9	AB	R	H	RBI	BB	SO	LOB
Gene Richards, L (1, 7) OBP: 0.365, SLG: 0.382	F5 1B	CS 1-3 1B	6-3 1-2 2-3	BB		G3 1-2		5-3		5	1	2	0	1	0	3
Ozzie Smith, S (1, 6) OBP: 0.322, SLG: 0.275	F5 1-2	BB 1B 1-3 3-H BB	BB BB	1-3			4-3 1B BB	F9		3	1	0	0	3	0	4
Jerry Mumphrey, S (1, 8) OBP: 0.343, SLG: 0.360	HR BB	BB 1-2 3-H 1B	FC6-4 1-2 2-3 3-H BB		4-3		4-3 1-2	L6		4	1	1	2	2	0	1
Randy Bass, L (1, 3) OBP: 0.667, SLG: 1.250	1-H HR	1-2 2-3 BB	FC6-4 1-2f		K		BB BB 2-H 1B 1B			4	2	2	3	1	1	3
Broderick Perkins, L (1, 9) OBP: 0.527, SLG: 0.694	HR 2B	K		1B 3-1 2B	4-3		BB 1-2 1B BB			4	3	2	0	1	1	3
Gene Tenace, R (1, 2) OBP: 0.393, SLG: 0.417	2-H HR	F8		3-1 1B BB		HR	FC4-6 1B 1-2 2-3 BB			3	2	2	3	2	0	3
Luis Salazar, R (1, 5) OBP: 0.447, SLG: 0.487	F4		6-3 BB 2B	3-1 1-2 2-3 1B		6-3	FC4-6 1-2 2-H 3-H 1B			5	1	3	2	0	0	0
Tim Flannery, L (1, 4) OBP: 0.286, SLG: 0.278		1B CS BB	BB 6-3 BB	3-1 1-2 2-3 3-H		F7	FC4-6 1-2f 2-3			3	1	0	1	2	0	4
Steve Mura, R (1, 1) OBP: 0.186, SLG: 0.150		K	K	K		WP 1B	K			5	0	1	0	0	4	7
Inning Stats	R: 4 E: 0 K: 0 S: 6 H: 4 LOB: 0 BB: 1 P: 10	R: 2 E: 0 K: 2 S: 9 H: 2 LOB: 3 BB: 3 P: 21	R: 1 E: 0 K: 1 S: 6 H: 1 LOB: 3 BB: 3 P: 18	R: 1 E: 0 K: 1 S: 7 H: 2 LOB: 3 BB: 2 P: 15	R: 0 E: 0 K: 1 S: 5 H: 0 LOB: 0 BB: 0 P: 5	R: 1 E: 0 K: 0 S: 5 H: 2 LOB: 1 BB: 0 P: 5	R: 3 E: 0 K: 1 S: 7 H: 2 LOB: 2 BB: 3 P: 19	R: 0 E: 0 K: 0 S: 3 H: 0 LOB: 0 BB: 0 P: 3		1B: 7 2B: 3 3B: 0 HR: 3 SF: 0 SAC: 0 DP: 0 HBP: 0						

PITCHER		IP	WLS	BF	H	R	ER	SO	BB	IBB	HBP	BLK	WP	HR	S	P	ERA	WHIP
Allen Ripley, R ERA: 4.12	(1, 1)	1.1	L	10	5	6	5	1	2	0	0	0	0	2	10	18	33.75	5.250
Gary Lavelle, L ERA: 3.19	(2, 1)	0.2		5	1	0	0	1	2	0	0	0	0	0	5	13	0.00	4.500
Bill Bordley, L ERA: 4.7	(3, 1)	0.2		6	1	1	1	1	3	0	0	0	0	0	5	17	13.50	6.000
Philip Nastu, L ERA: 8.1	(3, 1)	0.1		2	1	1	1	0	0	0	0	0	0	0	2	2	27.00	3.000
Tom Griffin, R ERA: 3.09	(4, 1)	3.0		14	3	1	1	2	2	0	0	0	1	1	16	24	3.00	1.667

PITCHER		IP	WLS	BF	H	R	ER	SO	BB	IBB	HBP	BLK	WP	HR	S	P	ERA	WHIP
Al Holland, L ERA: 1.57	(7, 1)	1.0		8	2	3	3	1	3	0	0	0	0	0	7	19	27.00	5.000
Mike Rowland, R ERA: 2.04	(8, 1)	1.0		3	0	0	0	0	0	0	0	0	0	0	3	3	0.00	0.000

BOTTOM

San Francisco Giants @ San Diego Padres

San Diego Stadium, San Diego, CA

Tue Sep 09 1980, 10:05 PM EDT

Att. 6,241 - Unknown

livebaseballscorecards.com

AB	36
R	12
H	13
RBI	11
BB	12
SO	6
LOB	28

WP: 1 PA: 48
PB: 0
SB: 0
CS: 2

San Francisco Giants @ San Diego Padres

San Diego Stadium, San Diego, CA

Wed Sep 10 1980, 10:05 PM EDT

Att. 6,834 - Unknown

livebaseballscorecards.com

TOP

Batter	1	2	3	4	5	6	7	8	9	AB	R	H	RBI	BB	SO	LOB
Darrell Evans, L (1, 3) OBP: 0.352, SLG: 0.399	S S S 0-3 ① K		x 0-0 6-3 WP 1B			S S S 0-3 ① K		x 0-0 ① SH5-3 1-2		3	0	1	0	0	2	0
Joe Pettini, R (1, 5) OBP: 0.316, SLG: 0.306	x 0-0 CS 1B		x 0-0 ② 6-3 1-3			B B B B 4-0 BB		x 0-0 BB 1B SF8 2-3 1B		2	0	1	0	1	0	1
Joe Strain, R (8, PH) OBP: 0.330, SLG: 0.331										1	1	1	0	0	0	0
Rennie Stennett, R (8, 4) OBP: 0.284, SLG: 0.305										0	0	0	0	0	0	0
Jim Wohlford, R (1, 9) OBP: 0.309, SLG: 0.354	B B B B 4-0 ② 1-2 BB		x 0-0 ③ 5-3			x 0-0 ② L7		x 0-0 BB 1-2 3-H 1B		2	0	0	0	1	0	2
Max Venable, L (8, PH) OBP: 0.330, SLG: 0.304										1	0	1	1	0	0	0
(8, 9)																
Larry Herndon, R (1, 8) OBP: 0.276, SLG: 0.373	x 0-0 ③ 4-3			x 0-0 ① 6-3		x 0-0 ③ L4		B B B B 4-0 1-2 2-3 BB		3	0	0	0	0	0	2
Terry Whitfield, L (8, PH) OBP: 0.343, SLG: 0.390										0	0	0	0	1	0	0
(8, 7)																
Chris Bourjos, R (1, 7) OBP: 0.273, SLG: 0.444		S S S 0-3 ① K		S S S 0-3 ② K			x 0-0 ① F8	x 0-0 ② SF8 3-H		3	0	0	0	0	2	0
Milt May, L (8, PH) OBP: 0.318, SLG: 0.393										0	0	0	1	0	0	0
Greg Minton, S (8, 1) OBP: 0.222, SLG: 0.125										0	0	0	0	0	0	0
Al Holland, R (8, 1) OBP: 0.500, SLG: 0.750										0	0	0	0	0	0	0
Guy Sularz, R (1, 4) OBP: 0.227, SLG: 0.158		S S S 0-3 ② K		x 0-0 ③ L3			x 0-0 ② 6-3	x 0-0 ③ F8		4	0	0	0	0	1	2
(8, 5)																
Johnnie LeMaster, R (1, 6) OBP: 0.258, SLG: 0.312		x 0-0 1B			x 0-0 F6 1B		x 0-0 1B		x 0-0 ① 6-3	4	0	3	0	0	0	0
Mike Sadek, R (1, 2) OBP: 0.357, SLG: 0.287		x 0-0 ③ F8			x 0-0 ① ② F6 1-2		x 0-0 ③ F9		x 0-0 ② 5-3	4	0	0	0	0	0	3
Bob Knepper, L (1, 1) OBP: 0.174, SLG: 0.200			x 0-0 ① 4-3		S S S 0-3 ③ K			x 0-0 1B SH5-3 1B 1B	x 0-0 ③ F9	2	0	0	0	0	1	0
Bill North, S (8, PH) OBP: 0.372, SLG: 0.286										2	1	1	0	0	0	0
(8, 8)																
Inning Stats	R: 0 E: 0 K: 1 S: 5 H: 1 LOB: 1 BB: 1 P: 9	R: 0 E: 0 K: 2 S: 8 H: 1 LOB: 1 BB: 0 P: 8	R: 0 E: 0 K: 0 S: 4 H: 1 LOB: 1 BB: 0 P: 4	R: 0 E: 0 K: 1 S: 5 H: 0 LOB: 0 BB: 0 P: 5	R: 0 E: 0 K: 1 S: 5 H: 1 LOB: 0 BB: 0 P: 5	R: 0 E: 0 K: 1 S: 5 H: 0 LOB: 1 BB: 1 P: 9	R: 0 E: 0 K: 0 S: 4 H: 1 LOB: 1 BB: 0 P: 4	R: 2 E: 0 K: 0 S: 6 H: 3 LOB: 2 BB: 1 P: 10	R: 0 E: 0 K: 0 S: 3 H: 0 LOB: 0 BB: 0 P: 3	1B: 8 2B: 0 3B: 0 HR: 0 SF: 1 SAC: 1 DP: 0 HBP: 0							

	AB	31
	R	2
	H	8
	RBI	2
	BB	3
	SO	6
	LOB	10

WP: 1 PB: 0 SB: 0 CS: 1 PA: 36

PITCHER		IP	WLS	BF	H	R	ER	SO	BB	IBB	HBP	BLK	WP	HR	S	P	ERA	WHIP
John Curtis, L ERA: 3.68	(1, 1)	7.1		29	7	2	2	6	2	0	0	0	1	0	39	47	2.46	1.227
Rollie Fingers, R ERA: 2.7	(8, 1)	0.2	W	4	1	0	0	0	1	0	0	0	0	0	3	7	0.00	3.000
Gary Lucas, L ERA: 3.27	(9, 1)	1.0	S	3	0	0	0	0	0	0	0	0	0	0	3	3	0.00	0.000

PITCHER	IP	WLS	BF	H	R	ER	SO	BB	IBB	HBP	BLK	WP	HR	S	P	ERA	WHIP

Batter	1	2	3	4	5	6	7	8	9	AB	R	H	RBI	BB	SO	LOB
Gene Richards, L (1, 7) OBP: 0.366, SLG: 0.383	F7		G3		1B			E1, 1B, 1B; 2-H		4	1	2	0	0	0	0
Luis Salazar, R (1, 5) OBP: 0.438, SLG: 0.476	K		4-3		6-3			BB, 1B; 1-3		4	1	1	0	0	1	1
Broderick Perkins, L (1, 9) (7, 3) OBP: 0.525, SLG: 0.673	1B		4-3			4-3		BB, SH1-4, 1B; 1-2		3	0	1	0	1	0	0
Dave Winfield, R (1, 8) (7, 9) OBP: 0.366, SLG: 0.457	F7			HR		F8		SH1-4, 1B; 1-2, 2-H, 3-H		4	1	2	3	0	0	1
Randy Bass, L (1, 3) OBP: 0.444, SLG: 0.714		F2		F4		4-3		SH1-4; 1-2, 2-3		3	0	0	0	0	0	0
Jerry Mumphrey, S (7, 8) OBP: 0.343, SLG: 0.360										0	0	0	0	0	0	0
Gene Tenace, R (1, 2) OBP: 0.394, SLG: 0.414		BB, PB		K			K	IBB, FC4-6		2	0	0	0	2	2	0
Ozzie Smith, S (1, 6) OBP: 0.320, SLG: 0.273		5-3; 1-2		5-3			F6	F9		4	0	0	0	0	0	4
Barry Evans, R (1, 4) OBP: 0.310, SLG: 0.313		IBB			G2		F7	FC4-6; 1-2f		3	0	0	0	1	0	3
John Curtis, L (1, 1) OBP: 0.204, SLG: 0.192		K			L7			E, 2B		2	0	0	0	0	1	2
Rollie Fingers, R (8, 1) OBP: 0.235, SLG: 0.412										0	0	0	0	0	0	0
Tim Flannery, L (8, PH) OBP: 0.289, SLG: 0.286										1	0	1	0	0	0	0
Paul Dade, R (8, PR) OBP: 0.316, SLG: 0.188										0	1	0	0	0	0	0
Gary Lucas, L (9, 1) OBP: 0.206, SLG: 0.182										0	0	0	0	0	0	0
Inning Stats	R: 0 E: 0 K: 1 S: 6 H: 1 LOB: 1 BB: 0 P: 6	R: 0 E: 0 K: 1 S: 5 H: 0 LOB: 2 BB: 2 P: 13	R: 0 E: 0 K: 0 S: 3 H: 0 LOB: 0 BB: 0 P: 3	R: 1 E: 0 K: 1 S: 6 H: 1 LOB: 0 BB: 0 P: 6	R: 0 E: 0 K: 0 S: 4 H: 1 LOB: 1 BB: 0 P: 4	R: 0 E: 0 K: 0 S: 3 H: 0 LOB: 0 BB: 0 P: 3	R: 0 E: 0 K: 1 S: 5 H: 0 LOB: 0 BB: 0 P: 5	R: 3 E: 1 K: 0 S: 7 H: 4 LOB: 3 BB: 2 P: 15		1B: 5 2B: 1 3B: 0 HR: 1 SF: 0 SAC: 1 DP: 0 HBP: 0						

PITCHER		IP	WLS	BF	H	R	ER	SO	BB	IBB	HBP	BLK	WP	HR	S	P	ERA	WHIP
Bob Knepper, L ERA: 4.02	(1, 1)	7.0		26	3	1	1	4	1	1	0	0	0	1	32	40	1.29	0.571
Greg Minton, R ERA: 2.43	(8, 1)	0.0	L	5	4	3	3	0	1	0	0	0	0	0	4	8	∞	∞
Al Holland, L ERA: 1.54	(8, 1)	1.0		4	0	0	0	0	0	1	0	0	0	0	3	7	0.00	0.000

PITCHER	IP	WLS	BF	H	R	ER	SO	BB	IBB	HBP	BLK	WP	HR	S	P	ERA	WHIP

BOTTOM

San Francisco Giants @ San Diego Padres

San Diego Stadium, San Diego, CA

Wed Sep 10 1980, 10:05 PM EDT

Att. 6,834 - Unknown

livebaseballscorecards.com

AB	30
R	4
H	7
RBI	3
BB	4
SO	4
LOB	11

WP: 0 PA: 35
PB: 1
SB: 0
CS: 0

San Diego Padres @ Atlanta Braves

Atlanta-Fulton County Stadium, Atlanta, GA

Fri Sep 12 1980, 7:05 PM EDT

Att. 8,881 - Unknown

TOP

livebaseballscorecards.com

Batter	1	2	3	4	5	6	7	8	9	AB	R	H	RBI	BB	SO	LOB
Gene Richards, L (1, 7) OBP: 0.365, SLG: 0.383	0-0 2B	0-3 K			0-0 F7		0-0 4-3		0-0 6-3 1-2	5	1	1	0	0	1	2
Luis Salazar, R (1, 5) OBP: 0.426, SLG: 0.460	0-3 K		0-0 S 1B		0-0 6-3		0-3 K		0-0 4-3	5	0	1	0	0	2	2
Jerry Mumphrey, S (1, 8) OBP: 0.342, SLG: 0.361	0-0 L6-4 2-H 2B		0-3 K 1-2		0-0 G3			0-3 K		4	0	1	1	0	2	1
Dave Winfield, R (1, 9) OBP: 0.365, SLG: 0.454	4-0 BB		0-3 K			0-3 K		0-0 F8		3	0	0	0	1	2	1
Randy Bass, L (1, 3) OBP: 0.385, SLG: 0.545	0-0 L6-4 2-3		0-0 F8			0-0 L3		0-0 BB 1B		4	0	1	0	0	0	3
Gene Tenace, R (1, 2) OBP: 0.398, SLG: 0.418		0-0 5-3		0-0 SH1-3 2B		4-0 1B BB		4-0 1-2 BB		2	0	1	0	2	0	0
Ozzie Smith, S (1, 6) OBP: 0.322, SLG: 0.275		0-0 E7 1B		0-0 SH1-3 2-3		0-0 1-2 1B		0-0 4-3		3	1	2	0	0	0	2
Tim Flannery, L (1, 4) OBP: 0.288, SLG: 0.285		0-0 FC3-6 2-H 1B		0-0 F7		0-0 G3			0-0 F7	4	0	1	1	0	0	3
Juan Eichelberger, R (1, 1) OBP: 0.083, SLG: 0.043 Broderick Perkins, L (7, PH) OBP: 0.517, SLG: 0.660 Rollie Fingers, R (7, 1) OBP: 0.235, SLG: 0.412 Gary Lucas, L (8, 1) OBP: 0.206, SLG: 0.182 Dave Cash, R (9, PH) OBP: 0.282, SLG: 0.274		0-0 FC3-6 1-2f		0-0 6-3			0-0 F8		0-0 6-3 1B	2 1 0 0 1	0 0 0 0 0	0 0 0 0 1	0 0 0 0 0	0 0 0 0 0	0 0 0 0 0	2 0 0 0 0

	AB	34
	R	2
	H	9
	RBI	2
	BB	3
	SO	7
	LOB	16

Inning Stats	1	2	3	4	5	6	7	8	9	1B: 6	SF: 0	WP: 0	PA: 38
	R: 1 E: 0 K: 1 S: 6 H: 2 LOB: 1 BB: 1 P: 10	R: 1 E: 1 K: 1 S: 7 H: 2 LOB: 1 BB: 0 P: 7	R: 0 E: 0 K: 2 S: 8 H: 1 LOB: 1 BB: 0 P: 8	R: 0 E: 0 K: 0 S: 4 H: 1 LOB: 1 BB: 0 P: 4	R: 0 E: 0 K: 0 S: 3 H: 0 LOB: 0 BB: 0 P: 3	R: 0 E: 0 K: 1 S: 6 H: 1 LOB: 2 BB: 1 P: 10	R: 0 E: 0 K: 1 S: 5 H: 0 LOB: 0 BB: 0 P: 5	R: 0 E: 0 K: 1 S: 6 H: 1 LOB: 2 BB: 1 P: 10	R: 0 E: 0 K: 0 S: 4 H: 1 LOB: 1 BB: 0 P: 4	2B: 4 3B: 0 HR: 0	SAC: 1 DP: 1 HBP: 0	PB: 0 SB: 1 CS: 0	

PITCHER	IP	WLS	BF	H	R	ER	SO	BB	IBB	HBP	BLK	WP	HR	S	P	ERA	WHIP
Phil Niekro, R (1, 1) ERA: 3.66	7.2	W	33	8	2	1	7	3	0	0	0	0	0	44	56	1.17	1.435
Rick Camp, R (8, 1) ERA: 2.04	1.1	S	5	1	0	0	0	0	0	0	0	0	0	5	5	0.00	0.750

PITCHER	IP	WLS	BF	H	R	ER	SO	BB	IBB	HBP	BLK	WP	HR	S	P	ERA	WHIP

Batter	1	2	3	4	5	6	7	8	9	AB	R	H	RBI	BB	SO	LOB
Terry Harper, R (1, 7)	F8		6-3			4-3		G3		4	0	0	0	0	0	0
Glenn Hubbard, R (1, 4) OBP: 0.322, SLG: 0.401	HR 2B		K			F9		1B S 2B 1B		4	2	2	0	0	1	0
Gary Matthews, R (1, 9) OBP: 0.329, SLG: 0.438	HR BB		K			K		2B 1-3 1B		3	2	1	0	1	2	0
Bob Horner, R (1, 5) OBP: 0.307, SLG: 0.540	F5			5-3			K	1B 1-3 3-H 2B		4	0	1	1	0	1	2
Jerry Royster, R (8, PR) (9, 5) OBP: 0.297, SLG: 0.310										0	0	0	0	0	0	0
Chris Chambliss, L (1, 3) OBP: 0.337, SLG: 0.432	1-H 2-H HR			4-3			F5	2-3 3-H 1B		4	1	2	4	0	0	0
Dale Murphy, R (1, 8) OBP: 0.353, SLG: 0.518	K			5-3			1B 2B	F3		4	1	1	0	0	1	3
Bruce Benedict, R (1, 2) OBP: 0.302, SLG: 0.317		5-3			5-3		IBB	K		3	0	0	0	1	1	3
Luis Gomez, R (1, 6) OBP: 0.242, SLG: 0.216		6-3			1-3		1-2 2-H 1B			3	0	1	1	0	0	0
Phil Niekro, R (1, 1) OBP: 0.150, SLG: 0.203		5-3			F8		K			3	0	0	0	0	1	2
Rick Camp, R (8, 1) OBP: 0.167, SLG: 0.333										0	0	0	0	0	0	0
Inning Stats	R: 3 E: 0 K: 1 S: 7 H: 2 LOB: 0 BB: 1 P: 11	R: 0 E: 0 K: 0 S: 3 H: 0 LOB: 0 BB: 0 P: 3	R: 0 E: 0 K: 2 S: 7 H: 0 LOB: 0 BB: 0 P: 7	R: 0 E: 0 K: 0 S: 3 H: 0 LOB: 0 BB: 0 P: 3	R: 0 E: 0 K: 0 S: 3 H: 0 LOB: 0 BB: 0 P: 3	R: 0 E: 0 K: 1 S: 5 H: 0 LOB: 0 BB: 0 P: 5	R: 1 E: 0 K: 2 S: 9 H: 2 LOB: 2 BB: 1 P: 13	R: 2 E: 0 K: 1 S: 9 H: 4 LOB: 3 BB: 0 P: 9		1B: 4 2B: 3 3B: 0 HR: 1	SF: 0 SAC: 0 DP: 0 HBP: 0					WP: 0 PB: 0 SB: 1 CS: 0	PA: 34

PITCHER		IP	WLS	BF	H	R	ER	SO	BB	IBB	HBP	BLK	WP	HR	S	P	ERA	WHIP
Juan Eichelberger, R ERA: 3.25	(1, 1)	6.0	L	21	2	3	3	4	1	0	0	0	0	1	28	32	4.50	0.500
Rollie Fingers, R ERA: 2.95	(7, 1)	1.1		11	6	3	3	2	0	1	0	0	0	0	14	18	20.25	4.500
Gary Lucas, L ERA: 3.26	(8, 1)	0.2		2	0	0	0	1	0	0	0	0	0	0	4	4	0.00	0.000

PITCHER	IP	WLS	BF	H	R	ER	SO	BB	IBB	HBP	BLK	WP	HR	S	P	ERA	WHIP

BOTTOM

San Diego Padres @ Atlanta Braves

Atlanta-Fulton County Stadium, Atlanta, GA

Fri Sep 12 1980, 7:05 PM EDT

Att. 8,881 - Unknown

livebaseballscorecards.com

AB	32
R	6
H	8
RBI	6
BB	2
SO	7
LOB	10

San Diego Padres @ Atlanta Braves

Atlanta-Fulton County Stadium, Atlanta, GA

Sat Sep 13 1980, 7:05 PM EDT

Att. 12,990 - Unknown

TOP

livebaseballscorecards.com

Batter	1	2	3	4	5	6	7	8	9	AB	R	H	RBI	BB	SO	LOB
Gene Richards, L (1, 7) OBP: 0.364, SLG: 0.382	3-1		3B 1B			G3	K			4	1	1	0	0	1	2
Luis Salazar, R (1, 5) OBP: 0.429, SLG: 0.478	E6 CS		1-H 3B			5-3		BBBB G6-4-3 S BB		3	0	1	1	1	0	0
Jerry Mumphrey, S (1, 8) OBP: 0.345, SLG: 0.368	BBBB 1-2 BB		SSS K			HR		BBBB 1-2 G6-4-3 BB		2	1	1	1	2	1	1
Dave Winfield, R (1, 9) OBP: 0.362, SLG: 0.450	6-3			6-3		6-3		1-2f 2-3 G6-4-3		4	0	0	0	0	0	3
Randy Bass, L (1, 3) OBP: 0.294, SLG: 0.400		6-3		L7			F9	F7		4	0	0	0	0	0	1
Gene Tenace, R (1, 2) OBP: 0.396, SLG: 0.414		5-3		F6			BBBB 1B 1B BB		6-3	3	1	0	0	1	0	0
Ozzie Smith, S (1, 6) OBP: 0.323, SLG: 0.278		6-3			4-3		1-2 1B 1B 1B		2B	4	0	2	0	0	0	0
Tim Flannery, L (1, 4) OBP: 0.287, SLG: 0.285			F7		3-1		1-2 2-H 1B		5-3	4	0	1	1	0	0	1
Rick Wise, R (1, 1) OBP: 0.164, SLG: 0.185 Broderick Perkins, L (7, PH) OBP: 0.525, SLG: 0.667 Rollie Fingers, R (7, 1) OBP: 0.235, SLG: 0.412 Barry Evans, R (9, PH) OBP: 0.308, SLG: 0.310			F2		6-3		1-2 2-H 1B		F9	2 1 0 1	0 0 0 0	0 1 0 0	0 0 0 0	0 0 0 0	0 0 0 0	0 0 0 1

	AB	32
	R	3
	H	7
	RBI	3
	BB	4
	SO	2
	LOB	9

Inning Stats	1	2	3	4	5	6	7	8	9	1B: 4	SF: 0	WP: 0	PA: 36
R:	0	0	1	0	0	1	1	0	0	2B: 1	SAC: 0	PB: 0	
E:	1	0	0	0	0	0	0	0	0	3B: 1	DP: 1	SB: 1	
K:	0	0	1	0	0	0	1	0	0	HR: 1	HBP: 0	CS: 1	
S:	3	3	7	3	3	4	7	2	4				
H:	0	0	2	0	0	1	3	0	1				
LOB:	1	0	1	0	0	0	2	1	1				
BB:	1	0	0	0	0	0	1	2	0				
P:	7	3	7	3	3	4	11	10	4				

PITCHER		IP	WLS	BF	H	R	ER	SO	BB	IBB	HBP	BLK	WP	HR	S	P	ERA	WHIP
Rick Matula, R ERA: 4.72	(1, 1)	6.1	W	25	4	3	3	1	2	0	0	0	0	1	25	33	4.26	0.947
Gene Garber, R ERA: 3.93	(7, 1)	0.0		1	1	0	0	0	0	0	0	0	0	0	1	1	∞	∞
Larry Bradford, L ERA: 2.66	(7, 1)	0.2		2	1	0	0	1	0	0	0	0	0	0	4	4	0.00	1.500
Rick Camp, R ERA: 2.0	(8, 1)	2.0	S	8	1	0	0	0	2	0	0	0	0	0	6	14	0.00	1.500

PITCHER		IP	WLS	BF	H	R	ER	SO	BB	IBB	HBP	BLK	WP	HR	S	P	ERA	WHIP

Batter	1	2	3	4	5	6	7	8	9	AB	R	H	RBI	BB	SO	LOB
Terry Harper, R (1, 7) OBP: 0.125, SLG: 0.375	F9		3B		1-3		E6 4-3 1B			4	1	1	0	0	0	0
Glenn Hubbard, R (1, 4) OBP: 0.321, SLG: 0.398	F6		6-3		BBBB 4-0 6-3 2B		F3			3	1	0	0	1	0	2
Gary Matthews, R (1, 9) OBP: 0.327, SLG: 0.435	6-3			1-3	6-3 1-2		4-3 1-2			4	0	0	0	0	0	2
Bob Horner, R (1, 5) OBP: 0.311, SLG: 0.553		6-3		HR	2-H 2B		2-H 1B			4	1	3	3	0	0	0
Jerry Royster, R (7, PR) (8, 5) OBP: 0.297, SLG: 0.310										0	0	0	0	0	0	0
Chris Chambliss, L (1, 3) OBP: 0.335, SLG: 0.429		F7		E2 FC4-6	F7		L9			4	0	0	0	0	0	2
Dale Murphy, R (1, 8) OBP: 0.352, SLG: 0.516		1B		FC4-6 E S 1B 1-2f		E5 SH5-4		5-3		4	1	1	0	0	0	1
Bruce Benedict, R (1, 2) OBP: 0.300, SLG: 0.314		K2-3		E3 1B E 1-3		SH5-4 2-3		L8		3	1	0	0	0	1	2
Luis Gomez, R (1, 6) OBP: 0.242, SLG: 0.216			4-3	E8 1-H 3-H 1B		3-4		K		4	0	1	1	0	1	1
Rick Matula, R (1, 1) OBP: 0.143, SLG: 0.111			4-3	6-3		F2				3	0	0	0	0	0	2
Gene Garber, R (7, 1) OBP: 0.500, SLG: 0.500										0	0	0	0	0	0	0
Larry Bradford, R (7, 1)										0	0	0	0	0	0	0
Rick Camp, R (8, 1) OBP: 0.167, SLG: 0.333										0	0	0	0	0	0	0
Inning Stats	R: 0 H: 0 E: 0 LOB: 0 K: 0 BB: 0 S: 3 P: 3	R: 0 H: 1 E: 0 LOB: 1 K: 1 BB: 0 S: 6 P: 6	R: 0 H: 1 E: 0 LOB: 1 K: 0 BB: 0 S: 4 P: 4	R: 3 H: 2 E: 3 LOB: 1 K: 0 BB: 0 S: 7 P: 7	R: 1 H: 1 E: 0 LOB: 1 K: 0 BB: 1 S: 4 P: 8	R: 0 H: 0 E: 1 LOB: 1 K: 0 BB: 0 S: 4 P: 4	R: 1 H: 1 E: 1 LOB: 1 K: 0 BB: 0 S: 5 P: 5	R: 0 H: 0 E: 0 LOB: 0 K: 1 BB: 0 S: 5 P: 5		1B: 3 SF: 0 2B: 1 SAC: 1 3B: 1 DP: 0 HR: 1 HBP: 0						

PITCHER	IP	WLS	BF	H	R	ER	SO	BB	IBB	HBP	BLK	WP	HR	S	P	ERA	WHIP
Rick Wise, R (1, 1) ERA: 3.5	6.0	L	27	5	4	2	1	1	0	0	0	0	1	28	32	3.00	1.000
Rollie Fingers, R (7, 1) ERA: 2.89	2.0		8	1	1	0	1	0	0	0	0	0	0	10	10	0.00	0.500

PITCHER	IP	WLS	BF	H	R	ER	SO	BB	IBB	HBP	BLK	WP	HR	S	P	ERA	WHIP

BOTTOM

San Diego Padres @ Atlanta Braves

Atlanta-Fulton County Stadium, Atlanta, GA

Sat Sep 13 1980, 7:05 PM EDT

Att. 12,990 - Unknown

livebaseballscorecards.com

AB	33
R	5
H	6
RBI	4
BB	1
SO	2
LOB	12

San Diego Padres @ Atlanta Braves

Atlanta-Fulton County Stadium, Atlanta, GA

Sun Sep 14 1980, 3:33 AM EDT

Att. 9,270 - Unknown

TOP

Batter	1	2	3	4	5	6	7	8	9	AB R H RBI BB SO LOB
Gene Richards, L (1, 7) OBP: 0.363, SLG: 0.381	x 0-0 1-3 ①		x 0-0 4-3 ③			x 0-0 F8 ①		x 0-0 CS 1B 3-H		4 0 1 1 0 0 1
Luis Salazar, R (1, 5) OBP: 0.412, SLG: 0.457	x 0-0 5-3 ②			SSS 0-3 K ①		x 0-0 6-3 ②		x 0-0 F7 ① ② 1-2		4 0 0 0 0 1 1
Jerry Mumphrey, S (1, 8) OBP: 0.344, SLG: 0.367	x 0-0 4-3 ③			x 0-0 4-3 ②		x 0-0 F8 ③		x 0-0 1B		4 0 1 0 0 0 0
Randy Bass, L (1, 3) OBP: 0.333, SLG: 0.579		SSS 0-3 K2-3 ①		x 0-0 HR			x 0-0 1B 1B 1B	x 0-0 F7 ③		4 2 2 1 0 1 1
Broderick Perkins, L (1, 9) OBP: 0.516, SLG: 0.649 Gary Lucas, L (8, 1) OBP: 0.200, SLG: 0.176		x 0-0 F7 ②		SSS 0-3 K ③			x 0-0 FC1-5 1B 1-2 1B		x 0-0 6-3 ①	3 0 1 0 0 1 0 1 0 0 0 0 0 0
Bill Fahey, L (1, 2) OBP: 0.290, SLG: 0.256 Paul Dade, R (7, PR) OBP: 0.316, SLG: 0.188 Gene Tenace, R (7, 2) OBP: 0.395, SLG: 0.412		x 0-0 6-3 ③			x 0-0 1-3 ①		x 0-0 FC1-5 1-2 2-H 1B		x 0-0 F5 ②	3 0 1 1 0 0 0 0 0 0 0 0 0 0 1 0 0 0 0 0 0
Ozzie Smith, S (1, 6) OBP: 0.324, SLG: 0.280			x 0-0 4-3 6-3 1B		x 0-0 6-3 ②		x 0-0 FC1-5 ① G4-6-3 1-2 2-3f		x 0-0 S 1B	4 0 2 0 0 0 2
Tim Flannery, L (1, 4) OBP: 0.287, SLG: 0.284			x 0-0 6-3 ① 1-2		x 0-0 1B		x 0-0 G4-6-3 ② ③ 1-2f		x 0-0 F7 ③ 1-2	4 0 1 0 0 0 4
Steve Mura, R (1, 1) OBP: 0.178, SLG: 0.143 Dave Winfield, R (8, PH) OBP: 0.363, SLG: 0.451 (8, 9)			x 0-0 4-3 ② 2-3		x 0-0 1-3 ③			x 0-0 E8 1B 1B		2 0 0 0 0 0 2 1 1 1 0 0 0 0

livebaseballscorecards.com

AB	35
R	3
H	10
RBI	3
BB	0
SO	3
LOB	11

Inning Stats

	1	2	3	4	5	6	7	8	9
R	0	0	0	1	0	0	1	1	0
E	0	0	0	0	0	0	0	1	0
K	0	1	0	2	0	0	0	0	0
S	3	5	4	8	4	3	5	5	4
H	0	0	1	1	1	0	3	3	1
LOB	0	0	1	0	1	0	2	1	1
BB	0	0	0	0	0	0	0	0	0
P	3	5	4	8	4	3	5	5	4

1B: 9 SF: 0
2B: 0 SAC: 0
3B: 0 DP: 1
HR: 1 HBP: 0

WP: 0 PA: 35
PB: 0
SB: 1
CS: 1

PITCHER		IP	WLS	BF	H	R	ER	SO	BB	IBB	HBP	BLK	WP	HR	S	P	ERA	WHIP
Doyle Alexander, R ERA: 3.95	(1, 1)	7.2		30	9	3	2	3	0	0	0	0	0	1	36	36	2.35	1.174
Larry Bradford, L ERA: 2.63	(8, 1)	0.2		2	0	0	0	0	0	0	0	0	0	0	2	2	0.00	0.000
Rick Camp, R ERA: 1.98	(9, 1)	0.2	W	3	1	0	0	0	0	0	0	0	0	0	3	3	0.00	1.500

PITCHER	IP	WLS	BF	H	R	ER	SO	BB	IBB	HBP	BLK	WP	HR	S	P	ERA	WHIP

Batter	1	2	3	4	5	6	7	8	9	AB	R	H	RBI	BB	SO	LOB
Jerry Royster, R (1, 5) OBP: 0.303, SLG: 0.317	x 0-0 CS 1B	x 0-0 ③ 2-3 1B			x 0-0 S 1B		x 0-0 ③ L6		x 0-0 1-2 2-H 1B	5	0	4	1	0	0	1
Terry Harper, R (1, 7) OBP: 0.167, SLG: 0.333	x 0-0 ①② F7 1-2		x 0-0 ① F8		x 0-0 ② 6-3 1-2			x 0-0 3-1 SH1-4 1B		4	0	1	0	0	0	2
Gary Matthews, R (1, 9) OBP: 0.325, SLG: 0.432	S S S 0-3 ③ K		x 0-0 ② P4		S S S 0-3 ③ K			x 0-0 ① SH1-4 1-2		3	0	0	0	0	2	1
Chris Chambliss, L (1, 3) OBP: 0.334, SLG: 0.433		x 0-0 HR	x 0-0 ③ P6			x 0-0 ① F8		x 0-0 ② 3-1 2-3		4	1	1	1	0	0	1
Dale Murphy, R (1, 8) OBP: 0.351, SLG: 0.513		x 0-0 ① 1-4-3		x 0-0 ① F7		x 0-0 ② F7		4-0 IBB		3	0	0	0	1	0	0
Glenn Hubbard, R (1, 4) OBP: 0.320, SLG: 0.395		B B B B 4-0 G3 1B BB		S S S 0-3 ② K		x 0-0 ③ 4-3		S S S 0-3 ③ K		3	1	0	0	1	2	2
Bruce Benedict, R (1, 2) OBP: 0.300, SLG: 0.317 Bob Horner, R (9, PH) OBP: 0.313, SLG: 0.553 Gary Cooper, S (9, PR)		x 0-0 ② G3 1-2		x 0-0 2B			x 0-0 ① L6		B B B B 4-0 SH1-4 1B BB	3 0 0	0 0 1	1 0 0	0 0 0	0 1 0	0 0 0	1 0 0
Luis Gomez, R (1, 6) OBP: 0.246, SLG: 0.218		x 0-0 2B 2-H 1B		x 0-0 ③ 6-3			B B B B 4-0 SH1-4 BB		x 0-0 ① SH1-4 1-2	2	1	1	1	1	0	1
Doyle Alexander, R (1, 1) OBP: 0.205, SLG: 0.224 Larry Bradford, R (8, 1) Rick Camp, R (9, 1) OBP: 0.167, SLG: 0.333 Jeff Burroughs, R (9, PH) OBP: 0.343, SLG: 0.452 Rafael Ramirez, R (9, PR) OBP: 0.304, SLG: 0.383		x 0-0 1B 1-H 2B			S S S 0-3 ① K		x 0-0 ② SH1-4 1-2		4-0 1B IBB	2 0 0 0 0	0 0 0 0 0	1 0 0 0 0	1 0 0 0 0	0 0 0 1 0	1 0 0 0 0	0 0 0 0 0
Inning Stats	R: 0 E: 0 K: 1 S: 5 H: 1 LOB: 0 BB: 0 P: 5	R: 3 E: 0 K: 0 S: 6 H: 4 LOB: 2 BB: 1 P: 10	R: 0 E: 0 K: 0 S: 3 H: 0 LOB: 0 BB: 0 P: 3	R: 0 E: 0 K: 1 S: 6 H: 1 LOB: 1 BB: 0 P: 6	R: 0 E: 0 K: 2 S: 8 H: 1 LOB: 1 BB: 0 P: 8	R: 0 E: 0 K: 0 S: 3 H: 0 LOB: 0 BB: 0 P: 3	R: 0 E: 0 K: 0 S: 3 H: 0 LOB: 1 BB: 1 P: 7	R: 0 E: 0 K: 1 S: 6 H: 1 LOB: 2 BB: 1 P: 10	R: 1 E: 0 K: 0 S: 2 H: 1 LOB: 2 BB: 2 P: 10	1B: 6 2B: 2 3B: 0 HR: 1	SF: 0 SAC: 3 DP: 0 HBP: 0					

PITCHER		IP	WLS	BF	H	R	ER	SO	BB	IBB	HBP	BLK	WP	HR	S	P	ERA	WHIP
Steve Mura, R ERA: 3.87	(1, 1)	7.0		28	7	3	3	4	2	0	0	0	0	1	34	42	3.86	1.286
Gary Lucas, L ERA: 3.29	(8, 1)	1.1	L	9	2	1	1	1	1	2	0	0	0	0	8	20	6.75	2.250

PITCHER	IP	WLS	BF	H	R	ER	SO	BB	IBB	HBP	BLK	WP	HR	S	P	ERA	WHIP

BOTTOM

San Diego Padres @ Atlanta Braves

Atlanta-Fulton County Stadium, Atlanta, GA

Sun Sep 14 1980, 3:33 AM EDT

Att. 9,270 - Unknown

livebaseballscorecards.com

AB	29
R	4
H	9
RBI	4
BB	5
SO	5
LOB	9

WP: 0 PB: 0 SB: 1 CS: 1 PA: 37

Batter	1	2	3	4	5	6	7	8	9	AB	R	H	RBI	BB	SO	LOB
Gene Richards, L (1, 7) OBP: 0.365, SLG: 0.383	4-3		FC7-6 1B 1-H 2-H 2B				BBB 4-0 FC4-6 E 1B BB		4-3	4	1	2	2	1	0	0
Ozzie Smith, S (1, 6) OBP: 0.323, SLG: 0.279	F8		FC7-6 S 1B 1-2f SSS 0-3 K				E3 FC4-6 1-2		S 1B	5	2	1	0	0	1	3
Jerry Mumphrey, S (1, 8) OBP: 0.347, SLG: 0.369	E5 1B		1-H 1B		4-3		FC4-6 1B 1-2f 2-3		S 1B 1-H	5	0	3	2	0	0	2
Randy Bass, L (1, 3) OBP: 0.360, SLG: 0.545 Broderick Perkins, L (7, PR) OBP: 0.508, SLG: 0.638 (7, 3)	BBB 4-0 FC4-6 BB		F7		SSS 0-3 K		1-3 3-H 1B		F5 1-2	3 1	0 0	1 0	1 0	1 0	1 0	1 1
Dave Winfield, R (1, 9) OBP: 0.360, SLG: 0.447	FC4-6 1-2f			1-3	4-3		5-3		SSS 0-3 K	5	0	0	0	0	1	5
Bill Fahey, L (1, 2) OBP: 0.289, SLG: 0.256		F7		1B 1B		4-3		4-3		4	1	1	0	0	0	0
Luis Salazar, R (1, 5) OBP: 0.406, SLG: 0.449		F9		FC1-5 1B 1-2 1B		F9		4-3		4	0	1	0	0	0	0
Tim Flannery, L (1, 4) OBP: 0.290, SLG: 0.291		F9		FC1-5 1-2 2-H 2B		SSS 0-3 K		2B		4	1	2	1	0	1	0
Bob Shirley, R (1, 1) OBP: 0.148, SLG: 0.042			SSS 0-3 K	FC1-5 1-2 2-3f 2B			4-3	6-3		4	1	0	0	0	1	3
Inning Stats	R: 0 E: 1 K: 0 S: 4 H: 1 LOB: 2 BB: 1 P: 8	R: 0 E: 0 K: 0 S: 3 H: 0 LOB: 0 BB: 0 P: 3	R: 1 E: 0 K: 1 S: 7 H: 2 LOB: 1 BB: 0 P: 7	R: 3 E: 0 K: 1 S: 9 H: 4 LOB: 1 BB: 0 P: 9	R: 0 E: 0 K: 1 S: 5 H: 0 LOB: 0 BB: 0 P: 5	R: 0 E: 0 K: 1 S: 5 H: 0 LOB: 0 BB: 0 P: 5	R: 1 E: 1 K: 0 S: 5 H: 1 LOB: 2 BB: 1 P: 9	R: 0 E: 0 K: 0 S: 4 H: 1 LOB: 1 BB: 0 P: 4	R: 1 E: 0 K: 1 S: 7 H: 2 LOB: 1 BB: 0 P: 7	1B: 9 2B: 2 3B: 0 HR: 0	SF: 0 SAC: 0 DP: 0 HBP: 0						

PITCHER		IP	WLS	BF	H	R	ER	SO	BB	IBB	HBP	BLK	WP	HR	S	P	ERA	WHIP
Nolan Ryan, R ERA: 3.39	(1, 1)	6.0	L	26	7	4	4	4	1	0	0	0	0	0	33	37	6.00	1.333
Randy Niemann, L ERA: 5.33	(7, 1)	0.2		5	1	1	0	0	1	0	0	0	0	0	4	8	0.00	3.000
Gordie Pladson, R ERA: 4.46	(7, 1)	0.1		1	0	0	0	0	0	0	0	0	0	0	1	1	0.00	0.000
Bert Roberge, R ERA: 4.03	(8, 1)	2.0		9	3	1	1	1	0	0	0	0	0	0	11	11	4.50	1.500

PITCHER	IP	WLS	BF	H	R	ER	SO	BB	IBB	HBP	BLK	WP	HR	S	P	ERA	WHIP

TOP

San Diego Padres @ Houston Astros

Astrodome, Houston, TX

Mon Sep 15 1980, 8:05 PM EDT

Att. 9,578 - Dome

livebaseballscorecards.com

AB	39
R	6
H	11
RBI	6
BB	2
SO	5
LOB	15

1B: 9	SF: 0	WP: 0	PA: 41
2B: 2	SAC: 0	PB: 0	
3B: 0	DP: 0	SB: 3	
HR: 0	HBP: 0	CS: 0	

Batter	1	2	3	4	5	6	7	8	9	AB	R	H	RBI	BB	SO	LOB
Joe Morgan, L (1, 4) OBP: 0.365, SLG: 0.367	S S S 0-3 ① K		x 0-0 ① 2B 3B		B B B B 4-0 BB			x 0-0 ① G3		3	1	1	0	1	1	0
Enos Cabell, R (1, 5) OBP: 0.303, SLG: 0.345	B B B B 4-0 BB 1B BB		x 0-0 ② 3-H 2B		x 0-0 ③ F4			x 0-0 ② F9		3	1	1	1	1	0	1
Jose Cruz, L (1, 7) OBP: 0.374, SLG: 0.443	x 0-0 ② F7		x 0-0 ③ G3			x 0-0 ① G3		x 0-0 ③ F9		4	0	0	0	0	0	1
Cesar Cedeno, R (1, 8) OBP: 0.389, SLG: 0.484	B B B B 4-0 1B 1-2 BB			S S S 0-3 ① K		x 0-0 ② F4			x 0-0 ① F5	3	0	0	0	1	1	0
Art Howe, R (1, 3) OBP: 0.352, SLG: 0.430	x 0-0 ③ 1-3 2-H 1B			x 0-0 ② 4-3		x 0-0 1B			x 0-0 ② 6-3	4	0	2	1	0	0	0
Gary Woods, R (1, 9) OBP: 0.400, SLG: 0.621		x 0-0 ① F9		x 0-0 2B		x 0-0 ③ F7			x 0-0 HR	4	1	2	1	0	0	1
Luis Pujols, R (1, 2) OBP: 0.250, SLG: 0.240		S S S 0-3 ② K		S S S 0-3 ③ K			x 0-0 ① F9		x 0-0 ③ 4-3	4	0	0	0	0	2	1
Rafael Landestoy, S (1, 6) OBP: 0.307, SLG: 0.332		x 0-0 ③ 6-3			x 0-0 ① F4		x 0-0 ② F6			3	0	0	0	0	0	0
Nolan Ryan, R (1, 1) OBP: 0.164, SLG: 0.123			x 0-0 ① 6-3		x 0-0 ② 6-3		S S S 0-3 ③ K			2	0	0	0	0	0	0
Randy Niemann, L (7, 1) OBP: 0.250, SLG: 0.250										0	0	0	0	0	0	0
Gordie Pladson, R (7, 1)										0	0	0	0	0	0	0
Alan Knicely, R (7, PH)										1	0	0	0	0	1	0
Bert Roberge, R (8, 1)										0	0	0	0	0	0	0
Inning Stats	R: 1 E: 0 K: 1 S: 5 H: 1 LOB: 2 BB: 2 P: 13	R: 0 E: 0 K: 1 S: 5 H: 0 LOB: 0 BB: 0 P: 5	R: 1 E: 0 K: 0 S: 4 H: 2 LOB: 0 BB: 0 P: 4	R: 0 E: 0 K: 2 S: 8 H: 1 LOB: 1 BB: 0 P: 8	R: 0 E: 0 K: 0 S: 3 H: 0 LOB: 1 BB: 1 P: 7	R: 0 E: 0 K: 0 S: 4 H: 1 LOB: 1 BB: 0 P: 4	R: 0 E: 0 K: 1 S: 5 H: 0 LOB: 0 BB: 0 P: 5	R: 0 E: 0 K: 0 S: 3 H: 0 LOB: 0 BB: 0 P: 3	R: 1 E: 0 K: 0 S: 4 H: 1 LOB: 0 BB: 0 P: 4	1B: 2 2B: 2 3B: 1 HR: 1	SF: 0 SAC: 0 DP: 0 HBP: 0						

PITCHER	IP	WLS	BF	H	R	ER	SO	BB	IBB	HBP	BLK	WP	HR	S	P	ERA	WHIP
Bob Shirley, L (1, 1) ERA: 3.6	9.0	W	34	6	3	3	5	3	0	0	0	0	1	41	53	3.00	1.000

PITCHER	IP	WLS	BF	H	R	ER	SO	BB	IBB	HBP	BLK	WP	HR	S	P	ERA	WHIP

BOTTOM

San Diego Padres @ Houston Astros

Astrodome, Houston, TX

Mon Sep 15 1980, 8:05 PM EDT

Att. 9,578 - Dome

livebaseballscorecards.com

AB	31
R	3
H	6
RBI	3
BB	3
SO	5
LOB	4

PB: 0 SB: 0 CS: 0 PA: 34

Batter	1	2	3	4	5	6	7	8	9	AB	R	H	RBI	BB	SO	LOB
Gene Richards, L (1, 7) OBP: 0.366, SLG: 0.384	1B	6-3		G3-6-4 1-2f 2-3			SH1-3 2B 1B		F7	5	2	2	0	0	0	2
Ozzie Smith, S (1, 6) OBP: 0.323, SLG: 0.279	SSS 1B 1-3 1B	K		6-3			SH1-3 1-2		4-3	4	1	1	0	0	1	1
Jerry Mumphrey, S (1, 8) OBP: 0.349, SLG: 0.374	1B S 1-3 3-H 1B				F7		2-H 2B	SSS	K	5	1	3	2	0	1	0
Randy Bass, L (1, 3) OBP: 0.393, SLG: 0.560 Dave Winfield, R (7, PH) OBP: 0.361, SLG: 0.447 (7, 9)	FC6-4 1B 1-3 3-H 1B	G3			E 7-2 1B		4-0 IBB			3 0	0 0	2 0	1 0	0 1	0 0	1 0
Broderick Perkins, L (1, 9) OBP: 0.515, SLG: 0.656 Gene Tenace, R (7, PH) OBP: 0.394, SLG: 0.411 (7, 3)	FC6-4 1-2 3-H 1B		4-3 CS 2B		E6 1-3		F3			3 1	0 0	2 0	1 0	0 0	0 0	1 2
Luis Salazar, R (1, 5) OBP: 0.391, SLG: 0.431	FC6-4 FC5 S 1-2f 2-3		4-3 2-3		7-2 3-Hf		F6			4	0	0	0	0	0	7
Bill Fahey, L (1, 2) OBP: 0.284, SLG: 0.251	3-1 1-2		F4 3-H			3-1		F9		4	0	0	0	0	0	3
Tim Flannery, L (1, 4) OBP: 0.297, SLG: 0.296	IBB			G3-6-4 SH 1B		1B		SSS K		3	0	2	0	1	1	0
John Curtis, L (1, 1) OBP: 0.193, SLG: 0.182 Rollie Fingers, R (8, 1) OBP: 0.235, SLG: 0.412	FC5 2-3f			SH G3-6-4 1-2		6-3		SSS K		3 0	0 0	0 0	0 0	0 0	1 0	3 0
Inning Stats	R: 3 E: 0 K: 0 S: 8 H: 5 LOB: 3 BB: 1 P: 12	R: 0 E: 0 K: 1 S: 6 H: 1 LOB: 1 BB: 0 P: 6	R: 0 E: 0 K: 0 S: 3 H: 1 LOB: 1 BB: 0 P: 3	R: 0 E: 0 K: 0 S: 4 H: 1 LOB: 1 BB: 0 P: 4	R: 0 E: 1 K: 0 S: 4 H: 1 LOB: 1 BB: 0 P: 4	R: 0 E: 0 K: 0 S: 3 H: 1 LOB: 0 BB: 0 P: 3	R: 1 E: 0 K: 0 S: 5 H: 2 LOB: 2 BB: 1 P: 9	R: 0 E: 0 K: 2 S: 7 H: 0 LOB: 0 BB: 0 P: 7	R: 0 E: 0 K: 1 S: 5 H: 0 LOB: 0 BB: 0 P: 5	1B: 10 2B: 3 3B: 0 HR: 0 SF: 0 SAC: 2 DP: 2 HBP: 0						

PITCHER	IP	WLS	BF	H	R	ER	SO	BB	IBB	HBP	BLK	WP	HR	S	P	ERA	WHIP
Vern Ruhle, R (1, 1) ERA: 2.69	6.1	L	30	12	4	4	1	0	1	0	0	0	0	31	35	5.68	1.895
Joe Sambito, L (7, 1) ERA: 2.17	1.2		6	0	0	0	2	0	1	0	0	0	0	9	13	0.00	0.000
Dave Smith, R (9, 1) ERA: 2.21	1.0		3	0	0	0	1	0	0	0	0	0	0	5	5	0.00	0.000

PITCHER	IP	WLS	BF	H	R	ER	SO	BB	IBB	HBP	BLK	WP	HR	S	P	ERA	WHIP

TOP

San Diego Padres @ Houston Astros

Astrodome, Houston, TX

Tue Sep 16 1980, 8:05 PM EDT

Att. 20,383 - Dome

livebaseballscorecards.com

AB	35
R	4
H	12
RBI	4
BB	2
SO	4
LOB	20

WP: 0	PA: 39		
PB: 0			
SB: 2			
CS: 1			

San Diego Padres @ Houston Astros

Astrodome, Houston, TX

Tue Sep 16 1980, 8:05 PM EDT

Att. 20,383 - Dome

livebaseballscorecards.com

BOTTOM

Batter	1	2	3	4	5	6	7	8	9	AB	R	H	RBI	BB	SO	LOB
Rafael Landestoy, S (1, 4) OBP: 0.308, SLG: 0.336	6-3	1-H 2-H 2B			E S 1B		F8			4	0	2	2	0	0	0
Enos Cabell, R (1, 5) OBP: 0.304, SLG: 0.346	4-3 1B	1-3			6-3 1-3			4-3 1B		4	0	2	0	0	0	2
Jose Cruz, L (1, 7) OBP: 0.371, SLG: 0.440	4-3 1-2		S S S K		5-3			F8		4	0	0	0	0	1	3
Cesar Cedeno, R (1, 8) OBP: 0.391, SLG: 0.486 Jeffrey Leonard, R (6, PR) OBP: 0.274, SLG: 0.330 (7, 8)	B B B B BB		4-3			4-3 E 2B		4-3 1-2		2 1	0 1	1 1	0 0	1 0	0 0	0 1
Art Howe, R (1, 3) OBP: 0.348, SLG: 0.425 Denny Walling, L (8, PH) OBP: 0.379, SLG: 0.401 (9, 3)	6-3		5-3			4-3 2-3		B B B B BB		3 0	0 0	0 0	0 0	0 1	0 0	3 0
Gary Woods, R (1, 9) OBP: 0.394, SLG: 0.594 Joe Sambito, L (7, 1) Joe Morgan, L (8, PH) OBP: 0.364, SLG: 0.366 Dave Smith, R (9, 1)		L5		F9		E8 L6-4 3-H 1B		F8		3 0 1	0 0 0	1 0 0	1 0 0	0 0 0	0 0 0	0 0 2
Luis Pujols, R (1, 2) OBP: 0.247, SLG: 0.237 Dave Bergman, L (9, PH) OBP: 0.342, SLG: 0.323		6-3		6-3		L6-4 2-3			5-3	3 1	0 0	0 0	0 0	0 0	0 0	1 0
Craig Reynolds, L (1, 6) OBP: 0.261, SLG: 0.305 Julio Gonzalez, R (7, PH) OBP: 0.137, SLG: 0.140 (8, 6) Danny Heep, L (9, PH) OBP: 0.337, SLG: 0.372		E6 BB 2B		F7			F8		L3	2 1 1	1 0 0	0 0 0	0 0 0	0 0 0	0 0 0	0 0 0
Vern Ruhle, R (1, 1) OBP: 0.357, SLG: 0.368 Scott Loucks, R (7, 9) OBP: 0.333, SLG: 0.333 Terry Puhl, L (7, PH) OBP: 0.355, SLG: 0.421 (8, 9)		B B B B 1-2 2B BB			S S S K		F7		6-3	1 0 2	1 0 0	0 0 0	0 0 0	1 0 0	1 0 0	0 0 0
Inning Stats	R: 0 E: 0 K: 0 S: 4 H: 1 LOB: 2 BB: 1 P: 8	R: 2 E: 1 K: 0 S: 5 H: 1 LOB: 1 BB: 1 P: 9	R: 0 E: 0 K: 1 S: 5 H: 0 LOB: 0 BB: 0 P: 5	R: 0 E: 0 K: 0 S: 3 H: 0 LOB: 0 BB: 0 P: 3	R: 0 E: 1 K: 1 S: 6 H: 1 LOB: 1 BB: 0 P: 6	R: 1 E: 1 K: 0 S: 4 H: 2 LOB: 1 BB: 0 P: 4	R: 0 E: 0 K: 0 S: 3 H: 0 LOB: 0 BB: 0 P: 3	R: 0 E: 0 K: 0 S: 4 H: 1 LOB: 2 BB: 1 P: 8	R: 0 E: 0 K: 0 S: 3 H: 0 LOB: 0 BB: 0 P: 3	1B: 4 2B: 3 3B: 0 HR: 0	SF: 0 SAC: 0 DP: 1 HBP: 0			WP: 0 PB: 0 SB: 1 CS: 0	PA: 36		

PITCHER		IP	WLS	BF	H	R	ER	SO	BB	IBB	HBP	BLK	WP	HR	S	P	ERA	WHIP
John Curtis, L ERA: 3.57	(1, 1)	7.2	W	31	6	3	1	2	2	0	0	0	0	0	33	41	1.17	1.043
Rollie Fingers, R ERA: 2.85	(8, 1)	1.1	S	5	0	0	0	0	1	0	0	0	0	0	4	8	0.00	0.750

PITCHER	IP	WLS	BF	H	R	ER	SO	BB	IBB	HBP	BLK	WP	HR	S	P	ERA	WHIP

AB	33
R	3
H	6
RBI	3
BB	3
SO	2
LOB	12

Batter	1	2	3	4	5	6	7	8	9	AB	R	H	RBI	BB	SO	LOB
Gene Richards, L (1, 7) OBP: 0.363, SLG: 0.381	x 0-0 ① F8		x 0-0 ② 5-3		x 0-0 ③ F9			x 0-0 ① 4-3		4	0	0	0	0	0	1
Ozzie Smith, S (1, 6) OBP: 0.324, SLG: 0.284	x 0-0 3B		x 0-0 1B 1B			S S S 0-3 ① K		x 0-0 ② B4-3		4	0	2	0	0	1	0
Jerry Mumphrey, S (1, 8) OBP: 0.352, SLG: 0.375	B B B B 4-0 S BB		x 0-0 ③ 1-3 1B			x 0-0 ② P6		x 0-0 1B		3	0	2	0	1	0	0
Randy Bass, L (1, 3) OBP: 0.344, SLG: 0.483	S S S 0-3 ② K 1-2			x 0-0 ① 3-1		x 0-0 ③ F5		S S S 0-3 ③ K		4	0	0	0	0	2	3
Broderick Perkins, L (1, 9) OBP: 0.521, SLG: 0.656 Tom Tellmann, R (7, 1) Gary Lucas, L (7, 1) OBP: 0.200, SLG: 0.176 Craig Stimac, R (9, PH) OBP: 0.208, SLG: 0.267	x 0-0 ③ L4			x 0-0 G1-4-3 1B			x 0-0 FC6-4 1B		x 0-0 ① F9	3 0 0 1	0 0 0 0	2 0 0 0	0 0 0 0	0 0 0 0	0 0 0 0	2 0 0 0
Gene Tenace, R (1, 2) OBP: 0.392, SLG: 0.406 Paul Dade, R (9, PR) OBP: 0.316, SLG: 0.188		x 0-0 ① F7		x 0-0 ② ③ G1-4-3 1-2f			x 0-0 ① F7		B B B B 4-0 E BB	3 0	0 0	0 0	0 0	1 0	0 0	2 0
Luis Salazar, R (1, 5) OBP: 0.377, SLG: 0.415		x 0-0 ② F8			S S S 0-3 ① K		x 0-0 ② FC6-4 S 1B 1-2f		S S S 0-3 ② K	4	1	0	0	0	2	2
Tim Flannery, L (1, 4) OBP: 0.301, SLG: 0.300 Dave Cash, R (9, PH) OBP: 0.281, SLG: 0.273		x 0-0 ③ F8			x 0-0 SH2-4 1B		x 0-0 FC6-4 1-H 1B		x 0-0 E6 1-2	3 1	0 0	2 0	1 0	0 0	0 0	0 1
Juan Eichelberger, R (1, 1) OBP: 0.080, SLG: 0.042 Dave Winfield, R (7, PH) OBP: 0.360, SLG: 0.445 (7, 9)		S S S 0-3 ① K			x 0-0 ② SH2-4 1-2		x 0-0 ③ FC6-4 1-2f		x 0-0 ③ F8	1 2	0 0	0 0	0 0	0 0	1 0	0 3
Inning Stats	R: 0 E: 0 K: 1 S: 6 H: 1 LOB: 2 BB: 1 P: 10	R: 0 E: 0 K: 0 S: 3 H: 0 LOB: 0 BB: 0 P: 3	R: 0 E: 0 K: 1 S: 6 H: 2 LOB: 2 BB: 0 P: 6	R: 0 E: 0 K: 0 S: 3 H: 1 LOB: 0 BB: 0 P: 3	R: 0 E: 0 K: 1 S: 6 H: 1 LOB: 1 BB: 0 P: 6	R: 0 E: 0 K: 1 S: 5 H: 0 LOB: 0 BB: 0 P: 5	R: 1 E: 0 K: 0 S: 5 H: 2 LOB: 1 BB: 0 P: 5	R: 0 E: 0 K: 1 S: 6 H: 1 LOB: 1 BB: 0 P: 6	R: 0 E: 1 K: 1 S: 6 H: 0 LOB: 2 BB: 1 P: 10	1B: 7 2B: 0 3B: 1 HR: 0 SF: 0 SAC: 1 DP: 1 HBP: 0						

TOP

San Diego Padres @ Los Angeles Dodgers

Dodger Stadium, Los Angeles, CA

Wed Sep 17 1980, 7:05 PM PDT

Att. 28,822 - Unknown

livebaseballscorecards.com

AB	33
R	1
H	8
RBI	1
BB	2
SO	6
LOB	14

WP: 0 PB: 0 SB: 2 CS: 0 PA: 36

PITCHER		IP	WLS	BF	H	R	ER	SO	BB	IBB	HBP	BLK	WP	HR	S	P	ERA	WHIP
Don Sutton, R ERA: 2.13	(1, 1)	7.0	W	27	7	1	1	4	1	0	0	0	0	0	34	38	1.29	1.143
Steve Howe, L ERA: 1.53	(8, 1)	2.0	S	9	1	0	0	2	1	0	0	0	0	0	12	16	0.00	1.000

PITCHER	IP	WLS	BF	H	R	ER	SO	BB	IBB	HBP	BLK	WP	HR	S	P	ERA	WHIP

Batter	1	2	3	4	5	6	7	8	9	AB	R	H	RBI	BB	SO	LOB
Rudy Law, L (1, 8) OBP: 0.314, SLG: 0.310	4-3		4-3			E 1B	F8			3	1	1	0	0	0	0
Mickey Hatcher, R (7, PH) (8, 9) OBP: 0.246, SLG: 0.281										1	0	0	0	0	0	2
Jack Perconte, L (1, 4) OBP: 0.400, SLG: 0.250	S 1B BB		1-3			BB 1-H		L9		3	1	1	1	1	0	0
Steve Garvey, R (1, 3) OBP: 0.332, SLG: 0.450	F2 1-2			FC3-6 1B		1B 1-2 BB		4-3		3	0	1	0	1	0	1
Dusty Baker Jr., R (1, 7) OBP: 0.339, SLG: 0.527	2-H 1B			FC3-6 G6-4-3 1-2f		1-2 1B		1B 1B		4	0	3	1	0	0	1
Ron Cey, R (1, 5) OBP: 0.342, SLG: 0.445	F8			G6-4-3 1-2f		K		1-3 1B		4	0	1	0	0	1	4
Jay Johnstone, L (1, 9) OBP: 0.357, SLG: 0.380		6-3			F9		P6			3	0	0	0	0	0	0
Steve Howe, L (8, 1) OBP: 0.100, SLG: 0.100										0	0	0	0	0	0	0
Steve Yeager, R (1, 2) OBP: 0.273, SLG: 0.275		F3			K		K			3	0	0	0	0	2	0
Derrel Thomas, S (1, 6) (8, 8) OBP: 0.331, SLG: 0.372		L6			F8		E S 1B			3	0	1	0	0	0	0
Don Sutton, R (1, 1) OBP: 0.088, SLG: 0.071			K			1-3	BB 1-3			2	0	0	0	0	1	0
Rick Monday, L (7, PH) OBP: 0.366, SLG: 0.476										0	0	0	0	1	0	0
Pepe Frias, R (7, PR) (8, 6) OBP: 0.255, SLG: 0.272										0	0	0	0	0	0	0
Inning Stats	R: 1 E: 0 K: 0 S: 4 H: 1 LOB: 1 BB: 1 P: 8		R: 0 E: 0 K: 0 S: 3 H: 0 LOB: 0 BB: 0 P: 3	R: 0 E: 0 K: 1 S: 5 H: 0 LOB: 0 BB: 0 P: 5	R: 0 E: 0 K: 0 S: 3 H: 1 LOB: 0 BB: 0 P: 3	R: 0 E: 0 K: 1 S: 5 H: 0 LOB: 0 BB: 0 P: 5	R: 1 E: 1 K: 1 S: 7 H: 3 LOB: 2 BB: 1 P: 11	R: 0 E: 0 K: 1 S: 6 H: 1 LOB: 2 BB: 1 P: 10	R: 0 E: 0 K: 0 S: 4 H: 2 LOB: 2 BB: 0 P: 4							

BOTTOM

San Diego Padres @ Los Angeles Dodgers

Dodger Stadium, Los Angeles, CA

Wed Sep 17 1980, 7:05 PM PDT

Att. 28,822 - Unknown

livebaseballscorecards.com

AB	29
R	2
H	8
RBI	2
BB	3
SO	4
LOB	8

1B: 8 SF: 0
2B: 0 SAC: 0
3B: 0 DP: 1
HR: 0 HBP: 0

WP: 0 PA: 32
PB: 0
SB: 2
CS: 0

PITCHER		IP	WLS	BF	H	R	ER	SO	BB	IBB	HBP	BLK	WP	HR	S	P	ERA	WHIP
Juan Eichelberger, R ERA: 3.23	(1, 1)	6.0	L	23	5	2	2	3	2	0	0	0	0	0	27	35	3.00	1.167
Tom Tellmann, R ERA:	(7, 1)	0.2		4	1	0	0	1	1	0	0	0	0	0	5	9	0.00	3.000
Gary Lucas, L ERA: 3.26	(7, 1)	1.1		5	2	0	0	0	0	0	0	0	0	0	5	5	0.00	1.500

PITCHER	IP	WLS	BF	H	R	ER	SO	BB	IBB	HBP	BLK	WP	HR	S	P	ERA	WHIP

Batter	1	2	3	4	5	6	7	8	9	AB	R	H	RBI	BB	SO	LOB
Gene Richards, L (1, 7) OBP: 0.361, SLG: 0.378	4-3		6-3		FC6-4 1-2f			K		4	0	0	0	0	1	2
Ozzie Smith, S (1, 6) OBP: 0.323, SLG: 0.284	F8		F8			P4		1B S 2-3 1B		4	1	1	0	0	0	0
Jerry Mumphrey, S (1, 8) OBP: 0.351, SLG: 0.373	5-3			G3		E4 S		1B 1-2 BB		3	0	0	0	1	0	0
Randy Bass, L (1, 3) OBP: 0.353, SLG: 0.467		1B 1B BB		F8		L7 1-2		1-3 1-3 2-H 3-H 1B		1	0	0	0	1	0	0
Dave Winfield, R (4, 9) OBP: 0.360, SLG: 0.445										2	0	1	2	0	0	1
Broderick Perkins, L (1, 9) OBP: 0.507, SLG: 0.676 (4, 3)		K		HR		4-3		1-3 1-2		4	1	1	1	0	1	4
Luis Salazar, R (1, 5) OBP: 0.364, SLG: 0.400		F8		K			B5	K		4	0	0	0	0	2	3
Gene Tenace, R (1, 2) OBP: 0.394, SLG: 0.408		1B 1-2 1B			L4-3 1B		K		6-3	1	0	1	0	0	0	0
Bill Fahey, L (4, 2) OBP: 0.284, SLG: 0.252										3	0	1	0	0	1	0
Tim Flannery, L (1, 4) OBP: 0.300, SLG: 0.300		1-2 2-H 1B			L4-3 1-2		4-3		K	4	0	1	0	0	1	1
Rick Wise, R (1, 1) OBP: 0.175, SLG: 0.182			K		FC6-4 BB			1B 1B 2B	6-3	1	0	0	0	1	1	0
Eric Rasmussen, R (5, 1) OBP: 0.100, SLG: 0.200										0	0	0	0	0	0	0
Barry Evans, R (8, PH) OBP: 0.313, SLG: 0.325										1	1	1	0	0	0	0
Mike Armstrong, R (8, 1)										0	0	0	0	0	0	0
Dave Cash, R (9, PH) OBP: 0.280, SLG: 0.273										1	0	0	0	0	0	0
Inning Stats	R: 0 H: 0 E: 0 LOB: 0 K: 0 BB: 0 S: 3 P: 3	R: 0 H: 2 E: 0 LOB: 2 K: 1 BB: 1 S: 6 P: 10	R: 0 H: 0 E: 0 LOB: 0 K: 1 BB: 0 S: 5 P: 5	R: 1 H: 1 E: 0 LOB: 0 K: 1 BB: 0 S: 6 P: 6	R: 0 H: 1 E: 0 LOB: 1 K: 0 BB: 1 S: 3 P: 7	R: 0 H: 0 E: 1 LOB: 1 K: 0 BB: 0 S: 4 P: 4	R: 0 H: 0 E: 0 LOB: 0 K: 1 BB: 0 S: 5 P: 5	R: 2 H: 3 E: 0 LOB: 2 K: 2 BB: 1 S: 10 P: 14	R: 0 H: 0 E: 0 LOB: 0 K: 1 BB: 0 S: 5 P: 5	1B: 5 SF: 0 2B: 2 SAC: 0 3B: 0 DP: 1 HR: 1 HBP: 0						

PITCHER		IP	WLS	BF	H	R	ER	SO	BB	IBB	HBP	BLK	WP	HR	S	P	ERA	WHIP
Bob Welch, R ERA: 3.35	(1, 1)	7.1	W	30	6	3	3	5	3	0	0	0	0	1	37	49	3.68	1.227
Bobby Castillo, R ERA: 2.75	(8, 1)	1.2	S	6	1	0	0	2	0	0	0	0	0	0	10	10	0.00	0.600

PITCHER	IP	WLS	BF	H	R	ER	SO	BB	IBB	HBP	BLK	WP	HR	S	P	ERA	WHIP

TOP

San Diego Padres @ Los Angeles Dodgers

Dodger Stadium, Los Angeles, CA

Thu Sep 18 1980, 7:05 PM PDT

Att. 30,738 - Unknown

livebaseballscorecards.com

AB	33
R	3
H	7
RBI	3
BB	3
SO	7
LOB	11

WP: 0	PA: 36
PB: 0	
SB: 2	
CS: 0	

Batter	1	2	3	4	5	6	7	8	9	AB	R	H	RBI	BB	SO	LOB
Davey Lopes, R (1, 4) OBP: 0.329, SLG: 0.356	F7		F9	F9		F3				4	0	0	0	0	0	2
Rudy Law, L (1, 8) OBP: 0.313, SLG: 0.309	G3		1B S 1B		K		4-3			4	1	1	0	0	1	0
Bobby Castillo, R (8, 1) OBP: 0.125, SLG: 0.125										0	0	0	0	0	0	0
Steve Garvey, R (1, 3) OBP: 0.336, SLG: 0.454	BB		HR 1-H 1B		1B 2B		L3 1B			3	2	3	1	1	0	0
Dusty Baker Jr., R (1, 7) OBP: 0.339, SLG: 0.531	F9		1-H HR		5-3		L3 1-2			4	1	1	2	0	0	3
Ron Cey, R (1, 5) OBP: 0.343, SLG: 0.451		F9	F8		FC4-6 2-H 1B			HR		4	1	2	2	0	0	0
Mickey Hatcher, R (1, 9) OBP: 0.246, SLG: 0.328		4-3	P4		FC4-6 1-2f			HR		4	1	1	1	0	0	1
Steve Yeager, R (1, 2) OBP: 0.277, SLG: 0.280		E5 1B 1-3	6-3 1B		F7			F7		4	1	2	0	0	0	0
Derrel Thomas, S (1, 6) OBP: 0.329, SLG: 0.370 (8, 8)		E5 1B 1-3	6-3 1-2		K			G4-6-3 1B		4	0	1	0	0	1	2
Bob Welch, R (1, 1) OBP: 0.235, SLG: 0.269		1-3 3-H 1B	K		1B			G4-6-3 1-2f		3	0	2	1	0	1	1
Pepe Frias, R (8, 6) OBP: 0.254, SLG: 0.271										1	0	0	0	0	0	1
Inning Stats	R: 0 E: 0 K: 0 S: 3 H: 0 LOB: 1 BB: 1 P: 7	R: 1 E: 1 K: 0 S: 5 H: 2 LOB: 2 BB: 0 P: 5	R: 3 E: 0 K: 0 S: 6 H: 3 LOB: 0 BB: 0 P: 6	R: 0 E: 0 K: 1 S: 6 H: 1 LOB: 1 BB: 0 P: 6	R: 1 E: 0 K: 1 S: 7 H: 2 LOB: 1 BB: 0 P: 7	R: 0 E: 0 K: 1 S: 6 H: 1 LOB: 1 BB: 0 P: 6	R: 0 E: 0 K: 0 S: 3 H: 1 LOB: 0 BB: 0 P: 3	R: 2 E: 0 K: 0 S: 5 H: 3 LOB: 0 BB: 0 P: 5		1B: 9 2B: 2 3B: 0 HR: 3	SF: 0 SAC: 0 DP: 2 HBP: 0					

PITCHER	IP	WLS	BF	H	R	ER	SO	BB	IBB	HBP	BLK	WP	HR	S	P	ERA	WHIP
Rick Wise, R (1, 1) ERA: 3.64	4.1	L	21	7	5	4	2	1	0	0	0	0	1	24	28	8.31	1.846
Eric Rasmussen, R (5, 1) ERA: 4.32	2.2		10	3	0	0	1	0	0	0	0	0	0	12	12	0.00	1.125
Mike Armstrong, R (8, 1) ERA: 5.65	1.0		5	3	2	2	0	0	0	0	0	0	2	5	5	18.00	3.000

PITCHER	IP	WLS	BF	H	R	ER	SO	BB	IBB	HBP	BLK	WP	HR	S	P	ERA	WHIP

BOTTOM

San Diego Padres @ Los Angeles Dodgers

Dodger Stadium, Los Angeles, CA

Thu Sep 18 1980, 7:05 PM PDT

Att. 30,738 - Unknown

livebaseballscorecards.com

AB	35
R	7
H	13
RBI	7
BB	1
SO	3
LOB	10

WP: 0	PA: 36		
PB: 0			
SB: 2			
CS: 0			

Batter	1	2	3	4	5	6	7	8	9	AB	R	H	RBI	BB	SO	LOB
Jerry Royster, R (1, 7) (7, 5) OBP: 0.310, SLG: 0.323	4-3		6-3		SH2-4 1-2 2-3		6-3	4-3		4	0	0	0	0	0	0
Glenn Hubbard, R (1, 4) OBP: 0.323, SLG: 0.385	BB 1B 1-4-3		BB G6-4-3		BB SF9		BB BB 1B		K	1	2	0	0	4	1	0
Gary Matthews, R (1, 9) OBP: 0.325, SLG: 0.425	1-4-3 1-3 1B		G6-4-3 1-2f		SF9 1-2 2-3 3-H		BB BB BB 1-2 1B		G3	4	1	2	1	0	0	1
Bob Horner, R (1, 5) (7, 3) OBP: 0.311, SLG: 0.545	1-4-3 1-2 3-H			F9	K		BB BB 1-2 2-3 BB		5-3	4	0	0	1	1	1	3
Chris Chambliss, L (1, 3) OBP: 0.337, SLG: 0.435 Jeff Burroughs, R (7, PH) (7, 7) OBP: 0.347, SLG: 0.454	BB			L9		4-3	BB 1-2 2-3 3-H BB			2 0	0 0	0 0	0 1	1 1	0 0	0 0
Dale Murphy, R (1, 8) OBP: 0.352, SLG: 0.508	K			2B		1B	1-2 2-3 3-H BB			3	0	2	1	1	1	2
Bruce Benedict, R (1, 2) OBP: 0.301, SLG: 0.315 Mike Lum, L (6, PH) OBP: 0.340, SLG: 0.237 Bill Nahorodny, R (6, 2) OBP: 0.291, SLG: 0.419		F6		F2		K K	K			2 1 1	0 0 0	0 0 0	0 0 0	0 1 1	0 1 3	1 1 3
Luis Gomez, R (1, 6) OBP: 0.242, SLG: 0.215 Biff Pocoroba, S (6, PH) OBP: 0.386, SLG: 0.423 Rafael Ramirez, R (6, 6) OBP: 0.304, SLG: 0.383 Chico Ruiz, R (8, PH) (8, 6) OBP: 0.379, SLG: 0.462		F6			SH2-4 SH SF9 1B	4-3		F9		2 1 0 1	1 0 0 0	1 0 0 0	0 0 0 0	0 0 0 0	0 1 0 0	0 1 0 0
Doyle Alexander, R (1, 1) OBP: 0.203, SLG: 0.221 Al Hrabosky, R (6, 1) Brian Asselstine, L (7, PH) OBP: 0.320, SLG: 0.398 Preston Hanna, R (7, 1) OBP: 0.167, SLG: 0.333 Terry Harper, R (8, PH) OBP: 0.133, SLG: 0.267 Gene Garber, R (8, 1) OBP: 0.500, SLG: 0.500		K			SH SF9 SH2-4 1-2		P4	L7		1 0 1 0 1 0	0 0 0 0 0 0	0 0 0 0 0 0	0 0 0 0 0 0	1 0 0 0 0 0	0 0 0 0 0 0	0 0 0 0 0 0
Inning Stats	R: 1 E: 0 K: 1 S: 6 H: 1 LOB: 2 BB: 2 P: 14	R: 0 E: 0 K: 1 S: 5 H: 0 LOB: 0 BB: 0 P: 5	R: 0 E: 0 K: 0 S: 2 H: 0 LOB: 0 BB: 1 P: 6	R: 0 E: 0 K: 0 S: 4 H: 1 LOB: 1 BB: 0 P: 4	R: 1 E: 0 K: 1 S: 7 H: 1 LOB: 2 BB: 1 P: 11	R: 0 E: 0 K: 1 S: 6 H: 1 LOB: 1 BB: 0 P: 6	R: 2 E: 0 K: 1 S: 6 H: 1 LOB: 3 BB: 4 P: 22	R: 0 E: 0 K: 0 S: 3 H: 0 LOB: 0 BB: 0 P: 3	R: 0 E: 0 K: 1 S: 5 H: 0 LOB: 0 BB: 0 P: 5	1B: 4 2B: 1 3B: 0 HR: 0 SF: 1 SAC: 2 DP: 1 HBP: 0						

TOP

Atlanta Braves @ San Diego Padres

San Diego Stadium, San Diego, CA

Fri Sep 19 1980, 10:05 PM EDT

Att. 5,893 - Unknown

livebaseballscorecards.com

AB	29
R	4
H	5
RBI	4
BB	8
SO	6
LOB	12

WP: 0 PB: 0 SB: 0 CS: 0 PA: 40

PITCHER		IP	WLS	BF	H	R	ER	SO	BB	IBB	HBP	BLK	WP	HR	S	P	ERA	WHIP
Steve Mura, R ERA: 3.93	(1, 1)	6.2	W	31	5	4	4	4	6	0	0	0	0	0	33	57	5.40	1.650
Gary Lucas, L ERA: 3.26	(7, 1)	0.0		1	0	0	0	0	1	0	0	0	0	0	0	4	∞	∞
Rollie Fingers, R ERA: 2.78	(7, 1)	2.1	S	8	0	0	0	2	1	0	0	0	0	0	11	15	0.00	0.429

PITCHER	IP	WLS	BF	H	R	ER	SO	BB	IBB	HBP	BLK	WP	HR	S	P	ERA	WHIP

BOTTOM

Atlanta Braves @ San Diego Padres

San Diego Stadium, San Diego, CA

Fri Sep 19 1980, 10:05 PM EDT

Att. 5,893 - Unknown

Batter	1	2	3	4	5	6	7	8	9	AB	R	H	RBI	BB	SO	LOB
Gene Richards, L (1, 7) OBP: 0.361, SLG: 0.378	F9		1B WP 1B	4-3		G3		1-2 2-H 1B		5	1	2	1	0	0	3
Ozzie Smith, S (1, 6) OBP: 0.324, SLG: 0.285	F8		WP S 1-3 1B		G4-6-3 1B		4-3 SSS	K		5	0	2	0	0	1	2
Jerry Mumphrey, S (1, 8) OBP: 0.352, SLG: 0.375	L6		BBB 1-3 3-H BB		G4-6-3 1-2f		CS 2B			3	0	1	0	1	0	1
Dave Winfield, R (1, 9) OBP: 0.361, SLG: 0.449		G4-6-3 3B	6-3		F8		CS IBB			3	1	1	0	1	0	2
Randy Bass, L (1, 3) OBP: 0.378, SLG: 0.531		G4-6-3 HBP		4-3		2B 3B	3-1 1-2 2-3			2	0	1	0	0	0	0
Gene Tenace, R (6, PR) (7, 3) OBP: 0.393, SLG: 0.407										1	1	0	0	0	0	2
Bill Fahey, L (1, 2) OBP: 0.284, SLG: 0.257		G4-6-3 1-2f 3-H		2B		F7		3-1		4	1	1	0	0	0	2
Luis Salazar, R (1, 5) OBP: 0.369, SLG: 0.421		6-3		1B 2-H 2B		1B 3-H 2B		1-3		4	2	2	2	0	0	0
Tim Flannery, L (1, 4) OBP: 0.303, SLG: 0.303			1-3	6-3 2-H 1B		F7		1B 1B		4	1	2	1	0	0	2
Steve Mura, R (1, 1) OBP: 0.188, SLG: 0.156			SSS K	6-3 2-3		2-H 1B		1-2 1B		3	0	1	1	0	1	1
Gary Lucas, L (7, 1) OBP: 0.200, SLG: 0.176										0	0	0	0	0	0	0
Rollie Fingers, R (7, 1) OBP: 0.278, SLG: 0.444										1	0	1	0	0	0	0
Inning Stats	R: 0 E: 0 K: 0 S: 3 H: 0 LOB: 0 BB: 0 P: 3	R: 1 E: 0 K: 0 S: 3 H: 1 LOB: 0 BB: 0 P: 4	R: 1 E: 0 K: 1 S: 7 H: 2 LOB: 2 BB: 1 P: 11	R: 2 E: 0 K: 0 S: 6 H: 3 LOB: 1 BB: 0 P: 6	R: 0 E: 0 K: 0 S: 3 H: 1 LOB: 0 BB: 0 P: 3	R: 2 E: 0 K: 0 S: 6 H: 3 LOB: 2 BB: 0 P: 6	R: 0 E: 0 K: 0 S: 3 H: 1 LOB: 1 BB: 1 P: 7	R: 1 E: 0 K: 1 S: 8 H: 3 LOB: 2 BB: 0 P: 8		1B: 8 2B: 4 3B: 2 HR: 0		SF: 0 SAC: 0 DP: 2 HBP: 1				

	AB	35
	R	7
	H	14
	RBI	5
	BB	2
	SO	2
	LOB	15

WP: 1 PB: 0 SB: 1 CS: 2 PA: 38

livebaseballscorecards.com

PITCHER		IP	WLS	BF	H	R	ER	SO	BB	IBB	HBP	BLK	WP	HR	S	P	ERA	WHIP
Doyle Alexander, R ERA: 4.1	(1, 1)	5.2	L	27	10	6	6	1	1	0	1	0	1	0	27	32	9.53	1.941
Al Hrabosky, L ERA: 3.88	(6, 1)	0.1		1	0	0	0	0	0	0	0	0	0	0	1	1	0.00	0.000
Preston Hanna, R ERA: 3.45	(7, 1)	1.0		4	1	0	0	0	0	1	0	0	0	0	3	7	0.00	1.000
Gene Garber, R ERA: 3.96	(8, 1)	1.0		6	3	1	1	1	0	0	0	0	0	0	8	8	9.00	3.000

PITCHER	IP	WLS	BF	H	R	ER	SO	BB	IBB	HBP	BLK	WP	HR	S	P	ERA	WHIP

Atlanta Braves @ San Diego Padres

San Diego Stadium, San Diego, CA

Sat Sep 20 1980, 10:05 PM EDT

Att. 7,180 - Unknown

TOP

livebaseballscorecards.com

Batter	1	2	3	4	5	6	7	8	9	10	11	AB	R	H	RBI	BB	SO	LOB
Jerry Royster, R (1, 7) (8, 5) OBP: 0.309, SLG: 0.322	P4		F9		6-3			1B S 1B 1B	5-3			5	1	1	0	0	0	3
Glenn Hubbard, R (1, 4) OBP: 0.326, SLG: 0.389	6-3		BBBB FC6-4 BB			1B 2B		1-3 1B 1B		F5		4	1	2	0	1	0	0
Gary Matthews, R (1, 9) OBP: 0.325, SLG: 0.425	1B 1B		FC6-4 1-2f			6-3		1B 1-2 3-H 1B		F9		5	0	2	1	0	0	2
Bob Horner, R (1, 5) OBP: 0.315, SLG: 0.547 Rick Camp, R (8, 1) OBP: 0.167, SLG: 0.333 Larry Bradford, R (8, 1) Rick Mahler, R (8, 1) Jeff Burroughs, R (10, PH) OBP: 0.148, SLG: 0.453 Al Hrabosky, R (10, 1)	1-2 1B			F8		G4-6-3 2-3 1B		1-3 2-H 1B		5-3		4 0 0 0 1 0	0 0 0 0 0 0	3 0 0 0 0 0	1 0 0 0 0 0	0 0 0 0 0 0	0 0 0 0 0 0	0 0 0 0 0 0
Chris Chambliss, L (1, 3) OBP: 0.334, SLG: 0.431	L5			F7		G4-6-3 1-2f		F7			F9	5	0	0	0	0	0	5
Dale Murphy, R (1, 8) OBP: 0.349, SLG: 0.503		6-3		F3			F8	5-3			K	5	0	0	0	0	1	1
Bruce Benedict, R (1, 2) OBP: 0.306, SLG: 0.321 Gary Cooper, S (9, PR) Bill Nahorodny, R (9, 2) OBP: 0.289, SLG: 0.417		P4			SH3-4 1B		S 1B		S 1B		F8	4 0 1	0 0 0	3 0 0	0 0 0	0 0 0	0 0 0	0 0 0
Luis Gomez, R (1, 6) OBP: 0.241, SLG: 0.215 Biff Pocoroba, S (7, PH) OBP: 0.381, SLG: 0.417 Rafael Ramirez, R (7, 6) OBP: 0.302, SLG: 0.380		6-3			SH3-4 1-2		SSS K 1-2		F3 1-2			1 1 1	0 0 0	0 0 0	0 0 0	0 1 0	0 1 0	0 1 1
Tommy Boggs, R (1, 1) OBP: 0.150, SLG: 0.153 Mike Lum, L (7, PH) OBP: 0.337, SLG: 0.234 Gene Garber, R (7, 1) OBP: 0.500, SLG: 0.500 Terry Harper, R (8, 7) OBP: 0.125, SLG: 0.250			SSS K		5-3		F7		F9			2 1 0 1	0 0 0 0	0 0 0 0	0 0 0 0	1 0 0 0	1 0 0 2	1 1 0 2
Inning Stats	R: 0 E: 0 K: 0 S: 5 H: 2 LOB: 2 BB: 0 P: 5	R: 0 E: 0 K: 0 S: 3 H: 0 LOB: 0 BB: 0 P: 3	R: 0 E: 0 K: 1 S: 5 H: 0 LOB: 1 BB: 1 P: 9	R: 0 E: 0 K: 0 S: 3 H: 0 LOB: 0 BB: 0 P: 3	R: 0 E: 0 K: 0 S: 4 H: 1 LOB: 1 BB: 0 P: 4	R: 0 E: 0 K: 0 S: 4 H: 2 LOB: 1 BB: 0 P: 4	R: 0 E: 0 K: 1 S: 6 H: 1 LOB: 1 BB: 0 P: 6	R: 2 E: 0 K: 0 S: 6 H: 4 LOB: 1 BB: 0 P: 6	R: 0 E: 0 K: 0 S: 4 H: 1 LOB: 2 BB: 0 P: 4	R: 0 E: 0 K: 0 S: 3 H: 0 LOB: 0 BB: 0 P: 3	R: 0 E: 0 K: 1 S: 5 H: 0 LOB: 0 BB: 0 P: 5	1B: 10 2B: 1 3B: 0 HR: 0	SF: 0 SAC: 1 DP: 1 HBP: 0					

PITCHER		IP	WLS	BF	H	R	ER	SO	BB	IBB	HBP	BLK	WP	HR	S	P	ERA	WHIP
George Stablein, R ERA: 2.45	(1, 1)	7.1		31	10	2	2	2	1	0	0	0	0	0	34	38	2.46	1.500
Dennis Kinney, L ERA: 4.06	(8, 1)	0.1		1	0	0	0	0	0	0	0	0	0	0	1	1	0.00	0.000
Eric Rasmussen, R ERA: 4.19	(8, 1)	3.1	W	11	1	0	0	1	0	0	0	0	0	0	13	13	0.00	0.300

AB	41
R	2
H	11
RBI	2
BB	1
SO	3
LOB	17

WP: 0 PB: 0 SB: 3 CS: 0 PA: 43

Batter	1	2	3	4	5	6	7	8	9	10	11	AB	R	H	RBI	BB	SO	LOB
Gene Richards, L (1, 7) OBP: 0.362, SLG: 0.380	SH1-3 1B 2B	F7			G3			SH S 1B 1B	F9			5	2	2	0	0	0	1
Ozzie Smith, S (1, 6) OBP: 0.324, SLG: 0.284	SH1-3 2-3	1-3				G3		SH 1B S 1-3		BBBB 1B BB		2	0	0	0	1	0	0
Jerry Mumphrey, S (1, 8) OBP: 0.353, SLG: 0.374	4-3		6-3			5-3		BBBB 1B 1-2 BB		1-3 CS S 1B		4	0	1	0	1	0	1
Dave Winfield, R (1, 9) OBP: 0.365, SLG: 0.451	1B 3-H 1B		L1			1B		1-2 2-3 3-H 1B		IIII 1-2 IBB		4	0	3	2	1	0	0
Randy Bass, L (1, 3) OBP: 0.381, SLG: 0.500	1-3 1B			BBBB FC6-4 BB		F8		P4		SSS 2-3		4	0	1	0	1	1	6
Luis Salazar, R (1, 5) OBP: 0.360, SLG: 0.410 Broderick Perkins, L (8, PH) OBP: 0.500, SLG: 0.667 Barry Evans, R (9, 5) OBP: 0.311, SLG: 0.322	F7 1B			FC6-4 1-2f G5-4-3		P1		F7			F8	3 1 1	0 0 0	0 0 0	0 0 0	0 0 0	0 0 0	3 3 0
Gene Tenace, R (1, 2) OBP: 0.393, SLG: 0.408 Paul Dade, R (11, PR) OBP: 0.316, SLG: 0.188		2B		G5-4-3 1-2f		SSS K		5-3			BBBB S 1B BB	4 0	0 1	1 0	0 0	1 0	1 0	4 0
Tim Flannery, L (1, 4) OBP: 0.302, SLG: 0.302 Dave Cash, R (11, PH) OBP: 0.280, SLG: 0.272		SSS K			6-3		1B		F7		F8 1-2	4 1	0 0	1 0	0 0	1 0	1 0	1 1
George Stablein, R (1, 1) Dennis Kinney, L (8, 1) OBP: 0.154, SLG: 0.083 Eric Rasmussen, R (8, 1) OBP: 0.095, SLG: 0.190 Craig Stimac, R (11, PH) OBP: 0.224, SLG: 0.283		SSS K			5-3		SSS K		6-3		2-H 1B	3 0 1 1	0 0 0 0	0 0 0 1	0 0 0 1	0 0 0 0	2 0 0 0	2 0 0 0
Inning Stats	R: 1 H: 3 E: 0 LOB: 2 K: 0 BB: 0 S: 6 P: 6	R: 0 H: 1 E: 0 LOB: 1 K: 2 BB: 0 S: 8 P: 8	R: 0 H: 0 E: 0 LOB: 0 K: 0 BB: 0 S: 3 P: 3	R: 0 H: 0 E: 0 LOB: 0 K: 0 BB: 1 S: 2 P: 6	R: 0 H: 0 E: 0 LOB: 0 K: 0 BB: 0 S: 3 P: 3	R: 0 H: 1 E: 0 LOB: 1 K: 0 BB: 0 S: 4 P: 4	R: 0 H: 1 E: 0 LOB: 1 K: 2 BB: 0 S: 8 P: 8	R: 1 H: 2 E: 0 LOB: 3 K: 0 BB: 1 S: 6 P: 10	R: 0 H: 0 E: 0 LOB: 0 K: 0 BB: 0 S: 3 P: 3	R: 0 H: 1 E: 0 LOB: 2 K: 1 BB: 2 S: 4 P: 12	R: 1 H: 1 E: 0 LOB: 1 K: 0 BB: 1 S: 3 P: 7	1B: 8 2B: 3 3B: 0 HR: 0	SF: 0 SAC: 2 DP: 2 HBP: 0					

PITCHER	IP	WLS	BF	H	R	ER	SO	BB	IBB	HBP	BLK	WP	HR	S	P	ERA	WHIP
Tommy Boggs, R (1, 1) ERA: 3.48	6.0		23	5	1	1	2	1	0	0	0	0	0	26	30	1.50	1.000
Gene Garber, R (7, 1) ERA: 3.91	1.0		4	1	0	0	2	0	0	0	0	0	0	8	8	0.00	1.000
Rick Camp, R (8, 1) ERA: 1.99	0.0		4	2	1	1	0	1	0	0	0	0	0	3	7	∞	∞
Larry Bradford, L (8, 1) ERA: 2.61	0.1		1	0	0	0	0	0	0	0	0	0	0	1	1	0.00	0.000
Rick Mahler, R (8, 1) ERA:	1.2		5	0	0	0	0	0	0	0	0	0	0	5	5	0.00	0.000

PITCHER	IP	WLS	BF	H	R	ER	SO	BB	IBB	HBP	BLK	WP	HR	S	P	ERA	WHIP
Al Hrabosky, L (10, 1) ERA: 3.93	1.2	L	8	2	1	1	1	2	1	0	0	0	0	7	19	5.40	2.400

BOTTOM

Atlanta Braves @ San Diego Padres

San Diego Stadium, San Diego, CA

Sat Sep 20 1980, 10:05 PM EDT

Att. 7,180 - Unknown

livebaseballscorecards.com

AB	38
R	3
H	10
RBI	3
BB	5
SO	5
LOB	22

WP: 0 PA: 45
PB: 0
SB: 4
CS: 1

Atlanta Braves @ San Diego Padres

San Diego Stadium, San Diego, CA

Sun Sep 21 1980, 6:33 AM EDT

Att. 2,846 - Unknown

TOP

livebaseballscorecards.com

Batter	1	2	3	4	5	6	7	8	9	AB	R	H	RBI	BB	SO	LOB
Jerry Royster, R (1, 7) OBP: 0.308, SLG: 0.321	4-3		CS 1B		6-3		L6			4	0	1	0	0	0	1
Glenn Hubbard, R (1, 4) OBP: 0.330, SLG: 0.392	G6-4-3 BB		1-2 2B			G1-6-3 BB		F8		2	0	1	0	2	0	0
Gary Matthews, R (1, 9) OBP: 0.325, SLG: 0.423	G6-4-3 1-2f		K			G1-6-3 1-2f		G6-4-3 BB		3	0	0	0	1	1	3
Bob Horner, R (1, 5) OBP: 0.315, SLG: 0.547		5-3		6-3		2B		G6-4-3 1-2f		4	0	1	0	0	0	1
Chris Chambliss, L (1, 3) OBP: 0.332, SLG: 0.428		L4		F8		4-3			1-3	4	0	0	0	0	0	1
Dale Murphy, R (1, 8) OBP: 0.350, SLG: 0.503		S 1B		1B			E5 2B		5-3	4	1	2	0	0	0	0
Bruce Benedict, R (1, 2) OBP: 0.307, SLG: 0.319 Mike Lum, L (9, PH) OBP: 0.344, SLG: 0.244		1-2 BB		5-3			F5		1B	2 1	0 0	0 1	0 0	1 0	0 0	2 0
Luis Gomez, R (1, 6) OBP: 0.240, SLG: 0.213 Biff Pocoroba, S (7, PH) OBP: 0.376, SLG: 0.411 Larry Bradford, R (7, 1) Gene Garber, R (8, 1) OBP: 0.500, SLG: 0.500 Brian Asselstine, L (9, PH) OBP: 0.319, SLG: 0.396		F7			5-3		K		F7	2 1 0 0 1	0 0 0 0 0	0 0 0 0 0	0 0 0 0 0	0 1 0 0 0	0 1 0 0 0	2 1 0 0 1
Phil Niekro, R (1, 1) OBP: 0.143, SLG: 0.193 Jeff Burroughs, R (7, PH) OBP: 0.348, SLG: 0.458 Rafael Ramirez, R (7, PR) OBP: 0.302, SLG: 0.380 (7, 6)			5-3		P4		2-H 2B			2 1 0	0 0 0	0 1 0	0 1 0	0 0 0	0 0 0	0 0 0

	AB	31
	R	1
	H	7
	RBI	1
	BB	4
	SO	2
	LOB	12

Inning Stats																																		
	R: 0 E: 0 K: 0 S: 2	H: 0 LOB: 0 BB: 1 P: 6	R: 0 E: 0 K: 0 S: 4	H: 1 LOB: 2 BB: 1 P: 8	R: 0 E: 0 K: 1 S: 6	H: 2 LOB: 1 BB: 0 P: 6	R: 0 E: 0 K: 0 S: 4	H: 1 LOB: 1 BB: 0 P: 4	R: 0 E: 0 K: 0 S: 3	H: 0 LOB: 0 BB: 0 P: 3	R: 0 E: 0 K: 0 S: 3	H: 1 LOB: 1 BB: 1 P: 7	R: 1 E: 1 K: 1 S: 7	H: 1 LOB: 1 BB: 0 P: 7	R: 0 E: 0 K: 0 S: 2	H: 0 LOB: 0 BB: 1 P: 6	R: 0 E: 0 K: 0 S: 4	H: 1 LOB: 1 BB: 0 P: 4	1B: 4 2B: 3 3B: 0 HR: 0	SF: 0 SAC: 0 DP: 3 HBP: 0	WP: 0 PB: 0 SB: 1 CS: 1	PA: 35

PITCHER		IP	WLS	BF	H	R	ER	SO	BB	IBB	HBP	BLK	WP	HR	S	P	ERA	WHIP
Tom Tellmann, R ERA:	(1, 1)	9.0	W	35	7	1	0	2	4	0	0	0	0	0	35	51	0.00	1.222

PITCHER		IP	WLS	BF	H	R	ER	SO	BB	IBB	HBP	BLK	WP	HR	S	P	ERA	WHIP

Batter	1	2	3	4	5	6	7	8	9	AB	R	H	RBI	BB	SO	LOB
Gene Richards, L (1, 7) OBP: 0.361, SLG: 0.379	L4		F8		1B 1-3 2-H			F8		4	0	1	1	0	0	0
Ozzie Smith, S (1, 6) OBP: 0.322, SLG: 0.282	4-3			4-3	F8			L4		4	0	0	0	0	0	2
Broderick Perkins, L (1, 9) OBP: 0.494, SLG: 0.653	6-3			4-3		1B G5-4-3		S 1B		3	0	1	0	0	0	0
Jerry Mumphrey, S (8, 8) OBP: 0.354, SLG: 0.375										1	0	1	0	0	0	0
Dave Winfield, R (1, 8) (8, 9) OBP: 0.363, SLG: 0.447		G3		6-3		G5-4-3 1-2f		5-3 1-2		4	0	0	0	0	0	2
Randy Bass, L (1, 3) OBP: 0.400, SLG: 0.590		HR			K	1B				3	1	2	1	0	1	0
Gene Tenace, R (9, 3) OBP: 0.393, SLG: 0.408										0	0	0	0	0	0	0
Luis Salazar, R (1, 5) OBP: 0.359, SLG: 0.408		5-3			1B 6-3	F7				3	1	1	0	0	0	1
Tim Flannery, L (1, 4) OBP: 0.299, SLG: 0.299		F8			6-3 1-2					3	0	0	0	0	0	1
Bill Fahey, L (1, 2) OBP: 0.285, SLG: 0.255			L9		1B 1B IBB					2	1	0	0	1	1	0
Tom Tellmann, R (1, 1) OBP: 0.333, SLG: 0.333			G3		1B 1-2 2-H					3	0	1	1	0	1	0
Inning Stats	R: 0 E: 0 K: 0 S: 3 H: 0 LOB: 0 BB: 0 P: 3	R: 1 E: 0 K: 0 S: 4 H: 1 LOB: 0 BB: 0 P: 4	R: 0 E: 0 K: 0 S: 3 H: 0 LOB: 0 BB: 0 P: 3	R: 0 E: 0 K: 0 S: 3 H: 0 LOB: 0 BB: 0 P: 3	R: 2 E: 0 K: 1 S: 8 H: 3 LOB: 2 BB: 1 P: 12	R: 0 E: 0 K: 0 S: 4 H: 2 LOB: 1 BB: 0 P: 4	R: 0 E: 0 K: 2 S: 7 H: 0 LOB: 0 BB: 0 P: 7	R: 0 E: 0 K: 0 S: 4 H: 1 LOB: 1 BB: 0 P: 4		1B: 6 2B: 0 3B: 0 HR: 1 SF: 0 SAC: 0 DP: 1 HBP: 0				WP: 0 PB: 0 SB: 1 CS: 0 PA: 31		

PITCHER		IP	WLS	BF	H	R	ER	SO	BB	IBB	HBP	BLK	WP	HR	S	P	ERA	WHIP
Phil Niekro, R ERA: 3.61	(1, 1)	6.0	L	24	6	3	3	1	0	1	0	0	0	1	25	29	4.50	1.000
Larry Bradford, L ERA: 2.53	(7, 1)	1.2		6	1	0	0	2	0	0	0	0	0	0	10	10	0.00	0.600
Gene Garber, R ERA: 3.89	(8, 1)	0.1		1	0	0	0	0	0	0	0	0	0	0	1	1	0.00	0.000

PITCHER	IP	WLS	BF	H	R	ER	SO	BB	IBB	HBP	BLK	WP	HR	S	P	ERA	WHIP

BOTTOM

Atlanta Braves @ San Diego Padres

San Diego Stadium, San Diego, CA

Sun Sep 21 1980, 6:33 AM EDT

Att. 2,846 - Unknown

livebaseballscorecards.com

AB	30
R	3
H	7
RBI	3
BB	1
SO	3
LOB	6

Batter	1	2	3	4	5	6	7	8	9	AB	R	H	RBI	BB	SO	LOB
Joe Morgan, L (1, 4) OBP: 0.363, SLG: 0.373	0-0 ① 1B		SSS 0-3 ③ K		0-0 1-H HR		0-0 ② L3 2-3		SSS 0-3 ① K	5	1	2	2	0	2	2
Craig Reynolds, L (9, 6) OBP: 0.258, SLG: 0.300										0	0	0	0	0	0	0
Enos Cabell, R (1, 5) OBP: 0.303, SLG: 0.346	0-0 S 1B			0-0 ① 5-3	0-0 ② F4		0-0 ③ 6-3			4	0	1	0	0	0	1
Jose Cruz, L (1, 7) OBP: 0.370, SLG: 0.443	0-0 ② F4 1-2			0-0 ② F8	0-0 ③ 1-3			0-0 ① F6		4	0	0	0	0	0	1
Cesar Cedeno, R (1, 8) OBP: 0.392, SLG: 0.486	0-0 ③ F3			0-0 S 1B 1B		0-0 HR		BBBB 4-0 S BB		3	2	2	1	1	0	1
Art Howe, R (1, 3) OBP: 0.351, SLG: 0.431		0-0 G5-4-3 1B		BBBB 4-0 1B 1-2 BB		0-0 ① F7		0-0 ② F8 1-2		3	0	1	0	1	0	1
Dave Bergman, L (8, 3) OBP: 0.366, SLG: 0.389										0	0	0	0	0	0	0
Gary Woods, R (1, 9) OBP: 0.372, SLG: 0.548		0-0 ①② G5-4-3 1-2f		0-0 FC5-4 1-3 2-H 1B		SSS 0-3 ② K		0-0 ③ 5-3		4	0	1	1	0	1	2
Luis Pujols, R (1, 2) OBP: 0.245, SLG: 0.235		0-0 ③ 6-3		0-0 ③ FC5-4 1-2f		0-0 ③ L3			SSS 0-3 ① K	4	0	0	0	0	1	2
Rafael Landestoy, S (1, 6) (9, 4) OBP: 0.305, SLG: 0.330			0-0 ① 6-3		0-0 ① F7		H 1-0 S SH3 HBP		0-0 ② 6-3	3	0	0	0	0	0	0
Joe Niekro, R (1, 1) OBP: 0.333, SLG: 0.365			0-0 ② F9		BBBB 4-0 HR BB		0-0 ① SH3 1-2		0-0 1B	2	1	1	0	1	0	0
Inning Stats	R: 0 H: 2 E: 0 LOB: 1 K: 0 BB: 0 S: 4 P: 4	R: 0 H: 1 E: 0 LOB: 0 K: 0 BB: 0 S: 3 P: 3	R: 0 H: 0 E: 0 LOB: 0 K: 1 BB: 0 S: 5 P: 5	R: 1 H: 2 E: 0 LOB: 2 K: 0 BB: 1 S: 5 P: 9	R: 2 H: 1 E: 0 LOB: 0 K: 0 BB: 1 S: 4 P: 8	R: 1 H: 1 E: 0 LOB: 0 K: 1 BB: 0 S: 6 P: 6	R: 0 H: 0 E: 0 LOB: 1 K: 0 BB: 0 S: 3 P: 4	R: 0 H: 0 E: 0 LOB: 1 K: 0 BB: 1 S: 3 P: 7	R: 0 H: 1 E: 0 LOB: 1 K: 2 BB: 0 S: 8 P: 8	1B: 6 SF: 0 2B: 0 SAC: 1 3B: 0 DP: 1 HR: 2 HBP: 1						

PITCHER		IP	WLS	BF	H	R	ER	SO	BB	IBB	HBP	BLK	WP	HR	S	P	ERA	WHIP
Bob Shirley, L ERA: 3.71	(1, 1)	6.0	L	25	7	4	4	2	2	0	0	0	0	2	27	35	6.00	1.500
Eric Rasmussen, R ERA: 4.15	(7, 1)	1.0		4	0	0	0	0	0	0	1	0	0	0	3	4	0.00	0.000
Gary Lucas, L ERA: 3.21	(8, 1)	2.0		8	1	0	0	2	1	0	0	0	0	0	11	15	0.00	1.000

PITCHER	IP	WLS	BF	H	R	ER	SO	BB	IBB	HBP	BLK	WP	HR	S	P	ERA	WHIP

TOP

Houston Astros @ San Diego Padres

San Diego Stadium, San Diego, CA

Mon Sep 22 1980, 10:05 PM EDT

Att. 16,513 - Unknown

livebaseballscorecards.com

AB	32
R	4
H	8
RBI	4
BB	3
SO	4
LOB	10

WP: 0	PA: 37
PB: 0	
SB: 4	
CS: 0	

Houston Astros @ San Diego Padres

San Diego Stadium, San Diego, CA

Mon Sep 22 1980, 10:05 PM EDT

Att. 16,513 - Unknown

livebaseballscorecards.com

BOTTOM

Batter	1	2	3	4	5	6	7	8	9	AB	R	H	RBI	BB	SO	LOB
Gene Richards, L (1, 7) OBP: 0.359, SLG: 0.377	F7		F6		F7		4-3			4	0	0	0	0	0	5
Ozzie Smith, S (1, 6) OBP: 0.321, SLG: 0.282	F7		SF8 1-3 2-H 2-1 1B			K		F9		4	0	1	1	0	1	0
Jerry Mumphrey, S (1, 8) OBP: 0.353, SLG: 0.375	CS 1B		SF8 2-3 3-H			4-3		5-3		3	0	1	1	0	0	0
Dave Winfield, R (1, 9) OBP: 0.362, SLG: 0.445	CS 1-2	K	2-1 3-H	6-3		BB		F7		3	0	0	0	1	1	0
Randy Bass, L (1, 3) OBP: 0.388, SLG: 0.548		4-3		F8		G3			FC6-4 BB	3	0	0	0	1	0	1
Luis Salazar, R (1, 5) OBP: 0.356, SLG: 0.398		HBP		F8			F7		F8	3	0	0	0	0	0	1
Tim Flannery, L (1, 4) OBP: 0.295, SLG: 0.294		F7			E3 SH3-4		K		FC6-4 1-2f	4	0	0	0	0	1	2
Bill Fahey, L (1, 2) OBP: 0.289, SLG: 0.260 Paul Dade, R (7, PR) OBP: 0.316, SLG: 0.188 Gene Tenace, R (8, 2) OBP: 0.392, SLG: 0.407			E 1B 1B		F6		BB 1B		L1	3 0 1	1 0 0	2 0 0	0 0 0	0 0 0	0 0 0	1 0 1
Bob Shirley, R (1, 1) OBP: 0.143, SLG: 0.040 Eric Rasmussen, R (7, 1) OBP: 0.095, SLG: 0.190 Broderick Perkins, L (7, PH) OBP: 0.500, SLG: 0.653 Gary Lucas, L (8, 1) OBP: 0.200, SLG: 0.176			E1 1B 1-2 SF8		SH3-4 1-2		BB 1-2			1 0 0 0	1 0 0 0	0 0 0 0	0 0 0 0	0 0 1 0	0 0 0 0	1 0 0 0
Inning Stats	R: 0 E: 0 K: 0 S: 3 H: 1 LOB: 0 BB: 0 P: 3	R: 0 E: 0 K: 1 S: 5 H: 0 LOB: 1 BB: 0 P: 6	R: 2 E: 1 K: 0 S: 5 H: 2 LOB: 1 BB: 0 P: 5	R: 0 E: 0 K: 0 S: 3 H: 0 LOB: 0 BB: 0 P: 3	R: 0 E: 1 K: 0 S: 4 H: 0 LOB: 1 BB: 0 P: 4	R: 0 E: 0 K: 1 S: 5 H: 0 LOB: 1 BB: 1 P: 9	R: 0 E: 0 K: 1 S: 6 H: 1 LOB: 2 BB: 1 P: 10	R: 0 E: 0 K: 0 S: 3 H: 0 LOB: 0 BB: 0 P: 3	R: 0 E: 0 K: 0 S: 3 H: 0 LOB: 1 BB: 1 P: 7	1B: 4 2B: 0 3B: 0 HR: 0 SF: 1 SAC: 1 DP: 0 HBP: 1						

	AB	29
	R	2
	H	4
	RBI	2
	BB	3
	SO	3
	LOB	12

PITCHER		IP	WLS	BF	H	R	ER	SO	BB	IBB	HBP	BLK	WP	HR	S	P	ERA	WHIP
Joe Niekro, R ERA: 3.86	(1, 1)	9.0	W	36	4	2	0	3	3	0	1	0	0	0	37	50	0.00	0.778

PITCHER		IP	WLS	BF	H	R	ER	SO	BB	IBB	HBP	BLK	WP	HR	S	P	ERA	WHIP

PA: 36

Batter	1	2	3	4	5	6	7	8	9	AB	R	H	RBI	BB	SO	LOB
Joe Morgan, L (1, 4) OBP: 0.364, SLG: 0.374	E S 1B	K		1-3			FC5-4 1B		K	4	0	2	0	0	1	2
Mike Fischlin, R (7, 6)										1	0	0	0	0	1	0
Enos Cabell, R (1, 5) OBP: 0.301, SLG: 0.344	K 1-3		5-3		F8		FC5-4 BB 1B 1-2f		K	4	1	0	0	0	1	2
Bobby Sprowl, L (7, 1)										0	0	0	0	0	0	0
Frank LaCorte, R (8, 1) OBP: 0.286, SLG: 0.167										0	0	0	0	0	0	0
Jeffrey Leonard, R (9, PH) OBP: 0.275, SLG: 0.335										1	0	0	0	0	1	0
Jose Cruz, L (1, 7) OBP: 0.371, SLG: 0.442	5-3		4-3		S 1B		BB 1B 1-2			3	0	1	0	1	0	1
Cesar Cedeno, R (1, 8) OBP: 0.393, SLG: 0.485	F8		BB		F9 1-2		1B 1-2 2-H			3	0	1	1	1	0	2
Scott Loucks, R (8, 8) OBP: 0.333, SLG: 0.333										0	0	0	0	0	0	0
Art Howe, R (1, 3) OBP: 0.350, SLG: 0.436		1B 3B	F9		F9		F3			4	1	1	0	0	0	4
Gary Woods, R (1, 9) OBP: 0.404, SLG: 0.565		BB G6-4-3 1B 3-H 1B		6-3 1B 1B		6-3		G4-6-3 1B		4	2	3	1	0	0	0
Luis Pujols, R (1, 2) OBP: 0.245, SLG: 0.235		G6-4-3 BB 1-2 1B		6-3 1-2		K		G4-6-3 1-2f		4	0	1	0	0	1	2
Rafael Landestoy, S (1, 6) OBP: 0.307, SLG: 0.330 (7, 4)		G6-4-3 1-2 2-3 BB		1B 2-H 1B		G3		4-3		3	0	1	1	1	0	0
Randy Niemann, L (1, 1) OBP: 0.333, SLG: 0.333		G6-4-3 1-2f 2-3 3-H		2-3 1B			F4		F8	2	0	1	0	0	0	2
Bert Roberge, R (4, 1)										0	0	0	0	0	0	0
Gordie Pladson, R (5, 1)										0	0	0	0	0	0	0
Julio Gonzalez, R (7, PH) OBP: 0.132, SLG: 0.135 (7, 5)										2	0	0	0	0	0	0
Inning Stats	R: 0 E: 0 K: 1 S: 6 H: 1 LOB: 1 BB: 0 P: 6	R: 2 E: 0 K: 1 S: 7 H: 3 LOB: 1 BB: 1 P: 11	R: 0 E: 0 K: 0 S: 3 H: 0 LOB: 1 BB: 1 P: 7	R: 1 E: 0 K: 0 S: 5 H: 3 LOB: 1 BB: 0 P: 5	R: 0 E: 0 K: 0 S: 4 H: 1 LOB: 1 BB: 0 P: 4	R: 0 E: 0 K: 1 S: 5 H: 0 LOB: 0 BB: 0 P: 5	R: 1 E: 0 K: 0 S: 5 H: 2 LOB: 2 BB: 1 P: 9	R: 0 E: 0 K: 0 S: 3 H: 1 LOB: 0 BB: 0 P: 3	R: 0 E: 0 K: 2 S: 7 H: 0 LOB: 0 BB: 0 P: 7	1B: 10 2B: 0 3B: 1 HR: 0	SF: 0 SAC: 0 DP: 2 HBP: 0						

PITCHER	IP	WLS	BF	H	R	ER	SO	BB	IBB	HBP	BLK	WP	HR	S	P	ERA	WHIP
John Curtis, L (1, 1) ERA: 3.59	9.0	W	38	11	4	4	5	3	0	0	0	0	0	45	57	4.00	1.556

PITCHER	IP	WLS	BF	H	R	ER	SO	BB	IBB	HBP	BLK	WP	HR	S	P	ERA	WHIP

TOP

Houston Astros @ San Diego Padres

San Diego Stadium, San Diego, CA

Tue Sep 23 1980, 6:33 AM EDT

Att. 4,788 - Unknown

livebaseballscorecards.com

AB	35
R	4
H	11
RBI	3
BB	3
SO	5
LOB	15

WP: 0 PB: 0 SB: 2 CS: 0 PA: 38

BOTTOM

Houston Astros @ San Diego Padres

San Diego Stadium, San Diego, CA

Tue Sep 23 1980, 6:33 AM EDT

Att. 4,788 - Unknown

Batter	1	2	3	4	5	6	7	8	9	AB	R	H	RBI	BB	SO	LOB
Gene Richards, L (1, 7) OBP: 0.361, SLG: 0.381	4-3 2B		4-3	L3 1-2 2-3	2-H 2B		BBBB S BB			4	0	2	1	1	0	2
Ozzie Smith, S (1, 6) OBP: 0.319, SLG: 0.279	B1-3		F9	G3	4-3		SSS 1-2 K			5	0	0	0	0	1	6
Jerry Mumphrey, S (1, 8) OBP: 0.353, SLG: 0.374 Barry Evans, R (2, 5) OBP: 0.324, SLG: 0.325	4-3 2-3			BBBB BB 1B 1B BB	BBBB BB 1B 1B BB	1B		F5		1 2	0 2	0 1	0 0	0 2	0 0	1 0
Dave Winfield, R (1, 9) OBP: 0.364, SLG: 0.445	BBBB BB			BB 1B 1B 1-2	1B BB 1B 1-2	L5		F6		4	2	2	0	1	0	1
Gene Tenace, R (1, 2) OBP: 0.392, SLG: 0.403	SSS K			BBBB 1B 1B SF9 1-2 2-3 BB	BBBB 1B 1-2 2-3 BB	F6		F7		3	2	0	0	2	1	3
Broderick Perkins, L (1, 3) OBP: 0.500, SLG: 0.645		4-3		SF9 1B 1B 1-2 2-H 3-H 1B	1B 6-3 1-2 2-3 3-H 1B	F8				4	2	2	3	0	0	1
Luis Salazar, R (1, 5) OBP: 0.368, SLG: 0.425 (2, 8)		F6		WP 1B 1-2 2-3 1B	6-3 2B 1-3 2-H 3-H 1B		3B			4	1	3	2	0	0	0
Tim Flannery, L (1, 4) OBP: 0.291, SLG: 0.291		4-3		SF9 2-3 3-H	6-3 1-2 3-H		SSS K			3	0	0	2	0	1	2
John Curtis, L (1, 1) OBP: 0.197, SLG: 0.186			SSS K	WP 1-2 3-H 1B	SSS K		SSS K			4	0	1	1	0	3	2
Inning Stats	R: 0 E: 0 K: 1 S: 6 H: 1 LOB: 2 BB: 1 P: 10	R: 0 E: 0 K: 0 S: 3 H: 0 LOB: 0 BB: 0 P: 3	R: 0 E: 0 K: 1 S: 5 H: 0 LOB: 0 BB: 0 P: 5	R: 4 E: 0 K: 0 S: 7 H: 4 LOB: 2 BB: 2 P: 15	R: 5 E: 0 K: 1 S: 9 H: 4 LOB: 1 BB: 2 P: 17	R: 0 E: 0 K: 0 S: 4 H: 1 LOB: 1 BB: 0 P: 4	R: 0 E: 0 K: 3 S: 10 H: 1 LOB: 2 BB: 1 P: 14	R: 0 E: 0 K: 0 S: 3 H: 0 LOB: 0 BB: 0 P: 3		1B: 8 2B: 2 3B: 1 HR: 0	SF: 1 SAC: 0 DP: 0 HBP: 0						

livebaseballscorecards.com

AB	34
R	9
H	11
RBI	9
BB	6
SO	6
LOB	18

WP: 1 PB: 0 SB: 1 CS: 0 PA: 41

PITCHER		IP	WLS	BF	H	R	ER	SO	BB	IBB	HBP	BLK	WP	HR	S	P	ERA	WHIP
Randy Niemann, L ERA: 5.63	(1, 1)	3.0	L	15	3	4	4	2	3	0	0	0	0	0	16	28	12.00	2.000
Bert Roberge, R ERA: 5.92	(4, 1)	1.0		9	4	4	4	0	2	0	0	0	1	0	7	15	36.00	6.000
Gordie Pladson, R ERA: 4.35	(5, 1)	2.0		9	3	1	1	1	0	0	0	0	0	0	11	11	4.50	1.500
Bobby Sprowl, L ERA:	(7, 1)	1.0		5	1	0	0	3	1	0	0	0	0	0	10	14	0.00	2.000
Frank LaCorte, R ERA: 2.78	(8, 1)	1.0		3	0	0	0	0	0	0	0	0	0	0	3	3	0.00	0.000

PITCHER	IP	WLS	BF	H	R	ER	SO	BB	IBB	HBP	BLK	WP	HR	S	P	ERA	WHIP

Batter	1	2	3	4	5	6	7	8	9	10	AB	R	H	RBI	BB	SO	LOB
Dave Collins, S (1, 8) OBP: 0.359, SLG: 0.365	4-3 S 5-3 1B	K		K		2B 1B		FC5-4 S 1-2f		5-3	5	2	2	1	0	2	4
Sam Mejias, R (8, 8) OBP: 0.316, SLG: 0.370											1	0	0	0	0	0	0
Ken Griffey, L (1, 9) OBP: 0.367, SLG: 0.452	4-3 1-3		SF7 3B	F8 2-3		2H 2B		K 1-2		SF7 3B	6	2	3	1	0	1	4
Dave Concepcion, R (1, 6) OBP: 0.300, SLG: 0.358	5-3 3-H		SF7 3-H	FC6-4 1-2f		L8		6-3		SF7 3-H	4	0	0	3	0	0	4
George Foster, R (1, 7) OBP: 0.371, SLG: 0.480	2B BB		BLK 1B BB		F3		2B 3B		5-3	F2	4	1	1	0	2	0	0
Dan Driessen, L (1, 3) OBP: 0.387, SLG: 0.435	1-3 2B		K 1-2		6-3		G3 3-H 2B		WP 1B 1B		5	0	3	1	0	1	1
Ray Knight, R (1, 5) OBP: 0.309, SLG: 0.421	F4		2-H 1B		5-3		F9		WP 1-2 1B		5	0	2	0	0	0	3
Joe Nolan, L (1, 2) OBP: 0.354, SLG: 0.413		F7		WP E BB		P6	G3 2-3		5-3 1-2 2-3		3	1	0	0	1	0	1
Tom Hume, R (7, 1) OBP: 0.133, SLG: 0.200											0	0	0	0	0	0	0
Hector Cruz, R (9, PH) OBP: 0.289, SLG: 0.333											1	0	0	0	0	0	2
Johnny Bench, R (9, 2) OBP: 0.333, SLG: 0.500											0	0	0	0	0	0	0
Ron Oester, S (1, 4) OBP: 0.342, SLG: 0.377		SH1-4 BB		E9 F8 1-H 1B		E1 1B 1B	F8		IBB		3	1	2	0	2	0	1
Joe Price, R (1, 1) OBP: 0.139, SLG: 0.139		SH1-4 1-2		FC6-4 1B		F9		FC5-4 1B		K	2	0	1	0	0	0	1
Vic Correll, R (7, 2) OBP: 0.500, SLG: 0.500											1	0	1	0	0	0	0
Harry Spilman, L (9, PH) OBP: 0.327, SLG: 0.438											1	0	0	0	0	1	3
Doug Bair, R (9, 1)											0	0	0	0	0	0	0
Inning Stats	R: 1 E: 0 K: 0 S: 5 H: 2 LOB: 2 BB: 1 P: 9	R: 0 E: 0 K: 1 S: 5 H: 0 LOB: 1 BB: 1 P: 9	R: 1 E: 0 K: 1 S: 6 H: 2 LOB: 2 BB: 1 P: 10	R: 1 E: 1 K: 1 S: 7 H: 2 LOB: 2 BB: 1 P: 11	R: 0 E: 0 K: 0 S: 3 H: 0 LOB: 0 BB: 0 P: 3	R: 2 E: 1 K: 0 S: 6 H: 3 LOB: 1 BB: 0 P: 6	R: 1 E: 0 K: 0 S: 5 H: 2 LOB: 1 BB: 0 P: 5	R: 0 E: 0 K: 1 S: 6 H: 1 LOB: 1 BB: 0 P: 6	R: 0 E: 0 K: 1 S: 7 H: 2 LOB: 3 BB: 1 P: 11	R: 1 E: 0 K: 0 S: 4 H: 1 LOB: 0 BB: 0 P: 4	1B: 9 2B: 3 3B: 3 HR: 0	SF: 2 SAC: 1 DP: 0 HBP: 0						

PITCHER	IP	WLS	BF	H	R	ER	SO	BB	IBB	HBP	BLK	WP	HR	S	P	ERA	WHIP
Juan Eichelberger, R (1, 1) ERA: 3.54	6.0		30	9	5	5	3	4	0	0	1	1	0	32	48	7.50	2.167
Dennis Kinney, L (7, 1) ERA: 4.17	0.0		2	2	1	1	0	0	0	0	0	0	0	2	2	∞	∞
Gary Lucas, L (7, 1) ERA: 3.15	2.2		12	3	0	0	1	0	1	0	0	1	0	13	17	0.00	1.125
Rollie Fingers, R (9, 1) ERA: 2.83	1.1	L	5	1	1	1	1	0	0	0	0	0	0	7	7	6.75	0.750

TOP

Cincinnati Reds @ San Diego Padres

San Diego Stadium, San Diego, CA

Wed Sep 24 1980, 10:05 PM EDT

Att. 7,757 - Unknown

livebaseballscorecards.com

AB	41
R	7
H	15
RBI	6
BB	5
SO	5
LOB	24

WP: 2 PB: 0 SB: 2 CS: 0 PA: 49

Cincinnati Reds @ San Diego Padres

San Diego Stadium, San Diego, CA

Wed Sep 24 1980, 10:05 PM EDT

Att. 7,757 - Unknown

livebaseballscorecards.com

Batter	1	2	3	4	5	6	7	8	9	10	AB	R	H	RBI	BB	SO	LOB
Gene Richards, L (1, 7) OBP: 0.362, SLG: 0.384	F9		F8		2-H 2B		S 1B		S 1B		5	0	3	1	0	0	1
Ozzie Smith, S (1, 6) OBP: 0.318, SLG: 0.280	1B 2B		F7		B1-3		P4 1-2		5-3 1-2		5	1	1	0	0	0	4
Jerry Mumphrey, S (1, 8) OBP: 0.353, SLG: 0.374	2-H G4-6-3 1B		K			4-3 S HR 1B	5-3			F7	5	1	2	1	0	1	2
Dave Winfield, R (1, 9) OBP: 0.363, SLG: 0.445	G4-6-3 1-2f			4-3		F8 1-2		E 2B		4-3	5	1	1	0	0	0	2
Luis Salazar, R (1, 5) OBP: 0.355, SLG: 0.409		4-3		F8		4-3 2-3		F8 2-H		5-3	5	0	0	0	0	0	1
Broderick Perkins, L (1, 3) OBP: 0.489, SLG: 0.620		4-3		4-3		B B B B 4-0 HR BB		P6			3	1	0	0	1	0	0
Gene Tenace, R (1, 2) OBP: 0.393, SLG: 0.414 Rollie Fingers, R (9, 1) OBP: 0.278, SLG: 0.444	1B		F3		1-H HR 3-H			F8			4 0	1 0	2 0	3 0	0 0	0 0	0 0
Tim Flannery, L (1, 4) OBP: 0.292, SLG: 0.289 Bill Fahey, L (9, 2) OBP: 0.288, SLG: 0.259	F9		B B B B 4-0 SH3-4 2B BB		4-3				4-3		2 1	1 0	0 0	0 0	1 0	0 0	1 0
Juan Eichelberger, R (1, 1) OBP: 0.115, SLG: 0.080 Dennis Kinney, L (7, 1) OBP: 0.154, SLG: 0.083 Gary Lucas, L (7, 1) OBP: 0.200, SLG: 0.176 Dave Cash, R (7, 4) OBP: 0.279, SLG: 0.271 Randy Bass, L (9, PH) OBP: 0.360, SLG: 0.535 Barry Evans, R (10, 4) OBP: 0.324, SLG: 0.325			1B		SH3-4 1-2		6-3		F7		1 0 0 1 1 0	0 0 0 0 0 0	1 0 0 0 0 0	0 0 0 0 0 0	0 0 0 0 0 0	0 0 0 0 0 0	0 0 0 0 0 0
Inning Stats	R: 1 E: 0 K: 0 S: 4 H: 2 LOB: 0 BB: 0 P: 4	R: 0 E: 0 K: 0 S: 4 H: 1 LOB: 1 BB: 0 P: 4	R: 0 E: 0 K: 1 S: 6 H: 1 LOB: 1 BB: 0 P: 6	R: 0 E: 0 K: 0 S: 3 H: 0 LOB: 0 BB: 0 P: 3	R: 1 E: 0 K: 0 S: 4 H: 1 LOB: 1 BB: 1 P: 8	R: 3 E: 0 K: 0 S: 5 H: 2 LOB: 0 BB: 1 P: 9	R: 0 E: 0 K: 0 S: 4 H: 1 LOB: 1 BB: 0 P: 4	R: 1 E: 0 K: 0 S: 4 H: 1 LOB: 0 BB: 0 P: 4	R: 0 E: 0 K: 0 S: 4 H: 1 LOB: 1 BB: 0 P: 4	R: 0 E: 0 K: 0 S: 3 H: 0 LOB: 0 BB: 0 P: 3	1B: 6 2B: 3 3B: 0 HR: 1	SF: 0 SAC: 1 DP: 1 HBP: 0						

AB	38
R	6
H	10
RBI	5
BB	2
SO	1
LOB	11

WP: 0 PB: 0 SB: 3 CS: 0 PA: 41

PITCHER		IP	WLS	BF	H	R	ER	SO	BB	IBB	HBP	BLK	WP	HR	S	P	ERA	WHIP
Joe Price, L ERA: 3.93	(1, 1)	6.0		26	7	5	5	1	2	0	0	0	0	1	26	34	7.50	1.500
Tom Hume, R ERA: 2.74	(7, 1)	2.0		8	2	1	0	0	0	0	0	0	0	0	8	8	0.00	1.000
Doug Bair, R ERA: 4.56	(9, 1)	2.0	W	7	1	0	0	0	0	0	0	0	0	0	7	7	0.00	0.500

PITCHER	IP	WLS	BF	H	R	ER	SO	BB	IBB	HBP	BLK	WP	HR	S	P	ERA	WHIP

Cincinnati Reds @ San Diego Padres

San Diego Stadium, San Diego, CA

Thu Sep 25 1980, 6:33 AM EDT

Att. 5,309 - Unknown

TOP

livebaseballscorecards.com

Batter	1	2	3	4	5	6	7	8	9	10	AB	R	H	RBI	BB	SO	LOB
Dave Collins, S (1, 8) OBP: 0.360, SLG: 0.365	CS 1B		4-3		G3		BBB 4-0 FC4-6 1-2 BB		0-0 1-2 1B		3	0	1	0	1	0	0
Tom Hume, R (7, 1) OBP: 0.133, SLG: 0.200											0	0	0	0	0	0	0
Paul Householder, S (9, PH) OBP: 0.250, SLG: 0.256											1	0	1	0	0	0	0
Doug Bair, R (9, 1)											0	0	0	0	0	0	0
Ken Griffey, L (1, 9) OBP: 0.366, SLG: 0.452	1-2 1B 2B		3-1			F8	FC4-6 G6-3 1-2f 2-3		P6		5	1	1	0	0	0	4
Dave Concepcion, R (1, 6) OBP: 0.299, SLG: 0.357	2-H 1B		SSS 0-3 K			L7	G6-3 1-2f			B3	5	0	1	1	0	1	2
George Foster, R (1, 7) OBP: 0.372, SLG: 0.481	F9			F8		BB 1B		F7		2B 2B	5	1	2	0	0	0	1
Dan Driessen, L (1, 3) OBP: 0.387, SLG: 0.434	4-3			3-1		BBB 4-0 1-2 BB		CS 1B		F8	4	0	1	0	1	0	2
Ray Knight, R (1, 5) OBP: 0.310, SLG: 0.421		6-3		2B		F8		SSS 0-3 K 1-2		III 4-0 2B IBB	4	1	1	0	1	1	3
Joe Nolan, L (1, 2) OBP: 0.359, SLG: 0.417		1B		6-3					SSS 0-3 K	1-H 2-H 2B	3	0	2	0	0	0	1
Eddie Milner, L (7, PR)											0	1	0	0	0	0	0
Vic Correll, R (7, 2) OBP: 0.500, SLG: 0.563							2B 1B 1B				2	0	1	2	0	1	0
Ron Oester, S (1, 4) OBP: 0.340, SLG: 0.377		F7			F6		1-3 1B 2B		L6	F9	5	1	1	0	0	0	2
Charlie Leibrandt, R (1, 1) OBP: 0.237, SLG: 0.236		F9			P4		FC4-6 BB 2-H 3-H 1B		BBBB 4-0 1B BB		2	0	0	0	0	0	1
Michael LaCoss, R (6, 1) OBP: 0.123, SLG: 0.109											0	0	0	0	0	0	0
Harry Spilman, L (7, PH) OBP: 0.333, SLG: 0.443											1	0	1	2	0	0	0
Cesar Geronimo, L (7, PR) OBP: 0.319, SLG: 0.331											0	0	0	0	0	0	0
Sam Mejias, R (7, 8) OBP: 0.322, SLG: 0.370											0	0	0	0	1	0	0
Inning Stats	R: 1 E: 0 K: 0 S: 5 H: 3 LOB: 1 BB: 0 P: 5	R: 0 E: 0 K: 0 S: 4 H: 1 LOB: 1 BB: 0 P: 4	R: 0 E: 0 K: 1 S: 5 H: 0 LOB: 0 BB: 0 P: 5	R: 0 E: 0 K: 0 S: 4 H: 1 LOB: 1 BB: 0 P: 4	R: 0 E: 0 K: 0 S: 3 H: 0 LOB: 0 BB: 0 P: 3	R: 0 E: 0 K: 0 S: 4 H: 1 LOB: 2 BB: 1 P: 8	R: 2 E: 0 K: 0 S: 5 H: 3 LOB: 2 BB: 1 P: 9	R: 0 E: 0 K: 1 S: 5 H: 1 LOB: 0 BB: 0 P: 5	R: 0 E: 0 K: 1 S: 6 H: 1 LOB: 2 BB: 1 P: 10	R: 2 E: 0 K: 0 S: 5 H: 2 LOB: 1 BB: 1 P: 9	1B: 8 2B: 5 3B: 0 HR: 0	SF: 0 SAC: 0 DP: 1 HBP: 0						

	AB	40
	R	5
	H	13
	RBI	5
	BB	4
	SO	3
	LOB	16

WP: 0 PB: 0 SB: 0 CS: 2 PA: 44

PITCHER		IP	WLS	BF	H	R	ER	SO	BB	IBB	HBP	BLK	WP	HR	S	P	ERA	WHIP
Rick Wise, R ERA: 3.67	(1, 1)	6.0		27	9	3	3	1	1	0	0	0	0	0	28	32	4.50	1.667
Gary Lucas, L ERA: 3.11	(7, 1)	2.0		6	1	0	0	1	1	0	0	0	0	0	7	11	0.00	1.000
George Stablein, R ERA: 2.25	(9, 1)	0.2		4	1	0	0	1	1	0	0	0	0	0	5	9	0.00	3.000
Dennis Kinney, L ERA: 4.33	(9, 1)	1.1	L	7	2	2	2	0	0	1	0	0	0	0	6	10	13.50	1.500

PITCHER	IP	WLS	BF	H	R	ER	SO	BB	IBB	HBP	BLK	WP	HR	S	P	ERA	WHIP

Cincinnati Reds @ San Diego Padres

San Diego Stadium, San Diego, CA

Thu Sep 25 1980, 6:33 AM EDT

Att. 5,309 - Unknown

livebaseballscorecards.com

Batter	1	2	3	4	5	6	7	8	9	10	AB	R	H	RBI	BB	SO	LOB
Gene Richards, L (1, 7) OBP: 0.363, SLG: 0.386	K		6-3		2B		L1-4 1B		F8		5	0	2	0	0	1	0
Ozzie Smith, S (1, 6) OBP: 0.319, SLG: 0.282	5-3		S 1B		5-3		L1-4 1-2		S 1B		5	0	2	0	0	0	2
Jerry Mumphrey, S (1, 8) OBP: 0.355, SLG: 0.375	1B 1B		F9 1-3		6-3		S 1B		G4-6-3 1-2 IBB		4	0	2	0	1	0	2
Dave Winfield, R (1, 9) OBP: 0.366, SLG: 0.453	FC6-4 1-3 1B			HR 1B		HR	1-2 IBB		G4-6-3 1-2f		4	2	3	1	1	0	2
Gene Tenace, R (1, 2) OBP: 0.393, SLG: 0.422	FC6-4 1-2f			1-H HR		BBBBB 4-3 1B BB	SSS K			1-3	4	1	1	2	1	1	4
Luis Salazar, R (1, 5) OBP: 0.342, SLG: 0.394		F8		P4		SSS K		6-3		SSS K	5	0	0	0	0	2	1
Broderick Perkins, L (1, 3) OBP: 0.484, SLG: 0.607		6-3		4-3		1-2 4-3 1B		FC5-4 1B		F7	5	0	2	0	0	0	0
Tim Flannery, L (1, 4) OBP: 0.289, SLG: 0.286		F7		G3		4-3 1-2 2-3		L9			3	0	0	0	0	0	2
Randy Bass, L (8, PH) OBP: 0.373, SLG: 0.523											1	0	0	0	0	0	1
Dave Cash, R (9, 4) OBP: 0.279, SLG: 0.271											0	0	0	0	0	0	0
Rick Wise, R (1, 1) OBP: 0.167, SLG: 0.172			F8		L8	G3		FC5-4 1-2f			3	0	0	0	0	0	2
Gary Lucas, L (7, 1) OBP: 0.200, SLG: 0.176											0	0	0	0	0	0	0
Craig Stimac, R (8, PH) OBP: 0.220, SLG: 0.277											1	0	0	0	0	0	1
George Stablein, R (9, 1) OBP: 0.154, SLG: 0.083											0	0	0	0	0	0	0
Dennis Kinney, L (9, 1)											0	0	0	0	0	0	0
Inning Stats	R: 0 E: 0 K: 1 S: 7 / H: 2 LOB: 2 BB: 0 P: 7	R: 0 E: 0 K: 0 S: 3 / H: 0 LOB: 0 BB: 0 P: 3	R: 0 E: 0 K: 0 S: 4 / H: 1 LOB: 1 BB: 0 P: 4	R: 2 E: 0 K: 0 S: 5 / H: 2 LOB: 0 BB: 0 P: 5	R: 0 E: 0 K: 0 S: 4 / H: 1 LOB: 1 BB: 0 P: 4	R: 1 E: 0 K: 1 S: 7 / H: 2 LOB: 2 BB: 1 P: 11	R: 0 E: 0 K: 1 S: 6 / H: 2 LOB: 2 BB: 1 P: 10	R: 0 E: 0 K: 0 S: 4 / H: 1 LOB: 1 BB: 0 P: 4	R: 0 E: 0 K: 0 S: 3 / H: 1 LOB: 1 BB: 1 P: 7	R: 0 E: 0 K: 1 S: 5 / H: 0 LOB: 0 BB: 0 P: 5	1B: 9 2B: 2 3B: 0 HR: 2	SF: 0 SAC: 0 DP: 2 HBP: 0	WP: 0 PB: 0 SB: 4 CS: 0	PA: 43			

	AB	40
	R	3
	H	12
	RBI	3
	BB	3
	SO	4
	LOB	17

PITCHER	IP	WLS	BF	H	R	ER	SO	BB	IBB	HBP	BLK	WP	HR	S	P	ERA	WHIP
Charlie Leibrandt, L (1, 1) ERA: 4.27	5.2		26	8	3	3	2	1	0	0	0	0	2	29	33	4.76	1.588
Michael LaCoss, R (6, 1) ERA: 4.63	0.1		1	0	0	0	0	0	0	0	0	0	0	1	1	0.00	0.000
Tom Hume, R (7, 1) ERA: 2.7	2.0		9	3	0	0	1	0	1	0	0	0	0	10	14	0.00	1.500
Doug Bair, R (9, 1) ERA: 4.44	2.0	W	7	1	0	0	1	0	1	0	0	0	0	8	12	0.00	0.500

PITCHER	IP	WLS	BF	H	R	ER	SO	BB	IBB	HBP	BLK	WP	HR	S	P	ERA	WHIP

Batter	1	2	3	4	5	6	7	8	9	AB	R	H	RBI	BB	SO	LOB
Davey Lopes, R (1, 4) OBP: 0.327, SLG: 0.353	5-3		F2		S 1B		FC4-6 1-2 1B		F8	5	0	2	0	0	0	2
Rudy Law, L (1, 8) OBP: 0.307, SLG: 0.302	K			1B S 1B 1B	F7 1-2		FC4-6 1-2f 2-3		4-3	5	1	1	0	0	1	4
Dusty Baker Jr., R (1, 7) OBP: 0.335, SLG: 0.515	F6			1B 1B 1-3 1B		4-3	5-3			4	0	1	0	0	0	2
Steve Garvey, R (1, 3) OBP: 0.341, SLG: 0.461		G3		1B 1-2 3-H 1B		F8		4-3		4	0	1	1	0	0	0
Ron Cey, R (1, 5) OBP: 0.343, SLG: 0.453		F6		K		2B 1B		F7		4	1	1	0	0	1	2
Jay Johnstone, L (1, 9) OBP: 0.369, SLG: 0.420		L8		G4-6-3 1-2 2-3 1B		1-H 2B		1B		4	0	3	1	0	0	0
Steve Howe, L (8, 1) OBP: 0.100, SLG: 0.100										0	0	0	0	0	0	0
Steve Yeager, R (1, 2) OBP: 0.273, SLG: 0.272			F7	G4-6-3 1-2f		6-3		4-3		4	0	0	0	0	0	5
Derrel Thomas, S (1, 6) OBP: 0.329, SLG: 0.361			BBBB SH3-4 BB		1-3		F8		F7	2	0	0	0	1	0	0
Rick Monday, L (9, PH) OBP: 0.369, SLG: 0.471										1	0	0	0	0	0	0
Dave Goltz, R (1, 1) OBP: 0.235, SLG: 0.133			SH3-4 1-2		SSS K		BBBB FC4-6 1B BB		1B	1	0	0	0	1	1	0
Gary Thomasson, L (8, 9) OBP: 0.333, SLG: 0.276										1	0	1	0	0	0	0
Jack Perconte, L (9, PR) OBP: 0.429, SLG: 0.200										0	0	0	0	0	0	0
Inning Stats	R: 0 E: 0 K: 1 S: 5 H: 0 LOB: 0 BB: 0 P: 5	R: 0 E: 0 K: 0 S: 3 H: 0 LOB: 0 BB: 0 P: 3	R: 0 E: 0 K: 0 S: 3 H: 0 LOB: 1 BB: 1 P: 7	R: 1 E: 0 K: 1 S: 8 H: 4 LOB: 2 BB: 0 P: 8	R: 0 E: 0 K: 1 S: 6 H: 1 LOB: 1 BB: 0 P: 6	R: 1 E: 0 K: 0 S: 5 H: 2 LOB: 1 BB: 0 P: 5	R: 0 E: 0 K: 0 S: 4 H: 1 LOB: 2 BB: 1 P: 8	R: 0 E: 0 K: 0 S: 4 H: 1 LOB: 1 BB: 0 P: 4	R: 0 E: 0 K: 0 S: 4 H: 1 LOB: 1 BB: 0 P: 4	1B: 9 2B: 1 3B: 0 HR: 0 SF: 0 SAC: 1 DP: 1 HBP: 0						

PITCHER		IP	WLS	BF	H	R	ER	SO	BB	IBB	HBP	BLK	WP	HR	S	P	ERA	WHIP
Steve Mura, R ERA: 3.89	(1, 1)	6.1		28	8	2	2	3	2	0	0	0	0	0	32	40	2.84	1.579
Bob Shirley, L ERA: 3.7	(7, 1)	0.1		1	0	0	0	0	0	0	0	0	0	0	1	1	0.00	0.000
Tom Tellmann, R ERA:	(7, 1)	1.1	W	5	1	0	0	0	0	0	0	0	0	0	5	5	0.00	0.750
Rollie Fingers, R ERA: 2.81	(9, 1)	1.0	S	4	1	0	0	0	0	0	0	0	0	0	4	4	0.00	1.000

PITCHER	IP	WLS	BF	H	R	ER	SO	BB	IBB	HBP	BLK	WP	HR	S	P	ERA	WHIP

TOP

Los Angeles Dodgers @ San Diego Padres

San Diego Stadium, San Diego, CA

Fri Sep 26 1980, 10:05 PM EDT

Att. 14,836 - Unknown

livebaseballscorecards.com

AB	35
R	2
H	10
RBI	2
BB	2
SO	3
LOB	15

WP: 0	PA: 38
PB: 0	
SB: 2	
CS: 0	

Batter	1	2	3	4	5	6	7	8	9	AB	R	H	RBI	BB	SO	LOB
Gene Richards, L (1, 7) OBP: 0.365, SLG: 0.388	6-3		4-3 1B		E S 1B		IBB			3	0	2	0	1	0	0
Ozzie Smith, S (1, 6) OBP: 0.317, SLG: 0.280	F7		4-3 1-2		F8 1-3		F8			4	0	0	0	0	0	4
Jerry Mumphrey, S (1, 8) OBP: 0.354, SLG: 0.374	BB 1B		K			4-3		4-3		4	0	1	0	0	1	1
Dave Winfield, R (1, 9) OBP: 0.367, SLG: 0.454	BBBB FC4-6 BB 1-2			K		K		2B 2B		3	1	1	0	1	2	0
Broderick Perkins, L (1, 3) OBP: 0.469, SLG: 0.586 Tom Tellmann, R (7, 1) OBP: 0.333, SLG: 0.333 Craig Stimac, R (8, PH) OBP: 0.216, SLG: 0.271 Rollie Fingers, R (9, 1) OBP: 0.278, SLG: 0.444	FC4-6 1-2f			F7		F8		P1		3 0 1 0	0 0 0 0	0 0 0 0	0 0 0 0	0 0 0 0	0 0 0 0	2 0 1 0
Luis Salazar, R (1, 5) OBP: 0.353, SLG: 0.411		K		2B 1B			SH5-4 1B	PO 2-H	2B	4	2	3	1	0	1	0
Tim Flannery, L (1, 4) OBP: 0.290, SLG: 0.291 Dave Cash, R (8, PH) OBP: 0.279, SLG: 0.271 (9, 4)		K		1-H 2B			SH5-4 1-2	PO 2-3		2 0	0 0	1 0	1 0	0 0	1 0	0 0
Bill Fahey, L (1, 2) OBP: 0.289, SLG: 0.260 Paul Dade, R (7, PR) OBP: 0.316, SLG: 0.188 Gene Tenace, R (8, 2) OBP: 0.393, SLG: 0.422		4-3			6-3		3-1 2-H 1B			3 0 0	0 0 0	1 0 0	1 0 0	0 0 0	0 0 0	0 0 0
Steve Mura, R (1, 1) OBP: 0.180, SLG: 0.149 Bob Shirley, R (7, 1) OBP: 0.143, SLG: 0.040 Randy Bass, L (7, 3) OBP: 0.365, SLG: 0.511			K		F9		3-1 1-2			2 0 1	0 0 0	0 0 0	0 0 0	0 0 0	1 0 0	0 0 1
Inning Stats	R: 0 E: 0 K: 0 S: 4 H: 1 LOB: 2 BB: 1 P: 8	R: 0 E: 0 K: 2 S: 7 H: 0 LOB: 0 BB: 0 P: 7	R: 0 E: 0 K: 2 S: 8 H: 1 LOB: 1 BB: 0 P: 8	R: 1 E: 0 K: 1 S: 6 H: 2 LOB: 1 BB: 0 P: 6	R: 0 E: 0 K: 0 S: 4 H: 1 LOB: 1 BB: 0 P: 4	R: 0 E: 0 K: 1 S: 5 H: 0 LOB: 0 BB: 0 P: 5	R: 1 E: 0 K: 0 S: 5 H: 2 LOB: 2 BB: 1 P: 9	R: 1 E: 0 K: 0 S: 4 H: 2 LOB: 0 BB: 0 P: 4		1B: 6 2B: 3 3B: 0 HR: 0 SF: 0 SAC: 1 DP: 0 HBP: 0						

PITCHER		IP	WLS	BF	H	R	ER	SO	BB	IBB	HBP	BLK	WP	HR	S	P	ERA	WHIP
Dave Goltz, R ERA: 4.31	(1, 1)	7.2	L	33	9	3	3	6	1	1	0	0	0	0	43	51	3.52	1.304
Steve Howe, L ERA: 2.03	(8, 1)	0.1		0	0	0	0	0	0	0	0	0	0	0	0	0	0.00	0.000

PITCHER		IP	WLS	BF	H	R	ER	SO	BB	IBB	HBP	BLK	WP	HR	S	P	ERA	WHIP

BOTTOM

Los Angeles Dodgers @ San Diego Padres

San Diego Stadium, San Diego, CA

Fri Sep 26 1980, 10:05 PM EDT

Att. 14,836 - Unknown

livebaseballscorecards.com

AB	30
R	3
H	9
RBI	3
BB	2
SO	6
LOB	9

WP: 0 PA: 34
PB: 0
SB: 1
CS: 0

Los Angeles Dodgers @ San Diego Padres

San Diego Stadium, San Diego, CA

Sat Sep 27 1980, 10:05 PM EDT

Att. 19,260 - Unknown

TOP

livebaseballscorecards.com

Batter	1	2	3	4	5	6	7	8	9	AB	R	H	RBI	BB	SO	LOB
Davey Lopes, R (1, 4) OBP: 0.328, SLG: 0.353	K	F9		BB		1B FC6-4 1B	1-3			4	1	1	0	1	1	2
Jay Johnstone, L (1, 9) OBP: 0.379, SLG: 0.427	2B 1B		WP S 1B 1B	G5-4-3 BB		FC6-4 1B		HR		3	2	3	0	1	0	0
Pedro Guerrero, R (8, PH) OBP: 0.347, SLG: 0.485 (8, 9)										1	1	1	1	0	0	0
Dusty Baker Jr., R (1, 7) OBP: 0.334, SLG: 0.514	1B 2B		6-3	G5-4-3		FC6-4 1B		6-3		5	1	1	2	0	0	4
Steve Garvey, R (1, 3) OBP: 0.343, SLG: 0.464	L8		2B 1B		SH3-4 2B			L6		5	0	3	1	0	0	1
Ron Cey, R (1, 5) OBP: 0.344, SLG: 0.455	1B 1B				SH3-4	F7		1-3		4	1	2	1	0	0	2
Steve Howe, L (8, 1) OBP: 0.100, SLG: 0.100										0	0	0	0	0	0	0
Don Stanhouse, R (8, 1)										0	0	0	0	0	0	0
Fernando Valenzuela, L (8, 1)			1-3 2B		2-3					0	0	0	0	0	0	0
Rick Monday, L (1, 8) OBP: 0.366, SLG: 0.466	1B		K		K		4-3		4-3	4	0	1	1	0	2	3
Rudy Law, L (7, 8) OBP: 0.306, SLG: 0.301										1	0	0	0	0	0	0
Joe Ferguson, R (1, 2) OBP: 0.372, SLG: 0.399	F8		IBB	IBB			K		G6-4-3 BB	2	0	0	0	3	1	1
Pepe Frias, R (9, PR) OBP: 0.253, SLG: 0.270										0	0	0	0	0	0	0
Steve Yeager, R (9, 2) OBP: 0.273, SLG: 0.272										0	0	0	0	0	0	0
Derrel Thomas, S (1, 6) OBP: 0.330, SLG: 0.362		CS 1B	F8		F5		1B 1B		G6-4-3	5	0	2	0	0	0	6
Don Sutton, R (1, 1) OBP: 0.095, SLG: 0.081		P1		1-3		4-3	1-2 1B			4	0	1	0	0	0	1
Mickey Hatcher, R (8, 5) OBP: 0.233, SLG: 0.292										0	0	0	0	0	0	0

Inning Stats																															
	R: 3	H: 4	R: 0	H: 1	R: 1	H: 3	R: 0	H: 0	R: 0	H: 1	R: 1	H: 3	R: 0	H: 2	R: 1	H: 1	R: 0	H: 0	1B: 11	SF: 0	WP: 1	PA: 44
	E: 0	LOB: 1	E: 0	LOB: 0	E: 0	LOB: 3	E: 0	LOB: 1	E: 0	LOB: 2	E: 0	LOB: 2	E: 0	LOB: 2	E: 0	LOB: 0	E: 0	LOB: 1	2B: 3	SAC: 1	PB: 0	
	K: 1	BB: 0	K: 0	BB: 0	K: 1	BB: 1	K: 0	BB: 2	K: 1	BB: 1	K: 0	BB: 0	K: 1	BB: 0	K: 0	BB: 0	K: 0	BB: 1	3B: 0	DP: 2	SB: 1	
	S: 9	P: 9	S: 3	P: 3	S: 8	P: 12	S: 2	P: 10	S: 6	P: 10	S: 6	P: 6	S: 7	P: 7	S: 4	P: 4	S: 2	P: 6	HR: 1	HBP: 0	CS: 1	

PITCHER		IP	WLS	BF	H	R	ER	SO	BB	IBB	HBP	BLK	WP	HR	S	P	ERA	WHIP
Eric Rasmussen, R ERA: 4.37	(1, 1)	0.2	L	6	4	3	3	1	0	0	0	0	0	0	8	8	40.50	6.000
George Stablein, R ERA: 2.79	(1, 1)	1.2		8	4	1	1	0	0	0	0	0	1	0	8	8	5.40	2.400
Bob Shirley, L ERA: 3.63	(3, 1)	2.2		12	1	0	0	2	2	2	0	0	0	0	12	28	0.00	1.125
Tom Tellmann, R ERA: 0.69	(6, 1)	2.0		11	5	1	1	1	0	0	0	0	0	0	13	13	4.50	2.500
Gary Lucas, L ERA: 3.15	(8, 1)	1.0		4	1	1	1	0	0	0	0	0	0	1	4	4	9.00	1.000

PITCHER		IP	WLS	BF	H	R	ER	SO	BB	IBB	HBP	BLK	WP	HR	S	P	ERA	WHIP
Dennis Kinney, L ERA: 4.28	(9, 1)	1.0		3	0	0	0	0	1	0	0	0	0	0	2	6	0.00	1.000

AB	38
R	6
H	15
RBI	6
BB	5
SO	4
LOB	20

Los Angeles Dodgers @ San Diego Padres

San Diego Stadium, San Diego, CA

Sat Sep 27 1980, 10:05 PM EDT

Att. 19,260 - Unknown

livebaseballscorecards.com

BOTTOM

Batter	1	2	3	4	5	6	7	8	9	AB	R	H	RBI	BB	SO	LOB
Gene Richards, L (1, 7) OBP: 0.365, SLG: 0.388	1-3 1B		4-3		K			FC6-4 1B	5-3	5	0	2	0	0	1	1
Ozzie Smith, S (1, 6) OBP: 0.314, SLG: 0.277	1-3 1-2		6-3			6-3		FC6-4 BB 1B 1-2f	E4 6-3	5	1	0	0	0	0	2
Jerry Mumphrey, S (1, 8) OBP: 0.353, SLG: 0.372	5-3			L6		K		1B 1B 1-2 BB	6-3 1-2	4	1	0	0	1	1	2
Dave Winfield, R (1, 9) OBP: 0.366, SLG: 0.452	F9			L8		6-3		1B 1B 1-2 2-H 1B	F3	5	1	1	1	0	0	2
Broderick Perkins, L (1, 3) OBP: 0.465, SLG: 0.578 Gene Tenace, R (8, PH) OBP: 0.392, SLG: 0.421 (9, 2)		F7		1B			3-1	F2		3 1	0 0	1 0	0 0	0 0	0 0	0 2
Luis Salazar, R (1, 5) OBP: 0.357, SLG: 0.428		E6 3B		6-3			F3	BB 1B 1-2 2-H 1B		4	1	2	1	0	0	1
Tim Flannery, L (1, 4) OBP: 0.289, SLG: 0.290 Dave Cash, R (3, 4) OBP: 0.284, SLG: 0.278		F2			2B		1B BB	BB 1-2 2-H 1B		1 2	0 0	0 2	0 1	0 1	0 0	0 0
Bill Fahey, L (1, 2) OBP: 0.289, SLG: 0.261 Barry Evans, R (8, PH) OBP: 0.328, SLG: 0.325 (9, 3)		F9			F2		1-2 1B	FC6-4 1-2 2-3 BB		3 0	0 0	1 0	0 0	0 1	0 0	1 0
Eric Rasmussen, R (1, 1) OBP: 0.000, SLG: 0.000 George Stablein, R (1, 1) OBP: 0.000, SLG: 0.000 Bob Shirley, R (3, 1) OBP: 0.154, SLG: 0.038 Craig Stimac, R (5, PH) OBP: 0.210, SLG: 0.295 Tom Tellmann, R (6, 1) OBP: 0.000, SLG: 0.333 Randy Bass, (7, PH) OBP: 0.364, SLG: 0.500 Gary Lucas, L (8, 1) OBP: 0.200, SLG: 0.176 Paul Dade, R (8, PH) OBP: 0.316, SLG: 0.184 Dennis Kinney, L (9, 1) OBP: 0.154, SLG: 0.000			K		6-3		3-1	FC6-4 1-2f		0 0 1 1 0 1 0 0 1 0	0 0 0 0 0 0 0 0 0 0	0 0 0 0 0 0 0 0 0 0	0 0 0 0 1 0 0 0 0 0	0 0 0 0 0 0 0 0 0 0	0 0 0 0 0 0 0 0 0 0	0 0 1 1 0 0 1 0 0 0
Inning Stats	R: 0 E: 0 K: 0 S: 4 H: 1 LOB: 1 BB: 0 P: 4	R: 1 E: 1 K: 0 S: 4 H: 1 LOB: 0 BB: 0 P: 4	R: 0 E: 0 K: 1 S: 5 H: 0 LOB: 0 BB: 0 P: 5	R: 0 E: 0 K: 0 S: 4 H: 1 LOB: 1 BB: 0 P: 4	R: 0 E: 0 K: 1 S: 6 H: 1 LOB: 1 BB: 0 P: 6	R: 0 E: 0 K: 1 S: 5 H: 0 LOB: 0 BB: 0 P: 5	R: 0 E: 0 K: 0 S: 4 H: 1 LOB: 2 BB: 1 P: 8	R: 3 E: 0 K: 0 S: 7 H: 4 LOB: 3 BB: 2 P: 15	R: 0 E: 1 K: 0 S: 4 H: 0 LOB: 1 BB: 0 P: 4	1B: 7 2B: 1 3B: 1 HR: 0 SF: 0 SAC: 0 DP: 0 HBP: 0						

AB	37
R	4
H	9
RBI	3
BB	3
SO	3
LOB	17

PITCHER		IP	WLS	BF	H	R	ER	SO	BB	IBB	HBP	BLK	WP	HR	S	P	ERA	WHIP
Don Sutton, R ERA: 2.21	(1, 1)	7.0	W	27	5	1	0	3	1	0	0	0	0	0	32	36	0.00	0.857
Steve Howe, L ERA: 2.35	(8, 1)	0.1		4	2	3	3	0	1	0	0	0	0	0	3	7	81.00	9.000
Don Stanhouse, R ERA: 5.09	(8, 1)	0.1		3	2	0	0	0	0	0	0	0	0	0	3	3	0.00	6.000
Fernando Valenzuela, L ERA:	(8, 1)	1.1	S	6	0	0	0	0	1	0	0	0	0	0	5	9	0.00	0.750

PITCHER	IP	WLS	BF	H	R	ER	SO	BB	IBB	HBP	BLK	WP	HR	S	P	ERA	WHIP

Batter	1	2	3	4	5	6	7	8	9	AB	R	H	RBI	BB	SO	LOB
Davey Lopes, R (1, 4) OBP: 0.326, SLG: 0.350	4-3		G3		SH3-4 1-2		F8		F8	4	0	0	0	0	0	0
Jay Johnstone, L (1, 9) OBP: 0.377, SLG: 0.422	K		K		BB		P6		P4	3	0	0	0	1	2	0
Mickey Hatcher, R (9, PH) OBP: 0.230, SLG: 0.288										1	0	0	0	0	0	0
Dusty Baker Jr., R (1, 7) OBP: 0.339, SLG: 0.514	BB			2B HR BB	1-2 2-3 BB			1B SH3-4 2B BB	FC5-4 BB	0	2	0	0	5	0	0
Steve Garvey, R (1, 3) OBP: 0.343, SLG: 0.464	K			1-3 HR 2B	9-2 3-Hf			SH3-4 1-2	FC5-4 1-2f	4	1	1	0	0	1	5
Ron Cey, R (1, 5) OBP: 0.345, SLG: 0.454		F9		L4		BB		2B 2-3 1B		3	0	1	0	1	0	2
Rick Monday, L (1, 8) OBP: 0.366, SLG: 0.480		4-3		2-H 3-H HR		F9		1B 1-H 3-H 2B		3	1	1	3	0	0	1
Pedro Guerrero, R (8, PH) OBP: 0.350, SLG: 0.494										1	1	1	1	0	0	0
(8, 8)																
Joe Ferguson, R (1, 2) OBP: 0.380, SLG: 0.404		BB		G4-6-3 1B		L7		E 3-H 1B		3	0	2	1	1	0	1
Gary Weiss, S (8, PR)										0	0	0	0	0	0	0
Steve Yeager, R (8, 2) OBP: 0.273, SLG: 0.272										0	0	0	0	0	0	0
Derrel Thomas, S (1, 6) OBP: 0.329, SLG: 0.358		K		G4-6-3 1-2f		L4		1-2 IBB		3	0	0	0	1	1	3
Bob Welch, R (1, 1) OBP: 0.294, SLG: 0.286			F8		BB 9-2 SH3-4 1B		L7	4-3		0	0	0	0	0	0	0
Rick Sutcliffe, L (1, 1) OBP: 0.857, SLG: 0.148										1	0	0	0	0	0	0
Rudy Law, L (5, PH) OBP: 0.308, SLG: 0.303										1	0	1	0	0	0	0
Joe Beckwith, L (8, 1) OBP: 0.000, SLG: 0.000										0	0	0	0	0	0	0
Vic Davalillo, L (7, PH) OBP: 0.000, SLG: 0.000										1	0	0	0	0	0	0
Bobby Castillo, R (7, 1) OBP: 0.125, SLG: 0.125										0	0	0	0	0	0	0
Gary Thomasson, L (8, PH) OBP: 0.333, SLG: 0.274										1	0	0	0	0	0	0
Steve Howe, L (8, 1) OBP: 0.182, SLG: 0.182										0	0	0	0	0	0	0
Don Stanhouse, R (8, 1) OBP: 0.182, SLG: 0.182										0	0	0	0	0	0	0
Fernando Valenzuela, L (8, 1) OBP: 0.182, SLG: 0.182										0	0	0	0	0	0	0
Inning Stats	R: 0 E: 0 K: 2 S: 7 H: 0 LOB: 1 BB: 1 P: 11	R: 0 E: 0 K: 1 S: 5 H: 0 LOB: 1 BB: 1 P: 9	R: 0 E: 0 K: 1 S: 5 H: 0 LOB: 0 BB: 0 P: 5	R: 3 E: 0 K: 0 S: 5 H: 3 LOB: 0 BB: 1 P: 9	R: 0 E: 0 K: 0 S: 3 H: 1 LOB: 2 BB: 2 P: 11	R: 0 E: 0 K: 0 S: 3 H: 0 LOB: 1 BB: 1 P: 7	R: 0 E: 0 K: 0 S: 3 H: 0 LOB: 0 BB: 0 P: 3	R: 2 E: 1 K: 0 S: 5 H: 3 LOB: 2 BB: 2 P: 13	R: 0 E: 0 K: 0 S: 3 H: 0 LOB: 1 BB: 1 P: 7	1B: 4 2B: 3 3B: 0 HR: 1 SF: 0 SAC: 2 DP: 2 HBP: 0						

PITCHER		IP	WLS	BF	H	R	ER	SO	BB	IBB	HBP	BLK	WP	HR	S	P	ERA	WHIP
Juan Eichelberger, R ERA: 3.65	(1, 1)	7.1		32	5	5	5	4	7	0	0	0	0	1	33	61	6.14	1.636
Gary Lucas, L ERA: 3.21	(8, 1)	0.1		1	1	0	0	0	0	0	0	0	0	0	1	1	0.00	3.000
Rollie Fingers, R ERA: 2.8	(8, 1)	0.1	W	3	1	0	0	0	0	1	0	0	0	0	2	6	0.00	3.000
Dennis Kinney, L ERA: 4.24	(9, 1)	0.2		3	0	0	0	0	1	0	0	0	0	0	2	6	0.00	1.500
Tom Tellmann, R ERA: 0.68	(9, 1)	0.1	S	1	0	0	0	0	0	0	0	0	0	0	1	1	0.00	0.000

PITCHER	IP	WLS	BF	H	R	ER	SO	BB	IBB	HBP	BLK	WP	HR	S	P	ERA	WHIP

TOP

Los Angeles Dodgers @ San Diego Padres

San Diego Stadium, San Diego, CA

Sun Sep 28 1980, 6:33 AM EDT

Att. 17,971 - Unknown

livebaseballscorecards.com

AB	29
R	5
H	7
RBI	5
BB	9
SO	4
LOB	14

WP: 0	PA: 40		
PB: 0			
SB: 0			
CS: 0			

BOTTOM

Los Angeles Dodgers @ San Diego Padres

San Diego Stadium, San Diego, CA

Sun Sep 28 1980, 6:33 AM EDT

Att. 17,971 - Unknown

livebaseballscorecards.com

Batter	1	2	3	4	5	6	7	8	9	AB	R	H	RBI	BB	SO	LOB
Gene Richards, L (1, 7) OBP: 0.367, SLG: 0.388	0-0 SH1-3 S 1B 1B	4-0 FC6-4 BB		0-0 F8 ② 1-2			0-0 F9 ①	0-0 CS 1-3 2-H 1B		4	1	2	1	1	0	2
Ozzie Smith, S (1, 6) OBP: 0.313, SLG: 0.276	0-0 SH1-3 ① 1-3	0-0 FC6-4 ③ 1-2f		0-0 L9 ③			0-0 L3 ②③ 1-2	0-0 CS ③ 1-2		3	0	0	0	0	0	3
Jerry Mumphrey, S (1, 8) OBP: 0.354, SLG: 0.371	0-0 S 1B 1B 3-H		0-0 P6 ①		4-0 G6-4-3 BB			0-3 K ①		3	1	1	1	1	1	0
Dave Winfield, R (1, 9) OBP: 0.368, SLG: 0.454	4-0 1B E BB 1-2		4-0 1B BB BB		0-0 G6-4-3 ①② 1-2f			0-0 1B 1B 2B		2	2	1	0	2	0	1
Randy Bass, L (1, 3) OBP: 0.386, SLG: 0.510	0-0 E9 1-H 2-H FC6-4-2 1B		4-0 1B BB 1-2		0-0 G3 ③			0-0 BB 1B BB 2-3 1B		3	0	2	1	1	0	0
Paul Dade, R (8, PR) OBP: 0.310, SLG: 0.184										0	1	0	0	0	0	0
Dave Cash, R (9, 4) OBP: 0.284, SLG: 0.278										0	0	0	0	0	0	0
Luis Salazar, R (1, 5) OBP: 0.361, SLG: 0.430	0-0 FC6-4-2 ② S 3-H		0-0 G3 ② 1-3 2-H 1B			0-0 F8 ①		0-0 BB BB E 1-2 3-H 1B		4	1	2	1	0	0	1
Tim Flannery, L (1, 4) OBP: 0.286, SLG: 0.287	0-3 K ③ 1-2		0-0 G3 ③			0-0 F8 ②		4-0 BB 1B 1-2 2-3 BB		3	0	0	0	0	1	3
Craig Stimac, R (8, PH) OBP: 0.226, SLG: 0.265										0	1	0	0	1	0	0
Gene Tenace, R (1, 2) OBP: 0.389, SLG: 0.416		0-0 6-3 ①		0-0 F7 ①			0-3 K ③	4-0 1B 1-2 2-3 3-H BB		3	0	0	0	0	1	0
Broderick Perkins, L (8, PH) OBP: 0.470, SLG: 0.578										0	0	0	1	1	0	0
(9, 3)																
Juan Eichelberger, R (1, 1) OBP: 0.172, SLG: 0.111		0-3 K ②		0-0 S 1B			4-0 L3 BB	0-0 F4 ② 3-H		2	0	1	0	1	1	0
Gary Lucas, L (8, 1) OBP: 0.200, SLG: 0.176										0	0	0	0	0	0	0
Rollie Fingers, R (8, 1) OBP: 0.278, SLG: 0.444										0	0	0	0	0	0	0
Bill Fahey, L (8, PH) OBP: 0.289, SLG: 0.261										0	0	0	0	0	0	0
Barry Evans, R (8, PH) OBP: 0.320, SLG: 0.322										1	0	0	0	0	0	2
Dennis Kinney, L (9, 1) OBP: 0.154, SLG: 0.083										0	0	0	0	0	0	0
Tom Tellmann, R (9, 1) OBP: 0.333, SLG: 0.333										0	0	0	0	0	0	0
Inning Stats	R: 3 H: 3 E: 1 LOB: 1 K: 1 BB: 1 S: 8 P: 12	R: 0 H: 0 E: 0 LOB: 1 K: 1 BB: 1 S: 5 P: 9	R: 0 H: 1 E: 0 LOB: 2 K: 0 BB: 2 S: 3 P: 11	R: 0 H: 1 E: 0 LOB: 1 K: 0 BB: 0 S: 4 P: 4	R: 0 H: 0 E: 0 LOB: 0 K: 0 BB: 1 S: 2 P: 6	R: 0 H: 0 E: 0 LOB: 0 K: 1 BB: 0 S: 5 P: 5	R: 0 H: 0 E: 0 LOB: 0 K: 0 BB: 1 S: 2 P: 6	R: 4 H: 4 E: 1 LOB: 2 K: 1 BB: 2 S: 8 P: 16		1B: 8 SF: 0 2B: 2 SAC: 1 3B: 0 DP: 2 HR: 0 HBP: 0						

	AB	28
	R	7
	H	9
	RBI	5
	BB	8
	SO	4
	LOB	12

WP: 0 PB: 0 SB: 4 CS: 1 PA: 38

PITCHER		IP	WLS	BF	H	R	ER	SO	BB	IBB	HBP	BLK	WP	HR	S	P	ERA	WHIP
Bob Welch, R ERA: 3.29	(1, 1)	0.1		2	1	1	1	0	0	0	0	0	0	0	2	2	27.00	3.000
Rick Sutcliffe, R ERA: 5.33	(1, 1)	3.2		18	4	2	1	2	4	0	0	0	0	0	18	34	2.46	2.182
Joe Beckwith, R ERA: 1.97	(5, 1)	2.0		6	0	0	0	1	1	0	0	0	0	0	7	11	0.00	0.500
Bobby Castillo, R ERA: 2.77	(7, 1)	1.0		3	0	0	0	0	1	0	0	0	0	0	2	6	0.00	1.000
Steve Howe, L ERA: 2.79	(8, 1)	0.1	L	5	3	4	4	1	1	0	0	0	0	0	6	10	108.00	12.000

PITCHER		IP	WLS	BF	H	R	ER	SO	BB	IBB	HBP	BLK	WP	HR	S	P	ERA	WHIP
Don Stanhouse, R ERA: 5.09	(8, 1)	0.0		1	0	0	0	0	1	0	0	0	0	0	0	4	∞	∞
Fernando Valenzuela, L ERA:	(8, 1)	0.2		2	1	0	0	0	0	0	0	0	0	0	2	2	0.00	1.500

Batter	1	2	3	4	5	6	7	8	9	AB	R	H	RBI	BB	SO	LOB
Gene Richards, L (1, 7) OBP: 0.365, SLG: 0.386	P4		F6		G3		G3-6-3 1-2f			4	0	0	0	0	0	2
Ozzie Smith, S (1, 6) OBP: 0.313, SLG: 0.277	2B		FC5-4 S 1B 1-2f		5-3			F7		4	1	1	0	0	0	1
Jerry Mumphrey, S (1, 8) OBP: 0.353, SLG: 0.370	K		BB 1B 1-H 1B		6-3			4-3		4	1	1	1	0	1	1
Dave Winfield, R (1, 9) OBP: 0.367, SLG: 0.451	F8		1B 1-2 BB			6-3		6-3		3	0	0	0	1	0	1
Luis Salazar, R (1, 5) OBP: 0.364, SLG: 0.431		L6 1B	1-3 2-H 1B			1-3			CS 1B	4	0	2	1	0	0	0
Gene Tenace, R (1, 2) OBP: 0.391, SLG: 0.427		1B	F9			HR			K 1-2	4	1	2	1	0	1	3
Broderick Perkins, L (1, 3) OBP: 0.452, SLG: 0.553		F7	F7			F8			G3	4	0	0	0	0	0	1
Tim Flannery, L (1, 4) OBP: 0.283, SLG: 0.284		F9	P6				P6			3	0	0	0	0	0	1
John Curtis, L (1, 1) OBP: 0.219, SLG: 0.210			FC5-4 1B				G3-6-3 1B			3	0	2	0	0	1	0

TOP

San Diego Padres @ Cincinnati Reds

Riverfront Stadium, Cincinnati, OH

Tue Sep 30 1980, 7:05 PM EDT

Att. 14,779 - Unknown

livebaseballscorecards.com

AB	33
R	3
H	8
RBI	3
BB	1
SO	3
LOB	10

Inning Stats	1	2	3	4	5	6	7	8	9	1B: 6	SF: 0	WP: 0	PA: 34
R:	0	0	2	0	0	1	0	0	0	2B: 2	SAC: 0	PB: 0	
E:	0	0	0	0	0	0	0	0	0	3B: 0	DP: 2	SB: 1	
K:	1	0	0	1	0	0	0	0	1	HR: 1	HBP: 0	CS: 1	
S:	6	4	6	5	3	4	3	3	5				
H:	1	1	3	0	0	1	1	0	1				
LOB:	1	1	2	0	0	0	0	0	0				
BB:	0	0	1	0	0	0	0	0	0				
P:	6	4	10	5	3	4	3	3	5				

PITCHER		IP	WLS	BF	H	R	ER	SO	BB	IBB	HBP	BLK	WP	HR	S	P	ERA	WHIP
Charlie Leibrandt, L ERA: 4.25	(1, 1)	7.0	L	28	7	3	3	2	1	0	0	0	0	1	31	35	3.86	1.143
Doug Bair, R ERA: 4.29	(8, 1)	2.0		6	1	0	0	1	0	0	0	0	0	0	8	8	0.00	0.500

PITCHER		IP	WLS	BF	H	R	ER	SO	BB	IBB	HBP	BLK	WP	HR	S	P	ERA	WHIP

Batter	1	2	3	4	5	6	7	8	9	AB	R	H	RBI	BB	SO	LOB
Dave Collins, S (1, 8) OBP: 0.362, SLG: 0.368	6-3		1B WP 1B 3-H		4-3 2B		F8			4	1	2	1	0	0	0
Ken Griffey, L (1, 9) OBP: 0.367, SLG: 0.462	4-3		WP 1B 1-3		4-3 2-3		F7			4	0	1	0	0	0	1
Dave Concepcion, R (1, 6) OBP: 0.302, SLG: 0.362	1B		K 1-2 3-H		6-3			6-3 2B		4	0	2	0	0	1	2
George Foster, R (1, 7) OBP: 0.364, SLG: 0.469	K		F8		K			6-3 2-3		4	0	0	0	0	2	4
Johnny Bench, R (1, 2) OBP: 0.329, SLG: 0.487		F3		F6		5-3		6-3		4	0	0	0	0	0	0
Dan Driessen, L (1, 3) OBP: 0.380, SLG: 0.423		P5		F7		G5-3 E 1B			4-3	4	0	1	0	0	0	0
Ray Knight, R (1, 5) OBP: 0.307, SLG: 0.421		F8		2B		E5 1-2			6-3	4	0	1	0	0	0	1
Ron Oester, S (1, 4) OBP: 0.342, SLG: 0.371			SH2-4 1B 1B	IBB		G5-3 2-3f			4-3	3	1	1	0	1	0	2
Charlie Leibrandt, R (1, 1) OBP: 0.233, SLG: 0.232 Paul Householder, S (7, PH) OBP: 0.256, SLG: 0.310 Doug Bair, R (8, 1)			SH2-4 1-3	K			K			1 1 0	0 0 0	0 0 0	0 0 0	0 0 0	1 1 0	2 0 0
Inning Stats	R: 0 H: 1 E: 0 LOB: 1 K: 1 BB: 0 S: 6 P: 6	R: 0 H: 0 E: 0 LOB: 0 K: 0 BB: 0 S: 3 P: 3	R: 2 H: 3 E: 0 LOB: 1 K: 1 BB: 0 S: 8 P: 8	R: 0 H: 1 E: 0 LOB: 2 K: 1 BB: 1 S: 6 P: 10	R: 0 H: 1 E: 0 LOB: 1 K: 1 BB: 0 S: 6 P: 6	R: 0 H: 1 E: 1 LOB: 1 K: 0 BB: 0 S: 4 P: 4	R: 0 H: 0 E: 0 LOB: 0 K: 1 BB: 0 S: 5 P: 5	R: 0 H: 1 E: 0 LOB: 0 K: 0 BB: 0 S: 3 P: 3	R: 0 H: 0 E: 0 LOB: 0 K: 0 BB: 0 S: 3 P: 3	1B: 5 SF: 0 2B: 3 SAC: 1 3B: 0 DP: 1 HR: 0 HBP: 0						

PITCHER	IP	WLS	BF	H	R	ER	SO	BB	IBB	HBP	BLK	WP	HR	S	P	ERA	WHIP
John Curtis, L (1, 1) ERA: 3.51	9.0	W	35	8	2	2	5	0	1	0	0	1	0	44	48	2.00	0.889

PITCHER	IP	WLS	BF	H	R	ER	SO	BB	IBB	HBP	BLK	WP	HR	S	P	ERA	WHIP

BOTTOM

San Diego Padres @ Cincinnati Reds

Riverfront Stadium, Cincinnati, OH

Tue Sep 30 1980, 7:05 PM EDT

Att. 14,779 - Unknown

livebaseballscorecards.com

AB	33
R	2
H	8
RBI	1
BB	1
SO	5
LOB	12

WP: 1 PA: 35
PB: 0
SB: 0
CS: 0

Batter	1	2	3	4	5	6	7	8	9	AB	R	H	RBI	BB	SO	LOB
Gene Richards, L (1, 7) OBP: 0.364, SLG: 0.384	3-1		G3		F9			BB 1B 5-3 S	1-3	4	1	0	0	1	0	2
Ozzie Smith, S (1, 6) OBP: 0.315, SLG: 0.279	BB 4-3 S		1B S			L5		1B 1-3 S		3	0	2	0	1	0	0
Jerry Mumphrey, S (1, 8) OBP: 0.351, SLG: 0.368	4-3 1-3		F8 1-2			F8		1-3 1-2		4	0	0	0	0	0	4
Dave Winfield, R (1, 9) OBP: 0.365, SLG: 0.448	5-3		3-1			6-3		5-3 3-H		4	0	0	1	0	0	3
Broderick Perkins, L (1, 3) OBP: 0.444, SLG: 0.536		3-1		K			L9	IBB		3	0	0	0	1	1	0
Luis Salazar, R (1, 5) OBP: 0.361, SLG: 0.427		K		F8			G3 1B	K		4	0	1	0	0	2	2
Tim Flannery, L (1, 4) OBP: 0.283, SLG: 0.281		BB S		4-3			G3 1-2		F9	3	0	0	0	1	0	1
Bill Fahey, L (1, 2) OBP: 0.296, SLG: 0.267 Paul Dade, R (9, PR) OBP: 0.310, SLG: 0.184 Gene Tenace, R (9, 2) OBP: 0.391, SLG: 0.427		BB 1-2			4-3		IBB FC6-4		2B 4-3	2 0 0	0 0 0	1 0 0	0 0 0	2 0 0	0 0 0	0 0 0
Bob Shirley, R (1, 1) OBP: 0.121, SLG: 0.033		K			K		FC6-4 1-2f		4-3 2-3	4	0	0	0	0	2	5
Inning Stats	R: 0 E: 0 K: 0 S: 3 H: 0 LOB: 1 BB: 1 P: 7	R: 0 E: 0 K: 2 S: 7 H: 0 LOB: 2 BB: 2 P: 15	R: 0 E: 0 K: 0 S: 4 H: 1 LOB: 1 BB: 0 P: 4	R: 0 E: 0 K: 1 S: 5 H: 0 LOB: 0 BB: 0 P: 5	R: 0 E: 0 K: 1 S: 5 H: 0 LOB: 0 BB: 0 P: 5	R: 0 E: 0 K: 0 S: 3 H: 0 LOB: 0 BB: 0 P: 3	R: 0 E: 0 K: 0 S: 4 H: 1 LOB: 2 BB: 1 P: 8	R: 1 E: 0 K: 1 S: 6 H: 1 LOB: 2 BB: 2 P: 14	R: 0 E: 0 K: 0 S: 4 H: 1 LOB: 2 BB: 0 P: 4	1B: 3 2B: 1 3B: 0 HR: 0	SF: 0 SAC: 0 DP: 0 HBP: 0			WP: 0 PB: 0 SB: 5 CS: 0	PA: 37		

PITCHER		IP	WLS	BF	H	R	ER	SO	BB	IBB	HBP	BLK	WP	HR	S	P	ERA	WHIP
Tom Seaver, R ERA: 3.64	(1, 1)	8.0		33	3	1	1	5	4	2	0	0	0	0	37	61	1.12	0.875
Tom Hume, R ERA: 2.58	(9, 1)	1.0	W	4	1	0	0	0	0	0	0	0	0	0	4	4	0.00	1.000

PITCHER	IP	WLS	BF	H	R	ER	SO	BB	IBB	HBP	BLK	WP	HR	S	P	ERA	WHIP

TOP

San Diego Padres @ Cincinnati Reds

Riverfront Stadium, Cincinnati, OH

Wed Oct 01 1980, 7:05 PM EDT

Att. 11,764 - Unknown

livebaseballscorecards.com

AB	31
R	1
H	4
RBI	1
BB	6
SO	5
LOB	17

Batter	1	2	3	4	5	6	7	8	9	AB	R	H	RBI	BB	SO	LOB
Dave Collins, S (1, 8) OBP: 0.363, SLG: 0.369	F9			S 1B		6-3		1B		4	0	2	0	0	0	0
Ken Griffey, L (1, 9) OBP: 0.365, SLG: 0.458	K			K 1-2		3-1		P4		4	0	0	0	0	2	2
Dave Concepcion, R (1, 6) OBP: 0.300, SLG: 0.360 Junior Kennedy, R (7, 4) OBP: 0.328, SLG: 0.340	5-3			5-3		F8			HR 1B	3 1	0 1	0 1	0 0	0 0	0 0	1 0
George Foster, R (1, 7) OBP: 0.365, SLG: 0.474		F8		IBB			F6		1-H HR	3	1	1	2	1	0	0
Dan Driessen, L (1, 3) OBP: 0.380, SLG: 0.422		K		L3			1B			3	0	1	0	0	1	2
Ray Knight, R (1, 5) OBP: 0.306, SLG: 0.419		6-3			6-3		F8			3	0	0	0	0	0	1
Ron Oester, S (1, 4) (7, 6) OBP: 0.342, SLG: 0.369			6-3		BB		5-3			2	0	0	0	1	0	1
Vic Correll, R (1, 2) OBP: 0.421, SLG: 0.474			4-3		F7			5-3		3	0	0	0	0	0	1
Tom Seaver, R (1, 1) OBP: 0.245, SLG: 0.196 Johnny Bench, R (8, PH) OBP: 0.328, SLG: 0.486 Tom Hume, R (9, 1) OBP: 0.188, SLG: 0.313			5-3		F9			5-3		2 1 0	0 0 0	0 0 0	0 0 0	0 0 0	0 0 0	1 0 0
Inning Stats	R: 0 E: 0 K: 1 S: 5 H: 0 LOB: 0 BB: 0 P: 5	R: 0 E: 0 K: 1 S: 5 H: 0 LOB: 0 BB: 0 P: 5	R: 0 E: 0 K: 0 S: 3 H: 0 LOB: 0 BB: 0 P: 3	R: 0 E: 0 K: 1 S: 6 H: 1 LOB: 2 BB: 1 P: 10	R: 0 E: 0 K: 0 S: 3 H: 0 LOB: 1 BB: 1 P: 7	R: 0 E: 0 K: 0 S: 3 H: 0 LOB: 0 BB: 0 P: 3	R: 0 E: 0 K: 0 S: 4 H: 1 LOB: 1 BB: 0 P: 4	R: 0 E: 0 K: 0 S: 4 H: 1 LOB: 1 BB: 0 P: 4	R: 2 E: 0 K: 0 S: 2 H: 2 LOB: 0 BB: 0 P: 2	1B: 4 2B: 0 3B: 0 HR: 1 SF: 0 SAC: 0 DP: 0 HBP: 0				WP: 0 PB: 0 SB: 1 CS: 0	PA: 31	

PITCHER	IP	WLS	BF	H	R	ER	SO	BB	IBB	HBP	BLK	WP	HR	S	P	ERA	WHIP
Bob Shirley, L (1, 1) ERA: 3.55	8.0	L	31	5	2	2	3	1	1	0	0	0	1	35	43	2.25	0.750

PITCHER	IP	WLS	BF	H	R	ER	SO	BB	IBB	HBP	BLK	WP	HR	S	P	ERA	WHIP

BOTTOM

San Diego Padres @ Cincinnati Reds

Riverfront Stadium, Cincinnati, OH

Wed Oct 01 1980, 7:05 PM EDT

Att. 11,764 - Unknown

livebaseballscorecards.com

AB	29
R	2
H	5
RBI	2
BB	2
SO	3
LOB	9

Batter	1	2	3	4	5	6	7	8	9	AB	R	H	RBI	BB	SO	LOB
Gene Richards, L (1, 7) OBP: 0.365, SLG: 0.388	0-0 SF 1B S 1B	0-0 5-3 ②			0-0 G6-4-3 1B	0-0 2-H 3B		0-0 4-3 ②		5	1	3	1	0	0	0
Ozzie Smith, S (1, 6) OBP: 0.315, SLG: 0.279	0-0 1-3 S 1B 1B	0-0 6-3 ③			0-0 ②③ G6-4-3 1-2f	0-0 ③ F7		0-0 ③ L6		4	1	1	0	0	0	3
Chuck Baker, R (7, 6) OBP: 0.150, SLG: 0.200										1	0	0	0	0	0	0
Jerry Mumphrey, S (1, 8) OBP: 0.350, SLG: 0.369	0-0 SF 1B 1-2 3-H HR		0-0 ① 5-3			SSS 0-3 ① K	0-0 ① 1-6-3		0-0 4-3 1B 2B	4	2	1	1	0	1	0
Dave Winfield, R (1, 9) OBP: 0.365, SLG: 0.447	0-0 1-2 2-H HR 1B		0-0 ② L6			0-0 E4 FC1-6	0-0 1B SF8 1B		0-0 ① 4-3 2-3	3	1	1	1	0	0	0
Paul Dade, R (6, 9) OBP: 0.317, SLG: 0.196										2	1	1	0	0	0	1
Broderick Perkins, L (1, 3) OBP: 0.432, SLG: 0.520	SSS 0-3 ① K		0-0 ③ 4-3			0-0 ② FC1-6 WP BB 1-2f 1B	0-0 HBP 1-3 1B		0-0 1B 3-H 1B	3	0	0	0	0	1	3
Bill Fahey, L (6, PR) OBP: 0.302, SLG: 0.274										2	1	2	1	0	0	0
(6, 2)																
Luis Salazar, R (1, 5) OBP: 0.374, SLG: 0.456	0-0 1-H 2-H HR			0-0 L4-6-3 S 1B		BBBB 4-0 WP 1-2 1B BB	0-0 ② SF8 3-H		0-0 G4-6-3 1-2 1B	3	2	3	4	1	0	0
Gene Tenace, R (1, 2) OBP: 0.396, SLG: 0.428	0-0 G4-3 1B			BBBB 4-0 L4-6-3 1-2 BB		III 4-0 1B 1-2 2-3 2B IBB	H 1-0 1-2 HBP		0-0 ②③ G4-6-3 1-2f	2	1	1	0	2	0	2
(6, 3)																
Dave Cash, R (1, 4) OBP: 0.284, SLG: 0.277	0-0 ②③ G4-3 1-2f			0-0 ①②③ L4-6-3 1-2 2-3		0-0 1-2 2-H 3-H 2B 1B	0-0 ③ 1-3			4	1	1	2	0	0	5
Steve Mura, R (1, 1) OBP: 0.185, SLG: 0.176		SSS 0-3 ① K			SSS 0-3 ① K	0-0 1-H 2-H 3B 2B		0-0 ① 6-3		4	1	1	2	0	2	0
Inning Stats	R: 5 E: 1 K: 1 S: 10 H: 5 LOB: 0 BB: 0 P: 10	R: 0 E: 0 K: 1 S: 5 H: 0 LOB: 0 BB: 0 P: 5	R: 0 E: 0 K: 0 S: 3 H: 0 LOB: 0 BB: 0 P: 3	R: 0 E: 0 K: 0 S: 2 H: 1 LOB: 0 BB: 1 P: 6	R: 0 E: 0 K: 1 S: 5 H: 1 LOB: 0 BB: 0 P: 5	R: 5 E: 1 K: 1 S: 9 H: 3 LOB: 2 BB: 2 P: 17	R: 1 E: 0 K: 0 S: 5 H: 2 LOB: 2 BB: 0 P: 6	R: 0 E: 0 K: 0 S: 3 H: 0 LOB: 0 BB: 0 P: 3	R: 1 E: 0 K: 0 S: 5 H: 3 LOB: 1 BB: 0 P: 5	1B: 11 2B: 2 3B: 2 HR: 1	SF: 2 SAC: 0 DP: 3 HBP: 1						

TOP

San Diego Padres @ San Francisco Giants

Candlestick Park, San Francisco, CA

Fri Oct 03 1980, 10:05 PM EDT

Att. 2,740 - Unknown

livebaseballscorecards.com

AB	37
R	12
H	15
RBI	12
BB	3
SO	4
LOB	14

WP: 1 PB: 0 SB: 3 CS: 0 PA: 43

PITCHER		IP	WLS	BF	H	R	ER	SO	BB	IBB	HBP	BLK	WP	HR	S	P	ERA	WHIP
Allen Ripley, R ERA: 4.15	(1, 1)	0.1	L	6	4	5	4	1	0	0	0	0	0	1	8	8	108.00	12.000
Bob Knepper, L ERA: 4.1	(1, 1)	2.2		8	1	0	0	1	0	0	0	0	0	0	10	10	0.00	0.375
Fred Breining, R ERA: 3.86	(4, 1)	2.0		6	2	0	0	1	1	0	0	0	0	0	7	11	0.00	1.500
Philip Nastu, L ERA: 6.0	(6, 1)	0.2		8	3	5	0	1	1	1	0	0	1	0	8	16	0.00	6.000
Mike Rowland, R ERA: 2.42	(6, 1)	1.1		7	2	1	1	0	0	0	1	0	0	0	6	7	6.75	1.500

PITCHER		IP	WLS	BF	H	R	ER	SO	BB	IBB	HBP	BLK	WP	HR	S	P	ERA	WHIP
Alan Hargesheimer, R ERA: 4.32	(8, 1)	2.0		8	3	1	1	0	0	0	0	0	0	0	8	8	4.50	1.500

BOTTOM

San Diego Padres @ San Francisco Giants

Candlestick Park, San Francisco, CA

Fri Oct 03 1980, 10:05 PM EDT

Att. 2,740 - Unknown

livebaseballscorecards.com

Batter	1	2	3	4	5	6	7	8	9	AB	R	H	RBI	BB	SO	LOB
Max Venable, L (1, 8) OBP: 0.333, SLG: 0.304	BBBB 4-0 G1-6-3 BB		x 0-0 ② F3			x 0-0 ① 1-3	x 0-0 ③ F2			3	0	0	0	1	0	3
Joe Pettini, R (1, 6) OBP: 0.294, SLG: 0.266	x 0-0 ①② G1-6-3 1-2f		x 0-0 ③ F8			x 0-0 E6		x 0-0 ① F2		4	0	0	0	0	0	1
Jack Clark, R (1, 9) OBP: 0.383, SLG: 0.518 Chris Bourjos, R (5, 9) OBP: 0.333, SLG: 0.538	SSS 0-3 ③ K			BBBB 4-0 E 3-2-5-1 BB		SSS 0-3 ② K		x 0-0 G4-6-3 1B		1 2	0 0	0 1	0 0	1 0	1 0	0 1
Darrell Evans, L (1, 5) OBP: 0.357, SLG: 0.410		x 0-0 ① F9		x 0-0 E3 3-2-5-1 1-3		SSS 0-3 ③ K		x 0-0 ②③ G4-6-3 1-2f		4	0	0	0	0	1	3
Terry Whitfield, L (1, 7) OBP: 0.335, SLG: 0.397		x 0-0 1B 1B		x 0-0 ①② 3-2-5-1 1-3 3-Hf			x 0-0 ① 6-3		x 0-0 ① 6-3	4	0	1	0	0	0	2
Rich Murray, R (1, 3) OBP: 0.268, SLG: 0.353		x 0-0 1-2 1B		SSS 0-3 ③ K			BBBB 4-0 E BB		x 0-0 ② F8	3	0	1	0	1	1	1
Guy Sularz, R (1, 4) OBP: 0.343, SLG: 0.300		SSS 0-3 ② K			x 0-0 G4-6-3 1B		BBBB 4-0 1-2 E BB		x 0-0 ③ L4	3	0	1	0	1	1	2
Mike Sadek, R (1, 2) OBP: 0.363, SLG: 0.311		x 0-0 ③ F4			x 0-0 ① B3		x 0-0 E4 1-2 2-3			3	0	0	0	0	0	5
Allen Ripley, R (1, 1) OBP: 0.111, SLG: 0.200 Bob Knepper, L (1, 1) OBP: 0.000, SLG: 0.167 Bill North, S (3, PH) OBP: 0.273, SLG: 0.292 Fred Breining, R (4, 1) Joe Strain, R (5, PH) OBP: 0.143, SLG: 0.321 Philip Nastu, L (6, 1) Mike Rowland, R (6, 1) Jim Wohlford, R (7, PH) OBP: 0.304, SLG: 0.348 Alan Hargesheimer, R (8, 1) OBP: 0.269, SLG: 0.227		SSS 0-3 ① K		x 0-0 ②③ G4-6-3 1-2f		SSS 0-3 ② K				0 0 1 0 1 0 0 0 1 0	0 0 0 0 0 0 0 0 0 0	0 0 0 0 0 0 0 0 0 0	0 0 1 0 0 0 0 0 0 0	0 0 0 0 0 0 0 0 0 1	0 0 0 0 1 0 0 0 1 0	0 0 0 0 0 0 0 0 3 0
Inning Stats	R: 0 H: 0 E: 0 LOB: 0 K: 1 BB: 1 S: 4 P: 8	R: 0 H: 2 E: 0 LOB: 2 K: 1 BB: 0 S: 7 P: 7	R: 0 H: 0 E: 0 LOB: 0 K: 1 BB: 0 S: 5 P: 5	R: 0 H: 0 E: 1 LOB: 1 K: 1 BB: 1 S: 5 P: 9	R: 0 H: 1 E: 0 LOB: 0 K: 0 BB: 0 S: 3 P: 3	R: 0 H: 0 E: 1 LOB: 1 K: 2 BB: 0 S: 8 P: 8	R: 0 H: 0 E: 1 LOB: 3 K: 1 BB: 2 S: 6 P: 14	R: 0 H: 1 E: 0 LOB: 0 K: 0 BB: 0 S: 3 P: 3	R: 0 H: 0 E: 0 LOB: 0 K: 0 BB: 0 S: 3 P: 3	1B: 4 2B: 1 3B: 0 HR: 0	SF: 0 SAC: 0 DP: 4 HBP: 0			WP: 0 PB: 0 SB: 0 CS: 0		PA: 34	

	AB	30
	R	0
	H	4
	RBI	0
	BB	4
	SO	7
	LOB	22

PITCHER	IP	WLS	BF	H	R	ER	SO	BB	IBB	HBP	BLK	WP	HR	S	P	ERA	WHIP
Steve Mura, R (1, 1) ERA: 3.68	9.0	W	34	4	0	0	7	4	0	0	0	0	0	44	60	0.00	0.889

PITCHER	IP	WLS	BF	H	R	ER	SO	BB	IBB	HBP	BLK	WP	HR	S	P	ERA	WHIP

San Diego Padres @ San Francisco Giants

Candlestick Park, San Francisco, CA

Sat Oct 04 1980, 6:33 AM EDT

Att. 3,194 - Unknown

TOP

livebaseballscorecards.com

Batter	1	2	3	4	5	6	7	8	9	AB	R	H	RBI	BB	SO	LOB
Gene Richards, L (1, 7) OBP: 0.364, SLG: 0.386	4-0 CS BB		0-0 E6 1-2		0-0 5-3 ①		0-3 K ②		0-0 6-3 ②	4	0	0	0	1	1	2
Ozzie Smith, S (1, 6) OBP: 0.315, SLG: 0.278	0-3 K ① ② 1-2		0-0 B5 ①		0-0 4-3 ②		4-0 1B 1-2 BB		4-0 BB	3	0	0	0	2	1	3
Jerry Mumphrey, S (1, 8) OBP: 0.350, SLG: 0.369	0-0 BLK 1B		0-3 K ②		0-0 F7 ③		0-0 1-2 2-H 1B		0-0 5-3 ③	5	0	2	1	0	1	3
Dave Winfield, R (1, 9) OBP: 0.363, SLG: 0.444	0-0 1-3 ③ 1-2		0-0 F8 ③			0-0 L4 ①	0-0 F8 ③			4	0	0	0	0	0	5
Luis Salazar, R (1, 5) OBP: 0.377, SLG: 0.470		0-3 K ①		0-0 4-3 ①		0-0 1B		0-0 1-3 3B		4	1	2	0	0	1	0
Gene Tenace, R (1, 3) OBP: 0.394, SLG: 0.424		0-3 K ②		4-0 FC4-6 1B BB		0-0 L7 ②		0-0 L6 ①		3	0	0	0	1	1	2
Bill Fahey, L (1, 2) OBP: 0.305, SLG: 0.274		4-0 BB		0-0 FC4-6 1-2 1B		0-0 3-1 ③		0-0 1-3 ② 3-H		3	0	1	1	1	0	1
Barry Evans, R (1, 4) OBP: 0.317, SLG: 0.311		0-3 K ③		0-0 FC4-6 ② 1-2f 2-3			0-3 K ①	0-0 F3 ③		4	0	0	0	0	2	3
George Stablein, R (1, 1) Steve Mura, R (3, PR) OBP: 0.185, SLG: 0.176 Gary Lucas, L (3, 1) OBP: 0.194, SLG: 0.171 Paul Dade, R (7, PH) OBP: 0.328, SLG: 0.196 Dennis Kinney, L (7, 1) OBP: 0.154, SLG: 0.083 Craig Stimac, R (9, PH) OBP: 0.222, SLG: 0.260			1-0 E HBP	0-0 1-6-3 ③			4-0 BB 1B BB		0-0 5-3 ①	0 0 1 0 0 0	0 0 0 1 0 0	0 0 0 0 0 0	0 0 0 0 0 0	0 0 0 1 0 0	0 0 0 0 0 0	0 0 2 0 0 0
Inning Stats	R: 0 E: 0 K: 1 S: 5 H: 1 LOB: 1 BB: 1 P: 9	R: 0 E: 0 K: 3 S: 9 H: 0 LOB: 1 BB: 1 P: 13	R: 0 E: 1 K: 1 S: 6 H: 0 LOB: 2 BB: 0 P: 7	R: 0 E: 0 K: 0 S: 4 H: 1 LOB: 2 BB: 1 P: 8	R: 0 E: 0 K: 0 S: 3 H: 0 LOB: 0 BB: 0 P: 3	R: 0 E: 0 K: 0 S: 4 H: 1 LOB: 1 BB: 0 P: 4	R: 1 E: 0 K: 2 S: 8 H: 1 LOB: 2 BB: 2 P: 16	R: 1 E: 0 K: 0 S: 4 H: 1 LOB: 0 BB: 0 P: 4	R: 0 E: 0 K: 0 S: 3 H: 0 LOB: 1 BB: 1 P: 7	1B: 4 2B: 0 3B: 1 HR: 0 SF: 0 SAC: 0 DP: 0 HBP: 1						

	AB	32
	R	2
	H	5
	RBI	2
	BB	6
	SO	7
	LOB	21

WP: 0 PB: 0 SB: 0 CS: 1 PA: 39

PITCHER		IP	WLS	BF	H	R	ER	SO	BB	IBB	HBP	BLK	WP	HR	S	P	ERA	WHIP
Tom Griffin, R ERA: 2.76	(1, 1)	5.0	W	21	2	0	0	5	3	0	1	1	0	0	27	40	0.00	1.000
Gary Lavelle, L ERA: 3.36	(6, 1)	2.0		11	3	2	2	2	2	0	0	0	0	0	13	21	9.00	2.500
Greg Minton, R ERA: 2.46	(8, 1)	2.0	S	7	0	0	0	0	1	0	0	0	0	0	6	10	0.00	0.500

PITCHER	IP	WLS	BF	H	R	ER	SO	BB	IBB	HBP	BLK	WP	HR	S	P	ERA	WHIP

Batter	1	2	3	4	5	6	7	8	9	AB	R	H	RBI	BB	SO	LOB
Chris Bourjos, R (1, 9) OBP: 0.316, SLG: 0.471	K		K	HR	E5 G1-6-3	K		1B FC3-6 1B		4	1	1	0	0	2	0
Larry Herndon, R (1, 8) OBP: 0.285, SLG: 0.383	4-3 3B		F7		G1-6-3 1-2f			FC3-6 1-3 1B		4	1	2	0	0	0	1
Darrell Evans, L (1, 5) OBP: 0.357, SLG: 0.414	4-3 3-H			4-3		K		FC3-6 1-2f 3-H		4	1	1	3	0	1	1
Milt May, L (1, 2) OBP: 0.303, SLG: 0.364	4-3			4-3		4-3		F8		4	0	0	0	0	0	1
Terry Whitfield, L (1, 7) OBP: 0.338, SLG: 0.397		1-3 BB		WP 1B		G3				2	1	1	0	1	0	0
Rich Murray, R (1, 3) OBP: 0.264, SLG: 0.347		F3		K 1-2			K			3	0	0	0	0	2	2
Guy Sularz, R (1, 4) OBP: 0.342, SLG: 0.302		1-3 1-2		2-H 1B			5-3			3	0	1	1	0	0	1
Joe Pettini, R (1, 6) OBP: 0.289, SLG: 0.262		F8		F2			5-3			3	0	0	0	0	0	2
Tom Griffin, R (1, 1) OBP: 0.111, SLG: 0.278			F8		F9			5-3		1	0	0	0	0	0	0
Joe Strain, R (5, PH) OBP: 0.322, SLG: 0.319										1	0	0	0	0	0	0
Gary Lavelle, S (6, 1)										0	0	0	0	0	0	0
Greg Minton, S (8, 1) OBP: 0.222, SLG: 0.125										0	0	0	0	0	0	0
Johnnie LeMaster, R (8, 6) OBP: 0.256, SLG: 0.306										1	0	0	0	0	0	0
Inning Stats	R: 1 E: 0 K: 1 S: 6 H: 1 LOB: 0 BB: 0 P: 6	R: 0 E: 0 K: 0 S: 3 H: 0 LOB: 1 BB: 1 P: 7	R: 0 E: 0 K: 1 S: 5 H: 0 LOB: 0 BB: 0 P: 5	R: 2 E: 0 K: 1 S: 8 H: 3 LOB: 1 BB: 0 P: 8	R: 0 E: 1 K: 0 S: 3 H: 0 LOB: 0 BB: 0 P: 3	R: 0 E: 0 K: 1 S: 5 H: 0 LOB: 0 BB: 0 P: 5	R: 0 E: 0 K: 1 S: 5 H: 0 LOB: 0 BB: 0 P: 5	R: 1 E: 0 K: 0 S: 5 H: 2 LOB: 1 BB: 0 P: 5		1B: 4 2B: 0 3B: 1 HR: 1 SF: 0 SAC: 0 DP: 1 HBP: 0						

PITCHER		IP	WLS	BF	H	R	ER	SO	BB	IBB	HBP	BLK	WP	HR	S	P	ERA	WHIP
George Stablein, R ERA: 3.09	(1, 1)	2.0	L	8	1	1	1	1	1	0	0	0	0	0	9	13	4.50	1.000
Gary Lucas, L ERA: 3.24	(3, 1)	4.0		15	3	2	2	3	0	0	0	0	1	1	21	21	4.50	0.750
Dennis Kinney, L ERA: 4.25	(7, 1)	2.0		8	2	1	1	1	0	0	0	0	0	0	10	10	4.50	1.000

PITCHER	IP	WLS	BF	H	R	ER	SO	BB	IBB	HBP	BLK	WP	HR	S	P	ERA	WHIP

BOTTOM

San Diego Padres @ San Francisco Giants

Candlestick Park, San Francisco, CA

Sat Oct 04 1980, 6:33 AM EDT

Att. 3,194 - Unknown

livebaseballscorecards.com

AB	30
R	4
H	6
RBI	4
BB	1
SO	5
LOB	8

WP: 1 PA: 31
PB: 0
SB: 0
CS: 0

Batter	1	2	3	4	5	6	7	8	9	AB	R	H	RBI	BB	SO	LOB
Gene Richards, L (1, 7) OBP: 0.363, SLG: 0.385	x 0-0 ① 5-3		x 0-0 ① F7	BBBB 4-0 E E BB	x 0-0 ② 1-3		x 0-0 ② 6-3		BBBB 4-0 2B BB	2	0	0	0	0	0	0
Paul Dade, R (3, 7) OBP: 0.338, SLG: 0.189										2	1	0	0	2	0	2
Ozzie Smith, S (1, 6) OBP: 0.313, SLG: 0.276	x 0-0 ② 1-3		SSS 0-3 ② K	x 0-0 E3 S E 1-2	x 0-0 ③ F8		x 0-0 ③ 5-3		x 0-0 ① F6	4	0	0	0	0	1	3
Chuck Baker, R (6, 6) OBP: 0.136, SLG: 0.182										2	0	0	0	0	0	1
Jerry Mumphrey, S (1, 8) OBP: 0.352, SLG: 0.372	x 0-0 2B		x 0-0 3B 1B	x 0-0 E4 S 1-2 2-H		SSS 0-3 ① K		x 0-0 SH1-3 BB 2B 1B	x 0-0 ② F9	3	1	2	0	0	0	1
Barry Evans, R (4, 5) OBP: 0.317, SLG: 0.312										3	1	1	0	0	1	1
Dave Winfield, R (1, 9) OBP: 0.365, SLG: 0.450	x 0-0 ③ 6-3		x 0-0 1-H E 3B	x 4-0 G5-4-3 1-2 2-3 IBB		x 0-0 ② 6-3		BBBB 4-0 SH1-3 1-2 2B BB	x 0-0 1-3 2B	4	2	2	1	2	0	1
Luis Salazar, R (1, 5) (4, 8)		x 0-0 ① 6-3	x 0-0 ② ③ E5 BB S 3-H	x 0-0 G5-4-3 1-2f		x 0-0 1B BB 1B		x 0-0 ① SH1-3 1-2 2-3	x 0-0 ③ 5-3	5	1	1	0	0	0	5
Gene Tenace, R (1, 3) OBP: 0.399, SLG: 0.424		BBBB 4-0 1B BB	BBBB 4-0 1-2 BB		x 0-0 1B 1B 1B	BBBB 4-0 1B 1-2 BB		x 0-0 ② 5-3		2	1	1	0	3	0	2
Bill Fahey, L (1, 2) OBP: 0.314, SLG: 0.286		x 0-0 ② F5	BBBB 4-0 1-2 2-3 BB		x 0-0 1B 1-2 1B	x 0-0 FC5-4 1-3 2-H 1B		x 0-0 2-H 3-H 2B		4	0	3	3	1	0	1
Dave Cash, R (1, 4) OBP: 0.287, SLG: 0.280		x 0-0 1-2 1B	x 0-0 ③ 4-3		x 0-0 1-3 2-H S 1B	x 0-0 ③ FC5-4 1-2f		BBBB 4-0 BB		4	0	2	1	1	0	5
Tom Tellmann, R (1, 1) OBP: 0.125, SLG: 0.125		SSS 0-3 ③ K		SSS 0-3 ① K	SSS 0-3 ① K 1-2		x 0-0 ① 6-3	SSS 0-3 ③ K		5	0	0	0	0	4	6
Inning Stats	R: 0 E: 0 K: 0 S: 4 H: 1 LOB: 1 BB: 0 P: 4	R: 0 E: 0 K: 1 S: 6 H: 1 LOB: 2 BB: 1 P: 10	R: 2 E: 1 K: 1 S: 8 H: 2 LOB: 3 BB: 2 P: 16	R: 1 E: 2 K: 1 S: 6 H: 0 LOB: 2 BB: 2 P: 14	R: 1 E: 0 K: 1 S: 8 H: 3 LOB: 2 BB: 0 P: 8	R: 1 E: 0 K: 1 S: 7 H: 2 LOB: 2 BB: 1 P: 11	R: 0 E: 0 K: 0 S: 3 H: 0 LOB: 0 BB: 0 P: 3	R: 2 E: 0 K: 1 S: 7 H: 2 LOB: 2 BB: 2 P: 15	R: 0 E: 0 K: 0 S: 4 H: 1 LOB: 2 BB: 1 P: 8	1B: 8 2B: 3 3B: 1 HR: 0 SF: 0 SAC: 1 DP: 1 HBP: 0						

TOP

San Diego Padres @ San Francisco Giants

Candlestick Park, San Francisco, CA

Sun Oct 05 1980, 6:33 AM EDT

Att. 14,680 - Unknown

livebaseballscorecards.com

AB	40
R	7
H	12
RBI	5
BB	9
SO	6
LOB	28

WP: 0 PA: 50
PB: 0
SB: 4
CS: 0

PITCHER		IP	WLS	BF	H	R	ER	SO	BB	IBB	HBP	BLK	WP	HR	S	P	ERA	WHIP
Ed Whitson, R ERA: 3.1	(1, 1)	5.0	L	29	7	4	2	4	4	1	0	0	0	0	32	52	3.60	2.200
Gary Lavelle, L ERA: 3.42	(6, 1)	1.0		6	2	1	1	1	1	0	0	0	0	0	7	11	9.00	3.000
Fred Breining, R ERA: 5.4	(7, 1)	2.0		10	2	2	2	1	2	0	0	0	0	0	10	18	9.00	2.000
Mike Rowland, R ERA: 2.33	(9, 1)	1.0		5	1	0	0	0	1	0	0	0	0	0	4	8	0.00	2.000

PITCHER	IP	WLS	BF	H	R	ER	SO	BB	IBB	HBP	BLK	WP	HR	S	P	ERA	WHIP

Batter	1	2	3	4	5	6	7	8	9	AB	R	H	RBI	BB	SO	LOB
Chris Bourjos, R (1, 9) OBP: 0.292, SLG: 0.409	5-3		5-3 1B 1B		K		F7		FC5-4 F7 1-2f 2-H	5	1	1	0	0	1	3
Larry Herndon, R (1, 8) OBP: 0.284, SLG: 0.385	1B 3B		5-3 1-2		6-3		F8		F7 2-3	5	1	1	0	0	0	4
Darrell Evans, L (1, 5) OBP: 0.359, SLG: 0.414	F7		S 2-H 1B			1-3 1B BB		1B G3 BB	K	3	0	1	1	2	1	2
Milt May, L (1, 2) OBP: 0.305, SLG: 0.366 Mike Rowland, R (9, 1)	3-H 1B		4-1 1-2			1-3 1-2 1B		G3 1-2		4 0	0 0	2 0	1 0	0 0	0 0	2 0
Terry Whitfield, L (1, 7) OBP: 0.337, SLG: 0.396	F8			4-3		K		2-3 1B		4	0	1	0	0	1	3
Rich Murray, R (1, 3) OBP: 0.259, SLG: 0.340		K		K		1-3 1-2 2-3		F8		4	0	0	0	0	2	4
Guy Sularz, R (1, 4) OBP: 0.333, SLG: 0.292 Jack Clark, R (6, PH) OBP: 0.382, SLG: 0.517 Fred Breining, R (7, 1) Dennis Littlejohn, R (8, PH) OBP: 0.368, SLG: 0.276 (9, 2)		F4		F8		F3		4-3		2 1 0 1	0 0 0 0	0 0 0 0	0 0 0 0	0 0 0 0	0 0 0 0	0 2 0 2
Joe Pettini, R (1, 6) OBP: 0.295, SLG: 0.274 Johnnie LeMaster, R (9, PH) OBP: 0.257, SLG: 0.306		4-3			2B		1B		1B E BB	3 0	0 1	2 0	0 0	0 1	0 0	0 0
Ed Whitson, R (1, 1) OBP: 0.104, SLG: 0.091 Joe Strain, R (5, PH) OBP: 0.320, SLG: 0.317 Gary Lavelle, S (6, 1) Rennie Stennett, R (7, 4) OBP: 0.286, SLG: 0.302			4-3		L5		F3		FC5-4 1-2 1B	1 1 0 2	0 0 0 0	0 0 0 1	0 0 0 0	0 0 0 0	0 0 0 1	0 1 0 1
Inning Stats	R: 1 E: 0 K: 0 S: 5 H: 2 LOB: 1 BB: 0 P: 5	R: 0 E: 0 K: 1 S: 5 H: 0 LOB: 0 BB: 0 P: 5	R: 1 E: 0 K: 0 S: 5 H: 2 LOB: 1 BB: 0 P: 5	R: 0 E: 0 K: 1 S: 5 H: 0 LOB: 0 BB: 0 P: 5	R: 0 E: 0 K: 1 S: 6 H: 1 LOB: 1 BB: 0 P: 6	R: 0 E: 0 K: 1 S: 6 H: 1 LOB: 2 BB: 1 P: 10	R: 0 E: 0 K: 0 S: 4 H: 1 LOB: 1 BB: 0 P: 4	R: 0 E: 0 K: 0 S: 4 H: 1 LOB: 2 BB: 1 P: 8	R: 1 E: 1 K: 1 S: 6 H: 1 LOB: 1 BB: 1 P: 10	1B: 7 2B: 1 3B: 1 HR: 0	SF: 0 SAC: 0 DP: 0 HBP: 0						

PITCHER	IP	WLS	BF	H	R	ER	SO	BB	IBB	HBP	BLK	WP	HR	S	P	ERA	WHIP
Tom Tellmann, R (1, 1) ERA: 1.61	9.0	W	39	9	3	3	5	3	0	0	0	0	0	46	58	3.00	1.333

PITCHER	IP	WLS	BF	H	R	ER	SO	BB	IBB	HBP	BLK	WP	HR	S	P	ERA	WHIP

BOTTOM

San Diego Padres @ San Francisco Giants

Candlestick Park, San Francisco, CA

Sun Oct 05 1980, 6:33 AM EDT

Att. 14,680 - Unknown

livebaseballscorecards.com

AB	36
R	3
H	9
RBI	2
BB	3
SO	5
LOB	24

WP: 0 PB: 0 SB: 1 CS: 0 PA: 39