

# San Diego Padres - 1980

Batter	1	2	3	4	5	6	7	8	9	AB	R	H	RBI	BB	SO	LOB	TOP		
Bill North, S (1, 8) OBP: 0.500, SLG: 0.333	0-0 6-3		0-0 1-3		4-0 CS BB		0-0 CS 1B			3	0	1	0	1	0	1			
Darrell Evans, L (1, 5) OBP: 0.250, SLG: 0.250	0-0 4-3		0-0 F8		0-0 1-2 1B		0-3 K			4	0	1	0	0	1	2			
Jack Clark, R (1, 9)	0-0 L1		4-0 2B HR BB		0-0 E6		0-0 F3			3	1	0	0	1	0	0			
Mike Ivie, R (1, 3) OBP: 0.500, SLG: 0.750		0-0 E6 1B	0-0 HR 2B		0-0 P3		0-0 1B			4	1	2	1	0	0	1			
Larry Herndon, R (1, 7) OBP: 0.250, SLG: 1.000		0-0 F7	0-0 HR 2B		0-0 4-3		0-0 P3			4	1	1	3	0	0	2			
Rennie Stennett, R (1, 4)		0-0 F9	0-0 2-3		0-0 F9		0-3 K			4	0	0	0	0	1	2			
Marc Hill, R (1, 2) OBP: 0.500, SLG: 0.500		0-0 1B		0-0 5-3		0-0 FC6-4 1B		0-0 F9		4	0	2	0	0	0	0			
Johnnie LeMaster, R (1, 6)		0-0 F8		0-0 5-3		0-0 FC6-4		0-0 4-3		4	0	0	0	0	0	3			
Bob Knepper, L (1, 1) OBP: 0.500, SLG: 1.000			0-0 F8 2B		0-0 3-1		0-0 5-3		0-0 6-3	2	1	1	0	0	0	0			
Greg Minton, S (5, 1)										0	0	0	0	0	0	0			
Jim Wohlford, R (7, PH)										1	0	0	0	0	0	0			
Tom Griffin, R (7, 1)										0	0	0	0	0	0	0			
Willie McCovey, L (9, PH)										1	0	0	0	0	0	0			
<b>Inning Stats</b>	R: 0 E: 0 K: 0 S: 3	H: 0 LOB: 0 BB: 0 P: 3	R: 0 E: 1 K: 0 S: 5	H: 1 LOB: 2 BB: 0 P: 5	R: 4 E: 0 K: 0 S: 6	H: 3 LOB: 0 BB: 1 P: 10	R: 0 E: 0 K: 0 S: 3	H: 0 LOB: 0 BB: 0 P: 3	R: 0 E: 1 K: 0 S: 4	H: 1 LOB: 1 BB: 0 P: 7	R: 0 E: 0 K: 0 S: 5	H: 1 LOB: 1 BB: 0 P: 5	R: 0 E: 0 K: 1 S: 6	H: 1 LOB: 1 BB: 0 P: 6	R: 0 E: 0 K: 0 S: 3	H: 0 LOB: 0 BB: 0 P: 3	1B: 5 2B: 3 3B: 0 HR: 1	SF: 0 SAC: 0 DP: 1 HBP: 0	WP: 0 PA: 36 PB: 0 SB: 0 CS: 2
<b>PITCHER</b>	IP WLS BF H R ER SO BB IBB HBP BLK WP HR S P ERA WHIP	IP WLS BF H R ER SO BB IBB HBP BLK WP HR S P ERA WHIP																	
Randy Jones, L (1, 1) ERA: 5.14	7.0 W 29 7 4 4 1 2 0 0 0 0 1 29 37 5.14 1.286	2.0 S 7 1 0 0 1 0 0 0 0 0 0 9 9 0.00 0.500																	
Bob Shirley, L (8, 1) ERA:																			

San Francisco Giants @ San Diego Padres  
San Diego Stadium, San Diego, CA  
Thu Apr 10 1980, 9:05 PM EST  
Att: 29,535 - Unknown

AB 34  
R 4  
H 8  
RBI 4  
BB 2  
SO 2  
LOB 11



Batter	1	2	3	4	5	6	7	8	9	AB	R	H	RBI	BB	SO	LOB	BOTTOM		
Ozzie Smith, S (1, 6) OBP: 0.500, SLG: 1.000	0-0 F7		0-0 SF8 3B		0-0 1B 1B	0-0 1-3				4	2	2	0	0	0	1			
Dave Cash, R (1, 4) OBP: 0.500, SLG: 0.667	0-0 E 2B 1B		0-0 SF8		0-0 S 1B 1B		0-0 F9			3	2	2	2	0	0	0			
Gene Richards, L (1, 7) OBP: 0.500, SLG: 0.500	0-0 E6 1-2 2B		0-0 3H 1B		0-0 1H 3H 1B		0-0 F8			4	1	2	2	0	0	1			
Dave Winfield, R (1, 9) OBP: 0.750, SLG: 1.000	0-0 1H 2H 2B		0-0 F8		0-0 FC6 BB		0-0 CS 1B			3	0	2	2	1	0	1			
Jerry Mumphrey, S (1, 8)	0-0 G3			0-0 6-3	0-3 K		0-0 CS	0-0 G3		4	0	0	0	0	1	2			
Gene Tenace, R (1, 3)		0-0 6-3		0-3 K	0-0 FC6		4-0 BB			3	0	0	0	1	1	2			
Bill Fahey, L (1, 2)		0-0 5-3		0-0 4-3		0-0 4-3		0-0 F8		4	0	0	0	0	0	1			
Aurelio Rodriguez, R (1, 5) OBP: 0.500, SLG: 0.500		0-3 K			0-0 1B SH5-4 1B	0-0 E6		0-0 F8		2	0	1	0	0	1	0			
Paul Dade, R (5, PR)										2	1	0	0	0	0	1			
Barry Evans, R (6, 5) (9, 5)										0	0	0	0	0	0	0			
Randy Jones, R (1, 1)										1	0	0	0	0	0	0			
Bob Shirley, R (8, 1)										0	0	0	0	0	0	0			
<b>Inning Stats</b>	R: 2 E: 1 K: 0 S: 5	H: 2 LOB: 0 BB: 0 P: 5	R: 0 E: 0 K: 1 S: 5	H: 0 LOB: 0 BB: 0 P: 5	R: 1 E: 0 K: 0 S: 5	H: 2 LOB: 1 BB: 0 P: 5	R: 0 E: 0 K: 1 S: 5	H: 0 LOB: 0 BB: 0 P: 5	R: 3 E: 0 K: 0 S: 9	H: 4 LOB: 2 BB: 1 P: 13	R: 0 E: 1 K: 0 S: 4	H: 0 LOB: 1 BB: 0 P: 4	R: 0 E: 0 K: 0 S: 3	H: 1 LOB: 0 BB: 0 P: 3	R: 0 E: 0 K: 0 S: 3	H: 0 LOB: 1 BB: 1 P: 7	1B: 7 2B: 1 3B: 1 HR: 0	SF: 1 SAC: 2 DP: 0 HBP: 0	WP: 0 PA: 36 PB: 0 SB: 1 CS: 1
<b>PITCHER</b>	IP WLS BF H R ER SO BB IBB HBP BLK WP HR S P ERA WHIP	IP WLS BF H R ER SO BB IBB HBP BLK WP HR S P ERA WHIP																	
Bob Knepper, L (1, 1) ERA: 10.38	4.1 L 21 8 6 5 2 0 0 0 0 0 8 25 10.38 1.846	1.2 7 0 0 0 1 1 0 0 0 0 0 8 12 0.00 0.600																	
Greg Minton, R (5, 1) ERA:																			
Tom Griffin, R (7, 1) ERA:																			

San Francisco Giants @ San Diego Padres  
San Diego Stadium, San Diego, CA  
Thu Apr 10 1980, 9:05 PM EST  
Att: 29,535 - Unknown

AB 30  
R 6  
H 9  
RBI 6  
BB 2  
SO 3  
LOB 9













Batter	1	2	3	4	5	6	7	8	9	AB	R	H	RBI	BB	SO	LOB	TOP				
Bill North, S OBP: 0.353, SLG: 0.400 (1, 8)										4	0	1	1	0	2	0	<b>San Francisco Giants @ San Diego Padres</b> San Diego Stadium, San Diego, CA Sun Apr 13 1980, 6:33 AM EST Att: 16,314 - Unknown <a href="http://livebaseballscorecards.com">livebaseballscorecards.com</a>				
Darrell Evans, L OBP: 0.176, SLG: 0.176 (1, 5)										5	0	1	0	0	0	1					
Larry Hemdon, R OBP: 0.308, SLG: 0.538 (1, 9)										4	0	1	0	0	1	1					
Willie McCovey, L OBP: 0.231, SLG: 0.167 (1, 3)										4	0	0	0	0	1	3					
Terry Whitfield, L OBP: 0.250, SLG: 0.286 Gary Lavelle, S (8, 1)										4	0	1	0	0	0	0					
Rennie Stennett, R OBP: 0.375, SLG: 0.357 (1, 4)										3	2	2	0	1	1	1					
Milt May, L OBP: 0.143, SLG: 0.286 (1, 2)										4	0	1	1	0	0	3					
Johnnie LeMaster, R OBP: 0.375, SLG: 0.429 (1, 6)										3	1	2	1	1	0	1					
Vida Blue, S Jim Wohlford, R OBP: 0.143, SLG: 0.143 (8, PH) (8, 7)										2	0	0	0	0	2	3					
<b>Inning Stats</b>	R: 0 E: 0 K: 0 S: 4	H: 1 LOB: 1 BB: 0 P: 4	R: 0 E: 0 K: 1 S: 6	H: 1 LOB: 2 BB: 1 P: 10	R: 0 E: 0 K: 0 S: 3	H: 0 LOB: 0 BB: 0 P: 3	R: 0 E: 0 K: 1 S: 6	H: 1 LOB: 1 BB: 0 P: 6	R: 1 E: 0 K: 0 S: 6	H: 3 LOB: 2 BB: 0 P: 6	R: 1 E: 1 K: 1 S: 7	H: 1 LOB: 1 BB: 0 P: 7	R: 0 E: 0 K: 2 S: 7	H: 0 LOB: 0 BB: 0 P: 7	R: 1 E: 0 K: 1 S: 6	H: 2 LOB: 1 BB: 1 P: 10	R: 0 E: 0 K: 2 S: 7	H: 0 LOB: 0 BB: 0 P: 7	1B: 6 2B: 3 3B: 0 HR: 0	SF: 1 SAC: 1 DP: 0 HBP: 0	WP: 0 PA: 39 PB: 0 SB: 0 CS: 0
<b>PITCHER</b>	IP WLS BF H R ER SO BB IBB HBP BLK WP HR S P ERA WHIP	7.0 L 30 7 2 1 5 1 0 0 0 0 0 39 43 1.29 1.143	0.2 4 2 1 1 1 0 0 0 0 0 0 6 6 13.50 3.000	1.1 4 0 0 0 2 0 1 0 0 0 0 7 11 0.00 0.000	<b>PITCHER</b>										IP WLS BF H R ER SO BB IBB HBP BLK WP HR S P ERA WHIP						

Batter	1	2	3	4	5	6	7	8	9	AB	R	H	RBI	BB	SO	LOB	BOTTOM				
Ozzie Smith, S OBP: 0.353, SLG: 0.333 (1, 6)										3	0	0	1	0	0	0	<b>San Francisco Giants @ San Diego Padres</b> San Diego Stadium, San Diego, CA Sun Apr 13 1980, 6:33 AM EST Att: 16,314 - Unknown <a href="http://livebaseballscorecards.com">livebaseballscorecards.com</a>				
Dave Cash, R OBP: 0.353, SLG: 0.286 (1, 4)										3	0	1	0	1	0	0					
Gene Richards, L OBP: 0.313, SLG: 0.313 (1, 7)										4	0	1	0	0	1	3					
Dave Winfield, R OBP: 0.375, SLG: 0.571 (1, 9)										4	0	0	0	0	1	5					
Gene Tenace, R (1, 2)										3	0	0	0	1	0	2					
Jerry Mumphrey, S OBP: 0.333, SLG: 0.200 (1, 8)										3	0	1	0	1	0	1					
Willie Montanez, L OBP: 0.364, SLG: 0.545 (1, 3)										4	1	1	0	0	1	2					
Barry Evans, R OBP: 0.333, SLG: 0.333 John D'Acquisto, R Kurt Bevacqua, R (9, PH) (1, 5) (8, 1)										3	0	1	0	0	0	1					
Eric Rasmussen, R Paul Dade, R Dennis Kinney, L Aurelio Rodriguez, R OBP: 0.250, SLG: 0.250 (1, 1) (7, PH) (8, 1) (8, 5)										1	0	0	0	0	0	0					
<b>Inning Stats</b>	R: 0 E: 0 K: 0 S: 5	H: 2 LOB: 2 BB: 0 P: 5	R: 0 E: 0 K: 0 S: 3	H: 0 LOB: 0 BB: 0 P: 3	R: 0 E: 0 K: 0 S: 3	H: 0 LOB: 0 BB: 0 P: 3	R: 0 E: 0 K: 0 S: 3	H: 0 LOB: 1 BB: 1 P: 7	R: 1 E: 0 K: 1 S: 8	H: 2 LOB: 3 BB: 1 P: 12	R: 0 E: 0 K: 1 S: 5	H: 0 LOB: 0 BB: 1 P: 9	R: 0 E: 0 K: 0 S: 3	H: 0 LOB: 0 BB: 0 P: 3	R: 0 E: 0 K: 1 S: 5	H: 0 LOB: 0 BB: 0 P: 5	R: 0 E: 0 K: 0 S: 4	H: 1 LOB: 1 BB: 0 P: 4	1B: 5 2B: 0 3B: 0 HR: 0	SF: 1 SAC: 1 DP: 0 HBP: 0	WP: 0 PA: 36 PB: 0 SB: 0 CS: 0
<b>PITCHER</b>	IP WLS BF H R ER SO BB IBB HBP BLK WP HR S P ERA WHIP	7.0 W 29 4 1 1 2 3 0 0 0 0 0 30 42 0.00 0.500	2.0 S 7 1 0 0 1 0 0 0 0 0 9 9 0.00 0.500	<b>PITCHER</b>										IP WLS BF H R ER SO BB IBB HBP BLK WP HR S P ERA WHIP							



Batter	1	2	3	4	5	6	7	8	9	AB	R	H	RBI	BB	SO	LOB	TOP																
Davey Lopes, R OBP: 0.280, SLG: 0.143 (1,4)	5-3		6-3			1-3		K		4	0	0	0	0	1	1	<b>Los Angeles Dodgers @ San Diego Padres</b> San Diego Stadium, San Diego, CA Mon Apr 14 1980, 9:05 PM EST Att: 28,650 - Unknown <a href="http://livebaseballscores.com">livebaseballscores.com</a>																
Rudy Law, L OBP: 0.190, SLG: 0.150 (1,8)	1-3			6-3		FC6-4 1B		4-3		4	0	1	0	0	0	0																	
Reggie Smith, S OBP: 0.560, SLG: 0.739 (1,9)	FC6-4 1B			G6-4-3 1B		P4		E SF8 1B		4	1	3	0	0	0	2																	
Steve Garvey, R OBP: 0.167, SLG: 0.130 (1,3)	FC6-4 1-2			G6-4-3 1-2		FC6-4 1-2		E7 1B		4	0	1	0	0	0	4																	
Dusty Baker Jr., R OBP: 0.333, SLG: 0.600 (1,7)		K			G3			SF8		3	0	0	1	0	1	0																	
Ron Cey, R OBP: 0.048, SLG: 0.048 (1,5)		6-3			6-3			3-H K		4	0	0	0	0	1	1																	
Joe Ferguson, R OBP: 0.167, SLG: 0.091 (1,2)		4-1						K		3	0	1	0	0	1	0																	
Bill Russell, R OBP: 0.267, SLG: 0.154 (1,6)			F7		1-3			5-3		3	0	0	0	0	0	1																	
Bob Welch, R OBP: 0.500, SLG: 0.500 (8, PH)								K		2	0	1	0	0	0	0																	
Jay Johnstone, L OBP: 0.250, SLG: 0.250 (8, PH)			P6			1B 1-3 1B				1	0	0	0	0	1	0																	
Bobby Castillo, R (8, 1)										0	0	0	0	0	0	0																	
<b>Inning Stats</b>	R: 0 E: 0 K: 0 S: 4	H: 1 LOB: 1 BB: 0 P: 4	R: 0 E: 0 K: 1 S: 5	H: 0 LOB: 0 BB: 0 P: 5	R: 0 E: 0 K: 0 S: 3	H: 0 LOB: 0 BB: 0 P: 3	R: 0 E: 0 K: 0 S: 3	H: 1 LOB: 1 BB: 0 P: 3	R: 0 E: 0 K: 0 S: 4	H: 2 LOB: 2 BB: 0 P: 5	R: 0 E: 0 K: 1 S: 5	H: 0 LOB: 0 BB: 0 P: 5	R: 0 E: 0 K: 0 S: 7	H: 0 LOB: 0 BB: 0 P: 7	R: 1 E: 1 K: 1 S: 7	H: 2 LOB: 1 BB: 0 P: 7	1B: 7 2B: 0 3B: 0 HR: 0	SF: 1 SAC: 0 DP: 1 HBP: 0	WP: 0 PA: 33 PB: 0 SB: 0 CS: 0														
<b>PITCHER</b>	IP WLS BF H R ER SO BB IBB HBP BLK WP HR S P ERA WHIP																																
Randy Jones, L ERA: 2.57 (1, 1)	7.0	25	5	0	0	2	0	0	0	0	0	0	0	29	29	0.00	0.714																
Rollie Fingers, R ERA: (8, 1)	2.0	W	8	2	1	0	3	0	0	0	0	0	0	14	14	0.00	1.000																

Batter	1	2	3	4	5	6	7	8	9	AB	R	H	RBI	BB	SO	LOB	BOTTOM																
Ozzie Smith, S OBP: 0.381, SLG: 0.333 (1,6)	S 1B		9-3 1-2			4-3		BB WP BB		3	1	1	0	1	0	1	<b>Los Angeles Dodgers @ San Diego Padres</b> San Diego Stadium, San Diego, CA Mon Apr 14 1980, 9:05 PM EST Att: 28,650 - Unknown <a href="http://livebaseballscores.com">livebaseballscores.com</a>																
Dave Cash, R OBP: 0.286, SLG: 0.222 (1,4)	F8			F8		F9		4-3		4	0	0	0	0	0	2																	
Gene Richards, L OBP: 0.400, SLG: 0.389 (1,7)	F9			BB BB		BB 2B		WP BB SF8 BB		2	1	1	0	2	0	1																	
Dave Winfield, R OBP: 0.400, SLG: 0.500 (1,9)	F3			FC6 BB		F5		SF8 WP BB		2	0	0	0	2	0	2																	
Willie Montanez, L OBP: 0.267, SLG: 0.429 (1,3)	5-3			F9				SF8		3	0	0	1	0	0	2																	
Jerry Mumphrey, S OBP: 0.313, SLG: 0.214 (1,8)	K			FC6 1-2				G3		4	0	1	0	0	1	3																	
Gene Tenace, R OBP: 0.400, SLG: 0.100 (1,2)	F9				G1-6-3 1B			F7		3	0	1	0	0	0	1																	
Aurelio Rodriguez, R OBP: 0.200, SLG: 0.200 (7, PH)										2	0	0	0	0	0	1																	
Jerry Turner, L (7, PH)										0	0	0	0	1	0	0																	
Barry Evans, R OBP: 0.333, SLG: 0.333 (8, 5)										0	0	0	0	0	0	0																	
Randy Jones, R (1, 1)										2	0	0	0	0	0	0																	
Von Joshua, L (7, PH)										1	0	0	0	0	0	2																	
Rollie Fingers, R (8, 1)										0	0	0	0	0	0	0																	
<b>Inning Stats</b>	R: 0 E: 0 K: 0 S: 4	H: 1 LOB: 1 BB: 0 P: 4	R: 0 E: 0 K: 1 S: 5	H: 0 LOB: 0 BB: 0 P: 5	R: 0 E: 0 K: 0 S: 3	H: 0 LOB: 2 BB: 2 P: 11	R: 0 E: 0 K: 0 S: 3	H: 1 LOB: 1 BB: 0 P: 3	R: 2 E: 0 K: 0 S: 3	H: 0 LOB: 1 BB: 3 P: 15	1B: 3 2B: 2 3B: 0 HR: 0	SF: 1 SAC: 0 DP: 2 HBP: 0	WP: 1 PA: 33 PB: 0 SB: 2 CS: 0																				
<b>PITCHER</b>	IP WLS BF H R ER SO BB IBB HBP BLK WP HR S P ERA WHIP																																
Bob Welch, R ERA: (1, 1)	7.0	27	4	0	0	1	2	1	0	0	0	0	0	26	38	0.00	0.857																
Bobby Castillo, R ERA: 4.5 (8, 1)	1.0	L	6	0	2	2	0	3	0	0	0	1	0	3	15	18.00	3.000																



Batter	1	2	3	4	5	6	7	8	9	AB	R	H	RBI	BB	SO	LOB	TOP					
Davey Lopes, R OBP: 0.300, SLG: 0.280 (1,4)	6-3		6-3						6-3	4	2	1	1	1	0	0	<b>Los Angeles Dodgers @ San Diego Padres</b> San Diego Stadium, San Diego, CA Tue Apr 15 1980, 9:05 PM EST Att: 19,325 - Unknown <a href="http://livebaseballscorecards.com">livebaseballscorecards.com</a>					
Rudy Law, L OBP: 0.308, SLG: 0.360 (1,8)	6-3									5	2	4	0	0	0	1						
Reggie Smith, S OBP: 0.533, SLG: 0.692 (1,9)	6-3								4-3	3	0	1	2	1	0	1						
Steve Garvey, R OBP: 0.143, SLG: 0.111 (1,3)	1-3									4	0	0	1	0	0	4						
Dusty Baker Jr., R OBP: 0.357, SLG: 0.625 (1,7)										4	1	2	0	0	0	1						
Ron Cey, R OBP: 0.160, SLG: 0.125 (1,5)										3	0	2	1	1	0	1						
Joe Ferguson, R OBP: 0.143, SLG: 0.077 Derrel Thomas, S OBP: 0.231, SLG: 0.250 (6, PH) (6, 2)	G4-6-3									2	0	0	0	0	0	2						
Bill Russell, R OBP: 0.211, SLG: 0.118 (1,6)	5-3									4	0	0	0	0	0	3						
Rick Sutcliffe, L OBP: 0.200, SLG: 0.200 Charlie Hough, R (3, 1) Rick Monday, L (7, PH) Bobby Castillo, R (7, 1) Jay Johnstone, L (9, PH)	6-3									1	0	0	0	0	0	0						
Inning Stats	R: 1 E: 0 K: 0 S: 4	H: 1 LOB: 0 BB: 0 P: 4	R: 1 E: 0 K: 0 S: 4	H: 2 LOB: 0 BB: 0 P: 4	R: 0 E: 0 K: 0 S: 4	H: 1 LOB: 2 BB: 1 P: 8	R: 0 E: 0 K: 0 S: 4	H: 1 LOB: 1 BB: 0 P: 4	R: 2 E: 0 K: 1 S: 8	H: 3 LOB: 1 BB: 0 P: 8	R: 0 E: 0 K: 0 S: 3	H: 1 LOB: 0 BB: 0 P: 3	R: 1 E: 1 K: 1 S: 6	H: 0 LOB: 1 BB: 1 P: 10	R: 0 E: 0 K: 0 S: 3	H: 0 LOB: 1 BB: 1 P: 7		R: 0 E: 0 K: 0 S: 4	H: 1 LOB: 1 BB: 0 P: 4	1B: 7 2B: 1 3B: 1 HR: 1	SF: 1 SAC: 0 DP: 2 HBP: 0	WP: 0 PB: 0 SB: 2 CS: 0
PITCHER	IP	WLS	BF	H	R	ER	SO	BB	IBB	HBP	BLK	WP	HR	S	P	ERA	WHIP					
Rick Wise, R ERA: 5.56 Steve Mura, R ERA:	(1, 1) (6, 1)	5.0 4.0	W S	24 15	9 1	4 1	4 0	1 1	2	0	0	0	0	1	23	7.20 0.00	2.000 0.750					

Batter	1	2	3	4	5	6	7	8	9	AB	R	H	RBI	BB	SO	LOB	BOTTOM				
Ozzie Smith, S OBP: 0.400, SLG: 0.353 (1,6)	4-3									2	1	1	1	1	0	1	<b>Los Angeles Dodgers @ San Diego Padres</b> San Diego Stadium, San Diego, CA Tue Apr 15 1980, 9:05 PM EST Att: 19,325 - Unknown <a href="http://livebaseballscorecards.com">livebaseballscorecards.com</a>				
Dave Cash, R OBP: 0.308, SLG: 0.227 (1,4)										4	1	1	1	1	0	2					
Gene Richards, L OBP: 0.417, SLG: 0.409 (1,7)										4	1	2	0	0	0	1					
Dave Winfield, R OBP: 0.375, SLG: 0.421 (1,9)										3	1	0	0	1	1	3					
Willie Montanez, L OBP: 0.368, SLG: 0.471 (1,3)										3	1	2	0	1	0	0					
Jerry Mumphrey, S OBP: 0.300, SLG: 0.222 (1,8)										4	1	1	0	0	2	3					
Gene Tenace, R OBP: 0.368, SLG: 0.385 (1,2)										3	1	1	2	0	1	2					
Aurelio Rodriguez, R OBP: 0.214, SLG: 0.214 (1,5)										4	1	1	0	0	1	3					
Rick Wise, R OBP: 0.500, SLG: 0.667 Steve Mura, R OBP: 0.500, SLG: 1.000 (1, 1) (6, 1)										1	0	1	2	1	0	0					
Inning Stats	R: 1 E: 0 K: 0 S: 3	H: 1 LOB: 1 BB: 1 P: 7	R: 2 E: 0 K: 2 S: 10	H: 3 LOB: 1 BB: 0 P: 10	R: 3 E: 0 K: 1 S: 6	H: 1 LOB: 1 BB: 3 P: 18	R: 0 E: 0 K: 0 S: 4	H: 1 LOB: 2 BB: 1 P: 8	R: 0 E: 0 K: 0 S: 3	H: 1 LOB: 0 BB: 0 P: 3	R: 2 E: 0 K: 0 S: 5	H: 2 LOB: 0 BB: 0 P: 5	R: 0 E: 0 K: 2 S: 7	H: 0 LOB: 0 BB: 0 P: 7	R: 1 E: 0 K: 1 S: 7	H: 2 LOB: 1 BB: 0 P: 7		1B: 8 2B: 2 3B: 0 HR: 1	SF: 2 SAC: 1 DP: 2 HBP: 0	WP: 1 PB: 1 SB: 6 CS: 0	PA: 38
PITCHER	IP	WLS	BF	H	R	ER	SO	BB	IBB	HBP	BLK	WP	HR	S	P	ERA	WHIP				
Rick Sutcliffe, R ERA: 11.88 Charlie Hough, R ERA: 1.5 Bobby Castillo, R ERA: 4.5	(1, 1) (3, 1) (7, 1)	2.0 4.0 2.0	L S	14 16 8	5 4 2	6 2 1	2 1 3	4 1 0	0 0 0	0 0 0	0 0 0	0 0 0	1 17 14	30 21 14	27.00 2.25 4.50	4.500 1.250 1.000					



Batter	1	2	3	4	5	6	7	8	9	AB	R	H	RBI	BB	SO	LOB	TOP							
Davey Lopes, R OBP: 0.333, SLG: 0.400 (1, 4)	4-3		P4	HR	1-3		BB		BB 1B 6-3	5	2	1	1	0	2		<b>Los Angeles Dodgers @ San Diego Padres</b> San Diego Stadium, San Diego, CA Wed Apr 16 1980, 9:05 PM EST Att: 24,861 - Unknown							
Rudy Law, L OBP: 0.313, SLG: 0.333 (1, 8)	4-3		F 1B HR BB	4-3	F7		F9		6-3 BB 1B	5	1	1	0	1	0	3								
Reggie Smith, S OBP: 0.371, SLG: 0.690 Pedro Guerrero, R (8, 7)			E8 HR 1B	P3		G6-4-3 E 2B BB		1B 1B	6-3 BB	3	3	2	0	2	0	0								
Steve Garvey, R OBP: 0.147, SLG: 0.212 (1, 3)	K		1-H 3-H HR	F9		E4 G6-4-3		K	6-3	6	1	1	4	0	2	5								
Dusty Baker Jr., R OBP: 0.424, SLG: 0.750 Gary Thomasson, L (8, PR) (8, 9)		BB BB	1B 3B		1B E 2B	G6-4-3 1-2 2-3		BB 1B 1B	FC6-4 IBB	4	2	3	0	1	0	2								
Ron Cey, R OBP: 0.300, SLG: 0.259 Don Stanhouse, R (8, 1)		FC6-4 BB	1B BB		1B E 1B			BB 1B	FC6-4	3	1	3	2	2	0	0								
Derrel Thomas, S OBP: 0.278, SLG: 0.250 (1, 2)	K		1-2 3-H 1B		E2 FC1-5 1B	K		BB BB		4	0	1	1	1	2	4								
Bill Russell, R OBP: 0.208, SLG: 0.136 (1, 6)	K		F3		1-3 FC1-5 1B			G6-4-3 BB		5	0	1	1	0	1	7								
Burt Hooton, R (1, 1)		FC6-4	F9		FC1-5 1-3				K	4	0	0	0	0	0	6								
Mickey Hatcher, R OBP: 0.200, SLG: 0.200 (8, 5)		1-2			1-2 2-3					1	0	0	0	0	1	0								
<b>Inning Stats</b>	R: 0 E: 0 K: 1 S: 5	H: 0 LOB: 1 BB: 1 P: 9	R: 0 E: 0 K: 2 S: 7	H: 0 LOB: 2 BB: 15	R: 4 E: 1 K: 0 S: 7	H: 4 LOB: 2 BB: 15	R: 1 E: 0 K: 0 S: 4	H: 1 LOB: 0 BB: 0 P: 4	R: 2 E: 1 K: 0 S: 7	H: 3 LOB: 2 BB: 0 P: 7	R: 1 E: 1 K: 1 S: 6	H: 1 LOB: 1 BB: 1 P: 10	R: 0 E: 0 K: 0 S: 3	H: 0 LOB: 1 BB: 1 P: 7	R: 1 E: 0 K: 1 S: 7	H: 3 LOB: 3 BB: 1 P: 11	R: 1 E: 0 K: 1 S: 7	H: 2 LOB: 3 BB: 2 P: 15	1B: 9 2B: 2 3B: 1 HR: 2	SF: 0 SAC: 0 DP: 2 HBP: 0	WP: 0 PB: 0 SB: 0 CS: 0	PA: 51		
<b>PITCHER</b>	IP WLS BF H R ER SO BB IBB HBP BLK WP HR S P ERA WHIP		IP WLS BF H R ER SO BB IBB HBP BLK WP HR S P ERA WHIP		IP WLS BF H R ER SO BB IBB HBP BLK WP HR S P ERA WHIP		IP WLS BF H R ER SO BB IBB HBP BLK WP HR S P ERA WHIP		IP WLS BF H R ER SO BB IBB HBP BLK WP HR S P ERA WHIP		IP WLS BF H R ER SO BB IBB HBP BLK WP HR S P ERA WHIP		IP WLS BF H R ER SO BB IBB HBP BLK WP HR S P ERA WHIP		IP WLS BF H R ER SO BB IBB HBP BLK WP HR S P ERA WHIP		IP WLS BF H R ER SO BB IBB HBP BLK WP HR S P ERA WHIP		IP WLS BF H R ER SO BB IBB HBP BLK WP HR S P ERA WHIP		IP WLS BF H R ER SO BB IBB HBP BLK WP HR S P ERA WHIP		IP WLS BF H R ER SO BB IBB HBP BLK WP HR S P ERA WHIP	
John Curtis, L ERA: 5.23 (1, 1)	2.1	L	16	4	4	4	3	5	0	0	0	0	0	0	0	0	1	17	37	15.43	3.857			
Dennis Kinney, L ERA: 11.57 (3, 1)	1.2		10	4	3	2	0	0	0	0	0	0	0	0	0	0	1	10	10	10.80	2.400			
John D'Acquisto, R ERA: 3.38 (5, 1)	4.0		18	4	2	2	3	3	0	0	0	0	0	0	0	0	0	19	31	4.50	1.750			
Gary Lucas, L ERA: 9.0 (9, 1)	1.0		7	2	1	1	1	1	1	0	0	0	0	0	0	0	0	7	15	9.00	3.000			
<b>Batter</b>	<b>1</b>	<b>2</b>	<b>3</b>	<b>4</b>	<b>5</b>	<b>6</b>	<b>7</b>	<b>8</b>	<b>9</b>	<b>AB</b>	<b>R</b>	<b>H</b>	<b>RBI</b>	<b>BB</b>	<b>SO</b>	<b>LOB</b>	<b>BOTTOM</b>							
Ozzie Smith, S OBP: 0.367, SLG: 0.286 (1, 6)	K		P6		L3			1B BB 1B	P5	4	1	0	0	1	1	2	<b>Los Angeles Dodgers @ San Diego Padres</b> San Diego Stadium, San Diego, CA Wed Apr 16 1980, 9:05 PM EST Att: 24,861 - Unknown							
Dave Cash, R OBP: 0.297, SLG: 0.192 (1, 4)	5-3		G4-6-3 1-2		1-3			P6		4	0	0	0	0	0	3								
Gene Richards, L OBP: 0.357, SLG: 0.346 (1, 7)	6-3			F5		4-3		K		4	0	0	0	0	1	2								
Dave Winfield, R OBP: 0.393, SLG: 0.409 (1, 9)		HR BB		F9		F7		BB 1B		3	1	1	1	1	0	0								
Willie Montanez, L OBP: 0.435, SLG: 0.667 (1, 3)		1-H HR			1B			F4	BB 1B	4	1	3	2	0	0	0								
Jerry Mumphrey, S OBP: 0.333, SLG: 0.200 (1, 8)			F7		1-3			BB BB		2	0	0	1	2	0	1								
Bill Fahey, L OBP: 0.091, SLG: 0.091 (1, 2)			F8		K			K	F7	4	0	0	0	0	2	4								
Barry Evans, R OBP: 0.400, SLG: 0.400 Jerry Turner, L (7, PH) Paul Dade, R (8, 5)			5-3		SH2-3 1B			4-3		2	0	1	0	0	0	0								
John Curtis, L Dennis Kinney, L John D'Acquisto, R Von Joshua, L Gary Lucas, L Kurt Bevacqua, R					SH2-3 1B			BB 1B	6-3	0	0	0	0	0	0	0								
<b>Inning Stats</b>	R: 0 E: 0 K: 1 S: 5	H: 0 LOB: 0 BB: 0 P: 5	R: 2 E: 0 K: 0 S: 4	H: 1 LOB: 1 BB: 1 P: 8	R: 0 E: 0 K: 0 S: 2	H: 0 LOB: 0 BB: 1 P: 6	R: 0 E: 0 K: 0 S: 4	H: 1 LOB: 1 BB: 0 P: 4	R: 0 E: 0 K: 1 S: 6	H: 1 LOB: 1 BB: 0 P: 6	R: 0 E: 0 K: 0 S: 3	H: 0 LOB: 0 BB: 0 P: 3	R: 0 E: 0 K: 1 S: 5	H: 0 LOB: 1 BB: 1 P: 9	R: 2 E: 0 K: 1 S: 8	H: 3 LOB: 3 BB: 2 P: 16		R: 0 E: 0 K: 0 S: 3	H: 0 LOB: 0 BB: 0 P: 3	1B: 5 2B: 0 3B: 0 HR: 1	SF: 0 SAC: 1 DP: 1 HBP: 0	WP: 0 PB: 0 SB: 0 CS: 0	PA: 37	
<b>PITCHER</b>	IP WLS BF H R ER SO BB IBB HBP BLK WP HR S P ERA WHIP		IP WLS BF H R ER SO BB IBB HBP BLK WP HR S P ERA WHIP		IP WLS BF H R ER SO BB IBB HBP BLK WP HR S P ERA WHIP		IP WLS BF H R ER SO BB IBB HBP BLK WP HR S P ERA WHIP		IP WLS BF H R ER SO BB IBB HBP BLK WP HR S P ERA WHIP		IP WLS BF H R ER SO BB IBB HBP BLK WP HR S P ERA WHIP		IP WLS BF H R ER SO BB IBB HBP BLK WP HR S P ERA WHIP		IP WLS BF H R ER SO BB IBB HBP BLK WP HR S P ERA WHIP		IP WLS BF H R ER SO BB IBB HBP BLK WP HR S P ERA WHIP		IP WLS BF H R ER SO BB IBB HBP BLK WP HR S P ERA WHIP		IP WLS BF H R ER SO BB IBB HBP BLK WP HR S P ERA WHIP		IP WLS BF H R ER SO BB IBB HBP BLK WP HR S P ERA WHIP	
Burt Hooton, R ERA: 4.5 (1, 1)	7.0	W	26	3	2	2	3	3	0	0	0	0	0	0	0	0	1	29	41	2.57	0.857			
Don Stanhouse, R ERA: 9.0 (8, 1)	2.0		11	3	2	2	1	2	0	0	0	0	0	0	0	0	0	11	19	9.00	2.500			



Batter	1	2	3	4	5	6	7	8	9	AB	R	H	RBI	BB	SO	LOB	TOP																		
Ozzie Smith, S OBP: 0.382, SLG: 0.320	5-3																4 0 2 0 0 0 0																		
Dave Cash, R OBP: 0.324, SLG: 0.250	F8																2 0 1 0 2 0 0																		
Gene Richards, L OBP: 0.313, SLG: 0.300	K																4 0 0 0 0 2 6																		
Dave Winfield, R OBP: 0.406, SLG: 0.400																	3 1 1 0 1 0 1																		
Willie Montanez, L OBP: 0.444, SLG: 0.640																	4 1 2 0 0 0 0																		
Gene Tenace, R OBP: 0.348, SLG: 0.529																	4 1 1 3 0 1 2																		
Jerry Mumphrey, S OBP: 0.286, SLG: 0.167																	4 0 0 0 0 2 1																		
Aurelio Rodriguez, R OBP: 0.188, SLG: 0.188 Paul Dade, R (6, 5)																	2 0 0 0 0 1 0 2 0 0 0 0 1 0																		
Eric Rasmussen, R OBP: 0.333, SLG: 0.667 Bob Shirley, R (5, 1) Kurt Bevacqua, R (8, PH) Dennis Kinney, L (8, 1) Barry Evans, R (9, PH)																	2 0 1 0 0 1 0 0 0 0 0 0 0 0 1 0 0 0 0 0 0 0 0 0 0 0 0 0 1 0 0 0 0 1 0																		
<b>Inning Stats</b>	R: 0 E: 0 K: 1 S: 5	H: 0 LOB: 0 BB: 0 P: 5	R: 0 E: 0 K: 1 S: 5	H: 1 LOB: 1 BB: 1 P: 9	R: 0 E: 0 K: 1 S: 6	H: 2 LOB: 2 BB: 1 P: 10	R: 0 E: 0 K: 1 S: 5	H: 0 LOB: 0 BB: 0 P: 5	R: 0 E: 0 K: 2 S: 7	H: 0 LOB: 0 BB: 0 P: 7	R: 0 E: 0 K: 1 S: 5	H: 0 LOB: 0 BB: 0 P: 9	R: 0 E: 0 K: 0 S: 3	H: 0 LOB: 0 BB: 0 P: 3	R: 0 E: 0 K: 1 S: 7	H: 2 LOB: 2 BB: 0 P: 7	R: 3 E: 0 K: 1 S: 8	H: 3 LOB: 0 BB: 0 P: 8	1B: 5 2B: 3 3B: 0 HR: 1	SF: 0 SAC: 0 DP: 2 HBP: 0	WP: 0 PB: 0 SB: 1 CS: 0	PA: 36													
<b>PITCHER</b>	IP	WLS	BF	H	R	ER	SO	BB	IBB	HBP	BLK	WP	HR	S	P	ERA	WHIP	<b>PITCHER</b>	IP	WLS	BF	H	R	ER	SO	BB	IBB	HBP	BLK	WP	HR	S	P	ERA	WHIP
Vida Blue, L ERA: 2.25	9.0	W	36	8	3	3	9	3	0	0	0	0	1	51	63	3.00	1.222																		

San Diego Padres @ San Francisco Giants  
Candlestick Park, San Francisco, CA  
Thu Apr 17 1980, 9:05 PM EST  
Att: 51,123 - Unknown

livebaseballscores.com

AB 33  
R 3  
H 8  
RBI 3  
BB 3  
SO 9  
LOB 10



Batter	1	2	3	4	5	6	7	8	9	AB	R	H	RBI	BB	SO	LOB	BOTTOM																		
Bill North, S OBP: 0.448, SLG: 0.333	S SH1-3 1B BB																3 2 1 0 2 0 2																		
Darrell Evans, L OBP: 0.273, SLG: 0.276	SH1-3																2 2 1 0 2 0 1																		
Jack Clark, R OBP: 0.280, SLG: 0.190	1B 2-3 BB																4 1 3 1 1 1 1																		
Willie McCovey, L OBP: 0.367, SLG: 0.407																	5 1 3 3 0 0 3																		
Terry Whitfield, L OBP: 0.318, SLG: 0.350 Larry Herndon, R (5, PH) OBP: 0.290, SLG: 0.348 (6, 7)	F6																2 0 0 0 0 0 3 3 0 1 1 0 0 2																		
Rennie Stennett, R OBP: 0.344, SLG: 0.400	F5																4 1 1 1 0 0 3																		
Milt May, L OBP: 0.304, SLG: 0.565																	4 0 3 1 0 0 0																		
Johnnie LeMaster, R OBP: 0.281, SLG: 0.286																	4 0 0 0 0 1 3																		
Vida Blue, S	1-3																3 0 0 0 0 2 2																		
<b>Inning Stats</b>	R: 1 E: 0 K: 0 S: 4	H: 1 LOB: 2 BB: 2 P: 12	R: 0 E: 0 K: 1 S: 6	H: 1 LOB: 0 BB: 0 P: 6	R: 1 E: 0 K: 1 S: 6	H: 1 LOB: 1 BB: 1 P: 10	R: 0 E: 1 K: 0 S: 4	H: 0 LOB: 0 BB: 0 P: 4	R: 4 E: 0 K: 1 S: 10	H: 6 LOB: 1 BB: 0 P: 10	R: 0 E: 0 K: 0 S: 4	H: 2 LOB: 1 BB: 0 P: 4	R: 0 E: 0 K: 0 S: 4	H: 1 LOB: 1 BB: 0 P: 4	R: 1 E: 0 K: 1 S: 6	H: 1 LOB: 2 BB: 2 P: 14	1B: 11 2B: 2 3B: 0 HR: 0	SF: 0 SAC: 2 DP: 0 HBP: 0	WP: 0 PB: 0 SB: 3 CS: 0	PA: 41															
<b>PITCHER</b>	IP	WLS	BF	H	R	ER	SO	BB	IBB	HBP	BLK	WP	HR	S	P	ERA	WHIP	<b>PITCHER</b>	IP	WLS	BF	H	R	ER	SO	BB	IBB	HBP	BLK	WP	HR	S	P	ERA	WHIP
Eric Rasmussen, R ERA: 4.91 Bob Shirley, L ERA: 1.5 Dennis Kinney, L ERA: 10.8	4.0	L	22	6	5	5	2	3	0	0	0	0	0	23	35	11.25	2.250																		

San Diego Padres @ San Francisco Giants  
Candlestick Park, San Francisco, CA  
Thu Apr 17 1980, 9:05 PM EST  
Att: 51,123 - Unknown

livebaseballscores.com

AB 34  
R 7  
H 13  
RBI 7  
BB 5  
SO 4  
LOB 20





Batter	1	2	3	4	5	6	7	8	9	AB	R	H	RBI	BB	SO	LOB	TOP					
Ozzie Smith, S (1,6) OBP: 0.368, SLG: 0.310 Jerry Turner, L (9, FH)	F8		F8		5-3			HR	4-3	4	1	1	0	0	0	1	<b>San Diego Padres @ San Francisco Giants</b> Candlestick Park, San Francisco, CA Fri Apr 18 1980, 9:05 PM EST Att: 12,241 - Unknown <a href="http://livebaseballscorecards.com">livebaseballscorecards.com</a>					
Dave Cash, R (1,4) OBP: 0.316, SLG: 0.250	1B		F8		F7			F6		4	0	1	0	0	0	2						
Gene Richards, L (1,7) OBP: 0.306, SLG: 0.294	G5-4-3		F9		4-3			K		4	0	1	0	0	1	1						
Dave Winfield, R (1,9) OBP: 0.389, SLG: 0.483	G5-4-3				K			HR		4	1	1	2	0	1	2						
Willie Montanez, L (1,3) OBP: 0.419, SLG: 0.586		E3			1B			4-3		4	0	1	0	0	0	0						
Gene Tenace, R (1,2) OBP: 0.370, SLG: 0.571	F4				G6-4-3				P5	4	0	2	0	0	0	1						
Jerry Mumphrey, S (1,8) OBP: 0.250, SLG: 0.143			K		G6-4-3			F9		4	0	0	0	0	1	4						
Barry Evans, R (1,5) OBP: 0.500, SLG: 0.375								2-3		2	0	1	0	2	0	1						
Randy Jones, R (1,1) Kurt Bevacqua, R (7, FH) Steve Mura, R (7, 1) Paul Dade, R (9, FH)			K		SH2-4			F8		1	0	0	0	0	1	2						
					SH2-4				1B	1	0	0	0	0	0	1						
									1B	1	0	1	0	0	0	0						
<b>Inning Stats</b>	R: 0 E: 0 K: 0 S: 4	H: 2 LOB: 1 BB: 0 P: 4	R: 0 E: 1 K: 2 S: 8	H: 0 LOB: 2 BB: 1 P: 12	R: 0 E: 0 K: 0 S: 3	H: 0 LOB: 0 BB: 0 P: 3	R: 0 E: 0 K: 1 S: 6	H: 2 LOB: 1 BB: 0 P: 6	R: 0 E: 0 K: 0 S: 3	H: 0 LOB: 1 BB: 1 P: 7	R: 0 E: 0 K: 0 S: 3	H: 0 LOB: 0 BB: 0 P: 3	R: 0 E: 0 K: 0 S: 4	H: 1 LOB: 1 BB: 0 P: 4	R: 2 E: 0 K: 1 S: 7	H: 2 LOB: 0 BB: 0 P: 7	R: 0 E: 0 K: 0 S: 5	H: 2 LOB: 2 BB: 0 P: 5	1B: 7 2B: 1 3B: 0 HR: 1	SF: 0 SAC: 1 DP: 2 HBP: 0	WP: 0 PB: 0 SB: 0 CS: 0	PA: 37
<b>PITCHER</b> Bob Knepper, L (1,1) ERA: 4.5	IP: 9.0 WLS: W BF: 37 H: 9 R: 2 ER: 2 SO: 4 BB: 2 IBB: 0 HBP: 0 BLK: 0 WP: 0 HR: 1 S: 43 P: 51 ERA: 2.00 WHIP: 1.222															<b>PITCHER</b>						

Batter	1	2	3	4	5	6	7	8	9	AB	R	H	RBI	BB	SO	LOB	BOTTOM
Jim Wohlford, R (1,7) OBP: 0.167, SLG: 0.167 Terry Whitfield, L (7, FH)	K		6-3			2B	SF7			3	1	1	0	0	1	0	<b>San Diego Padres @ San Francisco Giants</b> Candlestick Park, San Francisco, CA Fri Apr 18 1980, 9:05 PM EST Att: 12,241 - Unknown <a href="http://livebaseballscorecards.com">livebaseballscorecards.com</a>
Darrell Evans, L (1,5) OBP: 0.270, SLG: 0.250	4-1		4-3			K	FC4-6			3	0	0	0	1	1	1	
Jack Clark, R (1,9) OBP: 0.276, SLG: 0.240	F8		6-3			2B	K			4	1	1	0	0	1	3	
Willie McCovey, L (1,3) OBP: 0.382, SLG: 0.379		FC2-4			K	2B	FC4-6			2	0	0	0	2	1	3	
Larry Herndon, R (1,8) OBP: 0.286, SLG: 0.407		FC2-4			CS	2B		5-3		4	1	2	2	0	0	1	
Rennie Stennett, R (1,4) OBP: 0.333, SLG: 0.382		3B			6-3	4-3		F4		4	1	1	0	0	0	2	
Milt May, L (1,2) OBP: 0.333, SLG: 0.615		3B				3-1		3-1		3	1	1	2	1	0	0	
Johnnie LeMaster, R (1,6) OBP: 0.286, SLG: 0.290		1-3			K		BB			3	0	1	0	0	1	1	
Bob Knepper, L (1,1) OBP: 0.375, SLG: 0.500		K			K		SH			2	0	0	0	0	2	1	
							BB			1B: 4 2B: 2 3B: 1 HR: 0	SF: 1 SAC: 1 DP: 0 HBP: 0	WP: 0 PB: 0 SB: 1 CS: 1	PA: 34				
<b>PITCHER</b> Randy Jones, L (1,1) ERA: 3.6 Steve Mura, R (7, 1) ERA: 1.5	IP: 6.0 WLS: L BF: 24 H: 6 R: 4 ER: 4 SO: 6 BB: 1 IBB: 1 HBP: 0 BLK: 0 WP: 0 HR: 0 S: 34 P: 42 ERA: 6.00 WHIP: 1.167															<b>PITCHER</b>	











Batter	1	2	3	4	5	6	7	8	9	10	AB	R	H	RBI	BB	SO	LOB	TOP									
Ozzie Smith, S OBP: 0.358, SLG: 0.326 (1, 6)	4-0 BB		0-0 G3		0-0 F5		0-0 1-3			0-0 CS 1B	4	0	1	0	1	0	1	<b>San Diego Padres @ Atlanta Braves</b> Atlanta-Fulton County Stadium, Atlanta, GA Tue Apr 22 1980, 6:05 PM EST Att: 4,710 - Unknown  <b>AB 34</b> <b>R 2</b> <b>H 5</b> <b>RBI 2</b> <b>BB 2</b> <b>SO 8</b> <b>LOB 14</b>									
Dave Cash, R OBP: 0.269, SLG: 0.227 (1, 4)	0-3 K		0-0 6-3		0-0 6-3		0-0 F6			0-0 P6	5	0	0	0	0	1	3										
Jerry Turner, L OBP: 0.316, SLG: 0.235 (1, 7)	0-3 K			0-0 4-3		1-0 FC 1B HBP			0-0 G3		3	1	0	0	0	1	1										
Barry Evans, R OBP: 0.500, SLG: 0.375 (8, 5)											0	0	0	0	0	0	0										
Dave Winfield, R OBP: 0.307, SLG: 0.415 (1, 9)	0-0 F3			0-3 K		0-3 K			0-0 F8		4	0	0	0	0	2	2										
Willie Montanez, L OBP: 0.341, SLG: 0.425 (1, 3)		0-0 6-3		4-0 BB		0-0 FC 1B			0-0 K		3	0	0	0	1	1	1										
Gene Tenace, R OBP: 0.371, SLG: 0.500 (1, 2)		0-0 F8		0-0 F7		0-0 1B				0-0 F3	4	0	1	1	0	0	1										
Jerry Mumphrey, S OBP: 0.263, SLG: 0.176 (1, 8)					0-0 1B SH2-3		0-0 K			0-0 1-3	4	1	2	0	0	1	2										
Paul Dade, R OBP: 0.300, SLG: 0.263 Gene Richards, L OBP: 0.261, SLG: 0.250 (8, 7)	0-0 1B				0-0 SH2-3 1B		0-3 K			0-0 P4	3	0	1	0	0	1	3										
John Curtis, L Rollie Fingers, R Kurt Bevacqua, R Bob Shirley, R (10, PH)			0-0 3-1		0-0 SH2-3		0-3 K			0-0 F8	2	0	0	1	0	1	0										
<b>Inning Stats</b>	R: 0 E: 0 K: 2 S: 7	H: 0 LOB: 1 BB: 1 P: 11	R: 0 E: 0 K: 0 S: 4	H: 1 LOB: 0 BB: 0 P: 4	R: 0 E: 0 K: 0 S: 3	H: 0 LOB: 0 BB: 0 P: 3	R: 0 E: 0 K: 1 S: 5	H: 0 LOB: 1 BB: 1 P: 9	R: 1 E: 0 K: 0 S: 5	H: 2 LOB: 1 BB: 0 P: 5	R: 1 E: 0 K: 3 S: 11	H: 1 LOB: 2 BB: 0 P: 12	R: 0 E: 0 K: 1 S: 5	H: 0 LOB: 0 BB: 0 P: 5	R: 0 E: 0 K: 0 S: 3	H: 0 LOB: 0 BB: 0 P: 3	R: 0 E: 0 K: 0 S: 3	H: 1 LOB: 0 BB: 0 P: 3	1B: 5 2B: 0 3B: 0 HR: 0	SF: 0 SAC: 1 DP: 0 HBP: 1	WP: 0 PA: 38 PB: 1 SB: 1 CS: 1						
<b>PITCHER</b>	IP 9.0	WLS 35	H 4	R 2	ER 2	SO 8	BB 2	IBB 0	HBP 1	BLK 0	WP 0	HR 0	S 48	P 57	ERA 2.00	WHIP 0.667											
Phil Niekro, R ERA: 5.55 Al Hrabosky, L ERA: 3.38 (10, 1)	1.0	W	3	1	0	0	0	0	0	0	0	0	0	3	3	0.00	1.000										

Batter	1	2	3	4	5	6	7	8	9	10	AB	R	H	RBI	BB	SO	LOB	BOTTOM									
Jerry Royster, R OBP: 0.319, SLG: 0.341 (1, 4)	0-0 F8		0-0 F9		0-0 F8 1B 2B		0-3 K		0-3 K		5	1	1	1	0	2	3	<b>San Diego Padres @ Atlanta Braves</b> Atlanta-Fulton County Stadium, Atlanta, GA Tue Apr 22 1980, 6:05 PM EST Att: 4,710 - Unknown  <b>AB 33</b> <b>R 3</b> <b>H 8</b> <b>RBI 3</b> <b>BB 2</b> <b>SO 3</b> <b>LOB 13</b>									
Larvell Blanks, R OBP: 0.133, SLG: 0.286 (1, 5)	0-0 F7		0-0 5-3		0-0 F8		0-0 F6			0-0 HR	5	1	1	1	0	0	2										
Dale Murphy, R OBP: 0.325, SLG: 0.417 (1, 9)	0-0 E5			0-0 F9		4-0 1B IBB			0-0 5-3		3	0	0	0	1	0	0										
Chris Chambliss, L OBP: 0.333, SLG: 0.462 (1, 3)	0-0 F5			0-0 1B		0-0 1B			0-0 4-3		4	0	2	1	0	0	1										
Jeff Burroughs, R OBP: 0.143, SLG: 0.286 (1, 7)		0-0 6-3		0-0 F2		0-0 F7			0-0 F8		4	0	0	0	0	0	3										
Brian Aseltine, L OBP: 0.308, SLG: 0.333 Charlie Spikes, R Eddie Miller, S OBP: 0.167, SLG: 0.167 (10, 8)		0-0 6-3		0-0 FC6-4 1B		0-3 K			0-0 SH3-4 1B		3	0	1	0	0	1	0										
Bruce Benedict, R (1, 2)	0-0 P6			0-0 FC6-4		0-0 F8			0-0 SH3-4		3	0	0	0	0	0	2										
Luis Gomez, R OBP: 0.280, SLG: 0.217 (1, 6)			0-0 SH1-4 1B		0-0 SH1-4 2B 1B		0-0 F9		0-0 F8		4	1	2	0	0	0	2										
Phil Niekro, R Gary Matthews, R Al Hrabosky, R (10, 1)			0-0 SH1-4		0-0 SH1-4		0-0 F7		0-0 BB		1	0	0	0	0	0	0										
<b>Inning Stats</b>	R: 0 E: 1 K: 0 S: 4	H: 0 LOB: 1 BB: 0 P: 4	R: 0 E: 0 K: 0 S: 3	H: 0 LOB: 0 BB: 0 P: 3	R: 0 E: 0 K: 0 S: 4	H: 1 LOB: 1 BB: 0 P: 4	R: 0 E: 0 K: 0 S: 5	H: 2 LOB: 2 BB: 0 P: 5	R: 2 E: 0 K: 0 S: 6	H: 3 LOB: 2 BB: 1 P: 10	R: 0 E: 0 K: 1 S: 5	H: 0 LOB: 0 BB: 0 P: 5	R: 0 E: 0 K: 0 S: 3	H: 0 LOB: 0 BB: 0 P: 3	R: 0 E: 0 K: 1 S: 6	H: 1 LOB: 2 BB: 1 P: 10	R: 1 E: 0 K: 0 S: 1		H: 1 LOB: 0 BB: 0 P: 1	1B: 6 2B: 1 3B: 0 HR: 1	SF: 0 SAC: 3 DP: 0 HBP: 0	WP: 0 PA: 38 PB: 0 SB: 0 CS: 0					
<b>PITCHER</b>	IP 8.2	WLS 8	H 7	R 2	ER 2	SO 2	BB 1	IBB 1	HBP 0	BLK 0	WP 0	HR 0	S 38	P 46	ERA 2.08	WHIP 0.923											
John Curtis, L Rollie Fingers, R Bob Shirley, L ERA: 2.25 (10, 1)	0.1	1	0	0	0	1	0	0	0	0	0	0	0	3	3	0.00	0.000										
	0.0	L	1	1	1	0	0	0	0	0	0	1	1	1	=	=											



Batter	1	2	3	4	5	6	7	8	9	AB	R	H	RBI	BB	SO	LOB	TOP								
Gene Richards, L (1, 7) OBP: 0.260, SLG: 0.250	F3		K				K			4	0	1	0	0	2	2	<b>San Diego Padres @ Atlanta Braves</b> Atlanta-Fulton County Stadium, Atlanta, GA Wed Apr 23 1980, 6:05 PM EST Att: 4,166 - Unknown								
Ozzie Smith, S (1, 6) OBP: 0.351, SLG: 0.304	E5		F7				4-3			3	0	0	0	1	0	1									
Jerry Mumphrey, S (1, 8) OBP: 0.262, SLG: 0.184	E6						F7			4	0	1	0	0	0	1									
Dave Winfield, R (1, 9) OBP: 0.377, SLG: 0.395	K						1-4-3			2	0	0	0	2	1	2									
Willie Montanez, L (1, 3) OBP: 0.313, SLG: 0.386	4-3						3-1			4	0	0	0	0	0	5									
Gene Tenace, R (1, 2) OBP: 0.378, SLG: 0.483										1	0	0	0	1	0	2									
Bill Fahey, L (5, 2) OBP: 0.235, SLG: 0.188										1	1	0	0	1	0	2									
Aurelio Rodriguez, R (1, 5) OBP: 0.157, SLG: 0.167										2	0	0	0	0	1	3									
Von Joshua, L (7, PH) OBP: 0.200, SLG: 0.200	K									1	0	0	0	0	0	1									
Steve Mura, R (7, 1) OBP: 0.500, SLG: 1.000										0	0	0	0	0	0	0									
Fred Kendall, R (9, PH)										1	0	0	0	0	0	0									
Barry Evans, R (1, 4) OBP: 0.417, SLG: 0.300										2	0	0	0	0	0	1									
Kurt Bevacqua, R (7, PH) OBP: 0.266, SLG: 0.429	G6-4-3									1	0	1	0	0	0	0									
Paul Dade, R (7, FR) OBP: 0.286, SLG: 0.250										1	0	0	0	0	0	0									
Randy Jones, R (1, 1)										2	0	0	0	0	0	0									
Jerry Turner, L (7, PH) OBP: 0.350, SLG: 0.278										1	0	1	1	0	0	0									
Dave Cash, R (7, 4) OBP: 0.264, SLG: 0.222										1	0	0	0	0	0	0									
<b>Inning Stats</b>	R: 0 E: 2 K: 1 S: 7	H: 1 LOB: 2 BB: 0 P: 7	R: 0 E: 0 K: 1 S: 4	H: 0 LOB: 0 BB: 1 P: 8	R: 0 E: 0 K: 1 S: 5	H: 0 LOB: 0 BB: 0 P: 5	R: 0 E: 1 K: 0 S: 4	H: 0 LOB: 2 BB: 1 P: 8	R: 0 E: 0 K: 0 S: 4	H: 1 LOB: 1 BB: 0 P: 4	R: 0 E: 0 K: 0 S: 3	H: 0 LOB: 0 BB: 0 P: 3	R: 1 E: 0 K: 1 S: 6	H: 2 LOB: 2 BB: 1 P: 10	R: 0 E: 1 K: 0 S: 3	H: 0 LOB: 2 BB: 2 P: 11	R: 0 E: 0 K: 0 S: 3	H: 0 LOB: 0 BB: 0 P: 3	1B: 4 2B: 1 3B: 0 HR: 0	SF: 0 SAC: 0 DP: 3 HBP: 0	WP: 0 PB: 0 SB: 2 CS: 1	PA: 36			
<b>PITCHER</b>	IP	WLS	BF	H	R	ER	SO	BB	IBB	HBP	BLK	WP	HR	S	P	ERA	WHIP								
Rick Matula, R (1, 1) ERA: 0.42	6.1	W	27	4	1	1	3	3	0	0	0	0	0	30	42	1.42	1.105								
Larry Bradford, L (7, 1) ERA: 1.13	1.1		3	0	0	0	1	1	0	0	0	0	0	4	8	0.00	0.750								
Gene Garber, R (8, 1) ERA: 10.13	0.0		1	0	0	0	0	1	0	0	0	0	0	4	4	∞	∞								
Al Hrabosky, L (8, 1) ERA: 2.7	1.1	S	5	0	0	0	0	0	0	0	0	0	0	5	5	0.00	0.000								

AB	31
R	1
H	4
RBI	1
BB	5
SO	4
LOB	20



Batter	1	2	3	4	5	6	7	8	9	AB	R	H	RBI	BB	SO	LOB	BOTTOM								
Jerry Royster, R (1, 4) OBP: 0.314, SLG: 0.318	6-3		1-3							3	0	0	0	1	0	1	<b>San Diego Padres @ Atlanta Braves</b> Atlanta-Fulton County Stadium, Atlanta, GA Wed Apr 23 1980, 6:05 PM EST Att: 4,166 - Unknown								
Larvell Blanks, R (1, 5) OBP: 0.105, SLG: 0.222	5-3		6-3							4	0	0	0	0	3										
Dale Murphy, R (1, 9) OBP: 0.316, SLG: 0.400	K									4	0	1	0	0	1	0									
Chris Chambliss, L (1, 3) OBP: 0.326, SLG: 0.512			4-3							4	1	1	1	0	0	1									
Jeff Burroughs, R (1, 7) OBP: 0.182, SLG: 0.273										4	1	1	0	0	1	0									
Eddie Miller, S (9, 8) OBP: 0.167, SLG: 0.167										0	0	0	0	0	0	0									
Brian Asselstine, L (1, 8) OBP: 0.510, SLG: 0.333										3	0	1	0	0	1	1									
Bruce Benedict, R (1, 2) OBP: 0.333, SLG: 0.200										2	0	1	1	1	0	1									
Luis Gomez, R (1, 6) OBP: 0.296, SLG: 0.240										2	0	1	0	0	0	2									
Rick Matula, R (1, 1)										1	0	0	0	0	0	2									
Larry Bradford, R (7, 1)										1	0	0	0	0	0	1									
Gene Garber, R (8, 1)										0	0	0	0	0	0	0									
Al Hrabosky, R (8, 1)										0	0	0	0	0	0	0									
<b>Inning Stats</b>	R: 0 E: 0 K: 1 S: 5	H: 0 LOB: 0 BB: 0 P: 5	R: 1 E: 1 K: 0 S: 6	H: 2 LOB: 2 BB: 0 P: 6	R: 0 E: 0 K: 0 S: 4	H: 1 LOB: 1 BB: 0 P: 4	R: 0 E: 0 K: 0 S: 3	H: 1 LOB: 0 BB: 0 P: 3	R: 0 E: 0 K: 0 S: 4	H: 1 LOB: 1 BB: 0 P: 4	R: 1 E: 0 K: 1 S: 6	H: 1 LOB: 0 BB: 0 P: 6	R: 0 E: 0 K: 0 S: 3	H: 0 LOB: 2 BB: 2 P: 11	R: 0 E: 0 K: 1 S: 5	H: 0 LOB: 0 BB: 0 P: 5	1B: 5 2B: 0 3B: 0 HR: 1	SF: 0 SAC: 2 DP: 0 HBP: 0	WP: 0 PB: 0 SB: 0 CS: 1	PA: 32					
<b>PITCHER</b>	IP	WLS	BF	H	R	ER	SO	BB	IBB	HBP	BLK	WP	HR	S	P	ERA	WHIP								
Randy Jones, L (1, 1) ERA: 3.12	6.0	L	24	6	2	1	2	0	0	0	0	0	0	8	16	1.50	1.000								
Steve Mura, R (7, 1) ERA: 0.9	2.0		8	0	0	0	1	2	0	0	0	0	0	8	16	0.00	1.000								





Batter	1	2	3	4	5	6	7	8	9	AB	R	H	RBI	BB	SO	LOB	TOP					
<b>Ozzie Smith, S</b> OBP: 0.355, SLG: 0.300 (1, 6)	G3		6-3			1B		1B		4	1	1	0	1	0	3	<b>San Diego Padres @ Atlanta Braves</b> Atlanta-Fulton County Stadium, Atlanta, GA Thu Apr 24 1980, 6:05 PM EST Att: 4,498 - Unknown					
<b>Dave Cash, R</b> OBP: 0.293, SLG: 0.260 (1, 4)	G3		6-3			HR	F9	1B		5	1	3	0	0	0	1						
<b>Gene Richards, L</b> OBP: 0.255, SLG: 0.302 (1, 7)	G3			3-1		HR	F7	K		5	1	1	3	0	1	3						
<b>Dave Winfield, R</b> OBP: 0.397, SLG: 0.391 (1, 9)	K			4-3		2B	FC6-4	BB		3	1	1	0	2	1	1						
<b>Jerry Mumphrey, S</b> OBP: 0.277, SLG: 0.214 (1, 8)		4-0		F7		2B	FC6-4	BB		4	1	1	1	1	0	2						
<b>Kurt Bevacqua, R</b> OBP: 0.400, SLG: 0.556 (6, PR)	9-3					2B				2	0	1	1	1	0	1						
<b>Aurelio Rodriguez, R</b> OBP: 0.211, SLG: 0.211 (6, S)						2B				1	0	1	0	0	0	0						
<b>Paul Dado, R</b> OBP: 0.286, SLG: 0.250 (8, PR)						2B		HR		0	1	0	0	0	0	0						
<b>Barry Evans, R</b> OBP: 0.462, SLG: 0.364 (8, S)						2B		1B		1	0	1	0	0	0	0						
<b>Willie Montanez, L</b> OBP: 0.302, SLG: 0.429 (1, 3)	3-1					K	F5	HR		5	1	1	2	0	1	3						
<b>Bill Fahey, L</b> OBP: 0.238, SLG: 0.200 (1, 2)				SH1-4		F7	6-3	F2		4	0	1	0	0	0	3						
<b>Eric Rasmussen, R</b> OBP: 0.332, SLG: 0.667 (5, PH)				SH1-4		F7				0	0	0	0	0	0	0						
<b>Von Hayes, L</b> OBP: 0.167, SLG: 0.167 (5, S)				SH1-4		F7				1	0	0	0	0	0	1						
<b>Dennis Kinney, L</b> OBP: 0.293, SLG: 0.483 (8, S)				SH1-4		F7				0	0	0	0	0	0	0						
<b>Gene Tenace, R</b> OBP: 0.363, SLG: 0.483 (8, S)				SH1-4		F7				1	0	0	0	1	0	0						
<b>Bob Shirley, R</b> OBP: 0.363, SLG: 0.483 (8, S)				SH1-4		F7				0	0	0	0	0	0	0						
<b>Rollie Fingers, R</b> OBP: 0.363, SLG: 0.483 (8, S)				SH1-4		F7				0	0	0	0	0	0	0						
<b>Inning Stats</b>	R: 0 E: 0 K: 1 S: 6	H: 1 LOB: 1 BB: 0 P: 6	R: 0 E: 0 K: 0 S: 2	H: 0 LOB: 0 BB: 1 P: 6	R: 0 E: 0 K: 0 S: 4	H: 1 LOB: 1 BB: 0 P: 4	R: 0 E: 0 K: 0 S: 3	H: 0 LOB: 0 BB: 0 P: 3	R: 0 E: 0 K: 1 S: 5	H: 0 LOB: 1 BB: 1 P: 9	R: 5 E: 0 K: 0 S: 9	H: 6 LOB: 2 BB: 1 P: 13	R: 0 E: 0 K: 0 S: 3	H: 0 LOB: 1 BB: 1 P: 7	R: 2 E: 0 K: 2 S: 10	H: 3 LOB: 2 BB: 1 P: 14	R: 0 E: 0 K: 0 S: 3	H: 1 LOB: 1 BB: 1 P: 7	1B: 8 2B: 3 3B: 0 HR: 2	SF: 0 SAC: 1 DP: 2 HBP: 0	WP: 0 PB: 0 SB: 0 CS: 0	PA: 43
<b>PITCHER</b>	IP	WLS	BF	H	R	ER	SO	BB	IBB	HBP	BLK	WP	HR	S	P	ERA	WHIP					
<b>Doyle Alexander, R</b> ERA: 5.94 (1, 1)	5.0		24	8	5	5	2	2	0	0	0	0	1	26	34	9.00	2.000					
<b>Larry Bradford, L</b> ERA: 1.0 (6, 1)	1.0		4	0	0	0	0	0	1	0	0	0	0	3	7	0.00	0.000					
<b>Rick Camp, R</b> ERA: 2.61 (7, 1)	1.0		5	1	1	1	0	1	0	0	0	0	0	4	8	9.00	2.000					
<b>Al Hrabosky, L</b> ERA: 3.52 (8, 1)	1.0		6	2	1	1	2	1	0	0	0	0	1	9	13	9.00	3.000					
<b>Gene Garber, R</b> ERA: 7.39 (9, 1)	1.0	W	4	1	0	0	0	1	0	0	0	0	0	3	7	0.00	2.000					

AB 36  
R 7  
H 12  
RBI 7  
BB 6  
SO 4  
LOB 19



Batter	1	2	3	4	5	6	7	8	9	AB	R	H	RBI	BB	SO	LOB	BOTTOM					
<b>Jerry Royster, R</b> OBP: 0.286, SLG: 0.286 (1, 4)	F2	F7		6-3			E4		K	5	1	0	0	0	1	1	<b>San Diego Padres @ Atlanta Braves</b> Atlanta-Fulton County Stadium, Atlanta, GA Thu Apr 24 1980, 6:05 PM EST Att: 4,498 - Unknown					
<b>Larvell Blanks, R</b> OBP: 0.174, SLG: 0.273 (1, 5)	2B	F8				E3	SH1-4	1B	1B	4	2	2	0	0	0	1						
<b>Dale Murphy, R</b> OBP: 0.327, SLG: 0.409 (1, 9)	E	5-3				F7	1B	IBB	6-4-3	4	1	1	1	1	0	3						
<b>Chris Chambliss, L</b> OBP: 0.333, SLG: 0.500 (1, 3)	E			F7		FC3-6	SF9	1B	1B	3	2	1	1	1	0	1						
<b>Jeff Burroughs, R</b> OBP: 0.313, SLG: 0.438 (1, 7)	E5					K		FC6-4	1B	5	1	3	1	0	1	3						
<b>Charlie Spikes, R</b> OBP: 0.333, SLG: 0.333 (8, PH)	SH5-3			2B				1B	1B													
<b>Brian Asselstine, L</b> OBP: 0.324, SLG: 0.375 (1, 8)	SH5-3			F8		K	FC6-4		1B	5	0	2	3	0	1	3						
<b>Bruce Benedict, R</b> OBP: 0.375, SLG: 0.286 (1, 2)	SH5-3			5-3					4-3	2	0	1	1	0	0	1						
<b>Eddie Miller, S</b> OBP: 0.167, SLG: 0.167 (6, PR)										0	1	0	0	0	0	0						
<b>Joe Nolan, L</b> OBP: 0.571, SLG: 0.500 (7, 2)										0	0	0	0	0	0	0						
<b>Gene Garber, R</b> OBP: 0.333, SLG: 0.333 (8, PH)	2-3									1	0	0	0	0	0	0						
<b>Luis Gomez, R</b> OBP: 0.323, SLG: 0.276 (1, 6)	F8								K	4	0	2	1	0	1	1						
<b>Doyle Alexander, R</b> OBP: 0.167, SLG: 0.167 (5, PH)										2	0	1	0	0	0	1						
<b>Larry Bradford, L</b> OBP: 0.220, SLG: 0.184 (6, PH)										0	0	0	0	0	0	0						
<b>Gary Matthews, R</b> OBP: 0.220, SLG: 0.184 (6, PH)										1	0	0	0	0	0	1						
<b>Rick Camp, R</b> OBP: 0.220, SLG: 0.184 (7, 1)										0	0	0	0	0	0	0						
<b>Al Hrabosky, R</b> OBP: 0.220, SLG: 0.184 (8, PH)										0	0	0	0	0	0	0						
<b>Bill Nahorodny, R</b> OBP: 0.220, SLG: 0.184 (8, PH)										1	0	0	0	0	0	0						
<b>Inning Stats</b>	R: 4 E: 1 K: 0 S: 7	H: 3 LOB: 1 BB: 1 P: 11	R: 0 E: 0 K: 0 S: 4	H: 1 LOB: 1 BB: 0 P: 4	R: 0 E: 0 K: 0 S: 4	H: 1 LOB: 1 BB: 0 P: 4	R: 0 E: 0 K: 0 S: 3	H: 1 LOB: 0 BB: 0 P: 3	R: 0 E: 0 K: 1 S: 6	H: 0 LOB: 1 BB: 0 P: 6	R: 1 E: 0 K: 2 S: 8	H: 2 LOB: 1 BB: 0 P: 8	R: 1 E: 1 K: 0 S: 5	H: 1 LOB: 2 BB: 1 P: 9	R: 0 E: 0 K: 1 S: 5	H: 0 LOB: 0 BB: 0 P: 5	R: 2 E: 0 K: 1 S: 8	H: 4 LOB: 2 BB: 0 P: 8	1B: 10 2B: 3 3B: 0 HR: 0	SF: 1 SAC: 2 DP: 0 HBP: 0	WP: 0 PB: 0 SB: 0 CS: 3	PA: 42
<b>PITCHER</b>	IP	WLS	BF	H	R	ER	SO	BB	IBB	HBP	BLK	WP	HR	S	P	ERA	WHIP					
<b>Eric Rasmussen, R</b> ERA: 4.8 (1, 1)	4.0		19	6	4	2	0	1	0	0	0	0	0	6	6	0.00	0.000					
<b>Dennis Kinney, L</b> ERA: 8.31 (5, 1)	1.0		4	0	0	0	1	0	0	0	0	0	0	6	6	0.00	0.000					
<b>Bob Shirley, L</b> ERA: 2.38 (6, 1)	3.1		15	4	3	1	4	0	1	0	0	0	0	22	26	2.70	1.200					
<b>Rollie Fingers, R</b> ERA: 1.42 (9, 1)	0.1	L	4	3	1	1	0	0	0	0	0	0	0	4	4	27.00	9.000					

AB 37  
R 8  
H 13  
RBI 8  
BB 2  
SO 5  
LOB 16





Batter	1	2	3	4	5	6	7	8	9	AB	R	H	RBI	BB	SO	LOB	TOP										
Ozzie Smith, S (1, 6) OBP: 0.358, SLG: 0.315	G3		1-H 2B		5-3		G3 S BB		F8	4	0	1	0	1	0	2	<b>San Diego Padres @ Los Angeles Dodgers</b> Dodger Stadium, Los Angeles, CA Fri Apr 25 1980, 6:05 PM PST Att: 39,720 - Unknown <a href="http://livebaseballscorecards.com">livebaseballscorecards.com</a>										
Dave Cash, R (1, 4) OBP: 0.286, SLG: 0.273	6-3			6-3	1B 8-2 2B		K		5-3	5	0	1	0	0	1	3											
Gene Richards, L (1, 7) OBP: 0.254, SLG: 0.298 Kurt Bevacqua, R (9, PH) OBP: 0.364, SLG: 0.500	K			L6	2-3 1B		G3		5-3	4	0	1	0	0	1	1											
Dave Winfield, R (1, 9) OBP: 0.387, SLG: 0.440		4-3			8-2		4-3			4	1	1	1	0	0	3											
Willie Montanez, L (1, 3) OBP: 0.298, SLG: 0.434		P6			HR				P5	4	1	1	0	0	0	0											
Jerry Mumphrey, S (1, 8) OBP: 0.294, SLG: 0.239					1B				K2-3	4	1	2	1	0	2	0											
Bill Fahey, L (1, 2) OBP: 0.280, SLG: 0.250				G3	2-H 1B				F8	4	0	2	1	0	0	0											
Aurelio Rodriguez, R (1, 5) OBP: 0.273, SLG: 0.238 Von Joshua, L (9, PH) OBP: 0.286, SLG: 0.286										2	0	1	0	1	0	2											
Rick Wise, R (1, 1) OBP: 0.286, SLG: 0.333 Dennis Kinney, L (7, 1)										1	0	1	0	0	0	0											
Steve Mura, R (7, 1) OBP: 0.500, SLG: 1.000 Jerry Turner, L (9, PH) OBP: 0.381, SLG: 0.316				K						0	0	0	0	0	0	0											
<b>Inning Stats</b>	R: 0 E: 0 K: 1 S: 5	H: 0 LOB: 0 BB: 0 P: 5	R: 0 E: 0 K: 1 S: 5	H: 0 LOB: 0 BB: 0 P: 5	R: 0 E: 0 K: 1 S: 6	H: 2 LOB: 2 BB: 0 P: 6	R: 3 E: 0 K: 1 S: 9	H: 4 LOB: 2 BB: 1 P: 13	R: 0 E: 0 K: 0 S: 4	H: 2 LOB: 1 BB: 0 P: 4	R: 0 E: 0 K: 1 S: 5	H: 0 LOB: 0 BB: 1 P: 9	R: 0 E: 0 K: 1 S: 5	H: 0 LOB: 0 BB: 0 P: 5	R: 0 E: 0 K: 0 S: 5	H: 2 LOB: 2 BB: 0 P: 5	1B: 8 2B: 4 3B: 0 HR: 1	SF: 0 SAC: 0 DP: 1 HBP: 0	WP: 0 PB: 1 SB: 1 CS: 0	PA: 39							
<b>PITCHER</b>	IP	WLS	BF	H	R	ER	SO	BB	IBB	HBP	BLK	WP	HR	S	P	ERA	WHIP										
Rick Sutcliffe, R (1, 1) ERA: 6.97	6.0		28	10	3	3	4	2	0	0	0	0	1	34	42	4.50	2.000										
Bobby Castillo, R (7, 1) ERA: 3.52	1.0	W	3	0	0	0	1	0	0	0	0	0	0	5	5	0.00	0.000										
Charlie Hough, R (8, 1) ERA: 1.04	1.2		7	2	0	0	1	0	0	0	0	0	0	9	9	0.00	1.200										
Steve Howe, L (9, 1) ERA: 2.7	0.1	S	1	0	0	0	0	0	0	0	0	0	0	1	1	0.00	0.000										

Batter	1	2	3	4	5	6	7	8	9	AB	R	H	RBI	BB	SO	LOB	BOTTOM										
Davey Lopes, R (1, 4) OBP: 0.292, SLG: 0.345	F7		G4-6-3 1-2		K		2B 1B			4	1	1	0	0	1	1	<b>San Diego Padres @ Los Angeles Dodgers</b> Dodger Stadium, Los Angeles, CA Fri Apr 25 1980, 6:05 PM PST Att: 39,720 - Unknown <a href="http://livebaseballscorecards.com">livebaseballscorecards.com</a>										
Rudy Law, L (1, 8) OBP: 0.366, SLG: 0.385 Rick Monday, L (7, 8)	K		F8		4-3		HR 2B			3	0	0	0	0	1	0											
Pedro Guerrero, R (7, PH) OBP: 0.697, SLG: 0.750 Charlie Hough, R (8, 1)	K									1	1	1	1	0	0	0											
Steve Yeager, R (9, 2) OBP: 0.482, SLG: 0.300										0	0	0	0	0	0	0											
Reggie Smith, S (1, 9) OBP: 0.443, SLG: 0.633	F9				4-3		HR IBB			3	2	1	1	1	0	0											
Steve Garvey, R (1, 3) OBP: 0.274, SLG: 0.382		1-3			F9					4	1	1	3	0	1	0											
Dusty Baker Jr., R (1, 7) OBP: 0.343, SLG: 0.600							HR			4	1	2	1	0	1	0											
Ron Cey, R (1, 5) OBP: 0.415, SLG: 0.442					6-3					2	0	1	0	2	0	0											
Bill Russell, R (1, 6) OBP: 0.283, SLG: 0.231					1B					3	0	2	0	0	0	1											
Mike Scioscia, L (1, 2) OBP: 0.300, SLG: 0.333 Steve Howe, L (9, 1)										4	0	1	0	0	1	3											
Rick Sutcliffe, L (1, 1) OBP: 0.250, SLG: 0.250 Bobby Castillo, R (7, 1)										0	0	0	0	0	0	0											
Jay Johnstone, L (7, PH) OBP: 0.111, SLG: 0.111 Derrel Thomas, S (8, 8) OBP: 0.417, SLG: 0.500										1	0	0	0	0	0	0											
<b>Inning Stats</b>	R: 0 E: 0 K: 1 S: 5	H: 0 LOB: 0 BB: 0 P: 5	R: 0 E: 0 K: 0 S: 5	H: 3 LOB: 2 BB: 0 P: 5	R: 0 E: 0 K: 0 S: 3	H: 1 LOB: 0 BB: 0 P: 3	R: 2 E: 0 K: 1 S: 9	H: 4 LOB: 2 BB: 0 P: 9	R: 0 E: 0 K: 1 S: 5	H: 0 LOB: 1 BB: 0 P: 5	R: 0 E: 0 K: 1 S: 5	H: 0 LOB: 1 BB: 1 P: 9	R: 4 E: 0 K: 1 S: 8	H: 3 LOB: 0 BB: 1 P: 12	R: 0 E: 0 K: 1 S: 5	H: 0 LOB: 1 BB: 1 P: 9	1B: 7 2B: 1 3B: 0 HR: 3	SF: 0 SAC: 1 DP: 1 HBP: 0	WP: 0 PB: 0 SB: 0 CS: 1	PA: 36							
<b>PITCHER</b>	IP	WLS	BF	H	R	ER	SO	BB	IBB	HBP	BLK	WP	HR	S	P	ERA	WHIP										
Rick Wise, R (1, 1) ERA: 5.89	6.2		28	9	3	3	4	1	0	0	0	0	2	35	39	4.05	1.500										
Dennis Kinney, L (7, 1) ERA: 10.38	0.0	L	1	1	0	0	0	0	0	0	0	0	0	1	1	∞	∞										
Steve Mura, R (7, 1) ERA: 2.38	1.1		7	1	3	3	2	1	1	0	0	0	1	9	17	20.25	1.500										





Batter	1	2	3	4	5	6	7	8	9	AB	R	H	RBI	BB	SO	LOB	TOP								
Ozzie Smith, S (1,6) OBP: 0.366, SLG: 0.316	F8		K			BB		SF8 1B		3	1	1	0	1	1	0									
Dave Cash, R (1,4) OBP: 0.299, SLG: 0.288	F7			6-3		BB		1B		4	0	2	0	0	0	0									
Gene Richards, L (1,7) OBP: 0.242, SLG: 0.283	4-3			6-3		BB		SF8		3	0	0	0	0	0	2									
Kurt Bevacqua, R (6,PH) OBP: 0.333, SLG: 0.500				6-3		BB		1B		0	0	0	1	0	0	0									
Von Joshua, L (8,7) OBP: 0.286, SLG: 0.286						BB		1B		0	0	0	0	0	0	0									
Dave Winfield, R (1,9) OBP: 0.379, SLG: 0.426		F8		F7		BB		1B		4	0	1	1	0	1	0									
Willie Montanez, L (1,3) OBP: 0.279, SLG: 0.404		1-3			F8			P6		4	0	0	0	0	2										
Jerry Mumphrey, S (1,8) OBP: 0.327, SLG: 0.300						BB		4-3		4	1	3	0	0	2										
Bill Fahey, L (1,2) OBP: 0.250, SLG: 0.259						BB		1B		3	0	1	1	0	0	2									
Paul Dade, R (7,PR) OBP: 0.286, SLG: 0.250	F7			4-3		BB				0	0	0	0	0	0	0									
Rolie Fingers, R (7,1)						BB		1B		1	0	0	0	0	1	0									
Aurelio Rodriguez, R (1,5) OBP: 0.250, SLG: 0.217						BB				2	0	0	0	0	1	1									
Jerry Turner, L (7,PH) OBP: 0.364, SLG: 0.300						BB				1	0	0	0	0	1	1									
Gene Tenace, R (7,2) OBP: 0.365, SLG: 0.467				K2-3		BB				1	0	0	0	0	0	0									
Gary Lucas, L (1,1) OBP: 0.200, SLG: 0.200						BB				2	0	0	0	0	1	0									
Barry Evans, R (7,5) OBP: 0.467, SLG: 0.333				6-3		BB		1B		1	1	0	0	1	0	0									
<b>Inning Stats</b>	R: 0 E: 0 K: 0 S: 3	H: 0 LOB: 0 BB: 0 P: 3	R: 0 E: 0 K: 0 S: 4	H: 1 LOB: 1 BB: 0 P: 4	R: 0 E: 0 K: 2 S: 7	H: 0 LOB: 0 BB: 0 P: 7	R: 0 E: 0 K: 0 S: 3	H: 0 LOB: 0 BB: 0 P: 3	R: 0 E: 0 K: 0 S: 4	H: 1 LOB: 1 BB: 0 P: 4	R: 0 E: 0 K: 1 S: 5	H: 1 LOB: 1 BB: 1 P: 9	R: 1 E: 0 K: 2 S: 9	H: 2 LOB: 1 BB: 0 P: 9	R: 2 E: 0 K: 0 S: 6	H: 3 LOB: 2 BB: 1 P: 10	R: 0 E: 0 K: 1 S: 5	H: 0 LOB: 0 BB: 0 P: 5	1B: 7 2B: 1 3B: 0 HR: 0	SF: 1 SAC: 0 DP: 1 HBP: 0	WP: 0 PB: 0 SB: 0 CS: 0	PA: 36			
<b>PITCHER</b>	IP	WLS	BF	H	R	ER	SO	BB	IBB	HBP	BLK	WP	HR	S	P	ERA	WHIP								
Burt Hooton, R (1,1) ERA: 4.13	7.0		28	6	3	3	5	2	0	0	0	0	0	36	44	3.86	1.143								
Steve Howe, L (8,1) ERA: 2.51	0.1		2	1	0	0	0	0	0	0	0	0	0	2	2	0.00	3.000								
Joe Beckwith, R (8,1) ERA:	1.2	W	6	1	0	0	1	0	0	0	0	0	0	8	8	0.00	0.600								

San Diego Padres @ Los Angeles Dodgers  
Dodger Stadium, Los Angeles, CA  
Sat Apr 26 1980, 7:05 PM PST  
Att: 48,568 - Unknown

AB 33  
R 3  
H 8  
RBI 3  
BB 2  
SO 6  
LOB 10



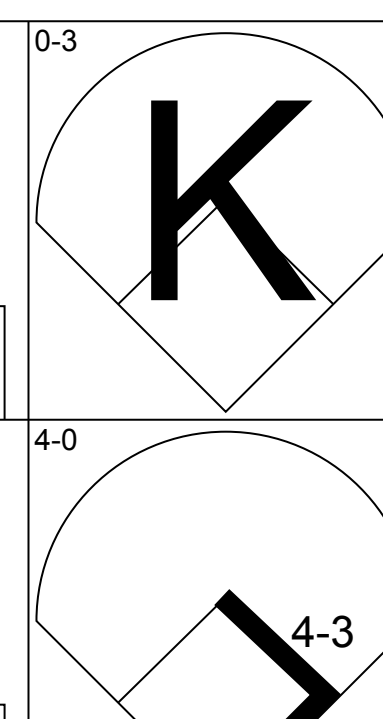
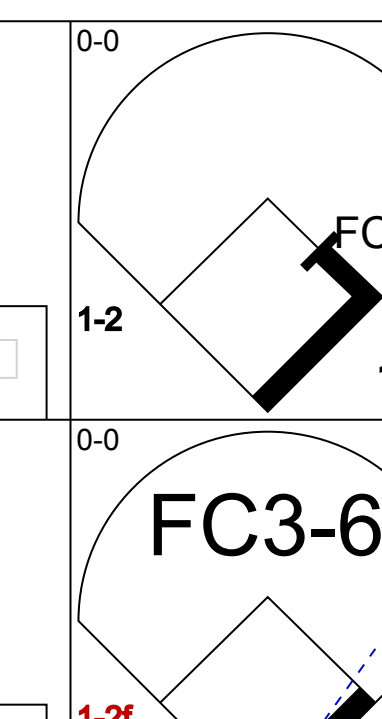
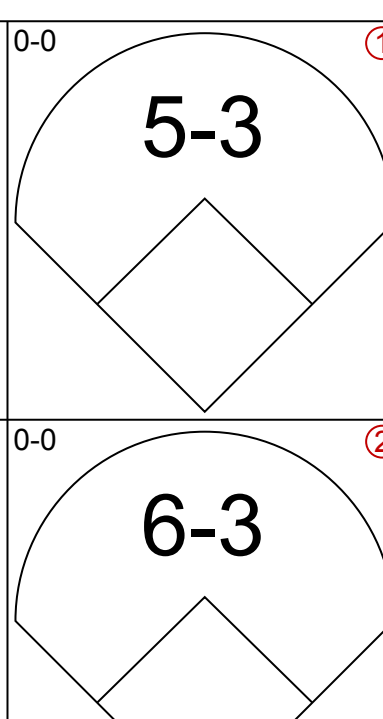
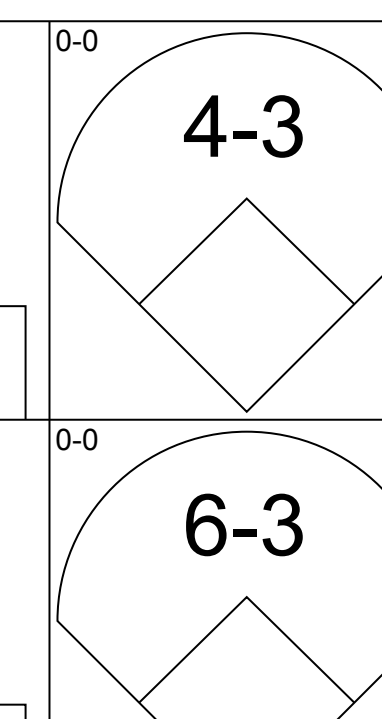

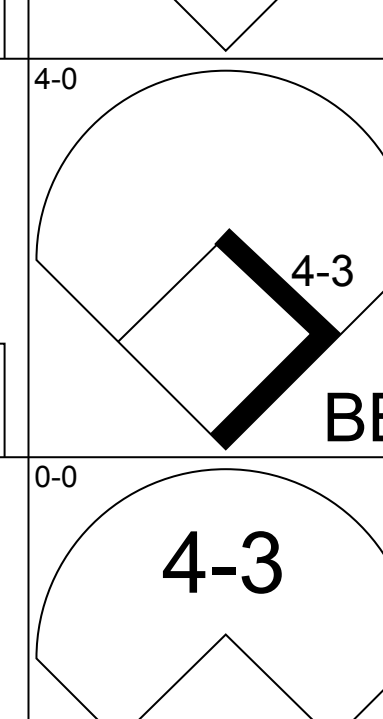
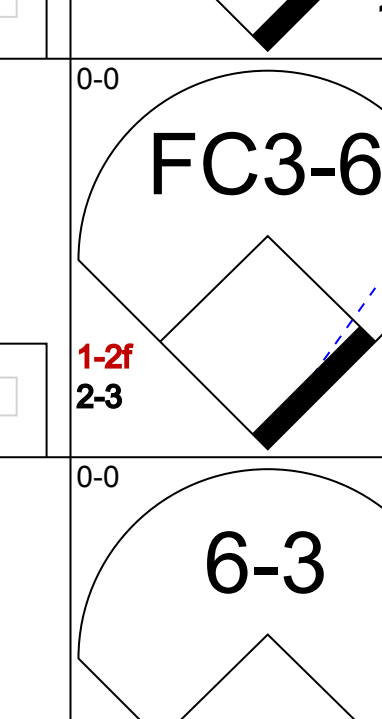
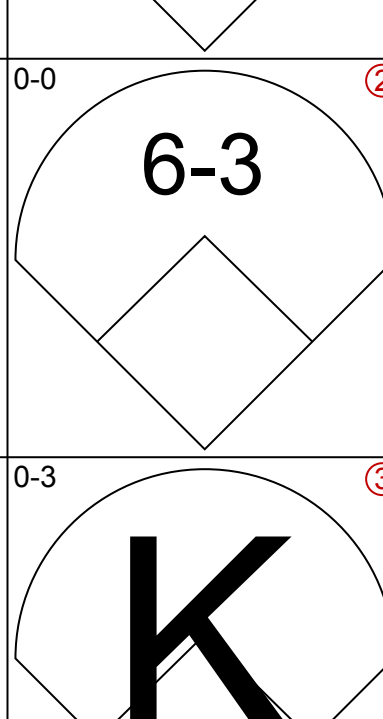
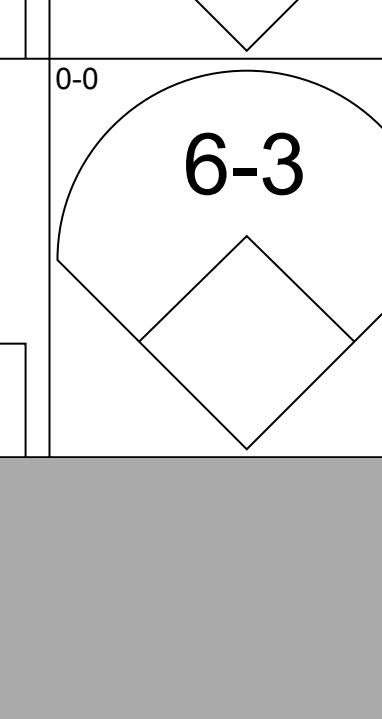
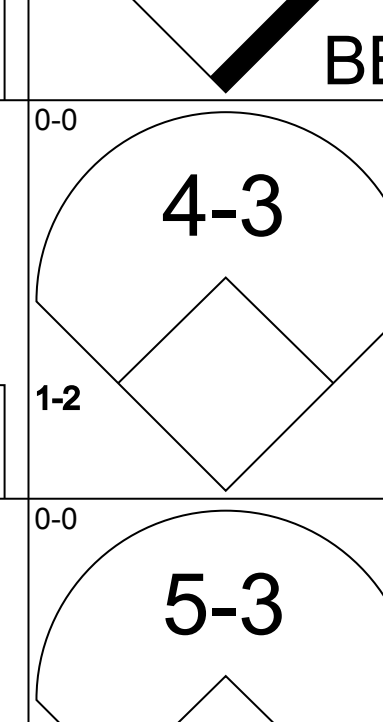
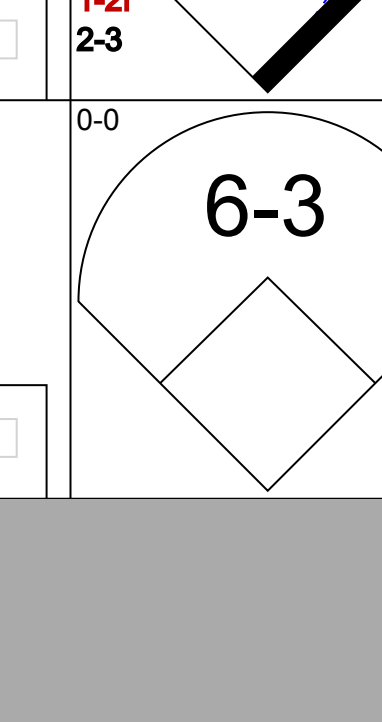
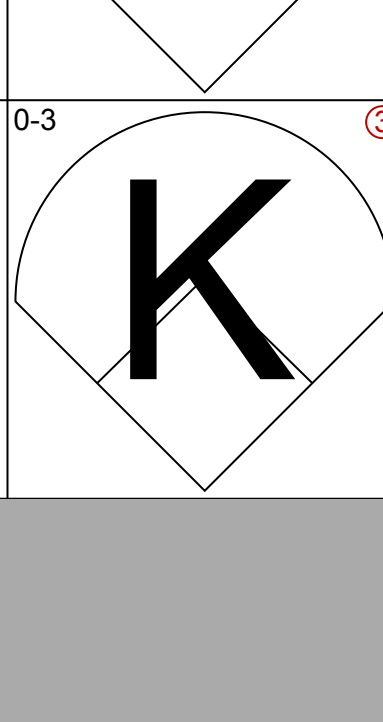
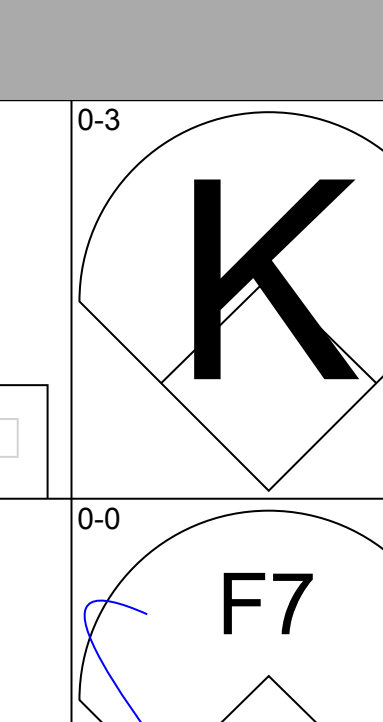
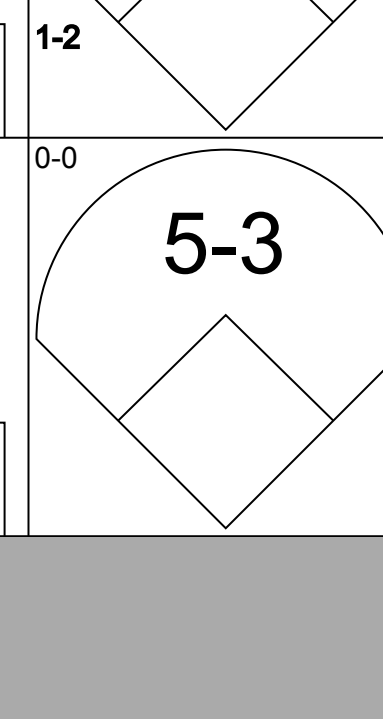
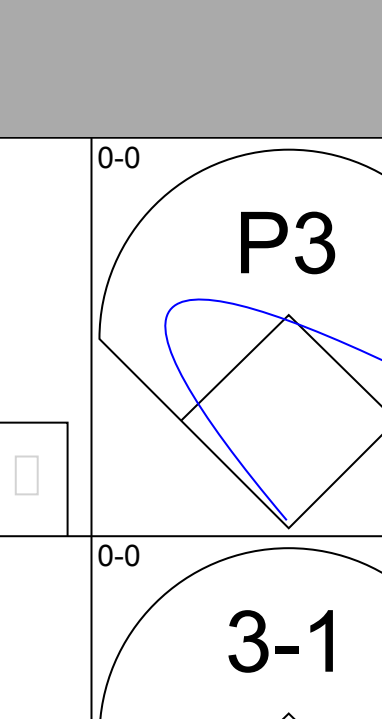
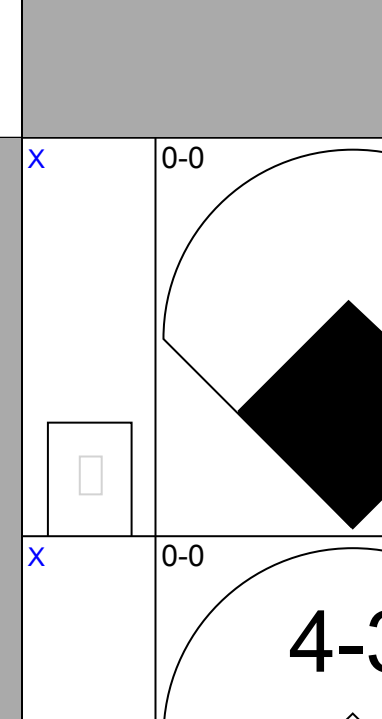
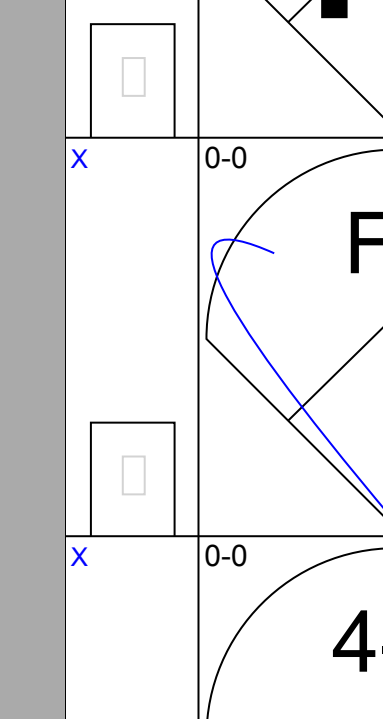
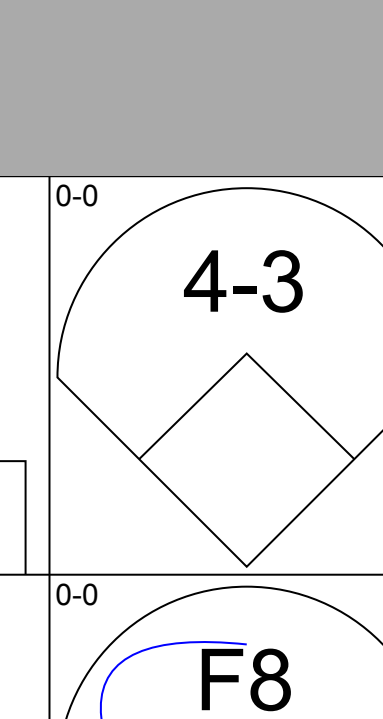
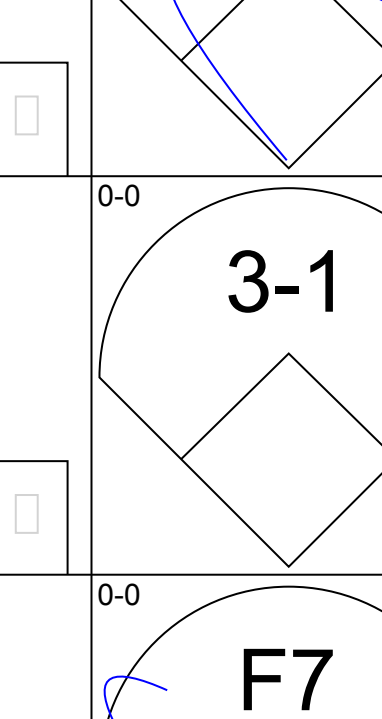
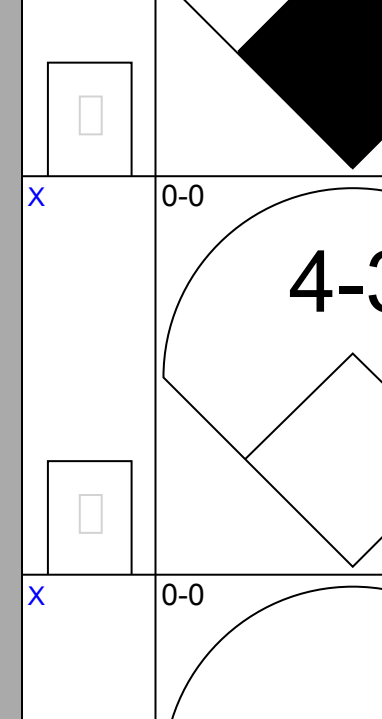
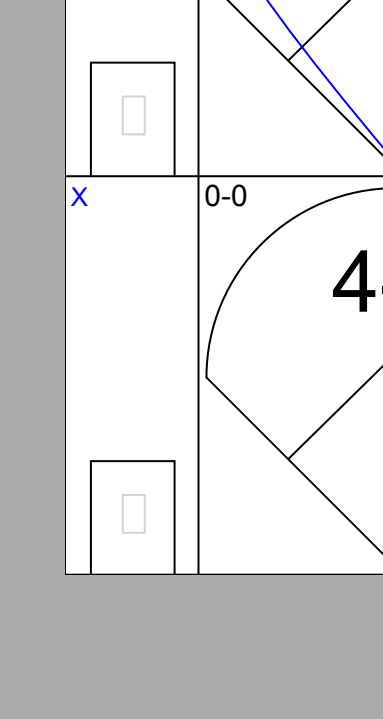
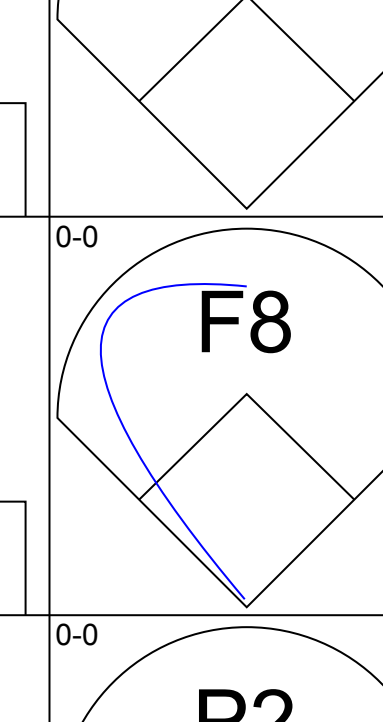
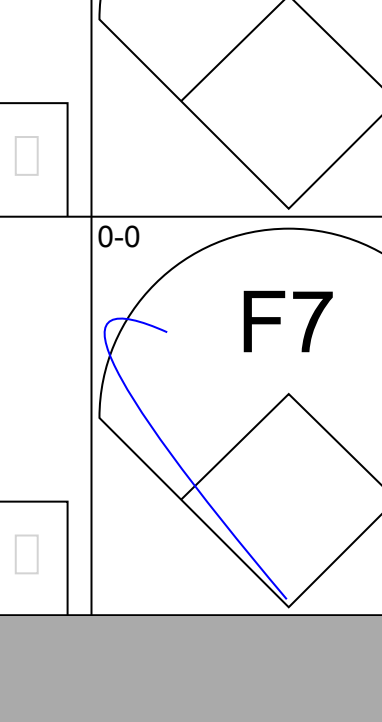
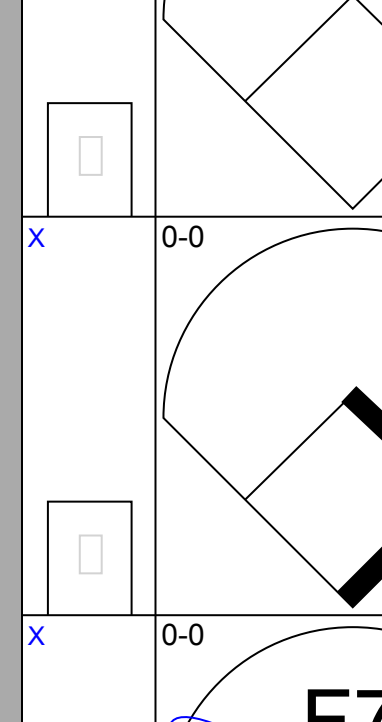
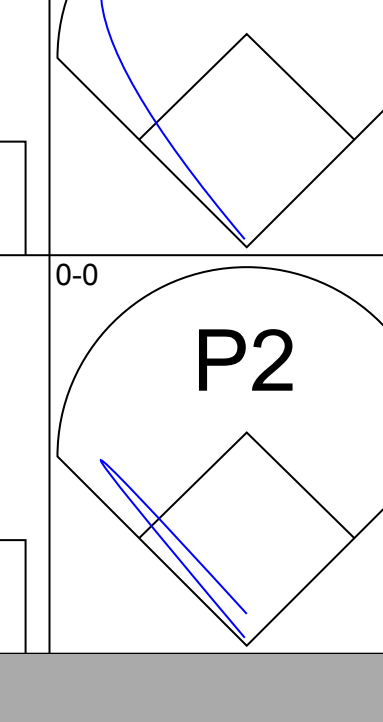
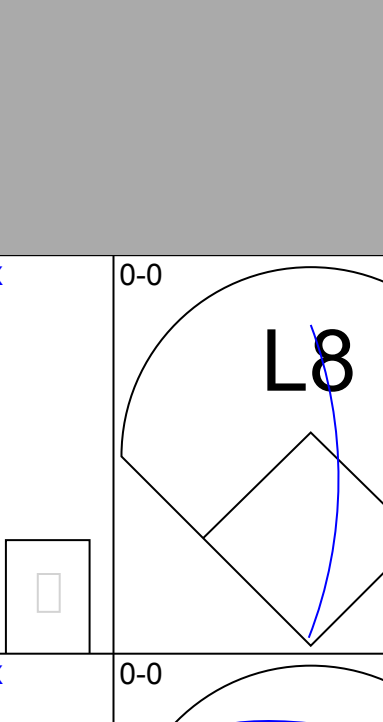
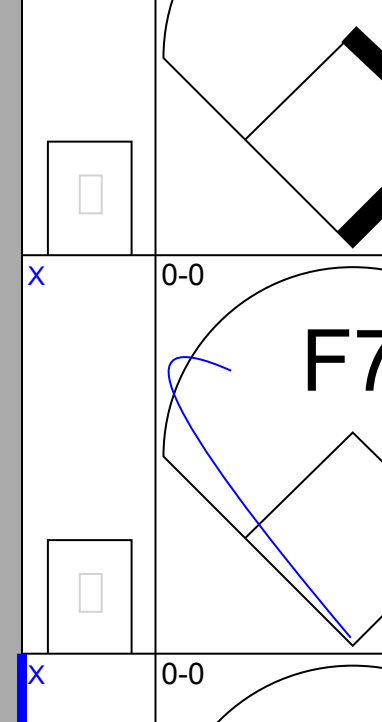
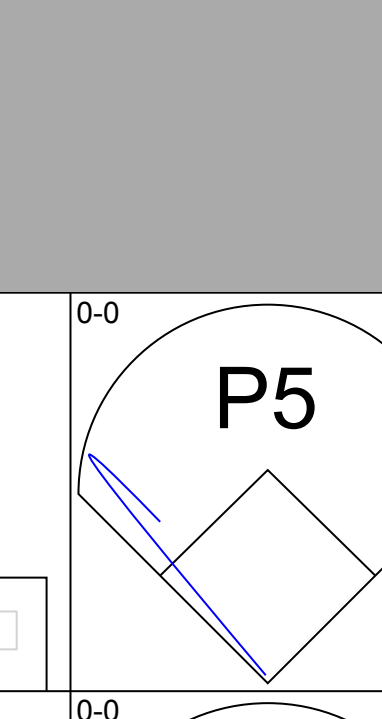
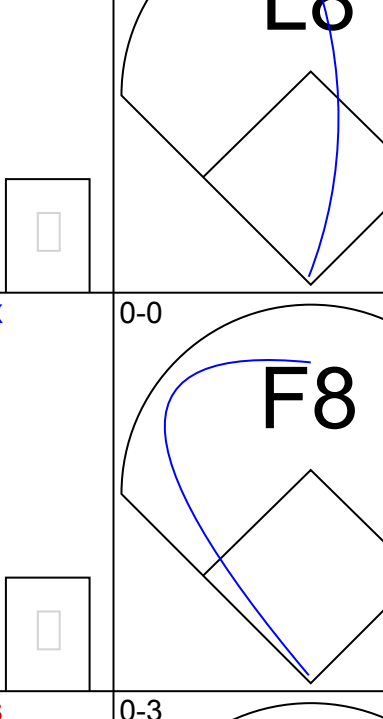
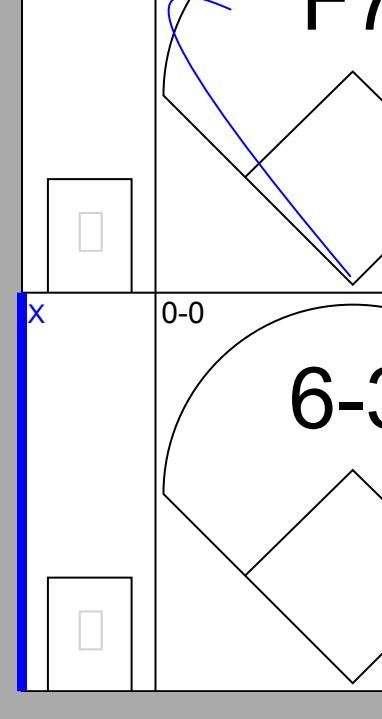
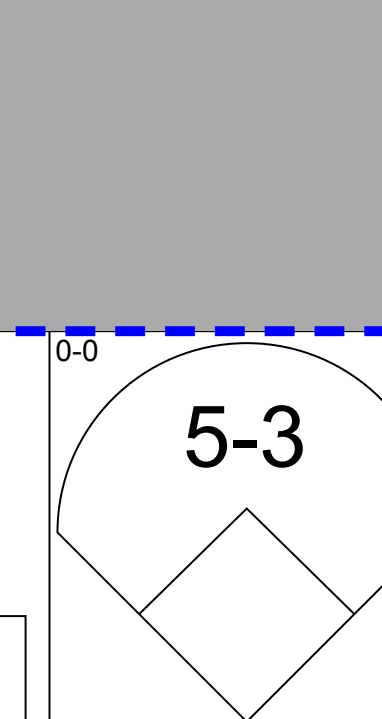
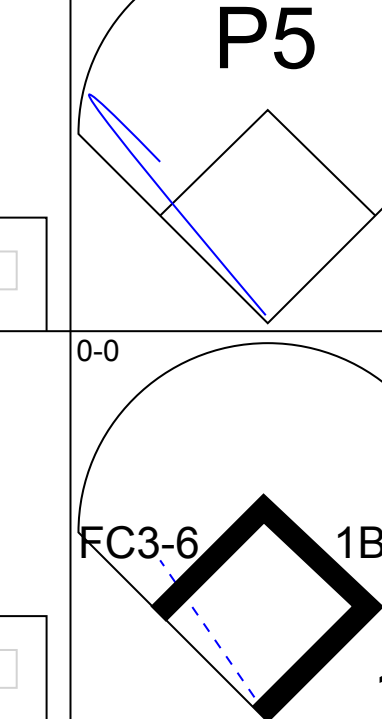
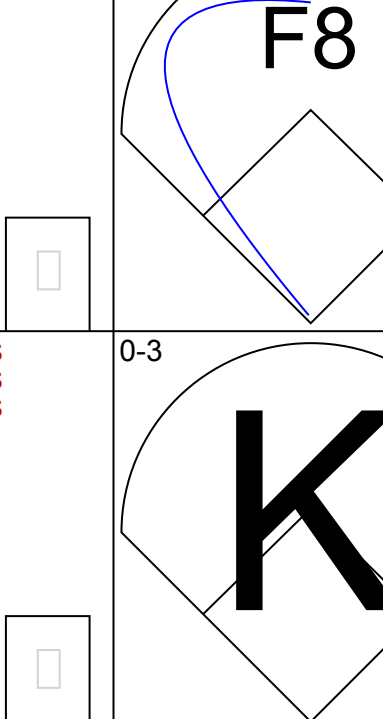
Batter	1	2	3	4	5	6	7	8	9	AB	R	H	RBI	BB	SO	LOB	BOTTOM								
Davey Lopes, R (1,4) OBP: 0.304, SLG: 0.355	1-3		6-3			CS		F7		4	1	2	0	0	0	0									
Derrel Thomas, S (1,8) OBP: 0.400, SLG: 0.457	1-3		K			BB		4-3		3	0	0	0	1	1	2									
Reggie Smith, S (1,9) OBP: 0.432, SLG: 0.609	1-3		F9			BB		4-3		4	0	1	1	0	0	1									
Steve Garvey, R (1,3) OBP: 0.260, SLG: 0.361	1-3			4-3		BB		L6		4	0	0	0	0	2										
Dusty Baker Jr., R (1,7) OBP: 0.338, SLG: 0.578	F8			6-3		BB		F7		4	1	1	0	0	0	1									
Ron Cey, R (1,5) OBP: 0.412, SLG: 0.436			6-3		6-3	BB		1B		3	1	1	0	0	0	0									
Bill Russell, R (1,6) OBP: 0.283, SLG: 0.255						BB		1B		3	0	2	0	0	0	0									
Jay Johnstone, L (9,PH) OBP: 0.200, SLG: 0.200					1-3	BB		1B		1	1	1	0	0	0	0									
Steve Yeager, R (1,2) OBP: 0.438, SLG: 0.308						BB		1B		3	0	1	1	0	0	1									
Gary Thormason, L (9,PH) OBP: 0.375, SLG: 0.167					6-3	BB		1B		1	0	1	1	0	0	0									
Burt Hooton, R (1,1)						BB		1B		3	0	0	0	0	0	3									
Steve Howe, L (8,1)						BB		1B		0	0	0	0	0	0	0									
Joe Beckwith, L (8,1)						BB		1B		0	0	0	0	0	0	0									
Rick Monday, L (9,PH) OBP: 0.250, SLG: 0.143						BB		1B		1	0	1	1	0	0	0									
<b>Inning Stats</b>	R: 1 E: 0 K: 0 S: 5	H: 2 LOB: 1 BB: 0 P: 5	R: 0 E: 0 K: 0 S: 4	H: 1 LOB: 1 BB: 0 P: 4	R: 0 E: 0 K: 1 S: 5	H: 0 LOB: 0 BB: 0 P: 5	R: 0 E: 0 K: 0 S: 3	H: 0 LOB: 0 BB: 0 P: 3	R: 0 E: 0 K: 0 S: 3	H: 1 LOB: 0 BB: 0 P: 3	R: 1 E: 0 K: 0 S: 6	H: 3 LOB: 2 BB: 0 P: 6	R: 0 E: 0 K: 0 S: 3	H: 0 LOB: 1 BB: 1 P: 7	R: 2 E: 0 K: 0 S: 5	H: 4 LOB: 2 BB: 0 P: 5	1B: 11 2B: 0 3B: 0 HR: 0	SF: 0 SAC: 1 DP: 0 HBP: 0	WP: 0 PB: 0 SB: 0 CS: 1	PA: 36					
<b>PITCHER</b>	IP	WLS	BF	H	R	ER	SO	BB	IBB	HBP	BLK	WP	HR	S	P	ERA	WHIP								
Gary Lucas, L (1,1) ERA: 1.72	6.2		26	7	2	2	1	0	0	0	0	0	0	28	28	2.70	1.050								
Rolie Fingers, R (7,1) ERA: 3.35	1.2	L	10	4	2	2	0	1	0	0	0	0	0	9	13	10.80	3.000								

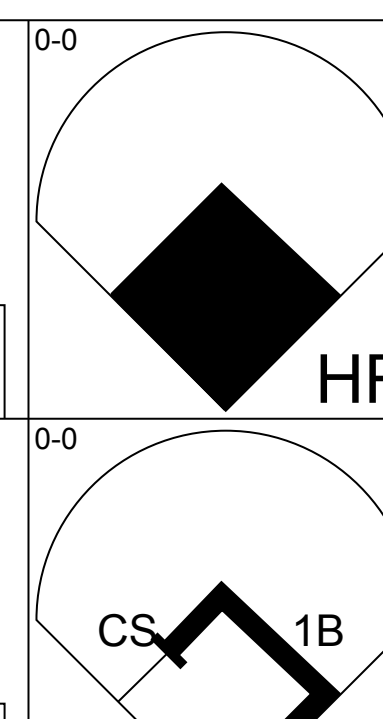
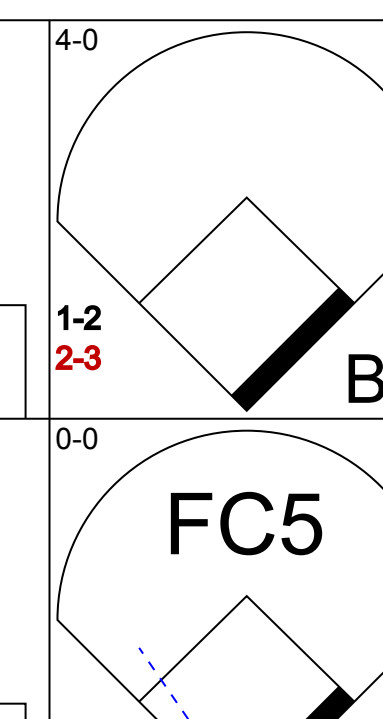
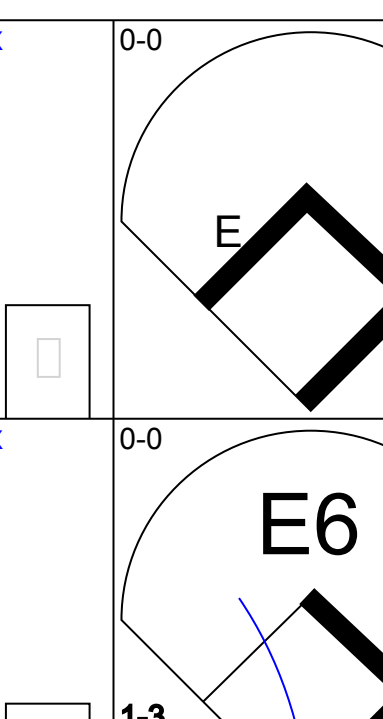
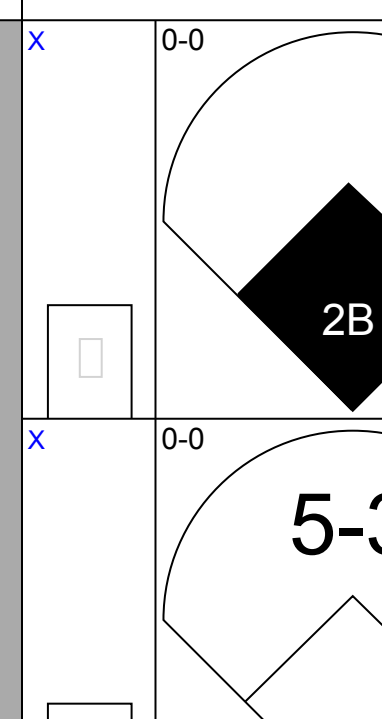

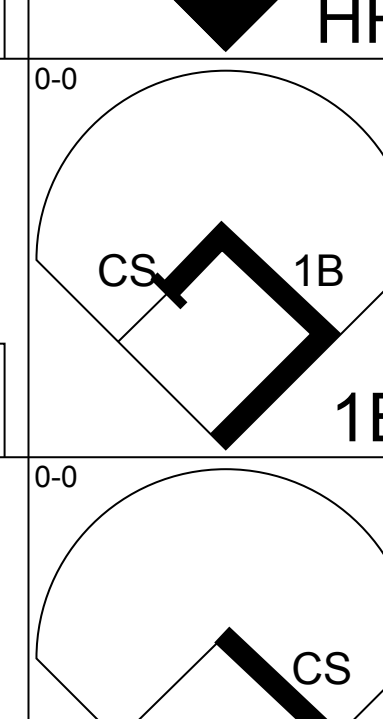
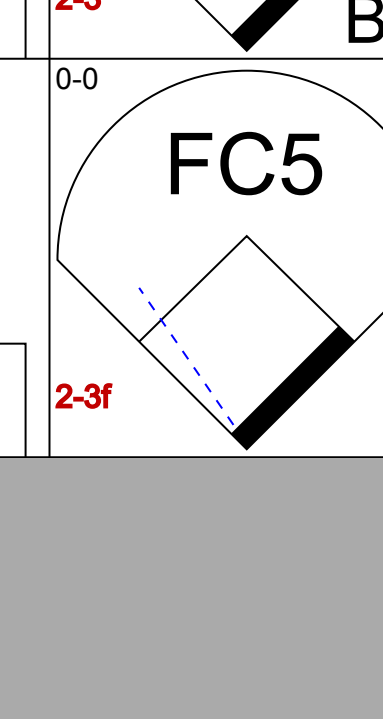
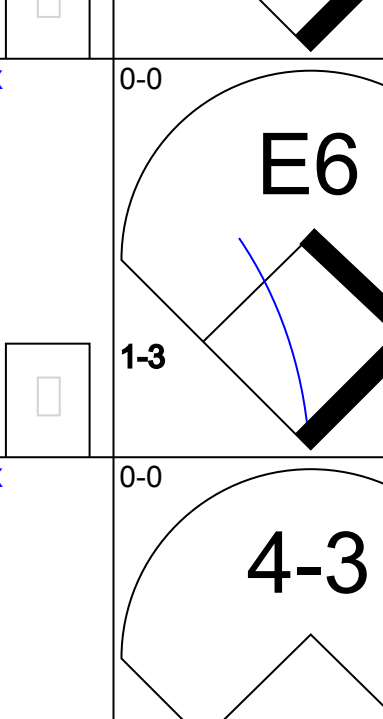
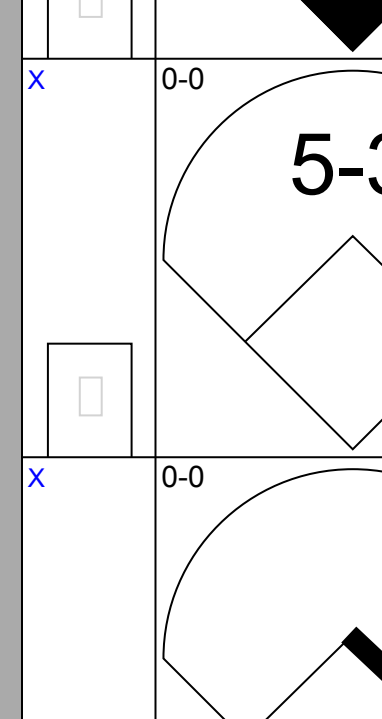
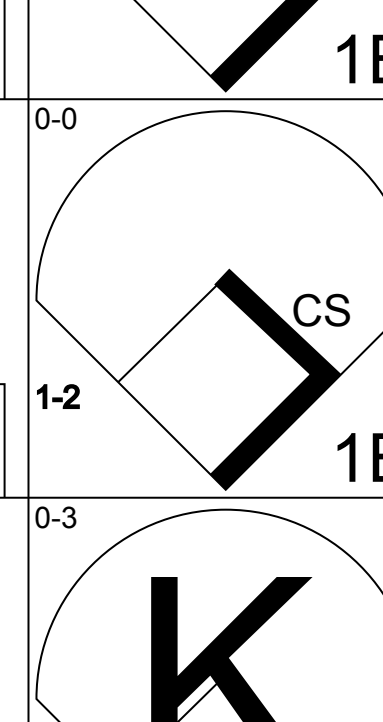
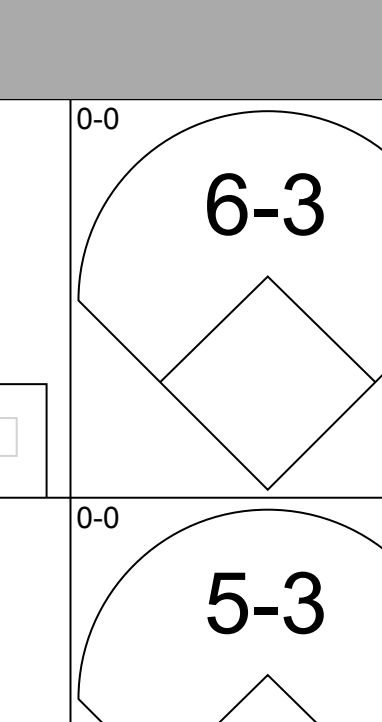
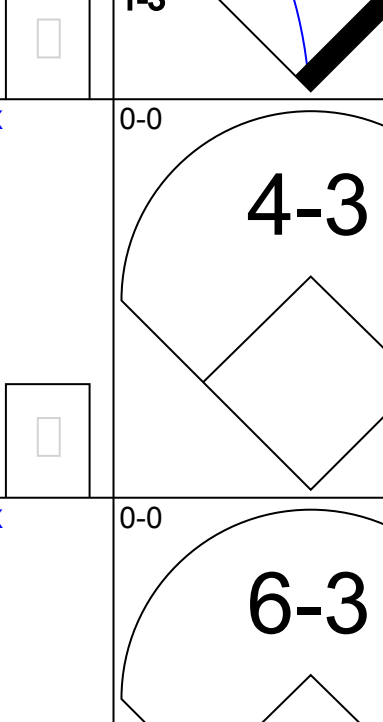
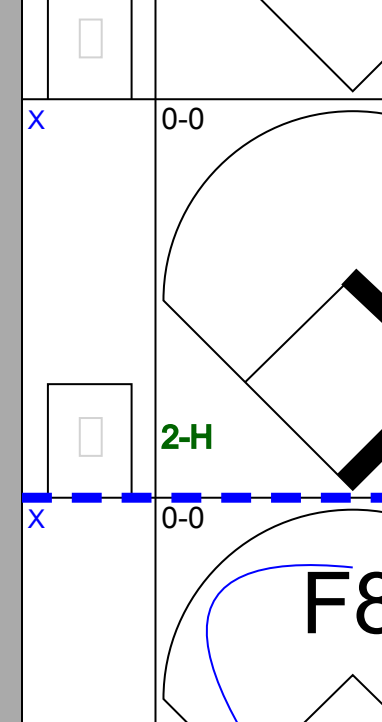

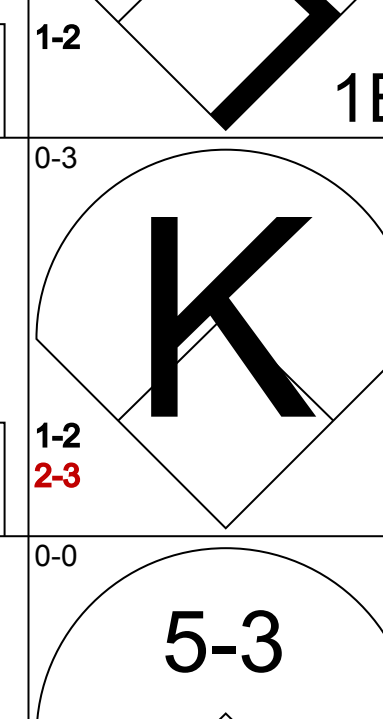
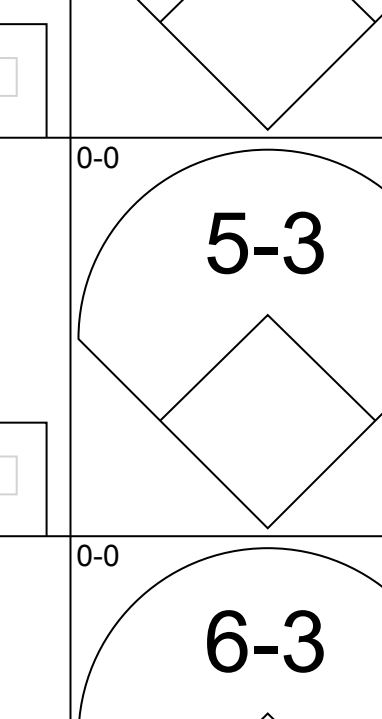
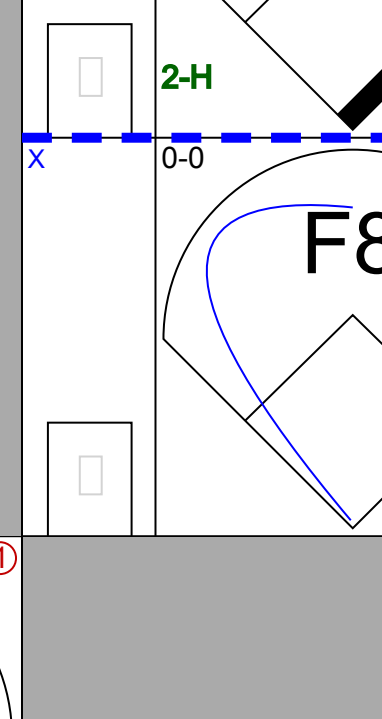
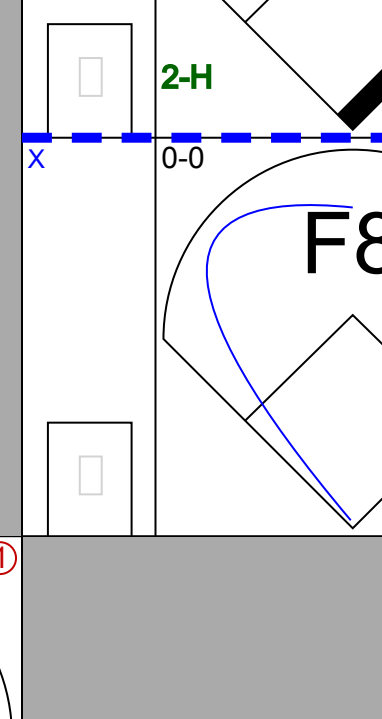
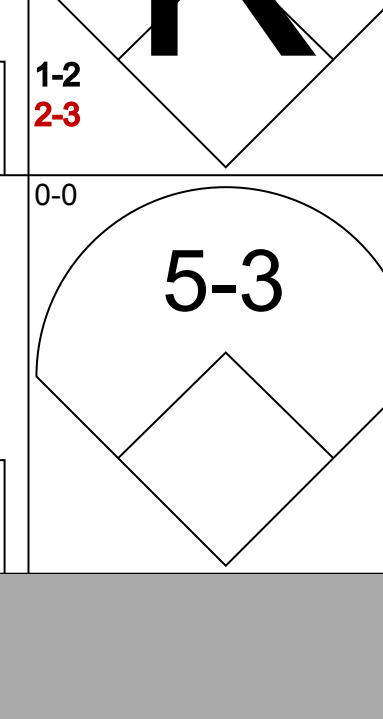
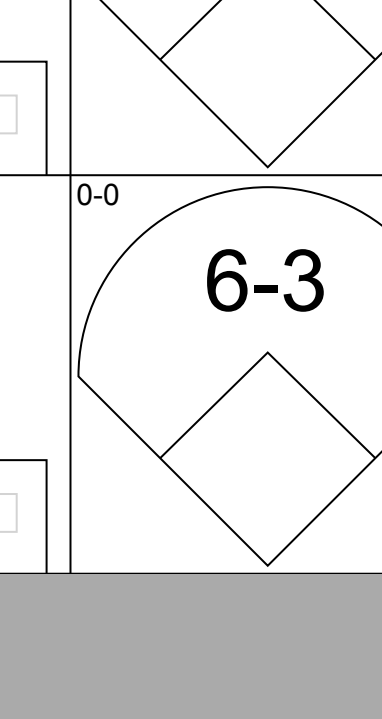
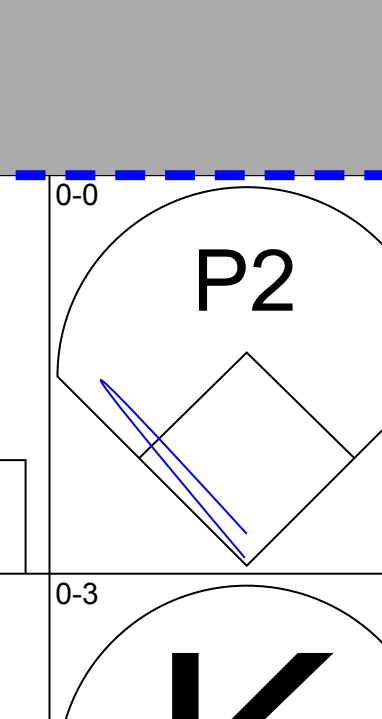
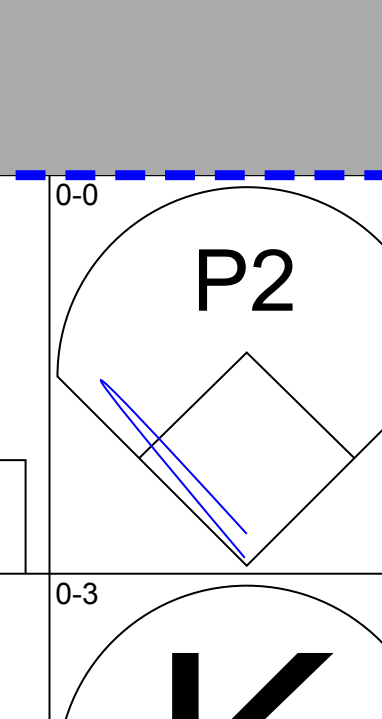
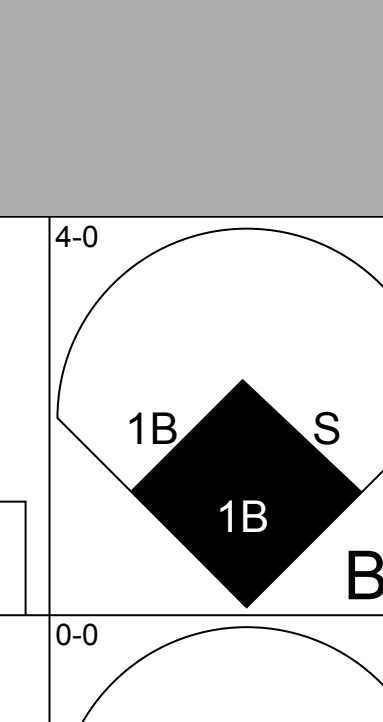
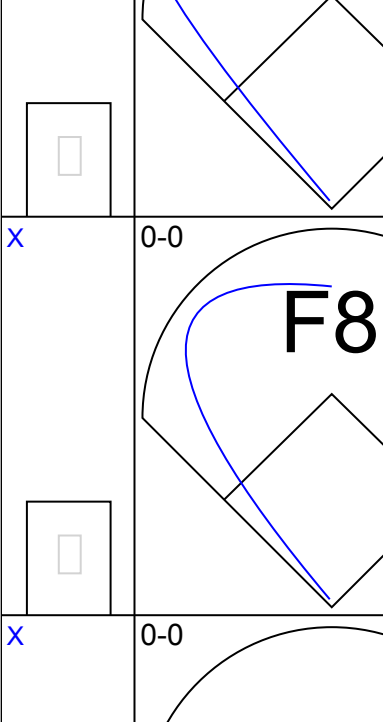
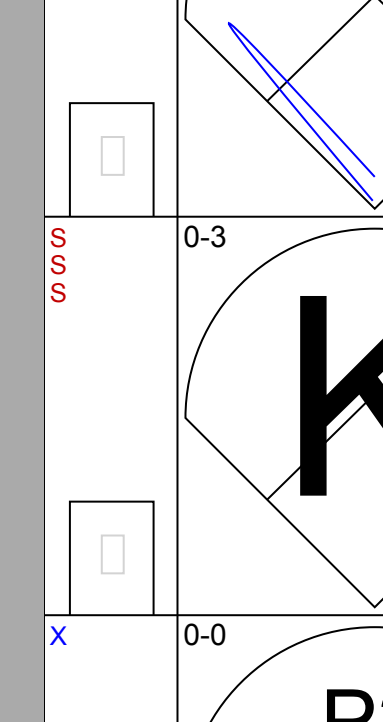
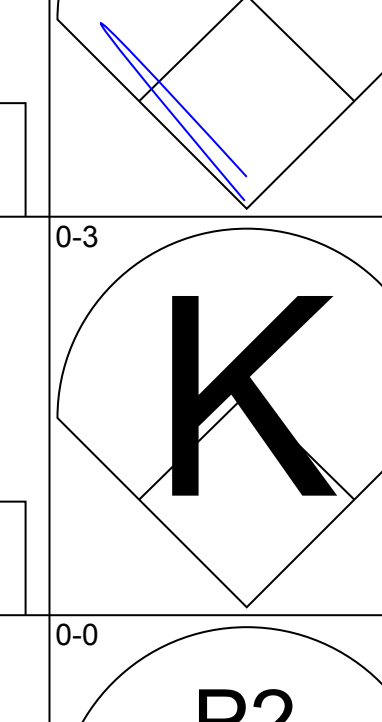
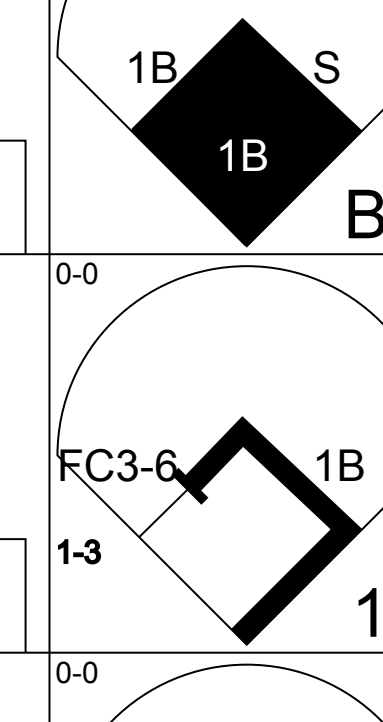
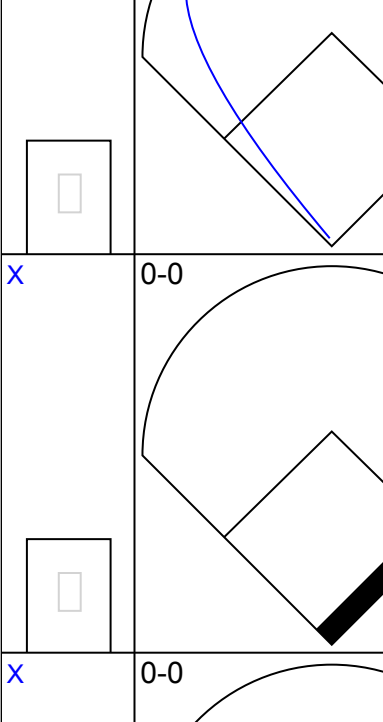

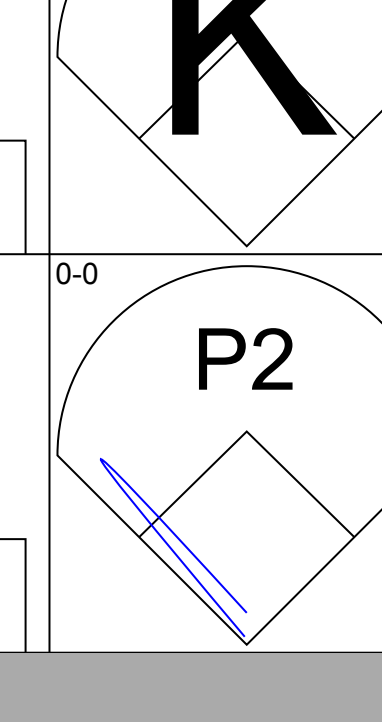
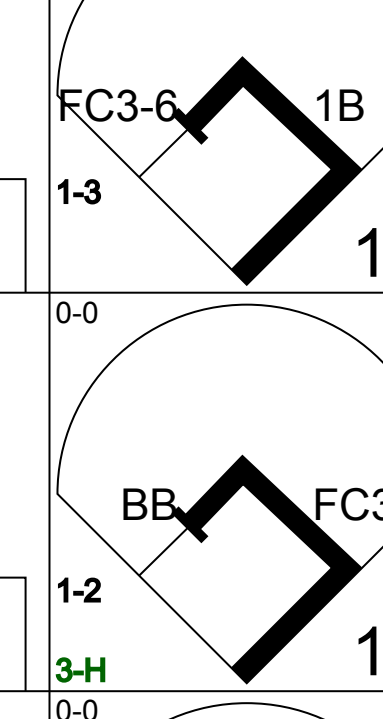
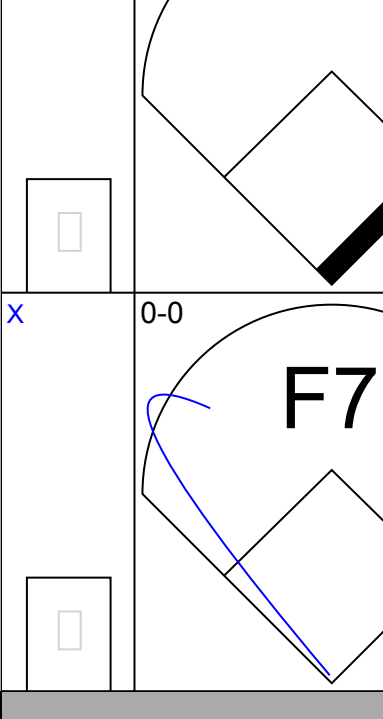
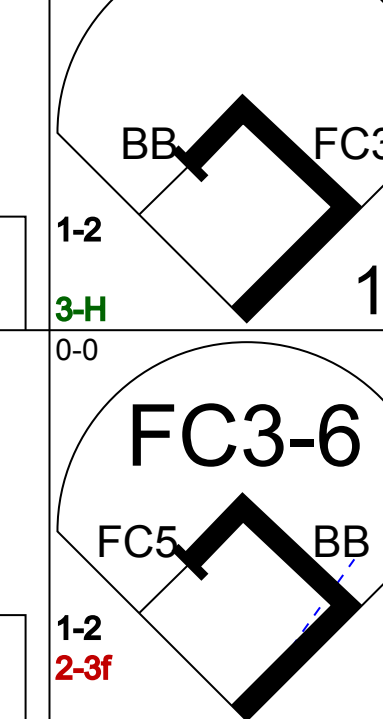

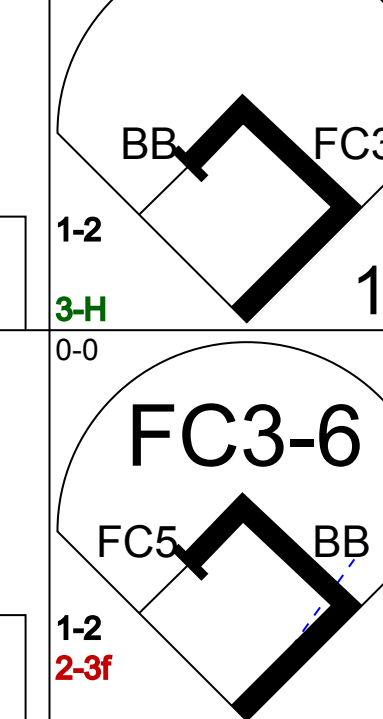
San Diego Padres @ Los Angeles Dodgers  
Dodger Stadium, Los Angeles, CA  
Sat Apr 26 1980, 7:05 PM PST  
Att: 48,568 - Unknown

AB 34  
R 4  
H 11  
RBI 4  
BB 1  
SO 1  
LOB 10





Batter	1	2	3	4	5	6	7	8	9	AB	R	H	RBI	BB	SO	LOB	TOP					
Ozzie Smith, S (1, 6) OBP: 0.360, SLG: 0.311										4	0	1	0	0	1	0	<p><b>San Diego Padres @ Los Angeles Dodgers</b> Dodger Stadium, Los Angeles, CA Sun Apr 27 1980, 3:33 AM PDT Att: 42,756 - Unknown</p> <p>livebaseballscorecards.com</p> <p>AB 31 R 1 H 4 RBI 1 BB 1 SO 4 LOB 8</p> 					
Dave Cash, R (1, 4) OBP: 0.296, SLG: 0.274										3	0	0	0	1	0	2						
Jerry Mumphrey, S (1, 8) OBP: 0.305, SLG: 0.278										4	0	0	0	0	2	3						
Dave Winfield, R (1, 9) OBP: 0.371, SLG: 0.466										4	1	1	1	0	0	1						
Jerry Turner, L (1, 7) OBP: 0.308, SLG: 0.250										4	0	0	0	0	0	0						
Gene Tenace, R (1, 3) OBP: 0.381, SLG: 0.485										3	0	1	0	0	0	0						
Bill Fahey, L (1, 2) OBP: 0.258, SLG: 0.233										3	0	0	0	0	0	1						
Barry Evans, R (1, 5) OBP: 0.412, SLG: 0.286										2	0	0	0	0	0	0						
Willie Montanez, L (7, PH) OBP: 0.274, SLG: 0.397										1	0	0	0	0	0	1						
Aurelio Rodriguez, R (7, 5) OBP: 0.250, SLG: 0.217										0	0	0	0	0	0	0						
John Curtis, L (1, 1) OBP: 0.143, SLG: 0.143										2	0	1	0	0	1	0						
Steve Mura, R (7, 1) OBP: 0.500, SLG: 1.000										0	0	0	0	0	0	0						
Gene Richards, L (8, PH) OBP: 0.238, SLG: 0.279										1	0	0	0	0	0	0						
Bob Shirley, R (8, 1) OBP: 0.238, SLG: 0.279										0	0	0	0	0	0	0						
<b>Inning Stats</b>	R: 0 E: 0 K: 1 S: 5	H: 0 LOB: 1 BB: 1 P: 9	R: 0 E: 0 K: 0 S: 3	H: 0 LOB: 0 BB: 0 P: 3	R: 0 E: 0 K: 0 S: 5	H: 2 LOB: 2 BB: 0 P: 5	R: 0 E: 0 K: 0 S: 3	H: 0 LOB: 0 BB: 0 P: 3	R: 0 E: 0 K: 1 S: 5	H: 0 LOB: 0 BB: 0 P: 5	R: 0 E: 0 K: 0 S: 5	H: 0 LOB: 0 BB: 0 P: 5	R: 1 E: 0 K: 0 S: 5	H: 2 LOB: 1 BB: 0 P: 5	R: 0 E: 0 K: 0 S: 3	H: 0 LOB: 0 BB: 0 P: 3	R: 0 E: 0 K: 1 S: 5	H: 0 LOB: 0 BB: 0 P: 5	1B: 2 2B: 1 3B: 0 HR: 1	SF: 0 SAC: 0 DP: 0 HBP: 0	WP: 0 PB: 0 SB: 0 CS: 0	PA: 32
<b>PITCHER</b>	IP WLS BF H R ER SO BB IBB HBP BLK WP HR S P ERA WHIP																					
Don Sutton, R (1, 1) ERA: 2.67	7.0 W 26 4 1 1 3 1 0 0 0 0 0 1 31 35 1.29 0.714																					
Charlie Hough, R (8, 1) ERA: 0.64	2.0 S 6 0 0 0 1 0 0 0 0 0 0 0 8 8 0.00 0.000																					


Batter	1	2	3	4	5	6	7	8	9	AB	R	H	RBI	BB	SO	LOB	BOTTOM			
Davey Lopes, R (1, 4) OBP: 0.342, SLG: 0.446										3	2	3	1	1	0	0	<p><b>San Diego Padres @ Los Angeles Dodgers</b> Dodger Stadium, Los Angeles, CA Sun Apr 27 1980, 3:33 AM PDT Att: 42,756 - Unknown</p> <p>livebaseballscorecards.com</p> <p>AB 32 R 3 H 9 RBI 3 BB 2 SO 2 LOB 15</p> 			
Derrel Thomas, S (1, 8) OBP: 0.386, SLG: 0.436										4	0	1	0	0	0	4				
Reggie Smith, S (1, 9) OBP: 0.436, SLG: 0.618										4	0	2	1	0	0	2				
Steve Garvey, R (1, 3) OBP: 0.247, SLG: 0.342										4	0	0	0	0	1	5				
Dusty Baker Jr., R (1, 7) OBP: 0.320, SLG: 0.544										4	0	0	0	0	0	1				
Ron Cey, R (1, 5) OBP: 0.403, SLG: 0.414										3	1	0	0	1	1	0				
Bill Russell, R (1, 6) OBP: 0.297, SLG: 0.271										4	0	2	0	0	0	0				
Steve Yeager, R (1, 2) OBP: 0.421, SLG: 0.313										3	0	1	1	0	0	1				
Don Sutton, R (1, 1) OBP: 0.100, SLG: 0.100										2	0	0	0	0	0	2				
Mickey Hatcher, R (7, PH) OBP: 0.286, SLG: 0.286										1	0	0	0	0	0	0				
Charlie Hough, R (8, 1) ERA: 2.19										0	0	0	0	0	0	0				
<b>Inning Stats</b>	R: 1 E: 0 K: 1 S: 7	H: 3 LOB: 1 BB: 0 P: 7	R: 1 E: 0 K: 0 S: 4	H: 2 LOB: 2 BB: 2 P: 12	R: 0 E: 0 K: 0 S: 3	H: 0 LOB: 0 BB: 0 P: 3	R: 0 E: 0 K: 0 S: 3	H: 0 LOB: 0 BB: 0 P: 3	R: 0 E: 0 K: 0 S: 5	H: 1 LOB: 2 BB: 0 P: 5	R: 0 E: 0 K: 0 S: 4	H: 1 LOB: 1 BB: 0 P: 4	R: 1 E: 0 K: 0 S: 5	H: 2 LOB: 1 BB: 0 P: 5	R: 0 E: 0 K: 1 S: 5	H: 0 LOB: 0 BB: 0 P: 5	1B: 6 2B: 3 3B: 0 HR: 1	SF: 0 SAC: 0 DP: 1 HBP: 0	WP: 0 PB: 0 SB: 1 CS: 2	PA: 34
<b>PITCHER</b>	IP WLS BF H R ER SO BB IBB HBP BLK WP HR S P ERA WHIP																			
John Curtis, L (1, 1) ERA: 3.86	6.2 L 30 3 3 3 3 2 0 0 0 0 0 0 1 30 38 4.05 1.650																			
Steve Mura, R (7, 1) ERA: 2.31	0.1 1 0 0 0 0 0 0 0 0 0 0 0 1 1 0.00 0.000																			
Bob Shirley, L (8, 1) ERA: 2.19	1.0 3 0 0 0 0 1 0 0 0 0 0 0 0 5 5 0.00 0.000																			



Batter	1	2	3	4	5	6	7	8	9	AB	R	H	RBI	BB	SO	LOB	TOP					
Jerry Royster, R OBP: 0.342, SLG: 0.358 (1, 4)										4	0	1	0	0	0	0						
Larvell Blanks, R OBP: 0.244, SLG: 0.308 (1, 5) (8, 6)										4	0	1	0	0	1	1						
Dale Murphy, R OBP: 0.362, SLG: 0.450 (1, 9)										2	0	0	0	2	1	1						
Chris Chambliss, L OBP: 0.329, SLG: 0.523 (1, 3)										4	0	0	0	0	1	3						
Jeff Burroughs, R OBP: 0.375, SLG: 0.452 (1, 7)										4	0	0	0	0	0	1						
Brian Asselstine, L OBP: 0.289, SLG: 0.326 Charlie Spikes, R OBP: 0.200, SLG: 0.200 (8, PH) (9, PH)										3	0	0	0	0	1	0						
Bruce Benedict, R OBP: 0.412, SLG: 0.438 (1, 2)										3	0	1	0	0	0	0						
Luis Gomez, R OBP: 0.289, SLG: 0.256 Mike Lum, L OBP: 0.100, SLG: 0.200 Chico Ruiz, R OBP: 0.200, SLG: 0.400 (8, PH) (8, PH) (8, 5)										2	0	0	0	0	0	1						
Rick Matula, R Gary Matthews, R Gene Garber, R (1, 1) (8, PH) (8, 1)										1	0	0	0	0	0	0						
<b>Inning Stats</b>	R: 0 E: 0 K: 1 S: 6	H: 1 LOB: 1 BB: 0 P: 6	R: 0 E: 0 K: 1 S: 5	H: 0 LOB: 0 BB: 0 P: 5	R: 0 E: 0 K: 0 S: 4	H: 1 LOB: 1 BB: 0 P: 4	R: 0 E: 0 K: 0 S: 3	H: 0 LOB: 0 BB: 0 P: 3	R: 0 E: 0 K: 0 S: 4	H: 1 LOB: 1 BB: 0 P: 4	R: 0 E: 0 K: 0 S: 5	H: 0 LOB: 0 BB: 0 P: 9	R: 0 E: 0 K: 0 S: 3	H: 0 LOB: 0 BB: 0 P: 3	R: 1 E: 0 K: 2 S: 4	H: 1 LOB: 0 BB: 0 P: 4	R: 0 E: 0 K: 2 S: 7	H: 0 LOB: 1 BB: 1 P: 11	1B: 2 2B: 1 3B: 0 HR: 1	SF: 0 SAC: 0 DP: 0 HBP: 0	WP: 0 PB: 0 SB: 2 CS: 0	PA: 33
<b>PITCHER</b>	IP WLS BF H R ER SO BB IBB HBP BLK WP HR S P ERA WHIP																					
Eric Rasmussen, R ERA: 3.52 Bob Shirley, L ERA: 2.03 (1, 1) (9, 1)	8.0 W 30 4 1 1 3 2 0 0 0 0 0 1 34 42 1.12 0.750																					

Atlanta Braves @ San Diego Padres  
San Diego Stadium, San Diego, CA  
Wed Apr 30 1980, 10:05 PM EDT  
Att: 9,018 - Unknown


AB 31  
R 1  
H 4  
RBI 1  
BB 2  
SO 5  
LOB 9




Batter	1	2	3	4	5	6	7	8	9	AB	R	H	RBI	BB	SO	LOB	BOTTOM			
Ozzie Smith, S OBP: 0.354, SLG: 0.323 (1, 6)										4	0	1	0	0	1	1				
Dave Cash, R OBP: 0.307, SLG: 0.266 (1, 4)										2	1	0	0	2	0	1				
Gene Tenace, R OBP: 0.370, SLG: 0.444 (1, 2)										3	0	0	0	1	1	1				
Dave Winfield, R OBP: 0.356, SLG: 0.443 (1, 9)										3	1	0	0	0	0	2				
Willie Montanez, L OBP: 0.277, SLG: 0.393 (1, 3)										3	0	1	1	0	0	0				
Jerry Mumphrey, S OBP: 0.306, SLG: 0.298 (1, 8)										3	0	1	1	0	0	0				
Von Joshua, L OBP: 0.400, SLG: 0.250 (1, 7)										1	0	0	0	2	1	0				
Aurelio Rodriguez, R OBP: 0.259, SLG: 0.231 (1, 5)										3	0	1	0	0	0	4				
Eric Rasmussen, R OBP: 0.167, SLG: 0.333 Bob Shirley, R (1, 1) (9, 1)										3	0	0	0	0	2	1				
<b>Inning Stats</b>	R: 0 E: 0 K: 1 S: 5	H: 0 LOB: 0 BB: 0 P: 5	R: 0 E: 0 K: 0 S: 3	H: 0 LOB: 0 BB: 0 P: 3	R: 0 E: 0 K: 1 S: 6	H: 1 LOB: 1 BB: 0 P: 6	R: 2 E: 0 K: 0 S: 4	H: 2 LOB: 2 BB: 3 P: 16	R: 0 E: 0 K: 2 S: 6	H: 0 LOB: 0 BB: 1 P: 10	R: 0 E: 0 K: 0 S: 3	H: 0 LOB: 0 BB: 0 P: 3	R: 0 E: 0 K: 0 S: 2	H: 0 LOB: 0 BB: 1 P: 6	R: 0 E: 0 K: 1 S: 6	H: 1 LOB: 1 BB: 0 P: 6	1B: 2 2B: 2 3B: 0 HR: 0	SF: 0 SAC: 0 DP: 1 HBP: 0	WP: 0 PB: 0 SB: 1 CS: 2	PA: 31
<b>PITCHER</b>	IP WLS BF H R ER SO BB IBB HBP BLK WP HR S P ERA WHIP																			
Rick Matula, R ERA: 0.95 Gene Garber, R ERA: 6.75 (1, 1) (8, 1)	7.0 L 26 3 2 2 4 4 1 0 0 0 0 0 29 49 2.57 1.000																			


Atlanta Braves @ San Diego Padres  
San Diego Stadium, San Diego, CA  
Wed Apr 30 1980, 10:05 PM EDT  
Att: 9,018 - Unknown

AB 25  
R 2  
H 4  
RBI 2  
BB 5  
SO 5  
LOB 10





Batter	1	2	3	4	5	6	7	8	9	AB	R	H	RBI	BB	SO	LOB	TOP				
Jerry Royster, R OBP: 0.333, SLG: 0.347 (1, 4)	0-0 5-3			0-0 F8		0-0 F9	0-0 1B		0-0 1-3	5	0	1	1	0	0	2	<p>Atlanta Braves @ San Diego Padres San Diego Stadium, San Diego, CA Thu May 01 1980, 6:33 AM EDT Att: 12,131 - Unknown</p> <p>livebaseballscorecards.com</p> <p>AB 37 R 3 H 10 RBI 3 BB 0 SO 3 LOB 12</p> 				
Larvell Blanks, R OBP: 0.222, SLG: 0.279 (1, 5) (7, 6)	0-0 F8			0-0 5-3		0-0 E3	0-0 P6			4	0	0	0	0	0	2					
Dale Murphy, R OBP: 0.370, SLG: 0.453 (1, 9)	0-3 K			0-0 1B		0-0 5-3		0-0 G3-6 1B		4	0	2	0	0	1	1					
Chris Chambliss, L OBP: 0.324, SLG: 0.507 (1, 3)		0-0 F7		0-0 F7			0-0 1B 1B	0-0 G3-6 1-2		4	1	1	0	0	0	2					
Jeff Burroughs, R OBP: 0.333, SLG: 0.400 (1, 7)		0-0 1-3			0-0 F9		0-0 F7	0-0 F7		4	0	0	0	0	0	1					
Brian Asselstine, L OBP: 0.258, SLG: 0.340 (1, 8)		0-3 K			0-0 E8 1B		0-0 1B 1B		0-0 P6	4	1	2	0	0	1	0					
Bruce Benedict, R OBP: 0.381, SLG: 0.400 (1, 2)			0-0 1-3		0-0 F8		0-0 1B 1B		0-0 F7	4	1	1	1	0	0	1					
Luis Gomez, R OBP: 0.277, SLG: 0.244 Gary Matthews, R OBP: 0.227, SLG: 0.293 Chico Ruiz, R OBP: 0.333, SLG: 0.500 (1, 6) (7, PH) (7, 5)			0-0 5-3		0-0 6-3		0-0 1B 1B 1-2 3H		0-0 1B	2	0	0	0	0	0	1					
Doyle Alexander, R Mike Lum, L Gene Garber, R Al Hrabosky, R Charlie Spikes, R Rick Camp, R Larry Bradford, R (1, 1) (7, PH) (7, 1) (7, 1) (6, PH) (9, 1) (9, 1)		0-3 K			0-0 2-3		0-0 F7		0-0 1-2 1B	2	0	0	0	0	1	0					
<b>Inning Stats</b>	R: 0 E: 0 K: 1 S: 5	H: 0 LOB: 0 BB: 0 P: 5	R: 0 E: 0 K: 1 S: 5	H: 0 LOB: 0 BB: 0 P: 5	R: 0 E: 0 K: 1 S: 5	H: 1 LOB: 1 BB: 0 P: 4	R: 0 E: 0 K: 0 S: 4	H: 1 LOB: 1 BB: 0 P: 4	R: 0 E: 1 K: 0 S: 4	H: 0 LOB: 1 BB: 0 P: 4	R: 3 E: 0 K: 0 S: 8	H: 5 LOB: 2 BB: 0 P: 8	R: 0 E: 0 K: 0 S: 3	H: 1 LOB: 0 BB: 0 P: 3	R: 0 E: 0 K: 0 S: 5	H: 2 LOB: 2 BB: 0 P: 5		1B: 10 2B: 0 3B: 0 HR: 0	SF: 0 SAC: 0 DP: 1 HBP: 0	WP: 0 PB: 0 SB: 0 CS: 0	PA: 37
<b>PITCHER</b>	IP WLS BF H R ER SO BB IBB HBP BLK WP HR S P ERA WHIP	IP WLS BF H R ER SO BB IBB HBP BLK WP HR S P ERA WHIP																			
Randy Jones, L ERA: 3.34 (1, 1)	6.1	26	6	3	3	3	0	0	0	0	0	0	0	0	0	32		32	4.26	0.947	
Rollie Fingers, R ERA: 3.12 (7, 1)	0.2	3	1	0	0	0	0	0	0	0	0	0	0	0	0	3		3	0.00	1.500	
Steve Mura, R ERA: 2.13 (8, 1)	1.0	3	1	0	0	0	0	0	0	0	0	0	0	0	3	3		0.00	1.000		
Bob Shirley, L ERA: 1.88 (9, 1)	1.0	W	5	2	0	0	0	0	0	0	0	0	0	5	5	0.00		2.000			

Batter	1	2	3	4	5	6	7	8	9	AB	R	H	RBI	BB	SO	LOB	BOTTOM						
Ozzie Smith, S OBP: 0.345, SLG: 0.304 (1, 6)	4-0 F7 6-3 BB		0-0 1-3		0-3 K		0-0 4-3	0-0 F7		4	0	0	0	1	1	5	<p>Atlanta Braves @ San Diego Padres San Diego Stadium, San Diego, CA Thu May 01 1980, 6:33 AM EDT Att: 12,131 - Unknown</p> <p>livebaseballscorecards.com</p> <p>AB 33 R 4 H 8 RBI 4 BB 7 SO 3 LOB 20</p> 						
Dave Cash, R OBP: 0.313, SLG: 0.265 (1, 4)	0-0 6-3 1-2		0-0 6-3		4-0 S BB		0-0 1B 2-3 3H		0-0 6-3	4	0	1	1	1	0	1							
Gene Tenace, R OBP: 0.392, SLG: 0.436 (1, 2)	0-0 F7 2-3		4-0 S BB		4-0 1-2 BB		0-0 1B 1-3 3H		0-0 E5 1B	3	1	1	1	2	0	1							
Dave Winfield, R OBP: 0.359, SLG: 0.431 (1, 9)	4-0 S BB		0-3 K		0-0 L8		0-0 L6		0-0 1B 1-2	4	0	1	0	1	1	6							
Willie Montanez, L OBP: 0.271, SLG: 0.379 (1, 3)	0-0 G3 1-2			0-0 F8		0-0 F9	0-0 F9		0-0 1-2 2H 1B	5	0	1	1	0	0	4							
Jerry Mumphrey, S OBP: 0.303, SLG: 0.283 (1, 8)		0-0 4-3		0-0 4-3		0-0 F8		4-0 1B SF7 BB		3	1	0	0	1	0	0							
Von Joshua, L OBP: 0.286, SLG: 0.167 (1, 7)		0-0 F8		0-3 K		0-0 F7		0-0 P6		4	0	0	0	0	1	1							
Aurelio Rodriguez, R Gene Richards, R Steve Mura, R Kurt Bevacqua, R Paul Dade, R Bob Shirley, R (1, 5) (7, PH) (8, 1) (8, PH) (8, PH) (9, 1)			0-0 2B		0-0 E9 2B		0-0 4-3 1B 1B	0-0 SF7 1B		2	0	2	0	0	0	0							
Randy Jones, R (1, 1)		0-0 F7			0-0 6-3		4-0 1B 4-3 BB		0-0 SF7	2	0	0	0	0	0	2							
Rollie Fingers, R (7, 1)										0	0	0	0	0	0	0							
Barry Evans, R OBP: 0.421, SLG: 0.286 (7, PH) (8, 5)										0	1	0	1	1	0	0							
<b>Inning Stats</b>	R: 0 E: 0 K: 0 S: 3	H: 0 LOB: 2 BB: 2 P: 11	R: 0 E: 0 K: 0 S: 4	H: 1 LOB: 1 BB: 0 P: 4	R: 0 E: 0 K: 1 S: 5	H: 0 LOB: 1 BB: 1 P: 9	R: 0 E: 0 K: 1 S: 5	H: 0 LOB: 0 BB: 0 P: 5	R: 0 E: 0 K: 0 S: 6	H: 1 LOB: 3 BB: 2 P: 14	R: 0 E: 0 K: 0 S: 3	H: 0 LOB: 0 BB: 0 P: 3	R: 2 E: 0 K: 0 S: 6	H: 3 LOB: 2 BB: 1 P: 10	R: 0 E: 0 K: 0 S: 4	H: 1 LOB: 2 BB: 1 P: 8		R: 1 E: 1 K: 0 S: 4	H: 2 LOB: 2 BB: 0 P: 4	1B: 6 2B: 2 3B: 0 HR: 0	SF: 1 SAC: 0 DP: 0 HBP: 0	WP: 0 PB: 0 SB: 3 CS: 0	PA: 41
<b>PITCHER</b>	IP WLS BF H R ER SO BB IBB HBP BLK WP HR S P ERA WHIP	IP WLS BF H R ER SO BB IBB HBP BLK WP HR S P ERA WHIP																					
Doyle Alexander, R ERA: 4.37 (1, 1)	6.0	25	2	0	0	3	5	0	0	0	0	0	0	0	5	9		27.00	6.000				
Gene Garber, R ERA: 8.59 (7, 1)	0.2	6	3	2	2	0	1	0	0	0	0	0	0	0	0	0							
Al Hrabosky, L ERA: 3.72 (7, 1)	1.1	6	1	1	1	0	1	0	0	0	0	0	0	5	9	6.75	1.500						
Rick Camp, R ERA: 2.77 (9, 1)	0.1	L	3	1	1	0	0	0	0	0	0	0	0	3	3	0.00	3.000						
Larry Bradford, L ERA: 0.0 (9, 1)	0.0	1	1	0	0	0	0	0	0	0	0	0	0	1	1	∞	∞						



Batter	1	2	3	4	5	6	7	8	9	AB	R	H	RBI	BB	SO	LOB	TOP			
<b>Ozzie Smith, S</b> OBP: 0.341, SLG: 0.292 (1, 6)										3	0	0	0	0	0	0				
<b>Dave Cash, R</b> OBP: 0.298, SLG: 0.250 (1, 4)										4	0	0	0	0	1	1				
<b>Gene Tenace, R</b> OBP: 0.364, SLG: 0.395 (1, 2)										4	0	0	0	0	2	1				
<b>Dave Winfield, R</b> OBP: 0.341, SLG: 0.406 (1, 9)										4	0	0	0	0	0	1				
<b>Willie Montanez, L</b> OBP: 0.274, SLG: 0.368 (1, 3)										2	1	0	0	1	0	0				
<b>Jerry Mumphrey, S</b> OBP: 0.316, SLG: 0.302 (1, 8)										3	0	2	0	0	1	0				
<b>Gene Richards, L</b> OBP: 0.254, SLG: 0.281 (1, 7)										2	0	0	0	1	1	1				
<b>Aurelio Rodriguez, R</b> OBP: 0.290, SLG: 0.333 (1, 5)										2	0	0	0	0	0	1				
<b>Von Joshua, L</b> OBP: 0.267, SLG: 0.154 (8, PH)										1	0	0	0	0	0	0				
<b>Barry Evans, R</b> OBP: 0.421, SLG: 0.296 (8, 5)										0	0	0	0	0	0	0				
<b>Rick Wise, R</b> OBP: 0.222, SLG: 0.250 (1, 1)										2	0	0	0	0	1	1				
<b>John D'Acquisto, R</b> (7, 1)										0	0	0	0	0	0	0				
<b>Jerry Turner, L</b> OBP: 0.296, SLG: 0.240 (8, PH)										1	0	0	0	0	0	0				
<b>Steve Mura, R</b> OBP: 0.500, SLG: 1.000 (8, 1)										0	0	0	0	0	0	0				
<b>Inning Stats</b>	R: 0 E: 0 K: 0 S: 3	H: 0 LOB: 1 BB: 0 P: 4	R: 1 E: 1 K: 1 S: 5	H: 1 LOB: 1 BB: 2 P: 13	R: 0 E: 0 K: 0 S: 3	H: 0 LOB: 0 BB: 0 P: 3	R: 0 E: 0 K: 1 S: 5	H: 0 LOB: 0 BB: 0 P: 5	R: 0 E: 0 K: 0 S: 3	H: 0 LOB: 0 BB: 0 P: 3	R: 0 E: 0 K: 1 S: 6	H: 1 LOB: 1 BB: 0 P: 6	R: 0 E: 0 K: 0 S: 3	H: 0 LOB: 0 BB: 0 P: 3	R: 0 E: 0 K: 2 S: 7	H: 0 LOB: 0 BB: 0 P: 7	1B: 2 2B: 0 3B: 0 HR: 0	SF: 0 SAC: 0 DP: 0 HBP: 1	WP: 0 PB: 0 SB: 0 CS: 0	PA: 31
<b>PITCHER</b>	IP	WLS	BF	H	R	ER	SO	BB	IBB	HBP	BLK	WP	HR	S	P	ERA	WHIP			
<b>Ray Burris, R</b> ERA: 2.7 (1, 1)	8.0	L	28	2	1	0	4	2	0	1	0	0	0	33	42	0.00	0.500			
<b>Jeff Reardon, R</b> ERA: 2.45 (9, 1)	1.0		3	0	0	0	2	0	0	0	0	0	0	7	7	0.00	0.000			

San Diego Padres @ New York Mets  
Shea Stadium, Flushing, NY  
Fri May 02 1980, 7:05 PM EDT  
Att: 8,037 - Unknown

AB	28
R	1
H	2
RBI	0
BB	2
SO	6
LOB	6



Batter	1	2	3	4	5	6	7	8	9	AB	R	H	RBI	BB	SO	LOB	BOTTOM			
<b>Frank Taveras, R</b> OBP: 0.288, SLG: 0.297 (1, 6)										4	0	0	0	0	0	1				
<b>Elliott Maddox, R</b> OBP: 0.415, SLG: 0.327 (1, 5)										4	0	1	0	0	0	0				
<b>Lee Mazzilli, S</b> OBP: 0.449, SLG: 0.286 (1, 3)										3	0	1	0	1	1	2				
<b>Mike Jorgensen, L</b> OBP: 0.382, SLG: 0.310 (1, 7)										4	0	1	0	0	2	1				
<b>John Stearns, R</b> OBP: 0.370, SLG: 0.492 (1, 2)										4	0	3	0	0	0	0				
<b>Jerry Morales, R</b> OBP: 0.294, SLG: 0.305 (1, 8)										4	0	0	0	0	1	4				
<b>Joel Youngblood, R</b> OBP: 0.366, SLG: 0.386 (1, 9)										2	0	0	0	1	0	2				
<b>Doug Flynn, R</b> OBP: 0.286, SLG: 0.303 (1, 4)										3	0	0	0	0	0	2				
<b>Ray Burris, R</b> OBP: 0.100, SLG: 0.100 (1, 1)										2	0	1	0	0	1	0				
<b>Dan Norman, R</b> OBP: 0.125, SLG: 0.313 (8, PH)										1	0	0	0	0	0	0				
<b>Jeff Reardon, R</b> ERA: 1.84 (9, 1)										0	0	0	0	0	0	0				
<b>Inning Stats</b>	R: 0 E: 0 K: 0 S: 2	H: 2 LOB: 1 BB: 0 P: 4	R: 0 E: 0 K: 1 S: 7	H: 2 LOB: 2 BB: 0 P: 7	R: 0 E: 0 K: 1 S: 5	H: 0 LOB: 0 BB: 0 P: 5	R: 0 E: 0 K: 0 S: 3	H: 0 LOB: 0 BB: 0 P: 3	R: 0 E: 0 K: 0 S: 4	H: 1 LOB: 2 BB: 1 P: 8	R: 0 E: 0 K: 0 S: 3	H: 0 LOB: 0 BB: 0 P: 3	R: 0 E: 0 K: 2 S: 8	H: 2 LOB: 1 BB: 0 P: 8	1B: 6 2B: 2 3B: 0 HR: 0	SF: 0 SAC: 0 DP: 1 HBP: 0	WP: 0 PB: 0 SB: 0 CS: 2	PA: 34		
<b>PITCHER</b>	IP	WLS	BF	H	R	ER	SO	BB	IBB	HBP	BLK	WP	HR	S	P	ERA	WHIP			
<b>Rick Wise, R</b> ERA: 4.38 (1, 1)	6.1	W	23	5	0	0	3	1	0	0	0	0	0	28	32	0.00	0.947			
<b>John D'Acquisto, R</b> ERA: 4.66 (7, 1)	0.2		3	0	0	0	0	1	0	0	0	0	0	2	6	0.00	1.500			
<b>Steve Mura, R</b> ERA: 1.84 (8, 1)	2.0	S	7	2	0	0	2	0	0	0	0	0	0	11	11	0.00	1.000			

San Diego Padres @ New York Mets  
Shea Stadium, Flushing, NY  
Fri May 02 1980, 7:05 PM EDT  
Att: 8,037 - Unknown

AB	31
R	0
H	7
RBI	0
BB	2
SO	5
LOB	12





Batter	1	2	3	4	5	6	7	8	9	AB	R	H	RBI	BB	SO	LOB	TOP				
Ozzie Smith, S OBP: 0.337, SLG: 0.303 (1, 6)	F4-3		2B		5-3			3-1		4	0	1	1	0	0	0					
Dave Cash, R OBP: 0.284, SLG: 0.237 (1, 4)	F9		5-3			5-3		5-3		4	0	0	0	0	0	1					
Gene Richards, L OBP: 0.288, SLG: 0.309 (1, 7)	F7			E 1B F4-3 1B		F9 2B			L8	4	1	2	0	0	0	0					
Dave Winfield, R OBP: 0.360, SLG: 0.408 Von Joshua, L OBP: 0.297, SLG: 0.154 (9, 9)		F4-6-3 BB		F4-3 E 1-2 CS 1B		F9 2-3			CS BB	2	0	1	0	2	0	1					
Willie Montanez, L OBP: 0.260, SLG: 0.347 Rollie Fingers, R (9, 1)	F4-6-3 1-2			K 1-2 2-3		F5			F7 1-2	4	0	0	0	0	1	5					
Jerry Mumphrey, S OBP: 0.306, SLG: 0.288 (1, 8)	K			F4-3 2-3 3-H 4-0						3	0	0	1	0	2	1					
Gene Tenace, R OBP: 0.362, SLG: 0.378 (9, 3)			F8			5-3				2	0	0	0	1	0	0					
Barry Evans, R OBP: 0.409, SLG: 0.294 (1, 5)			SH5-4 2B 1B	F 3-H	F9		K			4	1	1	0	0	1	2					
Gary Lucas, L OBP: 0.143, SLG: 0.143 Bill Fahey, L OBP: 0.258, SLG: 0.233 (9, 2)			SH5-4 1-2		K			K		2	0	0	0	0	2	0					
<b>Inning Stats</b>	R: 0 E: 0 K: 0 S: 3	H: 0 LOB: 0 BB: 0 P: 3	R: 0 E: 0 K: 1 S: 4	H: 0 LOB: 0 BB: 1 P: 8	R: 1 E: 0 K: 0 S: 5	H: 2 LOB: 1 BB: 0 P: 5	R: 1 E: 1 K: 1 S: 6	H: 2 LOB: 1 BB: 1 P: 10	R: 0 E: 0 K: 1 S: 5	H: 0 LOB: 0 BB: 0 P: 5	R: 0 E: 0 K: 2 S: 4	H: 0 LOB: 0 BB: 0 P: 7	R: 0 E: 0 K: 1 S: 5	H: 0 LOB: 0 BB: 0 P: 5	R: 0 E: 0 K: 0 S: 2	H: 0 LOB: 0 BB: 1 P: 6	1B: 3 2B: 2 3B: 0 HR: 0	SF: 0 SAC: 1 DP: 1 HBP: 0	WP: 0 PB: 0 SB: 0 CS: 2	PA: 33	
<b>PITCHER</b>	IP	WLS	BF	H	R	ER	SO	BB	IBB	HBP	BLK	WP	HR	S	P	ERA	WHIP				
Craig Swan, R ERA: 2.67 (1, 1)	6.0	L	24	5	2	1	3	1	1	0	0	0	0	27	35	1.50	1.000				
Tom Hausman, R ERA: 8.52 (7, 1)	2.0		6	0	0	0	3	0	0	0	0	0	0	12	12	0.00	0.000				
Neil Allen, R ERA: 6.87 (9, 1)	1.0		3	0	0	0	0	1	0	0	0	0	0	2	6	0.00	1.000				

San Diego Padres @ New York Mets  
Shea Stadium, Flushing, NY  
Sat May 03 1980, 3:33 AM EDT  
Att: 9,462 - Unknown

AB 29  
R 2  
H 5  
RBI 2  
BB 3  
SO 6  
LOB 10



Batter	1	2	3	4	5	6	7	8	9	AB	R	H	RBI	BB	SO	LOB	BOTTOM					
Frank Taveras, R OBP: 0.286, SLG: 0.295 (1, 6)	L6		F2			1B		4-3		4	0	1	0	0	0	1						
Elliott Maddox, R OBP: 0.391, SLG: 0.305 (1, 5)	K			F8		F7			K	4	0	0	0	0	2	2						
Joel Youngblood, R OBP: 0.375, SLG: 0.443 (1, 9)	CS 1B			P4		K			HR	4	1	2	1	0	1	2						
John Stearns, R OBP: 0.351, SLG: 0.464 (1, 3)	CS 1-2	5-3		F8		4-3			P4	4	0	0	0	0	0	0						
Jerry Morales, R OBP: 0.278, SLG: 0.286 (1, 8)		F7			K	F2			F7	4	0	0	0	0	1	0						
Dan Norman, R OBP: 0.198, SLG: 0.316 (1, 7)		F8			5-3					3	0	1	0	0	0	0						
Alex Trevino, R OBP: 0.250, SLG: 0.143 (1, 2)			FC6-4 BB		4-3			L4		2	0	0	0	1	0	1						
Doug Flynn, R OBP: 0.274, SLG: 0.290 (1, 4)			FC6-4 SH1-4			F4		F7		3	0	0	0	0	0	1						
Craig Swan, R OBP: 0.625, SLG: 0.400 Mario Ramirez, R (6, PH) Tom Hausman, R (7, 1) Lee Mazzilli, S (8, PH) Neil Allen, R (9, 1)			SH1-4			1B BB		F3		0	0	0	0	0	0	0						
<b>Inning Stats</b>	R: 0 E: 0 K: 1 S: 5	H: 1 LOB: 0 BB: 0 P: 5	R: 0 E: 0 K: 0 S: 3	H: 0 LOB: 0 BB: 0 P: 3	R: 0 E: 0 K: 0 S: 3	H: 0 LOB: 0 BB: 1 P: 7	R: 0 E: 0 K: 0 S: 3	H: 0 LOB: 0 BB: 0 P: 3	R: 0 E: 0 K: 1 S: 5	H: 0 LOB: 0 BB: 0 P: 5	R: 0 E: 0 K: 1 S: 6	H: 1 LOB: 2 BB: 1 P: 10	R: 0 E: 0 K: 0 S: 4	H: 1 LOB: 1 BB: 0 P: 4	R: 0 E: 0 K: 0 S: 3	H: 0 LOB: 0 BB: 0 P: 3	R: 1 E: 0 K: 1 S: 6	H: 1 LOB: 0 BB: 0 P: 6	1B: 3 2B: 0 3B: 0 HR: 1	SF: 0 SAC: 1 DP: 0 HBP: 0	WP: 0 PB: 0 SB: 0 CS: 1	PA: 33
<b>PITCHER</b>	IP	WLS	BF	H	R	ER	SO	BB	IBB	HBP	BLK	WP	HR	S	P	ERA	WHIP					
Gary Lucas, L ERA: 1.5 (1, 1)	8.1	W	30	4	1	1	4	2	0	0	0	0	0	1	36	44	1.08	0.720				
Rollie Fingers, R ERA: 2.89 (9, 1)	0.2	S	2	0	0	0	0	0	0	0	0	0	0	2	2	0.00	0.000					

San Diego Padres @ New York Mets  
Shea Stadium, Flushing, NY  
Sat May 03 1980, 3:33 AM EDT  
Att: 9,462 - Unknown

AB 29  
R 1  
H 4  
RBI 1  
BB 2  
SO 4  
LOB 7





Batter	1	2	3	4	5	6	7	8	9	AB	R	H	RBI	BB	SO	LOB	TOP				
<b>Ozzie Smith, S</b> (1, 6) OBP: 0.330, SLG: 0.288	F4	F4-6-3		F4-3					F9	4	0	0	0	1	0	1					
<b>Dave Cash, R</b> (1, 4) OBP: 0.280, SLG: 0.225	L9			1B BB	5-3				F9	4	1	0	0	1	0	1					
<b>Gene Richards, L</b> (1, 7) OBP: 0.293, SLG: 0.347				1B 1-2 1B	F4-3				1B E 1B	4	1	3	0	0	0	0					
<b>Dave Winfield, R</b> (1, 9) OBP: 0.367, SLG: 0.405				F8	F6				E9 1B	3	0	1	0	1	0	2					
<b>Gene Tenace, R</b> (1, 2) OBP: 0.355, SLG: 0.367	F9			1-3 2-H 1B					K 1B	4	0	1	1	0	1	3					
<b>Jerry Mumphrey, S</b> (1, 8) OBP: 0.303, SLG: 0.286				HR 1B	F7				K	4	1	1	0	0	1	3					
<b>Willie Montanez, L</b> (1, 3) OBP: 0.259, SLG: 0.333				K	K				K IBB	3	0	0	0	1	3	3					
<b>Aurelio Rodriguez, R</b> (1, 5) OBP: 0.294, SLG: 0.424					L6				F9 1-3	3	1	1	2	0	0	0					
<b>Jerry Turner, L</b> (8, PH) OBP: 0.286, SLG: 0.231				HR						1	0	0	0	0	0	2					
<b>Barry Evans, R</b> (8, 5) OBP: 0.409, SLG: 0.294										0	0	0	0	0	0	0					
<b>John Curtis, L</b> (1, 1) OBP: 0.182, SLG: 0.100					F4-3				F7	3	0	0	0	1	1	0					
<b>Bob Shirley, R</b> (9, 1)										0	0	0	0	0	0	0					
<b>Inning Stats</b>	R: 0 E: 0 K: 0 S: 4	H: 1 LOB: 2 BB: 1 P: 8	R: 2 E: 0 K: 1 S: 6	H: 2 LOB: 0 BB: 1 P: 10	R: 1 E: 0 K: 1 S: 7	H: 2 LOB: 2 BB: 1 P: 11	R: 0 E: 0 K: 0 S: 3	H: 0 LOB: 0 BB: 0 P: 3	R: 0 E: 0 K: 1 S: 5	H: 0 LOB: 0 BB: 0 P: 5	R: 0 E: 0 K: 1 S: 5	H: 0 LOB: 1 BB: 1 P: 9	R: 1 E: 1 K: 2 S: 9	H: 2 LOB: 2 BB: 1 P: 13	R: 0 E: 0 K: 0 S: 3	H: 0 LOB: 0 BB: 0 P: 3	1B: 5 2B: 1 3B: 0 HR: 1	SF: 0 SAC: 0 DP: 1 HBP: 0	WP: 0 PB: 0 SB: 0 CS: 0	PA: 38	
<b>PITCHER</b>	IP	WLS	BF	H	R	ER	SO	BB	IBB	HBP	BLK	WP	HR	S	P	ERA	WHIP				
<b>Kevin Kobel, L</b> (1, 1) ERA: 9.0	2.1		14	5	3	3	1	3	0	0	0	0	1	13	25	11.57	3.429				
<b>Tom Hausman, R</b> (3, 1) ERA: 5.25	4.2		15	0	0	0	3	1	0	0	0	0	0	20	24	0.00	0.214				
<b>Jeff Reardon, R</b> (8, 1) ERA: 2.08	2.0	L	9	2	1	0	2	0	1	0	0	0	0	12	16	0.00	1.000				

San Diego Padres @ New York Mets  
Shea Stadium, Flushing, NY  
Sun May 04 1980, 3:33 AM EDT  
Unknown

AB 33  
R 4  
H 7  
RBI 3  
BB 5  
SO 6  
LOB 15



Batter	1	2	3	4	5	6	7	8	9	AB	R	H	RBI	BB	SO	LOB	BOTTOM				
<b>Frank Taveras, R</b> (1, 6) OBP: 0.284, SLG: 0.284	BLK E BB	6-3			K				F3	3	1	0	0	1	1	0					
<b>Jose Cardenal, R</b> (1, 3) OBP: 0.308, SLG: 0.182	E9 G3 2B 1B				5-3				F7	4	1	1	1	0	0	0					
<b>Joel Youngblood, R</b> (1, 9) OBP: 0.355, SLG: 0.415	G3				6-3				5-3	4	0	0	0	0	0	1					
<b>John Stearns, R</b> (1, 2) OBP: 0.346, SLG: 0.466	FC6-5 2B				L7				6-3	4	0	1	1	0	0	0					
<b>Jerry Morales, R</b> (1, 8) OBP: 0.263, SLG: 0.269	FC6-5-4 S 1B				4-3				1-3	4	1	0	0	0	0	1					
<b>Alex Trevino, R</b> (1, 5) OBP: 0.417, SLG: 0.300					F9					3	0	2	1	1	0	0					
<b>Mario Ramirez, R</b> (9, FR)										0	0	0	0	0	0	0					
<b>Dan Norman, R</b> (1, 7) OBP: 0.174, SLG: 0.304	F3								1B BB	4	0	1	0	0	1	3					
<b>Doug Flynn, R</b> (1, 4) OBP: 0.263, SLG: 0.278					F8				F8	3	0	0	0	0	0	2					
<b>Kevin Kobel, R</b> (1, 1) ERA: 3.67					5-3					1	0	0	0	0	0	0					
<b>Steve Henderson, R</b> (7, PH) OBP: 0.320, SLG: 0.362										1	0	0	0	0	1	1					
<b>Jeff Reardon, R</b> (8, 1) ERA: 1.64										0	0	0	0	0	0	0					
<b>Inning Stats</b>	R: 3 E: 1 K: 0 S: 6	H: 3 LOB: 1 BB: 1 P: 10	R: 0 E: 0 K: 0 S: 3	H: 0 LOB: 0 BB: 0 P: 3	R: 0 E: 0 K: 0 S: 3	H: 0 LOB: 0 BB: 0 P: 3	R: 0 E: 0 K: 0 S: 4	H: 1 LOB: 1 BB: 0 P: 4	R: 0 E: 0 K: 2 S: 7	H: 0 LOB: 0 BB: 0 P: 7	R: 0 E: 0 K: 0 S: 3	H: 0 LOB: 0 BB: 0 P: 3	R: 0 E: 0 K: 0 S: 3	H: 0 LOB: 0 BB: 0 P: 3	R: 0 E: 0 K: 0 S: 3	H: 0 LOB: 1 BB: 1 P: 7	1B: 4 2B: 1 3B: 0 HR: 0	SF: 0 SAC: 0 DP: 0 HBP: 0	WP: 0 PB: 0 SB: 1 CS: 0	PA: 34	
<b>PITCHER</b>	IP	WLS	BF	H	R	ER	SO	BB	IBB	HBP	BLK	WP	HR	S	P	ERA	WHIP				
<b>John Curtis, L</b> (1, 1) ERA: 3.67	8.2	W	33	5	3	3	4	2	0	0	1	1	0	39	47	3.12	0.808				
<b>Bob Shirley, L</b> (9, 1) ERA: 1.64	0.1	S	1	0	0	0	0	0	0	0	0	0	0	1	1	0.00	0.000				

San Diego Padres @ New York Mets  
Shea Stadium, Flushing, NY  
Sun May 04 1980, 3:33 AM EDT  
Unknown

AB 32  
R 3  
H 5  
RBI 3  
BB 2  
SO 4  
LOB 8





Batter	1	2	3	4	5	6	7	8	9	AB	R	H	RBI	BB	SO	LOB	TOP										
<b>Ozzie Smith, S</b> OBP: 0.333, SLG: 0.277 (1, 6)	6-3	F9		G6-3 BB			1-2 BB		G3	3	0	0	0	2	0	2											
<b>Dave Cash, R</b> OBP: 0.276, SLG: 0.214 (1, 4)	CS BB		F4-3	G6-3 1-2			F4-6 2-3		K	4	0	0	0	1	1	5											
<b>Gene Richards, L</b> OBP: 0.300, SLG: 0.342 (1, 7)	1B 1-2 BB		BLK S 1B		K		K		6-3	4	0	1	0	1	2	1											
<b>Dave Winfield, R</b> OBP: 0.383, SLG: 0.423 (1, 9)	FC6-4 1B		K		F6-4-3 1B			F8 BB F4-3 1B		4	1	3	0	0	1	1											
<b>Jerry Mumphrey, S</b> OBP: 0.300, SLG: 0.274 (1, 8)	FC6-4 1-2		L6		F6-4-3			F4-3 BB		3	0	0	0	1	0	4											
<b>Bill Fahey, L</b> OBP: 0.286, SLG: 0.242 (1, 2)		SH1-4 1B		BB 1B BB		1-3		F8		3	1	1	0	1	0	2											
<b>Willie Montanez, L</b> OBP: 0.259, SLG: 0.321 (1, 3)	F9		SH3-4 1B BB		F8			F4-3		3	0	0	1	1	0	2											
<b>Barry Evans, R</b> OBP: 0.462, SLG: 0.350 (1, 5)	SH1-4 1B		SH3-4 1B		F7			BB		3	0	2	1	1	0	0											
<b>Eric Rasmussen, R</b> OBP: 0.167, SLG: 0.333 (5, 1) <b>Dennis Kinney, L</b> OBP: 0.250, SLG: 0.100 (7, PH) <b>Paul Dade, R</b> OBP: 0.250, SLG: 0.100 (7, 1) <b>Steve Mura, R</b> OBP: 0.276, SLG: 0.222 (8, PH) <b>Jerry Turner, L</b> OBP: 0.276, SLG: 0.222 (8, 1) <b>John D'Acquisto, R</b> OBP: 0.276, SLG: 0.222 (8, 1)	SH1-4		SH3-4		BB BB			F5		0	0	0	0	0	0	0											
<b>Inning Stats</b>	R: 0 E: 0 K: 0 S: 3	H: 1 LOB: 2 BB: 2 P: 11	R: 0 E: 0 K: 0 S: 5	H: 2 LOB: 2 BB: 0 P: 5	R: 0 E: 0 K: 1 S: 6	H: 1 LOB: 1 BB: 0 P: 6	R: 1 E: 0 K: 0 S: 3	H: 1 LOB: 2 BB: 3 P: 15	R: 0 E: 0 K: 1 S: 5	H: 0 LOB: 0 BB: 0 P: 5	R: 0 E: 0 K: 0 S: 3	H: 0 LOB: 1 BB: 0 P: 3	R: 0 E: 0 K: 1 S: 4	H: 0 LOB: 1 BB: 2 P: 12	R: 1 E: 0 K: 0 S: 4	H: 1 LOB: 2 BB: 2 P: 12	R: 0 E: 0 K: 1 S: 5	H: 0 LOB: 0 BB: 0 P: 5	1B: 7 2B: 1 3B: 0 HR: 0	SF: 0 SAC: 2 DP: 3 HBP: 0	WP: 0 PB: 0 SB: 1 CS: 1	PA: 39					
<b>PITCHER</b>	IP	WLS	BF	H	R	ER	SO	BB	IBB	HBP	BLK	WP	HR	S	P	ERA	WHIP										
<b>John Pacella, R</b> ERA: 3.27 (1, 1)	3.1		18	5	1	1	1	4	0	0	1	0	0	16	32	2.70	2.700										
<b>Ed Glynn, L</b> ERA: 4.25 (4, 1)	2.2	W	10	1	0	0	1	3	0	0	0	0	0	9	21	0.00	1.500										
<b>Neil Allen, R</b> ERA: 6.33 (7, 1)	3.0	S	11	1	1	1	2	2	0	0	0	0	0	13	21	3.00	1.000										

San Diego Padres @ New York Mets  
Shea Stadium, Flushing, NY  
Sun May 04 1980, 3:38 AM EDT  
Att: 26,980 - Unknown

AB 28  
R 2  
H 7  
RBI 2  
BB 9  
SO 4  
LOB 19



Batter	1	2	3	4	5	6	7	8	9	AB	R	H	RBI	BB	SO	LOB	BOTTOM										
<b>Lee Mazzilli, S</b> OBP: 0.429, SLG: 0.306 (1, 3)	F9	L6			K			F9		5	0	1	1	0	1	1											
<b>Frank Taveras, R</b> OBP: 0.280, SLG: 0.291 (1, 6)	G3		4-3		E 2B	2H 3B		F9		5	1	1	0	0	0	1											
<b>Joel Youngblood, R</b> OBP: 0.350, SLG: 0.406 (1, 8)	6-3		F8		E1 2H 1B		F9			4	0	1	0	0	0	0											
<b>Mike Jorgensen, L</b> OBP: 0.421, SLG: 0.438 (1, 9)		1B 1B 1B	G3		BB IBB		HR			3	2	2	1	1	0	0											
<b>Steve Henderson, R</b> OBP: 0.370, SLG: 0.408 (1, 7)		BB 1B 1B		2B	1-2 BB		6-3 BB			2	1	2	0	2	0	0											
<b>Ron Hodges, L</b> OBP: 0.300, SLG: 0.250 (1, 2) <b>John Stearns, R</b> OBP: 0.337, SLG: 0.453 (5, PH) (6, 2)	F1-6-3 1B BB		K		F5		6-3			1	1	0	0	1	1	1											
<b>Elliott Maddox, R</b> OBP: 0.425, SLG: 0.317 (1, 5)	F1-6-3 1B		F5-4-3 HBP		FC4-6 BB		BB			1	0	1	2	2	0	0											
<b>Doug Flynn, R</b> OBP: 0.250, SLG: 0.263 (1, 4)	F1-6-3 1-2 2-3 3H		F5-4-3 1-2		FC4-6 SH5-4 3B		F6			4	1	0	0	0	0	7											
<b>John Pacella, R</b> OBP: 1.000, SLG: 1.000 (1, 1) <b>Ed Glynn, R</b> (4, 1) <b>Neil Allen, R</b> (7, 1)	3H 1B			5-3	SH5-4		K			1	0	1	1	0	0	0											
<b>Inning Stats</b>	R: 0 E: 0 K: 0 S: 3	H: 4 LOB: 1 BB: 1 P: 10	R: 0 E: 0 K: 0 S: 3	H: 0 LOB: 0 BB: 0 P: 3	R: 0 E: 0 K: 1 S: 5	H: 1 LOB: 1 BB: 0 P: 6	R: 1 E: 1 K: 1 S: 7	H: 2 LOB: 3 BB: 2 P: 15	R: 1 E: 0 K: 0 S: 4	H: 1 LOB: 1 BB: 1 P: 8	R: 1 E: 0 K: 0 S: 4	H: 1 LOB: 2 BB: 2 P: 12	R: 0 E: 0 K: 1 S: 5	H: 0 LOB: 0 BB: 0 P: 5	1B: 5 2B: 2 3B: 1 HR: 1	SF: 0 SAC: 1 DP: 2 HBP: 1	WP: 0 PB: 0 SB: 0 CS: 0	PA: 38									
<b>PITCHER</b>	IP	WLS	BF	H	R	ER	SO	BB	IBB	HBP	BLK	WP	HR	S	P	ERA	WHIP										
<b>Eric Rasmussen, R</b> ERA: 4.23 (1, 1)	4.2		23	7	4	4	2	2	1	1	0	0	0	5	9	6.75	1.929										
<b>Dennis Kinney, L</b> ERA: 9.53 (5, 1)	1.1		6	1	1	1	0	1	0	0	0	0	0	5	9	6.75	1.500										
<b>Steve Mura, R</b> ERA: 2.3 (7, 1)	1.0		6	1	1	1	0	2	0	0	0	0	1	4	12	9.00	3.000										
<b>John D'Acquisto, R</b> ERA: 4.22 (8, 1)	1.0		3	0	0	0	1	0	0	0	0	0	0	5	5	0.00	0.000										

San Diego Padres @ New York Mets  
Shea Stadium, Flushing, NY  
Sun May 04 1980, 3:38 AM EDT  
Att: 26,980 - Unknown

AB 30  
R 6  
H 9  
RBI 5  
BB 6  
SO 3  
LOB 14






Batter	1	2	3	4	5	6	7	8	9	AB	R	H	RBI	BB	SO	LOB	TOP								
<b>Ozzie Smith, S</b> OBP: 0.336, SLG: 0.267 (1, 6)	4-0 BB G4-6-3		0-3 K	0-0 F7		0-0 F9		4-0 BB S		3	0	0	0	2	1	1									
<b>Gene Richards, L</b> OBP: 0.306, SLG: 0.329 (1, 7)	0-0 G4-6-3 1-2		4-0 1B S BB		4-0 BB 2B BB	0-0 6-3		0-0 F8 1-2		3	1	0	0	2	0	2									
<b>Paul Dade, R</b> OBP: 0.320, SLG: 0.227 <b>Dave Cash, R</b> OBP: 0.270, SLG: 0.209 (1, 8) (5, 4)	0-3 K		0-0 F8 1-2		4-0 2B BB 1-2 BB	0-0 4-3		0-0 F9		2	1	0	0	1	1	1									
<b>Dave Winfield, R</b> OBP: 0.384, SLG: 0.427 (1, 9) (5, 8) (9, 9)		0-0 5-3	4-0 1B BB		0-0 BB 1-3 2H 2B	0-0 6-3		0-0 L8		4	0	1	1	1	0	0									
<b>Gene Tenace, R</b> OBP: 0.343, SLG: 0.352 (1, 3)		0-0 F8	0-0 1B		0-0 F6	0-0 6-3		0-3 K		5	0	1	0	0	1	2									
<b>Aurelio Rodriguez, R</b> OBP: 0.286, SLG: 0.389 (1, 5)		4-0 BB 1B BB	0-0 F7		0-0 1-3	0-0 F8				3	1	0	0	1	0	5									
<b>Barry Evans, R</b> OBP: 0.464, SLG: 0.333 <b>Jerry Turner, L</b> OBP: 0.323, SLG: 0.357 (5, PH) (5, 9)	4-0 1B BB 1-2		0-3 K		4-0 BB IBB			0-0 HR		1	0	0	0	1	1	0									
<b>Von Joshua, L</b> OBP: 0.267, SLG: 0.154 (9, 8)		0-0 1B			0-0 K	4-0 BB		0-0 L4		3	0	1	2	1	1	0									
<b>Bill Fahey, L</b> OBP: 0.308, SLG: 0.250 (1, 2)		0-0 1-3 2H 1B		0-3 K		4-0 1-2 2-3 3-H BB		0-3 K		3	0	0	0	1	2	5									
<b>Randy Jones, R</b> (1, 1)		0-3 K		4-0 BB		0-0 F6		0-3 K		3	0	0	0	1	2	5									
<b>Inning Stats</b>	R: 0 E: 0 K: 1 S: 4	H: 0 LOB: 0 BB: 1 P: 8	R: 1 E: 0 K: 1 S: 6	H: 1 LOB: 2 BB: 2 P: 14	R: 0 E: 0 K: 1 S: 6	H: 1 LOB: 3 BB: 2 P: 14	R: 0 E: 0 K: 2 S: 7	H: 0 LOB: 1 BB: 1 P: 11	R: 2 E: 0 K: 0 S: 4	H: 1 LOB: 3 BB: 4 P: 20	R: 0 E: 0 K: 0 S: 3	H: 0 LOB: 0 BB: 0 P: 3	R: 0 E: 0 K: 0 S: 3	H: 0 LOB: 0 BB: 0 P: 3	R: 1 E: 0 K: 1 S: 6	H: 1 LOB: 1 BB: 1 P: 10	R: 0 E: 0 K: 1 S: 5	H: 0 LOB: 0 BB: 0 P: 5	1B: 2 2B: 1 3B: 0 HR: 1	SF: 0 SAC: 0 DP: 1 HBP: 0	WP: 0 PB: 0 SB: 2 CS: 0	PA: 41			
<b>PITCHER</b>	IP	WLS	BF	H	R	ER	SO	BB	IBB	HBP	BLK	WP	HR	S	P	ERA	WHIP								
<b>Willie Hernandez, L</b> ERA: 4.3 <b>Bill Caudill, R</b> ERA: 2.6 <b>Lynn McGlothen, R</b> ERA: 0.69 <b>Dick Tidrow, R</b> ERA: 1.93	(1, 1) (5, 1) (6, 1) (9, 1)	4.0 1.0 3.0 1.0	L 6 11 3	21 6 1 0	3 0 1 0	3 0 1 0	5 0 1 1	5 2 1 0	8 1 0 0	0 1 0 0	0 0 0 0	0 0 0 0	0 0 1 0	23 4 12 5	55 12 16 5	0.00 2.000 3.000 0.000	6.75 2.500 0.667 0.000								

San Diego Padres @ Chicago Cubs  
Wrigley Field, Chicago, IL  
Tue May 06 1980, 3:33 AM CDT  
Att: 9,908 - Unknown

livebaseballscorecards.com

AB 30  
R 4  
H 4  
RBI 4  
BB 11  
SO 7  
LOB 16




Batter	1	2	3	4	5	6	7	8	9	AB	R	H	RBI	BB	SO	LOB	BOTTOM								
<b>Lenny Randle, S</b> OBP: 0.371, SLG: 0.468 (1, 5)	0-0 FC5-4 1B		0-0 5-3		0-0 5-3			0-3 K		4	0	1	0	0	1	1									
<b>Ivan De Jesus, R</b> OBP: 0.300, SLG: 0.390 (1, 6)	0-0 FC5-4 CS 1-2		0-3 K			0-0 1-3		0-0 L8		4	0	0	0	0	1	2									
<b>Bill Buckner, L</b> OBP: 0.395, SLG: 0.434 (1, 3)	0-0 E1 1-2			0-0 FC6-4 1B		0-0 G6-4-3 1B		0-0 4-3		4	0	2	0	0	0	1									
<b>Dave Kingman, R</b> OBP: 0.346, SLG: 0.563 (1, 7)	0-0 6-3			0-3 K		0-0 G6-4-3 1-2		0-0 F7		4	0	0	0	0	1	3									
<b>Jerry Martin, R</b> OBP: 0.400, SLG: 0.615 (1, 9)		0-0 1-3 1B		0-0 FC6-4 1-2		0-0 F8		0-0 5-3		4	0	1	0	0	0	1									
<b>Barry Foote, R</b> OBP: 0.346, SLG: 0.617 (1, 2)		0-0 L6		0-0 E6 FC6-4 1-2		0-0 G3				3	0	0	0	0	2										
<b>Carlos Lezcano, R</b> OBP: 0.343, SLG: 0.483 (1, 8)		0-0 1-3		0-0 FC6-4 1-2		0-3 K				3	0	0	0	0	1	3									
<b>Mike Tyson, R</b> OBP: 0.219, SLG: 0.300 (1, 4)		0-0 F7			0-0 F7			0-0 F9		3	0	0	0	0	0	1									
<b>Willie Hernandez, L</b> OBP: 0.400, SLG: 0.600 <b>Bill Caudill, R</b> <b>Steve Dillard, R</b> OBP: 0.306, SLG: 0.374 <b>Lynn McGlothen, L</b> <b>Jesus Figueroa, L</b> OBP: 0.371, SLG: 0.600 <b>Dick Tidrow, R</b> (1, 1) (5, 1) (6, 1) (8, PH) (9, 1)	(1, 1) (5, 1) (6, 1) (8, PH) (9, 1)	9.0 W	32 W	5 0	0 0	0 0	4 4	0 0	0 0	0 0	0 0	0 0	0 0	0 0	0 0	0 0									
<b>Inning Stats</b>	R: 0 E: 1 K: 0 S: 4	H: 1 LOB: 1 BB: 0 P: 4	R: 0 E: 0 K: 0 S: 4	H: 1 LOB: 1 BB: 0 P: 4	R: 0 E: 0 K: 1 S: 5	H: 0 LOB: 0 BB: 0 P: 5	R: 0 E: 1 K: 1 S: 7	H: 1 LOB: 2 BB: 0 P: 7	R: 0 E: 0 K: 0 S: 3	H: 0 LOB: 0 BB: 0 P: 3	R: 0 E: 0 K: 0 S: 3	H: 1 LOB: 0 BB: 0 P: 3	R: 0 E: 0 K: 1 S: 5	H: 0 LOB: 0 BB: 0 P: 5	R: 0 E: 0 K: 1 S: 6	H: 1 LOB: 1 BB: 0 P: 6	R: 0 E: 0 K: 0 S: 3	H: 0 LOB: 0 BB: 0 P: 3	1B: 5 2B: 0 3B: 0 HR: 0	SF: 0 SAC: 0 DP: 1 HBP: 0	WP: 0 PB: 0 SB: 0 CS: 1	PA: 32			
<b>PITCHER</b>	IP	WLS	BF	H	R	ER	SO	BB	IBB	HBP	BLK	WP	HR	S	P	ERA	WHIP								
<b>Randy Jones, L</b> ERA: 2.61	(1, 1)	9.0	W	32	5	0	0	4	0	0	0	0	0	40	40	0.00	0.556								

San Diego Padres @ Chicago Cubs  
Wrigley Field, Chicago, IL  
Tue May 06 1980, 3:33 AM CDT  
Att: 9,908 - Unknown

livebaseballscorecards.com


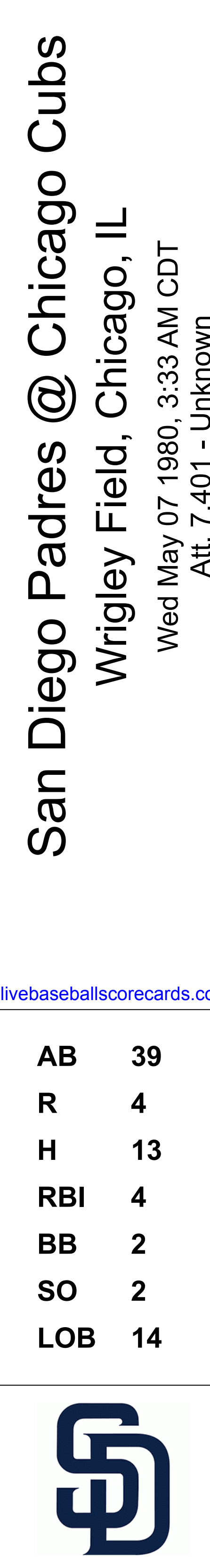
AB 32  
R 0  
H 5  
RBI 0  
BB 0  
SO 4  
LOB 14





Batter	1	2	3	4	5	6	7	8	9	AB	R	H	RBI	BB	SO	LOB	TOP										
Ozzie Smith, S OBP: 0.339, SLG: 0.267 (1, 6)	F8		4-3			5-3 BB			3-1	4	0	1	0	1	0	0	<b>San Diego Padres @ Chicago Cubs</b> Wrigley Field, Chicago, IL Wed May 07 1980, 3:33 AM CDT Att: 7,401 - Unknown <a href="http://livebaseballscorecards.com">livebaseballscorecards.com</a>										
Gene Richards, L OBP: 0.322, SLG: 0.357 (1, 7)	1B				5-3		F5		1B	5	2	3	0	0	0	1											
Gene Tenace, R OBP: 0.333, SLG: 0.339 (1, 3)	1B		6-3		5-3		K		E5	5	0	1	0	0	1	3											
Dave Winfield, R OBP: 0.404, SLG: 0.442 (6, 9)	1B				F7					4	0	3	2	1	0	1											
Jerry Turner, L OBP: 0.294, SLG: 0.320 John D'Acquisto, R OBP: 0.296, SLG: 0.270 Jerry Mumphrey, S OBP: 0.296, SLG: 0.270 Steve Mura, R OBP: 0.303, SLG: 0.300 Rollie Fingers, R OBP: 0.307, SLG: 0.300 (11, 9)	1-3-2		F9			4-3		F5		3	0	0	0	0	0	4											
Bill Fahey, L OBP: 0.302, SLG: 0.325 (1, 2)		F8				4-1		G3		4	1	1	1	0	0	0											
Dave Cash, R OBP: 0.279, SLG: 0.233 (1, 4)			F8			1B		6-3		4	1	2	0	0	0	0											
Aurelio Rodriguez, R OBP: 0.286, SLG: 0.375 (1, 5)			F7		6-3			6-3		4	0	1	1	0	0	1											
Rick Wise, R OBP: 0.182, SLG: 0.200 Von Joshua, L OBP: 0.294, SLG: 0.200 (6, PH)			F4		K				F8	2	0	0	0	0	1	1											
										2	0	1	0	0	0	0											
<b>Inning Stats</b>	R: 1 E: 0 K: 0 S: 5	H: 3 LOB: 1 BB: 0 P: 5	R: 0 E: 0 K: 0 S: 4	H: 1 LOB: 1 BB: 0 P: 4	R: 0 E: 0 K: 0 S: 4	H: 1 LOB: 2 BB: 1 P: 8	R: 1 E: 0 K: 1 S: 6	H: 1 LOB: 0 BB: 0 P: 6	R: 0 E: 0 K: 0 S: 3	H: 0 LOB: 1 BB: 1 P: 7	R: 1 E: 0 K: 0 S: 6	H: 4 LOB: 2 BB: 0 P: 6	R: 0 E: 0 K: 1 S: 6	H: 1 LOB: 1 BB: 0 P: 6	R: 0 E: 0 K: 0 S: 3	H: 0 LOB: 0 BB: 0 P: 3	R: 1 E: 1 K: 0 S: 6	H: 2 LOB: 2 BB: 0 P: 6	1B: 10 2B: 3 3B: 0 HR: 1	SF: 0 SAC: 0 DP: 1 HBP: 0	WP: 0 PA: 41 PB: 0 SB: 1 CS: 0						
<b>PITCHER</b>	IP	WLS	BF	H	R	ER	SO	BB	IBB	HBP	BLK	WP	HR	S	P	ERA	WHIP										
Mike Krukow, R ERA: 2.5 (1, 1)	5.2	W	26	8	3	3	1	2	0	0	0	0	1	26	34	4.76	1.765										
Doug Capilla, L ERA: 2.57 (6, 1)	0.1		2	2	0	0	0	0	0	0	0	0	0	2	2	0.00	6.000										
Dick Tidrow, R ERA: 1.8 (7, 1)	1.0		4	1	0	0	1	0	0	0	0	0	0	6	6	0.00	1.000										
Bruce Sutter, R ERA: 2.16 (8, 1)	2.0	S	9	2	1	0	0	0	0	0	0	0	0	9	9	0.00	1.000										

Batter	1	2	3	4	5	6	7	8	9	AB	R	H	RBI	BB	SO	LOB	BOTTOM										
Lenny Randle, S OBP: 0.370, SLG: 0.462 (1, 5)	F7						SH2-4			3	1	1	1	0	0	1	<b>San Diego Padres @ Chicago Cubs</b> Wrigley Field, Chicago, IL Wed May 07 1980, 3:33 AM CDT Att: 7,401 - Unknown <a href="http://livebaseballscorecards.com">livebaseballscorecards.com</a>										
Ivan De Jesus, R OBP: 0.298, SLG: 0.376 (1, 6)	4-3		F9		F9		2B		SF9	3	1	0	0	0	0	1											
Bill Buckner, L OBP: 0.400, SLG: 0.463 (1, 3)	4-3				5-3					4	0	2	2	0	0	0											
Dave Kingman, R OBP: 0.341, SLG: 0.568 Bruce Sutter, R (8, 1)			6-3		K		SF9			3	0	1	1	0	1	1											
Jerry Martin, R OBP: 0.393, SLG: 0.634 (1, 8)							F7		K	4	1	1	1	0	1	2											
Barry Foote, R OBP: 0.343, SLG: 0.587 (1, 2)			F6		F8		5-3		1B	3	1	0	0	1	0	1											
Scot Thompson, L OBP: 0.459, SLG: 0.467 (1, 9)			K							3	1	2	0	1	1	1											
Mike Tyson, R OBP: 0.257, SLG: 0.333 Larry Blittner, L OBP: 0.333, SLG: 0.406 Mick Kelleher, R OBP: 0.250, SLG: 0.182 (1, 4)										3	1	2	1	0	1	1											
Mike Krukow, R OBP: 0.154, SLG: 0.154 Doug Capilla, L (6, 1)			SH1-4		SH1-4					0	0	0	0	0	0	0											
Dick Tidrow, R (7, 1)										0	0	0	0	0	0	0											
Jesus Figueroa, L OBP: 0.556, SLG: 0.429 (8, 7)							SH2-4		7-4	2	1	1	0	0	0	1											
<b>Inning Stats</b>	R: 0 E: 0 K: 0 S: 3	H: 0 LOB: 0 BB: 0 P: 3	R: 0 E: 0 K: 1 S: 6	H: 1 LOB: 1 BB: 0 P: 6	R: 2 E: 0 K: 0 S: 6	H: 3 LOB: 1 BB: 0 P: 6	R: 2 E: 0 K: 0 S: 6	H: 3 LOB: 1 BB: 0 P: 6	R: 0 E: 0 K: 1 S: 5	H: 0 LOB: 0 BB: 0 P: 5	R: 0 E: 0 K: 1 S: 5	H: 0 LOB: 1 BB: 1 P: 9	R: 2 E: 0 K: 1 S: 7	H: 2 LOB: 1 BB: 0 P: 8	R: 1 E: 0 K: 0 S: 3	H: 1 LOB: 0 BB: 1 P: 7	1B: 5 2B: 5 3B: 0 HR: 1	SF: 2 SAC: 3 DP: 1 HBP: 1	WP: 0 PA: 36 PB: 0 SB: 1 CS: 0								
<b>PITCHER</b>	IP	WLS	BF	H	R	ER	SO	BB	IBB	HBP	BLK	WP	HR	S	P	ERA	WHIP										
Rick Wise, R ERA: 4.85 (1, 1)	5.0	L	22	7	4	4	2	0	0	0	0	0	1	26	26	7.20	1.400										
John D'Acquisto, R ERA: 3.59 (6, 1)	1.0		4	0	0	0	1	1	0	0	0	0	0	5	9	0.00	1.000										
Steve Mura, R ERA: 3.38 (7, 1)	0.1		4	2	2	2	0	0	0	1	0	0	0	3	4	54.00	6.000										
Rollie Fingers, R ERA: 3.27 (7, 1)	1.2		6	1	1	1	1	1	0	0	0	0	0	7	11	5.40	1.200										





Batter	1	2	3	4	5	6	7	8	9	AB	R	H	RBI	BB	SO	LOB	TOP								
<b>Ozzie Smith, S</b> OBP: 0.333, SLG: 0.263 (1, 6)	1-3		E4 1B		F7		FC4-6 2H 1B	G3		5	1	1	1	0	0	1									
<b>Gene Richards, L</b> OBP: 0.316, SLG: 0.348 (1, 7)	6-3		1B		6-3		FC4-6 1-2	4-3		5	0	1	0	0	0	1									
<b>Von Joshua, L</b> OBP: 0.290, SLG: 0.222 <b>John D'Acquisto, R</b> (5, 1)	K				3-1			P4		3	0	1	1	0	1	0									
<b>Bob Shirley, R</b> (7, 1)								2B		0	0	0	0	0	0	0									
<b>Gene Tenace, R</b> OBP: 0.338, SLG: 0.361 (8, 2)			1-3 3H					2B		2	1	1	0	0	0	0									
<b>Dave Winfield, R</b> OBP: 0.404, SLG: 0.444 (1, 9)		6-3	F3		1-3			2B 1B		4	1	1	1	1	0	2									
<b>Willie Montanez, L</b> OBP: 0.256, SLG: 0.325 (1, 3)	1-3				F7			1B 1-3		5	1	1	0	0	0	1									
<b>Bill Fahey, L</b> OBP: 0.298, SLG: 0.318 <b>Paul Dade, R</b> OBP: 0.346, SLG: 0.227 (8, 5)	F7				F3			2B 1B		4	0	1	1	0	0	0									
<b>Dave Cash, R</b> OBP: 0.289, SLG: 0.258 <b>Jerry Turner, L</b> OBP: 0.314, SLG: 0.323 <b>Barry Evans, R</b> OBP: 0.448, SLG: 0.318 (8, 4)			4-3 1-3 2B		3B 1B			1B S IBB		3	2	2	0	0	1	0									
<b>Aurelio Rodriguez, R</b> OBP: 0.289, SLG: 0.419 <b>Kurt Bevacqua, R</b> OBP: 0.400, SLG: 0.538 <b>Rollie Fingers, R</b> (8, 1)			4-3		1-3 1H			E5 1B		3	1	1	1	0	0	1									
<b>Gary Lucas, L</b> OBP: 0.111, SLG: 0.111 <b>Jerry Mumphrey, S</b> OBP: 0.289, SLG: 0.263 (5, 8)	1-3		2-3		1-3 3B			1-3 2H 3H		2	0	0	1	0	0	1									
<b>Inning Stats</b>	R: 0 E: 0 K: 1 S: 5	H: 0 LOB: 0 BB: 0 P: 5	R: 0 E: 0 K: 0 S: 3	H: 0 LOB: 0 BB: 0 P: 3	R: 2 E: 1 K: 0 S: 7	H: 3 LOB: 2 BB: 0 P: 7	R: 1 E: 0 K: 0 S: 5	H: 2 LOB: 1 BB: 0 P: 5	R: 0 E: 0 K: 0 S: 3	H: 0 LOB: 0 BB: 0 P: 3	R: 0 E: 0 K: 0 S: 3	H: 0 LOB: 0 BB: 0 P: 3	R: 1 E: 1 K: 1 S: 7	H: 1 LOB: 1 BB: 0 P: 7	R: 4 E: 0 K: 1 S: 8	H: 3 LOB: 1 BB: 2 P: 16	R: 1 E: 0 K: 1 S: 7	H: 2 LOB: 2 BB: 1 P: 11	1B: 6 2B: 4 3B: 1 HR: 0	SF: 0 SAC: 0 DP: 0 HBP: 0	WP: 0 PB: 0 SB: 2 CS: 0	PA: 43			
<b>PITCHER</b>	IP	WLS	BF	H	R	ER	SO	BB	IBB	HBP	BLK	WP	HR	S	P	ERA	WHIP								
<b>Rick Reuschel, R</b> ERA: 4.01 (1, 1)	7.1		32	7	6	4	2	1	0	0	0	0	0	35	13	4.91	1.091								
<b>Bruce Sutter, R</b> ERA: 3.57 (8, 1)	1.0	L	8	4	3	3	1	0	1	0	0	0	0	9	13	27.00	4.000								
<b>Doug Capilla, L</b> ERA: 2.45 (9, 1)	0.1		2	0	0	0	0	1	0	0	0	0	0	1	5	0.00	3.000								
<b>Bill Caudill, R</b> ERA: 2.55 (9, 1)	0.1		1	0	0	0	1	0	0	0	0	0	0	3	3	0.00	0.000								

San Diego Padres @ Chicago Cubs  
Wrigley Field, Chicago, IL  
Thu May 08 1980, 3:33 AM CDT  
Att. 6,692 - Unknown - 44 F

AB 40  
R 9  
H 11  
RBI 8  
BB 3  
SO 4  
LOB 12




Batter	1	2	3	4	5	6	7	8	9	AB	R	H	RBI	BB	SO	LOB	BOTTOM								
<b>Lenny Randle, S</b> OBP: 0.372, SLG: 0.449 (1, 5)	K		F9		FC6-4 1-2 3H 1B		4-3		BB BB	4	0	1	1	1	1	0									
<b>Ivan De Jesus, R</b> OBP: 0.313, SLG: 0.393 (1, 6)	1B 2B		S BB		FC6-4 1B 1-2 2-3		1B		K	4	2	2	0	1	1	4									
<b>Bill Buckner, L</b> OBP: 0.404, SLG: 0.464 <b>Mick Kelleher, R</b> OBP: 0.250, SLG: 0.182 <b>Steve Ontiveros, S</b> OBP: 0.364, SLG: 0.308 <b>Steve Dillard, R</b> OBP: 0.500, SLG: 0.714 (8, 3)	3-1 2H 1B		F8		1B 1-3 3H		F5		4-0 1-2 2-3 BB	4	1	2	2	0	0	2									
<b>Dave Kingman, R</b> OBP: 0.341, SLG: 0.558 <b>Larry Blittner, L</b> OBP: 0.316, SLG: 0.382 (8, 3)	3-1 1-2		F5		2B 1B		F7		4-3	3	1	1	1	0	0	1									
<b>Jerry Martin, R</b> OBP: 0.397, SLG: 0.628 (1, 9)	5-3		6-3		1-2 3H 2B		4-3			4	0	1	2	0	0	1									
<b>Barry Foote, R</b> OBP: 0.324, SLG: 0.552 (1, 2)	6-3		F7		F7		5-3			4	0	0	0	0	0	1									
<b>Carlos Lezcano, R</b> OBP: 0.308, SLG: 0.424 (1, 8)	K		K		K		F7			4	0	0	0	0	3	0									
<b>Mike Tyson, R</b> OBP: 0.289, SLG: 0.389 <b>Scott Thompson, L</b> OBP: 0.447, SLG: 0.452 (8, 7)	F7		1B 1B		1B 2B		CS 1B		F3	3	1	2	0	0	0	0									
<b>Rick Reuschel, R</b> OBP: 0.154, SLG: 0.154 <b>Bruce Sutter, R</b> (8, 1)	6-3		6-3		FC6-4 1B		K		BB WP	0	0	0	0	0	0	0									
<b>Doug Capilla, L</b> (9, 1)					1B				1B	0	0	0	0	0	0	0									
<b>Bill Caudill, R</b> (9, 1)					1-2					1	0	1	0	0	0	0									
<b>Jesus Figueroa, L</b> OBP: 0.600, SLG: 0.500 (8, 1)										1	0	1	0	0	0	0									
<b>Inning Stats</b>	R: 1 E: 0 K: 1 S: 7	H: 2 LOB: 1 BB: 0 P: 7	R: 0 E: 0 K: 1 S: 5	H: 0 LOB: 0 BB: 0 P: 5	R: 0 E: 0 K: 0 S: 3	H: 0 LOB: 1 BB: 1 P: 7	R: 0 E: 0 K: 0 S: 3	H: 0 LOB: 0 BB: 0 P: 3	R: 5 E: 0 K: 1 S: 11	H: 6 LOB: 1 BB: 0 P: 11	R: 0 E: 0 K: 2 S: 7	H: 1 LOB: 0 BB: 0 P: 7	R: 0 E: 0 K: 0 S: 4	H: 1 LOB: 1 BB: 0 P: 4	R: 0 E: 0 K: 0 S: 3	H: 0 LOB: 0 BB: 0 P: 3	R: 0 E: 0 K: 1 S: 6	H: 1 LOB: 3 BB: 2 P: 14	1B: 8 2B: 3 3B: 0 HR: 0	SF: 0 SAC: 0 DP: 0 HBP: 0	WP: 1 PB: 0 SB: 1 CS: 1	PA: 40			
<b>PITCHER</b>	IP	WLS	BF	H	R	ER	SO	BB	IBB	HBP	BLK	WP	HR	S	P	ERA	WHIP								
<b>Gary Lucas, L</b> ERA: 3.14 (1, 1)	4.2		23	8	6	6	3	1	0	0	0	0	0	28	32	11.57	1.929								
<b>John D'Acquisto, R</b> ERA: 3.39 (5, 1)	1.2		6	2	0	0	2	0	0	0	0	0	0	10	10	0.00	1.200								
<b>Bob Shirley, L</b> ERA: 1.76 (7, 1)	0.2	W	2	0	0	0	0	0	0	0	0	0	0	2	2	0.00	0.000								
<b>Rollie Fingers, R</b> ERA: 2.77 (8, 1)	2.0	S	9	1	0	0	1	2	0	0	0	1	0	9	17	0.00	1.500								


San Diego Padres @ Chicago Cubs  
Wrigley Field, Chicago, IL  
Thu May 08 1980, 3:33 AM CDT  
Att. 6,692 - Unknown - 44 F

AB 37  
R 6  
H 11  
RBI 6  
BB 3  
SO 6  
LOB 14





Batter	1	2	3	4	5	6	7	8	9	AB	R	H	RBI	BB	SO	LOB	TOP								
Omar Moreno, L (1, 8) OBP: 0.333, SLG: 0.404	G3		1B 1-3 2B	K			3-1		SH5 SF8 2B	5	1	2	0	0	1	1	<b>Pittsburgh Pirates @ San Diego Padres</b> San Diego Stadium, San Diego, CA Fri May 09 1980, 10:05 PM EDT Att: 34,078 - Unknown  <b>AB 35</b> <b>R 4</b> <b>H 12</b> <b>RBI 4</b> <b>BB 4</b> <b>SO 3</b> <b>LOB 14</b> 								
Phil Garner, R (1, 4) OBP: 0.391, SLG: 0.481	5-3		2-3 3-H 1B		4-3		F9		SH5	4	0	1	1	0	0	0									
Dave Parker, L (1, 9) OBP: 0.333, SLG: 0.531	6-3		L9		F7		1B 1B		IBB IBB	4	0	1	0	1	0	2									
Bill Robinson, R (1, 3) Willie Stargell, L (9, PH) OBP: 0.377, SLG: 0.633 OBP: 0.426, SLG: 0.577		F9	F4		HR		CS 1B		IBB IBB	4	1	2	1	0	0	2									
Bill Madlock, R (1, 5) OBP: 0.289, SLG: 0.385	6-3		FC5-4 IBB		L5		CS 1-2 1B		SF8	3	1	1	2	1	0	0									
Lee Lacy, R (1, 7) John Milner, L (9, PH) OBP: 0.536, SLG: 0.615 OBP: 0.250, SLG: 0.171			FC5-4			K		L8	4-3	4	0	1	0	0	1	3									
Steve Nicosia, R (1, 2) OBP: 0.167, SLG: 0.067			1B		F9		5-3		F7	3	0	0	0	1	0	0									
Dale Berra, R (1, 6) OBP: 0.300, SLG: 0.300			FC6-4 BB							4	0	3	0	0	0	2									
Jim Bibby, R (1, 1) Grant Jackson, S (7, 1) Tim Foli, R (8, PH) Kent Tekulve, R (8, 1) OBP: 0.263, SLG: 0.250 OBP: 0.330, SLG: 0.322			1B		SH1-4			F7		2	1	1	0	0	1	1									
			2B 1B 1B		SH1-4					0	0	0	0	0	0	0									
			1B							0	0	0	0	0	0	0									
<b>Inning Stats</b>	R: 0 E: 0 K: 0 S: 3	H: 0 LOB: 0 BB: 0 P: 3	R: 0 E: 0 K: 0 S: 4	H: 1 LOB: 2 BB: 1 P: 8	R: 1 E: 0 K: 0 S: 6	H: 3 LOB: 3 BB: 1 P: 10	R: 0 E: 0 K: 1 S: 6	H: 1 LOB: 1 BB: 0 P: 6	R: 1 E: 0 K: 0 S: 4	H: 1 LOB: 0 BB: 0 P: 4	R: 0 E: 0 K: 2 S: 8	H: 1 LOB: 1 BB: 0 P: 8	R: 0 E: 0 K: 0 S: 4	H: 2 LOB: 1 BB: 0 P: 4	R: 1 E: 0 K: 0 S: 5	H: 2 LOB: 1 BB: 0 P: 5	R: 1 E: 0 K: 0 S: 4	H: 1 LOB: 2 BB: 2 P: 12	1B: 8 2B: 2 3B: 0 HR: 2	SF: 1 SAC: 2 DP: 0 HBP: 0	WP: 0 PB: 0 SB: 1 CS: 1	PA: 43			
<b>PITCHER</b>	IP	WLS	BF	H	R	ER	SO	BB	IBB	HBP	BLK	WP	HR	S	P	ERA	WHIP								
John Curtis, L (1, 1) ERA: 3.57	6.0		27	7	2	2	3	1	1	0	0	0	1	31	39	3.00	1.333								
Bob Shirley, L (7, 1) ERA: 2.08	2.0		9	4	1	1	0	0	0	0	0	0	1	9	9	4.50	2.000								
Rollie Fingers, R (9, 1) ERA: 3.21	1.0	L	6	1	1	1	0	0	2	0	0	0	0	4	12	9.00	1.000								

Batter	1	2	3	4	5	6	7	8	9	AB	R	H	RBI	BB	SO	LOB	BOTTOM								
Ozzie Smith, S (1, 6) OBP: 0.322, SLG: 0.253	1-3			4-3		K		4-3		4	0	0	0	0	1	0	<b>Pittsburgh Pirates @ San Diego Padres</b> San Diego Stadium, San Diego, CA Fri May 09 1980, 10:05 PM EDT Att: 34,078 - Unknown  <b>AB 28</b> <b>R 3</b> <b>H 4</b> <b>RBI 3</b> <b>BB 2</b> <b>SO 5</b> <b>LOB 2</b> 								
Gene Richards, L (1, 7) OBP: 0.313, SLG: 0.344	4-3			6-3		HR 1B			4-3	4	1	1	0	0	0	0									
Gene Tenace, R (1, 2) OBP: 0.346, SLG: 0.406	K			BB		HR			6-3	3	1	1	2	1	1	0									
Dave Winfield, R (1, 9) OBP: 0.398, SLG: 0.436		4-3		1-3				E4 SF8 1B	4-3	4	1	1	0	0	0	1									
Willie Montanez, L (1, 3) OBP: 0.258, SLG: 0.321					F4		SF8			1	0	0	1	1	0	0									
Jerry Mumphrey, S (1, 8) OBP: 0.276, SLG: 0.253			K		G1		6-3			3	0	0	0	0	1	1									
Dave Cash, R (1, 4) OBP: 0.291, SLG: 0.260				K				F9		3	0	1	0	0	1	0									
Aurelio Rodriguez, R (1, 5) Von Joshua, L (6, PH) Bob Shirley, R (7, 1) Jerry Turner, L (8, PH) Rollie Fingers, R (9, 1) OBP: 0.283, SLG: 0.409 OBP: 0.289, SLG: 0.211						L8		F7		1	0	0	0	0	1	0									
John Curtis, L (1, 1) Barry Evans, R (6, PH) OBP: 0.167, SLG: 0.091 OBP: 0.419, SLG: 0.292				6-3		F5		4-3		1	0	0	0	0	0	0									
										2	0	0	0	0	0	0									
<b>Inning Stats</b>	R: 0 E: 0 K: 1 S: 5	H: 0 LOB: 0 BB: 0 P: 5	R: 0 E: 0 K: 1 S: 4	H: 0 LOB: 0 BB: 1 P: 8	R: 0 E: 0 K: 2 S: 7	H: 0 LOB: 0 BB: 0 P: 7	R: 0 E: 0 K: 0 S: 3	H: 0 LOB: 1 BB: 1 P: 7	R: 0 E: 0 K: 1 S: 5	H: 0 LOB: 0 BB: 0 P: 5	R: 3 E: 1 K: 0 S: 6	H: 3 LOB: 0 BB: 0 P: 6	R: 0 E: 0 K: 0 S: 3	H: 0 LOB: 0 BB: 0 P: 3	R: 0 E: 0 K: 0 S: 3	H: 0 LOB: 0 BB: 0 P: 3	1B: 3 2B: 0 3B: 0 HR: 1	SF: 1 SAC: 0 DP: 0 HBP: 0	WP: 0 PB: 0 SB: 0 CS: 1	PA: 31					
<b>PITCHER</b>	IP	WLS	BF	H	R	ER	SO	BB	IBB	HBP	BLK	WP	HR	S	P	ERA	WHIP								
Jim Bibby, R (1, 1) ERA: 3.59	6.0		22	4	3	2	5	2	0	0	0	0	0	30	38	3.00	1.000								
Grant Jackson, L (7, 1) ERA: 3.48	1.0		3	0	0	0	0	0	0	0	0	0	0	3	3	0.00	0.000								
Kent Tekulve, R (8, 1) ERA: 1.1	2.0	W	6	0	0	0	0	0	0	0	0	0	0	6	6	0.00	0.000								



Batter	1	2	3	4	5	6	7	8	9	AB	R	H	RBI	BB	SO	LOB	TOP								
Omar Moreno, L OBP: 0.327, SLG: 0.404 (1, 8)	F8	FC4-6		F5		F7		SF9 SF7 2B		5	1	1	0	0	0	5	<b>Pittsburgh Pirates @ San Diego Padres</b> San Diego Stadium, San Diego, CA Sat May 10 1980, 10:05 PM EDT Att: 18,168 - Unknown								
Phil Garner, R OBP: 0.402, SLG: 0.488 (1, 4)	L7		3-1 S 1B				HR 1B	SF9 2-3 3H		3	1	2	1	1	0	0									
Dave Parker, L OBP: 0.327, SLG: 0.549 (1, 9)	HR		3-1 1-3				K	SF7 3H		4	1	1	2	0	2	4									
Willie Stargell, L OBP: 0.424, SLG: 0.554 (1, 3)	3-1		K				HR BB	1B		4	1	1	0	1	1	1									
Mike Easter, L OBP: 0.400, SLG: 0.600 Bill Robinson, R OBP: 0.393, SLG: 0.692 (5, PH) (5, 7)		F8	4-3			F4		1B		2	0	0	0	0	0	1									
Bill Madlock, R OBP: 0.304, SLG: 0.394 (1, 5)		4-3 1B		4-0 1B BB		6-3		HR 1B		3	1	0	2	1	2										
Ed Ott, L OBP: 0.363, SLG: 0.403 (1, 2)		4-3 2-3		1B 1-2 1B		1-4-3		F8		5	1	1	0	0	0	2									
Dale Berra, R OBP: 0.333, SLG: 0.286 (1, 6)		1B BB		1B 1-3 2H		K		K		4	0	1	1	1	2	1									
Don Robinson, R OBP: 0.750, SLG: 0.750 Grant Jackson, S (6, 1)				1B 1-3 3H						3	0	3	2	0	0	0									
Enrique Romo, R OBP: 0.667, SLG: 0.667 (7, 1)		FC4-6 1B		1-3 3H		1B		2B SF9 1B		2	1	1	0	0	1	0									
<b>Inning Stats</b>	R: 1 E: 0 K: 0 S: 4	H: 1 LOB: 0 BB: 0 P: 4	R: 1 E: 0 K: 0 S: 5	H: 2 LOB: 2 BB: 1 P: 9	R: 0 E: 0 K: 1 S: 6	H: 1 LOB: 1 BB: 0 P: 6	R: 2 E: 0 K: 1 S: 7	H: 3 LOB: 2 BB: 2 P: 15	R: 0 E: 0 K: 0 S: 3	H: 0 LOB: 0 BB: 0 P: 3	R: 0 E: 0 K: 1 S: 6	H: 1 LOB: 1 BB: 0 P: 6	R: 3 E: 0 K: 2 S: 9	H: 2 LOB: 1 BB: 2 P: 17	R: 2 E: 0 K: 1 S: 9	H: 4 LOB: 2 BB: 0 P: 9	R: 0 E: 0 K: 1 S: 5	H: 0 LOB: 0 BB: 0 P: 5	1B: 10 2B: 2 3B: 0 HR: 2	SF: 2 SAC: 0 DP: 0 HBP: 0	WP: 0 PB: 0 SB: 2 CS: 1	PA: 45			
<b>PITCHER</b>	IP	WLS	BF	H	R	ER	SO	BB	IBB	HBP	BLK	WP	HR	S	P	ERA	WHIP								
Eric Rasmussen, R ERA: 4.99 (1, 1)	3.0	L	18	7	4	4	1	2	0	0	0	0	1	18	26	12.00	3.000								
Dennis Kinney, L ERA: 7.94 (4, 1)	2.0		6	0	0	0	1	1	0	0	0	0	0	7	11	0.00	0.500								
John D'Acquisto, L ERA: 3.14 (6, 1)	1.0		4	1	0	0	1	0	0	0	0	0	0	6	6	0.00	1.000								
Steve Mura, R ERA: 5.71 (7, 1)	1.1		10	4	5	5	2	2	0	0	0	0	1	12	20	33.75	4.500								
Bob Shirley, L ERA: 1.69 (8, 1)	1.2		7	2	0	0	2	0	0	0	0	0	0	11	11	0.00	1.200								

Batter	1	2	3	4	5	6	7	8	9	AB	R	H	RBI	BB	SO	LOB	BOTTOM								
Dave Cash, R OBP: 0.287, SLG: 0.257 (1, 4)	G3		4-3		1-3		6-3			5	0	1	1	0	0	0	<b>Pittsburgh Pirates @ San Diego Padres</b> San Diego Stadium, San Diego, CA Sat May 10 1980, 10:05 PM EDT Att: 18,168 - Unknown								
Barry Evans, R OBP: 0.434, SLG: 0.346 (1, 5)						4-0 1B BB		2H 1B		2	0	1	0	0	0	0									
Gene Tenace, R OBP: 0.354, SLG: 0.406 (6, PH)			F3					F8		0	1	0	0	1	0	0									
Aurelio Rodriguez, R OBP: 0.277, SLG: 0.400 Paul Dade, R OBP: 0.333, SLG: 0.217 (7, 5) (8, PH) (9, 5)	G3 2B									1	0	0	0	0	1	0									
Gene Richards, L OBP: 0.317, SLG: 0.340 (1, 7)	G3 2-3		4-1			1B 1-2 SF9 1B		BB		4	1	1	0	1	0	1									
Dave Winfield, R OBP: 0.398, SLG: 0.429 (1, 9) (7, 8)	F8					K				4	1	1	1	1	1	1									
Willie Montanez, L OBP: 0.268, SLG: 0.333 Bob Shirley, R (8, 1)										3	0	2	1	0	0	2									
Rick Wise, R OBP: 0.167, SLG: 0.182 (9, PH)		FC5-4 1B				S 1B				0	0	0	0	0	0	0									
Jerry Mumphrey, S OBP: 0.273, SLG: 0.247 Kurt Bevacqua, R OBP: 0.438, SLG: 0.643 (6, PH)		FC5-4 1B				K				1	0	1	1	0	0	0									
Steve Mura, R OBP: 0.500, SLG: 1.000 Fred Kendall, R OBP: 0.500, SLG: 0.500 (7, 1) (8, 3)		1-2 1B				4-3 2H		FC6-4 1B		0	0	0	0	0	0	0									
Bill Fahey, L OBP: 0.275, SLG: 0.292 (1, 2)	F9		3-1			4-3		F5		4	0	0	0	0	4										
Ozzie Smith, S OBP: 0.328, SLG: 0.255 (1, 6)								FC6-4 2B		3	1	1	0	1	0	1									
Eric Rasmussen, R OBP: 0.143, SLG: 0.286 (1, 1)										1	0	0	0	0	0	2									
Dennis Kinney, L (4, 1)										0	0	0	0	0	0	0									
Von Joshua, L OBP: 0.275, SLG: 0.200 (5, PH)			4-3							1	0	0	0	0	0	0									
John D'Acquisto, R (8, 1)										0	0	0	0	0	0	0									
Jerry Turner, L OBP: 0.316, SLG: 0.353 (7, 9)								1H 1B		2	1	1	1	0	0	2									
<b>Inning Stats</b>	R: 0 E: 0 K: 0 S: 4	H: 1 LOB: 1 BB: 0 P: 4	R: 0 E: 0 K: 0 S: 5	H: 2 LOB: 2 BB: 0 P: 5	R: 0 E: 0 K: 2 S: 3	H: 0 LOB: 0 BB: 0 P: 3	R: 0 E: 0 K: 2 S: 8	H: 1 LOB: 1 BB: 0 P: 8	R: 0 E: 0 K: 0 S: 3	H: 0 LOB: 0 BB: 0 P: 3	R: 3 E: 0 K: 0 S: 6	H: 3 LOB: 2 BB: 2 P: 14	R: 0 E: 0 K: 1 S: 5	H: 0 LOB: 2 BB: 2 P: 13	R: 2 E: 0 K: 0 S: 6	H: 3 LOB: 1 BB: 0 P: 6	R: 0 E: 0 K: 1 S: 5	H: 0 LOB: 0 BB: 0 P: 5	1B: 7 2B: 3 3B: 0 HR: 0	SF: 1 SAC: 0 DP: 0 HBP: 0	WP: 0 PB: 0 SB: 1 CS: 0	PA: 41			
<b>PITCHER</b>	IP	WLS	BF	H	R	ER	SO	BB	IBB	HBP	BLK	WP	HR	S	P	ERA	WHIP								
Don Robinson, R ERA: 3.6 (1, 1)	5.0	W	22	6	3	3	2	1	0	0	0	0	0	25	29	5.40	1.400								
Grant Jackson, L ERA: 3.18 (6, 1)	1.0		5	1	0	0	0	1	0	0	0	0	0	4	8	0.00	2.000								
Enrique Romo, R ERA: 2.55 (7, 1)	3.0	S	14	3	2	2	2	2	0	0	0	0	0	16	24	6.00	1.667								



Batter	1	2	3	4	5	6	7	8	9	AB	R	H	RBI	BB	SO	LOB	TOP		
Omar Moreno, L (1.8)	5-3		4-3			6-3		G4-6-3		4	0	0	0	0	0	2			
Tim Foli, R (1.6)	K			F9		6-3			6-3	4	0	0	0	0	1	0			
Dave Parker, L (1.9)	K			F4			L3		F6	4	0	0	0	0	1	0			
Bill Robinson, R (1.3)		6-3				6-3			5-3	4	0	1	0	0	0	0			
Bill Madlock, R (1.5)		5-3		5-6-3			1B			3	0	1	0	0	0	1			
Lee Lacy, R (1.7)		4-3					1B			3	0	2	0	0	0	0			
Phil Garner, R (1.4)			4-3			G5-4-3			F9	3	0	0	0	0	0	3			
Steve Nicosia, R (1.2)						6-3			1-3	3	0	1	0	0	0	0			
John Candelaria, L (1.1)										1	0	0	0	0	0	0			
Manny Sanguillen, R (8. PH)			SH1-4							1	0	1	0	0	0	0			
Kent Tekulve, R (8.1)				SH1-4						0	0	0	0	0	0	0			
<b>Inning Stats</b>	R: 0 E: 0 K: 2 S: 7	H: 0 LOB: 0 BB: 0 P: 7	R: 0 E: 0 K: 0 S: 3	H: 0 LOB: 0 BB: 0 P: 3	R: 0 E: 0 K: 0 S: 4	H: 1 LOB: 1 BB: 0 P: 4	R: 0 E: 0 K: 0 S: 4	H: 1 LOB: 1 BB: 0 P: 4	R: 0 E: 0 K: 0 S: 3	H: 1 LOB: 0 BB: 0 P: 3	R: 0 E: 0 K: 0 S: 5	H: 2 LOB: 2 BB: 0 P: 5	R: 0 E: 0 K: 0 S: 3	H: 1 LOB: 0 BB: 0 P: 3	R: 0 E: 0 K: 0 S: 3	H: 0 LOB: 0 BB: 0 P: 3	1B: 6 2B: 0 3B: 0 HR: 0	SF: 0 SAC: 1 DP: 2 HBP: 0	WP: 0 PA: 31 CS: 0
<b>PITCHER</b>	IP WLS BF H R ER SO BB IBB HBP BLK WP HR S P ERA WHIP																		
Randy Jones, L (1.1)	9.0 W 31 6 0 0 2 0 0 0 0 0 0 0 35 35 0.00 0.667																		

Pittsburgh Pirates @ San Diego Padres  
San Diego Stadium, San Diego, CA  
Sun May 11 1980, 6:33 AM EDT  
Att: 22,522 - Unknown

AB	30
R	0
H	6
RBI	0
BB	0
SO	2
LOB	6



Batter	1	2	3	4	5	6	7	8	9	AB	R	H	RBI	BB	SO	LOB	BOTTOM		
Dave Cash, R (1.4)	E 1B	1-3								4	1	2	0	0	0	0			
Gene Richards, L (1.7)	K	4-3				G3				4	1	1	0	0	1	1			
Gene Tenace, R (1.2)	E6									4	1	1	0	0	0	1			
Dave Winfield, R (1.9)	G3									3	2	1	1	1	0	0			
Willie Montanez, L (1.3)	G3									4	0	1	0	0	0	4			
Jerry Mumphrey, S (1.8)										3	0	2	2	1	1	0			
Aurelio Rodriguez, R (1.5)										2	0	0	0	1	0	2			
Von Joshua, L (8. PH)										1	0	1	2	0	0	0			
Barry Evans, R (9.5)										0	0	0	0	0	0	0			
Ozzie Smith, S (1.6)	L6									3	0	0	0	0	0	2			
Randy Jones, R (1.1)										3	0	0	0	0	1	0			
<b>Inning Stats</b>	R: 3 E: 1 K: 1 S: 9	H: 4 LOB: 2 BB: 1 P: 13	R: 0 E: 0 K: 1 S: 5	H: 0 LOB: 0 BB: 0 P: 5	R: 0 E: 0 K: 0 S: 3	H: 0 LOB: 0 BB: 0 P: 3	R: 0 E: 0 K: 1 S: 5	H: 0 LOB: 0 BB: 0 P: 5	R: 0 E: 0 K: 0 S: 3	H: 0 LOB: 0 BB: 0 P: 3	R: 0 E: 0 K: 0 S: 5	H: 2 LOB: 2 BB: 0 P: 5	R: 0 E: 0 K: 0 S: 3	H: 1 LOB: 0 BB: 0 P: 3	R: 2 E: 0 K: 0 S: 4	H: 2 LOB: 2 BB: 2 P: 12	1B: 9 2B: 0 3B: 0 HR: 0	SF: 0 SAC: 0 DP: 0 HBP: 0	WP: 0 PA: 35 CS: 1
<b>PITCHER</b>	IP WLS BF H R ER SO BB IBB HBP BLK WP HR S P ERA WHIP																		
John Candelaria, L (1.1)	7.0 L 28 7 3 3 3 1 0 0 0 0 0 0 33 37 3.86 1.143																		
Kent Tekulve, R (8.1)	1.0 6 2 2 2 0 1 1 0 0 0 0 0 4 12 18.00 3.000																		

Pittsburgh Pirates @ San Diego Padres  
San Diego Stadium, San Diego, CA  
Sun May 11 1980, 6:33 AM EDT  
Att: 22,522 - Unknown

AB	31
R	5
H	9
RBI	5
BB	3
SO	3
LOB	10





Batter	1	2	3	4	5	6	7	8	9	AB	R	H	RBI	BB	SO	LOB	TOP		
Garry Templeton, S OBP: 0.386, SLG: 0.468 (1, 6)										4	0	1	0	0	0	0			
Tony Scott, S OBP: 0.295, SLG: 0.291 (1, 8)										4	0	0	0	0	0	1			
Keith Hernandez, L OBP: 0.380, SLG: 0.455 (1, 3)										4	0	1	0	0	2	0			
Ted Simmons, S OBP: 0.442, SLG: 0.519 (1, 2)										4	1	1	0	0	1	1			
Dane Iorg, L OBP: 0.385, SLG: 0.528 Bobby Bonds, R OBP: 0.282, SLG: 0.351 (1, 7) (9, 7)										3	0	1	0	0	0	1			
George Hendrick, R OBP: 0.412, SLG: 0.625 (1, 9)										3	0	2	1	0	0	1			
Ken Reitz, R OBP: 0.441, SLG: 0.545 (1, 5)										3	1	1	1	0	0	2			
Tom Herr, S OBP: 0.235, SLG: 0.281 (1, 4)										3	0	0	0	0	0	0			
Don Hood, L (1, 1) Pedro Borbon, R OBP: 0.250, SLG: 0.250 Jim Kaat, L (9, 1)										2	0	0	0	0	0	0			
<b>Inning Stats</b>	R: 0 E: 0 K: 1 S: 5	H: 0 LOB: 0 BB: 0 P: 5	R: 0 E: 0 K: 0 S: 3	H: 1 LOB: 0 BB: 0 P: 3	R: 1 E: 0 K: 0 S: 5	H: 2 LOB: 1 BB: 0 P: 5	R: 0 E: 0 K: 1 S: 5	H: 1 LOB: 0 BB: 0 P: 5	R: 0 E: 0 K: 0 S: 3	H: 0 LOB: 0 BB: 0 P: 3	R: 1 E: 0 K: 1 S: 7	H: 2 LOB: 1 BB: 0 P: 7	R: 0 E: 0 K: 1 S: 5	H: 0 LOB: 0 BB: 0 P: 5	R: 0 E: 0 K: 0 S: 3	H: 0 LOB: 0 BB: 0 P: 3	1B: 6 2B: 0 3B: 0 HR: 1	SF: 0 SAC: 0 DP: 2 HBP: 0	WP: 1 PA: 31 PB: 0 CS: 1
<b>PITCHER</b>	IP	WLS	BF	H	R	ER	SO	BB	IBB	HBP	BLK	WP	HR	S	P	ERA	WHIP		
Rick Wise, R ERA: 4.42 Rolie Fingers, R ERA: 2.61	(1, 1) (8, 1)	7.0 W	25 6	7 0	2 0	2 0	3 1	0 0	0 0	0 0	0 0	1 0	1 0	31 8	31 8	2.57 0.00	1.000 0.000		

St. Louis Cardinals @ San Diego Padres  
San Diego Stadium, San Diego, CA  
Tue May 13 1980, 10:05 PM EDT  
Att: 9,958 - Unknown

AB 31  
R 2  
H 7  
RBI 2  
BB 0  
SO 4  
LOB 6

Batter	1	2	3	4	5	6	7	8	9	AB	R	H	RBI	BB	SO	LOB	BOTTOM				
Dave Cash, R OBP: 0.306, SLG: 0.294 (1, 4)										4	0	2	1	1	0	0					
Gene Richards, L OBP: 0.327, SLG: 0.343 (1, 7)										4	0	2	1	0	0	3					
Gene Tenace, R OBP: 0.345, SLG: 0.380 (1, 2)										3	0	0	0	1	1	2					
Dave Winfield, R OBP: 0.389, SLG: 0.410 (1, 9)										4	0	0	0	0	2	2					
Willie Montanez, L OBP: 0.257, SLG: 0.316 (1, 3)										4	0	0	0	0	0	0					
Jerry Mumphrey, S OBP: 0.292, SLG: 0.261 (1, 8)										4	0	1	0	0	0	0					
Aurelio Rodriguez, R OBP: 0.302, SLG: 0.400 Paul Dade, R OBP: 0.333, SLG: 0.217 Von Joshua, L OBP: 0.333, SLG: 0.318 (1, 5) (7, PH) (8, PH) (9, PH)										3	0	2	0	0	0	1					
Ozzie Smith, S OBP: 0.318, SLG: 0.248 (1, 6)										4	0	1	0	0	0	3					
Rick Wise, R OBP: 0.143, SLG: 0.154 Kurt Bevacqua, R OBP: 0.471, SLG: 0.733 Rolie Fingers, R OBP: 0.333, SLG: 0.371 (1, 1) (7, PH) (8, PH) (9, PH)										2	0	0	0	0	0	2					
<b>Inning Stats</b>	R: 0 E: 0 K: 1 S: 5	H: 1 LOB: 1 BB: 1 P: 9	R: 0 E: 0 K: 0 S: 5	H: 2 LOB: 2 BB: 0 P: 5	R: 0 E: 0 K: 0 S: 3	H: 0 LOB: 1 BB: 0 P: 4	R: 0 E: 0 K: 0 S: 4	H: 1 LOB: 1 BB: 0 P: 4	R: 0 E: 0 K: 1 S: 6	H: 1 LOB: 1 BB: 0 P: 6	R: 0 E: 0 K: 0 S: 5	H: 0 LOB: 0 BB: 0 P: 5	R: 1 E: 0 K: 0 S: 5	H: 3 LOB: 2 BB: 0 P: 5	R: 0 E: 0 K: 0 S: 3	H: 0 LOB: 0 BB: 0 P: 3	R: 2 E: 0 K: 0 S: 5	H: 3 LOB: 2 BB: 1 P: 9	1B: 7 2B: 4 3B: 0 HR: 0	SF: 0 SAC: 0 DP: 0 HBP: 1	WP: 0 PA: 38 PB: 1 CS: 2
<b>PITCHER</b>	IP	WLS	BF	H	R	ER	SO	BB	IBB	HBP	BLK	WP	HR	S	P	ERA	WHIP				
Don Hood, L ERA: 2.28 Pedro Borbon, R ERA: 1.42 Jim Kaat, L ERA: 4.61	(1, 1) (7, 1) (9, 1)	6.2 7	27 7	7 2	1 1	1 1	0 0	0 0	0 0	0 0	0 0	0 0	0 0	7 7	7 7	5.40 1.200	1.200 6.000				

St. Louis Cardinals @ San Diego Padres  
San Diego Stadium, San Diego, CA  
Tue May 13 1980, 10:05 PM EDT  
Att: 9,958 - Unknown


AB 35  
R 3  
H 11  
RBI 3  
BB 2  
SO 3  
LOB 13



Batter	1	2	3	4	5	6	7	8	9	AB	R	H	RBI	BB	SO	LOB	TOP			
Gary Templeton, S OBP: 0.382, SLG: 0.462	F9		2H 1B		L6		6-3			4	0	1	0	0	0	0				
Tony Scott, S OBP: 0.284, SLG: 0.280	4-3			K	K			1-3		4	0	0	0	0	2	0				
Keith Hernandez, L OBP: 0.384, SLG: 0.451	K			2B BB		G6-4-3 1B		L8		3	2	1	0	1	1	0				
Ted Simmons, S OBP: 0.444, SLG: 0.531		F7		BB 2B		G6-4-3 1B		F7		4	0	2	0	0	0	0				
George Hendrick, R OBP: 0.398, SLG: 0.602	5-3			F3		G6-4-3 1B		L9		4	0	0	0	0	0	4				
Ken Reitz, R OBP: 0.435, SLG: 0.529	F7			BB IBB		E4		5-3		3	0	0	0	1	0	0				
Bobby Bonds, R OBP: 0.292, SLG: 0.375			K	1-2 2-3 3-H BB		K		3B		3	0	1	1	1	2	1				
Tom Herr, S OBP: 0.263, SLG: 0.314			1B 2B	K		6-3		IBB		3	0	1	0	1	1	3				
Roy Thomas, R OBP: 0.286, SLG: 0.286	5-3				5-3		6-3		K	3	0	0	0	0	0	1				
Silvio Martinez, R OBP: 0.269, SLG: 0.286										1	0	0	0	0	1	2				
Mark Littell, L OBP: 0.333, SLG: 0.217										0	0	0	0	0	0	0				
<b>Inning Stats</b>	R: 0 E: 0 K: 1 S: 5	H: 0 LOB: 0 BB: 0 P: 5	R: 0 E: 0 K: 0 S: 3	H: 0 LOB: 0 BB: 0 P: 3	R: 0 E: 0 K: 1 S: 6	H: 2 LOB: 2 BB: 0 P: 6	R: 1 E: 0 K: 2 S: 8	H: 1 LOB: 3 BB: 3 P: 20	R: 0 E: 0 K: 1 S: 5	H: 0 LOB: 0 BB: 0 P: 5	R: 1 E: 1 K: 1 S: 7	H: 2 LOB: 1 BB: 0 P: 7	R: 0 E: 0 K: 0 S: 3	H: 0 LOB: 0 BB: 0 P: 3	R: 0 E: 0 K: 1 S: 6	H: 1 LOB: 2 BB: 1 P: 10	1B: 3 2B: 2 3B: 1 HR: 0	SF: 0 SAC: 0 DP: 1 HBP: 0	WP: 0 PB: 0 SB: 0 CS: 0	PA: 36
<b>PITCHER</b>	IP WLS BF H R ER SO BB IBB HBP BLK WP HR S P ERA WHIP																			
Gary Lucas, L ERA: 2.7	(1, 1) 8.0 L 31 5 2 1 6 2 1 0 0 0 0 0 40 52 1.12 0.875																			
Bob Shirley, L ERA: 1.6	(9, 1) 1.0 5 1 0 0 1 0 1 0 0 0 0 0 6 10 0.00 1.000																			

St. Louis Cardinals @ San Diego Padres  
San Diego Stadium, San Diego, CA  
Wed May 14 1980, 10:05 PM EDT  
Att: 11,131 - Unknown


AB 32  
R 2  
H 6  
RBI 1  
BB 4  
SO 7  
LOB 11



Batter	1	2	3	4	5	6	7	8	9	AB	R	H	RBI	BB	SO	LOB	BOTTOM					
Dave Cash, R OBP: 0.297, SLG: 0.283	4-3		6-3		L6			6-3		4	0	0	0	0	0	1						
Ozzie Smith, S OBP: 0.319, SLG: 0.243	4-0		1-3			6-3		HBP		2	0	0	0	1	0	0						
Jerry Turner, L OBP: 0.350, SLG: 0.371	G3 BB									0	0	0	0	0	0	0						
Bob Shirley, R OBP: 0.350, SLG: 0.371										0	0	0	0	0	0	0						
Gene Richards, L OBP: 0.316, SLG: 0.330	G3			L6		F2		L9		4	0	0	0	0	0	2						
Dave Winfield, R OBP: 0.385, SLG: 0.404	5-3			L6-3 1B		6-3		6-3		4	0	1	0	0	0	1						
Willie Montanez, L OBP: 0.248, SLG: 0.303		1-3		L6-3		P6		L8		4	0	0	0	0	0	1						
Jerry Mumphrey, S OBP: 0.310, SLG: 0.275			S 1B		6-3 1B		K		S BB	3	1	2	0	1	1	0						
Gene Tenace, R OBP: 0.352, SLG: 0.378	P4				F7		1B	FC6-4 BB		3	0	1	0	1	0	2						
Aurelio Rodriguez, R OBP: 0.296, SLG: 0.392	6-3				6-3		F3	FC6-4		1	0	0	0	0	0	1						
Von Joshua, L OBP: 0.320, SLG: 0.304										1	0	0	0	0	0	1						
Barry Evans, R OBP: 0.412, SLG: 0.333										1	0	0	0	0	0	1						
Kurt Bevacqua, R OBP: 0.444, SLG: 0.688					1-2			1-2		1	0	0	0	0	0	2						
Gary Lucas, L OBP: 0.182, SLG: 0.182				L7				F8		2	0	1	1	0	0	0						
Bill Fahey, L OBP: 0.269, SLG: 0.286										1	0	0	0	0	0	0						
Paul Dade, R OBP: 0.333, SLG: 0.217										0	0	0	0	0	0	0						
<b>Inning Stats</b>	R: 0 E: 0 K: 0 S: 3	H: 0 LOB: 1 BB: 1 P: 7	R: 0 E: 0 K: 0 S: 4	H: 1 LOB: 1 BB: 0 P: 4	R: 0 E: 0 K: 0 S: 3	H: 0 LOB: 0 BB: 0 P: 3	R: 0 E: 0 K: 0 S: 3	H: 1 LOB: 0 BB: 0 P: 3	R: 1 E: 0 K: 0 S: 5	H: 2 LOB: 1 BB: 0 P: 5	R: 0 E: 0 K: 0 S: 3	H: 0 LOB: 0 BB: 0 P: 3	R: 0 E: 0 K: 1 S: 6	H: 1 LOB: 1 BB: 0 P: 6	R: 0 E: 0 K: 0 S: 3	H: 0 LOB: 1 BB: 0 P: 4	R: 0 E: 0 K: 0 S: 3	H: 0 LOB: 2 BB: 2 P: 11	1B: 5 2B: 1 3B: 0 HR: 0	SF: 0 SAC: 0 DP: 1 HBP: 1	WP: 0 PB: 0 SB: 2 CS: 0	PA: 35
<b>PITCHER</b>	IP WLS BF H R ER SO BB IBB HBP BLK WP HR S P ERA WHIP																					
Roy Thomas, R ERA: 5.01	(1, 1) 7.0 W 26 5 1 1 1 1 1 0 0 0 0 0 27 31 1.29 0.857																					
Silvio Martinez, R ERA: 2.79	(8, 1) 1.2 8 0 0 0 0 2 0 1 0 0 0 0 5 14 0.00 1.200																					
Mark Littell, R ERA: 6.75	(9, 1) 0.1 S 1 0 0 0 0 0 0 0 0 0 0 0 1 1 0.00 0.000																					

St. Louis Cardinals @ San Diego Padres  
San Diego Stadium, San Diego, CA  
Wed May 14 1980, 10:05 PM EDT  
Att: 11,131 - Unknown

AB 31  
R 1  
H 5  
RBI 1  
BB 3  
SO 1  
LOB 12





Batter	1	2	3	4	5	6	7	8	9	AB	R	H	RBI	BB	SO	LOB	TOP				
Garry Templeton, S OBP: 0.386, SLG: 0.459	0-0 CS 1B		0-0 6-3		0-0 4-3		4-0 FC6 IBB			3	0	1	0	1	0	0					
Tony Scott, S OBP: 0.283, SLG: 0.273	4-0 CS BB		0-0 5-3		0-0 1-3		0-0 FC6			3	0	0	0	1	0	2					
Keith Hernandez, L OBP: 0.380, SLG: 0.453	0-3 K		0-3 K		0-0 4-3		0-0 CS 2B			4	0	1	0	0	2	1					
Ted Simmons, S OBP: 0.447, SLG: 0.524		0-0 FC2-4 1B		0-0 F8		4-0 1B BB		0-0 F8		3	0	1	0	1	0	1					
George Hendrick, R OBP: 0.402, SLG: 0.598		0-0 FC2-4 2B		0-0 WP 1B		0-0 1B		0-0 6-3		4	1	2	0	0	0	1					
Ken Reitz, R OBP: 0.429, SLG: 0.528		0-0 2B		0-0 5-3		0-0 L6		0-3 K		4	0	1	0	0	1	3					
Bobby Bonds, R OBP: 0.301, SLG: 0.381		0-3 K		0-0 CS 1B		0-0 SH2-4 1B		0-0 5-3		4	0	2	1	0	1	2					
Tom Herr, S OBP: 0.268, SLG: 0.297		4-0 IBB		0-0 CS		0-0 6-3		0-0 F9		2	0	0	0	1	0	1					
Dane Iorg, L OBP: 0.375, SLG: 0.514				0-0 1-2		0-0 6-3		0-0 4-3		1	0	0	0	0	0	0					
Pete Vuckovich, R OBP: 0.150, SLG: 0.158		0-0 5-3		0-0 F2		0-0 SH2-4				2	0	0	0	0	0	3					
<b>Inning Stats</b>	R: 0 E: 0 K: 1 S: 4	H: 1 LOB: 0 BB: 1 P: 8	R: 0 E: 0 K: 1 S: 7	H: 2 LOB: 3 BB: 1 P: 11	R: 0 E: 0 K: 1 S: 5	H: 0 LOB: 0 BB: 0 P: 5	R: 1 E: 0 K: 0 S: 4	H: 2 LOB: 0 BB: 0 P: 4	R: 0 E: 0 K: 0 S: 3	H: 0 LOB: 0 BB: 0 P: 3	R: 0 E: 0 K: 0 S: 4	H: 1 LOB: 2 BB: 1 P: 8	R: 0 E: 0 K: 0 S: 4	H: 1 LOB: 2 BB: 1 P: 8	R: 0 E: 0 K: 1 S: 5	H: 0 LOB: 0 BB: 0 P: 5	1B: 6 2B: 2 3B: 0 HR: 0	SF: 0 SAC: 1 DP: 0 HBP: 0	WP: 1 PB: 0 SB: 0 CS: 4	PA: 36	
<b>PITCHER</b>	IP WLS BF H R ER SO BB IBB HBP BLK WP HR S P ERA WHIP	IP WLS BF H R ER SO BB IBB HBP BLK WP HR S P ERA WHIP	IP WLS BF H R ER SO BB IBB HBP BLK WP HR S P ERA WHIP	IP WLS BF H R ER SO BB IBB HBP BLK WP HR S P ERA WHIP	IP WLS BF H R ER SO BB IBB HBP BLK WP HR S P ERA WHIP	IP WLS BF H R ER SO BB IBB HBP BLK WP HR S P ERA WHIP	IP WLS BF H R ER SO BB IBB HBP BLK WP HR S P ERA WHIP	IP WLS BF H R ER SO BB IBB HBP BLK WP HR S P ERA WHIP	IP WLS BF H R ER SO BB IBB HBP BLK WP HR S P ERA WHIP	IP WLS BF H R ER SO BB IBB HBP BLK WP HR S P ERA WHIP	IP WLS BF H R ER SO BB IBB HBP BLK WP HR S P ERA WHIP	IP WLS BF H R ER SO BB IBB HBP BLK WP HR S P ERA WHIP	IP WLS BF H R ER SO BB IBB HBP BLK WP HR S P ERA WHIP	IP WLS BF H R ER SO BB IBB HBP BLK WP HR S P ERA WHIP	IP WLS BF H R ER SO BB IBB HBP BLK WP HR S P ERA WHIP	IP WLS BF H R ER SO BB IBB HBP BLK WP HR S P ERA WHIP	IP WLS BF H R ER SO BB IBB HBP BLK WP HR S P ERA WHIP	IP WLS BF H R ER SO BB IBB HBP BLK WP HR S P ERA WHIP	IP WLS BF H R ER SO BB IBB HBP BLK WP HR S P ERA WHIP	IP WLS BF H R ER SO BB IBB HBP BLK WP HR S P ERA WHIP	IP WLS BF H R ER SO BB IBB HBP BLK WP HR S P ERA WHIP

St. Louis Cardinals @ San Diego Padres  
San Diego Stadium, San Diego, CA  
Thu May 15 1980, 10:05 PM EDT  
Att: 10,265 - Unknown

AB 30  
R 1  
H 8  
RBI 1  
BB 4  
SO 4  
LOB 14



Batter	1	2	3	4	5	6	7	8	9	AB	R	H	RBI	BB	SO	LOB	BOTTOM				
Ozzie Smith, S OBP: 0.319, SLG: 0.254	0-0 6-3 WP 2B		0-0 SH1-4		0-0 4-3		0-3 K			3	1	1	0	0	1	0					
Dave Cash, R OBP: 0.288, SLG: 0.274	0-0 6-3		0-0 5-3		0-0 P4		0-0 5-3			4	0	0	0	0	0	2					
Gene Richards, L OBP: 0.317, SLG: 0.324	4-0 BB		0-3 K		0-0 4-3					2	0	0	0	1	1	1					
Dave Winfield, R OBP: 0.383, SLG: 0.411	0-0 F9		0-0 5-3		0-0 SH2-3 1B 2B					3	1	1	0	0	0	1					
Jerry Mumphrey, S OBP: 0.304, SLG: 0.269	0-0 4-3		0-0 6-3		0-0 SH2-3					2	0	0	0	0	0	1					
Willie Montanez, L OBP: 0.259, SLG: 0.314		0-0 CS 1B		0-0 F9		0-0 1B				3	0	2	1	0	0	0					
Bill Fahey, L OBP: 0.273, SLG: 0.288		0-0 F7		0-0 4-3		0-0 G4-6-3 1B				3	0	1	0	0	0	1					
Barry Evans, R OBP: 0.389, SLG: 0.310		0-3 K		0-3 K		0-0 G4-6-3				2	0	0	0	0	2	1					
Von Joshua, L OBP: 0.308, SLG: 0.292				0-3 K		0-0 K				1	0	0	0	0	0	2					
Rollie Fingers, R OBP: 0.291, SLG: 0.385				0-0 E1 SH1-4		0-3 K				0	0	0	0	0	0	0					
John Curtis, L OBP: 0.143, SLG: 0.077						0-0 6-3				2	0	0	0	0	1	0					
Aurelio Rodriguez, R OBP: 0.291, SLG: 0.385										1	0	0	0	0	0	0					
<b>Inning Stats</b>	R: 1 E: 0 K: 0 S: 4	H: 1 LOB: 1 BB: 1 P: 8	R: 0 E: 0 K: 1 S: 5	H: 1 LOB: 1 BB: 0 P: 5	R: 0 E: 1 K: 1 S: 6	H: 0 LOB: 1 BB: 0 P: 6	R: 0 E: 0 K: 0 S: 3	H: 0 LOB: 0 BB: 0 P: 3	R: 0 E: 0 K: 2 S: 7	H: 0 LOB: 0 BB: 0 P: 7	R: 0 E: 0 K: 0 S: 3	H: 0 LOB: 0 BB: 0 P: 3	R: 1 E: 0 K: 0 S: 5	H: 3 LOB: 1 BB: 0 P: 5	R: 0 E: 0 K: 1 S: 5	H: 0 LOB: 0 BB: 0 P: 5	1B: 3 2B: 3 3B: 0 HR: 0	SF: 0 SAC: 2 DP: 2 HBP: 0	WP: 1 PB: 0 SB: 0 CS: 1	PA: 29	
<b>PITCHER</b>	IP WLS BF H R ER SO BB IBB HBP BLK WP HR S P ERA WHIP	IP WLS BF H R ER SO BB IBB HBP BLK WP HR S P ERA WHIP	IP WLS BF H R ER SO BB IBB HBP BLK WP HR S P ERA WHIP	IP WLS BF H R ER SO BB IBB HBP BLK WP HR S P ERA WHIP	IP WLS BF H R ER SO BB IBB HBP BLK WP HR S P ERA WHIP	IP WLS BF H R ER SO BB IBB HBP BLK WP HR S P ERA WHIP	IP WLS BF H R ER SO BB IBB HBP BLK WP HR S P ERA WHIP	IP WLS BF H R ER SO BB IBB HBP BLK WP HR S P ERA WHIP	IP WLS BF H R ER SO BB IBB HBP BLK WP HR S P ERA WHIP	IP WLS BF H R ER SO BB IBB HBP BLK WP HR S P ERA WHIP	IP WLS BF H R ER SO BB IBB HBP BLK WP HR S P ERA WHIP	IP WLS BF H R ER SO BB IBB HBP BLK WP HR S P ERA WHIP	IP WLS BF H R ER SO BB IBB HBP BLK WP HR S P ERA WHIP	IP WLS BF H R ER SO BB IBB HBP BLK WP HR S P ERA WHIP	IP WLS BF H R ER SO BB IBB HBP BLK WP HR S P ERA WHIP	IP WLS BF H R ER SO BB IBB HBP BLK WP HR S P ERA WHIP	IP WLS BF H R ER SO BB IBB HBP BLK WP HR S P ERA WHIP	IP WLS BF H R ER SO BB IBB HBP BLK WP HR S P ERA WHIP	IP WLS BF H R ER SO BB IBB HBP BLK WP HR S P ERA WHIP	IP WLS BF H R ER SO BB IBB HBP BLK WP HR S P ERA WHIP	IP WLS BF H R ER SO BB IBB HBP BLK WP HR S P ERA WHIP

St. Louis Cardinals @ San Diego Padres  
San Diego Stadium, San Diego, CA  
Thu May 15 1980, 10:05 PM EDT  
Att: 10,265 - Unknown

AB 26  
R 2  
H 5  
RBI 1  
BB 1  
SO 5  
LOB 9





Batter	1	2	3	4	5	6	7	8	9	AB	R	H	RBI	BB	SO	LOB	TOP
Lenny Randle, S (1,5) OBP: 0.345, SLG: 0.444	B2			K			5-3		K	4	0	0	0	0	2	0	<b>Chicago Cubs @ San Diego Padres</b> San Diego Stadium, San Diego, CA Fri May 16 1980, 10:05 PM EDT Att: 19,028 - Unknown <a href="http://livebaseballscorecards.com">livebaseballscorecards.com</a>
Ivan De Jesus, R (1,6) OBP: 0.328, SLG: 0.418	F9			F9			6-3			3	0	0	0	0	0	0	
Bill Buckner, L (1,3) OBP: 0.364, SLG: 0.482	L3			4-3			4-3			3	0	0	0	0	0	0	
Dave Kingman, R (1,7) OBP: 0.340, SLG: 0.596		F8			5-3			K		3	0	0	0	0	1	0	
Jerry Martin, R (1,9) OBP: 0.361, SLG: 0.558 (8,8)		F8			6-3			1B		3	0	1	0	0	0	0	
Barry Foote, R (1,2) OBP: 0.308, SLG: 0.512		5-3			L4			G4-6-3		3	0	1	0	0	0	0	
Carlos Lezcano, R (1,8) OBP: 0.300, SLG: 0.372 (8, PH)				K				G4-6-3		2	0	0	0	0	2	0	
Larry Bittner, L (8,9) OBP: 0.311, SLG: 0.350 (8,9)								1-2		1	0	0	0	0	0	2	
Steve Dillard, R (1,4) OBP: 0.367, SLG: 0.500				B2-6-3			4-3		K	3	0	1	0	0	1	0	
Mike Krukow, R (1,1) OBP: 0.176, SLG: 0.176				B2-6-3			F9			2	0	0	0	0	0	1	
Willie Hernandez, L (8,1) OBP: 0.400, SLG: 0.600 (8, PH)				1-2					F6	0	0	0	0	0	0	0	
Jesus Figueroa, L (9, PH) OBP: 0.500, SLG: 0.429										1	0	0	0	0	0	0	
<b>Inning Stats</b>	R: 0 E: 0 K: 0 S: 3	H: 0 LOB: 0 BB: 0 P: 3	R: 0 E: 0 K: 0 S: 3	H: 0 LOB: 0 BB: 0 P: 3	R: 0 E: 0 K: 1 S: 5	H: 1 LOB: 0 BB: 0 P: 5	R: 0 E: 0 K: 1 S: 5	H: 0 LOB: 0 BB: 0 P: 5	R: 0 E: 0 K: 0 S: 3	H: 0 LOB: 0 BB: 0 P: 3	R: 0 E: 0 K: 0 S: 6	H: 2 LOB: 1 BB: 0 P: 6	R: 0 E: 0 K: 2 S: 7	H: 0 LOB: 0 BB: 0 P: 7	1B: 3 2B: 0 3B: 0 HR: 0	SF: 0 SAC: 0 DP: 2 HBP: 0	WP: 0 PA: 28 PB: 0 SB: 0 CS: 0
<b>PITCHER</b> Randy Jones, L (1,1) ERA: 1.82	IP: 9.0 WLS: W BF: 28 H: 3 R: 0 ER: 0 SO: 6 BB: 0 IBB: 0 HBP: 0 BLK: 0 WP: 0 HR: 0 S: 40 P: 40 ERA: 0.00 WHIP: 0.333											<b>PITCHER</b>	IP: WLS: BF: H: R: ER: SO: BB: IBB: HBP: BLK: WP: HR: S: P: ERA: WHIP:				

Batter	1	2	3	4	5	6	7	8	9	AB	R	H	RBI	BB	SO	LOB	BOTTOM		
Ozzie Smith, S (1,6) OBP: 0.310, SLG: 0.246	F7		G6-4-3				F8		L8	4	0	0	0	0	0	3	<b>Chicago Cubs @ San Diego Padres</b> San Diego Stadium, San Diego, CA Fri May 16 1980, 10:05 PM EDT Att: 19,028 - Unknown <a href="http://livebaseballscorecards.com">livebaseballscorecards.com</a>		
Dave Cash, R (1,4) OBP: 0.279, SLG: 0.264	F9		4-3			6-3		4-3		4	0	0	0	0	1				
Gene Richards, L (1,7) OBP: 0.331, SLG: 0.357	L6			G3		E S		CS		4	2	3	0	0	0	0			
Dave Winfield, R (1,9) OBP: 0.387, SLG: 0.426		F7		G3		SF9		FC5		3	1	1	2	0	0	0			
Willie Montanez, L (1,3) OBP: 0.267, SLG: 0.317				3-1		SF9		CS		2	0	1	1	1	0	0			
Jerry Mumphrey, S (1,8) OBP: 0.302, SLG: 0.260		4-3				SF9		BB		3	0	0	0	1	0	3			
Gene Tenace, R (1,2) OBP: 0.340, SLG: 0.364						5-3		FC5		3	0	0	0	0	1	2			
Aurelio Rodriguez, R (1,5) OBP: 0.293, SLG: 0.382			E6					S		3	0	1	0	0	0	0			
Randy Jones, R (1,1) ERA: 2.78			SH					1B		2	0	0	0	0	1	1			
			SH					K		2	0	0	0	0	1	1			
<b>Inning Stats</b>	R: 0 E: 0 K: 0 S: 3	H: 0 LOB: 0 BB: 0 P: 3	R: 0 E: 0 K: 1 S: 6	H: 1 LOB: 1 BB: 0 P: 6	R: 0 E: 2 K: 0 S: 4	H: 0 LOB: 1 BB: 0 P: 4	R: 1 E: 0 K: 0 S: 4	H: 1 LOB: 1 BB: 1 P: 8	R: 0 E: 0 K: 0 S: 3	H: 0 LOB: 0 BB: 0 P: 3	R: 2 E: 0 K: 0 S: 5	H: 2 LOB: 0 BB: 0 P: 5	R: 0 E: 0 K: 1 S: 6	H: 1 LOB: 1 BB: 0 P: 6	R: 0 E: 0 K: 0 S: 3	H: 1 LOB: 2 BB: 1 P: 8	1B: 4 2B: 0 3B: 2 HR: 0	SF: 1 SAC: 1 DP: 1 HBP: 1	WP: 0 PA: 33 PB: 0 SB: 2 CS: 2
<b>PITCHER</b> Mike Krukow, R (1,1) ERA: 2.78	IP: 7.1 WLS: L BF: 31 H: 6 R: 3 ER: 3 SO: 2 BB: 1 IBB: 0 HBP: 0 BLK: 0 WP: 0 HR: 0 S: 33 P: 38 ERA: 3.68 WHIP: 0.955											<b>PITCHER</b>	IP: WLS: BF: H: R: ER: SO: BB: IBB: HBP: BLK: WP: HR: S: P: ERA: WHIP:						
<b>PITCHER</b> Willie Hernandez, L (8,1) ERA: 4.15	IP: 0.2 WLS: L BF: 2 H: 0 R: 0 ER: 0 SO: 0 BB: 1 IBB: 0 HBP: 0 BLK: 0 WP: 0 HR: 0 S: 1 P: 5 ERA: 0.00 WHIP: 1.500											<b>PITCHER</b>	IP: WLS: BF: H: R: ER: SO: BB: IBB: HBP: BLK: WP: HR: S: P: ERA: WHIP:						



Batter	1	2	3	4	5	6	7	8	9	AB	R	H	RBI	BB	SO	LOB	TOP								
Lenny Randle, S (1, 5) Mick Kelleher, R (8, 5) OBP: 0.351, SLG: 0.447 OBP: 0.258, SLG: 0.207	G5-3 1B 1B		K				K			4	0	2	0	0	2	1	<b>Chicago Cubs @ San Diego Padres</b> San Diego Stadium, San Diego, CA Sat May 17 1980, 10:05 PM EDT Att: 26,587 - Unknown								
Ivan De Jesus, R (1, 6) OBP: 0.325, SLG: 0.412	K			F4			F9			4	0	1	1	0	1	2									
Bill Buckner, L (1, 3) OBP: 0.361, SLG: 0.474				F9		1-3		4-3		4	0	1	0	0	0	2									
Dave Kingman, R (1, 7) Bruce Sutter, R (8, 1)	G5-3 2-3f					6-3		L4		3	0	0	0	1	0	2									
Jerry Martin, R (1, 8) OBP: 0.365, SLG: 0.556		1-3-5 1B		K			S 1B	F6		4	0	2	0	0	1	1									
Barry Foote, R (1, 2) OBP: 0.295, SLG: 0.489	F4				5-3		K	F8		4	0	0	0	0	1	2									
Scot Thompson, L (1, 9) OBP: 0.397, SLG: 0.367	1-3-5 1-3f							F7		4	1	1	0	0	0	2									
Steve Dillard, R (1, 4) OBP: 0.382, SLG: 0.516			5-3						K	3	1	1	1	1	1	0									
Rick Reuschel, R (1, 1) Carlos Lezcano, R (8, 8) OBP: 0.118, SLG: 0.118 OBP: 0.300, SLG: 0.372	F9			F9				SH1-4		2	0	0	0	0	0	1									
<b>Inning Stats</b>	R: 0 E: 0 K: 1 S: 6	H: 2 LOB: 1 BB: 0 P: 6	R: 0 E: 0 K: 0 S: 3	H: 1 LOB: 0 BB: 0 P: 3	R: 0 E: 0 K: 1 S: 5	H: 0 LOB: 0 BB: 0 P: 5	R: 0 E: 0 K: 1 S: 5	H: 0 LOB: 1 BB: 1 P: 9	R: 2 E: 0 K: 0 S: 7	H: 4 LOB: 2 BB: 0 P: 7	R: 0 E: 0 K: 1 S: 6	H: 1 LOB: 1 BB: 0 P: 6	R: 0 E: 0 K: 1 S: 5	H: 0 LOB: 1 BB: 1 P: 9	R: 0 E: 0 K: 0 S: 3	H: 0 LOB: 0 BB: 0 P: 3		R: 0 E: 0 K: 1 S: 5	H: 0 LOB: 0 BB: 0 P: 5	1B: 7 2B: 2 3B: 0 HR: 0	SF: 0 SAC: 1 DP: 2 HBP: 0	WP: 0 PB: 0 SB: 1 CS: 0	PA: 35		
<b>PITCHER</b>	IP	WLS	BF	H	R	ER	SO	BB	IBB	HBP	BLK	WP	HR	S	P	ERA	WHIP								
Eric Rasmussen, R (1, 1) ERA: 4.84	4.2	L	20	7	2	2	3	1	0	0	0	0	0	25	29	3.86	1.714								
Dennis Kinney, L (5, 1) ERA: 6.75	0.1		1	0	0	0	0	0	0	0	0	0	0	1	1	0.00	0.000								
Steve Mura, R (6, 1) ERA: 5.12	2.0		8	1	0	0	2	1	0	0	0	0	0	11	15	0.00	1.000								
Bob Shirley, L (8, 1) ERA: 1.64	2.0		6	0	0	0	1	0	0	0	0	0	0	8	8	0.00	0.000								

AB	32
R	2
H	8
RBI	2
BB	2
SO	6
LOB	13



Batter	1	2	3	4	5	6	7	8	9	AB	R	H	RBI	BB	SO	LOB	BOTTOM								
Ozzie Smith, S (1, 6) OBP: 0.308, SLG: 0.240	4-3					6-3		6-3		3	0	0	0	1	0	0	<b>Chicago Cubs @ San Diego Padres</b> San Diego Stadium, San Diego, CA Sat May 17 1980, 10:05 PM EDT Att: 26,587 - Unknown								
Dave Cash, R (1, 4) OBP: 0.271, SLG: 0.256	5-3			1-3		1-4-3		F2		4	0	0	0	0	0	1									
Gene Richards, L (1, 7) OBP: 0.336, SLG: 0.361					F7			4-3		4	0	2	0	0	0	0									
Dave Winfield, R (1, 9) OBP: 0.390, SLG: 0.424	K					5-3				3	0	1	0	1	1	2									
Willie Montanez, L (1, 3) OBP: 0.283, SLG: 0.333		4-3								4	1	3	0	0	0	0									
Jerry Mumphrey, S (1, 8) OBP: 0.306, SLG: 0.263										3	0	1	0	1	1	3									
Bill Fahey, L (1, 2) OBP: 0.259, SLG: 0.273		G4-6-3 1-2f				4-3				3	0	0	0	0	0	3									
Aurelio Rodriguez, R (1, 5) OBP: 0.283, SLG: 0.368										2	0	0	0	0	1	0									
Jerry Turner, L (7, PH) OBP: 0.341, SLG: 0.371										0	0	0	1	0	0	0									
Barry Evans, R (8, 5) OBP: 0.386, SLG: 0.310										0	0	0	0	0	0	0									
Kurt Bevacqua, R (9, PH) OBP: 0.421, SLG: 0.647										1	0	0	0	0	0	2									
Eric Rasmussen, R (1, 1) OBP: 0.125, SLG: 0.250										1	0	0	0	0	1	0									
Dennis Kinney, L (5, 1) OBP: 0.221, SLG: 0.298										0	0	0	0	0	0	0									
Paul Dade, R (5, PH) OBP: 0.221, SLG: 0.298										1	0	0	0	0	0	0									
Steve Mura, R (8, 1) OBP: 0.296, SLG: 1.000										0	0	0	0	0	0	0									
Von Joshua, L (7, PH) OBP: 0.296, SLG: 0.290										1	0	0	0	0	0	1									
Bob Shirley, R (8, 1)										0	0	0	0	0	0	0									
<b>Inning Stats</b>	R: 0 E: 0 K: 1 S: 6	H: 1 LOB: 1 BB: 0 P: 6	R: 0 E: 0 K: 0 S: 2	H: 0 LOB: 0 BB: 1 P: 6	R: 0 E: 0 K: 2 S: 7	H: 0 LOB: 1 BB: 1 P: 11	R: 0 E: 0 K: 1 S: 5	H: 1 LOB: 1 BB: 1 P: 9	R: 0 E: 0 K: 1 S: 5	H: 0 LOB: 0 BB: 0 P: 3	R: 0 E: 0 K: 0 S: 4	H: 1 LOB: 1 BB: 0 P: 4	R: 1 E: 0 K: 0 S: 5	H: 2 LOB: 1 BB: 0 P: 5	R: 0 E: 0 K: 0 S: 3	H: 0 LOB: 0 BB: 0 P: 3	R: 0 E: 0 K: 0 S: 5	H: 2 LOB: 2 BB: 0 P: 5	1B: 7 2B: 0 3B: 0 HR: 0	SF: 1 SAC: 1 DP: 1 HBP: 0	WP: 0 PB: 0 SB: 1 CS: 0	PA: 35			
<b>PITCHER</b>	IP	WLS	BF	H	R	ER	SO	BB	IBB	HBP	BLK	WP	HR	S	P	ERA	WHIP								
Rick Reuschel, R (1, 1) ERA: 3.56	7.0	W	27	5	1	1	4	3	0	0	0	0	0	32	44	1.29	1.143								
Bruce Sutter, R (8, 1) ERA: 3.05	2.0	S	8	2	0	0	0	0	0	0	0	0	0	8	8	0.00	1.000								

AB	30
R	1
H	7
RBI	1
BB	3
SO	4
LOB	12





Batter	1	2	3	4	5	6	7	8	9	AB	R	H	RBI	BB	SO	LOB	TOP																	
Lenny Randle, S OBP: 0.339, SLG: 0.430 Mick Kelleher, R OBP: 0.258, SLG: 0.207	6-3	K			6-3		4-3			4	0	0	0	0	1	0	<b>Chicago Cubs @ San Diego Padres</b> San Diego Stadium, San Diego, CA Sun May 18 1980, 6:33 AM EDT Att: 16,303 - Unknown																	
Ivan De Jesus, R OBP: 0.315, SLG: 0.398	L4		6-3		6-3			4-3		4	0	0	0	0	0	0																		
Bill Buckner, L OBP: 0.357, SLG: 0.467	1B 1B		4-3		F8			F9		4	1	1	0	0	0	0																		
Dave Kingman, R OBP: 0.346, SLG: 0.579 Jesus Figueroa, L OBP: 0.471, SLG: 0.400	1B 2B 1B		6-3		G6-4-3 1B			F4		3	1	2	0	0	0	0																		
Jerry Martin, R OBP: 0.362, SLG: 0.545	1-2 2H 1B		F9		G6-4-3 1-2			5-3		4	1	1	1	0	0	1																		
Scot Thompson, L OBP: 0.416, SLG: 0.434	1H 2H 2B		5-3 1B					F9		4	0	3	2	0	0	0																		
Tim Blackwell, S OBP: 0.242, SLG: 0.241	6-3		5-3		6-3			3-1		4	0	0	0	0	0	4																		
Steve Dillard, R OBP: 0.376, SLG: 0.485		5-3		IBB				6-3		2	0	0	0	1	0	0																		
Dennis Lamp, R OBP: 0.267, SLG: 0.214 Dick Tidrow, R OBP: 0.400, SLG: 0.600 Willie Hernandez, L OBP: 0.400, SLG: 0.600 Bruce Sutter, R OBP: 0.296, SLG: 0.208	F8		4-3		6-3			6-3		3	0	0	0	0	0	2																		
<b>Inning Stats</b>	R: 3 E: 0 K: 0 S: 7	H: 4 LOB: 1 BB: 0 P: 7	R: 0 E: 0 K: 1 S: 5	H: 0 LOB: 0 BB: 0 P: 5	R: 0 E: 0 K: 0 S: 3	H: 0 LOB: 0 BB: 0 P: 3	R: 0 E: 0 K: 0 S: 4	H: 1 LOB: 2 BB: 1 P: 8	R: 0 E: 0 K: 0 S: 3	H: 0 LOB: 0 BB: 0 P: 3	R: 0 E: 0 K: 0 S: 3	H: 0 LOB: 0 BB: 0 P: 3	R: 0 E: 0 K: 0 S: 3	H: 0 LOB: 0 BB: 0 P: 3	R: 0 E: 0 K: 0 S: 3	H: 0 LOB: 0 BB: 0 P: 3		1B: 5 2B: 2 3B: 0 HR: 0	SF: 0 SAC: 0 DP: 1 HBP: 0	WP: 0 PA: 34 PB: 0 SB: 0 CS: 0														
<b>PITCHER</b>	IP WLS BF H R ER SO BB IBB HBP BLK WP HR S P ERA WHIP	IP WLS BF H R ER SO BB IBB HBP BLK WP HR S P ERA WHIP																																
Rick Wise, R ERA: 4.33 Rollie Fingers, R ERA: 2.25	(1, 1) (8, 1)	7.0 W 6	28 0	7 0	3 0	3 0	1 0	0 0	0 0	0 0	0 0	0 0	0 0	0 0	0 6	33 6	3.86 0.00	1.000 0.000																

AB	33
R	3
H	7
RBI	3
BB	1
SO	1
LOB	7



Batter	1	2	3	4	5	6	7	8	9	AB	R	H	RBI	BB	SO	LOB	BOTTOM																		
Gene Richards, L OBP: 0.333, SLG: 0.358	K			4-3		4-3	FC6-4 1B			4	0	1	0	0	1	0	<b>Chicago Cubs @ San Diego Padres</b> San Diego Stadium, San Diego, CA Sun May 18 1980, 6:33 AM EDT Att: 16,303 - Unknown																		
Ozzie Smith, S OBP: 0.307, SLG: 0.240	4-3			FC5-4 1B		5-3	FC6-4 1-2			4	0	1	0	0	0	3																			
Jerry Turner, L OBP: 0.356, SLG: 0.385	CS 1B			FC5-4 1B		6-3		G3-6-3 1B		4	0	2	0	0	0	1																			
Willie Montanez, L OBP: 0.282, SLG: 0.330	CS 1-2	3-1		1-3 1B		4-3		G3-6-3 1-2		4	0	1	0	0	0	1																			
Jerry Mumphrey, S OBP: 0.310, SLG: 0.275 Rollie Fingers, R OBP: 0.321, SLG: 0.208	F7			1-3			1B 2B	L3		3	1	1	0	0	0	2																			
Gene Tenace, R OBP: 0.337, SLG: 0.358	F8			5-3			BB 1B	F7		4	1	1	0	0	0	0																			
Dave Cash, R OBP: 0.275, SLG: 0.260 Von Joshua, L OBP: 0.321, SLG: 0.290 Aurelio Rodriguez, R OBP: 0.283, SLG: 0.368 Bill Fahey, L OBP: 0.271, SLG: 0.296 Paul Dade, R OBP: 0.321, SLG: 0.208	F8			5-3 1B			1B 1B BB	2B 1B		2	0	1	0	0	0	0																			
Barry Evans, R OBP: 0.368, SLG: 0.290 Dave Winfield, R OBP: 0.392, SLG: 0.433	6-3			6-3		5-3	K	1B 2B		2	0	0	0	0	0	1																			
Rick Wise, R OBP: 0.125, SLG: 0.133 Kurt Bevacqua, R OBP: 0.476, SLG: 0.684	5-3			5-3		K	1B	1-2 2H 3H 1B		2	0	0	0	0	1	1																			
<b>Inning Stats</b>	R: 0 E: 0 K: 1 S: 5	H: 1 LOB: 0 BB: 0 P: 5	R: 0 E: 0 K: 0 S: 3	H: 0 LOB: 0 BB: 0 P: 3	R: 0 E: 0 K: 0 S: 3	H: 0 LOB: 0 BB: 0 P: 3	R: 0 E: 0 K: 0 S: 5	H: 2 LOB: 2 BB: 0 P: 5	R: 0 E: 0 K: 1 S: 6	H: 1 LOB: 1 BB: 0 P: 6	R: 0 E: 0 K: 0 S: 3	H: 0 LOB: 0 BB: 0 P: 3	R: 2 E: 0 K: 0 S: 4	H: 3 LOB: 1 BB: 0 P: 4	R: 0 E: 0 K: 0 S: 3	H: 1 LOB: 0 BB: 0 P: 3		R: 2 E: 0 K: 0 S: 4	H: 3 LOB: 1 BB: 0 P: 4	1B: 10 2B: 2 3B: 0 HR: 0	SF: 0 SAC: 0 DP: 1 HBP: 0	WP: 0 PA: 37 PB: 0 SB: 0 CS: 1													
<b>PITCHER</b>	IP WLS BF H R ER SO BB IBB HBP BLK WP HR S P ERA WHIP	IP WLS BF H R ER SO BB IBB HBP BLK WP HR S P ERA WHIP																																	
Dennis Lamp, R ERA: 6.7 Dick Tidrow, R ERA: 1.54 Willie Hernandez, L ERA: 0.96 Bruce Sutter, R ERA: 3.86	(1, 1) (7, 1) (7, 1) (9, 1)	6.1 0.1 1.1 0.1	25 2	6 1	2 0	2 0	2 0	2 0	2 0	2 0	0 0	0 0	0 0	0 0	0 0	0 0	4 4 5 4	2.84 0.00 0.00 54.00	1.105 3.000 1.500 9.000																

AB	35
R	4
H	12
RBI	4
BB	1
SO	3
LOB	12





Batter	1	2	3	4	5	6	7	8	9	AB	R	H	RBI	BB	SO	LOB	TOP															
Ozzie Smith, S (1.6)	G3 2B		SH BB 2B	G6-4-3			F9		F7	5	1	2	0	0	0	2																
Gene Richards, L (1.7)	G3 HBP		SH BB 1B			K	F5			2	1	0	0	0	1	0																
Jerry Mumphrey, S (1.8)	G3		BB 1B		4-3		F7			4	1	1	0	0	0	2																
Dave Winfield, R (1.9)	1-3		1B 4-3-2 BB		E5		F9			3	0	0	1	1	0	2																
Gene Tenace, R (1.2)	IBB		F7		F8		F8			3	0	0	0	1	0	4																
Willie Montanez, L (1.3)	6-3		4-3-2 1B		F7		L5			4	0	1	2	0	0	3																
Dave Cash, R (1.4)		L4	4-3-2 1B		4-3-2 BB		F6			3	0	0	0	1	0	2	AB 32															
Aurelio Rodriguez, R (1.5)		5-3		FC2-5-6 2B		L5		F9		4	0	1	0	0	0	1	R 3															
Randy Jones, R (1.1)		F6		FC2-5-6 G6-4-3 2-3		F8				3	0	0	0	0	0	2	H 6															
John D'Acquisto, R (6.1)										0	0	0	0	0	0	0	RBI 3															
Dennis Kinney, L (6.1)										0	0	0	0	0	0	0	BB 3															
Rollie Fingers, R (7.1)										1	0	1	0	0	0	0	SO 1															
<b>Inning Stats</b>	R: 0 E: 0 K: 0 S: 4	H: 1 LOB: 3 BB: 1 P: 9	R: 0 E: 0 K: 0 S: 3	H: 0 LOB: 0 BB: 0 P: 3	R: 3 E: 1 K: 0 S: 6	H: 3 LOB: 1 BB: 1 P: 10	R: 0 E: 0 K: 0 S: 3	H: 1 LOB: 0 BB: 0 P: 3	R: 0 E: 0 K: 0 S: 6	H: 0 LOB: 1 BB: 1 P: 6	R: 0 E: 0 K: 0 S: 3	H: 0 LOB: 0 BB: 0 P: 3	R: 0 E: 0 K: 0 S: 3	H: 0 LOB: 0 BB: 0 P: 3	R: 0 E: 0 K: 0 S: 4	H: 1 LOB: 1 BB: 0 P: 4	1B: 2 2B: 5 3B: 0 HR: 0	SF: 0 SAC: 1 DP: 2 HBP: 1	WP: 0 PB: 0 SB: 0 CS: 0	PA: 37												
<b>PITCHER</b>	IP WLS BF H R ER SO BB IBB HBP BLK WP HR S P ERA WHIP																															
John Candelaria, L (1.1)	6.0	27	5	3	2	1	2	1	1	0	0	0	25	38	3.00	1.167																
Enrique Romo, R (7.1)	3.0	W 10	1	0	0	0	0	0	0	0	0	0	10	10	0.00	0.333																

San Diego Padres @ Pittsburgh Pirates  
 Three Rivers Stadium, Pittsburgh, PA  
 Wed May 21 1980, 7:05 PM EDT  
 Unknown



Batter	1	2	3	4	5	6	7	8	9	AB	R	H	RBI	BB	SO	LOB	BOTTOM															
Omar Moreno, L (1.8)	G3		S 1B		S BB	G3			SH1-3 1B	4	1	2	0	1	0	3																
Tim Lincecum, R (1.6)	L6		5-3		F3		1-3		SH1-3	4	0	0	0	0	0	3																
Dave Parker, L (1.9)	K			1B 2B	1-3		K		1B IBB	4	1	1	0	1	2	2																
Bill Robinson, R (1.3)		F4		G6-4-3 1B		1B 1B			1B	5	1	4	2	0	0	0																
Bill Madlock, R (1.5)		6-3		G6-4-3		F8		6-3		4	0	0	0	0	0	3																
Lee Lacy, R (1.7)			FC6 1B		S 1B	IBB 1B		4-3		4	0	3	0	0	0	0																
Phil Garner, R (1.4)		FC6		6-3		IBB 1B		4-3		4	0	1	1	0	0	2	AB 35															
Steve Nicosia, R (1.2)			6-3		SH5-4 2B	F5		F7		2	0	1	0	0	0	0	R 4															
John Milner, L (6. PH)										1	0	0	0	0	0	2	H 13															
Ed Ott, L (7.2)										1	0	0	0	0	0	0	RBI 4															
John Candelaria, L (1.1)			6-3		SH5-4					0	0	0	0	0	0	0	BB 3															
Willie Stargell, L (6. PH)										0	0	0	0	0	0	0	SO 2															
Enrique Romo, R (7.1)										0	0	0	0	0	0	0	LOB 15															
Mike Easter, L (8. PH)						IBB				1	1	1	1	0	0	0																
<b>Inning Stats</b>	R: 0 E: 0 K: 1 S: 5	H: 0 LOB: 0 BB: 0 P: 5	R: 0 E: 0 K: 0 S: 4	H: 1 LOB: 1 BB: 0 P: 4	R: 0 E: 0 K: 0 S: 4	H: 1 LOB: 1 BB: 0 P: 4	R: 1 E: 0 K: 0 S: 5	H: 3 LOB: 1 BB: 0 P: 5	R: 0 E: 0 K: 0 S: 4	H: 1 LOB: 2 BB: 1 P: 8	R: 1 E: 0 K: 0 S: 6	H: 3 LOB: 3 BB: 1 P: 10	R: 0 E: 0 K: 1 S: 6	H: 1 LOB: 1 BB: 0 P: 6	R: 0 E: 0 K: 0 S: 3	H: 0 LOB: 0 BB: 0 P: 3	R: 2 E: 0 K: 0 S: 4	H: 3 LOB: 2 BB: 1 P: 8	1B: 10 2B: 2 3B: 0 HR: 1	SF: 0 SAC: 2 DP: 1 HBP: 0	WP: 0 PB: 0 SB: 3 CS: 0	PA: 40										
<b>PITCHER</b>	IP WLS BF H R ER SO BB IBB HBP BLK WP HR S P ERA WHIP																															
Randy Jones, L (1.1)	5.1	24	8	2	2	1	0	0	0	0	0	1	1	3.38	1.688																	
John D'Acquisto, R (6.1)	0.0	1	1	0	0	0	0	0	0	0	0	1	1	∞	∞																	
Dennis Kinney, L (6.1)	1.1	6	1	0	0	1	0	1	0	0	0	7	11	0.00	0.750																	
Rollie Fingers, R (7.1)	1.2	L 9	3	2	2	0	0	1	0	0	0	1	8	12	10.80	1.800																

San Diego Padres @ Pittsburgh Pirates  
 Three Rivers Stadium, Pittsburgh, PA  
 Wed May 21 1980, 7:05 PM EDT  
 Unknown





Batter	1	2	3	4	5	6	7	8	9	AB	R	H	RBI	BB	SO	LOB	TOP		
Ozzie Smith, S (1, 6) OBP: 0.308, SLG: 0.256	F6		1B 4-3 BB		6-3		F7		SH1	3	1	0	0	1	0	0			
Von Joshua, L (1, 8) OBP: 0.344, SLG: 0.414 Dave Winfield, R (9, PH) OBP: 0.385, SLG: 0.419	K		1-3 1B		HR		6-3		4-3	4	1	2	1	0	1	0			
Gene Richards, L (1, 7) OBP: 0.336, SLG: 0.364	3B		4-3		BB		4-3		L6	4	0	1	1	1	0	3			
Jerry Turner, L (1, 9) OBP: 0.347, SLG: 0.357	BB		F7		F9		4-3			3	0	0	0	1	0	2			
Willie Montanez, L (1, 3) OBP: 0.273, SLG: 0.317	4-3				F7		F7		G3	4	0	0	0	0	0	2			
Kurt Bevacqua, R (1, 5) OBP: 0.480, SLG: 0.652 Paul Dade, R (8, PR) OBP: 0.321, SLG: 0.208	K				F8		CI 1B		BB 1B	4	0	2	0	0	1	0			
Bill Fahey, L (1, 2) OBP: 0.480, SLG: 0.310 Gene Tenace, R (8, PH) OBP: 0.340, SLG: 0.345	K				2B		CI 1-2		BB 1B	2	0	1	0	0	1	0			
Dave Cash, R (1, 4) OBP: 0.267, SLG: 0.246	4-3				1-4-3		F5		F8	4	0	0	0	0	0	5			
John Curtis, L (1, 1) OBP: 0.118, SLG: 0.063 Bob Shirley, R (8, 1) Aurelio Rodriguez, R (8, 5) OBP: 0.232, SLG: 0.357 Jerry Mumphy, S (9, PR) OBP: 0.308, SLG: 0.274			K				K		K	3	0	0	0	0	3	2			
									4-3 SH1 1B	0	0	0	0	0	0	0			
<b>Inning Stats</b>	R: 0 E: 0 K: 1 S: 6	H: 1 LOB: 2 BB: 1 P: 10	R: 0 E: 0 K: 2 S: 7	H: 0 LOB: 0 BB: 0 P: 7	R: 1 E: 0 K: 1 S: 6	H: 1 LOB: 1 BB: 1 P: 10	R: 0 E: 0 K: 0 S: 4	H: 1 LOB: 1 BB: 0 P: 4	R: 1 E: 0 K: 1 S: 6	H: 1 LOB: 2 BB: 0 P: 10	R: 0 E: 0 K: 0 S: 3	H: 0 LOB: 0 BB: 0 P: 3	R: 0 E: 0 K: 0 S: 4	H: 1 LOB: 2 BB: 1 P: 8	R: 0 E: 0 K: 0 S: 4	H: 1 LOB: 2 BB: 0 P: 4	1B: 4 2B: 1 3B: 1 HR: 1	SF: 0 SAC: 1 DP: 0 HBP: 0	WP: 0 PA: 39 CS: 0
<b>PITCHER</b>	IP	WLS	BF	H	R	ER	SO	BB	IBB	HBP	BLK	WP	HR	S	P	ERA	WHIP		
Don Robinson, R (1, 1) ERA: 3.13	6.0		27	5	2	2	6	3	0	0	0	0	1	36	48	3.00	1.333		
Grant Jackson, L (7, 1) ERA: 2.25	2.1	W	10	2	0	0	0	1	0	0	0	0	0	9	13	0.00	1.286		
Kent Tekulve, R (9, 1) ERA: 3.57	0.2	S	2	0	0	0	0	0	0	0	0	0	0	2	2	0.00	0.000		

San Diego Padres @ Pittsburgh Pirates  
Three Rivers Stadium, Pittsburgh, PA  
Wed May 21 1980, 7:05 PM EDT  
Att: 17,301 - Unknown

AB 33  
R 2  
H 7  
RBI 2  
BB 4  
SO 6  
LOB 16



Batter	1	2	3	4	5	6	7	8	9	AB	R	H	RBI	BB	SO	LOB	BOTTOM		
Omar Moreno, L (1, 8) OBP: 0.299, SLG: 0.364	4-3		WP 3B		G6-4-3 1B		F8			4	1	2	0	0	0	0			
Tim Foli, R (1, 6) OBP: 0.311, SLG: 0.331	FC4-6 1B		5-3		G6-4-3 1-2		HR			4	1	2	1	0	0	2			
Dave Parker, L (1, 9) OBP: 0.288, SLG: 0.457 John Milner, L (8, 3) OBP: 0.239, SLG: 0.171	FC4-6 FC6-4 1-2		K G5-4-3		4-3		4-3			4	0	0	0	0	1	1			
Bill Robinson, R (1, 3) OBP: 0.337, SLG: 0.584	FC6-4 1-2		G5-4-3 1-2		5-3		5-3			4	0	0	0	0	0	2			
Bill Madlock, R (1, 5) OBP: 0.311, SLG: 0.402 Matt Alexander, S (8, PR) Dale Berra, R (9, 5) OBP: 0.368, SLG: 0.294	F6				F4		2B 1B		SH5-3 1-3 2B	4	0	2	0	0	0	0			
Lee Lacy, R (1, 7) OBP: 0.520, SLG: 0.604	2B				F8		1-3 2B		SH5-3 2-3	3	0	2	0	0	0	0			
Phil Garner, R (1, 4) OBP: 0.362, SLG: 0.407	K				E 1B 1B		F6		1-3 IBB	3	0	1	0	1	1	3			
Steve Nicosia, R (1, 2) OBP: 0.351, SLG: 0.241	IBB		FC5-4 IBB		E7 1-3 1B		IBB		1-3	2	0	1	1	2	0	2			
Don Robinson, R (1, 1) OBP: 0.444, SLG: 0.444 Manny Sanguillen, R (8, PH) OBP: 0.750, SLG: 1.250 Grant Jackson, S (7, 1) Kent Tekulve, R (9, 1)	FC5-4 1-2				5-3		F7		K	2	0	0	0	0	0	4			
										1	0	0	0	0	0	3			
										1	0	0	0	0	1	1			
										0	0	0	0	0	0	0			
<b>Inning Stats</b>	R: 0 E: 0 K: 0 S: 4	H: 1 LOB: 1 BB: 0 P: 4	R: 0 E: 0 K: 1 S: 6	H: 1 LOB: 2 BB: 1 P: 10	R: 1 E: 0 K: 1 S: 6	H: 1 LOB: 0 BB: 0 P: 6	R: 0 E: 0 K: 0 S: 5	H: 2 LOB: 2 BB: 0 P: 5	R: 0 E: 0 K: 0 S: 3	H: 1 LOB: 0 BB: 0 P: 3	R: 0 E: 0 K: 0 S: 5	H: 2 LOB: 3 BB: 1 P: 9	R: 1 E: 0 K: 0 S: 4	H: 1 LOB: 0 BB: 0 P: 4	R: 1 E: 0 K: 1 S: 6	H: 1 LOB: 1 BB: 1 P: 10	1B: 5 2B: 3 3B: 1 HR: 1	SF: 0 SAC: 1 DP: 2 HBP: 0	WP: 1 PA: 36 CS: 0
<b>PITCHER</b>	IP	WLS	BF	H	R	ER	SO	BB	IBB	HBP	BLK	WP	HR	S	P	ERA	WHIP		
John Curtis, L (1, 1) ERA: 3.31	7.0	L	32	10	3	3	2	0	2	0	0	0	0	34	42	3.86	1.429		
Bob Shirley, L (8, 1) ERA: 1.57	1.0		4	0	0	0	1	0	1	0	0	0	0	5	9	0.00	0.000		

San Diego Padres @ Pittsburgh Pirates  
Three Rivers Stadium, Pittsburgh, PA  
Wed May 21 1980, 7:05 PM EDT  
Att: 17,301 - Unknown

AB 32  
R 3  
H 10  
RBI 2  
BB 3  
SO 3  
LOB 18





Batter	1	2	3	4	5	6	7	8	9	AB	R	H	RBI	BB	SO	LOB	TOP										
Ozzie Smith, S OBP: 0.305, SLG: 0.254 (1, 6)	K		K			K	4-3		1B	5	1	1	0	0	3	0	<b>San Diego Padres @ Pittsburgh Pirates</b> Three Rivers Stadium, Pittsburgh, PA Thu May 22 1980, 7:05 PM EDT Att: 12,496 - Unknown										
Jerry Mumphrey, S OBP: 0.311, SLG: 0.279 (1, 8)	K			4-3		1B BLK		F7	1B	5	2	2	1	0	1	0											
Gene Richards, L OBP: 0.338, SLG: 0.373 (1, 7)	S			5-3		K		1B	4-3	5	1	2	0	0	1	2											
Jerry Turner, L OBP: 0.352, SLG: 0.362 Rolie Fingers, R OBP: 0.250, SLG: 0.500 (9, 1)	6-3			K		1B BLK		F8	E4	5	1	2	1	0	1	2											
Willie Montanez, L OBP: 0.277, SLG: 0.320 (1, 3)		F8			K	1B		1B	K	5	0	2	1	0	2	1											
Bill Fahey, L OBP: 0.292, SLG: 0.323 (1, 2)		F8			4-3	1B		1B		4	0	2	1	0	0	0											
Aurelio Rodriguez, R OBP: 0.294, SLG: 0.385 Kurt Bevacqua, R OBP: 0.462, SLG: 0.625 (8, PH)		F7			1B	K		4-3		3	0	1	0	0	1	2											
Dave Cash, R OBP: 0.266, SLG: 0.246 (1, 4)			4-3				4-3		F7	4	0	1	0	0	0	0											
Gary Lucas, L OBP: 0.187, SLG: 0.187 Steve Mura, R OBP: 0.200, SLG: 1.000 Paul Lajoie, R OBP: 0.310, SLG: 0.250 John D'Acquisto, R OBP: 0.327, SLG: 0.341 Gene Tenace, R OBP: 0.327, SLG: 0.341 Bob Shirley, R OBP: 0.280, SLG: 0.448 Dave Winfield, R OBP: 0.300, SLG: 0.448 (9, 9)			K		4-3		F7		HR	1	0	0	0	0	1	0											
<b>Inning Stats</b>	R: 0 E: 0 K: 2 S: 8	H: 1 LOB: 1 BB: 0 P: 8	R: 0 E: 0 K: 0 S: 3	H: 0 LOB: 0 BB: 0 P: 3	R: 0 E: 0 K: 2 S: 7	H: 0 LOB: 0 BB: 0 P: 7	R: 0 E: 0 K: 1 S: 5	H: 0 LOB: 0 BB: 0 P: 5	R: 0 E: 0 K: 1 S: 7	H: 2 LOB: 2 BB: 0 P: 7	R: 2 E: 0 K: 3 S: 13	H: 4 LOB: 2 BB: 0 P: 13	R: 0 E: 0 K: 0 S: 3	H: 0 LOB: 0 BB: 0 P: 3	R: 1 E: 0 K: 0 S: 6	H: 3 LOB: 2 BB: 0 P: 6		R: 3 E: 1 K: 1 S: 9	H: 4 LOB: 1 BB: 0 P: 9	1B: 12 2B: 1 3B: 0 HR: 1	SF: 0 SAC: 0 DP: 0 HBP: 0	WP: 1 PB: 0 SB: 2 CS: 0	PA: 41				
<b>PITCHER</b>	IP	WLS	BF	H	R	ER	SO	BB	IBB	HBP	BLK	WP	HR	S	P	ERA	WHIP										
Bert Blyleven, R ERA: 3.27 (1, 1)	5.2		24	7	2	2	8	0	0	0	1	0	0	40	40	3.18	1.235										
Enrique Romo, R ERA: 2.03 (6, 1)	2.0		9	3	1	1	1	0	0	0	0	0	0	11	11	4.50	1.500										
Kent Tekulve, R ERA: 4.63 (8, 1)	0.2	L	5	3	3	3	0	0	0	0	0	0	1	5	5	40.50	4.500										
Grant Jackson, L ERA: 2.16 (9, 1)	0.2		3	1	0	0	1	0	0	0	0	1	0	5	5	0.00	1.500										
<b>Batter</b>	<b>1</b>	<b>2</b>	<b>3</b>	<b>4</b>	<b>5</b>	<b>6</b>	<b>7</b>	<b>8</b>	<b>9</b>	<b>AB</b>	<b>R</b>	<b>H</b>	<b>RBI</b>	<b>BB</b>	<b>SO</b>	<b>LOB</b>	<b>BOTTOM</b>										
Omar Moreno, L OBP: 0.296, SLG: 0.354 (1, 8)	G3		CS	F7			4-3		F8	4	0	0	0	1	0	1	<b>San Diego Padres @ Pittsburgh Pirates</b> Three Rivers Stadium, Pittsburgh, PA Thu May 22 1980, 7:05 PM EDT Att: 12,496 - Unknown										
Tim Lincecum, R OBP: 0.309, SLG: 0.328 (1, 6)	S		1-2	F7		6-3				4	0	1	0	0	0	1											
Lee Lacy, R OBP: 0.500, SLG: 0.635 (1, 7)	F7			HR		F2		F8		4	1	1	1	0	0	1											
Bill Robinson, R OBP: 0.345, SLG: 0.593 (1, 9)	K			2B		1B		4-3		4	0	2	0	0	1	1											
Willie Stargell, L OBP: 0.383, SLG: 0.478 (1, 3)		F2		BB		2B		4-3		3	0	1	0	1	0	0											
Bill Madlock, R OBP: 0.301, SLG: 0.389 (1, 5)		5-3		F8		F9		6-3		4	0	0	0	0	0	4											
Phil Garner, R OBP: 0.366, SLG: 0.422 (1, 4)				SF7		F9			K	3	2	1	0	1	1	0											
Steve Nicosia, R OBP: 0.350, SLG: 0.355 John Milner, L OBP: 0.234, SLG: 0.167 (9, PH)				SF7		F8			F9	2	1	1	3	0	0	0											
Bert Blyleven, R OBP: 0.077, SLG: 0.077 Enrique Romo, R OBP: 0.200, SLG: 0.500 Kent Tekulve, R OBP: 0.327, SLG: 0.341 Grant Jackson, L OBP: 0.327, SLG: 0.341 Dave Parker, L OBP: 0.280, SLG: 0.448 Don Robinson, R OBP: 0.444, SLG: 0.644 (9, 9)				4-3		4-3			1B	2	0	0	0	0	0	0											
<b>Inning Stats</b>	R: 0 E: 0 K: 1 S: 6	H: 1 LOB: 1 BB: 0 P: 6	R: 2 E: 0 K: 0 S: 4	H: 1 LOB: 1 BB: 1 P: 8	R: 1 E: 0 K: 0 S: 4	H: 2 LOB: 2 BB: 2 P: 12	R: 1 E: 0 K: 0 S: 4	H: 1 LOB: 0 BB: 0 P: 4	R: 0 E: 0 K: 0 S: 5	H: 2 LOB: 2 BB: 0 P: 5	R: 0 E: 0 K: 0 S: 3	H: 0 LOB: 0 BB: 0 P: 3	R: 0 E: 0 K: 0 S: 3	H: 0 LOB: 0 BB: 0 P: 3	R: 0 E: 0 K: 1 S: 6	H: 1 LOB: 2 BB: 0 P: 6		1B: 3 2B: 2 3B: 1 HR: 2	SF: 1 SAC: 0 DP: 0 HBP: 0	WP: 0 PB: 1 SB: 2 CS: 1	PA: 37						
<b>PITCHER</b>	IP	WLS	BF	H	R	ER	SO	BB	IBB	HBP	BLK	WP	HR	S	P	ERA	WHIP										
Gary Lucas, L ERA: 3.2 (1, 1)	2.2		14	4	3	3	1	0	0	0	0	0	0	5	5	6.75	0.750										
Steve Mura, R ERA: 5.23 (3, 1)	1.1		5	1	1	1	0	0	0	0	0	0	0	5	5	6.75	0.750										
John D'Acquisto, R ERA: 2.76 (5, 1)	2.0		8	2	0	0	0	0	0	0	0	0	0	8	8	0.00	1.000										
Bob Shirley, L ERA: 1.44 (7, 1)	2.0	W	6	0	0	0	0	0	0	0	0	0	0	6	6	0.00	0.000										
Rolie Fingers, R ERA: 2.78 (9, 1)	1.0	S	4	1	0	0	1	0	0	0	0	0	0	6	6	0.00	1.000										



Batter	1	2	3	4	5	6	7	8	9	AB	R	H	RBI	BB	SO	LOB	TOP			
<b>Ozzie Smith, S</b> OBP: 0.310, SLG: 0.255 (1, 6)	F8		L6			1B BB		2B 1B		3	0	1	0	1	0	0	<b>San Diego Padres @ St. Louis Cardinals</b> Busch Stadium, St. Louis, MO Fri May 23 1980, 7:05 PM CDT Att: 7,245 - Unknown			
<b>Jerryumphrey, S</b> OBP: 0.317, SLG: 0.296 (1, 8)	4-3		F7			1B		2B		4	0	2	0	0	0	0				
<b>Gene Richards, L</b> OBP: 0.342, SLG: 0.377 (1, 7)	1B			CS 1B				G3		4	0	2	0	0	0	3				
<b>Dave Winfield, R</b> OBP: 0.392, SLG: 0.445 (1, 9)	P4			F9				BB		3	1	1	0	1	0	2				
<b>Willie Montanez, L</b> OBP: 0.277, SLG: 0.326 (1, 3)		3-1		F5				F9		4	1	1	1	0	0	2				
<b>Bill Fahey, L</b> OBP: 0.279, SLG: 0.308 <b>Kurt Bevacqua, R</b> OBP: 0.444, SLG: 0.600 <b>Gene Tenace, R</b> OBP: 0.337, SLG: 0.341 (9, PH) (9, 2)	4-3			CS	G3			F7		3	0	0	0	0	0	1				
<b>Aurelio Rodriguez, R</b> OBP: 0.292, SLG: 0.406 (1, 5)				1-2	K			K		4	0	1	0	0	2	1				
<b>Dave Cash, R</b> OBP: 0.266, SLG: 0.246 (1, 4)	P3				6-3			P4		4	0	1	0	0	0	1				
<b>Rick Wise, R</b> OBP: 0.105, SLG: 0.111 <b>Bob Shirley, R</b> (8, 1)			K					K		3	0	0	0	0	2	0				
<b>Inning Stats</b>	R: 0 E: 0 K: 0 S: 4	H: 1 LOB: 1 BB: 0 P: 4	R: 0 E: 0 K: 0 S: 4	H: 1 LOB: 1 BB: 0 P: 4	R: 0 E: 0 K: 1 S: 5	H: 0 LOB: 0 BB: 0 P: 5	R: 0 E: 0 K: 0 S: 3	H: 1 LOB: 0 BB: 0 P: 3	R: 0 E: 0 K: 1 S: 5	H: 0 LOB: 1 BB: 1 P: 7	R: 0 E: 0 K: 1 S: 5	H: 0 LOB: 1 BB: 1 P: 9	R: 0 E: 0 K: 1 S: 7	H: 2 LOB: 2 BB: 0 P: 7	R: 2 E: 0 K: 1 S: 8	H: 3 LOB: 1 BB: 0 P: 8		1B: 6 2B: 2 3B: 1 HR: 0	SF: 0 SAC: 0 DP: 0 HBP: 0	WP: 1 PB: 0 SB: 2 CS: 1
<b>PITCHER</b>	IP	WLS	BF	H	R	ER	SO	BB	IBB	HBP	BLK	WP	HR	S	P	ERA	WHIP			
<b>John Fulgham, R</b> ERA: 3.16 <b>Jim Kaat, L</b> ERA: 5.29	(1, 1)	8.0	30	6	0	0	4	2	0	0	0	0	0	36	44	0.00	1.000			
<b>PITCHER</b>	IP	WLS	BF	H	R	ER	SO	BB	IBB	HBP	BLK	WP	HR	S	P	ERA	WHIP			
<b>John Fulgham, R</b> ERA: 3.16 <b>Jim Kaat, L</b> ERA: 5.29	(9, 1)	1.0	6	3	2	2	1	0	0	0	1	1	0	8	8	18.00	3.000			

AB 34  
R 2  
H 9  
RBI 1  
BB 2  
SO 5  
LOB 12



Batter	1	2	3	4	5	6	7	8	9	AB	R	H	RBI	BB	SO	LOB	BOTTOM					
<b>Garry Templeton, S</b> OBP: 0.363, SLG: 0.420 (1, 6)	F7			F8		L3		BB IBB		3	0	0	0	1	0	0	<b>San Diego Padres @ St. Louis Cardinals</b> Busch Stadium, St. Louis, MO Fri May 23 1980, 7:05 PM CDT Att: 7,245 - Unknown					
<b>Tom Herr, S</b> OBP: 0.241, SLG: 0.259 (1, 4)	F8			3-1		P6		P4		4	0	0	0	0	0	2						
<b>Keith Hernandez, L</b> OBP: 0.403, SLG: 0.469 (1, 3)	K					3-1				3	0	1	0	1	1	0						
<b>Ted Simmons, S</b> OBP: 0.415, SLG: 0.500 (1, 2)				4-3				F9		4	0	1	0	0	0	4						
<b>George Hendrick, R</b> OBP: 0.377, SLG: 0.557 (1, 9)		P3				FC6-4 1B		F8		4	0	1	0	0	0	1						
<b>Ken Reitz, R</b> OBP: 0.404, SLG: 0.485 (1, 5)		G6-4-3				K				4	0	1	0	0	1	2						
<b>Bobby Bonds, R</b> OBP: 0.297, SLG: 0.350 (1, 7)				K		FC6-4 FC5 S				4	0	0	0	0	3	2						
<b>Tony Scott, S</b> OBP: 0.279, SLG: 0.261 (1, 8)				F7				E3 SH1-4		2	0	0	0	1	0	0						
<b>John Fulgham, R</b> <b>Bernie Carbo, L</b> OBP: 0.273, SLG: 0.200 <b>Jim Kaat, L</b> (9, 1)				L8		FC5		SH1-4		2	0	0	0	0	0	2						
<b>Inning Stats</b>	R: 0 E: 0 K: 1 S: 5	H: 0 LOB: 0 BB: 0 P: 5	R: 0 E: 0 K: 0 S: 3	H: 1 LOB: 0 BB: 0 P: 3	R: 0 E: 0 K: 1 S: 5	H: 0 LOB: 0 BB: 0 P: 5	R: 0 E: 0 K: 0 S: 4	H: 1 LOB: 1 BB: 0 P: 4	R: 0 E: 0 K: 1 S: 6	H: 1 LOB: 2 BB: 1 P: 10	R: 0 E: 0 K: 0 S: 3	H: 0 LOB: 0 BB: 0 P: 3	R: 0 E: 0 K: 1 S: 6	H: 1 LOB: 1 BB: 0 P: 6	R: 0 E: 1 K: 0 S: 4	H: 0 LOB: 3 BB: 2 P: 12		R: 0 E: 0 K: 1 S: 5	H: 0 LOB: 0 BB: 0 P: 5	1B: 4 2B: 0 3B: 0 HR: 0	SF: 0 SAC: 1 DP: 1 HBP: 0	WP: 0 PB: 0 SB: 1 CS: 0
<b>PITCHER</b>	IP	WLS	BF	H	R	ER	SO	BB	IBB	HBP	BLK	WP	HR	S	P	ERA	WHIP					
<b>Rick Wise, R</b> ERA: 3.73 <b>Bob Shirley, L</b> ERA: 1.33	(1, 1)	7.0	26	4	0	0	4	0	0	0	0	0	0	33	37	0.00	0.571					
<b>PITCHER</b>	IP	WLS	BF	H	R	ER	SO	BB	IBB	HBP	BLK	WP	HR	S	P	ERA	WHIP					
<b>Rick Wise, R</b> ERA: 3.73 <b>Bob Shirley, L</b> ERA: 1.33	(8, 1)	2.0	8	0	0	0	1	1	1	0	0	0	0	8	16	0.00	0.500					





Batter	1	2	3	4	5	6	7	8	9	AB	R	H	RBI	BB	SO	LOB	TOP		
<b>Ozzie Smith, S</b> OBP: 0.306, SLG: 0.248 (1, 6)	G3		6-3	F9			1B 2B BB	6-3		4	1	0	0	1	0	1	<b>San Diego Padres @ St. Louis Cardinals</b> Busch Stadium, St. Louis, MO Sat May 24 1980, 7:05 PM CDT Att: 14,990 - Unknown		
<b>Jerry Mumphrey, S</b> OBP: 0.328, SLG: 0.317 (1, 8)	2B		BB 1B BB		4-3		2B 1B S	4-3		5	2	3	1	0	0	0			
<b>Gene Richards, L</b> OBP: 0.351, SLG: 0.385 (1, 7)	F8		BB BB BB	BB BB	G6-4-3 1B		F8	BB 1B		5	1	3	0	0	0	3			
<b>Dave Winfield, R</b> OBP: 0.399, SLG: 0.450 (1, 9)	K		BB BB	BB BB	G6-4-3 1-2		HR 2B	BB 1-2		3	1	1	2	2	1	2			
<b>Willie Montanez, L</b> OBP: 0.288, SLG: 0.321 (1, 3)	K		BB BB	SH5-4 1B HBP			HR IBB	G3		2	1	0	1	2	1	2			
<b>Gene Tenace, R</b> OBP: 0.349, SLG: 0.382 (1, 2)	K		FC4-6 BB	SH5-4 1B			HR	5-3		4	1	2	4	1	1	0			
<b>Aurelio Rodriguez, R</b> OBP: 0.289, SLG: 0.411 (1, 5)	6-3		FC4-6 1-2	SH5-4 1-2 2-3			2B	K		4	0	1	0	0	1	3			
<b>Dave Cash, R</b> OBP: 0.264, SLG: 0.240 (1, 4)			SH3 1B BB	G3			L3	G3		4	1	0	0	1	0	3			
<b>Eric Rasmussen, R</b> OBP: 0.125, SLG: 0.250 (1, 1)			SH3	F9			1-3			0	0	0	0	0	0	0			
<b>Paul Dade, R</b> OBP: 0.300, SLG: 0.192 (4, PH)										1	0	0	0	0	0	0			
<b>John D'Acquisto, R</b> (4, 1)										0	0	0	0	0	0	0			
<b>Bill Fahey, L</b> OBP: 0.275, SLG: 0.303 (6, PH)										1	0	0	0	0	0	2			
<b>Dennis Kinney, L</b> (6, 1)										1	0	0	0	0	0	1			
<b>Inning Stats</b>	R: 0 E: 0 K: 1 S: 6	H: 1 LOB: 1 BB: 0 P: 6	R: 0 E: 0 K: 2 S: 7	H: 0 LOB: 0 BB: 0 P: 7	R: 3 E: 0 K: 0 S: 5	H: 2 LOB: 3 BB: 4 P: 21	R: 0 E: 0 K: 0 S: 3	H: 0 LOB: 0 BB: 0 P: 3	R: 0 E: 0 K: 0 S: 4	H: 1 LOB: 2 BB: 0 P: 5	R: 5 E: 0 K: 0 S: 7	H: 4 LOB: 1 BB: 2 P: 15	R: 0 E: 0 K: 0 S: 4	H: 1 LOB: 2 BB: 1 P: 8	R: 0 E: 0 K: 1 S: 5	H: 0 LOB: 0 BB: 0 P: 5	1B: 6 2B: 3 3B: 0 HR: 1	SF: 0 SAC: 2 DP: 1 HBP: 1	WP: 0 PA: 44 PB: 0 SB: 1 CS: 0
<b>PITCHER</b>	IP WLS BF H R ER SO BB IBB HBP BLK WP HR S P ERA WHIP																		
<b>Silvio Martinez, R</b> ERA: 3.63 (1, 1)	2.2	15	3	3	3	3	4	0	0	0	0	0	17	33	10.12	2.625			
<b>Donnie Moore, R</b> ERA: 6.23 (3, 1)	3.2	L 16	4	3	3	0	1	0	1	0	0	0	14	19	7.36	1.364			
<b>Pedro Borbon, R</b> ERA: 2.89 (7, 1)	1.2	10	3	2	2	0	1	1	0	0	0	1	8	16	10.80	2.400			
<b>Roy Thomas, R</b> ERA: 5.08 (9, 1)	1.0	3	0	0	0	1	0	0	0	0	0	0	5	5	0.00	0.000			

Batter	1	2	3	4	5	6	7	8	9	AB	R	H	RBI	BB	SO	LOB	BOTTOM		
<b>Garry Templeton, S</b> OBP: 0.358, SLG: 0.413 (1, 6)	K			K		F9		F8		5	0	1	0	0	2	2	<b>San Diego Padres @ St. Louis Cardinals</b> Busch Stadium, St. Louis, MO Sat May 24 1980, 7:05 PM CDT Att: 14,990 - Unknown		
<b>Tony Scott, S</b> OBP: 0.270, SLG: 0.252 (1, 8)	G3			K		K		1-3		5	0	0	0	0	2	3			
<b>Dane Iorg, L</b> OBP: 0.393, SLG: 0.490 (1, 7)	2B			1B		FC4-6 1-2		4-3		5	0	2	0	0	1	1			
<b>Keith Hernandez, L</b> OBP: 0.409, SLG: 0.469 (1, 3)	BB			2B 1B		G3		F9		4	1	2	0	1	0	0			
<b>Terry Kennedy, L</b> OBP: 0.342, SLG: 0.441 (1, 2)	K			K		F8				4	1	1	1	0	2	4			
<b>George Hendrick, R</b> OBP: 0.388, SLG: 0.542 (1, 9)				K		6-3		P6		4	0	0	0	0	1	1			
<b>Ken Reitz, R</b> OBP: 0.407, SLG: 0.485 (1, 5)				FC3-6 1B		6-3		6-3		4	1	2	1	0	0	0			
<b>Tom Herr, S</b> OBP: 0.242, SLG: 0.293 (1, 4)				FC3-6 1B		4-3		P6		4	1	1	1	0	0	1			
<b>Silvio Martinez, R</b> OBP: 0.182, SLG: 0.100 (1, 1)				G3						1	0	1	1	0	0	0			
<b>Donnie Moore, L</b> OBP: 0.750, SLG: 1.000 (3, 1)										2	0	1	0	0	0	1			
<b>Pedro Borbon, R</b> OBP: 0.250, SLG: 0.250 (7, 1)										0	0	0	0	0	0	0			
<b>Mike Ramsey, S</b> OBP: 0.800, SLG: 0.800 (8, PH)										1	0	1	0	0	0	0			
<b>Roy Thomas, R</b> OBP: 0.250, SLG: 0.250 (9, 1)										0	0	0	0	0	0	0			
<b>Inning Stats</b>	R: 0 E: 0 K: 2 S: 8	H: 1 LOB: 2 BB: 1 P: 12	R: 1 E: 1 K: 0 S: 6	H: 3 LOB: 2 BB: 0 P: 6	R: 3 E: 0 K: 2 S: 11	H: 4 LOB: 1 BB: 0 P: 11	R: 0 E: 0 K: 3 S: 11	H: 2 LOB: 2 BB: 0 P: 11	R: 0 E: 0 K: 1 S: 6	H: 1 LOB: 1 BB: 0 P: 6	R: 0 E: 0 K: 0 S: 3	H: 0 LOB: 0 BB: 0 P: 3	R: 0 E: 0 K: 0 S: 4	H: 1 LOB: 1 BB: 0 P: 4	R: 0 E: 0 K: 0 S: 3	H: 0 LOB: 0 BB: 0 P: 3	1B: 8 2B: 3 3B: 1 HR: 0	SF: 0 SAC: 0 DP: 0 HBP: 0	WP: 0 PA: 40 PB: 0 SB: 0 CS: 0
<b>PITCHER</b>	IP WLS BF H R ER SO BB IBB HBP BLK WP HR S P ERA WHIP																		
<b>Eric Rasmussen, R</b> ERA: 5.4 (1, 1)	3.0	18	8	4	4	4	1	0	0	0	0	0	25	29	12.00	3.000			
<b>John D'Acquisto, R</b> ERA: 2.45 (4, 1)	2.0	8	2	0	0	3	0	0	0	0	0	0	14	14	0.00	1.000			
<b>Dennis Kinney, L</b> ERA: 4.05 (6, 1)	4.0	W 14	2	0	0	1	0	0	0	0	0	0	16	16	0.00	0.500			



Batter	1	2	3	4	5	6	7	8	9	AB	R	H	RBI	BB	SO	LOB	TOP										
<b>Ozzie Smith, S</b> OBP: 0.318, SLG: 0.260 (1, 6)	0-0 1B		4-0 2B BB			0-0 1-2 1B		0-0 E 1B	0-0 6-3	5	1	3	1	1	0	1	<b>San Diego Padres @ St. Louis Cardinals</b> Busch Stadium, St. Louis, MO Sun May 25 1980, 3:33 AM CDT Att: 14,157 - Unknown										
<b>Jerryumphrey, S</b> OBP: 0.331, SLG: 0.328 <b>Paul Dade, R</b> OBP: 0.300, SLG: 0.192 <b>John D'Acquisto, R</b> OBP: 0.300, SLG: 0.192 (8, FR)	0-0 F9		0-0 2B			0-0 FC4-6 1B		0-0 E3 1B		5	1	2	2	0	0	3											
<b>Gene Richards, L</b> OBP: 0.346, SLG: 0.374 (1, 7)	0-0 F8		0-3 K			0-0 E4 1B		0-0 4-3		4	1	0	0	1	1	5											
<b>Dave Winfield, R</b> OBP: 0.405, SLG: 0.456 (1, 9)	0-0 4-3					0-0 BB 1B		0-0 G6-4-3 1B		5	1	3	1	0	0	1											
<b>Willie Montanez, L</b> OBP: 0.291, SLG: 0.324 (1, 3)		0-0 CS 1B				0-0 K		0-0 E 1B		5	0	2	1	0	2	3											
<b>Gene Tenace, R</b> OBP: 0.348, SLG: 0.374 <b>Bill Fahey, L</b> OBP: 0.282, SLG: 0.309 (8, PH)	0-3 K		4-0 G6-4-3 BB			0-0 E5		0-0 F2		2	0	0	0	1	1	2											
<b>Aurelio Rodriguez, R</b> OBP: 0.259, SLG: 0.493 <b>Von Joshua, L</b> OBP: 0.364, SLG: 0.414 (8, FR)	0-0 F7		0-0 G6-4-3			0-0 F8		0-0 5-3 1B		4	0	1	0	0	0	4											
<b>Dave Cash, R</b> OBP: 0.274, SLG: 0.253 (1, 4)			0-0 B1-6-4 1B			0-0 FC1-5 2B		0-0 6-3		4	1	2	0	1	0	1											
<b>Randy Jones, R</b> OBP: 0.087, SLG: 0.045 <b>Steve Mura, R</b> OBP: 0.500, SLG: 1.000 <b>Rollie Fingers, R</b> OBP: 0.250, SLG: 0.500 <b>Jerry Turner, L</b> OBP: 0.364, SLG: 0.362 <b>Barry Evans, R</b> OBP: 0.385, SLG: 0.406 (8, 8)	0-0 B1-6-4		0-0 FC1-5 1B			0-0 P1-3 1B		0-0 1B		3	1	1	0	0	0	2											
<b>Inning Stats</b>	R: 0 E: 0 K: 0 S: 4	H: 1 LOB: 1 BB: 0 P: 4	R: 0 E: 0 K: 1 S: 5	H: 1 LOB: 0 BB: 0 P: 5	R: 1 E: 0 K: 1 S: 6	H: 2 LOB: 1 BB: 1 P: 10	R: 0 E: 0 K: 1 S: 5	H: 1 LOB: 0 BB: 1 P: 9	R: 4 E: 2 K: 0 S: 9	H: 4 LOB: 2 BB: 0 P: 9	R: 0 E: 0 K: 0 S: 3	H: 1 LOB: 0 BB: 0 P: 3	R: 0 E: 0 K: 0 S: 3	H: 1 LOB: 1 BB: 1 P: 7	R: 2 E: 1 K: 0 S: 6	H: 3 LOB: 2 BB: 2 P: 10		R: 4 E: 0 K: 1 S: 7	H: 2 LOB: 0 BB: 2 P: 15	1B: 13 2B: 3 3B: 0 HR: 1	SF: 0 SAC: 0 DP: 4 HBP: 0	WP: 0 PB: 0 SB: 1 CS: 1	PA: 46				
<b>PITCHER</b>	IP	WLS	BF	H	R	ER	SO	BB	IBB	HBP	BLK	WP	HR	S	P	ERA	WHIP										
<b>Pete Vuckovich, R</b> ERA: 2.76 (1, 1)	5.0		25	9	5	1	3	2	0	0	0	0	0	29	37	1.80	2.200										
<b>Don Hood, L</b> ERA: 2.12 (6, 1)	2.0		7	2	0	0	0	1	0	0	0	0	0	6	10	0.00	1.500										
<b>Roy Thomas, R</b> ERA: 5.59 (8, 1)	0.2	L	5	2	2	2	0	0	1	0	0	0	0	4	8	27.00	3.000										
<b>Jim Kaat, L</b> ERA: 6.0 (8, 1)	1.0		6	2	2	2	1	1	0	0	0	0	0	7	11	18.00	3.000										
<b>Pedro Borbon, R</b> ERA: 3.79 (9, 1)	0.1		3	1	2	2	0	1	0	0	0	0	1	2	6	54.00	6.000										
Batter	1	2	3	4	5	6	7	8	9	AB	R	H	RBI	BB	SO	LOB	BOTTOM										
<b>Garry Templeton, S</b> OBP: 0.365, SLG: 0.415 (1, 6)	4-0 1B BB		0-0 L8			0-0 6-3		0-0 E WP 1B	0-0 FC4-6 1B	4	1	2	0	1	0	0	<b>San Diego Padres @ St. Louis Cardinals</b> Busch Stadium, St. Louis, MO Sun May 25 1980, 3:33 AM CDT Att: 14,157 - Unknown										
<b>Tom Herr, S</b> OBP: 0.221, SLG: 0.279 (8, 1)	0-3 K		0-0 6-3			0-0 G3		0-0 F7		3	0	0	0	0	1	1											
<b>Don Minick, L</b> OBP: 0.143, SLG: 0.143 <b>Bernie Carbo, L</b> OBP: 0.230, SLG: 0.182 <b>Roy Thomas, R</b> OBP: 0.250, SLG: 0.250 <b>Jim Kaat, L</b> OBP: 0.209, SLG: 0.250 <b>Pedro Borbon, R</b> OBP: 0.226, SLG: 0.347 (8, PH)	0-0 K		0-0 K			0-0 HR		0-0 1B		4	2	3	1	1	0	1											
<b>Keith Hernandez, L</b> OBP: 0.420, SLG: 0.497 (1, 3)	0-0 G6-4-3 1B		0-0 HR			0-0 HR 1B		0-0 BB		4	2	3	1	1	0	1											
<b>Ted Simmons, S</b> OBP: 0.422, SLG: 0.539 (7, 2)	0-0 G6-4-3		0-0 2B			0-0 HR 1B		0-0 1B		5	1	3	2	0	0	3											
<b>George Hendrick, R</b> OBP: 0.358, SLG: 0.527 (1, 9)		0-0 6-3				0-0 1-3		0-0 F8		4	0	0	0	0	0	3											
<b>Ken Reitz, R</b> OBP: 0.409, SLG: 0.493 (1, 5)		0-0 1-3 2B 1B				0-0 5-3		0-0 2B		4	1	2	0	0	0	0											
<b>Steve Swisher, R</b> (1, 2)		0-0 1-3				0-0 6-3		0-0 K		2	0	0	0	0	0	1											
<b>Dane Iorg, L</b> OBP: 0.397, SLG: 0.491 (7, 7)		1-2				0-0 K		0-0 1B		2	0	1	0	0	1	1											
<b>Tony Scott, S</b> OBP: 0.269, SLG: 0.259 (1, 8)		0-0 2H 2B				0-0 5-3		0-0 F7		4	0	1	1	0	1	2											
<b>Pete Vuckovich, R</b> OBP: 0.130, SLG: 0.136 <b>Mike Ramsey, S</b> OBP: 0.429, SLG: 0.571 (6, 4)	0-0 4-3		0-0 6-3			0-0 6-3		0-0 F8		1	0	0	0	0	0	1											
<b>Terry Kennedy, L</b> OBP: 0.333, SLG: 0.429 <b>Mike Phillips, L</b> (9, 4)			0-0 F7			0-0 F8		0-0 F7		2	0	0	0	0	0	0											
<b>Inning Stats</b>	R: 0 E: 0 K: 1 S: 5	H: 1 LOB: 1 BB: 1 P: 9	R: 1 E: 0 K: 0 S: 5	H: 2 LOB: 0 BB: 0 P: 5	R: 1 E: 0 K: 0 S: 5	H: 2 LOB: 1 BB: 0 P: 5	R: 0 E: 0 K: 0 S: 3	H: 0 LOB: 0 BB: 0 P: 3	R: 0 E: 0 K: 0 S: 3	H: 0 LOB: 0 BB: 0 P: 3	R: 2 E: 0 K: 1 S: 8	H: 3 LOB: 1 BB: 0 P: 8	R: 1 E: 0 K: 0 S: 5	H: 2 LOB: 1 BB: 1 P: 9	R: 0 E: 0 K: 1 S: 6	H: 1 LOB: 1 BB: 0 P: 6	R: 0 E: 0 K: 0 S: 4	H: 1 LOB: 0 BB: 0 P: 4	1B: 7 2B: 3 3B: 0 HR: 2	SF: 0 SAC: 0 DP: 1 HBP: 0	WP: 1 PB: 0 SB: 1 CS: 0	PA: 40					
<b>PITCHER</b>	IP	WLS	BF	H	R	ER	SO	BB	IBB	HBP	BLK	WP	HR	S	P	ERA	WHIP										
<b>Randy Jones, L</b> ERA: 2.31 (1, 1)	5.1		24	8	4	4	1	1	0	0	0	1	0	7	11	6.75	1.688										
<b>Steve Mura, R</b> ERA: 5.32 (6, 1)	1.1		6	1	1	1	1	1	0	0	0	0	0	7	11	6.75	1.500										
<b>Rollie Fingers, R</b> ERA: 2.74 (7, 1)	0.1	W	2	1	0	0	0	0	0	0	0	0	0	2	2	0.00	3.000										
<b>John D'Acquisto, R</b> ERA: 2.21 (8, 1)	2.0	S	8	2	0	0	1	0	0	0	0	0	0	10	10	0.00	1.000										
<b>San Diego Padres Logo</b>																											



Batter	1	2	3	4	5	6	7	8	9	AB	R	H	RBI	BB	SO	LOB	TOP			
<b>Ozzie Smith, S</b> (1, 6) OBP: 0.328, SLG: 0.268	4-0 G6-4-3 BB		0-0 SH1-3		0-3 K		0-0 S 1B		0-0 WP 1B	3	0	2	0	1	1	0	<b>San Diego Padres @ Houston Astros</b> Astrodome, Houston, TX Mon May 26 1980, 8:05 PM EDT Att: 18,242 - Unknown			
<b>Dave Cash, R</b> (1, 4) OBP: 0.277, SLG: 0.253	0-0 G6-4-3 1-2		0-0 G4-3 1B		4-0 1B BB		0-0 G3 1-2		0-0 6-3 1-2 2-3	4	0	1	1	1	0	4				
<b>Gene Richards, L</b> (1, 7) OBP: 0.350, SLG: 0.373	4-0 BB		0-0 G4-3 1-2		0-0 1-2 1B				0-3 K	3	0	1	0	1	1	1				
<b>Dave Winfield, R</b> (1, 8) OBP: 0.407, SLG: 0.449	0-0 F5			4-0 FC1-4 1B BB		0-3 K		4-0 BB		2	0	0	0	2	1	3				
<b>Willie Montanez, L</b> (1, 3)		0-0 WP 1B		0-0 FC1-4 1-2 1B		0-3 K		0-3 K		4	0	2	0	0	2	1				
<b>Jerry Turner, L</b> (1, 9) OBP: 0.345, SLG: 0.340		0-0 F7		0-3 K		0-0 F9		0-0 F7		3	0	0	0	0	1	3				
<b>Kurt Bevacqua, R</b> (8, PH) OBP: 0.429, SLG: 0.577		1-2								1	0	0	0	0	0	1				
<b>Bill Fahey, L</b> (1, 2) OBP: 0.280, SLG: 0.296		0-3 K		0-0 FC1-4 FC3-6 1-2 2-3		0-0 F8			0-0 F7	3	0	0	0	0	1	3				
<b>Barry Evans, R</b> (7, 5) OBP: 0.375, SLG: 0.394				0-0 FC3-6 1-2						1	0	0	0	0	0	0				
<b>Aurelio Rodriguez, R</b> (1, 5) OBP: 0.280, SLG: 0.392		0-3 K2-3		0-0 FC3-6 1-2			0-0 F2		4-0 WP 1B BB	2	0	0	0	0	1	3				
<b>Gene Tenace, R</b> (7, PH) OBP: 0.351, SLG: 0.370										1	0	0	0	1	0	0				
<b>John Curtis, L</b> (1, 1) OBP: 0.158, SLG: 0.059			4-0 SH1-3 PB 1B BB		0-0 5-3		0-3 K		0-3 K	1	1	0	0	1	0	0				
<b>Jerry Mumphrey, S</b> (7, PH) OBP: 0.328, SLG: 0.325										1	0	0	0	0	1	0				
<b>Eric Rasmussen, R</b> (7, 1) OBP: 0.125, SLG: 0.250										0	0	0	0	0	0	0				
<b>Bob Shirley, R</b> (8, 1) OBP: 0.290, SLG: 0.185										1	0	0	0	0	1	1				
<b>Paul Dade, R</b> (9, PH) OBP: 0.290, SLG: 0.185										1	0	0	0	0	1	1				
<b>Inning Stats</b>	R: 0 E: 0 K: 0 S: 2	H: 0 LOB: 1 BB: 2 P: 10	R: 0 E: 0 K: 2 S: 8	H: 1 LOB: 1 BB: 0 P: 8	R: 1 E: 0 K: 0 S: 3	H: 1 LOB: 0 BB: 1 P: 7	R: 0 E: 0 K: 1 S: 6	H: 1 LOB: 2 BB: 1 P: 10	R: 0 E: 0 K: 1 S: 5	H: 0 LOB: 0 BB: 0 P: 5	R: 0 E: 0 K: 1 S: 6	H: 1 LOB: 1 BB: 0 P: 6	R: 0 E: 0 K: 2 S: 7	H: 0 LOB: 1 BB: 1 P: 11	R: 0 E: 0 K: 1 S: 6	H: 1 LOB: 2 BB: 1 P: 10	1B: 6 2B: 0 3B: 0 HR: 0	SF: 0 SAC: 1 DP: 2 HBP: 0	WP: 2 PB: 1 SB: 1 CS: 0	PA: 38
<b>PITCHER</b>	IP	WLS	BF	H	R	ER	SO	BB	IBB	HBP	BLK	WP	HR	S	P	ERA	WHIP			
<b>J.R. Richard, R</b> (1, 1) ERA: 2.09	7.0	W	29	5	1	0	7	5	0	0	0	1	0	38	58	0.00	1.429			
<b>Joe Sambito, L</b> (8, 1) ERA: 2.18	2.0	S	9	1	0	0	3	2	0	0	0	1	0	13	21	0.00	1.500			

AB	30
R	1
H	6
RBI	1
BB	7
SO	10
LOB	20



Batter	1	2	3	4	5	6	7	8	9	AB	R	H	RBI	BB	SO	LOB	BOTTOM			
<b>Rafael Landestoy, S</b> (1, 4) OBP: 0.258, SLG: 0.317	0-0 1-3		0-0 6-3		0-0 FC6 FC3-2 1-2 2-3		0-0 6-3			4	0	0	0	0	0	3	<b>San Diego Padres @ Houston Astros</b> Astrodome, Houston, TX Mon May 26 1980, 8:05 PM EDT Att: 18,242 - Unknown			
<b>Craig Reynolds, L</b> (1, 6) OBP: 0.227, SLG: 0.319	0-0 F9		0-0 1B		0-0 FC3-2 FC4-6 1-2 2-3 3-H			0-0 E9 1B 2B		4	1	2	0	0	0	3				
<b>Terry Puhl, L</b> (1, 8) OBP: 0.380, SLG: 0.504	0-0 F9		0-0 1-3		0-0 FC4-6 1-2			0-0 F5		4	0	0	0	0	0	4				
<b>Jose Cruz, L</b> (1, 7) OBP: 0.390, SLG: 0.406		0-0 S 1B		0-0 F5		0-0 F9		0-0 BB 1B		4	1	2	1	0	0	0				
<b>Enos Cabell, R</b> (1, 5) OBP: 0.346, SLG: 0.386		0-0 S 2B		0-0 G3		0-0 F8		0-0 BB 1B		4	1	2	1	0	0	0				
<b>Jeffrey Leonard, R</b> (1, 9) OBP: 0.301, SLG: 0.301		0-0 1B		0-0 L6		4-0 FC6-4 BB		4-0 1-2 2-3 BB		2	1	1	1	2	0	0				
<b>Art Howe, R</b> (1, 3) OBP: 0.296, SLG: 0.302		0-0 2H		0-0 SH FC3-2 2B		0-0 FC6-4 1-2		0-0 F6		4	0	2	1	0	0	4				
<b>Luis Pujols, R</b> (1, 2) OBP: 0.235, SLG: 0.238		0-0 4-3		0-0 FC6 SH BB			0-0 F3		0-0 F8	3	0	0	0	1	0	3				
<b>J.R. Richard, R</b> (1, 1) OBP: 0.091, SLG: 0.227		0-0 4-3		0-0 SH FC3-2 FC6			0-0 4-3			1	0	0	0	0	0	0				
<b>Dave Bergman, L</b> (7, PH) OBP: 0.190, SLG: 0.105										1	0	0	0	0	0	0				
<b>Joe Sambito, L</b> (8, 1) ERA: 1.61										0	0	0	0	0	0	0				
<b>Inning Stats</b>	R: 0 E: 0 K: 0 S: 3	H: 0 LOB: 0 BB: 0 P: 3	R: 3 E: 0 K: 0 S: 6	H: 4 LOB: 0 BB: 0 P: 6	R: 0 E: 0 K: 0 S: 3	H: 1 LOB: 0 BB: 0 P: 3	R: 0 E: 0 K: 0 S: 3	H: 0 LOB: 0 BB: 0 P: 3	R: 0 E: 0 K: 0 S: 5	H: 0 LOB: 1 BB: 1 P: 7	R: 0 E: 0 K: 0 S: 3	H: 0 LOB: 0 BB: 0 P: 3	R: 1 E: 1 K: 0 S: 6	H: 3 LOB: 3 BB: 1 P: 10	1B: 6 2B: 3 3B: 0 HR: 0	SF: 0 SAC: 1 DP: 0 HBP: 0	WP: 0 PB: 0 SB: 2 CS: 0	PA: 35		
<b>PITCHER</b>	IP	WLS	BF	H	R	ER	SO	BB	IBB	HBP	BLK	WP	HR	S	P	ERA	WHIP			
<b>John Curtis, L</b> (1, 1) ERA: 3.43	6.0	L	25	6	3	3	0	2	0	0	0	0	0	23	31	4.50	1.333			
<b>Eric Rasmussen, R</b> (7, 1) ERA: 5.28	1.0		3	0	0	0	0	0	0	0	0	0	0	3	3	0.00	0.000			
<b>Bob Shirley, L</b> (8, 1) ERA: 1.61	1.0		7	3	1	1	0	1	0	0	0	0	0	6	10	9.00	4.000			

AB	31
R	4
H	9
RBI	4
BB	3
SO	0
LOB	17





Batter	1	2	3	4	5	6	7	8	9	AB	R	H	RBI	BB	SO	LOB	TOP										
Ozzie Smith, S OBP: 0.330, SLG: 0.272 (1, 6)	FC6-5 1B		6-3			K			1-3	5	0	2	0	0	1	2											
Jerry Mumphrey, S OBP: 0.324, SLG: 0.321 (1, 8)	K		4-3			FC4-6 BB			K	5	1	1	0	0	2	4											
Gene Richards, L OBP: 0.351, SLG: 0.370 (1, 7)	FC6-5 FC6-4					1B 2B			4-3	4	1	1	0	1	0	2											
Dave Winfield, R OBP: 0.415, SLG: 0.454 (1, 9)	FC6-4					1B 2B				3	0	2	1	1	0	1											
Willie Montanez, L OBP: 0.302, SLG: 0.336 (1, 3)		F8							F9	3	0	1	2	1	0	2											
Bill Fahey, L OBP: 0.263, SLG: 0.288 Gene Tenace, R OBP: 0.353, SLG: 0.366 (5, PH) (5, 2)	G3					F9			FC5	2	0	0	0	0	0	1											
Dave Cash, R OBP: 0.271, SLG: 0.247 (1, 4)	5-3					F9			2-1	4	0	0	0	0	1	2											
Barry Evans, R OBP: 0.395, SLG: 0.472 Von Joshua, L OBP: 0.353, SLG: 0.400 Rolie Fingers, R OBP: 0.250, SLG: 0.500 (8, PH) (8, 1)	6-3 1B					K			CS 3B	3	0	2	0	0	1	0											
Gary Lucas, L OBP: 0.267, SLG: 0.214 John D'Acquisto, R OBP: 0.277, SLG: 0.388 (6, 1) (8, PH) (8, 5)	K					FC4-6 BB			G3	2	1	1	0	1	1	1											
<b>Inning Stats</b>	R: 0 E: 0 K: 1 S: 6	H: 1 LOB: 1 BB: 0 P: 6	R: 0 E: 0 K: 0 S: 3	H: 0 LOB: 0 BB: 0 P: 3	R: 0 E: 0 K: 1 S: 6	H: 1 LOB: 1 BB: 0 P: 6	R: 1 E: 0 K: 0 S: 5	H: 3 LOB: 1 BB: 0 P: 5	R: 2 E: 0 K: 1 S: 7	H: 2 LOB: 3 BB: 3 P: 19	R: 0 E: 0 K: 1 S: 5	H: 1 LOB: 1 BB: 1 P: 9	R: 0 E: 0 K: 0 S: 4	H: 2 LOB: 2 BB: 0 P: 4	R: 0 E: 0 K: 1 S: 5	H: 0 LOB: 1 BB: 1 P: 9	R: 0 E: 0 K: 1 S: 5	H: 0 LOB: 0 BB: 0 P: 5	1B: 8 2B: 1 3B: 1 HR: 0	SF: 0 SAC: 0 DP: 0 HBP: 0	WP: 0 PA: 39 PB: 0 SB: 2 CS: 1						
<b>PITCHER</b>	IP	WLS	BF	H	R	ER	SO	BB	IBB	HBP	BLK	WP	HR	S	P	ERA	WHIP										
Joe Niekro, R ERA: 3.55 (1, 1)	4.2		23	7	3	3	3	3	0	0	0	0	0	26	38	5.79	2.143										
Randy Niemann, L ERA: 5.14 (5, 1)	2.0		9	3	0	0	1	1	0	0	0	0	0	10	14	0.00	2.000										
Dave Smith, R ERA: 1.86 (7, 1)	0.1		1	0	0	0	0	0	0	0	0	0	0	0	0	0.00	0.000										
Frank LaCorte, R ERA: 0.4 (8, 1)	2.0	W	7	0	0	0	2	1	0	0	0	0	0	10	14	0.00	0.500										

San Diego Padres @ Houston Astros  
Astrodome, Houston, TX  
Tue May 27 1980, 8:05 PM EDT  
Att: 18,246 - Unknown

AB	34
R	3
H	10
RBI	3
BB	5
SO	6
LOB	20



Batter	1	2	3	4	5	6	7	8	9	AB	R	H	RBI	BB	SO	LOB	BOTTOM										
Rafael Landestoy, S OBP: 0.243, SLG: 0.299 (1, 4)	6-3		F7			6-3			6-3	4	0	0	0	0	0	1											
Craig Reynolds, L OBP: 0.234, SLG: 0.319 (1, 6)	F3					BB 3B			1-3	3	2	1	0	1	0	0											
Terry Puhl, L OBP: 0.376, SLG: 0.492 (1, 8)	F8					BB 3B			L4	3	1	0	0	1	0	1											
Jose Cruz, L OBP: 0.393, SLG: 0.408 (1, 7)		F3				K			BB 1B	4	1	2	1	0	1	2											
Enos Cabell, R OBP: 0.344, SLG: 0.396 (1, 5)		F7				F3			BB 1B	4	0	1	1	0	0	3											
Jeffrey Leonard, R OBP: 0.302, SLG: 0.323 (1, 9)		F4				BB 3B			4-3	3	0	1	2	0	0	1											
Art Howe, R OBP: 0.297, SLG: 0.318 (1, 3)						6-3 2B			F4	3	0	1	0	0	0	1											
Luis Pujols, R OBP: 0.225, SLG: 0.227 (1, 2)						6-3			G3	3	0	0	0	0	0	1											
Joe Niekro, R OBP: 0.280, SLG: 0.333 Randy Niemann, L OBP: 0.277, SLG: 0.388 (1, 1) (5, 1)						K			G3	1	0	0	0	0	1	1											
Dave Smith, R OBP: 0.182, SLG: 0.100 Frank LaCorte, R OBP: 0.333, SLG: 0.333 (7, PH) (8, 1)									F7	0	0	0	0	0	0	0											
<b>Inning Stats</b>	R: 0 E: 0 K: 0 S: 3	H: 0 LOB: 0 BB: 0 P: 3	R: 0 E: 0 K: 0 S: 3	H: 0 LOB: 0 BB: 0 P: 3	R: 0 E: 0 K: 1 S: 6	H: 1 LOB: 1 BB: 0 P: 6	R: 2 E: 0 K: 1 S: 7	H: 2 LOB: 1 BB: 1 P: 11	R: 0 E: 0 K: 0 S: 3	H: 0 LOB: 0 BB: 0 P: 3	R: 1 E: 0 K: 0 S: 5	H: 2 LOB: 1 BB: 0 P: 5	R: 0 E: 0 K: 0 S: 3	H: 0 LOB: 0 BB: 0 P: 3	R: 1 E: 0 K: 0 S: 4	H: 1 LOB: 1 BB: 1 P: 8	R: 0 E: 0 K: 0 S: 3	H: 0 LOB: 0 BB: 0 P: 5	1B: 3 2B: 1 3B: 2 HR: 0	SF: 0 SAC: 0 DP: 0 HBP: 0	WP: 0 PA: 32 PB: 0 SB: 2 CS: 0						
<b>PITCHER</b>	IP	WLS	BF	H	R	ER	SO	BB	IBB	HBP	BLK	WP	HR	S	P	ERA	WHIP										
Gary Lucas, L ERA: 3.4 (1, 1)	5.2		23	5	3	3	2	1	0	0	0	0	0	26	30	4.76	1.059										
John D'Acquisto, R ERA: 2.09 (6, 1)	1.1		4	0	0	0	0	0	0	0	0	0	0	4	4	0.00	0.000										
Rolie Fingers, R ERA: 3.0 (8, 1)	1.0	L	5	1	1	1	0	1	0	0	0	0	0	4	8	9.00	2.000										

San Diego Padres @ Houston Astros  
Astrodome, Houston, TX  
Tue May 27 1980, 8:05 PM EDT  
Att: 18,246 - Unknown

AB	30
R	4
H	6
RBI	4
BB	2
SO	2
LOB	11





Batter	1	2	3	4	5	6	7	8	9	AB	R	H	RBI	BB	SO	LOB	TOP			
Ozzie Smith, S OBP: 0.328, SLG: 0.272 (1, 6)	5-3		K			F9		S 1B		4	0	1	0	0	1	1	<b>San Diego Padres @ Houston Astros</b> Astrodome, Houston, TX Wed May 28 1980, 8:05 PM EDT Att: 19,697 - Unknown  <a href="http://livebaseballscorecards.com">livebaseballscorecards.com</a>			
Jerry Mumphrey, S OBP: 0.316, SLG: 0.311 (1, 8)	4-3		1-3			F7		F7 1-2		4	0	0	0	0	0	2				
Gene Richards, L OBP: 0.355, SLG: 0.365 Bob Shirley, R (8, 1)	BB BB		4-3			6-3		BB BB BB		2	0	0	0	2	0	1				
Dave Winfield, R OBP: 0.417, SLG: 0.448 (1, 9)	1-2 BB			F2		E 4-3 BB		K		2	0	0	0	2	1	2				
Willie Montanez, L OBP: 0.294, SLG: 0.327 (1, 3)	K			F8		4-3		F8		4	0	0	0	0	1	3				
Gene Tenace, R OBP: 0.350, SLG: 0.354 (1, 2)		F6		K		K		BB BB BB		3	0	0	0	1	2	1				
Dave Cash, R OBP: 0.268, SLG: 0.244 Jerry Turner, L OBP: 0.339, SLG: 0.333 Barry Evans, R OBP: 0.386, SLG: 0.459 (7, PH) (7, 4)		F7		L8		E3 2-3		F8		2	0	0	0	0	0	0				
Aurelio Rodriguez, R OBP: 0.271, SLG: 0.378 Von Joshua, L OBP: 0.343, SLG: 0.387 Paul Dade, R OBP: 0.250, SLG: 0.185 Bill Fahey, L OBP: 0.260, SLG: 0.284 (9, PH) (1, 5) (7, PH) (7, 5)		5-3		5-3		K		F7		2	0	0	0	0	0	0				
Rick Wise, R OBP: 0.143, SLG: 0.200 Kurt Bevacqua, R OBP: 0.414, SLG: 0.556 (8, PH) (8, 7)				K		2-3				2	0	1	0	0	1	0				
<b>Inning Stats</b>	R: 0 E: 0 K: 1 S: 5	H: 0 LOB: 2 BB: 2 P: 13	R: 0 E: 0 K: 0 S: 3	H: 0 LOB: 0 BB: 0 P: 3	R: 0 E: 0 K: 1 S: 6	H: 1 LOB: 1 BB: 0 P: 6	R: 0 E: 0 K: 1 S: 5	H: 0 LOB: 0 BB: 0 P: 5	R: 0 E: 0 K: 1 S: 5	H: 0 LOB: 0 BB: 0 P: 5	R: 0 E: 0 K: 2 S: 8	H: 0 LOB: 2 BB: 1 P: 12	R: 0 E: 0 K: 1 S: 6	H: 1 LOB: 2 BB: 1 P: 10	R: 0 E: 0 K: 0 S: 3	H: 0 LOB: 1 BB: 1 P: 7		1B: 1 2B: 1 3B: 0 HR: 0	SF: 0 SAC: 0 DP: 0 HBP: 0	WP: 0 PB: 0 SB: 1 CS: 0
<b>PITCHER</b> Nolan Ryan, R ERA: 2.87 (1, 1)	IP: 9.0 WLS: W BF: 35	H: 2 R: 0 ER: 0 SO: 7	BB: 5 IBB: 0 HBP: 0 BLK: 0	WP: 0 HR: 0 S: 44 P: 64	ERA: 0.00 WHIP: 0.778	<b>PITCHER</b>	IP: 9.0 WLS: W BF: 35	H: 2 R: 0 ER: 0 SO: 7	BB: 5 IBB: 0 HBP: 0 BLK: 0	WP: 0 HR: 0 S: 44 P: 64	ERA: 0.00 WHIP: 0.778									

Batter	1	2	3	4	5	6	7	8	9	AB	R	H	RBI	BB	SO	LOB	BOTTOM			
Terry Puhl, L OBP: 0.372, SLG: 0.480 (1, 8)	F8		SH5-3 BB			4-3		1-3		3	0	0	0	1	0	0	<b>San Diego Padres @ Houston Astros</b> Astrodome, Houston, TX Wed May 28 1980, 8:05 PM EDT Att: 19,697 - Unknown  <a href="http://livebaseballscorecards.com">livebaseballscorecards.com</a>			
Craig Reynolds, L OBP: 0.230, SLG: 0.312 (1, 6)	6-3		SH5-3 1-2			G3		K		3	0	0	0	0	1	0				
Joe Morgan, L OBP: 0.340, SLG: 0.339 Rafael Landestoy, S OBP: 0.243, SLG: 0.299 (9, 4) (1, 4)	3-1		F7			F3		F6		4	0	0	0	0	0	1				
Jose Cruz, L OBP: 0.398, SLG: 0.413 (1, 7)		4-3 S 1B	F7			CS 1B				3	1	2	0	0	0	1				
Denny Walling, L OBP: 0.373, SLG: 0.372 Art Howe, R OBP: 0.297, SLG: 0.318 (9, 3) (1, 3)	4-3			FC5-2 3B		CS 1B				3	0	2	0	0	0	1				
Enos Cabell, R OBP: 0.343, SLG: 0.395 (1, 5)		S 1B		5-3		CS		F4		3	0	1	1	0	0	1				
Jeffrey Leonard, R OBP: 0.294, SLG: 0.313 (1, 9)		3H K		FC5-2 3H		K				3	0	0	0	0	2	2				
Alan Ashby, S OBP: 0.337, SLG: 0.407 (1, 2)				F8						2	0	1	0	1	0	1				
Nolan Ryan, R OBP: 0.167, SLG: 0.190 (1, 1)				1-3				G3		3	0	0	0	0	0	3				
<b>Inning Stats</b>	R: 0 E: 0 K: 0 S: 3	H: 0 LOB: 0 BB: 0 P: 3	R: 1 E: 0 K: 1 S: 7	H: 2 LOB: 2 BB: 1 P: 11	R: 0 E: 0 K: 0 S: 3	H: 0 LOB: 1 BB: 1 P: 7	R: 0 E: 0 K: 0 S: 4	H: 1 LOB: 1 BB: 0 P: 4	R: 0 E: 0 K: 0 S: 3	H: 0 LOB: 0 BB: 0 P: 3	R: 0 E: 0 K: 0 S: 3	H: 2 LOB: 0 BB: 0 P: 3	R: 0 E: 0 K: 1 S: 6	H: 1 LOB: 1 BB: 0 P: 6	R: 0 E: 0 K: 1 S: 5	H: 0 LOB: 0 BB: 0 P: 5		1B: 5 2B: 0 3B: 1 HR: 0	SF: 0 SAC: 1 DP: 0 HBP: 0	WP: 0 PB: 0 SB: 2 CS: 2
<b>PITCHER</b> Rick Wise, R ERA: 3.43 Bob Shirley, L ERA: 1.55 (8, 1)	IP: 7.0 WLS: L BF: 27	H: 6 R: 1 ER: 1 SO: 2	BB: 1 IBB: 0 HBP: 0 BLK: 0	WP: 0 HR: 0 S: 29 P: 37	ERA: 1.29 WHIP: 1.000	<b>PITCHER</b>	IP: 1.0 WLS: L BF: 3	H: 0 R: 0 ER: 0 SO: 1	BB: 0 IBB: 0 HBP: 0 BLK: 0	WP: 0 HR: 0 S: 5 P: 5	ERA: 0.00 WHIP: 0.000									





Batter	1	2	3	4	5	6	7	8	9	AB	R	H	RBI	BB	SO	LOB	TOP				
Dave Collins, S (1,8) OBP: 0.320, SLG: 0.343 Cesar Geronimo, L (9,8) OBP: 0.308, SLG: 0.350	P4		F8		6-3		4-3		3-1	5	0	0	0	0	0	3					
Dave Concepcion, R (1,6) OBP: 0.291, SLG: 0.325	F8		6-3			FC1-4 1B		P6		4	0	1	0	0	0	0					
Ken Griffey, L (1,9) OBP: 0.399, SLG: 0.451	K		4-3			F8		WP HR 1B		4	1	1	0	0	1	1					
George Foster, R (1,7) OBP: 0.316, SLG: 0.439		6-3		L7		FC1-4 1-2		F8		4	0	0	0	0	0	2					
Johnny Bench, R (1,2) OBP: 0.311, SLG: 0.426		HR		HR		K		2H HR		4	3	3	4	0	1	1					
Dan Driessen, L (1,3) OBP: 0.382, SLG: 0.420		4-0 2B BB		P6				4-3 K		3	1	0	0	1	1	0					
Rick Auerbach, R (1,5) OBP: 0.500, SLG: 0.579		1-H 2B		CS 1B				1B 1B		4	0	4	1	0	0	0					
Ron Oester, S (1,4) OBP: 0.265, SLG: 0.333		5-3		CS 1-2		6-3		SH5-4 1B		4	0	1	0	0	1	2					
Frank Pastore, R (1,1) OBP: 0.148, SLG: 0.115 Dave Tomlin, L (9,1) Tom Hume, R (9,1)		6-3		K		K		SH5-4 1-2		3	0	0	0	0	2	2					
<b>Inning Stats</b>	R: 0 E: 0 K: 1 S: 5	H: 0 LOB: 0 BB: 0 P: 5	R: 2 E: 0 K: 0 S: 5	H: 2 LOB: 1 BB: 1 P: 9	R: 0 E: 0 K: 0 S: 3	H: 0 LOB: 0 BB: 0 P: 3	R: 1 E: 0 K: 0 S: 4	H: 2 LOB: 1 BB: 0 P: 4	R: 0 E: 0 K: 1 S: 5	H: 1 LOB: 1 BB: 0 P: 6	R: 0 E: 0 K: 0 S: 5	H: 2 LOB: 2 BB: 0 P: 5	R: 2 E: 0 K: 1 S: 7	H: 2 LOB: 0 BB: 0 P: 7	R: 0 E: 1 K: 2 S: 8	H: 1 LOB: 1 BB: 0 P: 8	1B: 6 2B: 1 3B: 0 HR: 3	SF: 0 SAC: 1 DP: 0 HBP: 0	WP: 1 PB: 0 SB: 0 CS: 1	PA: 38	
<b>PITCHER</b>	IP WLS BF H R ER SO BB IBB HBP BLK WP HR S P ERA WHIP	IP WLS BF H R ER SO BB IBB HBP BLK WP HR S P ERA WHIP	IP WLS BF H R ER SO BB IBB HBP BLK WP HR S P ERA WHIP	IP WLS BF H R ER SO BB IBB HBP BLK WP HR S P ERA WHIP	IP WLS BF H R ER SO BB IBB HBP BLK WP HR S P ERA WHIP	IP WLS BF H R ER SO BB IBB HBP BLK WP HR S P ERA WHIP	IP WLS BF H R ER SO BB IBB HBP BLK WP HR S P ERA WHIP	IP WLS BF H R ER SO BB IBB HBP BLK WP HR S P ERA WHIP	IP WLS BF H R ER SO BB IBB HBP BLK WP HR S P ERA WHIP	IP WLS BF H R ER SO BB IBB HBP BLK WP HR S P ERA WHIP	IP WLS BF H R ER SO BB IBB HBP BLK WP HR S P ERA WHIP	IP WLS BF H R ER SO BB IBB HBP BLK WP HR S P ERA WHIP	IP WLS BF H R ER SO BB IBB HBP BLK WP HR S P ERA WHIP	IP WLS BF H R ER SO BB IBB HBP BLK WP HR S P ERA WHIP	IP WLS BF H R ER SO BB IBB HBP BLK WP HR S P ERA WHIP	IP WLS BF H R ER SO BB IBB HBP BLK WP HR S P ERA WHIP	IP WLS BF H R ER SO BB IBB HBP BLK WP HR S P ERA WHIP	IP WLS BF H R ER SO BB IBB HBP BLK WP HR S P ERA WHIP	IP WLS BF H R ER SO BB IBB HBP BLK WP HR S P ERA WHIP	IP WLS BF H R ER SO BB IBB HBP BLK WP HR S P ERA WHIP	IP WLS BF H R ER SO BB IBB HBP BLK WP HR S P ERA WHIP

Cincinnati Reds @ San Diego Padres  
San Diego Stadium, San Diego, CA  
Thu May 29 1980, 10:05 PM EDT  
Att: 11,677 - Unknown

AB	35
R	5
H	10
RBI	5
BB	1
SO	6
LOB	11



Batter	1	2	3	4	5	6	7	8	9	AB	R	H	RBI	BB	SO	LOB	BOTTOM				
Ozzie Smith, S (1,6) OBP: 0.321, SLG: 0.265	1-3		F8			5-3		P6		4	0	0	0	0	0	0					
Jerry Mumphrey, S (1,8) OBP: 0.313, SLG: 0.309	F7			K		E4 3-1 1B		1-3		4	0	1	0	0	1	0					
Gene Richards, L (1,7) OBP: 0.263, SLG: 0.263 Eric Rasmussen, R (9,1) OBP: 0.125, SLG: 0.250	K			1-3 1B		3-1		5-3		4	0	1	0	0	1	1					
Dave Winfield, R (1,9) OBP: 0.413, SLG: 0.449		6-3		1-3		F9		G3 6-3 2B		4	1	1	0	0	0	2					
Willie Montanez, L (1,3) OBP: 0.293, SLG: 0.325		F8		4-3				G3		4	0	1	0	0	0	2					
Bill Fahey, L (1,2) OBP: 0.263, SLG: 0.286 Kurt Bevacqua, R (9,PH) OBP: 0.400, SLG: 0.536						G3		L8		3	0	1	0	0	0	1					
Dave Cash, R (1,4) OBP: 0.268, SLG: 0.244		6-3				FC5-4 1B		G6-3 1-2		4	0	1	0	0	0	2					
Aurelio Rodriguez, R (1,5) OBP: 0.264, SLG: 0.369 Gene Tenace, R (8,PH) OBP: 0.355, SLG: 0.354 Bary Evans, R (9,5) OBP: 0.386, SLG: 0.459				6-3		FC5-4 1-2		4-0 HR BB		2	0	0	0	0	0	1					
Randy Jones, R (1,1) OBP: 0.080, SLG: 0.042 Jerry Turner, L (8,PH) OBP: 0.350, SLG: 0.404				K		6-3		1-H HR		2	0	0	0	0	1	1					
<b>Inning Stats</b>	R: 0 E: 0 K: 1 S: 5	H: 0 LOB: 0 BB: 0 P: 5	R: 0 E: 0 K: 0 S: 4	H: 1 LOB: 1 BB: 0 P: 4	R: 0 E: 0 K: 1 S: 5	H: 0 LOB: 0 BB: 0 P: 5	R: 0 E: 0 K: 1 S: 6	H: 1 LOB: 1 BB: 0 P: 6	R: 0 E: 0 K: 0 S: 4	H: 1 LOB: 1 BB: 0 P: 4	R: 0 E: 1 K: 0 S: 3	H: 1 LOB: 0 BB: 0 P: 3	R: 2 E: 0 K: 0 S: 4	H: 1 LOB: 1 BB: 1 P: 8	R: 1 E: 0 K: 0 S: 4	H: 1 LOB: 0 BB: 0 P: 4	1B: 5 2B: 1 3B: 0 HR: 1	SF: 0 SAC: 0 DP: 1 HBP: 0	WP: 0 PB: 0 SB: 0 CS: 0	PA: 34	
<b>PITCHER</b>	IP WLS BF H R ER SO BB IBB HBP BLK WP HR S P ERA WHIP	IP WLS BF H R ER SO BB IBB HBP BLK WP HR S P ERA WHIP	IP WLS BF H R ER SO BB IBB HBP BLK WP HR S P ERA WHIP	IP WLS BF H R ER SO BB IBB HBP BLK WP HR S P ERA WHIP	IP WLS BF H R ER SO BB IBB HBP BLK WP HR S P ERA WHIP	IP WLS BF H R ER SO BB IBB HBP BLK WP HR S P ERA WHIP	IP WLS BF H R ER SO BB IBB HBP BLK WP HR S P ERA WHIP	IP WLS BF H R ER SO BB IBB HBP BLK WP HR S P ERA WHIP	IP WLS BF H R ER SO BB IBB HBP BLK WP HR S P ERA WHIP	IP WLS BF H R ER SO BB IBB HBP BLK WP HR S P ERA WHIP	IP WLS BF H R ER SO BB IBB HBP BLK WP HR S P ERA WHIP	IP WLS BF H R ER SO BB IBB HBP BLK WP HR S P ERA WHIP	IP WLS BF H R ER SO BB IBB HBP BLK WP HR S P ERA WHIP	IP WLS BF H R ER SO BB IBB HBP BLK WP HR S P ERA WHIP	IP WLS BF H R ER SO BB IBB HBP BLK WP HR S P ERA WHIP	IP WLS BF H R ER SO BB IBB HBP BLK WP HR S P ERA WHIP	IP WLS BF H R ER SO BB IBB HBP BLK WP HR S P ERA WHIP	IP WLS BF H R ER SO BB IBB HBP BLK WP HR S P ERA WHIP	IP WLS BF H R ER SO BB IBB HBP BLK WP HR S P ERA WHIP	IP WLS BF H R ER SO BB IBB HBP BLK WP HR S P ERA WHIP	IP WLS BF H R ER SO BB IBB HBP BLK WP HR S P ERA WHIP

Cincinnati Reds @ San Diego Padres  
San Diego Stadium, San Diego, CA  
Thu May 29 1980, 10:05 PM EDT  
Att: 11,677 - Unknown

AB	33
R	3
H	7
RBI	3
BB	1
SO	3
LOB	10





Batter	1	2	3	4	5	6	7	8	9	AB	R	H	RBI	BB	SO	LOB	TOP								
Dave Collins, S OBP: 0.335, SLG: 0.349 Cesar Geronimo, L OBP: 0.308, SLG: 0.350	4-0 BB	4-0 WP BB		K			S 1B		S 1B	3	1	2	0	2	1	1									
Dave Concepcion, R OBP: 0.254, SLG: 0.316	G4-6-3 BB	4-3 BB			F9		F8		K	5	0	0	1	0	1	4									
Ken Griffey, L OBP: 0.405, SLG: 0.466		F7			F8 2B		P6		1B 1B IBB	4	0	2	0	1	0	2									
George Foster, R OBP: 0.312, SLG: 0.425	5-3			P4	F8 2B		IBB		K	4	0	0	0	1	1	4									
Harry Spilman, L OBP: 0.350, SLG: 0.514		2B 1B		L8	IBB		F5		1B	4	1	2	1	1	0	2									
Ray Knight, R OBP: 0.326, SLG: 0.494	1B SF8 2B			G3	F8				F9	4	1	1	0	0	0	2									
Johnny Bench, R OBP: 0.309, SLG: 0.415	BB 1B WP BB			6-3			5-3		F8	3	1	0	0	1	0	0									
Ron Oester, S OBP: 0.316, SLG: 0.378		WP BB 4-3 1B		1B			P4		1B	4	1	3	1	0	0	0									
Charlie Leibrandt, R OBP: 0.281, SLG: 0.300 Doug Bair, R	SF8				1B		K		F8	3	0	1	1	0	1	1									
<b>Inning Stats</b>	R: 0 E: 0 K: 0 S: 3	H: 1 LOB: 1 BB: 1 P: 7	R: 4 E: 0 K: 0 S: 6	H: 3 LOB: 1 BB: 2 P: 14	R: 0 E: 0 K: 0 S: 3	H: 0 LOB: 0 BB: 0 P: 3	R: 0 E: 0 K: 1 S: 6	H: 2 LOB: 1 BB: 0 P: 6	R: 0 E: 0 K: 0 S: 4	H: 1 LOB: 2 BB: 1 P: 8	R: 0 E: 0 K: 0 S: 5	H: 0 LOB: 0 BB: 0 P: 5	R: 0 E: 0 K: 0 S: 4	H: 1 LOB: 2 BB: 0 P: 8	R: 0 E: 0 K: 0 S: 4	H: 1 LOB: 1 BB: 0 P: 4	R: 1 E: 0 K: 2 S: 8	H: 2 LOB: 2 BB: 1 P: 12	1B: 8 2B: 3 3B: 0 HR: 0	SF: 1 SAC: 0 DP: 1 HBP: 0	WP: 1 PB: 0 SB: 2 CS: 0	PA: 41			
<b>PITCHER</b>	IP	WLS	BF	H	R	ER	SO	BB	IBB	HBP	BLK	WP	HR	S	P	ERA	WHIP								
Steve Mura, R ERA: 6.56	1.1	L	10	4	4	4	0	3	0	0	0	0	0	7	19	27.00	5.250								
John D'Acquisto, R ERA: 1.69	5.0		19	4	0	0	2	0	1	0	0	1	0	22	26	0.00	0.800								
Bob Shirley, L ERA: 1.52	0.2		3	0	0	0	0	0	1	0	0	0	0	2	6	0.00	0.000								
Rollie Fingers, R ERA: 3.12	2.0		9	3	1	1	2	0	1	0	0	0	0	12	16	4.50	1.500								

Cincinnati Reds @ San Diego Padres  
San Diego Stadium, San Diego, CA  
Fri May 30 1980, 10:05 PM EDT  
Att: 26,777 - Unknown

AB	34
R	5
H	11
RBI	4
BB	6
SO	4
LOB	16



Batter	1	2	3	4	5	6	7	8	9	AB	R	H	RBI	BB	SO	LOB	BOTTOM								
Ozzie Smith, S OBP: 0.320, SLG: 0.265	4-3	G1-6-3 1B			1-3		SH1-3		P5	4	0	1	0	0	0	1									
Jerry Mumphrey, S OBP: 0.305, SLG: 0.301	K	G1-6-3 1B			4-3		5-3			4	0	0	0	0	1	4									
Gene Richards, L OBP: 0.350, SLG: 0.360	BB 1B			3-1	4-3				6-3	4	1	1	0	0	0	0									
Dave Winfield, R OBP: 0.421, SLG: 0.473	BB 1B			G6-4-3 BB			F9		HR	3	2	2	1	1	0	0									
Gene Tenace, R OBP: 0.352, SLG: 0.343	1B BB			G6-4-3			K		K	3	0	0	0	1	2	1									
Willie Montanez, L OBP: 0.298, SLG: 0.325	FC6-4 1B			HBP			3-1		F7	3	0	1	2	0	0	0									
Aurelio Rodriguez, R OBP: 0.256, SLG: 0.356 Rollie Fingers, R OBP: 0.250, SLG: 0.500 Bill Fahey, L OBP: 0.259, SLG: 0.282	FC6-4			K			F9		K	3	0	0	0	0	1	3									
Barry Evans, R OBP: 0.404, SLG: 0.475 Jerry Turner, L OBP: 0.344, SLG: 0.396		1B SH1-4 1B		F7			SH1-3 1B		L5	3	0	2	0	0	0	1									
Steve Mura, R ERA: 3.86 John D'Acquisto, R ERA: 1.69 Bob Shirley, R ERA: 1.52 Kurt Bevacqua, R OBP: 0.438, SLG: 0.552 Paul Dade, R OBP: 0.200, SLG: 0.185		SH1-4		K			SH1-3 1B		BB	0	0	0	0	0	0	0									
<b>Inning Stats</b>	R: 2 E: 0 K: 1 S: 8	H: 3 LOB: 2 BB: 1 P: 12	R: 0 E: 0 K: 0 S: 4	H: 2 LOB: 1 BB: 0 P: 4	R: 0 E: 0 K: 0 S: 2	H: 0 LOB: 0 BB: 1 P: 6	R: 0 E: 0 K: 2 S: 7	H: 0 LOB: 1 BB: 0 P: 8	R: 0 E: 0 K: 0 S: 3	H: 0 LOB: 0 BB: 0 P: 3	R: 0 E: 0 K: 1 S: 5	H: 0 LOB: 0 BB: 0 P: 5	R: 0 E: 0 K: 0 S: 5	H: 2 LOB: 2 BB: 0 P: 5	R: 1 E: 0 K: 1 S: 6	H: 1 LOB: 0 BB: 0 P: 6	R: 0 E: 0 K: 1 S: 5	H: 0 LOB: 1 BB: 1 P: 9	1B: 7 2B: 0 3B: 0 HR: 1	SF: 0 SAC: 2 DP: 2 HBP: 1	WP: 0 PB: 0 SB: 0 CS: 0	PA: 37			
<b>PITCHER</b>	IP	WLS	BF	H	R	ER	SO	BB	IBB	HBP	BLK	WP	HR	S	P	ERA	WHIP								
Charlie Leibrandt, L ERA: 3.86	1.1		3	1	3	3	4	2	0	1	0	0	0	9	13	3.68	1.364								
Doug Bair, R ERA: 2.28	1.2	S	6	0	0	0	2	1	0	0	0	0	0	9	13	0.00	0.600								

Cincinnati Reds @ San Diego Padres  
San Diego Stadium, San Diego, CA  
Fri May 30 1980, 10:05 PM EDT  
Att: 26,777 - Unknown

AB	31
R	3
H	8
RBI	3
BB	3
SO	6
LOB	11









Batter	1	2	3	4	5	6	7	8	9	AB	R	H	RBI	BB	SO	LOB	TOP
Dave Collins, S (1,8) OBP: 0.339, SLG: 0.372 Cesar Geronimo, L (9,8) OBP: 0.308, SLG: 0.350	0-0 BLK 4-3 2B	0-0 S 1B			0-0 S 1B		0-0 F9		0-0 3-1	5	2	3	1	0	0	0	
Dave Concepcion, R (1,6) OBP: 0.258, SLG: 0.315	0-3 K 2-3	0-0 1-2 IBB			0-0 1-H 1B		0-3 K		0-0 L6	4	0	1	1	1	2	1	
Ken Griffey, L (1,9) OBP: 0.396, SLG: 0.452	0-0 4-3	0-0 1-3			0-0 BLK 1B		0-0 F7		0-3 K	5	0	1	1	0	1	3	
George Foster, R (1,7) OBP: 0.309, SLG: 0.433	0-0 1-3		0-3 K		0-3 K				0-0 L4	4	0	0	0	0	2	1	
Ray Knight, R (1,5) OBP: 0.333, SLG: 0.500		0-0 E 2B 1B	0-0 L6-3 1B		0-0 4-3				0-0 HR 2B	4	2	3	0	0	0	1	
Dan Driessen, L (1,3) OBP: 0.376, SLG: 0.408		0-3 K 1-2	0-0 L6-3		0-0 F7				4-0 HR BB	3	1	0	0	1	2		
Junior Kennedy, R (1,4) OBP: 0.333, SLG: 0.422 Ron Oester, S (8,4) OBP: 0.333, SLG: 0.375		0-0 SH5-4 2B 1B		0-0 G5-4-3 1B		0-0 6-3			0-0 F8	4	1	2	1	0	0	2	
Don Werner, R (1,2) OBP: 0.327, SLG: 0.250 Johnny Bench, R (8,PH) OBP: 0.319, SLG: 0.443		1-0 1B SH5-4 HBP		0-0 G5-4-3		0-0 2B			0-0 HR	2	0	1	0	0	0	1	
Mario Soto, R (1,1) Sheldon Burnside, R (5,1) Doug Bair, R (7,1) Tom Hume, R (9,1)		0-0 SH5-4		0-3 K		0-3 K			0-0 F3	1	0	0	0	0	1	0	
<b>Inning Stats</b>	R: 1 E: 0 K: 1 S: 6	H: 1 LOB: 0 BB: 0 P: 6	R: 2 E: 1 K: 1 S: 8	H: 3 LOB: 3 BB: 1 P: 13	R: 0 E: 0 K: 1 S: 5	H: 1 LOB: 0 BB: 0 P: 5	R: 0 E: 0 K: 1 S: 5	H: 1 LOB: 1 BB: 0 P: 7	R: 0 E: 0 K: 1 S: 6	H: 0 LOB: 0 BB: 0 P: 5	R: 3 E: 0 K: 0 S: 5	H: 2 LOB: 0 BB: 1 P: 9	R: 0 E: 0 K: 1 S: 5	H: 0 LOB: 0 BB: 0 P: 5	1B: 7 2B: 5 3B: 0 HR: 1	SF: 0 SAC: 1 DP: 2 HBP: 1	WP: 0 PA: 39 PB: 0 SB: 2 CS: 0
<b>PITCHER</b>	IP WLS BF H R ER SO BB IBB HBP BLK WP HR S P ERA WHIP	IP WLS BF H R ER SO BB IBB HBP BLK WP HR S P ERA WHIP	IP WLS BF H R ER SO BB IBB HBP BLK WP HR S P ERA WHIP	IP WLS BF H R ER SO BB IBB HBP BLK WP HR S P ERA WHIP	IP WLS BF H R ER SO BB IBB HBP BLK WP HR S P ERA WHIP	IP WLS BF H R ER SO BB IBB HBP BLK WP HR S P ERA WHIP	IP WLS BF H R ER SO BB IBB HBP BLK WP HR S P ERA WHIP	IP WLS BF H R ER SO BB IBB HBP BLK WP HR S P ERA WHIP	IP WLS BF H R ER SO BB IBB HBP BLK WP HR S P ERA WHIP	IP WLS BF H R ER SO BB IBB HBP BLK WP HR S P ERA WHIP	IP WLS BF H R ER SO BB IBB HBP BLK WP HR S P ERA WHIP	IP WLS BF H R ER SO BB IBB HBP BLK WP HR S P ERA WHIP	IP WLS BF H R ER SO BB IBB HBP BLK WP HR S P ERA WHIP	IP WLS BF H R ER SO BB IBB HBP BLK WP HR S P ERA WHIP	IP WLS BF H R ER SO BB IBB HBP BLK WP HR S P ERA WHIP	IP WLS BF H R ER SO BB IBB HBP BLK WP HR S P ERA WHIP	IP WLS BF H R ER SO BB IBB HBP BLK WP HR S P ERA WHIP

Cincinnati Reds @ San Diego Padres  
San Diego Stadium, San Diego, CA  
Sun Jun 01 1980, 6:33 AM EDT  
Att: 21,044 - Unknown

AB 35  
R 7  
H 12  
RBI 7  
BB 2  
SO 8  
LOB 12




Batter	1	2	3	4	5	6	7	8	9	AB	R	H	RBI	BB	SO	LOB	BOTTOM
Gene Richards, L (1,7) OBP: 0.344, SLG: 0.353	0-3 K		0-3 K		0-0 S 1B	0-3 K		0-0 5-3		5	1	1	0	0	3	1	
Ozzie Smith, S (1,6) OBP: 0.314, SLG: 0.267	0-0 F8		0-0 F5		0-0 1-H BLK 1B		0-0 6-3		0-0 G3	5	1	1	1	0	0	1	
Jerry Mumphrey, S (1,8) OBP: 0.323, SLG: 0.325	0-3 K			4-0 1B BB	0-0 BLK 1B		0-0 E S 1B		4-0 2B 6-3 BB	3	2	2	0	2	1	0	
Dave Winfield, R (1,9) OBP: 0.422, SLG: 0.478		0-3 K		0-0 P3	0-0 1-H 3-H 1B		0-0 F7		0-0 6-3 2B	5	0	2	1	0	1	2	
Willie Montanez, L (1,3) OBP: 0.307, SLG: 0.333 Bob Shirley, R (8,1) Paul Dade, R (9,PH) OBP: 0.281, SLG: 0.179		0-0 G3		0-0 1-3 1B	0-0 1-3 1B		0-0 F2		0-0 6-3	4	0	2	0	0	0	1	
Gene Tenace, R (1,2) OBP: 0.386, SLG: 0.359		0-0 FC6-4 1B		0-3 K	0-0 1-2 BB				0-0 3B 2B	4	1	2	0	1	1	3	
Dave Cash, R (1,4) OBP: 0.285, SLG: 0.247 Eric Rasmussen, R (5,1) Von Joshua, L (5,PH) Dennis Kinney, L (8,1) Bill Fothery, L (9,2) OBP: 0.271, SLG: 0.293		0-0 FC6-4		0-3 K	0-0 1-3				0-0 F9	2	0	0	0	0	1	3	
Aurelio Rodriguez, R (1,5) OBP: 0.242, SLG: 0.337 Kurt Bevacqua, R (8,PH) OBP: 0.471, SLG: 0.645			0-3 K		0-0 F7	0-0 1-3			0-0 SF9 3B	3	0	0	0	0	1	0	
Gary Lucas, L (1,1) OBP: 0.313, SLG: 0.267 Barry Evans, R (5,4) OBP: 0.358, SLG: 0.422					0-0 F9	0-0 6-3			0-0 SF9	1	0	1	0	0	0	0	
<b>Inning Stats</b>	R: 0 E: 0 K: 2 S: 7	H: 0 LOB: 0 BB: 0 P: 7	R: 0 E: 0 K: 1 S: 6	H: 1 LOB: 1 BB: 0 P: 6	R: 0 E: 0 K: 2 S: 8	H: 1 LOB: 2 BB: 1 P: 12	R: 0 E: 0 K: 1 S: 5	H: 0 LOB: 0 BB: 0 P: 5	R: 0 E: 0 K: 0 S: 4	H: 1 LOB: 1 BB: 0 P: 4	R: 2 E: 0 K: 0 S: 5	H: 2 LOB: 2 BB: 0 P: 5	R: 1 E: 0 K: 0 S: 4	H: 1 LOB: 1 BB: 1 P: 8	1B: 9 2B: 2 3B: 1 HR: 0	SF: 1 SAC: 0 DP: 0 HBP: 0	WP: 0 PA: 42 PB: 0 SB: 2 CS: 0
<b>PITCHER</b>	IP WLS BF H R ER SO BB IBB HBP BLK WP HR S P ERA WHIP	IP WLS BF H R ER SO BB IBB HBP BLK WP HR S P ERA WHIP	IP WLS BF H R ER SO BB IBB HBP BLK WP HR S P ERA WHIP	IP WLS BF H R ER SO BB IBB HBP BLK WP HR S P ERA WHIP	IP WLS BF H R ER SO BB IBB HBP BLK WP HR S P ERA WHIP	IP WLS BF H R ER SO BB IBB HBP BLK WP HR S P ERA WHIP	IP WLS BF H R ER SO BB IBB HBP BLK WP HR S P ERA WHIP	IP WLS BF H R ER SO BB IBB HBP BLK WP HR S P ERA WHIP	IP WLS BF H R ER SO BB IBB HBP BLK WP HR S P ERA WHIP	IP WLS BF H R ER SO BB IBB HBP BLK WP HR S P ERA WHIP	IP WLS BF H R ER SO BB IBB HBP BLK WP HR S P ERA WHIP	IP WLS BF H R ER SO BB IBB HBP BLK WP HR S P ERA WHIP	IP WLS BF H R ER SO BB IBB HBP BLK WP HR S P ERA WHIP	IP WLS BF H R ER SO BB IBB HBP BLK WP HR S P ERA WHIP	IP WLS BF H R ER SO BB IBB HBP BLK WP HR S P ERA WHIP	IP WLS BF H R ER SO BB IBB HBP BLK WP HR S P ERA WHIP	IP WLS BF H R ER SO BB IBB HBP BLK WP HR S P ERA WHIP


Cincinnati Reds @ San Diego Padres  
San Diego Stadium, San Diego, CA  
Sun Jun 01 1980, 6:33 AM EDT  
Att: 21,044 - Unknown

AB 38  
R 6  
H 12  
RBI 5  
BB 3  
SO 8  
LOB 16





Batter	1	2	3	4	5	6	7	8	9	AB	R	H	RBI	BB	SO	LOB	TOP			
Terry Puhl, L OBP: 0.354, SLG: 0.454 (1, 8)	G3		FC4-6			G6-3 S 1B		FC6-4		4	0	1	0	0	0	2	<b>Houston Astros @ San Diego Padres</b> San Diego Stadium, San Diego, CA Mon Jun 02 1980, 6:33 AM EDT Att: 27,176 - Unknown 			
Craig Reynolds, L OBP: 0.224, SLG: 0.297 (1, 6)	F6		4-3			G6-3 BB		F8		3	0	0	0	1	0	2				
Joe Morgan, L OBP: 0.318, SLG: 0.336 (1, 4)	F8				F4	G6-3 1-2 2-3		3-1		4	0	0	0	0	0	2				
Jose Cruz, L OBP: 0.380, SLG: 0.410 (1, 7)		G3		4-3		6-3		F8		4	0	0	0	0	0	1				
Denny Walling, L OBP: 0.355, SLG: 0.351 (1, 9)	F5				F9		4-3	F9		4	0	0	0	0	0	0				
Enos Cabell, R OBP: 0.331, SLG: 0.377 (1, 5)						S 1B	6-3			3	0	2	0	0	0	0				
Art Howe, R OBP: 0.299, SLG: 0.367 (1, 3)						F8 1-2	F3			3	0	0	0	0	0	2				
Alan Ashby, S OBP: 0.364, SLG: 0.419 (1, 2)			4-1			6-3		FC6-4 1B		3	0	1	0	0	0	1				
Nolan Ryan, R OBP: 0.192, SLG: 0.182 (1, 1)						5-3		F7		1	0	0	0	1	0	1				
Dave Bergman, L OBP: 0.174, SLG: 0.095 (8, PH)						FC4-6 BB				1	0	0	0	0	0	1				
Frank LaCorte, R OBP: 0.333, SLG: 0.333 (8, 1)										0	0	0	0	0	0	0				
<b>Inning Stats</b>	R: 0 E: 0 K: 0 S: 3	H: 0 LOB: 0 BB: 0 P: 3	R: 0 E: 0 K: 0 S: 4	H: 1 LOB: 0 BB: 0 P: 4	R: 0 E: 0 K: 0 S: 3	H: 0 LOB: 1 BB: 1 P: 7	R: 0 E: 0 K: 0 S: 3	H: 0 LOB: 0 BB: 0 P: 3	R: 0 E: 0 K: 0 S: 4	H: 1 LOB: 1 BB: 0 P: 4	R: 0 E: 0 K: 0 S: 3	H: 0 LOB: 0 BB: 0 P: 3	R: 0 E: 0 K: 0 S: 3	H: 1 LOB: 1 BB: 0 P: 4	R: 0 E: 0 K: 0 S: 3	H: 0 LOB: 0 BB: 0 P: 3	1B: 4 2B: 0 3B: 0 HR: 0	SF: 0 SAC: 0 DP: 1 HBP: 0	WP: 0 PB: 0 SB: 2 CS: 0	PA: 32
<b>PITCHER</b>	IP WLS BF H R ER SO BB IBB HBP BLK WP HR S P ERA WHIP	IP WLS BF H R ER SO BB IBB HBP BLK WP HR S P ERA WHIP	IP WLS BF H R ER SO BB IBB HBP BLK WP HR S P ERA WHIP	IP WLS BF H R ER SO BB IBB HBP BLK WP HR S P ERA WHIP	IP WLS BF H R ER SO BB IBB HBP BLK WP HR S P ERA WHIP	IP WLS BF H R ER SO BB IBB HBP BLK WP HR S P ERA WHIP	IP WLS BF H R ER SO BB IBB HBP BLK WP HR S P ERA WHIP	IP WLS BF H R ER SO BB IBB HBP BLK WP HR S P ERA WHIP	IP WLS BF H R ER SO BB IBB HBP BLK WP HR S P ERA WHIP	IP WLS BF H R ER SO BB IBB HBP BLK WP HR S P ERA WHIP	IP WLS BF H R ER SO BB IBB HBP BLK WP HR S P ERA WHIP	IP WLS BF H R ER SO BB IBB HBP BLK WP HR S P ERA WHIP	IP WLS BF H R ER SO BB IBB HBP BLK WP HR S P ERA WHIP	IP WLS BF H R ER SO BB IBB HBP BLK WP HR S P ERA WHIP	IP WLS BF H R ER SO BB IBB HBP BLK WP HR S P ERA WHIP	IP WLS BF H R ER SO BB IBB HBP BLK WP HR S P ERA WHIP	IP WLS BF H R ER SO BB IBB HBP BLK WP HR S P ERA WHIP	IP WLS BF H R ER SO BB IBB HBP BLK WP HR S P ERA WHIP		
Rick Wise, R ERA: 3.16 (1, 1)	5.0	W	20	3	0	0	0	2	0	0	0	0	0	0	0	0	0.00	1.000		
Eric Rasmussen, R ERA: 4.6 (6, 1)	4.0	S	12	1	0	0	0	0	0	0	0	0	0	0	0	0	0.00	0.250		

Batter	1	2	3	4	5	6	7	8	9	AB	R	H	RBI	BB	SO	LOB	BOTTOM			
Gene Richards, L OBP: 0.347, SLG: 0.356 (1, 7)		G3				L6-3 1B		1-3		4	1	2	0	0	0	0	<b>Houston Astros @ San Diego Padres</b> San Diego Stadium, San Diego, CA Mon Jun 02 1980, 6:33 AM EDT Att: 27,176 - Unknown 			
Ozzie Smith, S OBP: 0.313, SLG: 0.266 (1, 6)		E1			L6-3 1-2			F7		4	1	1	0	0	0	1				
Jerry Mumphrey, S OBP: 0.321, SLG: 0.323 (1, 8)		CS			4-3			G3		4	0	1	0	0	0	2				
Dave Winfield, R OBP: 0.418, SLG: 0.469 (1, 9)		SF8 BB			6-3			K		3	1	0	0	1	1	1				
Willie Montanez, L OBP: 0.313, SLG: 0.339 (1, 3)		SF8 1B			K			FC4-6 1B		3	0	2	2	0	1	0				
Bill Fahey, L OBP: 0.273, SLG: 0.286 (1, 2)		IBB			6-3			F7		2	0	0	0	1	0	1				
Dave Cash, R OBP: 0.266, SLG: 0.246 (1, 4)		SF8			BB			FC4-6		1	0	0	1	1	0	1				
Barry Evans, R OBP: 0.339, SLG: 0.396 (1, 5)		F7			K			6-3		3	0	0	0	0	1	3				
Rick Wise, R OBP: 0.130, SLG: 0.182 (1, 1)								K		2	0	0	0	0	1	1				
Eric Rasmussen, R OBP: 0.111, SLG: 0.222 (6, 1)		6-3			K			K		1	0	0	0	0	1	0				
<b>Inning Stats</b>	R: 3 E: 0 K: 0 S: 6	H: 3 LOB: 2 BB: 2 P: 14	R: 0 E: 1 K: 0 S: 3	H: 0 LOB: 0 BB: 0 P: 3	R: 0 E: 0 K: 1 S: 5	H: 1 LOB: 0 BB: 0 P: 5	R: 0 E: 0 K: 2 S: 7	H: 0 LOB: 1 BB: 1 P: 11	R: 0 E: 0 K: 0 S: 3	H: 1 LOB: 0 BB: 0 P: 3	R: 0 E: 0 K: 0 S: 4	H: 1 LOB: 1 BB: 0 P: 4	R: 0 E: 0 K: 1 S: 5	H: 0 LOB: 0 BB: 0 P: 5	R: 0 E: 0 K: 1 S: 5	H: 0 LOB: 0 BB: 0 P: 5	1B: 6 2B: 1 3B: 0 HR: 0	SF: 1 SAC: 0 DP: 1 HBP: 0	WP: 0 PB: 0 SB: 0 CS: 2	PA: 32
<b>PITCHER</b>	IP WLS BF H R ER SO BB IBB HBP BLK WP HR S P ERA WHIP	IP WLS BF H R ER SO BB IBB HBP BLK WP HR S P ERA WHIP	IP WLS BF H R ER SO BB IBB HBP BLK WP HR S P ERA WHIP	IP WLS BF H R ER SO BB IBB HBP BLK WP HR S P ERA WHIP	IP WLS BF H R ER SO BB IBB HBP BLK WP HR S P ERA WHIP	IP WLS BF H R ER SO BB IBB HBP BLK WP HR S P ERA WHIP	IP WLS BF H R ER SO BB IBB HBP BLK WP HR S P ERA WHIP	IP WLS BF H R ER SO BB IBB HBP BLK WP HR S P ERA WHIP	IP WLS BF H R ER SO BB IBB HBP BLK WP HR S P ERA WHIP	IP WLS BF H R ER SO BB IBB HBP BLK WP HR S P ERA WHIP	IP WLS BF H R ER SO BB IBB HBP BLK WP HR S P ERA WHIP	IP WLS BF H R ER SO BB IBB HBP BLK WP HR S P ERA WHIP	IP WLS BF H R ER SO BB IBB HBP BLK WP HR S P ERA WHIP	IP WLS BF H R ER SO BB IBB HBP BLK WP HR S P ERA WHIP	IP WLS BF H R ER SO BB IBB HBP BLK WP HR S P ERA WHIP	IP WLS BF H R ER SO BB IBB HBP BLK WP HR S P ERA WHIP	IP WLS BF H R ER SO BB IBB HBP BLK WP HR S P ERA WHIP	IP WLS BF H R ER SO BB IBB HBP BLK WP HR S P ERA WHIP		
Nolan Ryan, R ERA: 2.96 (1, 1)	7.0	L	28	6	3	3	4	2	1	0	0	0	0	0	0	0	3.86	1.143		
Frank LaCorte, R ERA: 0.39 (8, 1)	1.0		3	0	0	0	1	0	0	0	0	0	0	0	0	0	0.00	0.000		








Batter	1	2	3	4	5	6	7	8	9	AB	R	H	RBI	BB	SO	LOB	TOP										
Rafael Landestoy, S OBP: 0.291, SLG: 0.350	4-0 SH1-3 2B BB		0-0 E4 1B		0-3 K		0-0 6-3		0-0 CS 1B	4	1	1	1	1	1	0											
Craig Reynolds, L OBP: 0.226, SLG: 0.295	0-0 SH1-3 1-2		0-0 F8 1-2		0-0 F6			0-3 K	0-0 1-3 1-2	4	0	0	0	0	1	3											
Terry Puhl, L OBP: 0.355, SLG: 0.450	0-0 F8		0-0 S 1B 2-3		0-0 4-3			0-0 1B		4	0	2	0	0	0	1											
Jose Cruz, L OBP: 0.385, SLG: 0.416	0-0 2H 2B		4-0 FC4-6 1B 1-2 IBB		0-0 4-3			0-0 1B		3	0	2	1	1	0	0											
Denny Walling, L OBP: 0.351, SLG: 0.347	0-0 4-3		0-0 FC4-6 1-2		0-0 1B			0-0 4-3		4	0	1	0	0	0	5											
Enos Cabell, R OBP: 0.333, SLG: 0.377		0-0 5-3		0-0 F9		0-0 F8			0-0 1B WP 1B	4	1	1	0	0	0	1											
Dave Bergman, L OBP: 0.185, SLG: 0.120		0-0 F7		0-0 F5		0-0 F7			0-0 1B 1-3 2B 1B	4	1	1	0	0	0	1											
Alan Ashby, S OBP: 0.369, SLG: 0.433									0-0 1B 2B	4	0	2	1	0	0	0											
Julio Gonzalez, R OBP: 0.091, SLG: 0.121		0-0 3-1							0-0 1B 2B	0	1	0	0	0	0	0											
Luis Pujols, R OBP: 0.208, SLG: 0.208									0-0 1B 2B	0	0	0	0	0	0	0											
Ken Forsch, R OBP: 0.233, SLG: 0.267									0-0 F8	3	0	0	0	0	1	1											
Joe Morgan, L OBP: 0.316, SLG: 0.333									0-0 F8	1	0	0	0	0	0	1											
Joe Sambito, L OBP: 0.208, SLG: 0.208									0-0 F8	0	0	0	0	0	0	0											
<b>Inning Stats</b>	R: 1 E: 0 K: 0 S: 4	H: 1 LOB: 1 BB: 1 P: 8	R: 0 E: 0 K: 0 S: 3	H: 0 LOB: 0 BB: 0 P: 3	R: 0 E: 1 K: 1 S: 7	H: 1 LOB: 3 BB: 1 P: 11	R: 0 E: 0 K: 0 S: 4	H: 1 LOB: 1 BB: 0 P: 4	R: 0 E: 0 K: 1 S: 5	H: 0 LOB: 0 BB: 0 P: 5	R: 0 E: 0 K: 0 S: 4	H: 1 LOB: 1 BB: 0 P: 4	R: 0 E: 0 K: 0 S: 3	H: 0 LOB: 0 BB: 0 P: 3	R: 0 E: 0 K: 1 S: 6	H: 2 LOB: 1 BB: 0 P: 6	R: 3 E: 0 K: 0 S: 6	H: 4 LOB: 1 BB: 0 P: 6	1B: 8 2B: 2 3B: 0 HR: 0	SF: 0 SAC: 1 DP: 0 HBP: 0	WP: 1 PB: 0 SB: 2 CS: 1	PA: 38					
<b>PITCHER</b>	IP	WLS	BF	H	R	ER	SO	BB	IBB	HBP	BLK	WP	HR	S	P	ERA	WHIP										
Steve Mura, R ERA: 5.72	5.0		21	3	1	1	2	1	1	0	0	0	0	23	31	1.80	0.800										
Dennis Kinney, L ERA: 3.13	3.0		11	3	0	0	1	0	0	0	0	0	0	13	13	0.00	1.000										
Rollie Fingers, R ERA: 4.0	0.0	L	3	3	3	0	0	0	0	0	0	1	0	3	3	∞	∞										
Bob Shirley, L ERA: 1.53	1.0		3	1	0	0	0	0	0	0	0	0	0	3	3	0.00	1.000										

Houston Astros @ San Diego Padres  
San Diego Stadium, San Diego, CA  
Wed Jun 04 1980, 10:05 PM EDT  
Att: 13,619 - Unknown


AB 35  
R 4  
H 10  
RBI 3  
BB 2  
SO 3  
LOB 13



Batter	1	2	3	4	5	6	7	8	9	AB	R	H	RBI	BB	SO	LOB	BOTTOM										
Gene Richards, L OBP: 0.351, SLG: 0.373	0-0 F5		0-0 1B			0-0 L4		0-0 HR		4	1	2	3	0	0	0											
Ozzie Smith, S OBP: 0.312, SLG: 0.263	0-0 4-3		0-0 F9			0-0 BLK 1B		0-0 BB		3	0	1	0	1	0	1											
Kurt Bevacqua, R OBP: 0.436, SLG: 0.611	0-0 F8					0-0 F9		0-0 F8		4	0	0	0	0	0	2											
Aurelio Rodriguez, R OBP: 0.237, SLG: 0.330						0-0 F9		0-0 F8		0	0	0	0	0	0	0											
Dave Winfield, R OBP: 0.407, SLG: 0.453		0-0 6-3		0-0 6-3		0-0 6-3		0-0 6-3		4	0	0	0	0	0	0											
Willie Montanez, L OBP: 0.300, SLG: 0.324		0-0 F7		0-0 4-3		0-0 G3		0-3 K		4	0	0	0	0	1	0											
Jerry Mumphrey, S OBP: 0.316, SLG: 0.325		0-0 1-3				0-0 F9		0-0 1B		4	0	1	0	0	0	0											
Gene Tenace, R OBP: 0.360, SLG: 0.346			4-0 1B BB		0-0 F6		0-3 K	0-0 F3		3	1	0	0	1	1	1											
Tim Flannery, L OBP: 0.250, SLG: 0.250			0-0 4-3		0-0 4-3		0-0 1-4-3			3	0	0	0	0	0	1											
Steve Mura, R OBP: 0.333, SLG: 0.667					0-0 6-3			0-0 HR 1B		1	0	0	0	0	0	1											
Dennis Kinney, L OBP: 0.500, SLG: 0.333						0-0 K				1	0	0	0	0	1	0											
Jerry Turner, L OBP: 0.344, SLG: 0.393										1	1	1	0	0	0	0											
Rollie Fingers, R OBP: 0.250, SLG: 0.500										0	0	0	0	0	0	0											
Bob Shirley, R OBP: 0.250, SLG: 0.500										0	0	0	0	0	0	0											
<b>Inning Stats</b>	R: 0 E: 0 K: 0 S: 3	H: 0 LOB: 0 BB: 0 P: 3	R: 0 E: 0 K: 0 S: 3	H: 0 LOB: 0 BB: 0 P: 3	R: 1 E: 0 K: 0 S: 4	H: 1 LOB: 1 BB: 1 P: 8	R: 0 E: 0 K: 0 S: 3	H: 0 LOB: 0 BB: 0 P: 3	R: 0 E: 0 K: 1 S: 6	H: 1 LOB: 1 BB: 0 P: 6	R: 0 E: 0 K: 0 S: 3	H: 0 LOB: 0 BB: 0 P: 3	R: 0 E: 0 K: 1 S: 7	H: 2 LOB: 1 BB: 1 P: 11	R: 0 E: 0 K: 1 S: 6	H: 1 LOB: 1 BB: 0 P: 6	1B: 4 2B: 0 3B: 0 HR: 1	SF: 0 SAC: 0 DP: 0 HBP: 0	WP: 0 PB: 0 SB: 0 CS: 0	PA: 34							
<b>PITCHER</b>	IP	WLS	BF	H	R	ER	SO	BB	IBB	HBP	BLK	WP	HR	S	P	ERA	WHIP										
Ken Forsch, R ERA: 3.25	8.0		30	4	3	3	2	2	0	0	0	1	32	40	3.38	0.750											
Joe Sambito, L ERA: 3.04	1.0	S	4	1	0	0	1	0	0	0	0	0	0	6	6	0.00	1.000										

Houston Astros @ San Diego Padres  
San Diego Stadium, San Diego, CA  
Wed Jun 04 1980, 10:05 PM EDT  
Att: 13,619 - Unknown

AB 32  
R 3  
H 5  
RBI 3  
BB 2  
SO 3  
LOB 6















Batter	1	2	3	4	5	6	7	8	9	AB	R	H	RBI	BB	SO	LOB	TOP			
Gene Richards, L (1, 7) OBP: 0.363, SLG: 0.388	0-0 4-3		0-0 P5		0-0 L6			0-0 P4		4	0	0	0	0	0	2	<p>San Diego Padres @ Cincinnati Reds</p> <p>Riverfront Stadium, Cincinnati, OH</p> <p>Sun Jun 08 1980, 3:33 AM EDT</p> <p>Att: 26,272 - Unknown</p> <p>livebaseballscorecards.com</p> <p>AB 30 R 0 H 3 RBI 0 BB 1 SO 2 LOB 5</p> 			
Ozzie Smith, S (1, 6) OBP: 0.308, SLG: 0.262	0-0 L4		0-0 5-3			0-0 5-3			0-0 F7	4	0	0	0	0	0	0				
Jerry Mumphrey, S (1, 8) OBP: 0.323, SLG: 0.337	0-0 1B			0-0 1-3					0-0 L4	4	0	1	0	0	0	0				
Dave Winfield, R (1, 9) OBP: 0.401, SLG: 0.433	4-0 1-2 IBB			0-0 F8					0-0 4-3	3	0	0	0	1	0	0				
Willie Montanez, L (1, 3) OBP: 0.297, SLG: 0.315	0-3 K			0-0 F6					0-0 L4	3	0	0	0	0	1	2				
Aurelio Rodriguez, R (1, 5) OBP: 0.229, SLG: 0.324		0-0 6-3			0-0 1-3				0-0 6-3	3	0	0	0	0	0	0				
Dave Cash, R (1, 4) OBP: 0.270, SLG: 0.247		0-0 F3			0-0 1B 1B				0-0 F7	3	0	1	0	0	0	0				
Fred Kendall, R (1, 2) OBP: 0.250, SLG: 0.250 (8, PH)					0-0 F8				0-3 K	2	0	0	0	0	0	1				
Barry Evans, R (8, PH) OBP: 0.328, SLG: 0.380					0-0 F9					1	0	0	0	0	1	0				
Bill Fahey, L (8, 2) OBP: 0.310, SLG: 0.301										0	0	0	0	0	0	0				
Randy Jones, R (1, 1) OBP: 0.100, SLG: 0.069				0-0 5-3					0-0 F9	2	0	1	0	0	0	0				
Kurt Bevacqua, R (8, PH) OBP: 0.415, SLG: 0.579										1	0	0	0	0	0	0				
Bob Shirley, R (8, 1)					1-2 1B					0	0	0	0	0	0	0				
<b>Inning Stats</b>	R: 0 E: 0 K: 1 S: 6	H: 1 LOB: 2 BB: 1 P: 10	R: 0 E: 0 K: 0 S: 3	H: 0 LOB: 0 BB: 0 P: 3	R: 0 E: 0 K: 0 S: 3	H: 0 LOB: 0 BB: 0 P: 3	R: 0 E: 0 K: 0 S: 5	H: 2 LOB: 2 BB: 0 P: 5	R: 0 E: 0 K: 0 S: 3	H: 0 LOB: 0 BB: 0 P: 3	R: 0 E: 0 K: 1 S: 5	H: 0 LOB: 0 BB: 0 P: 5	R: 0 E: 0 K: 0 S: 3	H: 0 LOB: 0 BB: 0 P: 3	R: 0 E: 0 K: 0 S: 3	H: 0 LOB: 0 BB: 0 P: 3	1B: 3 2B: 0 3B: 0 HR: 0	SF: 0 SAC: 0 DP: 0 HBP: 0	WP: 0 PB: 0 SB: 1 CS: 1	PA: 31
<b>PITCHER</b> Charlie Leibrandt, L (1, 1) ERA: 3.58	IP: 9.0 WLS: W BF: 31 H: 3 R: 0 ER: 0 SO: 2 BB: 0 IBB: 1 HBP: 0 BLK: 0 WP: 0 HR: 0 S: 34 P: 38 ERA: 0.00 WHIP: 0.333																			

Batter	1	2	3	4	5	6	7	8	9	AB	R	H	RBI	BB	SO	LOB	BOTTOM			
Dave Collins, S (1, 8) OBP: 0.323, SLG: 0.343	0-0 S 1B									4	0	1	0	0	0	1	<p>San Diego Padres @ Cincinnati Reds</p> <p>Riverfront Stadium, Cincinnati, OH</p> <p>Sun Jun 08 1980, 3:33 AM EDT</p> <p>Att: 26,272 - Unknown</p> <p>livebaseballscorecards.com</p> <p>AB 29 R 1 H 7 RBI 1 BB 2 SO 1 LOB 12</p> 			
Cesar Geronimo, L (8, 8) OBP: 0.319, SLG: 0.338			0-0 1-3		0-0 1-3				0-0 F9	0	0	0	0	0	0	0				
Junior Kennedy, R (1, 4) OBP: 0.358, SLG: 0.419	0-0 F8		0-0 1B		0-0 6-3			0-0 G3		4	0	1	0	0	0	1				
Dave Concepcion, R (1, 6) OBP: 0.265, SLG: 0.305	4-0 1-3 BB		0-0 L6		0-0 F9			0-0 F9		3	0	0	0	1	0	1				
George Foster, R (1, 7) OBP: 0.310, SLG: 0.392	4-0 1-2 IBB		0-0 F7			0-0 G5-4-3 1B		0-0 F7		3	0	1	0	1	0	1				
Ray Knight, R (1, 5) OBP: 0.330, SLG: 0.495	0-0 G6-4-3			0-0 L4		0-0 G5-4-3			0-0 F8	3	0	0	0	0	0	4				
Dan Driessen, L (1, 3) OBP: 0.381, SLG: 0.442		0-0 HR		0-0 E 1B 1B		0-0 F8				3	1	2	1	0	0	0				
Sam Mejias, R (1, 9) OBP: 0.356, SLG: 0.419		0-0 F3		0-0 E2 1B				0-0 4-3		3	0	1	0	0	0	0				
Don Werner, R (1, 2) OBP: 0.279, SLG: 0.220		0-0 6-3		0-0 5-3				0-0 4-3		3	0	0	0	0	0	2				
Charlie Leibrandt, R (1, 1) OBP: 0.250, SLG: 0.280		0-3 K		0-0 6-3						3	0	1	0	0	1	2				
<b>Inning Stats</b>	R: 0 E: 0 K: 0 S: 3	H: 1 LOB: 2 BB: 2 P: 11	R: 1 E: 0 K: 1 S: 6	H: 1 LOB: 0 BB: 0 P: 6	R: 0 E: 0 K: 0 S: 4	H: 1 LOB: 1 BB: 0 P: 4	R: 0 E: 0 K: 0 S: 5	H: 2 LOB: 2 BB: 0 P: 5	R: 0 E: 0 K: 0 S: 3	H: 0 LOB: 0 BB: 0 P: 3	R: 0 E: 0 K: 0 S: 4	H: 1 LOB: 1 BB: 0 P: 4	R: 0 E: 0 K: 0 S: 3	H: 0 LOB: 0 BB: 0 P: 3	R: 0 E: 0 K: 0 S: 3	H: 0 LOB: 0 BB: 0 P: 3	1B: 6 2B: 0 3B: 0 HR: 1	SF: 0 SAC: 0 DP: 2 HBP: 0	WP: 0 PB: 0 SB: 3 CS: 0	PA: 31
<b>PITCHER</b> Randy Jones, L (1, 1) ERA: 2.63	IP: 7.0 WLS: L BF: 28 H: 7 R: 1 ER: 1 SO: 1 BB: 1 IBB: 1 HBP: 0 BLK: 0 WP: 1 HR: 1 S: 28 P: 36 ERA: 1.29 WHIP: 1.143																			
Bob Shirley, L (8, 1) ERA: 1.49	IP: 1.0 WLS: L BF: 3 H: 0 R: 0 ER: 0 SO: 0 BB: 0 IBB: 0 HBP: 0 BLK: 0 WP: 0 HR: 0 S: 3 P: 3 ERA: 0.00 WHIP: 0.000																			



Batter	1	2	3	4	5	6	7	8	9	10	11	AB	R	H	RBI	BB	SO	LOB	TOP	
Gene Richards, L OBP: 0.355, SLG: 0.378	G3		K		FC5-4			1-3	F9			5	0	0	0	0	1	2		
Ozzie Smith, S OBP: 0.314, SLG: 0.272	2B		HR		FC4-6			3B		P4		4	3	2	0	1	0	1		
Jerry Mumphrey, S OBP: 0.320, SLG: 0.330	F7		F8		CS	G3		3B	BB	G3		4	1	0	0	1	0	2		
Jerry Turner, L OBP: 0.352, SLG: 0.476	1B											5	2	2	3	0	0	2		
Dennis Kinney, L OBP: 0.500, SLG: 0.333	2B		HR			6-3		F7		F7		0	0	0	0	0	0	0		
Willie Montanez, L OBP: 0.300, SLG: 0.328	1B		K					F8				5	0	2	3	0	2	0		
Tim Flannery, L OBP: 0.235, SLG: 0.294	F7				4-3			L3		1-3		5	0	1	0	0	0	2		
Dave Cash, R OBP: 0.263, SLG: 0.240					1-4-3			4-3		5-3		5	0	0	0	0	0	1		
Bill Fahey, L OBP: 0.314, SLG: 0.299	P5				F8							4	0	1	0	1	1	1		
Steve Mura, R OBP: 0.333, SLG: 0.400												2	0	0	0	1	1	1		
Bob Shirley, R OBP: 0.333, SLG: 0.400												0	0	0	0	0	0	0		
John D'Acquisto, R OBP: 0.333, SLG: 0.400												0	0	0	0	0	0	0		
Dave Winfield, R OBP: 0.401, SLG: 0.433												0	0	0	0	0	0	0		
<b>Inning Stats</b>	R: 2 E: 0 K: 0 S: 6	H: 3 LOB: 1 BB: 0 P: 6	R: 0 E: 0 K: 1 S: 5	H: 0 LOB: 0 BB: 0 P: 5	R: 2 E: 0 K: 2 S: 8	H: 1 LOB: 0 BB: 1 P: 12	R: 0 E: 0 K: 0 S: 3	H: 0 LOB: 0 BB: 0 P: 3	R: 0 E: 0 K: 2 S: 3	H: 0 LOB: 1 BB: 1 P: 7	R: 2 E: 0 K: 0 S: 5	H: 2 LOB: 1 BB: 0 P: 9	R: 0 E: 0 K: 2 S: 3	H: 0 LOB: 0 BB: 0 P: 3	R: 0 E: 0 K: 2 S: 8	H: 1 LOB: 1 BB: 0 P: 8	1B: 4 2B: 2 3B: 1 HR: 1	SF: 0 SAC: 1 DP: 0 HBP: 0	WP: 0 PB: 0 SB: 2 CS: 1	PA: 45
<b>PITCHER</b>	IP 7.0	WLS 2.0	BF 10	H 3	R 2	ER 2	SO 3	BB 1	IBB 0	HBP 0	BLK 0	WP 0	HR 0	S 9	P 42	ERA 3.74	WHIP 1.000			
Paul Moskauer, R ERA: 3.74																				
Dave Tomlin, L ERA: 6.08																				
Tom Hume, R ERA: 2.95																				
Doug Bair, R ERA: 4.59																				

San Diego Padres @ Cincinnati Reds  
Riverfront Stadium, Cincinnati, OH  
Mon Jun 09 1980, 7:05 PM EDT  
Att: 19,688 - Unknown

AB 39  
R 6  
H 8  
RBI 6  
BB 4  
SO 5  
LOB 12



Batter	1	2	3	4	5	6	7	8	9	10	11	AB	R	H	RBI	BB	SO	LOB	BOTTOM	
Dave Collins, S OBP: 0.330, SLG: 0.362	G4-3		F7		HR			4-3	2B			4	2	2	2	1	0	1		
Dave Concepcion, R OBP: 0.268, SLG: 0.312	F9		P6		K			1B	1B			5	1	2	3	0	1	2		
Ken Griffey, L OBP: 0.377, SLG: 0.425	G4-3				F8	G3		K	1B			5	0	1	1	0	1	2		
George Foster, R OBP: 0.318, SLG: 0.391								F8		F8		3	0	1	0	2	0	1		
Dan Driessen, L OBP: 0.382, SLG: 0.443								F8				4	0	1	0	1	1	2		
Ray Knight, R OBP: 0.327, SLG: 0.492								4-3				5	0	1	0	0	0	4		
Johnny Bench, R OBP: 0.327, SLG: 0.438												4	0	1	0	0	1	3		
Don Werner, R OBP: 0.275, SLG: 0.217												1	1	0	0	0	0	1		
Junior Kennedy, R OBP: 0.364, SLG: 0.417												3	1	1	0	2	0	0		
Paul Moskauer, R ERA: 5.09												1	1	1	0	0	0	0		
Bob Shirley, L ERA: 2.37												1	0	0	0	0	1	0		
John D'Acquisto, R ERA: 1.75												1	0	0	0	0	2	1		
Dennis Kinney, L ERA: 3.09												1	0	0	0	0	0	0		
<b>Inning Stats</b>	R: 0 E: 0 K: 0 S: 3	H: 1 LOB: 0 BB: 0 P: 3	R: 0 E: 0 K: 0 S: 2	H: 0 LOB: 1 BB: 2 P: 10	R: 0 E: 0 K: 0 S: 4	H: 1 LOB: 1 BB: 4 P: 4	R: 0 E: 0 K: 0 S: 4	H: 0 LOB: 2 BB: 1 P: 8	R: 2 E: 0 K: 1 S: 7	H: 2 LOB: 0 BB: 0 P: 7	R: 0 E: 0 K: 1 S: 7	H: 2 LOB: 2 BB: 0 P: 7	R: 4 E: 0 K: 0 S: 6	H: 3 LOB: 1 BB: 2 P: 14	R: 0 E: 0 K: 1 S: 6	H: 1 LOB: 2 BB: 1 P: 10	1B: 6 2B: 4 3B: 0 HR: 1	SF: 0 SAC: 1 DP: 2 HBP: 0	WP: 0 PB: 0 SB: 0 CS: 0	PA: 45
<b>PITCHER</b>	IP 7.0	WLS 1.2	BF 12	H 5	R 4	ER 4	SO 1	BB 2	IBB 0	HBP 0	BLK 0	WP 0	HR 1	S 12	P 20	ERA 2.57	WHIP 4.200			
Steve Mura, R ERA: 5.09																				
Bob Shirley, L ERA: 2.37																				
John D'Acquisto, R ERA: 1.75																				
Dennis Kinney, L ERA: 3.09																				

San Diego Padres @ Cincinnati Reds  
Riverfront Stadium, Cincinnati, OH  
Mon Jun 09 1980, 7:05 PM EDT  
Att: 19,688 - Unknown


AB 38  
R 6  
H 11  
RBI 6  
BB 6  
SO 5  
LOB 20





Batter	1	2	3	4	5	6	7	8	9	AB	R	H	RBI	BB	SO	LOB	TOP			
Gene Richards, L (1,7) OBP: 0.356, SLG: 0.376										4	1	1	0	1	3	3	<p><b>San Diego Padres @ Montreal Expos</b> Olympic Stadium, Montreal, QB Tue Jun 10 1980, 7:05 PM EDT Att: 17,439 - Unknown</p>			
Ozzie Smith, S (1,6) OBP: 0.316, SLG: 0.280										5	1	2	1	0	0	2				
Jerry Mumphrey, S (1,8) OBP: 0.322, SLG: 0.324										3	0	0	0	2	2	2				
Dave Winfield, R (1,9) OBP: 0.396, SLG: 0.424										4	1	0	0	1	2	7				
Willie Montanez, L (1,3) OBP: 0.302, SLG: 0.330										5	0	2	2	0	0	3				
Tim Flannery, L (1,5) OBP: 0.300, SLG: 0.400										3	0	2	0	0	0	0				
Paul Dade, R (8,PH) OBP: 0.306, SLG: 0.194										1	0	0	1	0	0	1				
Fred Kendall, R (8,2) OBP: 0.250, SLG: 0.250										0	0	0	0	0	0	0				
Dave Cash, R (1,4) OBP: 0.263, SLG: 0.241										4	0	1	0	0	0	2				
Bill Fahey, L (1,2) OBP: 0.324, SLG: 0.303										2	1	1	0	1	0	1				
Aurelio Rodriguez, R (8,PH) OBP: 0.226, SLG: 0.320										1	0	0	0	0	0	1				
Rick Wise, R (1,1) OBP: 0.115, SLG: 0.160										3	0	0	0	0	2	5				
Eric Rasmussen, R (6,1) OBP: 0.111, SLG: 0.222										0	0	0	0	0	0	0				
John D'Acquisto, R (6,1) OBP: 0.500, SLG: 0.333										0	0	0	0	0	0	0				
Dennis Kinney, L (9,PH) OBP: 0.405, SLG: 0.564										1	0	0	0	0	0	0				
<b>Inning Stats</b>	R: 0 E: 0 K: 2 S: 8	H: 1 LOB: 1 BB: 0 P: 8	R: 0 E: 0 K: 2 S: 9	H: 2 LOB: 3 BB: 1 P: 13	R: 0 E: 0 K: 1 S: 5	H: 1 LOB: 0 BB: 0 P: 5	R: 0 E: 0 K: 0 S: 3	H: 0 LOB: 0 BB: 0 P: 3	R: 0 E: 0 K: 1 S: 6	H: 1 LOB: 1 BB: 1 P: 6	R: 0 E: 0 K: 1 S: 5	H: 0 LOB: 0 BB: 0 P: 5	R: 1 E: 0 K: 0 S: 4	H: 1 LOB: 1 BB: 1 P: 8	R: 0 E: 1 K: 1 S: 6	H: 0 LOB: 3 BB: 2 P: 14	1B: 7 2B: 2 3B: 0 HR: 0	SF: 0 SAC: 0 DP: 0 HBP: 0	WP: 1 PB: 0 SB: 1 CS: 1	PA: 41
<b>PITCHER</b>	IP WLS BF H R ER SO BB IBB HBP BLK WP HR S P ERA WHIP																			
Scott Sanderson, R (1,1) ERA: 2.96	3.0		13	4	0	0	5	1	0	0	0	0	0	0	0	22	26	0.00	1.667	
Stan Bahnsen, R (4,1) ERA: 1.53	3.0	W	14	4	3	1	2	1	0	0	0	0	1	0	17	21	3.00	1.667		
Fred Norman, L (7,1) ERA: 7.2	2.1		12	1	1	1	1	3	0	0	0	0	0	0	11	23	3.86	1.714		
Elias Sosa, R (9,1) ERA: 2.54	0.2	S	2	0	0	0	1	0	0	0	0	0	0	0	4	4	0.00	0.000		

Batter	1	2	3	4	5	6	7	8	9	AB	R	H	RBI	BB	SO	LOB	BOTTOM	
Ron LeFlore, R (1,7) OBP: 0.317, SLG: 0.304										3	2	1	0	1	0	0	<p><b>San Diego Padres @ Montreal Expos</b> Olympic Stadium, Montreal, QB Tue Jun 10 1980, 7:05 PM EDT Att: 17,439 - Unknown</p>	
Rodney Scott, S (1,4) OBP: 0.306, SLG: 0.280										4	2	2	3	0	0	0		
Andre Dawson, R (1,8) OBP: 0.379, SLG: 0.515										4	1	3	2	0	0	0		
Gary Carter, R (1,2) OBP: 0.312, SLG: 0.497										3	0	0	1	0	0	2		
Warren Cromartie, L (1,3) OBP: 0.314, SLG: 0.428										4	0	0	0	0	1	0		
Rowland Office, L (1,9) OBP: 0.330, SLG: 0.380										4	0	0	0	0	3	0		
Ken Macha, R (1,5) OBP: 0.386, SLG: 0.444										3	0	0	0	1	0	0		
Chris Speier, R (1,6) OBP: 0.352, SLG: 0.394										3	1	1	0	0	0	1		
Scott Sanderson, R (1,1) Tom Platt, (3,PH) Stan Bahnsen, R (4,1) Tony Bernazard, S (8,PH) Fred Norman, S (7,1) Elias Sosa, R (9,1)										0	0	0	0	0	0	0		
<b>Inning Stats</b>	R: 0 E: 0 K: 0 S: 4	H: 1 LOB: 1 BB: 0 P: 4	R: 0 E: 0 K: 0 S: 3	H: 0 LOB: 0 BB: 0 P: 3	R: 0 E: 0 K: 0 S: 3	H: 0 LOB: 0 BB: 0 P: 3	R: 0 E: 0 K: 0 S: 3	H: 0 LOB: 0 BB: 0 P: 3	R: 0 E: 0 K: 1 S: 5	H: 5 LOB: 5 BB: 2 P: 13	R: 3 E: 1 K: 0 S: 5	H: 2 LOB: 1 BB: 2 P: 13	R: 0 E: 0 K: 1 S: 5	H: 0 LOB: 0 BB: 0 P: 5	1B: 3 2B: 2 3B: 2 HR: 1	SF: 1 SAC: 0 DP: 0 HBP: 0		WP: 0 PB: 0 SB: 2 CS: 0
<b>PITCHER</b>	IP WLS BF H R ER SO BB IBB HBP BLK WP HR S P ERA WHIP																	
Rick Wise, R (1,1) ERA: 3.19	5.0		18	3	2	2	2	0	0	0	0	0	0	0	22	22	3.60	0.600
Eric Rasmussen, R (6,1) ERA: 5.0	0.0	L	2	2	1	1	0	0	0	0	0	0	0	2	2	∞	∞	
John D'Acquisto, R (6,1) ERA: 2.05	0.1		2	1	2	2	0	0	0	0	0	0	0	2	2	54.00	3.000	
Dennis Kinney, L (6,1) ERA: 3.81	2.2		12	2	3	3	2	1	1	0	0	0	0	14	22	10.12	1.125	









Batter	1	2	3	4	5	6	7	8	9	AB	R	H	RBI	BB	SO	LOB	TOP					
Gene Richards, L (1,7) OBP: 0.352, SLG: 0.367	F7		F7		F7		L5		G3	4	0	0	0	1	0	2						
Ozzie Smith, S (1,6) OBP: 0.324, SLG: 0.288	G3		F7			FC5		1B		3	1	1	0	1	0	1						
Barry Evans, R (8,6) OBP: 0.322, SLG: 0.373								1B		0	0	0	0	0	0	0						
Tim Flannery, L (1,5) OBP: 0.448, SLG: 0.536										3	0	3	0	1	0	0						
Dave Winfield, R (1,9) OBP: 0.390, SLG: 0.414										3	0	0	1	0	1	3						
Paul Dade, R (8,8) OBP: 0.306, SLG: 0.194	K									0	0	0	0	0	0	0						
Willie Montanez, L (1,3) OBP: 0.294, SLG: 0.320										4	0	0	0	0	0	3						
Aurelio Rodriguez, R (8,5) OBP: 0.226, SLG: 0.330										0	0	0	0	0	0	0						
Jerry Mumphrey, S (1,8) OBP: 0.329, SLG: 0.328										3	0	1	0	0	1	2						
Dennis Kinney, L (6,1) OBP: 0.500, SLG: 0.333										0	0	0	0	0	0	0						
Kurt Bevacqua, R (8,PH) OBP: 0.409, SLG: 0.585										1	0	1	0	0	0	0						
Dave Cash, R (1,4) OBP: 0.316, SLG: 0.251										4	0	1	0	0	0	3						
John D'Acquisto, R (8,1)										0	0	0	0	0	0	0						
Bill Fahey, L (1,2) OBP: 0.316, SLG: 0.295										3	0	0	0	0	0	2						
Fred Kendall, R (9,PH) OBP: 0.167, SLG: 0.167										1	0	0	0	0	0	0						
Gary Lucas, L (1,1) OBP: 0.263, SLG: 0.222										2	0	0	0	0	2	1						
Eric Rasmussen, R (5,1) OBP: 0.111, SLG: 0.222										0	0	0	0	0	0	0						
Jerry Turner, L (6,9) OBP: 0.351, SLG: 0.477										2	0	1	0	0	0	0						
<b>Inning Stats</b>	R: 0 E: 0 K: 1 S: 5	H: 0 LOB: 1 BB: 1 P: 9	R: 0 E: 0 K: 0 S: 4	H: 1 LOB: 1 BB: 0 P: 4	R: 0 E: 0 K: 1 S: 5	H: 1 LOB: 1 BB: 1 P: 9	R: 0 E: 0 K: 1 S: 5	H: 0 LOB: 0 BB: 0 P: 5	R: 0 E: 0 K: 1 S: 6	H: 1 LOB: 1 BB: 0 P: 6	R: 0 E: 0 K: 0 S: 4	H: 1 LOB: 2 BB: 1 P: 8	R: 0 E: 0 K: 0 S: 4	H: 1 LOB: 1 BB: 0 P: 4	R: 1 E: 0 K: 0 S: 6	H: 3 LOB: 2 BB: 0 P: 6	R: 0 E: 0 K: 0 S: 3	H: 0 LOB: 0 BB: 0 P: 3	1B: 7 2B: 1 3B: 0 HR: 0	SF: 1 SAC: 0 DP: 0 HBP: 0	WP: 0 PB: 0 SB: 2 CS: 0	PA: 37
<b>PITCHER</b>	IP WLS BF H R ER SO BB IBB HBP BLK WP HR S P ERA WHIP																					
Charlie Lea, R (1,1) ERA: 1.13	8.0 W 34 8 1 1 4 3 0 0 0 0 0 0 0 39 51 1.12 1.375																					
Fred Norman, L (9,1) ERA: 6.92	1.0 3 0 0 0 0 0 0 0 0 0 0 0 0 3 3 0.00 0.000																					

San Diego Padres @ Montreal Expos  
Olympic Stadium, Montreal, QB  
Thu Jun 12 1980, 7:05 PM EDT  
Att: 20,724 - Unknown

AB 33  
R 1  
H 8  
RBI 1  
BB 3  
SO 4  
LOB 17



Batter	1	2	3	4	5	6	7	8	9	AB	R	H	RBI	BB	SO	LOB	BOTTOM			
Ron LeFlore, R (1,7) OBP: 0.335, SLG: 0.338	S									3	1	2	0	0	0	0				
Jerry White, S (6,7) OBP: 0.400, SLG: 0.605	SF9									3	1	1	1	0	2	3				
Rodney Scott, S (1,4) OBP: 0.316, SLG: 0.284	F9									4	2	2	0	1	0	3				
Andre Dawson, R (1,8) OBP: 0.392, SLG: 0.503										1	1	0	1	1	0	2				
Tom Hutton, L (6,PR) OBP: 0.185, SLG: 0.125	SF9									1	0	1	1	0	0	0				
Gary Carter, R (1,2) OBP: 0.311, SLG: 0.479	P3									3	1	0	0	2	0	2				
Warren Cromartie, L (1,3) OBP: 0.323, SLG: 0.433										5	1	2	2	0	2	3				
Bob Pate, R (1,9) OBP: 0.429, SLG: 0.400										2	1	1	0	0	0	0				
Rowland Office, L (5,PH) OBP: 0.320, SLG: 0.357										2	0	0	0	1	2	3				
Ken Macha, R (1,5) OBP: 0.392, SLG: 0.439										1	0	0	0	1	0	0				
Brad Mills, L (5,PH) OBP: 0.700, SLG: 0.667										3	0	3	3	0	0	0				
Bill Almon, R (1,6) OBP: 0.297, SLG: 0.371										5	1	3	1	0	0	2				
Charlie Lea, R (1,1)										3	0	0	0	1	1	5				
Tony Bernazard, S (8,PH) OBP: 0.311, SLG: 0.344										1	0	0	0	0	1	2				
Fred Norman, S (9,1) ERA: 2.53										0	0	0	0	0	0	0				
<b>Inning Stats</b>	R: 1 E: 0 K: 0 S: 4	H: 1 LOB: 0 BB: 0 P: 4	R: 0 E: 0 K: 0 S: 3	H: 0 LOB: 0 BB: 0 P: 3	R: 0 E: 0 K: 0 S: 4	H: 1 LOB: 1 BB: 1 P: 8	R: 1 E: 0 K: 1 S: 7	H: 2 LOB: 2 BB: 1 P: 11	R: 4 E: 0 K: 0 S: 6	H: 3 LOB: 2 BB: 3 P: 18	R: 2 E: 0 K: 1 S: 8	H: 4 LOB: 2 BB: 0 P: 9	R: 1 E: 0 K: 3 S: 11	H: 2 LOB: 3 BB: 2 P: 19	R: 0 E: 0 K: 3 S: 11	H: 2 LOB: 2 BB: 0 P: 11	1B: 11 2B: 3 3B: 0 HR: 1	SF: 1 SAC: 0 DP: 0 HBP: 1	WP: 0 PB: 1 SB: 3 CS: 0	PA: 46
<b>PITCHER</b>	IP WLS BF H R ER SO BB IBB HBP BLK WP HR S P ERA WHIP																			
Gary Lucas, L (1,1) ERA: 3.92	4.1 L 23 6 6 6 1 3 1 0 0 0 0 0 7 12 12.46 2.077																			
Eric Rasmussen, R (5,1) ERA: 5.29	1.0 9 4 2 2 0 0 0 1 1 0 0 0 0 7 12 18.00 4.000																			
Dennis Kinney, L (6,1) ERA: 3.9	1.2 9 3 1 1 4 2 0 0 0 0 0 0 0 15 23 5.40 3.000																			
John D'Acquisto, R (8,1) ERA: 2.53	1.0 5 2 0 0 3 0 0 0 0 0 0 0 0 11 11 0.00 2.000																			

San Diego Padres @ Montreal Expos  
Olympic Stadium, Montreal, QB  
Thu Jun 12 1980, 7:05 PM EDT  
Att: 20,724 - Unknown

AB 37  
R 9  
H 15  
RBI 9  
BB 7  
SO 8  
LOB 25





Batter	1	2	3	4	5	6	7	8	9	AB	R	H	RBI	BB	SO	LOB	TOP
Gene Richards, L OBP: 0.353, SLG: 0.365 (1, 7)	0-0 4-3		0-0 FC4-6 6-3 1B		0-0 4-3		0-0 5-3		4-0 FC6-4 BB	4	1	1	0	1	0	0	<b>San Diego Padres @ Philadelphia Phillies</b> Veterans Stadium, Philadelphia, PA Fri Jun 13 1980, 7:05 PM EDT Att: 37,873 - Unknown
Ozzie Smith, S OBP: 0.322, SLG: 0.286 (1, 6)	0-0 6-3		0-0 FC4-6 1-2 1B		0-0 B5-3		0-0 5-3		0-0 FC6-4 1-2	5	0	1	0	0	0	1	
Tim Flannery, L OBP: 0.441, SLG: 0.500 (1, 5)	4-0 BB		0-0 FC4-6 6-3 1B 1-2 2-3		0-0 L4		0-0 1B		0-0 4-3	4	1	1	0	1	0	3	
Dave Winfield, R OBP: 0.387, SLG: 0.415 (1, 9)	0-0 4-3		0-0 6-3			0-0 6-3 1B 2B				4	1	1	1	0	0	3	
Willie Montanez, L OBP: 0.302, SLG: 0.333 (1, 3)		0-0 G5-4-3 1B 1B	0-0 1B 2H			0-0 F5			0-0 1B G4-6-3 2B	4	2	3	1	0	0	1	
Jerry Mumphrey, S OBP: 0.336, SLG: 0.333 (1, 8)		0-0 G5-4-3 1B 1-2	0-0 4-3			4-0 6-3 1B BB			0-0 G4-6-3 2-3 1B	3	1	2	0	1	0	1	
Dave Cash, R OBP: 0.270, SLG: 0.246 (1, 4)		0-0 G5-4-3 1-2 2-3			0-0 6-3		0-0 6-3		0-0 G4-6-3 1-2 3H	4	0	0	0	0	0	5	
Fred Kendall, R OBP: 0.250, SLG: 0.250 (6, PH)		0-0 1B		0-3 K		0-0 1B		0-0 1-3		2	0	1	1	0	1	0	
Bill Fahey, L OBP: 0.319, SLG: 0.299 (6, 2)		0-3 3H K		0-0 F6		0-0 2H 3H 1B		0-0 F7		2	0	1	2	0	0	0	
Randy Jones, R John D'Acquisto, R Eric Rasmussen, R Jerry Lunsford, R Rollie Fingers, R Kurt Bevacqua, R (1, 1)		0-3 K		0-0 F6		0-0 F7		0-0 F9		0	0	0	0	0	0	0	
<b>Inning Stats</b>	R: 0 E: 0 K: 0 S: 3	H: 0 LOB: 1 BB: 1 P: 7	R: 1 E: 0 K: 1 S: 7	H: 3 LOB: 1 BB: 0 P: 7	R: 2 E: 0 K: 0 S: 6	H: 3 LOB: 1 BB: 0 P: 6	R: 0 E: 0 K: 1 S: 5	H: 0 LOB: 0 BB: 0 P: 5	R: 0 E: 0 K: 0 S: 3	H: 1 LOB: 1 BB: 0 P: 4	R: 1 E: 0 K: 0 S: 4	H: 2 LOB: 0 BB: 0 P: 4	R: 0 E: 0 K: 0 S: 3	H: 0 LOB: 1 BB: 1 P: 7	1B: 9 2B: 2 3B: 0 HR: 0	SF: 0 SAC: 0 DP: 2 HBP: 0	WP: 0 PA: 39 PB: 0 CS: 0
<b>PITCHER</b>	IP WLS BF H R ER SO BB IBB HBP BLK WP HR S P ERA WHIP	IP WLS BF H R ER SO BB IBB HBP BLK WP HR S P ERA WHIP	IP WLS BF H R ER SO BB IBB HBP BLK WP HR S P ERA WHIP	IP WLS BF H R ER SO BB IBB HBP BLK WP HR S P ERA WHIP	IP WLS BF H R ER SO BB IBB HBP BLK WP HR S P ERA WHIP	IP WLS BF H R ER SO BB IBB HBP BLK WP HR S P ERA WHIP	IP WLS BF H R ER SO BB IBB HBP BLK WP HR S P ERA WHIP	IP WLS BF H R ER SO BB IBB HBP BLK WP HR S P ERA WHIP	IP WLS BF H R ER SO BB IBB HBP BLK WP HR S P ERA WHIP	IP WLS BF H R ER SO BB IBB HBP BLK WP HR S P ERA WHIP	IP WLS BF H R ER SO BB IBB HBP BLK WP HR S P ERA WHIP	IP WLS BF H R ER SO BB IBB HBP BLK WP HR S P ERA WHIP	IP WLS BF H R ER SO BB IBB HBP BLK WP HR S P ERA WHIP	IP WLS BF H R ER SO BB IBB HBP BLK WP HR S P ERA WHIP	IP WLS BF H R ER SO BB IBB HBP BLK WP HR S P ERA WHIP	IP WLS BF H R ER SO BB IBB HBP BLK WP HR S P ERA WHIP	IP WLS BF H R ER SO BB IBB HBP BLK WP HR S P ERA WHIP
Dick Ruthven, R ERA: 4.63 Ron Reed, R ERA: 2.65																	

AB	36
R	6
H	11
RBI	5
BB	3
SO	2
LOB	16

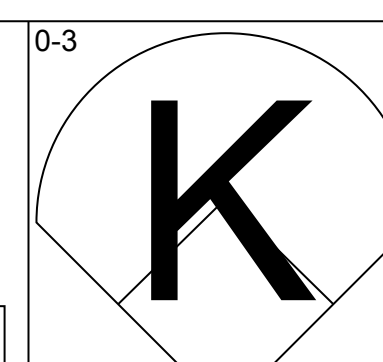
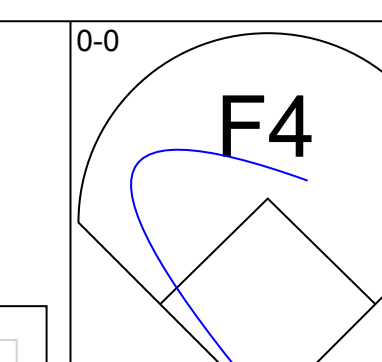
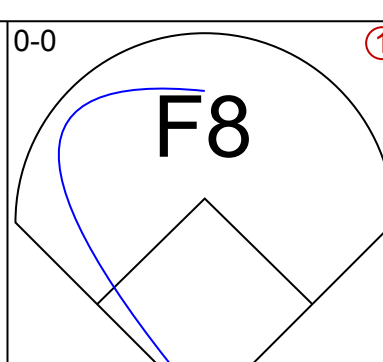
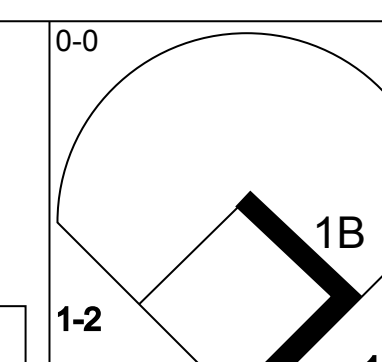
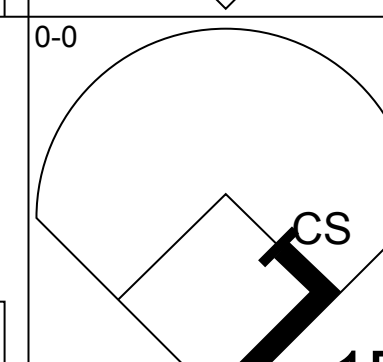
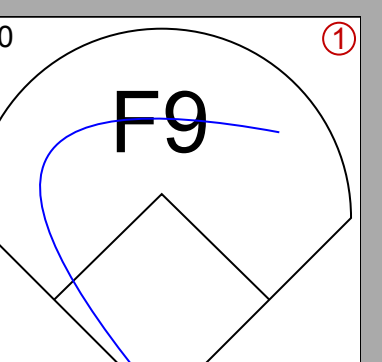
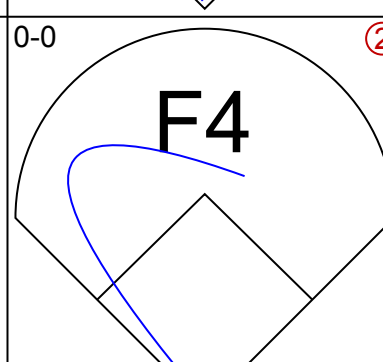
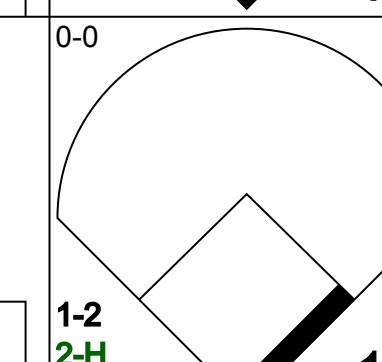
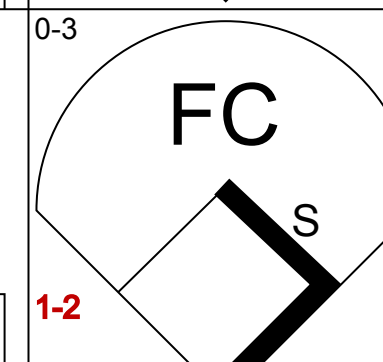
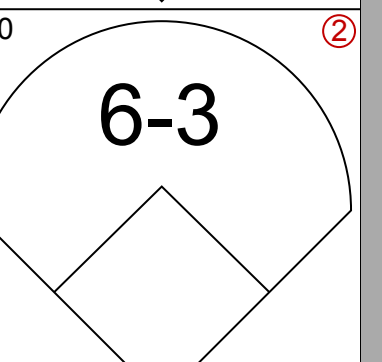
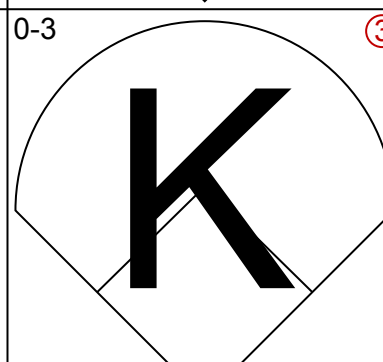
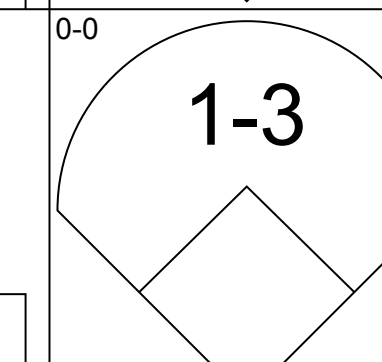
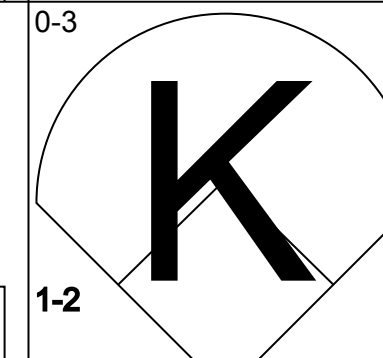
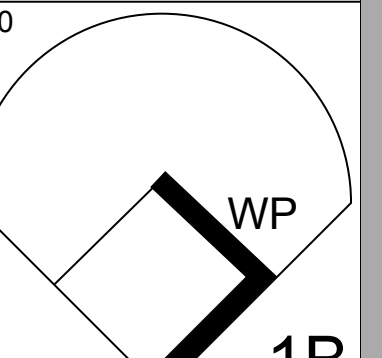
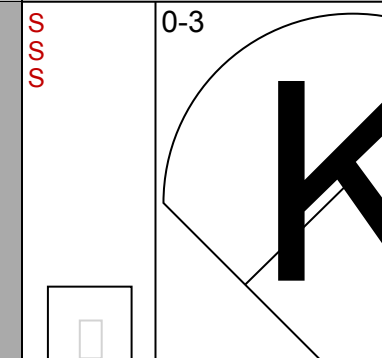
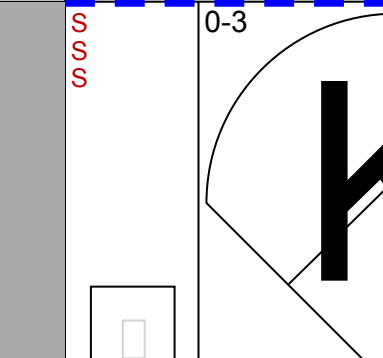
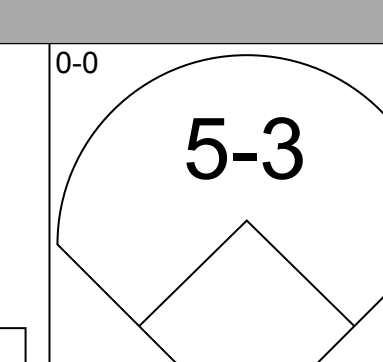
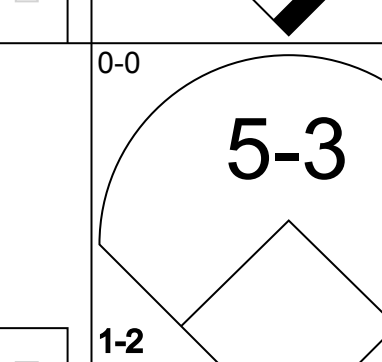

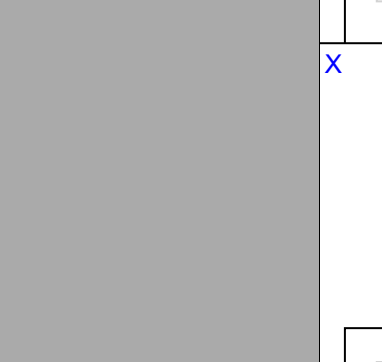

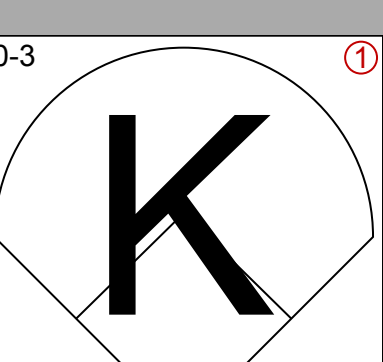
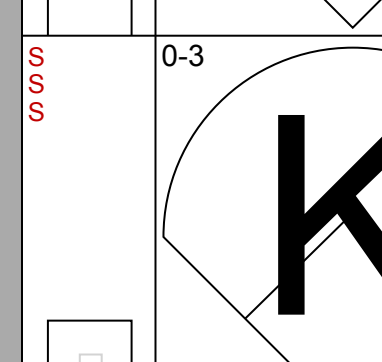
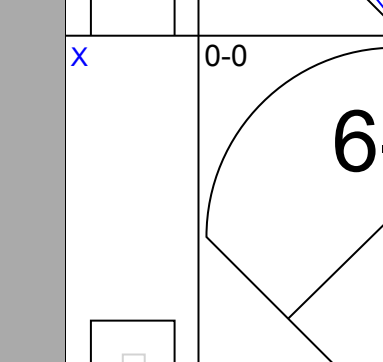

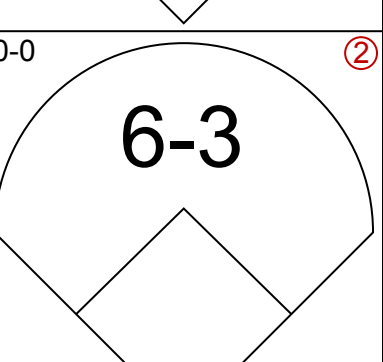
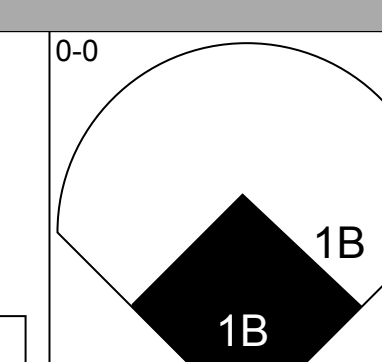
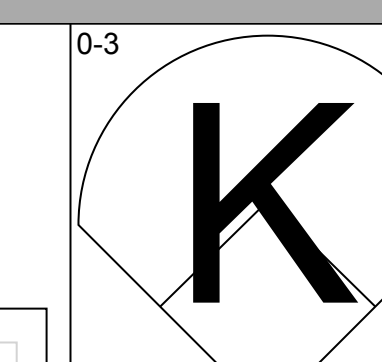
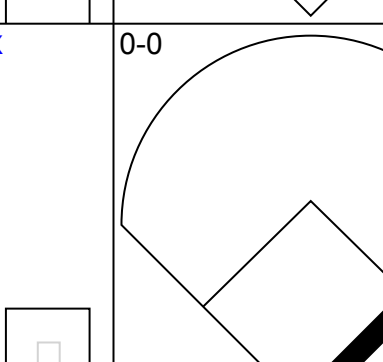
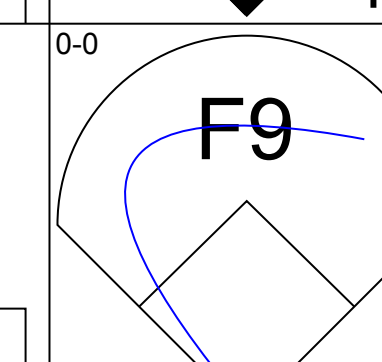
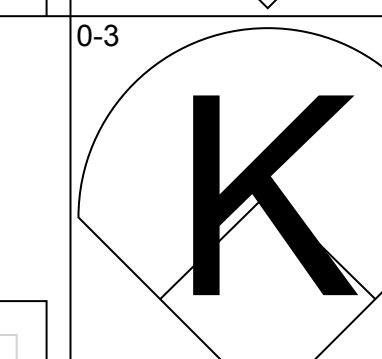
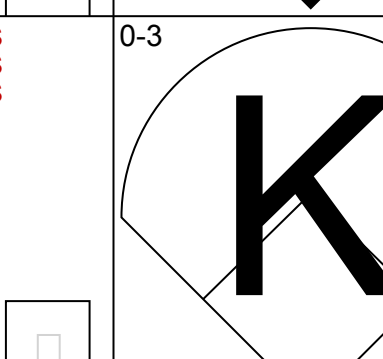
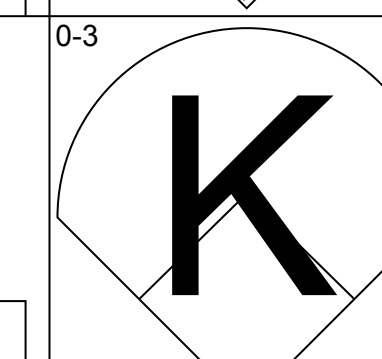


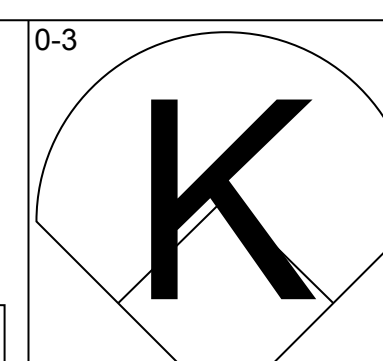
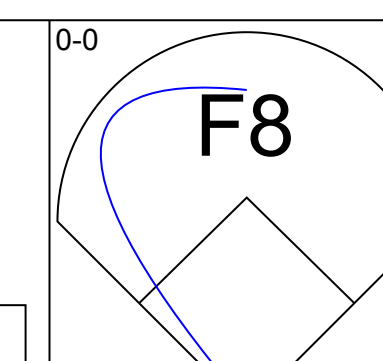
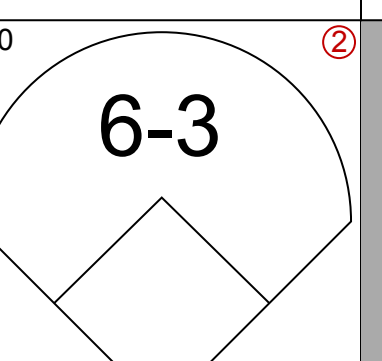
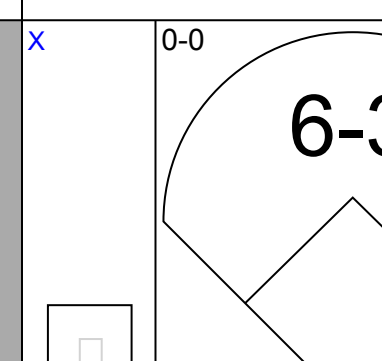
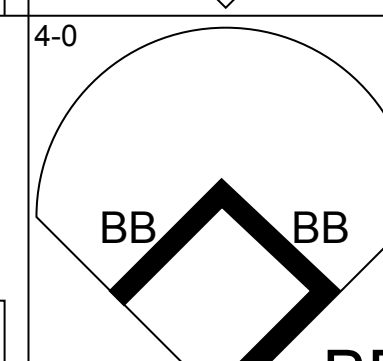
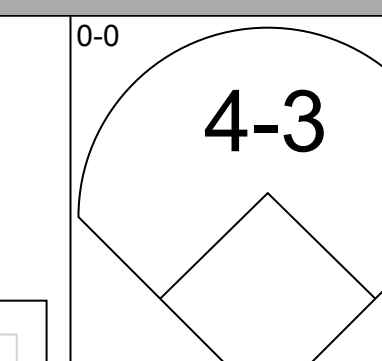
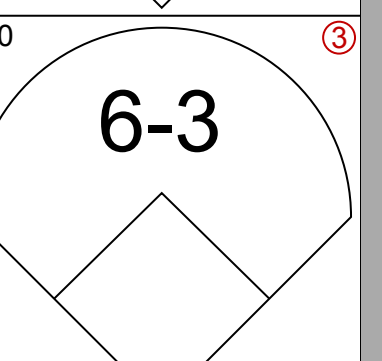

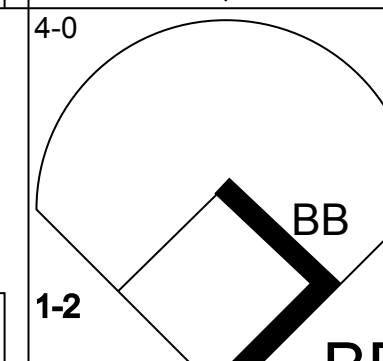
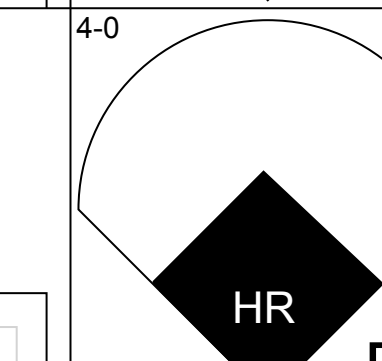

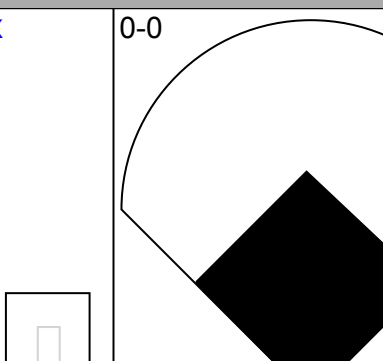
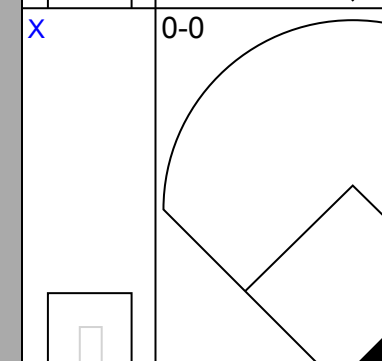
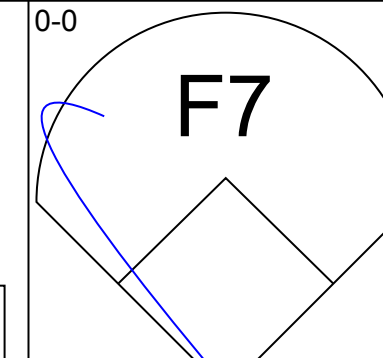
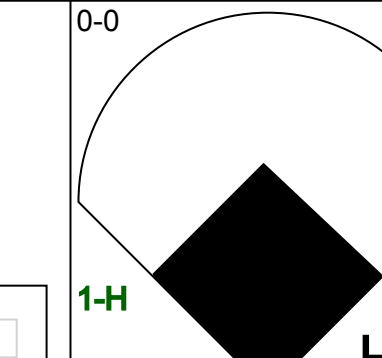
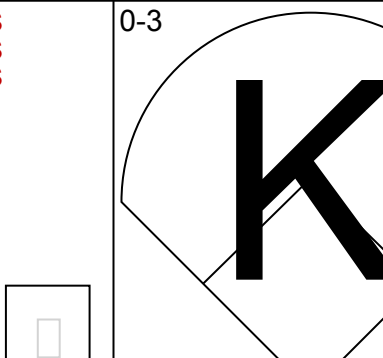
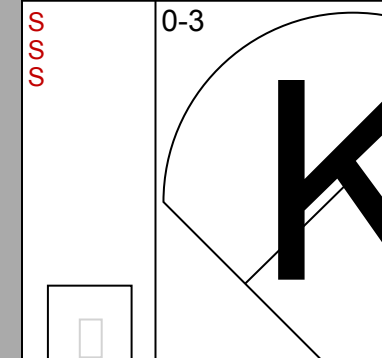
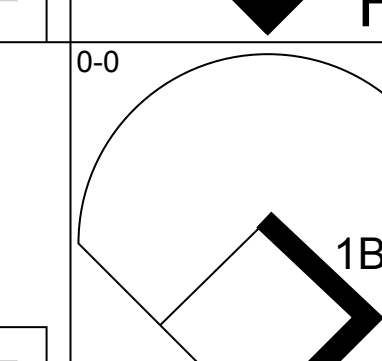
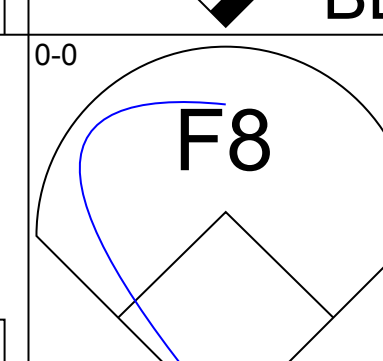
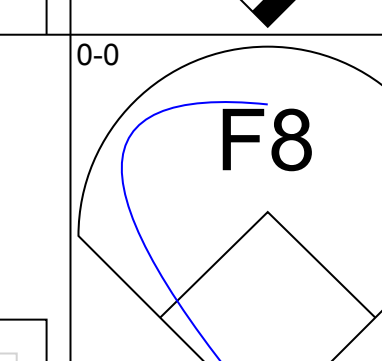


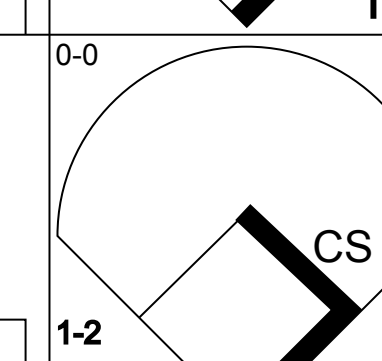

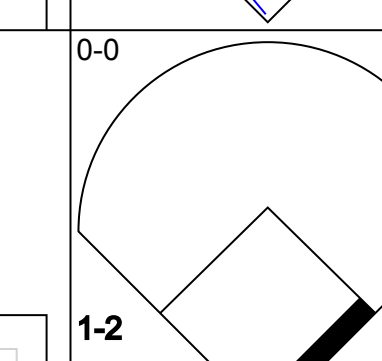

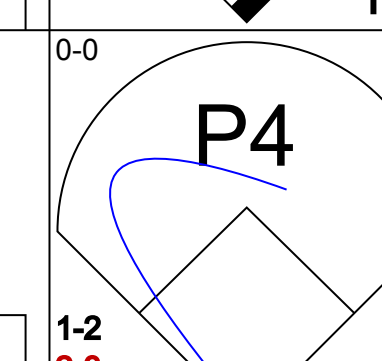
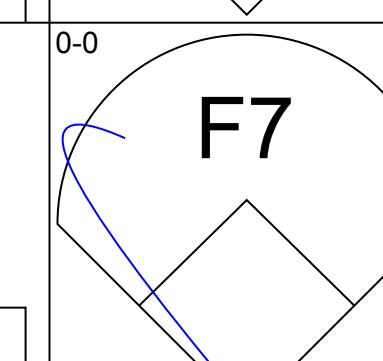
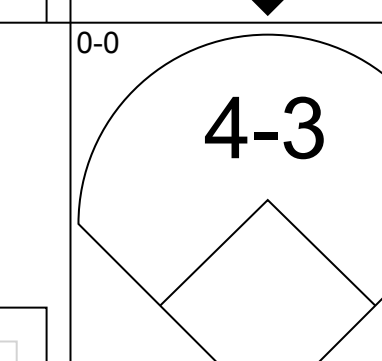
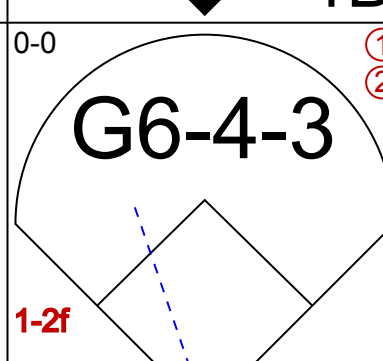
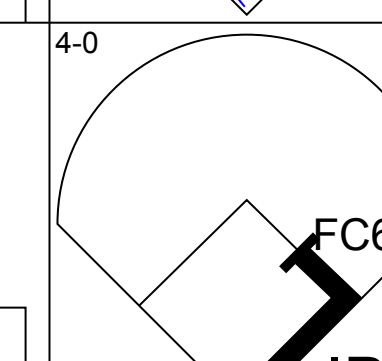
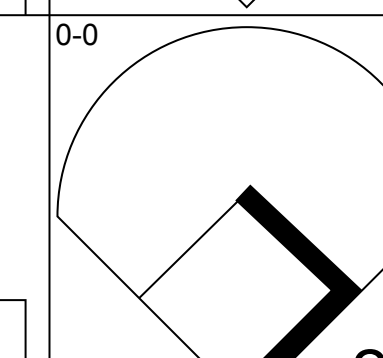

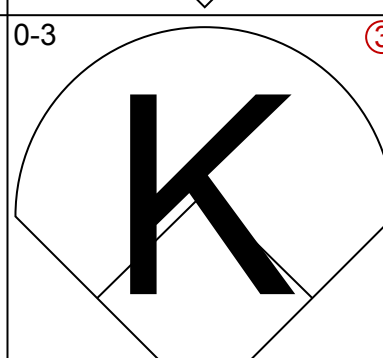
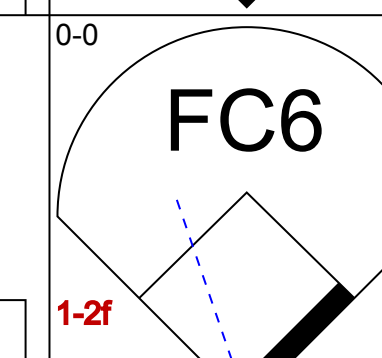
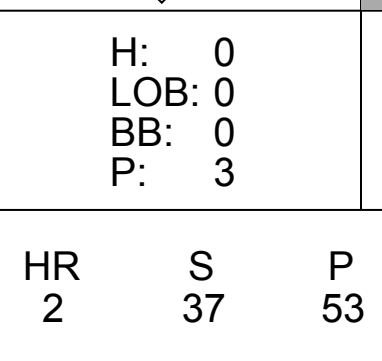
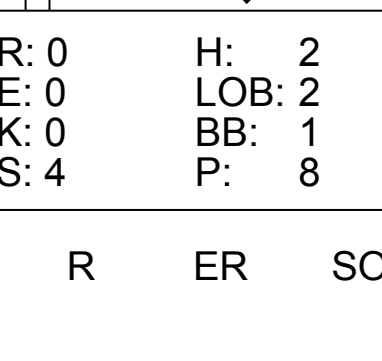
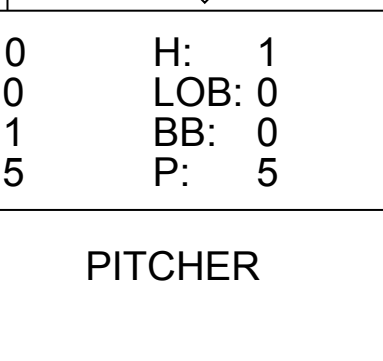
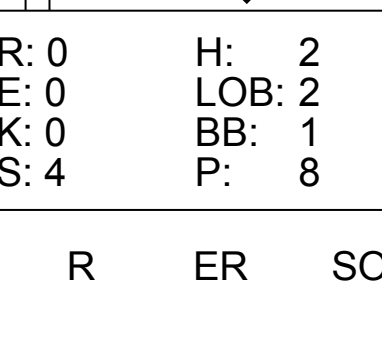

Batter	1	2	3	4	5	6	7	8	9	AB	R	H	RBI	BB	SO	LOB	BOTTOM		
Lonnie Smith, R OBP: 0.475, SLG: 0.595 (1, 9)	0-0 1B		0-0 CS 1B			0-0 1B 2B			4-0 BB	4	2	4	0	1	0	0	<b>San Diego Padres @ Philadelphia Phillies</b> Veterans Stadium, Philadelphia, PA Fri Jun 13 1980, 7:05 PM EDT Att: 37,873 - Unknown		
Pete Rose, S OBP: 0.376, SLG: 0.389 (1, 3)	0-0 1B		0-0 CS 1-2		0-0 1B SF9		0-0 F8		0-0 BB 1B	5	2	4	2	0	0	2			
Mike Schmidt, R OBP: 0.356, SLG: 0.653 (1, 5)	0-0 HR		0-0 FC6-4		0-0 1B 1-3		0-3 K		0-0 5-3	5	1	2	2	0	1	3			
Greg Luzinski, R OBP: 0.384, SLG: 0.581 Greg Gross, L OBP: 0.204, SLG: 0.204 (1, 7)	0-0 1B 1B		0-0 F8		0-0 F2		0-0 F8		0-0 6-3	5	1	1	0	0	0	3			
Bob Boone, R OBP: 0.287, SLG: 0.369 (1, 2)	0-0 1B		0-0 FC1-6 BB		0-0 SF9		4-0 1B BB		0-0 F7	2	1	1	1	2	0	0			
Gary Maddox, R OBP: 0.280, SLG: 0.413 (1, 8)	0-0 3B 1B		0-0 FC1-6		0-0 6-3		0-3 K			4	1	1	2	0	1	4			
Larry Bowa, S OBP: 0.259, SLG: 0.330 (1, 6)	0-0 1H SF8 3B		0-0 L3			0-0 F6			0-0 F6	4	1	1	1	0	0	1			
Manny Trillo, R OBP: 0.374, SLG: 0.413 (1, 4)	0-0 SF8		0-0 1-3			0-0 F8			0-0 BB 1B	3	0	1	1	0	0	0			
Dick Ruthven, R OBP: 0.208, SLG: 0.217 Ron Reed, R (7, 1)	0-3 K		0-0 F7			0-0 1-6-3			0-3 K	3	0	0	0	0	1	0			
<b>Inning Stats</b>	R: 7 E: 0 K: 1 S: 14	H: 9 LOB: 2 BB: 0 P: 14	R: 0 E: 0 K: 0 S: 3	H: 0 LOB: 1 BB: 1 P: 7	R: 0 E: 0 K: 0 S: 3	H: 1 LOB: 0 BB: 0 P: 3	R: 1 E: 0 K: 0 S: 5	H: 2 LOB: 1 BB: 0 P: 5	R: 0 E: 0 K: 0 S: 3	H: 0 LOB: 0 BB: 0 P: 3	R: 1 E: 0 K: 2 S: 9	H: 2 LOB: 2 BB: 1 P: 13	R: 0 E: 0 K: 1 S: 6	H: 1 LOB: 2 BB: 1 P: 10	R: 0 E: 0 K: 0 S: 3	H: 0 LOB: 0 BB: 0 P: 3		1B: 12 2B: 1 3B: 1 HR: 1	SF: 2 SAC: 0 DP: 0 HBP: 0
<b>PITCHER</b>	IP WLS BF H R ER SO BB IBB HBP BLK WP HR S P ERA WHIP	IP WLS BF H R ER SO BB IBB HBP BLK WP HR S P ERA WHIP	IP WLS BF H R ER SO BB IBB HBP BLK WP HR S P ERA WHIP	IP WLS BF H R ER SO BB IBB HBP BLK WP HR S P ERA WHIP	IP WLS BF H R ER SO BB IBB HBP BLK WP HR S P ERA WHIP	IP WLS BF H R ER SO BB IBB HBP BLK WP HR S P ERA WHIP	IP WLS BF H R ER SO BB IBB HBP BLK WP HR S P ERA WHIP	IP WLS BF H R ER SO BB IBB HBP BLK WP HR S P ERA WHIP	IP WLS BF H R ER SO BB IBB HBP BLK WP HR S P ERA WHIP	IP WLS BF H R ER SO BB IBB HBP BLK WP HR S P ERA WHIP	IP WLS BF H R ER SO BB IBB HBP BLK WP HR S P ERA WHIP	IP WLS BF H R ER SO BB IBB HBP BLK WP HR S P ERA WHIP	IP WLS BF H R ER SO BB IBB HBP BLK WP HR S P ERA WHIP	IP WLS BF H R ER SO BB IBB HBP BLK WP HR S P ERA WHIP	IP WLS BF H R ER SO BB IBB HBP BLK WP HR S P ERA WHIP	IP WLS BF H R ER SO BB IBB HBP BLK WP HR S P ERA WHIP	IP WLS BF H R ER SO BB IBB HBP BLK WP HR S P ERA WHIP		
Randy Jones, L ERA: 3.12 John D'Acquisto, R ERA: 3.03 Eric Rasmussen, R ERA: 5.01 Rollie Fingers, R ERA: 3.48																			

AB	36
R	9
H	15
RBI	9
BB	3
SO	4
LOB	14





Batter	1	2	3	4	5	6	7	8	9	AB	R	H	RBI	BB	SO	LOB	TOP			
<b>Ozzie Smith, S</b> OBP: 0.321, SLG: 0.285 (1, 6)										4	0	1	0	0	1	0	<b>San Diego Padres @ Philadelphia Phillies</b> Veterans Stadium, Philadelphia, PA Sat Jun 14 1980, 7:05 PM EDT Att: 35,231 - Unknown			
<b>Dave Cash, R</b> OBP: 0.274, SLG: 0.251 (1, 4)										4	0	2	1	0	0	0				
<b>Jerry Mumphrey, S</b> OBP: 0.330, SLG: 0.327 (1, 8)										4	0	0	0	0	1	3				
<b>Dave Winfield, R</b> OBP: 0.385, SLG: 0.412 (1, 9)										4	0	1	0	0	3	1				
<b>Kurt Bevacqua, R</b> OBP: 0.367, SLG: 0.522 (1, 7)										4	0	0	0	0	0	1				
<b>Willie Montanez, L</b> OBP: 0.297, SLG: 0.327 (1, 3)										4	0	0	0	0	3	0				
<b>Aurelio Rodriguez, R</b> OBP: 0.229, SLG: 0.321 (1, 5)										3	1	1	0	0	1	0				
<b>Fred Kendall, R</b> OBP: 0.273, SLG: 0.273 (1, 2)										3	0	1	0	0	1	1				
<b>Steve Mura, R</b> OBP: 0.250, SLG: 0.286 (8, PH)										2	0	0	0	0	2	1				
<b>Gene Tenace, R</b> OBP: 0.358, SLG: 0.343 (8, 1)										1	0	0	0	0	1	1				
<b>Bob Shirley, R</b> (8, 1)										0	0	0	0	0	0	0				
<b>Inning Stats</b>	R: 0 E: 0 K: 2 S: 10	H: 1 LOB: 1 BB: 0 P: 10	R: 0 E: 0 K: 2 S: 7	H: 0 LOB: 0 BB: 0 P: 7	R: 0 E: 0 K: 0 S: 7	H: 0 LOB: 0 BB: 0 P: 7	R: 0 E: 0 K: 0 S: 4	H: 1 LOB: 1 BB: 0 P: 4	R: 0 E: 0 K: 1 S: 5	H: 0 LOB: 0 BB: 0 P: 5	R: 0 E: 0 K: 2 S: 7	H: 0 LOB: 0 BB: 0 P: 7	R: 1 E: 0 K: 1 S: 8	H: 3 LOB: 2 BB: 0 P: 8	R: 0 E: 0 K: 1 S: 5	H: 0 LOB: 0 BB: 0 P: 5	1B: 6 2B: 0 3B: 0 HR: 0	SF: 0 SAC: 0 DP: 0 HBP: 0	WP: 2 PB: 0 CS: 1 SB: 1	PA: 33
<b>PITCHER</b>	IP	WLS	BF	H	R	ER	SO	BB	IBB	HBP	BLK	WP	HR	S	P	ERA	WHIP			
<b>Steve Carlton, L</b> ERA: 1.78	(1, 1)	8.0	W	30	6	1	1	13	0	0	0	0	0	56	56	1.12	0.750			
<b>Tug McGraw, L</b> ERA: 3.0	(9, 1)	1.0	S	3	0	0	0	1	0	0	0	0	0	5	5	0.00	0.000			

Batter	1	2	3	4	5	6	7	8	9	AB	R	H	RBI	BB	SO	LOB	BOTTOM			
<b>Lonnie Smith, R</b> OBP: 0.432, SLG: 0.537 (1, 9)										4	0	0	0	0	1	1	<b>San Diego Padres @ Philadelphia Phillies</b> Veterans Stadium, Philadelphia, PA Sat Jun 14 1980, 7:05 PM EDT Att: 35,231 - Unknown			
<b>Pete Rose, S</b> OBP: 0.374, SLG: 0.383 (1, 3)										3	0	0	0	1	0	0				
<b>Mike Schmidt, R</b> OBP: 0.367, SLG: 0.672 (1, 5)										2	2	2	1	2	0	0				
<b>Greg Luzinski, R</b> OBP: 0.381, SLG: 0.589 (8, 7)										4	1	1	2	0	2	3				
<b>Greg Gross, L</b> OBP: 0.204, SLG: 0.204 (8, 7)										0	0	0	0	0	0	0				
<b>Bob Boone, R</b> OBP: 0.296, SLG: 0.374 (1, 2)										3	0	2	0	1	0	0				
<b>Garry Maddox, R</b> OBP: 0.280, SLG: 0.410 (1, 8)										4	0	1	0	0	0	4				
<b>Larry Bowa, S</b> OBP: 0.284, SLG: 0.333 (1, 6)										4	0	2	0	0	1	2				
<b>Manny Trillo, R</b> OBP: 0.371, SLG: 0.403 (1, 4)										3	0	0	0	1	0	3				
<b>Steve Carlton, L</b> OBP: 0.162, SLG: 0.194 (8, PH)										3	0	1	0	0	1	0				
<b>Keith Moreland, R</b> OBP: 0.250, SLG: 0.391 (9, 1)										1	0	0	0	0	0	2				
<b>Tug McGraw, R</b> OBP: 0.500, SLG: 0.500 (9, 1)										0	0	0	0	0	0	0				
<b>Inning Stats</b>	R: 0 E: 0 K: 1 S: 5	H: 0 LOB: 3 BB: 3 P: 17	R: 0 E: 0 K: 1 S: 6	H: 1 LOB: 1 BB: 0 P: 6	R: 2 E: 0 K: 0 S: 6	H: 3 LOB: 2 BB: 1 P: 10	R: 0 E: 0 K: 0 S: 3	H: 0 LOB: 0 BB: 0 P: 3	R: 1 E: 0 K: 1 S: 6	H: 1 LOB: 0 BB: 0 P: 6	R: 0 E: 0 K: 1 S: 6	H: 1 LOB: 1 BB: 0 P: 6	R: 0 E: 0 K: 0 S: 4	H: 2 LOB: 2 BB: 1 P: 8	R: 0 E: 0 K: 0 S: 5	H: 0 LOB: 0 BB: 0 P: 5	1B: 6 2B: 1 3B: 0 HR: 2	SF: 0 SAC: 0 DP: 1 HBP: 0	WP: 0 PB: 0 CS: 2	PA: 36
<b>PITCHER</b>	IP	WLS	BF	H	R	ER	SO	BB	IBB	HBP	BLK	WP	HR	S	P	ERA	WHIP			
<b>Steve Mura, R</b> ERA: 4.89	(1, 1)	7.0	L	31	7	3	3	5	4	0	0	0	0	37	53	3.86	1.571			
<b>Bob Shirley, L</b> ERA: 2.99	(8, 1)	1.0		5	2	0	0	0	0	1	0	0	0	4	8	0.00	2.000			

AB	33
R	1
H	6
RBI	1
BB	0
SO	13
LOB	8



AB	31
R	3
H	9
RBI	3
BB	5
SO	5
LOB	15





Batter	1	2	3	4	5	6	7	8	9	AB	R	H	RBI	BB	SO	LOB	TOP					
Gene Richards, L (1, 7) OBP: 0.354, SLG: 0.366										5	1	2	1	0	1	0	<b>San Diego Padres @ Philadelphia Phillies</b> Veterans Stadium, Philadelphia, PA Sun Jun 15 1980, 3:33 AM EDT Att: 36,374 - Unknown					
Ozzie Smith, S (1, 6) OBP: 0.315, SLG: 0.279										5	0	0	0	0	0	4						
Tim Flannery, L (1, 5) OBP: 0.436, SLG: 0.486										5	1	2	2	0	0	2						
Jerry Turner, L (1, 9) OBP: 0.338, SLG: 0.451										5	1	1	0	0	1	1						
Willie Montanez, L (1, 3) OBP: 0.300, SLG: 0.330										4	0	2	1	0	0	0						
Jerry Mumphrey, S (1, 8) OBP: 0.333, SLG: 0.327										3	0	1	0	1	1	2						
Dave Cash, R (1, 4) OBP: 0.274, SLG: 0.251										4	1	1	1	0	0	4						
Bill Fahey, L (1, 2) OBP: 0.322, SLG: 0.303										2	0	1	0	0	1	2						
Dave Winfield, R (6, PH) OBP: 0.388, SLG: 0.415										1	0	1	0	0	0	0						
Fred Kendall, R (6, 2) OBP: 0.333, SLG: 0.333										1	1	1	0	0	0	0						
Rick Wise, R (1, 1) OBP: 0.115, SLG: 0.160										0	0	0	0	0	0	0						
Dennis Kinney, L (2, 1) OBP: 0.333, SLG: 0.200										2	0	0	0	0	2	2						
Kurt Bevacqua, R (6, PH) OBP: 0.360, SLG: 0.511										1	0	0	0	0	0	2						
John D'Acquisto, R (6, 1) OBP: 0.333, SLG: 0.333										1	0	0	0	0	0	0						
Barry Evans, R (9, PH) OBP: 0.317, SLG: 0.365										1	0	0	0	0	0	1						
<b>Inning Stats</b>	R: 0 E: 0 K: 0 S: 3	H: 0 LOB: 0 BB: 0 P: 3	R: 0 E: 0 K: 0 S: 3	H: 0 LOB: 0 BB: 0 P: 3	R: 1 E: 0 K: 1 S: 8	H: 3 LOB: 2 BB: 0 P: 8	R: 0 E: 0 K: 1 S: 6	H: 1 LOB: 2 BB: 1 P: 10	R: 0 E: 0 K: 1 S: 5	H: 0 LOB: 0 BB: 0 P: 5	R: 2 E: 0 K: 1 S: 9	H: 4 LOB: 2 BB: 0 P: 9	R: 0 E: 0 K: 1 S: 5	H: 0 LOB: 0 BB: 0 P: 5	R: 0 E: 0 K: 0 S: 4	H: 1 LOB: 1 BB: 0 P: 4	R: 2 E: 0 K: 1 S: 8	H: 3 LOB: 1 BB: 0 P: 8	1B: 12 2B: 0 3B: 0 HR: 0	SF: 0 SAC: 0 DP: 0 HBP: 0	WP: 1 PB: 0 SB: 2 CS: 0	PA: 40
<b>PITCHER</b>	IP WLS BF H R ER SO BB IBB HBP BLK WP HR S P ERA WHIP																					
Bob Walk, R (1, 1) ERA: 7.5	5.0 W 23 7 3 3 3 1 0 0 0 0 1 0 28 32 5.40 1.600																					
Kevin Saucier, L (6, 1) ERA: 2.66	0.2 2 0 0 0 1 0 0 0 0 0 0 0 4 4 0.00 0.000																					
Lerrin LaGrow, R (6, 1) ERA: 4.1	3.1 S 15 5 2 2 2 0 0 0 0 0 0 0 19 19 5.40 1.500																					

Batter	1	2	3	4	5	6	7	8	9	AB	R	H	RBI	BB	SO	LOB	BOTTOM			
Pete Rose, S (1, 3) OBP: 0.376, SLG: 0.388										3	1	1	0	1	0	0	<b>San Diego Padres @ Philadelphia Phillies</b> Veterans Stadium, Philadelphia, PA Sun Jun 15 1980, 3:33 AM EDT Att: 36,374 - Unknown			
Del Unser, L (9, 3) OBP: 0.371, SLG: 0.516										0	0	0	0	0	0	0				
Bake McBride, L (1, 9) OBP: 0.317, SLG: 0.467										5	1	2	0	0	0	4				
Mike Schmidt, R (1, 5) OBP: 0.669, SLG: 0.668										1	1	0	1	2	1	1				
John Vukovich, R (7, 5) OBP: 0.167, SLG: 0.167										1	0	0	0	0	0	1				
Greg Luzinski, R (1, 7) OBP: 0.386, SLG: 0.585										3	0	1	2	2	1	0				
Greg Gross, L (6, PR) OBP: 0.204, SLG: 0.204										0	0	0	0	0	0	0				
Keith Moreland, R (1, 2) OBP: 0.276, SLG: 0.444										4	1	2	1	0	0	5				
Gary Maddox, R (1, 8) OBP: 0.284, SLG: 0.409										3	1	1	0	1	0	1				
Larry Bowa, S (1, 6) OBP: 0.284, SLG: 0.332										4	1	1	0	0	1	3				
Manny Trillo, R (1, 4) OBP: 0.374, SLG: 0.397										2	1	0	0	2	0	1				
Bob Walk, R (1, 1) OBP: 0.417, SLG: 0.222										3	1	1	1	0	2	0				
Kevin Saucier, L (6, 1) ERA: 3.48										0	0	0	0	0	0	0				
Lerrin LaGrow, R (6, 1) OBP: 0.333, SLG: 0.333										1	0	0	0	0	0	2				
<b>Inning Stats</b>	R: 2 E: 0 K: 0 S: 5	H: 2 LOB: 1 BB: 1 P: 9	R: 2 E: 1 K: 0 S: 6	H: 2 LOB: 3 BB: 2 P: 14	R: 0 E: 0 K: 1 S: 5	H: 0 LOB: 0 BB: 0 P: 5	R: 0 E: 0 K: 2 S: 7	H: 0 LOB: 1 BB: 1 P: 11	R: 3 E: 1 K: 2 S: 9	H: 2 LOB: 0 BB: 1 P: 13	R: 1 E: 0 K: 0 S: 4	H: 1 LOB: 0 BB: 0 P: 4	R: 0 E: 0 K: 0 S: 3	H: 1 LOB: 2 BB: 2 P: 11	R: 0 E: 0 K: 0 S: 4	H: 1 LOB: 2 BB: 1 P: 8	1B: 6 2B: 3 3B: 0 HR: 0	SF: 2 SAC: 0 DP: 1 HBP: 0	WP: 0 PB: 0 SB: 5 CS: 0	PA: 41
<b>PITCHER</b>	IP WLS BF H R ER SO BB IBB HBP BLK WP HR S P ERA WHIP																			
Rick Wise, R (1, 1) ERA: 3.5	1.2 L 13 4 4 3 0 3 0 0 0 0 0 0 10 22 16.20 4.200																			
Dennis Kinney, L (2, 1) ERA: 3.48	3.1 14 2 3 0 5 1 1 0 0 0 0 0 22 30 0.00 0.900																			
John D'Acquisto, R (6, 1) ERA: 3.03	3.0 14 3 1 1 0 1 2 0 0 0 0 0 11 23 3.00 1.333																			

AB 39  
R 5  
H 12  
RBI 5  
BB 1  
SO 6  
LOB 20



AB 30  
R 8  
H 9  
RBI 5  
BB 8  
SO 5  
LOB 18





Batter	1	2	3	4	5	6	7	8	9	AB	R	H	RBI	BB	SO	LOB	TOP								
Lee Mazzilli, S OBP: 0.361, SLG: 0.332	F9		F7			K		K		4	0	0	0	0	2	2	<b>New York Mets @ San Diego Padres</b> San Diego Stadium, San Diego, CA Mon Jun 16 1980, 10:05 PM EDT Att: 8,395 - Unknown								
Frank Taveras, R OBP: 0.329, SLG: 0.335	6-3			4-3		G6-4-3 1B		F8		4	0	1	0	0	0										
Steve Henderson, R OBP: 0.396, SLG: 0.429	5-3			1-3		G6-4-3 1-2		1B		4	0	1	0	0	2										
John Stearns, R OBP: 0.359, SLG: 0.405		3-1		F8			HR BB	F8		3	1	0	0	1	0										
Joel Youngblood, R OBP: 0.319, SLG: 0.379		4-3			F9		HR		G4-6-3 1B	4	1	2	2	0	0										
Alex Trevino, R OBP: 0.410, SLG: 0.370									G4-6-3 1-2	2	0	1	0	2	0	1									
Elliott Maddox, R OBP: 0.397, SLG: 0.321		CS		F8						3	0	2	0	1	0	1									
Doug Flynn, R OBP: 0.273, SLG: 0.263					F7				F4-3	4	0	1	0	0	0	4									
Craig Swan, R OBP: 0.357, SLG: 0.250										2	0	1	0	0	0	2									
Claudet Washington, L OBP: 0.306, SLG: 0.350			G4-3							1	0	0	0	0	1	1									
Jeff Reardon, R										0	0	0	0	0	0	0									
<b>Inning Stats</b>	R: 0 E: 0 K: 0 S: 3	H: 0 LOB: 0 BB: 0 P: 3	R: 0 E: 0 K: 0 S: 3	H: 1 LOB: 0 BB: 0 P: 3	R: 0 E: 0 K: 0 S: 3	H: 1 LOB: 1 BB: 1 P: 7	R: 0 E: 0 K: 0 S: 3	H: 0 LOB: 0 BB: 0 P: 3	R: 0 E: 0 K: 0 S: 3	H: 0 LOB: 1 BB: 1 P: 7	R: 0 E: 0 K: 1 S: 6	H: 2 LOB: 1 BB: 0 P: 6	R: 2 E: 0 K: 1 S: 6	H: 2 LOB: 1 BB: 2 P: 14	R: 0 E: 0 K: 1 S: 6	H: 1 LOB: 1 BB: 0 P: 6	R: 0 E: 0 K: 0 S: 4	H: 2 LOB: 1 BB: 0 P: 4	1B: 7 2B: 1 3B: 0 HR: 1	SF: 0 SAC: 0 DP: 3 HBP: 0	WP: 0 PB: 0 SB: 1 CS: 1	PA: 36			
<b>PITCHER</b>	IP	WLS	BF	H	R	ER	SO	BB	IBB	HBP	BLK	WP	HR	S	P	ERA	WHIP								
John Curtis, L ERA: 3.99	6.0		23	5	2	2	1	3	0	0	0	0	1	22	34	3.00	1.333								
Rollie Fingers, R ERA: 3.29	2.0	W	8	2	0	0	2	1	0	0	0	0	0	11	15	0.00	1.500								
Bob Shirley, L ERA: 2.53	1.0	S	4	2	0	0	0	0	0	0	0	0	0	4	4	0.00	2.000								

Batter	1	2	3	4	5	6	7	8	9	AB	R	H	RBI	BB	SO	LOB	BOTTOM								
Gene Richards, L OBP: 0.361, SLG: 0.372	1B SF7		FC4-6 BB					SH3-4		2	1	2	0	1	0	0	<b>New York Mets @ San Diego Padres</b> San Diego Stadium, San Diego, CA Mon Jun 16 1980, 10:05 PM EDT Att: 8,395 - Unknown								
Ozzie Smith, S OBP: 0.325, SLG: 0.288	CS		FC4-6 BB		CS	1B		WP		3	0	3	1	1	0	0									
Jerry Mumphrey, S OBP: 0.327, SLG: 0.322	SF7		FC4-6			K		L7		3	0	0	2	0	1	4									
Jerry Turner, L OBP: 0.325, SLG: 0.432	F7		F4-3			F9		K		3	0	0	0	0	0	3									
Dave Winfield, R OBP: 0.386, SLG: 0.413										1	0	0	0	0	1	2									
Willie Montanez, L OBP: 0.301, SLG: 0.330		F4-3		F6						3	0	1	0	0	0	0									
Bill Fahey, L OBP: 0.322, SLG: 0.304		F3					F7			3	0	1	0	0	0	0									
Dave Cash, R OBP: 0.270, SLG: 0.248		F9		F4-6-3			F9			3	0	0	0	0	0	1									
Aurelio Rodriguez, R OBP: 0.223, SLG: 0.312			F4		F9			6-3		3	0	0	0	0	0	0									
John Curtis, L OBP: 0.192, SLG: 0.167										2	1	1	0	0	1	0									
Rollie Fingers, R OBP: 0.300, SLG: 0.400										0	0	0	0	0	0	0									
Tim Flannery, L OBP: 0.450, SLG: 0.500			BB					SH3-4		1	0	1	0	0	0	0									
Paul Dade, R OBP: 0.306, SLG: 0.194			FC4-6					1B		0	1	0	0	0	0	0									
Bob Shirley, R										0	0	0	0	0	0	0									
<b>Inning Stats</b>	R: 1 E: 0 K: 0 S: 4	H: 2 LOB: 0 BB: 0 P: 4	R: 0 E: 0 K: 0 S: 3	H: 0 LOB: 0 BB: 0 P: 3	R: 1 E: 0 K: 0 S: 4	H: 1 LOB: 2 BB: 2 P: 12	R: 0 E: 0 K: 0 S: 3	H: 1 LOB: 0 BB: 0 P: 3	R: 0 E: 0 K: 1 S: 5	H: 1 LOB: 0 BB: 0 P: 5	R: 0 E: 0 K: 1 S: 6	H: 2 LOB: 2 BB: 0 P: 6	R: 0 E: 0 K: 0 S: 3	H: 0 LOB: 0 BB: 0 P: 3	R: 1 E: 0 K: 1 S: 7	H: 2 LOB: 2 BB: 0 P: 7	1B: 8 2B: 1 3B: 0 HR: 0	SF: 1 SAC: 1 DP: 1 HBP: 0	WP: 1 PB: 0 SB: 1 CS: 2	PA: 32					
<b>PITCHER</b>	IP	WLS	BF	H	R	ER	SO	BB	IBB	HBP	BLK	WP	HR	S	P	ERA	WHIP								
Craig Swan, R ERA: 2.27	6.0		23	7	2	2	2	2	0	0	0	0	0	25	33	3.00	1.500								
Jeff Reardon, R ERA: 3.34	2.0	L	8	2	1	1	1	0	0	0	0	1	0	10	10	4.50	1.000								

AB	31
R	2
H	9
RBI	2
BB	4
SO	3
LOB	14






Batter	1	2	3	4	5	6	7	8	9	AB	R	H	RBI	BB	SO	LOB	TOP										
Lee Mazzilli, S (1, 8) OBP: 0.395, SLG: 0.325	F3		F8		F8		K			4	0	0	0	0	1	0											
Frank Taveras, R (1, 6) OBP: 0.328, SLG: 0.333	3-1 BLK 1B		4-3		6-3			L7		4	0	1	0	0	0	0											
Steve Henderson, R (1, 7) OBP: 0.393, SLG: 0.425	3-1 1-3		4-3					F4		4	0	1	0	0	0	1											
John Stearns, R (1, 3) OBP: 0.353, SLG: 0.397	4-3			1-3	F7			K		4	0	0	0	0	1	2											
Joel Youngblood, R (1, 9) OBP: 0.318, SLG: 0.376		5-3		E8 1B		K			4-3	4	1	1	0	0	1	0											
Alex Trevino, R (1, 2) OBP: 0.400, SLG: 0.362		F9		5-3 1B		F9			4-3	4	0	1	1	0	0	0											
Elliott Maddox, R (1, 5) OBP: 0.399, SLG: 0.331			5-3 2B		5-3					4	0	2	0	0	0	1											
Doug Flynn, R (1, 4) OBP: 0.277, SLG: 0.260							F8		F8	2	0	0	0	2	0	1											
John Pacella, R (1, 1) OBP: 0.200, SLG: 0.200										2	0	0	0	0	0	4											
Dan Norman, R (7, PH) OBP: 0.205, SLG: 0.318	6-3				F3					1	0	0	0	0	0	0											
Tom Hausman, R (7, 1)							F4			0	0	0	0	0	0	0											
<b>Inning Stats</b>	R: 0 E: 0 K: 0 S: 4	H: 1 LOB: 1 BB: 0 P: 4	R: 0 E: 0 K: 0 S: 4	H: 1 LOB: 2 BB: 1 P: 8	R: 0 E: 0 K: 0 S: 3	H: 0 LOB: 0 BB: 0 P: 3	R: 1 E: 1 K: 0 S: 5	H: 2 LOB: 2 BB: 1 P: 9	R: 0 E: 0 K: 0 S: 4	H: 1 LOB: 1 BB: 0 P: 4	R: 0 E: 0 K: 1 S: 5	H: 0 LOB: 0 BB: 0 P: 5	R: 0 E: 0 K: 1 S: 5	H: 0 LOB: 0 BB: 0 P: 5	R: 0 E: 0 K: 0 S: 4	H: 1 LOB: 1 BB: 0 P: 4	R: 0 E: 0 K: 0 S: 4	H: 1 LOB: 1 BB: 0 P: 4	1B: 5 2B: 1 3B: 0 HR: 0	SF: 0 SAC: 0 DP: 0 HBP: 0	WP: 0 PB: 0 SB: 0 CS: 0	PA: 35					
<b>PITCHER</b>	IP	WLS	BF	H	R	ER	SO	BB	IBB	HBP	BLK	WP	HR	S	P	ERA	WHIP										
Gary Lucas, L (1, 1) ERA: 3.51	7.0		28	5	1	0	2	0	2	0	1	0	0	30	38	0.00	0.714										
Rollie Fingers, R (8, 1) ERA: 3.11	2.0	W	7	1	0	0	1	0	0	0	0	0	0	9	9	0.00	0.500										

**New York Mets @ San Diego Padres**  
San Diego Stadium, San Diego, CA  
Tue Jun 17 1980, 10:05 PM EDT  
Att: 11,448 - Unknown


AB	33
R	1
H	6
RBI	1
BB	2
SO	3
LOB	9



Batter	1	2	3	4	5	6	7	8	9	AB	R	H	RBI	BB	SO	LOB	BOTTOM										
Gene Richards, L (1, 7) OBP: 0.362, SLG: 0.372	1-3		E SH1-3 1B		F5			K		5	0	2	1	0	1	0											
Ozzie Smith, S (1, 6) OBP: 0.325, SLG: 0.286	G3		SH1-3 1-2 3-H			F4-3		F8 BB		2	0	0	1	1	0	0											
Jerry Mumphrey, S (1, 8) OBP: 0.326, SLG: 0.320			E6 2-3			F4-3		F8 1-2		4	0	1	0	0	0	2											
Jerry Turner, L (1, 9) OBP: 0.310, SLG: 0.410						F4-3				4	0	0	0	0	0	4											
Dave Winfield, R (9, 9) OBP: 0.396, SLG: 0.413	F6		F4-3			F4-3		F8		0	0	0	0	0	0	0											
Willie Montanez, L (1, 3) OBP: 0.300, SLG: 0.329				3-1			3-1		F5	4	0	1	0	0	0	0											
Bill Fahey, L (1, 2) OBP: 0.320, SLG: 0.302			L6-3 1B				3-1			4	0	1	0	0	0	1											
Paul Dade, R (9, FR) OBP: 0.306, SLG: 0.194			F7		F8				E 1B	0	1	0	0	0	0	0											
Dave Cash, R (1, 4) OBP: 0.270, SLG: 0.248			L6-3 1-2		6-3			1B 1B		4	0	1	0	0	0	2											
Aurelio Rodriguez, R (1, 5) OBP: 0.235, SLG: 0.315										2	1	1	0	1	0	0											
Tim Flannery, L (9, PH) OBP: 0.463, SLG: 0.500			1B SH2-3 SH1-3 BB			F8				0	0	0	0	1	0	0											
Gary Lucas, L (1, 1) OBP: 0.250, SLG: 0.211										1	0	0	0	0	1	0											
Kurt Bevacqua, R (7, PH) OBP: 0.353, SLG: 0.500			SH2-3							1	0	0	0	0	0	2											
Rollie Fingers, R (8, 1) OBP: 0.200, SLG: 0.400										0	0	0	0	0	0	0											
Gene Tenace, R (9, PH) OBP: 0.355, SLG: 0.339										1	0	0	0	0	1	3											
<b>Inning Stats</b>	R: 0 E: 0 K: 0 S: 4	H: 1 LOB: 1 BB: 0 P: 4	R: 0 E: 0 K: 0 S: 3	H: 1 LOB: 0 BB: 0 P: 3	R: 1 E: 1 K: 0 S: 5	H: 1 LOB: 2 BB: 1 P: 9	R: 0 E: 0 K: 0 S: 3	H: 0 LOB: 0 BB: 0 P: 3	R: 0 E: 0 K: 1 S: 5	H: 0 LOB: 0 BB: 0 P: 5	R: 0 E: 0 K: 0 S: 3	H: 0 LOB: 0 BB: 0 P: 3	R: 0 E: 0 K: 0 S: 5	H: 2 LOB: 2 BB: 0 P: 5	R: 0 E: 0 K: 1 S: 5	H: 0 LOB: 1 BB: 1 P: 9	R: 1 E: 1 K: 1 S: 7	H: 2 LOB: 3 BB: 1 P: 11	1B: 7 2B: 1 3B: 0 HR: 0	SF: 0 SAC: 2 DP: 1 HBP: 0	WP: 0 PB: 0 SB: 0 CS: 0	PA: 37					
<b>PITCHER</b>	IP	WLS	BF	H	R	ER	SO	BB	IBB	HBP	BLK	WP	HR	S	P	ERA	WHIP										
John Pacella, R (1, 1) ERA: 4.41	6.0		22	3	1	1	1	1	1	0	0	0	0	23	27	1.50	0.667										
Tom Hausman, R (7, 1) ERA: 4.07	2.2	L	15	4	1	1	2	1	1	0	0	0	0	17	25	3.38	1.875										

**New York Mets @ San Diego Padres**  
San Diego Stadium, San Diego, CA  
Tue Jun 17 1980, 10:05 PM EDT  
Att: 11,448 - Unknown

AB	32
R	2
H	7
RBI	2
BB	3
SO	3
LOB	14





Batter	1	2	3	4	5	6	7	8	9	AB	R	H	RBI	BB	SO	LOB	TOP				
<b>Pete Rose, S</b> OBP: 0.377, SLG: 0.386 (1,3)	G3		1B		K		L8		E IBB	4	1	1	0	1	1	2					
<b>Bake McBride, L</b> OBP: 0.313, SLG: 0.464 (1,9)	5-3 3B		FC6-4 1B		4-3			K	F3	5	1	2	0	0	1	0					
<b>Mike Schmidt, R</b> OBP: 0.375, SLG: 0.654 (1,5)	5-3		FC6-4 1B					F4	K	5	0	1	1	1	0	1					
<b>Greg Luzinski, R</b> OBP: 0.393, SLG: 0.577 (1,7)										2	0	0	0	2	0	2					
<b>Greg Gross, L</b> OBP: 0.216, SLG: 0.220 (9,7)	BB		F7							0	0	0	0	0	0	0					
<b>Bob Boone, R</b> OBP: 0.292, SLG: 0.362 (1,2)	F9				F8					4	0	0	0	0	1	2					
<b>Gary Maddox, R</b> OBP: 0.271, SLG: 0.387 (1,8)		F4			K					4	1	1	0	0	1	0					
<b>Larry Bowa, S</b> OBP: 0.285, SLG: 0.346 (1,6)										3	1	3	0	1	0	0					
<b>Manny Trillo, R</b> OBP: 0.375, SLG: 0.417 (1,4)			F7		K					4	0	1	0	0	1	4					
<b>Steve Carlton, L</b> OBP: 0.150, SLG: 0.179 (1,1)										3	0	0	0	0	1	3					
<b>Keith Moreland, R</b> OBP: 0.257, SLG: 0.424 (9, PH)	4-3									1	0	1	2	0	0	0					
<b>Lonnie Smith, R</b> OBP: 0.413, SLG: 0.512 (9, PR)										0	1	0	0	0	0	0					
<b>Tug McGraw, R</b> OBP: 0.500, SLG: 0.500 (9,1)										0	0	0	0	0	0	0					
<b>Inning Stats</b>	R: 1 E: 0 K: 0 S: 4	H: 1 LOB: 1 BB: 1 P: 8	R: 0 E: 0 K: 0 S: 4	H: 1 LOB: 1 BB: 0 P: 4	R: 0 E: 0 K: 0 S: 4	H: 2 LOB: 1 BB: 0 P: 4	R: 0 E: 0 K: 2 S: 7	H: 0 LOB: 0 BB: 1 P: 11	R: 0 E: 0 K: 0 S: 3	H: 1 LOB: 0 BB: 0 P: 3	R: 0 E: 0 K: 0 S: 5	H: 2 LOB: 2 BB: 0 P: 5	R: 0 E: 0 K: 2 S: 7	H: 0 LOB: 1 BB: 1 P: 11	R: 4 E: 1 K: 1 S: 10	H: 3 LOB: 1 BB: 1 P: 14	1B: 7 2B: 2 3B: 1 HR: 0	SF: 0 SAC: 0 DP: 1 HBP: 0	WP: 0 PB: 0 SB: 1 CS: 0	PA: 39	
<b>PITCHER</b>	IP	WLS	BF	H	R	ER	SO	BB	IBB	HBP	BLK	WP	HR	S	P	ERA	WHIP				
<b>Eric Rasmussen, R</b> ERA: 4.61 (1,1)	6.1		26	7	1	1	4	2	0	0	0	0	0	32	40	1.42	1.421				
<b>John D'Acquisto, R</b> ERA: 2.97 (7,1)	0.2		2	0	0	0	0	0	0	0	0	0	0	2	2	0.00	0.000				
<b>Bob Shirley, L</b> ERA: 2.82 (8,1)	2.0	L	11	3	4	2	3	1	1	0	0	0	0	17	25	9.00	2.000				

Philadelphia Phillies @ San Diego Padres  
San Diego Stadium, San Diego, CA  
Wed Jun 18 1980, 10:05 PM EDT  
Att: 15,621 - Unknown

AB	35
R	5
H	10
RBI	3
BB	4
SO	7
LOB	15



Batter	1	2	3	4	5	6	7	8	9	AB	R	H	RBI	BB	SO	LOB	BOTTOM					
<b>Ozzie Smith, S</b> OBP: 0.324, SLG: 0.285 (1,6)	6-3		K			K		BB SH1-3 1B		4	0	1	0	0	2	1						
<b>Dave Cash, R</b> OBP: 0.271, SLG: 0.249 (1,4)	K				6-3			SH1-3		3	0	1	0	0	1	0						
<b>Gene Tenace, R</b> OBP: 0.352, SLG: 0.345 (1,3)					K			K		4	0	1	0	0	2	3						
<b>Dave Winfield, R</b> OBP: 0.388, SLG: 0.412 (1,9)	K				FC5-4 1B			6-3		3	0	1	0	1	1	1						
<b>Kurt Bevacqua, R</b> OBP: 0.364, SLG: 0.480 (1,7)					FC5-4			5-3		2	0	0	0	2	0	1						
<b>Aurelio Rodriguez, R</b> OBP: 0.237, SLG: 0.316 (1,5)								1-2 2-3 BB		3	0	1	0	0	1	1						
<b>Jerry Mumphrey, S</b> OBP: 0.336, SLG: 0.320 (7, PR)										0	1	0	0	0	0	0						
<b>Barry Evans, R</b> OBP: 0.311, SLG: 0.358 (8,5)										1	0	0	0	0	1	3						
<b>Paul Dade, R</b> OBP: 0.300, SLG: 0.176 (1,8)										3	0	0	0	1	2	0						
<b>Fred Kendall, R</b> OBP: 0.313, SLG: 0.313 (1,2)										4	0	1	1	0	0	0						
<b>Eric Rasmussen, R</b> OBP: 0.154, SLG: 0.308 (1,1)										2	0	1	0	0	0	0						
<b>John D'Acquisto, R</b> OBP: 0.336, SLG: 0.320 (7,1)										0	0	0	0	0	0	0						
<b>Willie Montanez, L</b> OBP: 0.298, SLG: 0.327 (7, PH)										1	0	0	0	0	0	2						
<b>Bob Shirley, R</b> OBP: 0.307, SLG: 0.405 (8,1)										0	0	0	0	0	0	0						
<b>Jerry Turner, L</b> OBP: 0.307, SLG: 0.405 (9, PH)										1	0	0	0	0	1	0						
<b>Inning Stats</b>	R: 0 E: 0 K: 2 S: 8	H: 1 LOB: 1 BB: 0 P: 8	R: 0 E: 0 K: 1 S: 4	H: 0 LOB: 0 BB: 1 P: 8	R: 0 E: 0 K: 1 S: 5	H: 0 LOB: 0 BB: 0 P: 5	R: 0 E: 0 K: 1 S: 6	H: 1 LOB: 1 BB: 0 P: 6	R: 0 E: 0 K: 1 S: 5	H: 0 LOB: 0 BB: 0 P: 5	R: 0 E: 0 K: 1 S: 6	H: 2 LOB: 1 BB: 0 P: 6	R: 1 E: 0 K: 0 S: 5	H: 2 LOB: 2 BB: 1 P: 9	R: 0 E: 0 K: 2 S: 8	H: 1 LOB: 3 BB: 2 P: 16	R: 0 E: 0 K: 2 S: 7	H: 0 LOB: 0 BB: 0 P: 7	1B: 5 2B: 2 3B: 0 HR: 0	SF: 0 SAC: 1 DP: 1 HBP: 0	WP: 0 PB: 0 SB: 0 CS: 1	PA: 36
<b>PITCHER</b>	IP	WLS	BF	H	R	ER	SO	BB	IBB	HBP	BLK	WP	HR	S	P	ERA	WHIP					
<b>Steve Carlton, L</b> ERA: 1.74 (1,1)	8.0	W	33	7	1	1	9	3	1	0	0	0	0	47	63	1.12	1.250					
<b>Tug McGraw, L</b> ERA: 2.69 (9,1)	1.0		3	0	0	0	2	0	0	0	0	0	0	7	7	0.00	0.000					

Philadelphia Phillies @ San Diego Padres  
San Diego Stadium, San Diego, CA  
Wed Jun 18 1980, 10:05 PM EDT  
Att: 15,621 - Unknown


AB	31
R	1
H	7
RBI	1
BB	4
SO	11
LOB	12










Batter	1	2	3	4	5	6	7	8	9	AB	R	H	RBI	BB	SO	LOB	TOP					
Ron LeFlore, R OBP: 0.337, SLG: 0.359 (1, 7)	6-3		K				6-3			4	1	1	0	1	1	0	<b>Montreal Expos @ San Diego Padres</b> San Diego Stadium, San Diego, CA Fri Jun 20 1980, 10:05 PM EDT Att: 14,266 - Unknown 					
Rodney Scott, S OBP: 0.296, SLG: 0.279 (1, 4)	FC6-4 BB		F7			SF8 1B	K		F9	4	0	1	0	1	1	1						
Andre Dawson, R OBP: 0.377, SLG: 0.503 (1, 8)	FC6-4 1-2		S 1B			SF8	5-3			3	0	1	1	0	0	1						
Gary Carter, R OBP: 0.302, SLG: 0.454 (1, 2)	F9		F7			F8			6-3	4	0	0	0	0	0	3						
Warren Cromartie, L OBP: 0.348, SLG: 0.447 (1, 3)										4	1	4	0	0	0	0						
Brad Mills, L OBP: 0.405, SLG: 0.371 (8, PH)									F9	2	0	1	0	1	0	1						
Ken Macha, R OBP: 0.380, SLG: 0.423 (8, 5)										1	0	0	0	0	0	1						
Rowland Office, L OBP: 0.143, SLG: 0.337 (6, PH)										2	0	0	0	0	0	2						
Bob Pate, R OBP: 0.308, SLG: 0.300 (6, 9)										1	0	0	1	0	1	1						
Chris Speier, R OBP: 0.357, SLG: 0.369 (1, 6)									F9	4	0	1	0	0	0	2						
Scott Sanderson, R OBP: 0.143, SLG: 0.300 (5, PH)										1	0	0	0	0	1	2						
Tony Hernandez, S OBP: 0.288, SLG: 0.315 (5, 1)										0	0	0	0	0	0	0						
Fred Norman, S OBP: 0.226, SLG: 0.179 (6, PH)										0	0	0	0	0	0	1						
Tom Hutton, L OBP: 0.226, SLG: 0.179 (6, 1)										0	0	0	0	0	0	0						
Stan Bahnsen, R OBP: 0.226, SLG: 0.179 (8, 1)										0	0	0	0	0	0	0						
Woodie Fryman, R OBP: 0.330, SLG: 0.516 (9, PH)										1	0	0	0	0	1	0						
Jerry White, S OBP: 0.330, SLG: 0.516 (9, PH)										1	0	0	0	0	1	0						
<b>Inning Stats</b>	R: 0 E: 0 K: 0 S: 3	H: 0 LOB: 1 BB: 1 P: 7	R: 0 E: 0 K: 1 S: 7	H: 2 LOB: 2 BB: 0 P: 7	R: 0 E: 0 K: 1 S: 6	H: 1 LOB: 1 BB: 0 P: 6	R: 0 E: 0 K: 0 S: 3	H: 1 LOB: 1 BB: 0 P: 7	R: 1 E: 0 K: 0 S: 5	H: 2 LOB: 1 BB: 0 P: 5	R: 1 E: 0 K: 0 S: 5	H: 2 LOB: 1 BB: 0 P: 5	R: 0 E: 0 K: 1 S: 5	H: 0 LOB: 0 BB: 0 P: 5	R: 0 E: 0 K: 1 S: 6	H: 1 LOB: 1 BB: 0 P: 6	R: 0 E: 0 K: 1 S: 5	H: 0 LOB: 1 BB: 1 P: 9	1B: 9 2B: 0 3B: 0 HR: 0	SF: 2 SAC: 0 DP: 0 HBP: 0	WP: 1 PB: 0 SB: 2 CS: 1	PA: 38
<b>PITCHER</b>	IP WLS BF H R ER SO BB IBB HBP BLK WP HR S P ERA WHIP																	ERA WHIP				
Steve Mura, R ERA: 4.75 (1, 1)	5.0 W 24 8 2 2 2 2 2 0 0 0 0 0 0 26 34 3.60 2.000																					
Dennis Kinney, L ERA: 3.51 (6, 1)	0.1 1 0 0 0 0 0 0 0 0 0 0 0 1 0 1 1 0.00 0.000																					
Dennis Blair, R ERA: (6, 1)	2.0 7 1 0 0 1 0 0 0 0 0 0 0 0 9 9 0.00 0.500																					
Bob Shirley, L ERA: 2.72 (8, 1)	1.2 S 6 0 0 0 2 1 0 0 0 0 0 0 0 9 13 0.00 0.600																					

Batter	1	2	3	4	5	6	7	8	9	AB	R	H	RBI	BB	SO	LOB	BOTTOM			
Gene Richards, L OBP: 0.366, SLG: 0.374 (1, 7)	K		4-3				4-3			4	1	1	0	0	1	0	<b>Montreal Expos @ San Diego Padres</b> San Diego Stadium, San Diego, CA Fri Jun 20 1980, 10:05 PM EDT Att: 14,266 - Unknown 			
Ozzie Smith, S OBP: 0.323, SLG: 0.282 (1, 6)	G3									2	0	0	0	1	0	0				
Jerry Turner, L OBP: 0.333, SLG: 0.419 (1, 9)										4	1	1	0	0	0	2				
Aurelio Rodriguez, R OBP: 0.237, SLG: 0.316 (9, 5)	L9									0	0	0	0	0	0	0				
Dave Winfield, R OBP: 0.391, SLG: 0.417 (1, 8)										4	1	3	1	0	0	0				
Willie Montanez, L OBP: 0.297, SLG: 0.333 (1, 3)										4	1	1	1	0	0	2				
Tim Flannery, L OBP: 0.488, SLG: 0.500 (1, 5)										3	0	2	1	0	0	0				
Jerry Mumphrey, S OBP: 0.326, SLG: 0.320 (9, 8)										0	0	0	0	0	0	0				
Dave Cash, R OBP: 0.267, SLG: 0.246 (1, 4)										3	0	0	0	0	0	3				
Bill Fahey, L OBP: 0.315, SLG: 0.292 (1, 2)										3	0	0	0	0	0	1				
Steve Mura, R OBP: 0.200, SLG: 0.222 (1, 1)										2	0	0	0	0	0	0				
Dennis Kinney, L OBP: 0.286, SLG: 0.167 (6, 1)										0	0	0	0	0	0	0				
Dennis Blair, R (6, 1)										1	0	0	0	0	1	0				
Bob Shirley, R (8, 1)										0	0	0	0	0	0	0				
<b>Inning Stats</b>	R: 0 E: 0 K: 1 S: 5	H: 0 LOB: 0 BB: 0 P: 5	R: 0 E: 0 K: 0 S: 4	H: 2 LOB: 1 BB: 0 P: 4	R: 0 E: 0 K: 0 S: 3	H: 0 LOB: 0 BB: 0 P: 3	R: 3 E: 0 K: 0 S: 7	H: 4 LOB: 1 BB: 0 P: 7	R: 0 E: 0 K: 0 S: 3	H: 0 LOB: 1 BB: 1 P: 7	R: 0 E: 0 K: 0 S: 3	H: 0 LOB: 0 BB: 0 P: 3	R: 0 E: 1 K: 0 S: 5	H: 2 LOB: 1 BB: 0 P: 5	R: 1 E: 0 K: 0 S: 5	H: 0 LOB: 1 BB: 0 P: 5	1B: 7 2B: 0 3B: 1 HR: 0	SF: 0 SAC: 1 DP: 1 HBP: 0	WP: 0 PB: 0 SB: 3 CS: 0	PA: 32
<b>PITCHER</b>	IP WLS BF H R ER SO BB IBB HBP BLK WP HR S P ERA WHIP																	ERA WHIP		
Scott Sanderson, R ERA: 3.16 (1, 1)	4.0 L 17 6 3 3 1 0 0 0 0 0 0 0 3 7 0.00 1.000																			
Fred Norman, L ERA: 6.6 (5, 1)	1.0 4 0 0 0 0 1 0 0 0 0 0 0 3 7 0.00 1.000																			
Stan Bahnsen, R ERA: 2.25 (6, 1)	2.1 8 1 1 1 1 0 0 0 0 0 0 0 10 10 3.86 0.429																			
Woodie Fryman, L ERA: 1.89 (8, 1)	0.2 3 1 0 0 0 0 0 0 0 0 0 0 3 3 0.00 1.500																			



Batter	1	2	3	4	5	6	7	8	9	AB	R	H	RBI	BB	SO	LOB	TOP								
Ron LeFlore, R OBP: 0.335, SLG: 0.356 (1, 7)	6-3	6-3							F9	5	1	1	0	0	0	0	<b>Montreal Expos @ San Diego Padres</b> San Diego Stadium, San Diego, CA Sat Jun 21, 1980, 10:05 PM EDT Att: 13,726 - Unknown  livebaseballscores.com  <b>AB 37</b> <b>R 7</b> <b>H 12</b> <b>RBI 7</b> <b>BB 4</b> <b>SO 3</b> <b>LOB 9</b>								
Rodney Scott, S OBP: 0.302, SLG: 0.286 (1, 4)	HR		5-3				K		2B	5	3	3	1	0	1										
Andre Dawson, R OBP: 0.378, SLG: 0.513 (1, 8)	HR		F8				5-3		F8	4	1	1	2	1	0	1									
Gary Carter, R OBP: 0.308, SLG: 0.464 (1, 2)	F9		K2-3						2B	4	1	2	2	1	1	0									
Warren Cromartie, L OBP: 0.349, SLG: 0.444 (1, 3)	2B								4-3	4	0	1	0	1	0	1									
Bob Pate, R OBP: 0.412, SLG: 0.571 (1, 9)	2B								1B	4	1	3	1	0	0	0									
Ken Macha, R OBP: 0.373, SLG: 0.413 (1, 5)	L7								1B	4	0	1	1	0	0	3									
Chris Speier, R OBP: 0.353, SLG: 0.360 (1, 6)		6-3							F7	3	0	0	0	1	0	1									
Charlie Lea, R Elias Sosa, R OBP: 0.333, SLG: 0.333 (8, 1)	K								1-3	4	0	0	0	0	1	3									
<b>Inning Stats</b>	R: 2 E: 0 K: 0 S: 7	H: 4 LOB: 2 BB: 0 P: 7	R: 0 E: 0 K: 1 S: 5	H: 0 LOB: 0 BB: 0 P: 5	R: 0 E: 0 K: 1 S: 5	H: 0 LOB: 0 BB: 0 P: 5	R: 0 E: 0 K: 0 S: 3	H: 0 LOB: 0 BB: 0 P: 3	R: 2 E: 0 K: 0 S: 5	H: 3 LOB: 2 BB: 1 P: 9	R: 0 E: 0 K: 0 S: 4	H: 1 LOB: 2 BB: 1 P: 8	R: 0 E: 0 K: 1 S: 5	H: 0 LOB: 0 BB: 0 P: 5	R: 2 E: 0 K: 0 S: 4	H: 2 LOB: 1 BB: 2 P: 12	R: 1 E: 0 K: 0 S: 5	H: 2 LOB: 1 BB: 0 P: 5	1B: 7 2B: 4 3B: 0 HR: 1	SF: 0 SAC: 0 DP: 0 HBP: 0	WP: 1 PB: 1 SB: 2 CS: 0	PA: 41			
<b>PITCHER</b>	IP	WLS	BF	H	R	ER	SO	BB	IBB	HBP	BLK	WP	HR	S	P	ERA	WHIP								
John Curtis, L ERA: 4.18 (1, 1)	5.0	L	22	7	4	4	2	0	1	0	0	0	1	25	29	7.20	1.400								
John D'Acquisto, R ERA: 2.92 (6, 1)	2.0		8	1	0	0	1	0	1	0	0	0	0	9	13	0.00	0.500								
Dennis Blair, R ERA: 7.71 (8, 1)	0.1		4	2	2	2	0	2	0	0	0	1	0	2	10	54.00	12.000								
Dennis Kinney, L ERA: 3.6 (8, 1)	1.2		7	2	1	1	0	0	0	0	0	0	0	7	7	5.40	1.200								

Batter	1	2	3	4	5	6	7	8	9	AB	R	H	RBI	BB	SO	LOB	BOTTOM								
Gene Richards, L OBP: 0.367, SLG: 0.369 (1, 7)	4-3		G3						FC3-6	3	1	0	0	2	0	2	<b>Montreal Expos @ San Diego Padres</b> San Diego Stadium, San Diego, CA Sat Jun 21, 1980, 10:05 PM EDT Att: 13,726 - Unknown  livebaseballscores.com  <b>AB 32</b> <b>R 4</b> <b>H 8</b> <b>RBI 4</b> <b>BB 6</b> <b>SO 1</b> <b>LOB 19</b>								
Ozzie Smith, S OBP: 0.324, SLG: 0.279 (1, 6)	G4-6-3		6-3						SF7	2	0	0	1	2	0	3									
Jerry Turner, L OBP: 0.337, SLG: 0.429 (1, 9)	G4-6-3								K	5	1	2	1	0	1	2									
Dave Winfield, R OBP: 0.389, SLG: 0.414 (1, 8)									L4	4	0	1	0	0	0	3									
Willie Montanez, L OBP: 0.296, SLG: 0.340 (1, 3)									1B	4	1	1	1	0	0	2									
Tim Flannery, L OBP: 0.451, SLG: 0.479 (1, 5)									3B	4	0	1	1	0	0	2									
Dave Cash, R OBP: 0.271, SLG: 0.250 (1, 4)									G3	4	0	2	0	0	0	1									
Bill Fahey, L OBP: 0.321, SLG: 0.293 Gene Tenace, R OBP: 0.352, SLG: 0.345 (9, PR)									SF7	3	0	1	0	1	0	2									
John Curtis, L OBP: 0.185, SLG: 0.160 (5, PR)									1B	1	0	0	0	0	0	0									
John D'Acquisto, R (6, 1)									BB	1	0	0	0	0	0	0									
Jerry Mumphrey, S OBP: 0.356, SLG: 0.319 (7, PR)									FC3-6	0	0	0	0	0	0	0									
Dennis Blair, R (8, 1)									BB	0	0	0	0	0	0	0									
Dennis Kinney, L OBP: 0.296, SLG: 0.167 (8, PR)									1B	0	0	0	0	0	0	0									
Kurt Bevacqua, R OBP: 0.245, SLG: 0.471 (9, PR)									BB	0	0	0	0	0	0	0									
Paul Dade, R OBP: 0.300, SLG: 0.176 (9, PR)									BB	0	0	0	0	0	0	0									
<b>Inning Stats</b>	R: 0 E: 0 K: 0 S: 2	H: 0 LOB: 2 BB: 0 P: 6	R: 0 E: 0 K: 0 S: 3	H: 0 LOB: 0 BB: 0 P: 3	R: 0 E: 0 K: 0 S: 3	H: 0 LOB: 0 BB: 0 P: 3	R: 0 E: 0 K: 0 S: 4	H: 1 LOB: 3 BB: 2 P: 12	R: 0 E: 0 K: 0 S: 4	H: 1 LOB: 1 BB: 0 P: 4	R: 0 E: 0 K: 0 S: 3	H: 0 LOB: 0 BB: 0 P: 3	R: 3 E: 0 K: 0 S: 5	H: 3 LOB: 1 BB: 2 P: 13	R: 1 E: 0 K: 1 S: 6	H: 1 LOB: 1 BB: 1 P: 10	1B: 6 2B: 2 3B: 1 HR: 0	SF: 1 SAC: 0 DP: 2 HBP: 0	WP: 0 PB: 0 SB: 0 CS: 0	PA: 39					
<b>PITCHER</b>	IP	WLS	BF	H	R	ER	SO	BB	IBB	HBP	BLK	WP	HR	S	P	ERA	WHIP								
Charlie Lea, R ERA: 2.38 (1, 1)	7.2		33	7	3	3	0	5	0	0	0	0	0	28	48	3.52	1.565								
Elias Sosa, R ERA: 3.47 (8, 1)	1.1	S	6	1	1	1	1	1	0	0	0	0	0	7	11	6.75	1.500								



Batter	1	2	3	4	5	6	7	8	9	AB	R	H	RBI	BB	SO	LOB	TOP																	
Ron LeFlore, R (1,7) OBP: 0.332, SLG: 0.353 Jerry White, S (9,7)	5-3		6-3			F8	1-3		1B	5	0	1	0	0	0	1	<b>Montreal Expos @ San Diego Padres</b> San Diego Stadium, San Diego, CA Sun Jun 22 1980, 6:33 AM EDT Att: 14,388 - Unknown <a href="http://livebaseballscorecards.com">livebaseballscorecards.com</a>																	
Tony Bernazard, S (1,4) OBP: 0.295, SLG: 0.330	K		5-3			1B				4	1	2	0	0	1	0																		
Andre Dawson, R (1,8) OBP: 0.376, SLG: 0.508	1B			6-3		6-3				4	0	1	0	0	0	2																		
Gary Carter, R (1,2) OBP: 0.311, SLG: 0.462	K			F8		1B				3	1	1	0	1	1	1																		
Warren Cromartie, L (1,3) OBP: 0.355, SLG: 0.446		1B		3-1		1B				3	0	2	1	1	0	0																		
Bob Pate, R (1,9) OBP: 0.381, SLG: 0.500	L7				4-3	3-1				4	0	1	1	0	0	3																		
Ken Macha, R (1,5) OBP: 0.391, SLG: 0.430		1B				1B				4	0	3	0	0	0	2																		
Chris Speier, R (1,6) OBP: 0.343, SLG: 0.347		1B				1B				4	0	0	0	0	0	4																		
Steve Rogers, R (1,1) OBP: 0.297, SLG: 0.188			6-3			FC6-4				3	0	0	0	0	1	1																		
<b>Inning Stats</b>	R: 0 E: 0 K: 2 S: 8	H: 1 LOB: 1 BB: 0 P: 8	R: 0 E: 0 K: 0 S: 4	H: 2 LOB: 1 BB: 0 P: 4	R: 0 E: 0 K: 0 S: 3	H: 0 LOB: 0 BB: 0 P: 3	R: 0 E: 0 K: 0 S: 3	H: 0 LOB: 0 BB: 0 P: 3	R: 0 E: 0 K: 0 S: 4	H: 1 LOB: 1 BB: 0 P: 4	R: 1 E: 0 K: 0 S: 5	H: 2 LOB: 2 BB: 1 P: 9	R: 0 E: 0 K: 0 S: 4	H: 1 LOB: 1 BB: 0 P: 4	R: 1 E: 0 K: 0 S: 5	H: 3 LOB: 2 BB: 1 P: 9	R: 0 E: 0 K: 1 S: 5	H: 1 LOB: 1 BB: 0 P: 5	1B: 10 2B: 2 3B: 0 HR: 0	SF: 0 SAC: 1 DP: 1 HBP: 0	WP: 0 PA: 37 PB: 0 SB: 2 CS: 0													
<b>PITCHER</b>	IP WLS BF H R ER SO BB IBB HBP BLK WP HR S P ERA WHIP																																	
Gary Lucas, L (1,1) ERA: 3.31	6.2	L	27	7	1	1	2	0	1	0	0	0	0	0	30	34	1.35	1.050																
Rollie Fingers, R (7,1) ERA: 2.95	2.1		10	4	1	1	1	0	1	0	0	0	0	0	11	15	3.86	1.714																

AB	34
R	2
H	11
RBI	2
BB	2
SO	3
LOB	14



Batter	1	2	3	4	5	6	7	8	9	AB	R	H	RBI	BB	SO	LOB	BOTTOM																	
Gene Richards, L (1,7) OBP: 0.362, SLG: 0.363	F8		L9						G3	4	0	0	0	0	0	1	<b>Montreal Expos @ San Diego Padres</b> San Diego Stadium, San Diego, CA Sun Jun 22 1980, 6:33 AM EDT Att: 14,388 - Unknown <a href="http://livebaseballscorecards.com">livebaseballscorecards.com</a>																	
Ozzie Smith, S (1,6) OBP: 0.326, SLG: 0.280	6-3		1B							3	0	1	0	1	0	1																		
Jerry Mumphrey, S (1,8) OBP: 0.323, SLG: 0.318	5-3									4	0	1	0	0	1	3																		
Dave Winfield, R (1,9) OBP: 0.391, SLG: 0.420		SH3-4	1B							4	0	2	0	0	1	2																		
Willie Montanez, L (1,3) OBP: 0.296, SLG: 0.339		SH3-4	1B							4	0	1	0	0	0	1																		
Tim Flannery, L (1,5) OBP: 0.426, SLG: 0.451		SH3-4								3	0	0	0	0	1	2																		
Dave Cash, R (1,4) OBP: 0.270, SLG: 0.252 Jerry Turner, L (8,PH) OBP: 0.333, SLG: 0.424 Aurelio Rodriguez, R (9,5) OBP: 0.237, SLG: 0.316		G4-6-3	BB							2	0	1	0	1	0	0																		
Bill Fahey, L (1,2) OBP: 0.319, SLG: 0.291		G4-6-3								1	0	0	0	0	0	0																		
Gary Lucas, L (1,1) OBP: 0.238, SLG: 0.200 Rollie Fingers, R (7,1) OBP: 0.296, SLG: 0.571 Von Joshua, L (9,PH) OBP: 0.324, SLG: 0.364			F8							1	0	0	0	0	0	0																		
										1	0	1	0	0	0	0																		
										1	0	0	0	0	0	0																		
<b>Inning Stats</b>	R: 0 E: 0 K: 0 S: 3	H: 0 LOB: 0 BB: 0 P: 3	R: 0 E: 0 K: 0 S: 4	H: 2 LOB: 2 BB: 1 P: 8	R: 0 E: 0 K: 1 S: 7	H: 2 LOB: 2 BB: 0 P: 7	R: 0 E: 0 K: 0 S: 3	H: 0 LOB: 0 BB: 0 P: 3	R: 0 E: 0 K: 0 S: 6	H: 1 LOB: 2 BB: 1 P: 10	R: 0 E: 1 K: 1 S: 7	H: 1 LOB: 2 BB: 0 P: 7	R: 0 E: 0 K: 0 S: 4	H: 1 LOB: 1 BB: 0 P: 4	R: 0 E: 0 K: 1 S: 6	H: 1 LOB: 1 BB: 0 P: 6	R: 0 E: 0 K: 0 S: 3	H: 0 LOB: 0 BB: 0 P: 3	1B: 6 2B: 2 3B: 0 HR: 0	SF: 0 SAC: 3 DP: 1 HBP: 0	WP: 0 PA: 37 PB: 0 SB: 0 CS: 0													
<b>PITCHER</b>	IP WLS BF H R ER SO BB IBB HBP BLK WP HR S P ERA WHIP																																	
Steve Rogers, R (1,1) ERA: 2.86	9.0	W	37	8	0	0	4	2	0	0	0	0	0	0	43	51	0.00	1.111																

AB	32
R	0
H	8
RBI	0
BB	2
SO	4
LOB	16





Batter	1	2	3	4	5	6	7	8	9	AB	R	H	RBI	BB	SO	LOB	TOP				
Bill North, S OBP: 0.374, SLG: 0.309 (1, 8)										4	1	1	0	0	2	0	<b>San Francisco Giants @ San Diego Padres</b> San Diego Stadium, San Diego, CA Tue Jun 24 1980, 10:05 PM EDT Att: 10,772 - Unknown				
Joe Strain, R OBP: 0.352, SLG: 0.370 (1, 4)										4	0	2	1	0	0	0					
Jack Clark, R OBP: 0.379, SLG: 0.565 (1, 9)										4	0	0	0	0	1	2					
Darrell Evans, L OBP: 0.343, SLG: 0.381 (1, 5)										4	1	1	0	0	0	0					
Rich Murray, R OBP: 0.328, SLG: 0.435 (1, 3)										3	1	1	0	1	1	1					
Milt May, L OBP: 0.335, SLG: 0.376 (1, 2)										4	0	2	2	0	0	1					
Jim Wohlford, R OBP: 0.257, SLG: 0.314 (1, 7)										2	0	0	0	1	1	2					
Johnnie LeMaster, R OBP: 0.253, SLG: 0.347 (1, 6)										3	0	1	0	0	1	1					
Bob Knepper, L OBP: 0.175, SLG: 0.231 Greg Minton, S (8, 1)										3	0	0	0	0	0	1					
<b>Inning Stats</b>	R: 0 E: 0 K: 1 S: 5	H: 1 LOB: 0 BB: 0 P: 5	R: 1 E: 0 K: 1 S: 6	H: 2 LOB: 1 BB: 0 P: 6	R: 1 E: 0 K: 0 S: 5	H: 2 LOB: 1 BB: 0 P: 5	R: 1 E: 0 K: 0 S: 5	H: 3 LOB: 2 BB: 0 P: 5	R: 0 E: 0 K: 2 S: 7	H: 0 LOB: 0 BB: 0 P: 7	R: 0 E: 0 K: 1 S: 5	H: 0 LOB: 1 BB: 1 P: 9	R: 0 E: 0 K: 0 S: 3	H: 0 LOB: 0 BB: 0 P: 3	R: 0 E: 0 K: 0 S: 2	H: 0 LOB: 0 BB: 1 P: 6	1B: 3 2B: 5 3B: 0 HR: 0	SF: 0 SAC: 0 DP: 2 HBP: 0	WP: 0 PB: 0 SB: 0 CS: 0	PA: 33	
<b>PITCHER</b>	IP	WLS	BF	H	R	ER	SO	BB	IBB	HBP	BLK	WP	HR	S	P	ERA	WHIP				
Eric Rasmussen, R ERA: 4.75 John D'Acquisto, R ERA: 2.49	(1, 1) (5, 1)	4.0 W	17 16	8 0	3 0	3 0	2 4	0 2	0 0	0 0	0 0	0 0	0 0	21 22	21 30	6.75 0.00	2.000 0.400				

AB	31
R	3
H	8
RBI	3
BB	2
SO	6
LOB	8



Batter	1	2	3	4	5	6	7	8	9	AB	R	H	RBI	BB	SO	LOB	BOTTOM				
Gene Richards, L OBP: 0.356, SLG: 0.357 (1, 7)										4	0	0	0	0	0	0	<b>San Francisco Giants @ San Diego Padres</b> San Diego Stadium, San Diego, CA Tue Jun 24 1980, 10:05 PM EDT Att: 10,772 - Unknown				
Ozzie Smith, S OBP: 0.329, SLG: 0.278 (1, 6)										2	1	0	0	2	0	0					
Jerry Mumphrey, S OBP: 0.326, SLG: 0.326 (1, 8)										4	2	2	1	0	0	1					
Dave Winfield, R OBP: 0.389, SLG: 0.414 (1, 9)										3	0	0	0	1	0	1					
Willie Montanez, L OBP: 0.303, SLG: 0.346 (1, 3)										4	0	3	2	0	0	0					
Gene Tenace, R OBP: 0.356, SLG: 0.345 (1, 2)										3	1	1	0	0	0	3					
Aurelio Rodriguez, R OBP: 0.239, SLG: 0.339 (1, 5)										4	1	1	2	0	0	3					
Dave Cash, R OBP: 0.279, SLG: 0.261 (1, 4)										4	0	2	0	0	0	1					
Eric Rasmussen, R OBP: 0.143, SLG: 0.286 Paul Dade, R OBP: 0.293, SLG: 0.171 John D'Acquisto, R (4, PH) (5, 1)										1	0	0	0	0	0	0					
<b>Inning Stats</b>	R: 1 E: 0 K: 0 S: 5	H: 2 LOB: 2 BB: 1 P: 9	R: 0 E: 0 K: 0 S: 3	H: 0 LOB: 0 BB: 0 P: 3	R: 2 E: 0 K: 0 S: 6	H: 3 LOB: 2 BB: 1 P: 10	R: 0 E: 0 K: 0 S: 3	H: 1 LOB: 0 BB: 0 P: 3	R: 0 E: 0 K: 0 S: 4	H: 1 LOB: 1 BB: 0 P: 4	R: 0 E: 0 K: 0 S: 3	H: 0 LOB: 1 BB: 1 P: 7	R: 2 E: 0 K: 0 S: 5	H: 2 LOB: 1 BB: 0 P: 6	1B: 6 2B: 2 3B: 0 HR: 1	SF: 0 SAC: 0 DP: 1 HBP: 1	WP: 0 PB: 0 SB: 2 CS: 0	PA: 36			
<b>PITCHER</b>	IP	WLS	BF	H	R	ER	SO	BB	IBB	HBP	BLK	WP	HR	S	P	ERA	WHIP				
Bob Knepper, L ERA: 4.28 Greg Minton, R ERA: 3.41	(1, 1) (8, 1)	7.2 L	35 1	9 0	5 0	5 0	0 0	2 0	0 0	0 0	0 0	0 0	1 1	31 44	44	5.87 0.00	1.435 0.000				





Batter	1	2	3	4	5	6	7	8	9	AB	R	H	RBI	BB	SO	LOB	TOP										
Bill North, S OBP: 0.376, SLG: 0.305 (1,8)										2	0	0	1	2	0	0	<b>San Francisco Giants @ San Diego Padres</b> San Diego Stadium, San Diego, CA Wed Jun 25 1980, 10:05 PM EDT Att: 11,336 - Unknown <a href="http://livebaseballscorecards.com">livebaseballscorecards.com</a>										
Joe Strain, R OBP: 0.349, SLG: 0.359 (1,4)										3	0	0	0	1	0	4											
Jack Clark, R OBP: 0.374, SLG: 0.555 (1,9)										4	0	0	0	0	0	2											
Darrell Evans, L OBP: 0.338, SLG: 0.375 (1,5)										4	0	0	0	0	0	1											
Rich Murray, R OBP: 0.324, SLG: 0.415 (1,3)										3	1	0	0	1	0	0											
Milt May, L OBP: 0.344, SLG: 0.378 (1,2)										2	2	1	0	2	0	0											
Larry Herndon, R OBP: 0.276, SLG: 0.360 (1,7)										4	0	2	1	0	1	1											
Johnnie LeMaster, R OBP: 0.253, SLG: 0.355 (1,6)										4	0	1	1	0	1	5											
Allen Ripley, R (1,1) Tom Griffin, R (1,1) Jim Wohlford, R (5,PH) Gary Lavelle, S (5,1) Terry Whitfield, L (7,PH) Al Holland, L (7,1) Willie McCovey, S (9,PH)										0	0	0	0	0	0	0	<b>GIANTS</b>										
<b>Inning Stats</b>	R: 0 E: 1 K: 0 S: 3	H: 0 LOB: 1 BB: 1 P: 7	R: 1 E: 0 K: 1 S: 6	H: 1 LOB: 1 BB: 1 P: 10	R: 0 E: 0 K: 0 S: 3	H: 0 LOB: 0 BB: 0 P: 3	R: 0 E: 1 K: 1 S: 5	H: 0 LOB: 0 BB: 0 P: 5	R: 0 E: 0 K: 0 S: 2	H: 0 LOB: 0 BB: 1 P: 6	R: 2 E: 0 K: 0 S: 5	H: 2 LOB: 3 BB: 3 P: 17	R: 0 E: 0 K: 0 S: 3	H: 0 LOB: 0 BB: 0 P: 3	R: 0 E: 0 K: 1 S: 5	H: 1 LOB: 1 BB: 1 P: 9		1B: 2 2B: 2 3B: 1 HR: 0	SF: 0 SAC: 0 DP: 3 HBP: 0	WP: 0 PB: 0 SB: 0 CS: 1	PA: 36						
<b>PITCHER</b>	IP	WLS	BF	H	R	ER	SO	BB	IBB	HBP	BLK	WP	HR	S	P	ERA	WHIP										
Juan Eichelberger, R ERA: 4.09	(1,1)	6.2	W	27	3	3	3	2	5	0	0	0	0	26	46	4.05	1.200										
Rollie Fingers, R ERA: 2.8	(7,1)	2.1	S	9	1	0	0	1	2	0	0	0	0	9	17	0.00	1.286										

Batter	1	2	3	4	5	6	7	8	9	AB	R	H	RBI	BB	SO	LOB	BOTTOM										
Gene Richards, L OBP: 0.357, SLG: 0.358 (1,7)										5	2	2	0	0	1	2	<b>San Francisco Giants @ San Diego Padres</b> San Diego Stadium, San Diego, CA Wed Jun 25 1980, 10:05 PM EDT Att: 11,336 - Unknown <a href="http://livebaseballscorecards.com">livebaseballscorecards.com</a>										
Ozzie Smith, S OBP: 0.333, SLG: 0.281 (1,6)										4	2	2	0	1	0	0											
Dave Winfield, R OBP: 0.389, SLG: 0.438 (1,9)										4	1	2	5	0	0	0											
Willie Montanez, L OBP: 0.301, SLG: 0.343 (1,3)										5	0	1	0	0	0	2											
Jerry Mumphrey, S OBP: 0.329, SLG: 0.326 (1,8)										3	2	1	0	1	1	2											
Tim Flannery, L OBP: 0.421, SLG: 0.434 (1,5) Aurelio Rodriguez, R OBP: 0.230, SLG: 0.336 (8,5)										2	0	0	0	1	0	1											
Gene Tenace, R OBP: 0.367, SLG: 0.347 (1,2)										2	0	1	0	2	0	2											
Dave Cash, R OBP: 0.286, SLG: 0.273 (1,4)										4	0	3	2	0	0	2											
Juan Eichelberger, R (1,1) Rollie Fingers, R (7,1)										3	0	0	0	0	3	5	<b>SD</b>										
<b>Inning Stats</b>	R: 4 E: 0 K: 1 S: 10	H: 5 LOB: 2 BB: 1 P: 14	R: 1 E: 0 K: 1 S: 7	H: 2 LOB: 1 BB: 0 P: 7	R: 0 E: 1 K: 1 S: 7	H: 2 LOB: 2 BB: 0 P: 7	R: 0 E: 0 K: 0 S: 3	H: 0 LOB: 0 BB: 0 P: 3	R: 1 E: 0 K: 1 S: 5	H: 1 LOB: 1 BB: 2 P: 13	R: 0 E: 0 K: 0 S: 3	H: 0 LOB: 0 BB: 0 P: 3	R: 0 E: 0 K: 0 S: 4	H: 1 LOB: 2 BB: 1 P: 8	R: 1 E: 0 K: 1 S: 6	H: 1 LOB: 1 BB: 1 P: 10		1B: 9 2B: 1 3B: 1 HR: 1	SF: 1 SAC: 0 DP: 0 HBP: 0	WP: 0 PB: 0 SB: 3 CS: 1	PA: 40						
<b>PITCHER</b>	IP	WLS	BF	H	R	ER	SO	BB	IBB	HBP	BLK	WP	HR	S	P	ERA	WHIP										
Allen Ripley, R ERA: 2.82	(1,1)	0.2	L	8	5	4	4	0	1	0	0	0	0	7	11	54.00	9.000										
Tom Griffin, R ERA: 5.4	(1,1)	3.1		14	4	1	1	3	0	0	0	0	0	20	20	2.70	1.200										
Gary Lavelle, L ERA: 2.9	(5,1)	2.0		8	1	1	1	1	2	0	0	0	0	8	16	4.50	1.500										
Al Holland, L ERA: 0.96	(7,1)	2.0		10	2	1	1	1	2	0	0	0	0	10	18	4.50	2.000										







Batter	1	2	3	4	5	6	7	8	9	AB	R	H	RBI	BB	SO	LOB	TOP			
Glenn Hubbard, R OBP: 0.343, SLG: 0.490										4	0	1	0	1	1	3				
Dale Murphy, R OBP: 0.355, SLG: 0.494										4	1	2	0	0	1	1				
Chris Chambliss, L OBP: 0.340, SLG: 0.479										5	1	2	0	0	0	4				
Gary Matthews, R OBP: 0.309, SLG: 0.395										5	1	1	1	0	0	2				
Bob Horner, R OBP: 0.202, SLG: 0.342										4	2	3	0	0	1	1				
Larvell Blanks, R OBP: 0.241, SLG: 0.253										0	0	0	0	0	0	0				
Jeff Burroughs, R OBP: 0.344, SLG: 0.424										4	0	1	1	0	0	3				
Bruce Benedict, R OBP: 0.285, SLG: 0.309										3	0	0	0	1	0	3				
Luis Gomez, R OBP: 0.284, SLG: 0.234										4	0	2	2	0	0	2				
Doyle Alexander, R OBP: 0.158, SLG: 0.184										2	0	1	0	0	1	1				
Charlie Spikes, R OBP: 0.500, SLG: 0.529										0	0	0	0	1	0	0				
Rick Camp, R										1	0	0	0	0	1	1				
Larry Bradford, R										0	0	0	0	0	0	0				
Gene Garber, R										0	0	0	0	0	0	0				
<b>Inning Stats</b>	R: 0 E: 0 K: 0 S: 3	H: 1 LOB: 0 BB: 0 P: 3	R: 1 E: 0 K: 0 S: 5	H: 2 LOB: 1 BB: 0 P: 5	R: 0 E: 0 K: 0 S: 3	H: 1 LOB: 1 BB: 1 P: 7	R: 0 E: 0 K: 0 S: 3	H: 1 LOB: 0 BB: 0 P: 3	R: 0 E: 1 K: 1 S: 6	H: 0 LOB: 1 BB: 0 P: 6	R: 0 E: 0 K: 0 S: 3	H: 1 LOB: 2 BB: 2 P: 11	R: 4 E: 1 K: 1 S: 10	H: 5 LOB: 1 BB: 0 P: 10	R: 0 E: 0 K: 2 S: 8	H: 1 LOB: 1 BB: 0 P: 8	1B: 10 2B: 4 3B: 0 HR: 0	SF: 0 SAC: 1 DP: 3 HBP: 0	WP: 0 PB: 0 SB: 0 CS: 1	PA: 40
<b>PITCHER</b>	IP	WLS	BF	H	R	ER	SO	BB	IBB	HBP	BLK	WP	HR	S	P	ERA	WHIP			
John Curtis, L ERA: 4.15	7.0	L	30	9	3	3	2	2	1	0	0	0	0	31	43	3.86	1.571			
Rollie Fingers, R ERA: 2.53	1.0		6	3	2	1	1	0	0	0	0	0	0	8	8	9.00	3.000			
Bob Shirley, L ERA: 2.61	1.0		4	1	0	0	2	0	0	0	0	0	0	8	8	0.00	1.000			

Atlanta Braves @ San Diego Padres  
San Diego Stadium, San Diego, CA  
Fri Jun 27 1980, 10:05 PM EDT  
Att: 15,303 - Unknown

AB 36  
R 5  
H 13  
RBI 4  
BB 3  
SO 5  
LOB 21



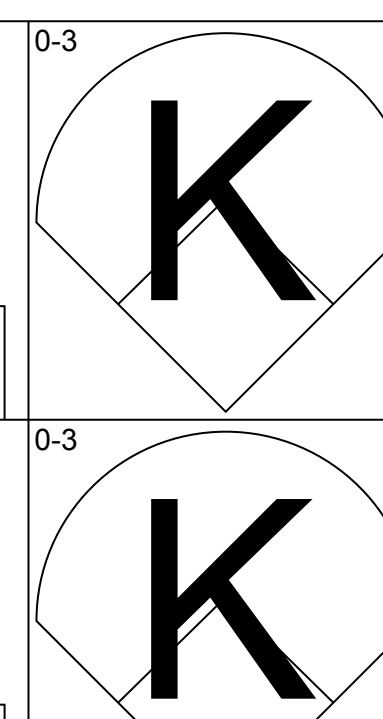
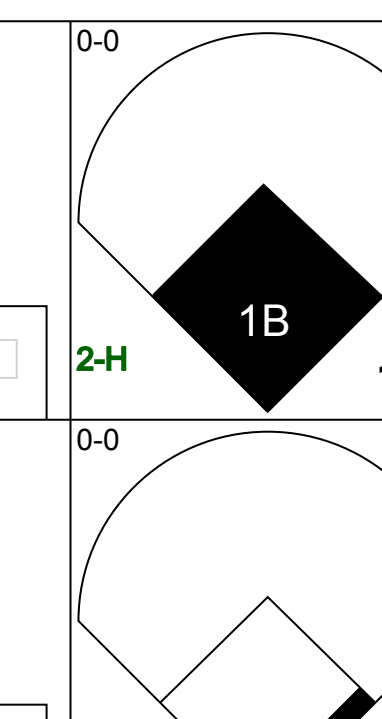
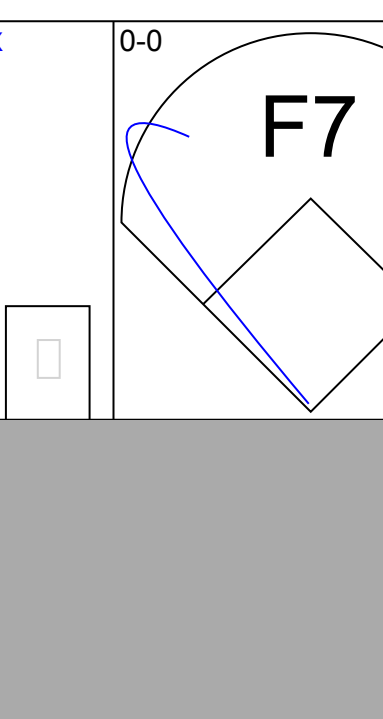
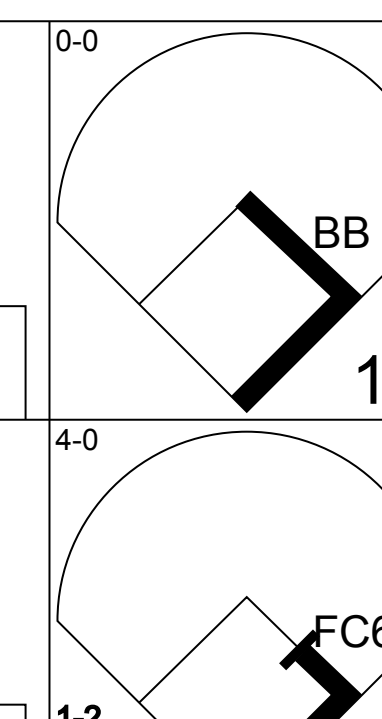
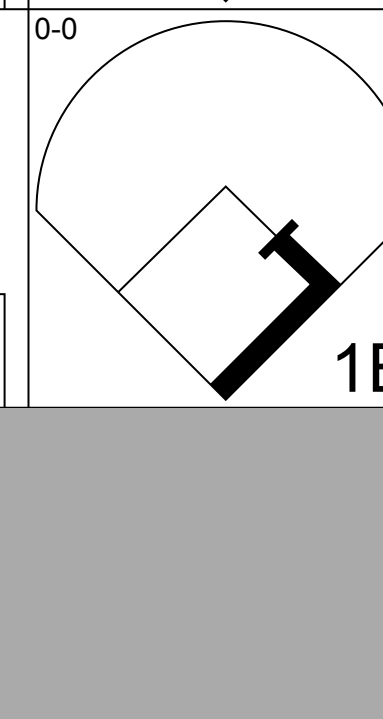
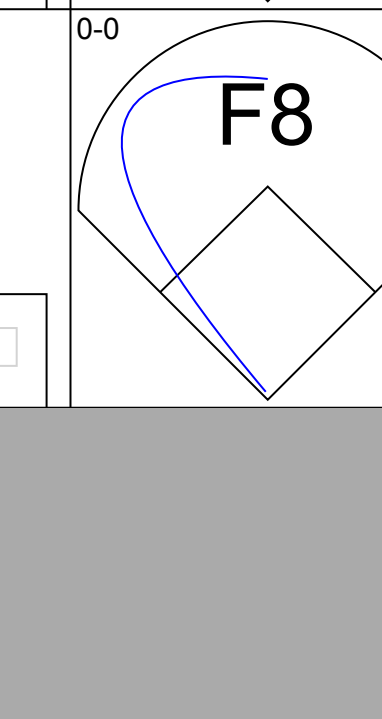
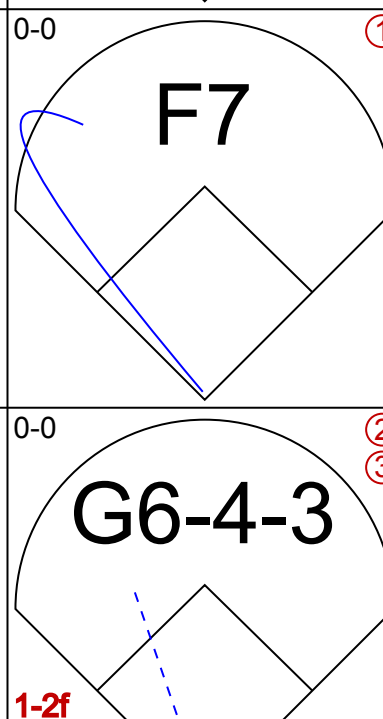
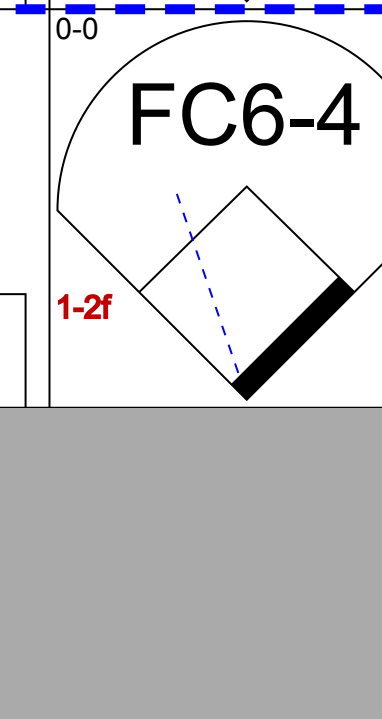




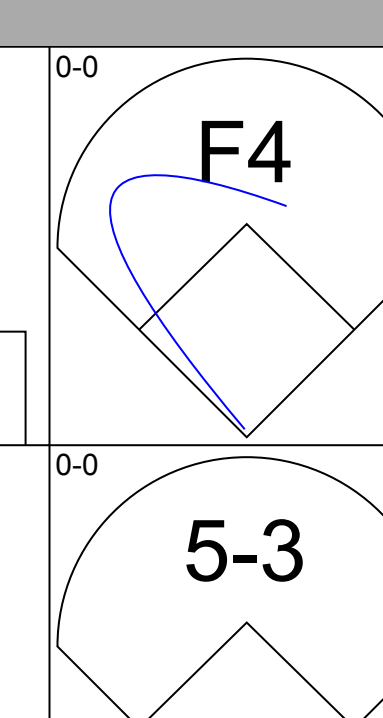
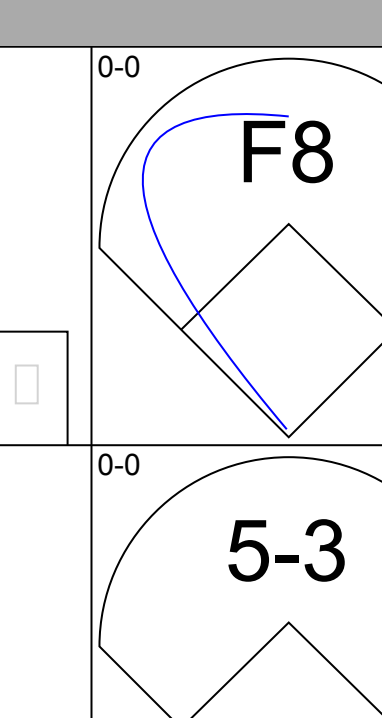
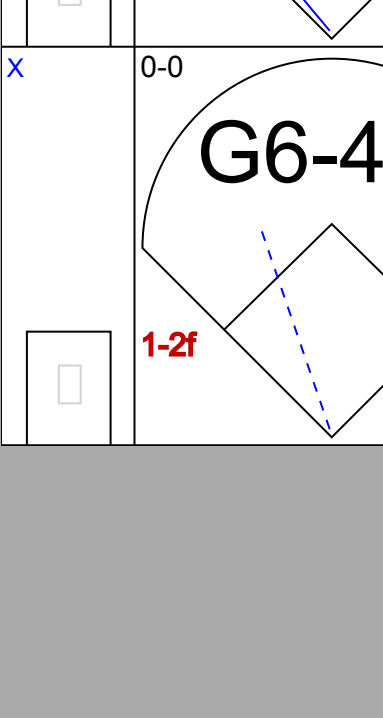
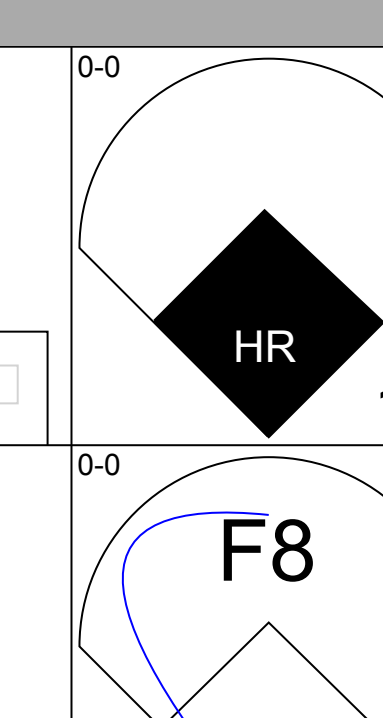
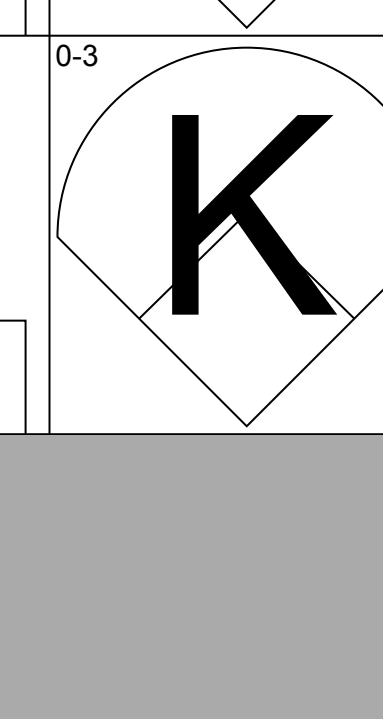
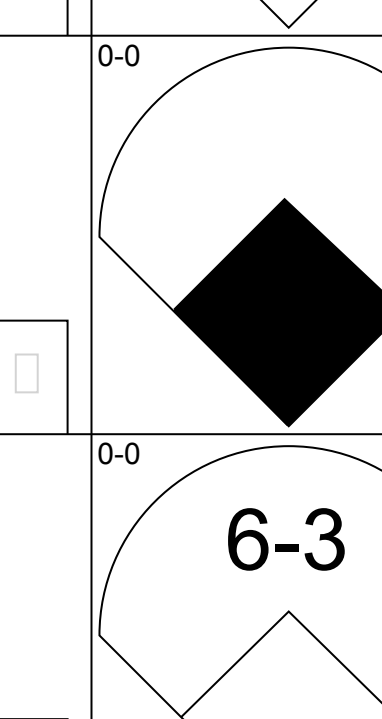
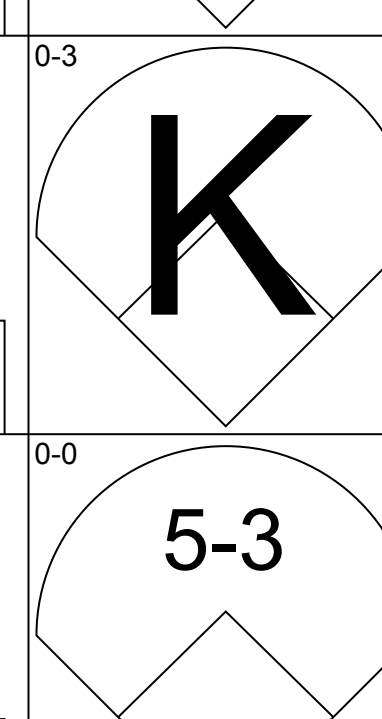
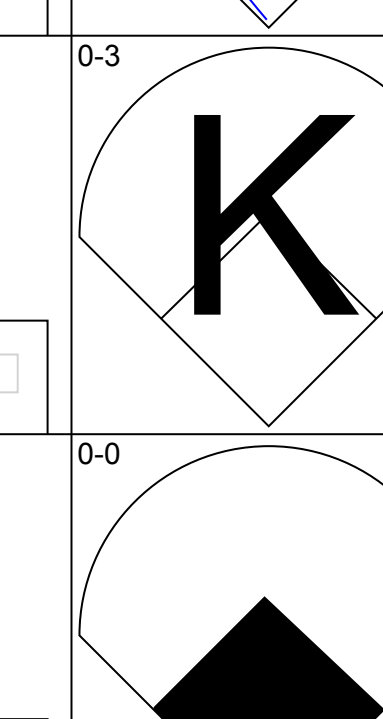



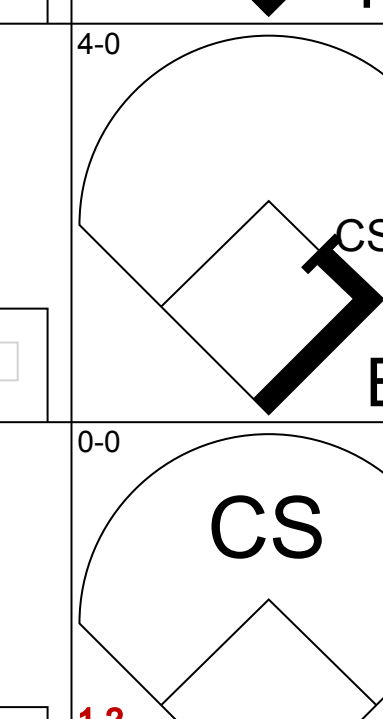
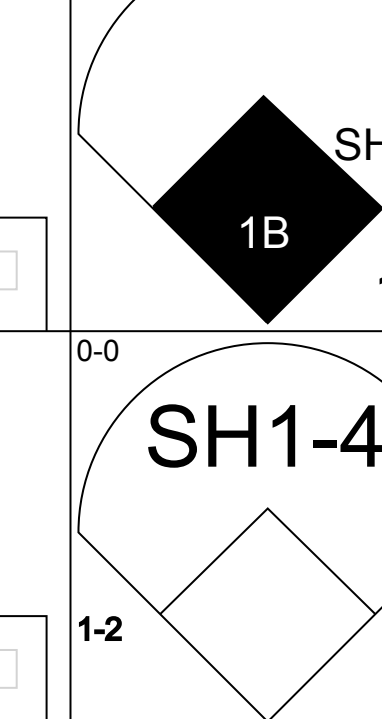


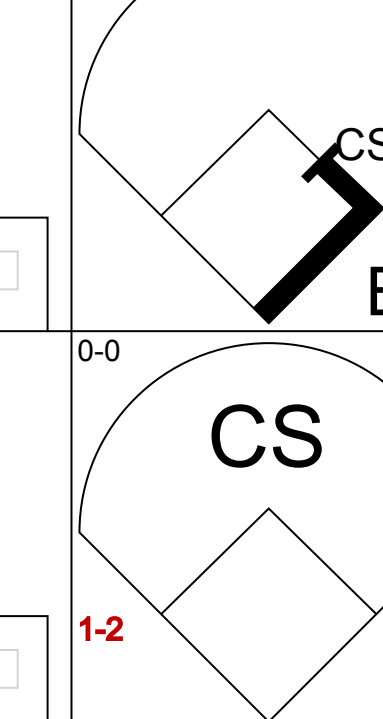
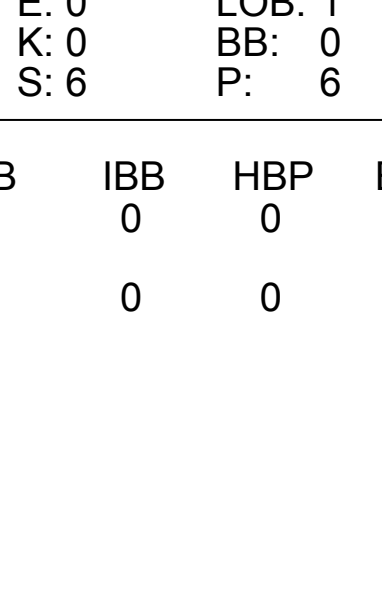
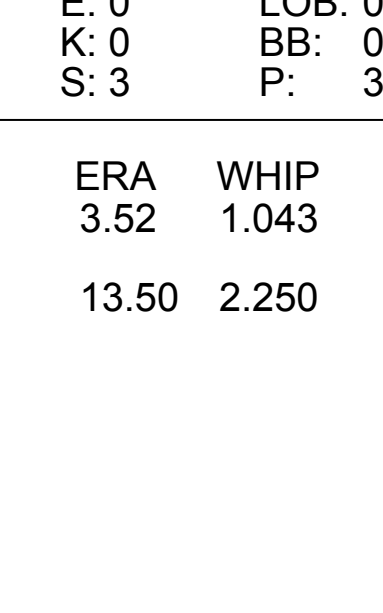
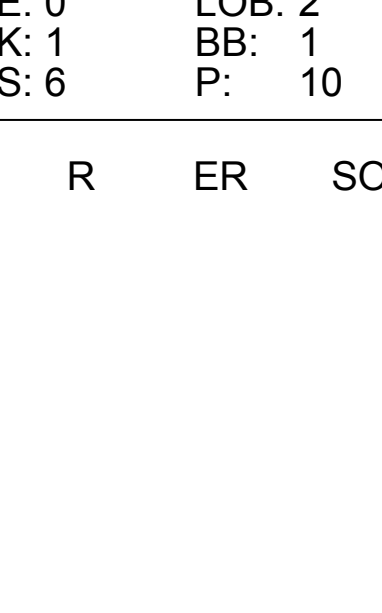

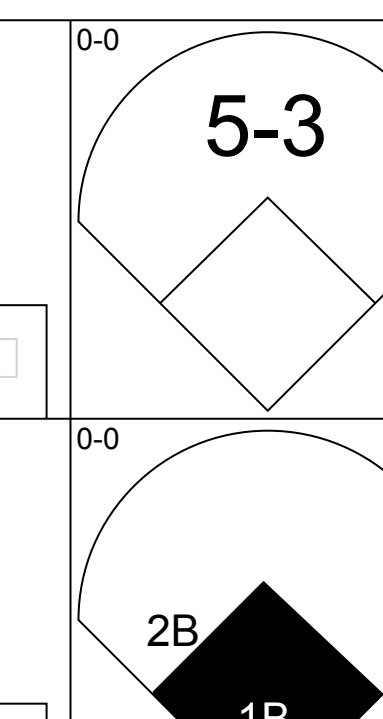

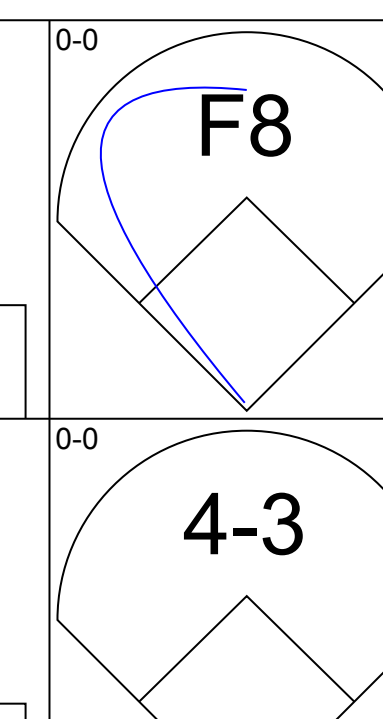

Batter	1	2	3	4	5	6	7	8	9	AB	R	H	RBI	BB	SO	LOB	BOTTOM			
Gene Richards, L OBP: 0.351, SLG: 0.349										3	1	0	0	1	0	2				
Ozzie Smith, S OBP: 0.334, SLG: 0.281										4	0	2	1	0	0	0				
Dave Winfield, R OBP: 0.381, SLG: 0.427										4	0	0	0	0	0	3				
Willie Montanez, L OBP: 0.296, SLG: 0.336										4	0	1	1	0	0	1				
Jerry Mumphrey, S OBP: 0.327, SLG: 0.323										4	0	0	0	0	0	3				
Tim Flannery, L OBP: 0.422, SLG: 0.433										3	0	0	0	0	0	0				
Aurelio Rodriguez, R OBP: 0.234, SLG: 0.333										1	0	0	0	0	0	2				
Gene Tenace, R OBP: 0.367, SLG: 0.373										4	1	3	1	0	0	0				
Dave Cash, R OBP: 0.284, SLG: 0.267										3	0	0	0	1	0	1				
John Curtis, L OBP: 0.207, SLG: 0.185										2	0	1	0	0	1	0				
Rollie Fingers, R OBP: 0.550, SLG: 0.500										0	0	0	0	0	0	0				
Jerry Turner, L OBP: 0.337, SLG: 0.426										1	1	1	0	0	0	0				
Bob Shirley, R										0	0	0	0	0	0	0				
Von Joshua, L OBP: 0.333, SLG: 0.457										1	0	0	0	0	0	0				
<b>Inning Stats</b>	R: 0 E: 0 K: 0 S: 3	H: 0 LOB: 0 BB: 0 P: 3	R: 0 E: 0 K: 0 S: 3	H: 0 LOB: 0 BB: 0 P: 3	R: 1 E: 0 K: 1 S: 6	H: 1 LOB: 0 BB: 0 P: 6	R: 0 E: 0 K: 0 S: 4	H: 1 LOB: 1 BB: 0 P: 4	R: 0 E: 0 K: 0 S: 3	H: 0 LOB: 0 BB: 0 P: 3	R: 0 E: 0 K: 0 S: 4	H: 1 LOB: 1 BB: 0 P: 4	R: 2 E: 0 K: 0 S: 6	H: 3 LOB: 2 BB: 1 P: 10	R: 0 E: 0 K: 0 S: 3	H: 0 LOB: 0 BB: 0 P: 3	1B: 7 2B: 0 3B: 0 HR: 1	SF: 0 SAC: 0 DP: 0 HBP: 0	WP: 0 PB: 0 SB: 1 CS: 1	PA: 36
<b>PITCHER</b>	IP	WLS	BF	H	R	ER	SO	BB	IBB	HBP	BLK	WP	HR	S	P	ERA	WHIP			
Doyle Alexander, R ERA: 3.52	6.0		22	4	1	1	1	1	0	0	0	0	0	23	27	1.50	0.833			
Rick Camp, R ERA: 2.7	1.1	W	8	3	2	2	0	1	0	0	0	0	0	7	11	13.50	3.000			
Larry Bradford, L ERA: 3.34	0.2		3	1	0	0	0	0	0	0	0	0	0	3	3	0.00	1.500			
Gene Garber, R ERA: 4.61	1.0	S	3	0	0	0	0	0	0	0	0	0	0	3	3	0.00	0.000			

Atlanta Braves @ San Diego Padres  
San Diego Stadium, San Diego, CA  
Fri Jun 27 1980, 10:05 PM EDT  
Att: 15,303 - Unknown

AB 34  
R 3  
H 8  
RBI 3  
BB 2  
SO 1  
LOB 12



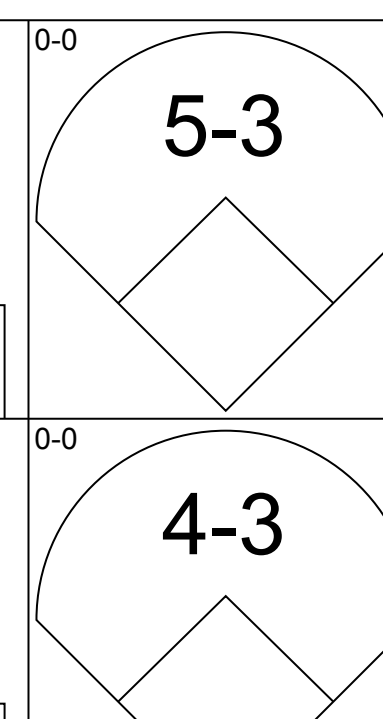
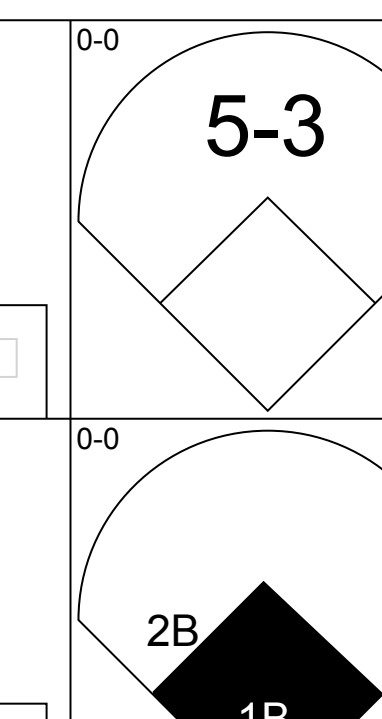
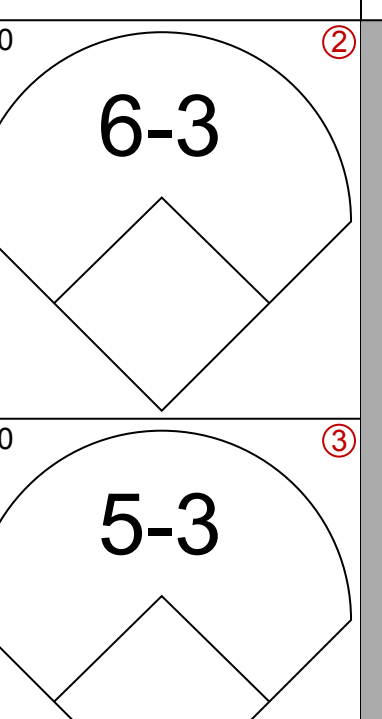
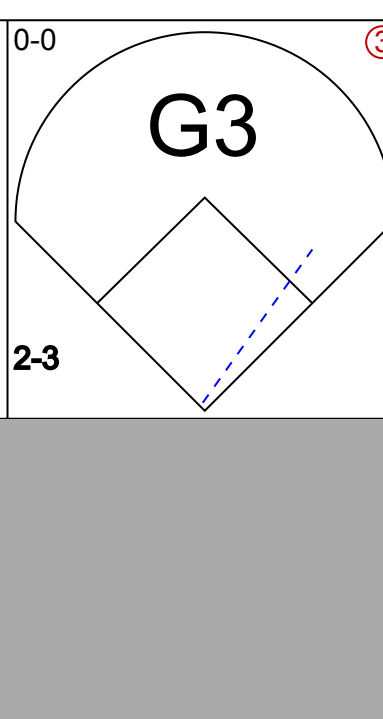
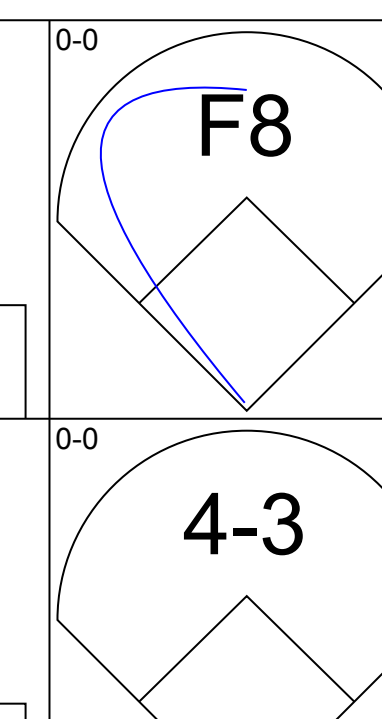
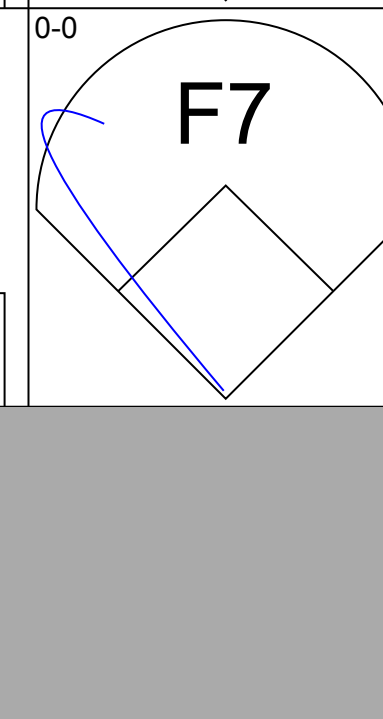
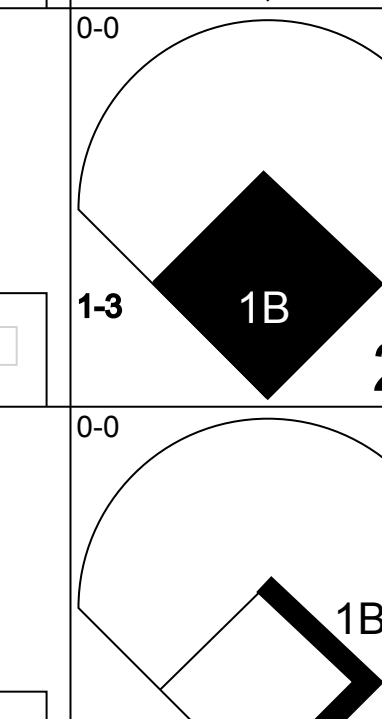

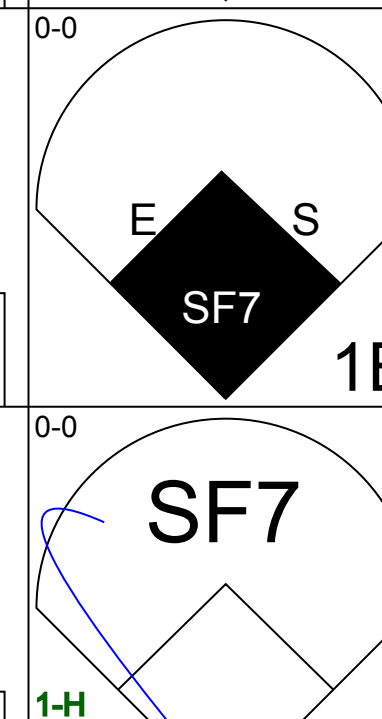


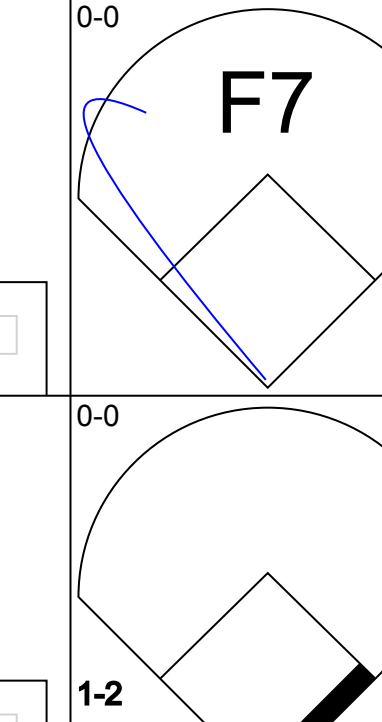
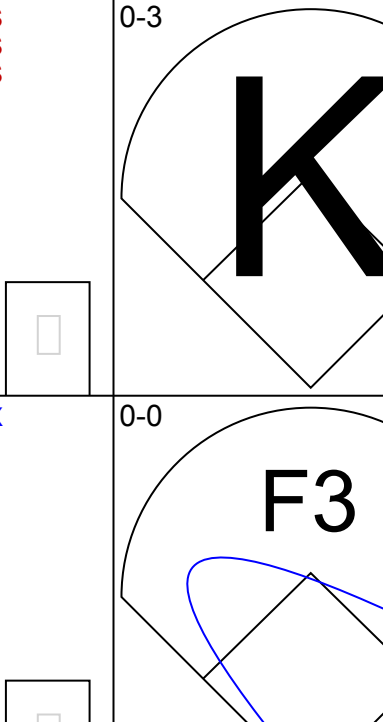
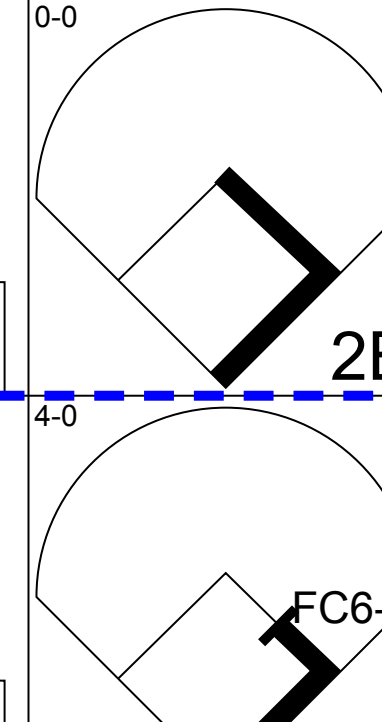
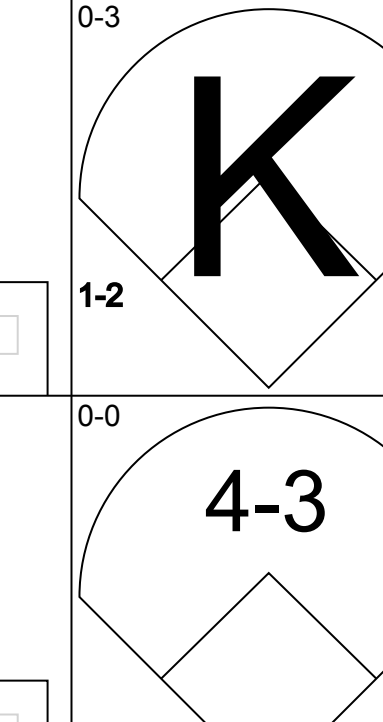
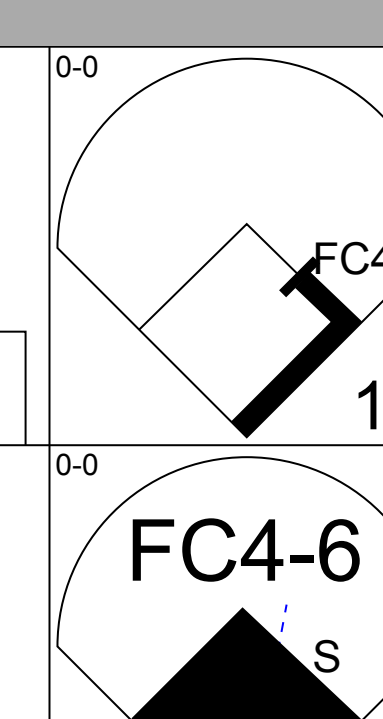
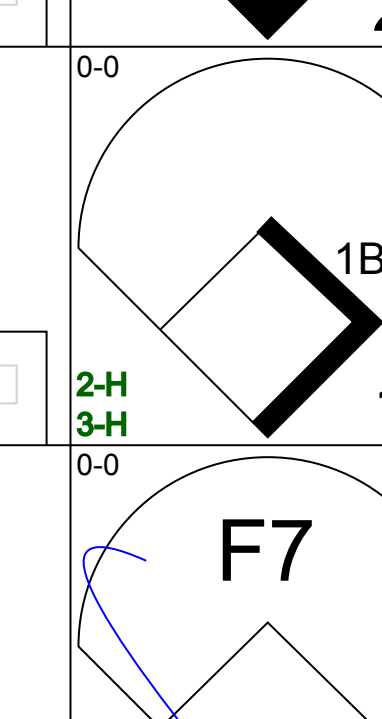

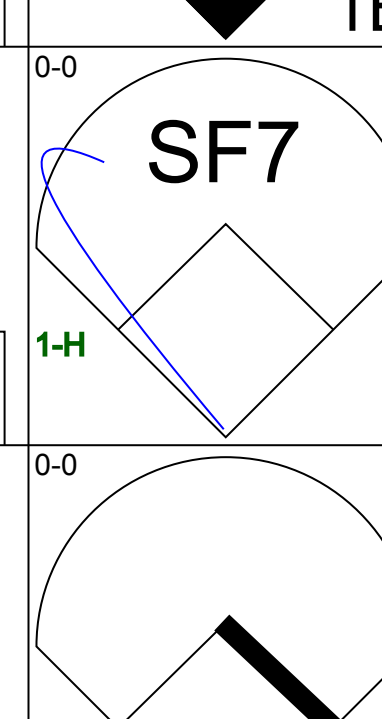
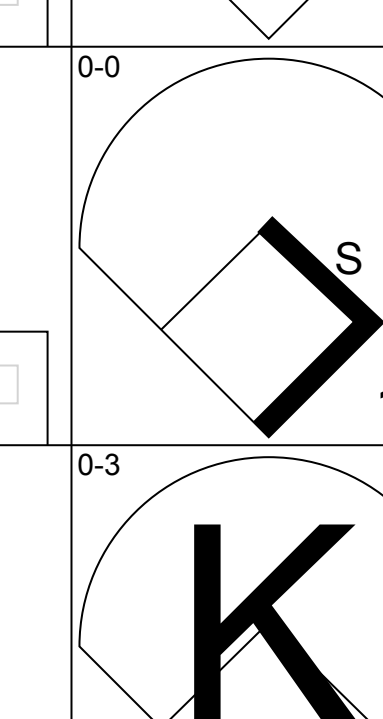
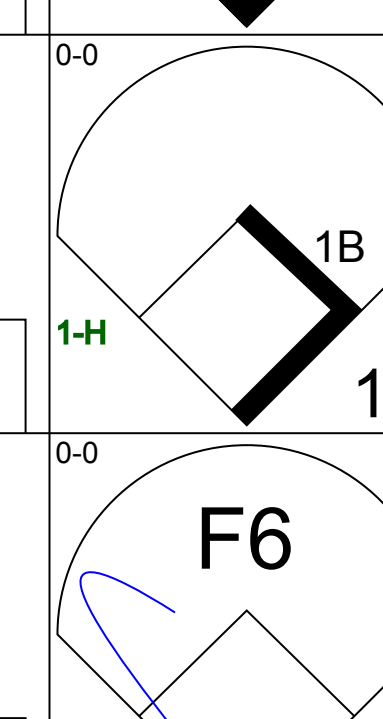
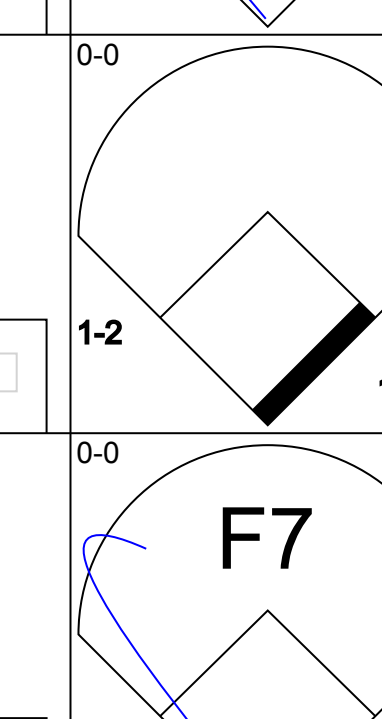
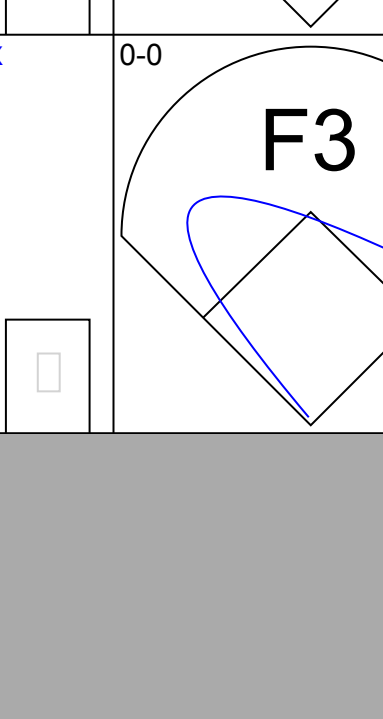
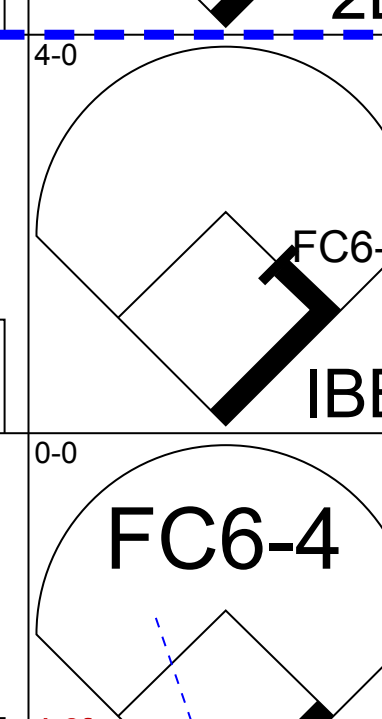
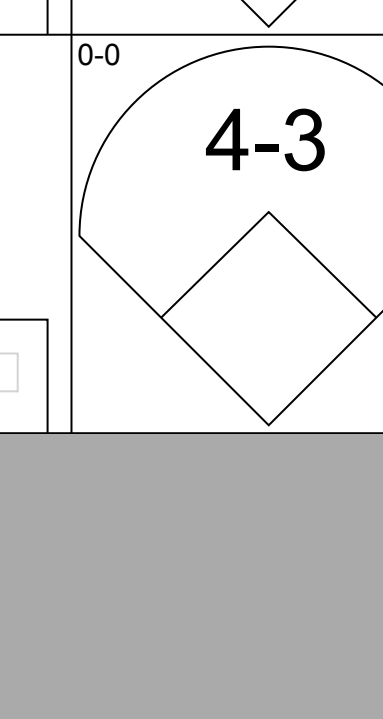
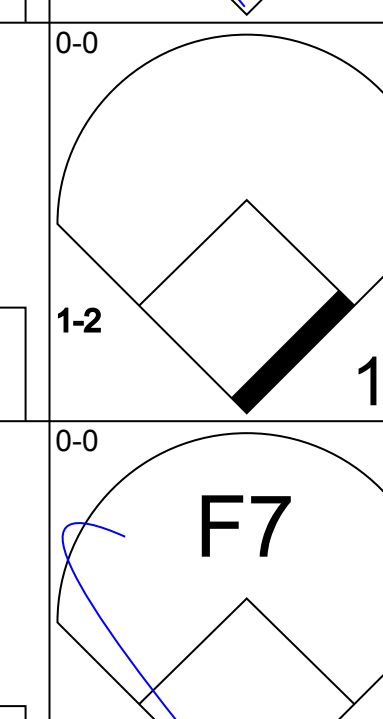




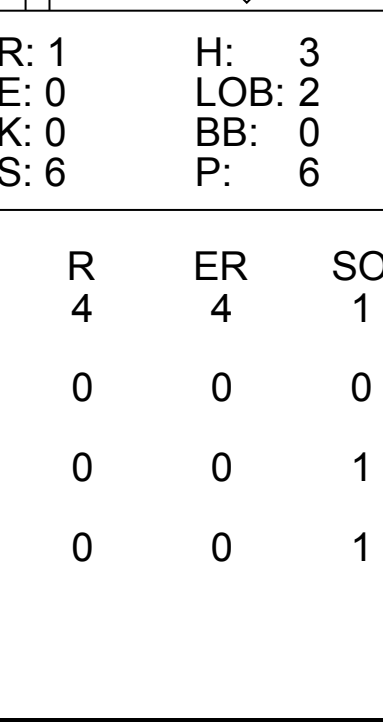
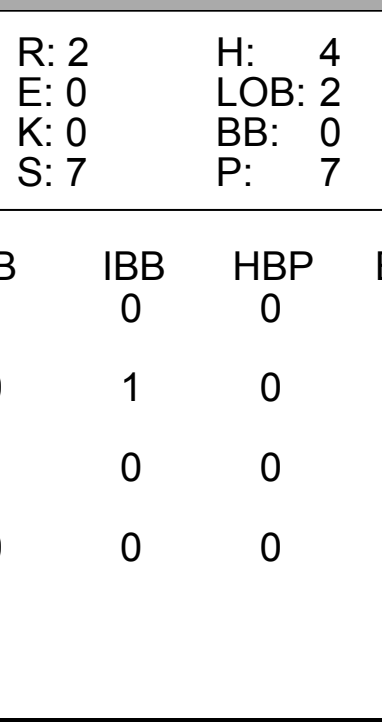
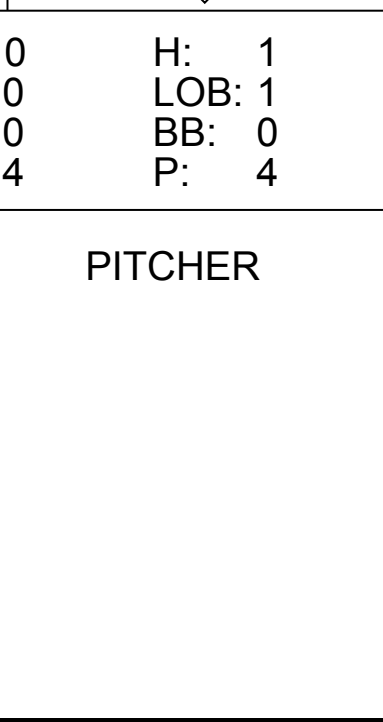
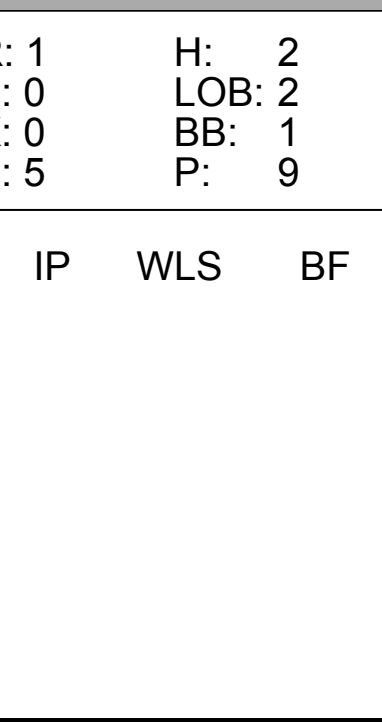
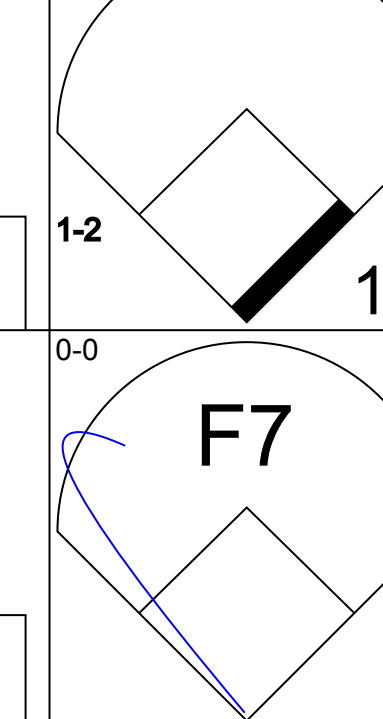
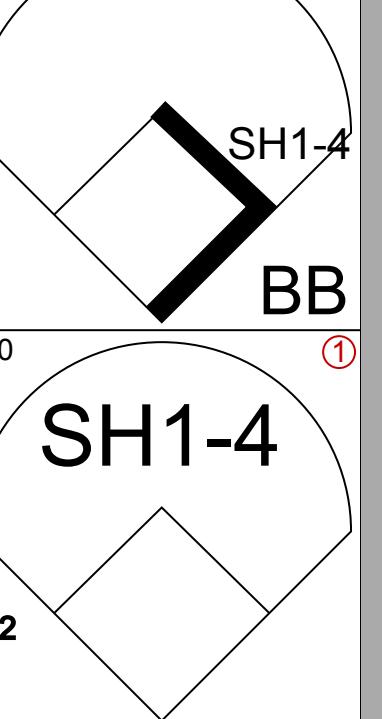
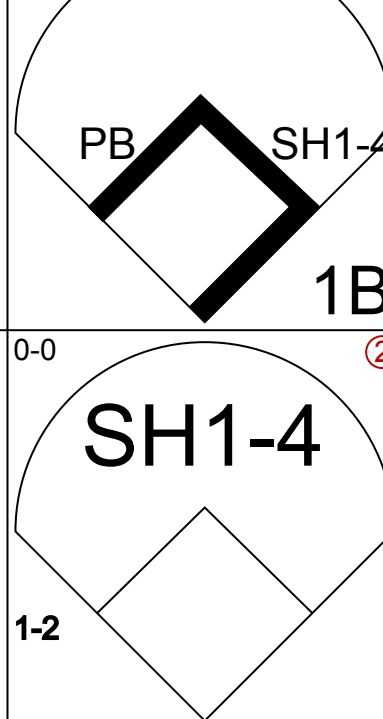
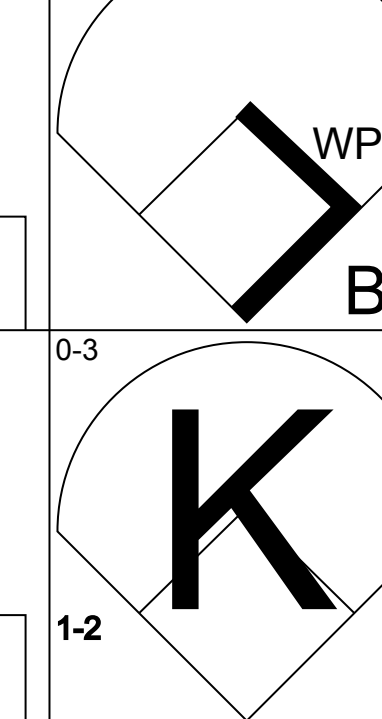
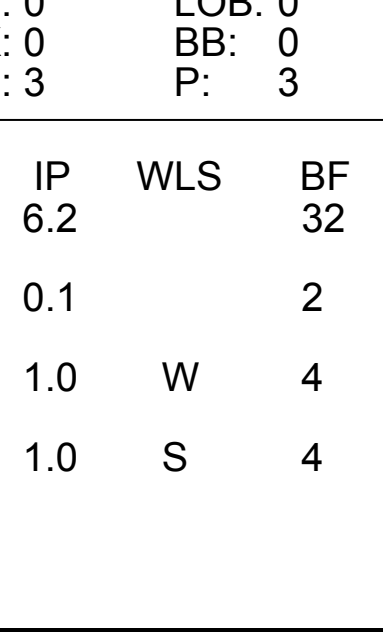
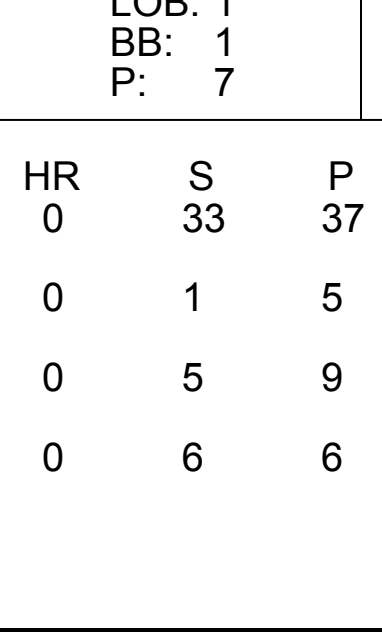




Batter	1	2	3	4	5	6	7	8	9	AB	R	H	RBI	BB	SO	LOB	TOP		
Glenn Hubbard, R OBP: 0.349, SLG: 0.490 (1, 4)										4	1	2	1	0	1	0			
Dale Murphy, R OBP: 0.361, SLG: 0.496 (1, 8)										3	0	2	1	1	1	0			
Chris Chambliss, L OBP: 0.339, SLG: 0.476 (1, 3)										4	0	1	0	0	0	4			
Gary Matthews, R OBP: 0.308, SLG: 0.392 (1, 9)										4	1	1	0	0	0	1			
Bob Horner, R OBP: 0.195, SLG: 0.331 Gene Garber, R (9, 1)										4	0	0	0	0	1	1			
Jeff Burroughs, R OBP: 0.342, SLG: 0.441 (1, 7)										4	1	1	1	0	3	1			
Bill Nahorodny, R OBP: 0.308, SLG: 0.541 (1, 2)										4	1	1	2	0	0	0			
Luis Gomez, R OBP: 0.289, SLG: 0.236 (1, 6)										3	1	1	0	1	0	0			
Tommy Boggs, R OBP: 0.387, SLG: 0.591 Rick Camp, R (7, 1) Charlie Spikes, R OBP: 0.246, SLG: 0.500 Larry Bradford, R (8, 1) Larvell Blanks, R OBP: 0.241, SLG: 0.253 (9, 5)										1	0	0	0	0	0	0			
<b>Inning Stats</b>	R: 0 E: 0 K: 2 S: 7	H: 1 LOB: 1 BB: 0 P: 7	R: 0 E: 0 K: 1 S: 5	H: 0 LOB: 0 BB: 0 P: 5	R: 2 E: 0 K: 0 S: 6	H: 3 LOB: 1 BB: 0 P: 6	R: 1 E: 0 K: 0 S: 4	H: 1 LOB: 0 BB: 0 P: 4	R: 0 E: 0 K: 0 S: 3	H: 0 LOB: 0 BB: 0 P: 3	R: 0 E: 0 K: 2 S: 7	H: 0 LOB: 0 BB: 0 P: 7	R: 0 E: 0 K: 1 S: 6	H: 1 LOB: 2 BB: 1 P: 10	R: 2 E: 0 K: 1 S: 6	H: 2 LOB: 0 BB: 1 P: 10	1B: 7 2B: 0 3B: 0 HR: 2	SF: 0 SAC: 1 DP: 1 HBP: 0	WP: 0 PA: 36 PB: 0 SB: 0 CS: 1
<b>PITCHER</b>	IP WLS BF H R ER SO BB IBB HBP BLK WP HR S P ERA WHIP																		
Gary Lucas, L ERA: 3.33 Bob Shirley, L ERA: 2.9	(1, 1) (8, 1)	7.2 L	29 6	7 2	3 2	3 2	6 1	1 0	0 0	0 0	0 0	0 0	1 7	40 11	44 11	3.52 13.50	1.043 2.250		

Atlanta Braves @ San Diego Padres  
San Diego Stadium, San Diego, CA  
Sat Jun 28 1980, 10:05 PM EDT  
Unknown

AB 32  
R 5  
H 9  
RBI 5  
BB 2  
SO 7  
LOB 7



Batter	1	2	3	4	5	6	7	8	9	AB	R	H	RBI	BB	SO	LOB	BOTTOM				
Gene Richards, L OBP: 0.345, SLG: 0.342 (1, 7)										5	0	0	0	0	0	3					
Ozzie Smith, S OBP: 0.332, SLG: 0.280 (1, 6)										5	1	1	0	0	0	2					
Dave Winfield, R OBP: 0.382, SLG: 0.431 (1, 9)										5	2	2	0	0	0	0					
Willie Montanez, L OBP: 0.301, SLG: 0.342 Paul Dade, R OBP: 0.295, SLG: 0.171 (9, PR)										4	0	3	3	0	0	1					
Jerry Mumphrey, S OBP: 0.324, SLG: 0.325 (1, 8)										5	1	1	0	0	2	4					
Gene Tenace, R OBP: 0.377, SLG: 0.380 Jerry Turner, L OBP: 0.333, SLG: 0.421 (9, PH)										3	0	2	1	1	0	1					
Aurelio Rodriguez, R OBP: 0.227, SLG: 0.323 (1, 5)										4	0	0	0	0	0	5					
Dave Cash, R OBP: 0.294, SLG: 0.273 (1, 4)										2	0	2	0	2	0	0					
Gary Lucas, L OBP: 0.227, SLG: 0.190 Bob Shirley, R (8, 1)										1	0	0	0	0	0	2					
<b>Inning Stats</b>	R: 0 E: 0 K: 0 S: 3	H: 0 LOB: 0 BB: 0 P: 3	R: 1 E: 0 K: 0 S: 6	H: 3 LOB: 2 BB: 0 P: 6	R: 2 E: 0 K: 0 S: 7	H: 4 LOB: 2 BB: 0 P: 7	R: 0 E: 0 K: 0 S: 3	H: 0 LOB: 1 BB: 1 P: 7	R: 0 E: 1 K: 1 S: 6	H: 0 LOB: 1 BB: 0 P: 6	R: 0 E: 0 K: 0 S: 4	H: 1 LOB: 1 BB: 0 P: 4	R: 1 E: 0 K: 0 S: 5	H: 2 LOB: 2 BB: 1 P: 9	R: 0 E: 0 K: 1 S: 5	H: 0 LOB: 1 BB: 1 P: 9	R: 0 E: 0 K: 1 S: 6	H: 1 LOB: 2 BB: 0 P: 6	1B: 9 2B: 2 3B: 0 HR: 0	SF: 1 SAC: 2 DP: 0 HBP: 0	WP: 1 PA: 42 PB: 1 SB: 3 CS: 0
<b>PITCHER</b>	IP WLS BF H R ER SO BB IBB HBP BLK WP HR S P ERA WHIP																				
Tommy Boggs, R ERA: 3.75 Rick Camp, R ERA: 2.68 Larry Bradford, L ERA: 3.23 Gene Garber, R ERA: 4.45	(1, 1) (7, 1) (8, 1) (9, 1)	6.2 0.1 1.0 1.0	32 0 4 4	10 0 0 0	4 0 0 0	4 0 0 1	0 0 1 0	0 1 0 0	0 0 1 0	0 0 5 6	33 5 9 6	3 1 5 6	3 5 9 6	3.75 0.00 0.00 0.00	1.650 0.000 1.000 1.000						

Atlanta Braves @ San Diego Padres  
San Diego Stadium, San Diego, CA  
Sat Jun 28 1980, 10:05 PM EDT  
Unknown

AB 36  
R 4  
H 11  
RBI 4  
BB 3  
SO 3  
LOB 21



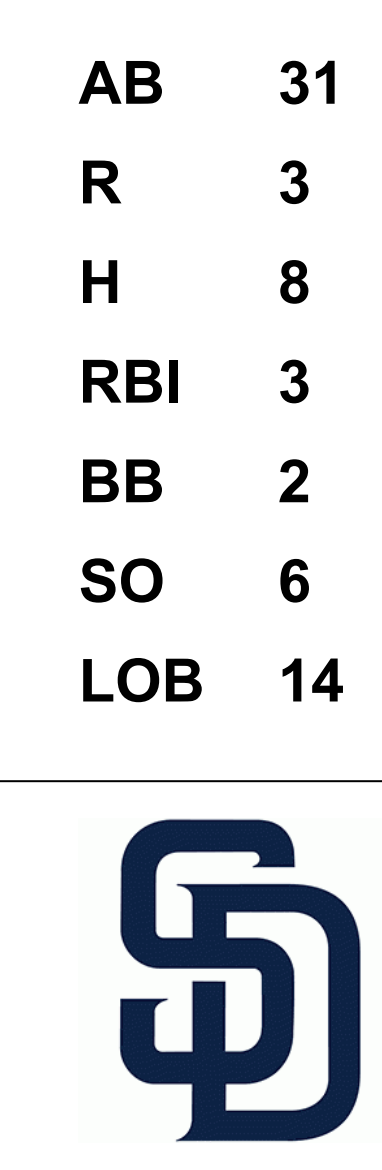


Batter	1	2	3	4	5	6	7	8	9	AB	R	H	RBI	BB	SO	LOB	TOP								
<b>Glenn Hubbard, R</b> OBP: 0.391, SLG: 0.495 (1, 4)	0-0 5-3 1B		0-0 FC6-5 G4-6-3			0-0 1B FC3-6 2B		0-3 K	0-0 F8	5	1	2	0	0	1	3	<b>Atlanta Braves @ San Diego Padres</b> San Diego Stadium, San Diego, CA Sat Jun 28 1980, 10:05 PM EDT Att: 17,554 - Unknown								
<b>Brian Assestine, L</b> OBP: 0.297, SLG: 0.374 <b>Jerry Royster, R</b> OBP: 0.307, SLG: 0.307 <b>Dale Murphy, R</b> OBP: 0.361, SLG: 0.496 (1, 8) (8, PR) (8, 8)	0-0 F7		0-0 G4-6-3			0-0 FC3-6 1B		0-0 K		4	0	2	0	0	0	2									
<b>Chris Chambliss, L</b> OBP: 0.334, SLG: 0.469 (1, 3)	0-0 5-3			0-0 F6		0-0 FC3-6 K		0-3 K		4	0	0	1	0	1	3									
<b>Gary Matthews, R</b> OBP: 0.307, SLG: 0.390 (1, 9)	0-3 K			0-0 5-3		0-3 K		0-0 K		4	0	1	1	0	2	2									
<b>Bob Horner, R</b> OBP: 0.189, SLG: 0.320 (1, 5)		0-0 P3		0-3 K			0-3 K	0-0 5-3		4	0	0	0	0	2	2									
<b>Jeff Burroughs, R</b> OBP: 0.352, SLG: 0.446 (1, 7)		0-0 1B			0-3 K		4-0 1B BB		0-0 BB 1B	3	0	2	0	1	1	0									
<b>Larvell Blanks, R</b> OBP: 0.246, SLG: 0.254 (1, 6)		0-0 F9 1B			0-0 F7		0-0 1-2 1B		4-0 1-2 BB	3	0	1	0	1	0	1									
<b>Bruce Benedict, R</b> OBP: 0.281, SLG: 0.304 <b>Biff Pocoreba, S</b> OBP: 0.349, SLG: 0.316 (1, 2) (7, PH) (7, 2)	0-0 5-3				0-0 F8		0-0 F3		0-3 K	2	0	0	0	0	0	1									
<b>Phil Niekro, R</b> OBP: 0.095, SLG: 0.143 <b>Mike Lum, L</b> OBP: 0.257, SLG: 0.226 <b>Al Hrabosky, R</b> (7, 1) <b>Bill Nahorodny, R</b> OBP: 0.303, SLG: 0.532 <b>Rick Camp, R</b> (9, 1)			0-0 FC6-5 2B			0-0 5-3		0-0 F8	0-0 P5	2	0	1	0	0	0	0									
<b>Inning Stats</b>	R: 0 E: 0 K: 1 S: 6	H: 1 LOB: 1 BB: 0 P: 6	R: 0 E: 0 K: 0 S: 4	H: 1 LOB: 1 BB: 0 P: 4	R: 0 E: 0 K: 0 S: 3	H: 1 LOB: 0 BB: 0 P: 3	R: 0 E: 0 K: 1 S: 5	H: 0 LOB: 0 BB: 0 P: 5	R: 0 E: 0 K: 1 S: 5	H: 0 LOB: 0 BB: 0 P: 5	R: 1 E: 1 K: 1 S: 7	H: 2 LOB: 1 BB: 0 P: 7	R: 0 E: 0 K: 1 S: 6	H: 1 LOB: 2 BB: 1 P: 10	R: 1 E: 0 K: 2 S: 9	H: 2 LOB: 1 BB: 1 P: 9		R: 0 E: 0 K: 1 S: 6	H: 1 LOB: 2 BB: 1 P: 10	1B: 6 2B: 3 3B: 0 HR: 0	SF: 0 SAC: 0 DP: 1 HBP: 0	WP: 0 PB: 0 SB: 1 CS: 0	PA: 37		
<b>PITCHER</b>	IP	WLS	BF	H	R	ER	SO	BB	IBB	HBP	BLK	WP	HR	S	P	ERA	WHIP								
<b>Dennis Blair, R</b> ERA: 3.72 <b>Dennis Kinney, L</b> ERA: 3.57 <b>John D'Acquisto, R</b> ERA: 2.42	(1, 1)	7.1	29	7	2	2	6	1	0	0	0	0	0	40	44	2.46	1.091								


AB 35  
R 2  
H 9  
RBI 2  
BB 2  
SO 8  
LOB 22




Batter	1	2	3	4	5	6	7	8	9	AB	R	H	RBI	BB	SO	LOB	BOTTOM								
<b>Gene Richards, L</b> OBP: 0.347, SLG: 0.342 (1, 7)	0-3 K		0-0 F6			0-0 1B SH1-3 FC4-6 1B		4-0 1B S BB		3	1	1	0	1	1	0	<b>Atlanta Braves @ San Diego Padres</b> San Diego Stadium, San Diego, CA Sat Jun 28 1980, 10:05 PM EDT Att: 17,554 - Unknown								
<b>Ozzie Smith, S</b> OBP: 0.332, SLG: 0.280 (1, 6)	0-3 K		0-0 4-3			0-0 SH1-3		0-0 S 1B		3	0	1	0	0	1	0									
<b>Dave Winfield, R</b> OBP: 0.383, SLG: 0.432 (1, 8) (8, 9)	0-0 5-3			0-0 S 1B		0-0 FC4-6 1B		0-3 K		4	0	2	0	0	1	2									
<b>Willie Montanez, L</b> OBP: 0.300, SLG: 0.341 (1, 3)		0-0 2B SF8 1B		0-3 K		0-0 FC4-6		0-0 F8		4	1	1	1	0	1	4									
<b>Jerry Turner, L</b> OBP: 0.324, SLG: 0.408 <b>Jerry Mumphrey, S</b> OBP: 0.327, SLG: 0.328 (1, 9) (8, 8)		0-0 P5		0-3 K		0-0 4-3			0-0 F7 S FC 1B	3	0	0	0	0	1	3									
<b>Tim Flannery, L</b> OBP: 0.416, SLG: 0.444 <b>Aurelio Rodriguez, R</b> OBP: 0.227, SLG: 0.323 <b>Von Joshua, L</b> OBP: 0.325, SLG: 0.444 (1, 5) (8, 5) (9, PH)		0-0 1-3 2B		0-0 4-3			0-0 6-3		0-0 F7	3	0	1	0	0	0	1									
<b>Bill Fahey, L</b> OBP: 0.286, SLG: 0.287 <b>Paul Dade, R</b> OBP: 0.293, SLG: 0.171 (1, 2) (9, PR)		0-0 SF8			0-0 F8		0-0 4-3		4-0 FC IBB	2	0	0	1	1	0	0									
<b>Dave Cash, R</b> OBP: 0.293, SLG: 0.273 (1, 4)		3-H 0-0 5-3			0-0 L4-3 1B		0-0 F9		0-0 FC	4	0	1	1	0	0	2									
<b>Dennis Blair, R</b> <b>Dennis Kinney, L</b> <b>John D'Acquisto, R</b> (1, 1) (8, 1) (8, 1)			0-0 1-3		0-0 L4-3			0-3 K		2	0	0	0	0	0	1									
<b>Inning Stats</b>	R: 0 E: 0 K: 2 S: 7	H: 0 LOB: 0 BB: 0 P: 7	R: 1 E: 0 K: 0 S: 5	H: 2 LOB: 1 BB: 0 P: 5	R: 0 E: 0 K: 0 S: 3	H: 0 LOB: 0 BB: 0 P: 3	R: 0 E: 0 K: 2 S: 8	H: 1 LOB: 0 BB: 0 P: 8	R: 0 E: 0 K: 0 S: 3	H: 1 LOB: 0 BB: 0 P: 3	R: 1 E: 0 K: 0 S: 5	H: 2 LOB: 1 BB: 0 P: 5	R: 0 E: 0 K: 0 S: 3	H: 0 LOB: 0 BB: 0 P: 3	R: 0 E: 0 K: 2 S: 8	H: 1 LOB: 2 BB: 1 P: 12		R: 1 E: 0 K: 0 S: 3	H: 1 LOB: 2 BB: 1 P: 7	1B: 7 2B: 2 3B: 0 HR: 0	SF: 1 SAC: 1 DP: 1 HBP: 0	WP: 0 PB: 0 SB: 4 CS: 0	PA: 35		
<b>PITCHER</b>	IP	WLS	BF	H	R	ER	SO	BB	IBB	HBP	BLK	WP	HR	S	P	ERA	WHIP								
<b>Phil Niekro, R</b> ERA: 4.14 <b>Al Hrabosky, L</b> ERA: 3.69 <b>Rick Camp, R</b> ERA: 2.86	(1, 1)	6.0	23	6	2	2	4	1	0	0	0	0	0	11	15	0.00	1.000								






Batter	1	2	3	4	5	6	7	8	9	AB	R	H	RBI	BB	SO	LOB	TOP					
Glenn Hubbard, R (1,4) OBP: 0.353, SLG: 0.505	F7		F9			P6	1B BB			4	0	1	0	1	0	1	<p>Atlanta Braves @ San Diego Padres San Diego Stadium, San Diego, CA Sun Jun 29 1980, 6:33 AM EDT Att: 11,938 - Unknown</p> <p>livebaseballscores.com</p> <p>AB 37 R 4 H 11 RBI 4 BB 2 SO 4 LOB 12</p> 					
Dale Murphy, R (1,8) OBP: 0.365, SLG: 0.508	F9		5-3			HR	1B			4	1	2	3	1	0	1						
Chris Chambliss, L (1,3) OBP: 0.329, SLG: 0.460	F7				F9	F8	4-3		G3	5	0	0	0	0	0	4						
Gary Matthews, R (1,9) OBP: 0.306, SLG: 0.392		6-3			6-3				K	4	0	1	0	0	1	0						
Bob Horner, R (1,5) OBP: 0.198, SLG: 0.357 Larvell Blanks, R (8, PR) OBP: 0.246, SLG: 0.254		6-3				K			1B 2B	4	1	2	1	0	1	1						
Jeff Burroughs, R (1,7) OBP: 0.356, SLG: 0.448					HR				2B	0	0	0	0	0	0	0						
Bill Nahorodny, R (1,2) OBP: 0.300, SLG: 0.515					F8		6-3		G6-4-3 1B	4	0	2	0	0	0	0						
Luis Gomez, R (1,6) OBP: 0.282, SLG: 0.230					F8	F3	BB 1B		G6-4-3	4	1	1	0	0	0	4						
Larry McWilliams, L (1,1) OBP: 0.333, SLG: 0.280						1-3	BB 1B		4-3	4	0	0	0	0	0	1						
						K	1-2 1B		K	4	1	2	0	0	2	0						
<b>Inning Stats</b>	R: 0 E: 0 K: 0 S: 3	H: 0 LOB: 0 BB: 0 P: 3	R: 0 E: 0 K: 0 S: 4	H: 1 LOB: 1 BB: 0 P: 4	R: 0 E: 0 K: 0 S: 4	H: 1 LOB: 1 BB: 0 P: 4	R: 1 E: 0 K: 0 S: 4	H: 1 LOB: 0 BB: 0 P: 4	R: 0 E: 0 K: 1 S: 5	H: 0 LOB: 0 BB: 0 P: 5	R: 1 E: 0 K: 1 S: 7	H: 2 LOB: 1 BB: 0 P: 7	R: 2 E: 0 K: 0 S: 6	H: 3 LOB: 2 BB: 1 P: 10	R: 0 E: 0 K: 1 S: 6	H: 2 LOB: 2 BB: 0 P: 6	R: 0 E: 0 K: 1 S: 6	H: 1 LOB: 2 BB: 1 P: 10	1B: 6 2B: 2 3B: 1 HR: 2	SF: 0 SAC: 0 DP: 1 HBP: 0	WP: 0 PB: 0 SB: 0 CS: 0	PA: 39
<b>PITCHER</b>	IP WLS BF H R ER SO BB IBB HBP BLK WP HR S P ERA WHIP																					
Eric Rasmussen, R (1,1) ERA: 4.81	6.2 L 28 7 4 4 2 1 0 0 0 0 0 2 31 35 5.40 1.200																					
Rollie Fingers, R (7,1) ERA: 2.59	0.2 5 3 0 0 1 0 0 0 0 0 0 0 7 7 0.00 4.500																					
John D'Acquisto, R (8,1) ERA: 2.38	0.2 1 0 0 0 0 0 0 0 0 0 0 0 1 1 0.00 0.000																					
Dennis Kinney, L (9,1) ERA: 3.47	1.0 5 1 0 0 1 0 1 0 0 0 0 0 6 10 0.00 1.000																					

Batter	1	2	3	4	5	6	7	8	9	AB	R	H	RBI	BB	SO	LOB	BOTTOM					
Paul Dade, R (1,7) OBP: 0.348, SLG: 0.231	4-3 SH1 WP 1B		1-3 1B							4	1	3	0	1	0	0	<p>Atlanta Braves @ San Diego Padres San Diego Stadium, San Diego, CA Sun Jun 29 1980, 6:33 AM EDT Att: 11,938 - Unknown</p> <p>livebaseballscores.com</p> <p>AB 34 R 2 H 8 RBI 1 BB 3 SO 3 LOB 20</p> 					
Ozzie Smith, S (1,6) OBP: 0.331, SLG: 0.280	SH1		1-3 1B		5-3		F7		1-3	4	0	1	0	0	0	3						
Dave Winfield, R (1,9) OBP: 0.385, SLG: 0.437	4-3		1-3							4	0	2	1	0	0	3						
Willie Montanez, L (1,3) OBP: 0.296, SLG: 0.336	4-3		K		4-3		K			4	0	0	0	0	2	5						
Gene Tenace, R (1,2) OBP: 0.380, SLG: 0.374		1B BB	FC6-4 IBB			5-3			F9	2	0	0	0	2	0	0						
Jerry Mumphrey, S (1,8) OBP: 0.322, SLG: 0.322		F9	FC6-4			F8			6-3	4	0	0	0	0	0	4						
Aurelio Rodriguez, R (1,5) OBP: 0.229, SLG: 0.323 Rollie Fingers, R (7,1) OBP: 0.250, SLG: 0.500 John D'Acquisto, R (8, PH) Kurt Bevacqua, R (8, PH) Dennis Kinney, L (9,1) OBP: 0.286, SLG: 0.167					5-3		F7		F7	3	0	1	0	0	0	0						
Dave Cash, R (1,4) OBP: 0.293, SLG: 0.273		P5			5-3				1-3	4	0	1	0	0	0	2						
Eric Rasmussen, R (1,1) OBP: 0.125, SLG: 0.250 Tim Flannery, L (7,5) Fred Kendall, R (9, PH) OBP: 0.294, SLG: 0.294			K			F8		FC3-6 1B	6-3	2	0	0	0	0	1	2						
								1-2 1B		1	0	0	0	0	0	0						
<b>Inning Stats</b>	R: 1 E: 0 K: 0 S: 4	H: 1 LOB: 0 BB: 0 P: 4	R: 0 E: 0 K: 1 S: 6	H: 1 LOB: 2 BB: 1 P: 10	R: 0 E: 0 K: 1 S: 6	H: 1 LOB: 3 BB: 2 P: 14	R: 0 E: 0 K: 0 S: 3	H: 0 LOB: 0 BB: 0 P: 3	R: 0 E: 0 K: 0 S: 4	H: 1 LOB: 1 BB: 0 P: 4	R: 0 E: 0 K: 0 S: 3	H: 0 LOB: 0 BB: 0 P: 3	R: 1 E: 0 K: 1 S: 8	H: 3 LOB: 2 BB: 0 P: 8	R: 0 E: 0 K: 0 S: 3	H: 0 LOB: 0 BB: 0 P: 3	R: 0 E: 0 K: 0 S: 4	H: 1 LOB: 1 BB: 0 P: 4	1B: 7 2B: 1 3B: 0 HR: 0	SF: 0 SAC: 1 DP: 0 HBP: 0	WP: 1 PB: 0 SB: 0 CS: 0	PA: 38
<b>PITCHER</b>	IP WLS BF H R ER SO BB IBB HBP BLK WP HR S P ERA WHIP																					
Larry McWilliams, L (1,1) ERA: 4.68	9.0 W 38 8 2 2 3 2 1 0 0 0 1 0 41 53 2.00 1.111																					



Batter	1	2	3	4	5	6	7	8	9	AB	R	H	RBI	BB	SO	LOB	TOP							
Gene Richards, L (1, 7) OBP: 0.354, SLG: 0.343										2	1	1	0	3	0	0	<b>San Diego Padres @ Los Angeles Dodgers</b> Dodger Stadium, Los Angeles, CA Mon Jun 30 1980, 7:05 PM PDT Att: 29,756 - Unknown							
Ozzie Smith, S (1, 6) OBP: 0.335, SLG: 0.283										4	0	2	1	1	0	3								
Jerry Turner, L (1, 9) OBP: 0.313, SLG: 0.392										4	0	0	0	0	5									
Jerry Mumphrey, S (8, 8) OBP: 0.320, SLG: 0.321										1	0	0	0	0	1	0								
Dave Winfield, R (1, 8) OBP: 0.382, SLG: 0.433										5	1	1	0	0	1	3								
Willie Montanez, L (1, 3) OBP: 0.301, SLG: 0.336										3	2	1	0	2	0	2								
Tim Flannery, L (1, 5) OBP: 0.423, SLG: 0.439										2	0	1	0	1	0	0								
Aurelio Rodriguez, R (7, PH) OBP: 0.235, SLG: 0.328										1	0	1	1	0	0	0								
Bill Fahey, L (1, 2) OBP: 0.322, SLG: 0.288										3	0	1	1	1	0	2								
Dave Cash, R (1, 4) OBP: 0.292, SLG: 0.272										4	0	1	1	0	0	5								
Juan Eichelberger, R (1, 1) Bob Shirley, R (7, 1)										2	0	0	0	0	2	0								
										1	0	0	0	0	1	0								
<b>Inning Stats</b>	R: 0 E: 0 K: 0 S: 3	H: 0 LOB: 2 BB: 2 P: 11	R: 0 E: 0 K: 0 S: 3	H: 0 LOB: 0 BB: 0 P: 3	R: 0 E: 0 K: 1 S: 6	H: 2 LOB: 1 BB: 0 P: 6	R: 1 E: 0 K: 0 S: 3	H: 1 LOB: 1 BB: 2 P: 11	R: 1 E: 0 K: 2 S: 8	H: 1 LOB: 1 BB: 1 P: 12	R: 1 E: 0 K: 0 S: 6	H: 3 LOB: 3 BB: 1 P: 10	R: 1 E: 0 K: 0 S: 4	H: 2 LOB: 2 BB: 2 P: 12	R: 0 E: 0 K: 1 S: 5	H: 0 LOB: 0 BB: 0 P: 5	R: 0 E: 0 K: 1 S: 5	H: 0 LOB: 0 BB: 0 P: 5	R: 0 E: 0 K: 1 S: 5	H: 0 LOB: 0 BB: 0 P: 5	1B: 9 2B: 0 3B: 0 HR: 0	SF: 0 SAC: 1 DP: 2 HBP: 0	WP: 0 PB: 0 SB: 1 CS: 1	PA: 41
<b>PITCHER</b>	IP WLS BF H R ER SO BB IBB HBP BLK WP HR S P ERA WHIP																							
Bob Welch, R (1, 1) ERA: 2.34	7.0 L 35 9 4 4 3 6 2 0 0 0 0 0 33 65 5.14 2.143																							
Joe Beckwith, R (8, 1) ERA: 1.92	2.0 6 0 0 0 2 0 0 0 0 0 0 0 10 10 0.00 0.000																							

Batter	1	2	3	4	5	6	7	8	9	AB	R	H	RBI	BB	SO	LOB	BOTTOM							
Davey Lopes, R (1, 4) OBP: 0.331, SLG: 0.335										2	0	0	0	0	1	0	<b>San Diego Padres @ Los Angeles Dodgers</b> Dodger Stadium, Los Angeles, CA Mon Jun 30 1980, 7:05 PM PDT Att: 29,756 - Unknown							
Pedro Guerrero, R (5, 4) OBP: 0.465, SLG: 0.615										3	0	2	0	0	1	2								
Rudy Law, L (1, 8) OBP: 0.329, SLG: 0.326										4	1	2	0	1	0	4								
Reggie Smith, S (1, 9) OBP: 0.397, SLG: 0.539										4	0	0	0	0	2	6								
Steve Garvey, R (1, 3) OBP: 0.318, SLG: 0.477										4	1	1	2	0	0	1								
Dusty Baker Jr., R (1, 7) OBP: 0.329, SLG: 0.572										4	1	2	1	0	0	0								
Ron Cey, R (1, 5) OBP: 0.337, SLG: 0.419										4	0	0	0	0	1	1								
Bill Russell, R (1, 6) OBP: 0.314, SLG: 0.389										3	0	0	0	1	1	0								
Mike Scioscia, L (1, 2) OBP: 0.356, SLG: 0.400										2	0	0	0	1	0	1								
Steve Yeager, R (7, PR) OBP: 0.237, SLG: 0.258										1	0	0	0	0	0	0								
Bob Welch, R (1, 1) OBP: 0.200, SLG: 0.176										1	0	0	0	1	0	0								
Jay Johnstone, L (7, PH) OBP: 0.413, SLG: 0.406										1	0	0	0	0	0	1								
Joe Beckwith, L (8, 1) Joe Ferguson, R (8, PH) OBP: 0.333, SLG: 0.250										0	0	0	0	0	0	0								
Rick Monday, L (8, PR) OBP: 0.294, SLG: 0.333										0	0	0	0	1	0	0								
<b>Inning Stats</b>	R: 0 E: 1 K: 1 S: 5	H: 0 LOB: 1 BB: 1 P: 9	R: 0 E: 0 K: 0 S: 3	H: 0 LOB: 0 BB: 0 P: 3	R: 0 E: 0 K: 1 S: 5	H: 0 LOB: 0 BB: 0 P: 5	R: 0 E: 0 K: 1 S: 5	H: 1 LOB: 0 BB: 0 P: 5	R: 1 E: 0 K: 2 S: 8	H: 1 LOB: 2 BB: 2 P: 16	R: 2 E: 0 K: 0 S: 5	H: 3 LOB: 0 BB: 0 P: 5	R: 0 E: 1 K: 1 S: 7	H: 1 LOB: 3 BB: 1 P: 11	R: 0 E: 0 K: 0 S: 3	H: 0 LOB: 0 BB: 0 P: 3	R: 0 E: 0 K: 0 S: 4	H: 1 LOB: 2 BB: 1 P: 8	R: 0 E: 0 K: 0 S: 4	H: 1 LOB: 1 BB: 1 P: 8	1B: 5 2B: 0 3B: 0 HR: 2	SF: 0 SAC: 0 DP: 0 HBP: 0	WP: 0 PB: 0 SB: 1 CS: 2	PA: 38
<b>PITCHER</b>	IP WLS BF H R ER SO BB IBB HBP BLK WP HR S P ERA WHIP																							
Juan Eichelberger, R (1, 1) ERA: 4.88	6.2 W 28 6 3 3 3 4 0 0 0 0 0 0 2 36 52 4.05 1.500																							
Bob Shirley, L (7, 1) ERA: 2.77	2.1 S 10 1 0 0 0 1 0 0 0 0 0 0 9 13 0.00 0.857																							









Batter	1	2	3	4	5	6	7	8	9	AB	R	H	RBI	BB	SO	LOB	TOP										
Gene Richards, L (1,7) OBP: 0.360, SLG: 0.351	4-3		SH3 E 2B	4-3		L9		S 1B		5	1	2	0	0	0	1	<b>San Diego Padres @ Los Angeles Dodgers</b> Dodger Stadium, Los Angeles, CA Wed Jul 02 1980, 7:05 PM PDT Att: 33,232 - Unknown <a href="http://livebaseballscorecards.com">livebaseballscorecards.com</a>										
Ozzie Smith, S (1,6) OBP: 0.330, SLG: 0.279	1B HR 1B		SH3 2-3	K		P4		6-3 1-2		4	1	1	0	0	1	2											
Tim Flannery, L (1,5) OBP: 0.413, SLG: 0.429 Aurelio Rodriguez, R (6,5) OBP: 0.228, SLG: 0.318 Jerry Turner, L (9,PH) OBP: 0.310, SLG: 0.388	1-3 HR 1B		K		F5	4-3		K		4	1	1	0	0	1	2											
Dave Winfield, R (1,9) OBP: 0.390, SLG: 0.464	1-H 3-H HR		E6 HR 1B		BB 1B 1B		F7 S 1B	1-5-3 1B		5	3	5	4	0	0	0											
Willie Montanez, L (1,3) OBP: 0.299, SLG: 0.341	F8		HR		1B BB		F7	1-5-3		4	1	1	2	1	0	2											
Jerry Mumphrey, S (1,8) OBP: 0.317, SLG: 0.317	3-1		S 1B		1-2 2-H 1B		K	G3		5	0	2	1	0	1	2											
Gene Tenace, R (1,2) OBP: 0.385, SLG: 0.368		5-3	1-2 BB		K		L5			3	0	0	0	1	1	3											
Dave Cash, R (1,4) OBP: 0.285, SLG: 0.265 Dennis Kinney, L (7,1) OBP: 0.296, SLG: 0.167 Von Joshua, L (8,PH) OBP: 0.317, SLG: 0.432 Bob Shirley, R (8,1)		F9	4-3		F7		K			3	0	0	0	0	0	4											
John Curtis, L (1,1) OBP: 0.194, SLG: 0.172 Dennis Blair, R (5,1) John D'Acquisto, R (5,1) Kurt Bevacqua, R (7,4) OBP: 0.350, SLG: 0.444		K	1-3		1-3		E6	F2		2	0	0	0	0	1	0											
<b>Inning Stats</b>	R: 3 E: 0 K: 0 S: 6	H: 3 LOB: 0 BB: 0 P: 6	R: 0 E: 0 K: 1 S: 5	H: 0 LOB: 0 BB: 0 P: 5	R: 3 E: 1 K: 1 S: 9	H: 4 LOB: 2 BB: 1 P: 13	R: 0 E: 0 K: 1 S: 5	H: 0 LOB: 0 BB: 0 P: 5	R: 1 E: 0 K: 0 S: 4	H: 2 LOB: 2 BB: 1 P: 11	R: 0 E: 1 K: 0 S: 4	H: 0 LOB: 1 BB: 0 P: 4	R: 0 E: 0 K: 1 S: 6	H: 1 LOB: 1 BB: 0 P: 6	R: 0 E: 0 K: 1 S: 6	H: 1 LOB: 1 BB: 0 P: 6		R: 0 E: 0 K: 1 S: 6	H: 1 LOB: 1 BB: 0 P: 6	1B: 9 2B: 1 3B: 0 HR: 2	SF: 0 SAC: 1 DP: 0 HBP: 0	WP: 0 PB: 0 SB: 3 CS: 0	PA: 42				
<b>PITCHER</b>	IP	WLS	BF	H	R	ER	SO	BB	IBB	HBP	BLK	WP	HR	S	P	ERA	WHIP										
Dave Goltz, R (1,1) ERA: 5.68	4.0		20	7	6	6	3	1	0	0	0	0	2	25	29	13.50	2.000										
Charlie Hough, R (5,1) ERA: 5.57	1.0	W	6	2	1	1	1	1	0	0	0	0	0	7	11	9.00	3.000										
Rick Sutcliffe, R (6,1) ERA: 5.49	4.0		16	3	0	0	3	0	0	0	0	0	0	22	22	0.00	0.750										

Batter	1	2	3	4	5	6	7	8	9	AB	R	H	RBI	BB	SO	LOB	BOTTOM										
Rudy Law, L (1,8) OBP: 0.336, SLG: 0.322	G3		L4-6 1B BB	4-3		CS 1B		G1		4	0	1	0	1	0	3	<b>San Diego Padres @ Los Angeles Dodgers</b> Dodger Stadium, Los Angeles, CA Wed Jul 02 1980, 7:05 PM PDT Att: 33,232 - Unknown <a href="http://livebaseballscorecards.com">livebaseballscorecards.com</a>										
Derrel Thomas, S (1,4) OBP: 0.313, SLG: 0.347	6-3		1-2 1B		E7 1B 2B	F9 1-2		P4		5	1	2	0	0	0	1											
Dusty Baker Jr., R (1,7) OBP: 0.332, SLG: 0.564	6-3		L4-6 2-3		E5 1B 1B	K		F8		5	1	0	0	0	1	3											
Steve Garvey, R (1,3) OBP: 0.320, SLG: 0.484		HR	6-3		1B 1B 1B	1-2 3-H		SH1-3 HR 1B		5	3	3	2	0	0	1											
Ron Cey, R (1,5) OBP: 0.339, SLG: 0.417		5-3 1B BB		5-3	1-3 2-H 1B 1B		SH1-3			2	2	1	1	1	0	0											
Pedro Guerrero, R (1,9) OBP: 0.471, SLG: 0.644		5-3		5-3	CS 1B BB		HR			3	1	1	2	1	0	1											
Bill Russell, R (1,6) OBP: 0.322, SLG: 0.396		2-H 1B		HR BB	1-2 2-H 3-H 1B		F8			3	1	2	3	1	0	0											
Joe Ferguson, R (1,2) OBP: 0.345, SLG: 0.354		P6		HR BB	1-2 2-3 K		BB			3	1	1	2	1	1	3											
Dave Goltz, R (1,1) OBP: 0.267, SLG: 0.120 Gary Thomasson, L (4,PH) OBP: 0.351, SLG: 0.258 Charlie Hough, R (5,1) OBP: 0.500, SLG: 0.500 Rick Monday, L (5,PH) OBP: 0.306, SLG: 0.323 Rick Sutcliffe, L (6,1) OBP: 0.222, SLG: 0.176		K		HR BB	1-2 2-3 K		BB			1	0	0	0	0	1	1											
<b>Inning Stats</b>	R: 0 E: 0 K: 0 S: 3	H: 0 LOB: 0 BB: 0 P: 3	R: 2 E: 0 K: 1 S: 7	H: 2 LOB: 1 BB: 1 P: 11	R: 0 E: 0 K: 0 S: 3	H: 1 LOB: 1 BB: 1 P: 7	R: 2 E: 0 K: 0 S: 4	H: 1 LOB: 2 BB: 2 P: 12	R: 4 E: 2 K: 2 S: 11	H: 4 LOB: 1 BB: 1 P: 15	R: 0 E: 0 K: 1 S: 5	H: 1 LOB: 0 BB: 0 P: 5	R: 2 E: 0 K: 0 S: 5	H: 2 LOB: 2 BB: 2 P: 13	R: 0 E: 0 K: 0 S: 3	H: 0 LOB: 0 BB: 0 P: 3		1B: 7 2B: 3 3B: 0 HR: 3	SF: 0 SAC: 1 DP: 2 HBP: 0	WP: 0 PB: 0 SB: 0 CS: 3	PA: 40						
<b>PITCHER</b>	IP	WLS	BF	H	R	ER	SO	BB	IBB	HBP	BLK	WP	HR	S	P	ERA	WHIP										
John Curtis, L (1,1) ERA: 4.45	4.0		21	5	6	6	1	4	0	0	0	0	0	2	2	13.50	2.250										
Dennis Blair, R (5,1) ERA: 5.59	0.0	L	2	2	0	0	0	0	0	0	0	0	0	2	2	∞	∞										
John D'Acquisto, R (5,1) ERA: 2.63	2.2		13	4	4	3	3	3	0	0	0	0	1	16	28	10.12	2.625										
Dennis Kinney, L (7,1) ERA: 3.38	0.1		1	0	0	0	0	0	0	0	0	0	0	1	1	0.00	0.000										
Bob Shirley, L (8,1) ERA: 2.72	1.0		3	0	0	0	0	0	0	0	0	0	0	3	3	0.00	0.000										



Batter	1	2	3	4	5	6	7	8	9	10	AB	R	H	RBI	BB	SO	LOB	TOP	
Gene Richards, L OBP: 0.359, SLG: 0.350 Dennis Kinney, L OBP: 0.298, SLG: 0.167 Rollie Fingers, R OBP: 0.222, SLG: 0.444 Bob Shirley, R (10, 1)	0-0 1B 4-3		0-3 K		0-3 K		0-0 1-3		0-0 F9		4	0	1	0	0	2	3	<b>San Diego Padres @ Los Angeles Dodgers</b> Dodger Stadium, Los Angeles, CA Thu Jul 03 1980, 3:33 AM PDT Att: 31,375 - Unknown	
Ozzie Smith, S OBP: 0.328, SLG: 0.275	0-3 K		0-0 6-4		0-0 5-3		4-0 2B BB		0-0 4-3		4	1	0	0	1	1	3		
Jerry Turner, L OBP: 0.305, SLG: 0.380	0-0 4-3			0-0 1B S		0-3 K		0-0 F9	0-0 F7		5	0	1	0	0	1	2		
Dave Winfield, R OBP: 0.390, SLG: 0.466	0-0 1B			0-0 L6		0-0 F2		0-0 1B 2B		0-3 K		5	1	2	1	0	1		
Willie Montanez, L OBP: 0.304, SLG: 0.345		0-3 K		0-0 1B		0-0 HR 1B		0-0 E 1B		0-3 K		5	1	3	1	0	2		0
Bill Fahey, L OBP: 0.315, SLG: 0.281 Kurt Bevacqua, R OBP: 0.361, SLG: 0.455 Gene Tenace, R OBP: 0.369, SLG: 0.368		0-0 F7		0-0 P6		0-0 L3		0-0 1-2 E 1B		4-0 BB		3	0	0	0	0	0		3
Aurelio Rodriguez, R OBP: 0.228, SLG: 0.313 Tim Flannery, L OBP: 0.397, SLG: 0.411		0-0 5-3		0-3 K		0-0 F7		0-0 E6		0-0 F8		2	0	0	0	0	1		2
Dave Cash, R OBP: 0.287, SLG: 0.267 Jerry Mumphrey, S OBP: 0.319, SLG: 0.331			0-0 6-4 1B		0-0 F9		0-0 1-2 HR		0-0 K		2	0	1	0	0	0	0		0
Gary Lucas, L OBP: 0.250, SLG: 0.217 Von Joshua, L OBP: 0.333, SLG: 0.447 Paul Dade, R OBP: 0.340, SLG: 0.225			0-0 1-2 1B		0-0 6-3		0-0 1B		0-0 5-3		2	0	1	0	0	0	0		0
<b>Inning Stats</b>	R: 0 E: 0 K: 1 S: 6	H: 2 LOB: 2 BB: 0 P: 6	R: 0 E: 0 K: 1 S: 5	H: 0 LOB: 0 BB: 0 P: 5	R: 0 E: 0 K: 1 S: 6	H: 2 LOB: 1 BB: 0 P: 6	R: 0 E: 0 K: 1 S: 5	H: 0 LOB: 0 BB: 0 P: 5	R: 2 E: 0 K: 0 S: 6	H: 3 LOB: 1 BB: 0 P: 6	R: 2 E: 1 K: 1 S: 9	H: 3 LOB: 3 BB: 1 P: 13	R: 0 E: 0 K: 0 S: 3	H: 0 LOB: 0 BB: 0 P: 3	R: 0 E: 0 K: 2 S: 7	H: 0 LOB: 1 BB: 1 P: 11	1B: 10 2B: 2 3B: 0 HR: 1		SF: 0 SAC: 0 DP: 1 HBP: 0
<b>PITCHER</b>	IP WLS BF H R ER SO BB IBB HBP BLK WP HR S P ERA WHIP	IP WLS BF H R ER SO BB IBB HBP BLK WP HR S P ERA WHIP	IP WLS BF H R ER SO BB IBB HBP BLK WP HR S P ERA WHIP	IP WLS BF H R ER SO BB IBB HBP BLK WP HR S P ERA WHIP	IP WLS BF H R ER SO BB IBB HBP BLK WP HR S P ERA WHIP	IP WLS BF H R ER SO BB IBB HBP BLK WP HR S P ERA WHIP	IP WLS BF H R ER SO BB IBB HBP BLK WP HR S P ERA WHIP	IP WLS BF H R ER SO BB IBB HBP BLK WP HR S P ERA WHIP	IP WLS BF H R ER SO BB IBB HBP BLK WP HR S P ERA WHIP	IP WLS BF H R ER SO BB IBB HBP BLK WP HR S P ERA WHIP	IP WLS BF H R ER SO BB IBB HBP BLK WP HR S P ERA WHIP	IP WLS BF H R ER SO BB IBB HBP BLK WP HR S P ERA WHIP	IP WLS BF H R ER SO BB IBB HBP BLK WP HR S P ERA WHIP	IP WLS BF H R ER SO BB IBB HBP BLK WP HR S P ERA WHIP	IP WLS BF H R ER SO BB IBB HBP BLK WP HR S P ERA WHIP	IP WLS BF H R ER SO BB IBB HBP BLK WP HR S P ERA WHIP	IP WLS BF H R ER SO BB IBB HBP BLK WP HR S P ERA WHIP	IP WLS BF H R ER SO BB IBB HBP BLK WP HR S P ERA WHIP	
Burt Hooton, R ERA: 3.3 Steve Howe, L ERA: 2.25 Bobby Castillo, R ERA: 3.09	7.1 8 1.0	31 2 4	10 0 0	4 0 0	4 0 0	6 1 2	0 0 0	0 0 0	0 0 0	0 0 0	42 10 7	46 10 11	4.91 0.00 0.00	1.500 1.200 1.000					

Batter	1	2	3	4	5	6	7	8	9	10	AB	R	H	RBI	BB	SO	LOB	BOTTOM	
Davey Lopes, R OBP: 0.329, SLG: 0.333	0-0 1B 2B 1B		0-0 G3		0-0 SF8		0-0 F7		0-0 6-3		4	1	1	1	0	0	2	<b>San Diego Padres @ Los Angeles Dodgers</b> Dodger Stadium, Los Angeles, CA Thu Jul 03 1980, 3:33 AM PDT Att: 31,375 - Unknown	
Bill Russell, R OBP: 0.323, SLG: 0.399	0-0 1B 1B		0-0 2B		0-0 6-3		0-0 6-3		0-0 F7		5	1	2	0	0	0	0		
Reggie Smith, S OBP: 0.397, SLG: 0.535	0-0 1B 2B		0-0 6-3		0-0 6-3		0-0 2B 1B		4-0 1B BB		4	2	2	1	1	0	1		
Steve Garvey, R OBP: 0.324, SLG: 0.489	0-0 1B		0-0 6-3		0-0 F8		0-0 1-3 2B		0-0 1B		5	0	3	2	0	0	1		
Dusty Baker Jr., R OBP: 0.333, SLG: 0.560	0-0 G5-4-3		0-0 6-3		0-0 6-3		0-0 6-3		4-0 G6-4-3 IBB		4	0	1	1	1	0	1		
Ron Cay, R OBP: 0.334, SLG: 0.410	0-3 K		0-3 K		0-0 F8		0-0 G6-4-3		0-0 F2		3	0	1	0	0	0	0		
Pedro Guerrero, R OBP: 0.463, SLG: 0.625 Rudy Law, L OBP: 0.335, SLG: 0.321		0-0 P3		0-0 F7		0-0 WP 1B		0-0 F2		0-0 F2		1	0	0	0	0	0		
Joe Ferguson, R OBP: 0.352, SLG: 0.368 Steve Yeager, R OBP: 0.301, SLG: 0.263		0-0 6-3		0-0 SH1-4 SF8 2B		4-0 1-2 IBB		0-3 K		0-0 K		3	1	1	0	1	0		
Burt Hooton, R Steve Howe, L Gary Thomasson, L Bobby Castillo, R		0-0 P2		0-0 SH1-4		0-0 P1		0-3 K		0-3 K		2	0	0	0	0	0		
<b>Inning Stats</b>	R: 3 E: 0 K: 1 S: 8	H: 4 LOB: 0 BB: 0 P: 8	R: 0 E: 0 K: 0 S: 3	H: 0 LOB: 0 BB: 0 P: 3	R: 0 E: 0 K: 0 S: 4	H: 1 LOB: 1 BB: 0 P: 4	R: 0 E: 0 K: 0 S: 4	H: 0 LOB: 0 BB: 0 P: 3	R: 0 E: 0 K: 0 S: 4	H: 1 LOB: 2 BB: 1 P: 8	R: 0 E: 0 K: 0 S: 4	H: 2 LOB: 2 BB: 1 P: 8	R: 0 E: 0 K: 2 S: 7	H: 0 LOB: 0 BB: 0 P: 7	R: 1 E: 0 K: 0 S: 4	H: 2 LOB: 2 BB: 1 P: 8	1B: 7 2B: 4 3B: 0 HR: 0		SF: 1 SAC: 1 DP: 2 HBP: 0
<b>PITCHER</b>	IP WLS BF H R ER SO BB IBB HBP BLK WP HR S P ERA WHIP	IP WLS BF H R ER SO BB IBB HBP BLK WP HR S P ERA WHIP	IP WLS BF H R ER SO BB IBB HBP BLK WP HR S P ERA WHIP	IP WLS BF H R ER SO BB IBB HBP BLK WP HR S P ERA WHIP	IP WLS BF H R ER SO BB IBB HBP BLK WP HR S P ERA WHIP	IP WLS BF H R ER SO BB IBB HBP BLK WP HR S P ERA WHIP	IP WLS BF H R ER SO BB IBB HBP BLK WP HR S P ERA WHIP	IP WLS BF H R ER SO BB IBB HBP BLK WP HR S P ERA WHIP	IP WLS BF H R ER SO BB IBB HBP BLK WP HR S P ERA WHIP	IP WLS BF H R ER SO BB IBB HBP BLK WP HR S P ERA WHIP	IP WLS BF H R ER SO BB IBB HBP BLK WP HR S P ERA WHIP	IP WLS BF H R ER SO BB IBB HBP BLK WP HR S P ERA WHIP	IP WLS BF H R ER SO BB IBB HBP BLK WP HR S P ERA WHIP	IP WLS BF H R ER SO BB IBB HBP BLK WP HR S P ERA WHIP	IP WLS BF H R ER SO BB IBB HBP BLK WP HR S P ERA WHIP	IP WLS BF H R ER SO BB IBB HBP BLK WP HR S P ERA WHIP	IP WLS BF H R ER SO BB IBB HBP BLK WP HR S P ERA WHIP	IP WLS BF H R ER SO BB IBB HBP BLK WP HR S P ERA WHIP	
Gary Lucas, L ERA: 3.52 Dennis Kinney, L ERA: 3.39 Rollie Fingers, R ERA: 2.79 Bob Shirley, L ERA: 2.85	6.0 0.1 2.2 0.2	23 2 11 5	4 1 2 1	4 0 0 1	2 0 0 1	2 0 0 0	2 0 0 0	2 0 0 0	2 0 0 0	2 0 0 0	27 2 13 4	27 2 21 8	6.00 0.00 0.00 13.50	1.000 3.000 0.750 4.500					



Batter	1	2	3	4	5	6	7	8	9	AB	R	H	RBI	BB	SO	LOB	TOP			
Ozzie Smith, S (1,6) OBP: 0.326, SLG: 0.272 Tim Flannery, L (6,4) OBP: 0.392, SLG: 0.405	F8		F9			5-3			E4	3	0	0	0	0	0	1				
Dave Cash, R (1,4) OBP: 0.288, SLG: 0.269 Kurt Bevacqua, R (6,PH) OBP: 0.349, SLG: 0.439	G6-4-3 1B			F5		F7			5-3	2	0	1	0	0	0	0				
Paul Dade, R (1,7) OBP: 0.333, SLG: 0.209	G6-4-3 1-2			5-3					6-3	3	0	0	0	1	0	2				
Dave Winfield, R (1,9) OBP: 0.389, SLG: 0.463		F8					F7		1-3	4	0	1	0	0	0	2				
Gene Tenace, R (1,3) OBP: 0.382, SLG: 0.360		K		5-3			K			3	0	0	0	0	2	2				
Aurelio Rodriguez, R (1,5) OBP: 0.220, SLG: 0.307		K				5-3			F9	3	0	0	0	0	1	1				
Jerry Mumphrey, S (1,8) OBP: 0.315, SLG: 0.327			6-3			5-3			F8	3	0	0	0	0	0	0				
Fred Kendall, R (1,2) OBP: 0.250, SLG: 0.250			6-3			L7			F8	3	0	0	0	0	0	0				
Eric Rasmussen, R (1,1) OBP: 0.125, SLG: 0.250 Dennis Blair, R (2,1) OBP: 0.200, SLG: 0.200 Dennis Kinney, L (7,1) OBP: 0.286, SLG: 0.167 Willie Montanez, L (7,3) OBP: 0.303, SLG: 0.344						K			F7	0	0	0	0	0	0	0				
<b>Inning Stats</b>	R: 0 E: 0 K: 0 S: 3	H: 1 LOB: 0 BB: 0 P: 3	R: 0 E: 0 K: 2 S: 7	H: 0 LOB: 0 BB: 0 P: 7	R: 0 E: 0 K: 0 S: 4	H: 1 LOB: 1 BB: 0 P: 4	R: 0 E: 0 K: 0 S: 4	H: 0 LOB: 0 BB: 0 P: 4	R: 0 E: 0 K: 1 S: 5	H: 0 LOB: 0 BB: 0 P: 5	R: 0 E: 0 K: 0 S: 5	H: 0 LOB: 1 BB: 1 P: 9	R: 0 E: 0 K: 0 S: 3	H: 0 LOB: 0 BB: 0 P: 3	R: 0 E: 1 K: 0 S: 4	H: 0 LOB: 1 BB: 0 P: 4	1B: 3 2B: 0 3B: 0 HR: 0	SF: 0 SAC: 0 DP: 1 HBP: 0	WP: 0 PB: 0 SB: 0 CS: 0	PA: 31
<b>PITCHER</b> Larry McWilliams, L (1,1) ERA: 4.18	IP: 9.0 WLS: W BF: 31 H: 3 R: 0 ER: 0 SO: 4 BB: 1 IBB: 0 HBP: 0 BLK: 0 WP: 0 HR: 0 S: 38 P: 42 ERA: 0.00 WHIP: 0.444															<b>PITCHER</b>				

San Diego Padres @ Atlanta Braves  
Atlanta-Fulton County Stadium, Atlanta, GA  
Fri Jul 04 1980, 7:05 PM EDT  
Att: 46,071 - Unknown

AB 30  
R 0  
H 3  
RBI 0  
BB 1  
SO 4  
LOB 9



Batter	1	2	3	4	5	6	7	8	9	AB	R	H	RBI	BB	SO	LOB	BOTTOM	
Glenn Hubbard, R (1,4) OBP: 0.359, SLG: 0.496	6-3	K		P4		F9		K		5	0	0	0	0	2	2		
Dale Murphy, R (1,8) OBP: 0.373, SLG: 0.542	L7	HR		F9		HR				4	2	2	4	0	0	0		
Chris Chambliss, L (1,3) OBP: 0.348, SLG: 0.485 Mike Lum, L (7,3) OBP: 0.231, SLG: 0.206	HR	BB			FC5-4 1B	G3				3	2	2	0	1	0	0		
Gary Matthews, R (1,9) OBP: 0.320, SLG: 0.424 Brian Asselstine, L (8,9) OBP: 0.290, SLG: 0.386	HR	K			K		HR			4	2	2	3	0	2	2		
Bob Horner, R (1,5) OBP: 0.243, SLG: 0.438 Jerry Royster, R (8,5) OBP: 0.302, SLG: 0.302	FC5-4 1B			HR		FC5-4 1B		F9		4	1	3	1	0	0	0		
Jeff Burroughs, R (1,7) OBP: 0.323, SLG: 0.469	FC5-4 1-2			K		FC5-4 1B		F8		4	0	0	0	0	1	3		
Bill Nahorodny, R (1,2) OBP: 0.308, SLG: 0.527				HR		FC6-4 1B		5-3		4	1	2	1	0	0	0		
Luis Gomez, R (1,6) OBP: 0.275, SLG: 0.226		4-3		P6		FC6-4		F9		4	0	0	0	0	0	3		
Larry McWilliams, L (1,1) OBP: 0.323, SLG: 0.250		HR		5-3		K		6-3		3	1	0	0	1	1	0		
<b>Inning Stats</b>	R: 2 E: 0 K: 0 S: 6	H: 3 LOB: 1 BB: 0 P: 6	R: 3 E: 0 K: 2 S: 9	H: 2 LOB: 1 BB: 2 P: 17	R: 1 E: 0 K: 1 S: 6	H: 1 LOB: 0 BB: 0 P: 6	R: 0 E: 0 K: 0 S: 3	H: 0 LOB: 0 BB: 0 P: 3	R: 1 E: 0 K: 1 S: 8	H: 3 LOB: 2 BB: 0 P: 8	R: 1 E: 0 K: 0 S: 4	H: 1 LOB: 0 BB: 0 P: 4	R: 0 E: 0 K: 1 S: 5	H: 0 LOB: 0 BB: 0 P: 5	1B: 5 2B: 1 3B: 0 HR: 5	SF: 0 SAC: 0 DP: 0 HBP: 0	WP: 0 PB: 0 SB: 0 CS: 0	PA: 37
<b>PITCHER</b> Eric Rasmussen, R (1,1) ERA: 5.35 Dennis Blair, R (2,1) ERA: 6.43 Dennis Kinney, L (7,1) ERA: 3.18	IP: 1.2 WLS: L BF: 12 H: 5 R: 5 ER: 5 SO: 5 BB: 2 IBB: 0 HBP: 0 BLK: 0 WP: 0 HR: 2 S: 12 P: 20 ERA: 27.00 WHIP: 4.200															<b>PITCHER</b>		

San Diego Padres @ Atlanta Braves  
Atlanta-Fulton County Stadium, Atlanta, GA  
Fri Jul 04 1980, 7:05 PM EDT  
Att: 46,071 - Unknown

AB 35  
R 9  
H 11  
RBI 9  
BB 2  
SO 6  
LOB 10





Batter	1	2	3	4	5	6	7	8	9	AB	R	H	RBI	BB	SO	LOB	TOP					
Gene Richards, L (1.7) OBP: 0.357, SLG: 0.348	F9							4-3		4	0	1	0	0	0	1	<b>San Diego Padres @ Atlanta Braves</b> Atlanta-Fulton County Stadium, Atlanta, GA Sat Jul 05 1980, 7:05 PM EDT Att: 18,932 - Unknown					
Ozzie Smith, S (1.6) OBP: 0.322, SLG: 0.269	G3	F8					F5	SF9		3	0	0	1	0	0	1						
Von Joshua, L (1.8) OBP: 0.348, SLG: 0.452	1B			4-3				K		4	0	2	0	0	1	0						
Dave Winfield, R (1.9) OBP: 0.390, SLG: 0.464	1B						G6-4-3			4	0	2	0	0	0	1						
Willie Montanez, L (1.3) OBP: 0.302, SLG: 0.343							F8			4	0	1	0	0	0	1						
Tim Flannery, L (1.5) OBP: 0.378, SLG: 0.390	4-3									3	0	0	0	0	1	3						
Bill Fahey, L (7.2) OBP: 0.313, SLG: 0.279					K					1	0	0	0	0	0	0						
Gene Tenace, R (1.2) OBP: 0.392, SLG: 0.386										1	1	1	1	2	0	0						
Paul Dade, R (7. PR) OBP: 0.333, SLG: 0.209										0	0	0	0	0	0	0						
Aurelio Rodriguez, R (7.5) OBP: 0.220, SLG: 0.307										0	0	0	0	0	0	0						
Dave Cash, R (1.4) OBP: 0.285, SLG: 0.266	F9						F7			3	0	0	0	0	0	2						
Juan Eichelberger, R (1.1) OBP: 0.311, SLG: 0.385										2	0	0	0	0	2	0						
John D'Acquisto, R (7.1) OBP: 0.311, SLG: 0.385										0	0	0	0	0	0	0						
Jerry Turner, L (8. PH) OBP: 0.311, SLG: 0.385										1	1	1	0	0	0	0						
Rollie Fingers, R (8.1) OBP: 0.222, SLG: 0.444										0	0	0	0	0	0	0						
<b>Inning Stats</b>	R: 0 E: 0 K: 0 S: 6	H: 3 LOB: 3 BB: 0 P: 6	R: 1 E: 0 K: 1 S: 7	H: 2 LOB: 1 BB: 0 P: 7	R: 0 E: 0 K: 0 S: 3	H: 1 LOB: 0 BB: 1 P: 3	R: 0 E: 0 K: 1 S: 4	H: 0 LOB: 0 BB: 1 P: 8	R: 0 E: 0 K: 0 S: 5	H: 0 LOB: 0 BB: 0 P: 5	R: 0 E: 0 K: 0 S: 3	H: 1 LOB: 1 BB: 1 P: 3	R: 0 E: 0 K: 0 S: 2	H: 0 LOB: 0 BB: 1 P: 6	R: 1 E: 0 K: 0 S: 6	H: 1 LOB: 0 BB: 0 P: 6	R: 0 E: 0 K: 0 S: 3	H: 0 LOB: 0 BB: 0 P: 3	1B: 7 2B: 0 3B: 0 HR: 1	SF: 1 SAC: 0 DP: 3 HBP: 0	WP: 0 PB: 0 SB: 2 CS: 1	PA: 33
<b>PITCHER</b> Rick Matula, R (1.1) ERA: 3.39	IP: 9.0 WLS: W BF: 33 H: 8 R: 2 ER: 2 SO: 4 BB: 2 IBB: 0 HBP: 0 BLK: 0 WP: 0 HR: 1 S: 39 P: 47 ERA: 2.00 WHIP: 1.111															<b>PITCHER</b>	IP: 9.0 WLS: W BF: 33 H: 8 R: 2 ER: 2 SO: 4 BB: 2 IBB: 0 HBP: 0 BLK: 0 WP: 0 HR: 1 S: 39 P: 47 ERA: 2.00 WHIP: 1.111					

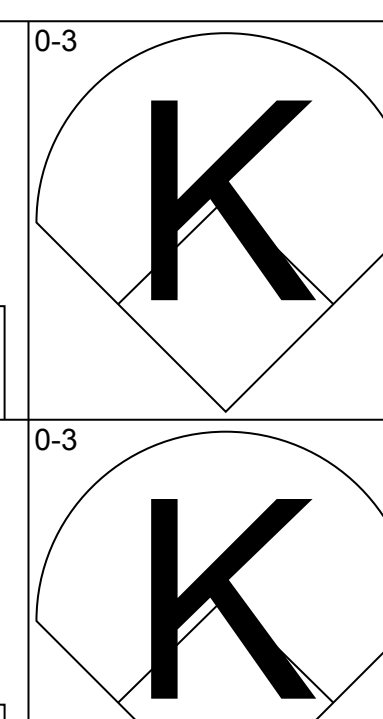
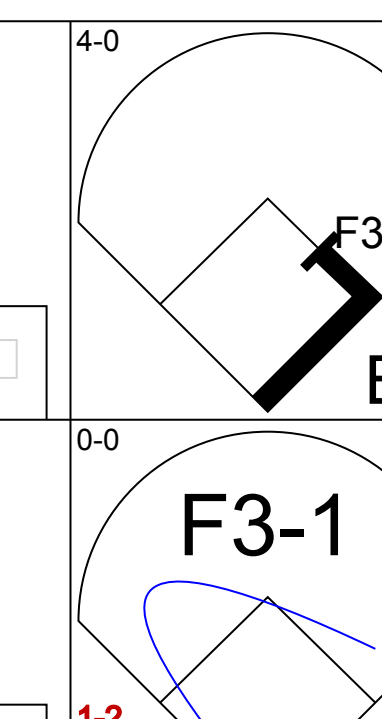
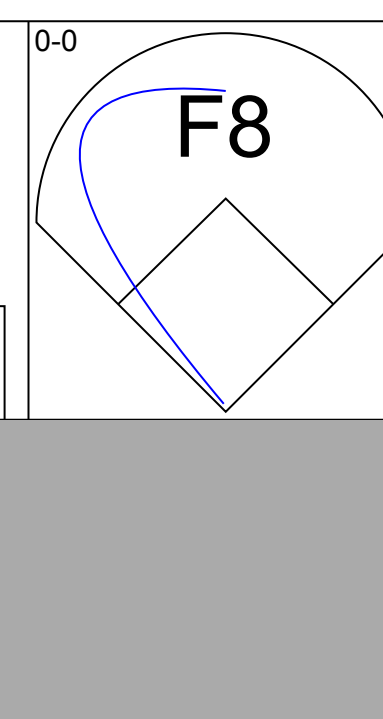
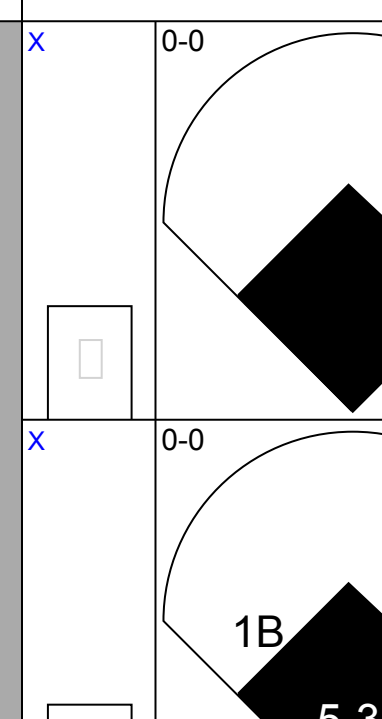
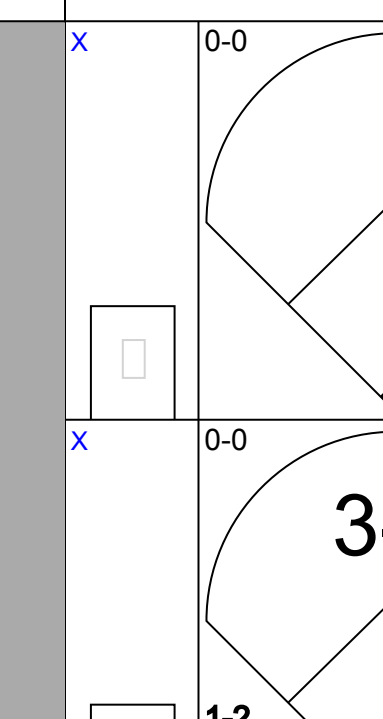
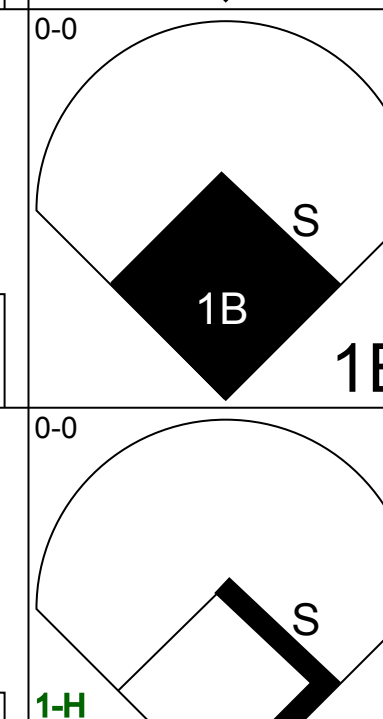
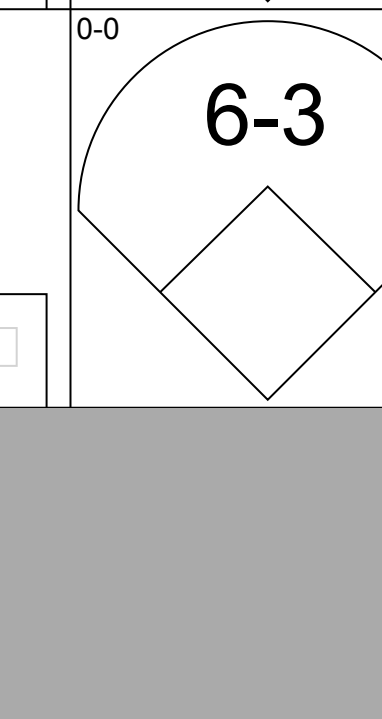
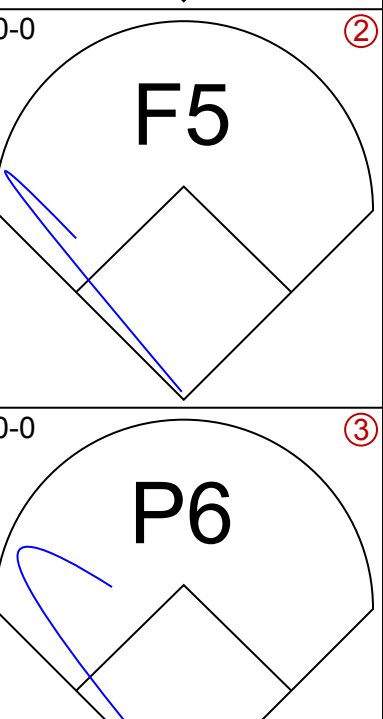
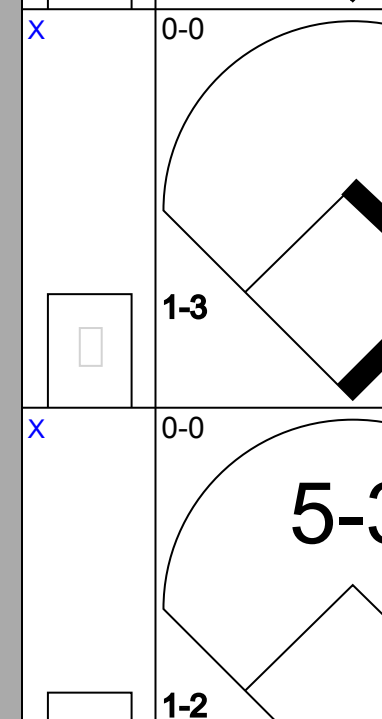
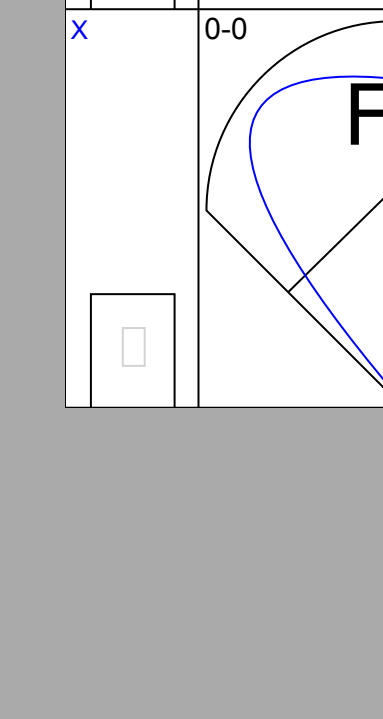
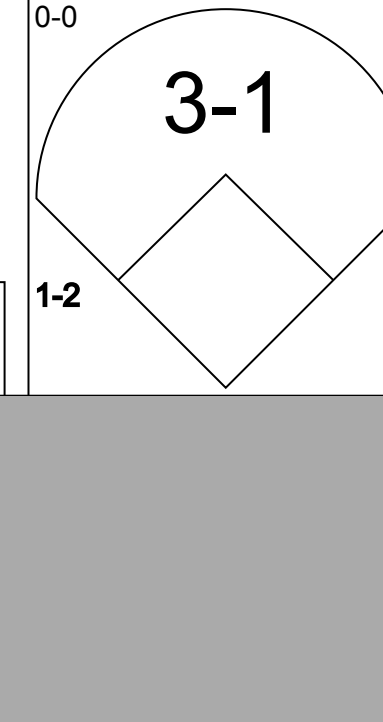


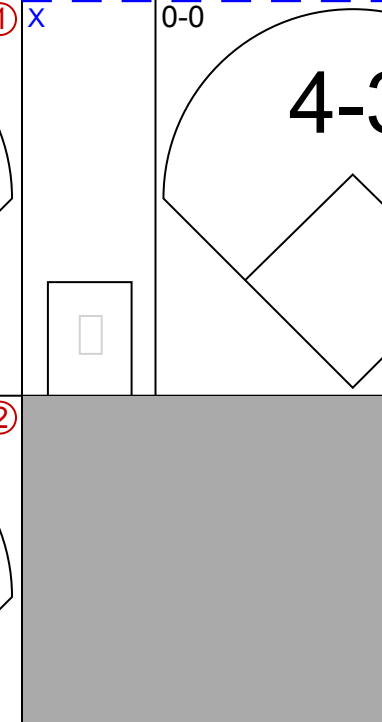
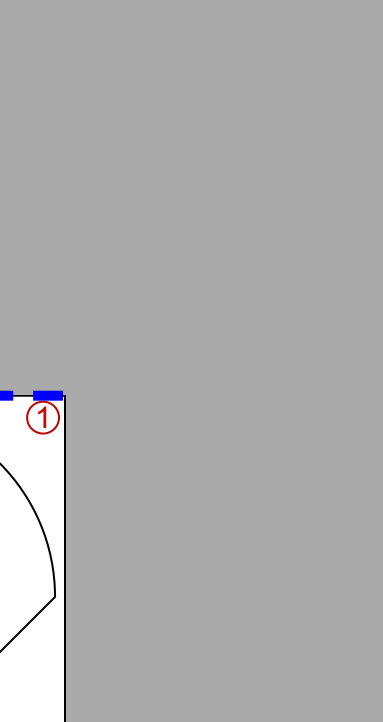

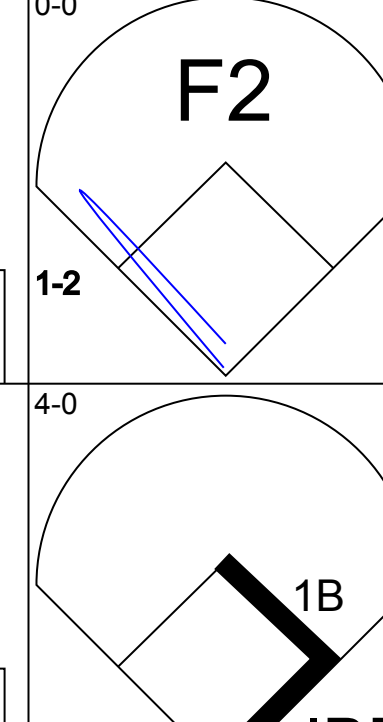



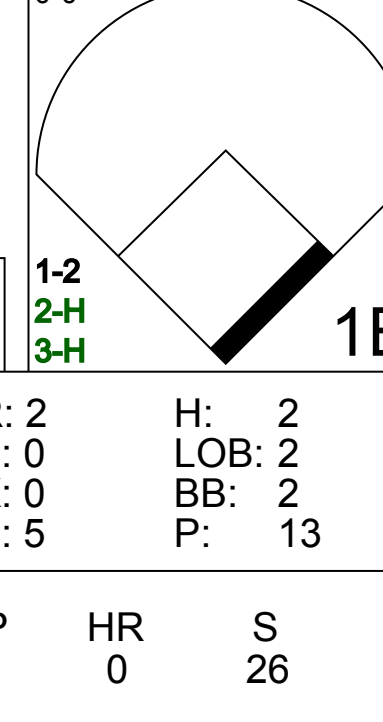
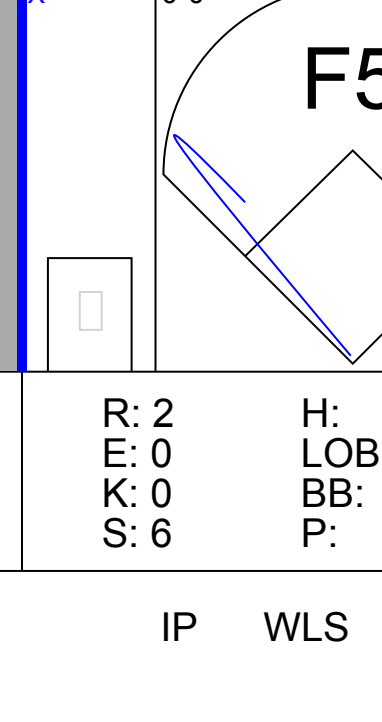
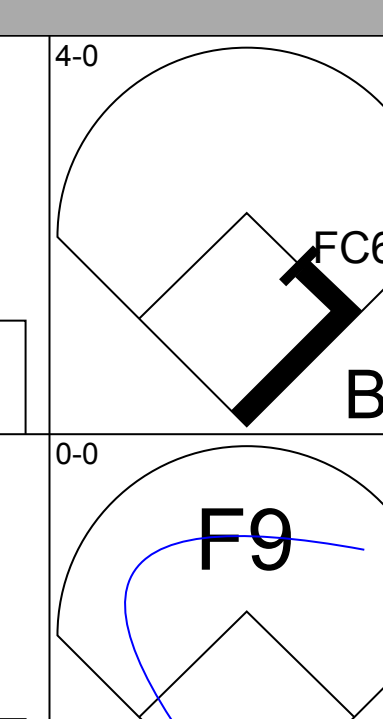
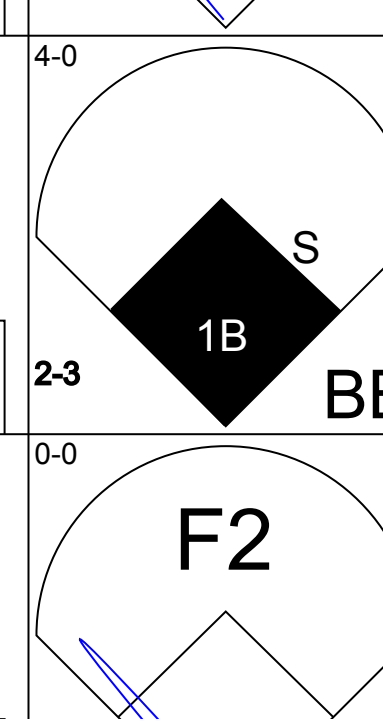
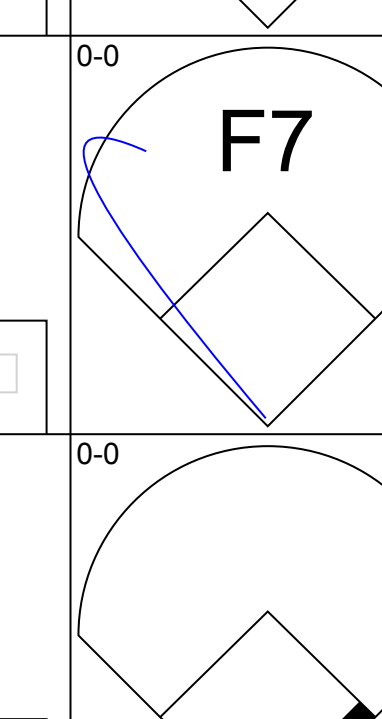
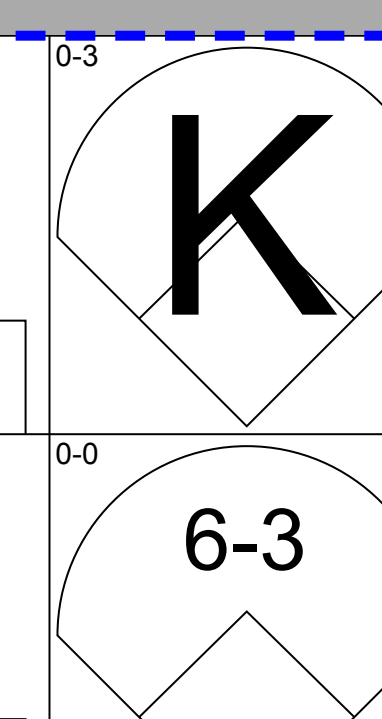
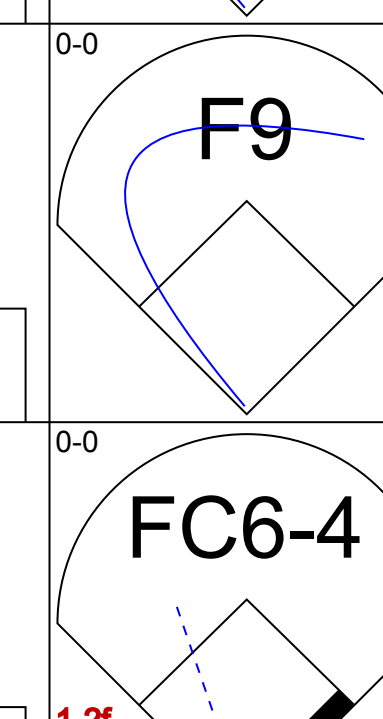
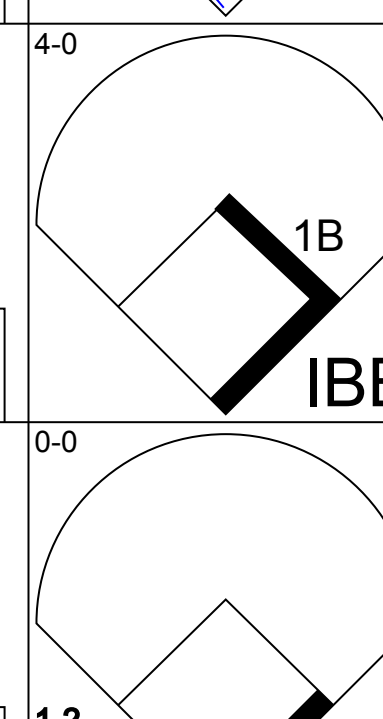
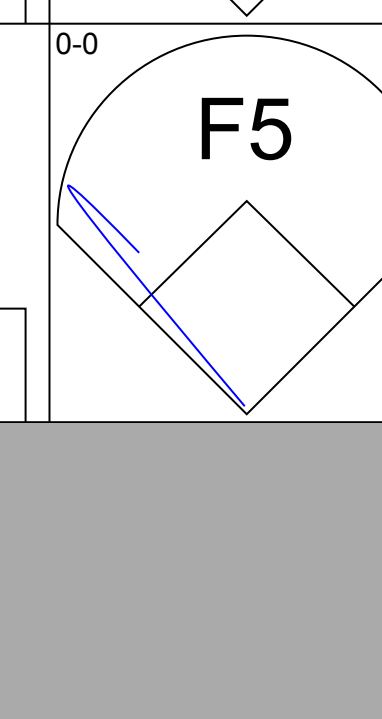
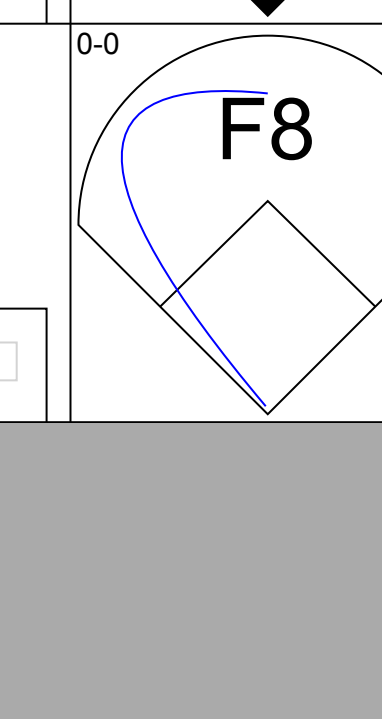
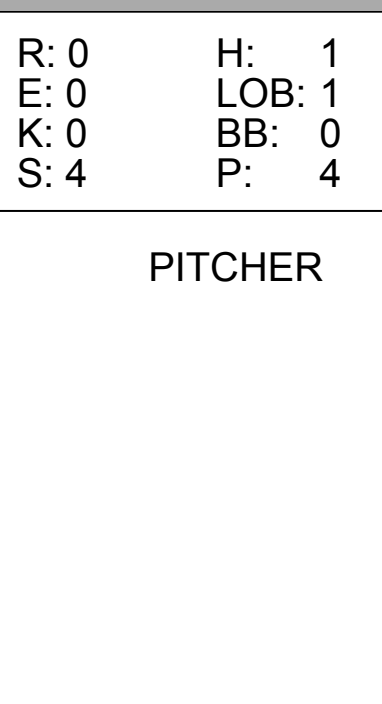
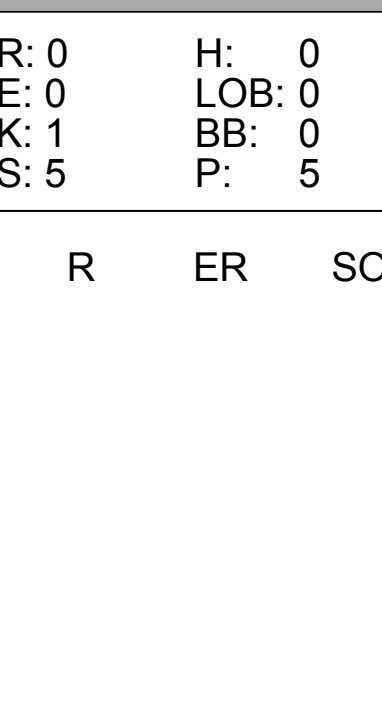
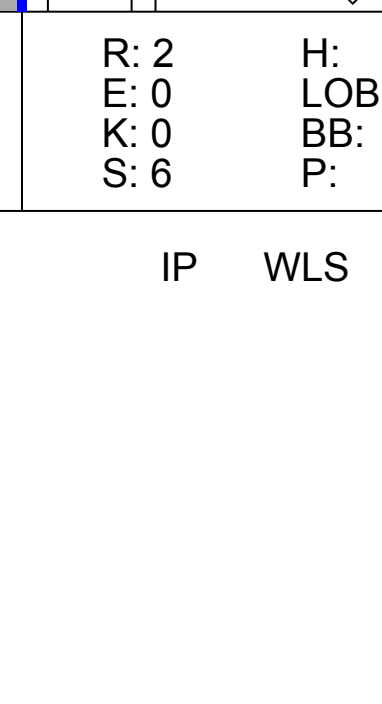
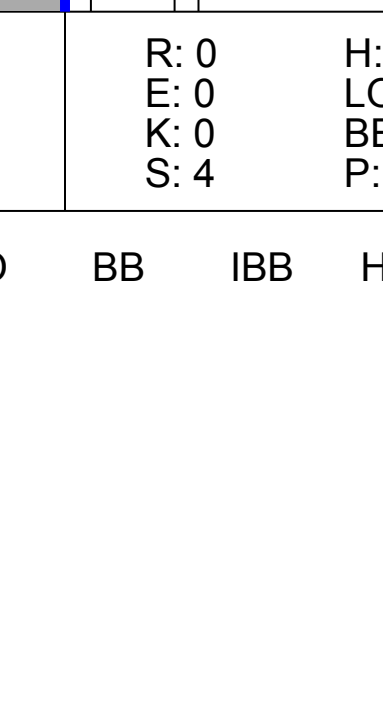
AB	30
R	2
H	8
RBI	2
BB	2
SO	4
LOB	9



Batter	1	2	3	4	5	6	7	8	9	AB	R	H	RBI	BB	SO	LOB	BOTTOM					
Glenn Hubbard, R (1.4) OBP: 0.349, SLG: 0.481	K									4	0	0	0	0	1	3	<b>San Diego Padres @ Atlanta Braves</b> Atlanta-Fulton County Stadium, Atlanta, GA Sat Jul 05 1980, 7:05 PM EDT Att: 18,932 - Unknown					
Dale Murphy, R (1.8) OBP: 0.365, SLG: 0.534	K									4	0	0	0	0	1	0						
Chris Chambliss, L (1.3) OBP: 0.347, SLG: 0.480										3	0	0	0	0	0	0						
Gary Matthews, R (1.9) OBP: 0.315, SLG: 0.417	L4									4	1	0	0	0	1	1						
Bob Horner, R (1.5) OBP: 0.244, SLG: 0.453										4	1	1	1	0	1	1						
Jeff Burroughs, R (1.7) OBP: 0.358, SLG: 0.488										2	1	1	1	1	1	0						
Bill Nahorodny, R (1.2) OBP: 0.321, SLG: 0.526										2	0	1	1	1	0	0						
Luis Gomez, R (1.6) OBP: 0.276, SLG: 0.228										3	0	1	0	0	0	1						
Rick Matula, R (1.1) OBP: 0.029, SLG: 0.029										3	0	0	0	0	1	3						
<b>Inning Stats</b>	R: 0 E: 0 K: 2 S: 7	H: 0 LOB: 1 BB: 0 P: 8	R: 0 E: 0 K: 1 S: 5	H: 0 LOB: 1 BB: 1 P: 9	R: 0 E: 0 K: 0 S: 3	H: 0 LOB: 0 BB: 0 P: 3	R: 0 E: 0 K: 1 S: 5	H: 0 LOB: 0 BB: 0 P: 5	R: 1 E: 0 K: 0 S: 4	H: 1 LOB: 0 BB: 0 P: 4	R: 0 E: 0 K: 0 S: 3	H: 0 LOB: 0 BB: 0 P: 3	R: 1 E: 1 K: 2 S: 10	H: 2 LOB: 3 BB: 1 P: 14	R: 0 E: 0 K: 0 S: 3	H: 0 LOB: 0 BB: 0 P: 3		R: 1 E: 0 K: 0 S: 1	H: 1 LOB: 0 BB: 0 P: 1	1B: 2 2B: 0 3B: 0 HR: 2	SF: 0 SAC: 0 DP: 0 HBP: 1	WP: 0 PB: 0 SB: 1 CS: 0
<b>PITCHER</b> Juan Eichelberger, R (1.1) ERA: 3.38	IP: 0.2 WLS: L BF: 3 H: 1 R: 0 ER: 0 SO: 1 BB: 1 IBB: 0 HBP: 0 BLK: 0 WP: 0 HR: 0 S: 5 P: 5 ERA: 2.59 WHIP: 1.500															<b>PITCHER</b> Rick Matula, R (1.1) ERA: 3.39	IP: 9.0 WLS: W BF: 33 H: 8 R: 2 ER: 2 SO: 4 BB: 2 IBB: 0 HBP: 0 BLK: 0 WP: 0 HR: 1 S: 39 P: 47 ERA: 2.00 WHIP: 1.111					

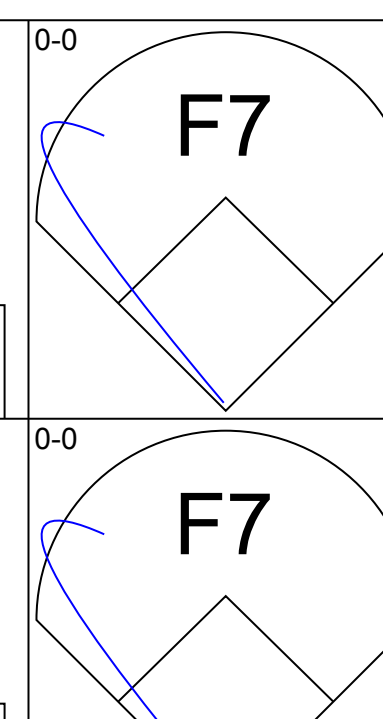
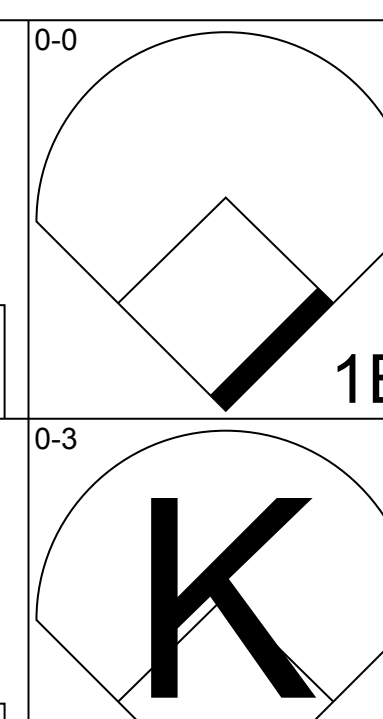
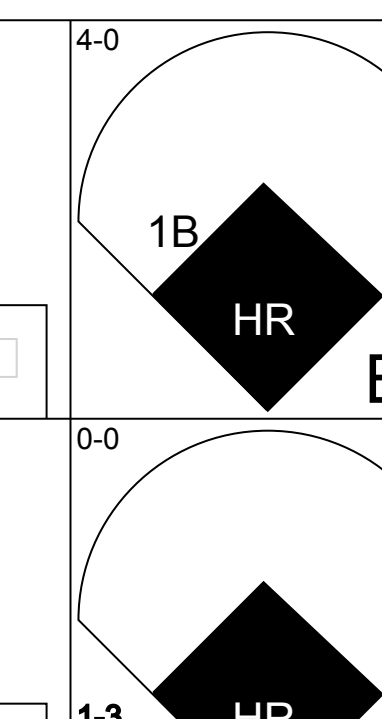

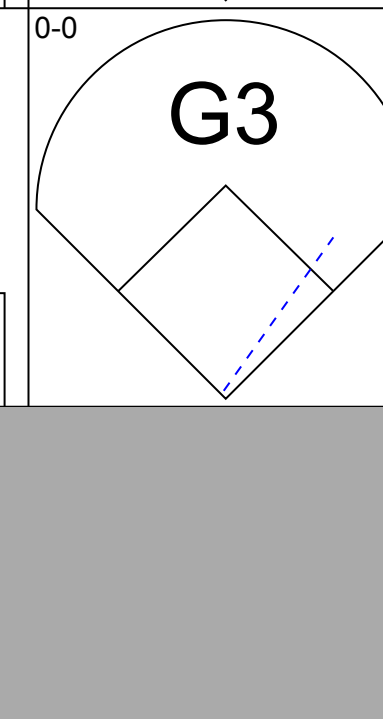
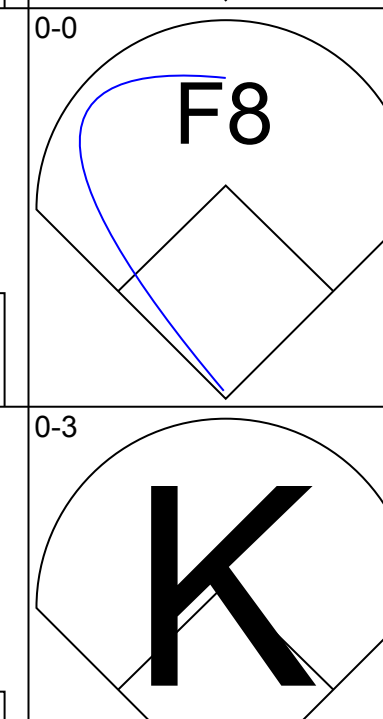
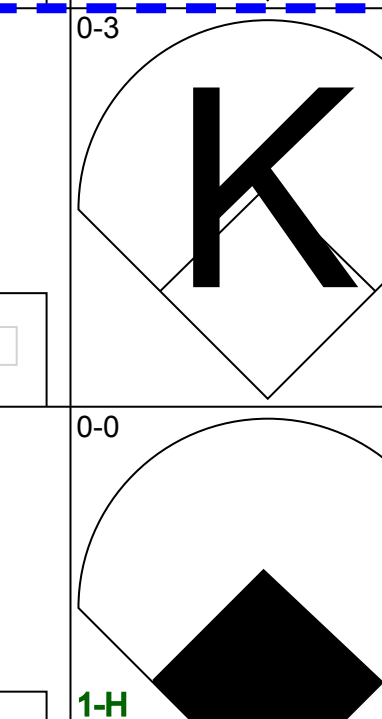
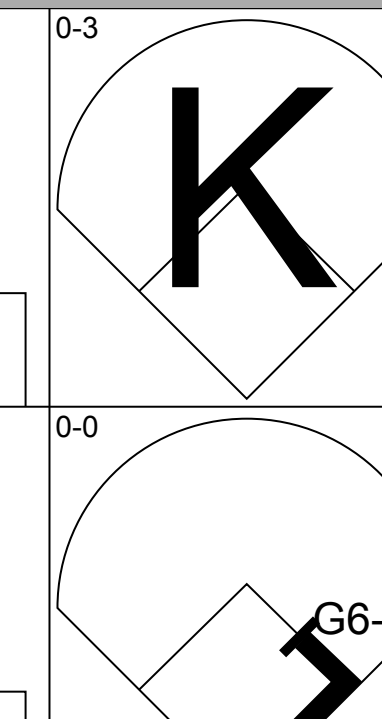


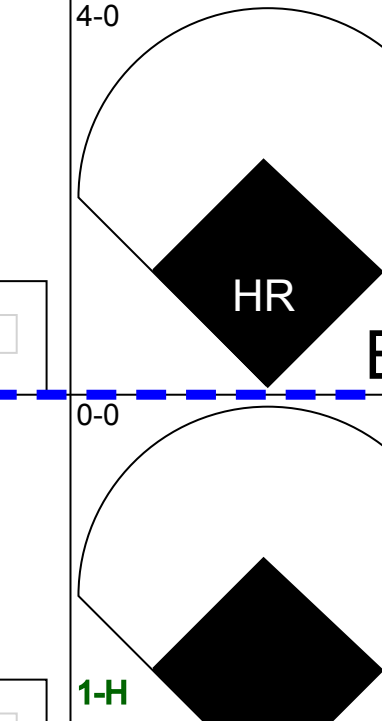
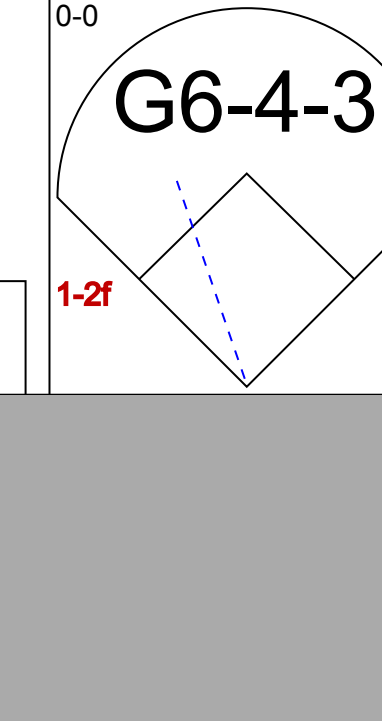
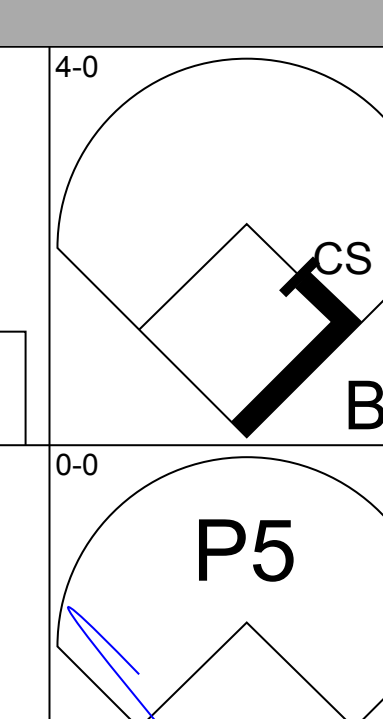
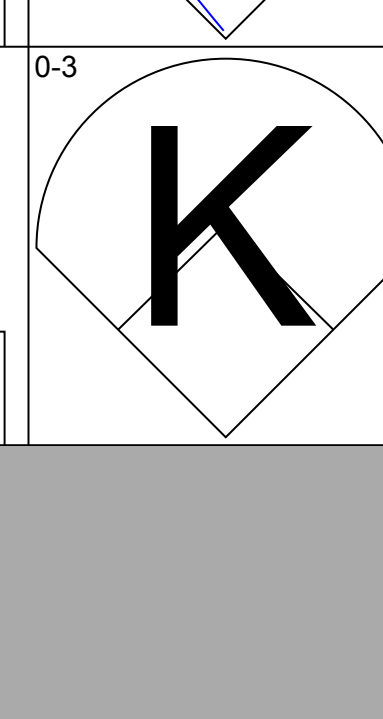
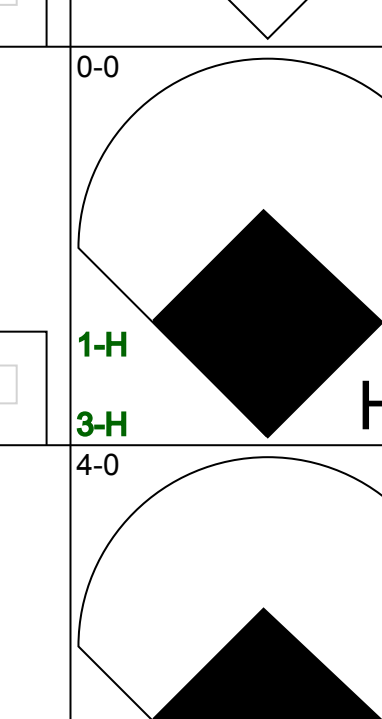
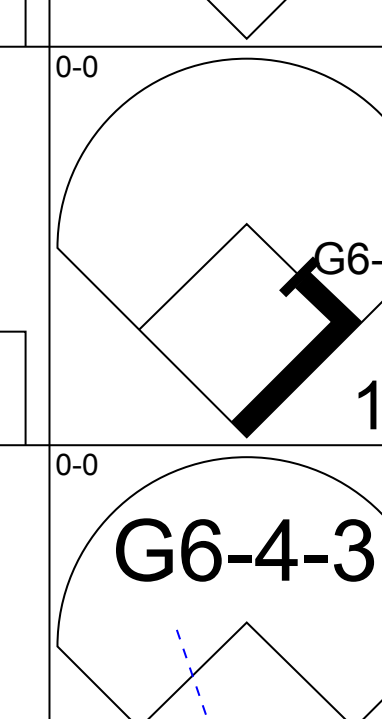
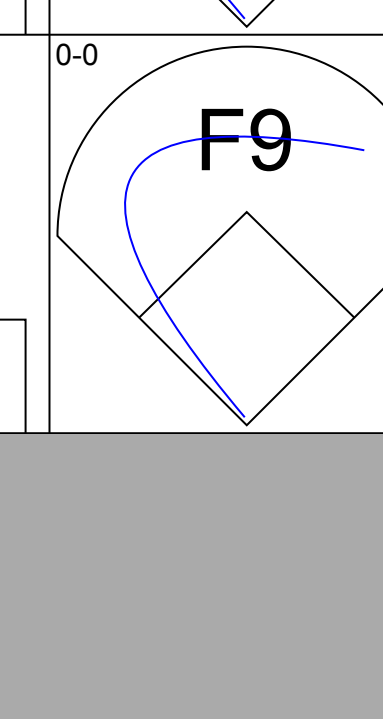
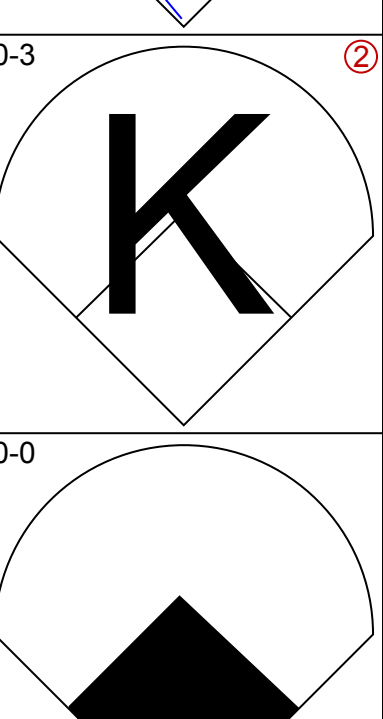


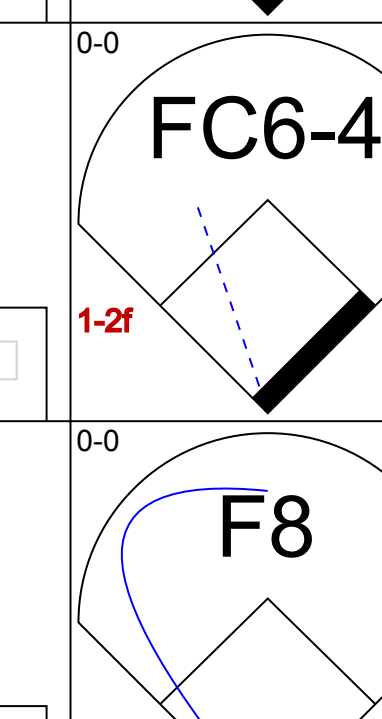

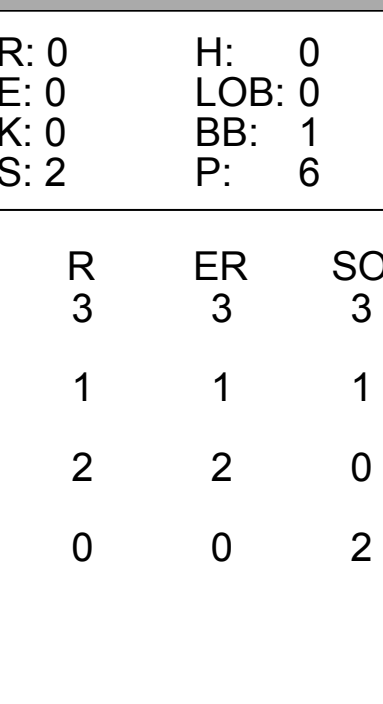
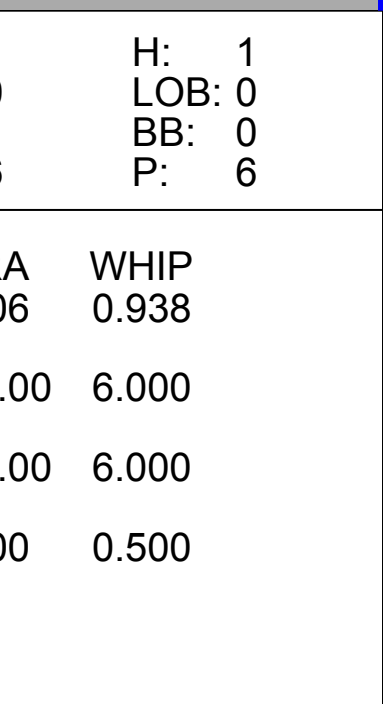
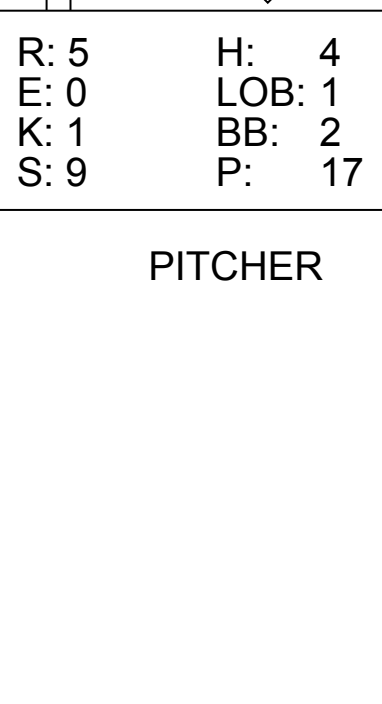
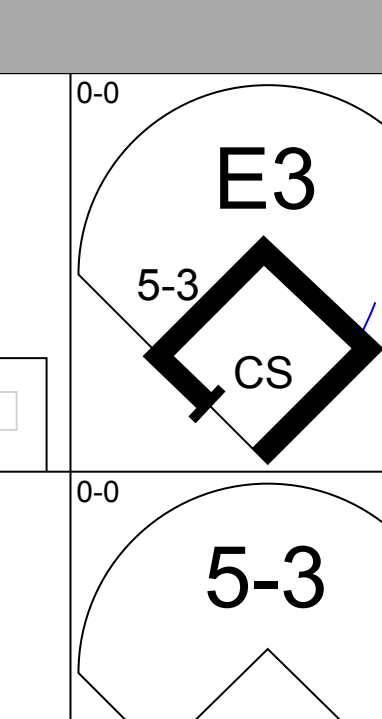
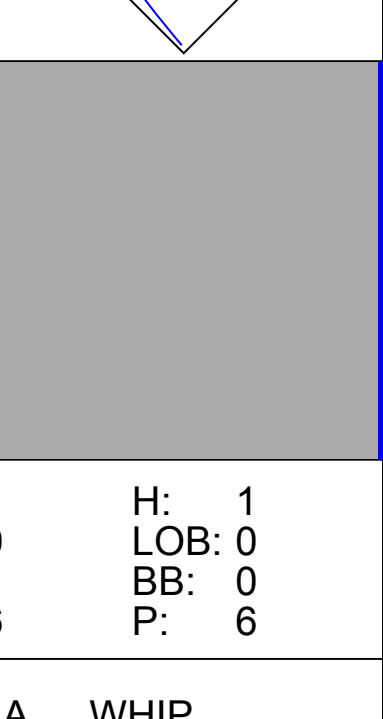
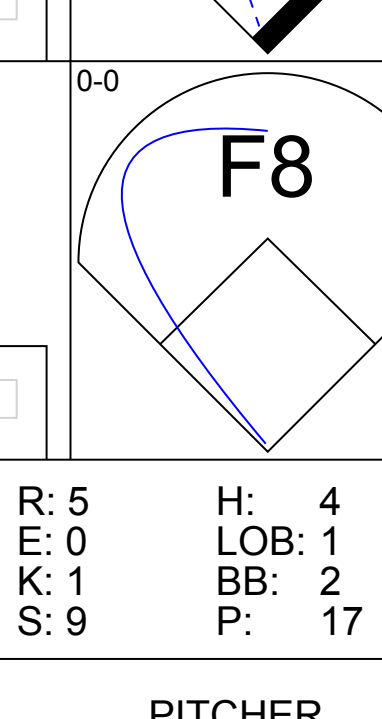









Batter	1	2	3	4	5	6	7	8	9	AB	R	H	RBI	BB	SO	LOB	TOP			
Gene Richards, L (1, 7) OBP: 0.361, SLG: 0.361										4	1	2	1	1	1	2	<b>San Diego Padres @ Atlanta Braves</b> Atlanta-Fulton County Stadium, Atlanta, GA Sun Jul 06 1980, 7:05 PM EDT Att: 14,302 - Unknown			
Ozzie Smith, S (1, 6) OBP: 0.320, SLG: 0.268										5	1	1	0	0	1	2				
Jerry Mumphy, S (1, 8) OBP: 0.317, SLG: 0.328										5	1	2	0	0	0	1				
Dave Winfield, R (1, 9) OBP: 0.391, SLG: 0.464										4	1	2	2	0	0	1				
Willie Montanez, L (1, 3) OBP: 0.298, SLG: 0.338										4	0	0	0	0	0	3				
Gene Tenace, R (1, 2) OBP: 0.395, SLG: 0.380										2	1	0	0	2	1	0				
Aurelio Rodriguez, R (1, 5) OBP: 0.222, SLG: 0.307										3	0	1	0	0	0	3				
Tim Flannery, L (8, PH) OBP: 0.373, SLG: 0.385										1	0	0	0	0	0	0				
Dave Cash, R (1, 4) OBP: 0.286, SLG: 0.264										2	0	0	0	1	0	2				
Jerry Turner, L (8, PH) OBP: 0.308, SLG: 0.382										1	0	0	0	0	0	0				
Paul Dade, R (8, 5) OBP: 0.333, SLG: 0.209										0	0	0	0	0	0	0				
Steve Mura, R (1, 1) OBP: 0.235, SLG: 0.200										2	0	1	2	0	0	1				
Bob Shirley, L (6, 1) OBP: 0.300, SLG: 0.442										0	0	0	0	0	0	0				
John D'Acquisto, R (6, 1) OBP: 0.297, SLG: 0.425										0	0	0	0	0	0	0				
Von Joshua, L (7, PH) OBP: 0.147, SLG: 0.217										0	0	0	0	0	0	0				
Gary Lucas, L (7, 1) OBP: 0.320, SLG: 0.217										0	0	0	0	0	0	0				
Kurt Bevacqua, R (8, PH) OBP: 0.304, SLG: 0.431										0	0	0	0	0	0	0				
<b>Inning Stats</b>	R: 1 E: 0 K: 2 S: 9	H: 2 LOB: 1 BB: 0 P: 9	R: 0 E: 0 K: 0 S: 3	H: 0 LOB: 1 BB: 1 P: 7	R: 0 E: 0 K: 0 S: 2	H: 0 LOB: 0 BB: 1 P: 6	R: 2 E: 0 K: 0 S: 5	H: 2 LOB: 2 BB: 2 P: 13	R: 0 E: 0 K: 0 S: 4	H: 1 LOB: 1 BB: 0 P: 4	R: 2 E: 0 K: 0 S: 6	H: 3 LOB: 1 BB: 0 P: 6	R: 0 E: 0 K: 1 S: 5	H: 0 LOB: 0 BB: 0 P: 5	R: 0 E: 0 K: 0 S: 4	H: 1 LOB: 1 BB: 0 P: 4	1B: 8 2B: 1 3B: 0 HR: 1	SF: 0 SAC: 0 DP: 1 HBP: 0	WP: 0 PB: 0 SB: 5 CS: 5	PA: 39
<b>PITCHER</b>	IP WLS BF H R ER SO BB IBB HBP BLK WP HR S P ERA WHIP																			
Doyle Alexander, R (1, 1) ERA: 3.51	6.0 W 26 5 3 3 2 3 1 0 0 0 0 0 26 42 4.50 1.333																			
Gene Garber, R (7, 1) ERA: 4.5	0.2 5 3 2 2 0 0 0 0 0 0 0 1 5 5 27.00 4.500																			
Al Hrabosky, L (7, 1) ERA: 3.86	0.1 1 0 0 0 0 0 0 0 0 0 0 0 1 1 0.00 0.000																			
Phil Niekro, R (8, 1) ERA: 3.81	2.0 S 7 1 0 0 1 0 0 0 0 0 0 0 9 9 0.00 0.500																			

AB	35
R	5
H	9
RBI	5
BB	4
SO	3
LOB	15



Batter	1	2	3	4	5	6	7	8	9	AB	R	H	RBI	BB	SO	LOB	BOTTOM			
Glenn Hubbard, R (1, 4) OBP: 0.353, SLG: 0.478										3	1	1	0	1	0	0	<b>San Diego Padres @ Atlanta Braves</b> Atlanta-Fulton County Stadium, Atlanta, GA Sun Jul 06 1980, 7:05 PM EDT Att: 14,302 - Unknown			
Dale Murphy, R (1, 8) OBP: 0.367, SLG: 0.530										4	1	1	0	0	1	1				
Chris Chambliss, L (1, 3) OBP: 0.343, SLG: 0.474										4	0	0	0	0	2	3				
Gary Matthews, R (1, 9) OBP: 0.322, SLG: 0.433										3	1	2	3	1	1	1				
Bob Horner, R (1, 5) OBP: 0.244, SLG: 0.444										3	1	0	0	1	0	2				
Jerry Royster, R (9, 5) OBP: 0.302, SLG: 0.302										0	0	0	0	0	0	0				
Jeff Burroughs, R (1, 7) OBP: 0.358, SLG: 0.503										3	1	1	2	0	1	0				
Bill Nahorodny, R (1, 2) OBP: 0.333, SLG: 0.570										3	1	2	1	0	0	0				
Bruce Benedict, R (8, 2) OBP: 0.302, SLG: 0.327										0	0	0	0	0	0	0				
Luis Gomez, R (1, 6) OBP: 0.271, SLG: 0.224										3	0	0	0	0	0	2				
Doyle Alexander, R (1, 1) OBP: 0.140, SLG: 0.163										1	0	0	0	0	0	1				
Bill Picotobas, S (6, PH) OBP: 0.348, SLG: 0.300										1	0	0	0	0	0	0				
Gene Garber, R (7, 1) ERA: 3.17										0	0	0	0	0	0	0				
Al Hrabosky, R (7, 1) ERA: 2.76										0	0	0	0	0	0	0				
Charlie Spikes, R (8, PH) OBP: 0.100, SLG: 0.152										0	0	0	0	0	0	0				
Phil Niekro, R (8, 1) ERA: 3.44										0	0	0	0	0	0	0				
<b>Inning Stats</b>	R: 0 E: 0 K: 0 S: 3	H: 0 LOB: 0 BB: 0 P: 3	R: 0 E: 0 K: 0 S: 2	H: 0 LOB: 0 BB: 1 P: 6	R: 0 E: 1 K: 0 S: 3	H: 0 LOB: 0 BB: 0 P: 3	R: 0 E: 0 K: 2 S: 8	H: 1 LOB: 1 BB: 0 P: 8	R: 1 E: 0 K: 1 S: 6	H: 1 LOB: 0 BB: 0 P: 6	R: 5 E: 0 K: 1 S: 9	H: 4 LOB: 1 BB: 2 P: 17	R: 0 E: 0 K: 1 S: 5	H: 0 LOB: 0 BB: 0 P: 5	R: 0 E: 0 K: 1 S: 5	H: 1 LOB: 0 BB: 0 P: 5	1B: 4 2B: 0 3B: 0 HR: 3	SF: 0 SAC: 0 DP: 1 HBP: 0	WP: 0 PB: 0 SB: 0 CS: 2	PA: 32
<b>PITCHER</b>	IP WLS BF H R ER SO BB IBB HBP BLK WP HR S P ERA WHIP																			
Steve Mura, R (1, 1) ERA: 4.05	5.1 L 3 1 1 1 1 1 1 0 0 0 0 0 1 4 8 27.00 6.000																			
Bob Shirley, L (6, 1) ERA: 3.17	0.1 3 2 2 2 0 0 0 0 0 0 0 1 3 3 54.00 6.000																			
John D'Acquisto, R (6, 1) ERA: 2.76	0.1 3 2 2 2 0 0 0 0 0 0 0 1 3 3 54.00 6.000																			
Gary Lucas, L (7, 1) ERA: 3.44	2.0 6 1 0 0 2 0 0 0 0 0 0 0 10 10 0.00 0.500																			

AB	29
R	6
H	7
RBI	6
BB	3
SO	6
LOB	10





Batter	1	2	3	4	5	6	7	8	9	AB	R	H	RBI	BB	SO	LOB	TOP			
Gene Richards, L (1, 7) OBP: 0.360, SLG: 0.359 Paul Dade, R (8, FR) OBP: 0.333, SLG: 0.209 (8, 7)	F7			4-3	K			FC5-4 1B		4	0	1	0	0	1	1	<b>San Diego Padres @ San Francisco Giants</b> Candlestick Park, San Francisco, CA Thu Jul 10 1980, 10:05 PM EDT Att: 8,175 - Unknown <a href="http://livebaseballscorecards.com">livebaseballscorecards.com</a>			
Ozzie Smith, S (1, 6) OBP: 0.322, SLG: 0.271	F7			S 1B		6-3		FC5-4 1B		4	1	2	0	0	0					
Jerry Mumphrey, S (1, 8) OBP: 0.316, SLG: 0.327	K			F9			FC6-4 1B	F8		4	0	1	0	0	1					
Dave Winfield, R (1, 9) OBP: 0.390, SLG: 0.459		F2		1B		FC6-4		FC5-4 1B		3	0	0	0	1	0					
Willie Montanez, L (1, 3) OBP: 0.301, SLG: 0.340		6-3				K				4	0	2	2	0	1					
Gene Tenace, R (1, 2) OBP: 0.386, SLG: 0.370		5-3						K		4	0	0	0	0	2					
Aurelio Rodriguez, R (1, 5) OBP: 0.224, SLG: 0.303 Tim Flannery, L (9, PH) OBP: 0.369, SLG: 0.380				CS BB		K			3-1	2	0	0	0	1	1					
Dave Cash, R (1, 4) OBP: 0.286, SLG: 0.268 Kurt Bevacqua, R (9, PH) OBP: 0.338, SLG: 0.424				F7		K			F8	3	0	1	0	0	1					
Randy Jones, R (1, 1) OBP: 0.097, SLG: 0.067 Gary Lucas, L (4, 1) OBP: 0.230, SLG: 0.217 Fred Kentzall, R (5, PH) OBP: 0.286, SLG: 0.298 Eric Rasmussen, R (5, 1) OBP: 0.333, SLG: 0.333 Von Joshua, L (7, PH) OBP: 0.333, SLG: 0.432 Dennis Kinney, L (7, 1) OBP: 0.206, SLG: 0.167 Jerry Turner, R (9, PH) OBP: 0.306, SLG: 0.378				4-3				F8	1-3	1	0	0	0	0	0					
<b>Inning Stats</b>	R: 0 E: 0 K: 1 S: 5	H: 0 LOB: 0 BB: 0 P: 5	R: 0 E: 0 K: 0 S: 3	H: 0 LOB: 0 BB: 0 P: 3	R: 0 E: 0 K: 0 S: 2	H: 0 LOB: 0 BB: 1 P: 6	R: 1 E: 0 K: 0 S: 5	H: 2 LOB: 2 BB: 1 P: 9	R: 0 E: 0 K: 3 S: 10	H: 1 LOB: 1 BB: 0 P: 10	R: 0 E: 0 K: 1 S: 6	H: 1 LOB: 1 BB: 0 P: 6	R: 0 E: 0 K: 1 S: 8	H: 3 LOB: 2 BB: 0 P: 8	R: 0 E: 0 K: 0 S: 3	H: 0 LOB: 0 BB: 0 P: 3		1B: 7 2B: 1 3B: 0 HR: 0	SF: 0 SAC: 0 DP: 0 HBP: 0	WP: 0 PB: 0 SB: 1 CS: 1
<b>PITCHER</b> Bob Knepper, L (1, 1) ERA: 4.06	IP: 9.0 WLS: W BF: 36 H: 8 R: 2 ER: 2 SO: 7 BB: 2 IBB: 0 HBP: 0 BLK: 0 WP: 0 HR: 0 S: 48 P: 56 ERA: 2.00 WHIP: 1.111																			

Batter	1	2	3	4	5	6	7	8	9	AB	R	H	RBI	BB	SO	LOB	BOTTOM			
Bill North, S (1, 8) OBP: 0.362, SLG: 0.292	G3		FC6-4		E6					3	1	0	0	2	0	1	<b>San Diego Padres @ San Francisco Giants</b> Candlestick Park, San Francisco, CA Thu Jul 10 1980, 10:05 PM EDT Att: 8,175 - Unknown <a href="http://livebaseballscorecards.com">livebaseballscorecards.com</a>			
Darrell Evans, L (1, 5) OBP: 0.329, SLG: 0.375	1B		K		F8			G6-3		5	1	2	1	0	1					
Jack Clark, R (1, 9) OBP: 0.383, SLG: 0.545	3-1		1B		F8			G5-4-3		2	2	1	1	3	0					
Larry Hemdon, R (1, 7) OBP: 0.279, SLG: 0.356	3-1		3B		E5			F6		4	2	3	0	1	0					
Rich Murray, R (1, 3) OBP: 0.281, SLG: 0.394 Joe Pettini, R (4, PH) OBP: 0.333, SLG: 0.333	3-1		E		1B			G4-6-3		2	1	1	2	0	0					
Rennie Stennett, R (1, 4) OBP: 0.279, SLG: 0.343	F6		E8		1B			G4-3		4	1	3	1	0	0					
Johnnie LeMaster, R (1, 6) OBP: 0.230, SLG: 0.315			F7		6-3			G4-3		3	0	0	1	0	0					
Mike Sadek, R (1, 2) OBP: 0.377, SLG: 0.321			SH1-3		K			F8		4	0	2	1	0	1					
Bob Knepper, L (1, 1) OBP: 0.191, SLG: 0.222			SH1-3		G1			K		3	0	1	1	0	1					
<b>Inning Stats</b>	R: 1 E: 0 K: 0 S: 5	H: 2 LOB: 2 BB: 1 P: 9	R: 0 E: 0 K: 1 S: 6	H: 1 LOB: 1 BB: 1 P: 10	R: 4 E: 1 K: 1 S: 9	H: 4 LOB: 1 BB: 1 P: 13	R: 3 E: 1 K: 0 S: 7	H: 4 LOB: 2 BB: 1 P: 11	R: 1 E: 1 K: 0 S: 5	H: 2 LOB: 1 BB: 0 P: 5	R: 0 E: 0 K: 0 S: 3	H: 1 LOB: 0 BB: 0 P: 3	R: 0 E: 0 K: 1 S: 4	H: 0 LOB: 0 BB: 1 P: 8	R: 0 E: 0 K: 0 S: 2	H: 0 LOB: 0 BB: 1 P: 6		1B: 11 2B: 2 3B: 1 HR: 0	SF: 1 SAC: 1 DP: 4 HBP: 0	WP: 0 PB: 0 SB: 0 CS: 0
<b>PITCHER</b> Randy Jones, L (1, 1) ERA: 3.4 Gary Lucas, L (4, 1) ERA: 3.7 Eric Rasmussen, R (5, 1) ERA: 5.2 Dennis Kinney, L (7, 1) ERA: 3.02	IP: 3.0 WLS: L BF: 19 H: 7 R: 5 ER: 4 SO: 2 BB: 3 IBB: 0 HBP: 0 BLK: 0 WP: 0 HR: 0 S: 20 P: 32 ERA: 12.00 WHIP: 3.333																			







Batter	1	2	3	4	5	6	7	8	9	10	11	12	AB	R	H	RBI	BB	SO	LOB	TOP						
Davey Lopes, R OBP: 0.320, SLG: 0.325 (1.4)	G3		F8					6-3		FC6-4 BB		6-3	5	1	1	0	1	0	0							
Rudy Law, L OBP: 0.328, SLG: 0.327 (1.8)	4-3		F3					2B		FC6-4		K	6	1	2	1	0	1	1							
Reggie Smith, S OBP: 0.396, SLG: 0.547 (1.9)	L6		F9					1B				F4	4	0	1	1	1	0	1							
Steve Garvey, R OBP: 0.326, SLG: 0.484 (1.3)		4-3		4-3				F6		L4		F8	5	0	0	0	0	0	1							
Dusty Baker Jr., R OBP: 0.339, SLG: 0.555 (1.7)		6-3								F8		1B	5	0	3	0	0	0	0							
Ron Cey, R OBP: 0.344, SLG: 0.419 (1.5)												1B	4	0	2	0	0	0	3							
Bobby Castillo, R OBP: 0.200, SLG: 0.200 (9.1)				5-3								1B	0	0	0	0	0	0	0							
Pedro Guerrero, R OBP: 0.474, SLG: 0.620 (11. PH)								F8				1B	1	0	1	0	0	0	0							
Steve Yeager, R OBP: 0.286, SLG: 0.248 (11.2)										G6-4-3 1B		1B	0	0	0	0	0	0	0							
Bill Russell, R OBP: 0.318, SLG: 0.395 (1.6)	1-3									G6-4-3 1-2F		1B	5	0	1	0	0	0	3							
Mike Scioscia, L OBP: 0.333, SLG: 0.390 (1.2)			4-3									1B	4	0	0	0	0	0	0							
Joe Ferguson, R OBP: 0.344, SLG: 0.357 (11. PH)					4-3							3-1	1	0	0	0	0	0	3							
Joe Beckwith, L (11.1)													0	0	0	0	0	0	0							
Don Sutton, R OBP: 0.068, SLG: 0.069 (1.1)													2	0	0	0	0	1	0							
Rick Monday, L OBP: 0.333, SLG: 0.333 (7. PH)			K										1	0	0	0	0	0	0							
Dave Goltz, R OBP: 0.267, SLG: 0.120 (7.1)					6-3								0	0	0	0	0	0	0							
Derrel Thomas, S OBP: 0.297, SLG: 0.336 (9.5)												F8	2	0	0	0	0	1	0							
<b>Inning Stats</b>	R: 0 E: 0 K: 0 S: 3	H: 0 LOB: 0 BB: 0 P: 3	R: 0 E: 0 K: 0 S: 4	H: 1 LOB: 1 BB: 0 P: 4	R: 1 E: 0 K: 1 S: 7	H: 2 LOB: 1 BB: 0 P: 7	R: 0 E: 0 K: 0 S: 4	H: 1 LOB: 1 BB: 0 P: 4	R: 0 E: 0 K: 0 S: 3	H: 0 LOB: 0 BB: 0 P: 3	R: 0 E: 0 K: 0 S: 4	H: 1 LOB: 0 BB: 0 P: 8	R: 1 E: 0 K: 0 S: 5	H: 2 LOB: 0 BB: 0 P: 4	R: 0 E: 0 K: 0 S: 3	H: 1 LOB: 0 BB: 0 P: 3	R: 0 E: 0 K: 1 S: 5	H: 3 LOB: 3 BB: 0 P: 6	R: 0 E: 0 K: 1 S: 5	H: 0 LOB: 0 BB: 0 P: 6	1B: 9 2B: 1 3B: 1 HR: 0	SF: 0 SAC: 0 DP: 1 HBP: 0	WP: 0 PB: 0 SB: 1 CS: 0	PA: 47		
<b>PITCHER</b>	IP WLS BF H R ER SO BB IBB HBP BLK WP HR S P ERA WHIP	IP WLS BF H R ER SO BB IBB HBP BLK WP HR S P ERA WHIP	IP WLS BF H R ER SO BB IBB HBP BLK WP HR S P ERA WHIP	IP WLS BF H R ER SO BB IBB HBP BLK WP HR S P ERA WHIP	IP WLS BF H R ER SO BB IBB HBP BLK WP HR S P ERA WHIP	IP WLS BF H R ER SO BB IBB HBP BLK WP HR S P ERA WHIP	IP WLS BF H R ER SO BB IBB HBP BLK WP HR S P ERA WHIP	IP WLS BF H R ER SO BB IBB HBP BLK WP HR S P ERA WHIP	IP WLS BF H R ER SO BB IBB HBP BLK WP HR S P ERA WHIP	IP WLS BF H R ER SO BB IBB HBP BLK WP HR S P ERA WHIP	IP WLS BF H R ER SO BB IBB HBP BLK WP HR S P ERA WHIP	IP WLS BF H R ER SO BB IBB HBP BLK WP HR S P ERA WHIP	IP WLS BF H R ER SO BB IBB HBP BLK WP HR S P ERA WHIP	IP WLS BF H R ER SO BB IBB HBP BLK WP HR S P ERA WHIP	IP WLS BF H R ER SO BB IBB HBP BLK WP HR S P ERA WHIP	IP WLS BF H R ER SO BB IBB HBP BLK WP HR S P ERA WHIP	IP WLS BF H R ER SO BB IBB HBP BLK WP HR S P ERA WHIP	IP WLS BF H R ER SO BB IBB HBP BLK WP HR S P ERA WHIP	IP WLS BF H R ER SO BB IBB HBP BLK WP HR S P ERA WHIP	IP WLS BF H R ER SO BB IBB HBP BLK WP HR S P ERA WHIP	IP WLS BF H R ER SO BB IBB HBP BLK WP HR S P ERA WHIP	IP WLS BF H R ER SO BB IBB HBP BLK WP HR S P ERA WHIP	IP WLS BF H R ER SO BB IBB HBP BLK WP HR S P ERA WHIP	IP WLS BF H R ER SO BB IBB HBP BLK WP HR S P ERA WHIP	IP WLS BF H R ER SO BB IBB HBP BLK WP HR S P ERA WHIP	IP WLS BF H R ER SO BB IBB HBP BLK WP HR S P ERA WHIP

Los Angeles Dodgers @ San Diego Padres  
San Diego Stadium, San Diego, CA  
Sat Jul 12 1980, 10:05 PM EDT  
Alt. 39,605 - Unknown

AB 45  
R 2  
H 11  
RBI 2  
BB 2  
SO 3  
LOB 12



Batter	1	2	3	4	5	6	7	8	9	10	11	12	AB	R	H	RBI	BB	SO	LOB	BOTTOM							
Gene Richards, L OBP: 0.368, SLG: 0.379 (1.7)	4-3 S 1B	G3						F5		FC6 1-2F		WP S IBB	6	1	3	0	1	0	4								
Ozzie Smith, S OBP: 0.316, SLG: 0.265 (1.6)	K		6-3					G3		E6 S BB G1-2-3		6-3	7	0	0	1	0	1	4								
Jerry Mumphrey, S OBP: 0.325, SLG: 0.342 (1.8)	4-3		F7							F6			5	0	2	0	1	0	1								
Dave Winfield, R OBP: 0.390, SLG: 0.460 (1.9)	K											2B	4	0	1	0	2	2	2								
Willie Montanez, L OBP: 0.289, SLG: 0.338 (1.3)													4	1	1	0	1	0	4								
Fred Kendall, R OBP: 0.273, SLG: 0.273 (11.2)		3-1 G3 2B	L6							G1-2-3 1B BB		F7	1	0	0	0	0	0	2								
Tim Flannery, L OBP: 0.362, SLG: 0.375 (1.5)		3-1						G3		3-1			5	0	1	0	1	0	4								
Bill Fahey, L OBP: 0.312, SLG: 0.275 (1.2)													4	0	0	1	1	0	2								
Steve Mura, R OBP: 0.235, SLG: 0.200 (10. PR)		G3						L7				F9	0	0	0	0	0	0	0								
Bob Shirley, R (11.1)													0	0	0	0	0	0	0								
Kurt Bevacqua, R OBP: 0.343, SLG: 0.428 (11. PH)													1	0	0	0	0	0	3								
Eric Rasmussen, R OBP: 0.125, SLG: 0.250 (12.1)													0	0	0	0	0	0	0								
Dave Cash, R OBP: 0.290, SLG: 0.270 (1.4)													5	0	2	0	1	0	1								
Rick Wagoner, R OBP: 0.223, SLG: 0.185 (8. PR)													2	0	1	0	0	0	1								
John D'Acquisto, R OBP: 0.330, SLG: 0.300 (8. PR)													1	0	1	0	0	0	0								
Gene Lerner, R OBP: 0.277, SLG: 0.277 (8. PR)													0	0	0	0	0	0	0								
John D'Acquisto, R OBP: 0.304, SLG: 0.478 (10. PR)													0	0	0	0	0	0	0								
Von Joshua, L OBP: 0.170, SLG: 0.170 (11.3)													2	1	1	0	0	0	2								
<b>Inning Stats</b>	R: 0 E: 0 K: 2 S: 8	H: 1 LOB: 1 BB: 0 P: 8	R: 1 E: 0 K: 0 S: 6	H: 3 LOB: 2 BB: 0 P: 6	R: 0 E: 0 K: 0 S: 4	H: 1 LOB: 1 BB: 0 P: 4	R: 0 E: 0 K: 0 S: 4	H: 1 LOB: 1 BB: 0 P: 4	R: 0 E: 0 K: 0 S: 3	H: 1 LOB: 2 BB: 2 P: 11	R: 1 E: 1 K: 0 S: 4	H: 1 LOB: 2 BB: 2 P: 12	R: 0 E: 0 K: 0 S: 5	H: 2 LOB: 2 BB: 0 P: 5	R: 0 E: 0 K: 1 S: 5	H: 0 LOB: 0 BB: 0 P: 5	R: 0 E: 0 K: 0 S: 4	H: 1 LOB: 2 BB: 1 P: 8	R: 0 E: 0 K: 0 S: 4	H: 1 LOB: 3 BB: 2 P: 12	R: 1 E: 0 K: 0 S: 2	H: 1 LOB: 1 BB: 1 P: 6	1B: 8 2B: 3 3B: 3 HR: 0	SF: 0 SAC: 0 DP: 1 HBP: 0	WP: 1 PB: 0 SB: 4 CS: 0	PA: 56	
<b>PITCHER</b>	IP WLS BF H R ER SO BB IBB HBP BLK WP HR S P ERA WHIP	IP WLS BF H R ER SO BB IBB HBP BLK WP HR S P ERA WHIP	IP WLS BF H R ER SO BB IBB HBP BLK WP HR S P ERA WHIP	IP WLS BF H R ER SO BB IBB HBP BLK WP HR S P ERA WHIP	IP WLS BF H R ER SO BB IBB HBP BLK WP HR S P ERA WHIP	IP WLS BF H R ER SO BB IBB HBP BLK WP HR S P ERA WHIP	IP WLS BF H R ER SO BB IBB HBP BLK WP HR S P ERA WHIP	IP WLS BF H R ER SO BB IBB HBP BLK WP HR S P ERA WHIP	IP WLS BF H R ER SO BB IBB HBP BLK WP HR S P ERA WHIP	IP WLS BF H R ER SO BB IBB HBP BLK WP HR S P ERA WHIP	IP WLS BF H R ER SO BB IBB HBP BLK WP HR S P ERA WHIP	IP WLS BF H R ER SO BB IBB HBP BLK WP HR S P ERA WHIP	IP WLS BF H R ER SO BB IBB HBP BLK WP HR S P ERA WHIP	IP WLS BF H R ER SO BB IBB HBP BLK WP HR S P ERA WHIP	IP WLS BF H R ER SO BB IBB HBP BLK WP HR S P ERA WHIP	IP WLS BF H R ER SO BB IBB HBP BLK WP HR S P ERA WHIP	IP WLS BF H R ER SO BB IBB HBP BLK WP HR S P ERA WHIP	IP WLS BF H R ER SO BB IBB HBP BLK WP HR S P ERA WHIP	IP WLS BF H R ER SO BB IBB HBP BLK WP HR S P ERA WHIP	IP WLS BF H R ER SO BB IBB HBP BLK WP HR S P ERA WHIP	IP WLS BF H R ER SO BB IBB HBP BLK WP HR S P ERA WHIP	IP WLS BF H R ER SO BB IBB HBP BLK WP HR S P ERA WHIP	IP WLS BF H R ER SO BB IBB HBP BLK WP HR S P ERA WHIP	IP WLS BF H R ER SO BB IBB HBP BLK WP HR S P ERA WHIP	IP WLS BF H R ER SO BB IBB HBP BLK WP HR S P ERA WHIP	IP WLS BF H R ER SO BB IBB HBP BLK WP HR S P ERA WHIP	IP WLS BF H R ER SO BB IBB HBP BLK WP HR S P ERA WHIP

Los Angeles Dodgers @ San Diego Padres  
San Diego Stadium, San Diego, CA  
Sat Jul 12 1980, 10:05 PM EDT  
Alt. 39,605 - Unknown

AB 48  
R 3  
H 14  
RBI 2  
BB 8  
SO 3  
LOB 30









Batter	1	2	3	4	5	6	7	8	9	AB	R	H	RBI	BB	SO	LOB	TOP			
Rudy Law, L OBP: 0.327, SLG: 0.324 (1, 8)	4-3		1B S BB	FC4-6			F8			3	1	0	0	1	0	1	<b>Los Angeles Dodgers @ San Diego Padres</b> San Diego Stadium, San Diego, CA Mon Jul 14 1980, 6:33 AM EDT Att: 22,370 - Unknown <a href="http://livebaseballscorecards.com">livebaseballscorecards.com</a>			
Bill Russell, R OBP: 0.317, SLG: 0.390 (1, 6)	K		1B BB		E6		6-3			3	1	0	0	1	1	0				
Reggie Smith, S OBP: 0.393, SLG: 0.541 Terry Forster, L (8, 1)	K		1B BB		G6-4-3		F7			4	1	1	0	0	1	1				
Steve Garvey, R OBP: 0.324, SLG: 0.479 (1, 3)		F9	1B 1B		F9		F6			4	0	1	2	0	0	0				
Dusty Baker Jr., R OBP: 0.339, SLG: 0.548 (1, 7)	K		1B BB		4-3		F8			4	0	1	1	0	1	0				
Ron Cey, R OBP: 0.347, SLG: 0.421 (1, 5)			1B		1-3		1B 2B			4	0	2	0	0	0	2				
Pedro Guerrero, R OBP: 0.452, SLG: 0.574 (1, 4)	F3				L8		K			4	0	0	0	0	2	2				
Joe Ferguson, R OBP: 0.354, SLG: 0.351 (1, 2)			L8		F7		6-3			4	0	1	0	0	0	0				
Rick Sutcliffe, L OBP: 0.238, SLG: 0.158 Gary Thomasson, L OBP: 0.346, SLG: 0.246 (8, 9)			K		FC4-6 BB		4-3		F8	2	0	0	0	1	1	0				
<b>Inning Stats</b>	R: 0 E: 0 K: 2 S: 7	H: 0 LOB: 0 BB: 0 P: 7	R: 0 E: 0 K: 1 S: 6	H: 1 LOB: 1 BB: 0 P: 6	R: 3 E: 0 K: 1 S: 8	H: 3 LOB: 2 BB: 2 P: 16	R: 0 E: 0 K: 1 S: 5	H: 0 LOB: 1 BB: 1 P: 9	R: 0 E: 1 K: 0 S: 3	H: 0 LOB: 0 BB: 0 P: 3	R: 0 E: 0 K: 0 S: 3	H: 0 LOB: 0 BB: 0 P: 3	R: 0 E: 0 K: 0 S: 3	H: 0 LOB: 0 BB: 0 P: 3	R: 0 E: 0 K: 1 S: 7	H: 2 LOB: 2 BB: 0 P: 7	1B: 5 2B: 1 3B: 0 HR: 0	SF: 0 SAC: 0 DP: 1 HBP: 0	WP: 0 PB: 0 SB: 1 CS: 0	PA: 36
<b>PITCHER</b> Steve Mura, R ERA: 3.93 (1, 1)	IP: 9.0 WLS: W BF: 36 H: 6 R: 3 ER: 3 SO: 6 BB: 3 IBB: 0 HBP: 0 BLK: 0 WP: 0 HR: 0 S: 45 P: 57 ERA: 3.00 WHIP: 1.000															<b>PITCHER</b>				

Batter	1	2	3	4	5	6	7	8	9	AB	R	H	RBI	BB	SO	LOB	BOTTOM			
Gene Richards, L OBP: 0.376, SLG: 0.389 (1, 7)	SH1-3 SF7 2B	1B BLK 1B					4-3 S BB			3	3	3	0	1	0	0	<b>Los Angeles Dodgers @ San Diego Padres</b> San Diego Stadium, San Diego, CA Mon Jul 14 1980, 6:33 AM EDT Att: 22,370 - Unknown <a href="http://livebaseballscorecards.com">livebaseballscorecards.com</a>			
Ozzie Smith, S OBP: 0.323, SLG: 0.276 (1, 6)	SH1-3	BLK 1B			1B 2B		K			3	1	2	2	0	1	1				
Jerry Mumphrey, S OBP: 0.328, SLG: 0.341 (1, 8)	SF7	K			F5		4-3			3	0	0	1	0	1	3				
Jerry Turner, L OBP: 0.320, SLG: 0.385 Willie Montanez, L OBP: 0.299, SLG: 0.333 (8, 3)					6-3		S 1B		FC6-4 BB	3	0	2	1	1	0	0				
Von Joshua, L OBP: 0.315, SLG: 0.440 Aurelio Rodriguez, R OBP: 0.220, SLG: 0.297 (8, 5)	5-3				K		K		FC6-4	4	0	0	0	0	2	4				
Tim Flannery, L OBP: 0.347, SLG: 0.358 Dave Winfield, R OBP: 0.385, SLG: 0.453 (8, 9)		F8			4-3		K		K	3	0	0	0	0	1	1				
Bill Fahey, L OBP: 0.305, SLG: 0.268 (1, 2)		4-3 1B 1B			F8		4-3		1-3	4	1	1	0	0	0	0				
Dave Cash, R OBP: 0.281, SLG: 0.261 (1, 4)		4-3			F8		6-3		6-3	4	0	0	0	0	0	1				
Steve Mura, R OBP: 0.250, SLG: 0.222 (1, 1)		1B 1B 1B			F9		F3			3	1	1	1	0	0	0				
<b>Inning Stats</b>	R: 1 E: 0 K: 0 S: 5	H: 2 LOB: 1 BB: 0 P: 5	R: 3 E: 0 K: 1 S: 9	H: 4 LOB: 1 BB: 0 P: 9	R: 0 E: 0 K: 1 S: 5	H: 0 LOB: 0 BB: 0 P: 5	R: 0 E: 0 K: 0 S: 3	H: 0 LOB: 0 BB: 0 P: 3	R: 2 E: 0 K: 2 S: 10	H: 3 LOB: 1 BB: 0 P: 10	R: 0 E: 0 K: 0 S: 3	H: 0 LOB: 0 BB: 0 P: 3	R: 0 E: 0 K: 1 S: 5	H: 0 LOB: 2 BB: 2 P: 13	R: 0 E: 0 K: 1 S: 5	H: 0 LOB: 0 BB: 0 P: 5	1B: 7 2B: 2 3B: 0 HR: 0	SF: 1 SAC: 1 DP: 0 HBP: 0	WP: 0 PB: 0 SB: 3 CS: 0	PA: 35
<b>PITCHER</b> Rick Sutcliffe, R ERA: 5.77 Terry Forster, L ERA: (8, 1)	IP: 7.0 WLS: L BF: 32 H: 9 R: 6 ER: 6 SO: 5 BB: 2 IBB: 0 HBP: 0 BLK: 1 WP: 0 HR: 0 S: 40 P: 48 ERA: 7.71 WHIP: 1.571															<b>PITCHER</b>				



Batter	1	2	3	4	5	6	7	8	9	AB	R	H	RBI	BB	SO	LOB	TOP																	
Gene Richards, L (1, 7) OBP: 0.374, SLG: 0.386	4-3		K		K				K	5	0	1	0	0	3	2	<b>San Diego Padres @ St. Louis Cardinals</b> Busch Stadium, St. Louis, MO Tue Jul 15 1980, 7:05 PM CDT Att: 13,519 - Unknown - 103 F <a href="http://livebaseballscorecards.com">livebaseballscorecards.com</a>																	
Ozzie Smith, S (1, 6) OBP: 0.318, SLG: 0.272	L1		P6		P4		1-3		4-3	5	0	0	0	0	0	3																		
Jerry Mumphrey, S (1, 8) OBP: 0.327, SLG: 0.339	6-3		1-3			4-3	1-4-3		6-3	4	0	1	0	0	0	0																		
Dave Winfield, R (1, 9) OBP: 0.389, SLG: 0.458		1B	5-3	1B	1B	1-4-3		2B	6-3	3	3	2	0	1	0	1																		
Willie Montanez, L (1, 3) OBP: 0.305, SLG: 0.342		FC1-5	5-3	1B	G3-6-3	4-3		BB	6-3	4	0	3	1	0	0	1																		
Aurelio Rodriguez, R (1, 5) OBP: 0.216, SLG: 0.291 Tim Flannery, L (8, PH) OBP: 0.343, SLG: 0.354	5-3		G3-6-3	1B	5-3			6-3	6-3	3	0	0	1	0	0	3																		
Bill Fahey, L (1, 2) OBP: 0.276, SLG: 0.276 Gene Tenace, R (7, PR) OBP: 0.379, SLG: 0.362	FC1-5	FC5	1B	1B	G3-6-3	5-3		6-3	5-3	3	0	2	0	0	0	1																		
Dave Cash, R (1, 4) OBP: 0.284, SLG: 0.264				L9			P4		5-3	4	0	2	0	0	0	2																		
Randy Jones, R (1, 1) OBP: 0.091, SLG: 0.063 Jerry Turner, L (7, PH) OBP: 0.319, SLG: 0.381 Dennis Kinney, L (7, 1) OBP: 0.286, SLG: 0.167 Eric Rasmussen, R (7, 1) OBP: 0.125, SLG: 0.250 Kurt Bevacqua, R (9, PH) OBP: 0.348, SLG: 0.429	FC5				K		FC4-6		1B	2	0	0	0	0	1	2																		
<b>Inning Stats</b>	R: 0 E: 0 K: 0 S: 3	H: 0 LOB: 0 BB: 0 P: 3	R: 1 E: 0 K: 0 S: 6	H: 3 LOB: 2 BB: 0 P: 6	R: 0 E: 0 K: 1 S: 5	H: 0 LOB: 0 BB: 0 P: 5	R: 1 E: 0 K: 0 S: 5	H: 3 LOB: 1 BB: 0 P: 5	R: 0 E: 0 K: 2 S: 4	H: 1 LOB: 1 BB: 0 P: 4	R: 0 E: 0 K: 0 S: 5	H: 2 LOB: 2 BB: 0 P: 5	R: 1 E: 0 K: 0 S: 4	H: 1 LOB: 1 BB: 1 P: 8	R: 0 E: 0 K: 1 S: 6	H: 2 LOB: 1 BB: 0 P: 6		1B: 10 2B: 3 3B: 0 HR: 0	SF: 0 SAC: 0 DP: 2 HBP: 0	WP: 0 PB: 0 SB: 0 CS: 2	PA: 38													
<b>PITCHER</b>	IP WLS BF H R ER SO BB IBB HBP BLK WP HR S P ERA WHIP																																	
Bob Forsch, R (1, 1) ERA: 3.88	6.2	W	28	9	2	2	3	0	0	0	0	0	0	0	34	34	2.70	1.350																
Kim Seaman, L (7, 1) ERA: 4.11	0.2		4	1	1	1	0	1	0	0	0	0	0	0	3	7	13.50	3.000																
John Littlefield, R (8, 1) ERA: 2.25	1.2	S	6	2	0	0	1	0	0	0	0	0	0	0	8	8	0.00	1.200																

Batter	1	2	3	4	5	6	7	8	9	AB	R	H	RBI	BB	SO	LOB	BOTTOM																	
Bobby Bonds, R (1, 7) OBP: 0.316, SLG: 0.333	S	1B		F7		3-1		K		4	1	1	0	1	1	4	<b>San Diego Padres @ St. Louis Cardinals</b> Busch Stadium, St. Louis, MO Tue Jul 15 1980, 7:05 PM CDT Att: 13,519 - Unknown - 103 F <a href="http://livebaseballscorecards.com">livebaseballscorecards.com</a>																	
Gary Templeton, S (1, 6) OBP: 0.352, SLG: 0.419	S	1B			F2		L7			4	1	2	1	0	0	0																		
Keith Hernandez, L (1, 3) OBP: 0.402, SLG: 0.484	S		G3		4-3		1B	SF7	1B	4	2	2	0	0	0	2																		
Ted Simmons, S (1, 2) OBP: 0.373, SLG: 0.500		2B			F7			1B		4	0	2	2	0	0	0																		
George Hendrick, R (1, 8) OBP: 0.353, SLG: 0.564	L8				5-3		6-3	SF7		3	0	0	1	0	0	1																		
Leon Durham, L (1, 9) OBP: 0.280, SLG: 0.408 Tony Scott, S (8, 8) OBP: 0.305, SLG: 0.288	P4				G3		F7	F9		4	0	0	0	0	0	2																		
Ken Reitz, R (1, 5) OBP: 0.307, SLG: 0.376	5-3				6-3			1B	5-3	4	1	1	0	0	0	1																		
Ken Oberkfell, L (1, 4) OBP: 0.393, SLG: 0.427			F9		SH1-4	BB		1B	SH2-4	2	0	1	0	2	0	0																		
Bob Forsch, R (1, 1) OBP: 0.326, SLG: 0.556 Kim Seaman, L (7, 1) John Littlefield, R (8, 1)	K				SH1-4			1B	SH2-4	2	0	1	1	0	1	0																		
<b>Inning Stats</b>	R: 3 E: 0 K: 0 S: 6	H: 3 LOB: 1 BB: 1 P: 10	R: 0 E: 0 K: 1 S: 7	H: 2 LOB: 2 BB: 0 P: 7	R: 0 E: 0 K: 0 S: 3	H: 0 LOB: 0 BB: 0 P: 3	R: 0 E: 0 K: 0 S: 3	H: 0 LOB: 1 BB: 1 P: 7	R: 0 E: 0 K: 0 S: 5	H: 2 LOB: 2 BB: 1 P: 9	R: 1 E: 0 K: 0 S: 5	H: 2 LOB: 1 BB: 0 P: 5	R: 0 E: 0 K: 1 S: 6	H: 1 LOB: 1 BB: 0 P: 6	1B: 8 2B: 2 3B: 0 HR: 0	SF: 1 SAC: 2 DP: 0 HBP: 0		WP: 0 PB: 0 SB: 3 CS: 0	PA: 37															
<b>PITCHER</b>	IP WLS BF H R ER SO BB IBB HBP BLK WP HR S P ERA WHIP																																	
Randy Jones, L (1, 1) ERA: 3.55	6.0	L	28	7	4	4	1	2	1	0	0	0	0	0	27	39	6.00	1.500																
Dennis Kinney, L (7, 1) ERA: 2.98	0.1		3	2	1	1	0	0	0	0	0	0	0	0	3	3	27.00	6.000																
Eric Rasmussen, R (7, 1) ERA: 4.96	1.2		6	1	0	0	1	0	0	0	0	0	0	0	8	8	0.00	0.600																



Batter	1	2	3	4	5	6	7	8	9	AB	R	H	RBI	BB	SO	LOB	TOP					
Gene Richards, L (1, 7) OBP: 0.372, SLG: 0.383	F9		FC4-6 BB			4-3	FC6-4 1-2			3	0	0	0	1	0	2	<b>San Diego Padres @ St. Louis Cardinals</b> Busch Stadium, St. Louis, MO Wed Jul 16 1980, 7:05 PM CDT Att: 12,343 - Unknown <a href="http://livebaseballscorecards.com">livebaseballscorecards.com</a>					
Ozzie Smith, S (1, 6) OBP: 0.320, SLG: 0.272			FC4-6 1-2			5-3 1B		4-3		3	0	1	0	1	0	1						
Jerry Mumphrey, S (1, 8) OBP: 0.329, SLG: 0.342	F7 1-2			G3		5-3 1B				4	0	2	0	0	0	1						
Dave Winfield, R (1, 9) OBP: 0.385, SLG: 0.452	K			5-3		5-3 1-2 2-3		5-3		4	0	0	0	0	1	4						
Willie Montanez, L (1, 3) OBP: 0.301, SLG: 0.338		K		4-3		5-3		4-3		4	0	0	0	0	1	3						
Gene Tenace, R (1, 2) OBP: 0.377, SLG: 0.359		L5				FC5-4 1B		F8		4	0	1	0	0	1	0						
Aurelio Rodriguez, R (1, 5) OBP: 0.219, SLG: 0.291 Von Joshua, L (9, PH) OBP: 0.309, SLG: 0.431		F9				FC5-4 1-2		1B 1B		3	0	1	0	0	0	1						
Dave Cash, R (1, 4) OBP: 0.283, SLG: 0.264				5-3		F9		FC6-4 1B		4	0	1	0	0	0	1						
Gary Lucas, L (1, 1) OBP: 0.231, SLG: 0.200 Jerry Turner, L (7, PH) OBP: 0.315, SLG: 0.378 Bob Shirley, R (7, 1)				4-3		P4		K		2	0	0	0	0	0	1						
										1	0	0	0	0	1	2						
										0	0	0	0	0	0	0						
<b>Inning Stats</b>	R: 0 E: 0 K: 1 S: 5	H: 0 LOB: 1 BB: 1 P: 9	R: 0 E: 0 K: 1 S: 5	H: 0 LOB: 0 BB: 0 P: 5	R: 0 E: 0 K: 0 S: 3	H: 0 LOB: 1 BB: 1 P: 7	R: 0 E: 0 K: 0 S: 3	H: 0 LOB: 0 BB: 0 P: 3	R: 0 E: 0 K: 0 S: 4	H: 1 LOB: 1 BB: 0 P: 4	R: 0 E: 0 K: 0 S: 5	H: 2 LOB: 2 BB: 0 P: 5	R: 0 E: 0 K: 1 S: 7	H: 2 LOB: 2 BB: 0 P: 7	R: 0 E: 0 K: 0 S: 4	H: 1 LOB: 1 BB: 0 P: 4	R: 0 E: 0 K: 2 S: 7	H: 0 LOB: 0 BB: 0 P: 7	1B: 6 2B: 0 3B: 0 HR: 0	SF: 0 SAC: 0 DP: 0 HBP: 0	WP: 0 PB: 0 SB: 2 CS: 0	PA: 35
<b>PITCHER</b> Pete Vuckovich, R (1, 1) ERA: 2.87	IP: 9.0 WLS: W BF: 35 H: 6 R: 0 ER: 0 SO: 5 BB: 2 IBB: 0 HBP: 0 BLK: 0 WP: 0 HR: 0 S: 43 P: 51 ERA: 0.00 WHIP: 0.889															<b>PITCHER</b>						

Batter	1	2	3	4	5	6	7	8	9	AB	R	H	RBI	BB	SO	LOB	BOTTOM
Bobby Bonds, R (1, 7) OBP: 0.311, SLG: 0.327	K		L7				P3			4	0	0	0	0	2	1	<b>San Diego Padres @ St. Louis Cardinals</b> Busch Stadium, St. Louis, MO Wed Jul 16 1980, 7:05 PM CDT Att: 12,343 - Unknown <a href="http://livebaseballscorecards.com">livebaseballscorecards.com</a>
Gary Templeton, S (1, 6) OBP: 0.354, SLG: 0.420	3-1 S 1B		1B SF8 1B			F8		4-3		4	1	2	0	0	0	0	
Keith Hernandez, L (1, 3) OBP: 0.401, SLG: 0.481	3-1		FC5-4 1-3 2-H 1B			K		K		4	0	1	1	0	2	1	
Ted Simmons, S (1, 2) OBP: 0.368, SLG: 0.495	F8		SF8			F7		F9		3	0	0	1	0	0	1	
George Hendrick, R (1, 8) (7, 9) OBP: 0.353, SLG: 0.562		F8	FC5-4 1-2							3	0	1	0	0	0	1	
Leon Durham, L (1, 9) OBP: 0.273, SLG: 0.396 Tony Scott, S (7, 8) OBP: 0.305, SLG: 0.288		4-3				4-3				3	0	0	0	0	1	1	
Ken Reitz, R (1, 5) OBP: 0.310, SLG: 0.382						5-3				3	1	2	0	0	0	0	
Ken Oberkfell, L (1, 4) OBP: 0.387, SLG: 0.419		FC6-4 1-2				5-3		4-3 SH1-3 2B		3	0	0	0	0	0	2	
Pete Vuckovich, R (1, 1) OBP: 0.174, SLG: 0.244						6-3		SH1-3 3-H		2	1	1	1	0	0	0	
										1B: 6 2B: 1 3B: 0 HR: 0	SF: 1 SAC: 1 DP: 0 HBP: 0	WP: 0 PB: 0 SB: 1 CS: 0	PA: 31				
<b>PITCHER</b> Gary Lucas, L (1, 1) ERA: 3.66 Bob Shirley, L (7, 1) ERA: 3.02	IP: 6.0 WLS: L BF: 24 H: 6 R: 2 ER: 2 SO: 4 BB: 0 IBB: 0 HBP: 0 BLK: 0 WP: 0 HR: 0 S: 32 P: 32 ERA: 3.00 WHIP: 1.000															<b>PITCHER</b>	



Batter	1	2	3	4	5	6	7	8	9	AB	R	H	RBI	BB	SO	LOB	TOP			
Gene Richards, L (1, 7) OBP: 0.374, SLG: 0.382										3	1	1	0	1	0	1	<b>San Diego Padres @ St. Louis Cardinals</b> Busch Stadium, St. Louis, MO Thu Jul 17 1980, 7:05 PM CDT Att: 12,156 - Unknown			
Ozzie Smith, S (1, 6) OBP: 0.326, SLG: 0.279										3	0	3	1	0	0	0				
Tim Flannery, L (7, 4) OBP: 0.340, SLG: 0.351										1	0	0	0	0	0	0				
Jerry Mumphrey, S (1, 8) OBP: 0.325, SLG: 0.337										4	0	0	0	0	0	5				
Dave Winfield, R (1, 9) OBP: 0.381, SLG: 0.448										3	0	0	0	0	1	2				
Jerry Turner, L (8, 9) OBP: 0.315, SLG: 0.375										1	0	0	0	0	0	0				
Willie Montanez, L (1, 3) OBP: 0.298, SLG: 0.333										4	0	0	0	0	1	0				
Gene Tenace, R (1, 2) OBP: 0.376, SLG: 0.377										3	1	1	1	0	0	0				
Fred Kendall, R (7, 2) OBP: 0.261, SLG: 0.261										1	0	0	0	0	0	0				
Aurelio Rodriguez, R (1, 5) OBP: 0.220, SLG: 0.292										3	0	1	0	0	0	0				
Dave Cash, R (1, 4) OBP: 0.281, SLG: 0.261										3	0	0	0	0	0	1				
Eric Rasmussen, R (7, 1) OBP: 0.125, SLG: 0.250										0	0	0	0	0	0	0				
Rick Wise, R (1, 1) OBP: 0.172, SLG: 0.214										1	1	1	0	0	0	0				
John D'Acquisto, R (3, 1)										0	0	0	0	0	0	0				
Dennis Kinney, L (3, 1) OBP: 0.250, SLG: 0.143										0	0	0	0	0	0	0				
Kurt Bevacqua, R (7, PH) OBP: 0.343, SLG: 0.422										1	0	0	0	0	0	0				
<b>Inning Stats</b>	R: 1 E: 0 K: 1 S: 6	H: 2 LOB: 0 BB: 0 P: 6	R: 0 E: 0 K: 1 S: 6	H: 1 LOB: 1 BB: 0 P: 6	R: 1 E: 1 K: 0 S: 5	H: 2 LOB: 1 BB: 0 P: 5	R: 1 E: 0 K: 0 S: 4	H: 1 LOB: 1 BB: 0 P: 4	R: 0 E: 0 K: 0 S: 3	H: 0 LOB: 0 BB: 0 P: 3	R: 0 E: 0 K: 0 S: 3	H: 0 LOB: 0 BB: 0 P: 3	R: 0 E: 0 K: 0 S: 3	H: 0 LOB: 0 BB: 0 P: 3	R: 0 E: 0 K: 0 S: 3	H: 0 LOB: 0 BB: 0 P: 3	1B: 6 2B: 0 3B: 0 HR: 1	SF: 0 SAC: 0 DP: 2 HBP: 0	WP: 0 PB: 0 SB: 3 CS: 0	PA: 33
<b>PITCHER</b> Jim Kaat, L (1, 1) ERA: 3.59	IP: 9.0 WLS: W BF: 33 H: 7 R: 3 ER: 2 SO: 2 BB: 1 IBB: 0 HBP: 0 BLK: 0 WP: 0 HR: 1 S: 36 P: 40 ERA: 2.00 WHIP: 0.889																			


Batter	1	2	3	4	5	6	7	8	9	AB	R	H	RBI	BB	SO	LOB	BOTTOM			
Bobby Bonds, R (1, 7) OBP: 0.317, SLG: 0.333										5	2	3	2	0	1	1	<b>San Diego Padres @ St. Louis Cardinals</b> Busch Stadium, St. Louis, MO Thu Jul 17 1980, 7:05 PM CDT Att: 12,156 - Unknown			
Dane Iorg, L (8, 3) OBP: 0.347, SLG: 0.409										1	0	0	0	0	0	0				
Garry Templeton, S (1, 6) OBP: 0.354, SLG: 0.419										5	1	2	2	0	1	2				
Mike Ramsey, S (7, PR) OBP: 0.300, SLG: 0.406										0	1	0	0	0	0	0				
Keith Hernandez, L (1, 3) OBP: 0.401, SLG: 0.489										5	2	2	4	0	1	1				
Keith Smith, R (8, 7) OBP: 0.500, SLG: 0.667										0	0	0	0	0	0	0				
Ted Simmons, S (1, 2) OBP: 0.370, SLG: 0.495										4	1	2	0	0	0	0				
Steve Swisher, R (6, 2) OBP: 0.133, SLG: 0.133										1	0	0	0	0	0	1				
George Hendrick, R (1, 8) OBP: 0.360, SLG: 0.578										5	2	4	3	0	0	0				
Tony Scott, S (8, 8) OBP: 0.305, SLG: 0.288										0	0	0	0	0	0	0				
Leon Durham, L (1, 9) OBP: 0.278, SLG: 0.385										3	1	0	0	2	1	3				
Ken Reitz, R (1, 5) OBP: 0.315, SLG: 0.389										5	2	3	1	0	0	1				
Ken Oberkfell, L (1, 4) OBP: 0.389, SLG: 0.414										5	2	3	1	0	0	1				
Mike Phillips, L (8, 6) OBP: 0.155, SLG: 0.216										2	1	0	1	2	0	1				
Jim Kaat, L (1, 1) OBP: 0.133, SLG: 0.107										4	2	1	1	1	2	4				
<b>Inning Stats</b>	R: 0 E: 0 K: 1 S: 5	H: 0 LOB: 0 BB: 0 P: 5	R: 0 E: 0 K: 1 S: 7	H: 2 LOB: 3 BB: 1 P: 11	R: 10 E: 1 K: 2 S: 16	H: 9 LOB: 2 BB: 3 P: 28	R: 1 E: 0 K: 1 S: 7	H: 2 LOB: 1 BB: 0 P: 7	R: 0 E: 0 K: 0 S: 3	H: 0 LOB: 0 BB: 0 P: 3	R: 0 E: 0 K: 0 S: 3	H: 0 LOB: 0 BB: 0 P: 3	R: 4 E: 0 K: 0 S: 7	H: 4 LOB: 1 BB: 1 P: 11	R: 0 E: 0 K: 1 S: 5	H: 0 LOB: 0 BB: 0 P: 5	1B: 12 2B: 3 3B: 0 HR: 2	SF: 0 SAC: 0 DP: 0 HBP: 0	WP: 1 PB: 0 SB: 0 CS: 0	PA: 46
<b>PITCHER</b> Rick Wise, R (1, 1) ERA: 3.94	IP: 0.0 WLS: L BF: 16 H: 7 R: 6 ER: 6 SO: 3 BB: 0 IBB: 2 HBP: 0 BLK: 0 WP: 1 HR: 0 S: 20 P: 28 ERA: 23.14 WHIP: 3.000																			
John D'Acquisto, R (3, 1) ERA: 3.59	0.0	4	2	3	3	0	2	0	0	0	1	0	2	10						
Dennis Kinney, L (3, 1) ERA: 2.94	3.2	15	4	2	2	2	0	0	0	0	0	0	19	19	4.91	1.091				
Eric Rasmussen, R (7, 1) ERA: 5.31	2.0	11	4	4	4	1	1	0	0	0	0	2	12	16	18.00	2.500				



Batter	1	2	3	4	5	6	7	8	9	AB	R	H	RBI	BB	SO	LOB	TOP		
Gene Richards, L (1, 7) OBP: 0.370, SLG: 0.378	6-3		F8		K		4-3			4	0	0	0	0	1	0			
Ozzie Smith, S (1, 6) OBP: 0.327, SLG: 0.279	BB			F7		1B		K		3	1	1	0	1	1	0			
Jerry Mumphy, S (1, 8) OBP: 0.324, SLG: 0.336	F8			F9		1B		K		4	0	1	0	0	1	1			
Dave Winfield, R (1, 9) OBP: 0.380, SLG: 0.445		6-3		BB		F5		F2		4	0	1	0	0	0	2			
Willie Montanez, L (1, 3) OBP: 0.303, SLG: 0.340	6-3			BB					SH1-4	3	0	2	1	1	0	0			
Gene Tenace, R (1, 2) OBP: 0.383, SLG: 0.379	BB			BB					SH1-4	2	0	1	0	2	1	2			
Aurelio Rodriguez, R (1, 5) OBP: 0.216, SLG: 0.287			F9		K				SH1-4	3	0	0	0	0	1	3			
Dave Cash, R (1, 4) OBP: 0.283, SLG: 0.272			F9				F4			3	1	1	1	1	0	0			
Bob Shirley, R (1, 1) Rollie Fingers, R (6, 1) OBP: 0.250, SLG: 0.417			K		K		K		G2-4	2	0	0	0	0	2	0			
<b>Inning Stats</b>	R: 0 E: 0 K: 0 S: 2	H: 0 LOB: 0 BB: 1 P: 6	R: 0 E: 0 K: 0 S: 3	H: 0 LOB: 1 BB: 1 P: 7	R: 0 E: 0 K: 1 S: 5	H: 0 LOB: 0 BB: 0 P: 5	R: 0 E: 0 K: 1 S: 6	H: 1 LOB: 2 BB: 1 P: 10	R: 1 E: 0 K: 3 S: 10	H: 1 LOB: 0 BB: 0 P: 10	R: 1 E: 0 K: 0 S: 5	H: 3 LOB: 2 BB: 1 P: 9	R: 0 E: 0 K: 2 S: 7	H: 0 LOB: 0 BB: 0 P: 5	R: 0 E: 0 K: 0 S: 4	H: 2 LOB: 2 BB: 1 P: 8	1B: 5 2B: 1 3B: 0 HR: 1	SF: 0 SAC: 1 DP: 1 HBP: 0	WP: 0 PA: 36 PB: 0 SB: 0 CS: 1
<b>PITCHER</b>	IP	WLS	BF	H	R	ER	SO	BB	IBB	HBP	BLK	WP	HR	S	P	ERA	WHIP		
Doug Capilla, L (1, 1) ERA: 1.98	6.0	L	25	5	2	2	5	4	0	0	0	0	1	31	47	3.00	1.500		
Dick Tidrow, R (7, 1) ERA: 1.87	3.0	S	11	2	0	0	3	0	1	0	0	0	0	16	20	0.00	0.667		

San Diego Padres @ Chicago Cubs  
Wrigley Field, Chicago, IL  
Fri Jul 18 1980, 3:33 AM CDT  
Att: 14,007 - Unknown


AB 30  
R 2  
H 7  
RBI 2  
BB 5  
SO 8  
LOB 11



Batter	1	2	3	4	5	6	7	8	9	AB	R	H	RBI	BB	SO	LOB	BOTTOM		
Ivan De Jesus, R (1, 6) OBP: 0.337, SLG: 0.366	K		FC1-4			6-3		F8		4	0	0	0	0	1	1			
Lenny Randle, S (1, 5) OBP: 0.355, SLG: 0.382	6-3		S			4-3			1B	3	1	1	0	1	0	0			
Bill Buckner, L (1, 7) OBP: 0.358, SLG: 0.449	FC5-4		F3			CI			FC4-6	3	0	2	0	0	0	1			
Cliff Johnson, R (1, 3) OBP: 0.318, SLG: 0.396	FC5-4				5-3				FC4-6	3	0	0	0	0	0	2			
Dick Tidrow, R (7, 1) Ken Henderson, S (9, PH) OBP: 0.327, SLG: 0.305	FC5-4					FC5-4			FC4-6	0	0	0	0	0	0	0			
Mike Vail, R (1, 9) OBP: 0.353, SLG: 0.424		K								1	0	0	1	0	0	1			
Jerry Martin, R (1, 8) OBP: 0.286, SLG: 0.454		5-3								4	0	0	0	0	0	1			
Barry Foote, R (1, 2) OBP: 0.304, SLG: 0.449										3	0	2	0	0	0	0			
Mike Tyson, R (1, 4) OBP: 0.287, SLG: 0.340										2	0	0	0	0	1	2			
Jesus Figueroa, L (8, PH) OBP: 0.383, SLG: 0.340										1	0	0	0	0	0	0			
Mick Kelleher, R (9, 4) OBP: 0.211, SLG: 0.170										0	0	0	0	0	0	0			
Doug Capilla, L (1, 1) OBP: 0.300, SLG: 0.500										2	0	1	0	0	0	1			
Larry Blittner, L (7, 3) OBP: 0.323, SLG: 0.353										1	0	0	0	0	0	0			
<b>Inning Stats</b>	R: 0 E: 0 K: 1 S: 6	H: 1 LOB: 0 BB: 0 P: 6	R: 0 E: 0 K: 1 S: 6	H: 1 LOB: 1 BB: 0 P: 6	R: 0 E: 0 K: 0 S: 3	H: 1 LOB: 1 BB: 1 P: 7	R: 0 E: 0 K: 0 S: 3	H: 0 LOB: 0 BB: 0 P: 3	R: 0 E: 0 K: 0 S: 5	H: 1 LOB: 0 BB: 0 P: 5	R: 0 E: 1 K: 0 S: 4	H: 0 LOB: 1 BB: 0 P: 4	R: 0 E: 0 K: 0 S: 3	H: 0 LOB: 0 BB: 0 P: 3	R: 0 E: 0 K: 0 S: 3	H: 0 LOB: 1 BB: 0 P: 3	1B: 6 2B: 0 3B: 0 HR: 0	SF: 0 SAC: 0 DP: 1 HBP: 0	WP: 0 PA: 33 PB: 0 SB: 1 CS: 0
<b>PITCHER</b>	IP	WLS	BF	H	R	ER	SO	BB	IBB	HBP	BLK	WP	HR	S	P	ERA	WHIP		
Bob Shirley, L (1, 1) ERA: 2.78	5.0	W	18	4	0	0	3	1	0	0	0	0	0	23	27	0.00	1.000		
Rollie Fingers, R (6, 1) ERA: 2.77	4.0	S	15	2	1	1	1	0	0	0	0	0	0	17	17	2.25	0.500		

San Diego Padres @ Chicago Cubs  
Wrigley Field, Chicago, IL  
Fri Jul 18 1980, 3:33 AM CDT  
Att: 14,007 - Unknown

AB 31  
R 1  
H 6  
RBI 1  
BB 1  
SO 4  
LOB 10









Batter	1	2	3	4	5	6	7	8	9	AB	R	H	RBI	BB	SO	LOB	TOP					
Gene Richards, L (1,7) X OBP: 0.377, SLG: 0.394	0-0 1B FC5-2 1B		0-0 L7			0-0 F2		0-0 1-2 1B		4	0	2	0	0	0	1	<b>San Diego Padres @ Chicago Cubs</b> Wrigley Field, Chicago, IL Sun Jul 20 1980, 3:33 AM CDT Att: 23,325 - Unknown <a href="http://livebaseballscorecards.com">livebaseballscorecards.com</a>					
Ozzie Smith, S (1,6) X OBP: 0.333, SLG: 0.282	0-0 FC5-2 1-3 1B		0-0 4-3			0-0 F9		0-0 F8		4	0	1	0	0	0	3						
Dave Winfield, R (1,9) X OBP: 0.371, SLG: 0.434	0-0 FC5-2 G6-3			0-3 K		0-0 6-3			0-0 4-3	4	0	0	0	0	1	2						
Willie Montanez, L (1,3) X OBP: 0.306, SLG: 0.338	0-0 G6-3 1-2			0-0 L7			0-0 F7		4-0 1B BB	3	0	0	0	1	0	2						
Jerry Mumphrey, S (1,8) X OBP: 0.327, SLG: 0.334		0-3 K		0-0 4-3			0-0 F7		0-0 1-2 1B	4	0	1	0	0	1	0						
Gene Tenace, R (1,2) X OBP: 0.379, SLG: 0.375		0-0 6-3			0-0 5-3			0-0 F8		3	0	0	0	0	0	0						
Eric Rasmussen, R (7,1) X OBP: 0.125, SLG: 0.250						0-0 F2			0-0 F8	0	0	0	0	0	0	0						
Von Joshua, L (8, PH) X OBP: 0.298, SLG: 0.415										1	0	0	0	0	0	2						
Aurelio Rodriguez, R (1,5) X OBP: 0.220, SLG: 0.296								0-3 K		2	0	1	0	0	0	0						
Tim Flannery, L (8, PH) X OBP: 0.327, SLG: 0.330									0-3 K	2	0	0	0	0	2	2						
Dave Cash, R (1,4) X OBP: 0.277, SLG: 0.266					0-0 5-3			0-0 1-3		2	0	0	0	0	0	1						
Jerry Turner, L (8, PH) X OBP: 0.308, SLG: 0.369						0-0 F8				1	0	0	0	0	0	0						
Kurt Bevacqua, R (8,5) X OBP: 0.343, SLG: 0.422										0	0	0	0	0	0	0						
Randy Jones, R (1,1) X OBP: 0.114, SLG: 0.061				4-0 BB		0-3 K			0-0 1B	1	0	0	0	1	1	1						
Bill Fahey, L (7,2) X OBP: 0.315, SLG: 0.281									0-0 1B	1	0	1	0	0	0	0						
<b>Inning Stats</b>	R: 0 E: 0 K: 0 S: 4	H: 2 LOB: 1 BB: 0 P: 4	R: 0 E: 0 K: 1 S: 5	H: 0 LOB: 0 BB: 0 P: 5	R: 0 E: 0 K: 1 S: 3	H: 0 LOB: 1 BB: 1 P: 7	R: 0 E: 0 K: 1 S: 5	H: 0 LOB: 0 BB: 0 P: 5	R: 0 E: 0 K: 1 S: 6	H: 1 LOB: 1 BB: 0 P: 6	R: 0 E: 0 K: 0 S: 3	H: 0 LOB: 0 BB: 0 P: 3	R: 0 E: 0 K: 0 S: 3	H: 0 LOB: 0 BB: 0 P: 3	R: 0 E: 0 K: 1 S: 7	H: 2 LOB: 2 BB: 0 P: 7	R: 0 E: 0 K: 1 S: 6	H: 1 LOB: 2 BB: 1 P: 10	1B: 5 2B: 1 3B: 0 HR: 0	SF: 0 SAC: 0 DP: 1 HBP: 0	WP: 0 PB: 0 SB: 0 CS: 0	PA: 34
<b>PITCHER</b> Lynn McGlothen, R (1,1) ERA: 5.23	IP: 9.0 WLS: W BF: 34 H: 6 R: 0 ER: 0 SO: 5 BB: 2 IBB: 0 HBP: 0 BLK: 0 WP: 0 HR: 0 S: 42 P: 50 ERA: 0.00 WHIP: 0.889															<b>PITCHER</b>						

Batter	1	2	3	4	5	6	7	8	9	AB	R	H	RBI	BB	SO	LOB	BOTTOM			
Ivan De Jesus, R (1,6) X OBP: 0.348, SLG: 0.376	4-0 1B E BB		0-0 L5			0-0 SH5-3 2B		0-0 2B 2H		3	2	2	0	1	0	1	<b>San Diego Padres @ Chicago Cubs</b> Wrigley Field, Chicago, IL Sun Jul 20 1980, 3:33 AM CDT Att: 23,325 - Unknown <a href="http://livebaseballscorecards.com">livebaseballscorecards.com</a>			
Lenny Randle, S (1,5) X OBP: 0.347, SLG: 0.372	0-0 E5 1B HR		0-0 5-3			0-0 SH5-3		0-0 F8		3	1	0	0	0	0	3				
Bill Buckner, L (1,7) X OBP: 0.355, SLG: 0.447	0-0 1-2 2H HR		0-0 4-3			0-0 1B SF9 2B		0-0 4-3		4	2	2	2	0	0	0				
Cliff Johnson, R (1,3) X OBP: 0.326, SLG: 0.414	0-0 1-2 2H HR		0-0		4-0 1B IBB		0-0 F2			3	1	2	3	1	0	0				
Jerry Martin, R (1,9) X OBP: 0.288, SLG: 0.453	0-0 5-3		0-3 K		0-0 1-2 2-3 1B		0-0 6-3			4	0	1	0	0	1	1				
Barry Foote, R (1,2) X OBP: 0.297, SLG: 0.441	0-0 6-3		0-0 F4			0-0 SF9			0-0 F3	3	0	0	1	0	0	1				
Jesus Figueroa, L (1,8) X OBP: 0.368, SLG: 0.328	0-0 4-3				0-0 1-3		0-0 3-1		0-0 F9	4	0	0	0	0	0	2				
Mike Tyson, R (1,4) X OBP: 0.288, SLG: 0.340		0-0			0-0 6-3			0-3 E2 2B SH2-4		3	0	1	0	0	0	0				
Jim Tracy, L (8, PH) X OBP: 0.211, SLG: 0.170									0-0 K	1	0	0	0	0	1	0				
Mick Kelleher, R (9,4) X OBP: 0.211, SLG: 0.170										0	0	0	0	0	0	0				
Lynn McGlothen, L (1,1) X OBP: 0.286, SLG: 0.370		0-0 SH1-4			0-0 G3			0-0 SH2-4		1	0	0	0	0	0	0				
<b>Inning Stats</b>	R: 4 E: 1 K: 0 S: 6	H: 2 LOB: 0 BB: 1 P: 10	R: 0 E: 0 K: 0 S: 4	H: 1 LOB: 1 BB: 0 P: 4	R: 0 E: 0 K: 1 S: 6	H: 1 LOB: 1 BB: 0 P: 6	R: 0 E: 0 K: 0 S: 3	H: 0 LOB: 0 BB: 0 P: 3	R: 2 E: 1 K: 0 S: 6	H: 3 LOB: 2 BB: 1 P: 10	R: 0 E: 0 K: 0 S: 4	H: 1 LOB: 1 BB: 0 P: 4	R: 0 E: 0 K: 0 S: 3	H: 0 LOB: 0 BB: 0 P: 3	R: 0 E: 0 K: 1 S: 5	H: 0 LOB: 0 BB: 0 P: 5	1B: 5 2B: 2 3B: 0 HR: 1	SF: 1 SAC: 3 DP: 0 HBP: 0	WP: 0 PB: 0 SB: 0 CS: 0	PA: 35
<b>PITCHER</b> Randy Jones, L (1,1) ERA: 3.77	IP: 6.0 WLS: L BF: 29 H: 8 R: 6 ER: 5 SO: 1 BB: 1 IBB: 0 HBP: 0 BLK: 0 WP: 0 HR: 1 S: 29 P: 37 ERA: 7.50 WHIP: 1.500															<b>PITCHER</b>				
<b>PITCHER</b> Eric Rasmussen, R (7,1) ERA: 5.17	IP: 2.0 WLS: L BF: 6 H: 0 R: 0 ER: 0 SO: 1 BB: 0 IBB: 0 HBP: 0 BLK: 0 WP: 0 HR: 0 S: 8 P: 8 ERA: 0.00 WHIP: 0.000															<b>PITCHER</b>				





Batter	1	2	3	4	5	6	7	8	9	AB	R	H	RBI	BB	SO	LOB	TOP								
Omar Moreno, L (1.8) OBP: 0.319, SLG: 0.352	F8		K		G3-6-1			SH1-4 WP	FC6	5	1	1	0	0	1	4	<b>Pittsburgh Pirates @ San Diego Padres</b> San Diego Stadium, San Diego, CA Tue Jul 22 1980, 10:05 PM EDT Att: 17,504 - Unknown								
Tim Foli, R (1.6) OBP: 0.314, SLG: 0.359			F2			L5		SH1-4		3	0	1	0	0	0	1									
Dave Parker, L (1.9) OBP: 0.326, SLG: 0.455	F7			K				K		4	0	1	0	0	2	1									
Bill Robinson, R (1.3) OBP: 0.301, SLG: 0.463										4	0	2	0	0	0	1									
Vance Law, R (8, PR) OBP: 0.262, SLG: 0.300				4-3						0	1	0	0	0	0	0									
Enrique Romo, R (8, 1) OBP: 0.556, SLG: 0.500										0	0	0	0	0	0	0									
Grant Jackson, S (9, 1) OBP: 0.353, SLG: 0.383										0	0	0	0	0	0	0									
Ed Ott, L (9, 2) OBP: 0.293, SLG: 0.333										0	0	0	0	0	0	0									
Bill Madlock, R (1, 5) OBP: 0.293, SLG: 0.333	F7			F5						4	1	2	1	0	0	1									
Lee Lacy, R (1, 7) OBP: 0.421, SLG: 0.550										3	1	1	0	1	0	3									
Phil Garner, R (1, 4) OBP: 0.324, SLG: 0.366										3	0	0	0	0	0	3									
Steve Nicosia, R (1, 2) OBP: 0.298, SLG: 0.280										4	0	2	2	0	0	1									
Kent Tekulve, R (9, 1)										0	0	0	0	0	0	0									
Jim Bibby, R (1, 1) OBP: 0.180, SLG: 0.152										2	0	0	0	0	1	3									
John Milner, L (8, 3) OBP: 0.371, SLG: 0.394										0	0	0	0	1	0	0									
<b>Inning Stats</b>	R: 0 E: 0 K: 0 S: 3	H: 1 LOB: 0 BB: 0 P: 3	R: 0 E: 0 K: 0 S: 4	H: 1 LOB: 1 BB: 0 P: 4	R: 0 E: 0 K: 1 S: 6	H: 1 LOB: 1 BB: 0 P: 6	R: 0 E: 0 K: 1 S: 5	H: 0 LOB: 0 BB: 0 P: 5	R: 1 E: 0 K: 1 S: 7	H: 2 LOB: 1 BB: 0 P: 7	R: 0 E: 0 K: 0 S: 3	H: 1 LOB: 0 BB: 0 P: 3	R: 1 E: 0 K: 0 S: 4	H: 1 LOB: 1 BB: 1 P: 8	R: 2 E: 0 K: 1 S: 8	H: 3 LOB: 2 BB: 0 P: 8	R: 0 E: 0 K: 0 S: 3	H: 0 LOB: 1 BB: 1 P: 7	1B: 5 2B: 5 3B: 0 HR: 0	SF: 0 SAC: 3 DP: 2 HBP: 0	WP: 1 PB: 0 SB: 0 CS: 1	PA: 37			
<b>PITCHER</b>	IP	WLS	BF	H	R	ER	SO	BB	IBB	HBP	BLK	WP	HR	S	P	ERA	WHIP								
Gary Lucas, L (1, 1) ERA: 3.73	7.2	L	32	10	4	4	4	1	0	0	0	1	0	39	43	4.70	1.435								
John D'Acquisto, R (8, 1) ERA: 3.25	1.1		5	0	0	0	0	1	0	0	0	0	0	4	8	0.00	0.750								

Batter	1	2	3	4	5	6	7	8	9	AB	R	H	RBI	BB	SO	LOB	BOTTOM								
Gene Richards, L (1, 7) OBP: 0.374, SLG: 0.391	F9	F7		L4						5	0	1	0	0	0	3	<b>Pittsburgh Pirates @ San Diego Padres</b> San Diego Stadium, San Diego, CA Tue Jul 22 1980, 10:05 PM EDT Att: 17,504 - Unknown								
Ozzie Smith, S (1, 6) OBP: 0.333, SLG: 0.282	F4		4-3		G3					4	0	1	1	1	0	0									
Jerry Mumphrey, S (1, 8) OBP: 0.329, SLG: 0.337										4	0	2	0	0	0	1									
John D'Acquisto, R (8, 1) OBP: 0.343, SLG: 0.422										0	0	0	0	0	0	0									
Kurt Bevacqua, R (9, PH)										0	0	0	0	0	0	0									
Dave Winfield, R (1, 9) OBP: 0.371, SLG: 0.443										5	1	2	1	0	0	3									
Willie Montanez, L (1, 3) OBP: 0.309, SLG: 0.338										3	0	1	0	1	0	1									
Gene Tenace, R (1, 2) OBP: 0.385, SLG: 0.376										2	0	1	0	2	0	0									
Tim Flannery, L (1, 5) OBP: 0.319, SLG: 0.321										3	0	0	0	0	1	4									
Dave Cash, R (1, 4) OBP: 0.280, SLG: 0.273										3	1	1	0	1	0	1									
Gary Lucas, L (1, 1) OBP: 0.207, SLG: 0.179										3	0	0	0	0	2	4									
Jerry Turner, L (8, 9) OBP: 0.313, SLG: 0.374										1	1	1	1	0	0	0									
<b>Inning Stats</b>	R: 0 E: 0 K: 0 S: 4	H: 1 LOB: 1 BB: 0 P: 4	R: 0 E: 0 K: 1 S: 5	H: 0 LOB: 3 BB: 3 P: 17	R: 0 E: 0 K: 1 S: 7	H: 2 LOB: 3 BB: 1 P: 11	R: 0 E: 0 K: 1 S: 5	H: 0 LOB: 0 BB: 0 P: 5	R: 0 E: 0 K: 0 S: 4	H: 1 LOB: 1 BB: 0 P: 4	R: 0 E: 0 K: 0 S: 2	H: 0 LOB: 0 BB: 1 P: 6	R: 0 E: 0 K: 0 S: 4	H: 0 LOB: 0 BB: 0 P: 4	R: 2 E: 0 K: 0 S: 6	H: 4 LOB: 1 BB: 0 P: 6	1B: 8 2B: 0 3B: 1 HR: 1	SF: 0 SAC: 2 DP: 1 HBP: 0	WP: 0 PB: 0 SB: 2 CS: 1	PA: 40					
<b>PITCHER</b>	IP	WLS	BF	H	R	ER	SO	BB	IBB	HBP	BLK	WP	HR	S	P	ERA	WHIP								
Jim Bibby, R (1, 1) ERA: 2.86	7.0		30	5	0	0	3	5	0	0	0	0	1	31	51	0.00	1.429								
Enrique Romo, R (8, 1) ERA: 3.5	1.0		6	3	3	3	0	0	0	0	0	0	1	6	6	27.00	3.000								
Grant Jackson, L (9, 1) ERA: 2.14	0.1		2	2	0	0	0	0	0	0	0	0	0	2	2	0.00	6.000								
Kent Tekulve, R (9, 1) ERA: 2.96	0.2	S	2	0	0	0	0	0	0	0	0	0	0	2	2	0.00	0.000								



Batter	1	2	3	4	5	6	7	8	9	AB	R	H	RBI	BB	SO	LOB	TOP				
Omar Moreno, L (1, 8) OBP: 0.318, SLG: 0.348	F8		4-3		K		4-0 IBB		FC3-5-6	4	0	0	0	1	1	2	<b>Pittsburgh Pirates @ San Diego Padres</b> San Diego Stadium, San Diego, CA Wed Jul 23 1980, 10:05 PM EDT Att: 14,608 - Unknown <a href="http://livebaseballscorecards.com">livebaseballscorecards.com</a>				
Tim Foli, R (1, 6) OBP: 0.316, SLG: 0.360	1B		E 1B		6-3		F3		L5	5	1	2	0	0	0	3					
Dave Parker, L (1, 9) OBP: 0.325, SLG: 0.453	L6		L7		G3				1B	4	0	1	0	0	0	2					
John Milner, L (1, 3) OBP: 0.368, SLG: 0.389	F5		E5 1B		F3		F6			4	0	1	0	0	0	2					
Mike Easter, L (1, 7) OBP: 0.447, SLG: 0.684		6-3	4-3		K					3	0	0	0	1	1	1					
Bill Madlock, R (1, 5) OBP: 0.292, SLG: 0.332		FC6-4 1B			F8		5-3		K	4	0	1	0	0	1	2					
Ed Ott, L (1, 2) OBP: 0.355, SLG: 0.389		FC6-4 1B			K		1B 2B		1-3	4	1	2	0	0	1	2					
Phil Garner, R (1, 4) OBP: 0.323, SLG: 0.363		FC6-4			4-3		5-3		FC3-5 1B	3	0	0	0	1	0	3					
Rick Rhoden, R (1, 1) OBP: 0.384, SLG: 0.300		F8			F9					2	0	0	0	0	0	2					
Manny Sanguillen, R (7, PH) OBP: 0.359, SLG: 0.453										1	0	1	1	0	0	0					
Enrique Romo, R (7, 1) OBP: 0.599, SLG: 0.500										0	0	0	0	0	0	0					
Lee Lacy, R (9, PH) OBP: 0.424, SLG: 0.553									FC3-5 6	1	0	1	0	0	0	0					
<b>Inning Stats</b>	R: 0 E: 0 K: 0 S: 4	H: 1 LOB: 1 BB: 0 P: 4	R: 0 E: 0 K: 0 S: 5	H: 2 LOB: 2 BB: 0 P: 5	R: 1 E: 1 K: 0 S: 5	H: 2 LOB: 1 BB: 0 P: 5	R: 0 E: 0 K: 1 S: 5	H: 0 LOB: 0 BB: 0 P: 5	R: 0 E: 0 K: 1 S: 5	H: 0 LOB: 0 BB: 0 P: 5	R: 1 E: 0 K: 0 S: 5	H: 2 LOB: 2 BB: 1 P: 9	R: 0 E: 0 K: 1 S: 6	H: 1 LOB: 2 BB: 1 P: 10	R: 0 E: 0 K: 0 S: 3	H: 1 LOB: 1 BB: 1 P: 7		1B: 8 2B: 1 3B: 0 HR: 0	SF: 0 SAC: 0 DP: 1 HBP: 0	WP: 0 PB: 0 SB: 4 CS: 0	PA: 38
<b>PITCHER</b>	IP WLS BF H R ER SO BB IBB HBP BLK WP HR S P ERA WHIP																				
Rick Wise, R (1, 1) ERA: 3.71	7.1		32	8	2	1	3	1	1	0	0	0	0	0	0	36	44	1.23	1.227		
Rollie Fingers, R (8, 1) ERA: 2.7	1.2	W	6	1	0	0	1	1	0	0	0	0	0	0	7	11	0.00	1.200			

Batter	1	2	3	4	5	6	7	8	9	AB	R	H	RBI	BB	SO	LOB	BOTTOM		
Gene Richards, L (1, 7) OBP: 0.376, SLG: 0.393	4-3 S 1-3 1B		K		4-3				SH1-3 1B	4	2	2	0	0	1	1	<b>Pittsburgh Pirates @ San Diego Padres</b> San Diego Stadium, San Diego, CA Wed Jul 23 1980, 10:05 PM EDT Att: 14,608 - Unknown <a href="http://livebaseballscorecards.com">livebaseballscorecards.com</a>		
Ozzie Smith, S (1, 6) OBP: 0.331, SLG: 0.280	4-3		6-3		4-3				SH1-3	3	0	0	0	0	0	2			
Jerry Mumphrey, S (1, 8) OBP: 0.328, SLG: 0.336	1-3		F8		F8				S 1B	4	0	1	2	0	0	0			
Dave Winfield, R (1, 9) OBP: 0.372, SLG: 0.442	3-H		5-3		5-3				F2	3	1	1	0	1	0	1			
Willie Montanez, L (1, 3) OBP: 0.311, SLG: 0.338			F8		F8					3	0	1	1	1	0	1			
Gene Tenace, R (1, 2) OBP: 0.383, SLG: 0.370			FC6-4		K				F8	3	0	0	0	1	2	2			
Tim Flannery, L (1, 5) OBP: 0.319, SLG: 0.321			FC6-4		6-3				CS 1B	3	0	1	0	0	0	2			
Paul Dade, R (7, PR) OBP: 0.333, SLG: 0.209										0	0	0	0	0	0	0			
Aurelio Rodriguez, R (8, 5) OBP: 0.220, SLG: 0.206										0	0	0	0	0	0	0			
Dave Cash, R (1, 4) OBP: 0.283, SLG: 0.274			SH2-4 1B						F7	2	0	1	0	1	0	1			
Rick Wise, R (1, 1) OBP: 0.161, SLG: 0.200			SH2-4							2	0	0	0	0	1	2			
Rollie Fingers, R (8, 1) OBP: 0.250, SLG: 0.417					K				5-3	0	0	0	0	0	0	0			
<b>Inning Stats</b>	R: 2 E: 0 K: 0 S: 5	H: 2 LOB: 2 BB: 2 P: 13	R: 0 E: 0 K: 1 S: 6	H: 1 LOB: 1 BB: 0 P: 6	R: 0 E: 0 K: 2 S: 7	H: 0 LOB: 1 BB: 1 P: 11	R: 0 E: 0 K: 2 S: 3	H: 0 LOB: 0 BB: 1 P: 3	R: 0 E: 0 K: 0 S: 3	H: 1 LOB: 0 BB: 0 P: 3	R: 0 E: 0 K: 0 S: 3	H: 1 LOB: 1 BB: 0 P: 3	R: 1 E: 0 K: 1 S: 7	H: 2 LOB: 2 BB: 1 P: 11	1B: 7 2B: 0 3B: 0 HR: 0	SF: 0 SAC: 2 DP: 0 HBP: 0		WP: 0 PB: 0 SB: 3 CS: 2	PA: 33
<b>PITCHER</b>	IP WLS BF H R ER SO BB IBB HBP BLK WP HR S P ERA WHIP																		
Rick Rhoden, R (1, 1) ERA: 5.5	6.0		24	4	2	2	3	3	0	0	0	0	0	0	27	39	3.00	1.167	
Enrique Romo, R (7, 1) ERA: 3.52	2.0	L	9	3	1	1	1	0	1	0	0	0	0	10	14	4.50	1.500		



Batter	1	2	3	4	5	6	7	8	9	AB	R	H	RBI	BB	SO	LOB	TOP			
Omar Moreno, L (1, 8) OBP: 0.319, SLG: 0.349	4-3	1B		6-3		4-3		2H 1B		5	1	2	1	0	0	1	<b>Pittsburgh Pirates @ San Diego Padres</b> San Diego Stadium, San Diego, CA Thu Jul 24, 1980, 10:05 PM EDT Att: 15,746 - Unknown			
Tim Foli, R (1, 6) OBP: 0.324, SLG: 0.368	1B	HR		FC4-6		4-3		CS	1B	5	3	4	1	0	0	1				
Dave Parker, L (1, 9) Mike Easter, L (7, 9) OBP: 0.445, SLG: 0.680	FC6-4	HR		FC4-6				F8	E6	4	1	2	2	0	0	1				
Bill Madlock, R (1, 3) OBP: 0.294, SLG: 0.337	FC6-4	2B			5-3			F7	G6-4-3	5	1	2	2	0	0	1				
Lee Lacy, R (1, 7) OBP: 0.429, SLG: 0.552	2B	G3						2H 1B	F8	4	0	2	0	1	0	3				
Phil Garner, R (1, 4) OBP: 0.322, SLG: 0.363	2B		1-3		6-3			S	BB	5	0	1	1	0	0	4				
Steve Nicosia, R (1, 2) OBP: 0.297, SLG: 0.279	F9		F9		5-3					4	1	1	0	0	0	3				
Dale Berra, R (1, 5) OBP: 0.280, SLG: 0.352		F9	PO			SH1-4		SH1-4	K	4	0	2	0	0	1	1				
Bert Blyleven, R (1, 1) OBP: 0.075, SLG: 0.051	F4	PO	6-3			SH1-4		SH1-4		2	0	0	0	0	0	0				
<b>Inning Stats</b>	R: 2 E: 0 K: 0 S: 7	H: 4 LOB: 2 BB: 0 P: 7	R: 3 E: 0 K: 0 S: 7	H: 4 LOB: 1 BB: 0 P: 7	R: 0 E: 0 K: 0 S: 3	H: 1 LOB: 0 BB: 0 P: 3	R: 0 E: 0 K: 0 S: 4	H: 1 LOB: 1 BB: 0 P: 4	R: 0 E: 0 K: 0 S: 4	H: 0 LOB: 1 BB: 1 P: 7	R: 1 E: 0 K: 1 S: 6	H: 2 LOB: 0 BB: 0 P: 6	R: 1 E: 1 K: 0 S: 5	H: 2 LOB: 1 BB: 0 P: 5	1B: 11 2B: 4 3B: 0 HR: 1	SF: 0 SAC: 2 DP: 1 HBP: 0		WP: 0 PB: 0 CS: 1	PA: 44	
<b>PITCHER</b>	IP WLS BF H R ER SO BB IBB HBP BLK WP HR S P ERA WHIP																			
Bob Shirley, L (1, 1) ERA: 3.38	2.0	L	14	8	5	5	0	0	0	0	0	0	0	0	1	14	14	22.50	4.000	
John Curtis, L (3, 1) ERA: 4.47	4.0		15	4	0	0	0	0	0	0	0	0	0	0	15	15	0.00	1.000		
Eric Rasmussen, R (7, 1) ERA: 5.15	2.0		8	2	1	1	1	1	0	0	0	0	0	0	9	13	4.50	1.500		
Dennis Kinney, L (9, 1) ERA: 3.14	1.0		5	2	1	0	0	0	0	0	0	0	0	5	5	0.00	2.000			
<b>Batter</b>	<b>1</b>	<b>2</b>	<b>3</b>	<b>4</b>	<b>5</b>	<b>6</b>	<b>7</b>	<b>8</b>	<b>9</b>	<b>AB</b>	<b>R</b>	<b>H</b>	<b>RBI</b>	<b>BB</b>	<b>SO</b>	<b>LOB</b>	<b>BOTTOM</b>			
Gene Richards, L (1, 7) OBP: 0.372, SLG: 0.388	G3		4-3			K		5-3		4	0	0	0	0	1	3	<b>Pittsburgh Pirates @ San Diego Padres</b> San Diego Stadium, San Diego, CA Thu Jul 24, 1980, 10:05 PM EDT Att: 15,746 - Unknown			
Dennis Kinney, L (9, 1) OBP: 0.250, SLG: 0.143										0	0	0	0	0	0	0				
Ozzie Smith, S (1, 6) OBP: 0.328, SLG: 0.277	K			6-3			6-3		G3	4	0	0	0	0	1	0				
Jerry Mumphrey, S (1, 8) OBP: 0.324, SLG: 0.331	F8			F8			K		K	4	0	0	0	0	2	0				
Dave Winfield, R (1, 9) OBP: 0.371, SLG: 0.448		4-3		K			K		HR	4	1	1	1	0	2	0				
Willie Montanez, L (1, 3) OBP: 0.315, SLG: 0.341					F5				G4-6-3	3	0	2	0	1	0	0				
Gene Tenace, R (1, 2) OBP: 0.379, SLG: 0.366						K			BB	2	0	0	0	0	1	1				
Bill Fahey, L (8, PH) OBP: 0.312, SLG: 0.277		F8						G4-6-3	K	2	0	0	0	0	1	2				
Aurelio Rodriguez, R (1, 5) OBP: 0.217, SLG: 0.292										2	0	0	0	0	2	1				
Tim Flannery, L (8, PH) OBP: 0.325, SLG: 0.327										1	0	1	0	0	0	0				
Dave Cash, R (1, 4) OBP: 0.282, SLG: 0.272				6-3						2	0	0	0	0	0	0				
Jerry Turner, L (8, PH) OBP: 0.319, SLG: 0.379										1	0	1	0	0	0	0				
Bob Shirley, R (1, 1) John Curtis, L (3, 1) Kurt Bevacqua, R (6, PH) Eric Rasmussen, R (7, 1) Von Joshua, R (8, PH) Paul Wade, R (9, 5) OBP: 0.333, SLG: 0.299										0	0	0	0	0	0	0				
<b>Inning Stats</b>	R: 0 E: 0 K: 1 S: 5	H: 0 LOB: 0 BB: 0 P: 5	R: 0 E: 0 K: 1 S: 6	H: 1 LOB: 0 BB: 0 P: 6	R: 0 E: 0 K: 1 S: 5	H: 0 LOB: 0 BB: 0 P: 5	R: 0 E: 0 K: 1 S: 5	H: 0 LOB: 0 BB: 0 P: 5	R: 0 E: 0 K: 2 S: 7	H: 0 LOB: 0 BB: 0 P: 7	R: 0 E: 0 K: 2 S: 7	H: 0 LOB: 0 BB: 0 P: 7	R: 0 E: 0 K: 0 S: 6	H: 4 LOB: 3 BB: 0 P: 6	R: 1 E: 0 K: 2 S: 8	H: 1 LOB: 1 BB: 1 P: 12	1B: 5 2B: 0 3B: 0 HR: 1	SF: 0 SAC: 0 DP: 1 HBP: 0	WP: 0 PB: 0 CS: 0	PA: 33
<b>PITCHER</b>	IP WLS BF H R ER SO BB IBB HBP BLK WP HR S P ERA WHIP																			
Bert Blyleven, R (1, 1) ERA: 3.74	9.0	W	33	6	1	1	11	1	0	0	0	0	0	0	1	54	58	1.00	0.778	



Batter	1	2	3	4	5	6	7	8	9	AB	R	H	RBI	BB	SO	LOB	TOP					
Ken Oberkfell, L OBP: 0.391, SLG: 0.403	L8		F7		F5		BB 2B		F7	4	1	0	0	1	0	0	<b>St. Louis Cardinals @ San Diego Padres</b> San Diego Stadium, San Diego, CA Fri Jul 25 1980, 10:05 PM EDT Att: 12,815 - Unknown <a href="http://livebaseballscorecards.com">livebaseballscorecards.com</a>					
Tito Landrum, R OBP: 0.667, SLG: 0.833	G3				1B		BB 2B		1B	5	1	4	0	0	0	0						
Keith Hernandez, L OBP: 0.401, SLG: 0.490			FC5-4		FC5-4		BB 1B		FC4-6	4	1	4	2	1	0	0						
Ted Simmons, S OBP: 0.370, SLG: 0.510	K2-3		FC5-4		FC5-4		BB 1B		FC4-6	5	0	1	1	0	1	7						
George Hendrick, R OBP: 0.357, SLG: 0.560							BB 1B			4	0	1	0	0	0	1						
Ken Reitz, R OBP: 0.309, SLG: 0.385	G6-4-3				F8				6-3	4	0	0	0	0	0	1						
Leon Durham, L OBP: 0.294, SLG: 0.407										3	0	1	0	1	0	0						
Tony Scott, S OBP: 0.298, SLG: 0.280									F7	0	0	0	0	0	0	0						
Mike Phillips, L OBP: 0.186, SLG: 0.238										2	0	0	0	0	1	2						
Mike Ramsey, S OBP: 0.268, SLG: 0.389	P4								F9	2	0	0	0	0	0	0						
Bob Sykes, S OBP: 0.138, SLG: 0.107										2	0	0	0	0	0	0						
Keith Smith, R OBP: 0.333, SLG: 0.444			6-3							1	0	0	0	0	0	0						
John Urrea, R OBP: 0.333, SLG: 0.444					5-3					1	0	0	0	0	1	0						
John Littlefield, R OBP: 0.333, SLG: 0.444									K	0	0	0	0	0	0	0						
<b>Inning Stats</b>	R: 0 E: 0 K: 1 S: 6	H: 1 LOB: 1 BB: 0 P: 6	R: 0 E: 0 K: 0 S: 3	H: 1 LOB: 1 BB: 1 P: 7	R: 0 E: 0 K: 0 S: 4	H: 1 LOB: 2 BB: 1 P: 8	R: 0 E: 0 K: 1 S: 6	H: 1 LOB: 1 BB: 0 P: 6	R: 0 E: 0 K: 0 S: 5	H: 2 LOB: 2 BB: 0 P: 5	R: 0 E: 0 K: 0 S: 3	H: 0 LOB: 0 BB: 0 P: 3	R: 3 E: 0 K: 0 S: 6	H: 3 LOB: 1 BB: 1 P: 10	R: 0 E: 0 K: 0 S: 3	H: 0 LOB: 0 BB: 0 P: 3	R: 0 E: 0 K: 1 S: 7	H: 2 LOB: 2 BB: 0 P: 7	1B: 9 2B: 2 3B: 0 HR: 0	SF: 0 SAC: 0 DP: 1 HBP: 0	WP: 0 PB: 0 SB: 1 CS: 0	PA: 40
<b>PITCHER</b>	IP WLS BF H R ER SO BB IBB HBP BLK WP HR S P ERA WHIP																					
Randy Jones, L ERA: 3.71	(1, 1) 6.2 29 7 2 2 2 3 0 0 0 0 0 0 30 42 2.70 1.500																					
Dennis Kinney, L ERA: 3.31	(7, 1) 0.0 L 1 1 0 0 0 0 0 0 0 0 0 0 1 1 ∞ ∞																					
Rollie Fingers, R ERA: 2.69	(7, 1) 0.1 2 1 1 0 0 0 0 0 0 0 0 0 2 2 27.00 3.000																					
John D'Acquisto, R ERA: 3.15	(8, 1) 2.0 8 2 0 0 1 0 0 0 0 0 0 0 10 10 0.00 1.000																					

Batter	1	2	3	4	5	6	7	8	9	AB	R	H	RBI	BB	SO	LOB	BOTTOM	
Gene Richards, L OBP: 0.371, SLG: 0.385			4-3		6-3		G3			3	0	0	0	1	0	1	<b>St. Louis Cardinals @ San Diego Padres</b> San Diego Stadium, San Diego, CA Fri Jul 25 1980, 10:05 PM EDT Att: 12,815 - Unknown <a href="http://livebaseballscorecards.com">livebaseballscorecards.com</a>	
Ozzie Smith, S OBP: 0.332, SLG: 0.278										2	1	1	0	2	0	1		
Jerry Mumphrey, S OBP: 0.324, SLG: 0.330										4	0	1	0	0	1	3		
Dave Winfield, R OBP: 0.370, SLG: 0.449										4	0	1	0	0	1	3		
Willie Montanez, L OBP: 0.317, SLG: 0.341										3	0	1	1	1	0	1		
Paul Dade, R OBP: 0.333, SLG: 0.209										0	0	0	0	0	0	0		
Gene Tenace, R OBP: 0.377, SLG: 0.380										4	1	1	1	0	1	2		
Aurelio Rodriguez, R OBP: 0.220, SLG: 0.290										1	0	0	0	1	0	0		
Tim Flannery, L OBP: 0.328, SLG: 0.330										2	0	1	0	0	0	1		
Dave Cash, R OBP: 0.280, SLG: 0.271										2	0	0	0	0	1	1		
Von Joshua, L OBP: 0.305, SLG: 0.418										1	0	0	0	0	1	2		
Randy Jones, R OBP: 0.108, SLG: 0.057										2	0	0	0	0	1	0		
Dennis Kinney, L OBP: 0.250, SLG: 0.143										0	0	0	0	0	0	0		
Rollie Fingers, R OBP: 0.260, SLG: 0.417										0	0	0	0	0	0	0		
Jerry Turner, L OBP: 0.316, SLG: 0.376										1	0	0	0	0	0	1		
John D'Acquisto, R ERA: 2.29										0	0	0	0	0	0	0		
<b>Inning Stats</b>	R: 0 E: 0 K: 1 S: 5	H: 0 LOB: 1 BB: 1 P: 9	R: 0 E: 0 K: 1 S: 5	H: 0 LOB: 1 BB: 1 P: 9	R: 0 E: 0 K: 0 S: 4	H: 0 LOB: 0 BB: 0 P: 4	R: 1 E: 0 K: 0 S: 7	H: 3 LOB: 1 BB: 0 P: 7	R: 0 E: 0 K: 0 S: 4	H: 1 LOB: 1 BB: 0 P: 4	R: 0 E: 0 K: 1 S: 4	H: 0 LOB: 0 BB: 1 P: 8	R: 0 E: 0 K: 1 S: 5	H: 0 LOB: 2 BB: 1 P: 9	1B: 4 2B: 1 3B: 0 HR: 1	SF: 0 SAC: 1 DP: 1 HBP: 0	WP: 1 PB: 0 SB: 1 CS: 2	PA: 35
<b>PITCHER</b>	IP WLS BF H R ER SO BB IBB HBP BLK WP HR S P ERA WHIP																	
Bob Sykes, L ERA: 5.03	(1, 1) 6.0 W 24 5 2 2 4 3 0 0 0 0 0 0 8 16 3.00 1.333																	
John Urrea, R ERA: 3.32	(7, 1) 2.0 8 1 0 0 1 2 0 0 0 0 0 0 8 16 0.00 1.500																	
John Littlefield, R ERA: 2.29	(8, 1) 1.0 S 3 0 0 0 1 0 0 0 0 0 0 0 5 5 0.00 0.000																	



Batter	1	2	3	4	5	6	7	8	9	10	11	AB	R	H	RBI	BB	SO	LOB	TOP			
Ken Oberkfell, L OBP: 0.391, SLG: 0.409 (1, 4)												5	1	2	0	0	0	1				
Leon Durham, L OBP: 0.293, SLG: 0.402 Tony Scott, S OBP: 0.296, SLG: 0.279 (1, 9) (7, 8)												4	1	1	1	0	2	1				
Keith Hernandez, L OBP: 0.403, SLG: 0.490 (1, 3)												4	0	2	1	1	0	0				
George Hendrick, R OBP: 0.357, SLG: 0.557 (1, 8) (7, 9)												5	0	2	0	0	0	3				
Dane Iorg, L OBP: 0.348, SLG: 0.458 Tito Landrum, R OBP: 0.714, SLG: 0.833 (1, 7) (8, PR) (8, 7)												3	0	1	1	0	1	3				
Terry Kennedy, L OBP: 0.335, SLG: 0.411 Ted Simmons, S OBP: 0.371, SLG: 0.511 (1, 2) (11, PH) (11, 2)												4	0	0	0	0	1	2				
Ken Reitz, R OBP: 0.305, SLG: 0.379 (1, 5)												5	0	0	0	0	0	2				
Mike Phillips, L OBP: 0.191, SLG: 0.239 Mike Ramsey, S OBP: 0.297, SLG: 0.397 (1, 6) (11, PH) (11, 6)												4	0	1	0	0	0	0				
Bob Forsch, R OBP: 0.310, SLG: 0.558 Jim Kaat, L OBP: 0.310, SLG: 0.107 John Littlefield, R OBP: 0.309, SLG: 0.400 Keith Smith, R OBP: 0.111, SLG: 0.111 Don Hood, L OBP: 0.111, SLG: 0.111 John Urrea, R OBP: 0.111, SLG: 0.111 (1, 1) (8, 1) (8, 1) (11, PH) (11, 1) (11, 1)												3	1	1	0	0	1	0				
<b>Inning Stats</b>	R: 0 E: 0 K: 1 S: 6	H: 1 LOB: 2 BB: 1 P: 10	R: 0 E: 0 K: 0 S: 3	H: 0 LOB: 0 BB: 0 P: 3	R: 3 E: 0 K: 1 S: 9	H: 5 LOB: 1 BB: 0 P: 9	R: 0 E: 0 K: 0 S: 4	H: 1 LOB: 1 BB: 0 P: 4	R: 0 E: 0 K: 2 S: 8	H: 0 LOB: 0 BB: 0 P: 3	R: 0 E: 0 K: 1 S: 5	H: 0 LOB: 0 BB: 0 P: 5	R: 0 E: 0 K: 0 S: 4	H: 2 LOB: 1 BB: 0 P: 4	R: 0 E: 0 K: 0 S: 3	H: 0 LOB: 0 BB: 0 P: 3	R: 0 E: 0 K: 0 S: 3	H: 2 LOB: 3 BB: 1 P: 9	1B: 9 2B: 4 3B: 0 HR: 0	SF: 1 SAC: 1 DP: 2 HBP: 0	WP: 0 PB: 0 SB: 0 CS: 0	PA: 45
<b>PITCHER</b>	IP: 8.0 WLS: 33 BF: 10 H: 10 R: 3 ER: 3 SO: 5 BB: 1 IBB: 0 HBP: 0 BLK: 0 WP: 0 HR: 0 S: 42 P: 46 ERA: 3.38 WHIP: 1.375																					
Steve Mura, R ERA: 4.36 Dennis Kinney, L ERA: 3.13 (1, 1) (9, 1)																						

St. Louis Cardinals @ San Diego Padres  
San Diego Stadium, San Diego, CA  
Sat Jul 26 1980, 10:05 PM EDT  
Att: 15,310 - Unknown

AB 41  
R 3  
H 12  
RBI 3  
BB 2  
SO 5  
LOB 15

Batter	1	2	3	4	5	6	7	8	9	10	11	AB	R	H	RBI	BB	SO	LOB	BOTTOM					
Gene Richards, L OBP: 0.368, SLG: 0.382 (1, 7)												5	1	1	0	0	0	1						
Ozzie Smith, S OBP: 0.333, SLG: 0.279 (1, 6)												5	0	2	0	0	0	1						
Jerry Mumphrey, S OBP: 0.323, SLG: 0.329 (1, 8)												4	1	1	0	0	0	2						
Jerry Turner, L OBP: 0.329, SLG: 0.388 (1, 9)												4	1	3	0	0	0	1						
Willie Montanez, L OBP: 0.318, SLG: 0.342 (1, 3)												5	0	2	0	0	0	3						
Gene Tenace, R OBP: 0.378, SLG: 0.377 (1, 2)												4	0	1	1	1	0	1						
Tim Flannery, L OBP: 0.329, SLG: 0.330 Aurelio Rodriguez, R OBP: 0.220, SLG: 0.290 Von Joshua, L OBP: 0.300, SLG: 0.411 Paul Dade, R OBP: 0.346, SLG: 0.209 (1, 5) (8, 5) (9, PH) (10, 4)												3	1	1	0	0	0	0						
Dave Cash, R OBP: 0.278, SLG: 0.268 Kurt Bevacqua, R OBP: 0.333, SLG: 0.409 (1, 4) (9, PH) (10, 5)												3	0	0	0	0	0	1						
Steve Mura, R ERA: 4.36 Dave Winfield, R OBP: 0.369, SLG: 0.448 Dennis Kinney, L OBP: 0.222, SLG: 0.125 (1, 1) (8, PH) (9, 1)												2	0	1	1	0	1	0						
<b>Inning Stats</b>	R: 0 E: 0 K: 0 S: 3	H: 0 LOB: 0 BB: 0 P: 3	R: 0 E: 0 K: 0 S: 3	H: 2 LOB: 0 BB: 0 P: 3	R: 0 E: 0 K: 1 S: 5	H: 0 LOB: 0 BB: 0 P: 5	R: 1 E: 0 K: 0 S: 5	H: 3 LOB: 1 BB: 0 P: 5	R: 1 E: 0 K: 0 S: 5	H: 2 LOB: 1 BB: 0 P: 5	R: 0 E: 0 K: 0 S: 4	H: 1 LOB: 1 BB: 0 P: 4	R: 0 E: 0 K: 0 S: 3	H: 0 LOB: 0 BB: 0 P: 3	R: 1 E: 0 K: 0 S: 5	H: 2 LOB: 1 BB: 0 P: 5	R: 0 E: 0 K: 0 S: 3	H: 0 LOB: 0 BB: 0 P: 3	R: 1 E: 0 K: 0 S: 3	H: 2 LOB: 3 BB: 2 P: 11	1B: 12 2B: 0 3B: 0 HR: 0	SF: 0 SAC: 2 DP: 2 HBP: 0	WP: 0 PB: 0 SB: 0 CS: 1	PA: 43
<b>PITCHER</b>	IP: 8.0 WLS: 31 BF: 9 H: 9 R: 3 ER: 3 SO: 2 BB: 0 IBB: 0 HBP: 0 BLK: 0 WP: 0 HR: 0 S: 35 P: 35 ERA: 3.38 WHIP: 1.125																							
Bob Forsch, R ERA: 3.07 Jim Kaat, L ERA: 3.07 John Littlefield, R ERA: 2.19 Don Hood, L ERA: 2.75 John Urrea, R ERA: 3.32 (1, 1) (9, 1) (9, 1) (11, 1) (11, 1)																								

St. Louis Cardinals @ San Diego Padres  
San Diego Stadium, San Diego, CA  
Sat Jul 26 1980, 10:05 PM EDT  
Att: 15,310 - Unknown

AB 39  
R 4  
H 12  
RBI 3  
BB 2  
SO 2  
LOB 12



Batter	1	2	3	4	5	6	7	8	9	AB	R	H	RBI	BB	SO	LOB	TOP					
Ken Oberkfell, L (1,4) OBP: 0.388, SLG: 0.416										4	1	1	0	0	1	1						
Tito Landrum, R (1,8) OBP: 0.295, SLG: 0.600										4	0	1	1	0	1	1						
Keith Hernandez, L (1,3) OBP: 0.402, SLG: 0.486										3	0	0	0	1	0	1						
Ted Simmons, S (1,2) OBP: 0.376, SLG: 0.523										3	1	2	1	1	0	0						
Tony Scott, S (8, PR) OBP: 0.296, SLG: 0.279										0	0	0	0	0	0	0						
George Hendrick, R (1,9) OBP: 0.356, SLG: 0.554										4	0	1	0	0	0	2						
Keith Smith, R (1,7) OBP: 0.231, SLG: 0.308										3	0	0	0	0	2							
Terry Kennedy, L (8,2) OBP: 0.340, SLG: 0.415										1	0	1	0	0	0	0						
Ken Reitz, R (1,5) OBP: 0.305, SLG: 0.376										3	0	0	0	1	0	1	AB 31					
Mike Ramsey, S (1,6) OBP: 0.299, SLG: 0.387										2	0	0	0	1	1	3	R 2					
Dane Iorg, L (9, PH) OBP: 0.345, SLG: 0.455										1	0	0	0	0	0	1	H 6					
Pete Vuckovich, R (1,1) OBP: 0.163, SLG: 0.229										1	0	0	0	0	0	0	RBI 2					
Steve Swisher, R (7, PH) OBP: 0.125, SLG: 0.125										1	0	0	0	0	0	0	BB 4					
Jim Kaat, L (7,1) OBP: 0.133, SLG: 0.107										0	0	0	0	0	0	0	SO 3					
Leon Durham, L (9, PH) OBP: 0.291, SLG: 0.398										1	0	0	0	0	1		LOB 13					
<b>Inning Stats</b>	R: 1 E: 0 K: 0 S: 4	H: 2 LOB: 0 BB: 0 P: 4	R: 0 E: 0 K: 0 S: 3	H: 0 LOB: 0 BB: 0 P: 3	R: 0 E: 0 K: 0 S: 3	H: 0 LOB: 1 BB: 1 P: 7	R: 0 E: 0 K: 1 S: 7	H: 2 LOB: 3 BB: 1 P: 11	R: 0 E: 0 K: 1 S: 5	H: 0 LOB: 0 BB: 0 P: 5	R: 1 E: 0 K: 0 S: 4	H: 1 LOB: 0 BB: 0 P: 4	R: 0 E: 0 K: 0 S: 3	H: 0 LOB: 0 BB: 0 P: 3	R: 0 E: 0 K: 1 S: 5	H: 0 LOB: 2 BB: 2 P: 13	R: 0 E: 0 K: 0 S: 4	H: 1 LOB: 1 BB: 0 P: 4	1B: 4 2B: 0 3B: 1 HR: 1	SF: 0 SAC: 1 DP: 1 HBP: 0	WP: 0 PB: 0 SB: 0 CS: 0	PA: 36
<b>PITCHER</b>	IP WLS BF H R ER SO BB IBB HBP BLK WP HR S P ERA WHIP																					
Gary Lucas, L (1,1) ERA: 3.64	7.2 W 31 5 2 2 3 3 1 0 0 0 1 33 49 2.35 1.043																					
Rollie Fingers, R (8,1) ERA: 2.63	1.1 S 5 1 0 0 0 0 0 0 0 0 0 5 5 0.00 0.750																					

St. Louis Cardinals @ San Diego Padres  
San Diego Stadium, San Diego, CA  
Sun Jul 27 1980, 6:33 AM EDT  
Att: 11,381 - Unknown

AB 31  
R 2  
H 6  
RBI 2  
BB 4  
SO 3  
LOB 13



Batter	1	2	3	4	5	6	7	8	9	AB	R	H	RBI	BB	SO	LOB	BOTTOM					
Gene Richards, L (1,7) OBP: 0.368, SLG: 0.387										3	1	1	1	0	0	1						
Ozzie Smith, S (1,6) OBP: 0.332, SLG: 0.279										4	1	1	1	0	1	2						
Jerry Mumphrey, S (1,8) OBP: 0.325, SLG: 0.334										4	1	2	2	0	1	0						
Jerry Turner, L (1,9) OBP: 0.336, SLG: 0.394										3	0	2	1	0	0	0						
Dave Winfield, R (8,9) OBP: 0.370, SLG: 0.448										0	0	0	0	1	0	0						
Willie Montanez, L (1,3) OBP: 0.315, SLG: 0.338										4	0	0	0	0	0	4						
Tim Flannery, L (1,4) OBP: 0.320, SLG: 0.322										3	0	0	0	0	0	0						
Paul Dade, R (1,5) OBP: 0.327, SLG: 0.196										3	0	0	0	0	0	0	AB 30					
Bill Fahey, L (1,2) OBP: 0.312, SLG: 0.278										3	1	1	0	0	0	0	R 5					
Rollie Fingers, R (8,1) OBP: 0.250, SLG: 0.417										0	0	0	0	0	0	0	H 9					
Gary Lucas, L (1,1) OBP: 0.226, SLG: 0.200										2	0	1	0	0	0	0	RBI 5					
Gene Tenace, R (8,2) OBP: 0.380, SLG: 0.380										1	1	1	0	0	0	0	BB 1					
<b>Inning Stats</b>	R: 0 E: 0 K: 2 S: 7	H: 0 LOB: 0 BB: 0 P: 7	R: 0 E: 0 K: 0 S: 3	H: 1 LOB: 0 BB: 0 P: 3	R: 0 E: 0 K: 0 S: 3	H: 0 LOB: 0 BB: 0 P: 3	R: 3 E: 0 K: 0 S: 6	H: 4 LOB: 0 BB: 0 P: 6	R: 1 E: 1 K: 0 S: 5	H: 2 LOB: 1 BB: 0 P: 5	R: 0 E: 0 K: 0 S: 3	H: 0 LOB: 0 BB: 0 P: 3	R: 0 E: 0 K: 0 S: 3	H: 0 LOB: 0 BB: 0 P: 3	R: 1 E: 0 K: 0 S: 5	H: 2 LOB: 2 BB: 1 P: 9	R: 0 E: 0 K: 0 S: 4	H: 0 LOB: 1 BB: 0 P: 4	1B: 7 2B: 1 3B: 1 HR: 0	SF: 0 SAC: 1 DP: 1 HBP: 0	WP: 0 PB: 0 SB: 0 CS: 3	PA: 32
<b>PITCHER</b>	IP WLS BF H R ER SO BB IBB HBP BLK WP HR S P ERA WHIP																					
Pete Vuckovich, R (1,1) ERA: 2.92	6.0 L 23 7 4 3 2 0 0 0 0 0 0 27 27 4.50 1.167																					
Jim Kaat, L (7,1) ERA: 3.69	2.0 9 2 1 1 0 0 1 0 0 0 0 8 12 4.50 1.000																					

St. Louis Cardinals @ San Diego Padres  
San Diego Stadium, San Diego, CA  
Sun Jul 27 1980, 6:33 AM EDT  
Att: 11,381 - Unknown

AB 30  
R 5  
H 9  
RBI 5  
BB 1  
SO 2  
LOB 7





Batter	1	2	3	4	5	6	7	8	9	10	11	AB	R	H	RBI	BB	SO	LOB	TOP	
Ivan De Jesus, R OBP: 0.345, SLG: 0.361 (1, 6)	1-3		5-3		1B		4-3		G3		IBB	5	0	1	1	1	0	4		
Mike Tyson, R OBP: 0.312, SLG: 0.349 Steve Dillard, R OBP: 0.284, SLG: 0.333 (5, PH) (5, 4)	K		1-3		F4		FC6-4		F1		K	2	0	1	0	0	1	0		
Jerry Martin, R OBP: 0.290, SLG: 0.440 Mick Kelleher, R OBP: 0.237, SLG: 0.200 (1, 8) (10, 5)	F8		1-3				6-3		FC6-4			5	0	0	0	0	0	3		
Cliff Johnson, R OBP: 0.323, SLG: 0.407 (1, 3)	F8				6-3						F7	4	0	1	0	1	0	1		
Mike Vail, R OBP: 0.339, SLG: 0.417 (1, 9)					K				G6-4-3		K	5	0	1	0	0	3	2		
Larry Blittner, L OBP: 0.337, SLG: 0.358 (1, 7)	K		6-3						4-3		G3	4	0	0	0	1	1	1		
Lenny Randle, S OBP: 0.348, SLG: 0.373 (1, 5) (10, 8)											F8	5	1	2	0	0	1	2		
Tim Blackwell, S OBP: 0.303, SLG: 0.359 (1, 2)									G3		BLK	3	1	3	0	2	0	0		
Dennis Lamp, R OBP: 0.314, SLG: 0.316 Willie Hernandez, L OBP: 0.314, SLG: 0.336 Sam Rice, R OBP: 0.288, SLG: 0.410 Jesse Fippen, L OBP: 0.284, SLG: 0.333 Bruce Sutter, R OBP: 0.310, SLG: 0.200 Jim Tracy, R OBP: 0.300, SLG: 0.417 George Riley, L (1, 1) (7, 1) (8, PH) (8, PH) (8, 1) (11, PH) (11, 1)	1-3				B5-6-4		SH3-4		G3		BLK	2	0	0	0	0	0	4		
<b>Inning Stats</b>	R: 0 E: 0 K: 1 S: 6	H: 0 LOB: 1 BB: 0 P: 6	R: 0 E: 0 K: 1 S: 6	H: 2 LOB: 2 BB: 1 P: 10	R: 0 E: 0 K: 2 S: 3	H: 1 LOB: 1 BB: 0 P: 3	R: 0 E: 0 K: 1 S: 5	H: 0 LOB: 0 BB: 0 P: 5	R: 1 E: 0 K: 0 S: 5	H: 2 LOB: 1 BB: 0 P: 5	R: 0 E: 0 K: 0 S: 2	H: 0 LOB: 0 BB: 1 P: 6	R: 0 E: 0 K: 1 S: 5	H: 0 LOB: 0 BB: 0 P: 5	R: 0 E: 0 K: 1 S: 7	H: 2 LOB: 3 BB: 1 P: 11	1B: 10 2B: 1 3B: 1 HR: 0	SF: 0 SAC: 1 DP: 2 HBP: 0	WP: 2 PB: 0 SB: 1 CS: 1	PA: 47
<b>PITCHER</b>	IP ERA WHIP	WLS BF H R ER SO	BF H R ER SO	H R ER SO	IP WLS BF H R ER SO	WLS BF H R ER SO	BF H R ER SO	IP WLS BF H R ER SO	WLS BF H R ER SO	BF H R ER SO	IP WLS BF H R ER SO	WLS BF H R ER SO	BF H R ER SO	IP WLS BF H R ER SO	WLS BF H R ER SO	BF H R ER SO	ERA WHIP			
John Curtis, L ERA: 4.21 Rollie Fingers, R ERA: 2.53 (1, 1) (9, 1)	8.1 2.2	35 W 12	9 3	2 0	5 0	3 0	1 0	1 0	0 0	15 19	0.00 1.125									

Chicago Cubs @ San Diego Padres  
San Diego Stadium, San Diego, CA  
Mon Jul 28 1980, 10:05 PM EDT  
Att: 15,775 - Unknown

AB 41  
R 2  
H 12  
RBI 2  
BB 5  
SO 7  
LOB 23



Batter	1	2	3	4	5	6	7	8	9	10	11	AB	R	H	RBI	BB	SO	LOB	BOTTOM	
Gene Richards, L OBP: 0.365, SLG: 0.383 (1, 7)	L4		K			1-4-3	4-3			SH		4	0	0	1	0	1	2		
Ozzie Smith, S OBP: 0.329, SLG: 0.276 (1, 6)	5-3		G3			L6	5-3			SH1-3		4	0	0	0	0	0	2		
Jerry Mumphy, S OBP: 0.329, SLG: 0.343 (1, 8)					1-3				L9		IBB	4	0	2	0	1	0	0		
Dave Winfield, R OBP: 0.371, SLG: 0.444 (1, 9)	F8					4-3			6-3		FC5-2	3	0	0	0	2	0	4		
Willie Montanez, L OBP: 0.312, SLG: 0.334 Rollie Fingers, R OBP: 0.250, SLG: 0.417 Kurt Bevacqua, R OBP: 0.342, SLG: 0.409 (1, 3) (9, 1) (11, PH)			5-3		4-3		4-3		4-3			4	0	0	0	0	0	3		
Gene Tenace, R OBP: 0.381, SLG: 0.394 (9, 3)			6-3		K						HR	4	2	1	2	1	2	1		
Tim Flannery, L OBP: 0.318, SLG: 0.320 (1, 4)			6-3								HR	4	1	1	0	0	0	0		
Paul Dade, R OBP: 0.316, SLG: 0.188 Jerry Turner, L OBP: 0.340, SLG: 0.398 Aurelio Rodriguez, R OBP: 0.219, SLG: 0.288 (1, 5) (7, PH) (8, 5)					K				L7			2	0	0	0	0	2	0		
John Curtis, L OBP: 0.156 Bill Fahey, L OBP: 0.310, SLG: 0.277 Dave Cash, R OBP: 0.278, SLG: 0.288 Fred Kendall, R OBP: 0.261, SLG: 0.261 (1, 1) (9, 2) (10, PR) (11, 2)			SH1-4							E6		1	0	0	0	0	1	0		
<b>Inning Stats</b>	R: 0 E: 0 K: 0 S: 4	H: 1 LOB: 1 BB: 0 P: 4	R: 0 E: 0 K: 0 S: 3	H: 0 LOB: 0 BB: 0 P: 3	R: 0 E: 0 K: 2 S: 8	H: 0 LOB: 1 BB: 1 P: 8	R: 0 E: 0 K: 1 S: 5	H: 0 LOB: 1 BB: 1 P: 9	R: 0 E: 0 K: 0 S: 4	H: 0 LOB: 0 BB: 0 P: 3	R: 0 E: 0 K: 0 S: 5	H: 0 LOB: 1 BB: 1 P: 8	R: 2 E: 0 K: 0 S: 1	H: 1 LOB: 0 BB: 0 P: 5	R: 2 E: 0 K: 0 S: 1	H: 1 LOB: 0 BB: 1 P: 5	1B: 3 2B: 0 3B: 1 HR: 1	SF: 0 SAC: 4 DP: 1 HBP: 0	WP: 1 PB: 0 SB: 0 CS: 0	PA: 42
<b>PITCHER</b>	IP ERA WHIP	WLS BF H R ER SO	BF H R ER SO	H R ER SO	IP WLS BF H R ER SO	WLS BF H R ER SO	BF H R ER SO	IP WLS BF H R ER SO	WLS BF H R ER SO	BF H R ER SO	IP WLS BF H R ER SO	WLS BF H R ER SO	BF H R ER SO	IP WLS BF H R ER SO	WLS BF H R ER SO	BF H R ER SO	ERA WHIP			
Dennis Lamp, R ERA: 4.64 Willie Hernandez, L ERA: 4.99 Bruce Sutter, R ERA: 2.7 George Riley, L ERA: 2.25 (1, 1) (7, 1) (9, 1) (11, 1)	6.1 1.2 2.0 0.0	27 5 8 L 2	4 0 0 1	2 0 0 2	5 0 1 0	3 0 0 0	0 0 0 0	1 0 0 0	0 0 9 1	0 5 13 5	2.84 0.00 0.000 -									

Chicago Cubs @ San Diego Padres  
San Diego Stadium, San Diego, CA  
Mon Jul 28 1980, 10:05 PM EDT  
Att: 15,775 - Unknown

AB 33  
R 4  
H 5  
RBI 4  
BB 5  
SO 6  
LOB 12





Batter	1	2	3	4	5	6	7	8	9	AB	R	H	RBI	BB	SO	LOB	TOP					
Ivan De Jesus, R OBP: 0.342, SLG: 0.357 (1, 6)										4	0	0	0	0	0	0						
Lenny Randle, S OBP: 0.344, SLG: 0.368 (1, 5)										4	0	0	0	0	0	0						
Larry Bittner, L OBP: 0.330, SLG: 0.349 (1, 7)										4	0	0	0	0	1	0						
Cliff Johnson, R OBP: 0.329, SLG: 0.424 Jim Tracy, L OBP: 0.290, SLG: 0.417 (9, PR)										4	1	3	0	0	0	0						
Jerry Martin, R OBP: 0.287, SLG: 0.434 (1, 8)										4	0	0	0	0	0	3						
Mike Vail, R OBP: 0.342, SLG: 0.420 (1, 9)										3	0	2	1	0	0	1						
Steve Dillard, R OBP: 0.286, SLG: 0.333 (1, 4)										3	0	1	0	0	0	1						
Tim Blackwell, S OBP: 0.309, SLG: 0.365 (1, 2)										3	0	2	0	0	1	0						
Doug Capilla, L OBP: 0.273, SLG: 0.455 Mike Tyson, R OBP: 0.301, SLG: 0.347 Willie Hernandez, L OBP: 0.214, SLG: 0.286 Barry Foote, R OBP: 0.286, SLG: 0.408 Dick Tidrow, R (8, 1)										1	0	0	0	0	0	0						
										1	0	0	0	0	0	0						
										1	0	0	0	0	0	0						
										1	0	0	0	0	0	0						
										1	0	0	0	0	0	0						
										0	0	0	0	0	0	0						
<b>Inning Stats</b>	R: 0 E: 0 K: 1 S: 5	H: 0 LOB: 0 BB: 0 P: 5	R: 0 E: 0 K: 0 S: 5	H: 3 LOB: 2 BB: 0 P: 5	R: 0 E: 0 K: 0 S: 3	H: 0 LOB: 0 BB: 0 P: 3	R: 0 E: 0 K: 0 S: 4	H: 1 LOB: 1 BB: 0 P: 4	R: 0 E: 0 K: 0 S: 3	H: 1 LOB: 0 BB: 0 P: 3	R: 0 E: 0 K: 0 S: 3	H: 0 LOB: 0 BB: 0 P: 3	R: 1 E: 0 K: 0 S: 4	H: 2 LOB: 0 BB: 0 P: 4	R: 0 E: 0 K: 1 S: 5	H: 0 LOB: 0 BB: 0 P: 5	R: 0 E: 0 K: 0 S: 4	H: 1 LOB: 1 BB: 0 P: 4	1B: 5 2B: 3 3B: 0 HR: 0	SF: 0 SAC: 0 DP: 2 HBP: 0	WP: 0 PB: 0 SB: 0 CS: 0	PA: 32
<b>PITCHER</b> Randy Jones, L ERA: 3.51 (1, 1)	IP: 9.0 WLS: W BF: 32 H: 8 R: 1 ER: 1 SO: 2 BB: 0 IBB: 0 HBP: 0 BLK: 0 WP: 0 HR: 0 S: 36 P: 36 ERA: 1.00 WHIP: 0.889																					

Chicago Cubs @ San Diego Padres  
San Diego Stadium, San Diego, CA  
Tue Jul 29 1980, 10:05 PM EDT  
Att: 11,802 - Unknown

AB	32
R	1
H	8
RBI	1
BB	0
SO	2
LOB	6



Batter	1	2	3	4	5	6	7	8	9	AB	R	H	RBI	BB	SO	LOB	BOTTOM					
Gene Richards, L OBP: 0.363, SLG: 0.380 (1, 7)										3	0	0	0	1	0	3						
Ozzie Smith, S OBP: 0.328, SLG: 0.274 (1, 6)										3	0	0	1	0	0	1						
Jerry Mumphrey, S OBP: 0.325, SLG: 0.338 (1, 8)										4	0	0	0	0	0	3						
Dave Winfield, R OBP: 0.372, SLG: 0.443 (1, 9)										3	1	1	0	1	1	0						
Willie Montanez, L OBP: 0.309, SLG: 0.331 (1, 3)										4	0	0	0	0	1	2						
Gene Tenace, R OBP: 0.379, SLG: 0.387 (1, 2)										3	2	0	0	1	0	0						
Aurelio Rodriguez, R OBP: 0.220, SLG: 0.287 (1, 5)										4	0	1	0	0	0	4						
Tim Flannery, L OBP: 0.316, SLG: 0.312 (1, 4)										3	0	0	1	1	0	2						
Randy Jones, R OBP: 0.128, SLG: 0.081 (1, 1)										2	0	1	0	0	0	1						
<b>Inning Stats</b>	R: 0 E: 0 K: 0 S: 3	H: 0 LOB: 0 BB: 0 P: 3	R: 2 E: 2 K: 1 S: 8	H: 1 LOB: 2 BB: 1 P: 12	R: 0 E: 0 K: 0 S: 3	H: 0 LOB: 1 BB: 1 P: 7	R: 1 E: 1 K: 0 S: 4	H: 0 LOB: 3 BB: 2 P: 13	R: 0 E: 0 K: 1 S: 6	H: 0 LOB: 1 BB: 0 P: 6	R: 0 E: 0 K: 0 S: 4	H: 1 LOB: 1 BB: 0 P: 4	R: 0 E: 0 K: 0 S: 3	H: 0 LOB: 0 BB: 0 P: 3	R: 0 E: 0 K: 0 S: 4	H: 1 LOB: 1 BB: 0 P: 4	R: 0 E: 0 K: 0 S: 4	H: 0 LOB: 0 BB: 0 P: 4	1B: 3 2B: 0 3B: 0 HR: 0	SF: 0 SAC: 2 DP: 0 HBP: 1	WP: 0 PB: 0 SB: 0 CS: 0	PA: 36
<b>PITCHER</b> Doug Capilla, L ERA: 2.81 Willie Hernandez, L ERA: 4.79 Dick Tidrow, R ERA: 2.03 (1, 1)	IP: 4.0 WLS: L BF: 21 H: 3 R: 0 ER: 0 SO: 1 BB: 4 IBB: 0 HBP: 0 BLK: 0 WP: 0 HR: 0 S: 18 P: 35 ERA: 0.00 WHIP: 1.250																					
<b>PITCHER</b> Willie Hernandez, L ERA: 4.79 Dick Tidrow, R ERA: 2.03 (8, 1)	IP: 3.0 WLS: 11 BF: 1 H: 0 R: 0 ER: 0 SO: 1 BB: 0 IBB: 0 HBP: 0 BLK: 0 WP: 0 HR: 0 S: 13 P: 13 ERA: 0.00 WHIP: 0.333																					
	IP: 1.0 WLS: 4 BF: 1 H: 0 R: 0 ER: 0 SO: 0 BB: 0 IBB: 0 HBP: 0 BLK: 0 WP: 0 HR: 0 S: 4 P: 4 ERA: 0.00 WHIP: 1.000																					

Chicago Cubs @ San Diego Padres  
San Diego Stadium, San Diego, CA  
Tue Jul 29 1980, 10:05 PM EDT  
Att: 11,802 - Unknown

AB	29
R	3
H	3
RBI	2
BB	4
SO	2
LOB	16







Batter	1	2	3	4	5	6	7	8	9	AB	R	H	RBI	BB	SO	LOB	TOP																	
Jesus Figueroa, L (1,8) OBP: 0.337, SLG: 0.316	L5		F9		L6			4-3		4	0	0	0	0	0	2	<b>Chicago Cubs @ San Diego Padres</b> San Diego Stadium, San Diego, CA Wed Jul 30 1980, 10:05 PM EDT Att: 12,036 - Unknown																	
Ivan De Jesus, R (1,6) OBP: 0.338, SLG: 0.353	F8		F9		E4			F8		4	0	0	0	0	0	1																		
Bill Buckner, L (1,7) OBP: 0.360, SLG: 0.453	L9			F9	4-3					4	0	1	0	0	0	2																		
Cliff Johnson, R (1,3) OBP: 0.328, SLG: 0.419		6-3		F7 BB		6-3		K		3	0	0	0	1	1																			
Larry Bittner, L (1,9) OBP: 0.328, SLG: 0.347				F7		F5		4-3		4	0	1	0	0	0	1																		
Steve Macko, L (1,5) OBP: 0.290, SLG: 0.375				F7		F6		F8		3	1	1	0	0	0	1																		
Steve Dillard, R (9, PH) OBP: 0.283, SLG: 0.330		1B								1	0	0	0	0	0	0																		
Mike Tyson, R (1,4) OBP: 0.310, SLG: 0.368					1B E		F9			4	1	3	1	0	0	0																		
Tim Blackwell, S (1,2) OBP: 0.309, SLG: 0.364										3	0	1	0	0	0	0																		
Mike Vail, R (9, PH) OBP: 0.341, SLG: 0.419	4-3				E		F8		F4	1	0	0	0	0	0	1																		
Lynn McGlothen, L (1,1) OBP: 0.281, SLG: 0.355				F7						1	0	0	0	0	0	0																		
Jim Tracy, L (5, PH) OBP: 0.231, SLG: 0.385										1	0	0	0	0	0	1																		
Bill Caudill, R (5,1) OBP: 0.343, SLG: 0.367					2-3					0	0	0	0	0	0	0																		
Lenny Randle, S (7, PH) OBP: 0.343, SLG: 0.367										1	0	0	0	0	0	0																		
Bruce Sutter, R (7,1) OBP: 0.200, SLG: 0.200										0	0	0	0	0	0	0																		
<b>Inning Stats</b>	R: 0 E: 0 K: 0 S: 3	H: 0 LOB: 0 BB: 0 P: 3	R: 1 E: 0 K: 0 S: 5	H: 3 LOB: 1 BB: 0 P: 5	R: 0 E: 0 K: 0 S: 3	H: 0 LOB: 0 BB: 0 P: 3	R: 0 E: 0 K: 0 S: 3	H: 0 LOB: 1 BB: 1 P: 7	R: 1 E: 1 K: 1 S: 8	H: 2 LOB: 2 BB: 0 P: 8	R: 0 E: 0 K: 0 S: 3	H: 0 LOB: 0 BB: 0 P: 3	R: 0 E: 0 K: 1 S: 6	H: 1 LOB: 1 BB: 0 P: 6	R: 0 E: 0 K: 0 S: 4	H: 1 LOB: 1 BB: 0 P: 4	1B: 4 2B: 3 3B: 0 HR: 0	SF: 0 SAC: 0 DP: 0 HBP: 0	WP: 0 PB: 0 SB: 0 CS: 1	PA: 35														
<b>PITCHER</b>	IP WLS BF H R ER SO BB IBB HBP BLK WP HR S P ERA WHIP																																	
Rick Wise, R (1,1) ERA: 3.52	7.0	27	5	2	1	1	1	1	0	0	0	0	0	0	28	32	1.29	0.857																
Bob Shirley, L (8,1) ERA: 3.28	2.0	W 8	2	0	0	1	0	0	0	0	0	0	0	10	10	0.00	1.000																	

Batter	1	2	3	4	5	6	7	8	9	AB	R	H	RBI	BB	SO	LOB	BOTTOM																
Gene Richards, L (1,7) OBP: 0.364, SLG: 0.379	2B BB	F7				L6		4-3		4	0	1	0	1	0	1	<b>Chicago Cubs @ San Diego Padres</b> San Diego Stadium, San Diego, CA Wed Jul 30 1980, 10:05 PM EDT Att: 12,036 - Unknown																
Ozzie Smith, S (1,6) OBP: 0.326, SLG: 0.273	F3			L8		G3		E4		5	1	1	0	0	0	2																	
Jerry Mumphrey, S (1,8) OBP: 0.326, SLG: 0.343	F7			F8				F8		4	0	1	0	1	0	3																	
Dave Winfield, R (1,9) OBP: 0.373, SLG: 0.445	FC5			F9		6-3				5	1	2	1	0	0	5																	
Willie Montanez, L (1,3) OBP: 0.317, SLG: 0.354								HR		4	2	4	3	1	0	0																	
Gene Tenace, R (1,2) OBP: 0.375, SLG: 0.379	FC5									4	0	0	0	1	1	4																	
Tim Flannery, L (1,4) OBP: 0.321, SLG: 0.313										3	1	1	0	1	0	3																	
Aurelio Rodriguez, R (1,5) OBP: 0.222, SLG: 0.294										3	0	1	1	0	0	3																	
Jerry Turner, L (7, PH) OBP: 0.345, SLG: 0.398										0	0	0	0	1	0	0																	
Dave Cash, R (8,4) OBP: 0.276, SLG: 0.288										0	0	0	0	0	0	0																	
Rick Wise, R (1,1) OBP: 0.176, SLG: 0.212										3	0	1	0	0	0	3																	
Kurt Bevacqua, R (7, PH) OBP: 0.338, SLG: 0.403										1	0	0	0	0	0	3																	
Bob Shirley, R (8,1) ERA: 2.15										0	0	0	0	0	0	0																	
<b>Inning Stats</b>	R: 0 E: 0 K: 0 S: 4	H: 1 LOB: 3 BB: 2 P: 12	R: 1 E: 0 K: 0 S: 5	H: 3 LOB: 3 BB: 2 P: 13	R: 0 E: 0 K: 0 S: 4	H: 1 LOB: 2 BB: 1 P: 8	R: 0 E: 0 K: 0 S: 4	H: 1 LOB: 1 BB: 0 P: 4	R: 1 E: 0 K: 0 S: 5	H: 2 LOB: 1 BB: 0 P: 5	R: 0 E: 0 K: 0 S: 4	H: 1 LOB: 1 BB: 0 P: 4	R: 0 E: 1 K: 1 S: 4	H: 1 LOB: 2 BB: 1 P: 8	R: 3 E: 1 K: 1 S: 8	H: 2 LOB: 0 BB: 0 P: 8	1B: 7 2B: 2 3B: 1 HR: 2	SF: 0 SAC: 0 DP: 1 HBP: 0	WP: 0 PB: 0 SB: 1 CS: 0	PA: 42													
<b>PITCHER</b>	IP WLS BF H R ER SO BB IBB HBP BLK WP HR S P ERA WHIP																																
Lynn McGlothen, R (1,1) ERA: 4.95	4.0	22	6	1	1	0	0	4	1	0	0	0	0	17	37	2.25	2.500																
Bill Caudill, R (5,1) ERA: 2.15	2.0	9	3	1	1	0	0	0	0	0	0	0	0	9	9	4.50	1.500																
Bruce Sutter, R (7,1) ERA: 2.61	2.0	L 11	3	3	0	1	1	0	0	0	0	0	0	12	16	0.00	2.000																

**AB 34**  
**R 2**  
**H 7**  
**RBI 1**  
**BB 1**  
**SO 2**  
**LOB 12**



**AB 36**  
**R 5**  
**H 12**  
**RBI 5**  
**BB 6**  
**SO 1**  
**LOB 27**





Batter	1	2	3	4	5	6	7	8	9	AB	R	H	RBI	BB	SO	LOB	TOP					
Gene Richards, L OBP: 0.363, SLG: 0.377 (1, 7)										4	1	1	0	0	0	0	<b>San Diego Padres @ Pittsburgh Pirates</b> Three Rivers Stadium, Pittsburgh, PA Fri Aug 01 1980, 7:05 PM EDT Att: 22,304 - Unknown					
Ozzie Smith, S OBP: 0.327, SLG: 0.273 (1, 6)										3	0	1	0	0	0	0						
Jerry Mumphrey, S OBP: 0.326, SLG: 0.343 (1, 8)										3	0	1	0	1	1	1						
Dave Winfield, R OBP: 0.371, SLG: 0.443 (1, 9)										4	0	1	0	0	0	2						
Willie Montanez, L OBP: 0.317, SLG: 0.351 (1, 3)										3	0	0	0	1	0	1						
Gene Tenace, R OBP: 0.377, SLG: 0.379 (1, 2)										3	0	1	0	1	0	3						
Tim Flannery, L OBP: 0.331, SLG: 0.308 Aurelio Rodriguez, R OBP: 0.222, SLG: 0.294 Jerry Turner, L OBP: 0.342, SLG: 0.396 Kurt Bevacqua, R OBP: 0.338, SLG: 0.403 (1, 5) (7, 5) (9, PH) (9, 5)										2	0	0	0	1	1	1		AB 30				
Dave Cash, R OBP: 0.275, SLG: 0.265 (1, 4)										4	0	0	0	0	0	6		R 1				
Steve Mura, R OBP: 0.231, SLG: 0.208 Bob Shirley, R (9, 1) Rollie Fingers, R OBP: 0.250, SLG: 0.417 (9, 1)										3	0	0	0	0	3	2		H 5				
										0	0	0	0	0	0	0		RBI 0				
										0	0	0	0	0	0	0	BB 4					
										0	0	0	0	0	0	0	SO 6					
										0	0	0	0	0	0	0	LOB 19					
<b>Inning Stats</b>	R: 0 E: 0 K: 1 S: 6	H: 1 LOB: 1 BB: 0 P: 6	R: 0 E: 0 K: 1 S: 5	H: 0 LOB: 2 BB: 2 P: 13	R: 0 E: 0 K: 0 S: 3	H: 0 LOB: 0 BB: 0 P: 3	R: 0 E: 0 K: 0 S: 3	H: 0 LOB: 0 BB: 0 P: 3	R: 0 E: 0 K: 0 S: 7	H: 0 LOB: 0 BB: 0 P: 7	R: 1 E: 0 K: 0 S: 4	H: 1 LOB: 1 BB: 1 P: 8	R: 0 E: 0 K: 0 S: 3	H: 1 LOB: 0 BB: 0 P: 3	R: 0 E: 0 K: 1 S: 5	H: 0 LOB: 0 BB: 0 P: 5	R: 0 E: 0 K: 1 S: 7	H: 2 LOB: 3 BB: 1 P: 11	1B: 5 2B: 0 3B: 0 HR: 0	SF: 0 SAC: 1 DP: 1 HBP: 0	WP: 0 PB: 0 SB: 4 CS: 0	PA: 35
<b>PITCHER</b>	IP WLS BF H R ER SO BB IBB HBP BLK WP HR S P ERA WHIP																					
Jim Bibby, R ERA: 2.8 (1, 1)	8.0 L 29 3 1 1 5 3 0 0 0 0 0 0 36 48 1.12 0.750																					
Kent Tekulve, R ERA: 2.55 (9, 1)	0.1 4 2 0 0 0 0 1 0 0 0 0 0 3 7 0.00 6.000																					
Grant Jackson, L ERA: 2.3 (9, 1)	0.1 1 0 0 0 1 0 0 0 0 0 0 0 3 3 0.00 0.000																					
Enrique Romo, R ERA: 3.46 (9, 1)	0.1 1 0 0 0 0 0 0 0 0 0 0 0 1 1 0.00 0.000																					

Batter	1	2	3	4	5	6	7	8	9	AB	R	H	RBI	BB	SO	LOB	BOTTOM					
Omar Moreno, L OBP: 0.316, SLG: 0.340 (1, 8)										3	0	1	0	1	0	0	<b>San Diego Padres @ Pittsburgh Pirates</b> Three Rivers Stadium, Pittsburgh, PA Fri Aug 01 1980, 7:05 PM EDT Att: 22,304 - Unknown					
Tim Foli, R OBP: 0.316, SLG: 0.351 (1, 6)										4	0	0	0	0	0	2						
Mike Easler, L OBP: 0.419, SLG: 0.627 Matt Alexander, S (9, PR) (1, 9) (9, PR)										4	0	1	0	0	2	1						
Willie Stargell, L OBP: 0.352, SLG: 0.490 (1, 3)										4	0	0	0	0	1	2						
Bill Madlock, R OBP: 0.293, SLG: 0.325 (1, 5)										4	0	2	0	0	0	0						
Lee Lacy, R OBP: 0.419, SLG: 0.535 (1, 7)										3	0	0	0	1	1	1						
Ed Ott, L OBP: 0.358, SLG: 0.419 (1, 2)										3	0	1	0	0	1	2						
Phil Garner, R OBP: 0.322, SLG: 0.368 (1, 4)										3	0	0	0	0	2	3						
Jim Bibby, R OBP: 0.214, SLG: 0.160 John Milner, L OBP: 0.351, SLG: 0.359 Kent Tekulve, R (9, 1) Grant Jackson, S (9, 1) Enrique Romo, R OBP: 0.556, SLG: 0.500 (1, 1) (8, PH) (9, 1) (9, 1) (9, 1)										2	0	0	0	0	0	1		AB 31				
										1	0	0	0	0	0	0		R 0				
										0	0	0	0	0	0	0	H 5					
										0	0	0	0	0	0	0	RBI 0					
										0	0	0	0	0	0	0	BB 2					
										0	0	0	0	0	0	0	SO 7					
										0	0	0	0	0	0	0	LOB 12					
<b>Inning Stats</b>	R: 0 E: 0 K: 0 S: 3	H: 0 LOB: 0 BB: 0 P: 3	R: 0 E: 0 K: 3 S: 10	H: 1 LOB: 2 BB: 1 P: 14	R: 0 E: 0 K: 0 S: 3	H: 0 LOB: 0 BB: 0 P: 3	R: 0 E: 0 K: 1 S: 5	H: 0 LOB: 0 BB: 0 P: 5	R: 0 E: 0 K: 1 S: 6	H: 1 LOB: 1 BB: 0 P: 6	R: 0 E: 0 K: 1 S: 5	H: 0 LOB: 1 BB: 1 P: 9	R: 0 E: 0 K: 1 S: 5	H: 0 LOB: 0 BB: 0 P: 5	R: 0 E: 0 K: 0 S: 4	H: 1 LOB: 1 BB: 0 P: 4	R: 0 E: 0 K: 0 S: 4	H: 2 LOB: 1 BB: 0 P: 4	1B: 5 2B: 0 3B: 0 HR: 0	SF: 0 SAC: 0 DP: 0 HBP: 0	WP: 2 PB: 0 SB: 2 CS: 1	PA: 33
<b>PITCHER</b>	IP WLS BF H R ER SO BB IBB HBP BLK WP HR S P ERA WHIP																					
Steve Mura, R ERA: 3.99 (1, 1)	8.0 W 30 4 0 0 0 2 0 0 0 0 0 0 42 50 0.00 0.750																					
Bob Shirley, L ERA: 3.25 (9, 1)	0.2 1 0 0 0 0 0 0 0 0 0 0 0 1 1 0.00 0.000																					
Rollie Fingers, R ERA: 2.51 (9, 1)	0.1 S 2 1 0 0 0 0 0 0 0 0 0 0 2 2 0.00 3.000																					



Batter	1	2	3	4	5	6	7	8	9	AB	R	H	RBI	BB	SO	LOB	TOP								
Gene Richards, L (1.7) OBP: 0.361, SLG: 0.380										5	1	1	0	0	1	1	<b>San Diego Padres @ Pittsburgh Pirates</b> Three Rivers Stadium, Pittsburgh, PA Sun Aug 03 1980, 3:33 AM EDT Unknown								
Ozzie Smith, S (1.6) OBP: 0.332, SLG: 0.282										3	2	2	1	2	0	0									
Jerry Mumphrey, S (1.8) OBP: 0.324, SLG: 0.339										4	0	0	0	0	1	3									
Dave Winfield, R (1.9) OBP: 0.372, SLG: 0.444										4	2	1	1	1	1	2									
Willie Montanez, L (1.3) OBP: 0.319, SLG: 0.353										4	0	2	1	0	0	2									
Gene Tenace, R (1.2) OBP: 0.375, SLG: 0.375										2	0	0	0	2	0	0									
Tim Flannery, L (1.4) OBP: 0.306, SLG: 0.265										4	0	1	1	0	0	2									
Dave Cash, R (8.4) OBP: 0.275, SLG: 0.265										0	0	0	0	0	0	0									
Aurelio Rodriguez, R (1.5) OBP: 0.222, SLG: 0.293										4	0	1	0	0	0	3									
John Curtis, L (1.1) OBP: 0.184, SLG: 0.167										4	0	1	0	0	3	4									
<b>Inning Stats</b>	R: 1 E: 0 K: 1 S: 7	H: 2 LOB: 1 BB: 0 P: 7	R: 0 E: 0 K: 0 S: 3	H: 0 LOB: 0 BB: 0 P: 3	R: 0 E: 0 K: 0 S: 3	H: 1 LOB: 0 BB: 0 P: 3	R: 1 E: 0 K: 1 S: 7	H: 2 LOB: 3 BB: 2 P: 15	R: 2 E: 0 K: 1 S: 8	H: 3 LOB: 2 BB: 1 P: 12	R: 0 E: 0 K: 0 S: 5	H: 0 LOB: 0 BB: 0 P: 5	R: 1 E: 1 K: 0 S: 3	H: 0 LOB: 0 BB: 1 P: 7	R: 0 E: 0 K: 1 S: 6	H: 1 LOB: 1 BB: 0 P: 6	R: 0 E: 0 K: 1 S: 5	H: 0 LOB: 1 BB: 1 P: 9	1B: 6 2B: 2 3B: 2 HR: 0	SF: 0 SAC: 1 DP: 2 HBP: 0	WP: 1 PB: 0 SB: 2 CS: 0	PA: 40			
<b>PITCHER</b>	IP	WLS	BF	H	R	ER	SO	BB	IBB	HBP	BLK	WP	HR	S	P	ERA	WHIP								
Rick Rhoden, R (1.1) ERA: 5.36	5.0	L	25	8	4	4	3	3	0	0	0	0	0	28	40	7.20	2.200								
Rod Scurry, L (6.1) ERA: 2.56	2.0		7	0	1	0	1	1	0	0	0	1	0	8	12	0.00	0.500								
Enrique Romo, R (8.1) ERA: 3.38	2.0		8	1	0	0	2	1	0	0	0	0	0	11	15	0.00	1.000								

Batter	1	2	3	4	5	6	7	8	9	AB	R	H	RBI	BB	SO	LOB	BOTTOM								
Omar Moreno, L (1.8) OBP: 0.313, SLG: 0.337										4	0	0	0	0	0	1	<b>San Diego Padres @ Pittsburgh Pirates</b> Three Rivers Stadium, Pittsburgh, PA Sun Aug 03 1980, 3:33 AM EDT Unknown								
Tim Foli, R (1.6) OBP: 0.318, SLG: 0.354										3	2	1	0	1	0	0									
Lee Lacy, R (1.7) OBP: 0.411, SLG: 0.524										4	0	0	1	0	1	1									
Willie Stargell, L (1.3) OBP: 0.350, SLG: 0.484										4	0	1	0	0	1	0									
Bill Madlock, R (1.5) OBP: 0.295, SLG: 0.325										3	0	1	0	1	0	1									
Phil Garner, R (1.4) OBP: 0.318, SLG: 0.364										4	0	0	0	0	0	3									
Mike Easler, L (1.9) OBP: 0.420, SLG: 0.624										4	0	2	0	0	0	1									
Steve Nicosia, R (1.2) OBP: 0.301, SLG: 0.280										2	0	0	0	1	0	2									
Rick Rhoden, R (1.1) OBP: 0.357, SLG: 0.308										1	0	0	0	0	0	1									
Vance Law, R (6. PH) OBP: 0.297, SLG: 0.286										1	0	0	0	0	0	0									
Rod Scurry, L (6.1) OBP: 0.333, SLG: 0.333										0	0	0	0	0	0	0									
Manny Sanguillen, R (7. PH) OBP: 0.324, SLG: 0.394										1	0	0	0	0	0	1									
Enrique Romo, R (8.1) OBP: 0.506, SLG: 0.500										0	0	0	0	0	0	0									
<b>Inning Stats</b>	R: 1 E: 1 K: 1 S: 6	H: 0 LOB: 1 BB: 1 P: 10	R: 0 E: 0 K: 0 S: 4	H: 1 LOB: 1 BB: 0 P: 4	R: 1 E: 0 K: 1 S: 6	H: 1 LOB: 0 BB: 0 P: 6	R: 0 E: 0 K: 0 S: 4	H: 1 LOB: 1 BB: 0 P: 4	R: 0 E: 0 K: 0 S: 3	H: 0 LOB: 0 BB: 0 P: 3	R: 0 E: 0 K: 0 S: 4	H: 2 LOB: 1 BB: 0 P: 4	R: 0 E: 0 K: 0 S: 3	H: 0 LOB: 1 BB: 1 P: 7	R: 0 E: 0 K: 0 S: 3	H: 0 LOB: 0 BB: 0 P: 3	R: 0 E: 0 K: 0 S: 2	H: 0 LOB: 0 BB: 1 P: 6	1B: 4 2B: 1 3B: 0 HR: 0	SF: 0 SAC: 0 DP: 2 HBP: 0	WP: 0 PB: 0 SB: 1 CS: 0	PA: 34			
<b>PITCHER</b>	IP	WLS	BF	H	R	ER	SO	BB	IBB	HBP	BLK	WP	HR	S	P	ERA	WHIP								
John Curtis, L (1.1) ERA: 3.97	9.0	W	34	5	2	1	2	3	0	0	0	0	0	35	47	1.00	0.889								

AB	34
R	5
H	9
RBI	4
BB	5
SO	6
LOB	17



AB	31
R	2
H	5
RBI	1
BB	3
SO	2
LOB	11





Batter	1	2	3	4	5	6	7	8	9	AB	R	H	RBI	BB	SO	LOB	TOP								
Gene Richards, L (1, 7) OBP: 0.361, SLG: 0.380	1-3		4-3			L4-3 1B			F7	5	0	2	1	0	0	0	<b>San Diego Padres @ Pittsburgh Pirates</b> Three Rivers Stadium, Pittsburgh, PA Sun Aug 03 1980, 3:38 AM EDT Att: 20,517 - Unknown								
Ozzie Smith, S (1, 6) OBP: 0.330, SLG: 0.286	L1			F7	L4-3	FC6-4 1B			1B 3B	5	1	1	0	0	0	5									
Von Joshua, L (1, 8) Dave Winfield, R (7, PH) OBP: 0.372, SLG: 0.444	K			E PB BB		4-3			1B	2	0	0	0	1	1	0									
Jerry Turner, L (1, 9) Jerry Mumphrey, S (9, 8) OBP: 0.324, SLG: 0.339				F7		1B 1B			F7	5	1	1	0	0	1	2									
Willie Montanez, L (1, 3) OBP: 0.320, SLG: 0.355				K E		4-3 1B BB			F7	4	1	2	0	0	1	1									
Bill Fahey, L (1, 2) OBP: 0.309, SLG: 0.276	K			E3		BB 1B 4-3			F8	4	1	1	1	0	1	3									
Tim Flannery, L (1, 5) Aurelio Rodriguez, R (6, 5) OBP: 0.227, SLG: 0.297	F7			K		1-2 2-3 1B			L4-3 1B	3	0	0	0	0	1	6									
Dave Cash, R (1, 4) OBP: 0.274, SLG: 0.263				F8		1B BB IBB			L4-3	3	0	0	0	1	0	1									
Bob Shirley, R (1, 1) Rollie Fingers, R (8, 1) Gene Tenace, R (8, 2) OBP: 0.377, SLG: 0.373				K		1-2 2-3 1B BB			K	1	0	0	1	2	1	0									
										0	0	0	0	0	0	0									
										1	0	0	0	0	1	0									
<b>Inning Stats</b>	R: 0 E: 0 K: 1 S: 5	H: 0 LOB: 0 BB: 0 P: 5	R: 0 E: 0 K: 1 S: 6	H: 1 LOB: 1 BB: 0 P: 6	R: 0 E: 0 K: 1 S: 5	H: 0 LOB: 0 BB: 0 P: 5	R: 0 E: 1 K: 2 S: 9	H: 0 LOB: 3 BB: 1 P: 13	R: 0 E: 0 K: 0 S: 3	H: 1 LOB: 1 BB: 1 P: 7	R: 3 E: 0 K: 0 S: 7	H: 4 LOB: 3 BB: 2 P: 15	R: 0 E: 0 K: 2 S: 7	H: 0 LOB: 0 BB: 0 P: 7	R: 0 E: 0 K: 0 S: 3	H: 1 LOB: 0 BB: 0 P: 3	R: 1 E: 0 K: 1 S: 7	H: 2 LOB: 1 BB: 0 P: 7	1B: 8 2B: 2 3B: 1 HR: 0	SF: 0 SAC: 0 DP: 2 HBP: 0	WP: 0 PB: 1 SB: 0 CS: 0	PA: 40			
<b>PITCHER</b>	IP	WLS	BF	H	R	ER	SO	BB	IBB	HBP	BLK	WP	HR	S	P	ERA	WHIP								
Don Robinson, R (1, 1) ERA: 4.24	5.2	L	27	5	3	3	5	3	1	0	0	0	0	33	49	4.76	1.412								
Grant Jackson, L (6, 1) ERA: 2.19	2.1		8	2	0	0	2	0	0	0	0	0	0	12	12	0.00	0.857								
Enrique Romo, R (9, 1) ERA: 3.44	1.0		5	2	1	1	1	0	0	0	0	0	0	7	7	9.00	2.000								

AB 36  
R 4  
H 9  
RBI 4  
BB 4  
SO 8  
LOB 18



Batter	1	2	3	4	5	6	7	8	9	AB	R	H	RBI	BB	SO	LOB	BOTTOM								
Omar Moreno, L (1, 8) OBP: 0.313, SLG: 0.336	6-3		FC6-5 S BLK 2-3			6-3			SH1-4 1B	4	0	1	0	0	0	1	<b>San Diego Padres @ Pittsburgh Pirates</b> Three Rivers Stadium, Pittsburgh, PA Sun Aug 03 1980, 3:38 AM EDT Att: 20,517 - Unknown								
Phil Garner, R (1, 4) OBP: 0.317, SLG: 0.361	6-3		K			F8			SH1-4	3	0	0	0	0	1	1									
Lee Lacy, R (1, 7) John Milner, L (6, PH) Matt Alexander, S (9, 7) OBP: 0.349, SLG: 0.357	E1 BB		F4			F4			K	2	0	0	0	1	0	1									
Willie Stargell, L (1, 3) OBP: 0.348, SLG: 0.484	E1					E5 G6-4-3			K	4	1	1	0	0	1	3									
Bill Madlock, R (1, 5) OBP: 0.294, SLG: 0.327						2B			K	4	0	1	1	0	0	1									
Mike Easter, L (1, 9) OBP: 0.417, SLG: 0.615						F5			F4	4	0	1	1	0	0	1									
Dale Berra, R (1, 6) OBP: 0.277, SLG: 0.350						F9 2H 2B			G6-4-3	3	0	0	0	1	3	1									
Ed Ott, L (1, 2) OBP: 0.354, SLG: 0.414						K			K	3	0	0	0	1	3	1									
Don Robinson, R (1, 1) Grant Jackson, S (6, 1) Tim Foli, R (6, PH) Enrique Romo, R (9, 1) OBP: 0.556, SLG: 0.500						K			K	4	0	0	0	0	2	2									
									K	3	0	0	0	0	1	2									
									K	2	0	1	0	0	1	0									
									SH1-4 1B BB	0	0	0	0	0	0	0									
										0	0	0	0	1	0	0									
										0	0	0	0	0	0	0									
<b>Inning Stats</b>	R: 0 E: 1 K: 0 S: 3	H: 0 LOB: 1 BB: 1 P: 7	R: 0 E: 0 K: 0 S: 3	H: 0 LOB: 1 BB: 1 P: 7	R: 0 E: 0 K: 1 S: 6	H: 1 LOB: 0 BB: 0 P: 6	R: 1 E: 0 K: 1 S: 7	H: 2 LOB: 1 BB: 0 P: 7	R: 0 E: 0 K: 1 S: 5	H: 0 LOB: 0 BB: 0 P: 5	R: 0 E: 0 K: 0 S: 3	H: 0 LOB: 0 BB: 0 P: 3	R: 0 E: 0 K: 3 S: 9	H: 0 LOB: 0 BB: 0 P: 9	R: 0 E: 0 K: 2 S: 8	H: 1 LOB: 2 BB: 1 P: 12	R: 0 E: 0 K: 2 S: 7	H: 0 LOB: 0 BB: 0 P: 7	1B: 1 2B: 3 3B: 0 HR: 0	SF: 0 SAC: 1 DP: 1 HBP: 0	WP: 0 PB: 0 SB: 1 CS: 0	PA: 34			
<b>PITCHER</b>	IP	WLS	BF	H	R	ER	SO	BB	IBB	HBP	BLK	WP	HR	S	P	ERA	WHIP								
Bob Shirley, L (1, 1) ERA: 3.07	7.0	W	28	4	1	1	6	3	0	0	0	0	0	37	49	1.29	1.000								
Rollie Fingers, R (8, 1) ERA: 2.44	2.0	S	6	0	0	0	4	0	0	0	0	0	0	14	14	0.00	0.000								

AB 30  
R 1  
H 4  
RBI 1  
BB 3  
SO 10  
LOB 14





Batter	1	2	3	4	5	6	7	8	9	AB	R	H	RBI	BB	SO	LOB	TOP			
Gene Richards, L (1,7) OBP: 0.358, SLG: 0.377	5-3	3-1			F8		4-3			4	0	0	0	0	0	3	<b>San Diego Padres @ Cincinnati Reds</b> Riverfront Stadium, Cincinnati, OH Mon Aug 04 1980, 3:33 AM EDT Unknown			
Ozzie Smith, S (1,6) OBP: 0.330, SLG: 0.285	WP S 1B		F9		K			K		4	0	1	0	0	2	0				
Jerry Mumphrey, S (1,8) OBP: 0.324, SLG: 0.338	F7 1-3		S 1B		F7			K		4	0	1	0	0	1	1				
Dave Winfield, R (1,9) OBP: 0.369, SLG: 0.439	K		K		L4			5-3		4	0	0	0	0	2	2				
Willie Montanez, L (1,3) OBP: 0.320, SLG: 0.354		1B E 1B	3-1		4-3			K		4	1	1	0	0	1	1				
Bill Fahey, L (1,2) OBP: 0.308, SLG: 0.275		1-2 E 1B			F8			6-3		4	0	1	0	0	1	0				
Tim Flannery, L (1,5) OBP: 0.311, SLG: 0.298 (7,4)		F7			F7			4-3		4	0	1	0	0	0	2				
Dave Cash, R (1,4) OBP: 0.276, SLG: 0.262 (7,PH)		E3			G1-6-3 1B					1	0	0	0	1	0	1				
Von Joshua, L (7,PH) OBP: 0.397, SLG: 0.390		1-2 2H			FC6-4 BB			G1-6-3 1-2		1	0	0	0	0	0	1				
Kurt Bevacqua, R (7,5) OBP: 0.338, SLG: 0.403					FC6-4 BB					0	0	0	0	0	0	0				
Randy Jones, R (1,1) OBP: 0.122, SLG: 0.077 (7,PH)		K			FC6-4 1-2					2	0	0	0	0	1	3				
Jerry Turner, L (7,PH) OBP: 0.342, SLG: 0.368										0	0	0	0	1	0	0				
John D'Acquisto, R (7,1)										0	0	0	0	0	0	0				
<b>Inning Stats</b>	R: 0 E: 0 K: 1 S: 6	H: 1 LOB: 1 BB: 0 P: 6	R: 1 E: 1 K: 1 S: 8	H: 2 LOB: 2 BB: 0 P: 8	R: 0 E: 0 K: 1 S: 6	H: 1 LOB: 1 BB: 0 P: 6	R: 0 E: 0 K: 0 S: 3	H: 0 LOB: 1 BB: 1 P: 7	R: 0 E: 0 K: 1 S: 5	H: 0 LOB: 0 BB: 0 P: 5	R: 0 E: 0 K: 0 S: 3	H: 1 LOB: 1 BB: 1 P: 7	R: 0 E: 0 K: 2 S: 7	H: 0 LOB: 0 BB: 0 P: 7	R: 0 E: 0 K: 1 S: 5	H: 0 LOB: 0 BB: 0 P: 5	1B: 5 2B: 0 3B: 0 HR: 0	SF: 0 SAC: 0 DP: 1 HBP: 0	WP: 1 PB: 0 SB: 3 CS: 0	PA: 34
<b>PITCHER</b>	IP WLS BF H R ER SO BB IBB HBP BLK WP HR S P ERA WHIP																			
Tom Seaver, R (1,1) ERA: 4.43	6.0 W 24 4 1 0 5 1 0 0 0 1 0 33 37 0.00 0.833																			
Tom Hume, R (7,1) ERA: 2.84	3.0 S 10 1 0 0 3 1 0 0 0 0 0 15 19 0.00 0.667																			

Batter	1	2	3	4	5	6	7	8	9	AB	R	H	RBI	BB	SO	LOB	BOTTOM			
Dave Collins, S (1,8) OBP: 0.358, SLG: 0.354	F8		6-3		5-3		4-3	F8		4	0	0	0	0	0	0	<b>San Diego Padres @ Cincinnati Reds</b> Riverfront Stadium, Cincinnati, OH Mon Aug 04 1980, 3:33 AM EDT Unknown			
Sam Mejias, R (8,8) OBP: 0.297, SLG: 0.326										1	0	0	0	0	2					
Ray Knight, R (1,5) OBP: 0.325, SLG: 0.458	FC4-6 1B		6-3		P4		F7			4	0	1	0	0	0	0				
Ken Griffey, L (1,9) OBP: 0.384, SLG: 0.449	FC4-6 1B 1-2 3B		HR BB		F8		WP BB			2	2	0	0	2	0	1				
George Foster, R (1,7) OBP: 0.338, SLG: 0.446	1-2 3B 1B		1-H HR		E7 HR		L5			4	3	2	2	0	0	1				
Dan Driessen, L (1,3) OBP: 0.392, SLG: 0.452	1-H 2-H 3B		4-3		F8			1B 2B BB		3	1	1	2	1	0	1				
Johnny Bench, R (1,2) OBP: 0.344, SLG: 0.496	F8				F2		1-H HR	P4		4	1	1	2	0	0	2				
Dave Concepcion, R (1,6) OBP: 0.294, SLG: 0.335		6-3			F9		K	2B 1-3 1B		4	0	1	0	0	1	0				
Ron Oester, S (1,4) OBP: 0.351, SLG: 0.438		5-3						2B 1-3 2B		4	0	3	1	0	0	0				
Tom Seaver, R (1,1) OBP: 0.259, SLG: 0.095 (6,PH)					4-3			3-H 2B		2	0	0	0	0	0	1				
Hector Cruz, R (7,PH) OBP: 0.319, SLG: 0.387								K		1	0	0	0	0	0	1				
Tom Hume, R (7,1) OBP: 0.200, SLG: 0.300										1	0	0	0	0	1	2				
<b>Inning Stats</b>	R: 2 E: 0 K: 0 S: 6	H: 3 LOB: 1 BB: 0 P: 6	R: 0 E: 0 K: 0 S: 3	H: 0 LOB: 0 BB: 0 P: 3	R: 2 E: 0 K: 0 S: 4	H: 1 LOB: 1 BB: 1 P: 8	R: 0 E: 0 K: 0 S: 4	H: 1 LOB: 1 BB: 0 P: 4	R: 0 E: 0 K: 1 S: 8	H: 2 LOB: 1 BB: 0 P: 8	R: 0 E: 0 K: 0 S: 3	H: 0 LOB: 1 BB: 1 P: 7	R: 1 E: 0 K: 1 S: 7	H: 2 LOB: 2 BB: 1 P: 11	R: 0 E: 0 K: 1 S: 5	H: 0 LOB: 0 BB: 0 P: 5	1B: 4 2B: 2 3B: 1 HR: 2	SF: 0 SAC: 0 DP: 0 HBP: 0	WP: 1 PB: 0 SB: 0 CS: 0	PA: 37
<b>PITCHER</b>	IP WLS BF H R ER SO BB IBB HBP BLK WP HR S P ERA WHIP																			
Randy Jones, L (1,1) ERA: 3.7	6.0 L 27 7 6 5 1 2 0 0 0 0 1 0 28 32 7.50 1.333																			
John D'Acquisto, R (7,1) ERA: 3.19	2.0 10 2 1 1 1 2 0 0 0 0 1 0 10 18 4.50 2.000																			





Batter	1	2	3	4	5	6	7	8	9	AB	R	H	RBI	BB	SO	LOB	TOP			
Gene Richards, L (1,7) OBP: 0.361, SLG: 0.378										4	0	2	0	1	0	5	<b>San Diego Padres @ Cincinnati Reds</b> Riverfront Stadium, Cincinnati, OH Mon Aug 04 1980, 3:38 AM EDT Att: 25,162 - Unknown			
Ozzie Smith, S (1,6) OBP: 0.330, SLG: 0.285										4	0	1	0	1	0	5				
Jerry Turner, L (1,9) OBP: 0.331, SLG: 0.375										5	0	0	0	0	0	4				
Dave Winfield, R (1,8) OBP: 0.370, SLG: 0.448										4	1	2	1	0	1	1				
Willie Montanez, L (1,3)										3	1	1	0	1	0	0				
Gene Tenace, R (1,2) OBP: 0.379, SLG: 0.369										2	0	0	0	2	2	2				
Rollie Fingers, R (7,1) OBP: 0.250, SLG: 0.417										0	0	0	0	0	0	0				
John D'Acquisto, R (7,1) OBP: 0.250, SLG: 0.250										0	0	0	0	0	0	0				
Eric Rasmussen, R (8,1) OBP: 0.125, SLG: 0.250										0	0	0	0	0	0	0				
Kurt Bevacqua, R (1,5) OBP: 0.321, SLG: 0.380										4	0	0	0	0	0	5				
Dave Cash, R (1,4) OBP: 0.278, SLG: 0.265										4	0	2	0	0	0	0				
Rick Wise, R (1,1) OBP: 0.194, SLG: 0.229										2	0	1	1	0	1	0				
Dennis Kinney, L (7,1) OBP: 0.222, SLG: 0.125										0	0	0	0	0	0	0				
Bill Fahey, L (7,2) OBP: 0.306, SLG: 0.274										1	0	0	0	0	0	0				
<b>Inning Stats</b>	R: 0 E: 0 K: 0 S: 4	H: 2 LOB: 1 BB: 0 P: 4	R: 1 E: 1 K: 0 S: 6	H: 2 LOB: 3 BB: 1 P: 10	R: 1 E: 0 K: 0 S: 4	H: 1 LOB: 1 BB: 1 P: 8	R: 0 E: 0 K: 1 S: 5	H: 0 LOB: 1 BB: 1 P: 9	R: 0 E: 0 K: 1 S: 6	H: 1 LOB: 2 BB: 1 P: 10	R: 0 E: 0 K: 2 S: 7	H: 0 LOB: 0 BB: 0 P: 7	R: 0 E: 0 K: 0 S: 3	H: 0 LOB: 0 BB: 0 P: 3	R: 0 E: 0 K: 0 S: 3	H: 1 LOB: 0 BB: 0 P: 3	1B: 7 2B: 1 3B: 0 HR: 1	SF: 0 SAC: 1 DP: 2 HBP: 0	WP: 0 PB: 0 SB: 3 CS: 2	PA: 39
<b>PITCHER</b>	IP	WLS	BF	H	R	ER	SO	BB	IBB	HBP	BLK	WP	HR	S	P	ERA	WHIP			
Joe Price, L (1,1) ERA: 4.44	4.1		23	6	2	2	1	4	0	0	0	0	1	21	37	4.15	2.308			
Mario Soto, R (5,1) ERA: 3.98	2.2	W	10	2	0	0	3	1	0	0	0	0	0	15	19	0.00	1.125			
Doug Bair, R (8,1) ERA: 4.9	2.0		6	1	0	0	0	0	0	0	0	0	0	6	6	0.00	0.500			

Batter	1	2	3	4	5	6	7	8	9	AB	R	H	RBI	BB	SO	LOB	BOTTOM			
Dave Collins, S (1,9) OBP: 0.358, SLG: 0.353										4	1	1	0	1	1	1	<b>San Diego Padres @ Cincinnati Reds</b> Riverfront Stadium, Cincinnati, OH Mon Aug 04 1980, 3:38 AM EDT Att: 25,162 - Unknown			
Doug Bair, R (8,1)										0	0	0	0	0	0	0				
Ron Oester, S (1,4) OBP: 0.362, SLG: 0.464										5	2	3	0	0	0	3				
Ray Knight, R (1,5) OBP: 0.326, SLG: 0.457										5	1	2	2	0	1	2				
George Foster, R (1,7) OBP: 0.341, SLG: 0.446										4	1	2	2	1	0	1				
Dan Driessen, L (1,3) OBP: 0.395, SLG: 0.449										2	2	0	0	3	1	3				
Joe Nolan, L (1,2) OBP: 0.383, SLG: 0.418										4	1	1	2	1	0	2				
Dave Concepcion, R (1,6) OBP: 0.296, SLG: 0.341										4	1	2	3	0	0	1				
Junior Kennedy, R (9,4) OBP: 0.327, SLG: 0.339										0	0	0	0	0	0	0				
Cesar Geronimo, L (1,8) OBP: 0.328, SLG: 0.330										2	1	1	1	2	0	0				
Joe Price, R (1,1) OBP: 0.056, SLG: 0.056										2	0	0	0	0	0	4				
Mario Soto, R (5,1)										0	0	0	0	0	0	0				
Ken Griffey, L (7,PH) OBP: 0.387, SLG: 0.452										2	1	2	1	0	0	0				
Sam Mejias, R (8,9) OBP: 0.297, SLG: 0.326										0	0	0	0	0	0	0				
<b>Inning Stats</b>	R: 1 E: 0 K: 1 S: 6	H: 2 LOB: 0 BB: 0 P: 6	R: 0 E: 0 K: 0 S: 3	H: 0 LOB: 2 BB: 2 P: 11	R: 0 E: 0 K: 0 S: 3	H: 1 LOB: 0 BB: 0 P: 3	R: 1 E: 0 K: 0 S: 3	H: 1 LOB: 2 BB: 3 P: 15	R: 0 E: 0 K: 1 S: 6	H: 1 LOB: 2 BB: 1 P: 10	R: 0 E: 0 K: 0 S: 3	H: 0 LOB: 0 BB: 0 P: 3	R: 8 E: 0 K: 0 S: 9	H: 7 LOB: 0 BB: 2 P: 17	R: 1 E: 0 K: 1 S: 7	H: 2 LOB: 1 BB: 0 P: 7	1B: 9 2B: 7 3B: 0 HR: 0	SF: 0 SAC: 0 DP: 2 HBP: 0	WP: 0 PB: 1 SB: 2 CS: 1	PA: 42
<b>PITCHER</b>	IP	WLS	BF	H	R	ER	SO	BB	IBB	HBP	BLK	WP	HR	S	P	ERA	WHIP			
Rick Wise, R (1,1) ERA: 3.49	6.0	L	3	1	2	2	0	1	0	0	0	0	0	2	6	54.00	6.000			
Dennis Kinney, L (7,1) ERA: 3.44	0.0		5	4	4	4	0	0	1	0	0	0	0	4	8	∞	∞			
Rollie Fingers, R (7,1) ERA: 3.09	0.0		5	4	4	4	0	0	0	0	0	0	0	4	8	∞	∞			
John D'Acquisto, R (7,1) ERA: 3.3	0.2		3	2	2	2	0	0	0	0	0	0	0	3	3	27.00	3.000			
Eric Rasmussen, R (8,1) ERA: 5.2	1.0		5	2	1	1	1	0	0	0	0	0	0	7	7	9.00	2.000			





Batter	1	2	3	4	5	6	7	8	9	AB	R	H	RBI	BB	SO	LOB	TOP						
Gene Richards, L (1, 7) OBP: 0.362, SLG: 0.378										3	0	1	0	1	0	1	<b>San Diego Padres @ Cincinnati Reds</b> Riverfront Stadium, Cincinnati, OH Tue Aug 05 1980, 7:05 PM EDT Att: 23,180 - Unknown						
Ozzie Smith, S (1, 6) OBP: 0.333, SLG: 0.293 Barry Evans, R (6, FR) OBP: 0.297, SLG: 0.339										3	0	2	0	0	0	1							
Jerry Mumphrey, S (1, 8) OBP: 0.323, SLG: 0.337										4	0	1	1	0	0	3							
Dave Winfield, R (1, 9) OBP: 0.366, SLG: 0.443										4	0	0	0	0	1	3							
Willie Montanez, L (1, 3) OBP: 0.322, SLG: 0.357 Eric Rasmussen, R (6, 1) OBP: 0.116, SLG: 0.235 Jerry Turner, L (9, PH) OBP: 0.335, SLG: 0.386 Paul Dade, R (9, FR) OBP: 0.316, SLG: 0.188											2	0	1	0	0	0							
Gene Tenace, R (1, 2) OBP: 0.377, SLG: 0.372										4	1	1	0	0	0	2							
Tim Flannery, L (1, 5) OBP: 0.316, SLG: 0.310											4	0	2	0	0	2							
Dave Cash, R (1, 4) OBP: 0.280, SLG: 0.267											4	0	2	1	0	0							
Gary Lucas, L (1, 1) OBP: 0.226, SLG: 0.200 Von Joshua, L (3, PH) OBP: 0.292, SLG: 0.383 Dennis Kinney, L (3, 1) OBP: 0.222, SLG: 0.125 Bill Fahey, L (6, PH) OBP: 0.301, SLG: 0.269											0	0	0	0	0	0							
<b>Inning Stats</b>	R: 0 E: 0 K: 0 S: 2	H: 0 LOB: 0 BB: 1 P: 6	R: 0 E: 0 K: 0 S: 3	H: 0 LOB: 0 BB: 0 P: 3	R: 0 E: 0 K: 1 S: 6	H: 1 LOB: 1 BB: 0 P: 6	R: 0 E: 0 K: 1 S: 5	H: 1 LOB: 0 BB: 0 P: 5	R: 0 E: 0 K: 0 S: 4	H: 2 LOB: 1 BB: 0 P: 4	R: 1 E: 0 K: 0 S: 5	H: 2 LOB: 2 BB: 0 P: 5	R: 1 E: 0 K: 1 S: 7	H: 2 LOB: 1 BB: 0 P: 7	R: 0 E: 0 K: 0 S: 4	H: 1 LOB: 1 BB: 0 P: 4		R: 0 E: 0 K: 0 S: 5	H: 2 LOB: 2 BB: 0 P: 5	1B: 7 2B: 4 3B: 1 HR: 0	SF: 0 SAC: 0 DP: 3 HBP: 0	WP: 0 PB: 0 SB: 0 CS: 0	PA: 36
<b>PITCHER</b>	IP WLS BF H R ER SO BB IBB HBP BLK WP HR S P ERA WHIP	7.0 W 27 8 2 2 3 1 0 0 0 0 0 32 36 2.57 1.286	2.0 L 9 3 0 0 0 0 0 0 0 0 0 9 9 0.00 1.500																				

Batter	1	2	3	4	5	6	7	8	9	AB	R	H	RBI	BB	SO	LOB	BOTTOM				
Dave Collins, S (1, 8) OBP: 0.360, SLG: 0.356 Sam Mejias, R (7, 8) OBP: 0.297, SLG: 0.326										3	1	2	1	0	0	0	<b>San Diego Padres @ Cincinnati Reds</b> Riverfront Stadium, Cincinnati, OH Tue Aug 05 1980, 7:05 PM EDT Att: 23,180 - Unknown				
Ray Knight, R (1, 5) OBP: 0.328, SLG: 0.459 Junior Kennedy, R (6, 4) OBP: 0.326, SLG: 0.338										3	2	2	0	0	0	1					
Ken Griffey, L (1, 9) OBP: 0.386, SLG: 0.451										3	1	1	2	0	0	1					
George Foster, R (1, 7) OBP: 0.343, SLG: 0.445 Doug Bair, R (8, 1)										3	2	1	1	1	0	0					
Dan Driessen, L (1, 3) OBP: 0.396, SLG: 0.451 Harry Spilman, L (9, 3) OBP: 0.341, SLG: 0.446										3	1	1	2	1	0	1					
Johnny Bench, R (1, 2) OBP: 0.344, SLG: 0.494 Joe Nolan, L (7, 2) OBP: 0.380, SLG: 0.413										3	0	1	1	0	0	1					
Dave Concepcion, R (1, 6) OBP: 0.298, SLG: 0.350										4	1	2	2	0	0	1					
Ron Oester, S (1, 4) OBP: 0.350, SLG: 0.447										4	0	0	0	0	0	1					
Paul Moskau, R (1, 1) OBP: 0.147, SLG: 0.152 Hector Cruz, R (8, 7) OBP: 0.314, SLG: 0.381											3	1	1	0	0	0					
<b>Inning Stats</b>	R: 3 E: 0 K: 0 S: 7	H: 4 LOB: 1 BB: 0 P: 7	R: 1 E: 1 K: 0 S: 5	H: 2 LOB: 1 BB: 0 P: 5	R: 0 E: 0 K: 0 S: 3	H: 0 LOB: 0 BB: 0 P: 3	R: 0 E: 0 K: 0 S: 3	H: 0 LOB: 0 BB: 0 P: 3	R: 5 E: 0 K: 0 S: 7	H: 4 LOB: 0 BB: 1 P: 11	R: 0 E: 0 K: 0 S: 3	H: 0 LOB: 0 BB: 0 P: 3	R: 0 E: 0 K: 1 S: 5	H: 0 LOB: 1 BB: 1 P: 9	R: 0 E: 0 K: 1 S: 5	H: 1 LOB: 0 BB: 0 P: 5		1B: 9 2B: 1 3B: 0 HR: 1	SF: 2 SAC: 0 DP: 1 HBP: 0	WP: 2 PB: 0 SB: 1 CS: 0	PA: 36
<b>PITCHER</b>	IP WLS BF H R ER SO BB IBB HBP BLK WP HR S P ERA WHIP	2.0 L 14 4 5 5 0 0 0 0 0 1 1 13 17 15.00 1.333	3.0 L 10 1 0 0 2 1 0 0 0 0 0 13 17 0.00 0.667																		





Batter	1	2	3	4	5	6	7	8	9	AB	R	H	RBI	BB	SO	LOB	TOP			
Gene Richards, L (1,7) OBP: 0.368, SLG: 0.386										4	1	4	1	0	0	0	<b>San Diego Padres @ Cincinnati Reds</b> Riverfront Stadium, Cincinnati, OH Wed Aug 06 1980, 3:33 AM EDT Att: 27,070 - Unknown			
Ozzie Smith, S (1,6) OBP: 0.331, SLG: 0.292										5	0	1	1	0	0	4				
Jerry Mumphrey, S (1,8) John D'Acquisto, R (8,1)										3	0	0	0	2	0	3				
Dave Winfield, R (1,9) OBP: 0.367, SLG: 0.449										4	1	1	1	1	1	5				
Willie Montanez, L (1,3) OBP: 0.323, SLG: 0.356										4	0	1	0	1	1	2				
Gene Tenace, R (1,2) Jerry Turner, L (7,PH) Bill Fahey, L (7,2) Paul Dade, R (9,PR) Fred Kendall, R (9,2)										2	0	0	0	1	0	0				
Barry Evans, R (1,5) OBP: 0.319, SLG: 0.377										5	1	3	0	0	0	3				
Dave Cash, R (1,4) Tim Flannery, L (8,PH)										3	0	1	0	0	0	2				
Steve Mura, R (1,1) Von Joshua, L (8,PH)										1	0	0	0	0	0	1				
<b>Inning Stats</b>	R: 0 E: 0 K: 0 S: 4	H: 1 LOB: 1 BB: 0 P: 4	R: 0 E: 0 K: 1 S: 6	H: 1 LOB: 1 BB: 0 P: 6	R: 0 E: 0 K: 0 S: 3	H: 0 LOB: 1 BB: 1 P: 7	R: 1 E: 0 K: 1 S: 8	H: 3 LOB: 2 BB: 0 P: 8	R: 0 E: 0 K: 0 S: 4	H: 1 LOB: 3 BB: 2 P: 7	R: 0 E: 0 K: 2 S: 8	H: 1 LOB: 3 BB: 2 P: 16	R: 2 E: 0 K: 1 S: 8	H: 3 LOB: 1 BB: 0 P: 8	R: 0 E: 0 K: 0 S: 3	H: 2 LOB: 2 BB: 1 P: 7		1B: 9 2B: 2 3B: 0 HR: 1	SF: 0 SAC: 1 DP: 0 HBP: 0	WP: 0 PB: 0 SB: 4 CS: 1
<b>PITCHER</b>	IP WLS BF H R ER SO BB IBB HBP BLK WP HR S P ERA WHIP																			
Charlie Leibrandt, L (1,1) ERA: 4.2	6.1	30	7	1	1	2	4	0	0	0	2	0	1	30	46	1.42	1.737			
Mario Soto, R (7,1) ERA: 4.09	1.1	8	3	2	2	3	0	1	0	0	0	0	0	13	17	13.50	2.250			
Tom Hume, R (8,1) ERA: 2.8	1.1	W 5	2	0	0	0	1	0	0	0	0	0	0	4	8	0.00	2.250			

AB	36
R	3
H	12
RBI	3
BB	6
SO	5
LOB	27



Batter	1	2	3	4	5	6	7	8	9	AB	R	H	RBI	BB	SO	LOB	BOTTOM					
Dave Collins, S (1,8) Sam Mejias, R (8,8) OBP: 0.357, SLG: 0.354 OBP: 0.304, SLG: 0.333										2	0	0	1	0	0	0	<b>San Diego Padres @ Cincinnati Reds</b> Riverfront Stadium, Cincinnati, OH Wed Aug 06 1980, 3:33 AM EDT Att: 27,070 - Unknown					
Ray Knight, R (1,5) OBP: 0.328, SLG: 0.458										3	0	1	0	0	0	0						
Ken Griffey, L (1,9) OBP: 0.382, SLG: 0.446										4	0	0	0	0	0	2						
George Foster, R (1,7) OBP: 0.342, SLG: 0.443										4	0	1	0	0	2	2						
Dan Driessen, L (1,3) OBP: 0.397, SLG: 0.453										3	2	1	0	1	1	1						
Joe Nolan, L (1,2) OBP: 0.378, SLG: 0.421										3	1	1	1	0	0	1						
Dave Concepcion, R (1,6) OBP: 0.300, SLG: 0.356										4	0	2	2	0	1	0						
Ron Oester, S (1,4) OBP: 0.350, SLG: 0.440										2	1	0	0	1	1	1						
Charlie Leibrandt, R (1,1) Mario Soto, R (7,1) Tom Hume, R (8,1)										1	0	0	0	0	1	0						
<b>Inning Stats</b>	R: 0 E: 0 K: 0 S: 4	H: 1 LOB: 1 BB: 0 P: 4	R: 0 E: 0 K: 0 S: 3	H: 0 LOB: 0 BB: 0 P: 3	R: 1 E: 0 K: 0 S: 3	H: 0 LOB: 0 BB: 1 P: 7	R: 0 E: 0 K: 1 S: 6	H: 1 LOB: 1 BB: 0 P: 6	R: 0 E: 0 K: 3 S: 9	H: 0 LOB: 0 BB: 0 P: 9	R: 0 E: 0 K: 0 S: 3	H: 0 LOB: 0 BB: 0 P: 3	R: 2 E: 0 K: 2 S: 10	H: 3 LOB: 1 BB: 0 P: 10	R: 0 E: 0 K: 1 S: 6	H: 1 LOB: 1 BB: 0 P: 6		R: 1 E: 0 K: 0 S: 2	H: 1 LOB: 1 BB: 1 P: 6	1B: 3 2B: 4 3B: 0 HR: 0	SF: 1 SAC: 3 DP: 0 HBP: 0	WP: 0 PB: 0 SB: 0 CS: 0
<b>PITCHER</b>	IP WLS BF H R ER SO BB IBB HBP BLK WP HR S P ERA WHIP																					
Steve Mura, R (1,1) ERA: 3.98	7.0	27	5	3	3	6	1	0	0	0	0	0	0	38	42	3.86	0.857					
John D'Acquisto, R (8,1) ERA: 3.39	1.1	L 7	2	1	1	1	1	0	0	0	0	0	0	8	12	6.75	2.250					





Batter	1	2	3	4	5	6	7	8	9	AB	R	H	RBI	BB	SO	LOB	TOP										
Gene Richards, L (1.7) OBP: 0.370, SLG: 0.386	K		FC4 BB	BB	BB	BB	F9			3	1	1	1	2	1	1	<b>San Diego Padres @ Houston Astros</b> Astrodome, Houston, TX Thu Aug 07 1980, 8:05 PM EDT Att: 20,044 - Unknown										
Ozzie Smith, S (1.6) OBP: 0.332, SLG: 0.291	L1		FC4 1B	4-3		BB	BB	BB	1B	4	1	1	0	1	0	5											
Jerry Mumphrey, S (1.8) OBP: 0.327, SLG: 0.341	G3		S			BB	BB	BB	1B	5	0	3	3	0	1	0											
Dave Winfield, R (1.9) OBP: 0.367, SLG: 0.447		6-3	5-3			BB	BB	BB	1B	4	0	1	0	0	0	4											
Willie Montanez, L (1.3) OBP: 0.324, SLG: 0.356				BB	BB	BB	BB	BB	1B	5	0	2	0	0	1	5											
Gene Tenace, R (1.2) OBP: 0.381, SLG: 0.365	K		FC1-2 BB	BB	BB	BB	BB	BB	1B	2	2	0	0	3	1	3											
Barry Evans, R (1.4) OBP: 0.311, SLG: 0.354	F3		BB	FC1-2 BB	BB	BB	BB	BB	1B	4	0	0	0	1	0	4											
Tim Flannery, L (1.5) OBP: 0.311, SLG: 0.305			F7	F9		BB	BB	BB	1B	5	0	1	1	0	0	3											
Bob Shirley, R (1.1)			FC4 BB	FC1-2 BB		BB	BB	BB	1B	3	1	0	0	1	1	3											
<b>Inning Stats</b>	R: 0 E: 0 K: 1 S: 5	H: 0 LOB: 0 BB: 0 P: 5	R: 0 E: 0 K: 1 S: 6	H: 1 LOB: 1 BB: 0 P: 6	R: 1 E: 0 K: 0 S: 4	H: 1 LOB: 2 BB: 2 P: 12	R: 1 E: 0 K: 0 S: 4	H: 1 LOB: 3 BB: 3 P: 16	R: 0 E: 0 K: 2 S: 8	H: 1 LOB: 2 BB: 1 P: 12	R: 0 E: 0 K: 1 S: 7	H: 2 LOB: 2 BB: 1 P: 12	R: 1 E: 0 K: 0 S: 4	H: 1 LOB: 1 BB: 1 P: 8	R: 0 E: 0 K: 0 S: 5	H: 2 LOB: 2 BB: 0 P: 5	R: 0 E: 0 K: 0 S: 3	H: 0 LOB: 0 BB: 0 P: 3	1B: 8 2B: 1 3B: 0 HR: 0	SF: 0 SAC: 1 DP: 0 HBP: 1	WP: 1 PB: 1 SB: 2 CS: 0	PA: 45					
<b>PITCHER</b>	IP	WLS	BF	H	R	ER	SO	BB	IBB	HBP	BLK	WP	HR	S	P	ERA	WHIP										
Joe Niekro, R (1.1) ERA: 4.06	5.2	L	30	6	4	4	5	7	0	0	0	0	0	33	61	6.35	2.294										
Bert Roberge, R (6.1) ERA: 5.93	1.1		7	1	1	1	0	1	0	1	0	1	0	5	10	6.75	1.500										
Joaquin Andujar, R (8.1) ERA: 4.14	2.0		8	2	0	0	0	0	0	0	0	0	0	8	8	0.00	1.000										
<b>Batter</b>	<b>1</b>	<b>2</b>	<b>3</b>	<b>4</b>	<b>5</b>	<b>6</b>	<b>7</b>	<b>8</b>	<b>9</b>	<b>AB</b>	<b>R</b>	<b>H</b>	<b>RBI</b>	<b>BB</b>	<b>SO</b>	<b>LOB</b>	<b>BOTTOM</b>										
Rafael Landestoy, S (1.6) OBP: 0.313, SLG: 0.352	F3	L6				FC5-4 1B			F7	4	0	1	0	0	0	4	<b>San Diego Padres @ Houston Astros</b> Astrodome, Houston, TX Thu Aug 07 1980, 8:05 PM EDT Att: 20,044 - Unknown										
Enos Cabell, R (1.5) OBP: 0.294, SLG: 0.341	K		F4		FC5-4			K	4	0	0	0	0	2	1												
Terry Puhl, L (1.8) OBP: 0.364, SLG: 0.441	5-3		F6			BB		4-3	4	0	1	0	0	0	0												
Jose Cruz, L (1.7) OBP: 0.372, SLG: 0.421		BLK	PB	K		BB		4-3	4	1	1	0	0	1	1												
Art Howe, R (1.3) OBP: 0.329, SLG: 0.388	F7			F4		G6-3 BB		1-3	3	0	0	0	1	0	1												
Joe Morgan, L (1.4) OBP: 0.352, SLG: 0.352		BB	BLK	4-3		G6-3		FC6-4 1B	3	0	1	0	1	0	2												
Jeffrey Leonard, R (1.9) OBP: 0.276, SLG: 0.345	F2		F6			BB		L6	3	0	0	0	1	0	3												
Luis Pujols, R (1.2) OBP: 0.287, SLG: 0.263		BB	IBB		6-3			FC6-4	3	0	0	0	1	0	2												
Joe Niekro, R (1.1) OBP: 0.293, SLG: 0.327									1	0	0	1	1	0	0												
Bert Roberge, R (6.1)									0	0	0	0	0	0	0												
Bruce Bochy, R (7. PH) OBP: 0.417, SLG: 0.278									1	0	0	0	0	0	1												
Joaquin Andujar, S (8.1) OBP: 0.214, SLG: 0.154									0	0	0	0	0	0	0												
<b>Inning Stats</b>	R: 0 E: 0 K: 1 S: 5	H: 0 LOB: 0 BB: 0 P: 5	R: 0 E: 0 K: 0 S: 4	H: 1 LOB: 3 BB: 3 P: 16	R: 0 E: 0 K: 1 S: 5	H: 0 LOB: 0 BB: 0 P: 5	R: 0 E: 0 K: 0 S: 3	H: 0 LOB: 0 BB: 0 P: 3	R: 0 E: 0 K: 0 S: 4	H: 1 LOB: 1 BB: 0 P: 4	R: 0 E: 0 K: 0 S: 3	H: 1 LOB: 1 BB: 1 P: 7	R: 0 E: 0 K: 0 S: 3	H: 0 LOB: 1 BB: 1 P: 7	R: 0 E: 0 K: 1 S: 5	H: 0 LOB: 0 BB: 0 P: 5	R: 0 E: 0 K: 0 S: 4	H: 1 LOB: 1 BB: 0 P: 4	1B: 4 2B: 0 3B: 0 HR: 0	SF: 0 SAC: 0 DP: 1 HBP: 0	WP: 0 PB: 1 SB: 0 CS: 0	PA: 35					
<b>PITCHER</b>	IP	WLS	BF	H	R	ER	SO	BB	IBB	HBP	BLK	WP	HR	S	P	ERA	WHIP										
Bob Shirley, L (1.1) ERA: 2.85	9.0	W	35	4	1	1	3	4	1	0	0	0	0	36	56	1.00	0.889										



Batter	1	2	3	4	5	6	7	8	9	AB	R	H	RBI	BB	SO	LOB	TOP		
Gene Richards, L (1, 7) OBP: 0.371, SLG: 0.386	0-0 6-3		0-0 S 1B		0-0 F9		0-0 4-3		0-0 1B 2H 1B	5	0	2	1	0	0	0	<b>San Diego Padres @ Houston Astros</b> Astrodome, Houston, TX Fri Aug 08 1980, 8:05 PM EDT Att: 15,207 - Unknown		
Ozzie Smith, S (1, 6) OBP: 0.333, SLG: 0.293	0-0 G4-6-3 1B		0-0 F8 1-2		0-0 4-3			0-0 L6	5	0	2	0	0	0	1				
Jerry Mumphrey, S (1, 8) OBP: 0.326, SLG: 0.339	0-0 G4-6-3 1-2		0-0 F9		0-0 1B			0-0 F9	5	0	1	0	0	0	4				
Dave Winfield, R (1, 9) OBP: 0.368, SLG: 0.450		0-0 FC4-6 1B		0-0 3-1 1B 2B		0-0 F4		0-0 4-3	4	1	2	0	0	0	1				
Willie Montanez, L (1, 3) OBP: 0.321, SLG: 0.353		0-0 FC4-6 1B 1-2		0-0 3-1 2-3		0-0 F7			0-0 E6 1B 2B	4	2	0	0	0	2				
Gene Tenace, R (1, 2) OBP: 0.384, SLG: 0.363		4-0 1B BB		1-0 4-1 1B HBP		0-0 F6		0-3 K	1	0	0	0	1	0	0				
Bill Fahey, L (8, 2) OBP: 0.305, SLG: 0.273		1-2 1B BB		0-0 4-1 1B HBP		0-0 F6			0	0	0	0	0	0	0				
Dave Cash, R (9, PH) OBP: 0.290, SLG: 0.267		1-2 1B BB		0-0 4-1 1B		0-0 6-3			0-0 F9	4	0	2	2	0	0	1			
Barry Evans, R (1, 4) OBP: 0.321, SLG: 0.362		0-0 G4-6-3 1B 1-2 2H		0-0 4-1 1B 1-2 3H		0-0 6-3			0-0 F9	4	0	2	2	0	0	1			
Tim Flannery, L (1, 5) OBP: 0.305, SLG: 0.299		0-0 G4-6-3 1-2		0-0 4-1 1-2 2-3		0-0 F9			0-0 2B 1B	3	0	0	0	0	0	4			
Fred Kendall, R (9, PH) OBP: 0.292, SLG: 0.292		0-0 G4-6-3 1-2		0-0 4-1 1-2 2-3		0-0 F9			1-2 2B 1B	1	1	1	0	0	0	0			
Randy Jones, R (1, 1) OBP: 0.116, SLG: 0.073			0-3 K	0-0 F6		0-0 4-3			0-0 1B 2B 1H 2H	2	0	0	0	0	1	2			
Jerry Turner, L (7, PH) OBP: 0.331, SLG: 0.381										1	0	0	0	0	0	0			
Juan Eichelberger, R (7, 1)										0	0	0	0	0	0	0			
Von Joshua, L (9, PH) OBP: 0.299, SLG: 0.403										1	1	1	2	0	0	0			
Rollie Fingers, R (9, 1) OBP: 0.250, SLG: 0.417										0	0	0	0	0	0	0			
<b>Inning Stats</b>	R: 0 E: 0 K: 0 S: 3	H: 1 LOB: 0 BB: 0 P: 3	R: 1 E: 0 K: 0 S: 4	H: 2 LOB: 1 BB: 1 P: 8	R: 0 E: 0 K: 1 S: 6	H: 1 LOB: 1 BB: 0 P: 6	R: 1 E: 0 K: 0 S: 5	H: 2 LOB: 2 BB: 0 P: 6	R: 0 E: 0 K: 0 S: 4	H: 0 LOB: 0 BB: 0 P: 3	R: 0 E: 0 K: 0 S: 3	H: 0 LOB: 0 BB: 0 P: 3	R: 0 E: 0 K: 0 S: 3	H: 0 LOB: 0 BB: 0 P: 3	R: 3 E: 1 K: 1 S: 10	H: 4 LOB: 2 BB: 0 P: 10	1B: 9 2B: 2 3B: 0 HR: 0	SF: 0 SAC: 0 DP: 2 HBP: 1	WP: 0 PA: 39 PB: 0 SB: 1 CS: 0
<b>PITCHER</b>	IP WLS BF H R ER SO BB IBB HBP BLK WP HR S P ERA WHIP																		
Vern Ruhle, R (1, 1) ERA: 2.72	8.0	31	7	2	2	1	1	0	0	1	0	0	0	0	0	31	36	2.25	1.000
Joe Sambito, L (9, 1) ERA: 2.09	1.0	L	8	4	3	0	1	0	0	0	0	0	0	0	10	10	0.00	4.000	

AB	37
R	5
H	11
RBI	5
BB	1
SO	2
LOB	16



Batter	1	2	3	4	5	6	7	8	9	AB	R	H	RBI	BB	SO	LOB	BOTTOM		
Rafael Landestoy, S (1, 6) OBP: 0.314, SLG: 0.353	0-0 FC1-6 1B	0-0 4-3			0-0 4-3		0-0 FC6-4 1B		0-3 K	5	0	2	0	0	1	0	<b>San Diego Padres @ Houston Astros</b> Astrodome, Houston, TX Fri Aug 08 1980, 8:05 PM EDT Att: 15,207 - Unknown		
Enos Cabell, R (1, 5) OBP: 0.295, SLG: 0.342	0-0 FC1-6 1B 1-2		0-0 1B 4-1 1B		0-0 1B		0-0 FC6-4 1B 1-2		0-0 F9	5	1	2	0	0	0	2			
Terry Puhl, L (1, 9) OBP: 0.382, SLG: 0.438	0-0 1B 1H		0-0 4-1 1-2		0-0 L9		0-0 F8 1-2		0-0 F7	5	1	1	1	0	0	3			
Cesar Cedeno, R (1, 8) OBP: 0.383, SLG: 0.486	0-3 K		0-0 G6-4-3 1B 2-3		0-0 6-3		0-0 5-3			4	0	1	0	0	1	2			
Art Howe, R (1, 3) OBP: 0.333, SLG: 0.397	0-0 1B		0-0 G6-4-3 1-2		0-0 E7 1B 2B			0-0 4-3	3	1	2	0	0	0	2				
Denny Walling, L (8, PH) OBP: 0.378, SLG: 0.409	0-0 1B				0-0 E7 1B 2B				1	0	0	0	0	0	0				
Dave Bergman, L (9, 3) OBP: 0.250, SLG: 0.218	1-3 1B				0-0 E7 1B 2B				0	0	0	0	0	0	0				
Jose Cruz, L (1, 7) OBP: 0.373, SLG: 0.422	0-0 1-2 3H 1B				0-0 4-3		0-0 5-3 1B		0-0 6-3	4	0	2	2	0	0				
Joe Morgan, L (1, 4) OBP: 0.351, SLG: 0.349	0-3 K				0-0 4-3		0-0 5-3 1B		4-0 1B BB	3	0	0	0	1	1	3			
Joe Sambito, L (9, 1)					0-0 G3		0-0 5-3		0-0 1B BB	0	0	0	0	0	0	0			
Luis Pujols, R (1, 2) OBP: 0.292, SLG: 0.264		0-0 F7		0-0 F8		4-0 IBB		0-0 1-2 1B	3	0	1	0	1	0	0				
Vern Ruhle, R (1, 1) ERA: 3.75	6.0	27	9	3	3	3	0	0	0	32	36	4.50	1.500						
Craig Reynolds, L (8, PH) OBP: 0.253, SLG: 0.314	1.0	S	3	0	0	0	1	0	0	5	5	0.00	0.000						
<b>Inning Stats</b>	R: 2 E: 0 K: 2 S: 11	H: 4 LOB: 2 BB: 0 P: 11	R: 0 E: 0 K: 1 S: 5	H: 0 LOB: 0 BB: 0 P: 5	R: 0 E: 0 K: 0 S: 4	H: 2 LOB: 1 BB: 0 P: 4	R: 0 E: 0 K: 0 S: 3	H: 0 LOB: 0 BB: 0 P: 3	R: 0 E: 0 K: 0 S: 4	H: 1 LOB: 1 BB: 1 P: 9	R: 0 E: 0 K: 0 S: 4	H: 1 LOB: 2 BB: 1 P: 4	R: 0 E: 0 K: 0 S: 4	H: 1 LOB: 2 BB: 1 P: 8	R: 0 E: 0 K: 1 S: 5	H: 0 LOB: 0 BB: 0 P: 5	1B: 10 2B: 1 3B: 0 HR: 0	SF: 0 SAC: 0 DP: 1 HBP: 0	WP: 0 PA: 39 PB: 0 SB: 1 CS: 0
<b>PITCHER</b>	IP WLS BF H R ER SO BB IBB HBP BLK WP HR S P ERA WHIP																		
Randy Jones, L (1, 1) ERA: 3.75	6.0	27	9	3	3	3	0	0	0	32	36	4.50	1.500						
Juan Eichelberger, R (7, 1) ERA: 2.5	2.0	W	9	2	0	0	0	1	0	0	8	12	0.00	1.500					
Rollie Fingers, R (9, 1) ERA: 0.34	1.0	S	3	0	0	0	1	0	0	0	5	5	0.00	0.000					

AB	37
R	3
H	11
RBI	3
BB	2
SO	4
LOB	16





Batter	1	2	3	4	5	6	7	8	9	AB	R	H	RBI	BB	SO	LOB	TOP					
Gene Richards, L (1,7) OBP: 0.369, SLG: 0.384	4-3		4-3		F8		K		2B 1B	5	0	1	0	0	1	1	<b>San Diego Padres @ Houston Astros</b> Astrodome, Houston, TX Sat Aug 09 1980, 8:05 PM EDT Att: 21,233 - Unknown					
Ozzie Smith, S (1,6) OBP: 0.337, SLG: 0.298	1B		HBP		1B BB		2-3		2B	3	0	2	0	1	0	1						
Jerry Mumphrey, S (1,8) OBP: 0.327, SLG: 0.338	K		6-3		1B				F8	4	0	1	0	1	1	3						
Dave Winfield, R (1,9) OBP: 0.368, SLG: 0.449 Jerry Turner, L (4,PH) OBP: 0.341, SLG: 0.387	F8			WP HR	1B				3-1	1	0	0	0	0	0	1						
Willie Montanez, L (1,3) OBP: 0.323, SLG: 0.360		1B FC4-6 BB			1-3 HR					3	2	1	2	1	0	3						
Bill Fahey, L (1,2) OBP: 0.304, SLG: 0.273		F7			G6-3 1B				G3	4	0	1	0	0	0	2						
Barry Evans, R (1,4) OBP: 0.341, SLG: 0.375		1B FC4-6			G6-3 1-2				1B	3	0	2	0	1	0	1						
Tim Flannery, L (1,5) OBP: 0.304, SLG: 0.297		FC4-6			L4				K	4	0	1	2	0	1	2						
John Curtis, L (1,1) OBP: 0.179, SLG: 0.162 John D'Acquisto, R (4,1)									F8	1	0	0	0	0	1	1						
Rollie Fingers, R (7,1) OBP: 0.260, SLG: 0.417 Von Joshua, L (8,PH) OBP: 0.294, SLG: 0.397 Dennis Kinney, L (8,1) OBP: 0.222, SLG: 0.125							K		2-3 1B BB	0	0	0	0	0	0	0						
<b>Inning Stats</b>	R: 0 E: 0 K: 1 S: 6	H: 1 LOB: 1 BB: 0 P: 6	R: 1 E: 0 K: 1 S: 6	H: 1 LOB: 1 BB: 1 P: 10	R: 0 E: 0 K: 0 S: 2	H: 0 LOB: 0 BB: 0 P: 3	R: 2 E: 0 K: 0 S: 5	H: 3 LOB: 0 BB: 0 P: 5	R: 0 E: 0 K: 1 S: 5	H: 1 LOB: 2 BB: 1 P: 9	R: 1 E: 0 K: 1 S: 6	H: 1 LOB: 2 BB: 2 P: 14	R: 0 E: 0 K: 1 S: 6	H: 1 LOB: 1 BB: 0 P: 6	R: 0 E: 0 K: 0 S: 4	H: 2 LOB: 1 BB: 0 P: 4	1B: 9 2B: 1 3B: 0 HR: 1	SF: 0 SAC: 0 DP: 1 HBP: 1	WP: 1 PB: 0 SB: 1 CS: 1	PA: 40		
<b>PITCHER</b>	IP WLS BF H R ER SO BB IBB HBP BLK WP HR S P ERA WHIP	6.0 L 26 7 4 4 3 4 0 1 0 1 1 27 44 6.00 1.833	3.0 W 14 4 1 1 2 2 0 0 0 0 0 16 24 3.00 2.000																			

AB	33
R	5
H	11
RBI	5
BB	6
SO	5
LOB	17



Batter	1	2	3	4	5	6	7	8	9	AB	R	H	RBI	BB	SO	LOB	BOTTOM				
Rafael Landestoy, S (1,4) OBP: 0.316, SLG: 0.355	1-3			1B 2B	6-3		2B HBP	F7		4	2	1	0	0	0	0	<b>San Diego Padres @ Houston Astros</b> Astrodome, Houston, TX Sat Aug 09 1980, 8:05 PM EDT Att: 21,233 - Unknown				
Enos Cabell, R (1,5) OBP: 0.298, SLG: 0.346	5-3			2B 1B	F9		2B			4	2	2	1	0	0	0					
Terry Puhl, L (1,9) OBP: 0.361, SLG: 0.434	F8			F3	F9		2B IBB			3	1	0	0	1	0	2					
Cesar Cedeno, R (1,8) OBP: 0.384, SLG: 0.493		4-3		1B 3B	2B		FC5 2B			4	1	2	4	0	1	0					
Art Howe, R (1,3) OBP: 0.332, SLG: 0.391		6-3		1B 3B	BB		6-3			3	1	0	0	1	1	1					
Jose Cruz, L (1,7) OBP: 0.376, SLG: 0.423		G3		1-2 2-3 3-H	1B		1B IBB			3	1	2	1	1	0	0					
Luis Pujols, R (1,2) OBP: 0.291, SLG: 0.278			L4	1-H 2-H 3-H	3B		4-3 FC5			4	0	1	3	0	0	3					
Craig Reynolds, L (1,6) OBP: 0.253, SLG: 0.313			6-3	G3			HBP 2B	F5		4	1	1	0	0	0	1					
Nolan Ryan, R (1,1) OBP: 0.193, SLG: 0.157 Dave Smith, R (7,1)			4-3	K			K	1-3		2	0	0	0	0	1	1					
<b>Inning Stats</b>	R: 0 E: 0 K: 0 S: 3	H: 0 LOB: 0 BB: 0 P: 3	R: 0 E: 0 K: 0 S: 3	H: 0 LOB: 0 BB: 0 P: 3	R: 0 E: 0 K: 1 S: 10	H: 0 LOB: 1 BB: 1 P: 14	R: 0 E: 0 K: 2 S: 8	H: 1 LOB: 0 BB: 0 P: 8	R: 4 E: 0 K: 1 S: 8	H: 3 LOB: 2 BB: 2 P: 17	R: 0 E: 0 K: 0 S: 3	H: 0 LOB: 0 BB: 0 P: 3	R: 0 E: 0 K: 0 S: 3	H: 0 LOB: 0 BB: 0 P: 3	1B: 4 2B: 4 3B: 1 HR: 0	SF: 0 SAC: 0 DP: 0 HBP: 1		WP: 0 PB: 0 SB: 0 CS: 0	PA: 37		
<b>PITCHER</b>	IP WLS BF H R ER SO BB IBB HBP BLK WP HR S P ERA WHIP	3.1 L 16 3 4 4 4 0 1 1 0 0 0 20 25 12.00 1.000	4.2 L 14 3 4 4 4 0 1 1 0 0 0 3 7 0.00 1.500	1.0 L 3 0 0 0 0 0 0 0 0 0 0 3 3 0.00 0.000																	

AB	33
R	9
H	9
RBI	9
BB	3
SO	4
LOB	9





Batter	1	2	3	4	5	6	7	8	9	AB	R	H	RBI	BB	SO	LOB	TOP
Gene Richards, L (1,7) OBP: 0.370, SLG: 0.387	SH5-3 1B 2B		L3					6-3		4	1	2	1	0	0	0	<b>San Diego Padres @ Houston Astros</b> Astrodome, Houston, TX Sun Aug 10 1980, 4:33 AM EDT Att: 20,514 - Unknown
Ozzie Smith, S (1,6) OBP: 0.335, SLG: 0.296	SH5-3 2-3		F8					6-3		3	0	0	0	0	1	2	
Jerry Mumphrey, S (1,8) OBP: 0.326, SLG: 0.337	1-3 3-H 1B			F7				F8		4	0	1	1	0	1	0	
Dave Winfield, R (1,9) OBP: 0.369, SLG: 0.449	1-3 1-2			G6-3 1B				K		4	1	2	0	0	1	1	
Willie Montanez, L (1,3)	4-3			G6-3 1-2				K		4	0	1	0	0	0	2	
Bill Fahey, L (1,2) OBP: 0.304, SLG: 0.270		4-3						K		2	1	0	0	0	1	1	
Gene Tenace, R (9, PH) OBP: 0.383, SLG: 0.362								F9		1	0	0	0	0	0	2	
Fred Kendall, R (9, 2) OBP: 0.292, SLG: 0.292								F3		0	0	0	0	0	0	0	
Barry Evans, R (1,4) OBP: 0.353, SLG: 0.370		6-3						K		1	0	0	0	2	0	0	
Jerry Turner, L (9, PH) OBP: 0.339, SLG: 0.384								K		1	0	0	0	0	0	2	
Dave Cash, R (9, 4) OBP: 0.280, SLG: 0.267								K		0	0	0	0	0	0	0	
Tim Flannery, L (1,5) OBP: 0.302, SLG: 0.296			K					K		4	0	1	1	0	2	3	
Rick Wise, R (1,1) OBP: 0.175, SLG: 0.205				K				K		4	0	0	0	0	2	5	
<b>Inning Stats</b>	R: 1 E: 0 K: 0 S: 5	H: 2 LOB: 1 BB: 0 P: 5	R: 0 E: 0 K: 1 S: 5	H: 0 LOB: 0 BB: 0 P: 5	R: 0 E: 0 K: 1 S: 5	H: 1 LOB: 0 BB: 0 P: 3	R: 0 E: 0 K: 2 S: 7	H: 0 LOB: 0 BB: 0 P: 7	R: 0 E: 0 K: 3 S: 9	H: 0 LOB: 1 BB: 1 P: 13	R: 0 E: 0 K: 0 S: 3	H: 0 LOB: 0 BB: 0 P: 3	R: 1 E: 0 K: 0 S: 6	H: 3 LOB: 2 BB: 0 P: 6	1B: 6 2B: 1 3B: 0 HR: 0	SF: 0 SAC: 1 DP: 1 HBP: 0	WP: 0 PA: 36 PB: 0 SB: 0 CS: 0
<b>PITCHER</b>	IP WLS BF H R ER SO BB IBB HBP BLK WP HR S P ERA WHIP	8.0 L 2 2 1 1 0 0 0 0 0 0 0 0 4 2 2.25 0.875	0.0 L 2 2 1 1 0 0 0 0 0 0 0 0 2 2 ∞ ∞	1.0 4 1 0 0 0 0 0 0 0 0 0 0 4 4 0.00 1.000													

Batter	1	2	3	4	5	6	7	8	9	AB	R	H	RBI	BB	SO	LOB	BOTTOM		
Rafael Landestoy, S (1,4) OBP: 0.312, SLG: 0.350	4-3		F7					F9		4	0	0	0	0	0	0	<b>San Diego Padres @ Houston Astros</b> Astrodome, Houston, TX Sun Aug 10 1980, 4:33 AM EDT Att: 20,514 - Unknown		
Enos Cabell, R (1,5) OBP: 0.297, SLG: 0.345	F7		F9					6-3		4	0	1	0	0	0	0			
Terry Puhl, L (1,9) OBP: 0.360, SLG: 0.432	S 2B 1B		F6					K		4	1	1	0	0	2	1			
Jose Cruz, L (1,7) OBP: 0.377, SLG: 0.425	1-H 2B			K				5-3		3	0	1	1	1	1	0			
Cesar Cedeno, R (1,8) OBP: 0.383, SLG: 0.490	6-3			6-3				FC6-4 BB		4	0	1	0	0	0	3			
Denny Walling, L (1,3) OBP: 0.376, SLG: 0.406		F8		F5				K		4	0	1	0	0	0	1			
Alan Ashby, S (1,2) OBP: 0.328, SLG: 0.342		G4-6-3 1B			4-3			G4-6-3 1-2		3	0	1	0	0	0	1			
Craig Reynolds, L (1,6) OBP: 0.251, SLG: 0.310		G4-6-3 1-2						K		3	0	0	0	0	2	1			
Joaquin Andujar, S (1,1) OBP: 0.250, SLG: 0.400								K		2	1	1	1	0	1	0			
Joe Morgan, L (8, PH) OBP: 0.350, SLG: 0.347								F8		1	0	0	0	0	0	0			
Joe Sambito, L (9, 1) OBP: 0.200, SLG: 0.200								K		0	0	0	0	0	0	0			
Frank LaCorte, R (9, 1) OBP: 0.200, SLG: 0.200								K		0	0	0	0	0	0	0			
<b>Inning Stats</b>	R: 1 E: 0 K: 0 S: 5	H: 2 LOB: 1 BB: 0 P: 5	R: 0 E: 0 K: 0 S: 3	H: 1 LOB: 0 BB: 0 P: 3	R: 1 E: 0 K: 0 S: 4	H: 1 LOB: 0 BB: 0 P: 4	R: 0 E: 0 K: 1 S: 5	H: 0 LOB: 0 BB: 0 P: 5	R: 0 E: 0 K: 2 S: 7	H: 0 LOB: 2 BB: 1 P: 10	R: 0 E: 0 K: 1 S: 5	H: 1 LOB: 0 BB: 0 P: 5	R: 0 E: 0 K: 0 S: 3	H: 0 LOB: 0 BB: 0 P: 3	R: 0 E: 0 K: 1 S: 6	H: 1 LOB: 1 BB: 0 P: 6	1B: 5 2B: 1 3B: 0 HR: 1	SF: 0 SAC: 0 DP: 2 HBP: 0	WP: 0 PA: 33 PB: 0 SB: 3 CS: 0
<b>PITCHER</b>	IP WLS BF H R ER SO BB IBB HBP BLK WP HR S P ERA WHIP	9.0 W 33 7 2 2 6 1 0 0 0 0 1 44 48 2.00 0.889																	













Batter	1	2	3	4	5	6	7	8	9	AB	R	H	RBI	BB	SO	LOB	TOP		
Dave Collins, S (1, 8) OBP: 0.362, SLG: 0.363 Mario Soto, R (7, 1)	5-3		5-3		F8		4-3		K	4	0	0	0	0	0	1			
Ron Oester, S (1, 4) OBP: 0.340, SLG: 0.441	1-3		CS 1B		K			HR 1B		4	1	2	0	0	1	0			
Ray Knight, R (1, 5) OBP: 0.321, SLG: 0.450			5-3		5-3			HR		4	1	2	2	0	0	1			
George Foster, R (1, 7) OBP: 0.344, SLG: 0.431					1B 1B		P4		G4-6-3 1B	3	1	2	0	1	0	0			
Dan Driessen, L (1, 3) OBP: 0.396, SLG: 0.453	F9				1B 1B		6-3		G4-6-3 1B	4	1	1	0	0	0	3			
Dave Concepcion, R (1, 6) OBP: 0.295, SLG: 0.349			L7		1B 1-2 2-3		L6		K	4	0	1	0	0	1	0			
Joe Nolan, L (1, 2) OBP: 0.387, SLG: 0.430							4-3		1-3	4	0	2	2	0	0	0			
Hector Cruz, R (1, 9) OBP: 0.307, SLG: 0.368			F3		1-3 2-H 3-H		F3		FC6-4 1B	4	0	1	0	0	0	2			
Michael LaCoss, R (1, 1) OBP: 0.106, SLG: 0.089 Sam Mejias, R (7, PH) OBP: 0.311, SLG: 0.351 Cesar Geronimo, L (9, PH) OBP: 0.328, SLG: 0.331	FC5-4				F8				FC6-4	2	0	0	0	0	0	2			
Inning Stats	R: 0 E: 0 K: 0 S: 4	H: 1 LOB: 2 BB: 1 P: 8	R: 0 E: 0 K: 0 S: 4	H: 1 LOB: 1 BB: 0 P: 4	R: 0 E: 0 K: 0 S: 3	H: 1 LOB: 0 BB: 0 P: 3	R: 2 E: 0 K: 0 S: 6	H: 4 LOB: 1 BB: 0 P: 6	R: 0 E: 0 K: 1 S: 5	H: 0 LOB: 0 BB: 0 P: 5	R: 0 E: 0 K: 0 S: 4	H: 1 LOB: 1 BB: 0 P: 4	R: 2 E: 0 K: 1 S: 7	H: 3 LOB: 0 BB: 0 P: 7	R: 0 E: 0 K: 1 S: 6	H: 1 LOB: 1 BB: 0 P: 6	1B: 9 2B: 2 3B: 0 HR: 1	SF: 0 SAC: 0 DP: 1 HBP: 0	WP: 0 PA: 37
PITCHER	IP	WLS	BF	H	R	ER	SO	BB	IBB	HBP	BLK	WP	HR	S	P	ERA	WHIP		
Bob Shirley, L (1, 1) ERA: 3.02	7.0	L	31	11	4	4	1	0	1	0	0	0	1	32	36	5.14	1.571		
Gary Lucas, L (8, 1) ERA: 3.79	1.0		2	0	0	0	1	0	0	0	0	0	0	4	4	0.00	0.000		
Rollie Fingers, R (9, 1) ERA: 2.88	1.0		4	1	0	0	1	0	0	0	0	0	0	6	6	0.00	1.000		

Cincinnati Reds @ San Diego Padres  
San Diego Stadium, San Diego, CA  
Wed Aug 13 1980, 10:05 PM EDT  
Att: 13,141 - Unknown

AB 36  
R 4  
H 12  
RBI 4  
BB 1  
SO 3  
LOB 11




Batter	1	2	3	4	5	6	7	8	9	AB	R	H	RBI	BB	SO	LOB	BOTTOM		
Gene Richards, L (1, 7) OBP: 0.368, SLG: 0.383	CS BB			4-3		FC1-6 BB HR		F7		3	1	0	0	1	0	1			
Ozzie Smith, S (1, 6) OBP: 0.335, SLG: 0.293	5-3			4-3 1B		HR BB		1-3		3	1	1	0	1	0	1			
Jerry Mumphrey, S (1, 8) OBP: 0.325, SLG: 0.341	1-3			4-3		HR		E S BB		3	1	1	3	1	0	1			
Willie Montanez, L (1, 3) OBP: 0.316, SLG: 0.351			4-3		K		3-1		F9	4	0	0	0	0	1	2			
Dave Winfield, R (1, 9) OBP: 0.363, SLG: 0.439			G3		K		K		4-3	4	0	0	0	0	2	1			
Barry Evans, R (1, 5) OBP: 0.330, SLG: 0.341			6-3		F9		F7			3	0	0	0	0	0	0			
Gene Tenace, R (1, 2) OBP: 0.380, SLG: 0.350					F9		F8		K	3	0	0	0	0	1	0			
Tim Flannery, L (1, 4) OBP: 0.303, SLG: 0.304					K				K	3	0	1	0	0	2	0			
Bob Shirley, R (1, 1) Gary Lucas, L (8, 1) Jerry Turner, L (6, PH) Rollie Fingers, R (9, 1)					P3		FC1-6 1B		K	2	0	0	0	0	0	1			
Inning Stats	R: 0 E: 0 K: 0 S: 2	H: 0 LOB: 0 BB: 1 P: 6	R: 0 E: 0 K: 0 S: 3	H: 0 LOB: 0 BB: 0 P: 3	R: 0 E: 0 K: 1 S: 5	H: 0 LOB: 0 BB: 0 P: 5	R: 0 E: 0 K: 1 S: 6	H: 1 LOB: 1 BB: 0 P: 6	R: 0 E: 0 K: 1 S: 5	H: 0 LOB: 0 BB: 0 P: 5	R: 3 E: 0 K: 0 S: 5	H: 2 LOB: 0 BB: 1 P: 9	R: 0 E: 0 K: 2 S: 7	H: 0 LOB: 0 BB: 0 P: 7	R: 0 E: 0 K: 2 S: 7	H: 0 LOB: 1 BB: 1 P: 7	1B: 2 2B: 0 3B: 0 HR: 1	SF: 0 SAC: 0 DP: 0 HBP: 0	WP: 0 PA: 32
PITCHER	IP	WLS	BF	H	R	ER	SO	BB	IBB	HBP	BLK	WP	HR	S	P	ERA	WHIP		
Michael LaCoss, R (1, 1) ERA: 4.86	6.0		22	3	3	3	3	2	0	0	0	0	0	26	34	4.50	0.833		
Mario Soto, R (7, 1) ERA: 3.95	3.0	W	10	0	0	0	4	1	0	0	0	0	0	17	21	0.00	0.333		


Cincinnati Reds @ San Diego Padres  
San Diego Stadium, San Diego, CA  
Wed Aug 13 1980, 10:05 PM EDT  
Att: 13,141 - Unknown

AB 29  
R 3  
H 3  
RBI 3  
BB 3  
SO 7  
LOB 7





Batter	1	2	3	4	5	6	7	8	9	AB	R	H	RBI	BB	SO	LOB	TOP			
Rafael Landestoy, S OBP: 0.314, SLG: 0.348 (1, 4)	0-0 6-3		0-0 4-3		0-0 4-3			0-0 4-3		4	0	0	0	0	0	1	<p>Houston Astros @ San Diego Padres San Diego Stadium, San Diego, CA Thu Aug 14 1980, 6:33 AM EDT Att: 12,150 - Unknown</p> <p>livebaseballscores.com</p> <p>AB 31 R 2 H 6 RBI 2 BB 1 SO 1 LOB 10</p> 			
Enos Cabell, R OBP: 0.298, SLG: 0.342 (1, 5)	0-0 5-3		0-0 6-3		0-0 6-3			0-0 F7		4	0	0	0	0	0	1				
Jose Cruz, L OBP: 0.375, SLG: 0.425 (1, 7)	0-0 2B			0-0 6-3 1B		0-0 4-3		0-0 4-3		4	1	2	0	0	0	0				
Cesar Cedeno, R OBP: 0.376, SLG: 0.477 (1, 8)	0-0 1-3			0-0 F9 1B		0-0 F4		0-0 4-3 S SF9 1B		4	1	1	0	0	0	2				
Art Howe, R OBP: 0.340, SLG: 0.406 (1, 3)		0-0 F9		0-0 6-3		0-0 1B		0-0 4-3		4	0	1	0	0	0	2				
Jeffrey Leonard, R OBP: 0.280, SLG: 0.350 (1, 9)		4-0 S BB		0-0 1B		0-0 F8		0-0 SF9		2	0	1	2	1	0	1				
Luis Pujols, R OBP: 0.284, SLG: 0.271 (1, 2)		0-0 F5		0-0 4-3		0-0 F8		0-0 K		4	0	0	0	0	1	2				
Craig Reynolds, L OBP: 0.251, SLG: 0.307 (1, 6)		0-0 F8			0-0 SH3-4 1B		0-0 6-3			3	0	1	0	0	0	1				
Nolan Ryan, R OBP: 0.186, SLG: 0.151 (1, 1)			0-0 F8		0-0 SH3-4		0-0 6-3			2	0	0	0	0	0	0				
<b>Inning Stats</b>	R: 0 E: 0 K: 0 S: 4	H: 1 LOB: 1 BB: 0 P: 4	R: 0 E: 0 K: 0 S: 3	H: 0 LOB: 1 BB: 1 P: 7	R: 0 E: 0 K: 0 S: 3	H: 0 LOB: 0 BB: 0 P: 3	R: 1 E: 0 K: 0 S: 5	H: 2 LOB: 1 BB: 0 P: 5	R: 0 E: 0 K: 0 S: 4	H: 1 LOB: 1 BB: 0 P: 4	R: 0 E: 0 K: 0 S: 3	H: 0 LOB: 0 BB: 0 P: 3	R: 0 E: 0 K: 0 S: 3	H: 0 LOB: 0 BB: 0 P: 3	R: 1 E: 0 K: 1 S: 6	H: 1 LOB: 0 BB: 0 P: 6	1B: 5 2B: 1 3B: 0 HR: 0	SF: 1 SAC: 1 DP: 0 HBP: 0	WP: 0 PB: 0 SB: 2 CS: 0	PA: 34
<b>PITCHER</b> John Curtis, L ERA: 4.07 (1, 1)	IP: 9.0 WLS: L BF: 34	H: 6 R: 2 ER: 2 SO: 1	BB: 1 IBB: 0 HBP: 0 BLK: 0	WP: 0 HR: 0 S: 35 P: 39	ERA: 2.00 WHIP: 0.778															

Batter	1	2	3	4	5	6	7	8	9	AB	R	H	RBI	BB	SO	LOB	BOTTOM				
Gene Richards, L OBP: 0.365, SLG: 0.380 (1, 7)	0-0 6-3		0-3 K			0-0 6-3		0-0 6-3		4	0	0	0	0	1	0	<p>Houston Astros @ San Diego Padres San Diego Stadium, San Diego, CA Thu Aug 14 1980, 6:33 AM EDT Att: 12,150 - Unknown</p> <p>livebaseballscores.com</p> <p>AB 30 R 1 H 3 RBI 1 BB 1 SO 7 LOB 7</p> 				
Ozzie Smith, S OBP: 0.335, SLG: 0.293 (1, 6)	0-0 G3		0-0 1B			0-0 F5		0-0 6-3		4	0	1	0	0	0	0					
Jerry Mumphrey, S OBP: 0.321, SLG: 0.338 (1, 8)	0-3 K		0-3 K			0-0 F8		0-0 F7		4	0	0	0	0	2	1					
Willie Montanez, L OBP: 0.317, SLG: 0.351 (1, 3)		0-0 6-3		0-0 F9		4-0 BB		0-0 1B		3	0	1	0	1	0	0					
Jerry Turner, L OBP: 0.335, SLG: 0.379 Dave Winfield, R OBP: 0.362, SLG: 0.438 (1, 9)		0-0 E6 FC6 SF9 1B		0-0 6-3		0-3 K		0-0 4-3		0	0	0	0	0	0	0					
Bill Fahey, L OBP: 0.299, SLG: 0.265 (1, 2)		0-0 FC6		0-0 F7		0-0 F5				3	0	0	0	0	0	2					
Barry Evans, R OBP: 0.320, SLG: 0.333 (1, 5)		0-0 SF9			0-3 K		0-0 F8			2	0	0	1	0	1	1					
Tim Flannery, L OBP: 0.298, SLG: 0.298 (1, 4)		0-0 F7			0-0 F8			0-0 F7		3	0	0	0	0	0	1					
John Curtis, L OBP: 0.167, SLG: 0.150 (1, 1)			0-3 K		0-3 K			0-0 F7		3	0	0	0	0	2	0					
<b>Inning Stats</b>	R: 0 E: 0 K: 1 S: 5	H: 0 LOB: 0 BB: 0 P: 5	R: 1 E: 1 K: 0 S: 5	H: 1 LOB: 1 BB: 0 P: 5	R: 0 E: 0 K: 3 S: 10	H: 1 LOB: 0 BB: 0 P: 10	R: 0 E: 0 K: 2 S: 7	H: 0 LOB: 0 BB: 0 P: 7	R: 0 E: 0 K: 0 S: 3	H: 0 LOB: 0 BB: 0 P: 3	R: 0 E: 0 K: 1 S: 5	H: 0 LOB: 1 BB: 1 P: 9	R: 0 E: 0 K: 0 S: 3	H: 0 LOB: 0 BB: 0 P: 3	R: 0 E: 0 K: 0 S: 4	H: 1 LOB: 1 BB: 0 P: 4		1B: 3 2B: 0 3B: 0 HR: 0	SF: 1 SAC: 0 DP: 0 HBP: 0	WP: 0 PB: 0 SB: 0 CS: 0	PA: 32
<b>PITCHER</b> Nolan Ryan, R ERA: 3.25 (1, 1)	IP: 9.0 WLS: W BF: 32	H: 3 R: 1 ER: 0 SO: 7	BB: 1 IBB: 0 HBP: 0 BLK: 0	WP: 0 HR: 0 S: 45 P: 49	ERA: 0.00 WHIP: 0.444																







Batter	1	2	3	4	5	6	7	8	9	AB	R	H	RBI	BB	SO	LOB	TOP			
Joe Morgan, L (1,4) OBP: 0.346, SLG: 0.345										5	2	3	0	0	0	1	<b>Houston Astros @ San Diego Padres</b> San Diego Stadium, San Diego, CA Sun Aug 17 1980, 6:33 AM EDT Unknown <a href="http://livebaseballscores.com">livebaseballscores.com</a>			
Terry Puhl, L (1,9) OBP: 0.352, SLG: 0.430										4	1	1	2	1	0	2				
Jose Cruz, L (1,7) OBP: 0.377, SLG: 0.435										5	2	2	2	0	0	1				
Cesar Cedeno, R (1,8) OBP: 0.383, SLG: 0.485										4	0	3	1	0	1	0				
Art Howe, R (1,5) OBP: 0.329, SLG: 0.391										4	0	0	0	0	0	3				
Jeffrey Leonard, R (1,3) OBP: 0.279, SLG: 0.342										3	0	1	0	1	0	1				
Luis Pujols, R (1,2) OBP: 0.271, SLG: 0.258										4	0	0	0	0	0	3				
Rafael Landestoy, S (1,6) OBP: 0.308, SLG: 0.340										4	0	1	0	0	1	0				
Ken Forsch, R (1,1) OBP: 0.266, SLG: 0.302										3	0	0	0	0	1	0				
<b>Inning Stats</b>	R: 2 E: 0 K: 0 S: 6	H: 3 LOB: 1 BB: 0 P: 6	R: 0 E: 0 K: 0 S: 4	H: 1 LOB: 1 BB: 0 P: 4	R: 0 E: 0 K: 0 S: 3	H: 1 LOB: 1 BB: 1 P: 7	R: 0 E: 0 K: 0 S: 3	H: 0 LOB: 0 BB: 0 P: 3	R: 0 E: 0 K: 0 S: 5	H: 2 LOB: 2 BB: 0 P: 5	R: 0 E: 0 K: 0 S: 4	H: 1 LOB: 1 BB: 0 P: 4	R: 1 E: 0 K: 1 S: 6	H: 1 LOB: 1 BB: 1 P: 10	R: 2 E: 0 K: 2 S: 9	H: 2 LOB: 0 BB: 0 P: 9	1B: 4 2B: 5 3B: 0 HR: 2	SF: 0 SAC: 1 DP: 0 HBP: 0	WP: 0 PB: 0 SB: 0 CS: 0	PA: 39
<b>PITCHER</b>	IP WLS BF H R ER SO BB IBB HBP BLK WP HR S P ERA WHIP																			
Randy Jones, L (1,1) ERA: 3.7	8.0 L 34 9 3 3 1 2 0 0 0 0 0 1 34 42 3.38 1.375																			
Mike Armstrong, R (9,1) ERA: 4.5	1.0 5 2 2 2 2 0 0 0 0 0 0 1 9 9 18.00 2.000																			

Batter	1	2	3	4	5	6	7	8	9	AB	R	H	RBI	BB	SO	LOB	BOTTOM			
Gene Richards, L (1,7) OBP: 0.366, SLG: 0.376										4	0	1	0	0	0	2	<b>Houston Astros @ San Diego Padres</b> San Diego Stadium, San Diego, CA Sun Aug 17 1980, 6:33 AM EDT Unknown <a href="http://livebaseballscores.com">livebaseballscores.com</a>			
Ozzie Smith, S (1,6) OBP: 0.330, SLG: 0.287										4	0	0	0	0	1	1				
Jerry Mumphrey, S (1,8) OBP: 0.316, SLG: 0.332										4	0	0	0	0	0	1				
Willie Montanez, L (1,3) OBP: 0.321, SLG: 0.356										4	0	1	0	0	0	0				
Dave Winfield, R (1,9) OBP: 0.359, SLG: 0.430										4	0	0	0	0	1	1				
Craig Stiles, R (1,2) OBP: 0.385, SLG: 0.385										3	0	0	0	0	0	0				
Luis Salazar, R (1,5) OBP: 0.667, SLG: 0.667										3	0	2	0	0	0	0				
Barry Evans, R (1,4) OBP: 0.311, SLG: 0.315										2	0	0	0	1	0	2				
Randy Jones, R (1,1) OBP: 0.109, SLG: 0.068										1	0	0	0	0	1	0				
Broderick Perkins, L (8, PH) OBP: 0.333, SLG: 0.333										1	0	0	0	0	0	1				
Mike Armstrong, R (9,1) ERA: 4.5										0	0	0	0	0	0	0				
<b>Inning Stats</b>	R: 0 E: 0 K: 0 S: 3	H: 0 LOB: 0 BB: 0 P: 3	R: 0 E: 0 K: 0 S: 3	H: 0 LOB: 0 BB: 0 P: 3	R: 0 E: 1 K: 0 S: 3	H: 0 LOB: 1 BB: 1 P: 7	R: 0 E: 0 K: 0 S: 3	H: 0 LOB: 0 BB: 0 P: 3	R: 0 E: 0 K: 1 S: 6	H: 1 LOB: 1 BB: 0 P: 6	R: 0 E: 0 K: 0 S: 3	H: 0 LOB: 0 BB: 0 P: 3	R: 0 E: 0 K: 0 S: 4	H: 1 LOB: 1 BB: 0 P: 4	R: 0 E: 0 K: 1 S: 6	H: 1 LOB: 1 BB: 0 P: 6	1B: 4 2B: 0 3B: 0 HR: 0	SF: 0 SAC: 1 DP: 0 HBP: 0	WP: 0 PB: 0 SB: 1 CS: 0	PA: 32
<b>PITCHER</b>	IP WLS BF H R ER SO BB IBB HBP BLK WP HR S P ERA WHIP																			
Ken Forsch, R (1,1) ERA: 2.88	9.0 W 32 4 0 0 3 1 0 0 0 0 0 0 37 41 0.00 0.556																			



Batter	1	2	3	4	5	6	7	8	9	AB	R	H	RBI	BB	SO	LOB	TOP			
Joe Morgan, L OBP: 0.345, SLG: 0.344 Luis Pujols, R OBP: 0.270, SLG: 0.256	(1,4) X F9	(1,4) X E 2B S 2-H 3-H 1B	(2,2) X 4-3		(1,1) X 4-3		(3,3) X F4			4	1	1	2	0	0	1				
Terry Puhl, L OBP: 0.350, SLG: 0.425	(1,9) S K	(2,2) X 2B 1B 1-3	(3,3) X F7		(2,2) X F8			(1,1) X F9		4	1	0	0	1	1	1				
Danny Heep, L OBP: 0.282, SLG: 0.292	(1,3) X 1B	(1,3) X 1B 2B 1-3		(1,1) X 4-3 1B 2B		(3,3) X F8		(2,2) X G3		5	2	3	1	0	0	0				
Jose Cruz, L OBP: 0.373, SLG: 0.430	(1,7) X F2	(2,2) X F2		(1,1) X 4-3		(1,1) X F9		(3,3) X G3		5	0	0	0	0	0	4				
Cesar Cedeno, R OBP: 0.386, SLG: 0.484		(1,8) X 1B 1B		(1,1) X S 1B HBP		(2,2) X 4-3		(1,1) X 6-3		3	2	1	0	1	0	0				
Art Howe, R OBP: 0.335, SLG: 0.390	(1,5) X K	(6,4) X 1B 1B 1-2 2-3		(4,0) X 1B 1-2		(3,3) X F8		(2,2) X K		3	1	1	2	2	1	0				
Alan Ashby, S OBP: 0.314, SLG: 0.325	(1,2) X 1B 1B SH1-4		(2,2) X F3		(1,1) X 6-3		(3,3) X K			5	1	1	1	0	1	5				
Rafael Landestoy, S OBP: 0.317, SLG: 0.353	(1,6) X 1B 1B SH1-4	(1,6) X 4-3 SH1-4	(1,6) X 1B 1-2 2-3							4	1	4	3	0	0	0				
Joe Niekro, R OBP: 0.290, SLG: 0.322	(1,1) X SH1-4	(1,1) X SH1-4	(1,1) X F9		(2,2) X 5-3					2	0	0	0	0	0	3				
<b>Inning Stats</b>	R: 0 E: 0 K: 1 S: 6	H: 1 LOB: 1 BB: 0 P: 6	R: 7 E: 0 K: 0 S: 9	H: 6 LOB: 2 BB: 3 P: 21	R: 0 E: 0 K: 0 S: 4	H: 1 LOB: 1 BB: 0 P: 4	R: 2 E: 0 K: 0 S: 5	H: 2 LOB: 2 BB: 1 P: 10	R: 0 E: 0 K: 0 S: 3	H: 0 LOB: 0 BB: 0 P: 3	R: 0 E: 0 K: 0 S: 3	H: 1 LOB: 1 BB: 0 P: 4	R: 0 E: 0 K: 0 S: 3	H: 0 LOB: 0 BB: 0 P: 3	R: 0 E: 0 K: 2 S: 7	H: 0 LOB: 0 BB: 0 P: 7	1B: 8 2B: 3 3B: 0 HR: 0	SF: 0 SAC: 2 DP: 0 HBP: 1	WP: 0 PB: 0 SB: 3 CS: 0	PA: 43
<b>PITCHER</b>	IP WLS BF H R ER SO BB IBB HBP BLK WP HR S P ERA WHIP																			
Steve Mura, R ERA: 4.19	(1,1) 1.1 L 10 5 5 5 1 1 0 0 0 0 0 0 11 15 33.75 4.500																			
Dennis Kinney, L ERA: 4.31	(2,1) 3.2 20 5 4 4 0 1 2 1 0 0 0 0 16 29 9.82 1.636																			
Eric Rasmussen, R ERA: 4.68	(6,1) 2.0 7 1 0 0 0 0 0 0 0 0 0 0 7 7 0.00 0.500																			
Gary Lucas, L ERA: 3.7	(8,1) 2.0 6 0 0 0 0 2 0 0 0 0 0 0 0 10 10 0.00 0.000																			

Houston Astros @ San Diego Padres  
San Diego Stadium, San Diego, CA  
Sun Aug 17 1980, 6:38 AM EDT  
Att: 16,120 - Unknown

AB	36
R	9
H	11
RBI	9
BB	4
SO	3
LOB	15



Batter	1	2	3	4	5	6	7	8	9	AB	R	H	RBI	BB	SO	LOB	BOTTOM					
Gene Richards, L OBP: 0.364, SLG: 0.374	(1,7) X SH1-3 1B		(1,1) X F9		(2,2) X 6-3		(2,2) X F8		(3,3) X 6-3	5	0	1	0	0	0	0						
Luis Salazar, R OBP: 0.571, SLG: 0.571	(1,5) X SH1-3 1B		(2,2) X K2-3		(3,3) X 1-3					4	0	2	0	0	1	0						
Jerry Mumphrey, S OBP: 0.314, SLG: 0.329	(1,8) X SH1-3		(3,3) X K		(1,1) X 6-3		(3,3) X G3			3	0	0	0	0	1	1						
Dave Winfield, R OBP: 0.358, SLG: 0.429	(1,9) S K			(1,1) X 4-3		(1,1) X 2B SF8 1B		(1,1) X L6		1	0	0	0	0	1	2						
Dave Cash, R OBP: 0.276, SLG: 0.271	(4,4) X K									3	1	1	0	0	0	0						
Broderick Perkins, L OBP: 0.571, SLG: 0.667	(1,3) X BB					(2,2) X G3				3	0	2	0	1	0	0						
Bill Fahey, L OBP: 0.292, SLG: 0.259	(1,2) X 4-3					(2,2) X E3 1B		(2,2) X 4-3 1B		3	0	0	1	0	0	4						
Barry Evans, R OBP: 0.308, SLG: 0.312	(1,4) X F8					(3,3) X F8		(3,3) X F6		4	0	1	0	0	0	2						
Chuck Baker, R	(1,6) X K2-3					(3,3) X FC6-4		(1,1) X L5		4	0	0	0	0	1	2						
Steve Mura, R ERA: 4.19	(1,1) 1.1 L 10 5 5 5 1 1 0 0 0 0 0 0 11 15 33.75 4.500																					
Dennis Kinney, L ERA: 4.31	(2,1) 3.2 20 5 4 4 0 1 2 1 0 0 0 0 16 29 9.82 1.636																					
Eric Rasmussen, R ERA: 4.68	(6,1) 2.0 7 1 0 0 0 0 0 0 0 0 0 0 7 7 0.00 0.500																					
Gene Tenace, R ERA: 3.7	(8,1) 2.0 6 0 0 0 0 2 0 0 0 0 0 0 0 10 10 0.00 0.000																					
<b>Inning Stats</b>	R: 0 E: 0 K: 1 S: 7	H: 2 LOB: 3 BB: 1 P: 11	R: 0 E: 0 K: 2 S: 7	H: 0 LOB: 0 BB: 0 P: 7	R: 0 E: 0 K: 2 S: 7	H: 0 LOB: 0 BB: 0 P: 7	R: 0 E: 0 K: 0 S: 5	H: 1 LOB: 2 BB: 0 P: 5	R: 0 E: 0 K: 0 S: 3	H: 0 LOB: 0 BB: 0 P: 3	R: 1 E: 0 K: 0 S: 5	H: 2 LOB: 1 BB: 0 P: 5	R: 1 E: 0 K: 0 S: 5	H: 2 LOB: 1 BB: 0 P: 5	R: 0 E: 0 K: 0 S: 4	H: 1 LOB: 0 BB: 0 P: 4	R: 0 E: 0 K: 0 S: 3	H: 0 LOB: 0 BB: 0 P: 3	1B: 6 2B: 1 3B: 0 HR: 1	SF: 1 SAC: 1 DP: 0 HBP: 0	WP: 0 PB: 0 SB: 0 CS: 0	PA: 37
<b>PITCHER</b>	IP WLS BF H R ER SO BB IBB HBP BLK WP HR S P ERA WHIP																					
Joe Niekro, R ERA: 3.9	(1,1) 9.0 W 37 8 2 2 5 1 0 0 0 0 0 1 46 50 2.00 1.000																					

Houston Astros @ San Diego Padres  
San Diego Stadium, San Diego, CA  
Sun Aug 17 1980, 6:38 AM EDT  
Att: 16,120 - Unknown

AB	34
R	2
H	8
RBI	2
BB	1
SO	5
LOB	11





Batter	1	2	3	4	5	6	7	8	9	AB	R	H	RBI	BB	SO	LOB	TOP					
Gene Richards, L OBP: 0.364, SLG: 0.373	0-0 E 4-3 1B	0-0 1-4-3		4-0 BB			0-0 6-3	0-3 K		4	1	1	0	1	1	2						
Ozzie Smith, S OBP: 0.327, SLG: 0.284	0-0 4-3 1-H		0-0 3-1	0-0 F9			0-0 6-3		0-0 6-3	5	0	0	1	0	0	2						
Dave Winfield, R OBP: 0.363, SLG: 0.429	4-0 4-3 1B BB		4-0 BB		0-0 CS 1B		4-0 S BB		0-3 K	2	1	1	0	3	1	0						
Willie Montanez, L OBP: 0.319, SLG: 0.352	0-0 4-3 1-2		0-3 K		0-0 4-3 1-2		4-0 1-2 BB		0-0 3-1	4	0	0	0	1	1	3						
Jerry Mumphrey, S OBP: 0.316, SLG: 0.331	0-0 S 1B 2-H		0-0 F5		0-0 S 1B		0-3 K			4	1	2	1	0	1	3						
Luis Salazar, R OBP: 0.545, SLG: 0.727	0-0 1-H 1B			0-0 SF9 3B		0-3 K 1-2		0-3 K		4	1	2	1	0	2	1						
Dave Cash, R OBP: 0.280, SLG: 0.271	0-0 4-3			4-0 4-1 SF9 BB		0-0 L5		0-0 2B 1B		3	0	1	0	1	0	1						
Craig Stimac, R OBP: 0.353, SLG: 0.438		0-0 F8		0-0 SF9		0-3 K		0-0 1-3 2B		3	0	1	1	0	1	0						
Bob Shirley, R Mike Armstrong, R Gene Tenace, R Gary Lucas, L	0-0 4-3		0-0 4-1		0-3 K		0-0 1-3			2	0	0	0	0	0	1						
<b>Inning Stats</b>	R: 3 E: 1 K: 0 S: 6	H: 3 LOB: 1 BB: 1 P: 10	R: 0 E: 0 K: 0 S: 3	H: 0 LOB: 0 BB: 0 P: 3	R: 0 E: 0 K: 1 S: 5	H: 0 LOB: 1 BB: 1 P: 9	R: 1 E: 0 K: 0 S: 4	H: 1 LOB: 2 BB: 2 P: 12	R: 0 E: 0 K: 1 S: 6	H: 2 LOB: 1 BB: 0 P: 6	R: 0 E: 0 K: 2 S: 7	H: 0 LOB: 0 BB: 0 P: 7	R: 0 E: 0 K: 1 S: 5	H: 0 LOB: 2 BB: 2 P: 13	R: 0 E: 0 K: 2 S: 9	H: 2 LOB: 2 BB: 0 P: 9	R: 0 E: 0 K: 1 S: 5	H: 0 LOB: 0 BB: 0 P: 5	1B: 6 2B: 1 3B: 1 HR: 0	SF: 1 SAC: 0 DP: 0 HBP: 0	WP: 0 PB: 0 SB: 3 CS: 1	PA: 40
<b>PITCHER</b>	IP WLS BF H R ER SO BB IBB HBP BLK WP HR S P ERA WHIP	7.0 W 32 6 4 4 5 6 0 0 0 0 0 0 36 60 5.14 1.714	2.0 S 8 2 0 0 3 0 0 0 0 0 0 14 14 0.00 1.000	<b>PITCHER</b>																		

**San Diego Padres @ Philadelphia Phillies**  
Veterans Stadium, Philadelphia, PA  
Tue Aug 19 1980, 7:05 PM EDT  
Att: 30,588 - Unknown


AB 33  
R 4  
H 8  
RBI 4  
BB 6  
SO 8  
LOB 15



Batter	1	2	3	4	5	6	7	8	9	AB	R	H	RBI	BB	SO	LOB	BOTTOM			
Lonnie Smith, R OBP: 0.398, SLG: 0.481	0-0 F9		0-0 6-3 S 1B	0-0 SF9		0-0 G3 1B		0-0 1-3		4	1	2	1	0	0	0				
Greg Gross, L OBP: 0.345, SLG: 0.333				3-H						0	0	0	0	0	0	0				
Pete Rose, S OBP: 0.366, SLG: 0.373	0-0 6-3		0-0 6-3 1-3	0-0 4-3		0-0 G3 1-2		0-0 4-3		5	0	0	0	0	0	2				
Mike Schmidt, R OBP: 0.368, SLG: 0.604	0-0 F8		0-0 2B 1B 3-H	0-0 F6		4-0 BB		0-0 1B 1B		4	0	2	1	1	0	0				
Bake McBride, L OBP: 0.338, SLG: 0.469		0-0 1B 2B	0-3 K	0-0 F8		0-3 K		0-0 1-3 1B		5	1	2	0	0	2	2				
Manny Trillo, R OBP: 0.371, SLG: 0.463		0-0 L3	0-0 1-3 2B	0-0 HR		0-0 L3		0-0 F2		5	1	2	1	0	0	3				
Garry Maddox, R OBP: 0.279, SLG: 0.400		0-3 K	4-0 IBB	0-0 2B 2B		0-0 F7				3	1	1	0	1	1	1				
Larry Bowa, S OBP: 0.274, SLG: 0.311		0-0 2B 1B 2-H	0-0 5-3	0-0 2B 2B		0-0 S 1B				4	1	3	2	0	0	3				
Bob Boone, R OBP: 0.303, SLG: 0.362		0-0 1-3 2B		0-0 SH5-4 SF9 2B		4-0 IBB		4-0 2B IBB		2	2	2	0	2	0	0				
Dick Ruthven, R OBP: 0.208, SLG: 0.217		0-0 F3		0-0 SH5-4		0-3 K		0-0 1-H 2-H 2B		2	0	0	0	0	1	4				
<b>Inning Stats</b>	R: 0 E: 0 K: 0 S: 3	H: 0 LOB: 0 BB: 0 P: 3	R: 1 E: 0 K: 1 S: 8	H: 3 LOB: 2 BB: 0 P: 8	R: 1 E: 0 K: 1 S: 8	H: 3 LOB: 3 BB: 1 P: 12	R: 1 E: 0 K: 0 S: 4	H: 1 LOB: 0 BB: 0 P: 4	R: 2 E: 0 K: 1 S: 8	H: 3 LOB: 2 BB: 1 P: 12	R: 0 E: 0 K: 1 S: 5	H: 1 LOB: 1 BB: 1 P: 9	R: 2 E: 0 K: 0 S: 4	H: 2 LOB: 1 BB: 1 P: 8	R: 0 E: 0 K: 0 S: 5	H: 2 LOB: 2 BB: 0 P: 5	1B: 7 2B: 7 3B: 0 HR: 1	SF: 1 SAC: 1 DP: 0 HBP: 0	WP: 0 PB: 0 SB: 2 CS: 0	PA: 41
<b>PITCHER</b>	IP WLS BF H R ER SO BB IBB HBP BLK WP HR S P ERA WHIP	4.2 L 25 10 3 2 2 2 1 2 0 0 0 0 12 24 7.71 1.714	1.0 5 2 0 0 0 0 0 0 0 0 0 0 5 5 0.00 2.000	<b>PITCHER</b>																

**San Diego Padres @ Philadelphia Phillies**  
Veterans Stadium, Philadelphia, PA  
Tue Aug 19 1980, 7:05 PM EDT  
Att: 30,588 - Unknown

AB 35  
R 7  
H 15  
RBI 7  
BB 4  
SO 4  
LOB 15





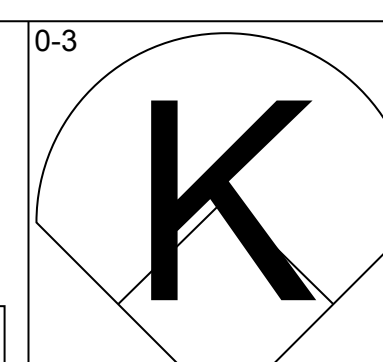
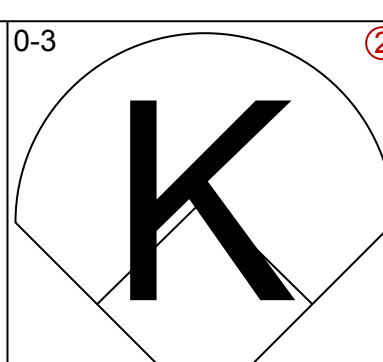
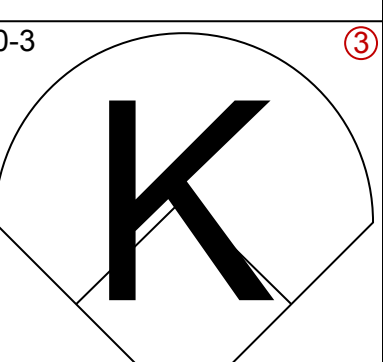
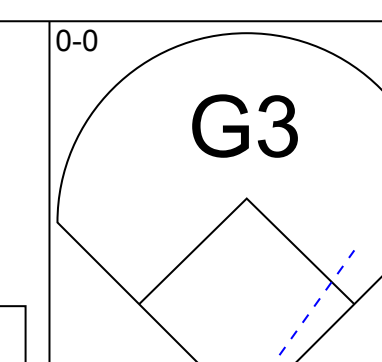
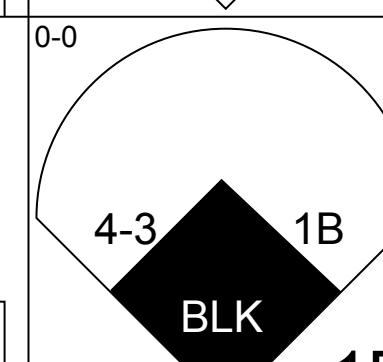
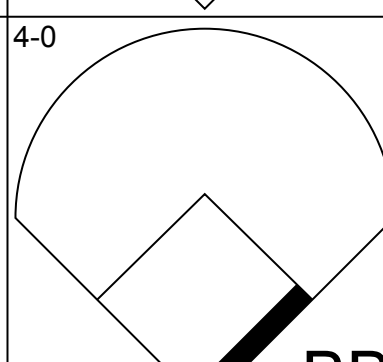
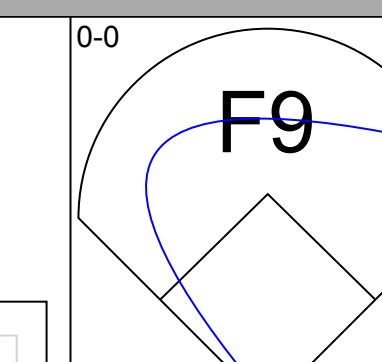
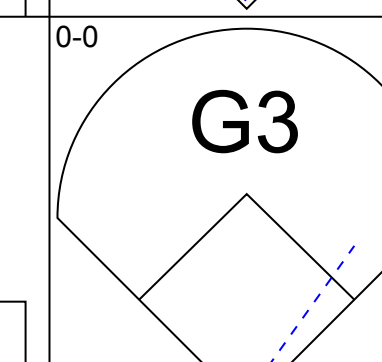
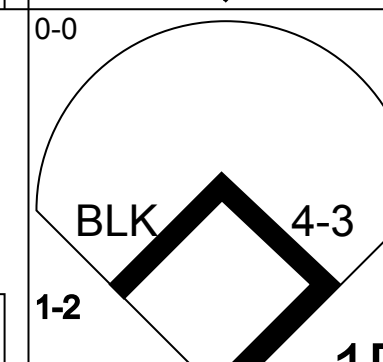
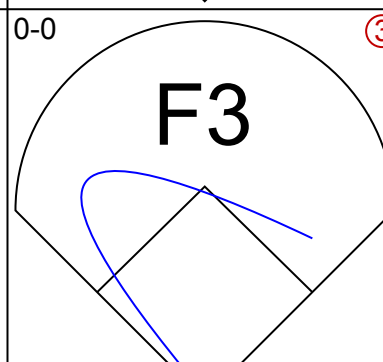
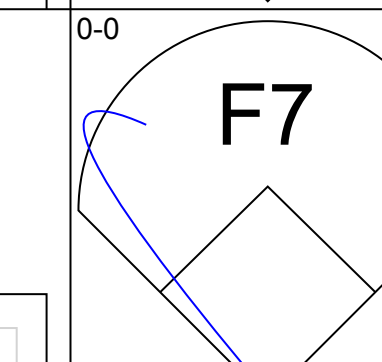
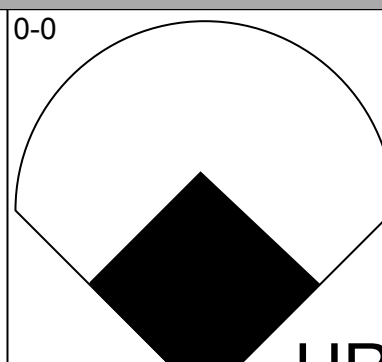
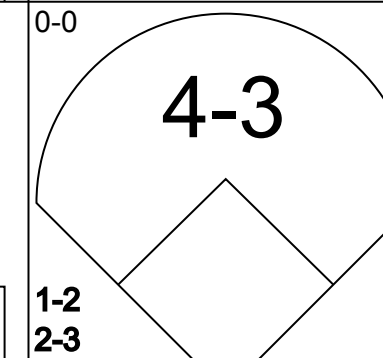
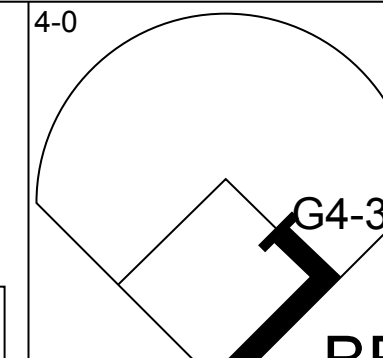
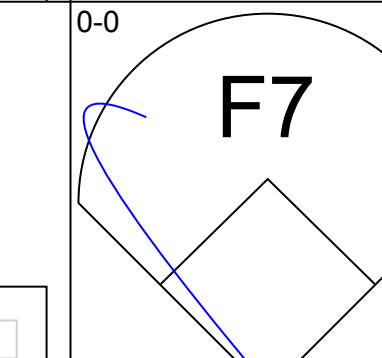
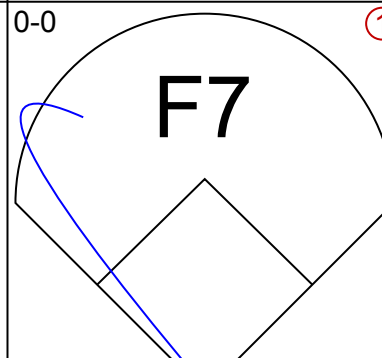
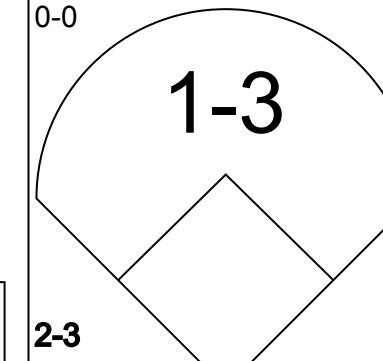
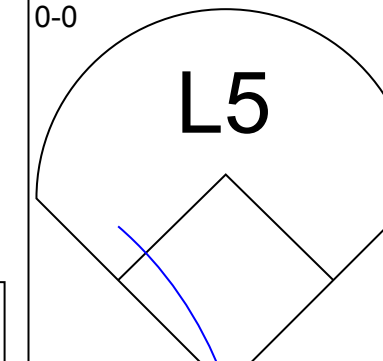
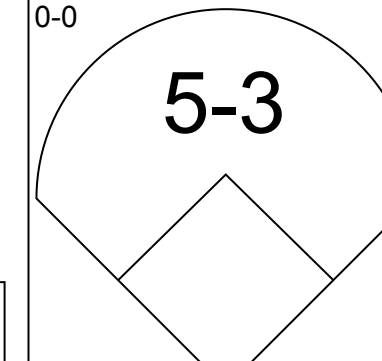
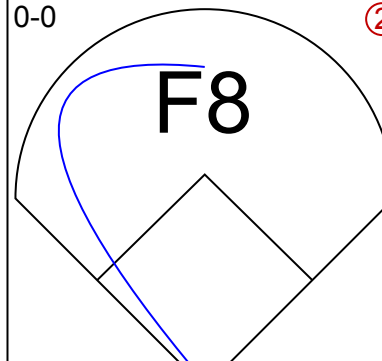
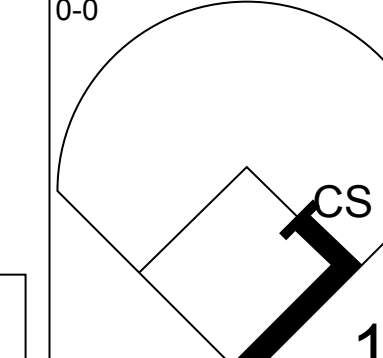
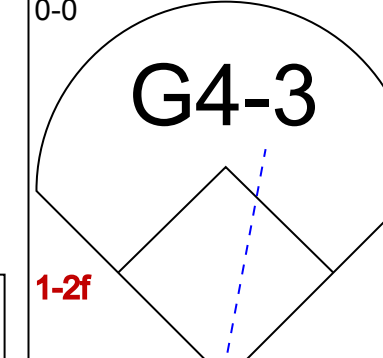
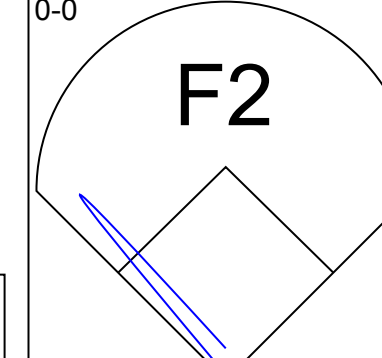
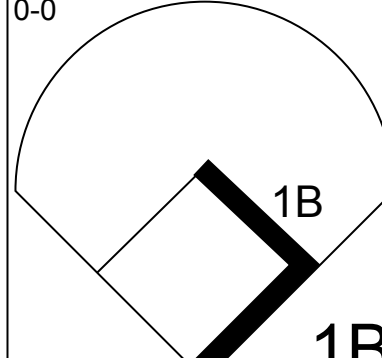
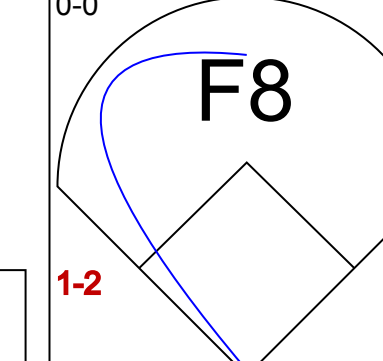
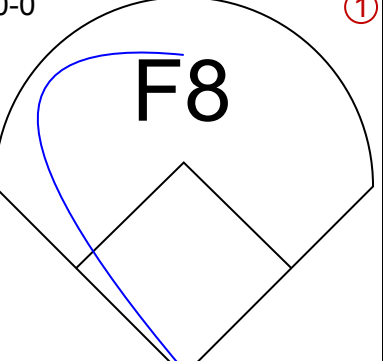
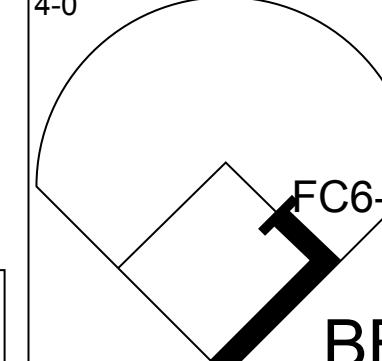
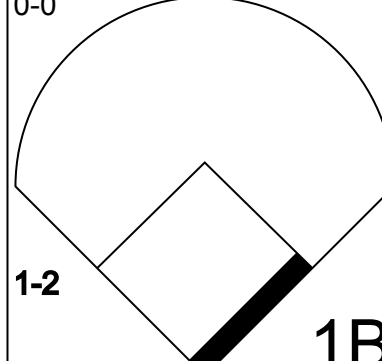
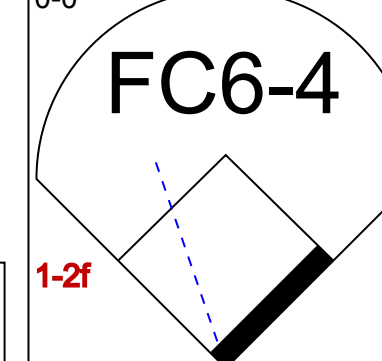
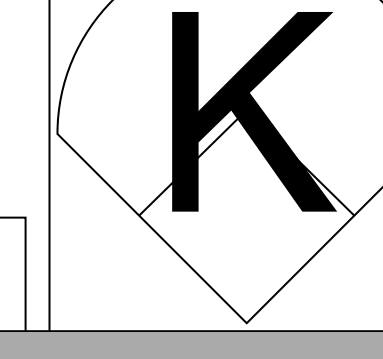
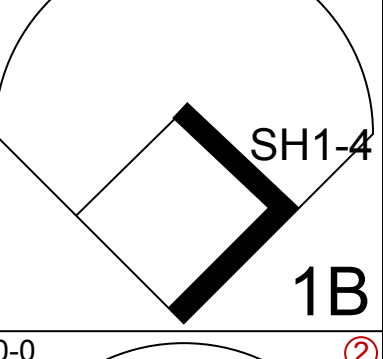
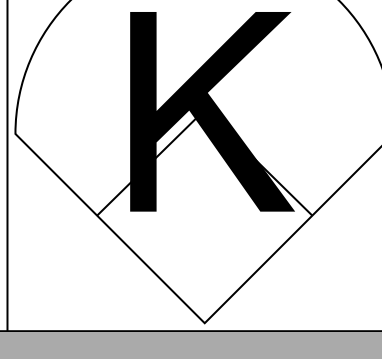
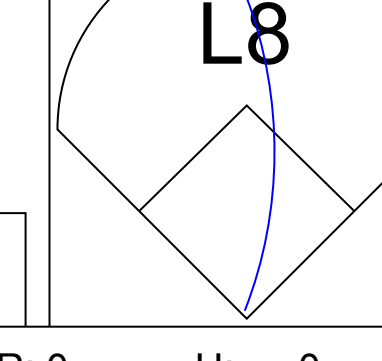
Batter	1	2	3	4	5	6	7	8	9	AB	R	H	RBI	BB	SO	LOB	TOP										
Gene Richards, L OBP: 0.363, SLG: 0.371	3-1		3-1	4-3	1B			L7		5	0	1	2	0	0	1	<b>San Diego Padres @ Philadelphia Phillies</b> Veterans Stadium, Philadelphia, PA Wed Aug 20 1980, 7:05 PM EDT Att: 30,403 - Unknown <a href="http://livebaseballscorecards.com">livebaseballscorecards.com</a>										
Luis Salazar, R OBP: 0.583, SLG: 0.688	6-3		1B		1B			K		5	2	3	1	0	1	0											
Dave Winfield, R OBP: 0.365, SLG: 0.437	2B		1B					E6		4	1	2	2	1	0	2											
Willie Montanez, L OBP: 0.320, SLG: 0.355	2B		FC9-3-6		1B			F5		5	1	2	1	0	1	2											
Jerry Mumphrey, S OBP: 0.317, SLG: 0.332	F8		E5		1B			F8		5	0	2	0	0	0	3											
Craig Stmac, R OBP: 0.286, SLG: 0.350		F8	F3					SH		4	1	0	0	0	0	3											
Ozzie Smith, S OBP: 0.326, SLG: 0.283	L6				3-1			K		5	0	1	0	0	1	3											
Tim Flannery, L OBP: 0.297, SLG: 0.293					F8			F7		4	1	1	0	1	0	2											
Juan Eichelberger, R OBP: 0.500, SLG: 0.571	F9				2-3			E6		2	0	0	0	0	0	2											
Broderick Perkins, L OBP: 0.189, SLG: 0.143					2-3			1B		1	0	0	0	0	0	2											
John Curtis, L OBP: 0.308, SLG: 0.538					1B			1B		1	0	0	0	0	0	0											
Rollie Fingers, R OBP: 0.308, SLG: 0.538					1B			1B		0	0	0	0	0	0	0											
<b>Inning Stats</b>	R: 0 E: 0 K: 0 S: 4	H: 1 LOB: 2 BB: 1 P: 8	R: 0 E: 0 K: 0 S: 4	H: 1 LOB: 1 BB: 0 P: 4	R: 1 E: 1 K: 0 S: 6	H: 3 LOB: 2 BB: 0 P: 6	R: 0 E: 0 K: 0 S: 4	H: 1 LOB: 1 BB: 0 P: 4	R: 6 E: 2 K: 1 S: 10	H: 5 LOB: 2 BB: 1 P: 14	R: 0 E: 0 K: 1 S: 5	H: 0 LOB: 0 BB: 0 P: 5	R: 0 E: 0 K: 1 S: 5	H: 0 LOB: 0 BB: 0 P: 5	R: 0 E: 1 K: 1 S: 6	H: 1 LOB: 1 BB: 0 P: 6	1B: 10 2B: 1 3B: 0 HR: 1	SF: 0 SAC: 1 DP: 0 HBP: 0	WP: 0 PB: 0 CS: 2 SB: 0	PA: 44							
<b>PITCHER</b>	IP	WLS	BF	H	R	ER	SO	BB	IBB	HBP	BLK	WP	HR	S	P	ERA	WHIP										
Nino Espinosa, R ERA: 3.6	4.2	L	27	9	7	3	0	1	1	0	0	0	1	25	33	5.79	2.143										
Kevin Saucier, L ERA: 3.93	0.0	1	1	0	0	0	0	0	0	0	0	0	0	1	1	∞	∞										
Dickie Noles, R ERA: 3.79	1.1	5	1	0	0	1	0	0	0	0	0	0	0	7	7	0.00	0.750										
Warren Brusstar, R ERA: 3.06	3.0	11	1	0	0	2	0	0	0	0	0	0	0	15	15	0.00	0.333										

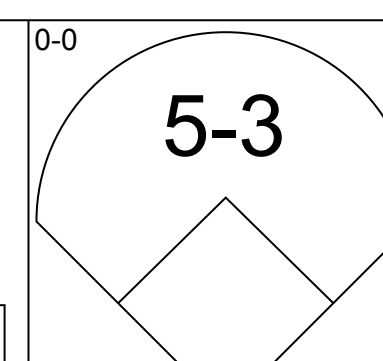
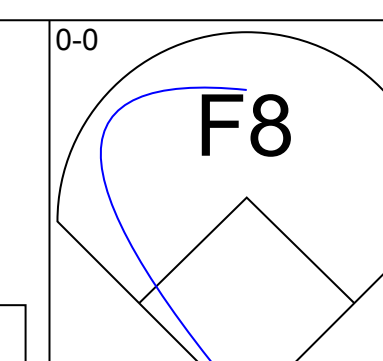
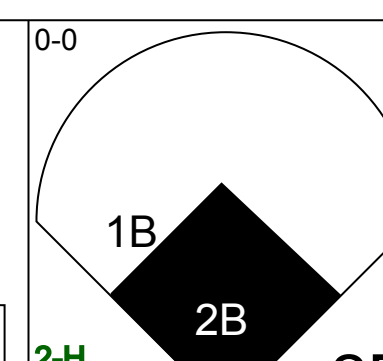
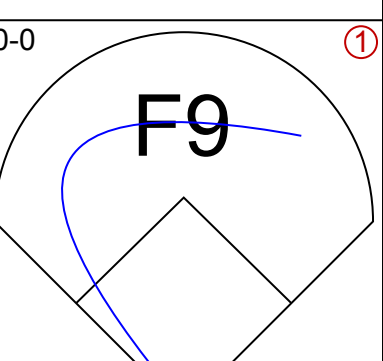
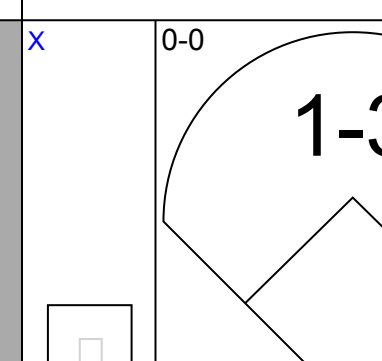
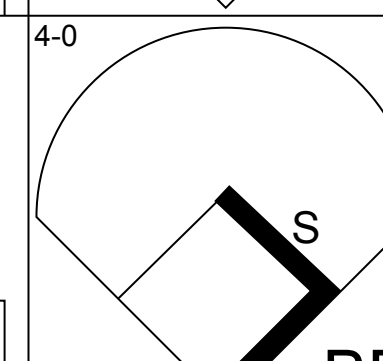
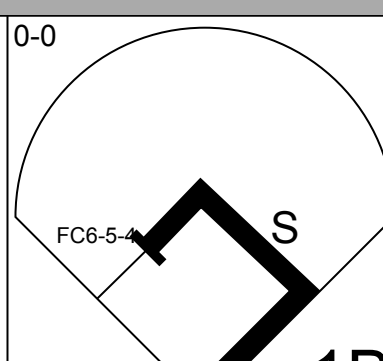
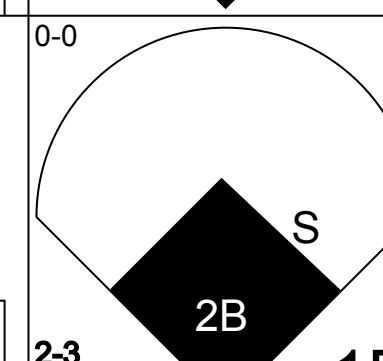
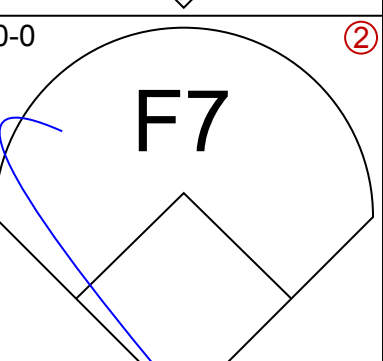
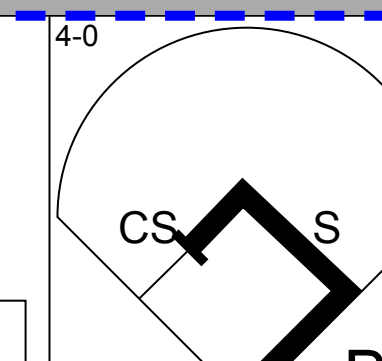
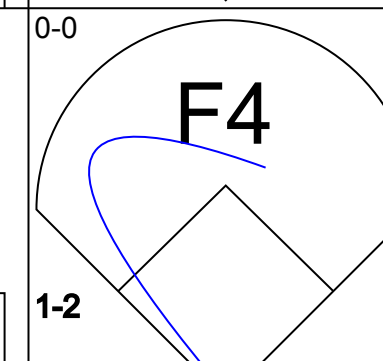
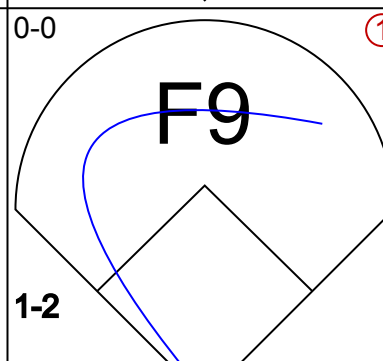
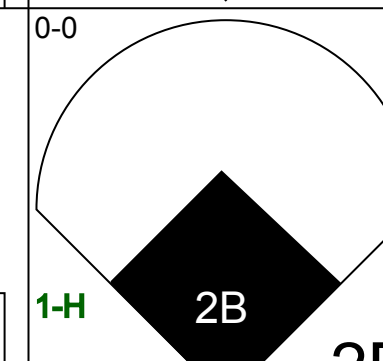
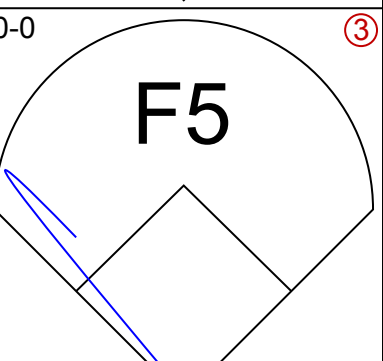
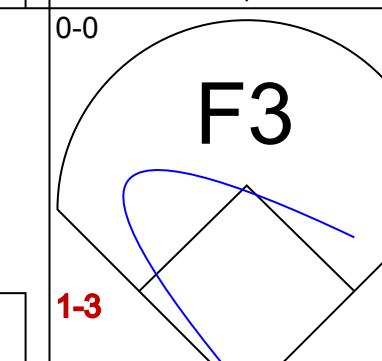
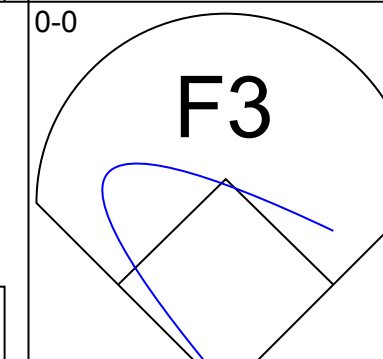
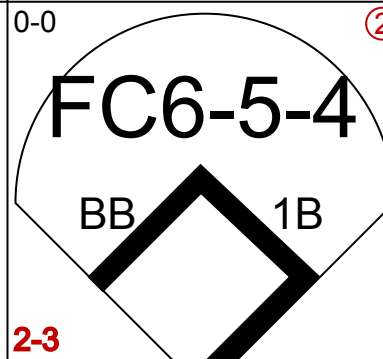
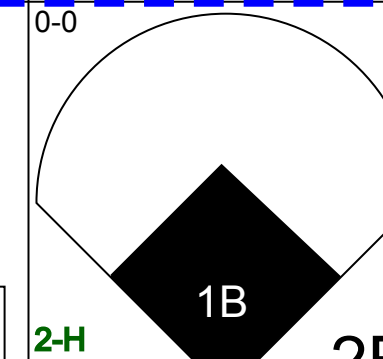
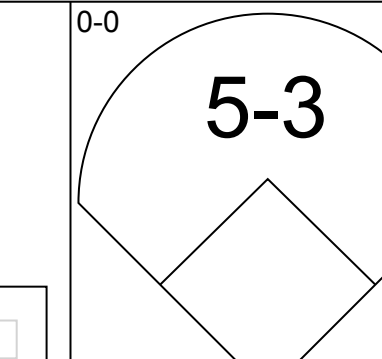
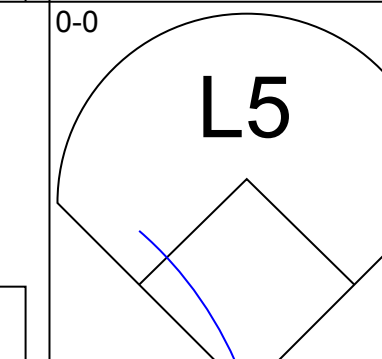
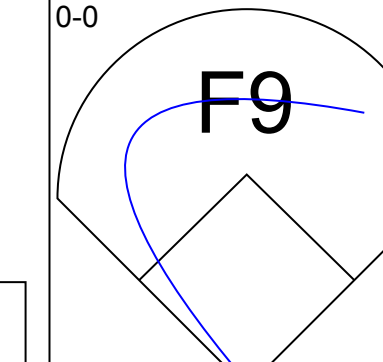
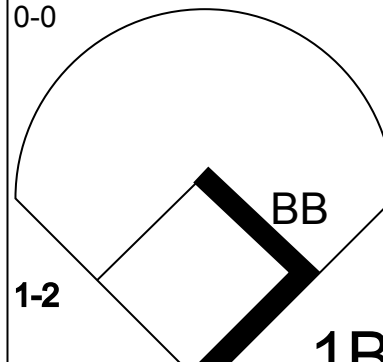
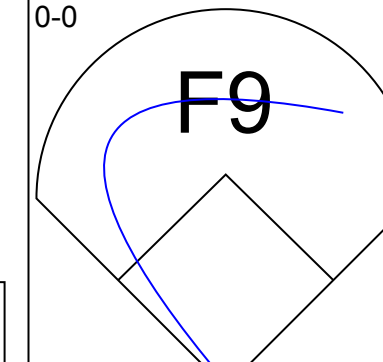
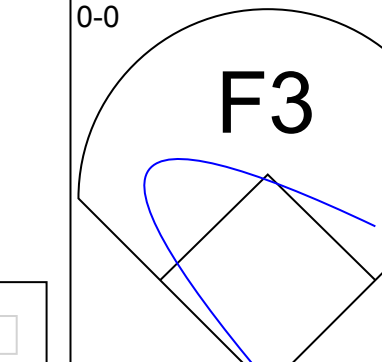

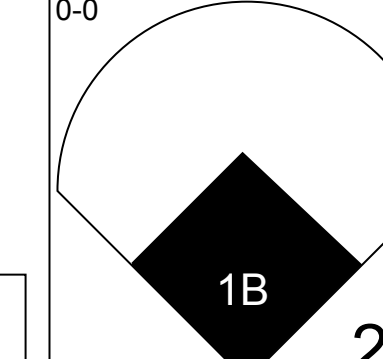
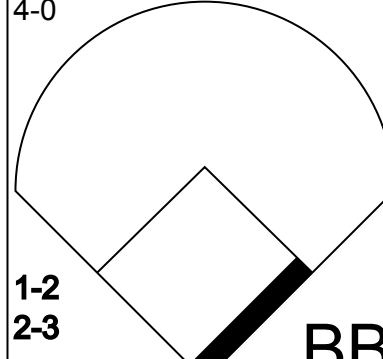
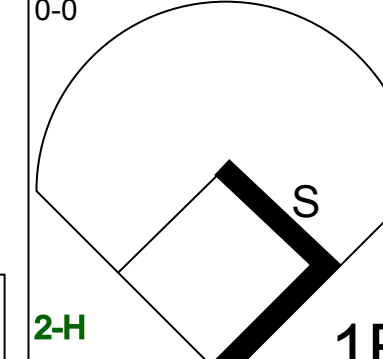
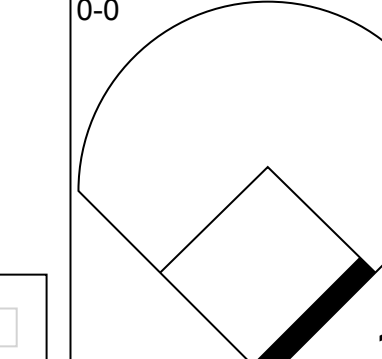

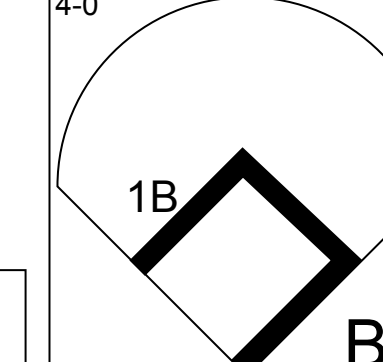
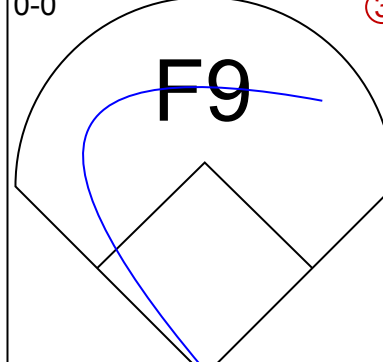
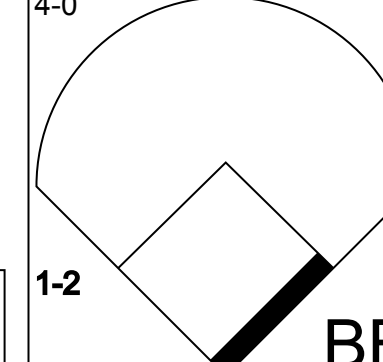

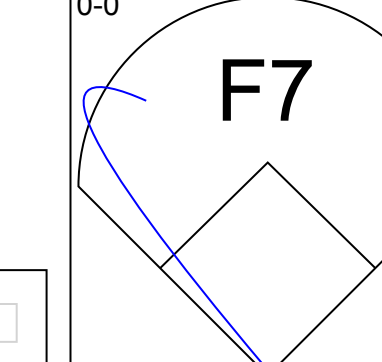

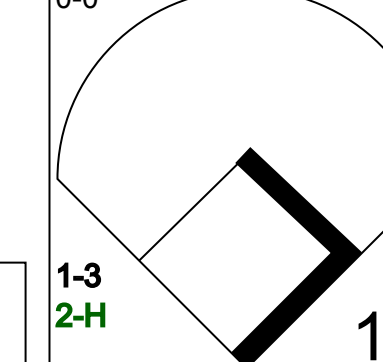
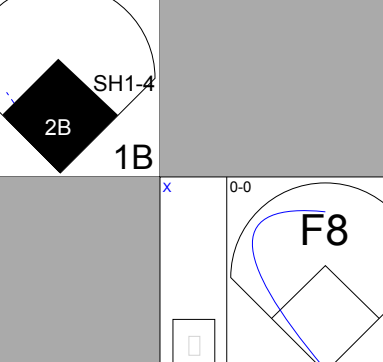
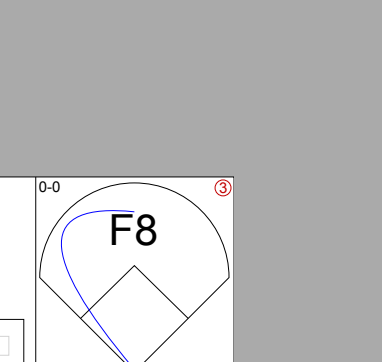
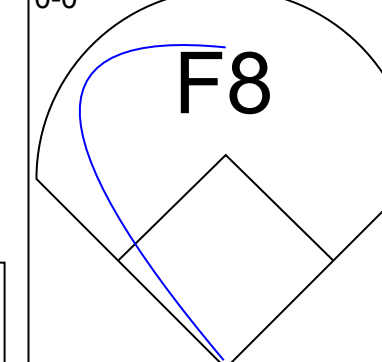
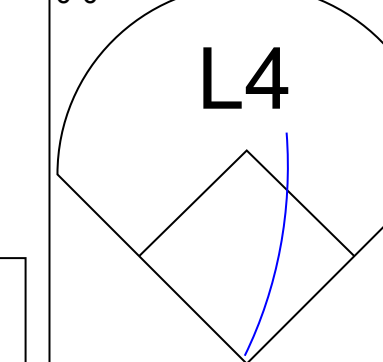
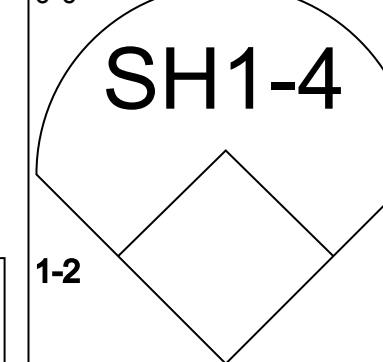
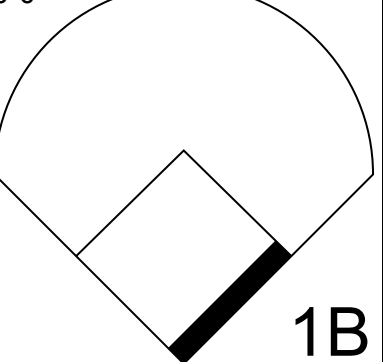
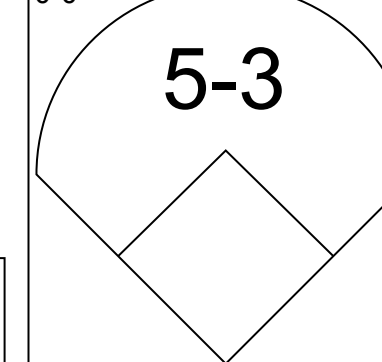
Batter	1	2	3	4	5	6	7	8	9	AB	R	H	RBI	BB	SO	LOB	BOTTOM										
Lonnie Smith, R OBP: 0.396, SLG: 0.477				4-3						4	1	1	0	0	0	2	<b>San Diego Padres @ Philadelphia Phillies</b> Veterans Stadium, Philadelphia, PA Wed Aug 20 1980, 7:05 PM EDT Att: 30,403 - Unknown <a href="http://livebaseballscorecards.com">livebaseballscorecards.com</a>										
Del Unser, L OBP: 0.329, SLG: 0.375										1	0	1	0	0	0	0											
Pete Rose, S OBP: 0.368, SLG: 0.374	1B			F8				1B		4	1	2	1	1	1	2											
Mike Schmidt, R OBP: 0.364, SLG: 0.596	K			F8				F5		5	0	0	0	0	1	4											
Bake McBride, L OBP: 0.340, SLG: 0.469	1B							K		4	1	2	1	0	1	1											
Manny Trillo, R OBP: 0.370, SLG: 0.461				F8				4-3		4	0	1	0	0	0	2											
Gary Maddox, R OBP: 0.276, SLG: 0.397	1B			F8				F7		4	1	0	0	0	1	2											
Larry Bowa, S OBP: 0.277, SLG: 0.311	1B							5-3		3	1	1	1	1	0	0											
Bob Boone, R OBP: 0.307, SLG: 0.361	1B									1	0	0	0	3	0	0											
Nino Espinosa, R ERA: 2.93										2	0	1	2	0	1	2											
Kevin Saucier, L ERA: 3.99										0	0	0	0	0	0	0											
Dickie Noles, R ERA: 3.79										0	0	0	0	0	0	0											
Keith Moreland, R ERA: 3.99										1	0	0	0	0	0	1											
Warren Brusstar, R ERA: 3.06										0	0	0	0	0	0	0											
Greg Gross, L ERA: 2.76										1	0	1	0	0	0	0											
<b>Inning Stats</b>	R: 5 E: 0 K: 1 S: 11	H: 6 LOB: 2 BB: 1 P: 15	R: 0 E: 0 K: 0 S: 2	H: 0 LOB: 0 BB: 1 P: 6	R: 0 E: 0 K: 1 S: 5	H: 0 LOB: 2 BB: 2 P: 13	R: 0 E: 0 K: 0 S: 3	H: 0 LOB: 0 BB: 0 P: 3	R: 0 E: 0 K: 1 S: 5	H: 0 LOB: 0 BB: 0 P: 5	R: 0 E: 0 K: 0 S: 2	H: 0 LOB: 0 BB: 1 P: 6	R: 0 E: 0 K: 0 S: 5	H: 2 LOB: 2 BB: 0 P: 5	R: 0 E: 0 K: 1 S: 5	H: 0 LOB: 0 BB: 0 P: 5	R: 0 E: 0 K: 1 S: 6	H: 2 LOB: 1 BB: 0 P: 6	1B: 10 2B: 1 3B: 0 HR: 0	SF: 0 SAC: 0 DP: 3 HBP: 0	WP: 1 PB: 0 CS: 2 SB: 0	PA: 39					
<b>PITCHER</b>	IP	WLS	BF	H	R	ER	SO	BB	IBB	HBP	BLK	WP	HR	S	P	ERA	WHIP										
Juan Eichelberger, R ERA: 2.93	4.0		21	6	5	5	2	2	2	0	0	0	0	21	37	11.25	2.000										
John Curtis, L ERA: 3.99	2.2	W	10	2	0	0	1	1	0	0	0	0	0	11	15	0.00	1.125										
Rollie Fingers, R ERA: 2.76	2.1	S	8	2	0	0	2	0	0	0	0	0	0	12	12	0.00	0.857										







Batter	1	2	3	4	5	6	7	8	9	AB	R	H	RBI	BB	SO	LOB	TOP					
Gene Richards, L (1, 7) OBP: 0.359, SLG: 0.369										4	0	0	0	0	3	1	<p><b>San Diego Padres @ Montreal Expos</b> Olympic Stadium, Montreal, QB Fri Aug 22 1980, 7:05 PM EDT Att: 26,443 - Unknown</p>					
Luis Salazar, R (1, 8) OBP: 0.583, SLG: 0.636										3	1	1	0	1	0	0						
Dave Winfield, R (1, 9) OBP: 0.366, SLG: 0.449										4	1	2	1	0	0	1						
Willie Montanez, L (1, 3) OBP: 0.320, SLG: 0.355										3	0	0	0	1	0	2						
Craig Stimpac, R (1, 5) OBP: 0.231, SLG: 0.280										4	0	0	0	0	0	2						
Gene Tenace, R (1, 2) OBP: 0.384, SLG: 0.366										4	0	2	0	0	0	1						
Dave Cash, R (1, 4) OBP: 0.282, SLG: 0.272										3	0	1	0	1	0	1						
Chuck Baker, R (1, 6) OBP: 0.125, SLG: 0.125										3	0	1	0	0	1	1						
Jerry Mumphrey, S (9, PH) OBP: 0.322, SLG: 0.335										1	0	0	0	0	1	2						
Randy Jones, R (1, 1) OBP: 0.106, SLG: 0.067										1	0	0	0	0	1	0						
Eric Rasmussen, R (4, 1) OBP: 0.131, SLG: 0.222										0	0	0	0	0	0	0						
Broderick Perkins, L (8, PH) OBP: 0.500, SLG: 0.500										1	0	0	0	0	0	0						
Mike Armstrong, R (8, 1) OBP: 0.322, SLG: 0.335										0	0	0	0	0	0	0						
<b>Inning Stats</b>	R: 1 E: 0 K: 1 S: 7	H: 2 LOB: 1 BB: 0 P: 7	R: 0 E: 0 K: 1 S: 5	H: 1 LOB: 0 BB: 0 P: 5	R: 0 E: 0 K: 2 S: 7	H: 0 LOB: 1 BB: 1 P: 11	R: 0 E: 0 K: 0 S: 2	H: 0 LOB: 0 BB: 1 P: 6	R: 0 E: 0 K: 1 S: 6	H: 1 LOB: 1 BB: 0 P: 6	R: 0 E: 0 K: 0 S: 3	H: 0 LOB: 0 BB: 0 P: 3	R: 0 E: 0 K: 0 S: 3	H: 0 LOB: 1 BB: 1 P: 7	R: 0 E: 0 K: 0 S: 3	H: 0 LOB: 0 BB: 0 P: 3	R: 1 E: 0 K: 1 S: 8	H: 3 LOB: 2 BB: 0 P: 8	1B: 6 2B: 0 3B: 0 HR: 1	SF: 0 SAC: 1 DP: 1 HBP: 0	WP: 0 PB: 0 SB: 0 CS: 1	PA: 35
<b>PITCHER</b> Fred Norman, L (1, 1) ERA: 3.9	IP: 9.0 WLS: W BF: 35 H: 7 R: 2 ER: 2 SO: 6 BB: 3 IBB: 0 HBP: 0 BLK: 1 WP: 0 HR: 1 S: 44 P: 56 ERA: 2.00 WHIP: 1.111															<b>PITCHER</b>	IP: 9.0 WLS: W BF: 35 H: 7 R: 2 ER: 2 SO: 6 BB: 3 IBB: 0 HBP: 0 BLK: 1 WP: 0 HR: 1 S: 44 P: 56 ERA: 2.00 WHIP: 1.111					

Batter	1	2	3	4	5	6	7	8	9	AB	R	H	RBI	BB	SO	LOB	BOTTOM					
Ron LeFlore, R (1, 7) OBP: 0.333, SLG: 0.352										5	1	1	1	0	0	3	<p><b>San Diego Padres @ Montreal Expos</b> Olympic Stadium, Montreal, QB Fri Aug 22 1980, 7:05 PM EDT Att: 26,443 - Unknown</p>					
Rodney Scott, S (1, 4) OBP: 0.317, SLG: 0.306										3	1	2	0	2	0	1						
Larry Parrish, R (1, 5) OBP: 0.330, SLG: 0.472										5	1	1	2	0	0	4						
Andre Dawson, R (1, 8) OBP: 0.362, SLG: 0.477										5	1	1	1	0	0	2						
Gary Carter, R (1, 2) OBP: 0.312, SLG: 0.461										4	0	1	0	0	0	1						
Warren Cromartie, L (1, 3) OBP: 0.353, SLG: 0.439										3	1	3	1	1	0	0						
Jerry White, S (1, 9) OBP: 0.348, SLG: 0.445										2	0	0	0	2	0	4						
Chris Speier, R (1, 6) OBP: 0.322, SLG: 0.297										4	1	2	1	0	0	2						
Fred Norman, S (1, 1) OBP: 0.063, SLG: 0.063										3	0	1	0	0	0	2						
<b>Inning Stats</b>	R: 0 E: 0 K: 0 S: 3	H: 0 LOB: 1 BB: 1 P: 7	R: 1 E: 0 K: 0 S: 5	H: 2 LOB: 2 BB: 1 P: 9	R: 0 E: 0 K: 0 S: 5	H: 2 LOB: 3 BB: 1 P: 9	R: 5 E: 0 K: 0 S: 9	H: 6 LOB: 2 BB: 1 P: 13	R: 0 E: 0 K: 0 S: 4	H: 1 LOB: 1 BB: 0 P: 4	R: 0 E: 0 K: 0 S: 4	H: 1 LOB: 0 BB: 0 P: 4	R: 0 E: 0 K: 0 S: 3	H: 0 LOB: 0 BB: 0 P: 3	R: 0 E: 0 K: 0 S: 2	H: 0 LOB: 0 BB: 1 P: 6		R: 0 E: 0 K: 0 S: 2	H: 0 LOB: 0 BB: 0 P: 6	1B: 8 2B: 4 3B: 0 HR: 0	SF: 0 SAC: 1 DP: 0 HBP: 0	WP: 0 PB: 0 SB: 5 CS: 1
<b>PITCHER</b> Randy Jones, L (1, 1) ERA: 3.91	IP: 3.1 WLS: L BF: 21 H: 8 R: 5 ER: 5 SO: 0 BB: 3 IBB: 0 HBP: 0 BLK: 0 WP: 0 HR: 0 S: 18 P: 30 ERA: 13.50 WHIP: 3.300															<b>PITCHER</b>	IP: 3.1 WLS: L BF: 21 H: 8 R: 5 ER: 5 SO: 0 BB: 3 IBB: 0 HBP: 0 BLK: 0 WP: 0 HR: 0 S: 18 P: 30 ERA: 13.50 WHIP: 3.300					
<b>PITCHER</b> Eric Rasmussen, R (4, 1) ERA: 4.6	IP: 3.2 WLS: L BF: 16 H: 4 R: 1 ER: 1 SO: 0 BB: 1 IBB: 0 HBP: 0 BLK: 0 WP: 0 HR: 0 S: 15 P: 19 ERA: 2.46 WHIP: 1.364															<b>PITCHER</b>	IP: 3.2 WLS: L BF: 16 H: 4 R: 1 ER: 1 SO: 0 BB: 1 IBB: 0 HBP: 0 BLK: 0 WP: 0 HR: 0 S: 15 P: 19 ERA: 2.46 WHIP: 1.364					
<b>PITCHER</b> Mike Armstrong, R (8, 1) ERA: 7.04	IP: 1.0 WLS: L BF: 3 H: 0 R: 0 ER: 0 SO: 0 BB: 0 IBB: 0 HBP: 0 BLK: 0 WP: 0 HR: 0 S: 2 P: 6 ERA: 0.00 WHIP: 1.000															<b>PITCHER</b>	IP: 1.0 WLS: L BF: 3 H: 0 R: 0 ER: 0 SO: 0 BB: 0 IBB: 0 HBP: 0 BLK: 0 WP: 0 HR: 0 S: 2 P: 6 ERA: 0.00 WHIP: 1.000					



Batter	1	2	3	4	5	6	7	8	9	AB	R	H	RBI	BB	SO	LOB	TOP					
Gene Richards, L (1,7) OBP: 0.359, SLG: 0.370										4	0	1	0	0	1	1	<b>San Diego Padres @ Montreal Expos</b> Olympic Stadium, Montreal, QB Sat Aug 23 1980, 7:05 PM EDT Att: 41,354 - Unknown					
Ozzie Smith, S (1,6) OBP: 0.320, SLG: 0.278										4	0	1	0	0	2	2						
Dave Winfield, R (1,9) OBP: 0.365, SLG: 0.446										3	0	0	0	1	1	1						
Willie Montanez, L (1,3)										4	0	3	0	0	0	0						
Jerry Mumphrey, S (1,8) OBP: 0.319, SLG: 0.332										4	0	0	0	0	1	4						
Luis Salazar, R (1,5) OBP: 0.596, SLG: 0.583										2	0	0	0	1	0	2						
Gene Tenace, R (9, PH) OBP: 0.383, SLG: 0.364										1	0	0	0	0	0	2						
Bill Fahey, L (1,2) OBP: 0.293, SLG: 0.261										3	0	1	0	0	0	1						
Dave Cash, R (1,4) OBP: 0.282, SLG: 0.275										3	0	1	0	0	0	2						
Steve Mura, R (1,1) OBP: 0.212, SLG: 0.167										2	0	0	0	0	0	0						
Broderick Perkins, L (8, PH) OBP: 0.455, SLG: 0.444										1	0	0	0	0	1	1						
Gary Lucas, L (8,1) OBP: 0.226, SLG: 0.200										0	0	0	0	0	0	0						
<b>Inning Stats</b>	R: 0 E: 0 K: 0 S: 3	H: 1 LOB: 0 BB: 0 P: 3	R: 0 E: 0 K: 0 S: 4	H: 1 LOB: 2 BB: 1 P: 8	R: 0 E: 0 K: 2 S: 7	H: 0 LOB: 0 BB: 0 P: 7	R: 0 E: 0 K: 1 S: 6	H: 1 LOB: 1 BB: 0 P: 6	R: 0 E: 0 K: 0 S: 3	H: 0 LOB: 0 BB: 0 P: 3	R: 0 E: 0 K: 0 S: 3	H: 1 LOB: 0 BB: 0 P: 3	R: 0 E: 0 K: 0 S: 4	H: 1 LOB: 1 BB: 0 P: 4	R: 0 E: 0 K: 2 S: 8	H: 1 LOB: 1 BB: 0 P: 8	R: 0 E: 0 K: 1 S: 5	H: 1 LOB: 1 BB: 1 P: 9	1B: 5 2B: 2 3B: 0 HR: 0	SF: 0 SAC: 0 DP: 2 HBP: 0	WP: 0 PB: 0 SB: 1 CS: 1	PA: 33
<b>PITCHER</b>	IP WLS BF H R ER SO BB IBB HBP BLK WP HR S P ERA WHIP																					
Bill Gullickson, R (1,1) ERA: 3.49	8.0 W 30 6 0 0 5 2 0 0 0 0 0 0 0 38 46 0.00 1.000																					
John D'Acquisto, R (9,1) ERA: 3.61	1.0 S 3 1 0 0 1 0 0 0 0 0 0 0 0 5 5 0.00 1.000																					

Batter	1	2	3	4	5	6	7	8	9	AB	R	H	RBI	BB	SO	LOB	BOTTOM			
Ron LeFlore, R (1,7) OBP: 0.334, SLG: 0.351										3	1	1	1	1	1	0	<b>San Diego Padres @ Montreal Expos</b> Olympic Stadium, Montreal, QB Sat Aug 23 1980, 7:05 PM EDT Att: 41,354 - Unknown			
Jerry White, S (8,7) OBP: 0.348, SLG: 0.445										4	0	2	0	0	0	0				
Rodney Scott, S (1,4) OBP: 0.318, SLG: 0.308										2	0	2	1	2	0	0				
Rowland Office, L (1,9) OBP: 0.360, SLG: 0.450										4	0	0	0	0	1	6				
Andre Dawson, R (1,8) OBP: 0.359, SLG: 0.473										3	0	0	0	1	1	2				
Larry Parrish, R (1,5) OBP: 0.329, SLG: 0.468										4	0	0	0	0	0	1				
Warren Cromartie, L (1,3) OBP: 0.350, SLG: 0.436										3	0	0	0	1	0	1				
Gary Carter, R (1,2) OBP: 0.311, SLG: 0.458										3	0	0	0	1	0	1				
Chris Speier, R (1,6) OBP: 0.328, SLG: 0.302										2	1	1	0	2	1	0				
Bill Gullickson, R (1,1) OBP: 0.167, SLG: 0.130										3	0	0	0	0	1	4				
John D'Acquisto, R (9,1) ERA: 3.62										0	0	0	0	0	0	0				
<b>Inning Stats</b>	R: 0 E: 0 K: 0 S: 4	H: 1 LOB: 1 BB: 0 P: 4	R: 0 E: 0 K: 0 S: 3	H: 0 LOB: 2 BB: 2 P: 11	R: 0 E: 0 K: 2 S: 7	H: 0 LOB: 0 BB: 1 P: 11	R: 0 E: 0 K: 0 S: 3	H: 0 LOB: 0 BB: 0 P: 3	R: 2 E: 0 K: 0 S: 7	H: 4 LOB: 2 BB: 0 P: 7	R: 0 E: 0 K: 1 S: 5	H: 0 LOB: 0 BB: 0 P: 5	R: 0 E: 0 K: 0 S: 3	H: 1 LOB: 2 BB: 2 P: 11	R: 0 E: 0 K: 2 S: 7	H: 0 LOB: 2 BB: 2 P: 15	1B: 5 2B: 1 3B: 0 HR: 0	SF: 0 SAC: 1 DP: 0 HBP: 0	WP: 0 PB: 0 SB: 4 CS: 1	PA: 36
<b>PITCHER</b>	IP WLS BF H R ER SO BB IBB HBP BLK WP HR S P ERA WHIP																			
Steve Mura, R (1,1) ERA: 4.09	7.0 L 31 6 2 2 3 4 1 0 0 0 0 0 0 32 52 2.57 1.429																			
Gary Lucas, L (8,1) ERA: 3.62	1.0 5 0 0 0 2 1 1 0 0 0 0 0 0 7 15 0.00 1.000																			













Batter	1	2	3	4	5	6	7	8	9	AB	R	H	RBI	BB	SO	LOB	TOP				
Gene Richards, L (1.7) OBP: 0.360, SLG: 0.376										5	0	2	0	0	2	3					
Ozzie Smith, S (1.6) OBP: 0.319, SLG: 0.277										5	0	0	0	0	1	4					
Dave Winfield, R (1.9) OBP: 0.371, SLG: 0.460										4	1	1	1	1	0	1					
Broderick Perkins, L (1.3) OBP: 0.471, SLG: 0.429										4	1	2	0	0	0	0					
Jerry Mumphrey, S (1.8) OBP: 0.332, SLG: 0.358										4	1	3	1	0	0	1					
Luis Salazar, R (1.5) OBP: 0.523, SLG: 0.564										4	1	1	0	0	0	3					
Gene Tenace, R (1.2) OBP: 0.384, SLG: 0.380										2	0	0	1	1	0	1					
Tim Flannery, L (1.4) OBP: 0.284, SLG: 0.285										2	0	1	0	0	0	2					
Willie Montanez, L (7.7, PH) OBP: 0.326, SLG: 0.357										1	0	1	0	0	0	0					
Dave Cash, R (7.4) OBP: 0.281, SLG: 0.273										1	0	0	0	0	0	0					
Rick Wise, R (1.1) OBP: 0.188, SLG: 0.213										3	0	2	1	0	0	1					
Rollie Fingers, R (7.1) OBP: 0.267, SLG: 0.467										1	0	0	0	0	1	0					
<b>Inning Stats</b>	R: 0 E: 0 K: 1 S: 5	H: 1 LOB: 0 BB: 0 P: 5	R: 0 E: 0 K: 0 S: 3	H: 1 LOB: 0 BB: 0 P: 3	R: 0 E: 0 K: 0 S: 3	H: 1 LOB: 0 BB: 0 P: 3	R: 0 E: 0 K: 1 S: 5	H: 0 LOB: 0 BB: 0 P: 5	R: 0 E: 0 K: 0 S: 4	H: 1 LOB: 2 BB: 1 P: 8	R: 3 E: 1 K: 1 S: 10	H: 5 LOB: 2 BB: 0 P: 10	R: 1 E: 0 K: 0 S: 5	H: 2 LOB: 1 BB: 0 P: 5	R: 0 E: 0 K: 1 S: 6	H: 1 LOB: 1 BB: 0 P: 6	1B: 9 2B: 3 3B: 0 HR: 1	SF: 1 SAC: 0 DP: 1 HBP: 0	WP: 0 PB: 0 SB: 2 CS: 1	PA: 38	
<b>PITCHER</b>	IP	WLS	BF	H	R	ER	SO	BB	IBB	HBP	BLK	WP	HR	S	P	ERA	WHIP				
Ray Burris, R (1.1) ERA: 3.55	6.1	L	27	10	3	3	2	1	0	0	0	0	0	30	34	4.26	1.737				
Roy Lee Jackson, R (7.1) ERA: 4.5	0.2		2	0	0	0	1	0	0	0	0	0	0	4	4	0.00	0.000				
Dyar Miller, R (8.1) ERA: 2.05	2.0		9	3	1	1	1	0	0	0	0	0	1	11	11	4.50	1.500				

San Diego Padres @ New York Mets  
Shea Stadium, Flushing, NY  
Wed Aug 27 1980, 7:05 PM EDT  
Att: 16,612 - Unknown

AB 36  
R 4  
H 13  
RBI 4  
BB 1  
SO 4  
LOB 16



Batter	1	2	3	4	5	6	7	8	9	AB	R	H	RBI	BB	SO	LOB	BOTTOM					
Frank Taveras, R (1.6) OBP: 0.316, SLG: 0.333										5	0	1	0	0	1	1						
Elliott Maddox, R (1.5) OBP: 0.337, SLG: 0.334										5	1	1	0	0	0	3						
Lee Mazzilli, S (1.8) OBP: 0.376, SLG: 0.456										4	0	3	0	0	1	0						
Claudell Washington, L (1.9) OBP: 0.348, SLG: 0.488										3	0	0	0	1	1	2						
Steve Henderson, R (1.7) OBP: 0.370, SLG: 0.417										4	0	2	0	0	0	2						
Mike Jorgensen, L (1.3) OBP: 0.352, SLG: 0.373										3	0	0	0	1	1	3						
Alex Trevino, R (1.2) OBP: 0.291, SLG: 0.284										4	0	1	0	0	0	5						
Bill Almon, R (1.4) OBP: 0.277, SLG: 0.318										4	0	2	0	0	0	0						
Ray Burris, R (1.1) OBP: 0.100, SLG: 0.100										2	0	0	0	0	1	2						
Roy Lee Jackson, R (7.1) OBP: 0.143, SLG: 0.286										0	0	0	0	0	0	0						
Jose Moreno, S (7.7, PH) OBP: 0.200, SLG: 0.455										1	0	0	0	0	1	1						
Dyar Miller, R (8.1) OBP: 0.348, SLG: 0.387										0	0	0	0	0	0	0						
Joel Youngblood, R (8.7, PH) OBP: 0.348, SLG: 0.387										1	0	1	0	0	0	0						
<b>Inning Stats</b>	R: 0 E: 0 K: 0 S: 4	H: 1 LOB: 1 BB: 0 P: 4	R: 0 E: 0 K: 1 S: 5	H: 1 LOB: 0 BB: 0 P: 5	R: 0 E: 0 K: 2 S: 7	H: 0 LOB: 0 BB: 0 P: 7	R: 0 E: 0 K: 2 S: 7	H: 0 LOB: 0 BB: 0 P: 7	R: 0 E: 0 K: 0 S: 5	H: 2 LOB: 2 BB: 0 P: 5	R: 1 E: 0 K: 0 S: 5	H: 2 LOB: 3 BB: 2 P: 13	R: 0 E: 0 K: 1 S: 6	H: 2 LOB: 1 BB: 0 P: 6	R: 0 E: 0 K: 0 S: 5	H: 2 LOB: 2 BB: 0 P: 5	R: 0 E: 0 K: 0 S: 4	H: 1 LOB: 1 BB: 0 P: 4	1B: 11 2B: 0 3B: 0 HR: 0	SF: 0 SAC: 0 DP: 0 HBP: 0	WP: 0 PB: 1 SB: 0 CS: 2	PA: 38
<b>PITCHER</b>	IP	WLS	BF	H	R	ER	SO	BB	IBB	HBP	BLK	WP	HR	S	P	ERA	WHIP					
Rick Wise, R (1.1) ERA: 3.37	6.1	W	28	8	1	1	6	1	0	0	1	0	0	10	10	0.00	1.125					
Rollie Fingers, R (7.1) ERA: 2.67	2.2	S	10	3	0	0	0	0	0	0	0	0	0	10	10	0.00	1.125					

San Diego Padres @ New York Mets  
Shea Stadium, Flushing, NY  
Wed Aug 27 1980, 7:05 PM EDT  
Att: 16,612 - Unknown

AB 36  
R 1  
H 11  
RBI 0  
BB 2  
SO 6  
LOB 19









Batter	1	2	3	4	5	6	7	8	9	AB	R	H	RBI	BB	SO	LOB	TOP		
Lonnie Smith, R OBP: 0.395, SLG: 0.473 (1, 9)										3	0	1	0	2	1	0	Philadelphia Phillies @ San Diego Padres San Diego Stadium, San Diego, CA Sat Aug 30 1980, 10:05 PM EDT Unknown		
Pete Rose, S OBP: 0.568, SLG: 0.377 Del Unser, L OBP: 0.333, SLG: 0.378 (1, 3) (8, 3)										5	0	1	1	0	0	4			
Mike Schmidt, R OBP: 0.387, SLG: 0.616 (1, 5)										4	1	2	0	1	1	3			
Greg Luzinski, R OBP: 0.370, SLG: 0.489 Greg Gross, L OBP: 0.344, SLG: 0.323 (1, 7) (6, PR) (6, 7)										3	0	2	1	0	0	1			
Manny Trillo, R OBP: 0.364, SLG: 0.453 (1, 4)											5	1	1	0	0	1			
Gary Maddox, R OBP: 0.277, SLG: 0.391 (1, 8)										4	1	0	0	1	1	0			
Larry Bowa, S OBP: 0.285, SLG: 0.324 (1, 6)										4	1	2	0	0	0	3			
Bob Boone, R OBP: 0.307, SLG: 0.358 (1, 2)										3	1	2	2	1	0	1			
Dick Ruthven, R OBP: 0.236, SLG: 0.302 (1, 1)										3	0	1	2	0	2	2			
<b>Inning Stats</b>	R: 0 E: 0 K: 1 S: 6	H: 1 LOB: 1 BB: 0 P: 6	R: 1 E: 0 K: 1 S: 7	H: 2 LOB: 1 BB: 0 P: 7	R: 1 E: 0 K: 0 S: 5	H: 2 LOB: 1 BB: 0 P: 5	R: 0 E: 0 K: 1 S: 6	H: 1 LOB: 1 BB: 0 P: 6	R: 0 E: 0 K: 0 S: 3	H: 2 LOB: 0 BB: 0 P: 3	R: 0 E: 0 K: 0 S: 3	H: 0 LOB: 0 BB: 0 P: 5	R: 0 E: 0 K: 1 S: 6	H: 1 LOB: 2 BB: 1 P: 10	R: 0 E: 0 K: 0 S: 3	H: 0 LOB: 0 BB: 0 P: 3	1B: 8 2B: 4 3B: 0 HR: 0	SF: 0 SAC: 1 DP: 0 HBP: 0	WP: 0 PA: 42 PB: 0 SB: 0 CS: 2
<b>PITCHER</b>	IP WLS BF H R ER SO BB IBB HBP BLK WP HR S P ERA WHIP																		
Bob Shirley, L ERA: 3.7 (1, 1)	5.0 L 24 10 5 5 3 1 0 0 0 0 0 0 29 33 9.00 2.200																		
Mike Armstrong, R ERA: 4.73 (6, 1)	0.1 4 1 0 0 0 2 0 0 0 0 0 0 2 10 0.00 9.000																		
Dennis Kinney, L ERA: 3.84 (6, 1)	2.2 11 1 1 1 2 1 1 0 0 0 0 0 13 21 3.38 0.750																		
Eric Rasmussen, R ERA: 4.86 (9, 1)	1.0 3 0 0 0 0 0 0 0 0 0 0 0 3 3 0.00 0.000																		

Batter	1	2	3	4	5	6	7	8	9	AB	R	H	RBI	BB	SO	LOB	BOTTOM				
Gene Richards, L OBP: 0.360, SLG: 0.377 (1, 7)										4	1	2	0	0	0	1	Philadelphia Phillies @ San Diego Padres San Diego Stadium, San Diego, CA Sat Aug 30 1980, 10:05 PM EDT Unknown				
Luis Salazar, R OBP: 0.490, SLG: 0.511 (1, 5)										3	0	0	0	0	1	4					
Dave Winfield, R OBP: 0.370, SLG: 0.463 (1, 9)										4	0	1	1	0	0	2					
Willie Montanez, L OBP: 0.326, SLG: 0.356 (1, 3)										4	0	1	0	0	0	1					
Jerry Mumphrey, S OBP: 0.329, SLG: 0.353 (1, 8)											4	0	1	0	0	2					
Bill Fahey, L OBP: 0.292, SLG: 0.260 (1, 2)										4	0	1	0	0	0	2					
Ozzie Smith, S OBP: 0.317, SLG: 0.274 Chuck Baker, R OBP: 0.125, SLG: 0.125 (1, 6) (9, 6)										2	0	0	0	0	0	2					
Dave Cash, R OBP: 0.281, SLG: 0.273 (1, 4)										3	0	1	0	0	2	1					
Bob Shirley, R (1, 1)										1	0	0	0	0	0	1					
Mike Armstrong, R (6, 1)										0	0	0	0	0	0	0					
Dennis Kinney, L OBP: 0.083 (6, 1)										0	0	0	0	0	0	0					
Broderick Perkins, L OBP: 0.526, SLG: 0.563 (8, PH)										1	0	1	0	0	0	0					
Eric Rasmussen, R OBP: 0.111, SLG: 0.222 (9, 1)										0	0	0	0	0	0	0					
<b>Inning Stats</b>	R: 1 E: 0 K: 0 S: 4	H: 1 LOB: 0 BB: 0 P: 4	R: 0 E: 0 K: 0 S: 3	H: 1 LOB: 0 BB: 0 P: 3	R: 0 E: 1 K: 0 S: 4	H: 1 LOB: 1 BB: 0 P: 4	R: 0 E: 0 K: 0 S: 4	H: 1 LOB: 1 BB: 0 P: 4	R: 0 E: 0 K: 1 S: 4	H: 0 LOB: 0 BB: 0 P: 5	R: 0 E: 0 K: 0 S: 3	H: 0 LOB: 0 BB: 0 P: 3	R: 0 E: 0 K: 0 S: 4	H: 1 LOB: 1 BB: 0 P: 4	R: 0 E: 0 K: 2 S: 9	H: 2 LOB: 2 BB: 0 P: 9	R: 0 E: 0 K: 0 S: 3	H: 1 LOB: 0 BB: 0 P: 3	1B: 6 2B: 2 3B: 1 HR: 0	SF: 0 SAC: 2 DP: 3 HBP: 1	WP: 0 PA: 34 PB: 0 SB: 0 CS: 1
<b>PITCHER</b>	IP WLS BF H R ER SO BB IBB HBP BLK WP HR S P ERA WHIP																				
Dick Ruthven, R ERA: 3.53 (1, 1)	9.0 W 33 8 1 1 3 0 0 1 0 0 0 0 38 39 1.00 0.889																				



Batter	1	2	3	4	5	6	7	8	9	AB	R	H	RBI	BB	SO	LOB	TOP			
Lonnie Smith, R OBP: 0.393, SLG: 0.470	5-3		1B		L1			F9		4	0	1	0	0	0	0	Philadelphia Phillies @ San Diego Padres San Diego Stadium, San Diego, CA Sat Aug 30 1980, 10:05 PM EDT Att: 13,209 - Unknown			
Pete Rose, S OBP: 0.369, SLG: 0.376	BB		1B		1-3			L8		3	0	1	1	1	0					
Mike Schmidt, R OBP: 0.384, SLG: 0.610	F8		K			B1			6-3	4	0	0	0	0	1	3				
Greg Luzinski, R OBP: 0.366, SLG: 0.482	P4		FC4			F7			F8	4	0	0	0	0	0	3				
Keith Moreland, R OBP: 0.357, SLG: 0.475		F7			F7				6-3	4	0	0	0	0	0	0				
Gary Maddox, R OBP: 0.276, SLG: 0.388		6-3			6-3					3	0	0	0	0	1	0				
Manny Trillo, R OBP: 0.364, SLG: 0.453		5-3				6-3				3	0	1	0	0	0	0				
Larry Bowa, S OBP: 0.283, SLG: 0.322			F4		F7					3	0	0	0	0	0	1				
Nino Espinosa, R OBP: 0.125, SLG: 0.167										2	1	1	0	0	1	0				
Dickie Noles, R OBP: 0.333, SLG: 0.333			1B					F4		0	0	0	0	0	0	0				
Ramon Aviles, R OBP: 0.347, SLG: 0.369			1B							1	0	0	0	0	0	0				
Warren Brusstar, R OBP: 0.347, SLG: 0.369			2B							0	0	0	0	0	0	0				
<b>Inning Stats</b>	R: 0 E: 0 K: 0 S: 3	H: 0 LOB: 1 BB: 1 P: 7	R: 0 E: 0 K: 0 S: 3	H: 0 LOB: 0 BB: 0 P: 3	R: 1 E: 1 K: 1 S: 8	H: 3 LOB: 2 BB: 0 P: 8	R: 0 E: 0 K: 0 S: 4	H: 1 LOB: 1 BB: 0 P: 4	R: 0 E: 0 K: 1 S: 5	H: 0 LOB: 0 BB: 0 P: 5	R: 0 E: 0 K: 0 S: 3	H: 0 LOB: 0 BB: 0 P: 3	R: 0 E: 0 K: 1 S: 5	H: 0 LOB: 0 BB: 0 P: 5	R: 0 E: 0 K: 0 S: 3	H: 0 LOB: 0 BB: 0 P: 3	1B: 3 2B: 1 3B: 0 HR: 0	SF: 0 SAC: 0 DP: 0 HBP: 0	WP: 0 PB: 0 SB: 0 CS: 0	PA: 32
<b>PITCHER</b> John Curtis, L ERA: 3.85	IP: 9.0 WLS: W BF: 32 H: 4 R: 1 ER: 1 SO: 3 BB: 1 IBB: 0 HBP: 0 BLK: 0 WP: 0 HR: 0 S: 37 P: 41 ERA: 1.00 WHIP: 0.556																			


Batter	1	2	3	4	5	6	7	8	9	AB	R	H	RBI	BB	SO	LOB	BOTTOM			
Gene Richards, L OBP: 0.358, SLG: 0.375	4-3		F8			4-3		K		5	1	1	0	0	1	1	Philadelphia Phillies @ San Diego Padres San Diego Stadium, San Diego, CA Sat Aug 30 1980, 10:05 PM EDT Att: 13,209 - Unknown			
Luis Salazar, R OBP: 0.509, SLG: 0.531	1B		1-3		1B					4	2	3	1	0	0	0				
Dave Winfield, R OBP: 0.371, SLG: 0.463	F3		1B		1B			K		4	2	2	0	0	1	2				
Broderick Perkins, L OBP: 0.609, SLG: 0.632	1B		1B		1B					3	0	3	3	1	0	0				
Jerry Mumphrey, S OBP: 0.328, SLG: 0.351	L6		4-3		1B			K		3	0	0	0	1	1	4				
Gene Tenace, R OBP: 0.384, SLG: 0.372		P5			P4			F3		3	0	0	1	1	0	2				
Tim Flannery, L OBP: 0.275, SLG: 0.275		F7			G3			F8		4	0	0	0	0	0	3				
Chuck Baker, R OBP: 0.083, SLG: 0.083		E6			6-3			K		4	0	0	0	0	1	0				
John Curtis, L OBP: 0.184, SLG: 0.170		1-3			G3			1B		4	0	1	0	0	0	1				
<b>Inning Stats</b>	R: 1 E: 0 K: 0 S: 5	H: 2 LOB: 1 BB: 0 P: 5	R: 0 E: 1 K: 0 S: 4	H: 0 LOB: 1 BB: 0 P: 4	R: 1 E: 0 K: 0 S: 5	H: 2 LOB: 1 BB: 0 P: 5	R: 0 E: 0 K: 0 S: 3	H: 0 LOB: 0 BB: 0 P: 3	R: 3 E: 0 K: 0 S: 6	H: 4 LOB: 2 BB: 2 P: 14	R: 0 E: 0 K: 2 S: 8	H: 1 LOB: 2 BB: 1 P: 12	R: 0 E: 0 K: 2 S: 8	H: 1 LOB: 1 BB: 0 P: 8	R: 0 E: 0 K: 2 S: 8	H: 1 LOB: 1 BB: 0 P: 8		1B: 10 2B: 0 3B: 0 HR: 0	SF: 0 SAC: 0 DP: 1 HBP: 0	WP: 0 PB: 0 SB: 5 CS: 0
<b>PITCHER</b> Nino Espinosa, R ERA: 4.15 Dickie Noles, R ERA: 3.66 Warren Brusstar, R ERA: 3.13	IP: 4.1 WLS: L BF: 11 H: 1 R: 0 ER: 0 SO: 2 BB: 2 IBB: 0 HBP: 0 BLK: 0 WP: 0 HR: 0 S: 12 P: 24 ERA: 0.00 WHIP: 1.125																			



Batter	1	2	3	4	5	6	7	8	9	AB	R	H	RBI	BB	SO	LOB	TOP										
<b>Lonnie Smith, R</b> OBP: 0.391, SLG: 0.464 (1, 7)	4-3		BB				6-3										3 0 0 0 1 1 0										
<b>Pete Rose, S</b> OBP: 0.366, SLG: 0.375 (1, 3)	4-3		F8														4 0 1 0 0 1 2										
<b>Mike Schmidt, R</b> OBP: 0.385, SLG: 0.608 (1, 5)	K																3 2 1 0 1 1 0										
<b>Bake McBride, L</b> OBP: 0.339, SLG: 0.467 (1, 9)																	3 1 2 0 1 0 0										
<b>Keith Moreland, R</b> OBP: 0.361, SLG: 0.472 (1, 2)																	3 0 1 1 1 0 1										
<b>Gary Maddox, R</b> OBP: 0.273, SLG: 0.385 (1, 8)																	4 0 0 1 0 1 3										
<b>Manny Trillo, R</b> OBP: 0.363, SLG: 0.450 (1, 4)																	4 0 1 0 0 0 1										
<b>Larry Bowa, S</b> OBP: 0.285, SLG: 0.322 (1, 6)																	3 0 1 0 1 0 1										
<b>Bob Walk, R</b> OBP: 0.261, SLG: 0.195 (1, 1)																	3 0 0 0 0 0 3										
<b>Ron Reed, R</b> OBP: 0.250, SLG: 0.375 (6, 1)																	0 0 0 0 0 0 0										
<b>Randy Lerch, L</b> OBP: 0.354, SLG: 0.326 (8, 1)																	0 0 0 0 0 0 0										
<b>George Vukovich, L</b> (9, PH) OBP: 0.306, SLG: 0.295 (9, PH)																	1 0 0 0 0 0 0										
<b>Inning Stats</b>	R: 0 E: 0 K: 1 S: 5	H: 0 LOB: 0 BB: 0 P: 5	R: 0 E: 0 K: 0 S: 3	H: 1 LOB: 0 BB: 0 P: 3	R: 0 E: 1 K: 0 S: 4	H: 1 LOB: 2 BB: 1 P: 8	R: 2 E: 0 K: 0 S: 4	H: 1 LOB: 2 BB: 3 P: 16	R: 1 E: 0 K: 0 S: 5	H: 3 LOB: 2 BB: 1 P: 9	R: 0 E: 0 K: 2 S: 7	H: 1 LOB: 0 BB: 0 P: 7	R: 0 E: 0 K: 1 S: 5	H: 0 LOB: 0 BB: 0 P: 5	R: 0 E: 0 K: 0 S: 3	H: 0 LOB: 0 BB: 0 P: 3	1B: 7 2B: 0 3B: 0 HR: 0	SF: 0 SAC: 0 DP: 2 HBP: 0	WP: 1 PB: 0 CS: 2 SB: 1	PA: 36							
<b>PITCHER</b>	IP	WLS	BF	H	R	ER	SO	BB	IBB	HBP	BLK	WP	HR	S	P	ERA	WHIP										
<b>Juan Eichelberger, R</b> ERA: 3.32 (1, 1)	5.0		24	6	3	3	1	4	1	0	0	1	0	21	41	5.40	2.000										
<b>Gary Lucas, L</b> ERA: 3.49 (6, 1)	1.0	W	3	1	0	0	0	0	0	0	0	0	0	3	3	0.00	1.000										
<b>Rollie Fingers, R</b> ERA: 2.77 (7, 1)	3.0	S	9	0	0	0	3	0	0	0	0	0	0	15	15	0.00	0.000										

Philadelphia Phillies @ San Diego Padres  
San Diego Stadium, San Diego, CA  
Sun Aug 31 1980, 6:33 AM EDT  
Att: 7,815 - Unknown


AB 31  
R 3  
H 7  
RBI 2  
BB 5  
SO 4  
LOB 11



Batter	1	2	3	4	5	6	7	8	9	AB	R	H	RBI	BB	SO	LOB	BOTTOM										
<b>Gene Richards, L</b> OBP: 0.359, SLG: 0.374 (1, 7)																	4 1 1 0 1 1 1										
<b>Luis Salazar, R</b> OBP: 0.500, SLG: 0.556 (1, 5)																	5 3 2 1 0 0 2										
<b>Jerry Mumphrey, S</b> OBP: 0.331, SLG: 0.354 (1, 8)																	5 1 3 2 0 0 1										
<b>Willie Montanez, L</b> OBP: 0.325, SLG: 0.353 (1, 3)																	3 0 0 1 1 0 2										
<b>Broderick Perkins, L</b> OBP: 0.600, SLG: 0.667 (1, 9)																	2 1 1 0 0 0 0										
<b>Gary Lucas, L</b> OBP: 0.270, SLG: 0.194 (6, 1)																	0 0 0 0 0 0 0										
<b>Gene Tenace, R</b> OBP: 0.385, SLG: 0.371 (7, 2)																	1 1 0 0 1 0 1										
<b>Craig Stmac, R</b> OBP: 0.212, SLG: 0.258 (1, 2)																	2 1 1 1 0 0 0										
<b>Rollie Fingers, R</b> OBP: 0.250, SLG: 0.438 (7, 1)																	1 0 0 0 0 0 2										
<b>Ozzie Smith, S</b> OBP: 0.318, SLG: 0.278 (1, 6)																	4 1 2 2 0 0 1										
<b>Tim Flannery, L</b> OBP: 0.270, SLG: 0.270 (1, 4)																	4 0 0 1 0 0 3										
<b>Juan Eichelberger, R</b> OBP: 0.100, SLG: 0.053 (1, 1)																	1 0 0 0 0 1 0										
<b>Dave Winfield, R</b> OBP: 0.370, SLG: 0.462 (6, 9)																	3 1 1 1 0 0 2										
<b>Inning Stats</b>	R: 0 E: 0 K: 0 S: 2	H: 0 LOB: 1 BB: 1 P: 6	R: 0 E: 0 K: 0 S: 3	H: 0 LOB: 0 BB: 0 P: 3	R: 0 E: 0 K: 1 S: 5	H: 0 LOB: 0 BB: 0 P: 5	R: 0 E: 0 K: 0 S: 4	H: 1 LOB: 1 BB: 0 P: 4	R: 1 E: 0 K: 0 S: 5	H: 2 LOB: 1 BB: 0 P: 5	R: 5 E: 1 K: 0 S: 8	H: 3 LOB: 1 BB: 1 P: 12	R: 1 E: 1 K: 0 S: 5	H: 1 LOB: 2 BB: 1 P: 9	R: 3 E: 0 K: 1 S: 9	H: 4 LOB: 1 BB: 0 P: 9	1B: 8 2B: 2 3B: 1 HR: 0	SF: 2 SAC: 0 DP: 0 HBP: 0	WP: 0 PB: 0 CS: 3 SB: 3	PA: 40							
<b>PITCHER</b>	IP	WLS	BF	H	R	ER	SO	BB	IBB	HBP	BLK	WP	HR	S	P	ERA	WHIP										
<b>Bob Walk, R</b> ERA: 4.97 (1, 1)	5.1	L	23	5	5	4	1	2	0	0	0	0	0	23	31	6.75	1.312										
<b>Ron Reed, R</b> ERA: 4.23 (6, 1)	2.1		16	6	5	3	1	0	1	0	0	0	0	17	21	11.57	2.571										
<b>Randy Lerch, L</b> ERA: 4.89 (8, 1)	0.1		1	0	0	0	0	0	0	0	0	0	0	1	1	0.00	0.000										

Philadelphia Phillies @ San Diego Padres  
San Diego Stadium, San Diego, CA  
Sun Aug 31 1980, 6:33 AM EDT  
Att: 7,815 - Unknown

AB 35  
R 10  
H 11  
RBI 9  
BB 3  
SO 2  
LOB 15





Batter	1	2	3	4	5	6	7	8	9	AB	R	H	RBI	BB	SO	LOB	TOP					
Ron LeFlore, R OBP: 0.336, SLG: 0.360 (1, 7)										5	0	2	1	0	1	1	<b>Montreal Expos @ San Diego Padres</b> San Diego Stadium, San Diego, CA Mon Sep 01 1980, 10:05 PM EDT Att: 9,385 - Unknown  <b>AB 30</b> <b>R 5</b> <b>H 10</b> <b>RBI 4</b> <b>BB 3</b> <b>SO 3</b> <b>LOB 13</b>					
Rodney Scott, S OBP: 0.322, SLG: 0.310 (1, 4)										4	1	2	0	0	4							
Rowland Office, L OBP: 0.360, SLG: 0.454 (1, 9)										3	2	2	2	0	0							
Andre Dawson, R OBP: 0.362, SLG: 0.472 (1, 8)										4	1	2	0	0	0							
Gary Carter, R OBP: 0.310, SLG: 0.449 (1, 2)										2	0	1	1	1	0							
Warren Cromartie, L OBP: 0.348, SLG: 0.438 (1, 3)										3	1	0	0	1	0							
Ken Macha, R OBP: 0.368, SLG: 0.389 (1, 5)										3	0	1	0	0	2							
Chris Speier, R OBP: 0.324, SLG: 0.297 (1, 6)										3	0	0	0	1	0							
Scott Sanderson, R OBP: 0.077, SLG: 0.118 (1, 1)										1	0	0	0	0	1							
Willie Montanez, L OBP: 0.324, SLG: 0.353 (7, PH)										1	0	0	0	0	3							
Elias Sosa, R OBP: 0.143, SLG: 0.143 (7, 1)										1	0	0	0	0	1							
Woodie Fryman, R OBP: 0.182, SLG: 0.182 (9, 1)										0	0	0	0	0	0							
<b>Inning Stats</b>	R: 0 E: 0 K: 0 S: 3	H: 1 LOB: 0 BB: 0 P: 3	R: 0 E: 0 K: 0 S: 3	H: 0 LOB: 0 BB: 0 P: 3	R: 0 E: 0 K: 1 S: 6	H: 1 LOB: 1 BB: 0 P: 6	R: 2 E: 0 K: 0 S: 5	H: 3 LOB: 0 BB: 0 P: 5	R: 0 E: 0 K: 1 S: 5	H: 0 LOB: 0 BB: 0 P: 5	R: 1 E: 0 K: 0 S: 4	H: 1 LOB: 0 BB: 0 P: 4	R: 1 E: 0 K: 0 S: 5	H: 2 LOB: 3 BB: 2 P: 13	R: 1 E: 1 K: 0 S: 4	H: 2 LOB: 1 BB: 1 P: 8	R: 0 E: 0 K: 1 S: 5	H: 0 LOB: 0 BB: 0 P: 5	1B: 6 2B: 2 3B: 1 HR: 1	SF: 2 SAC: 2 DP: 1 HBP: 0	WP: 0 PB: 0 SB: 0 CS: 1	PA: 37
<b>PITCHER</b>	IP WLS BF H R ER SO BB IBB HBP BLK WP HR S P ERA WHIP																					
Rick Wise, R ERA: 3.48 (1, 1)	6.1 L 26 7 4 4 2 1 1 0 0 0 0 1 28 36 5.68 1.263																					
Gary Lucas, L ERA: 3.47 (7, 1)	0.2 3 1 0 0 0 0 0 0 0 0 0 0 3 3 0.00 1.500																					
Mike Armstrong, R ERA: 4.73 (8, 1)	0.0 3 2 1 0 0 0 1 0 0 0 0 0 2 6 ∞ ∞																					
Dennis Kinney, L ERA: 3.74 (8, 1)	2.0 5 0 0 0 0 1 0 0 0 0 0 0 7 7 0.00 0.000																					

Batter	1	2	3	4	5	6	7	8	9	AB	R	H	RBI	BB	SO	LOB	BOTTOM					
Gene Richards, L OBP: 0.363, SLG: 0.382 (1, 7)										5	0	4	0	0	0	0	<b>Montreal Expos @ San Diego Padres</b> San Diego Stadium, San Diego, CA Mon Sep 01 1980, 10:05 PM EDT Att: 9,385 - Unknown  <b>AB 38</b> <b>R 3</b> <b>H 12</b> <b>RBI 3</b> <b>BB 1</b> <b>SO 4</b> <b>LOB 20</b>					
Luis Salazar, R OBP: 0.477, SLG: 0.525 (1, 5)										5	0	1	0	0	3							
Dave Winfield, R OBP: 0.371, SLG: 0.463 (1, 9)										4	1	1	0	1	4							
Broderick Perkins, L OBP: 0.567, SLG: 0.654 (1, 3)										5	2	2	0	0	1							
Jerry Mumphrey, S OBP: 0.332, SLG: 0.355 (1, 8)										4	0	2	1	0	0							
Craig Stinac, R OBP: 0.194, SLG: 0.235 (1, 2)										3	0	0	0	0	2							
Ozzie Smith, S OBP: 0.318, SLG: 0.277 (1, 6)										4	0	1	2	0	2							
Tim Flannery, L OBP: 0.270, SLG: 0.270 (1, 4)										4	0	1	0	0	2							
Rick Wise, R OBP: 0.180, SLG: 0.204 (7, 1)										2	0	0	0	0	1							
Gary Lucas, L OBP: 0.219, SLG: 0.194 (7, PH)										0	0	0	0	0	0							
Gene Jansco, R OBP: 0.346, SLG: 0.399 (8, 1)										0	0	0	0	0	0							
Mike Armstrong, R OBP: 0.154, SLG: 0.263 (8, 1)										0	0	0	0	0	0							
Dennis Kinney, L OBP: 0.200, SLG: 0.259 (9, PH)										1	0	0	0	0	0							
<b>Inning Stats</b>	R: 0 E: 0 K: 0 S: 4	H: 1 LOB: 1 BB: 0 P: 4	R: 0 E: 0 K: 1 S: 7	H: 2 LOB: 2 BB: 0 P: 7	R: 0 E: 0 K: 1 S: 6	H: 1 LOB: 1 BB: 0 P: 6	R: 0 E: 0 K: 1 S: 5	H: 0 LOB: 0 BB: 0 P: 5	R: 0 E: 0 K: 0 S: 4	H: 1 LOB: 1 BB: 0 P: 4	R: 2 E: 0 K: 0 S: 5	H: 2 LOB: 1 BB: 1 P: 9	R: 0 E: 0 K: 1 S: 6	H: 1 LOB: 1 BB: 0 P: 6	R: 1 E: 0 K: 0 S: 5	H: 2 LOB: 1 BB: 0 P: 5	R: 0 E: 0 K: 0 S: 5	H: 2 LOB: 2 BB: 0 P: 5	1B: 8 2B: 4 3B: 0 HR: 0	SF: 0 SAC: 1 DP: 0 HBP: 0	WP: 0 PB: 0 SB: 0 CS: 0	PA: 40
<b>PITCHER</b>	IP WLS BF H R ER SO BB IBB HBP BLK WP HR S P ERA WHIP																					
Scott Sanderson, R ERA: 3.24 (1, 1)	6.0 W 26 7 2 2 3 1 0 0 0 0 0 0 31 35 3.00 1.333																					
Elias Sosa, R ERA: 3.19 (7, 1)	2.2 13 5 1 1 1 0 0 0 0 0 0 0 15 15 3.38 1.875																					
Woodie Fryman, L ERA: 2.15 (9, 1)	0.1 S 1 0 0 0 0 0 0 0 0 0 0 0 1 1 0.00 0.000																					



Batter	1	2	3	4	5	6	7	8	9	AB	R	H	RBI	BB	SO	LOB	TOP				
Ron LeFlore, R (1, 7) OBP: 0.337, SLG: 0.358	4-0 CS BB		0-0 F9		4-0 1B 5-3 BB	0-0 5-3		0-0 6-3	3 1 0 0 2 0 3												
Rodney Scott, S (1, 4) OBP: 0.323, SLG: 0.310	4-0 L6-4 1B 1-2 BB		0-0 F9		0-0 5-3 1-3 1B		0-0 1-3	0-3 K	4 0 1 0 1 1 1												
Rowland Office, L (1, 9)	0-0 1-2 1B		0-0 4-3		0-0 L9		0-0 3-1		4 0 1 0 0 0 3												
Andre Dawson, R (1, 8) OBP: 0.361, SLG: 0.470	0-0 L6-4 2-3			0-0 2B 1B	0-0 5-3		0-3 K		4 1 1 1 0 1 3												
Gary Carter, R (1, 2) OBP: 0.307, SLG: 0.445		0-0 F6		0-3 K 1-2	0-0 6-3			0-0 E5	4 0 0 0 0 1 2												
Warren Cromartie, L (1, 3) OBP: 0.347, SLG: 0.436		0-0 F9		0-0 F8		0-0 1B 1B		0-0 B1	4 0 1 0 0 0 2												
Ken Macha, R (1, 5) OBP: 0.373, SLG: 0.404				0-0 2B 2B		0-3 K		0-0 F9	4 0 2 1 0 1 2												
Chris Speier, R (1, 6) OBP: 0.324, SLG: 0.295				4-0 IBB		0-0 F5		0-0 F8	2 0 0 0 1 1 2												
Jerry White, S (8, PH) OBP: 0.342, SLG: 0.417									1 0 0 0 0 0 1												
Woodie Fryman, R (8, 1) OBP: 0.182, SLG: 0.182									0 0 0 0 0 0 0												
Charlie Lea, R (1, 1) OBP: 0.125, SLG: 0.161									3 0 2 0 0 0 2												
Tony Bernazard, S (8, 6) OBP: 0.279, SLG: 0.347				0-0 1B	0-0 1-3		0-0 1-2 1B		1 0 0 0 0 0 0												
<b>Inning Stats</b>	R: 0 E: 0 K: 0 S: 2	H: 1 LOB: 1 BB: 2 P: 10	R: 0 E: 0 K: 1 S: 6	H: 1 LOB: 1 BB: 0 P: 6	R: 0 E: 0 K: 0 S: 4	H: 1 LOB: 2 BB: 0 P: 4	R: 1 E: 0 K: 1 S: 7	H: 2 LOB: 2 BB: 1 P: 11	R: 1 E: 0 K: 0 S: 4	H: 1 LOB: 1 BB: 1 P: 8	R: 0 E: 0 K: 1 S: 5	H: 0 LOB: 0 BB: 0 P: 5	R: 0 E: 1 K: 0 S: 4	H: 0 LOB: 1 BB: 0 P: 4	R: 0 E: 0 K: 1 S: 5	H: 0 LOB: 0 BB: 0 P: 5	1B: 7 2B: 2 3B: 0 HR: 0	SF: 0 SAC: 0 DP: 1 HBP: 0	WP: 0 PB: 0 SB: 2 CS: 1	PA: 38	
<b>PITCHER</b>	IP	WLS	BF	H	R	ER	SO	BB	IBB	HBP	BLK	WP	HR	S	P	ERA	WHIP				
Eric Rasmussen, R (1, 1) ERA: 4.43	7.0	L	31	8	2	2	4	3	1	0	0	0	0	35	51	2.57	1.571				
Rollie Fingers, R (8, 1) ERA: 2.71	2.0		7	0	0	0	1	0	0	0	0	0	0	9	9	0.00	0.000				

**Montreal Expos @ San Diego Padres**  
 San Diego Stadium, San Diego, CA  
 Tue Sep 02 1980, 10:05 PM EDT  
 Att: 6,082 - Unknown

AB	34
R	2
H	8
RBI	2
BB	4
SO	5
LOB	21



Batter	1	2	3	4	5	6	7	8	9	AB	R	H	RBI	BB	SO	LOB	BOTTOM				
Gene Richards, L (1, 7) OBP: 0.360, SLG: 0.379	0-0 G3		0-0 6-3		0-0 F8			0-0 4-3	4 0 0 0 0 0 0												
Ozzie Smith, S (1, 6) OBP: 0.319, SLG: 0.276	0-0 F9		1-0 2B HBP		0-0 G3			4-0 CS BB	2 1 0 0 1 0 0												
Broderick Perkins, L (1, 3) OBP: 0.529, SLG: 0.633	0-0 1-6-3		0-0 1B 1-H		0-0 F8			0-0 6-3 1-2	4 0 1 1 0 0 1												
Dave Winfield, R (1, 9) OBP: 0.368, SLG: 0.459		0-0 1-3	0-3 K		0-0 4-3			0-0 6-3	4 0 0 0 0 1 1												
Jerry Mumphrey, S (1, 8) OBP: 0.331, SLG: 0.354		0-0 B5-3 1B	0-0 5-3		0-0 G3			0-3 K	4 0 1 0 0 1 1												
Luis Salazar, R (1, 5) OBP: 0.476, SLG: 0.516		4-0 B5-3 1-2 BB		0-0 F8			0-0 2-3 1B	0-3 K	3 0 1 0 1 1 0												
Craig Stimac, R (1, 2) OBP: 0.205, SLG: 0.270		0-0 B5-3 1-2 2-3		0-0 L3-6 2B			0-0 2-3 1-2		3 0 1 0 0 0 3												
Tim Flannery, L (1, 4) OBP: 0.275, SLG: 0.269		4-0 IBB		0-0 L3-6 2-3			4-0 BB		1 0 0 0 2 0 1												
Eric Rasmussen, R (1, 1) OBP: 0.100, SLG: 0.200		0-0 L3			0-0 4-3			0-0 F8	2 0 0 0 0 0 3												
Gene Tenace, R (7, PH) OBP: 0.393, SLG: 0.368									1 0 0 0 0 0 1												
Rollie Fingers, R (8, 1) OBP: 0.250, SLG: 0.438									0 0 0 0 0 0 0												
<b>Inning Stats</b>	R: 0 E: 0 K: 0 S: 3	H: 0 LOB: 0 BB: 0 P: 3	R: 0 E: 0 K: 0 S: 4	H: 1 LOB: 3 BB: 2 P: 12	R: 1 E: 0 K: 1 S: 6	H: 1 LOB: 1 BB: 0 P: 7	R: 0 E: 0 K: 0 S: 3	H: 1 LOB: 0 BB: 0 P: 3	R: 0 E: 0 K: 0 S: 3	H: 0 LOB: 0 BB: 0 P: 3	R: 0 E: 0 K: 0 S: 3	H: 0 LOB: 0 BB: 0 P: 3	R: 0 E: 0 K: 0 S: 2	H: 1 LOB: 1 BB: 1 P: 7	R: 0 E: 0 K: 2 S: 7	H: 0 LOB: 0 BB: 0 P: 7	1B: 2 2B: 4 3B: 0 HR: 0	SF: 0 SAC: 0 DP: 2 HBP: 1	WP: 0 PB: 0 SB: 2 CS: 1	PA: 33	
<b>PITCHER</b>	IP	WLS	BF	H	R	ER	SO	BB	IBB	HBP	BLK	WP	HR	S	P	ERA	WHIP				
Charlie Lea, R (1, 1) ERA: 3.16	7.0		27	4	1	1	1	2	1	1	0	0	0	25	38	1.29	0.857				
Woodie Fryman, L (8, 1) ERA: 2.09	2.0	S	6	0	0	0	2	1	0	0	0	0	0	9	13	0.00	0.500				

**Montreal Expos @ San Diego Padres**  
 San Diego Stadium, San Diego, CA  
 Tue Sep 02 1980, 10:05 PM EDT  
 Att: 6,082 - Unknown

AB	28
R	1
H	4
RBI	1
BB	4
SO	3
LOB	11









Batter	1	2	3	4	5	6	7	8	9	AB	R	H	RBI	BB	SO	LOB	TOP					
Mookie Wilson, S OBP: 0.167, SLG: 0.091	F8		G4-6-3 1B		6-3			4-3		4	0	1	0	0	0	0	<b>New York Mets @ San Diego Padres</b> San Diego Stadium, San Diego, CA Thu Sep 04 1980, 6:33 AM EDT Att: 2,635 - Unknown					
Frank Taveras, R OBP: 0.312, SLG: 0.331	F8		G4-6-3 1B		6-3				2B	4	0	1	0	0	0	2						
Lee Mazzilli, S OBP: 0.367, SLG: 0.437	F2			F8				5-3	5-3	4	0	0	0	0	0	1						
Joel Youngblood, R OBP: 0.346, SLG: 0.380		6-3		6-3 1B				6-3	5-3	4	0	1	0	0	0	1						
Steve Henderson, R OBP: 0.369, SLG: 0.409		5-3		6-3 1B						3	0	1	0	1	0	1						
Hubie Brooks, R																						
Tom Hausman, R OBP: 0.063, SLG: 0.063	F8			F9				FC1-6 1B														
Jerry Morales, R OBP: 0.297, SLG: 0.359								FC1-6 CS	K	3	0	0	0	0	0	0						
Neil Allen, R OBP: 0.200, SLG: 0.143										1	0	0	0	0	1	2						
Neil Allen, R OBP: 0.200, SLG: 0.143										0	0	0	0	0	0	0						
Alex Trevino, R OBP: 0.294, SLG: 0.292			6-4-3 1B		F9 WP			F7		3	2	2	0	0	0	1						
Wally Backman, S OBP: 0.300, SLG: 0.333			6-4-3 1B		F9				K	3	0	0	0	0	1	2						
Mike Scott, R OBP: 0.500, SLG: 0.500																						
Elliott Maddox, R OBP: 0.341, SLG: 0.332			1B		K				K	2	0	1	1	0	1	0						
Elliott Maddox, R OBP: 0.341, SLG: 0.332			1B							1	0	0	0	0	1	0						
<b>Inning Stats</b>	R: 0 E: 0 K: 0 S: 3	H: 0 LOB: 0 BB: 0 P: 3	R: 0 E: 0 K: 0 S: 3	H: 0 LOB: 0 BB: 0 P: 3	R: 1 E: 0 K: 0 S: 5	H: 3 LOB: 1 BB: 0 P: 5	R: 0 E: 0 K: 0 S: 4	H: 1 LOB: 1 BB: 0 P: 4	R: 0 E: 0 K: 1 S: 6	H: 1 LOB: 0 BB: 0 P: 6	R: 0 E: 0 K: 0 S: 3	H: 0 LOB: 0 BB: 0 P: 3	R: 0 E: 0 K: 0 S: 3	H: 1 LOB: 0 BB: 0 P: 3	R: 0 E: 0 K: 2 S: 7	H: 0 LOB: 0 BB: 0 P: 7	R: 0 E: 0 K: 1 S: 6	H: 1 LOB: 2 BB: 1 P: 10	1B: 5 2B: 2 3B: 0 HR: 0	SF: 0 SAC: 0 DP: 1 HBP: 0	WP: 1 PB: 0 SB: 0 CS: 1	PA: 33
<b>PITCHER</b> John Curtis, L ERA: 3.74	IP: 9.0 WLS: W BF: 33 H: 7 R: 2 ER: 2 SO: 4 BB: 0 IBB: 1 HBP: 0 BLK: 0 WP: 1 HR: 0 S: 40 P: 44 ERA: 2.00 WHIP: 0.778															<b>PITCHER</b>						

Batter	1	2	3	4	5	6	7	8	9	AB	R	H	RBI	BB	SO	LOB	BOTTOM				
Gene Richards, L OBP: 0.362, SLG: 0.380	4-3 S 1B		CS BB		L6					3	0	2	0	1	0	1	<b>New York Mets @ San Diego Padres</b> San Diego Stadium, San Diego, CA Thu Sep 04 1980, 6:33 AM EDT Att: 2,635 - Unknown				
Luis Salazar, R OBP: 0.447, SLG: 0.478	K		K		FC4-6 1B					3	0	0	0	0	2	3					
Tim Flannery, L OBP: 0.275, SLG: 0.269	K		K							0	0	0	0	0	0	0					
Jerry Mumphrey, S OBP: 0.336, SLG: 0.359	4-3									4	0	2	0	0	0	3					
Dave Winfield, R OBP: 0.364, SLG: 0.453	5-3		F6		K					4	0	0	0	0	1	4					
Broderick Perkins, L OBP: 0.526, SLG: 0.735		4-3 1B			F8					4	2	2	1	0	0	0					
Bill Fahey, L OBP: 0.290, SLG: 0.255	4-3				F7					3	0	0	0	1	0	1					
Barry Evans, R OBP: 0.310, SLG: 0.307					K					3	1	1	1	1	1	1					
Chuck Baker, R OBP: 0.158, SLG: 0.211					FC6-4					4	0	1	0	0	1	2					
Paul Dade, R OBP: 0.316, SLG: 0.188	K									0	0	0	0	0	0	0					
John Curtis, L OBP: 0.212, SLG: 0.200										3	0	2	0	0	1	1					
Gene Tenace, R OBP: 0.386, SLG: 0.376	K				FC4-6 1B					1	0	1	1	0	0	0					
<b>Inning Stats</b>	R: 0 E: 0 K: 1 S: 6	H: 1 LOB: 1 BB: 0 P: 6	R: 1 E: 0 K: 2 S: 9	H: 2 LOB: 1 BB: 0 P: 9	R: 0 E: 0 K: 1 S: 5	H: 1 LOB: 1 BB: 1 P: 9	R: 0 E: 0 K: 1 S: 5	H: 0 LOB: 1 BB: 1 P: 9	R: 0 E: 0 K: 0 S: 7	H: 2 LOB: 2 BB: 0 P: 7	R: 1 E: 0 K: 0 S: 4	H: 1 LOB: 0 BB: 0 P: 4	R: 0 E: 0 K: 0 S: 4	H: 2 LOB: 1 BB: 0 P: 4	R: 0 E: 0 K: 0 S: 3	R: 1 E: 0 K: 0 S: 2	H: 2 LOB: 2 BB: 1 P: 6	1B: 9 2B: 2 3B: 0 HR: 1	SF: 0 SAC: 1 DP: 1 HBP: 0	WP: 0 PB: 0 SB: 2 CS: 1	PA: 36
<b>PITCHER</b> Mike Scott, R ERA: 3.0	IP: 6.0 WLS: 7 BF: 26 H: 7 R: 2 ER: 2 SO: 6 BB: 2 IBB: 0 HBP: 0 BLK: 0 WP: 0 HR: 1 S: 36 P: 44 ERA: 3.00 WHIP: 1.500															<b>PITCHER</b>					
Tom Hausman, R ERA: 3.45	2.0 7 2 0 0 0 0 0 0 0 0 0 7 7 0.00 1.000																				
Neil Allen, R ERA: 3.39	0.0 L 3 2 1 1 0 1 0 0 0 0 0 2 6 ∞ ∞																				











Batter	1	2	3	4	5	6	7	8	9	AB	R	H	RBI	BB	SO	LOB	TOP							
Mookie Wilson, S OBP: 0.296, SLG: 0.304	0-3 K		0-0 6-3		0-0 FC6-4		0-0 WP 1B BB		0-0 L8	4	0	0	0	1	1	4	<b>New York Mets @ San Diego Padres</b> San Diego Stadium, San Diego, CA Sun Sep 07 1980, 6:33 AM EDT Att: 5,141 - Unknown							
Wally Backman, S OBP: 0.384, SLG: 0.333 Joel Youngblood, R OBP: 0.348, SLG: 0.382	0-0 4-3			0-0 WP 1B 1B	0-0 4-3		0-0 WP 1B		0-0 G5-4-3	3	0	1	0	0	0	2								
Lee Mazzilli, S OBP: 0.364, SLG: 0.433	0-0 F7			0-3 K		0-0 CS 1B	0-3 K			4	0	1	0	0	2	3								
Claudell Washington, L OBP: 0.337, SLG: 0.476		0-0 4-3		0-0 F7		0-3 K	0-3 K			4	0	0	0	0	2	4								
Steve Henderson, R OBP: 0.371, SLG: 0.407		0-0 1-6-3		0-0 WP 1B		4-0 FC6-4 BB		0-3 K		3	0	1	0	1	1	0								
Hubie Brooks, R OBP: 0.200, SLG: 0.200 Frank Taveras, R OBP: 0.310, SLG: 0.329		0-0 6-3		0-0 F9		0-0 FC6-4		0-0 E6 FC6-4		3	0	0	0	0	0	3								
Alex Trevino, R OBP: 0.298, SLG: 0.297			0-0 SH1-4 1B		0-0 FC6-4 1B		0-0 1B 1-4 1B	0-0 FC6-4		4	1	3	0	0	0	1								
Bill Almon, R OBP: 0.241, SLG: 0.266			0-0 F8		0-0 F4		0-0 1-4	0-3 K		4	0	0	0	0	1	4								
John Pacella, R Pete Falcone, L Dan Norman, L Dwain Gooden, R Jerry Morales, R Jeff Reardon, R Roy Lee Jackson, R Eliot Rodriguez, R Roy Lee Jackson, R			0-0 SH1-4		0-0 FC6-4 1B		0-0 BB 1B		0-0 G5-4-3 1B	0	0	0	0	0	0	0								
<b>Inning Stats</b>	R: 0 E: 0 K: 1 S: 5	H: 0 LOB: 0 BB: 0 P: 5	R: 0 E: 0 K: 0 S: 3	H: 0 LOB: 0 BB: 0 P: 3	R: 0 E: 0 K: 0 S: 4	H: 1 LOB: 1 BB: 0 P: 4	R: 0 E: 0 K: 1 S: 7	H: 2 LOB: 2 BB: 0 P: 7	R: 0 E: 0 K: 0 S: 5	H: 2 LOB: 2 BB: 0 P: 5	R: 0 E: 0 K: 1 S: 5	H: 1 LOB: 1 BB: 1 P: 9	R: 2 E: 0 K: 2 S: 10	H: 3 LOB: 2 BB: 1 P: 14	R: 0 E: 1 K: 2 S: 8	H: 0 LOB: 1 BB: 0 P: 8		R: 0 E: 0 K: 0 S: 3	H: 1 LOB: 1 BB: 0 P: 3	1B: 10 2B: 0 3B: 0 HR: 0	SF: 0 SAC: 1 DP: 1 HBP: 0	WP: 2 PA: 38 PB: 0 SB: 1 CS: 1		
<b>PITCHER</b>	IP WLS BF H R ER SO BB IBB HBP BLK WP HR S P ERA WHIP	6.1 W 29 9 2 2 3 2 0 0 0 0 1 0 33 41 2.84 1.737	2.2 S 9 1 0 0 4 0 0 0 0 1 0 17 17 0.00 0.375											IP WLS BF H R ER SO BB IBB HBP BLK WP HR S P ERA WHIP										
Bob Shirley, L ERA: 3.65 Gary Lucas, L ERA: 3.3																								

AB	35
R	2
H	10
RBI	2
BB	2
SO	7
LOB	22



Batter	1	2	3	4	5	6	7	8	9	AB	R	H	RBI	BB	SO	LOB	BOTTOM										
Gene Richards, L OBP: 0.364, SLG: 0.381	4-0 CS BB		0-3 K	0-0 F8			0-0 4-3			3	0	0	0	1	1	1	<b>New York Mets @ San Diego Padres</b> San Diego Stadium, San Diego, CA Sun Sep 07 1980, 6:33 AM EDT Att: 5,141 - Unknown										
Ozzie Smith, S OBP: 0.320, SLG: 0.276	4-0 S BB		0-0 F8	0-0 2-3			0-0 F8			3	0	0	0	1	0	1											
Jerry Mumphrey, S OBP: 0.341, SLG: 0.361	0-3 K		0-0 S 1B		0-0 6-3			0-0 S 1B		4	2	2	0	0	1	1											
Dave Winfield, R OBP: 0.365, SLG: 0.450	4-0 BB		4-0 1B 2B BB		0-0 F9		0-0 F4			2	1	0	0	2	0	1											
Broderick Perkins, L OBP: 0.520, SLG: 0.667	0-0 L8		0-0 S 2B 1B		0-0 6-3		0-3 K			4	1	1	1	0	1	3											
Gene Tenace, R OBP: 0.387, SLG: 0.392 Randy Bass, L OBP: 0.316, SLG: 0.188 Paul Dade, R OBP: 0.289, SLG: 0.255 Bill Fahey, L OBP: 0.289, SLG: 0.255		4-0 S BB	0-0 S 2B 1B		0-0 5-3		4-0 S 1B 2B IBB			2	0	1	2	1	0	0											
Luis Salazar, R OBP: 0.438, SLG: 0.466		0-3 K	0-0 6-3		0-0 F7		0-0 2B 1B			4	0	1	1	0	1	2											
Tim Flannery, L OBP: 0.283, SLG: 0.282		0-3 K		0-0 1B		0-0 F8		0-0 S 2B		4	0	2	1	0	1	1											
Bob Shirley, R OBP: 0.174, SLG: 0.050 Gary Lucas, L OBP: 0.206, SLG: 0.182		0-0 2H 1B		0-3 K			0-0 5-3	0-0 4-3		2	0	1	0	0	1	1											
<b>Inning Stats</b>	R: 0 E: 0 K: 1 S: 4	H: 0 LOB: 2 BB: 3 P: 16	R: 0 E: 0 K: 2 S: 7	H: 1 LOB: 1 BB: 1 P: 11	R: 3 E: 0 K: 1 S: 8	H: 3 LOB: 1 BB: 1 P: 12	R: 0 E: 0 K: 1 S: 6	H: 1 LOB: 1 BB: 0 P: 6	R: 0 E: 0 K: 0 S: 3	H: 0 LOB: 0 BB: 0 P: 3	R: 0 E: 0 K: 0 S: 3	H: 0 LOB: 0 BB: 0 P: 3	R: 0 E: 0 K: 0 S: 3	H: 0 LOB: 0 BB: 0 P: 3	R: 2 E: 0 K: 1 S: 8	H: 3 LOB: 3 BB: 1 P: 12		1B: 6 2B: 2 3B: 0 HR: 0	SF: 0 SAC: 0 DP: 0 HBP: 0	WP: 0 PA: 36 PB: 0 SB: 5 CS: 1							
<b>PITCHER</b>	IP WLS BF H R ER SO BB IBB HBP BLK WP HR S P ERA WHIP	2.2 L 15 4 3 3 4 0 0 0 0 0 0 7 7 0.00 0.750	5.1 0 0 0 0 0 0 0 0 0 0 0 0 6 6 0.00 0.000	2.0 0 0 0 0 0 0 0 0 0 0 0 0 10 14 10.80 1.800	1.2 9 3 2 2 1 0 1 0 0 0 0 0 10 14 10.80 1.800	0.1 1 0 0 0 0 0 0 0 0 0 0 0 1 1 0.00 0.000											IP WLS BF H R ER SO BB IBB HBP BLK WP HR S P ERA WHIP										
John Pacella, R ERA: 5.2 Pete Falcone, L ERA: 4.9 Dyar Miller, R ERA: 2.25 Jeff Reardon, R ERA: 2.8 Roy Lee Jackson, R ERA: 4.38																											





Batter	1	2	3	4	5	6	7	8	9	AB	R	H	RBI	BB	SO	LOB	TOP				
Bill North, S OBP: 0.371, SLG: 0.285 (1, 8)	6-3			B5-3			K		1-3	5	0	1	1	0	1	2	<b>San Francisco Giants @ San Diego Padres</b> San Diego Stadium, San Diego, CA Tue Sep 09 1980, 10:05 PM EDT Att: 6,241 - Unknown <a href="http://livebaseballscorecards.com">livebaseballscorecards.com</a>				
Joe Pettini, R OBP: 0.308, SLG: 0.303 (1, 5)	5-3			1B			FC5-4		K	3	1	0	0	1	1	3					
Jim Wohlford, R OBP: 0.309, SLG: 0.358 (9, PH)				1B					K	1	0	0	0	0	1	1					
Terry Whitfield, L OBP: 0.341, SLG: 0.390 (1, 7)	F5			1B					K	4	1	1	0	0	1	2					
Darrell Evans, L OBP: 0.352, SLG: 0.400 (4, 5)		4-3		1B						4	1	2	1	0	0	2					
Larry Herndon, R OBP: 0.278, SLG: 0.376 (1, 9)				1B					1B	3	1	1	0	1	0	1					
Milt May, L OBP: 0.319, SLG: 0.393 (1, 2)	G6-4-3			E3					F9	4	0	1	1	0	0	3					
Guy Sularz, R OBP: 0.278, SLG: 0.200 (1, 4)				F7					G6-4-3	2	1	0	1	1	0	1					
Johnnie LeMaster, R OBP: 0.253, SLG: 0.307 (7, 1)				F7					1B	2	0	0	0	0	0	0					
Al Holland, R OBP: 0.500, SLG: 0.750 (8, 1)				1-3					1-3	0	0	0	0	0	0	0					
Mike Rowland, R (8, 1)									1B	0	0	0	0	0	0	0					
Max Venable, L OBP: 0.322, SLG: 0.295 (9, PH)									1-3	1	0	1	0	0	0	0					
Allen Ripley, R OBP: 0.176, SLG: 0.212 (2, 1)									K	0	0	0	0	0	0	0					
Gary Lavelle, S (3, PH)									K	1	0	0	0	0	0	0					
Joe Strain, R OBP: 0.240, SLG: 0.328 (3, 1)									K	0	0	0	0	0	0	0					
Bill Bordley, L OBP: 0.275, SLG: 0.187 (4, 1)									K	0	0	0	0	0	0	0					
Philip Nastu, L OBP: 0.222, SLG: 0.356 (4, 1)									K	0	0	0	0	0	0	0					
Tom Griffin, R OBP: 0.225, SLG: 0.391 (4, 3)									K	1	0	0	0	2	1	2					
Rich Murray, R OBP: 0.275, SLG: 0.667 (7, PH)									K	1	0	0	0	0	0	0					
<b>Inning Stats</b>	R: 0 E: 0 K: 0 S: 3	H: 0 LOB: 0 BB: 0 P: 3	R: 0 E: 0 K: 0 S: 3	H: 1 LOB: 0 BB: 0 P: 3	R: 0 E: 0 K: 0 S: 3	H: 0 LOB: 0 BB: 0 P: 3	R: 4 E: 1 K: 0 S: 6	H: 2 LOB: 1 BB: 2 P: 14	R: 0 E: 0 K: 1 S: 6	H: 1 LOB: 2 BB: 1 P: 10	R: 0 E: 0 K: 0 S: 3	H: 1 LOB: 0 BB: 0 P: 3	R: 0 E: 0 K: 1 S: 5	H: 0 LOB: 1 BB: 1 P: 9	R: 0 E: 0 K: 1 S: 6	H: 1 LOB: 1 BB: 0 P: 6	R: 1 E: 0 K: 2 S: 8	H: 1 LOB: 1 BB: 1 P: 12	1B: 7 2B: 0 3B: 0 HR: 0	SF: 1 SAC: 0 DP: 2 HBP: 0	WP: 0 PA: 38 PB: 0 SB: 1 CS: 0
<b>PITCHER</b> Steve Mura, R ERA: 3.87 (1, 1)	IP: 9.0 WLS: W BF: 38 H: 7 R: 5 ER: 3 SO: 5 BB: 5 IBB: 0 HBP: 0 BLK: 0 WP: 0 HR: 0 S: 43 P: 63 ERA: 3.00 WHIP: 1.333											<b>PITCHER</b>	IP: 9.0 WLS: W BF: 38 H: 7 R: 5 ER: 3 SO: 5 BB: 5 IBB: 0 HBP: 0 BLK: 0 WP: 0 HR: 0 S: 43 P: 63 ERA: 3.00 WHIP: 1.333								

Batter	1	2	3	4	5	6	7	8	9	AB	R	H	RBI	BB	SO	LOB	BOTTOM		
Gene Richards, L OBP: 0.365, SLG: 0.382 (1, 7)	F5		6-3			G3		5-3		5	1	2	0	1	0	3	<b>San Francisco Giants @ San Diego Padres</b> San Diego Stadium, San Diego, CA Tue Sep 09 1980, 10:05 PM EDT Att: 6,241 - Unknown <a href="http://livebaseballscorecards.com">livebaseballscorecards.com</a>		
Ozzie Smith, S OBP: 0.322, SLG: 0.275 (1, 6)	F5							F9		3	1	0	0	3	0	4			
Jerry Mumphrey, S OBP: 0.343, SLG: 0.360 (1, 8)	HR							L6		4	1	1	2	2	0	1			
Randy Bass, L OBP: 0.667, SLG: 1.250 (1, 3)	HR		FC6-4							4	2	2	3	1	1	3			
Broderick Perkins, L OBP: 0.527, SLG: 0.694 (1, 9)	HR									4	3	2	0	1	1	3			
Gene Tenace, R OBP: 0.393, SLG: 0.417 (1, 2)	HR									3	2	2	3	2	0	3			
Luis Salazar, R OBP: 0.447, SLG: 0.487 (1, 5)	F4									5	1	3	2	0	0	0			
Tim Flannery, L OBP: 0.286, SLG: 0.278 (1, 4)										3	1	0	1	2	0	4			
Steve Mura, R OBP: 0.186, SLG: 0.150 (1, 1)										5	0	1	0	0	4	7			
<b>Inning Stats</b>	R: 4 E: 0 K: 0 S: 6	H: 4 LOB: 0 BB: 1 P: 10	R: 2 E: 0 K: 2 S: 9	H: 2 LOB: 3 BB: 3 P: 21	R: 1 E: 0 K: 1 S: 6	H: 1 LOB: 3 BB: 3 P: 18	R: 1 E: 0 K: 1 S: 7	H: 2 LOB: 2 BB: 2 P: 15	R: 0 E: 0 K: 1 S: 5	H: 0 LOB: 0 BB: 0 P: 5	R: 1 E: 0 K: 0 S: 5	H: 2 LOB: 1 BB: 0 P: 5	R: 3 E: 0 K: 1 S: 7	H: 2 LOB: 2 BB: 3 P: 19	R: 0 E: 0 K: 0 S: 3	H: 0 LOB: 0 BB: 0 P: 3		1B: 7 2B: 3 3B: 0 HR: 3	SF: 0 SAC: 0 DP: 0 HBP: 0
<b>PITCHER</b> Allen Ripley, R ERA: 4.12 (1, 1)	IP: 1.1 WLS: L BF: 10 H: 5 R: 6 ER: 5 SO: 1 BB: 2 IBB: 0 HBP: 0 BLK: 0 WP: 0 HR: 2 S: 10 P: 18 ERA: 33.75 WHIP: 5.250											<b>PITCHER</b> Al Holland, L ERA: 1.57 (7, 1)	IP: 1.0 WLS: W BF: 8 H: 2 R: 3 ER: 3 SO: 1 BB: 3 IBB: 0 HBP: 0 BLK: 0 WP: 0 HR: 0 S: 7 P: 19 ERA: 27.00 WHIP: 5.000						
<b>PITCHER</b> Gary Lavelle, L ERA: 3.19 (2, 1)	IP: 0.2 WLS: L BF: 5 H: 1 R: 0 ER: 0 SO: 1 BB: 2 IBB: 0 HBP: 0 BLK: 0 WP: 0 HR: 0 S: 5 P: 13 ERA: 13.50 WHIP: 6.000											<b>PITCHER</b> Mike Rowland, R ERA: 2.04 (8, 1)	IP: 1.0 WLS: W BF: 3 H: 0 R: 0 ER: 0 SO: 0 BB: 0 IBB: 0 HBP: 0 BLK: 0 WP: 0 HR: 0 S: 3 P: 3 ERA: 0.00 WHIP: 0.000						



Batter	1	2	3	4	5	6	7	8	9	AB	R	H	RBI	BB	SO	LOB	TOP			
Darrell Evans, L (1, 3) OBP: 0.352, SLG: 0.399	0-3 K		0-0 WP 1B			0-3 K		0-0 SH5-3		3	0	1	0	0	2	0	<b>San Francisco Giants @ San Diego Padres</b> San Diego Stadium, San Diego, CA Wed Sep 10 1980, 10:05 PM EDT Att: 6,834 - Unknown <a href="http://livebaseballscorecards.com">livebaseballscorecards.com</a>			
Joe Pettini, R (1, 5) OBP: 0.316, SLG: 0.306	0-0		0-0 6-3			4-0		0-0		2	0	1	0	1	0	1				
Joe Strain, R (8, PH) OBP: 0.330, SLG: 0.331			0-0 6-3					0-0		1	1	1	0	0	0	0				
Rennie Stennett, R (8, 4) OBP: 0.294, SLG: 0.305			0-0 1-3					BB 1B SF8 1B		0	0	0	0	0	0	0				
Jim Wohlford, R (1, 9) OBP: 0.309, SLG: 0.354	4-0		0-0 5-3			0-0 L7		0-0		2	0	0	0	1	0	2				
Max Venable, L (8, PH) OBP: 0.330, SLG: 0.304	0-0 1-2							BB 1B		1	0	1	1	0	0	0				
Larry Hemdon, R (1, 8) OBP: 0.276, SLG: 0.373	0-0					0-0 L4		0-0		3	0	0	0	0	0	2				
Terry Whitfield, L (8, PH) OBP: 0.343, SLG: 0.390	4-3							BB 1B		0	0	0	0	1	0	0				
Chris Bourjos, R (1, 7) OBP: 0.273, SLG: 0.444	0-3 K		0-3 K					0-0 SF8		3	0	0	0	0	2	0				
Milt May, L (8, PH) OBP: 0.316, SLG: 0.393								0-0 SF8		0	0	0	1	0	0	0				
Greg Minton, S (8, 1) OBP: 0.222, SLG: 0.125								0-0		0	0	0	0	0	0	0				
Al Holland, R (8, 1) OBP: 0.500, SLG: 0.750								0-0		0	0	0	0	0	0	0				
Guy Sulzard, R (1, 4) OBP: 0.227, SLG: 0.158	0-3 K		0-0 L3					0-0 F8		4	0	0	0	0	1	2				
Johnnie LetMaster, R (1, 6) OBP: 0.250, SLG: 0.312								0-0		4	0	3	0	0	0	0				
Mike Sadek, R (1, 2) OBP: 0.357, SLG: 0.287								0-0 F6		4	0	0	0	0	0	3				
Bob Knepper, L (1, 1) OBP: 0.174, SLG: 0.200								0-0		2	0	0	0	0	1	0				
Bill North, S (8, PH) OBP: 0.372, SLG: 0.286			4-3					0-0 F9		2	1	1	0	0	0	0				
<b>Inning Stats</b>	R: 0 E: 0 K: 1 S: 5	H: 1 LOB: 1 BB: 1 P: 9	R: 0 E: 0 K: 2 S: 8	H: 1 LOB: 1 BB: 0 P: 8	R: 0 E: 0 K: 0 S: 4	H: 1 LOB: 0 BB: 0 P: 4	R: 0 E: 0 K: 1 S: 5	H: 0 LOB: 0 BB: 0 P: 5	R: 0 E: 0 K: 1 S: 5	H: 1 LOB: 1 BB: 1 P: 9	R: 0 E: 0 K: 0 S: 4	H: 1 LOB: 1 BB: 0 P: 4	R: 2 E: 0 K: 0 S: 6	H: 3 LOB: 2 BB: 1 P: 10	R: 0 E: 0 K: 0 S: 3	H: 0 LOB: 0 BB: 0 P: 3	1B: 8 2B: 0 3B: 0 HR: 0	SF: 1 SAC: 1 DP: 0 HBP: 0	WP: 1 PB: 0 SB: 0 CS: 1	PA: 36
<b>PITCHER</b>	IP	WLS	BF	H	R	ER	SO	BB	IBB	HBP	BLK	WP	HR	S	P	ERA	WHIP			
John Curtis, L (1, 1) ERA: 3.88	7.1		29	7	2	2	6	2	0	0	0	1	0	39	47	2.46	1.227			
Rollie Fingers, R (8, 1) ERA: 2.7	0.2	W	4	1	0	0	0	1	0	0	0	0	0	3	7	0.00	3.000			
Gary Lucas, L (9, 1) ERA: 3.27	1.0	S	3	0	0	0	0	0	0	0	0	0	0	3	3	0.00	0.000			

Batter	1	2	3	4	5	6	7	8	9	AB	R	H	RBI	BB	SO	LOB	BOTTOM				
Gene Richards, L (1, 7) OBP: 0.366, SLG: 0.383	0-0 F7		0-0 G3					0-0 E1		4	1	2	0	0	0	0	<b>San Francisco Giants @ San Diego Padres</b> San Diego Stadium, San Diego, CA Wed Sep 10 1980, 10:05 PM EDT Att: 6,834 - Unknown <a href="http://livebaseballscorecards.com">livebaseballscorecards.com</a>				
Luis Salazar, R (1, 5) OBP: 0.438, SLG: 0.476	0-3 K		0-0 4-3					0-0		4	1	1	0	0	1	1					
Broderick Perkins, L (1, 9) OBP: 0.525, SLG: 0.673	0-0		0-0 4-3					0-0		3	0	1	0	1	0	0					
Dave Winfield, R (1, 8) OBP: 0.366, SLG: 0.457	0-0 F7							0-0		4	1	2	3	0	0	1					
Randy Bass, L (1, 3) OBP: 0.444, SLG: 0.714								0-0		3	0	0	0	0	0	0					
Jerry Mumphrey, S (7, 8) OBP: 0.343, SLG: 0.360								0-0		0	0	0	0	0	0	0					
Gene Tenace, R (1, 2) OBP: 0.394, SLG: 0.414								0-0		2	0	0	0	2	2	0					
Ozzie Smith, S (1, 6) OBP: 0.320, SLG: 0.273								0-0		4	0	0	0	0	0	4					
Barry Evans, R (1, 4) OBP: 0.310, SLG: 0.313								0-0		3	0	0	0	1	0	3					
John Curtis, L (1, 1) OBP: 0.204, SLG: 0.192								0-0		2	0	0	0	0	1	2					
Rollie Fingers, R (8, 1) OBP: 0.235, SLG: 0.412								0-0		0	0	0	0	0	0	0					
Tim Flannery, L (8, PH) OBP: 0.289, SLG: 0.286								0-0		1	0	1	0	0	0	0					
Paul Dade, R (8, PR) OBP: 0.316, SLG: 0.188								0-0		0	1	0	0	0	0	0					
Gary Lucas, L (9, 1) OBP: 0.206, SLG: 0.182								0-0		0	0	0	0	0	0	0					
<b>Inning Stats</b>	R: 0 E: 0 K: 1 S: 6	H: 1 LOB: 1 BB: 0 P: 6	R: 0 E: 0 K: 1 S: 5	H: 0 LOB: 2 BB: 2 P: 13	R: 0 E: 0 K: 0 S: 3	H: 0 LOB: 0 BB: 0 P: 3	R: 1 E: 0 K: 1 S: 6	H: 1 LOB: 0 BB: 0 P: 6	R: 0 E: 0 K: 0 S: 4	H: 1 LOB: 1 BB: 0 P: 4	R: 0 E: 0 K: 0 S: 3	H: 0 LOB: 0 BB: 0 P: 3	R: 0 E: 0 K: 1 S: 5	H: 0 LOB: 0 BB: 0 P: 5	R: 3 E: 1 K: 0 S: 7	H: 4 LOB: 3 BB: 2 P: 15		1B: 5 2B: 1 3B: 0 HR: 1	SF: 0 SAC: 1 DP: 0 HBP: 0	WP: 0 PB: 1 SB: 0 CS: 0	PA: 35
<b>PITCHER</b>	IP	WLS	BF	H	R	ER	SO	BB	IBB	HBP	BLK	WP	HR	S	P	ERA		WHIP			
Bob Knepper, L (1, 1) ERA: 4.02	7.0		26	3	1	1	4	1	0	0	0	0	1	32	40	1.29	0.571				
Greg Minton, R (8, 1) ERA: 2.43	0.0	L	5	4	3	3	0	1	0	0	0	0	0	4	8	∞	∞				
Al Holland, L (8, 1) ERA: 1.54	1.0		4	0	0	0	0	0	1	0	0	0	0	3	7	0.00	0.000				



Batter	1	2	3	4	5	6	7	8	9	AB	R	H	RBI	BB	SO	LOB	TOP			
Gene Richards, L OBP: 0.365, SLG: 0.383										5	1	1	0	0	1	2	<b>San Diego Padres @ Atlanta Braves</b> Atlanta-Fulton County Stadium, Atlanta, GA Fri Sep 12 1980, 7:05 PM EDT Att: 8,881 - Unknown			
Luis Salazar, R OBP: 0.426, SLG: 0.460										5	0	1	0	0	2	2				
Jerry Mumphy, S OBP: 0.342, SLG: 0.361										4	0	1	1	0	2	1				
Dave Winfield, R OBP: 0.365, SLG: 0.454										3	0	0	0	1	2	1				
Randy Bass, L OBP: 0.385, SLG: 0.545										4	0	1	0	0	0	3				
Gene Tenace, R OBP: 0.398, SLG: 0.418										2	0	1	0	2	0	0				
Ozzie Smith, S OBP: 0.322, SLG: 0.275										3	1	2	0	0	0	2				
Tim Flannery, L OBP: 0.286, SLG: 0.285										4	0	1	1	0	0	3				
Juan Eichelberger, R OBP: 0.083, SLG: 0.043										2	0	0	0	0	0	2				
Broderick Perkins, L OBP: 0.517, SLG: 0.660										1	0	0	0	0	0	0				
Rollie Fingers, R OBP: 0.253, SLG: 0.412										0	0	0	0	0	0	0				
Gary Lucas, L OBP: 0.206, SLG: 0.182										0	0	0	0	0	0	0				
Dave Cash, R OBP: 0.262, SLG: 0.274										1	0	1	0	0	0	0				
<b>Inning Stats</b>	R: 1 E: 0 K: 1 S: 6	H: 2 LOB: 1 BB: 1 P: 10	R: 1 E: 1 K: 1 S: 7	H: 2 LOB: 1 BB: 0 P: 7	R: 0 E: 0 K: 2 S: 8	H: 1 LOB: 1 BB: 0 P: 8	R: 0 E: 0 K: 0 S: 4	H: 1 LOB: 1 BB: 0 P: 4	R: 0 E: 0 K: 1 S: 6	H: 0 LOB: 0 BB: 1 P: 10	R: 0 E: 0 K: 1 S: 5	H: 0 LOB: 0 BB: 0 P: 5	R: 0 E: 0 K: 1 S: 6	H: 1 LOB: 2 BB: 1 P: 10	R: 0 E: 0 K: 0 S: 4	H: 1 LOB: 1 BB: 0 P: 4	1B: 6 2B: 4 3B: 0 HR: 0	SF: 0 SAC: 1 DP: 1 HBP: 0	WP: 0 PB: 0 SB: 1 CS: 0	PA: 38
<b>PITCHER</b>	IP WLS BF H R ER SO BB IBB HBP BLK WP HR S P ERA WHIP																			
Phil Niekro, R ERA: 3.66	(1, 1) 7.2 W 33 8 2 1 7 3 0 0 0 0 0 0 44 56 1.17 1.435																			
Rick Camp, R ERA: 2.04	(8, 1) 1.1 S 5 1 0 0 0 0 0 0 0 0 0 0 5 5 0.00 0.750																			

AB 34  
R 2  
H 9  
RBI 2  
BB 3  
SO 7  
LOB 16



Batter	1	2	3	4	5	6	7	8	9	AB	R	H	RBI	BB	SO	LOB	BOTTOM	
Terry Harper, R OBP: 0.322, SLG: 0.401										4	0	0	0	0	0	0	<b>San Diego Padres @ Atlanta Braves</b> Atlanta-Fulton County Stadium, Atlanta, GA Fri Sep 12 1980, 7:05 PM EDT Att: 8,881 - Unknown	
Glenn Hubbard, R OBP: 0.329, SLG: 0.438										4	2	2	0	0	1	0		
Gary Matthews, R OBP: 0.329, SLG: 0.438										3	2	1	0	1	2	0		
Bob Horner, R OBP: 0.307, SLG: 0.540										4	0	1	1	0	1	2		
Jerry Royster, R OBP: 0.297, SLG: 0.310										0	0	0	0	0	0	0		
Chris Chambliss, L OBP: 0.337, SLG: 0.432										4	1	2	4	0	0	0		
Dale Murphy, R OBP: 0.353, SLG: 0.518										4	1	1	0	0	1	3		
Bruce Benedict, R OBP: 0.302, SLG: 0.317										3	0	0	0	1	1	3		
Luis Gomez, R OBP: 0.242, SLG: 0.216										3	0	1	1	0	0	0		
Phil Niekro, R OBP: 0.150, SLG: 0.203										3	0	0	0	0	1	2		
Rick Camp, R OBP: 0.167, SLG: 0.333										0	0	0	0	0	0	0		
<b>Inning Stats</b>	R: 3 E: 0 K: 1 S: 7	H: 2 LOB: 0 BB: 1 P: 11	R: 0 E: 0 K: 0 S: 3	H: 0 LOB: 0 BB: 0 P: 3	R: 0 E: 0 K: 2 S: 7	H: 0 LOB: 0 BB: 0 P: 7	R: 0 E: 0 K: 0 S: 3	H: 0 LOB: 0 BB: 0 P: 3	R: 0 E: 0 K: 1 S: 5	H: 0 LOB: 0 BB: 0 P: 5	R: 1 E: 0 K: 2 S: 9	H: 2 LOB: 2 BB: 1 P: 13	R: 2 E: 0 K: 1 S: 9	H: 4 LOB: 3 BB: 0 P: 9	1B: 4 2B: 3 3B: 0 HR: 1	SF: 0 SAC: 0 DP: 0 HBP: 0	WP: 0 PB: 0 SB: 1 CS: 0	PA: 34
<b>PITCHER</b>	IP WLS BF H R ER SO BB IBB HBP BLK WP HR S P ERA WHIP																	
Juan Eichelberger, R ERA: 3.25	(1, 1) 6.0 L 21 6 3 3 4 1 0 0 0 0 0 0 14 18 20.25 4.500																	
Rollie Fingers, R ERA: 2.95	(7, 1) 1.1 11 6 3 3 2 0 1 0 0 0 0 0 4 4 0.00 0.000																	
Gary Lucas, L ERA: 3.26	(8, 1) 0.2 2 0 0 0 1 0 0 0 0 0 0 0 4 4 0.00 0.000																	





Batter	1	2	3	4	5	6	7	8	9	AB	R	H	RBI	BB	SO	LOB	TOP					
Gene Richards, L (1, 7) OBP: 0.364, SLG: 0.382	3-1		3B			G3	K			4	1	1	0	0	1	2	<b>San Diego Padres @ Atlanta Braves</b> Atlanta-Fulton County Stadium, Atlanta, GA Sat Sep 13 1980, 7:05 PM EDT Att: 12,990 - Unknown					
Luis Salazar, R (1, 5) OBP: 0.429, SLG: 0.478	E6		3B			5-3		G6-4-3		3	0	1	1	1	0	0						
Jerry Mumphrey, S (1, 8) OBP: 0.345, SLG: 0.368			K							2	1	1	1	2	1	1						
Dave Winfield, R (1, 9) OBP: 0.362, SLG: 0.450	6-3					6-3				4	0	0	0	0	0	3						
Randy Bass, L (1, 3)		6-3								4	0	0	0	0	0	1						
Gene Tenace, R (1, 2) OBP: 0.396, SLG: 0.414		5-3								3	1	0	0	1	0	0						
Ozzie Smith, S (1, 6) OBP: 0.323, SLG: 0.278		6-3								4	0	2	0	0	0	0						
Tim Flannery, L (1, 4) OBP: 0.287, SLG: 0.285			F7							4	0	1	1	0	0	1						
Rick Wise, R (1, 1) OBP: 0.164, SLG: 0.185			F2							2	0	0	0	0	0	0						
Broderick Perkins, L (7, PH) OBP: 0.555, SLG: 0.667										1	0	1	0	0	0	0						
Rollie Fingers, R (7, 1) OBP: 0.255, SLG: 0.412										0	0	0	0	0	0	0						
Barry Evans, R (9, PH) OBP: 0.308, SLG: 0.310										1	0	0	0	0	0	1						
<b>Inning Stats</b>	R: 0 E: 1 K: 0 S: 3	H: 0 LOB: 1 BB: 1 P: 7	R: 0 E: 0 K: 0 S: 3	H: 0 LOB: 0 BB: 0 P: 3	R: 1 E: 0 K: 1 S: 7	H: 2 LOB: 1 BB: 0 P: 7	R: 0 E: 0 K: 0 S: 3	H: 0 LOB: 0 BB: 0 P: 3	R: 0 E: 0 K: 0 S: 3	H: 0 LOB: 0 BB: 0 P: 3	R: 1 E: 0 K: 0 S: 4	H: 1 LOB: 0 BB: 0 P: 4	R: 1 E: 0 K: 1 S: 7	H: 3 LOB: 2 BB: 1 P: 11	R: 0 E: 0 K: 0 S: 2	H: 0 LOB: 1 BB: 2 P: 10	R: 0 E: 0 K: 0 S: 4	H: 1 LOB: 1 BB: 0 P: 4	1B: 4 2B: 1 3B: 1 HR: 1	SF: 0 SAC: 0 DP: 1 HBP: 0	WP: 0 PB: 0 SB: 1 CS: 1	PA: 36
<b>PITCHER</b>	IP WLS BF H R ER SO BB IBB HBP BLK WP HR S P ERA WHIP	6.1 W 25 4 3 3 1 2 0 0 0 0 1 25 33 4.26 0.947	0.0 1 1 0 0 0 0 0 0 0 0 0 0 1 1 ∞ ∞	0.2 2 1 0 0 1 0 0 0 0 0 0 0 4 4 0.00 1.500	2.0 S 8 1 0 0 0 2 0 0 0 0 0 0 6 14 0.00 1.500																	

AB	32
R	3
H	7
RBI	3
BB	4
SO	2
LOB	9



Batter	1	2	3	4	5	6	7	8	9	AB	R	H	RBI	BB	SO	LOB	BOTTOM			
Terry Harper, R (1, 7) OBP: 0.125, SLG: 0.375	F9									4	1	1	0	0	0	0	<b>San Diego Padres @ Atlanta Braves</b> Atlanta-Fulton County Stadium, Atlanta, GA Sat Sep 13 1980, 7:05 PM EDT Att: 12,990 - Unknown			
Glenn Hubbard, R (1, 4) OBP: 0.321, SLG: 0.398	F6		3B							3	1	0	0	1	0	2				
Gary Matthews, R (1, 9) OBP: 0.327, SLG: 0.435	6-3									4	0	0	0	0	0	2				
Bob Horner, R (1, 5) OBP: 0.311, SLG: 0.553			6-3							4	1	3	3	0	0	0				
Jerry Royster, R (7, PR) OBP: 0.297, SLG: 0.310										0	0	0	0	0	0	0				
Chris Chambliss, L (1, 3) OBP: 0.335, SLG: 0.429										4	0	0	0	0	0	2				
Dale Murphy, R (1, 8) OBP: 0.352, SLG: 0.516										4	1	1	0	0	0	1				
Bruce Benedict, R (1, 2) OBP: 0.300, SLG: 0.314										3	1	0	0	0	1	2				
Luis Gomez, R (1, 6) OBP: 0.242, SLG: 0.216										4	0	1	1	0	1	1				
Rick Matula, R (1, 1) OBP: 0.143, SLG: 0.111										3	0	0	0	0	0	2				
Gene Garber, R (7, 1) OBP: 0.500, SLG: 0.500										0	0	0	0	0	0	0				
Larry Bradford, R (7, 1) OBP: 0.167, SLG: 0.333										0	0	0	0	0	0	0				
<b>Inning Stats</b>	R: 0 E: 0 K: 0 S: 3	H: 0 LOB: 0 BB: 0 P: 3	R: 0 E: 0 K: 1 S: 6	H: 1 LOB: 1 BB: 0 P: 6	R: 0 E: 0 K: 0 S: 4	H: 1 LOB: 1 BB: 0 P: 4	R: 3 E: 3 K: 0 S: 7	H: 2 LOB: 1 BB: 0 P: 7	R: 1 E: 0 K: 0 S: 4	H: 1 LOB: 1 BB: 1 P: 8	R: 0 E: 1 K: 0 S: 4	H: 0 LOB: 1 BB: 0 P: 4	R: 1 E: 1 K: 0 S: 5	H: 1 LOB: 1 BB: 0 P: 5	R: 0 E: 0 K: 1 S: 5	H: 0 LOB: 0 BB: 0 P: 5	1B: 3 2B: 1 3B: 1 HR: 1	SF: 0 SAC: 1 DP: 0 HBP: 0	WP: 0 PB: 0 SB: 1 CS: 0	PA: 35
<b>PITCHER</b>	IP WLS BF H R ER SO BB IBB HBP BLK WP HR S P ERA WHIP	6.0 L 27 5 4 2 1 1 0 0 0 0 0 0 10 10 3.00 1.000	2.0 8 1 1 0 1 0 0 0 0 0 0 0 10 10 0.00 0.500																	





Batter	1	2	3	4	5	6	7	8	9	AB	R	H	RBI	BB	SO	LOB	TOP									
Gene Richards, L OBP: 0.363, SLG: 0.381 (1, 7)	1-3		4-3			F8		CS 1B		4	0	1	1	0	0	1	<b>San Diego Padres @ Atlanta Braves</b> Atlanta-Fulton County Stadium, Atlanta, GA Sun Sep 14 1980, 3:33 AM EDT Att: 9,270 - Unknown  <b>AB 35</b> <b>R 3</b> <b>H 10</b> <b>RBI 3</b> <b>BB 0</b> <b>SO 3</b> <b>LOB 11</b>									
Luis Salazar, R OBP: 0.412, SLG: 0.457 (1, 5)	5-3			K		6-3		F7 1-2		4	0	0	0	0	1											
Jerry Mumphy, S OBP: 0.344, SLG: 0.367 (1, 8)	4-3			4-3		F8		1B		4	0	1	0	0	0											
Randy Bass, L OBP: 0.333, SLG: 0.579 (1, 3)		K2-3		HR				F7 1B		4	2	2	1	0	1											
Broderick Perkins, L OBP: 0.516, SLG: 0.649 Gary Lucas, L OBP: 0.200, SLG: 0.176 (8, 1)	F7			K				FC1-5 1-2 1B		3	0	1	0	0	1	0										
Bill Fahey, L OBP: 0.290, SLG: 0.256 Paul Dade, R OBP: 0.316, SLG: 0.188 Gene Tenace, R OBP: 0.395, SLG: 0.412 (7, PR) (7, 2)	6-3					1-3		FC1-5 1-2 2-H 1B		3	0	1	1	0	0	0										
Ozzie Smith, S OBP: 0.324, SLG: 0.280 (1, 6)			4-3 6-3 1B			6-3		FC1-5 1-2 2-3F G4-6-3 1B		4	0	2	0	0	0	2										
Tim Flannery, L OBP: 0.287, SLG: 0.284 (1, 4)			6-3					G4-6-3 1-2 1B		4	0	1	0	0	0	4										
Steve Mura, R OBP: 0.178, SLG: 0.143 Dave Winfield, R OBP: 0.363, SLG: 0.451 (8, PH) (8, 9)			4-3			1-3		E8 1B 1B		2	0	0	0	0	0	2										
<b>Inning Stats</b>	R: 0 E: 0 K: 0 S: 3	H: 0 LOB: 0 BB: 0 P: 3	R: 0 E: 0 K: 1 S: 5	H: 0 LOB: 0 BB: 0 P: 5	R: 0 E: 0 K: 0 S: 4	H: 1 LOB: 1 BB: 0 P: 4	R: 1 E: 0 K: 2 S: 8	H: 1 LOB: 0 BB: 0 P: 8	R: 0 E: 0 K: 0 S: 4	H: 1 LOB: 1 BB: 0 P: 4	R: 0 E: 0 K: 0 S: 3	H: 0 LOB: 0 BB: 0 P: 3	R: 1 E: 0 K: 0 S: 5	H: 3 LOB: 2 BB: 0 P: 5	R: 1 E: 1 K: 0 S: 5	H: 3 LOB: 1 BB: 0 P: 5		R: 0 E: 0 K: 0 S: 4	H: 1 LOB: 1 BB: 0 P: 4	1B: 9 2B: 0 3B: 0 HR: 1	SF: 0 SAC: 0 DP: 1 HBP: 0	WP: 0 PB: 0 SB: 1 CS: 1	PA: 35			
<b>PITCHER</b>	IP	WLS	BF	H	R	ER	SO	BB	IBB	HBP	BLK	WP	HR	S	P	ERA		WHIP								
Doyle Alexander, R ERA: 3.95 (1, 1)	7.2		30	9	3	2	3	0	0	0	0	0	1	36	36	2.35		1.174								
Larry Bradford, L ERA: 2.53 (8, 1)	0.2		2	0	0	0	0	0	0	0	0	0	0	2	2	0.00		0.000								
Rick Camp, R ERA: 1.98 (9, 1)	0.2	W	3	1	0	0	0	0	0	0	0	0	0	3	3	0.00	1.500									

Batter	1	2	3	4	5	6	7	8	9	AB	R	H	RBI	BB	SO	LOB	BOTTOM									
Jerry Royster, R OBP: 0.303, SLG: 0.317 (1, 5)	CS 1B	2-3 1B					L6		1-2 2-H 1B	5	0	4	1	0	0	1	<b>San Diego Padres @ Atlanta Braves</b> Atlanta-Fulton County Stadium, Atlanta, GA Sun Sep 14 1980, 3:33 AM EDT Att: 9,270 - Unknown  <b>AB 29</b> <b>R 4</b> <b>H 9</b> <b>RBI 4</b> <b>BB 5</b> <b>SO 5</b> <b>LOB 9</b>									
Terry Harper, R OBP: 0.167, SLG: 0.333 (1, 7)	F7 1-2		F8		6-3			3-1 SH1-4 1B		4	0	1	0	0	0	2										
Gary Matthews, R OBP: 0.325, SLG: 0.432 (1, 9)	K		P4		K			SH1-4 1-2		3	0	0	0	0	2	1										
Chris Chambliss, L OBP: 0.334, SLG: 0.433 (1, 3)		HR	P6			F8		3-1 2-3		4	1	1	1	0	0	1										
Dale Murphy, R OBP: 0.351, SLG: 0.513 (1, 8)		1-4-3			F7		F7	IBB		3	0	0	0	1	0	0										
Glenn Hubbard, R OBP: 0.320, SLG: 0.395 (1, 4)		G3 1B BB		K		4-3		K		3	1	0	0	1	2	2										
Bruce Benedict, R OBP: 0.300, SLG: 0.317 Bob Horner, R OBP: 0.313, SLG: 0.553 Gary Cooper, S (9, PR) (9, PR)		G3					L6	SH1-4 1B BB		3	0	1	0	0	0	1										
Luis Gomez, R OBP: 0.246, SLG: 0.218 (1, 6)		2B 1B			6-3			SH1-4 BB		2	1	1	1	1	0	1										
Doyle Alexander, R OBP: 0.205, SLG: 0.224 Larry Bradford, R (8, 1)					K			SH1-4 1B		2	0	1	1	0	1	0										
Rick Camp, R OBP: 0.167, SLG: 0.333 Jeff Burroughs, R OBP: 0.343, SLG: 0.452 Rafael Ramirez, R OBP: 0.394, SLG: 0.383 (9, PR) (9, PR)		1B 2B					SH1-4 1-2	IBB		0	0	0	0	0	0	0										
<b>Inning Stats</b>	R: 0 E: 0 K: 1 S: 5	H: 1 LOB: 2 BB: 1 P: 10	R: 3 E: 0 K: 0 S: 6	H: 4 LOB: 2 BB: 1 P: 10	R: 0 E: 0 K: 0 S: 3	H: 0 LOB: 0 BB: 0 P: 3	R: 0 E: 0 K: 1 S: 6	H: 1 LOB: 1 BB: 0 P: 6	R: 0 E: 0 K: 2 S: 8	H: 1 LOB: 1 BB: 0 P: 8	R: 0 E: 0 K: 0 S: 3	H: 0 LOB: 0 BB: 0 P: 3	R: 0 E: 0 K: 0 S: 3	H: 0 LOB: 1 BB: 1 P: 7	R: 0 E: 0 K: 1 S: 6	H: 1 LOB: 2 BB: 2 P: 10		R: 1 E: 0 K: 0 S: 2	H: 1 LOB: 2 BB: 2 P: 10	1B: 6 2B: 2 3B: 0 HR: 1	SF: 0 SAC: 3 DP: 0 HBP: 0	WP: 0 PB: 0 SB: 1 CS: 1	PA: 37			
<b>PITCHER</b>	IP	WLS	BF	H	R	ER	SO	BB	IBB	HBP	BLK	WP	HR	S	P	ERA		WHIP								
Steve Mura, R ERA: 3.87 Gary Lucas, L ERA: 3.29 (1, 1) (8, 1)	7.0	L	28	7	3	3	4	2	0	0	0	0	1	34	42	3.86		1.286								







Batter	1	2	3	4	5	6	7	8	9	AB	R	H	RBI	BB	SO	LOB	TOP					
Gene Richards, L (1,7) OBP: 0.366, SLG: 0.384										5	2	2	0	0	0	2						
Ozzie Smith, S (1,6) OBP: 0.323, SLG: 0.279										4	1	1	0	0	1	1						
Jerry Mumphrey, S (1,8) OBP: 0.349, SLG: 0.374										5	1	3	2	0	1	0						
Randy Bass, L (1,3) OBP: 0.393, SLG: 0.560										3	0	2	1	0	0	1						
Dave Winfield, R (7,PH) OBP: 0.361, SLG: 0.447										0	0	0	0	1	0	0						
Broderick Perkins, L (1,9) OBP: 0.515, SLG: 0.656										3	0	2	1	0	0	1						
Gene Tenace, R (7,PH) OBP: 0.394, SLG: 0.411										1	0	0	0	0	0	2						
Luis Salazar, R (1,5) OBP: 0.391, SLG: 0.431										4	0	0	0	0	0	7						
Bill Fahey, L (1,2) OBP: 0.284, SLG: 0.251										4	0	0	0	0	0	3						
Tim Flannery, L (1,4) OBP: 0.297, SLG: 0.296										3	0	2	0	1	1	0						
John Curtis, L (1,1) OBP: 0.193, SLG: 0.182										3	0	0	0	0	1	3						
Rollie Fingers, R (8,1) OBP: 0.235, SLG: 0.412										0	0	0	0	0	0	0						
<b>Inning Stats</b>	R: 3 E: 0 K: 0 S: 8	H: 5 LOB: 3 BB: 1 P: 12	R: 0 E: 0 K: 1 S: 6	H: 1 LOB: 1 BB: 0 P: 6	R: 0 E: 0 K: 0 S: 3	H: 1 LOB: 0 BB: 0 P: 3	R: 0 E: 0 K: 0 S: 4	H: 1 LOB: 1 BB: 0 P: 4	R: 0 E: 1 K: 0 S: 4	H: 1 LOB: 1 BB: 0 P: 4	R: 0 E: 0 K: 0 S: 3	H: 1 LOB: 0 BB: 0 P: 3	R: 1 E: 0 K: 0 S: 5	H: 2 LOB: 2 BB: 1 P: 9	R: 0 E: 0 K: 2 S: 7	H: 0 LOB: 0 BB: 0 P: 7	R: 0 E: 0 K: 1 S: 5	H: 0 LOB: 0 BB: 0 P: 5	1B: 10 2B: 3 3B: 0 HR: 0	SF: 0 SAC: 2 DP: 2 HBP: 0	WP: 0 PB: 0 SB: 2 CS: 1	PA: 39
<b>PITCHER</b>	IP WLS BF H R ER SO BB IBB HBP BLK WP HR S P ERA WHIP																					
Vern Ruhle, R (1,1) ERA: 2.69	6.1 L 30 12 4 4 1 0 0 1 0 0 0 0 31 35 5.68 1.895																					
Joe Sambito, L (7,1) ERA: 2.17	1.2 6 0 0 0 2 0 1 0 0 0 0 9 13 0.00 0.000																					
Dave Smith, R (9,1) ERA: 2.21	1.0 3 0 0 0 1 0 0 0 0 0 0 5 5 0.00 0.000																					

**San Diego Padres @ Houston Astros**  
Astrodome, Houston, TX  
Tue Sep 16 1980, 8:05 PM EDT  
Att: 20,383 - Dome

AB	35
R	4
H	12
RBI	4
BB	2
SO	4
LOB	20

Batter	1	2	3	4	5	6	7	8	9	AB	R	H	RBI	BB	SO	LOB	BOTTOM					
Rafael Landestoy, S (1,4) OBP: 0.308, SLG: 0.336										4	0	2	2	0	0	0						
Enos Cabell, R (1,5) OBP: 0.304, SLG: 0.346										4	0	2	0	0	0	2						
Jose Cruz, L (1,7) OBP: 0.371, SLG: 0.440										4	0	0	0	0	1	3						
Cesar Cedeno, R (1,8) OBP: 0.391, SLG: 0.486										2	0	1	0	1	0	0						
Jeffrey Leonard, R (6,PR) OBP: 0.274, SLG: 0.330										1	1	0	0	0	0	1						
Art Howe, R (1,3) OBP: 0.348, SLG: 0.425										3	0	0	0	0	0	3						
Denny Walling, L (8,PH) OBP: 0.379, SLG: 0.401										0	0	0	0	1	0	0						
Gary Woods, R (1,9) OBP: 0.394, SLG: 0.594										3	0	1	1	0	0	0						
Joe Sambito, L (7,1) ERA: 2.17										0	0	0	0	0	0	0						
Joe Morgan, L (8,PH) OBP: 0.394, SLG: 0.366										1	0	0	0	0	0	2						
Dave Smith, R (9,1) ERA: 2.21										0	0	0	0	0	0	0						
Luis Pujols, R (1,2) OBP: 0.247, SLG: 0.237										3	0	0	0	0	0	1						
Dave Bergman, L (9,PH) OBP: 0.342, SLG: 0.323										1	0	0	0	0	0	0						
Craig Reynolds, L (1,6) OBP: 0.261, SLG: 0.305										2	1	0	0	0	0	0						
Julio Gonzalez, R (7,PH) OBP: 0.137, SLG: 0.140										1	0	0	0	0	0	0						
Danny Heep, L (9,PH) OBP: 0.337, SLG: 0.372										1	0	0	0	0	0	0						
Vern Ruhle, R (1,1) OBP: 0.357, SLG: 0.368										1	1	0	0	1	1	0						
Scott Loucks, R (7,9) OBP: 0.333, SLG: 0.333										0	0	0	0	0	0	0						
Terry Puhl, L (7,PH) OBP: 0.355, SLG: 0.421										2	0	0	0	0	0	0						
<b>Inning Stats</b>	R: 0 E: 0 K: 0 S: 4	H: 1 LOB: 2 BB: 1 P: 8	R: 2 E: 1 K: 0 S: 5	H: 1 LOB: 1 BB: 1 P: 9	R: 0 E: 0 K: 1 S: 5	H: 0 LOB: 0 BB: 0 P: 5	R: 0 E: 0 K: 0 S: 3	H: 0 LOB: 0 BB: 0 P: 3	R: 0 E: 1 K: 1 S: 6	H: 1 LOB: 1 BB: 0 P: 6	R: 1 E: 1 K: 0 S: 4	H: 2 LOB: 1 BB: 0 P: 4	R: 0 E: 0 K: 0 S: 3	H: 0 LOB: 0 BB: 0 P: 3	R: 0 E: 0 K: 0 S: 4	H: 1 LOB: 2 BB: 1 P: 8	R: 0 E: 0 K: 0 S: 3	H: 0 LOB: 0 BB: 0 P: 3	1B: 4 2B: 3 3B: 0 HR: 0	SF: 0 SAC: 0 DP: 1 HBP: 0	WP: 0 PB: 0 SB: 1 CS: 0	PA: 36
<b>PITCHER</b>	IP WLS BF H R ER SO BB IBB HBP BLK WP HR S P ERA WHIP																					
John Curtis, L (1,1) ERA: 3.57	7.2 W 31 6 3 1 2 2 0 0 0 0 0 0 33 41 1.17 1.043																					
Rollie Fingers, R (8,1) ERA: 2.65	1.1 S 5 0 0 0 0 1 0 0 0 0 0 0 4 8 0.00 0.750																					

**San Diego Padres @ Houston Astros**  
Astrodome, Houston, TX  
Tue Sep 16 1980, 8:05 PM EDT  
Att: 20,383 - Dome

AB	33
R	3
H	6
RBI	3
BB	3
SO	2
LOB	12



Batter	1	2	3	4	5	6	7	8	9	AB	R	H	RBI	BB	SO	LOB	TOP			
Gene Richards, L (1,7) OBP: 0.363, SLG: 0.381	F8		5-3		F9			4-3		4	0	0	0	0	0	1	<b>San Diego Padres @ Los Angeles Dodgers</b> Dodger Stadium, Los Angeles, CA Wed Sep 17 1980, 7:05 PM PDT Att: 28,822 - Unknown			
Ozzie Smith, S (1,6) OBP: 0.324, SLG: 0.284			1B			K		B4-3		4	0	2	0	0	1	0				
Jerry Mumphrey, S (1,8) OBP: 0.352, SLG: 0.375						P6				3	0	2	0	1	0	0				
Randy Bass, L (1,3) OBP: 0.344, SLG: 0.483						F5		K		4	0	0	0	0	2	3				
Broderick Perkins, L (1,9) Tom Tellmann, R (7,1) Gary Lucas, L (7,1) Craig Stinac, R (8,PH) OBP: 0.293, SLG: 0.176 OBP: 0.208, SLG: 0.267	L4								F9	3	0	2	0	0	0	2				
Gene Tenace, R (1,2) Paul Dade, R (9,PR) OBP: 0.392, SLG: 0.406 OBP: 0.316, SLG: 0.188										3	0	0	0	1	0	2				
Luis Salazar, R (1,5) OBP: 0.377, SLG: 0.415										4	1	0	0	0	2	2				
Tim Flannery, L (1,4) Dave Cash, R (9,PH) OBP: 0.301, SLG: 0.300 OBP: 0.291, SLG: 0.273										3	0	2	1	0	0	0				
Juan Eichelberger, R (1,1) Dave Winfield, R (7,PH) OBP: 0.080, SLG: 0.042 OBP: 0.350, SLG: 0.445										1	0	0	0	0	1	0				
										2	0	0	0	0	0	3				
<b>Inning Stats</b>	R: 0 E: 0 K: 1 S: 6	H: 1 LOB: 2 BB: 1 P: 10	R: 0 E: 0 K: 0 S: 3	H: 0 LOB: 0 BB: 0 P: 3	R: 0 E: 0 K: 1 S: 6	H: 2 LOB: 2 BB: 0 P: 6	R: 0 E: 0 K: 0 S: 3	H: 1 LOB: 0 BB: 0 P: 3	R: 0 E: 0 K: 1 S: 6	H: 1 LOB: 1 BB: 0 P: 6	R: 0 E: 0 K: 1 S: 5	H: 0 LOB: 0 BB: 0 P: 5	R: 1 E: 0 K: 0 S: 5	H: 2 LOB: 1 BB: 0 P: 5	R: 0 E: 0 K: 1 S: 6	H: 1 LOB: 1 BB: 1 P: 10	1B: 7 2B: 0 3B: 1 HR: 0	SF: 0 SAC: 1 DP: 1 HBP: 0	WP: 0 PB: 0 SB: 2 CS: 0	PA: 36
<b>PITCHER</b>	IP WLS BF H R ER SO BB IBB HBP BLK WP HR S P ERA WHIP																			
Don Sutton, R (1,1) ERA: 2.13	7.0 W 27 7 1 1 4 1 0 0 0 0 0 0 34 38 1.29 1.143																			
Steve Howe, L (8,1) ERA: 1.53	2.0 S 9 1 0 0 2 1 0 0 0 0 0 0 12 16 0.00 1.000																			

Batter	1	2	3	4	5	6	7	8	9	AB	R	H	RBI	BB	SO	LOB	BOTTOM			
Rudy Law, L (1,8) OBP: 0.314, SLG: 0.310	4-3		4-3							3	1	1	0	0	0	0	<b>San Diego Padres @ Los Angeles Dodgers</b> Dodger Stadium, Los Angeles, CA Wed Sep 17 1980, 7:05 PM PDT Att: 28,822 - Unknown			
Mickey Hatcher, R (7,PH) OBP: 0.246, SLG: 0.281										1	0	0	0	0	2	0				
Jack Perconte, L (1,4) OBP: 0.400, SLG: 0.250			1-3							3	1	1	1	1	0	0				
Steve Garvey, R (1,3) OBP: 0.332, SLG: 0.450										3	0	1	0	1	0	1				
Dusty Baker Jr., R (1,7) OBP: 0.339, SLG: 0.527										4	0	3	1	0	0	1				
Ron Cey, R (1,5) OBP: 0.342, SLG: 0.445										4	0	1	0	0	1	4				
Jay Johnstone, L (1,9) OBP: 0.357, SLG: 0.380										3	0	0	0	0	0	0				
Steve Howe, L (8,1) OBP: 0.100, SLG: 0.100										0	0	0	0	0	0	0				
Steve Yeager, R (1,2) OBP: 0.273, SLG: 0.275										3	0	0	0	0	2	0				
Derrel Thomas, S (1,6) OBP: 0.331, SLG: 0.372										3	0	1	0	0	0	0				
Don Sutton, R (1,1) Rick Monday, L (7,PH) Pepe Frias, R (7,PR) OBP: 0.088, SLG: 0.071 OBP: 0.386, SLG: 0.476 OBP: 0.255, SLG: 0.272										2	0	0	0	0	1	0				
										0	0	0	0	1	0	0				
										0	0	0	0	0	0	0				
<b>Inning Stats</b>	R: 1 E: 0 K: 0 S: 4	H: 1 LOB: 1 BB: 1 P: 8	R: 0 E: 0 K: 0 S: 3	H: 0 LOB: 0 BB: 0 P: 3	R: 0 E: 0 K: 1 S: 5	H: 0 LOB: 0 BB: 0 P: 5	R: 0 E: 0 K: 0 S: 3	H: 1 LOB: 0 BB: 0 P: 3	R: 0 E: 0 K: 1 S: 5	H: 0 LOB: 0 BB: 0 P: 5	R: 1 E: 1 K: 1 S: 7	H: 3 LOB: 2 BB: 1 P: 11	R: 0 E: 0 K: 1 S: 6	H: 1 LOB: 2 BB: 1 P: 10	R: 0 E: 0 K: 0 S: 4	H: 2 LOB: 2 BB: 0 P: 4	1B: 8 2B: 0 3B: 0 HR: 0	SF: 0 SAC: 0 DP: 1 HBP: 0	WP: 0 PB: 0 SB: 2 CS: 0	PA: 32
<b>PITCHER</b>	IP WLS BF H R ER SO BB IBB HBP BLK WP HR S P ERA WHIP																			
Juan Eichelberger, R (1,1) ERA: 3.23	6.0 L 23 5 2 2 3 2 0 0 0 0 0 0 27 35 3.00 1.167																			
Tom Tellmann, R (7,1) ERA: 3.23	0.2 4 1 0 0 1 1 0 0 0 0 0 0 5 9 0.00 3.000																			
Gary Lucas, L (7,1) ERA: 3.23	1.1 5 2 0 0 0 0 0 0 0 0 0 0 5 5 0.00 1.500																			





Batter	1	2	3	4	5	6	7	8	9	AB	R	H	RBI	BB	SO	LOB	TOP					
Gene Richards, L (1, 7) OBP: 0.361, SLG: 0.378	4-3		6-3		FC6-4			K		4	0	0	0	0	1	2	<b>San Diego Padres @ Los Angeles Dodgers</b> Dodger Stadium, Los Angeles, CA Thu Sep 18 1980, 7:05 PM PDT Att: 30,738 - Unknown <a href="http://livebaseballscorecards.com">livebaseballscorecards.com</a>					
Ozzie Smith, S (1, 6) OBP: 0.323, SLG: 0.284	F8		F8			P4		1B		4	1	1	0	0	0	0						
Jerry Mumphrey, S (1, 8) OBP: 0.351, SLG: 0.373	5-3			G3		E4		1B		3	0	0	0	1	0	0						
Randy Bass, L (1, 3) OBP: 0.353, SLG: 0.467		1B		F8		L7		1B		1	0	0	0	1	0	0						
Dave Winfield, R (4, 9) OBP: 0.360, SLG: 0.445		BB						1-3		2	0	1	2	0	0	1						
Broderick Perkins, L (1, 9) OBP: 0.507, SLG: 0.676		K			HR			1-3		4	1	1	1	0	1	4						
Luis Salazar, R (1, 5) OBP: 0.364, SLG: 0.400		F8						K		4	0	0	0	0	2	3						
Gene Tenace, R (1, 2) OBP: 0.284, SLG: 0.252									6-3	1	0	1	0	0	0	0						
Bill Fahey, L (4, 2) OBP: 0.284, SLG: 0.252		1B								3	0	1	0	0	1	0						
Tim Flannery, L (1, 4) OBP: 0.300, SLG: 0.300					L4-3			K		4	0	1	0	0	1	1						
Rick Wise, R (1, 1) OBP: 0.175, SLG: 0.182									6-3	1	0	0	0	1	1	0						
Eric Rasmussen, R (5, 1) OBP: 0.100, SLG: 0.200				K						0	0	0	0	0	0	0						
Barry Evans, R (6, PH) OBP: 0.313, SLG: 0.325						FC6-4		1B		1	1	1	0	0	0	0						
Mike Armstrong, R (8, 1) OBP: 0.313, SLG: 0.325								1B		0	0	0	0	0	0	0						
Dave Cash, R (9, PH) OBP: 0.280, SLG: 0.273								2B		1	0	0	0	0	0	0						
<b>Inning Stats</b>	R: 0 E: 0 K: 0 S: 3	H: 0 LOB: 0 BB: 0 P: 3	R: 0 E: 0 K: 1 S: 6	H: 2 LOB: 2 BB: 1 P: 10	R: 0 E: 0 K: 1 S: 5	H: 0 LOB: 0 BB: 0 P: 5	R: 1 E: 0 K: 1 S: 6	H: 1 LOB: 0 BB: 0 P: 6	R: 0 E: 0 K: 0 S: 3	H: 1 LOB: 1 BB: 1 P: 7	R: 0 E: 1 K: 0 S: 4	H: 0 LOB: 1 BB: 0 P: 4	R: 0 E: 0 K: 1 S: 5	H: 0 LOB: 0 BB: 0 P: 5	R: 2 E: 0 K: 2 S: 10	H: 3 LOB: 2 BB: 1 P: 14	R: 0 E: 0 K: 1 S: 5	H: 0 LOB: 0 BB: 0 P: 5	1B: 5 2B: 2 3B: 0 HR: 1	SF: 0 SAC: 0 DP: 1 HBP: 0	WP: 0 PB: 0 SB: 2 CS: 0	PA: 36
<b>PITCHER</b>	IP WLS BF H R ER SO BB IBB HBP BLK WP HR S P ERA WHIP																					
Bob Welch, R (1, 1) ERA: 3.35	7.1 W 30 6 3 3 5 3 0 0 0 0 1 37 49 3.68 1.227																					
Bobby Castillo, R (8, 1) ERA: 2.75	1.2 S 6 1 0 0 2 0 0 0 0 0 0 10 10 0.00 0.600																					

Batter	1	2	3	4	5	6	7	8	9	AB	R	H	RBI	BB	SO	LOB	BOTTOM			
Davey Lopes, R (1, 4) OBP: 0.329, SLG: 0.356	F7		F9	F9		F3				4	0	0	0	0	0	2	<b>San Diego Padres @ Los Angeles Dodgers</b> Dodger Stadium, Los Angeles, CA Thu Sep 18 1980, 7:05 PM PDT Att: 30,738 - Unknown <a href="http://livebaseballscorecards.com">livebaseballscorecards.com</a>			
Rudy Law, L (1, 8) OBP: 0.313, SLG: 0.309	G3				K			4-3		4	1	1	0	0	1	0				
Bobby Castillo, R (8, 1) OBP: 0.125, SLG: 0.125			1B							0	0	0	0	0	0	0				
Steve Garvey, R (1, 3) OBP: 0.336, SLG: 0.454		BB		HR		1B		1B		3	2	3	1	1	0	0				
Dusty Baker Jr., R (1, 7) OBP: 0.339, SLG: 0.531	F9				5-3			L3		4	1	1	2	0	0	3				
Ron Cey, R (1, 5) OBP: 0.343, SLG: 0.451		F9	F8			FC4-6		HR		4	1	2	2	0	0	0				
Mickey Hatcher, R (1, 9) OBP: 0.246, SLG: 0.328		4-3	P4			FC4-6		HR		4	1	1	1	0	0	1				
Steve Yeager, R (1, 2) OBP: 0.277, SLG: 0.280								F7		4	1	2	0	0	0	0				
Derrel Thomas, S (1, 6) OBP: 0.329, SLG: 0.370		E5			6-3			K		4	0	1	0	0	1	2				
Bob Welch, R (1, 1) OBP: 0.235, SLG: 0.269										3	0	2	1	0	1	1				
Pepe Frias, R (8, 6) OBP: 0.254, SLG: 0.271					K				G4-6-3	1	0	0	0	0	0	1				
<b>Inning Stats</b>	R: 0 E: 0 K: 0 S: 3	H: 0 LOB: 1 BB: 1 P: 7	R: 1 E: 0 K: 0 S: 5	H: 2 LOB: 2 BB: 0 P: 5	R: 3 E: 0 K: 0 S: 6	H: 3 LOB: 0 BB: 0 P: 6	R: 0 E: 0 K: 1 S: 6	H: 1 LOB: 1 BB: 0 P: 6	R: 1 E: 0 K: 1 S: 7	H: 2 LOB: 1 BB: 0 P: 7	R: 0 E: 0 K: 1 S: 6	H: 1 LOB: 1 BB: 0 P: 6	R: 0 E: 0 K: 0 S: 3	H: 1 LOB: 0 BB: 0 P: 3	R: 2 E: 0 K: 0 S: 5	H: 3 LOB: 0 BB: 0 P: 5	1B: 9 2B: 2 3B: 0 HR: 3	SF: 0 SAC: 0 DP: 2 HBP: 0	WP: 0 PB: 0 SB: 2 CS: 0	PA: 36
<b>PITCHER</b>	IP WLS BF H R ER SO BB IBB HBP BLK WP HR S P ERA WHIP																			
Rick Wise, R (1, 1) ERA: 3.64	4.1 L 21 7 5 4 2 1 0 0 0 0 0 1 24 28 8.31 1.846																			
Eric Rasmussen, R (5, 1) ERA: 4.32	2.2 10 3 0 0 1 0 0 0 0 0 0 12 12 0.00 1.125																			
Mike Armstrong, R (8, 1) ERA: 5.65	1.0 5 3 2 2 0 0 0 0 0 0 2 5 5 18.00 3.000																			



Batter	1	2	3	4	5	6	7	8	9	AB	R	H	RBI	BB	SO	LOB	TOP							
Jerry Royster, R OBP: 0.310, SLG: 0.323 (1, 7)	0-0 4-3		0-0 6-3		0-0 SH2-4		0-0 6-3	0-0 4-3		4	0	0	0	0	0	0	<p>Atlanta Braves @ San Diego Padres San Diego Stadium, San Diego, CA Fri Sep 19 1980, 10:05 PM EDT Att: 5,893 - Unknown</p>							
Glenn Hubbard, R OBP: 0.323, SLG: 0.385 (1, 4)	4-0 1B 1-4-3 BB		4-0 G6-4-3 BB		4-0 SF9 BB		4-0 BB 1B BB	0-3 K	1	2	0	0	4	1	0									
Gary Matthews, R OBP: 0.325, SLG: 0.425 (1, 9)	0-0 1-4-3 1-3 1B		0-0 G6-4-3 1-2		0-0 SF9 1-2 2-3 3-H		0-0 BB BB 1B	0-0 G3	4	1	2	1	0	0	1									
Bob Horner, R OBP: 0.311, SLG: 0.545 (1, 5) (7, 3)	0-0 1-4-3 1-2 3-H			0-0 F9		0-0 K	4-0 BB BB 1B	0-0 5-3	4	0	0	1	1	1	3									
Chris Chambliss, L OBP: 0.337, SLG: 0.435 Jeff Burroughs, R OBP: 0.347, SLG: 0.454 (1, 3) (7, PH) (7, 7)	4-0 BB			0-0 L9		0-0 4-3	4-0 BB BB		2	0	0	0	1	0	0									
Dale Murphy, R OBP: 0.352, SLG: 0.508 (1, 8)	0-3 K			0-0 2B		0-0 1B	4-0 1-2 2-3 3-H BB		3	0	2	1	1	1	2									
Bruce Benedict, R OBP: 0.301, SLG: 0.315 Mike Lum, L OBP: 0.340, SLG: 0.237 Bill Nahorodny, R OBP: 0.291, SLG: 0.419 (1, 2) (6, PH) (6, 2)		0-0 F6		0-0 F2		0-3 K	0-3 K		2	0	0	0	0	0	1									
Luis Gomez, R OBP: 0.242, SLG: 0.215 Biff Pocoroba, S OBP: 0.396, SLG: 0.423 Rafael Ramirez, R OBP: 0.304, SLG: 0.383 Chico Ruiz, R OBP: 0.379, SLG: 0.462 (1, 6) (6, PH) (6, 6) (6, PH) (6, 6)		0-0 F6			0-0 SH2-4 SF9 1B	0-0 4-3		0-0 F9	2	1	1	0	0	0	0									
Doyle Alexander, R OBP: 0.203, SLG: 0.221 Al Hrabosky, R OBP: 0.200, SLG: 0.233 Brian Asselstine, L OBP: 0.200, SLG: 0.233 Preston Hanna, R OBP: 0.200, SLG: 0.233 Terry Harper, R OBP: 0.200, SLG: 0.233 Gene Garber, R OBP: 0.200, SLG: 0.233 (1, 1) (6, 1) (7, PH) (7, 1) (8, PH) (8, 1)		0-3 K			0-0 SH SF9 SH2-4 1-2		0-0 P4	0-0 L7	1	0	0	0	0	0	1									
<b>Inning Stats</b>	R: 1 E: 0 K: 1 S: 6	H: 1 LOB: 2 BB: 2 P: 14	R: 0 E: 0 K: 1 S: 5	H: 0 LOB: 0 BB: 0 P: 5	R: 0 E: 0 K: 0 S: 2	H: 0 LOB: 1 BB: 0 P: 6	R: 0 E: 0 K: 0 S: 4	H: 1 LOB: 1 BB: 0 P: 4	R: 1 E: 0 K: 1 S: 7	H: 1 LOB: 2 BB: 1 P: 11	R: 0 E: 0 K: 1 S: 6	H: 1 LOB: 1 BB: 0 P: 6	R: 2 E: 0 K: 1 S: 6	H: 1 LOB: 3 BB: 4 P: 22	R: 0 E: 0 K: 0 S: 3	H: 0 LOB: 0 BB: 0 P: 3		R: 0 E: 0 K: 1 S: 5	H: 0 LOB: 0 BB: 0 P: 5	1B: 4 2B: 1 3B: 0 HR: 0	SF: 1 SAC: 2 DP: 1 HBP: 0	WP: 0 PB: 0 SB: 0 CS: 0	PA: 40	
<b>PITCHER</b>	IP WLS BF H R ER SO BB IBB HBP BLK WP HR S P ERA WHIP	6.2 W 31 5 4 4 4 6 0 0 0 0 0 0 33 57 5.40 1.650	0.0 S 8 0 0 0 2 1 0 0 0 0 0 0 11 15 0.00 0.429																					

Batter	1	2	3	4	5	6	7	8	9	AB	R	H	RBI	BB	SO	LOB	BOTTOM							
Gene Richards, L OBP: 0.361, SLG: 0.378 (1, 7)	0-0 F9		0-0 1B WP	0-0 4-3		0-0 G3		0-0 1B 1-2 2-H		5	1	2	1	0	0	3	<p>Atlanta Braves @ San Diego Padres San Diego Stadium, San Diego, CA Fri Sep 19 1980, 10:05 PM EDT Att: 5,893 - Unknown</p>							
Ozzie Smith, S OBP: 0.324, SLG: 0.285 (1, 6)	0-0 F8		0-0 WP S 1B		0-0 G4-6-3 1B		0-0 4-3	0-3 K	5	0	2	0	0	1	2									
Jerry Mumphrey, S OBP: 0.352, SLG: 0.375 (1, 8)	0-0 L6		4-0 1-3 3-H BB		0-0 G4-6-3 1-2		0-0 CS 2B		3	0	1	0	1	0	1									
Dave Winfield, R OBP: 0.361, SLG: 0.449 (1, 9)		0-0 G4-6-3 3B	0-0 6-3		0-0 F8		4-0 CS IBB		3	1	1	0	1	0	2									
Randy Bass, L OBP: 0.378, SLG: 0.531 Gene Tenace, R OBP: 0.393, SLG: 0.407 (1, 3) (6, PR) (7, 3)		1-0 G4-6-3 HBP		0-0 4-3		0-0 2B 3B	0-0 3-1	1-2 2-3	2	0	1	0	0	0	0									
Bill Fahey, L OBP: 0.294, SLG: 0.257 (1, 2)		0-0 G4-6-3 1-2 3-H		0-0 2B 2B		0-0 F7		0-0 3-1	4	1	1	0	0	0	2									
Luis Salazar, R OBP: 0.369, SLG: 0.421 (1, 5)		0-0 6-3		0-0 2B 1B 2B		0-0 1B 2B		0-0 1-3	4	2	2	2	0	0	0									
Tim Flannery, L OBP: 0.303, SLG: 0.303 (1, 4)			0-0 1-3	0-0 2B 1B		0-0 F7		0-0 1B 1B	4	1	2	1	0	0	2									
Steve Mura, R OBP: 0.188, SLG: 0.156 Gary Lucas, L OBP: 0.200, SLG: 0.176 Rollie Fingers, R OBP: 0.278, SLG: 0.444 (1, 1) (7, 1) (7, 1)			0-3 K	0-0 6-3 2B		0-0 1B		0-0 1B	3	0	1	1	0	1	1									
<b>Inning Stats</b>	R: 0 E: 0 K: 0 S: 3	H: 0 LOB: 0 BB: 0 P: 3	R: 1 E: 0 K: 0 S: 3	H: 1 LOB: 0 BB: 0 P: 4	R: 1 E: 0 K: 1 S: 7	H: 2 LOB: 2 BB: 1 P: 11	R: 2 E: 0 K: 0 S: 6	H: 3 LOB: 1 BB: 0 P: 6	R: 0 E: 0 K: 0 S: 3	H: 1 LOB: 1 BB: 0 P: 3	R: 2 E: 0 K: 0 S: 6	H: 3 LOB: 2 BB: 0 P: 6	R: 0 E: 0 K: 0 S: 3	H: 1 LOB: 1 BB: 1 P: 7	R: 1 E: 0 K: 1 S: 8	H: 3 LOB: 2 BB: 0 P: 8		R: 0 E: 0 K: 1 S: 5	H: 0 LOB: 0 BB: 0 P: 5	1B: 8 2B: 4 3B: 2 HR: 0	SF: 0 SAC: 0 DP: 2 HBP: 1	WP: 1 PB: 0 SB: 1 CS: 2	PA: 38	
<b>PITCHER</b>	IP WLS BF H R ER SO BB IBB HBP BLK WP HR S P ERA WHIP	5.2 L 27 10 6 6 1 1 0 1 0 0 0 0 27 32 9.53 1.941	1.0 L 4 1 0 0 0 0 1 0 0 0 0 0 3 7 0.00 1.000	1.0 L 6 3 1 1 1 0 0 0 0 0 0 0 8 8 9.00 3.000																				





Batter	1	2	3	4	5	6	7	8	9	10	11	AB	R	H	RBI	BB	SO	LOB	TOP					
Jerry Royster, R OBP: 0.309, SLG: 0.322 (1, 7)												5	1	1	0	0	0	3						
Glenn Hubbard, R OBP: 0.326, SLG: 0.389 (1, 4)												4	1	2	0	1	0	0						
Gary Matthews, R OBP: 0.325, SLG: 0.425 (1, 9)												5	0	2	1	0	0	2						
Bob Horner, R OBP: 0.241, SLG: 0.247 Rick Camp, R OBP: 0.233, SLG: 0.233 Larry Bradford, R OBP: 0.233, SLG: 0.233 Rick Mahler, R OBP: 0.233, SLG: 0.233 Jeff Burroughs, R OBP: 0.233, SLG: 0.233 Al Hrabosky, R OBP: 0.233, SLG: 0.233 (1, 5)												4	0	3	1	0	0	0						
Chris Chambliss, L OBP: 0.334, SLG: 0.431 (1, 3)												5	0	0	0	0	0	5						
Dale Murphy, R OBP: 0.349, SLG: 0.503 (1, 8)												5	0	0	0	0	1	1						
Bruce Benedict, R OBP: 0.306, SLG: 0.321 Gary Cooper, S (9, PR)												4	0	3	0	0	0	0						
Bill Nahorodny, R OBP: 0.289, SLG: 0.417 (9, 2)												1	0	0	0	0	0	0						
Luis Gomez, R OBP: 0.241, SLG: 0.215 Biff Pocoroba, S OBP: 0.381, SLG: 0.417 Rafael Ramirez, R OBP: 0.302, SLG: 0.380 (7, PH)												1	0	0	0	0	0	0						
Tommy Boggs, R OBP: 0.337, SLG: 0.234 Mike Lum, L OBP: 0.500, SLG: 0.500 Gene Garber, R OBP: 0.125, SLG: 0.250 Terry Harper, R OBP: 0.125, SLG: 0.250 (1, 1)												2	0	0	0	0	1	1						
<b>Inning Stats</b>	R: 0 E: 0 K: 0 S: 5	H: 2 LOB: 2 BB: 0 P: 5	R: 0 E: 0 K: 0 S: 3	H: 0 LOB: 0 BB: 0 P: 3	R: 0 E: 0 K: 1 S: 5	H: 0 LOB: 1 BB: 1 P: 9	R: 0 E: 0 K: 0 S: 3	H: 0 LOB: 0 BB: 0 P: 3	R: 0 E: 0 K: 0 S: 4	H: 1 LOB: 1 BB: 0 P: 4	R: 0 E: 0 K: 1 S: 6	H: 1 LOB: 1 BB: 0 P: 6	R: 2 E: 0 K: 0 S: 6	H: 4 LOB: 1 BB: 0 P: 6	R: 0 E: 0 K: 0 S: 4	H: 1 LOB: 2 BB: 0 P: 4	R: 0 E: 0 K: 1 S: 5	H: 0 LOB: 0 BB: 0 P: 5	1B: 10 2B: 1 3B: 0 HR: 0	SF: 0 SAC: 1 DP: 1 HBP: 0	WP: 0 PB: 0 SB: 3 CS: 0	PA: 43		
<b>PITCHER</b>	IP 7.1	WLS 0.1	BF 11	H 1	R 0	ER 0	SO 1	BB 0	IBB 0	HBP 0	BLK 0	WP 0	HR 0	S 13	P 13	ERA 0.00	WHIP 0.300							
George Stablein, R ERA: 2.45 (1, 1)																								
Dennis Kinney, L ERA: 4.06 (8, 1)																								
Eric Rasmussen, R ERA: 4.19 (8, 1)																								
<b>Batter</b>	<b>1</b>	<b>2</b>	<b>3</b>	<b>4</b>	<b>5</b>	<b>6</b>	<b>7</b>	<b>8</b>	<b>9</b>	<b>10</b>	<b>11</b>	<b>AB</b>	<b>R</b>	<b>H</b>	<b>RBI</b>	<b>BB</b>	<b>SO</b>	<b>LOB</b>	<b>BOTTOM</b>					
Gene Richards, L OBP: 0.362, SLG: 0.380 (1, 7)												5	2	2	0	0	0	1						
Ozzie Smith, S OBP: 0.324, SLG: 0.284 (1, 6)												2	0	0	0	1	0	0						
Jerry Mumphy, S OBP: 0.353, SLG: 0.374 (1, 8)												4	0	1	0	1	0	1						
Dave Winfield, R OBP: 0.365, SLG: 0.451 (1, 9)												4	0	3	2	1	0	0						
Randy Bass, L OBP: 0.381, SLG: 0.500 (1, 3)												4	0	1	0	1	1	6						
Luis Salazar, R OBP: 0.360, SLG: 0.410 Broderick Perkins, L OBP: 0.500, SLG: 0.667 Barry Evans, R OBP: 0.311, SLG: 0.322 (1, 5)												3	0	0	0	0	0	3						
Gene Tenace, R OBP: 0.383, SLG: 0.408 Paul Dade, R OBP: 0.316, SLG: 0.188 (1, 2)												4	0	1	0	1	1	4						
Tim Flannery, L OBP: 0.302, SLG: 0.302 Dave Cash, R OBP: 0.280, SLG: 0.272 (1, 4)												4	0	1	0	0	1	1						
George Stablein, R ERA: 3.46 (1, 1)												3	0	0	0	0	2	2						
Dennis Kinney, L OBP: 0.154, SLG: 0.083 (8, 1)												0	0	0	0	0	0	0						
Eric Rasmussen, R OBP: 0.095, SLG: 0.190 (8, 1)												1	0	0	0	0	0	0						
Craig Stimpac, R OBP: 0.224, SLG: 0.283 (11, PH)												1	0	1	1	0	0	0						
<b>Inning Stats</b>	R: 1 E: 0 K: 0 S: 6	H: 3 LOB: 2 BB: 0 P: 6	R: 0 E: 0 K: 2 S: 8	H: 1 LOB: 1 BB: 0 P: 8	R: 0 E: 0 K: 0 S: 3	H: 0 LOB: 0 BB: 1 P: 3	R: 0 E: 0 K: 0 S: 2	H: 0 LOB: 0 BB: 0 P: 6	R: 0 E: 0 K: 0 S: 3	H: 1 LOB: 1 BB: 0 P: 3	R: 0 E: 0 K: 2 S: 8	H: 1 LOB: 1 BB: 0 P: 8	R: 1 E: 0 K: 0 S: 6	H: 2 LOB: 3 BB: 1 P: 10	R: 0 E: 0 K: 0 S: 3	H: 0 LOB: 0 BB: 0 P: 3	R: 0 E: 0 K: 1 S: 4	H: 1 LOB: 2 BB: 2 P: 12	R: 1 E: 0 K: 0 S: 3	H: 1 LOB: 1 BB: 1 P: 7	1B: 8 2B: 3 3B: 0 HR: 0	SF: 0 SAC: 2 DP: 2 HBP: 0	WP: 0 PB: 0 SB: 4 CS: 1	PA: 45
<b>PITCHER</b>	IP 6.0	WLS 1.0	BF 23	H 5	R 1	ER 1	SO 2	BB 1	IBB 0	HBP 0	BLK 0	WP 0	HR 0	S 26	P 30	ERA 1.50	WHIP 1.000							
Tommy Boggs, R ERA: 3.46 (7, 1)																								
Gene Garber, R ERA: 3.91 (7, 1)																								
Rick Camp, R ERA: 1.99 (8, 1)																								
Larry Bradford, L ERA: 2.61 (8, 1)																								
Rick Mahler, R ERA: (8, 1)																								
<b>PITCHER</b>	IP 10.1	WLS L	BF 8	H 2	R 1	ER 1	SO 1	BB 2	IBB 1	HBP 0	BLK 0	WP 0	HR 0	S 7	P 19	ERA 5.40	WHIP 2.400							
Al Hrabosky, L ERA: 3.93 (10, 1)																								

Atlanta Braves @ San Diego Padres  
San Diego Stadium, San Diego, CA  
Sat Sep 20 1980, 10:05 PM EDT  
Att. 7,180 - Unknown

livebaseballscorecards.com

AB 41  
R 2  
H 11  
RBI 2  
BB 1  
SO 3  
LOB 17



Atlanta Braves @ San Diego Padres  
San Diego Stadium, San Diego, CA  
Sat Sep 20 1980, 10:05 PM EDT  
Att. 7,180 - Unknown

livebaseballscorecards.com

AB 38  
R 3  
H 10  
RBI 3  
BB 5  
SO 5  
LOB 22





Batter	1	2	3	4	5	6	7	8	9	AB	R	H	RBI	BB	SO	LOB	TOP							
Jerry Royster, R OBP: 0.308, SLG: 0.321 (1, 7)	0-0 4-3		0-0 CS 1B		0-0 6-3		0-0 L6			4	0	1	0	0	0	1								
Glenn Hubbard, R OBP: 0.330, SLG: 0.392 (1, 4)	4-0 BB G6-4-3		0-0 1-2 2B			4-0 BB G1-6-3		0-0 F8		2	0	1	0	2	0	0								
Gary Matthews, R OBP: 0.325, SLG: 0.423 (1, 9)	0-0 G6-4-3 1-2		0-3 K			0-0 G1-6-3 1-2		4-0 BB G6-4-3		3	0	0	0	1	1	3								
Bob Horner, R OBP: 0.315, SLG: 0.547 (1, 5)		0-0 5-3		0-0 6-3		0-0 2B		0-0 G6-4-3 1-2		4	0	1	0	0	0	1								
Chris Chambliss, L OBP: 0.332, SLG: 0.428 (1, 3)		0-0 L4		0-0 F8		0-0 4-3			0-0 1-3	4	0	0	0	0	0	1								
Dale Murphy, R OBP: 0.350, SLG: 0.503 (1, 8)		0-0 S 1B		0-0 1B			0-0 E5 2B		0-0 5-3	4	1	2	0	0	0	0								
Bruce Benedict, R OBP: 0.307, SLG: 0.319 Mike Lum, L OBP: 0.344, SLG: 0.244 (9, PH)	4-0 BB 1-2 BB		0-0 5-3		0-0 F5		0-0 F5		0-0 1B	2	0	0	0	1	0	2	AB 31 R 1 H 7 RBI 1 BB 4 SO 2 LOB 12							
Luis Gomez, R OBP: 0.240, SLG: 0.213 Biff Pocoreba, S OBP: 0.376, SLG: 0.411 Larry Bradford, R OBP: 0.500, SLG: 0.500 Brian Asselstine, L OBP: 0.319, SLG: 0.396 (7, PH)	0-0 F7		0-0 5-3		0-0 5-3		0-3 K		0-0 F7	2	0	0	0	0	0	2								
Phil Niekro, R OBP: 0.143, SLG: 0.193 Jeff Burroughs, R OBP: 0.348, SLG: 0.458 Rafael Ramirez, R OBP: 0.302, SLG: 0.380 (7, PR)			0-0 5-3		0-0 P4		0-0 2B 2H			2	0	0	0	0	0	0								
<b>Inning Stats</b>	R: 0 E: 0 K: 0 S: 2	H: 0 LOB: 0 BB: 1 P: 6	R: 0 E: 0 K: 0 S: 4	H: 1 LOB: 2 BB: 1 P: 8	R: 0 E: 0 K: 1 S: 6	H: 2 LOB: 1 BB: 0 P: 6	R: 0 E: 0 K: 0 S: 4	H: 1 LOB: 1 BB: 0 P: 4	R: 0 E: 0 K: 0 S: 3	H: 0 LOB: 0 BB: 0 P: 3	R: 0 E: 0 K: 0 S: 3	H: 1 LOB: 1 BB: 1 P: 7	R: 1 E: 1 K: 1 S: 7	H: 1 LOB: 1 BB: 0 P: 7	R: 0 E: 0 K: 0 S: 2	H: 0 LOB: 0 BB: 1 P: 6	R: 0 E: 0 K: 0 S: 4	H: 1 LOB: 1 BB: 0 P: 4	1B: 4 2B: 3 HR: 0	SF: 0 SAC: 0 DP: 3 HBP: 0	WP: 0 PB: 0 SB: 1 CS: 1	PA: 35		
<b>PITCHER</b> Tom Tellmann, R ERA:	IP 9.0	WLS W	BF 35	H 7	R 1	ER 0	SO 2	BB 4	IBB 0	HBP 0	BLK 0	WP 0	HR 0	S 35	P 51	ERA 0.00	WHIP 1.222							

Atlanta Braves @ San Diego Padres  
San Diego Stadium, San Diego, CA  
Sun Sep 21 1980, 6:33 AM EDT  
Att: 2,846 - Unknown

AB 31  
R 1  
H 7  
RBI 1  
BB 4  
SO 2  
LOB 12



Batter	1	2	3	4	5	6	7	8	9	AB	R	H	RBI	BB	SO	LOB	BOTTOM							
Gene Richards, L OBP: 0.361, SLG: 0.379 (1, 7)	0-0 L4		0-0 F8		0-0 1-3 2H 1B			0-0 F8		4	0	1	1	0	0	0								
Ozzie Smith, S OBP: 0.322, SLG: 0.282 (1, 6)	0-0 4-3			0-0 4-3	0-0 F8			0-0 L4		4	0	0	0	0	0	2								
Broderick Perkins, L OBP: 0.494, SLG: 0.653 Jerry Mumphy, S OBP: 0.354, SLG: 0.375 (8, 8)	0-0 6-3			0-0 4-3		0-0 G5-4-3 1B		0-0 S 1B		3	0	1	0	0	0	0								
Dave Winfield, R OBP: 0.363, SLG: 0.447 (8, 9)		0-0 G3		0-0 6-3		0-0 G5-4-3 1-2		0-0 5-3 1-2		4	0	0	0	0	0	2								
Randy Bass, L OBP: 0.400, SLG: 0.590 Gene Tenace, R OBP: 0.393, SLG: 0.408 (9, 3)		0-0 HR			0-3 K		0-0 1B			3	1	2	1	0	1	0								
Luis Salazar, R OBP: 0.359, SLG: 0.408 (1, 5)		0-0 5-3		0-0 1B 1B	0-0 6-3 1B		0-0 F7			3	1	1	0	0	0	1								
Tim Flannery, L OBP: 0.299, SLG: 0.299 (1, 4)		0-0 F8		0-0 6-3 1-2		0-0 4-3				3	0	0	0	0	0	1	AB 30 R 3 H 7 RBI 3 BB 1 SO 3 LOB 6							
Bill Fahey, L OBP: 0.285, SLG: 0.255 (1, 2)			0-0 L9		4-0 1B 1B IBB		0-3 K			2	1	0	0	1	1	0								
Tom Tellmann, R OBP: 0.333, SLG: 0.333 (1, 1)			0-0 G3		0-0 1B 1B		0-3 K			3	0	1	1	0	1	0								
<b>Inning Stats</b>	R: 0 E: 0 K: 0 S: 3	H: 0 LOB: 0 BB: 0 P: 3	R: 1 E: 0 K: 0 S: 4	H: 1 LOB: 0 BB: 0 P: 4	R: 0 E: 0 K: 0 S: 3	H: 0 LOB: 0 BB: 0 P: 3	R: 0 E: 0 K: 0 S: 3	H: 0 LOB: 0 BB: 0 P: 3	R: 2 E: 0 K: 1 S: 8	H: 3 LOB: 2 BB: 1 P: 12	R: 0 E: 0 K: 0 S: 4	H: 2 LOB: 1 BB: 0 P: 4	R: 0 E: 0 K: 2 S: 7	H: 0 LOB: 0 BB: 0 P: 7	R: 0 E: 0 K: 0 S: 4	H: 1 LOB: 1 BB: 0 P: 4	1B: 6 2B: 0 3B: 0 HR: 1	SF: 0 SAC: 0 DP: 1 HBP: 0	WP: 0 PB: 0 SB: 1 CS: 0	PA: 31				
<b>PITCHER</b> Phil Niekro, R ERA: 3.61 Larry Bradford, L ERA: 2.52 Gene Garber, R ERA: 3.89	IP 6.0	WLS L	BF 24	H 6	R 3	ER 3	SO 1	BB 6	IBB 3	HBP 3	BLK 1	WP 0	HR 1	S 25	P 29	ERA 4.50	WHIP 1.000							

Atlanta Braves @ San Diego Padres  
San Diego Stadium, San Diego, CA  
Sun Sep 21 1980, 6:33 AM EDT  
Att: 2,846 - Unknown

AB 30  
R 3  
H 7  
RBI 3  
BB 1  
SO 3  
LOB 6









Batter	1	2	3	4	5	6	7	8	9	AB	R	H	RBI	BB	SO	LOB	TOP					
Joe Morgan, L (1,4) OBP: 0.364, SLG: 0.374 Mike Fischlin, R (7,6)										4	0	2	0	0	1	2	<b>Houston Astros @ San Diego Padres</b> San Diego Stadium, San Diego, CA Tue Sep 23 1980, 6:33 AM EDT Att: 4,788 - Unknown					
Enos Cabell, R (1,5) OBP: 0.301, SLG: 0.344 Bobby Sprowl, L (7,1)										4	1	0	0	0	1	2						
Frank LaCorte, R (8,1) OBP: 0.286, SLG: 0.167 Jeffrey Leonard, R (9,PH) OBP: 0.275, SLG: 0.335										0	0	0	0	0	0	0						
Jose Cruz, L (1,7) OBP: 0.371, SLG: 0.442										3	0	1	0	1	0	1						
Cesar Cedeno, R (1,8) OBP: 0.393, SLG: 0.485 Scott Loucks, R (8,8) OBP: 0.333, SLG: 0.333										3	0	1	1	1	0	2						
Art Howe, R (1,3) OBP: 0.350, SLG: 0.436										4	1	1	0	0	0	4						
Gary Woods, R (1,9) OBP: 0.404, SLG: 0.565										4	2	3	1	0	0	0						
Luis Pujols, R (1,2) OBP: 0.245, SLG: 0.235										4	0	1	0	0	1	2						
Rafael Landestoy, S (1,6) OBP: 0.307, SLG: 0.330										3	0	1	1	1	0	0						
Randy Niemann, L (1,1) OBP: 0.333, SLG: 0.333 Bert Roberge, R (4,1) Gordie Pladson, R (5,1) Julio Gonzalez, R (7,PH) OBP: 0.132, SLG: 0.135										2	0	1	0	0	0	2						
<b>Inning Stats</b>	R: 0 E: 0 K: 1 S: 6	H: 1 LOB: 1 BB: 0 P: 6	R: 2 E: 0 K: 1 S: 7	H: 3 LOB: 1 BB: 1 P: 11	R: 0 E: 0 K: 0 S: 3	H: 0 LOB: 1 BB: 1 P: 7	R: 1 E: 0 K: 0 S: 5	H: 3 LOB: 1 BB: 0 P: 5	R: 0 E: 0 K: 1 S: 4	H: 0 LOB: 0 BB: 0 P: 4	R: 0 E: 0 K: 0 S: 5	H: 0 LOB: 0 BB: 0 P: 5	R: 1 E: 0 K: 0 S: 5	H: 2 LOB: 2 BB: 1 P: 9	R: 0 E: 0 K: 0 S: 3	H: 1 LOB: 0 BB: 0 P: 3	R: 0 E: 0 K: 2 S: 7	H: 0 LOB: 0 BB: 0 P: 7	1B: 10 2B: 0 3B: 1 HR: 0	SF: 0 SAC: 0 DP: 2 HBP: 0	WP: 0 PB: 0 SB: 2 CS: 0	PA: 38
<b>PITCHER</b> John Curtis, L (1,1) ERA: 3.59	IP: 9.0 WLS: W BF: 38 H: 11 R: 4 ER: 4 SO: 5 BB: 3 IBB: 0 HBP: 0 BLK: 0 WP: 0 HR: 0 S: 45 P: 57 ERA: 4.00 WHIP: 1.556															<b>PITCHER</b>						

Batter	1	2	3	4	5	6	7	8	9	AB	R	H	RBI	BB	SO	LOB	BOTTOM			
Gene Richards, L (1,7) OBP: 0.361, SLG: 0.381										4	0	2	1	1	0	2	<b>Houston Astros @ San Diego Padres</b> San Diego Stadium, San Diego, CA Tue Sep 23 1980, 6:33 AM EDT Att: 4,788 - Unknown			
Ozzie Smith, S (1,6) OBP: 0.319, SLG: 0.279										5	0	0	0	0	1	6				
Jerry Mumphrey, S (1,8) OBP: 0.353, SLG: 0.374 Barry Evans, R (2,5) OBP: 0.324, SLG: 0.325										1	0	0	0	0	0	1				
Dave Winfield, R (1,9) OBP: 0.364, SLG: 0.445										4	2	2	0	1	0	1				
Gene Tenace, R (1,2) OBP: 0.392, SLG: 0.403										3	2	0	0	2	1	3				
Broderick Perkins, L (1,3) OBP: 0.500, SLG: 0.645										4	2	2	3	0	0	1				
Luis Salazar, R (1,5) OBP: 0.368, SLG: 0.425										4	1	3	2	0	0	0				
Tim Flannery, L (1,4) OBP: 0.291, SLG: 0.291										3	0	0	2	0	1	2				
John Curtis, L (1,1) OBP: 0.197, SLG: 0.186										4	0	1	1	0	3	2				
<b>Inning Stats</b>	R: 0 E: 0 K: 1 S: 6	H: 1 LOB: 2 BB: 1 P: 10	R: 0 E: 0 K: 0 S: 3	H: 0 LOB: 0 BB: 0 P: 3	R: 0 E: 0 K: 1 S: 5	H: 0 LOB: 0 BB: 0 P: 5	R: 4 E: 0 K: 0 S: 7	H: 4 LOB: 2 BB: 2 P: 15	R: 5 E: 0 K: 1 S: 9	H: 4 LOB: 1 BB: 2 P: 17	R: 0 E: 0 K: 0 S: 4	H: 1 LOB: 1 BB: 0 P: 4	R: 0 E: 0 K: 3 S: 10	H: 1 LOB: 2 BB: 1 P: 14	R: 0 E: 0 K: 0 S: 3	H: 0 LOB: 0 BB: 0 P: 3		1B: 8 2B: 2 3B: 1 HR: 0	SF: 1 SAC: 0 DP: 0 HBP: 0	WP: 1 PB: 0 SB: 1 CS: 0
<b>PITCHER</b> Randy Niemann, L (1,1) ERA: 5.63 Bert Roberge, R (4,1) ERA: 5.92 Gordie Pladson, R (5,1) ERA: 4.35 Bobby Sprowl, L (7,1) ERA: 5.92 Frank LaCorte, R (8,1) ERA: 2.78	IP: 3.0 WLS: L BF: 15 H: 3 R: 4 ER: 4 SO: 2 BB: 2 IBB: 0 HBP: 0 BLK: 0 WP: 1 HR: 0 S: 16 P: 28 ERA: 12.00 WHIP: 2.000															<b>PITCHER</b>				



Batter	1	2	3	4	5	6	7	8	9	10	AB	R	H	RBI	BB	SO	LOB								
<b>Dave Collins, S</b> OBP: 0.359, SLG: 0.365 <b>Sam Mejias, R</b> OBP: 0.316, SLG: 0.370											5	2	2	1	0	2	4								
<b>Ken Griffey, L</b> OBP: 0.367, SLG: 0.452											6	2	3	1	0	1	4								
<b>Dave Concepcion, R</b> OBP: 0.300, SLG: 0.358											4	0	0	3	0	0	4								
<b>George Foster, R</b> OBP: 0.371, SLG: 0.480											4	1	1	0	2	0	0								
<b>Dan Driessen, L</b> OBP: 0.387, SLG: 0.435											5	0	3	1	0	1	1								
<b>Ray Knight, R</b> OBP: 0.309, SLG: 0.421											5	0	2	0	0	0	3								
<b>Joe Nolan, L</b> OBP: 0.354, SLG: 0.413 <b>Tom Hume, R</b> OBP: 0.133, SLG: 0.200 <b>Hector Cruz, R</b> OBP: 0.289, SLG: 0.333 <b>Johnny Bench, R</b> OBP: 0.333, SLG: 0.500											3	1	0	0	1	0	1								
<b>Ron Oester, S</b> OBP: 0.342, SLG: 0.377											3	1	2	0	2	0	1								
<b>Joe Price, R</b> OBP: 0.139, SLG: 0.139 <b>Vic Cornell, R</b> OBP: 0.500, SLG: 0.500 <b>Harry Spilman, L</b> OBP: 0.327, SLG: 0.438 <b>Doug Bair, R</b> OBP: 0.327, SLG: 0.438											2	0	1	0	0	0	1								
<b>Inning Stats</b>	R: 1 E: 0 K: 0 S: 5	H: 2 LOB: 2 BB: 1 P: 9	R: 0 E: 0 K: 1 S: 5	H: 0 LOB: 1 BB: 1 P: 9	R: 1 E: 0 K: 1 S: 6	H: 2 LOB: 2 BB: 1 P: 10	R: 1 E: 1 K: 1 S: 7	H: 2 LOB: 2 BB: 1 P: 11	R: 0 E: 0 K: 0 S: 3	H: 0 LOB: 0 BB: 0 P: 3	R: 2 E: 1 K: 0 S: 6	H: 3 LOB: 1 BB: 0 P: 6	R: 1 E: 0 K: 0 S: 5	H: 2 LOB: 1 BB: 0 P: 5	R: 0 E: 0 K: 1 S: 6	H: 1 LOB: 1 BB: 0 P: 6	R: 0 E: 0 K: 1 S: 7	H: 2 LOB: 3 BB: 1 P: 11	R: 0 E: 0 K: 0 S: 4	H: 1 LOB: 0 BB: 0 P: 4	1B: 9 2B: 3 3B: 3 HR: 0	SF: 2 SAC: 1 DP: 0 HBP: 0	WP: 2 PB: 0 SB: 2 CS: 0	PA: 49	
<b>PITCHER</b>	IP	WLS	BF	H	R	ER	SO	BB	IBB	HBP	BLK	WP	HR	S	P	ERA	WHIP								
<b>Juan Eichelberger, R</b> ERA: 3.54	(1.1)	6.0	30	9	5	5	3	4	0	0	1	1	0	32	48	7.50	2.167								
<b>Dennis Kinney, L</b> ERA: 4.17	(7.1)	0.0	2	2	1	1	0	0	0	0	0	0	0	2	2	∞	∞								
<b>Gary Lucas, L</b> ERA: 3.15	(7.1)	2.2	12	3	0	0	1	0	1	0	0	1	0	13	17	0.00	1.125								
<b>Rollie Fingers, R</b> ERA: 2.83	(9.1)	1.1	L	5	1	1	1	1	0	0	0	0	0	7	7	6.75	0.750								

**TOP**

**Cincinnati Reds @ San Diego Padres**  
San Diego Stadium, San Diego, CA  
Wed Sep 24 1980, 10:05 PM EDT  
Att: 7,757 - Unknown

AB	41
R	7
H	15
RBI	6
BB	5
SO	5
LOB	24

Batter	1	2	3	4	5	6	7	8	9	10	AB	R	H	RBI	BB	SO	LOB								
<b>Gene Richards, L</b> OBP: 0.362, SLG: 0.384											5	0	3	1	0	0	1								
<b>Ozzie Smith, S</b> OBP: 0.318, SLG: 0.280											5	1	1	0	0	0	4								
<b>Jerry Mumphrey, S</b> OBP: 0.353, SLG: 0.374											5	1	2	1	0	1	2								
<b>Dave Winfield, R</b> OBP: 0.363, SLG: 0.445											5	1	1	0	0	0	2								
<b>Luis Salazar, R</b> OBP: 0.355, SLG: 0.409											5	0	0	0	0	0	1								
<b>Broderick Perkins, L</b> OBP: 0.486, SLG: 0.620											3	1	0	0	1	0	0								
<b>Gene Tenace, R</b> OBP: 0.393, SLG: 0.414 <b>Rollie Fingers, R</b> OBP: 0.278, SLG: 0.444											4	1	2	3	0	0	0								
<b>Tim Flannery, L</b> OBP: 0.292, SLG: 0.289 <b>Bill Fahey, L</b> OBP: 0.288, SLG: 0.259											0	0	0	0	0	0	0								
<b>Juan Eichelberger, R</b> ERA: 3.93 <b>Dennis Kinney, L</b> ERA: 4.17 <b>Gary Lucas, L</b> ERA: 3.15 <b>Dave Winfield, R</b> OBP: 0.363, SLG: 0.445 <b>Randy Bass, L</b> OBP: 0.300, SLG: 0.335 <b>Barry Evans, L</b> OBP: 0.344, SLG: 0.325											2	1	0	0	1	0	1								
<b>Inning Stats</b>	R: 1 E: 0 K: 0 S: 4	H: 2 LOB: 0 BB: 4 P: 4	R: 0 E: 0 K: 0 S: 4	H: 1 LOB: 1 BB: 0 P: 4	R: 0 E: 0 K: 1 S: 6	H: 1 LOB: 1 BB: 0 P: 6	R: 0 E: 0 K: 0 S: 3	H: 0 LOB: 0 BB: 0 P: 3	R: 1 E: 0 K: 0 S: 4	H: 1 LOB: 1 BB: 0 P: 8	R: 3 E: 0 K: 0 S: 5	H: 2 LOB: 0 BB: 1 P: 9	R: 0 E: 0 K: 0 S: 4	H: 1 LOB: 1 BB: 0 P: 4	R: 1 E: 0 K: 0 S: 4	H: 1 LOB: 0 BB: 0 P: 4	R: 0 E: 0 K: 0 S: 4	H: 1 LOB: 1 BB: 0 P: 4	R: 0 E: 0 K: 0 S: 3	H: 0 LOB: 0 BB: 0 P: 3	1B: 6 2B: 3 3B: 0 HR: 1	SF: 0 SAC: 1 DP: 1 HBP: 0	WP: 0 PB: 0 SB: 3 CS: 0	PA: 41	
<b>PITCHER</b>	IP	WLS	BF	H	R	ER	SO	BB	IBB	HBP	BLK	WP	HR	S	P	ERA	WHIP								
<b>Joe Price, L</b> ERA: 3.93	(1.1)	6.0	26	7	5	5	1	2	0	0	0	0	1	26	34	7.50	1.500								
<b>Tom Hume, R</b> ERA: 2.74	(7.1)	2.0	8	2	1	0	0	0	0	0	0	0	0	8	8	0.00	1.000								
<b>Doug Bair, R</b> ERA: 4.56	(9.1)	2.0	W	7	1	0	0	0	0	0	0	0	0	7	7	0.00	0.500								

**BOTTOM**

**Cincinnati Reds @ San Diego Padres**  
San Diego Stadium, San Diego, CA  
Wed Sep 24 1980, 10:05 PM EDT  
Att: 7,757 - Unknown

AB	38
R	6
H	10
RBI	5
BB	2
SO	1
LOB	11



Batter	1	2	3	4	5	6	7	8	9	10	AB	R	H	RBI	BB	SO	LOB					
Dave Collins, S Tom Hume, R Paul Householder, S Doug Bair, R	(1, 8) X 0-0 CS 1B		(1, 0) X 0-0 4-3		(1, 0) X 0-0 G3		(1, 2) X 4-0 FC4-6 BB		(1, 2) X 0-0 1B		3	0	1	0	1	0	0					
Ken Griffey, L	(1, 9) X 0-0 1B 2B		(1, 0) X 0-0 3-1		(1, 0) X 0-0 F8		(1, 0) X 0-0 FC4-6 G6-3		(1, 0) X 0-0 P6		5	1	1	0	0	0	4					
Dave Concepcion, R	(1, 6) X 0-0 1B		(1, 0) X 0-3 K		(1, 0) X 0-0 L7		(1, 0) X 0-0 G6-3		(1, 0) X 0-0 B3		5	0	1	1	0	1	2					
George Foster, R	(1, 7) X 0-0 F9				(1, 0) X 0-0 F8		(1, 0) X 0-0 BB 1B		(1, 0) X 0-0 F7		5	1	2	0	0	0	1					
Dan Driessen, L	(1, 3) X 0-0 4-3		(1, 0) X 0-0 3-1		(1, 0) X 0-0 3-1		(1, 0) X 4-0 BB 1B		(1, 0) X 0-0 CS 1B		4	0	1	0	1	0	2					
Ray Knight, R	(1, 5) X 0-0 6-3		(1, 0) X 0-0 2B		(1, 0) X 0-0 F8		(1, 0) X 0-0 F8		(1, 2) X 0-3 K		4	1	1	0	1	1	3					
Joe Nolan, L Eddie Milner, L	(1, 2) X 0-0 1B		(1, 0) X 0-0 6-3		(1, 0) X 0-0 2B		(1, 0) X 0-0 F8		(1, 0) X 0-0 K		3	0	2	0	0	0	1					
Vic Correll, R	(7, 2) X 0-0 1B		(1, 0) X 0-0 6-3		(1, 0) X 0-0 2B		(1, 0) X 0-0 2B 1B		(1, 0) X 0-0 K		0	1	0	0	0	0	0					
Ron Oester, S	(1, 4) X 0-0 F7		(1, 0) X 0-0 1B		(1, 0) X 0-0 F6		(1, 0) X 0-0 1B 2B		(1, 0) X 0-0 L6		5	1	1	0	0	0	2					
Charlie Leibrandt, R Michael LaCoss, R Harry Spilman, L Cesar Geronimo, L Sam Mejias, R	(1, 1) X 0-0 F9		(1, 0) X 0-0 F9		(1, 0) X 0-0 P4		(1, 0) X 0-0 FC4-6 BB 1B		(1, 0) X 4-0 1B BB		2	0	0	0	0	0	1					
<b>Inning Stats</b>	R: 1 E: 0 K: 0 S: 5	H: 3 LOB: 1 BB: 0 P: 5	R: 0 E: 0 K: 0 S: 4	H: 1 LOB: 1 BB: 0 P: 4	R: 0 E: 0 K: 1 S: 5	H: 0 LOB: 0 BB: 0 P: 5	R: 0 E: 0 K: 0 S: 4	H: 1 LOB: 1 BB: 0 P: 4	R: 0 E: 0 K: 0 S: 4	H: 1 LOB: 2 BB: 1 P: 8	R: 0 E: 0 K: 1 S: 5	H: 1 LOB: 0 BB: 0 P: 5	R: 0 E: 0 K: 1 S: 6	H: 1 LOB: 2 BB: 1 P: 10	R: 0 E: 0 K: 0 S: 5	H: 2 LOB: 1 BB: 1 P: 9	1B: 8 2B: 5 3B: 0 HR: 0	SF: 0 SAC: 0 DP: 1 HBP: 0	WP: 0 PB: 0 SB: 0 CS: 2	PA: 44		
<b>PITCHER</b>	IP WLS BF H R ER SO ERA WHIP	IP WLS BF H R ER SO ERA WHIP	IP WLS BF H R ER SO ERA WHIP	IP WLS BF H R ER SO ERA WHIP	IP WLS BF H R ER SO ERA WHIP	IP WLS BF H R ER SO ERA WHIP	IP WLS BF H R ER SO ERA WHIP	IP WLS BF H R ER SO ERA WHIP	IP WLS BF H R ER SO ERA WHIP	IP WLS BF H R ER SO ERA WHIP	IP WLS BF H R ER SO ERA WHIP	IP WLS BF H R ER SO ERA WHIP	IP WLS BF H R ER SO ERA WHIP	IP WLS BF H R ER SO ERA WHIP	IP WLS BF H R ER SO ERA WHIP	IP WLS BF H R ER SO ERA WHIP	IP WLS BF H R ER SO ERA WHIP	IP WLS BF H R ER SO ERA WHIP	IP WLS BF H R ER SO ERA WHIP	IP WLS BF H R ER SO ERA WHIP	IP WLS BF H R ER SO ERA WHIP	
Rick Wise, R Gary Lucas, L George Stabilein, R Dennis Kinney, L	(1, 1) X 6.0 2.0 0.2 1.1	(7, 1) X 2.0 0.2 0.2 1.1	(9, 1) X 0.2 0.2 0.2 1.1	(9, 1) X 1.1 0.2 0.2 1.1	(9, 1) X 1.1 0.2 0.2 1.1	(9, 1) X 1.1 0.2 0.2 1.1	(9, 1) X 1.1 0.2 0.2 1.1	(9, 1) X 1.1 0.2 0.2 1.1	(9, 1) X 1.1 0.2 0.2 1.1	(9, 1) X 1.1 0.2 0.2 1.1	(9, 1) X 1.1 0.2 0.2 1.1	(9, 1) X 1.1 0.2 0.2 1.1	(9, 1) X 1.1 0.2 0.2 1.1	(9, 1) X 1.1 0.2 0.2 1.1	(9, 1) X 1.1 0.2 0.2 1.1	(9, 1) X 1.1 0.2 0.2 1.1	(9, 1) X 1.1 0.2 0.2 1.1	(9, 1) X 1.1 0.2 0.2 1.1	(9, 1) X 1.1 0.2 0.2 1.1	(9, 1) X 1.1 0.2 0.2 1.1	(9, 1) X 1.1 0.2 0.2 1.1	(9, 1) X 1.1 0.2 0.2 1.1

**TOP**

Cincinnati Reds @ San Diego Padres  
San Diego Stadium, San Diego, CA  
Thu Sep 25 1980, 6:33 AM EDT  
Att: 5,309 - Unknown

AB 40  
R 5  
H 13  
RBI 5  
BB 4  
SO 3  
LOB 16



WP: 0 PA: 44  
PB: 0  
SB: 0  
CS: 2

Batter	1	2	3	4	5	6	7	8	9	10	AB	R	H	RBI	BB	SO	LOB					
Gene Richards, L	(1, 7) X 0-3 K		(1, 0) X 0-0 6-3		(1, 0) X 0-0 2B		(1, 0) X 0-0 L1-4 1B		(1, 0) X 0-0 F8		5	0	2	0	0	1	0					
Ozzie Smith, S	(1, 6) X 0-0 5-3		(1, 0) X 0-0 S 1B		(1, 0) X 0-0 5-3		(1, 0) X 0-0 L1-4 1B		(1, 0) X 0-0 S 1B		5	0	2	0	0	0	2					
Jerry Mumphy, S	(1, 8) X 0-0 1B 1B		(1, 0) X 0-0 F9		(1, 0) X 0-0 6-3		(1, 0) X 0-0 S 1B		(1, 0) X 4-0 S 1B		4	0	2	0	1	0	2					
Dave Winfield, R	(1, 9) X 0-0 FC6-4 1B		(1, 0) X 0-0 F9		(1, 0) X 0-0 6-3		(1, 0) X 0-0 S 1B		(1, 0) X 4-0 S 1B		4	2	3	1	1	0	2					
Gene Tenace, R	(1, 2) X 0-0 FC6-4		(1, 0) X 0-0 F9		(1, 0) X 0-0 6-3		(1, 0) X 0-0 S 1B		(1, 0) X 4-0 S 1B		4	2	3	1	1	0	2					
Luis Salazar, R	(1, 5) X 0-0 F8		(1, 0) X 0-0 P4		(1, 0) X 0-0 K		(1, 0) X 0-0 K		(1, 0) X 0-0 6-3		5	0	0	0	0	2	1					
Broderick Perkins, L	(1, 3) X 0-0 6-3		(1, 0) X 0-0 4-3		(1, 0) X 0-0 4-3		(1, 0) X 0-0 4-3 1B		(1, 0) X 0-0 F7		5	0	2	0	0	0	0					
Tim Flannery, L Randy Bass, L Dave Cash, R	(1, 4) X 0-0 F7		(1, 0) X 0-0 G3		(1, 0) X 0-0 G3		(1, 0) X 0-0 4-3		(1, 0) X 0-0 L9		3	0	0	0	0	0	2					
Rick Wise, R Gary Lucas, R Craig Stimac, R George Stabilein, R Dennis Kinney, L	(1, 1) X 0-0 F8		(1, 0) X 0-0 F8		(1, 0) X 0-0 L8		(1, 0) X 0-0 G3		(1, 0) X 0-0 FC5-4		3	0	0	0	0	0	2					
<b>Inning Stats</b>	R: 0 E: 0 K: 1 S: 7	H: 2 LOB: 2 BB: 0 P: 7	R: 0 E: 0 K: 0 S: 3	H: 0 LOB: 0 BB: 0 P: 3	R: 0 E: 0 K: 0 S: 4	H: 1 LOB: 1 BB: 0 P: 4	R: 2 E: 0 K: 0 S: 5	H: 2 LOB: 0 BB: 0 P: 5	R: 0 E: 0 K: 0 S: 4	H: 1 LOB: 1 BB: 0 P: 4	R: 0 E: 0 K: 0 S: 4	H: 1 LOB: 1 BB: 0 P: 4	R: 0 E: 0 K: 0 S: 3	H: 1 LOB: 1 BB: 1 P: 7	R: 0 E: 0 K: 1 S: 5	H: 0 LOB: 0 BB: 0 P: 5	1B: 9 2B: 2 3B: 0 HR: 2	SF: 0 SAC: 0 DP: 2 HBP: 0	WP: 0 PB: 0 SB: 4 CS: 0	PA: 43		
<b>PITCHER</b>	IP WLS BF H R ER SO ERA WHIP	IP WLS BF H R ER SO ERA WHIP	IP WLS BF H R ER SO ERA WHIP	IP WLS BF H R ER SO ERA WHIP	IP WLS BF H R ER SO ERA WHIP	IP WLS BF H R ER SO ERA WHIP	IP WLS BF H R ER SO ERA WHIP	IP WLS BF H R ER SO ERA WHIP	IP WLS BF H R ER SO ERA WHIP	IP WLS BF H R ER SO ERA WHIP	IP WLS BF H R ER SO ERA WHIP	IP WLS BF H R ER SO ERA WHIP	IP WLS BF H R ER SO ERA WHIP	IP WLS BF H R ER SO ERA WHIP	IP WLS BF H R ER SO ERA WHIP	IP WLS BF H R ER SO ERA WHIP	IP WLS BF H R ER SO ERA WHIP	IP WLS BF H R ER SO ERA WHIP	IP WLS BF H R ER SO ERA WHIP	IP WLS BF H R ER SO ERA WHIP	IP WLS BF H R ER SO ERA WHIP	
Charlie Leibrandt, L Michael LaCoss, R Tom Hume, R Doug Bair, R	(1, 1) X 5.2 0.1 2.0 2.0	(8, 1) X 0.1 0.1 2.0 2.0	(7, 1) X 2.0 0.1 2.0 2.0	(8, 1) X 2.0 0.1 2.0 2.0	(8, 1) X 2.0 0.1 2.0 2.0	(8, 1) X 2.0 0.1 2.0 2.0	(8, 1) X 2.0 0.1 2.0 2.0	(8, 1) X 2.0 0.1 2.0 2.0	(8, 1) X 2.0 0.1 2.0 2.0	(8, 1) X 2.0 0.1 2.0 2.0	(8, 1) X 2.0 0.1 2.0 2.0	(8, 1) X 2.0 0.1 2.0 2.0	(8, 1) X 2.0 0.1 2.0 2.0	(8, 1) X 2.0 0.1 2.0 2.0	(8, 1) X 2.0 0.1 2.0 2.0	(8, 1) X 2.0 0.1 2.0 2.0	(8, 1) X 2.0 0.1 2.0 2.0	(8, 1) X 2.0 0.1 2.0 2.0	(8, 1) X 2.0 0.1 2.0 2.0	(8, 1) X 2.0 0.1 2.0 2.0	(8, 1) X 2.0 0.1 2.0 2.0	(8, 1) X 2.0 0.1 2.0 2.0

**BOTTOM**

Cincinnati Reds @ San Diego Padres  
San Diego Stadium, San Diego, CA  
Thu Sep 25 1980, 6:33 AM EDT  
Att: 5,309 - Unknown

AB 40  
R 3  
H 12  
RBI 3  
BB 3  
SO 4  
LOB 17



WP: 0 PA: 43  
PB: 0  
SB: 4  
CS: 0



Batter	1	2	3	4	5	6	7	8	9	AB	R	H	RBI	BB	SO	LOB	TOP									
Davey Lopes, R OBP: 0.327, SLG: 0.353 (1, 4)	5-3		F2						F8	5	0	2	0	0	0	2	<b>Los Angeles Dodgers @ San Diego Padres</b> San Diego Stadium, San Diego, CA Fri Sep 26 1980, 10:05 PM EDT Att: 14,836 - Unknown  <b>AB 35</b> <b>R 2</b> <b>H 10</b> <b>RBI 2</b> <b>BB 2</b> <b>SO 3</b> <b>LOB 15</b>									
Rudy Law, L OBP: 0.307, SLG: 0.302 (1, 8)	K			1B	F7		FC4-6		4-3	5	1	1	0	0	1	4										
Dusty Baker Jr., R OBP: 0.335, SLG: 0.515 (1, 7)	F6			1B						4	0	1	0	0	0	2										
Steve Garvey, R OBP: 0.341, SLG: 0.461 (1, 3)		G3		1B						4	0	1	1	0	0	0										
Ron Cey, R OBP: 0.343, SLG: 0.453 (1, 5)	F6			1B						4	1	1	0	0	1	2										
Jay Johnstone, L OBP: 0.369, SLG: 0.420 Steve Howe, L OBP: 0.100, SLG: 0.100 (8, 1)	L8			1B						4	0	3	1	0	0	0										
Steve Yeager, R OBP: 0.273, SLG: 0.272 (1, 2)			F7	G4-6-3						4	0	0	0	0	0	5										
Derrel Thomas, S OBP: 0.329, SLG: 0.361 Rick Monday, L OBP: 0.369, SLG: 0.471 (9, PH)			SH3-4		1-3					2	0	0	0	1	0	0										
Dave Goltz, R OBP: 0.235, SLG: 0.133 Gary Thomasson, L OBP: 0.333, SLG: 0.276 Jack Perconte, L OBP: 0.429, SLG: 0.200 (9, PR)	SH3-4				K					1	0	0	0	1	1	0										
										1	0	1	0	0	0	0										
<b>Inning Stats</b>	R: 0 E: 0 K: 1 S: 5	H: 0 LOB: 0 BB: 0 P: 5	R: 0 E: 0 K: 0 S: 3	H: 0 LOB: 0 BB: 0 P: 3	R: 0 E: 0 K: 0 S: 3	H: 0 LOB: 1 BB: 1 P: 7	R: 1 E: 0 K: 1 S: 8	H: 4 LOB: 2 BB: 0 P: 8	R: 0 E: 0 K: 1 S: 6	H: 1 LOB: 1 BB: 0 P: 6	R: 1 E: 0 K: 0 S: 5	H: 2 LOB: 1 BB: 0 P: 5	R: 0 E: 0 K: 0 S: 4	H: 1 LOB: 2 BB: 1 P: 8	R: 0 E: 0 K: 0 S: 4	H: 1 LOB: 1 BB: 0 P: 4	R: 0 E: 0 K: 0 S: 4	H: 1 LOB: 1 BB: 0 P: 4	1B: 9 2B: 1 3B: 0 HR: 0	SF: 0 SAC: 1 DP: 1 HBP: 0	WP: 0 PB: 0 SB: 2 CS: 0	PA: 38				
<b>PITCHER</b>	IP	WLS	BF	H	R	ER	SO	BB	IBB	HBP	BLK	WP	HR	S	P	ERA	WHIP									
Steve Mura, R ERA: 3.89 Bob Shirley, L ERA: 3.7 Tom Tellmann, R ERA: Rollie Fingers, R ERA: 2.81	(1, 1)	6.1	28	8	2	2	3	2	0	0	0	0	0	0	32	40	2.84	1.579								
	(7, 1)	0.1	1	0	0	0	0	0	0	0	0	0	0	1	1	0.00	0.000									
	(7, 1)	1.1	W	5	1	0	0	0	0	0	0	0	0	5	5	0.00	0.750									
	(9, 1)	1.0	S	4	1	0	0	0	0	0	0	0	0	4	4	0.00	1.000									

Batter	1	2	3	4	5	6	7	8	9	AB	R	H	RBI	BB	SO	LOB	BOTTOM								
Gene Richards, L OBP: 0.365, SLG: 0.388 (1, 7)	6-3									3	0	2	0	1	0	0	<b>Los Angeles Dodgers @ San Diego Padres</b> San Diego Stadium, San Diego, CA Fri Sep 26 1980, 10:05 PM EDT Att: 14,836 - Unknown  <b>AB 30</b> <b>R 3</b> <b>H 9</b> <b>RBI 3</b> <b>BB 2</b> <b>SO 6</b> <b>LOB 9</b>								
Ozzie Smith, S OBP: 0.317, SLG: 0.280 (1, 6)	F7		4-3		F8		F8			4	0	0	0	0	0	4									
Jerry Mumphrey, S OBP: 0.354, SLG: 0.374 (1, 8)										4	0	1	0	0	1	1									
Dave Winfield, R OBP: 0.367, SLG: 0.454 (1, 9)										3	1	1	0	1	2	0									
Broderick Perkins, L OBP: 0.469, SLG: 0.586 Tom Tellmann, R OBP: 0.333, SLG: 0.333 Craig Stimpac, R OBP: 0.216, SLG: 0.271 Rollie Fingers, R OBP: 0.278, SLG: 0.444 (9, 1)	FC4-6									3	0	0	0	0	0	2									
										0	0	0	0	0	0	0									
										1	0	0	0	0	0	1									
										0	0	0	0	0	0	0									
										0	0	0	0	0	0	0									
										0	0	0	0	0	0	0									
<b>Inning Stats</b>	R: 0 E: 0 K: 0 S: 4	H: 1 LOB: 2 BB: 1 P: 8	R: 0 E: 0 K: 2 S: 7	H: 0 LOB: 0 BB: 0 P: 7	R: 0 E: 0 K: 2 S: 8	H: 1 LOB: 1 BB: 0 P: 8	R: 1 E: 0 K: 1 S: 6	H: 2 LOB: 1 BB: 0 P: 6	R: 0 E: 0 K: 0 S: 4	H: 1 LOB: 1 BB: 0 P: 4	R: 0 E: 0 K: 1 S: 5	H: 0 LOB: 0 BB: 0 P: 5	R: 1 E: 0 K: 0 S: 5	H: 2 LOB: 2 BB: 1 P: 9	R: 1 E: 0 K: 0 S: 4	H: 2 LOB: 0 BB: 0 P: 4	1B: 6 2B: 3 3B: 0 HR: 0	SF: 0 SAC: 1 DP: 0 HBP: 0	WP: 0 PB: 0 SB: 1 CS: 0	PA: 34					
<b>PITCHER</b>	IP	WLS	BF	H	R	ER	SO	BB	IBB	HBP	BLK	WP	HR	S	P	ERA	WHIP								
Dave Goltz, R ERA: 4.31 Steve Howe, L ERA: 2.03	(1, 1)	7.2	L	33	9	3	6	1	0	0	0	0	0	43	51	3.52	1.304								
	(8, 1)	0.1	0	0	0	0	0	0	0	0	0	0	0	0	0	0.00	0.000								





Batter	1	2	3	4	5	6	7	8	9	AB	R	H	RBI	BB	SO	LOB	TOP					
<b>Dave Lopes, R</b> OBP: 0.328, SLG: 0.353										4	1	1	0	1	1	2	<b>Los Angeles Dodgers @ San Diego Padres</b> San Diego Stadium, San Diego, CA Sat Sep 27 1980, 10:05 PM EDT Att: 19,260 - Unknown					
<b>Jay Johnstone, L</b> OBP: 0.379, SLG: 0.427										3	2	3	0	1	0	0						
<b>Pedro Guerrero, R</b> OBP: 0.347, SLG: 0.485										1	1	1	1	0	0	0						
<b>Dusty Baker Jr., R</b> OBP: 0.334, SLG: 0.514										5	1	1	2	0	0	4						
<b>Steve Garvey, R</b> OBP: 0.343, SLG: 0.464										5	0	3	1	0	0	1						
<b>Ron Cey, R</b> OBP: 0.344, SLG: 0.455										4	1	2	1	0	0	2						
<b>Steve Howe, L</b> OBP: 0.100, SLG: 0.100										0	0	0	0	0	0	0						
<b>Don Stanhouse, R</b> OBP: 0.100, SLG: 0.100										0	0	0	0	0	0	0						
<b>Fernando Valenzuela, L</b> OBP: 0.100, SLG: 0.100										0	0	0	0	0	0	0						
<b>Rick Monday, L</b> OBP: 0.366, SLG: 0.466										4	0	1	1	0	2	3						
<b>Rudy Law, L</b> OBP: 0.306, SLG: 0.301										1	0	0	0	0	0	0						
<b>Joe Ferguson, R</b> OBP: 0.372, SLG: 0.399										2	0	0	0	3	1	1						
<b>Pepe Frias, R</b> OBP: 0.253, SLG: 0.270										0	0	0	0	0	0	0						
<b>Steve Yeager, R</b> OBP: 0.273, SLG: 0.272										0	0	0	0	0	0	0						
<b>Derrel Thomas, S</b> OBP: 0.330, SLG: 0.362										5	0	2	0	0	0	6						
<b>Don Sutton, R</b> OBP: 0.095, SLG: 0.081										4	0	1	0	0	0	1						
<b>Mickey Hatcher, R</b> OBP: 0.233, SLG: 0.292										0	0	0	0	0	0	0						
<b>Inning Stats</b>	R: 3 E: 0 K: 1 S: 9	H: 4 LOB: 1 BB: 0 P: 9	R: 0 E: 0 K: 0 S: 3	H: 1 LOB: 0 BB: 0 P: 3	R: 1 E: 0 K: 1 S: 8	H: 3 LOB: 3 BB: 1 P: 12	R: 0 E: 0 K: 0 S: 2	H: 0 LOB: 1 BB: 2 P: 10	R: 0 E: 0 K: 1 S: 6	H: 1 LOB: 2 BB: 1 P: 10	R: 1 E: 0 K: 0 S: 6	H: 3 LOB: 2 BB: 0 P: 6	R: 0 E: 0 K: 1 S: 7	H: 2 LOB: 2 BB: 0 P: 7	R: 1 E: 0 K: 0 S: 4	H: 1 LOB: 0 BB: 0 P: 4	R: 0 E: 0 K: 0 S: 2	H: 0 LOB: 1 BB: 1 P: 6	1B: 11 2B: 3 3B: 0 HR: 1	SF: 0 SAC: 1 DP: 2 HBP: 0	WP: 1 PB: 0 SB: 1 CS: 1	PA: 44
<b>PITCHER</b>	IP	WLS	BF	H	R	ER	SO	BB	IBB	HBP	BLK	WP	HR	S	P	ERA	WHIP					
<b>Eric Rasmussen, R</b> ERA: 4.37	0.2	L	6	4	3	3	1	0	0	0	0	0	0	8	8	40.50	6.000					
<b>George Stabilein, R</b> ERA: 2.79	1.2		8	4	1	1	0	0	0	0	0	1	0	8	8	5.40	2.400					
<b>Bob Shirley, L</b> ERA: 3.63	2.2		12	1	0	0	2	2	2	0	0	0	0	12	28	0.00	1.125					
<b>Tom Tellmann, R</b> ERA: 0.69	2.0		11	5	1	1	1	0	0	0	0	0	0	13	13	4.50	2.500					
<b>Gary Lucas, L</b> ERA: 3.15	1.0		4	1	1	1	0	0	0	0	0	0	1	4	4	9.00	1.000					

Batter	1	2	3	4	5	6	7	8	9	AB	R	H	RBI	BB	SO	LOB	BOTTOM					
<b>Gene Richards, L</b> OBP: 0.365, SLG: 0.388										5	0	2	0	0	1	1	<b>Los Angeles Dodgers @ San Diego Padres</b> San Diego Stadium, San Diego, CA Sat Sep 27 1980, 10:05 PM EDT Att: 19,260 - Unknown					
<b>Ozzie Smith, S</b> OBP: 0.314, SLG: 0.277										5	1	0	0	0	0	2						
<b>Jerry Mumphrey, S</b> OBP: 0.353, SLG: 0.372										4	1	0	0	1	1	2						
<b>Dave Winfield, R</b> OBP: 0.366, SLG: 0.452										5	1	1	1	0	0	2						
<b>Broderick Perkins, L</b> OBP: 0.465, SLG: 0.578										3	0	1	0	0	0	0						
<b>Gene Tenace, R</b> OBP: 0.392, SLG: 0.421										1	0	0	0	0	0	2						
<b>Luis Salazar, R</b> OBP: 0.357, SLG: 0.428										4	1	2	1	0	0	1						
<b>Tim Flannery, L</b> OBP: 0.289, SLG: 0.290										1	0	0	0	0	0	0						
<b>Dave Cash, R</b> OBP: 0.284, SLG: 0.278										2	0	2	1	1	0	0						
<b>Bill Fahey, L</b> OBP: 0.289, SLG: 0.261										3	0	1	0	0	0	1						
<b>Barry Evans, R</b> OBP: 0.328, SLG: 0.325										0	0	0	0	1	0	0						
<b>Eric Rasmussen, R</b> ERA: 4.37										0	0	0	0	0	0	0						
<b>George Stabilein, R</b> ERA: 2.79										0	0	0	0	0	0	0						
<b>Bob Shirley, L</b> ERA: 3.63										1	0	0	0	0	0	0						
<b>Tom Tellmann, R</b> ERA: 0.69										1	0	0	0	0	0	0						
<b>Gary Lucas, L</b> ERA: 3.15										1	0	0	0	0	0	0						
<b>Paul Dwyer, R</b> ERA: 0.00										0	0	0	0	0	0	0						
<b>Dennis Kinney, L</b> ERA: 4.28										0	0	0	0	0	0	0						
<b>Inning Stats</b>	R: 0 E: 0 K: 0 S: 4	H: 1 LOB: 0 BB: 0 P: 4	R: 1 E: 1 K: 0 S: 4	H: 1 LOB: 0 BB: 0 P: 4	R: 0 E: 0 K: 1 S: 5	H: 0 LOB: 0 BB: 0 P: 5	R: 0 E: 0 K: 0 S: 4	H: 1 LOB: 1 BB: 0 P: 4	R: 0 E: 0 K: 1 S: 6	H: 1 LOB: 1 BB: 0 P: 6	R: 0 E: 0 K: 1 S: 5	H: 0 LOB: 0 BB: 0 P: 5	R: 0 E: 0 K: 0 S: 4	H: 1 LOB: 2 BB: 1 P: 8	R: 3 E: 0 K: 0 S: 7	H: 4 LOB: 3 BB: 2 P: 15	R: 0 E: 1 K: 0 S: 4	H: 0 LOB: 1 BB: 0 P: 4	1B: 7 2B: 1 3B: 1 HR: 0	SF: 0 SAC: 0 DP: 0 HBP: 0	WP: 0 PB: 0 SB: 0 CS: 0	PA: 40
<b>PITCHER</b>	IP	WLS	BF	H	R	ER	SO	BB	IBB	HBP	BLK	WP	HR	S	P	ERA	WHIP					
<b>Don Sutton, R</b> ERA: 2.21	7.0	W	27	5	1	0	3	1	0	0	0	0	0	3	7	0.00	0.857					
<b>Steve Howe, L</b> ERA: 2.35	0.1		4	2	3	3	0	1	0	0	0	0	0	3	7	81.00	9.000					
<b>Don Stanhouse, R</b> ERA: 5.08	0.1		3	2	0	0	0	0	0	0	0	0	0	3	3	0.00	6.000					
<b>Fernando Valenzuela, L</b> ERA: 0.00	1.1	S	6	0	0	0	0	1	0	0	0	0	0	5	9	0.00	0.750					





Batter	1	2	3	4	5	6	7	8	9	AB	R	H	RBI	BB	SO	LOB	TOP											
<b>Davey Lopes, R</b> OBP: 0.326, SLG: 0.350 (1, 4)	0-0 4-3		0-0 G3		0-0 SH3-4		0-0 F8		0-0 F8	4	0	0	0	0	0	0	<b>Los Angeles Dodgers @ San Diego Padres</b> San Diego Stadium, San Diego, CA Sun Sep 28 1980, 6:33 AM EDT Att: 17,971 - Unknown 											
<b>Jay Johnstone, L</b> OBP: 0.377, SLG: 0.422 (1, 9)	0-3 K		0-3 K		4-0 BB		0-0 P6		0-0 P4	3	0	0	0	1	2	0												
<b>Mickey Hatcher, R</b> OBP: 0.230, SLG: 0.288 (9, PH)					BB					1	0	0	0	0	0	0												
<b>Dusty Baker Jr., R</b> OBP: 0.339, SLG: 0.514 (1, 7)	4-0 BB			4-0 2B HR	BB		4-0 1-2 2-3 BB		4-0 1B 2B SH3-4 BB	0	2	0	0	5	0	0												
<b>Steve Garvey, R</b> OBP: 0.343, SLG: 0.464 (1, 3)	0-3 K			0-0 HR	2B		0-0 9-2		0-0 SH3-4	4	1	1	0	0	1	5												
<b>Ron Cey, R</b> OBP: 0.345, SLG: 0.454 (1, 5)			0-0 F9		0-0 L4		4-0 BB		0-0 2B 1B	3	0	1	0	1	0	2												
<b>Rick Monday, L</b> OBP: 0.366, SLG: 0.480 (1, 8)			0-0 4-3		0-0 HR		0-0 F9		0-0 1B 2B	3	1	1	3	0	0	1												
<b>Pedro Guerrero, R</b> OBP: 0.350, SLG: 0.494 (8, PH)					2H 3H HR				1H 3H 2B	1	1	1	1	0	0	0												
<b>Joe Ferguson, R</b> OBP: 0.273, SLG: 0.272 (8, PR)			4-0 BB		G4-6-3 1B		0-0 L7		0-0 1B	3	0	2	1	1	0	1												
<b>Gary Weiss, S</b> (8, PR)										0	0	0	0	0	0	0												
<b>Steve Yeager, R</b> OBP: 0.273, SLG: 0.272 (8, 2)			0-3 K		G4-6-3 1B		0-0 L4		0-0 IBB	0	0	0	0	0	0	0												
<b>Derrel Thomas, S</b> OBP: 0.329, SLG: 0.358 (1, 6)					1-2 G4-6-3				1-2 IBB	3	0	0	0	1	1	3												
<b>Bob Welch, R</b> ERA: 3.65 Rocky Elsom, L ERA: 3.21 Randy Bass, L ERA: 3.21 Joe Beckwith, R ERA: 1.97 Vic Davalillo, L ERA: 2.77 Bobby Castillo, R ERA: 2.77 Gary Thayer, L ERA: 2.77 Steve Howe, L ERA: 2.79 Fernando Valenzuela, L ERA: 0.68			0-0 F8		0-0 BB SH3-4 9-2 1B		0-0 L7		0-0 4-3	0	0	0	0	0	0	0												
<b>Inning Stats</b>	R: 0 E: 0 K: 2 S: 7	H: 0 LOB: 1 BB: 1 P: 11	R: 0 E: 0 K: 1 S: 5	H: 0 LOB: 1 BB: 1 P: 9	R: 0 E: 0 K: 1 S: 5	H: 3 LOB: 0 BB: 0 P: 5	R: 3 E: 0 K: 0 S: 5	H: 3 LOB: 0 BB: 0 P: 9	R: 0 E: 0 K: 0 S: 3	H: 1 LOB: 2 BB: 1 P: 7	R: 0 E: 0 K: 0 S: 3	H: 0 LOB: 0 BB: 0 P: 3	R: 2 E: 1 K: 0 S: 5	H: 3 LOB: 2 BB: 2 P: 13	R: 0 E: 0 K: 0 S: 3	H: 0 LOB: 1 BB: 1 P: 7	1B: 4 2B: 3 3B: 0 HR: 1	SF: 0 SAC: 2 DP: 2 HBP: 0	WP: 0 PB: 0 SB: 0 CS: 0	PA: 40								
<b>PITCHER</b>	IP	WLS	BF	H	R	ER	SO	BB	IBB	HBP	BLK	WP	HR	S	P	ERA	WHIP											
Juan Eichelberger, R ERA: 3.65	7.1		32	5	5	5	4	7	0	0	0	0	0	1	33	61	6.14	1.636										
Gary Lucas, L ERA: 3.21	0.1		1	1	0	0	0	0	0	0	0	0	0	0	1	1	0.00	3.000										
Rollie Fingers, R ERA: 2.8	0.1	W	3	1	0	0	0	0	1	0	0	0	0	2	6	0.00	3.000											
Dennis Kinney, L ERA: 4.24	0.2		3	0	0	0	0	1	0	0	0	0	0	2	6	0.00	1.500											
Tom Tellmann, R ERA: 0.68	0.1	S	1	0	0	0	0	0	0	0	0	0	0	1	1	0.00	0.000											

Batter	1	2	3	4	5	6	7	8	9	AB	R	H	RBI	BB	SO	LOB	BOTTOM										
<b>Gene Richards, L</b> OBP: 0.367, SLG: 0.388 (1, 7)	0-0 SH1-3 1B	4-0 FC6-4 BB		0-0 F8			0-0 F9	0-0 CS		4	1	2	1	1	0	2	<b>Los Angeles Dodgers @ San Diego Padres</b> San Diego Stadium, San Diego, CA Sun Sep 28 1980, 6:33 AM EDT Att: 17,971 - Unknown 										
<b>Ozzie Smith, S</b> OBP: 0.313, SLG: 0.276 (1, 6)	0-0 SH1-3	0-0 FC6-4		0-0 L9			0-0 L3	0-0 CS		3	0	0	0	0	0	3											
<b>Jerry Mumphrey, S</b> OBP: 0.354, SLG: 0.371 (1, 8)	0-0 1B		0-0 P6		4-0 G6-4-3 BB		0-0 K			3	1	1	1	1	1	0											
<b>Dave Winfield, R</b> OBP: 0.368, SLG: 0.454 (1, 9)	4-0 1B		4-0 BB		0-0 G6-4-3		0-0 1B	0-0 1B		2	2	1	0	2	0	1											
<b>Randy Bass, L</b> OBP: 0.386, SLG: 0.510 (8, PR)	0-0 E9		4-0 BB		0-0 G3		0-0 BB	0-0 1B		3	0	2	1	1	0	0											
<b>Paul Dade, R</b> OBP: 0.310, SLG: 0.184 (8, PR)			4-0 BB				0-0 BB	0-0 1B		0	1	0	0	0	0	0											
<b>Dave Cash, R</b> OBP: 0.284, SLG: 0.278 (9, 4)	1-2 1B		1-2 BB				0-0 BB	0-0 1B		0	0	0	0	0	0	0											
<b>Luis Salazar, R</b> OBP: 0.361, SLG: 0.430 (1, 5)	0-0 FC6-4-2		0-0 1B		0-0 F8		0-0 BB	0-0 BB		4	1	2	1	0	0	1											
<b>Tim Flannery, L</b> OBP: 0.286, SLG: 0.287 (1, 4)	0-3 K		0-0 G3		0-0 F8		0-0 F8	4-0 BB		3	0	0	0	0	1	3											
<b>Craig Simac, R</b> OBP: 0.226, SLG: 0.265 (8, PH)								1-2 2-3 BB		0	1	0	0	1	0	0											
<b>Gene Tenace, R</b> OBP: 0.389, SLG: 0.416 (8, PH)		0-0 6-3		0-0 F7			0-3 K	4-0 1B		3	0	0	0	0	1	0											
<b>Broderick Perkins, L</b> OBP: 0.470, SLG: 0.578 (9, 3)								1-2 2-3 BB		0	0	0	1	1	0	0											
<b>Juan Eichelberger, R</b> OBP: 0.172, SLG: 0.111 (8, 1)			0-3 K		0-0 S		4-0 L3 BB	0-0 F4		2	0	1	0	1	1	0											
<b>Gary Lucas, L</b> OBP: 0.206, SLG: 0.176 (8, 1)										0	0	0	0	0	0	0											
<b>Rollie Fingers, R</b> OBP: 0.276, SLG: 0.444 (8, PH)										0	0	0	0	0	0	0											
<b>Bill Falvey, R</b> OBP: 0.156, SLG: 0.201 (8, PH)										0	0	0	0	0	0	0											
<b>Barry Evans, R</b> OBP: 0.132 (8, PH)										0	0	0	0	0	0	0											
<b>Dennis Kinney, L</b> OBP: 0.283 (8, 1)										0	0	0	0	0	0	0											
<b>Tom Tellmann, R</b> OBP: 0.156, SLG: 0.333 (8, 1)										0	0	0	0	0	0	0											
<b>Inning Stats</b>	R: 3 E: 1 K: 1 S: 8	H: 3 LOB: 1 BB: 1 P: 12	R: 0 E: 0 K: 1 S: 5	H: 0 LOB: 1 BB: 1 P: 9	R: 0 E: 0 K: 0 S: 3	H: 1 LOB: 2 BB: 2 P: 11	R: 0 E: 0 K: 0 S: 4	H: 1 LOB: 0 BB: 0 P: 4	R: 0 E: 0 K: 0 S: 2	H: 0 LOB: 1 BB: 1 P: 6	R: 0 E: 0 K: 1 S: 5	H: 0 LOB: 0 BB: 0 P: 5	R: 0 E: 0 K: 0 S: 2	H: 0 LOB: 0 BB: 1 P: 6	R: 4 E: 1 K: 1 S: 8	H: 4 LOB: 2 BB: 2 P: 16	1B: 8 2B: 2 3B: 0 HR: 0	SF: 0 SAC: 1 DP: 2 HBP: 0	WP: 0 PB: 0 SB: 4 CS: 1	PA: 38							
<b>PITCHER</b>	IP	WLS	BF	H	R	ER	SO	BB	IBB	HBP	BLK	WP	HR	S	P	ERA	WHIP										
Bob Welch, R ERA: 3.29	0.1		2	1	1	1	0	0	0	0	0	0	0	2	2	27.00	3.000										
Rick Sutcliffe, R ERA: 5.33	3.2		18	4	2	1	2	4	0	0	0	0	0	18	34	2.46	2.182										
Joe Beckwith, R ERA: 1.97	2.0		6	0	0	0	1	1	0	0	0	0	0	7	11	0.00	0.500										
Bobby Castillo, R ERA: 2.77	1.0		3	0	0	0	0	1	0	0	0	0	0	2	6	0.00	1.000										
Steve Howe, L ERA: 2.79	0.1	L	5	3	4	4	1	1	0	0	0	0	0	6	10	108.00	12.000										



Batter	1	2	3	4	5	6	7	8	9	AB	R	H	RBI	BB	SO	LOB	TOP								
Gene Richards, L OBP: 0.365, SLG: 0.386 (1, 7)										4	0	0	0	0	0	2									
Ozzie Smith, S OBP: 0.313, SLG: 0.277 (1, 6)										4	1	1	0	0	0	1									
Jerry Mumphrey, S OBP: 0.353, SLG: 0.370 (1, 8)										4	1	1	1	0	1	1									
Dave Winfield, R OBP: 0.367, SLG: 0.451 (1, 9)										3	0	0	0	1	0	1									
Luis Salazar, R OBP: 0.364, SLG: 0.431 (1, 5)										4	0	2	1	0	0	0									
Gene Tenace, R OBP: 0.391, SLG: 0.427 (1, 2)										4	1	2	1	0	1	3									
Broderick Perkins, L OBP: 0.452, SLG: 0.553 (1, 3)										4	0	0	0	0	0	1									
Tim Flannery, L OBP: 0.283, SLG: 0.284 (1, 4)										3	0	0	0	0	0	1									
John Curtis, L OBP: 0.219, SLG: 0.210 (1, 1)										3	0	2	0	0	1	0									
<b>Inning Stats</b>	R: 0 E: 0 K: 1 S: 6	H: 1 LOB: 1 BB: 0 P: 6	R: 0 E: 0 K: 0 S: 4	H: 1 LOB: 1 BB: 0 P: 4	R: 2 E: 0 K: 0 S: 6	H: 3 LOB: 2 BB: 1 P: 10	R: 0 E: 0 K: 1 S: 5	H: 0 LOB: 0 BB: 0 P: 5	R: 0 E: 0 K: 0 S: 3	H: 0 LOB: 0 BB: 0 P: 3	R: 1 E: 0 K: 0 S: 4	H: 1 LOB: 0 BB: 0 P: 4	R: 0 E: 0 K: 0 S: 3	H: 1 LOB: 0 BB: 0 P: 3	R: 0 E: 0 K: 0 S: 3	H: 0 LOB: 0 BB: 0 P: 3	R: 0 E: 0 K: 1 S: 5	H: 1 LOB: 0 BB: 0 P: 5	1B: 6 2B: 2 3B: 0 HR: 1	SF: 0 SAC: 0 DP: 2 HBP: 0	WP: 0 PB: 0 SB: 1 CS: 1	PA: 34			
<b>PITCHER</b>	IP	WLS	BF	H	R	ER	SO	BB	IBB	HBP	BLK	WP	HR	S	P	ERA	WHIP								
Charlie Leibrandt, L ERA: 4.25 (1, 1)	7.0	L	28	7	3	3	2	1	0	0	0	0	1	31	35	3.86	1.143								
Doug Bair, R ERA: 4.29 (8, 1)	2.0		6	1	0	0	1	0	0	0	0	0	0	8	8	0.00	0.500								

San Diego Padres @ Cincinnati Reds  
Riverfront Stadium, Cincinnati, OH  
Tue Sep 30 1980, 7:05 PM EDT  
Att: 14,779 - Unknown

AB 33  
R 3  
H 8  
RBI 3  
BB 1  
SO 3  
LOB 10



Batter	1	2	3	4	5	6	7	8	9	AB	R	H	RBI	BB	SO	LOB	BOTTOM								
Dave Collins, S OBP: 0.362, SLG: 0.368 (1, 8)										4	1	2	1	0	0	0									
Ken Griffey, L OBP: 0.367, SLG: 0.462 (1, 9)										4	0	1	0	0	0	1									
Dave Concepcion, R OBP: 0.302, SLG: 0.362 (1, 6)										4	0	2	0	0	1	2									
George Foster, R OBP: 0.364, SLG: 0.469 (1, 7)										4	0	0	0	0	2	4									
Johnny Bench, R OBP: 0.329, SLG: 0.487 (1, 2)										4	0	0	0	0	0	0									
Dan Driessen, L OBP: 0.380, SLG: 0.423 (1, 3)										4	0	1	0	0	0	0									
Ray Knight, R OBP: 0.307, SLG: 0.421 (1, 5)										4	0	1	0	0	0	1									
Ron Oester, S OBP: 0.342, SLG: 0.371 (1, 4)										3	1	1	0	1	0	2									
Charlie Leibrandt, R OBP: 0.233, SLG: 0.232 Paul Householder, S OBP: 0.256, SLG: 0.310 Doug Bair, R (8, 1)										1	0	0	0	0	1	2									
<b>Inning Stats</b>	R: 0 E: 0 K: 1 S: 6	H: 1 LOB: 0 BB: 0 P: 6	R: 0 E: 0 K: 0 S: 3	H: 0 LOB: 0 BB: 0 P: 3	R: 2 E: 0 K: 1 S: 8	H: 3 LOB: 1 BB: 0 P: 8	R: 0 E: 0 K: 1 S: 6	H: 1 LOB: 2 BB: 1 P: 10	R: 0 E: 0 K: 0 S: 4	H: 1 LOB: 1 BB: 0 P: 4	R: 0 E: 0 K: 1 S: 5	H: 0 LOB: 0 BB: 0 P: 5	R: 0 E: 0 K: 0 S: 3	H: 1 LOB: 0 BB: 0 P: 3	R: 0 E: 0 K: 0 S: 3	H: 0 LOB: 0 BB: 0 P: 3	1B: 5 2B: 3 3B: 0 HR: 0	SF: 0 SAC: 1 DP: 1 HBP: 0	WP: 1 PB: 0 SB: 0 CS: 0	PA: 35					
<b>PITCHER</b>	IP	WLS	BF	H	R	ER	SO	BB	IBB	HBP	BLK	WP	HR	S	P	ERA	WHIP								
John Curtis, L ERA: 3.51 (1, 1)	9.0	W	35	8	2	2	5	0	1	0	0	1	0	44	48	2.00	0.889								

San Diego Padres @ Cincinnati Reds  
Riverfront Stadium, Cincinnati, OH  
Tue Sep 30 1980, 7:05 PM EDT  
Att: 14,779 - Unknown

AB 33  
R 2  
H 8  
RBI 1  
BB 1  
SO 5  
LOB 12





Batter	1	2	3	4	5	6	7	8	9	AB	R	H	RBI	BB	SO	LOB	TOP		
Gene Richards, L (1, 7) OBP: 0.364, SLG: 0.384	0-0 3-1		0-0 G3		0-0 F9			4-0 1B S 5-3 BB	0-0 1-3	4	1	0	0	1	0	2	<b>San Diego Padres @ Cincinnati Reds</b> Riverfront Stadium, Cincinnati, OH Wed Oct 01 1980, 7:05 PM EDT Att: 11,764 - Unknown		
Ozzie Smith, S (1, 6) OBP: 0.315, SLG: 0.279	4-0 4-3 S BB		0-0 S			0-0 L5		0-0 1-3 S 1B		3	0	2	0	1	0	0			
Jerry Mumphrey, S (1, 8) OBP: 0.351, SLG: 0.368	0-0 4-3		0-0 F8			0-0 F8		0-0 1-3	0-0 1-2	4	0	0	0	0	0	4			
Dave Winfield, R (1, 9) OBP: 0.365, SLG: 0.448	0-0 5-3		0-0 3-1			0-0 6-3		0-0 5-3		4	0	0	1	0	0	3			
Broderick Perkins, L (1, 3) OBP: 0.444, SLG: 0.536		0-0 3-1		0-3 K			0-0 L9	4-0 3-H 4-0		3	0	0	0	1	1	0			
Luis Salazar, R (1, 5) OBP: 0.381, SLG: 0.427		0-3 K		0-0 F8			0-0 G3 1B	0-3 K		4	0	1	0	0	2	2			
Tim Flannery, L (1, 4) OBP: 0.283, SLG: 0.281		4-0 S BB		0-0 4-3			0-0 G3 1-2		0-0 F9	3	0	0	0	1	0	1			
Bill Fahey, L (1, 2) OBP: 0.296, SLG: 0.267		4-0 S BB			0-0 4-3				0-0 F9	2	0	1	0	2	0	0			
Paul Dade, R (9, PR) OBP: 0.310, SLG: 0.184		1-2 BB					4-0 FC6-4 IBB		0-0 4-3 2B	0	0	0	0	0	0	0			
Gene Tenace, R (9, 2) OBP: 0.391, SLG: 0.427		0-3 K		0-3 K			0-0 FC6-4 1-2		0-0 4-3 2-3	4	0	0	0	0	2	5			
Bob Shirley, R (1, 1) OBP: 0.121, SLG: 0.033																			
<b>Inning Stats</b>	R: 0 E: 0 K: 0 S: 3	H: 0 LOB: 1 BB: 1 P: 7	R: 0 E: 0 K: 2 S: 7	H: 0 LOB: 2 BB: 2 P: 15	R: 0 E: 0 K: 0 S: 4	H: 1 LOB: 1 BB: 0 P: 4	R: 0 E: 0 K: 1 S: 5	H: 0 LOB: 0 BB: 0 P: 5	R: 0 E: 0 K: 0 S: 3	H: 0 LOB: 0 BB: 0 P: 3	R: 0 E: 0 K: 0 S: 4	H: 1 LOB: 2 BB: 1 P: 8	R: 1 E: 0 K: 0 S: 6	H: 1 LOB: 2 BB: 2 P: 14	R: 0 E: 0 K: 0 S: 4	H: 1 LOB: 2 BB: 0 P: 4	1B: 3 2B: 1 3B: 0 HR: 0	SF: 0 SAC: 0 DP: 0 HBP: 0	WP: 0 PA: 37 PB: 0 SB: 5 CS: 0
<b>PITCHER</b>	IP WLS BF H R ER SO BB IBB HBP BLK WP HR S P ERA WHIP	8.0 L 33 3 1 1 5 4 2 0 0 0 0 4 4 1.12 0.875	1.0 W 4 1 0 0 0 0 0 0 0 0 0 4 4 0.00 1.000																

AB	31
R	1
H	4
RBI	1
BB	6
SO	5
LOB	17



Batter	1	2	3	4	5	6	7	8	9	AB	R	H	RBI	BB	SO	LOB	BOTTOM				
Dave Collins, S (1, 8) OBP: 0.363, SLG: 0.369	0-0 F9			0-0 S 1B		0-0 6-3		0-0 1B		4	0	2	0	0	0	0	<b>San Diego Padres @ Cincinnati Reds</b> Riverfront Stadium, Cincinnati, OH Wed Oct 01 1980, 7:05 PM EDT Att: 11,764 - Unknown				
Ken Griffey, L (1, 9) OBP: 0.365, SLG: 0.458	0-3 K			0-3 K		0-0 3-1		0-0 P4		4	0	0	0	0	2	2					
Dave Concepcion, R (1, 6) OBP: 0.300, SLG: 0.360	0-0 5-3			0-0 5-3		0-0 F8			0-0 HR 1B	3	0	0	0	0	0	1					
Junior Kennedy, R (7, 4) OBP: 0.328, SLG: 0.340									0-0 HR 1B	1	1	1	0	0	0	0					
George Foster, R (1, 7) OBP: 0.365, SLG: 0.474		0-0 F8		4-0 IBB		0-0 F6		0-0 1-H HR		3	1	1	2	1	0	0					
Dan Driessen, L (1, 3) OBP: 0.380, SLG: 0.422		0-3 K		0-0 L3		0-0 1B				3	0	1	0	0	1	2					
Ray Knight, R (1, 5) OBP: 0.306, SLG: 0.419		0-0 6-3			0-0 6-3		0-0 F8			3	0	0	0	0	0	1					
Ron Oester, S (1, 4) OBP: 0.342, SLG: 0.369			0-0 6-3		4-0 BB		0-0 5-3			2	0	0	0	1	0	1					
Vic Correll, R (1, 2) OBP: 0.421, SLG: 0.474			0-0 4-3		0-0 F7			0-0 5-3		3	0	0	0	0	0	1					
Tom Seaver, R (1, 1) OBP: 0.245, SLG: 0.196			0-0 5-3		0-0 F9			0-0 5-3		2	0	0	0	0	0	1					
Johnny Bench, R (8, PH) OBP: 0.328, SLG: 0.486										1	0	0	0	0	0	0					
Tom Hume, R (9, 1) OBP: 0.188, SLG: 0.313										0	0	0	0	0	0	0					
<b>Inning Stats</b>	R: 0 E: 0 K: 1 S: 5	H: 0 LOB: 0 BB: 0 P: 5	R: 0 E: 0 K: 1 S: 5	H: 0 LOB: 0 BB: 0 P: 5	R: 0 E: 0 K: 0 S: 3	H: 0 LOB: 0 BB: 0 P: 3	R: 0 E: 0 K: 1 S: 6	H: 1 LOB: 1 BB: 1 P: 10	R: 0 E: 0 K: 0 S: 3	H: 0 LOB: 0 BB: 0 P: 7	R: 0 E: 0 K: 0 S: 3	H: 0 LOB: 0 BB: 0 P: 3	R: 0 E: 0 K: 0 S: 4	H: 1 LOB: 1 BB: 0 P: 4	R: 0 E: 0 K: 0 S: 4	H: 1 LOB: 1 BB: 0 P: 4	R: 2 E: 0 K: 0 S: 2	H: 2 LOB: 0 BB: 0 P: 2	1B: 4 2B: 0 3B: 0 HR: 1	SF: 0 SAC: 0 DP: 0 HBP: 0	WP: 0 PA: 31 PB: 0 SB: 1 CS: 0
<b>PITCHER</b>	IP WLS BF H R ER SO BB IBB HBP BLK WP HR S P ERA WHIP	8.0 L 31 5 2 2 3 1 1 0 0 0 1 35 43 2.25 0.750																			

AB	29
R	2
H	5
RBI	2
BB	2
SO	3
LOB	9





Batter	1	2	3	4	5	6	7	8	9	AB	R	H	RBI	BB	SO	LOB	TOP					
Gene Richards, L (1.7) OBP: 0.365, SLG: 0.388										5	1	3	1	0	0	0	<b>San Diego Padres @ San Francisco Giants</b> Candlestick Park, San Francisco, CA Fri Oct 03 1980, 10:05 PM EDT Att: 2,740 - Unknown					
Ozzie Smith, S (1.6) OBP: 0.315, SLG: 0.279 Chuck Baker, R (7.6) OBP: 0.150, SLG: 0.200										4	1	1	0	0	0	3						
Jerry Mumphrey, S (1.8) OBP: 0.350, SLG: 0.369										4	2	1	1	0	1	0						
Dave Winfield, R (1.9) OBP: 0.365, SLG: 0.447 Paul Dade, R (6.9) OBP: 0.317, SLG: 0.196										3	1	1	1	0	0	0						
Broderick Perkins, L (1.3) OBP: 0.432, SLG: 0.520 Bill Fahey, L (6. PR) OBP: 0.302, SLG: 0.274										3	0	0	0	0	1	3						
Luis Salazar, R (1.5) OBP: 0.374, SLG: 0.456										3	2	3	4	1	0	0						
Gene Tenace, R (1.2) OBP: 0.396, SLG: 0.428										2	1	1	0	2	0	2						
Dave Cash, R (1.4) OBP: 0.284, SLG: 0.277										4	1	1	2	0	0	5						
Steve Mura, R (1.1) OBP: 0.185, SLG: 0.176										4	1	1	2	0	2	0						
<b>Inning Stats</b>	R: 5 E: 1 K: 1 S: 10	H: 5 LOB: 0 BB: 0 P: 10	R: 0 E: 0 K: 1 S: 5	H: 0 LOB: 0 BB: 0 P: 5	R: 0 E: 0 K: 0 S: 3	H: 1 LOB: 0 BB: 1 P: 6	R: 0 E: 0 K: 1 S: 5	H: 1 LOB: 0 BB: 0 P: 5	R: 5 E: 1 K: 1 S: 9	H: 3 LOB: 2 BB: 2 P: 17	R: 1 E: 0 K: 0 S: 5	H: 2 LOB: 2 BB: 0 P: 6	R: 0 E: 0 K: 0 S: 3	H: 0 LOB: 1 BB: 0 P: 3	R: 1 E: 0 K: 0 S: 5	H: 3 LOB: 1 BB: 0 P: 5		1B: 11 2B: 2 3B: 2 HR: 1	SF: 2 SAC: 0 DP: 3 HBP: 1	WP: 1 PB: 0 SB: 3 CS: 0	PA: 43	
<b>PITCHER</b>	IP WLS BF H R ER SO BB IBB HBP BLK WP HR S P ERA WHIP	IP WLS BF H R ER SO BB IBB HBP BLK WP HR S P ERA WHIP																				
Allen Ripley, R (1.1) ERA: 4.15	0.1 L 6 4 5 4 1 0 0 0 0 0 0 1 8 8 108.00 12.000																					
Bob Knepper, L (1.1) ERA: 4.1	2.2 8 1 0 0 1 0 0 0 0 0 0 0 10 10 0.00 0.375																					
Fred Breining, R (4.1) ERA: 3.86	2.0 6 2 0 0 1 1 0 0 0 0 0 0 7 11 0.00 1.500																					
Philip Nastu, L (6.1) ERA: 6.0	0.2 8 3 5 0 1 1 1 0 0 1 0 0 8 16 0.00 6.000																					
Mike Rowland, R (6.1) ERA: 2.42	1.1 7 2 1 1 0 0 0 0 1 0 0 0 6 7 6.75 1.500																					
<b>Batter</b>	<b>1</b>	<b>2</b>	<b>3</b>	<b>4</b>	<b>5</b>	<b>6</b>	<b>7</b>	<b>8</b>	<b>9</b>	<b>AB</b>	<b>R</b>	<b>H</b>	<b>RBI</b>	<b>BB</b>	<b>SO</b>	<b>LOB</b>	<b>BOTTOM</b>					
Max Venable, L (1.8) OBP: 0.333, SLG: 0.304										3	0	0	0	1	0	3	<b>San Diego Padres @ San Francisco Giants</b> Candlestick Park, San Francisco, CA Fri Oct 03 1980, 10:05 PM EDT Att: 2,740 - Unknown					
Joe Pettini, R (1.6) OBP: 0.294, SLG: 0.266										4	0	0	0	0	0	1						
Jack Clark, R (1.9) OBP: 0.383, SLG: 0.518 Chris Bourjos, R (5.9) OBP: 0.333, SLG: 0.538										1	0	0	0	1	1	0						
Darrell Evans, L (1.5) OBP: 0.357, SLG: 0.410										4	0	0	0	0	1	3						
Terry Whitfield, L (1.7) OBP: 0.335, SLG: 0.397										4	0	1	0	0	0	2						
Rich Murray, R (1.3) OBP: 0.285, SLG: 0.353										3	0	1	0	1	1	1						
Guy Sularz, R (1.4) OBP: 0.343, SLG: 0.300										3	0	1	0	1	1	2						
Mike Sadek, R (1.2) OBP: 0.363, SLG: 0.311										3	0	0	0	0	0	5						
Allen Ripley, R (1.1) ERA: 4.15																						
Bob Knepper, L (1.1) ERA: 4.1																						
Fred Breining, R (4.1) ERA: 3.86																						
Philip Nastu, L (6.1) ERA: 6.0																						
Mike Rowland, R (6.1) ERA: 2.42																						
<b>Inning Stats</b>	R: 0 E: 0 K: 1 S: 4	H: 0 LOB: 1 BB: 1 P: 8	R: 0 E: 0 K: 1 S: 7	H: 2 LOB: 0 BB: 0 P: 7	R: 0 E: 0 K: 1 S: 5	H: 0 LOB: 0 BB: 0 P: 5	R: 0 E: 1 K: 1 S: 5	H: 0 LOB: 1 BB: 1 P: 9	R: 0 E: 0 K: 0 S: 3	H: 1 LOB: 0 BB: 0 P: 3	R: 0 E: 1 K: 2 S: 8	H: 0 LOB: 1 BB: 0 P: 8	R: 0 E: 0 K: 1 S: 6	H: 0 LOB: 3 BB: 2 P: 14	R: 0 E: 0 K: 0 S: 3	H: 1 LOB: 0 BB: 0 P: 3	R: 0 E: 0 K: 0 S: 3	H: 0 LOB: 0 BB: 0 P: 3	1B: 4 2B: 1 3B: 0 HR: 0	SF: 0 SAC: 0 DP: 4 HBP: 0	WP: 0 PB: 0 SB: 0 CS: 0	PA: 34
<b>PITCHER</b>	IP WLS BF H R ER SO BB IBB HBP BLK WP HR S P ERA WHIP	IP WLS BF H R ER SO BB IBB HBP BLK WP HR S P ERA WHIP																				
Steve Mura, R (1.1) ERA: 3.88	9.0 W 34 4 0 0 7 4 0 0 0 0 0 0 44 60 0.00 0.889																					
<b>PITCHER</b>	IP WLS BF H R ER SO BB IBB HBP BLK WP HR S P ERA WHIP	IP WLS BF H R ER SO BB IBB HBP BLK WP HR S P ERA WHIP																				
Steve Mura, R (1.1) ERA: 3.88	9.0 W 34 4 0 0 7 4 0 0 0 0 0 0 44 60 0.00 0.889																					





Batter	1	2	3	4	5	6	7	8	9	AB	R	H	RBI	BB	SO	LOB	TOP					
Gene Richards, L (1.7) OBP: 0.364, SLG: 0.386										4	0	0	0	1	1	2	<b>San Diego Padres @ San Francisco Giants</b> Candlestick Park, San Francisco, CA Sat Oct 04 1980, 6:33 AM EDT Att: 3,194 - Unknown <a href="http://livebaseballscorecards.com">livebaseballscorecards.com</a>					
Ozzie Smith, S (1.6) OBP: 0.315, SLG: 0.278										3	0	0	0	2	1	3						
Jerry Mumphrey, S (1.8) OBP: 0.350, SLG: 0.369										5	0	2	1	0	1	3						
Dave Winfield, R (1.9) OBP: 0.363, SLG: 0.444										4	0	0	0	0	0	5						
Luis Salazar, R (1.5) OBP: 0.377, SLG: 0.470										4	1	2	0	0	1	0						
Gene Tenace, R (1.3) OBP: 0.394, SLG: 0.424										3	0	0	0	1	1	2						
Bill Fahey, L (1.2) OBP: 0.305, SLG: 0.274										3	0	1	1	1	0	1						
Barry Evans, R (1.4) OBP: 0.317, SLG: 0.311										4	0	0	0	0	2	3						
George Stablein, R (1.1) Steve Mura, R (3. PR) Gary Lucas, L (3.1) Paul Dado, L (7. PH) Dennis Kinney, L (7.1) Craig Stimpac, R (8. PH)										0	0	0	0	0	0	0						
<b>Inning Stats</b>	R: 0 E: 0 K: 1 S: 5	H: 1 LOB: 1 BB: 1 P: 9	R: 0 E: 0 K: 3 S: 9	H: 0 LOB: 1 BB: 1 P: 13	R: 0 E: 1 K: 1 S: 6	H: 0 LOB: 2 BB: 0 P: 7	R: 0 E: 0 K: 0 S: 4	H: 1 LOB: 2 BB: 1 P: 8	R: 0 E: 0 K: 0 S: 3	H: 0 LOB: 0 BB: 0 P: 3	R: 0 E: 0 K: 0 S: 4	H: 1 LOB: 1 BB: 0 P: 4	R: 1 E: 0 K: 2 S: 8	H: 1 LOB: 2 BB: 2 P: 16	R: 1 E: 0 K: 0 S: 4	H: 1 LOB: 1 BB: 1 P: 4		R: 0 E: 0 K: 0 S: 3	H: 0 LOB: 1 BB: 1 P: 7	1B: 4 2B: 0 3B: 1 HR: 0	SF: 0 SAC: 0 DP: 0 HBP: 1	WP: 0 PB: 0 SB: 0 CS: 1
<b>PITCHER</b>	IP WLS BF H R ER SO BB IBB HBP BLK WP HR S P ERA WHIP																					
Tom Griffin, R (1.1) ERA: 2.76	5.0 W 21 2 0 0 5 3 0 0 1 1 0 0 0 27 40 0.00 1.000																					
Gary Lavelle, L (6.1) ERA: 3.36	2.0 S 11 3 2 2 2 2 0 0 0 0 0 0 0 13 21 9.00 2.500																					
Greg Minton, R (8.1) ERA: 2.46	2.0 S 7 0 0 0 0 1 0 0 0 0 0 0 0 6 10 0.00 0.500																					

Batter	1	2	3	4	5	6	7	8	9	AB	R	H	RBI	BB	SO	LOB	BOTTOM					
Chris Bourjos, R (1.9) OBP: 0.316, SLG: 0.471										4	1	1	0	0	2	0	<b>San Diego Padres @ San Francisco Giants</b> Candlestick Park, San Francisco, CA Sat Oct 04 1980, 6:33 AM EDT Att: 3,194 - Unknown <a href="http://livebaseballscorecards.com">livebaseballscorecards.com</a>					
Larry Hemdon, R (1.8) OBP: 0.285, SLG: 0.383										4	1	2	0	0	0	1						
Darrell Evans, L (1.5) OBP: 0.357, SLG: 0.414										4	1	1	3	0	1	1						
Mitt May, L (1.2) OBP: 0.303, SLG: 0.364										4	0	0	0	0	0	1						
Terry Whitfield, L (1.7) OBP: 0.338, SLG: 0.397										2	1	1	0	1	0	0						
Rich Murray, R (1.3) OBP: 0.284, SLG: 0.347										3	0	0	0	0	2	2						
Guy Sularz, R (1.4) OBP: 0.342, SLG: 0.302										3	0	1	1	0	0	1						
Joe Pettini, R (1.6) OBP: 0.289, SLG: 0.262										3	0	0	0	0	0	2						
Tom Griffin, R (1.1) OBP: 0.111, SLG: 0.278										1	0	0	0	0	0	0						
<b>Inning Stats</b>	R: 1 E: 0 K: 1 S: 6	H: 1 LOB: 0 BB: 0 P: 6	R: 0 E: 0 K: 0 S: 3	H: 0 LOB: 1 BB: 1 P: 7	R: 0 E: 0 K: 1 S: 5	H: 0 LOB: 0 BB: 0 P: 5	R: 2 E: 0 K: 1 S: 8	H: 3 LOB: 1 BB: 0 P: 8	R: 0 E: 1 K: 0 S: 3	H: 0 LOB: 0 BB: 0 P: 3	R: 0 E: 0 K: 1 S: 5	H: 0 LOB: 0 BB: 0 P: 5	R: 0 E: 0 K: 1 S: 5	H: 0 LOB: 0 BB: 0 P: 5	R: 1 E: 0 K: 0 S: 5	H: 2 LOB: 1 BB: 0 P: 5		R: 0 E: 0 K: 0 S: 3	H: 0 LOB: 1 BB: 0 P: 5	1B: 4 2B: 0 3B: 1 HR: 1	SF: 0 SAC: 0 DP: 1 HBP: 0	WP: 1 PB: 0 SB: 0 CS: 0
<b>PITCHER</b>	IP WLS BF H R ER SO BB IBB HBP BLK WP HR S P ERA WHIP																					
George Stablein, R (1.1) ERA: 3.09	2.0 L 8 1 1 1 1 1 0 0 0 0 0 1 1 9 13 4.50 1.000																					
Gary Lucas, L (3.1) ERA: 3.24	4.0 15 3 2 2 3 0 0 0 0 0 1 1 21 21 4.50 0.750																					
Dennis Kinney, L (7.1) ERA: 4.25	2.0 8 2 1 1 1 0 0 0 0 0 0 0 10 10 4.50 1.000																					



Batter	1	2	3	4	5	6	7	8	9	AB	R	H	RBI	BB	SO	LOB	TOP								
Gene Richards, L (1, 7) OBP: 0.363, SLG: 0.385 Paul Dade, R (3, 7) OBP: 0.338, SLG: 0.189	5-3		F7	E BB	1-3		6-3		2B BB	2	0	0	0	0	0	0	<b>San Diego Padres @ San Francisco Giants</b> Candlestick Park, San Francisco, CA Sun Oct 05 1980, 6:33 AM EDT Att: 14,680 - Unknown <a href="http://livebaseballscorecards.com">livebaseballscorecards.com</a>								
Ozzie Smith, S (1, 6) OBP: 0.313, SLG: 0.276 Chuck Baker, R (6, 6) OBP: 0.136, SLG: 0.182	1-3		K	E3 S E	F8		5-3		F6	4	0	0	0	0	1	3									
Jerry Mumphrey, S (1, 8) OBP: 0.372, SLG: 0.372 Barry Evans, R (4, 5) OBP: 0.317, SLG: 0.312	2B		3B 1B	E4 S		K			F9	3	1	2	0	0	0	1									
Dave Winfield, R (1, 9) OBP: 0.365, SLG: 0.450	6-3		3B 1B	E G5-4-3 1-2 2-3		6-3			SH1-3 2B 1B	4	2	2	1	2	0	1									
Luis Salazar, R (1, 5) OBP: 0.372, SLG: 0.462	6-3		E5 BB S	G5-4-3 1-2		BB 1B			SH1-3 5-3	5	1	1	0	0	0	5									
Gene Tenace, R (1, 3) OBP: 0.399, SLG: 0.424	1B BB		BB			1B 1B			5-3	2	1	1	0	3	0	2									
Bill Fahey, L (1, 2) OBP: 0.314, SLG: 0.286	F5		BB			1B 1B				4	0	3	3	1	0	1									
Dave Cash, R (1, 4) OBP: 0.287, SLG: 0.280	1B		4-3			S 1B			FC5-4 2B	4	0	2	1	1	0	5									
Tom Tellmann, R (1, 1) OBP: 0.125, SLG: 0.125	K		K			K			6-3 K	5	0	0	0	0	4	6									
<b>Inning Stats</b>	R: 0 E: 0 K: 0 S: 4	H: 1 LOB: 1 BB: 0 P: 4	R: 0 E: 0 K: 1 S: 6	H: 1 LOB: 2 BB: 1 P: 10	R: 2 E: 1 K: 1 S: 8	H: 2 LOB: 3 BB: 2 P: 16	R: 1 E: 2 K: 1 S: 6	H: 0 LOB: 2 BB: 2 P: 14	R: 1 E: 0 K: 1 S: 8	H: 3 LOB: 2 BB: 0 P: 8	R: 1 E: 0 K: 1 S: 7	H: 2 LOB: 2 BB: 1 P: 11	R: 0 E: 0 K: 0 S: 3	H: 0 LOB: 0 BB: 0 P: 3	R: 2 E: 0 K: 1 S: 7	H: 2 LOB: 2 BB: 2 P: 15		R: 0 E: 0 K: 0 S: 4	H: 1 LOB: 2 BB: 1 P: 8	1B: 8 2B: 3 3B: 1 HR: 0	SF: 0 SAC: 1 DP: 1 HBP: 0	WP: 0 PB: 0 SB: 4 CS: 0	PA: 50		
<b>PITCHER</b>	IP	WLS	BF	H	R	ER	SO	BB	IBB	HBP	BLK	WP	HR	S	P	ERA	WHIP	<b>PITCHER</b>							
Ed Whitson, R (1, 1) ERA: 3.1	5.0	L	29	7	4	2	4	4	1	0	0	0	0	32	52	3.60	2.200								
Gary Lavelle, L (6, 1) ERA: 3.42	1.0		6	2	1	1	1	1	0	0	0	0	0	7	11	9.00	3.000								
Fred Breining, R (7, 1) ERA: 5.4	2.0		10	2	2	2	1	2	0	0	0	0	0	10	18	9.00	2.000								
Mike Rowland, R (9, 1) ERA: 2.33	1.0		5	1	0	0	0	1	0	0	0	0	0	4	8	0.00	2.000								

Batter	1	2	3	4	5	6	7	8	9	AB	R	H	RBI	BB	SO	LOB	BOTTOM								
Chris Bourjos, R (1, 9) OBP: 0.292, SLG: 0.409	5-3		5-3 1B 1B		K		F7		FC5-4 F7 1-2 2-H	5	1	1	0	0	1	3	<b>San Diego Padres @ San Francisco Giants</b> Candlestick Park, San Francisco, CA Sun Oct 05 1980, 6:33 AM EDT Att: 14,680 - Unknown <a href="http://livebaseballscorecards.com">livebaseballscorecards.com</a>								
Larry Hemdon, R (1, 8) OBP: 0.284, SLG: 0.385	1B 3B		5-3		6-3		F8		F7 2-3	5	1	1	0	0	0	4									
Darrell Evans, L (1, 5) OBP: 0.359, SLG: 0.414	F7		S 1B		1-3 1B BB				K G3 BB	3	0	1	1	2	1	2									
Milt May, L (1, 2) OBP: 0.305, SLG: 0.366 Mike Rowland, R (9, 1)	1B		4-1		1-3 1B				G3	4	0	2	1	0	0	2									
Terry Whitfield, L (1, 7) OBP: 0.337, SLG: 0.396	F8				4-3		K		1B	4	0	1	0	0	1	3									
Rich Murray, R (1, 3) OBP: 0.255, SLG: 0.340	K		K		K		1-3		F8	4	0	0	0	0	2	4									
Guy Sularz, R (1, 4) OBP: 0.333, SLG: 0.292 Jack Clark, R (6, PH) OBP: 0.382, SLG: 0.517 Fred Breining, R (7, 1) Dennis Littlejohn, R (8, PH) OBP: 0.369, SLG: 0.276	F4		F8		F8		F3		4-3	2	0	0	0	0	0	0									
Joe Pettini, R (1, 6) OBP: 0.295, SLG: 0.274 Johnnie LeMaster, R (9, PH) OBP: 0.257, SLG: 0.306	4-3								1B E BB	3	0	2	0	0	0	0									
Ed Whitson, R (1, 1) OBP: 0.104, SLG: 0.091 Joe Strain, R (5, PH) OBP: 0.320, SLG: 0.317 Gary Lavelle, S (6, 1) Rennie Stennett, R (7, 4) OBP: 0.286, SLG: 0.302	4-3				L5		F3		FC5-4 1B	1	0	0	0	0	0	0									
<b>Inning Stats</b>	R: 1 E: 0 K: 0 S: 5	H: 2 LOB: 1 BB: 0 P: 5	R: 0 E: 0 K: 1 S: 5	H: 0 LOB: 0 BB: 0 P: 5	R: 1 E: 0 K: 0 S: 5	H: 2 LOB: 1 BB: 0 P: 5	R: 0 E: 0 K: 1 S: 5	H: 0 LOB: 0 BB: 0 P: 5	R: 0 E: 0 K: 1 S: 6	H: 1 LOB: 1 BB: 0 P: 6	R: 0 E: 0 K: 1 S: 6	H: 1 LOB: 2 BB: 1 P: 10	R: 0 E: 0 K: 0 S: 4	H: 1 LOB: 1 BB: 0 P: 4	R: 0 E: 0 K: 0 S: 4	H: 1 LOB: 2 BB: 1 P: 8		R: 1 E: 1 K: 1 S: 6	H: 1 LOB: 1 BB: 1 P: 10	1B: 7 2B: 1 3B: 1 HR: 0	SF: 0 SAC: 0 DP: 0 HBP: 0	WP: 0 PB: 0 SB: 1 CS: 0	PA: 39		
<b>PITCHER</b>	IP	WLS	BF	H	R	ER	SO	BB	IBB	HBP	BLK	WP	HR	S	P	ERA	WHIP	<b>PITCHER</b>							
Tom Tellmann, R (1, 1) ERA: 1.61	9.0	W	39	9	3	3	5	3	0	0	0	0	0	46	58	3.00	1.333								

