

San Diego Padres - 1981

Batter	1	2	3	4	5	6	7	8	9	10	11	12	AB	R	H	RBI	BB	SO	LOB	TOP				
Gene Richards, L (1, 7) OBP: 0.500, SLG: 0.400	0-0 F3 S WP 1B		4-0 CS BB			0-0 F6			0-0 4-3		0-0 F7	0-0 1B	5	1	2	2	1	0	1					
Ozzie Smith, S (1, 6) OBP: 0.333, SLG: 0.200	0-0 F3 1-3		0-0 CS 1-2	0-0 6-3		4-0 CS BB			0-0 F7		0-0 1B	0-0 F4	5	0	1	0	1	0	3					
Ruppert Jones, L (1, 8)	0-0 3-1 3-H			0-0 F6		0-0 F7 1-2			0-0 6-3		0-0 G4-6-3 1-2f		5	0	0	0	0	0	3					
Luis Salazar, R (1, 5) OBP: 0.600, SLG: 0.600	0-3 K			0-0 CS 1B		0-0 6-3			0-0 6-3		0-0 SH3-4 1B	0-0 BB PB 1B	5	1	3	0	0	1	0					
Randy Bass, L (1, 3) Broderick Perkins, L (12, 3)		0-0 F8		0-0 CS 1-2	0-0 F5		0-0 F2		0-0 SH3-4 1-2		0-0 SH3-4 1-2	4-0 BB BB 1B BB	3	1	0	0	1	0	0					
Dave Edwards, R (1, 9) Joe Lefebvre, L (10, PH) (10, 9)		0-0 6-3			0-3 K		0-3 K		4-0 FC4-6 IBB		0-3 K	0-3 K	3	0	0	0	0	2	0					
Terry Kennedy, L (1, 2) OBP: 0.400, SLG: 0.250		0-3 K			0-0 1B 1B		0-0 K		0-0 5-3		0-0 F7	4-0 BB BB BB 1B BB	4	1	1	0	1	1	2					
Juan Bonilla, R (1, 4) OBP: 0.400, SLG: 0.400			0-0 5-3		0-0 1B 1B		0-0 K		0-0 6-3		0-0 FC4-6 1-2f	0-0 1B BB	5	0	2	1	0	0	2					
John Curtis, L (1, 1) Jerry Turner, L (11, PH) Gary Lucas, L (11, 1) Craig Stimac, R (12, PH) John Littlefield, R (12, 1)			0-3 K		0-3 K		0-3 K		0-3 K		0-0 1B 1B	0-3 K	3	0	0	0	0	3	2					
Inning Stats	R: 1 E: 0 K: 1 S: 6	H: 1 LOB: 0 BB: 0 P: 6	R: 0 E: 0 K: 1 S: 5	H: 0 LOB: 0 BB: 0 P: 5	R: 0 E: 0 K: 1 S: 4	H: 0 LOB: 1 BB: 1 P: 8	R: 0 E: 0 K: 0 S: 3	H: 1 LOB: 0 BB: 0 P: 3	R: 0 E: 0 K: 2 S: 9	H: 2 LOB: 2 BB: 0 P: 9	R: 0 E: 0 K: 0 S: 2	H: 0 LOB: 0 BB: 1 P: 6	R: 0 E: 0 K: 1 S: 5	H: 0 LOB: 0 BB: 0 P: 5	R: 0 E: 0 K: 0 S: 3	H: 0 LOB: 0 BB: 0 P: 3	R: 0 E: 0 K: 0 S: 4	H: 2 LOB: 1 BB: 0 P: 4	R: 0 E: 0 K: 0 S: 10	H: 3 LOB: 2 BB: 2 P: 18	1B: 10 2B: 0 3B: 0 HR: 0	SF: 0 SAC: 1 DP: 1 HBP: 0	WP: 1 PA: 49	
PITCHER	IP WLS BF H R ER SO BB IBB HBP BLK WP HR S P ERA WHIP																							
Vida Blue, L (1, 1) ERA: 1.29	7.0		24	4	1	1	6	2	0	0	0	0	0	0	0	0	0	0	0	0	0	0	0	0
Greg Minton, R (8, 1) ERA:	4.0		15	3	0	0	1	0	1	0	0	0	0	0	0	0	0	0	0	0	0	0	0	0
Al Holland, L (12, 1) ERA: 27.0	1.0	L	8	3	3	3	2	2	0	0	0	0	0	0	0	0	0	0	0	0	0	0	0	0

San Diego Padres @ San Francisco Giants
Candlestick Park, San Francisco, CA
Thu Apr 09 1981, 6:33 AM EST
Att. 54,520 - Unknown

AB	41
R	4
H	10
RBI	3
BB	5
SO	9
LOB	18



Batter	1	2	3	4	5	6	7	8	9	10	11	12	AB	R	H	RBI	BB	SO	LOB
Bill North, S (1, 8) X	0-0 F8 ①		0-0 F8 ③			0-0 F8 ①		0-0 6-3 ①		0-0 F9 ③			5	0	0	0	0	0	3
Enos Cabell, R (1, 3) X	0-0 5-3 ②			0-0 5-3 ①		0-0 4-3 ②		0-0 6-3 ②			0-0 6-3 ①		5	0	0	0	0	0	1
Joe Morgan, L (1, 4) X	0-0 F5 ③			0-0 F8 ②		0-0 4-3 ③		0-3 K ③			0-0 F8 ②		5	0	0	0	0	1	1
Jack Clark, R (1, 9)		0-0 6-3 ①		0-0 F9 ③			0-0 F8 ①		0-3 K ①		0-0 6-3 ③		5	0	0	0	0	1	0
Darrell Evans, L (1, 5) OBP: 0.400, SLG: 0.600		0-0 6-3 ②			0-0 FC5-6 2B ①		0-0 F9 ②		0-0 L4-3 1B ②			0-0 F8 ①	5	0	2	0	0	0	0
Larry Herndon, R (1, 7) OBP: 0.200, SLG: 0.200		0-0 F2 ③			0-0 FC5-6 S ①		0-0 1B ①		0-0 L4-3 ③			0-0 5-3 ②	5	1	1	0	0	0	2
Milt May, L (1, 2) OBP: 0.500, SLG: 1.000			0-0 2B ①		0-0 F9 ②		0-0 1B ②			0-0 5-3 ①			2	0	1	0	0	0	1
Jim Wohlford, R (7, PH) OBP: 1.000, SLG: 1.000					0-0 F9 ②		0-0 1B ②					0-0 6-3 ③	1	0	1	1	0	0	0
Mike Sadek, R (8, 2)					0-0 F9 ②		0-0 1B ②						2	0	0	0	0	0	0
Johnnie LeMaster, R (1, 6) OBP: 0.250, SLG: 0.250			0-0 F6 ①		0-0 4-3 ③		0-0 E6 ①			0-0 SH1-4 1B ①			4	0	1	0	0	0	3
Vida Blue, S (1, 1) OBP: 0.500, SLG: 0.500			0-0 5-3 ②			0-0 4-3 ③		0-0 F7 ③		0-0 SH1-4 ②			2	0	1	0	0	0	1
Mike Ivie, R (7, PH)													1	0	0	0	0	0	2
Greg Minton, S (8, 1)													0	0	0	0	0	0	0
Al Holland, R (12, 1)													0	0	0	0	0	0	0

Inning Stats	R: 0	H: 0	E: 0	LOB: 0	K: 0	BB: 0	S: 3	R: 0	H: 0	E: 0	LOB: 0	K: 0	BB: 0	S: 3	R: 0	H: 1	E: 0	LOB: 1	K: 0	BB: 0	S: 4	R: 0	H: 0	E: 0	LOB: 0	K: 0	BB: 0	S: 3	R: 0	H: 1	E: 0	LOB: 1	K: 0	BB: 0	S: 4	R: 0	H: 1	E: 0	LOB: 1	K: 0	BB: 0	S: 4	R: 1	H: 2	E: 1	LOB: 2	K: 0	BB: 0	S: 6	R: 0	H: 0	E: 0	LOB: 0	K: 1	BB: 0	S: 5	R: 0	H: 1	E: 0	LOB: 0	K: 1	BB: 0	S: 5	R: 0	H: 1	E: 0	LOB: 1	K: 0	BB: 0	S: 4	R: 0	H: 0	E: 0	LOB: 0	K: 0	BB: 0	S: 3	R: 0	H: 0	E: 0	LOB: 0	K: 0	BB: 0	S: 3	R: 0	H: 0	E: 0	LOB: 0	K: 0	BB: 0	S: 3	1B: 5	SF: 0	2B: 3	SAC: 1	3B: 0	DP: 1	HR: 0	HBP: 0	WP: 0	PA: 43
--------------	------	------	------	--------	------	-------	------	------	------	------	--------	------	-------	------	------	------	------	--------	------	-------	------	------	------	------	--------	------	-------	------	------	------	------	--------	------	-------	------	------	------	------	--------	------	-------	------	------	------	------	--------	------	-------	------	------	------	------	--------	------	-------	------	------	------	------	--------	------	-------	------	------	------	------	--------	------	-------	------	------	------	------	--------	------	-------	------	------	------	------	--------	------	-------	------	------	------	------	--------	------	-------	------	-------	-------	-------	--------	-------	-------	-------	--------	-------	--------

PITCHER	IP	WLS	BF	H	R	ER	SO	BB	IBB	HBP	BLK	WP	HR	S	P	ERA	WHIP
John Curtis, L (1, 1) ERA: 0.9	10.0		37	7	1	1	2	0	0	0	0	0	0	41	41	0.90	0.700
Gary Lucas, L (11, 1) ERA:	1.0	W	3	0	0	0	0	0	0	0	0	0	0	3	3	0.00	0.000
John Littlefield, R (12, 1) ERA:	1.0	S	3	0	0	0	0	0	0	0	0	0	0	3	3	0.00	0.000

San Diego Padres @ San Francisco Giants
 Candlestick Park, San Francisco, CA
 Thu Apr 09 1981, 6:33 AM EST
 Att: 54,520 - Unknown

AB	42
R	1
H	7
RBI	1
BB	0
SO	2
LOB	14



Batter	1	2	3	4	5	6	7	8	9	AB R H RBI BB SO LOB	TOP																	
Gene Richards, L (1, 7) OBP: 0.273, SLG: 0.200	0-0 3-1		0-0 4-3			0-0 F9		0-0 4-3	0-0 3-1	5 0 0 0 0 0 1	San Diego Padres @ San Francisco Giants Candlestick Park, San Francisco, CA Fri Apr 10 1981, 9:05 PM EST Att. 9,579 - Unknown livebaseballscorecards.com																	
Ozzie Smith, S (1, 6) OBP: 0.400, SLG: 0.333	0-3 K			0-0 G3		0-0 1B		0-0 1B		4 1 2 1 0 1 0																		
Ruppert Jones, L (1, 8)	0-0 3-1			0-3 K		0-0 F7		0-0 5-3		4 0 0 0 0 1 2																		
Joe Lefebvre, L (1, 9) Dave Edwards, R (8, PH) OBP: 0.250, SLG: 0.250		4-0 BB		0-0 L4			0-0 4-3	0-0 1B		2 0 0 0 1 0 0 1 0 1 1 0 0 0																		
Luis Salazar, R (1, 5) OBP: 0.444, SLG: 0.444					0-3 K		0-0 1B	0-0 E5		4 1 1 0 0 1 2																		
Terry Kennedy, L (1, 2) OBP: 0.333, SLG: 0.250					0-0 4-3		0-0 1B	0-3 K		4 0 1 0 0 1 3																		
Broderick Perkins, L (1, 3) OBP: 0.250, SLG: 0.500					0-0 F7		0-0 F8		0-0 E7	4 1 1 0 0 0 3																		
Juan Bonilla, R (1, 4) OBP: 0.444, SLG: 0.625			0-0 3-4-1			0-0 1B	0-0 1B		0-0 SF7	3 1 2 2 0 0 0																		
Steve Mura, R (1, 1) Jerry Turner, L (7, PH) John Urrea, R (7, 1) Gary Lucas, L (8, 1) John Littlefield, R (9, 1)			0-0 4-3			0-0 F2	0-0 6-3		0-0 F8	2 0 0 0 0 0 1 1 0 0 0 0 0 2 0 0 0 0 0 0 0 1 0 0 0 0 0 0 0 0 0 0 0 0 0																		
Inning Stats	R: 0 E: 0 K: 1 S: 5	H: 0 LOB: 0 BB: 0 P: 5	R: 0 E: 0 K: 0 S: 3	H: 0 LOB: 1 BB: 1 P: 7	R: 0 E: 0 K: 0 S: 3	H: 0 LOB: 0 BB: 0 P: 3	R: 0 E: 0 K: 1 S: 5	H: 0 LOB: 0 BB: 0 P: 5	R: 0 E: 0 K: 1 S: 5	H: 0 LOB: 0 BB: 0 P: 5		R: 1 E: 0 K: 0 S: 5	H: 2 LOB: 1 BB: 0 P: 5	R: 1 E: 0 K: 0 S: 6	H: 3 LOB: 2 BB: 0 P: 6	R: 1 E: 1 K: 1 S: 8	H: 2 LOB: 2 BB: 0 P: 8	R: 1 E: 1 K: 0 S: 4	H: 1 LOB: 0 BB: 0 P: 4	1B: 6 2B: 2 3B: 0 HR: 0	SF: 1 SAC: 0 DP: 0 HBP: 0	WP: 0 PB: 0 SB: 1 CS: 0	PA: 37					
PITCHER	IP WLS BF H R ER SO BB IBB HBP BLK WP HR S P ERA WHIP																											
Ed Whitson, R (1, 1) ERA: 2.7	6.2		26	5	2	2	3	1	0	0	0	0	0	0	31	35	2.70	0.900										
Gary Lavelle, L (7, 1) ERA: 6.75	1.1	L	7	2	1	1	1	0	0	0	0	0	0	9	9	6.75	1.500											
Fred Breining, R (9, 1) ERA:	1.0		4	1	1	0	0	0	0	0	0	0	0	4	4	0.00	1.000											



Batter	1	2	3	4	5	6	7	8	9	AB	R	H	RBI	BB	SO	LOB
Bill North, S OBP: 0.222, SLG: 0.250 (1, 8)	0-0 4-3		0-3 K		0-0 2B			4-0 S BB		3	0	1	0	1	1	0
Enos Cabell, R OBP: 0.125, SLG: 0.125 (1, 3) Chilli Davis, S (8, PH) Billy Smith, S (9, 4)	0-0 S 1B		0-0 5-3		0-0 4-3			0-3 K		3	1	1	0	0	0	1
Joe Morgan, L OBP: 0.125, SLG: 0.125 (1, 4) Jim Wohlford, R (8, PH) Fred Breining, R (9, 1)	0-0 F4			0-0 WP S 2B		0-0 F9		0-0 1-3		3	1	1	0	0	0	1
Jack Clark, R OBP: 0.222, SLG: 0.222 (1, 9)	0-0 2-H 1B			0-0 5-3		0-0 6-3			0-0 FC3-6 BB	4	0	2	1	0	0	1
Darrell Evans, L OBP: 0.333, SLG: 0.375 (1, 5)	0-0 G3			0-0 L4		0-3 K		4-0 FC3-6 BB		3	0	0	0	1	1	2
Larry Herndon, R OBP: 0.333, SLG: 0.444 (1, 7)		0-0 5-3		0-0 2B		0-0 FC3-6 1B		0-0 FC3-6 S		4	0	2	1	0	0	2
Milt May, L OBP: 0.200, SLG: 0.400 (1, 2) Jerry Martin, R (9, PH)		0-0 F5		0-0 6-3		0-0 FC3-6 L6-3		0-3 K		3	0	0	0	0	0	2
Johnnie LeMaster, R OBP: 0.143, SLG: 0.143 (1, 6) Rennie Stennett, R (9, PH)		0-0 F5			0-0 F7		0-0 L6-3		0-0 F3	3	0	0	0	0	0	1
Ed Whitson, R (1, 1) Gary Lavelle, S (7, 1) Mike Ivie, R (8, PH) (9, 3)			0-0 F9		0-3 K2-3			0-0 5-3		2	0	0	0	0	1	0

Inning Stats	R: 1	H: 2	E: 0	K: 0	S: 5	H: 2	LOB: 1	BB: 0	P: 5	R: 0	H: 0	E: 0	K: 0	S: 3	R: 0	H: 0	E: 0	K: 1	S: 5	R: 1	H: 2	E: 0	K: 0	S: 5	R: 0	H: 1	E: 0	K: 1	S: 6	R: 0	H: 0	E: 0	K: 1	S: 5	R: 0	H: 1	E: 0	K: 0	S: 3	R: 0	H: 0	E: 0	K: 1	S: 6	R: 0	H: 0	E: 0	K: 1	S: 5	R: 0	H: 0	E: 0	K: 1	S: 6	R: 0	H: 1	E: 0	K: 1	S: 6	R: 0	H: 1	E: 0	K: 1	S: 6	R: 0	H: 0	E: 0	K: 1	S: 6	R: 0	H: 0	E: 0	K: 1	S: 6	R: 0	H: 0	E: 0	K: 1	S: 6
--------------	------	------	------	------	------	------	--------	-------	------	------	------	------	------	------	------	------	------	------	------	------	------	------	------	------	------	------	------	------	------	------	------	------	------	------	------	------	------	------	------	------	------	------	------	------	------	------	------	------	------	------	------	------	------	------	------	------	------	------	------	------	------	------	------	------	------	------	------	------	------	------	------	------	------	------	------	------	------	------	------

PITCHER	IP	WLS	BF	H	R	ER	SO	BB	IBB	HBP	BLK	WP	HR	S	P	ERA	WHIP
Steve Mura, R (1, 1) ERA: 3.0	6.0		23	5	2	2	3	0	0	0	0	1	0	29	29	3.00	0.833
John Ureia, R (7, 1) ERA:	1.1	W	5	1	0	0	0	1	0	0	0	0	0	4	8	0.00	1.500
Gary Lucas, L (8, 1) ERA:	1.0		5	1	0	0	1	1	0	0	0	0	0	6	10	0.00	2.000
John Littlefield, R (9, 1) ERA:	0.2	S	2	0	0	0	1	0	0	0	0	0	0	4	4	0.00	0.000

BOTTOM

San Diego Padres @ San Francisco Giants
Candlestick Park, San Francisco, CA

Fri Apr 10 1981, 9:05 PM EST
Att. 9,579 - Unknown

AB	33
R	2
H	7
RBI	2
BB	2
SO	5
LOB	16

WP: 1 PA: 35
PB: 0
SB: 4
CS: 0



PITCHER	IP	WLS	BF	H	R	ER	SO	BB	IBB	HBP	BLK	WP	HR	S	P	ERA	WHIP
---------	----	-----	----	---	---	----	----	----	-----	-----	-----	----	----	---	---	-----	------

Batter	1	2	3	4	5	6	7	8	9	AB R H RBI BB SO LOB	TOP
Gene Richards, L (1, 7) OBP: 0.250, SLG: 0.200	0-0 4-3		0-0 F9 FC1-5 1-2 1B	0-0 F6			0-0 F8		0-3 K	5 0 1 0 0 1 3	San Diego Padres @ San Francisco Giants Candlestick Park, San Francisco, CA Sat Apr 11 1981, 6:33 AM EST Att. 9,356 - Unknown livebaseballscorecards.com
Ozzie Smith, S (1, 6) OBP: 0.400, SLG: 0.308	0-0 5-3		0-0 FC1-5 1-2 2-3f BB		0-0 FC1-6 1B		4-0 BB	0-0 1-3	4 0 1 0 1 0 3		
Ruppert Jones, L (1, 8) Tim Lollar, L (7, 1) OBP: 0.077, SLG: 0.154	0-0 2B		0-0 F9 2-3		0-0 FC1-6 K S 1-2f		0-3 K		4 0 1 0 0 1 4 0 0 0 0 0 0 0		
Joe Lefebvre, L (1, 9) OBP: 0.308, SLG: 0.182	0-3 K		4-0 1-2 BB		0-3 K 1-3		0-3 K		3 0 0 0 1 3 2		
Luis Salazar, R (1, 5) OBP: 0.462, SLG: 0.538		0-0 1B 2B	0-0 F9		0-0 F8		0-0 3-1 1B		4 0 2 0 0 0 3		
Terry Kennedy, L (1, 2) OBP: 0.308, SLG: 0.182		0-0 F8		4-0 FC4-6 BB		0-0 F8	0-0 3-1 1-2		3 0 0 0 1 0 2		
Broderick Perkins, L (1, 3) OBP: 0.250, SLG: 0.375		0-3 K		0-0 FC4-6 1-2f 1B		0-0 1B	0-0 4-3		4 0 1 0 0 1 3		
Juan Bonilla, R (1, 4) OBP: 0.462, SLG: 0.583		0-0 2-H 1B		0-0 1-2 1B		0-0 F9		0-0 4-3	4 0 2 0 0 0 1		
Juan Eichelberger, R (1, 1) Danny Boone, L (5, 1) Mike Phillips, L (7, PH) Dave Edwards, R (7, 8) OBP: 0.500, SLG: 0.500			0-0 FC1-5 1B	0-0 L3		0-0 F6		0-0 E5	2 0 1 0 0 0 2 0 0 0 0 0 0 0 1 0 0 0 0 0 0 1 0 0 0 0 0 0		
Inning Stats	R: 0 H: 1 E: 0 LOB: 1 K: 1 BB: 0 S: 6 P: 6	R: 0 H: 2 E: 0 LOB: 2 K: 1 BB: 0 S: 6 P: 6	R: 0 H: 2 E: 0 LOB: 3 K: 0 BB: 1 S: 5 P: 9	R: 0 H: 1 E: 0 LOB: 2 K: 0 BB: 1 S: 4 P: 8	R: 0 H: 1 E: 0 LOB: 0 K: 1 BB: 0 S: 5 P: 5	R: 0 H: 1 E: 0 LOB: 1 K: 0 BB: 0 S: 4 P: 4	R: 0 H: 0 E: 0 LOB: 1 K: 1 BB: 1 S: 5 P: 9	R: 0 H: 1 E: 0 LOB: 1 K: 1 BB: 0 S: 6 P: 6	R: 0 H: 0 E: 1 LOB: 1 K: 1 BB: 0 S: 6 P: 6	1B: 7 SF: 0 2B: 2 SAC: 0 3B: 0 DP: 0 HR: 0 HBP: 0	
PITCHER Doyle Alexander, R (1, 1) ERA: Greg Minton, R (8, 1) ERA:	IP WLS BF H R ER SO BB IBB HBP BLK WP HR S P ERA WHIP	7.1 W 32 9 0 0 5 3 0 0 0 0 0 0 39 51 0.00 1.636	1.2 S 6 0 0 0 1 0 0 0 0 0 0 0 8 8 0.00 0.000								

Batter	1	2	3	4	5	6	7	8	9	AB	R	H	RBI	BB	SO	LOB
Chili Davis, S (1, 8)	0-0 E4 1-3 8-2			0-0 4-3	4-0 BB BB		0-0 5-3			3	0	0	0	1	0	0
Enos Cabell, R (1, 3) OBP: 0.333, SLG: 0.455	0-0 1-3			0-0 2B	4-0 BB BB		0-0 2B			3	0	2	1	1	0	1
Joe Morgan, L (1, 4) OBP: 0.250, SLG: 0.100	0-0 8-2 3-Hf			4-0 BB	4-0 BB BB		0-3 K			2	0	0	1	2	1	2
Jack Clark, R (1, 9) OBP: 0.231, SLG: 0.167		0-0 1-3		0-0 F7	0-0 L5		4-0 IBB			3	0	0	0	1	0	5
Darrell Evans, L (1, 5) OBP: 0.231, SLG: 0.250		0-0 F6		0-0 F5		0-0 F7	0-0 G3			4	0	0	0	0	0	4
Larry Herndon, R (1, 7) OBP: 0.308, SLG: 0.385		0-3 K			0-3 K	0-0 2B BLK 1B		0-0 6-3		4	0	1	0	0	2	0
Milt May, L (1, 2) OBP: 0.222, SLG: 0.444			0-0 F6		0-0 F7	0-0 2B		0-0 F7		4	0	1	0	0	0	0
Johnnie LeMaster, R (1, 6) OBP: 0.455, SLG: 0.400			0-0 CS 1B		0-0 BB BB 1B	4-0 G4-6-3 IBB		0-0 1B		3	1	3	0	1	0	0
Doyle Alexander, R (1, 1)			0-3 K		4-0 BB BB BB		0-0 G4-6-3		0-0 1-3	2	1	0	0	1	1	4
Greg Minton, S (8, 1)			1-2 K		1-2 BB BB		1-2f			1	0	0	0	0	0	1

Inning Stats	R: 0	H: 0	E: 1	LOB: 0	K: 0	BB: 0	S: 3	P: 3	R: 0	H: 0	E: 0	LOB: 0	K: 1	BB: 0	S: 5	P: 5	R: 0	H: 1	E: 0	LOB: 1	K: 1	BB: 0	S: 5	P: 5	R: 0	H: 1	E: 0	LOB: 2	K: 0	BB: 1	S: 4	P: 8	R: 2	H: 1	E: 0	LOB: 3	K: 1	BB: 4	S: 6	P: 22	R: 0	H: 2	E: 0	LOB: 2	K: 0	BB: 1	S: 4	P: 8	R: 0	H: 1	E: 0	LOB: 2	K: 1	BB: 1	S: 6	P: 10	R: 0	H: 1	E: 0	LOB: 1	K: 0	BB: 0	S: 4	P: 4
1B: 4	SF: 0	2B: 5	SAC: 0	3B: 0	DP: 3	HR: 0	HBP: 0	WP: 0	PA: 36																																																							

PITCHER	IP	WLS	BF	H	R	ER	SO	BB	IBB	HBP	BLK	WP	HR	S	P	ERA	WHIP
Juan Eichelberger, R (1, 1) ERA: 3.86	4.2	L	20	3	2	2	3	4	0	0	0	0	0	22	38	3.86	1.500
Danny Boone, L (5, 1) ERA:	1.1		7	2	0	0	0	1	1	0	1	0	0	5	13	0.00	2.250
Tim Lollar, L (7, 1) ERA:	2.0		9	2	0	0	1	0	1	0	0	0	0	10	14	0.00	1.000

BOTTOM

San Diego Padres @ San Francisco Giants
Candlestick Park, San Francisco, CA

Sat Apr 11 1981, 6:33 AM EST
Att. 9,356 - Unknown

livebaseballscorecards.com

AB	29
R	2
H	7
RBI	2
BB	7
SO	4
LOB	17



Batter	1	2	3	4	5	6	7	8	9	10	11	12	13	14	
Bill North, S (1, 8) OBP: 0.154, SLG: 0.167 Greg Minton, S (10, 1) Chili Davis, S (13, 8)	F8		K		6-3		SH2-4		K		1-3			F7	
Enos Cabell, R (1, 5) OBP: 0.313, SLG: 0.400 Al Holland, R (8, 1) Larry Herndon, R (9, PH) OBP: 0.313, SLG: 0.438 (10, 8) (13, 7)	F4		BB 2B		5-3		4-3		K			K		1B 2B	
Jack Clark, R (1, 9) OBP: 0.300, SLG: 0.176	FC5-4 1B		2B E BB		6-3		F9			5-3		K		1B IBB	
Mike Ivie, R (1, 3) OBP: 0.444, SLG: 0.556	FC5-4		E7 E 2B						F3		F9			1B	
Jerry Martin, R (1, 7) OBP: 0.571, SLG: 0.500 Fred Breining, R (13, 1)			E8 E 1B				G6-4-3 1B		E BB			FC6-4 1B			
Rennie Stennett, R (1, 4) OBP: 0.143, SLG: 0.571			F9 F8				HR		E6 G6-4-3		F8			F9	
Mike Sadek, R (1, 2) Jim Wohlford, R (8, PH) OBP: 0.333, SLG: 0.333 Milt May, L (9, 2) OBP: 0.273, SLG: 0.400		4-3					F8		G6-4-3			CS BB		F5	
Johnnie LeMaster, R (1, 6) OBP: 0.429, SLG: 0.333 Billy Smith, S (9, PH) (10, 6)			K						SH2-4 BB 4-3 BB		F5			1-3	
Tom Griffin, R (1, 1) Gary Lavelle, S (4, 1) Darrell Evans, L (7, PH) (8, 5)			6-3				G4-6-3 BB					FC1-6 BB			FC1-6

AB	R	H	RBI	BB	SO	LOB
4	0	0	0	0	2	0
1	0	0	0	0	0	1
1	0	0	0	0	0	0

4	1	1	1	0	0	1
0	0	0	0	0	0	0
3	1	1	0	0	2	0

5	1	1	0	2	1	1
---	---	---	---	---	---	---

7	1	4	2	0	0	1
---	---	---	---	---	---	---

5	0	3	1	1	0	2
0	0	0	0	0	0	0

6	1	1	1	0	0	4
---	---	---	---	---	---	---

2	0	0	0	1	0	1
1	0	0	0	0	0	2
1	0	0	0	1	0	0

2	1	0	0	1	2	2
2	0	0	0	1	0	0

1	0	0	0	0	0	0
1	0	0	0	0	0	1
3	1	1	1	1	0	1

Inning Stats	R: 0	H: 1	E: 0	LOB: 1	K: 0	BB: 0	S: 4	P: 4	R: 0	H: 1	E: 0	LOB: 1	K: 1	BB: 0	S: 6	P: 6	R: 3	H: 3	E: 2	LOB: 1	K: 1	BB: 1	S: 8	P: 12	R: 0	H: 0	E: 0	LOB: 0	K: 1	BB: 1	S: 4	P: 8	R: 0	H: 0	E: 0	LOB: 0	K: 0	BB: 0	S: 3	P: 3	R: 1	H: 2	E: 0	LOB: 0	K: 0	BB: 0	S: 4	P: 4	R: 1	H: 0	E: 0	LOB: 1	K: 0	BB: 2	S: 3	P: 11	R: 0	H: 0	E: 1	LOB: 1	K: 0	BB: 1	S: 3	P: 7	R: 1	H: 1	E: 0	LOB: 0	K: 2	BB: 0	S: 8	P: 8	R: 0	H: 1	E: 0	LOB: 1	K: 0	BB: 0	S: 4	P: 4	R: 0	H: 0	E: 0	LOB: 1	K: 2	BB: 2	S: 8	P: 10	R: 0	H: 1	E: 0	LOB: 0	K: 2	BB: 0	S: 8	P: 8	R: 0	H: 1	E: 0	LOB: 1	K: 0	BB: 0	S: 3	P: 3	R: 0	H: 0	E: 0	LOB: 0	K: 0	BB: 0	S: 3	P: 3	R: 1	H: 2	E: 0	LOB: 2	K: 0	BB: 1	S: 4	P: 8	1B: 8	SF: 0	2B: 2	SAC: 1	3B: 0	DP: 3	HR: 2	HBP: 0	WP: 0	PA: 58
PITCHER	IP	WLS	BF	H	R	ER	SO	BB	IBB	HBP	BLK	WP	HR	S	P	ERA	WHIP																																																																																																																	
Chris Welsh, L (1, 1) ERA: 6.0	6.0		25	7	4	4	3	2	0	0	0	0	1	29	37	6.00	1.500																																																																																																																	
John Littlefield, R (7, 1) ERA: 2.25	2.1		10	0	1	1	0	3	0	0	0	0	0	7	19	3.86	1.286																																																																																																																	
Gary Lucas, L (9, 1) ERA: 2.45	5.1	L	23	5	2	2	4	2	1	0	0	0	1	28	40	3.38	1.312																																																																																																																	

BOTTOM

San Diego Padres @ San Francisco Giants
Candlestick Park, San Francisco, CA
Sun Apr 12 1981, 6:33 AM EST
Att. 30,311 - Unknown

livebaseballscorecards.com

AB	49
R	7
H	12
RBI	6
BB	8
SO	7
LOB	17



Batter	1	2	3	4	5	6	7	8	9	AB R H RBI BB SO LOB
Gene Richards, L (1, 7) OBP: 0.296, SLG: 0.292	4-0 BB		0-0 F7		0-0 3-1			0-0 1B		3 0 1 0 1 0 2
Ozzie Smith, S (1, 6) OBP: 0.308, SLG: 0.182	0-0 F9		0-0 4-3			0-0 4-3		0-0 G3		4 0 0 1 0 0 3
Ruppert Jones, L (1, 8) OBP: 0.167, SLG: 0.182 John Urrea, R (9, 1)	0-3 K			0-0 F8		0-3 K		0-0 F9		4 0 1 0 0 2 2 0 0 0 0 0 0 0
Randy Bass, L (1, 3) OBP: 0.308, SLG: 0.583	0-0 F7			0-0 F8		0-0 6-3			0-0 FC4-6	4 0 1 0 0 0 2
Luis Salazar, R (1, 5) OBP: 0.375, SLG: 0.417		0-3 K		0-3 K		0-0 6-3		0-0 F8		4 0 0 0 0 2 2
Joe Lefebvre, L (1, 9) OBP: 0.263, SLG: 0.313		0-0 F9		0-0 P5		0-0 4-3		0-0 FC4-6		4 0 0 0 0 0 2
Terry Kennedy, L (1, 2) OBP: 0.261, SLG: 0.190		0-3 K			0-0 FC6-4		0-0 F8		0-0 L6	4 0 1 0 0 1 1
Juan Bonilla, R (1, 4) OBP: 0.389, SLG: 0.438			0-0 E6		0-0 FC6-4		0-0 4-3			3 0 0 0 0 0 1
Rick Wise, R (1, 1) Danny Boone, L (4, 1) Jerry Turner, L (8, PH) OBP: 0.667, SLG: 0.500			0-0 SH2-4		0-0 SH1-3			4-0 1B		0 0 0 0 0 0 0 0 0 0 0 0 0 0 0 1 0 0 1 0 0

Inning Stats		R: 0	H: 0	R: 0	H: 0	R: 0	H: 0	R: 0	H: 1	R: 0	H: 1	R: 0	H: 0	R: 1	H: 1	R: 0	H: 1	1B: 3	SF: 0	
Tom Seaver, R (1, 1) ERA: 1.13		8.0	WLS	30	H	3	R	1	ER	1	SO	5	BB	2	IBB	0	HBP	0	BLK	0
Doug Bair, R (9, 1) ERA: 2.25		1.0	W	4	H	1	R	0	ER	0	SO	0	BB	0	IBB	0	HBP	0	BLK	0


BOTTOM

Cincinnati Reds @ San Diego Padres
Jack Murphy Stadium, San Diego, CA

Mon Apr 13 1981, 9:05 PM EST
 Att. 36,391 - Unknown

livebaseballscorecards.com

AB	30
R	1
H	4
RBI	1
BB	2
SO	5
LOB	15



WP: 1	PA: 34
PB: 0	
SB: 1	
CS: 0	

Batter	1	2	3	4	5	6	7	8	9	AB R H RBI BB SO LOB	TOP											
Dave Collins, S (1, 9) H OBP: 0.462, SLG: 0.583	1-0 S 2B HBP	0-0 2		0-0 3			0-0 2			3 1 0 0 0 0 1	Cincinnati Reds @ San Diego Padres Jack Murphy Stadium, San Diego, CA Tue Apr 14 1981, 9:05 PM EST Att. 12,198 - Unknown livebaseballscorecards.com											
Ken Griffey, L (1, 8) X OBP: 0.231, SLG: 0.269	0-0 2B	0-0 3			0-0 1		0-0 3			4 1 1 0 0 0 0												
Dave Concepcion, R (1, 6) X OBP: 0.385, SLG: 0.522	0-0 2B		0-0 1		0-0 2		0-0 1			4 1 1 2 0 0 0												
George Foster, R (1, 7) B B B OBP: 0.385, SLG: 0.545	4-0 1B BB		0-0 HR		4-0 BB		0-0 1B			2 1 2 1 2 0 0												
Ray Knight, R (1, 5) X OBP: 0.364, SLG: 0.667	0-0 F7		0-0 F8		0-0 6-3		0-0 F7			4 0 0 0 0 0 4												
Dan Driessen, L (1, 3) X OBP: 0.320, SLG: 0.476	0-0 F8		0-3 K		4-0 BB		0-0 G3			3 0 0 0 1 1 3												
Ron Oester, S (1, 4) X OBP: 0.273, SLG: 0.158	0-0 1B			0-0 1		0-0 G6-3		0-3 K		4 0 1 1 0 1 1												
Mike O'Berry, R (1, 2) X OBP: 0.200, SLG: 0.111	0-0 F8			0-0 2		0-0 F9		0-0 1-3		4 0 0 0 0 0 2												
Bruce Berenyi, R (1, 1) X OBP: 0.250, SLG: 0.500		0-0 F8		0-0 2B		0-3 K		0-0 6-3		4 0 1 0 0 1 0												
Inning Stats	R: 3 E: 0 K: 0 S: 6	H: 3 LOB: 2 BB: 1 P: 11	R: 0 E: 0 K: 0 S: 3	H: 0 LOB: 0 BB: 0 P: 3	R: 1 E: 0 K: 1 S: 6	H: 1 LOB: 0 BB: 0 P: 6	R: 0 E: 0 K: 0 S: 4	H: 1 LOB: 1 BB: 0 P: 4	R: 0 E: 0 K: 0 S: 3	H: 0 LOB: 1 BB: 1 P: 7	R: 0 E: 0 K: 0 S: 2	H: 0 LOB: 0 BB: 1 P: 6	R: 0 E: 0 K: 1 S: 5	H: 0 LOB: 0 BB: 0 P: 5	R: 0 E: 0 K: 0 S: 4	H: 1 LOB: 1 BB: 0 P: 4	R: 0 E: 0 K: 1 S: 5	H: 0 LOB: 0 BB: 0 P: 5	1B: 2 2B: 3 3B: 0 HR: 1	SF: 0 SAC: 0 DP: 1 HBP: 1	WP: 1 PB: 0 SB: 1 CS: 0	PA: 36
PITCHER	IP WLS BF H R ER SO BB IBB HBP BLK WP HR S P ERA WHIP																					
John Curtis, L (1, 1) ERA: 3.46	3.0 L 15 4 4 4 1 1 0 1 0 0 1 15 20 12.00 1.667																					
Tim Lollar, L (4, 1) ERA:	4.0 14 1 0 0 1 2 0 0 0 1 0 14 22 0.00 0.750																					
John Urrea, R (8, 1) ERA:	2.0 7 1 0 0 1 0 0 0 0 0 0 9 9 0.00 0.500																					



Batter	1	2	3	4	5	6	7	8	9	AB R H RBI BB SO LOB	TOP			
Dave Collins, S (1, 9) OBP: 0.516, SLG: 0.577	0-0 F7		4-0 BB			4-0 2B BB	0-0 1B FC6-4 1B		4-0 1B BB	2 3 1 0 3 0 0				
Ken Griffey, L (1, 8) OBP: 0.290, SLG: 0.323	0-0 4-3 1B		0-0 4-3			0-0 F7 1-2	0-0 FC6-4 1B		0-0 1B 1B	5 1 3 0 0 0 2				
Dave Concepcion, R (1, 6) OBP: 0.387, SLG: 0.536	0-0 4-3 1-2				0-0 6-3	0-0 HR 2B	0-0 FC6-4 HR		0-0 1B 1B	5 3 2 3 0 0 2				
George Foster, R (1, 7) OBP: 0.419, SLG: 0.654	0-3 K				0-0 P6	4-0 HR BB	0-0 HR 1-H		0-0 1B 1B	4 2 2 3 1 1 1				
Dan Driessen, L (1, 3) OBP: 0.333, SLG: 0.577					0-3 K	0-0 HR 1-H 2-H	0-0 P3		0-0 G6-4-3 1B	5 1 2 4 0 1 0				
Ray Knight, R (1, 5) OBP: 0.370, SLG: 0.583					4-0 CS BB	0-0 G3-6-3 BB	0-0 5-3		0-0 G6-4-3 1-2f	3 0 0 0 2 0 2				
Joe Nolan, L (1, 2) OBP: 0.400, SLG: 0.400					0-0 P6 1-2	0-0 G3-6-3 1-2f	0-0 1B		0-0 G3	4 0 1 0 0 0 2				
Ron Oester, S (1, 4) OBP: 0.269, SLG: 0.174					0-0 4-3	0-0 1B	0-3 K		0-0 6-3	4 0 1 0 0 1 1				
Mario Soto, R (1, 1) OBP: 0.269, SLG: 0.174					0-3 K	0-0 1-3	0-0 5-3		0-3 K	4 0 0 0 0 2 1				
Inning Stats	R: 0 E: 0 K: 1 S: 6 H: 1 LOB: 1 P: 6	R: 0 E: 0 K: 0 S: 2 H: 0 LOB: 0 BB: 1 P: 6	R: 0 E: 0 K: 1 S: 5 H: 0 LOB: 1 BB: 1 P: 9	R: 0 E: 0 K: 1 S: 5 H: 0 LOB: 0 BB: 0 P: 5	R: 0 E: 0 K: 1 S: 3 H: 1 LOB: 1 BB: 1 P: 7	R: 4 E: 0 K: 1 S: 8 H: 3 LOB: 1 BB: 2 P: 16	R: 3 E: 0 K: 0 S: 6 H: 3 LOB: 0 BB: 0 P: 6	R: 0 E: 0 K: 0 S: 3 H: 0 LOB: 0 BB: 0 P: 3	R: 3 E: 0 K: 1 S: 8 H: 4 LOB: 1 BB: 1 P: 12	1B: 9 2B: 1 3B: 0 HR: 2 SF: 0 SAC: 0 DP: 2 HBP: 0	WP: 0 PB: 0 SB: 1 CS: 1 PA: 42			
PITCHER	IP WLS BF H R ER SO BB IBB HBP BLK WP HR S P ERA WHIP												PITCHER	IP WLS BF H R ER SO BB IBB HBP BLK WP HR S P ERA WHIP
Steve Mura, R (1, 1) ERA: 4.63	5.2 L 25 5 4 4 3 5 0 0 0 0 1 26 46 6.35 1.765													
John Littlefield, R (6, 1) ERA: 7.2	1.0 6 3 3 3 1 0 0 0 0 0 1 8 8 27.00 3.000													
Gary Lucas, L (7, 1) ERA: 5.0	1.2 10 4 3 3 1 1 0 0 0 0 0 11 15 16.20 3.000													
Chris Welsh, L (9, 1) ERA: 5.4	0.2 1 0 0 0 0 0 0 0 0 0 0 1 1 0.00 0.000													

Cincinnati Reds @ San Diego Padres
 Jack Murphy Stadium, San Diego, CA
 Wed Apr 15 1981, 9:05 PM EST
 Att: 10,801 - Unknown

livebaseballscorecards.com

AB	36
R	10
H	12
RBI	10
BB	6
SO	5
LOB	11




Batter	1	2	3	4	5	6	7	8	9
Gene Richards, L (1, 7) OBP: 0.343, SLG: 0.250	0-0 G3		4-0 BB			4-0 E 1B SF9 BB		0-0 P6	
Ozzie Smith, S (1, 6) Chris Welsh, L (9, 1)	0-0 PB 1B		0-0 F7			0-0 E9 1-3 1B		0-3 K	
Ruppert Jones, L (1, 8) OBP: 0.125, SLG: 0.138	0-3 K 1-2			0-0 E4 1B		0-0 SF9		0-0 G3	
Randy Bass, L (1, 3) OBP: 0.333, SLG: 0.444	0-0 F7			0-0 G5-4-3 1-3 1B		4-0 BB		0-3 K	
Luis Salazar, R (1, 5) Gary Lucas, L (7, 1) Mike Phillips, L (9, 6)		0-3 K		0-0 G5-4-3 1-2		0-3 K		0-0 F8	
Joe Lefebvre, L (1, 9) OBP: 0.200, SLG: 0.227		0-0 F8		0-0 L9			0-3 K		
Terry Kennedy, L (1, 2) OBP: 0.241, SLG: 0.185		0-3 K			0-3 K		0-3 K		
Juan Bonilla, R (1, 4) OBP: 0.292, SLG: 0.318			0-0 F3		0-0 F9		0-0 P6		
Steve Mura, R (1, 1) John Littlefield, R (6, 1) Barry Evans, R (7, 5) OBP: 0.500, SLG: 0.500			0-0 G3		0-0 6-3			0-0 P4	

Inning Stats	R: 0 E: 0 K: 1 S: 6	H: 1 LOB: 1 BB: 0 P: 6	R: 0 E: 0 K: 2 S: 7	H: 0 LOB: 0 BB: 0 P: 7	R: 0 E: 0 K: 0 S: 3	H: 0 LOB: 1 BB: 1 P: 7	R: 0 E: 1 K: 0 S: 4	H: 1 LOB: 1 BB: 0 P: 4	R: 0 E: 0 K: 1 S: 5	H: 0 LOB: 0 BB: 0 P: 5	R: 1 E: 1 K: 1 S: 5	H: 1 LOB: 1 BB: 2 P: 13	R: 0 E: 0 K: 2 S: 7	H: 0 LOB: 0 BB: 0 P: 7	R: 0 E: 0 K: 1 S: 5	H: 0 LOB: 0 BB: 0 P: 5	R: 0 E: 0 K: 1 S: 5	H: 0 LOB: 0 BB: 0 P: 5
PITCHER Mario Soto, R (1, 1) ERA: 1.69	IP: 9.0 WLS: W BF: 32 H: 3 R: 1 ER: 0 SO: 9 BB: 3 IBB: 0 HBP: 0 BLK: 0 WP: 0 HR: 0 S: 47 P: 59 ERA: 0.00 WHIP: 0.667																	

BOTTOM

Cincinnati Reds @ San Diego Padres
Jack Murphy Stadium, San Diego, CA
 Wed Apr 15 1981, 9:05 PM EST
 Att. 10,801 - Unknown

AB	28
R	1
H	3
RBI	1
BB	3
SO	9
LOB	7



WP: 0	PA: 32
PB: 1	
SB: 0	
CS: 0	

Batter	1	2	3	4	5	6	7	8	9	10	AB R H RBI BB SO LOB	TOP																
Davey Lopes, R OBP: 0.167, SLG: 0.074 (1, 4)	0-3 K		0-0 F9		0-0 6-3			0-0 6-3			4 0 0 0 0 1 1	Los Angeles Dodgers @ San Diego Padres Jack Murphy Stadium, San Diego, CA Fri Apr 17 1981, 9:05 PM EST Att. 26,157 - Unknown livebaseballscorecards.com																
Ken Landreaux, L OBP: 0.333, SLG: 0.536 (1, 8)	0-0 F9			0-0 1B SF8 2B		0-0 F7		0-0 1-3			4 1 1 0 0 0 0																	
Dusty Baker Jr., R OBP: 0.333, SLG: 0.407 (1, 7)	0-0 S 1B			0-0 F8 BLK 1B		0-0 P6			0-0 P6		4 0 2 0 0 0 0																	
Steve Garvey, R OBP: 0.333, SLG: 0.519 (1, 3)	0-0 F8			0-0 SF8		0-0 5-3			0-0 F7		3 0 0 1 0 0 1																	
Ron Cey, R OBP: 0.333, SLG: 0.360 (1, 5)		4-0 BB BB CS BB		0-0 F8			0-0 6-3		0-0 1B		3 0 1 0 1 0 1																	
Pedro Guerrero, R OBP: 0.357, SLG: 0.440 (1, 9)		0-3 K		0-0 F8			0-0 HR		0-3 K		4 1 1 1 0 2 3																	
Mike Scioscia, L OBP: 0.286, SLG: 0.316 Terry Forster, L (7, 1) Bobby Castillo, R (8, 1) Reggie Smith, S (10, PH) Steve Howe, L (10, 1)		0-0 F7			4-0 BB BB 3-1 1-3 BB		0-0 1-3			0-0 F8	2 0 0 0 1 0																	
Bill Russell, R OBP: 0.280, SLG: 0.320 (1, 6)			0-0 F7		0-0 1-3		0-0 F8			0-0 6-3	4 0 0 0 0 0 1																	
Rick Sutcliffe, L (1, 1) Steve Yeager, R OBP: 0.500, SLG: 1.000 (7, 2)			0-3 K		0-0 3-1			0-0 F3		0-0 F8	2 0 0 0 0 1 1 2 0 0 0 0 0 0																	
Inning Stats	R: 0 E: 0 K: 1 S: 6	H: 1 LOB: 1 BB: 0 P: 6	R: 0 E: 0 K: 1 S: 4	H: 0 LOB: 0 BB: 1 P: 8	R: 0 E: 0 K: 1 S: 5	H: 0 LOB: 0 BB: 0 P: 5	R: 1 E: 0 K: 0 S: 5	H: 2 LOB: 1 BB: 0 P: 5	R: 0 E: 0 K: 0 S: 3	H: 0 LOB: 1 BB: 1 P: 7	R: 0 E: 0 K: 0 S: 3		H: 0 LOB: 0 BB: 0 P: 3	R: 1 E: 0 K: 0 S: 4	H: 1 LOB: 0 BB: 0 P: 4	R: 0 E: 0 K: 0 S: 3	H: 0 LOB: 0 BB: 0 P: 3	R: 0 E: 0 K: 1 S: 6	H: 1 LOB: 1 BB: 0 P: 6	R: 0 E: 0 K: 0 S: 3	H: 0 LOB: 0 BB: 0 P: 3	1B: 3 2B: 1 3B: 0 HR: 1	SF: 1 SAC: 0 DP: 0 HBP: 0	WP: 0 PB: 0 SB: 1 CS: 1	PA: 36			
PITCHER	IP WLS BF H R ER SO BB IBB HBP BLK WP HR S P ERA WHIP																											
Juan Eichelberger, R ERA: 3.09 (1, 1)	7.0	26	4	2	2	3	2	0	0	0	1	0	0	30	38	2.57	0.857											
John Littlefield, R ERA: 5.14 (8, 1)	2.0	7	1	0	0	1	0	0	0	0	0	0	0	9	9	0.00	0.500											
Tim Lollar, L ERA: (10, 1)	1.0	W 3	0	0	0	0	0	0	0	0	0	0	0	3	3	0.00	0.000											

AB	33
R	2
H	5
RBI	2
BB	2
SO	4
LOB	8



BOTTOM

Los Angeles Dodgers @ San Diego Padres
 Jack Murphy Stadium, San Diego, CA

Fri Apr 17 1981, 9:05 PM EST
 Att: 26,157 - Unknown

livebaseballscorecards.com

AB	34
R	3
H	8
RBI	3
BB	4
SO	5
LOB	11



WP:	0	PA:	40
PB:	0		
SB:	1		
CS:	1		

AB R H RBI BB SO LOB

5	1	0	0	0	0	2
3	1	0	0	1	0	0
4	1	2	0	1	1	1
4	0	1	2	0	1	1
1	0	1	1	0	0	0
3	0	1	0	1	0	0
4	0	2	0	0	1	3
3	0	1	0	1	1	0
4	0	0	0	0	0	4
1	0	0	0	0	1	0
1	0	0	0	0	0	0
0	0	0	0	0	0	0
1	0	0	0	0	0	0
0	0	0	0	0	0	0

1B:	6	SF:	0
2B:	2	SAC:	2
3B:	0	DP:	0
HR:	0	HBP:	0

Batter	1	2	3	4	5	6	7	8	9	10
Gene Richards, L (1, 7) OBP: 0.300, SLG: 0.212	G3		4-3		F7			F7		E6 SH1-4 1B
Ozzie Smith, S (1, 6) OBP: 0.289, SLG: 0.182	F9		6-3			F9 G3 S BB		1-3		SH1-4 1-2
Ruppert Jones, L (1, 8) OBP: 0.189, SLG: 0.212	K			CS 1B		F9 1-3		1B 2B		1B BB
Randy Bass, L (1, 3) OBP: 0.320, SLG: 0.409		F5			K 1-2	G3		BB 1B		1B
Broderick Perkins, L (8, PR) OBP: 0.273, SLG: 0.364										1-2 2-H 1B
Joe Lefebvre, L (1, 9) OBP: 0.241, SLG: 0.240	1-3			5-3				1-2 BB		
Luis Salazar, R (1, 5) OBP: 0.353, SLG: 0.412					SH1-4 1B	F7		K		
Terry Kennedy, L (1, 2) OBP: 0.273, SLG: 0.200		BB BB BB			SH1-4 1B		G3		K	
Juan Bonilla, R (1, 4) OBP: 0.250, SLG: 0.269			F3				4-3		F2	
Juan Eichelberger, R (1, 1) OBP: 0.333, SLG: 0.333					SH1-4				P6	
Barry Evans, R (7, PH) OBP: 0.400, SLG: 0.400										
John Littlefield, R (8, 1)										
Mike Phillips, L (9, PH)										
Tim Lollar, L (10, 1)										

Inning Stats	R: 0	H: 0	E: 0	K: 1	S: 5	H: 0	LOB: 0	BB: 0	P: 5	R: 0	H: 1	E: 0	K: 1	S: 5	H: 0	LOB: 0	BB: 0	P: 5	R: 0	H: 2	E: 0	K: 0	S: 5	R: 1	H: 1	E: 0	K: 0	S: 4	H: 0	LOB: 0	BB: 0	P: 3	R: 1	H: 2	E: 0	K: 1	S: 7	H: 0	LOB: 0	BB: 0	P: 3	R: 0	H: 0	E: 0	K: 1	S: 5	R: 1	H: 1	E: 0	K: 0	S: 3	H: 2	LOB: 2	BB: 1	P: 11	R: 0	H: 0	E: 0	K: 1	S: 5	R: 1	H: 2	E: 0	K: 0	S: 3	H: 1	LOB: 2	BB: 1	P: 7	1B: 6	SF: 0	2B: 2	SAC: 2	3B: 0	DP: 0	HR: 0	HBP: 0	WP: 0	PA: 40
--------------	------	------	------	------	------	------	--------	-------	------	------	------	------	------	------	------	--------	-------	------	------	------	------	------	------	------	------	------	------	------	------	--------	-------	------	------	------	------	------	------	------	--------	-------	------	------	------	------	------	------	------	------	------	------	------	------	--------	-------	-------	------	------	------	------	------	------	------	------	------	------	------	--------	-------	------	-------	-------	-------	--------	-------	-------	-------	--------	-------	--------

PITCHER	IP	WLS	BF	H	R	ER	SO	BB	IBB	HBP	BLK	WP	HR	S	P	ERA	WHIP
Rick Sutcliffe, R (1, 1) ERA: 2.03	6.0		24	5	1	1	3	2	0	0	0	0	0	28	36	1.50	1.167
Terry Forster, L (7, 1) ERA: 5.4	1.2		8	2	1	1	0	1	0	0	0	0	0	7	11	5.40	1.800
Bobby Castillo, R (8, 1) ERA: 1.8	1.1		4	0	0	0	2	0	0	0	0	0	0	8	8	0.00	0.000
Steve Howe, L (10, 1) ERA:	0.1	L	4	1	1	0	0	1	0	0	0	0	0	3	7	0.00	6.000

Batter	1	2	3	4	5	6	7	8	9	AB R H RBI BB SO LOB	TOP											
Davey Lopes, R OBP: 0.147, SLG: 0.065 (1, 4) X	0-0 6-3		0-0 G6-4-3 1-2f		0-0 F3		0-0 FC4-6 1-2f			4 0 0 0 0 0 3	Los Angeles Dodgers @ San Diego Padres Jack Murphy Stadium, San Diego, CA Sat Apr 18 1981, 9:05 PM EST Att: 19,776 - Cloudy livebaseballscorecards.com											
Ken Landreaux, L OBP: 0.324, SLG: 0.500 (1, 8) X	0-0 1B		0-3 K		0-0 F5		0-0 4-3 1-2			4 0 1 0 0 1 2												
Dusty Baker Jr., R OBP: 0.353, SLG: 0.516 (1, 7) X	0-0 1B			0-0 5-3		0-0 F8		0-0 HR		4 1 2 1 0 0 0												
Steve Garvey, R OBP: 0.294, SLG: 0.452 (1, 3) X	0-0 L4			0-0 L6		0-0 F2		0-0 F9		4 0 0 0 0 0 2												
Ron Cey, R OBP: 0.353, SLG: 0.379 (1, 5) X	0-0 F9			0-0 1B		0-0 1B		0-0 5-3		4 0 2 0 0 0 2												
Pedro Guerrero, R OBP: 0.344, SLG: 0.414 (1, 9) X		0-0 5-3		0-0 1B		0-3 K		0-0 6-3		4 0 1 0 0 1 1												
Mike Scioscia, L OBP: 0.280, SLG: 0.435 (1, 2) X		0-0 L5		0-0 1B		0-0 F9		0-0 HR		4 1 1 1 0 1 2												
Bill Russell, R OBP: 0.276, SLG: 0.310 (1, 6) X		0-0 F7			0-0 6-3		0-0 FC1-6 1B		0-0 6-3	4 0 1 0 0 0 0												
Fernando Valenzuela, L OBP: 0.222, SLG: 0.222 (1, 1) X			0-0 G6-4-3 1B		0-0 1B		0-0 FC1-6 1-2f		0-0 3-1	4 0 2 0 0 0 1												
Inning Stats	R: 0 E: 0 K: 0 S: 5	H: 2 LOB: 2 BB: 0 P: 5	R: 0 E: 0 K: 0 S: 3	H: 0 LOB: 0 BB: 0 P: 3	R: 0 E: 0 K: 1 S: 5	H: 1 LOB: 0 BB: 0 P: 5	R: 0 E: 0 K: 0 S: 5	H: 2 LOB: 2 BB: 0 P: 5	R: 0 E: 0 K: 0 S: 4	H: 1 LOB: 1 BB: 0 P: 4	R: 0 E: 0 K: 1 S: 6	H: 1 LOB: 1 BB: 0 P: 6	R: 1 E: 0 K: 0 S: 5	H: 2 LOB: 1 BB: 0 P: 5	R: 1 E: 0 K: 0 S: 4	H: 1 LOB: 0 BB: 0 P: 4	R: 0 E: 0 K: 1 S: 5	H: 0 LOB: 0 BB: 0 P: 5	1B: 8 2B: 0 3B: 0 HR: 2	SF: 0 SAC: 0 DP: 1 HBP: 0	WP: 0 PB: 0 SB: 1 CS: 0	PA: 36
PITCHER	IP WLS BF H R ER SO BB IBB HBP BLK WP HR S P ERA WHIP												PITCHER	IP WLS BF H R ER SO BB IBB HBP BLK WP HR S P ERA WHIP								
Rick Wise, R ERA: 4.76 (1, 1)	8.0 L 33 10 2 2 2 2 0 0 0 0 0 2 37 37 2.25 1.250																					
Gary Lucas, L ERA: 4.5 (9, 1)	1.0 3 0 0 0 0 1 0 0 0 0 0 0 5 5 0.00 0.000																					



Batter	1	2	3	4	5	6	7	8	9
Gene Richards, L (1, 7) OBP: 0.295, SLG: 0.216	0-0 FC1-6 1B		0-3 K			0-0 4-3		0-3 K	
Ozzie Smith, S (1, 6) Gary Lucas, L (9, 1) OBP: 0.262, SLG: 0.162	0-0 FC1-6 CS 1-2f			0-0 E5 1-3		0-0 L9		0-3 K	
Ruppert Jones, L (1, 8) OBP: 0.195, SLG: 0.216	0-0 1-2 1B			0-0 1-3 1-2		0-0 G3			0-0 P6
Luis Salazar, R (1, 5) OBP: 0.316, SLG: 0.368	0-0 P4			0-0 6-3			0-0 2-3		0-0 E6 FC5-4
Dave Edwards, R (1, 9) OBP: 0.200, SLG: 0.111		0-0 6-3		0-3 K			0-0 6-3		0-0 FC5-4 1-2f
Randy Bass, L (1, 3) OBP: 0.310, SLG: 0.385		0-0 F8			0-3 K		0-0 1B		0-3 K
Steve Swisher, R (1, 2) OBP: 0.333, SLG: 0.333		0-3 K			0-0 1B		0-3 K		
Juan Bonilla, R (1, 4) OBP: 0.258, SLG: 0.276			0-0 4-3		0-3 K			0-0 FC1-4 1B	
Rick Wise, R (1, 1) Barry Evans, R (8, PH) OBP: 0.333, SLG: 0.333			0-3 K		0-0 F8			0-0 FC1-4 1-2f	

AB	R	H	RBI	BB	SO	LOB
4	0	1	0	0	2	1
4	0	0	0	0	1	2
0	0	0	0	0	0	0
4	0	1	0	0	0	1
4	0	0	0	0	0	2
4	0	0	0	0	1	2
4	0	1	0	0	2	1
3	0	1	0	0	2	1
3	0	1	0	0	1	1
2	0	0	0	0	1	1
1	0	0	0	0	0	1

Los Angeles Dodgers @ San Diego Padres
Jack Murphy Stadium, San Diego, CA

Sat Apr 18 1981, 9:05 PM EST
Att: 19,776 - Cloudy

AB	33
R	0
H	5
RBI	0
BB	0
SO	10
LOB	13



Inning Stats	R: 0	H: 2	E: 0	K: 0	S: 4	LOB: 1	BB: 0	P: 4
R: 0	H: 0	E: 0	K: 1	S: 5	LOB: 0	BB: 0	P: 5	
R: 0	H: 0	E: 0	K: 2	S: 7	LOB: 0	BB: 0	P: 7	
R: 0	H: 0	E: 1	K: 1	S: 6	LOB: 1	BB: 0	P: 6	
R: 0	H: 1	E: 0	K: 2	S: 8	LOB: 1	BB: 0	P: 8	
R: 0	H: 0	E: 0	K: 0	S: 3	LOB: 0	BB: 0	P: 3	
R: 0	H: 1	E: 0	K: 1	S: 6	LOB: 1	BB: 0	P: 6	
R: 0	H: 1	E: 0	K: 2	S: 8	LOB: 1	BB: 0	P: 8	
R: 0	H: 0	E: 1	K: 1	S: 6	LOB: 1	BB: 0	P: 6	

PITCHER	IP	WLS	BF	H	R	ER	SO	BB	IBB	HBP	BLK	WP	HR	S	P	ERA	WHIP
Fernando Valenzuela, L (1, 1) ERA: 0.33	9.0	W	33	5	0	0	10	0	0	0	0	0	0	53	53	0.00	0.556

WP	PA
0	33
0	
0	
0	
1	

Batter	1	2	3	4	5	6	7	8	9	AB R H RBI BB SO LOB	TOP																
Davey Lopes, R OBP: 0.154, SLG: 0.057 (1, 4) X	0-0 5-3		0-0 L4			0-3 K	0-0 F8		4-0 1B 2B BB	4 1 0 0 1 1 2																	
Ken Landreaux, L OBP: 0.359, SLG: 0.583 (1, 8) X	0-0 1-3		4-0 G6-4-3 1-2 BB			0-0 HR		0-3 K2-3	0-0 2B 1B	4 1 2 3 1 1 0																	
Dusty Baker Jr., R OBP: 0.359, SLG: 0.528 Derrel Thomas, S (1, 7) S (9, 7) S	0-3 K		0-0 G6-4-3 1-2f			0-0 P4		0-0 G6-3 1B	0-0 1B 2B	5 0 2 1 0 1 2 0 0 0 0 0 0 0																	
Steve Garvey, R OBP: 0.282, SLG: 0.417 (1, 3)		0-0 F9		0-0 F8		0-0 1B		0-0 G6-3 1-2f	0-0 F8	5 0 1 0 0 0 3																	
Ron Cey, R OBP: 0.368, SLG: 0.424 (1, 5)		0-0 2B		0-0 6-3		0-0 F9			0-0 1B SH1-4 1B	4 1 2 0 0 0 1																	
Pedro Guerrero, R OBP: 0.343, SLG: 0.500 (1, 9)		0-0 F9		0-0 F9			0-0 HR		0-0 SH1-4	3 1 1 1 0 0 1																	
Steve Yeager, R OBP: 0.444, SLG: 0.750 Jay Johnstone, L OBP: 1.000, SLG: 1.000 Joe Ferguson, R OBP: 1.000, SLG: 1.000 Mike Scioscia, L OBP: 0.280, SLG: 0.435 (1, 2) (9, PH) (9, PH) (9, 2)		4-0 BB			0-0 6-3		0-0 5-3		0-0 FC1-5 1B 2-3 1B	2 0 0 0 1 0 0 0 0 0 0 0 0 0 1 0 1 0 0 0 0 0 0 0 0 0 0 0	AB 35 R 6 H 11 RBI 6 BB 3 SO 5 LOB 13																
Bill Russell, R OBP: 0.273, SLG: 0.303 (1, 6)		0-0 F8			0-3 K		0-0 E5 SH1-4		0-0 BB 1B FC1-5 1B	4 1 1 1 0 1 2																	
Bob Welch, R OBP: 0.333, SLG: 0.333 Steve Howe, L Bobby Castillo, R (1, 1) (7, 1) (8, 1)			0-0 BB 1B		0-3 K		0-0 SH1-4		0-0 FC1-5 BB 1B	2 0 1 0 0 1 0 0 0 0 0 0 0 0 1 1 0 0 0 0 2																	
Inning Stats	R: 0 E: 0 K: 1 S: 5	H: 0 LOB: 0 BB: 0 P: 5	R: 0 E: 0 K: 0 S: 4	H: 1 LOB: 2 BB: 1 P: 8	R: 0 E: 0 K: 0 S: 3	H: 1 LOB: 1 BB: 1 P: 7	R: 0 E: 0 K: 0 S: 3	H: 0 LOB: 0 BB: 0 P: 3	R: 0 E: 0 K: 2 S: 7	H: 0 LOB: 0 BB: 0 P: 7	R: 1 E: 0 K: 1 S: 7	H: 2 LOB: 1 BB: 0 P: 7	R: 1 E: 1 K: 0 S: 5	H: 1 LOB: 1 BB: 0 P: 5	R: 0 E: 0 K: 1 S: 5	H: 1 LOB: 0 BB: 0 P: 5	R: 4 E: 0 K: 0 S: 8	H: 5 LOB: 2 BB: 1 P: 12	1B: 7 2B: 2 3B: 0 HR: 2	SF: 0 SAC: 2 DP: 2 HBP: 0	WP: 0 PA: 40 PB: 0 SB: 0 CS: 0						
PITCHER	IP	WLS	BF	H	R	ER	SO	BB	IBB	HBP	BLK	WP	HR	S	P	ERA	WHIP										
John Curtis, L ERA: 3.15 (1, 1)	7.0	L	28	5	2	2	4	2	0	0	0	0	2	34	42	2.57	1.000										
John Littlefield, R ERA: 5.4 (8, 1)	1.1		5	2	1	1	1	0	0	0	0	0	0	7	7	6.75	1.500										
Tim Lollar, L ERA: 3.68 (9, 1)	0.1		5	3	2	2	0	1	0	0	0	0	0	4	8	54.00	12.000										
John Urrea, R ERA: (9, 1)	0.1		2	1	1	1	0	0	0	0	0	0	0	2	2	27.00	3.000										

Los Angeles Dodgers @ San Diego Padres
Jack Murphy Stadium, San Diego, CA

Sun Apr 19 1981, 6:33 AM EST
Att: 11,498 - Unknown

livebaseballscorecards.com



Batter	1	2	3	4	5	6	7	8	9	AB R H RBI BB SO LOB	TOP									
Bill North, S (1, 8) OBP: 0.395, SLG: 0.276	0-0 4-3			4-0 FC1-6 S BB	4-0 1B BB		X 0-0 SH3-4			2 1 1 1 3 0 0										
Enos Cabell, R (1, 3) OBP: 0.318, SLG: 0.333	0-0 6-3			X 0-0 FC1-6 1-3	0-0 1B 1-3 2-H 3-H		X 0-0 BLK 1B			6 0 2 3 0 0 4										
Joe Morgan, L (1, 4) OBP: 0.293, SLG: 0.333	0-0 4-3			X 0-0 F9	0-3 K		X 0-0 F8 1-2			5 1 1 1 0 1 4										
Darrell Evans, L (1, 5) OBP: 0.333, SLG: 0.344		X 0-0 F8		4-0 FC6-4 BB		X 0-0 F8	0-0 4-1			3 1 0 0 2 0 1										
Larry Herndon, R (1, 7) OBP: 0.378, SLG: 0.488		X 0-0 L4		X 0-0 FC6-4 1-2f		X 0-0 F9		X 0-0 G3		5 1 1 1 0 0 2										
Jack Clark, R (1, 9) OBP: 0.283, SLG: 0.200			0-3 K		0-3 K			4-0 3-1 S BB		4 1 2 2 1 2 0										
Milt May, L (1, 2) OBP: 0.457, SLG: 0.500			X 0-0 1-3		X 0-0 SH1-4 1B 1B	X 0-0 FC6-4 1B		X 0-0 3-1		5 1 3 1 0 0 1										
Johnnie LeMaster, R (1, 6) OBP: 0.263, SLG: 0.206			X 0-0 5-3		X 0-0 SH1-4 1B 1B	X 0-0 FC6-4 1-2f		4-0 IBB		4 2 1 0 1 0 3										
Vida Blue, S (1, 1) OBP: 0.286, SLG: 0.429 Gary Lavelle, S (8, 1) OBP: 0.500, SLG: 0.500			0-3 K		X 0-0 SH1-4		X 0-0 SH3-4 1B 2B	X 0-0 F4		3 1 1 0 0 1 2 1 0 1 0 0 0 0										
Inning Stats	R: 0 E: 0 K: 0 S: 3	H: 0 LOB: 0 BB: 0 P: 3	R: 0 E: 0 K: 1 S: 5	H: 0 LOB: 0 BB: 0 P: 5	R: 0 E: 0 K: 1 S: 5	H: 0 LOB: 2 BB: 2 P: 11	R: 2 E: 0 K: 2 S: 10	H: 3 LOB: 2 BB: 1 P: 14	R: 0 E: 0 K: 0 S: 5	H: 2 LOB: 2 BB: 0 P: 5	R: 1 E: 0 K: 0 S: 5	H: 2 LOB: 1 BB: 0 P: 5	R: 0 E: 0 K: 0 S: 3	H: 0 LOB: 2 BB: 2 P: 11	R: 6 E: 0 K: 0 S: 9	H: 6 LOB: 2 BB: 2 P: 17	1B: 11 2B: 2 3B: 0 HR: 0	SF: 0 SAC: 2 DP: 0 HBP: 0	WP: 0 PB: 0 SB: 3 CS: 0	PA: 47
PITCHER	IP WLS BF H R ER SO BB IBB HBP BLK WP HR S P ERA WHIP																			
Steve Mura, R (1, 1) ERA: 4.5	6.1 L 29 7 3 3 4 3 0 0 0 0 0 0 34 46 4.26 1.579																			
Gary Lucas, L (7, 1) ERA: 3.88	1.2 7 0 0 0 0 1 1 0 1 0 0 5 13 0.00 0.600																			
Tim Lollar, L (9, 1) ERA: 10.13	0.2 9 5 6 6 0 2 0 0 0 0 0 7 15 81.00 10.500																			
John Urrea, R (9, 1) ERA:	0.1 2 1 0 0 0 0 0 0 0 0 0 2 2 0.00 3.000																			

San Francisco Giants @ San Diego Padres
 Jack Murphy Stadium, San Diego, CA
 Mon Apr 20 1981, 9:05 PM EST
 Att. 4,171 - Unknown

AB	38
R	9
H	13
RBI	9
BB	7
SO	4
LOB	17



Batter	1	2	3	4	5	6	7	8	9	AB	R	H	RBI	BB	SO	LOB
Gene Richards, L (1, 7) OBP: 0.302, SLG: 0.267	0-0 G1	0-3 K			0-0 F5		0-0 FC6-4 1B		0-0 F7	5	0	1	0	0	1	1
Ozzie Smith, S (1, 6) OBP: 0.280, SLG: 0.182	0-0 CS 1B		0-0 F8		4-0 BB		0-0 FC6-4			3	0	1	0	1	0	2
Ruppert Jones, L (1, 8) OBP: 0.229, SLG: 0.238	4-0 BB S BB 1-2 BB		0-0 CS 1B		0-0 F8			0-0 G3		3	0	1	0	1	0	1
Luis Salazar, R (1, 5) OBP: 0.304, SLG: 0.333	4-0 BB 1-2 BB		0-0 6-3			0-0 4-3		0-0 WP BB 1B		3	0	1	0	1	0	1
Randy Bass, L (1, 3) OBP: 0.297, SLG: 0.313	4-0 BB 1-2 2-3 BB			0-0 4-3		0-0 L3		4-0 WP BB 1-2 BB		2	0	0	0	2	0	0
Dave Edwards, R (1, 9) OBP: 0.143, SLG: 0.077	0-3 K			0-0 5-3		0-0 6-3		0-0 F9		3	0	0	0	0	1	3
Gary Lucas, L (7, 1)										0	0	0	0	0	0	0
Steve Swisher, R (8, PH) OBP: 0.250, SLG: 0.250										1	0	0	0	0	0	2
Terry Kennedy, L (1, 2) OBP: 0.293, SLG: 0.263		0-0			0-0		0-0 F8	0-0 F4		4	0	2	0	0	0	2
Tim Lollar, L (9, 1)										0	0	0	0	0	0	0
John Urrea, R (9, 1)										0	0	0	0	0	0	0
Barry Evans, R (1, 4) OBP: 0.400, SLG: 0.400		0-0 F8		0-0 FC6-4		0-0	0-0 1B 1B	0-0 G4-3 1B		4	0	2	0	0	0	2
Steve Mura, R (1, 1)		0-3 K			0-0 4-3		0-3 K		0-0 G4-3	2	0	0	0	0	1	1
Joe Lefebvre, L (7, 9) OBP: 0.235, SLG: 0.233										2	0	0	0	0	1	2

Inning Stats	R: 0	H: 1	E: 0	LOB: 3	K: 1	BB: 3	S: 5	R: 0	H: 1	E: 0	LOB: 1	K: 2	BB: 0	S: 8	R: 0	H: 1	E: 0	LOB: 0	K: 0	BB: 0	S: 3	R: 0	H: 1	E: 0	LOB: 1	K: 0	BB: 0	S: 4	R: 0	H: 0	E: 0	LOB: 0	K: 0	BB: 0	S: 3	R: 0	H: 2	E: 0	LOB: 2	K: 1	BB: 0	S: 7	R: 0	H: 1	E: 0	LOB: 2	K: 0	BB: 1	S: 4	R: 0	H: 1	E: 0	LOB: 0	K: 0	BB: 0	S: 3	1B: 8	SF: 0	2B: 0	SAC: 0	3B: 0	DP: 1	HR: 0	HBP: 0
--------------	------	------	------	--------	------	-------	------	------	------	------	--------	------	-------	------	------	------	------	--------	------	-------	------	------	------	------	--------	------	-------	------	------	------	------	--------	------	-------	------	------	------	------	--------	------	-------	------	------	------	------	--------	------	-------	------	------	------	------	--------	------	-------	------	-------	-------	-------	--------	-------	-------	-------	--------


PITCHER	IP	WLS	BF	H	R	ER	SO	BB	IBB	HBP	BLK	WP	HR	S	P	ERA	WHIP
Vida Blue, L (1, 1) ERA: 1.66	7.1	W	32	7	0	0	4	5	0	0	0	0	0	35	55	0.00	1.636
Gary Lavelle, L (8, 1) ERA: 1.13	1.2	S	5	1	0	0	0	0	0	0	0	1	0	5	5	0.00	0.600

BOTTOM

San Francisco Giants @ San Diego Padres
Jack Murphy Stadium, San Diego, CA

Mon Apr 20 1981, 9:05 PM EST
 Att. 4,171 - Unknown

AB	32
R	0
H	8
RBI	0
BB	5
SO	4
LOB	17



WP	PA	ERA	WHIP
1	37		
0			
1			
2			

Batter	1	2	3	4	5	6	7	8	9	AB R H RBI BB SO LOB	TOP
Bill North, S (1, 8) OBP: 0.357, SLG: 0.242	0-0 4-3		0-0 FC6-4 1B		0-0 F9		0-0 2-3			4 1 0 0 0 0 1	San Francisco Giants @ San Diego Padres Jack Murphy Stadium, San Diego, CA Tue Apr 21 1981, 9:05 PM EST Att. 7,298 - Unknown
Enos Cabell, R (1, 3) OBP: 0.354, SLG: 0.356	4-0 CS BB		0-0 L4 1B		0-0 5-3			0-0 P2-4 1B		3 0 2 1 1 0 0	
Joe Morgan, L (1, 4) OBP: 0.311, SLG: 0.359	0-0 1-2 2B		0-0 L4		4-0 BLK BB			0-0 P2-4 1-2f		3 0 1 0 1 0 2	
Larry Herndon, R (1, 7) OBP: 0.347, SLG: 0.447	0-3 K		0-0 E6 1B		0-3 K 1-2			0-3 K		4 0 0 0 0 3 2	
Darrell Evans, L (1, 5) OBP: 0.326, SLG: 0.333		0-0 F7		0-0 FC5-4 1B		0-0 F8		0-0 4-3		4 0 1 0 0 0 1	
Jack Clark, R (1, 9) OBP: 0.300, SLG: 0.190		4-0 FC6-4 BB		0-0 F9		4-0 FC6-4 BB		0-0 1-3		2 0 0 0 2 0 2	
Mike Sadek, R (1, 2) Jim Wohlford, R (9, PH) OBP: 0.250, SLG: 0.625		0-0 FC6-4 1-2f		0-3 K		0-0 FC6-4 1-2f		0-0 F9		3 0 0 0 0 1 5 1 0 0 0 0 0 0	
Johnnie LeMaster, R (1, 6) OBP: 0.244, SLG: 0.189		0-3 K		0-0 FC5-4 1-2f			0-0 5-3			3 0 0 0 0 1 3	
Doyle Alexander, R (1, 1) Al Holland, R (7, 1) Greg Minton, S (8, 1)			4-0 FC6-4 BB		0-0 5-3		0-3 K			2 0 0 0 1 1 0 0 0 0 0 0 0 0 0 0 0 0 0 0 0	
Inning Stats	R: 0 H: 1 E: 0 LOB: 1 K: 1 BB: 1 S: 5 P: 9	R: 0 H: 0 E: 0 LOB: 1 K: 1 BB: 1 S: 5 P: 9	R: 1 H: 1 E: 1 LOB: 0 K: 0 BB: 1 S: 3 P: 7	R: 0 H: 1 E: 1 LOB: 2 K: 1 BB: 0 S: 7 P: 7	R: 0 H: 0 E: 0 LOB: 0 K: 0 BB: 0 S: 3 P: 3	R: 0 H: 0 E: 0 LOB: 2 K: 1 BB: 2 S: 5 P: 13	R: 0 H: 0 E: 0 LOB: 0 K: 1 BB: 0 S: 5 P: 5	R: 0 H: 1 E: 0 LOB: 0 K: 1 BB: 0 S: 3 P: 3	R: 0 H: 0 E: 0 LOB: 0 K: 0 BB: 0 S: 3 P: 3	1B: 3 SF: 0 2B: 2 SAC: 0 3B: 0 DP: 1 HR: 0 HBP: 0	
PITCHER	IP WLS BF H R ER SO BB IBB HBP BLK WP HR S P ERA WHIP										
Chris Welsh, L (1, 1) ERA: 2.63	7.0 W 28 3 1 0 5 5 0 0 0 0 0 0 33 53 0.00 1.143										
Gary Lucas, L (8, 1) ERA: 3.29	2.0 S 6 1 0 0 1 0 0 0 0 0 0 0 8 8 0.00 0.500										

AB	29
R	1
H	4
RBI	1
BB	5
SO	6
LOB	16



livebaseballscorecards.com

Batter	1	2	3	4	5	6	7	8	9
Gene Richards, L (1, 7) OBP: 0.298, SLG: 0.250	0-0 F8		0-0 4-3		4-0 2B BB		0-0 F8		
Ozzie Smith, S (1, 6) OBP: 0.296, SLG: 0.213	0-0 F8		1-0 HBP		0-0 2B		0-0 4-3		
Ruppert Jones, L (1, 8) OBP: 0.250, SLG: 0.267	4-0 BB		0-0 F7		0-0 F9			0-0 1B E 2B	
Randy Bass, L (1, 3) OBP: 0.283, SLG: 0.286	0-0 4-3			0-0 G3		0-0 F5		4-0 E BB	
Broderick Perkins, L (8, PR) OBP: 0.273, SLG: 0.364									
Joe Lefebvre, L (1, 9) OBP: 0.237, SLG: 0.235		0-0 F7		0-0 F8		0-3 K		0-0 E1 1B	
Luis Salazar, R (1, 5) OBP: 0.300, SLG: 0.327		0-0 F8		0-3 K		0-0 CS 1B		0-3 K	
Terry Kennedy, L (1, 2) OBP: 0.333, SLG: 0.317		0-0 4-3			0-0 BB 2B 1B	0-0 CS	0-0 E 2B	4-0 G4-6-3 IBB	
Mike Phillips, L (1, 4) OBP: 0.125, SLG: 0.125			0-0 SH1-4 1B		0-0 F7		0-0 E3	0-0 G4-6-3	
Chris Welsh, L (1, 1)									
Jerry Turner, L (7, PH) OBP: 0.750, SLG: 0.667			0-0 SH1-4		0-3 K				
Dave Edwards, R (7, PH) OBP: 0.133, SLG: 0.071									
Gary Lucas, L (8, 1)			1-2						

AB	R	H	RBI	BB	SO	LOB
3	1	0	0	1	0	3
3	0	1	2	0	0	2
3	1	1	0	1	0	3
3	0	0	0	1	0	1
0	0	0	0	0	0	0
4	0	1	0	0	1	0
4	0	1	0	0	2	3
3	1	2	0	1	0	0
4	0	1	0	0	0	5
1	0	0	0	0	1	1
0	0	0	0	0	0	0
1	0	0	0	0	1	2
0	0	0	0	0	0	0

WP	PA
0	36

Inning Stats	R	H	E	K	S	H	LOB	BB	P
R: 0 H: 0 E: 0 K: 0 S: 3	0	0	0	0	7	0	1	0	3
R: 0 H: 0 E: 0 K: 0 S: 3	0	0	0	0	3	0	0	3	3
R: 0 H: 1 E: 0 K: 0 S: 4	1	2	0	0	5	0	0	5	5
R: 0 H: 0 E: 0 K: 1 S: 5	0	0	0	1	5	0	0	5	5
R: 2 H: 2 E: 0 K: 1 S: 7	2	2	0	1	11	1	1	11	11
R: 0 H: 1 E: 0 K: 1 S: 5	1	0	0	0	5	0	0	5	5
R: 0 H: 1 E: 0 K: 1 S: 7	1	1	0	0	7	0	0	7	7
R: 1 H: 2 E: 1 K: 1 S: 6	2	3	1	2	14	2	2	14	14

WP	PA	ERA	WHIP
0	36	3.00	1.167
0	36	14.4	3.000
0	36	0.00	0.000

BOTTOM

San Francisco Giants @ San Diego Padres
Jack Murphy Stadium, San Diego, CA
 Tue Apr 21 1981, 9:05 PM EST
 Att. 7,298 - Unknown

livebaseballscores.com

AB	29
R	3
H	7
RBI	2
BB	4
SO	5
LOB	20



Batter	1	2	3	4	5	6	7	8	9	AB R H RBI BB SO LOB	TOP	
Bill North, S (1, 8) <small>OBP: 0.413, SLG: 0.306</small> 	4-0 		0-0 			0-0 		0-0 		3 0 3 0 1 0 0	San Francisco Giants @ San Diego Padres Jack Murphy Stadium, San Diego, CA Wed Apr 22 1981, 6:33 AM EST Att. 9,982 - Unknown	
Enos Cabell, R (1, 3) <small>OBP: 0.333, SLG: 0.333</small> 	0-3 		0-0 			0-3 		0-0 		3 0 0 0 0 2 4		
Joe Morgan, L (1, 4) <small>OBP: 0.286, SLG: 0.326</small> 	0-0 		0-0 			0-3 		0-0 		4 0 0 0 0 1 4		
Darrell Evans, L (1, 5) <small>OBP: 0.320, SLG: 0.308</small> 		0-0 		0-0 		4-0 		0-0 		3 0 0 0 1 0 1		
Jack Clark, R (1, 9) <small>OBP: 0.278, SLG: 0.174</small> 		0-0 		0-0 		0-0 		0-0 		4 0 0 0 0 0 2		
Milt May, L (1, 2) <small>OBP: 0.436, SLG: 0.457</small> 		4-0 		0-0 		0-0 		0-0 		3 0 0 0 1 0 0		
Dave Bergman, L (1, 7) <small>OBP: 0.222, SLG: 0.556</small> Rennie Stennett, R (9, PH) <small>OBP: 0.083, SLG: 0.333</small> 		0-0 			0-0 		0-0 	0-0 		3 0 1 0 0 0 1		
Billy Smith, S (1, 6) <small>OBP: 0.250, SLG: 0.143</small> 			0-0 		0-0 		0-0 	0-0 		1 0 0 0 0 1 0		
Ed Whitson, R (1, 1) <small>OBP: 0.200, SLG: 0.200</small> Al Holland, R (6, 1) <small>OBP: 0.236, SLG: 0.231</small> Jerry Martin, R (7, PH) <small>OBP: 0.500, SLG: 0.500</small> Gary Lavelle, S (8, 1) <small>OBP: 0.500, SLG: 0.500</small> Randy Moffitt, R (8, 1) <small>OBP: 0.500, SLG: 0.500</small> Fred Breining, R (8, 1) <small>OBP: 0.500, SLG: 0.500</small> 			0-0 		0-3 		0-0 			0 0 0 0 0 0 0		
Inning Stats	R: 0 H: 0 E: 0 LOB: 0 K: 1 BB: 1 S: 4 P: 8	R: 0 H: 0 E: 0 LOB: 1 K: 0 BB: 1 S: 3 P: 7	R: 0 H: 2 E: 0 LOB: 2 K: 0 BB: 0 S: 5 P: 5	R: 0 H: 0 E: 0 LOB: 0 K: 0 BB: 0 S: 3 P: 3	R: 0 H: 0 E: 0 LOB: 0 K: 1 BB: 0 S: 5 P: 5	R: 0 H: 1 E: 1 LOB: 2 K: 2 BB: 1 S: 8 P: 12	R: 0 H: 1 E: 0 LOB: 1 K: 0 BB: 0 S: 4 P: 4	R: 0 H: 1 E: 0 LOB: 1 K: 0 BB: 0 S: 4 P: 4	R: 0 H: 0 E: 0 LOB: 0 K: 0 BB: 0 S: 3 P: 3	1B: 5 SF: 0 2B: 0 SAC: 2 3B: 0 DP: 0 HR: 0 HBP: 0	WP: 0 PA: 34 PB: 0 SB: 0 CS: 1	
PITCHER Juan Eichelberger, R (1, 1) <small>ERA: 1.89</small> Gary Lucas, L (8, 1) <small>ERA: 2.93</small>	IP WLS BF H R ER SO BB IBB HBP BLK WP HR S P ERA WHIP											PITCHER IP WLS BF H R ER SO BB IBB HBP BLK WP HR S P ERA WHIP

AB	29
R	0
H	5
RBI	0
BB	3
SO	4
LOB	14



Batter	1	2	3	4	5	6	7	8	9	AB R H RBI BB SO LOB
Gene Richards, L OBP: 0.295, SLG: 0.250 (1, 7)	0-0 E3 FC3-6 1B		0-0 4-3		0-0 S 1B		0-3 K			4 0 1 1 0 1 0
Ozzie Smith, S OBP: 0.310, SLG: 0.220 (1, 6)	0-0 FC3-6 1-2 1B		0-0 4-3		0-0 3-H 1-2 1B			4-0 BB 1B E BB		3 1 1 0 1 0 1
Ruppert Jones, L OBP: 0.232, SLG: 0.245 (1, 8)	0-0 FC3-6 1-2f 2-3			0-0 F8	0-3 K			0-0 F5		4 0 0 0 0 1 4
Randy Bass, L OBP: 0.311, SLG: 0.333 Broderick Perkins, L OBP: 0.273, SLG: 0.364 (1, 3) (8, PR) (9, 3)	0-3 K			0-0 1B 2B		0-0 L4		0-0 BB 1-2 E 1B		4 0 2 0 0 1 2 0 1 0 0 0 0 0
Joe Lefebvre, L OBP: 0.244, SLG: 0.222 Dave Edwards, R OBP: 0.188, SLG: 0.071 (1, 9) (8, PH) (9, 9)	0-0 F4			0-0 F9		4-0 FC6-4 BB		4-0 E 1-2 SF9 2-3 BB		2 0 0 0 1 0 3 0 1 0 0 1 0 0
Luis Salazar, R OBP: 0.296, SLG: 0.321 (1, 5)		0-0 4-3		0-0 2-3 1B		0-0 FC6-4		0-0 FC1		4 0 1 0 0 0 2
Terry Kennedy, L OBP: 0.347, SLG: 0.318 (1, 2)		0-0 G6-4-3 1B		0-3 K		0-0 F7		4-0 IBB		3 0 1 0 1 1 3
Mike Phillips, L OBP: 0.200, SLG: 0.400 Barry Evans, R OBP: 0.333, SLG: 0.364 (1, 4) (7, PH) (8, 4)		0-0 G6-4-3 1-2f			0-0 1B 3B		0-0 F9	0-0 SF9		2 1 1 0 0 0 1 1 0 0 1 0 0 0
Juan Eichelberger, R OBP: 0.167, SLG: 0.167 Gary Lucas, L (1, 1) (8, 1)			0-3 K		0-3 K		0-3 K	0-0 4-3		3 0 0 0 0 3 1 1 0 0 0 0 0 2

Inning Stats	R: 0 E: 1 K: 1 S: 7	H: 1 LOB: 2 BB: 0 P: 7	R: 0 E: 0 K: 0 S: 3	H: 1 LOB: 0 BB: 0 P: 3	R: 0 E: 0 K: 1 S: 5	H: 0 LOB: 0 BB: 0 P: 5	R: 0 E: 0 K: 1 S: 7	H: 2 LOB: 2 BB: 0 P: 7	R: 1 E: 0 K: 2 S: 9	H: 2 LOB: 1 BB: 0 P: 9	R: 0 E: 0 K: 0 S: 3	H: 0 LOB: 1 BB: 1 P: 7	R: 0 E: 0 K: 2 S: 7	H: 0 LOB: 0 BB: 0 P: 7	R: 3 E: 1 K: 0 S: 5	H: 1 LOB: 2 BB: 3 P: 17
--------------	------------------------------	---------------------------------	------------------------------	---------------------------------	------------------------------	---------------------------------	------------------------------	---------------------------------	------------------------------	---------------------------------	------------------------------	---------------------------------	------------------------------	---------------------------------	------------------------------	----------------------------------

PITCHER	IP	WLS	BF	H	R	ER	SO	BB	IBB	HBP	BLK	WP	HR	S	P	ERA	WHIP
Ed Whitson, R ERA: 3.12 (1, 1)	5.2	L	24	6	1	1	5	1	0	0	0	0	0	33	37	1.59	1.235
Al Holland, L ERA: 13.5 (6, 1)	0.1		1	0	0	0	0	0	0	0	0	0	0	1	1	0.00	0.000
Gary Lavelle, L ERA: 1.93 (7, 1)	1.1		7	1	3	1	2	2	0	0	0	0	0	9	17	6.75	2.250
Randy Moffitt, R ERA: (8, 1)	0.0		1	0	0	0	0	0	0	0	0	0	0	1	1	∞	∞
Fred Breining, R ERA: (8, 1)	0.2		3	0	0	0	0	0	1	0	0	0	0	2	6	0.00	0.000


BOTTOM

San Francisco Giants @ San Diego Padres
Jack Murphy Stadium, San Diego, CA

Wed Apr 22 1981, 6:33 AM EST
 Att. 9,982 - Unknown

livebaseballscorecards.com

AB	31
R	4
H	7
RBI	2
BB	4
SO	7
LOB	19



WP: 0	PA: 36
PB: 0	
SB: 2	
CS: 0	

Batter	1	2	3	4	5	6	7	8	9	AB R H RBI BB SO LOB	TOP											
Gene Richards, L (1, 7) OBP: 0.292, SLG: 0.236	0-0 6-3		4-0 BB			0-0 P5		0-0 4-3		3 0 0 0 1 0 0	San Diego Padres @ Los Angeles Dodgers Dodger Stadium, Los Angeles, CA Thu Apr 23 1981, 6:05 PM PST Att: 35,027 - Unknown livebaseballscorecards.com											
Ozzie Smith, S (1, 6) OBP: 0.306, SLG: 0.208	0-0 F3		0-0 6-3			0-0 6-3		4-0 FC4-6 BB	3 0 0 0 1 0 2													
Ruppert Jones, L (1, 8) OBP: 0.250, SLG: 0.250	0-0 4-3			0-0 CS 4-3 1B		4-0 CS BB		0-0 FC4-6 G6-3 1-2f	3 0 1 0 1 0 1													
Randy Bass, L (1, 3) OBP: 0.306, SLG: 0.326		0-0 G4-6-3 1B		0-0 4-3 1-2		0-0 CS 1-2	0-0 F8	0-0 G6-3 1-2f	4 0 1 0 0 0 2													
Joe Lefebvre, L (1, 9) OBP: 0.227, SLG: 0.205		0-0 G4-6-3 1-2f		0-0 6-3 2-3			0-0 F9		3 0 0 0 0 0 2													
Luis Salazar, R (1, 5) OBP: 0.281, SLG: 0.304		0-0 F8		0-3 K		0-3 K			3 0 0 0 0 2 0													
Terry Kennedy, L (1, 2) OBP: 0.346, SLG: 0.319			0-3 K		0-0 CI 1B		0-0 F5		3 0 1 0 0 1 0													
Mike Phillips, L (1, 4) OBP: 0.250, SLG: 0.417			0-0 S 1B		0-1 CI G6-4-3 1-2		0-3 K		2 0 1 0 0 1 0													
Rick Wise, R (1, 1) Jerry Turner, L (8, PH) John Littlefield, R (8, 1)			0-0 P1		0-0 G6-4-3 1-2f		0-0 HR		2 0 0 0 0 0 3 1 1 1 1 0 0 0 0 0 0 0 0 0 0													
Inning Stats	R: 0 E: 0 K: 0 S: 3	H: 0 LOB: 0 BB: 0 P: 3	R: 0 E: 0 K: 0 S: 3	H: 1 LOB: 0 BB: 0 P: 3	R: 0 E: 0 K: 1 S: 6	H: 1 LOB: 2 BB: 1 P: 10	R: 0 E: 0 K: 0 S: 3	H: 1 LOB: 0 BB: 0 P: 3	R: 0 E: 0 K: 0 S: 6	H: 1 LOB: 1 BB: 0 P: 6	R: 0 E: 0 K: 0 S: 2	H: 0 LOB: 0 BB: 1 P: 6	R: 0 E: 0 K: 1 S: 5	H: 0 LOB: 0 BB: 0 P: 5	R: 1 E: 0 K: 1 S: 6	H: 1 LOB: 0 BB: 0 P: 6	R: 0 E: 0 K: 0 S: 2	H: 0 LOB: 0 BB: 1 P: 6	1B: 4 2B: 0 3B: 0 HR: 1	SF: 0 SAC: 0 DP: 3 HBP: 0	WP: 0 PB: 0 SB: 1 CS: 2	PA: 32
PITCHER	IP WLS BF H R ER SO BB IBB HBP BLK WP HR S P ERA WHIP																					
Rick Sutcliffe, R (1, 1) ERA: 1.69	8.0 W 29 5 1 1 4 3 0 0 0 0 1 34 46 1.12 1.000																					
Steve Howe, L (9, 1) ERA:	1.0 S 2 0 0 0 0 0 0 0 0 0 0 2 2 0.00 0.000																					

Batter	1	2	3	4	5	6	7	8	9
Davey Lopes, R OBP: 0.212, SLG: 0.109 (1, 4)	0-0 1B		0-0 6-3		0-0 4-3		0-0 L7		
Ken Landreaux, L OBP: 0.321, SLG: 0.462 (1, 8)	0-0 F7		0-0 1B		0-3 K		0-0 1B		
Dusty Baker Jr., R OBP: 0.382, SLG: 0.510 (1, 7)	0-0 F8		0-0 F7		0-0 1B		0-0 F3		
Steve Garvey, R OBP: 0.236, SLG: 0.327 (1, 3)	0-0 6-3		0-0 6-3		0-0 1B		0-0 F3		
Ron Cey, R OBP: 0.333, SLG: 0.340 (1, 5)		0-0 F7		4-0 BB		0-3 K		0-0 5-3	
Pedro Guerrero, R OBP: 0.380, SLG: 0.511 (1, 9)		0-0 1B		0-0 G6-4-3		0-0 6-3		0-0 6-3	
Mike Scioscia, L OBP: 0.278, SLG: 0.375 (1, 2)		4-0 BB		0-0 1B		0-0 SH1-4			
Bill Russell, R OBP: 0.222, SLG: 0.227 (1, 6)		0-0 F9		0-0 FC6-4		0-0 SH1-4			
Rick Sutcliffe, L OBP: 0.250, SLG: 0.143 (1, 1)		0-0 1B			0-0 L8		4-0 BB		
Steve Howe, L (9, 1)		1-3 2-H							

Inning Stats		R: 0	H: 1	E: 0	K: 0	S: 4	R: 1	H: 2	E: 0	K: 0	S: 4	R: 0	H: 1	E: 0	K: 0	S: 3	R: 0	H: 1	E: 0	K: 1	S: 5	R: 1	H: 2	E: 0	K: 1	S: 6	R: 1	H: 2	E: 0	K: 0	S: 5	R: 0	H: 0	E: 0	K: 0	S: 3
PITCHER		IP	WLS	BF	H	R	ER	SO	BB	IBB	HBP	BLK	WP	HR	S	P	ERA	WHIP																		
Rick Wise, R ERA: 3.93 (1, 1)		7.0	L	30	9	3	2	2	3	0	0	0	0	0	31	43	2.57	1.714																		
John Littlefield, R ERA: 4.82 (8, 1)		1.0		3	0	0	0	0	0	0	0	0	0	0	3	3	0.00	0.000																		


BOTTOM

San Diego Padres @ Los Angeles Dodgers
Dodger Stadium, Los Angeles, CA

Thu Apr 23 1981, 6:05 PM PST
Att. 35,027 - Unknown

AB	R	H	RBI	BB	SO	LOB
4	0	1	0	0	0	2
4	0	2	1	0	1	1
4	1	1	0	0	0	4
4	0	1	1	0	0	2
3	0	0	0	1	1	1
4	1	1	0	0	0	1
2	1	2	0	1	0	0
2	0	0	0	0	0	3
2	0	1	1	1	0	0
0	0	0	0	0	0	0

AB	29
R	3
H	9
RBI	3
BB	3
SO	2
LOB	14



1B:	9	SF:	0	WP:	0	PA:	33
2B:	1	SAC:	1	PB:	0		
3B:	0	DP:	2	SB:	4		
HR:	0	HBP:	0	CS:	1		

Batter	1	2	3	4	5	6	7	8	9	AB R H RBI BB SO LOB	TOP																										
Gene Richards, L (1, 7) OBP: 0.286, SLG: 0.233	0-3 K		0-0 4-3			0-0 L9	0-0 5-3		0-0 1B	5 1 1 2 0 1 2	San Diego Padres @ Los Angeles Dodgers Dodger Stadium, Los Angeles, CA Fri Apr 24 1981, 6:05 PM PST Att. 49,256 - Unknown livebaseballscorecards.com																										
Ozzie Smith, S (1, 6) OBP: 0.288, SLG: 0.193 Gary Lucas, L (7, 1) Dave Edwards, R (9, PH) Tim Lollar, L (9, 1)	0-0 L7		0-0 L9			0-0 P4	0-0 G3		0-0 1B	4 0 0 0 0 0 2 0 0 0 0 0 0 0 1 0 1 1 0 0 0 0 0 0 0 0 0 0																											
Ruppert Jones, L (1, 8) OBP: 0.262, SLG: 0.250	0-0 F9			0-0 4-3		4-0 BB		0-3 K	0-0 CS	4 0 1 1 1 1 0																											
Randy Bass, L (1, 3) OBP: 0.296, SLG: 0.375		0-0 HR		0-0 6-3		0-3 K		0-0 F5	0-0 P6	5 1 1 1 0 1 3																											
Terry Kennedy, L (1, 2) OBP: 0.357, SLG: 0.333		0-0 L5		0-0 P6			0-0 1B	0-0 1B		4 1 2 0 0 0 0																											
Joe Lefebvre, L (1, 9) OBP: 0.250, SLG: 0.238		4-0 BB			0-0 2B		0-0 F8	0-3 K		3 0 1 0 1 1 2																											
Luis Salazar, R (1, 5) OBP: 0.295, SLG: 0.317		0-0 F3		0-0 F9		0-0 F9		0-0 K		4 2 2 0 0 0 2																											
Mike Phillips, L (1, 4) OBP: 0.250, SLG: 0.375		0-0 F8		0-3 K		0-3 K		0-0 K		4 0 1 0 0 1 3																											
John Curtis, L (1, 1) OBP: 0.167, SLG: 0.167 John Urra, R (4, 1) Jerry Turner, L (5, PH) John Littlefield, R (5, 1) Broderick Perkins, L (7, PH) Barry Evans, R (7, 6) OBP: 0.333, SLG: 0.364 OBP: 0.385, SLG: 0.417			0-3 K		0-0 P4		4-0 BB		0-0 1B	1 0 0 0 0 0 1 0 0 0 0 0 0 0 0 0 1 0 0 0 0 0 0 1 0 0 0 0 0 0 0 0 0 0 0 0 1 1 0 0 1 1 1 0 0 0 0 0																											
Inning Stats	R: 0 E: 0 K: 1 S: 5	H: 0 LOB: 0 BB: 0 P: 5	R: 1 E: 0 K: 0 S: 4	H: 1 LOB: 1 BB: 1 P: 8	R: 0 E: 0 K: 1 S: 5	H: 0 LOB: 0 BB: 0 P: 5	R: 0 E: 0 K: 0 S: 3	H: 0 LOB: 0 BB: 0 P: 3	R: 0 E: 0 K: 1 S: 6	H: 1 LOB: 1 BB: 0 P: 6		R: 0 E: 0 K: 1 S: 5	H: 0 LOB: 1 BB: 1 P: 9	R: 2 E: 0 K: 0 S: 6	H: 3 LOB: 2 BB: 1 P: 10	R: 0 E: 0 K: 2 S: 8	H: 1 LOB: 1 BB: 0 P: 8	R: 3 E: 0 K: 0 S: 7	H: 5 LOB: 1 BB: 0 P: 7	1B: 9 2B: 1 3B: 0 HR: 1	SF: 0 SAC: 0 DP: 0 HBP: 0	WP: 0 PB: 0 SB: 1 CS: 1	PA: 40														
PITCHER	IP WLS BF H R ER SO BB IBB HBP BLK WP HR S P ERA WHIP																																				
Bob Welch, R (1, 1) ERA: 4.02	6.1		26	5	3	3	4	2	0	0	0	0	1	32	40	4.26	1.105																				
Bobby Castillo, R (7, 1) ERA: 4.32	2.0	L	11	4	3	3	2	1	0	0	0	0	0	14	18	13.50	2.500																				
Dave Goltz, R (9, 1) ERA:	0.0		1	1	0	0	0	0	0	0	0	0	0	1	1	∞	∞																				
Steve Howe, L (9, 1) ERA:	0.2		2	1	0	0	0	0	0	0	0	0	0	2	2	0.00	1.500																				

AB	37
R	6
H	11
RBI	6
BB	3
SO	6
LOB	15



Batter	1	2	3	4	5	6	7	8	9	AB	R	H	RBI	BB	SO	LOB
Davey Lopes, R OBP: 0.228, SLG: 0.180 (1, 4)	0-0 5-3 BBB	4-0 1-2 BB		0-0 HR		0-0 FC6-4 1-2f		0-0 FC5-4 1-2f		4	1	1	1	1	0	2
Ken Landreaux, L OBP: 0.361, SLG: 0.500 (1, 8)	0-0 HR 1B	0-0 4-3		4-0 BB			0-0 1B SF7 2B		0-0 SH1-4 1B	4	2	3	0	1	0	2
Dusty Baker Jr., R OBP: 0.373, SLG: 0.491 (1, 7)	0-0 F8		0-0 P4	0-0 F7			0-0 BB 1B		0-0 SH1-4	4	0	1	0	0	0	2
Steve Garvey, R OBP: 0.250, SLG: 0.446 (1, 3)	0-0 HR 1-H		0-0 HR		0-0 5-3		0-0 SF7		0-0 F8	4	2	2	4	0	0	1
Ron Cey, R OBP: 0.356, SLG: 0.340 (1, 5)	0-0 1B		4-0 BB		0-0 F9		3-H 4-0 G5-4-3 BB		0-0 F9	3	0	1	0	2	0	1
Pedro Guerrero, R OBP: 0.352, SLG: 0.469 (1, 9)	0-3 K		0-3 K		0-3 K		0-0 G5-4-3 1-2f			4	0	0	0	0	3	4
Steve Yeager, R OBP: 0.313, SLG: 0.467 (1, 2)		0-0 F7	0-3 K			0-0 FC6-4 1B		0-0 F3		4	0	1	0	0	1	1
Bill Russell, R OBP: 0.224, SLG: 0.229 (1, 6)		0-0 FC1-6 1B		0-0 6-3		0-3 K		0-0 4-3		4	0	1	0	0	1	1
Bob Welch, R OBP: 0.167, SLG: 0.167 (1, 1)		0-0 FC1-6 WP		0-3 K		0-3 K		0-0 FC5-4 1B		3	0	0	0	0	2	2
Bobby Castillo, R OBP: 0.333, SLG: 0.333 (7, 1)										1	0	1	0	0	0	0
Dave Goltz, R (9, 1)										0	0	0	0	0	0	0
Steve Howe, L (9, 1)										0	0	0	0	0	0	0

Inning Stats	R: 2	H: 3	E: 0	K: 1	S: 8	H: 3	LOB: 1	BB: 0	P: 8	R: 0	H: 1	E: 0	K: 0	S: 4	R: 1	H: 1	E: 0	K: 2	S: 8	R: 1	H: 1	E: 0	K: 1	S: 6	R: 0	H: 0	E: 0	K: 1	S: 5	R: 0	H: 1	E: 0	K: 2	S: 8	R: 1	H: 2	E: 0	K: 0	S: 4	R: 0	H: 1	E: 0	K: 0	S: 4	R: 0	H: 1	E: 0	K: 0	S: 4	R: 0	H: 1	E: 0	K: 0	S: 4	1B: 7	2B: 1	3B: 0	HR: 3	SF: 1	SAC: 1	DP: 1	HBP: 0	WP: 1	PB: 0	SB: 0	CS: 0	PA: 41
--------------	------	------	------	------	------	------	--------	-------	------	------	------	------	------	------	------	------	------	------	------	------	------	------	------	------	------	------	------	------	------	------	------	------	------	------	------	------	------	------	------	------	------	------	------	------	------	------	------	------	------	------	------	------	------	------	-------	-------	-------	-------	-------	--------	-------	--------	-------	-------	-------	-------	--------

PITCHER	IP	WLS	BF	H	R	ER	SO	BB	IBB	HBP	BLK	WP	HR	S	P	ERA	WHIP
John Curtis, L ERA: 4.18 (1, 1)	3.2		20	6	4	4	4	3	0	0	0	1	3	25	37	9.82	2.455
John Urrea, R ERA: (4, 1)	0.1		1	0	0	0	0	0	0	0	0	0	0	1	1	0.00	0.000
John Littlefield, R ERA: 3.97 (5, 1)	2.0		7	1	0	0	3	0	0	0	0	0	0	13	13	0.00	0.500
Gary Lucas, L ERA: 3.12 (7, 1)	2.0	W	9	3	1	1	0	1	0	0	0	0	0	8	12	4.50	2.000
Tim Lollar, L ERA: 9.0 (9, 1)	1.0	S	4	1	0	0	0	0	0	0	0	0	0	4	4	0.00	1.000

BOTTOM

San Diego Padres @ Los Angeles Dodgers
Dodger Stadium, Los Angeles, CA
 Fri Apr 24 1981, 6:05 PM PST
 Att. 49,256 - Unknown

AB	35
R	5
H	11
RBI	5
BB	4
SO	7
LOB	16



WP	1	PA	41
PB	0		
SB	0		
CS	0		

Batter	1	2	3	4	5	6	7	8	9	10	11	AB R H RBI BB SO LOB	TOP																		
Gene Richards, L (1, 7) OBP: 0.293, SLG: 0.262	0-0 1B 2B		0-0 P4			0-0 1-3 1B 1B		0-0 5-3		0-0 FC4-6 1-2f		5 1 2 0 0 0 4																			
Ozzie Smith, S (1, 6) OBP: 0.282, SLG: 0.194	0-0 2-H 1B			0-3 K		0-0 L1-5			0-0 4-3		0-0 6-3	5 0 1 1 0 1 2																			
Ruppert Jones, L (1, 8) OBP: 0.257, SLG: 0.246	0-3 K			0-0 1-3		0-0 1-H 1B			0-0 4-3		0-3 K	5 0 1 0 0 2 0																			
Randy Bass, L (1, 3) OBP: 0.293, SLG: 0.353 Broderick Perkins, L (9, PR) OBP: 0.308, SLG: 0.333	0-3 K			0-0 4-3			0-0 4-3		4-0 CS BB		0-3 K	3 0 0 0 0 1 1 0 1 0 0 0 0 0 1 0																			
Terry Kennedy, L (1, 2) OBP: 0.350, SLG: 0.327		0-0 G3			0-0 G3		0-0 F7		0-0 CS		0-0 FC1-6 1B	4 0 1 0 0 0 0																			
Joe Lefebvre, L (1, 9) OBP: 0.250, SLG: 0.222		0-0 F7			4-0 1B G3-2 BB		0-0 F5			0-0 FC1-6 1B 5-3 1-2f		3 0 0 0 0 1 0 1																			
Luis Salazar, R (1, 5) OBP: 0.292, SLG: 0.313		0-0 1-3			0-0 1-3 1B			0-0 F8		0-0 5-3		4 0 1 0 0 0 1																			
Mike Phillips, L (1, 4) OBP: 0.211, SLG: 0.316 Barry Evans, R (10, PH) OBP: 0.429, SLG: 0.417			0-0 6-3		0-0 G3-2		0-0 L9			4-0 1B IBB		3 0 0 0 0 0 2 0 0 0 0 0 1 0 0																			
Steve Mura, R (1, 1) OBP: 0.111, SLG: 0.111 Steve Swisher, R (10, PH) OBP: 0.400, SLG: 0.400 John Littlefield, R (10, 1)			0-0 5-3		0-0 3-Hf	0-0 1B L1-5 1B		0-0 E5		0-0 FC4-6 1-2 2-3 1B		3 0 1 0 0 0 0 0 1 0 1 0 0 0 0 0 0 0 0 0 0 0 0 0																			
Inning Stats	R: 1 E: 0 K: 2 S: 8	H: 2 LOB: 0 BB: 0 P: 8	R: 0 E: 0 K: 0 S: 3	H: 0 LOB: 0 BB: 0 P: 3	R: 0 E: 0 K: 0 S: 3	H: 0 LOB: 0 BB: 0 P: 3	R: 0 E: 0 K: 1 S: 5	H: 0 LOB: 0 BB: 0 P: 5	R: 0 E: 0 K: 0 S: 3	H: 1 LOB: 1 BB: 1 P: 7	R: 0 E: 0 K: 0 S: 4	H: 3 LOB: 2 BB: 0 P: 4	R: 0 E: 0 K: 0 S: 3	H: 0 LOB: 0 BB: 0 P: 3	R: 0 E: 1 K: 0 S: 4	H: 0 LOB: 1 BB: 0 P: 4	R: 0 E: 0 K: 0 S: 2	H: 0 LOB: 1 BB: 1 P: 6	R: 0 E: 0 K: 2 S: 5	H: 2 LOB: 3 BB: 1 P: 9	R: 0 E: 0 K: 2 S: 7	H: 0 LOB: 0 BB: 0 P: 7	1B: 7 2B: 3 3B: 0 HR: 0	SF: 0 SAC: 0 DP: 2 HBP: 0	WP: 0 PB: 0 SB: 1 CS: 1	PA: 41					
PITCHER	IP WLS BF H R ER SO BB IBB HBP BLK WP HR S P ERA WHIP															IP WLS BF H R ER SO BB IBB HBP BLK WP HR S P ERA WHIP															
Burt Hooton, R (1, 1) ERA: 2.43	9.0	31	6	1	1	3	2	0	0	0	0	0	0	35	43	1.00	0.889														
Steve Howe, L (10, 1) ERA:	2.0	9	2	0	0	2	0	1	0	0	0	0	0	12	16	0.00	1.000														

San Diego Padres @ Los Angeles Dodgers
 Dodger Stadium, Los Angeles, CA
 Sat Apr 25 1981, 7:05 PM PST
 Att. 44,985 - Unknown

AB	37
R	1
H	8
RBI	1
BB	3
SO	5
LOB	10



livebaseballscorecards.com

Batter	1	2	3	4	5	6	7	8	9	10	11	AB R H RBI BB SO LOB	BOTTOM	
Davey Lopes, R OBP: 0.246, SLG: 0.204 (1, 4)	0-0 3-1 S 2B 1B		0-0 FC1-5-6 S 1B		0-0 SH2-4 1-2		0-3 K S S			0-0 L6		4 1 2 0 0 1 2	San Diego Padres @ Los Angeles Dodgers Dodger Stadium, Los Angeles, CA Sat Apr 25 1981, 7:05 PM PST Att. 44,985 - Unknown livebaseballscorecards.com	
Ken Landreaux, L OBP: 0.333, SLG: 0.459 (1, 8)	0-0 F4		0-3 K 1-2		0-3 K S S		0-0 FC6 1-2f			0-0 F7		5 0 0 0 0 2 5		
Jay Johnstone, L OBP: 0.143, SLG: 0.143 (1, 7)	0-0 3-1 1-3		0-0 FC1-5-6 2-3		0-0 6-3					0-0 F9		5 0 0 0 0 0 3		
Steve Garvey, R OBP: 0.246, SLG: 0.443 (1, 3)	0-0 2B		0-0 F8			0-3 K S S				0-0 F2		5 0 1 1 0 1 1		
Ron Cey, R OBP: 0.375, SLG: 0.364 (1, 5)	0-0 6-3			0-0 1B		0-0 F7				0-0 1B		5 1 3 0 0 0 1		
Rick Monday, L OBP: 0.143, SLG: 0.429 (1, 9)		0-0 4-3		0-0 4-3		0-0 F7				0-0 F7		5 0 1 1 0 0 1		
Mike Scioscia, L OBP: 0.275, SLG: 0.361 (1, 2)		0-0 F2		0-0 1B						0-0 F5		4 0 1 0 0 0 0		
Derrel Thomas, S OBP: 0.429, SLG: 0.429 Reggie Smith, S (9, PH) Bill Russell, R OBP: 0.224, SLG: 0.229 (10, 6)		0-0 1B		0-0 1-3			0-0 SH 1B			0-3 K S S		3 0 2 0 0 0 1 1 0 0 0 0 1 0 0 0 0 0 0 0 0		
Burt Hooton, R OBP: 0.300, SLG: 0.333 Joe Ferguson, R OBP: 0.333, SLG: 0.333 Steve Howe, L (10, 1)		0-0 F8			4-0 SH2-4 BB		0-0 SH FC6 1-2			0-0 5-3		1 0 0 0 1 0 1 1 0 0 0 0 0 0 0 0 0 0 0 0 0		
Inning Stats	R: 1 H: 2 E: 0 LOB: 1 K: 0 BB: 0 S: 5 P: 5	R: 0 H: 1 E: 0 LOB: 1 K: 0 BB: 0 S: 4 P: 4	R: 0 H: 1 E: 0 LOB: 1 K: 1 BB: 0 S: 6 P: 6	R: 0 H: 2 E: 0 LOB: 1 K: 0 BB: 0 S: 4 P: 4	R: 0 H: 0 E: 0 LOB: 1 K: 1 BB: 1 S: 5 P: 9	R: 0 H: 0 E: 0 LOB: 0 K: 1 BB: 0 S: 5 P: 5	R: 0 H: 1 E: 0 LOB: 2 K: 1 BB: 0 S: 7 P: 7	R: 0 H: 1 E: 0 LOB: 1 K: 0 BB: 0 S: 4 P: 4	R: 0 H: 0 E: 0 LOB: 0 K: 1 BB: 0 S: 5 P: 5	R: 0 H: 0 E: 0 LOB: 0 K: 0 BB: 0 S: 3 P: 3	R: 1 H: 2 E: 0 LOB: 1 K: 0 BB: 0 S: 3 P: 3	1B: 8 SF: 0 2B: 1 SAC: 2 3B: 1 DP: 0 HR: 0 HBP: 0		WP: 0 PA: 42 PB: 0 SB: 2 CS: 0
PITCHER	IP WLS BF H R ER SO BB IBB HBP BLK WP HR S P ERA WHIP													
Steve Mura, R ERA: 3.33 (1, 1)	9.0 36 8 1 1 5 1 0 0 0 0 0 0 45 49 1.00 1.000													
John Littlefield, R ERA: 4.26 (10, 1)	1.1 L 6 2 1 1 0 0 0 0 0 0 0 0 6 6 6.75 1.500													

Batter	1	2	3	4	5	6	7	8	9	AB R H RBI BB SO LOB	TOP
Gene Richards, L (1, 7) OBP: 0.295, SLG: 0.265	0-0 3-1		0-0 1B			0-0 1-3		0-0 SH5-4		3 0 1 0 0 0 0	San Diego Padres @ Los Angeles Dodgers Dodger Stadium, Los Angeles, CA Sun Apr 26 1981, 3:33 AM PDT Att: 50,533 - Unknown livebaseballscorecards.com
Ozzie Smith, S (1, 6) OBP: 0.307, SLG: 0.215	4-0 CS BB		0-0 1-3 1B			0-0 CS 1B		0-0 6-3		3 0 2 0 1 0 2	
Ruppert Jones, L (1, 8) OBP: 0.257, SLG: 0.262	0-0 F7 1-2		0-0 F7			0-3 K 1-2		0-0 2B		4 0 1 1 0 1 4	
Barry Evans, R (1, 4) OBP: 0.389, SLG: 0.333 Gary Lucas, L (8, 1)		0-0 6-3		0-0 1-3			4-0 SH5-3 1B G3 BB	0-0 6-3		3 1 0 0 1 0 2 0 0 0 0 0 0 0	
Luis Salazar, R (1, 5) OBP: 0.290, SLG: 0.309		0-0 F3		0-0 G3			0-0 SH5-3 1B		0-0 L6	4 0 1 0 0 0 0	
Randy Bass, L (1, 3) OBP: 0.295, SLG: 0.352		0-0 FC6-4 1B		0-0 1-3			0-0 SH5-3		0-0 F9	3 0 1 0 0 0 0	
Dave Edwards, R (1, 9) OBP: 0.190, SLG: 0.105		0-0 FC6-4 1-2f		0-0 6-3			0-0 G3		0-0 6-3	4 0 0 1 0 0 2	
Steve Swisher, R (1, 2) OBP: 0.250, SLG: 0.250			0-3 K		0-0 5-3		0-0 4-3			3 0 0 0 0 1 1	
Juan Eichelberger, R (1, 1) OBP: 0.125, SLG: 0.125 Craig Stimac, R (8, PH) OBP: 0.333, SLG: 0.333 Juan Bonilla, R (8, PR) OBP: 0.257, SLG: 0.273 Mike Phillips, L (8, 4) OBP: 0.211, SLG: 0.316			0-3 K		0-0 1-6-3			0-0 6-3 SH5-4 2B 1B		2 0 0 0 0 1 0 1 0 1 0 0 0 0 0 1 0 0 0 0 0 0 0 0 0 0 0 0	
Inning Stats	R: 0 E: 0 K: 0 S: 2 H: 0 LOB: 0 BB: 1 P: 6	R: 0 E: 0 K: 0 S: 4 H: 1 LOB: 1 BB: 0 P: 4	R: 0 E: 0 K: 2 S: 9 H: 2 LOB: 2 BB: 0 P: 9	R: 0 E: 0 K: 0 S: 3 H: 0 LOB: 0 BB: 0 P: 3	R: 0 E: 0 K: 0 S: 3 H: 0 LOB: 0 BB: 0 P: 3	R: 0 E: 0 K: 1 S: 5 H: 1 LOB: 0 BB: 0 P: 5	R: 1 E: 0 K: 0 S: 4 H: 1 LOB: 1 BB: 1 P: 8	R: 1 E: 0 K: 0 S: 5 H: 2 LOB: 2 BB: 0 P: 5	R: 0 E: 0 K: 0 S: 3 H: 0 LOB: 0 BB: 0 P: 3	1B: 6 2B: 1 3B: 0 HR: 0 SF: 0 SAC: 2 DP: 0 HBP: 0	WP: 0 PB: 0 SB: 0 CS: 2 PA: 34
PITCHER Jerry Reuss, L (1, 1) ERA: 1.59	IP: 9.0 WLS: W BF: 34 H: 7 R: 2 ER: 2 SO: 3 BB: 2 IBB: 0 HBP: 0 BLK: 0 WP: 0 HR: 0 S: 38 P: 46 ERA: 2.00 WHIP: 1.000										

Batter	1	2	3	4	5	6	7	8	9	AB R H RBI BB SO LOB	TOP																					
Gene Richards, L (1, 7) OBP: 0.277, SLG: 0.247	0-0 F8		0-0 6-3		0-0 F7			0-3 K	0-0 P6	5 0 0 0 0 1 4																						
Ozzie Smith, S (1, 6) OBP: 0.304, SLG: 0.217	0-0 F8		0-0 SF9 2-3 1B		0-0 4-3			0-3 K		4 0 1 0 0 1 0																						
Ruppert Jones, L (1, 8) OBP: 0.269, SLG: 0.258	4-0 BB		0-0 SF9 1-3 3-H		0-0 3-1			4-0 BB		1 0 0 1 2 0 0																						
Randy Bass, L (1, 3) OBP: 0.277, SLG: 0.328	0-0 4-3		0-0 5-3		0-0 F8			0-0 F9		4 0 0 0 0 0 3																						
Terry Kennedy, L (1, 2) OBP: 0.328, SLG: 0.305		0-0 6-3		0-0 F9		0-0 L3		0-0 L6		4 0 0 0 0 0 0																						
Joe Lefebvre, L (1, 9) OBP: 0.250, SLG: 0.245		0-0 2B		0-3 K		0-0 F2		0-0 F8		4 0 1 0 0 1 0																						
Luis Salazar, R (1, 5) OBP: 0.301, SLG: 0.319		0-3 K		0-0 1B		0-0 G4-6-3 1B		0-0 E5 1B		4 0 2 0 0 1 1																						
Mike Phillips, L (1, 4) OBP: 0.217, SLG: 0.304		0-0 4-3		0-3 K2-3		0-0 G4-6-3 1-2f		0-0 1B		4 0 1 0 0 1 3																						
Rick Wise, R (1, 1) OBP: 0.200, SLG: 0.400			0-0 1B SF9 2B		0-0 HR		0-0 G3		0-0 1B	1 1 1 0 0 0 0																						
Tim Lollar, L (3, 1) OBP: 0.500, SLG: 2.000										1 1 1 1 0 0 0																						
Danny Boone, L (5, 1)										0 0 0 0 0 0 0																						
John Urra, R (5, 1)										0 0 0 0 0 0 0																						
Jerry Turner, L (7, PH) OBP: 0.571, SLG: 1.000										1 0 0 0 0 0 0																						
Chris Welsh, L (7, 1)										0 0 0 0 0 0 0																						
Broderick Perkins, L (9, PH) OBP: 0.357, SLG: 0.385										1 0 1 0 0 0 0																						
Inning Stats	R: 0 E: 0 K: 0 S: 3	H: 0 LOB: 1 BB: 1 P: 7	R: 0 E: 0 K: 1 S: 6	H: 1 LOB: 1 BB: 0 P: 6	R: 1 E: 0 K: 0 S: 5	H: 2 LOB: 1 BB: 0 P: 5	R: 0 E: 0 K: 2 S: 8	H: 1 LOB: 1 BB: 0 P: 8	R: 1 E: 0 K: 0 S: 4	H: 1 LOB: 0 BB: 0 P: 4	R: 0 E: 0 K: 0 S: 3	H: 0 LOB: 0 BB: 0 P: 3	R: 0 E: 0 K: 0 S: 3	H: 1 LOB: 0 BB: 0 P: 3	R: 0 E: 0 K: 2 S: 7	H: 0 LOB: 1 BB: 1 P: 11	R: 0 E: 1 K: 0 S: 6	H: 2 LOB: 3 BB: 0 P: 6	1B: 5 2B: 2 3B: 0 HR: 1	SF: 1 SAC: 0 DP: 1 HBP: 0	WP: 0 PB: 0 SB: 1 CS: 0	PA: 37										
PITCHER Tom Seaver, R (1, 1) ERA: 1.93	IP 9.0	WLS W	BF 37	H 8	R 2	ER 2	SO 5	BB 2	IBB 0	HBP 0	BLK 0	WP 0	HR 1	S 45	P 53	ERA 2.00	WHIP 1.111															
PITCHER											IP	WLS	BF	H	R	ER	SO	BB	IBB	HBP	BLK	WP	HR	S	P	ERA	WHIP					

San Diego Padres @ Cincinnati Reds
Riverfront Stadium, Cincinnati, OH
Tue Apr 28 1981, 7:05 PM EDT
Att. 13,103 - Unknown

livebaseballscorecards.com

AB	34
R	2
H	8
RBI	2
BB	2
SO	5
LOB	11



BOTTOM

San Diego Padres @ Cincinnati Reds
Riverfront Stadium, Cincinnati, OH

Tue Apr 28 1981, 7:05 PM EDT
Att. 13,103 - Unknown

livebaseballscorecards.com

AB	37
R	11
H	12
RBI	7
BB	6
SO	4
LOB	24



WP:	1	PA:	45
PB:	1		
SB:	0		
CS:	0		

AB	5	R	2	H	1	RBI	1	BB	0	SO	1	LOB	4
	0	0	0	0	0	0	0	0	0	0	0	0	0

AB	5	R	2	H	2	RBI	1	BB	0	SO	0	LOB	3
	0	0	0	0	0	0	0	0	0	0	0	0	0

AB	2	R	2	H	1	RBI	1	BB	1	SO	0	LOB	1
	1	0	0	0	0	0	0	0	0	0	0	0	0

AB	3	R	1	H	2	RBI	0	BB	2	SO	0	LOB	0

AB	4	R	1	H	1	RBI	1	BB	1	SO	1	LOB	4

AB	4	R	1	H	1	RBI	1	BB	1	SO	0	LOB	3

AB	4	R	1	H	1	RBI	1	BB	0	SO	0	LOB	2

AB	5	R	1	H	3	RBI	1	BB	0	SO	1	LOB	1

AB	4	R	0	H	0	RBI	0	BB	1	SO	1	LOB	6

1B:	9	SF:	1	WP:	1	PA:	45
2B:	2	SAC:	0	PB:	1		
3B:	0	DP:	1	SB:	0		
HR:	1	HBP:	1	CS:	0		

Batter	1	2	3	4	5	6	7	8	9
Dave Collins, S OBP: 0.479, SLG: 0.581 Junior Kennedy, R OBP: 0.167, SLG: 0.167	0-0 P5		0-0 HR	0-3 K	0-0 E5 1B SF8	0-0 FC4-6			
Ken Griffey, L OBP: 0.254, SLG: 0.286 Sam Mejias, R OBP: 0.667, SLG: 1.000	0-0 F8		0-0 BB E BLK 1B	0-0 F7	0-0 SF8 1B WP 1B	0-0 4-3			
Dave Concepcion, R OBP: 0.377, SLG: 0.441 Mike Vail, R	0-0 BB 1B		0-0 E5 BLK BB 4-3		0-0 BB SF8	0-0 1-3			
George Foster, R OBP: 0.343, SLG: 0.443	4-0 BB 1B		4-0 BB 4-3 BLK 1B BB		0-0 BB HBP 1B	0-0 6-3			
Dan Driessen, L OBP: 0.358, SLG: 0.463	0-0 F8		0-3 K		0-0 BB HBP 1B 2B	0-0 F9			
Ray Knight, R OBP: 0.338, SLG: 0.433		0-0 F9	0-0 4-3		0-0 BB HBP 1B			0-0 FC3-6 1B	
Joe Nolan, L OBP: 0.316, SLG: 0.353		0-0 F9	0-0 3-1		1-0 BB E HBP	0-0 FC4-6 2B		0-0 FC3-6 1B	
Ron Oester, S OBP: 0.244, SLG: 0.214		0-0 BB 1B		0-3 K	0-0 BB E 1B	0-0 6-3		0-0 G5-4-3 1B	
Tom Seaver, R OBP: 0.250, SLG: 0.077		0-0 F7		0-3 K	0-0 F6	4-0 FC4-6 BB		0-0 G5-4-3	

Inning Stats	R: 0	H: 1	E: 0	LOB: 2	K: 0	BB: 1	S: 4	P: 8	R: 0	H: 1	E: 0	LOB: 1	K: 0	BB: 0	S: 4	P: 4	R: 3	H: 2	E: 1	LOB: 1	K: 1	BB: 1	S: 8	P: 12	R: 0	H: 0	E: 0	LOB: 1	K: 3	BB: 0	S: 10	P: 10	R: 8	H: 5	E: 1	LOB: 2	K: 0	BB: 3	S: 9	P: 22	R: 0	H: 1	E: 0	LOB: 2	K: 0	BB: 1	S: 4	P: 8	R: 0	H: 0	E: 0	LOB: 0	K: 0	BB: 0	S: 3	P: 3	R: 0	H: 2	E: 0	LOB: 1	K: 0	BB: 0	S: 4	P: 4
--------------	------	------	------	--------	------	-------	------	------	------	------	------	--------	------	-------	------	------	------	------	------	--------	------	-------	------	-------	------	------	------	--------	------	-------	-------	-------	------	------	------	--------	------	-------	------	-------	------	------	------	--------	------	-------	------	------	------	------	------	--------	------	-------	------	------	------	------	------	--------	------	-------	------	------

PITCHER	IP	WLS	BF	H	R	ER	SO	BB	IBB	HBP	BLK	WP	HR	S	P	ERA	WHIP
Rick Wise, R ERA: 3.98	(1, 1)	2.0		10	3	1	1	0	1	0	0	0	0	13	13	4.50	2.000
Tim Lollar, L ERA: 11.45	(3, 1)	2.0	L	15	3	7	6	4	2	1	1	0	0	19	32	27.00	2.500
Danny Boone, L ERA: 4.26	(5, 1)	0.1		4	2	1	0	0	0	0	0	0	0	4	4	0.00	6.000
John Urrea, R ERA:	(5, 1)	1.2		9	2	2	0	0	2	0	0	1	0	7	15	0.00	2.400
Chris Welsh, L ERA: 2.3	(7, 1)	2.0		7	2	0	0	0	0	0	0	0	0	7	7	0.00	1.000

Batter	1	2	3	4	5	6	7	8	9
Dave Collins, S (1, 9) <small>OBP: 0.474, SLG: 0.554</small> Sam Mejias, R (9, 9) <small>OBP: 0.667, SLG: 1.000</small>	0-0 F9		0-0 F8	4-0 WP S 1B BB		0-0 L8		4-0 1B BB	
Ken Griffey, L (1, 8) <small>OBP: 0.276, SLG: 0.288</small>	0-0 4-3		4-0 HR BB	4-0 1B WP 1-2 BB		0-0 FC4-6 1-2f		0-0 G6-4-3 1B 1-3	
Dave Concepcion, R (1, 6) <small>OBP: 0.419, SLG: 0.571</small>	4-0 BB		0-0 HR	0-0 G5-4-3 1-3 2-H 1B		0-0 HR		0-0 G6-4-3 1-2 3-H 1B	
George Foster, R (1, 7) <small>OBP: 0.347, SLG: 0.439</small>	0-0 F8		0-0 1B BB SF8 1B	0-0 G5-4-3 1-2f		0-0 6-3 SH3 1B 1B		0-0 G6-4-3 1-2f 2-3	
Ray Knight, R (1, 5) <small>OBP: 0.333, SLG: 0.413</small>		0-0 5-3	4-0 1B BB 1-2		0-0 5-3		0-0 SH3 1-2	0-0 F8	
Johnny Bench, R (1, 2) <small>OBP: 0.400, SLG: 0.458</small> Mike O'Berry, R (8, 2) <small>OBP: 0.211, SLG: 0.167</small>		0-3 K	0-0 1-2 2-3 1B		0-3 K		0-0 6-3 2-3		
Dan Driessen, L (1, 3) <small>OBP: 0.352, SLG: 0.446</small>		0-0 F9	0-0 SF8 3-H		0-0 F8		4-0 1B BB		
Ron Oester, S (1, 4) <small>OBP: 0.245, SLG: 0.217</small>		0-0 F3	0-0 1-3		0-3 K		0-0 FC6-4 1-2 3-H 1B		
Frank Pastore, R (1, 1) <small>OBP: 0.286, SLG: 0.286</small> Joe Price, R (6, 1) <small>OBP: 0.167, SLG: 0.167</small> Mike Vail, R (6, PH) <small>OBP: 0.167, SLG: 0.167</small> Paul Moskau, R (7, 1) Tom Hume, R (9, 1)			0-0 HR BB 1B	0-3 K		0-0 FC4-6 1B	0-0 FC6-4 1-2f		

Inning Stats	R: 0	H: 0	E: 0	K: 0	S: 3	LOB: 1	BB: 1	P: 7
	R: 0	H: 0	E: 0	K: 1	S: 6	LOB: 1	BB: 0	P: 6
	R: 4	H: 4	E: 0	K: 0	S: 7	LOB: 2	BB: 2	P: 15
	R: 1	H: 1	E: 0	K: 1	S: 5	LOB: 1	BB: 2	P: 13
	R: 0	H: 0	E: 0	K: 1	S: 5	LOB: 0	BB: 0	P: 5
	R: 0	H: 1	E: 0	K: 1	S: 6	LOB: 1	BB: 0	P: 6
	R: 2	H: 3	E: 0	K: 0	S: 6	LOB: 2	BB: 1	P: 10
	R: 1	H: 2	E: 0	K: 0	S: 4	LOB: 1	BB: 1	P: 8

PITCHER	IP	WLS	BF	H	R	ER	SO	BB	IBB	HBP	BLK	WP	HR	S	P	ERA	WHIP
John Curtis, L (1, 1) <small>ERA: 5.33</small>	3.1		20	4	5	5	2	5	0	0	0	1	1	19	39	13.50	2.700
John Urrea, R (4, 1) <small>ERA: 0.00</small>	0.2		2	1	0	0	0	0	0	0	0	1	0	2	2	0.00	1.500
Danny Boone, L (5, 1) <small>ERA: 3.24</small>	2.0		7	1	0	0	2	0	0	0	0	0	0	11	11	0.00	0.500
John Littlefield, R (7, 1) <small>ERA: 5.52</small>	2.0	L	12	5	3	3	0	2	0	0	0	0	1	10	18	13.50	3.500

AB	R	H	RBI	BB	SO	LOB
3	2	0	0	2	0	2
0	0	0	0	0	0	0
3	1	1	0	2	0	1
4	2	4	6	1	0	0
5	2	2	0	0	0	5
3	0	0	0	1	0	1
4	0	1	0	0	2	1
0	0	0	0	0	0	0
2	0	0	1	1	0	1
4	0	1	1	0	1	3
2	1	1	0	0	1	0
0	0	0	0	0	0	0
1	0	1	0	0	0	0
1	0	0	0	0	0	2
0	0	0	0	0	0	0

AB	32
R	8
H	11
RBI	8
BB	7
SO	4
LOB	16



WP	HR	S	P	ERA	WHIP
2	0	1	41		
0	0	1			
1	0	2			
0	0	0			

San Diego Padres @ Cincinnati Reds
 Riverfront Stadium, Cincinnati, OH
 Wed Apr 29 1981, 7:05 PM EDT
 Att. 12,291 - Unknown

livebaseballscorecards.com

Batter	1	2	3	4	5	6	7	8	9	AB R H RBI BB SO LOB	TOP											
Ozzie Smith, S (1, 6) OBP: 0.292, SLG: 0.215	0-0 4-1		0-0 1-3		0-0 4-3		0-0 F3		0-0 5-3	5 0 0 0 0 0 0												
Ruppert Jones, L (1, 8) OBP: 0.302, SLG: 0.282	4-0		4-0		4-0		0-0 3-1		0-0 F7	1 0 0 0 3 0 0												
Gary Lucas, L (7, 1)										0 0 0 0 0 0 0												
Randy Bass, L (9, PH) OBP: 0.269, SLG: 0.317	G3 BB		4-3 BB		BB					1 0 0 0 0 0 0												
Gene Richards, L (1, 7) OBP: 0.272, SLG: 0.235	0-0 G3		0-0 4-3		0-0 F9			0-0 4-3	0-0 F8	5 0 0 0 0 0 3												
	1-2		1-2																			
Terry Kennedy, L (1, 2) OBP: 0.333, SLG: 0.328	0-0 5-3		0-3 K			0-0 2B		0-0 BB 1B		4 0 2 0 0 1 2												
Jerry Turner, L (1, 9) OBP: 0.400, SLG: 0.538		0-0 E 1B		0-0 E9 K		0-3 K		4-0 BB 1-2 BB		3 0 1 0 1 1 1												
Broderick Perkins, L (1, 3) OBP: 0.381, SLG: 0.450		0-0 F2		0-0 6-3		0-0 P6		0-3 K		3 0 0 0 0 0 3												
Barry Evans, R (8, PH) OBP: 0.333, SLG: 0.278										1 0 0 0 0 1 2												
Luis Salazar, R (1, 5) OBP: 0.284, SLG: 0.300		0-0 P4		0-0 F7		0-0 6-3		0-3 K		4 0 0 0 0 1 5												
Mike Phillips, L (1, 4) OBP: 0.214, SLG: 0.286		0-0 E4		0-0 F8			0-0 F7		4-0 BB HR BB	3 0 0 0 0 0 2												
Juan Bonilla, R (9, PH) OBP: 0.278, SLG: 0.273		1-2								0 1 0 0 1 0 0												
Steve Mura, R (1, 1) OBP: 0.091, SLG: 0.091		0-0 4-3			0-0 4-3		0-0 HR		0-0 HR	2 0 0 0 0 0 2												
Joe Lefebvre, L (7, PH) OBP: 0.271, SLG: 0.385										2 2 2 3 0 0 0												
Inning Stats	R: 0 E: 0 K: 0 S: 3	H: 0 LOB: 1 BB: 1 P: 7	R: 0 E: 1 K: 0 S: 5	H: 1 LOB: 2 BB: 0 P: 5	R: 0 E: 0 K: 1 S: 5	H: 0 LOB: 1 BB: 1 P: 9	R: 0 E: 1 K: 0 S: 4	H: 0 LOB: 1 BB: 0 P: 4	R: 0 E: 0 K: 0 S: 3	H: 0 LOB: 1 BB: 1 P: 7	R: 0 E: 0 K: 1 S: 6	H: 1 LOB: 1 BB: 0 P: 6	R: 1 E: 0 K: 0 S: 4	H: 1 LOB: 0 BB: 0 P: 4	R: 0 E: 0 K: 2 S: 8	H: 1 LOB: 2 BB: 1 P: 12	R: 2 E: 0 K: 0 S: 4	H: 1 LOB: 0 BB: 1 P: 8	1B: 2 2B: 1 3B: 0 HR: 2	SF: 0 SAC: 0 DP: 0 HBP: 0	WP: 0 PB: 0 SB: 0 CS: 0	PA: 39
PITCHER	IP WLS BF H R ER SO BB IBB HBP BLK WP HR S P ERA WHIP																					
Michael LaCoss, R (1, 1) ERA: 5.06	7.1 W 32 4 1 1 2 4 0 0 0 0 1 32 48 1.23 1.091																					
Joe Price, L (8, 1) ERA: 5.0	0.2 3 0 1 1 2 1 0 0 0 0 0 6 10 13.50 1.500																					
Tom Hume, R (9, 1) ERA: 3.46	1.0 S 4 1 1 1 0 0 0 0 0 0 0 1 4 4 9.00 1.000																					

San Diego Padres @ Cincinnati Reds
Riverfront Stadium, Cincinnati, OH
Thu Apr 30 1981, 7:05 PM EDT
Att. 12,794 - Unknown

livebaseballscorecards.com

AB	34
R	3
H	5
RBI	3
BB	5
SO	4
LOB	20



BOTTOM

San Diego Padres @ New York Mets
Shea Stadium, Flushing, NY
Fri May 01 1981, 7:05 PM EDT
Att. 7,181 - Unknown

livebaseballscores.com

AB 34
R 2
H 7
RBI 2
BB 3
SO 7
LOB 16



WP: 0 PA: 37
PB: 0
SB: 0
CS: 0

AB R H RBI BB SO LOB

5	0	0	0	0	1	3
3	0	2	0	1	0	0
4	0	1	0	0	1	3
3	0	0	0	1	1	2
4	1	1	0	0	1	3
3	1	1	2	1	0	0
4	0	1	0	0	1	0
4	0	1	0	0	0	2
2	0	0	0	0	1	2
1	0	0	0	0	0	0
0	0	0	0	0	0	0
1	0	0	0	0	1	1

Batter	1	2	3	4	5	6	7	8	9
Joel Youngblood, R (1, 9) OBP: 0.265, SLG: 0.258	0-0 5-3 1B		0-0 5-3 1B	0-0 FC5-4 1-2f			0-0 6-3 1B		0-3 K
Bob Bailor, R (1, 6) OBP: 0.500, SLG: 0.571	0-0 1B		0-0 6-3 1B		4-0 FC4-6 BB		0-0 1B		
Lee Mazzilli, S (1, 8) OBP: 0.276, SLG: 0.327	0-3 K		0-0 3B		0-0 FC4-6 1-2f 6-3		0-0 4-3		
Dave Kingman, R (1, 7) OBP: 0.403, SLG: 0.510	0-3 K		4-0 BB		0-0 6-3 1-2		0-0 5-3		
John Stearns, R (1, 5) OBP: 0.278, SLG: 0.294		0-0 HR 1B	0-0 L8		0-3 K		0-0 F8		
Rusty Staub, L (1, 3) OBP: 0.400, SLG: 0.491		1-0 HR 1B		4-0 FC2-5 1B BB		0-0 F7		0-0 6-3	
Alex Trevino, R (1, 2) OBP: 0.310, SLG: 0.245		0-0 6-3 1B		0-0 FC1-5 1-2 1B		0-0 4-3		0-3 K	
Doug Flynn, R (1, 4) OBP: 0.411, SLG: 0.585		0-0 F9		0-0 FC2-5 1-2 2-3f FC1-5		0-0 F1-3		0-0 3B	
Pat Zachry, R (1, 1) OBP: 0.429, SLG: 0.333		0-3 K		0-0 FC1-5 1-2 2-3f FC5-4			0-0 6-3		0-3 K
Wally Backman, S (7, PH) OBP: 0.125, SLG: 0.125									
Tom Hausman, R (8, 1)									
Mike Cubbage, L (9, PH) OBP: 0.333, SLG: 0.333									
Hubie Brooks, R (9, PH) OBP: 0.283, SLG: 0.358									

Inning Stats	R: 0	H: 1	E: 0	K: 2	S: 8	R: 2	H: 2	E: 0	K: 1	S: 7	R: 0	H: 1	E: 0	K: 0	S: 4	R: 0	H: 1	E: 0	K: 1	S: 5	R: 0	H: 0	E: 0	K: 0	S: 3	R: 0	H: 1	E: 0	K: 0	S: 4	R: 0	H: 0	E: 0	K: 3	S: 10	R: 0	H: 1	E: 0	K: 0	S: 10	R: 0	H: 0	E: 0	K: 0	S: 3
	LOB: 1	BB: 0	P: 8	LOB: 0	BB: 0	P: 8	LOB: 2	BB: 1	P: 8	LOB: 2	BB: 1	LOB: 1	BB: 1	P: 9	LOB: 0	BB: 0	P: 3	LOB: 1	BB: 0	P: 4	LOB: 0	BB: 0	P: 3	LOB: 0	BB: 0	P: 3	LOB: 1	BB: 1	P: 10	LOB: 0	BB: 0	P: 10	LOB: 0	BB: 0	P: 10	LOB: 0	BB: 0	P: 10	LOB: 0	BB: 0	P: 10	LOB: 0	BB: 0	P: 10	

PITCHER	IP	WLS	BF	H	R	ER	SO	BB	IBB	HBP	BLK	WP	HR	S	P	ERA	WHIP
Juan Eichelberger, R (1, 1) ERA: 2.48	3.0		14	4	2	2	3	1	0	0	0	0	1	19	24	6.00	1.667
John Urrea, R (4, 1) ERA:	5.1	W	21	3	0	0	2	2	0	0	0	0	0	23	31	0.00	0.938
Gary Lucas, L (9, 1) ERA: 3.43	0.2	S	2	0	0	0	2	0	0	0	0	0	0	6	6	0.00	0.000

1B: 4 SF: 0
2B: 0 SAC: 0
3B: 2 DP: 0
HR: 1 HBP: 0

WP: 0 PA: 37
PB: 0
SB: 0
CS: 0

Batter	1	2	3	4	5	6	7	8	9	AB R H RBI BB SO LOB	TOP																
Ozzie Smith, S (1, 6) OBP: 0.306, SLG: 0.230	0-0 F8		0-0 1B		0-0 1B		0-0 F2			4 0 2 0 0 0 0																	
Ruppert Jones, L (1, 8) OBP: 0.287, SLG: 0.269	0-0 F7		0-0 P5		0-0 SF9		0-3 K			3 0 0 1 0 1 1																	
Gene Richards, L (1, 7) OBP: 0.280, SLG: 0.230	0-0 1B			0-0 F8	0-0 F8			0-3 K		4 0 1 0 0 1 2																	
Terry Kennedy, L (1, 2) OBP: 0.325, SLG: 0.320	0-0 F4			0-0 3-1	0-0 1B			0-0 F8		4 0 1 1 0 0 1																	
Joe Lefebvre, L (1, 9) OBP: 0.277, SLG: 0.375		0-3 K		0-0 2B	0-0 5-3			4-0 BB		2 0 1 0 0 1 0																	
Craig Stimac, R (5, PH) OBP: 0.200, SLG: 0.200				0-0 1B						1 0 0 0 0 0 2																	
Danny Boone, L (5, 1)										0 0 0 0 0 0 0																	
Barry Evans, R (8, PH) OBP: 0.364, SLG: 0.278										0 0 0 0 1 0 0																	
Tim Lollar, L (8, 1) OBP: 0.500, SLG: 2.000										0 0 0 0 0 0 0																	
Broderick Perkins, L (1, 3) OBP: 0.448, SLG: 0.519		0-0 F5-4-3		0-0 2B		0-0 5-3		0-3 K		4 0 2 0 0 1 1																	
Luis Salazar, R (1, 5) OBP: 0.270, SLG: 0.284		0-0 F5-4-3		0-0 L5		0-3 K			0-0 5-3	4 0 0 0 0 1 3																	
Juan Bonilla, R (1, 4) OBP: 0.273, SLG: 0.268			0-0 F4-3		0-0 1B	0-0 F4-3			0-0 5-3	4 1 1 0 0 0 0																	
Chris Welsh, L (1, 1)			0-0 F4-3		0-0 1B		0-3 K		0-0 5-3	1 0 0 0 0 0 0																	
John Littlefield, R (3, 1)					0-0 1B					0 0 0 0 0 0 0																	
Randy Bass, L (5, PH) OBP: 0.279, SLG: 0.328					1-2 1B					1 1 1 0 0 0 0																	
Dave Edwards, R (5, 9) OBP: 0.174, SLG: 0.095										2 0 0 0 0 1 0																	
Inning Stats	R: 0 E: 0 K: 0 S: 4	H: 1 LOB: 1 BB: 0 P: 4	R: 0 E: 0 K: 1 S: 5	H: 1 LOB: 0 BB: 0 P: 5	R: 0 E: 0 K: 0 S: 4	H: 1 LOB: 1 BB: 0 P: 4	R: 0 E: 0 K: 0 S: 5	H: 2 LOB: 2 BB: 0 P: 5	R: 2 E: 0 K: 1 S: 7	H: 4 LOB: 2 BB: 0 P: 7	R: 0 E: 0 K: 1 S: 5	H: 0 LOB: 0 BB: 0 P: 5	R: 0 E: 0 K: 2 S: 7	H: 0 LOB: 0 BB: 0 P: 7	R: 0 E: 0 K: 2 S: 7	H: 0 LOB: 1 BB: 1 P: 11	R: 0 E: 0 K: 0 S: 3	H: 0 LOB: 0 BB: 0 P: 3	1B: 8 2B: 1 3B: 0 HR: 0	SF: 1 SAC: 0 DP: 1 HBP: 0	WP: 0 PB: 0 SB: 0 CS: 0	PA: 36					
PITCHER	IP WLS BF H R ER SO BB IBB HBP BLK WP HR S P ERA WHIP																										
Ed Lynch, R (1, 1) ERA: 3.86	4.2	22	9	2	2	1	0	0	0	0	0	0	0	24	24	3.86	1.929										
Pete Falcone, L (5, 1) ERA: 0.92	4.1	W	14	0	0	0	5	1	0	0	0	0	0	23	27	0.00	0.231										

San Diego Padres @ New York Mets
 Shea Stadium, Flushing, NY
 Sat May 02 1981, 3:33 AM EDT
 Att. 6,276 - Unknown

livebaseballscorecards.com

AB	34
R	2
H	9
RBI	2
BB	1
SO	6
LOB	10



BOTTOM

San Diego Padres @ New York Mets
 Shea Stadium, Flushing, NY
 Sat May 02 1981, 3:33 AM EDT
 Att. 6,276 - Unknown

livebaseballscores.com

AB	33
R	6
H	11
RBI	6
BB	3
SO	4
LOB	10



WP: 0	PA: 36
PB: 0	
SB: 1	
CS: 1	

AB	R	H	RBI	BB	SO	LOB
4	0	1	0	0	1	4
3	1	0	0	1	1	2
4	1	1	1	0	0	1
0	0	0	0	0	0	0
3	2	1	2	1	1	0
4	1	2	0	0	0	0
4	1	2	0	0	0	1
4	0	2	1	0	1	1
4	0	1	2	0	0	1
1	0	1	0	1	0	0
2	0	0	0	0	0	0
1B: 8	SF: 0	WP: 0	PA: 36			
2B: 1	SAC: 0	PB: 0				
3B: 1	DP: 1	SB: 1				
HR: 1	HBP: 0	CS: 1				

Batter	1	2	3	4	5	6	7	8	9							
Mookie Wilson, S OBP: 0.235, SLG: 0.260 (1, 8)	0-0 CS 1B	0-3 K	0-0 F7			0-0 FC4-6 1-2f										
Bob Bailor, R OBP: 0.417, SLG: 0.400 (1, 6)	4-0 1-2 3B BB	0-0 1-3		0-3 K		0-0 FC6-4 1-2f										
John Stearns, R OBP: 0.273, SLG: 0.381 Mike Jorgensen, L OBP: 0.235, SLG: 0.375 (1, 3) (8, 3)	0-0 1-H HR 3B		0-0 L5	0-0 5-3		0-0 F8										
Dave Kingman, R OBP: 0.408, SLG: 0.556 (1, 7)	0-0 3-H HR		4-0 1B 1B 1B BB	0-0 5-3		0-3 K										
Joel Youngblood, R OBP: 0.289, SLG: 0.266 (1, 9)	0-0 6-3		0-0 1B 1B 1B		0-0 G4-6-3 1B	0-0 F2										
Hubie Brooks, R OBP: 0.298, SLG: 0.368 (1, 5)	0-0 S 1B		0-0 1B 1B		0-0 G4-6-3 1-2f	0-0 L6										
Alex Trevino, R OBP: 0.323, SLG: 0.263 (1, 2)	0-3 K 1-2		0-0 1B 1B		0-0 BLK 1B	0-0 6-3										
Doug Flynn, R OBP: 0.400, SLG: 0.561 (1, 4)		0-0 F4-3	0-0 1-3 2-H 3-H 1B		0-0 F5-3 1-2	0-0 F4-3										
Ed Lynch, R OBP: 1.000, SLG: 2.000 Pete Falcone, L (5, 1)		0-0 2B	4-0 BB			0-0 E4 FC4-6		0-0 5-3								
Inning Stats	R: 3 E: 0 K: 1 S: 8	H: 4 LOB: 1 BB: 1 P: 12	R: 0 E: 0 K: 1 S: 6	H: 1 LOB: 1 BB: 0 P: 6	R: 3 E: 0 K: 0 S: 6	H: 4 LOB: 2 BB: 2 P: 14	R: 0 E: 0 K: 1 S: 5	H: 2 LOB: 1 BB: 0 P: 4	R: 0 E: 1 K: 0 S: 4	H: 0 LOB: 1 BB: 0 P: 4	R: 0 E: 0 K: 1 S: 5	H: 0 LOB: 0 BB: 0 P: 5	R: 0 E: 0 K: 0 S: 3	H: 0 LOB: 0 BB: 0 P: 3		
PITCHER	IP WLS BF H R ER SO BB IBB HBP BLK WP HR S P ERA WHIP	IP WLS BF H R ER SO BB IBB HBP BLK WP HR S P ERA WHIP	IP WLS BF H R ER SO BB IBB HBP BLK WP HR S P ERA WHIP	IP WLS BF H R ER SO BB IBB HBP BLK WP HR S P ERA WHIP	IP WLS BF H R ER SO BB IBB HBP BLK WP HR S P ERA WHIP	IP WLS BF H R ER SO BB IBB HBP BLK WP HR S P ERA WHIP	IP WLS BF H R ER SO BB IBB HBP BLK WP HR S P ERA WHIP	IP WLS BF H R ER SO BB IBB HBP BLK WP HR S P ERA WHIP	IP WLS BF H R ER SO BB IBB HBP BLK WP HR S P ERA WHIP	IP WLS BF H R ER SO BB IBB HBP BLK WP HR S P ERA WHIP	IP WLS BF H R ER SO BB IBB HBP BLK WP HR S P ERA WHIP	IP WLS BF H R ER SO BB IBB HBP BLK WP HR S P ERA WHIP	IP WLS BF H R ER SO BB IBB HBP BLK WP HR S P ERA WHIP	IP WLS BF H R ER SO BB IBB HBP BLK WP HR S P ERA WHIP		
Chris Welsh, L ERA: 5.0 (1, 1)	2.1 L	15	7	6	6	2	2	0	0	0	0	0	0	0	23.14	3.857
John Littlefield, R ERA: 4.96 (3, 1)	1.2	7	2	0	0	1	1	0	0	0	0	0	0	8	0.00	1.800
Danny Boone, L ERA: 2.38 (5, 1)	3.0	11	2	0	0	1	0	0	0	1	0	0	0	13	0.00	0.667
Tim Lollar, L ERA: 10.5 (8, 1)	1.0	3	0	0	0	0	0	0	0	0	0	0	0	3	0.00	0.000

Batter	1	2	3	4	5	6	7	8	9	AB R H RBI BB SO LOB	TOP	
Ozzie Smith, S (1, 6) OBP: 0.314, SLG: 0.233	4-0 1B F4-6-3 BB		0-3 K		0-0 1-2 2-H 3-H 1B		0-0 F8			3 1 1 2 1 1 1		
Ruppert Jones, L (1, 8) OBP: 0.286, SLG: 0.268	0-0 F4-6-3 1-3 1B		0-3 K		0-0 5-3			0-0 F4-3		4 0 1 0 0 1 2		
Gene Richards, L (1, 7) OBP: 0.279, SLG: 0.231	0-0 F4-6-3 1-2 3-H		0-0 CS 1B		0-0 P2			0-0 F4-3		4 0 1 0 0 0 1		
Luis Salazar, R (1, 5) OBP: 0.269, SLG: 0.283 Barry Evans, R (8, 5) OBP: 0.364, SLG: 0.278	0-3 K		0-3 K 1-2		0-0 1-3			0-0 CS 1B		4 0 1 0 0 2 1 0 0 0 0 0 0 0		
Dave Edwards, R (1, 9) OBP: 0.192, SLG: 0.250 Joe Lefebvre, L (9, PH) OBP: 0.273, SLG: 0.368		0-0 6-3		0-0 5-3		0-0 HR		0-0 F 1-2	0-0 F8	4 1 1 1 0 0 1 1 0 0 0 0 0 0		
Broderick Perkins, L (1, 3) OBP: 0.424, SLG: 0.464		0-0 6-3		0-0 E 1B 1B		0-0 F8		0-0 F8		4 1 1 0 0 0 0		
Steve Swisher, R (1, 2) OBP: 0.333, SLG: 0.333		0-3 K		0-0 E 1B 1B		0-0 6-3		0-0 1B		4 1 2 0 0 1 0		
Juan Bonilla, R (1, 4) OBP: 0.271, SLG: 0.267			0-3 K		0-0 E7 1B 1-2 2-3		0-0 E7 F8 1B		0-3 K	4 0 1 0 0 2 3		
Rick Wise, R (1, 1) OBP: 0.143, SLG: 0.286 Craig Stimac, R (7, PH) OBP: 0.167, SLG: 0.167 Gary Lucas, L (7, 1)			0-0 1-3		0-3 K		0-0 F8			2 0 0 0 0 1 3 1 0 0 0 0 0 1 0 0 0 0 0 0 0		
Inning Stats	R: 1 E: 0 K: 1 S: 5 H: 1 LOB: 0 BB: 1 P: 9	R: 0 E: 0 K: 1 S: 5 H: 0 LOB: 0 BB: 0 P: 5	R: 0 E: 0 K: 2 S: 7 H: 0 LOB: 0 BB: 0 P: 7	R: 0 E: 0 K: 2 S: 7 H: 1 LOB: 0 BB: 0 P: 7	R: 2 E: 1 K: 1 S: 9 H: 3 LOB: 2 BB: 0 P: 9	R: 1 E: 0 K: 0 S: 4 H: 1 LOB: 0 BB: 0 P: 4	R: 0 E: 1 K: 0 S: 4 H: 1 LOB: 1 BB: 0 P: 4	R: 0 E: 0 K: 0 S: 3 H: 1 LOB: 0 BB: 0 P: 3	R: 0 E: 0 K: 1 S: 6 H: 1 LOB: 1 BB: 0 P: 6	1B: 8 2B: 0 3B: 0 HR: 1 SF: 0 SAC: 0 DP: 1 HBP: 0	WP: 0 PB: 0 SB: 0 CS: 2 PA: 36	
PITCHER Dave Roberts, L (1, 1) ERA: 6.75 Dyar Miller, R (8, 1) ERA: 1.5	IP WLS BF H R ER SO BB IBB HBP BLK WP HR S P ERA WHIP	7.0 L 28 7 4 2 7 1 0 0 0 0 0 1 41 45 2.57 1.143	2.0 8 2 0 0 1 0 0 0 0 0 0 0 9 9 0.00 1.000	PITCHER IP WLS BF H R ER SO BB IBB HBP BLK WP HR S P ERA WHIP								

San Diego Padres @ New York Mets
Shea Stadium, Flushing, NY
Sun May 03 1981, 3:33 AM EDT
Unknown

livebaseballscorecards.com

AB	35
R	4
H	9
RBI	3
BB	1
SO	8
LOB	13



Batter	1	2	3	4	5	6	7	8	9	AB R H RBI BB SO LOB
Mookie Wilson, S OBP: 0.236, SLG: 0.278 (1, 9)	0-0 1B 2B		0-0 F8		0-0 F8			0-0 FC6-4 1-2f		4 0 1 0 0 0 1
Frank Taveras, R OBP: 0.239, SLG: 0.242 (1, 6)	0-0 2-3 1B		0-0 4-3			0-0 F2		0-3 K		4 0 1 0 0 1 1
Lee Mazzilli, S OBP: 0.258, SLG: 0.302 (1, 8)	0-3 K 1-2			0-0 F5		0-3 K		0-0 F9		4 0 0 0 0 2 2
Dave Kingman, R OBP: 0.387, SLG: 0.517 (1, 7)	0-0 6-3			0-3 K		0-0 P4		0-0 F9		4 0 0 0 0 1 2
Rusty Staub, L OBP: 0.406, SLG: 0.482 (1, 3)	0-0 F8			4-0 1B 1B BB			0-0 G5-4-3 1B	0-3 K		3 1 1 0 1 1 2
Hubie Brooks, R OBP: 0.300, SLG: 0.367 (1, 5)		0-0 F8		0-0 1B 1-2 1B		0-0 G5-4-3 1-2f				3 0 1 0 0 0 1
Ron Hodges, L OBP: 0.455, SLG: 0.727 Dyar Miller, R (8, 1)		0-0 F7		0-0 1B 1-H 2-H		0-3 K				3 0 1 1 0 1 0 0 0 0 0 0 0 0
Doug Flynn, R OBP: 0.381, SLG: 0.533 (1, 4)		0-0 F6-3			0-0 F8			0-0 F6-3		3 0 0 0 0 0 0
Dave Roberts, L Alex Trevino, R OBP: 0.333, SLG: 0.276 (8, 2)			0-3 K		0-0 F7			0-0 FC6-4 1B		2 0 0 0 0 1 0 1 0 1 0 0 0 0

Inning Stats	R: 0	H: 2	E: 0	K: 1	S: 7	LOB: 2	BB: 0	P: 7	R: 0	H: 0	E: 0	K: 0	S: 3	LOB: 0	BB: 0	P: 3	R: 0	H: 0	E: 0	K: 1	S: 5	LOB: 0	BB: 0	P: 5	R: 1	H: 2	E: 0	K: 1	S: 6	LOB: 2	BB: 1	P: 10	R: 0	H: 0	E: 0	K: 0	S: 3	LOB: 0	BB: 0	P: 3	R: 0	H: 0	E: 0	K: 1	S: 5	LOB: 0	BB: 0	P: 5	R: 0	H: 1	E: 0	K: 1	S: 5	LOB: 0	BB: 0	P: 5	R: 0	H: 1	E: 0	K: 1	S: 6	LOB: 1	BB: 0	P: 6	R: 0	H: 0	E: 0	K: 1	S: 5	LOB: 0	BB: 0	P: 5	1B: 5	SF: 0	2B: 1	SAC: 0	3B: 0	DP: 1	HR: 0	HBP: 0	WP: 0	PA: 32
--------------	------	------	------	------	------	--------	-------	------	------	------	------	------	------	--------	-------	------	------	------	------	------	------	--------	-------	------	------	------	------	------	------	--------	-------	-------	------	------	------	------	------	--------	-------	------	------	------	------	------	------	--------	-------	------	------	------	------	------	------	--------	-------	------	------	------	------	------	------	--------	-------	------	------	------	------	------	------	--------	-------	------	-------	-------	-------	--------	-------	-------	-------	--------	-------	--------

PITCHER	IP	WLS	BF	H	R	ER	SO	BB	IBB	HBP	BLK	WP	HR	S	P	ERA	WHIP
Rick Wise, R ERA: 3.42 (1, 1)	6.0	W	22	4	1	1	4	1	0	0	0	0	0	29	33	1.50	0.833
Gary Lucas, L ERA: 3.0 (7, 1)	3.0	S	10	2	0	0	3	0	0	0	0	0	0	16	16	0.00	0.667

BOTTOM

San Diego Padres @ New York Mets
Shea Stadium, Flushing, NY
Sun May 03 1981, 3:33 AM EDT
Unknown

livebaseballscorecards.com

AB	31
R	1
H	6
RBI	1
BB	1
SO	7
LOB	9



Batter	1	2	3	4	5	6	7	8	9	AB R H RBI BB SO LOB	TOP	
Ozzie Smith, S OBP: 0.302, SLG: 0.223 (1, 6) X	0-0 6-3			0-3 K		0-0 6-3		0-0 F7		4 0 0 0 0 1 0		
Ruppert Jones, L OBP: 0.284, SLG: 0.279 John Urrea, R OBP: 0.333, SLG: 0.333 (1, 8) SSS (8, 1)	0-3 K			0-0 2B		0-0 3-1		0-0 3-1		4 1 1 0 0 1 0 0 0 0 0 0 0 0		
Gene Richards, L OBP: 0.287, SLG: 0.253 (1, 7) X	0-0 F4-3			0-0 1B			0-0 2B		0-0 6-3	4 2 2 1 0 0 0		
Terry Kennedy, L OBP: 0.345, SLG: 0.354 (1, 2) X		0-0 1B		0-0 1B			0-0 2B		0-3 K	4 1 3 1 0 1 0		
Broderick Perkins, L OBP: 0.432, SLG: 0.514 (1, 3) X		0-0 F7		0-0 G6-3			0-0 2B		0-0 1B	4 0 2 2 0 0 2		
Joe Lefebvre, L OBP: 0.257, SLG: 0.344 (1, 9) (8, 8) X		0-0 F8		0-0 1-2f			0-0 2B		0-0 1B	4 0 0 0 0 0 2		
Luis Salazar, R OBP: 0.260, SLG: 0.274 (1, 5) X			0-0 F9		0-0 F9		0-0 G1			3 0 0 0 0 0 1		
Juan Bonilla, R OBP: 0.275, SLG: 0.271 (1, 4) X			0-0 1B		0-0 6-3		0-0 6-3			3 0 1 0 0 0 1		
John Curtis, L OBP: 0.125, SLG: 0.125 John Littlefield, R OBP: 0.247, SLG: 0.276 Mike Phillips, L OBP: 0.500, SLG: 2.000 Tim Lollar, L OBP: 0.375, SLG: 0.500 (1, 1) (4, 1) (6, PH) (6, 1) (8, PH) (8, 9) X			0-0 1B		0-0 F4-3			0-0 F7		1 0 0 0 0 0 1 0 0 0 0 0 0 0 1 0 0 0 0 0 0 0 0 0 0 0 0 0 1 0 0 0 0 0 0		
Inning Stats	R: 0 H: 0 E: 0 LOB: 0 K: 1 BB: 0 S: 5 P: 5	R: 0 H: 1 E: 0 LOB: 0 K: 0 BB: 0 S: 3 P: 3	R: 0 H: 1 E: 0 LOB: 0 K: 0 BB: 0 S: 3 P: 3	R: 2 H: 3 E: 0 LOB: 0 K: 1 BB: 0 S: 7 P: 7	R: 0 H: 0 E: 0 LOB: 0 K: 0 BB: 0 S: 3 P: 3	R: 0 H: 0 E: 0 LOB: 0 K: 0 BB: 0 S: 3 P: 3	R: 2 H: 3 E: 0 LOB: 1 K: 0 BB: 0 S: 6 P: 6	R: 0 H: 0 E: 0 LOB: 0 K: 0 BB: 0 S: 3 P: 3	R: 0 H: 1 E: 0 LOB: 1 K: 1 BB: 0 S: 6 P: 6	1B: 5 SF: 0 2B: 4 SAC: 0 3B: 0 DP: 2 HR: 0 HBP: 0	WP: 0 PA: 33 PB: 0 SB: 0 CS: 1	
PITCHER Mike Scott, R ERA: 6.43 Neil Allen, R ERA:	IP WLS BF H R ER SO BB IBB HBP BLK WP HR S P ERA WHIP											PITCHER IP WLS BF H R ER SO BB IBB HBP BLK WP HR S P ERA WHIP
	(1, 1) 7.0 W 26 8 4 4 2 0 0 0 0 0 0 0 30 30 5.14 1.143											
	(8, 1) 2.0 S 7 1 0 0 1 0 0 0 0 0 0 0 9 9 0.00 0.500											

San Diego Padres @ New York Mets
Shea Stadium, Flushing, NY
Sun May 03 1981, 3:38 AM EDT
Att. 26,392 - Unknown

livebaseballscorecards.com

AB	33
R	4
H	9
RBI	4
BB	0
SO	3
LOB	7



Batter	1	2	3	4	5	6	7	8	9
Joel Youngblood, R OBP: 0.372, SLG: 0.436 (1, 9)	0-0 FC5 1B 1B		0-0 2B 1B	0-0 BB BB 1-2 1B		4-0 SH2-4 BB	0-0 HR 1-H 2-H		
Bob Bailor, R OBP: 0.438, SLG: 0.462 (1, 6)	0-0 F8 1B		0-0 F8 SF9 1-H 2B	4-0 BB 1-2 2-3 BB		0-0 SH2-4 1-2	0-3 K		
Lee Mazzilli, S OBP: 0.254, SLG: 0.293 (1, 8)	0-0 1-2 1B		0-0 F8 2-3	0-3 K		0-0 P4	0-3 K		
Dave Kingman, R OBP: 0.400, SLG: 0.500 Mookie Wilson, S OBP: 0.236, SLG: 0.278 (1, 7) (9, 7)	0-0 F2 1B		4-0 SF9 BB 1B BB	4-0 FC6-4 1-2 2-3 3-H BB		4-0 IBB	0-0 6-3		
John Stearns, R OBP: 0.259, SLG: 0.320 Mike Jorgensen, L OBP: 0.235, SLG: 0.375 (1, 3) (9, 3)	0-0 FC5 2-3f		4-0 SF9 1-2 1B BB	0-0 FC6-4 1-2f		0-0 F9	0-0 6-3		
Hubie Brooks, R OBP: 0.297, SLG: 0.365 (1, 5)		0-0 B1-5-4 1B 1B	0-0 SF9 1-2 2-3 3-H 1B		0-0 E4 E		0-0 1-6-3		
Alex Trevino, R OBP: 0.343, SLG: 0.279 (1, 2)		0-0 F9 1B	0-0 2-H 3-H 1B		0-0 F7 1-2		4-0 1B HR BB		
Doug Flynn, R OBP: 0.388, SLG: 0.531 (1, 4)		0-0 1-2 1B		0-0 F4-3		0-0 F8	0-0 HR 1B		
Mike Scott, R OBP: 0.333, SLG: 0.200 Rusty Staub, L OBP: 0.400, SLG: 0.474 Neil Allen, R (7, PH) (8, 1)		0-0 B1-5-4 2-3f		4-0 BB 1B BB BB		0-0 L4	0-3 K		

AB	R	H	RBI	BB	SO	LOB
4	2	4	3	1	0	0
3	1	1	1	1	1	1
5	0	1	0	0	2	5
2	1	0	1	3	0	2
0	0	0	0	0	0	0
4	0	0	0	1	0	7
0	0	0	0	0	0	0
3	0	1	1	0	0	0
3	1	1	1	1	0	2
4	1	2	0	0	0	1
2	1	0	0	1	0	3
1	0	0	0	0	1	2
0	0	0	0	0	0	0

1B	2B	3B	HR	SF	SAC	DP	HBP
8	1	0	1	1	1	1	0

BOTTOM

San Diego Padres @ New York Mets
Shea Stadium, Flushing, NY
Sun May 03 1981, 3:38 AM EDT
Att. 26,392 - Unknown

AB	31
R	7
H	10
RBI	7
BB	8
SO	4
LOB	23



Inning	R	H	E	K	S	P	BB	IBB	HBP	BLK	WP	HR	S	P	ERA	WHIP
1	0	2	0	0	5	4	0	0	0	0	0	0	19	39	9.82	3.545
2	0	2	0	0	4	4	0	0	0	0	0	0	5	5	0.00	0.000
3	3	3	0	0	2	3	1	0	0	0	0	1	12	24	13.50	2.000
4	0	2	0	0	4	4	0	0	0	0	0	0	5	5	0.00	0.000

PITCHER	IP	WLS	BF	H	R	ER	SO	BB	IBB	HBP	BLK	WP	HR	S	P	ERA	WHIP
John Curtis, L ERA: 5.87 (1, 1)	3.2		22	8	4	4	1	5	0	0	0	0	0	19	39	9.82	3.545
John Littlefield, R ERA: 4.58 (4, 1)	1.1		5	0	0	0	0	0	0	0	0	0	0	5	5	0.00	0.000
Tim Lollar, L ERA: 10.93 (6, 1)	2.0	L	11	2	3	3	2	2	1	0	0	0	1	12	24	13.50	2.000
John Ureña, R ERA: (8, 1)	1.0		3	0	0	0	1	0	0	0	0	0	0	5	5	0.00	0.000

WP	HR	S	P	ERA	WHIP
0	1	1	1	9.82	3.545

Batter	1	2	3	4	5	6	7	8	9	AB R H RBI BB SO LOB	TOP															
Ozzie Smith, S OBP: 0.300, SLG: 0.224 (1, 6) X	0-0 6-3 ①		0-0 S 1B			0-0 6-3 ②		0-0 6-3 ①		4 0 1 1 0 0 0	San Diego Padres @ Montreal Expos Olympic Stadium, Montreal, QB Tue May 05 1981, 7:05 PM EDT Att. 15,909 - Unknown															
Ruppert Jones, L OBP: 0.283, SLG: 0.270 (1, 8) X	0-0 F8 ②		0-3 3-H K ③			4-0 S 3B BB		0-0 4-3 ②		3 1 0 0 1 1 1																
Gene Richards, L OBP: 0.286, SLG: 0.273 (1, 7) S S S	0-3 K ③				0-3 K ①		0-0 1-H 3B		0-0 4-3 ③	4 0 1 1 0 2 0																
Luis Salazar, R OBP: 0.250, SLG: 0.263 (1, 5)		0-3 K ①			0-0 6-3 ②		0-0 6-3 ③		0-3 K ①	4 0 0 0 0 2 1																
Dave Edwards, R OBP: 0.167, SLG: 0.214 (1, 9)		0-0 F8 ②			0-0 6-3 ③		0-0 6-3 ①		0-3 K ②	4 0 0 0 0 1 0																
Steve Swisher, R OBP: 0.333, SLG: 0.333 (9, 2)										0 0 0 0 0 0 0																
Terry Kennedy, L OBP: 0.341, SLG: 0.361 (1, 2)		0-3 K ③			0-0 3-1 ①		0-3 K FC4-6		0-0 2B	4 0 1 0 0 2 0																
Joe Lefebvre, L OBP: 0.257, SLG: 0.344 (9, PR) (9, 9)										0 0 0 0 0 0 0																
Broderick Perkins, L OBP: 0.415, SLG: 0.513 (1, 3)			0-0 SH3 1B 2B		0-0 F8 ②		0-0 FC4-6 1-2f 2B		0-0 4-3 ③	4 2 1 0 0 0 2																
Gary Lucas, L (9, 1)										0 0 0 0 0 0 0																
Juan Bonilla, R OBP: 0.283, SLG: 0.300 (1, 4)			0-0 SH3 ①		0-0 F8 ③		0-0 1-H 2B			2 0 1 1 0 0 0																
Steve Mura, R OBP: 0.071, SLG: 0.071 (1, 1)			0-0 2-3				0-0 F9 ①		0-0 G3 ③	3 0 0 0 0 0 2																
Randy Bass, L OBP: 0.279, SLG: 0.328 (9, 3)										0 0 0 0 0 0 0																
Inning Stats	R: 0 E: 0 K: 1 S: 5	H: 0 LOB: 0 BB: 0 P: 5	R: 0 E: 0 K: 2 S: 7	H: 0 LOB: 0 BB: 0 P: 7	R: 1 E: 0 K: 1 S: 7	H: 2 LOB: 1 BB: 0 P: 7	R: 0 E: 0 K: 1 S: 5	H: 0 LOB: 0 BB: 0 P: 5	R: 0 E: 0 K: 0 S: 3	H: 0 LOB: 0 BB: 0 P: 3	R: 1 E: 0 K: 0 S: 4	H: 1 LOB: 1 BB: 1 P: 8	R: 1 E: 0 K: 1 S: 7	H: 1 LOB: 1 BB: 0 P: 7	R: 0 E: 0 K: 0 S: 3	H: 0 LOB: 0 BB: 0 P: 3	R: 0 E: 0 K: 2 S: 8	H: 1 LOB: 1 BB: 0 P: 8	R: 0 E: 0 K: 2 S: 8	H: 1 LOB: 1 BB: 0 P: 8	1B: 1 2B: 3 3B: 1 HR: 0	SF: 0 SAC: 1 DP: 0 HBP: 0	WP: 1 PB: 0 SB: 2 CS: 0	PA: 34		
PITCHER	IP WLS BF H R ER SO BB IBB HBP BLK WP HR S P ERA WHIP																									
Bill Lee, L ERA: 2.2 (1, 1)	7.0	27	4	3	3	6	1	0	0	0	1	0	38	42	3.86	0.714										
Woodie Fryman, L ERA: 1.13 (8, 1)	2.0	W	7	1	0	0	2	0	0	0	0	0	11	11	0.00	0.500										

livebaseballscorecards.com

AB	32
R	3
H	5
RBI	3
BB	1
SO	8
LOB	6



Batter	1	2	3	4	5	6	7	8	9	AB R H RBI BB SO LOB	TOP																													
Ozzie Smith, S OBP: 0.300, SLG: 0.224 (1, 6) X	0-0 5-3 ①		0-0 G3 ②		0-0 F8 ③			0-0 F7 ②		4 0 0 0 0 0 0																														
Ruppert Jones, L OBP: 0.284, SLG: 0.276 (1, 8) S S S S	0-3 K ②		0-3 K ③			0-0 F7 ①		0-0 L8 ③		4 0 0 0 0 2 0																														
Gene Richards, L OBP: 0.289, SLG: 0.271 (1, 7) X	0-0 P6 ③			0-0 S 1B		4-0 BB BB		0-0 F7 ①		3 0 1 0 1 0 0																														
Terry Kennedy, L OBP: 0.340, SLG: 0.359 (1, 2)		0-3 K ①		0-0 P4 ①		0-0 P6 ②		0-0 L3 ②		4 0 0 0 0 1 2																														
Broderick Perkins, L OBP: 0.420, SLG: 0.625 (1, 3)		0-0 1B 1B		0-0 L8 ②		0-0 L9 ③		0-0 P4 ③		4 0 1 0 0 0 2																														
Joe Lefebvre, L OBP: 0.256, SLG: 0.333 (1, 9)		0-0 F8 ②		0-0 4-3 ③			0-0 F9 ①			3 0 0 0 0 0 2																														
Luis Salazar, R OBP: 0.290, SLG: 0.352 (1, 5)		0-0 1B 1B			0-0 HR		0-0 F9 ②			3 1 2 1 0 0 0																														
Juan Bonilla, R OBP: 0.246, SLG: 0.259 (1, 4)		0-0 L5 ③			0-3 K ①		0-0 5-3 ③			3 0 0 0 0 1 2																														
Chris Welsh, L (1, 1)			0-0 4-3 ①		0-0 F8 ②			0-0 1-3 ①		3 0 0 0 0 0 0																														
Inning Stats	R: 0 E: 0 K: 1 S: 5	H: 0 LOB: 0 BB: 0 P: 5	R: 0 E: 0 K: 1 S: 7	H: 2 LOB: 2 BB: 0 P: 7	R: 0 E: 0 K: 1 S: 5	H: 0 LOB: 0 BB: 0 P: 5	R: 0 E: 0 K: 0 S: 4	H: 1 LOB: 1 BB: 0 P: 4	R: 1 E: 0 K: 1 S: 6	H: 1 LOB: 0 BB: 0 P: 6	R: 0 E: 0 K: 0 S: 3	H: 0 LOB: 1 BB: 1 P: 7	R: 0 E: 0 K: 0 S: 3	H: 0 LOB: 0 BB: 0 P: 3	R: 0 E: 0 K: 0 S: 3	H: 0 LOB: 0 BB: 0 P: 3	R: 0 E: 0 K: 0 S: 3	H: 0 LOB: 0 BB: 0 P: 3	1B: 3 2B: 0 3B: 0 HR: 1	SF: 0 SAC: 0 DP: 0 HBP: 0	WP: 0 PB: 0 SB: 1 CS: 0	PA: 32																		
PITCHER Scott Sanderson, R ERA: 2.04 (1, 1)	IP 9.0	WLS W	BF 32	H 4	R 1	ER 1	SO 4	BB 1	IBB 0	HBP 0	BLK 0	WP 0	HR 1	S 39	P 43	ERA 1.00	WHIP 0.556						PITCHER	IP	WLS	BF	H	R	ER	SO	BB	IBB	HBP	BLK	WP	HR	S	P	ERA	WHIP

San Diego Padres @ Montreal Expos
Olympic Stadium, Montreal, QB
Thu May 07 1981, 7:05 PM EDT
Att. 12,248 - Unknown

livebaseballscorecards.com

AB	31
R	1
H	4
RBI	1
BB	1
SO	4
LOB	8



Batter	1	2	3	4	5	6	7	8	9	AB R H RBI BB SO LOB
Tim Raines, S OBP: 0.467, SLG: 0.516 (1, 7) X	0-0 IHR		0-0 E S 2-3 1B		0-0 6-3			0-0 F8		4 1 2 1 0 0 0
Rodney Scott, S OBP: 0.338, SLG: 0.173 (1, 4) X	0-0 L6		4-0 S 1-3 BB			0-0 5-3		4-0 F8 S 2B BB		2 1 0 0 2 0 0
Andre Dawson, R OBP: 0.372, SLG: 0.524 (1, 8) X	0-0 P2		0-0 F8 1-2			0-0 F9		0-0 F8 1-3		4 0 0 0 0 0 3
Ellis Valentine, R OBP: 0.253, SLG: 0.373 (1, 9) X	0-0 5-3			0-0 F8		0-0 G3		0-0 2B		4 0 1 1 0 0 0
Gary Carter, R OBP: 0.386, SLG: 0.519 (1, 2) X		0-0 CS 1B		0-0 5-3		0-0 E6 F3 BB		4-0 IBB		3 0 1 0 1 0 0
Warren Cromartie, L OBP: 0.333, SLG: 0.444 (1, 3) X		0-3 K 1-2		0-0 1B		0-0 F8		0-0 6-3		4 0 1 0 0 1 4
Larry Parrish, R OBP: 0.261, SLG: 0.301 (1, 5) X		0-0 1-3		0-3 K		4-0 F3 1-2 BB				2 0 0 0 1 1 1
Chris Speier, R OBP: 0.307, SLG: 0.316 (1, 6) X			0-0 1B SH1-4 1B		0-0 F8		0-0 F3 1-2 2-3			3 0 1 0 0 0 2
Scott Sanderson, R OBP: 0.364, SLG: 0.444 (1, 1) X			0-0 SH1-4		0-3 K		0-3 K			2 0 0 0 0 2 2

Inning Stats	R: 1	H: 1	R: 0	H: 1	R: 0	H: 2	R: 0	H: 0	R: 0	H: 0	R: 1	H: 1	R: 0	H: 1	1B: 4	SF: 0	WP: 0	PA: 33
	E: 0	LOB: 0	E: 0	LOB: 0	E: 0	LOB: 2	E: 0	LOB: 0	E: 0	LOB: 0	E: 0	LOB: 2	E: 1	LOB: 2	2B: 2	SAC: 1	PB: 0	
	K: 0	BB: 0	K: 1	BB: 0	K: 0	BB: 1	K: 1	BB: 0	K: 1	BB: 0	K: 1	BB: 2	K: 1	BB: 1	3B: 0	DP: 1	SB: 3	
	S: 4	P: 4	S: 5	P: 5	S: 4	P: 8	S: 6	P: 6	S: 5	P: 5	S: 3	P: 3	S: 6	P: 10	HR: 1	HBP: 0	CS: 1	

PITCHER	IP	WLS	BF	H	R	ER	SO	BB	IBB	HBP	BLK	WP	HR	S	P	ERA	WHIP	PITCHER	IP	WLS	BF	H	R	ER	SO	BB	IBB	HBP	BLK	WP	HR	S	P	ERA	WHIP	
Chris Welsh, L ERA: 4.15 (1, 1)	8.0	L	33	6	2	2	4	3	1	0	0	0	0	37	53	2.25	1.125																			

BOTTOM

San Diego Padres @ Montreal Expos
Olympic Stadium, Montreal, QB

Thu May 07 1981, 7:05 PM EDT
Att. 12,248 - Unknown

livebaseballscorecards.com

AB	28
R	2
H	6
RBI	2
BB	4
SO	4
LOB	12



Batter	1	2	3	4	5	6	7	8	9	AB R H RBI BB SO LOB	TOP																
Ozzie Smith, S OBP: 0.296, SLG: 0.223 (1, 6) X	0-0 1B S E 1B	0-0 4-3		0-3 K			0-0 1-6-3	0-0 4-3		5 1 1 0 0 1 2																	
Ruppert Jones, L OBP: 0.289, SLG: 0.304 (1, 8) S S S	0-3 K 1-2	0-0 L4		0-0 1-H HR			4-0 BB SF8 BB		0-3 K	4 2 1 2 1 2 1																	
Gene Richards, L OBP: 0.294, SLG: 0.270 (1, 7) X	0-0 E 1B 2-3	0-3 K		0-3 K			4-0 BB 1-2 BB		0-0 1-3	4 0 1 0 1 2 0																	
Terry Kennedy, L OBP: 0.353, SLG: 0.365 (1, 2) X	0-0 1B 1-H 2B 1B 3-H		0-0 F7		0-0 6-3		4-0 1-2 2-3 BB		0-0 1B	4 1 2 0 1 0 0																	
Broderick Perkins, L OBP: 0.400, SLG: 0.596 (1, 3) X	0-0 2B 1B 1-3		0-0 F2		0-0 1-3		0-0 SF8		0-0 3-1	4 1 1 1 0 0 1																	
Joe Lefebvre, L OBP: 0.272, SLG: 0.352 (1, 9) X	0-0		4-0		0-0 4-3		0-0 3-H 4-3			2 1 1 1 1 0 0																	
Dave Edwards, R OBP: 0.156, SLG: 0.200 (7, PH) (7, 9)	1-3 1B 2B		FC5-4 BB							1 0 0 0 0 0 2																	
Luis Salazar, R OBP: 0.297, SLG: 0.358 (1, 5) X	0-0 1B 1B 2-H 3-H		0-0 FC5-4				0-0 F9		0-0 PB SH3 1B	4 0 2 2 0 0 1																	
Juan Bonilla, R OBP: 0.266, SLG: 0.279 (1, 4) X	0-0 1B			0-0 FC3-6 1B			0-0 5-3		0-0 SH3	3 0 2 0 0 0 0																	
John Curtis, L OBP: 0.100, SLG: 0.100 (1, 1) S S S	0-3 K		0-0 FC3-6				0-3 K		0-3 K	2 1 0 0 0 1 3																	
John Urrea, R OBP: 0.250, SLG: 0.250 (5, 1)				0-0 FC3-6 HR						1 0 0 0 0 1 0																	
Barry Evans, R OBP: 0.375, SLG: 0.300 (8, PH)										1 0 0 0 0 1 1																	
Gary Lucas, L (8, 1)										0 0 0 0 0 0 0																	
John Littlefield, R (8, 1)										0 0 0 0 0 0 0																	
Inning Stats	R: 4 E: 1 K: 2 S: 13	H: 7 LOB: 2 BB: 0 P: 13	R: 0 E: 0 K: 1 S: 5	H: 0 LOB: 0 BB: 0 P: 5	R: 0 E: 0 K: 0 S: 3	H: 0 LOB: 1 BB: 1 P: 7	R: 2 E: 0 K: 2 S: 9	H: 2 LOB: 0 BB: 0 P: 9	R: 0 E: 0 K: 0 S: 3	H: 0 LOB: 0 BB: 0 P: 3	R: 0 E: 0 K: 1 S: 5	H: 0 LOB: 0 BB: 0 P: 5	R: 1 E: 0 K: 0 S: 3	H: 0 LOB: 2 BB: 3 P: 15	R: 0 E: 0 K: 1 S: 6	H: 1 LOB: 1 BB: 0 P: 6	R: 0 E: 0 K: 1 S: 6	H: 1 LOB: 1 BB: 0 P: 6	1B: 9 2B: 1 3B: 0 HR: 1	SF: 1 SAC: 1 DP: 0 HBP: 0	WP: 0 PB: 1 SB: 1 CS: 0	PA: 41					
PITCHER	IP WLS BF H R ER SO BB IBB HBP BLK WP HR S P ERA WHIP																										
Dick Ruthven, R ERA: 4.43 (1, 1)	6.1		31	9	7	7	6	4	0	0	0	0	1	39	55	9.95	2.053										
Sparky Lyle, L ERA: 4.4 (7, 1)	1.2	W	6	1	0	0	1	0	0	0	0	0	0	8	8	0.00	0.600										
Tug McGraw, L ERA: 3.38 (9, 1)	1.0		4	1	0	0	1	0	0	0	0	0	0	6	6	0.00	1.000										

San Diego Padres @ Philadelphia Phillies
Veterans Stadium, Philadelphia, PA
 Fri May 08 1981, 7:05 PM EDT
 Att: 30,830 - Unknown

AB	35
R	7
H	11
RBI	6
BB	4
SO	8
LOB	11



Batter	1	2	3	4	5	6	7	8	9
Pete Rose, S OBP: 0.419, SLG: 0.467 (1, 3)	0-0 FC6-4 1B		0-0 6-3		0-0 E6 HR	0-0 6-3		4-0 3B BB	
Manny Trillo, R OBP: 0.357, SLG: 0.419 (1, 4)	0-0 FC6-4 FC1-4 1-2f		0-0 1B S E 1B		4-0 HR BB	0-0 6-3		0-0 HR 3B	
Mike Schmidt, R OBP: 0.410, SLG: 0.750 (1, 5)	0-0 FC1-4 1-2f		0-0 E S 1B 1B		0-0 HR		0-0 4-3 1B	0-0 HR	
Gary Matthews, R OBP: 0.426, SLG: 0.512 (1, 7)	0-3 K		0-0 1B 1B		0-0 FC6-4-5 6-3 1B		0-0 F9	0-0 1B FC1-2 2B	
Dick Davis, R OBP: 0.667, SLG: 0.857 (1, 9)		0-0 1B 3B	0-0 FC5-4 1B		0-0 6-3		0-0 4-3	4-0 FC1-2 1B IBB	
Greg Gross, L OBP: 0.354, SLG: 0.439 (7, PH) (8, 9)			1-2 FC5-4		0-0 FC6-4-5 S		0-0 F8	0-0 FC1-2 1B	
Garry Maddox, R OBP: 0.305, SLG: 0.306 (1, 8)		0-0 1B	0-0 FC5-4		0-0 FC6-4-5 S		0-0 F8	0-0 FC1-2 1B	
Ramon Aviles, R (8, PR)									
Del Unser, L OBP: 0.545, SLG: 0.750 (9, 8)		0-0 G6-4-3 1B	0-0 FC5-4		0-0 FC6-4-5 S		0-0 F8	0-0 FC1-2 1B	
Larry Bowa, S OBP: 0.277, SLG: 0.278 (1, 6)		0-0 G6-4-3 1B		0-0 L6	4-0 BB			4-0 E6 BB 3B	
Tug McGraw, R (9, 1)		1-2f G6-4-3		1-2 BB				FC1-2	
Bob Boone, R OBP: 0.267, SLG: 0.266 (1, 2)		0-0 P4		0-0 F8	0-0 6-3			K	
								6-3	
Dick Ruthven, R OBP: 0.059, SLG: 0.059 (1, 1)			0-0 6-3		0-0 4-3			0-0 E4 BB 3B	
Sparky Lyle, L (7, 1)									
Keith Moreland, R OBP: 0.273, SLG: 0.483 (8, PH)									
Luis Aguayo, R OBP: 0.231, SLG: 0.167 (8, PR) (9, 6)									

AB	R	H	RBI	BB	SO	LOB
4	2	1	0	1	0	0
4	3	2	3	1	0	1
5	3	4	5	0	0	1
5	0	3	1	0	1	2
3	1	2	0	0	0	1
1	0	0	0	1	0	1
5	0	2	1	0	0	4
0	0	0	0	0	0	0
0	0	0	0	0	0	0
4	1	0	0	1	0	4
0	0	0	0	0	0	0
5	0	0	0	0	1	6
3	0	0	0	0	1	0
0	0	0	0	0	0	0
1	0	0	0	0	0	1
0	1	0	0	0	0	0

WP	HR	S	P	ERA	WHIP
0	0	0	0	11.25	2.250
0	0	0	0	0.00	1.000
0	0	0	0	27.00	6.000
0	1	5	9	0.00	4.500

Inning Stats	R: 0	H: 1	E: 0	K: 1	S: 6	P: 6	R: 1	H: 2	E: 0	K: 0	S: 4	R: 2	H: 4	E: 0	K: 0	S: 7	R: 0	H: 0	E: 0	K: 0	S: 3	R: 3	H: 2	E: 1	K: 0	S: 6	R: 0	H: 0	E: 0	K: 1	S: 5	R: 0	H: 1	E: 0	K: 0	S: 4	R: 5	H: 4	E: 2	K: 1	S: 11		
	LOB: 1	BB: 0					LOB: 0	BB: 0				LOB: 2	BB: 0				LOB: 0	BB: 0				LOB: 2	BB: 2		LOB: 0	BB: 0											LOB: 3	BB: 2					

PITCHER	IP	WLS	BF	H	R	ER	SO	BB	IBB	HBP	BLK	WP	HR	S	P	ERA	WHIP
John Curtis, L ERA: 6.49 (1, 1)	4.0		21	8	6	5	1	1	0	0	0	0	1	22	26	11.25	2.250
John Urrea, R ERA: (5, 1)	3.0		12	2	0	0	1	1	0	0	0	0	0	13	17	0.00	1.000
Gary Lucas, L ERA: 2.96 (8, 1)	0.1	L	5	1	5	1	1	1	0	0	0	0	0	6	10	27.00	6.000
John Littlefield, R ERA: 4.91 (8, 1)	0.2		6	3	0	0	0	0	1	0	0	0	1	5	9	0.00	4.500

PITCHER	IP	WLS	BF	H	R	ER	SO	BB	IBB	HBP	BLK	WP	HR	S	P	ERA	WHIP

San Diego Padres @ Philadelphia Phillies
Veterans Stadium, Philadelphia, PA
Fri May 08 1981, 7:05 PM EDT
Att. 30,830 - Unknown

AB	40
R	11
H	14
RBI	10
BB	4
SO	3
LOB	21



WP: 0	PA: 44
PB: 0	
SB: 3	
CS: 0	

Batter	1	2	3	4	5	6	7	8	9	AB R H RBI BB SO LOB
Pete Rose, S OBP: 0.421, SLG: 0.483 (1, 3)	0-0 6-3		0-0 1B 3B	0-0 4-3		0-0 6-3			0-0 G6-4-3 1B 1B	5 1 2 0 0 0 0
Bake McBride, L OBP: 0.397, SLG: 0.509 (1, 9)	0-0 F7		0-0 E 1B 1B		0-0 1-3		0-3 K		0-0 G6-4-3 1B 1-2	5 1 2 1 0 1 0
Mike Schmidt, R OBP: 0.400, SLG: 0.707 (1, 5)	0-0 5-3		0-3 3-H K 1B		0-0 6-3		0-3 K		0-0 G6-4-3 1-2f 2-3	5 0 0 0 0 2 3
Gary Matthews, R OBP: 0.431, SLG: 0.544 (1, 7)		0-0 E 1B 1B	0-0 5-3		0-0 1B 1B		0-0 F8		0-0 6-3	5 2 2 0 0 0 2
Keith Moreland, R OBP: 0.297, SLG: 0.485 (1, 2)		0-3 K	0-0 1B 1B		0-0 1B 1B			0-0 F6		4 0 2 1 0 1 1
Greg Gross, L OBP: 0.373, SLG: 0.455 (1, 8)		0-0 E6 1B	0-0 1B		0-0 FC5-4 1B			0-0 FC5 2B		3 0 2 1 0 0 1
Lonnie Smith, R OBP: 0.226, SLG: 0.241 (8, PH) (9, 8)		1-2 1B	1-2 1B		1-2 2-H 1B			1-0 HBP		1 0 1 0 0 0 0
Manny Trillo, R OBP: 0.362, SLG: 0.407 (1, 4)		0-0 1-2 2-H 1B	0-3 K		0-0 FC5-4 1-2f					3 0 1 1 0 1 4
Luis Aguayo, R OBP: 0.176, SLG: 0.125 (1, 6)		0-0 F8		0-0 F4		0-3 K		0-3 K		4 0 0 0 0 2 4
Larry Christenson, R OBP: 0.143, SLG: 0.077 (1, 1)		0-3 K		0-3 K		0-0 4-3		0-0 FC5 2-3f		3 0 0 0 0 2 2
Mike Proly, R (7, 1)										0 0 0 0 0 0 0
Ron Reed, R (8, 1)										0 0 0 0 0 0 0
Dick Davis, R OBP: 0.467, SLG: 0.500 (8, PH)										1 0 0 0 0 0 2
Sparky Lyle, L (9, 1)										0 0 0 0 0 0 0

Inning Stats	R: 0	H: 0	E: 0	K: 0	S: 3	LOB: 0	BB: 0	P: 3	R: 1	H: 2	E: 1	K: 2	S: 10	LOB: 2	BB: 0	P: 10	R: 2	H: 4	E: 1	K: 2	S: 11	LOB: 2	BB: 0	P: 11	R: 0	H: 0	E: 0	K: 1	S: 5	LOB: 0	BB: 0	P: 5	R: 1	H: 3	E: 0	K: 0	S: 6	LOB: 2	BB: 0	P: 6	R: 0	H: 0	E: 0	K: 1	S: 5	LOB: 0	BB: 0	P: 5	R: 0	H: 0	E: 0	K: 2	S: 7	LOB: 0	BB: 0	P: 7	R: 0	H: 1	E: 0	K: 1	S: 6	LOB: 2	BB: 0	P: 7	R: 0	H: 2	E: 0	K: 0	S: 4	LOB: 1	BB: 0	P: 4	1B: 10	SF: 0	2B: 1	SAC: 0	3B: 1	DP: 1	HR: 0	HBP: 1	WP: 0	PA: 40
PITCHER	IP	WLS	BF	H	R	ER	SO	BB	IBB	HBP	BLK	WP	HR	S	P	ERA	WHIP																																																																	
Steve Mura, R ERA: 3.66 (1, 1)	5.0	W	25	9	4	3	5	0	0	0	0	0	0	35	35	5.40	1.800																																																																	
Gary Lucas, L ERA: 2.54 (6, 1)	4.0	S	15	3	0	0	4	0	0	1	0	0	0	22	23	0.00	0.750																																																																	

BOTTOM

San Diego Padres @ Philadelphia Phillies
Veterans Stadium, Philadelphia, PA
Sun May 10 1981, 3:33 AM EDT
Att. 40,447 - Unknown

livebaseballscorecards.com

AB	39
R	4
H	12
RBI	4
BB	0
SO	9
LOB	19



Batter	1	2	3	4	5	6	7	8	9	AB R H RBI BB SO LOB	TOP														
Lee Mazzilli, S (1, 8) OBP: 0.247, SLG: 0.256	0-0 F7		0-0 4-3			0-0 F8		0-0 1B 1B		4 0 1 0 0 0 0															
Frank Taveras, R (1, 6) OBP: 0.250, SLG: 0.286	0-0 F8			0-0 6-3		0-0 F8		0-0 1-2 1B		4 0 1 0 0 0 0															
Joel Youngblood, R (1, 9) OBP: 0.405, SLG: 0.507	0-0 WP BLK 1B			0-0 F4			0-3 K	0-0 5-3		4 0 1 0 0 1 2															
Dave Kingman, R (1, 7) OBP: 0.379, SLG: 0.425	0-0 6-3 1-3			0-0 F7			0-3 K		0-0 F8 1B 1B	4 0 1 0 0 1 1															
Rusty Staub, L (1, 3) OBP: 0.388, SLG: 0.427		0-0 F8			0-0 1-3		0-0 2B 1B		0-0 1-2 1B	4 0 2 0 0 0 0 0 0 0 0 0 0 0															
Bob Bailor, R (9, PR) OBP: 0.407, SLG: 0.364																									
Hubie Brooks, R (1, 5) OBP: 0.344, SLG: 0.400		0-0 6-3			0-0 E5		0-0 1-3 2B		0-3 K	4 0 1 0 0 1 2															
Alex Trevino, R (1, 2) OBP: 0.322, SLG: 0.286			0-0 6-3			0-0 F3		0-0 1-3		3 0 0 0 0 0 3 1 0 0 0 0 0 2															
Mike Jorgensen, L (9, PH) OBP: 0.303, SLG: 0.621																									
Doug Flynn, R (1, 4) OBP: 0.359, SLG: 0.511			0-0 F9			0-0 F6-3			0-0 F3	3 0 0 0 0 0 1 1 0 0 0 0 0 2															
Ron Hodges, L (9, PH) OBP: 0.417, SLG: 0.667									0-0 4-3																
Pat Zachry, R (1, 1) OBP: 0.400, SLG: 0.333			0-3 K			0-3 K		0-0 4-3		1 0 0 0 0 1 0 1 0 0 0 0 1 0 0 0 0 0 0 0 0 1 0 0 0 0 0 0 0 0 0 0 0 0 0															
Wally Backman, S (6, PH) OBP: 0.182, SLG: 0.182																									
Pete Falcone, L (6, 1)																									
Mike Cubbage, L (8, PH) OBP: 0.353, SLG: 0.250																									
Jeff Reardon, R (8, 1)																									
Inning Stats	R: 0 E: 0 K: 0 S: 4	H: 1 LOB: 1 BB: 0 P: 4	R: 0 E: 0 K: 0 S: 3	H: 0 LOB: 0 BB: 0 P: 3	R: 0 E: 0 K: 1 S: 5	H: 0 LOB: 0 BB: 0 P: 5	R: 0 E: 0 K: 0 S: 3	H: 0 LOB: 0 BB: 0 P: 3	R: 0 E: 1 K: 0 S: 4	H: 0 LOB: 1 BB: 0 P: 4	R: 0 E: 0 K: 1 S: 5	H: 0 LOB: 0 BB: 0 P: 5	R: 0 E: 0 K: 2 S: 9	H: 2 LOB: 2 BB: 0 P: 9	R: 0 E: 0 K: 0 S: 5	H: 2 LOB: 2 BB: 0 P: 5	R: 0 E: 0 K: 1 S: 7	H: 2 LOB: 2 BB: 0 P: 7	1B: 6 2B: 1 3B: 0 HR: 0	SF: 0 SAC: 0 DP: 0 HBP: 0	WP: 1 PB: 0 SB: 0 CS: 0	PA: 35			
PITCHER Juan Eichelberger, R (1, 1) ERA: 2.54	IP 9.0	WLS W	BF 35	H 7	R 0	ER 0	SO 5	BB 0	IBB 0	HBP 0	BLK 1	WP 1	HR 0	S 45	P 45	ERA 0.00	WHIP 0.778								
PITCHER	IP	WLS	BF	H	R	ER	SO	BB	IBB	HBP	BLK	WP	HR	S	P	ERA	WHIP								

New York Mets @ San Diego Padres
Jack Murphy Stadium, San Diego, CA
 Tue May 12 1981, 10:05 PM EDT
 Att. 9,235 - Unknown

livebaseballscorecards.com

AB	35
R	0
H	7
RBI	0
BB	0
SO	5
LOB	13



Batter	1	2	3	4	5	6	7	8	9	AB R H RBI BB SO LOB	TOP							
Lee Mazzilli, S (1, 8) OBP: 0.247, SLG: 0.256	0-0 4-3		0-0 CS 1B			0-0 6-3		0-0 G6-4-3 1-2f		4 0 1 0 0 0 2	New York Mets @ San Diego Padres Jack Murphy Stadium, San Diego, CA Wed May 13 1981, 10:05 PM EDT Att. 7,921 - Unknown livebaseballscorecards.com							
Frank Taveras, R (1, 6) OBP: 0.250, SLG: 0.295	0-0 F9		0-0 CS 1-2	0-0 5-3		0-0 2B		0-0 5-3	4 0 1 0 0 0 0									
John Stearns, R (1, 3) OBP: 0.286, SLG: 0.316	0-0 6-3			0-0 2B		0-0 F9		0-0 F8	4 0 1 0 0 0 1									
Dave Kingman, R (1, 7) OBP: 0.374, SLG: 0.410		0-3 K		0-0 6-3		0-0 F8		4-0 BB	3 0 0 0 1 1 1									
Joel Youngblood, R (1, 9) OBP: 0.397, SLG: 0.486		4-0 BB CS BB		0-0 5-3		0-0 6-3		0-0 5-3	3 0 0 0 1 0 2									
Hubie Brooks, R (1, 5) OBP: 0.355, SLG: 0.409		0-0 1-2 1B		0-0 G4-6-3 1B		0-0 5-3			3 0 2 0 0 0 0									
Alex Trevino, R (1, 2) OBP: 0.323, SLG: 0.287		0-0 F3		0-0 G4-6-3 1-2f		0-0 FC6-2 1B			3 0 1 0 0 0 2									
Doug Flynn, R (1, 4) OBP: 0.358, SLG: 0.505			0-0 F4-3		0-0 F1-3		0-0 FC6-2 1B		3 0 1 0 0 0 0									
Ed Lynch, R (1, 1) OBP: 0.333, SLG: 0.400			0-0 F9		0-0 5-3		0-0 FC6-2 G6-4-3 1-2 3-H		1 0 0 0 0 0 0 0 0 0 0 0 0 0 0 0 1 0 1 0 0 0 0 0 0 2 0 0 0 0 0 0 0 0									
Dave Roberts, L (5, 1) OBP: 0.250, SLG: 0.250																		
Wally Backman, S (6, PH) OBP: 0.157, SLG: 0.157																		
Tom Hausman, R (6, 1)																		
Dyar Miller, R (6, 1)																		
Mookie Wilson, S (8, PH) OBP: 0.242, SLG: 0.266																		
Jeff Reardon, R (8, 1)																		
Inning Stats	R: 0 E: 0 K: 0 S: 3	H: 0 LOB: 0 BB: 0 P: 3	R: 0 E: 0 K: 1 S: 5	H: 1 LOB: 1 BB: 1 P: 9	R: 0 E: 0 K: 0 S: 3	H: 1 LOB: 0 BB: 0 P: 3	R: 0 E: 0 K: 0 S: 4	H: 1 LOB: 1 BB: 0 P: 4	R: 0 E: 0 K: 0 S: 3	H: 0 LOB: 0 BB: 0 P: 3	R: 0 E: 0 K: 0 S: 4	H: 2 LOB: 1 BB: 0 P: 4	R: 0 E: 0 K: 0 S: 3	H: 0 LOB: 1 BB: 1 P: 7	1B: 5 2B: 2 3B: 0 HR: 0	SF: 0 SAC: 0 DP: 2 HBP: 0	WP: 0 PB: 0 SB: 0 CS: 2	PA: 33
PITCHER Chris Welsh, L (1, 1) ERA: 3.09	IP: 9.0 WLS: W BF: 32 H: 7 R: 0 ER: 0 SO: 1 BB: 2 IBB: 0 HBP: 0 BLK: 0 WP: 0 HR: 0 S: 32 P: 40 ERA: 0.00 WHIP: 1.000											PITCHER	IP: 9.0 WLS: W BF: 32 H: 7 R: 0 ER: 0 SO: 1 BB: 2 IBB: 0 HBP: 0 BLK: 0 WP: 0 HR: 0 S: 32 P: 40 ERA: 0.00 WHIP: 1.000					



Batter	1	2	3	4	5	6	7	8	9
Ozzie Smith, S OBP: 0.306, SLG: 0.244 (1, 6)	0-0 F7		0-0 F8		0-0 1B S 1B	0-0 F7		0-0 1B	
Ruppert Jones, L OBP: 0.269, SLG: 0.287 (1, 8)	0-0 F9		0-0 F7		0-3 K	0-0 WP 2B		0-0 F8	
Gene Richards, L OBP: 0.331, SLG: 0.325 (1, 7)	0-0 F5		1B 1B		0-0 1B	4-0 WP BB		0-3 K	
Terry Kennedy, L OBP: 0.348, SLG: 0.367 (1, 2)		0-0 G3	0-0 1B		0-0 1B	0-0 F8			
Broderick Perkins, L OBP: 0.431, SLG: 0.676 (1, 3)		0-0 1B E 1B	0-0 3-1		0-0 F7		0-0 F9		
Joe Lefebvre, L OBP: 0.323, SLG: 0.439 (1, 9)		0-0 E S 1B		0-0 F7		0-0 1B 3B	0-0 2B		
Luis Salazar, R OBP: 0.270, SLG: 0.325 (1, 5)		0-3 K		0-0 F8		0-0 F9	0-0 F8		
Barry Evans, R OBP: 0.382, SLG: 0.321 (8, 5)		1-3 3-H		0-0 F8					
Juan Bonilla, R OBP: 0.325, SLG: 0.368 (1, 4)		4-0 BB		0-0 6-3		0-0 SH 2B 1B	0-0 6-3		
Chris Welsh, L (1, 1)		0-0 5-3			0-3 K	0-0 SH 2B		0-3 K	

AB	R	H	RBI	BB	SO	LOB
5	1	2	0	0	0	2
5	0	1	2	0	1	2
4	0	2	0	1	1	1
4	0	2	1	0	0	2
4	1	1	0	0	0	4
4	1	3	0	0	0	0
4	0	0	0	0	1	3
0	0	0	0	0	0	0
3	1	1	1	1	0	1
3	1	0	0	0	2	2

BOTTOM

New York Mets @ San Diego Padres
Jack Murphy Stadium, San Diego, CA
 Wed May 13 1981, 10:05 PM EDT
 Att. 7,921 - Unknown

AB	36
R	5
H	12
RBI	4
BB	2
SO	5
LOB	17



1B:	9	SF:	0	WP:	1	PA:	39
2B:	2	SAC:	1	PB:	0		
3B:	1	DP:	0	SB:	2		
HR:	0	HBP:	0	CS:	0		

Inning Stats	R	H	E	K	S	P	IP	WLS	BF	H	R	ER	SO	BB	IBB	HBP	BLK	WP	HR	S	P	ERA	WHIP
Ed Lynch, R ERA: 2.12 (1, 1)	0	0	0	3	3	3	4.2	L	22	7	2	1	3	1	0	0	0	0	0	27	31	1.93	1.714
Dave Roberts, L ERA: 6.91 (5, 1)	0	0	0	0	0	0	0.1		1	0	0	0	0	0	0	0	0	0	0	1	1	0.00	0.000
Tom Hausman, R ERA: 3.15 (6, 1)	0	3	0	0	0	0	0.2		7	3	3	0	0	1	0	0	0	0	0	6	10	40.50	6.000
Dyar Miller, R ERA: 1.47 (6, 1)	0	1	0	0	0	0	1.1		5	1	0	0	0	0	0	0	0	1	0	5	5	0.00	0.750
Jeff Reardon, R ERA: 4.43 (8, 1)	0	0	0	0	0	0	1.0		4	1	0	0	2	0	0	0	0	0	0	8	8	0.00	1.000

PITCHER	IP	WLS	BF	H	R	ER	SO	BB	IBB	HBP	BLK	WP	HR	S	P	ERA	WHIP
Ed Lynch, R	4.2	L	22	7	2	1	3	1	0	0	0	0	0	27	31	1.93	1.714

New York Mets @ San Diego Padres
Jack Murphy Stadium, San Diego, CA

Thu May 14 1981, 6:33 AM EDT
 Att. 11,147 - Unknown

livebaseballscorecards.com



WP: 0 PA: 38
 PB: 0
 SB: 1
 CS: 0

AB 32
R 6
H 9
RBI 5
BB 3
SO 3
LOB 14

AB R H RBI BB SO LOB

TOP

Batter	1	2	3	4	5	6	7	8	9
Frank Taveras, R (1, 6) OBP: 0.247, SLG: 0.283	4-0 1B BB		0-3 K		0-0 6-3		0-0 6-3		0-0 5-3
John Stearns, R (1, 3) OBP: 0.319, SLG: 0.349	0-0 S E 1B		0-0 6-3			0-0 1B 1B	0-0 1B 1B		0-0 6-3
Lee Mazzilli, S (1, 8) OBP: 0.257, SLG: 0.270	0-0 E8 SF8 1B		0-0 F8			0-0 HBP 1B 1B	0-0 SF7		
Dave Kingman, R (1, 7) OBP: 0.369, SLG: 0.414	0-3 K			0-0 G4-3 2B		0-0 P6	0-3 K		
Joel Youngblood, R (1, 9) OBP: 0.402, SLG: 0.493	0-0 SF8			0-0 G4-3 1B		0-0 HBP 1B 1B		0-0 4-3	
Hubie Brooks, R (1, 5) OBP: 0.340, SLG: 0.391	0-0 1-3			0-0 G4-3		0-0 L9		0-0 2-3	
Alex Trevino, R (1, 2) OBP: 0.330, SLG: 0.281		4-0 F6-3 BB		0-0 F8		1-0 HBP		0-0 1-3	
Doug Flynn, R (1, 4) OBP: 0.354, SLG: 0.516		0-0 F6-3			0-0 F6-3	0-0 F7		0-0 6-3 3B	
Mike Scott, R (1, 1) OBP: 0.200, SLG: 0.111							4-0 1B 6-3 SF7 BB	0-0 6-3	
Mookie Wilson, S (7, PH) OBP: 0.254, SLG: 0.266									
Pete Falcone, L (7, 1)									
Tom Hausman, R (8, 1)									
Bob Bailor, R (9, PH) OBP: 0.393, SLG: 0.348									

Inning Stats	R: 3	H: 2	E: 1	LOB: 0	K: 1	BB: 1	S: 7	P: 11	R: 0	H: 0	E: 0	LOB: 0	K: 0	BB: 1	S: 2	P: 6	R: 0	H: 0	E: 0	LOB: 0	K: 1	BB: 0	S: 5	P: 5	R: 0	H: 2	E: 0	LOB: 1	K: 0	BB: 0	S: 4	P: 4	R: 0	H: 0	E: 0	LOB: 0	K: 0	BB: 0	S: 3	P: 3	R: 1	H: 3	E: 0	LOB: 3	K: 0	BB: 0	S: 6	P: 7	R: 1	H: 1	E: 0	LOB: 1	K: 1	BB: 1	S: 6	P: 10	R: 0	H: 0	E: 0	LOB: 0	K: 0	BB: 0	S: 3	P: 3	R: 1	H: 1	E: 0	LOB: 0	K: 0	BB: 0	S: 4	P: 4	1B: 7	SF: 2	2B: 2	SAC: 0	3B: 1	DP: 2	HR: 0	HBP: 1
--------------	------	------	------	--------	------	-------	------	-------	------	------	------	--------	------	-------	------	------	------	------	------	--------	------	-------	------	------	------	------	------	--------	------	-------	------	------	------	------	------	--------	------	-------	------	------	------	------	------	--------	------	-------	------	------	------	------	------	--------	------	-------	------	-------	------	------	------	--------	------	-------	------	------	------	------	------	--------	------	-------	------	------	-------	-------	-------	--------	-------	-------	-------	--------

PITCHER	IP	WLS	BF	H	R	ER	SO	BB	IBB	HBP	BLK	WP	HR	S	P	ERA	WHIP
John Curtis, L (1, 1) ERA: 6.3	5.1		23	7	4	3	2	2	0	0	0	0	0	25	33	5.06	1.688
John Urrea, R (6, 1) ERA: 0.45	1.0		6	1	1	1	0	1	0	1	0	0	0	4	9	9.00	2.000
Gary Lucas, L (7, 1) ERA: 2.61	2.2	W	9	1	1	1	1	0	0	0	0	0	0	11	11	3.38	0.375

PITCHER	IP	WLS	BF	H	R	ER	SO	BB	IBB	HBP	BLK	WP	HR	S	P	ERA	WHIP
---------	----	-----	----	---	---	----	----	----	-----	-----	-----	----	----	---	---	-----	------

Batter	1	2	3	4	5	6	7	8	9	AB R H RBI BB SO LOB	TOP		
Pete Rose, S (1, 3) OBP: 0.397, SLG: 0.432	0-0 1-3		0-0 F8		0-0 4-3		0-0 G3		0-0 6-3	5 0 0 0 0 0 0			
Manny Trillo, R (1, 4) OBP: 0.390, SLG: 0.421	0-0 6-3		0-0 6-3		0-0 E 1B		0-0 F9		0-0 1B	5 1 2 0 0 0 0			
Bake McBride, L (1, 9) OBP: 0.397, SLG: 0.485	0-0 PB 1B		0-0 FC6-4 1B		0-0 E8 1-3 1B		0-0 1B		0-0 P4	5 1 4 0 0 0 1			
Mike Schmidt, R (1, 5) OBP: 0.388, SLG: 0.636	0-3 K 1-2		0-0 FC6-4 1-2f		0-0 E S 1B		0-0 P4		0-0 4-3	5 0 1 2 0 1 4			
Gary Matthews, R (1, 7) OBP: 0.408, SLG: 0.491		0-0 FC5 1B 1B		0-0 F5		0-3 K 1-3		0-0 L9		4 0 1 0 0 1 1			
Garry Maddox, R (1, 8) OBP: 0.336, SLG: 0.374		0-0 F8		0-0 2B		0-0 6-3		0-0 3-1 1B		4 0 2 0 0 0 1			
Larry Bowa, S (1, 6) OBP: 0.303, SLG: 0.302		0-0 1-2 1B		0-0 L7		4-0 BB BB BB		0-0 3-1 1-2		3 0 1 0 1 0 2			
Bob Boone, R (1, 2) OBP: 0.276, SLG: 0.258		0-0 F2		0-0 5-3		0-0 F9		4-0 IBB		3 0 0 0 1 0 4			
Steve Carlton, L (1, 1) OBP: 0.259, SLG: 0.423		0-0 FC5 2-3f		0-3 K		0-0 4-3		0-3 K		4 0 0 0 0 2 5			
Inning Stats	R: 0 E: 0 K: 1 S: 6 H: 1 LOB: 1 BB: 0 P: 6	R: 0 E: 0 K: 0 S: 5 H: 2 LOB: 2 BB: 0 P: 5	R: 0 E: 0 K: 0 S: 4 H: 1 LOB: 1 BB: 0 P: 4	R: 0 E: 0 K: 0 S: 4 H: 1 LOB: 1 BB: 0 P: 4	R: 2 E: 1 K: 2 S: 10 H: 3 LOB: 1 BB: 0 P: 10	R: 0 E: 0 K: 0 S: 3 H: 0 LOB: 1 BB: 1 P: 7	R: 0 E: 0 K: 0 S: 4 H: 1 LOB: 1 BB: 0 P: 4	R: 0 E: 0 K: 1 S: 6 H: 1 LOB: 2 BB: 1 P: 10	R: 0 E: 0 K: 0 S: 4 H: 1 LOB: 1 BB: 0 P: 4	1B: 10 2B: 1 3B: 0 HR: 0 SF: 0 SAC: 0 DP: 0 HBP: 0	WP: 0 PB: 1 SB: 1 CS: 0 PA: 40		
PITCHER	IP WLS BF H R ER SO BB IBB HBP BLK WP HR S P ERA WHIP											PITCHER	IP WLS BF H R ER SO BB IBB HBP BLK WP HR S P ERA WHIP
Steve Mura, R (1, 1) ERA: 3.29	8.0 L 36 10 2 1 4 1 1 0 0 0 0 0 42 50 1.12 1.375												
Gary Lucas, L (9, 1) ERA: 2.53	1.0 4 1 0 0 0 0 0 0 0 0 0 0 4 4 0.00 1.000												

Philadelphia Phillies @ San Diego Padres
 Jack Murphy Stadium, San Diego, CA
 Fri May 15 1981, 6:33 AM EDT
 Att: 15,939 - Unknown

AB	38
R	2
H	11
RBI	2
BB	2
SO	4
LOB	18



Batter	1	2	3	4	5	6	7	8	9	AB	R	H	RBI	BB	SO	LOB
--------	---	---	---	---	---	---	---	---	---	----	---	---	-----	----	----	-----

Ozzie Smith, S OBP: 0.301, SLG: 0.250 (1, 6)	0-0 FC1-5 2B		0-3 K			0-0 5-3		0-3 K		4	0	1	0	0	2	0
Juan Bonilla, R OBP: 0.352, SLG: 0.383 (1, 4)	4-0 FC1-5 BB		0-3 K			4-0 CS BB			0-0 F9	2	0	0	0	2	1	0
Gene Richards, L OBP: 0.346, SLG: 0.353 (1, 7)	0-0 FC1-5 G5-4-3 1-2 2-3f			0-0 L5-3 1B		0-0 CS 1-2		0-3 K	4-0 2B BB	3	0	1	0	1	1	2
Barry Evans, R OBP: 0.359, SLG: 0.333 (1, 5)	0-0 G5-4-3 1-2f			0-0 L5-3 1-2		0-0 1-3			0-0 2B	4	0	1	0	0	0	3
Broderick Perkins, L OBP: 0.438, SLG: 0.667 (1, 3)		4-0 BB		0-3 K			0-0 3B 1B		0-0 6-3	3	1	1	0	1	1	1
Luis Salazar, R OBP: 0.273, SLG: 0.341 (1, 8)		0-0 L5			0-0 4-3		0-0 1-H 3B			3	0	1	1	0	0	1
Steve Swisher, R OBP: 0.263, SLG: 0.222 (1, 2)		0-0 F8			0-0 P4		0-3 K			3	0	0	0	0	1	2
Dave Edwards, R OBP: 0.154, SLG: 0.189 (1, 9)		0-0 F8			0-0 F3			0-0 6-3		3	0	0	0	0	0	1
Steve Mura, R OBP: 0.059, SLG: 0.059 (1, 1)			0-3 K			0-3 K		0-3 K		2	0	0	0	0	2	0
Craig Stimac, R OBP: 0.125, SLG: 0.125 (8, PH)										1	0	0	0	0	1	0
Gary Lucas, L OBP: 0.167, SLG: 0.167 (9, 1)										0	0	0	0	0	0	0

Inning Stats	R: 0	H: 1	E: 0	K: 0	S: 3	R: 0	H: 0	E: 0	K: 0	S: 3	R: 0	H: 1	E: 0	K: 1	S: 5	R: 0	H: 0	E: 0	K: 0	S: 3	R: 1	H: 2	E: 0	K: 2	S: 9	R: 0	H: 0	E: 0	K: 2	S: 7	R: 0	H: 1	E: 0	K: 0	S: 3	R: 0	H: 0	E: 0	K: 0	S: 3	1B: 2	SF: 0	2B: 3	SAC: 0	3B: 1	DP: 2	HR: 0	HBP: 0	WP: 0	PA: 33
--------------	------	------	------	------	------	------	------	------	------	------	------	------	------	------	------	------	------	------	------	------	------	------	------	------	------	------	------	------	------	------	------	------	------	------	------	------	------	------	------	------	-------	-------	-------	--------	-------	-------	-------	--------	-------	--------

PITCHER	IP	WLS	BF	H	R	ER	SO	BB	IBB	HBP	BLK	WP	HR	S	P	ERA	WHIP
Steve Carlton, L ERA: 2.87 (1, 1)	9.0	W	32	5	1	1	9	4	0	0	0	0	0	46	62	1.00	1.000

BOTTOM

Philadelphia Phillies @ San Diego Padres
Jack Murphy Stadium, San Diego, CA

livebaseballscorecards.com

AB	28
R	1
H	5
RBI	1
BB	4
SO	9
LOB	10



WP	PA	ERA	WHIP
0	33		

Fri May 15 1981, 6:33 AM EDT
Att. 15,939 - Unknown

Batter	1	2	3	4	5	6	7	8	9	AB R H RBI BB SO LOB	TOP			
Pete Rose, S (1, 3) OBP: 0.387, SLG: 0.419	0-0 F9		0-0 F9		0-0 6-3		0-0 G1-2-3			4 0 0 0 0 0 4				
Manny Trillo, R (1, 4) OBP: 0.386, SLG: 0.414	0-0 F8		0-0 F9			0-0 F8		0-0 FC4-6 SH1-3 1B		4 0 1 0 0 0 0				
Bake McBride, L (1, 9) OBP: 0.408, SLG: 0.493	0-0 BLK 1B			0-3 K		0-0 S 1B		0-0 SH1-3 1-2		3 0 2 0 0 1 0				
Mike Schmidt, R (1, 5) OBP: 0.383, SLG: 0.619	0-0 6-3 1-2			0-0 6-3		0-0 F3 1-2		4-0 FC4-6 IBB		3 0 0 0 1 0 2				
Gary Matthews, R (1, 7) Tug McGraw, R (8, 1)		0-0 4-3		0-0 F8		0-0 5-3		0-0 FC4-6 FC6-4 1-2f 2-3		4 0 0 0 0 0 3 0 0 0 0 0 0 0				
Garry Maddox, R (1, 8) OBP: 0.349, SLG: 0.387		0-0 WP 1B			0-0 6-3 2B		0-0 BB G1-2-3 1B	0-0 FC6-4 1-2f		4 1 3 0 0 0 2				
Larry Bowa, S (1, 6) OBP: 0.302, SLG: 0.300		0-0 F3 1-2			0-0 6-3		0-0 L7		0-0 FC1-6 1B	4 0 1 0 0 0 3				
Bob Boone, R (1, 2) OBP: 0.284, SLG: 0.272		0-0 F9			0-0 2B		4-0 BB 1-2 BB		0-0 FC1-6 G4-6-3 1-2f	3 0 1 1 1 0 2				
Larry Christenson, R (1, 1) OBP: 0.125, SLG: 0.067 Dick Davis, R (7, PH) OBP: 0.529, SLG: 0.538 Sparky Lyle, L (7, 1) Greg Gross, L (8, 7) OBP: 0.352, SLG: 0.426			0-0 P6		0-0 5-3		4-0 BB 1-2 2-3 BB		0-0 G4-6-3 1-2f	2 0 0 0 0 0 1 0 0 0 0 1 0 0 0 0 0 0 0 0 0 1 0 0 0 0 0 1				
Inning Stats	R: 0 E: 0 K: 0 S: 4 H: 1 LOB: 1 BB: 0 P: 4	R: 0 E: 0 K: 0 S: 4 H: 1 LOB: 1 BB: 0 P: 4	R: 0 E: 0 K: 0 S: 3 H: 0 LOB: 0 BB: 0 P: 3	R: 0 E: 0 K: 1 S: 5 H: 0 LOB: 0 BB: 0 P: 5	R: 1 E: 0 K: 0 S: 5 H: 2 LOB: 1 BB: 0 P: 5	R: 0 E: 0 K: 0 S: 4 H: 1 LOB: 1 BB: 0 P: 4	R: 0 E: 0 K: 0 S: 3 H: 1 LOB: 2 BB: 2 P: 11	R: 0 E: 0 K: 0 S: 4 H: 1 LOB: 2 BB: 1 P: 8	R: 0 E: 0 K: 0 S: 3 H: 1 LOB: 0 BB: 0 P: 3	1B: 7 2B: 1 3B: 0 HR: 0 SF: 0 SAC: 1 DP: 2 HBP: 0	WP: 1 PB: 0 SB: 1 CS: 0 PA: 36			
PITCHER	IP WLS BF H R ER SO BB IBB HBP BLK WP HR S P ERA WHIP												PITCHER	IP WLS BF H R ER SO BB IBB HBP BLK WP HR S P ERA WHIP
Tim Lollar, L (1, 1) ERA: 8.39 John Littlefield, R (8, 1) ERA: 5.57	7.1 31 7 1 1 1 2 1 0 1 1 0 30 42 1.23 1.227													

Philadelphia Phillies @ San Diego Padres
 Jack Murphy Stadium, San Diego, CA
 Sat May 16 1981, 10:05 PM EDT
 Att: 40,656 - Unknown

AB	32
R	1
H	8
RBI	1
BB	3
SO	1
LOB	18



Batter	1	2	3	4	5	6	7	8	9	AB R H RBI BB SO LOB	TOP											
Lonnie Smith, R (1, 9) <small>OBP: 0.244, SLG: 0.289</small> Greg Gross, L (9, 9) <small>OBP: 0.352, SLG: 0.426</small>	0-0 2B 3B	0-0 F9		0-3 K			0-0 5-3		0-0 6-3	5 1 1 0 0 1 1 0 0 0 0 0 0 0												
Pete Rose, S (1, 3) <small>OBP: 0.387, SLG: 0.421</small>	0-0 2B	0-0 4-3		0-0 F9			0-0 5-3		4-0 BB	4 1 1 1 1 0 1												
Mike Schmidt, R (1, 5) <small>OBP: 0.391, SLG: 0.641</small>	0-3 K	0-0 PO	0-0 PB 1B			0-0 HR	4-0 IBB		0-3 K	4 2 2 1 1 2 2												
Del Unser, L (1, 8) <small>OBP: 0.611, SLG: 0.750</small>	0-0 F9 2B		4-0 1B 2B			0-3 K	0-0 F7			3 1 1 1 1 1 1												
Gary Matthews, R (1, 7) <small>OBP: 0.398, SLG: 0.464</small>	4-0 BB		0-0 P4			0-3 K		4-0 S BB		2 0 0 0 2 1 2												
Manny Trillo, R (1, 4) <small>OBP: 0.382, SLG: 0.409</small>	0-0 F9 2B		0-0 2B 1B			0-0 F9		0-0 F7		4 0 1 1 0 0 3												
Larry Bowa, S (1, 6) <small>OBP: 0.300, SLG: 0.306</small>	0-0 4-3		0-0 2B			0-0 P6		0-0 L7		4 0 1 1 0 0 3												
Bob Boone, R (1, 2) <small>OBP: 0.283, SLG: 0.281</small>		0-0 E 1B 2B	0-3 K			0-0 F7		0-0 5-3		4 1 1 0 0 1 2												
Nino Espinosa, R (1, 1) <small>OBP: 0.154, SLG: 0.154</small>		0-0 PO 4-3 1B		0-0 F8		0-3 K		0-0 4-3		4 0 1 1 0 1 0												
Inning Stats	R: 2 E: 0 K: 1 S: 8	H: 3 LOB: 2 BB: 1 P: 12	R: 1 E: 1 K: 0 S: 4	H: 2 LOB: 0 BB: 0 P: 4	R: 2 E: 0 K: 1 S: 7	H: 3 LOB: 1 BB: 1 P: 11	R: 0 E: 0 K: 1 S: 5	H: 0 LOB: 0 BB: 0 P: 5	R: 1 E: 0 K: 2 S: 8	H: 1 LOB: 0 BB: 0 P: 8	R: 0 E: 0 K: 1 S: 5	H: 0 LOB: 0 BB: 0 P: 5	R: 0 E: 0 K: 0 S: 3	H: 0 LOB: 1 BB: 1 P: 7	R: 0 E: 0 K: 0 S: 3	H: 0 LOB: 1 BB: 1 P: 7	R: 0 E: 0 K: 1 S: 5	H: 0 LOB: 1 BB: 1 P: 9	1B: 3 2B: 4 3B: 1 HR: 1	SF: 0 SAC: 0 DP: 0 HBP: 0	WP: 0 PB: 1 SB: 1 CS: 0	PA: 40
PITCHER	IP WLS BF H R ER SO BB IBB HBP BLK WP HR S P ERA WHIP																					
Juan Eichelberger, R (1, 1) <small>ERA: 3.35</small> Danny Boone, L (3, 1) <small>ERA: 2.41</small> John Urrea, R (8, 1) <small>ERA: 0.41</small>	2.1 L 15 7 5 5 1 2 0 0 0 0 0 0 15 23 19.29 3.857																					
	4.2 16 2 1 1 5 0 1 0 0 0 0 1 25 29 1.93 0.429																					
	2.0 8 0 0 0 1 2 0 0 0 0 0 0 8 16 0.00 1.000																					

Philadelphia Phillies @ San Diego Padres
 Jack Murphy Stadium, San Diego, CA
 Sun May 17 1981, 6:33 AM EDT
 Att. 18,330 - Unknown

AB	34
R	6
H	9
RBI	6
BB	5
SO	7
LOB	15



Batter	1	2	3	4	5	6	7	8	9	10	AB R H RBI BB SO LOB	TOP												
Tim Raines, S OBP: 0.466, SLG: 0.496 (1, 7)	4-0 6-3 S BB		0-3 K		4-0 IBB			0-0 FC5-6 CS 1-2f	0-0 G4-6-3		3 0 0 0 2 1 2	Montreal Expos @ San Diego Padres Jack Murphy Stadium, San Diego, CA Mon May 18 1981, 10:05 PM EDT Att. 13,283 - Unknown livebaseballscorecards.com												
Rodney Scott, S OBP: 0.339, SLG: 0.229 (1, 4)	0-0 6-3 1-2		0-0 1B		0-0 F3			0-0 2B 1B 1-2		0-0 2B SF9 1B	5 2 3 0 0 0 3													
Andre Dawson, R OBP: 0.352, SLG: 0.535 (1, 8)	0-0 6-3 2-3		0-0 4-3					0-0 1B 2B 1-H		0-0 1B 2B 1-3	5 1 2 1 0 0 2													
Ellis Valentine, R OBP: 0.262, SLG: 0.373 Jerry White, S OBP: 0.261, SLG: 0.349 (1, 9) (8, PR) (8, 9)	0-3 K				0-0 F4			0-0 1B WP S 2-H		0-0 SF9 3-H	4 0 1 1 0 1 1 0 0 0 1 0 0 0													
Gary Carter, R OBP: 0.326, SLG: 0.387 (1, 2)		0-0 6-3			0-0 F7			4-0 1B WP 1-2 IBB		0-0 6-3	4 0 0 0 1 0 1													
Tim Wallach, R OBP: 0.317, SLG: 0.382 (1, 3)		0-0 5-3			0-0 5-3			0-0 F7 1-2 2-3 IBB		0-0 6-3	4 0 0 0 1 0 1													
Larry Parrish, R OBP: 0.263, SLG: 0.284 (1, 5)		0-0 1B			4-0 SH1-4 BB			0-0 6-3 SSS		0-3 K	3 0 1 0 1 1 3													
Chris Speier, R OBP: 0.328, SLG: 0.333 (1, 6)		0-0 4-3			0-3 K			0-0 5-3		0-0 1B	4 0 1 0 0 1 2													
Scott Sanderson, R OBP: 0.333, SLG: 0.385 Woodie Fryman, R OBP: 1.000, SLG: 1.000 Bill Lee, L OBP: 0.429, SLG: 0.429 (1, 1) (8, 1) (10, 1)			0-0 F6		0-0 SH1-4 1-2			0-0 1B FC5-6		0-0 1B G4-6-3	2 0 1 0 0 0 0 1 0 1 0 0 0 0 0 0 0 0 0 0 0													
Inning Stats	R: 0 E: 0 K: 1 S: 5	H: 0 LOB: 1 BB: 1 P: 9	R: 0 E: 0 K: 0 S: 4	H: 1 LOB: 1 BB: 0 P: 4	R: 0 E: 0 K: 1 S: 6	H: 1 LOB: 1 BB: 0 P: 6	R: 0 E: 0 K: 0 S: 3	H: 0 LOB: 0 BB: 0 P: 3	R: 0 E: 0 K: 1 S: 5	H: 0 LOB: 2 BB: 2 P: 13	R: 0 E: 0 K: 0 S: 3		H: 0 LOB: 0 BB: 0 P: 3	R: 0 E: 0 K: 0 S: 3	H: 0 LOB: 0 BB: 0 P: 3	R: 2 E: 0 K: 1 S: 8	H: 4 LOB: 3 BB: 2 P: 16	R: 0 E: 0 K: 0 S: 3	H: 2 LOB: 0 BB: 0 P: 3	R: 1 E: 0 K: 0 S: 5	H: 2 LOB: 1 BB: 0 P: 5	1B: 8 2B: 2 3B: 0 HR: 0	SF: 1 SAC: 1 DP: 1 HBP: 0	WP: 1 PB: 0 SB: 2 CS: 1
PITCHER	IP WLS BF H R ER SO BB IBB HBP BLK WP HR S P ERA WHIP															IP WLS BF H R ER SO BB IBB HBP BLK WP HR S P ERA WHIP								
Chris Welsh, L ERA: 2.95 (1, 1)	7.2	33	6	2	2	3	2	3	0	0	1	0	34	54	2.35	1.043								
John Littlefield, R ERA: 5.24 (8, 1)	1.1	4	2	0	0	1	0	0	0	0	0	0	6	6	0.00	1.500								
Gary Lucas, L ERA: 2.73 (10, 1)	1.0	L 5	2	1	1	0	0	0	0	0	0	0	5	5	9.00	2.000								

BOTTOM

Montreal Expos @ San Diego Padres
 Jack Murphy Stadium, San Diego, CA
 Mon May 18 1981, 10:05 PM EDT
 Att: 13,283 - Unknown

livebaseballscorecards.com

AB	39
R	2
H	13
RBI	2
BB	0
SO	4
LOB	15



WP	0	PA	40
PB	0		
SB	0		
CS	0		

AB	R	H	RBI	BB	SO	LOB
5	0	1	0	0	0	2

3	0	3	0	0	0	0
2	0	1	0	0	0	1

5	0	2	0	0	1	3
---	---	---	---	---	---	---

4	0	1	0	0	0	3
0	1	0	0	0	0	0
0	0	0	0	0	0	0
1	0	0	0	0	0	2

4	0	1	0	0	0	0
---	---	---	---	---	---	---

3	0	0	0	0	0	0
0	0	0	0	0	0	0
1	0	0	0	0	0	2

4	1	2	1	0	1	0
---	---	---	---	---	---	---

4	0	1	1	0	1	2
---	---	---	---	---	---	---

2	0	1	0	0	1	0
1	0	0	0	0	0	0

1B:	11	SF:	0
2B:	3	SAC:	1
3B:	0	DP:	2
HR:	0	HBP:	0

Batter	1	2	3	4	5	6	7	8	9	10
Ozzie Smith, S OBP: 0.299, SLG: 0.253 (1, 6)	4-3		F8			F6		F8		1B
Ruppert Jones, L OBP: 0.298, SLG: 0.321 (1, 8)										1B
Barry Evans, R OBP: 0.357, SLG: 0.333 (8, PH)	1B		1-H			1B		5-3		FC4
Gene Richards, L OBP: 0.347, SLG: 0.352 (1, 7)						4-3			1-3	K
Terry Kennedy, L OBP: 0.346, SLG: 0.371 (1, 2)						8-4				FC4
Dave Edwards, R OBP: 0.154, SLG: 0.189 (9, PR)	G4-6-3							4-3		
Gary Lucas, L OBP: 0.167, SLG: 0.167 (10, 1)						1-2f			FC6-4	1B
Craig Stimac, R OBP: 0.111, SLG: 0.111 (10, PH)									1B	1B
Broderick Perkins, L OBP: 0.413, SLG: 0.605 (1, 3)			F6			F7				FC6-4
Joe Lefebvre, L OBP: 0.315, SLG: 0.406 (1, 9)										1B
John Littlefield, R OBP: 0.250, SLG: 0.211 (8, 1)			F6			F5				FC6-4
Steve Swisher, R OBP: 0.250, SLG: 0.211 (9, PH)										1B
Luis Salazar, R OBP: 0.268, SLG: 0.338 (1, 5)			L5			K				1-2
Juan Bonilla, R OBP: 0.364, SLG: 0.418 (1, 4)						4-3				1B
Chris Welsh, L OBP: 0.167, SLG: 0.091 (1, 1)										K
Jerry Turner, L OBP: 0.421, SLG: 0.467 (8, 9)										G3

Inning Stats	R: 0	H: 2	R: 0	H: 0	R: 0	H: 2	R: 0	H: 0	R: 0	H: 1	R: 0	H: 0	R: 0	H: 1	R: 1	H: 2	R: 1	H: 3	R: 0	H: 2
	E: 0	LOB: 1	E: 0	LOB: 0	E: 0	LOB: 2	E: 0	LOB: 0	E: 0	LOB: 1	E: 0	LOB: 0	E: 0	LOB: 0	E: 0	LOB: 1	E: 0	LOB: 2	E: 0	LOB: 2
	K: 0	BB: 0	K: 0	BB: 0	K: 0	BB: 0	K: 1	BB: 0	K: 0	BB: 0	K: 1	BB: 0	K: 0	BB: 0	K: 0	BB: 0	K: 1	BB: 0	K: 1	BB: 0
	S: 4	P: 4	S: 3	P: 3	S: 4	P: 4	S: 3	P: 3	S: 5	P: 5	S: 6	P: 6	S: 3	P: 3	S: 5	P: 5	S: 8	P: 8	S: 7	P: 7

PITCHER	IP	WLS	BF	H	R	ER	SO	BB	IBB	HBP	BLK	WP	HR	S	P	ERA	WHIP
Scott Sanderson, R ERA: 1.98 (1, 1)	7.2		28	8	1	1	2	0	0	0	0	0	0	32	32	1.17	1.043
Woodie Fryman, L ERA: 1.54 (8, 1)	1.2	W	10	5	1	1	1	0	0	0	0	0	0	12	12	5.40	3.000
Bill Lee, L ERA: 2.76 (10, 1)	0.2	S	2	0	0	0	1	0	0	0	0	0	0	4	4	0.00	0.000

PITCHER	IP	WLS	BF	H	R	ER	SO	BB	IBB	HBP	BLK	WP	HR	S	P	ERA	WHIP
Scott Sanderson, R ERA: 1.98 (1, 1)	7.2		28	8	1	1	2	0	0	0	0	0	0	32	32	1.17	1.043
Woodie Fryman, L ERA: 1.54 (8, 1)	1.2	W	10	5	1	1	1	0	0	0	0	0	0	12	12	5.40	3.000
Bill Lee, L ERA: 2.76 (10, 1)	0.2	S	2	0	0	0	1	0	0	0	0	0	0	4	4	0.00	0.000

Batter	1	2	3	4	5	6	7	8	9	AB R H RBI BB SO LOB	TOP		
Tim Raines, S (1, 7) OBP: 0.454, SLG: 0.480	0-0 G3		0-0 F8			0-0 F8		0-3 K		4 0 0 0 0 1 1	Montreal Expos @ San Diego Padres Jack Murphy Stadium, San Diego, CA Tue May 19 1981, 10:05 PM EDT Att. 6,871 - Unknown		
Rodney Scott, S (1, 4) OBP: 0.336, SLG: 0.230	0-0 G3		0-0 L6			0-0 F7		0-0 1B		4 0 1 0 0 0 1			
Andre Dawson, R (1, 8) OBP: 0.363, SLG: 0.550	0-0 1B		0-0 5-3			0-0 2B		0-0 1B		4 0 3 0 0 0 1			
Ellis Valentine, R (1, 9) OBP: 0.259, SLG: 0.368 Jerry White, S (3, 9) OBP: 0.265, SLG: 0.333	0-0 5-3				0-0 F8	4-0 BB		0-0 F8		1 0 0 0 0 0 1 2 0 0 0 1 0 2			
Gary Carter, R (1, 2) OBP: 0.324, SLG: 0.407		0-0 HR			0-0 5-3	0-0 FC6-4		0-0 F8		4 1 1 1 0 0 2			
Willie Montanez, L (1, 3) OBP: 0.231, SLG: 0.200		0-0 L7			0-0 G1		0-0 F7		0-0 P4	4 0 0 0 0 0 0			
Larry Parrish, R (1, 5) OBP: 0.254, SLG: 0.274		0-3 K					0-0 F2		0-3 K	4 0 0 0 0 2 0			
Chris Speier, R (1, 6) OBP: 0.320, SLG: 0.324		0-0 1-3					0-0 K			3 0 0 0 0 1 0			
Bill Gullickson, R (1, 1) OBP: 0.235, SLG: 0.294 Chris Smith, S (8, PH) Bill Lee, L (8, 1) OBP: 0.429, SLG: 0.429			0-0 1B			0-0 4-3		0-0 F7		2 0 1 0 0 0 0 1 0 0 0 0 0 0 0 0 0 0 0 0 0			
Inning Stats	R: 0 H: 1 E: 0 LOB: 1 K: 0 BB: 0 S: 4 P: 4	R: 1 H: 1 E: 0 LOB: 0 K: 1 BB: 0 S: 6 P: 6	R: 0 H: 1 E: 0 LOB: 1 K: 0 BB: 0 S: 4 P: 4	R: 0 H: 0 E: 0 LOB: 0 K: 0 BB: 0 S: 3 P: 3	R: 0 H: 0 E: 0 LOB: 0 K: 0 BB: 0 S: 3 P: 3	R: 0 H: 1 E: 0 LOB: 2 K: 0 BB: 1 S: 4 P: 8	R: 0 H: 0 E: 0 LOB: 0 K: 1 BB: 0 S: 5 P: 5	R: 0 H: 2 E: 0 LOB: 2 K: 1 BB: 0 S: 7 P: 7	R: 0 H: 0 E: 0 LOB: 0 K: 1 BB: 0 S: 5 P: 5	1B: 4 SF: 0 2B: 1 SAC: 0 3B: 0 DP: 0 HR: 1 HBP: 0	WP: 0 PA: 34 PB: 0 SB: 1 CS: 0		
PITCHER	IP WLS BF H R ER SO BB IBB HBP BLK WP HR S P ERA WHIP											PITCHER	IP WLS BF H R ER SO BB IBB HBP BLK WP HR S P ERA WHIP
Rick Wise, R (1, 1) ERA: 2.97 Gary Lucas, L (8, 1) ERA: 2.57	7.0 W 26 4 1 1 2 1 0 0 0 0 0 1 29 33 1.29 0.714												

livebaseballscorecards.com

AB	33
R	1
H	6
RBI	1
BB	1
SO	4
LOB	8



Batter	1	2	3	4	5	6	7	8	9
Ozzie Smith, S OBP: 0.298, SLG: 0.253 (1, 6)	0-0 6-3		0-0 F9		0-0 1B 1B		0-0 L6		
Ruppert Jones, L OBP: 0.297, SLG: 0.319 (1, 8)	0-0 P6		0-0 4-3		0-0 1B 1B			0-0 F7	
Gene Richards, L OBP: 0.339, SLG: 0.342 (1, 7)	0-0 4-3			0-3 K	0-3 K			0-0 F8	
Terry Kennedy, L OBP: 0.336, SLG: 0.359 (1, 2)		0-0 F8		0-0 F7		0-3 K		0-0 L9	
Broderick Perkins, L OBP: 0.400, SLG: 0.584 (1, 3)		0-0 F7		0-0 L3		0-0 1-3			
Joe Lefebvre, L OBP: 0.325, SLG: 0.424 (1, 9)		0-0 L9			0-0 1B 2B	0-0 FC6-4 1B			
Luis Salazar, R OBP: 0.270, SLG: 0.338 (1, 5)			0-0 1B 1B		0-0 FC1 1B 1B	0-0 FC6-4 1B			
Barry Evans, R OBP: 0.357, SLG: 0.333 (7, 5)							0-0 4-3		
Tim Flannery, L OBP: 0.500, SLG: 0.500 (1, 4)			0-0 1B		0-0 1B 1B			0-0 E3	
Rick Wise, R OBP: 0.111, SLG: 0.222 (1, 1)			0-3 K		0-3 K				
Jerry Turner, L OBP: 0.400, SLG: 0.438 (7, PH)									
Gary Lucas, L OBP: 0.167, SLG: 0.167 (8, 1)									

Inning Stats	R: 0	H: 0	E: 0	LOB: 0	K: 0	BB: 0	S: 3	P: 3
	R: 0	H: 0	E: 0	LOB: 0	K: 0	BB: 0	S: 3	P: 3
	R: 0	H: 2	E: 0	LOB: 2	K: 1	BB: 0	S: 7	P: 7
	R: 0	H: 0	E: 0	LOB: 0	K: 1	BB: 0	S: 5	P: 5
	R: 3	H: 4	E: 0	LOB: 1	K: 2	BB: 0	S: 11	P: 11
	R: 0	H: 1	E: 0	LOB: 1	K: 1	BB: 0	S: 6	P: 6
	R: 0	H: 0	E: 1	LOB: 0	K: 0	BB: 0	S: 3	P: 3
	R: 0	H: 0	E: 0	LOB: 0	K: 0	BB: 0	S: 3	P: 3

PITCHER	IP	WLS	BF	H	R	ER	SO	BB	IBB	HBP	BLK	WP	HR	S	P	ERA	WHIP
Bill Gullickson, R ERA: 3.59 (1, 1)	7.0	L	28	7	3	3	5	0	0	0	0	0	0	38	38	3.86	1.000
Bill Lee, L ERA: 2.67 (8, 1)	1.0		3	0	0	0	0	0	0	0	0	0	0	3	3	0.00	0.000

BOTTOM

AB	R	H	RBI	BB	SO	LOB
4	0	1	1	0	0	3
4	0	1	2	0	0	2
4	0	0	0	0	2	1
4	0	0	0	0	1	0
3	0	0	0	0	0	0
3	1	2	0	0	0	0
3	1	1	0	0	0	2
0	0	0	0	0	0	0
3	1	2	0	0	0	0
2	0	0	0	0	2	5
1	0	0	0	0	0	0
0	0	0	0	0	0	0

AB	31
R	3
H	7
RBI	3
BB	0
SO	5
LOB	13



WP	PA
0	31

Montreal Expos @ San Diego Padres
Jack Murphy Stadium, San Diego, CA
 Tue May 19 1981, 10:05 PM EDT
 Att. 6,871 - Unknown

livebaseballscorecards.com

Batter	1	2	3	4	5	6	7	8	9	AB R H RBI BB SO LOB	TOP												
Tim Raines, S OBP: 0.439, SLG: 0.462 (1, 7) X	0-0 4-3	0-0 4-3		0-3 K		0-0 F7		0-0 L9		5 0 0 0 0 1 2													
Rodney Scott, S OBP: 0.347, SLG: 0.225 (1, 4) B B B B	4-0 BB S 1B BB		0-0 4-3		4-0 WP 1B BB	4-0 S BB		0-0 6-3		2 2 0 0 3 0 0													
Andre Dawson, R OBP: 0.371, SLG: 0.593 (1, 8) B B B B	4-0 BB 1-2 1B BB		0-0 HR		0-0 E5 BB 1B 1-2 BB	0-0 F9		0-0 HR		4 4 2 2 1 0 2													
Gary Carter, R OBP: 0.333, SLG: 0.409 (1, 2) B B B B	4-0 1-2 2-3 1B BB		0-0 P6		0-0 BB BB 1-2 2-H 1B	0-0 6-3		0-0 1B		4 0 2 1 1 0 1													
Willie Montanez, L OBP: 0.258, SLG: 0.207 (1, 3) X	0-0 1-2 2-H 3-H 1B		0-0 F8		4-0 BB 1-2 2-3 BB		0-0 F9		0-0 F7	4 0 1 2 1 0 1													
Tim Wallach, R OBP: 0.309, SLG: 0.367 (1, 9) S S S	0-3 K			0-0 FC1-5 BB 1B	0-0 P5		0-0 F7		0-3 K	5 0 1 0 0 2 6													
Larry Parrish, R OBP: 0.246, SLG: 0.265 (1, 5) X	0-0 F8			0-3 K	0-0 F7		0-0 6-3			4 0 0 0 0 1 6													
Chris Speier, R OBP: 0.326, SLG: 0.319 (1, 6) X		0-0 F9		4-0 FC1-5 BB 1-2	4-0 BB 1-2 2-3 3-H			0-3 K		2 0 0 1 2 1 0													
Steve Rogers, R OBP: 0.125, SLG: 0.045 (1, 1) S S S		0-3 K		0-0 FC1-5 1-2 2-3f	0-3 K			0-0 L4		4 0 0 0 0 2 5													
Inning Stats	R: 2 E: 0 K: 1 S: 6	H: 1 LOB: 2 BB: 3 P: 18	R: 0 E: 0 K: 1 S: 5	H: 0 LOB: 0 BB: 0 P: 5	R: 1 E: 0 K: 0 S: 4	H: 1 LOB: 0 BB: 0 P: 4	R: 0 E: 0 K: 2 S: 8	H: 1 LOB: 2 BB: 1 P: 12	R: 2 E: 1 K: 1 S: 7	H: 1 LOB: 3 BB: 3 P: 19	R: 0 E: 0 K: 0 S: 3	H: 0 LOB: 1 BB: 1 P: 7	R: 0 E: 0 K: 0 S: 3	H: 0 LOB: 0 BB: 0 P: 3	R: 0 E: 0 K: 1 S: 5	H: 0 LOB: 0 BB: 0 P: 5	R: 1 E: 0 K: 1 S: 7	H: 2 LOB: 1 BB: 0 P: 7	1B: 4 2B: 0 3B: 0 HR: 2	SF: 0 SAC: 0 DP: 0 HBP: 0	WP: 1 PB: 0 SB: 2 CS: 0	PA: 42	
PITCHER	IP WLS BF H R ER SO BB IBB HBP BLK WP HR S P ERA WHIP																					PITCHER	IP WLS BF H R ER SO BB IBB HBP BLK WP HR S P ERA WHIP
Steve Mura, R ERA: 3.68 (1, 1)	4.0 L 22 4 5 4 4 5 0 0 0 1 1 25 45 9.00 2.250																						
John Curtis, L ERA: 6.3 (5, 1)	0.0 1 0 0 0 0 1 0 0 0 0 0 0 4 ∞ ∞																						
John Urrea, R ERA: 0.38 (5, 1)	2.0 8 0 0 0 1 2 0 0 0 0 0 8 16 0.00 1.000																						
John Littlefield, R ERA: 4.97 (7, 1)	3.0 11 2 1 1 2 0 0 0 0 0 1 15 15 3.00 0.667																						

Montreal Expos @ San Diego Padres
Jack Murphy Stadium, San Diego, CA
 Wed May 20 1981, 10:05 PM EDT
 Att. 9,336 - Unknown

livebaseballscorecards.com

AB 34
R 6
H 6
RBI 6
BB 8
SO 7
LOB 23



Batter	1	2	3	4	5	6	7	8	9	AB R H RBI BB SO LOB
Ozzie Smith, S OBP: 0.313, SLG: 0.261 (1, 6)	4-0 6-3 S BB		4-0 2B 3-1 BB	0-0 1-3			0-0 1B		0-0 1-2 3-1 1B	3 1 2 0 2 0 1
Ruppert Jones, L OBP: 0.300, SLG: 0.324 (1, 8)	4-0 6-3 1-2 BB		0-0 3-1 1-3 2B		0-0 L7		0-0 F9		0-0 1-2 2-3 3-1	4 0 1 0 1 0 3
Gene Richards, L OBP: 0.335, SLG: 0.333 (1, 7)	0-3 K		0-0 3-1 2-3 3-H		4-0 BB		0-0 F8		0-0 P7	4 0 0 1 1 1 6
Terry Kennedy, L OBP: 0.326, SLG: 0.348 (1, 2)	0-0 6-3 1-2 2-3		0-0 L4		0-0 F8		0-0 4-1			4 0 0 0 0 0 5
Broderick Perkins, L OBP: 0.384, SLG: 0.559 (1, 3)	0-0 4-3		0-0 1-3		0-0 3-1			0-0 1-4-3		4 0 0 0 0 0 4
Joe Lefebvre, L OBP: 0.314, SLG: 0.408 (1, 9)		0-3 K		0-0 F8		0-0 P4		0-0 F5		4 0 0 0 0 1 0
Barry Evans, R OBP: 0.391, SLG: 0.375 (1, 5)		0-0 4-3 1B		0-0 2B 1B		0-0 FC3-6 1B		0-0 F9		4 1 3 0 0 0 0
Tim Flannery, L OBP: 0.500, SLG: 0.625 (1, 4)		0-0 4-3 1-2		0-0 1-H 2B		0-0 FC3-6 1-2f		0-0 3-1 1B 1B		4 0 2 1 0 0 2
Steve Mura, R OBP: 0.053, SLG: 0.053 (1, 1)		0-0 4-3		0-3 K		0-0 4-3		0-0 F8		2 0 0 0 0 0 1 2
John Curtis, L OBP: 0.091, SLG: 0.100 (5, 1)										0 0 0 0 0 0 0 0
John Lirio, R OBP: 0.250, SLG: 0.250 (5, 1)										0 0 0 0 0 0 0 0
Randy Bass, L OBP: 0.250, SLG: 0.317 (6, PH)										1 0 0 0 0 0 0 1
John Littlefield, R (7, 1)										0 0 0 0 0 0 0 0
Luis Salazar, R OBP: 0.288, SLG: 0.338 (9, PH)										1 0 0 0 0 0 0 1

BOTTOM

Montreal Expos @ San Diego Padres
Jack Murphy Stadium, San Diego, CA
 Wed May 20 1981, 10:05 PM EDT
 Att. 9,336 - Unknown

livebaseballscorecards.com

AB	35
R	2
H	8
RBI	2
BB	4
SO	3
LOB	25



Inning Stats	R: 0 H: 0 E: 0 K: 1 S: 5	H: 0 LOB: 2 BB: 2 P: 13	R: 0 H: 1 E: 0 K: 1 S: 6	H: 1 LOB: 1 BB: 0 P: 6	R: 1 H: 1 E: 0 K: 0 S: 4	H: 1 LOB: 1 BB: 1 P: 8	R: 1 H: 2 E: 0 K: 1 S: 7	H: 2 LOB: 1 BB: 0 P: 7	R: 0 H: 0 E: 0 K: 0 S: 3	H: 0 LOB: 1 BB: 1 P: 7	R: 0 H: 1 E: 0 K: 0 S: 4	H: 1 LOB: 1 BB: 0 P: 4	R: 0 H: 1 E: 0 K: 0 S: 4	H: 1 LOB: 1 BB: 0 P: 4	R: 0 H: 0 E: 0 K: 0 S: 3	H: 0 LOB: 0 BB: 0 P: 3	R: 0 H: 2 E: 0 K: 0 S: 5	H: 2 LOB: 2 BB: 0 P: 5	1B: 6 SF: 0 2B: 2 SAC: 0 3B: 0 DP: 0 HR: 0 HBP: 0	WP: 0 PA: 39 PB: 0 SB: 1 CS: 0
--------------	--------------------------	-------------------------	--------------------------	------------------------	--------------------------	------------------------	--------------------------	------------------------	--------------------------	------------------------	--------------------------	------------------------	--------------------------	------------------------	--------------------------	------------------------	--------------------------	------------------------	--	---

PITCHER	Steve Rogers, R ERA: 5.15 (1, 1)	IP 9.0 WLS W BF 39 H 8 R 2 ER 2 SO 3 BB 4 IBB 0 HBP 0 BLK 0 WP 0 HR 0 S 41 P 57 ERA 2.00 WHIP 1.333	PITCHER		IP WLS BF H R ER SO BB IBB HBP BLK WP HR S P ERA WHIP
---------	---	---	---------	--	---

Batter	1	2	3	4	5	6	7	8	9	AB R H RBI BB SO LOB	TOP											
Ozzie Smith, S OBP: 0.315, SLG: 0.265 (1, 6) X	0-0 E4 CS	0-3 K		0-0 2-H 1B		0-3 K2-3			0-0 1B	5 0 2 1 0 2 2												
Ruppert Jones, L OBP: 0.297, SLG: 0.319 (1, 8) S S S	0-3 K 1-2		0-0 G3	0-0 4-3			0-0 G6-4-3 1B		0-0 F7	5 0 1 0 0 1 3												
Gene Richards, L OBP: 0.339, SLG: 0.329 (1, 7) B B B	4-0 2B BB		4-0 2B BB		0-0 F7		0-0 F9			2 1 0 0 2 0 1												
Broderick Perkins, L OBP: 0.398, SLG: 0.583 (1, 3) X	0-0 1-3 2B		0-0 1-3 2B		4-0 CS BB		0-0 G6-4-3 1-2f			3 1 2 0 1 0 1												
Terry Kennedy, L OBP: 0.324, SLG: 0.353 (1, 2) S S S	0-3 K		0-0 3-1 2B		0-0 F7 1-2			0-0 P6		4 0 1 2 0 1 3												
Joe Lefebvre, L OBP: 0.320, SLG: 0.406 (1, 9) B B B B		4-0 1B SF9 BB	0-0 3-1			0-0 WP 1B		0-0 E5 CS		3 2 1 0 1 0 1												
Juan Bonilla, R OBP: 0.359, SLG: 0.411 (1, 4) X		0-0 SH1-4 1B	0-0 5-3			0-3 K		0-0 F8 1-2		4 0 1 0 0 1 3												
Luis Salazar, R OBP: 0.267, SLG: 0.336 (1, 5) X		0-0 SF9		0-0 SH2-4 1B		0-3 K2-3		0-3 K		3 1 1 1 0 2 1												
Barry Evans, R OBP: 0.391, SLG: 0.375 (9, 5) 3-H		0-0 SH1-4		0-0 SH2-4		0-0 1B		0-3 K		0 0 0 0 0 0 0												
Juan Eichelberger, R OBP: 0.176, SLG: 0.176 (1, 1) X		0-0 SH1-4		0-0 SH2-4		0-0 1B				0 0 0 0 0 0 0												
Tim Flannery, L OBP: 0.556, SLG: 0.667 (8, PH)										1 0 1 1 0 0 0												
John Littlefield, R OBP: 1.000, SLG: 1.000 (6, 1)										0 0 0 0 0 0 0												
Danny Boone, L OBP: 0.250, SLG: 0.250 (7, 1)										0 0 0 0 0 0 0												
John Urrea, R OBP: 0.278, SLG: 0.313 (8, 1)										0 0 0 0 0 0 0												
Randy Bass, L OBP: 0.167, SLG: 0.167 (8, PH)										1 0 0 0 0 1 0												
Gary Lucas, L OBP: 0.167, SLG: 0.167 (9, 1)										0 0 0 0 0 0 0												
Inning Stats	R: 0 E: 1 K: 2 S: 8	H: 1 LOB: 2 BB: 1 P: 12	R: 1 E: 0 K: 1 S: 6	H: 1 LOB: 1 BB: 1 P: 10	R: 2 E: 0 K: 0 S: 5	H: 2 LOB: 1 BB: 1 P: 9	R: 1 E: 0 K: 0 S: 4	H: 2 LOB: 0 BB: 0 P: 4	R: 0 E: 0 K: 0 S: 2	H: 0 LOB: 0 BB: 1 P: 6	R: 1 E: 0 K: 3 S: 11	H: 2 LOB: 1 BB: 0 P: 11	R: 0 E: 0 K: 0 S: 3	H: 1 LOB: 0 BB: 0 P: 3	R: 0 E: 1 K: 0 S: 3	H: 0 LOB: 0 BB: 0 P: 3	R: 0 E: 0 K: 2 S: 8	H: 1 LOB: 1 BB: 0 P: 8	1B: 7 2B: 3 3B: 0 HR: 0	SF: 1 SAC: 2 DP: 1 HBP: 0	WP: 1 PB: 0 SB: 0 CS: 4	PA: 38
PITCHER	IP WLS BF H R ER SO BB IBB HBP BLK WP HR S P ERA WHIP																					
Tommy Boggs, R ERA: 5.34 (1, 1)	3.1 L 19 6 4 4 3 3 0 0 0 0 0 0 22 34 10.80 2.700																					
Al Hrabosky, L ERA: 1.29 (4, 1)	1.2 4 0 0 0 0 1 0 0 0 0 0 0 3 7 0.00 0.600																					
Preston Hanna, R ERA: 3.57 (6, 1)	1.0 5 2 1 1 3 0 0 0 0 1 0 11 11 9.00 2.000																					
Larry Bradford, L ERA: 1.65 (7, 1)	2.0 6 1 0 0 0 0 0 0 0 0 0 6 6 0.00 0.500																					
Rick Camp, R ERA: 2.1 (9, 1)	1.0 4 1 0 0 2 0 0 0 0 0 0 8 8 0.00 1.000																					

San Diego Padres @ Atlanta Braves
Atlanta-Fulton County Stadium, Atlanta, GA

Fri May 22 1981, 7:05 PM EDT
Att: 10,752 - Unknown

livebaseballscorecards.com

AB	31
R	5
H	10
RBI	5
BB	4
SO	8
LOB	15



Batter	1	2	3	4	5	6	7	8	9	10	11	AB R H RBI BB SO LOB	TOP										
Ozzie Smith, S OBP: 0.321, SLG: 0.265 (1, 6)	0-0 E 1B	0-0 F7	4-0 BB			0-0 5-3		4-0 CS BB		0-0 6-3		4 1 1 0 2 0 3											
Ruppert Jones, L OBP: 0.292, SLG: 0.320 (1, 8)	0-0 F8	0-0 HR 2B	0-0 F7			0-0 6-3		0-3 K		0-0 P6		6 1 1 1 0 1 4											
Gene Richards, L OBP: 0.344, SLG: 0.366 (1, 7)	0-0 E6 1B	0-0 HR				0-0 1-3		0-0 3B		0-0 G1-6-3 1B		6 2 3 2 0 0 1											
Broderick Perkins, L OBP: 0.394, SLG: 0.569 (1, 3)	0-0 1B G5-2-3	0-0 1B				0-0 F8		0-0 6-3		0-0 G1-6-3		6 0 2 1 0 0 2											
Terry Kennedy, L OBP: 0.333, SLG: 0.362 (1, 2)	0-0 1B	0-0 1B				0-0 4-3		0-0 SH5-4 1B		0-0 6-3		5 0 3 1 0 0 0											
Joe Lefebvre, L OBP: 0.325, SLG: 0.418 (1, 9)	0-0 1-2 2-3 1B		0-0 P6			0-0 4-3		0-0 SH5-4		0-0 FC3-5-6 2B		4 0 2 0 0 0 0											
Juan Bonilla, R OBP: 0.352, SLG: 0.400 (1, 4)	0-0 G5-2-3		0-0 3B 1B			0-0 G3		0-0 L9		0-0 FC3-5-6 2B		5 1 1 0 0 0 5											
Luis Salazar, R OBP: 0.280, SLG: 0.356 (1, 5)		1-0 HBP	0-0 3B			0-0 G3		0-0 G3		0-0 2B		3 1 2 1 0 0 1											
Tim Lollar, L OBP: 0.333, SLG: 0.833 (7, 1)		SH1-4	1-0 HBP			0-0 FC6-4 1B		0-0 FC6-4		0-0 2B		0 0 0 0 0 0 0											
John Littlefield, R (8, 1)		2B	1-0 HBP			0-0 3B		0-0 FC6-4		1-3 2B		0 0 0 0 0 0 0											
Tim Flannery, L OBP: 0.600, SLG: 0.800 (10, PH)		HBP	0-0 3B			0-0 K		0-0 FC6-4		0-0 2B		1 0 1 0 0 0 0											
Gary Lucas, L OBP: 0.167, SLG: 0.167 (10, 1)		2B	0-0 K			0-0 FC6-4		0-3 K		0-0 6-3		0 0 0 0 0 0 0											
Chris Welsh, L OBP: 0.143, SLG: 0.077 (1, 1)		SH1-4	0-0 K			0-0 FC6-4		0-3 K		0-0 6-3		2 0 0 0 0 1 2											
John Urrea, R OBP: 0.250, SLG: 0.250 (6, 1)		SH1-4	0-0 K			0-0 FC6-4		0-3 K		0-0 6-3		0 0 0 0 0 0 0											
Barry Evans, R OBP: 0.375, SLG: 0.357 (7, 5)		SH1-4	0-0 K			0-0 FC6-4		0-3 K		0-0 6-3		2 0 0 0 0 1 2											
Inning Stats	R: 2 E: 1 K: 0 S: 7	H: 4 LOB: 2 BB: 0 P: 7	R: 3 E: 0 K: 0 S: 6	H: 4 LOB: 2 BB: 0 P: 7	R: 1 E: 0 K: 1 S: 7	H: 2 LOB: 1 BB: 1 P: 11	R: 0 E: 0 K: 0 S: 3	H: 0 LOB: 0 BB: 0 P: 3	R: 0 E: 0 K: 0 S: 4	H: 1 LOB: 1 BB: 0 P: 4	R: 0 E: 0 K: 0 S: 4	H: 1 LOB: 1 BB: 0 P: 4	R: 0 E: 0 K: 2 S: 6	H: 0 LOB: 0 BB: 1 P: 10	R: 0 E: 0 K: 0 S: 3	H: 1 LOB: 0 BB: 0 P: 3	R: 0 E: 0 K: 0 S: 5	H: 2 LOB: 2 BB: 0 P: 5	R: 0 E: 0 K: 0 S: 3	H: 0 LOB: 0 BB: 0 P: 3	1B: 10 2B: 3 3B: 2 HR: 1	SF: 0 SAC: 2 DP: 2 HBP: 1	WP: 0 PA: 49 PB: 0 SB: 0 CS: 1
PITCHER	IP WLS BF H R ER SO BB IBB HBP BLK WP HR S P ERA WHIP																			PITCHER	IP WLS BF H R ER SO BB IBB HBP BLK WP HR S P ERA WHIP		
Gaylord Perry, R ERA: 3.3 (1, 1)	2.1 17 10 6 5 0 0 0 0 0 0 0 1 16 17 19.29 4.286																						
John Montefusco, R ERA: 4.22 (3, 1)	2.2 10 1 0 0 1 1 0 0 0 0 0 0 11 15 0.00 0.750																						
Preston Hanna, R ERA: 3.42 (6, 1)	1.0 4 1 0 0 0 0 0 0 0 0 0 0 4 4 0.00 1.000																						
Rick Mahler, R ERA: 1.73 (7, 1)	2.0 7 1 0 0 2 1 0 0 0 0 0 0 10 14 0.00 1.000																						
Rick Camp, R ERA: 1.88 (9, 1)	3.0 11 3 0 0 0 0 0 0 0 0 0 0 11 11 0.00 1.000																						

San Diego Padres @ Atlanta Braves
Atlanta-Fulton County Stadium, Atlanta, GA

Sat May 23 1981, 7:05 PM EDT
Att. 12,453 - Unknown

livebaseballscorecards.com

AB	44
R	6
H	16
RBI	6
BB	2
SO	3
LOB	20



Batter	1	2	3	4	5	6	7	8	9	AB R H RBI BB SO LOB	TOP											
Ozzie Smith, S OBP: 0.313, SLG: 0.257 (1, 6) X	0-0 4-3		0-0 P2		0-0 P3		0-0 6-3		0-0 5-3	5 0 0 0 0 0 1												
Ruppert Jones, L OBP: 0.290, SLG: 0.312 (1, 8) X	0-0 L6		0-0 F8		4-0 HR BB		0-0 4-3		0-3 K	4 1 0 0 1 1 0												
Gene Richards, L OBP: 0.351, SLG: 0.392 (1, 7) X	0-0 F8		0-0 L3		0-0 HR			0-0 SH3-4 FC6 1B	0-0 S 1B	5 2 3 3 0 0 0												
Broderick Perkins, L OBP: 0.377, SLG: 0.542 (1, 3) X		0-0 4-3		0-0 1-3		0-3 K		0-0 FC6 1B	0-0 F9	5 1 0 0 0 1 2												
Terry Kennedy, L OBP: 0.340, SLG: 0.375 (1, 2) X		0-0 PB WP 2B		0-0 P6		0-0 1B 1B		0-0 SH3-4		3 1 2 0 0 0 0												
Joe Lefebvre, L OBP: 0.331, SLG: 0.411 (1, 9) X		4-0 WP PB BB		0-0 F5		0-0 P3		4-0 1B IBB		2 0 0 0 2 0 1												
Juan Bonilla, R OBP: 0.357, SLG: 0.398 (1, 4) X		0-0 F7			4-0 2B 6-3 BB		0-0 G1-4-3 1B		0-3 K	3 1 1 0 1 1 4												
Barry Evans, R OBP: 0.392, SLG: 0.386 (1, 5) X		4-0 BB			0-0 PB HR 2B		0-0 G1-4-3		0-0 1B	2 1 1 0 1 0 2												
Randy Bass, L OBP: 0.288, SLG: 0.323 (8, PH) X										1 0 1 2 0 0 0												
Luis Salazar, R OBP: 0.280, SLG: 0.356 (8, 5) X										0 0 0 0 0 0 0												
Rick Wise, R OBP: 0.091, SLG: 0.182 (1, 1) X		0-0 1-3			0-0 6-3		0-0 3-1		0-3 K2-3	2 0 0 1 0 0 3												
John Curtis, L OBP: 0.083, SLG: 0.091 (6, 1) X										1 0 0 0 0 0 0												
Tim Flannery, L OBP: 0.545, SLG: 0.727 (8, PH) X										1 0 0 0 0 1 2												
John Urrea, R OBP: 0.250, SLG: 0.250 (8, 1) X										0 0 0 0 0 0 0												
Danny Boone, L OBP: 1.000, SLG: 1.000 (8, 1) X										0 0 0 0 0 0 0												
Inning Stats	R: 0 E: 0 K: 0 S: 3	H: 0 LOB: 0 BB: 0 P: 3	R: 1 E: 0 K: 0 S: 4	H: 1 LOB: 2 BB: 2 P: 12	R: 0 E: 0 K: 0 S: 3	H: 0 LOB: 0 BB: 0 P: 3	R: 0 E: 0 K: 0 S: 3	H: 0 LOB: 0 BB: 0 P: 3	R: 4 E: 0 K: 1 S: 7	H: 2 LOB: 0 BB: 2 P: 15	R: 0 E: 0 K: 0 S: 4	H: 2 LOB: 1 BB: 0 P: 4	R: 0 E: 0 K: 0 S: 3	H: 0 LOB: 0 BB: 0 P: 3	R: 2 E: 0 K: 2 S: 10	H: 2 LOB: 2 BB: 1 P: 14	R: 0 E: 0 K: 1 S: 6	H: 1 LOB: 1 BB: 0 P: 6	1B: 5 2B: 2 3B: 0 HR: 1	SF: 0 SAC: 1 DP: 1 HBP: 0	WP: 1 PB: 2 SB: 1 CS: 0	PA: 40
PITCHER	IP WLS BF H R ER SO BB IBB HBP BLK WP HR S P ERA WHIP																					
Phil Niekro, R ERA: 3.14 (1, 1)	7.2 L 35 7 7 6 2 4 1 0 0 1 1 34 54 7.04 1.435																					
Rick Mahler, R ERA: 1.71 (8, 1)	0.1 1 0 0 0 1 0 0 0 0 0 0 3 3 0.00 0.000																					
Larry Bradford, L ERA: 1.56 (9, 1)	1.0 4 1 0 0 1 0 0 0 0 0 0 6 6 0.00 1.000																					

San Diego Padres @ Atlanta Braves
Atlanta-Fulton County Stadium, Atlanta, GA

Sun May 24 1981, 3:33 AM EDT
Att: 19,538 - Unknown

AB	34
R	7
H	8
RBI	6
BB	5
SO	4
LOB	15



livebaseballscorecards.com

Batter	1	2	3	4	5	6	7	8	9	AB R H RBI BB SO LOB
Rufino Linares, R OBP: 0.220, SLG: 0.368 (1, 7)	0-0 F9 ①		0-0 G3 1B 2B		0-0 HR		0-3 K ①		0-3 K ①	5 2 2 1 0 2 0
Biff Pocaroba, S OBP: 0.260, SLG: 0.214 (1, 5)	0-0 4-3 ②		0-0 G3 ②		0-0 F8 ①		0-3 K ②		0-0 F9 ②	5 0 0 0 0 1 1
Brian Asseltine, L OBP: 0.318, SLG: 0.381 (1, 9) Terry Harper, R OBP: 0.333, SLG: 0.370 (7, PH) (8, 9)	0-0 F9 ③		0-0 3B 1B ③		FC3-6 1B ②		0-0 HR ③		0-0 1B ③	3 1 2 1 0 0 0 2 1 2 1 0 0 0
Chris Chambliss, L OBP: 0.364, SLG: 0.401 (1, 3)		0-3 K ①	0-0 1B 3B ①		FC3-6 BB ②		0-0 F9 ③		0-0 G3 ③	5 1 1 1 0 1 2
Dale Murphy, R OBP: 0.315, SLG: 0.382 (1, 8)		0-0 1B 1B ②	0-0 E S 1B ③		4-0 FC6 BB ③			0-0 FC3-5 BB 1B ①		3 0 3 1 1 0 0
Glenn Hubbard, R OBP: 0.322, SLG: 0.385 (1, 4)		0-0 FC1-2-5-1 1B ②	0-0 F9 ③		0-0 FC6 ③			4-0 FC3-5 BB 1B ②		3 0 1 0 1 0 3
Bruce Benedict, R OBP: 0.360, SLG: 0.405 (1, 2)		0-0 FC1-2-5-1 FC5-4 1B ②		0-0 F5 ①		0-0 5-3 ①		0-0 FC3-5 ①		4 0 0 0 0 0 4
Luis Gomez, R OBP: 0.412, SLG: 0.231 (1, 6) Bob Porter, L OBP: 0.500, SLG: 0.500 (8, PH) Rafael Ramirez, R OBP: 0.289, SLG: 0.273 (9, 6)		0-0 FC5-4 ③		4-0 CS BB ③		0-0 F8 ②		0-3 K ②		2 0 0 0 1 0 2 1 0 0 0 0 1 2 0 0 0 0 0 0 0
Phil Niekro, R OBP: 0.050, SLG: 0.050 (1, 1) Rick Mahler, R (8, 1) Claudell Washington, L OBP: 0.329, SLG: 0.410 (8, PH) Bill Nahorodny, R (8, PH) Larry Bradford, R OBP: 1.000, SLG: 1.000 (9, 1)			0-0 6-3 ①		0-0 6-3 ②		0-0 F8 ③		0-3 K ③	3 0 0 0 0 0 1 0 0 0 0 0 0 0 0 0 0 0 0 0 0 1 0 0 0 0 1 2 0 0 0 0 0 0 0

Inning Stats	R: 0 E: 0 K: 0 S: 3	H: 0 LOB: 0 BB: 0 P: 3	R: 0 E: 0 K: 1 S: 7	H: 2 LOB: 2 BB: 0 P: 7	R: 3 E: 0 K: 0 S: 7	H: 4 LOB: 1 BB: 0 P: 7	R: 0 E: 0 K: 0 S: 2	H: 0 LOB: 0 BB: 1 P: 6	R: 1 E: 0 K: 0 S: 5	H: 2 LOB: 2 BB: 1 P: 9	R: 0 E: 0 K: 0 S: 3	H: 0 LOB: 0 BB: 0 P: 3	R: 1 E: 0 K: 2 S: 8	H: 1 LOB: 0 BB: 0 P: 8	R: 0 E: 0 K: 2 S: 8	H: 1 LOB: 2 BB: 1 P: 12	R: 0 E: 0 K: 1 S: 6	H: 1 LOB: 1 BB: 0 P: 6	1B: 7 2B: 1 3B: 1 HR: 2	SF: 0 SAC: 0 DP: 0 HBP: 0	WP: 0 PB: 0 SB: 1 CS: 1	PA: 40
--------------	------------------------------	---------------------------------	------------------------------	---------------------------------	------------------------------	---------------------------------	------------------------------	---------------------------------	------------------------------	---------------------------------	------------------------------	---------------------------------	------------------------------	---------------------------------	------------------------------	----------------------------------	------------------------------	---------------------------------	----------------------------------	------------------------------------	----------------------------------	--------

PITCHER	IP	WLS	BF	H	R	ER	SO	BB	IBB	HBP	BLK	WP	HR	S	P	ERA	WHIP
Rick Wise, R ERA: 3.52 (1, 1)	5.0		24	8	4	4	1	2	0	0	0	0	1	24	32	7.20	2.000
John Curtis, L ERA: 6.21 (6, 1)	2.0	W	7	1	1	1	2	0	0	0	0	0	1	11	11	4.50	0.500
John Urea, R ERA: 0.35 (8, 1)	0.2		4	1	0	0	1	1	0	0	0	0	0	5	9	0.00	3.000
Danny Boone, L ERA: 2.08 (8, 1)	1.1	S	5	1	0	0	2	0	0	0	0	0	0	9	9	0.00	0.750

BOTTOM

San Diego Padres @ Atlanta Braves
Atlanta-Fulton County Stadium, Atlanta, GA

livebaseballscores.com

AB	37
R	5
H	11
RBI	5
BB	3
SO	6
LOB	17



WP: 0	PA: 40
ERA	WHIP

Sun May 24 1981, 3:33 AM EDT
Att. 19,538 - Unknown

Batter	1	2	3	4	5	6	7	8	9	AB R H RBI BB SO LOB	TOP											
Ozzie Smith, S OBP: 0.315, SLG: 0.261 (1, 6) X	0-0 4-3		0-0 S 1B		0-0 1B SF9 1B		0-0 F7		0-0 F7	5 2 2 0 0 0 0												
Ruppert Jones, L OBP: 0.293, SLG: 0.314 (1, 8) X	0-0 F9		0-0 F7		0-0 1B BB 1B		0-0 FC6-4 1B		0-3 K	5 0 2 0 0 1 1												
Gene Richards, L OBP: 0.357, SLG: 0.394 (1, 7) X	0-0 1B		4-0 1B BB		0-0 1B BB 1B		0-0 FC6-4 1B 1-2f		0-0 F7	4 0 2 0 1 0 1												
Broderick Perkins, L OBP: 0.381, SLG: 0.545 (1, 3) X	0-0 F9		0-0 G4-6-3 1B		0-0 SF9		0-0 1B			3 0 2 2 0 0 1												
Terry Kennedy, L OBP: 0.344, SLG: 0.374 (1, 2) X		0-0 PB BB SF8 1B	0-0 G4-6-3		4-0 1B BB		0-0 4-3			3 1 1 0 1 0 4												
Joe Lefebvre, L OBP: 0.336, SLG: 0.404 (1, 9) X		4-0 SF8 PB BB		0-0 F9		0-3 K		1-0 FC4-6 HBP		2 0 0 0 1 1 3												
Juan Bonilla, R OBP: 0.345, SLG: 0.383 (1, 4) X		0-0 F3		0-0 5-3		0-0 F9		0-0 FC4-6 1B		4 0 0 0 0 0 3												
Luis Salazar, R OBP: 0.279, SLG: 0.356 (1, 5) X		0-0 SF8		0-0 6-3		0-0 F4		0-0 G5-4-3 1B		3 0 1 1 0 0 0												
Steve Mura, R OBP: 0.050, SLG: 0.050 (1, 1) X		0-0 6-3		0-0 F7		0-0 F6		0-0 G5-4-3		1 0 0 0 0 0 1												
Tim Flannery, L OBP: 0.500, SLG: 0.667 (5, PH)										1 0 0 0 0 0 0												
Tim Lollar, L OBP: 0.286, SLG: 0.714 (5, 1) X										1 0 0 0 0 0 0												
Barry Evans, R OBP: 0.385, SLG: 0.378 (8, PH) X										1 0 0 0 0 0 2												
Danny Boone, L OBP: 1.000, SLG: 1.000 (8, 1) X										0 0 0 0 0 0 0												
Inning Stats	R: 0 E: 0 K: 0 S: 4	H: 1 LOB: 1 BB: 0 P: 4	R: 1 E: 0 K: 0 S: 4	H: 1 LOB: 1 BB: 1 P: 8	R: 1 E: 0 K: 0 S: 4	H: 2 LOB: 1 BB: 1 P: 8	R: 0 E: 0 K: 0 S: 3	H: 0 LOB: 0 BB: 0 P: 3	R: 1 E: 0 K: 1 S: 8	H: 3 LOB: 3 BB: 1 P: 12	R: 0 E: 0 K: 0 S: 3	H: 0 LOB: 0 BB: 0 P: 3	R: 0 E: 0 K: 0 S: 5	H: 2 LOB: 2 BB: 0 P: 5	R: 0 E: 0 K: 0 S: 3	H: 1 LOB: 1 BB: 0 P: 4	R: 0 E: 0 K: 1 S: 5	H: 0 LOB: 0 BB: 0 P: 5	1B: 10 2B: 0 3B: 0 HR: 0	SF: 2 SAC: 0 DP: 2 HBP: 1	WP: 0 PB: 1 SB: 1 CS: 0	PA: 39
PITCHER	IP WLS BF H R ER SO BB IBB HBP BLK WP HR S P ERA WHIP												PITCHER	IP WLS BF H R ER SO BB IBB HBP BLK WP HR S P ERA WHIP								
Joe Niekro, R ERA: 2.26 (1, 1)	6.2 W 31 9 3 2 1 3 0 0 0 0 0 0 30 42 2.70 1.800																					
Joe Sambito, L ERA: 1.8 (7, 1)	2.1 S 8 1 0 0 1 0 0 1 0 0 0 0 9 10 0.00 0.429																					

San Diego Padres @ Houston Astros
 Astrodome, Houston, TX
 Mon May 25 1981, 8:05 PM EDT
 Att. 19,025 - Dome - 72 F

livebaseballscorecards.com

AB	33
R	3
H	10
RBI	3
BB	3
SO	2
LOB	16



Batter	1	2	3	4	5	6	7	8	9
Terry Puhl, L OBP: 0.333, SLG: 0.361 (1, 9)	0-0 S 1B	0-0 S 1B		4-0 2-3 3B BB		0-3 K		0-3 K	
Craig Reynolds, L OBP: 0.279, SLG: 0.436 (1, 6)	0-0 F9 1-2	0-0 F6 1-2		0-0 1-H 3-H SF7 3B		0-0 F3			
Cesar Cedeno, R OBP: 0.364, SLG: 0.395 (1, 8)	4-0 1B SH1-3 BB	0-3 K		0-0 3-H SF7		0-0 4-3			
Jose Cruz, L OBP: 0.321, SLG: 0.448 (1, 7)	0-0 1B SH1-3 1B	0-0 6-3		0-0 F9		0-0 1-3			
Art Howe, R OBP: 0.435, SLG: 0.525 (1, 5)	0-0 SH1-3		0-0 6-3		0-0 6-3		0-0 F9		
Kiko Garcia, R OBP: 0.281, SLG: 0.267 (8, 5)	1-2 3-H								
Denny Walling, L OBP: 0.366, SLG: 0.365 (1, 3)	4-0 1B 1B BB		0-0 F8		0-3 K		4-0 BB		
Alan Ashby, S OBP: 0.364, SLG: 0.308 (1, 2)	0-0 1B 1-2 2-3		0-0 G3		0-0 WP 1B		0-3 K		
Rafael Landestoy, S OBP: 0.304, SLG: 0.200 (1, 4)	0-0 1B 1-2 2-3 3-H			4-0 WP SH2-4 3B BB		4-0 1-2 IBB		0-0 F8	
Joe Niekro, R OBP: 0.172, SLG: 0.111 (1, 1)	0-0 F7			0-0 SH2-4		0-0 6-3		0-3 K	
Joe Sambito, L (7, 1)				1-2					

AB	R	H	RBI	BB	SO	LOB
4	2	2	0	1	2	0
4	1	1	2	0	0	2
2	1	0	1	1	1	1
4	1	1	1	0	0	1
3	0	0	1	0	0	0
0	0	0	0	0	0	0
2	0	0	0	2	1	0
4	0	2	0	0	1	1
2	1	1	1	2	0	0
2	0	0	0	0	0	5
1	0	0	0	0	1	0

BOTTOM	
San Diego Padres @ Houston Astros	ASTROS
Astrodome, Houston, TX	
Mon May 25 1981, 8:05 PM EDT	
Att. 19,025 - Dome - 72 F	
AB	28
R	6
H	7
RBI	6
BB	6
SO	6
LOB	10
WP: 2	PA: 37
PB: 0	
SB: 2	
CS: 0	

Inning Stats		R	H	E	K	S	LOB		BB		P		ERA		WHIP	
R: 3	H: 4	E: 0	K: 0	S: 7	LOB: 3	BB: 2	P: 15	13.50	2.500							
R: 0	H: 1	E: 0	K: 1	S: 6	LOB: 1	BB: 0	P: 6	0.00	0.667							
R: 0	H: 0	E: 0	K: 0	S: 3	LOB: 0	BB: 0	P: 3	0.00	0.000							
R: 3	H: 1	E: 0	K: 0	S: 4	LOB: 0	BB: 2	P: 12	13.50	2.500							
R: 0	H: 1	E: 0	K: 1	S: 6	LOB: 2	BB: 1	P: 10	0.00	0.667							
R: 0	H: 0	E: 0	K: 1	S: 5	LOB: 0	BB: 0	P: 5	0.00	0.000							
R: 0	H: 0	E: 0	K: 1	S: 5	LOB: 1	BB: 1	P: 9	0.00	0.000							
R: 0	H: 0	E: 0	K: 2	S: 7	LOB: 0	BB: 0	P: 7	0.00	0.000							

PITCHER		IP	WLS	BF	H	R	ER	SO	BB	IBB	HBP	BLK	WP	HR	S	P	ERA	WHIP
Steve Mura, R	(1, 1)	4.0	L	22	6	6	6	1	4	0	0	0	1	0	20	36	13.50	2.500
Tim Lollar, L	(5, 1)	3.0		12	1	0	0	3	1	1	0	0	1	0	16	24	0.00	0.667
Danny Boone, L	(8, 1)	1.0		3	0	0	0	2	0	0	0	0	0	0	7	7	0.00	0.000

Batter	1	2	3	4	5	6	7	8	9	AB R H RBI BB SO LOB	TOP	
Ozzie Smith, S (1, 6) OBP: 0.313, SLG: 0.257	0-0 1-3		4-0 BB 1B BB		0-0 7-3			0-0 2-3		3 0 0 0 1 0 1		
Ruppert Jones, L (1, 8) OBP: 0.297, SLG: 0.315	4-0 CS BB		0-0 BB 1B			0-3 K		0-0 F8		3 0 1 0 1 1 0		
Gene Richards, L (1, 7) OBP: 0.360, SLG: 0.393	0-0 1B		4-0 BB			0-0 F7		0-0 4-3		3 0 1 0 1 0 0		
Broderick Perkins, L (1, 3) OBP: 0.369, SLG: 0.526	0-0 4-3		0-3 K			0-0 F8		0-0 F7		4 0 0 0 0 1 4		
Terry Kennedy, L (1, 2) OBP: 0.348, SLG: 0.373 Dave Edwards, R (9, PR) OBP: 0.154, SLG: 0.189		0-0 F7		0-3 K		4-0 FC1-5 1B BB		0-0 SH1-3 1B		3 0 1 0 1 1 0 0 0 0 0 0 0 0		
Joe Lefebvre, L (1, 9) OBP: 0.336, SLG: 0.402 Barry Evans, R (9, PH) OBP: 0.385, SLG: 0.378		0-0 6-3		0-0 L3		0-0 FC6 FC1-5 1B		0-0 SH1-3		3 0 1 0 0 0 0 0 0 0 0 0 0 0		
Juan Bonilla, R (1, 4) OBP: 0.333, SLG: 0.369		0-0 P3		0-0 L4		0-0 FC1-5 FC6		0-0 F8		4 0 0 0 0 0 4		
Luis Salazar, R (1, 5) OBP: 0.280, SLG: 0.355			0-0 6-3		0-0 7-3 1B		0-0 FC6			3 0 1 0 0 0 2		
Juan Eichelberger, R (1, 1) OBP: 0.150, SLG: 0.150 Gary Lucas, L (7, 1) OBP: 0.167, SLG: 0.167			0-3 K		0-3 K		0-3 K			3 0 0 0 0 3 3 0 0 0 0 0 0 0		
Inning Stats	R: 0 H: 1 E: 0 LOB: 1 K: 0 BB: 1 S: 3 P: 7	R: 0 H: 0 E: 0 LOB: 0 K: 0 BB: 0 S: 3 P: 3	R: 0 H: 1 E: 0 LOB: 3 K: 2 BB: 2 S: 8 P: 16	R: 0 H: 0 E: 0 LOB: 0 K: 1 BB: 0 S: 5 P: 5	R: 0 H: 1 E: 0 LOB: 0 K: 1 BB: 0 S: 5 P: 5	R: 0 H: 0 E: 0 LOB: 0 K: 1 BB: 0 S: 5 P: 5	R: 0 H: 1 E: 0 LOB: 2 K: 1 BB: 1 S: 6 P: 10	R: 0 H: 0 E: 0 LOB: 0 K: 0 BB: 0 S: 3 P: 3	R: 0 H: 1 E: 0 LOB: 2 K: 0 BB: 0 S: 4 P: 4	1B: 5 SF: 0 2B: 1 SAC: 1 3B: 0 DP: 1 HR: 0 HBP: 0	WP: 0 PA: 34 PB: 0 SB: 1 CS: 1	
PITCHER Nolan Ryan, R (1, 1) ERA: 0.98 Joe Sambito, L (8, 1) ERA: 1.69	IP WLS BF H R ER SO BB IBB HBP BLK WP HR S P ERA WHIP	7.0 W 27 4 0 0 6 4 0 0 0 0 0 0 35 51 0.00 1.143	2.0 S 7 1 0 0 0 0 0 0 0 0 0 0 7 7 0.00 0.500									

San Diego Padres @ Houston Astros
Astrodome, Houston, TX
Tue May 26 1981, 8:05 PM EDT
Att. 17,709 - Dome - 72 F

livebaseballscorecards.com

AB 29
R 0
H 5
RBI 0
BB 4
SO 6
LOB 14



Batter	1	2	3	4	5	6	7	8	9
Terry Puhl, L OBP: 0.332, SLG: 0.358 (1, 9)	0-3 K ①		0-3 K ③			0-0 SH1-3 1B	0-3 K ③		
Craig Reynolds, L OBP: 0.274, SLG: 0.428 (1, 6)	0-0 F9 ②			0-3 K ①		0-0 SH1-3 1-2		0-0 F9 ①	
Cesar Cedeno, R OBP: 0.353, SLG: 0.382 (1, 8)	0-0 F8 ③			0-0 P2		0-0 F6		0-3 K ②	
Jose Cruz, L OBP: 0.314, SLG: 0.438 (1, 7)		0-0 4-3 ①		0-0 P3		0-0 F8		0-0 L6 ③	
Denny Walling, L OBP: 0.353, SLG: 0.348 (1, 3)		0-3 K ②			0-0 F9 ①		0-0 F6 ①		
Alan Ashby, S OBP: 0.364, SLG: 0.309 (1, 2)		0-0 F8 ③			0-0 F9 ②		0-0 3B 1B		
Joe Pittman, R OBP: 0.438, SLG: 0.533 (1, 5)			0-0 E S 1B		0-0 1B 1B		0-0 1-H 3B		
Rafael Landestoy, S OBP: 0.309, SLG: 0.209 (1, 4)			0-0 F5 ①		0-0 1B 1B		0-0 F9 ②		
Art Howe, R OBP: 0.433, SLG: 0.522 (7, PH)			1-3		1-3 1B				
Joe Sambito, L (8, 1)									
Nolan Ryan, R OBP: 0.200, SLG: 0.158 (1, 1)			0-0 F9 ②		0-3 K ③		4-0 BB		
Danny Heep, L OBP: 0.319, SLG: 0.238 (7, PH)									
Dickie Thon, R OBP: 0.250, SLG: 0.146 (7, PR)									

AB	R	H	RBI	BB	SO	LOB
4	0	1	0	0	3	3
3	0	0	0	0	1	0
4	0	0	0	0	1	1
4	0	0	0	0	0	1
3	0	0	0	0	1	0
3	1	1	0	0	0	0
3	0	3	1	0	0	0
2	0	1	0	0	0	1
1	0	0	0	0	0	1
0	0	0	0	0	0	0
2	0	0	0	0	1	3
0	0	0	0	1	0	0
0	0	0	0	0	0	0

BOTTOM

San Diego Padres @ Houston Astros
Astrodome, Houston, TX

Tue May 26 1981, 8:05 PM EDT
Att. 17,709 - Dome - 72 F

livebaseballscorecards.com

AB	29
R	1
H	6
RBI	1
BB	1
SO	7
LOB	10



Inning Stats		R: 0	H: 0	E: 0	LOB: 0	K: 1	BB: 0	S: 5	P: 5									
R: 0 H: 0 E: 0 LOB: 0 K: 1 BB: 0 S: 5 P: 5		R: 0 H: 0 E: 0 LOB: 0 K: 1 BB: 0 S: 5 P: 5		R: 0 H: 1 E: 0 LOB: 1 K: 1 BB: 0 S: 6 P: 6		R: 0 H: 0 E: 0 LOB: 0 K: 1 BB: 0 S: 5 P: 5		R: 0 H: 2 E: 0 LOB: 2 K: 1 BB: 0 S: 7 P: 7		R: 0 H: 1 E: 0 LOB: 1 K: 0 BB: 0 S: 4 P: 4		R: 1 H: 2 E: 0 LOB: 2 K: 1 BB: 1 S: 7 P: 11		R: 0 H: 0 E: 0 LOB: 0 K: 1 BB: 0 S: 5 P: 5				
PITCHER		IP	WLS	BF	H	R	ER	SO	BB	IBB	HBP	BLK	WP	HR	S	P	ERA	WHIP
Juan Eichelberger, R ERA: 3.15 (1, 1)		6.2	L	27	6	1	1	5	1	0	0	0	0	0	36	40	1.35	1.050
Gary Lucas, L ERA: 2.56 (7, 1)		1.1		4	0	0	0	2	0	0	0	0	0	0	8	8	0.00	0.000

WP	PA	ERA	WHIP
0	31		

Batter	1	2	3	4	5	6	7	8	9	AB R H RBI BB SO LOB	TOP												
Ozzie Smith, S OBP: 0.317, SLG: 0.262 (1, 6) X	0-0 6-3			X 0-0 G3 S 1B		X 0-0 1B 1B		X 0-0 F9		4 0 2 0 0 0 0	San Diego Padres @ Houston Astros Astrodome, Houston, TX Wed May 27 1981, 8:05 PM EDT Att. 21,256 - Dome - 72 F livebaseballscorecards.com												
Juan Bonilla, R OBP: 0.323, SLG: 0.357 (1, 4) X	0-0 4-3		X 0-0 L6		X 0-0 F9		X 0-0 6-3		4 0 0 0 0 0 2														
Gene Richards, L OBP: 0.358, SLG: 0.390 (1, 7) X	0-0 5-3		X 0-0 G3		X 0-0 1-2 1B		X 0-0 4-3		4 0 1 0 0 0 1														
Luis Salazar, R OBP: 0.280, SLG: 0.353 (1, 8)		X 0-0 F9		X 0-0 6-3		S S S 0-3 K		X 0-0 1B	4 0 1 0 0 1 3														
Broderick Perkins, L OBP: 0.365, SLG: 0.513 (1, 3)		S S S 0-3 K		X 0-0 6-3		B B B B B 4-0 1B BB		X 0-0 P3	3 0 0 0 1 1 1														
Barry Evans, R OBP: 0.375, SLG: 0.367 (1, 5)		X 0-0 1-3		X 0-0 1B		X 0-0 F4		X 0-0 F7	4 0 1 0 0 0 2														
Terry Kennedy, L OBP: 0.346, SLG: 0.370 (1, 2)			X 0-0 G3		S S S 0-3 K		X 0-0 1-2 FC6-4 1B	X 0-0	4 0 1 0 0 1 2														
Dave Edwards, R OBP: 0.143, SLG: 0.175 (1, 9)			X 0-0 5-3		X 0-0 P3		S S S 0-3 K		3 0 0 0 0 1 3														
Chris Welsh, L OBP: 0.125, SLG: 0.067 (1, 1)			S S S 0-3 K		X 0-0 6-3		X 0-0 FC6-4		2 0 0 0 0 1 0														
Steve Swisher, R OBP: 0.238, SLG: 0.200 (7, PH)									1 0 0 0 0 0 2														
John Littlefield, R (7, 1)									0 0 0 0 0 0 0														
Danny Boone, L OBP: 1.000, SLG: 1.000 (8, 1)									0 0 0 0 0 0 0														
Inning Stats	R: 0 E: 0 K: 0 S: 3	H: 0 LOB: 0 BB: 0 P: 3	R: 0 E: 0 K: 1 S: 5	H: 0 LOB: 0 BB: 0 P: 5	R: 0 E: 0 K: 1 S: 5	H: 0 LOB: 0 BB: 0 P: 5	R: 0 E: 0 K: 0 S: 4	H: 1 LOB: 1 BB: 0 P: 4	R: 0 E: 0 K: 0 S: 6	H: 1 LOB: 1 BB: 0 P: 6	R: 0 E: 0 K: 1 S: 7	H: 2 LOB: 2 BB: 0 P: 7	R: 0 E: 0 K: 1 S: 6	H: 1 LOB: 2 BB: 1 P: 10	R: 0 E: 0 K: 0 S: 3	H: 0 LOB: 0 BB: 0 P: 3	R: 0 E: 0 K: 0 S: 4	H: 1 LOB: 1 BB: 0 P: 4	1B: 6 2B: 0 3B: 0 HR: 0	SF: 0 SAC: 0 DP: 0 HBP: 0	WP: 0 PB: 0 SB: 1 CS: 0	PA: 34	
PITCHER Bob Knepper, L ERA: 1.02 (1, 1)	IP 9.0	WLS W	BF 34	H 6	R 0	ER 0	SO 5	BB 1	IBB 0	HBP 0	BLK 0	WP 0	HR 0	S 43	P 47	ERA 0.00	WHIP 0.778						PITCHER IP WLS BF H R ER SO BB IBB HBP BLK WP HR S P ERA WHIP



Batter	1	2	3	4	5	6	7	8	9	AB R H RBI BB SO LOB	TOP							
Rufino Linares, R (1, 7) OBP: 0.260, SLG: 0.365	0-0 6-3		0-0 6-3			0-0 4-3 S 1B		0-0 1-H E 1B	0-0 F8	5 0 2 1 0 0 1	<p>Atlanta Braves @ San Diego Padres</p> <p>Jack Murphy Stadium, San Diego, CA</p> <p>Fri May 29 1981, 10:05 PM EDT</p> <p>Att. 12,214 - Unknown</p>							
Claudell Washington, L (1, 9) OBP: 0.327, SLG: 0.411	0-0 2-3		0-0 F9			0-0 4-3		0-0 E4	0-3 K	5 0 0 0 0 1 3								
Biff Pocoroba, S (1, 5) Terry Harper, R (8, PH) Rick Camp, R (8, 1) OBP: 0.269, SLG: 0.214 OBP: 0.326, SLG: 0.389	0-0 L8				0-0 F7			0-3 K	0-3 K	3 0 0 0 0 0 1 1 0 0 0 0 1 2 1 0 0 0 0 1 1								
Chris Chambliss, L (1, 3) OBP: 0.354, SLG: 0.389		0-0 F5			0-0 2B			0-0 4-3		4 0 1 0 0 0 3								
Dale Murphy, R (1, 8) OBP: 0.317, SLG: 0.377		0-0 HR 1B			0-0 F8		0-3 K		0-0 1B 1B 1B	4 2 2 0 0 1 1								
Glenn Hubbard, R (1, 4) OBP: 0.323, SLG: 0.392		0-0 HR			0-0 1-3		0-0 F9		0-0 1B 1B 1B	4 2 2 2 0 0 1								
Bruce Benedict, R (1, 2) OBP: 0.371, SLG: 0.403		0-0 G6-3 1B				0-0 F7		0-0 3-1	4-0 1B 1B E IBB	3 1 1 0 1 0 0								
Rafael Ramirez, R (1, 6) OBP: 0.289, SLG: 0.276		0-0 G6-3				0-0 L6		0-0 1-3	0-0 E 1B	4 1 1 1 0 0 1								
Phil Niekro, R (1, 1) Jerry Royster, R (8, PR) Luis Gomez, R (8, 5) OBP: 0.087, SLG: 0.087 OBP: 0.231, SLG: 0.292 OBP: 0.444, SLG: 0.286			0-0 F3			0-0 4-3		0-0 E S 1B 1B	0-0 E7 1B	3 0 1 0 0 0 0 0 1 0 0 0 0 0 1 0 1 1 0 0 0								
Inning Stats	R: 0 E: 0 K: 0 S: 3	H: 0 LOB: 0 BB: 0 P: 3	R: 2 E: 0 K: 0 S: 5	H: 3 LOB: 0 BB: 0 P: 5	R: 0 E: 0 K: 0 S: 3	H: 0 LOB: 0 BB: 0 P: 3	R: 0 E: 0 K: 0 S: 4	H: 1 LOB: 1 BB: 0 P: 4	R: 0 E: 0 K: 1 S: 5	H: 0 LOB: 0 BB: 0 P: 5	R: 1 E: 1 K: 1 S: 8	H: 2 LOB: 2 BB: 0 P: 8	R: 4 E: 1 K: 2 S: 11	H: 4 LOB: 1 BB: 1 P: 15	1B: 9 2B: 1 3B: 0 HR: 1	SF: 0 SAC: 0 DP: 1 HBP: 0	WP: 0 PB: 0 SB: 2 CS: 0	PA: 39
PITCHER	IP WLS BF H R ER SO BB IBB HBP BLK WP HR S P ERA WHIP																	
Rick Wise, R (1, 1) ERA: 3.55	7.1 L 28 7 3 3 1 0 0 0 0 0 0 1 30 30 3.68 0.955																	
Danny Boone, L (8, 1) ERA: 1.85	0.2 3 0 0 0 1 0 0 0 0 0 0 0 5 5 0.00 0.000																	
John Littlefield, R (9, 1) ERA: 5.22	0.1 6 4 4 3 0 0 0 1 0 0 0 0 5 9 81.00 12.000																	
John Curtis, L (9, 1) ERA: 6.12	0.2 2 0 0 0 2 0 0 0 0 0 0 0 6 6 0.00 0.000																	

livebaseballscorecards.com

AB	38
R	7
H	11
RBI	5
BB	1
SO	4
LOB	14



Batter	1	2	3	4	5	6	7	8	9	AB R H RBI BB SO LOB	TOP													
Rufino Linares, R OBP: 0.268, SLG: 0.367 (1, 7) X	0-0 F9		0-0 5-3		0-0 2B 1B		0-0 5-3		0-0 1-2 2-3 G4-6-3 1B	5 0 2 0 0 0 0	<p>Atlanta Braves @ San Diego Padres</p> <p>Jack Murphy Stadium, San Diego, CA</p> <p>Sat May 30 1981, 10:05 PM EDT</p> <p>Att. 15,217 - Unknown</p>													
Claudell Washington, L OBP: 0.329, SLG: 0.423 (1, 9) X	0-0 2B		0-0 4-3		0-0 1-3 2B		0-3 K		0-0 G4-6-3 1-2f	5 0 2 0 0 1 3														
Biff Poceroba, S OBP: 0.258, SLG: 0.205 (1, 5) X	0-0 F8		0-0 4-3		0-0 G3			0-0 6-3		4 0 0 0 0 0 3														
Chris Chambliss, L OBP: 0.352, SLG: 0.386 (1, 3) X	0-0 L3			0-0 4-3		0-0 F8		0-0 FC6-4 1B		4 0 1 0 0 0 1														
Dale Murphy, R OBP: 0.316, SLG: 0.374 (1, 8)		0-3 K		0-3 K		0-0 1B		0-0 F8		4 0 1 0 0 2 1														
Glenn Hubbard, R OBP: 0.321, SLG: 0.388 (1, 4)		0-0 1B 1B		0-0 E5		0-0 F9		0-0 FC6-4 1-2f		4 0 1 0 0 0 2														
Bruce Benedict, R OBP: 0.364, SLG: 0.394 Bill Nahorodny, R OBP: 0.222, SLG: 0.125 (1, 2) (7, 2)		0-0 P4		0-0 6-3		0-0 F5			0-0 6-3	3 0 0 0 0 0 3 1 0 0 0 0 0 0														
Rafael Ramirez, R OBP: 0.301, SLG: 0.312 (1, 6)		0-0 1-2 1B			0-0 F9		0-0 HR		0-0 1B 1B 1B	4 1 3 1 0 0 0														
Preston Hanna, R Al Hrabosky, R Brian Asselstine, L Rick Matula, R Bob Porter, L John Montefusco, R Terry Harper, R Larry Bradford, R Luis Gomez, R (1, 1) X	0-0 P4		0-0 4-3		0-0 F9		0-0 F9		0-0 1-2 1B	0 0 0 0 0 0 0 0 0 0 0 0 0 0 1 0 0 0 0 0 0 0 0 0 0 0 0 0 1 0 0 0 0 0 0 0 0 0 0 0 0 0 1 0 0 0 0 0 0 1 0 0 0 0 0 0 1 0 0 1 0 0 0														
Inning Stats	R: 0 E: 0 K: 0 S: 4	H: 1 LOB: 1 BB: 0 P: 4	R: 0 E: 0 K: 1 S: 7	H: 2 LOB: 2 BB: 0 P: 7	R: 0 E: 0 K: 0 S: 3	H: 0 LOB: 0 BB: 0 P: 3	R: 0 E: 1 K: 1 S: 6	H: 0 LOB: 1 BB: 0 P: 6	R: 0 E: 0 K: 0 S: 5	H: 2 LOB: 2 BB: 0 P: 5	R: 0 E: 0 K: 0 S: 4	H: 1 LOB: 1 BB: 0 P: 4	R: 1 E: 0 K: 1 S: 6	H: 1 LOB: 0 BB: 0 P: 6	R: 0 E: 0 K: 0 S: 4	H: 1 LOB: 1 BB: 0 P: 4	R: 0 E: 0 K: 0 S: 5	H: 3 LOB: 2 BB: 0 P: 5	1B: 8 2B: 2 3B: 0 HR: 1	SF: 0 SAC: 0 DP: 1 HBP: 0	WP: 0 PB: 0 SB: 0 CS: 0	PA: 38		
PITCHER Steve Mura, R ERA: 3.89 (1, 1)	IP 9.0	WLS W	BF 38	H 11	R 1	ER 1	SO 3	BB 0	IBB 0	HBP 0	BLK 0	WP 0	HR 1	S 44	P 44	ERA 1.00	WHIP 1.222						ERA 1.00	WHIP 1.222

livebaseballscorecards.com

AB	38
R	1
H	11
RBI	1
BB	0
SO	3
LOB	15



Batter	1	2	3	4	5	6	7	8	9	AB R H RBI BB SO LOB	TOP											
Rufino Linares, R (1, 7) OBP: 0.256, SLG: 0.349	0-0 4-3			x 0-0 F8	x 0-0 6-3			x 0-0 6-3		4 0 0 0 0 0 2	Atlanta Braves @ San Diego Padres Jack Murphy Stadium, San Diego, CA Sun May 31 1981, 6:33 AM EDT Att. 14,138 - Unknown livebaseballscorecards.com											
Claudell Washington, L (1, 9) OBP: 0.327, SLG: 0.419	0-3 K			x 0-0 F8		x 0-0 G3-6-3 1B		x 0-3 K		4 0 1 0 0 2 0												
Biff Pocaroba, S (1, 5) OBP: 0.257, SLG: 0.207	0-0 F7			x 0-0 1B		x 0-0 G3-6-3 1-2f		x 0-0 1-3		4 0 1 0 0 0 1												
Chris Chambliss, L (1, 3) OBP: 0.350, SLG: 0.383		0-3 K		x 0-0 1B		x 0-0 4-3		x 0-0 3-1		4 0 1 0 0 1 0												
Dale Murphy, R (1, 8) OBP: 0.314, SLG: 0.377		0-3 K		x 0-0 4-3		x 0-0 1B 2B		x 0-0 5-3		4 1 1 0 0 1 2												
Glenn Hubbard, R (1, 4) OBP: 0.320, SLG: 0.385		0-0 4-3		0-3 K		0-3 K		x 0-0 1B 1B		4 0 1 0 0 2 1												
Bruce Benedict, R (1, 2) OBP: 0.367, SLG: 0.393			x 0-0 3-1	4-0 1B BB		x 0-0 5-3		x 0-0 1-3 1B		3 0 1 0 1 0 1												
Rafael Ramirez, R (1, 6) OBP: 0.306, SLG: 0.317			x 0-0 5-3	x 0-0 1-2 1B		x 0-0 2-H 1B		x 0-0 4-3		4 0 2 1 0 0 2												
Rick Mahler, R (1, 1) Brian Asselstine, L (5, PH) Preston Hanna, R (5, 1) Bob Porter, L (7, PH) Al Hrabosky, R (7, 1)			x 0-0 6-3	x 0-0 F9		x 0-0 4-3				1 0 0 0 0 0 0 1 0 0 0 0 0 2 0 0 0 0 0 0 0 1 0 0 0 0 0 1 0 0 0 0 0 0 0												
Inning Stats	R: 0 E: 0 K: 1 S: 5	H: 0 LOB: 0 BB: 0 P: 5	R: 0 E: 0 K: 2 S: 7	H: 0 LOB: 0 BB: 0 P: 7	R: 0 E: 0 K: 0 S: 3	H: 0 LOB: 0 BB: 0 P: 3	R: 0 E: 0 K: 0 S: 5	H: 2 LOB: 2 BB: 0 P: 5	R: 0 E: 0 K: 1 S: 6	H: 1 LOB: 2 BB: 1 P: 10	R: 0 E: 0 K: 0 S: 3	H: 1 LOB: 0 BB: 0 P: 3	R: 1 E: 0 K: 1 S: 7	H: 2 LOB: 1 BB: 0 P: 7	R: 0 E: 0 K: 1 S: 5	H: 0 LOB: 0 BB: 0 P: 5	R: 0 E: 0 K: 0 S: 5	H: 2 LOB: 2 BB: 0 P: 5	1B: 7 2B: 1 3B: 0 HR: 0	SF: 0 SAC: 0 DP: 1 HBP: 0	WP: 0 PB: 0 SB: 0 CS: 0	PA: 35
PITCHER	IP WLS BF H R ER SO BB IBB HBP BLK WP HR S P ERA WHIP																					
Juan Eichelberger, R (1, 1) ERA: 2.96	7.0 W 27 6 1 1 5 1 0 0 0 0 0 0 36 40 1.29 1.000																					
Gary Lucas, L (8, 1) ERA: 2.43	2.0 8 2 0 0 1 0 0 0 0 0 0 0 10 10 0.00 1.000																					



Batter	1	2	3	4	5	6	7	8	9	AB	R	H	RBI	BB	SO	LOB
Ozzie Smith, S OBP: 0.336, SLG: 0.287 (1, 6)	0-0 4-3		0-0 5-3		0-0 E3 SH1-3		0-0 S 1B		0-0 F8	5	0	1	0	0	0	1
Juan Bonilla, R OBP: 0.331, SLG: 0.352 (1, 4)	4-0 2B BB		0-0 5-3		0-0 SH1-3		4-0 1-2 IBB			1	1	0	0	2	0	0
Gene Richards, L OBP: 0.344, SLG: 0.368 (1, 7)	0-0 L5		4-0 BB		0-0 F9		0-3 K			3	0	0	0	1	1	4
Luis Salazar, R OBP: 0.311, SLG: 0.404 (1, 8)	0-0 1-H 2B		0-3 K		0-0 L6			0-3 K		4	0	1	1	0	2	2
Broderick Perkins, L OBP: 0.357, SLG: 0.489 (1, 3)	0-0 1-3			0-0 1B		0-0 F8		0-0 F7		4	0	1	0	0	0	1
Terry Kennedy, L OBP: 0.346, SLG: 0.371 (1, 2)		0-0 F3		0-0 1B 1B		0-0 G3		0-3 K		4	0	1	0	0	1	0
Barry Evans, R OBP: 0.377, SLG: 0.370 (1, 5)		0-0 S 1B		0-0 1-3 1B		0-0 F8			0-0 L8	4	0	2	0	0	0	0
Dave Edwards, R OBP: 0.160, SLG: 0.208 (1, 9)		0-0 5-3		0-0 L9			0-0 5-3		0-0 L4	4	0	0	0	0	0	3
Chris Welsh, L OBP: 0.105, SLG: 0.056 (1, 1)		0-3 K		0-0 F6			0-0 F5		4-0 BB	3	0	0	0	0	1	3
Mike Armstrong, R (9, 1)										0	0	0	0	0	0	0
Danny Boone, L OBP: 1.000, SLG: 1.000 (9, 1)										0	0	0	0	0	0	0
Steve Swisher, R OBP: 0.273, SLG: 0.200 (9, PH)										0	0	0	0	1	0	0
Ruppert Jones, L OBP: 0.312, SLG: 0.329 (9, PR)										0	0	0	0	0	0	0

Inning Stats	R: 1	H: 1	E: 0	LOB: 1	K: 0	P: 8	R: 0	H: 1	E: 0	LOB: 1	K: 1	P: 6	R: 0	H: 0	E: 0	LOB: 1	K: 1	P: 9	R: 0	H: 3	E: 0	LOB: 2	K: 0	P: 5	R: 0	H: 0	E: 1	LOB: 1	K: 0	P: 4	R: 0	H: 0	E: 0	LOB: 0	K: 0	P: 3	R: 0	H: 1	E: 0	LOB: 2	K: 1	P: 10	R: 0	H: 0	E: 0	LOB: 0	K: 2	P: 7	R: 0	H: 0	E: 0	LOB: 1	K: 0	P: 7	1B: 5	SF: 0	2B: 1	SAC: 1	3B: 0	DP: 0	HR: 0	HBP: 0	WP: 0	PA: 37
PITCHER	IP	WLS	BF	H	R	ER	SO	BB	IBB	HBP	BLK	WP	HR	S	P	ERA	WHIP																																															
Bob Knepper, L ERA: 1.05 (1, 1)	7.0		30	6	1	1	3	2	1	0	0	0	0	33	45	1.29	1.143																																															
Frank LaCorte, R ERA: 1.69 (8, 1)	1.0	W	3	0	0	0	2	0	0	0	0	0	0	7	7	0.00	0.000																																															
Joe Sambito, L ERA: 1.6 (9, 1)	1.0	S	4	0	0	0	0	1	0	0	0	0	0	3	7	0.00	1.000																																															


BOTTOM

Houston Astros @ San Diego Padres
Jack Murphy Stadium, San Diego, CA

Tue Jun 02 1981, 10:05 PM EDT
 Att. 9,671 - Unknown

livebaseballscorecards.com

AB	32
R	1
H	6
RBI	1
BB	4
SO	5
LOB	14



Batter	1	2	3	4	5	6	7	8	9	AB R H RBI BB SO LOB	TOP
Terry Puhl, L (1, 8) OBP: 0.340, SLG: 0.376	0-0 L8		0-0 CS 1B		0-0 F8		0-0 2H 2B		0-0 BB SH5-3 E 1B	5 1 3 1 0 0 0	
Craig Reynolds, L (1, 6) OBP: 0.284, SLG: 0.435	0-0 6-3		0-0 F8 1-2		0-0 CS 1B		0-0 F8		0-0 SH5-3 1-2	4 0 1 0 0 0 2	
Cesar Cedeno, R (1, 3) OBP: 0.355, SLG: 0.379	0-0 2B 1B 1B		0-0 1B E 1B		0-0 F7 1-2			0-0 1B 1B	4-0 BB E IBB	4 3 3 0 1 0 1	
Jose Cruz, L (1, 7) OBP: 0.312, SLG: 0.428	0-0 1-3 1B 2B		0-0 E5 1B 1-2		0-0 F8			0-0 1B 6-3 BLK 1B	0-0 F5	5 1 2 0 0 0 3	
Art Howe, R (1, 5) OBP: 0.433, SLG: 0.515	0-0 2-H 3-H 1B		0-0 1-2 2-3 1B		0-0 6-3			0-0 6-3 1-2	4-0 E 1-2 2-3 BB	4 0 2 1 1 0 2	
Denny Walling, L (1, 9) OBP: 0.347, SLG: 0.342		0-0 E7 1B	0-0 6-3		0-0 4-3			0-0 2-3 3-H BLK 1B	0-0 1-3 2-H 3-H E7 1B	5 0 2 3 0 0 3	
Alan Ashby, S (1, 2) OBP: 0.381, SLG: 0.306		0-0 L9-3 2-3 1B		0-0 F7			0-0 SH1-4 2B 1B	0-0 5-3 1-2 3-H	0-0 6-3	5 1 2 0 0 0 3	
Joe Pittman, R (1, 4) OBP: 0.385, SLG: 0.382		0-0 L9-3 1-2		0-0 5-3			0-0 F9	4-0 IBB		3 0 0 0 1 0 3	
Don Sutton, R (1, 1)		0-0 5-3		0-0 4-3			0-0 SH1-4 1-2	0-0 6-3		3 0 0 0 0 0 3	
Inning Stats	R: 1 H: 3 E: 0 LOB: 2 K: 0 BB: 0 S: 5 P: 5	R: 0 H: 1 E: 1 LOB: 1 K: 0 BB: 0 S: 4 P: 4	R: 0 H: 3 E: 1 LOB: 3 K: 0 BB: 0 S: 6 P: 6	R: 0 H: 0 E: 0 LOB: 0 K: 0 BB: 0 S: 3 P: 3	R: 0 H: 1 E: 0 LOB: 0 K: 0 BB: 0 S: 3 P: 3	R: 0 H: 0 E: 0 LOB: 0 K: 0 BB: 0 S: 3 P: 3	R: 1 H: 2 E: 0 LOB: 1 K: 0 BB: 0 S: 5 P: 5	R: 2 H: 3 E: 0 LOB: 2 K: 0 BB: 1 S: 6 P: 10	R: 2 H: 2 E: 1 LOB: 2 K: 0 BB: 2 S: 5 P: 13	1B: 13 SF: 0 2B: 3 SAC: 2 3B: 0 DP: 1 HR: 0 HBP: 0	WP: 0 PA: 43 PB: 0 SB: 0 CS: 2
PITCHER	IP WLS BF H R ER SO BB IBB HBP BLK WP HR S P ERA WHIP										
Rick Wise, R (1, 1) ERA: 3.44	6.2 L 27 9 2 2 0 0 0 0 0 0 0 0 27 27 2.70 1.350										
Danny Boone, L (7, 1) ERA: 2.42	1.1 9 4 2 2 0 0 0 1 0 1 0 0 8 12 13.50 3.000										
Gary Lucas, L (9, 1) ERA: 2.81	1.0 7 2 2 2 0 1 1 0 0 0 0 0 5 13 18.00 3.000										

Houston Astros @ San Diego Padres
 Jack Murphy Stadium, San Diego, CA
 Wed Jun 03 1981, 10:05 PM EDT
 Att: 10,023 - Unknown

livebaseballscorecards.com

AB 38
 R 6
 H 15
 RBI 5
 BB 3
 SO 0
 LOB 20




Batter	1	2	3	4	5	6	7	8	9	AB	R	H	RBI	BB	SO	LOB
Ozzie Smith, S (1, 6) OBP: 0.330, SLG: 0.282	0-0 4-3		0-0 B5-3		0-0 4-3			0-0 5-3		4	0	0	0	0	0	1
Ruppert Jones, L (1, 8) OBP: 0.315, SLG: 0.339	0-3 K		0-0 F2			0-0 SH1-3 2B		0-0 1B		4	0	2	0	0	1	0
Gene Richards, L (1, 7) OBP: 0.348, SLG: 0.383	0-0 1B			0-0 1-3 3B		0-0 SH1-3 2-3		0-0 3-1		3	1	2	0	0	0	1
Broderick Perkins, L (1, 3) OBP: 0.347, SLG: 0.474	0-0 F3			0-0 1-3		0-0 6-3			0-0 5-3	4	0	0	1	0	0	2
Terry Kennedy, L (1, 2) OBP: 0.344, SLG: 0.368		0-0 FC4-6 1B		0-0 F8		0-0 3-1			0-3 K	4	0	1	0	0	1	1
Luis Salazar, R (1, 5) OBP: 0.309, SLG: 0.400		0-0 F9		0-0 F7			0-0 FC5-6 1B		0-0 F8	4	0	1	0	0	0	1
Joe Lefebvre, L (1, 9) OBP: 0.333, SLG: 0.385		0-3 K			0-3 K		0-0 FC5-6 CS 1-2f			3	0	0	0	0	2	2
Juan Bonilla, R (1, 4) OBP: 0.331, SLG: 0.351		0-0 FC4-6 1-2f			0-0 SH1-4 1B		0-0 G3 1-2			3	0	1	0	0	0	2
Rick Wise, R (1, 1) OBP: 0.071, SLG: 0.143			0-3 K			0-0 SH1-4 1-2			0-3 K	1	0	0	0	0	1	0
Danny Boone, L (7, 1) OBP: 1.000, SLG: 1.000										0	0	0	0	0	0	0
Jerry Turner, L (8, PH) OBP: 0.381, SLG: 0.412										1	0	0	0	0	1	0
Gary Lucas, L (9, 1) OBP: 0.167, SLG: 0.167										0	0	0	0	0	0	0

Inning Stats	R: 0	H: 1	E: 0	K: 1	S: 6	LOB: 1	BB: 0	P: 6	R: 0	H: 1	E: 0	K: 1	S: 5	LOB: 0	BB: 0	P: 5	R: 1	H: 1	E: 0	K: 0	S: 4	LOB: 0	BB: 0	P: 4	R: 0	H: 1	E: 0	K: 1	S: 6	LOB: 1	BB: 0	P: 6	R: 0	H: 1	E: 0	K: 0	S: 3	LOB: 0	BB: 0	P: 3	R: 0	H: 1	E: 0	K: 1	S: 6	LOB: 1	BB: 0	P: 6	R: 0	H: 0	E: 0	K: 1	S: 5	LOB: 0	BB: 0	P: 5
PITCHER Don Sutton, R (1, 1) ERA: 3.33	IP: 9.0	WLS: W	BF: 33	H: 7	R: 1	ER: 1	SO: 6	BB: 0	IBB: 0	HBP: 0	BLK: 0	WP: 0	HR: 0	S: 45	P: 45	ERA: 1.00	WHIP: 0.778																																							
																		PITCHER	IP	WLS	BF	H	R	ER	SO	BB	IBB	HBP	BLK	WP	HR	S	P	ERA	WHIP																					

BOTTOM

Houston Astros @ San Diego Padres
Jack Murphy Stadium, San Diego, CA
 Wed Jun 03 1981, 10:05 PM EDT
 Att. 10,023 - Unknown

AB	31
R	1
H	7
RBI	1
BB	0
SO	6
LOB	10



1B: 5	SF: 0	WP: 0	PA: 33
2B: 1	SAC: 2	PB: 0	
3B: 1	DP: 0	SB: 0	
HR: 0	HBP: 0	CS: 1	

Batter	1	2	3	4	5	6	7	8	9	AB	R	H	RBI	BB	SO	LOB
Ozzie Smith, S OBP: 0.336, SLG: 0.286 (1, 6)	0-0 G3 S 1B BBB	4-0 G6-4-3 BB 1-2 2-3		0-0 6-3 BB 2B 1-2	0-0 6-3		0-0 4-3			4	2	2	0	1	0	1
Ruppert Jones, L OBP: 0.322, SLG: 0.339 (1, 8)	4-0 G3 1B BB	0-0 G6-4-3 BB		4-0 6-3 2B BB 1-2 2-3		0-0 1B 2B 1B		0-0 F7		3	3	1	0	2	0	3
Gene Richards, L OBP: 0.345, SLG: 0.379 (1, 7)	0-0 G3 1-2 2-3		0-0 1-3	0-0 6-3 1-2 2-3 3-H		0-0 2B 1B 1-2		0-0 F7		5	0	1	1	0	0	4
Terry Kennedy, L OBP: 0.340, SLG: 0.369 (1, 2)	0-0 F7		0-0 G3	0-0 WP 2B 2-H 3-H		0-3 K		0-0 3-1		5	0	1	2	0	1	4
Randy Bass, L OBP: 0.325, SLG: 0.412 (1, 3)	0-0 2-H 3-H 1B		0-0 HR	4-0 2-3 BB		0-0 1-3 2-H 2B				3	1	3	4	1	0	0
Joe Lefebvre, L OBP: 0.335, SLG: 0.386 Dave Edwards, R OBP: 0.154, SLG: 0.200 (1, 9) (4, PH) (5, 9)	0-0 F8		0-0 1B	0-3 K		0-3 K				2	0	1	0	0	0	1
Luis Salazar, R OBP: 0.314, SLG: 0.402 (1, 5)		0-0 FC5-6 1B 1B	0-0 F9		0-0 4-3 1B		0-3 K			4	0	2	0	0	1	3
Juan Bonilla, R OBP: 0.336, SLG: 0.356 (1, 4)		0-0 BB FC5-6 1B 1-2		0-0 FC1-6 1B		0-0 4-3		0-0 3-1		4	0	2	0	0	0	1
Steve Mura, R OBP: 0.111, SLG: 0.111 John Curtis, L OBP: 0.077, SLG: 0.083 Gary Lucas, L OBP: 0.167, SLG: 0.167 (1, 1) (7, 1) (9, 1)		0-0 FC5-6 BB 1-2 2-3f		0-0 FC1-6 BB 1B 6-3 1-2f		0-0 5-3		0-0 4-3		3	1	0	0	0	0	4
										1	0	0	0	0	0	0
										0	0	0	0	0	0	0

Inning Stats	R: 2	H: 2	E: 0	K: 5	S: 5	LOB: 1	BB: 1	P: 9	R: 0	H: 2	E: 0	K: 0	S: 4	R: 0	H: 2	E: 0	K: 0	S: 5	R: 3	H: 3	E: 0	K: 1	S: 8	R: 0	H: 1	E: 0	K: 0	S: 4	R: 1	H: 3	E: 0	K: 3	S: 12	R: 0	H: 0	E: 0	K: 0	S: 3	R: 0	H: 0	E: 0	K: 0	S: 3	R: 0	H: 0	E: 0	K: 0	S: 3
--------------	------	------	------	------	------	--------	-------	------	------	------	------	------	------	------	------	------	------	------	------	------	------	------	------	------	------	------	------	------	------	------	------	------	-------	------	------	------	------	------	------	------	------	------	------	------	------	------	------	------


PITCHER	IP	WLS	BF	H	R	ER	SO	BB	IBB	HBP	BLK	WP	HR	S	P	ERA	WHIP
Joe Niekro, R ERA: 2.56 (1, 1)	3.1	L	20	8	6	6	0	3	0	0	0	0	1	17	29	16.20	3.300
Bobby Sprowl, L ERA: 5.03 (4, 1)	2.0		12	5	1	1	2	1	0	0	0	1	0	15	19	4.50	3.000
Dave Smith, R ERA: 5.19 (6, 1)	1.2		5	0	0	0	2	0	0	0	0	0	0	9	9	0.00	0.000
Frank LaCorte, R ERA: 1.61 (8, 1)	1.0		3	0	0	0	0	0	0	0	0	0	0	3	3	0.00	0.000

BOTTOM

Houston Astros @ San Diego Padres
Jack Murphy Stadium, San Diego, CA

Thu Jun 04 1981, 6:33 AM EDT
Att. 12,403 - Unknown

AB	36
R	7
H	13
RBI	7
BB	4
SO	4
LOB	25



1B	2B	3B	HR	SF	SAC	DP	HBP	WP	HR	S	P	ERA	WHIP
10	2	0	1	0	0	1	0	1	0	0	0	16.20	3.300

Batter	1	2	3	4	5	6	7	8	9	10	11	12	13	AB R H RBI BB SO LOB
Tom Herr, S OBP: 0.362, SLG: 0.401 (1, 4)	4-0 BLK BB	4-0 BB		0-0 1B		0-0 F8		0-3 K			0-1 CI 1B		0-0 SH1-4	3 0 1 0 2 1 2
Garry Templeton, S OBP: 0.298, SLG: 0.383 (1, 6)	4-1 BB	1-6-3		0-0 P4		4-3			0-0 L7		0-0 1B		4-0 1B IBB	6 0 1 0 1 0 7
Keith Hernandez, L OBP: 0.384, SLG: 0.451 (1, 3)	0-3 K		0-0 P6	0-0 F7		6-3			0-0 1-3		0-0 P6		0-0 1B	7 0 1 1 0 1 7
George Hendrick, R OBP: 0.354, SLG: 0.477 (1, 8)	1-3		0-0 BB 1B		0-3 K		0-0 1-3		0-0 F7		0-0 G3			6 0 1 0 0 1 4
Dane Iorg, L OBP: 0.316, SLG: 0.413 (1, 7)		0-0 SF8 2B	0-0 F8		0-0 1B 1B		0-0 L9			0-0 4-3		0-0 F7		6 1 2 0 0 0 1
Ken Oberkfell, L OBP: 0.350, SLG: 0.345 (1, 5)		4-3 BB BB	4-0 P6	4-0 BB 1B	0-0 P6		0-0 3B			0-0 4-3		0-0 G3		5 0 1 0 1 0 2
Sixto Lezcano, R OBP: 0.398, SLG: 0.371 (1, 9)		4-0 BB 1B BB	0-0 F8		0-0 1B		0-0 5-3			0-0 4-3				5 0 2 0 1 0 3
Orlando Sanchez, L OBP: 0.367, SLG: 0.444 Gene Tenace, R OBP: 0.375, SLG: 0.355 (8, PH) (9, 2)		0-0 SF8		0-0 F8	0-3 K			0-0 FC1-6 1B			0-0 1-3		0-3 K	2 0 0 1 0 1 2 3 0 1 0 0 1 1
Silvio Martinez, R OBP: 0.264, SLG: 0.429 Tito Landrum, R OBP: 0.214, SLG: 0.346 Bruce Sutter, R Steve Braun, L OBP: 0.297, SLG: 0.273 Tony Scott, S OBP: 0.263, SLG: 0.313 Jim Kaat, L OBP: 0.600, SLG: 0.750 (1, 1) (8, PH) (9, 1) (11, PH) (11, PR) (12, 1)		0-0 BB 1B		0-0 1B		4-3 2B		0-0 FC1-6 CS 1B			4-0 1B CI BB		4-0 SH1-4 1B BB	3 0 3 0 0 0 0 1 0 0 0 0 0 1 0 0 0 0 0 0 0 0 0 0 0 1 0 0 0 0 0 0 0 0 0 0 1 0 0 1 0 0

Inning Stats	R: 0	H: 0	E: 0	K: 1	S: 5	LOB: 1	BB: 1	P: 9	R: 1	H: 2	E: 0	K: 0	S: 5	LOB: 3	BB: 2	P: 13	R: 0	H: 1	E: 0	K: 0	S: 4	LOB: 2	BB: 1	P: 8	R: 0	H: 2	E: 0	K: 2	S: 9	LOB: 2	BB: 0	P: 9	R: 0	H: 1	E: 0	K: 0	S: 4	LOB: 1	BB: 0	P: 4	R: 0	H: 1	E: 0	K: 1	S: 5	LOB: 0	BB: 0	P: 5	R: 0	H: 0	E: 0	K: 0	S: 3	LOB: 0	BB: 0	P: 3	R: 0	H: 0	E: 0	K: 0	S: 3	LOB: 0	BB: 0	P: 3	R: 0	H: 1	E: 0	K: 1	S: 5	LOB: 3	BB: 1	P: 9	R: 0	H: 1	E: 0	K: 0	S: 2	LOB: 1	BB: 0	P: 6	R: 1	H: 1	E: 0	K: 0	S: 2	LOB: 2	BB: 2	P: 10	2B: 10	SF: 1	3B: 1	HR: 0	WP: 0	PA: 57
--------------	------	------	------	------	------	--------	-------	------	------	------	------	------	------	--------	-------	-------	------	------	------	------	------	--------	-------	------	------	------	------	------	------	--------	-------	------	------	------	------	------	------	--------	-------	------	------	------	------	------	------	--------	-------	------	------	------	------	------	------	--------	-------	------	------	------	------	------	------	--------	-------	------	------	------	------	------	------	--------	-------	------	------	------	------	------	------	--------	-------	------	------	------	------	------	------	--------	-------	-------	--------	-------	-------	-------	-------	--------

PITCHER	IP	WLS	BF	H	R	ER	SO	BB	IBB	HBP	BLK	WP	HR	S	P	ERA	WHIP
Juan Eichelberger, R ERA: 2.84 (1, 1)	6.0		30	8	1	1	3	4	0	0	1	0	0	32	48	1.50	2.000
Danny Boone, L ERA: 2.17 (7, 1)	3.0		10	2	0	0	1	0	0	0	0	0	0	12	12	0.00	0.667
John Urrrea, R ERA: 0.33 (10, 1)	1.1		7	1	0	0	0	1	0	0	0	0	0	6	10	0.00	1.500
Gary Lucas, L ERA: 2.64 (11, 1)	1.2		6	1	0	0	1	0	0	0	0	0	0	8	8	0.00	0.600
John Curtis, L ERA: 6.29 (13, 1)	0.1	L	4	1	1	1	0	1	1	0	0	0	0	2	10	27.00	6.000

BOTTOM

San Diego Padres @ St. Louis Cardinals
 Busch Stadium, St. Louis, MO
 Fri Jun 05 1981, 7:05 PM CDT
 Att. 16,832 - Cloudy

AB	47
R	2
H	13
RBI	2
BB	7
SO	5
LOB	30

livebaseballscorecards.com



Batter	1	2	3	4	5	6	7	8	9	AB R H RBI BB SO LOB	TOP											
Ozzie Smith, S (1, 6) OBP: 0.326, SLG: 0.277	0-0 1-3		0-0 1B 1B		0-0 P4		0-0 4-3			4 1 1 0 0 0 0	San Diego Padres @ St. Louis Cardinals Busch Stadium, St. Louis, MO Sat Jun 06 1981, 7:05 PM CDT Att. 20,662 - Cloudy livebaseballscorecards.com											
Juan Bonilla, R (1, 4) OBP: 0.342, SLG: 0.375	0-0 4-3		0-0 BB 1B 1B		0-0 5-3			0-0 8-2 3B	4 0 2 0 0 0 0													
Gene Richards, L (1, 7) OBP: 0.349, SLG: 0.388	0-0 1-3		0-0 BB 1B		0-0 6-3			1-0 8-2 HBP	3 0 1 1 0 0 0													
Luis Salazar, R (1, 8) OBP: 0.301, SLG: 0.385		0-0 F8	0-0 P6			0-3 K		0-0 8-2	4 0 0 0 0 1 4													
Terry Kennedy, L (1, 2) OBP: 0.340, SLG: 0.369		0-0 6-3	4-0 BB BB BB			0-0 F8		0-0 P4	3 0 0 0 1 0 1													
Barry Evans, R (1, 5) OBP: 0.385, SLG: 0.379		0-0 FC5 1B 1B	0-0 F7			0-0 1B		0-0 F7	4 0 2 0 0 0 3													
Randy Bass, L (1, 3) OBP: 0.308, SLG: 0.382		0-0 1B		0-3 K		0-0 L9		0-3 K	3 0 1 0 0 1 1													
John Littlefield, R (6, 1) John Urrea, R (8, 1) Steve Swisher, R (9, PH) OBP: 0.250, SLG: 0.250 OBP: 0.261, SLG: 0.190		1-2 1B		0-0 K					0 0 0 0 0 0 0 1 0 0 0 0 1 0													
Dave Edwards, R (1, 9) OBP: 0.143, SLG: 0.185		0-0 FC5		0-0 F9			0-0 F9	0-0 F8	4 0 0 0 0 0 2													
Tim Lollar, L (1, 1) OBP: 0.222, SLG: 0.556			0-0 F7		0-0 F7		0-0 4-3		2 0 0 0 0 0 0 0 0 0 0 0 0 0 1 0 0 0 0 0 0													
Mike Armstrong, R (5, 1) Broderick Perkins, L (6, 3) OBP: 0.342, SLG: 0.468																						
Inning Stats	R: 0 E: 0 K: 0 S: 3	H: 0 LOB: 0 BB: 0 P: 3	R: 0 E: 0 K: 0 S: 5	H: 2 LOB: 2 BB: 0 P: 5	R: 1 E: 0 K: 0 S: 6	H: 3 LOB: 3 BB: 1 P: 10	R: 0 E: 0 K: 1 S: 5	H: 0 LOB: 0 BB: 0 P: 5	R: 0 E: 0 K: 0 S: 3	H: 0 LOB: 0 BB: 0 P: 3	R: 0 E: 0 K: 0 S: 6	H: 1 LOB: 1 BB: 0 P: 6	R: 0 E: 0 K: 0 S: 3	H: 0 LOB: 0 BB: 0 P: 3	R: 0 E: 0 K: 1 S: 5	H: 1 LOB: 1 BB: 0 P: 4	R: 0 E: 0 K: 1 S: 5	H: 0 LOB: 0 BB: 0 P: 5	1B: 6 2B: 1 3B: 1 HR: 0	SF: 0 SAC: 0 DP: 1 HBP: 1	WP: 0 PB: 0 SB: 0 CS: 0	PA: 35
PITCHER John Martin, L (1, 1) ERA: 1.93	IP 9.0	WLS W	BF 35	H 7	R 1	ER 1	SO 3	BB 1	IBB 0	HBP 1	BLK 0	WP 0	HR 0	S 39	P 44	ERA 1.00	WHIP 0.889					



BOTTOM

San Diego Padres @ St. Louis Cardinals
 Busch Stadium, St. Louis, MO
 Sun Jun 07 1981, 3:33 AM CDT
 Att. 23,997 - Sunny

livebaseballscorecards.com

AB	35
R	1
H	8
RBI	1
BB	0
SO	5
LOB	14



WP:	0	PA:	35
PB:	0	SB:	1
CS:	0		

AB R H RBI BB SO LOB

4	0	2	0	0	0	0
4	0	1	0	0	0	1
4	0	0	0	0	1	3
4	1	1	1	0	1	1
4	0	2	0	0	0	0
4	0	1	0	0	1	3
4	0	0	0	0	1	4
4	0	1	0	0	0	1
1	0	0	0	0	1	0
0	0	0	0	0	0	0
1	0	0	0	0	0	0
0	0	0	0	0	0	0
1	0	0	0	0	0	1
0	0	0	0	0	0	0

Batter	1	2	3	4	5	6	7	8	9
Tom Herr, S OBP: 0.365, SLG: 0.404 (1, 4)	0-0 B3		0-0 1B		0-0 6-3			0-0 5-3 1B	
Garry Templeton, S OBP: 0.305, SLG: 0.388 (1, 6)	0-0 5-3		0-0 1B			0-0 4-3		0-0 5-3 1-2	
Keith Hernandez, L OBP: 0.377, SLG: 0.454 (1, 3)	0-0 4-3		0-3 K			0-0 F8		0-0 6-3	
George Hendrick, R OBP: 0.358, SLG: 0.486 (1, 9)		0-3 K		0-0 5-3		0-0 HR		0-0 F9	
Sixto Lezcano, R OBP: 0.401, SLG: 0.377 (1, 7)		0-0 FC6-4 1B		0-0 1-6-3 1B		0-0 6-3		0-0 E3	
Ken Oberkfell, L OBP: 0.361, SLG: 0.357 (1, 5)		0-0 FC6-4 1-2f		0-0 1-6-3 1-2		0-0 G6-4-3 1B		0-3 K	
Tito Landrum, R OBP: 0.222, SLG: 0.324 (1, 8)		0-3 K		0-0 F8		0-0 G6-4-3 1-2f		0-0 F9	
Gene Tenace, R OBP: 0.369, SLG: 0.348 (1, 2)			0-0 4-3		0-0 F7		0-0 FC6-4 1B	0-0 F7	
Bob Shirley, R OBP: 0.083, SLG: 0.063 (1, 1)			0-3 K		0-0 1-3		0-0 FC6-4 1-2f		
Mark Little, L OBP: 0.500, SLG: 0.500 (4, 1)									
Glenn Brummage, R OBP: 0.316, SLG: 0.353 (5, PH)									
Bob Sykes, S OBP: 0.290, SLG: 0.200 (6, 1)									
Julio Gonzalez, R OBP: 0.290, SLG: 0.200 (7, PH)									
Jim Otten, R OBP: 0.290, SLG: 0.200 (8, 1)									

Inning Stats	R: 0	H: 0	E: 0	K: 0	S: 3	P: 3	R: 0	H: 1	E: 0	K: 2	S: 8	R: 0	H: 2	E: 0	K: 2	S: 9	R: 0	H: 1	E: 0	K: 0	S: 4	R: 0	H: 0	E: 0	K: 0	S: 3	R: 1	H: 1	E: 0	K: 0	S: 4	R: 0	H: 2	E: 0	K: 0	S: 4	R: 0	H: 1	E: 0	K: 0	S: 4	R: 0	H: 0	E: 1	K: 1	S: 6
--------------	------	------	------	------	------	------	------	------	------	------	------	------	------	------	------	------	------	------	------	------	------	------	------	------	------	------	------	------	------	------	------	------	------	------	------	------	------	------	------	------	------	------	------	------	------	------

PITCHER	IP	WLS	BF	H	R	ER	SO	BB	IBB	HBP	BLK	WP	HR	S	P	ERA	WHIP
Chris Welsh, L ERA: 2.89 (1, 1)	9.0	W	35	8	1	1	5	0	0	0	0	0	1	45	45	1.00	0.889

PITCHER	IP	WLS	BF	H	R	ER	SO	BB	IBB	HBP	BLK	WP	HR	S	P	ERA	WHIP
---------	----	-----	----	---	---	----	----	----	-----	-----	-----	----	----	---	---	-----	------

Batter	1	2	3	4	5	6	7	8	9	AB R H RBI BB SO LOB	TOP	
Ozzie Smith, S (1, 6) OBP: 0.333, SLG: 0.281	0-0 BB 1B	0-0 FC4-6 1B	4-0 BB		0-0 6-3			0-0 2-3		4 0 2 0 1 0 0		
Gene Richards, L (1, 7) OBP: 0.355, SLG: 0.402	0-3 K	0-0 FC4-6 1-2f	0-0 F8		0-0 G3			0-0 S 1B		5 0 1 0 0 1 6		
Terry Kennedy, L (1, 2) OBP: 0.347, SLG: 0.372	4-0 FC4 1-2 BB		0-0 BB 1B 1B	0-0 HR 1B		0-0 F7		0-0 F7 1-2		4 2 2 0 1 0 1		
Randy Bass, L (1, 3) OBP: 0.300, SLG: 0.407 Broderick Perkins, L (8, 3) OBP: 0.340, SLG: 0.469	0-0 P4		0-0 F7	0-0 1-H HR		0-0 L6		0-0 P8		5 1 1 2 0 0 4 0 0 0 0 0 0 0		
Ruppert Jones, L (1, 8) OBP: 0.320, SLG: 0.332	0-0 FC4 1-2f		0-0 BB 1B 1B	4-0 CS BB		0-0 1B			0-0 4-3	4 1 2 0 1 0 2		
Joe Lefebvre, L (1, 9) OBP: 0.353, SLG: 0.411		0-0 1B S 1B	4-0 E 1B 2B BB	0-0 1-2 HR		0-0 4-3		0-3 K		4 2 2 1 1 1 1		
Luis Salazar, R (1, 5) OBP: 0.296, SLG: 0.376		0-0 6-3	0-0 E6 2B 1B	0-3 K		0-0 F8		0-0 6-3		5 1 1 2 0 1 1		
Juan Bonilla, R (1, 4) OBP: 0.335, SLG: 0.368		4-0 1B BB	0-0 P6	0-0 L5		0-0 6-3				3 0 0 0 1 0 2		
Steve Mura, R (1, 1) OBP: 0.129, SLG: 0.161 Gary Lucas, L (8, 1) OBP: 0.167, SLG: 0.167		0-0 P2	0-0 1-H 3-H 2B		0-0 P4		0-0 6-3			4 0 1 2 0 0 2 0 0 0 0 0 0 0		
Inning Stats	R: 0 E: 0 K: 1 S: 6 H: 1 LOB: 2 BB: 1 P: 10	R: 0 E: 0 K: 0 S: 5 H: 2 LOB: 3 BB: 1 P: 9	R: 4 E: 1 K: 0 S: 7 H: 4 LOB: 2 BB: 2 P: 15	R: 3 E: 0 K: 1 S: 7 H: 3 LOB: 0 BB: 1 P: 11	R: 0 E: 0 K: 0 S: 3 H: 0 LOB: 0 BB: 0 P: 3	R: 0 E: 0 K: 0 S: 4 H: 1 LOB: 1 BB: 0 P: 4	R: 0 E: 0 K: 0 S: 3 H: 0 LOB: 0 BB: 0 P: 3	R: 0 E: 0 K: 0 S: 4 H: 1 LOB: 1 BB: 0 P: 4	R: 0 E: 0 K: 1 S: 5 H: 0 LOB: 0 BB: 0 P: 5	1B: 9 2B: 1 3B: 0 HR: 2 SF: 0 SAC: 0 DP: 0 HBP: 0	WP: 0 PB: 0 SB: 2 CS: 1 PA: 43	
PITCHER	IP WLS BF H R ER SO BB IBB HBP BLK WP HR S P ERA WHIP											
Rick Rhoden, R (1, 1) ERA: 3.3	3.0 L 22 9 6 6 1 4 0 0 0 0 0 1 20 36 18.00 4.333											
Victor Cruz, R (4, 1) ERA: 2.25	5.0 18 3 1 1 1 1 0 0 0 0 0 1 19 23 1.80 0.800											
Grant Jackson, L (9, 1) ERA: 1.96	1.0 3 0 0 0 0 1 0 0 0 0 0 0 5 5 0.00 0.000											

San Diego Padres @ Pittsburgh Pirates
 Three Rivers Stadium, Pittsburgh, PA
 Tue Jun 09 1981, 7:05 PM EDT
 Att. 9,145 - Unknown

livebaseballscorecards.com

AB	38
R	7
H	12
RBI	7
BB	5
SO	3
LOB	19



Batter	1	2	3	4	5	6	7	8	9	AB	R	H	RBI	BB	SO	LOB
Omar Moreno, L OBP: 0.286, SLG: 0.324 (1, 8)	0-0 4-3		0-0 5-3 1B		0-0 G3			0-0 L8		4	1	1	1	0	0	0
Tim Foli, R OBP: 0.293, SLG: 0.312 (1, 6)	0-0 4-3		0-0 5-3 1B			0-0 FC4-6 1B		0-0 8-4-3 1B		4	0	2	0	0	0	1
Dave Parker, L OBP: 0.298, SLG: 0.464 (1, 9)	0-0 4-3		0-0 1B			0-0 FC4-6 1B		0-0 8-4-3 1B		4	0	1	1	0	0	2
Willie Stargell, L OBP: 0.354, SLG: 0.386 (1, 3)		0-0 FC5-4 1B	0-3 K			0-0 1-2 2B			0-0 G6-4-3 1B	4	0	3	0	0	1	1
Bill Madlock, R OBP: 0.424, SLG: 0.474 (1, 5)		0-0 FC5-4 1B		0-0 F8		0-0 6-3			0-0 G6-4-3	4	0	0	0	0	0	3
Mike Easler, L OBP: 0.354, SLG: 0.524 (1, 7)		0-0 F8		0-0 L9			0-0 G5-4-3 1B		0-0 E3	4	0	1	0	0	0	1
Tony Peña, R OBP: 0.316, SLG: 0.371 (1, 2)			0-0 2B 1B	0-3 K			0-0 G5-4-3 1B		0-0 F8	4	1	1	0	0	1	2
Dale Berra, R OBP: 0.369, SLG: 0.394 (1, 4)			0-0 SH1-4 1B 2B		0-0 F8		0-0 5-3			3	1	1	1	0	0	0
Rick Rhoden, R OBP: 0.179, SLG: 0.185 (1, 1)			0-0 SH1-4		0-3 K			0-0 HR		0	0	0	0	0	0	0
Victor Cruz, R (4, 1)										1	0	0	0	0	1	0
Kurt Bevacqua, R (8, PH)										1	1	1	1	0	0	0
Grant Jackson, S (9, 1)										0	0	0	0	0	0	0

Inning Stats	R: 0	H: 0	E: 0	K: 0	S: 3	R: 0	H: 1	E: 0	K: 0	S: 3	R: 3	H: 4	E: 0	K: 1	S: 9	R: 0	H: 0	E: 0	K: 1	S: 5	R: 0	H: 2	E: 0	K: 0	S: 4	R: 0	H: 1	E: 0	K: 0	S: 3	R: 1	H: 2	E: 0	K: 0	S: 4	R: 0	H: 1	E: 1	K: 0	S: 4	1B: 8	SF: 0	2B: 3	SAC: 1	3B: 0	DP: 3	HR: 1	HBP: 0	WP: 0	PA: 34
Steve Mura, R (1, 1) ERA: 4.11	IP	WLS	BF	H	R	ER	SO	BB	IBB	HBP	BLK	WP	HR	S	P	ERA	WHIP																																	
Gary Lucas, L (8, 1) ERA: 2.53	2.0	S	7	2	0	0	0	0	0	0	0	0	0	7	7	0.00	1.000																																	

BOTTOM


San Diego Padres @ Pittsburgh Pirates
Three Rivers Stadium, Pittsburgh, PA

Tue Jun 09 1981, 7:05 PM EDT
Att. 9,145 - Unknown

livebaseballscorecards.com

AB	33
R	4
H	11
RBI	4
BB	0
SO	3
LOB	10



Batter	1	2	3	4	5	6	7	8	9	AB R H RBI BB SO LOB	TOP																											
Rufino Linares, R OBP: 0.271, SLG: 0.371 (1, 7) X	0-0 F9		0-0 4-3		0-0 F4		0-0 F8		0-0 SF9	4 0 0 1 0 0 1	<p>Atlanta Braves @ San Diego Padres Jack Murphy Stadium, San Diego, CA Mon Aug 10 1981, 10:05 PM EDT Att: 52,608 - Unknown</p> <p>livebaseballscorecards.com</p> <table border="0"> <tr><td>AB</td><td>31</td></tr> <tr><td>R</td><td>3</td></tr> <tr><td>H</td><td>6</td></tr> <tr><td>RBI</td><td>3</td></tr> <tr><td>BB</td><td>5</td></tr> <tr><td>SO</td><td>4</td></tr> <tr><td>LOB</td><td>20</td></tr> </table> 	AB	31	R	3	H	6	RBI	3	BB	5	SO	4	LOB	20													
AB	31																																					
R	3																																					
H	6																																					
RBI	3																																					
BB	5																																					
SO	4																																					
LOB	20																																					
Claudell Washington, L OBP: 0.318, SLG: 0.406 (1, 9) X	0-0 6-3		0-0 6-3		0-0 F9		0-3 K		0-0 4-3	5 0 0 0 0 1 3																												
Chris Chambliss, L OBP: 0.349, SLG: 0.376 (1, 3) X	0-0 1B		0-0 F9			4-0 PB 2B BB		0-0 F9		3 1 1 0 1 0 0																												
Bob Homer, R OBP: 0.346, SLG: 0.441 Jerry Royster, R OBP: 0.210, SLG: 0.267 (1, 5) X (8, PR) (8, 5)	0-0 F3			0-3 K		0-0 4-3 1-H 2B		4-0 1-3 BB		3 0 1 1 1 1 1 0 0 0 0 0 0 0																												
Dale Murphy, R OBP: 0.313, SLG: 0.384 (1, 8) X		0-0 1B 3B		0-0 G3 1B		4-0 4-3 BB		0-0 1-3		3 1 2 0 1 0 1																												
Glenn Hubbard, R OBP: 0.313, SLG: 0.350 (1, 4) X		4-0 B1-6 1B BB		0-0 G3		0-0 4-3		0-0 5-3		3 0 0 0 1 0 5																												
Bruce Benedict, R OBP: 0.364, SLG: 0.398 (1, 2) X		0-0 F4		0-0 F8		0-0 F9			0-0 SH SF9 2B	4 1 1 0 0 0 5																												
Rafael Ramirez, R OBP: 0.298, SLG: 0.292 (1, 6) X		0-0 1-2 3-H 1B			0-0 F9		0-0 5-3		0-0 SH	3 0 1 1 0 0 0																												
Phil Niekro, R OBP: 0.071, SLG: 0.071 Al Hrabosky, R Brian Asselstine, L OBP: 0.273, SLG: 0.377 Eddie Miller, S OBP: 0.296, SLG: 0.253 Gene Garber, R Terry Harper, R OBP: 0.364, SLG: 0.369 Rick Camp, R (1, 1) (5, 1) (7, PH) (7, PR) (7, 1) (8, PH) (9, 1)		0-0 B1-6		0-3 K		4-0 E BB		0-3 K		2 0 0 0 0 0 1 2 0 0 0 0 0 0 0 0 0 0 0 0 0 1 0 0 0 0 0 0 0 0 0 0 0 0 0 0 0 0 0 0 1 0 0 0 0 0 1 2 0 0 0 0 0 0 0 0																												
Inning Stats	R: 0 E: 0 K: 0 S: 4	H: 1 LOB: 1 BB: 0 P: 4	R: 1 E: 0 K: 0 S: 4	H: 2 LOB: 1 BB: 1 P: 8	R: 0 E: 0 K: 0 S: 3	H: 0 LOB: 0 BB: 0 P: 3	R: 0 E: 0 K: 1 S: 6	H: 1 LOB: 1 BB: 0 P: 6	R: 0 E: 0 K: 1 S: 5	H: 0 LOB: 0 BB: 0 P: 5	R: 1 E: 0 K: 0 S: 4	H: 1 LOB: 2 BB: 2 P: 12	R: 0 E: 1 K: 1 S: 5	H: 0 LOB: 2 BB: 1 P: 9	R: 0 E: 0 K: 0 S: 3	H: 0 LOB: 2 BB: 1 P: 7	R: 1 E: 1 K: 1 S: 7	H: 1 LOB: 1 BB: 0 P: 7	1B: 3 2B: 3 3B: 1 HR: 0	SF: 1 SAC: 1 DP: 1 HBP: 0	WP: 0 PB: 1 SB: 0 CS: 0	PA: 38																
PITCHER	IP WLS BF H R ER SO BB IBB HBP BLK WP HR S P ERA WHIP																				PITCHER	IP WLS BF H R ER SO BB IBB HBP BLK WP HR S P ERA WHIP																
Juan Eichelberger, R ERA: 2.75 (1, 1)	8.0		33	5	2	2	3	5	0	0	0	0	0	0	34	54	2.25	1.250																				
John Urrea, R ERA: 0.31 (9, 1)	1.0	L	5	1	1	0	1	0	0	0	0	0	0	7	7	0.00	1.000																					

Batter	1	2	3	4	5	6	7	8	9	AB R H RBI BB SO LOB	TOP											
Rufino Linares, R (1, 7) OBP: 0.278, SLG: 0.391	0-0 F9	0-0 3B			0-0 E 1B		0-0 1-3			4 1 2 2 0 0 0												
Claudell Washington, L (1, 9) OBP: 0.317, SLG: 0.399	4-0 F8 1B	0-0 4-3			0-0 E5			0-0 6-3		3 1 0 0 1 0 1												
Chris Chambliss, L (1, 3) OBP: 0.347, SLG: 0.370	0-0 F8			0-0 4-3	4-0 G6-4-3 IBB			0-0 F7		3 0 0 0 1 0 1												
Bob Homer, R (1, 5) Jerry Royster, R (8, 5) OBP: 0.343, SLG: 0.434 OBP: 0.210, SLG: 0.267	0-0 1-3			0-0 6-3	0-0 G6-4-3			0-0 6-3		4 0 1 1 0 0 2 0 0 0 0 0 0 0												
Dale Murphy, R (1, 8) OBP: 0.312, SLG: 0.379	0-0 F9			0-3 K		0-3 K			4-0 1B BB	3 1 0 0 1 2 1												
Glenn Hubbard, R (1, 4) OBP: 0.317, SLG: 0.354		0-0 5-3 3B 1B			0-0 1-5-3		0-3 K2-3		0-0 1-3 1B	4 1 2 1 0 1 0												
Bruce Benedict, R (1, 2) OBP: 0.362, SLG: 0.394				0-0 5-3	0-0 F8		0-0 1B		0-0 1-3	4 0 1 0 0 0 2												
Rafael Ramirez, R (1, 6) OBP: 0.297, SLG: 0.287		4-0 3B BB			0-3 K		0-0 6-3		0-0 5-3	3 1 0 0 1 1 1												
Gaylord Perry, R (1, 1) Al Hrabosky, R (6, 1) Brian Asselstine, L (9, PH) Rick Camp, R (9, 1) OBP: 0.267, SLG: 0.276 OBP: 0.268, SLG: 0.370		0-3 K			0-3 K		0-3 K		0-0 G3	2 0 0 0 0 2 2 1 0 0 0 0 1 0 1 0 0 0 0 0 1 0 0 0 0 0 0 0												
Inning Stats	R: 1 E: 0 K: 0 S: 4	H: 1 LOB: 1 BB: 1 P: 8	R: 2 E: 0 K: 1 S: 7	H: 2 LOB: 1 BB: 1 P: 11	R: 0 E: 0 K: 1 S: 5	H: 0 LOB: 0 BB: 0 P: 5	R: 0 E: 0 K: 1 S: 5	H: 0 LOB: 0 BB: 0 P: 5	R: 1 E: 1 K: 1 S: 6	H: 1 LOB: 1 BB: 1 P: 10	R: 0 E: 0 K: 2 S: 7	H: 1 LOB: 1 BB: 0 P: 7	R: 0 E: 0 K: 1 S: 5	H: 0 LOB: 0 BB: 0 P: 5	R: 0 E: 0 K: 0 S: 3	H: 0 LOB: 0 BB: 0 P: 3	R: 1 E: 0 K: 0 S: 4	H: 1 LOB: 1 BB: 1 P: 8	1B: 5 2B: 0 3B: 1 HR: 0	SF: 0 SAC: 0 DP: 1 HBP: 0	WP: 0 PB: 0 SB: 4 CS: 0	PA: 36
PITCHER	IP WLS BF H R ER SO BB IBB HBP BLK WP HR S P ERA WHIP																					
Steve Mura, R (1, 1) ERA: 4.18	5.0 L 22 4 4 3 4 2 1 0 0 0 0 27 39 5.40 1.200																					
Danny Boone, L (6, 1) ERA: 2.03	2.0 6 1 0 0 3 0 0 0 0 0 0 12 12 0.00 0.500																					
John Littlefield, R (8, 1) ERA: 5.94	2.0 8 1 1 1 0 1 0 0 0 0 0 7 11 4.50 1.000																					

Atlanta Braves @ San Diego Padres
 Jack Murphy Stadium, San Diego, CA
 Tue Aug 11 1981, 10:05 PM EDT
 Att. 5,360 - Unknown

livebaseballscorecards.com

AB	32
R	5
H	6
RBI	4
BB	4
SO	7
LOB	11



Batter	1	2	3	4	5	6	7	8	9	10	11	AB R H RBI BB SO LOB	TOP				
Rufino Linares, R OBP: 0.283, SLG: 0.391 (1, 7)	FC6-4 1B		6-3		L4		4-3 SH5-3 1B		FC5-4 S		SH FC4-6	5 0 2 0 0 0 1	<p>Atlanta Braves @ San Diego Padres</p> <p>Jack Murphy Stadium, San Diego, CA</p> <p>Wed Aug 12 1981, 10:05 PM EDT</p> <p>Att: 5,094 - Unknown</p>				
Claudell Washington, L OBP: 0.314, SLG: 0.393 John Montefusco, R OBP: 0.083, SLG: 0.167 (1, 9) (11, 1)	FC6-4 G4-6-3 1-2f		1B		F8		SH5-3 1-2		4-3		FC4-6 FC4-6 1-2f 2-3	5 0 1 0 0 0 4 0 0 0 0 0 0 0					
Chris Chambliss, L OBP: 0.348, SLG: 0.371 Eddie Miller, S OBP: 0.294, SLG: 0.250 (1, 3) (10, PR) (10, 8)	G4-6-3 1-2f				F6		4-3 2-3				FC4-6 FC6-4 1B	5 0 2 0 0 0 2 1 0 0 1 0 0 1					
Bob Horner, R OBP: 0.336, SLG: 0.422 (1, 5)			5-3		5-3		F3				FC6-4 1B 1-2f	6 1 1 0 0 1 4					
Dale Murphy, R OBP: 0.314, SLG: 0.376 (1, 8) (10, 3)			5-3		S 1B		G3 1-2		E5 FC5-4		1B IBB	4 1 1 0 1 0 1					
Glenn Hubbard, R OBP: 0.324, SLG: 0.360 (1, 4)			1B 1B		F9 1-2		SH5-4 1B 2-3		FC5-4 L5-3 1-2f		1-2 2-3 1B	5 1 3 0 0 0 2					
Bruce Benedict, R OBP: 0.365, SLG: 0.397 (1, 2)			1B 1B		1B 2-H		SH5-4 1-2 3-H 4-0		L5-3 1-2		F5	4 0 2 2 0 0 4					
Rafael Ramirez, R OBP: 0.305, SLG: 0.292 (1, 6)			F9 1-2 3-H 1B		F9 1-2		IBB 4-0		FC5-4 1B		L9	4 0 2 1 1 0 4					
Rick Mahler, R OBP: 0.125, SLG: 0.125 Jerry Royster, R OBP: 0.206, SLG: 0.262 Gene Garber, R OBP: 1.000, SLG: 1.000 Lamy Bradford, R OBP: 0.369, SLG: 0.364 Terry Harper, R OBP: 0.281, SLG: 0.370 (1, 1) (6, PH) (6, 1) (8, 1) (9, PH) (9, 1) (11, PH) (11, 9)	F9 0-0		4-3		F8		F8		F1		FC4-6 SH FC4-6 BB	2 0 0 0 0 0 3 1 0 0 0 0 0 2 0 0 0 0 0 0 0 0 0 0 0 0 0 0 1 0 0 0 0 0 1 0 0 0 0 0 0 0 0 1 0 0 1 0 0					
Inning Stats	R: 0 H: 1 E: 0 LOB: 0 K: 0 BB: 0 S: 3 P: 3	R: 1 H: 3 E: 0 LOB: 2 K: 0 BB: 0 S: 6 P: 6	R: 0 H: 2 E: 0 LOB: 1 K: 0 BB: 0 S: 4 P: 4	R: 1 H: 2 E: 0 LOB: 1 K: 0 BB: 0 S: 5 P: 5	R: 0 H: 0 E: 0 LOB: 0 K: 0 BB: 0 S: 3 P: 3	R: 1 H: 2 E: 0 LOB: 2 K: 0 BB: 1 S: 5 P: 9	R: 0 H: 1 E: 0 LOB: 1 K: 0 BB: 0 S: 4 P: 4	R: 0 H: 0 E: 1 LOB: 0 K: 0 BB: 0 S: 3 P: 3	R: 0 H: 1 E: 0 LOB: 1 K: 0 BB: 0 S: 4 P: 4	R: 0 H: 2 E: 1 LOB: 3 K: 0 BB: 1 S: 5 P: 9	R: 1 H: 0 E: 1 LOB: 1 K: 1 BB: 1 S: 6 P: 10	1B: 14 SF: 0 2B: 1 SAC: 3 3B: 0 DP: 2 HR: 0 HBP: 0		WP: 0 PA: 49 PB: 0 SB: 2 CS: 0			
PITCHER	IP WLS BF H R ER SO BB IBB HBP BLK WP HR S P ERA WHIP																
Rick Wise, R ERA: 3.55 (1, 1)	6.0	27	10	3	3	0	0	0	0	0	0	0	0	26	30	4.50	1.667
Gary Lucas, L ERA: 2.34 (7, 1)	2.0	7	1	0	0	0	0	0	0	0	0	0	0	7	7	0.00	0.500
Danny Boone, L ERA: 1.91 (9, 1)	2.0	10	3	0	0	0	0	1	0	0	0	0	0	9	13	0.00	1.500
John Curtis, L ERA: 6.15 (11, 1)	1.0	L 5	0	1	0	1	1	0	0	0	0	0	0	6	10	0.00	1.000

livebaseballscorecards.com

AB	43
R	4
H	14
RBI	4
BB	3
SO	1
LOB	29



Batter	1	2	3	4	5	6	7	8	9	10	11	AB	R	H	RBI	BB	SO	LOB
Ozzie Smith, S OBP: 0.315, SLG: 0.261 (1, 6)	6-3		4-3		K		6-3		4-3			5	0	0	0	0	1	3
Ruppert Jones, L OBP: 0.325, SLG: 0.357 (1, 8)	4-3		2B E BB			E6		1-6-3 SH1-3 1B		SH5-3 1B		4	1	2	0	1	0	0
Gene Richards, L OBP: 0.356, SLG: 0.402 (1, 7)	6-3		E8 1-H 2B			K		SH1-3		SH5-3		3	0	1	0	0	1	1
Terry Kennedy, L OBP: 0.345, SLG: 0.375 (1, 2)		4-3 3B	F8			E5 G4-6-3		1-6-3		IBB		4	1	1	0	1	0	3
Randy Bass, L Gary Lucas, L Barry Evans, L Danny Boone, L Jerry Turner, L John Curtis, L OBP: 0.324, SLG: 0.411 (1, 3) OBP: 0.143, SLG: 0.143 (7, 1) OBP: 0.352, SLG: 0.344 (8, PH) OBP: 1.000, SLG: 1.000 (9, 1) OBP: 0.348, SLG: 0.368 (10, PH) OBP: 0.077, SLG: 0.083 (11, 1)	4-3				CS 1B		G4-6-3		F9		F7	3	0	1	1	0	0	2
Broderick Perkins, L OBP: 0.333, SLG: 0.456 (1, 9) (7, 3)	1-3				1-3			3-1		F5		5	0	0	0	0	0	3
Luis Salazar, R OBP: 0.305, SLG: 0.383 (1, 5)					5-3			1B FC4-6 1B		K		5	1	2	0	0	1	0
Juan Bonilla, R OBP: 0.343, SLG: 0.375 (1, 4)	4-3				5-3			FC4-6 1B		1B		5	0	2	0	0	0	1
Rick Wise, R Joe Lefebvre, L OBP: 0.063, SLG: 0.125 (1, 1) OBP: 0.344, SLG: 0.388 (7, 9)			K		4-3			FC4-6 1B		1B		2	0	0	0	0	1	0
												3	0	1	1	0	1	1

Inning Stats	R: 0	H: 0	R: 1	H: 2	R: 1	H: 1	R: 0	H: 1	R: 0	H: 0	R: 1	H: 2	R: 0	H: 1	R: 0	H: 2	R: 0	H: 1	R: 0	H: 0	R: 0	H: 1	R: 0	H: 0	1B: 8	SF: 0	WP: 0	PA: 45
E: 0	LOB: 0	E: 0	LOB: 1	E: 0	LOB: 0	E: 0	LOB: 1	E: 0	LOB: 0	E: 2	LOB: 1	E: 0	LOB: 2	E: 0	LOB: 2	E: 0	LOB: 2	E: 0	LOB: 1	E: 0	LOB: 0	E: 0	LOB: 2	E: 0	LOB: 0	2B: 1	SAC: 2	PB: 0
K: 0	BB: 0	K: 0	BB: 0	K: 1	BB: 1	K: 0	BB: 0	K: 1	BB: 0	K: 1	BB: 0	K: 0	BB: 0	K: 1	BB: 0	K: 1	BB: 0	K: 1	BB: 1	K: 1	BB: 0	K: 1	BB: 0	K: 1	BB: 0	3B: 1	DP: 1	SB: 3
S: 3	P: 3	S: 5	P: 5	S: 6	P: 10	S: 3	P: 3	S: 5	P: 5	S: 6	P: 6	S: 5	P: 5	S: 4	P: 4	S: 7	P: 7	S: 4	P: 8	S: 5	P: 5	S: 5	P: 5	S: 5	P: 5	HR: 0	HBP: 0	CS: 1

PITCHER	IP	WLS	BF	H	R	ER	SO	BB	IBB	HBP	BLK	WP	HR	S	P	ERA	WHIP
Rick Mahler, R ERA: 3.21 (1, 1)	5.0		19	4	2	1	2	1	0	0	0	0	0	22	26	1.80	1.000
Gene Garber, R ERA: 3.24 (6, 1)	2.1		11	3	1	1	1	0	0	0	0	0	0	13	13	3.86	1.286
Larry Bradford, L ERA: 4.5 (8, 1)	0.2		2	0	0	0	0	0	0	0	0	0	0	2	2	0.00	0.000
Rick Camp, R ERA: 1.27 (9, 1)	2.0	W	10	3	0	0	1	0	1	0	0	0	0	11	15	0.00	1.500
John Montefusco, R ERA: 3.81 (11, 1)	1.0	S	3	0	0	0	1	0	0	0	0	0	0	5	5	0.00	0.000

PITCHER	IP	WLS	BF	H	R	ER	SO	BB	IBB	HBP	BLK	WP	HR	S	P	ERA	WHIP

BOTTOM

Atlanta Braves @ San Diego Padres
Jack Murphy Stadium, San Diego, CA
Wed Aug 12 1981, 10:05 PM EDT
Att: 5,094 - Unknown

livebaseballscores.com

AB	41
R	3
H	10
RBI	2
BB	2
SO	5
LOB	17



Batter	1	2	3	4	5	6	7	8	9	AB	R	H	RBI	BB	SO	LOB
Ozzie Smith, S OBP: 0.316, SLG: 0.268 (1, 6)	0-0 5-3		0-0 F9		0-0 4-3		0-0 1B 2B	0-0 1-3 3-H 2B		5	1	2	1	0	0	1
Juan Bonilla, R OBP: 0.344, SLG: 0.376 (1, 4)	0-0 4-3		0-0 CS 2-H 1B		0-0 6-3		0-0 1-3 1B 1B	0-0 5-3		5	1	2	1	0	0	2
Gene Richards, L OBP: 0.357, SLG: 0.403 (1, 7)	0-0 5-3		0-0 CS 1-2	4-0 S 2B BB		0-0 6-3	0-0 1-3 3-H 1B 2B	0-0 F8		4	2	1	1	1	0	2
Terry Kennedy, L OBP: 0.353, SLG: 0.384 (1, 2)		0-0 6-3		0-0 1-H 1B 2B		4-0 2B SF7 BB	0-0 2-H 3-H 1B			3	2	2	3	1	0	0
Luis Salazar, R OBP: 0.308, SLG: 0.390 (1, 5)		0-3 K		0-0 2-H 1B		0-0 1-3 2B	0-0 F9			4	0	2	1	0	1	1
Randy Bass, L OBP: 0.312, SLG: 0.398 (1, 3)		0-0 6-3		0-0 F8		0-0 SF7	0-0 F8			3	0	0	1	0	0	1
Ruppert Jones, L OBP: 0.336, SLG: 0.368 (1, 8)			4-0 2B E BB	0-0 1B		4-0 2B BB		0-0 WP 2B 2B		2	2	2	0	2	0	0
Jose Moreno, S OBP: 0.200, SLG: 0.400 (1, 9)			0-0 E7 1B 2B	0-0 1-3		0-0 F3		4-0 2B BB		3	1	1	0	0	0	3
Joe Lefebvre, L OBP: 0.348, SLG: 0.388 (7, 9)										0	0	0	0	1	0	0
Chris Welsh, L OBP: 0.115, SLG: 0.080 (1, 1)			0-3 K		0-3 K		0-3 K	0-3 K		3	0	0	0	0	3	1
Gary Lucas, L OBP: 0.125, SLG: 0.125 (8, 1)										1	0	0	0	0	1	2

Inning Stats	R: 0	H: 0	E: 0	K: 0	S: 3	LOB: 0	BB: 0	P: 3	R: 0	H: 0	E: 0	K: 1	S: 5	LOB: 0	BB: 0	P: 5	R: 2	H: 2	E: 1	K: 1	S: 6	LOB: 0	BB: 1	P: 10	R: 2	H: 3	E: 0	K: 0	S: 5	LOB: 1	BB: 1	P: 9	R: 0	H: 0	E: 0	K: 1	S: 5	LOB: 0	BB: 0	P: 5	R: 1	H: 1	E: 0	K: 0	S: 4	LOB: 2	BB: 2	P: 12	R: 3	H: 4	E: 0	K: 1	S: 9	LOB: 1	BB: 0	P: 9	R: 1	H: 2	E: 0	K: 1	S: 7	LOB: 2	BB: 1	P: 11
PITCHER	IP	WLS	BF	H	R	ER	SO	BB	IBB	HBP	BLK	WP	HR	S	P	ERA	WHIP																																															
Bob Knepper, L ERA: 1.49 (1, 1)	4.0	L	17	5	4	4	2	2	0	0	0	0	0	19	27	9.00	1.750																																															
Bobby Sprowl, L ERA: 5.32 (5, 1)	2.0		9	1	1	1	1	2	0	0	0	0	0	9	17	4.50	1.500																																															
Frank LaCorte, R ERA: 4.39 (7, 1)	2.0		13	6	4	4	2	1	0	0	0	1	0	16	20	18.00	3.500																																															
PITCHER	IP	WLS	BF	H	R	ER	SO	BB	IBB	HBP	BLK	WP	HR	S	P	ERA	WHIP	WP: 1	PA: 40																																													

BOTTOM

Houston Astros @ San Diego Padres
Jack Murphy Stadium, San Diego, CA

Thu Aug 13 1981, 6:33 AM EDT
Att. 4,899 - Unknown

AB	33
R	9
H	12
RBI	8
BB	5
SO	5
LOB	13

livebaseballscorecards.com

Batter	1	2	3	4	5	6	7	8	9	AB R H RBI BB SO LOB	TOP																
Tony Scott, S (1, 8) OBP: 0.269, SLG: 0.325	4-0 WP 1B BB	0-0 E2 1B		0-0 4-3		4-0 1-2 2-3 BB			0-0 3B	3 1 2 2 2 0 0																	
Joe Pittman, R (1, 4) OBP: 0.353, SLG: 0.359	0-0 F9 1-2	0-0 4-3		0-0 4-3		0-0 F8			0-0 5-3	5 0 0 0 0 0 6																	
Cesar Cedeno, R (1, 3) OBP: 0.344, SLG: 0.386 Joe Sambito, L (9, 1)	0-0 F9	0-0 F4			0-0 6-3				0-0 6-3	5 0 0 0 0 0 3 0 0 0 0 0 0 0																	
Jose Cruz, L (1, 7) OBP: 0.326, SLG: 0.472	0-0 2-H 1B		0-0 2B 1B		0-0 6-3				0-0 3-1	4 1 2 1 0 0 0																	
Art Howe, R (1, 5) OBP: 0.386, SLG: 0.433	0-0 1-3		0-0 F7		0-0 1-4-3				0-0 5-3	4 0 0 0 0 0 2																	
Luis Pujols, R (1, 2) OBP: 0.325, SLG: 0.333		4-0 1B BLK E BB	0-0 1-H 2B		0-0 6-3				0-0 4-3	3 1 1 1 1 0 0																	
Terry Puhl, L (1, 9) OBP: 0.333, SLG: 0.370		0-0 F9 1-2	0-0 F6		0-0 L3				0-0 L8	4 0 0 0 0 0 2																	
Dickie Thon, R (1, 6) OBP: 0.300, SLG: 0.262		0-0 S E 2-3 1B	0-0 6-3		4-0 BB BB BB				0-0 6-3	3 1 1 0 1 0 1																	
Nolan Ryan, R (1, 1) OBP: 0.233, SLG: 0.115 Dave Smith, R (7, 1) Harry Spilman, L (9, PH) OBP: 0.313, SLG: 0.250		4-0 E 1-2 BB		0-0 4-3		4-0 BB BB			0-0 F8	1 1 0 0 2 0 0 0 0 0 0 0 0 0 1 0 0 0 0 0 0																	
Inning Stats	R: 1 E: 0 K: 0 S: 4	H: 1 LOB: 1 BB: 1 P: 8	R: 3 E: 1 K: 0 S: 5	H: 2 LOB: 1 BB: 2 P: 13	R: 1 E: 0 K: 0 S: 5	H: 2 LOB: 1 BB: 0 P: 5	R: 0 E: 0 K: 0 S: 3	H: 0 LOB: 0 BB: 0 P: 3	R: 0 E: 0 K: 0 S: 3	H: 0 LOB: 0 BB: 0 P: 3	R: 0 E: 0 K: 0 S: 3	H: 0 LOB: 3 BB: 3 P: 15	R: 0 E: 0 K: 0 S: 3	H: 0 LOB: 0 BB: 0 P: 3	R: 0 E: 0 K: 0 S: 3	H: 0 LOB: 0 BB: 0 P: 3	R: 0 E: 0 K: 0 S: 4	H: 1 LOB: 1 BB: 0 P: 4	1B: 4 2B: 1 3B: 1 HR: 0	SF: 0 SAC: 0 DP: 0 HBP: 0	WP: 1 PB: 0 SB: 1 CS: 0	PA: 39					
PITCHER	IP	WLS	BF	H	R	ER	SO	BB	IBB	HBP	BLK	WP	HR	S	P	ERA	WHIP										
Tim Lollar, L (1, 1) ERA: 7.82	2.1	L	15	5	5	4	0	3	0	0	1	1	0	12	24	15.43	3.429										
John Curtis, L (3, 1) ERA: 6.07	0.2		2	0	0	0	0	0	0	0	0	0	0	2	2	0.00	0.000										
John Littlefield, R (4, 1) ERA: 5.17	5.0		18	0	0	0	0	3	0	0	0	0	0	15	27	0.00	0.600										
John Urrea, R (9, 1) ERA: 0.3	1.0		4	1	0	0	0	0	0	0	0	0	0	4	4	0.00	1.000										

Houston Astros @ San Diego Padres
Jack Murphy Stadium, San Diego, CA

Fri Aug 14 1981, 10:05 PM EDT
Att. 8,414 - Unknown

livebaseballscorecards.com

AB	33
R	5
H	6
RBI	4
BB	6
SO	0
LOB	14



Batter	1	2	3	4	5	6	7	8	9	AB	R	H	RBI	BB	SO	LOB
Ozzie Smith, S OBP: 0.323, SLG: 0.281 (1, 6)	0-0 1B 3B		4-0 BB			0-0 F7		0-0 1B		3	1	2	0	1	0	0
Ruppert Jones, L OBP: 0.335, SLG: 0.366 (1, 8)	0-0 1B		0-0 F8			0-0 F7		0-0 4-3		4	0	1	1	0	0	2
Gene Richards, L OBP: 0.356, SLG: 0.401 (1, 7)	0-0 L5-3		0-0 K			0-0 E3			0-0 1B	4	0	1	0	0	1	2
Terry Kennedy, L OBP: 0.351, SLG: 0.379 (1, 2)	4-0 BB			0-0 F6		0-0 F8			0-3 K	3	0	0	0	1	1	2
Randy Bass, L OBP: 0.310, SLG: 0.392 (1, 3)	0-3 K			0-3 K			0-0 G3		0-0 1B	4	0	1	0	0	2	1
Luis Salazar, R OBP: 0.303, SLG: 0.383 (1, 5)		0-0 5-3		0-0 F3			0-0 F7		0-3 K	4	0	0	0	0	1	2
Joe Lefebvre, L OBP: 0.342, SLG: 0.381 (1, 9)		0-0 G3			0-0 F8				0-0 F6	3	0	0	0	0	0	0
Jose Moreno, S OBP: 0.167, SLG: 0.333 (9, PH)							0-0 F3			1	0	0	0	0	0	2
Juan Bonilla, R OBP: 0.339, SLG: 0.369 (1, 4)		0-0 F9			0-0 4-3			0-0 6-3		3	0	0	0	0	0	0
Tim Lollar, L OBP: 0.222, SLG: 0.556 (3, 1)			0-0 G3						0-0 F8	0	0	0	0	0	0	0
John Curtis, L OBP: 0.077, SLG: 0.083 (3, PH)										0	0	0	0	0	0	0
Tim Flannery, L OBP: 0.429, SLG: 0.571 (4, 1)										1	0	0	0	0	0	0
John Littlefield, R OBP: 0.333, SLG: 0.350 (8, PH)										1	0	0	0	0	0	0
Jerry Turner, L OBP: 0.250, SLG: 0.250 (9, 1)										0	0	0	0	0	0	0

Inning Stats	R: 1	H: 2	E: 0	K: 1	S: 6	H: 2	LOB: 1	BB: 1	P: 10	R: 0	H: 0	E: 0	K: 0	S: 3	R: 0	H: 0	E: 0	K: 1	S: 5	R: 0	H: 0	E: 0	K: 1	S: 5	R: 0	H: 0	E: 1	K: 0	S: 4	R: 0	H: 0	E: 0	K: 0	S: 3	R: 0	H: 1	E: 0	K: 0	S: 4	R: 0	H: 2	E: 0	K: 2	S: 9	1B: 4	SF: 0	2B: 1	SAC: 0	3B: 1	DP: 1	HR: 0	HBP: 0	WP: 0	PA: 34
--------------	------	------	------	------	------	------	--------	-------	-------	------	------	------	------	------	------	------	------	------	------	------	------	------	------	------	------	------	------	------	------	------	------	------	------	------	------	------	------	------	------	------	------	------	------	------	-------	-------	-------	--------	-------	-------	-------	--------	-------	--------

PITCHER	IP	WLS	BF	H	R	ER	SO	BB	IBB	HBP	BLK	WP	HR	S	P	ERA	WHIP
Nolan Ryan, R ERA: 1.38 (1, 1)	6.0		22	2	1	1	3	2	0	0	0	0	0	26	34	1.50	0.667
Dave Smith, R ERA: 4.26 (7, 1)	2.0		7	1	0	0	0	0	0	0	0	0	0	7	7	0.00	0.500
Joe Sambito, L ERA: 1.49 (9, 1)	1.0		5	2	0	0	2	0	0	0	0	0	0	9	9	0.00	2.000


BOTTOM

Houston Astros @ San Diego Padres
Jack Murphy Stadium, San Diego, CA

Fri Aug 14 1981, 10:05 PM EDT
 Att. 8,414 - Unknown

livebaseballscorecards.com

AB	32
R	1
H	5
RBI	1
BB	2
SO	5
LOB	11



Batter	1	2	3	4	5	6	7	8	9	AB R H RBI BB SO LOB	TOP			
Tony Scott, S OBP: 0.265, SLG: 0.319 (1, 8) X	0-0 F6 		0-0 SH1-4 	0-0 F7 			0-0 L8 		0-3 K 	4 0 0 0 0 1 2				
Craig Reynolds, L OBP: 0.274, SLG: 0.410 (1, 6) X	0-0 G3 		0-0 HR 		4-0 FC4 		0-0 G3 		0-0 4-3 	4 1 1 0 1 0 0				
Terry Puhl, L OBP: 0.336, SLG: 0.385 (1, 9) X	0-0 3B 		0-0 HR 		0-0 FC4 		0-3 K 			4 2 2 3 0 1 1				
Jose Cruz, L OBP: 0.328, SLG: 0.482 Denny Walling, L OBP: 0.360, SLG: 0.370 (1, 7) X (1, PR) (1, 7)	0-0 3B 		0-0 6-3 		0-0 5-3 			0-0 1B 		1 0 1 1 0 0 0 3 1 1 0 0 0 1				
Cesar Cedeno, R OBP: 0.338, SLG: 0.378 (1, 3) X	0-0 F3 		0-0 6-3 		0-0 5-3 			0-0 6-3 		4 0 0 0 0 0 3				
Art Howe, R OBP: 0.388, SLG: 0.432 (1, 5) X		0-0 5-3 		0-0 F3 		4-0 BB 		0-0 1B 		3 0 1 1 1 0 0				
Alan Ashby, S OBP: 0.349, SLG: 0.308 (1, 2) X		0-0 4-3 		0-0 G3 		0-0 G3-6-3 		0-0 F9 		4 0 0 0 0 0 2				
Joe Pittman, R OBP: 0.360, SLG: 0.358 (1, 4) X		0-0 F8 		0-0 1B 		4-0 BB 		0-0 4-3 		3 0 1 0 1 0 1				
Don Sutton, R OBP: 0.206, SLG: 0.100 Gary Woods, R OBP: 0.260, SLG: 0.239 Joe Sambito, L (9, 1) (9, 1)			0-0 HR 	0-0 1B 		0-0 F9 			0-0 F9 	3 1 2 0 0 0 1 1 0 0 0 0 0 0 0 0 0 0 0 0 0				
Inning Stats	R: 1 H: 2 E: 0 LOB: 1 K: 0 BB: 0 S: 5 P: 5	R: 0 H: 0 E: 0 LOB: 0 K: 0 BB: 0 S: 3 P: 3	R: 3 H: 3 E: 0 LOB: 0 K: 0 BB: 0 S: 6 P: 6	R: 0 H: 2 E: 0 LOB: 2 K: 0 BB: 0 S: 5 P: 5	R: 0 H: 0 E: 0 LOB: 1 K: 0 BB: 1 S: 3 P: 7	R: 0 H: 0 E: 0 LOB: 1 K: 0 BB: 2 S: 2 P: 10	R: 0 H: 0 E: 0 LOB: 0 K: 1 BB: 0 S: 5 P: 5	R: 1 H: 2 E: 0 LOB: 1 K: 0 BB: 0 S: 5 P: 5	R: 0 H: 0 E: 0 LOB: 0 K: 1 BB: 0 S: 5 P: 5	1B: 6 SF: 0 2B: 1 SAC: 1 3B: 1 DP: 1 HR: 1 HBP: 0	WP: 0 PA: 38 PB: 0 SB: 1 CS: 0			
PITCHER	IP WLS BF H R ER SO BB IBB HBP BLK WP HR S P ERA WHIP												PITCHER	IP WLS BF H R ER SO BB IBB HBP BLK WP HR S P ERA WHIP
Juan Eichelberger, R ERA: 3.05 (1, 1)	3.0 L 14 5 4 4 0 0 0 0 0 0 0 1 14 14 12.00 1.667													
John Urrea, R ERA: 0.28 (4, 1)	3.0 13 2 0 0 0 3 0 0 0 0 0 0 10 22 0.00 1.667													
John Curtis, L ERA: 6.0 (7, 1)	2.0 8 2 1 1 1 0 0 0 0 0 0 0 10 10 4.50 1.000													
Gary Lucas, L ERA: 2.21 (9, 1)	1.0 3 0 0 0 0 1 0 0 0 0 0 0 5 5 0.00 0.000													

Houston Astros @ San Diego Padres
 Jack Murphy Stadium, San Diego, CA
 Sat Aug 15 1981, 10:05 PM EDT
 Att. 5,852 - Unknown

livebaseballscorecards.com

AB	34
R	5
H	9
RBI	5
BB	3
SO	2
LOB	11



Batter	1	2	3	4	5	6	7	8	9	AB R H RBI BB SO LOB	TOP								
Tony Scott, S (1, 8) OBP: 0.268, SLG: 0.321	0-0 G3		0-0 F7			0-0 F7		0-0 1B 2-H	0-0 1B 1-2	5 1 2 2 0 0 1									
Craig Reynolds, L (1, 6) OBP: 0.267, SLG: 0.400	0-0 F9		0-0 F8			0-0 F3		0-3 K	0-0 4-3	5 0 0 0 0 1 4									
Terry Puhl, L (1, 9) OBP: 0.335, SLG: 0.380	0-0 F9									3 0 0 0 0 0 0									
Denny Walling, L (1, 7) OBP: 0.350, SLG: 0.358 Gary Woods, R (8, PH) OBP: 0.269, SLG: 0.250 (8, 7)		0-0 G3								3 0 0 0 0 0 0 1 0 1 1 0 0 0									
Cesar Cedeno, R (1, 3) OBP: 0.336, SLG: 0.376		0-0 F6								4 0 1 0 0 1 2									
Art Howe, R (1, 5) OBP: 0.389, SLG: 0.438		0-0 2B								4 0 2 0 0 1 0									
Alan Ashby, S (1, 2) OBP: 0.341, SLG: 0.299		0-0 F8								4 0 0 0 0 1 3									
Joe Pittman, R (1, 4) OBP: 0.376, SLG: 0.369										3 2 2 0 1 0 0									
Joe Niekro, R (1, 1) OBP: 0.216, SLG: 0.171 Dave Smith, R (8, 1) OBP: 0.250, SLG: 0.250										1 0 0 0 0 0 0 1 0 1 0 0 0 0									
Inning Stats	R: 0 E: 0 K: 0 S: 3	H: 0 LOB: 0 BB: 0 P: 3	R: 0 E: 0 K: 0 S: 4	H: 1 LOB: 1 BB: 0 P: 4	R: 0 E: 0 K: 0 S: 3	H: 0 LOB: 0 BB: 0 P: 3	R: 0 E: 0 K: 0 S: 3	H: 0 LOB: 0 BB: 0 P: 3	R: 0 E: 0 K: 0 S: 5	H: 2 LOB: 2 BB: 0 P: 5	R: 2 E: 0 K: 2 S: 10	H: 3 LOB: 2 BB: 0 P: 11	R: 1 E: 0 K: 2 S: 9	H: 2 LOB: 2 BB: 1 P: 13	1B: 8 2B: 1 3B: 0 HR: 0	SF: 0 SAC: 2 DP: 0 HBP: 1	WP: 0 PB: 0 SB: 0 CS: 0	PA: 38	
PITCHER	IP WLS BF H R ER SO BB IBB HBP BLK WP HR S P ERA WHIP	IP WLS BF H R ER SO BB IBB HBP BLK WP HR S P ERA WHIP	IP WLS BF H R ER SO BB IBB HBP BLK WP HR S P ERA WHIP	IP WLS BF H R ER SO BB IBB HBP BLK WP HR S P ERA WHIP	IP WLS BF H R ER SO BB IBB HBP BLK WP HR S P ERA WHIP	IP WLS BF H R ER SO BB IBB HBP BLK WP HR S P ERA WHIP	IP WLS BF H R ER SO BB IBB HBP BLK WP HR S P ERA WHIP	IP WLS BF H R ER SO BB IBB HBP BLK WP HR S P ERA WHIP	IP WLS BF H R ER SO BB IBB HBP BLK WP HR S P ERA WHIP	IP WLS BF H R ER SO BB IBB HBP BLK WP HR S P ERA WHIP	IP WLS BF H R ER SO BB IBB HBP BLK WP HR S P ERA WHIP	IP WLS BF H R ER SO BB IBB HBP BLK WP HR S P ERA WHIP	IP WLS BF H R ER SO BB IBB HBP BLK WP HR S P ERA WHIP	IP WLS BF H R ER SO BB IBB HBP BLK WP HR S P ERA WHIP	IP WLS BF H R ER SO BB IBB HBP BLK WP HR S P ERA WHIP	IP WLS BF H R ER SO BB IBB HBP BLK WP HR S P ERA WHIP	IP WLS BF H R ER SO BB IBB HBP BLK WP HR S P ERA WHIP	IP WLS BF H R ER SO BB IBB HBP BLK WP HR S P ERA WHIP	
Steve Mura, R (1, 1) ERA: 4.05 Gary Lucas, L (8, 1) ERA: 2.3	7.1 L 28 6 2 2 0 0 0 0 0 0 0 28 28 2.46 0.818	1.2 L 10 3 1 1 4 1 0 1 0 0 0 16 21 5.40 2.400																	

Houston Astros @ San Diego Padres
 Jack Murphy Stadium, San Diego, CA
 Sun Aug 16 1981, 6:33 AM EDT
 Att. 5,880 - Unknown

livebaseballscorecards.com

AB	34
R	3
H	9
RBI	3
BB	1
SO	4
LOB	10



Batter	1	2	3	4	5	6	7	8	9	AB	R	H	RBI	BB	SO	LOB
Ozzie Smith, S OBP: 0.314, SLG: 0.272 (1, 6)	0-0 F8		0-0 FC4-6			0-0 F9			0-0 F7	4	0	0	0	0	0	1
Ruppert Jones, L OBP: 0.328, SLG: 0.362 (1, 8)	0-0 L9		0-0 4-3			0-0 2B			0-0 4-3	4	0	1	0	0	0	1
Gene Richards, L OBP: 0.353, SLG: 0.402 (1, 7)	0-0 L7				0-0 F8	0-0 F9			4-0 BB	3	0	0	0	1	0	1
Terry Kennedy, L OBP: 0.349, SLG: 0.376 (1, 2)		0-0 F8		0-0 4-3			0-0 F7		0-0 4-3	4	0	0	0	0	0	1
Randy Bass, L OBP: 0.303, SLG: 0.374 (1, 3)		4-0 BB		0-0 4-3			0-3 K			2	0	0	0	1	1	0
Joe Lefebvre, L OBP: 0.337, SLG: 0.369 (1, 9)		0-0 F7			0-0 G3		0-0 G1			3	0	0	0	0	0	1
Gary Lucas, L OBP: 0.125, SLG: 0.125 (8, 1)										0	0	0	0	0	0	0
Luis Salazar, R OBP: 0.295, SLG: 0.373 (1, 5)		0-0 FC5-4			0-0 1-3			0-3 K		3	0	0	0	0	1	1
Juan Bonilla, R OBP: 0.328, SLG: 0.357 (1, 4)			0-0 F9		0-0 L7			0-0 5-3		3	0	0	0	0	0	0
Steve Mura, R OBP: 0.147, SLG: 0.176 (1, 1)			0-0 FC4-6			0-0 F7		0-0 L9		2	0	1	0	0	0	0
Dave Edwards, R OBP: 0.155, SLG: 0.196 (8, 9)										0	0	0	0	0	0	0
Jose Moreno, S OBP: 0.125, SLG: 0.250 (8, PH)										1	0	0	0	0	0	0

Inning Stats	R: 0	H: 0	E: 0	K: 0	S: 3	H: 0	LOB: 0	BB: 0	P: 3	R: 0	H: 0	E: 0	K: 0	S: 3	H: 0	LOB: 0	BB: 0	P: 3	R: 0	H: 1	E: 0	K: 0	S: 4	H: 0	LOB: 1	BB: 1	P: 4	R: 0	H: 0	E: 0	K: 0	S: 3	H: 1	LOB: 1	BB: 0	P: 4	R: 0	H: 0	E: 0	K: 1	S: 5	H: 0	LOB: 0	BB: 0	P: 5	R: 0	H: 0	E: 0	K: 1	S: 5	H: 0	LOB: 0	BB: 0	P: 5	R: 0	H: 0	E: 0	K: 0	S: 3	H: 0	LOB: 1	BB: 1	P: 7	1B: 1	SF: 0	2B: 1	SAC: 0	3B: 0	DP: 0	HR: 0	HBP: 0	WP: 0	PA: 31
--------------	------	------	------	------	------	------	--------	-------	------	------	------	------	------	------	------	--------	-------	------	------	------	------	------	------	------	--------	-------	------	------	------	------	------	------	------	--------	-------	------	------	------	------	------	------	------	--------	-------	------	------	------	------	------	------	------	--------	-------	------	------	------	------	------	------	------	--------	-------	------	-------	-------	-------	--------	-------	-------	-------	--------	-------	--------


PITCHER	IP	WLS	BF	H	R	ER	SO	BB	IBB	HBP	BLK	WP	HR	S	P	ERA	WHIP
Joe Niekro, R ERA: 2.73 (1, 1)	7.0	W	24	2	0	0	1	1	0	0	0	0	0	25	29	0.00	0.429
Dave Smith, R ERA: 4.08 (8, 1)	2.0	S	7	0	0	0	1	1	0	0	0	0	0	8	12	0.00	0.500

BOTTOM

Houston Astros @ San Diego Padres
Jack Murphy Stadium, San Diego, CA

Sun Aug 16 1981, 6:33 AM EDT
 Att. 5,880 - Unknown

AB	29
R	0
H	2
RBI	0
BB	2
SO	2
LOB	6



PITCHER	IP	WLS	BF	H	R	ER	SO	BB	IBB	HBP	BLK	WP	HR	S	P	ERA	WHIP
---------	----	-----	----	---	---	----	----	----	-----	-----	-----	----	----	---	---	-----	------

Batter	1	2	3	4	5	6	7	8	9	10	11	12	13	AB R H RBI BB SO LOB	TOP																
Ozzie Smith, S OBP: 0.314, SLG: 0.277 (1, 6)	0-0 FC6-4 1B		0-0 2B		0-0 F8			0-0 F7			0-0 4-3		0-0 1-6-3	6 0 2 0 0 0 2																	
Gene Richards, L OBP: 0.350, SLG: 0.402 (1, 7)	0-3 K		0-0 6-3			0-0 4-3			0-0 CS 2B		0-0 F8			5 0 1 0 0 1 3																	
Terry Kennedy, L OBP: 0.346, SLG: 0.372 Dave Edwards, R OBP: 0.155, SLG: 0.196 (12, PR) (12, 9)	0-0 FC6-4 1-2f			0-0 4-3		0-3 K			0-3 K			0-0 SH3-4 1B		5 0 1 0 0 2 2 0 0 0 0 0 0 0																	
Randy Bass, L OBP: 0.293, SLG: 0.360 (1, 3)	0-0 G3			0-0 G3		0-0 4-3			0-0 4-1			0-0 SH3-4 1-2		4 0 0 0 0 0 2																	
Ruppert Jones, L OBP: 0.322, SLG: 0.354 (1, 8)		0-0 4-3		0-0 4-3			0-0 4-3			0-3 K		0-0 F3		5 0 0 0 0 1 2																	
Joe Lefebvre, L OBP: 0.340, SLG: 0.372 Jose Moreno, S OBP: 0.222, SLG: 0.250 Gary Lucas, L OBP: 0.125, SLG: 0.125 (12, PH) (12, 1)		0-0 F7			0-0 E 1B		0-0 F8			0-0 G3-6-3 1B		4-0 IBB		4 1 2 0 0 0 0 0 0 0 0 1 0 0 0 0 0 0 0 0 0																	
Luis Salazar, R OBP: 0.291, SLG: 0.368 John Curtis, L OBP: 0.077, SLG: 0.083 Jerry Turner, L OBP: 0.346, SLG: 0.318 John Littlefield, R Doug Gwosdz, R (10, PH) (10, 1) (12, PH) (12, 2)		0-0 F8			0-0 E4 1B		0-0 P6			0-0 G3-6-3 1-2f		0-0 F2		3 0 0 0 0 0 1 0 0 0 0 0 0 0 1 0 0 0 0 0 1 0 0 0 0 0 0 0 1 0 0 0 0 0 2																	
Juan Bonilla, R OBP: 0.330, SLG: 0.358 (1, 4)			0-0 4-3		0-0 G1-6-3 1B			0-0 5-3			0-0 4-3 SH5-4 1B		0-0 F5	5 0 2 1 0 0 0																	
Rick Wise, R OBP: 0.056, SLG: 0.111 Tim Flannery, L OBP: 0.353, SLG: 0.471 (7, 5)			0-0 4-3		0-0 G1-6-3			0-0 4-3			0-0 SH5-4 1-2		0-0 F7	2 0 0 0 0 0 2 2 0 0 0 0 0 0																	
Inning Stats	R: 0 E: 0 K: 1 S: 6	H: 1 LOB: 1 BB: 0 P: 6	R: 0 E: 0 K: 0 S: 3	H: 0 LOB: 0 BB: 0 P: 3	R: 0 E: 0 K: 0 S: 4	H: 1 LOB: 1 BB: 0 P: 4	R: 0 E: 0 K: 0 S: 3	H: 0 LOB: 0 BB: 0 P: 3	R: 1 E: 1 K: 0 S: 5	H: 2 LOB: 1 BB: 0 P: 5	R: 0 E: 0 K: 1 S: 5	H: 0 LOB: 0 BB: 0 P: 5	R: 0 E: 0 K: 1 S: 5	H: 1 LOB: 0 BB: 0 P: 5	R: 0 E: 0 K: 1 S: 5	H: 1 LOB: 0 BB: 0 P: 5	R: 0 E: 0 K: 1 S: 4	H: 1 LOB: 1 BB: 0 P: 4	R: 0 E: 0 K: 0 S: 4	H: 1 LOB: 2 BB: 1 P: 8	R: 0 E: 0 K: 0 S: 3	H: 0 LOB: 0 BB: 0 P: 3	1B: 6 2B: 2 3B: 0 HR: 0	SF: 0 SAC: 2 DP: 2 HBP: 0	WP: 0 PB: 0 SB: 0 CS: 1	PA: 46					
PITCHER	IP WLS BF H R ER SO BB IBB HBP BLK WP HR S P ERA WHIP																														
Lary Sorensen, R ERA: 3.11 (1, 1)	7.0		25	4	1	0	2	0	0	0	0	0	0	0	0	0.00	0.571														
Bruce Sutter, R ERA: 2.54 (8, 1)	3.0		9	2	0	0	2	0	0	0	0	0	0	0	0	0.00	0.667														
Bob Shirley, L ERA: 4.37 (11, 1)	2.0		9	2	0	0	0	0	1	0	0	0	0	0	0	0.00	1.000														
Jim Kaat, L ERA: 1.88 (13, 1)	1.0	W	3	0	0	0	0	0	0	0	0	0	0	0	0	0.00	0.000														

San Diego Padres @ St. Louis Cardinals
 Busch Stadium, St. Louis, MO
 Mon Aug 17 1981, 7:05 PM CDT
 Att. 21,194 - Unknown

AB	43
R	1
H	8
RBI	1
BB	1
SO	4
LOB	17




Batter	1	2	3	4	5	6	7	8	9	10	11	12	13	AB R H RBI BB SO LOB
Garry Templeton, S (1, 6) OBP: 0.288, SLG: 0.377	0-0 6-3			0-0 6-3		0-0 F7		0-0 1-3			0-0 SH2-4 1B		0-0 F8	6 0 1 0 0 0 1
Tom Herr, S (1, 4) OBP: 0.342, SLG: 0.379	0-0 6-3			0-0 1-3		0-0 1B 1-2 1B		4-0 G6-4-3 BB			0-0 SH2-4		4-0 1B FC6-4 BB	3 1 1 0 2 0 0
Ken Oberkfell, L (1, 5) OBP: 0.354, SLG: 0.361	0-0 4-3			0-0 FC4 1B		0-0 FC6-4 1B		0-0 G6-4-3			4-0 G4-3 IBB		0-0 FC6-4 IBB 1B	5 0 3 1 1 0 1
George Hendrick, R (1, 8) OBP: 0.354, SLG: 0.514		0-0 F9		0-0 FC4		0-0 FC6-4			0-0 F8		0-0 G4-3		4-0 FC6-4 IBB	5 0 0 0 1 0 5
Dane Iorg, L (1, 3) OBP: 0.364, SLG: 0.454		0-0 1-3			0-0 1-3		0-0 SH2-4 1B		0-0 F9			0-0 6-3	0-0 FC6-4	3 0 1 0 0 0 0
Mike Ramsey, S (9, PH) OBP: 0.405, SLG: 0.400													1-2f 2-3 3-H	1 0 0 0 0 0 0
Glenn Brummer, R (10, 2) OBP: 0.250, SLG: 0.273														2 0 0 1 0 0 2
Steve Braun, L (1, 7) OBP: 0.348, SLG: 0.222		0-0 F7			0-0 F7		0-0 SH2-4 1-2		0-0 F7			4-0 BB BB		3 0 0 0 1 0 0
Sixto Lezcano, R (1, 9) OBP: 0.385, SLG: 0.404			0-3 K		0-0 6-3		4-0 BB BB			0-0 F8		0-3 K		4 0 0 0 1 2 1
Gene Tenace, R (1, 2) OBP: 0.377, SLG: 0.352			0-3 K		4-0 1B BB		0-0 F9			0-0 4-3		4-0 1-2 BB		3 1 0 0 2 1 2
Lary Sorensen, R (1, 1) OBP: 0.063, SLG: 0.094			0-0 F7		0-0 F3		0-0 G3			0-3 K		0-0 G3		2 0 0 0 0 0 1
Keith Hernandez, L (7, PH) OBP: 0.288, SLG: 0.471														1 0 0 0 0 0 2
Bruce Sutter, R (8, 1) OBP: 0.288, SLG: 0.471														0 0 0 0 0 0 0
Julio Gonzalez, R (10, PH) OBP: 0.288, SLG: 0.288														1 0 0 0 0 1 0
Bob Shirley, R (11, 1) OBP: 0.063, SLG: 0.063														0 0 0 0 0 0 0
Tito Landrum, R (12, PH) OBP: 0.288, SLG: 0.360														1 0 0 0 0 0 2
Jim Kaat, L (13, 1) OBP: 0.050, SLG: 0.750														0 0 0 0 0 0 0

Inning Stats	R: 0	H: 0	R: 0	H: 0	R: 0	H: 0	R: 0	H: 0	R: 1	H: 2	R: 0	H: 1	R: 0	H: 0	R: 0	H: 0	R: 0	H: 1	R: 0	H: 0	R: 0	H: 1	R: 0	H: 0	R: 1	H: 1	1B: 6	SF: 0	WP: 0	PA: 50
	E: 0	LOB: 0	E: 0	LOB: 0	E: 0	LOB: 0	E: 0	LOB: 0	E: 0	LOB: 2	E: 0	LOB: 1	E: 0	LOB: 0	E: 0	LOB: 0	E: 0	LOB: 1	E: 0	LOB: 2	E: 0	LOB: 1	E: 0	LOB: 2	E: 0	LOB: 3	2B: 0	SAC: 2	PB: 0	
	K: 0	BB: 0	K: 0	BB: 0	K: 2	BB: 0	K: 0	BB: 0	K: 0	BB: 1	K: 0	BB: 0	K: 0	BB: 0	K: 1	BB: 0	K: 1	BB: 1	K: 0	BB: 2	K: 1	BB: 2	K: 0	BB: 2	K: 0	BB: 2	3B: 0	DP: 2	SB: 0	
	S: 3	P: 3	S: 3	P: 3	S: 7	P: 7	S: 4	P: 4	S: 5	P: 9	S: 5	P: 4	S: 4	P: 8	S: 2	P: 6	S: 3	P: 3	S: 5	P: 5	S: 3	P: 7	S: 5	P: 13	S: 3	P: 11	HR: 0	HBP: 0	CS: 0	
PITCHER	IP	WLS	BF	H	R	ER	SO	BB	IBB	HBP	BLK	WP	HR	S	P	ERA	WHIP													
Rick Wise, R (1, 1) ERA: 3.32	6.2		26	4	1	1	2	2	0	0	0	0	0	28	36	1.35	0.900													
John Curtis, L (7, 1) ERA: 5.72	2.1		7	0	0	0	0	1	0	0	0	0	0	6	10	0.00	0.429													
John Littlefield, R (10, 1) ERA: 4.91	2.0		7	1	0	0	1	0	1	0	0	0	0	8	12	0.00	0.500													
Gary Lucas, L (12, 1) ERA: 2.4	1.2	L	10	1	1	1	1	3	1	0	0	0	0	8	24	5.40	2.400													

San Diego Padres @ St. Louis Cardinals
 Busch Stadium, St. Louis, MO
 Mon Aug 17 1981, 7:05 PM CDT
 Att: 21,194 - Unknown

AB	40
R	2
H	6
RBI	2
BB	8
SO	4
LOB	17



PITCHER	IP	WLS	BF	H	R	ER	SO	BB	IBB	HBP	BLK	WP	HR	S	P	ERA	WHIP
Rick Wise, R (1, 1) ERA: 3.32	6.2		26	4	1	1	2	2	0	0	0	0	0	28	36	1.35	0.900
John Curtis, L (7, 1) ERA: 5.72	2.1		7	0	0	0	0	1	0	0	0	0	0	6	10	0.00	0.429
John Littlefield, R (10, 1) ERA: 4.91	2.0		7	1	0	0	1	0	1	0	0	0	0	8	12	0.00	0.500
Gary Lucas, L (12, 1) ERA: 2.4	1.2	L	10	1	1	1	1	3	1	0	0	0	0	8	24	5.40	2.400

Batter	1	2	3	4	5	6	7	8	9	AB R H RBI BB SO LOB	TOP
--------	---	---	---	---	---	---	---	---	---	----------------------	-----

Ozzie Smith, S OBP: 0.317, SLG: 0.283 (1, 6)	0-0 4-3		0-0 6-3		0-0 4-3		0-0 1B 1B		0-0 2-3 BB 1B	5 1 2 0 0 0 1	
Gene Richards, L OBP: 0.355, SLG: 0.411 (1, 7)	0-0 1B 3B		0-3 K			0-0 G3	0-0 1B 1B		4-0 1-2 BB	4 1 2 1 1 1 0	
Juan Bonilla, R OBP: 0.330, SLG: 0.354 (1, 4)	0-0 S 1B			0-0 4-3		0-0 L1	0-0 2-3 3-H 1B		0-0 2-3	5 0 2 2 0 0 2	
Terry Kennedy, L OBP: 0.344, SLG: 0.368 (1, 2)	1-0 3-H 1-2 HBP			0-0 4-3		0-0 F7	0-0 4-3		4-0 1-2 2-3 IBB	3 0 0 0 1 0 2	
Luis Salazar, R OBP: 0.297, SLG: 0.375 Gary Lucas, L OBP: 0.125, SLG: 0.125 (1, 5) (9, 1)	0-0 G4-6-3 1-2f			0-0 2B		0-0 1B 1B	0-3 K	0-0 F3	0-0 F3	5 1 2 0 0 1 5 0 0 0 0 0 0 0	
Ruppert Jones, L OBP: 0.331, SLG: 0.365 (1, 8)		0-0 F5		4-0 BB		0-0 1B 1B	0-0 F8			3 1 1 0 1 0 0	
Dave Edwards, R OBP: 0.180, SLG: 0.220 Joe Lefebvre, L OBP: 0.347, SLG: 0.405 (1, 9) (8, PH) (8, 9)		0-0 CS 1B		0-3 K		0-0 1B 1B	0-0 HR			3 1 2 1 0 1 2 1 1 1 1 0 0 0	
Broderick Perkins, L OBP: 0.329, SLG: 0.448 John Littlefield, R Tim Flannery, L OBP: 0.353, SLG: 0.471 (1, 3) (8, 1) (9, 5)		0-0 1-3			0-0 F7	0-0 1B 1B	0-0 4-3			4 0 1 1 0 0 1 0 0 0 0 0 0 0 0 0 0 0 0 0 0	
Juan Eichelberger, R OBP: 0.133, SLG: 0.133 John Curtis, L OBP: 0.077, SLG: 0.083 Jose Moreno, S OBP: 0.273, SLG: 0.300 Danny Boone, L OBP: 1.000, SLG: 1.000 Doug Gwosdz, R Tim Lollar, L OBP: 0.222, SLG: 0.556 Randy Bass, L OBP: 0.291, SLG: 0.351 (1, 1) (3, 1) (5, PH) (5, 1) (7, PH) (7, 1) (8, 3)			0-0 F7		0-0 CS 1B	0-0 F7		0-0 F7		1 0 0 0 0 0 0 0 0 0 0 0 0 0 1 0 1 0 0 0 0 0 0 0 0 0 0 0 1 0 0 0 0 0 2 0 0 0 0 0 0 0 1 0 0 0 0 0 0	

Inning Stats	R: 1	H: 2	E: 0	LOB: 1	K: 0	P: 5	R: 0	H: 1	E: 0	LOB: 0	K: 0	P: 3	R: 0	H: 0	E: 0	LOB: 0	K: 1	P: 5	R: 0	H: 1	E: 0	LOB: 2	K: 1	P: 10	R: 0	H: 1	E: 0	LOB: 0	K: 0	P: 3	R: 0	H: 0	E: 0	LOB: 0	K: 0	P: 3	R: 4	H: 7	E: 0	LOB: 2	K: 0	P: 9	R: 1	H: 1	E: 0	LOB: 0	K: 1	P: 6	R: 0	H: 1	E: 0	LOB: 3	K: 0	P: 12	1B: 11	SF: 0	2B: 1	SAC: 0	3B: 1	DP: 1	HR: 1	HBP: 1	WP: 0	PA: 41
--------------	------	------	------	--------	------	------	------	------	------	--------	------	------	------	------	------	--------	------	------	------	------	------	--------	------	-------	------	------	------	--------	------	------	------	------	------	--------	------	------	------	------	------	--------	------	------	------	------	------	--------	------	------	------	------	------	--------	------	-------	--------	-------	-------	--------	-------	-------	-------	--------	-------	--------

PITCHER	IP	WLS	BF	H	R	ER	SO	BB	IBB	HBP	BLK	WP	HR	S	P	ERA	WHIP
John Martin, L ERA: 2.5 (1, 1)	6.0		25	8	4	4	2	1	0	1	0	0	0	27	32	6.00	1.500
Bob Shirley, L ERA: 4.47 (7, 1)	0.2		4	3	0	0	0	0	0	0	0	0	0	4	4	0.00	4.500
Mark Littell, R ERA: 3.06 (7, 1)	0.0		1	1	1	1	0	0	0	0	0	0	0	1	1	∞	∞
Bruce Sutter, R ERA: 2.6 (7, 1)	2.1	W	11	2	1	1	1	1	1	0	0	0	1	11	19	3.86	1.286

San Diego Padres @ St. Louis Cardinals
 Busch Stadium, St. Louis, MO
 Wed Aug 19 1981, 7:05 PM CDT
 Att: 18,268 - Unknown

AB	37
R	6
H	14
RBI	6
BB	3
SO	3
LOB	15



BOTTOM

San Diego Padres @ St. Louis Cardinals
Busch Stadium, St. Louis, MO
Wed Aug 19 1981, 7:05 PM CDT
Att. 18,268 - Unknown

livebaseballscorecards.com

AB 33
R 7
H 12
RBI 5
BB 4
SO 6
LOB 12



WP: 0 PA: 39
PB: 0
SB: 2
CS: 1

AB R H RBI BB SO LOB

5 2 3 1 0 1 0

3 3 2 0 1 0 0

2 0 1 1 2 0 2

0 0 0 0 0 0 0

1 0 1 1 0 0 0

4 0 0 0 0 1 5

4 0 2 2 0 0 0

3 0 1 0 1 0 3

3 0 0 0 0 0 1

1 0 0 0 0 0 1

2 1 1 0 0 1 0

1 0 0 0 0 0 0

1 0 0 0 0 1 0

2 0 0 0 0 2 0

0 0 0 0 0 0 0

0 0 0 0 0 0 0

0 0 0 0 0 0 0

1 1 1 0 0 0 0

1B: 11 SF: 0
2B: 1 SAC: 1
3B: 0 DP: 1
HR: 0 HBP: 1

Batter	1	2	3	4	5	6	7	8	9
Garry Templeton, S (1, 6) OBP: 0.296, SLG: 0.382	0-3 K ①		0-0 E9 2-H 1B		0-0 F9 HBP BLK 1B		0-0 G3 ①		0-0 1B 1-2 1B
Tom Herr, S (1, 4) OBP: 0.344, SLG: 0.374	4-0 S 1B BB		0-0 S E 1B		1-0 BLK 1-2 2B HBP		0-0 P4 ②		0-0 1B 1-3 2-3 1B
Keith Hernandez, L (1, 3) OBP: 0.396, SLG: 0.471	0-0 ②		4-0 E 1-2 BB		0-0 F8 ①		4-0 BB		0-0 1B 1-2 3-H 1B
Steve Braun, L (7, PR) OBP: 0.348, SLG: 0.222									
Gene Tenace, R (9, PH) OBP: 0.395, SLG: 0.396	1-H 1B								
George Hendrick, R (1, 8) OBP: 0.349, SLG: 0.500	0-0 L6 ③		0-3 K ②		0-0 F9 ②		0-0 F7 ③		
Dane Iorg, L (1, 7) OBP: 0.365, SLG: 0.461		0-0 L5 ①	0-0 E2 1-3 2-H 1B		0-0 1-H 3-H 2B			0-0 6-3 ①	
Ken Oberkfell, L (1, 5) OBP: 0.352, SLG: 0.356		4-0 G6-3 BB	0-0 F8 ③		0-0 4-3 ③			0-0 CS 1B	
Sixto Lezcano, R (1, 9) OBP: 0.382, SLG: 0.395		0-0 G6-3 ② ③		0-0 6-3 ①		0-0 6-3 ①		0-0 4-3 ② ③	
Tito Landrum, R (7, 9) OBP: 0.281, SLG: 0.364		1-2						1-2	
Darrell Porter, L (1, 2) OBP: 0.397, SLG: 0.389			0-0 SH5-4 E 1B		0-3 K ②		0-0 5-3 ②		0-3 K ①
Glenn Brummer, R (6, 2) OBP: 0.241, SLG: 0.259									
Orlando Sanchez, L (9, PH) OBP: 0.389, SLG: 0.485									
John Martin, S (1, 1) OBP: 0.235, SLG: 0.313			0-0 SH5-4 ①		0-3 K ③		0-3 K ③		0-0 1B 1B 1B 1B
Bob Shirley, R (7, 1) OBP: 0.063, SLG: 0.063									
Mark Littell, L (7, 1) OBP: 0.400, SLG: 0.400									
Bruce Sutter, R (7, 1) OBP: 0.425, SLG: 0.421			1-2						

Inning Stats	R: 1	H: 1	E: 0	LOB: 0	K: 1	BB: 1	S: 5	R: 0	H: 0	E: 0	LOB: 0	K: 0	BB: 1	S: 2	R: 3	H: 4	E: 2	LOB: 2	K: 1	BB: 1	S: 9	R: 0	H: 0	E: 0	LOB: 0	K: 2	BB: 0	S: 7	R: 2	H: 2	E: 0	LOB: 1	K: 0	BB: 0	S: 5	R: 0	H: 0	E: 0	LOB: 0	K: 1	BB: 0	S: 5	R: 0	H: 0	E: 0	LOB: 1	K: 0	BB: 1	S: 3	R: 0	H: 1	E: 0	LOB: 0	K: 0	BB: 0	S: 3	R: 1	H: 4	E: 0	LOB: 2	K: 1	BB: 0	S: 7	1B: 11	SF: 0	2B: 1	SAC: 1	3B: 0	DP: 1	HR: 0	HBP: 1
--------------	------	------	------	--------	------	-------	------	------	------	------	--------	------	-------	------	------	------	------	--------	------	-------	------	------	------	------	--------	------	-------	------	------	------	------	--------	------	-------	------	------	------	------	--------	------	-------	------	------	------	------	--------	------	-------	------	------	------	------	--------	------	-------	------	------	------	------	--------	------	-------	------	--------	-------	-------	--------	-------	-------	-------	--------

PITCHER	IP	WLS	BF	H	R	ER	SO	BB	IBB	HBP	BLK	WP	HR	S	P	ERA	WHIP
Juan Eichelberger, R (1, 1) ERA: 3.35	2.2		14	5	4	4	2	3	0	0	0	0	0	15	27	13.50	3.000
John Curtis, L (3, 1) ERA: 5.97	1.1		4	0	0	0	2	0	0	0	0	0	0	8	8	0.00	0.000
Danny Boone, L (5, 1) ERA: 2.25	2.0		9	2	2	2	1	0	0	1	1	0	0	10	11	9.00	1.000
Tim Lollar, L (7, 1) ERA: 7.61	1.0		4	0	0	0	0	1	0	0	0	0	0	3	7	0.00	1.000
John Littlefield, R (8, 1) ERA: 4.97	1.1	L	6	3	1	1	1	0	0	0	0	0	0	8	8	6.75	2.250

PITCHER	IP	WLS	BF	H	R	ER	SO	BB	IBB	HBP	BLK	WP	HR	S	P	ERA	WHIP
Gary Lucas, L (9, 1) ERA: 2.38	0.1		2	2	0	0	0	0	0	0	0	0	0	2	2	0.00	6.000

Batter	1	2	3	4	5	6	7	8	9	AB R H RBI BB SO LOB	TOP
Ozzie Smith, S OBP: 0.318, SLG: 0.280 (1, 6) X	0-0 G3		4-0 BB		0-0 F9			4-0 WP G3 SF8 BB	0-0 P8	3 1 0 0 2 0 2	
Gene Richards, L OBP: 0.354, SLG: 0.406 (1, 7) B B B	4-0 G4-6-3 BB		0-0 G3			0-3 K		0-0 G3		3 0 0 0 1 1 3	
Terry Kennedy, L OBP: 0.343, SLG: 0.367 (1, 2) X	0-0 G4-6-3 1-2f			0-0 F8		0-0 1B		0-0 SF8		3 0 1 1 0 0 1	
Randy Bass, L OBP: 0.298, SLG: 0.350 (1, 3)		0-3 K		0-0 6-3 1B		0-3 K		4-0 FC6 BB		3 0 1 0 1 2 1	
Ruppert Jones, L OBP: 0.326, SLG: 0.359 (1, 8)		0-0 G3		0-0 6-3 1-2		0-0 6-3		0-0 FC6 1-2f		4 0 0 0 0 0 3	
Joe Lefebvre, L OBP: 0.345, SLG: 0.407 (1, 9)		0-0 3-1		0-0 4-3			0-0 1-3		0-0 1B 2B	4 1 1 0 0 0 1	
Luis Salazar, R OBP: 0.300, SLG: 0.377 (1, 5)			0-0 F9		0-0 FC1-6 1B		0-0 FC5-4 1B		0-0 6-3	4 0 2 0 0 0 1	
Juan Bonilla, R OBP: 0.333, SLG: 0.357 (1, 4)			0-0 SH1-4 1B		0-0 F2		0-0 FC5-4 1-2f		0-0 2-H 1B	4 0 2 1 0 0 2	
Steve Mura, R OBP: 0.143, SLG: 0.171 Broderick Perkins, L OBP: 0.327, SLG: 0.445 John Curtis, L OBP: 0.077, SLG: 0.083 Jerry Turner, L OBP: 0.308, SLG: 0.318 Dave Edwards, R OBP: 0.177, SLG: 0.217 (1, 1) (7, PH) (7, 1) (9, PH) (9, PH)			0-0 SH1-4		0-0 FC1-6 1-2f		0-0 P3		0-0 L6	1 0 0 0 0 0 1 1 0 0 0 0 0 1 0 0 0 0 0 0 0 0 0 0 0 0 0 0 1 0 0 0 0 0 1	
Inning Stats	R: 0 E: 0 K: 0 S: 2 H: 0 LOB: 0 BB: 1 P: 6	R: 0 E: 0 K: 1 S: 5 H: 0 LOB: 0 BB: 0 P: 5	R: 0 E: 0 K: 0 S: 4 H: 1 LOB: 2 BB: 1 P: 8	R: 0 E: 0 K: 0 S: 4 H: 1 LOB: 1 BB: 0 P: 4	R: 0 E: 0 K: 0 S: 4 H: 1 LOB: 1 BB: 0 P: 4	R: 0 E: 0 K: 2 S: 8 H: 1 LOB: 1 BB: 0 P: 8	R: 0 E: 0 K: 0 S: 4 H: 1 LOB: 1 BB: 0 P: 4	R: 1 E: 0 K: 0 S: 3 H: 0 LOB: 1 BB: 2 P: 11	R: 1 E: 0 K: 0 S: 5 H: 2 LOB: 1 BB: 0 P: 5	1B: 6 2B: 1 3B: 0 HR: 0 SF: 1 SAC: 1 DP: 1 HBP: 0	WP: 1 PA: 37 PB: 0 SB: 0 CS: 0
PITCHER Rick Rhoden, R ERA: 3.29 Grant Jackson, L ERA: 1.42 (1, 1) (9, 1)	IP WLS BF H R ER SO BB IBB HBP BLK WP HR S P ERA WHIP	8.1 W 35 7 2 2 3 4 0 0 0 1 0 37 53 2.16 1.320	0.2 S 2 0 0 0 0 0 0 0 0 0 0 0 2 2 0.00 0.000	PITCHER IP WLS BF H R ER SO BB IBB HBP BLK WP HR S P ERA WHIP							

San Diego Padres @ Pittsburgh Pirates
Three Rivers Stadium, Pittsburgh, PA
Fri Aug 21 1981, 3:33 AM EDT
Unknown

livebaseballscorecards.com

AB	31
R	2
H	7
RBI	2
BB	4
SO	3
LOB	17



Batter	1	2	3	4	5	6	7	8	9
Omar Moreno, L OBP: 0.314, SLG: 0.346 (1, 8)	4-0 HR 1B BB	4-0 CS BB			0-3 K		0-0 F8 2B 1B		
Tim Foli, R OBP: 0.296, SLG: 0.310 (1, 6)	0-0 HR 1B	0-0 6-3			0-0 FC6-4		4-0 2B BB		
Dave Parker, L OBP: 0.273, SLG: 0.433 (1, 9)	0-0 HR		0-0 P6		0-0 1-3		0-0 F8		
Bill Madlock, R OBP: 0.417, SLG: 0.480 (1, 5)	0-0 1B 1B		0-0 F8		0-0 F8		0-0 2B		
Mike Easler, L OBP: 0.345, SLG: 0.493 (1, 7)	0-0 F7		0-0 3-1		0-0 1B 1B		0-0 CS 1B		
Tony Peña, R OBP: 0.368, SLG: 0.458 (1, 2)	0-0 1B		0-0 F9		0-0 1B		0-0 F9		
Willie Montanez, L OBP: 0.214, SLG: 0.197 (1, 3)	0-0 F9		0-0 F7		0-0 P8		0-0 4-3		
Phil Garner, R OBP: 0.319, SLG: 0.326 (1, 4)	0-0 F9		0-0 5-3		0-0 P9				
Rick Rhoden, R OBP: 0.182, SLG: 0.188 (9, 1)		0-0 5-3			0-0 FC6-4 1B		0-0 6-3		


Inning Stats		R: 3	H: 4	E: 0	LOB: 2	K: 0	BB: 1	S: 7	P: 11	R: 0	H: 0	E: 0	LOB: 0	K: 0	BB: 1	S: 2	P: 6	R: 0	H: 0	E: 0	LOB: 0	K: 0	BB: 0	S: 3	P: 3	R: 0	H: 1	E: 0	LOB: 1	K: 1	BB: 0	S: 6	P: 6	R: 0	H: 2	E: 0	LOB: 2	K: 0	BB: 0	S: 5	P: 5	R: 1	H: 2	E: 0	LOB: 2	K: 0	BB: 1	S: 4	P: 8	R: 0	H: 1	E: 0	LOB: 0	K: 0	BB: 0	S: 3	P: 3
Steve Mura, R ERA: 4.08 (1, 1)	IP	WLS	BF	H	R	ER	SO	BB	IBB	HBP	BLK	WP	HR	S	P	ERA	WHIP																																								
John Curtis, L ERA: 5.53 (7, 1)	2.0	8	3	1	1	0	0	1	0	0	0	0	0	7	11	4.50	2.000																																								

BOTTOM

San Diego Padres @ Pittsburgh Pirates
Three Rivers Stadium, Pittsburgh, PA

Fri Aug 21 1981, 3:33 AM EDT
Unknown

AB	31
R	4
H	10
RBI	4
BB	3
SO	1
LOB	16



1B: 8	SF: 0	WP: 0	PA: 34
2B: 1	SAC: 0	PB: 0	
3B: 0	DP: 0	SB: 1	
HR: 1	HBP: 0	CS: 2	

livebaseballscorecards.com

Batter	1	2	3	4	5	6	7	8	9	AB R H RBI BB SO LOB	TOP									
Ozzie Smith, S (1, 6) OBP: 0.316, SLG: 0.278	0-0 G3		0-3 K		0-0 F7		0-0 F9		0-0 1B	5 0 1 0 0 1 0										
Gene Richards, L (1, 7) OBP: 0.351, SLG: 0.402	0-0 P4		0-0 S 1B		0-0 F8		0-0 F2	0-0 F2	0-0 4-3	5 0 1 0 0 0 1										
Terry Kennedy, L (1, 2) OBP: 0.345, SLG: 0.367	0-0 1B		4-0 1-2 BB		0-0 F8		0-0 4-3			3 0 1 0 1 0 0										
Randy Bass, L (1, 3) OBP: 0.296, SLG: 0.347	0-0 4-3		0-0 F8		0-0 F7		0-0 BB 1B			4 1 1 0 0 0 3										
Ruppert Jones, L (1, 8) OBP: 0.328, SLG: 0.356		0-0 3-1		4-0 BB BB 1B BB		0-0 F9		4-0 BB 1B 1-2 BB		2 0 0 0 2 0 0										
Joe Lefebvre, L (1, 9) OBP: 0.340, SLG: 0.400		0-0 P4		0-0 P6		0-3 K		0-0 1-3 2-H 1B		3 0 0 0 0 1 1										
Dave Edwards, R (8, PH) OBP: 0.190, SLG: 0.230										1 0 1 1 0 0 0										
Luis Salazar, R (1, 5) OBP: 0.307, SLG: 0.391		0-0 2B		0-0 1-2 1B		0-0 2-3 4-3 2B		0-0 P8		4 1 3 0 0 0 2										
Juan Bonilla, R (1, 4) OBP: 0.327, SLG: 0.350		0-3 K		0-0 F9		0-0 2-3		0-3 K		4 0 0 0 0 2 4										
Tim Lollar, L (1, 1) OBP: 0.182, SLG: 0.455			0-0 4-3		0-3 K		0-0 4-3		0-0 5-3	2 0 0 0 0 0 1 2										
Danny Boone, L (6, 1) OBP: 1.000, SLG: 1.000										0 0 0 0 0 0 0 0										
Jerry Turner, L (7, PH) OBP: 0.290, SLG: 0.304										1 0 0 1 0 0 0 0										
John Ureña, R (7, 1) OBP: 0.250, SLG: 0.250										0 0 0 0 0 0 0 0										
Gary Lucas, L (7, 1) OBP: 0.125, SLG: 0.125										0 0 0 0 0 0 0 0										
Broderick Perkins, L (8, PH) OBP: 0.325, SLG: 0.442										1 0 0 0 0 0 0 0										
Inning Stats	R: 0 E: 0 K: 0 S: 4	H: 1 LOB: 1 BB: 0 P: 4	R: 0 E: 0 K: 1 S: 6	H: 1 LOB: 1 BB: 1 P: 6	R: 0 E: 0 K: 1 S: 6	H: 1 LOB: 2 BB: 1 P: 10	R: 0 E: 0 K: 1 S: 3	H: 0 LOB: 0 BB: 0 P: 3	R: 0 E: 0 K: 1 S: 5	H: 0 LOB: 0 BB: 0 P: 5	R: 1 E: 0 K: 0 S: 4	H: 1 LOB: 0 BB: 0 P: 4	R: 1 E: 0 K: 0 S: 5	H: 2 LOB: 2 BB: 1 P: 9	R: 0 E: 0 K: 1 S: 6	H: 1 LOB: 1 BB: 0 P: 6	1B: 6 2B: 2 3B: 0 HR: 0	SF: 0 SAC: 0 DP: 0 HBP: 0	WP: 0 PB: 0 SB: 1 CS: 0	PA: 38
PITCHER	IP WLS BF H R ER SO BB IBB HBP BLK WP HR S P ERA WHIP																			
Jim Bibby, R (1, 1) ERA: 2.44	6.0 W 24 4 0 0 4 2 0 0 0 0 0 0 30 38 0.00 1.000																			
Pascual Perez, R (7, 1) ERA: 3.88	1.0 4 1 1 1 0 0 0 0 0 0 0 0 4 4 9.00 1.000																			
Grant Jackson, L (8, 1) ERA: 1.73	0.2 5 2 1 1 0 1 0 0 0 0 0 0 4 8 13.50 4.500																			
Kent Tekulve, R (8, 1) ERA: 2.75	1.1 S 5 1 0 0 1 0 0 0 0 0 0 0 7 7 0.00 0.750																			

San Diego Padres @ Pittsburgh Pirates
 Three Rivers Stadium, Pittsburgh, PA
 Fri Aug 21 1981, 7:05 PM EDT
 Att: 19,049 - Unknown

AB	35
R	2
H	8
RBI	2
BB	3
SO	5
LOB	13



Batter	1	2	3	4	5	6	7	8	9
Omar Moreno, L OBP: 0.320, SLG: 0.362 (1, 8) X	0-0 SH1-4 1B 2B		4-0 HBP BB FC6-4 BB		0-0 3B		0-3 K		
Tim Foli, R OBP: 0.296, SLG: 0.307 (1, 6) X	0-0 SH1-4 2-3		4-0 FC6-4 HBP 1-2 CS BB		0-0 P9		0-0 L6		
Dave Parker, L OBP: 0.267, SLG: 0.423 (1, 9) X	0-0 G3		0-3 K		0-0 F8			0-0 F9	
Bill Madlock, R OBP: 0.419, SLG: 0.477 (1, 5) X	0-0 1B 1B		1-0 FC6-4 HBP		0-3 K			0-0 5-3	
Bill Robinson, R OBP: 0.179, SLG: 0.179 (1, 3) X	0-0 FC4 1B		0-0 FC6-4		0-0 5-3			0-0 6-3	
Willie Montanez, L OBP: 0.214, SLG: 0.197 (9, 3)	1-3 FC4 1B		1-2f 2-3 3-H						
Tony Peña, R OBP: 0.359, SLG: 0.445 (1, 2) X	0-0 FC4		0-0 CS	0-0 F9	0-0 P4				
Lee Lacy, R OBP: 0.325, SLG: 0.405 (1, 7) X		0-0 F8		0-0 P8		4-0 2B 1B BB			
Phil Garner, R OBP: 0.319, SLG: 0.327 (1, 4) X		0-0 4-3		0-0 5-3		0-0 2B 1B			
Jim Bibby, R OBP: 0.214, SLG: 0.346 (1, 1)		0-3 K		0-0 6-3		0-0 2B			
Pascual Pérez, R OBP: 0.154, SLG: 0.308 (7, 1)									
Dale Sierra, R OBP: 0.328, SLG: 0.333 (7, PH)									
Jason Thompson, L OBP: 0.331, SLG: 0.566 (7, PH)									
Gary Alexander, R OBP: 0.320, SLG: 0.545 (7, PR)									
Grant Jackson, S (8, 1)									
Kent Tekulve, R (8, 1)									

Inning Stats	R: 1 E: 0 K: 0 S: 6	H: 3 LOB: 2 BB: 0 P: 6	R: 0 E: 0 K: 1 S: 5	H: 0 LOB: 0 BB: 0 P: 5	R: 1 E: 0 K: 1 S: 4	H: 0 LOB: 1 BB: 2 P: 13	R: 0 E: 0 K: 0 S: 3	H: 0 LOB: 0 BB: 0 P: 3	R: 0 E: 0 K: 1 S: 5	H: 0 LOB: 0 BB: 0 P: 5	R: 1 E: 0 K: 1 S: 6	H: 2 LOB: 1 BB: 1 P: 10	R: 0 E: 0 K: 0 S: 3	H: 0 LOB: 0 BB: 0 P: 3
--------------	------------------------------	---------------------------------	------------------------------	---------------------------------	------------------------------	----------------------------------	------------------------------	---------------------------------	------------------------------	---------------------------------	------------------------------	----------------------------------	------------------------------	---------------------------------

PITCHER	IP	WLS	BF	H	R	ER	SO	BB	IBB	HBP	BLK	WP	HR	S	P	ERA	WHIP
Tim Lollar, L ERA: 7.13 (1, 1)	5.0	L	21	4	2	2	2	2	2	0	0	0	0	22	31	3.60	1.200
Danny Boone, L ERA: 2.19 (6, 1)	1.0		3	0	0	0	1	0	0	0	0	0	0	5	5	0.00	0.000
John Urrea, R ERA: 0.53 (7, 1)	0.1		3	2	1	1	0	1	0	0	0	0	0	2	6	27.00	9.000
Gary Lucas, L ERA: 2.31 (7, 1)	1.2		5	0	0	0	1	0	0	0	0	0	0	7	7	0.00	0.000

BOTTOM

San Diego Padres @ Pittsburgh Pirates
Three Rivers Stadium, Pittsburgh, PA

Fri Aug 21 1981, 7:05 PM EDT
Att. 19,049 - Unknown

AB	27
R	3
H	6
RBI	3
BB	3
SO	4
LOB	11



PITCHER	IP	WLS	BF	H	R	ER	SO	BB	IBB	HBP	BLK	WP	HR	S	P	ERA	WHIP
Tim Lollar, L ERA: 7.13 (1, 1)	5.0	L	21	4	2	2	2	2	2	0	0	0	0	22	31	3.60	1.200
Danny Boone, L ERA: 2.19 (6, 1)	1.0		3	0	0	0	1	0	0	0	0	0	0	5	5	0.00	0.000
John Urrea, R ERA: 0.53 (7, 1)	0.1		3	2	1	1	0	1	0	0	0	0	0	2	6	27.00	9.000
Gary Lucas, L ERA: 2.31 (7, 1)	1.2		5	0	0	0	1	0	0	0	0	0	0	7	7	0.00	0.000

San Diego Padres @ Pittsburgh Pirates
 Three Rivers Stadium, Pittsburgh, PA

Sat Aug 22 1981, 7:05 PM EDT
 Att: 11,865 - Unknown

AB	36
R	7
H	13
RBI	7
BB	4
SO	1
LOB	17



WP	0	PA	41
PB	0		
SB	0		
CS	2		

AB R H RBI BB SO LOB

5	0	3	2	0	0	1
3	0	2	1	1	0	1
5	0	0	0	0	0	5
4	0	2	0	1	0	1
5	1	1	0	0	0	4
4	1	1	0	0	0	2
3	1	1	1	1	0	0
3	2	2	0	0	1	0
0	1	0	0	1	0	0
1	0	0	0	0	0	2
1	0	0	0	0	0	0
1	0	0	0	0	0	1
0	0	0	0	0	0	0
0	0	0	0	0	0	0
0	0	0	0	0	0	0
1	1	1	3	0	0	0
0	0	0	0	0	0	0
0	0	0	0	0	0	0

Batter	1	2	3	4	5	6	7	8	9
Ozzie Smith, S OBP: 0.321, SLG: 0.291 (1, 6)	0-0 P3	0-0 1B			0-0 4-3 SH2-3 1B		0-0 F6	0-0 3B	
Juan Bonilla, R OBP: 0.335, SLG: 0.354 (1, 4)	4-0 1B	0-0 1B			0-0 SH2-3		0-0 FC6 1B	0-0 5-3	
Gene Richards, L OBP: 0.345, SLG: 0.395 (1, 7)	0-0 F9	0-0 L3			0-0 4-3		0-0 FC6		0-0 4-3
Terry Kennedy, L OBP: 0.350, SLG: 0.369 (1, 2)	0-0 1-2 1B		4-0 BB		0-0 F9			0-0 F5	0-0 G4-6-3 1B
Ruppert Jones, L OBP: 0.326, SLG: 0.352 (1, 8)	0-0 G3		0-0 FC4-6		0-0 F8			0-0 BB G3 2B 1B	0-0 G4-6-3
Randy Bass, L OBP: 0.295, SLG: 0.360 (1, 3)		0-0 1B	0-0 G4-6-3		0-0 F7			0-0 G3	
Luis Salazar, R OBP: 0.310, SLG: 0.390 (1, 5)		0-0 1B		0-0 F8		0-0 4-3		4-0 BB 2B BB	
Joe Lefebvre, L OBP: 0.344, SLG: 0.410 (1, 9)		0-0 CS		0-3 K			0-0 4-3 1B 2B	4-0 1-2 2-3 2B BB	
Dave Edwards, R OBP: 0.203, SLG: 0.230 (8, PH) (8, 9)		0-0 CS		0-0 K					
Rick Wise, R OBP: 0.053, SLG: 0.105 (3, 1)		0-0 6-3		0-0 5-3			0-0 4-3	0-0 3B 2B	
Danny Boone, L OBP: 0.500, SLG: 0.500 (7, PH)									
Jerry Turner, L OBP: 0.296, SLG: 0.292 (7, 1)									
John Curtis, L OBP: 0.077, SLG: 0.083 (8, PH)									
Jose Moreno, S OBP: 0.252, SLG: 0.300 (8, PH)									
Broderrick Perkins, L OBP: 0.326, SLG: 0.452 (8, 1)									
John Ureña, R OBP: 0.250, SLG: 0.250 (9, 1)									
Gary Lucas, L OBP: 0.125, SLG: 0.125 (9, 1)									

Inning Stats	R: 0	H: 1	E: 0	K: 0	S: 4	P: 8	R: 2	H: 5	E: 0	K: 0	S: 7	P: 7	R: 0	H: 0	E: 0	K: 0	S: 2	R: 0	H: 0	E: 0	K: 1	S: 5	P: 5	R: 0	H: 1	E: 0	K: 0	S: 4	P: 4	R: 0	H: 0	E: 0	K: 0	S: 3	P: 3	R: 1	H: 2	E: 0	K: 0	S: 5	P: 5	R: 4	H: 3	E: 0	K: 0	S: 6	P: 14	R: 0	H: 1	E: 0	K: 0	S: 3	P: 3	1B: 9	SF: 0	2B: 2	SAC: 1	3B: 2	DP: 2	HR: 0	HBP: 0	WP: 0	PA: 41
--------------	------	------	------	------	------	------	------	------	------	------	------	------	------	------	------	------	------	------	------	------	------	------	------	------	------	------	------	------	------	------	------	------	------	------	------	------	------	------	------	------	------	------	------	------	------	------	-------	------	------	------	------	------	------	-------	-------	-------	--------	-------	-------	-------	--------	-------	--------

PITCHER	IP	WLS	BF	H	R	ER	SO	BB	IBB	HBP	BLK	WP	HR	S	P	ERA	WHIP
Eddie Solomon, R ERA: 2.89 (1, 1)	7.0		30	9	3	3	1	2	0	0	0	0	0	30	38	3.86	1.571
Grant Jackson, L ERA: 2.7 (8, 1)	0.2		5	1	3	3	0	2	0	0	0	0	0	3	11	40.50	4.500
Kent Tekulve, R ERA: 2.89 (8, 1)	1.1	L	6	3	1	1	0	0	0	0	0	0	0	6	6	6.75	2.250

Batter	1	2	3	4	5	6	7	8	9	AB	R	H	RBI	BB	SO	LOB
Omar Moreno, L (1, 8) OBP: 0.325, SLG: 0.366	0-0 SH1-4 SF7 1B	0-0 F7		0-0 CS 1B			0-0 B1-3		0-0 6-3 1B	5	1	3	1	0	0	3
Tim Foli, R (1, 6) OBP: 0.295, SLG: 0.306	0-0 SH1-4 1-3		0-0 5-3	0-0 P4 1-2			0-0 FC4-6 1B		0-0 6-3 1-2	4	0	1	0	0	0	2
Dave Parker, L (1, 9) OBP: 0.276, SLG: 0.439	0-0 SF7 3-H		0-0 1B 1B				0-0 FC4-6 1B 1-2f		4-0 BB	3	3	2	1	1	0	1
Bill Madlock, R (1, 5) OBP: 0.418, SLG: 0.478	0-0 L6		0-0 1B 1B 1-3				0-0 SF7 1-H		0-0 L7	4	0	2	2	0	0	2
Mike Easler, L (1, 7) OBP: 0.343, SLG: 0.488		0-0 F9	0-0 1B 1B 2-H 3-H				0-0 CS 1-2	0-3 K		4	1	1	1	0	2	0
Tony Peña, R (1, 2) OBP: 0.355, SLG: 0.439		0-0 6-3	0-0 BLK 1B 2-H				0-0 P4	0-0 F9		4	0	1	1	0	0	0
Willie Montanez, L (1, 3) OBP: 0.230, SLG: 0.214		0-0 1B 1B 1B 1-2	0-0 3-1				0-0 3-1	0-0 1B		4	0	2	0	0	0	1
Phil Garner, R (1, 4) OBP: 0.324, SLG: 0.338		0-0 1B 1B 1-2		0-0 SH1-4 1B 2B			0-0 F9	0-0 4-3		4	1	2	0	0	0	1
Eddie Solomon, R (1, 1) OBP: 0.115, SLG: 0.115		0-0 SH1-4		0-0 SH1-4			0-3 K		0-0 6-3	2	0	1	0	0	1	0
Grant Jackson, S (8, 1)										0	0	0	0	0	0	0
Kent Tekulve, R (8, 1)										0	0	0	0	0	0	0
Jason Thompson, L (9, PH) OBP: 0.331, SLG: 0.366		1-2 2-3								0	0	0	0	0	0	0
Lee Lacy, R (9, PH) OBP: 0.322, SLG: 0.402										1	0	0	0	0	0	0

Inning Stats	R: 1	H: 1	E: 0	K: 0	S: 4	H: 1	LOB: 0	BB: 0	P: 4	R: 0	H: 3	E: 0	K: 0	S: 6	R: 2	H: 4	E: 0	K: 0	S: 6	R: 0	H: 2	E: 0	K: 0	S: 4	R: 1	H: 1	E: 0	K: 1	S: 6	R: 0	H: 0	E: 0	K: 1	S: 5	R: 1	H: 2	E: 0	K: 0	S: 4	R: 0	H: 1	E: 0	K: 1	S: 6	R: 0	H: 1	E: 0	K: 0	S: 4	R: 0	H: 1	E: 0	K: 0	S: 4	1B: 13	SF: 2	2B: 1	SAC: 2	3B: 1	DP: 0	HR: 0	HBP: 0	WP: 1	PA: 41
--------------	------	------	------	------	------	------	--------	-------	------	------	------	------	------	------	------	------	------	------	------	------	------	------	------	------	------	------	------	------	------	------	------	------	------	------	------	------	------	------	------	------	------	------	------	------	------	------	------	------	------	------	------	------	------	------	--------	-------	-------	--------	-------	-------	-------	--------	-------	--------

PITCHER	IP	WLS	BF	H	R	ER	SO	BB	IBB	HBP	BLK	WP	HR	S	P	ERA	WHIP
Rick Wise, R (1, 1) ERA: 3.59	2.2		15	8	3	3	0	0	0	0	0	0	0	15	15	10.12	3.000
Danny Boone, L (3, 1) ERA: 2.45	3.1		12	3	2	2	2	0	0	0	1	0	0	16	16	5.40	0.900
John Curtis, L (7, 1) ERA: 5.6	1.0	W	4	2	1	1	0	0	0	0	0	1	0	4	4	9.00	2.000
John Urrea, R (8, 1) ERA: 0.52	1.0		4	1	0	0	1	0	0	0	0	0	0	6	6	0.00	1.000
Gary Lucas, L (9, 1) ERA: 2.28	1.0	S	5	1	0	0	0	1	0	0	0	0	0	4	8	0.00	2.000

BOTTOM

San Diego Padres @ Pittsburgh Pirates
Three Rivers Stadium, Pittsburgh, PA

Sat Aug 22 1981, 7:05 PM EDT
Att. 11,865 - Unknown

livebaseballscores.com

AB	35
R	6
H	15
RBI	6
BB	1
SO	3
LOB	10




Batter	1	2	3	4	5	6	7	8	9	AB	R	H	RBI	BB	SO	LOB
Omar Moreno, L OBP: 0.324, SLG: 0.365 (1, 8)	0-3 K	0-3 K		0-0 F8		0-0 1B				4	0	1	0	0	2	3
Lee Lacy, R OBP: 0.320, SLG: 0.397 (1, 9)	0-0 6-3		0-0 1-3	0-0 1B		0-0 5-3				4	0	1	0	0	0	1
Tony Peña, R OBP: 0.352, SLG: 0.441 (1, 2)	0-0 5-3		0-0 2B	0-0 1B			0-0 5-3			4	1	1	0	0	0	2
Bill Madlock, R OBP: 0.420, SLG: 0.478 (1, 5)		0-0 1B	0-0 6-3		0-0 1B		0-3 K			4	2	2	0	0	1	1
Bill Robinson, R OBP: 0.226, SLG: 0.258 (1, 3)		0-0 E5	0-0 1B		0-0 1B		0-3 K			3	1	2	1	0	0	1
Mike Easter, L OBP: 0.342, SLG: 0.486 (7, 7)		1-3 1B	2-H 2B		1-3 1B					1	0	0	0	0	1	0
Phil Garner, R OBP: 0.322, SLG: 0.338 (1, 4)		0-0 1B	0-0 1B		0-0 SF9			0-0 F7		3	1	1	3	0	0	1
Gary Alexander, R OBP: 0.321, SLG: 0.560 (1, 7)		0-0 E	0-0 F8		0-0 G6-4-3			0-0 F8		3	0	1	1	0	0	2
Willie Montanez, L OBP: 0.227, SLG: 0.211 (7, 3)		1-H 2B		0-0 F8		1-2f				1	0	0	0	0	0	0
Dale Berra, R OBP: 0.326, SLG: 0.325 (1, 6)		0-0 E5		0-0 F7		0-0 F9		4-0 BB		3	0	0	0	1	0	1
Rod Scurry, L OBP: 0.214, SLG: 0.083 (1, 1)		0-3 K		4-0 1B		0-3 K		0-3 K		3	0	0	0	1	3	3
Enrique Romo, R (9, 1)				BB						0	0	0	0	0	0	0

Inning Stats	R: 0	H: 0	E: 0	K: 1	S: 5	LOB: 0	BB: 0	P: 5
Rod Scurry, L ERA: 3.03	6.0	9	5	4	4	1	0	0
John Littlefield, R ERA: 4.74	2.0	0	0	0	3	1	0	0

BOTTOM

San Diego Padres @ Pittsburgh Pirates
 Three Rivers Stadium, Pittsburgh, PA
 Sun Aug 23 1981, 3:33 AM EDT
 Att. 23,736 - Unknown

AB	33
R	5
H	9
RBI	5
BB	2
SO	7
LOB	15



1B: 6	SF: 1	WP: 0	PA: 36
2B: 3	SAC: 0	PB: 0	
3B: 0	DP: 1	SB: 1	
HR: 0	HBP: 0	CS: 0	

livebaseballscorecards.com

BOTTOM

San Diego Padres @ Chicago Cubs
Wrigley Field, Chicago, IL
Mon Aug 24 1981, 3:33 AM CDT
Att: 7,068 - Unknown - 75 F

livebaseballscorecards.com

AB 38
R 9
H 11
RBI 9
BB 7
SO 5
LOB 19



WP: 0 PA: 45
PB: 0
SB: 2
CS: 1

AB R H RBI BB SO LOB

4	1	2	1	1	1	0
3	1	0	0	2	2	5
5	1	2	3	0	0	1
4	1	2	1	0	0	0
0	0	0	0	0	0	0
1	0	0	0	0	0	2
4	1	0	0	1	0	1
5	0	1	0	0	0	4
5	0	1	0	0	2	4
3	3	1	3	2	0	1
2	0	1	0	0	0	1
0	0	0	0	0	0	0
0	0	0	0	0	0	0
0	0	0	0	0	0	0
0	1	0	0	1	0	0
0	0	0	0	0	0	0
1	0	1	1	0	0	0

11

R: 1	H: 1	1B: 8	SF: 0
E: 0	LOB: 1	2B: 4	SAC: 0
K: 0	BB: 1	3B: 0	DP: 2
S: 1	P: 5	HR: 0	HBP: 0

10

R: 0	H: 1	1B: 8	SF: 0
E: 0	LOB: 0	2B: 4	SAC: 0
K: 0	BB: 0	3B: 0	DP: 2
S: 3	P: 3	HR: 0	HBP: 0

9

R: 2	H: 2	1B: 8	SF: 0
E: 0	LOB: 2	2B: 4	SAC: 0
K: 1	BB: 2	3B: 0	DP: 2
S: 7	P: 15	HR: 0	HBP: 0

8

R: 0	H: 0	1B: 8	SF: 0
E: 0	LOB: 0	2B: 4	SAC: 0
K: 0	BB: 0	3B: 0	DP: 2
S: 3	P: 3	HR: 0	HBP: 0

7

R: 0	H: 0	1B: 8	SF: 0
E: 0	LOB: 0	2B: 4	SAC: 0
K: 1	BB: 0	3B: 0	DP: 2
S: 5	P: 5	HR: 0	HBP: 0

6

R: 0	H: 0	1B: 8	SF: 0
E: 0	LOB: 0	2B: 4	SAC: 0
K: 1	BB: 0	3B: 0	DP: 2
S: 5	P: 5	HR: 0	HBP: 0

5

R: 0	H: 1	1B: 8	SF: 0
E: 0	LOB: 0	2B: 4	SAC: 0
K: 0	BB: 0	3B: 0	DP: 2
S: 3	P: 3	HR: 0	HBP: 0

4

R: 0	H: 0	1B: 8	SF: 0
E: 0	LOB: 0	2B: 4	SAC: 0
K: 1	BB: 1	3B: 0	DP: 2
S: 4	P: 8	HR: 0	HBP: 0

3

R: 0	H: 1	1B: 8	SF: 0
E: 0	LOB: 1	2B: 4	SAC: 0
K: 0	BB: 0	3B: 0	DP: 2
S: 4	P: 4	HR: 0	HBP: 0

2

R: 0	H: 0	1B: 8	SF: 0
E: 0	LOB: 0	2B: 4	SAC: 0
K: 0	BB: 0	3B: 0	DP: 2
S: 3	P: 3	HR: 0	HBP: 0

1

R: 6	H: 5	1B: 8	SF: 0
E: 0	LOB: 2	2B: 4	SAC: 0
K: 1	BB: 3	3B: 0	DP: 2
S: 10	P: 22	HR: 0	HBP: 0

Batter

Steve Henderson, R (1, 7) OBP: 0.367, SLG: 0.392
Pat Tabler, R (1, 4) OBP: 0.333, SLG: 0.200
Bill Buckner, L (1, 3) OBP: 0.334, SLG: 0.444
Leon Durham, L (1, 9) OBP: 0.359, SLG: 0.464
Mike Lum, L (9, 9) OBP: 0.286, SLG: 0.362
Jerry Morales, R (9, PH) OBP: 0.350, SLG: 0.352
Bobby Bonds, R (1, 8) OBP: 0.417, SLG: 0.500
Tim Blackwell, S (1, 2) OBP: 0.342, SLG: 0.357
Ken Reitz, R (1, 5) OBP: 0.278, SLG: 0.308
Ivan De Jesus, R (1, 6) OBP: 0.279, SLG: 0.220
Mike Krukow, R (1, 1) OBP: 0.269, SLG: 0.296
Willie Hernandez, L (5, 1)
Steve Dillard, R (6, PH) OBP: 0.270, SLG: 0.333
Doug Capilla, L (7, 1)
Hector Cruz, R (9, PH) OBP: 0.374, SLG: 0.544
Lee Smith, R (10, 1)
Mike Tyson, R (11, PH) OBP: 0.239, SLG: 0.303

Inning Stats

PITCHER	IP	WLS	BF	H	R	ER	SO	BB	IBB	HBP	BLK	WP	HR	S	P	ERA	WHIP
Juan Eichelberger, R (1, 1) ERA: 3.83	0.0	5	2	5	5	0	3	0	0	0	0	0	0	2	14	∞	∞
Danny Boone, L (1, 1) ERA: 2.55	2.0	9	3	1	1	1	1	0	0	0	0	0	0	11	11	4.50	1.500
John Littlefield, R (3, 1) ERA: 4.53	2.0	7	1	0	0	1	1	0	0	0	0	0	0	8	12	2.00	1.000
John Curtis, L (5, 1) ERA: 5.34	4.1	14	1	1	1	2	1	0	0	0	0	0	0	17	21	2.08	0.462
John Urea, R (9, 1) ERA: 0.77	0.1	3	1	0	0	1	1	0	0	0	0	0	0	4	8	0.00	6.000

PITCHER

Gary Lucas, L (9, 1) ERA: 2.37	1.1	L	7	3	2	2	0	1	0	0	0	0	0	6	10	13.50	3.000
-----------------------------------	-----	---	---	---	---	---	---	---	---	---	---	---	---	---	----	-------	-------

Batter	1	2	3	4	5	6	7	8	9	AB R H RBI BB SO LOB	TOP									
Ozzie Smith, S (1, 6) OBP: 0.324, SLG: 0.294	0-0 G3			H 1-0 6-3 SH1-3 HBP		X 0-0 5-3		X 0-0 1-2 FC5-4 1B		3 0 1 0 0 0 0										
Juan Bonilla, R (1, 4) OBP: 0.332, SLG: 0.352	0-3 K		X 0-0 SH1-3			X 0-0 5-3		X 0-0 1-2 FC5-4		3 0 0 0 0 1 2										
Gene Richards, L (1, 7) OBP: 0.356, SLG: 0.399	0-3 K		X 0-0 6-3			X 0-0 2B 1B		B B B B 4-0 F8 BB 2B BB		3 2 1 0 1 1 1										
Luis Salazar, R (1, 5) OBP: 0.317, SLG: 0.393		X 0-0 5-3		X 0-3 K		X 0-0 4-3 1-H 2B		B B B B 4-0 1-2 2B BB		3 1 1 1 1 1 1										
Terry Kennedy, L (1, 2) OBP: 0.344, SLG: 0.363		X 0-0 F8		X 0-0 G3		X 0-0 4-3		X 0-0 2-3 F8		4 0 0 0 0 0 3										
Jose Moreno, S (1, 9) OBP: 0.200, SLG: 0.214		0-3 K		X 0-0 L7		X 0-0 5-3		S S S S 0-3 K		3 0 0 0 0 1 1										
Jerry Turner, L (9, PH) OBP: 0.310, SLG: 0.440										0 0 0 0 0 0 0										
Doug Gwosdz, R (9, PH)										1 0 0 0 0 1 2										
Ruppert Jones, L (1, 8) OBP: 0.329, SLG: 0.359			X 0-0 4-3		S S S S 0-3 K		X 0-0 1B 1B	X 0-0 1-H 3-H 2B		4 0 2 2 0 1 0										
Broderick Perkins, L (1, 3) OBP: 0.318, SLG: 0.434			0-3 K		X 0-0 G5-4-3 1B		X 0-0 F7	X 0-0 4-3		4 0 1 0 0 1 2										
Tim Lollar, L (1, 1) OBP: 0.167, SLG: 0.417			X 0-0 4-3		X 0-0 G5-4-3 1-2f		X 0-0 F9			1 0 0 0 0 0 0										
John Littlefield, R (5, 1) OBP: 0.232, SLG: 0.298										0 0 0 0 0 0 0										
Dave Edwards, R (6, PH) OBP: 0.500, SLG: 0.500										1 0 0 0 0 0 1										
Danny Boone, L (6, 1) OBP: 0.292, SLG: 0.349										0 0 0 0 0 0 0										
Randy Bass, L (8, PH) OBP: 0.292, SLG: 0.349										1 0 0 0 0 0 1										
Juan Licheberger, R (8, 1) OBP: 0.133, SLG: 0.133										0 0 0 0 0 0 0										
Inning Stats	R: 0 E: 0 K: 2 S: 7	H: 0 LOB: 0 BB: 0 P: 7	R: 0 E: 0 K: 1 S: 5	H: 0 LOB: 0 BB: 0 P: 5	R: 0 E: 0 K: 1 S: 5	H: 0 LOB: 1 BB: 0 P: 6	R: 0 E: 0 K: 1 S: 5	H: 0 LOB: 0 BB: 0 P: 5	R: 0 E: 0 K: 0 S: 3	H: 1 LOB: 0 BB: 0 P: 3	R: 1 E: 0 K: 0 S: 5	H: 2 LOB: 1 BB: 0 P: 5	R: 0 E: 0 K: 0 S: 5	H: 2 LOB: 2 BB: 0 P: 5	R: 2 E: 0 K: 1 S: 6	H: 1 LOB: 1 BB: 2 P: 14	1B: 4 2B: 2 3B: 0 HR: 0	SF: 0 SAC: 1 DP: 1 HBP: 1	WP: 0 PB: 0 SB: 0 CS: 0	PA: 35
PITCHER	IP WLS BF H R ER SO BB IBB HBP BLK WP HR S P ERA WHIP																			
Ken Kravec, L (1, 1) ERA: 5.37	7.0 W 24 3 1 1 6 0 0 1 0 0 0 0 35 36 1.29 0.429																			
Dick Tidrow, R (8, 1) ERA: 4.41	1.1 8 2 2 2 0 2 0 0 0 0 0 0 6 14 13.50 3.000																			
Willie Hernandez, L (9, 1) ERA: 5.4	0.2 S 3 1 0 0 1 0 0 0 0 0 0 0 5 5 0.00 1.500																			

San Diego Padres @ Chicago Cubs
Wrigley Field, Chicago, IL
Tue Aug 25 1981, 3:33 AM CDT
Att: 5,878 - Unknown - 70 F

AB	31
R	3
H	6
RBI	3
BB	2
SO	7
LOB	14



Batter	1	2	3	4	5	6	7	8	9
Steve Henderson, R (1, 7) Willie Hernandez, L (9, 1)	0-0 3-1		0-3 K		0-0 BLK BB 1B	0-0 1B		0-3 K	
Pat Tabler, R (1, 4) OBP: 0.409, SLG: 0.294	4-0 BB		0-0 BB 1-3 2B		4-0 BLK 1B BB	0-0 F4			
Bill Buckner, L (1, 3) OBP: 0.333, SLG: 0.441	0-3 K		0-0 G3		0-0 6-3 1B	0-0 F9			
Bobby Bonds, R (1, 8) OBP: 0.422, SLG: 0.481	0-3 K		4-0 BB IBB		0-0 6-3 1-2	4-0 L4 BB			
Leon Durham, L (1, 9) Jerry Morales, R (5, PR) (6, 9) OBP: 0.364, SLG: 0.464 OBP: 0.348, SLG: 0.349		0-0 F7	4-0 FC6-4 BB		0-0 BB 1B	0-0 L4			
Jody Davis, R (1, 2) OBP: 0.305, SLG: 0.337		0-0 1B	0-0 FC6-4		0-0 F5	0-0 F9			
Ken Reitz, R (1, 5) OBP: 0.282, SLG: 0.308		0-0 P6		0-3 K	4-0 BB		0-0 SH2-5-4 1B		
Ivan De Jesus, R (1, 6) OBP: 0.276, SLG: 0.217		0-0 1-3		0-0 F9	0-0 F7		0-0 L8		
Ken Kravec, L (1, 1) Dick Tidrow, R (8, 1) Hector Cruz, R (9, 7) OBP: 0.374, SLG: 0.544			4-0 2B BB BB	0-3 K		0-0 4-3	0-0 SH2-5-4		

Inning Stats	R: 0 E: 0 K: 2 S: 7	H: 0 LOB: 1 BB: 1 P: 11	R: 0 E: 0 K: 0 S: 4	H: 1 LOB: 1 BB: 0 P: 4	R: 1 E: 0 K: 1 S: 6	H: 1 LOB: 3 BB: 3 P: 18	R: 0 E: 0 K: 2 S: 7	H: 0 LOB: 0 BB: 0 P: 7	R: 3 E: 0 K: 0 S: 6	H: 3 LOB: 2 BB: 2 P: 14	R: 0 E: 0 K: 0 S: 4	H: 1 LOB: 1 BB: 0 P: 4	R: 0 E: 0 K: 0 S: 2	H: 0 LOB: 0 BB: 1 P: 6	R: 0 E: 0 K: 1 S: 6	H: 1 LOB: 1 BB: 0 P: 6
--------------	------------------------------	----------------------------------	------------------------------	---------------------------------	------------------------------	----------------------------------	------------------------------	---------------------------------	------------------------------	----------------------------------	------------------------------	---------------------------------	------------------------------	---------------------------------	------------------------------	---------------------------------


PITCHER	IP	WLS	BF	H	R	ER	SO	BB	IBB	HBP	BLK	WP	HR	S	P	ERA	WHIP
Tim Lollar, L (1, 1) ERA: 7.24	4.1	L	23	5	4	4	5	4	1	0	1	0	0	28	48	8.31	2.077
John Littlefield, R (5, 1) ERA: 4.47	0.2		3	0	0	0	0	1	0	0	0	0	0	2	6	0.00	1.500
Danny Boone, L (6, 1) ERA: 2.44	2.0		7	1	0	0	0	1	0	0	0	0	0	6	10	0.00	1.000
Juan Eichelberger, R (8, 1) ERA: 3.79	1.0		4	1	0	0	1	0	0	0	0	0	0	6	6	0.00	1.000

BOTTOM

AB	R	H	RBI	BB	SO	LOB
5	1	2	0	0	2	2
0	0	0	0	0	0	0
2	1	1	0	2	0	1
4	1	1	2	0	1	4
2	0	0	0	2	1	2
2	0	1	2	1	0	0
1	0	0	0	0	0	1
4	0	1	0	0	0	4
3	0	1	0	1	1	1
4	0	0	0	0	0	4
2	1	0	0	1	1	0
0	0	0	0	0	0	0
0	0	0	0	0	0	0

AB 29
R 4
H 7
RBI 4
BB 7
SO 6
LOB 19

WP: 0 PA: 37
PB: 0
SB: 0
CS: 0



San Diego Padres @ Chicago Cubs
Wrigley Field, Chicago, IL
Tue Aug 25 1981, 3:33 AM CDT
Att. 5,878 - Unknown - 70 F

livebaseballscores.com

Batter	1	2	3	4	5	6	7	8	9	AB R H RBI BB SO LOB	TOP															
Ozzie Smith, S (1, 6) OBP: 0.324, SLG: 0.294	0-0 G1-6-3 1B			0-0 L6	0-0 SH3-4		0-0 6-3		0-0 SH2-4	3 0 1 0 0 0 0	<p style="text-align: center;">San Diego Padres @ Chicago Cubs Wrigley Field, Chicago, IL</p> <p style="text-align: right;">Wed Aug 26 1981, 3:33 AM CDT Att: 9,944 - Unknown - 77 F</p>															
Juan Bonilla, R (1, 4) OBP: 0.333, SLG: 0.350	0-0 G1-6-3 1-2f			0-0 2B SF7 1B	0-0 FC6-5-4		4-0 BB	0-0 4-3	4 1 1 0 1 0 3																	
Gene Richards, L (1, 7) OBP: 0.354, SLG: 0.399	0-0 3-1			0-0 HBP 1B 2B	0-0 F7		0-0 F7	0-0 6-3	5 1 1 0 0 0 3																	
Ruppert Jones, L (1, 8) OBP: 0.331, SLG: 0.363		0-0 6-3		4-0 HBP 1B BB		0-0 5-3		0-0 4-3 1B 2B	3 2 1 0 1 0 0																	
Terry Kennedy, L (1, 2) OBP: 0.339, SLG: 0.359		0-0 L7		0-0 SF7		0-0 4-3		0-3 K	3 0 0 1 0 1 1																	
Randy Bass, L (1, 3) OBP: 0.297, SLG: 0.344		0-0 P7		1-0 3-H 1B 2B HBP		4-0 FC6-4 BB		0-0 4-3	2 1 0 0 1 0 1																	
Luis Salazar, R (1, 5) OBP: 0.324, SLG: 0.398			0-0 1B 1B	0-0 2B 1B		0-0 FC6-4		0-0 2-3 1B	4 1 3 3 0 0 1																	
Joe Lefebvre, L (1, 9) OBP: 0.350, SLG: 0.435			0-0 1B 1B	0-0 2B		0-0 HR		0-0 P3	4 1 3 3 0 0 1																	
Steve Mura, R (1, 1) OBP: 0.162, SLG: 0.167			0-0 G5-4-3		4-0 FC6-5 SH3-4 BB		0-0 6-3		0-0 4-3 SH2-4 1B	1 0 0 0 0 1 0 1 0 0 0 0 0 0 0 0 1 0 0 0 0 0 0 0 0 0 0 0 0 0 0 0 1 0 1 0 0 0 0 0 0 0 0 0 0 0 0 0																
Chris Welsh, L (5, 1) OBP: 0.094, SLG: 0.065																										
Jose Moreno, S (7, PH) OBP: 0.156, SLG: 0.200																										
Gary Lucas, L (7, 1) OBP: 0.111, SLG: 0.111																										
Jerry Turner, L (9, PH) OBP: 0.333, SLG: 0.462																										
John Curtis, L (9, 1) OBP: 0.067, SLG: 0.077																										
Inning Stats	R: 0 E: 0 K: 0 S: 3	H: 1 LOB: 0 BB: 0 P: 3	R: 0 E: 0 K: 0 S: 3	H: 0 LOB: 0 BB: 0 P: 3	R: 0 E: 0 K: 0 S: 3	H: 2 LOB: 0 BB: 0 P: 3	R: 5 E: 0 K: 0 S: 6	H: 4 LOB: 1 BB: 1 P: 11	R: 0 E: 0 K: 0 S: 3	H: 0 LOB: 1 BB: 1 P: 7	R: 0 E: 0 K: 0 S: 3	H: 0 LOB: 1 BB: 1 P: 7	R: 1 E: 0 K: 0 S: 4	H: 1 LOB: 1 BB: 1 P: 8	R: 1 E: 0 K: 1 S: 7	H: 2 LOB: 1 BB: 0 P: 7	R: 0 E: 0 K: 0 S: 4	H: 1 LOB: 1 BB: 0 P: 4	1B: 7 2B: 3 3B: 0 HR: 1	SF: 1 SAC: 2 DP: 2 HBP: 1	WP: 0 PB: 0 SB: 1 CS: 0	PA: 39				
PITCHER	IP WLS BF H R ER SO BB IBB HBP BLK WP HR S P ERA WHIP																									
Doug Bird, R (1, 1) ERA: 2.84	4.0	17	7	5	5	0	1	0	1	0	0	0	15	20	11.25	2.000										
Doug Capilla, L (5, 1) ERA: 2.76	3.0	13	1	1	1	0	3	0	0	0	0	1	10	22	3.00	1.333										
Willie Hernandez, L (8, 1) ERA: 6.75	0.2	3	1	1	1	1	0	0	0	0	0	0	5	5	13.50	1.500										
Dick Tidrow, R (8, 1) ERA: 4.38	0.1	2	1	0	0	0	0	0	0	0	0	0	2	2	0.00	3.000										
Lee Smith, R (9, 1) ERA: 3.6	1.0	W	4	1	0	0	0	0	0	0	0	0	4	4	0.00	1.000										

livebaseballscorecards.com

AB	31
R	7
H	11
RBI	7
BB	4
SO	1
LOB	11



Batter	1	2	3	4	5	6	7	8	9	AB	R	H	RBI	BB	SO	LOB
Steve Henderson, R (1, 7) OBP: 0.373, SLG: 0.389	0-0 F9		4-0 BB	0-0 L9		4-0 FC6-4 BB		4-0 IBB		2	0	0	0	3	0	2
Pat Tabler, R (1, 4) OBP: 0.346, SLG: 0.238 Jerry Morales, R (8, PH) OBP: 0.346, SLG: 0.349 Lee Smith, R (9, 1)	0-0 6-3		0-0 1-3		0-3 K	0-0 FC6-4		0-0 SF9		4	0	0	0	0	1	2
Bill Buckner, L (1, 3) OBP: 0.331, SLG: 0.437	0-0 F7		0-0 F8		0-0 HR 1B	0-0 6-3		0-0 4-3		5	1	1	0	0	0	4
Leon Durham, L (1, 9) OBP: 0.364, SLG: 0.493		0-0 HR	0-0 3-1		0-0 HR		0-0 F7		0-3 K	5	2	2	3	0	1	1
Bobby Bonds, R (1, 8) OBP: 0.435, SLG: 0.473		4-0 2B BB		4-0 1B BB	0-0 F8		0-0 G6-4-3 1B		0-0 F7	3	2	1	0	2	0	0
Jody Davis, R (1, 2) OBP: 0.330, SLG: 0.389		0-0 2B		4-0 1B L3 BB	0-0 1B		0-0 G6-4-3		0-0 HR 1B	4	2	3	1	1	0	1
Ken Reitz, R (1, 5) OBP: 0.286, SLG: 0.312 Steve Dillard, R (8, PR) OBP: 0.276, SLG: 0.367		0-0 6-3		0-0 L3	0-0 1B			0-0 SH5-4 SF9 1B	0-0 HR	4	0	2	1	0	0	3
Ivan De Jesus, R (1, 6) OBP: 0.272, SLG: 0.214		0-0 F3		0-0 P4	0-0 L6			0-0 FC2 SH5-4		4	0	0	0	0	0	5
Doug Bird, R (1, 1) OBP: 0.333, SLG: 0.200 Mike Luff, L (4, PH) OBP: 0.362, SLG: 0.375 Doug Capilla, L (5, 1) Willie Hernandez, L (8, 1) Dick Tidrow, R (8, 1) Mike Tyson, R (8, PH) OBP: 0.239, SLG: 0.303		0-3 K		0-0 1B		0-3 K		0-0 SH5-4		1	0	0	0	0	1	1


Inning Stats	R: 0	H: 0	E: 0	K: 0	S: 3	LOB: 0	BB: 0	P: 3	R: 2	H: 2	E: 0	K: 1	S: 7	LOB: 1	BB: 1	P: 11	R: 0	H: 0	E: 0	K: 0	S: 3	LOB: 1	BB: 1	P: 7	R: 1	H: 1	E: 0	K: 0	S: 4	LOB: 2	BB: 2	P: 12	R: 3	H: 4	E: 0	K: 1	S: 9	LOB: 1	BB: 0	P: 9	R: 0	H: 0	E: 0	K: 1	S: 5	LOB: 1	BB: 1	P: 9	R: 0	H: 1	E: 0	K: 0	S: 3	LOB: 0	BB: 0	P: 3	R: 1	H: 1	E: 1	K: 0	S: 5	LOB: 2	BB: 1	P: 9	R: 2	H: 2	E: 0	K: 1	S: 6	LOB: 0	BB: 0	P: 6	1B: 6	SF: 1	2B: 1	SAC: 1	3B: 1	DP: 1	HR: 3	HBP: 0	WP: 0	PA: 43
--------------	------	------	------	------	------	--------	-------	------	------	------	------	------	------	--------	-------	-------	------	------	------	------	------	--------	-------	------	------	------	------	------	------	--------	-------	-------	------	------	------	------	------	--------	-------	------	------	------	------	------	------	--------	-------	------	------	------	------	------	------	--------	-------	------	------	------	------	------	------	--------	-------	------	------	------	------	------	------	--------	-------	------	-------	-------	-------	--------	-------	-------	-------	--------	-------	--------

PITCHER	IP	WLS	BF	H	R	ER	SO	BB	IBB	HBP	BLK	WP	HR	S	P	ERA	WHIP
Steve Mura, R (1, 1) ERA: 4.4	4.2		24	6	6	6	2	4	0	0	0	0	2	24	40	11.57	2.143
Chris Welsh, L (5, 1) ERA: 2.99	1.1		6	1	0	0	1	1	0	0	0	0	0	7	11	0.00	1.500
Gary Lucas, L (7, 1) ERA: 2.3	2.0		9	2	1	0	0	0	1	0	0	0	0	8	12	0.00	1.000
John Curtis, L (9, 1) ERA: 5.58	0.2	L	4	2	2	2	1	0	0	0	0	0	1	6	6	27.00	3.000

BOTTOM

San Diego Padres @ Chicago Cubs
Wrigley Field, Chicago, IL
Wed Aug 26 1981, 3:33 AM CDT
Att. 9,944 - Unknown - 77 F

AB	35
R	9
H	11
RBI	9
BB	6
SO	4
LOB	19



PITCHER	IP	WLS	BF	H	R	ER	SO	BB	IBB	HBP	BLK	WP	HR	S	P	ERA	WHIP
Steve Mura, R (1, 1) ERA: 4.4	4.2		24	6	6	6	2	4	0	0	0	0	2	24	40	11.57	2.143
Chris Welsh, L (5, 1) ERA: 2.99	1.1		6	1	0	0	1	1	0	0	0	0	0	7	11	0.00	1.500
Gary Lucas, L (7, 1) ERA: 2.3	2.0		9	2	1	0	0	0	1	0	0	0	0	8	12	0.00	1.000
John Curtis, L (9, 1) ERA: 5.58	0.2	L	4	2	2	2	1	0	0	0	0	0	1	6	6	27.00	3.000

BOTTOM

St. Louis Cardinals @ San Diego Padres
Jack Murphy Stadium, San Diego, CA
Sat Aug 29 1981, 10:05 PM EDT
Sunny

livebaseballscorecards.com

AB	34
R	1
H	9
RBI	1
BB	5
SO	5
LOB	25



WP:	1	PA:	39
PB:	0		
SB:	0		
CS:	0		

AB R H RBI BB SO LOB

4	0	2	0	1	0	1
3	0	2	0	0	0	2
0	0	0	0	0	0	0
1	0	0	0	0	1	1
0	0	0	0	0	0	0
1	0	0	0	0	0	1
5	1	1	0	0	1	4
3	0	0	0	1	1	2
3	0	0	0	1	1	3
4	0	1	1	0	0	3
3	0	2	0	1	0	1
2	0	1	0	0	0	1
1	0	0	0	1	0	1
1	0	0	0	0	0	1
0	0	0	0	0	0	0
0	0	0	0	0	0	0
2	0	0	0	0	0	3

Batter	1	2	3	4	5	6	7	8	9
Ozzie Smith, S OBP: 0.324, SLG: 0.292 (1, 6)	0-0 3-1 ①		0-0 G3-6-1 ② 1-2f			4-0 BB 1-2			0-0 1B
Juan Bonilla, R OBP: 0.337, SLG: 0.351 (1, 4)	0-0			0-0 BB 1B		0-0 F9 ③			0-0 F9 ②
Doug Gwosdz, R (7, PH)	F7 1B						0-3 K ①		
John Curtis, L OBP: 0.067, SLG: 0.077 (8, 1)									
Randy Bass, L OBP: 0.300, SLG: 0.346 (9, PH)									
Gene Richards, L OBP: 0.351, SLG: 0.395 (1, 7)	0-0 F7 ② ③ 1-2			0-0 F7 ①		0-0 6-3 1B 2B	0-3 K ②		0-0 4-3 ③
Ruppert Jones, L OBP: 0.327, SLG: 0.352 (1, 8)		0-0 6-3 ①		4-0 BB 1-2		0-3 K ①	0-0 4-3 ③		
Terry Kennedy, L OBP: 0.337, SLG: 0.353 (1, 2)		4-0 WP BB		0-0 F7 ②		0-0 6-3 ②		0-3 K ①	
Broderick Perkins, L OBP: 0.323, SLG: 0.429 (1, 3)		0-0 5-3 ②		0-0 F9 ③		0-0 E 1B 1B		0-0 4-3 ②	
Luis Salazar, R OBP: 0.330, SLG: 0.404 (1, 5)		0-0 L4 ③			0-0 FC6-4 1B	0-0 E6 BB 1-3 1B		4-0 BB BB	
Joe Lefebvre, L OBP: 0.344, SLG: 0.425 (1, 9)			0-0		0-0 FC6-4 BB 1-2f	4-0 BB 1-2 BB		0-0 6-3 ③	
Dave Edwards, R OBP: 0.250, SLG: 0.294 (6, PH)									
Chris Welsh, L OBP: 0.091, SLG: 0.063 (1, 1)			0-3 K ①			0-0 F7 ②	0-0 F6 ③		0-0 F7 ①
John Urries, R OBP: 0.250, SLG: 0.250 (5, 1)									
Jerry Turner, L OBP: 0.313, SLG: 0.429 (5, PH)									
Tim Flannery, L OBP: 0.266, SLG: 0.444 (6, 4)									
Jose Moreno, S OBP: 0.167, SLG: 0.176 (7, 4)									

Inning Stats	R: 0 E: 0 K: 0 S: 3	H: 1 LOB: 0 BB: 0 P: 3	R: 0 E: 0 K: 0 S: 3	H: 0 LOB: 1 BB: 1 P: 7	R: 0 E: 0 K: 1 S: 5	H: 1 LOB: 0 BB: 0 P: 5	R: 0 E: 0 K: 0 S: 4	H: 1 LOB: 2 BB: 1 P: 8	R: 0 E: 0 K: 0 S: 4	H: 1 LOB: 2 BB: 1 P: 8	R: 1 E: 1 K: 1 S: 8	H: 3 LOB: 3 BB: 1 P: 12	R: 0 E: 0 K: 2 S: 8	H: 1 LOB: 1 BB: 0 P: 8	R: 0 E: 0 K: 1 S: 5	H: 0 LOB: 1 BB: 1 P: 9	R: 0 E: 0 K: 0 S: 4	H: 1 LOB: 1 BB: 0 P: 4	1B: 8 2B: 1 3B: 0 HR: 0	SF: 0 SAC: 0 DP: 1 HBP: 0
--------------	------------------------------	---------------------------------	------------------------------	---------------------------------	------------------------------	---------------------------------	------------------------------	---------------------------------	------------------------------	---------------------------------	------------------------------	----------------------------------	------------------------------	---------------------------------	------------------------------	---------------------------------	------------------------------	---------------------------------	----------------------------------	------------------------------------

PITCHER	IP	WLS	BF	H	R	ER	SO	BB	IBB	HBP	BLK	WP	HR	S	P	ERA	WHIP
Lary Sorensen, R ERA: 3.15 (1, 1)	5.2	W	25	7	1	1	2	3	0	0	0	1	0	26	38	1.59	1.765
Bob Shirley, L ERA: 4.25 (6, 1)	3.1	S	14	2	0	0	3	2	0	0	0	0	0	18	26	0.00	1.200

Batter	1	2	3	4	5	6	7	8	9	AB	R	H	RBI	BB	SO	LOB	TOP					
Tom Herr, S (1, 4) OBP: 0.339, SLG: 0.360	0-0 CS 1B	4-0 SF9 1B BB	0-0 L5			0-0 F4		0-0 F9		4	1	1	1	1	0	1						
Ken Oberkfell, L (1, 5) OBP: 0.360, SLG: 0.369	4-0 1B BB	4-0 1B BB		0-3 K		0-0 1B		0-0 F9		3	0	1	1	2	1	0						
Keith Hernandez, L (1, 3) OBP: 0.404, SLG: 0.498	0-0 G1-6-3 1B	0-0 SF9		0-0 1B		0-0 1B				4	0	3	1	0	1	0						
George Hendrick, R (1, 8) OBP: 0.362, SLG: 0.512	0-0 G1-6-3 1-2f	0-0 1B		0-0 L5		0-0 F2				5	0	2	1	0	0	5						
Dane Iorg, L (1, 7) OBP: 0.351, SLG: 0.461				0-0 4-3		0-0 F8				4	1	0	0	1	0	6						
Darrell Porter, L (1, 2) OBP: 0.378, SLG: 0.372		0-0 E9 BB BB	0-0 3-1 2B		0-0 4-3		4-0 CS BB			3	2	1	0	1	0	1						
Steve Braun, L (1, 9) OBP: 0.455, SLG: 0.375		4-0 BB BB	0-0 3-1		4-0 FC4-6 BB		0-0 L9			2	1	0	0	2	0	2						
Tito Landrum, R (8, 9) OBP: 0.282, SLG: 0.347		BB BB	2-3		BB		1-2			0	0	0	0	0	0	0						
Mike Ramsey, S (1, 6) OBP: 0.352, SLG: 0.348		4-0 BB SF9 BB	0-0 4-3 2B		0-0 FC4-6 1-2f		0-0 6-3			3	1	1	2	1	0	1						
Silvio Martinez, R (1, 1) OBP: 0.242, SLG: 0.281		0-0 F3	0-0 4-3		0-3 K			0-0 F7		3	0	0	0	0	1	5						
Bob Sykes, S (5, 1)										0	0	0	0	0	0	0						
Jim Kaat, L (7, 1) OBP: 0.571, SLG: 0.667										0	0	0	0	0	0	0						
Orlando Sanchez, L (8, PH) OBP: 0.378, SLG: 0.471										1	0	0	0	0	0	0						
Bruce Sutter, R (8, 1)										0	0	0	0	0	0	0						
Inning Stats	R: 0 E: 0 K: 0 S: 3	H: 2 LOB: 1 BB: 1 P: 7	R: 5 E: 1 K: 0 S: 5	H: 1 LOB: 2 BB: 5 P: 25	R: 1 E: 0 K: 0 S: 5	H: 2 LOB: 1 BB: 0 P: 5	R: 0 E: 0 K: 1 S: 6	H: 1 LOB: 1 BB: 0 P: 6	R: 0 E: 0 K: 1 S: 5	H: 0 LOB: 1 BB: 1 P: 9	R: 0 E: 0 K: 0 S: 5	H: 2 LOB: 2 BB: 0 P: 5	R: 0 E: 0 K: 0 S: 2	H: 0 LOB: 0 BB: 1 P: 6	R: 0 E: 0 K: 0 S: 3	H: 0 LOB: 0 BB: 0 P: 3	R: 0 E: 0 K: 1 S: 5	H: 1 LOB: 0 BB: 0 P: 5	1B: 7 2B: 2 3B: 0 HR: 0	SF: 1 SAC: 0 DP: 2 HBP: 0	WP: 0 PB: 0 SB: 0 CS: 2	PA: 41
PITCHER	IP	WLS	BF	H	R	ER	SO	BB	IBB	HBP	BLK	WP	HR	S	P	ERA	WHIP					
Juan Eichelberger, R (1, 1) ERA: 3.92	1.1	L	11	2	5	2	0	6	0	0	0	0	0	5	29	13.50	6.000					
Danny Boone, L (2, 1) ERA: 2.39	2.2		12	4	1	1	1	0	0	0	0	0	0	14	14	3.38	1.500					
John Curtis, L (5, 1) ERA: 5.29	2.0		9	2	0	0	1	1	0	0	0	0	0	10	14	0.00	1.500					
John Urrea, R (7, 1) ERA: 0.95	2.0		6	0	0	0	0	1	0	0	0	0	0	5	9	0.00	0.500					
Gary Lucas, L (9, 1) ERA: 2.19	1.0		3	1	0	0	1	0	0	0	0	0	0	5	5	0.00	1.000					

St. Louis Cardinals @ San Diego Padres
 Jack Murphy Stadium, San Diego, CA
 Sat Aug 29 1981, 10:05 PM EDT
 Att. 9,668 - Unknown

livebaseballscorecards.com

AB	32
R	6
H	9
RBI	6
BB	8
SO	3
LOB	21



Batter	1	2	3	4	5	6	7	8	9	AB R H RBI BB SO LOB
Ozzie Smith, S OBP: 0.322, SLG: 0.291 (1, 6)	0-0 B1-3	0-0 1-3		0-0 F9		0-0 F7			0-0 S 1B G4-6-3 1B	5 1 1 0 0 0 3
Juan Bonilla, R OBP: 0.343, SLG: 0.356 (1, 4)	0-0 F8		0-0 4-3 BB 1B		0-0 L8		0-0 FC5-6 1B 1B		0-0 1-2 G4-6-3 1B	5 0 3 0 0 0 0
Gene Richards, L OBP: 0.358, SLG: 0.400 (1, 7)	0-0 E S 1B		4-0 L3-6 4-3 1-2 BB		0-0 S HR 1B		0-0 FC5-6 1-2 1B		0-0 G4-6-3 1-2f 2-H	4 1 3 0 1 0 1
Ruppert Jones, L OBP: 0.325, SLG: 0.360 (1, 8)	0-0 E3 1-3		0-0 4-3 1-2 2-3		0-0 HR 1-H		0-0 FC5-6 1-2f 2-3 G1-6-3		0-0 4-3	5 1 1 2 0 0 5
Terry Kennedy, L OBP: 0.332, SLG: 0.348 (1, 2)	0-0 L9		0-0 L3-6 2-3		0-0 L6		0-0 G1-6-3 1-2f			4 0 0 0 0 0 6
Randy Bass, L OBP: 0.305, SLG: 0.346 (1, 3)		0-0 4-3		0-0 HR 1B		0-0 4-3		4-0 BB BBB		3 1 1 0 1 0 0
Luis Salazar, R OBP: 0.329, SLG: 0.412 (1, 5)		0-0 5-3		0-0 HR 1-H		0-3 K		0-3 K		4 1 1 2 0 2 1
Joe Lefebvre, L OBP: 0.346, SLG: 0.423 (1, 9)		0-0 1B 1B		0-0 F5		4-0 BB BBB		0-0 F3		3 0 1 0 1 0 1
Juan Eichelberger, R OBP: 0.133, SLG: 0.133 (1, 1) Danny Boone, L OBP: 0.667, SLG: 0.667 (2, 1) Tim Flannery, L OBP: 0.350, SLG: 0.421 (4, PH) John Curtis, L OBP: 0.067, SLG: 0.077 (5, 1) Jose Moreno, S OBP: 0.166, SLG: 0.167 (6, PH) John Ureca, R OBP: 0.250, SLG: 0.250 (7, 1) Broderick Perkins, L OBP: 0.321, SLG: 0.426 (8, PH) Gary Lucas, L OBP: 0.111, SLG: 0.111 (9, 1)	0-0 1-2 1B		0-0 L6		0-0 F4		0-0 F9			0 0 0 0 0 0 0 1 0 1 0 0 0 0 1 0 0 0 0 0 0 0 0 0 0 0 0 0 1 0 0 0 0 0 0 0 0 0 0 0 0 0 1 0 0 0 0 0 1 0 0 0 0 0 0 0 1 0 0 0 0 0 1 0 0 0 0 0 0 0

Inning Stats	R: 0 E: 1 K: 0 S: 5	H: 1 LOB: 2 BB: 0 P: 5	R: 0 E: 0 K: 0 S: 5	H: 2 LOB: 2 BB: 0 P: 5	R: 0 E: 0 K: 0 S: 3	H: 1 LOB: 1 BB: 1 P: 7	R: 2 E: 0 K: 0 S: 5	H: 2 LOB: 0 BB: 0 P: 5	R: 2 E: 0 K: 0 S: 5	H: 2 LOB: 0 BB: 0 P: 5	R: 0 E: 0 K: 1 S: 5	H: 0 LOB: 1 BB: 1 P: 9	R: 0 E: 0 K: 0 S: 4	H: 2 LOB: 1 BB: 0 P: 4	R: 0 E: 0 K: 1 S: 5	H: 0 LOB: 1 BB: 1 P: 9	R: 1 E: 0 K: 0 S: 4	H: 2 LOB: 0 BB: 0 P: 4	1B: 10 2B: 1 3B: 0 HR: 2	SF: 0 SAC: 0 DP: 3 HBP: 0	WP: 0 PB: 0 SB: 3 CS: 0	PA: 40
--------------	------------------------------	---------------------------------	------------------------------	---------------------------------	------------------------------	---------------------------------	------------------------------	---------------------------------	------------------------------	---------------------------------	------------------------------	---------------------------------	------------------------------	---------------------------------	------------------------------	---------------------------------	------------------------------	---------------------------------	-----------------------------------	------------------------------------	----------------------------------	--------

PITCHER	IP	WLS	BF	H	R	ER	SO	BB	IBB	HBP	BLK	WP	HR	S	P	ERA	WHIP
Silvio Martinez, R ERA: 3.9 (1, 1)	4.1		22	8	4	4	0	1	0	0	0	0	0	21	25	8.31	2.077
Bob Sykes, L ERA: 5.92 (5, 1)	1.2	W	8	2	0	0	1	1	0	0	0	0	0	9	13	0.00	1.800
Jim Kaat, L ERA: 1.98 (7, 1)	1.0		2	0	0	0	0	0	0	0	0	0	0	2	2	0.00	0.000
Bruce Sutter, R ERA: 2.67 (8, 1)	2.0	S	8	2	1	1	1	1	0	0	0	0	0	9	13	4.50	1.500

BOTTOM

St. Louis Cardinals @ San Diego Padres
Jack Murphy Stadium, San Diego, CA
Sat Aug 29 1981, 10:05 PM EDT
Att. 9,668 - Unknown

livebaseballscorecards.com

AB	37
R	5
H	12
RBI	4
BB	3
SO	2
LOB	19



Batter	1	2	3	4	5	6	7	8	9	AB R H RBI BB SO LOB	TOP																
Tom Herr, S (1, 4) OBP: 0.343, SLG: 0.365	0-0 2B SF7 1B		0-0 5-3	0-0 2-H 1B		0-0 G4-6-3 1-2f		0-0 1-3 1B		5 1 3 0 0 0 3																	
Tito Landrum, R (1, 7) OBP: 0.277, SLG: 0.350	0-0 1-3 2B		0-0 F9		0-0 6-3		0-0 6-3	0-0 FC5-4-2 1B HBP		5 1 1 0 0 0 2																	
Keith Hernandez, L (1, 3) OBP: 0.407, SLG: 0.498	0-0 SF7		0-0 FC4-6 1B		4-0 WP 5-3 BB		0-0 G3	1-0 1-2 1B HBP		2 0 1 1 1 0 0																	
George Hendrick, R (1, 8) OBP: 0.366, SLG: 0.517	0-0 2-H 2B		0-0 FC4-6 1-2f		0-0 5-3 1-2		0-0 2B 1B	0-0 1-2 2-3 1B		5 1 3 1 0 0 2																	
Sixto Lezcano, R (1, 9) OBP: 0.358, SLG: 0.376	0-0 F3			0-0 F9	0-3 K 2-3		0-0 1-H 2B 2B	0-3 K		5 1 1 1 0 2 5																	
Darrell Porter, L (1, 2) OBP: 0.388, SLG: 0.383	0-0 F7			4-0 1B BB 2B BB		4-0 1B 1B BB	0-0 2-H 2B	0-0 4-3		3 1 1 1 2 0 1																	
Ken Oberkfell, L (1, 5) OBP: 0.368, SLG: 0.372		0-0 L8		4-0 1-2 1B BB 2B BB		0-0 1B 1B	4-0 BB	0-0 BB 1B		3 1 2 0 2 0 0																	
Mike Ramsey, S (1, 6) OBP: 0.347, SLG: 0.343		0-0 L9		0-0 2B 1B		0-3 K	0-0 F7	4-0 G4-6-3 BB		4 0 1 0 0 1 4																	
Mark Littell, L (7, 1) OBP: 0.400, SLG: 0.400				1-2 2-3 2B 1B		S S S S				0 0 0 0 0 0 0																	
Jim Kaat, L (7, 1) OBP: 0.571, SLG: 0.667										0 0 0 0 0 0 0																	
Steve Braun, L (9, PH) OBP: 0.471, SLG: 0.375										0 0 0 0 1 0 0																	
John Martin, S (1, 1) OBP: 0.250, SLG: 0.368		0-3 K		0-0 1-2 2-3 1B 2B		0-0 G4-6-3 1B		4-0 1B FC5-4-2 BB	0-0 1-2f G4-6-3	2 0 1 2 0 1 0																	
Joaquin Andujar, S (4, 1)										0 0 0 0 0 0 0																	
Gene Tenace, R (6, PH) OBP: 0.406, SLG: 0.374										1 0 1 0 0 0 0																	
Bob Sykes, S (6, 1)										0 0 0 0 0 0 0																	
Julio Gonzalez, R (7, 6) OBP: 0.250, SLG: 0.182										1 0 0 0 1 0 2																	
Inning Stats	R: 2 E: 0 K: 0 S: 6	H: 3 LOB: 1 BB: 0 P: 6	R: 0 E: 0 K: 1 S: 5	H: 0 LOB: 0 BB: 0 P: 5	R: 0 E: 0 K: 0 S: 4	H: 1 LOB: 1 BB: 0 P: 4	R: 2 E: 0 K: 0 S: 4	H: 3 LOB: 2 BB: 2 P: 12	R: 0 E: 0 K: 1 S: 5	H: 0 LOB: 1 BB: 1 P: 9	R: 0 E: 0 K: 1 S: 6	H: 2 LOB: 2 BB: 1 P: 10	R: 2 E: 0 K: 0 S: 6	H: 3 LOB: 2 BB: 1 P: 10	R: 0 E: 0 K: 1 S: 6	H: 2 LOB: 3 BB: 1 P: 11	R: 0 E: 0 K: 0 S: 3	H: 1 LOB: 1 BB: 1 P: 7	1B: 10 2B: 6 3B: 0 HR: 0	SF: 1 SAC: 0 DP: 3 HBP: 1	WP: 1 PB: 0 SB: 0 CS: 0	PA: 45					
PITCHER	IP WLS BF H R ER SO BB IBB HBP BLK WP HR S P ERA WHIP																										
Tim Lollar, L (1, 1) ERA: 7.38	4.0		19	7	4	4	1	2	0	0	0	0	0	19	27	9.00	2.250										
Danny Boone, L (5, 1) ERA: 2.61	2.2		14	5	2	2	2	2	0	0	0	1	0	16	24	6.75	2.625										
Gary Lucas, L (7, 1) ERA: 2.12	2.1	W	12	3	0	0	1	3	0	1	0	0	0	10	23	0.00	2.571										

St. Louis Cardinals @ San Diego Padres
 Jack Murphy Stadium, San Diego, CA
 Sun Aug 30 1981, 6:33 AM EDT
 Att. 4,281 - Sunny

AB	36
R	6
H	15
RBI	6
BB	7
SO	4
LOB	19



Batter	1	2	3	4	5	6	7	8	9
Ozzie Smith, S OBP: 0.320, SLG: 0.289 (1, 6)	0-0 6-3		0-0 F7	0-0 3-1		0-0 F8		0-0 FC4-2 2B 1B	
Juan Bonilla, R OBP: 0.351, SLG: 0.375 (1, 4)	0-0 6-3			0-0 PB 3B	4-0 1B SH G3 BB		0-0 SH 2B 1B	0-0 FC4-2 1-3 2B	
Luis Salazar, R OBP: 0.332, SLG: 0.413 (1, 5)	0-0 F9			0-0 BB 1B G4-3 1B	0-0 SH G3 1B 1-2 4-3		0-0 SH 2B WP 1-3	4-0 FC4-2 IBB	
Ruppert Jones, L OBP: 0.329, SLG: 0.368 (1, 8)		0-3 K		0-0 G4-3 BB E 1B	0-0 4-3 G3 1B		0-0 WP 1B 2B	0-0 FC4-2 G4-6-3	
Dave Edwards, R OBP: 0.257, SLG: 0.290 (1, 9)		0-0 L6		4-0 G4-3 BB	0-0 G3		0-0 1-3	0-0 G4-6-3	
Joe Lefebvre, L OBP: 0.342, SLG: 0.417 (5, PH) (6, 9)				1-2 2-3 BB	1-2 2-3 3-H		2-3 3-H	1-2 2-3 3-H	
Jose Moreno, S OBP: 0.174, SLG: 0.182 (1, 7)		0-0 F7		0-0 G4-3	0-0 4-3		0-0 SH1-3 1B		
Broderick Perkins, L OBP: 0.316, SLG: 0.419 (1, 3)			0-0 4-3	0-0 E6 BB 1B	0-0 G3		0-0 SH1-3		
Doug Gwosdz, R (1, 2)			0-0 F4	4-0 1B BB		0-0 4-3	4-0 FC3-6 IBB		
Tim Lollar, L OBP: 0.231, SLG: 0.417 (1, 1)			4-0 BB	0-0 BB		0-0 B1-3	0-0 FC3-6		
Mario Ramirez, R OBP: 0.500, SLG: 0.500 (4, PH)				1-3 2-H					
Danny Boone, L OBP: 0.500, SLG: 0.500 (5, 1)									
Gary Lucas, L OBP: 0.100, SLG: 0.100 (7, 1)									

Inning Stats	R: 0 E: 0 K: 0 S: 3	H: 0 LOB: 0 BB: 0 P: 3	R: 0 E: 0 K: 1 S: 5	H: 0 LOB: 0 BB: 0 P: 5	R: 0 E: 0 K: 0 S: 3	H: 0 LOB: 1 BB: 1 P: 7	R: 4 E: 1 K: 0 S: 7	H: 4 LOB: 2 BB: 2 P: 15	R: 2 E: 1 K: 0 S: 5	H: 1 LOB: 1 BB: 1 P: 9	R: 0 E: 0 K: 0 S: 3	H: 0 LOB: 0 BB: 0 P: 3	R: 3 E: 1 K: 0 S: 7	H: 3 LOB: 2 BB: 1 P: 11	R: 0 E: 0 K: 0 S: 4	H: 2 LOB: 2 BB: 1 P: 8
--------------	------------------------------	---------------------------------	------------------------------	---------------------------------	------------------------------	---------------------------------	------------------------------	----------------------------------	------------------------------	---------------------------------	------------------------------	---------------------------------	------------------------------	----------------------------------	------------------------------	---------------------------------

PITCHER	IP	WLS	BF	H	R	ER	SO	BB	IBB	HBP	BLK	WP	HR	S	P	ERA	WHIP
John Martin, L ERA: 2.8 (1, 1)	3.2		18	4	4	2	1	3	0	0	0	0	0	17	29	4.91	1.909
Joaquin Andujar, R ERA: 5.15 (4, 1)	1.1		7	1	2	1	0	1	0	0	0	0	0	6	10	6.75	1.500
Bob Sykes, L ERA: 5.68 (6, 1)	1.0		3	0	0	0	0	0	0	0	0	0	0	3	3	0.00	0.000
Mark Littell, R ERA: 3.74 (7, 1)	0.0	L	2	1	2	2	0	0	0	0	0	0	0	2	2	∞	∞
Jim Kaat, L ERA: 2.11 (7, 1)	2.0		11	4	1	1	0	0	2	0	0	1	0	9	17	4.50	2.000

BOTTOM

St. Louis Cardinals @ San Diego Padres
Jack Murphy Stadium, San Diego, CA

Sun Aug 30 1981, 6:33 AM EDT
Att: 4,281 - Sunny

AB	R	H	RBI	BB	SO	LOB
5	0	1	0	0	0	3
4	3	3	0	1	0	0
2	3	1	0	1	0	0
5	2	3	1	0	1	3
1	0	0	0	1	0	0
3	0	0	1	0	0	6
4	0	1	2	0	0	3
3	1	0	0	0	0	1
2	0	0	0	2	0	0
0	0	0	0	1	0	0
1	0	1	1	0	0	0
1	0	0	0	0	0	0
1	0	0	0	0	0	2

AB	32
R	9
H	10
RBI	5
BB	6
SO	1
LOB	18

livebaseballscorecards.com



WP	PA
1	41
1	41
0	41
0	41

Batter	1	2	3	4	5	6	7	8	9	AB R H RBI BB SO LOB	TOP											
Steve Henderson, R (1, 7) OBP: 0.367, SLG: 0.374	0-0 F2	0-0 FC6-4			0-0 4-3		0-0 F9			4 0 0 0 0 0 4												
Pat Tabler, R (1, 4) OBP: 0.267, SLG: 0.158	0-3 K		0-0 L8		0-3 K		0-0 G5-3			3 0 0 0 0 2 0												
Jerry Morales, R (7, PH) OBP: 0.348, SLG: 0.347										1 0 0 0 0 0 2												
Doug Capilla, L (7, 1)										0 0 0 0 0 0 0												
Randy Martz, L (7, 1) OBP: 0.269, SLG: 0.174										0 0 0 0 0 0 0												
Bill Buckner, L (1, 3) OBP: 0.332, SLG: 0.432	0-0 E4		0-0 4-3			0-0 F7		0-0 3-1		4 0 0 0 0 0 0												
Leon Durham, L (1, 9) OBP: 0.361, SLG: 0.479	0-0		0-0			4-0		0-0 F8		3 1 2 0 1 0 0												
Bobby Bonds, R (1, 8) OBP: 0.393, SLG: 0.419	0-0 L8		0-3 K			0-0 L7		0-0		4 0 1 0 0 1 4												
Jody Davis, R (1, 2) OBP: 0.356, SLG: 0.396		4-0			0-0 6-3		0-0	0-3 K		3 0 1 1 1 1 1												
Hector Cruz, R (1, 5) OBP: 0.345, SLG: 0.490		0-3 K			0-0 4-3		0-3 K		0-3 K	4 0 0 0 0 3 2												
Ivan De Jesus, R (1, 6) OBP: 0.270, SLG: 0.215		0-0			0-3 K		0-0	0-0 6-3		4 0 2 0 0 1 0												
Ken Kravec, L (1, 1)		0-0					4-0	0-3 K		2 0 0 0 0 0 2												
Mike Lum, L (7, PH) OBP: 0.309, SLG: 0.375							1-2			0 0 0 0 1 0 0												
Steve Dillard, R (7, 4) OBP: 0.271, SLG: 0.360		0-0 F2			0-0 L8		0-0			1 0 0 0 0 1 0												
Inning Stats	R: 0 E: 1 K: 1 S: 7	H: 1 LOB: 2 BB: 0 P: 7	R: 0 E: 0 K: 1 S: 6	H: 1 LOB: 2 BB: 1 P: 10	R: 0 E: 0 K: 1 S: 6	H: 1 LOB: 1 BB: 0 P: 6	R: 0 E: 0 K: 1 S: 5	H: 0 LOB: 0 BB: 0 P: 5	R: 0 E: 0 K: 1 S: 5	H: 0 LOB: 0 BB: 0 P: 5	R: 1 E: 0 K: 1 S: 6	H: 1 LOB: 1 BB: 1 P: 10	R: 0 E: 0 K: 0 S: 3	H: 1 LOB: 1 BB: 1 P: 7	R: 0 E: 0 K: 1 S: 6	H: 1 LOB: 1 BB: 0 P: 6	R: 0 E: 0 K: 2 S: 7	H: 0 LOB: 0 BB: 0 P: 7	1B: 6 2B: 0 3B: 0 HR: 0	SF: 0 SAC: 0 DP: 1 HBP: 0	WP: 0 PB: 0 SB: 3 CS: 0	PA: 36
PITCHER Steve Mura, R (1, 1) ERA: 4.14	IP 9.0 WLS W BF 36 H 6 R 1 ER 1 SO 9 BB 3 IBB 0 HBP 0 BLK 0 WP 0 HR 0 S 51 P 63 ERA 1.00 WHIP 1.000											PITCHER	IP WLS BF H R ER SO BB IBB HBP BLK WP HR S P ERA WHIP									

Chicago Cubs @ San Diego Padres
 Jack Murphy Stadium, San Diego, CA
 Mon Aug 31 1981, 10:05 PM EDT
 Att: 3,997 - Unknown - 71 F

livebaseballscorecards.com

AB	33
R	1
H	6
RBI	1
BB	3
SO	9
LOB	15



Batter	1	2	3	4	5	6	7	8	9	AB	R	H	RBI	BB	SO	LOB
Ozzie Smith, S OBP: 0.319, SLG: 0.287 (1, 6)	0-3 K		0-0 6-3		0-3 K		4-0 1B BB			3	0	0	0	1	2	0
Juan Bonilla, R OBP: 0.354, SLG: 0.377 (1, 4)	0-0 1-3		0-0 F9			0-0 FC6-4 1B	0-0 1-2 2-3 BB			4	0	2	1	0	0	0
Luis Salazar, R OBP: 0.331, SLG: 0.408 (1, 5)	4-0 CS BB		0-0 6-3			0-0 FC6-4 1-2f	0-0 P3			3	0	0	0	1	0	4
Ruppert Jones, L OBP: 0.325, SLG: 0.363 (1, 8)	0-0 CS 1-2	0-0 4-3		0-0 G3		0-3 K		0-0 E3 4-3 SF9		4	1	0	0	0	1	1
Terry Kennedy, L OBP: 0.331, SLG: 0.347 (1, 2)		0-3 K		0-0 CS 1B		0-0 F8		0-0 4-3		4	0	1	0	0	1	2
Dave Edwards, R OBP: 0.269, SLG: 0.338 (1, 9) (7, 7)		0-0 HR		4-0 1-2 BB		0-0 F8		0-0 SF9		2	1	1	2	1	0	0
Jose Moreno, S OBP: 0.160, SLG: 0.167 (1, 7) Joe Lefebvre, L OBP: 0.343, SLG: 0.418 (7, 9)		0-0 E5 1B S		0-3 K		0-0 BB 1B BB		0-0 P6		2	1	0	0	0	1	1
Broderick Perkins, L OBP: 0.316, SLG: 0.418 (1, 3)		0-0 1B 1-H		0-0 P4		0-3 K				3	0	1	1	0	1	1
Steve Mura, R OBP: 0.175, SLG: 0.158 (1, 1)		0-0 4-3		0-3 K		4-0 1B BB 1-2				2	0	0	0	1	1	1


Inning Stats	R: 0	H: 0	E: 0	K: 1	S: 4	LOB: 0	BB: 1	P: 8	R: 2	H: 2	E: 1	K: 1	S: 8	LOB: 1	BB: 0	P: 8	R: 0	H: 0	E: 0	K: 0	S: 3	LOB: 0	BB: 0	P: 3	R: 0	H: 1	E: 0	K: 1	S: 5	LOB: 1	BB: 1	P: 9	R: 0	H: 0	E: 0	K: 2	S: 7	LOB: 0	BB: 0	P: 7	R: 0	H: 1	E: 0	K: 1	S: 6	LOB: 1	BB: 0	P: 6	R: 1	H: 2	E: 0	K: 1	S: 7	LOB: 3	BB: 2	P: 15	R: 1	H: 0	E: 1	K: 0	S: 4	LOB: 0	BB: 0	P: 4
--------------	------	------	------	------	------	--------	-------	------	------	------	------	------	------	--------	-------	------	------	------	------	------	------	--------	-------	------	------	------	------	------	------	--------	-------	------	------	------	------	------	------	--------	-------	------	------	------	------	------	------	--------	-------	------	------	------	------	------	------	--------	-------	-------	------	------	------	------	------	--------	-------	------

PITCHER	IP	WLS	BF	H	R	ER	SO	BB	IBB	HBP	BLK	WP	HR	S	P	ERA	WHIP
Ken Kravec, L ERA: 4.98 (1, 1)	6.0	L	23	4	2	1	6	2	0	0	0	0	1	33	41	1.50	1.000
Doug Capilla, L ERA: 2.86 (7, 1)	0.2		5	1	1	1	1	2	0	0	0	0	0	5	13	13.50	4.500
Randy Martz, R ERA: 3.86 (7, 1)	1.1		6	1	1	0	0	0	0	0	0	0	0	6	6	0.00	0.750

BOTTOM

Chicago Cubs @ San Diego Padres
Jack Murphy Stadium, San Diego, CA
 Mon Aug 31 1981, 10:05 PM EDT
 Att. 3,997 - Unknown - 71 F

AB	29
R	4
H	6
RBI	4
BB	4
SO	7
LOB	10



WP	HR	S	P	ERA	WHIP
0	1	1	1	0.00	0.750
0	0	0	0	13.50	4.500
0	0	0	0	1.50	1.000

Batter	1	2	3	4	5	6	7	8	9	AB R H RBI BB SO LOB	TOP		
Steve Henderson, R (1, 7) OBP: 0.365, SLG: 0.372	0-3 K			0-0 4-3		0-0 2B 1B		0-0 F8		4 1 1 0 0 1 1			
Mike Tyson, R (1, 4) OBP: 0.237, SLG: 0.300	0-0 5-3			0-0 1B 1B		0-0 F8		0-0 SF9		3 0 1 1 0 0 1			
Bill Buckner, L (1, 3) Tye Waller, R (8, PR) Dave Geisel, L (8, 1)	0-0 G3			0-0 1B		0-0 FC6-5 1-H 2B		0-0 1B 1B		4 0 3 1 0 0 0 0 0 0 0 0 0 0 0 0 0 0 0 0 0			
Leon Durham, L (1, 9) OBP: 0.359, SLG: 0.475		0-3 K		0-0 P6		0-0 FC6-5 E S 2-3		0-0 1B		4 0 1 0 0 1 3			
Bobby Bonds, R (1, 8) OBP: 0.376, SLG: 0.397		0-0 F8		0-0 L7		0-0 5-3		0-0 1-3		4 0 0 0 0 0 5			
Jody Davis, R (1, 2) OBP: 0.352, SLG: 0.391		0-3 K			0-0 FC6-4 1B		0-3 K		0-0 4-3	4 0 1 0 0 2 0			
Ken Reitz, R (1, 5) OBP: 0.272, SLG: 0.296			0-0 L8		0-3 K		0-3 K		0-0 4-3	4 0 0 0 0 2 1			
Ivan De Jesus, R (1, 6) Jerry Morales, R (9, PH) Scott Fletcher, R (9, PR)			0-0 F9		0-0 FC6-4 FC6-4 1-2f		0-0 P3		0-0 1B	3 0 0 0 0 0 1 1 0 1 0 0 0 0 0 0 0 0 0 0 0			
Mike Krukow, R (1, 1) Scott Thompson, L (5, PH) Jay Howell, R (5, 1) Willie Hernandez, L (5, 1) Mike Lum, L (8, PH)			0-3 K		0-0 FC6-4 1-2f			0-0 F8 WP 1B	0-0 F9	1 0 0 0 0 0 1 0 1 0 0 0 0 0 0 1 0 0 0 0 0 0 0 0 0 0 0 0 0 0 0 0 2 1 1 0 0 0 0 1			
Inning Stats	R: 0 H: 0 E: 0 LOB: 0 K: 1 BB: 0 S: 5 P: 5	R: 0 H: 0 E: 0 LOB: 0 K: 2 BB: 0 S: 7 P: 7	R: 0 H: 0 E: 0 LOB: 0 K: 1 BB: 0 S: 5 P: 5	R: 0 H: 2 E: 0 LOB: 2 K: 0 BB: 0 S: 5 P: 5	R: 0 H: 1 E: 0 LOB: 1 K: 1 BB: 0 S: 6 P: 6	R: 1 H: 2 E: 0 LOB: 1 K: 0 BB: 0 S: 5 P: 5	R: 0 H: 0 E: 0 LOB: 0 K: 2 BB: 0 S: 7 P: 7	R: 1 H: 3 E: 0 LOB: 2 K: 0 BB: 0 S: 6 P: 6	R: 0 H: 1 E: 0 LOB: 1 K: 0 BB: 0 S: 4 P: 4	1B: 8 SF: 1 2B: 1 SAC: 0 3B: 0 DP: 0 HR: 0 HBP: 0	WP: 1 PA: 36 PB: 0 SB: 1 CS: 0		
PITCHER	IP WLS BF H R ER SO BB IBB HBP BLK WP HR S P ERA WHIP											PITCHER	IP WLS BF H R ER SO BB IBB HBP BLK WP HR S P ERA WHIP
Rick Wise, R (1, 1) ERA: 3.39	6.0 W 23 5 1 1 5 0 0 0 0 0 0 0 33 33 1.50 0.833												
John Urrea, R (7, 1) ERA: 1.1	3.0 S 13 4 1 1 2 0 0 0 0 1 0 17 17 3.00 1.333												

Chicago Cubs @ San Diego Padres
 Jack Murphy Stadium, San Diego, CA
 Tue Sep 01 1981, 10:05 PM EDT
 Att: 5,227 - Unknown - 72 F

livebaseballscorecards.com

AB 35
 R 2
 H 9
 RBI 2
 BB 0
 SO 7
 LOB 14



Batter	1	2	3	4	5	6	7	8	9	AB	R	H	RBI	BB	SO	LOB
--------	---	---	---	---	---	---	---	---	---	----	---	---	-----	----	----	-----

Ozzie Smith, S OBP: 0.321, SLG: 0.287 (1, 6)	0-0 BB BB SF8 1B		4-0 BB BB 1-6-3 BB	0-0 5-3			0-0 5-3			3	1	1	0	1	0	2
Juan Bonilla, R OBP: 0.352, SLG: 0.372 (1, 4)	4-0 3-1 BB 1-2 BB		0-0 1-6-3			0-0 L9				3	0	0	0	1	0	1
Luis Salazar, R OBP: 0.333, SLG: 0.408 (1, 5)	4-0 3-1 BB 1-2 2-3		0-0 5-3			0-0 CS 1B				3	0	1	0	1	0	1
Ruppert Jones, L OBP: 0.324, SLG: 0.373 (1, 8)	0-0 SF8		0-3 K			0-0 1-2 HR				3	1	1	2	0	1	1
Terry Kennedy, L OBP: 0.330, SLG: 0.345 (1, 2)	0-0 3-1 1-2 2-3			0-3 K		0-0 1B				4	0	1	0	0	2	2
Randy Bass, L OBP: 0.306, SLG: 0.345 Broderick Perkins, L OBP: 0.314, SLG: 0.415 (1, 3) (6, 3)	0-0 P6			0-0 1B 1B		0-3 K				3	1	1	0	0	1	3
										1	0	0	0	0	0	0
Joe Lefebvre, L OBP: 0.347, SLG: 0.419 (1, 9)		4-0 BB BB G6-4-3 BB		0-0 1B 1-2 1B		0-3 K				2	0	1	0	1	1	0
Jose Moreno, S OBP: 0.214, SLG: 0.222 John Urrea, R OBP: 0.250, SLG: 0.250 (1, 7) (7, 1)		0-0 G6-4-3		0-0 1-3 2-H 1B		0-0 G6-4-3 1B				3	0	2	1	0	0	1
										0	0	0	0	0	0	0
Rick Wise, R OBP: 0.045, SLG: 0.091 Dave Edwards, R OBP: 0.266, SLG: 0.333 (1, 1) (6, PH) (7, 7)		0-3 K		0-3 K		0-0 G6-4-3				2	0	0	0	0	2	2
										1	0	0	0	0	0	1

Inning Stats	R: 1	H: 1	E: 0	K: 0	S: 4	H: 1	LOB: 2	BB: 2	P: 12	R: 0	H: 0	E: 0	K: 1	S: 4	H: 0	LOB: 0	BB: 1	P: 8	R: 0	H: 0	E: 0	K: 1	S: 5	R: 1	H: 3	E: 0	K: 1	S: 10	R: 1	H: 3	E: 0	K: 1	S: 7	R: 0	H: 1	E: 0	K: 1	S: 5	R: 0	H: 0	E: 0	K: 0	S: 3	R: 0	H: 0	E: 0	K: 1	S: 5	R: 0	H: 0	E: 0	K: 1	S: 5	1B: 7	2B: 0	3B: 0	HR: 1	SF: 1	SAC: 0	DP: 2	HBP: 0	WP: 0	PB: 0	SB: 0	CS: 1	PA: 33
--------------	------	------	------	------	------	------	--------	-------	-------	------	------	------	------	------	------	--------	-------	------	------	------	------	------	------	------	------	------	------	-------	------	------	------	------	------	------	------	------	------	------	------	------	------	------	------	------	------	------	------	------	------	------	------	------	------	-------	-------	-------	-------	-------	--------	-------	--------	-------	-------	-------	-------	--------

PITCHER	IP	WLS	BF	H	R	ER	SO	BB	IBB	HBP	BLK	WP	HR	S	P	ERA	WHIP
Mike Krukow, R ERA: 4.72 (1, 1)	4.0	L	19	4	2	2	4	4	0	0	0	0	0	23	39	4.50	2.000
Jay Howell, R ERA: 5.56 (5, 1)	0.2		4	3	1	1	0	0	0	0	0	0	1	4	4	13.50	4.500
Willie Hernandez, L ERA: 4.26 (5, 1)	2.1		7	1	0	0	2	0	0	0	0	0	0	11	11	0.00	0.429
Dave Geisel, L ERA: (8, 1)	1.0		3	0	0	0	1	0	0	0	0	0	0	5	5	0.00	0.000

BOTTOM

Chicago Cubs @ San Diego Padres
Jack Murphy Stadium, San Diego, CA

Tue Sep 01 1981, 10:05 PM EDT
 Att. 5,227 - Unknown - 72 F

livebaseballscorecards.com

AB	28
R	3
H	8
RBI	3
BB	4
SO	7
LOB	14



Batter	1	2	3	4	5	6	7	8	9	10	AB R H RBI BB SO LOB	TOP		
Steve Henderson, R (1.7) OBP: 0.367, SLG: 0.372 Jerry Morales, R (8.7) OBP: 0.349, SLG: 0.349	F9		G3		CS 1B			BB		5-3	3 0 1 0 1 0 0 1 0 0 0 0 0 0	Chicago Cubs @ San Diego Padres Jack Murphy Stadium, San Diego, CA Wed Sep 02 1981, 10:05 PM EDT Att. 5,099 - Unknown - 71 F		
Mike Tyson, R (1.4) OBP: 0.247, SLG: 0.297	BB 1B		P9		K			P6		1-3 BB	4 0 1 0 1 1 2			
Bill Buckner, L (1.3) OBP: 0.335, SLG: 0.436	L8			FC6-4 1B	CS	G3		P5		1-3 1-2	5 0 1 0 0 0 3			
Bobby Bonds, R (1.8) OBP: 0.388, SLG: 0.395	1-2 BB			FC6-4 2B		P2		FC4-6 1B		1-3 IBB	3 1 1 0 2 0 1			
Leon Durham, L (1.9) OBP: 0.355, SLG: 0.474	P6			2B		4-3		FC4-6 1B E		F8	5 2 1 1 0 0 5			
Jody Davis, R (1.2) OBP: 0.349, SLG: 0.395		6-3		1B 2B		4-3		L9			4 1 1 1 0 0 1			
Ken Reitz, R (1.5) OBP: 0.276, SLG: 0.300		6-3		L3 1B		1-3		E7 1B			4 0 2 1 0 0 0			
Ivan De Jesus, R (1.6) OBP: 0.267, SLG: 0.211			K		L3		6-3			IBB	3 0 0 0 1 1 1			
Mike Griffin, R (1.1) OBP: 0.167, SLG: 0.167 Lee Smith, R (6.1) Dave Geisel, L (8.1) Dick Tidrow, R (8.1) Doug Capilla, L (10.1)			4-3		4-3			K		6-3	2 0 0 0 0 0 0 1 0 0 0 0 1 0 0 0 0 0 0 0 0 1 0 0 0 0 0 2 0 0 0 0 0 0 0			
Inning Stats	R: 0 H: 1 E: 0 LOB: 2 K: 0 BB: 1 S: 4 P: 8	R: 0 H: 0 E: 0 LOB: 0 K: 1 BB: 0 S: 5 P: 5	R: 0 H: 0 E: 0 LOB: 0 K: 0 BB: 0 S: 3 P: 3	R: 3 H: 4 E: 0 LOB: 0 K: 0 BB: 0 S: 6 P: 6	R: 0 H: 1 E: 0 LOB: 0 K: 1 BB: 0 S: 5 P: 5	R: 0 H: 0 E: 0 LOB: 0 K: 0 BB: 0 S: 3 P: 3	R: 0 H: 0 E: 0 LOB: 0 K: 0 BB: 0 S: 3 P: 3	R: 0 H: 0 E: 0 LOB: 1 K: 1 BB: 1 S: 5 P: 9	R: 1 H: 2 E: 1 LOB: 2 K: 0 BB: 1 S: 5 P: 9	R: 0 H: 0 E: 0 LOB: 2 K: 0 BB: 2 S: 3 P: 11	1B: 6 SF: 0 2B: 3 SAC: 0 3B: 0 DP: 1 HR: 0 HBP: 0		WP: 0 PA: 42 PB: 0 SB: 0 CS: 1	
PITCHER	IP WLS BF H R ER SO BB IBB HBP BLK WP HR S P ERA WHIP													
Chris Welsh, L (1.1) ERA: 3.4	6.0													
Eric Show, R (7.1) ERA:	2.0	7	0	0	0	1	1	0	0	0	8	12	0.00	0.500
Gary Lucas, L (9.1) ERA: 2.06	2.0	W 11	2	1	0	0	1	2	0	0	8	20	0.00	1.500

livebaseballscorecards.com

AB 36
R 4
H 8
RBI 3
BB 5
SO 3
LOB 15



Batter	1	2	3	4	5	6	7	8	9	AB R H RBI BB SO LOB	TOP		
Omar Moreno, L (1, 8) OBP: 0.324, SLG: 0.354 Willie Montanez, L (7, 3) OBP: 0.236, SLG: 0.224	0-0 FC3-6 1B		0-0 2B 1B		0-0 G5-4-3 1B		4-0 2B BB	0-0 P6		3 2 3 0 1 0 0 1 0 0 0 0 0 1	Pittsburgh Pirates @ San Diego Padres Jack Murphy Stadium, San Diego, CA Thu Sep 03 1981, 6:33 AM EDT Att. 6,153 - Unknown		
Johnny Ray, S (1, 4) OBP: 0.333, SLG: 0.500	0-0 FC3-6 1B		0-0 F9		0-0 F8		0-0 1B 2B	0-0 2B 1B		5 2 2 1 0 0 3			
Bill Madlock, R (1, 5) OBP: 0.427, SLG: 0.507	0-0 F7		0-0 2B		0-0 G5-4-3		4-0 1B 1B IBB	0-0 2B		4 1 2 2 1 0 2			
Mike Easler, L (1, 7) OBP: 0.345, SLG: 0.465	0-0 PO 1B		0-0 4-3				0-0 1B 1B		0-0 3-1	5 1 3 1 0 0 1			
Jason Thompson, L (1, 3) OBP: 0.338, SLG: 0.368 Bill Robinson, R (7, PH) OBP: 0.268, SLG: 0.390	0-0 PO	0-0 4-3		0-0 1B 1B		0-0 F7	0-3 K		0-0 6-3	3 0 1 0 0 0 1 2 0 0 0 0 1 3			
Lee Lacy, R (1, 9) OBP: 0.321, SLG: 0.379		4-0 S BB		0-0 1B FC6-4 1B		0-0 1B	0-0 E8 1B		0-0 P4	4 0 3 2 1 0 0			
Dale Berra, R (1, 6) OBP: 0.314, SLG: 0.333		0-0 L1		0-0 L7		0-3 K	0-0 6-3			4 0 0 0 0 1 6			
Steve Nicosia, R (1, 2) OBP: 0.276, SLG: 0.294		0-0 4-3		0-0 F7		0-0 P3		0-0 P6		4 0 0 0 0 0 5			
Luis Tiant, R (1, 1) Rod Scurry, L (6, 1) OBP: 0.235, SLG: 0.133			0-0 6-3	0-0 FC6-4			0-3 K	0-0 1B 2B 1B		2 0 0 0 0 0 2 2 1 1 0 0 1 0			
Inning Stats	R: 1 H: 2 E: 0 LOB: 0 K: 0 BB: 0 S: 4 P: 4	R: 0 H: 0 E: 0 LOB: 1 K: 0 BB: 1 S: 3 P: 7	R: 1 H: 2 E: 0 LOB: 1 K: 0 BB: 0 S: 5 P: 5	R: 0 H: 2 E: 0 LOB: 2 K: 0 BB: 0 S: 5 P: 5	R: 0 H: 1 E: 0 LOB: 0 K: 0 BB: 0 S: 3 P: 3	R: 0 H: 2 E: 0 LOB: 2 K: 1 BB: 0 S: 7 P: 7	R: 4 H: 3 E: 1 LOB: 1 K: 2 BB: 2 S: 10 P: 18	R: 1 H: 3 E: 0 LOB: 2 K: 0 BB: 0 S: 5 P: 5	R: 0 H: 0 E: 0 LOB: 0 K: 0 BB: 0 S: 3 P: 3	1B: 12 SF: 0 2B: 3 SAC: 0 3B: 0 DP: 1 HR: 0 HBP: 0		WP: 0 PA: 43 PB: 0 SB: 1 CS: 0	
PITCHER	IP WLS BF H R ER SO BB IBB HBP BLK WP HR S P ERA WHIP											PITCHER	IP WLS BF H R ER SO BB IBB HBP BLK WP HR S P ERA WHIP
Juan Eichelberger, R (1, 1) ERA: 4.12	6.1 L 30 10 5 5 2 2 2 1 0 1 0 0 31 43 7.11 1.895												
Danny Boone, L (7, 1) ERA: 2.7	1.2 9 5 2 1 1 0 0 0 0 0 0 0 11 11 5.40 3.000												
John Littlefield, R (9, 1) ERA: 4.03	1.0 3 0 0 0 0 0 0 0 0 0 0 0 0 3 3 0.00 0.000												

livebaseballscorecards.com

AB	39
R	7
H	15
RBI	6
BB	3
SO	3
LOB	24



Batter	1	2	3	4	5	6	7	8	9	AB	R	H	RBI	BB	SO	LOB
Ozzie Smith, S OBP: 0.320, SLG: 0.285 (1, 6)	0-0 P6		0-0 L9		4-0 L9 G3 BB		0-0 6-3		0-0 L3	4	0	0	0	1	0	1
Juan Bonilla, R OBP: 0.359, SLG: 0.380 (1, 4)	0-0 F7		0-0 5-3		0-0 G3		0-0 1B		4-0 3B BB	4	1	1	0	1	0	1
Gene Richards, L OBP: 0.360, SLG: 0.408 (1, 7)	0-0 1B 1B		0-0 FC4-6 1B		0-0 L9		0-0 F7		0-0 3B	5	1	3	2	0	0	2
Ruppert Jones, L OBP: 0.323, SLG: 0.378 (1, 8)	0-0 1B 1-2 1B		0-0 FC4-6 1-2f		0-0 F8			0-0 F7	0-0 F8	5	0	1	0	0	0	3
Terry Kennedy, L OBP: 0.335, SLG: 0.348 (1, 2)	0-0 1-3 2-H 1B			0-0 4-1 1B		1-0 FC1-6 HBP		0-0 E4 WP		3	0	2	1	0	0	0
Luis Salazar, R OBP: 0.327, SLG: 0.402 (1, 5) (7, 9)	0-0 1-3			0-0 L5		0-0 FC1-6 1-2f		0-0 P8		4	0	0	0	0	0	5
Broderick Perkins, L OBP: 0.317, SLG: 0.412 (1, 3)		0-0 CS 1B		0-0 4-1 1-2		0-0 P4		0-0 4-3		4	0	1	0	0	0	3
Joe Lefebvre, L OBP: 0.348, SLG: 0.416 (1, 9)		0-0 P6		4-0 IBB		0-0 P7			0-3 K	2	0	0	0	1	0	2
Danny Boone, L OBP: 0.500, SLG: 0.500 (7, 1)		1-2								0	0	0	0	0	0	0
John Littlefield, R (9, 1)										0	0	0	0	0	0	0
Dave Edwards, R OBP: 0.268, SLG: 0.333 (9, PH)										1	0	0	0	0	1	0
Juan Eichelberger, R OBP: 0.125, SLG: 0.125 (1, 1)		0-3 K		0-3 K					4-0 3B BB	2	0	0	0	0	2	2
Barry Evans, R OBP: 0.365, SLG: 0.338 (7, 5)										1	1	0	0	1	1	0

Inning Stats	R: 1	H: 3	E: 0	K: 0	S: 6	H: 3	LOB: 2	BB: 0	P: 6	R: 0	H: 1	E: 0	K: 1	S: 5	H: 1	LOB: 0	BB: 0	P: 5	R: 0	H: 1	E: 0	K: 0	S: 4	H: 1	LOB: 1	BB: 0	P: 4	R: 0	H: 0	E: 0	K: 0	S: 3	H: 0	LOB: 1	BB: 1	P: 7	R: 0	H: 0	E: 0	K: 0	S: 3	H: 0	LOB: 1	BB: 0	P: 4	R: 0	H: 1	E: 0	K: 1	S: 6	H: 1	LOB: 1	BB: 0	P: 6	R: 0	H: 0	E: 1	K: 0	S: 4	H: 0	LOB: 1	BB: 0	P: 4	R: 2	H: 1	E: 0	K: 1	S: 6	H: 1	LOB: 1	BB: 2	P: 14	1B: 7	2B: 0	3B: 1	SF: 0	SAC: 0	DP: 0	HBP: 1	WP: 1	PA: 40
PITCHER	IP	WLS	BF	H	R	ER	SO	BB	IBB	HBP	BLK	WP	HR	S	P	ERA	WHIP																																																																
Luis Tiant, R ERA: 4.76 (1, 1)	5.0	W	22	6	1	1	2	1	1	0	0	0	0	24	32	1.80	1.400																																																																
Rod Scurrey, L ERA: 4.29 (6, 1)	4.0	S	18	2	2	2	2	2	0	1	0	1	0	19	28	4.50	1.000																																																																

BOTTOM

Pittsburgh Pirates @ San Diego Padres
Jack Murphy Stadium, San Diego, CA
Thu Sep 03 1981, 6:33 AM EDT
Att. 6,153 - Unknown

livebaseballscorecards.com

AB	35
R	3
H	8
RBI	3
BB	4
SO	4
LOB	19



Batter	1	2	3	4	5	6	7	8	9	AB R H RBI BB SO LOB	TOP						
Omar Moreno, L (1, 8) OBP: 0.325, SLG: 0.356	0-0 F7	0-0 2B		0-0 F5		4-0 BB			0-0 4-3	4 0 1 3 1 0 2							
Johnny Ray, S (1, 4) OBP: 0.182, SLG: 0.273	0-0 F9	0-0 F8		0-0 F8		0-3 K			0-3 K	5 0 0 0 0 2 4							
Bill Madlock, R (1, 5) OBP: 0.428, SLG: 0.507	0-0 1B		0-0 P7		0-0 FC1-5 1B				0-3 K	4 0 2 0 0 1 0							
Bill Robinson, R (1, 3) OBP: 0.273, SLG: 0.386 Willie Montanez, L (7, PH) OBP: 0.233, SLG: 0.221	0-3 K		0-3 K		0-0 FC6-4 FC1-5 1B				0-0 3-1	3 0 1 0 0 2 1 1 0 0 0 0 0 0							
Mike Easler, L (1, 7) OBP: 0.344, SLG: 0.461		0-0 BB 1B 2B 1B	0-3 K		0-0 FC1-5 FC6-4				0-3 K	4 1 1 0 0 2 2							
Lee Lacy, R (1, 9) OBP: 0.313, SLG: 0.369		0-0 P3		0-0 E1 BB	0-0 FC6-4				0-0 F8	4 1 0 0 0 0 3							
Dale Berra, R (1, 6) OBP: 0.318, SLG: 0.333		0-0 BB 2B 1B		4-0 SH3-4 E BB	0-3 K				0-3 K	3 1 1 0 1 2 2							
Steve Nicosia, R (1, 2) OBP: 0.275, SLG: 0.287		4-0 BB 2B BB		0-0 E5 SH3-4		0-0 F7			0-0 5-3	3 1 0 0 1 0 1							
Pascual Perez, R (1, 1) OBP: 0.158, SLG: 0.263 Don Robinson, R (6, 1) OBP: 0.375, SLG: 0.286 Rod Scurry, L (7, 1) OBP: 0.235, SLG: 0.133 Mark Lee, R (8, 1) Doe Boyland, L (9, PH)		0-3 K		0-0 SH3-4		0-0 1-3			0-3 K	2 0 0 0 0 1 3 0 1 0 0 0 0 1 0							
Inning Stats	R: 0 H: 1 E: 0 LOB: 1 K: 1 BB: 0 S: 6 P: 6	R: 3 H: 3 E: 0 LOB: 1 K: 1 BB: 1 S: 8 P: 12	R: 0 H: 0 E: 0 LOB: 0 K: 2 BB: 0 S: 7 P: 7	R: 1 H: 0 E: 2 LOB: 2 K: 0 BB: 1 S: 5 P: 9	R: 0 H: 2 E: 0 LOB: 2 K: 1 BB: 0 S: 7 P: 7	R: 0 H: 0 E: 0 LOB: 1 K: 1 BB: 1 S: 5 P: 9	R: 0 H: 0 E: 0 LOB: 0 K: 2 BB: 0 S: 7 P: 7	R: 0 H: 0 E: 0 LOB: 0 K: 1 BB: 0 S: 5 P: 5	R: 0 H: 0 E: 0 LOB: 0 K: 2 BB: 0 S: 7 P: 7	1B: 5 SF: 0 2B: 1 SAC: 1 3B: 0 DP: 0 HR: 0 HBP: 0	WP: 0 PA: 38 PB: 0 SB: 2 CS: 0						
PITCHER	IP WLS BF H R ER SO BB IBB HBP BLK WP HR S P ERA WHIP																
Tim Lollar, L (1, 1) ERA: 7.07	6.0	29	6	4	3	6	3	0	0	0	0	0	0	38	50	4.50	1.500
John Littlefield, R (7, 1) ERA: 3.96	1.0	W	3	0	0	0	2	0	0	0	0	0	0	7	7	0.00	0.000
Eric Show, R (8, 1) ERA:	2.0	S	6	0	0	0	3	0	0	0	0	0	0	12	12	0.00	0.000

Pittsburgh Pirates @ San Diego Padres
Jack Murphy Stadium, San Diego, CA

AB	34
R	4
H	6
RBI	3
BB	3
SO	11
LOB	18



Fri Sep 04 1981, 10:05 PM EDT
Att. 8,128 - Unknown

livebaseballscorecards.com

Batter	1	2	3	4	5	6	7	8	9
Ozzie Smith, S OBP: 0.319, SLG: 0.285 (1, 6)	F9		G6-3			G3	1B 3B 1B		
Juan Bonilla, R OBP: 0.361, SLG: 0.382 (1, 4)	F9			6-3		1B 2B 1B	1B 3B 1B		
Gene Richards, L OBP: 0.362, SLG: 0.416 (1, 7)	4-3			K		2B 1B	1B 3B		
Ruppert Jones, L OBP: 0.325, SLG: 0.386 (1, 8)		WP 2B		3-1		2B	F9		
Terry Kennedy, L OBP: 0.338, SLG: 0.348 (1, 2)		P5			F8			SH5-4 BLK 1B	
Alan Wiggins, S (8, PR)		2-3				IBB			
Doug Gwosdz, R (9, 2)									
Randy Bass, L OBP: 0.307, SLG: 0.340 (1, 3)		P1			L7			SH5-4	
Broderick Perkins, L OBP: 0.317, SLG: 0.412 (8, 3)						F7		1-3	
Luis Salazar, R OBP: 0.323, SLG: 0.397 (1, 5)			K		K		6-3	P9	
Joe Lefebvre, L OBP: 0.351, SLG: 0.415 (1, 9)			6-3			E WP BB 4-3	1B	P5	
Tim Lollar, L OBP: 0.286, SLG: 0.462 (1, 1)									
Jerry Turner, L OBP: 0.303, SLG: 0.414 (6, PH)						4-3			
John Littlefield, R (7, 1)							1B 1B		
Tim Flannery, L OBP: 0.409, SLG: 0.476 (7, PH)			G6-3 1B						
Eric Show, R (8, 1)									

AB	R	H	RBI	BB	SO	LOB
4	1	1	0	0	0	1
4	2	2	1	0	0	0
4	0	2	2	0	1	0
4	0	2	1	0	0	1
3	0	1	0	1	0	1
0	0	0	0	0	0	0
0	0	0	0	0	0	0
3	0	0	0	0	0	4
0	0	0	0	0	0	0
4	0	0	0	0	2	3
3	1	1	0	1	0	2
1	0	1	0	0	0	0
1	0	0	0	0	0	1
0	0	0	0	0	0	0
1	1	1	0	0	0	0
0	0	0	0	0	0	0

BOTTOM

Pittsburgh Pirates @ San Diego Padres
Jack Murphy Stadium, San Diego, CA

Fri Sep 04 1981, 10:05 PM EDT
Att. 8,128 - Unknown

livebaseballscorecards.com

AB	32
R	5
H	11
RBI	4
BB	2
SO	3
LOB	13



Inning Stats		R: 0	H: 0	E: 0	K: 0	S: 3	R: 0	H: 1	E: 0	K: 1	S: 6	R: 0	H: 1	E: 0	K: 0	S: 3	R: 0	H: 0	E: 0	K: 1	S: 5	R: 0	H: 0	E: 0	K: 1	S: 5	R: 2	H: 3	E: 1	K: 0	S: 6	R: 3	H: 5	E: 0	K: 0	S: 7	R: 0	H: 1	E: 0	K: 0	S: 4
PITCHER		IP	WLS	BF	H	R	ER	SO	BB	IBB	HBP	BLK	WP	HR	S	P	ERA	WHIP	PITCHER		IP	WLS	BF	H	R	ER	SO	BB	IBB	HBP	BLK	WP	HR	S	P	ERA	WHIP				
Pascual Perez, R ERA: 4.25 (1, 1)	5.2			21	4	2	2	3	1	0	0	0	2	0	26	30	3.18	0.882	Pascual Perez, R ERA: 4.25 (1, 1)		5.2			21	4	2	2	3	1	0	0	2	0	26	30	3.18	0.882				
Don Robinson, R ERA: 7.17 (6, 1)	1.0	L	8	5	3	3	0	0	0	1	0	0	0	0	7	11	27.00	5.000	Don Robinson, R ERA: 7.17 (6, 1)		1.0	L	8	5	3	3	0	0	0	1	0	7	11	27.00	5.000						
Rod Scurry, L ERA: 4.26 (7, 1)	0.1		2	1	0	0	0	0	0	0	0	0	0	0	2	2	0.00	3.000	Rod Scurry, L ERA: 4.26 (7, 1)		0.1		2	1	0	0	0	0	0	0	0	2	2	0.00	3.000						
Mark Lee, R ERA: 1.8 (8, 1)	1.0		4	1	0	0	0	0	0	0	0	1	0	0	4	4	0.00	1.000	Mark Lee, R ERA: 1.8 (8, 1)		1.0		4	1	0	0	0	0	0	0	4	4	0.00	1.000							

Batter	1	2	3	4	5	6	7	8	9	AB R H RBI BB SO LOB
Omar Moreno, L (1, 8) OBP: 0.323, SLG: 0.354	0-3 K		0-0 F8		0-0 F8		0-0 BB 1B		0-0 G3	5 0 1 0 0 1 1
Johnny Ray, S (1, 4) OBP: 0.188, SLG: 0.250	0-3 K		0-0 3-1		0-0 L8		0-0 BB 1B		0-0 6-3	5 0 1 0 0 1 1
Bill Madlock, R (1, 5) OBP: 0.429, SLG: 0.504	0-0 1B			0-0 1-3		0-3 K	4-0 BB			3 0 1 0 1 1 0
Jason Thompson, L (1, 3) OBP: 0.343, SLG: 0.365 Bill Robinson, R (7, PH) OBP: 0.267, SLG: 0.378 (7, 3)	0-0 F8			4-0 1B BB		4-0 FC1-6 BB	0-3 K			1 1 0 0 2 0 1 1 0 0 0 0 1 3
Mike Easler, L (1, 7) OBP: 0.343, SLG: 0.458		0-0 E3		0-0 1B		0-0 FC1-6 BB		0-0 6-3		4 0 1 0 0 0 1
Dale Berra, R (1, 6) OBP: 0.322, SLG: 0.333		0-0 P4		0-0 1B		4-0 BB		0-0 CS 1B		3 0 1 0 1 0 2
Lee Lacy, R (1, 9) OBP: 0.318, SLG: 0.379		0-0 1B 2B		0-0 1B		0-0 4-3		0-3 K		4 1 2 1 0 1 3
Steve Nicosia, R (1, 2) OBP: 0.274, SLG: 0.286		0-0 1B		0-0 1-3			0-0 6-3		0-0 6-3	4 0 1 1 0 0 2
Rick Rhoden, R (1, 1) OBP: 0.200, SLG: 0.205 Rod Scurry, L (7, 1) OBP: 0.278, SLG: 0.188			0-0 P4		0-0 1B		0-3 K		0-0 G3 1B	3 0 1 0 0 1 0 1 0 1 0 0 0 0

TOP	
Pittsburgh Pirates @ San Diego Padres Jack Murphy Stadium, San Diego, CA Sat Sep 05 1981, 10:05 PM EDT Att. 7,297 - Unknown	
AB 34 R 2 H 10 RBI 2 BB 4 SO 6 LOB 14	

Inning Stats	R: 0 E: 0 K: 2 S: 8	H: 1 LOB: 1 BB: 0 P: 8	R: 1 E: 1 K: 0 S: 4	H: 2 LOB: 1 BB: 0 P: 4	R: 0 E: 0 K: 0 S: 3	H: 0 LOB: 0 BB: 0 P: 3	R: 1 E: 0 K: 0 S: 5	H: 2 LOB: 2 BB: 1 P: 9	R: 0 E: 0 K: 0 S: 3	H: 1 LOB: 0 BB: 0 P: 3	R: 0 E: 0 K: 1 S: 5	H: 0 LOB: 2 BB: 2 P: 13	R: 0 E: 0 K: 2 S: 9	H: 2 LOB: 3 BB: 1 P: 13	R: 0 E: 0 K: 1 S: 5	H: 1 LOB: 1 BB: 0 P: 5	R: 0 E: 0 K: 0 S: 4	H: 1 LOB: 1 BB: 0 P: 4	1B: 9 2B: 2 3B: 0 HR: 0	SF: 0 SAC: 0 DP: 1 HBP: 0	WP: 0 PB: 0 SB: 0 CS: 1	PA: 38
--------------	------------------------------	---------------------------------	------------------------------	---------------------------------	------------------------------	---------------------------------	------------------------------	---------------------------------	------------------------------	---------------------------------	------------------------------	----------------------------------	------------------------------	----------------------------------	------------------------------	---------------------------------	------------------------------	---------------------------------	----------------------------------	------------------------------------	----------------------------------	--------

PITCHER	IP	WLS	BF	H	R	ER	SO	BB	IBB	HBP	BLK	WP	HR	S	P	ERA	WHIP
Steve Mura, R (1, 1) ERA: 4.06	6.2	L	30	8	2	2	4	4	0	0	0	0	0	34	50	2.70	1.800
Gary Lucas, L (7, 1) ERA: 2.02	1.1		4	1	0	0	2	0	0	0	0	0	0	8	8	0.00	0.750
Danny Boone, L (9, 1) ERA: 2.65	1.0		4	1	0	0	0	0	0	0	0	0	0	4	4	0.00	1.000

PITCHER	IP	WLS	BF	H	R	ER	SO	BB	IBB	HBP	BLK	WP	HR	S	P	ERA	WHIP
---------	----	-----	----	---	---	----	----	----	-----	-----	-----	----	----	---	---	-----	------

Batter	1	2	3	4	5	6	7	8	9	AB R H RBI BB SO LOB	TOP																
Omar Moreno, L (1, 8) OBP: 0.326, SLG: 0.354	0-0 S HR 1B	0-0 4-3		0-3 K		0-0 2B 1B		4-0 S BB	0-3 K	5 1 2 0 1 2 3																	
Johnny Ray, S (1, 4) OBP: 0.286, SLG: 0.400	0-0 L4 1-2		0-0 F8 1B 2B		0-3 K	0-0 6-3 1-H E 2B		4-0 G6-4-3 1-2 BB		4 2 2 0 1 1 1																	
Bill Madlock, R (1, 5) OBP: 0.423, SLG: 0.496	0-0 F9		0-0 F8 2-3		0-0 P3	0-0 6-3		0-0 G6-4-3 1-2f		4 0 0 0 0 0 3																	
Vance Law, R (6, 6) OBP: 0.184, SLG: 0.213										1 0 0 0 0 0 2																	
Jason Thompson, L (1, 3) OBP: 0.355, SLG: 0.410	0-0 2-H HR		0-0 BB 1B		0-0 2B	0-0 E7 2B		0-0 F8		5 2 4 4 0 0 0																	
Mike Easler, L (1, 7) OBP: 0.344, SLG: 0.453	0-0 1-3		4-0 FC6-4 1-2 BB		4-0 2B BB IBB	0-0 P6		0-0 6-3		3 1 0 0 2 0 1																	
Dale Berra, R (1, 6) OBP: 0.324, SLG: 0.341			0-0 P4		0-0 L8	0-0 BB 1-3 2-H 2B		0-0 6-3		5 1 2 1 0 0 2																	
Lee Lacy, R (1, 9) OBP: 0.320, SLG: 0.382			0-0 2B		0-0 FC6-4 1-2f	4-0 BB IBB		0-3 K		4 2 1 0 1 1 3																	
Steve Nicosia, R (1, 2) OBP: 0.286, SLG: 0.300			0-0 F7 2-H 2B		0-0 F9	4-0 FC6-4 1-2 2-3 3-H BB		0-0 6-3		4 0 2 3 1 0 0																	
Eddie Solomon, R (1, 1) OBP: 0.121, SLG: 0.121			0-0 F7		0-0 F8	0-0 FC6-4 1-2f		0-3 K		3 0 0 0 0 0 4																	
Don Robinson, R (7, 1) OBP: 0.400, SLG: 0.333			2-3 F7						0-0 1B	2 0 1 1 0 1 0																	
Inning Stats	R: 2 E: 0 K: 0 S: 5	H: 2 LOB: 0 BB: 0 P: 5	R: 1 E: 0 K: 0 S: 5	H: 2 LOB: 1 BB: 0 P: 5	R: 1 E: 0 K: 0 S: 5	H: 2 LOB: 2 BB: 1 P: 9	R: 0 E: 0 K: 1 S: 5	H: 0 LOB: 0 BB: 0 P: 5	R: 2 E: 0 K: 1 S: 7	H: 2 LOB: 3 BB: 3 P: 19	R: 1 E: 1 K: 0 S: 5	H: 3 LOB: 1 BB: 0 P: 5	R: 0 E: 0 K: 1 S: 5	H: 0 LOB: 0 BB: 0 P: 5	R: 0 E: 0 K: 1 S: 4	H: 0 LOB: 1 BB: 2 P: 12	R: 2 E: 1 K: 1 S: 9	H: 3 LOB: 2 BB: 0 P: 9	1B: 6 2B: 7 3B: 0 HR: 1	SF: 0 SAC: 0 DP: 1 HBP: 0	WP: 0 PB: 0 SB: 2 CS: 0	PA: 46					
PITCHER	IP	WLS	BF	H	R	ER	SO	BB	IBB	HBP	BLK	WP	HR	S	P	ERA	WHIP										
Rick Wise, R (1, 1) ERA: 3.73	2.1	L	13	6	4	4	0	0	0	0	0	0	1	13	13	15.43	2.571										
John Curtis, L (3, 1) ERA: 5.23	0.2		3	0	0	0	0	1	0	0	0	0	0	2	6	0.00	1.500										
Mike Armstrong, R (4, 1) ERA: 15.0	2.0		11	2	2	2	2	1	2	0	0	0	0	12	24	9.00	1.500										
Steve Fireovid, R (6, 1) ERA: 4.5	2.0		8	3	1	1	1	0	0	0	0	0	0	10	10	4.50	1.500										
Fred Kuhaulua, L (8, 1) ERA:	2.0		11	3	2	0	2	2	0	0	0	0	0	13	21	0.00	2.500										

Pittsburgh Pirates @ San Diego Padres
Jack Murphy Stadium, San Diego, CA
 Sun Sep 06 1981, 6:33 AM EDT
 Att. 4,177 - Unknown

AB	40
R	9
H	14
RBI	9
BB	6
SO	5
LOB	19



WP	0	PA	46
PB	0		
SB	2		
CS	0		

livebaseballscorecards.com

Batter	1	2	3	4	5	6	7	8	9	AB	R	H	RBI	BB	SO	LOB	TOP
Ozzie Smith, S OBP: 0.320, SLG: 0.286 (1, 6)	0-3 K		0-0 1B G4-6-3 1B		0-0 B1-3	0-0 L3		0-0 4-3		5	1	1	0	0	1	2	
Juan Bonilla, R OBP: 0.349, SLG: 0.368 (1, 4)	0-3 K		0-0 1B G4-6-3 1B		0-0 P3		0-0 6-3		0-0 S 1B	5	1	2	0	0	1	0	
Gene Richards, L OBP: 0.360, SLG: 0.408 (1, 7)	0-3 K		0-0 1B G4-6-3 1B		0-0 S 1B		0-0 6-3		0-0 F8 1-2	5	0	2	0	0	1	1	
Ruppert Jones, L OBP: 0.335, SLG: 0.399 (1, 8)		0-0 2B	0-0 G4-6-3 1-2 2-3 3-H		0-3 K 1-2		0-0 1B 1B		0-0 L4	5	2	2	0	0	1	4	
Terry Kennedy, L OBP: 0.347, SLG: 0.375 (1, 2)		0-3 K	0-0 1B 3-H			0-0 1B 2B		0-0 1B 1B	0-0 F8	5	1	3	1	0	1	2	
Broderick Perkins, L OBP: 0.319, SLG: 0.423 (1, 3)		0-0 2B	0-0 4-3			0-0 1B 1B		0-0 1B 1B		4	1	3	3	0	0	1	
Luis Salazar, R OBP: 0.319, SLG: 0.390 (1, 5)	0-0 5-3				0-0 1-3		0-3 K		0-0 F9	4	0	0	0	0	1	4	
Barry Evans, R OBP: 0.368, SLG: 0.333 (7, 5)										0	0	0	0	0	0	0	
Joe Lefebvre, L OBP: 0.347, SLG: 0.418 (1, 9)		0-0 2B			0-0 F9		0-0 1B		0-0 G3	4	0	2	1	0	0	0	
Juan Eichelberger, R OBP: 0.111, SLG: 0.111 (1, 1)	0-3 K				0-3 K		0-3 K		0-0 3-1	4	0	0	0	0	3	3	
Inning Stats	R: 0 E: 0 K: 3 S: 9 H: 0 LOB: 0 BB: 0 P: 9	R: 2 E: 0 K: 2 S: 10 H: 3 LOB: 1 BB: 0 P: 10	R: 2 E: 0 K: 0 S: 6 H: 4 LOB: 1 BB: 0 P: 6	R: 0 E: 0 K: 1 S: 5 H: 0 LOB: 0 BB: 0 P: 5	R: 0 E: 0 K: 1 S: 6 H: 1 LOB: 1 BB: 0 P: 6	R: 1 E: 0 K: 2 S: 10 H: 3 LOB: 2 BB: 0 P: 10	R: 1 E: 0 K: 0 S: 6 H: 3 LOB: 2 BB: 0 P: 6	R: 0 E: 0 K: 0 S: 3 H: 0 LOB: 0 BB: 0 P: 3	R: 0 E: 0 K: 0 S: 4 H: 1 LOB: 1 BB: 0 P: 4	1B: 11 2B: 4 3B: 0 HR: 0 SF: 0 SAC: 0 DP: 1 HBP: 0	WP: 0 PB: 0 SB: 2 CS: 0	PA: 41					
PITCHER	IP	WLS	BF	H	R	ER	SO	BB	IBB	HBP	BLK	WP	HR	S	P	ERA	WHIP
Bruce Berenyi, R ERA: 3.83 (1, 1)	3.0	L	15	7	4	4	5	0	0	0	0	0	0	25	25	12.00	2.333
Paul Moskau, R ERA: 3.83 (4, 1)	2.0		7	1	0	0	2	0	0	0	0	0	0	11	11	0.00	0.500
Scott Brown, R ERA: 4.15 (6, 1)	2.0		12	6	2	2	2	0	0	0	0	0	0	16	16	9.00	3.000
Doug Bair, R ERA: 5.77 (8, 1)	2.0		7	1	0	0	0	0	0	0	0	0	0	7	7	0.00	0.500

San Diego Padres @ Cincinnati Reds
Riverfront Stadium, Cincinnati, OH
Tue Sep 08 1981, 7:05 PM EDT
Att: 11,739 - Unknown

AB	41
R	6
H	15
RBI	5
BB	0
SO	9
LOB	17



livebaseballscorecards.com

Batter	1	2	3	4	5	6	7	8	9	AB R H RBI BB SO LOB	TOP											
Ozzie Smith, S (1, 6) OBP: 0.318, SLG: 0.285	0-3 K	0-0 1B			0-0 1-3		0-0 FC4-6		0-0 1B	5 0 2 0 0 1 1	San Diego Padres @ Atlanta Braves Atlanta-Fulton County Stadium, Atlanta, GA Fri Sep 11 1981, 7:05 PM EDT Att. 8,929 - Unknown livebaseballscorecards.com											
Juan Bonilla, R (1, 4) OBP: 0.352, SLG: 0.371	0-0 FC3-6 1B	0-0 4-3			0-0 FC3-6 1B		0-0 F8		0-0 4-3	5 1 2 0 0 0 3												
Gene Richards, L (1, 7) OBP: 0.363, SLG: 0.408	0-0 FC3-6 1B		0-0 F7		0-0 FC3-6 1B		0-0 L3			4 0 2 0 0 0 1												
Ruppert Jones, L (1, 8) OBP: 0.331, SLG: 0.397	0-0 FC3-6 1B		0-0 4-3		0-0 FC3-6 1B			0-0 F7 2B		4 0 1 0 0 0 4												
Terry Kennedy, L (1, 2) OBP: 0.343, SLG: 0.369	0-0 1B		0-0 E6		0-0 4-1		0-0 F7		0-0 F7	4 0 1 1 0 0 3												
Broderick Perkins, L (1, 3) OBP: 0.321, SLG: 0.427	0-0 FC6-4 1B		0-0 L7		0-0 F7		0-3 K		0-3 K	4 0 1 0 0 1 2												
Luis Salazar, R (1, 5) OBP: 0.323, SLG: 0.393	0-0 FC6-4			0-0 G4-6-3 1B	0-0 F8		0-3 K			4 0 1 0 0 1 4												
Joe Lefebvre, L (1, 9) OBP: 0.341, SLG: 0.409		0-0 F7		0-0 G4-6-3	0-0 6-3			0-0 F6		4 0 0 0 0 0 1												
Steve Mura, R (1, 1) OBP: 0.159, SLG: 0.143		0-0 4-3		0-0 6-3		0-0 FC4-6 1B		0-3 K		2 0 0 0 0 0 0												
Tim Flannery, L (7, PH) OBP: 0.458, SLG: 0.565										1 0 1 0 0 0 0												
Danny Boone, L (7, 1) OBP: 0.500, SLG: 0.500										0 0 0 0 0 0 0												
Randy Bass, L (9, PH) OBP: 0.304, SLG: 0.336										1 0 0 0 0 1 0												
Inning Stats	R: 1 E: 0 K: 1 S: 9	H: 4 LOB: 3 BB: 0 P: 9	R: 0 E: 0 K: 0 S: 4	H: 1 LOB: 1 BB: 0 P: 4	R: 0 E: 1 K: 0 S: 4	H: 0 LOB: 1 BB: 0 P: 4	R: 0 E: 0 K: 0 S: 3	H: 1 LOB: 0 BB: 0 P: 3	R: 0 E: 0 K: 0 S: 5	H: 2 LOB: 2 BB: 0 P: 5	R: 0 E: 0 K: 0 S: 3	H: 0 LOB: 0 BB: 0 P: 3	R: 0 E: 0 K: 0 S: 4	H: 1 LOB: 1 BB: 0 P: 4	R: 0 E: 0 K: 2 S: 8	H: 1 LOB: 1 BB: 0 P: 8	R: 0 E: 0 K: 1 S: 6	H: 1 LOB: 1 BB: 0 P: 6	1B: 10 2B: 1 3B: 0 HR: 0	SF: 0 SAC: 0 DP: 1 HBP: 0	WP: 0 PB: 0 SB: 0 CS: 0	PA: 38
PITCHER	IP WLS BF H R ER SO BB IBB HBP BLK WP HR S P ERA WHIP																					
Gaylord Perry, R (1, 1) ERA: 3.65	7.0 W 30 9 1 1 1 0 0 0 0 0 0 0 32 32 1.29 1.286																					
Rick Camp, R (8, 1) ERA: 1.62	2.0 S 8 2 0 0 3 0 0 0 0 0 0 0 14 14 0.00 1.000																					

San Diego Padres @ Atlanta Braves
Atlanta-Fulton County Stadium, Atlanta, GA

Fri Sep 11 1981, 7:05 PM EDT
Att. 8,929 - Unknown

AB	38
R	1
H	11
RBI	1
BB	0
SO	4
LOB	19



Batter	1	2	3	4	5	6	7	8	9	10	11	AB R H RBI BB SO LOB	TOP					
Ozzie Smith, S OBP: 0.315, SLG: 0.282 (1, 6)	L4		G3		SH3-4		F7			6-3		4 0 0 0 0 0 0	San Diego Padres @ Atlanta Braves Atlanta-Fulton County Stadium, Atlanta, GA Sat Sep 12 1981, 3:33 AM EDT Att: 3,950 - Unknown					
Juan Bonilla, R OBP: 0.353, SLG: 0.369 (1, 4)	F3			K	BB			FC1-6 1B		F9		4 0 1 0 1 1 0						
Gene Richards, L OBP: 0.359, SLG: 0.402 (1, 7)	6-3			4-3	6-3			FC1-6 1-2f		4-3		5 0 0 0 0 0 3						
Ruppert Jones, L OBP: 0.327, SLG: 0.391 (1, 8)		4-3		4-3	4-3			K				5 0 0 0 0 1 3						
Terry Kennedy, L OBP: 0.344, SLG: 0.368 (1, 2)		4-3			E 2B	F5		BB				4 1 1 0 1 0 0						
Randy Bass, L OBP: 0.302, SLG: 0.333 (1, 3)					E4 2B	F8		K				4 1 1 0 0 1 3						
Gary Lucas, L OBP: 0.100, SLG: 0.100 (9, 1)					HR							0 0 0 0 0 0 0						
Jose Moreno, S OBP: 0.188, SLG: 0.194 (11, PH)					HR							1 0 0 0 0 0 0						
Mike Armstrong, R OBP: 0.188, SLG: 0.194 (11, 1)		1B			HR							0 0 0 0 0 0 0						
Tim Flannery, L OBP: 0.429, SLG: 0.556 (1, 5)		G3			HR	F9			1-3			4 1 1 1 0 0 1						
Joe Lefebvre, L OBP: 0.339, SLG: 0.419 (1, 9)			K		HR		4-3			3-1		4 1 1 3 0 1 0						
Steve Fireovid, S OBP: 0.590, SLG: 0.500 (1, 1)			K		HR		F8			G3		2 0 1 0 0 1 0						
John Litterfield, R OBP: 0.000, SLG: 0.000 (6, 1)												0 0 0 0 0 0 0						
Luis Salazar, R OBP: 0.322, SLG: 0.391 (7, PH)												1 0 0 0 0 0 0						
John Curtis, L OBP: 0.000, SLG: 0.000 (7, 1)												0 0 0 0 0 0 0						
Eric Show, R OBP: 0.000, SLG: 0.000 (8, 1)												0 0 0 0 0 0 0						
Broderick Perkins, L OBP: 0.320, SLG: 0.425 (8, 3)					6-3 SH3-4							1 0 0 0 0 0 0						
Inning Stats	R: 0 H: 0 E: 0 LOB: 0 K: 0 BB: 0 S: 3 P: 3	R: 0 H: 1 E: 0 LOB: 1 K: 0 BB: 0 S: 4 P: 4	R: 0 H: 0 E: 0 LOB: 0 K: 2 BB: 0 S: 7 P: 7	R: 0 H: 0 E: 0 LOB: 0 K: 1 BB: 0 S: 5 P: 5	R: 4 H: 4 E: 1 LOB: 2 K: 0 BB: 1 S: 8 P: 12	R: 0 H: 0 E: 0 LOB: 0 K: 0 BB: 0 S: 3 P: 3	R: 0 H: 0 E: 0 LOB: 0 K: 0 BB: 0 S: 3 P: 3	R: 0 H: 1 E: 0 LOB: 2 K: 2 BB: 1 S: 8 P: 12	R: 0 H: 0 E: 0 LOB: 0 K: 0 BB: 0 S: 3 P: 3	R: 0 H: 0 E: 0 LOB: 0 K: 0 BB: 0 S: 3 P: 3	R: 0 H: 0 E: 0 LOB: 0 K: 0 BB: 0 S: 3 P: 3	R: 0 H: 0 E: 0 LOB: 0 K: 0 BB: 0 S: 3 P: 3	1B: 4 SF: 0 2B: 1 SAC: 1 3B: 0 DP: 0 HR: 1 HBP: 0	WP: 0 PA: 42 PB: 0 SB: 1 CS: 0				
PITCHER	IP WLS BF H R ER SO BB IBB HBP BLK WP HR S P ERA WHIP																	
Rick Mahler, R ERA: 3.13 (1, 1)	4.0	18	5	4	3	3	0	0	0	0	0	0	0	0	24	24	6.75	1.250
Al Hrabosky, L ERA: 1.27 (5, 1)	1.0	4	0	0	0	0	1	0	0	0	0	0	0	0	3	7	0.00	1.000
Steve Bedrosian, R ERA: 3.68 (6, 1)	2.0	6	0	0	0	0	0	0	0	0	0	0	0	0	6	6	0.00	0.000
Gene Garber, R ERA: 2.74 (8, 1)	2.0	8	1	0	0	2	1	0	0	0	0	0	0	0	11	15	0.00	1.000
Rick Camp, R ERA: 1.57 (10, 1)	2.0	W 6	0	0	0	0	0	0	0	0	0	0	0	0	6	6	0.00	0.000

livebaseballscorecards.com

AB	39
R	4
H	6
RBI	4
BB	2
SO	5
LOB	10



Batter	1	2	3	4	5	6	7	8	9	10	AB R H RBI BB SO LOB	TOP													
Ozzie Smith, S OBP: 0.314, SLG: 0.279 (1, 6) BB	4-0 FC4-6 BB		0-0 F8		0-0 F9		0-0 F9			0-0 SH 1B 3B	3 1 0 0 1 0 0	San Diego Padres @ Atlanta Braves Atlanta-Fulton County Stadium, Atlanta, GA Sun Sep 13 1981, 3:33 AM EDT Att: 7,625 - Unknown													
Juan Bonilla, R OBP: 0.353, SLG: 0.367 (1, 4) X	0-0 FC4-6 1B 1-2f		0-3 K		4-0 FC5-4 BB		0-0 F9			0-0 3B 1B	4 1 1 1 1 1 1														
Gene Richards, L OBP: 0.360, SLG: 0.404 Alan Wiggins, S OBP: 0.333, SLG: 0.333 (1, 7) X (1, PR)	0-0 L1-3 1B			0-0 1B FC3-2-5-1	0-0 F6			0-0 5-3		0-3 K	1 0 1 0 0 0 0 3 0 1 0 0 0 1														
Joe Lefebvre, L OBP: 0.338, SLG: 0.417 (8, 9)	1-3 1B			0-0 1B FC3-2-5-1	0-0 F6			0-0 5-3		0-3 K	1 0 0 0 0 1 3														
Luis Salazar, R OBP: 0.324, SLG: 0.398 (1, 5) X	0-0 L1-3			0-0 1B FC3-2-5-1	0-0 FC5-4			0-3 K		0-0 3B	5 1 2 2 0 1 3														
Ruppert Jones, L OBP: 0.325, SLG: 0.388 (1, 8)		0-0 6-3		0-0 1B FC3-2-5-1		0-0 1B		0-3 K		0-3 K	5 1 1 0 0 2 4														
Dave Edwards, R OBP: 0.272, SLG: 0.329 (1, 9) (8, 7)		0-0 5-3		0-0 1B SF8		0-0 F9		0-3 K		0-0 5-3	5 1 1 2 0 1 3														
Barry Evans, R OBP: 0.378, SLG: 0.366 Broderick Perkins, L OBP: 0.318, SLG: 0.423 (1, 3) (9, PH) (9, 3)		0-0 1B		0-0 2B		0-0 F8		0-0 4-3			3 0 2 0 0 0 1 1 0 0 0 0 0 0														
Doug Gwosdz, R Terry Kennedy, L OBP: 0.343, SLG: 0.367 (1, 2) (9, PH) (9, 2)		0-0 F7		0-0 SF8		0-3 K		0-0 3-1			2 0 0 1 0 1 2 1 0 0 0 0 0 0														
Fred Kuhaulua, L John Urea, R John Littlefield, R Gary Lucas, L Randy Bass, L Mario Ramirez, R Danny Boone, L Eric Show, R (1, 1) (8, 1) (9, 1) (9, 1) (10, PH) (10, PR) (10, 1) (10, 1)			0-3 K	0-3 K			0-0 F7			0-0 SH 1B 2B	3 0 0 0 0 2 1 0 1 0 1 0 0 0 0 0 1 0 0 0 0 0 0 0 0 0 0 0 0 0 0 0 0 0 0 0														
Inning Stats	R: 0 E: 0 K: 0 S: 3	H: 1 LOB: 2 BB: 1 P: 7	R: 0 E: 0 K: 0 S: 4	H: 1 LOB: 1 BB: 0 P: 4	R: 0 E: 0 K: 2 S: 7	H: 0 LOB: 0 BB: 0 P: 7	R: 3 E: 0 K: 1 S: 9	H: 4 LOB: 1 BB: 0 P: 9	R: 0 E: 0 K: 0 S: 3	H: 1 LOB: 1 BB: 0 P: 6	R: 0 E: 0 K: 0 S: 3	H: 0 LOB: 1 BB: 1 P: 7	R: 0 E: 0 K: 1 S: 5	H: 0 LOB: 0 BB: 0 P: 3	R: 0 E: 0 K: 2 S: 7	H: 0 LOB: 0 BB: 0 P: 7	R: 0 E: 0 K: 1 S: 5	H: 0 LOB: 0 BB: 0 P: 5	R: 3 E: 0 K: 2 S: 11	H: 3 LOB: 2 BB: 0 P: 11	1B: 7 2B: 3 3B: 1 HR: 0	SF: 1 SAC: 1 DP: 1 HBP: 0	WP: 0 PB: 0 SB: 0 CS: 0	PA: 42	
PITCHER	IP WLS BF H R ER SO BB IBB HBP BLK WP HR S P ERA WHIP																								
Larry McWilliams, L ERA: 3.12 (1, 1)	8.0	32	7	3	3	6	2	0	0	0	0	0	0	0	0	0	0	0	0	0	0	0	0	0	0
Gene Garber, R ERA: 2.68 (9, 1)	1.0	3	0	0	0	1	0	0	0	0	0	0	0	5	5	0.00	0.000								
Rick Camp, R ERA: 1.97 (10, 1)	0.0	L	3	2	3	0	0	0	0	0	0	0	0	3	3	∞	∞								
Al Hrabosky, L ERA: 1.23 (10, 1)	1.0	4	1	0	0	2	0	0	0	0	0	0	0	8	8	0.00	1.000								

livebaseballscorecards.com

AB	38
R	6
H	10
RBI	6
BB	2
SO	9
LOB	19



Batter	1	2	3	4	5	6	7	8	9	AB R H RBI BB SO LOB	TOP																
Davey Lopes, R OBP: 0.302, SLG: 0.307 (1, 4)	0-0 6-3	0-0 1-3 2-H 1B	0-3 K			0-0 S 1B	0-0 1-H 2-H HR		0-0 1B	6 1 4 4 0 1 3																	
Derrel Thomas, S OBP: 0.338, SLG: 0.354 (1, 8)	0-0 BLK 2B	0-0 4-3			4-0 S BB	4-0 1-2 G6-4-3 BB	0-0 2B 1B		0-0 F3	4 1 2 0 2 0 3																	
Pedro Guerrero, R OBP: 0.376, SLG: 0.495 (1, 5)	0-3 K		0-0 1B 1B		0-0 L3	0-0 1-2 G6-4-3 1-2f	0-0 1-H 2B			5 1 2 1 0 1 4																	
Steve Garvey, R OBP: 0.326, SLG: 0.422 (1, 3)	0-0 5-3		0-0 1B 1B FC5-2 1B		0-0 F8		0-3 K	0-0 F3		5 0 1 0 0 1 2																	
Dusty Baker Jr., R OBP: 0.356, SLG: 0.447 Terry Forster, L (8, 1)		0-0 1B 1B	0-0 FC5-2 1B 1-2 FC3-2 1B 3-H		0-3 K		0-0 4-3 1B 1B	4-0 BB BB		4 2 3 1 1 1 1 0 0 0 0 0 0 0																	
Ron Roenicke, S OBP: 0.263, SLG: 0.222 (1, 9)		0-0 FC2-5 1B 1-2 1B	0-0 FC3-2 BB FC5-2 1B 1-2 2-3		0-0 G3		0-0 4-3 1B 1B	4-0 G4-6-3 BB		4 1 2 0 1 0 1																	
Steve Yeager, R OBP: 0.259, SLG: 0.333 Mike Scioscia, L OBP: 0.364, SLG: 0.347 (7, PH) (7, 2)		0-3 K	0-0 FC5-2 BB FC3-2 1-2 2-3 3-Hf		4-0 G6-3 BB		0-0 1B 1B 2-H	0-0 G4-6-3 1-2f		2 0 0 0 1 1 5 2 1 1 1 0 0 2																	
Bill Russell, R OBP: 0.275, SLG: 0.275 Jay Johnstone, L OBP: 0.304, SLG: 0.429 Mike Marshall, R OBP: 0.400, SLG: 0.600 Gary Weiss, S (7, PR) (7, 6)		0-0 1B 1B 1-2 2-H	0-0 FC3-2 BB 1-2 2-3 3-Hf		0-0 G6-3		0-0 HR 1B 2-H		0-0 6-3	3 1 1 1 0 0 4 0 0 0 0 0 0 0 1 0 1 1 0 0 0 1 1 0 0 0 0 0																	
Burt Hooton, R OBP: 0.282, SLG: 0.257 Ted Power, R (4, 1) Reggie Smith, S OBP: 0.323, SLG: 0.360 Steve Howe, L (7, 1) Bobby Mitchell, L (8, 7)		0-0 FC2-5 1B 1-2 2-3f	0-0 BB 1-2 2-3 3-H			0-3 K	4-0 HR IBB		0-0 6-3	1 0 0 1 1 0 2 1 0 0 0 0 1 0 0 1 0 0 1 0 0 0 0 0 0 0 0 0 1 0 0 0 0 0 0																	
Inning Stats	R: 0 E: 0 K: 1 S: 6	H: 1 LOB: 1 BB: 0 P: 6	R: 2 E: 0 K: 1 S: 9	H: 4 LOB: 2 BB: 0 P: 9	R: 2 E: 0 K: 1 S: 9	H: 4 LOB: 3 BB: 1 P: 13	R: 0 E: 0 K: 1 S: 5	H: 0 LOB: 1 BB: 1 P: 9	R: 0 E: 0 K: 0 S: 2	H: 0 LOB: 0 BB: 1 P: 6	R: 0 E: 0 K: 1 S: 5	H: 1 LOB: 1 BB: 1 P: 9	R: 6 E: 0 K: 1 S: 10	H: 6 LOB: 1 BB: 1 P: 14	R: 0 E: 0 K: 0 S: 2	H: 0 LOB: 1 BB: 2 P: 10	R: 0 E: 0 K: 0 S: 4	H: 1 LOB: 1 BB: 0 P: 4	1B: 14 2B: 2 3B: 0 HR: 1	SF: 0 SAC: 0 DP: 3 HBP: 0	WP: 0 PA: 47 PB: 0 SB: 2 CS: 0						
PITCHER	IP WLS BF H R ER SO BB IBB HBP BLK WP HR S P ERA WHIP	IP WLS BF H R ER SO BB IBB HBP BLK WP HR S P ERA WHIP											IP WLS BF H R ER SO BB IBB HBP BLK WP HR S P ERA WHIP														
Chris Welsh, L ERA: 3.72 Mike Armstrong, R ERA: 10.13 John Littlefield, R ERA: 3.76 Eric Show, R ERA: 4.66 Danny Boone, L ERA: 3.2	(1, 1) 2.0 8 0 0 4 2 0 0 0 0 0 0 19 19 18.00 4.500	(3, 1) 2.0 8 0 0 0 2 2 0 0 0 0 0 0 10 18 0.00 1.000	(5, 1) 2.0 7 1 0 0 1 2 0 0 0 0 0 0 7 15 0.00 1.500	(7, 1) 0.2 4 2 2 1 0 0 0 0 0 0 0 6 6 27.00 3.000	(7, 1) 0.0 2 1 0 0 0 0 0 1 0 0 0 0 1 5 ∞ ∞	(7, 1) 2.1 11 4 4 4 0 2 0 0 0 0 0 9 17 15.43 2.571											(7, 1) 2.1 11 4 4 4 0 2 0 0 0 0 0 9 17 15.43 2.571										

Los Angeles Dodgers @ San Diego Padres
Jack Murphy Stadium, San Diego, CA

AB	40
R	10
H	17
RBI	10
BB	7
SO	6
LOB	27



Mon Sep 14 1981, 10:05 PM EDT
Att. 7,243 - Unknown

livebaseballscorecards.com

BOTTOM

Los Angeles Dodgers @ San Diego Padres
Jack Murphy Stadium, San Diego, CA
Mon Sep 14 1981, 10:05 PM EDT
Att. 7,243 - Unknown

livebaseballscorecards.com

AB 36
R 5
H 10
RBI 4
BB 3
SO 1
LOB 17



WP: 0 PA: 40
PB: 0
SB: 1
CS: 0

1B: 6 SF: 0
2B: 4 SAC: 0
3B: 0 DP: 2
HR: 0 HBP: 1

1 0 0 1 0 0 0 0 0
0 0 0 0 1 0 0 0 0
1 0 0 1 1 0 0 0 0
0 0 0 0 0 0 0 0 0
0 0 0 0 0 0 0 0 0
1 0 0 0 0 0 0 0 1
0 0 0 0 0 0 0 0 0
0 0 0 0 0 0 0 0 0
1 0 0 0 0 0 0 0 0

3 0 1 1 0 0 0

4 1 1 1 0 0 2

4 0 0 0 0 0 4

4 2 4 1 0 0 0

4 1 0 0 1 1 2

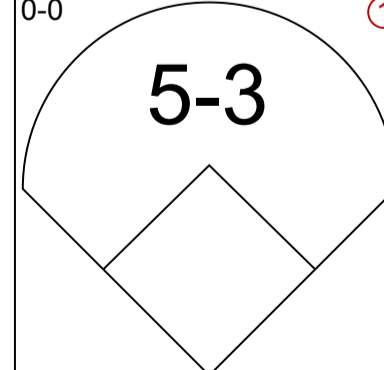

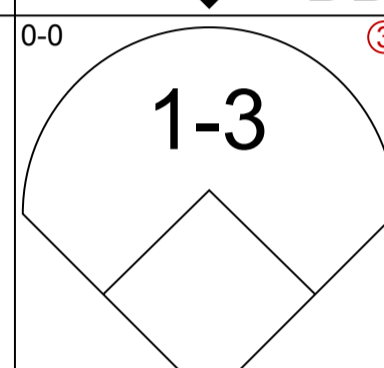
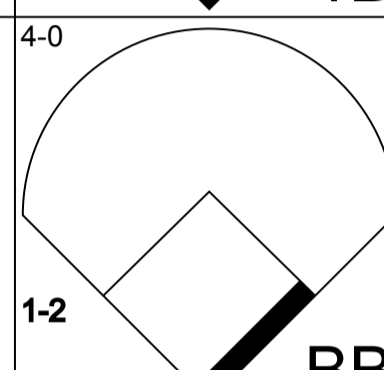
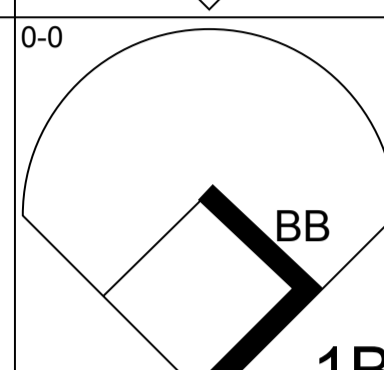
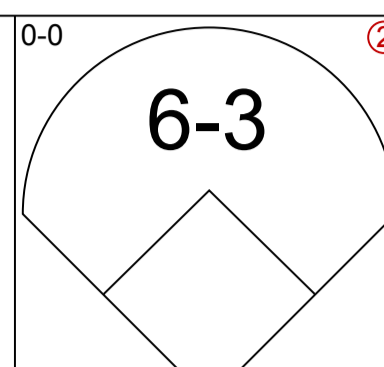
4 0 0 0 1 0 2

4 1 2 0 1 0 2

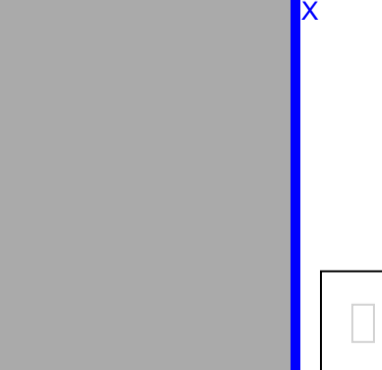
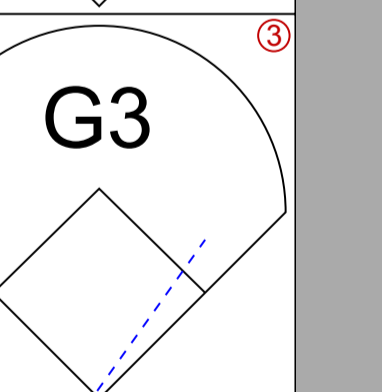
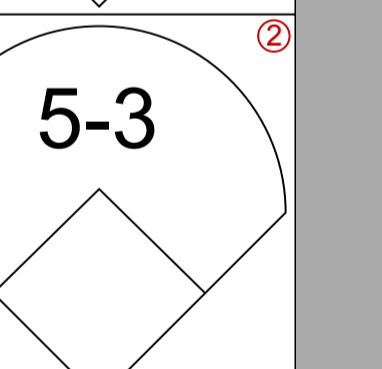
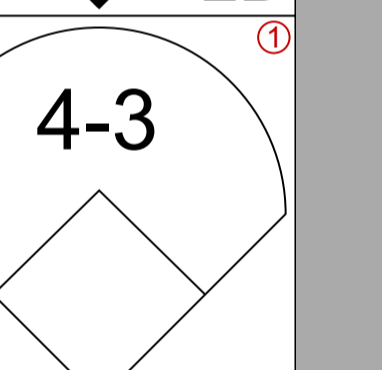
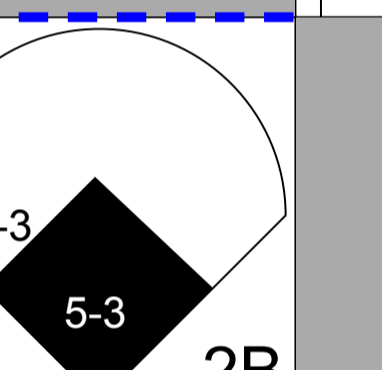
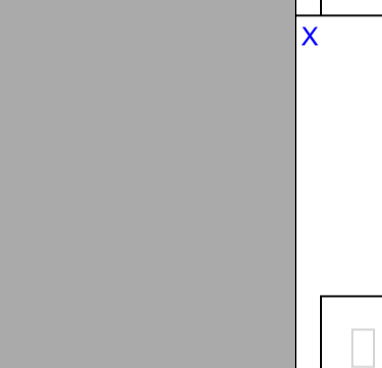

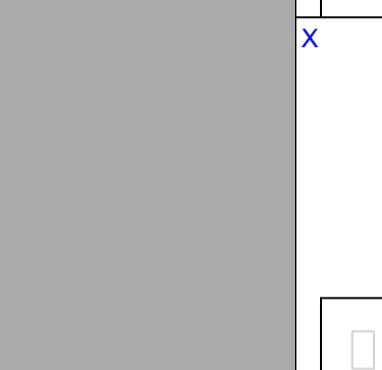
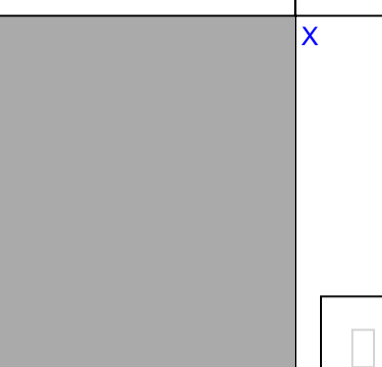
5 0 0 0 0 0 4

AB R H RBI BB SO LOB

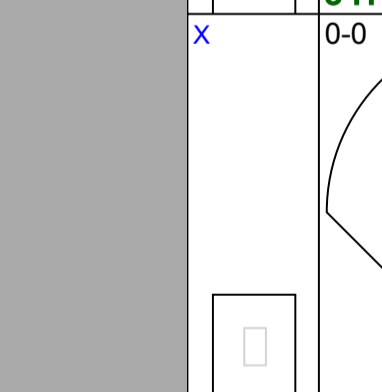
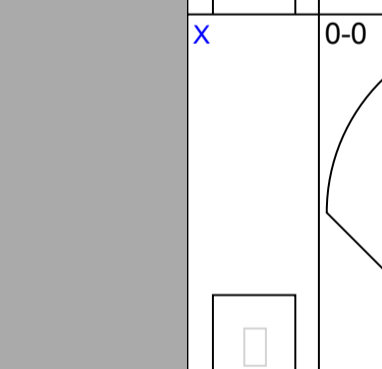
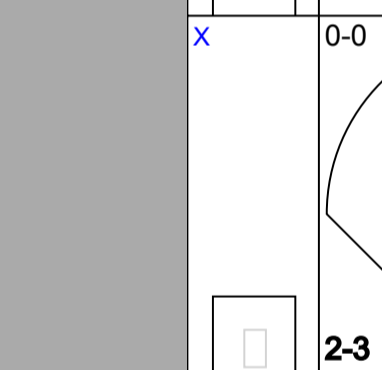
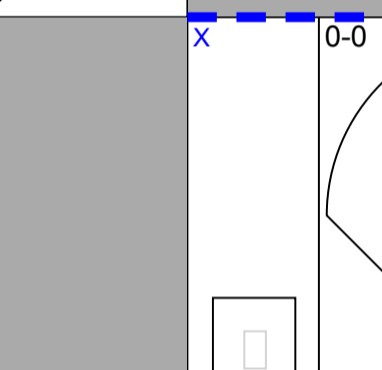
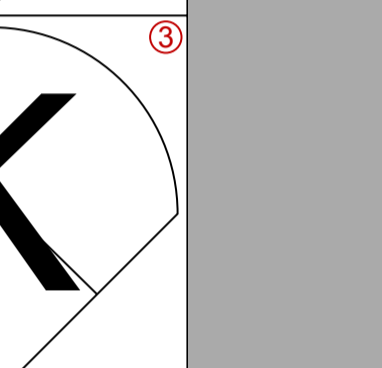
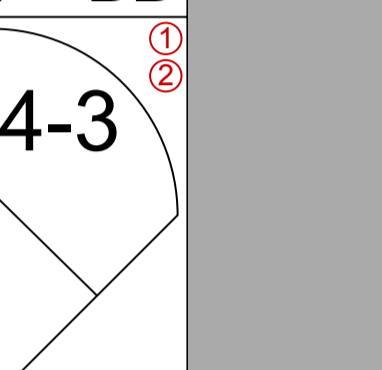
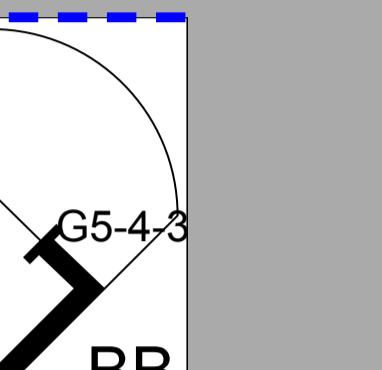

9



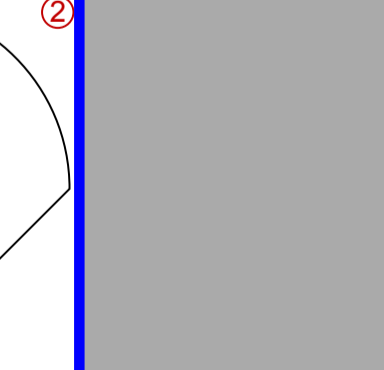
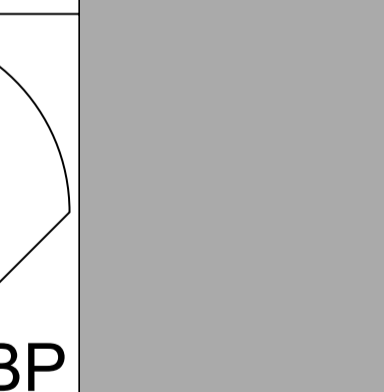
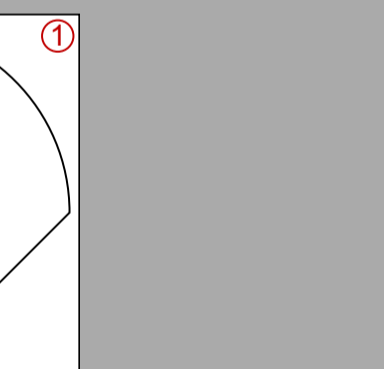

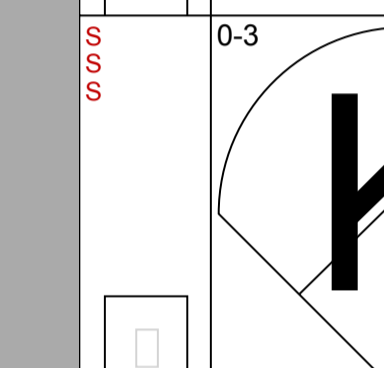
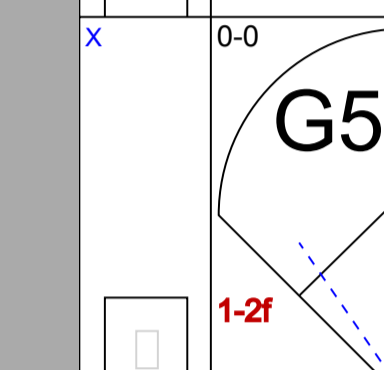
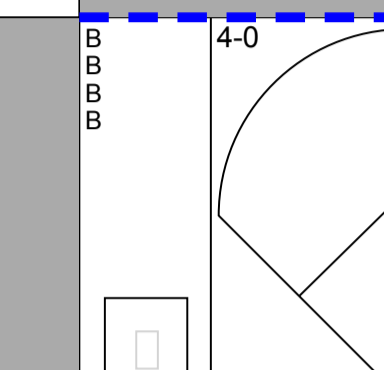
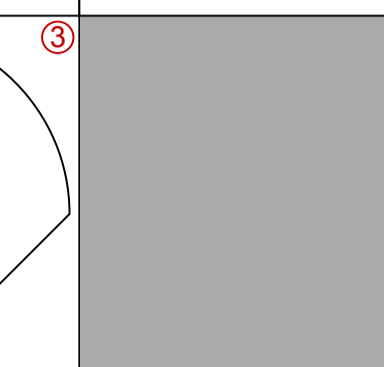
8



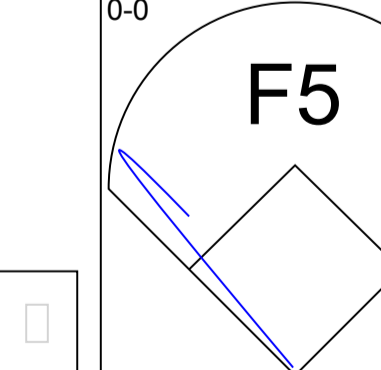
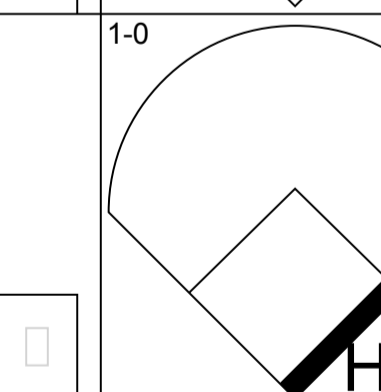
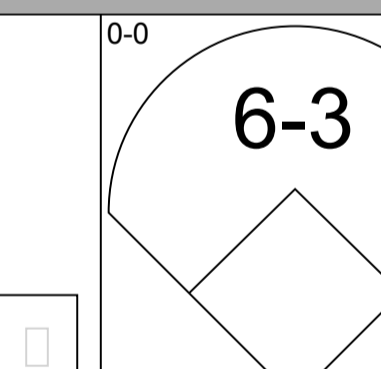

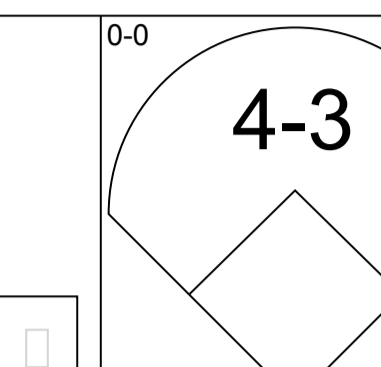
7




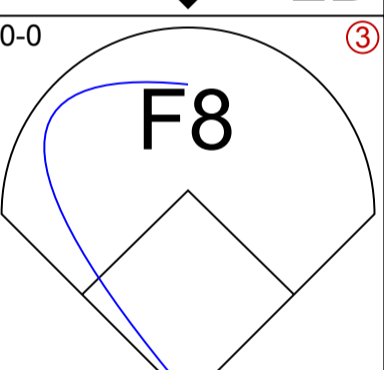
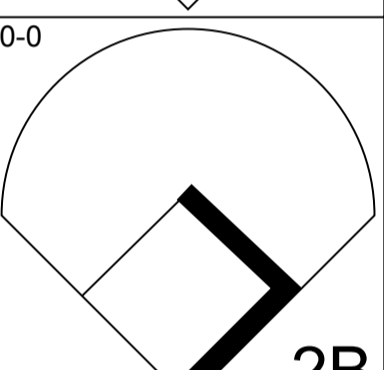
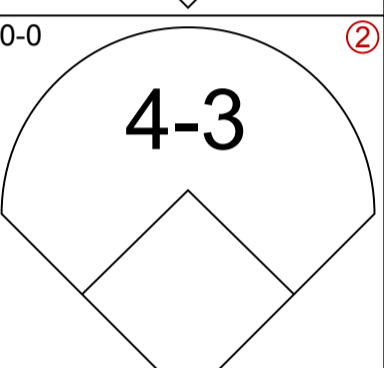
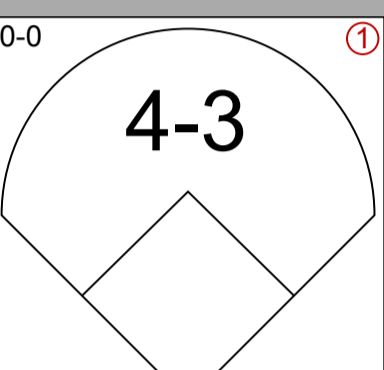

6



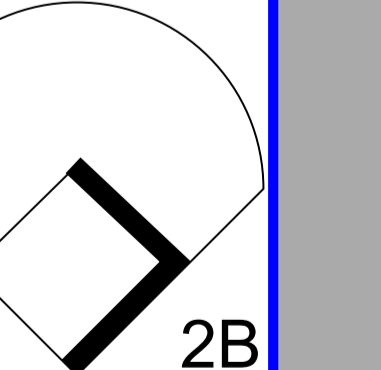
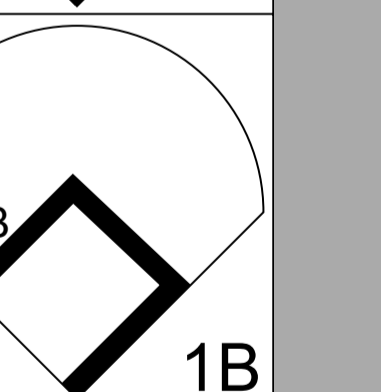
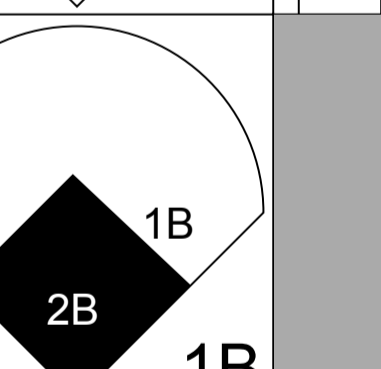
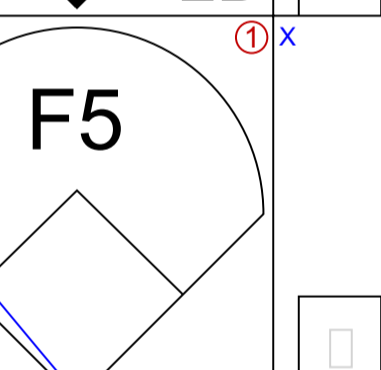
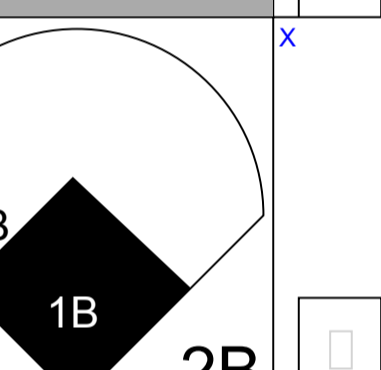
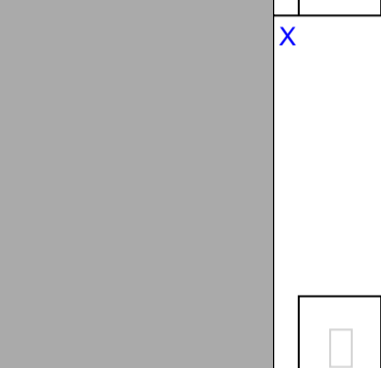
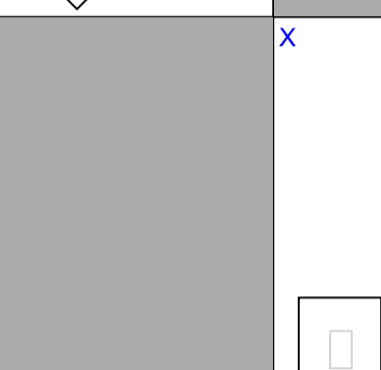
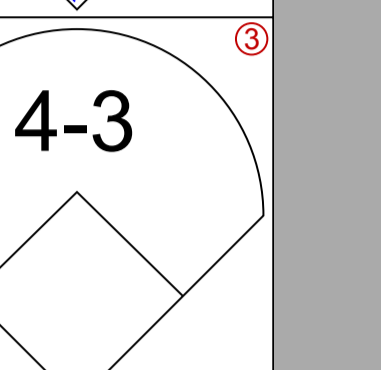
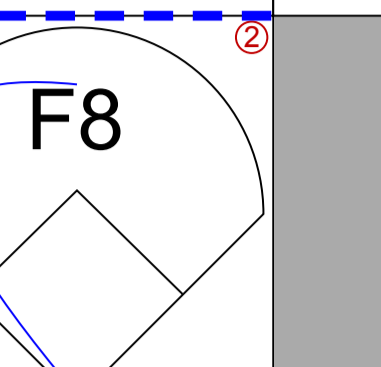
5



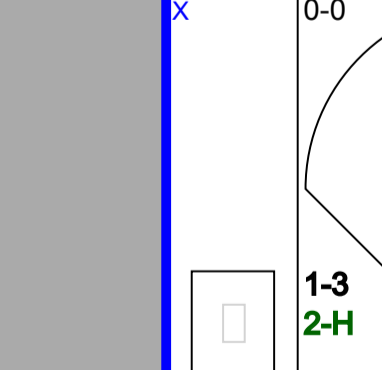
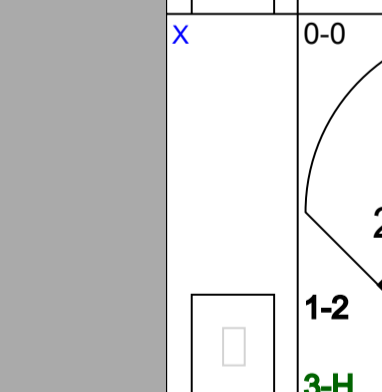
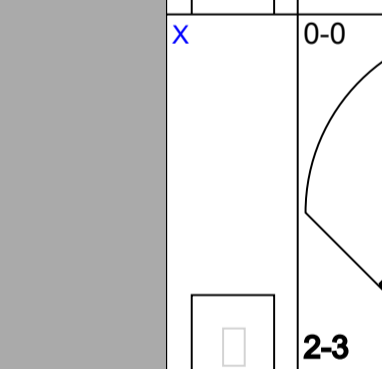
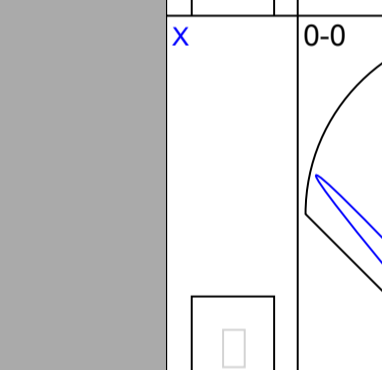
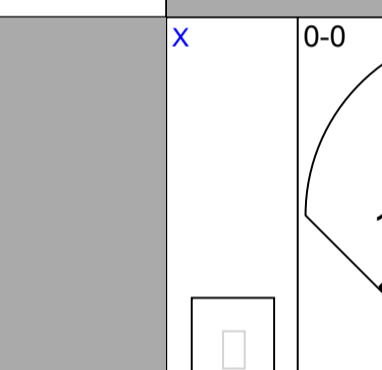
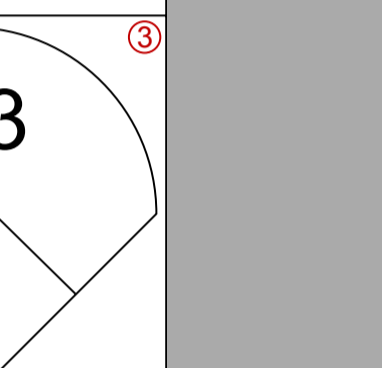
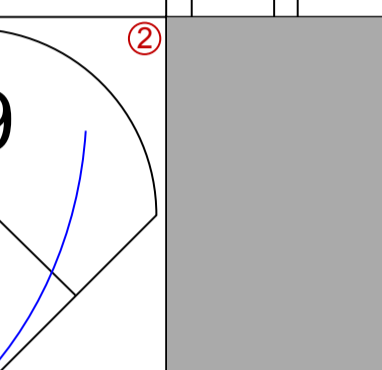
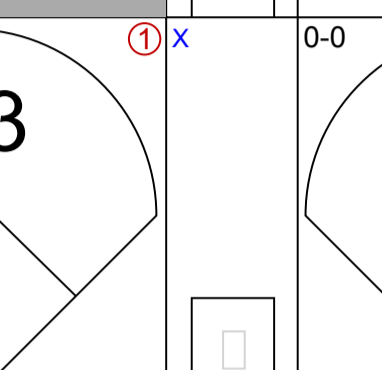
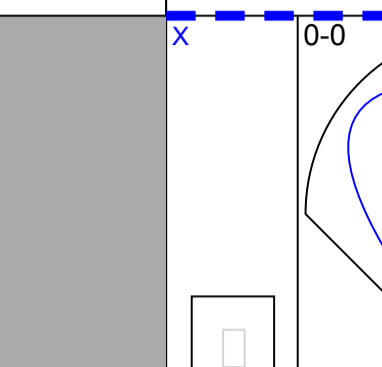
4



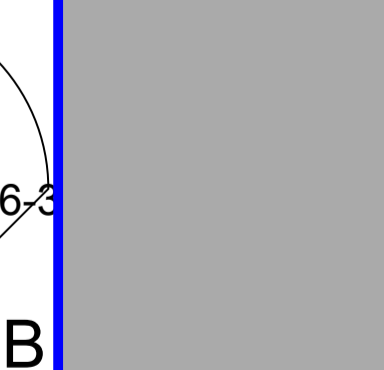
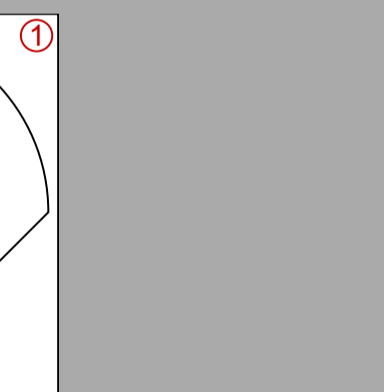

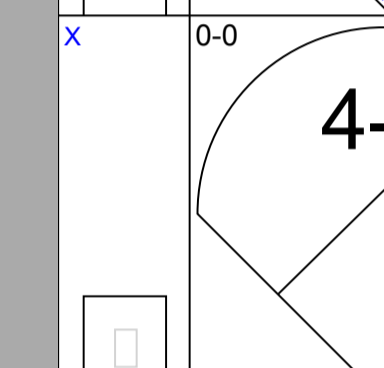
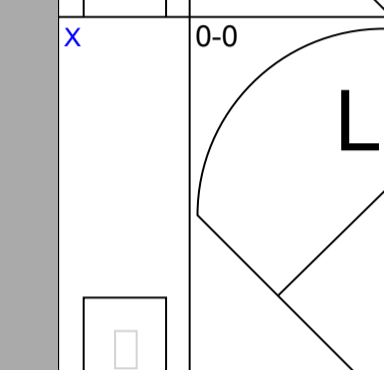
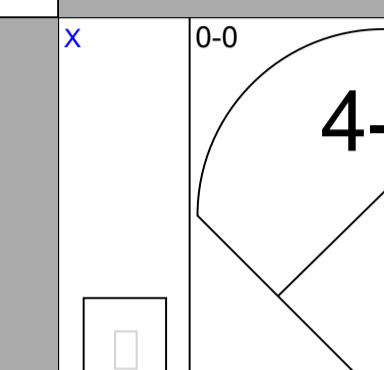
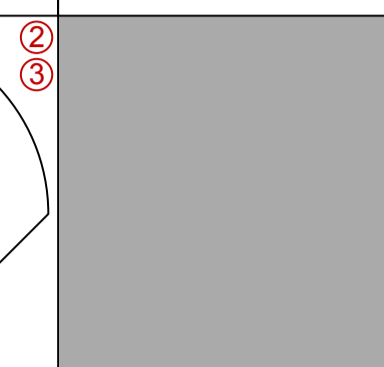
3



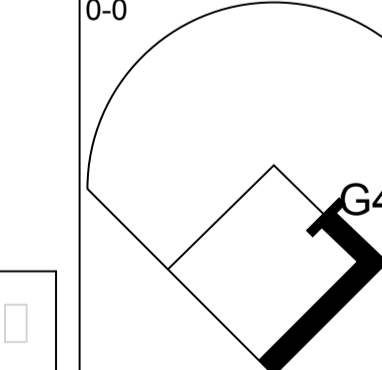
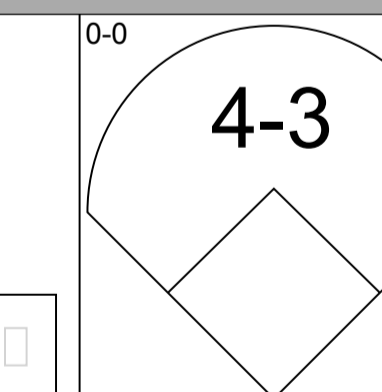


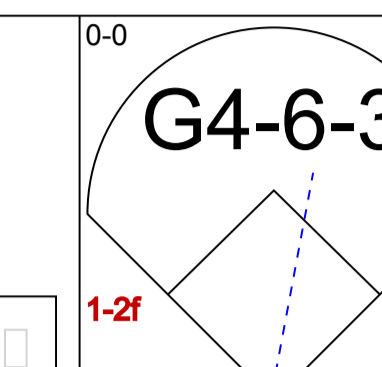
2




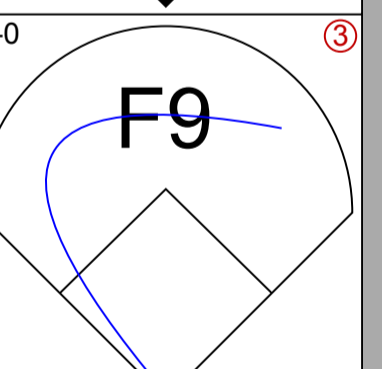
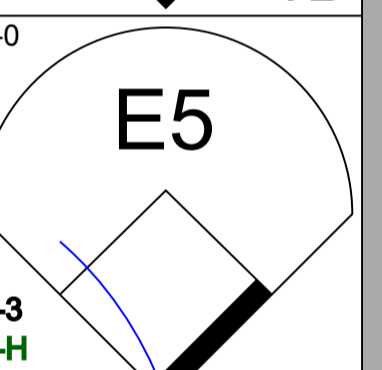
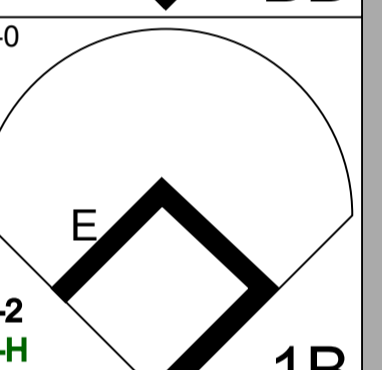
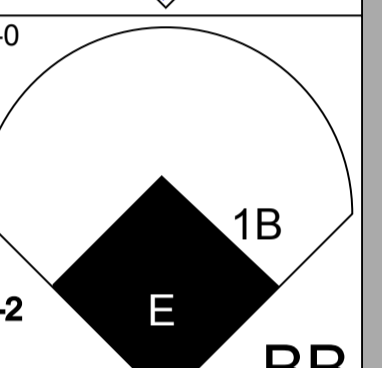
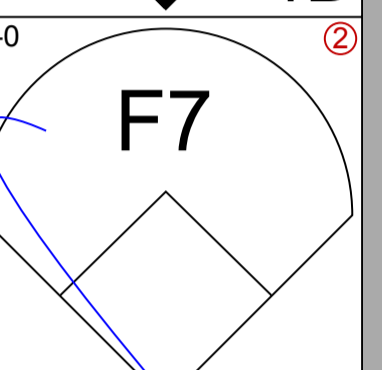
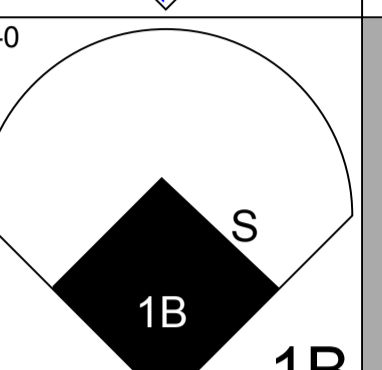
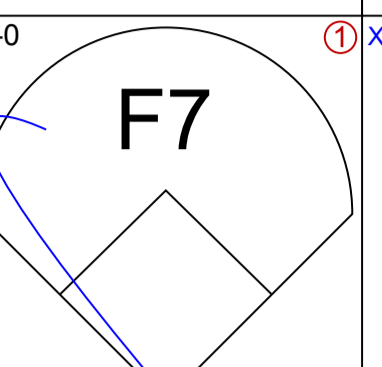
1




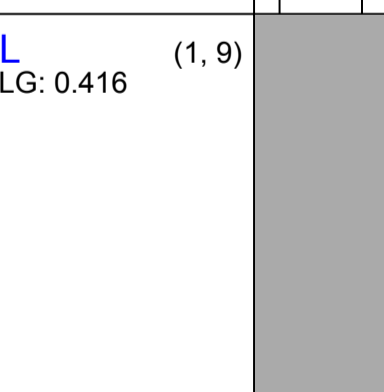
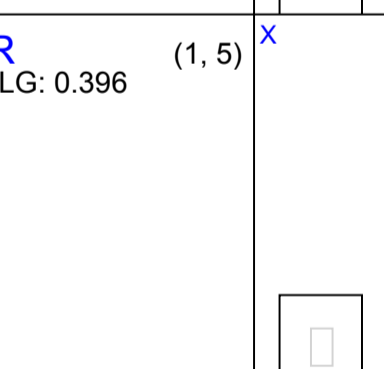
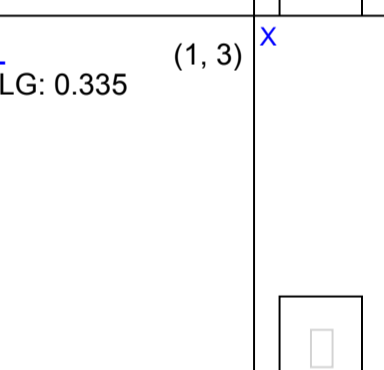
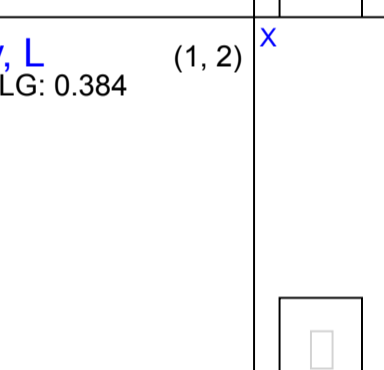
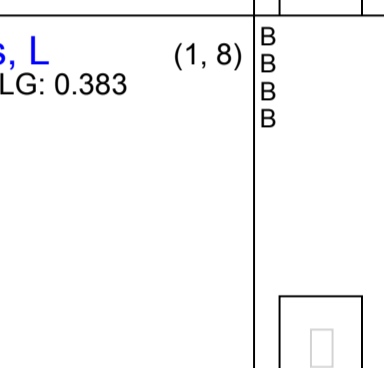
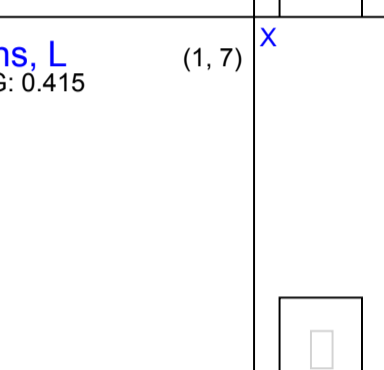
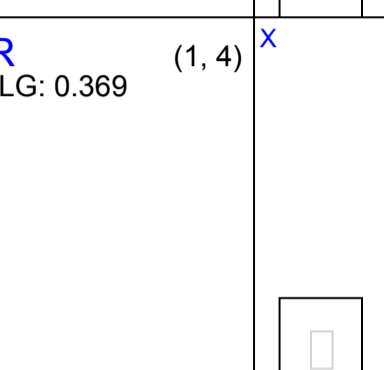
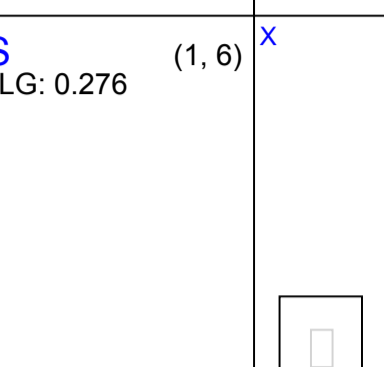
1



1



Batter



Inning Stats

PITCHER
Burt Hooton, R (1, 1)
Ted Power, R (4, 1)
Steve Howe, L (7, 1)
Terry Forster, L (8, 1)

R: 2 H: 2
E: 1 LOB: 2
K: 0 BB: 1
S: 6 P: 10

IP WLS BF H R ER SO BB IBB HBP BLK WP HR S P ERA WHIP
3.1 0 18 7 4 3 0 0 0 0 0 0 9 21 8.10 2.400
2.2 W 10 1 0 0 0 0 0 0 1 0 0 0 10 0.00 0.375
1.0 3 0 0 0 1 1 0 0 0 0 0 4 8 0.00 1.000
2.0 9 2 1 1 0 1 0 0 0 0 0 8 12 4.50 1.500

R: 0 H: 1
E: 0 LOB: 0
K: 0 BB: 0
S: 3 P: 3

IP WLS BF H R ER SO BB IBB HBP BLK WP HR S P ERA WHIP
3.1 0 18 7 4 3 0 0 0 0 0 0 9 21 8.10 2.400
2.2 W 10 1 0 0 0 0 0 0 1 0 0 0 10 0.00 0.375
1.0 3 0 0 0 1 1 0 0 0 0 0 4 8 0.00 1.000
2.0 9 2 1 1 0 1 0 0 0 0 0 8 12 4.50 1.500

R: 0 H: 0
E: 0 LOB: 0
K: 0 BB: 0
S: 3 P: 3

IP WLS BF H R ER SO BB IBB HBP BLK WP HR S P ERA WHIP
3.1 0 18 7 4 3 0 0 0 0 0 0 9 21 8.10 2.400
2.2 W 10 1 0 0 0 0 0 0 1 0 0 0 10 0.00 0.375
1.0 3 0 0 0 1 1 0 0 0 0 0 4 8 0.00 1.000
2.0 9 2 1 1 0 1 0 0 0 0 0 8 12 4.50 1.500

R: 2 H: 4
E: 0 LOB: 2
K: 0 BB: 0
S: 7 P: 7

IP WLS BF H R ER SO BB IBB HBP BLK WP HR S P ERA WHIP
3.1 0 18 7 4 3 0 0 0 0 0 0 9 21 8.10 2.400
2.2 W 10 1 0 0 0 0 0 0 1 0 0 0 10 0.00 0.375
1.0 3 0 0 0 1 1 0 0 0 0 0 4 8 0.00 1.000
2.0 9 2 1 1 0 1 0 0 0 0 0 8 12 4.50 1.500

R: 0 H: 1
E: 0 LOB: 1
K: 0 BB: 0
S: 4 P: 4

IP WLS BF H R ER SO BB IBB HBP BLK WP HR S P ERA WHIP
3.1 0 18 7 4 3 0 0 0 0 0 0 9 21 8.10 2.400
2.2 W 10 1 0 0 0 0 0 0 1 0 0 0 10 0.00 0.375
1.0 3 0 0 0 1 1 0 0 0 0 0 4 8 0.00 1.000
2.0 9 2 1 1 0 1 0 0 0 0 0 8 12 4.50 1.500

R: 0 H: 0
E: 0 LOB: 1
K: 1 BB: 1
S: 4 P: 8

IP WLS BF H R ER SO BB IBB HBP BLK WP HR S P ERA WHIP
3.1 0 18 7 4 3 0 0 0 0 0 0 9 21 8.10 2.400
2.2 W 10 1 0 0 0 0 0 0 1 0 0 0 10 0.00 0.375
1.0 3 0 0 0 1 1 0 0 0 0 0 4 8 0.00 1.000
2.0 9 2 1 1 0 1 0 0 0 0 0 8 12 4.50 1.500

R: 1 H: 1
E: 0 LOB: 0
K: 0 BB: 0
S: 4 P: 4

IP WLS BF H R ER SO BB IBB HBP BLK WP HR S P ERA WHIP
3.1 0 18 7 4 3 0 0 0 0 0 0 9 21 8.10 2.400
2.2 W 10 1 0 0 0 0 0 0 1 0 0 0 10 0.00 0.375
1.0 3 0 0 0 1 1 0 0 0 0 0 4 8 0.00 1.000
2.0 9 2 1 1 0 1 0 0 0 0 0 8 12 4.50 1.500

R: 0 H: 1
E: 0 LOB: 2
K: 0 BB: 1
S: 4 P: 8

IP WLS BF H R ER SO BB IBB HBP BLK WP HR S P ERA WHIP
3.1 0 18 7 4 3 0 0 0 0 0 0 9 21 8.10 2.400
2.2 W 10 1 0 0 0 0 0 0 1 0 0 0 10 0.00 0.375
1.0 3 0 0 0 1 1 0 0 0 0 0 4 8 0.00 1.000
2.0 9 2 1 1 0 1 0 0 0 0 0 8 12 4.50 1.500

R: 0 H: 0
E: 0 LOB: 0
K: 1 BB: 1
S: 4 P: 8

IP WLS BF H R ER SO BB IBB HBP BLK WP HR S P ERA WHIP
3.1 0 18 7 4 3 0 0 0 0 0 0 9 21 8.10 2.400
2.2 W 10 1 0 0 0 0 0 0 1 0 0 0 10 0.00 0.375
1.0 3 0 0 0 1 1 0 0 0 0 0 4 8 0.00 1.000
2.0 9 2 1 1 0 1 0 0 0 0 0 8 12 4.50 1.500

R: 0 H: 1
E: 0 LOB: 2
K: 0 BB: 1
S: 4 P: 8

IP WLS BF H R ER SO BB IBB HBP BLK WP HR S P ERA WHIP
3.1 0 18 7 4 3 0 0 0 0 0 0 9 21 8.10 2.400
2.2 W 10 1 0 0 0 0 0 0 1 0 0 0 10 0.00 0.375
1.0 3 0 0 0 1 1 0 0 0 0 0 4 8 0.00 1.000
2.0 9 2 1 1 0 1 0 0 0 0 0 8 12 4.50 1.500

R: 0 H: 1
E: 0 LOB: 2
K: 0 BB: 1
S: 4 P: 8

IP WLS BF H R ER SO BB IBB HBP BLK WP HR S P ERA WHIP
3.1 0 18 7 4 3 0 0 0 0 0 0 9 21 8.10 2.400
2.2 W 10 1 0 0 0 0 0 0 1 0 0 0 10 0.00 0.375
1.0 3 0 0 0 1 1 0 0 0 0 0 4 8 0.00 1.000
2.0 9 2 1 1 0 1 0 0 0 0 0 8 12 4.50 1.500

R: 0 H: 1
E: 0 LOB: 2
K: 0 BB: 1
S: 4 P: 8

IP WLS BF H R ER SO BB IBB HBP BLK WP HR S P ERA WHIP
3.1 0 18 7 4 3 0 0 0 0 0 0 9 21 8.10 2.400
2.2 W 10 1 0 0 0 0 0 0 1 0 0 0 10 0.00 0.375
1.0 3 0 0 0 1 1 0 0 0 0 0 4 8 0.00 1.000
2.0 9 2 1 1 0 1 0 0 0 0 0 8 12 4.50 1.500

WP: 0 PA: 40
PB: 0
SB: 1
CS: 0

IP WLS BF H R ER SO BB IBB HBP BLK WP HR S P ERA WHIP
3.1 0 18 7 4 3 0 0 0 0 0 0 9 21 8.10 2.400
2.2 W 10 1 0 0 0 0 0 0 1 0 0 0 10 0.00 0.375
1.0 3 0 0 0 1 1 0 0 0 0 0 4 8 0.00 1.000
2.0 9 2 1 1 0 1 0 0 0 0 0 8 12 4.50 1.500

WP: 0 PA: 40
PB: 0
SB: 1
CS: 0

IP WLS BF H R ER SO BB IBB HBP BLK WP HR S P ERA WHIP
3.1 0 18 7 4 3 0 0 0 0 0 0 9 21 8.10 2.400
2.2 W 10 1 0 0 0 0 0 0 1 0 0 0 10 0.00 0.375
1.0 3 0 0 0 1 1 0 0 0 0 0 4 8 0.00 1.000
2.0 9 2 1 1 0 1 0 0 0 0 0 8 12 4.50 1.500

Batter	1	2	3	4	5	6	7	8	9	AB R H RBI BB SO LOB	TOP												
Davey Lopes, R (1, 4) OBP: 0.300, SLG: 0.301	0-3 K		4-0 BB CI BB		0-0 6-3		0-0 5-3		0-0 F9	4 0 0 0 1 1 1	Los Angeles Dodgers @ San Diego Padres Jack Murphy Stadium, San Diego, CA Tue Sep 15 1981, 10:05 PM EDT Att. 9,927 - Unknown livebaseballscorecards.com												
Ken Landreaux, L (1, 8) OBP: 0.304, SLG: 0.376	0-0 L8		0-1 CI BB		0-0 4-3			0-3 K	3 0 0 0 0 1 0														
Pedro Guerrero, R (1, 5) OBP: 0.374, SLG: 0.492	0-0 F4		0-3 K			0-0 BB 1B SF9-6 1B		0-3 K	4 1 1 0 0 2 2														
Steve Garvey, R (1, 3) OBP: 0.325, SLG: 0.420 Reggie Smith, S (2, 3) OBP: 0.353, SLG: 0.370		0-3 K2-3	4-0 BB			0-0 F7		0-0 1B 1B	1 0 0 0 0 1 0 2 0 1 0 1 0 1														
Dusty Baker Jr., R (1, 7) OBP: 0.357, SLG: 0.448		0-0 F8	0-0 F7			0-0 SF9-6 BB 1-2 1B		0-0 1-2 1B	4 0 2 0 0 0 3														
Ron Roenicke, S (1, 9) OBP: 0.364, SLG: 0.300 Tom Niedenfuer, R (6, 1)		0-0 S 1B		0-0 G1-6-3 1B		4-0 SF9-6 1-2 2-3 BB		0-3 K	2 1 2 0 1 0 0 0 0 0 0 0 0 0 1 0 0 0 0 1 2 0 0 0 0 0 0 0														
Rick Monday, L (8, PH) OBP: 0.400, SLG: 0.596 Rick Sutcliffe, L (8, 1) OBP: 0.308, SLG: 0.182		0-0 1B		0-0 G1-6-3 1-2 1B		0-0 SF9-6 1-2 2-3 BB			2 0 1 2 0 0 1 1 0 1 0 0 0 0														
Mike Scioscia, L (1, 2) OBP: 0.363, SLG: 0.348 Steve Sax, R (9, PH) OBP: 0.317, SLG: 0.354		0-0 1B		0-0 G1-6-3 1-2 1B		0-0 SF9-6 1-2 2-3 3-H		0-0 FC4-6 1B	4 0 0 0 0 2 2														
Derrel Thomas, S (1, 6) OBP: 0.332, SLG: 0.346		0-0 L9		0-3 K		0-3 K		0-0 FC4-6 FC6-4 1-2f	2 0 0 0 0 2 0 0 0 0 0 0 0 0 1 0 0 0 0 0 0 1 0 0 0 0 0 1														
Dave Goltz, R (1, 1) OBP: 0.167, SLG: 0.063 Bobby Castillo, R (5, 1) OBP: 0.444, SLG: 0.667 Jay Johnstone, L (6, 9) OBP: 0.300, SLG: 0.422 Candy Maldonado, R (9, PH)			0-3 K		0-3 K		0-0 3-1	0-0 FC6-4 1-2f															
Inning Stats	R: 0 E: 0 K: 1 S: 5	H: 0 LOB: 0 BB: 0 P: 5	R: 1 E: 0 K: 1 S: 7	H: 2 LOB: 1 BB: 0 P: 7	R: 0 E: 1 K: 2 S: 8	H: 0 LOB: 3 BB: 2 P: 16	R: 0 E: 0 K: 1 S: 5	H: 1 LOB: 0 BB: 0 P: 5	R: 0 E: 0 K: 1 S: 5	H: 0 LOB: 0 BB: 0 P: 5		R: 1 E: 0 K: 0 S: 4	H: 2 LOB: 1 BB: 1 P: 8	R: 0 E: 0 K: 1 S: 5	H: 0 LOB: 0 BB: 0 P: 5	R: 0 E: 0 K: 3 S: 11	H: 2 LOB: 2 BB: 0 P: 11	R: 0 E: 0 K: 0 S: 4	H: 1 LOB: 1 BB: 0 P: 4	1B: 8 2B: 1 3B: 0 HR: 0	SF: 1 SAC: 0 DP: 2 HBP: 0	WP: 0 PB: 0 SB: 1 CS: 0	PA: 37
PITCHER	IP WLS BF H R ER SO BB IBB HBP BLK WP HR S P ERA WHIP																						
Juan Eichelberger, R (1, 1) ERA: 3.69 Gary Lucas, L (9, 1) ERA: 2.12	8.0 W 33 7 2 2 10 3 0 0 0 0 0 0 50 62 2.25 1.250																						



Batter	1	2	3	4	5	6	7	8	9
Ozzie Smith, S OBP: 0.309, SLG: 0.275 (1, 6)	0-0 2-3	0-0 F2			0-0 SH2-4 2B 1B	0-0 L7		0-0 4-3	
Juan Bonilla, R OBP: 0.356, SLG: 0.368 Alan Wiggins, S OBP: 0.286, SLG: 0.167 Dave Edwards, R OBP: 0.269, SLG: 0.326 (1, 4) (3, 7) (7, 7)	0-0 6-3		0-0 6-3		4-0 SH2-4 2B BB	0-0 L1		0-0 4-3	
Broderick Perkins, L OBP: 0.316, SLG: 0.414 (1, 3)	0-0 FC6-4 1B		0-0 F7		0-0 SH2-4 1-2 2-3		0-0 L9		
Ruppert Jones, L OBP: 0.325, SLG: 0.386 (1, 8)	0-0 FC6-4 1-2f		0-3 K		4-0 2B IBB		0-0 2B 2B		
Terry Kennedy, L OBP: 0.355, SLG: 0.394 (1, 2)		0-0 1B FC6-4 2B		0-0 1B 1B SF8 1B	0-0 3B 2B 1-H 2-H 3-H		0-0 P6		
Joe Lefebvre, L OBP: 0.350, SLG: 0.438 (1, 9)		0-0 FC6-4 2-3 1B		0-0 CS 1-2 1B 1B	0-0 3B 2-H		0-0 2B 2B 2-H		
Luis Salazar, R OBP: 0.325, SLG: 0.400 (1, 7) (3, 5)		0-0 FC6-4 5-3 1-2f 3-H 1B		0-0 FC5-4 1-2 2-3 1B	0-0 F3		0-0 2B 2B 2-H		
Tim Flannery, L OBP: 0.394, SLG: 0.516 (1, 5) (3, 4)		0-0 5-3 1-2 1B		0-0 SF8 3-H	0-0 4-3		0-0 4-3		
Juan Eichelberger, R OBP: 0.103, SLG: 0.103 Randy Bass, L OBP: 0.298, SLG: 0.333 Gary Lucas, L OBP: 0.100, SLG: 0.100 (1, 1) (8, PH) (9, 1)		0-0 5-3 1-2 2-3		0-0 FC5-4 1-2f 2-3		0-3 K		0-0 G3	

AB	R	H	RBI	BB	SO	LOB
5	1	1	0	0	0	2
1	0	0	0	0	0	0
2	1	0	0	1	0	0
1	0	0	0	0	0	0
3	0	1	0	0	0	0
3	2	1	0	1	1	1
4	3	3	3	0	0	1
4	1	4	2	0	0	0
4	0	2	2	0	0	2
3	0	1	1	0	0	2
3	0	0	0	0	1	4
1	0	0	0	0	0	0
0	0	0	0	0	0	0

Inning	R	H	E	K	S	P	IP	WLS	BF	H	R	ER	SO	BB	IBB	HBP	BLK	WP	HR	S	P	ERA	WHIP
1	0	1	0	4	4	0	4.0	L	20	8	4	4	1	1	0	0	0	0	0	21	25	9.00	2.250
2	1	3	0	0	6	0	1.0		6	2	2	2	0	0	1	0	0	0	0	5	9	18.00	2.000
3	0	0	0	0	4	0	2.0		9	3	2	2	1	0	0	0	0	0	0	11	11	9.00	1.500
4	0	0	0	0	4	0	1.0		3	0	0	0	0	0	0	0	0	0	3	3	0.00	0.000	

BOTTOM

Los Angeles Dodgers @ San Diego Padres
Jack Murphy Stadium, San Diego, CA

Tue Sep 15 1981, 10:05 PM EDT
 Att. 9,927 - Unknown

livebaseballscorecards.com

AB	34
R	8
H	13
RBI	8
BB	2
SO	2
LOB	12



WP	PA
0	38

Batter	1	2	3	4	5	6	7	8	9	AB R H RBI BB SO LOB	TOP									
Tony Scott, S (1, 8) OBP: 0.296, SLG: 0.352	0-0 G4-6-3 1B		0-0 6-3		0-0 F9		0-0 L6		0-0 BB SH2-3 BB 1B	5 1 2 0 0 0 2										
Phil Garner, R (1, 4) OBP: 0.325, SLG: 0.305	0-0 G4-6-3 1-2f			4-0 CS BB		4-0 FC1-6 1B 2B BB	0-0 S 2B 1B		0-0 SH2-3 1-2	2 2 1 0 2 0 1										
Gary Woods, R (1, 9) OBP: 0.289, SLG: 0.275 Denny Walling, L (9, PH) OBP: 0.353, SLG: 0.366	0-3 K			0-0 F8 1-2		0-0 FC1-6 1B	0-0 F8 1-2		4-0 BB BB BB	4 0 1 0 0 1 2 0 0 0 0 1 0 0										
Jose Cruz, L (1, 7) OBP: 0.312, SLG: 0.431		0-0 FC5-4 1B		0-0 WP 1B		0-0 FC1-6 2B E 1-2f 2-3	0-0 2B 2-H		4-0 BB BB	4 1 3 1 1 0 2										
Art Howe, R (1, 5) OBP: 0.378, SLG: 0.428			0-0 F7	4-0 1B 1-2 IBB		0-0 E7 1B 4-3 1-H 3-H	0-0 6-3		0-0 F2	4 1 1 1 1 0 5										
Kiko Garcia, R (1, 6) OBP: 0.336, SLG: 0.341		0-0 FC5-4 1-2f CS		0-0 F8		0-0 4-3 1B 2-3		0-0 4-3	4-0 1-2 2-3 3-H BB	4 0 1 1 1 0 3										
Danny Heep, L (1, 3) OBP: 0.309, SLG: 0.271 Scott Loucks, R (8, PR) Joe Sambito, L (8, 1)	0-0 CS 1-2		0-0 1-3		0-0 F9	0-0 4-3 1-2 3-H		0-0 1B	0-0 F9	4 0 1 1 0 0 1 0 0 0 0 0 0 0 1 0 0 0 0 0 3										
Luis Pujols, R (1, 2) OBP: 0.292, SLG: 0.304			0-0 6-3 2B		0-0 SH3-4 1B	4-0 IBB		0-3 K		3 0 2 0 1 1 1										
Don Sutton, R (1, 1) OBP: 0.220, SLG: 0.133 Harry Spilman, L (8, PH) John Curtis, L (8, 3) OBP: 0.346, SLG: 0.313			0-0 6-3 2-3		0-0 SH3-4 1-2	0-0 F8		0-0 4-3		2 0 0 0 0 0 3 1 0 0 0 0 0 1										
Inning Stats	R: 0 E: 0 K: 1 S: 5	H: 1 LOB: 0 BB: 0 P: 5	R: 0 E: 0 K: 0 S: 3	H: 1 LOB: 0 BB: 0 P: 3	R: 0 E: 0 K: 0 S: 4	H: 1 LOB: 1 BB: 0 P: 4	R: 0 E: 0 K: 0 S: 4	H: 1 LOB: 1 BB: 0 P: 4	R: 3 E: 1 K: 0 S: 6	H: 3 LOB: 2 BB: 2 P: 14	R: 1 E: 0 K: 0 S: 5	H: 2 LOB: 1 BB: 0 P: 5	R: 0 E: 0 K: 1 S: 6	H: 1 LOB: 1 BB: 0 P: 6	R: 1 E: 0 K: 0 S: 4	H: 1 LOB: 3 BB: 3 P: 16	1B: 9 2B: 3 3B: 0 HR: 0	SF: 0 SAC: 2 DP: 1 HBP: 0	WP: 1 PB: 0 SB: 1 CS: 2	PA: 44
PITCHER	IP WLS BF H R ER SO BB IBB HBP BLK WP HR S P ERA WHIP																			
Tim Lollar, L (1, 1) ERA: 6.55	6.2 L 31 10 4 4 1 2 2 0 0 1 0 29 45 5.40 1.800																			
Eric Show, R (7, 1) ERA: 4.09	1.1 5 1 0 0 1 0 0 0 0 0 0 7 7 0.00 0.750																			
Mike Armstrong, R (9, 1) ERA: 10.5	0.2 6 1 1 1 0 3 0 0 0 0 0 3 15 13.50 6.000																			
John Curtis, L (9, 1) ERA: 5.13	0.1 1 0 0 0 0 0 0 0 0 0 0 1 1 0.00 0.000																			

Houston Astros @ San Diego Padres
 Jack Murphy Stadium, San Diego, CA
 Wed Sep 16 1981, 10:05 PM EDT
 Att. 4,241 - Unknown

livebaseballscorecards.com

AB	34
R	5
H	12
RBI	4
BB	7
SO	2
LOB	24



Batter	1	2	3	4	5	6	7	8	9	AB	R	H	RBI	BB	SO	LOB
Ozzie Smith, S OBP: 0.308, SLG: 0.272 (1, 6)	0-0 4-3		0-0 F7		0-0 F4			4-0 BB		3	0	0	0	1	0	0
Alan Wiggins, S OBP: 0.200, SLG: 0.111 (1, 7) Dave Edwards, R OBP: 0.266, SLG: 0.322 (8, PH) (9, 7)	0-0 F8			0-0 E1 1B		0-0 F8		0-0 F7		3	1	0	0	0	0	0
Broderick Perkins, L OBP: 0.315, SLG: 0.411 (1, 3)	0-0 F3			0-0 4-3 1B 1B		0-0 F4		0-0 3-1		4	1	1	1	0	0	1
Ruppert Jones, L OBP: 0.322, SLG: 0.381 (1, 8)		0-0 4-3		0-0 G3		0-3 K			0-0 F8	4	0	0	0	0	1	1
Terry Kennedy, L OBP: 0.351, SLG: 0.390 (1, 2)		0-0 F3		0-0 4-3			0-0 F8		0-3 K	4	0	0	0	0	1	1
Joe Lefebvre, L OBP: 0.352, SLG: 0.439 (1, 9)		0-0 1B		0-0 1B			0-0 1-3		0-0 4-3	4	0	2	1	0	0	0
Luis Salazar, R OBP: 0.325, SLG: 0.399 (1, 5)		0-0 6-3		0-0 F3			0-0 1B			3	0	1	0	0	0	2
Tim Flannery, L OBP: 0.361, SLG: 0.471 (1, 4)			0-0 F7		0-0 F7		0-0 F6			3	0	0	0	0	0	1
Tim Lollar, L OBP: 0.222, SLG: 0.353 (1, 1) Eric Show, R (7, 1) Barry Evans, R OBP: 0.373, SLG: 0.361 (8, PH) Mike Armstrong, R (9, 1) John Curtis, L OBP: 0.067, SLG: 0.077 (9, 1)			0-0 G3		0-0 4-3			0-0 1-3		2	0	0	0	0	0	0

Inning Stats	R: 0	H: 0	E: 0	K: 0	S: 3	R: 0	H: 1	E: 0	K: 0	S: 4	R: 0	H: 0	E: 0	K: 0	S: 3	R: 2	H: 2	E: 1	K: 0	S: 6	R: 0	H: 0	E: 0	K: 1	S: 5	R: 0	H: 1	E: 0	K: 0	S: 4	R: 0	H: 0	E: 0	K: 0	S: 3	R: 0	H: 0	E: 0	K: 1	S: 5	R: 0	H: 0	E: 0	K: 0	S: 3	R: 0	H: 0	E: 0	K: 1	S: 5	1B: 4	SF: 0	2B: 0	SAC: 0	3B: 0	DP: 0	HR: 0	WP: 0	PA: 33
PITCHER	IP	WLS	BF	H	R	ER	SO	BB	IBB	HBP	BLK	WP	HR	S	P	ERA	WHIP																																										
Don Sutton, R ERA: 2.86 (1, 1)	7.0	W	26	4	2	0	1	0	0	0	0	0	0	28	28	0.00	0.571																																										
Joe Sambito, L ERA: 2.03 (8, 1)	2.0	S	7	0	0	0	1	1	0	0	0	0	0	8	12	0.00	0.500																																										

BOTTOM

Houston Astros @ San Diego Padres
Jack Murphy Stadium, San Diego, CA
Wed Sep 16 1981, 10:05 PM EDT
Att. 4,241 - Unknown

livebaseballscorecards.com

AB	32
R	2
H	4
RBI	2
BB	1
SO	2
LOB	7



Batter	1	2	3	4	5	6	7	8	9	AB R H RBI BB SO LOB	TOP									
Terry Puhl, L (1, 9) OBP: 0.315, SLG: 0.361 Alan Knicely, R (9, PH) OBP: 1.000, SLG: 1.000 (9, 7)	0-0 L4	0-0 1-3 2B		0-0 1B 1B	0-0 E9		0-0 G3		0-0 FC6-4 1B	5 1 2 0 0 0 0 1 0 1 0 0 0 0										
Phil Garner, R (1, 4) OBP: 0.327, SLG: 0.308 Joe Pittman, R (7, PH) OBP: 0.326, SLG: 0.333 (7, 4)	0-0 2B 1B	0-0 1-3		0-0 E 1B 1B	0-0 6-3		0-3 K		0-0 FC6-4	4 2 2 0 0 0 2 2 0 0 0 0 1 2										
Tony Scott, S (1, 8) OBP: 0.298, SLG: 0.357 Scott Loucks, R (6, 8)	0-0 1-3 1B 2B	0-3 K		0-0 1-2 2-H 1B 1B	0-0 6-3		0-3 K			4 2 2 1 0 1 2 1 0 0 0 0 1 0										
Jose Cruz, L (1, 7) OBP: 0.311, SLG: 0.427 Tim Tolman, R (7, 7) (9, 9)	4-0 1B 1B 3B BB	0-0 F7		0-0 E4 E 1B CI	0-0 G3			0-0 L7		3 2 0 0 1 0 4 1 0 0 0 0 0 0										
Danny Heep, L (1, 3) OBP: 0.313, SLG: 0.278	0-0 1-2 2-H 3-H 3B 1B		0-0 4-3	0-0 E6 CI 1B		0-0 4-3		0-0 4-3		5 1 2 4 0 0 0										
Art Howe, R (1, 5) OBP: 0.382, SLG: 0.434 Dickie Thon, R (6, PR) OBP: 0.310, SLG: 0.293 (6, 5)	0-0 1-2 2-3 3B 1B		0-0 F3	4-0 CI IBB		0-0 2B		0-3 K		3 1 2 0 1 0 0 1 0 0 0 0 1 0										
Alan Ashby, S (1, 2) OBP: 0.356, SLG: 0.380	0-3 K		0-0 2B	0-1 CI FC6-4		4-0 IBB			0-3 K	3 0 1 1 1 2 3										
Craig Reynolds, L (1, 6) OBP: 0.279, SLG: 0.390 Bert Pena, R (9, PH) OBP: 1.000, SLG: 1.000 (9, 6)	0-0 1-H 2-H 3-H 3B		0-0 F1	0-0 F4		0-0 F8			0-0 1B 1B	4 0 1 3 0 0 6 1 0 1 0 0 0 0										
Joe Niekro, R (1, 1) OBP: 0.220, SLG: 0.208	0-0 F7		0-0 5-3	0-0 FC6-4		0-0 F9			0-0 F4	5 0 0 0 0 0 7										
Inning Stats	R: 5 E: 0 K: 1 S: 10	H: 5 LOB: 1 BB: 1 P: 14	R: 0 E: 0 K: 1 S: 6	H: 1 LOB: 1 BB: 0 P: 6	R: 0 E: 0 K: 0 S: 4	H: 1 LOB: 1 BB: 0 P: 4	R: 4 E: 3 K: 0 S: 9	H: 4 LOB: 3 BB: 1 P: 13	R: 0 E: 1 K: 0 S: 4	H: 0 LOB: 1 BB: 0 P: 4	R: 0 E: 0 K: 2 S: 7	H: 0 LOB: 0 BB: 0 P: 7	R: 0 E: 0 K: 1 S: 5	H: 0 LOB: 0 BB: 0 P: 5	R: 0 E: 0 K: 1 S: 7	H: 2 LOB: 2 BB: 0 P: 7	1B: 9 2B: 4 3B: 1 HR: 0	SF: 0 SAC: 0 DP: 0 HBP: 0	WP: 0 PB: 0 SB: 0 CS: 0	PA: 47
PITCHER	IP WLS BF H R ER SO BB IBB HBP BLK WP HR S P ERA WHIP																			
Steve Mura, R (1, 1) ERA: 4.41	0.2 L 8 5 5 5 1 1 0 0 0 0 0 0 9 13 67.50 9.000																			
Danny Boone, L (1, 1) ERA: 3.07	2.1 9 2 0 0 1 0 0 0 0 0 0 0 11 11 0.00 0.857																			
John Littlefield, R (4, 1) ERA: 4.11	2.0 14 4 4 3 0 0 1 0 0 0 0 0 13 17 13.50 2.000																			
Mike Armstrong, R (6, 1) ERA: 7.0	3.0 11 1 0 0 3 0 1 0 0 0 0 0 16 20 0.00 0.333																			
John Urrrea, R (9, 1) ERA: 2.6	1.0 5 2 0 0 1 0 0 0 0 0 0 0 7 7 0.00 2.000																			

Houston Astros @ San Diego Padres
 Jack Murphy Stadium, San Diego, CA
 Thu Sep 17 1981, 10:05 PM EDT
 Att. 2,428 - Unknown

livebaseballscorecards.com

AB	43
R	9
H	14
RBI	9
BB	3
SO	6
LOB	26



Batter	1	2	3	4	5	6	7	8	9	AB R H RBI BB SO LOB	TOP		
Brett Butler, L (1, 8) OBP: 0.371, SLG: 0.377 (8, 7)	0-0 4-3		0-3 K			0-0 6-3		0-0 SH5-3 1B		4 1 1 0 0 1 0			
Claudell Washington, L (1, 9) OBP: 0.340, SLG: 0.420	0-0 1-3			0-0 F8		0-0 E S 2B 1B		0-0 SH5-3 1-2		3 1 1 0 0 0 0			
Bob Horner, R (1, 5) OBP: 0.339, SLG: 0.414	0-0 4-3			0-0 F2		0-0 1B 1-H		4-0 1B IBB		3 1 1 1 1 0 0			
Chris Chambliss, L (1, 3) OBP: 0.356, SLG: 0.422		0-0 2B		0-0 1B		4-0 1B IBB		0-0 G4-3 1B 1-2 2-H		3 0 3 1 1 0 0			
Rufino Linares, R (1, 7) OBP: 0.296, SLG: 0.382 Dale Murphy, R (8, 8) OBP: 0.327, SLG: 0.390		0-0 6-3		0-0 L4		0-0 1B 1-3 2-H		0-0 G4-3 1-2f		4 0 1 1 0 0 4 0 0 0 0 0 0 0			
Glenn Hubbard, R (1, 4) OBP: 0.316, SLG: 0.364		0-0 5-3		0-0 F8		0-0 F6		0-0 F9		4 0 0 0 0 0 2			
Rafael Ramirez, R (1, 6) OBP: 0.278, SLG: 0.293		0-0 6-3		0-0 6-3		0-0 4-3 S CS 1B		0-0 F5		4 0 1 0 0 0 1			
Larry Owen, R (1, 2)			0-0 L8		4-0 BB	0-0 4-3		0-0 F8		3 0 0 0 1 0 1			
Larry McWilliams, L (1, 1)			0-3 K		0-3 K	0-0 L7 3-H				3 0 0 0 0 2 2			
Inning Stats	R: 0 H: 0 E: 0 LOB: 0 K: 0 BB: 0 S: 3 P: 3	R: 0 H: 1 E: 0 LOB: 1 K: 0 BB: 0 S: 4 P: 4	R: 0 H: 0 E: 0 LOB: 0 K: 2 BB: 0 S: 7 P: 7	R: 0 H: 1 E: 0 LOB: 1 K: 0 BB: 0 S: 4 P: 4	R: 0 H: 0 E: 0 LOB: 1 K: 1 BB: 1 S: 5 P: 9	R: 2 H: 3 E: 0 LOB: 1 K: 0 BB: 1 S: 5 P: 9	R: 0 H: 1 E: 0 LOB: 0 K: 0 BB: 0 S: 3 P: 3	R: 1 H: 2 E: 0 LOB: 1 K: 0 BB: 1 S: 4 P: 8	R: 0 H: 0 E: 0 LOB: 0 K: 0 BB: 0 S: 3 P: 3	1B: 6 SF: 0 2B: 2 SAC: 1 3B: 0 DP: 1 HR: 0 HBP: 0	WP: 0 PA: 35 PB: 0 SB: 2 CS: 1		
PITCHER	IP WLS BF H R ER SO BB IBB HBP BLK WP HR S P ERA WHIP											PITCHER	IP WLS BF H R ER SO BB IBB HBP BLK WP HR S P ERA WHIP
Rick Wise, R (1, 1) ERA: 3.71	5.1 L 21 4 2 2 3 1 0 0 0 0 0 0 26 30 3.38 0.938												
Eric Show, R (6, 1) ERA: 3.55	1.2 6 2 0 0 0 0 0 1 0 0 0 0 5 9 0.00 1.200												
Gary Lucas, L (8, 1) ERA: 2.18	2.0 8 2 1 1 0 0 0 1 0 0 0 0 7 11 4.50 1.000												

Atlanta Braves @ San Diego Padres
 Jack Murphy Stadium, San Diego, CA
 Fri Sep 18 1981, 10:05 PM EDT
 Att. 4,798 - Unknown

livebaseballscorecards.com

AB	31
R	3
H	8
RBI	3
BB	3
SO	3
LOB	10



Batter	1	2	3	4	5	6	7	8	9	AB R H RBI BB SO LOB	TOP																
Brett Butler, L (1, 8) OBP: 0.376, SLG: 0.367	0-3 K			4-0 BLK 3B BB		0-0 F9	4-0 BB			2 1 0 0 2 1 0	Atlanta Braves @ San Diego Padres Jack Murphy Stadium, San Diego, CA Sat Sep 19 1981, 10:05 PM EDT Att. 2,906 - Unknown livebaseballscorecards.com																
Claudell Washington, L (1, 9) OBP: 0.343, SLG: 0.430 Dale Murphy, R (7, PH) OBP: 0.326, SLG: 0.389	0-0 CS 1B			0-0 1-H SF7 3B		0-0 1-3	0-0 F6			3 1 2 1 0 0 0 1 0 0 0 0 0 3																	
Bob Horner, R (1, 5) OBP: 0.338, SLG: 0.411	0-0 F8			0-0 5-3		0-0 1B 1B		0-3 K		4 0 1 0 0 1 2																	
Chris Chambliss, L (1, 3) OBP: 0.355, SLG: 0.421	0-0 CS 1-2	0-0 F8		0-0 SF7		0-0 FC4-6 1B		0-0 E6 1B 9-2		3 0 1 1 0 0 0																	
Rufino Linares, R (1, 7) OBP: 0.295, SLG: 0.379			0-0 1-3	0-0 B1-3		0-0 FC4-6 1-2f		0-0 1B		4 0 1 0 0 0 2																	
Glenn Hubbard, R (1, 4) OBP: 0.312, SLG: 0.359			0-0 F8		0-0 F8		0-3 K	0-0 9-2 3-Hf		4 0 0 0 0 1 2																	
Rafael Ramirez, R (1, 6) OBP: 0.281, SLG: 0.302			0-3 K		0-0 G3 2B		0-0 1B 2B	0-3 K		4 1 2 0 0 2 0																	
Larry Owen, R (1, 2) Biff Pocoroba, S (7, PH) OBP: 0.266, SLG: 0.223 Albert Hall, S (7, PR) Bruce Benedict, R (7, 2) OBP: 0.341, SLG: 0.365			0-0 4-3		0-0 G3		0-0 4-3 1B	0-3 K		2 0 0 0 0 0 1 1 0 1 1 0 0 0 0 0 0 0 0 0 0 1 0 0 0 0 1 0																	
Tommy Boggs, R (1, 1) OBP: 0.150, SLG: 0.175 Brian Asselstine, L (7, PH) OBP: 0.338, SLG: 0.444 Gene Garber, R (7, 1) Rick Camp, R (8, 1) Larry Whisenton, L (9, PH)			0-0 F8		0-3 K		0-0 4-3 2-3	0-0 4-3		2 0 0 0 0 1 1 1 0 0 0 0 0 1 0 0 0 0 0 0 0 0 0 0 0 0 0 0 1 0 0 0 0 0 0																	
Inning Stats	R: 0 E: 0 K: 1 S: 5	H: 1 LOB: 0 BB: 0 P: 5	R: 0 E: 0 K: 0 S: 3	H: 0 LOB: 0 BB: 0 P: 3	R: 0 E: 0 K: 1 S: 5	H: 0 LOB: 0 BB: 0 P: 5	R: 2 E: 0 K: 0 S: 4	H: 1 LOB: 0 BB: 1 P: 8	R: 0 E: 0 K: 1 S: 6	H: 1 LOB: 1 BB: 0 P: 6		R: 0 E: 0 K: 0 S: 5	H: 2 LOB: 2 BB: 0 P: 5	R: 1 E: 0 K: 1 S: 7	H: 2 LOB: 3 BB: 1 P: 11	R: 0 E: 1 K: 1 S: 6	H: 1 LOB: 1 BB: 0 P: 6	R: 0 E: 0 K: 2 S: 7	H: 0 LOB: 0 BB: 0 P: 7	1B: 5 2B: 3 3B: 1 HR: 0	SF: 1 SAC: 0 DP: 1 HBP: 0	WP: 0 PB: 0 SB: 0 CS: 1	PA: 37				
PITCHER	IP WLS BF H R ER SO BB IBB HBP BLK WP HR S P ERA WHIP																										
Steve Fireovid, R (1, 1) ERA: 3.77	6.2		28	7	3	3	4	2	0	0	1	0	0	34	42	4.05	1.350										
Gary Lucas, L (7, 1) ERA: 2.17	0.1		1	0	0	0	0	0	0	0	0	0	0	1	1	0.00	0.000										
Eric Show, R (8, 1) ERA: 3.07	2.0	W	7	1	0	0	3	0	0	0	0	0	0	13	13	0.00	0.500										

Batter	1	2	3	4	5	6	7	8	9	AB	R	H	RBI	BB	SO	LOB
Ozzie Smith, S OBP: 0.304, SLG: 0.266 (1, 6)	0-0 F7		0-0 4-3			4-0 1B S FC6-4 BB	0-0 F8			3	1	0	0	1	0	2
Juan Bonilla, R OBP: 0.346, SLG: 0.357 (1, 4)	0-0 1-3			0-0 3-1		0-0 1-3 FC6-4 1B		0-0 F6		4	0	1	0	0	0	0
Gene Richards, L OBP: 0.359, SLG: 0.402 (1, 7)	0-0 F7			0-0 4-3		0-0 1-2f 3-H FC6-4 S		0-0 4-3		4	0	0	1	0	0	1
Ruppert Jones, L OBP: 0.320, SLG: 0.380 (1, 8)		0-0 4-3 S 6-3 1B		0-3 K		0-3 1-2 K		0-0 1B 2B		4	2	2	0	0	2	1
Terry Kennedy, L OBP: 0.349, SLG: 0.386 (1, 2)		0-0 4-3			0-0 4-3			0-0 1B S 1B		4	0	1	1	0	0	2
Alan Wiggins, S OBP: 0.200, SLG: 0.111 (8, PR)		1-3						2-H		0	1	0	0	0	0	0
Doug Gwosdz, R (9, 2)										0	0	0	0	0	0	0
Broderick Perkins, L OBP: 0.314, SLG: 0.409 (1, 3)		0-0 6-3			0-0 3B 2B		0-0 4-3	4-0 1B E IBB		3	2	1	1	1	0	0
Luis Salazar, R OBP: 0.326, SLG: 0.397 (1, 9)		0-3 3-H K			0-0 5-3		0-0 E6 1B	0-0 1-H 2-H E8 1B		4	0	2	1	0	1	1
Tim Flannery, L OBP: 0.341, SLG: 0.487 (1, 5)			0-0 F7		0-0 2-H 3B		0-0 1-3	0-0 4-3		4	0	1	1	0	0	3
Steve Fireovid, S OBP: 0.250, SLG: 0.250 (1, 1)			0-0 6-3		0-3 K		4-0 IBB			2	0	0	0	0	1	1
Gary Lucas, L OBP: 0.100, SLG: 0.100 (7, 1)										0	0	0	0	0	0	0
Randy Bass, L OBP: 0.297, SLG: 0.327 (7, PH)										0	0	0	0	1	0	0
Mario Ramirez, R OBP: 0.250, SLG: 0.250 (7, PR)										0	0	0	0	0	0	0
Eric Show, R (8, 1)										0	0	0	0	0	0	0

Inning Stats	R: 0	H: 0	E: 0	K: 0	S: 3	P: 3	R: 1	H: 1	E: 0	K: 1	S: 6	R: 0	H: 0	E: 0	K: 0	S: 3	R: 0	H: 0	E: 0	K: 1	S: 5	R: 1	H: 2	E: 0	K: 1	S: 7	R: 1	H: 1	E: 0	K: 1	S: 6	R: 0	H: 1	E: 1	K: 0	S: 6	R: 3	H: 3	E: 1	K: 0	S: 6			
	0	0	0	0	3	3	1	1	0	1	6	0	0	0	0	3	0	0	0	0	0	5	1	2	0	1	7	0	1	0	1	6	0	0	1	8	3	3	0	6	10	1	3	2

PITCHER	IP	WLS	BF	H	R	ER	SO	BB	IBB	HBP	BLK	WP	HR	S	P	ERA	WHIP
Tommy Boggs, R ERA: 3.99 (1, 1)	6.0		23	4	3	3	4	1	0	0	0	0	0	30	34	4.50	0.833
Gene Garber, R ERA: 3.17 (7, 1)	1.2	L	11	4	3	2	0	0	2	0	0	0	0	9	17	10.80	2.400
Rick Camp, R ERA: 1.95 (8, 1)	0.1		1	0	0	0	0	0	0	0	0	0	0	1	1	0.00	0.000

BOTTOM

Atlanta Braves @ San Diego Padres
Jack Murphy Stadium, San Diego, CA

Sat Sep 19 1981, 10:05 PM EDT
 Att. 2,906 - Unknown

AB	32
R	6
H	8
RBI	5
BB	3
SO	4
LOB	11



WP	PA	ERA	WHIP
0	35		

Batter	1	2	3	4	5	6	7	8	9	10	11	AB R H RBI BB SO LOB	TOP					
Rufino Linares, R (1, 7) Al Hrabosky, R (8, 1) Larry Whisenton, L (11, PH) Eddie Miller, S (11, PR) Rick Camp, R (11, 1)	0-0 2B 1B		0-0 F4			0-0 SH5-4 1B		0-3 K			4-0 E BB	4 1 2 0 0 1 0 0 0 0 0 0 0 0 0 0 0 0 1 0 0 0 1 0 0 0 0 0 0 0 0 0 0 0 0	<p>Atlanta Braves @ San Diego Padres Jack Murphy Stadium, San Diego, CA</p> <p>Sun Sep 20 1981, 6:33 AM EDT Att: 2,466 - Unknown</p>					
Claudell Washington, L (1, 9) Bob Horner, R (1, 5) Jerry Royster, R (9, PR) Chris Chambliss, L (1, 3)	0-0 FC5-3 1-H 2B		0-0 4-3			0-0 SH5-4 1-2		0-3 K			0-0 E9 1-H 1B	4 1 2 2 0 1 0						
Chris Chambliss, L (1, 3) Dale Murphy, R (1, 8) Glenn Hubbard, R (1, 4)	0-0 FC5-3 2-3		0-0 F8			4-0 2B BB		0-0 F7		0-0 L5-4 2B	0-0 8-5-4 S 1B	3 0 2 0 1 0 1 1 0 1 1 0 0 0						
Dale Murphy, R (1, 8) Glenn Hubbard, R (1, 4)	0-0 F8		0-0 F7			0-3 K		0-0 F8		0-0 K	0-0 8-5-4 1-3f	5 0 0 0 0 2 5						
Glenn Hubbard, R (1, 4) Bruce Benedict, R (1, 2) Biff Pocoroba, S (10, PH) Larry Owen, R (10, 2)	0-0 F7		0-0 F8			0-3 K		0-0 F8		4-0 IBB	0-0 S 1B	4 0 1 0 1 1 3						
Bruce Benedict, R (1, 2) Biff Pocoroba, S (10, PH) Larry Owen, R (10, 2)	0-0 F8		0-0 F8			0-0 L5		0-0 L5-4		0-0 L5-4	0-0 F9	5 0 0 0 0 0 4						
Rafael Ramirez, R (1, 6) Brian Asselstine, L (10, PH) Luis Gomez, R (10, 6)	4-0 BB		0-0 F8			0-0 F7		0-0 F8		0-0 G3		2 0 0 0 1 0 0 1 0 0 0 0 0 0 0 0 0 0 0 0 0						
Rafael Ramirez, R (1, 6) Brian Asselstine, L (10, PH) Luis Gomez, R (10, 6)	0-0 5-3		0-0 K			0-0 F8		0-0 F8		0-0 L8		3 0 0 0 0 1 1 1 0 0 0 0 0 0 0 0 0 0 0 0 0						
Phil Niekro, R (1, 1) Brook Jacoby, R (8, PH) Brett Butler, L (8, 7)	0-0 G3		0-0 K			0-0 6-3		0-3 K		0-3 K		2 0 0 0 0 0 0 1 0 0 0 0 1 0 1 0 0 0 0 1 0						
Inning Stats	R: 1 E: 0 K: 4 H: 2 LOB: 0 BB: 0 P: 4	R: 0 E: 0 K: 3 H: 0 LOB: 1 BB: 1 P: 7	R: 0 E: 0 K: 3 H: 0 LOB: 0 BB: 0 P: 3	R: 0 E: 0 K: 2 H: 1 LOB: 1 BB: 0 P: 8	R: 0 E: 0 K: 1 H: 0 LOB: 0 BB: 0 P: 5	R: 0 E: 0 K: 3 H: 1 LOB: 2 BB: 1 P: 8	R: 0 E: 0 K: 0 H: 0 LOB: 0 BB: 0 P: 3	R: 0 E: 0 K: 3 H: 0 LOB: 0 BB: 0 P: 9	R: 0 E: 0 K: 1 H: 1 LOB: 2 BB: 1 P: 9	R: 0 E: 0 K: 1 H: 0 LOB: 0 BB: 0 P: 5	R: 2 E: 1 K: 0 H: 3 LOB: 2 BB: 1 P: 9	1B: 5 2B: 6 3B: 0 HR: 0 SF: 0 SAC: 1 DP: 3 HBP: 0		WP: 0 PB: 0 SB: 3 CS: 0 PA: 42				
PITCHER	IP WLS BF H R ER SO BB IBB HBP BLK WP HR S P ERA WHIP																	
Fred Kuhaulua, L (1, 1) Gary Lucas, L (8, 1) Steve Mura, R (10, 1)	7.0 1.62 2.0 2.12 2.0 4.48 L	26 7 9	4 1 3	1 0 2	1 0 2	3 4 1	2 0 1	0 1 0	0 0 0	0 0 0	0 0 0	0 0 0	0 0 0	0 0 0	30 14 10	38 18 14	1.29 0.00 9.00	0.857 0.500 2.000

AB	37
R	3
H	8
RBI	3
BB	4
SO	8
LOB	14



livebaseballscorecards.com

Batter	1	2	3	4	5	6	7	8	9	10	11	AB R H RBI BB SO LOB
Ozzie Smith, S OBP: 0.305, SLG: 0.270 (1, 6)	FC6 4-3 1B		6-3		FC3-6 1-2f		F2			BB 2B		5 0 2 0 0 0 3
Juan Bonilla, R OBP: 0.344, SLG: 0.352 (1, 4)	4-3 1-2		F8		6-3 1-2			L9		BB IBB		4 0 0 0 1 0 2
Gene Richards, L OBP: 0.362, SLG: 0.404 (1, 7)	FC6 BB			1-3 2B		L7		4-3		BB BB BB BB 1-2 2-3 BB		3 0 1 0 2 0 0
Ruppert Jones, L OBP: 0.316, SLG: 0.374 (1, 8)	FC6 1-2f 2-3		F8		G3		4-3			F8		5 0 0 0 0 0 6
Terry Kennedy, L OBP: 0.344, SLG: 0.380 (1, 2)	F8			1-3 2-3		4-3			G3		6-3	5 0 0 0 0 0 3
Broderick Perkins, L OBP: 0.314, SLG: 0.412 (7, PR)		1-3		F8			1B FC4-2 2B		L7			3 0 1 0 0 0 1
Alan Wiggins, L OBP: 0.200, SLG: 0.111 (8, 1)												0 0 0 0 0 0 0
Gary Lucas, L OBP: 0.100, SLG: 0.100 (9, PH)												0 0 0 0 0 0 0
Barry Evans, R OBP: 0.256, SLG: 0.342 (10, 1)												1 0 0 0 0 0 0
Steve Mura, R OBP: 0.159, SLG: 0.143 (11, PH)												0 0 0 0 0 0 0
Jose Moreno, S OBP: 0.229, SLG: 0.235 (11, PH)												1 0 1 0 0 0 0
Luis Salazar, R OBP: 0.324, SLG: 0.394 (1, 9)		F8			E5 G3 1B S		FC4-2 1B 1B		6-3		F9	5 1 1 0 0 0 1
Tim Flannery, L OBP: 0.326, SLG: 0.455 (1, 5)		F8			G3		FC4-2 1B			B4-3		5 0 1 0 0 0 4
Fred Kuhaulua, L OBP: 0.200, SLG: 0.200 (7, PH)							1-2 3-H				1B	
Randy Bass, L OBP: 0.297, SLG: 0.327 (8, 3)			5-3		FC3-6 1B		1-3 2-H			4-3	6-3	2 0 1 1 0 0 0 3 0 1 0 0 0 2

Inning Stats	R: 0	H: 1	R: 0	H: 0	R: 0	H: 0	R: 0	H: 1	R: 1	H: 1	R: 0	H: 0	R: 0	H: 3	R: 0	H: 0	R: 0	H: 0	R: 0	H: 1	R: 0	H: 2	1B: 6	SF: 0	WP: 0	PA: 45	
	E: 0	LOB: 2	E: 0	LOB: 0	E: 0	LOB: 0	E: 0	LOB: 1	E: 1	LOB: 1	E: 0	LOB: 0	E: 0	LOB: 2	E: 0	LOB: 0	E: 0	LOB: 0	E: 0	LOB: 3	E: 0	LOB: 2	2B: 3	SAC: 0	PB: 0		
	K: 0	BB: 1	K: 0	BB: 0	K: 0	BB: 0	K: 0	BB: 0	K: 0	BB: 0	K: 0	BB: 0	K: 0	BB: 0	K: 0	BB: 0	K: 0	BB: 0	K: 0	BB: 2	K: 0	BB: 0	3B: 0	DP: 0	SB: 2		
	S: 4	P: 8	S: 3	P: 3	S: 3	P: 3	S: 4	P: 4	S: 5	P: 5	S: 3	P: 3	S: 5	P: 5	S: 3	P: 3	S: 3	P: 3	S: 3	P: 3	S: 4	P: 12	S: 5	P: 5	HR: 0	HBP: 0	
PITCHER	IP	WLS	BF	H	R	ER	SO	BB	IBB	HBP	BLK	WP	HR	S	P	ERA	WHIP										
Phil Niekro, R ERA: 2.82 (1, 1)	7.0		28	6	1	0	0	1	0	0	0	0	0	27	31	0.00	1.000										
Al Hrabosky, L ERA: 1.07 (8, 1)	3.0	W	12	1	0	0	0	1	1	0	0	0	0	10	18	0.00	0.667										
Rick Camp, R ERA: 1.92 (11, 1)	1.0	S	5	2	0	0	0	0	0	0	0	0	0	5	5	0.00	2.000										

BOTTOM


Atlanta Braves @ San Diego Padres
Jack Murphy Stadium, San Diego, CA
Sun Sep 20 1981, 6:33 AM EDT
Att: 2,466 - Unknown

AB	42
R	1
H	9
RBI	1
BB	3
SO	0
LOB	22



WP: 0	PA: 45
PB: 0	
SB: 2	
CS: 0	

livebaseballscores.com

Batter	1	2	3	4	5	6	7	8	9	AB R H RBI BB SO LOB	TOP																					
Dave Collins, S (1, 8) OBP: 0.357, SLG: 0.394	0-0 F7		0-0 5-3			0-0 P4		0-3 K		4 0 0 0 0 1 0	Cincinnati Reds @ San Diego Padres Jack Murphy Stadium, San Diego, CA Mon Sep 21 1981, 10:05 PM EDT Att. 5,501 - Unknown livebaseballscorecards.com AB 28 R 0 H 3 RBI 0 BB 4 SO 3 LOB 9 																					
Ken Griffey, L (1, 9) OBP: 0.372, SLG: 0.419	0-0 F7		0-0 4-3			0-0 F7			4-0 BB	3 0 0 0 1 0 0																						
Dave Concepcion, R (1, 6) OBP: 0.367, SLG: 0.429	0-0 6-3				4-0 CS BB	0-0 6-3			0-0 G6-4-3 1-2f	3 0 0 0 1 0 1																						
George Foster, R (1, 7) OBP: 0.369, SLG: 0.516		0-0 L9			0-0 F7 1-2			4-0 BB	4-0 BB	2 0 0 0 2 0 1																						
Johnny Bench, R (1, 3) OBP: 0.417, SLG: 0.560		0-0 F8			0-0 FC5-4 1B		0-0 F7		0-0 P4	4 0 1 0 0 0 2																						
Ray Knight, R (1, 5) OBP: 0.327, SLG: 0.356		0-0 1B 1B			0-0 FC5-4 1-2f		0-0 P1			3 0 1 0 0 0 2																						
Junior Kennedy, R (1, 4) OBP: 0.214, SLG: 0.205		0-0 FC6-4 1B			0-0 L8		0-0 5-3			3 0 1 0 0 0 1																						
Mike O'Berry, R (1, 2) OBP: 0.257, SLG: 0.240 Paul Householder, S (8, PH) OBP: 0.304, SLG: 0.357 Joe Nolan, L (8, 2) OBP: 0.369, SLG: 0.401		0-0 FC6-4			0-0 F8			0-0 5-3		2 0 0 0 0 0 2 1 0 0 0 0 0 0 0 0 0 0 0 0 0																						
Charlie Leibrandt, R (1, 1) Scott Brown, R (6, 1) Mike Vail, R (8, PH) OBP: 0.172, SLG: 0.172 Geoff Combe, R (8, 1)			0-3 K		0-3 K			0-0 P8		2 0 0 0 0 2 0 0 0 0 0 0 0 0 1 0 0 0 0 0 0 0 0 0 0 0 0 0																						
Inning Stats	R: 0 E: 0 K: 0 S: 3	H: 0 LOB: 0 BB: 0 P: 3	R: 0 E: 0 K: 0 S: 5	H: 2 LOB: 2 BB: 0 P: 5	R: 0 E: 0 K: 1 S: 5	H: 0 LOB: 0 BB: 0 P: 5	R: 0 E: 0 K: 0 S: 3	H: 1 LOB: 1 BB: 1 P: 7	R: 0 E: 0 K: 0 S: 3	H: 0 LOB: 0 BB: 0 P: 3		R: 0 E: 0 K: 0 S: 3	H: 0 LOB: 1 BB: 1 P: 7	R: 0 E: 0 K: 1 S: 5	H: 0 LOB: 0 BB: 0 P: 5	R: 0 E: 0 K: 0 S: 2	H: 0 LOB: 0 BB: 2 P: 10	1B: 3 2B: 0 3B: 0 HR: 0	SF: 0 SAC: 0 DP: 1 HBP: 0	WP: 0 PB: 0 SB: 0 CS: 1	PA: 32											
PITCHER Chris Welsh, L (1, 1) ERA: 3.44	IP 9.0	WLS W	BF 32	H 3	R 0	ER 0	SO 3	BB 4	IBB 0	HBP 0	BLK 0	WP 0	HR 0	S 34	P 50	ERA 0.00	WHIP 0.778															
											PITCHER	IP	WLS	BF	H	R	ER	SO	BB	IBB	HBP	BLK	WP	HR	S	P	ERA	WHIP				

Batter	1	2	3	4	5	6	7	8	9
Ozzie Smith, S OBP: 0.302, SLG: 0.268 (1, 6)	0-0 1-3 ①		0-0 SH3 ①		0-0 5-3 ①	0-0 SF8 ②		0-0 F8 ②	
Juan Bonilla, R OBP: 0.345, SLG: 0.351 (1, 4)	0-0 6-3 ②		0-0 5-3 ②		4-0 BB BB BB	0-0 1B 1B 1B		0-0 F5 ③	
Gene Richards, L OBP: 0.363, SLG: 0.405 (1, 7)	0-0 CS 1B		0-0 F8 ③		0-0 G4-6-3 ③	0-0 1B 1B			
Luis Salazar, R OBP: 0.329, SLG: 0.398 (1, 5)	0-0 4-3 ③			0-0 1B S FC5-2 1B		0-0 SH1-3 1B			
Ruppert Jones, L OBP: 0.319, SLG: 0.375 (1, 8)		0-0 F7 ①		4-0 FC5-2 1B BB		0-0 SH1-3 ①	0-0 G5-4-3 1B		
Dave Edwards, R OBP: 0.277, SLG: 0.308 (1, 9)		0-0 P4 ②		0-0 F9 ①		4-0 BB BB	0-3 K ①		
Barry Evans, R OBP: 0.374, SLG: 0.375 (1, 3)		0-0		0-0 FC5-2 1B		0-0 BB SF8 1B		0-0 G5-4-3 ② ③	
Broderick Perkins, L OBP: 0.314, SLG: 0.412 (8, 3)		0-0 2B		1-2 2-3 FC5-2 1B		1-3 2-H		1-2f	
Doug Gwosdz, R OBP: 0.235, SLG: 0.154 (1, 2)		0-0 5-3 ③		0-0 FC5-2 ②		4-0 SF8 BB 1B IBB		0-0 2B	
Chris Welsh, L OBP: 0.190, SLG: 0.175 (1, 1)			0-0 5-3 SH3 1B		0-0 FC6-4 ③	4-0 BB BB 1B BB		0-0 6-3 ①	

Inning Stats	R: 0	H: 1	E: 0	K: 0	S: 4	LOB: 1	BB: 0	P: 4
	R: 0	H: 1	E: 0	K: 0	S: 4	LOB: 1	BB: 0	P: 4
	R: 0	H: 1	E: 0	K: 0	S: 4	LOB: 1	BB: 0	P: 4
	R: 0	H: 2	E: 0	K: 0	S: 5	LOB: 3	BB: 1	P: 9
	R: 0	H: 0	E: 0	K: 0	S: 2	LOB: 0	BB: 1	P: 6
	R: 6	H: 5	E: 0	K: 0	S: 7	LOB: 2	BB: 3	P: 19
	R: 0	H: 1	E: 0	K: 1	S: 5	LOB: 0	BB: 0	P: 5
	R: 0	H: 1	E: 0	K: 0	S: 4	LOB: 1	BB: 0	P: 4

PITCHER	IP	WLS	BF	H	R	ER	SO	BB	IBB	HBP	BLK	WP	HR	S	P	ERA	WHIP
Charlie Leibrandt, L ERA: 3.65 (1, 1)	5.2	L	30	9	6	6	0	4	1	0	0	0	0	25	45	9.53	2.294
Scott Brown, R ERA: 3.27 (6, 1)	1.1		4	2	0	0	1	0	0	0	0	0	0	6	6	0.00	1.500
Geoff Combe, R ERA: 7.41 (8, 1)	1.0		4	1	0	0	0	0	0	0	0	0	0	4	4	0.00	1.000

AB R H RBI BB SO LOB

3	0	0	1	0	0	1
4	1	1	1	1	0	2
4	0	2	1	0	0	2
4	1	3	1	0	0	1
2	0	1	0	1	0	0
3	1	0	0	1	1	3
4	1	3	1	0	0	1
0	0	0	0	0	0	0
3	1	1	0	1	0	4
3	1	1	1	1	0	4

1B: 10	SF: 1	WP: 0	PA: 38
2B: 2	SAC: 2	PB: 0	
3B: 0	DP: 2	SB: 1	
HR: 0	HBP: 0	CS: 1	

AB	R	H	RBI	BB	SO	LOB
30	6	12	6	5	1	18

Cincinnati Reds @ San Diego Padres
Jack Murphy Stadium, San Diego, CA
 Mon Sep 21 1981, 10:05 PM EDT
 Att. 5,501 - Unknown

livebaseballscorecards.com



Batter	1	2	3	4	5	6	7	8	9	AB	R	H	RBI	BB	SO	LOB	TOP
Dave Collins, S (1, 9) <small>OBP: 0.361, SLG: 0.393</small> Sam Mejias, R (7, 9) <small>OBP: 0.308, SLG: 0.333</small>	4-0 BB		4-0 WP BB		0-0 P6		4-0 1B BB	0-0 4-3		1	0	0	0	3	0	0	
Ken Griffey, L (1, 8) <small>OBP: 0.373, SLG: 0.417</small>	0-0 F7		0-0 F8		4-0 BB 1B BB		0-0 1B E 1B		0-0 F7	4	2	1	0	1	0	3	
Dave Concepcion, R (1, 6) <small>OBP: 0.368, SLG: 0.427</small>	0-3 K		0-3 K		4-0 1B E BB		0-0 1B		0-3 K	4	1	1	0	1	3	3	
George Foster, R (1, 7) <small>OBP: 0.372, SLG: 0.518</small> Eddie Milner, L (9, PR) <small>(9, 7)</small>	0-0 L9				0-0 1B 1B		0-0 F9		0-0 1B	5	0	3	1	0	0	2	
Dan Driessen, L (1, 3) <small>OBP: 0.350, SLG: 0.388</small> Johnny Bench, R (4, PH) <small>OBP: 0.425, SLG: 0.559</small> <small>(4, 3)</small>		0-3 K			0-0 1B 1B		4-0 IBB		0-0 F9	1	0	0	0	0	1	0	
Ray Knight, R (1, 5) <small>OBP: 0.324, SLG: 0.352</small>		0-3 K			0-3 K		0-0 1-3		0-0 F9	2	0	1	0	2	0	1	
Ron Oester, S (1, 4) <small>OBP: 0.321, SLG: 0.374</small>		0-0 G3			0-0 F8		0-0 F8		0-0 SH1-4 1B	4	0	1	0	0	0	2	
Mike O'Berry, R (1, 2) <small>OBP: 0.259, SLG: 0.242</small>					0-0 F7		0-3 K		0-0 SH1-4	3	0	1	0	0	1	0	
Tom Seaver, R (1, 1) <small>OBP: 0.300, SLG: 0.275</small> Joe Price, R (8, 1) <small>(9, 1)</small> Tom Hume, R (9, 1) Paul Householder, S (9, 7) <small>OBP: 0.304, SLG: 0.357</small>					4-0 WP BB BB		0-0 F7		0-3 K	3	0	0	0	0	1	2	1
Inning Stats	R: 0 E: 0 K: 1 S: 5 H: 0 LOB: 1 BB: 1 P: 9	R: 0 E: 0 K: 2 S: 7 H: 0 LOB: 0 BB: 0 P: 7	R: 0 E: 0 K: 1 S: 5 H: 0 LOB: 2 BB: 2 P: 13	R: 0 E: 0 K: 1 S: 7 H: 3 LOB: 2 BB: 0 P: 7	R: 2 E: 1 K: 0 S: 4 H: 1 LOB: 2 BB: 3 P: 16	R: 0 E: 0 K: 2 S: 7 H: 0 LOB: 0 BB: 0 P: 7	R: 1 E: 1 K: 0 S: 4 H: 2 LOB: 2 BB: 2 P: 12	R: 0 E: 0 K: 1 S: 6 H: 1 LOB: 1 BB: 0 P: 6	R: 0 E: 0 K: 1 S: 6 H: 1 LOB: 1 BB: 0 P: 6	1B: 8 2B: 0 3B: 0 HR: 0 SF: 0 SAC: 1 DP: 0 HBP: 0	WP: 1 PB: 0 SB: 0 CS: 0 PA: 41						
PITCHER Juan Eichelberger, R (1, 1) <small>ERA: 3.58</small> Eric Show, R (7, 1) <small>ERA: 2.7</small> Mike Armstrong, R (9, 1) <small>ERA: 6.3</small>	IP: 6.0 WLS: L BF: 27 H: 4 R: 2 ER: 1 SO: 7 BB: 5 IBB: 1 HBP: 0 BLK: 0 WP: 1 HR: 0 S: 35 P: 59 ERA: 1.50 WHIP: 1.500	PITCHER IP: 2.0 WLS: L BF: 10 H: 3 R: 1 ER: 0 SO: 1 BB: 1 IBB: 1 HBP: 0 BLK: 0 WP: 0 HR: 0 S: 10 P: 18 ERA: 0.00 WHIP: 2.000	IP: 1.0 WLS: L BF: 4 H: 1 R: 0 ER: 0 SO: 1 BB: 0 IBB: 0 HBP: 0 BLK: 0 WP: 0 HR: 0 S: 6 P: 6 ERA: 0.00 WHIP: 1.000														

Cincinnati Reds @ San Diego Padres
 Jack Murphy Stadium, San Diego, CA
 Tue Sep 22 1981, 10:05 PM EDT
 Att. 4,764 - Unknown

livebaseballscorecards.com

AB	32
R	3
H	8
RBI	1
BB	8
SO	9
LOB	19



BOTTOM

Cincinnati Reds @ San Diego Padres
Jack Murphy Stadium, San Diego, CA
Tue Sep 22 1981, 10:05 PM EDT
Att. 4,764 - Unknown

livebaseballscorecards.com

AB 31
R 2
H 8
RBI 2
BB 3
SO 1
LOB 12



WP: 0 PA: 37
PB: 0
SB: 0
CS: 2

AB R H RBI BB SO LOB

4 1 0 0 0 0 2

4 0 2 0 0 0 1

3 0 3 1 1 0 0

3 0 0 1 0 0 3

4 0 1 0 0 0 2

3 0 0 0 1 0 0

3 0 1 0 0 0 0

3 0 0 0 1 1 1

1B: 4 SF: 1
2B: 3 SAC: 1
3B: 1 DP: 1
HR: 0 HBP: 0

1 0 0 0 0 0 0
1 1 0 0 0 0 0
0 0 0 0 0 0 0
1 0 1 0 0 0 0
0 0 0 0 0 0 0
1 0 0 0 0 0 3

Batter	1	2	3	4	5	6	7	8	9
Ozzie Smith, S OBP: 0.299, SLG: 0.266 (1, 6)	0-0 4-3 ①		0-0 1-3 ②			0-0 F8 ①		0-0 FC6-4 4-3 3B 1-2f ①	
Juan Bonilla, R OBP: 0.347, SLG: 0.356 (1, 4)	0-0 L8 ②		0-0 CS 1B ②			0-0 SF7 1-3 2B ②		0-0 4-3 1-2 ②	
Gene Richards, L OBP: 0.369, SLG: 0.416 (1, 7)	0-0 1B ③		0-0 CS 1-2 ③	0-0 CS 1B ③		4-0 BB ③		0-0 3B 2-H ③	
Ruppert Jones, L OBP: 0.315, SLG: 0.372 (1, 8)	0-0 4-3 ③			0-0 4-3 1-2 ① ②		0-0 SF7 2-3 3-H ②		0-0 4-3 ③	
Terry Kennedy, L OBP: 0.343, SLG: 0.382 Mario Ramirez, R OBP: 0.250, SLG: 0.250 (1, 2) (9, PR)		0-0 F8 ①		0-0 F7 ③		0-0 L7 ③			0-0 SH3 2B ①
Broderick Perkins, L OBP: 0.313, SLG: 0.407 (1, 3)		0-0 4-3 ②			0-0 F7 ①		0-0 4-3 ①		4-0 SH3 BB ①
Luis Salazar, R OBP: 0.329, SLG: 0.400 (1, 9)		0-0 2B ②			0-0 B1-3 ②		0-0 P5 ②		0-0 SH3 1-2 2-3 ①
Tim Flannery, L OBP: 0.320, SLG: 0.426 (1, 5)		0-3 K ③			0-0 F6 ③		0-0 F8 ③		4-0 G6-4-3 IBB ③
Juan Eichelberger, R OBP: 0.100, SLG: 0.100 Jose Moreno, S OBP: 0.222, SLG: 0.229 Eric Show, R OBP: 0.273, SLG: 0.200 Alan Wiggins, S OBP: 0.273, SLG: 0.200 Mike Armstrong, R OBP: 0.296, SLG: 0.325 (1, 1) (6, PH) (7, 1) (8, PH) (9, 1) (9, PH)			0-0 5-3 ①			0-0 E1 2B SF7 ①		0-0 FC6-4 1B ①	0-0 G6-4-3 1-2f ② ③

Inning Stats	R: 0 E: 0 K: 0 S: 4	H: 1 LOB: 1 BB: 0 P: 4	R: 0 E: 0 K: 1 S: 6	H: 1 LOB: 1 BB: 0 P: 6	R: 0 E: 0 K: 0 S: 3	H: 1 LOB: 0 BB: 0 P: 3	R: 0 E: 0 K: 0 S: 3	H: 1 LOB: 0 BB: 0 P: 3	R: 0 E: 0 K: 0 S: 3	H: 0 LOB: 0 BB: 0 P: 3	R: 1 E: 1 K: 0 S: 5	H: 1 LOB: 2 BB: 1 P: 9	R: 0 E: 0 K: 0 S: 3	H: 0 LOB: 0 BB: 0 P: 3	R: 1 E: 0 K: 0 S: 5	H: 2 LOB: 1 BB: 0 P: 5	R: 0 E: 0 K: 0 S: 3	H: 1 LOB: 2 BB: 2 P: 11
1B: 4 2B: 3 3B: 1 HR: 0	SF: 1 SAC: 1 DP: 1 HBP: 0	WP: 0 PA: 37 PB: 0 SB: 0 CS: 2																

PITCHER	IP	WLS	BF	H	R	ER	SO	BB	IBB	HBP	BLK	WP	HR	S	P	ERA	WHIP
Tom Seaver, R ERA: 2.51 (1, 1)	7.2	W	30	7	2	1	1	1	1	0	0	0	0	31	35	1.17	1.043
Joe Price, L ERA: 2.74 (8, 1)	0.1		3	1	0	0	0	1	0	0	0	0	0	2	6	0.00	6.000
Tom Hume, R ERA: 3.03 (9, 1)	1.0	S	3	0	0	0	0	0	1	0	0	0	0	2	6	0.00	0.000

Batter	1	2	3	4	5	6	7	8	9	AB R H RBI BB SO LOB	TOP									
Dave Collins, S (1, 9) <small>OBP: 0.362, SLG: 0.395</small> Paul Householder, S (1, 9) <small>OBP: 0.320, SLG: 0.356</small>	0-0 1B 2B 1B	0-0 1-3		0-0 WP 2-H 1B		4-0 BB		0-0 1-3		1 1 1 0 0 0 0 3 0 1 1 1 0 1										
Ken Griffey, L (1, 8) <small>OBP: 0.373, SLG: 0.416</small>	0-0 1-2 2B 1B	0-0 6-3		4-0 1-2 IBB		0-0 F7		0-0 L7		4 1 1 0 1 0 1										
Dave Concepcion, R (1, 6) <small>OBP: 0.363, SLG: 0.422</small>	0-0 F9	0-0 5-3		0-0 F8		0-0 F8		0-3 K		5 0 0 0 0 1 5										
George Foster, R (1, 7) <small>OBP: 0.372, SLG: 0.519</small>	0-0 1-H 2-H 1B 2B		0-0 6-3		0-0 F9 4-3 1B		0-0 L4		0-0 F8	5 2 2 2 0 0 0										
Johnny Bench, R (1, 3) <small>OBP: 0.421, SLG: 0.551</small>	0-0 L9		0-0 F9		0-0 4-3 1-2 1B		0-0 F8			4 0 1 0 0 0 1										
Joe Nolan, L (1, 2) <small>OBP: 0.367, SLG: 0.395</small>	4-0 1B IBB		0-0 F7		0-0 F9 2-3		0-0 3-1			3 0 0 0 1 0 2										
Junior Kennedy, R (1, 5) <small>OBP: 0.239, SLG: 0.256</small>	0-0 1-3 2-H 1B			0-0 1B 2B		0-0 4-3 1-2 3-H		0-0 L1		4 1 2 2 0 0 1										
Ron Oester, S (1, 4) <small>OBP: 0.323, SLG: 0.373</small>	4-0 IBB			0-0 F7		0-0 P6		0-0 SH1-4 1B		3 0 1 0 1 0 2										
Frank Pastore, R (1, 1) <small>OBP: 0.119, SLG: 0.122</small> Joe Price, R (8, 1)	0-3 K			0-0 1-3		0-0 4-3		0-0 SH1-4 1-2		3 0 0 0 0 1 4 0 0 0 0 0 0 0										
Inning Stats	R: 3 E: 0 K: 1 S: 9	H: 4 LOB: 3 BB: 2 P: 17	R: 0 E: 0 K: 0 S: 3	H: 0 LOB: 0 BB: 0 P: 3	R: 0 E: 0 K: 0 S: 3	H: 0 LOB: 0 BB: 0 P: 3	R: 1 E: 0 K: 0 S: 5	H: 2 LOB: 2 BB: 1 P: 9	R: 1 E: 0 K: 0 S: 5	H: 2 LOB: 1 BB: 0 P: 5	R: 0 E: 0 K: 0 S: 3	H: 0 LOB: 1 BB: 1 P: 7	R: 0 E: 0 K: 0 S: 4	H: 1 LOB: 1 BB: 0 P: 4	R: 0 E: 0 K: 1 S: 5	H: 0 LOB: 0 BB: 0 P: 5	1B: 7 2B: 2 3B: 0 HR: 0	SF: 0 SAC: 1 DP: 0 HBP: 0	WP: 1 PB: 0 SB: 0 CS: 0	PA: 40
PITCHER	IP WLS BF H R ER SO BB IBB HBP BLK WP HR S P ERA WHIP																			
Rick Wise, R (1, 1) <small>ERA: 4.04</small> John Littlefield, R (5, 1) <small>ERA: 3.97</small> Tim Lollar, L (7, 1) <small>ERA: 6.37</small> John Urrea, R (9, 1) <small>ERA: 2.54</small>	4.0 L 23 8 5 5 1 0 3 0 0 1 0 22 34 11.25 2.000	2.0 7 0 0 0 0 1 0 0 0 0 0 6 10 0.00 0.500	2.0 7 1 0 0 0 0 0 0 0 0 0 7 7 0.00 0.500	1.0 3 0 0 0 1 0 0 0 0 0 0 5 5 0.00 0.000																

Cincinnati Reds @ San Diego Padres
 Jack Murphy Stadium, San Diego, CA
 Wed Sep 23 1981, 10:05 PM EDT
 Att. 4,831 - Unknown

livebaseballscorecards.com

AB	35
R	5
H	9
RBI	5
BB	4
SO	2
LOB	17



Batter	1	2	3	4	5	6	7	8	9	AB	R	H	RBI	BB	SO	LOB
--------	---	---	---	---	---	---	---	---	---	----	---	---	-----	----	----	-----

Ozzie Smith, S OBP: 0.299, SLG: 0.264 (1, 6)	0-0 4-3 ①		0-0 F8 ③			0-0 1-3 ②		4-0 1B BB		3	0	0	0	1	0	0
Juan Bonilla, R OBP: 0.346, SLG: 0.355 (1, 4)	0-0 L9 ②			0-3 K ①		0-0 F9 ③		0-0 1-3 G4-6 1B		4	0	1	0	0	1	0
Gene Richards, L OBP: 0.370, SLG: 0.419 (1, 7)	0-0 S 1B			0-0 5-3 ②			0-0 1B 2B	0-0 G4-6 ② ③		4	1	2	0	0	0	2
Ruppert Jones, L OBP: 0.315, SLG: 0.373 (1, 8)	0-3 K 1-2 ③			0-0 2B			0-0 F2 ①		0-0 3-1 ①	4	0	1	0	0	1	2
Terry Kennedy, L OBP: 0.339, SLG: 0.377 (1, 2)		0-3 K ①		0-0 5-3 ③			0-0 F7 ②		0-0 4-3 ②	4	0	0	0	0	1	2
Randy Bass, L OBP: 0.300, SLG: 0.325 (1, 3)		0-3 K ②			4-0 BB BB BB G4-6-3 BB		0-0 1B 2-H 1B		0-0 F2 ③	3	0	1	1	1	1	0
Luis Salazar, R OBP: 0.329, SLG: 0.399 (1, 9)		0-0 F7 ③			0-0 F9 ①		0-0 1-2 1B			3	0	1	0	0	0	1
Tim Flannery, L OBP: 0.302, SLG: 0.400 (1, 5)			0-0 F8 ①		0-0 G4-6-3 ② ③		0-0 G3 ③			3	0	0	0	0	0	3
Rick Wise, R OBP: 0.142, SLG: 0.083 (1, 1)			0-3 K ②			0-3 K ①		0-0 F7 ①		1	0	0	0	0	1	0
John Littlefield, R (5, 1)										0	0	0	0	0	0	0
Jose Moreno, S OBP: 0.216, SLG: 0.222 (6, PH)										1	0	0	0	0	1	0
Tim Lollar, L OBP: 0.222, SLG: 0.353 (7, 1)										0	0	0	0	0	0	0
Alan Wiggins, S OBP: 0.120, SLG: 0.182 (8, PH)										1	0	0	0	0	0	0
John Urrea, R OBP: 0.250, SLG: 0.250 (9, 1)										0	0	0	0	0	0	0

Inning Stats	R: 0	H: 1	E: 0	K: 1	S: 6	LOB: 1	BB: 0	P: 6	R: 0	H: 0	E: 0	K: 2	S: 7	LOB: 0	BB: 0	P: 7	R: 0	H: 0	E: 0	K: 1	S: 5	LOB: 0	BB: 0	P: 5	R: 0	H: 1	E: 0	K: 1	S: 6	LOB: 1	BB: 0	P: 6	R: 0	H: 0	E: 0	K: 0	S: 2	LOB: 0	BB: 1	P: 6	R: 1	H: 3	E: 0	K: 0	S: 6	LOB: 2	BB: 0	P: 6	R: 0	H: 1	E: 0	K: 0	S: 3	LOB: 1	BB: 1	P: 7	R: 0	H: 0	E: 0	K: 0	S: 3	LOB: 0	BB: 0	P: 3	1B: 4	2B: 2	3B: 0	HR: 0	SF: 0	SAC: 0	DP: 2	HBP: 0	WP: 0	PB: 0	SB: 1	CS: 0	PA: 33
--------------	------	------	------	------	------	--------	-------	------	------	------	------	------	------	--------	-------	------	------	------	------	------	------	--------	-------	------	------	------	------	------	------	--------	-------	------	------	------	------	------	------	--------	-------	------	------	------	------	------	------	--------	-------	------	------	------	------	------	------	--------	-------	------	------	------	------	------	------	--------	-------	------	-------	-------	-------	-------	-------	--------	-------	--------	-------	-------	-------	-------	--------

PITCHER	IP	WLS	BF	H	R	ER	SO	BB	IBB	HBP	BLK	WP	HR	S	P	ERA	WHIP
Frank Pastore, R ERA: 3.65 (1, 1)	7.1	W	29	6	1	1	6	2	0	0	0	0	0	39	47	1.23	1.091
Joe Price, L ERA: 2.65 (8, 1)	1.2	S	4	0	0	0	0	0	0	0	0	0	0	4	4	0.00	0.000

BOTTOM

Cincinnati Reds @ San Diego Padres
Jack Murphy Stadium, San Diego, CA
 Wed Sep 23 1981, 10:05 PM EDT
 Att. 4,831 - Unknown

AB	31
R	1
H	6
RBI	1
BB	2
SO	6
LOB	10



1B	4	SF	0	WP	0	PA	33
2B	2	SAC	0	PB	0		
3B	0	DP	2	SB	1		
HR	0	HBP	0	CS	0		

PITCHER	IP	WLS	BF	H	R	ER	SO	BB	IBB	HBP	BLK	WP	HR	S	P	ERA	WHIP
---------	----	-----	----	---	---	----	----	----	-----	-----	-----	----	----	---	---	-----	------

Batter	1	2	3	4	5	6	7	8	9	AB R H RBI BB SO LOB	TOP																												
Joe Morgan, L (1, 4) OBP: 0.366, SLG: 0.378	0-0 F9		0-0 F6			0-0 F7		0-0 F8		4 0 0 0 0 0 0	San Francisco Giants @ San Diego Padres Jack Murphy Stadium, San Diego, CA Fri Sep 25 1981, 10:05 PM EDT Att. 5,463 - Unknown livebaseballscorecards.com																												
Enos Cabell, R (1, 5) OBP: 0.267, SLG: 0.325 Joe Pettini, R (8, 5) OBP: 0.158, SLG: 0.118	0-0 6-3			0-0 1B G4-6-3 2B		0-0 F4		0-0 1-3		4 1 1 0 0 0 0 0 0 0 0 0 0 0																													
Jack Clark, R (1, 9) OBP: 0.339, SLG: 0.461	0-0 6-3			0-0 1B G4-6-3 2-3		0-0 1B		0-0 F9		4 0 2 0 0 0 0																													
Milt May, L (1, 2) OBP: 0.374, SLG: 0.377		0-0 1B G6-3 1B		0-0 1B G4-6-3 1-2f 3-H		0-0 3-4-3		0-0 1B FC6-4 1B		4 1 2 0 0 0 2																													
Jeffrey Leonard, R (1, 7) OBP: 0.328, SLG: 0.419		0-0 1B G6-3 1-2		0-0 2B		0-0 F7		0-0 F8		4 0 2 0 0 0 1																													
Dave Bergman, L (1, 3) OBP: 0.331, SLG: 0.409		0-0 1B G6-3 1-2f 2-3		0-0 2B		0-0 HR		0-0 1B FC6-4 1-3		4 1 2 1 0 0 3																													
Max Venable, L (1, 8) OBP: 0.250, SLG: 0.167 Larry Herndon, R (9, PH) OBP: 0.319, SLG: 0.417		0-0 1B 4-3		0-0 1B G3 1-2f 3-H		0-0 1B S		0-0 1B FC6-4 1-2f 3-H		3 0 1 0 0 0 1 1 0 0 1 0 0 1																													
Johnnie LeMaster, R (1, 6) OBP: 0.310, SLG: 0.297			0-0 1B F9		0-0 1B F6		0-3 1B K		0-0 1B 5-3			4 0 1 0 0 1 2																											
Al Holland, R (1, 1) OBP: 0.167, SLG: 0.091 Greg Minton, S (9, 1)			0-3 1B K		0-0 1B F6 1-2		0-0 1B 6-3					3 0 0 0 0 1 2 0 0 0 0 0 0 0																											
Inning Stats	R: 0 E: 0 K: 0 S: 3	H: 0 LOB: 0 BB: 0 P: 3	R: 0 E: 0 K: 0 S: 4	H: 2 LOB: 1 BB: 0 P: 4	R: 0 E: 0 K: 1 S: 5	H: 0 LOB: 0 BB: 0 P: 5	R: 1 E: 0 K: 0 S: 5	H: 3 LOB: 1 BB: 0 P: 5	R: 0 E: 0 K: 0 S: 3	H: 1 LOB: 0 BB: 0 P: 3	R: 0 E: 0 K: 0 S: 4	H: 1 LOB: 1 BB: 0 P: 4	R: 1 E: 0 K: 1 S: 7	H: 2 LOB: 1 BB: 0 P: 7	R: 0 E: 0 K: 0 S: 3	H: 0 LOB: 0 BB: 0 P: 3	R: 1 E: 0 K: 0 S: 5	H: 2 LOB: 1 BB: 0 P: 5	1B: 8 2B: 2 3B: 0 HR: 1	SF: 0 SAC: 0 DP: 2 HBP: 0	WP: 0 PB: 0 SB: 1 CS: 0	PA: 35																	
PITCHER Steve Fireovid, R (1, 1) ERA: 3.38 Gary Lucas, L (8, 1) ERA: 2.18	IP 7.0	WLS L	BF 27	H 9	R 2	ER 2	SO 2	BB 0	IBB 0	HBP 0	BLK 0	WP 0	HR 1	S 31	P 31	ERA 2.57	WHIP 1.286						PITCHER IP 2.0	WLS L	BF 8	H 2	R 1	ER 1	SO 0	BB 0	IBB 0	HBP 0	BLK 0	WP 0	HR 0	S 8	P 8	ERA 4.50	WHIP 1.000



Batter	1	2	3	4	5	6	7	8	9	AB	R	H	RBI	BB	SO	LOB
Ozzie Smith, S OBP: 0.296, SLG: 0.261 (1, 6)	0-0 F8	0-0 F7			0-0 4-3			0-0 5-3		4	0	0	0	0	0	2
Juan Bonilla, R OBP: 0.342, SLG: 0.350 (1, 4)	0-0 F9		0-0 3-1		0-0 4-3			0-0 6-3		4	0	0	0	0	0	0
Gene Richards, L OBP: 0.372, SLG: 0.420 (1, 7)	0-0 1B		0-0 5-3			0-0 5-3			0-0 BB	4	0	2	0	0	0	0
Luis Salazar, R OBP: 0.331, SLG: 0.399 (1, 5)	0-0 1B		0-0 F8			0-0 L6			4-0 BB	3	0	1	0	1	0	0
Ruppert Jones, L OBP: 0.312, SLG: 0.369 (1, 8)	0-0 G3			0-0 6-3		0-0 L8			0-0 F7	4	0	0	0	0	0	4
Barry Evans, R OBP: 0.372, SLG: 0.386 (1, 3)		0-0 FC3-6		0-0 F8			0-0 F9		0-0 F8	3	0	1	0	0	0	0
Broderick Perkins, L OBP: 0.312, SLG: 0.405 (9, PH)										1	0	0	0	0	0	2
Dave Edwards, R OBP: 0.288, SLG: 0.312 (1, 9)		4-0 E		0-0 S			0-0 F9		0-0 4-3	2	0	1	0	1	0	0
Terry Kennedy, L OBP: 0.339, SLG: 0.376 (9, PH)										1	0	0	0	0	0	2
Doug Gwosdz, R OBP: 0.200, SLG: 0.125 (1, 2)		0-0 F5		0-3 K			0-0 F7			3	0	0	0	0	1	3
Gary Lucas, L OBP: 0.100, SLG: 0.100 (8, 1)										0	0	0	0	0	0	0
Steve Fireovid, S OBP: 0.167, SLG: 0.167 (1, 1)		0-0 FC3-6			0-3 K				0-3 K	2	0	0	0	0	1	2
Steve Swisher, R OBP: 0.207, SLG: 0.148 (8, 2)										1	0	0	0	0	1	0

Inning Stats	R: 0	H: 2	E: 0	LOB: 2	K: 0	S: 5	R: 0	H: 1	E: 1	LOB: 2	K: 0	S: 4	R: 0	H: 0	E: 0	LOB: 0	K: 0	S: 3	R: 0	H: 1	E: 0	LOB: 1	K: 1	S: 6	R: 0	H: 0	E: 0	LOB: 0	K: 1	S: 5	R: 0	H: 0	E: 0	LOB: 0	K: 0	S: 3	R: 0	H: 0	E: 0	LOB: 0	K: 1	S: 5	R: 0	H: 0	E: 0	LOB: 2	K: 0	S: 4	R: 0	H: 1	E: 0	LOB: 2	K: 0	S: 4	1B: 4	SF: 0	2B: 1	SAC: 0	3B: 0	DP: 0	HR: 0	HBP: 0	WP: 0	PA: 34
PITCHER	IP	WLS	BF	H	R	ER	SO	BB	IBB	HBP	BLK	WP	HR	S	P	ERA	WHIP																																															
Al Holland, L ERA: 2.28 (1, 1)	8.0	W	31	5	0	0	3	2	0	0	0	0	0	35	43	0.00	0.875																																															
Greg Minton, R ERA: 2.99 (9, 1)	1.0	S	3	0	0	0	0	0	0	0	0	0	0	3	3	0.00	0.000																																															

BOTTOM

San Francisco Giants @ San Diego Padres
Jack Murphy Stadium, San Diego, CA

livebaseballscorecards.com

AB	32
R	0
H	5
RBI	0
BB	2
SO	3
LOB	15



Fri Sep 25 1981, 10:05 PM EDT
Att: 5,463 - Unknown

Batter	1	2	3	4	5	6	7	8	9	AB R H RBI BB SO LOB
Ozzie Smith, S OBP: 0.297, SLG: 0.260 (1, 6)	4-0 2B 1B BB	0-0 F8		0-0 4-3			4-0 E 1-3 BB	0-3 K		3 1 0 0 2 1 3
Juan Bonilla, R OBP: 0.340, SLG: 0.351 (1, 4)	0-0 1B 1-3 SF8 2B		0-0 E5 6-3 1B		0-0 F8		0-0 FC5 1-3 3-H	0-0 1-3		5 2 1 0 0 0 1
Gene Richards, L OBP: 0.370, SLG: 0.417 (1, 7)	0-0 4-3 BLK 2-3 3-H 1B		0-0 6-3		0-0 F7		0-0 5-3	0-0 6-3		5 0 1 1 0 0 3
Ruppert Jones, L OBP: 0.315, SLG: 0.372 (1, 8)	0-0 SF8		0-0 G3 2-H 1B		0-3 K		4-0 BB	0-0 1B		3 0 2 2 1 1 0
Terry Kennedy, L OBP: 0.334, SLG: 0.371 (1, 2)	0-0 4-3 1-3		0-0 G3		0-0 6-3		0-0 4-3	0-0 4-3		5 0 0 0 0 0 6
Broderick Perkins, L OBP: 0.311, SLG: 0.403 (1, 3)	0-0 L7		0-0 1-3		0-0 G3			0-0 PB SH1-4 1B		4 0 1 0 0 0 2 0 0 0 0 0 0 0 0 0 0 0 0 0 0
Alan Wiggins, S OBP: 0.250, SLG: 0.182 (8, PR)										
Gary Lucas, L OBP: 0.100, SLG: 0.100 (9, 1)										
Luis Salazar, R OBP: 0.333, SLG: 0.409 (1, 9) (8, 5)		0-0 HR		0-0 1B		0-3 K		0-0 SH1-4 1-2		3 1 2 1 0 1 0
Tim Flannery, L OBP: 0.291, SLG: 0.385 (1, 5)		0-3 K		0-0 F5			0-0 F8	0-0 6-3		2 0 0 0 0 1 1 2 0 0 0 0 0 2
Dave Edwards, R OBP: 0.283, SLG: 0.305 (7, PH) (8, 9)		0-3 K		0-3 K			0-0 E S E 1B	4-0 BB		2 0 0 0 0 0 2 1 0 0 0 0 0 0 0 0 1 1 1 0 0 0 0 0 0 0 0 0 0 0 0 0 0 0 0 0 0 1 0 0
Fred Kuhaulua, L OBP: 0.143, SLG: 0.143 (5, 1)		0-3 K								
Eric Show, R (7, PH)										
Jose Moreno, S OBP: 0.237, SLG: 0.243 (8, 1)										
Mike Armstrong, R (8, PH)										
Randy Bass, L OBP: 0.304, SLG: 0.325 (9, 3)										

Inning Stats	R: 2	H: 2	E: 0	K: 5	H: 2	LOB: 1	BB: 1	P: 9	R: 1	H: 1	E: 0	K: 2	S: 8	R: 1	H: 1	E: 1	K: 0	S: 5	R: 0	H: 1	E: 0	K: 1	S: 6	R: 0	H: 0	E: 0	K: 1	S: 5	R: 0	H: 0	E: 0	K: 1	S: 5	R: 1	H: 1	E: 1	K: 0	S: 5	R: 0	H: 1	E: 0	K: 1	S: 6	R: 0	H: 0	E: 0	K: 1	S: 5	R: 0	H: 0	E: 0	K: 1	S: 5	R: 0	H: 1	E: 0	K: 1	S: 6	R: 0	H: 1	E: 0	K: 1	S: 6	R: 0	H: 1	E: 0	K: 1	S: 4	R: 0	H: 1	E: 0	K: 0	S: 4	1B: 6	2B: 1	3B: 0	HR: 1	SF: 1	SAC: 1	DP: 0	HBP: 0	WP: 0	PB: 1	SB: 1	CS: 0	PA: 41
PITCHER	IP	WLS	BF	H	R	ER	SO	BB	IBB	HBP	BLK	WP	HR	S	P	ERA	WHIP																																																																					
Ed Whitton, R ERA: 3.87 (1, 1)	0.0		3	2	2	2	0	1	0	0	0	0	0	2	6	∞	∞																																																																					
Fred Breining, R ERA: 2.7 (1, 1)	4.0		16	3	2	1	3	0	0	0	1	0	1	22	22	2.25	0.750																																																																					
Gary Lavelle, L ERA: 3.94 (5, 1)	3.0	W	14	2	1	0	2	2	0	0	0	0	0	16	24	0.00	1.333																																																																					
Greg Minton, R ERA: 2.91 (8, 1)	2.0	S	8	1	0	0	1	1	0	0	0	0	0	9	13	0.00	1.000																																																																					

BOTTOM

San Francisco Giants @ San Diego Padres
Jack Murphy Stadium, San Diego, CA

AB	35
R	5
H	8
RBI	4
BB	4
SO	6
LOB	19



Sat Sep 26 1981, 10:05 PM EDT
Att. 5,489 - Unknown

WP	PA
0	41

Batter	1	2	3	4	5	6	7	8	9	AB	R	H	RBI	BB	SO	LOB
Terry Puhl, L OBP: 0.316, SLG: 0.356 (1, 9)	0-0 4-3		0-0 L3			0-0 5-3		0-0 F9		4	0	0	0	0	0	2
Phil Garner, R OBP: 0.338, SLG: 0.325 (1, 4)	4-0 BB			0-0 4-3			0-0 1B G6-4-3 2B		0-0 F9	3	1	1	0	1	0	0
Tony Scott, S OBP: 0.303, SLG: 0.370 (1, 8)	0-3 K			0-0 6-3			0-0 2-3 1B G6-4-3		0-0 FC5-4 1B	4	0	2	0	0	1	1
Jose Cruz, L OBP: 0.320, SLG: 0.431 (1, 7)	0-0 L6			0-0 4-3			0-0 G6-4-3 1-2f 3-H		0-0 FC5-4 BB 1B	4	1	0	0	0	0	3
Alan Ashby, S OBP: 0.355, SLG: 0.384 (1, 2)		0-0 G5-4-3 1B				0-0 F9		0-0 4-3	4-0 1B BB 1-2	3	0	1	0	1	0	0
Cesar Cedeño, R OBP: 0.326, SLG: 0.373 (1, 3)		0-0 G5-4-3 1-2f				0-0 F5		0-3 K	4-0 1B BB 1-2 2-3	3	0	0	0	1	1	1
Art Howe, R OBP: 0.367, SLG: 0.415 (1, 5)		0-0 F9				0-0 F8		0-0 F7	0-0 1B BB 1-2 2-3 3-H	4	0	1	1	0	0	0
Craig Reynolds, L OBP: 0.283, SLG: 0.394 (1, 6)			0-0 3-1			0-0 4-3		0-0 BB 1B		3	0	1	0	0	0	0
Joe Niekro, R OBP: 0.208, SLG: 0.196 (1, 1)			0-0 6-3			0-0 F8		4-0 BB		2	0	0	0	0	0	0
Denny Walling, L OBP: 0.348, SLG: 0.351 (8, PH)								1-2 BB		0	0	0	0	1	0	0
Joe Sambito, L (9, 1)										0	0	0	0	0	0	0

BOTTOM

San Diego Padres @ Houston Astros
Astrodome, Houston, TX
Mon Sep 28 1981, 8:05 PM EDT
Att: 21,576 - Dome - 72 F

AB	30
R	2
H	6
RBI	1
BB	4
SO	2
LOB	7



Inning Stats	R: 0	H: 0	E: 1	LOB: 1	K: 1	P: 9	R: 0	H: 1	E: 0	LOB: 0	K: 0	P: 3	R: 0	H: 0	E: 0	LOB: 0	K: 0	P: 3	R: 0	H: 0	E: 0	LOB: 0	K: 0	P: 3	R: 0	H: 0	E: 0	LOB: 0	K: 0	P: 3	R: 1	H: 2	E: 0	LOB: 0	K: 0	P: 4	R: 0	H: 1	E: 0	LOB: 2	K: 1	P: 10	R: 1	H: 2	E: 0	LOB: 3	K: 0	P: 12	1B: 5	SF: 0	2B: 1	SAC: 0	3B: 0	DP: 2	HR: 0	HBP: 0	WP: 0	PA: 34
PITCHER Juan Eichelberger, R ERA: 3.48 (1, 1)	IP	WLS	BF	H	R	ER	SO	BB	IBB	HBP	BLK	WP	HR	S	P	ERA	WHIP																																									
	8.2	L	34	6	2	2	2	4	0	0	0	0	0	34	50	2.08	1.154																																									
																			PITCHER	IP	WLS	BF	H	R	ER	SO	BB	IBB	HBP	BLK	WP	HR	S	P	ERA	WHIP																						

Batter	1	2	3	4	5	6	7	8	9	AB R H RBI BB SO LOB	TOP	
Ozzie Smith, S OBP: 0.298, SLG: 0.262 (1, 6) X	0-0 F8	0-0 F6			0-0 4-3			0-0 F9		4 0 0 0 0 0 2		
Juan Bonilla, R OBP: 0.339, SLG: 0.350 (1, 4) X	0-0 CS 1B	0-0 FC6-4			0-3 K			0-0 4-3		4 0 1 0 0 1 2		
Gene Richards, L OBP: 0.372, SLG: 0.414 (1, 7) BBB	4-0 1-2 3B BB		X	0-0 F9		0-3 K		0-3 K		3 1 0 0 1 2 0		
Luis Salazar, R OBP: 0.329, SLG: 0.408 (1, 5) X (7, 9)	0-0 1-H 1B 3B		S	0-3 K		0-3 K		0-0 F9		4 1 1 1 0 2 0		
Barry Evans, R OBP: 0.371, SLG: 0.384 (1, 3) X Broderick Perkins, L OBP: 0.309, SLG: 0.395 (9, PH) X (9, 3)	0-0 3-H 1B		X	0-0 F8		0-3 K		0-0 G3		3 0 1 1 0 1 0 1 0 0 0 0 0 0		
Ruppert Jones, L OBP: 0.314, SLG: 0.369 (1, 8) SSS	0-3 K		X	0-0 F8		0-0 1-3				3 0 0 0 0 1 1		
Terry Kennedy, L OBP: 0.338, SLG: 0.384 (1, 2) X		0-0 2B	X	0-0 1B		0-0 4-3				3 0 2 0 0 0 0		
Dave Edwards, R OBP: 0.273, SLG: 0.293 (1, 9) X Gary Lucas, L OBP: 0.100, SLG: 0.100 (7, 1) X		0-0 5-3	X	0-0 G5-4-3		0-0 5-3				3 0 0 0 0 0 2 0 0 0 0 0 0 0		
Rick Wise, R OBP: 0.077, SLG: 0.080 (1, 1) X Tim Flannery, L OBP: 0.274, SLG: 0.356 (7, 5) BBB		4-0 FC6-4 BB	X	0-0 4-3				0-0 4-3		1 0 0 0 1 0 0 1 0 0 0 0 0 0		
Inning Stats	R: 2 H: 3 E: 0 LOB: 1 K: 1 BB: 1 S: 7 P: 11	R: 0 H: 1 E: 0 LOB: 2 K: 0 BB: 1 S: 4 P: 8	R: 0 H: 0 E: 0 LOB: 0 K: 1 BB: 0 S: 5 P: 5	R: 0 H: 1 E: 0 LOB: 0 K: 0 BB: 0 S: 3 P: 3	R: 0 H: 0 E: 0 LOB: 0 K: 1 BB: 0 S: 5 P: 5	R: 0 H: 0 E: 0 LOB: 0 K: 3 BB: 0 S: 9 P: 9	R: 0 H: 0 E: 0 LOB: 0 K: 0 BB: 0 S: 3 P: 3	R: 0 H: 0 E: 0 LOB: 0 K: 0 BB: 0 S: 3 P: 3	R: 0 H: 0 E: 0 LOB: 0 K: 1 BB: 0 S: 5 P: 5	1B: 3 SF: 0 2B: 1 SAC: 0 3B: 1 DP: 1 HR: 0 HBP: 0	WP: 0 PA: 32 PB: 0 SB: 0 CS: 1	
PITCHER Bob Knepper, L ERA: 2.06 (1, 1) Dave Smith, R ERA: 2.75 (8, 1)	IP WLS BF H R ER SO BB IBB HBP BLK WP HR S P ERA WHIP	7.0 L 26 5 2 2 6 2 0 0 0 0 0 0 36 44 2.57 1.000	2.0 6 0 0 0 1 0 0 0 0 0 0 0 8 8 0.00 0.000	PITCHER IP WLS BF H R ER SO BB IBB HBP BLK WP HR S P ERA WHIP								ERA WHIP

San Diego Padres @ Houston Astros
Astrodome, Houston, TX
Tue Sep 29 1981, 8:05 PM EDT
Att. 34,732 - Dome - 72 F

livebaseballscorecards.com

AB	30
R	2
H	5
RBI	2
BB	2
SO	7
LOB	7



Batter	1	2	3	4	5	6	7	8	9	AB R H RBI BB SO LOB
Terry Puhl, L OBP: 0.313, SLG: 0.352 (1, 9)	0-0 F9		0-0 5-3		0-0 4-3			0-0 G3		4 0 0 0 0 0 0
Phil Garner, R OBP: 0.336, SLG: 0.321 (1, 4)	0-0 4-3		0-0 F8			0-0 4-3		4-0 L4-3 BB		3 0 0 0 1 0 0
Tony Scott, S OBP: 0.305, SLG: 0.370 (1, 8)	0-0 S 1B		4-0 BB			0-3 K		0-0 L4-3 1-2		3 0 1 0 1 1 1
Jose Cruz, L OBP: 0.320, SLG: 0.434 (1, 7)	0-0 F9 1-2		0-0 F8			0-0 3B		0-0 4-3		4 0 1 0 0 0 2
Alan Ashby, S OBP: 0.359, SLG: 0.378 (1, 2)		0-0 4-3		0-0 F9		0-0 G3		0-3 K		4 0 0 0 0 1 1
Cesar Cedeño, R OBP: 0.325, SLG: 0.371 (1, 3)		0-0 E6 SF8 1B		0-0 1-3			0-0 F5	0-3 K		4 1 1 0 0 1 0
Art Howe, R OBP: 0.364, SLG: 0.411 (1, 5)		0-0 E4 2-3		0-0 F8			0-0 6-3			3 0 0 0 0 0 1
Craig Reynolds, L OBP: 0.283, SLG: 0.394 (1, 6)		0-0 SF8 3-H			0-0 F9		0-0 WP 1B			2 0 1 1 0 0 0
Bob Knepper, L OBP: 0.170, SLG: 0.261 (1, 1)		0-0 G3			0-0 4-3		0-0 F8 1-2			2 0 0 0 0 0 1
Harry Spilman, L OBP: 0.333, SLG: 0.288 (7, PH)										0 0 0 0 0 0 0
Gary Woods, R OBP: 0.280, SLG: 0.267 (7, PH)										1 0 0 0 0 0 1
Dave Smith, R OBP: 0.286, SLG: 0.286 (8, 1)										0 0 0 0 0 0 0

Inning Stats	R: 0	H: 1	E: 0	LOB: 1	K: 0	BB: 0	S: 4	P: 4	R: 1	H: 1	E: 2	LOB: 1	K: 0	BB: 0	S: 5	P: 5	R: 0	H: 0	E: 0	LOB: 1	K: 0	BB: 1	S: 3	P: 7	R: 0	H: 0	E: 0	LOB: 0	K: 0	BB: 0	S: 3	P: 3	R: 0	H: 1	E: 0	LOB: 1	K: 1	BB: 0	S: 6	P: 6	R: 0	H: 1	E: 0	LOB: 1	K: 0	BB: 0	S: 4	P: 4	R: 0	H: 0	E: 0	LOB: 0	K: 2	BB: 1	S: 2	P: 6	R: 0	H: 0	E: 0	LOB: 0	K: 2	BB: 0	S: 7	P: 7	1B: 3	SF: 1	2B: 1	SAC: 0	3B: 1	DP: 1	HR: 0	HBP: 0	WP: 1	PA: 33
--------------	------	------	------	--------	------	-------	------	------	------	------	------	--------	------	-------	------	------	------	------	------	--------	------	-------	------	------	------	------	------	--------	------	-------	------	------	------	------	------	--------	------	-------	------	------	------	------	------	--------	------	-------	------	------	------	------	------	--------	------	-------	------	------	------	------	------	--------	------	-------	------	------	-------	-------	-------	--------	-------	-------	-------	--------	-------	--------

PITCHER	IP	WLS	BF	H	R	ER	SO	BB	IBB	HBP	BLK	WP	HR	S	P	ERA	WHIP
Rick Wise, R ERA: 3.77 (1, 1)	6.2	W	26	4	1	0	1	1	0	0	0	0	0	27	31	0.00	0.750
Gary Lucas, L ERA: 2.09 (7, 1)	2.1	S	7	0	0	0	2	1	0	0	0	1	0	10	14	0.00	0.429

BOTTOM

San Diego Padres @ Houston Astros
Astrodome, Houston, TX

Tue Sep 29 1981, 8:05 PM EDT
Att: 34,732 - Dome - 72 F

livebaseballscorecards.com

AB	30
R	1
H	4
RBI	1
BB	2
SO	3
LOB	7



Batter	1	2	3	4	5	6	7	8	9	AB R H RBI BB SO LOB	TOP																	
Ozzie Smith, S (1, 6) OBP: 0.296, SLG: 0.260	0-0 F9			0-0 F9			0-0 4-3	0-0 F9		4 0 0 0 0 0 2	San Diego Padres @ Los Angeles Dodgers Dodger Stadium, Los Angeles, CA Wed Sep 30 1981, 7:05 PM PDT Att: 19,467 - Unknown livebaseballscorecards.com																	
Juan Bonilla, R (1, 4) OBP: 0.340, SLG: 0.349	0-0 CS 1B			0-0 F8			0-3 K	4-0 BB		3 0 1 0 1 1 0																		
Gene Richards, L (1, 7) OBP: 0.371, SLG: 0.411	0-0 4-3 1-2			0-3 K			4-0 BB	0-3 K		3 0 0 0 1 2 4																		
Ruppert Jones, L (1, 8) OBP: 0.316, SLG: 0.369		0-0 4-3			0-0 G4-6-3 1B		0-0 F9		4-0 SH3-4 BB	3 0 1 0 1 0 1																		
Terry Kennedy, L (1, 2) OBP: 0.338, SLG: 0.384		0-0 F7			0-0 F2			0-0 1B SF8 1B	0-0 SH3-4	3 0 1 0 0 0 1																		
Alan Wiggins, S (8, PR) OBP: 0.308, SLG: 0.250									1-2	0 1 0 0 0 0 0																		
Doug Gwosdz, R (8, 2) OBP: 0.200, SLG: 0.125										0 0 0 0 0 0 0																		
Broderick Perkins, L (1, 3) OBP: 0.312, SLG: 0.394		0-0 F8			0-0 G4-6-3 1-2f			0-0 1B 1B	4-0 BB	3 1 1 0 1 0 1																		
Luis Salazar, R (1, 9) OBP: 0.328, SLG: 0.406			0-0 5-3			0-0 5-3		0-0 BB 1B 1B	0-0 8-4 2-3f	4 0 1 0 0 0 2																		
Tim Flannery, L (1, 5) OBP: 0.262, SLG: 0.344			0-0 G3			0-3 K		0-0 SF8		2 0 0 1 0 1 0																		
Steve Fireovid, S (1, 1) OBP: 0.143, SLG: 0.143			0-3 K			0-0 F7		0-0 BB 1B		1 0 0 0 0 1 0																		
Randy Bass, L (6, PH) OBP: 0.302, SLG: 0.324										1 0 0 0 0 0 0																		
Danny Boone, L (6, 1) OBP: 0.500, SLG: 0.500										0 0 0 0 0 0 0																		
Jose Moreno, S (8, PH) OBP: 0.250, SLG: 0.256										1 0 1 1 0 0 0																		
Gary Lucas, L (8, 1) OBP: 0.100, SLG: 0.100								1-2 2-H		0 0 0 0 0 0 0																		
Inning Stats	R: 0 E: 0 K: 0 S: 3	H: 1 LOB: 0 BB: 0 P: 3	R: 0 E: 0 K: 0 S: 3	H: 0 LOB: 0 BB: 0 P: 3	R: 0 E: 0 K: 1 S: 5	H: 0 LOB: 0 BB: 0 P: 5	R: 0 E: 0 K: 1 S: 5	H: 1 LOB: 0 BB: 0 P: 3	R: 0 E: 0 K: 1 S: 5	H: 0 LOB: 0 BB: 0 P: 5	R: 0 E: 0 K: 1 S: 5	H: 0 LOB: 1 BB: 1 P: 9	R: 2 E: 0 K: 1 S: 9	H: 4 LOB: 3 BB: 1 P: 13	R: 0 E: 0 K: 0 S: 2	H: 0 LOB: 1 BB: 2 P: 10	1B: 6 2B: 1 3B: 0 HR: 0	SF: 1 SAC: 1 DP: 2 HBP: 0	WP: 0 PB: 0 SB: 0 CS: 1	PA: 34								
PITCHER	IP WLS BF H R ER SO BB IBB HBP BLK WP HR S P ERA WHIP																											
Burt Hooton, R (1, 1) ERA: 2.23	7.0		22	2	0	0	4	1	0	0	0	0	0	29	33	0.00	0.429											
Dave Goltz, R (8, 1) ERA: 3.84	0.1	L	5	4	2	2	0	0	0	0	0	0	0	5	5	54.00	12.000											
Terry Forster, L (8, 1) ERA: 4.11	1.2		7	0	0	0	1	3	0	0	0	0	0	6	18	0.00	1.800											

San Diego Padres @ Los Angeles Dodgers
Dodger Stadium, Los Angeles, CA
 Wed Sep 30 1981, 7:05 PM PDT
 Att: 19,467 - Unknown

AB 28
R 2
H 6
RBI 2
BB 4
SO 5
LOB 11



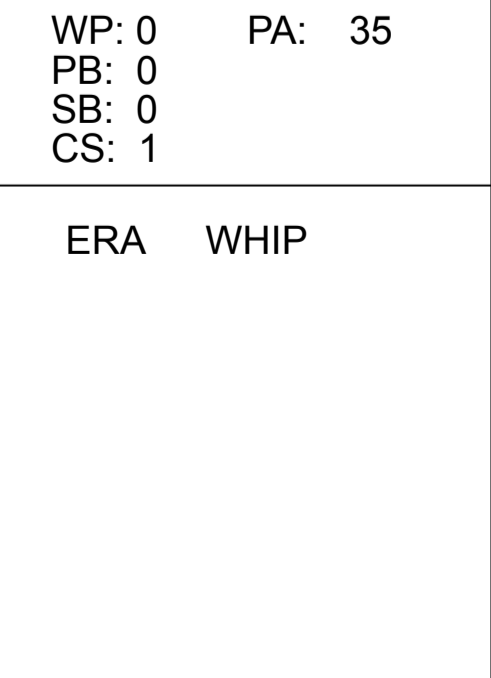
Batter	1	2	3	4	5	6	7	8	9
Steve Sax, R OBP: 0.300, SLG: 0.355 (1, 4)	0-0 4-3		0-0 6-3		0-0 6-3 1B		0-0 F9		
Ken Landreaux, L OBP: 0.289, SLG: 0.356 Dave Goltz, R OBP: 0.167, SLG: 0.063 Terry Forster, L (8, 1)	0-0 P5		0-0 F7		0-0 6-3 1-2		0-0 G3		
Mike Marshall, R OBP: 0.200, SLG: 0.300 (1, 7) (9, 3)	0-3 K		0-0 1B 2B		0-0 6-3 2-3		0-0 5-3		
Steve Garvey, R OBP: 0.320, SLG: 0.411 Jay Johnstone, L OBP: 0.273, SLG: 0.358 Candy Maldonado, R OBP: 0.111, SLG: 0.111 (8, PH) (9, 7)		0-0 5-3	4-0 1B BB		0-0 P6		0-3 K		
Rick Monday, L OBP: 0.409, SLG: 0.603 Bobby Mitchell, L OBP: 0.250, SLG: 0.143 (2, PR) (3, 9) (8, 8)		4-0 1B BB	0-0 1-2 2-3 1B		0-3 K		0-3 K		
Gary Weiss, S OBP: 0.150, SLG: 0.111 (8, PH) (9, 6)			0-0 1B 1B		4-0 CS BB				
Pedro Guerrero, R OBP: 0.366, SLG: 0.466 (1, 5)		0-0 1B 1B	0-0 F9		0-0 F7		0-0 F5		0-3 K
Mike Scioscia, L OBP: 0.360, SLG: 0.338 Steve Yeager, R OBP: 0.256, SLG: 0.325 (9, PH) (1, 2)		0-0 1-2 2-3 1B		0-0 F9		0-0 1-2 F5		0-0 F9	0-3 K
Derrel Thomas, S OBP: 0.329, SLG: 0.329 (1, 6) (9, 8)		0-3 K		0-0 F9		0-0 SH5-4 1B		0-3 K	
Burt Hooton, R OBP: 0.267, SLG: 0.268 Mark Bradley, R (8, 9)		0-3 K		0-0 L6		0-0 SH5-4			

AB	R	H	RBI	BB	SO	LOB
4	0	1	0	0	0	1
4	0	0	0	0	0	2
0	0	0	0	0	0	0
0	0	0	0	0	0	0
4	0	1	0	0	1	1
1	0	0	0	0	0	0
1	0	0	0	1	0	1
1	0	0	0	0	1	0
0	0	0	0	1	0	0
2	0	1	0	0	1	0
1	0	0	0	0	1	0
3	0	1	0	1	1	3
3	0	1	0	0	0	1
1	0	0	0	0	0	0
4	0	1	0	0	2	3
2	0	0	0	0	1	3
0	0	0	0	0	0	0

AB	R	H	RBI	BB	SO	LOB
31	0	6	0	3	8	15

Inning Stats		R: 0	H: 0	E: 0	K: 1	S: 5	R: 0	H: 2	E: 0	K: 2	S: 9	R: 0	H: 2	E: 0	K: 0	S: 5	R: 0	H: 0	E: 0	K: 0	S: 3	R: 0	H: 1	E: 0	K: 1	S: 4	R: 0	H: 0	E: 0	K: 1	S: 4	R: 0	H: 1	E: 0	K: 0	S: 4	R: 0	H: 0	E: 0	K: 2	S: 7	R: 0	H: 0	E: 0	K: 2	S: 7	R: 0	H: 0	E: 0	K: 2	S: 7
PITCHER		IP	WLS	BF	H	R	ER	SO	BB	IBB	HBP	BLK	WP	HR	S	P	ERA	WHIP																																	
Steve Fireovid, R ERA: 2.73 (1, 1)	5.0			22	5	0	0	3	2	0	0	0	0	0	26	34	0.00	1.400																																	
Danny Boone, L ERA: 2.89 (6, 1)	2.0	W	7	1	0	0	1	1	0	0	0	0	0	0	8	12	0.00	1.000																																	
Gary Lucas, L ERA: 2.05 (8, 1)	2.0	S	6	0	0	0	4	0	0	0	0	0	0	0	14	14	0.00	0.000																																	

San Diego Padres @ Los Angeles Dodgers
Dodger Stadium, Los Angeles, CA
 Wed Sep 30 1981, 7:05 PM PDT
 Att. 19,467 - Unknown



Batter	1	2	3	4	5	6	7	8	9	AB R H RBI BB SO LOB	TOP										
Ozzie Smith, S OBP: 0.295, SLG: 0.260 (1, 6)	0-3 K		0-0 G6-3 2-3 1B		0-0 6-3			0-0 4-3		4 0 1 0 0 1 1	San Diego Padres @ Los Angeles Dodgers Dodger Stadium, Los Angeles, CA Thu Oct 01 1981, 7:05 PM PDT Att: 38,267 - Unknown livebaseballscorecards.com										
Juan Bonilla, R OBP: 0.339, SLG: 0.348 (1, 4)	0-3 K		0-0 G6-3 1-2f		0-0 6-3			0-0 1B	4 0 1 0 0 1 2												
Jose Moreno, S OBP: 0.233, SLG: 0.238 Ruppert Jones, L OBP: 0.315, SLG: 0.368 (1, 9) (8, 8)	0-3 K			0-0 P6		0-3 K		0-0 F7	3 0 0 0 0 2 0 1 0 0 0 0 0 1												
Luis Salazar, R OBP: 0.328, SLG: 0.405 (1, 8) (8, 9)		0-0 B5-3		0-0 S 1B		0-0 1-3		0-0 F9	4 0 1 0 0 0 1												
Barry Evans, R OBP: 0.380, SLG: 0.386 Broderick Perkins, L OBP: 0.311, SLG: 0.393 (1, 3) (9, PH) (9, 3)		0-0 E 1B 1B		0-3 K 1-2		4-0 CS BB		0-0 G3	2 1 1 0 1 1 1 1 0 0 0 0 0 1												
Dave Edwards, R OBP: 0.274, SLG: 0.294 (1, 7)		0-0 E9 P6 1B 1-H		0-0 F8		0-3 K 1-2			3 0 1 0 0 1 2												
Doug Gwosdz, R OBP: 0.217, SLG: 0.158 (1, 2)		0-0 P6 3-H		0-0 E G3 1B		0-0 5-3			3 0 1 0 0 0 1												
Mario Ramirez, R OBP: 0.250, SLG: 0.143 (1, 5)		4-0 1B SH5-4 BB		0-0 G3 1-3		0-0 1-3		0-0 1-3	2 0 0 0 1 0 1												
Fred Kuhaulua, L OBP: 0.111, SLG: 0.111 Eric Show, R (1, 1) (9, 1)		0-0 SH5-4 1-2		0-3 K		0-0 4-3			2 0 0 0 0 1 1 0 0 0 0 0 0 0												
Inning Stats	R: 0 E: 0 K: 3 S: 9	H: 0 LOB: 0 BB: 0 P: 9	R: 1 E: 1 K: 0 S: 4	H: 2 LOB: 1 BB: 0 P: 4	R: 0 E: 0 K: 0 S: 3	H: 1 LOB: 1 BB: 1 P: 7	R: 0 E: 0 K: 1 S: 6	H: 1 LOB: 1 BB: 0 P: 6	R: 0 E: 1 K: 1 S: 5	H: 0 LOB: 0 BB: 0 P: 5	R: 0 E: 0 K: 1 S: 4	H: 0 LOB: 0 BB: 1 P: 8	R: 0 E: 0 K: 0 S: 3	H: 0 LOB: 0 BB: 0 P: 3	R: 0 E: 0 K: 0 S: 4	H: 1 LOB: 1 BB: 0 P: 4	1B: 6 2B: 0 3B: 0 HR: 0	SF: 0 SAC: 1 DP: 1 HBP: 0	WP: 0 PB: 0 SB: 1 CS: 1	PA: 32	
PITCHER Fernando Valenzuela, L ERA: 2.48 Tom Niedenfuer, R ERA: 3.81	IP 8.0 1.0	WLS L	BF 28 4	H 5 1	R 1 0	ER 0 0	SO 7 0	BB 2 0	IBB 0 0	HBP 0 0	BLK 0 0	WP 0 0	HR 0 0	S 40 4	P 48 4	ERA 0.00 0.00	WHIP 0.875 1.000				
PITCHER	IP	WLS	BF	H	R	ER	SO	BB	IBB	HBP	BLK	WP	HR	S	P	ERA	WHIP				



Batter	1	2	3	4	5	6	7	8	9	AB	R	H	RBI	BB	SO	LOB
Steve Sax, R OBP: 0.298, SLG: 0.345 (1, 4)	0-0 4-3		0-0 L6			0-0 6-3		4-0 IBB		3	0	0	0	1	0	0
Ken Landreaux, L OBP: 0.292, SLG: 0.357 Jerry Grote, R OBP: 0.339, SLG: 0.439 Tom Niedenfuer, R (8, PH) (9, 1)	4-0 1B BB		0-3 K			0-0 1B		0-0 1-2f G4-6-3		2	0	1	0	1	1	0
Dusty Baker Jr., R OBP: 0.358, SLG: 0.440 (1, 7)	0-0 1-2 1B			0-0 P6		0-0 F9			0-0 P5	4	0	1	0	0	0	1
Steve Garvey, R OBP: 0.317, SLG: 0.408 (1, 3)	0-0 1-2f G4-6-3			0-0 F7			0-0 F9		0-0 L5	4	0	0	0	0	0	2
Pedro Guerrero, R OBP: 0.362, SLG: 0.460 (1, 5)		0-3 K		0-0 L4			0-0 F9		0-0 F8	4	0	0	0	0	1	0
Steve Yeager, R OBP: 0.258, SLG: 0.337 (1, 2)		0-0 2B			0-0 5-3		0-0 P3			3	0	1	0	0	0	0
Bill Russell, R OBP: 0.276, SLG: 0.277 Candy Maldonado, R OBP: 0.100, SLG: 0.100 (8, PH) (9, 9)		0-0 P6			0-0 F4			0-0 5-3		2	0	0	0	0	0	1
Derrel Thomas, S OBP: 0.329, SLG: 0.329 (1, 9) (9, 8)		0-0 4-3			0-0 6-3			0-0 2B 1B		3	0	1	0	0	0	1
Fernando Valenzuela, L OBP: 0.262, SLG: 0.281 Mike Marshall, R OBP: 0.238, SLG: 0.381 Gary Weiss, S OBP: 0.150, SLG: 0.111 (8, PH) (9, 6)			0-0 6-3			0-0 F7		0-0 1-3 2B		2	0	0	0	0	0	0

Inning Stats	R: 0	H: 1	E: 0	LOB: 1	K: 0	BB: 1	S: 3	R: 0	H: 1	E: 0	LOB: 1	K: 1	BB: 0	S: 6	R: 0	H: 0	E: 0	LOB: 0	K: 1	BB: 0	S: 5	R: 0	H: 0	E: 0	LOB: 0	K: 0	BB: 0	S: 3	R: 0	H: 1	E: 0	LOB: 1	K: 0	BB: 0	S: 4	R: 0	H: 0	E: 0	LOB: 0	K: 0	BB: 0	S: 3	R: 0	H: 2	E: 0	LOB: 2	K: 0	BB: 1	S: 4	R: 0	H: 0	E: 0	LOB: 0	K: 0	BB: 0	S: 3	R: 0	H: 0	E: 0	LOB: 0	K: 0	BB: 0	S: 3	1B: 3	SF: 0	2B: 2	SAC: 0	3B: 0	DP: 2	HR: 0	HBP: 0	WP: 0	PA: 32
--------------	------	------	------	--------	------	-------	------	------	------	------	--------	------	-------	------	------	------	------	--------	------	-------	------	------	------	------	--------	------	-------	------	------	------	------	--------	------	-------	------	------	------	------	--------	------	-------	------	------	------	------	--------	------	-------	------	------	------	------	--------	------	-------	------	------	------	------	--------	------	-------	------	-------	-------	-------	--------	-------	-------	-------	--------	-------	--------


PITCHER	IP	WLS	BF	H	R	ER	SO	BB	IBB	HBP	BLK	WP	HR	S	P	ERA	WHIP
Fred Kuhaulua, L ERA: 2.45 (1, 1)	8.0	W	29	5	0	0	2	1	1	0	0	0	0	31	39	0.00	0.750
Eric Show, R ERA: 2.25 (9, 1)	1.0	S	3	0	0	0	0	0	0	0	0	0	0	3	3	0.00	0.000

BOTTOM

San Diego Padres @ Los Angeles Dodgers
Dodger Stadium, Los Angeles, CA

Thu Oct 01 1981, 7:05 PM PDT
 Att. 38,267 - Unknown

AB	30
R	0
H	5
RBI	0
BB	2
SO	2
LOB	8



Batter	1	2	3	4	5	6	7	8	9	10	11	12	13	AB R H RBI BB SO LOB	TOP															
Ozzie Smith, S OBP: 0.295, SLG: 0.257 (1, 6)	0-3 K		4-0 1B 1B		4-0 SH BB		0-0 6-3		0-0 6-3		0-3 K		0-0 G3	5 2 0 0 2 2 3																
Juan Bonilla, R OBP: 0.340, SLG: 0.349 (1, 4)	0-0 4-3		0-0 1B 1B		0-0 SH 4-3 1-H		0-0 1B		0-0 F4		0-0 F8			5 0 2 0 0 0 0																
Luis Salazar, R OBP: 0.325, SLG: 0.401 (1, 8) (8, 9) (11, 5)	0-0 F8		0-0 1B		0-3 K		0-0 F9		0-3 K		0-3 K			6 0 1 1 0 3 2																
Barry Evans, R OBP: 0.375, SLG: 0.380 Randy Bass, L OBP: 0.299, SLG: 0.320 (10, PH) (10, 3)		0-0 1B	0-0 F8		0-0 4-3		0-0 F8			0-0 G3		0-0 6-3		4 0 1 0 0 0 4 2 0 0 0 0 0 0																
Dave Edwards, R OBP: 0.286, SLG: 0.327 (1, 7) (11, 9)		0-3 K		0-0 SF8 3B	0-3 K			0-0 FC3-5 2B		0-0 F4			4-0 SH1-4 BB	5 2 2 0 1 2 2																
Jose Moreno, S OBP: 0.234, SLG: 0.239 Ruppert Jones, L OBP: 0.314, SLG: 0.367 (1, 9) (8, 8)		0-0 F8		0-0 S 1B		0-0 F8		0-0 FC3-5 2-3		0-0 F8			0-0 SH1-4 1-2	4 0 1 0 0 0 2 1 0 0 0 0 0 0																
Doug Gwosdz, R OBP: 0.222, SLG: 0.227 Broderick Perkins, L OBP: 0.309, SLG: 0.391 Gary Lucas, L OBP: 0.100, SLG: 0.100 Tim Flannery, L OBP: 0.268, SLG: 0.339 John Littlefield, R Danny Boone, L OBP: 0.500, SLG: 0.500 (1, 2) (11, PH) (11, 1) (13, PH) (13, 1) (13, 1)		0-0 F2		0-0 SF8 1-2 3-H		0-0 2B		0-3 K 1-2			0-0 4-3		0-0 E3 2-H	3 0 1 1 0 1 2 1 0 0 0 0 0 0 0 0 0 0 0 0 0 1 0																
Mario Ramirez, R OBP: 0.250, SLG: 0.100 Gene Richards, L OBP: 0.372, SLG: 0.410 (1, 5) (11, PH) (11, 7)			0-3 K	0-3 K		0-0 F8		4-0 IBB			4-0 2-3 BB		0-3 K	3 0 0 0 1 2 2 1 0 0 0 1 1 1																
Juan Eichelberger, R OBP: 0.087, SLG: 0.087 Steve Swisher, R OBP: 0.290, SLG: 0.143 Eric Show, R Terry Kennedy, L OBP: 0.336, SLG: 0.383 (1, 1) (8, PH) (8, 1) (11, PH) (11, 2)			0-3 K	0-0 3-1		0-0 F9		0-3 K			0-0 2-3 1-2		4-0 IBB	3 0 0 0 0 1 2 1 0 0 0 0 1 2 0 0 0 0 0 0 0 1 0 0 0 1 0 1																
Inning Stats	R: 0 E: 0 K: 1 S: 5	H: 0 LOB: 0 BB: 0 P: 5	R: 0 E: 0 K: 1 S: 6	H: 1 LOB: 1 BB: 0 P: 6	R: 1 E: 0 K: 2 S: 9	H: 2 LOB: 2 BB: 1 P: 13	R: 1 E: 0 K: 1 S: 7	H: 2 LOB: 1 BB: 0 P: 7	R: 1 E: 2 K: 2 S: 8	H: 0 LOB: 1 BB: 1 P: 12	R: 0 E: 0 K: 0 S: 4	H: 1 LOB: 1 BB: 0 P: 4	R: 0 E: 0 K: 1 S: 5	H: 0 LOB: 0 BB: 0 P: 5	R: 0 E: 0 K: 0 S: 3	H: 0 LOB: 0 BB: 0 P: 3	R: 0 E: 0 K: 1 S: 5	H: 0 LOB: 0 BB: 0 P: 5	R: 0 E: 0 K: 1 S: 6	H: 0 LOB: 2 BB: 2 P: 14	1B: 5 2B: 2 3B: 1 HR: 0	SF: 1 SAC: 2 DP: 0 HBP: 0	WP: 0 PB: 0 SB: 2 CS: 0	PA: 55						
PITCHER																														
AI Holland, L ERA: 2.41 (1, 1)	IP: 8.0	WLS: 36	BF: 36	H: 8	R: 3	ER: 2	SO: 9	BB: 2	IBB: 1	HBP: 0	BLK: 0	WP: 0	HR: 0	S: 51	P: 63	ERA: 2.25	WHIP: 1.250													
Fred Breining, R ERA: 2.61 (9, 1)	2.0		6	0	0	0	1	0	0	0	0	0	0	8	8	0.00	0.000													
Mike Rowland, R ERA: 3.45 (11, 1)	3.0	L	13	0	1	0	3	2	1	0	0	0	0	16	28	0.00	0.667													

San Diego Padres @ San Francisco Giants
Candlestick Park, San Francisco, CA
Sat Oct 03 1981, 6:33 AM EDT
Unknown

AB	46
R	4
H	8
RBI	2
BB	6
SO	13
LOB	23



Batter	1	2	3	4	5	6	7	8	9	10	11	12	13
Max Venable, L (1, 9) OBP: 0.296, SLG: 0.375 Larry Herndon, R (13, PH) OBP: 0.325, SLG: 0.415	4-0 WP 4-3 BB	0-0 2-H 3B			0-0 F8		0-0 G1-2-3 3B	0-0 F3		0-0 F9			0-0 G1-4-3 1-2f
Joe Pettini, R (1, 6) OBP: 0.160, SLG: 0.091	0-0 4-3 1-H	0-3 K			0-0 F8		4-0 S BB		0-0 4-3		0-0 4-3		
Jim Wohlford, R (1, 7) OBP: 0.203, SLG: 0.250	0-0 F3		0-0 F8		0-0 5-3		0-0 5-3 1-2		0-3 K		0-0 6-3		
Jeffrey Leonard, R (1, 8) OBP: 0.331, SLG: 0.486	0-0 2B		0-0 CS 2B			0-0 F3	4-0 IBB		0-0 2B		0-3 K		
Dave Bergman, L (1, 3) OBP: 0.331, SLG: 0.395	0-0 5-3		4-0 IBB			0-0 2B 1B	0-0 G1-2-3 3-Hf		4-0 IBB		0-3 K		
Bob Brenly, R (1, 5) OBP: 0.432, SLG: 0.514		4-0 1B SF8 BB	0-3 K 2-3			0-0 2B	1-0 BB HBP		0-0 F7		0-0 F7		
Jeff Ransom, R (1, 2) OBP: 0.250, SLG: 0.143		0-0 3B SF8 1B		0-0 G3		4-0 IBB	0-3 K		0-0 F8		0-0 F4		
Guy Sularz, R (1, 4) OBP: 0.250, SLG: 0.214		0-0 SF8 1-2 3-H 1B		0-0 CS 1B		0-0 F2	0-3 K		0-0 FC6-4 1B				0-0 5-3
Al Holland, R (1, 1) OBP: 0.118, SLG: 0.063 Darrell Evans, L (8, PH) OBP: 0.326, SLG: 0.417 Fred Breining, R (9, 1) Enos Cabell, R (10, PH) OBP: 0.274, SLG: 0.326 Mike Rowland, R (11, 1) OBP: 1.000, SLG: 1.000 Milt May, L (13, PH) OBP: 0.377, SLG: 0.364 Johnnie LeMaster, R (13, PH) OBP: 0.358, SLG: 0.287		0-0 F9		0-3 K		0-0 F8	4-0 1-2 BB		0-0 FC6-4				4-0 G1-4-3 BB

AB	R	H	RBI	BB	SO	LOB
5	1	2	1	1	0	3
1	0	0	0	0	0	1

5	0	0	1	1	1	1
---	---	---	---	---	---	---

6	0	0	0	0	1	2
---	---	---	---	---	---	---

5	0	3	0	1	1	0
---	---	---	---	---	---	---

4	0	1	0	2	1	4
---	---	---	---	---	---	---

4	1	1	0	1	1	4
---	---	---	---	---	---	---

5	1	1	0	1	1	1
---	---	---	---	---	---	---

5	0	2	1	0	1	4
---	---	---	---	---	---	---

3	0	0	0	0	0	1	5
0	0	0	0	1	0	0	0
0	0	0	0	0	0	0	0
1	0	0	0	0	0	0	1
0	0	0	0	1	0	0	0
0	0	0	0	1	0	0	0
0	0	0	0	1	0	0	0

BOTTOM

San Diego Padres @ San Francisco Giants
Candlestick Park, San Francisco, CA
Sat Oct 03 1981, 6:33 AM EDT
Unknown

livebaseballscorecards.com

AB	44
R	3
H	10
RBI	3
BB	9
SO	8
LOB	26



Inning Stats	R: 1 E: 0 K: 0 S: 4	H: 1 LOB: 1 BB: 1 P: 8	R: 2 E: 0 K: 1 S: 7	H: 2 LOB: 1 BB: 1 P: 11	R: 0 E: 0 K: 1 S: 5	H: 1 LOB: 2 BB: 1 P: 9	R: 0 E: 0 K: 1 S: 5	H: 0 LOB: 0 BB: 0 P: 5	R: 0 E: 0 K: 0 S: 3	H: 2 LOB: 3 BB: 1 P: 9	R: 0 E: 0 K: 0 S: 3	H: 1 LOB: 2 BB: 2 P: 11	R: 0 E: 0 K: 2 S: 7	H: 0 LOB: 2 BB: 1 P: 12	R: 0 E: 0 K: 1 S: 6	H: 1 LOB: 2 BB: 1 P: 10	R: 0 E: 0 K: 0 S: 4	H: 1 LOB: 1 BB: 0 P: 4	R: 0 E: 0 K: 1 S: 5	H: 0 LOB: 0 BB: 0 P: 5	R: 0 E: 0 K: 1 S: 5	H: 0 LOB: 0 BB: 0 P: 5	R: 0 E: 0 K: 0 S: 2	H: 0 LOB: 1 BB: 1 P: 6	1B: 4 2B: 5 3B: 2 HR: 0	SF: 1 SAC: 0 DP: 3 HBP: 1	WP: 2 PB: 0 SB: 1 CS: 2	PA: 55
--------------	------------------------------	---------------------------------	------------------------------	----------------------------------	------------------------------	---------------------------------	------------------------------	---------------------------------	------------------------------	---------------------------------	------------------------------	----------------------------------	------------------------------	----------------------------------	------------------------------	----------------------------------	------------------------------	---------------------------------	------------------------------	---------------------------------	------------------------------	---------------------------------	------------------------------	---------------------------------	----------------------------------	------------------------------------	----------------------------------	--------

PITCHER	IP	WLS	BF	H	R	ER	SO	BB	IBB	HBP	BLK	WP	HR	S	P	ERA	WHIP
Juan Eichelberger, R (1, 1) ERA: 3.5	7.0		32	8	3	3	3	3	3	0	0	1	0	32	56	3.86	1.571
Eric Show, R (8, 1) ERA: 1.96	3.0		14	2	0	0	3	1	1	1	0	0	0	17	26	0.00	1.000
Gary Lucas, L (11, 1) ERA: 2.0	2.0	W	6	0	0	0	2	0	0	0	0	0	0	10	10	0.00	0.000
John Littlefield, R (13, 1) ERA: 3.82	0.1		2	0	0	0	0	1	0	0	0	0	0	1	5	0.00	3.000
Danny Boone, L (13, 1) ERA: 2.86	0.2	S	1	0	0	0	0	0	0	0	0	0	0	1	1	0.00	0.000

Batter	1	2	3	4	5	6	7	8	9	AB	R	H	RBI	BB	SO	LOB
Max Venable, L (1, 9) OBP: 0.290, SLG: 0.357	0-0 CS 1B	0-0 FC1-2 1-2 2-3 3-Hf			0-0 4-3		0-0 F9			4	0	1	0	0	0	3
Joe Pettini, R (1, 6) OBP: 0.207, SLG: 0.120	4-0 FC3-6 1-2 BB	0-3 K			0-0 2B 1B		0-0 L5			3	1	1	0	1	1	3
Jim Wohlford, R (1, 7) OBP: 0.191, SLG: 0.234	0-0 FC3-6 1-2f FC6-4		0-0 6-3		0-0 F9			0-0 6-3		4	0	0	0	0	0	2
Jeffrey Leonard, R (1, 3) OBP: 0.342, SLG: 0.510	0-0 FC6-4 1-2f		0-0 3B		0-0 2B			4-0 CS BB		3	0	2	1	1	0	1
Jerry Martin, R (1, 8) OBP: 0.309, SLG: 0.340		4-0 HBP 1B BB	0-0 F4		0-0 F3			0-0 1-3 1-2		3	1	0	0	1	0	3
Bob Brenly, R (1, 5) OBP: 0.438, SLG: 0.512		0-0 1B HBP FC1-2 1B	0-0 F8		0-0 G6-4-3 1B			0-0 F8		4	0	2	0	0	0	1
Jeff Ransom, R (1, 2) OBP: 0.167, SLG: 0.091		0-0 F8		0-0 F7		0-0 G6-4-3 1-2f		0-0 F9		4	0	0	0	0	0	3
Guy Sularz, R (1, 4) OBP: 0.250, SLG: 0.176		1-0 FC1-2 1B 1-2 2-3 HBP	0-0 5-3		0-0 6-3			0-3 K		3	0	0	0	0	1	0
Alan Hargesheimer, R (1, 1) OBP: 0.200, SLG: 0.200 Dave Bergman, L (7, PH) OBP: 0.329, SLG: 0.392 Bob Tufts, L (8, 1)		0-0 FC1-2 1B 1-2 2-3 3-H	0-0 1-3		0-0 F8					2	0	1	1	0	0	0

Inning Stats	R: 0	H: 1	E: 0	LOB: 1	K: 0	P: 7	R: 1	H: 2	E: 0	LOB: 3	K: 1	P: 12	R: 0	H: 1	E: 0	LOB: 1	K: 0	P: 4	R: 0	H: 0	E: 0	LOB: 0	K: 0	P: 3	R: 1	H: 2	E: 0	LOB: 1	K: 0	P: 5	R: 0	H: 1	E: 0	LOB: 0	K: 0	P: 3	R: 0	H: 0	E: 0	LOB: 0	K: 0	P: 3	R: 0	H: 0	E: 0	LOB: 0	K: 1	P: 5	R: 0	H: 0	E: 0	LOB: 0	K: 1	P: 5	1B: 5	SF: 0	2B: 1	SAC: 0	3B: 1	DP: 1	HR: 0	HBP: 1	WP: 0	PA: 35
--------------	------	------	------	--------	------	------	------	------	------	--------	------	-------	------	------	------	--------	------	------	------	------	------	--------	------	------	------	------	------	--------	------	------	------	------	------	--------	------	------	------	------	------	--------	------	------	------	------	------	--------	------	------	------	------	------	--------	------	------	-------	-------	-------	--------	-------	-------	-------	--------	-------	--------

PITCHER	IP	WLS	BF	H	R	ER	SO	BB	IBB	HBP	BLK	WP	HR	S	P	ERA	WHIP
Tim Lollar, L (1, 1) ERA: 6.1	6.0	W	26	7	2	2	1	2	0	0	0	0	0	25	34	3.00	1.500
John Littlefield, R (7, 1) ERA: 3.69	2.0		6	0	0	0	0	1	0	0	0	0	0	5	9	0.00	0.500
Mike Armstrong, R (8, 1) ERA: 6.0	1.0		3	0	0	0	1	0	0	0	0	0	0	5	5	0.00	0.000

BOTTOM

San Diego Padres @ San Francisco Giants
Candlestick Park, San Francisco, CA

livebaseballscores.com

AB	31
R	2
H	7
RBI	2
BB	3
SO	2
LOB	16



PITCHER	IP	WLS	BF	H	R	ER	SO	BB	IBB	HBP	BLK	WP	HR	S	P	ERA	WHIP
---------	----	-----	----	---	---	----	----	----	-----	-----	-----	----	----	---	---	-----	------

Sat Oct 03 1981, 6:38 AM EDT
Att. 4,313 - Unknown

Batter	1	2	3	4	5	6	7	8	9
Max Venable, L OBP: 0.278, SLG: 0.313 (1, 9)	4-0 S E BB		X 0-0 F9	X 0-0 F6		X 0-0 4-3		S S S S 0-3 K	
Joe Pettini, R OBP: 0.182, SLG: 0.103 (1, 6)	0-0 F8		X 0-0 6-3		X 0-0 G3		X 0-0 6-3	X 0-0 G3	
Larry Herndon, R OBP: 0.325, SLG: 0.415 (8, PH)	1-2							1-2 2-3 3-H	
Milt May, L OBP: 0.376, SLG: 0.383 (8, PH)									
Greg Minton, S (9, 1)									
Jim Wohlford, R OBP: 0.205, SLG: 0.250 (1, 7)	0-3 K		B B B B 4-0 BB BB		X 0-0 1B 2B		X 0-0 6-3	X 0-0 F5	
Jerry Martin, R OBP: 0.308, SLG: 0.336 (1, 8)	0-0 E6		B B B B 4-0 1-2 BB		X 0-0 F8		S S S S 0-3 K		
Dave Bergman, L OBP: 0.333, SLG: 0.391 (1, 3)	0-0 4-3		X 0-0 4-3		X 0-0 2-3 1B			B B B B 4-0 1B E BB	
Bob Brenly, R OBP: 0.423, SLG: 0.489 (1, 5)		X 0-0 F8		X 0-0 F8	X 0-0 6-3			X 0-0 E 1-2 1B 1B	
Jeff Ransom, R OBP: 0.313, SLG: 0.333 (1, 2)		X 0-0 2B		X 0-0 SH1-4 BB 1B		X 0-0 F8		X 0-0 E7 1B G3 1B	
Guy Sularz, R OBP: 0.292, SLG: 0.200 (1, 4)		X 0-0 L9		B B B B 4-0 SH1-4 1-2 BB		S S S S 0-3 K		X 0-0 G3 2-3 3-H 1B	
Gary Lavelle, S OBP: 0.333, SLG: 0.364 (1, 1)		S S S S 0-3 K		X 0-0 SH1-4		B B B B 4-0 BB		4-0 G3 IBB	
Fred Breining, R (3, 1)									
Darrell Evans, L OBP: 0.356, SLG: 0.417 (8, PH)									
Jeffrey Leonard, R OBP: 0.346, SLG: 0.510 (8, PH)									
Johnnie LeMaster, R OBP: 0.306, SLG: 0.287 (9, 6)									


AB	R	H	RBI	BB	SO	LOB
4	1	0	0	1	1	6
4	0	0	0	0	0	1
0	0	0	0	0	0	0
1	0	0	1	0	0	2
0	0	0	0	0	0	0
4	0	1	0	1	1	3
3	0	0	0	1	1	1
3	1	1	0	1	0	3
4	1	1	0	0	0	2
4	1	3	0	0	0	0
3	0	1	1	1	1	1
1	0	0	0	0	1	1
0	0	0	0	1	0	0
0	0	0	0	0	0	0
0	0	0	0	1	0	0
0	0	0	0	0	0	0

BOTTOM

San Diego Padres @ San Francisco Giants
Candlestick Park, San Francisco, CA

Sun Oct 04 1981, 6:33 AM EDT
Att. 16,006 - Unknown

AB	31
R	4
H	7
RBI	2
BB	7
SO	5
LOB	20



Inning Stats	R	H	E	K	S	H	LOB	BB	P
	1	0	1	6	10	0	1	0	6
	0	0	0	6	6	0	1	0	6
	0	0	0	3	11	0	2	2	8
	0	1	0	4	8	0	2	0	5
	0	0	0	5	9	0	1	1	5
	0	0	0	5	5	0	0	0	5
	3	3	1	8	16	0	2	2	16

PITCHER	IP	WLS	BF	H	R	ER	SO	BB	IBB	HBP	BLK	WP	HR	S	P	ERA	WHIP
Steve Mura, R ERA: 4.28 (1, 1)	6.0		28	4	1	0	3	5	0	0	0	0	0	29	49	0.00	1.500
John Urrea, R ERA: 2.39 (7, 1)	1.0		3	0	0	0	1	0	0	0	0	0	0	5	5	0.00	0.000
Eric Show, R ERA: 3.13 (8, 1)	0.0	L	4	3	3	3	0	1	0	0	0	0	0	3	7	∞	∞
Danny Boone, L ERA: 2.84 (8, 1)	0.1		2	0	0	0	1	0	1	0	0	0	0	3	7	0.00	0.000
John Littlefield, R ERA: 3.66 (8, 1)	0.2		2	0	0	0	0	0	0	0	0	0	0	2	2	0.00	0.000

WP	PA	ERA	WHIP
0	39		
0			
1			
0			