

San Diego Padres - 1981

Batter	1	2	3	4	5	6	7	8	9	AB	R	H	RBI	BB	SO	LOB	TOP								
Gene Richards, L OBP: 0.273, SLG: 0.200 (1, 7)	3-1		4-3			F9		4-3	3-1	5	0	0	0	0	0	1	San Diego Padres @ San Francisco Giants Candlestick Park, San Francisco, CA Fri Apr 10 1981, 9:05 PM EST Att: 9,579 - Unknown livebaseballscorecards.com								
Ozzie Smith, S OBP: 0.400, SLG: 0.333 (1, 6)	K			G3				1B	1B	4	1	2	1	0	1	0									
Ruppert Jones, L (1, 8)	3-1			K		F7		5-3		4	0	0	0	0	1	2									
Joe Lefebvre, L (1, 9)				L4				4-3		2	0	0	0	1	0	0									
Dave Edwards, R OBP: 0.250, SLG: 0.250 (8, PH) (8, 9)								1B	E	1	0	1	1	0	0	0									
Luis Salazar, R OBP: 0.444, SLG: 0.444 (1, 5)								1B	1B	4	1	1	0	0	1	2									
Terry Kennedy, L OBP: 0.333, SLG: 0.250 (1, 2)								1B	1B	4	0	1	0	0	1	3									
Broderick Perkins, L OBP: 0.250, SLG: 0.500 (1, 3)								1B	1B	4	1	1	0	0	0	3									
Juan Bonilla, R OBP: 0.444, SLG: 0.625 (1, 4)				3-4-1				1B	2B	3	1	2	2	0	0	0									
Steve Mura, R (1, 1)				4-3						2	0	0	0	0	0	1									
Jerry Turner, L OBP: 0.500, SLG: 0.500 (7, PH) (7, 1)				4-3				F2	6-3	1	0	0	0	0	0	2									
John Urrea, R (7, 1)										0	0	0	0	0	0	0									
Gary Lucas, L (8, 1)										1	0	0	0	0	0	0									
John Littlefield, R (9, 1)										0	0	0	0	0	0	0									
Inning Stats	R: 0 E: 0 K: 1 S: 5	H: 0 LOB: 0 BB: 0 P: 5	R: 0 E: 0 K: 0 S: 3	H: 0 LOB: 1 BB: 1 P: 7	R: 0 E: 0 K: 0 S: 3	H: 0 LOB: 0 BB: 0 P: 3	R: 0 E: 0 K: 1 S: 5	H: 0 LOB: 0 BB: 0 P: 5	R: 0 E: 0 K: 1 S: 5	H: 0 LOB: 0 BB: 0 P: 5	R: 1 E: 0 K: 0 S: 5	H: 2 LOB: 1 BB: 0 P: 5	R: 1 E: 0 K: 0 S: 6	H: 3 LOB: 2 BB: 0 P: 6	R: 1 E: 1 K: 1 S: 8	H: 2 LOB: 2 BB: 0 P: 8	R: 1 E: 1 K: 0 S: 4	H: 1 LOB: 0 BB: 0 P: 4	1B: 6 2B: 2 3B: 0 HR: 0	SF: 1 SAC: 0 DP: 0 HBP: 0	WP: 0 PB: 0 SB: 1 CS: 0	PA: 37			
PITCHER	IP	WLS	BF	H	R	ER	SO	BB	IBB	HBP	BLK	WP	HR	S	P	ERA	WHIP								
Ed Whitson, R ERA: 2.7 (1, 1)	6.2		26	5	2	2	3	1	0	0	0	0	0	31	35	2.70	0.900								
Gary Lavelle, L ERA: 8.75 (7, 1)	1.1	L	7	2	1	1	1	0	0	0	0	0	0	9	9	6.75	1.500								
Fred Breining, R ERA: (9, 1)	1.0		4	1	1	0	0	0	0	0	0	0	0	4	4	0.00	1.000								


Batter	1	2	3	4	5	6	7	8	9	AB	R	H	RBI	BB	SO	LOB	BOTTOM								
Bill North, S OBP: 0.222, SLG: 0.250 (1, 8)	4-3		K							3	0	1	0	1	1	0	San Diego Padres @ San Francisco Giants Candlestick Park, San Francisco, CA Fri Apr 10 1981, 9:05 PM EST Att: 9,579 - Unknown livebaseballscorecards.com								
Enos Cabell, R OBP: 0.125, SLG: 0.125 (1, 3)										3	1	1	0	0	0	1									
Chili Davis, S (8, PH)										1	0	0	0	0	1	1									
Billy Smith, S (9, 4)										0	0	0	0	0	0	0									
Joe Morgan, L OBP: 0.125, SLG: 0.125 (1, 4)										3	1	1	0	0	0	1									
Jim Wohlford, R OBP: 0.500, SLG: 0.500 (6, PH) (9, 1)										1	0	0	0	0	0	1									
Fred Breining, R ERA: (9, 1)										0	0	0	0	0	0	0									
Jack Clark, R OBP: 0.222, SLG: 0.222 (1, 9)										4	0	2	1	0	0	1									
Darrell Evans, L OBP: 0.333, SLG: 0.375 (1, 5)										3	0	0	0	1	1	2									
Larry Hemdon, R OBP: 0.333, SLG: 0.444 (1, 7)										4	0	2	1	0	0	2									
Milt May, L OBP: 0.200, SLG: 0.400 (1, 2)										3	0	0	0	0	0	2									
Jerry Martin, R (9, PH)										1	0	0	0	0	1	2									
Johnnie LeMaster, R OBP: 0.143, SLG: 0.143 (9, PH)										3	0	0	0	0	0	1									
Rennie Stennett, R (9, PH)										1	0	0	0	0	0	2									
Ed Whitson, R (1, 1)										2	0	0	0	0	1	0									
Gary Lavelle, S (7, 1)										0	0	0	0	0	0	0									
Mike Ivie, R (8, PH) (9, 3)										1	0	0	0	0	0	0									
Inning Stats	R: 1 E: 0 K: 0 S: 5	H: 2 LOB: 1 BB: 0 P: 5	R: 0 E: 0 K: 0 S: 3	H: 0 LOB: 0 BB: 0 P: 3	R: 0 E: 0 K: 1 S: 5	H: 0 LOB: 0 BB: 0 P: 5	R: 1 E: 0 K: 0 S: 5	H: 2 LOB: 1 BB: 0 P: 5	R: 0 E: 0 K: 1 S: 5	H: 1 LOB: 1 BB: 0 P: 6	R: 0 E: 0 K: 1 S: 5	H: 0 LOB: 0 BB: 0 P: 5	R: 0 E: 0 K: 0 S: 3	H: 1 LOB: 0 BB: 0 P: 3	R: 0 E: 0 K: 1 S: 5	H: 0 LOB: 1 BB: 1 P: 9	R: 0 E: 0 K: 1 S: 6	H: 1 LOB: 2 BB: 1 P: 10	1B: 5 2B: 3 3B: 0 HR: 0	SF: 0 SAC: 0 DP: 1 HBP: 0	WP: 1 PB: 0 SB: 4 CS: 0	PA: 35			
PITCHER	IP	WLS	BF	H	R	ER	SO	BB	IBB	HBP	BLK	WP	HR	S	P	ERA	WHIP								
Steve Mura, R ERA: 3.0 (1, 1)	6.0		23	5	2	2	3	0	0	0	0	0	0	29	29	3.00	0.833								
John Urrea, R ERA: (7, 1)	1.1	W	5	1	0	0	0	1	0	0	0	0	0	4	8	0.00	1.500								
Gary Lucas, L ERA: (8, 1)	1.0		5	1	0	0	1	1	0	0	0	0	0	6	10	0.00	2.000								
John Littlefield, R ERA: (9, 1)	0.2	S	2	0	0	0	1	0	0	0	0	0	0	4	4	0.00	0.000								



Batter	1	2	3	4	5	6	7	8	9	10	11	12	13	14	AB	R	H	RBI	BB	SO	LOB	TOP																										
Gene Richards, L OBP: 0.261, SLG: 0.286 (1, 7)	F9		G3		4-3		K				FC1-6 3-1 1-2r				6	0	1	1	1	1	3																											
Ozzie Smith, S OBP: 0.364, SLG: 0.222 (1, 6)	L3		HR BB		6-3				5-3		3-1		G3		5	1	0	0	1	0	3																											
Ruppert Jones, L OBP: 0.150, SLG: 0.111 (1, 8)	G3		HR BB		F6				1B BB		F8				5	1	0	0	2	1	3																											
Randy Bass, L OBP: 0.033, SLG: 0.750 Brodieck Perkins, L OBP: 0.200, SLG: 0.300 (10, PH) (10, 3)	G3		HR				K		F8		1B 2B				5	1	2	4	0	1	1																											
Luis Salazar, R OBP: 0.450, SLG: 0.500 (1, 5)	G3 1B		1-3				K				F5		G4-6-3 1B		7	0	3	0	0	1	1																											
Joe Lefebvre, L OBP: 0.335, SLG: 0.417 (1, 9)	G3						F2						G4-6-3 1-2r		6	1	2	1	0	0	4																											
Terry Kennedy, L OBP: 0.263, SLG: 0.176 (1, 2)	K						HR		4-3		K		G3		6	0	1	0	0	2	4																											
Juan Bonilla, R OBP: 0.467, SLG: 0.538 Barry Evans, R OBP: 0.667, SLG: 0.667 (9, PH) (9, 4)			F5				CS HBP		SH3-4 1B						1	0	0	0	0	0	0																											
Chris Welsh, L Craig Stimac, R John Littlefield, R Gary Lucas, L (1, 1) (7, PH) (7, 1) (9, 1)			HR BB G3				K		2-3		SH1-4 1-2				1	1	0	0	1	1	1																											
Inning Stats	R: 0 E: 0 K: 0 S: 3	H: 0 LOB: 0 BB: 0 P: 3	R: 0 E: 0 K: 1 S: 6	H: 1 LOB: 1 BB: 0 P: 6	R: 4 E: 0 K: 0 S: 4	H: 1 LOB: 0 BB: 3 P: 16	R: 1 E: 0 K: 1 S: 5	H: 1 LOB: 0 BB: 0 P: 6	R: 0 E: 0 K: 2 S: 7	H: 0 LOB: 0 BB: 0 P: 7	R: 0 E: 0 K: 1 S: 6	H: 1 LOB: 1 BB: 0 P: 6	R: 0 E: 0 K: 0 S: 4	H: 1 LOB: 2 BB: 1 P: 8	R: 1 E: 0 K: 0 S: 5	H: 2 LOB: 2 BB: 0 P: 6	R: 0 E: 0 K: 2 S: 9	H: 3 LOB: 3 BB: 0 P: 9	R: 0 E: 1 K: 0 S: 4	H: 0 LOB: 1 BB: 0 P: 4	R: 0 E: 0 K: 0 S: 3	H: 1 LOB: 0 BB: 0 P: 3	R: 0 E: 0 K: 0 S: 4	H: 1 LOB: 2 BB: 1 P: 8	R: 0 E: 0 K: 1 S: 5	H: 0 LOB: 0 BB: 0 P: 5	1B: 7 2B: 1 3B: 1 HR: 2	SF: 0 SAC: 3 DP: 1 HBP: 2	WP: 0 PB: 0 SB: 1 CS: 1	PA: 59																		
PITCHER	IP WLS BF H R ER SO BB IBB HBP BLK WP HR S P ERA WHIP	13.5 13 17 3 5 5 1 0 0 0 0 0 2 15 28 13.50 1.800	3.2 11 1 0 0 4 0 0 0 0 0 0 0 19 19 0.00 0.273	2.0 11 3 1 0 1 0 0 0 9 14 4.50 2.000	3.0 12 3 0 0 2 0 0 0 0 0 0 0 16 16 0.00 1.000	2.0 W 8 1 0 0 1 0 1 0 0 0 0 9 13 0.00 0.500	PITCHER														PITCHER														PITCHER													

San Diego Padres @ San Francisco Giants
Candlestick Park, San Francisco, CA
Sun Apr 12 1981, 6:33 AM EST
Att: 30,311 - Unknown

AB 49
R 6
H 11
RBI 6
BB 5
SO 8
LOB 24



Batter	1	2	3	4	5	6	7	8	9	10	11	12	13	14	AB	R	H	RBI	BB	SO	LOB	BOTTOM																								
Bill North, S OBP: 0.154, SLG: 0.167 Greg Minton, S (10, 1) Chili Davis, S (13, 8)	F8		K		6-3		SH2-4		K		1-3				4	0	0	0	0	2	0																									
Enos Cabell, R OBP: 0.313, SLG: 0.400 Al Holland, R Larry Herndon, R OBP: 0.313, SLG: 0.438 (10, 8) (13, 7)	F4		BB 1B		5-3		4-3		K				K		4	1	1	1	0	0	1																									
Jack Clark, R OBP: 0.300, SLG: 0.176 (1, 9)	FC5-4 1B		2B E BB		6-3		F9				5-3		K		5	1	1	0	2	1	1																									
Mike Ivie, R OBP: 0.444, SLG: 0.556 (1, 3)	FC5-4		E7 E 2B				G6-4-3 1B		F3		F9		FC6-4 1B		7	1	4	2	0	0	1																									
Jerry Martin, R OBP: 0.571, SLG: 0.500 Fred Breining, R (13, 1)			E8				G6-4-3		E BB				FC6-4 1-2r		5	0	3	1	1	0	2																									
Rennie Stennett, R OBP: 0.143, SLG: 0.571 (1, 4)	F9		F8				HR		E6 BB		F8		F9		6	1	1	1	0	0	4																									
Mike Sadek, R Jim Wohlford, R Milt May, L OBP: 0.273, SLG: 0.400 (1, 2) (8, PH) (9, 2)	4-3						F8		G6-4-3		G6-4-3 1-2r				2	0	0	0	1	0	1																									
Johnnie LeMaster, R Billy Smith, S (1, 6) (9, PH) (10, 6)	K						SH2-4 BB 4-3		F5		FC1-6 BB		1-3		2	1	0	0	1	2	2																									
Tom Griffin, R Gary Lavelle, S Darrell Evans, L OBP: 0.284, SLG: 0.467 (8, 5)	6-3						G4-6-3 BB				FC1-6				1	0	0	0	0	0	0																									
Inning Stats	R: 0 E: 0 K: 0 S: 4	H: 1 LOB: 1 BB: 0 P: 4	R: 0 E: 0 K: 1 S: 6	H: 1 LOB: 0 BB: 0 P: 6	R: 3 E: 2 K: 1 S: 8	H: 3 LOB: 1 BB: 1 P: 12	R: 0 E: 0 K: 0 S: 4	H: 0 LOB: 0 BB: 1 P: 8	R: 0 E: 0 K: 0 S: 3	H: 0 LOB: 1 BB: 1 P: 7	R: 1 E: 0 K: 0 S: 8	H: 1 LOB: 0 BB: 0 P: 8	R: 0 E: 0 K: 0 S: 2	H: 0 LOB: 1 BB: 2 P: 10	R: 0 E: 0 K: 2 S: 8	H: 1 LOB: 0 BB: 0 P: 8	R: 0 E: 0 K: 0 S: 3	H: 0 LOB: 0 BB: 0 P: 3	R: 0 E: 0 K: 0 S: 4	H: 2 LOB: 2 BB: 1 P: 8	1B: 8 2B: 2 3B: 0 HR: 2	SF: 0 SAC: 1 DP: 3 HBP: 0	WP: 0 PB: 0 SB: 0 CS: 1	PA: 58																						
PITCHER	IP WLS BF H R ER SO BB IBB HBP BLK WP HR S P ERA WHIP	6.0 6 25 7 4 4 3 2 0 0 0 0 1 29 37 6.00 1.500	2.1 10 0 1 1 0 3 0 0 0 0 0 0 7 19 3.86 1.286	5.1 L 23 5 2 2 4 2 1 0 0 0 1 28 40 3.38 1.312	PITCHER														PITCHER														PITCHER													

San Diego Padres @ San Francisco Giants
Candlestick Park, San Francisco, CA
Sun Apr 12 1981, 6:33 AM EST
Att: 30,311 - Unknown

AB 49
R 7
H 12
RBI 6
BB 8
SO 7
LOB 17



Batter	1	2	3	4	5	6	7	8	9	AB	R	H	RBI	BB	SO	LOB	TOP					
Dave Collins, S (1,9) OBP: 0.462, SLG: 0.583										3	1	0	0	0	0	1	Cincinnati Reds @ San Diego Padres Jack Murphy Stadium, San Diego, CA Tue Apr 14 1981, 9:05 PM EST Att: 12,198 - Unknown					
Ken Griffey, L (1,8) OBP: 0.231, SLG: 0.269										4	1	1	0	0	0	0						
Dave Concepcion, R (1,6) OBP: 0.385, SLG: 0.522										4	1	1	2	0	0	0						
George Foster, R (1,7) OBP: 0.385, SLG: 0.545										2	1	2	1	2	0	0						
Ray Knight, R (1,5) OBP: 0.364, SLG: 0.667										4	0	0	0	0	0	4						
Dan Driessen, L (1,3) OBP: 0.320, SLG: 0.476										3	0	0	0	1	1	3						
Ron Oester, S (1,4) OBP: 0.273, SLG: 0.158										4	0	1	1	0	1	1						
Mike O'Berry, R (1,2) OBP: 0.200, SLG: 0.111										4	0	0	0	0	0	2						
Bruce Berenyi, R (1,1) OBP: 0.250, SLG: 0.500										4	0	1	0	0	1	0						
Inning Stats	R: 3 E: 0 K: 0 S: 6	H: 3 LOB: 2 BB: 1 P: 11	R: 0 E: 0 K: 0 S: 3	H: 0 LOB: 0 BB: 0 P: 3	R: 1 E: 0 K: 1 S: 6	H: 1 LOB: 0 BB: 0 P: 6	R: 0 E: 0 K: 0 S: 4	H: 1 LOB: 1 BB: 0 P: 4	R: 0 E: 0 K: 0 S: 3	H: 0 LOB: 1 BB: 1 P: 7	R: 0 E: 0 K: 0 S: 2	H: 0 LOB: 0 BB: 1 P: 6	R: 0 E: 0 K: 1 S: 5	H: 0 LOB: 0 BB: 0 P: 5	R: 0 E: 0 K: 0 S: 4	H: 1 LOB: 1 BB: 0 P: 4		R: 0 E: 0 K: 1 S: 5	H: 0 LOB: 0 BB: 0 P: 5	1B: 2 2B: 3 3B: 0 HR: 1	SF: 0 SAC: 0 DP: 1 HBP: 1	WP: 1 PB: 0 SB: 1 CS: 0
PITCHER	IP WLS BF H R ER SO BB IBB HBP BLK WP HR S P ERA WHIP																					
John Curtis, L (1,1) ERA: 3.46	3.0 L 15 4 4 4 1 1 0 0 0 0 1 15 20 12.00 1.667																					
Tim Lollar, L (4,1) ERA:	4.0 14 1 0 0 1 2 0 0 0 1 0 14 22 0.00 0.750																					
John Urrea, R (8,1) ERA:	2.0 7 1 0 0 1 0 0 0 0 0 0 9 9 0.00 0.500																					
Batter	1	2	3	4	5	6	7	8	9	AB	R	H	RBI	BB	SO	LOB	BOTTOM					
Gene Richards, L (1,7) OBP: 0.323, SLG: 0.269										2	0	0	0	2	0	1	Cincinnati Reds @ San Diego Padres Jack Murphy Stadium, San Diego, CA Tue Apr 14 1981, 9:05 PM EST Att: 12,198 - Unknown					
Ozzie Smith, S (1,6) OBP: 0.287, SLG: 0.154										4	0	0	0	0	1	3						
Ruppert Jones, L (1,8) OBP: 0.143, SLG: 0.154										4	0	0	0	0	1	0						
Randy Bass, L (1,3) OBP: 0.294, SLG: 0.467										3	0	0	0	1	0	0						
Luis Salazar, R (1,5) OBP: 0.370, SLG: 0.407										3	0	1	0	0	1	1						
Joe Lefebvre, L (1,9) OBP: 0.227, SLG: 0.263										3	0	0	0	0	0	2						
John Urrea, R (8,1) ERA:										0	0	0	0	0	0	0						
Terry Kennedy, L (1,2) OBP: 0.269, SLG: 0.208										3	0	1	0	0	1	0						
Juan Bonilla, R (1,4) OBP: 0.333, SLG: 0.368										3	0	0	0	0	0	0						
John Curtis, L (1,1) ERA:										0	0	0	0	0	0	0						
Mike Phillips, L (3,PH) ERA:										1	0	0	0	0	0	0						
Tim Lollar, L (4,1) ERA:										1	0	0	0	0	0	0						
Dave Edwards, R (8,9) OBP: 0.333, SLG: 0.200										0	0	0	0	1	0	0						
Inning Stats	R: 0 E: 0 K: 1 S: 5	H: 0 LOB: 0 BB: 0 P: 5	R: 0 E: 0 K: 0 S: 3	H: 0 LOB: 0 BB: 0 P: 3	R: 0 E: 1 K: 1 S: 6	H: 1 LOB: 2 BB: 1 P: 10	R: 0 E: 0 K: 1 S: 5	H: 0 LOB: 0 BB: 1 P: 9	R: 0 E: 0 K: 0 S: 2	H: 0 LOB: 0 BB: 0 P: 6	R: 0 E: 0 K: 0 S: 3	H: 1 LOB: 0 BB: 0 P: 3	R: 0 E: 0 K: 0 S: 3	H: 0 LOB: 1 BB: 1 P: 7	R: 0 E: 0 K: 0 S: 3	H: 0 LOB: 0 BB: 0 P: 3	1B: 2 2B: 0 3B: 0 HR: 0	SF: 0 SAC: 0 DP: 2 HBP: 0	WP: 0 PB: 0 SB: 0 CS: 0	PA: 31		
PITCHER	IP WLS BF H R ER SO BB IBB HBP BLK WP HR S P ERA WHIP																					
Bruce Berenyi, R (1,1) ERA:	9.0 W 31 2 0 0 4 4 0 0 0 0 0 35 51 0.00 0.667																					

Batter	1	2	3	4	5	6	7	8	9	AB	R	H	RBI	BB	SO	LOB	TOP							
Dave Collins, S OBP: 0.516, SLG: 0.577 (1, 9)	F7		BB			S 2B BB	1B FC6-4 1B		1B BB	2	3	1	0	3	0	0	<p>Cincinnati Reds @ San Diego Padres Jack Murphy Stadium, San Diego, CA Wed Apr 15 1981, 9:05 PM EST Att: 10,801 - Unknown</p> <p>livebaseballscores.com</p>							
Ken Griffey, L OBP: 0.290, SLG: 0.323 (1, 8)	4-3 1B		4-3			F7 1-2	FC6-4 1B		1B 1B	5	1	3	0	0	0	2								
Dave Concepcion, R OBP: 0.387, SLG: 0.536 (1, 6)	4-3 1-2				6-3	HR 2B	FC6-4 HR		1B 1B	5	3	2	3	0	0	2								
George Foster, R OBP: 0.419, SLG: 0.654 (1, 7)	K				P6	HR BB	HR		1B 1B	4	2	2	3	1	1	1								
Dan Driessen, L OBP: 0.333, SLG: 0.577 (1, 3)		6-3			K		P3		G6-4-3 1B	5	1	2	4	0	1	0								
Ray Knight, R OBP: 0.370, SLG: 0.583 (1, 5)		CS BB				G3-6-3 BB	5-3		G6-4-3 1-2	3	0	0	0	2	0	2								
Joe Nolan, L OBP: 0.400, SLG: 0.400 (1, 2)	P6 1-2				G3-6-3	1B			G3	4	0	1	0	0	0	2								
Ron Oester, S OBP: 0.269, SLG: 0.174 (1, 4)			4-3			1B	K		6-3	4	0	1	0	0	1	1								
Mario Soto, R (1, 1)			K		1-3		5-3		K	4	0	0	0	0	2	1								
Inning Stats	R: 0 E: 0 K: 1 S: 6	H: 1 LOB: 1 BB: 0 P: 6	R: 0 E: 0 K: 0 S: 2	H: 0 LOB: 0 BB: 1 P: 6	R: 0 E: 0 K: 1 S: 5	H: 0 LOB: 1 BB: 1 P: 9	R: 0 E: 0 K: 1 S: 5	H: 0 LOB: 0 BB: 0 P: 5	R: 0 E: 0 K: 0 S: 3	H: 1 LOB: 1 BB: 1 P: 7	R: 4 E: 0 K: 1 S: 8	H: 3 LOB: 1 BB: 2 P: 16	R: 3 E: 0 K: 0 S: 6	H: 3 LOB: 0 BB: 0 P: 6	R: 0 E: 0 K: 0 S: 3	H: 0 LOB: 0 BB: 0 P: 3	R: 3 E: 0 K: 1 S: 8	H: 4 LOB: 1 BB: 1 P: 12	1B: 9 2B: 1 3B: 0 HR: 2	SF: 0 SAC: 0 DP: 2 HBP: 0	WP: 0 PB: 0 SB: 1 CS: 1	PA: 42		
PITCHER	IP WLS BF H R ER SO BB IBB HBP BLK WP HR S P ERA WHIP	5.2 L 25 5 4 4 3 5 0 0 0 0 1 26 46 6.35 1.765	4.63 6 3 3 3 1 0 0 0 0 0 1 8 8 27.00 3.000	5.0 7 10 4 3 3 1 1 0 0 0 0 0 11 15 16.20 3.000	5.4 9 1 0 0 0 0 0 0 0 0 0 0 1 1 0.00 0.000																			

Batter	1	2	3	4	5	6	7	8	9	AB	R	H	RBI	BB	SO	LOB	BOTTOM			
Gene Richards, L OBP: 0.343, SLG: 0.250 (1, 7)	G3		BB			E 1B SF9 BB		P6		2	1	0	0	2	0	0	<p>Cincinnati Reds @ San Diego Padres Jack Murphy Stadium, San Diego, CA Wed Apr 15 1981, 9:05 PM EST Att: 10,801 - Unknown</p> <p>livebaseballscores.com</p>			
Ozzie Smith, S OBP: 0.294, SLG: 0.200 Chris Welsh, L (9, 1)	PB 1B		F7			E9 1B		K		4	0	2	0	0	1	1				
Ruppert Jones, L OBP: 0.125, SLG: 0.138 (1, 8)	K 1-2				E4 1B	SF9		G3		3	0	0	1	0	1	1				
Randy Bass, L OBP: 0.333, SLG: 0.444 (1, 3)	F7				G5-4-3 1B	BB		K		3	0	1	0	1	1	1				
Luis Salazar, R OBP: 0.333, SLG: 0.367 Gary Lucas, L (7, 1) Mike Phillips, L (9, 6)	K				G5-4-3	K		F8		3	0	0	0	0	2	3				
Joe Lefebvre, L OBP: 0.200, SLG: 0.227 (1, 9)	F8				L9			K		0	0	0	0	0	0	0				
Terry Kennedy, L OBP: 0.241, SLG: 0.185 (1, 2)	K				K			K		3	0	0	0	0	3	0				
Juan Bonilla, R OBP: 0.292, SLG: 0.318 (1, 4)			F3		F9			P6		3	0	0	0	0	0	0				
Steve Mura, R John Littlefield, R Barry Evans, R OBP: 0.500, SLG: 0.500 (7, 5)	G3				6-3			P4		2	0	0	0	0	0	0				
Inning Stats	R: 0 E: 0 K: 1 S: 6	H: 1 LOB: 1 BB: 0 P: 6	R: 0 E: 0 K: 2 S: 7	H: 0 LOB: 0 BB: 0 P: 7	R: 0 E: 1 K: 0 S: 4	H: 1 LOB: 1 BB: 0 P: 4	R: 0 E: 0 K: 1 S: 5	H: 0 LOB: 0 BB: 0 P: 5	R: 1 E: 1 K: 1 S: 5	H: 1 LOB: 1 BB: 2 P: 13	R: 0 E: 0 K: 2 S: 7	H: 0 LOB: 0 BB: 0 P: 7	R: 0 E: 0 K: 1 S: 5	H: 0 LOB: 0 BB: 0 P: 5	R: 0 E: 0 K: 1 S: 5	H: 0 LOB: 0 BB: 0 P: 5	1B: 3 2B: 0 3B: 0 HR: 0	SF: 1 SAC: 0 DP: 1 HBP: 0	WP: 0 PB: 1 SB: 0 CS: 0	PA: 32
PITCHER	IP WLS BF H R ER SO BB IBB HBP BLK WP HR S P ERA WHIP	9.0 W 32 3 1 0 9 3 0 0 0 0 0 47 59 0.00 0.667																		

AB	36
R	10
H	12
RBI	10
BB	6
SO	5
LOB	11



Batter	1	2	3	4	5	6	7	8	9	10	AB	R	H	RBI	BB	SO	LOB								
Davey Lopes, R OBP: 0.167, SLG: 0.074 (1.4)	K		F9		6-3			6-3			4	0	0	0	0	1	1								
Ken Landreaux, L OBP: 0.333, SLG: 0.536 (1.8)	F9			1B SF8 2B		F7		1-3			4	1	1	0	0	0	0								
Dusty Baker Jr., R OBP: 0.333, SLG: 0.407 (1.7)	S 1B			F8 BLK 1B		P6			P6		4	0	2	0	0	0	0								
Steve Garvey, R OBP: 0.333, SLG: 0.519 (1.3)	F8			SF8		5-3			F7		3	0	0	1	0	0	1								
Ron Cey, R OBP: 0.333, SLG: 0.360 (1.5)				F8		6-3					3	0	1	0	1	0	1								
Pedro Guerrero, R OBP: 0.357, SLG: 0.440 (1.9)	K			F8					1B		4	1	1	1	0	2	3								
Mike Scioscia, L OBP: 0.286, SLG: 0.316 (7.1)						1-3					2	0	0	0	1	0	0								
Terry Forster, L (7.1)	F7					1-3					0	0	0	0	0	0	0								
Bobby Castillo, R (8.1)											0	0	0	0	0	0	0								
Reggie Smith, S (10, PH)											1	0	0	0	0	0	0								
Steve Howe, L (10.1)											0	0	0	0	0	0	0								
Bill Russell, R OBP: 0.280, SLG: 0.320 (1.6)				F7		1-3			F8		4	0	0	0	0	0	1								
Rick Sutcliffe, L (1.1)											2	0	0	0	0	1	1								
Steve Yeager, R OBP: 0.500, SLG: 1.000 (7.2)	K					3-1			F3		2	0	0	0	0	0	0								
											2	0	0	0	0	0	0								
Inning Stats	R: 0 E: 0 K: 1 S: 6	H: 1 LOB: 1 BB: 0 P: 6	R: 0 E: 0 K: 1 S: 4	H: 0 LOB: 0 BB: 1 P: 8	R: 0 E: 0 K: 1 S: 5	H: 0 LOB: 0 BB: 0 P: 5	R: 1 E: 0 K: 0 S: 5	H: 2 LOB: 1 BB: 0 P: 5	R: 0 E: 0 K: 0 S: 3	H: 0 LOB: 0 BB: 0 P: 3	R: 1 E: 0 K: 0 S: 4	H: 1 LOB: 0 BB: 0 P: 4	R: 0 E: 0 K: 0 S: 3	H: 0 LOB: 0 BB: 0 P: 3	R: 0 E: 0 K: 1 S: 6	H: 1 LOB: 1 BB: 0 P: 6	R: 0 E: 0 K: 0 S: 3	H: 0 LOB: 0 BB: 0 P: 3	1B: 3 2B: 1 3B: 0 HR: 1	SF: 1 SAC: 0 DP: 0 HBP: 0	WP: 0 PB: 0 SB: 1 CS: 1	PA: 36			
PITCHER	IP	WLS	BF	H	R	ER	SO	BB	IBB	HBP	BLK	WP	HR	S	P	ERA	WHIP								
Juan Eichelberger, R ERA: 3.09 (1.1)	7.0		26	4	2	2	3	2	0	0	1	0	1	30	38	2.57	0.857								
John Littlefield, R ERA: 5.14 (8.1)	2.0		7	1	0	0	1	0	0	0	0	0	0	9	9	0.00	0.500								
Tim Lollar, L ERA: (10.1)	1.0	W	3	0	0	0	0	0	0	0	0	0	0	3	3	0.00	0.000								

Los Angeles Dodgers @ San Diego Padres
Jack Murphy Stadium, San Diego, CA

Fri Apr 17 1981, 9:05 PM EST
Att: 26,157 - Unknown

AB	33
R	2
H	5
RBI	2
BB	2
SO	4
LOB	8

livebaseballscorecards.com

Batter	1	2	3	4	5	6	7	8	9	10	AB	R	H	RBI	BB	SO	LOB								
Gene Richards, L OBP: 0.300, SLG: 0.212 (1.7)	G3		4-3		F7			F7		E6	5	1	0	0	0	0	2								
Ozzie Smith, S OBP: 0.289, SLG: 0.182 (1.6)	F9		6-3			F9 S BB		1-3		SH1-4	3	1	0	0	1	0	0								
Ruppert Jones, L OBP: 0.189, SLG: 0.212 (1.8)	K					F9		1B 2B		1B BB	4	1	2	0	1	1	1								
Randy Bass, L OBP: 0.320, SLG: 0.409 (1.3)		F5						G3			4	0	1	2	0	1	1								
Broderick Perkins, L OBP: 0.273, SLG: 0.364 (8, PR) (9.3)											1	0	1	1	0	0	0								
Joe Lefebvre, L OBP: 0.241, SLG: 0.240 (1.9)		1-3			5-3			1B		1B	3	0	1	0	1	0	0								
Luis Salazar, R OBP: 0.353, SLG: 0.412 (1.5)											4	0	2	0	0	1	3								
Terry Kennedy, L OBP: 0.273, SLG: 0.200 (1.2)											3	0	1	0	1	1	0								
Juan Bonilla, R OBP: 0.250, SLG: 0.269 (1.4)											4	0	0	0	0	0	4								
Juan Eichelberger, R OBP: 0.333, SLG: 0.333 (1.1)											1	0	0	0	0	1	0								
Barry Evans, R OBP: 0.408, SLG: 0.400 (7, PH)											1	0	0	0	0	0	0								
John Littlefield, R (8.1)											0	0	0	0	0	0	0								
Mike Phillips, L (9, PH)											1	0	0	0	0	0	0								
Tim Lollar, L (10.1)											0	0	0	0	0	0	0								
Inning Stats	R: 0 E: 0 K: 1 S: 5	H: 0 LOB: 0 BB: 0 P: 5	R: 0 E: 0 K: 0 S: 4	H: 1 LOB: 2 BB: 1 P: 8	R: 0 E: 0 K: 1 S: 5	H: 0 LOB: 0 BB: 0 P: 5	R: 0 E: 0 K: 0 S: 5	H: 1 LOB: 0 BB: 0 P: 5	R: 1 E: 0 K: 0 S: 4	H: 1 LOB: 1 BB: 1 P: 8	R: 0 E: 0 K: 0 S: 3	H: 0 LOB: 0 BB: 0 P: 3	R: 1 E: 0 K: 1 S: 7	H: 2 LOB: 2 BB: 1 P: 11	R: 0 E: 0 K: 1 S: 5	H: 0 LOB: 0 BB: 0 P: 5	R: 1 E: 1 K: 0 S: 3	H: 1 LOB: 2 BB: 1 P: 7	1B: 6 2B: 2 3B: 0 HR: 0	SF: 0 SAC: 2 DP: 0 HBP: 0	WP: 0 PB: 0 SB: 1 CS: 1	PA: 40			
PITCHER	IP	WLS	BF	H	R	ER	SO	BB	IBB	HBP	BLK	WP	HR	S	P	ERA	WHIP								
Rick Sutcliffe, R ERA: 2.03 (1.1)	6.0		24	5	1	1	3	2	0	0	0	0	0	28	36	1.50	1.167								
Terry Forster, L ERA: 5.4 (7.1)	1.2		8	2	1	1	0	1	0	0	0	0	0	7	11	5.40	1.800								
Bobby Castillo, R ERA: 1.8 (8.1)	1.1		4	0	0	0	2	0	0	0	0	0	0	8	8	0.00	0.000								
Steve Howe, L ERA: (10.1)	0.1	L	4	1	1	0	0	1	0	0	0	0	0	3	7	0.00	6.000								

Los Angeles Dodgers @ San Diego Padres
Jack Murphy Stadium, San Diego, CA

Fri Apr 17 1981, 9:05 PM EST
Att: 26,157 - Unknown

AB	34
R	3
H	8
RBI	3
BB	4
SO	5
LOB	11

livebaseballscorecards.com

Batter	1	2	3	4	5	6	7	8	9	AB	R	H	RBI	BB	SO	LOB	TOP											
Davey Lopes, R OBP: 0.147, SLG: 0.065	0-0 6-3		0-0 G6-4-3		0-0 F3		0-0 FC4-6			4	0	0	0	0	0	3	Los Angeles Dodgers @ San Diego Padres Jack Murphy Stadium, San Diego, CA Sat Apr 18 1981, 9:05 PM EST Att. 19,776 - Cloudy											
Ken Landreaux, L OBP: 0.324, SLG: 0.500	0-0 1B		0-3 K		0-0 F5		0-0 4-3			4	0	1	0	0	1	2												
Dusty Baker Jr., R OBP: 0.353, SLG: 0.516	0-0 1B			0-0 5-3		0-0 F8				4	1	2	1	0	0	0												
Steve Garvey, R OBP: 0.294, SLG: 0.452	0-0 L4			0-0 L6		0-0 F2		0-0 F9		4	0	0	0	0	0	2												
Ron Cey, R OBP: 0.353, SLG: 0.379	0-0 F9			0-0 1B		0-0 1B		0-0 5-3		4	0	2	0	0	0	2												
Pedro Guerrero, R OBP: 0.344, SLG: 0.414		0-0 5-3		0-0 1B		0-3 K		0-0 6-3		4	0	1	0	0	1	1												
Mike Scioscia, L OBP: 0.280, SLG: 0.435		0-0 L5		0-0 F9			0-0 HR		0-3 K	4	1	1	1	0	1	2												
Bill Russell, R OBP: 0.276, SLG: 0.310		0-0 F7			0-0 6-3		0-0 FC1-6		0-0 6-3	4	0	1	0	0	0	0												
Fernando Valenzuela, L OBP: 0.222, SLG: 0.222			0-0 G6-4-3			0-0 1B	0-0 FC1-6		0-0 3-1	4	0	2	0	0	0	1												
Inning Stats	R: 0 E: 0 K: 0 S: 5	H: 2 LOB: 2 BB: 0 P: 5	R: 0 E: 0 K: 0 S: 3	H: 0 LOB: 0 BB: 0 P: 3	R: 0 E: 0 K: 1 S: 5	H: 1 LOB: 0 BB: 0 P: 5	R: 0 E: 0 K: 0 S: 5	H: 2 LOB: 2 BB: 0 P: 5	R: 0 E: 0 K: 0 S: 4	H: 1 LOB: 1 BB: 0 P: 4	R: 0 E: 0 K: 1 S: 6	H: 1 LOB: 1 BB: 0 P: 6	R: 1 E: 0 K: 0 S: 5	H: 2 LOB: 1 BB: 0 P: 5	R: 1 E: 0 K: 0 S: 4	H: 1 LOB: 0 BB: 0 P: 4	R: 0 E: 0 K: 1 S: 5	H: 0 LOB: 0 BB: 0 P: 5	1B: 8 2B: 0 3B: 0 HR: 2	SF: 0 SAC: 0 DP: 1 HBP: 0	WP: 0 PB: 0 SB: 1 CS: 0	PA: 36						
PITCHER	IP	WLS	BF	H	R	ER	SO	BB	IBB	HBP	BLK	WP	HR	S	P	ERA	WHIP											
Rick Wise, R ERA: 4.76	(1, 1)	8.0	L	33	10	2	2	2	0	0	0	0	0	2	37	37	2.25	1.250										
Gary Lucas, L ERA: 4.5	(9, 1)	1.0		3	0	0	0	1	0	0	0	0	0	5	5	0.00	0.000											

AB	36
R	2
H	10
RBI	2
BB	0
SO	3
LOB	13



Batter	1	2	3	4	5	6	7	8	9	AB	R	H	RBI	BB	SO	LOB	BOTTOM										
Gene Richards, L OBP: 0.295, SLG: 0.216	0-0 FC1-6		0-3 K			0-0 4-3		0-3 K		4	0	1	0	0	2	1	Los Angeles Dodgers @ San Diego Padres Jack Murphy Stadium, San Diego, CA Sat Apr 18 1981, 9:05 PM EST Att. 19,776 - Cloudy										
Ozzie Smith, S OBP: 0.282, SLG: 0.162	0-0 FC1-6			0-0 E5		0-0 L9		0-3 K		4	0	0	0	0	1	2											
Gary Lucas, L	0-0 CS			0-0 1-3		0-0 L9		0-3 K		0	0	0	0	0	0	0											
Ruppert Jones, L OBP: 0.195, SLG: 0.216	0-0 1B			0-0 1-3		0-0 G3			0-0 P6	4	0	1	0	0	0	1											
Luis Salazar, R OBP: 0.316, SLG: 0.368	0-0 P4			0-0 6-3			0-0 2-3		0-0 E6	4	0	0	0	0	0	2											
Dave Edwards, R OBP: 0.200, SLG: 0.111		0-0 6-3		0-3 K		0-0 6-3		0-0 FC5-4		4	0	0	0	0	1	2											
Randy Bass, L OBP: 0.310, SLG: 0.385		0-0 F8			0-3 K		0-0 1B		0-3 K	4	0	1	0	0	2	1											
Steve Swisher, R OBP: 0.333, SLG: 0.333		0-3 K			0-0 1B		0-3 K			3	0	1	0	0	2	1											
Juan Bonilla, R OBP: 0.258, SLG: 0.276			0-0 4-3		0-3 K			0-0 FC1-4		3	0	1	0	0	1	1											
Rick Wise, R			0-3 K			0-0 F8			0-0 FC1-4	2	0	0	0	0	1	1											
Barry Evans, R OBP: 0.333, SLG: 0.333								0-0 FC1-4		1	0	0	0	0	0	1											
Inning Stats	R: 0 E: 0 K: 0 S: 4	H: 2 LOB: 1 BB: 0 P: 4	R: 0 E: 0 K: 1 S: 5	H: 0 LOB: 0 BB: 0 P: 5	R: 0 E: 0 K: 2 S: 7	H: 0 LOB: 0 BB: 0 P: 7	R: 0 E: 0 K: 1 S: 6	H: 0 LOB: 1 BB: 0 P: 6	R: 0 E: 0 K: 2 S: 8	H: 1 LOB: 1 BB: 0 P: 8	R: 0 E: 0 K: 2 S: 8	H: 1 LOB: 1 BB: 0 P: 8	R: 0 E: 1 K: 1 S: 6	H: 0 LOB: 1 BB: 0 P: 6	R: 0 E: 1 K: 1 S: 6	H: 0 LOB: 1 BB: 0 P: 6	1B: 5 2B: 0 3B: 0 HR: 0	SF: 0 SAC: 0 DP: 0 HBP: 0	WP: 0 PB: 0 SB: 0 CS: 1	PA: 33							
PITCHER	IP	WLS	BF	H	R	ER	SO	BB	IBB	HBP	BLK	WP	HR	S	P	ERA	WHIP										
Fernando Valenzuela, L ERA: 0.33	(1, 1)	9.0	W	33	5	0	0	10	0	0	0	0	0	53	53	0.00	0.556										

AB	33
R	0
H	5
RBI	0
BB	0
SO	10
LOB	13



Batter	1	2	3	4	5	6	7	8	9	AB	R	H	RBI	BB	SO	LOB	TOP		
Bill North, S OBP: 0.413, SLG: 0.306 (1, 8)	4-0 CS BB		0-0 F9 1B			0-0 E 1B		0-0 SH1-4 1B		3	0	3	0	1	0	0			
Enos Cabell, R OBP: 0.333, SLG: 0.333 (1, 3)	0-3 K		0-0 F9			0-3 K		0-0 SH1-4		3	0	0	0	0	2	4			
Joe Morgan, L OBP: 0.286, SLG: 0.326 (1, 4)	0-0 F8		0-0 F7			0-3 K		0-0 F8		4	0	0	0	0	1	4			
Darrell Evans, L OBP: 0.320, SLG: 0.308 (1, 5)		0-0 F8		0-0 F7		4-0 BB		0-0 F6		3	0	0	0	1	0	1			
Jack Clark, R OBP: 0.278, SLG: 0.174 (1, 9)		0-0 F8		0-0 F2		0-0 F6		0-0 F8		4	0	0	0	0	0	2			
Milt May, L OBP: 0.436, SLG: 0.457 (1, 2)		4-0 BB		0-0 F5			0-0 4-3		0-0 4-3	3	0	0	0	1	0	0			
Dave Bergman, L OBP: 0.222, SLG: 0.556 Rennie Stennett, R OBP: 0.083, SLG: 0.333 (9, PH)		0-0 F7		0-0 F8			0-0 1B		0-0 1-3	3	0	1	0	0	0	1			
Billy Smith, S OBP: 0.250, SLG: 0.143 (1, 6)			0-0 1B SH1-4 1B		0-0 F4		0-0 F2			3	0	1	0	0	0	1			
Ed Whitson, R OBP: 0.200, SLG: 0.200 Al Holland, L ERA: 1.89 Jerry Martin, R OBP: 0.226, SLG: 0.231 Gary Lavelle, L OBP: 0.226, SLG: 0.500 Randy Moffitt, R Fred Breining, R			0-0 SH1-4		0-0 K		0-0 4-3			1	0	0	0	0	1	0			
Inning Stats	R: 0 E: 0 K: 1 S: 4	H: 0 LOB: 0 BB: 1 P: 8	R: 0 E: 0 K: 0 S: 3	H: 0 LOB: 1 BB: 1 P: 7	R: 0 E: 0 K: 0 S: 5	H: 2 LOB: 2 BB: 0 P: 5	R: 0 E: 0 K: 0 S: 3	H: 0 LOB: 0 BB: 0 P: 3	R: 0 E: 0 K: 1 S: 5	H: 0 LOB: 0 BB: 0 P: 5	R: 0 E: 1 K: 2 S: 8	H: 1 LOB: 2 BB: 1 P: 12	R: 0 E: 0 K: 0 S: 4	H: 1 LOB: 1 BB: 0 P: 4	R: 0 E: 0 K: 0 S: 4	H: 0 LOB: 0 BB: 0 P: 3	1B: 5 2B: 0 3B: 0 HR: 0	SF: 0 SAC: 2 DP: 0 HBP: 0	WP: 0 PA: 34 PB: 0 SB: 0 CS: 1
PITCHER	IP WLS BF H R ER SO BB IBB HBP BLK WP HR S P ERA WHIP	IP WLS BF H R ER SO BB IBB HBP BLK WP HR S P ERA WHIP																	
Juan Eichelberger, R ERA: 1.89 Gary Lucas, L ERA: 2.93	(1, 1) (8, 1)	7.1 W 29 S	5 0 0 0	0 0 0 0	4 0 0 0	3 0 0 0	0 0 0 0	0 0 0 0	0 0 0 0	0 0 0 0	0 0 0 0	0 0 0 0	0 0 0 0	0 0 0 0	0 0 0 0	0 0 0 0	0.00 1.091	0.000 0.000	

San Francisco Giants @ San Diego Padres
Jack Murphy Stadium, San Diego, CA
 Wed Apr 22 1981, 6:33 AM EST
 Att: 9,982 - Unknown

livebaseballscorecards.com

AB 29
R 0
H 5
RBI 0
BB 3
SO 4
LOB 14




Batter	1	2	3	4	5	6	7	8	9	AB	R	H	RBI	BB	SO	LOB	BOTTOM			
Gene Richards, L OBP: 0.295, SLG: 0.250 (1, 7)	0-0 E3 FC3-6 1B		0-0 4-3		0-0 S 1B		0-3 K			4	0	1	1	0	1	0				
Ozzie Smith, S OBP: 0.310, SLG: 0.220 (1, 6)	0-0 FC3-6 1B		0-0 4-3		0-0 F9 1B			4-0 BB E BB		3	1	1	0	1	0	1				
Ruppert Jones, L OBP: 0.232, SLG: 0.245 (1, 8)	0-0 FC3-6 1-2 2-3			0-0 F8		0-3 K		0-0 F5		4	0	0	0	0	1	4				
Randy Bass, L OBP: 0.351, SLG: 0.333 Brodie Parkins, L OBP: 0.273, SLG: 0.364 (8, PR) (9, 3)	0-3 K			0-0 1B 2B		0-0 L4		0-0 BB E 1B		4	0	2	0	0	1	2				
Joe Lefebvre, L OBP: 0.244, SLG: 0.222 Dave Edwards, R OBP: 0.188, SLG: 0.071 (8, PH) (9, 9)	0-0 F4			0-0 F9		4-0 FC6-4 BB		4-0 E SF9 BB		2	0	0	0	1	0	3				
Luis Salazar, R OBP: 0.296, SLG: 0.321 (1, 5)		0-0 4-3		0-0 1B		0-0 FC6-4 S		0-0 FC1		4	0	1	0	0	2					
Terry Kennedy, L OBP: 0.347, SLG: 0.318 (1, 2)		0-0 G6-4-3 1B		0-3 K		0-0 F7		4-0 IBB		3	0	1	0	1	1	3				
Mike Phillips, L OBP: 0.200, SLG: 0.400 Barry Evans, R OBP: 0.333, SLG: 0.364 (7, PH) (8, 4)		0-0 G6-4-3			0-0 1B 3B		0-0 F9		0-0 SF9	2	1	1	0	0	0	1				
Juan Eichelberger, R OBP: 0.167, SLG: 0.167 Gary Lucas, L	(1, 1) (8, 1)		0-3 K		0-3 K		0-3 K		0-0 4-3	3	0	0	0	0	3	1				
Inning Stats	R: 0 E: 1 K: 1 S: 7	H: 1 LOB: 2 BB: 0 P: 7	R: 0 E: 0 K: 0 S: 3	H: 1 LOB: 0 BB: 0 P: 3	R: 0 E: 0 K: 1 S: 5	H: 0 LOB: 0 BB: 0 P: 5	R: 0 E: 0 K: 1 S: 7	H: 2 LOB: 2 BB: 0 P: 7	R: 1 E: 0 K: 2 S: 9	H: 2 LOB: 1 BB: 0 P: 9	R: 0 E: 0 K: 0 S: 3	H: 0 LOB: 1 BB: 1 P: 7	R: 0 E: 0 K: 2 S: 7	H: 0 LOB: 0 BB: 0 P: 7	R: 3 E: 1 K: 0 S: 5	H: 1 LOB: 2 BB: 3 P: 17	1B: 5 2B: 1 3B: 1 HR: 0	SF: 1 SAC: 0 DP: 1 HBP: 0	WP: 0 PA: 36 PB: 0 SB: 2 CS: 0	
PITCHER	IP WLS BF H R ER SO BB IBB HBP BLK WP HR S P ERA WHIP	IP WLS BF H R ER SO BB IBB HBP BLK WP HR S P ERA WHIP																		
Ed Whitson, R ERA: 3.12 Al Holland, L ERA: 13.5 Gary Lavelle, L ERA: 1.93 Randy Moffitt, R ERA: Fred Breining, R ERA:	(1, 1) (6, 1) (7, 1) (8, 1) (8, 1)	5.2 L 7 1 0.0	24 1 1 3 0	6 0 1 1 0	1 0 1 1 0	5 0 0 0 0	0 0 0 0 0	0 0 0 0 0	0 0 0 0 0	0 0 0 0 0	0 0 0 0 0	0 0 0 0 0	0 0 0 0 0	0 0 0 0 0	0 0 0 0 0	0 0 0 0 0	1.59 1.235	6.75 2.250	∞ ∞	0.00 0.000

San Francisco Giants @ San Diego Padres
Jack Murphy Stadium, San Diego, CA
 Wed Apr 22 1981, 6:33 AM EST
 Att: 9,982 - Unknown

livebaseballscorecards.com

AB 31
R 4
H 7
RBI 2
BB 4
SO 7
LOB 19



Batter	1	2	3	4	5	6	7	8	9	AB	R	H	RBI	BB	SO	LOB	TOP																						
Gene Richards, L (1.7) OBP: 0.292, SLG: 0.236	6-3		BB			P5		4-3		3	0	0	0	1	0	0	San Diego Padres @ Los Angeles Dodgers Dodger Stadium, Los Angeles, CA Thu Apr 23 1981, 6:05 PM PST Att: 35,027 - Unknown livebaseballscorecards.com																						
Ozzie Smith, S (1.6) OBP: 0.306, SLG: 0.208	F3		6-3			6-3		FC4-6	BB	3	0	0	0	1	0	2																							
Ruppert Jones, L (1.8) OBP: 0.250, SLG: 0.250	4-3			CS	4-3	CS	BB	FC4-6	G6-3	3	0	1	0	1	0	1																							
Randy Bass, L (1.3) OBP: 0.306, SLG: 0.326		G4-6-3	1B			4-3		CS	F8	4	0	1	0	0	0	2																							
Joe Lefebvre, L (1.9) OBP: 0.227, SLG: 0.205	G4-6-3					6-3		F9		3	0	0	0	0	0	2																							
Luis Salazar, R (1.5) OBP: 0.281, SLG: 0.304	F8					K		K		3	0	0	0	0	2	0																							
Terry Kennedy, L (1.2) OBP: 0.346, SLG: 0.319			K			CI		F5		3	0	1	0	0	1	0																							
Mike Phillips, L (1.4) OBP: 0.250, SLG: 0.417			S			CI		K		2	0	1	0	0	1	0																							
Rick Wise, R (1.1) Jerry Turner, L (8. PH) John Littlefield, R (8.1)	P1					G6-4-3		HR		2	0	0	0	0	0	3																							
Inning Stats	R: 0 E: 0 K: 0 S: 3	H: 0 LOB: 0 BB: 0 P: 3	R: 0 E: 0 K: 0 S: 3	H: 1 LOB: 0 BB: 0 P: 3	R: 0 E: 0 K: 1 S: 6	H: 1 LOB: 2 BB: 1 P: 10	R: 0 E: 0 K: 0 S: 3	H: 1 LOB: 0 BB: 0 P: 3	R: 0 E: 1 K: 1 S: 6	H: 1 LOB: 1 BB: 0 P: 6	R: 0 E: 0 K: 0 S: 2	H: 0 LOB: 0 BB: 1 P: 6	R: 0 E: 0 K: 1 S: 5	H: 0 LOB: 0 BB: 0 P: 5	R: 1 E: 0 K: 1 S: 6	H: 1 LOB: 0 BB: 0 P: 6	R: 0 E: 0 K: 0 S: 2	H: 0 LOB: 0 BB: 1 P: 6	1B: 4 2B: 0 3B: 0 HR: 1	SF: 0 SAC: 0 DP: 3 HBP: 0	WP: 0 PB: 0 SB: 1 CS: 2	PA: 32																	
PITCHER	IP	WLS	BF	H	R	ER	SO	BB	IBB	HBP	BLK	WP	HR	S	P	ERA	WHIP	PITCHER				IP	WLS	BF	H	R	ER	SO	BB	IBB	HBP	BLK	WP	HR	S	P	ERA	WHIP	
Rick Sutcliffe, R (1.1) ERA: 1.69	8.0	W	29	5	1	1	4	3	0	0	0	0	1	34	46	1.12	1.000					8.0	L	30	9	3	2	2	3	0	0	0	0	0	0	31	43	2.57	1.714
Steve Howe, L (9.1) ERA:	1.0	S	2	0	0	0	0	0	0	0	0	0	0	2	2	0.00	0.000					1.0		3	0	0	0	0	0	0	0	0	0	3	3	0.00	0.000		

Batter	1	2	3	4	5	6	7	8	9	AB	R	H	RBI	BB	SO	LOB	BOTTOM																					
Davey Lopes, R (1.4) OBP: 0.212, SLG: 0.109	S		6-3			4-3		L7		4	0	1	0	0	0	2	San Diego Padres @ Los Angeles Dodgers Dodger Stadium, Los Angeles, CA Thu Apr 23 1981, 6:05 PM PST Att: 35,027 - Unknown livebaseballscorecards.com																					
Ken Landreaux, L (1.8) OBP: 0.321, SLG: 0.462	F7		S			K		1B		4	0	2	1	0	1	1																						
Dusty Baker Jr., R (1.7) OBP: 0.382, SLG: 0.510	F8		F7			E	S	F3		4	1	1	0	0	0	4																						
Steve Garvey, R (1.3) OBP: 0.236, SLG: 0.327	6-3		6-3			CS	1B	F3		4	0	1	1	0	0	2																						
Ron Cey, R (1.5) OBP: 0.333, SLG: 0.340		F7		G6-4-3		K		5-3		3	0	0	0	1	1	1																						
Pedro Guerrero, R (1.9) OBP: 0.380, SLG: 0.511		S		G6-4-3		6-3		6-3		4	1	1	0	0	0	1																						
Mike Scioscia, L (1.2) OBP: 0.278, SLG: 0.375		1B		FC6-4				SH1-4		2	1	2	0	1	0	0																						
Bill Russell, R (1.6) OBP: 0.222, SLG: 0.227		1B		FC6-4				SH1-4		2	0	0	0	0	0	3																						
Rick Sutcliffe, L (1.1) Steve Howe, L (9.1)		F9		FC6-4				L8		2	0	1	1	1	0	0																						
Inning Stats	R: 0 E: 0 K: 0 S: 4	H: 1 LOB: 1 BB: 0 P: 4	R: 1 E: 0 K: 0 S: 4	H: 2 LOB: 2 BB: 1 P: 8	R: 0 E: 0 K: 0 S: 3	H: 1 LOB: 1 BB: 1 P: 7	R: 0 E: 0 K: 1 S: 5	H: 0 LOB: 0 BB: 0 P: 5	R: 1 E: 0 K: 0 S: 6	H: 2 LOB: 2 BB: 1 P: 6	R: 1 E: 0 K: 0 S: 5	H: 2 LOB: 1 BB: 1 P: 9	R: 0 E: 0 K: 0 S: 3	H: 0 LOB: 0 BB: 0 P: 3	1B: 9 2B: 1 3B: 0 HR: 0	SF: 0 SAC: 1 DP: 2 HBP: 0	WP: 0 PB: 0 SB: 4 CS: 1	PA: 33																				
PITCHER	IP	WLS	BF	H	R	ER	SO	BB	IBB	HBP	BLK	WP	HR	S	P	ERA	WHIP	PITCHER				IP	WLS	BF	H	R	ER	SO	BB	IBB	HBP	BLK	WP	HR	S	P	ERA	WHIP
Rick Wise, R (1.1) ERA: 3.62	7.0	L	30	9	3	2	2	3	0	0	0	0	0	31	43	2.57	1.714					7.0	L	30	9	3	2	2	3	0	0	0	0	0	31	43	2.57	1.714
John Littlefield, R (8.1) ERA: 4.82	1.0		3	0	0	0	0	0	0	0	0	0	0	3	3	0.00	0.000					1.0		3	0	0	0	0	0	0	0	0	3	3	0.00	0.000		



Batter	1	2	3	4	5	6	7	8	9	AB	R	H	RBI	BB	SO	LOB	TOP					
Gene Richards, L OBP: 0.286, SLG: 0.233 (1, 7)	0-3 K		0-0 4-3			0-0 L9	0-0 5-3		0-0 1B 1B 1B	5	1	2	0	1	2		San Diego Padres @ Los Angeles Dodgers Dodger Stadium, Los Angeles, CA Fri Apr 24 1981, 6:05 PM PST Att: 49,256 - Unknown livebaseballscorecards.com					
Ozzie Smith, S OBP: 0.288, SLG: 0.193 Gary Lucas, L (7, 1)	0-0 L7		0-0 L9			0-0 P4	0-0 G3		0-0 1B 1B 1B	4	0	0	0	0	0	2						
Dave Edwards, R OBP: 0.235, SLG: 0.133 Tim Lollar, L (9, 1)	0-0 F9					0-0 BB			0-0 1B 1B 1B	1	0	1	1	0	0	0						
Ruppert Jones, L OBP: 0.262, SLG: 0.250 (1, 8)	0-0 F9			0-0 4-3		4-0 BB		0-3 K	0-0 1B CS 1B	4	0	1	1	1	1	0						
Randy Bass, L OBP: 0.296, SLG: 0.375 (1, 3)		0-0 HR		0-0 6-3		0-3 K		0-0 F5	0-0 P6	5	1	1	1	0	1	3						
Terry Kennedy, L OBP: 0.357, SLG: 0.333 (1, 2)		0-0 L5		0-0 P6				0-0 1B BB 1B	0-0 1B	4	1	2	0	0	0	0						
Joe Lefebvre, L OBP: 0.250, SLG: 0.238 (1, 9)		4-0 S BB			0-0 2B			0-0 F8	0-3 K	3	0	1	0	1	1	2						
Luis Salazar, R OBP: 0.295, SLG: 0.317 (1, 5)		0-0 F3		0-0 F9		0-0 F9		0-0 BB 1B 5-3 1B	0-0 1B 1B 4-3 1B	4	2	2	0	0	0	2						
Mike Phillips, L OBP: 0.250, SLG: 0.375 (1, 4)		0-0 F8		0-0 F8		0-3 K		0-0 5-3 BB 1B 1-2 2-3 3-H	0-0 4-3 1B	4	0	1	0	0	1	3						
John Curtis, L John Ureña, R Jerry Turner, L John Littlefield, R Broderick Perkins, L Barry Evans, R (1, 1) (4, 1) (5, PH) (5, 1) (7, PH) (7, 6)			0-3 K		0-0 P4			0-0 1-2 2-3 3-H BB	0-0 1B 1B	1	0	0	0	0	1	0						
Inning Stats	R: 0 E: 0 K: 1 S: 5	H: 0 LOB: 0 BB: 0 P: 5	R: 1 E: 0 K: 0 S: 4	H: 1 LOB: 1 BB: 1 P: 8	R: 0 E: 0 K: 1 S: 5	H: 0 LOB: 0 BB: 0 P: 5	R: 0 E: 0 K: 0 S: 3	H: 0 LOB: 0 BB: 0 P: 3	R: 0 E: 0 K: 1 S: 6	H: 1 LOB: 1 BB: 0 P: 6	R: 0 E: 0 K: 1 S: 5	H: 0 LOB: 1 BB: 1 P: 9	R: 2 E: 0 K: 0 S: 6	H: 3 LOB: 2 BB: 1 P: 10	R: 0 E: 0 K: 2 S: 8	H: 1 LOB: 1 BB: 0 P: 8	R: 3 E: 0 K: 0 S: 7	H: 5 LOB: 1 BB: 0 P: 7	1B: 9 2B: 1 3B: 0 HR: 1	SF: 0 SAC: 0 DP: 0 HBP: 0	WP: 0 PB: 0 SB: 1 CS: 1	PA: 40
PITCHER	IP WLS BF H R ER SO BB IBB HBP BLK WP HR S P ERA WHIP	6.1 L 26 5 3 3 4 2 0 0 0 0 1 32 40 4.02 4.26 2.500	2.0 L 11 4 3 3 2 1 0 0 0 0 0 14 18 13.50 4.26 2.500	0.0 L 1 1 0 0 0 0 0 0 0 0 0 1 1 ∞ ∞	0.2 L 2 1 0 0 0 0 0 0 0 0 0 2 2 0.00 1.500																	

Batter	1	2	3	4	5	6	7	8	9	AB	R	H	RBI	BB	SO	LOB	BOTTOM					
Davey Lopes, R OBP: 0.228, SLG: 0.180 (1, 4)	0-0 5-3	4-0 BB		0-0 HR		0-0 FC6-4		0-0 FC5-4		4	1	1	1	1	0	2	San Diego Padres @ Los Angeles Dodgers Dodger Stadium, Los Angeles, CA Fri Apr 24 1981, 6:05 PM PST Att: 49,256 - Unknown livebaseballscorecards.com					
Ken Landreaux, L OBP: 0.381, SLG: 0.500 (1, 8)	0-0 HR	0-0 4-3		4-0 BB			0-0 1B SF7 2B		0-0 SH1-4 1B	4	2	3	0	1	0	2						
Dusty Baker Jr., R OBP: 0.373, SLG: 0.491 (1, 7)	0-0 F8		0-0 P4	0-0 F7			0-0 BB 1B		0-0 SH1-4	4	0	1	0	0	0	2						
Steve Garvey, R OBP: 0.250, SLG: 0.446 (1, 3)	0-0 HR		0-0 HR		0-0 5-3		0-0 SF7		0-0 F8	4	2	2	4	0	0	1						
Ron Cey, R OBP: 0.356, SLG: 0.340 (1, 5)	0-0 1B		4-0 BB		0-0 F9		0-0 G5-4-3 BB		0-0 F9	3	0	1	0	2	0	1						
Pedro Guerrero, R OBP: 0.352, SLG: 0.469 (1, 9)	0-3 K		0-3 K		0-3 K		0-0 G5-4-3			4	0	0	0	0	3	4						
Steve Yeager, R OBP: 0.313, SLG: 0.467 (1, 2)		0-0 F7	0-3 K			0-0 FC6-4 1B		0-0 F3		4	0	1	0	0	1	1						
Bill Russell, R OBP: 0.224, SLG: 0.229 (1, 6)		0-0 FC1-6 1B		0-0 6-3		0-3 K		0-0 4-3		4	0	1	0	0	1	1						
Bob Welch, R OBP: 0.167, SLG: 0.167 Bobby Castillo, R OBP: 0.333, SLG: 0.333 Dave Goltz, R Steve Howe, L (1, 1) (7, 1) (9, 1) (9, 1)		0-0 FC1-6 WP		0-3 K		0-3 K		0-0 FC5-4 1B		3	0	0	0	0	2	2						
Inning Stats	R: 2 E: 0 K: 1 S: 8	H: 3 LOB: 1 BB: 0 P: 8	R: 0 E: 0 K: 0 S: 4	H: 1 LOB: 2 BB: 1 P: 8	R: 1 E: 0 K: 2 S: 8	H: 1 LOB: 1 BB: 1 P: 12	R: 1 E: 0 K: 1 S: 6	H: 1 LOB: 1 BB: 1 P: 10	R: 0 E: 0 K: 1 S: 5	H: 0 LOB: 0 BB: 0 P: 5	R: 0 E: 0 K: 2 S: 8	H: 1 LOB: 1 BB: 0 P: 8	R: 1 E: 0 K: 0 S: 4	H: 2 LOB: 1 BB: 1 P: 8	R: 0 E: 0 K: 0 S: 4	H: 1 LOB: 1 BB: 0 P: 4		R: 0 E: 0 K: 0 S: 4	H: 1 LOB: 1 BB: 0 P: 4	1B: 7 2B: 1 3B: 0 HR: 3	SF: 1 SAC: 1 DP: 1 HBP: 0	WP: 1 PB: 0 SB: 0 CS: 0
PITCHER	IP WLS BF H R ER SO BB IBB HBP BLK WP HR S P ERA WHIP	3.2 L 20 6 4 4 4 3 0 0 0 0 0 3 25 37 9.82 2.455	0.1 L 1 0 0 0 0 0 0 0 0 0 0 1 1 0.00 0.000	2.0 W 9 3 1 1 0 1 0 0 0 0 0 8 12 4.50 2.000	1.0 S 4 1 0 0 0 0 0 0 0 0 0 4 4 0.00 1.000																	

Batter	1	2	3	4	5	6	7	8	9	10	11	AB	R	H	RBI	BB	SO	LOB	TOP			
Gene Richards, L OBP: 0.293, SLG: 0.262 (1, 7)												5	1	2	0	0	0	4				
Ozzie Smith, S OBP: 0.262, SLG: 0.194 (1, 6)												5	0	1	1	0	1	2				
Ruppert Jones, L OBP: 0.257, SLG: 0.246 (1, 8)												5	0	1	0	0	2	0				
Randy Bass, L OBP: 0.283, SLG: 0.353 Broderick Perkins, L OBP: 0.308, SLG: 0.333 (9, PH) (9, 3)												3	0	0	0	1	1	0				
Terry Kennedy, L OBP: 0.350, SLG: 0.327 (1, 2)												4	0	1	0	0	0	0				
Joe Lefebvre, L OBP: 0.250, SLG: 0.222 (1, 9)												3	0	0	0	1	0	1				
Luis Salazar, R OBP: 0.292, SLG: 0.313 (1, 5)												4	0	1	0	0	0	1				
Mike Phillips, L OBP: 0.211, SLG: 0.316 Barry Evans, R OBP: 0.429, SLG: 0.417 (10, PH) (10, 4)												3	0	0	0	0	0	2				
Steve Mura, R OBP: 0.400, SLG: 0.400 Steve Swisher, R OBP: 0.400, SLG: 0.400 John Littlefield, R (10, 1)												3	0	1	0	0	0	0				
Inning Stats	R: 1 E: 0 K: 2 S: 8	H: 2 LOB: 0 BB: 0 P: 8	R: 0 E: 0 K: 0 S: 3	H: 0 LOB: 0 BB: 0 P: 3	R: 0 E: 0 K: 1 S: 5	H: 0 LOB: 0 BB: 0 P: 5	R: 0 E: 0 K: 1 S: 3	H: 1 LOB: 1 BB: 1 P: 7	R: 0 E: 0 K: 0 S: 4	H: 0 LOB: 2 BB: 0 P: 4	R: 0 E: 1 K: 0 S: 4	H: 0 LOB: 1 BB: 0 P: 4	R: 0 E: 0 K: 0 S: 2	H: 0 LOB: 1 BB: 1 P: 6	R: 0 E: 0 K: 0 S: 5	H: 2 LOB: 3 BB: 1 P: 9	R: 0 E: 0 K: 2 S: 7	H: 0 LOB: 0 BB: 0 P: 7	1B: 7 2B: 3 3B: 0 HR: 0	SF: 0 SAC: 0 DP: 2 HBP: 0	WP: 0 PB: 0 SB: 1 CS: 1	PA: 41
PITCHER	IP ERA WLS BF H R ER SO BB IBB HBP BLK WP HR S P ERA WHIP	9.0 2.43 2.0 9 2 0 0 2 0 1 0 0 0 0 12 16 0.00 1.000																				

San Diego Padres @ Los Angeles Dodgers
Dodger Stadium, Los Angeles, CA

Sat Apr 25 1981, 7:05 PM PST
Att: 44,985 - Unknown

AB	37
R	1
H	8
RBI	1
BB	3
SO	5
LOB	10

Batter	1	2	3	4	5	6	7	8	9	10	11	AB	R	H	RBI	BB	SO	LOB	BOTTOM			
Davey Lopes, R OBP: 0.246, SLG: 0.204 (1, 4)												4	1	2	0	0	1	2				
Ken Landreaux, L OBP: 0.333, SLG: 0.459 (1, 8)												5	0	0	0	0	2	5				
Jay Johnstone, L OBP: 0.143, SLG: 0.143 (1, 7)													5	0	0	0	0	3				
Steve Garvey, R OBP: 0.246, SLG: 0.443 (1, 3)													5	0	1	1	0	1				
Ron Cey, R OBP: 0.375, SLG: 0.364 (1, 5)													5	1	3	0	0	1				
Rick Manday, L OBP: 0.143, SLG: 0.429 (1, 9)													5	0	1	1	0	1				
Mike Scioscia, L OBP: 0.275, SLG: 0.361 (1, 2)												4	0	1	0	0	0	0				
Derrel Thomas, S OBP: 0.429, SLG: 0.429 Reggie Smith, S (9, PH)													3	0	2	0	0	1				
Bill Russell, R OBP: 0.224, SLG: 0.229 (10, 6)													1	0	0	0	0	0				
Burt Hooton, R OBP: 0.333, SLG: 0.333 Joe Ferguson, R OBP: 0.333, SLG: 0.333 Steve Howe, L (10, 1)												1	0	0	0	1	0	1				
Inning Stats	R: 1 E: 0 K: 0 S: 5	H: 2 LOB: 1 BB: 0 P: 5	R: 0 E: 0 K: 0 S: 4	H: 1 LOB: 1 BB: 0 P: 4	R: 0 E: 0 K: 1 S: 6	H: 1 LOB: 1 BB: 0 P: 6	R: 0 E: 0 K: 0 S: 4	H: 2 LOB: 1 BB: 0 P: 4	R: 0 E: 0 K: 1 S: 5	H: 0 LOB: 2 BB: 0 P: 5	R: 0 E: 0 K: 0 S: 4	H: 1 LOB: 1 BB: 0 P: 4	R: 0 E: 0 K: 1 S: 5	H: 0 LOB: 0 BB: 0 P: 5	R: 0 E: 0 K: 0 S: 3	H: 0 LOB: 0 BB: 0 P: 3	R: 1 E: 0 K: 0 S: 3	H: 2 LOB: 1 BB: 0 P: 3	1B: 8 2B: 1 3B: 1 HR: 0	SF: 0 SAC: 2 DP: 0 HBP: 0	WP: 0 PB: 0 SB: 2 CS: 0	PA: 42
PITCHER	IP ERA WLS BF H R ER SO BB IBB HBP BLK WP HR S P ERA WHIP	9.0 3.33 1.1 6 2 1 1 0 0 0 0 0 0 0 6 6 6.75 1.500																				

San Diego Padres @ Los Angeles Dodgers
Dodger Stadium, Los Angeles, CA

Sat Apr 25 1981, 7:05 PM PST
Att: 44,985 - Unknown

AB	39
R	2
H	10
RBI	2
BB	1
SO	5
LOB	15

Batter	1	2	3	4	5	6	7	8	9	AB	R	H	RBI	BB	SO	LOB	TOP			
Gene Richards, L (1,7) OBP: 0.295, SLG: 0.265	0-0 3-1		0-0 1B			0-0 1-3		0-0 SH5-4		3	0	1	0	0	0	0	San Diego Padres @ Los Angeles Dodgers Dodger Stadium, Los Angeles, CA Sun Apr 26 1981, 3:33 AM PDT Att: 50,533 - Unknown livebaseballscorecards.com			
Ozzie Smith, S (1,6) OBP: 0.307, SLG: 0.215	4-0 CS BB		0-0 1B			0-0 CS 1B		0-0 6-3		3	0	2	0	1	0	2				
Ruppert Jones, L (1,8) OBP: 0.257, SLG: 0.262	0-0 F7 1-2		0-0 F7			0-3 K 1-2		0-0 2B		4	0	1	1	0	1	4				
Barry Evans, R (1,4) OBP: 0.389, SLG: 0.333 Gary Lucas, L (8,1)		0-0 6-3		0-0 1-3			4-0 SH5-3 1B G3 BB	0-0 6-3		3	1	0	0	1	0	2				
Luis Salazar, R (1,5) OBP: 0.290, SLG: 0.309		0-0 F3		0-0 G3			0-0 SH5-3 1B		0-0 L6	4	0	1	0	0	0	0				
Randy Bass, L (1,3) OBP: 0.295, SLG: 0.352		0-0 FC6-4 1B		0-0 1-3			0-0 SH5-3 1-2 2-3		0-0 F9	3	0	1	0	0	0	0				
Dave Edwards, R (1,9) OBP: 0.190, SLG: 0.105		0-0 FC6-4 1-2		0-0 6-3			0-0 G3		0-0 6-3	4	0	0	1	0	0	2				
Steve Swisher, R (1,2) OBP: 0.250, SLG: 0.250			0-3 K		0-0 5-3		0-0 4-3			3	0	0	0	0	1	1				
Juan Eichelberger, R (1,1) OBP: 0.125, SLG: 0.125 Craig Stinac, R (8, PH) OBP: 0.333, SLG: 0.333 Juan Bonilla, R (8, PR) OBP: 0.257, SLG: 0.273 Mike Phillips, L (8,4) OBP: 0.211, SLG: 0.316			0-3 K		0-0 1-6-3			0-0 6-3 SH5-4 2B 1B		2	0	0	0	0	1	0				
Inning Stats	R: 0 E: 0 K: 0 S: 2	H: 0 LOB: 0 BB: 1 P: 6	R: 0 E: 0 K: 0 S: 4	H: 1 LOB: 1 BB: 0 P: 4	R: 0 E: 0 K: 2 S: 9	H: 2 LOB: 2 BB: 0 P: 9	R: 0 E: 0 K: 0 S: 3	H: 0 LOB: 0 BB: 0 P: 3	R: 0 E: 0 K: 1 S: 5	H: 1 LOB: 0 BB: 0 P: 5	R: 1 E: 0 K: 0 S: 4	H: 1 LOB: 1 BB: 1 P: 8	R: 1 E: 0 K: 0 S: 5	H: 2 LOB: 2 BB: 0 P: 5	R: 0 E: 0 K: 0 S: 3	H: 0 LOB: 0 BB: 0 P: 3		1B: 6 2B: 1 3B: 0 HR: 0	SF: 0 SAC: 2 DP: 0 HBP: 0	WP: 0 PB: 0 SB: 0 CS: 2
PITCHER Jerry Reuss, L (1,1) ERA: 1.59	IP: 9.0 WLS: W BF: 34 H: 7 R: 2 ER: 2 SO: 3 BB: 2 IBB: 0 HBP: 0 BLK: 0 WP: 0 HR: 0 S: 38 P: 46 ERA: 2.00 WHIP: 1.000															PITCHER				

Batter	1	2	3	4	5	6	7	8	9	AB	R	H	RBI	BB	SO	LOB	BOTTOM			
Davey Lopes, R (1,4) OBP: 0.246, SLG: 0.193	0-0 F8		4-0 PO BB BB		0-0 6-3		0-0 F9			3	0	0	1	1	0	1	San Diego Padres @ Los Angeles Dodgers Dodger Stadium, Los Angeles, CA Sun Apr 26 1981, 3:33 AM PDT Att: 50,533 - Unknown livebaseballscorecards.com			
Rick Monday, L (1,9) OBP: 0.273, SLG: 0.333 Derrel Thomas, S (7, PR) OBP: 0.429, SLG: 0.429	0-3 K		4-0 BB BB BB		0-0 F9		4-0 G4-6-3 BB			2	0	0	0	2	1	1				
Dusty Baker Jr., R (1,7) OBP: 0.381, SLG: 0.525	0-0 3B		0-0 PO 2-3	0-0 F9		0-0 1B 1B	0-0 G4-6-3 1-2			4	1	2	0	0	0	1				
Steve Garvey, R (1,3) OBP: 0.261, SLG: 0.446	0-0 6-3		0-3 K		0-0 1B 1B		0-0 SH1-4 2B 1B			4	1	2	0	0	1	1				
Ron Cey, R (1,5) OBP: 0.388, SLG: 0.397		0-3 K		0-0 2B		0-0 BB 1B	0-0 SH1-4		0-0 SH1-4	3	0	2	1	0	1	0				
Pedro Guerrero, R (1,8) OBP: 0.345, SLG: 0.442		0-3 K		0-0 P4		0-0 F8	4-0 2B BB			3	0	0	0	1	1	3				
Mike Scioscia, L (1,2) OBP: 0.302, SLG: 0.368 Reggie Smith, S (8, PH) OBP: 0.250, SLG: 0.500 Steve Yeager, R (9,2) OBP: 0.313, SLG: 0.467		0-0 F5		0-0 SH1-4 6-3 1B	0-0 SH1-4 1B	4-0 1-2 2-3 BB	0-0 SH1-4 1B 2B			2	1	1	0	1	0	0				
Bill Russell, R (1,6) OBP: 0.245, SLG: 0.235			0-3 K		0-0 SH1-4 6-3 1B	0-0 P6	4-0 1B IBB			3	0	1	0	1	1	3				
Jerry Reuss, L (1,1) OBP: 0.200, SLG: 0.200			0-3 K		0-0 SH1-4		0-0 1-2 2-3 1B			3	0	1	0	0	2	3				
Inning Stats	R: 0 E: 0 K: 1 S: 6	H: 1 LOB: 1 BB: 0 P: 6	R: 0 E: 0 K: 2 S: 7	H: 0 LOB: 0 BB: 0 P: 7	R: 0 E: 0 K: 2 S: 6	H: 0 LOB: 1 BB: 2 P: 14	R: 0 E: 0 K: 1 S: 6	H: 1 LOB: 1 BB: 0 P: 6	R: 1 E: 0 K: 0 S: 5	H: 2 LOB: 1 BB: 0 P: 5	R: 1 E: 0 K: 1 S: 8	H: 3 LOB: 3 BB: 1 P: 12	R: 0 E: 0 K: 0 S: 2	H: 0 LOB: 1 BB: 1 P: 6	R: 1 E: 0 K: 0 S: 4	H: 3 LOB: 2 BB: 2 P: 12		1B: 7 2B: 2 3B: 1 HR: 0	SF: 0 SAC: 2 DP: 1 HBP: 0	WP: 0 PB: 0 SB: 0 CS: 0
PITCHER Juan Eichelberger, R (1,1) ERA: 2.08 Gary Lucas, L (8,1) ERA: 3.44	IP: 7.0 WLS: L BF: 6 H: 3 R: 1 ER: 1 SO: 7 BB: 4 IBB: 1 HBP: 0 BLK: 0 WP: 0 HR: 0 S: 40 P: 56 ERA: 2.57 WHIP: 1.571															PITCHER				

Batter	1	2	3	4	5	6	7	8	9	AB	R	H	RBI	BB	SO	LOB	TOP																			
Gene Richards, L (1, 7) OBP: 0.277, SLG: 0.247	F8		6-3		F7			K	P6	5	0	0	0	0	1	4	San Diego Padres @ Cincinnati Reds Riverfront Stadium, Cincinnati, OH Tue Apr 28 1981, 7:05 PM EDT Att: 13,103 - Unknown																			
Ozzie Smith, S (1, 6) OBP: 0.304, SLG: 0.217	F8		SF9 2-3 1B		4-3			K		4	0	1	0	0	1	0																				
Ruppert Jones, L (1, 8) OBP: 0.269, SLG: 0.258			SF9 1-3 3-H		3-1					1	0	0	1	2	0	0																				
Randy Bass, L (1, 3) OBP: 0.277, SLG: 0.328	4-3		5-3					F9		4	0	0	0	0	3																					
Terry Kennedy, L (1, 2) OBP: 0.328, SLG: 0.305			6-3		F9			L3		4	0	0	0	0	0	0																				
Joe Lefebvre, L (1, 9) OBP: 0.250, SLG: 0.245					K			F2		4	0	1	0	0	1	0																				
Luis Salazar, R (1, 5) OBP: 0.301, SLG: 0.319										4	0	2	0	0	1	1																				
Mike Phillips, L (1, 4) OBP: 0.217, SLG: 0.304	4-3				K2-3					4	0	1	0	0	1	3																				
Rick Wise, R (1, 1) OBP: 0.200, SLG: 0.400										1	1	1	0	0	0	0																				
Tim Lollar, L (3, 1) OBP: 0.300, SLG: 2.000										1	1	1	1	0	0	0																				
Danny Boone, L (5, 1)										0	0	0	0	0	0	0																				
John Urrea, R (5, 1)										0	0	0	0	0	0	0																				
Jerry Turner, L (7, PH) OBP: 0.271, SLG: 1.000										1	0	0	0	0	0	0																				
Chris Welsh, L (7, 1)										0	0	0	0	0	0	0																				
Broderick Perkins, L (9, PH) OBP: 0.307, SLG: 0.335										1	0	1	0	0	0	0																				
Inning Stats	R: 0 E: 0 K: 0 S: 3	H: 0 LOB: 1 BB: 1 P: 7	R: 0 E: 0 K: 1 S: 6	H: 1 LOB: 1 BB: 0 P: 6	R: 1 E: 0 K: 0 S: 5	H: 2 LOB: 1 BB: 0 P: 5	R: 0 E: 0 K: 2 S: 8	H: 1 LOB: 1 BB: 0 P: 8	R: 1 E: 0 K: 0 S: 4	H: 1 LOB: 0 BB: 0 P: 4	R: 0 E: 0 K: 0 S: 3	H: 0 LOB: 0 BB: 0 P: 3	R: 0 E: 0 K: 0 S: 3	H: 1 LOB: 0 BB: 0 P: 3	R: 0 E: 0 K: 2 S: 7	H: 0 LOB: 1 BB: 1 P: 11	R: 0 E: 1 K: 0 S: 6	H: 2 LOB: 3 BB: 0 P: 6	1B: 5 2B: 2 3B: 0 HR: 1	SF: 1 SAC: 0 DP: 1 HBP: 0	WP: 0 PA: 37 PB: 0 SB: 1 CS: 0															
PITCHER	IP	WLS	BF	H	R	ER	SO	BB	IBB	HBP	BLK	WP	HR	S	P	ERA	WHIP	PITCHER		IP	WLS	BF	H	R	ER	SO	BB	IBB	HBP	BLK	WP	HR	S	P	ERA	WHIP
Tom Seaver, R (1, 1) ERA: 1.93	9.0	W	37	8	2	2	5	2	0	0	0	0	1	45	53	2.00	1.111																			

AB 34
R 2
H 8
RBI 2
BB 2
SO 5
LOB 11



Batter	1	2	3	4	5	6	7	8	9	AB	R	H	RBI	BB	SO	LOB	BOTTOM																			
Dave Collins, S (1, 9) OBP: 0.479, SLG: 0.581	P5									5	2	1	1	0	1	4	San Diego Padres @ Cincinnati Reds Riverfront Stadium, Cincinnati, OH Tue Apr 28 1981, 7:05 PM EDT Att: 13,103 - Unknown																			
Junior Kennedy, R (7, 4) OBP: 0.167, SLG: 0.167										0	0	0	0	0	0	0																				
Ken Griffey, L (1, 8) OBP: 0.254, SLG: 0.286	F8									5	2	2	1	0	0	3																				
Sam Mejias, R (8, 8) OBP: 0.667, SLG: 1.000										0	0	0	0	0	0	0																				
Dave Concepcion, R (1, 6) OBP: 0.377, SLG: 0.441										2	2	1	1	1	0	1																				
Mike Vail, R (7, 9)										1	0	0	0	0	0	0																				
George Foster, R (1, 7) OBP: 0.343, SLG: 0.443										3	1	2	0	2	0	0																				
Dan Driessen, L (1, 3) OBP: 0.358, SLG: 0.463	F8									4	1	1	1	1	1	4																				
Ray Knight, R (1, 5) OBP: 0.338, SLG: 0.433										4	1	1	1	1	0	3																				
Joe Nolan, L (1, 2) OBP: 0.316, SLG: 0.353										4	1	1	1	0	0	2																				
Ron Oester, S (1, 4) OBP: 0.244, SLG: 0.214										5	1	3	1	0	1	1																				
Tom Seaver, R (1, 1) OBP: 0.250, SLG: 0.077										4	0	0	0	1	1	6																				
Inning Stats	R: 0 E: 0 K: 0 S: 4	H: 1 LOB: 2 BB: 1 P: 8	R: 0 E: 0 K: 0 S: 4	H: 1 LOB: 1 BB: 0 P: 4	R: 3 E: 1 K: 1 S: 8	H: 2 LOB: 1 BB: 1 P: 12	R: 0 E: 0 K: 3 S: 10	H: 0 LOB: 1 BB: 0 P: 10	R: 8 E: 1 K: 0 S: 9	H: 5 LOB: 2 BB: 3 P: 22	R: 0 E: 0 K: 0 S: 4	H: 1 LOB: 2 BB: 1 P: 8	R: 0 E: 0 K: 0 S: 3	H: 0 LOB: 0 BB: 0 P: 3	R: 0 E: 0 K: 0 S: 4	H: 2 LOB: 1 BB: 0 P: 4	1B: 9 2B: 2 3B: 0 HR: 1	SF: 1 SAC: 0 DP: 1 HBP: 1	WP: 1 PA: 45 PB: 1 SB: 0 CS: 0																	
PITCHER	IP	WLS	BF	H	R	ER	SO	BB	IBB	HBP	BLK	WP	HR	S	P	ERA	WHIP	PITCHER		IP	WLS	BF	H	R	ER	SO	BB	IBB	HBP	BLK	WP	HR	S	P	ERA	WHIP
Rick Wise, R (1, 1) ERA: 3.98	2.0	L	15	3	7	6	4	2	1	1	1	0	0	19	32	27.00	2.500																			
Tim Lollar, L (3, 1) ERA: 11.45	0.1		4	2	1	0	0	0	0	0	0	0	0	4	4	0.00	6.000																			
Danny Boone, L (5, 1) ERA: 4.26	1.2		9	2	2	0	0	2	0	0	0	1	0	7	15	0.00	2.400																			
John Urrea, R (5, 1) ERA	2.0		7	2	0	0	0	0	0	0	0	0	0	7	7	0.00	1.000																			



Batter	1	2	3	4	5	6	7	8	9	AB	R	H	RBI	BB	SO	LOB	TOP				
Ozzie Smith, S OBP: 0.310, SLG: 0.230 (1, 6)	0-0 4-3 BLK 1B 1B		0-0 5-3			0-0 2B 1B 1B	0-0 4-3		0-0 F7	5	2	2	0	0	0	2					
Ruppert Jones, L OBP: 0.280, SLG: 0.286 (1, 8)	0-0 4-3		0-0 G4-6-3 1B			0-0 1-3 1B 2B	0-0 F8			4	1	2	0	0	0	1					
Gene Richards, L OBP: 0.287, SLG: 0.250 (1, 7)	0-0 3-H 1B		0-0 G4-6-3 1-2			4-0 FC1-5 1B BB		0-0 F8		3	0	1	1	1	0	1					
Terry Kennedy, L OBP: 0.324, SLG: 0.302 (1, 2)	0-3 K			0-0 3-1		0-0 FC1-5 2B 1B		0-0 F7		4	1	1	2	0	1	1					
Jerry Turner, L OBP: 0.364, SLG: 0.600 (1, 9)	0-0 4-3			0-0 F8		0-0 FC1-5 2B		0-0 P1		4	1	0	0	0	0	3					
Broderick Perkins, L OBP: 0.444, SLG: 0.529 (1, 3)		0-0 G4-6-3 1B		0-0 4-3		0-0 1-H 2-H 2B		0-0 1B 1B		4	0	3	2	0	0	0					
Luis Salazar, R OBP: 0.299, SLG: 0.316 (1, 5)		0-0 G4-6-3 1-2			0-0 F9	0-3 K		0-0 1-2 1B		4	0	1	0	0	1	2					
Mike Phillips, L OBP: 0.240, SLG: 0.320 (6, PH)					0-0 F7	0-0 4-3		0-0 F8		2	0	1	0	0	0	0					
Barry Evans, R OBP: 0.350, SLG: 0.294 (6, 4)					0-0 FC6-4 1B			0-0 F8		2	0	0	0	0	0	3					
John Curtis, L OBP: 0.143, SLG: 0.143 (4, 1)					0-0 P6			0-3 K		1	0	0	0	0	0	1					
Joe Lefebvre, L OBP: 0.246, SLG: 0.240 (5, 1)									0-0 K	1	0	0	0	0	0	0					
Danny Boone, L OBP: 0.326, SLG: 0.326 (5, 1)										0	0	0	0	0	0	0					
Craig Stinac, R OBP: 0.290, SLG: 0.290 (7, 1)										0	0	0	0	0	1	0					
John Littlefield, R OBP: 0.290, SLG: 0.290 (7, 1)										0	0	0	0	0	0	0					
Randy Bass, L OBP: 0.270, SLG: 0.322 (9, PH)										1	0	0	0	0	1	2					
Inning Stats	R: 1 E: 0 K: 1 S: 7	H: 2 LOB: 1 BB: 0 P: 7	R: 0 E: 0 K: 0 S: 4	H: 2 LOB: 1 BB: 0 P: 4	R: 0 E: 0 K: 0 S: 3	H: 1 LOB: 0 BB: 0 P: 3	R: 0 E: 0 K: 0 S: 3	H: 0 LOB: 0 BB: 0 P: 3	R: 0 E: 0 K: 0 S: 3	H: 0 LOB: 0 BB: 0 P: 3	R: 4 E: 0 K: 1 S: 9	H: 4 LOB: 1 BB: 1 P: 13	R: 0 E: 0 K: 1 S: 5	H: 0 LOB: 0 BB: 0 P: 5	R: 0 E: 0 K: 0 S: 3	H: 2 LOB: 2 BB: 0 P: 7	R: 0 E: 0 K: 1 S: 7	H: 2 LOB: 2 BB: 0 P: 7	1B: 9 2B: 2 3B: 0 HR: 0	SF: 0 SAC: 0 DP: 2 HBP: 0	WP: 0 PA: 37 PB: 0 SB: 1 CS: 0
PITCHER	IP WLS BF H R ER SO BB IBB HBP BLK WP HR S P ERA WHIP																				
Frank Pastore, R ERA: 2.57 (1, 1)	5.0 22 8 5 5 1 1 0 0 0 1 0 0 23 27 9.00 1.800																				
Joe Price, L ERA: 4.32 (6, 1)	1.0 4 1 0 0 1 0 0 0 0 0 0 0 6 6 0.00 1.000																				
Paul Moskau, R ERA: 5.59 (7, 1)	2.0 W 8 2 0 0 1 0 0 0 0 0 0 0 10 10 0.00 1.000																				
Tom Hume, R ERA: 3.0 (9, 1)	1.0 S 3 0 0 0 1 0 0 0 0 0 0 0 5 5 0.00 0.000																				

San Diego Padres @ Cincinnati Reds
Riverfront Stadium, Cincinnati, OH
Wed Apr 29 1981, 7:05 PM EDT
Att: 12,291 - Unknown

AB 36
R 5
H 11
RBI 5
BB 1
SO 4
LOB 16



Batter	1	2	3	4	5	6	7	8	9	AB	R	H	RBI	BB	SO	LOB	BOTTOM				
Dave Collins, S OBP: 0.474, SLG: 0.554 (1, 9)	0-0 F9		0-0 F8	4-0 WP 1B BB		0-0 L8		4-0 1B BB		3	2	0	0	2	0	2					
Sam Mejias, R OBP: 0.667, SLG: 1.000 (9, 9)										0	0	0	0	0	0	0					
Ken Griffey, L OBP: 0.276, SLG: 0.288 (1, 8)	0-0 4-3		4-0 HR BB	4-0 1B WP BB		0-0 FC4-6 1-2		0-0 G6-4-3 1B 1B		3	1	1	0	2	0	1					
Dave Concepcion, R OBP: 0.419, SLG: 0.571 (1, 6)	4-0 BB		0-0 1-H 2-H HR	0-0 G5-4-3 1B		0-0 HR		0-0 G6-4-3 1B		4	2	4	6	1	0	0					
George Foster, R OBP: 0.347, SLG: 0.439 (1, 7)	0-0 F8		0-0 1B SF8 1B	0-0 G5-4-3 1-2		0-0 SH3 1B		0-0 G6-4-3 1-2 3-H 2-3		5	2	2	0	0	0	5					
Ray Knight, R OBP: 0.333, SLG: 0.413 (1, 5)		0-0 5-3	4-0 1B BB		0-0 5-3		0-0 SH3	0-0 F8		3	0	0	0	1	0	1					
Johnny Bench, R OBP: 0.400, SLG: 0.458 (1, 2)		0-3 K	0-0 1-2 2-3 1B		0-3 K		0-0 6-3			4	0	1	0	0	2	1					
Mike O'Berry, R OBP: 0.211, SLG: 0.167 (8, 2)										0	0	0	0	0	0	0					
Dan Driessen, L OBP: 0.352, SLG: 0.446 (1, 3)			0-0 F9	0-0 SF8		0-0 F8		4-0 1B BB		2	0	0	1	1	0	1					
Ron Oester, S OBP: 0.245, SLG: 0.217 (1, 4)		0-0 F3	0-0 1-3			0-3 K		0-0 FC6-4 1B		4	0	1	1	0	1	3					
Frank Pastore, R OBP: 0.286, SLG: 0.286 (1, 1)			0-0 K	0-3 K		0-0 FC4-6 1B		0-0 FC6-4		2	1	1	0	0	1	0					
Joe Price, R (6, 1)										0	0	0	0	0	0	0					
Mike Vail, R OBP: 0.167, SLG: 0.167 (6, PH)										1	0	1	0	0	0	0					
Paul Moskau, R (7, 1)										0	0	0	0	0	2						
Tom Hume, R (9, 1)										0	0	0	0	0	0	0					
Inning Stats	R: 0 E: 0 K: 0 S: 3	H: 0 LOB: 1 BB: 1 P: 7	R: 0 E: 0 K: 1 S: 6	H: 0 LOB: 0 BB: 0 P: 6	R: 4 E: 0 K: 0 S: 7	H: 4 LOB: 2 BB: 2 P: 15	R: 1 E: 0 K: 1 S: 5	H: 1 LOB: 1 BB: 2 P: 13	R: 0 E: 0 K: 1 S: 5	H: 0 LOB: 0 BB: 0 P: 5	R: 0 E: 0 K: 1 S: 6	H: 1 LOB: 1 BB: 1 P: 6	R: 2 E: 0 K: 0 S: 6	H: 3 LOB: 2 BB: 1 P: 10	R: 1 E: 0 K: 0 S: 4	H: 2 LOB: 1 BB: 1 P: 8	R: 1 E: 0 K: 0 S: 4	H: 2 LOB: 1 BB: 1 P: 8	1B: 9 2B: 0 3B: 0 HR: 2	SF: 1 SAC: 1 DP: 2 HBP: 0	WP: 2 PA: 41 PB: 0 SB: 1 CS: 0
PITCHER	IP WLS BF H R ER SO BB IBB HBP BLK WP HR S P ERA WHIP																				
John Curtis, L ERA: 5.57 (1, 1)	3.1 20 4 5 5 2 5 0 0 0 0 1 0 2 2 0.00 1.500																				
John Ureña, R ERA: (4, 1)	0.2 2 1 0 0 0 0 0 0 0 0 1 0 2 2 0.00 1.500																				
Danny Boone, L ERA: 3.26 (5, 1)	2.0 7 1 0 0 2 0 0 0 0 0 0 0 11 11 0.00 0.500																				
John Littlefield, R ERA: 5.52 (7, 1)	2.0 L 12 5 3 3 0 2 0 0 0 0 0 1 10 18 13.50 3.500																				

San Diego Padres @ Cincinnati Reds
Riverfront Stadium, Cincinnati, OH
Wed Apr 29 1981, 7:05 PM EDT
Att: 12,291 - Unknown

AB 32
R 8
H 11
RBI 8
BB 7
SO 4
LOB 16



Batter	1	2	3	4	5	6	7	8	9	AB	R	H	RBI	BB	SO	LOB	TOP				
Ozzie Smith, S OBP: 0.292, SLG: 0.215 (1, 6)	0-0 4-1		0-0 1-3		0-0 4-3		0-0 F3		0-0 5-3	5	0	0	0	0	0	0					
Ruppert Jones, L OBP: 0.302, SLG: 0.282 (1, 8)	4-0		4-0		4-0		0-0 3-1		0-0 F7	1	0	0	0	3	0	0					
Gary Lucas, L (7, 1)										0	0	0	0	0	0	0					
Randy Bass, L OBP: 0.269, SLG: 0.317 (9, PH)	G3 BB		4-3 BB							1	0	0	0	0	0	0					
Gene Richards, L OBP: 0.272, SLG: 0.235 (1, 7)	0-0 G3		0-0 4-3		0-0 F9				0-0 4-3	5	0	0	0	0	0	3					
Terry Kennedy, L OBP: 0.333, SLG: 0.328 (1, 2)	0-0 5-3		0-3 K							4	0	2	0	0	1	2					
Jerry Turner, L OBP: 0.400, SLG: 0.538 (1, 9)					0-0 E9		0-3 K		0-0 BB	3	0	1	0	1	1	1					
Broderick Perkins, L OBP: 0.361, SLG: 0.450 (1, 3)					0-0 F2		0-0 P6		0-3 BB	3	0	0	0	0	0	3					
Barry Evans, R OBP: 0.333, SLG: 0.278 (8, PH)										1	0	0	0	0	1	2					
Luis Salazar, R OBP: 0.284, SLG: 0.300 (1, 5)					0-0 P4		0-0 F7		0-3 K	4	0	0	0	0	1	5					
Mike Phillips, L OBP: 0.214, SLG: 0.286 (1, 4)					0-0 E4		0-0 F8		4-0 HR	3	0	0	0	0	0	2					
Juan Bonilla, R OBP: 0.276, SLG: 0.273 (9, PH)	1-2									0	1	0	0	1	0	0					
Steve Mura, R OBP: 0.091, SLG: 0.091 (1, 1)					0-0 4-3				0-0 HR	2	0	0	0	0	0	2					
Joe Lefebvre, L OBP: 0.271, SLG: 0.385 (7, PH)									1-H HR	2	2	2	3	0	0	0					
Inning Stats	R: 0 E: 0 K: 0 S: 3	H: 0 LOB: 1 BB: 1 P: 7	R: 0 E: 1 K: 0 S: 5	H: 1 LOB: 2 BB: 0 P: 5	R: 0 E: 0 K: 1 S: 5	H: 0 LOB: 1 BB: 1 P: 9	R: 0 E: 1 K: 0 S: 4	H: 0 LOB: 1 BB: 0 P: 4	R: 0 E: 0 K: 1 S: 6	H: 1 LOB: 1 BB: 0 P: 6	R: 1 E: 0 K: 0 S: 4	H: 1 LOB: 0 BB: 0 P: 4	R: 0 E: 0 K: 2 S: 8	H: 1 LOB: 2 BB: 1 P: 12	R: 2 E: 0 K: 0 S: 4	H: 1 LOB: 0 BB: 1 P: 8	1B: 2 2B: 1 3B: 0 HR: 2	SF: 0 SAC: 0 DP: 0 HBP: 0	WP: 0 PB: 0 SB: 0 CS: 0	PA: 39	
PITCHER	IP	WLS	BF	H	R	ER	SO	BB	IBB	HBP	BLK	WP	HR	S	P	ERA	WHIP				
Michael LaCoss, R ERA: 5.06 (1, 1)	7.1	W	32	4	1	1	2	4	0	0	0	0	1	32	48	1.23	1.091				
Joe Price, L ERA: 5.0 (8, 1)	0.2		3	0	1	1	2	1	0	0	0	0	0	6	10	13.50	1.500				
Tom Hume, R ERA: 3.46 (9, 1)	1.0	S	4	1	1	1	0	0	0	0	0	0	1	4	4	9.00	1.000				

San Diego Padres @ Cincinnati Reds
Riverfront Stadium, Cincinnati, OH
Thu Apr 30 1981, 7:05 PM EDT
Att: 12,794 - Unknown

AB 34
R 3
H 5
RBI 3
BB 5
SO 4
LOB 20



Batter	1	2	3	4	5	6	7	8	9	AB	R	H	RBI	BB	SO	LOB	BOTTOM				
Dave Collins, S OBP: 0.488, SLG: 0.580 (1, 9)	0-0 4-3						0-0 B3			4	1	3	1	0	0	0					
Sam Mejias, R OBP: 0.667, SLG: 1.000 (8, 9)	1B 2B									0	0	0	0	0	0	0					
Ken Griffey, L OBP: 0.275, SLG: 0.286 (1, 8)	0-0 4-3						0-0 1B			4	0	1	0	0	0	4					
Dave Concepcion, R OBP: 0.436, SLG: 0.576 (1, 6)	2-3						0-0 1B			3	0	2	1	1	0	2					
George Foster, R OBP: 0.342, SLG: 0.443 (1, 7)	0-0 F9						0-0 K		0-0 L5	4	0	1	0	0	1	4					
Dan Driessen, L OBP: 0.347, SLG: 0.433 (1, 3)	0-0 F7						0-0 4-3			4	1	1	0	0	0	2					
Ray Knight, R OBP: 0.329, SLG: 0.394 (1, 5)							0-0 F9		0-0 F8	3	1	0	0	1	1	2					
Joe Nolan, L OBP: 0.316, SLG: 0.350 (1, 2)										3	1	1	0	0	0	1					
Johnny Bench, R OBP: 0.419, SLG: 0.480 (8, PH)							0-0 4-3		0-0 E9	1	0	1	0	0	0	0					
Mike O'Berry, R OBP: 0.211, SLG: 0.167 (9, 2)									1-H 1B	0	0	0	0	0	0	0					
Ron Oester, S OBP: 0.245, SLG: 0.220 (1, 4)							0-0 4-3		0-0 F8	4	0	1	1	0	0	1					
Michael LaCoss, R (1, 1)										3	0	0	0	0	1	2					
Joe Price, R (8, 1)										1	0	0	0	0	0	1					
Tom Hume, R (9, 1)										0	0	0	0	0	0	0					
Inning Stats	R: 1 E: 0 K: 0 S: 5	H: 2 LOB: 1 BB: 0 P: 5	R: 2 E: 0 K: 1 S: 8	H: 3 LOB: 2 BB: 1 P: 12	R: 0 E: 0 K: 1 S: 6	H: 1 LOB: 1 BB: 0 P: 6	R: 0 E: 0 K: 0 S: 4	H: 1 LOB: 1 BB: 0 P: 4	R: 0 E: 0 K: 0 S: 3	H: 0 LOB: 0 BB: 0 P: 3	R: 0 E: 0 K: 0 S: 5	H: 2 LOB: 2 BB: 0 P: 5	R: 1 E: 1 K: 0 S: 5	H: 2 LOB: 1 BB: 0 P: 5	1B: 9 2B: 2 3B: 0 HR: 0	SF: 0 SAC: 0 DP: 0 HBP: 0	WP: 0 PB: 0 SB: 0 CS: 1	PA: 36			
PITCHER	IP	WLS	BF	H	R	ER	SO	BB	IBB	HBP	BLK	WP	HR	S	P	ERA	WHIP				
Steve Mura, R ERA: 3.55 (1, 1)	6.0	L	26	4	1	1	3	2	0	0	0	0	0	10	10	4.50	1.500				
Gary Lucas, L ERA: 3.54 (7, 1)	2.0		10	4	1	1	0	0	0	0	0	0	0	10	10	4.50	2.000				

San Diego Padres @ Cincinnati Reds
Riverfront Stadium, Cincinnati, OH
Thu Apr 30 1981, 7:05 PM EDT
Att: 12,794 - Unknown

AB 34
R 4
H 11
RBI 3
BB 2
SO 3
LOB 19



Batter	1	2	3	4	5	6	7	8	9	AB	R	H	RBI	BB	SO	LOB	TOP									
Ozzie Smith, S OBP: 0.298, SLG: 0.217 (1, 6)										4	1	1	0	0	1	2	San Diego Padres @ New York Mets Shea Stadium, Flushing, NY Fri May 01 1981, 7:05 PM EDT Att: 7,181 - Unknown									
Ruppert Jones, L OBP: 0.300, SLG: 0.280 (1, 8)										4	1	1	0	0	1	1										
Gene Richards, L OBP: 0.281, SLG: 0.229 (1, 7)										2	1	0	0	2	0	0										
Terry Kennedy, L OBP: 0.329, SLG: 0.324 (1, 2)										4	0	1	1	0	1	1										
Joe Lefebvre, L OBP: 0.270, SLG: 0.370 (1, 9)										2	0	0	1	1	1	1										
Broderick Perkins, L OBP: 0.440, SLG: 0.478 (1, 3)										3	1	2	0	1	0	0										
Luis Salazar, R OBP: 0.282, SLG: 0.298 Barry Evans, R OBP: 0.333, SLG: 0.278 (9, 5)										4	0	1	0	0	2	2										
Juan Bonilla, R OBP: 0.275, SLG: 0.270 (1, 4)										4	0	1	1	0	0	1										
Juan Eichelberger, R OBP: 0.111, SLG: 0.111 John Ureca, R OBP: 0.333, SLG: 0.333 Gary Lucas, L (9, 1)										1	0	0	0	0	1	0										
Inning Stats	R: 0 E: 0 K: 0 S: 3	H: 1 LOB: 0 BB: 0 P: 3	R: 0 E: 0 K: 1 S: 4	H: 0 LOB: 1 BB: 2 P: 12	R: 0 E: 0 K: 2 S: 7	H: 0 LOB: 0 BB: 0 P: 7	R: 0 E: 0 K: 1 S: 5	H: 0 LOB: 0 BB: 0 P: 5	R: 1 E: 0 K: 1 S: 7	H: 2 LOB: 1 BB: 0 P: 7	R: 3 E: 0 K: 1 S: 7	H: 3 LOB: 1 BB: 1 P: 12	R: 0 E: 0 K: 0 S: 3	H: 0 LOB: 0 BB: 0 P: 3	R: 0 E: 0 K: 1 S: 5	H: 2 LOB: 2 BB: 0 P: 5		1B: 8 2B: 0 3B: 0 HR: 0	SF: 1 SAC: 0 DP: 0 HBP: 1	WP: 0 PB: 0 SB: 3 CS: 1	PA: 37					
PITCHER	IP	WLS	BF	H	R	ER	SO	BB	IBB	HBP	BLK	WP	HR	S	P	ERA	WHIP									
Pat Zachry, R ERA: 3.41 Tom Hausman, R ERA: 2.16	(1, 1)	7.0	L	28	6	4	4	6	3	0	1	0	0	0	36	49	5.14	1.286								
PITCHER	IP	WLS	BF	H	R	ER	SO	BB	IBB	HBP	BLK	WP	HR	S	P	ERA	WHIP									

AB	31
R	4
H	8
RBI	3
BB	4
SO	7
LOB	9


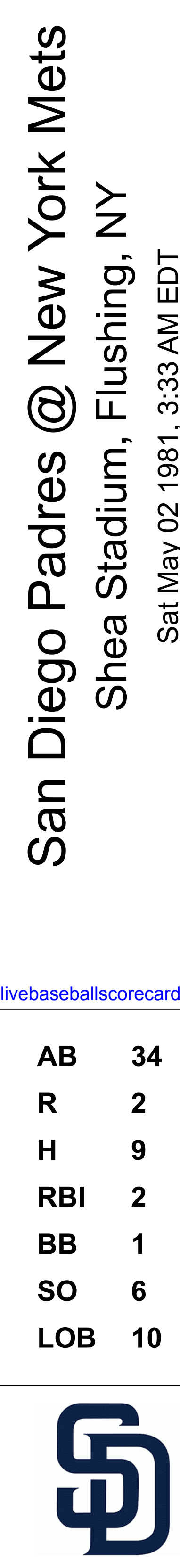


Batter	1	2	3	4	5	6	7	8	9	AB	R	H	RBI	BB	SO	LOB	BOTTOM									
Joel Youngblood, R OBP: 0.265, SLG: 0.258 (1, 9)										5	0	0	0	0	1	3	San Diego Padres @ New York Mets Shea Stadium, Flushing, NY Fri May 01 1981, 7:05 PM EDT Att: 7,181 - Unknown									
Bob Bailor, R OBP: 0.500, SLG: 0.571 (1, 6)										3	0	2	0	1	0	0										
Lee Mazzilli, S OBP: 0.276, SLG: 0.327 (1, 8)										4	0	1	0	0	1	3										
Dave Kingman, R OBP: 0.303, SLG: 0.510 (1, 7)										3	0	0	0	1	1	2										
John Stearns, R OBP: 0.278, SLG: 0.294 (1, 5)										4	1	1	0	0	1	3										
Rusty Staub, L OBP: 0.400, SLG: 0.491 (1, 3)										3	1	1	2	1	0	0										
Alex Trevino, R OBP: 0.310, SLG: 0.245 (1, 2)										4	0	1	0	0	1	0										
Doug Flynn, R OBP: 0.411, SLG: 0.585 (1, 4)										4	0	1	0	0	0	2										
Pat Zachry, R OBP: 0.429, SLG: 0.333 Wally Backman, S OBP: 0.125, SLG: 0.125 Tom Hausman, R (8, 1)										2	0	0	0	0	1	2										
Mike Cabbage, L OBP: 0.333, SLG: 0.333 Hubie Brooks, R OBP: 0.283, SLG: 0.358 (9, PH)										1	0	0	0	0	0	0										
Inning Stats	R: 0 E: 0 K: 2 S: 8	H: 1 LOB: 1 BB: 0 P: 8	R: 2 E: 0 K: 1 S: 7	H: 2 LOB: 0 BB: 0 P: 8	R: 0 E: 0 K: 0 S: 4	H: 1 LOB: 2 BB: 1 P: 8	R: 0 E: 0 K: 0 S: 4	H: 0 LOB: 0 BB: 0 P: 3	R: 0 E: 0 K: 0 S: 3	H: 1 LOB: 1 BB: 0 P: 4	R: 0 E: 0 K: 0 S: 3	H: 0 LOB: 0 BB: 0 P: 3	R: 0 E: 0 K: 3 S: 10	H: 1 LOB: 1 BB: 0 P: 10	1B: 4 2B: 0 3B: 2 HR: 1	SF: 0 SAC: 0 DP: 0 HBP: 0	WP: 0 PB: 0 SB: 0 CS: 0	PA: 37								
PITCHER	IP	WLS	BF	H	R	ER	SO	BB	IBB	HBP	BLK	WP	HR	S	P	ERA	WHIP									
Juan Eichelberger, R ERA: 2.48 John Ureca, R ERA: Gary Lucas, L ERA: 3.43	(1, 1)	3.0	W	14	4	2	2	3	1	0	0	0	0	0	19	24	6.00	1.667								
PITCHER	IP	WLS	BF	H	R	ER	SO	BB	IBB	HBP	BLK	WP	HR	S	P	ERA	WHIP									
Juan Eichelberger, R ERA: John Ureca, R ERA: Gary Lucas, L ERA: 3.43	(4, 1)	5.1	W	21	3	0	0	2	2	0	0	0	0	0	23	31	0.00	0.938								
PITCHER	IP	WLS	BF	H	R	ER	SO	BB	IBB	HBP	BLK	WP	HR	S	P	ERA	WHIP									
Juan Eichelberger, R ERA: John Ureca, R ERA: Gary Lucas, L ERA: 3.43	(9, 1)	0.2	S	2	0	0	0	2	0	0	0	0	0	0	6	6	0.00	0.000								



Batter	1	2	3	4	5	6	7	8	9	AB	R	H	RBI	BB	SO	LOB	TOP								
Ozzie Smith, S OBP: 0.306, SLG: 0.230 (1, 6)	F8						F2			4	0	2	0	0	0	0	San Diego Padres @ New York Mets Shea Stadium, Flushing, NY Sat May 02 1981, 3:33 AM EDT Att: 6,276 - Unknown livebaseballscorecards.com								
Ruppert Jones, L OBP: 0.297, SLG: 0.269 (1, 8)	F7		P5		SF9		K			3	0	0	1	0	1	1									
Gene Richards, L OBP: 0.280, SLG: 0.230 (1, 7)				F8	F8			K		4	0	1	0	0	1	2									
Terry Kennedy, L OBP: 0.325, SLG: 0.320 (1, 2)	F4			3-1				F8		4	0	1	1	0	0	1									
Joe Lefebvre, L OBP: 0.277, SLG: 0.375 (1, 9)										2	0	1	0	0	1	0									
Craig Stimac, R OBP: 0.200, SLG: 0.200 (5, PH)										1	0	0	0	0	0	2									
Danny Boone, L (5, 1)										0	0	0	0	0	0	0									
Barry Evans, R OBP: 0.364, SLG: 0.278 (8, PH)										0	0	0	0	1	0	0									
Tim Lollar, L OBP: 0.500, SLG: 2.000 (8, 1)										0	0	0	0	0	0	0									
Broderick Perkins, L OBP: 0.448, SLG: 0.519 (1, 3)										4	0	2	0	0	1	1									
Luis Salazar, R OBP: 0.270, SLG: 0.284 (1, 5)										4	0	0	0	0	1	3									
Juan Bonilla, R OBP: 0.273, SLG: 0.268 (1, 4)										4	1	1	0	0	0	0									
Chris Welsh, L (1, 1)										1	0	0	0	0	0	0									
John Littlefield, R (3, 1)										0	0	0	0	0	0	0									
Randy Bass, L OBP: 0.279, SLG: 0.328 (5, PH)										1	1	1	0	0	0	0									
Dave Edwards, R OBP: 0.174, SLG: 0.095 (5, 9)										2	0	0	0	0	1	0									
Inning Stats	R: 0 E: 0 K: 0 S: 4	H: 1 LOB: 1 BB: 0 P: 4	R: 0 E: 0 K: 1 S: 5	H: 1 LOB: 0 BB: 0 P: 5	R: 0 E: 0 K: 0 S: 4	H: 1 LOB: 1 BB: 0 P: 4	R: 0 E: 0 K: 0 S: 5	H: 2 LOB: 2 BB: 0 P: 5	R: 2 E: 0 K: 0 S: 7	H: 4 LOB: 2 BB: 0 P: 7	R: 0 E: 0 K: 1 S: 5	H: 0 LOB: 0 BB: 0 P: 5	R: 0 E: 0 K: 2 S: 7	H: 0 LOB: 0 BB: 0 P: 7	R: 0 E: 0 K: 2 S: 7	H: 0 LOB: 1 BB: 1 P: 11	R: 0 E: 0 K: 0 S: 3	H: 0 LOB: 0 BB: 0 P: 3	1B: 8 2B: 1 3B: 0 HR: 0	SF: 1 SAC: 0 DP: 1 HBP: 0	WP: 0 PB: 0 SB: 0 CS: 0	PA: 36			
PITCHER	IP	WLS	BF	H	R	ER	SO	BB	IBB	HBP	BLK	WP	HR	S	P	ERA	WHIP								
Ed Lynch, R ERA: 3.86 (1, 1)	4.2		22	9	2	2	1	0	0	0	0	0	0	24	24	3.86	1.929								
Pete Falcone, L ERA: 0.92 (5, 1)	4.1	W	14	0	0	0	5	1	0	0	0	0	0	23	27	0.00	0.231								

Batter	1	2	3	4	5	6	7	8	9	AB	R	H	RBI	BB	SO	LOB	BOTTOM									
Mookie Wilson, S OBP: 0.235, SLG: 0.260 (1, 8)										4	0	1	0	0	1	4	San Diego Padres @ New York Mets Shea Stadium, Flushing, NY Sat May 02 1981, 3:33 AM EDT Att: 6,276 - Unknown livebaseballscorecards.com									
Bob Bailor, R OBP: 0.417, SLG: 0.400 (1, 6)										3	1	0	0	1	1	2										
John Stearns, R OBP: 0.273, SLG: 0.381 (1, 3)										4	1	1	1	0	0	1										
Mike Jorgensen, L OBP: 0.235, SLG: 0.375 (8, 3)										0	0	0	0	0	0	0										
Dave Kingman, R OBP: 0.308, SLG: 0.556 (1, 7)										3	2	1	2	1	1	0										
Joel Youngblood, R OBP: 0.289, SLG: 0.286 (1, 9)										4	1	2	0	0	0	0										
Hubie Brooks, R OBP: 0.298, SLG: 0.368 (1, 5)										4	1	2	0	0	0	1										
Alex Trevino, R OBP: 0.323, SLG: 0.263 (1, 2)										4	0	2	1	0	1	1										
Doug Flynn, R OBP: 0.400, SLG: 0.561 (1, 4)										4	0	1	2	0	0	1										
Ed Lynch, R OBP: 1.000, SLG: 2.000 (1, 1)										1	0	1	0	1	0	0										
Pete Falcone, L (5, 1)										2	0	0	0	0	0	0										
Inning Stats	R: 3 E: 0 K: 1 S: 8	H: 4 LOB: 1 BB: 1 P: 12	R: 0 E: 0 K: 1 S: 6	H: 1 LOB: 1 BB: 0 P: 6	R: 3 E: 0 K: 0 S: 6	H: 4 LOB: 2 BB: 2 P: 14	R: 0 E: 0 K: 1 S: 5	H: 0 LOB: 0 BB: 0 P: 5	R: 0 E: 1 K: 0 S: 4	H: 0 LOB: 1 BB: 0 P: 4	R: 0 E: 0 K: 1 S: 5	H: 0 LOB: 0 BB: 0 P: 5	R: 0 E: 0 K: 0 S: 3	H: 0 LOB: 0 BB: 0 P: 3	R: 0 E: 0 K: 0 S: 3	H: 0 LOB: 0 BB: 0 P: 3		1B: 8 2B: 1 3B: 1 HR: 1	SF: 0 SAC: 0 DP: 1 HBP: 0	WP: 0 PB: 0 SB: 1 CS: 1	PA: 36					
PITCHER	IP	WLS	BF	H	R	ER	SO	BB	IBB	HBP	BLK	WP	HR	S	P	ERA		WHIP								
Chris Welsh, L ERA: 5.0 (1, 1)	2.1	L	15	7	6	6	2	2	0	0	0	0	0	8	12	0.00		1.800								
John Littlefield, R ERA: 4.96 (3, 1)	1.2		7	2	0	0	1	1	0	0	0	0	0	13	13	0.00	0.667									
Danny Boone, L ERA: 2.38 (5, 1)	3.0		11	2	0	0	1	0	0	0	1	0	0	3	3	0.00	0.000									
Tim Lollar, L ERA: 10.5 (8, 1)	1.0		3	0	0	0	0	0	0	0	0	0	0	3	3	0.00	0.000									



Batter	1	2	3	4	5	6	7	8	9	AB	R	H	RBI	BB	SO	LOB	TOP									
Ozzie Smith, S OBP: 0.314, SLG: 0.233 (1, 6)										3	1	2	1	1	1											
Ruppert Jones, L OBP: 0.266, SLG: 0.268 (1, 8)										4	0	1	0	0	1	2										
Gene Richards, L OBP: 0.279, SLG: 0.231 (1, 7)										4	0	1	0	0	0	1										
Luis Salazar, R OBP: 0.269, SLG: 0.283 Barry Evans, R OBP: 0.364, SLG: 0.278 (1, 5) (8, 5)										4	0	1	0	0	2	1										
Dave Edwards, R OBP: 0.192, SLG: 0.250 Joe Lefebvre, L OBP: 0.273, SLG: 0.368 (1, 9) (9, 9)											4	1	1	1	0	0	1									
Broderick Perkins, L OBP: 0.424, SLG: 0.454 (1, 3)										4	1	1	0	0	0	0										
Steve Swisher, R OBP: 0.333, SLG: 0.333 (1, 2)										4	1	2	0	0	1	0										
Juan Bonilla, R OBP: 0.271, SLG: 0.267 (1, 4)										4	0	1	0	0	2	3										
Rick Wise, R OBP: 0.143, SLG: 0.286 Craig Stimac, R OBP: 0.167, SLG: 0.167 Gary Lucas, L (1, 1) (7, PH) (7, 1)										2	0	0	0	0	1	3										
Inning Stats	R: 1 E: 0 K: 1 S: 5	H: 1 LOB: 0 BB: 1 P: 9	R: 0 E: 0 K: 1 S: 5	H: 0 LOB: 0 BB: 0 P: 5	R: 0 E: 0 K: 2 S: 7	H: 0 LOB: 0 BB: 0 P: 7	R: 0 E: 0 K: 2 S: 7	H: 1 LOB: 0 BB: 0 P: 7	R: 2 E: 1 K: 1 S: 9	H: 3 LOB: 2 BB: 0 P: 9	R: 1 E: 0 K: 0 S: 4	H: 1 LOB: 1 BB: 0 P: 4	R: 0 E: 1 K: 0 S: 4	H: 1 LOB: 1 BB: 0 P: 4	R: 0 E: 0 K: 0 S: 3	H: 1 LOB: 0 BB: 0 P: 3	R: 0 E: 0 K: 1 S: 6	H: 1 LOB: 1 BB: 0 P: 6	1B: 8 2B: 0 3B: 0 HR: 1	SF: 0 SAC: 0 DP: 1 HBP: 0	WP: 0 PB: 0 SB: 0 CS: 2	PA: 36				
PITCHER	IP	WLS	BF	H	R	ER	SO	BB	IBB	HBP	BLK	WP	HR	S	P	ERA	WHIP									
Dave Roberts, L ERA: 6.75 Dyar Miller, R ERA: 1.5 (1, 1) (8, 1)	7.0	L	28	7	4	2	7	1	0	0	0	0	0	1	41	45	2.57	1.143								

San Diego Padres @ New York Mets
Shea Stadium, Flushing, NY
Sun May 03 1981, 3:33 AM EDT
Unknown

AB	35
R	4
H	9
RBI	3
BB	1
SO	8
LOB	13



Batter	1	2	3	4	5	6	7	8	9	AB	R	H	RBI	BB	SO	LOB	BOTTOM								
Mookie Wilson, S OBP: 0.236, SLG: 0.278 (1, 9)										4	0	1	0	0	0	1									
Frank Taveras, R OBP: 0.239, SLG: 0.242 (1, 6)										4	0	1	0	0	1	1									
Lee Mazzilli, S OBP: 0.258, SLG: 0.302 (1, 8)										4	0	0	0	0	2	2									
Dave Kingman, R OBP: 0.387, SLG: 0.517 (1, 7)										4	0	0	0	0	1	2									
Rusty Staub, L OBP: 0.406, SLG: 0.482 (1, 3)										3	1	1	0	1	1	2									
Hubie Brooks, R OBP: 0.300, SLG: 0.367 (1, 5)										3	0	1	0	0	0	1									
Ron Hodges, L OBP: 0.355, SLG: 0.727 Dyar Miller, R (1, 2) (8, 1)										3	0	1	1	0	1	0									
Doug Flynn, R OBP: 0.381, SLG: 0.533 (1, 4)										3	0	0	0	0	0	0									
Dave Roberts, L Alex Trevino, R OBP: 0.333, SLG: 0.276 (1, 1) (8, 2)										2	0	0	0	0	1	0									
Inning Stats	R: 0 E: 0 K: 1 S: 7	H: 2 LOB: 2 BB: 0 P: 7	R: 0 E: 0 K: 0 S: 3	H: 0 LOB: 0 BB: 0 P: 3	R: 0 E: 0 K: 1 S: 5	H: 0 LOB: 0 BB: 0 P: 5	R: 1 E: 0 K: 1 S: 6	H: 2 LOB: 2 BB: 1 P: 10	R: 0 E: 0 K: 0 S: 3	H: 0 LOB: 0 BB: 0 P: 3	R: 0 E: 0 K: 1 S: 5	H: 0 LOB: 0 BB: 0 P: 5	R: 0 E: 0 K: 1 S: 5	H: 1 LOB: 1 BB: 0 P: 5	R: 0 E: 0 K: 1 S: 6	H: 1 LOB: 0 BB: 0 P: 6	R: 0 E: 0 K: 1 S: 5	H: 0 LOB: 0 BB: 0 P: 5	1B: 5 2B: 1 3B: 0 HR: 0	SF: 0 SAC: 0 DP: 1 HBP: 0	WP: 0 PB: 0 SB: 1 CS: 0	PA: 32			
PITCHER	IP	WLS	BF	H	R	ER	SO	BB	IBB	HBP	BLK	WP	HR	S	P	ERA	WHIP								
Rick Wise, R ERA: 3.42 Gary Lucas, L ERA: 3.0 (1, 1) (7, 1)	6.0	W	22	4	1	1	4	1	0	0	0	0	0	29	33	1.50	0.833								

San Diego Padres @ New York Mets
Shea Stadium, Flushing, NY
Sun May 03 1981, 3:33 AM EDT
Unknown

AB	31
R	1
H	6
RBI	1
BB	1
SO	7
LOB	9

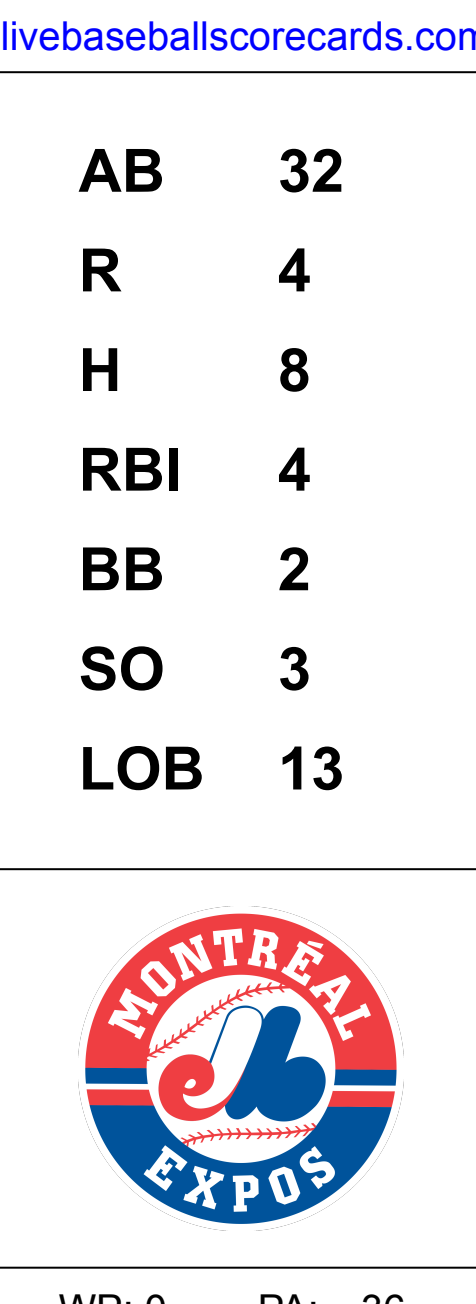


Batter	1	2	3	4	5	6	7	8	9	AB	R	H	RBI	BB	SO	LOB	TOP								
Ozzie Smith, S OBP: 0.300, SLG: 0.224 (1, 6)	0-0 6-3		0-0 1B			0-0 6-3		0-0 6-3		4	0	1	1	0	0	0	San Diego Padres @ Montreal Expos Olympic Stadium, Montreal, QB Tue May 05 1981, 7:05 PM EDT Att: 15,909 - Unknown								
Ruppert Jones, L OBP: 0.283, SLG: 0.270 (1, 8)	0-0 F8		0-3 K			4-0 3B		0-0 4-3		3	1	0	0	1	1										
Gene Richards, L OBP: 0.286, SLG: 0.273 (1, 7)	0-3 K			0-3 K		0-0 3B		0-0 4-3		4	0	1	1	0	2	0									
Luis Salazar, R OBP: 0.250, SLG: 0.263 (1, 5)		0-3 K		0-0 6-3		0-0 6-3			0-3 K	4	0	0	0	0	2	1									
Dave Edwards, R OBP: 0.167, SLG: 0.214 (1, 9)	0-0 F8			0-0 6-3			0-0 6-3		0-3 K	4	0	0	0	0	1	0									
Steve Swisher, R OBP: 0.333, SLG: 0.333 (9, 2)										0	0	0	0	0	0	0									
Terry Kennedy, L OBP: 0.341, SLG: 0.361 (1, 2)					0-0 3-1		0-3 K		0-0 2B	4	0	1	0	0	2	0									
Joe Lefebvre, L OBP: 0.257, SLG: 0.344 (9, 9)							FC4-6 2B			0	0	0	0	0	0	0									
Broderick Perkins, L OBP: 0.415, SLG: 0.513 (1, 3)			0-0 SH3 1B		0-0 F8		FC4-6 2B		0-0 4-3	4	2	1	0	0	0	2									
Gary Lucas, L (9, 1)							1-2 2B			0	0	0	0	0	0	0									
Juan Bonilla, R OBP: 0.283, SLG: 0.300 (1, 4)			0-0 SH3		0-0 F8		1-H 2B			2	0	1	1	0	0	0									
Steve Mura, R OBP: 0.071, SLG: 0.071 (1, 1)			2-3							3	0	0	0	0	0	2									
Randy Bass, L OBP: 0.279, SLG: 0.328 (9, 3)			2-3			0-0 F9		0-0 G3		0	0	0	0	0	0	0									
Inning Stats	R: 0 E: 0 K: 1 S: 5	H: 0 LOB: 0 BB: 0 P: 5	R: 0 E: 0 K: 2 S: 7	H: 0 LOB: 0 BB: 0 P: 7	R: 1 E: 0 K: 1 S: 7	H: 2 LOB: 1 BB: 0 P: 7	R: 0 E: 0 K: 1 S: 5	H: 0 LOB: 0 BB: 0 P: 5	R: 0 E: 0 K: 0 S: 3	H: 0 LOB: 0 BB: 0 P: 3	R: 1 E: 0 K: 0 S: 4	H: 1 LOB: 1 BB: 1 P: 8	R: 1 E: 0 K: 1 S: 7	H: 1 LOB: 1 BB: 0 P: 7	R: 0 E: 0 K: 0 S: 3	H: 0 LOB: 0 BB: 0 P: 3	R: 0 E: 0 K: 2 S: 8	H: 1 LOB: 1 BB: 0 P: 8	1B: 1 2B: 3 3B: 1 HR: 0	SF: 0 SAC: 1 DP: 0 HBP: 0	WP: 1 PB: 0 SB: 2 CS: 0	PA: 34			
PITCHER	IP	WLS	BF	H	R	ER	SO	BB	IBB	HBP	BLK	WP	HR	S	P	ERA	WHIP								
Bill Lee, L ERA: 2.2 (1, 1)	7.0		27	4	3	3	6	1	0	0	0	1	0	38	42	3.86	0.714								
Woodie Fryman, L ERA: 1.15 (8, 1)	2.0	W	7	1	0	0	2	0	0	0	0	0	0	11	11	0.00	0.500								

AB	32
R	3
H	5
RBI	3
BB	1
SO	8
LOB	6



Batter	1	2	3	4	5	6	7	8	9	AB	R	H	RBI	BB	SO	LOB	BOTTOM								
Tim Raines, S OBP: 0.459, SLG: 0.451 (1, 7)	0-0 F8		0-0 FC6-4			0-0 F8		0-0 SH 5-3 1B		4	1	1	0	0	0	2	San Diego Padres @ Montreal Expos Olympic Stadium, Montreal, QB Tue May 05 1981, 7:05 PM EDT Att: 15,909 - Unknown								
Rodney Scott, S OBP: 0.316, SLG: 0.188 (1, 4)	4-0 G6-4-3 BB			0-0 4-3		0-0 S 1B		0-0 SH 5-3 S		2	0	1	0	1	0	0									
Andre Dawson, R OBP: 0.376, SLG: 0.547 (1, 8)	0-0 G6-4-3			0-0 5-3		0-3 K		0-3 K		4	0	0	0	0	2	5									
Ellis Valentine, R OBP: 0.254, SLG: 0.383 (1, 9)		0-0 F5		0-0 F3		0-0 E 1B		0-0 5-3		4	1	1	1	0	0	1									
Gary Carter, R OBP: 0.388, SLG: 0.543 (1, 2)		0-0 F8			0-0 F7		4-0 E BB		0-0 5-3	3	1	0	0	1	0	1									
Warren Cromartie, L OBP: 0.362, SLG: 0.492 (1, 3)		0-0 3-1			0-0 F7		0-0 E6		0-0 3-1 SH1-4 1B	4	1	2	2	0	0	0									
Larry Parrish, R OBP: 0.259, SLG: 0.273 (1, 5)			0-0 F3		0-0 F9		0-0 5-3		0-0 SH1-4	3	0	0	0	0	0	1									
Chris Speier, R OBP: 0.284, SLG: 0.311 (1, 6)			0-3 K			0-0 5-3		0-0 F9		4	0	0	0	0	1	2									
Bill Lee, L OBP: 0.750, SLG: 0.750 (1, 1)					0-0 FC6-4 1B		0-0 6-3		0-0 3H 1B	2	0	2	0	0	0	0									
Tom Hutton, L OBP: 0.429, SLG: 0.333 (7, PH)										1	0	0	0	0	0	1									
Willie Montanez, L OBP: 0.250, SLG: 0.200 (9, PH)										0	0	0	0	0	0	0									
Inning Stats	R: 0 E: 0 K: 0 S: 2	H: 0 LOB: 0 BB: 1 P: 6	R: 0 E: 0 K: 0 S: 3	H: 0 LOB: 0 BB: 0 P: 3	R: 0 E: 0 K: 1 S: 6	H: 1 LOB: 1 BB: 0 P: 6	R: 0 E: 0 K: 0 S: 3	H: 0 LOB: 0 BB: 0 P: 3	R: 0 E: 0 K: 1 S: 7	H: 2 LOB: 2 BB: 0 P: 7	R: 2 E: 1 K: 0 S: 5	H: 2 LOB: 1 BB: 1 P: 9	R: 1 E: 1 K: 1 S: 7	H: 1 LOB: 1 BB: 0 P: 7	R: 0 E: 0 K: 0 S: 4	H: 2 LOB: 1 BB: 0 P: 4	1B: 7 2B: 1 3B: 0 HR: 0	SF: 0 SAC: 2 DP: 1 HBP: 0	WP: 0 PB: 0 SB: 3 CS: 0	PA: 36					
PITCHER	IP	WLS	BF	H	R	ER	SO	BB	IBB	HBP	BLK	WP	HR	S	P	ERA	WHIP								
Steve Mura, R ERA: 3.46 (1, 1)	8.2	L	35	7	4	3	3	2	0	0	0	0	0	39	47	3.12	1.038								
Gary Lucas, L ERA: 3.0 (9, 1)	0.0		1	1	0	0	0	0	0	0	0	0	0	1	1	∞	∞								



Batter	1	2	3	4	5	6	7	8	9	AB	R	H	RBI	BB	SO	LOB	TOP										
Ozzie Smith, S OBP: 0.310, SLG: 0.233 (1, 6)	G3	FC3-6			E7 1B	2B BB	K			5	2	2	0	1	1	1	San Diego Padres @ Montreal Expos Olympic Stadium, Montreal, QB Wed May 06 1981, 7:05 PM EDT Att: 13,066 - Unknown livebaseballscorecards.com										
Ruppert Jones, L OBP: 0.295, SLG: 0.287 (1, 8)	1B BB	F8			4-3 2B 1B	1B 2B	P6		K	5	3	2	3	1	1	2											
Gene Richards, L OBP: 0.279, SLG: 0.269 Dave Edwards, R OBP: 0.161, SLG: 0.207 (6, 7)	1B HR		4-3		3-1	P4		3-1	K	5	1	1	0	0	0	2											
Terry Kennedy, L OBP: 0.355, SLG: 0.375 (1, 2)	1B HR		F8		4-3	4-3 WP 1B		3B 1B		5	3	3	2	0	0	1											
Broderick Perkins, L OBP: 0.435, SLG: 0.659 (1, 3)	HR		F3		1B 2B	4-3		WP 3B		5	3	3	5	0	0	1											
Joe Lefebvre, L OBP: 0.287, SLG: 0.348 (1, 9)	F2			P3	1B	BB		K		5	0	2	1	0	1	0											
Luis Salazar, R OBP: 0.314, SLG: 0.314 Barry Evans, R OBP: 0.391, SLG: 0.316 (6, 5)	3B			E8 FC5-2 2B	1B	BB		1B		3	0	3	1	1	0	0											
Juan Bonilla, R OBP: 0.259, SLG: 0.273 (1, 4)		6-3		FC5-2	F7	P6		F7		5	0	0	0	0	0	6											
Juan Eichelberger, R OBP: 0.214, SLG: 0.214 Danny Boone, L (9, 1)	FC3-6 1B			F9		BB 2B 1B		K		5	1	2	0	0	1	1											
Inning Stats	R: 4 E: 0 K: 0 S: 6	H: 4 LOB: 1 BB: 1 P: 10	R: 0 E: 1 K: 0 S: 4	H: 1 LOB: 1 BB: 0 P: 4	R: 0 E: 0 K: 0 S: 3	H: 0 LOB: 0 BB: 0 P: 3	R: 0 E: 1 K: 0 S: 4	H: 1 LOB: 1 BB: 0 P: 4	R: 3 E: 0 K: 0 S: 8	H: 5 LOB: 2 BB: 2 P: 8	R: 4 E: 0 K: 2 S: 7	H: 4 LOB: 0 BB: 0 P: 7	R: 2 E: 0 K: 1 S: 8	H: 3 LOB: 1 BB: 0 P: 8	R: 0 E: 0 K: 2 S: 8	H: 1 LOB: 1 BB: 0 P: 8		1B: 13 2B: 3 3B: 2 HR: 1	SF: 0 SAC: 0 DP: 0 HBP: 0	WP: 2 PB: 0 SB: 0 CS: 0	PA: 48						
PITCHER	IP	WLS	BF	H	R	ER	SO	BB	IBB	HBP	BLK	WP	HR	S	P	ERA	WHIP										
Ray Burris, R ERA: 4.4 (1, 1)	4.0	L	18	6	4	4	0	1	0	0	0	0	1	17	21	9.00	1.750										
Stephen Ratzer, R ERA: 8.25 (5, 1)	1.2		16	9	7	7	0	2	0	0	0	1	0	14	22	37.80	6.600										
Charlie Lea, R ERA: 7.36 (6, 1)	1.1		4	0	0	0	2	0	0	0	0	0	0	8	8	0.00	0.000										
Stan Bahnsen, R ERA: 5.65 (8, 1)	2.0		10	4	2	2	3	0	0	0	0	1	0	16	16	9.00	2.000										
Batter	1	2	3	4	5	6	7	8	9	AB	R	H	RBI	BB	SO	LOB	BOTTOM										
Tim Raines, S OBP: 0.466, SLG: 0.483 (1, 7)	CS HBP 1B	K			FC6-4 BLK 1B		3-1			5	1	3	1	0	1	1	San Diego Padres @ Montreal Expos Olympic Stadium, Montreal, QB Wed May 06 1981, 7:05 PM EDT Att: 13,066 - Unknown livebaseballscorecards.com										
Rodney Scott, S OBP: 0.328, SLG: 0.180 Tim Wallach, R OBP: 0.280, SLG: 0.458 (8, 9)	FC5-2 BB HBP		4-3		FC6-4	HBP BB		3B 3B		2	0	0	0	1	0	1											
Andre Dawson, R OBP: 0.389, SLG: 0.551 (1, 8)	K			5-3 BB	F7	HBP		2B		3	0	1	1	1	1	3											
Ellis Valentine, R OBP: 0.254, SLG: 0.365 Stan Bahnsen, R OBP: 0.333, SLG: 0.333 Jerry White, S OBP: 0.318, SLG: 0.450 (9, PH)	BB		5-3		P6	HBP		K		3	0	0	0	1	0	4											
Gary Carter, R OBP: 0.381, SLG: 0.527 Bobby Ramos, R OBP: 0.385, SLG: 0.667 (9, 2)	FC5		F3			PB 1B		L5	6-3	4	0	1	0	0	0	3											
Warren Cromartie, L OBP: 0.338, SLG: 0.456 (1, 3)		4-3		F7		K		4-3	P4	5	0	0	0	0	1	2											
Larry Parrish, R OBP: 0.259, SLG: 0.309 (1, 5)	HR		P3			K		P4		4	1	1	1	0	1	1											
Chris Speier, R OBP: 0.306, SLG: 0.316 (1, 6)	SH3 BB			WP 1B		6-3			3B BB	2	1	1	0	2	0	1											
Ray Burris, R OBP: 0.286, SLG: 0.286 Rowland Office, L OBP: 0.147, SLG: 0.099 Stephen Ratzer, R OBP: 0.286, SLG: 0.286 Charlie Lea, R Mike Gates, L OBP: 0.550, SLG: 1.500 (8, 4)	SH3			P4				K		0	0	0	0	0	0	0											
Inning Stats	R: 0 E: 0 K: 1 S: 5	H: 1 LOB: 2 BB: 1 P: 10	R: 1 E: 0 K: 1 S: 6	H: 1 LOB: 1 BB: 1 P: 10	R: 0 E: 0 K: 0 S: 3	H: 0 LOB: 1 BB: 1 P: 7	R: 0 E: 0 K: 0 S: 4	H: 1 LOB: 1 BB: 0 P: 4	R: 0 E: 0 K: 2 S: 8	H: 1 LOB: 1 BB: 0 P: 8	R: 0 E: 0 K: 1 S: 5	H: 0 LOB: 2 BB: 1 P: 10	R: 0 E: 0 K: 0 S: 3	R: 4 E: 0 K: 1 S: 9	H: 4 LOB: 1 BB: 1 P: 13	1B: 4 2B: 1 3B: 3 HR: 1		SF: 0 SAC: 1 DP: 0 HBP: 2	WP: 1 PB: 1 SB: 0 CS: 1	PA: 42							
PITCHER	IP	WLS	BF	H	R	ER	SO	BB	IBB	HBP	BLK	WP	HR	S	P	ERA	WHIP										
Juan Eichelberger, R ERA: 3.18 (1, 1)	8.0	W	39	9	5	5	5	5	0	2	1	1	1	42	64	5.62	1.750										
Danny Boone, L ERA: 2.19 (9, 1)	1.0		3	0	0	0	1	0	0	0	0	0	0	5	5	0.00	0.000										

AB	45
R	13
H	19
RBI	12
BB	3
SO	5
LOB	15



AB	34
R	5
H	9
RBI	5
BB	5
SO	6
LOB	19



Batter	1	2	3	4	5	6	7	8	9	AB	R	H	RBI	BB	SO	LOB	TOP			
Ozzie Smith, S OBP: 0.300, SLG: 0.224 (1, 6)	0-0 5-3		0-0 G3		0-0 F8			0-0 F7		4	0	0	0	0	0	0				
Ruppert Jones, L OBP: 0.294, SLG: 0.276 (1, 8)	0-3 K		0-3 K			0-0 F7		0-0 L8		4	0	0	0	0	2	0				
Gene Richards, L OBP: 0.289, SLG: 0.271 (1, 7)	0-0 P6			0-0 1B		4-0 BB		0-0 F7		3	0	1	0	1	0	0				
Terry Kennedy, L OBP: 0.340, SLG: 0.359 (1, 2)		0-3 K		0-0 P4		0-0 BB		0-0 L3		4	0	0	0	0	1	2				
Broderick Perkins, L OBP: 0.420, SLG: 0.625 (1, 3)		0-0 1B		0-0 L8		0-0 L9		0-0 P4		4	0	1	0	0	0	2				
Joe Lefebvre, L OBP: 0.256, SLG: 0.333 (1, 9)		0-0 F8		0-0 4-3				0-0 F9		3	0	0	0	0	0	2				
Luis Salazar, R OBP: 0.290, SLG: 0.352 (1, 5)		0-0 1B			0-0 HR			0-0 F9		3	1	2	1	0	0	0				
Juan Bonilla, R OBP: 0.246, SLG: 0.259 (1, 4)		0-0 L5			0-3 K			0-0 5-3		3	0	0	0	0	1	2				
Chris Welsh, L (1, 1)			0-0 4-3		0-0 F8			0-0 1-3		3	0	0	0	0	0	0				
Inning Stats	R: 0 E: 0 K: 1 S: 5	H: 0 LOB: 0 BB: 0 P: 5	R: 0 E: 0 K: 1 S: 7	H: 2 LOB: 2 BB: 0 P: 7	R: 0 E: 0 K: 1 S: 5	H: 0 LOB: 0 BB: 0 P: 5	R: 0 E: 0 K: 0 S: 4	H: 1 LOB: 1 BB: 0 P: 4	R: 1 E: 0 K: 1 S: 6	H: 1 LOB: 0 BB: 1 P: 6	R: 0 E: 0 K: 0 S: 3	H: 0 LOB: 0 BB: 0 P: 3	R: 0 E: 0 K: 0 S: 3	H: 0 LOB: 0 BB: 0 P: 3	R: 0 E: 0 K: 0 S: 3	H: 0 LOB: 0 BB: 0 P: 3	1B: 3 2B: 0 3B: 0 HR: 1	SF: 0 SAC: 0 DP: 0 HBP: 0	WP: 0 PB: 0 SB: 1 CS: 0	PA: 32
PITCHER Scott Sanderson, R ERA: 2.04 (1, 1)	IP: 9.0 WLS: W BF: 32 H: 4 R: 1 ER: 1 SO: 4 BB: 1 IBB: 0 HBP: 0 BLK: 0 WP: 0 HR: 1 S: 39 P: 43 ERA: 1.00 WHIP: 0.556																			

San Diego Padres @ Montreal Expos
Olympic Stadium, Montreal, QB
Thu May 07 1981, 7:05 PM EDT
Att: 12,248 - Unknown

AB	31
R	1
H	4
RBI	1
BB	1
SO	4
LOB	8



Batter	1	2	3	4	5	6	7	8	9	AB	R	H	RBI	BB	SO	LOB	BOTTOM			
Tim Raines, S OBP: 0.467, SLG: 0.516 (1, 7)	0-0 IHR		0-0 E		0-0 6-3			0-0 F8		4	1	2	1	0	0	0				
Rodney Scott, S OBP: 0.338, SLG: 0.173 (1, 4)	0-0 L6		4-0 S			0-0 5-3		4-0 F8		2	1	0	0	2	0	0				
Andre Dawson, R OBP: 0.372, SLG: 0.524 (1, 8)	0-0 P2		0-0 F8			0-0 F9		0-0 F8		4	0	0	0	0	0	3				
Ellis Valentine, R OBP: 0.253, SLG: 0.373 (1, 9)	0-0 5-3			0-0 F8		0-0 G3		0-0 2B		4	0	1	1	0	0	0				
Gary Carter, R OBP: 0.386, SLG: 0.519 (1, 2)		0-0 CS		0-0 5-3			0-0 E6	4-0 F3		3	0	1	0	1	0	0				
Warren Cromartie, L OBP: 0.333, SLG: 0.444 (1, 3)	0-3 K		0-0 K		0-0 1B		0-0 F8	0-0 6-3		4	0	1	0	0	1	4				
Larry Parrish, R OBP: 0.261, SLG: 0.301 (1, 5)	0-0 1-3			0-3 K			4-0 F3			2	0	0	0	1	1	1				
Chris Speier, R OBP: 0.307, SLG: 0.316 (1, 6)			0-0 1B		0-0 F8		0-0 F3			3	0	1	0	0	0	2				
Scott Sanderson, R OBP: 0.364, SLG: 0.444 (1, 1)			0-0 SH1-4		0-3 K		0-3 K			2	0	0	0	0	2	2				
Inning Stats	R: 1 E: 0 K: 0 S: 4	H: 1 LOB: 0 BB: 0 P: 4	R: 0 E: 0 K: 1 S: 5	H: 1 LOB: 0 BB: 0 P: 5	R: 0 E: 0 K: 0 S: 4	H: 2 LOB: 2 BB: 1 P: 8	R: 0 E: 0 K: 1 S: 6	H: 1 LOB: 1 BB: 0 P: 6	R: 0 E: 0 K: 1 S: 5	H: 0 LOB: 0 BB: 0 P: 5	R: 0 E: 0 K: 0 S: 3	H: 0 LOB: 0 BB: 0 P: 3	R: 0 E: 1 K: 1 S: 6	H: 0 LOB: 2 BB: 1 P: 10	R: 1 E: 0 K: 0 S: 4	H: 1 LOB: 2 BB: 2 P: 12	1B: 4 2B: 2 3B: 0 HR: 1	SF: 0 SAC: 1 DP: 1 HBP: 0	WP: 0 PB: 0 SB: 3 CS: 1	PA: 33
PITCHER Chris Welsh, L ERA: 4.15 (1, 1)	IP: 8.0 WLS: L BF: 33 H: 6 R: 2 ER: 2 SO: 4 BB: 3 IBB: 1 HBP: 0 BLK: 0 WP: 0 HR: 0 S: 37 P: 53 ERA: 2.25 WHIP: 1.125																			

San Diego Padres @ Montreal Expos
Olympic Stadium, Montreal, QB
Thu May 07 1981, 7:05 PM EDT
Att: 12,248 - Unknown

AB	28
R	2
H	6
RBI	2
BB	4
SO	4
LOB	12



Batter	1	2	3	4	5	6	7	8	9	AB	R	H	RBI	BB	SO	LOB	TOP					
Ozzie Smith, S OBP: 0.296, SLG: 0.223 (1, 6)										5	1	1	0	0	1	2						
Ruppert Jones, L OBP: 0.289, SLG: 0.304 (1, 8)										4	2	1	2	1	2	1						
Gene Richards, L OBP: 0.294, SLG: 0.270 (1, 7)										4	0	1	0	1	2	0						
Terry Kennedy, L OBP: 0.353, SLG: 0.365 (1, 2)										4	1	2	0	1	0	0						
Broderick Perkins, L OBP: 0.400, SLG: 0.596 (1, 3)										4	1	1	1	0	0	1						
Joe Lefebvre, L OBP: 0.272, SLG: 0.352 (7, PH)										2	1	1	1	1	0	0						
Dave Edwards, R OBP: 0.156, SLG: 0.200 (7, 9)										1	0	0	0	0	0	2						
Luis Salazar, R OBP: 0.297, SLG: 0.358 (1, 5)										4	0	2	2	0	0	1						
Juan Bonilla, R OBP: 0.266, SLG: 0.279 (1, 4)										3	0	2	0	0	0	0						
John Curtis, L OBP: 0.100, SLG: 0.100 (1, 1)										2	1	0	0	0	1	3						
John Urea, R OBP: 0.250, SLG: 0.250 (5, 1)										1	0	0	0	0	1	0						
Barry Evans, R OBP: 0.335, SLG: 0.300 (8, PH)										1	0	0	0	0	1	1						
Gary Lucas, L (8, 1)										0	0	0	0	0	0	0						
John Littlefield, R (8, 1)										0	0	0	0	0	0	0						
Inning Stats	R: 4 E: 1 K: 2 S: 13	H: 7 LOB: 2 BB: 0 P: 13	R: 0 E: 0 K: 1 S: 5	H: 0 LOB: 0 BB: 0 P: 5	R: 0 E: 0 K: 0 S: 3	H: 0 LOB: 1 BB: 1 P: 7	R: 2 E: 0 K: 2 S: 9	H: 2 LOB: 0 BB: 0 P: 9	R: 0 E: 0 K: 0 S: 3	H: 0 LOB: 0 BB: 0 P: 3	R: 0 E: 0 K: 1 S: 5	H: 0 LOB: 0 BB: 0 P: 5	R: 1 E: 0 K: 0 S: 3	H: 0 LOB: 2 BB: 3 P: 15	R: 0 E: 0 K: 1 S: 6	H: 1 LOB: 1 BB: 0 P: 6	R: 0 E: 0 K: 1 S: 6	H: 1 LOB: 1 BB: 0 P: 6	1B: 9 2B: 1 3B: 0 HR: 1	SF: 1 SAC: 1 DP: 0 HBP: 0	WP: 0 PB: 1 SB: 1 CS: 0	PA: 41
PITCHER	IP	WLS	BF	H	R	ER	SO	BB	IBB	HBP	BLK	WP	HR	S	P	ERA	WHIP					
Dick Ruthven, R ERA: 4.43 (1, 1)	6.1		31	9	7	7	6	4	0	0	0	0	1	39	55	9.95	2.053					
Sparky Lyle, L ERA: 4.4 (7, 1)	1.2	W	6	1	0	0	1	0	0	0	0	0	0	8	8	0.00	0.600					
Tug McGraw, L ERA: 3.38 (9, 1)	1.0		4	1	0	0	1	0	0	0	0	0	0	6	6	0.00	1.000					

San Diego Padres @ Philadelphia Phillies
Veterans Stadium, Philadelphia, PA
Fri May 08 1981, 7:05 PM EDT
Att: 30,830 - Unknown

livebaseballscorecards.com

AB 35
R 7
H 11
RBI 6
BB 4
SO 8
LOB 11

Batter	1	2	3	4	5	6	7	8	9	AB	R	H	RBI	BB	SO	LOB	BOTTOM				
Pete Rose, S OBP: 0.419, SLG: 0.467 (1, 3)										4	2	1	0	1	0	0					
Manny Trillo, R OBP: 0.357, SLG: 0.419 (1, 4)										4	3	2	3	1	0	1					
Mike Schmidt, R OBP: 0.410, SLG: 0.750 (1, 5)										5	3	4	5	0	0	1					
Gary Matthews, R OBP: 0.426, SLG: 0.512 (1, 7)										5	0	3	1	0	1	2					
Dick Davis, R OBP: 0.667, SLG: 0.857 (1, 9)										3	1	2	0	0	0	1					
Greg Gross, L OBP: 0.354, SLG: 0.439 (7, PH)										1	0	0	0	1	0	1					
Garry Maddox, R OBP: 0.305, SLG: 0.306 (8, FR)										5	0	2	1	0	0	4					
Ramon Aviles, R (8, FR)										0	0	0	0	0	0	0					
Del Unser, L OBP: 0.545, SLG: 0.750 (9, 8)										0	0	0	0	0	0	0					
Larry Bowa, S OBP: 0.277, SLG: 0.278 (1, 6)										4	1	0	0	1	0	4					
Tug McGraw, R (9, 1)										0	0	0	0	0	0	0					
Bob Boone, R OBP: 0.267, SLG: 0.266 (1, 2)										5	0	0	0	0	1	6					
Dick Ruthven, R OBP: 0.059, SLG: 0.059 (1, 1)										3	0	0	0	0	1	0					
Sparky Lyle, L (7, 1)										0	0	0	0	0	0	0					
Keith Moreland, R OBP: 0.273, SLG: 0.483 (8, PH)										1	0	0	0	0	0	1					
Luis Aguayo, R OBP: 0.231, SLG: 0.167 (8, FR)										0	1	0	0	0	0	0					
Inning Stats	R: 0 E: 0 K: 1 S: 6	H: 1 LOB: 1 BB: 0 P: 6	R: 1 E: 0 K: 0 S: 4	H: 2 LOB: 0 BB: 0 P: 4	R: 2 E: 0 K: 0 S: 7	H: 4 LOB: 2 BB: 0 P: 7	R: 0 E: 0 K: 0 S: 3	H: 0 LOB: 0 BB: 0 P: 3	R: 3 E: 1 K: 0 S: 6	H: 2 LOB: 2 BB: 2 P: 14	R: 0 E: 0 K: 1 S: 5	H: 0 LOB: 0 BB: 0 P: 5	R: 0 E: 0 K: 0 S: 4	H: 1 LOB: 1 BB: 0 P: 4	R: 5 E: 2 K: 1 S: 11	H: 4 LOB: 3 BB: 2 P: 19	1B: 9 2B: 1 3B: 2 HR: 2	SF: 0 SAC: 0 DP: 1 HBP: 0	WP: 0 PB: 0 SB: 3 CS: 0	PA: 44	
PITCHER	IP	WLS	BF	H	R	ER	SO	BB	IBB	HBP	BLK	WP	HR	S	P	ERA	WHIP				
John Curtis, L ERA: 6.45 (1, 1)	4.0		21	8	6	5	1	1	0	0	0	0	0	22	26	11.25	2.250				
John Urea, R ERA: 6.45 (5, 1)	3.0		12	2	0	0	1	1	0	0	0	0	0	13	17	0.00	1.000				
Gary Lucas, L ERA: 2.96 (8, 1)	0.1	L	5	1	5	1	1	1	0	0	0	0	0	6	10	27.00	6.000				
John Littlefield, R ERA: 4.91 (8, 1)	0.2		6	3	0	0	0	0	1	0	0	0	1	5	9	0.00	4.500				

San Diego Padres @ Philadelphia Phillies
Veterans Stadium, Philadelphia, PA
Fri May 08 1981, 7:05 PM EDT
Att: 30,830 - Unknown

livebaseballscorecards.com


AB 40
R 11
H 14
RBI 10
BB 4
SO 3
LOB 21


Batter	1	2	3	4	5	6	7	8	9	AB	R	H	RBI	BB	SO	LOB	TOP					
Ozzie Smith, S OBP: 0.292, SLG: 0.222 (1, 6)	F9		K			F9	4-3		E 1B	5	1	1	0	0	1	1	San Diego Padres @ Philadelphia Phillies Veterans Stadium, Philadelphia, PA Sat May 09 1981, 7:05 PM EDT Att: 30,907 - Unknown					
Juan Bonilla, R OBP: 0.290, SLG: 0.348 (1, 4)	G3 2B			L4				F7	E7 2B	5	0	3	3	0	0	0						
Gene Richards, L OBP: 0.298, SLG: 0.270 (1, 7)	G3 2-3			S 1B		K		BB BB	5-3	4	0	1	0	1	1	4						
Luis Salazar, R OBP: 0.289, SLG: 0.348 John Ureia, R OBP: 0.250, SLG: 0.250 Randy Bass, L OBP: 0.290, SLG: 0.328 John Littlefield, R (8, 1)	K			F3		6-3		G6-4-3 BB		3	0	0	0	0	1	4						
Steve Swisher, R OBP: 0.313, SLG: 0.267 (1, 2)		K		K				G6-4-3 1-2		3	1	0	0	1	2	3						
Broderick Perkins, L OBP: 0.350, SLG: 0.607 (1, 3)		K		K		K		4-3		4	1	1	1	0	2	0						
Barry Evans, R OBP: 0.357, SLG: 0.292 (1, 5)		K		F8		3B		F8		4	1	1	1	0	1	0						
Dave Edwards, R OBP: 0.167, SLG: 0.206 (6, 8)			K	K		4-3		1B E 1B		4	1	1	0	0	2	1						
Tim Lollar, L OBP: 0.333, SLG: 1.333 Danny Boone, L (4, 1)			K			E5 2B		4-3 E 1B		1	0	0	0	0	1	0						
Craig Stmac, R OBP: 0.143, SLG: 0.143 Joe Lefebvre, L OBP: 0.277, SLG: 0.356 (6, 9)								4-3 E 1B		0	0	0	0	0	0	0						
Inning Stats	R: 0 E: 0 K: 1 S: 6	H: 1 LOB: 1 BB: 0 P: 6	R: 0 E: 0 K: 3 S: 9	H: 0 LOB: 0 BB: 0 P: 9	R: 0 E: 0 K: 3 S: 9	H: 0 LOB: 0 BB: 0 P: 9	R: 0 E: 0 K: 1 S: 6	H: 1 LOB: 1 BB: 0 P: 6	R: 0 E: 0 K: 2 S: 7	H: 0 LOB: 0 BB: 0 P: 7	R: 0 E: 1 K: 1 S: 7	H: 1 LOB: 2 BB: 0 P: 7	R: 3 E: 0 K: 0 S: 5	H: 2 LOB: 1 BB: 1 P: 9	R: 0 E: 0 K: 0 S: 2	H: 0 LOB: 1 BB: 2 P: 10	R: 3 E: 1 K: 0 S: 7	H: 4 LOB: 1 BB: 0 P: 7	1B: 5 2B: 3 3B: 1 HR: 0	SF: 0 SAC: 0 DP: 1 HBP: 0	WP: 1 PB: 0 SB: 1 CS: 0	PA: 39
PITCHER Steve Carlton, L ERA: 3.15 (1, 1)	IP: 9.0 WLS: W BF: 39 H: 9 R: 6 ER: 6 SO: 11 BB: 3 IBB: 0 HBP: 0 BLK: 0 WP: 1 HR: 0 S: 58 P: 70 ERA: 6.00 WHIP: 1.333															PITCHER						

Batter	1	2	3	4	5	6	7	8	9	AB	R	H	RBI	BB	SO	LOB	BOTTOM			
Pete Rose, S OBP: 0.421, SLG: 0.468 Del Unser, L OBP: 0.583, SLG: 0.778 (1, 3)	HR 1B	6-3			FC6-4 5-3 1B		4-3	2B 1B		4	2	2	0	0	0	1	San Diego Padres @ Philadelphia Phillies Veterans Stadium, Philadelphia, PA Sat May 09 1981, 7:05 PM EDT Att: 30,907 - Unknown			
Manny Trillo, R OBP: 0.356, SLG: 0.409 Lonnie Smith, R OBP: 0.200, SLG: 0.179 (1, 4)	F8	F8			FC6-4 BB		4-3	1B 2B		2	0	0	0	1	0	2				
Mike Schmidt, R OBP: 0.419, SLG: 0.747 John Vukovich, R (9, 5)	HR BB		F8		FC6-4 5-3		WP 2B	1B IBB		3	1	1	0	2	0	2				
Gary Matthews, R OBP: 0.433, SLG: 0.553 Ramon Aviles, R OBP: 0.400, SLG: 0.250 (1, 7)	HR			9-3 1B	5-3		HBP BB	1B		3	1	2	4	0	0	1				
Dick Davis, R OBP: 0.500, SLG: 0.545 (1, 9)	F9		9-3		K		FC4 HBP	K		4	0	0	0	0	2	4				
Gary Maddox, R OBP: 0.321, SLG: 0.366 (1, 8)	HR			2B 3B		FC3-6 BB	FC4			3	2	2	1	1	0	3				
Larry Bowa, S OBP: 0.276, SLG: 0.287 (1, 6)	F9			3H 2B		FC3-6 FC4-6		6-3		4	0	1	1	0	0	1				
Bob Boone, R OBP: 0.278, SLG: 0.268 (1, 2)		FC1-6 BB		CS 1B		P3		F8		3	0	1	0	1	0	1				
Steve Carlton, L OBP: 0.304, SLG: 0.500 (1, 1)	FC1-6 WP			K		FC4-6		1B 3B		4	1	1	0	0	1	3				
Inning Stats	R: 4 E: 0 K: 0 S: 6	H: 3 LOB: 0 BB: 1 P: 10	R: 0 E: 0 K: 0 S: 3	H: 0 LOB: 1 BB: 1 P: 7	R: 0 E: 0 K: 0 S: 3	H: 1 LOB: 0 BB: 0 P: 3	R: 1 E: 0 K: 1 S: 6	H: 3 LOB: 0 BB: 0 P: 6	R: 1 E: 0 K: 1 S: 6	H: 1 LOB: 1 BB: 1 P: 10	R: 0 E: 0 K: 0 S: 3	H: 0 LOB: 1 BB: 1 P: 7	R: 0 E: 0 K: 0 S: 4	H: 1 LOB: 3 BB: 1 P: 9	R: 3 E: 0 K: 1 S: 9	H: 4 LOB: 2 BB: 1 P: 13		1B: 6 2B: 4 3B: 2 HR: 2	SF: 0 SAC: 0 DP: 1 HBP: 1	WP: 2 PB: 0 SB: 0 CS: 1
PITCHER Tim Lollar, L ERA: 11.22 Danny Boone, L ERA: 2.57 John Ureia, R ERA: John Littlefield, R ERA: 6.05 (1, 1)	IP: 3.1 WLS: L BF: 16 H: 6 R: 5 ER: 5 SO: 0 BB: 2 IBB: 0 HBP: 0 BLK: 0 WP: 0 HR: 2 S: 14 P: 22 ERA: 13.50 WHIP: 2.400															PITCHER				

Batter	1	2	3	4	5	6	7	8	9	AB	R	H	RBI	BB	SO	LOB	TOP								
Ozzie Smith, S OBP: 0.304, SLG: 0.238 (1, 6)	6-3		2B			FC4-6				5	1	3	2	0	0	2	San Diego Padres @ Philadelphia Phillies Veterans Stadium, Philadelphia, PA Sun May 10 1981, 3:33 AM EDT Att: 40,447 - Unknown livebaseballscorecards.com								
Ruppert Jones, L OBP: 0.276, SLG: 0.290 (1, 8)	K		K			CS				5	0	0	0	0	3	3									
Gene Richards, L OBP: 0.309, SLG: 0.294 (1, 7)	F8		1B							4	2	2	1	1	0	2									
Terry Kennedy, L OBP: 0.355, SLG: 0.376 (1, 2)		1B	2B			F7				5	1	2	1	0	0	2									
Broderick Perkins, L OBP: 0.422, SLG: 0.633 (1, 3)		BB	1B			L9				4	1	3	0	1	0	1									
Joe Lefebvre, L OBP: 0.295, SLG: 0.395 (1, 9)		BB	P1							3	1	1	3	2	0	2									
Barry Evans, R OBP: 0.394, SLG: 0.333 (1, 5)	SF7									3	1	2	1	1	0	1									
Juan Bonilla, R OBP: 0.301, SLG: 0.357 (1, 4)	G6-4-3					FC5-4				4	1	2	0	0	0	3									
Steve Mura, R OBP: 0.067, SLG: 0.067 (1, 1)										1	0	0	0	0	1	0									
Jerry Turner, L OBP: 0.412, SLG: 0.500 (6, PH)			K							0	0	0	0	1	0	0									
Gary Lucas, L (6, 1)										1	0	0	0	0	0	1									
Inning Stats	R: 0 E: 0 K: 1 S: 5	H: 0 LOB: 0 BB: 0 P: 5	R: 1 E: 0 K: 0 S: 4	H: 2 LOB: 1 BB: 1 P: 8	R: 2 E: 0 K: 2 S: 11	H: 4 LOB: 2 BB: 0 P: 11	R: 1 E: 0 K: 0 S: 4	H: 2 LOB: 1 BB: 0 P: 4	R: 0 E: 0 K: 0 S: 3	H: 0 LOB: 1 BB: 1 P: 7	R: 1 E: 0 K: 0 S: 4	H: 2 LOB: 1 BB: 1 P: 8	R: 3 E: 0 K: 0 S: 4	H: 2 LOB: 0 BB: 2 P: 12	R: 0 E: 0 K: 1 S: 7	H: 2 LOB: 2 BB: 0 P: 7	R: 0 E: 0 K: 0 S: 3	H: 1 LOB: 1 BB: 1 P: 7	1B: 10 2B: 4 3B: 0 HR: 1	SF: 1 SAC: 1 DP: 1 HBP: 0	WP: 0 PB: 0 SB: 4 CS: 2	PA: 45			
PITCHER	IP	WLS	BF	H	R	ER	SO	BB	IBB	HBP	BLK	WP	HR	S	P	ERA	WHIP								
Larry Christenson, R ERA: 4.93 (1, 1)	6.2	L	33	12	8	8	3	3	1	0	0	0	1	35	51	10.80	2.250								
Mike Proly, R ERA: 1.88 (7, 1)	0.1		1	0	0	0	1	0	0	0	0	0	0	0	4	0.00	3.000								
Ron Reed, R ERA: 5.23 (8, 1)	1.0		5	2	0	0	1	0	0	0	0	0	0	7	7	0.00	2.000								
Sparky Lyle, L ERA: 4.11 (9, 1)	1.0		4	1	0	0	0	1	0	0	0	0	0	3	7	0.00	2.000								

Batter	1	2	3	4	5	6	7	8	9	AB	R	H	RBI	BB	SO	LOB	BOTTOM								
Pete Rose, S OBP: 0.421, SLG: 0.483 (1, 3)	6-3		1B			4-3				5	1	2	0	0	0	0	San Diego Padres @ Philadelphia Phillies Veterans Stadium, Philadelphia, PA Sun May 10 1981, 3:33 AM EDT Att: 40,447 - Unknown livebaseballscorecards.com								
Bake McBride, L OBP: 0.397, SLG: 0.509 (1, 9)	F7		1B			1-3				5	1	2	1	0	1	0									
Mike Schmidt, R OBP: 0.400, SLG: 0.707 (1, 5)	5-3		K			6-3				5	0	0	0	0	2	3									
Gary Matthews, R OBP: 0.431, SLG: 0.544 (1, 7)		1B	5-3			1B				5	2	2	0	0	0	2									
Keith Moreland, R OBP: 0.297, SLG: 0.485 (1, 2)	K		1B			1B				4	0	2	1	0	1	1									
Greg Gross, L OBP: 0.373, SLG: 0.455 (1, 8)			1B			1B				3	0	2	1	0	0	1									
Lonnie Smith, R OBP: 0.226, SLG: 0.241 (8, PH) (9, 8)	E6		1B			FC5-4				1	0	1	0	0	0	0									
Manny Trillo, R OBP: 0.362, SLG: 0.407 (1, 4)			K			FC5-4				3	0	1	1	0	1	4									
Luis Aguayo, R OBP: 0.176, SLG: 0.125 (1, 6)	F8					K				4	0	0	0	0	2	4									
Larry Christenson, R OBP: 0.143, SLG: 0.077 (1, 1)						4-3				3	0	0	0	0	2	2									
Mike Proly, R (7, 1)	K									0	0	0	0	0	0	0									
Ron Reed, R (8, 1)										0	0	0	0	0	0	0									
Dick Davis, R OBP: 0.467, SLG: 0.500 (8, PH)										1	0	0	0	0	0	2									
Sparky Lyle, L (9, 1)										0	0	0	0	0	0	0									
Inning Stats	R: 0 E: 0 K: 0 S: 3	H: 0 LOB: 0 BB: 0 P: 3	R: 1 E: 1 K: 2 S: 10	H: 2 LOB: 2 BB: 0 P: 10	R: 2 E: 1 K: 2 S: 11	H: 4 LOB: 2 BB: 0 P: 11	R: 0 E: 0 K: 1 S: 5	H: 0 LOB: 0 BB: 0 P: 5	R: 1 E: 0 K: 0 S: 6	H: 3 LOB: 2 BB: 0 P: 6	R: 0 E: 0 K: 1 S: 5	H: 0 LOB: 0 BB: 0 P: 5	R: 0 E: 0 K: 2 S: 7	H: 0 LOB: 0 BB: 0 P: 7	R: 0 E: 0 K: 1 S: 6	H: 1 LOB: 2 BB: 0 P: 7	R: 0 E: 0 K: 0 S: 4	H: 2 LOB: 1 BB: 0 P: 4	1B: 10 2B: 1 3B: 1 HR: 0	SF: 0 SAC: 0 DP: 1 HBP: 1	WP: 0 PB: 0 SB: 0 CS: 0	PA: 40			
PITCHER	IP	WLS	BF	H	R	ER	SO	BB	IBB	HBP	BLK	WP	HR	S	P	ERA	WHIP								
Steve Mura, R ERA: 3.66 (1, 1)	5.0	W	25	9	4	3	5	0	0	0	0	0	0	35	35	5.40	1.800								
Gary Lucas, L ERA: 2.54 (6, 1)	4.0	S	15	3	0	0	4	0	0	1	0	0	0	22	23	0.00	0.750								


Batter	1	2	3	4	5	6	7	8	9	AB	R	H	RBI	BB	SO	LOB	TOP						
Lee Mazzilli, S (1,8) OBP: 0.247, SLG: 0.256	F7		4-3			F8		1B		4	0	1	0	0	0	0	<p>New York Mets @ San Diego Padres Jack Murphy Stadium, San Diego, CA Tue May 12 1981, 10:05 PM EDT Att: 9,235 - Unknown</p> <p>livebaseballscorecards.com</p> <p>AB 35 R 0 H 7 RBI 0 BB 0 SO 5 LOB 13</p> 						
Frank Taveras, R (1,6) OBP: 0.250, SLG: 0.286	F8			6-3		F8		1B		4	0	1	0	0	0	0							
Joel Youngblood, R (1,9) OBP: 0.405, SLG: 0.507	WP BLK 1B			F4			K	5-3		4	0	1	0	0	1	2							
Dave Kingman, R (1,7) OBP: 0.379, SLG: 0.425	6-3			F7			K		F8 1B 1B	4	0	1	0	0	1	1							
Rusty Staub, L (1,3) OBP: 0.388, SLG: 0.427 Bob Bailor, R (9, PR) OBP: 0.407, SLG: 0.364	F8			1-3			2B 1B		1-2 1B	4	0	2	0	0	0	0							
Hubie Brooks, R (1,5) OBP: 0.344, SLG: 0.400	6-3			E5			1-3 2B		K	4	0	1	0	0	1	2							
Alex Trevino, R (1,2) OBP: 0.322, SLG: 0.286 Mike Jorgensen, L (9, PH) OBP: 0.303, SLG: 0.621	6-3			F3			1-3		F8	3	0	0	0	0	0	3							
Doug Flynn, R (1,4) OBP: 0.359, SLG: 0.511 Ron Hodges, L (9, PH) OBP: 0.317, SLG: 0.667			F9		F6-3			F3	4-3	3	0	0	0	0	0	1							
Pat Zachry, R (1,1) OBP: 0.400, SLG: 0.333 Wally Backman, S (6, PH) OBP: 0.162, SLG: 0.162 Pete Falcone, L (6, 1) Mike Cubbage, L (8, PH) OBP: 0.353, SLG: 0.250 Jeff Reardon, R (8, 1)			K			K		4-3		1	0	0	0	0	1	0							
Inning Stats	R: 0 E: 0 K: 0 S: 4	H: 1 LOB: 1 BB: 0 P: 4	R: 0 E: 0 K: 0 S: 3	H: 0 LOB: 0 BB: 0 P: 3	R: 0 E: 0 K: 1 S: 5	H: 0 LOB: 0 BB: 0 P: 5	R: 0 E: 0 K: 0 S: 3	H: 0 LOB: 0 BB: 0 P: 3	R: 0 E: 1 K: 0 S: 4	H: 0 LOB: 1 BB: 0 P: 4	R: 0 E: 0 K: 1 S: 5	H: 0 LOB: 0 BB: 0 P: 5	R: 0 E: 0 K: 2 S: 9	H: 2 LOB: 2 BB: 0 P: 9	R: 0 E: 0 K: 0 S: 5	H: 2 LOB: 2 BB: 0 P: 5		R: 0 E: 0 K: 1 S: 7	H: 2 LOB: 2 BB: 0 P: 7	1B: 6 2B: 1 3B: 0 HR: 0	SF: 0 SAC: 0 DP: 0 HBP: 0	WP: 1 PB: 0 SB: 0 CS: 0	PA: 35
PITCHER	IP WLS BF H R ER SO BB IBB HBP BLK WP HR S P ERA WHIP																						
Juan Eichelberger, R (1,1) ERA: 2.54	9.0 W 35 7 0 0 5 0 0 0 0 1 1 0 45 45 0.00 0.778																						

Batter	1	2	3	4	5	6	7	8	9	AB	R	H	RBI	BB	SO	LOB	BOTTOM				
Ozzie Smith, S (1,6) OBP: 0.302, SLG: 0.238	2B 1B 1B		F8		1-3		K			4	1	1	0	0	1	1	<p>New York Mets @ San Diego Padres Jack Murphy Stadium, San Diego, CA Tue May 12 1981, 10:05 PM EDT Att: 9,235 - Unknown</p> <p>livebaseballscorecards.com</p> <p>AB 30 R 3 H 8 RBI 3 BB 3 SO 7 LOB 13</p> 				
Ruppert Jones, L (1,8) OBP: 0.271, SLG: 0.282 Barry Evans, R (7, PH) OBP: 0.382, SLG: 0.321	F9		F4-3		K		F3			3	0	0	0	0	1	1					
Gene Richards, L (1,7) OBP: 0.321, SLG: 0.320	1-3 1B 2B		4-0 BB		2B			L5		3	1	2	0	1	0	0					
Terry Kennedy, L (1,2) OBP: 0.342, SLG: 0.362	K		F5		F4-3			F9		4	0	0	0	0	1	4					
Broderick Perkins, L (1,3) OBP: 0.441, SLG: 0.703	2H 3H 1B			HR		6-3		2B		4	1	3	3	0	0	0					
Joe Lefebvre, L (1,9) OBP: 0.304, SLG: 0.385		F4-3		BB		K		IBB		2	0	0	0	2	1	0					
Luis Salazar, R (1,5) OBP: 0.280, SLG: 0.336		F8		F4		F9		F3		4	0	0	0	0	0	3					
Juan Bonilla, R (1,4) OBP: 0.316, SLG: 0.370				K			WP SH3-4 1B			3	0	2	0	0	1	1					
Juan Eichelberger, R (1,1) OBP: 0.188, SLG: 0.188		K		K			SH3-4 1-2			2	0	0	0	0	2	2					
Inning Stats	R: 2 E: 0 K: 1 S: 7	H: 3 LOB: 1 BB: 0 P: 7	R: 0 E: 0 K: 1 S: 6	H: 1 LOB: 1 BB: 0 P: 6	R: 0 E: 0 K: 0 S: 3	H: 0 LOB: 1 BB: 1 P: 7	R: 1 E: 0 K: 2 S: 8	H: 1 LOB: 1 BB: 1 P: 12	R: 0 E: 0 K: 1 S: 6	H: 1 LOB: 1 BB: 0 P: 6	R: 0 E: 0 K: 1 S: 5	H: 0 LOB: 0 BB: 0 P: 5	R: 0 E: 0 K: 1 S: 6	H: 1 LOB: 1 BB: 0 P: 6	R: 0 E: 0 K: 0 S: 4	H: 1 LOB: 2 BB: 1 P: 8		1B: 4 2B: 3 3B: 0 HR: 1	SF: 0 SAC: 1 DP: 0 HBP: 0	WP: 1 PB: 0 SB: 0 CS: 0	PA: 34
PITCHER	IP WLS BF H R ER SO BB IBB HBP BLK WP HR S P ERA WHIP																				
Pat Zachry, R (1,1) ERA: 3.86 Pete Falcone, L (6, 1) ERA: 0.75 Jeff Reardon, R (8, 1) ERA: 4.66	5.0 L 22 6 3 3 5 2 0 0 0 0 1 0 11 11 0.00 0.500																				

Batter	1	2	3	4	5	6	7	8	9	AB	R	H	RBI	BB	SO	LOB	TOP
Lee Mazzilli, S OBP: 0.247, SLG: 0.256 (1, 8)	0-0 4-3		0-0 CS 1B			0-0 6-3		0-0 G6-4-3		4	0	1	0	0	0	2	
Frank Taveras, R OBP: 0.250, SLG: 0.295 (1, 6)	0-0 F9		0-0 CS 1-2	0-0 5-3		0-0 2B			0-0 5-3	4	0	1	0	0	0	0	
John Stearns, R OBP: 0.286, SLG: 0.316 (1, 3)	0-0 6-3			0-0 2B		0-0 F9			0-0 F8	4	0	1	0	0	0	1	
Dave Kingman, R OBP: 0.374, SLG: 0.410 (1, 7)		0-3 K		0-0 6-3			0-0 F8		4-0 BB	3	0	0	0	1	1		
Joel Youngblood, R OBP: 0.397, SLG: 0.486 (1, 9)		4-0 CS BB		0-0 5-3			0-0 6-3		0-0 5-3	3	0	0	0	1	0	2	
Hubie Brooks, R OBP: 0.355, SLG: 0.409 (1, 5)		0-0 1B			0-0 G4-6-3 1B		0-0 5-3			3	0	2	0	0	0	0	
Alex Trevino, R OBP: 0.323, SLG: 0.287 (1, 2)		0-0 F3			0-0 G4-6-3 1B			0-0 1B FC6-2		3	0	1	0	0	0	2	
Doug Flynn, R OBP: 0.356, SLG: 0.505 (1, 4)			0-0 F4-3		0-0 F1-3			0-0 1B FC6-2		3	0	1	0	0	0	0	
Ed Lynch, R OBP: 0.333, SLG: 0.400 (5, 1) Dave Roberts, L OBP: 0.260, SLG: 0.250 (5, PH) Wally Backman, S OBP: 0.167, SLG: 0.167 (5, 1) Tom Hausman, R OBP: 0.286, SLG: 0.316 (5, 1) Dyar Miller, R OBP: 0.243, SLG: 0.243 (5, PH) Mookie Wilson, S OBP: 0.250, SLG: 0.250 (5, 1) Jeff Reardon, R OBP: 0.250, SLG: 0.250 (5, 1)			0-0 F9			0-0 5-3		0-0 FC6-2 G6-4-3		1	0	0	0	0	0	0	
Inning Stats	R: 0 E: 0 K: 0 S: 3	H: 0 LOB: 0 BB: 0 P: 3	R: 0 E: 0 K: 1 S: 5	H: 1 LOB: 1 BB: 1 P: 9	R: 0 E: 0 K: 0 S: 3	H: 1 LOB: 0 BB: 0 P: 3	R: 0 E: 0 K: 0 S: 4	H: 1 LOB: 1 BB: 0 P: 4	R: 0 E: 0 K: 0 S: 3	H: 0 LOB: 0 BB: 0 P: 3	R: 0 E: 0 K: 0 S: 4	H: 2 LOB: 1 BB: 0 P: 4	R: 0 E: 0 K: 0 S: 3	H: 0 LOB: 1 BB: 1 P: 7	1B: 5 2B: 2 3B: 0 HR: 0	SF: 0 SAC: 0 DP: 2 HBP: 0	WP: 0 PA: 33 CS: 2
PITCHER Chris Welsh, L ERA: 3.09 (1, 1)	IP: 9.0 WLS: W BF: 32 H: 7 R: 0 ER: 0 SO: 1 BB: 2 IBB: 0 HBP: 0 BLK: 0 WP: 0 HR: 0 S: 32 P: 40 ERA: 0.00 WHIP: 1.000																

New York Mets @ San Diego Padres
Jack Murphy Stadium, San Diego, CA
Wed May 13 1981, 10:05 PM EDT
Att: 7,921 - Unknown


AB	30
R	0
H	7
RBI	0
BB	2
SO	1
LOB	10



Batter	1	2	3	4	5	6	7	8	9	AB	R	H	RBI	BB	SO	LOB	BOTTOM
Ozzie Smith, S OBP: 0.306, SLG: 0.244 (1, 6)	0-0 F7		0-0 F8		0-0 1B S 1B	0-0 F7		0-0 1B		5	1	2	0	0	0	2	
Ruppert Jones, L OBP: 0.269, SLG: 0.287 (1, 8)	0-0 F9		0-0 F7		0-3 K 1-2	0-0 WP 1H 2H 2B		0-0 F8		5	0	1	2	0	1	2	
Gene Richards, L OBP: 0.331, SLG: 0.325 (1, 7)	0-0 F5		0-0 1B		0-0 1B 2-3	0-0 WP BB		0-3 K		4	0	2	0	1	1	1	
Terry Kennedy, L OBP: 0.348, SLG: 0.367 (1, 2)		0-0 G3	0-0 1B		0-0 1B 1-2 3H	0-0 F8 1-2 2-3				4	0	2	1	0	0	2	
Broderick Perkins, L OBP: 0.431, SLG: 0.676 (1, 3)		0-0 1B E 1B	0-0 3-1		0-0 F7		0-0 F9			4	1	1	0	0	0	4	
Joe Lefebvre, L OBP: 0.323, SLG: 0.439 (1, 9)		0-0 E S 1B		0-0 F7		0-0 1B 3B	0-0 2B			4	1	3	0	0	0	0	
Luis Salazar, R OBP: 0.270, SLG: 0.325 (5, 5) Barry Evans, R OBP: 0.382, SLG: 0.321 (5, 5)		0-3 K		0-0 F8		0-0 F9	0-0 F8			4	0	0	0	0	1	3	
Juan Bonilla, R OBP: 0.325, SLG: 0.368 (1, 4)		0-0 BB		0-0 6-3		0-0 SH 2B 1B	0-0 6-3			3	1	1	1	1	0	1	
Chris Welsh, L (1, 1)		0-0 5-3		0-0 K	0-3 K	0-0 SH 2B		0-3 K		3	1	0	0	0	2	2	
Inning Stats	R: 0 E: 0 K: 0 S: 3	H: 0 LOB: 0 BB: 0 P: 3	R: 1 E: 0 K: 1 S: 7	H: 2 LOB: 1 BB: 1 P: 11	R: 0 E: 0 K: 0 S: 3	H: 0 LOB: 0 BB: 0 P: 3	R: 1 E: 0 K: 2 S: 10	H: 3 LOB: 2 BB: 0 P: 10	R: 3 E: 0 K: 0 S: 7	H: 3 LOB: 2 BB: 1 P: 11	R: 0 E: 0 K: 0 S: 4	H: 1 LOB: 1 BB: 0 P: 4	R: 0 E: 0 K: 2 S: 8	H: 1 LOB: 1 BB: 0 P: 8	1B: 9 2B: 2 3B: 1 HR: 0	SF: 0 SAC: 1 DP: 0 HBP: 0	WP: 1 PA: 39 CS: 0
PITCHER Ed Lynch, R ERA: 2.12 (1, 1) Dave Roberts, L ERA: 6.91 (5, 1) Tom Hausman, R ERA: 3.15 (5, 1) Dyar Miller, R ERA: 1.47 (5, 1) Jeff Reardon, R ERA: 4.43 (5, 1)	IP: 4.2 WLS: L BF: 22 H: 7 R: 2 ER: 1 SO: 3 BB: 1 IBB: 0 HBP: 0 BLK: 0 WP: 0 HR: 0 S: 27 P: 31 ERA: 1.93 WHIP: 1.714																

New York Mets @ San Diego Padres
Jack Murphy Stadium, San Diego, CA
Wed May 13 1981, 10:05 PM EDT
Att: 7,921 - Unknown

AB	36
R	5
H	12
RBI	4
BB	2
SO	5
LOB	17



Batter	1	2	3	4	5	6	7	8	9	AB	R	H	RBI	BB	SO	LOB	TOP																
Frank Taveras, R (1, 6) OBP: 0.247, SLG: 0.283										4	1	0	0	1	1	1	New York Mets @ San Diego Padres Jack Murphy Stadium, San Diego, CA Thu May 14 1981, 6:33 AM EDT Att: 11,147 - Unknown																
John Stearns, R (1, 3) OBP: 0.319, SLG: 0.349										5	2	3	0	0	0	0																	
Lee Mazzilli, S (1, 8) OBP: 0.257, SLG: 0.270										3	1	2	2	0	0	0																	
Dave Kingman, R (1, 7) OBP: 0.369, SLG: 0.414										4	0	1	0	0	2	4																	
Joel Youngblood, R (1, 9) OBP: 0.402, SLG: 0.493										3	0	2	2	0	0	0																	
Hubie Brooks, R (1, 5) OBP: 0.340, SLG: 0.391										4	0	0	0	0	0	4																	
Alex Trevino, R (1, 2) OBP: 0.330, SLG: 0.281										2	0	0	0	1	0	1																	
Doug Flynn, R (1, 4) OBP: 0.354, SLG: 0.516										4	1	1	0	0	0	4																	
Mike Scott, R (1, 1) OBP: 0.200, SLG: 0.111										2	0	0	0	0	0	0																	
Mookie Wilson, S (7, PH) OBP: 0.254, SLG: 0.266										0	1	0	0	1	0	0																	
Pete Falcone, L (7, 1)										0	0	0	0	0	0	0																	
Tom Hausman, R (8, 1)										0	0	0	0	0	0	0																	
Bob Bailor, R (9, PH) OBP: 0.393, SLG: 0.348										1	0	0	1	0	0	0																	
Inning Stats	R: 3 E: 1 K: 1 S: 7	H: 2 LOB: 0 BB: 1 P: 11	R: 0 E: 0 K: 0 S: 2	H: 0 LOB: 0 BB: 1 P: 6	R: 0 E: 0 K: 1 S: 5	H: 0 LOB: 0 BB: 0 P: 5	R: 0 E: 0 K: 0 S: 4	H: 2 LOB: 1 BB: 0 P: 4	R: 0 E: 0 K: 0 S: 3	H: 0 LOB: 0 BB: 0 P: 3	R: 1 E: 0 K: 0 S: 6	H: 3 LOB: 3 BB: 0 P: 7	R: 1 E: 0 K: 1 S: 6	H: 1 LOB: 1 BB: 1 P: 10	R: 0 E: 0 K: 0 S: 3	H: 0 LOB: 0 BB: 0 P: 3	R: 1 E: 0 K: 0 S: 4	H: 1 LOB: 0 BB: 0 P: 4	1B: 7 2B: 2 3B: 1 HR: 0	SF: 2 SAC: 0 DP: 2 HBP: 1	WP: 0 PB: 0 SB: 1 CS: 0	PA: 38											
PITCHER	IP WLS BF H R ER SO BB IBB HBP BLK WP HR S P ERA WHIP																																
John Curtis, L (1, 1) ERA: 6.3	5.1	23	7	4	3	2	2	0	0	0	0	0	0	25	33	5.06	1.688																
John Ureia, R (6, 1) ERA: 9.45	1.0	6	1	1	1	0	1	0	1	0	0	0	0	4	9	9.00	2.000																
Gary Lucas, L (7, 1) ERA: 2.61	2.2	W	9	1	1	1	1	0	0	0	0	0	0	11	11	3.38	0.375																


AB	32
R	6
H	9
RBI	5
BB	3
SO	3
LOB	14



Batter	1	2	3	4	5	6	7	8	9	AB	R	H	RBI	BB	SO	LOB	BOTTOM																
Ozzie Smith, S (1, 6) OBP: 0.302, SLG: 0.243										5	1	1	1	0	0	3	New York Mets @ San Diego Padres Jack Murphy Stadium, San Diego, CA Thu May 14 1981, 6:33 AM EDT Att: 11,147 - Unknown																
Ruppert Jones, L (1, 8) OBP: 0.273, SLG: 0.286									4	1	1	0	1	1	2																		
Gene Richards, L (1, 7) OBP: 0.342, SLG: 0.354									4	2	3	3	0	0	1																		
Terry Kennedy, L (1, 2) OBP: 0.347, SLG: 0.366									3	0	1	1	0	1	0																		
Broderick Perkins, L (1, 3) OBP: 0.434, SLG: 0.681									4	1	2	1	0	0	1																		
Joe Lefebvre, L (1, 9) OBP: 0.330, SLG: 0.442									4	2	2	1	0	0	1																		
Luis Salazar, R (1, 5) OBP: 0.272, SLG: 0.325									3	0	1	0	0	1	1																		
Barry Evans, R (7, 5) OBP: 0.371, SLG: 0.310									1	0	0	0	0	0	1																		
Juan Bonilla, R (1, 4) OBP: 0.345, SLG: 0.392									3	2	2	0	0	0	0																		
John Curtis, L (1, 1) OBP: 0.091, SLG: 0.100									0	0	0	1	0	0	0																		
John Ureia, R (6, 1) OBP: 0.250, SLG: 0.250									0	0	0	0	0	0	0																		
Gary Lucas, L (7, 1) OBP: 0.167, SLG: 0.167									2	1	1	1	0	0	0																		
Inning Stats	R: 0 E: 0 K: 0 S: 3	H: 1 LOB: 0 BB: 0 P: 3	R: 0 E: 0 K: 1 S: 5	H: 0 LOB: 0 BB: 0 P: 5	R: 4 E: 0 K: 0 S: 6	H: 3 LOB: 1 BB: 1 P: 11	R: 0 E: 0 K: 1 S: 7	H: 2 LOB: 1 BB: 0 P: 7	R: 0 E: 0 K: 0 S: 3	H: 1 LOB: 0 BB: 0 P: 3	R: 0 E: 0 K: 0 S: 3	H: 1 LOB: 0 BB: 0 P: 3	R: 0 E: 1 K: 0 S: 4	H: 0 LOB: 1 BB: 0 P: 4	R: 5 E: 1 K: 1 S: 11	H: 6 LOB: 1 BB: 0 P: 11	1B: 11 2B: 3 3B: 1 HR: 0	SF: 1 SAC: 2 DP: 1 HBP: 1	WP: 0 PB: 0 SB: 1 CS: 1	PA: 39													
PITCHER	IP WLS BF H R ER SO BB IBB HBP BLK WP HR S P ERA WHIP																																
Mike Scott, R (1, 1) ERA: 5.29	6.0	25	8	5	5	2	1	0	0	0	0	0	0	27	32	7.50	1.500																
Pete Falcone, L (7, 1) ERA: 1.4	1.2	L	11	5	5	2	0	0	0	0	1	0	0	11	11	10.80	3.000																
Tom Hausman, R (8, 1) ERA: 3.1	0.1	2	1	0	0	1	0	0	0	0	0	0	0	4	4	0.00	3.000																

AB	33
R	10
H	14
RBI	9
BB	1
SO	3
LOB	10



Batter	1	2	3	4	5	6	7	8	9	AB	R	H	RBI	BB	SO	LOB	TOP								
Pete Rose, S OBP: 0.397, SLG: 0.432 (1, 3)	0-0 1-3		0-0 F8		0-0 4-3		0-0 G3		0-0 6-3	5	0	0	0	0	0	0									
Manny Trillo, R OBP: 0.390, SLG: 0.421 (1, 4)	0-0 6-3		0-0 6-3		0-0 1B		0-0 F9		0-0 1B	5	1	2	0	0	0	0									
Bake McBride, L OBP: 0.397, SLG: 0.485 (1, 9)	0-0 1B		0-0 1B		0-0 1B		0-0 1B		0-0 P4	5	1	4	0	0	0	1									
Mike Schmidt, R OBP: 0.388, SLG: 0.636 (1, 5)	0-3 K		0-0 FC6-4		0-0 1B		0-0 P4		0-0 4-3	5	0	1	2	0	1	4									
Gary Matthews, R OBP: 0.408, SLG: 0.491 (1, 7)		0-0 FC5 1B		0-0 F5		0-3 K		0-0 L9		4	0	1	0	0	1	1									
Gary Maddox, R OBP: 0.336, SLG: 0.374 (1, 8)		0-0 F8		0-0 2B		0-0 6-3		0-0 3-1 1B		4	0	2	0	0	0	1									
Larry Bowa, S OBP: 0.303, SLG: 0.302 (1, 6)		0-0 1B		0-0 L7		4-0 BB		0-0 3-1		3	0	1	0	1	0	2									
Bob Boone, R OBP: 0.276, SLG: 0.258 (1, 2)		0-0 F2		0-0 5-3		0-0 F9		4-0 IBB		3	0	0	0	1	0	4									
Steve Carlton, L OBP: 0.259, SLG: 0.423 (1, 1)		0-0 FC5		0-3 K		0-0 4-3		0-3 K		4	0	0	0	0	2	5									
Inning Stats	R: 0 E: 0 K: 1 S: 6	H: 1 LOB: 1 BB: 0 P: 6	R: 0 E: 0 K: 0 S: 5	H: 2 LOB: 2 BB: 0 P: 5	R: 0 E: 0 K: 0 S: 4	H: 1 LOB: 1 BB: 0 P: 4	R: 0 E: 0 K: 0 S: 4	H: 1 LOB: 1 BB: 0 P: 4	R: 2 E: 1 K: 2 S: 10	H: 3 LOB: 1 BB: 0 P: 10	R: 0 E: 0 K: 0 S: 3	H: 0 LOB: 1 BB: 1 P: 7	R: 0 E: 0 K: 1 S: 4	H: 1 LOB: 1 BB: 0 P: 4	R: 0 E: 0 K: 1 S: 6	H: 1 LOB: 2 BB: 1 P: 10	R: 0 E: 0 K: 0 S: 4	H: 1 LOB: 1 BB: 0 P: 4	1B: 10 2B: 1 3B: 0 HR: 0	SF: 0 SAC: 0 DP: 0 HBP: 0	WP: 0 PB: 1 SB: 0 CS: 1	PA: 40			
PITCHER	IP	WLS	BF	H	R	ER	SO	BB	IBB	HBP	BLK	WP	HR	S	P	ERA	WHIP								
Steve Mura, R ERA: 3.29 (1, 1)	8.0	L	36	10	2	1	4	1	1	0	0	0	0	42	50	1.12	1.375								
Gary Lucas, L ERA: 2.53 (9, 1)	1.0		4	1	0	0	0	0	0	0	0	0	0	4	4	0.00	1.000								

Philadelphia Phillies @ San Diego Padres
Jack Murphy Stadium, San Diego, CA
Fri May 15 1981, 6:33 AM EDT
Att: 15,939 - Unknown

AB	38
R	2
H	11
RBI	2
BB	2
SO	4
LOB	18



Batter	1	2	3	4	5	6	7	8	9	AB	R	H	RBI	BB	SO	LOB	BOTTOM								
Ozzie Smith, S OBP: 0.301, SLG: 0.250 (1, 6)	0-0 FC1-5 2B		0-3 K		0-0 5-3		0-3 K		0-3 K	4	0	1	0	0	2	0									
Juan Bonilla, R OBP: 0.352, SLG: 0.383 (1, 4)	4-0 FC1-5 BB		0-3 K		4-0 CS BB		0-0 F9		0-0 2B	2	0	0	0	2	1	0									
Gene Richards, L OBP: 0.346, SLG: 0.353 (1, 7)	0-0 FC1-5 G5-4-3 1-2 2-3f		0-0 L5-3 1B		0-0 CS		0-3 K		4-0 2B BB	3	0	1	0	1	1	2									
Barry Evans, R OBP: 0.359, SLG: 0.333 (1, 5)	0-0 G5-4-3		0-0 L5-3		0-0 1-3		0-0 1-3		0-0 2B	4	0	1	0	0	0	3									
Broderick Perkins, L OBP: 0.438, SLG: 0.667 (1, 3)		4-0 BB		0-3 K		0-0 3B 1B		0-0 6-3		3	1	1	0	1	1	1									
Luis Salazar, R OBP: 0.125, SLG: 0.341 (1, 8)		0-0 L5		0-0 4-3		0-0 3B		0-0 6-3		3	0	1	1	0	0	1									
Steve Swisher, R OBP: 0.283, SLG: 0.222 (1, 2)		0-0 F8		0-0 P4		0-3 K		0-0 6-3		3	0	0	0	0	1	2									
Dave Edwards, R OBP: 0.154, SLG: 0.189 (1, 9)		0-0 F8		0-0 F3		0-0 6-3		0-0 K		3	0	0	0	0	0	1									
Steve Mura, R OBP: 0.059, SLG: 0.059 (1, 1)			0-3 K		0-3 K		0-3 K			2	0	0	0	0	2	0									
Craig Stimpac, R OBP: 0.125, SLG: 0.125 (8, PH)										1	0	0	0	0	1	0									
Gary Lucas, L OBP: 0.167, SLG: 0.167 (9, 1)										0	0	0	0	0	0	0									
Inning Stats	R: 0 E: 0 K: 0 S: 3	H: 1 LOB: 1 BB: 1 P: 7	R: 0 E: 0 K: 0 S: 3	H: 0 LOB: 1 BB: 1 P: 7	R: 0 E: 0 K: 3 S: 9	H: 0 LOB: 0 BB: 0 P: 9	R: 0 E: 0 K: 1 S: 5	H: 1 LOB: 0 BB: 0 P: 5	R: 0 E: 0 K: 0 S: 3	H: 0 LOB: 0 BB: 0 P: 3	R: 0 E: 0 K: 1 S: 4	H: 0 LOB: 0 BB: 1 P: 8	R: 1 E: 0 K: 2 S: 9	H: 2 LOB: 1 BB: 0 P: 9	R: 0 E: 0 K: 2 S: 7	H: 0 LOB: 0 BB: 0 P: 7	R: 0 E: 0 K: 0 S: 3	H: 1 LOB: 1 BB: 1 P: 7	1B: 2 2B: 3 3B: 1 HR: 0	SF: 0 SAC: 0 DP: 2 HBP: 0	WP: 0 PB: 0 SB: 0 CS: 1	PA: 33			
PITCHER	IP	WLS	BF	H	R	ER	SO	BB	IBB	HBP	BLK	WP	HR	S	P	ERA	WHIP								
Steve Carlton, L ERA: 2.87 (1, 1)	9.0	W	32	5	1	1	9	4	0	0	0	0	0	46	62	1.00	1.000								

Philadelphia Phillies @ San Diego Padres
Jack Murphy Stadium, San Diego, CA
Fri May 15 1981, 6:33 AM EDT
Att: 15,939 - Unknown

AB	28
R	1
H	5
RBI	1
BB	4
SO	9
LOB	10



Batter	1	2	3	4	5	6	7	8	9	AB	R	H	RBI	BB	SO	LOB	TOP										
Pete Rose, S OBP: 0.397, SLG: 0.419 (1, 3)	F9		F9		6-3		G1-2-3			4	0	0	0	0	0	4	Philadelphia Phillies @ San Diego Padres Jack Murphy Stadium, San Diego, CA Sat May 16 1981, 10:05 PM EDT Att: 40,656 - Unknown livebaseballscorecards.com										
Manny Trillo, R OBP: 0.386, SLG: 0.414 (1, 4)	F8		F9			F8		FC4-6 SH1-3 1B		4	0	1	0	0	0	0											
Bake McBride, L OBP: 0.408, SLG: 0.493 (1, 9)	BLK 1B			K		S 1B		SH1-3 1-2		3	0	2	0	0	1	0											
Mike Schmidt, R OBP: 0.383, SLG: 0.619 (1, 5)	6-3 1-2			6-3		F3 1-2		FC4-6 IBB		3	0	0	0	1	0	2											
Gary Matthews, R OBP: 0.395, SLG: 0.473 Tug McGraw, R (8, 1)		4-3		F8		5-3		FC4-6 FC6-4 1-2 2-3		4	0	0	0	0	0	3											
Gary Maddox, R OBP: 0.348, SLG: 0.387 (1, 8)	WP 1B				6-3 2B		BB G1-2-3 1B	FC6-4 1-2		4	1	3	0	0	0	2											
Larry Bowa, S OBP: 0.302, SLG: 0.300 (1, 6)	F3 1-2			6-3		L7		FC1-6 1B		4	0	1	0	0	0	3											
Bob Boone, R OBP: 0.284, SLG: 0.272 (1, 2)	F9					BB 2B		FC1-6 G4-6-3 1-2		3	0	1	1	1	0	2											
Larry Christenson, R OBP: 0.125, SLG: 0.067 (1, 1) Dick Davis, R OBP: 0.529, SLG: 0.538 (7, PH) Sparky Lyle, L (7, 1) Greg Gross, L OBP: 0.352, SLG: 0.426 (8, 7)			P6		5-3		1-2 2-3 BB	G4-6-3 1-2		2	0	0	0	0	0	1											
Inning Stats	R: 0 E: 0 K: 0 S: 4	H: 1 LOB: 1 BB: 0 P: 4	R: 0 E: 0 K: 0 S: 4	H: 1 LOB: 1 BB: 0 P: 4	R: 0 E: 0 K: 0 S: 3	H: 0 LOB: 0 BB: 0 P: 3	R: 0 E: 0 K: 1 S: 5	H: 0 LOB: 0 BB: 0 P: 5	R: 1 E: 0 K: 0 S: 5	H: 2 LOB: 1 BB: 0 P: 5	R: 0 E: 0 K: 0 S: 4	H: 1 LOB: 2 BB: 1 P: 11	R: 0 E: 0 K: 0 S: 4	H: 1 LOB: 2 BB: 1 P: 8	R: 0 E: 0 K: 0 S: 3	H: 1 LOB: 0 BB: 0 P: 3	1B: 7 2B: 1 3B: 0 HR: 0	SF: 0 SAC: 1 DP: 2 HBP: 0	WP: 1 PB: 0 SB: 1 CS: 0	PA: 36							
PITCHER	IP	WLS	BF	H	R	ER	SO	BB	IBB	HBP	BLK	WP	HR	S	P	ERA	WHIP										
Tim Lollar, L ERA: 5.35 (1, 1)	7.1		31	7	1	1	1	2	1	0	1	1	0	30	42	1.23	1.227										
John Littlefield, R ERA: 5.57 (8, 1)	1.2	W	5	1	0	0	0	0	0	0	0	0	0	5	5	0.00	0.600										

Batter	1	2	3	4	5	6	7	8	9	AB	R	H	RBI	BB	SO	LOB	BOTTOM										
Ozzie Smith, S OBP: 0.304, SLG: 0.255 (1, 6)	6-3		S 1B		FC6-4 1-2		5-3		1B 1B	5	1	2	0	0	0	1	Philadelphia Phillies @ San Diego Padres Jack Murphy Stadium, San Diego, CA Sat May 16 1981, 10:05 PM EDT Att: 40,656 - Unknown livebaseballscorecards.com										
Ruppert Jones, L OBP: 0.285, SLG: 0.298 (1, 8)			K			F8 1B	3-1		1B BB 1B	5	1	3	0	0	1	2											
Gene Richards, L OBP: 0.354, SLG: 0.358 (1, 7)			K			BB 1B		SH3-4 1B	1B BB	4	0	2	0	1	2	3											
Terry Kennedy, L OBP: 0.344, SLG: 0.362 (1, 2)			K		P6		F9	SH3-4 1-2		4	0	1	1	0	1	3											
Broderick Perkins, L OBP: 0.440, SLG: 0.654 (1, 3)				K		F8 2-3		FC6-4 IBB		3	0	1	0	1	1	2											
Joe Lefebvre, L OBP: 0.327, SLG: 0.433 (1, 9)		G6-4-3 1-2		F8		BB 1B		F9		4	0	1	1	0	0	3											
Luis Salazar, R OBP: 0.269, SLG: 0.336 (1, 5) Jerry Turner, L OBP: 0.444, SLG: 0.500 (6, PH) Barry Evans, R OBP: 0.350, SLG: 0.324 (7, 5)		6-3			K		FC4 BB	FC6-4 1-2		2	0	0	0	0	1	0											
Juan Bonilla, R OBP: 0.359, SLG: 0.381 (1, 4)			L8		FC6-4 BB		FC4 1-2		CS 1B	3	0	1	0	1	0	3											
Tim Lollar, L OBP: 0.333, SLG: 0.833 John Littlefield, R (8, 1) Tim Flannery, L (9, PH)			1B 1B		K			K		3	0	1	0	0	2	1											
Inning Stats	R: 0 E: 0 K: 2 S: 8	H: 1 LOB: 0 BB: 0 P: 8	R: 0 E: 0 K: 0 S: 3	H: 1 LOB: 0 BB: 0 P: 3	R: 0 E: 0 K: 1 S: 5	H: 0 LOB: 0 BB: 0 P: 5	R: 0 E: 0 K: 2 S: 7	H: 0 LOB: 1 BB: 1 P: 11	R: 1 E: 0 K: 0 S: 6	H: 3 LOB: 3 BB: 1 P: 10	R: 0 E: 0 K: 1 S: 5	H: 0 LOB: 0 BB: 0 P: 5	R: 0 E: 0 K: 0 S: 4	H: 1 LOB: 2 BB: 1 P: 8	R: 1 E: 0 K: 0 S: 5	H: 4 LOB: 3 BB: 1 P: 9	1B: 12 2B: 0 3B: 0 HR: 0	SF: 0 SAC: 1 DP: 1 HBP: 0	WP: 0 PB: 0 SB: 1 CS: 1	PA: 40							
PITCHER	IP	WLS	BF	H	R	ER	SO	BB	IBB	HBP	BLK	WP	HR	S	P	ERA	WHIP										
Larry Christenson, R ERA: 4.47 (1, 1)	6.0		26	7	1	1	7	2	0	0	0	0	0	38	46	1.50	1.500										
Sparky Lyle, L ERA: 3.15 (7, 1)	1.1		6	1	0	0	1	0	1	0	0	0	0	7	11	0.00	0.750										
Tug McGraw, L ERA: 3.21 (8, 1)	1.1	L	8	4	1	1	0	1	0	0	0	0	0	7	11	6.75	3.750										

Batter	1	2	3	4	5	6	7	8	9	AB	R	H	RBI	BB	SO	LOB	TOP					
Lonnie Smith, R OBP: 0.244, SLG: 0.289 Greg Gross, L OBP: 0.352, SLG: 0.426	0-0 2B 3B	0-0 F9		0-3 K			0-0 5-3		0-0 6-3	5	1	1	0	0	1	1	Philadelphia Phillies @ San Diego Padres Jack Murphy Stadium, San Diego, CA Sun May 17 1981, 6:33 AM EDT Att: 18,330 - Unknown livebaseballscorecards.com					
Pete Rose, S OBP: 0.387, SLG: 0.421	0-0 2B 2B	0-0 4-3		0-0 F9			0-0 5-3		4-0 BB	4	1	1	1	1	0	1						
Mike Schmidt, R OBP: 0.391, SLG: 0.641	0-3 K	0-0 PO		0-0 PB 1B			4-0 IBB		0-3 K	4	2	2	1	1	2	2						
Del Unser, L OBP: 0.611, SLG: 0.750	0-0 F9 2H			4-0 1B 2B BB			0-3 K		0-0 F7	3	1	1	1	1	1	1						
Gary Matthews, R OBP: 0.398, SLG: 0.464	4-0 BB			0-0 P4			0-3 K		4-0 S BB	2	0	0	0	2	1	2						
Manny Trillo, R OBP: 0.382, SLG: 0.409	0-0 F9			0-0 2B 1B			0-0 F9		0-0 F7	4	0	1	1	0	0	3						
Larry Bowa, S OBP: 0.300, SLG: 0.306	0-0 4-3			0-0 2B			0-0 P6		0-0 L7	4	0	1	1	0	0	3						
Bob Boone, R OBP: 0.283, SLG: 0.281				0-0 1B 2B			0-0 F7		0-0 5-3	4	1	1	0	0	1	2						
Nino Espinosa, R OBP: 0.154, SLG: 0.154				0-0 PO 4-3 1B			0-0 F8		0-0 4-3	4	0	1	1	0	1	0						
Inning Stats	R: 2 E: 0 K: 1 S: 8	H: 3 LOB: 2 BB: 1 P: 12	R: 1 E: 1 K: 0 S: 4	H: 2 LOB: 0 BB: 0 P: 4	R: 2 E: 0 K: 1 S: 7	H: 3 LOB: 1 BB: 1 P: 11	R: 0 E: 0 K: 1 S: 5	H: 0 LOB: 0 BB: 0 P: 5	R: 1 E: 0 K: 2 S: 8	H: 1 LOB: 0 BB: 0 P: 8	R: 0 E: 0 K: 0 S: 3	H: 0 LOB: 1 BB: 1 P: 7	R: 0 E: 0 K: 0 S: 3	H: 0 LOB: 1 BB: 1 P: 7	R: 0 E: 0 K: 1 S: 5	H: 0 LOB: 1 BB: 1 P: 9	1B: 3 2B: 4 3B: 1 HR: 1	SF: 0 SAC: 0 DP: 0 HBP: 0	WP: 0 PB: 1 SB: 1 CS: 0	PA: 40		
PITCHER	IP	WLS	BF	H	R	ER	SO	BB	IBB	HBP	BLK	WP	HR	S	P	ERA	WHIP					
Juan Eichelberger, R ERA: 3.35	(1, 1)	2.1	L	15	7	5	5	1	2	0	0	0	0	0	15	23	19.29	3.857				
Danny Boone, L ERA: 2.41	(3, 1)	4.2		16	2	1	1	5	0	1	0	0	0	1	25	29	1.93	0.429				
John Ureca, R ERA: 0.41	(8, 1)	2.0		8	0	0	0	1	2	0	0	0	0	0	8	16	0.00	1.000				

Batter	1	2	3	4	5	6	7	8	9	AB	R	H	RBI	BB	SO	LOB	BOTTOM				
Ozzie Smith, S OBP: 0.302, SLG: 0.255	0-0 F7			0-0 1B SF7			0-0 G3-6-3		0-0 G6-4-3	4	1	1	0	0	0	2	Philadelphia Phillies @ San Diego Padres Jack Murphy Stadium, San Diego, CA Sun May 17 1981, 6:33 AM EDT Att: 18,330 - Unknown livebaseballscorecards.com				
Ruppert Jones, L OBP: 0.284, SLG: 0.297	0-3 K			0-0 G3 1B			0-0 4-3		0-0 4-3	4	0	1	0	0	1	0					
Gene Richards, L OBP: 0.346, SLG: 0.350	0-0 E5 2B			0-0 SF7			0-0 4-3		0-0 F8	3	1	0	1	0	0	0					
Terry Kennedy, L OBP: 0.349, SLG: 0.375	0-0 1H 2B			0-0 G3 1B			0-3 K		0-0 L4	4	0	2	1	0	1	0					
Broderick Perkins, L OBP: 0.420, SLG: 0.622	0-0 4-3			0-0 G3			0-0 F3		0-0 4-3	4	0	0	0	0	0	3					
Joe Lefebvre, L OBP: 0.324, SLG: 0.419				0-3 K			0-0 L7		0-0 4-3	3	0	0	0	1	1	0					
Luis Salazar, R OBP: 0.281, SLG: 0.326				0-0 FC6-4 IBB			0-0 5-3		0-0 5-3	4	0	0	0	0	0	3					
Juan Bonilla, R OBP: 0.368, SLG: 0.425				0-0 HR			0-0 L4		0-0 G6-4-3 1B	3	1	2	1	0	0	0					
Juan Eichelberger, R OBP: 0.176, SLG: 0.176 Danny Boone, L OBP: 1.000, SLG: 1.000 Randy Bass, L OBP: 0.280, SLG: 0.323 John Ureca, R OBP: 0.250, SLG: 0.250	(1, 1) (3, 1) (7, PH) (8, 1)	0-0 5-3			0-0 G3-6-3 1B			0-0 F7		1	0	0	0	0	0	0					
Inning Stats	R: 1 E: 1 K: 1 S: 7	H: 1 LOB: 1 BB: 0 P: 7	R: 1 E: 0 K: 1 S: 6	H: 1 LOB: 0 BB: 0 P: 6	R: 1 E: 0 K: 0 S: 6	H: 3 LOB: 3 BB: 1 P: 10	R: 0 E: 0 K: 0 S: 3	H: 1 LOB: 0 BB: 0 P: 3	R: 0 E: 0 K: 0 S: 3	H: 0 LOB: 0 BB: 0 P: 3	R: 0 E: 0 K: 0 S: 3	H: 0 LOB: 0 BB: 0 P: 3	R: 0 E: 0 K: 0 S: 3	H: 0 LOB: 0 BB: 0 P: 3	R: 0 E: 0 K: 0 S: 3	H: 0 LOB: 0 BB: 0 P: 3	1B: 5 2B: 1 3B: 0 HR: 1	SF: 1 SAC: 0 DP: 2 HBP: 0	WP: 0 PB: 0 SB: 0 CS: 0	PA: 34	
PITCHER	IP	WLS	BF	H	R	ER	SO	BB	IBB	HBP	BLK	WP	HR	S	P	ERA	WHIP				
Nino Espinosa, R ERA: 4.07	(1, 1)	9.0	W	34	7	3	2	3	0	1	0	0	1	39	43	2.00	0.778				

Batter	1	2	3	4	5	6	7	8	9	AB	R	H	RBI	BB	SO	LOB	TOP			
Tim Raines, S (1,7) OBP: 0.454, SLG: 0.480	G3		F8			F8		K		4	0	0	0	0	1	1	Montreal Expos @ San Diego Padres Jack Murphy Stadium, San Diego, CA Tue May 19 1981, 10:05 PM EDT Att: 6,871 - Unknown livebaseballscorecards.com			
Rodney Scott, S (1,4) OBP: 0.336, SLG: 0.230	G3		L6			F7		1B		4	0	1	0	0	0	1				
Andre Dawson, R (1,8) OBP: 0.363, SLG: 0.550	1B		5-3			2B		1B		4	0	3	0	0	0	1				
Ellis Valentine, R (1,9) OBP: 0.259, SLG: 0.368	5-3					FC6-4		F8		1	0	0	0	0	0	1				
Jerry White, S (3,9) OBP: 0.295, SLG: 0.333	1-2					BB				2	0	0	0	1	0	2				
Gary Carter, R (1,2) OBP: 0.324, SLG: 0.407						FC6-4				4	1	1	1	0	0	2				
Willie Montanez, L (1,3) OBP: 0.231, SLG: 0.200						1-2				4	0	0	0	0	0	0				
Larry Parrish, R (1,5) OBP: 0.254, SLG: 0.274										4	0	0	0	0	2	0				
Chris Speier, R (1,6) OBP: 0.320, SLG: 0.324										3	0	0	0	0	1	0				
Bill Gullickson, R (1,1) OBP: 0.235, SLG: 0.294										2	0	1	0	0	0	0				
Chris Smith, S (8, PH)										1	0	0	0	0	0	0				
Bill Lee, L (8, 1) OBP: 0.429, SLG: 0.429										0	0	0	0	0	0	0				
Inning Stats	R: 0 E: 0 K: 0 S: 4	H: 1 LOB: 1 BB: 0 P: 4	R: 1 E: 0 K: 1 S: 6	H: 1 LOB: 0 BB: 0 P: 6	R: 0 E: 0 K: 0 S: 4	H: 1 LOB: 1 BB: 0 P: 4	R: 0 E: 0 K: 0 S: 3	H: 0 LOB: 0 BB: 0 P: 3	R: 0 E: 0 K: 0 S: 4	H: 1 LOB: 2 BB: 1 P: 8	R: 0 E: 0 K: 1 S: 5	H: 0 LOB: 0 BB: 0 P: 5	R: 0 E: 0 K: 1 S: 7	H: 2 LOB: 2 BB: 0 P: 7	R: 0 E: 0 K: 1 S: 5	H: 0 LOB: 0 BB: 0 P: 5	1B: 4 2B: 1 3B: 0 HR: 1	SF: 0 SAC: 0 DP: 0 HBP: 0	WP: 0 PB: 0 SB: 1 CS: 0	PA: 34
PITCHER	IP WLS BF H R ER SO BB IBB HBP BLK WP HR S P ERA WHIP	7.0 W 26 4 1 1 2 1 0 0 0 0 1 29 33 1.29 0.714	2.0 S 8 2 0 0 2 0 0 0 0 0 0 0 12 12 0.00 1.000																	
Rick Wise, R (1,1) ERA: 2.97																				
Gary Lucas, L (8, 1) ERA: 2.57																				

Batter	1	2	3	4	5	6	7	8	9	AB	R	H	RBI	BB	SO	LOB	BOTTOM		
Ozzie Smith, S (1,6) OBP: 0.298, SLG: 0.253	6-3		F9			1B		L6		4	0	1	1	0	0	3	Montreal Expos @ San Diego Padres Jack Murphy Stadium, San Diego, CA Tue May 19 1981, 10:05 PM EDT Att: 6,871 - Unknown livebaseballscorecards.com		
Ruppert Jones, L (1,8) OBP: 0.297, SLG: 0.319	P6		4-3			1B		F7		4	0	1	2	0	0	2			
Gene Richards, L (1,7) OBP: 0.339, SLG: 0.342	4-3					1B		F8		4	0	0	0	0	2	1			
Terry Kennedy, L (1,2) OBP: 0.336, SLG: 0.359						1B		L9		4	0	0	0	0	1	0			
Broderick Perkins, L (1,3) OBP: 0.400, SLG: 0.584						1B		1-3		3	0	0	0	0	0	0			
Joe Lefebvre, L (1,9) OBP: 0.325, SLG: 0.424						1B		1B		3	1	2	0	0	0	0			
Luis Salazar, R (1,5) OBP: 0.270, SLG: 0.338						1B		FC6-4		3	1	1	0	0	0	2			
Barry Evans, R (7, 5) OBP: 0.357, SLG: 0.333						1B		FC6-4		0	0	0	0	0	0	0			
Tim Flannery, L (1,4) OBP: 0.500, SLG: 0.500						1B		1B		3	1	2	0	0	0	0			
Rick Wise, R (1,1) OBP: 0.111, SLG: 0.222						1B		4-3		2	0	0	0	0	2	5			
Jerry Turner, L (7, PH) OBP: 0.400, SLG: 0.438						1B		E3		1	0	0	0	0	0	0			
Gary Lucas, L (8, 1) OBP: 0.167, SLG: 0.167						1B		CS		0	0	0	0	0	0	0			
Inning Stats	R: 0 E: 0 K: 0 S: 3	H: 0 LOB: 0 BB: 0 P: 3	R: 0 E: 0 K: 1 S: 7	H: 2 LOB: 2 BB: 0 P: 7	R: 0 E: 0 K: 1 S: 5	H: 0 LOB: 0 BB: 0 P: 5	R: 3 E: 0 K: 2 S: 11	H: 4 LOB: 1 BB: 0 P: 11	R: 0 E: 0 K: 1 S: 6	H: 1 LOB: 1 BB: 0 P: 6	R: 0 E: 1 K: 0 S: 3	H: 0 LOB: 0 BB: 0 P: 3	R: 0 E: 0 K: 0 S: 3	H: 0 LOB: 0 BB: 0 P: 3	1B: 6 2B: 1 3B: 0 HR: 0	SF: 0 SAC: 0 DP: 0 HBP: 0	WP: 0 PB: 0 SB: 0 CS: 1	PA: 31	
PITCHER	IP WLS BF H R ER SO BB IBB HBP BLK WP HR S P ERA WHIP	7.0 L 28 7 3 3 5 7 0 0 0 0 0 0 3 38 3.86 1.000	1.0 3 0 0 0 0 0 0 0 0 0 0 0 3 3 0.00 0.000																
Bill Gullickson, R (1,1) ERA: 3.59																			
Bill Lee, L (8, 1) ERA: 2.67																			

Batter	1	2	3	4	5	6	7	8	9	AB	R	H	RBI	BB	SO	LOB	TOP					
Tim Raines, S OBP: 0.439, SLG: 0.462	4-3	4-3		K		F7		L9		5	0	0	0	0	1	2						
Rodney Scott, S OBP: 0.347, SLG: 0.225	BB 1B BB		4-3		WP 1B BB			6-3		2	2	0	0	3	0	0						
Andre Dawson, R OBP: 0.371, SLG: 0.593	BB 1B BB			HR	E5 BB 1B BB	F9		HR		4	4	2	2	1	0	2						
Gary Carter, R OBP: 0.333, SLG: 0.409	BB 1B BB		P6		BB BB 1B	6-3		1B		4	0	2	1	1	0	1						
Willie Montanez, L OBP: 0.258, SLG: 0.207	1-2 2-H 3-H 1B		F8		BB BB		F9	F7		4	0	1	2	1	0	1						
Tim Lincecum, R OBP: 0.309, SLG: 0.367	K			FC1-5 BB 1B	P5		F7	K		5	0	1	0	0	2	6						
Larry Parrish, R OBP: 0.246, SLG: 0.265	F8			K	F7		6-3			4	0	0	0	0	1	6						
Chris Speier, R OBP: 0.326, SLG: 0.319		F9		FC1-5 BB				K		2	0	0	1	2	1	0						
Steve Rogers, R OBP: 0.125, SLG: 0.045	K			FC1-5	K		L4			4	0	0	0	0	2	5						
Inning Stats	R: 2 E: 0 K: 1 S: 6	H: 1 LOB: 2 BB: 3 P: 18	R: 0 E: 0 K: 1 S: 5	H: 0 LOB: 0 BB: 0 P: 5	R: 1 E: 0 K: 0 S: 4	H: 1 LOB: 0 BB: 0 P: 4	R: 0 E: 0 K: 2 S: 8	H: 1 LOB: 2 BB: 1 P: 12	R: 2 E: 1 K: 1 S: 7	H: 1 LOB: 3 BB: 0 P: 19	R: 0 E: 0 K: 0 S: 3	H: 0 LOB: 1 BB: 1 P: 7	R: 0 E: 0 K: 0 S: 3	H: 0 LOB: 0 BB: 0 P: 3	R: 0 E: 0 K: 1 S: 5	H: 0 LOB: 0 BB: 0 P: 5	R: 1 E: 0 K: 1 S: 7	H: 2 LOB: 1 BB: 0 P: 7	1B: 4 2B: 0 3B: 0 HR: 2	SF: 0 SAC: 0 DP: 0 HBP: 0	WP: 1 PB: 0 SB: 2 CS: 0	PA: 42
PITCHER	IP WLS BF H R ER SO BB IBB HBP BLK WP HR S P ERA WHIP																					
Steve Mura, R ERA: 3.68	(1, 1) 4.0 L 22 4 5 4 4 5 0 0 0 0 1 1 25 45 9.00 2.250																					
John Curtis, L ERA: 6.3	(5, 1) 0.0 0 0 0 0 0 1 0 0 0 0 0 0 0 4 ∞ ∞																					
John Ureca, R ERA: 0.38	(5, 1) 2.0 8 0 0 0 1 2 0 0 0 0 0 0 8 16 0.00 1.000																					
John Littlefield, R ERA: 4.97	(7, 1) 3.0 11 2 1 1 2 0 0 0 0 0 0 1 15 15 3.00 0.667																					

Montreal Expos @ San Diego Padres
Jack Murphy Stadium, San Diego, CA
Wed May 20 1981, 10:05 PM EDT
Att: 9,336 - Unknown

AB	34
R	6
H	6
RBI	6
BB	8
SO	7
LOB	23



Batter	1	2	3	4	5	6	7	8	9	AB	R	H	RBI	BB	SO	LOB	BOTTOM					
Ozzie Smith, S OBP: 0.313, SLG: 0.261	6-3 S BB		2B 3-1 BB	1-3			1B		3-1 1B	3	1	2	0	2	0	1						
Ruppert Jones, L OBP: 0.300, SLG: 0.324	6-3 BB		3-1 2B		L7		F9		3-1	4	0	1	0	1	0	3						
Gene Richards, L OBP: 0.335, SLG: 0.333	K		3-1				F8		P7	4	0	0	1	1	1	6						
Terry Kennedy, L OBP: 0.326, SLG: 0.348	6-3		L4		F8		4-1			4	0	0	0	0	0	5						
Broderick Perkins, L OBP: 0.384, SLG: 0.559	4-3		1-3		3-1				1-4-3	4	0	0	0	0	0	4						
Joe Lefebvre, L OBP: 0.314, SLG: 0.408		K			F8		P4		F5	4	0	0	0	0	1	0						
Barry Evans, R OBP: 0.391, SLG: 0.375		4-3 1B		2B 1B			FC3-6 1B		F9	4	1	3	0	0	0	0						
Tim Flannery, L OBP: 0.500, SLG: 0.625	4-3		4-3		FC3-6		1-2		3-1 1B 1B	4	0	2	1	0	0	2						
Steve Mura, R ERA: 3.68	(1, 1) 9.0 W 39 8 2 2 3 4 0 0 0 0 0 0 41 57 2.00 1.333																					
John Curtis, L ERA: 6.3	(5, 1) 0.0 0 0 0 0 0 1 0 0 0 0 0 0 4 ∞ ∞																					
John Ureca, R ERA: 0.38	(5, 1) 2.0 8 0 0 0 1 2 0 0 0 0 0 0 8 16 0.00 1.000																					
Randy Esch, L ERA: 0.38	(6, PH) 0.0 0 0 0 0 0 0 0 0 0 0 0 0 0 0 0 0 0																					
John Littlefield, R ERA: 4.97	(7, 1) 3.0 11 2 1 1 2 0 0 0 0 0 0 1 15 15 3.00 0.667																					
Luis Salazar, R OBP: 0.266, SLG: 0.336	(9, PH) 0.0 0 0 0 0 0 0 0 0 0 0 0 0 0 0 0 0 0																					
Inning Stats	R: 0 E: 0 K: 1 S: 5	H: 0 LOB: 2 BB: 2 P: 13	R: 0 E: 0 K: 1 S: 6	H: 1 LOB: 1 BB: 0 P: 6	R: 1 E: 0 K: 0 S: 4	H: 1 LOB: 1 BB: 1 P: 8	R: 1 E: 0 K: 1 S: 7	H: 2 LOB: 1 BB: 0 P: 7	R: 0 E: 0 K: 0 S: 3	H: 0 LOB: 1 BB: 1 P: 7	R: 0 E: 0 K: 0 S: 4	H: 1 LOB: 1 BB: 0 P: 4	R: 0 E: 0 K: 0 S: 4	H: 1 LOB: 1 BB: 0 P: 4	R: 0 E: 0 K: 0 S: 3	H: 0 LOB: 2 BB: 0 P: 3	R: 0 E: 0 K: 0 S: 5	H: 2 LOB: 2 BB: 0 P: 5	1B: 6 2B: 2 3B: 0 HR: 0	SF: 0 SAC: 0 DP: 0 HBP: 0	WP: 0 PB: 0 SB: 1 CS: 0	PA: 39
PITCHER	IP WLS BF H R ER SO BB IBB HBP BLK WP HR S P ERA WHIP																					
Steve Rogers, R ERA: 5.15	(1, 1) 9.0 W 39 8 2 2 3 4 0 0 0 0 0 0 41 57 2.00 1.333																					

Montreal Expos @ San Diego Padres
Jack Murphy Stadium, San Diego, CA
Wed May 20 1981, 10:05 PM EDT
Att: 9,336 - Unknown

AB	35
R	2
H	8
RBI	2
BB	4
SO	3
LOB	25

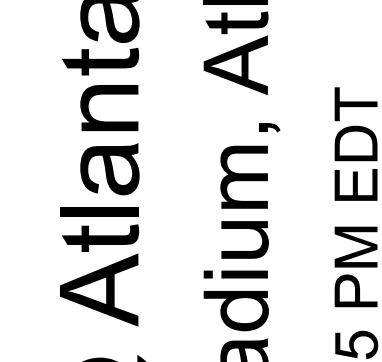


Batter	1	2	3	4	5	6	7	8	9	AB	R	H	RBI	BB	SO	LOB	TOP										
Ozzie Smith, S OBP: 0.315, SLG: 0.265 (1, 6)	E4 CS	K				K2-3			1B	5	0	2	1	0	2	2	San Diego Padres @ Atlanta Braves Atlanta-Fulton County Stadium, Atlanta, GA Fri May 22 1981, 7:05 PM EDT Att: 10,752 - Unknown										
Ruppert Jones, L OBP: 0.297, SLG: 0.319 (1, 8)	K		G3	4-3			G6-4-3		F7	5	0	1	0	0	1	3											
Gene Richards, L OBP: 0.339, SLG: 0.329 (1, 7)	2B	BB		2B			F7		F9	2	1	0	0	2	0	1											
Broderick Perkins, L OBP: 0.398, SLG: 0.583 (1, 3)				2B					G6-4-3	3	1	2	0	1	0	1											
Terry Kennedy, L OBP: 0.324, SLG: 0.353 (1, 2)	K			2B			F7		P6	4	0	1	2	0	1	3											
Joe Lefebvre, L OBP: 0.320, SLG: 0.406 (1, 9)			3-1						E5	3	2	1	0	1	0	1											
Juan Bonilla, R OBP: 0.359, SLG: 0.411 (1, 4)				5-3					F8	4	0	1	0	0	1	3											
Luis Salazar, R OBP: 0.267, SLG: 0.336 Barry Evans, R OBP: 0.391, SLG: 0.375 (9, 5)	SF9					K2-3			K	3	1	1	1	0	2	1											
Juan Eichelberger, R OBP: 0.176, SLG: 0.176 Tim Lincecum, L OBP: 0.396, SLG: 0.887 (5, PH)	SH1-4									0	0	0	0	0	0	0											
Danny Boone, L OBP: 0.365, SLG: 1.000 John Urrea, R OBP: 0.192, SLG: 0.250 Randy Bass, R OBP: 0.278, SLG: 0.313 Gary Lucas, L OBP: 0.187, SLG: 0.187 (9, 1)	SH1-4			SH2-4					K	0	0	0	0	0	0	0											
Inning Stats	R: 0 E: 1 K: 2 S: 8	H: 1 LOB: 2 BB: 1 P: 12	R: 1 E: 0 K: 1 S: 6	H: 1 LOB: 1 BB: 1 P: 10	R: 2 E: 0 K: 0 S: 5	H: 2 LOB: 1 BB: 1 P: 9	R: 1 E: 0 K: 0 S: 4	H: 2 LOB: 0 BB: 0 P: 4	R: 0 E: 0 K: 3 S: 11	H: 2 LOB: 1 BB: 0 P: 11	R: 0 E: 0 K: 0 S: 3	H: 1 LOB: 0 BB: 0 P: 3	R: 0 E: 1 K: 2 S: 8	H: 0 LOB: 0 BB: 0 P: 3	R: 0 E: 0 K: 0 S: 3	H: 1 LOB: 1 BB: 0 P: 8	1B: 7 2B: 3 3B: 0 HR: 0	SF: 1 SAC: 2 DP: 1 HBP: 0	WP: 1 PB: 0 SB: 0 CS: 4	PA: 38							
PITCHER	IP	WLS	BF	H	R	ER	SO	BB	IBB	HBP	BLK	WP	HR	S	P	ERA	WHIP										
Tommy Boggs, R ERA: 5.34 (1, 1)	3.1	L	19	6	4	4	3	3	0	0	0	0	0	22	34	10.80	2.700										
Al Hrabosky, L ERA: 1.23 (4, 1)	1.2		4	0	0	0	0	1	0	0	0	0	0	3	7	0.00	0.600										
Preston Hanna, R ERA: 3.57 (6, 1)	1.0		5	2	1	1	3	0	0	0	0	1	0	11	11	9.00	2.000										
Larry Bradford, L ERA: 1.65 (7, 1)	2.0		6	1	0	0	0	0	0	0	0	0	0	6	6	0.00	0.500										
Rick Camp, R ERA: 2.1 (9, 1)	1.0		4	1	0	0	2	0	0	0	0	0	0	8	8	0.00	1.000										
Batter	1	2	3	4	5	6	7	8	9	AB	R	H	RBI	BB	SO	LOB	BOTTOM										
Claudell Washington, L OBP: 0.327, SLG: 0.410 (1, 9)	L8		1-3							5	1	3	2	0	0	0	San Diego Padres @ Atlanta Braves Atlanta-Fulton County Stadium, Atlanta, GA Fri May 22 1981, 7:05 PM EDT Att: 10,752 - Unknown										
Biff Pocoroba, S OBP: 0.294, SLG: 0.246 (1, 5)	G3			FC4-6					G4-6-3	4	0	0	0	1	1	2											
Brian Asselstine, L OBP: 0.222, SLG: 0.235 Terry Harper, R OBP: 0.292, SLG: 0.256 (7, PH)				FC4-6						3	0	1	0	0	0	1											
Chris Chambliss, L OBP: 0.372, SLG: 0.399 (1, 3)	L3									1	0	0	0	1	1	1											
Dale Murphy, R OBP: 0.289, SLG: 0.370 (1, 8)			F3							4	0	1	0	0	1	1											
Glenn Hubbard, R OBP: 0.321, SLG: 0.378 (1, 4)										4	0	1	0	0	1	1											
Bruce Benedict, R OBP: 0.370, SLG: 0.417 (1, 2)										2	0	2	0	2	0	0											
Rafael Ramirez, R OBP: 0.286, SLG: 0.261 (1, 6)										4	0	0	0	0	2	6											
Tommy Boggs, R OBP: 0.307, SLG: 0.350 Al Hrabosky, R OBP: 0.367, SLG: 0.750 Bob Porter, L OBP: 0.292, SLG: 0.190 Preston Hanna, R OBP: 0.365, SLG: 1.000 Rufino Linares, R OBP: 0.221, SLG: 0.198 Larry Bradford, R OBP: 0.192, SLG: 0.250 Bill Nahorodny, R OBP: 0.100, SLG: 0.100 Rick Camp, R ERA: 2.5 (9, 1)										1	0	0	0	0	0	0											
Inning Stats	R: 0 E: 0 K: 0 S: 4	H: 1 LOB: 1 BB: 0 P: 4	R: 0 E: 0 K: 0 S: 4	H: 1 LOB: 1 BB: 0 P: 4	R: 0 E: 0 K: 0 S: 3	H: 0 LOB: 1 BB: 1 P: 7	R: 0 E: 0 K: 1 S: 6	H: 1 LOB: 2 BB: 1 P: 10	R: 2 E: 0 K: 1 S: 7	H: 2 LOB: 1 BB: 1 P: 11	R: 0 E: 0 K: 0 S: 4	H: 1 LOB: 1 BB: 0 P: 4	R: 0 E: 0 K: 2 S: 8	H: 1 LOB: 2 BB: 1 P: 8	R: 0 E: 0 K: 2 S: 8	H: 1 LOB: 1 BB: 1 P: 12		R: 0 E: 0 K: 0 S: 3	H: 1 LOB: 1 BB: 1 P: 7	1B: 7 2B: 1 3B: 0 HR: 1	SF: 0 SAC: 0 DP: 1 HBP: 0	WP: 0 PB: 0 SB: 0 CS: 0	PA: 40				
PITCHER	IP	WLS	BF	H	R	ER	SO	BB	IBB	HBP	BLK	WP	HR	S	P	ERA	WHIP										
Juan Eichelberger, R ERA: 3.38 (1, 1)	5.0	W	23	5	2	2	2	3	0	0	0	0	1	24	36	3.60	1.600										
John Littlefield, R ERA: 4.78 (6, 1)	1.0		4	1	0	0	0	0	0	0	0	0	0	4	4	0.00	1.000										
Danny Boone, L ERA: 2.21 (7, 1)	1.2		8	2	0	0	4	1	0	0	0	0	0	15	19	0.00	1.800										
John Urrea, R ERA: 0.37 (8, 1)	0.1		1	0	0	0	0	0	0	0	0	0	0	1	1	0.00	0.000										
Gary Lucas, L ERA: 2.5 (9, 1)	1.0	S	4	1	0	0	0	1	0	0	0	0	0	3	7	0.00	2.000										

AB 31
R 5
H 10
RBI 5
BB 4
SO 8
LOB 15



AB 35
R 2
H 9
RBI 2
BB 5
SO 6
LOB 18



Batter	1	2	3	4	5	6	7	8	9	10	11	AB	R	H	RBI	BB	SO	LOB	TOP														
Ozzie Smith, S OBP: 0.321, SLG: 0.265 (1, 6)												4	1	1	0	2	0	3															
Ruppert Jones, L OBP: 0.292, SLG: 0.320 (1, 8)												6	1	1	1	0	1	4															
Gene Richards, L OBP: 0.344, SLG: 0.366 (1, 7)												6	2	3	2	0	0	1															
Broderick Perkins, L OBP: 0.394, SLG: 0.569 (1, 3)												6	0	2	1	0	0	2															
Terry Kennedy, L OBP: 0.333, SLG: 0.362 (1, 2)												5	0	3	1	0	0	0															
Joel Lefebvre, L OBP: 0.325, SLG: 0.418 (1, 9)												4	0	2	0	0	0	0															
Juan Bonilla, R OBP: 0.352, SLG: 0.400 (1, 4)												5	1	1	0	0	0	5															
Luis Salazar, R OBP: 0.262, SLG: 0.356 (7, 1)												3	1	2	1	0	0	1															
Tim Lollar, L OBP: 0.333, SLG: 0.833 (8, 1)												0	0	0	0	0	0	0															
John Littlefield, R OBP: 0.000, SLG: 0.800 (10, PH)												0	0	0	0	0	0	0															
Tim Flannery, L OBP: 0.167, SLG: 0.167 (10, 1)												1	0	1	0	0	0	0															
Gary Lucas, L OBP: 0.167, SLG: 0.167 (10, 1)												2	0	0	0	0	1	2															
Chris Welsh, L OBP: 0.250, SLG: 0.250 (6, 1)												2	0	0	0	0	1	2															
John Urrea, R OBP: 0.250, SLG: 0.250 (6, 1)												0	0	0	0	0	0	0															
Barry Evans, R OBP: 0.375, SLG: 0.357 (7, 5)												2	0	0	0	0	1	2															
Inning Stats	R: 2 E: 1 K: 0 S: 7	H: 4 LOB: 2 BB: 0 P: 7	R: 3 E: 0 K: 0 S: 6	H: 4 LOB: 2 BB: 0 P: 7	R: 1 E: 0 K: 1 S: 7	H: 2 LOB: 2 BB: 1 P: 11	R: 0 E: 0 K: 0 S: 3	H: 0 LOB: 0 BB: 0 P: 3	R: 0 E: 0 K: 0 S: 4	H: 1 LOB: 1 BB: 0 P: 4	R: 0 E: 0 K: 1 S: 4	H: 1 LOB: 1 BB: 0 P: 4	R: 0 E: 0 K: 2 S: 6	H: 0 LOB: 0 BB: 1 P: 10	R: 0 E: 0 K: 0 S: 3	H: 1 LOB: 0 BB: 0 P: 3	R: 0 E: 0 K: 0 S: 5	H: 2 LOB: 2 BB: 0 P: 5	R: 0 E: 0 K: 0 S: 3	H: 0 LOB: 0 BB: 0 P: 3	1B: 10 2B: 3 3B: 2 HR: 1	SF: 0 SAC: 2 DP: 2 HBP: 1	WP: 0 PB: 0 SB: 0 CS: 1	PA: 49									
PITCHER	IP WLS BF H R ER SO BB IBB HBP BLK WP HR S P ERA WHIP	IP WLS BF H R ER SO BB IBB HBP BLK WP HR S P ERA WHIP																				IP WLS BF H R ER SO BB IBB HBP BLK WP HR S P ERA WHIP											
Gaylord Perry, R ERA: 3.3 (1, 1)	2.1 10 1 0 0 1 1 0 0 0 0 0 11 15 0.00 0.750		John Montefusco, R ERA: 4.22 (3, 1)	2.2 10 1 0 0 1 1 0 0 0 0 0 11 15 0.00 0.750		Preston Hanna, R ERA: 3.42 (6, 1)	1.0 4 1 0 0 0 0 0 0 0 0 0 4 4 0.00 1.000		Rick Mahler, R ERA: 1.73 (7, 1)	2.0 7 1 0 0 2 1 0 0 0 0 0 10 14 0.00 1.000		Rick Camp, R ERA: 1.86 (9, 1)	3.0 W 11 3 0 0 0 0 0 0 0 0 11 11 0.00 1.000																				
Batter	1	2	3	4	5	6	7	8	9	10	11	AB	R	H	RBI	BB	SO	LOB	BOTTOM														
Rufino Linares, R OBP: 0.204, SLG: 0.288 (1, 7)												6	1	3	4	0	0	1															
Claudell Washington, L OBP: 0.329, SLG: 0.419 (1, 9)												5	0	2	0	0	1	1															
Biff Pocoroba, S OBP: 0.278, SLG: 0.231 (1, 5)												4	0	0	0	0	1	1															
Dale Murphy, R OBP: 0.299, SLG: 0.369 (1, 8)												3	1	1	0	2	0	1															
Chris Chambliss, L OBP: 0.369, SLG: 0.395 (1, 3)												4	0	1	0	0	0	3															
Glenn Hubbard, R OBP: 0.317, SLG: 0.386 (1, 4)												5	1	1	0	0	0	4															
Bruce Benedict, R OBP: 0.371, SLG: 0.420 (1, 2)												4	1	1	0	0	0	0															
Luis Gomez, R OBP: 0.428, SLG: 0.273 (1, 6)												1	1	0	0	1	0	0															
Brian Assestine, L OBP: 0.263, SLG: 0.333 (6, PH)												1	0	1	1	0	0	0															
Jerry Royster, R OBP: 0.231, SLG: 0.292 (6, PR)												1	0	1	0	0	0	0															
Rafael Ramirez, R OBP: 0.269, SLG: 0.273 (7, 6)												2	1	1	0	0	0	0															
Gaylord Perry, R ERA: 3.56 (1, 1)	5.1 24 7 1 5 5 1 2 0 0 0 0 1 24 8.44 1.688		John Urrea, R ERA: 3.36 (6, 1)	0.2 3 1 0 0 0 0 0 0 0 0 0 2 3 0.00 1.500		Tim Lollar, L ERA: 8.31 (7, 1)	1.1 5 2 1 1 1 0 0 0 0 0 7 7 6.75 1.500		John Littlefield, R ERA: 4.5 (8, 1)	1.2 5 0 0 0 0 0 1 0 5 5 0.00 0.000		Gaylord Perry, R ERA: 2.65 (10, 1)	1.1 9 3 1 1 1 0 2 0 0 0 7 15 6.75 2.250																				
PITCHER	IP WLS BF H R ER SO BB IBB HBP BLK WP HR S P ERA WHIP	IP WLS BF H R ER SO BB IBB HBP BLK WP HR S P ERA WHIP																				IP WLS BF H R ER SO BB IBB HBP BLK WP HR S P ERA WHIP											
Chris Welsh, L ERA: 3.56 (1, 1)	5.1 24 7 1 5 5 1 2 0 0 0 0 1 24 8.44 1.688		John Urrea, R ERA: 3.36 (6, 1)	0.2 3 1 0 0 0 0 0 0 0 0 0 2 3 0.00 1.500		Tim Lollar, L ERA: 8.31 (7, 1)	1.1 5 2 1 1 1 0 0 0 0 0 7 7 6.75 1.500		John Littlefield, R ERA: 4.5 (8, 1)	1.2 5 0 0 0 0 0 1 0 5 5 0.00 0.000		Gaylord Perry, R ERA: 2.65 (10, 1)	1.1 9 3 1 1 1 0 2 0 0 0 7 15 6.75 2.250																				
Inning Stats	R: 0 E: 0 K: 1 S: 5	H: 0 LOB: 0 BB: 0 P: 5	R: 0 E: 0 K: 0 S: 3	H: 1 LOB: 1 BB: 0 P: 3	R: 0 E: 0 K: 0 S: 4	H: 1 LOB: 1 BB: 1 P: 4	R: 0 E: 0 K: 0 S: 3	H: 0 LOB: 1 BB: 1 P: 7	R: 4 E: 0 K: 0 S: 7	H: 4 LOB: 1 BB: 1 P: 11	R: 1 E: 0 K: 0 S: 4	H: 2 LOB: 1 BB: 0 P: 5	R: 1 E: 0 K: 0 S: 4	H: 1 LOB: 0 BB: 1 P: 4	R: 0 E: 0 K: 0 S: 3	H: 1 LOB: 2 BB: 1 P: 8	R: 1 E: 0 K: 0 S: 3	H: 2 LOB: 2 BB: 1 P: 7	1B: 7 2B: 4 3B: 1 HR: 1	SF: 0 SAC: 2 DP: 2 HBP: 1	WP: 1 PB: 0 SB: 0 CS: 0	PA: 46											

San Diego Padres @ Atlanta Braves
Atlanta-Fulton County Stadium, Atlanta, GA
Sat May 23 1981, 7:05 PM EDT
Att: 12,453 - Unknown

livebaseballscores.com

AB 44
R 6
H 16
RBI 6
BB 2
SO 3
LOB 20



San Diego Padres @ Atlanta Braves
Atlanta-Fulton County Stadium, Atlanta, GA
Sat May 23 1981, 7:05 PM EDT
Att: 12,453 - Unknown

livebaseballscores.com

AB 39
R 7
H 13
RBI 6
BB 4
SO 2
LOB 12



Batter	1	2	3	4	5	6	7	8	9	AB	R	H	RBI	BB	SO	LOB	TOP										
Ozzie Smith, S OBP: 0.313, SLG: 0.257 (1, 6)	4-3		P2		P3		6-3		5-3	5	0	0	0	0	0	1											
Ruppert Jones, L OBP: 0.290, SLG: 0.312 (1, 8)	L6		F8		HR		4-3		K	4	1	0	0	1	1	0											
Gene Richards, L OBP: 0.351, SLG: 0.392 (1, 7)	F8		L3		HR			SH3-4 1B	S 1B	5	2	3	3	0	0	0											
Broderick Perkins, L OBP: 0.377, SLG: 0.542 (1, 3)		4-3		1-3		K		FC6 1B	F9	5	1	0	0	0	1	2											
Terry Kennedy, L OBP: 0.340, SLG: 0.375 (1, 2)		PB WP 2B		P6				SH3-4 1B		3	1	2	0	0	0	0											
Joe Lefebvre, L OBP: 0.331, SLG: 0.411 (1, 9)		WP PB BB		F5		P3		1B IBB		2	0	0	0	2	0	1											
Juan Bonilla, R OBP: 0.357, SLG: 0.398 (1, 4)		F7			2B 6-3 BB			K		3	1	1	0	1	1	4											
Barry Evans, R OBP: 0.392, SLG: 0.386 (8, PH)										2	1	1	0	1	0	2											
Randy Bass, L OBP: 0.298, SLG: 0.323 (8, PH)										1	0	1	2	0	0	0											
Luis Salazar, R OBP: 0.280, SLG: 0.356 (8, 5)					PB HR 2B		G1-4-3			0	0	0	0	0	0	0											
Rick Wise, R OBP: 0.091, SLG: 0.182 (1, 1)										2	0	0	1	0	0	3											
John Curtis, L OBP: 0.093, SLG: 0.091 (6, 1)										1	0	0	0	0	0	0											
Tim Flannery, L OBP: 0.545, SLG: 0.727 (8, PH)										1	0	0	0	1	2												
John Urrea, R OBP: 0.250, SLG: 0.250 (8, 1)										0	0	0	0	0	0	0											
Danny Boone, L OBP: 1.000, SLG: 1.000 (8, 1)										0	0	0	0	0	0	0											
Inning Stats	R: 0 E: 0 K: 0 S: 3	H: 0 LOB: 0 BB: 0 P: 3	R: 1 E: 0 K: 0 S: 4	H: 1 LOB: 2 BB: 2 P: 12	R: 0 E: 0 K: 0 S: 3	H: 0 LOB: 0 BB: 0 P: 3	R: 0 E: 0 K: 0 S: 3	H: 0 LOB: 0 BB: 0 P: 3	R: 4 E: 0 K: 1 S: 7	H: 2 LOB: 0 BB: 2 P: 15	R: 0 E: 0 K: 0 S: 4	H: 2 LOB: 1 BB: 0 P: 4	R: 0 E: 0 K: 0 S: 3	H: 0 LOB: 0 BB: 0 P: 3	R: 2 E: 0 K: 2 S: 10	H: 2 LOB: 2 BB: 1 P: 14	R: 0 E: 0 K: 1 S: 6	H: 1 LOB: 1 BB: 0 P: 6	1B: 5 2B: 2 3B: 0 HR: 1	SF: 0 SAC: 1 DP: 1 HBP: 0	WP: 1 PB: 2 SB: 1 CS: 0	PA: 40					
PITCHER	IP	WLS	BF	H	R	ER	SO	BB	IBB	HBP	BLK	WP	HR	S	P	ERA	WHIP										
Phil Niekro, R ERA: 3.14 (1, 1)	7.2	L	35	7	7	6	2	4	1	0	0	1	1	34	54	7.04	1.435										
Rick Mahler, R ERA: 1.71 (8, 1)	0.1		1	0	0	0	1	0	0	0	0	0	0	3	3	0.00	0.000										
Larry Bradford, L ERA: 1.56 (9, 1)	1.0		4	1	0	0	1	0	0	0	0	0	0	6	6	0.00	1.000										

San Diego Padres @ Atlanta Braves
Atlanta-Fulton County Stadium, Atlanta, GA
Sun May 24 1981, 3:33 AM EDT
Att: 19,538 - Unknown

AB 34
R 7
H 8
RBI 6
BB 5
SO 4
LOB 15



Batter	1	2	3	4	5	6	7	8	9	AB	R	H	RBI	BB	SO	LOB	BOTTOM											
Rufino Linares, R OBP: 0.220, SLG: 0.368 (1, 7)	F9		G3 1B 2B		HR				K	5	2	2	1	0	2	0												
Biff Pocoroba, S OBP: 0.290, SLG: 0.214 (1, 5)	4-3		G3		F8				K	5	0	0	0	0	1	1												
Brian Asselstine, L OBP: 0.319, SLG: 0.381 (7, PH)										3	1	2	1	0	0	0												
Terry Harper, R OBP: 0.333, SLG: 0.370 (8, 9)	F9		3B 1B		FC3-6 1B					2	1	2	1	0	0	0												
Chris Chambliss, L OBP: 0.364, SLG: 0.401 (1, 3)		K	1B 3B		FC3-6 BB				F9	5	1	1	1	0	1	2												
Dale Murphy, R OBP: 0.315, SLG: 0.382 (1, 8)		1B FC1-2-5-1 1B	E S 1B		FC6 BB				FC3-5 BB 1B	3	0	3	1	1	0	0												
Glenn Hubbard, R OBP: 0.322, SLG: 0.385 (1, 4)		FC1-2-5-1 1B	F9		FC6				FC3-5 BB	3	0	1	0	1	0	3												
Bruce Benedict, R OBP: 0.360, SLG: 0.405 (1, 2)		FC1-2-5-1 1B			F5				FC3-5	4	0	0	0	0	0	4												
Luis Gomez, R OBP: 0.412, SLG: 0.231 (8, PH)		FC5-4							FC3-5	2	0	0	0	1	0	2												
Bob Porter, L OBP: 0.500, SLG: 0.500 (9, 6)		FC5-4							K	1	0	0	0	0	1	2												
Rafael Ramirez, R OBP: 0.289, SLG: 0.273 (9, 6)									K	0	0	0	0	0	0	0												
Phil Niekro, R OBP: 0.050, SLG: 0.050 (8, 1)									K	3	0	0	0	0	0	1												
Rick Mahler, R (8, 1)									K	0	0	0	0	0	0	0												
Claudell Washington, L OBP: 0.339, SLG: 0.410 (8, PH)									K	0	0	0	0	0	0	0												
Bill Nahorodny, R (8, PH)									K	1	0	0	0	0	1	2												
Larry Bradford, R OBP: 1.000, SLG: 1.000 (9, 1)									K	0	0	0	0	0	0	0												
Inning Stats	R: 0 E: 0 K: 0 S: 3	H: 2 LOB: 2 BB: 0 P: 7	R: 3 E: 0 K: 0 S: 7	H: 4 LOB: 1 BB: 0 P: 7	R: 0 E: 0 K: 0 S: 2	H: 0 LOB: 0 BB: 1 P: 6	R: 1 E: 0 K: 0 S: 5	H: 2 LOB: 2 BB: 1 P: 9	R: 0 E: 0 K: 0 S: 3	H: 0 LOB: 0 BB: 0 P: 3	R: 1 E: 0 K: 2 S: 8	H: 1 LOB: 0 BB: 0 P: 8	R: 0 E: 0 K: 2 S: 8	H: 1 LOB: 2 BB: 1 P: 12	R: 0 E: 0 K: 1 S: 6	H: 1 LOB: 1 BB: 0 P: 6	1B: 7 2B: 1 3B: 1 HR: 2	SF: 0 SAC: 0 DP: 0 HBP: 0	WP: 0 PB: 0 SB: 1 CS: 1	PA: 40								
PITCHER	IP	WLS	BF	H	R	ER	SO	BB	IBB	HBP	BLK	WP	HR	S	P	ERA	WHIP											
Rick Wise, R ERA: 3.52 (1, 1)	5.0		24	8	4	4	1	2	0	0	0	0	1	11	11	4.50	0.500											
John Curtis, L ERA: 6.21 (6, 1)	2.0	W	7	1	1	1	2	0	0	0	0	0	0	1	11	11	4.50	0.500										
John Urrea, R ERA: 0.35 (8, 1)	0.2		4	1	0	0	1	1	0	0	0	0	0	5	9	0.00	3.000											
Danny Boone, L ERA: 2.08 (8, 1)	1.1	S	5	1	0	0	2	0	0	0	0	0	0	9	9	0.00	0.750											

San Diego Padres @ Atlanta Braves
Atlanta-Fulton County Stadium, Atlanta, GA
Sun May 24 1981, 3:33 AM EDT
Att: 19,538 - Unknown

AB 37
R 5
H 11
RBI 5
BB 3
SO 6
LOB 17



Batter	1	2	3	4	5	6	7	8	9	AB	R	H	RBI	BB	SO	LOB	TOP										
Ozzie Smith, S OBP: 0.315, SLG: 0.261 (1, 6)	4-3		1B				F7		F7	5	2	2	0	0	0	0	San Diego Padres @ Houston Astros Astrodome, Houston, TX Mon May 25 1981, 8:05 PM EDT Att: 19,025 - Dome - 72 F										
Ruppert Jones, L OBP: 0.293, SLG: 0.314 (1, 8)	F9		F7				BB 1B		K	5	0	2	0	0	1	1											
Gene Richards, L OBP: 0.357, SLG: 0.394 (1, 7)	1B		1B				FC6-4		F7	4	0	2	0	1	0	1											
Broderick Perkins, L OBP: 0.381, SLG: 0.545 (1, 3)	F9		G4-6-3				SF9			3	0	2	2	0	0	1											
Terry Kennedy, L OBP: 0.344, SLG: 0.374 (1, 2)		PB BB SF8 1B	G4-6-3				4-3			3	1	1	0	1	0	4											
Joe Lefebvre, L OBP: 0.336, SLG: 0.404 (1, 9)		SF8 PB BB					K		FC4-6 HBP	2	0	0	0	1	1	3											
Juan Bonilla, R OBP: 0.345, SLG: 0.383 (1, 4)	F3						F9		FC4-6 1B	4	0	0	0	0	0	3											
Luis Salazar, R OBP: 0.279, SLG: 0.356 (1, 5)	SF8						F4		G5-4-3 1B	3	0	1	1	0	0	0											
Steve Mura, R OBP: 0.050, SLG: 0.050 (1, 1)	6-3						F7		G5-4-3	1	0	0	0	0	0	1											
Tim Flannery, L OBP: 0.500, SLG: 0.667 (5, PH)	6-3						F6			1	0	0	0	0	0	0											
Tim Lollar, L OBP: 0.286, SLG: 0.714 (5, 1)										1	0	0	0	0	0	0											
Barry Evans, R OBP: 0.385, SLG: 0.378 (8, PH)										1	0	0	0	0	0	2											
Danny Boone, L OBP: 1.000, SLG: 1.000 (8, 1)										0	0	0	0	0	0	0											
Inning Stats	R: 0 E: 0 K: 0 S: 4	H: 1 LOB: 1 BB: 0 P: 4	R: 1 E: 0 K: 0 S: 4	H: 1 LOB: 1 BB: 1 P: 8	R: 1 E: 0 K: 0 S: 4	H: 2 LOB: 1 BB: 1 P: 8	R: 0 E: 0 K: 0 S: 3	H: 0 LOB: 0 BB: 0 P: 3	R: 1 E: 0 K: 1 S: 8	H: 3 LOB: 3 BB: 1 P: 12	R: 0 E: 0 K: 0 S: 5	H: 2 LOB: 2 BB: 0 P: 5	R: 0 E: 0 K: 0 S: 3	H: 1 LOB: 1 BB: 0 P: 4	R: 0 E: 0 K: 1 S: 5	H: 0 LOB: 0 BB: 0 P: 5	1B: 10 2B: 0 3B: 0 HR: 0	SF: 2 SAC: 0 DP: 2 HBP: 1	WP: 0 PB: 1 SB: 1 CS: 0	PA: 39							
PITCHER	IP	WLS	BF	H	R	ER	SO	BB	IBB	HBP	BLK	WP	HR	S	P	ERA	WHIP										
Joe Niekro, R ERA: 2.26 (1, 1)	6.2	W	31	9	3	2	1	3	0	0	0	0	0	30	42	2.70	1.800										
Joe Sambito, L ERA: 1.6 (7, 1)	2.1	S	8	1	0	0	1	0	0	1	0	0	0	9	10	0.00	0.429										

AB	33
R	3
H	10
RBI	3
BB	3
SO	2
LOB	16



Batter	1	2	3	4	5	6	7	8	9	AB	R	H	RBI	BB	SO	LOB	BOTTOM										
Terry Puhl, L OBP: 0.333, SLG: 0.361 (1, 9)	1B			3B			K		K	4	2	2	0	1	2	0	San Diego Padres @ Houston Astros Astrodome, Houston, TX Mon May 25 1981, 8:05 PM EDT Att: 19,025 - Dome - 72 F										
Craig Reynolds, L OBP: 0.279, SLG: 0.436 (1, 6)	F9			SF7			F3			4	1	1	2	0	0	2											
Cesar Cedeno, R OBP: 0.364, SLG: 0.395 (1, 8)	1B			SF7			4-3			2	1	0	1	1	1	1											
Jose Cruz, L OBP: 0.321, SLG: 0.448 (1, 7)	1B			F9			1-3			4	1	1	1	0	0	1											
Art Howe, R OBP: 0.435, SLG: 0.525 (1, 5)	SH1-3			6-3			6-3			3	0	0	1	0	0	0											
Kiko Garcia, R OBP: 0.281, SLG: 0.267 (8, 5)	SH1-3			6-3			F9			0	0	0	0	0	0	0											
Denny Walling, L OBP: 0.366, SLG: 0.365 (1, 3)	1B			F8			K			2	0	0	0	2	1	0											
Alan Ashby, S OBP: 0.364, SLG: 0.308 (1, 2)	1B			G3			WP			4	0	2	0	0	1	1											
Rafael Landestoy, S OBP: 0.304, SLG: 0.200 (1, 4)	1B			WP			SH2-4			2	1	1	1	2	0	0											
Joe Niekro, R OBP: 0.172, SLG: 0.111 (1, 1)	F7			SH2-4			6-3			2	0	0	0	0	0	5											
Joe Sambito, L ERA: 1.99 (7, 1)										1	0	0	0	0	1	0											
Inning Stats	R: 3 E: 0 K: 0 S: 7	H: 4 LOB: 3 BB: 2 P: 15	R: 0 E: 0 K: 1 S: 6	H: 1 LOB: 0 BB: 0 P: 6	R: 0 E: 0 K: 0 S: 3	H: 0 LOB: 0 BB: 0 P: 3	R: 3 E: 0 K: 0 S: 4	H: 1 LOB: 0 BB: 2 P: 12	R: 0 E: 0 K: 1 S: 6	H: 1 LOB: 2 BB: 1 P: 10	R: 0 E: 0 K: 1 S: 5	H: 0 LOB: 0 BB: 0 P: 5	R: 0 E: 0 K: 1 S: 5	H: 0 LOB: 1 BB: 1 P: 9	R: 0 E: 0 K: 2 S: 7	H: 0 LOB: 0 BB: 0 P: 7	1B: 6 2B: 0 3B: 1 HR: 0	SF: 1 SAC: 2 DP: 0 HBP: 0	WP: 2 PB: 0 SB: 2 CS: 0	PA: 37							
PITCHER	IP	WLS	BF	H	R	ER	SO	BB	IBB	HBP	BLK	WP	HR	S	P	ERA	WHIP										
Steve Mura, R ERA: 4.31 (1, 1)	4.0	L	22	6	6	6	1	4	0	0	0	0	0	20	36	13.50	2.500										
Tim Lollar, L ERA: 7.45 (5, 1)	3.0		12	1	0	0	3	1	1	0	0	1	0	16	24	0.00	0.667										
Danny Boone, L ERA: 1.99 (8, 1)	1.0		3	0	0	0	2	0	0	0	0	0	0	7	7	0.00	0.000										

AB	28
R	6
H	7
RBI	6
BB	6
SO	6
LOB	10



Batter	1	2	3	4	5	6	7	8	9	AB	R	H	RBI	BB	SO	LOB	TOP		
Ozzie Smith, S OBP: 0.313, SLG: 0.257 (1, 6)	1-3		BB 1B BB		7-3			2-3		3	0	0	0	1	0	1	San Diego Padres @ Houston Astros Astrodome, Houston, TX Tue May 26 1981, 8:05 PM EDT Att: 17,709 - Dome - 72 F		
Ruppert Jones, L OBP: 0.297, SLG: 0.315 (1, 8)	CS BB		BB 1-2 1B			K		F8		3	0	1	0	1	1	0			
Gene Richards, L OBP: 0.360, SLG: 0.393 (1, 7)	1-2 1B		BB 1-2 2-3 BB			F7		4-3		3	0	1	0	1	0	0			
Broderick Perkins, L OBP: 0.369, SLG: 0.526 (1, 3)	4-3		K			F8			F7	4	0	0	0	0	1	4			
Terry Kennedy, L OBP: 0.348, SLG: 0.373 Dave Edwards, R OBP: 0.154, SLG: 0.189 (9, PR)		F7		K			FC1-5 1B BB		SH1-3 1B	3	0	1	0	1	1	0			
Joe Lefebvre, L OBP: 0.336, SLG: 0.402 Barry Evans, R OBP: 0.385, SLG: 0.378 (9, PH)	6-3			L3			FC6 FC1-5 1B		SH1-3	3	0	1	0	0	0	0			
Juan Bonilla, R OBP: 0.333, SLG: 0.369 (1, 4)	P3			L4			FC1-5 FC6		F8	4	0	0	0	0	0	4			
Luis Salazar, R OBP: 0.280, SLG: 0.355 (1, 5)			6-3				FC6 1-2 2-3			3	0	1	0	0	0	2			
Juan Eichelberger, R OBP: 0.150, SLG: 0.150 Gary Lucas, L OBP: 0.167, SLG: 0.167 (7, 1)			K				K 1-2			3	0	0	0	0	3	3			
Inning Stats	R: 0 E: 0 K: 0 S: 3	H: 1 LOB: 1 BB: 1 P: 7	R: 0 E: 0 K: 0 S: 3	H: 0 LOB: 0 BB: 0 P: 3	R: 0 E: 0 K: 2 S: 8	H: 1 LOB: 3 BB: 2 P: 16	R: 0 E: 0 K: 1 S: 5	H: 0 LOB: 0 BB: 0 P: 5	R: 0 E: 0 K: 1 S: 5	H: 0 LOB: 0 BB: 0 P: 5	R: 0 E: 0 K: 1 S: 6	H: 1 LOB: 2 BB: 1 P: 10	R: 0 E: 0 K: 0 S: 3	H: 0 LOB: 0 BB: 0 P: 3	R: 0 E: 0 K: 0 S: 4	H: 1 LOB: 2 BB: 0 P: 4		1B: 5 2B: 1 3B: 0 HR: 0	SF: 0 SAC: 1 DP: 1 HBP: 0
PITCHER	IP	WLS	BF	H	R	ER	SO	BB	IBB	HBP	BLK	WP	HR	S	P	ERA	WHIP		
Nolan Ryan, R ERA: 0.98	(1, 1)	7.0	W	27	4	0	6	4	0	0	0	0	0	35	51	0.00	1.143		
Joe Sambito, L ERA: 1.69	(8, 1)	2.0	S	7	1	0	0	0	0	0	0	0	0	7	7	0.00	0.500		


AB	29
R	0
H	5
RBI	0
BB	4
SO	6
LOB	14




Batter	1	2	3	4	5	6	7	8	9	AB	R	H	RBI	BB	SO	LOB	BOTTOM		
Terry Puhl, L OBP: 0.332, SLG: 0.358 (1, 9)	K		K			SH1-3 1B	K			4	0	1	0	0	3	3	San Diego Padres @ Houston Astros Astrodome, Houston, TX Tue May 26 1981, 8:05 PM EDT Att: 17,709 - Dome - 72 F		
Craig Reynolds, L OBP: 0.274, SLG: 0.428 (1, 6)	F9			K		SH1-3		F9		3	0	0	0	0	1	0			
Cesar Cedeno, R OBP: 0.353, SLG: 0.382 (1, 8)	F8			P2		F6		K		4	0	0	0	0	1	1			
Jose Cruz, L OBP: 0.314, SLG: 0.438 (1, 7)		4-3		P3		F8		L6		4	0	0	0	0	0	1			
Denny Walling, L OBP: 0.353, SLG: 0.348 (1, 3)	K				F9		F6			3	0	0	0	0	1	0			
Alan Ashby, S OBP: 0.364, SLG: 0.309 (1, 2)	F8				F9		3B 1B			3	1	1	0	0	0	0			
Joe Pittman, R OBP: 0.436, SLG: 0.533 (1, 5)				E S 1B		1B 1B	1H 3B			3	0	3	1	0	0	0			
Rafael Landestoy, S OBP: 0.309, SLG: 0.209 Art Howe, R OBP: 0.433, SLG: 0.522 Joe Sambito, L (8, 1)				F5			F9			2	0	1	0	0	0	1			
Nolan Ryan, R OBP: 0.200, SLG: 0.158 Danny Heep, L OBP: 0.319, SLG: 0.238 Dickie Thorn, R OBP: 0.250, SLG: 0.146 (8, 4)				F9						2	0	0	0	0	1	3			
Inning Stats	R: 0 E: 0 K: 1 S: 5	H: 0 LOB: 0 BB: 0 P: 5	R: 0 E: 0 K: 1 S: 5	H: 0 LOB: 0 BB: 0 P: 5	R: 0 E: 0 K: 1 S: 6	H: 1 LOB: 1 BB: 0 P: 6	R: 0 E: 0 K: 1 S: 5	H: 0 LOB: 0 BB: 0 P: 5	R: 0 E: 0 K: 1 S: 7	H: 2 LOB: 2 BB: 0 P: 7	R: 0 E: 0 K: 0 S: 4	H: 1 LOB: 1 BB: 0 P: 4	R: 1 E: 0 K: 1 S: 7	H: 2 LOB: 2 BB: 1 P: 11	R: 0 E: 0 K: 1 S: 5	H: 0 LOB: 0 BB: 0 P: 5		1B: 5 2B: 0 3B: 1 HR: 0	SF: 0 SAC: 1 DP: 0 HBP: 0
PITCHER	IP	WLS	BF	H	R	ER	SO	BB	IBB	HBP	BLK	WP	HR	S	P	ERA	WHIP		
Juan Eichelberger, R ERA: 3.15	(1, 1)	6.2	L	27	6	1	5	1	0	0	0	0	0	36	40	1.35	1.050		
Gary Lucas, L ERA: 2.56	(7, 1)	1.1		4	0	0	0	2	0	0	0	0	0	8	8	0.00	0.000		

AB	29
R	1
H	6
RBI	1
BB	1
SO	7
LOB	10



Batter	1	2	3	4	5	6	7	8	9	AB	R	H	RBI	BB	SO	LOB	TOP					
Ozzie Smith, S OBP: 0.317, SLG: 0.262 (1, 6)	0-0 6-3			0-0 G3 S 1B		0-0 1B		0-0 F9		4	0	2	0	0	0	0	San Diego Padres @ Houston Astros Astrodome, Houston, TX Wed May 27 1981, 8:05 PM EDT Att: 21,256 - Dome - 72 F AB 33 R 0 H 6 RBI 0 BB 1 SO 5 LOB 16 					
Juan Bonilla, R OBP: 0.323, SLG: 0.357 (1, 4)	0-0 4-3			0-0 L6		0-0 F9		0-0 6-3		4	0	0	0	0	0	2						
Gene Richards, L OBP: 0.358, SLG: 0.390 (1, 7)	0-0 5-3			0-0 G3		0-0 1B		0-0 4-3		4	0	1	0	0	0	1						
Luis Salazar, R OBP: 0.280, SLG: 0.353 (1, 8)		0-0 F9		0-0 6-3		0-3 K			0-0 1B	4	0	1	0	0	1	3						
Broderick Perkins, L OBP: 0.365, SLG: 0.513 (1, 3)		0-3 K			0-0 6-3		4-0 1B BB		0-0 P3	3	0	0	0	1	1	1						
Barry Evans, R OBP: 0.375, SLG: 0.367 (1, 5)		0-0 1-3			0-0 1B		0-0 F4		0-0 F7	4	0	1	0	0	0	2						
Terry Kennedy, L OBP: 0.346, SLG: 0.370 (1, 2)			0-0 G3		0-3 K		0-0 FC6-4 1B		0-0	4	0	1	0	0	1	2						
Dave Edwards, R OBP: 0.143, SLG: 0.175 (1, 9)			0-0 5-3		0-0 P3		0-3 K			3	0	0	0	0	1	3						
Chris Welsh, L OBP: 0.125, SLG: 0.067 (1, 1)			0-3 K			0-0 6-3		0-0 FC6-4		2	0	0	0	0	1	0						
Steve Swisher, R OBP: 0.239, SLG: 0.200 (7, PH)										1	0	0	0	0	0	2						
John Littlefield, R OBP: 1.000, SLG: 1.000 (7, 1)										0	0	0	0	0	0	0						
Danny Boone, L OBP: 1.000, SLG: 1.000 (8, 1)										0	0	0	0	0	0	0						
Inning Stats	R: 0 E: 0 K: 0 S: 3	H: 0 LOB: 0 BB: 0 P: 3	R: 0 E: 0 K: 1 S: 5	H: 0 LOB: 0 BB: 0 P: 5	R: 0 E: 0 K: 1 S: 5	H: 0 LOB: 0 BB: 0 P: 5	R: 0 E: 0 K: 0 S: 4	H: 1 LOB: 1 BB: 0 P: 4	R: 0 E: 0 K: 1 S: 6	H: 1 LOB: 1 BB: 0 P: 6	R: 0 E: 0 K: 1 S: 7	H: 2 LOB: 2 BB: 0 P: 7	R: 0 E: 0 K: 1 S: 6	H: 1 LOB: 2 BB: 1 P: 10	R: 0 E: 0 K: 0 S: 3	H: 0 LOB: 0 BB: 0 P: 3	R: 0 E: 0 K: 0 S: 4	H: 1 LOB: 1 BB: 0 P: 4	1B: 6 2B: 0 3B: 0 HR: 0	SF: 0 SAC: 0 DP: 0 HBP: 0	WP: 0 PB: 0 SB: 1 CS: 0	PA: 34
PITCHER Bob Knepper, L ERA: 1.02 (1, 1)	IP: 9.0 WLS: W BF: 34 H: 6 R: 0 ER: 0 SO: 5 BB: 1 IBB: 0 HBP: 0 BLK: 0 WP: 0 HR: 0 S: 43 P: 47 ERA: 0.00 WHIP: 0.778															PITCHER	IP: 9.0 WLS: W BF: 34 H: 6 R: 0 ER: 0 SO: 5 BB: 1 IBB: 0 HBP: 0 BLK: 0 WP: 0 HR: 0 S: 43 P: 47 ERA: 0.00 WHIP: 0.778					

Batter	1	2	3	4	5	6	7	8	9	AB	R	H	RBI	BB	SO	LOB	BOTTOM					
Terry Puhl, L OBP: 0.335, SLG: 0.373 (1, 9)	0-0 F5		0-0 1B		0-0 9-2 3B			0-0 G3		4	0	2	0	0	0	0	San Diego Padres @ Houston Astros Astrodome, Houston, TX Wed May 27 1981, 8:05 PM EDT Att: 21,256 - Dome - 72 F AB 26 R 1 H 5 RBI 1 BB 2 SO 3 LOB 7 					
Joe Pittman, R OBP: 0.450, SLG: 0.500 (1, 5)	4-0 5-3 BB		0-0 1B		0-0 9-2 3B			0-0 6-3		3	0	1	0	1	0	1						
Cesar Cedeno, R OBP: 0.345, SLG: 0.373 (1, 8)	0-0 5-3		0-0 1-3			0-0 F4				3	0	0	0	0	0	3						
Jose Cruz, L OBP: 0.310, SLG: 0.430 (1, 7)	0-0 P5			0-0 4-3		0-3 K				3	0	0	0	0	1	1						
Dave Roberts, R OBP: 0.257, SLG: 0.394 (1, 3)		0-0 F8		0-0 S 1B		0-0 6-3				3	1	1	0	0	0	0						
Denny Walling, L OBP: 0.353, SLG: 0.348 (7, 3)										0	0	0	0	0	0	0						
Kiko Garcia, R OBP: 0.269, SLG: 0.254 (1, 6)		0-3 K		0-3 K		0-0 F7				3	0	0	0	0	2	1						
Luis Pujols, R OBP: 0.244, SLG: 0.333 (1, 2)		0-0 5-3		0-0 1B		0-0 6-3				3	0	1	1	0	0	0						
Rafael Landestoy, S OBP: 0.310, SLG: 0.203 (1, 4)			4-0 SH1-4 1B BB		0-0 F4		0-0 G3			2	0	0	0	1	0	1						
Bob Knepper, L OBP: 0.167, SLG: 0.174 (1, 1)			0-0 SH1-4		0-0 4-3			0-0 L6		2	0	0	0	0	0	0						
Inning Stats	R: 0 E: 0 K: 0 S: 3	H: 0 LOB: 1 BB: 1 P: 7	R: 0 E: 0 K: 1 S: 5	H: 0 LOB: 0 BB: 0 P: 5	R: 0 E: 0 K: 0 S: 4	H: 2 LOB: 1 BB: 1 P: 8	R: 1 E: 0 K: 1 S: 7	H: 2 LOB: 1 BB: 0 P: 7	R: 0 E: 0 K: 0 S: 3	H: 1 LOB: 0 BB: 0 P: 3	R: 0 E: 0 K: 1 S: 5	H: 0 LOB: 0 BB: 0 P: 5	R: 0 E: 0 K: 0 S: 3	H: 0 LOB: 0 BB: 0 P: 3	R: 0 E: 0 K: 0 S: 3	H: 0 LOB: 0 BB: 0 P: 3	R: 0 E: 0 K: 0 S: 3	H: 0 LOB: 0 BB: 0 P: 3	1B: 4 2B: 1 3B: 1 HR: 0	SF: 0 SAC: 1 DP: 1 HBP: 0	WP: 0 PB: 0 SB: 1 CS: 0	PA: 29
PITCHER Chris Welsh, L ERA: 3.35 (1, 1)	IP: 6.0 WLS: L BF: 23 H: 5 R: 1 ER: 1 SO: 3 BB: 2 IBB: 0 HBP: 0 BLK: 0 WP: 0 HR: 0 S: 27 P: 35 ERA: 1.50 WHIP: 1.167															PITCHER	IP: 6.0 WLS: L BF: 23 H: 5 R: 1 ER: 1 SO: 3 BB: 2 IBB: 0 HBP: 0 BLK: 0 WP: 0 HR: 0 S: 27 P: 35 ERA: 1.50 WHIP: 1.167					
John Littlefield, R ERA: 4.34 (7, 1)	IP: 1.0 WLS: 0 BF: 3 H: 0 R: 0 ER: 0 SO: 0 BB: 0 IBB: 0 HBP: 0 BLK: 0 WP: 0 HR: 0 S: 3 P: 3 ERA: 0.00 WHIP: 0.000															PITCHER	IP: 1.0 WLS: 0 BF: 3 H: 0 R: 0 ER: 0 SO: 0 BB: 0 IBB: 0 HBP: 0 BLK: 0 WP: 0 HR: 0 S: 3 P: 3 ERA: 0.00 WHIP: 0.000					
Danny Boone, L ERA: 1.9 (8, 1)	IP: 1.0 WLS: 0 BF: 3 H: 0 R: 0 ER: 0 SO: 0 BB: 0 IBB: 0 HBP: 0 BLK: 0 WP: 0 HR: 0 S: 3 P: 3 ERA: 0.00 WHIP: 0.000															PITCHER	IP: 1.0 WLS: 0 BF: 3 H: 0 R: 0 ER: 0 SO: 0 BB: 0 IBB: 0 HBP: 0 BLK: 0 WP: 0 HR: 0 S: 3 P: 3 ERA: 0.00 WHIP: 0.000					

Batter	1	2	3	4	5	6	7	8	9	AB	R	H	RBI	BB	SO	LOB	TOP										
Rufino Linares, R OBP: 0.256, SLG: 0.349 (1, 7)	0-0 4-3			0-0 F8	0-0 6-3			0-0 6-3		4	0	0	0	0	0	2	Atlanta Braves @ San Diego Padres Jack Murphy Stadium, San Diego, CA Sun May 31 1981, 6:33 AM EDT Att: 14,138 - Unknown livebaseballscores.com										
Claudell Washington, L OBP: 0.327, SLG: 0.419 (1, 9)	0-3 K			0-0 F8				0-3 K		4	0	1	0	0	2	0											
Biff Pocoroba, S OBP: 0.257, SLG: 0.207 (1, 5)	0-0 F7			0-0 1B				0-0 1-3		4	0	1	0	0	0	1											
Chris Chambliss, L OBP: 0.350, SLG: 0.383 (1, 3)		0-3 K		0-0 1B				0-0 4-3		4	0	1	0	0	1	0											
Dale Murphy, R OBP: 0.314, SLG: 0.377 (1, 8)		0-3 K		0-0 4-3				0-0 5-3		4	1	1	0	0	1	2											
Glenn Hubbard, R OBP: 0.320, SLG: 0.385 (1, 4)		0-0 4-3						0-0 1B		4	0	1	0	0	2	1											
Bruce Benedict, R OBP: 0.367, SLG: 0.393 (1, 2)				0-0 3-1				0-0 5-3		3	0	1	0	1	0	1											
Rafael Ramirez, R OBP: 0.306, SLG: 0.317 (1, 6)				0-0 5-3				0-0 4-3		4	0	2	1	0	0	2											
Rick Mahler, R (1, 1)				0-0 6-3				0-0 4-3		1	0	0	0	0	0	0											
Brian Asselstine, L OBP: 0.241, SLG: 0.296 (5, PH)				0-0 6-3				0-0 4-3		1	0	0	0	0	0	2											
Preston Hanna, R OBP: 0.400, SLG: 0.250 (5, 1)										0	0	0	0	0	0	0											
Bob Porter, L OBP: 0.364, SLG: 0.333 (7, PH)										1	0	0	0	0	0	1											
Al Hrabosky, R (7, 1)										0	0	0	0	0	0	0											
Inning Stats	R: 0 E: 0 K: 1 S: 5	H: 0 LOB: 0 BB: 0 P: 5	R: 0 E: 0 K: 2 S: 7	H: 0 LOB: 0 BB: 0 P: 7	R: 0 E: 0 K: 0 S: 3	H: 0 LOB: 0 BB: 0 P: 3	R: 0 E: 0 K: 0 S: 5	H: 2 LOB: 2 BB: 0 P: 5	R: 0 E: 0 K: 1 S: 6	H: 1 LOB: 2 BB: 1 P: 10	R: 0 E: 0 K: 0 S: 3	H: 1 LOB: 1 BB: 0 P: 3	R: 1 E: 0 K: 1 S: 7	H: 2 LOB: 1 BB: 0 P: 7	R: 0 E: 0 K: 1 S: 5	H: 0 LOB: 0 BB: 0 P: 5	R: 0 E: 0 K: 0 S: 5	H: 2 LOB: 2 BB: 0 P: 5	1B: 7 2B: 1 3B: 0 HR: 0	SF: 0 SAC: 0 DP: 1 HBP: 0	WP: 0 PA: 35 PB: 0 SB: 0 CS: 0						
PITCHER	IP	WLS	BF	H	R	ER	SO	BB	IBB	HBP	BLK	WP	HR	S	P	ERA	WHIP										
Juan Eichelberger, R ERA: 2.96 (8, 1)	7.0	W	27	6	1	1	5	1	0	0	0	0	0	36	40	1.29	1.000										
Gary Lucas, L ERA: 2.43 (8, 1)	2.0		8	2	0	0	1	0	0	0	0	0	0	10	10	0.00	1.000										

Batter	1	2	3	4	5	6	7	8	9	AB	R	H	RBI	BB	SO	LOB	BOTTOM										
Ozzie Smith, S OBP: 0.339, SLG: 0.289 (1, 6)	0-0 6-3 1B	0-0 SH		1-0 FC3-6 HBP				0-0 4-3 1B		3	2	2	1	0	0	0	Atlanta Braves @ San Diego Padres Jack Murphy Stadium, San Diego, CA Sun May 31 1981, 6:33 AM EDT Att: 14,138 - Unknown livebaseballscores.com										
Ruppert Jones, L OBP: 0.312, SLG: 0.329 (1, 8)	0-0 3-1	0-0 G3		0-0 F7				0-0 F7		5	0	0	0	0	0	5											
Gene Richards, L OBP: 0.349, SLG: 0.374 (1, 7)	0-0 6-3	0-0 L7		0-0 FC3-6				0-0 4-3		5	0	0	0	0	0	5											
Dave Edwards, R OBP: 0.174, SLG: 0.227 (9, 7)	0-0 6-3	0-0 L7		0-0 FC3-6				0-0 4-3		0	0	0	0	0	0	0											
Broderick Perkins, L OBP: 0.360, SLG: 0.496 (1, 3)	0-0 1B			0-0 F5				0-0 1-3		4	0	2	2	0	0	1											
Terry Kennedy, L OBP: 0.349, SLG: 0.373 (1, 2)	0-0 3-H			0-0 4-3				0-0 4-3		3	1	1	0	1	0	1											
Joe Lefebvre, L OBP: 0.340, SLG: 0.394 (1, 9)	0-0 5-3			0-0 1B				0-0 2B		3	1	1	0	1	1	2											
Luis Salazar, R OBP: 0.312, SLG: 0.401 (1, 5)		0-0 1B		0-0 WP				0-0 1B		4	1	4	1	0	0	0											
Juan Bonilla, R OBP: 0.324, SLG: 0.354 (1, 4)		0-3 K		0-0 WP				0-0 1-3		4	0	1	1	0	1	3											
Juan Eichelberger, R OBP: 0.174, SLG: 0.174 (1, 1)		0-0 G3		0-0 SH				0-0 1B		3	0	1	0	0	1	3											
Bary Evans, R OBP: 0.368, SLG: 0.360 (7, PH)		0-0 G3		0-0 K				0-0 1-3		1	0	0	0	0	0	1											
Gary Lucas, L OBP: 0.167, SLG: 0.167 (8, 1)		0-0 G3		0-0 K				0-0 F2		0	0	0	0	0	0	0											
Inning Stats	R: 1 E: 0 K: 0 S: 6	H: 3 LOB: 2 BB: 0 P: 6	R: 1 E: 1 K: 1 S: 8	H: 2 LOB: 2 BB: 0 P: 8	R: 1 E: 1 K: 1 S: 7	H: 2 LOB: 2 BB: 1 P: 11	R: 0 E: 0 K: 0 S: 3	H: 0 LOB: 1 BB: 0 P: 4	R: 1 E: 0 K: 0 S: 4	H: 2 LOB: 1 BB: 1 P: 8	R: 1 E: 0 K: 0 S: 5	H: 2 LOB: 1 BB: 0 P: 5	R: 0 E: 0 K: 1 S: 6	H: 1 LOB: 1 BB: 0 P: 6	R: 0 E: 0 K: 0 S: 3	H: 0 LOB: 0 BB: 0 P: 3	1B: 10 2B: 1 3B: 1 HR: 0	SF: 0 SAC: 1 DP: 0 HBP: 1	WP: 1 PA: 39 PB: 0 SB: 1 CS: 0								
PITCHER	IP	WLS	BF	H	R	ER	SO	BB	IBB	HBP	BLK	WP	HR	S	P	ERA	WHIP										
Rick Mahler, R ERA: 2.23 (1, 1)	4.0	L	22	7	3	3	2	1	0	1	0	0	0	24	29	6.75	2.000										
Preston Hanna, R ERA: 4.85 (5, 1)	2.0		10	4	2	2	0	1	0	0	0	0	0	9	13	9.00	2.500										
Al Hrabosky, L ERA: 0.9 (7, 1)	2.0		7	1	0	0	1	0	0	0	0	0	0	9	9	0.00	0.500										

AB 34
R 1
H 8
RBI 1
BB 1
SO 6
LOB 12



AB 35
R 5
H 12
RBI 5
SO 3
LOB 21



Batter	1	2	3	4	5	6	7	8	9	AB	R	H	RBI	BB	SO	LOB	TOP										
Terry Puhl, L OBP: 0.340, SLG: 0.376 (1, 8)	L8		F8		F8		2B		SH5-3	5	1	3	1	0	0	0											
Craig Reynolds, L OBP: 0.294, SLG: 0.435 (1, 6)	6-3		F8		F8		F8		SH5-3	4	0	1	0	0	0	2											
Cesar Cedeno, R OBP: 0.355, SLG: 0.379 (1, 3)	2B		1B		F7			1B	BB	4	3	3	0	1	0	1											
Jose Cruz, L OBP: 0.312, SLG: 0.428 (1, 7)	1B		E5		F8			1B	F5	5	1	2	0	0	0	3											
Art Howe, R OBP: 0.433, SLG: 0.515 (1, 5)	1B				6-3			6-3		4	0	2	1	1	0	2											
Denny Walling, L OBP: 0.347, SLG: 0.342 (1, 9)		E7	6-3		4-3			BLK	E7	5	0	2	3	0	0	3											
Alan Ashby, S OBP: 0.361, SLG: 0.306 (1, 2)					F7		SH1-4		6-3	5	1	2	0	0	0	3											
Joe Pittman, R OBP: 0.385, SLG: 0.382 (1, 4)		L9-3			5-3		F9			3	0	0	0	1	0	3											
Don Sutton, R (1, 1)		5-3			4-3		SH1-4		6-3	3	0	0	0	0	0	3											
Inning Stats	R: 1 E: 0 K: 0 S: 5	H: 3 LOB: 2 BB: 0 P: 5	R: 0 E: 1 K: 0 S: 4	H: 1 LOB: 1 BB: 0 P: 4	R: 0 E: 1 K: 0 S: 6	H: 3 LOB: 3 BB: 0 P: 6	R: 0 E: 0 K: 0 S: 3	H: 0 LOB: 0 BB: 0 P: 3	R: 0 E: 0 K: 0 S: 3	H: 0 LOB: 0 BB: 0 P: 3	R: 1 E: 0 K: 0 S: 5	H: 2 LOB: 1 BB: 0 P: 5	R: 2 E: 0 K: 0 S: 6	H: 3 LOB: 2 BB: 2 P: 10	R: 2 E: 1 K: 0 S: 5	H: 2 LOB: 2 BB: 2 P: 13	1B: 13 2B: 3 3B: 0 HR: 0	SF: 0 SAC: 2 DP: 1 HBP: 0	WP: 0 PA: 43 PB: 0 SB: 0 CS: 2								
PITCHER	IP	WLS	BF	H	R	ER	SO	BB	IBB	HBP	BLK	WP	HR	S	P	ERA	WHIP										
Rick Wise, R ERA: 3.44 (1, 1)	6.2	L	27	9	2	2	0	0	0	0	0	0	0	27	27	2.70	1.350										
Danny Boone, L ERA: 2.42 (7, 1)	1.1		9	4	2	2	0	0	1	0	1	0	0	8	12	13.50	3.000										
Gary Lucas, L ERA: 2.81 (9, 1)	1.0		7	2	2	2	0	1	1	0	0	0	0	5	13	18.00	3.000										

Houston Astros @ San Diego Padres
Jack Murphy Stadium, San Diego, CA
Wed Jun 03 1981, 10:05 PM EDT
Att: 10,023 - Unknown

AB	38
R	6
H	15
RBI	5
BB	3
SO	0
LOB	20



Batter	1	2	3	4	5	6	7	8	9	AB	R	H	RBI	BB	SO	LOB	BOTTOM										
Ozzie Smith, S OBP: 0.330, SLG: 0.282 (1, 6)	4-3		B5-3		4-3			5-3		4	0	0	0	0	0	1											
Ruppert Jones, L OBP: 0.315, SLG: 0.339 (1, 8)	K		F2			SH1-3		1B		4	0	2	0	0	1	0											
Gene Richards, L OBP: 0.348, SLG: 0.383 (1, 7)					1-3	SH1-3		3-1		3	1	2	0	0	0	1											
Broderick Perkins, L OBP: 0.347, SLG: 0.474 (1, 3)	F3				1-3	6-3			5-3	4	0	0	1	0	0	2											
Terry Kennedy, L OBP: 0.344, SLG: 0.368 (1, 2)					F8		3-1		K	4	0	1	0	0	1	1											
Luis Salazar, R OBP: 0.309, SLG: 0.400 (1, 5)					F7			FC5-6	F8	4	0	1	0	0	0	1											
Joe Lefebvre, L OBP: 0.333, SLG: 0.385 (1, 9)			K				FC5-6			3	0	0	0	0	2	2											
Juan Bonilla, R OBP: 0.331, SLG: 0.351 (1, 4)			FC4-6				G3			3	0	1	0	0	0	2											
Rick Wise, R OBP: 0.071, SLG: 0.143 (1, 1)										1	0	0	0	0	1	0											
Danny Boone, L OBP: 1.000, SLG: 1.000 (7, 1)										0	0	0	0	0	0	0											
Jerry Turner, L OBP: 0.381, SLG: 0.412 (6, PH)										1	0	0	0	0	1	0											
Gary Lucas, L OBP: 0.167, SLG: 0.167 (9, 1)										0	0	0	0	0	0	0											
Inning Stats	R: 0 E: 0 K: 1 S: 6	H: 1 LOB: 1 BB: 0 P: 6	R: 0 E: 0 K: 1 S: 6	H: 1 LOB: 1 BB: 0 P: 6	R: 0 E: 0 K: 1 S: 5	H: 0 LOB: 0 BB: 0 P: 5	R: 1 E: 0 K: 0 S: 4	H: 1 LOB: 0 BB: 0 P: 4	R: 0 E: 0 K: 0 S: 3	H: 1 LOB: 1 BB: 0 P: 3	R: 0 E: 0 K: 1 S: 6	H: 1 LOB: 1 BB: 0 P: 6	R: 0 E: 0 K: 1 S: 5	H: 0 LOB: 0 BB: 0 P: 5	1B: 5 2B: 1 3B: 1 HR: 0	SF: 0 SAC: 2 DP: 0 HBP: 0	WP: 0 PA: 33 PB: 0 SB: 0 CS: 1										
PITCHER	IP	WLS	BF	H	R	ER	SO	BB	IBB	HBP	BLK	WP	HR	S	P	ERA	WHIP										
Don Sutton, R ERA: 3.33 (1, 1)	9.0	W	33	7	1	1	6	0	0	0	0	0	0	45	45	1.00	0.778										

Houston Astros @ San Diego Padres
Jack Murphy Stadium, San Diego, CA
Wed Jun 03 1981, 10:05 PM EDT
Att: 10,023 - Unknown

AB	31
R	1
H	7
RBI	1
BB	0
SO	6
LOB	10



Batter	1	2	3	4	5	6	7	8	9	10	11	12	13	AB	R	H	RBI	BB	SO	LOB	TOP																																							
Ozzie Smith, S OBP: 0.328, SLG: 0.278 (1.6)	5-3		L6			4-3		L5			1-3		G3	6	0	0	0	0	0	1																																								
Ruppert Jones, L OBP: 0.313, SLG: 0.328 (1.8)	P5			K		F8		4-3			K		G3	6	0	0	0	0	2	1																																								
Gene Richards, L OBP: 0.346, SLG: 0.389 (1.7)	G3			P5		E6		4-3						5	1	2	0	0	0	0																																								
Terry Kennedy, L OBP: 0.342, SLG: 0.375 (1.2)		L3								L6				5	0	2	0	0	0	1																																								
Randy Bass, L OBP: 0.305, SLG: 0.384 (1.3)	K			K		F8				G3			F8	5	0	0	0	0	2	2																																								
Joe Lefebvre, L OBP: 0.344, SLG: 0.390 (1.9)													L7	4	0	2	0	1	1	0																																								
Luis Salazar, R OBP: 0.307, SLG: 0.393 (1.5)				K		5-3		SH1-3			K		6-3	4	0	0	0	0	2	2																																								
Juan Bonilla, R OBP: 0.338, SLG: 0.357 (1.4)			6-3					6-3			6-3			5	0	2	0	0	0	1																																								
Juan Eichelberger, R OBP: 0.296, SLG: 0.297 (7.1)														2	0	0	0	0	1	2																																								
Jerry Turner, L OBP: 0.296, SLG: 0.296 (10.1)				K		G6-3		F7			G3		SH1-4	1	0	0	0	0	0	0																																								
Inning Stats	R: 0 H: 0 E: 0 K: 0 S: 3 H: 0 LOB: 0 BB: 0 P: 3					R: 0 H: 1 E: 0 K: 1 S: 5 H: 0 LOB: 0 BB: 0 P: 5					R: 0 H: 1 E: 0 K: 2 S: 8 H: 1 LOB: 1 BB: 0 P: 8					R: 0 H: 1 E: 0 K: 1 S: 5 H: 2 LOB: 1 BB: 0 P: 5					R: 0 H: 0 E: 0 K: 1 S: 5 H: 0 LOB: 0 BB: 0 P: 5					R: 0 H: 1 E: 0 K: 1 S: 6 H: 1 LOB: 1 BB: 0 P: 6					R: 0 H: 0 E: 0 K: 0 S: 3 H: 0 LOB: 0 BB: 0 P: 3					R: 0 H: 1 E: 0 K: 0 S: 4 H: 1 LOB: 1 BB: 0 P: 4					R: 0 H: 0 E: 0 K: 0 S: 4 H: 0 LOB: 0 BB: 0 P: 4					R: 0 H: 1 E: 0 K: 0 S: 2 H: 1 LOB: 2 BB: 2 P: 10					1B: 6 SF: 0 2B: 1 SAC: 2 3B: 1 DP: 1 HR: 0 HBP: 0					W/P: 0 PA: 47 P/B: 0 SB: 1 CS: 0				
PITCHER	Silvio Martinez, R ERA: 4.21 IP: 8.0 WLS: 30 BF: 6 H: 1 R: 1 ER: 1 SO: 5 BB: 1 IBB: 0 HBP: 0 BLK: 0 WP: 0 HR: 0 S: 39 P: 43 ERA: 1.12 WHIP: 0.875					Bruce Sutter, R ERA: 3.41 IP: 3.0 WLS: 10 BF: 1 H: 0 R: 0 ER: 0 SO: 3 BB: 0 IBB: 0 HBP: 0 BLK: 0 WP: 0 HR: 0 S: 16 P: 16 ERA: 0.00 WHIP: 0.333					Jim Kaat, L ERA: 1.8 IP: 2.0 WLS: 7 BF: 1 H: 0 R: 0 ER: 0 SO: 0 BB: 0 IBB: 0 HBP: 0 BLK: 0 WP: 0 HR: 0 S: 7 P: 7 ERA: 0.00 WHIP: 0.500																																																	

San Diego Padres @ St. Louis Cardinals
 Busch Stadium, St. Louis, MO
 Fri Jun 05 1981, 7:05 PM CDT
 Att: 16,832 - Cloudy

AB 44
 R 1
 H 8
 RBI 0
 BB 1
 SO 8
 LOB 11



Batter	1	2	3	4	5	6	7	8	9	10	11	12	13	AB	R	H	RBI	BB	SO	LOB	BOTTOM																													
Tom Herr, S OBP: 0.362, SLG: 0.401 (1.4)	4-1 BLK					F8		K			CI		SH1-4	3	0	1	0	2	1	2																														
Gary Templeton, S OBP: 0.296, SLG: 0.383 (1.6)	4-1	1-6-3		P4		4-3				L7				6	0	1	0	1	0	7																														
Keith Hernandez, L OBP: 0.394, SLG: 0.451 (1.3)	K			P6		F7		6-3		1-3			P6	7	0	1	1	0	1	7																														
George Hendrick, R OBP: 0.354, SLG: 0.477 (1.8)	1-3									F7			G3	6	0	1	0	0	1	4																														
Dane Iorg, L OBP: 0.316, SLG: 0.413 (1.7)										L9			F7	6	1	2	0	0	0	1																														
Ken Oberkfell, L OBP: 0.350, SLG: 0.345 (1.5)														5	0	1	0	1	0	2																														
Sixto Lezcano, R OBP: 0.398, SLG: 0.371 (1.9)														5	0	2	0	1	0	3																														
Orlando Sanchez, L OBP: 0.367, SLG: 0.444 (1.2)														2	0	0	1	0	1	2																														
Gene Tenace, R OBP: 0.375, SLG: 0.356 (8. PH) (9.2)														3	0	1	0	0	1	1																														
Silvio Martinez, R ERA: 2.84 (7.1)														3	0	3	0	0	0	0																														
Steve Braun, L ERA: 0.33 (10.1)														0	0	0	0	0	0	0																														
Inning Stats	R: 0 H: 0 E: 0 K: 1 S: 5 H: 0 LOB: 1 BB: 1 P: 9					R: 1 H: 2 E: 0 K: 2 S: 9 H: 2 LOB: 2 BB: 0 P: 9					R: 0 H: 1 E: 0 K: 0 S: 4 H: 1 LOB: 1 BB: 0 P: 4					R: 0 H: 1 E: 0 K: 1 S: 5 H: 1 LOB: 0 BB: 0 P: 5					R: 0 H: 0 E: 0 K: 0 S: 3 H: 0 LOB: 0 BB: 0 P: 3					R: 0 H: 1 E: 1 K: 0 S: 5 H: 1 LOB: 3 BB: 1 P: 9					R: 0 H: 1 E: 0 K: 1 S: 6 H: 1 LOB: 1 BB: 0 P: 6					R: 1 H: 1 E: 0 K: 0 S: 2 H: 1 LOB: 2 BB: 2 P: 10					1B: 10 SF: 1 2B: 2 SAC: 1 3B: 1 DP: 0 HR: 0 HBP: 0					W/P: 0 PA: 57 P/B: 0 SB: 0 CS: 1				
PITCHER	Juan Eichelberger, R ERA: 2.84 IP: 6.0 WLS: 30 BF: 8 H: 1 R: 1 ER: 1 SO: 4 BB: 4 IBB: 0 HBP: 0 BLK: 0 WP: 0 HR: 0 S: 32 P: 48 ERA: 1.50 WHIP: 2.000					Danny Boone, L ERA: 2.17 (7.1) IP: 3.0 WLS: 10 BF: 2 H: 0 R: 0 ER: 0 SO: 1 BB: 0 IBB: 0 HBP: 0 BLK: 0 WP: 0 HR: 0 S: 12 P: 12 ERA: 0.00 WHIP: 0.667					John Ujnias, R ERA: 0.33 (10.1) IP: 1.1 WLS: 7 BF: 1 H: 0 R: 0 ER: 0 SO: 1 BB: 0 IBB: 0 HBP: 0 BLK: 0 WP: 0 HR: 0 S: 6 P: 10 ERA: 0.00 WHIP: 1.500					Gary Lucas, L ERA: 2.04 (11.1) IP: 1.2 WLS: 6 BF: 1 H: 0 R: 0 ER: 0 SO: 0 BB: 0 IBB: 0 HBP: 0 BLK: 0 WP: 0 HR: 0 S: 8 P: 8 ERA: 0.00 WHIP: 0.600					John Curtis, L ERA: 6.29 (13.1) IP: 0.1 WLS: 4 BF: 1 H: 1 R: 1 ER: 1 SO: 1 BB: 1 IBB: 0 HBP: 0 BLK: 0 WP: 0 HR: 0 S: 2 P: 10 ERA: 27.00 WHIP: 6.000																													

San Diego Padres @ St. Louis Cardinals
 Busch Stadium, St. Louis, MO
 Fri Jun 05 1981, 7:05 PM CDT
 Att: 16,832 - Cloudy

AB 47
 R 2
 H 13
 RBI 2
 BB 7
 SO 5
 LOB 30



Batter	1	2	3	4	5	6	7	8	9	AB	R	H	RBI	BB	SO	LOB	TOP			
Ozzie Smith, S OBP: 0.326, SLG: 0.277 (1, 6)	0-0 1-3		0-0 1B		0-0 P4		0-0 4-3			4	1	1	0	0	0	0				
Juan Bonilla, R OBP: 0.342, SLG: 0.375 (1, 4)	0-0 4-3		0-0 BB 1B		0-0 5-3			0-0 8-2		4	0	2	0	0	0	0				
Gene Richards, L OBP: 0.349, SLG: 0.388 (1, 7)	0-0 1-3		0-0 BB 1B		0-0 6-3			1-0 8-2 HBP		3	0	1	1	0	0	0				
Luis Salazar, R OBP: 0.301, SLG: 0.385 (1, 8)		0-0 F8	0-0 P6			0-3 K		0-0 8-2		4	0	0	0	0	1	4				
Terry Kennedy, L OBP: 0.340, SLG: 0.369 (1, 2)		0-0 6-3	4-0 BB		0-0 F8			0-0 P4		3	0	0	0	1	0	1				
Barry Evans, R OBP: 0.385, SLG: 0.379 (1, 5)		0-0 FC5 1B	0-0 F7		0-0 1B			0-0 F7		4	0	2	0	0	0	3				
Randy Bass, L OBP: 0.330, SLG: 0.382 (6, 1)		0-0 1B		0-3 K		0-0 L9		0-3 K		3	0	1	0	0	1	1	AB 33			
John Littlefield, R OBP: 0.250, SLG: 0.250 (8, 1)		1-2 1B								0	0	0	0	0	0	0	R 1			
Steve Swisher, R OBP: 0.261, SLG: 0.190 (8, PH)		2-3 1B								1	0	0	0	0	1	0	H 7			
Dave Edwards, R OBP: 0.143, SLG: 0.185 (1, 9)		0-0 FC5	0-0 F9		0-0 F9		0-0 F9	0-0 F8		4	0	0	0	0	0	2	RBI 1			
Tim Lollar, L OBP: 0.222, SLG: 0.556 (5, 1)			0-0 F7		0-0 F7					2	0	0	0	0	0	0	BB 1			
Mike Armstrong, R OBP: 0.342, SLG: 0.468 (6, 3)							0-0 4-3			0	0	0	0	0	0	0	SO 3			
Broderick Perkins, L OBP: 0.342, SLG: 0.468 (6, 3)										1	0	0	0	0	0	0	LOB 11			
Inning Stats	R: 0 E: 0 K: 0 S: 3	H: 0 LOB: 0 BB: 0 P: 3	R: 0 E: 0 K: 0 S: 5	H: 2 LOB: 2 BB: 0 P: 5	R: 1 E: 0 K: 0 S: 6	H: 3 LOB: 3 BB: 1 P: 10	R: 0 E: 0 K: 1 S: 5	H: 0 LOB: 0 BB: 0 P: 5	R: 0 E: 0 K: 0 S: 3	H: 1 LOB: 1 BB: 0 P: 6	R: 0 E: 0 K: 0 S: 3	H: 0 LOB: 0 BB: 0 P: 3	R: 0 E: 0 K: 0 S: 3	H: 1 LOB: 1 BB: 0 P: 4	R: 0 E: 0 K: 1 S: 5	H: 0 LOB: 0 BB: 0 P: 5	1B: 6 2B: 1 3B: 1 HR: 0	SF: 0 SAC: 0 DP: 1 HBP: 1	WP: 0 PB: 0 SB: 0 CS: 0	PA: 35
PITCHER John Martin, L ERA: 1.93 (1, 1)	IP: 9.0 WLS: W BF: 35 H: 7 R: 1 ER: 1 SO: 3 BB: 1 IBB: 0 HBP: 1 BLK: 0 WP: 0 HR: 0 S: 39 P: 44 ERA: 1.00 WHIP: 0.889																			

San Diego Padres @ St. Louis Cardinals
 Busch Stadium, St. Louis, MO
 Sat Jun 06 1981, 7:05 PM CDT
 Att. 20,662 - Cloudy

AB	33
R	1
H	7
RBI	1
BB	1
SO	3
LOB	11



Batter	1	2	3	4	5	6	7	8	9	AB	R	H	RBI	BB	SO	LOB	BOTTOM	
Tom Herr, S OBP: 0.363, SLG: 0.401 (1, 4)	0-3 K		0-3 K	0-0 6-3		0-0 1B		0-0 BB		5	1	2	1	0	2	0		
Garry Templeton, S OBP: 0.306, SLG: 0.391 (1, 6)	0-0 F8		0-0 F8		0-0 CS	0-0 2B		4-0 HR		4	1	2	1	1	0	0		
Keith Hernandez, L OBP: 0.385, SLG: 0.464 (1, 3)	0-0 4-3		4-0 1B		0-0 P6	0-0 F9		0-0 HR		4	2	1	4	1	0	3		
George Hendrick, R OBP: 0.360, SLG: 0.475 (1, 9)		4-0 1B	0-0 1B		4-0 E 1B	0-0 2-1	0-0 F9	0-0 6-3		3	3	1	0	2	0	0		
Sixto Lezcano, R OBP: 0.399, SLG: 0.373 (1, 7)		0-0 F8	0-0 2B		0-0 CS	0-0 4-3		0-3 K		5	0	2	2	0	1	1		
Ken Oberkfell, L OBP: 0.364, SLG: 0.359 (1, 5)		4-0 SF9	0-0 1B		0-0 CS	0-0 SH5-4	4-0 BB			2	1	2	1	2	0	0		
Tito Landrum, R OBP: 0.250, SLG: 0.367 (1, 8)		0-0 1B	0-0 K		0-0 CS	0-0 1B	0-0 F2			4	1	2	0	0	1	3	AB 33	
Glenn Brummer, R OBP: 0.333, SLG: 0.375 (1, 2)		0-0 SF9		0-3 K		0-0 SH5-4		0-0 6-3		2	0	0	1	0	1	0	R 11	
John Martin, S OBP: 0.231, SLG: 0.385 (1, 1)		0-0 5-3		0-3 K		0-0 1B		0-0 BB		4	2	2	1	0	1	2	H 14	
Inning Stats	R: 0 E: 0 K: 1 S: 5	H: 0 LOB: 0 BB: 0 P: 5	R: 1 E: 0 K: 0 S: 4	H: 1 LOB: 2 BB: 2 P: 12	R: 2 E: 0 K: 2 S: 10	H: 3 LOB: 2 BB: 1 P: 14	R: 0 E: 0 K: 2 S: 7	H: 0 LOB: 0 BB: 0 P: 7	R: 1 E: 1 K: 0 S: 3	H: 2 LOB: 1 BB: 1 P: 7	R: 0 E: 0 K: 0 S: 3	H: 0 LOB: 0 BB: 1 P: 7	R: 4 E: 0 K: 1 S: 8	H: 3 LOB: 0 BB: 1 P: 12	1B: 11 2B: 2 3B: 0 HR: 1	SF: 1 SAC: 1 DP: 0 HBP: 0	WP: 0 PB: 0 SB: 0 CS: 2	PA: 42
PITCHER Tim Lollar, L ERA: 7.25 (1, 1)	IP: 4.1 WLS: L BF: 21 H: 5 R: 4 ER: 3 SO: 3 BB: 3 IBB: 0 HBP: 0 BLK: 0 WP: 0 HR: 0 S: 28 P: 40 ERA: 6.23 WHIP: 1.846																	
Mike Armstrong, R ERA: 27.0 (5, 1)	IP: 1.0 WLS: 7 BF: 5 H: 3 R: 3 ER: 3 SO: 0 BB: 1 IBB: 0 HBP: 0 BLK: 0 WP: 0 HR: 6 S: 10 P: 10 ERA: 27.00 WHIP: 6.000																	
John Littlefield, R ERA: 6.03 (6, 1)	IP: 2.0 WLS: 12 BF: 4 H: 4 R: 4 ER: 4 SO: 0 BB: 2 IBB: 0 HBP: 0 BLK: 0 WP: 1 HR: 9 S: 17 P: 17 ERA: 18.00 WHIP: 3.000																	
John Urrea, R ERA: 0.33 (8, 1)	IP: 0.2 WLS: 2 BF: 0 H: 0 R: 0 ER: 0 SO: 1 BB: 0 IBB: 0 HBP: 0 BLK: 0 WP: 0 HR: 4 S: 4 P: 4 ERA: 0.00 WHIP: 0.000																	

San Diego Padres @ St. Louis Cardinals
 Busch Stadium, St. Louis, MO
 Sat Jun 06 1981, 7:05 PM CDT
 Att. 20,662 - Cloudy

AB	33
R	11
H	14
RBI	11
BB	6
SO	6
LOB	9



Batter	1	2	3	4	5	6	7	8	9	AB	R	H	RBI	BB	SO	LOB	TOP		
Ozzie Smith, S OBP: 0.328, SLG: 0.277 (1, 6)	F8		E6 HR	1B		F9			G6-4-3 BB BB	4	2	1	1	1	0	1			
Gene Richards, L OBP: 0.358, SLG: 0.407 (1, 7)	BB		HR	1B		6-3			G6-4-3 BB	3	1	2	4	2	0	0			
Juan Bonilla, R OBP: 0.338, SLG: 0.376 (1, 4)	F7		1B	2B		FC6			G6-4-3	5	0	1	0	0	0	4			
Luis Salazar, R OBP: 0.298, SLG: 0.380 (1, 8)	K		1B			E1 F8 G3			F8	5	0	1	0	0	1	2			
Barry Evans, R OBP: 0.362, SLG: 0.355 (1, 5)		5-3	L6			G3			P6	4	0	0	0	0	0	3			
Broderick Perkins, L OBP: 0.340, SLG: 0.469 (1, 3)	4-3		G3			F8			2B	4	0	1	0	0	0	3			
Dave Edwards, R OBP: 0.155, SLG: 0.196 Joe Lefebvre, L OBP: 0.346, SLG: 0.387 (5, PH) (5, 9)	6-3			1B		1B			P6	2	1	1	0	0	0	0			
Steve Swisher, R OBP: 0.222, SLG: 0.160 (1, 2)			5-3	F8		F8			K	4	0	0	0	0	1	4			
Chris Welsh, L OBP: 0.130, SLG: 0.091 (1, 1)			E5 HR	1B		F8			F8	4	1	1	0	0	0	2			
Inning Stats	R: 0 E: 0 K: 1 S: 5	H: 0 LOB: 1 BB: 1 P: 9	R: 0 E: 0 K: 0 S: 3	H: 0 LOB: 0 BB: 0 P: 3	R: 3 E: 2 K: 0 S: 8	H: 4 LOB: 2 BB: 0 P: 8	R: 2 E: 0 K: 0 S: 6	H: 3 LOB: 1 BB: 0 P: 6	R: 0 E: 1 K: 0 S: 4	H: 0 LOB: 2 BB: 1 P: 8	R: 0 E: 0 K: 0 S: 3	H: 0 LOB: 0 BB: 0 P: 3	R: 0 E: 0 K: 1 S: 6	H: 1 LOB: 1 BB: 0 P: 6	R: 0 E: 0 K: 0 S: 2	H: 0 LOB: 1 BB: 2 P: 10	1B: 5 2B: 2 3B: 0 HR: 1	SF: 0 SAC: 0 DP: 1 HBP: 0	WP: 0 PA: 40 PB: 0 SB: 1 CS: 0
PITCHER	IP	WLS	BF	H	R	ER	SO	BB	IBB	HBP	BLK	WP	HR	S	P	ERA	WHIP		
Bob Shirley, L ERA: 4.59 (1, 1)	3.2	L	20	7	5	4	1	1	0	0	0	0	1	21	25	9.82	2.182		
Mark Littell, R ERA: 3.5 (4, 1)	1.1		6	0	0	0	0	0	1	0	0	0	0	5	9	0.00	0.000		
Bob Sykes, L ERA: 9.22 (6, 1)	2.0		6	0	0	0	0	0	0	0	0	0	0	6	6	0.00	0.000		
Jim Otten, R ERA: 3.72 (8, 1)	2.0		8	1	0	0	1	2	0	0	0	0	0	8	16	0.00	1.500		

San Diego Padres @ St. Louis Cardinals
Busch Stadium, St. Louis, MO
Sun Jun 07 1981, 3:33 AM CDT
Att: 23,997 - Sunny

AB	36
R	5
H	8
RBI	5
BB	4
SO	2
LOB	20



Batter	1	2	3	4	5	6	7	8	9	AB	R	H	RBI	BB	SO	LOB	BOTTOM				
Tom Herr, S OBP: 0.365, SLG: 0.404 (1, 4)	B3		1B			6-3				4	0	2	0	0	0	0					
Garry Templeton, S OBP: 0.305, SLG: 0.388 (1, 6)	5-3		1B			4-3			5-3	4	0	1	0	0	0	1					
Keith Hernandez, L OBP: 0.377, SLG: 0.454 (1, 3)	4-3		K			F8			6-3	4	0	0	0	0	1	3					
George Hendrick, R OBP: 0.358, SLG: 0.486 (1, 9)		K				5-3			F9	4	1	1	1	0	1	1					
Sixto Lezcano, R OBP: 0.401, SLG: 0.377 (1, 7)		FC6-4 1B				1-6-3 1B			E3	4	0	2	0	0	0	0					
Ken Oberkfell, L OBP: 0.361, SLG: 0.357 (1, 5)		FC6-4 1-2				1-6-3			K	4	0	1	0	0	1	3					
Tito Landrum, R OBP: 0.222, SLG: 0.324 (1, 8)		K				F8			F9	4	0	0	0	0	1	4					
Gene Tenace, R OBP: 0.369, SLG: 0.348 (1, 2)			4-3			F7			F7	4	0	1	0	0	0	1					
Bob Shirley, R OBP: 0.283, SLG: 0.063 (1, 1)			K			1-3			FC6-4	1	0	0	0	0	1	0					
Mark Littell, L OBP: 0.200, SLG: 0.200 (4, 1)										0	0	0	0	0	0	0					
Glenn Summer, R OBP: 0.318, SLG: 0.353 (5, PH)										0	0	0	0	0	0	0					
Bob Sykes, S OBP: 0.299, SLG: 0.230 (6, 1)										0	0	0	0	0	0	0					
Julio Gonzalez, R OBP: 0.299, SLG: 0.230 (7, PH)										0	0	0	0	0	0	1					
Jim Otten, R OBP: 0.299, SLG: 0.230 (8, 1)										0	0	0	0	0	0	0					
Inning Stats	R: 0 E: 0 K: 0 S: 3	H: 0 LOB: 0 BB: 0 P: 3	R: 0 E: 0 K: 2 S: 8	H: 1 LOB: 1 BB: 0 P: 8	R: 0 E: 0 K: 2 S: 9	H: 2 LOB: 2 BB: 0 P: 9	R: 0 E: 0 K: 0 S: 4	H: 1 LOB: 1 BB: 0 P: 4	R: 0 E: 0 K: 0 S: 3	H: 0 LOB: 0 BB: 0 P: 3	R: 1 E: 0 K: 0 S: 4	H: 1 LOB: 0 BB: 0 P: 4	R: 0 E: 0 K: 0 S: 4	H: 2 LOB: 1 BB: 0 P: 4	R: 0 E: 0 K: 0 S: 4	H: 1 LOB: 1 BB: 0 P: 4	R: 0 E: 1 K: 1 S: 6	H: 0 LOB: 1 BB: 0 P: 6	1B: 7 2B: 0 3B: 0 HR: 1	SF: 0 SAC: 0 DP: 1 HBP: 0	WP: 0 PA: 35 PB: 0 SB: 1 CS: 0
PITCHER	IP	WLS	BF	H	R	ER	SO	BB	IBB	HBP	BLK	WP	HR	S	P	ERA	WHIP				
Chris Welsh, L ERA: 2.89 (1, 1)	9.0	W	35	8	1	1	5	0	0	0	0	0	1	45	45	1.00	0.889				

San Diego Padres @ St. Louis Cardinals
Busch Stadium, St. Louis, MO
Sun Jun 07 1981, 3:33 AM CDT
Att: 23,997 - Sunny

AB	35
R	1
H	8
RBI	1
BB	0
SO	5
LOB	14



Batter	1	2	3	4	5	6	7	8	9	AB	R	H	RBI	BB	SO	LOB	TOP								
Ozzie Smith, S OBP: 0.333, SLG: 0.281 (1, 6)	0-0 BB 1B	0-0 FC4-6 1B	4-0 BB		0-0 6-3			0-0 2-3		4	0	2	0	1	0	0	San Diego Padres @ Pittsburgh Pirates Three Rivers Stadium, Pittsburgh, PA Tue Jun 09 1981, 7:05 PM EDT Att: 9,145 - Unknown livebaseballscorecards.com								
Gene Richards, L OBP: 0.355, SLG: 0.402 (1, 7)	0-3 K	0-0 FC4-6 1-2 2-3 1B	0-0 F8		0-0 G3			0-0 S 1B		5	0	1	0	0	1	6									
Terry Kennedy, L OBP: 0.347, SLG: 0.372 (1, 2)	4-0 FC4 1-2 BB		0-0 BB 1B	0-0 HR 1B				0-0 F7 1-2		4	2	2	0	1	0	1									
Randy Bass, L OBP: 0.350, SLG: 0.407 Brodieck Perkins, L OBP: 0.340, SLG: 0.469 (1, 3) (8, 3)	0-0 P4		0-0 F7	0-0 HR 1-H				0-0 L6		5	1	1	2	0	0	4									
Ruppert Jones, L OBP: 0.320, SLG: 0.332 (1, 8)	0-0 FC4 1-2		0-0 BB 1B	4-0 CS BB				0-0 P8		0	0	0	0	0	0	0									
Joe Lefebvre, L OBP: 0.353, SLG: 0.411 (1, 9)		0-0 1B S 1B	4-0 E 2B 1-2 2-3 BB	0-0 HR 1-2				0-0 4-3		4	1	2	0	1	0	2									
Luis Salazar, R OBP: 0.296, SLG: 0.376 (1, 5)		0-0 6-3 1-2	0-0 E6 2B 1-3 2-H 3-H 1B	0-3 K				0-0 F8		5	1	1	2	0	1	1									
Juan Bonilla, R OBP: 0.335, SLG: 0.368 (1, 4)		4-0 1B BB	0-0 P6	0-0 L5				0-0 6-3		3	0	0	0	1	0	2									
Steve Mura, R OBP: 0.129, SLG: 0.161 Gary Lucas, L OBP: 0.167, SLG: 0.167 (1, 1) (8, 1)	0-0 P2		0-0 1-H 3-H 2B		0-0 P4			0-0 6-3		4	0	1	2	0	0	2									
Inning Stats	R: 0 E: 0 K: 1 S: 6	H: 1 LOB: 2 BB: 1 P: 10	R: 0 E: 0 K: 0 S: 5	H: 2 LOB: 3 BB: 1 P: 9	R: 4 E: 1 K: 0 S: 7	H: 4 LOB: 2 BB: 2 P: 15	R: 3 E: 0 K: 1 S: 7	H: 3 LOB: 0 BB: 1 P: 11	R: 0 E: 0 K: 0 S: 3	H: 0 LOB: 0 BB: 0 P: 3	R: 0 E: 0 K: 0 S: 4	H: 1 LOB: 1 BB: 0 P: 4	R: 0 E: 0 K: 0 S: 3	H: 0 LOB: 0 BB: 0 P: 3	R: 0 E: 0 K: 0 S: 4	H: 1 LOB: 1 BB: 0 P: 4	R: 0 E: 0 K: 1 S: 5	H: 0 LOB: 0 BB: 0 P: 5	1B: 9 2B: 1 3B: 0 HR: 2	SF: 0 SAC: 0 DP: 0 HBP: 0	WP: 0 PB: 0 SB: 2 CS: 1	PA: 43			
PITCHER	IP	WLS	BF	H	R	ER	SO	BB	IBB	HBP	BLK	WP	HR	S	P	ERA	WHIP								
Rick Rhoden, R ERA: 3.3 (1, 1)	3.0	L	22	9	6	6	1	4	0	0	0	0	1	20	36	18.00	4.333								
Victor Cruz, R ERA: 2.25 (4, 1)	5.0		18	3	1	1	1	1	0	0	0	0	1	19	23	1.80	0.800								
Grant Jackson, L ERA: 1.96 (9, 1)	1.0		3	0	0	0	1	0	0	0	0	0	0	5	5	0.00	0.000								

Batter	1	2	3	4	5	6	7	8	9	AB	R	H	RBI	BB	SO	LOB	BOTTOM								
Omar Moreno, L OBP: 0.286, SLG: 0.324 (1, 8)	0-0 4-3		0-0 5-3 S 1B		0-0 G3			0-0 L8		4	1	1	1	0	0	0	San Diego Padres @ Pittsburgh Pirates Three Rivers Stadium, Pittsburgh, PA Tue Jun 09 1981, 7:05 PM EDT Att: 9,145 - Unknown livebaseballscorecards.com								
Tim Foli, R OBP: 0.293, SLG: 0.312 (1, 6)	0-0 4-3		0-0 5-3 1-3 1B					0-0 FC4-6 1B		4	0	2	0	0	0	1									
Dave Parker, L OBP: 0.298, SLG: 0.464 (1, 9)	0-0 4-3		0-0 1B					0-0 FC4-6 1-2 CS		4	0	1	1	0	0	2									
Willie Stargell, L OBP: 0.354, SLG: 0.386 (1, 3)		0-0 FC5-4 1B	0-0 K					0-0 1-2 2B		4	0	3	0	0	1	1									
Bill Madlock, R OBP: 0.424, SLG: 0.474 (1, 5)		0-0 FC5-4 1-2 CS						0-0 6-3		4	0	0	0	0	0	3									
Mike Easter, L OBP: 0.354, SLG: 0.524 (1, 7)		0-0 F8 1-2						0-0 L9		4	0	1	0	0	0	1									
Tony Peña, R OBP: 0.316, SLG: 0.371 (1, 2)			0-0 2B 1B		0-3 K			0-0 G5-4-3 1B		4	1	1	0	0	1	2									
Dale Berra, R OBP: 0.369, SLG: 0.394 (1, 4)			0-0 SH1-4 1-H 1B					0-0 F8		3	1	1	1	0	0	0									
Rick Rhoden, R OBP: 0.179, SLG: 0.185 Victor Cruz, R (1, 1) (4, 1)			0-0 SH1-4					0-0 K		0	0	0	0	0	0	0									
Kurt Bevacqua, R OBP: 0.381, SLG: 0.556 Grant Jackson, S (8, PH) (9, 1)								0-0 K		1	1	1	1	0	0	0									
Inning Stats	R: 0 E: 0 K: 0 S: 3	H: 0 LOB: 0 BB: 0 P: 3	R: 0 E: 0 K: 0 S: 3	H: 1 LOB: 0 BB: 0 P: 3	R: 3 E: 0 K: 1 S: 9	H: 4 LOB: 1 BB: 0 P: 9	R: 0 E: 0 K: 1 S: 5	H: 0 LOB: 0 BB: 0 P: 5	R: 0 E: 0 K: 0 S: 4	H: 2 LOB: 1 BB: 0 P: 4	R: 0 E: 0 K: 0 S: 3	H: 1 LOB: 0 BB: 0 P: 3	R: 1 E: 0 K: 0 S: 4	H: 2 LOB: 0 BB: 0 P: 4	R: 0 E: 1 K: 0 S: 4	H: 1 LOB: 1 BB: 0 P: 4	1B: 8 2B: 3 3B: 0 HR: 1	SF: 0 SAC: 1 DP: 3 HBP: 0	WP: 0 PB: 0 SB: 1 CS: 2	PA: 34					
PITCHER	IP	WLS	BF	H	R	ER	SO	BB	IBB	HBP	BLK	WP	HR	S	P	ERA	WHIP								
Steve Mura, R ERA: 4.11 (1, 1)	7.0	W	27	9	4	4	3	0	0	0	0	0	1	33	33	5.14	1.286								
Gary Lucas, L ERA: 2.53 (8, 1)	2.0	S	7	2	0	0	0	0	0	0	0	0	0	7	7	0.00	1.000								

Batter	1	2	3	4	5	6	7	8	9	AB	R	H	RBI	BB	SO	LOB	TOP								
Ozzie Smith, S OBP: 0.328, SLG: 0.276 (1, 6)	6-3		P4			5-3	K			4	0	0	0	0	1	0	San Diego Padres @ Pittsburgh Pirates Three Rivers Stadium, Pittsburgh, PA Wed Jun 10 1981, 7:05 PM EDT Att: 9,450 - Unknown livebaseballscorecards.com								
Gene Richards, L OBP: 0.353, SLG: 0.359 (1, 7)	G3 1B		P9			F8		4-3		4	0	1	0	0	0	0									
Terry Kennedy, L OBP: 0.345, SLG: 0.369 (1, 2)	G3 1-2			4-3		1B HR		3-1		4	1	1	0	0	0	1									
Randy Bass, L OBP: 0.309, SLG: 0.412 Brodieck Perkins, L OBP: 0.340, SLG: 0.469 (8, PR) (8, 3)	3-1			4-3		1B HR		CS 1B		4	1	2	0	0	0	1									
Ruppert Jones, L OBP: 0.323, SLG: 0.351 (1, 8)		3-1				1B HR		CS	K	4	1	2	3	0	1	0									
Joe Lefebvre, L OBP: 0.351, SLG: 0.403 (1, 9)		F8		F7		BB			F7	3	0	0	0	1	0	1									
Luis Salazar, R OBP: 0.304, SLG: 0.388 (1, 5)						L3 1B			2B	4	0	3	0	0	0	1									
Juan Bonilla, R OBP: 0.333, SLG: 0.361 (1, 4)		4-3			L3		5-3		IBB	3	0	0	0	1	0	2									
Juan Eichelberger, R OBP: 0.143, SLG: 0.143 Gary Lucas, L OBP: 0.143, SLG: 0.143 (8, 1)			6-3		5-3		P4		G3	3	0	0	0	0	0	0									
Inning Stats	R: 0 E: 0 K: 0 S: 4	H: 1 LOB: 1 BB: 0 P: 4	R: 0 E: 0 K: 0 S: 4	H: 1 LOB: 1 BB: 0 P: 4	R: 0 E: 0 K: 0 S: 3	H: 0 LOB: 0 BB: 0 P: 3	R: 0 E: 0 K: 0 S: 4	H: 1 LOB: 1 BB: 0 P: 4	R: 0 E: 0 K: 0 S: 3	H: 1 LOB: 0 BB: 0 P: 3	R: 3 E: 0 K: 0 S: 6	H: 3 LOB: 1 BB: 1 P: 10	R: 0 E: 0 K: 1 S: 5	H: 0 LOB: 0 BB: 0 P: 5	R: 0 E: 0 K: 0 S: 3	H: 1 LOB: 1 BB: 0 P: 3	R: 0 E: 0 K: 1 S: 6	H: 1 LOB: 2 BB: 1 P: 10	1B: 7 2B: 2 3B: 0 HR: 1	SF: 0 SAC: 0 DP: 1 HBP: 0	WP: 0 PB: 0 SB: 0 CS: 1	PA: 37			
PITCHER	IP	WLS	BF	H	R	ER	SO	BB	IBB	HBP	BLK	WP	HR	S	P	ERA	WHIP								
Pascual Perez, R ERA: 3.0 (1, 1)	6.0	L	25	7	3	3	0	1	0	0	0	0	1	24	28	4.50	1.333								
Enrique Romo, R ERA: 4.35 (7, 1)	2.0		6	1	0	0	1	0	0	0	0	0	0	8	8	0.00	0.500								
Grant Jackson, L ERA: 1.86 (9, 1)	1.0		5	1	0	0	1	0	1	0	0	0	0	6	10	0.00	1.000								

Batter	1	2	3	4	5	6	7	8	9	AB	R	H	RBI	BB	SO	LOB	BOTTOM								
Omar Moreno, L OBP: 0.295, SLG: 0.332 (1, 8)	CS 1B		CS 1B			3-1		S 1B		4	0	3	1	0	0	0	San Diego Padres @ Pittsburgh Pirates Three Rivers Stadium, Pittsburgh, PA Wed Jun 10 1981, 7:05 PM EDT Att: 9,450 - Unknown livebaseballscorecards.com								
Kurt Bevacqua, R OBP: 0.320, SLG: 0.476 (1, 4)	F9 1-2		CS 1-2	F9		6-3		SF8		3	0	0	1	0	0	1									
Mike Easler, L OBP: 0.351, SLG: 0.515 (1, 9)	K				BB		F7	F7 1-2		3	0	0	0	1	1	2									
Bill Madlock, R OBP: 0.426, SLG: 0.471 (1, 5)		K		F9			E WP BB		SH2-4 1B	3	0	1	0	1	1	1									
Jason Thompson, L OBP: 0.327, SLG: 0.376 Phil Garner, R OBP: 0.362, SLG: 0.392 (9, PH)		4-3		F8			E BB		SH2-4	2	0	0	0	1	0	1									
John Milner, L OBP: 0.294, SLG: 0.289 Lee Lacy, R OBP: 0.306, SLG: 0.379 (9, PH)		F8			P4		P6 1-2 2-3		K	3	0	0	0	0	0	2									
Dale Berra, R OBP: 0.357, SLG: 0.379 (1, 6)			F8		F7		K		L5	4	0	0	0	0	1	3									
Steve Nicosia, R OBP: 0.303, SLG: 0.327 (1, 2)			P7		6-3			F9		3	0	0	0	0	0	0									
Pascual Perez, R OBP: 0.342, SLG: 0.364 Tim Lincecum, R OBP: 0.295, SLG: 0.310 Enrique Romo, R OBP: 0.305, SLG: 0.476 Dave Parker, L OBP: 0.102, SLG: 0.000 Eddie Solomon, R OBP: 0.102, SLG: 0.000 Grant Jackson, S (9, 1)						F9		1B SF8 2B		1	1	1	0	0	0	0									
Inning Stats	R: 0 E: 0 K: 1 S: 5	H: 1 LOB: 0 BB: 0 P: 5	R: 0 E: 0 K: 1 S: 5	H: 0 LOB: 0 BB: 0 P: 5	R: 1 E: 0 K: 0 S: 4	H: 2 LOB: 0 BB: 0 P: 4	R: 0 E: 0 K: 0 S: 3	H: 0 LOB: 1 BB: 1 P: 7	R: 0 E: 0 K: 0 S: 3	H: 0 LOB: 0 BB: 0 P: 3	R: 0 E: 1 K: 1 S: 5	H: 0 LOB: 2 BB: 2 P: 13	R: 0 E: 0 K: 0 S: 5	H: 2 LOB: 1 BB: 0 P: 5	R: 0 E: 0 K: 1 S: 6	H: 1 LOB: 1 BB: 0 P: 6	1B: 4 2B: 1 3B: 1 HR: 0	SF: 1 SAC: 1 DP: 0 HBP: 0	WP: 1 PB: 0 SB: 1 CS: 2	PA: 35					
PITCHER	IP	WLS	BF	H	R	ER	SO	BB	IBB	HBP	BLK	WP	HR	S	P	ERA	WHIP								
Juan Eichelberger, R ERA: 2.8 (1, 1)	7.1	W	27	4	2	2	3	3	0	0	0	0	0	30	42	2.46	0.955								
Gary Lucas, L ERA: 2.44 (8, 1)	1.2	S	7	2	0	0	1	0	0	0	0	0	0	9	9	0.00	1.200								

Batter	1	2	3	4	5	6	7	8	9	AB	R	H	RBI	BB	SO	LOB	TOP								
Rufino Linares, R OBP: 0.271, SLG: 0.371 (1, 7)	F9		4-3		F4		F8		SF9	4	0	0	1	0	0	1	Atlanta Braves @ San Diego Padres Jack Murphy Stadium, San Diego, CA Mon Aug 10 1981, 10:05 PM EDT Att: 52,608 - Unknown								
Claudell Washington, L OBP: 0.318, SLG: 0.469 (1, 9)	6-3		6-3		F9		K		4-3	5	0	0	0	0	1	3									
Chris Chambliss, L OBP: 0.349, SLG: 0.376 (1, 3)			F9						F9	3	1	1	0	1	0	0									
Bob Horner, R OBP: 0.346, SLG: 0.441 Jerry Royster, R OBP: 0.210, SLG: 0.267 (8, PR) (8, 5)	F3				K					3	0	1	1	1	1	1									
Dale Murphy, R OBP: 0.313, SLG: 0.384 (1, 8)										3	1	2	0	1	0	1									
Glenn Hubbard, R OBP: 0.313, SLG: 0.350 (1, 4)										3	0	0	0	1	0	5									
Bruce Benedict, R OBP: 0.364, SLG: 0.398 (1, 2)										4	1	1	0	0	0	5									
Rafael Ramirez, R OBP: 0.298, SLG: 0.292 (1, 6)										3	0	1	1	0	0	0									
Phil Niekro, R OBP: 0.271, SLG: 0.271 Al Hrabosky, R OBP: 0.273, SLG: 0.377 Brian Asselstine, L OBP: 0.256, SLG: 0.253 Eddie Miller, R OBP: 0.253 Gene Garber, R OBP: 0.253 Terry Harper, R OBP: 0.262, SLG: 0.369 Rick Camp, R OBP: 0.262 (1, 1) (5, 1) (7, PH) (7, PR) (7, 1) (9, PH) (9, 1)										2	0	0	0	0	1	2									
Inning Stats	R: 0 E: 0 K: 0 S: 4	H: 1 LOB: 1 BB: 0 P: 4	R: 1 E: 0 K: 0 S: 4	H: 2 LOB: 1 BB: 1 P: 8	R: 0 E: 0 K: 1 S: 3	H: 0 LOB: 0 BB: 0 P: 3	R: 0 E: 0 K: 1 S: 6	H: 1 LOB: 1 BB: 0 P: 6	R: 0 E: 0 K: 1 S: 5	H: 0 LOB: 0 BB: 0 P: 5	R: 1 E: 0 K: 0 S: 4	H: 1 LOB: 2 BB: 1 P: 12	R: 0 E: 1 K: 1 S: 5	H: 0 LOB: 2 BB: 1 P: 9	R: 0 E: 0 K: 0 S: 3	H: 0 LOB: 2 BB: 1 P: 7		R: 1 E: 1 K: 1 S: 7	H: 1 LOB: 1 BB: 0 P: 7	1B: 3 2B: 3 3B: 1 HR: 0	SF: 1 SAC: 1 DP: 1 HBP: 0	WP: 0 PB: 1 SB: 0 CS: 0	PA: 38		
PITCHER	IP WLS BF H R ER SO BB IBB HBP BLK WP HR S P ERA WHIP	IP WLS BF H R ER SO BB IBB HBP BLK WP HR S P ERA WHIP	IP WLS BF H R ER SO BB IBB HBP BLK WP HR S P ERA WHIP	IP WLS BF H R ER SO BB IBB HBP BLK WP HR S P ERA WHIP	IP WLS BF H R ER SO BB IBB HBP BLK WP HR S P ERA WHIP	IP WLS BF H R ER SO BB IBB HBP BLK WP HR S P ERA WHIP	IP WLS BF H R ER SO BB IBB HBP BLK WP HR S P ERA WHIP	IP WLS BF H R ER SO BB IBB HBP BLK WP HR S P ERA WHIP	IP WLS BF H R ER SO BB IBB HBP BLK WP HR S P ERA WHIP	IP WLS BF H R ER SO BB IBB HBP BLK WP HR S P ERA WHIP	IP WLS BF H R ER SO BB IBB HBP BLK WP HR S P ERA WHIP	IP WLS BF H R ER SO BB IBB HBP BLK WP HR S P ERA WHIP	IP WLS BF H R ER SO BB IBB HBP BLK WP HR S P ERA WHIP	IP WLS BF H R ER SO BB IBB HBP BLK WP HR S P ERA WHIP	IP WLS BF H R ER SO BB IBB HBP BLK WP HR S P ERA WHIP	IP WLS BF H R ER SO BB IBB HBP BLK WP HR S P ERA WHIP	IP WLS BF H R ER SO BB IBB HBP BLK WP HR S P ERA WHIP	IP WLS BF H R ER SO BB IBB HBP BLK WP HR S P ERA WHIP	IP WLS BF H R ER SO BB IBB HBP BLK WP HR S P ERA WHIP	IP WLS BF H R ER SO BB IBB HBP BLK WP HR S P ERA WHIP	IP WLS BF H R ER SO BB IBB HBP BLK WP HR S P ERA WHIP	IP WLS BF H R ER SO BB IBB HBP BLK WP HR S P ERA WHIP	IP WLS BF H R ER SO BB IBB HBP BLK WP HR S P ERA WHIP	IP WLS BF H R ER SO BB IBB HBP BLK WP HR S P ERA WHIP	IP WLS BF H R ER SO BB IBB HBP BLK WP HR S P ERA WHIP

AB 31
R 3
H 6
RBI 3
BB 5
SO 4
LOB 20



Batter	1	2	3	4	5	6	7	8	9	AB	R	H	RBI	BB	SO	LOB	BOTTOM								
Ozzie Smith, S OBP: 0.326, SLG: 0.271 (1, 6)	4-3	6-3			K	F2			2B	4	0	0	0	1	1	2	Atlanta Braves @ San Diego Padres Jack Murphy Stadium, San Diego, CA Mon Aug 10 1981, 10:05 PM EDT Att: 52,608 - Unknown								
Ruppert Jones, L OBP: 0.320, SLG: 0.352 (1, 8)	F3	F8			6-3					5	0	1	0	0	0	1									
Gene Richards, L OBP: 0.358, SLG: 0.401 (1, 7)	1B				F7					4	2	2	0	1	0	0									
Terry Kennedy, L OBP: 0.346, SLG: 0.370 (1, 2)	1B				E7					5	0	2	0	0	0	3									
Randy Bass, L OBP: 0.327, SLG: 0.420 (1, 3)										3	0	2	1	1	0	0									
Joe Lefebvre, L OBP: 0.348, SLG: 0.395 (1, 9)										3	0	0	0	1	1	4									
Luis Salazar, R OBP: 0.303, SLG: 0.385 (1, 5)	F7				F4					4	0	1	0	0	0	3									
Juan Bonilla, R OBP: 0.337, SLG: 0.371 (1, 4)										4	0	2	0	0	1	1									
Juan Eichelberger, R OBP: 0.138, SLG: 0.138 John Urrea, R OBP: 0.250, SLG: 0.250 Jose Moreno, S OBP: 0.250 (1, 1) (9, 1) (9, PH)										1	0	0	0	0	0	0									
Inning Stats	R: 1 E: 0 K: 0 S: 6	H: 3 LOB: 3 BB: 1 P: 10	R: 0 E: 0 K: 0 S: 4	H: 1 LOB: 0 BB: 0 P: 4	R: 0 E: 0 K: 1 S: 5	H: 0 LOB: 0 BB: 0 P: 5	R: 1 E: 0 K: 2 S: 9	H: 1 LOB: 2 BB: 1 P: 13	R: 0 E: 0 K: 0 S: 4	H: 1 LOB: 1 BB: 0 P: 4	R: 0 E: 0 K: 0 S: 3	H: 0 LOB: 0 BB: 0 P: 3	R: 0 E: 0 K: 0 S: 4	H: 1 LOB: 1 BB: 0 P: 4	R: 0 E: 0 K: 0 S: 3	H: 1 LOB: 2 BB: 2 P: 11		R: 0 E: 0 K: 0 S: 3	H: 1 LOB: 2 BB: 2 P: 11	1B: 8 2B: 2 3B: 0 HR: 0	SF: 0 SAC: 2 DP: 2 HBP: 0	WP: 0 PB: 0 SB: 0 CS: 0	PA: 40		
PITCHER	IP WLS BF H R ER SO BB IBB HBP BLK WP HR S P ERA WHIP	IP WLS BF H R ER SO BB IBB HBP BLK WP HR S P ERA WHIP	IP WLS BF H R ER SO BB IBB HBP BLK WP HR S P ERA WHIP	IP WLS BF H R ER SO BB IBB HBP BLK WP HR S P ERA WHIP	IP WLS BF H R ER SO BB IBB HBP BLK WP HR S P ERA WHIP	IP WLS BF H R ER SO BB IBB HBP BLK WP HR S P ERA WHIP	IP WLS BF H R ER SO BB IBB HBP BLK WP HR S P ERA WHIP	IP WLS BF H R ER SO BB IBB HBP BLK WP HR S P ERA WHIP	IP WLS BF H R ER SO BB IBB HBP BLK WP HR S P ERA WHIP	IP WLS BF H R ER SO BB IBB HBP BLK WP HR S P ERA WHIP	IP WLS BF H R ER SO BB IBB HBP BLK WP HR S P ERA WHIP	IP WLS BF H R ER SO BB IBB HBP BLK WP HR S P ERA WHIP	IP WLS BF H R ER SO BB IBB HBP BLK WP HR S P ERA WHIP	IP WLS BF H R ER SO BB IBB HBP BLK WP HR S P ERA WHIP	IP WLS BF H R ER SO BB IBB HBP BLK WP HR S P ERA WHIP	IP WLS BF H R ER SO BB IBB HBP BLK WP HR S P ERA WHIP	IP WLS BF H R ER SO BB IBB HBP BLK WP HR S P ERA WHIP	IP WLS BF H R ER SO BB IBB HBP BLK WP HR S P ERA WHIP	IP WLS BF H R ER SO BB IBB HBP BLK WP HR S P ERA WHIP	IP WLS BF H R ER SO BB IBB HBP BLK WP HR S P ERA WHIP	IP WLS BF H R ER SO BB IBB HBP BLK WP HR S P ERA WHIP	IP WLS BF H R ER SO BB IBB HBP BLK WP HR S P ERA WHIP	IP WLS BF H R ER SO BB IBB HBP BLK WP HR S P ERA WHIP	IP WLS BF H R ER SO BB IBB HBP BLK WP HR S P ERA WHIP	IP WLS BF H R ER SO BB IBB HBP BLK WP HR S P ERA WHIP



Batter	1	2	3	4	5	6	7	8	9	AB	R	H	RBI	BB	SO	LOB	TOP			
Rufino Linares, R OBP: 0.278, SLG: 0.391	F9						1-3			4	1	2	2	0	0	0				
Claudell Washington, L OBP: 0.317, SLG: 0.399	F8	4-3						6-3		3	1	0	0	1	0	1				
Chris Chambliss, L OBP: 0.347, SLG: 0.370	F8		4-3					F7		3	0	0	0	1	0	1				
Bob Horner, R OBP: 0.343, SLG: 0.434				6-3						4	0	1	1	0	0	2				
Jerry Royster, R OBP: 0.210, SLG: 0.267					6-3					0	0	0	0	0	0	0				
Dale Murphy, R OBP: 0.312, SLG: 0.379	F9									3	1	0	0	1	2	1				
Glenn Hubbard, R OBP: 0.317, SLG: 0.354					1-5-3					4	1	2	1	0	1	0				
Bruce Benedict, R OBP: 0.362, SLG: 0.394					F8					4	0	1	0	0	0	2				
Rafael Ramirez, R OBP: 0.297, SLG: 0.287					K					3	1	0	0	1	1	1				
Gaylord Perry, R OBP: 0.267, SLG: 0.276										2	0	0	0	0	2	2				
Al Hrabosky, R										1	0	0	0	0	1	0				
Brian Asselstine, L OBP: 0.288, SLG: 0.370										1	0	0	0	0	0	1				
Rick Camp, R										0	0	0	0	0	0	0				
Inning Stats	R: 1 E: 0 K: 0 S: 4	H: 1 LOB: 1 BB: 1 P: 8	R: 2 E: 0 K: 1 S: 7	H: 2 LOB: 1 BB: 1 P: 11	R: 0 E: 0 K: 1 S: 5	H: 0 LOB: 0 BB: 0 P: 5	R: 0 E: 0 K: 1 S: 5	H: 0 LOB: 0 BB: 0 P: 5	R: 1 E: 1 K: 1 S: 6	H: 1 LOB: 1 BB: 1 P: 10	R: 0 E: 0 K: 1 S: 5	H: 0 LOB: 0 BB: 0 P: 5	R: 0 E: 0 K: 0 S: 3	H: 0 LOB: 0 BB: 0 P: 3	R: 1 E: 0 K: 0 S: 4	H: 1 LOB: 1 BB: 1 P: 8	1B: 5 2B: 0 3B: 1 HR: 0	SF: 0 SAC: 0 DP: 1 HBP: 0	WP: 0 PB: 0 SB: 4 CS: 0	PA: 36
PITCHER	IP WLS BF H R ER SO BB IBB HBP BLK WP HR S P ERA WHIP																			
Steve Mura, R ERA: 4.18	(1, 1) 5.0 L 22 4 4 3 4 2 1 0 0 0 0 0 27 39 5.40 1.200																			
Danny Boone, L ERA: 2.03	(6, 1) 2.0 6 1 0 0 3 0 0 0 0 0 0 0 12 12 0.00 0.500																			
John Littlefield, R ERA: 5.94	(8, 1) 2.0 8 1 1 1 0 1 0 0 0 0 0 0 7 11 4.50 1.000																			

Atlanta Braves @ San Diego Padres
Jack Murphy Stadium, San Diego, CA
Tue Aug 11 1981, 10:05 PM EDT
Att: 5,360 - Unknown

AB 32
R 5
H 6
RBI 4
BB 4
SO 7
LOB 11



Batter	1	2	3	4	5	6	7	8	9	AB	R	H	RBI	BB	SO	LOB	BOTTOM					
Ozzie Smith, S OBP: 0.321, SLG: 0.267	F9		F8					6-3		4	0	0	0	0	0	1						
Ruppert Jones, L OBP: 0.319, SLG: 0.355	4-3		4-3				4-3			4	0	1	0	0	0	0						
Gene Richards, L OBP: 0.357, SLG: 0.398					F2		6-3			4	0	1	0	0	0	1						
Terry Kennedy, L OBP: 0.344, SLG: 0.368	F8				F8					4	0	1	0	0	0	2						
Randy Bass, L OBP: 0.324, SLG: 0.413					F5					4	0	1	0	0	1	1						
Luis Salazar, R OBP: 0.302, SLG: 0.383										4	1	1	0	0	0	1						
Juan Bonilla, R OBP: 0.341, SLG: 0.374										4	0	2	0	0	0	1						
Joe Lefebvre, L OBP: 0.345, SLG: 0.389										2	0	0	0	0	0	3						
Barry Evans, R OBP: 0.357, SLG: 0.349										1	0	0	0	0	0	1						
Steve Mura, R OBP: 0.125, SLG: 0.156										1	0	0	0	0	0	0						
Broderick Perkins, L OBP: 0.344, SLG: 0.472										1	0	1	1	0	0	0						
Danny Boone, L OBP: 1.000, SLG: 1.000										0	0	0	0	0	0	0						
Jose Moreno, S										1	0	0	0	0	0	1						
John Littlefield, R										0	0	0	0	0	0	0						
Inning Stats	R: 0 E: 0 K: 0 S: 4	H: 1 LOB: 1 BB: 0 P: 4	R: 0 E: 0 K: 0 S: 4	H: 2 LOB: 0 BB: 0 P: 4	R: 0 E: 0 K: 0 S: 3	H: 0 LOB: 0 BB: 0 P: 3	R: 0 E: 0 K: 0 S: 3	H: 0 LOB: 0 BB: 0 P: 3	R: 1 E: 0 K: 0 S: 5	H: 2 LOB: 1 BB: 0 P: 5	R: 0 E: 0 K: 1 S: 6	H: 1 LOB: 1 BB: 0 P: 6	R: 0 E: 0 K: 0 S: 4	H: 1 LOB: 1 BB: 0 P: 4	R: 0 E: 0 K: 0 S: 4	H: 0 LOB: 0 BB: 0 P: 4	R: 0 E: 0 K: 0 S: 3	H: 0 LOB: 0 BB: 0 P: 3	1B: 7 2B: 2 3B: 0 HR: 0	SF: 0 SAC: 0 DP: 1 HBP: 0	WP: 0 PB: 0 SB: 0 CS: 0	PA: 34
PITCHER	IP WLS BF H R ER SO BB IBB HBP BLK WP HR S P ERA WHIP																					
Gaylord Perry, R ERA: 3.39	(1, 1) 5.0 W 19 5 1 1 0 0 0 0 0 0 0 0 19 19 1.80 1.000																					
Al Hrabosky, L ERA: 0.47	(6, 1) 3.0 12 3 0 0 1 0 0 0 0 0 0 0 14 14 0.00 1.000																					
Rick Camp, R ERA: 1.33	(9, 1) 1.0 3 0 0 0 0 0 0 0 0 0 0 0 3 3 0.00 0.000																					

Atlanta Braves @ San Diego Padres
Jack Murphy Stadium, San Diego, CA
Tue Aug 11 1981, 10:05 PM EDT
Att: 5,360 - Unknown

AB 34
R 1
H 8
RBI 1
BB 0
SO 1
LOB 12



Batter	1	2	3	4	5	6	7	8	9	10	11	AB	R	H	RBI	BB	SO	LOB	TOP		
Rufino Linares, R OBP: 0.283, SLG: 0.391 (1, 7)	FC6-4 1B		6-3		L4		4-3 SH5-3 1B		FC5-4 1-2		SH FC4-6	5	0	2	0	0	0	1			
Claude Washington, L John Montefusco, R OBP: 0.083, SLG: 0.167 (11, 9) (11, 1)	FC6-4 G4-6-3 1-2		1B		F8		SH5-3 1-2		4-3 1-2		FC4-6 FC4-6 1-2	5	0	1	0	0	0	4			
Chris Chambliss, L Eddie Miller, S OBP: 0.348, SLG: 0.371 (10, PR) (10, 8)	G4-6-3 1-2		1B		F6		4-3 2-3				FC6-4 1B 1-2	5	0	2	0	0	0	2			
Bob Horner, R OBP: 0.336, SLG: 0.422 (1, 5)		5-3	5-3				1B G3 SH5-4 1B				FC6-4 1B 1-2	6	1	1	0	0	1	4			
Dale Murphy, R OBP: 0.314, SLG: 0.376 (1, 8) (10, 3)		5-3			S 1B		G3				1B IBB	4	1	1	0	1	0	1			
Glenn Hubbard, R OBP: 0.324, SLG: 0.360 (1, 4)		1B 1B			F9		SH5-4 1B				FC5-4 L5-3 1-2	5	1	3	0	0	0	2			
Bruce Benedict, R OBP: 0.365, SLG: 0.397 (1, 2)		1B 1B					SH5-4				F5	4	0	2	2	0	0	4			
Rafael Ramirez, R OBP: 0.305, SLG: 0.292 (1, 6)		1B 1B			F9						L9	4	0	2	1	1	0	4			
Rick Mahler, R Jerry Royster, R Camp, R Lary Bradford, R Terry Kennedy, L Rick Camp, R Brian Asselstine, L (1, 1) (8, PR) (8, PR) (8, PR) (8, PR) (8, PR) (11, PR) (11, 9)	F9				4-3		F8				FC5-4 1B	2	0	0	0	0	0	3			
Inning Stats	R: 0 E: 0 K: 0 S: 3	H: 1 LOB: 0 BB: 0 P: 3	R: 1 E: 0 K: 0 S: 6	H: 3 LOB: 2 BB: 0 P: 6	R: 0 E: 0 K: 0 S: 4	H: 2 LOB: 1 BB: 0 P: 4	R: 1 E: 0 K: 0 S: 5	H: 2 LOB: 1 BB: 0 P: 5	R: 0 E: 0 K: 0 S: 3	H: 1 LOB: 1 BB: 0 P: 4	R: 0 E: 1 K: 0 S: 3	H: 0 LOB: 0 BB: 0 P: 3	R: 0 E: 1 K: 0 S: 5	H: 2 LOB: 3 BB: 1 P: 9	R: 0 E: 1 K: 0 S: 5	H: 1 LOB: 1 BB: 1 P: 10	1B: 14 2B: 1 3B: 0 HR: 0	SF: 0 SAC: 3 DP: 2 HBP: 0	WP: 0 PB: 0 SB: 2 CS: 0	PA: 49	
PITCHER	IP ERA WLS BF H R ER SO BB IBB HBP BLK WP HR S P ERA WHIP	IP ERA WLS BF H R ER SO BB IBB HBP BLK WP HR S P ERA WHIP	IP ERA WLS BF H R ER SO BB IBB HBP BLK WP HR S P ERA WHIP	IP ERA WLS BF H R ER SO BB IBB HBP BLK WP HR S P ERA WHIP	IP ERA WLS BF H R ER SO BB IBB HBP BLK WP HR S P ERA WHIP	IP ERA WLS BF H R ER SO BB IBB HBP BLK WP HR S P ERA WHIP	IP ERA WLS BF H R ER SO BB IBB HBP BLK WP HR S P ERA WHIP	IP ERA WLS BF H R ER SO BB IBB HBP BLK WP HR S P ERA WHIP	IP ERA WLS BF H R ER SO BB IBB HBP BLK WP HR S P ERA WHIP	IP ERA WLS BF H R ER SO BB IBB HBP BLK WP HR S P ERA WHIP	IP ERA WLS BF H R ER SO BB IBB HBP BLK WP HR S P ERA WHIP	IP ERA WLS BF H R ER SO BB IBB HBP BLK WP HR S P ERA WHIP	IP ERA WLS BF H R ER SO BB IBB HBP BLK WP HR S P ERA WHIP	IP ERA WLS BF H R ER SO BB IBB HBP BLK WP HR S P ERA WHIP	IP ERA WLS BF H R ER SO BB IBB HBP BLK WP HR S P ERA WHIP	IP ERA WLS BF H R ER SO BB IBB HBP BLK WP HR S P ERA WHIP	IP ERA WLS BF H R ER SO BB IBB HBP BLK WP HR S P ERA WHIP	IP ERA WLS BF H R ER SO BB IBB HBP BLK WP HR S P ERA WHIP	IP ERA WLS BF H R ER SO BB IBB HBP BLK WP HR S P ERA WHIP		
Rick Wise, R ERA: 3.55 (1, 1)	2.0 7 1 0 0 0 0 0 0 0 0 0 0 0 7 7 0.00 0.500	2.0 10 3 0 0 0 0 0 1 0 0 0 0 0 9 13 0.00 1.500	1.0 5 0 1 0 1 1 0 0 0 0 0 0 6 10 0.00 1.000																		

Atlanta Braves @ San Diego Padres
Jack Murphy Stadium, San Diego, CA
Wed Aug 12 1981, 10:05 PM EDT
Att: 5,094 - Unknown

livebaseballscores.com
AB 43
R 4
H 14
RBI 4
BB 3
SO 1
LOB 29



Batter	1	2	3	4	5	6	7	8	9	10	11	AB	R	H	RBI	BB	SO	LOB	BOTTOM					
Ozzie Smith, S OBP: 0.315, SLG: 0.261 (1, 6)	6-3		4-3		K		6-3 1-2		4-3			5	0	0	0	0	1	3						
Ruppert Jones, L OBP: 0.325, SLG: 0.357 (1, 8)	4-3		2B E BB				E6 S		1-6-3 SH1-3 1B		SH5-3 1B	4	1	2	0	1	0	0						
Gene Richards, L OBP: 0.356, SLG: 0.402 (1, 7)	6-3		E8 1-4 2B				K		SH1-3 1-2		SH5-3 1-2	3	0	1	0	0	1	1						
Terry Kennedy, L OBP: 0.345, SLG: 0.375 (1, 2)		4-3 3B			F8		E5 G4-6-3		1-6-3 2-3		IBB	4	1	1	0	1	0	3						
Randy Bass, L Gary Lucas, L Barry Boone, L Danny Boone, L Jerry Lutzke, R John Curtis, L (1, 3) (7, 1) (8, PR) (8, PR) (11, 1) (11, 1)	4-3						G4-6-3 1-2		F9		F7	3	0	1	1	0	0	2						
Broderick Parkins, L OBP: 0.333, SLG: 0.456 (1, 9) (7, 3)	1-3 3-H				1-3						F5 F7	5	0	0	0	0	0	3						
Luis Salazar, R OBP: 0.305, SLG: 0.383 (1, 5)		1B S			5-3						K	5	1	2	0	0	1	0						
Juan Bonilla, R OBP: 0.343, SLG: 0.375 (1, 4)	4-3				5-3						6-3	5	0	2	0	0	0	1						
Rick Wise, R Joe Lefebvre, L OBP: 0.063, SLG: 0.125 (7, 9) (1, 1)					4-3				FC4-6 1-2 3-H		K	2	0	0	0	0	1	0						
Inning Stats	R: 0 E: 0 K: 0 S: 3	H: 0 LOB: 0 BB: 0 P: 3	R: 1 E: 0 K: 0 S: 5	H: 2 LOB: 1 BB: 0 P: 5	R: 1 E: 1 K: 1 S: 6	H: 1 LOB: 1 BB: 10 P: 10	R: 0 E: 0 K: 0 S: 3	H: 1 LOB: 0 BB: 0 P: 5	R: 0 E: 2 K: 1 S: 6	H: 0 LOB: 1 BB: 0 P: 6	R: 1 E: 0 K: 0 S: 5	H: 2 LOB: 1 BB: 0 P: 5	R: 0 E: 0 K: 0 S: 4	H: 1 LOB: 1 BB: 0 P: 4	R: 0 E: 0 K: 0 S: 7	H: 2 LOB: 2 BB: 0 P: 7	R: 0 E: 0 K: 0 S: 4	H: 1 LOB: 2 BB: 1 P: 8	R: 0 E: 0 K: 1 S: 5	H: 0 LOB: 0 BB: 0 P: 5	1B: 8 2B: 1 3B: 1 HR: 0	SF: 0 SAC: 2 DP: 1 HBP: 0	WP: 0 PB: 0 SB: 3 CS: 1	PA: 45
PITCHER	IP ERA WLS BF H R ER SO BB IBB HBP BLK WP HR S P ERA WHIP	IP ERA WLS BF H R ER SO BB IBB HBP BLK WP HR S P ERA WHIP	IP ERA WLS BF H R ER SO BB IBB HBP BLK WP HR S P ERA WHIP	IP ERA WLS BF H R ER SO BB IBB HBP BLK WP HR S P ERA WHIP	IP ERA WLS BF H R ER SO BB IBB HBP BLK WP HR S P ERA WHIP	IP ERA WLS BF H R ER SO BB IBB HBP BLK WP HR S P ERA WHIP	IP ERA WLS BF H R ER SO BB IBB HBP BLK WP HR S P ERA WHIP	IP ERA WLS BF H R ER SO BB IBB HBP BLK WP HR S P ERA WHIP	IP ERA WLS BF H R ER SO BB IBB HBP BLK WP HR S P ERA WHIP	IP ERA WLS BF H R ER SO BB IBB HBP BLK WP HR S P ERA WHIP	IP ERA WLS BF H R ER SO BB IBB HBP BLK WP HR S P ERA WHIP	IP ERA WLS BF H R ER SO BB IBB HBP BLK WP HR S P ERA WHIP	IP ERA WLS BF H R ER SO BB IBB HBP BLK WP HR S P ERA WHIP	IP ERA WLS BF H R ER SO BB IBB HBP BLK WP HR S P ERA WHIP	IP ERA WLS BF H R ER SO BB IBB HBP BLK WP HR S P ERA WHIP	IP ERA WLS BF H R ER SO BB IBB HBP BLK WP HR S P ERA WHIP	IP ERA WLS BF H R ER SO BB IBB HBP BLK WP HR S P ERA WHIP	IP ERA WLS BF H R ER SO BB IBB HBP BLK WP HR S P ERA WHIP	IP ERA WLS BF H R ER SO BB IBB HBP BLK WP HR S P ERA WHIP	IP ERA WLS BF H R ER SO BB IBB HBP BLK WP HR S P ERA WHIP				
Rick Mahler, R ERA: 3.21 (6, 1)	2.1 11 3 1 1 1 0 0 0 0 0 0 0 0 13 13 3.86 1.286	0.2 2 0 0 0 0 0 0 0 0 0 0 0 0 2 2 0.00 0.000	2.0 10 3 0 0 1 0 1 0 0 0 0 0 0 11 15 0.00 1.500	1.0 5 0 0 0 1 0 0 0 0 0 0 0 5 5 0.00 0.000																				

Atlanta Braves @ San Diego Padres
Jack Murphy Stadium, San Diego, CA
Wed Aug 12 1981, 10:05 PM EDT
Att: 5,094 - Unknown

livebaseballscores.com
AB 41
R 3
H 10
RBI 2
BB 2
SO 5
LOB 17



Batter	1	2	3	4	5	6	7	8	9	AB	R	H	RBI	BB	SO	LOB	TOP			
Tony Scott, S OBP: 0.257, SLG: 0.311 (1, 8)	K2-3		FC6-4		6-3			K		4	0	0	0	0	2	2	Houston Astros @ San Diego Padres Jack Murphy Stadium, San Diego, CA Thu Aug 13 1981, 6:33 AM EDT Att: 4,899 - Unknown AB 31 R 1 H 6 RBI 1 BB 2 SO 5 LOB 11			
Joe Pittman, R OBP: 0.375, SLG: 0.384 (1, 4)	FC5-4 BB			4-3		FC6-4 1B		F7		3	0	1	0	1	0	0				
Cesar Cedeno, R OBP: 0.353, SLG: 0.397 Harry Spilman, L OBP: 0.323, SLG: 0.259 (8, 3)	FC5-4 CS			1B BB		K		F8		3	0	0	0	1	1	2				
Jose Cruz, L OBP: 0.323, SLG: 0.472 (1, 7)	CS	4-3		G5-4-3 1B		FC6-4 1B		3-1		4	0	2	0	0	0	0				
Art Howe, R OBP: 0.392, SLG: 0.442 (1, 5)		F8		G5-4-3 1B		FC6-4 1B		F8		4	0	0	0	0	0	4				
Luis Pujols, R OBP: 0.315, SLG: 0.318 (1, 2)		5-3			5-3		5-3			4	0	0	0	0	1	2				
Terry Puhl, L OBP: 0.339, SLG: 0.376 (1, 9)			G3		2B 6-3 1B		L4			3	1	1	0	0	0	0				
Dickie Thon, R OBP: 0.288, SLG: 0.259 (1, 6)			1-3		1-3 2B		K			3	0	1	0	0	1	0				
Bob Knepper, L OBP: 0.172, SLG: 0.179 Gary Woods, R OBP: 0.263, SLG: 0.242 (5, PH) Bobby Sprowl, L OBP: 0.167, SLG: 0.167 Dave Roberts, R OBP: 0.238, SLG: 0.350 Frank LaCorte, R OBP: 0.500, SLG: 0.500 (7, 1)				6-3		6-3				1	0	1	0	0	0	0				
Inning Stats	R: 0 E: 0 K: 1 S: 4	H: 0 LOB: 0 BB: 1 P: 8	R: 0 E: 0 K: 0 S: 3	H: 0 LOB: 0 BB: 0 P: 3	R: 0 E: 0 K: 0 S: 4	H: 1 LOB: 1 BB: 0 P: 4	R: 0 E: 0 K: 0 S: 3	H: 1 LOB: 1 BB: 1 P: 7	R: 0 E: 0 K: 1 S: 5	H: 2 LOB: 1 BB: 0 P: 5	R: 0 E: 0 K: 1 S: 7	H: 2 LOB: 2 BB: 0 P: 7	R: 0 E: 0 K: 1 S: 5	H: 0 LOB: 0 BB: 0 P: 5	R: 0 E: 0 K: 1 S: 5	H: 0 LOB: 0 BB: 0 P: 5		1B: 5 2B: 1 3B: 0 HR: 0	SF: 0 SAC: 0 DP: 1 HBP: 0	WP: 0 PB: 0 SB: 0 CS: 1
PITCHER	IP WLS BF H R ER SO BB IBB HBP BLK WP HR S P ERA WHIP																			
Chris Welsh, L ERA: 2.75 (1, 1)	7.0 W 27 6 1 1 3 2 0 0 0 0 0 0 0 31 39 1.29 1.143																			
Gary Lucas, L ERA: 2.25 (8, 1)	2.0 6 0 0 0 2 0 0 0 0 0 0 0 10 10 0.00 0.000																			

Batter	1	2	3	4	5	6	7	8	9	AB	R	H	RBI	BB	SO	LOB	BOTTOM			
Ozzie Smith, S OBP: 0.316, SLG: 0.268 (1, 6)	5-3		F9		4-3		1B 2B 1B	1-3 2B		5	1	2	1	0	0	1	Houston Astros @ San Diego Padres Jack Murphy Stadium, San Diego, CA Thu Aug 13 1981, 6:33 AM EDT Att: 4,899 - Unknown AB 33 R 9 H 12 RBI 8 BB 5 SO 5 LOB 13			
Juan Bonilla, R OBP: 0.344, SLG: 0.376 (1, 4)	4-3		CS 1B		6-3		2B 1B	5-3		5	1	2	1	0	0	2				
Gene Richards, L OBP: 0.357, SLG: 0.403 (1, 7)	5-3		CS 1B	4-0 2B BB		6-3	1-3 1B 2B	F8		4	2	1	1	1	0	2				
Terry Kennedy, L OBP: 0.353, SLG: 0.384 (1, 2)		6-3		1-1 1B 2B		2B SF7 BB	2H 3H 1B			3	2	2	3	1	0	0				
Luis Salazar, R OBP: 0.308, SLG: 0.390 (1, 5)		K		2H 1B		1-3 2B	F9			4	0	2	1	0	1	1				
Randy Bass, L OBP: 0.312, SLG: 0.398 (1, 3)		6-3		F8		SF7	F8			3	0	0	1	0	0	1				
Ruppert Jones, L OBP: 0.336, SLG: 0.368 (1, 8)			2B E BB		1B		3H 4-0 BB	WP 2B 2B		2	2	2	0	2	0	0				
Jose Moreno, S OBP: 0.200, SLG: 0.400 Joe Lefebvre, L OBP: 0.348, SLG: 0.388 (7, 9)			E7 1B 2B		1-3		F3	2B BB		3	1	1	0	0	0	3				
Chris Welsh, L OBP: 0.115, SLG: 0.080 Gary Lucas, L OBP: 0.125, SLG: 0.125 (8, 1)			K				K			3	0	0	0	0	3	1				
Inning Stats	R: 0 E: 0 K: 0 S: 3	H: 0 LOB: 0 BB: 0 P: 3	R: 0 E: 0 K: 1 S: 5	H: 0 LOB: 0 BB: 0 P: 5	R: 2 E: 1 K: 1 S: 6	H: 2 LOB: 0 BB: 1 P: 10	R: 2 E: 0 K: 0 S: 5	H: 3 LOB: 1 BB: 1 P: 9	R: 0 E: 0 K: 1 S: 5	H: 0 LOB: 0 BB: 0 P: 5	R: 1 E: 0 K: 0 S: 4	H: 1 LOB: 2 BB: 2 P: 12	R: 3 E: 0 K: 1 S: 9	H: 4 LOB: 1 BB: 0 P: 9	R: 1 E: 0 K: 1 S: 7	H: 2 LOB: 2 BB: 1 P: 11		1B: 6 2B: 6 3B: 0 HR: 0	SF: 1 SAC: 0 DP: 0 HBP: 0	WP: 1 PB: 0 SB: 1 CS: 1
PITCHER	IP WLS BF H R ER SO BB IBB HBP BLK WP HR S P ERA WHIP																			
Bob Knepper, L ERA: 1.49 (5, 1)	4.0 L 17 5 4 4 2 2 0 0 0 0 0 0 0 19 27 9.00 1.750																			
Bobby Sprowl, L ERA: 5.32 (7, 1)	2.0 9 1 1 1 1 2 0 0 0 0 0 0 9 17 4.50 1.500																			
Frank LaCorte, R ERA: 4.39 (7, 1)	2.0 13 6 4 4 2 1 0 0 0 0 1 0 16 20 18.00 3.500																			

Batter	1	2	3	4	5	6	7	8	9	AB	R	H	RBI	BB	SO	LOB	TOP										
Tony Scott, S (1, 8) OBP: 0.269, SLG: 0.325	4-0 WP 1B BB	0-0 E2 1B		0-0 4-3		4-0 1-2 2-3 BB		0-0 3B	3 1 2 2 2 0 0																		
Joe Pittman, R (1, 4) OBP: 0.353, SLG: 0.359	0-0 F9 1-2	0-0 4-3		0-0 4-3		0-0 F8		0-0 5-3	5 0 0 0 0 0 6																		
Cesar Cedeno, R (1, 3) Joe Sambito, L (9, 1)	0-0 F9	0-0 F4			0-0 6-3		0-0 F9	0-0 6-3	5 0 0 0 0 0 3 0 0 0 0 0 0 0																		
Jose Cruz, L (1, 7) OBP: 0.326, SLG: 0.472	0-0 2H 1B		0-0 2B 1B		0-0 6-3		0-0 3-1		4 1 2 1 0 0 0																		
Art Howe, R (1, 5) OBP: 0.386, SLG: 0.433	0-0 1-3		0-0 F7		0-0 1-4-3		0-0 5-3		4 0 0 0 0 0 2																		
Luis Pujols, R (1, 2) OBP: 0.325, SLG: 0.333		4-0 1B BLK E BB	0-0 1H 2B		0-0 6-3		0-0 4-3		3 1 1 1 1 0 0																		
Terry Puhl, L (1, 9) OBP: 0.333, SLG: 0.370	0-0 F9 1-2	0-0 F6		0-0 L3		0-0 L8		0-0 L8	4 0 0 0 0 0 2																		
Dickie Thon, R (1, 6) OBP: 0.300, SLG: 0.262	0-0 S E 1B	0-0 6-3		4-0 BB BB		0-0 6-3		0-0 6-3	3 1 1 0 1 0 1																		
Nolan Ryan, R (1, 1) OBP: 0.233, SLG: 0.115 Dave Smith, R (7, 1) Harry Spilman, L (9, PH) OBP: 0.313, SLG: 0.250	4-0 E BB		0-0 4-3		4-0 BB BB		0-0 F8	1 1 0 0 2 0 0 0 0 0 0 0 0 0 1 0 0 0 0 0 0																			
Inning Stats	R: 1 E: 0 K: 0 S: 4	H: 1 LOB: 1 BB: 1 P: 8	R: 3 E: 1 K: 0 S: 5	H: 2 LOB: 1 BB: 2 P: 13	R: 1 E: 0 K: 0 S: 5	H: 2 LOB: 1 BB: 0 P: 5	R: 0 E: 0 K: 0 S: 3	H: 0 LOB: 0 BB: 0 P: 3	R: 0 E: 0 K: 0 S: 3	H: 0 LOB: 0 BB: 0 P: 3	R: 0 E: 0 K: 0 S: 3	H: 0 LOB: 0 BB: 0 P: 3	R: 0 E: 0 K: 0 S: 3	H: 0 LOB: 0 BB: 0 P: 3	R: 0 E: 0 K: 0 S: 4	H: 1 LOB: 1 BB: 0 P: 4	1B: 4 2B: 1 3B: 1 HR: 0	SF: 0 SAC: 0 DP: 0 HBP: 0	WP: 1 PB: 0 SB: 1 CS: 0	PA: 39							
PITCHER	IP	WLS	BF	H	R	ER	SO	BB	IBB	HBP	BLK	WP	HR	S	P	ERA	WHIP										
Tim Lollar, L (1, 1) ERA: 7.62 John Curtis, L (3, 1) ERA: 6.07 John Littlefield, R (4, 1) ERA: 5.17 John Ureña, R (9, 1) ERA: 0.3	2.1	L	15	5	5	4	0	3	0	0	1	1	0	12	24	15.43	3.429										
PITCHER	IP	WLS	BF	H	R	ER	SO	BB	IBB	HBP	BLK	WP	HR	S	P	ERA	WHIP										
Tim Lollar, L (1, 1) OBP: 0.222, SLG: 0.556 John Curtis, L (3, 1) OBP: 0.077, SLG: 0.093 Tim Flannery, L (3, PH) OBP: 0.222, SLG: 0.871 John Littlefield, R (4, 1) OBP: 0.333, SLG: 0.350 Jerry Turner, L (8, PH) OBP: 0.250, SLG: 0.250	6.0	W	22	2	1	1	3	2	0	0	0	0	0	26	34	1.50	0.667										
Dave Smith, R (7, 1) ERA: 4.29 Joe Sambito, L (9, 1) ERA: 1.49	2.0		7	1	0	0	0	0	0	0	0	0	0	7	7	0.00	0.500										
Joe Sambito, L (9, 1) ERA: 1.49	1.0		5	2	0	0	2	0	0	0	0	0	0	9	9	0.00	2.000										

Houston Astros @ San Diego Padres
Jack Murphy Stadium, San Diego, CA
Fri Aug 14 1981, 10:05 PM EDT
Att: 8,414 - Unknown

AB 33
R 5
H 6
RBI 4
BB 6
SO 0
LOB 14



Houston Astros @ San Diego Padres
Jack Murphy Stadium, San Diego, CA
Fri Aug 14 1981, 10:05 PM EDT
Att: 8,414 - Unknown

AB 32
R 1
H 5
RBI 1
BB 2
SO 5
LOB 11



Batter	1	2	3	4	5	6	7	8	9	AB	R	H	RBI	BB	SO	LOB	TOP										
Tony Scott, S OBP: 0.265, SLG: 0.319 (1, 8)	F6		SH1-4	F7			L8		K	4	0	0	0	0	1	2											
Craig Reynolds, L OBP: 0.274, SLG: 0.410 (1, 6)	G3		HR				G3		4-3	4	1	1	0	1	0	0											
Terry Puhl, L OBP: 0.336, SLG: 0.385 (1, 9)										4	2	2	3	0	1	1											
Jose Cruz, L OBP: 0.328, SLG: 0.482 (1, 7)										1	0	1	1	0	0	0											
Denny Walling, L OBP: 0.370 (1, PR) (1, 7)			6-3							3	1	1	0	0	0	1											
Cesar Cedeno, R OBP: 0.338, SLG: 0.378 (1, 3)	F3		6-3							4	0	0	0	0	0	3											
Art Howe, R OBP: 0.388, SLG: 0.432 (1, 5)										3	0	1	1	1	0	0											
Alan Ashby, S OBP: 0.349, SLG: 0.308 (1, 2)										4	0	0	0	0	0	2											
Joe Pittman, R OBP: 0.360, SLG: 0.358 (1, 4)										3	0	1	0	1	0	1											
Don Sutton, R OBP: 0.206, SLG: 0.100 (1, 1)										3	1	2	0	0	0	1											
Gary Woods, R OBP: 0.260, SLG: 0.239 (9, PH)										1	0	0	0	0	0	0											
Joe Sambito, L OBP: 0.260, SLG: 0.239 (9, 1)										0	0	0	0	0	0	0											
Inning Stats	R: 1 E: 0 K: 0 S: 5	H: 2 LOB: 1 BB: 0 P: 5	R: 0 E: 0 K: 0 S: 3	H: 0 LOB: 0 BB: 0 P: 3	R: 3 E: 0 K: 0 S: 6	H: 3 LOB: 0 BB: 0 P: 6	R: 0 E: 0 K: 0 S: 5	H: 2 LOB: 2 BB: 0 P: 5	R: 0 E: 0 K: 0 S: 2	H: 0 LOB: 1 BB: 2 P: 10	R: 0 E: 0 K: 1 S: 5	H: 0 LOB: 0 BB: 0 P: 5	R: 1 E: 0 K: 0 S: 5	H: 2 LOB: 1 BB: 0 P: 5	R: 0 E: 0 K: 1 S: 5	H: 0 LOB: 0 BB: 0 P: 5	1B: 6 2B: 1 3B: 1 HR: 1	SF: 0 SAC: 1 DP: 1 HBP: 0	WP: 0 PA: 38 PB: 0 SB: 1 CS: 0								
PITCHER	IP	WLS	BF	H	R	ER	SO	BB	IBB	HBP	BLK	WP	HR	S	P	ERA	WHIP										
Juan Eichelberger, R ERA: 3.05 (1, 1)	3.0	L	14	5	4	4	0	0	0	0	0	0	1	14	14	12.00	1.667										
John Urriza, R ERA: 0.28 (4, 1)	3.0		13	2	0	0	0	3	0	0	0	0	0	10	22	0.00	1.667										
John Curtis, L ERA: 6.0 (7, 1)	2.0		8	2	1	1	1	0	0	0	0	0	0	10	10	4.50	1.000										
Gary Lucas, L ERA: 2.21 (9, 1)	1.0		3	0	0	0	1	0	0	0	0	0	0	5	5	0.00	0.000										

Houston Astros @ San Diego Padres
Jack Murphy Stadium, San Diego, CA
Sat Aug 15 1981, 10:05 PM EDT
Att: 5,852 - Unknown

AB 34
R 5
H 9
RBI 5
BB 3
SO 2
LOB 11



Batter	1	2	3	4	5	6	7	8	9	AB	R	H	RBI	BB	SO	LOB	BOTTOM										
Ozzie Smith, S OBP: 0.318, SLG: 0.276 (1, 6)	K		4-3						6-3	4	0	0	0	0	2	0											
Ruppert Jones, L OBP: 0.329, SLG: 0.359 (1, 8)	4-3									4	0	0	0	0	1	0											
Gene Richards, L OBP: 0.354, SLG: 0.407 (1, 7)										4	0	1	0	0	0	0											
Terry Kennedy, L OBP: 0.355, SLG: 0.382 (1, 2)	K									3	0	2	0	0	1	1											
Randy Bass, L OBP: 0.302, SLG: 0.381 (1, 3)										3	0	0	0	0	1	2											
Luis Salazar, R OBP: 0.299, SLG: 0.378 (1, 5)										3	0	0	0	0	1	0											
Juan Bonilla, R OBP: 0.333, SLG: 0.363 (1, 4)										3	0	0	0	0	0	0											
Joe Lefebvre, L OBP: 0.342, SLG: 0.376 (1, 9)										2	0	0	0	1	0	0											
Juan Eichelberger, R OBP: 0.138, SLG: 0.138 (3, PH)										0	0	0	0	0	0	0											
Tim Flannery, L OBP: 0.407, SLG: 0.533 (4, 1)										1	0	0	0	0	0	0											
John Urriza, R OBP: 0.296, SLG: 0.296 (6, PH)										0	0	0	0	0	0	0											
Jose Moreno, S OBP: 0.143, SLG: 0.288 (7, 1)										0	0	0	0	0	0	0											
John Curtis, L OBP: 0.083, SLG: 0.083 (8, PH)										0	0	0	0	0	0	0											
Jerry Turner, R OBP: 0.333, SLG: 0.333 (8, PH)										0	0	0	0	0	0	0											
Gary Lucas, L OBP: 0.125, SLG: 0.125 (9, 1)										0	0	0	0	0	0	0											
Inning Stats	R: 0 E: 0 K: 2 S: 8	H: 1 LOB: 1 BB: 0 P: 8	R: 0 E: 0 K: 0 S: 3	H: 0 LOB: 0 BB: 0 P: 3	R: 0 E: 0 K: 0 S: 3	H: 0 LOB: 0 BB: 0 P: 3	R: 0 E: 0 K: 1 S: 6	H: 1 LOB: 1 BB: 0 P: 6	R: 0 E: 0 K: 1 S: 5	H: 0 LOB: 0 BB: 0 P: 5	R: 0 E: 0 K: 2 S: 7	H: 0 LOB: 0 BB: 0 P: 7	R: 0 E: 0 K: 0 S: 3	H: 1 LOB: 0 BB: 0 P: 3	R: 0 E: 0 K: 0 S: 3	H: 0 LOB: 1 BB: 1 P: 7	R: 0 E: 0 K: 1 S: 5	H: 0 LOB: 0 BB: 0 P: 5	1B: 2 2B: 0 3B: 1 HR: 0	SF: 0 SAC: 0 DP: 1 HBP: 0	WP: 0 PA: 30 PB: 0 SB: 0 CS: 0						
PITCHER	IP	WLS	BF	H	R	ER	SO	BB	IBB	HBP	BLK	WP	HR	S	P	ERA	WHIP										
Don Sutton, R ERA: 3.2 (1, 1)	8.0	W	27	3	0	0	6	1	0	0	0	0	0	38	42	0.00	0.500										
Joe Sambito, L ERA: 1.45 (9, 1)	1.0		3	0	0	0	1	0	0	0	0	0	0	5	5	0.00	0.000										

Houston Astros @ San Diego Padres
Jack Murphy Stadium, San Diego, CA
Sat Aug 15 1981, 10:05 PM EDT
Att: 5,852 - Unknown

AB 29
R 0
H 3
RBI 0
BB 1
SO 7
LOB 4



Batter	1	2	3	4	5	6	7	8	9	10	11	12	13	AB R H RBI BB SO LOB	TOP																
Ozzie Smith, S OBP: 0.314, SLG: 0.277 (1, 6)														6 0 2 0 0 0 2	San Diego Padres @ St. Louis Cardinals Busch Stadium, St. Louis, MO Mon Aug 17 1981, 7:05 PM CDT Att: 21,194 - Unknown livebaseballscores.com																
Gene Richards, L OBP: 0.260, SLG: 0.402 (1, 7)														5 0 1 0 0 1 3																	
Terry Kennedy, L OBP: 0.340, SLG: 0.372 (1, 2)														5 0 1 0 0 2 2																	
Dave Edwards, R OBP: 0.155, SLG: 0.196 (12, 9)														0 0 0 0 0 0 0																	
Randy Bass, L OBP: 0.293, SLG: 0.360 (1, 3)														4 0 0 0 0 0 2																	
Ruppert Jones, L OBP: 0.322, SLG: 0.354 (1, 8)														5 0 0 0 0 1 2																	
Joe Lefebvre, L OBP: 0.340, SLG: 0.372 (1, 9)														4 1 2 0 0 0 0																	
Jose Moreno, S OBP: 0.222, SLG: 0.250 (12, PH)														0 0 0 0 1 0 0																	
Gary Lucas, L OBP: 0.125, SLG: 0.125 (12, 1)														0 0 0 0 0 0 0																	
Luis Salazar, R OBP: 0.250, SLG: 0.288 (7, 1)														3 0 0 0 0 0 1																	
John Curtis, L OBP: 0.175, SLG: 0.200 (7, 1)														0 0 0 0 0 0 1																	
Jerry Lumry, L OBP: 0.150, SLG: 0.218 (18, PH)														1 0 0 0 0 0 0																	
John Littlefield, R OBP: 0.100, SLG: 0.100 (10, 1)														1 0 0 0 0 0 0																	
Doug Coward, R OBP: 0.100, SLG: 0.100 (12, PH)														1 0 0 0 0 0 2																	
Juan Bonilla, R OBP: 0.330, SLG: 0.358 (1, 4)														5 0 2 1 0 0 0																	
Rick Wise, R OBP: 0.056, SLG: 0.111 (1, 1)														2 0 0 0 0 0 2																	
Tim Flannery, L OBP: 0.353, SLG: 0.471 (7, 5)														2 0 0 0 0 0 0																	
Inning Stats	R: 0 E: 0 K: 1 S: 6	H: 1 LOB: 1 BB: 0 P: 6	R: 0 E: 0 K: 0 S: 3	H: 0 LOB: 0 BB: 0 P: 3	R: 0 E: 0 K: 0 S: 4	H: 1 LOB: 1 BB: 0 P: 4	R: 0 E: 0 K: 0 S: 3	H: 0 LOB: 0 BB: 0 P: 3	R: 1 E: 1 K: 0 S: 5	H: 2 LOB: 1 BB: 0 P: 5	R: 0 E: 0 K: 1 S: 5	H: 0 LOB: 0 BB: 0 P: 5	R: 0 E: 0 K: 0 S: 3	H: 0 LOB: 0 BB: 0 P: 3	R: 0 E: 0 K: 1 S: 5	H: 1 LOB: 0 BB: 0 P: 5	R: 0 E: 0 K: 1 S: 5	H: 1 LOB: 0 BB: 0 P: 5	R: 0 E: 0 K: 0 S: 4	H: 1 LOB: 1 BB: 0 P: 4	R: 0 E: 0 K: 0 S: 4	H: 1 LOB: 2 BB: 1 P: 8	R: 0 E: 0 K: 0 S: 3	H: 0 LOB: 0 BB: 0 P: 3	1B: 6 2B: 2 3B: 0 HR: 0	SF: 0 SAC: 2 DP: 2 HBP: 0	W/P: 0 PB: 0 SB: 0 CS: 1	PA: 46			
PITCHER	IP WLS BF H R ER SO BB IBB HBP BLK WP HR S P ERA WHIP																														
Lary Sorensen, R ERA: 3.11 (1, 1)	7.0	25	4	1	0	2	0	0	0	0	0	0	0	0	0	0	0	0	0	0	0	0	0	0	0	0	0	0	0	0.00	0.571
Bruce Sutter, R ERA: 2.54 (8, 1)	3.0	9	2	0	0	2	0	0	0	0	0	0	0	0	0	0	0	0	0	0	0	0	0	0	0	0	0	0	0	0.00	0.667
Bob Shirley, L ERA: 4.37 (11, 1)	2.0	9	2	0	0	0	0	1	0	0	0	0	0	0	0	0	0	0	0	0	0	0	0	0	0	0	0	0	0	0.00	1.000
Jim Kaat, L ERA: 1.88 (13, 1)	1.0	W	3	0	0	0	0	0	0	0	0	0	0	0	0	0	0	0	0	0	0	0	0	0	0	0	0	0	0	0.00	0.000

Batter	1	2	3	4	5	6	7	8	9	10	11	12	13	AB R H RBI BB SO LOB	BOTTOM																	
Gary Templeton, S OBP: 0.266, SLG: 0.377 (1, 6)														6 0 1 0 0 0 1	San Diego Padres @ St. Louis Cardinals Busch Stadium, St. Louis, MO Mon Aug 17 1981, 7:05 PM CDT Att: 21,194 - Unknown livebaseballscores.com																	
Tom Herr, S OBP: 0.342, SLG: 0.379 (1, 4)														3 1 1 0 2 0 0																		
Ken Oberkfell, L OBP: 0.354, SLG: 0.361 (1, 5)														5 0 3 1 1 0 1																		
George Hendrick, R OBP: 0.354, SLG: 0.514 (1, 8)														5 0 0 0 1 0 5																		
Dane Iorg, L OBP: 0.364, SLG: 0.454 (1, 3)														3 0 1 0 0 0 0																		
Mike Ramsey, S OBP: 0.405, SLG: 0.400 (9, PH)														1 0 0 0 0 0 0																		
Glenn Brummer, R OBP: 0.250, SLG: 0.275 (10, 2)														2 0 0 1 0 0 2																		
Steve Braun, L OBP: 0.348, SLG: 0.222 (1, 7)														3 0 0 0 1 0 0																		
Sixto Lezcano, R OBP: 0.385, SLG: 0.404 (1, 9)														4 0 0 0 1 2 1																		
Gene Tenace, R OBP: 0.377, SLG: 0.352 (1, 2)														3 1 0 0 2 1 2																		
Lary Sorensen, R ERA: 3.12 (1, 1)	6.2	26	4	1	1	2	2	0	0	0	0	0	0	0		0	0	0	0	0	0	0	0	0	0	0	0	0	0	0	0.00	0.900
John Curtis, L ERA: 5.72 (7, 1)	2.1	7	0	0	0	0	0	0	0	0	0	0	0	0		0	0	0	0	0	0	0	0	0	0	0	0	0	0	0	0.00	0.429
John Littlefield, R ERA: 4.91 (10, 1)	2.0	7	1	0	0	0	0	1	0	0	0	0	0	0		0	0	0	0	0	0	0	0	0	0	0	0	0	0	0	0.00	0.500
Jim Kaat, L ERA: 2.4 (12, 1)	1.2	L	10	1	1	1	1	3	1	0	0	0	0	0	0	0	0	0	0	0	0	0	0	0	0	0	0	0	0	0.00	2.400	
Inning Stats	R: 0 E: 0 K: 0 S: 3	H: 0 LOB: 0 BB: 0 P: 3	R: 0 E: 0 K: 0 S: 3	H: 0 LOB: 0 BB: 0 P: 3	R: 0 E: 0 K: 2 S: 7	H: 0 LOB: 0 BB: 0 P: 7	R: 0 E: 0 K: 0 S: 4	H: 1 LOB: 1 BB: 0 P: 4	R: 0 E: 0 K: 0 S: 3	H: 0 LOB: 0 BB: 0 P: 3	R: 1 E: 1 K: 0 S: 5	H: 2 LOB: 2 BB: 1 P: 9	R: 0 E: 0 K: 0 S: 4	H: 1 LOB: 2 BB: 1 P: 8	R: 0 E: 0 K: 0 S: 2	H: 0 LOB: 0 BB: 1 P: 6	R: 0 E: 0 K: 0 S: 3	H: 0 LOB: 0 BB: 0 P: 3	R: 0 E: 0 K: 1 S: 5	H: 0 LOB: 0 BB: 0 P: 5	R: 0 E: 0 K: 0 S: 3	H: 1 LOB: 1 BB: 1 P: 7	R: 0 E: 0 K: 1 S: 5	H: 0 LOB: 2 BB: 2 P: 13	R: 0 E: 0 K: 0 S: 3	H: 1 LOB: 3 BB: 2 P: 11	1B: 6 2B: 0 3B: 0 HR: 0	SF: 0 SAC: 2 DP: 2 HBP: 0	W/P: 0 PB: 0 SB: 0 CS: 0	PA: 50		
PITCHER	IP WLS BF H R ER SO BB IBB HBP BLK WP HR S P ERA WHIP																															
Rick Wise, R ERA: 3.32 (1, 1)	6.2	26	4	1	1	2	2	0	0	0	0	0	0	0	0	0	0	0	0	0	0	0	0	0	0	0	0	0	0	1.35	0.900	
John Curtis, L ERA: 5.72 (7, 1)	2.1	7	0	0	0	0	0	0	0	0	0	0	0	0	0	0	0	0	0	0	0	0	0	0	0	0	0	0	0	0.00	0.429	
John Littlefield, R ERA: 4.91 (10, 1)	2.0	7	1	0	0	0	0	1	0	0	0	0	0	0	0	0	0	0	0	0	0	0	0	0	0	0	0	0	0	0.00	0.500	
Gary Lucas, L ERA: 2.4 (12, 1)	1.2	L	10	1	1	1	1	3	1	0	0	0	0	0	0	0	0	0	0	0	0	0	0	0	0	0	0	0	0	0.00	2.400	



Batter	1	2	3	4	5	6	7	8	9	AB	R	H	RBI	BB	SO	LOB	TOP										
Ozzie Smith, S OBP: 0.315, SLG: 0.280 (1, 6)	4-0 BB		0-0 4-3		0-0 FC1-4		0-0 F9		0-0 F9	4	0	1	0	1	0	0											
Gene Richards, L OBP: 0.351, SLG: 0.402 (1, 7)	0-0 5-3		0-0 G4-6-3 1B		0-0 FC1-6-5 2B		0-0 4-3		0-0 1B	5	1	2	0	0	0	2											
Terry Kennedy, L OBP: 0.343, SLG: 0.372 (1, 2)	0-3 K		0-0 G4-6-3 1-2		0-0 2B		0-0 1-3		0-0 F8	5	0	1	1	0	1	3											
Randy Bass, L OBP: 0.294, SLG: 0.354 (1, 3)	4-0 BB				0-0 L9				0-0 F8	2	0	0	0	1	1	1											
Jose Moreno, S OBP: 0.200, SLG: 0.222 (8, PH)					0-3 K				0-0 G3	1	0	0	0	0	0	0											
Broderick Perkins, L OBP: 0.331, SLG: 0.453 (8, 3)										1	0	0	0	0	0	1											
Ruppert Jones, L OBP: 0.328, SLG: 0.365 (1, 8)	0-3 K				0-0 1B 2B				0-0 3B 1B	4	2	3	0	0	1	2											
Joe Lefebvre, L OBP: 0.343, SLG: 0.383 (1, 9)		4-0 BB			0-3 K				0-0 F8 1B 3B	3	1	1	1	1	1	2											
Luis Salazar, R OBP: 0.295, SLG: 0.370 (1, 5)		0-0 F9			0-0 S 1B				0-0 6-3 1-2 1B	4	0	2	2	0	0	2											
Juan Bonilla, R OBP: 0.328, SLG: 0.353 (1, 4)		0-0 5-3			0-0 5-3				0-0 4-3 1-3 1B	3	0	0	0	1	0	3											
Chris Welsh, L OBP: 0.100, SLG: 0.069 (1, 1)		0-0 1-3							0-0 F9 3-1	4	0	0	0	0	0	4											
Danny Boone, L OBP: 1.000, SLG: 1.000 (8, 1)										0	0	0	0	0	0	0											
John Urrea, R OBP: 0.250, SLG: 0.250 (9, 1)										0	0	0	0	0	0	0											
Inning Stats	R: 0 E: 0 K: 2 S: 7	H: 0 LOB: 2 BB: 2 P: 15	R: 0 E: 0 K: 0 S: 3	H: 0 LOB: 1 BB: 1 P: 7	R: 0 E: 0 K: 0 S: 3	H: 1 LOB: 0 BB: 0 P: 3	R: 1 E: 0 K: 1 S: 7	H: 2 LOB: 1 BB: 0 P: 7	R: 1 E: 0 K: 0 S: 4	H: 2 LOB: 2 BB: 1 P: 8	R: 0 E: 0 K: 0 S: 3	H: 0 LOB: 0 BB: 0 P: 3	R: 2 E: 0 K: 0 S: 6	H: 3 LOB: 1 BB: 0 P: 6	R: 0 E: 0 K: 0 S: 4	H: 1 LOB: 2 BB: 0 P: 4	1B: 6 2B: 3 3B: 1 HR: 0	SF: 0 SAC: 0 DP: 1 HBP: 0	WP: 0 PB: 0 SB: 3 CS: 0	PA: 40							
PITCHER	IP	WLS	BF	H	R	ER	SO	BB	IBB	HBP	BLK	WP	HR	S	P	ERA	WHIP										
Silvio Martinez, R ERA: 4.01 (1, 1)	6.0	L	27	6	2	2	4	3	1	0	0	0	0	31	47	3.00	1.500										
Jim Kaat, L ERA: 2.4 (7, 1)	1.1		6	2	2	2	0	0	0	0	0	0	0	6	6	13.50	1.500										
Mark Littell, R ERA: 3.06 (8, 1)	0.2	S	2	1	0	0	0	0	0	0	0	0	0	3	3	0.00	1.500										
Bob Sykes, L ERA: 7.0 (9, 1)	1.0		4	1	0	0	0	0	0	0	0	0	0	4	4	0.00	1.000										

San Diego Padres @ St. Louis Cardinals
 Busch Stadium, St. Louis, MO
 Tue Aug 18 1981, 7:05 PM CDT
 Att: 19,095 - Unknown

AB	36
R	4
H	10
RBI	4
BB	4
SO	4
LOB	20



Batter	1	2	3	4	5	6	7	8	9	AB	R	H	RBI	BB	SO	LOB	BOTTOM										
Garry Templeton, S OBP: 0.290, SLG: 0.377 (1, 6)	0-3 K		0-0 FC6-4 1B	0-0 FC4-6 1-2			0-0 6-3		0-0 1-2 1B	5	0	2	0	0	1	1											
Tom Herr, S OBP: 0.335, SLG: 0.370 (1, 4)	0-0 F9		0-0 FC6-4 BB 1B		0-0 L5		0-0 1-3		0-0 F9	5	0	0	0	0	0	3											
Sixto Lezcano, R OBP: 0.388, SLG: 0.403 (1, 9)	0-0 5-3		0-3 K		4-0 FC5-4 BB			0-0 HR 1B	0-0 F8	3	1	1	0	1	1	1											
Dane Iorg, L OBP: 0.360, SLG: 0.449 (9, PH)								0-0 HR 1B	0-0 F8	1	0	0	0	0	0	2											
George Hendrick, R OBP: 0.355, SLG: 0.509 (1, 8)		4-0 CS BB BB	0-0 BB 1B		0-0 P3			0-0 L7 1B	0-0 P6	4	0	1	0	1	0	4											
Gene Tenace, R OBP: 0.390, SLG: 0.389 (1, 3)		4-0 CS 1B BB	4-0 BB BB	4-0 BB BB	0-0 FC5-4			0-0 HR		2	2	1	2	2	0	1											
Ken Caminiti, L OBP: 0.348, SLG: 0.356 (7, 1)		0-3 K	0-0 4-3				0-0 4-3		1-0 HR 1B HBP	3	0	0	0	0	1	5											
Jim Kautz, L OBP: 0.420, SLG: 0.750 (8, 1)										0	0	0	0	0	0	0											
Mark Littell, R OBP: 0.420, SLG: 0.400 (8, PH)										0	0	0	0	0	0	0											
Ken Herrington, L OBP: 0.290, SLG: 0.271 (8, PH)										0	0	0	0	0	0	0											
Joakim Andujar, S OBP: 0.290, SLG: 0.271 (8, PH)										0	0	0	0	0	0	0											
Bob Sykes, S (9, 1)										0	0	0	0	0	0	0											
Tito Landrum, R OBP: 0.286, SLG: 0.370 (1, 7)		0-0 1B 2H			0-0 1-3				0-0 G6-4-3 1B	4	0	2	1	0	0	0											
Glenn Brummer, R OBP: 0.250, SLG: 0.269 (1, 2)		0-0 FC5-4 1B			0-0 E6 FC2-6				0-0 G6-4-3 1-2	4	0	1	0	0	0	2											
Silvio Martinez, R OBP: 0.286, SLG: 0.333 (1, 1)		0-0 FC5-4			0-0 FC2-6 FC4-6				0-0 1B	2	0	0	0	0	0	3											
Mike Ramsey, S OBP: 0.410, SLG: 0.405 (7, 5)										2	0	1	0	0	0	0											
Inning Stats	R: 0 E: 0 K: 1 S: 5	H: 0 LOB: 0 BB: 0 P: 5	R: 1 E: 0 K: 1 S: 6	H: 2 LOB: 2 BB: 2 P: 14	R: 0 E: 0 K: 1 S: 7	H: 2 LOB: 3 BB: 1 P: 11	R: 0 E: 1 K: 0 S: 4	H: 0 LOB: 1 BB: 0 P: 4	R: 0 E: 0 K: 0 S: 3	H: 0 LOB: 0 BB: 1 P: 7	R: 0 E: 0 K: 0 S: 3	H: 0 LOB: 0 BB: 0 P: 3	R: 0 E: 0 K: 0 S: 5	H: 3 LOB: 2 BB: 0 P: 6	R: 0 E: 0 K: 0 S: 5	H: 2 LOB: 2 BB: 0 P: 5	1B: 8 2B: 1 3B: 0 HR: 1	SF: 0 SAC: 0 DP: 2 HBP: 1	WP: 0 PB: 0 SB: 0 CS: 2	PA: 40							
PITCHER	IP	WLS	BF	H	R	ER	SO	BB	IBB	HBP	BLK	WP	HR	S	P	ERA	WHIP										
Chris Welsh, L ERA: 2.83 (1, 1)	7.1	W	33	6	3	3	3	4	0	1	0	0	1	34	51	3.68	1.364										
Danny Boone, L ERA: 1.85 (8, 1)	1.0		5	3	0	0	0	0	0	0	0	0	0	5	5	0.00	3.000										
John Urrea, R ERA: 0.27 (9, 1)	0.2	S	2	0	0	0	0	0	0	0	0	0	0	2	2	0.00	0.000										

San Diego Padres @ St. Louis Cardinals
 Busch Stadium, St. Louis, MO
 Tue Aug 18 1981, 7:05 PM CDT
 Att: 19,095 - Unknown

AB	35
R	3
H	9
RBI	3
BB	4
SO	3
LOB	22



Batter	1	2	3	4	5	6	7	8	9	AB	R	H	RBI	BB	SO	LOB	TOP										
Ozzie Smith, S OBP: 0.317, SLG: 0.283 (1, 6)	0-0 4-3		0-0 6-3		0-0 4-3		0-0 1B		0-0 2-3 BB	5	1	2	0	0	0	1	San Diego Padres @ St. Louis Cardinals Busch Stadium, St. Louis, MO Wed Aug 19 1981, 7:05 PM CDT Att: 18,268 - Unknown										
Gene Richards, L OBP: 0.355, SLG: 0.411 (1, 7)	0-0 1B		0-3 K			0-0 G3	0-0 1B	0-0 1B	4-0 2-3 BB	4	1	2	1	1	1	0											
Juan Bonilla, R OBP: 0.330, SLG: 0.354 (1, 4)	0-0 1B			0-0 4-3		0-0 L1	0-0 1B	0-0 1B	0-0 2-3	5	0	2	2	0	0	2											
Terry Kennedy, L OBP: 0.344, SLG: 0.368 (1, 2)	1-0 1B			0-0 4-3		0-0 F7	0-0 4-3		4-0 1B	3	0	0	0	1	0	2											
Luis Salazar, R OBP: 0.297, SLG: 0.375 Gary Lucas, L OBP: 0.125, SLG: 0.125 (9, 1)	0-0 G4-6-3				0-0 2B		0-0 1B	0-3 K	0-0 F3	5	1	2	0	0	1	5											
Ruppert Jones, L OBP: 0.331, SLG: 0.365 (1, 8)		0-0 F5			4-0 BB		0-0 1B	0-0 F8		3	1	1	0	1	0	0											
Dave Edwards, R OBP: 0.329, SLG: 0.448 Joe Lefebvre, L OBP: 0.347, SLG: 0.405 (8, PH) (8, 9)		0-0 1B			0-3 K		0-0 1B	0-0 HR		3	1	2	1	0	1	2											
Broderick Perkins, L OBP: 0.329, SLG: 0.448 John Littlefield, R OBP: 0.353, SLG: 0.471 (1, 3) (8, 1) (9, 5)		0-0 1-3			0-0 F7		0-0 1B	0-0 4-3		4	0	1	1	0	0	1											
Juan Eichelberger, R OBP: 0.133, SLG: 0.133 John Curtis, L OBP: 0.271, SLG: 0.283 Jose Moreno, S OBP: 0.271, SLG: 0.300 Danny Boone, L OBP: 0.271, SLG: 1.000 Doug Gwosdz, R OBP: 0.271, SLG: 0.500 Tim Lollar, L OBP: 0.271, SLG: 0.500 Randy Bass, L OBP: 0.271, SLG: 0.351 (1, 1) (3, 1) (5, PH) (5, 1) (7, PH) (7, 1) (8, 3)			0-0 F7			0-0 CS	0-0 F7	0-0 F7		1	0	0	0	0	0	0											
Inning Stats	R: 1 E: 0 K: 0 S: 4	H: 2 LOB: 1 BB: 0 P: 5	R: 0 E: 0 K: 0 S: 3	H: 1 LOB: 0 BB: 0 P: 3	R: 0 E: 0 K: 1 S: 5	H: 0 LOB: 0 BB: 0 P: 5	R: 0 E: 0 K: 1 S: 6	H: 1 LOB: 2 BB: 1 P: 10	R: 0 E: 0 K: 0 S: 3	H: 0 LOB: 0 BB: 0 P: 3	R: 4 E: 0 K: 0 S: 9	H: 7 LOB: 2 BB: 0 P: 9	R: 1 E: 0 K: 1 S: 6	H: 1 LOB: 0 BB: 0 P: 6	R: 0 E: 0 K: 0 S: 4	H: 1 LOB: 3 BB: 2 P: 12		1B: 11 2B: 1 3B: 1 HR: 1	SF: 0 SAC: 0 DP: 1 HBP: 1	WP: 0 PB: 0 SB: 1 CS: 2	PA: 41						
PITCHER	IP	WLS	BF	H	R	ER	SO	BB	IBB	HBP	BLK	WP	HR	S	P	ERA	WHIP										
John Martin, L ERA: 2.5 (1, 1)	6.0		25	8	4	4	2	1	0	1	0	0	0	27	32	6.00	1.500										
Bob Shirley, L ERA: 4.47 (7, 1)	0.2		4	3	0	0	0	0	0	0	0	0	0	4	4	0.00	4.500										
Mark Littell, R ERA: 3.06 (7, 1)	0.0		1	1	1	0	0	0	0	0	0	0	0	1	1	∞	∞										
Bruce Sutter, R ERA: 2.6 (7, 1)	2.1	W	11	2	1	1	1	1	1	0	0	0	1	11	19	3.86	1.286										

Batter	1	2	3	4	5	6	7	8	9	AB	R	H	RBI	BB	SO	LOB	BOTTOM										
Garry Templeton, S OBP: 0.296, SLG: 0.382 (1, 6)	0-3 K		0-0 E9		0-0 F9 HBP		0-0 G3		0-0 1B	5	2	3	1	0	1	0	San Diego Padres @ St. Louis Cardinals Busch Stadium, St. Louis, MO Wed Aug 19 1981, 7:05 PM CDT Att: 18,268 - Unknown										
Tom Herr, S OBP: 0.344, SLG: 0.374 (1, 4)	4-0 1B		0-0 2H		0-0 1B		0-0 P4		0-0 1B	3	3	2	0	1	0	0											
Keith Hernandez, L OBP: 0.396, SLG: 0.471 Steve Braun, L OBP: 0.348, SLG: 0.222 (1, 3) (7, PR) (8, 7)	0-0 1B		4-0 E		0-0 2B		4-0 F8		0-0 1B	2	0	1	1	2	0	2											
Gene Tenace, R OBP: 0.395, SLG: 0.396 (9, PH)	1-0 1B		1-2 BB		0-0 F8		0-0 BB		1-2 3H	1	0	1	1	0	0	0											
George Hendrick, R OBP: 0.349, SLG: 0.500 (1, 8)	0-0 L6		0-3 K		0-0 F9		0-0 F7			4	0	0	0	0	1	5											
Dane Iorg, L OBP: 0.365, SLG: 0.461 (1, 7) (8, 3)		0-0 L5		0-0 E2		0-0 2B		0-0 6-3		4	0	2	2	0	0	0											
Ken Oberkfell, L OBP: 0.352, SLG: 0.356 (1, 5)		4-0 BB		0-0 F8		0-0 4-3		0-0 CS		3	0	1	0	1	0	3											
Sixto Lezcano, R OBP: 0.395 Tito Landrum, R OBP: 0.281, SLG: 0.364 (1, 9) (7, 9)		0-0 G6-3		0-0 6-3		0-0 6-3		0-0 4-3		3	0	0	0	0	0	1											
Darrell Porter, L OBP: 0.397, SLG: 0.389 Glenn Brummer, R OBP: 0.241, SLG: 0.259 Orlando Sanchez, L OBP: 0.389, SLG: 0.485 (1, 2) (6, 2) (9, PH)			0-0 SH5-4		0-3 K		0-0 5-3		0-3 K	2	1	1	0	0	1	0											
John Martin, S OBP: 0.235, SLG: 0.313 Bob Shirley, R OBP: 0.063, SLG: 0.063 Mark Littell, L OBP: 0.400, SLG: 0.400 Bruce Sutter, R OBP: 0.425, SLG: 0.421 (1, 1) (7, 1) (7, 1) (9, PH)			0-0 SH5-4		0-3 K		0-3 K		0-0 1B	2	0	0	0	0	2	0											
Inning Stats	R: 1 E: 0 K: 1 S: 5	H: 1 LOB: 0 BB: 1 P: 9	R: 0 E: 0 K: 0 S: 2	H: 0 LOB: 1 BB: 1 P: 6	R: 3 E: 2 K: 1 S: 9	H: 4 LOB: 2 BB: 1 P: 13	R: 0 E: 0 K: 2 S: 7	H: 0 LOB: 0 BB: 0 P: 7	R: 2 E: 0 K: 0 S: 5	H: 2 LOB: 1 BB: 0 P: 6	R: 0 E: 0 K: 1 S: 5	H: 0 LOB: 0 BB: 1 P: 5	R: 0 E: 0 K: 0 S: 3	H: 1 LOB: 0 BB: 0 P: 3	R: 0 E: 0 K: 1 S: 7	H: 4 LOB: 2 BB: 0 P: 7	1B: 11 2B: 1 3B: 0 HR: 0	SF: 0 SAC: 1 DP: 1 HBP: 1	WP: 0 PB: 0 SB: 2 CS: 1	PA: 39							
PITCHER	IP	WLS	BF	H	R	ER	SO	BB	IBB	HBP	BLK	WP	HR	S	P	ERA	WHIP										
Juan Eichelberger, R ERA: 3.35 OBP: 0.271, SLG: 0.283 (1, 1)	1.1		4	0	0	0	2	0	0	0	0	0	0	8	8	0.00	0.000										
Danny Boone, L ERA: 2.25 (5, 1)	2.0		9	2	2	2	1	0	0	1	1	0	0	10	11	9.00	1.000										
Tim Lollar, L ERA: 7.61 (7, 1)	1.0		4	0	0	0	0	1	0	0	0	0	0	3	7	0.00	1.000										
John Littlefield, R ERA: 4.97 (8, 1)	1.1	L	6	3	1	1	1	0	0	0	0	0	0	8	8	6.75	2.250										



Batter	1	2	3	4	5	6	7	8	9	AB	R	H	RBI	BB	SO	LOB	TOP		
Ozzie Smith, S OBP: 0.318, SLG: 0.280 (1,6)	G3				F9			WP G3 SF8 BB	P8	3	1	0	0	2	0	2			
Gene Richards, L OBP: 0.354, SLG: 0.406 (1,7)	G4-6-3 BB		G3			K		G3		3	0	0	0	1	1	3			
Terry Kennedy, L OBP: 0.343, SLG: 0.367 (1,2)	G4-6-3 1-2			F8				SF8		3	0	1	1	0	0	1			
Randy Bass, L OBP: 0.298, SLG: 0.350 (1,3)		K								3	0	1	0	1	2	1			
Ruppert Jones, L OBP: 0.326, SLG: 0.359 (1,8)	G3		G3	6-3 1B		K		FC6 BB		4	0	0	0	0	0	3			
Joe Lefebvre, L OBP: 0.345, SLG: 0.407 (1,9)	3-1			4-3						4	1	1	0	0	0	1			
Luis Salazar, R OBP: 0.300, SLG: 0.377 (1,5)			F9							4	0	2	0	0	0	1			
Juan Bonilla, R OBP: 0.333, SLG: 0.357 (1,4)			SH1-4 1B		F2			FC5-4 1B		4	0	2	1	0	0	2			
Steve Mura, R OBP: 0.143, SLG: 0.171 (1,1)			SH1-4		FC1-6 1B					1	0	0	0	0	0	1			
Broderick Perkins, L OBP: 0.327, SLG: 0.445 (7, PH)					FC1-6					1	0	0	0	0	0	1			
John Curtis, L OBP: 0.077, SLG: 0.083 (7, PH)										0	0	0	0	0	0	0			
Jerry Turner, L OBP: 0.308, SLG: 0.318 (9, PH)										0	0	0	0	0	0	0			
Dave Edwards, R OBP: 0.177, SLG: 0.217 (9, PH)			1-2		1-2					1	0	0	0	0	0	1			
Inning Stats	R: 0 E: 0 K: 0 S: 2	H: 0 LOB: 0 BB: 1 P: 6	R: 0 E: 0 K: 1 S: 5	H: 0 LOB: 0 BB: 0 P: 5	R: 0 E: 0 K: 0 S: 4	H: 1 LOB: 2 BB: 1 P: 8	R: 0 E: 0 K: 0 S: 4	H: 1 LOB: 1 BB: 0 P: 4	R: 0 E: 0 K: 2 S: 8	H: 1 LOB: 1 BB: 0 P: 8	R: 0 E: 0 K: 0 S: 4	H: 1 LOB: 1 BB: 0 P: 4	R: 1 E: 0 K: 0 S: 3	H: 0 LOB: 1 BB: 2 P: 11	R: 1 E: 0 K: 0 S: 5	H: 2 LOB: 1 BB: 0 P: 5	1B: 6 2B: 1 3B: 0 HR: 0	SF: 1 SAC: 1 DP: 1 HBP: 0	WP: 1 PA: 37
PITCHER	IP	WLS	BF	H	R	ER	SO	BB	IBB	HBP	BLK	WP	HR	S	P	ERA	WHIP		
Rick Rhoden, R ERA: 3.29 (1, 1)	8.1	W	35	7	2	2	3	4	0	0	0	1	0	37	53	2.16	1.320		
Grant Jackson, L ERA: 1.42 (9, 1)	0.2	S	2	0	0	0	0	0	0	0	0	0	0	2	2	0.00	0.000		

San Diego Padres @ Pittsburgh Pirates
Three Rivers Stadium, Pittsburgh, PA
Fri Aug 21 1981, 3:33 AM EDT
Unknown

AB	31
R	2
H	7
RBI	2
BB	4
SO	3
LOB	17



Batter	1	2	3	4	5	6	7	8	9	AB	R	H	RBI	BB	SO	LOB	BOTTOM		
Omar Moreno, L OBP: 0.314, SLG: 0.346 (1,8)	1B HR				K					2	2	1	0	2	1	1			
Tim Foli, R OBP: 0.296, SLG: 0.310 (1,6)	HR 1B	CS BB			FC6-4 1-2					3	1	1	0	1	0	2			
Dave Parker, L OBP: 0.273, SLG: 0.433 (1,9)	HR				1-3					4	1	1	3	0	0	3			
Bill Madlock, R OBP: 0.417, SLG: 0.480 (1,5)	1B				F8					4	0	2	1	0	0	0			
Mike Easter, L OBP: 0.345, SLG: 0.493 (1,7)	F7				3-1					4	0	2	0	0	0	1			
Tony Peña, R OBP: 0.368, SLG: 0.458 (1,2)					F9					4	0	2	0	0	0	1			
Willie Montanez, L OBP: 0.214, SLG: 0.197 (1,3)	F9				F7					4	0	0	0	0	0	4			
Phil Garner, R OBP: 0.319, SLG: 0.326 (1,4)	F9				5-3					3	0	0	0	0	0	4			
Rick Rhoden, R OBP: 0.182, SLG: 0.188 (1, 1)										3	0	1	0	0	0	0			
Grant Jackson, S ERA: 1.42 (9, 1)		5-3								0	0	0	0	0	0	0			
Inning Stats	R: 3 E: 0 K: 0 S: 7	H: 4 LOB: 2 BB: 1 P: 11	R: 0 E: 0 K: 0 S: 2	H: 0 LOB: 0 BB: 1 P: 6	R: 0 E: 0 K: 0 S: 3	H: 0 LOB: 0 BB: 0 P: 3	R: 0 E: 0 K: 0 S: 3	H: 0 LOB: 0 BB: 0 P: 3	R: 0 E: 0 K: 1 S: 6	H: 1 LOB: 1 BB: 0 P: 6	R: 0 E: 0 K: 0 S: 5	H: 2 LOB: 2 BB: 0 P: 5	R: 1 E: 0 K: 0 S: 4	H: 2 LOB: 2 BB: 1 P: 8	R: 0 E: 0 K: 0 S: 3	H: 1 LOB: 0 BB: 0 P: 3	1B: 8 2B: 1 3B: 0 HR: 1	SF: 0 SAC: 0 DP: 0 HBP: 0	WP: 0 PA: 34
PITCHER	IP	WLS	BF	H	R	ER	SO	BB	IBB	HBP	BLK	WP	HR	S	P	ERA	WHIP		
Steve Mura, R ERA: 4.08 (1, 1)	6.0	L	26	7	3	3	1	2	0	0	0	0	0	26	34	4.50	1.500		
John Curtis, L ERA: 5.53 (7, 1)	2.0		8	3	1	1	0	1	0	0	0	0	0	7	11	4.50	2.000		

San Diego Padres @ Pittsburgh Pirates
Three Rivers Stadium, Pittsburgh, PA
Fri Aug 21 1981, 3:33 AM EDT
Unknown

AB	31
R	4
H	10
RBI	4
BB	3
SO	1
LOB	16



Batter	1	2	3	4	5	6	7	8	9	AB	R	H	RBI	BB	SO	LOB	TOP										
Ozzie Smith, S OBP: 0.316, SLG: 0.278 (1, 6)	G3		K		F7		F9			5	0	1	0	0	1	0	San Diego Padres @ Pittsburgh Pirates Three Rivers Stadium, Pittsburgh, PA Fri Aug 21 1981, 7:05 PM EDT Att: 19,049 - Unknown livebaseballscorecards.com										
Gene Richards, L OBP: 0.351, SLG: 0.402 (1, 7)	P4				F8			F2	4-3	5	0	1	0	0	0	1											
Terry Kennedy, L OBP: 0.345, SLG: 0.367 (1, 2)					F8			4-3		3	0	1	0	1	0	0											
Randy Bass, L OBP: 0.296, SLG: 0.347 (1, 3)	4-3				F8			BB 1B		4	1	1	0	0	0	3											
Ruppert Jones, L OBP: 0.328, SLG: 0.356 (1, 8)		3-1			F9			1B BB		2	0	0	0	2	0	0											
Joe Lefebvre, L OBP: 0.340, SLG: 0.400 Dave Edwards, R OBP: 0.190, SLG: 0.230 (8, PH) (8, 9)	P4				K					3	0	0	0	0	1	1											
Luis Salazar, R OBP: 0.307, SLG: 0.391 (1, 5)								1-3 2-H 1B		1	0	1	1	0	0	0											
Juan Bonilla, R OBP: 0.327, SLG: 0.350 (1, 4)					F9			2-3 2B		4	1	3	0	0	0	2											
Tim Lollar, L OBP: 0.185, SLG: 0.455 Danny Boone, L OBP: 1.000, SLG: 1.000 Jerry Turner, R OBP: 0.248, SLG: 0.354 John Urrea, R OBP: 0.195, SLG: 0.250 Gary Lucas, L OBP: 0.195, SLG: 0.125 Broderick Perkins, L OBP: 0.320, SLG: 0.442 (1, 1) (6, 1)			4-3		K					2	0	0	0	0	1	2											
Inning Stats	R: 0 E: 0 K: 0 S: 4	H: 1 LOB: 1 BB: 0 P: 4	R: 0 E: 0 K: 1 S: 6	H: 1 LOB: 1 BB: 0 P: 6	R: 0 E: 0 K: 1 S: 6	H: 1 LOB: 2 BB: 1 P: 10	R: 0 E: 0 K: 1 S: 3	H: 0 LOB: 0 BB: 0 P: 3	R: 0 E: 0 K: 0 S: 5	H: 0 LOB: 0 BB: 0 P: 5	R: 1 E: 0 K: 0 S: 5	H: 2 LOB: 2 BB: 1 P: 9	R: 0 E: 0 K: 1 S: 6	H: 1 LOB: 1 BB: 0 P: 6	1B: 6 2B: 2 3B: 0 HR: 0	SF: 0 SAC: 0 DP: 0 HBP: 0		WP: 0 PB: 0 SB: 1 CS: 0	PA: 38								
PITCHER	IP	WLS	BF	H	R	ER	SO	BB	IBB	HBP	BLK	WP	HR	S	P	ERA	WHIP										
Jim Bibby, R ERA: 2.44 (1, 1)	6.0	W	24	4	0	0	4	2	0	0	0	0	0	30	38	0.00	1.000										
Pascual Perez, R ERA: 3.85 (7, 1)	1.0		4	1	1	1	0	0	0	0	0	0	0	4	4	9.00	1.000										
Grant Jackson, L ERA: 1.73 (8, 1)	0.2	S	5	2	1	1	0	1	0	0	0	0	0	4	8	13.50	4.500										
Kent Tekulve, R ERA: 2.75 (8, 1)	1.1	S	5	1	0	0	1	0	0	0	0	0	0	7	7	0.00	0.750										

Batter	1	2	3	4	5	6	7	8	9	AB	R	H	RBI	BB	SO	LOB	BOTTOM										
Omar Moreno, L OBP: 0.320, SLG: 0.362 (1, 8)	SH1-4 1B 2B		HBP BB FC6-4				K			3	2	2	0	1	1	1	San Diego Padres @ Pittsburgh Pirates Three Rivers Stadium, Pittsburgh, PA Fri Aug 21 1981, 7:05 PM EDT Att: 19,049 - Unknown livebaseballscorecards.com										
Tim Foli, R OBP: 0.296, SLG: 0.307 (1, 6)	SH1-4		FC6-4 HBP CS BB		P9		L6			2	0	0	0	1	0	2											
Dave Parker, L OBP: 0.267, SLG: 0.423 (1, 9)	G3		K		F8			F9		4	0	0	0	0	1	4											
Bill Madlock, R OBP: 0.419, SLG: 0.477 (1, 5)	1B		FC6-4 HBP		K			5-3		3	0	1	1	0	1	0											
Bill Robinson, R OBP: 0.179, SLG: 0.179 Willie Montanez, L OBP: 0.214, SLG: 0.197 (9, 3)	FC4 1B		FC6-4		5-3			6-3		4	0	1	1	0	0	2											
Tony Peña, R OBP: 0.359, SLG: 0.445 (1, 2)	FC4		CS		F9					3	0	0	0	0	0	2											
Lee Lacy, R OBP: 0.325, SLG: 0.405 (1, 7)					P8			2B 1B BB		2	0	0	0	1	0	0											
Phil Garner, R OBP: 0.319, SLG: 0.327 (1, 4)		4-3			5-3			1-2 2B 1B		3	1	1	0	0	0	0											
Jim Bibby, R OBP: 0.244, SLG: 0.346 Pascual Perez, R OBP: 0.194, SLG: 0.300 Dale Sierra, R OBP: 0.208, SLG: 0.330 Jason Thompson, L OBP: 0.195, SLG: 0.250 Gary Alexander, R OBP: 0.320, SLG: 0.442 Grant Jackson, S OBP: 0.320, SLG: 0.442 (1, 1) (7, 1) (7, PH) (7, PH) (8, 1) (8, 1)			K					1-1 2-3 2B		2	0	0	0	0	1	0											
Inning Stats	R: 1 E: 0 K: 0 S: 6	H: 3 LOB: 2 BB: 0 P: 6	R: 0 E: 0 K: 1 S: 5	H: 0 LOB: 0 BB: 0 P: 5	R: 1 E: 0 K: 1 S: 4	H: 0 LOB: 1 BB: 2 P: 13	R: 0 E: 0 K: 0 S: 3	H: 0 LOB: 0 BB: 0 P: 3	R: 0 E: 0 K: 1 S: 4	H: 1 LOB: 1 BB: 0 P: 4	R: 0 E: 0 K: 1 S: 5	H: 0 LOB: 0 BB: 0 P: 5	R: 1 E: 0 K: 1 S: 6	H: 2 LOB: 1 BB: 1 P: 10	R: 0 E: 0 K: 0 S: 3	H: 0 LOB: 0 BB: 0 P: 3		1B: 3 2B: 2 3B: 1 HR: 0	SF: 0 SAC: 1 DP: 0 HBP: 1	WP: 0 PB: 0 SB: 0 CS: 1	PA: 33						
PITCHER	IP	WLS	BF	H	R	ER	SO	BB	IBB	HBP	BLK	WP	HR	S	P	ERA	WHIP										
Tim Lollar, L ERA: 7.13 (1, 1)	5.0	L	21	4	2	2	2	2	0	1	0	0	0	22	31	3.60	1.200										
Danny Boone, L ERA: 2.19 (6, 1)	1.0		3	0	0	0	1	0	0	0	0	0	0	5	5	0.00	0.000										
John Urrea, R ERA: 0.53 (7, 1)	0.1		3	2	1	1	0	1	0	0	0	0	0	2	6	27.00	9.000										
Gary Lucas, L ERA: 2.31 (7, 1)	1.2		5	0	0	0	1	0	0	0	0	0	0	7	7	0.00	0.000										

Batter	1	2	3	4	5	6	7	8	9	AB	R	H	RBI	BB	SO	LOB	TOP																	
Ozzie Smith, S OBP: 0.321, SLG: 0.291 (1, 6)										5	0	3	2	0	0	1	San Diego Padres @ Pittsburgh Pirates Three Rivers Stadium, Pittsburgh, PA Sat Aug 22 1981, 7:05 PM EDT Att: 11,865 - Unknown																	
Juan Bonilla, R OBP: 0.335, SLG: 0.354 (1, 4)										3	0	2	1	1	0	1																		
Gene Richards, L OBP: 0.345, SLG: 0.395 (1, 7)										5	0	0	0	0	0	5																		
Terry Kennedy, L OBP: 0.350, SLG: 0.369 (1, 2)										4	0	2	0	1	0	1																		
Ruppert Jones, L OBP: 0.326, SLG: 0.352 (1, 8)										5	1	1	0	0	0	4																		
Randy Bass, L OBP: 0.295, SLG: 0.360 (1, 3)										4	1	1	0	0	0	2																		
Luis Salazar, R OBP: 0.310, SLG: 0.390 (1, 5)										3	1	1	1	1	0	0																		
Joe Lefebvre, L OBP: 0.344, SLG: 0.410 (8, PH)										3	2	2	0	0	1	0																		
Dave Edwards, R OBP: 0.233, SLG: 0.230 (8, 9)										0	1	0	0	1	0	0																		
Rick Wise, R OBP: 0.285, SLG: 0.105 (3, 1)										1	0	0	0	0	0	2																		
Inning Stats	R: 0 E: 0 K: 0 S: 4	H: 1 LOB: 2 BB: 1 P: 8	R: 2 E: 0 K: 0 S: 7	H: 5 LOB: 2 BB: 0 P: 7	R: 0 E: 0 K: 0 S: 2	H: 0 LOB: 0 BB: 1 P: 6	R: 0 E: 0 K: 1 S: 5	H: 0 LOB: 0 BB: 0 P: 5	R: 0 E: 0 K: 0 S: 3	H: 0 LOB: 1 BB: 0 P: 3	R: 1 E: 0 K: 0 S: 5	H: 2 LOB: 1 BB: 0 P: 5	R: 4 E: 0 K: 0 S: 6	H: 3 LOB: 1 BB: 2 P: 14	R: 0 E: 0 K: 0 S: 3	H: 1 LOB: 0 BB: 0 P: 3	1B: 9 2B: 2 3B: 2 HR: 0	SF: 0 SAC: 1 DP: 2 HBP: 0	WP: 0 PB: 0 SB: 0 CS: 2	PA: 41														
PITCHER	IP WLS BF H R ER SO BB IBB HBP BLK WP HR S P ERA WHIP																																	
Eddie Solomon, R ERA: 2.89	(1, 1)	7.0	30	9	3	3	1	2	0	0	0	0	0	0	30	38	3.86	1.571																
Grant Jackson, L ERA: 2.7	(8, 1)	0.2	5	1	3	3	0	2	0	0	0	0	0	0	3	11	40.50	4.500																
Kent Tekulve, R ERA: 2.89	(8, 1)	1.1	L	6	3	1	1	0	0	0	0	0	0	0	6	6	6.75	2.250																


livebaseballscorecards.com


AB 36
R 7
H 13
RBI 7
BB 4
SO 1
LOB 17

Batter	1	2	3	4	5	6	7	8	9	AB	R	H	RBI	BB	SO	LOB	BOTTOM																
Omar Moreno, L OBP: 0.325, SLG: 0.366 (1, 8)										5	1	3	1	0	0	3	San Diego Padres @ Pittsburgh Pirates Three Rivers Stadium, Pittsburgh, PA Sat Aug 22 1981, 7:05 PM EDT Att: 11,865 - Unknown																
Tim Lincecum, R OBP: 0.295, SLG: 0.306 (1, 6)										4	0	1	0	0	0	2																	
Dave Parker, L OBP: 0.276, SLG: 0.439 (1, 9)										3	3	2	1	1	0	1																	
Bill Madlock, R OBP: 0.418, SLG: 0.478 (1, 5)										4	0	2	2	0	0	2																	
Mike Easter, L OBP: 0.343, SLG: 0.488 (1, 7)										4	1	1	1	0	2	0																	
Tony Peña, R OBP: 0.355, SLG: 0.439 (1, 2)										4	0	1	1	0	0	0																	
Willie Montanez, L OBP: 0.230, SLG: 0.214 (1, 3)										4	0	2	0	0	0	1																	
Phil Garner, R OBP: 0.324, SLG: 0.338 (1, 4)										4	1	2	0	0	0	1																	
Eddie Solomon, R OBP: 0.115, SLG: 0.115 (8, 1)										2	0	1	0	0	1	0																	
Jason Thompson, L OBP: 0.331, SLG: 0.366 (8, PH)										0	0	0	0	0	0	0																	
Lee Lacy, R OBP: 0.322, SLG: 0.402 (8, PH)										1	0	0	0	0	0	0																	
Inning Stats	R: 1 E: 0 K: 0 S: 4	H: 1 LOB: 0 BB: 0 P: 4	R: 0 E: 0 K: 0 S: 6	H: 3 LOB: 3 BB: 0 P: 6	R: 2 E: 0 K: 0 S: 6	H: 4 LOB: 1 BB: 0 P: 6	R: 1 E: 0 K: 0 S: 4	H: 2 LOB: 0 BB: 0 P: 4	R: 1 E: 0 K: 1 S: 6	H: 0 LOB: 0 BB: 0 P: 5	R: 1 E: 0 K: 0 S: 4	H: 2 LOB: 0 BB: 0 P: 4	R: 0 E: 0 K: 1 S: 6	H: 1 LOB: 2 BB: 1 P: 8	R: 0 E: 0 K: 0 S: 4	H: 1 LOB: 2 BB: 1 P: 8	1B: 13 2B: 1 3B: 1 HR: 0	SF: 2 SAC: 2 DP: 0 HBP: 0	WP: 1 PB: 0 SB: 1 CS: 2	PA: 41													
PITCHER	IP WLS BF H R ER SO BB IBB HBP BLK WP HR S P ERA WHIP																																
Rick Wise, R ERA: 3.59	(1, 1)	2.2	15	8	3	3	0	0	0	0	0	15	15	5.40	0.900																		
Danny Boone, L ERA: 2.45	(3, 1)	3.1	12	3	2	2	2	0	0	0	1	0	0	16	16	5.40	0.900																
John Curtis, L ERA: 5.6	(7, 1)	1.0	W	4	2	1	1	0	0	0	0	1	0	4	4	9.00	2.000																
John Urrea, R ERA: 0.52	(8, 1)	1.0	S	4	1	0	0	1	0	0	0	0	0	6	6	0.00	1.000																
Gary Lucas, L ERA: 2.59	(9, 1)	1.0	S	5	1	0	0	0	1	0	0	0	0	4	8	0.00	2.000																

livebaseballscorecards.com

AB 35
R 6
H 15
RBI 6
BB 1
SO 3
LOB 10

Batter	1	2	3	4	5	6	7	8	9	AB	R	H	RBI	BB	SO	LOB	TOP		
Ozzie Smith, S OBP: 0.324, SLG: 0.294 (1, 6)	G3			6-3 SH1-3 HBP		5-3		FC5-4 1B		3	0	1	0	0	0	0	San Diego Padres @ Chicago Cubs Wrigley Field, Chicago, IL Tue Aug 25 1981, 3:33 AM CDT Att: 5,878 - Unknown - 70 F AB 31 R 3 H 6 RBI 3 BB 2 SO 7 LOB 14 		
Juan Bonilla, R OBP: 0.332, SLG: 0.352 (1, 4)	K			SH1-3			5-3	FC5-4 1B		3	0	0	0	0	1	2			
Gene Richards, L OBP: 0.356, SLG: 0.399 (1, 7)	K			6-3				2B 1B	F8 BB 2B	3	2	1	0	1	1	1			
Luis Salazar, R OBP: 0.317, SLG: 0.393 (1, 5)		5-3						4-3 1H 2B	F8 BB 2B	3	1	1	1	1	1	1			
Terry Kennedy, L OBP: 0.344, SLG: 0.363 (1, 2)	F8				G3			4-3 2B	F8	4	0	0	0	0	0	3			
Jose Moreno, S OBP: 0.200, SLG: 0.214 (9, PH)					L7			5-3		3	0	0	0	0	1	1			
Jerry Turner, L OBP: 0.310, SLG: 0.440 (9, PH)	K								K	0	0	0	0	0	0	0			
Doug Gwosdz, R (9, PH)										1	0	0	0	0	1	2			
Ruppert Jones, L OBP: 0.329, SLG: 0.359 (1, 8)			4-3		K					4	0	2	2	0	1	0			
Broderick Perkins, L OBP: 0.318, SLG: 0.434 (1, 3)			K			G5-4-3 1B		F7 1B	4-3 2B	4	0	1	0	0	1	2			
Tim Lollar, L OBP: 0.197, SLG: 0.417 (5, 1)										1	0	0	0	0	0	0			
John Littlefield, R OBP: 0.220, SLG: 0.288 (6, PH)						G5-4-3 1B				0	0	0	0	0	0	0			
Dave Edwards, R OBP: 0.220, SLG: 0.288 (6, PH)										0	0	0	0	0	0	0			
Danny Boone, L OBP: 0.260, SLG: 0.500 (6, PH)										0	0	0	0	0	0	0			
Randy Bass, L OBP: 0.260, SLG: 0.500 (6, PH)										0	0	0	0	0	0	0			
Juan Eichelberger, R OBP: 0.133, SLG: 0.133 (8, 1)										0	0	0	0	0	0	0			
Inning Stats	R: 0 E: 0 K: 2 S: 7	H: 0 LOB: 0 BB: 0 P: 7	R: 0 E: 0 K: 1 S: 5	H: 0 LOB: 0 BB: 0 P: 5	R: 0 E: 0 K: 1 S: 5	H: 0 LOB: 1 BB: 0 P: 6	R: 0 E: 0 K: 1 S: 5	H: 0 LOB: 0 BB: 0 P: 5	R: 0 E: 0 K: 0 S: 3	H: 1 LOB: 0 BB: 0 P: 3	R: 1 E: 0 K: 0 S: 5	H: 2 LOB: 1 BB: 0 P: 5	R: 0 E: 0 K: 0 S: 5	H: 2 LOB: 2 BB: 0 P: 5	R: 2 E: 0 K: 1 S: 6	H: 1 LOB: 1 BB: 2 P: 14	1B: 4 2B: 2 3B: 0 HR: 0	SF: 0 SAC: 1 DP: 1 HBP: 1	WP: 0 PA: 35 PB: 0 SB: 0 CS: 0
PITCHER	IP WLS BF H R ER SO BB IBB HBP BLK WP HR S P ERA WHIP																		
Ken Kravec, L ERA: 5.37 (1, 1)	7.0 W 24 3 1 1 6 0 0 1 0 0 0 0 35 36 1.29 0.429																		
Dick Tidrow, R ERA: 4.41 (8, 1)	1.1 S 8 2 2 2 0 2 0 0 0 0 0 0 6 14 13.50 3.000																		
Willie Hernandez, L ERA: 5.4 (9, 1)	0.2 S 3 1 0 0 1 0 0 0 0 0 0 0 5 5 0.00 1.500																		

Batter	1	2	3	4	5	6	7	8	9	AB	R	H	RBI	BB	SO	LOB	BOTTOM		
Steve Henderson, R OBP: 0.369, SLG: 0.393 (1, 7)	3-1									5	1	2	0	0	2	2	San Diego Padres @ Chicago Cubs Wrigley Field, Chicago, IL Tue Aug 25 1981, 3:33 AM CDT Att: 5,878 - Unknown - 70 F AB 29 R 4 H 7 RBI 4 BB 7 SO 6 LOB 19 		
Willie Hernandez, L (9, 1)			K							0	0	0	0	0	0	0			
Pat Tabler, R OBP: 0.409, SLG: 0.294 (1, 4)					BLK BB 1B					2	1	1	0	2	0	1			
Pat Tabler, R OBP: 0.409, SLG: 0.294 (1, 4)						BB 1B		F4											
Bill Buckner, L OBP: 0.333, SLG: 0.441 (1, 3)								F9		4	1	1	2	0	1	4			
Bill Buckner, L OBP: 0.333, SLG: 0.441 (1, 3)																			
Bobby Bonds, R OBP: 0.422, SLG: 0.481 (1, 8)										2	0	0	0	2	1	2			
Bobby Bonds, R OBP: 0.422, SLG: 0.481 (1, 8)																			
Leon Durham, L OBP: 0.364, SLG: 0.464 (5, PR)										2	0	1	2	1	0	0			
Jerry Morales, R OBP: 0.348, SLG: 0.349 (6, 9)										1	0	0	0	0	0	1			
Jody Davis, R OBP: 0.305, SLG: 0.337 (1, 2)										4	0	1	0	0	0	4			
Jody Davis, R OBP: 0.305, SLG: 0.337 (1, 2)																			
Ken Reitz, R OBP: 0.282, SLG: 0.308 (1, 5)										3	0	1	0	1	1	1			
Ken Reitz, R OBP: 0.282, SLG: 0.308 (1, 5)																			
Ivan De Jesus, R OBP: 0.276, SLG: 0.217 (1, 6)										4	0	0	0	0	0	4			
Ivan De Jesus, R OBP: 0.276, SLG: 0.217 (1, 6)																			
Ken Kravec, L (1, 1)										2	1	0	0	1	1	0			
Dick Tidrow, R (8, 1)										0	0	0	0	0	0	0			
Hector Cruz, R OBP: 0.374, SLG: 0.544 (9, 7)										0	0	0	0	0	0	0			
Hector Cruz, R OBP: 0.374, SLG: 0.544 (9, 7)																			
Inning Stats	R: 0 E: 0 K: 2 S: 7	H: 0 LOB: 1 BB: 1 P: 11	R: 0 E: 0 K: 0 S: 4	H: 1 LOB: 0 BB: 0 P: 4	R: 1 E: 0 K: 1 S: 6	H: 1 LOB: 3 BB: 3 P: 18	R: 0 E: 0 K: 2 S: 7	H: 0 LOB: 0 BB: 0 P: 7	R: 3 E: 0 K: 0 S: 6	H: 3 LOB: 2 BB: 2 P: 14	R: 0 E: 0 K: 0 S: 4	H: 1 LOB: 1 BB: 0 P: 4	R: 0 E: 0 K: 0 S: 2	H: 0 LOB: 0 BB: 1 P: 6	R: 0 E: 0 K: 1 S: 6	H: 1 LOB: 1 BB: 0 P: 6	1B: 6 2B: 2 3B: 0 HR: 0	SF: 0 SAC: 1 DP: 1 HBP: 0	WP: 0 PA: 37 PB: 0 SB: 0 CS: 0
PITCHER	IP WLS BF H R ER SO BB IBB HBP BLK WP HR S P ERA WHIP																		
Tim Lollar, L ERA: 7.24 (1, 1)	4.1 L 23 5 4 4 4 5 4 1 0 1 1 0 28 48 8.31 2.077																		
John Littlefield, R ERA: 4.47 (5, 1)	0.2 S 3 0 0 0 0 1 0 0 0 0 0 0 2 6 0.00 1.500																		
Danny Boone, L ERA: 2.44 (6, 1)	2.0 S 7 1 0 0 0 1 0 0 0 0 0 0 6 10 0.00 1.000																		
Juan Eichelberger, R ERA: 3.79 (8, 1)	1.0 S 4 1 0 0 1 0 0 0 0 0 0 0 6 6 0.00 1.000																		

Batter	1	2	3	4	5	6	7	8	9	AB	R	H	RBI	BB	SO	LOB	TOP										
Ozzie Smith, S OBP: 0.324, SLG: 0.294 (1, 6)										3	0	1	0	0	0	0	San Diego Padres @ Chicago Cubs Wrigley Field, Chicago, IL Wed Aug 26 1981, 3:33 AM CDT Alt. 9,944 - Unknown - 77 F										
Juan Bonilla, R OBP: 0.333, SLG: 0.350 (1, 4)										4	1	1	0	1	0	3											
Gene Richards, L OBP: 0.354, SLG: 0.399 (1, 7)										5	1	1	0	0	0	3											
Ruppert Jones, L OBP: 0.331, SLG: 0.363 (1, 8)										3	2	1	0	1	0	0											
Terry Kennedy, L OBP: 0.339, SLG: 0.359 (1, 2)										3	0	0	1	0	1	1											
Randy Bass, L OBP: 0.297, SLG: 0.344 (1, 3)										2	1	0	0	1	0	1											
Luis Salazar, R OBP: 0.324, SLG: 0.398 (1, 5)										4	1	3	3	0	0	1											
Joe Lefebvre, L OBP: 0.350, SLG: 0.435 (1, 9)										4	1	3	3	0	0	1											
Steve Mura, R OBP: 0.162, SLG: 0.167 (5, 1)										1	0	0	0	1	0	1											
Inning Stats	R: 0 E: 0 K: 0 S: 3	H: 1 LOB: 0 BB: 0 P: 3	R: 0 E: 0 K: 0 S: 3	H: 0 LOB: 0 BB: 0 P: 3	R: 0 E: 0 K: 0 S: 3	H: 2 LOB: 0 BB: 0 P: 3	R: 5 E: 0 K: 0 S: 6	H: 4 LOB: 1 BB: 1 P: 11	R: 0 E: 0 K: 0 S: 3	H: 0 LOB: 1 BB: 1 P: 7	R: 0 E: 0 K: 0 S: 3	H: 0 LOB: 1 BB: 1 P: 7	R: 1 E: 0 K: 0 S: 4	H: 1 LOB: 1 BB: 1 P: 8	R: 1 E: 0 K: 1 S: 7	H: 2 LOB: 1 BB: 0 P: 7	R: 0 E: 0 K: 0 S: 4	H: 1 LOB: 1 BB: 0 P: 4	1B: 7 2B: 3 3B: 0 HR: 1	SF: 1 SAC: 2 DP: 2 HBP: 1	WP: 0 PA: 39 PB: 0 SB: 1 CS: 0						
PITCHER	IP	WLS	BF	H	R	ER	SO	BB	IBB	HBP	BLK	WP	HR	S	P	ERA	WHIP										
Doug Bird, R ERA: 2.84 (1, 1)	4.0		17	7	5	5	0	1	0	1	0	0	0	15	20	11.25	2.000										
Doug Capilla, L ERA: 2.76 (5, 1)	3.0		13	1	1	1	0	3	0	0	0	0	1	10	22	3.00	1.333										
Willie Hernandez, L ERA: 6.75 (8, 1)	0.2		3	1	1	1	1	0	0	0	0	0	0	5	5	13.50	1.500										
Dick Tidrow, R ERA: 4.39 (8, 1)	0.1		2	1	0	0	0	0	0	0	0	0	0	2	2	0.00	3.000										
Lee Smith, R ERA: 3.6 (9, 1)	1.0	W	4	1	0	0	0	0	0	0	0	0	0	4	4	0.00	1.000										


AB	31
R	7
H	11
RBI	7
BB	4
SO	1
LOB	11




Batter	1	2	3	4	5	6	7	8	9	AB	R	H	RBI	BB	SO	LOB	BOTTOM										
Steve Henderson, R OBP: 0.373, SLG: 0.389 (1, 7)										2	0	0	0	3	0	2	San Diego Padres @ Chicago Cubs Wrigley Field, Chicago, IL Wed Aug 26 1981, 3:33 AM CDT Alt. 9,944 - Unknown - 77 F										
Pat Tabler, R OBP: 0.346, SLG: 0.238 (1, 4)										4	0	0	0	0	1	2											
Jerry Morales, R OBP: 0.346, SLG: 0.349 (8, PH)										0	0	0	1	0	0	0											
Lee Smith, R (9, 1)										0	0	0	0	0	0	0											
Bill Buckner, L OBP: 0.331, SLG: 0.437 (1, 3)										5	1	1	0	0	0	4											
Leon Durham, L OBP: 0.364, SLG: 0.493 (1, 9)										5	2	2	3	0	1	1											
Bobby Bonds, R OBP: 0.435, SLG: 0.473 (1, 8)										3	2	1	0	2	0	0											
Jody Davis, R OBP: 0.330, SLG: 0.389 (1, 2)										4	2	3	1	1	0	1											
Ken Reitz, R OBP: 0.286, SLG: 0.312 (1, 5)										4	0	2	1	0	0	3											
Steve Dillard, R OBP: 0.276, SLG: 0.367 (6, PR)										1	2	1	2	0	0	0											
Ivan De Jesus, R OBP: 0.272, SLG: 0.214 (1, 6)										4	0	0	0	0	0	5											
Doug Bird, R OBP: 0.333, SLG: 0.200 (4, PH)										1	0	0	0	0	1	1											
Mike Lutt, L OBP: 0.302, SLG: 0.375 (5, 1)										1	0	1	1	0	0	0											
Doug Capilla, L (5, 1)										1	0	0	0	0	1	0											
Willie Hernandez, L (8, 1)										0	0	0	0	0	0	0											
Dick Tidrow, R (8, 1)										0	0	0	0	0	0	0											
Mike Tyson, R OBP: 0.238, SLG: 0.303 (8, PH)										0	0	0	0	0	0	0											
John Curtis, L ERA: 5.58 (9, 4)										0	0	0	0	0	0	0											
Inning Stats	R: 0 E: 0 K: 0 S: 3	H: 0 LOB: 0 BB: 0 P: 3	R: 2 E: 0 K: 1 S: 7	H: 2 LOB: 1 BB: 1 P: 11	R: 0 E: 0 K: 0 S: 3	H: 0 LOB: 1 BB: 1 P: 7	R: 0 E: 0 K: 0 S: 4	H: 1 LOB: 2 BB: 2 P: 12	R: 3 E: 0 K: 1 S: 9	H: 4 LOB: 1 BB: 0 P: 9	R: 0 E: 0 K: 1 S: 5	H: 0 LOB: 1 BB: 1 P: 9	R: 0 E: 0 K: 0 S: 3	H: 1 LOB: 0 BB: 0 P: 3	R: 1 E: 1 K: 0 S: 5	H: 1 LOB: 2 BB: 1 P: 9	R: 2 E: 0 K: 1 S: 6	H: 2 LOB: 0 BB: 0 P: 6	1B: 6 2B: 1 3B: 1 HR: 3	SF: 1 SAC: 1 DP: 1 HBP: 0	WP: 0 PA: 43 PB: 0 SB: 1 CS: 0						
PITCHER	IP	WLS	BF	H	R	ER	SO	BB	IBB	HBP	BLK	WP	HR	S	P	ERA	WHIP										
Steve Mura, R ERA: 4.4 (1, 1)	4.2		24	6	6	6	2	4	0	0	0	0	0	7	11	0.00	1.500										
Chris Welsh, L ERA: 2.89 (5, 1)	1.1		6	1	0	0	1	1	0	0	0	0	0	7	11	0.00	1.500										
Gary Lucas, L ERA: 2.3 (7, 1)	2.0		9	2	1	0	0	0	1	0	0	0	0	8	12	0.00	1.000										
John Curtis, L ERA: 5.58 (9, 1)	0.2	L	4	2	2	2	1	0	0	0	0	0	1	6	6	27.00	3.000										

AB	35
R	9
H	11
RBI	9
BB	6
SO	4
LOB	19



Batter	1	2	3	4	5	6	7	8	9	10	11	12	13	AB R H RBI BB SO LOB	TOP													
Tom Herr S OBP: 0.340, SLG: 0.368 (1.4)	F7		F7 1B 2B		4-3	4-3			L8			G4-6-3 1-2r		6 1 1 0 0 0 2	St. Louis Cardinals @ San Diego Padres Jack Murphy Stadium, San Diego, CA Thu Aug 27 1981, 10:05 PM EDT Att: 7,056 - Unknown livebaseballscorecards.com AB 47 R 3 H 10 RBI 3 BB 2 SO 5 LOB 16 													
Ken Oberkfell L OBP: 0.347, SLG: 0.350 (1.5)	F7		F7 1B 2B		F7			L4		F8			6-3	6 1 1 0 0 0 0														
Keith Hernandez L OBP: 0.394, SLG: 0.485 (1.3)			F7		WP 1B			K		G3			K	6 0 2 0 0 2 2														
George Hendrick R OBP: 0.353, SLG: 0.508 (1.8)	K				1B			6-3		F3				5 1 2 3 1 1 1														
Dane Iorg L OBP: 0.357, SLG: 0.476 (1.7)		L6	1-3		E6			4-3					F7 HR	6 0 0 0 0 0 3														
Darrell Porter L OBP: 0.372, SLG: 0.360 (1.2)		6-3												5 0 0 0 0 2 3														
Glenn Brummer R OBP: 0.233, SLG: 0.250 (11.2)					K									0 0 0 0 0 0 0														
Steve Braun L OBP: 0.443, SLG: 0.409 (6.9)					S BB			F5						2 0 2 0 1 0 0														
Tilo Landrum R OBP: 0.288, SLG: 0.357 (6.9)														2 0 1 0 0 0 0														
Mike Ramsey S OBP: 0.365, SLG: 0.356 (1.6)					1-3									5 0 1 0 0 0 3														
Bob Forsch R OBP: 0.185, SLG: 0.154 (1.1)														2 0 0 0 0 0 1														
Bruce Sutter R OBP: 0.105, SLG: 0.105 (11.1)			4-3		L6									1 0 0 0 0 0 0														
Bob Shirley R OBP: 0.400, SLG: 0.400 (11.1)														0 0 0 0 0 0 0														
Mark Littell L OBP: 0.571, SLG: 0.667 (11.1)														0 0 0 0 0 0 0														
Jim Kaat L OBP: 0.571, SLG: 0.667 (11.1)														1 0 0 0 0 0 1														
Inning Stats	R: 0 E: 0 K: 1 S: 6	H: 1 LOB: 1 BB: 0 P: 6	R: 0 E: 0 K: 0 S: 4	H: 1 LOB: 1 BB: 0 P: 4	R: 2 E: 0 K: 0 S: 6	H: 3 LOB: 1 BB: 0 P: 6	R: 0 E: 0 K: 1 S: 5	H: 0 LOB: 1 BB: 1 P: 9	R: 0 E: 0 K: 0 S: 5	H: 1 LOB: 3 BB: 1 P: 9	R: 0 E: 0 K: 0 S: 4	H: 0 LOB: 0 BB: 0 P: 5	R: 0 E: 0 K: 0 S: 3	H: 0 LOB: 0 BB: 0 P: 3	R: 0 E: 0 K: 0 S: 3	H: 1 LOB: 0 BB: 0 P: 3	R: 0 E: 0 K: 0 S: 3	H: 1 LOB: 0 BB: 0 P: 3	R: 1 E: 0 K: 1 S: 6	H: 1 LOB: 0 BB: 0 P: 6	1B: 8 2B: 1 3B: 0 HR: 1	SF: 0 SAC: 1 DP: 1 HBP: 0	WP: 1 PB: 0 SB: 1 CS: 1	PA: 51				
PITCHER	IP WLS BF H R ER SO BB IBB HBP BLK WP HR S P ERA WHIP																											
Rick Wise R ERA: 3.94 (7.1)	6.0	28	7	2	2	2	0	0	0	1	0	30	38	3.00	1.500													
Danny Boone L ERA: 2.33 (9.1)	2.0	6	0	0	0	0	0	0	0	0	0	10	10	0.00	0.000													
Gary Lucas L ERA: 2.23 (11.1)	2.0	6	2	0	0	0	0	0	0	0	0	6	6	0.00	0.000													
John Littlefield R ERA: 4.28 (13.1)	1.0	4	1	1	1	1	0	0	0	0	1	6	6	9.00	1.000													

Batter	1	2	3	4	5	6	7	8	9	10	11	12	13	AB R H RBI BB SO LOB	BOTTOM															
Ozzie Smith S OBP: 0.320, SLG: 0.289 (1.6)	5-3		4-3			G3		K		FC6-4 1-2r		SH3-4 1-2		5 0 0 0 0 1 2	St. Louis Cardinals @ San Diego Padres Jack Murphy Stadium, San Diego, CA Thu Aug 27 1981, 10:05 PM EDT Att: 7,056 - Unknown livebaseballscorecards.com AB 46 R 2 H 9 RBI 2 BB 5 SO 6 LOB 23 															
Juan Bonilla R OBP: 0.333, SLG: 0.346 (1.4)			5-3			6-3			F9	5-3		FC6-4 IBB		5 0 1 0 1 0 1																
Gene Richards L OBP: 0.353, SLG: 0.395 (1.7)	F9				4-3			G1		1B 1B		FC6-4 1-2r		5 1 1 0 1 0 3																
Ruppert Jones L OBP: 0.328, SLG: 0.356 (1.8)	F9				F8			4-3		K		L1		5 0 0 0 1 1 4																
Terry Kennedy L OBP: 0.336, SLG: 0.357 (9. PR)		6-3												4 0 1 0 0 1 0																
Jose Moreno S OBP: 0.188, SLG: 0.200 (10.2)					K									0 0 0 0 0 0 0																
Doug Gwosdz R OBP: 0.188, SLG: 0.200 (10.2)														2 0 0 0 0 0 2																
Broderick Perkins L OBP: 0.324, SLG: 0.433 (1.3)						F8		4-3		FC5-4 1B		FC5-4 IBB		5 0 2 1 1 0 0																
Luis Salazar R OBP: 0.324, SLG: 0.401 (1.5)						5-3		4-3 1B 2B		FC5-4 1-2r		K		6 1 2 0 0 1 5																
Joe Lefebvre L OBP: 0.342, SLG: 0.424 (1.9)			G4-6-3 1B			4-3		4-3		G3		FC5-4 1-2r		5 0 0 0 0 0 6																
Bob Forsch R ERA: 2.84 (8.1)	7.2	WLS 27	BF 5	R 1	ER 1	SO 3	BB 0	IBB 0	HBP 0	BLK 0	WP 0	HR 0	S 33	P 33		1.17	0.652													
Bruce Sutter R ERA: 2.61 (11.1)	2.1	11	3	1	1	2	1	0	0	0	0	14	18	3.86		1.714														
Bob Shirley L ERA: 4.48 (11.1)	0.1	3	0	0	0	0	2	0	0	0	0	1	9	0.00		6.000														
Mark Littell R ERA: 2.91 (11.1)	0.1	2	0	0	0	1	0	1	0	0	0	3	7	0.00		0.000														
Jim Kaat L ERA: 2.04 (11.1)	2.1	W 9	1	0	0	0	0	1	0	0	0	8	12	0.00		0.429														
Inning Stats	R: 0 E: 0 K: 0 S: 4	H: 1 LOB: 1 BB: 0 P: 4	R: 0 E: 0 K: 0 S: 4	H: 2 LOB: 1 BB: 0 P: 4	R: 0 E: 0 K: 1 S: 5	H: 0 LOB: 0 BB: 0 P: 5	R: 0 E: 0 K: 1 S: 5	H: 0 LOB: 0 BB: 0 P: 5	R: 0 E: 0 K: 0 S: 3	H: 0 LOB: 0 BB: 0 P: 3	R: 1 E: 0 K: 1 S: 7	H: 2 LOB: 1 BB: 0 P: 7	R: 1 E: 0 K: 1 S: 8	H: 3 LOB: 2 BB: 1 P: 8	R: 0 E: 0 K: 0 S: 3	H: 0 LOB: 1 BB: 1 P: 7	R: 0 E: 0 K: 1 S: 5	H: 0 LOB: 3 BB: 3 P: 17	R: 0 E: 0 K: 0 S: 4	H: 1 LOB: 2 BB: 1 P: 8	R: 0 E: 0 K: 0 S: 3	H: 0 LOB: 0 BB: 0 P: 3	1B: 8 2B: 1 3B: 0 HR: 0	SF: 0 SAC: 1 DP: 1 HBP: 0	WP: 0 PB: 0 SB: 0 CS: 0	PA: 52				
PITCHER	IP WLS BF H R ER SO BB IBB HBP BLK WP HR S P ERA WHIP																													

Batter	1	2	3	4	5	6	7	8	9	AB	R	H	RBI	BB	SO	LOB	TOP										
Tom Herr, S OBP: 0.339, SLG: 0.360 (1, 4)										4	1	1	1	1	0	1											
Ken Oberkfell, L OBP: 0.360, SLG: 0.369 (1, 5)										3	0	1	1	2	1	0											
Keith Hernandez, L OBP: 0.404, SLG: 0.498 (1, 3)										4	0	3	1	0	1	0											
George Hendrick, R OBP: 0.362, SLG: 0.512 (1, 8)										5	0	2	1	0	0	5											
Dane Iorg, L OBP: 0.391, SLG: 0.461 (1, 7)										4	1	0	0	1	0	6											
Darrell Porter, L OBP: 0.376, SLG: 0.372 (1, 2)										3	2	1	0	1	0	1											
Steve Braun, L OBP: 0.455, SLG: 0.375 (1, 9)										2	1	0	0	2	0	2											
Tito Landrum, R OBP: 0.282, SLG: 0.347 (8, 9)										0	0	0	0	0	0	0											
Mike Ramsey, S OBP: 0.352, SLG: 0.348 (1, 6)										3	1	1	2	1	0	1											
Silvio Martinez, R OBP: 0.242, SLG: 0.281 (1, 1)										3	0	0	0	0	1	5											
Bob Sykes, S (5, 1)										0	0	0	0	0	0	0											
Jim Kaat, L OBP: 0.571, SLG: 0.667 (7, 1)										0	0	0	0	0	0	0											
Orlando Sanchez, L OBP: 0.378, SLG: 0.471 (8, PH)										1	0	0	0	0	0	0											
Bruce Sutter, R (8, 1)										0	0	0	0	0	0	0											
Inning Stats	R: 0 E: 0 K: 0 S: 3	H: 2 LOB: 1 BB: 1 P: 7	R: 5 E: 1 K: 0 S: 5	H: 1 LOB: 2 BB: 5 P: 25	R: 1 E: 0 K: 0 S: 5	H: 2 LOB: 1 BB: 0 P: 6	R: 0 E: 0 K: 1 S: 6	H: 1 LOB: 1 BB: 1 P: 9	R: 0 E: 0 K: 0 S: 5	H: 2 LOB: 2 BB: 0 P: 6	R: 0 E: 0 K: 0 S: 2	H: 0 LOB: 0 BB: 1 P: 6	R: 0 E: 0 K: 0 S: 3	H: 0 LOB: 0 BB: 0 P: 3	R: 0 E: 0 K: 1 S: 5	H: 1 LOB: 0 BB: 0 P: 5	1B: 7 2B: 2 3B: 0 HR: 0	SF: 1 SAC: 0 DP: 2 HBP: 0	WP: 0 PA: 41 PB: 0 SB: 0 CS: 2								
PITCHER	IP	WLS	BF	H	R	ER	SO	BB	IBB	HBP	BLK	WP	HR	S	P	ERA	WHIP										
Juan Eichelberger, R ERA: 3.92	1.1	L	11	2	5	2	0	6	0	0	0	0	0	5	29	13.50	6.000										
Danny Boone, L ERA: 2.39	2.2		12	4	1	1	1	0	0	0	0	0	0	14	14	3.38	1.500										
John Curtis, L ERA: 5.29	2.0		9	2	0	0	1	1	0	0	0	0	0	10	14	0.00	1.500										
John Ureña, R ERA: 0.95	2.0		6	0	0	0	0	1	0	0	0	0	0	5	9	0.00	0.500										
Gary Lucas, L ERA: 2.19	1.0		3	1	0	0	1	0	0	0	0	0	0	5	5	0.00	1.000										

St. Louis Cardinals @ San Diego Padres
Jack Murphy Stadium, San Diego, CA
Sat Aug 29 1981, 10:05 PM EDT
Att: 9,668 - Unknown

AB 32
R 6
H 9
RBI 6
BB 8
SO 3
LOB 21



Batter	1	2	3	4	5	6	7	8	9	AB	R	H	RBI	BB	SO	LOB	BOTTOM										
Ozzie Smith, S OBP: 0.322, SLG: 0.291 (1, 6)										5	1	1	0	0	0	3											
Juan Bonilla, R OBP: 0.343, SLG: 0.356 (1, 4)										5	0	3	0	0	0	0											
Gene Richards, L OBP: 0.358, SLG: 0.400 (1, 7)										4	1	3	0	1	0	1											
Ruppert Jones, L OBP: 0.325, SLG: 0.360 (1, 8)										5	1	1	2	0	0	5											
Terry Kennedy, L OBP: 0.332, SLG: 0.348 (1, 2)										4	0	0	0	0	0	6											
Randy Bass, L OBP: 0.305, SLG: 0.346 (1, 3)										3	1	1	0	1	0	0											
Luis Salazar, R OBP: 0.329, SLG: 0.412 (1, 5)										4	1	1	2	0	2	1											
Joe Lefebvre, L OBP: 0.346, SLG: 0.423 (1, 9)										3	0	1	0	1	0	1											
Juan Eichelberger, R OBP: 0.138, SLG: 0.133 (2, 1)										0	0	0	0	0	0	0											
Danny Boone, L OBP: 0.607, SLG: 0.607 (4, PH)										1	0	1	0	0	0	0											
Tim Lincecum, R OBP: 0.302, SLG: 0.421 (5, 1)										0	0	0	0	0	0	0											
John Curtis, L ERA: 5.29 (5, 1)										0	0	0	0	0	0	0											
Jose Moreno, S OBP: 0.159, SLG: 0.162 (5, PH)										1	0	0	0	0	0	1											
John Ureña, R ERA: 0.95 (7, 1)										0	0	0	0	0	0	0											
Broderick Perkins, L OBP: 0.220, SLG: 0.426 (8, PH)										1	0	0	0	0	0	1											
Gary Lucas, L ERA: 2.19 (9, 1)										0	0	0	0	0	0	0											
Inning Stats	R: 0 E: 1 K: 0 S: 5	H: 1 LOB: 2 BB: 0 P: 5	R: 0 E: 0 K: 0 S: 5	H: 2 LOB: 2 BB: 0 P: 5	R: 0 E: 0 K: 0 S: 3	H: 1 LOB: 1 BB: 1 P: 7	R: 2 E: 0 K: 0 S: 5	H: 2 LOB: 0 BB: 0 P: 5	R: 2 E: 0 K: 1 S: 5	H: 2 LOB: 1 BB: 1 P: 9	R: 0 E: 0 K: 0 S: 4	H: 2 LOB: 1 BB: 0 P: 4	R: 0 E: 0 K: 1 S: 5	H: 0 LOB: 1 BB: 1 P: 9	R: 1 E: 0 K: 0 S: 4	H: 2 LOB: 0 BB: 0 P: 4	1B: 10 2B: 1 3B: 0 HR: 2	SF: 0 SAC: 0 DP: 3 HBP: 0	WP: 0 PA: 40 PB: 0 SB: 3 CS: 0								
PITCHER	IP	WLS	BF	H	R	ER	SO	BB	IBB	HBP	BLK	WP	HR	S	P	ERA	WHIP										
Silvio Martinez, R ERA: 3.9	4.1		22	8	4	4	0	1	1	0	0	0	0	9	13	0.00	1.800										
Bob Sykes, L ERA: 5.92	1.2	W	8	2	0	0	1	1	0	0	0	0	0	2	2	0.00	0.000										
Jim Kaat, L ERA: 1.98	1.0		2	0	0	0	0	0	0	0	0	0	0	2	2	0.00	0.000										
Bruce Sutter, R ERA: 2.67	2.0	S	8	2	1	1	1	1	0	0	0	0	0	9	13	4.50	1.500										

St. Louis Cardinals @ San Diego Padres
Jack Murphy Stadium, San Diego, CA
Sat Aug 29 1981, 10:05 PM EDT
Att: 9,668 - Unknown

AB 37
R 5
H 12
RBI 4
BB 3
SO 2
LOB 19



Batter	1	2	3	4	5	6	7	8	9	AB	R	H	RBI	BB	SO	LOB	TOP					
Tom Herr, S OBP: 0.343, SLG: 0.365 (1.4)										5	1	3	0	0	0	3	St. Louis Cardinals @ San Diego Padres Jack Murphy Stadium, San Diego, CA Sun Aug 30 1981, 6:33 AM EDT Att: 4,281 - Sunny livebaseballscorecards.com					
Tito Landrum, R OBP: 0.277, SLG: 0.350 (1.7)										5	1	1	0	0	0	2						
Keith Hernandez, L OBP: 0.407, SLG: 0.498 (1.3)										2	0	1	1	1	0	0						
George Hendrick, R OBP: 0.366, SLG: 0.517 (1.8)										5	1	3	1	0	0	2						
Sixto Lezcano, R OBP: 0.358, SLG: 0.376 (1.9)										5	1	1	1	0	2	5						
Darrell Porter, L OBP: 0.386, SLG: 0.383 (1.2)										3	1	1	1	2	0	1						
Ken Oberkfell, L OBP: 0.368, SLG: 0.372 (1.5)										3	1	2	0	2	0	0						
Mike Ramsey, S OBP: 0.347, SLG: 0.343 (1.6)										4	0	1	0	0	1	4						
Mark Littell, L OBP: 0.400, SLG: 0.400 (7.1)										0	0	0	0	0	0	0						
Jim Kaat, L OBP: 0.571, SLG: 0.667 (9, PH)										0	0	0	0	0	0	0						
Steve Braun, L OBP: 0.471, SLG: 0.375 (6, PH)										0	0	0	0	1	0	0						
John Martin, S OBP: 0.250, SLG: 0.368 (1.1)										1	0	0	0	0	0	0						
Joaquin Andujar, S OBP: 0.406, SLG: 0.374 (6, PH)										0	0	0	0	0	0	0						
Gene Tenace, R OBP: 0.406, SLG: 0.374 (6, PH)										0	0	0	0	0	0	0						
Bob Sykes, S OBP: 0.250, SLG: 0.182 (7.6)										1	0	0	0	1	0	2						
Julio Gonzalez, R OBP: 0.250, SLG: 0.182 (7.6)										1	0	0	0	1	0	2						
Inning Stats	R: 2 E: 0 K: 0 S: 6	H: 3 LOB: 1 BB: 0 P: 6	R: 0 E: 0 K: 1 S: 5	H: 0 LOB: 0 BB: 0 P: 5	R: 0 E: 0 K: 0 S: 4	H: 1 LOB: 1 BB: 0 P: 4	R: 2 E: 0 K: 0 S: 4	H: 3 LOB: 2 BB: 2 P: 12	R: 0 E: 0 K: 1 S: 5	H: 0 LOB: 1 BB: 1 P: 9	R: 0 E: 0 K: 1 S: 6	H: 2 LOB: 2 BB: 1 P: 10	R: 2 E: 0 K: 0 S: 6	H: 3 LOB: 2 BB: 1 P: 10	R: 0 E: 0 K: 1 S: 6	H: 2 LOB: 3 BB: 1 P: 11	R: 0 E: 0 K: 0 S: 3	H: 1 LOB: 1 BB: 1 P: 7	1B: 10 2B: 6 3B: 0 HR: 0	SF: 1 SAC: 0 DP: 3 HBP: 1	WP: 1 PB: 0 SB: 0 CS: 0	PA: 45
PITCHER	IP WLS BF H R ER SO BB IBB HBP BLK WP HR S P ERA WHIP																					
Tim Lollar, L ERA: 7.38 (1.1)	4.0	19	7	4	4	1	2	0	0	0	0	0	0	0	19	27	9.00	2.250				
Danny Boone, L ERA: 2.51 (5.1)	2.2	14	5	2	2	2	2	0	0	0	1	0	16	24	6.75	2.625						
Gary Lucas, L ERA: 2.12 (7.1)	2.1	W 12	3	0	0	1	3	0	1	0	0	0	10	23	0.00	2.571						

Batter	1	2	3	4	5	6	7	8	9	AB	R	H	RBI	BB	SO	LOB	BOTTOM			
Ozzie Smith, S OBP: 0.320, SLG: 0.289 (1.6)										5	0	1	0	0	0	3	St. Louis Cardinals @ San Diego Padres Jack Murphy Stadium, San Diego, CA Sun Aug 30 1981, 6:33 AM EDT Att: 4,281 - Sunny livebaseballscorecards.com			
Juan Bonilla, R OBP: 0.351, SLG: 0.375 (1.4)										4	3	3	0	1	0	0				
Luis Salazar, R OBP: 0.332, SLG: 0.413 (1.5)										2	3	1	0	1	0	0				
Ruppert Jones, L OBP: 0.329, SLG: 0.368 (1.8)										5	2	3	1	0	1	3				
Dave Edwards, R OBP: 0.257, SLG: 0.290 (1.9)										1	0	0	0	1	0	0				
Joe Lefebvre, L OBP: 0.342, SLG: 0.417 (5, PH) (6.9)										3	0	0	1	0	0	6				
Jose Moreno, S OBP: 0.174, SLG: 0.182 (1.7)										4	0	1	2	0	0	3				
Broderick Perkins, L OBP: 0.316, SLG: 0.419 (1.3)										3	1	0	0	0	0	1				
Doug Gwosdz, R OBP: 0.100, SLG: 0.100 (1.2)										2	0	0	0	2	0	0				
Tim Lollar, L OBP: 0.231, SLG: 0.417 (1.1)										0	0	0	0	1	0	0				
Mario Ramirez, R OBP: 0.500, SLG: 0.500 (4, PH)										1	0	1	1	0	0	0				
Danny Boone, L OBP: 0.500, SLG: 0.500 (5.1)										1	0	0	0	0	0	0				
Gary Lucas, L OBP: 0.100, SLG: 0.100 (7.1)										1	0	0	0	0	0	2				
Inning Stats	R: 0 E: 0 K: 0 S: 3	H: 0 LOB: 0 BB: 0 P: 3	R: 0 E: 0 K: 1 S: 5	H: 0 LOB: 0 BB: 0 P: 5	R: 0 E: 0 K: 0 S: 3	H: 0 LOB: 1 BB: 1 P: 7	R: 4 E: 1 K: 0 S: 7	H: 4 LOB: 2 BB: 2 P: 15	R: 2 E: 0 K: 0 S: 5	H: 1 LOB: 1 BB: 1 P: 9	R: 0 E: 0 K: 0 S: 3	H: 0 LOB: 0 BB: 0 P: 3	R: 3 E: 1 K: 0 S: 7	H: 3 LOB: 2 BB: 1 P: 11	R: 0 E: 0 K: 0 S: 4	H: 2 LOB: 2 BB: 1 P: 8	1B: 7 2B: 2 3B: 1 HR: 0	SF: 0 SAC: 3 DP: 2 HBP: 0	WP: 1 PB: 1 SB: 0 CS: 0	PA: 41
PITCHER	IP WLS BF H R ER SO BB IBB HBP BLK WP HR S P ERA WHIP																			
John Martin, L ERA: 2.8 (1.1)	3.2	18	4	4	2	1	3	0	0	0	0	0	6	10	6.75	1.500				
Joaquin Andujar, R ERA: 5.15 (4.1)	1.1	7	1	2	1	0	1	0	0	0	0	0	3	3	0.00	0.000				
Bob Sykes, L ERA: 5.68 (6.1)	1.0	3	0	0	0	0	0	0	0	0	0	0	3	3	0.00	0.000				
Mark Littell, R ERA: 3.74 (7.1)	0.0	L 2	1	2	2	0	0	0	0	0	0	0	2	2	∞	∞				
Jim Kaat, L ERA: 2.11 (7.1)	2.0	11	4	1	1	0	0	2	0	0	1	0	9	17	4.50	2.000				

Batter	1	2	3	4	5	6	7	8	9	AB	R	H	RBI	BB	SO	LOB	TOP			
Steve Henderson, R OBP: 0.367, SLG: 0.374 (1, 7)	F2	FC6-4			4-3		F9			4	0	0	0	0	0	4	Chicago Cubs @ San Diego Padres Jack Murphy Stadium, San Diego, CA Mon Aug 31 1981, 10:05 PM EDT Att. 3,997 - Unknown - 71 F			
Pat Tabler, R OBP: 0.267, SLG: 0.158 (1, 4)	K		L8		K		G5-3			3	0	0	0	0	2	0				
Jerry Morales, R OBP: 0.348, SLG: 0.347 (7, PH)										1	0	0	0	0	0	2				
Doug Capilla, L (7, 1)										0	0	0	0	0	0	0				
Randy Martz, L OBP: 0.269, SLG: 0.174 (7, 1)										0	0	0	0	0	0	0				
Bill Buckner, L OBP: 0.332, SLG: 0.432 (1, 3)	E4		4-3			F7		3-1		4	0	0	0	0	0	0				
Leon Durham, L OBP: 0.361, SLG: 0.479 (1, 9)								F8		3	1	2	0	1	0	0				
Bobby Bonds, R OBP: 0.393, SLG: 0.419 (1, 8)	L8									4	0	1	0	0	1	4				
Jody Davis, R OBP: 0.356, SLG: 0.396 (1, 2)					6-3					3	0	1	1	1	1	1				
Hector Cruz, R OBP: 0.345, SLG: 0.490 (1, 5)					4-3					4	0	0	0	0	3	2				
Ivan De Jesus, R OBP: 0.270, SLG: 0.215 (1, 6)					K					4	0	2	0	0	1	0				
Ken Kravec, L (1, 1)										2	0	0	0	0	0	2				
Mike Lum, L OBP: 0.309, SLG: 0.375 (7, PH)	F2				L8					0	0	0	0	1	0	0				
Steve Dillard, R OBP: 0.271, SLG: 0.360 (7, 4)										1	0	0	0	0	1	0				
Inning Stats	R: 0 E: 1 K: 1 S: 7	H: 1 LOB: 2 BB: 0 P: 7	R: 0 E: 0 K: 1 S: 6	H: 1 LOB: 2 BB: 1 P: 10	R: 0 E: 0 K: 1 S: 6	H: 1 LOB: 1 BB: 0 P: 6	R: 0 E: 0 K: 1 S: 5	H: 0 LOB: 0 BB: 0 P: 5	R: 0 E: 0 K: 1 S: 5	H: 0 LOB: 0 BB: 0 P: 5	R: 1 E: 0 K: 1 S: 6	H: 1 LOB: 1 BB: 1 P: 10	R: 0 E: 0 K: 1 S: 3	H: 1 LOB: 1 BB: 1 P: 7	R: 0 E: 0 K: 1 S: 6	H: 0 LOB: 0 BB: 0 P: 7	1B: 6 2B: 0 3B: 0 HR: 0	SF: 0 SAC: 0 DP: 1 HBP: 0	WP: 0 PB: 0 SB: 3 CS: 0	PA: 36
PITCHER Steve Mura, R ERA: 4.14 (1, 1)	IP: 9.0 WLS: W BF: 36 H: 6 R: 1 ER: 1 SO: 9 BB: 3 IBB: 0 HBP: 0 BLK: 0 WP: 0 HR: 0 S: 51 P: 63 ERA: 1.00 WHIP: 1.000															PITCHER	IP: 9.0 WLS: W BF: 36 H: 6 R: 1 ER: 1 SO: 9 BB: 3 IBB: 0 HBP: 0 BLK: 0 WP: 0 HR: 0 S: 51 P: 63 ERA: 1.00 WHIP: 1.000			

AB	33
R	1
H	6
RBI	1
BB	3
SO	9
LOB	15



Batter	1	2	3	4	5	6	7	8	9	AB	R	H	RBI	BB	SO	LOB	BOTTOM			
Ozzie Smith, S OBP: 0.319, SLG: 0.287 (1, 6)	K		6-3		K					3	0	0	0	1	2	0	Chicago Cubs @ San Diego Padres Jack Murphy Stadium, San Diego, CA Mon Aug 31 1981, 10:05 PM EDT Att. 3,997 - Unknown - 71 F			
Juan Bonilla, R OBP: 0.354, SLG: 0.377 (1, 4)	1-3		F9							4	0	2	1	0	0	0				
Luis Salazar, R OBP: 0.331, SLG: 0.408 (1, 5)										3	0	0	0	1	0	4				
Ruppert Jones, L OBP: 0.325, SLG: 0.363 (1, 8)	CS	4-3			G3					4	1	0	0	0	1	1				
Terry Kennedy, L OBP: 0.331, SLG: 0.347 (1, 2)										4	0	1	0	0	1	2				
Dave Edwards, R OBP: 0.289, SLG: 0.338 (7, 7)										2	1	1	2	1	0	0				
Jose Moreno, S OBP: 0.160, SLG: 0.167 (1, 7)										2	1	0	0	0	1	1				
Joe Lefebvre, L OBP: 0.343, SLG: 0.418 (7, 9)										2	1	1	0	0	0	0				
Broderick Perkins, L OBP: 0.316, SLG: 0.418 (1, 3)										3	0	1	1	0	1	1				
Steve Mura, R OBP: 0.175, SLG: 0.158 (1, 1)										2	0	0	0	1	1	1				
Inning Stats	R: 0 E: 0 K: 1 S: 4	H: 0 LOB: 0 BB: 1 P: 8	R: 2 E: 1 K: 1 S: 8	H: 2 LOB: 1 BB: 0 P: 8	R: 0 E: 0 K: 0 S: 3	H: 0 LOB: 0 BB: 0 P: 3	R: 0 E: 0 K: 1 S: 5	H: 1 LOB: 1 BB: 1 P: 9	R: 0 E: 0 K: 2 S: 7	H: 0 LOB: 0 BB: 0 P: 7	R: 0 E: 0 K: 1 S: 6	H: 1 LOB: 1 BB: 0 P: 6	R: 1 E: 0 K: 1 S: 7	H: 2 LOB: 2 BB: 2 P: 15	R: 1 E: 1 K: 0 S: 4	H: 0 LOB: 0 BB: 0 P: 4	1B: 5 2B: 0 3B: 0 HR: 1	SF: 1 SAC: 0 DP: 0 HBP: 0	WP: 0 PB: 0 SB: 1 CS: 2	PA: 35
PITCHER Ken Kravec, L ERA: 4.98 (7, 1)	IP: 6.0 WLS: L BF: 23 H: 4 R: 2 ER: 1 SO: 6 BB: 2 IBB: 0 HBP: 0 BLK: 0 WP: 0 HR: 1 S: 33 P: 41 ERA: 1.50 WHIP: 1.000															PITCHER	IP: 6.0 WLS: L BF: 23 H: 4 R: 2 ER: 1 SO: 6 BB: 2 IBB: 0 HBP: 0 BLK: 0 WP: 0 HR: 1 S: 33 P: 41 ERA: 1.50 WHIP: 1.000			
PITCHER Doug Capilla, L ERA: 2.86 (7, 1)	IP: 0.2 WLS: 5 BF: 1 H: 1 R: 1 ER: 1 SO: 1 BB: 2 IBB: 0 HBP: 0 BLK: 0 WP: 0 HR: 0 S: 5 P: 13 ERA: 13.50 WHIP: 4.500															PITCHER	IP: 0.2 WLS: 5 BF: 1 H: 1 R: 1 ER: 1 SO: 1 BB: 2 IBB: 0 HBP: 0 BLK: 0 WP: 0 HR: 0 S: 5 P: 13 ERA: 13.50 WHIP: 4.500			
PITCHER Randy Martz, R ERA: 3.86 (7, 1)	IP: 1.1 WLS: 6 BF: 1 H: 1 R: 1 ER: 0 SO: 0 BB: 0 IBB: 0 HBP: 0 BLK: 0 WP: 0 HR: 0 S: 6 P: 6 ERA: 0.00 WHIP: 0.750															PITCHER	IP: 1.1 WLS: 6 BF: 1 H: 1 R: 1 ER: 0 SO: 0 BB: 0 IBB: 0 HBP: 0 BLK: 0 WP: 0 HR: 0 S: 6 P: 6 ERA: 0.00 WHIP: 0.750			


AB	29
R	4
H	6
RBI	4
BB	4
SO	7
LOB	10



Batter	1	2	3	4	5	6	7	8	9	AB	R	H	RBI	BB	SO	LOB	TOP					
Steve Henderson, R (1, 7) OBP: 0.365, SLG: 0.372	K			4-3		2B 1B		F8		4	1	1	0	0	1	1	Chicago Cubs @ San Diego Padres Jack Murphy Stadium, San Diego, CA Tue Sep 01 1981, 10:05 PM EDT Alt. 5,227 - Unknown - 72 F					
Mike Tyson, R (1, 4) OBP: 0.237, SLG: 0.300	5-3			1B		F8		SF9		3	0	1	1	0	0	1						
Bill Buckner, L (1, 3) OBP: 0.337, SLG: 0.440	G3									4	0	3	1	0	0	0						
Tye Waller, R (6, PR) OBP: 0.313, SLG: 0.429										0	0	0	0	0	0	0						
Dave Geisel, L (8, 1)				1B		FC6-5 1-H		1B		0	0	0	0	0	0	0						
Leon Durham, L (1, 9) OBP: 0.359, SLG: 0.475		K		P6		FC6-5 E S		1B		4	0	1	0	0	1	3						
Bobby Bonds, R (1, 8) OBP: 0.376, SLG: 0.397		F8		L7		5-3		1-3		4	0	0	0	0	0	5						
Jody Davis, R (1, 2) OBP: 0.352, SLG: 0.391										4	0	1	0	0	2	0						
Ken Reitz, R (1, 5) OBP: 0.272, SLG: 0.296				L8		K		4-3		4	0	0	0	0	2	1						
Ivan De Jesus, R (1, 6) OBP: 0.267, SLG: 0.213				F9		FC6-4		P3		3	0	0	0	0	0	1						
Jery Morales, R (9, PH) OBP: 0.351, SLG: 0.351						FC6-4				1	0	1	0	0	0	0						
Scott Fletcher, R (9, PR) OBP: 0.194, SLG: 0.200								1B		0	0	0	0	0	0	0						
Mike Krukow, R (11, 1) OBP: 0.233, SLG: 0.287						FC6-4				1	0	0	0	0	1	0						
Scott Thompson, L (5, PH) OBP: 0.174, SLG: 0.223										1	0	0	0	0	0	1						
Jay Howell, R (5, 1)										0	0	0	0	0	0	0						
Willie Hernandez, L (5, 1)										0	0	0	0	0	0	0						
Mike Lum, L (8, PH) OBP: 0.176, SLG: 0.380								F8 WP SF9 1B		2	1	1	0	0	0	1						
Inning Stats	R: 0 E: 0 K: 1 S: 5	H: 0 LOB: 0 BB: 0 P: 5	R: 0 E: 0 K: 2 S: 7	H: 0 LOB: 0 BB: 0 P: 7	R: 0 E: 0 K: 1 S: 5	H: 0 LOB: 0 BB: 0 P: 5	R: 0 E: 0 K: 0 S: 5	H: 2 LOB: 2 BB: 0 P: 5	R: 0 E: 0 K: 1 S: 6	H: 1 LOB: 1 BB: 0 P: 6	R: 1 E: 0 K: 0 S: 5	H: 2 LOB: 1 BB: 0 P: 5	R: 0 E: 0 K: 2 S: 7	H: 0 LOB: 0 BB: 0 P: 7	R: 1 E: 0 K: 0 S: 6	H: 3 LOB: 2 BB: 0 P: 6	R: 0 E: 0 K: 0 S: 4	H: 1 LOB: 1 BB: 0 P: 4	1B: 8 2B: 1 3B: 0 HR: 0	SF: 1 SAC: 0 DP: 0 HBP: 0	WP: 1 PB: 0 SB: 1 CS: 0	PA: 36
PITCHER	IP WLS BF H R ER SO BB IBB HBP BLK WP HR S P ERA WHIP																					
Rick Wise, R (1, 1) ERA: 3.39	6.0 W 23 5 1 1 5 0 0 0 0 0 0 0 33 33 1.50 0.833																					
John Ureia, R (7, 1) ERA: 1.1	3.0 S 13 4 1 1 2 0 0 0 0 0 1 0 17 17 3.00 1.333																					

livebaseballscores.com

AB 35
R 2
H 9
RBI 2
BB 0
SO 7
LOB 14



Batter	1	2	3	4	5	6	7	8	9	AB	R	H	RBI	BB	SO	LOB	BOTTOM			
Ozzie Smith, S (1, 6) OBP: 0.321, SLG: 0.287	BB BB SF8 1B		1-6-3 BB	5-3			5-3			3	1	1	0	1	0	2	Chicago Cubs @ San Diego Padres Jack Murphy Stadium, San Diego, CA Tue Sep 01 1981, 10:05 PM EDT Alt. 5,227 - Unknown - 72 F			
Juan Bonilla, R (1, 4) OBP: 0.352, SLG: 0.372	3-1 BB BB		1-6-3 1-2		L9		5-3			3	0	0	0	1	0	1				
Luis Salazar, R (1, 5) OBP: 0.333, SLG: 0.408	3-1 1-2 2-3 BB		5-3				F8			3	0	1	0	1	0	1				
Ruppert Jones, L (1, 8) OBP: 0.324, SLG: 0.373	SF8		K					L7		3	1	1	2	0	1	1				
Terry Kennedy, L (1, 2) OBP: 0.330, SLG: 0.345	3-1 1-2 2-3			K				K		4	0	1	0	0	2	2				
Randy Bass, L (1, 3) OBP: 0.306, SLG: 0.345	P6			1B				4-3		3	1	1	0	0	1	3				
Broderick Perkins, L (6, 3) OBP: 0.314, SLG: 0.415				1B						1	0	0	0	0	0	0				
Joe Lefebvre, L (1, 9) OBP: 0.347, SLG: 0.419		4-0 BB BB	G6-4-3 BB	1B				K		2	0	1	0	1	1	0				
Jose Moreno, S (1, 7) ERA: 4.72			G6-4-3							3	0	2	1	0	0	1				
John Ureia, R (7, 1) OBP: 0.250, SLG: 0.250			1-2					G6-4-3 1B		0	0	0	0	0	0	0				
Rick Wise, R (1, 1) OBP: 0.045, SLG: 0.091				K				G6-4-3		2	0	0	0	0	2	2				
Dave Edwards, R (6, PH) OBP: 0.286, SLG: 0.333				K						1	0	0	0	0	0	1				
Inning Stats	R: 1 E: 0 K: 0 S: 4	H: 1 LOB: 2 BB: 2 P: 12	R: 0 E: 0 K: 1 S: 4	H: 0 LOB: 1 BB: 1 P: 8	R: 0 E: 0 K: 1 S: 5	H: 0 LOB: 1 BB: 1 P: 9	R: 1 E: 0 K: 2 S: 10	H: 3 LOB: 2 BB: 0 P: 10	R: 1 E: 0 K: 1 S: 7	H: 3 LOB: 1 BB: 0 P: 7	R: 0 E: 0 K: 1 S: 5	H: 1 LOB: 0 BB: 0 P: 5	R: 0 E: 0 K: 0 S: 3	H: 0 LOB: 0 BB: 0 P: 3	R: 0 E: 0 K: 1 S: 5	H: 0 LOB: 0 BB: 0 P: 5	1B: 7 2B: 0 3B: 0 HR: 1	SF: 1 SAC: 0 DP: 2 HBP: 0	WP: 0 PB: 0 SB: 0 CS: 1	PA: 33
PITCHER	IP WLS BF H R ER SO BB IBB HBP BLK WP HR S P ERA WHIP																			
Mike Krukow, R (1, 1) ERA: 4.72	4.0 L 19 4 2 2 4 4 0 0 0 0 0 1 4 4 13.50 4.500																			
Jay Howell, R (5, 1) ERA: 5.56	0.2 4 3 1 1 0 0 0 0 0 0 0 1 4 4 0.00 0.429																			
Willie Hernandez, L (5, 1) ERA: 4.26	2.1 7 1 0 0 2 0 0 0 0 0 0 0 11 11 0.00 0.000																			
Dave Geisel, L (8, 1) ERA:	1.0 3 0 0 0 1 0 0 0 0 0 0 0 5 5 0.00 0.000																			

livebaseballscores.com

AB 28
R 3
H 8
RBI 3
BB 4
SO 7
LOB 14



Batter	1	2	3	4	5	6	7	8	9	AB	R	H	RBI	BB	SO	LOB	TOP										
Omar Moreno, L OBP: 0.325, SLG: 0.356 (1, 8)	F7				F5				4-3	4	0	1	3	1	0	2	Pittsburgh Pirates @ San Diego Padres Jack Murphy Stadium, San Diego, CA Fri Sep 04 1981, 10:05 PM EDT Att: 8,128 - Unknown										
Johnny Ray, S OBP: 0.192, SLG: 0.273 (1, 4)	F9	F8		F8		K			K	5	0	0	0	0	2	4											
Bill Madlock, R OBP: 0.428, SLG: 0.507 (1, 5)				P7					K	4	0	2	0	0	1	0											
Bill Robinson, R OBP: 0.273, SLG: 0.386 Willie Montanez, L (7, PH) OBP: 0.233, SLG: 0.221 (7, 3)									3-1	3	0	1	0	0	2	1											
Mike Easter, L OBP: 0.344, SLG: 0.461 (1, 7)									K	4	1	1	0	0	2	2											
Lee Lacy, R OBP: 0.313, SLG: 0.369 (1, 9)									F8	4	1	0	0	0	0	3											
Dale Berra, R OBP: 0.318, SLG: 0.333 (1, 6)									K	3	1	1	0	1	2	2											
Steve Nicosia, R OBP: 0.275, SLG: 0.287 (1, 2)									5-3	3	1	0	0	1	0	1											
Pascual Perez, R OBP: 0.158, SLG: 0.263 Don Robinson, R OBP: 0.375, SLG: 0.286 Rod Scurry, L OBP: 0.235, SLG: 0.133 Mark Lee, R (8, 1) Doe Boyland, L (9, PH)									K	2	0	0	0	0	1	3											
Inning Stats	R: 0 E: 0 K: 1 S: 6	H: 1 LOB: 1 BB: 0 P: 6	R: 3 E: 0 K: 1 S: 8	H: 3 LOB: 1 BB: 1 P: 12	R: 0 E: 0 K: 2 S: 7	H: 0 LOB: 0 BB: 0 P: 7	R: 1 E: 2 K: 0 S: 5	H: 0 LOB: 2 BB: 1 P: 9	R: 0 E: 0 K: 1 S: 7	H: 0 LOB: 2 BB: 0 P: 7	R: 0 E: 0 K: 2 S: 7	H: 0 LOB: 0 BB: 0 P: 7	R: 0 E: 0 K: 1 S: 5	H: 0 LOB: 0 BB: 0 P: 5	R: 0 E: 0 K: 2 S: 7	H: 0 LOB: 0 BB: 0 P: 7		1B: 5 2B: 1 3B: 0 HR: 0	SF: 0 SAC: 1 DP: 0 HBP: 0	WP: 0 PB: 0 SB: 2 CS: 0	PA: 38						
PITCHER	IP	WLS	BF	H	R	ER	SO	BB	IBB	HBP	BLK	WP	HR	S	P	ERA	WHIP										
Tim Lollar, L ERA: 7.07 John Littlefield, R ERA: 3.96 Eric Show, R ERA:	(1, 1)	6.0	29	6	4	3	6	3	0	0	0	0	0	38	50	4.50	1.500										

Batter	1	2	3	4	5	6	7	8	9	AB	R	H	RBI	BB	SO	LOB	BOTTOM										
Ozzie Smith, S OBP: 0.319, SLG: 0.285 (1, 6)	F9		G6-3			G3				4	1	1	0	0	0	1	Pittsburgh Pirates @ San Diego Padres Jack Murphy Stadium, San Diego, CA Fri Sep 04 1981, 10:05 PM EDT Att: 8,128 - Unknown										
Juan Bonilla, R OBP: 0.361, SLG: 0.382 (1, 4)	F9									4	2	2	1	0	0	0											
Gene Richards, L OBP: 0.362, SLG: 0.416 (1, 7)	4-3									4	0	2	2	0	1	0											
Ruppert Jones, L OBP: 0.325, SLG: 0.386 (1, 8)										4	0	2	1	0	0	1											
Terry Kennedy, L OBP: 0.338, SLG: 0.348 Alan Wiggins, S (8, PR) Doug Gwosdz, R (9, 2)										3	0	1	0	1	0	1											
Randy Bass, L OBP: 0.307, SLG: 0.340 Broderick Perkins, L OBP: 0.317, SLG: 0.412 (8, 3)										0	0	0	0	0	0	0											
Luis Salazar, R OBP: 0.323, SLG: 0.397 (1, 5)										3	0	0	0	0	0	4											
Luis Salazar, R OBP: 0.323, SLG: 0.397 (1, 5)										0	0	0	0	0	2	3											
Joe Lefebvre, L OBP: 0.351, SLG: 0.415 (1, 9)										3	1	1	0	1	0	2											
Tim Lollar, L OBP: 0.286, SLG: 0.462 Jerry Turner, L OBP: 0.303, SLG: 0.414 John Littlefield, R (7, 1) Tim Flannery, L OBP: 0.409, SLG: 0.476 Eric Show, R (8, 1)										1	0	1	0	0	0	0											
Inning Stats	R: 0 E: 0 K: 0 S: 3	H: 0 LOB: 0 BB: 0 P: 3	R: 0 E: 0 K: 1 S: 6	H: 1 LOB: 1 BB: 0 P: 6	R: 0 E: 0 K: 0 S: 3	H: 1 LOB: 0 BB: 0 P: 3	R: 0 E: 0 K: 1 S: 5	H: 0 LOB: 0 BB: 0 P: 5	R: 0 E: 1 K: 0 S: 6	H: 3 LOB: 3 BB: 2 P: 14	R: 3 E: 0 K: 0 S: 7	H: 5 LOB: 1 BB: 0 P: 7	R: 0 E: 0 K: 0 S: 4	H: 1 LOB: 2 BB: 0 P: 4	1B: 8 2B: 2 3B: 1 HR: 0	SF: 0 SAC: 1 DP: 1 HBP: 0	WP: 2 PB: 0 SB: 0 CS: 0	PA: 35									
PITCHER	IP	WLS	BF	H	R	ER	SO	BB	IBB	HBP	BLK	WP	HR	S	P	ERA	WHIP										
Pascual Perez, R ERA: 4.25 Don Robinson, R ERA: 7.17 Rod Scurry, L ERA: 4.26 Mark Lee, R ERA: 1.8	(1, 1)	5.2	21	4	2	2	3	1	0	0	0	0	0	7	11	27.00	5.000										

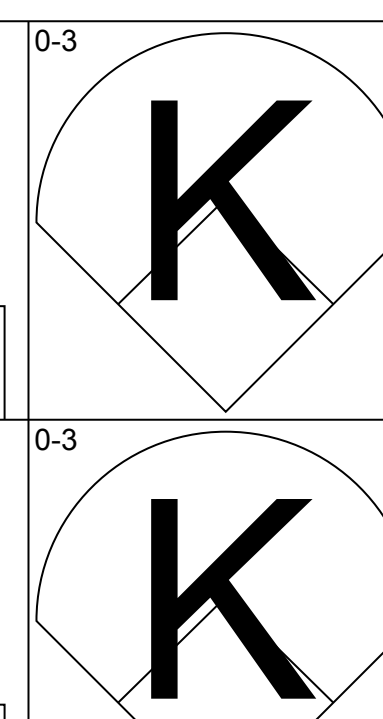
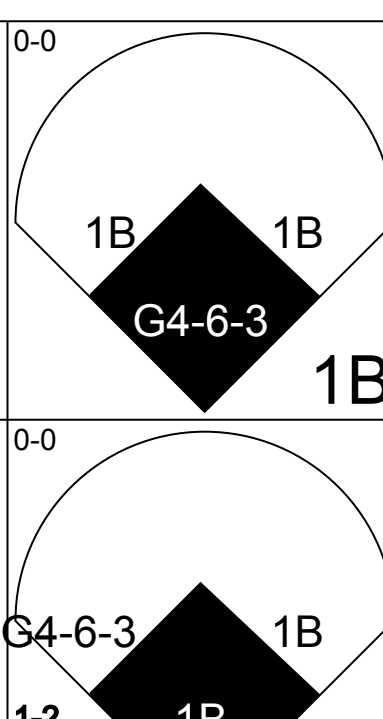
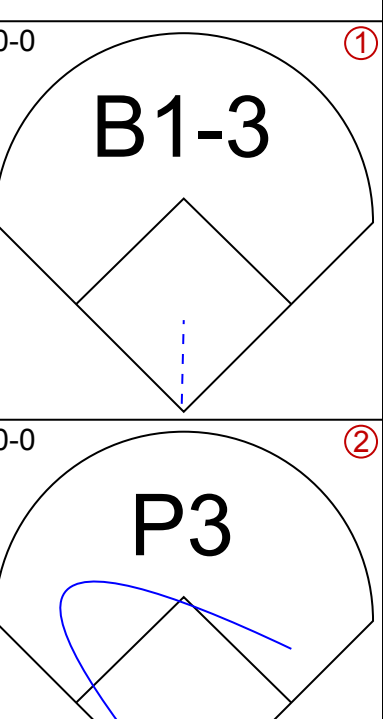
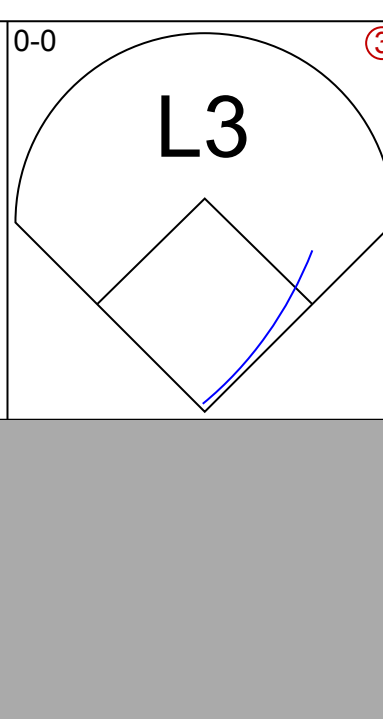
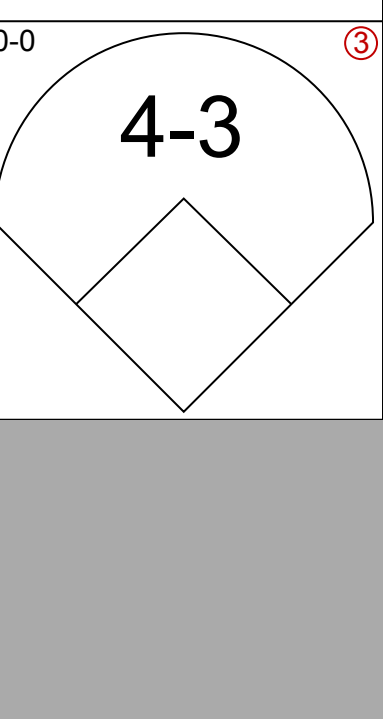
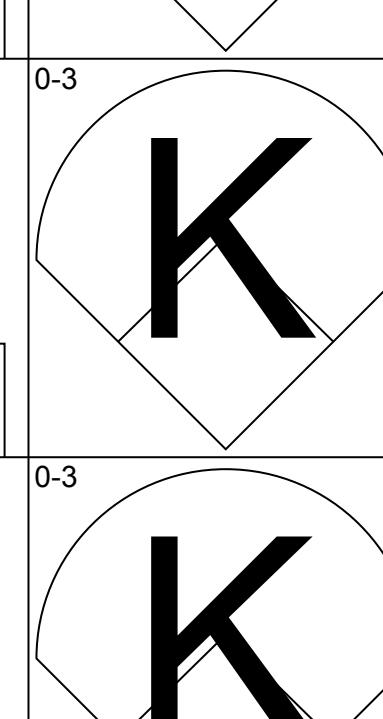
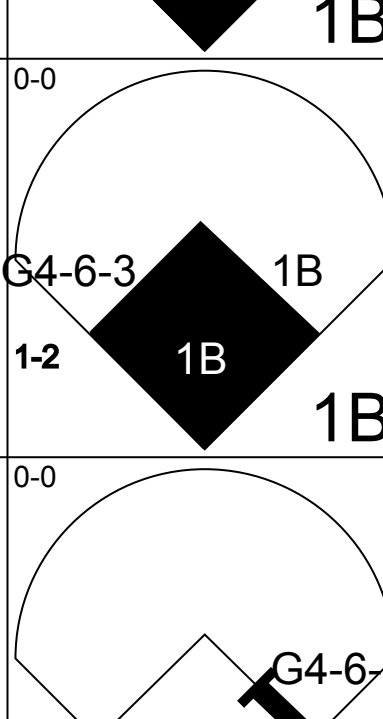
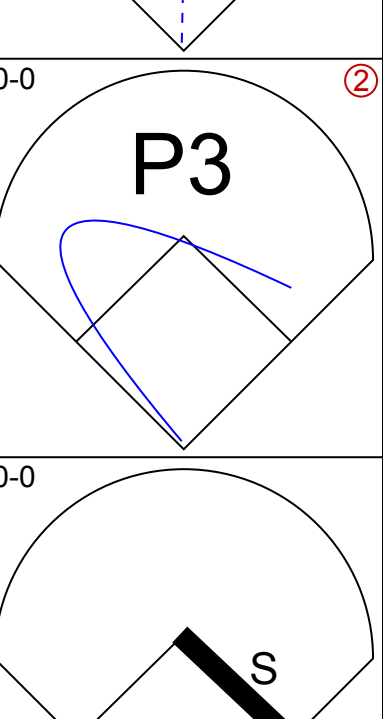

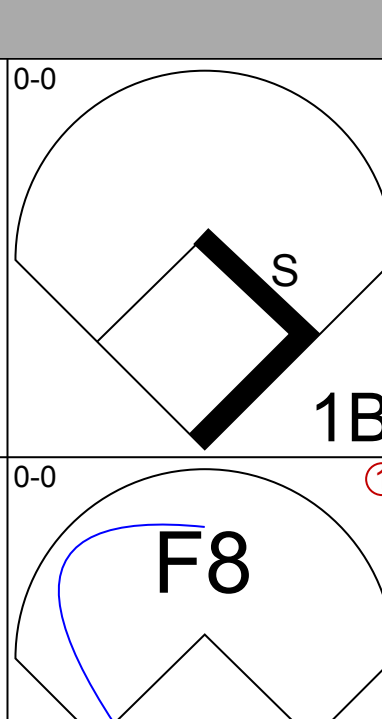
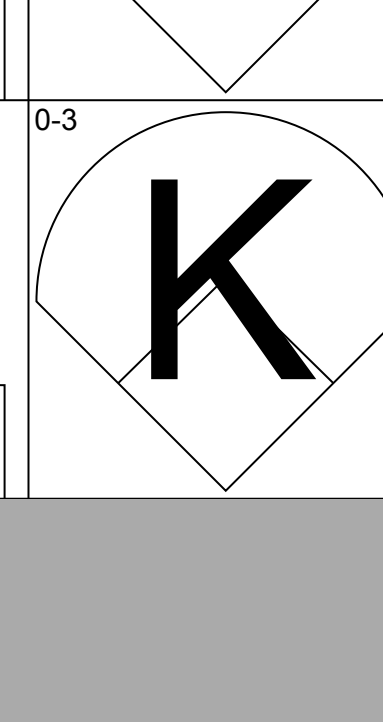
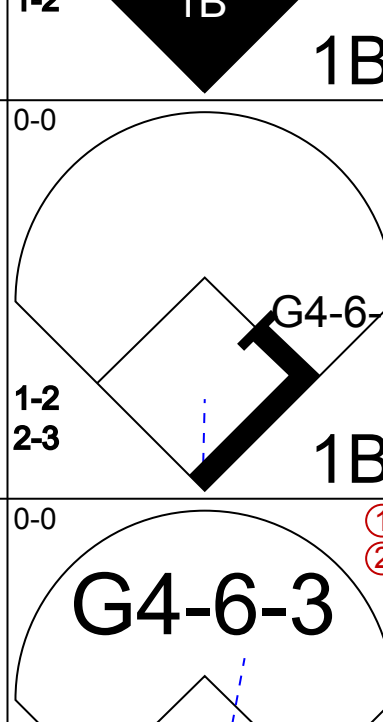
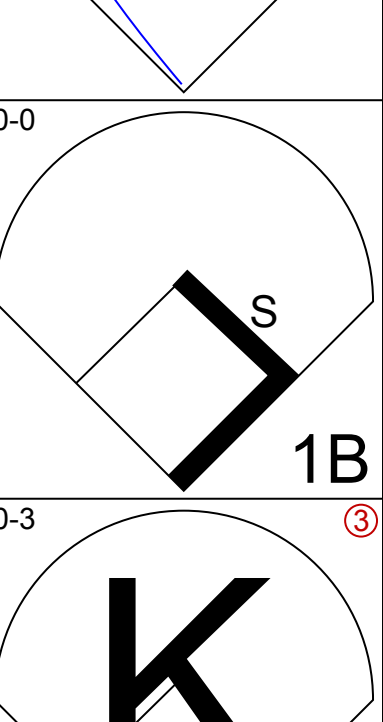
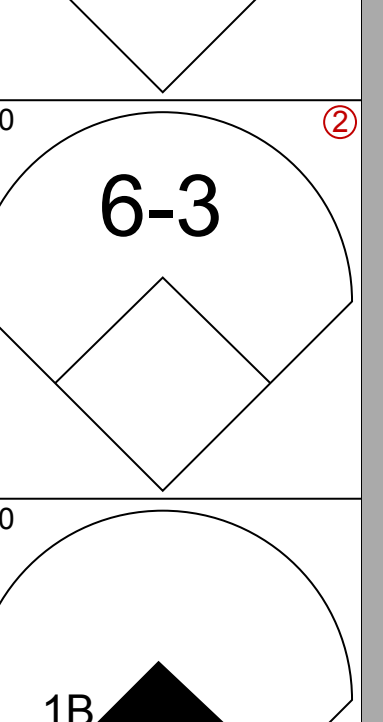
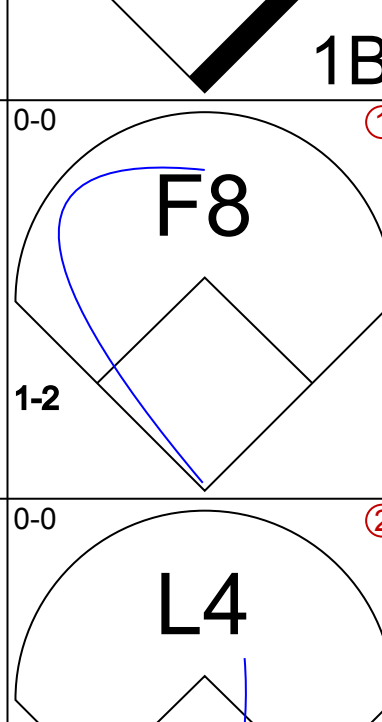
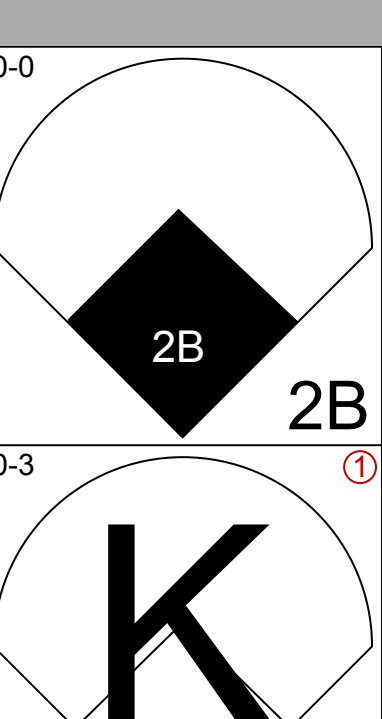
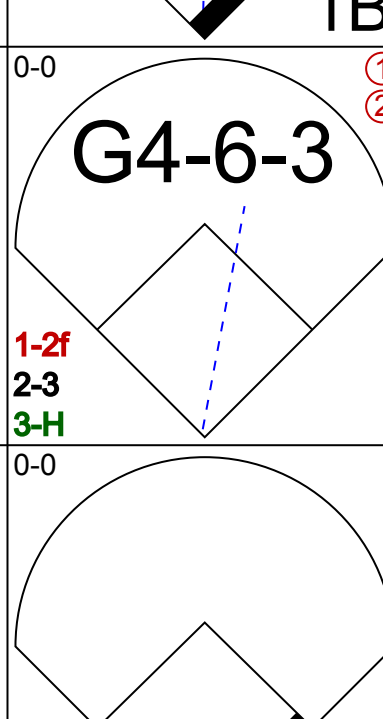
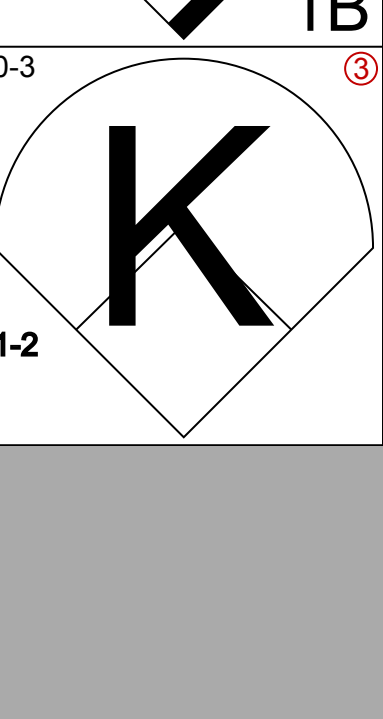
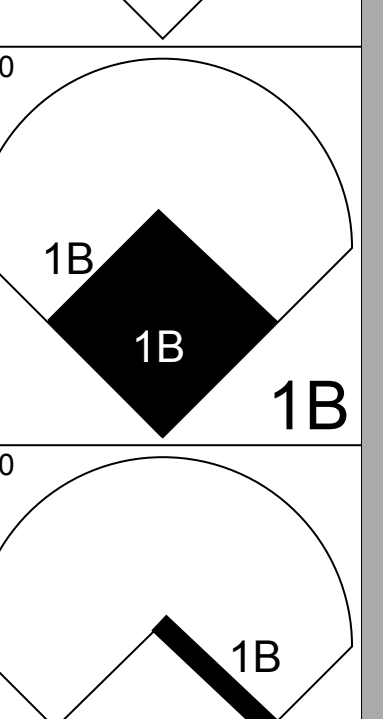
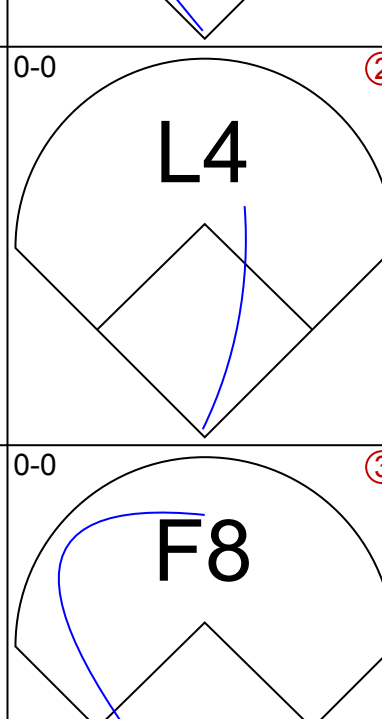

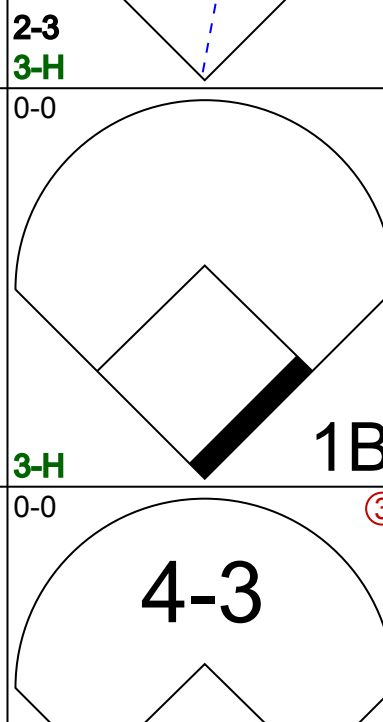
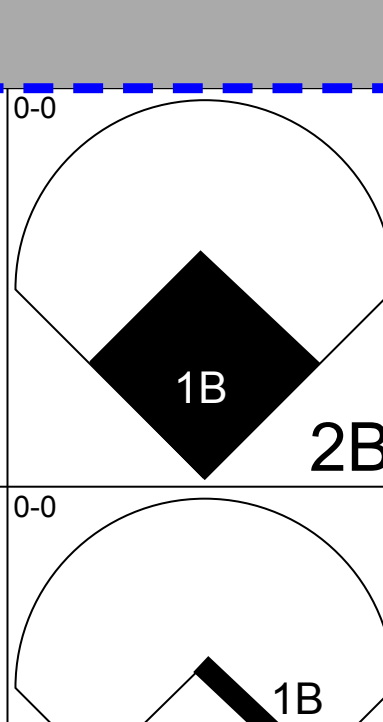
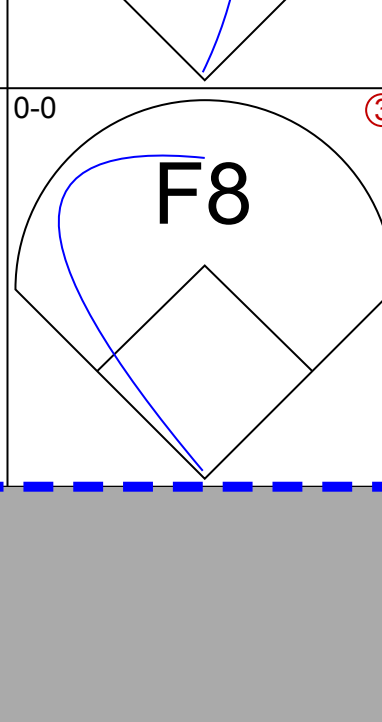
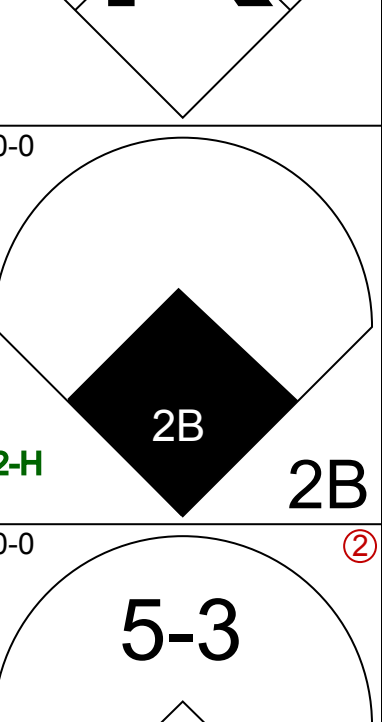
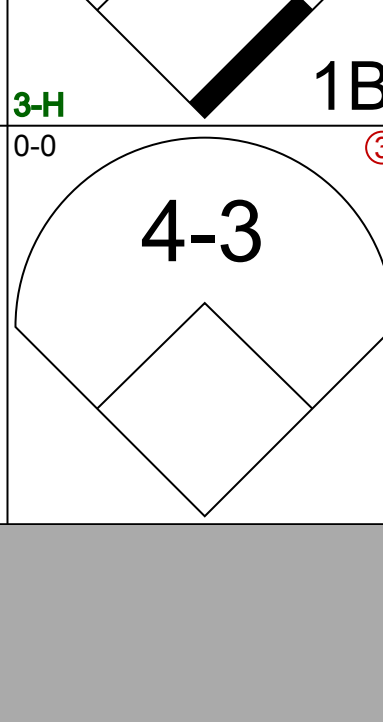
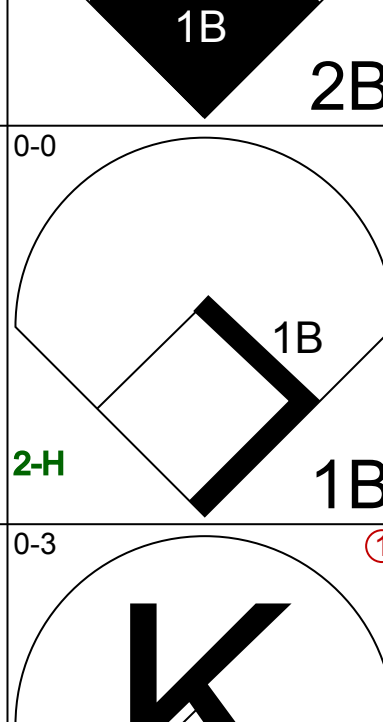
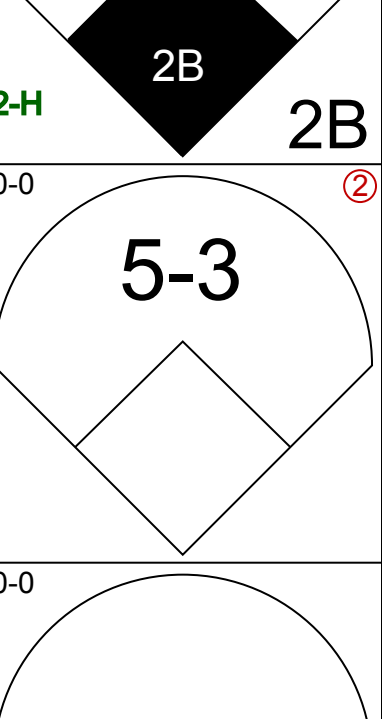
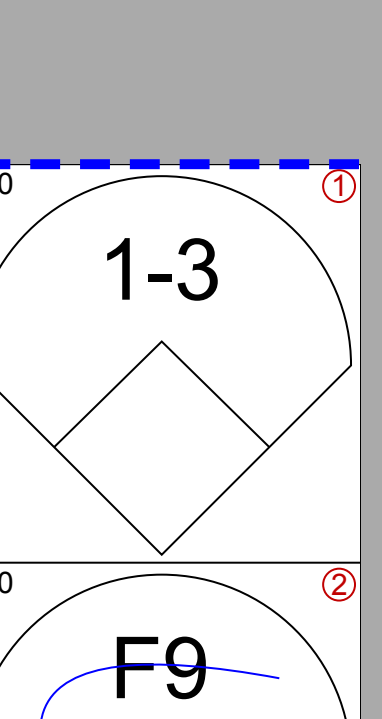
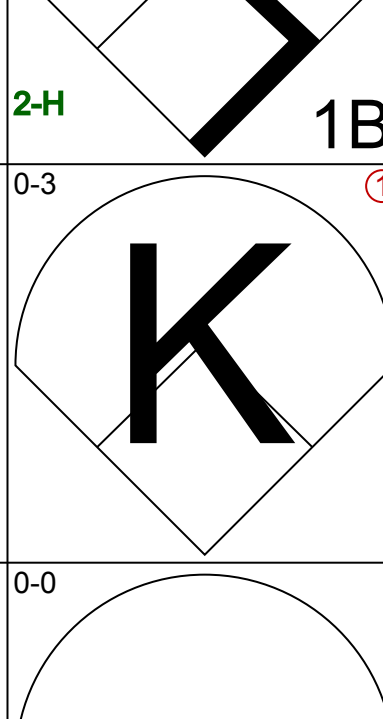
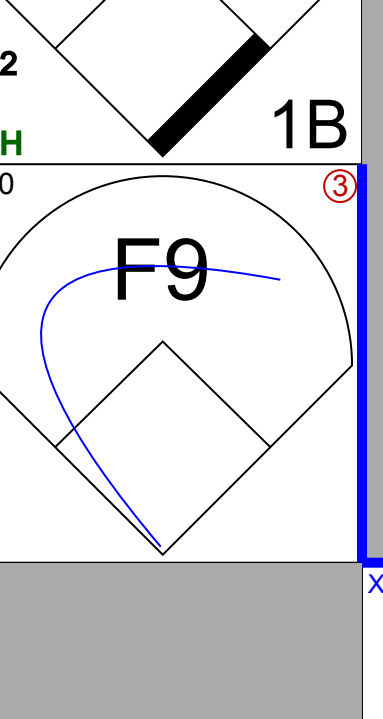
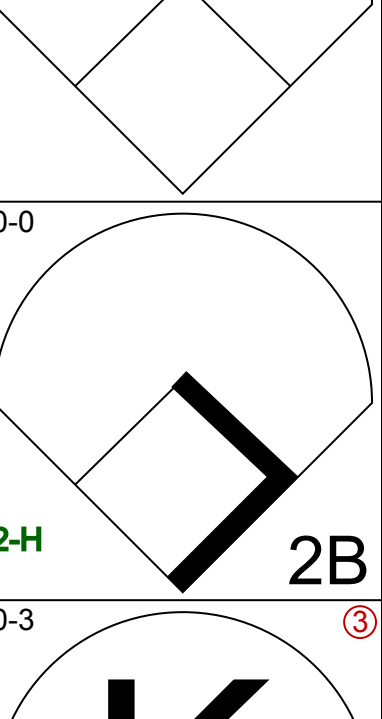
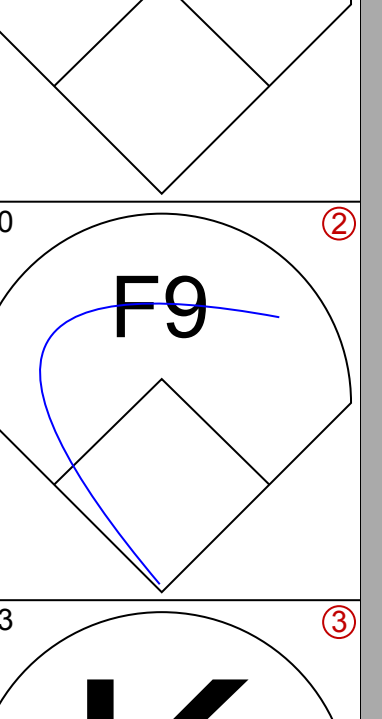
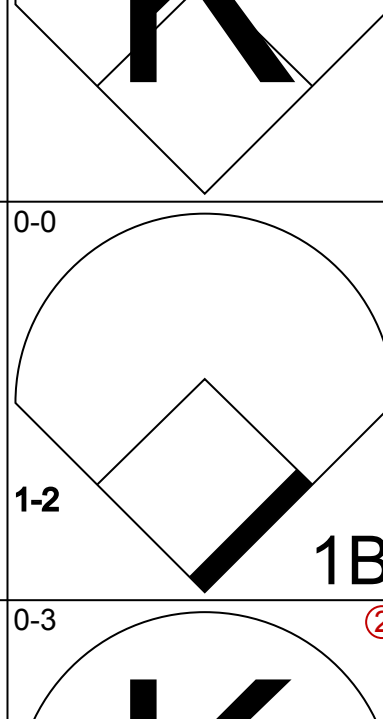
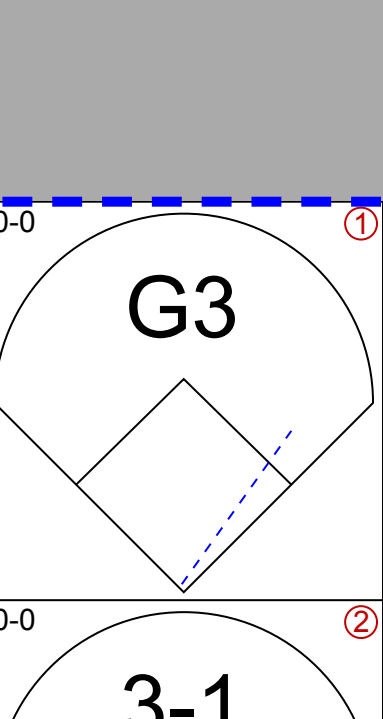

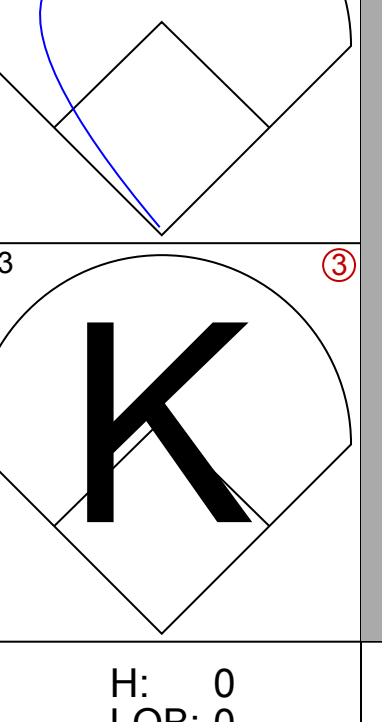
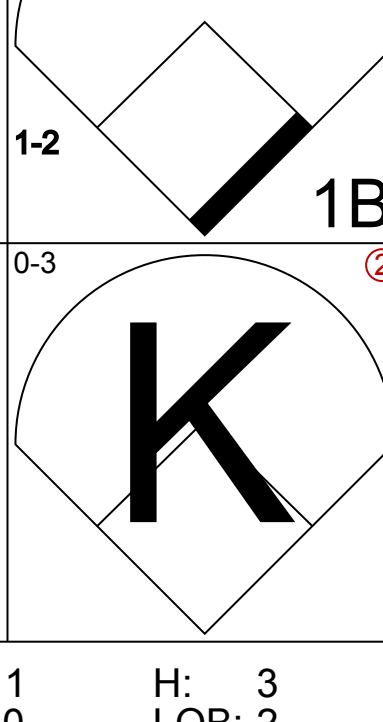
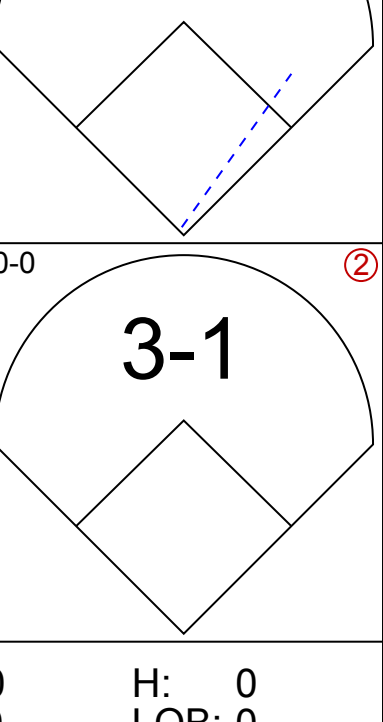
Batter	1	2	3	4	5	6	7	8	9	AB	R	H	RBI	BB	SO	LOB	TOP										
Omar Moreno, L OBP: 0.326, SLG: 0.354 (1, 8)										5	1	2	0	1	2	3	Pittsburgh Pirates @ San Diego Padres Jack Murphy Stadium, San Diego, CA Sun Sep 06 1981, 6:33 AM EDT Att: 4,177 - Unknown										
Johnny Ray, S OBP: 0.286, SLG: 0.400 (1, 4)										4	2	2	0	1	1	1											
Bill Madlock, R OBP: 0.423, SLG: 0.496 Vance Law, R OBP: 0.184, SLG: 0.213 (1, 5) (6, 6)										4	0	0	0	0	0	3											
Jason Thompson, L OBP: 0.355, SLG: 0.410 (1, 3)										5	2	4	4	0	0	0											
Mike Easter, L OBP: 0.344, SLG: 0.453 (1, 7)										3	1	0	0	2	0	1											
Dale Berra, R OBP: 0.324, SLG: 0.341 (1, 6) (6, 5)										5	1	2	1	0	0	2											
Lee Lacy, R OBP: 0.320, SLG: 0.382 (1, 9)										4	2	1	0	1	1	3											
Steve Nicosia, R OBP: 0.286, SLG: 0.300 (1, 2)										4	0	2	3	1	0	0											
Eddie Solomon, R OBP: 0.121, SLG: 0.121 Don Robinson, R OBP: 0.400, SLG: 0.333 (1, 1) (7, 1)									3	0	0	0	0	0	4												
Inning Stats	R: 2 E: 0 K: 0 S: 5	H: 2 LOB: 0 BB: 0 P: 5	R: 1 E: 0 K: 0 S: 5	H: 2 LOB: 1 BB: 0 P: 5	R: 1 E: 0 K: 1 S: 5	H: 2 LOB: 2 BB: 1 P: 9	R: 0 E: 0 K: 1 S: 5	H: 0 LOB: 0 BB: 0 P: 5	R: 2 E: 0 K: 1 S: 7	H: 2 LOB: 3 BB: 3 P: 19	R: 1 E: 1 K: 0 S: 5	H: 3 LOB: 1 BB: 0 P: 5	R: 0 E: 0 K: 1 S: 4	H: 0 LOB: 0 BB: 0 P: 12	R: 0 E: 0 K: 1 S: 9	H: 0 LOB: 2 BB: 0 P: 9	1B: 6 2B: 7 3B: 0 HR: 1	SF: 0 SAC: 0 DP: 1 HBP: 0	WP: 0 PB: 0 SB: 2 CS: 0	PA: 46							
PITCHER	IP	WLS	BF	H	R	ER	SO	BB	IBB	HBP	BLK	WP	HR	S	P	ERA	WHIP										
Rick Wise, R ERA: 3.73 John Curtis, L ERA: 5.23 Mike Armstrong, R ERA: 15.0 Steve Fireovid, R ERA: 4.5 Fred Kuhaulua, L ERA:	2.1	L	13	6	4	4	0	0	0	0	0	0	1	13	13	15.43	2.571										
	0.2		3	0	0	0	0	1	0	0	0	0	0	2	6	0.00	1.500										
	2.0		11	2	2	2	2	1	2	0	0	0	0	12	24	9.00	1.500										
	2.0		8	3	1	1	1	0	0	0	0	0	0	10	10	4.50	1.500										
	2.0		11	3	2	0	2	2	0	0	0	0	0	13	21	0.00	2.500										

Batter	1	2	3	4	5	6	7	8	9	AB	R	H	RBI	BB	SO	LOB	BOTTOM										
Ozzie Smith, S OBP: 0.317, SLG: 0.283 (1, 6)										4	0	0	0	0	0	2	Pittsburgh Pirates @ San Diego Padres Jack Murphy Stadium, San Diego, CA Sun Sep 06 1981, 6:33 AM EDT Att: 4,177 - Unknown										
Juan Bonilla, R OBP: 0.354, SLG: 0.375 (1, 4)										4	0	0	0	0	0	0											
Gene Richards, L OBP: 0.357, SLG: 0.409 (1, 7)										4	1	1	0	0	1	0											
Ruppert Jones, L OBP: 0.332, SLG: 0.391 (1, 8)										3	2	2	0	1	0	1											
Terry Kennedy, L OBP: 0.345, SLG: 0.366 (1, 2)										4	2	3	3	0	0	1											
Broderick Perkins, L OBP: 0.312, SLG: 0.415 (1, 3)										4	0	0	0	0	0	3											
Luis Salazar, R OBP: 0.324, SLG: 0.397 (1, 5)										3	0	1	0	1	2	2											
Joe Lefebvre, L OBP: 0.349, SLG: 0.417 (1, 9)										4	0	1	2	0	0	2											
Inning Stats	R: 0 E: 0 K: 0 S: 3	H: 0 LOB: 0 BB: 0 P: 3	R: 0 E: 0 K: 0 S: 3	H: 1 LOB: 0 BB: 0 P: 3	R: 0 E: 0 K: 1 S: 6	H: 1 LOB: 1 BB: 0 P: 6	R: 1 E: 0 K: 0 S: 5	H: 2 LOB: 1 BB: 0 P: 5	R: 0 E: 0 K: 0 S: 3	H: 1 LOB: 1 BB: 1 P: 7	R: 2 E: 0 K: 0 S: 4	H: 1 LOB: 0 BB: 1 P: 8	R: 0 E: 0 K: 1 S: 5	H: 0 LOB: 0 BB: 0 P: 5	R: 0 E: 0 K: 1 S: 8	H: 0 LOB: 1 BB: 0 P: 8	1B: 6 2B: 1 3B: 1 HR: 1	SF: 0 SAC: 0 DP: 2 HBP: 0	WP: 0 PB: 0 SB: 1 CS: 0	PA: 36							
PITCHER	IP	WLS	BF	H	R	ER	SO	BB	IBB	HBP	BLK	WP	HR	S	P	ERA	WHIP										
Eddie Solomon, R ERA: 2.76 Don Robinson, R ERA: 7.03	6.0	W	24	6	3	3	3	0	0	0	0	0	0	18	18	6.00	1.000										
	3.0	S	12	3	2	2	3	0	0	0	0	0	0	18	18	6.00	1.000										

Batter	1	2	3	4	5	6	7	8	9	AB	R	H	RBI	BB	SO	LOB	TOP								
Ozzie Smith, S OBP: 0.321, SLG: 0.287 (1, 6)										2	2	1	0	2	0	1	San Diego Padres @ Cincinnati Reds Riverfront Stadium, Cincinnati, OH Mon Sep 07 1981, 7:05 PM EDT Att: 14,443 - Unknown								
Juan Bonilla, R OBP: 0.348, SLG: 0.368 (1, 4)										5	0	0	1	0	1	5									
Gene Richards, L OBP: 0.360, SLG: 0.408 (1, 7)										3	1	1	1	2	0	1									
Ruppert Jones, L OBP: 0.334, SLG: 0.396 (1, 8)										4	0	2	3	0	0	2									
Terry Kennedy, L OBP: 0.344, SLG: 0.368 (1, 2)										4	1	1	0	0	0	2									
Broderick Perkins, L OBP: 0.311, SLG: 0.411 (1, 3)										4	0	1	1	0	0	0									
Luis Salazar, R OBP: 0.323, SLG: 0.395 (1, 5)										4	1	1	0	0	1	0									
Joe Lefebvre, L OBP: 0.345, SLG: 0.412 (8, PH)										3	1	0	0	0	0	2									
Barry Evans, R OBP: 0.368, SLG: 0.333 (8, PH)										1	0	0	0	0	0	0									
Gary Lucas, L OBP: 0.100, SLG: 0.100 (8, 1)										0	0	0	0	0	0	0									
Chris Welsh, L OBP: 0.135, SLG: 0.139 (7, PH)										2	0	1	0	0	1	0									
Jerry Turner, L OBP: 0.314, SLG: 0.419 (7, PH)										0	0	0	0	0	0	0									
John Urrea, R OBP: 0.250, SLG: 0.250 (7, 1)										0	0	0	0	0	0	0									
Eric Show, R OBP: 0.274, SLG: 0.338 (7, 1)										1	0	1	0	0	0	0									
Dave Edwards, R OBP: 0.274, SLG: 0.338 (8, 9)										1	0	1	0	0	0	0									
Inning Stats	R: 1 E: 0 K: 0 S: 5	H: 3 LOB: 1 BB: 0 P: 5	R: 0 E: 0 K: 0 S: 3	H: 0 LOB: 0 BB: 0 P: 3	R: 0 E: 1 K: 2 S: 7	H: 0 LOB: 2 BB: 2 P: 15	R: 0 E: 0 K: 0 S: 3	H: 0 LOB: 0 BB: 0 P: 3	R: 0 E: 0 K: 0 S: 3	H: 0 LOB: 0 BB: 0 P: 3	R: 0 E: 0 K: 0 S: 3	H: 0 LOB: 0 BB: 0 P: 3	R: 6 E: 0 K: 0 S: 8	H: 5 LOB: 1 BB: 2 P: 16	R: 0 E: 0 K: 1 S: 5	H: 0 LOB: 0 BB: 0 P: 5	R: 0 E: 0 K: 0 S: 4	H: 1 LOB: 1 BB: 0 P: 4	1B: 7 2B: 3 3B: 0 HR: 0	SF: 0 SAC: 1 DP: 0 HBP: 0	WP: 1 PB: 0 SB: 0 CS: 2	PA: 40			
PITCHER	IP	WLS	BF	H	R	ER	SO	BB	IBB	HBP	BLK	WP	HR	S	P	ERA	WHIP								
Tom Seaver, R ERA: 2.6 (1, 1)	7.0	W	32	9	7	7	2	2	2	0	0	1	0	32	48	9.00	1.571								
Joe Price, L ERA: 2.96 (8, 1)	2.0	S	7	1	0	0	1	0	0	0	0	0	0	9	9	0.00	0.500								

Batter	1	2	3	4	5	6	7	8	9	AB	R	H	RBI	BB	SO	LOB	BOTTOM								
Dave Collins, S OBP: 0.356, SLG: 0.401 (1, 9)										4	3	3	0	0	0	0	San Diego Padres @ Cincinnati Reds Riverfront Stadium, Cincinnati, OH Mon Sep 07 1981, 7:05 PM EDT Att: 14,443 - Unknown								
Sam Mejias, R OBP: 0.327, SLG: 0.356 (8, 9)										0	0	0	0	0	0	0									
Ken Griffey, L OBP: 0.371, SLG: 0.436 (1, 8)										4	1	2	2	0	0	1									
Dave Concepcion, R OBP: 0.366, SLG: 0.441 (1, 6)										4	1	3	3	0	0	0									
George Foster, R OBP: 0.357, SLG: 0.528 (1, 7)										4	0	0	0	0	1	4									
Johnny Bench, R OBP: 0.429, SLG: 0.563 (1, 3)										4	2	2	3	0	0	2									
Joe Price, R (8, 1)										0	0	0	0	0	0	0									
Ray Knight, R OBP: 0.332, SLG: 0.361 (1, 5)										4	0	1	0	0	1	0									
Ron Oester, S OBP: 0.314, SLG: 0.356 (1, 4)										4	0	0	0	0	1	1									
Mike O'Berry, R OBP: 0.250, SLG: 0.274 (7, PH)										2	0	1	0	0	0	0									
Joe Nolan, L OBP: 0.375, SLG: 0.408 (8, 2)										2	1	1	0	0	1	0									
Tom Seaver, R OBP: 0.280, SLG: 0.295 (7, PH)										2	0	0	0	0	1	1									
Larry Bittner, L OBP: 0.300, SLG: 0.311 (8, 3)										2	0	0	0	0	1	1									
Inning Stats	R: 1 E: 0 K: 0 S: 5	H: 2 LOB: 1 BB: 0 P: 5	R: 0 E: 0 K: 1 S: 6	H: 1 LOB: 1 BB: 0 P: 6	R: 1 E: 0 K: 0 S: 5	H: 3 LOB: 1 BB: 0 P: 5	R: 0 E: 0 K: 0 S: 3	H: 0 LOB: 0 BB: 0 P: 3	R: 0 E: 0 K: 0 S: 3	H: 0 LOB: 0 BB: 0 P: 3	R: 1 E: 0 K: 1 S: 7	H: 2 LOB: 1 BB: 0 P: 7	R: 5 E: 1 K: 3 S: 14	H: 5 LOB: 0 BB: 0 P: 14	R: 0 E: 0 K: 1 S: 5	H: 0 LOB: 0 BB: 0 P: 5	1B: 8 2B: 3 3B: 0 HR: 2	SF: 0 SAC: 0 DP: 1 HBP: 0	WP: 0 PB: 0 SB: 0 CS: 0	PA: 36					
PITCHER	IP	WLS	BF	H	R	ER	SO	BB	IBB	HBP	BLK	WP	HR	S	P	ERA	WHIP								
Chris Welsh, L ERA: 3.46 (7, 1)	6.0		25	8	3	3	2	0	0	0	0	0	0	7	7	108.00	12.000								
John Urrea, R ERA: 1.99 (7, 1)	0.1	L	5	4	4	4	1	0	0	0	0	0	0	7	7	13.50	1.500								
Eric Show, R ERA: 1.93 (8, 1)	0.2	L	3	1	1	1	2	0	0	0	0	0	1	7	7	0.00	0.000								
Gary Lucas, L ERA: 1.99 (8, 1)	1.0		3	0	0	0	1	0	0	0	0	0	0	5	5	0.00	0.000								

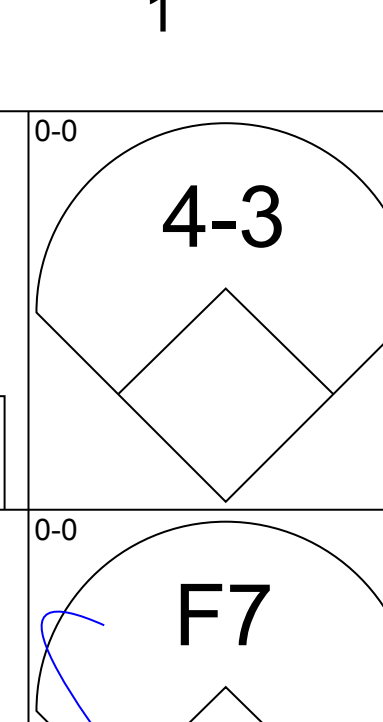
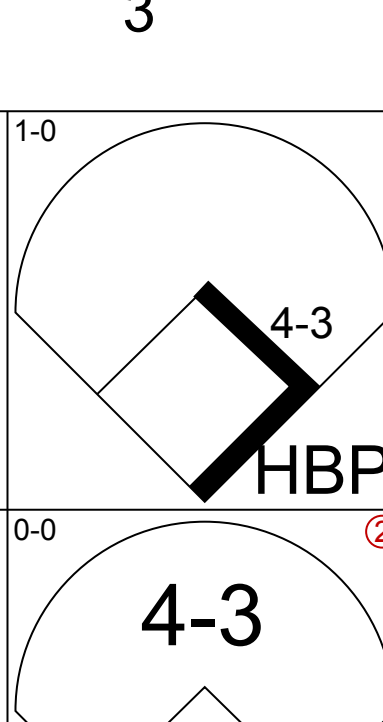
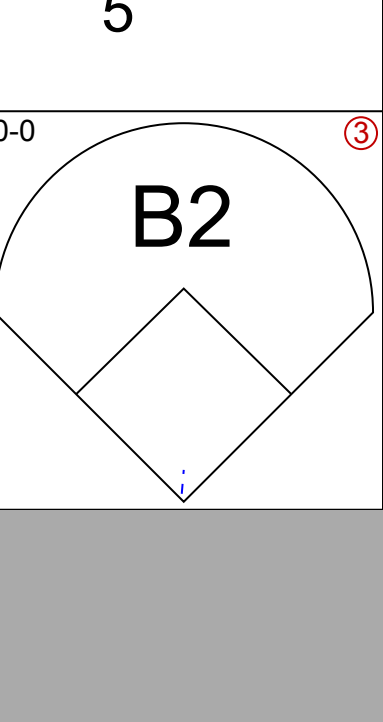
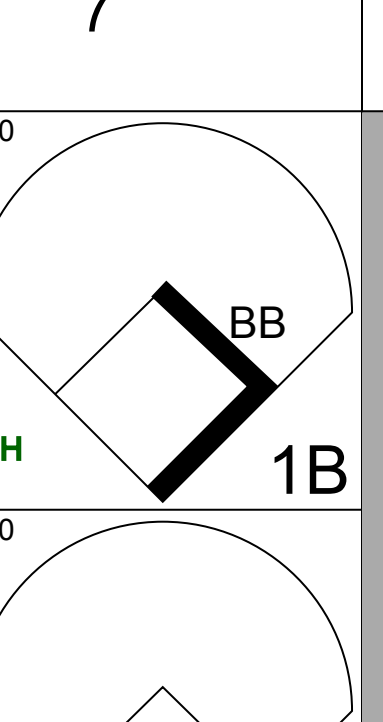
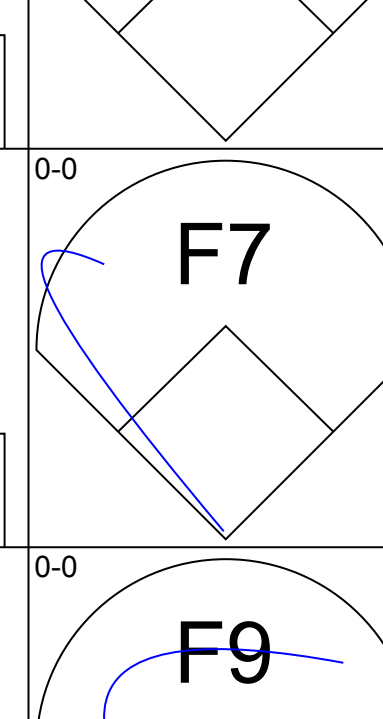
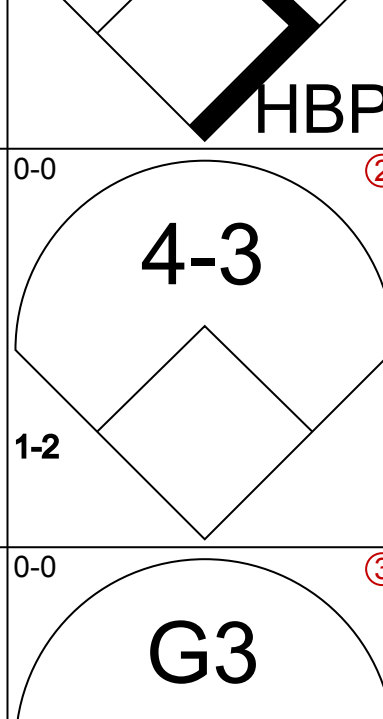
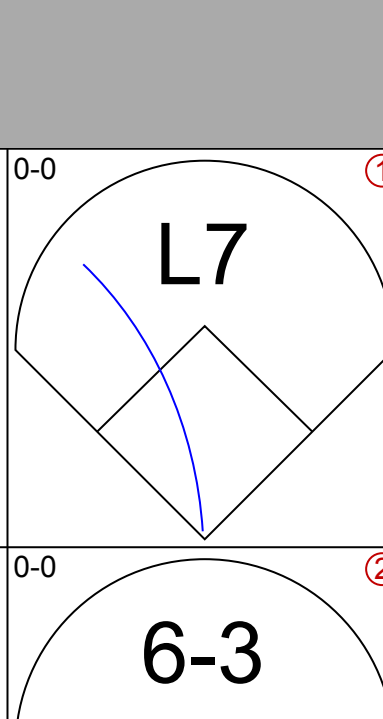
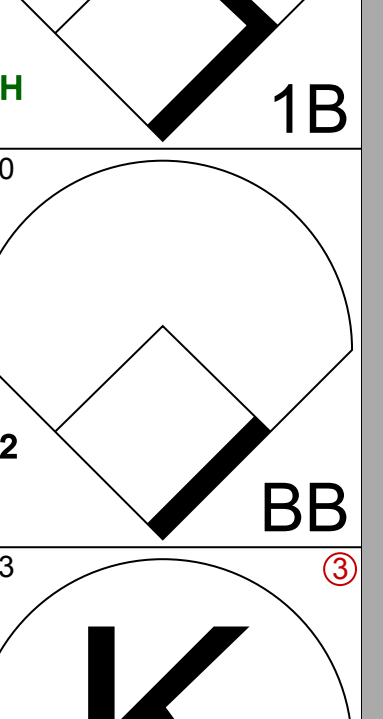
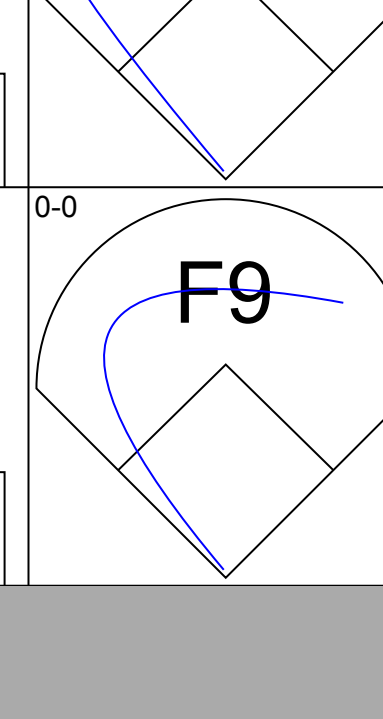
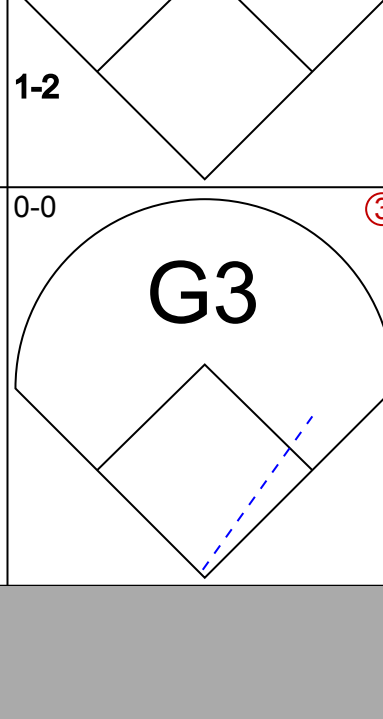
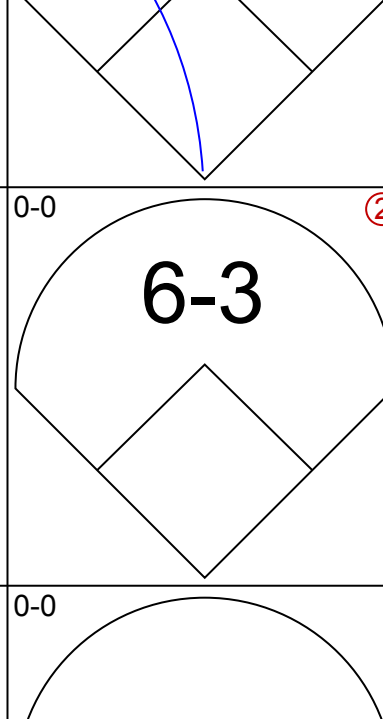
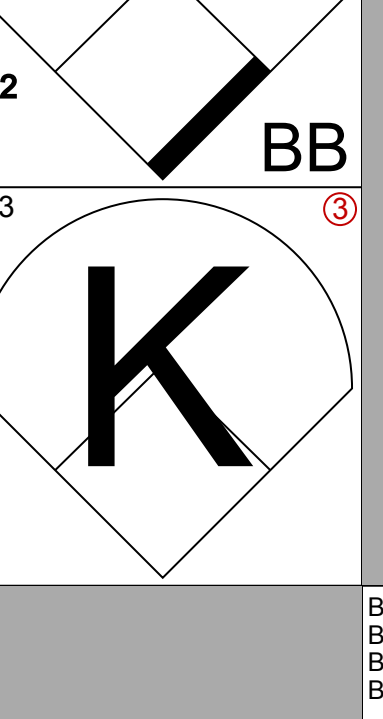
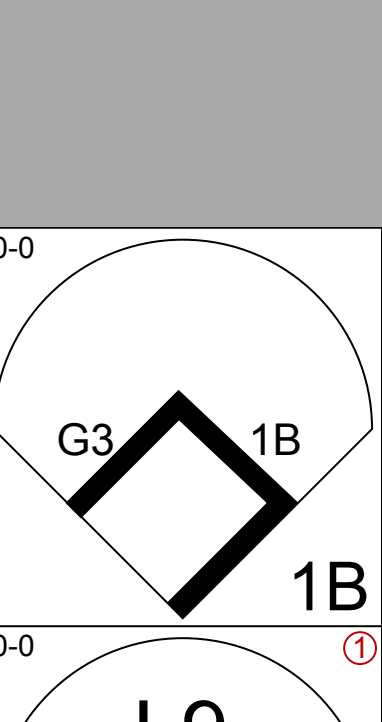
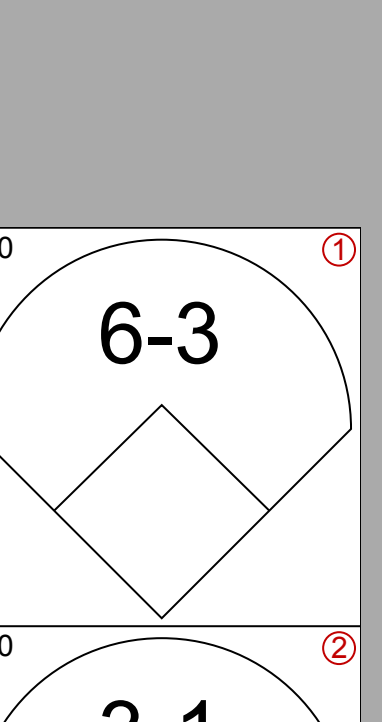
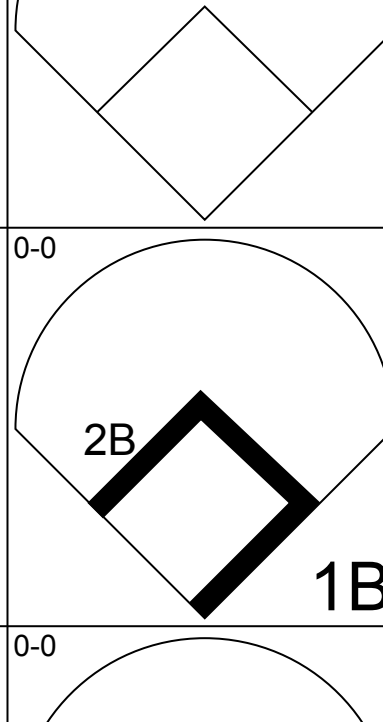
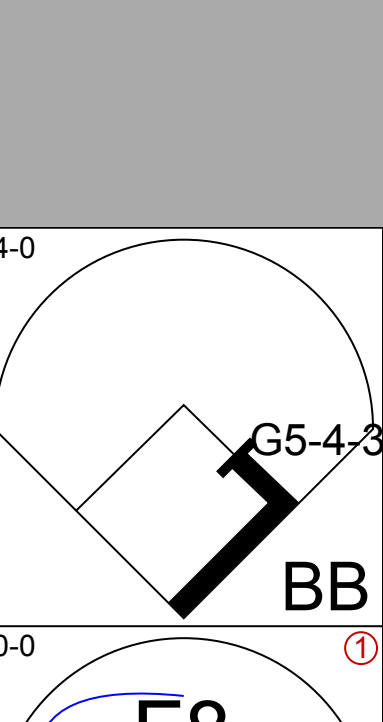
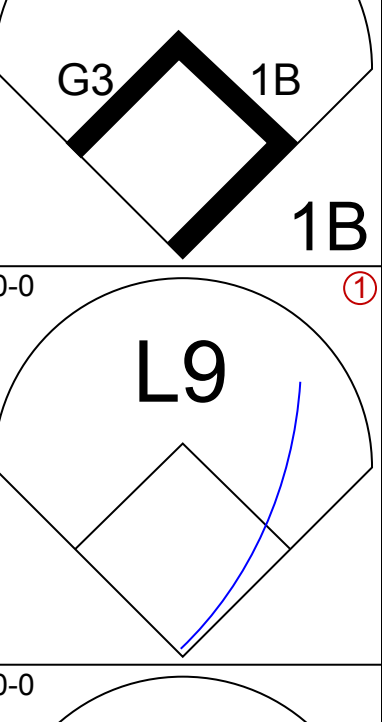
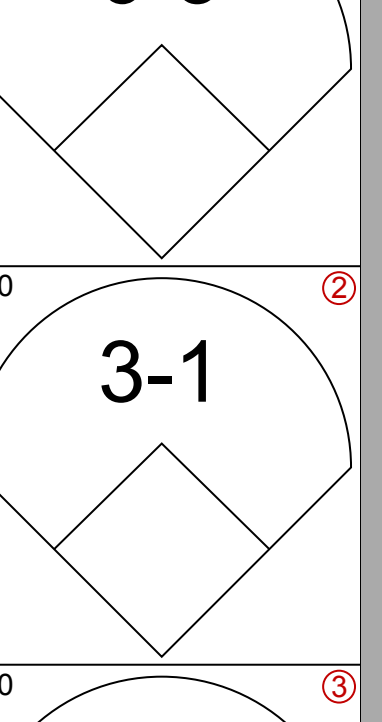
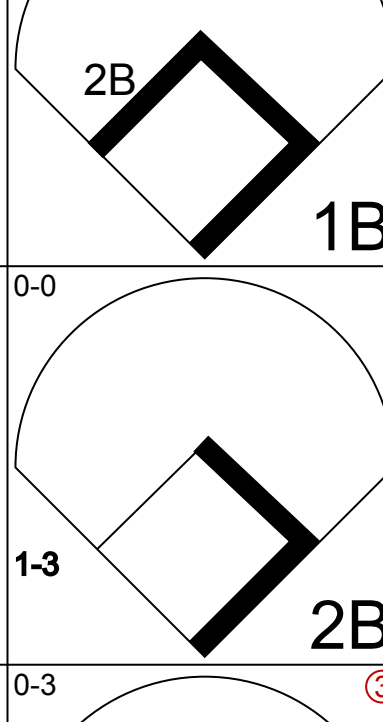
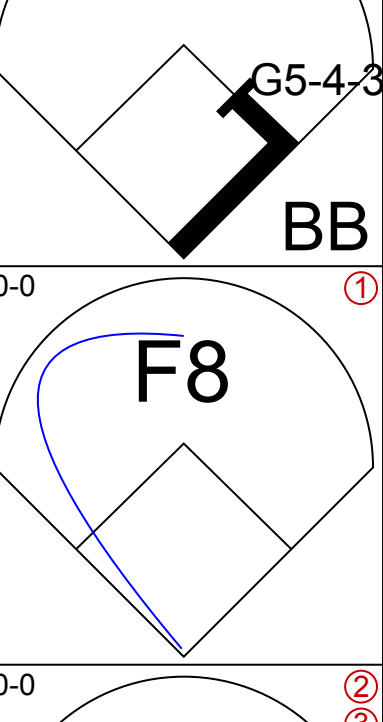
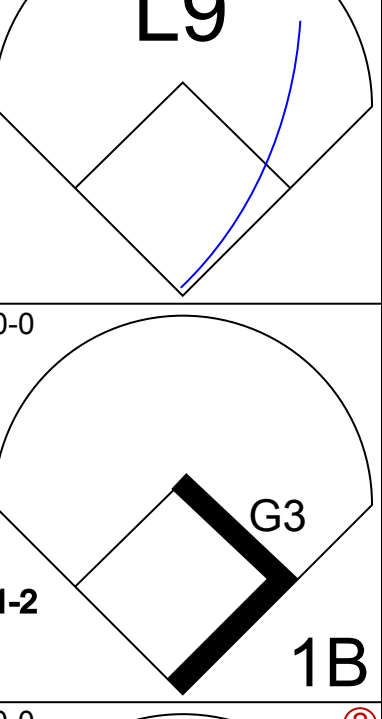
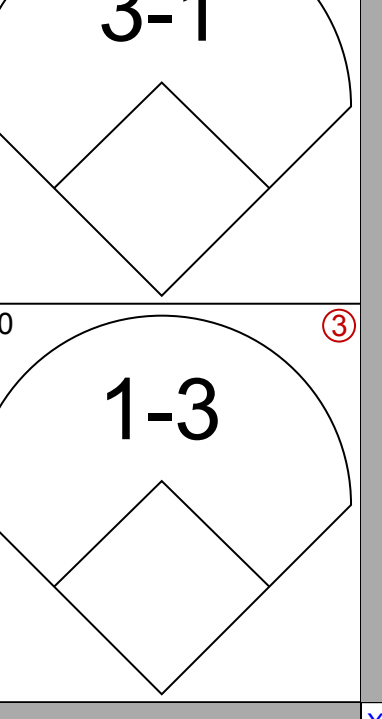
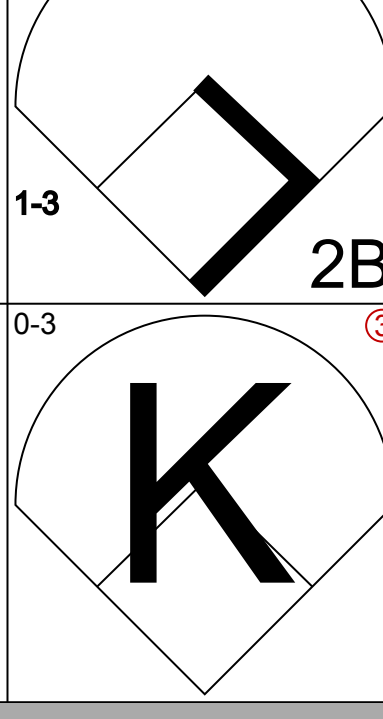
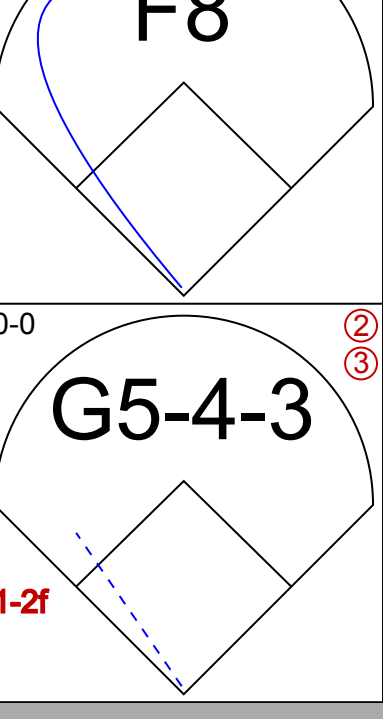
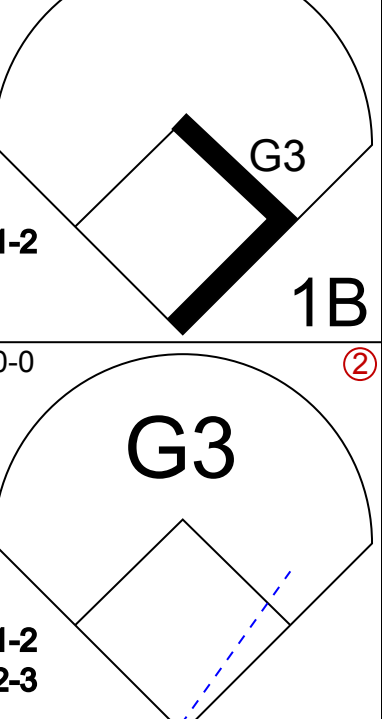
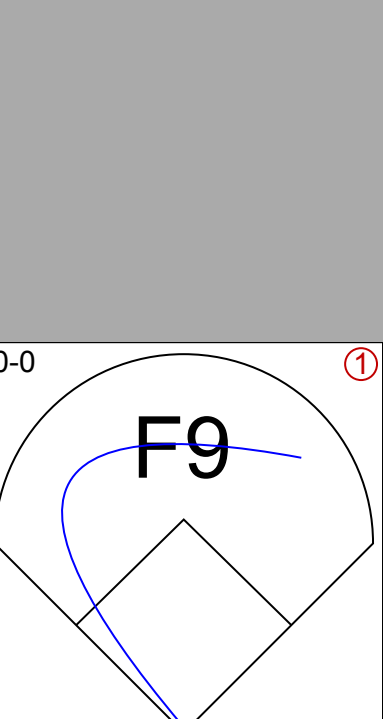
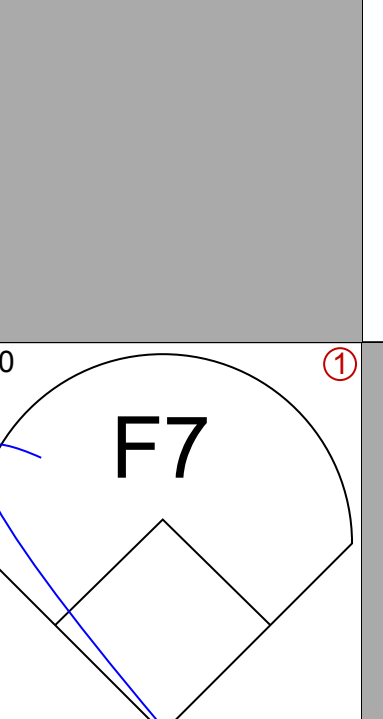
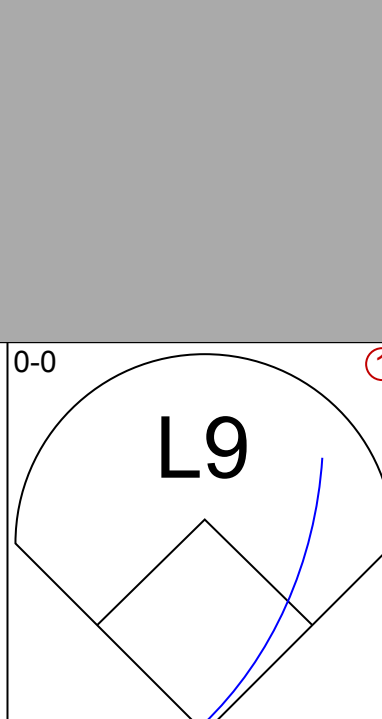
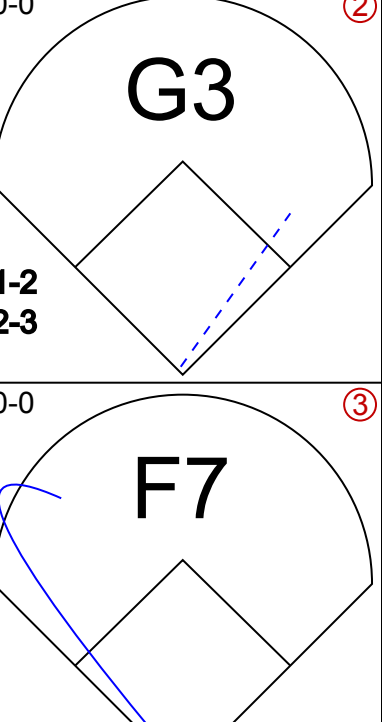
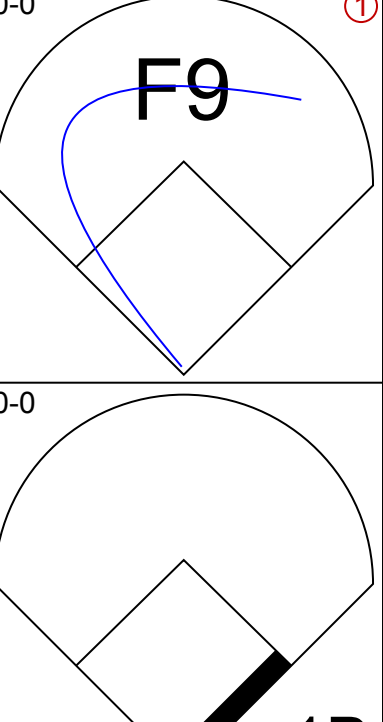
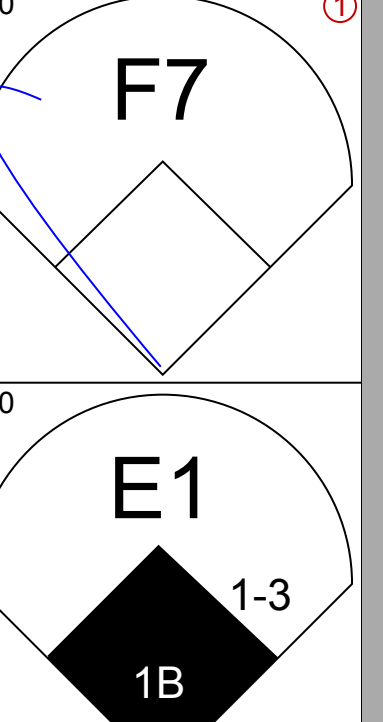
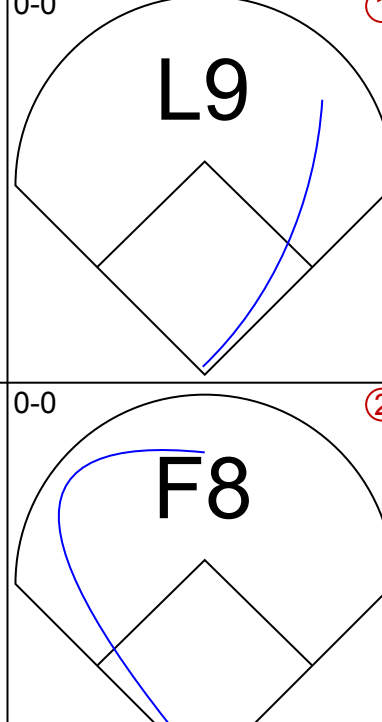


Batter	1	2	3	4	5	6	7	8	9	AB	R	H	RBI	BB	SO	LOB	TOP					
Ozzie Smith, S OBP: 0.320, SLG: 0.286 (1, 6)										5	1	1	0	0	1	2						
Juan Bonilla, R OBP: 0.348, SLG: 0.368 (1, 4)										5	1	2	0	0	1	0						
Gene Richards, L OBP: 0.360, SLG: 0.408 (1, 7)										5	0	2	0	0	1	1						
Ruppert Jones, L OBP: 0.335, SLG: 0.399 (1, 8)										5	2	2	0	0	1	4						
Terry Kennedy, L OBP: 0.347, SLG: 0.375 (1, 2)										5	1	3	1	0	1	2						
Broderick Perkins, L OBP: 0.319, SLG: 0.423 (1, 3)										4	1	3	3	0	0	1						
Luis Salazar, R OBP: 0.319, SLG: 0.390 Barry Evans, R OBP: 0.368, SLG: 0.333 (7, 5)										4	0	0	0	0	1	4	AB 41					
Joe Lefebvre, L OBP: 0.347, SLG: 0.418 (1, 9)										4	0	2	1	0	0	0	R 6					
Juan Eichelberger, R OBP: 0.111, SLG: 0.111 (1, 1)										4	0	0	0	0	3	3	H 15					
Inning Stats	R: 0 E: 0 K: 3 S: 9	H: 0 LOB: 0 BB: 0 P: 9	R: 2 E: 0 K: 2 S: 10	H: 3 LOB: 1 BB: 0 P: 10	R: 2 E: 0 K: 0 S: 6	H: 4 LOB: 1 BB: 0 P: 6	R: 0 E: 0 K: 1 S: 5	H: 0 LOB: 0 BB: 0 P: 5	R: 0 E: 0 K: 1 S: 6	H: 1 LOB: 1 BB: 0 P: 6	R: 1 E: 0 K: 2 S: 10	H: 3 LOB: 2 BB: 0 P: 10	R: 1 E: 0 K: 0 S: 6	H: 3 LOB: 2 BB: 0 P: 6	R: 0 E: 0 K: 0 S: 3	H: 0 LOB: 0 BB: 0 P: 3	R: 0 E: 0 K: 0 S: 4	H: 1 LOB: 1 BB: 0 P: 4	1B: 11 2B: 4 3B: 0 HR: 0	SF: 0 SAC: 0 DP: 1 HBP: 0	WP: 0 PB: 0 SB: 2 CS: 0	PA: 41
PITCHER	IP	WLS	BF	H	R	ER	SO	BB	IBB	HBP	BLK	WP	HR	S	P	ERA	WHIP					
Bruce Berenyi, R ERA: 3.83 Paul Moskau, R ERA: 3.53 Scott Brown, R ERA: 4.15 Doug Bair, R ERA: 5.77	3.0	L	15	7	4	4	5	0	0	0	0	0	0	25	25	12.00	2.3333					

San Diego Padres @ Cincinnati Reds
Riverfront Stadium, Cincinnati, OH
Tue Sep 08 1981, 7:05 PM EDT
Att: 11,739 - Unknown

AB	41
R	6
H	15
RBI	5
BB	0
SO	9
LOB	17



Batter	1	2	3	4	5	6	7	8	9	AB	R	H	RBI	BB	SO	LOB	BOTTOM					
Dave Collins, S OBP: 0.357, SLG: 0.400 (1, 9)										3	0	1	1	0	0	1						
Ken Griffey, L OBP: 0.369, SLG: 0.432 (1, 8)										3	0	0	0	1	0	1						
Dave Concepcion, R OBP: 0.362, SLG: 0.435 (1, 6)										4	0	0	0	0	1	3						
George Foster, R OBP: 0.361, SLG: 0.530 (1, 7)										3	0	2	0	1	0	0						
Dan Driessen, L OBP: 0.341, SLG: 0.369 (1, 3)										4	0	1	0	0	0	2						
Ray Knight, R OBP: 0.331, SLG: 0.360 (1, 5)										4	0	1	0	0	1	3						
Joe Nolan, L OBP: 0.372, SLG: 0.399 (1, 2)										4	0	0	0	0	0	2	AB 33					
Ron Oester, S OBP: 0.313, SLG: 0.355 (1, 4)										4	1	1	0	0	0	2	R 1					
Bruce Berenyi, R ERA: 3.20, SLG: 0.273 Eddie Miller, L Paul Moskau, R German Barranca, L Scott Brown, R Mike Vail, R Doug Bair, R Larry Bittner, L	9.0	W	36	6	1	0	2	2	0	1	0	0	0	0	0	0	0	H 6				
Inning Stats	R: 0 E: 0 K: 0 S: 3	H: 0 LOB: 0 BB: 0 P: 3	R: 0 E: 0 K: 0 S: 5	H: 2 LOB: 2 BB: 0 P: 5	R: 0 E: 0 K: 0 S: 3	H: 0 LOB: 1 BB: 0 P: 4	R: 0 E: 0 K: 0 S: 3	H: 0 LOB: 0 BB: 0 P: 3	R: 0 E: 0 K: 1 S: 7	H: 1 LOB: 2 BB: 0 P: 7	R: 1 E: 1 K: 1 S: 7	H: 1 LOB: 2 BB: 1 P: 11	R: 0 E: 0 K: 0 S: 2	H: 0 LOB: 0 BB: 1 P: 6	R: 0 E: 0 K: 0 S: 3	H: 0 LOB: 0 BB: 0 P: 3	R: 0 E: 0 K: 0 S: 3	H: 0 LOB: 0 BB: 0 P: 3	1B: 5 2B: 1 3B: 0 HR: 0	SF: 0 SAC: 0 DP: 1 HBP: 1	WP: 0 PB: 0 SB: 0 CS: 0	PA: 36
PITCHER	IP	WLS	BF	H	R	ER	SO	BB	IBB	HBP	BLK	WP	HR	S	P	ERA	WHIP					
Juan Eichelberger, R ERA: 3.79	9.0	W	36	6	1	0	2	2	0	1	0	0	0	37	46	0.00	0.889					

San Diego Padres @ Cincinnati Reds
Riverfront Stadium, Cincinnati, OH
Tue Sep 08 1981, 7:05 PM EDT
Att: 11,739 - Unknown

AB	33
R	1
H	6
RBI	1
BB	2
SO	2
LOB	16



Batter	1	2	3	4	5	6	7	8	9	AB	R	H	RBI	BB	SO	LOB	TOP				
Ozzie Smith, S OBP: 0.317, SLG: 0.283 (1, 6)	F7		K			6-3		F7		4	0	0	0	0	1	0					
Juan Bonilla, R OBP: 0.351, SLG: 0.370 (1, 4)	6-3		F2			G3 1B		CS 1B		4	0	2	0	0	0	0					
Gene Richards, L OBP: 0.362, SLG: 0.407 (1, 7)	BB		P6			G3		CS		3	1	1	0	1	0	1					
Ruppert Jones, L OBP: 0.332, SLG: 0.396 (1, 8)	F9				4-3	4-3				3	0	0	0	0	0	2					
Luis Salazar, R OBP: 0.324, SLG: 0.394 (1, 5)		S 1B BB			F8			SH1-4 SF8 2B		2	2	1	0	2	0	0					
Terry Kennedy, L OBP: 0.344, SLG: 0.371 (1, 2)	B1-3		G3			SH1-4		F7		3	0	0	0	0	0	3					
Bary Evans, R OBP: 0.307, SLG: 0.338 Broderick Perkins, L OBP: 0.322, SLG: 0.431 (1, 3) (9, PH) (9, 3)		1B			F9			SF8		2	1	1	2	0	0	0					
Dave Edwards, R OBP: 0.276, SLG: 0.338 Eric Show, R (7, 1)		2H 1B			6-3			5-3		3	0	1	1	0	0	0					
Gary Lucas, L OBP: 0.100, SLG: 0.100 John Urrea, R OBP: 0.250, SLG: 0.250 (9, 1) (9, 1)		2H 1B			6-3					0	0	0	0	0	0	0					
Tim Lollar, L OBP: 0.250, SLG: 0.400 Joe Lefebvre, L OBP: 0.346, SLG: 0.416 (1, 1) (7, 9)		1-2 K			F7			K		2	0	0	0	0	1	1					
Inning Stats	R: 0 E: 0 K: 0 S: 3	H: 0 LOB: 1 BB: 1 P: 7	R: 2 E: 0 K: 1 S: 6	H: 2 LOB: 0 BB: 1 P: 10	R: 0 E: 0 K: 1 S: 5	H: 0 LOB: 0 BB: 0 P: 5	R: 0 E: 0 K: 0 S: 3	H: 0 LOB: 0 BB: 0 P: 3	R: 0 E: 0 K: 0 S: 4	H: 1 LOB: 1 BB: 0 P: 4	R: 1 E: 0 K: 0 S: 4	H: 1 LOB: 0 BB: 0 P: 4	R: 0 E: 0 K: 1 S: 5	H: 1 LOB: 0 BB: 0 P: 5	R: 1 E: 0 K: 0 S: 4	H: 2 LOB: 2 BB: 1 P: 8	1B: 5 2B: 2 3B: 0 HR: 0	SF: 1 SAC: 2 DP: 0 HBP: 0	WP: 0 PB: 0 SB: 1 CS: 1	PA: 35	
PITCHER	IP WLS BF H R ER SO BB IBB HBP BLK WP HR S P ERA WHIP	IP WLS BF H R ER SO BB IBB HBP BLK WP HR S P ERA WHIP	IP WLS BF H R ER SO BB IBB HBP BLK WP HR S P ERA WHIP	IP WLS BF H R ER SO BB IBB HBP BLK WP HR S P ERA WHIP	IP WLS BF H R ER SO BB IBB HBP BLK WP HR S P ERA WHIP	IP WLS BF H R ER SO BB IBB HBP BLK WP HR S P ERA WHIP	IP WLS BF H R ER SO BB IBB HBP BLK WP HR S P ERA WHIP	IP WLS BF H R ER SO BB IBB HBP BLK WP HR S P ERA WHIP	IP WLS BF H R ER SO BB IBB HBP BLK WP HR S P ERA WHIP	IP WLS BF H R ER SO BB IBB HBP BLK WP HR S P ERA WHIP	IP WLS BF H R ER SO BB IBB HBP BLK WP HR S P ERA WHIP	IP WLS BF H R ER SO BB IBB HBP BLK WP HR S P ERA WHIP	IP WLS BF H R ER SO BB IBB HBP BLK WP HR S P ERA WHIP	IP WLS BF H R ER SO BB IBB HBP BLK WP HR S P ERA WHIP	IP WLS BF H R ER SO BB IBB HBP BLK WP HR S P ERA WHIP	IP WLS BF H R ER SO BB IBB HBP BLK WP HR S P ERA WHIP	IP WLS BF H R ER SO BB IBB HBP BLK WP HR S P ERA WHIP	IP WLS BF H R ER SO BB IBB HBP BLK WP HR S P ERA WHIP	IP WLS BF H R ER SO BB IBB HBP BLK WP HR S P ERA WHIP	IP WLS BF H R ER SO BB IBB HBP BLK WP HR S P ERA WHIP	IP WLS BF H R ER SO BB IBB HBP BLK WP HR S P ERA WHIP

San Diego Padres @ Cincinnati Reds
Riverfront Stadium, Cincinnati, OH
Wed Sep 09 1981, 3:33 AM EDT
Att: 16,328 - Unknown

AB 28
R 4
H 7
RBI 4
BB 3
SO 3
LOB 7

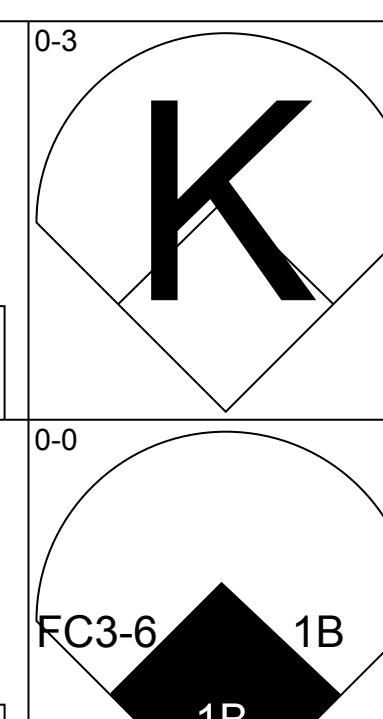
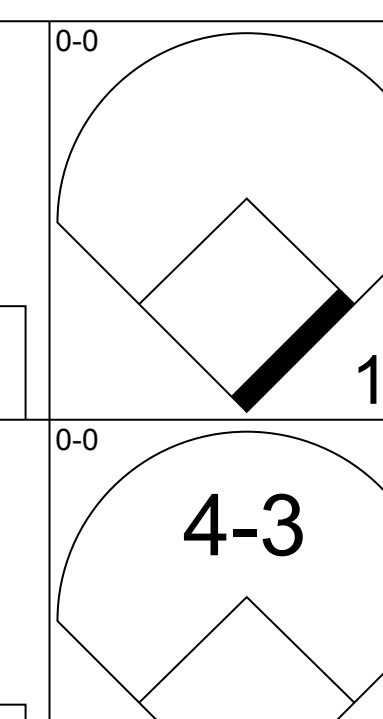
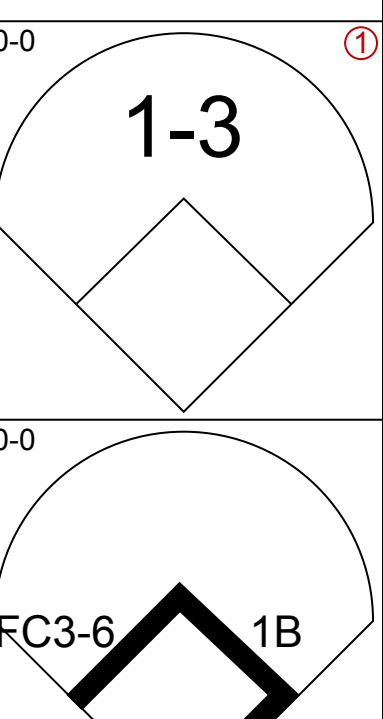
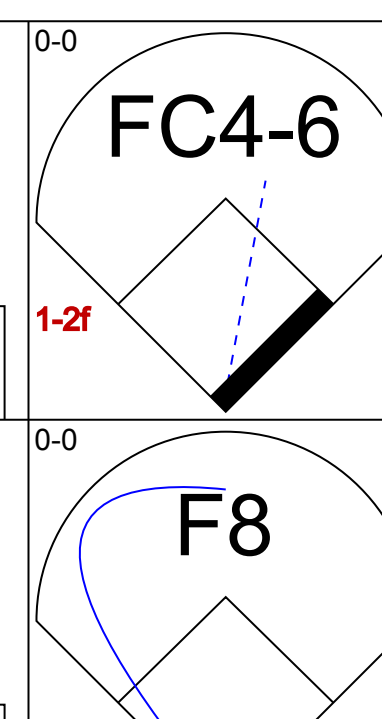
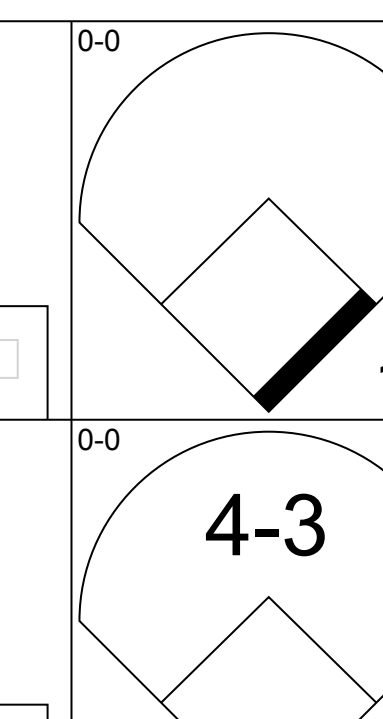
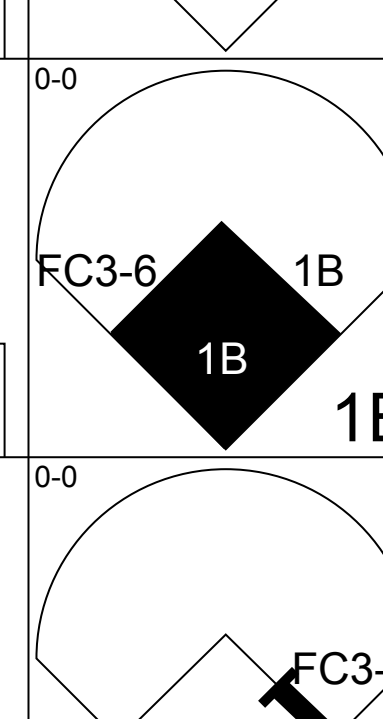
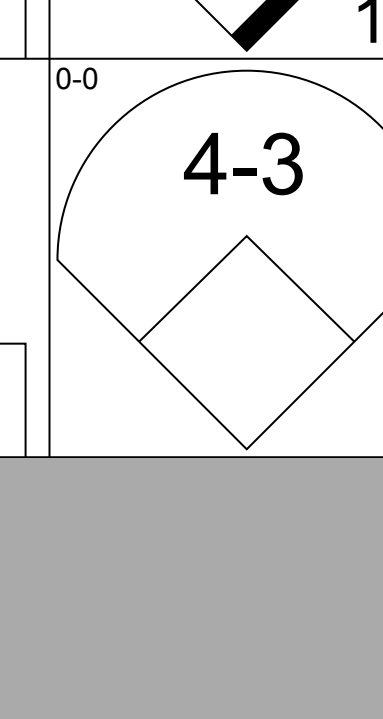
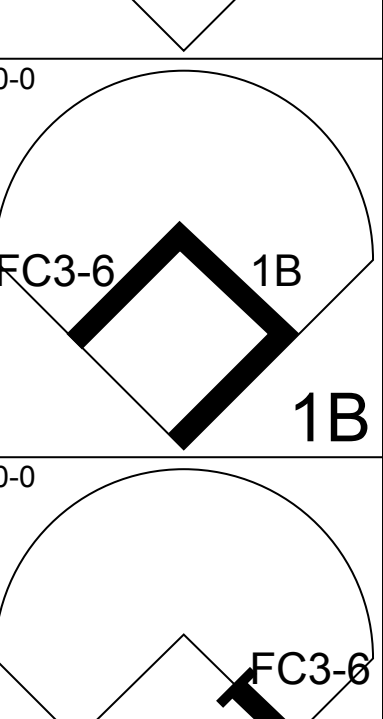
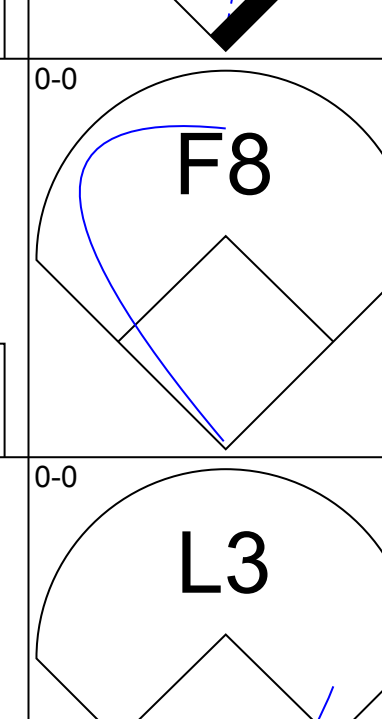
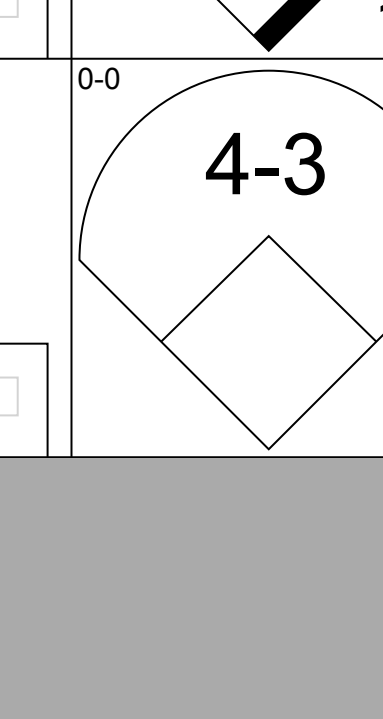
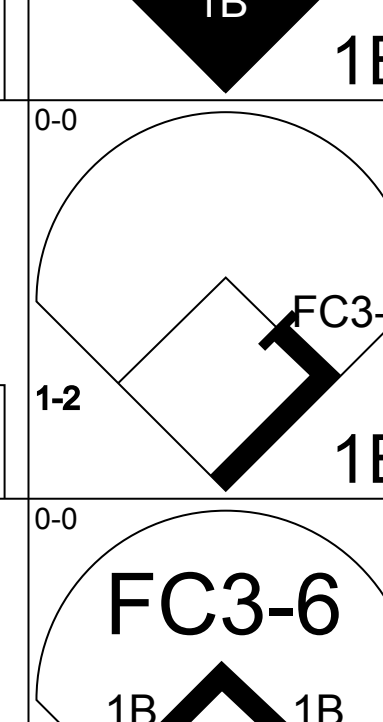
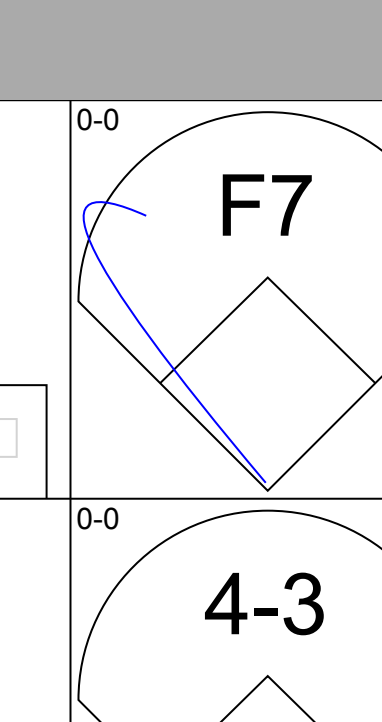
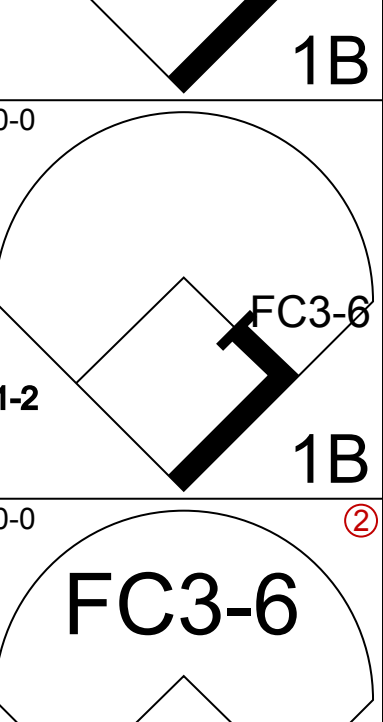
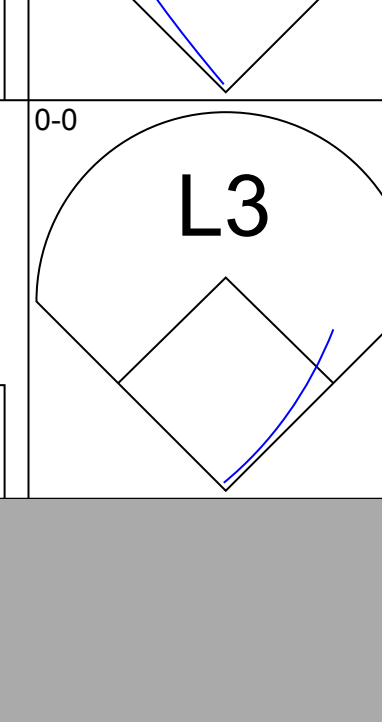
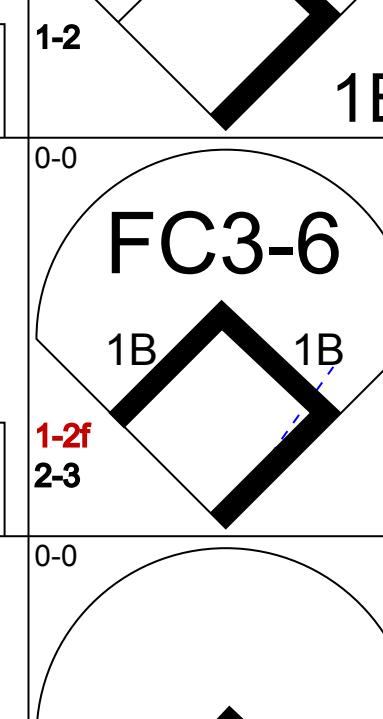
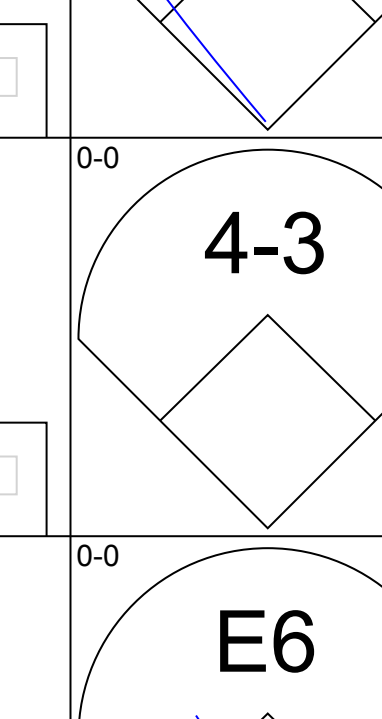
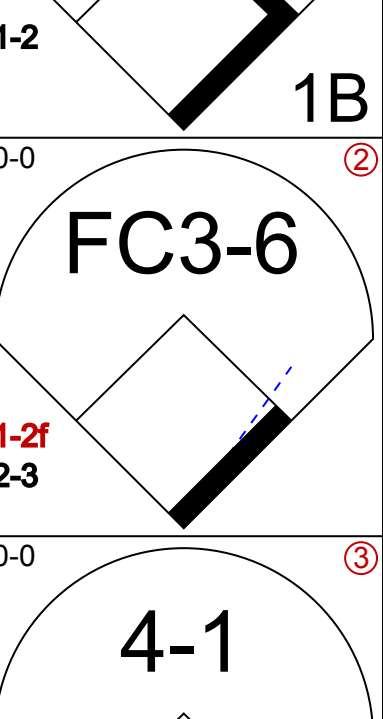
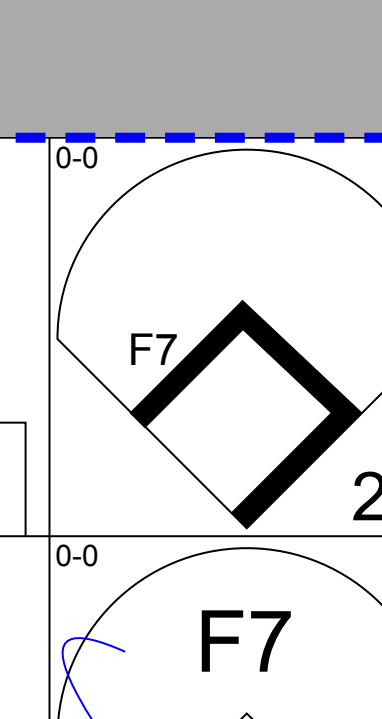
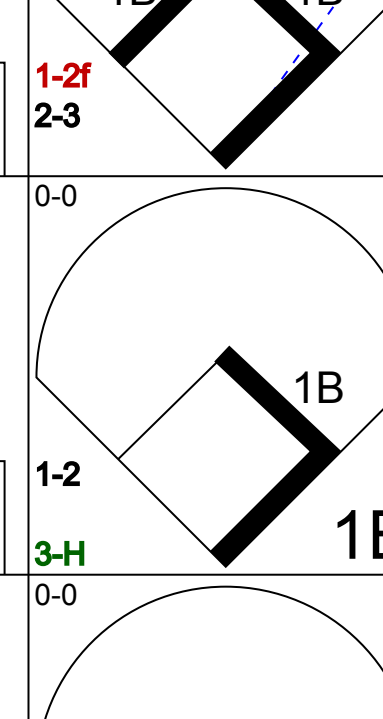
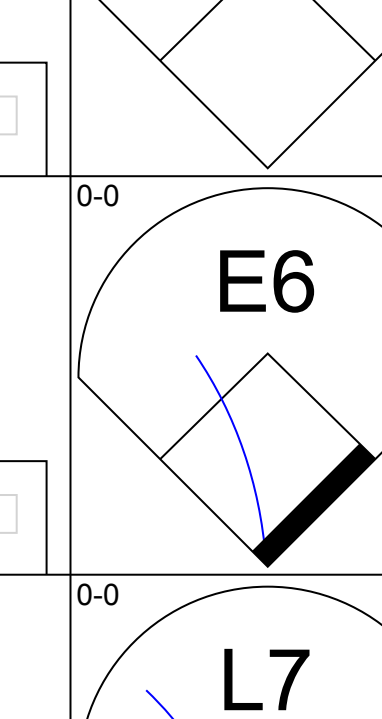
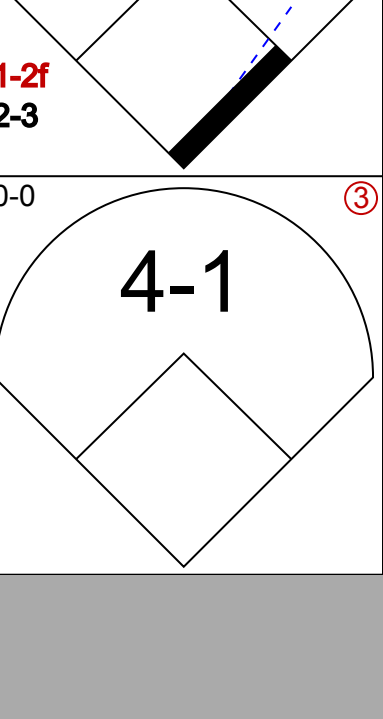
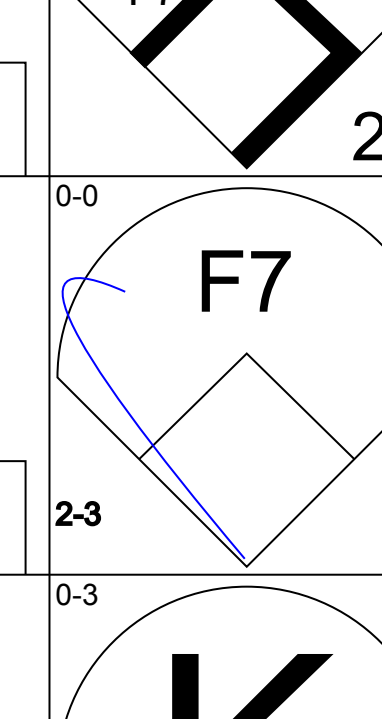
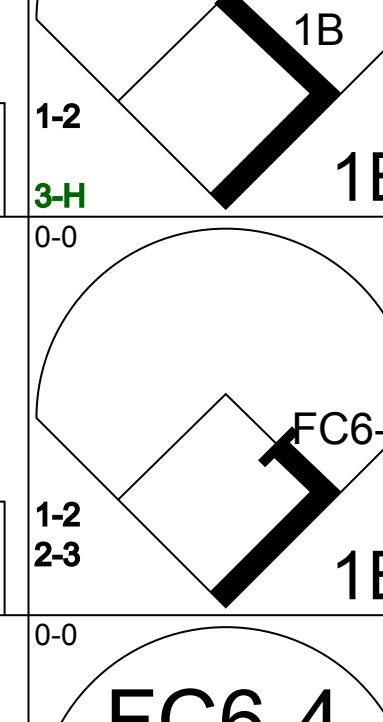
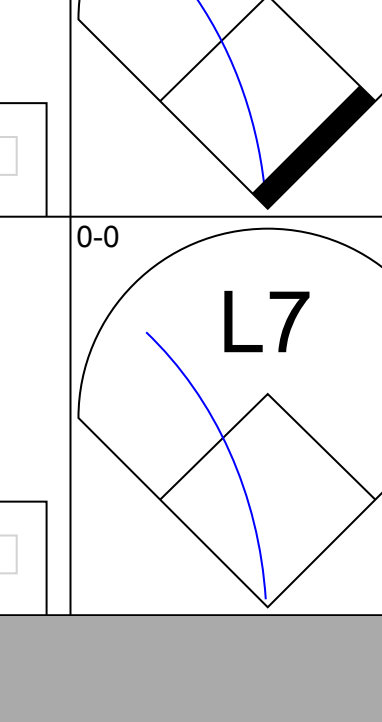
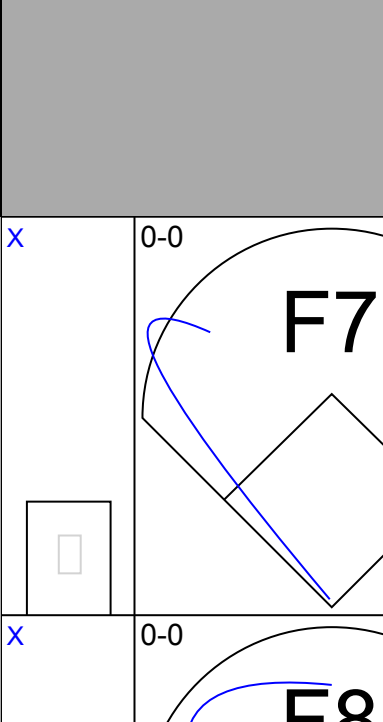
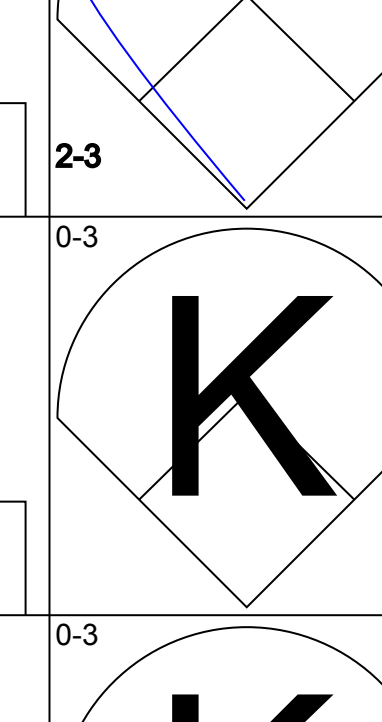
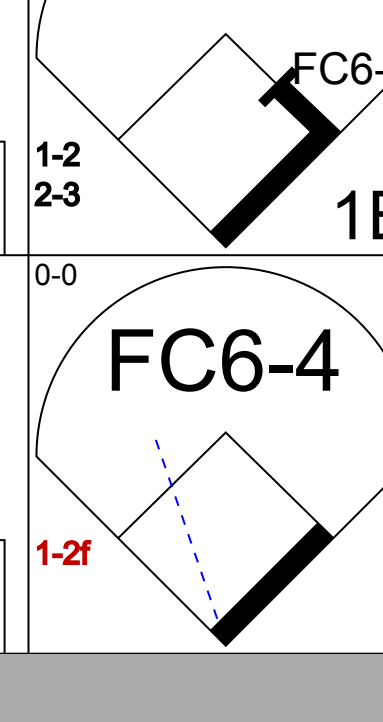
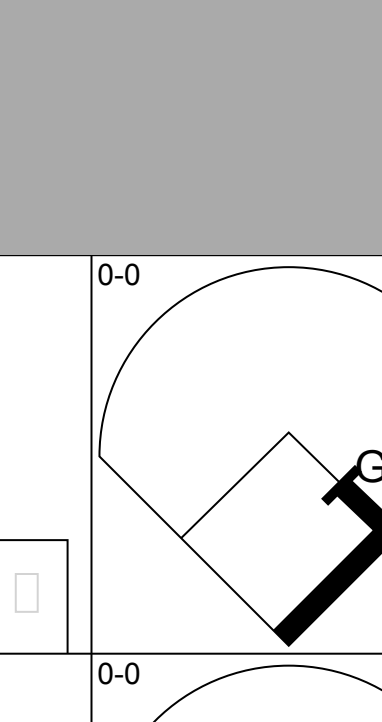
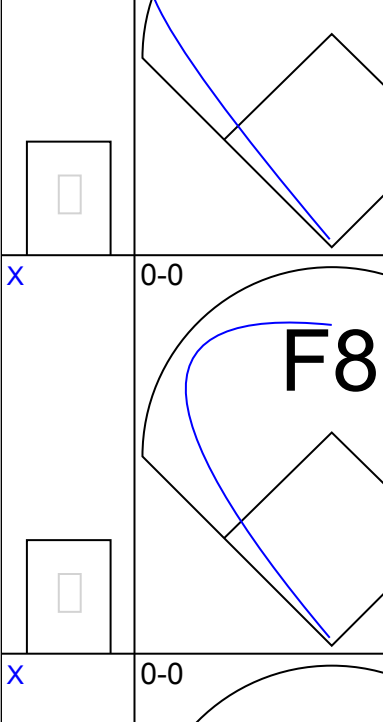
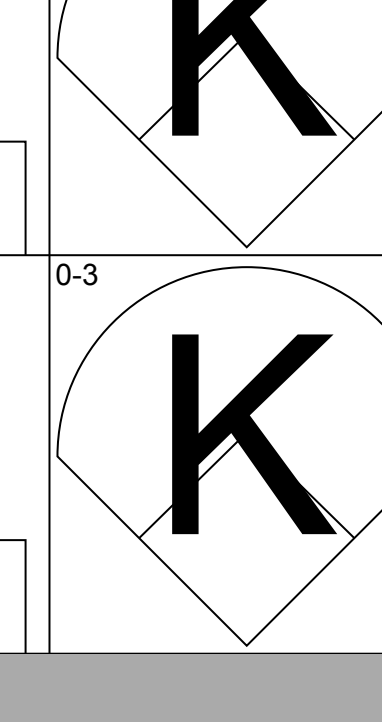
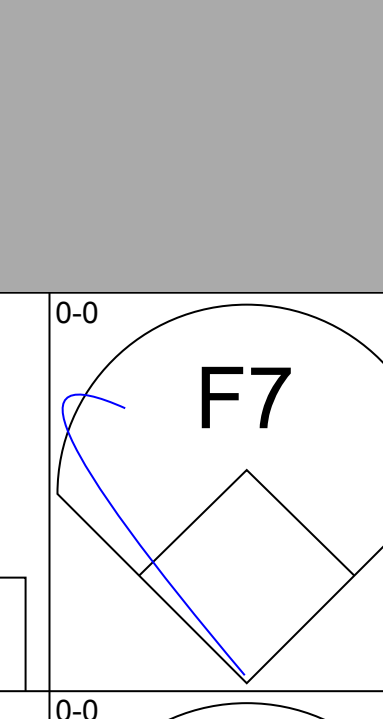
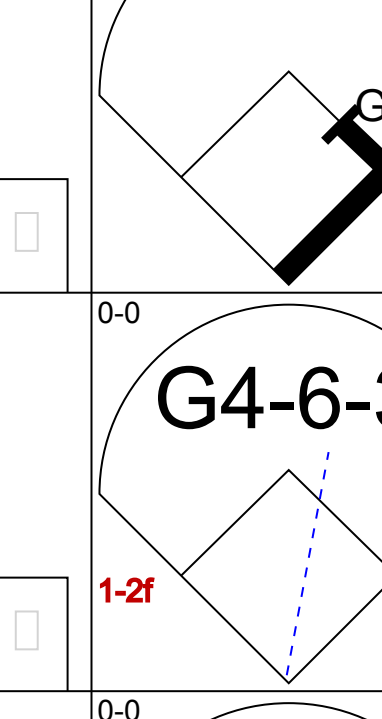
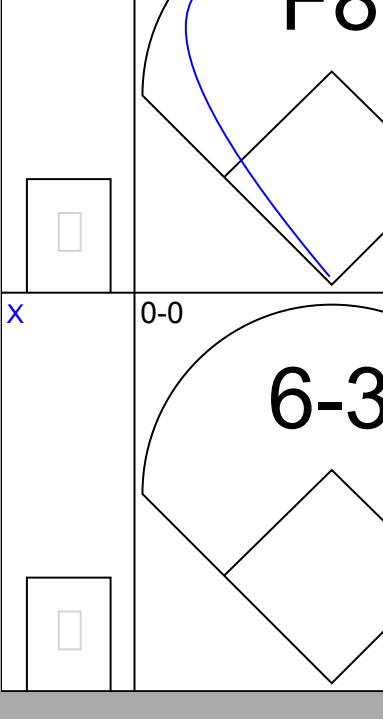
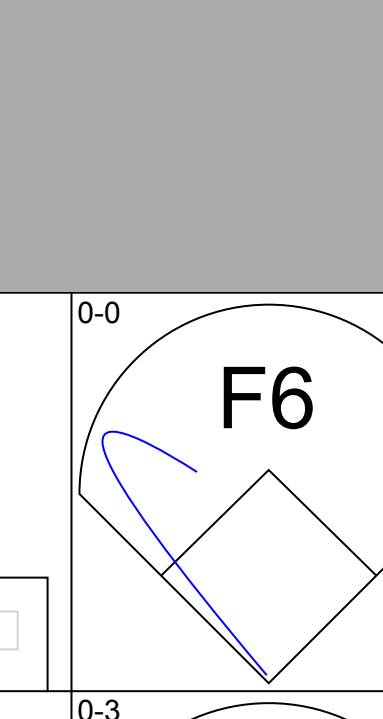
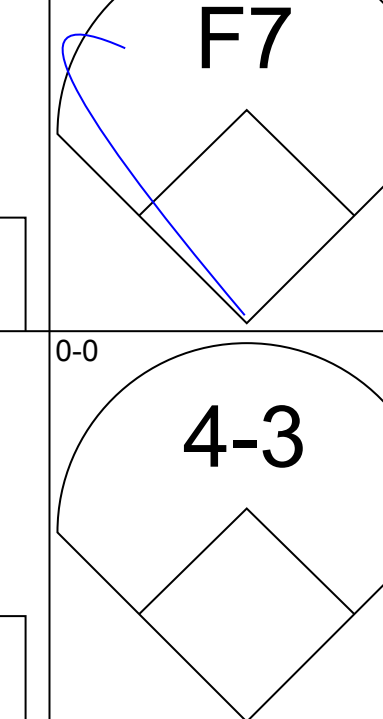
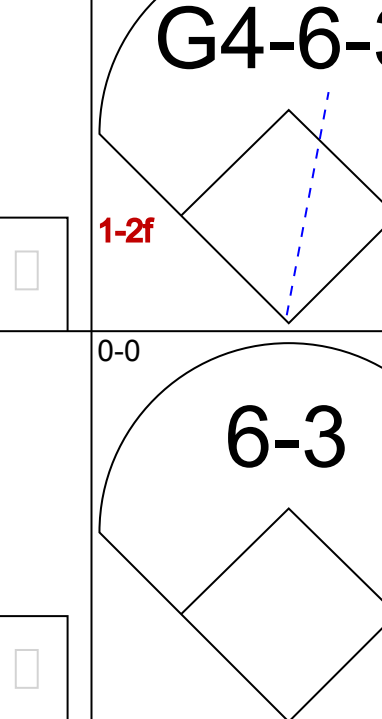
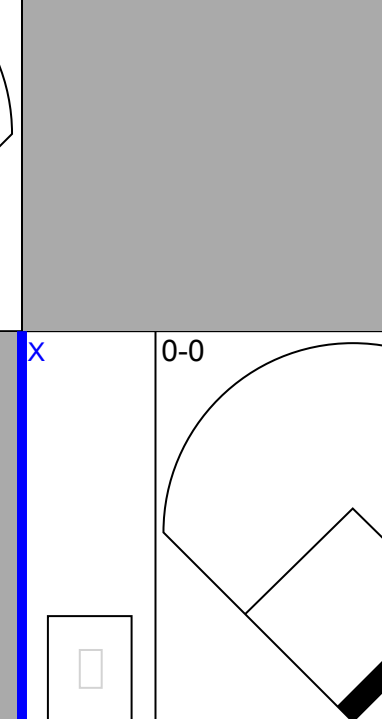
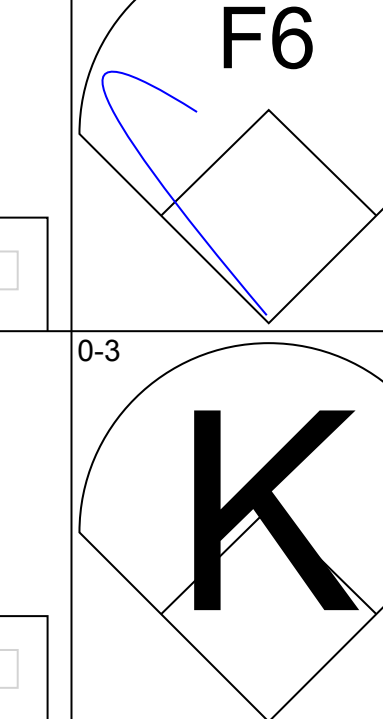


Batter	1	2	3	4	5	6	7	8	9	AB	R	H	RBI	BB	SO	LOB	BOTTOM					
Dave Collins, S OBP: 0.356, SLG: 0.396 Sam Mejias, R OBP: 0.327, SLG: 0.356 (1, 9) (7, 9)	F9	FC5-2				F7			SH1-4	3	0	0	0	1	0	5						
Ken Griffey, L OBP: 0.364, SLG: 0.425 (1, 8)	4-3	F7			G4-6-3 BB				4-3	5	0	0	1	0	0	6						
Dave Concepcion, R OBP: 0.366, SLG: 0.436 (1, 6)	WP 2B 1B				K			F8		4	2	2	1	1	1	0						
George Foster, R OBP: 0.361, SLG: 0.529 (1, 7)	1H 2B				K			4-3		4	0	1	1	1	1	1						
Johnny Bench, R OBP: 0.427, SLG: 0.581 (1, 3)	5-3				P4					5	1	2	2	0	0	1						
Ray Knight, R OBP: 0.330, SLG: 0.358 (1, 5)					F7					4	0	1	0	0	2	0						
Junior Kennedy, R OBP: 0.211, SLG: 0.200 Dan Driessen, L OBP: 0.340, SLG: 0.367 Ron Oester, S OBP: 0.313, SLG: 0.355 (1, 4) (6, PH) (9, 4)		BB FC5-2 1B			F7			K		4	0	1	0	0	2	0						
Mike O'Berry, R OBP: 0.274, SLG: 0.274 Mike Vail, R OBP: 0.200, SLG: 0.200 German Barranca, L OBP: 0.333, SLG: 0.333 (1, 2) (9, PH) (9, FR)		BB FC5-2 BB			F9			6-3		3	0	0	0	0	0	1						
Charlie Leibrandt, R Tom Hume, R Paul Householder, S OBP: 0.385, SLG: 0.583 (1, 1) (9, 1) (9, PH)		BB FC5-2 BB			F9			F9		1	0	0	0	0	0	0						
Inning Stats	R: 1 E: 0 K: 0 S: 5	H: 2 LOB: 1 BB: 0 P: 5	R: 0 E: 0 K: 0 S: 4	H: 1 LOB: 3 BB: 2 P: 12	R: 0 E: 0 K: 2 S: 7	H: 0 LOB: 0 BB: 0 P: 7	R: 0 E: 0 K: 1 S: 5	H: 0 LOB: 1 BB: 1 P: 9	R: 0 E: 0 K: 0 S: 2	H: 0 LOB: 2 BB: 2 P: 10	R: 1 E: 0 K: 1 S: 6	H: 1 LOB: 2 BB: 2 P: 14	R: 0 E: 0 K: 0 S: 3	H: 0 LOB: 0 BB: 0 P: 3	R: 0 E: 0 K: 1 S: 5	H: 0 LOB: 0 BB: 0 P: 5	R: 3 E: 0 K: 0 S: 6	H: 4 LOB: 2 BB: 1 P: 10	1B: 6 2B: 1 3B: 0 HR: 1	SF: 0 SAC: 1 DP: 1 HBP: 0	WP: 1 PB: 0 SB: 0 CS: 0	PA: 41
PITCHER	IP WLS BF H R ER SO BB IBB HBP BLK WP HR S P ERA WHIP	IP WLS BF H R ER SO BB IBB HBP BLK WP HR S P ERA WHIP	IP WLS BF H R ER SO BB IBB HBP BLK WP HR S P ERA WHIP	IP WLS BF H R ER SO BB IBB HBP BLK WP HR S P ERA WHIP	IP WLS BF H R ER SO BB IBB HBP BLK WP HR S P ERA WHIP	IP WLS BF H R ER SO BB IBB HBP BLK WP HR S P ERA WHIP	IP WLS BF H R ER SO BB IBB HBP BLK WP HR S P ERA WHIP	IP WLS BF H R ER SO BB IBB HBP BLK WP HR S P ERA WHIP	IP WLS BF H R ER SO BB IBB HBP BLK WP HR S P ERA WHIP	IP WLS BF H R ER SO BB IBB HBP BLK WP HR S P ERA WHIP	IP WLS BF H R ER SO BB IBB HBP BLK WP HR S P ERA WHIP	IP WLS BF H R ER SO BB IBB HBP BLK WP HR S P ERA WHIP	IP WLS BF H R ER SO BB IBB HBP BLK WP HR S P ERA WHIP	IP WLS BF H R ER SO BB IBB HBP BLK WP HR S P ERA WHIP	IP WLS BF H R ER SO BB IBB HBP BLK WP HR S P ERA WHIP	IP WLS BF H R ER SO BB IBB HBP BLK WP HR S P ERA WHIP	IP WLS BF H R ER SO BB IBB HBP BLK WP HR S P ERA WHIP	IP WLS BF H R ER SO BB IBB HBP BLK WP HR S P ERA WHIP	IP WLS BF H R ER SO BB IBB HBP BLK WP HR S P ERA WHIP	IP WLS BF H R ER SO BB IBB HBP BLK WP HR S P ERA WHIP	IP WLS BF H R ER SO BB IBB HBP BLK WP HR S P ERA WHIP	

San Diego Padres @ Cincinnati Reds
Riverfront Stadium, Cincinnati, OH
Wed Sep 09 1981, 3:33 AM EDT
Att: 16,328 - Unknown

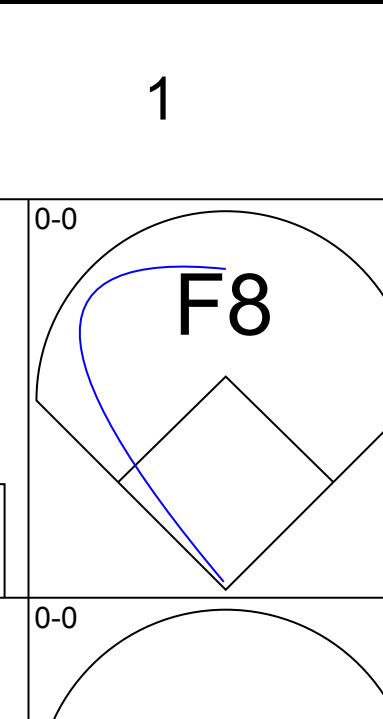
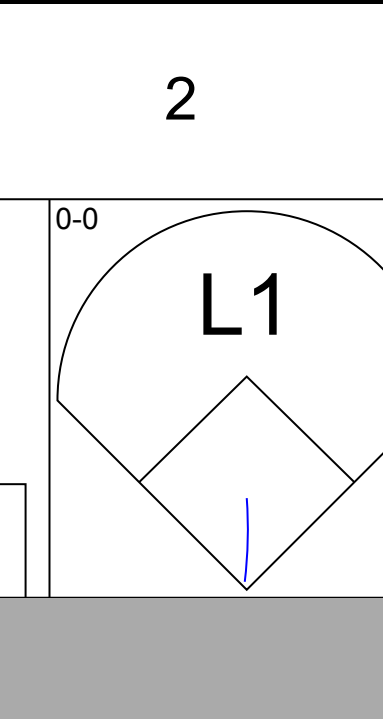
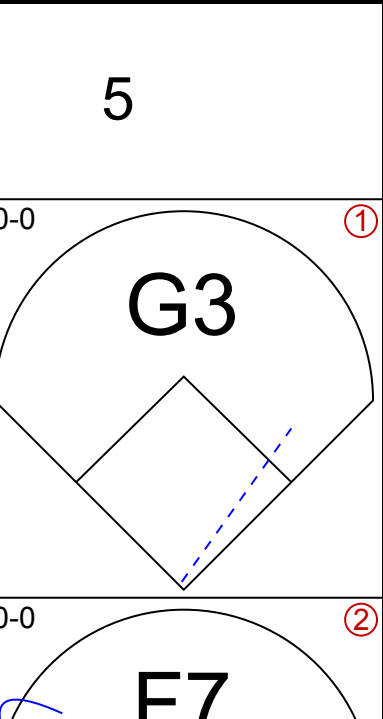
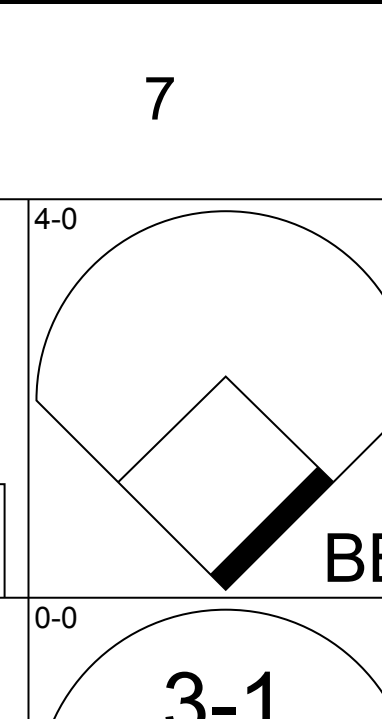
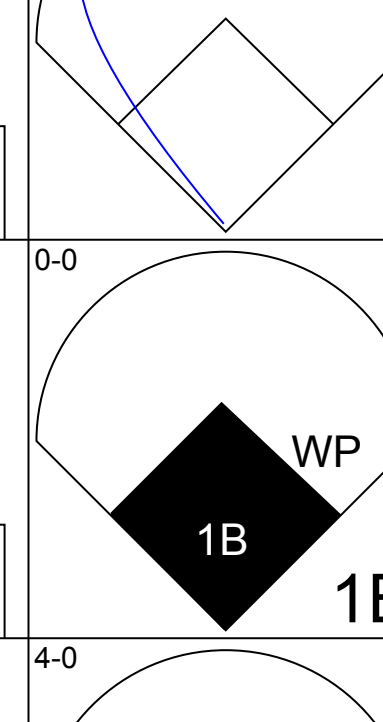
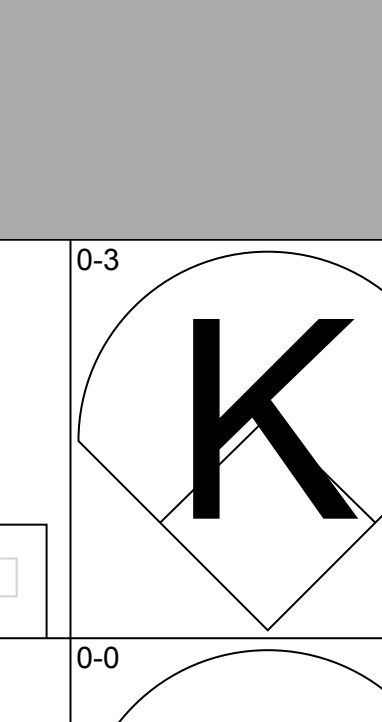
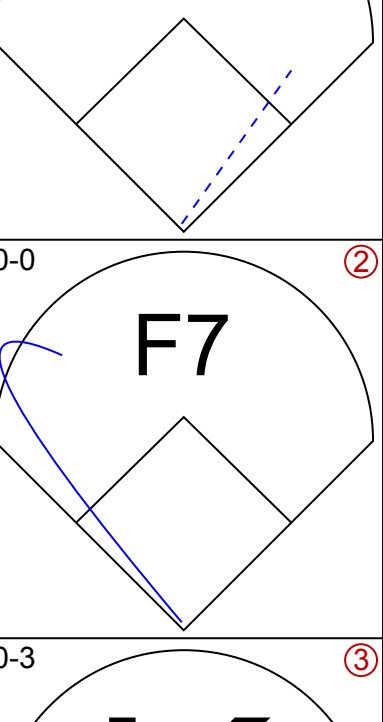
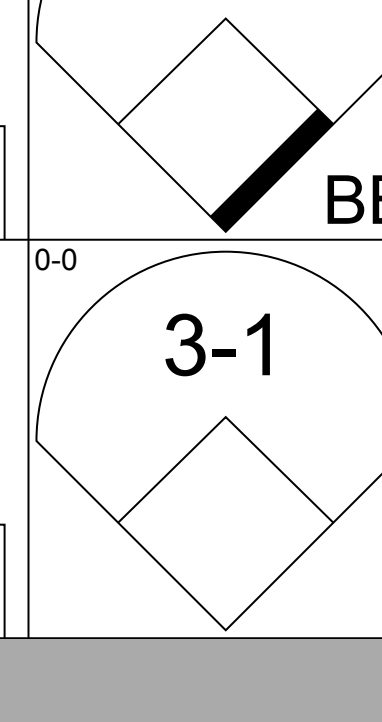
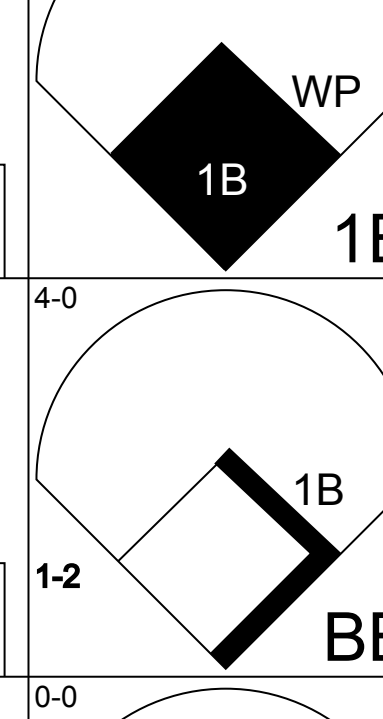
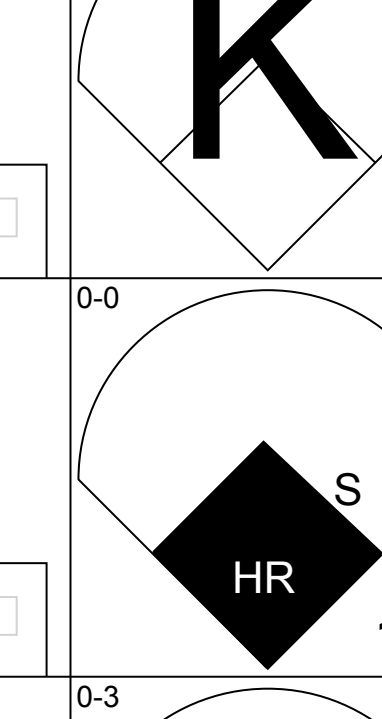
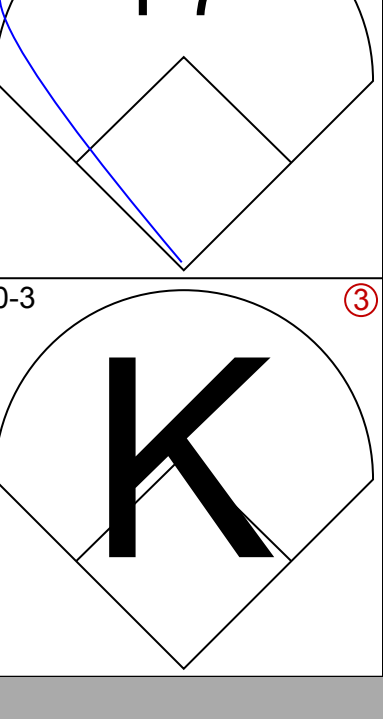
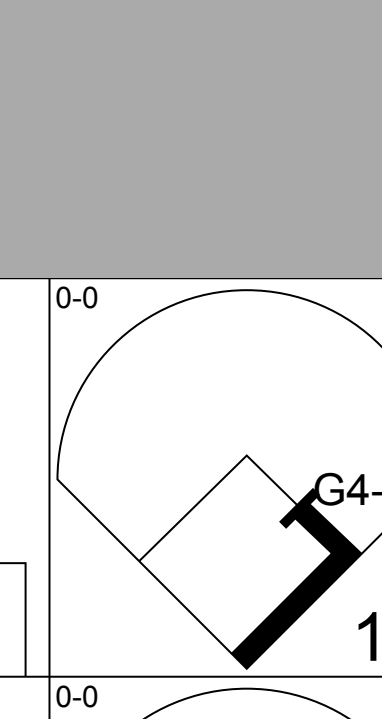
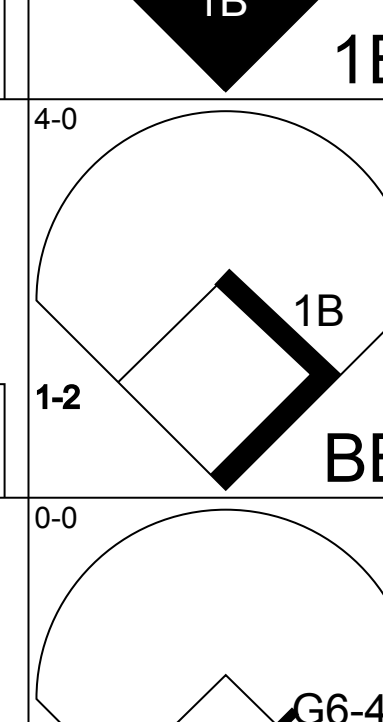
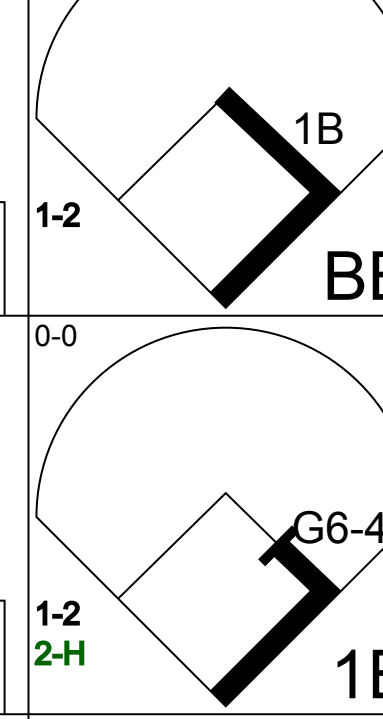
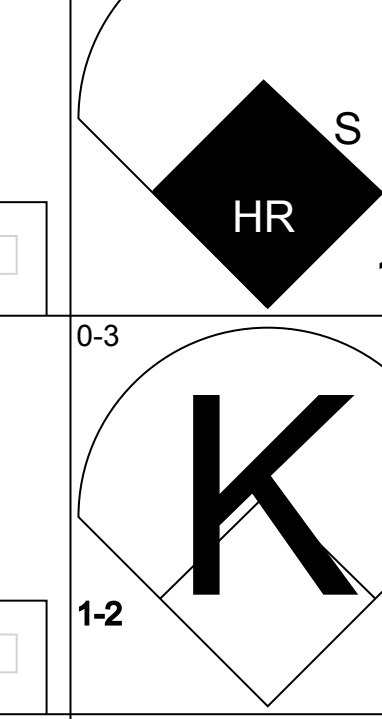
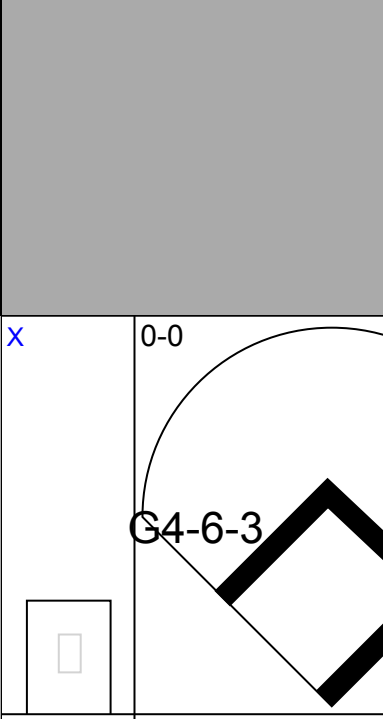
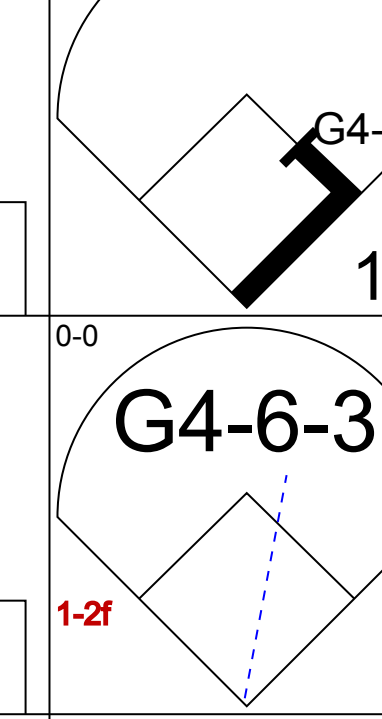
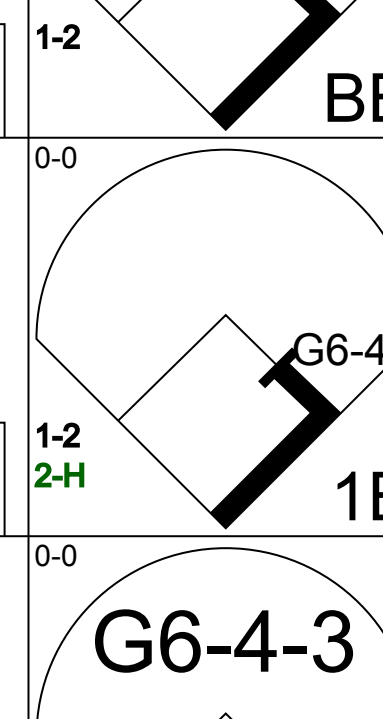
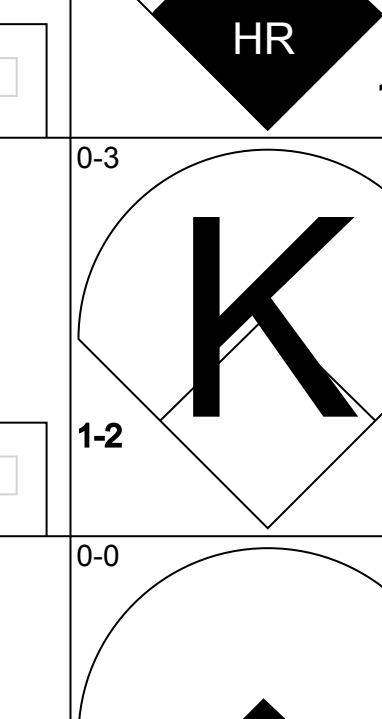
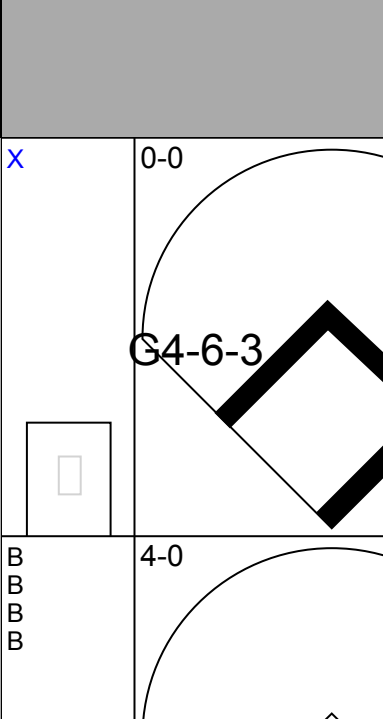
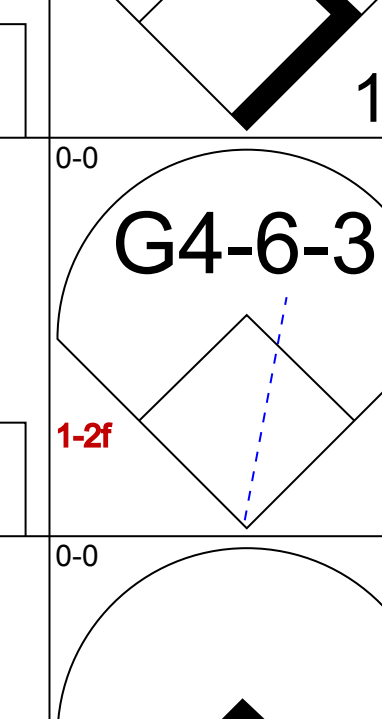

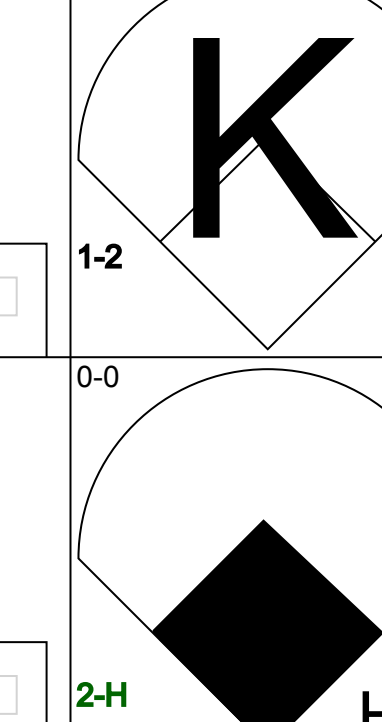
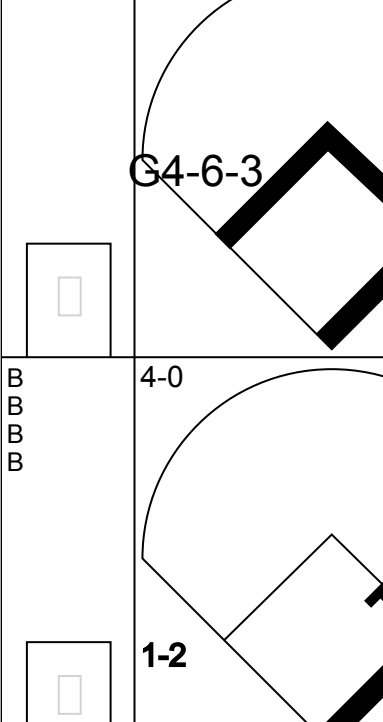
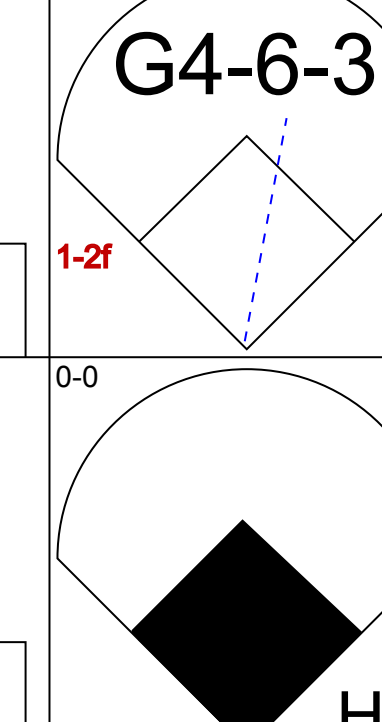
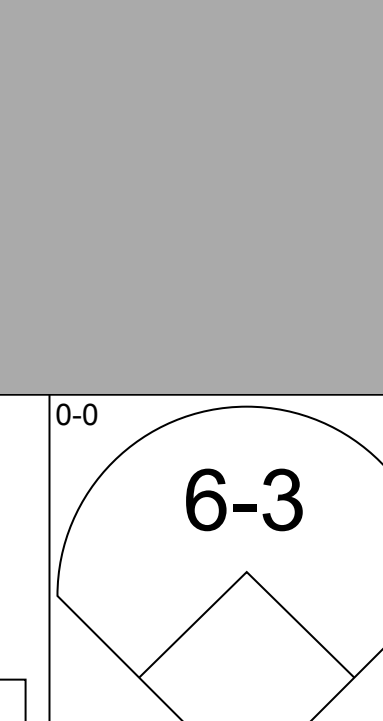

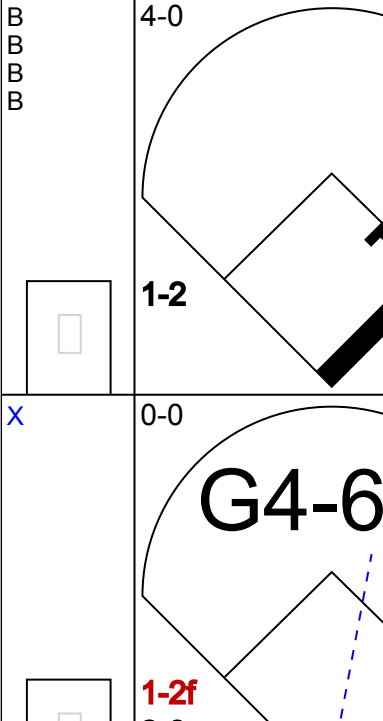
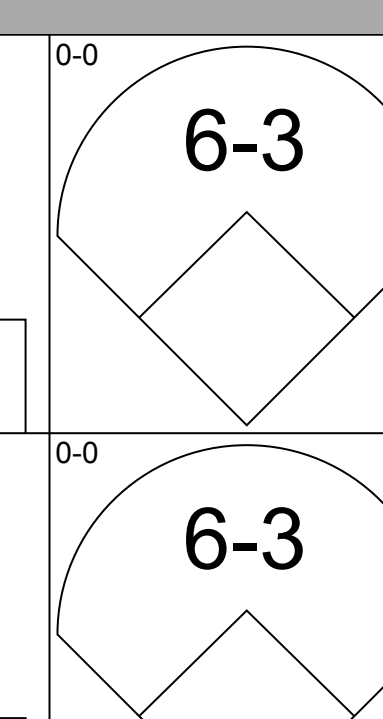
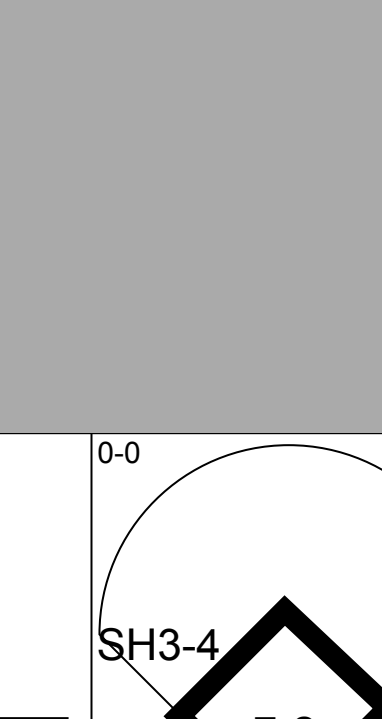

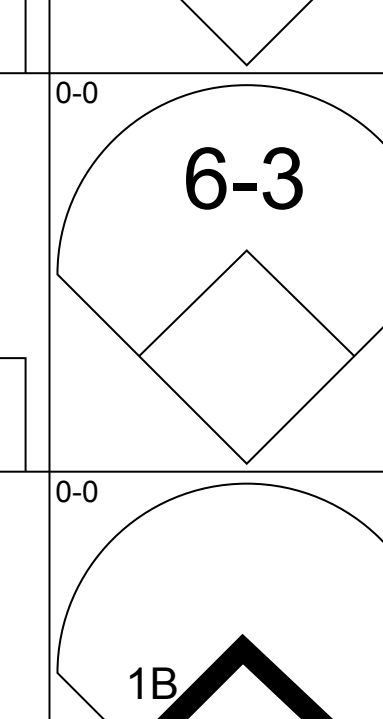
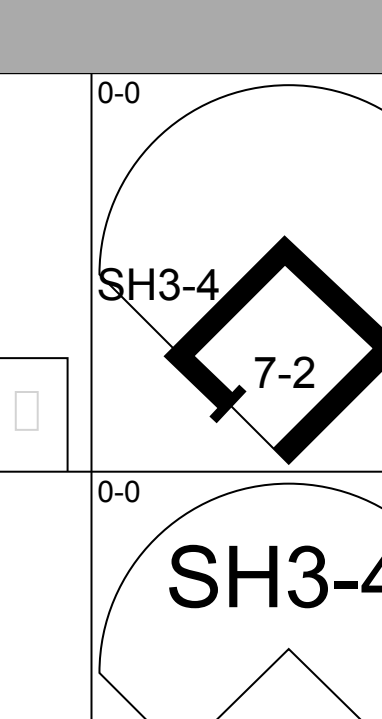
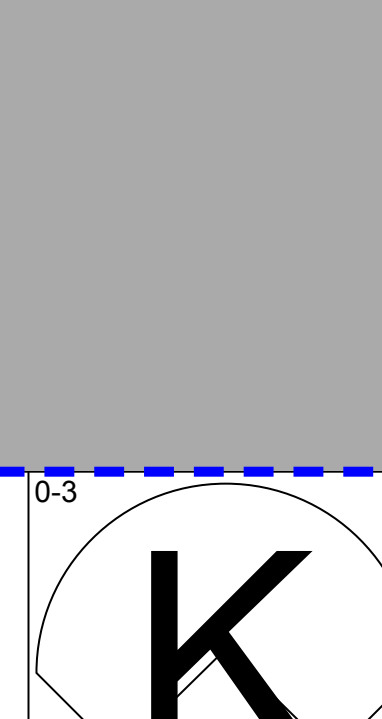
AB 32
R 5
H 8
RBI 5
BB 8
SO 5
LOB 15



Batter	1	2	3	4	5	6	7	8	9	AB	R	H	RBI	BB	SO	LOB	TOP			
Ozzie Smith, S (1, 6) OBP: 0.318, SLG: 0.285										5	0	2	0	0	1	1	San Diego Padres @ Atlanta Braves Atlanta-Fulton County Stadium, Atlanta, GA Fri Sep 11 1981, 7:05 PM EDT Att: 8,929 - Unknown			
Juan Bonilla, R (1, 4) OBP: 0.352, SLG: 0.371										5	1	2	0	0	0	3				
Gene Richards, L (1, 7) OBP: 0.363, SLG: 0.408										4	0	2	0	0	0	1				
Ruppert Jones, L (1, 8) OBP: 0.331, SLG: 0.397										4	0	1	0	0	0	4				
Terry Kennedy, L (1, 2) OBP: 0.343, SLG: 0.369										4	0	1	1	0	0	3				
Broderick Perkins, L (1, 3) OBP: 0.321, SLG: 0.427										4	0	1	0	0	1	2				
Luis Salazar, R (1, 5) OBP: 0.323, SLG: 0.393										4	0	1	0	0	1	4				
Joe Lefebvre, L (1, 9) OBP: 0.341, SLG: 0.409										4	0	0	0	0	0	1				
Steve Mura, R (1, 1) OBP: 0.199, SLG: 0.143										2	0	0	0	0	0	0				
Tim Flannery, L (7, PH) OBP: 0.458, SLG: 0.565										1	0	1	0	0	0	0				
Danny Boone, L (7, 1) OBP: 0.500, SLG: 0.500										0	0	0	0	0	0	0				
Randy Bass, L (9, PH) OBP: 0.304, SLG: 0.336										1	0	0	0	0	1	0				
Inning Stats	R: 1 E: 0 K: 1 S: 9	H: 4 LOB: 3 BB: 0 P: 9	R: 0 E: 0 K: 0 S: 4	H: 1 LOB: 1 BB: 0 P: 4	R: 0 E: 1 K: 0 S: 4	H: 0 LOB: 1 BB: 0 P: 4	R: 0 E: 0 K: 0 S: 3	H: 2 LOB: 2 BB: 0 P: 5	R: 0 E: 0 K: 0 S: 3	H: 0 LOB: 0 BB: 0 P: 3	R: 0 E: 0 K: 0 S: 4	H: 1 LOB: 1 BB: 0 P: 4	R: 0 E: 0 K: 2 S: 8	H: 1 LOB: 1 BB: 0 P: 8	R: 0 E: 0 K: 1 S: 6	H: 1 LOB: 1 BB: 0 P: 6	1B: 10 2B: 1 3B: 0 HR: 0	SF: 0 SAC: 0 DP: 1 HBP: 0	WP: 0 PB: 0 SB: 0 CS: 0	PA: 38
PITCHER	IP WLS BF H R ER SO BB IBB HBP BLK WP HR S P ERA WHIP																			
Gaylord Perry, R (1, 1) ERA: 3.65	7.0 W 30 9 1 1 1 0 0 0 0 0 0 32 32 1.29 1.286																			
Rick Camp, R (8, 1) ERA: 1.62	2.0 S 8 2 0 0 3 0 0 0 0 0 0 14 14 0.00 1.000																			

AB	38
R	1
H	11
RBI	1
BB	0
SO	4
LOB	19



Batter	1	2	3	4	5	6	7	8	9	AB	R	H	RBI	BB	SO	LOB	BOTTOM			
Brett Butler, L (1, 7) OBP: 0.329, SLG: 0.333										3	0	0	0	1	0	2	San Diego Padres @ Atlanta Braves Atlanta-Fulton County Stadium, Atlanta, GA Fri Sep 11 1981, 7:05 PM EDT Att: 8,929 - Unknown			
Claudell Washington, L (1, 9) OBP: 0.342, SLG: 0.415										4	1	1	0	0	1	1				
Bob Homer, R (1, 5) OBP: 0.349, SLG: 0.430										3	1	2	0	1	1	0				
Jerry Royster, R (8, PR) OBP: 0.233, SLG: 0.241										0	0	0	0	0	0	0				
Chris Chambliss, L (1, 3) OBP: 0.354, SLG: 0.414										4	0	2	1	0	1	2				
Dale Murphy, R (1, 8) OBP: 0.334, SLG: 0.404										3	2	2	3	1	0	2				
Glenn Hubbard, R (1, 4) OBP: 0.322, SLG: 0.376										4	0	0	0	0	0	3				
Bruce Benedict, R (1, 2) OBP: 0.330, SLG: 0.366										3	0	1	0	0	0	1				
Rafael Ramirez, R (1, 6) OBP: 0.280, SLG: 0.287										2	0	1	0	0	1	0				
Gaylord Perry, R (1, 1) OBP: 0.286, SLG: 0.390										2	0	1	0	0	0	1				
Rufino Linares, R (7, PH) OBP: 0.282, SLG: 0.367										1	0	0	0	0	0	0				
Rick Camp, R (8, 1) ERA: 2.72										0	0	0	0	0	0	0				
Inning Stats	R: 1 E: 0 K: 0 S: 4	H: 2 LOB: 1 BB: 1 P: 8	R: 0 E: 0 K: 0 S: 5	H: 2 LOB: 2 BB: 0 P: 5	R: 2 E: 0 K: 2 S: 9	H: 2 LOB: 0 BB: 0 P: 9	R: 0 E: 0 K: 0 S: 3	H: 1 LOB: 0 BB: 0 P: 3	R: 0 E: 0 K: 1 S: 5	H: 0 LOB: 0 BB: 0 P: 5	R: 0 E: 0 K: 0 S: 3	H: 1 LOB: 1 BB: 1 P: 7	R: 0 E: 0 K: 1 S: 5	H: 0 LOB: 1 BB: 1 P: 9	R: 1 E: 0 K: 0 S: 4	H: 2 LOB: 1 BB: 0 P: 4	1B: 7 2B: 2 3B: 0 HR: 2	SF: 0 SAC: 1 DP: 4 HBP: 0	WP: 1 PB: 0 SB: 1 CS: 0	PA: 33
PITCHER	IP WLS BF H R ER SO BB IBB HBP BLK WP HR S P ERA WHIP																			
Steve Mura, R (1, 1) ERA: 4.08	6.0 L 25 8 3 3 3 2 0 0 0 0 0 1 29 37 4.50 1.667																			
Danny Boone, L (7, 1) ERA: 2.72	2.0 8 2 1 1 1 1 0 0 0 0 0 1 9 13 4.50 1.500																			



Batter	1	2	3	4	5	6	7	8	9	AB	R	H	RBI	BB	SO	LOB	TOP					
Tony Scott, S OBP: 0.296, SLG: 0.352 (1, 8)										5	1	2	0	0	0	2						
Phil Garner, R OBP: 0.325, SLG: 0.305 (1, 4)										2	2	1	0	2	0	1						
Gary Woods, R OBP: 0.289, SLG: 0.275 Denny Walling, L OBP: 0.353, SLG: 0.366 (9, PH) (9, 9)										4	0	1	0	0	1	2						
Jose Cruz, L OBP: 0.312, SLG: 0.431 (1, 7)										4	1	3	1	1	0	2						
Art Howe, R OBP: 0.378, SLG: 0.428 (1, 5)										4	1	1	1	1	0	5						
Kiko Garcia, R OBP: 0.336, SLG: 0.341 (1, 6)										4	0	1	1	1	0	3						
Danny Heep, L OBP: 0.309, SLG: 0.271 Scott Loucks, R OBP: 0.346, SLG: 0.313 (8, PH) (8, 1)										4	0	1	1	0	0	1						
Luis Pujols, R OBP: 0.292, SLG: 0.304 (1, 2)										3	0	2	0	1	1							
Don Sutton, R OBP: 0.220, SLG: 0.133 Harry Spilman, L OBP: 0.346, SLG: 0.313 (8, PH) (8, 3)										2	0	0	0	0	0	3						
Inning Stats	R: 0 E: 0 K: 1 S: 5	H: 1 LOB: 0 BB: 0 P: 5	R: 0 E: 0 K: 0 S: 3	H: 1 LOB: 0 BB: 0 P: 3	R: 0 E: 0 K: 0 S: 4	H: 1 LOB: 1 BB: 0 P: 4	R: 0 E: 0 K: 0 S: 3	H: 1 LOB: 2 BB: 2 P: 11	R: 0 E: 0 K: 0 S: 4	H: 1 LOB: 1 BB: 0 P: 4	R: 3 E: 1 K: 0 S: 6	H: 3 LOB: 2 BB: 2 P: 14	R: 1 E: 0 K: 0 S: 5	H: 2 LOB: 1 BB: 0 P: 5	R: 0 E: 0 K: 1 S: 6	H: 1 LOB: 3 BB: 0 P: 6	R: 1 E: 0 K: 0 S: 4	H: 1 LOB: 3 BB: 3 P: 16	1B: 9 2B: 3 3B: 0 HR: 0	SF: 0 SAC: 2 DP: 1 HBP: 0	WP: 1 PB: 0 SB: 1 CS: 2	PA: 44
PITCHER	IP WLS BF H R ER SO BB IBB HBP BLK WP HR S P ERA WHIP																					
Tim Lollar, L ERA: 6.55 Eric Show, R ERA: 4.09 Mike Armstrong, R ERA: 10.5 John Curtis, L ERA: 5.13	(1, 1) (7, 1) (9, 1) (9, 1)	6.2 1.1 0.2 0.1	L 5 6 1	31 1 1 0	H 10 4 1	R 4 0 1	ER 4 0 1	SO 1 0 1	BB 2 0 3	IBB 2 0 0	HBP 0 0 0	BLK 0 0 0	WP 1 0 0	HR 0 7 3	S 29 7 15	P 45 7 15	ERA 5.40 0.00 13.50 0.00	WHIP 1.800 0.750 6.000 0.000				

Houston Astros @ San Diego Padres
Jack Murphy Stadium, San Diego, CA
Wed Sep 16 1981, 10:05 PM EDT
Att: 4,241 - Unknown

AB	34
R	5
H	12
RBI	4
BB	7
SO	2
LOB	24



Batter	1	2	3	4	5	6	7	8	9	AB	R	H	RBI	BB	SO	LOB	BOTTOM					
Ozzie Smith, S OBP: 0.308, SLG: 0.272 (1, 6)										3	0	0	0	1	0	0						
Alan Wiggins, S OBP: 0.200, SLG: 0.111 Dave Edwards, R OBP: 0.266, SLG: 0.322 (8, PH) (9, 7)										3	1	0	0	0	0	0						
Broderick Perkins, L OBP: 0.315, SLG: 0.411 (1, 3)										4	1	1	1	0	0	1						
Ruppert Jones, L OBP: 0.322, SLG: 0.381 (1, 8)										4	0	0	0	0	1	1						
Terry Kennedy, L OBP: 0.351, SLG: 0.390 (1, 2)										4	0	0	0	0	1	1						
Joe Lefebvre, L OBP: 0.352, SLG: 0.439 (1, 9)										4	0	2	1	0	0	0						
Luis Salazar, R OBP: 0.325, SLG: 0.399 (1, 5)										3	0	1	0	0	0	2						
Tim Flannery, L OBP: 0.361, SLG: 0.471 (1, 4)										3	0	0	0	0	0	1						
Tim Lollar, L OBP: 0.222, SLG: 0.353 Eric Show, R	(1, 1) (7, 1)									2	0	0	0	0	0	0						
Barry Evans, R OBP: 0.373, SLG: 0.361 Mike Armstrong, R John Curtis, L OBP: 0.087, SLG: 0.077 (8, PH) (9, 1) (9, 1)	(8, PH) (9, 1) (9, 1)									1	0	0	0	0	0	0						
Inning Stats	R: 0 E: 0 K: 0 S: 3	H: 0 LOB: 0 BB: 0 P: 3	R: 0 E: 0 K: 0 S: 4	H: 1 LOB: 1 BB: 0 P: 4	R: 0 E: 0 K: 0 S: 3	H: 0 LOB: 0 BB: 0 P: 3	R: 2 E: 1 K: 0 S: 6	H: 2 LOB: 1 BB: 0 P: 6	R: 0 E: 0 K: 0 S: 3	H: 0 LOB: 0 BB: 0 P: 3	R: 0 E: 0 K: 1 S: 5	H: 0 LOB: 0 BB: 0 P: 5	R: 0 E: 0 K: 0 S: 4	H: 1 LOB: 1 BB: 0 P: 4	R: 0 E: 0 K: 0 S: 3	H: 0 LOB: 1 BB: 1 P: 7	R: 0 E: 0 K: 1 S: 5	H: 0 LOB: 0 BB: 0 P: 5	1B: 4 2B: 0 3B: 0 HR: 0	SF: 0 SAC: 0 DP: 0 HBP: 0	WP: 0 PB: 0 SB: 1 CS: 0	PA: 33
PITCHER	IP WLS BF H R ER SO BB IBB HBP BLK WP HR S P ERA WHIP																					
Don Sutton, R ERA: 2.86 Joe Sambito, L ERA: 2.03	(1, 1) (8, 1)	7.0 2.0	W S	26 7	H 4	R 2	ER 0	SO 0	BB 1	IBB 0	HBP 0	BLK 0	WP 0	HR 0	S 28	P 28	ERA 0.00	WHIP 0.571				

Houston Astros @ San Diego Padres
Jack Murphy Stadium, San Diego, CA
Wed Sep 16 1981, 10:05 PM EDT
Att: 4,241 - Unknown

AB	32
R	2
H	4
RBI	2
BB	1
SO	2
LOB	7



Batter	1	2	3	4	5	6	7	8	9	AB	R	H	RBI	BB	SO	LOB	TOP								
Brett Butler, L OBP: 0.371, SLG: 0.377 (1, 8)	0-0 4-3		0-3 K			0-0 6-3		0-0 SH5-3 1B		4	1	1	0	0	1	0	Atlanta Braves @ San Diego Padres Jack Murphy Stadium, San Diego, CA Fri Sep 18 1981, 10:05 PM EDT Att: 4,798 - Unknown								
Claudell Washington, L OBP: 0.340, SLG: 0.420 (1, 9)	0-0 1-3			0-0 F8		0-0 F S 2B		0-0 SH5-3		3	1	1	0	0	0	0									
Bob Homer, R OBP: 0.339, SLG: 0.414 (1, 5)	0-0 4-3			0-0 F2		0-0 1B		4-0 1B		3	1	1	1	1	0	0									
Chris Chambliss, L OBP: 0.356, SLG: 0.422 (1, 3)		0-0 2B		0-0 1B		4-0 1B		0-0 1B		3	0	3	1	1	0	0									
Rufino Linares, R OBP: 0.296, SLG: 0.382 Dale Murphy, R OBP: 0.327, SLG: 0.390 (1, 7) (8, 8)		0-0 6-3		0-0 L4		0-0 1B		0-0 1B		4	0	1	1	0	0	4									
Glenn Hubbard, R OBP: 0.316, SLG: 0.364 (1, 4)		0-0 5-3			0-0 F8		0-0 F6		0-0 F9		4	0	0	0	0	2									
Rafael Ramirez, R OBP: 0.278, SLG: 0.293 (1, 6)		0-0 6-3			0-0 6-3		0-0 4-3 CS 1B		0-0 F5		4	0	1	0	0	1									
Larry Owen, R (1, 2)			0-0 L8		4-0 BB		0-0 4-3		0-0 F8		3	0	0	0	1	0									
Larry McWilliams, L (1, 1)			0-3 K		0-3 K		0-0 L7				3	0	0	0	0	2									
Inning Stats	R: 0 E: 0 K: 0 S: 3	H: 0 LOB: 0 BB: 0 P: 3	R: 0 E: 0 K: 0 S: 4	H: 1 LOB: 1 BB: 0 P: 4	R: 0 E: 0 K: 2 S: 7	H: 0 LOB: 0 BB: 0 P: 7	R: 0 E: 0 K: 0 S: 4	H: 1 LOB: 1 BB: 0 P: 4	R: 0 E: 0 K: 1 S: 5	H: 0 LOB: 1 BB: 1 P: 9	R: 2 E: 0 K: 0 S: 5	H: 3 LOB: 1 BB: 1 P: 9	R: 0 E: 0 K: 0 S: 3	H: 1 LOB: 0 BB: 0 P: 3	R: 1 E: 0 K: 0 S: 4	H: 2 LOB: 1 BB: 1 P: 8	R: 0 E: 0 K: 0 S: 3	H: 0 LOB: 0 BB: 0 P: 3	1B: 6 2B: 2 3B: 0 HR: 0	SF: 0 SAC: 1 DP: 1 HBP: 0	WP: 0 PB: 0 SB: 2 CS: 1	PA: 35			
PITCHER	IP	WLS	BF	H	R	ER	SO	BB	IBB	HBP	BLK	WP	HR	S	P	ERA	WHIP								
Rick Wise, R ERA: 3.71 (1, 1)	5.1	L	21	4	2	2	3	1	0	0	0	0	0	26	30	3.38	0.938								
Eric Show, R ERA: 3.55 (6, 1)	1.2		6	2	0	0	0	0	1	0	0	0	0	5	9	0.00	1.200								
Gary Lucas, L ERA: 2.18 (8, 1)	2.0		8	2	1	1	0	0	1	0	0	0	0	7	11	4.50	1.000								

Batter	1	2	3	4	5	6	7	8	9	AB	R	H	RBI	BB	SO	LOB	BOTTOM								
Juan Bonilla, R OBP: 0.347, SLG: 0.358 (1, 4)	0-0 4-3		0-0 4-3		0-0 6-3			0-0 6-3		4	0	0	0	0	0	1	Atlanta Braves @ San Diego Padres Jack Murphy Stadium, San Diego, CA Fri Sep 18 1981, 10:05 PM EDT Att: 4,798 - Unknown								
Ozzie Smith, S OBP: 0.304, SLG: 0.268 (1, 6)	0-0 F3		0-0 5-3			0-0 6-3		0-3 K		4	0	0	0	0	1	0									
Gene Richards, L OBP: 0.362, SLG: 0.406 (1, 7)	0-0 G3		0-3 K		4-0 FC4-6 BB		0-0 6-3		0-0 F3		3	0	0	0	1	0									
Luis Salazar, R OBP: 0.324, SLG: 0.395 (1, 5)		0-3 K		0-0 F9		4-0 FC4-6 BB		1-2 BB		4	0	1	0	0	1	2									
Ruppert Jones, L OBP: 0.318, SLG: 0.375 (1, 8)		0-0 BB 1B		0-3 K		0-0 FC4-6		0-0 G3		4	0	1	0	0	1	2									
Terry Kennedy, L OBP: 0.350, SLG: 0.388 (1, 2)		0-0 BB 1B		0-0 3-1		0-3 K		0-0 6-3		4	0	1	0	0	1	2									
Barry Evans, R OBP: 0.360, SLG: 0.347 (1, 3)		0-0 F8			0-3 K		0-0 6-3			3	0	0	0	0	1	2									
Dave Edwards, R OBP: 0.278, SLG: 0.318 (1, 9)		4-0 BB		4-0 SH1-4 BB		0-3 K				1	0	0	0	2	1	0									
Rick Wise, R OBP: 0.043, SLG: 0.087 Eric Show, R (1, 1) (6, 1)		0-0 5-3		0-0 SH1-4		0-0 F8				1	0	0	0	0	0	3									
Jose Moreno, S OBP: 0.206, SLG: 0.212 Gary Lucas, L OBP: 0.100, SLG: 0.100 (7, PH) (8, 1)					1-2 BB					1	0	0	0	0	0	0									
Inning Stats	R: 0 E: 0 K: 0 S: 3	H: 0 LOB: 0 BB: 0 P: 3	R: 0 E: 0 K: 1 S: 7	H: 2 LOB: 3 BB: 1 P: 11	R: 0 E: 0 K: 1 S: 5	H: 0 LOB: 0 BB: 0 P: 5	R: 0 E: 0 K: 1 S: 5	H: 0 LOB: 0 BB: 0 P: 5	R: 0 E: 0 K: 1 S: 5	H: 0 LOB: 2 BB: 2 P: 13	R: 0 E: 0 K: 1 S: 5	H: 0 LOB: 0 BB: 0 P: 5	R: 0 E: 0 K: 1 S: 5	H: 0 LOB: 0 BB: 0 P: 5	R: 0 E: 0 K: 0 S: 3	H: 0 LOB: 0 BB: 0 P: 3	1B: 2 2B: 0 3B: 0 HR: 0	SF: 0 SAC: 1 DP: 0 HBP: 0	WP: 0 PB: 0 SB: 0 CS: 0	PA: 33					
PITCHER	IP	WLS	BF	H	R	ER	SO	BB	IBB	HBP	BLK	WP	HR	S	P	ERA	WHIP								
Larry McWilliams, L ERA: 2.05 (1, 1)	9.0	W	33	2	0	0	7	4	0	0	0	0	0	43	59	0.00	0.667								



Batter	1	2	3	4	5	6	7	8	9	10	11	AB	R	H	RBI	BB	SO	LOB	TOP			
Rafino Linares, R OBP: 0.299, SLG: 0.381 Al Hrabosky, R (8, 1) Larry Whisenton, L (11, PH) Eddie Miller, S (11, PR) Rick Camp, R (11, 1)	0-0 2B 1B		0-0 F4			0-0 SH5-4 1B		0-3 K			4-0 E BB	4	1	2	0	0	1	0				
Claudell Washington, L OBP: 0.245, SLG: 0.434	0-0 FC5-3 1-H 2B		0-0 4-3			0-0 SH5-4 1-2 BB		0-3 K			0-0 E9 1-H 1B	4	1	2	2	0	1	0				
Bob Horner, R OBP: 0.344, SLG: 0.422 Jerry Royster, R OBP: 0.253, SLG: 0.272 (9, PR) (9, 5)	0-0 FC5-3 2-3					0-0 2B				0-0 L5-4 2B	0-0 8-5-4 S 1B	3	0	2	0	1	0	1				
Chris Chambliss, L OBP: 0.351, SLG: 0.415	0-0 F8					0-3 K		0-0 F7		0-3 K	0-0 8-5-4 1-3f 1B	5	0	0	0	0	2	5				
Dale Murphy, R OBP: 0.327, SLG: 0.388		0-0 F7				0-3 K		0-0 F8		4-0 IBB	0-0 S 1B	4	0	1	0	1	1	3				
Glenn Hubbard, R OBP: 0.349, SLG: 0.353	0-0 F8					0-0 F8				0-0 L5-4 2-3	0-0 F9 1-2	5	0	0	0	0	0	4				
Bruce Benedict, R OBP: 0.341, SLG: 0.363 Biff Pocoroba, S OBP: 0.264, SLG: 0.221 Larry Owen, R (10, 2)		4-0 BB				0-0 F8		0-0 F7		0-0 G3		2	0	0	0	1	0	0				
Rafael Ramirez, R OBP: 0.278, SLG: 0.299 Brian Asselesing, L OBP: 0.333, SLG: 0.438 Luis Gomez, R OBP: 0.364, SLG: 0.222	0-0 5-3					0-3 K		0-0 F8		0-0 L8		3	0	0	0	0	1	1				
Phil Niekro, R OBP: 0.082, SLG: 0.082 Brook Jacoby, R OBP: 0.400, SLG: 0.400 Brett Butler, L OBP: 0.372, SLG: 0.363			0-0 G3			0-0 6-3		0-3 K		0-3 K		2	0	0	0	0	0	0				
Inning Stats	R: 1 E: 0 K: 0 S: 4	H: 2 LOB: 0 BB: 0 P: 4	R: 0 E: 0 K: 0 S: 3	H: 0 LOB: 1 BB: 1 P: 7	R: 0 E: 0 K: 0 S: 3	H: 0 LOB: 0 BB: 0 P: 3	R: 0 E: 0 K: 2 S: 8	H: 1 LOB: 1 BB: 0 P: 8	R: 0 E: 0 K: 0 S: 3	H: 0 LOB: 0 BB: 0 P: 3	R: 0 E: 0 K: 3 S: 9	H: 0 LOB: 0 BB: 0 P: 9	R: 0 E: 0 K: 1 S: 5	H: 1 LOB: 2 BB: 1 P: 9	R: 0 E: 0 K: 1 S: 5	H: 0 LOB: 0 BB: 0 P: 5	R: 2 E: 1 K: 0 S: 5	H: 3 LOB: 2 BB: 1 P: 9	1B: 5 2B: 6 3B: 0 HR: 0	SF: 0 SAC: 1 DP: 3 HBP: 0	WP: 0 PB: 0 SB: 3 CS: 0	PA: 42
PITCHER	IP 7.0	WLS 2.0	BF 26	H 4	R 1	ER 1	SO 3	BB 2	IBB 0	HBP 0	BLK 0	WP 0	HR 0	S 30	P 38	ERA 1.29	WHIP 0.857					
Fred Kuhaulua, L ERA: 1.62 Gary Lucas, L ERA: 2.12 Steve Mura, R ERA: 4.46	(1, 1) (8, 1) (10, 1)																					

Atlanta Braves @ San Diego Padres
Jack Murphy Stadium, San Diego, CA
Sun Sep 20 1981, 6:33 AM EDT
Att: 2,466 - Unknown

AB 37
R 3
H 8
RBI 3
BB 4
SO 8
LOB 14





Batter	1	2	3	4	5	6	7	8	9	10	11	AB	R	H	RBI	BB	SO	LOB	BOTTOM			
Ozzie Smith, S OBP: 0.305, SLG: 0.270	0-0 FC6 4-3 1B		0-0 6-3		0-0 FC3-6 1-2f S		0-0 F2			0-0 BB 2B		5	0	2	0	0	0	3				
Juan Bonilla, R OBP: 0.344, SLG: 0.352	0-0 4-3 1-2		0-0 F8		0-0 6-3 1-2					4-0 BB IBB		4	0	0	0	1	0	2				
Gene Richards, L OBP: 0.362, SLG: 0.404	4-0 FC6 BB					0-0 L7		0-0 4-3		4-0 1-2 2-3 BB		3	0	1	0	2	0	0				
Ruppert Jones, L OBP: 0.316, SLG: 0.374	0-0 FC6 1-2f 2-3					0-0 F8		0-0 G3		0-0 4-3		5	0	0	0	0	0	6				
Terry Kennedy, L OBP: 0.344, SLG: 0.380	0-0 F8					0-0 1-3 2-3		0-0 4-3		0-0 G3		5	0	0	0	0	0	3				
Brodie Jenkins, L OBP: 0.214, SLG: 0.412 Alan Wirtz, S OBP: 0.150, SLG: 0.111 Gary Lucas, L OBP: 0.100, SLG: 0.100 Barry Bonds, R OBP: 0.100, SLG: 0.100 Steve Mura, R OBP: 0.100, SLG: 0.100 Jose Morano, S OBP: 0.200, SLG: 0.225		0-0 1-3				0-0 F8		0-0 1B FC4-2 2B		0-0 L7		3	0	1	0	0	0	1				
Luis Salazar, R OBP: 0.324, SLG: 0.394		0-0 F8				0-0 E5 G3 S 1B		0-0 FC4-2 1B 1B		0-0 6-3		5	1	1	0	0	1					
Tim Flannery, L OBP: 0.326, SLG: 0.455		0-0 F8				0-0 G3		0-0 FC4-2 1B 1-2 3-H		0-0 B4-3		5	0	1	0	0	0	4				
Fred Kuhaulua, L OBP: 0.200, SLG: 0.200 Randy Bass, L OBP: 0.297, SLG: 0.327			0-0 5-3			0-0 FC3-6 3-H 1B		0-0 1-3 2-H 1B		0-0 4-3		2	0	1	1	0	0	0				
Inning Stats	R: 0 E: 0 K: 0 S: 4	H: 1 LOB: 2 BB: 1 P: 8	R: 0 E: 0 K: 0 S: 3	H: 0 LOB: 0 BB: 0 P: 3	R: 0 E: 0 K: 0 S: 3	H: 0 LOB: 0 BB: 0 P: 3	R: 0 E: 0 K: 0 S: 4	H: 1 LOB: 1 BB: 0 P: 4	R: 1 E: 1 K: 0 S: 5	H: 1 LOB: 1 BB: 0 P: 5	R: 0 E: 0 K: 0 S: 3	H: 0 LOB: 0 BB: 0 P: 3	R: 0 E: 0 K: 0 S: 3	H: 0 LOB: 0 BB: 0 P: 3	R: 0 E: 0 K: 0 S: 4	H: 1 LOB: 3 BB: 1 P: 12	R: 0 E: 0 K: 0 S: 5	H: 2 LOB: 2 BB: 0 P: 5	1B: 6 2B: 3 3B: 0 HR: 0	SF: 0 SAC: 0 DP: 0 HBP: 0	WP: 0 PB: 0 SB: 2 CS: 0	PA: 45
PITCHER	IP 3.0	WLS 3.0	BF 12	H 6	R 1	ER 0	SO 0	BB 1	IBB 0	HBP 0	BLK 0	WP 0	HR 0	S 10	P 18	ERA 0.00	WHIP 0.667					
Phil Niekro, R ERA: 2.82 Al Hrabosky, L ERA: 1.07 Rick Camp, R ERA: 1.92	(1, 1) (8, 1) (11, 1)																					

Atlanta Braves @ San Diego Padres
Jack Murphy Stadium, San Diego, CA
Sun Sep 20 1981, 6:33 AM EDT
Att: 2,466 - Unknown

AB 42
R 1
H 9
RBI 1
BB 3
SO 0
LOB 22



Batter	1	2	3	4	5	6	7	8	9	AB	R	H	RBI	BB	SO	LOB	TOP			
Dave Collins, S (1.8) OBP: 0.357, SLG: 0.394	F7		5-3			P4		K		4	0	0	0	0	1	0	<p>Cincinnati Reds @ San Diego Padres Jack Murphy Stadium, San Diego, CA Mon Sep 21 1981, 10:05 PM EDT Att: 5,501 - Unknown</p> <p>livebaseballscorecards.com</p> <p>AB 28 R 0 H 3 RBI 0 BB 4 SO 3 LOB 9</p> 			
Ken Griffey, L (1.9) OBP: 0.372, SLG: 0.419	F7		4-3			F7			G6-4-3 BB	3	0	0	0	1	0					
Dave Concepcion, R (1.6) OBP: 0.367, SLG: 0.429	6-3			CS BB		6-3			G6-4-3 1-2	3	0	0	0	1	0					
George Foster, R (1.7) OBP: 0.369, SLG: 0.516		L9		F7 1-2			BB		BB	2	0	0	0	2	0					
Johnny Bench, R (1.3) OBP: 0.417, SLG: 0.560		F8		FC5-4 1B		F7			P4	4	0	1	0	0	2					
Ray Knight, R (1.5) OBP: 0.327, SLG: 0.356		1B		FC5-4 1-2		P1				3	0	1	0	0	2					
Junior Kennedy, R (1.4) OBP: 0.214, SLG: 0.205		FC6-4 1B			L8				5-3	3	0	1	0	0	1					
Mike O'Berry, R (1.2) OBP: 0.257, SLG: 0.240		FC6-4			F8				5-3	2	0	0	0	0	2					
Paul Householder, S (8. PH) OBP: 0.304, SLG: 0.357										1	0	0	0	0	0					
Joe Nolan, L (8.2) OBP: 0.369, SLG: 0.401										0	0	0	0	0	0					
Charlie Leibrandt, R (1.1) Scott Brown, R (6.1) Mike Vail, R (8. PH) Geoff Combe, R (8.1)				K		K			P8	2	0	0	0	0	2					
Inning Stats	R: 0 E: 0 K: 0 S: 3	H: 0 LOB: 0 BB: 0 P: 3	R: 0 E: 0 K: 0 S: 5	H: 2 LOB: 2 BB: 0 P: 5	R: 0 E: 0 K: 1 S: 5	H: 0 LOB: 0 BB: 0 P: 5	R: 0 E: 0 K: 0 S: 3	H: 1 LOB: 1 BB: 1 P: 7	R: 0 E: 0 K: 1 S: 5	H: 0 LOB: 0 BB: 0 P: 5	R: 0 E: 0 K: 0 S: 3	H: 0 LOB: 1 BB: 1 P: 7	R: 0 E: 0 K: 1 S: 5	H: 0 LOB: 0 BB: 0 P: 5	R: 0 E: 0 K: 0 S: 2	H: 0 LOB: 1 BB: 2 P: 10	1B: 3 2B: 0 3B: 0 HR: 0	SF: 0 SAC: 0 DP: 1 HBP: 0	WP: 0 PB: 0 SB: 0 CS: 1	PA: 32
PITCHER Chris Welsh, L (1.1) ERA: 3.44	IP: 9.0 WLS: W BF: 32 H: 3 R: 0 ER: 0 SO: 3 BB: 4 IBB: 0 HBP: 0 BLK: 0 WP: 0 HR: 0 S: 34 P: 50 ERA: 0.00 WHIP: 0.778																			

Batter	1	2	3	4	5	6	7	8	9	AB	R	H	RBI	BB	SO	LOB	BOTTOM
Ozzie Smith, S (1.6) OBP: 0.302, SLG: 0.268	1-3		SH3		5-3	SF8		F8		3	0	0	1	0	0	1	<p>Cincinnati Reds @ San Diego Padres Jack Murphy Stadium, San Diego, CA Mon Sep 21 1981, 10:05 PM EDT Att: 5,501 - Unknown</p> <p>livebaseballscorecards.com</p> <p>AB 30 R 6 H 12 RBI 6 BB 5 SO 1 LOB 18</p> 
Juan Bonilla, R (1.4) OBP: 0.345, SLG: 0.351	6-3		5-3		G4-6-3 BB	1B		F5		4	1	1	1	1	0	2	
Gene Richards, L (1.7) OBP: 0.363, SLG: 0.405		CS 1B	F8		G4-6-3 1-2	1B				4	0	2	1	0	2		
Luis Salazar, R (1.5) OBP: 0.329, SLG: 0.398	4-3			1B FC5-2 1B		SH3 1B				4	1	3	1	0	0	1	
Ruppert Jones, L (1.8) OBP: 0.319, SLG: 0.375		F7		FC5-2 BB		SH1-3		G5-4-3 1B		2	0	1	0	1	0	0	
Dave Edwards, R (1.9) OBP: 0.277, SLG: 0.308		P4		F9		1B BB		K		3	1	0	0	1	1	3	
Barry Evans, R (1.3) OBP: 0.374, SLG: 0.375						BB BB				4	1	3	1	0	0	1	
Broderick Perkins, L (8.3) OBP: 0.314, SLG: 0.412					FC5-2 1B	SF8 1B		G5-4-3 1-2		0	0	0	0	0	0	0	
Doug Gwosdz, R (1.2) OBP: 0.235, SLG: 0.154		5-3		FC5-2 FC6-4		SF8 1B IBB				3	1	1	0	1	0	4	
Chris Welsh, L (1.1) OBP: 0.190, SLG: 0.175			5-3 SH3 1B		FC6-4 1-2	1B BB		6-3		3	1	1	1	1	0	4	
Inning Stats	R: 0 E: 0 K: 0 S: 4	H: 1 LOB: 1 BB: 0 P: 4	R: 0 E: 0 K: 0 S: 4	H: 1 LOB: 1 BB: 0 P: 4	R: 0 E: 0 K: 0 S: 5	H: 2 LOB: 3 BB: 1 P: 9	R: 0 E: 0 K: 0 S: 7	H: 5 LOB: 2 BB: 3 P: 19	R: 0 E: 0 K: 1 S: 5	H: 1 LOB: 0 BB: 0 P: 5	R: 0 E: 0 K: 0 S: 4	H: 1 LOB: 1 BB: 0 P: 4	1B: 10 2B: 2 3B: 0 HR: 0	SF: 1 SAC: 2 DP: 2 HBP: 0	WP: 0 PB: 0 SB: 1 CS: 1	PA: 38	
PITCHER Charlie Leibrandt, L (1.1) ERA: 3.65 Scott Brown, R (6.1) Geoff Combe, R (8.1) ERA: 7.41	IP: 5.2 WLS: L BF: 30 H: 6 R: 6 ER: 6 SO: 6 BB: 4 IBB: 1 HBP: 0 BLK: 0 WP: 0 HR: 0 S: 25 P: 45 ERA: 9.53 WHIP: 2.294																

Batter	1	2	3	4	5	6	7	8	9	AB	R	H	RBI	BB	SO	LOB	TOP					
Joe Morgan, L (1,4) OBP: 0.366, SLG: 0.378	F9		F6			F7		F8		4	0	0	0	0	0	0						
Enos Cabell, R (1,5) OBP: 0.287, SLG: 0.325	6-3					F4		1-3		4	1	1	0	0	0	0						
Joe Pettini, R (8,5) OBP: 0.158, SLG: 0.118	6-3			1B G4-6-3 2B						0	0	0	0	0	0	0						
Jack Clark, R (1,9) OBP: 0.339, SLG: 0.461	6-3			1B G4-6-3 2-3				F9		4	0	2	0	0	0	0						
Mitt May, L (1,2) OBP: 0.374, SLG: 0.377		1B G6-3		1B G4-6-3 1-2 3-H		3-4-3			1B FC6-4	4	1	2	0	0	0	2						
Jeffrey Leonard, R (1,7) OBP: 0.328, SLG: 0.419		1B G6-3 1-2		2B			F7		F8	4	0	2	0	0	0	1						
Dave Bergman, L (1,3) OBP: 0.331, SLG: 0.409		1B G6-3 1-2 2-3		2B					1B FC6-4 1-3	4	1	2	1	0	0	3						
Max Venable, L (1,8) OBP: 0.250, SLG: 0.167					G3					3	0	1	0	0	0	1						
Larry Herndon, R (9, PH) OBP: 0.319, SLG: 0.417	4-3					1B S			1B FC6-4 1-2 3-H	1	0	0	1	0	0	1						
Johnnie LeMaster, R (1,6) OBP: 0.310, SLG: 0.297			F9						5-3	4	0	1	0	0	1	2						
Al Holland, R (1,1) OBP: 0.167, SLG: 0.091										3	0	0	0	0	1	2						
Greg Minton, S (9,1)			K							0	0	0	0	0	0	0						
Inning Stats	R: 0 E: 0 K: 0 S: 3	H: 0 LOB: 0 BB: 0 P: 3	R: 0 E: 0 K: 0 S: 4	H: 2 LOB: 1 BB: 0 P: 4	R: 0 E: 0 K: 1 S: 5	H: 0 LOB: 0 BB: 0 P: 5	R: 1 E: 0 K: 0 S: 5	H: 3 LOB: 1 BB: 0 P: 5	R: 0 E: 0 K: 0 S: 3	H: 1 LOB: 0 BB: 0 P: 3	R: 0 E: 0 K: 0 S: 4	H: 1 LOB: 1 BB: 0 P: 4	R: 1 E: 0 K: 1 S: 7	H: 2 LOB: 1 BB: 0 P: 7	R: 0 E: 0 K: 0 S: 3	H: 0 LOB: 0 BB: 0 P: 3	R: 1 E: 0 K: 0 S: 5	H: 2 LOB: 1 BB: 0 P: 5	1B: 8 2B: 2 3B: 0 HR: 1	SF: 0 SAC: 0 DP: 2 HBP: 0	WP: 0 PB: 0 SB: 1 CS: 0	PA: 35
PITCHER	IP WLS BF H R ER SO BB IBB HBP BLK WP HR S P ERA WHIP																					
Steve Fireovid, R (1,1) ERA: 3.38	7.0 L 27 9 2 2 2 0 0 0 0 0 0 1 31 31 2.57 1.286																					
Gary Lucas, L (8,1) ERA: 2.18	2.0 8 2 1 1 0 0 0 0 0 0 0 0 8 8 4.50 1.000																					

San Francisco Giants @ San Diego Padres
Jack Murphy Stadium, San Diego, CA
Fri Sep 25 1981, 10:05 PM EDT
Att: 5,463 - Unknown

AB	35
R	3
H	11
RBI	2
BB	0
SO	2
LOB	12



Batter	1	2	3	4	5	6	7	8	9	AB	R	H	RBI	BB	SO	LOB	BOTTOM			
Ozzie Smith, S (1,6) OBP: 0.296, SLG: 0.261	F8	F7			4-3			5-3		4	0	0	0	0	0	2				
Juan Bonilla, R (1,4) OBP: 0.342, SLG: 0.350	F9		3-1		4-3			6-3		4	0	0	0	0	0	0				
Gene Richards, L (1,7) OBP: 0.372, SLG: 0.420	1B		5-3			5-3			BB 1B	4	0	2	0	0	0	0				
Luis Salazar, R (1,5) OBP: 0.331, SLG: 0.399			F8			L6			BB 1B	3	0	1	0	1	0	0				
Ruppert Jones, L (1,8) OBP: 0.312, SLG: 0.369	G3			6-3		L8			F7	4	0	0	0	0	0	4				
Barry Evans, R (1,3) OBP: 0.372, SLG: 0.386					F8			F9		3	0	1	0	0	0	0				
Broderick Perkins, L (9, PH) OBP: 0.312, SLG: 0.455		FC3-6 2B							F8	1	0	0	0	0	0	2				
Dave Edwards, R (1,9) OBP: 0.288, SLG: 0.312		BB BB BB E BB							4-3	2	0	1	0	1	0	0				
Terry Kennedy, L (9, PH) OBP: 0.339, SLG: 0.376					S 1B					1	0	0	0	0	0	2				
Doug Gwosdz, R (1,2) OBP: 0.200, SLG: 0.125										3	0	0	0	0	1	3				
Gary Lucas, L (8,1) OBP: 0.100, SLG: 0.100					K					0	0	0	0	0	0	0				
Steve Fireovid, S (1,1) OBP: 0.167, SLG: 0.167										2	0	0	0	0	1	2				
Steve Swisher, R (8,2) OBP: 0.207, SLG: 0.148		FC3-6 1-3 2-3F								1	0	0	0	0	1	0				
Inning Stats	R: 0 E: 0 K: 0 S: 5	H: 2 LOB: 2 BB: 0 P: 5	R: 0 E: 1 K: 0 S: 4	H: 1 LOB: 2 BB: 1 P: 8	R: 0 E: 0 K: 1 S: 6	H: 0 LOB: 0 BB: 0 P: 3	R: 0 E: 0 K: 1 S: 6	H: 1 LOB: 1 BB: 0 P: 6	R: 0 E: 0 K: 0 S: 3	H: 0 LOB: 0 BB: 0 P: 3	R: 0 E: 0 K: 0 S: 3	H: 0 LOB: 0 BB: 0 P: 3	R: 0 E: 0 K: 1 S: 5	H: 0 LOB: 2 BB: 0 P: 5	R: 0 E: 0 K: 0 S: 4	H: 1 LOB: 2 BB: 1 P: 8	1B: 4 2B: 1 3B: 0 HR: 0	SF: 0 SAC: 0 DP: 0 HBP: 0	WP: 0 PB: 0 SB: 1 CS: 0	PA: 34
PITCHER	IP WLS BF H R ER SO BB IBB HBP BLK WP HR S P ERA WHIP																			
Al Holland, L (1,1) ERA: 2.28	1.0 S 3 0 0 0 0 0 0 0 0 0 0 3 3 0.00 0.000																			
Greg Minton, R (9,1) ERA: 2.99																				

San Francisco Giants @ San Diego Padres
Jack Murphy Stadium, San Diego, CA
Fri Sep 25 1981, 10:05 PM EDT
Att: 5,463 - Unknown

AB	32
R	0
H	5
RBI	0
BB	2
SO	3
LOB	15




Batter	1	2	3	4	5	6	7	8	9	AB	R	H	RBI	BB	SO	LOB	TOP										
Joe Morgan, L OBP: 0.364, SLG: 0.375 (1, 4)	F9		5-3 1B		FC3-6 1B 3B		4-3		4-3	5	1	1	0	0	0	1	San Francisco Giants @ San Diego Padres Jack Murphy Stadium, San Diego, CA Sat Sep 26 1981, 10:05 PM EDT Att: 5,489 - Unknown livebaseballscorecards.com										
Enos Cabell, R OBP: 0.286, SLG: 0.325 Joe Pettini, R OBP: 0.158, SLG: 0.118 (1, 5) (7, 5)	F7		5-3		1B 3B		K			4	1	1	0	0	1	1											
Jack Clark, R OBP: 0.341, SLG: 0.460 (1, 9)	HR		F8		1B 3B			F2		3	2	1	0	1	0	1											
Jeffrey Leonard, R OBP: 0.333, SLG: 0.463 (1, 3) (8, 8)	HR		F7		1B 3B			6-3		4	1	2	5	0	0	1											
Larry Herndon, R OBP: 0.321, SLG: 0.418 (1, 7)	CS				K			BLK 1B		4	1	2	0	0	1	1											
Jerry Martin, R OBP: 0.319, SLG: 0.350 (1, 8)	CS		K		G6-4-3 1B			1B 1-3-2 1B		4	0	2	1	0	2	0											
Bob Brenly, R OBP: 0.429, SLG: 0.522 (1, 2)					G6-4-3			1B		4	0	2	0	0	0	1											
Johnnie LeMaster, R OBP: 0.309, SLG: 0.294 (1, 6)			6-3		BB			1-3-2		3	0	0	0	1	1	1											
Ed Whitson, R Fred Breining, R Guy Sulatz, R Gary Lavelle, L Greg Minton, S Dave Bergman, L OBP: 0.171, SLG: 0.094 OBP: 0.227, SLG: 0.167 OBP: 0.427, SLG: 0.444 OBP: 0.325, SLG: 0.406 (1, 1) (1, 1) (5, PH) (5, 1) (8, 1) (8, 3)			K		L7			G3		0	0	0	0	0	0	0	GIANTS										
Inning Stats	R: 2 E: 0 K: 0 S: 4	H: 2 LOB: 0 BB: 1 P: 8	R: 0 E: 0 K: 2 S: 8	H: 1 LOB: 1 BB: 0 P: 8	R: 0 E: 0 K: 0 S: 4	H: 1 LOB: 0 BB: 0 P: 4	R: 0 E: 0 K: 0 S: 3	H: 0 LOB: 0 BB: 0 P: 3	R: 3 E: 0 K: 1 S: 8	H: 3 LOB: 1 BB: 1 P: 12	R: 0 E: 0 K: 2 S: 7	H: 0 LOB: 0 BB: 0 P: 7	R: 0 E: 0 K: 1 S: 5	H: 0 LOB: 0 BB: 0 P: 5	R: 1 E: 0 K: 0 S: 5	H: 3 LOB: 2 BB: 0 P: 5		R: 0 E: 0 K: 0 S: 3	H: 0 LOB: 0 BB: 0 P: 3	1B: 8 2B: 0 3B: 2 HR: 1	SF: 0 SAC: 0 DP: 1 HBP: 0	WP: 0 PB: 0 SB: 0 CS: 1	PA: 38				
PITCHER	IP	WLS	BF	H	R	ER	SO	BB	IBB	HBP	BLK	WP	HR	S	P	ERA	WHIP										
Fred Kuhaulua, L ERA: 3.38 (1, 1)	4.2		22	8	5	5	2	2	0	0	0	0	1	24	32	9.64	2.143										
Eric Show, R ERA: 2.37 (5, 1)	2.1		7	0	0	0	4	0	0	0	0	0	0	15	15	0.00	0.000										
Mike Armstrong, R ERA: 6.55 (8, 1)	1.0	L	6	3	1	1	0	0	0	0	1	0	0	5	5	9.00	3.000										
Gary Lucas, L ERA: 2.15 (9, 1)	1.0		3	0	0	0	0	0	0	0	0	0	0	3	3	0.00	0.000										

Batter	1	2	3	4	5	6	7	8	9	AB	R	H	RBI	BB	SO	LOB	BOTTOM										
Ozzie Smith, S OBP: 0.297, SLG: 0.260 (1, 6)	2B 1B BB	F8		4-3				K		3	1	0	0	2	1	3	San Francisco Giants @ San Diego Padres Jack Murphy Stadium, San Diego, CA Sat Sep 26 1981, 10:05 PM EDT Att: 5,489 - Unknown livebaseballscorecards.com										
Juan Bonilla, R OBP: 0.340, SLG: 0.351 (1, 4)	1B SF8 2B		E5 6-3 1B		F8		FC5		1-3	5	2	1	0	0	0	1											
Gene Richards, L OBP: 0.370, SLG: 0.417 (1, 7)	4-3 BLK 1B		6-3		F7		5-3		6-3	5	0	1	1	0	0	3											
Ruppert Jones, L OBP: 0.315, SLG: 0.372 (1, 8)	SF8		G3 1B		K				1B	3	0	2	2	1	1	0											
Terry Kennedy, L OBP: 0.334, SLG: 0.371 (1, 2)	4-3		G3 1-2				6-3		4-3	5	0	0	0	0	0	6											
Broderick Perkins, L OBP: 0.311, SLG: 0.403 Alan Wiggins, S OBP: 0.250, SLG: 0.182 Gary Lucas, L OBP: 0.100, SLG: 0.100 (1, 3) (8, PH) (9, 1)	L7		1-3				G3		PB SH1-4 1B	4	0	1	0	0	0	2											
Luis Salazar, R OBP: 0.333, SLG: 0.409 (1, 9) (8, 5)			HR				K		SH1-4	3	1	2	1	0	1	0											
Tim Flannery, L OBP: 0.291, SLG: 0.385 Dave Edwards, R OBP: 0.283, SLG: 0.305 (1, 5) (7, PH) (8, 9)	K				F5			F8	6-3	2	0	0	0	0	1	1											
Fred Kuhaulua, L Eric Show, R Jose Moreno, S Mike Armstrong, R Randy Bass, L OBP: 0.143, SLG: 0.143 OBP: 0.227, SLG: 0.167 OBP: 0.325, SLG: 0.340 OBP: 0.304, SLG: 0.325 (1, 1) (5, 1) (7, PH) (8, 1) (8, 3)			K		K			E S 1B	BB	2	0	0	0	0	0	0	SD										
Inning Stats	R: 2 E: 0 K: 0 S: 5	H: 2 LOB: 1 BB: 1 P: 9	R: 1 E: 0 K: 2 S: 8	H: 1 LOB: 0 BB: 0 P: 8	R: 1 E: 1 K: 0 S: 5	H: 1 LOB: 1 BB: 0 P: 5	R: 0 E: 0 K: 1 S: 6	H: 1 LOB: 0 BB: 0 P: 6	R: 0 E: 0 K: 1 S: 5	H: 0 LOB: 0 BB: 0 P: 5	R: 0 E: 0 K: 1 S: 5	H: 0 LOB: 0 BB: 0 P: 5	R: 1 E: 1 K: 0 S: 5	H: 1 LOB: 3 BB: 2 P: 13	R: 0 E: 0 K: 1 S: 6	H: 1 LOB: 2 BB: 1 P: 10		R: 0 E: 0 K: 0 S: 4	H: 1 LOB: 1 BB: 0 P: 4	1B: 6 2B: 1 3B: 0 HR: 1	SF: 1 SAC: 1 DP: 0 HBP: 0	WP: 0 PB: 1 SB: 1 CS: 0	PA: 41				
PITCHER	IP	WLS	BF	H	R	ER	SO	BB	IBB	HBP	BLK	WP	HR	S	P	ERA	WHIP										
Ed Whitson, R ERA: 3.87 (1, 1)	0.0		16	3	2	1	3	0	0	0	1	0	1	22	22	2.25	0.750										
Fred Breining, R ERA: 2.7 (5, 1)	3.0	W	14	2	1	0	2	2	0	0	0	0	0	16	24	0.00	1.333										
Greg Minton, R ERA: 2.91 (8, 1)	2.0	S	8	1	0	0	1	1	0	0	0	0	0	9	13	0.00	1.000										

Batter	1	2	3	4	5	6	7	8	9	AB	R	H	RBI	BB	SO	LOB	TOP										
Ozzie Smith, S (1,6) OBP: 0.301, SLG: 0.265	5-3		CS BB			FC5-4 1B			F8	3	0	1	0	1	0	0											
Juan Bonilla, R (1,4) OBP: 0.340, SLG: 0.351	E3 1B		CS	F9		FC5-4			BB 1B	4	0	1	0	0	0	1											
Gene Richards, L (1,7) OBP: 0.374, SLG: 0.417	G3-6 1B			4-3			CS 1B		BB BB 1-2 BB	3	0	2	0	1	0	0											
Ruppert Jones, L (1,8) OBP: 0.316, SLG: 0.372	G3-6			K			F8 1-2		F8	4	0	0	0	0	1	5											
Terry Kennedy, L (1,2) OBP: 0.335, SLG: 0.379		G3-6 1B			F8		HR		F5	4	1	2	1	0	0	2											
Broderick Perkins, L (1,3) OBP: 0.310, SLG: 0.397	G3-6			G6-4-3 BB			K			2	0	0	0	1	1	1											
Luis Salazar, R (1,9) OBP: 0.330, SLG: 0.404				K	G6-4-3				5-3	3	0	0	0	0	1	1											
Tim Flannery, L (1,5) OBP: 0.279, SLG: 0.362			F8			G3			6-3	3	0	0	0	0	0	0											
Juan Eichelberger, R (1,1) OBP: 0.093, SLG: 0.093			5-3			6-3			6-3	3	0	0	0	0	0	0											
Inning Stats	R: 0 E: 1 K: 0 S: 4	H: 1 LOB: 1 BB: 0 P: 4	R: 0 E: 0 K: 1 S: 5	H: 1 LOB: 0 BB: 0 P: 5	R: 0 E: 0 K: 1 S: 2	H: 0 LOB: 0 BB: 1 P: 6	R: 0 E: 0 K: 0 S: 5	H: 0 LOB: 0 BB: 0 P: 5	R: 0 E: 0 K: 0 S: 2	H: 0 LOB: 0 BB: 1 P: 6	R: 1 E: 0 K: 1 S: 6	H: 2 LOB: 0 BB: 0 P: 6	R: 0 E: 0 K: 0 S: 3	H: 0 LOB: 0 BB: 0 P: 3	R: 0 E: 0 K: 0 S: 4	H: 1 LOB: 2 BB: 1 P: 8	1B: 5 2B: 0 3B: 0 HR: 1	SF: 0 SAC: 0 DP: 3 HBP: 0	WP: 0 PB: 0 SB: 0 CS: 2	PA: 33							
PITCHER	IP	WLS	BF	H	R	ER	SO	BB	IBB	HBP	BLK	WP	HR	S	P	ERA	WHIP										
Joe Niekro, R (1,1) ERA: 2.72	8.0		27	5	1	1	3	2	0	0	0	0	1	31	39	1.12	0.875										
Joe Sambito, L (9,1) ERA: 1.95	1.0	W	5	1	0	0	0	1	0	0	0	0	0	4	8	0.00	2.000										

San Diego Padres @ Houston Astros
Astrodome, Houston, TX
Mon Sep 28 1981, 8:05 PM EDT
Att: 21,576 - Dome - 72 F


AB 29
R 1
H 6
RBI 1
BB 3
SO 3
LOB 10



Batter	1	2	3	4	5	6	7	8	9	AB	R	H	RBI	BB	SO	LOB	BOTTOM										
Terry Puhl, L (1,9) OBP: 0.316, SLG: 0.356	4-3		L3			5-3			F9	4	0	0	0	0	0	2											
Phil Garner, R (1,4) OBP: 0.338, SLG: 0.325	4-0 BB BB			4-3			1B G6-4-3 2B		F9	3	1	1	0	1	0	0											
Tony Scott, S (1,8) OBP: 0.303, SLG: 0.370			K		6-3		G6-4-3 1B		FC5-4 1B	4	0	2	0	0	1	1											
Jose Cruz, L (1,7) OBP: 0.320, SLG: 0.431	L6			4-3		G6-4-3			FC5-4 BB BB 1B	4	1	0	0	0	0	3											
Alan Ashby, S (1,2) OBP: 0.365, SLG: 0.384		G5-4-3 1B			F9		4-3		1B BB BB	3	0	1	0	1	0	0											
Cesar Cedeno, R (1,3) OBP: 0.326, SLG: 0.373		G5-4-3			F5			K	1B BB	3	0	0	0	1	1	1											
Art Howe, R (1,5) OBP: 0.367, SLG: 0.415			F9		F8			F7	1-2 2-3 3-H 1B	4	0	1	1	0	0	0											
Craig Reynolds, L (1,6) OBP: 0.283, SLG: 0.394			3-1			4-3			BB 1B	3	0	1	0	0	0	0											
Joe Niekro, R (1,1) OBP: 0.208, SLG: 0.196					6-3					2	0	0	0	0	0	0											
Denny Walling, L (8,PH) OBP: 0.349, SLG: 0.351						F8				0	0	0	0	1	0	0											
Joe Sambito, L (9,1) ERA: 1.95									1-2 BB	0	0	0	0	0	0	0											
Inning Stats	R: 0 E: 1 K: 1 S: 5	H: 0 LOB: 1 BB: 1 P: 9	R: 0 E: 0 K: 0 S: 3	H: 1 LOB: 0 BB: 0 P: 3	R: 0 E: 0 K: 0 S: 3	H: 0 LOB: 0 BB: 0 P: 3	R: 0 E: 0 K: 0 S: 3	H: 0 LOB: 0 BB: 0 P: 3	R: 0 E: 0 K: 0 S: 3	H: 0 LOB: 0 BB: 0 P: 3	R: 1 E: 0 K: 0 S: 4	H: 2 LOB: 0 BB: 0 P: 4	R: 0 E: 0 K: 1 S: 6	H: 1 LOB: 2 BB: 1 P: 10	R: 1 E: 0 K: 0 S: 4	H: 2 LOB: 3 BB: 2 P: 12	1B: 5 2B: 1 3B: 0 HR: 0	SF: 0 SAC: 0 DP: 2 HBP: 0	WP: 0 PB: 0 SB: 0 CS: 0	PA: 34							
PITCHER	IP	WLS	BF	H	R	ER	SO	BB	IBB	HBP	BLK	WP	HR	S	P	ERA	WHIP										
Juan Eichelberger, R (1,1) ERA: 3.48	8.2	L	34	6	2	2	2	4	0	0	0	0	0	34	50	2.08	1.154										

San Diego Padres @ Houston Astros
Astrodome, Houston, TX
Mon Sep 28 1981, 8:05 PM EDT
Att: 21,576 - Dome - 72 F

AB 30
R 2
H 6
RBI 1
BB 4
SO 2
LOB 7



Batter	1	2	3	4	5	6	7	8	9	AB	R	H	RBI	BB	SO	LOB	TOP										
Ozzie Smith, S OBP: 0.298, SLG: 0.262 (1, 6)	F8	F6			4-3			F9		4	0	0	0	0	0	2	San Diego Padres @ Houston Astros Astrodome, Houston, TX Tue Sep 29 1981, 8:05 PM EDT Att: 34,732 - Dome - 72 F										
Juan Bonilla, R OBP: 0.339, SLG: 0.350 (1, 4)	CS 1B	FC6-4			K			4-3		4	0	1	0	0	1	2											
Gene Richards, L OBP: 0.372, SLG: 0.414 (1, 7)	3B BB		F9			K		K		3	1	0	0	1	2	0											
Luis Salazar, R OBP: 0.329, SLG: 0.408 (1, 5) (7, 9)	1B 3B		K			K		F9		4	1	1	1	0	2	0											
Barry Evans, R OBP: 0.371, SLG: 0.384 (1, 3) Broderick Perkins, L OBP: 0.369, SLG: 0.395 (9, PH) (9, 3)	1B		F8			K		G3		3	0	1	1	0	1	0											
Ruppert Jones, L OBP: 0.314, SLG: 0.369 (1, 8)	K			F8			1-3			3	0	0	0	0	1	1											
Terry Kennedy, L OBP: 0.338, SLG: 0.384 (1, 2)		2B		G5-4-3 1B			4-3			3	0	2	0	0	0	0											
Dave Edwards, R OBP: 0.273, SLG: 0.293 (1, 9) Gary Lucas, L OBP: 0.100, SLG: 0.100 (7, 1)		5-3		G5-4-3 1-2			5-3			3	0	0	0	0	0	2											
Rick Wise, R OBP: 0.077, SLG: 0.080 (1, 1) Tim Flannery, L OBP: 0.274, SLG: 0.356 (7, 5)		FC6-4 BB		4-3			4-3			1	0	0	0	1	0	0											
Inning Stats	R: 2 E: 0 K: 1 S: 7	H: 3 LOB: 1 BB: 1 P: 11	R: 0 E: 0 K: 0 S: 4	H: 1 LOB: 2 BB: 1 P: 8	R: 0 E: 0 K: 1 S: 5	H: 0 LOB: 0 BB: 0 P: 5	R: 0 E: 0 K: 0 S: 3	H: 1 LOB: 0 BB: 0 P: 3	R: 0 E: 0 K: 1 S: 5	H: 0 LOB: 0 BB: 0 P: 5	R: 0 E: 0 K: 0 S: 9	H: 0 LOB: 0 BB: 0 P: 9	R: 0 E: 0 K: 0 S: 3	H: 0 LOB: 0 BB: 0 P: 3	R: 0 E: 0 K: 1 S: 5	H: 0 LOB: 0 BB: 0 P: 5		1B: 3 2B: 1 3B: 1 HR: 0	SF: 0 SAC: 0 DP: 1 HBP: 0	WP: 0 PB: 0 SB: 0 CS: 1	PA: 32						
PITCHER	IP	WLS	BF	H	R	ER	SO	BB	IBB	HBP	BLK	WP	HR	S	P	ERA	WHIP										
Bob Knepper, L ERA: 2.06 (1, 1)	7.0	L	26	5	2	2	6	2	0	0	0	0	0	36	44	2.57	1.000										
Dave Smith, R ERA: 2.75 (8, 1)	2.0		6	0	0	0	1	0	0	0	0	0	0	8	8	0.00	0.000										

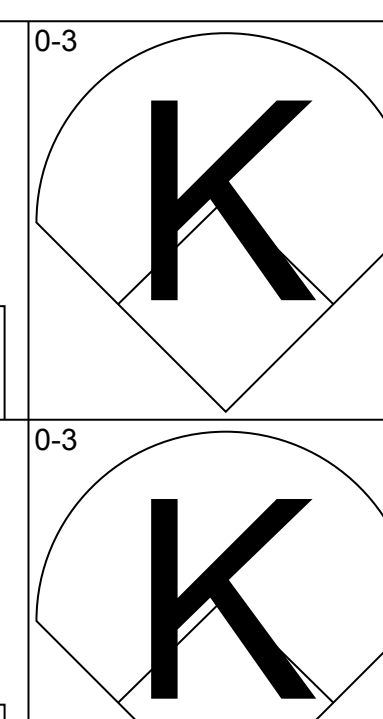
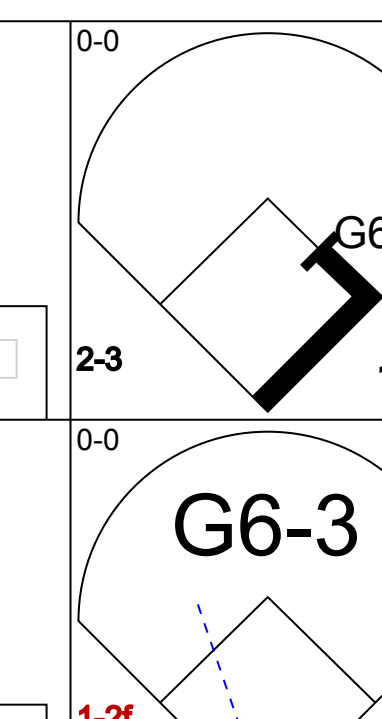
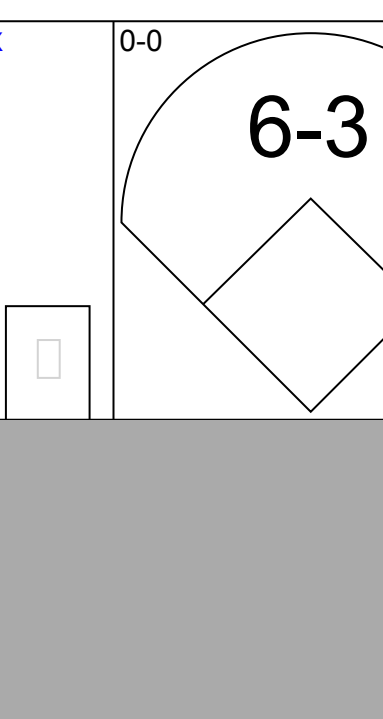
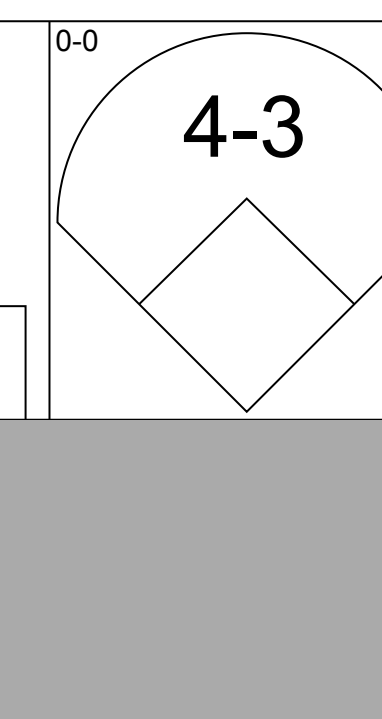
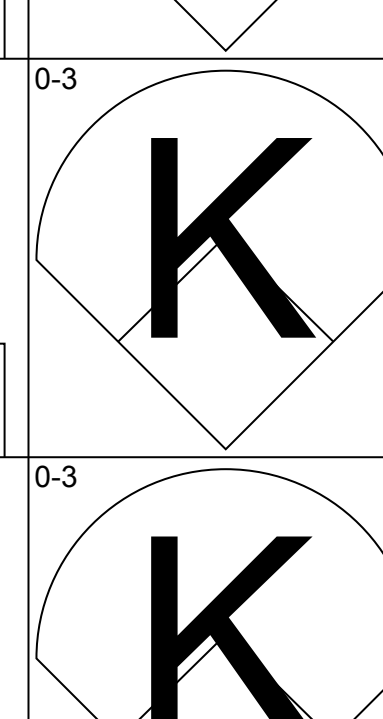
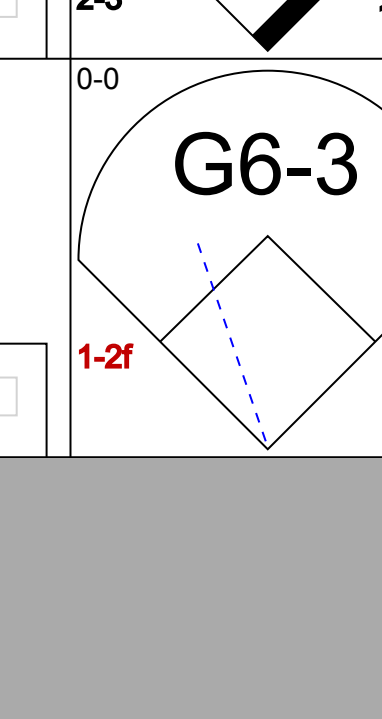
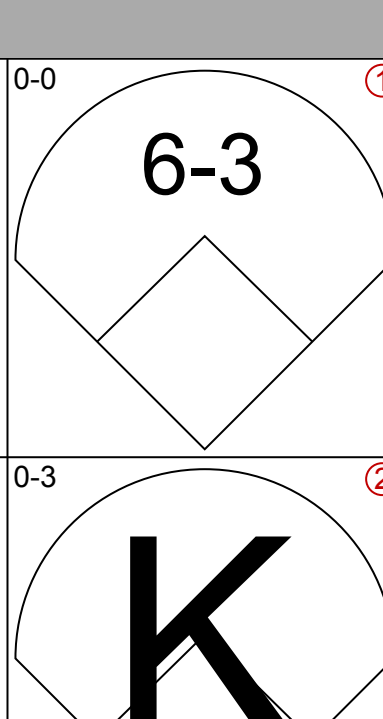
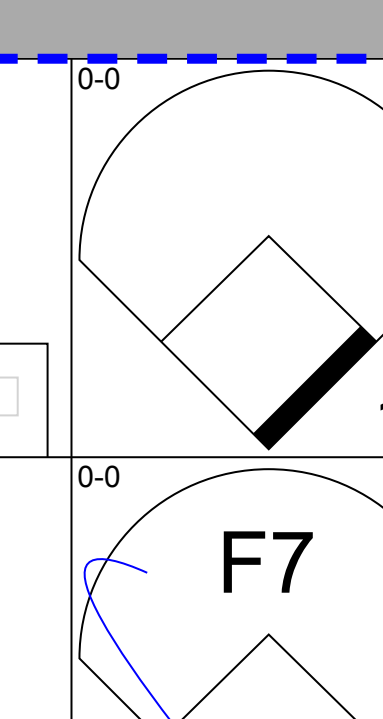
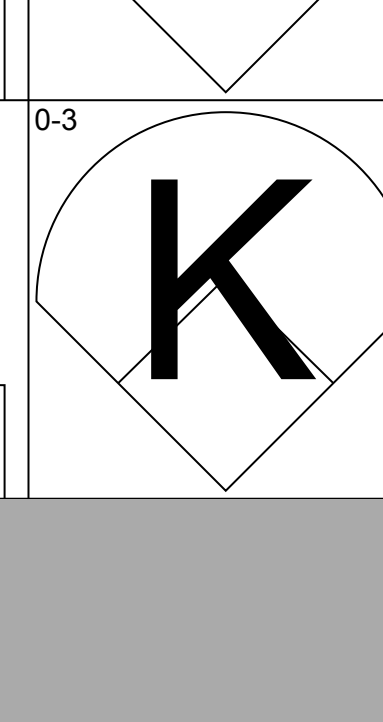
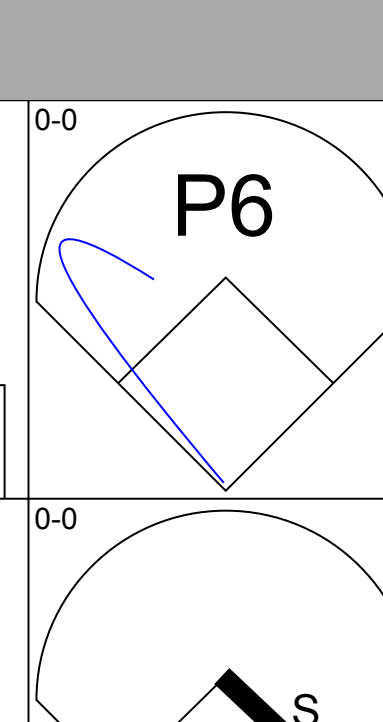
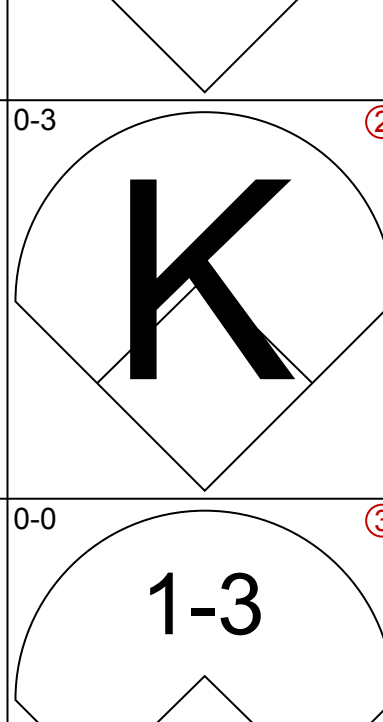
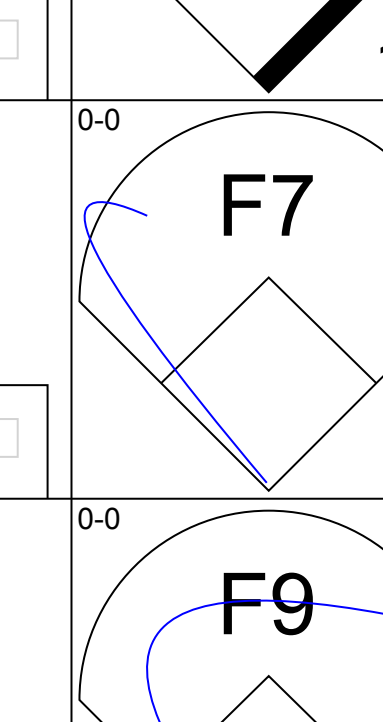
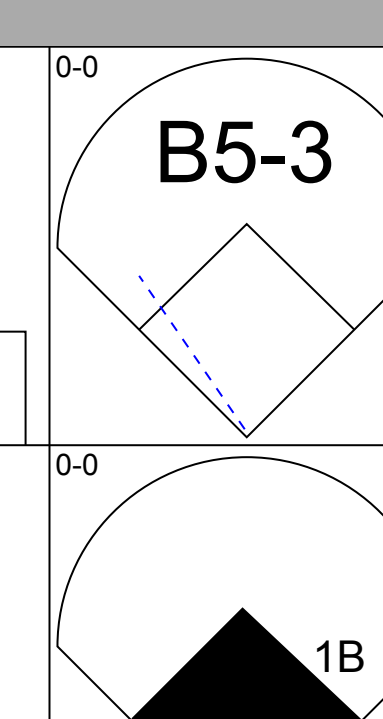
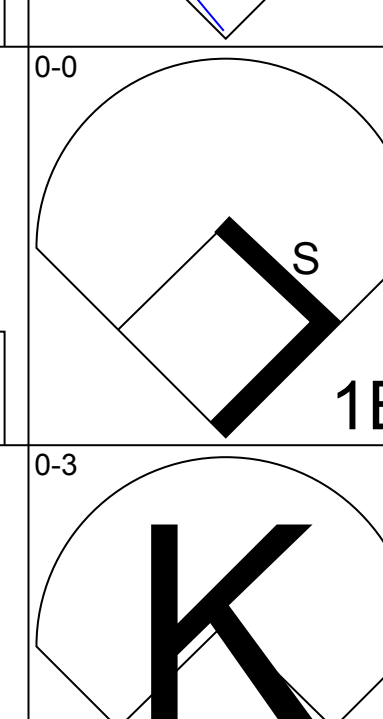
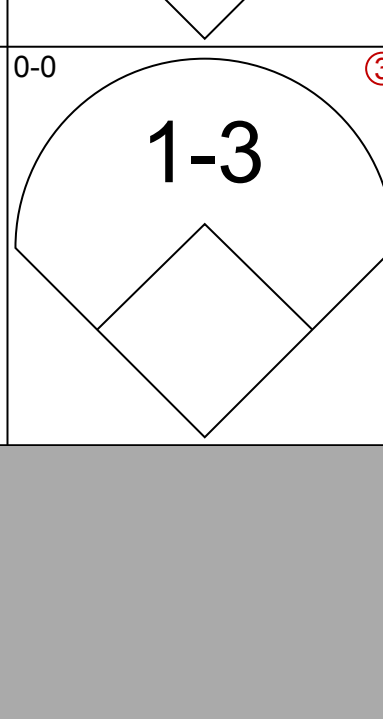
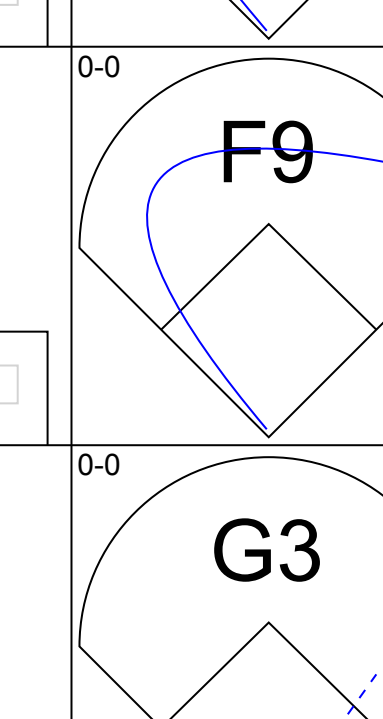
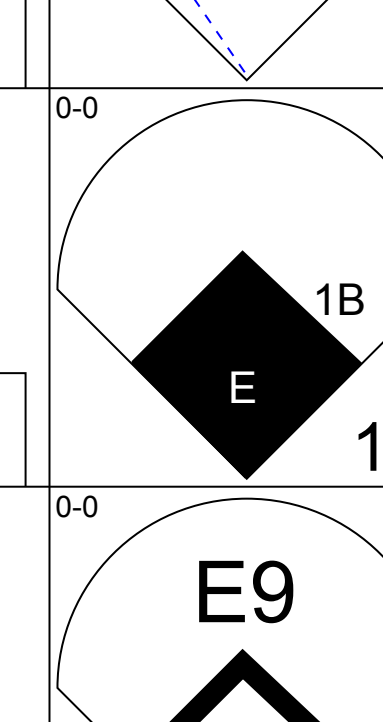
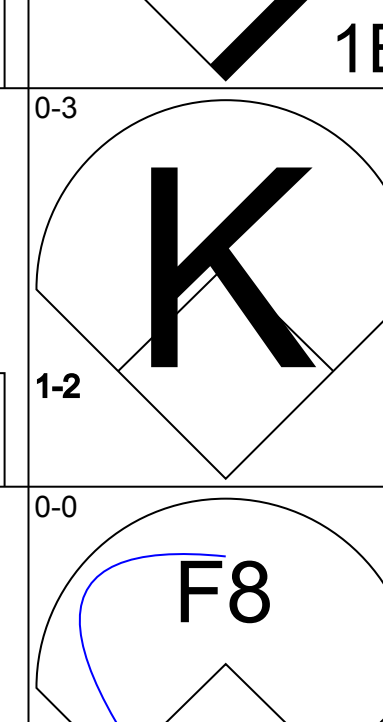
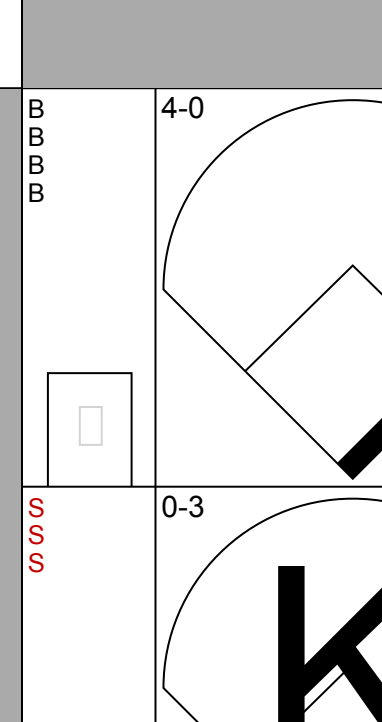
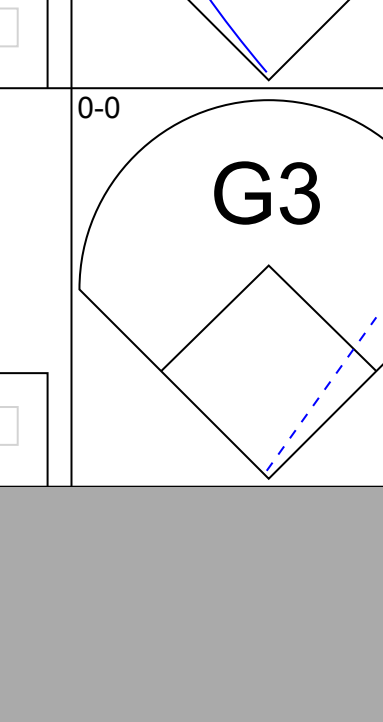
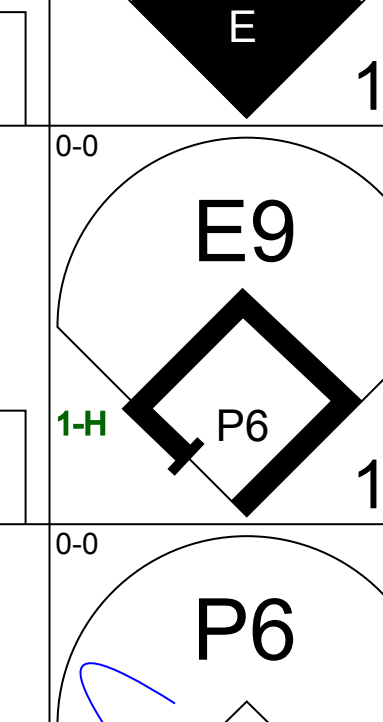
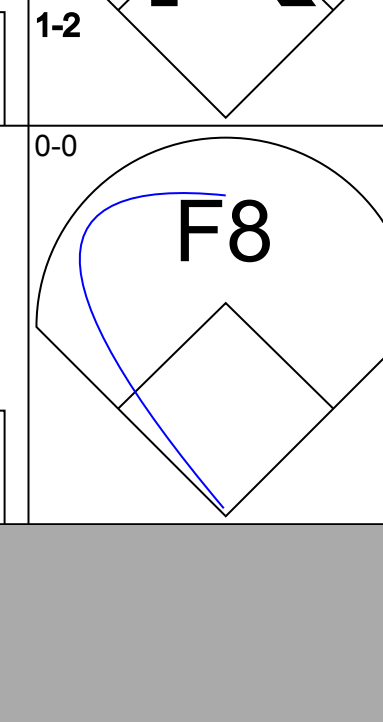
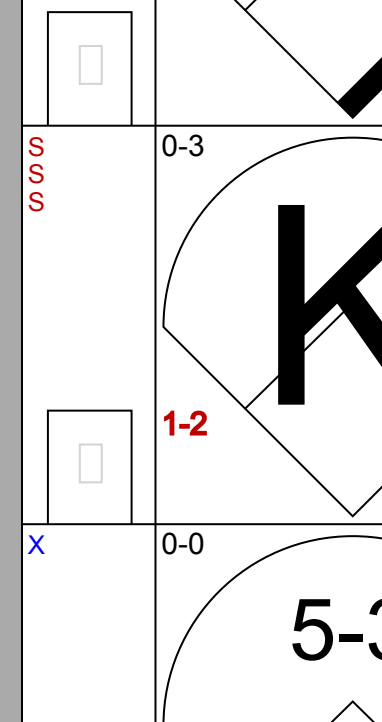
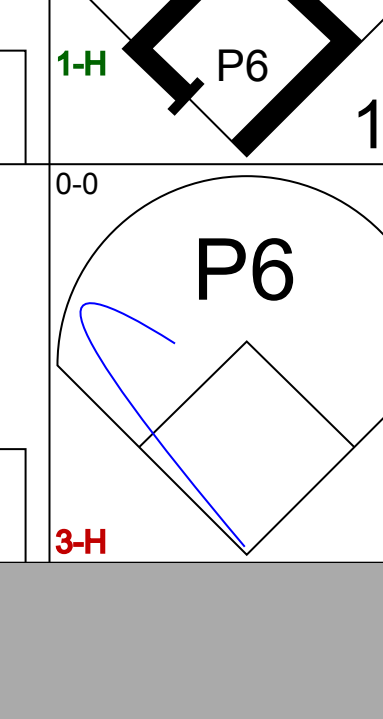
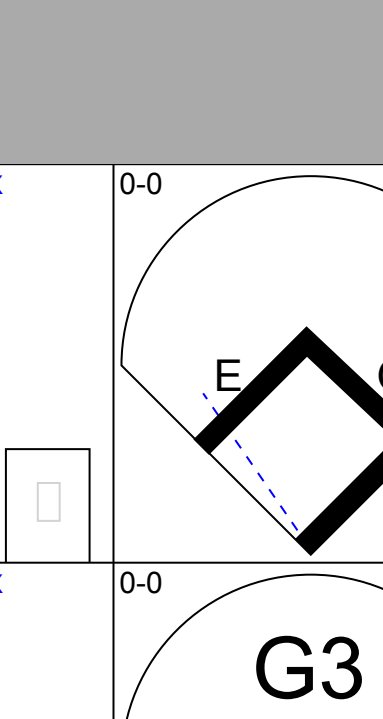
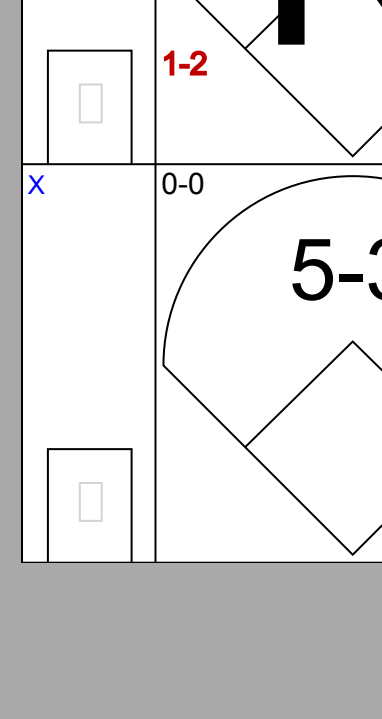
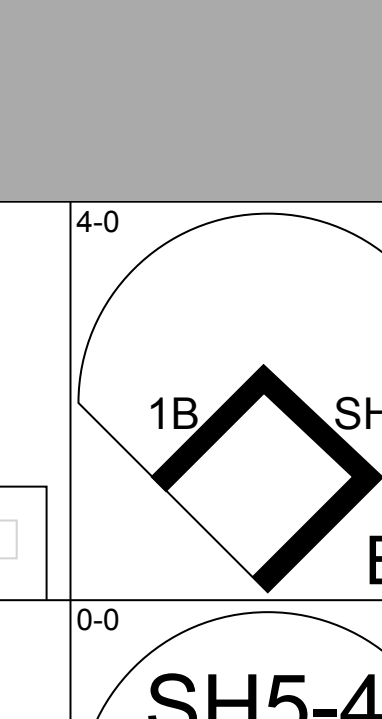
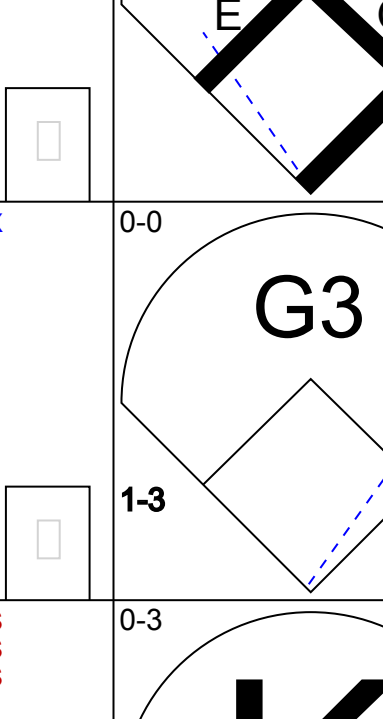
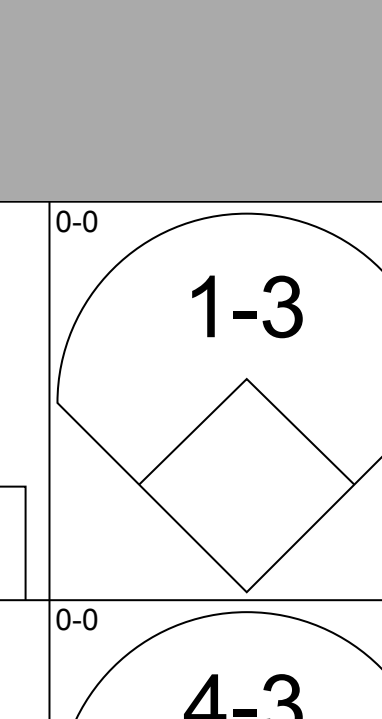
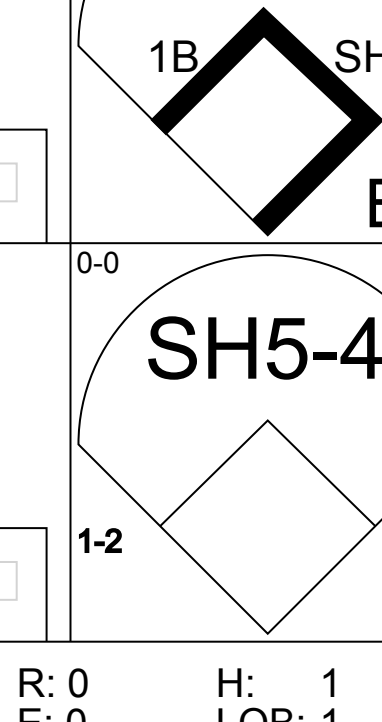
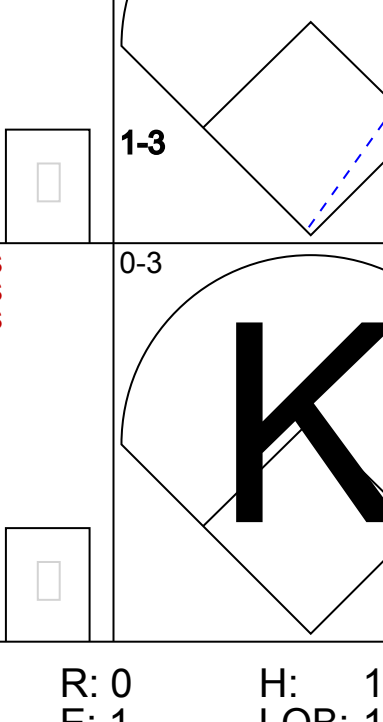
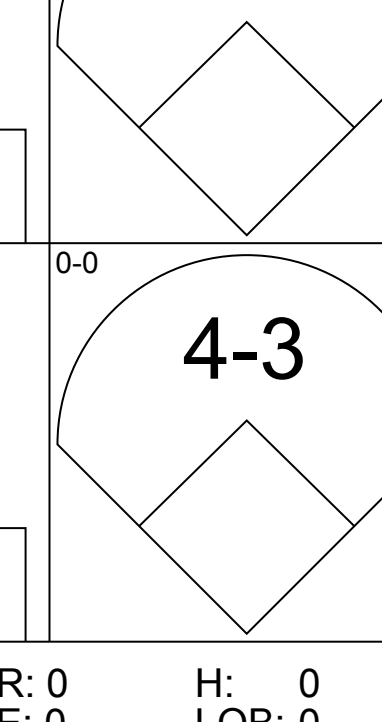
Batter	1	2	3	4	5	6	7	8	9	AB	R	H	RBI	BB	SO	LOB	BOTTOM										
Terry Puhl, L OBP: 0.313, SLG: 0.352 (1, 9)	F9		5-3		4-3			G3		4	0	0	0	0	0	0	San Diego Padres @ Houston Astros Astrodome, Houston, TX Tue Sep 29 1981, 8:05 PM EDT Att: 34,732 - Dome - 72 F										
Phil Garner, R OBP: 0.336, SLG: 0.321 (1, 4)	4-3		F8			4-3		L4-3 BB		3	0	0	0	1	0	0											
Tony Scott, S OBP: 0.305, SLG: 0.370 (1, 8)	1B		BB		BB	K		L4-3 1-2		3	0	1	0	1	1	1											
Jose Cruz, L OBP: 0.320, SLG: 0.434 (1, 7)	F9 1-2		F8			3B		4-3		4	0	1	0	0	0	2											
Alan Ashby, S OBP: 0.359, SLG: 0.378 (1, 2)		4-3		F9		G3		K		4	0	0	0	0	1	1											
Cesar Cedeno, R OBP: 0.325, SLG: 0.371 (1, 3)		E6 SF8 1B		1-3			F5	K		4	1	1	0	0	1	0											
Art Howe, R OBP: 0.364, SLG: 0.411 (1, 5)		E4 2-3		F8			6-3			3	0	0	0	0	0	1											
Craig Reynolds, L OBP: 0.283, SLG: 0.394 (1, 6)		SF8			F9		WP 1B			2	0	1	1	0	0	0											
Bob Knepper, L OBP: 0.170, SLG: 0.261 (1, 1) Harry Spilman, L OBP: 0.333, SLG: 0.288 (7, PH) Gary Woods, R OBP: 0.280, SLG: 0.267 (7, PH) Dave Smith, R OBP: 0.286, SLG: 0.286 (8, 1)		G3			4-3		F8 1-2			2	0	0	0	0	0	1											
Inning Stats	R: 0 E: 0 K: 0 S: 4	H: 1 LOB: 1 BB: 0 P: 4	R: 1 E: 2 K: 0 S: 5	H: 1 LOB: 0 BB: 0 P: 5	R: 0 E: 0 K: 0 S: 3	H: 0 LOB: 0 BB: 1 P: 7	R: 0 E: 0 K: 0 S: 3	H: 0 LOB: 0 BB: 0 P: 3	R: 0 E: 0 K: 1 S: 6	H: 1 LOB: 1 BB: 0 P: 6	R: 0 E: 0 K: 0 S: 4	H: 1 LOB: 1 BB: 0 P: 4	R: 0 E: 0 K: 0 S: 2	H: 0 LOB: 0 BB: 1 P: 6	R: 0 E: 0 K: 2 S: 7	H: 0 LOB: 0 BB: 0 P: 7		1B: 3 2B: 1 3B: 1 HR: 0	SF: 1 SAC: 0 DP: 1 HBP: 0	WP: 1 PB: 0 SB: 1 CS: 0	PA: 33						
PITCHER	IP	WLS	BF	H	R	ER	SO	BB	IBB	HBP	BLK	WP	HR	S	P	ERA	WHIP										
Rick Wise, R ERA: 3.77 (1, 1)	6.2		26	4	1	0	1	1	0	0	0	0	0	27	31	0.00	0.750										
Gary Lucas, L ERA: 2.09 (7, 1)	2.1	S	7	0	0	0	2	1	0	0	0	1	0	10	14	0.00	0.429										

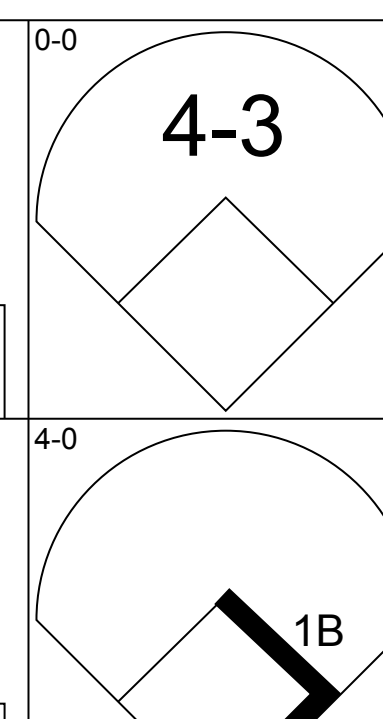
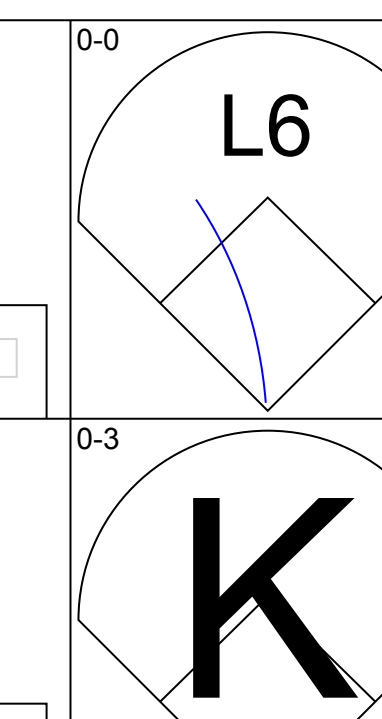
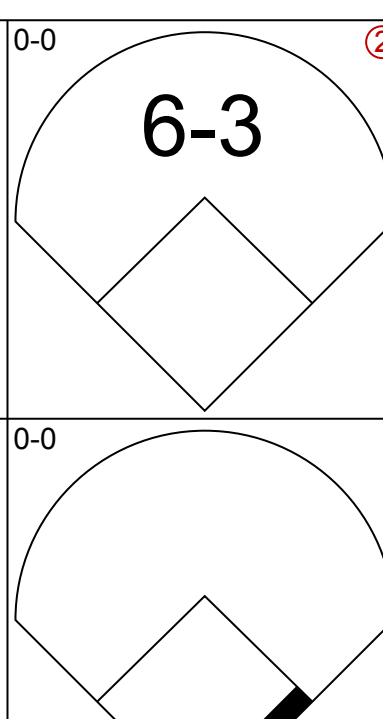
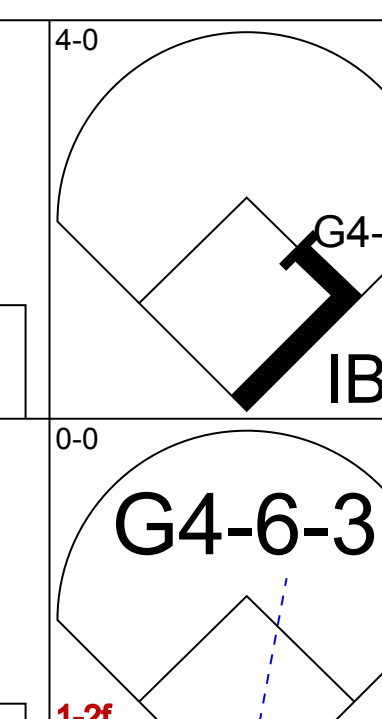
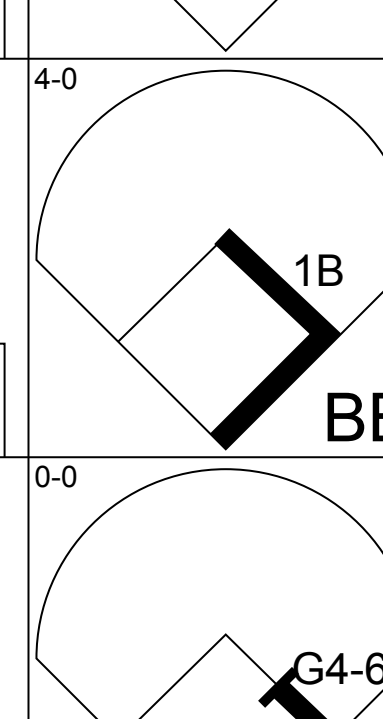
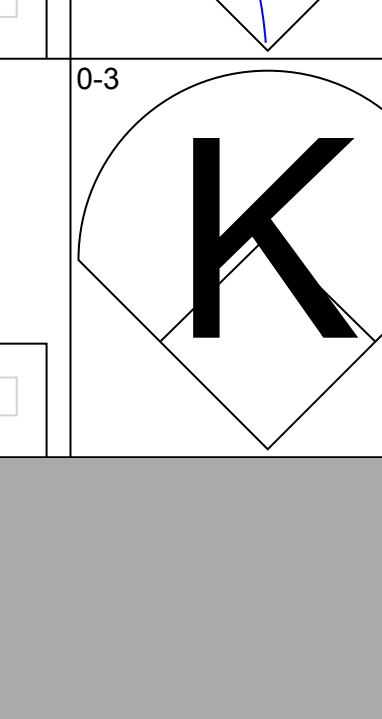
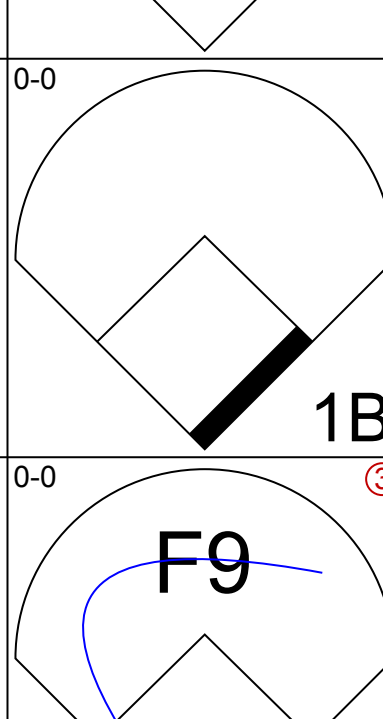
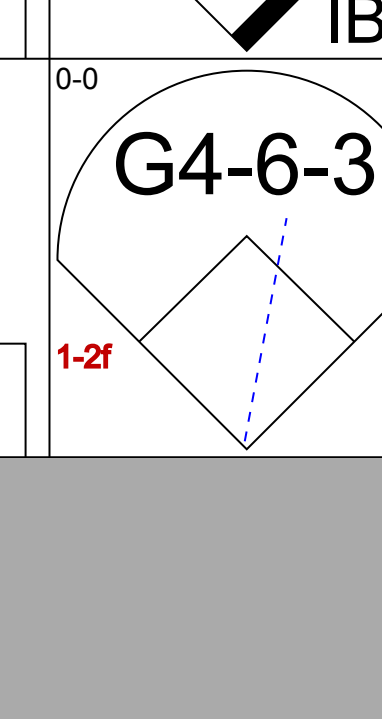
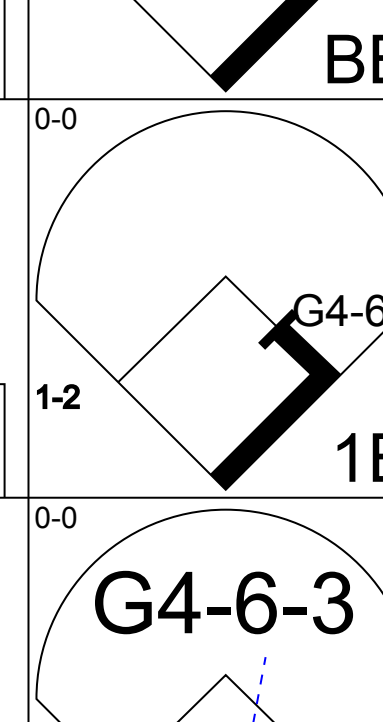
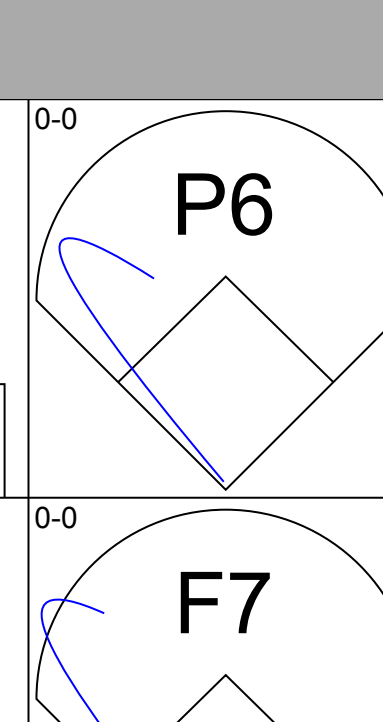
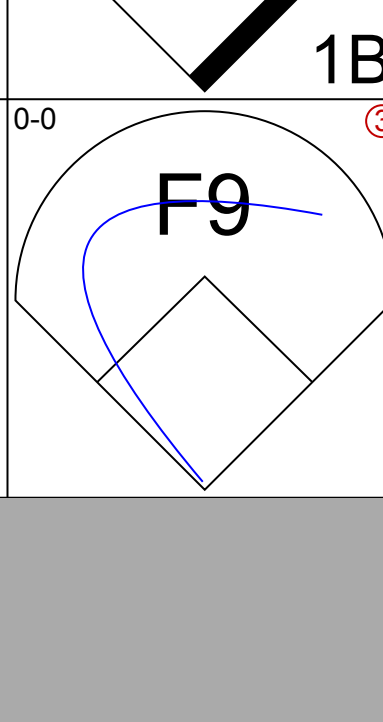
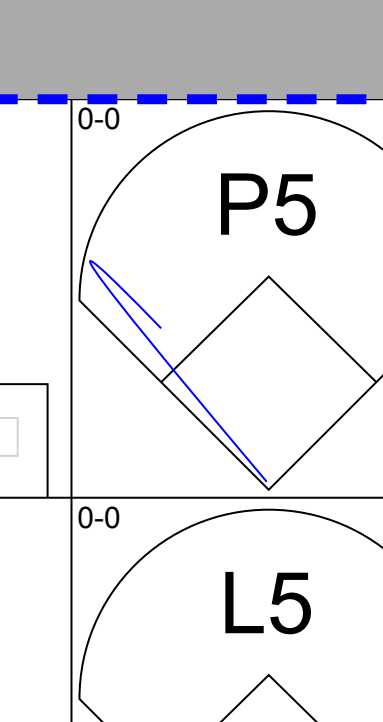
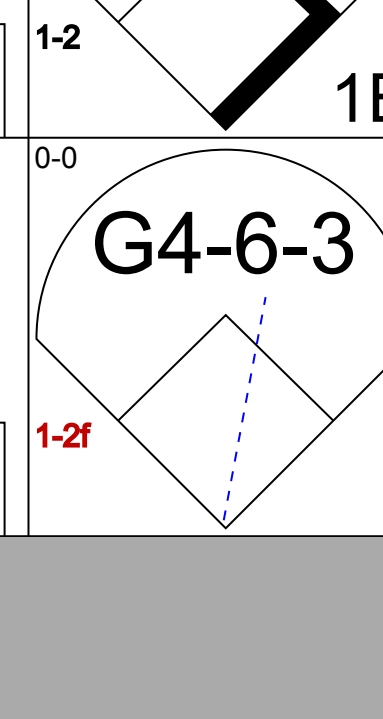
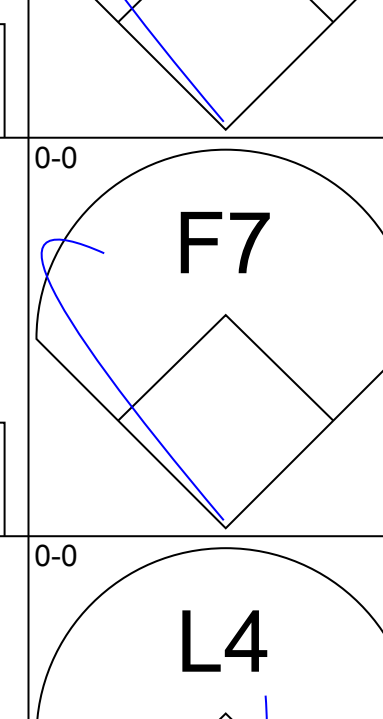
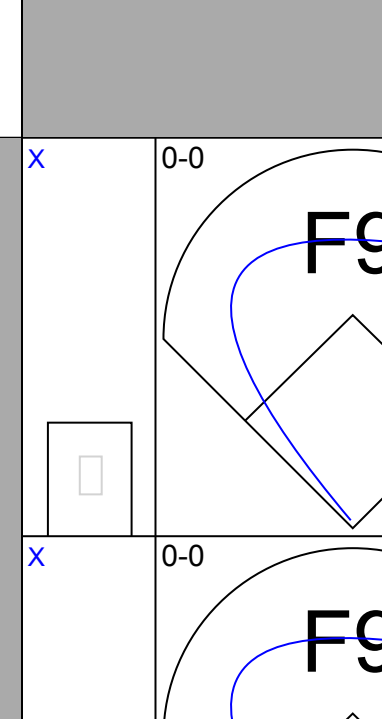
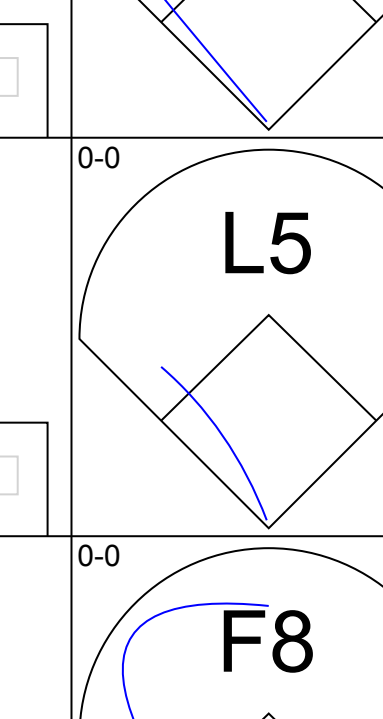
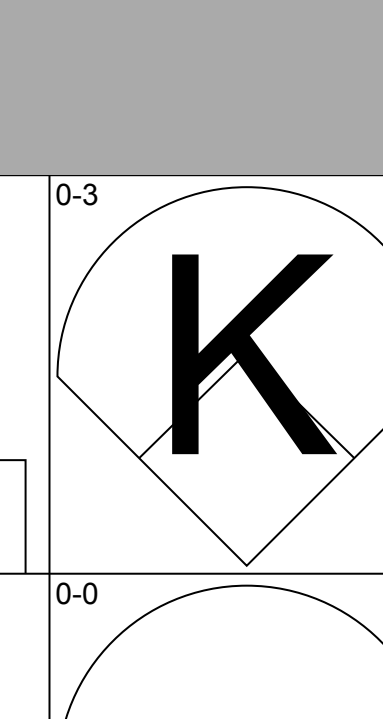
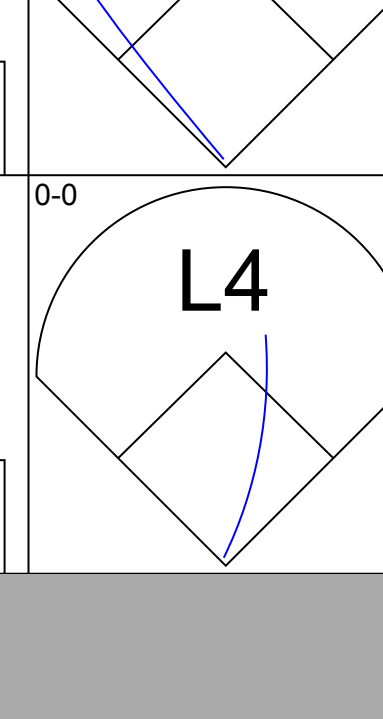
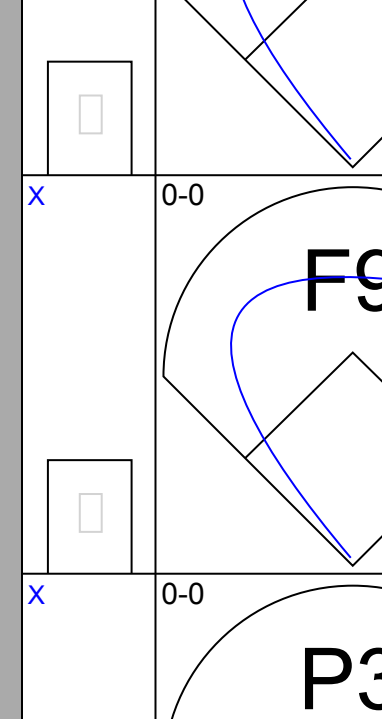
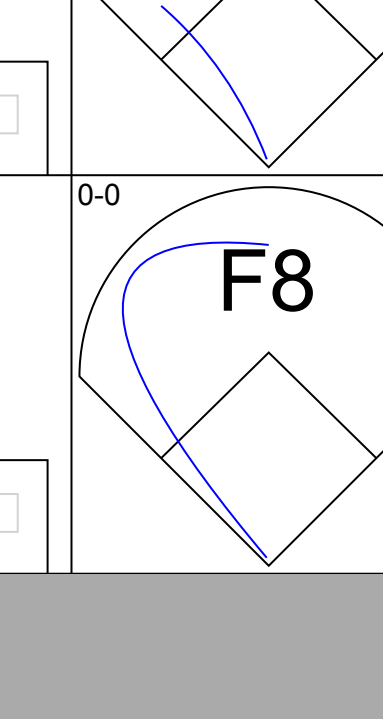
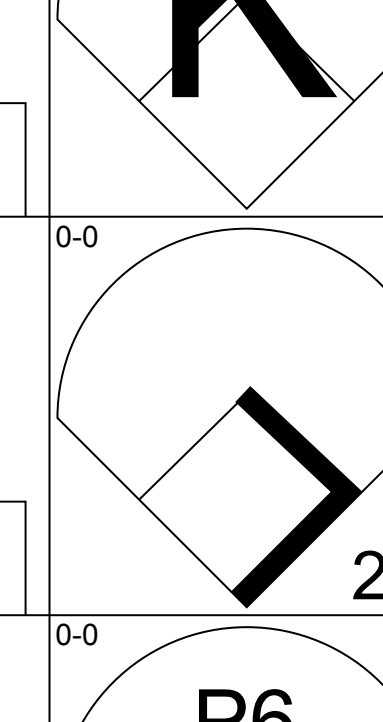
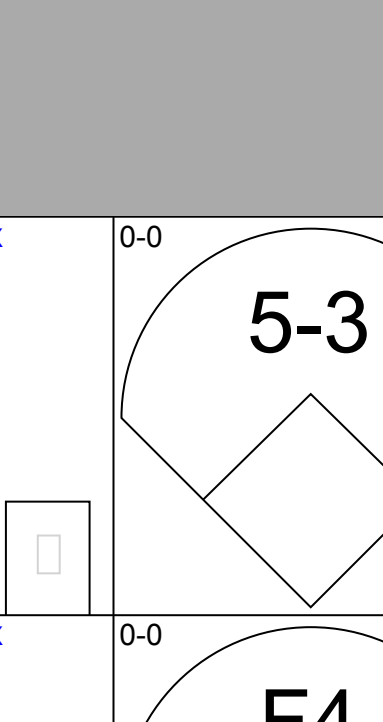
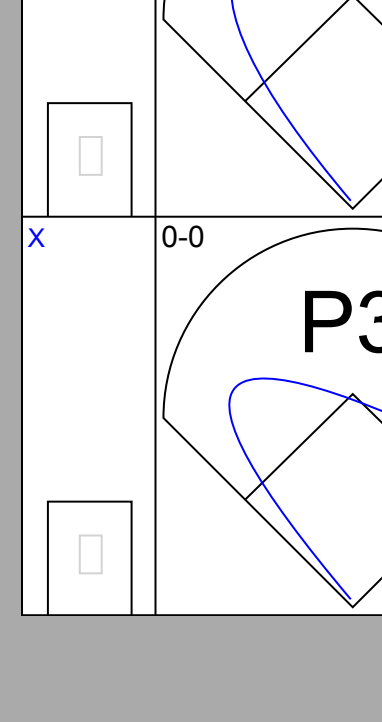
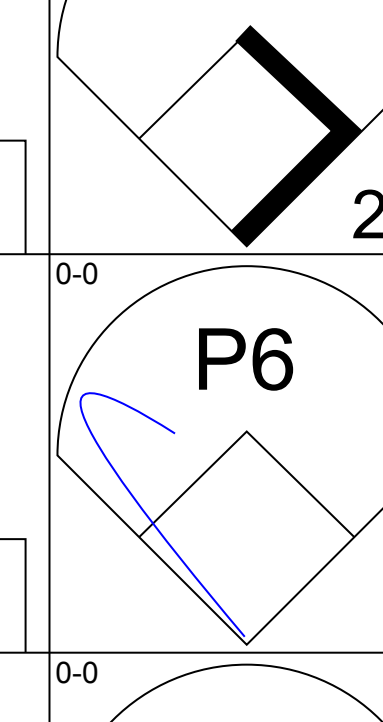
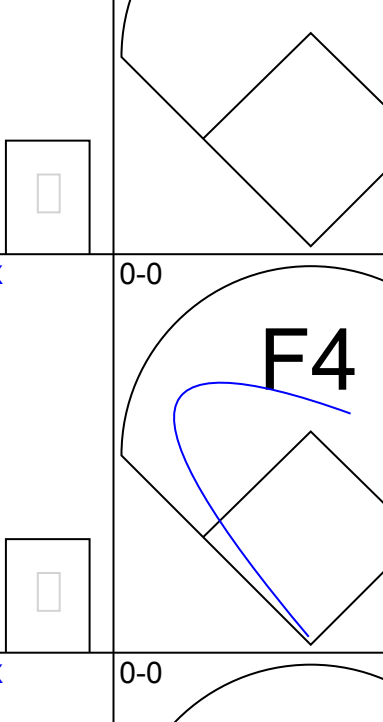
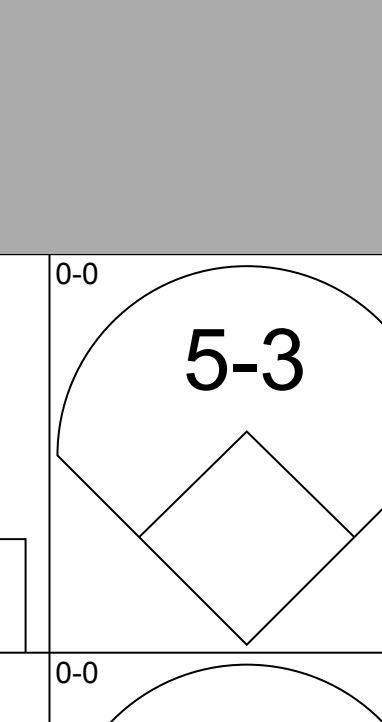
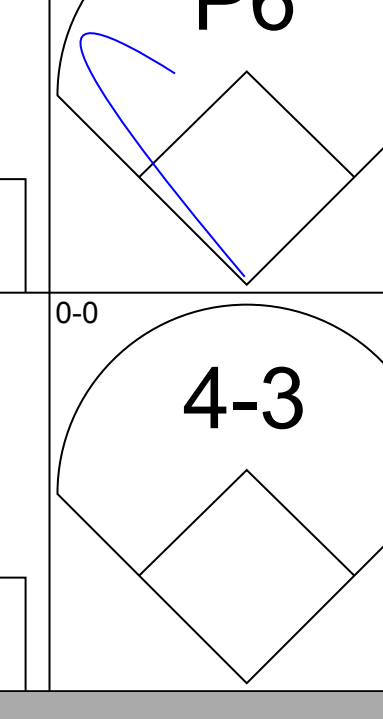
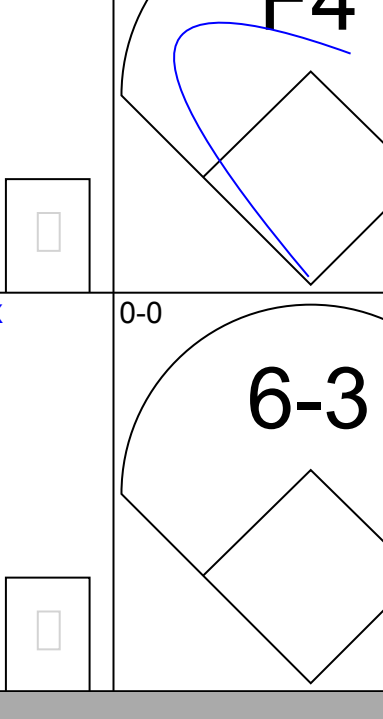
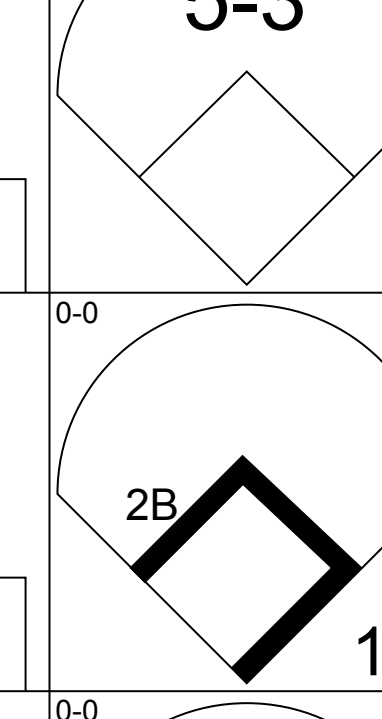
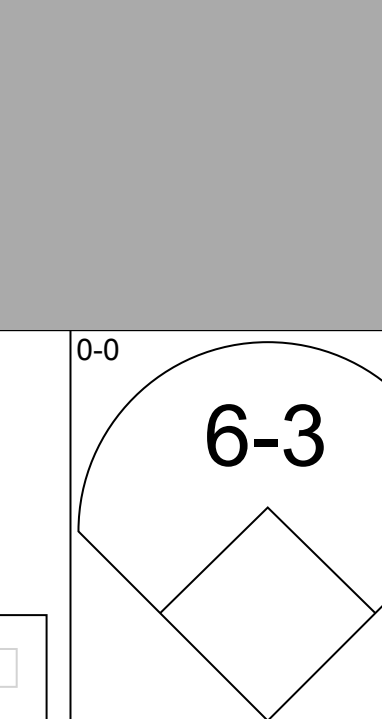
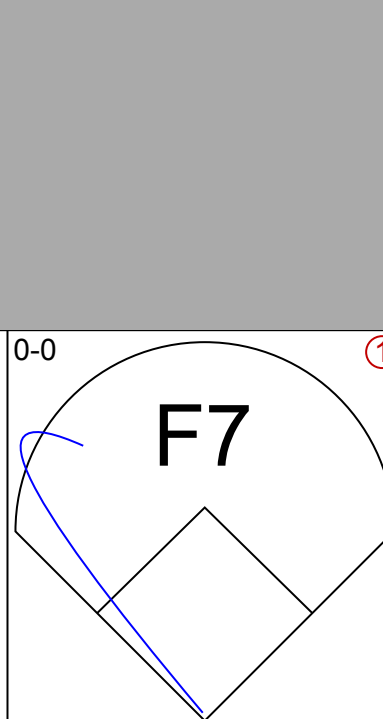
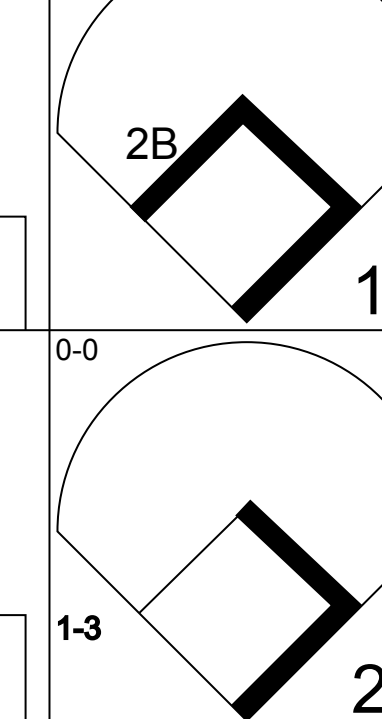


Batter	1	2	3	4	5	6	7	8	9	AB	R	H	RBI	BB	SO	LOB	TOP										
Ozzie Smith, S (1,6) OBP: 0.296, SLG: 0.260	F9			F9			4-3	F9		4	0	0	0	0	0	2	San Diego Padres @ Los Angeles Dodgers Dodger Stadium, Los Angeles, CA Wed Sep 30 1981, 7:05 PM PDT Att: 19,467 - Unknown livebaseballscorecards.com										
Juan Bonilla, R (1,4) OBP: 0.340, SLG: 0.349				F8			K			3	0	1	0	1	1	0											
Gene Richards, L (1,7) OBP: 0.371, SLG: 0.411				K						3	0	0	0	1	2	4											
Ruppert Jones, L (1,8) OBP: 0.316, SLG: 0.369										3	0	1	0	1	0	1											
Terry Kennedy, L (1,2) OBP: 0.338, SLG: 0.384										3	0	1	0	0	0	1											
Alan Wiggins, S (8, PR) OBP: 0.308, SLG: 0.250										0	1	0	0	0	0	0											
Doug Gwosdz, R (8, 2) OBP: 0.200, SLG: 0.125										0	0	0	0	0	0	0											
Broderick Perkins, L (1,3) OBP: 0.312, SLG: 0.354										3	1	1	0	1	0	1											
Luis Salazar, R (1,9) OBP: 0.328, SLG: 0.406										4	0	1	0	0	0	2											
Tim Flannery, L (1,5) OBP: 0.262, SLG: 0.344										2	0	0	1	0	1	0											
Steve Fireovid, S (1,1) OBP: 0.143, SLG: 0.143										1	0	0	0	0	1	0											
Randy Bass, L (6, PH) OBP: 0.302, SLG: 0.324										1	0	0	0	0	0	0											
Danny Boone, L (8, PH) OBP: 0.500, SLG: 0.500										0	0	0	0	0	0	0											
Jose Moreno, S (8, PH) OBP: 0.250, SLG: 0.256										1	0	1	1	0	0	0											
Gary Lucas, L (8, 1) OBP: 0.100, SLG: 0.100										0	0	0	0	0	0	0											
Inning Stats	R: 0 E: 0 K: 0 S: 3	H: 1 LOB: 0 BB: 0 P: 3	R: 0 E: 0 K: 0 S: 3	H: 0 LOB: 0 BB: 0 P: 3	R: 0 E: 0 K: 1 S: 5	H: 0 LOB: 0 BB: 0 P: 5	R: 0 E: 0 K: 1 S: 5	H: 0 LOB: 0 BB: 0 P: 5	R: 0 E: 0 K: 1 S: 5	H: 0 LOB: 0 BB: 0 P: 5	R: 0 E: 0 K: 1 S: 5	H: 0 LOB: 0 BB: 0 P: 5	R: 0 E: 0 K: 1 S: 5	H: 0 LOB: 0 BB: 0 P: 5	R: 0 E: 0 K: 1 S: 5	H: 1 LOB: 1 BB: 1 P: 9	R: 2 E: 0 K: 1 S: 9	H: 4 LOB: 3 BB: 1 P: 13	R: 0 E: 0 K: 0 S: 2	H: 0 LOB: 1 BB: 2 P: 10	1B: 6 2B: 1 3B: 0 HR: 0	SF: 1 SAC: 1 DP: 2 HBP: 0	WP: 0 PB: 0 SB: 0 CS: 1	PA: 34			
PITCHER	IP	WLS	BF	H	R	ER	SO	BB	IBB	HBP	BLK	WP	HR	S	P	ERA	WHIP										
Burt Hooton, R (1,1) ERA: 2.23	7.0		22	2	0	0	4	1	0	0	0	0	0	29	33	0.00	0.429										
Dave Goltz, R (8,1) ERA: 3.84	0.1	L	5	4	2	2	0	0	0	0	0	0	0	5	5	54.00	12.000										
Terry Forster, L (8,1) ERA: 4.11	1.2		7	0	0	0	1	3	0	0	0	0	0	6	18	0.00	1.800										

Batter	1	2	3	4	5	6	7	8	9	AB	R	H	RBI	BB	SO	LOB	BOTTOM										
Steve Sax, R (1,4) OBP: 0.300, SLG: 0.355	4-3		6-3					F9		4	0	1	0	0	0	1	San Diego Padres @ Los Angeles Dodgers Dodger Stadium, Los Angeles, CA Wed Sep 30 1981, 7:05 PM PDT Att: 19,467 - Unknown livebaseballscorecards.com										
Ken Landreaux, L (1,8) OBP: 0.289, SLG: 0.356										4	0	0	0	0	0	2											
Dave Goltz, R (8,1) OBP: 0.167, SLG: 0.063										0	0	0	0	0	0	0											
Terry Forster, L (8,1)										0	0	0	0	0	0	0											
Mike Marshall, R (1,7) OBP: 0.200, SLG: 0.300										4	0	1	0	0	1	1											
Steve Garvey, R (1,3) OBP: 0.320, SLG: 0.411										1	0	0	0	0	0	0											
Jay Johnstone, L (3,3) OBP: 0.273, SLG: 0.358										1	0	0	0	1	0	1											
Candy Maldonado, R (8, PH) OBP: 0.111, SLG: 0.111										1	0	0	0	0	1	0											
Rick Monday, L (1,9) OBP: 0.207, SLG: 0.600										0	0	0	0	1	0	0											
Bobby Mitchell, L (2, PR) OBP: 0.250, SLG: 0.143										2	0	1	0	0	1	0											
Gary Weiss, S (8, PH) OBP: 0.158, SLG: 0.111										1	0	0	0	0	1	0											
Pedro Guerrero, R (1,5) OBP: 0.396, SLG: 0.466										3	0	1	0	1	1	3											
Mike Scioscia, L (1,2) OBP: 0.360, SLG: 0.338										3	0	1	0	0	0	1											
Steve Yeager, R (9, PH) OBP: 0.256, SLG: 0.325										1	0	0	0	0	0	0											
Derrel Thomas, S (1,6) OBP: 0.329, SLG: 0.329										4	0	1	0	0	2	3											
Burt Hooton, R (1,1) OBP: 0.267, SLG: 0.268										2	0	0	0	0	1	3											
Mark Bradley, R (8,9)										0	0	0	0	0	0	0											
Inning Stats	R: 0 E: 0 K: 1 S: 5	H: 0 LOB: 0 BB: 0 P: 5	R: 0 E: 0 K: 2 S: 9	H: 2 LOB: 3 BB: 1 P: 13	R: 0 E: 0 K: 0 S: 5	H: 2 LOB: 3 BB: 1 P: 9	R: 0 E: 0 K: 0 S: 3	H: 0 LOB: 0 BB: 0 P: 3	R: 0 E: 0 K: 0 S: 4	H: 1 LOB: 1 BB: 0 P: 4	R: 0 E: 0 K: 1 S: 4	H: 0 LOB: 0 BB: 1 P: 8	R: 0 E: 0 K: 0 S: 4	H: 1 LOB: 0 BB: 0 P: 4	R: 0 E: 0 K: 2 S: 7	H: 0 LOB: 0 BB: 0 P: 7	R: 0 E: 0 K: 2 S: 7	H: 0 LOB: 0 BB: 0 P: 7	1B: 5 2B: 1 3B: 0 HR: 0	SF: 0 SAC: 1 DP: 0 HBP: 0	WP: 0 PB: 0 SB: 0 CS: 1	PA: 35					
PITCHER	IP	WLS	BF	H	R	ER	SO	BB	IBB	HBP	BLK	WP	HR	S	P	ERA	WHIP										
Steve Fireovid, R (1,1) ERA: 2.73	5.0		22	5	0	0	3	2	0	0	0	0	0	26	34	0.00	1.400										
Danny Boone, L (6,1) ERA: 2.89	2.0	W	7	1	0	0	1	1	0	0	0	0	0	8	12	0.00	1.000										
Gary Lucas, L (8,1) ERA: 2.05	2.0	S	6	0	0	0	4	0	0	0	0	0	0	14	14	0.00	0.000										



Batter	1	2	3	4	5	6	7	8	9	AB	R	H	RBI	BB	SO	LOB	TOP				
Ozzie Smith, S OBP: 0.295, SLG: 0.260 (1, 6)										4	0	1	0	0	1	1	San Diego Padres @ Los Angeles Dodgers Dodger Stadium, Los Angeles, CA Thu Oct 01 1981, 7:05 PM PDT Att: 38,267 - Unknown livebaseballscorecards.com				
Juan Bonilla, R OBP: 0.339, SLG: 0.348 (1, 4)										4	0	1	0	0	1	2					
Jose Moreno, S OBP: 0.233, SLG: 0.238 Ruppert Jones, L OBP: 0.315, SLG: 0.368 (8, 8)										3	0	0	0	0	2	0					
Luis Salazar, R OBP: 0.328, SLG: 0.405 (8, 9)										4	0	1	0	0	0	1					
Barry Evans, R OBP: 0.380, SLG: 0.396 Broderick Perkins, L OBP: 0.311, SLG: 0.393 (9, PH)										2	1	1	0	1	1	1					
Dave Edwards, R OBP: 0.274, SLG: 0.294 (1, 7)										3	0	1	0	0	1	2					
Doug Gwosdz, R OBP: 0.217, SLG: 0.158 (1, 2)										3	0	1	0	0	0	1					
Mario Ramirez, R OBP: 0.250, SLG: 0.143 (1, 5)										2	0	0	0	1	0	1					
Fred Kuhaulua, L OBP: 0.111, SLG: 0.111 Eric Show, R (9, 1)										2	0	0	0	0	1	1					
Inning Stats	R: 0 E: 0 K: 3 S: 9	H: 0 LOB: 0 BB: 0 P: 9	R: 1 E: 1 K: 0 S: 4	H: 2 LOB: 1 BB: 0 P: 4	R: 0 E: 0 K: 0 S: 3	H: 1 LOB: 1 BB: 1 P: 7	R: 0 E: 0 K: 1 S: 6	H: 1 LOB: 0 BB: 0 P: 6	R: 0 E: 0 K: 1 S: 5	H: 0 LOB: 0 BB: 1 P: 5	R: 0 E: 0 K: 1 S: 4	H: 0 LOB: 0 BB: 1 P: 8	R: 0 E: 0 K: 0 S: 3	H: 0 LOB: 0 BB: 0 P: 3	R: 0 E: 0 K: 0 S: 4	H: 1 LOB: 1 BB: 0 P: 4		1B: 6 2B: 0 3B: 0 HR: 0	SF: 0 SAC: 1 DP: 1 HBP: 0	WP: 0 PB: 0 SB: 1 CS: 1	PA: 32
PITCHER	IP	WLS	BF	H	R	ER	SO	BB	IBB	HBP	BLK	WP	HR	S	P	ERA	WHIP				
Fernando Valenzuela, L ERA: 2.45 Tom Niedenfuer, R ERA: 3.81	(1, 1)	8.0	L	28	5	1	0	7	2	0	0	0	0	40	48	0.00	0.875				
Fernando Valenzuela, L ERA: 2.45 Tom Niedenfuer, R ERA: 3.81	(9, 1)	1.0	S	4	1	0	0	0	0	0	0	0	0	4	4	0.00	1.000				

Batter	1	2	3	4	5	6	7	8	9	AB	R	H	RBI	BB	SO	LOB	BOTTOM				
Steve Sax, R OBP: 0.298, SLG: 0.345 (1, 4)										3	0	0	0	1	0	0	San Diego Padres @ Los Angeles Dodgers Dodger Stadium, Los Angeles, CA Thu Oct 01 1981, 7:05 PM PDT Att: 38,267 - Unknown livebaseballscorecards.com				
Ken Landreaux, L OBP: 0.292, SLG: 0.357 Jerry Grote, R OBP: 0.339, SLG: 0.439 Tom Niedenfuer, R (8, PH)										2	0	1	0	1	1	0					
Dusty Baker Jr., R OBP: 0.358, SLG: 0.440 (1, 7)										4	0	1	0	0	0	1					
Steve Garvey, R OBP: 0.317, SLG: 0.408 (1, 3)										4	0	0	0	0	0	2					
Pedro Guerrero, R OBP: 0.362, SLG: 0.460 (1, 5)										4	0	0	0	0	1	0					
Steve Yeager, R OBP: 0.295, SLG: 0.337 (1, 2)										3	0	1	0	0	0	0					
Bill Russell, R OBP: 0.276, SLG: 0.277 Candy Maldonado, R OBP: 0.100, SLG: 0.100 (8, PH)										2	0	0	0	0	0	1					
Derrel Thomas, S OBP: 0.329, SLG: 0.329 (8, 8)										3	0	1	0	0	0	1					
Fernando Valenzuela, L OBP: 0.262, SLG: 0.281 Mike Marshall, R OBP: 0.238, SLG: 0.381 Gary Weiss, S OBP: 0.150, SLG: 0.111 (8, PH)										2	0	0	0	0	0	0					
Inning Stats	R: 0 E: 0 K: 0 S: 3	H: 1 LOB: 1 BB: 1 P: 7	R: 0 E: 0 K: 1 S: 6	H: 1 LOB: 0 BB: 0 P: 6	R: 0 E: 0 K: 1 S: 5	H: 0 LOB: 0 BB: 0 P: 5	R: 0 E: 0 K: 0 S: 3	H: 0 LOB: 0 BB: 0 P: 3	R: 0 E: 0 K: 0 S: 4	H: 1 LOB: 1 BB: 0 P: 4	R: 0 E: 0 K: 0 S: 3	H: 0 LOB: 0 BB: 0 P: 3	R: 0 E: 0 K: 0 S: 4	H: 2 LOB: 2 BB: 1 P: 8	R: 0 E: 0 K: 0 S: 3	H: 0 LOB: 0 BB: 0 P: 3		1B: 3 2B: 2 3B: 0 HR: 0	SF: 0 SAC: 0 DP: 2 HBP: 0	WP: 0 PB: 0 SB: 0 CS: 0	PA: 32
PITCHER	IP	WLS	BF	H	R	ER	SO	BB	IBB	HBP	BLK	WP	HR	S	P	ERA	WHIP				
Fred Kuhaulua, L ERA: 2.45 Eric Show, R ERA: 2.25	(1, 1)	8.0	W	29	5	0	0	2	1	1	0	0	0	31	39	0.00	0.750				
Fred Kuhaulua, L ERA: 2.45 Eric Show, R ERA: 2.25	(9, 1)	1.0	S	3	0	0	0	0	0	0	0	0	0	3	3	0.00	0.000				

Batter	1	2	3	4	5	6	7	8	9	10	11	12	13	AB	R	H	RBI	BB	SO	LOB	TOP				
Ozzie Smith, S OBP: 0.295, SLG: 0.257 (1, 6)														5	2	0	0	2	2	3					
Juan Bonilla, R OBP: 0.340, SLG: 0.349 (1, 4)														5	0	2	0	0	0	0					
Luis Salazar, R OBP: 0.325, SLG: 0.401 (8, 9) (11, 5)														6	0	1	1	0	3	2					
Barry Evans, R OBP: 0.375, SLG: 0.380 Randy Bass, L OBP: 0.299, SLG: 0.320 (10, PH) (10, 3)														4	0	1	0	0	0	4					
Dave Edwards, R OBP: 0.286, SLG: 0.327 (1, 7) (11, 9)														5	2	2	0	1	2	2					
Jose Moreno, S OBP: 0.234, SLG: 0.239 Ruppert Jones, L OBP: 0.314, SLG: 0.367 (1, 9) (8, 8)														4	0	1	0	0	0	2					
Doug Gwostz, R OBP: 0.240, SLG: 0.247 Broderick Perkins, LF OBP: 0.250, SLG: 0.250 Gary Lucas, L OBP: 0.250, SLG: 0.250 Jim Fregosi, R OBP: 0.250, SLG: 0.250 John Littlefield, R OBP: 0.250, SLG: 0.250 Danny Boone, L OBP: 0.250, SLG: 0.250 (1, 2) (11, PH) (13, PH) (13, 1) (13, 1)														3	0	1	1	0	1	2					
Mario Ramirez, R OBP: 0.250, SLG: 0.100 Gene Richards, L OBP: 0.372, SLG: 0.410 (11, PH) (11, 7)														3	0	0	1	2	2						
Juan Eichelberger, R OBP: 0.087, SLG: 0.087 Steve Swisher, R OBP: 0.200, SLG: 0.143 Eric Show, R OBP: 0.330, SLG: 0.383 (11, PH) (11, 2)														3	0	0	0	0	1	2					
Inning Stats	R: 0 E: 0 K: 1 S: 5	H: 0 LOB: 0 BB: 0 P: 5	R: 0 E: 0 K: 1 S: 6	H: 1 LOB: 1 BB: 0 P: 6	R: 1 E: 0 K: 1 S: 9	H: 2 LOB: 2 BB: 1 P: 13	R: 1 E: 0 K: 1 S: 7	H: 2 LOB: 1 BB: 0 P: 7	R: 1 E: 2 K: 2 S: 8	H: 0 LOB: 1 BB: 1 P: 12	R: 0 E: 0 K: 0 S: 4	H: 1 LOB: 1 BB: 0 P: 4	R: 0 E: 0 K: 1 S: 5	H: 0 LOB: 0 BB: 0 P: 5	R: 0 E: 0 K: 1 S: 5	H: 0 LOB: 0 BB: 0 P: 5	R: 1 E: 1 K: 1 S: 6	H: 0 LOB: 2 BB: 2 P: 14	1B: 5 2B: 2 3B: 1 HR: 0	SF: 1 SAC: 2 DP: 0 HBP: 0	W/P: 0 PB: 0 SB: 2 CS: 0	PA: 55			
PITCHER	IP ERA W L S	WLS BF P	H R E R SO	ER 2 9	SO 9	BB 2	IBB 1	HBP 0	BLK 0	WP 0	HR 0	S 51	P 63	ERA 2.25	WHIP 1.250										
Al Holland, L ERA: 2.41	(1, 1)	8.0	36	8	3	2	9																		
Fred Branning, R ERA: 2.61	(8, 1)	2.0	6	0	0	0	1	0	0	0	0	0	0	0	0	8	8	0.00	0.000						
Mike Rowland, R ERA: 3.45	(11, 1)	3.0	13	0	1	0	3	2	1	0	0	0	0	0	16	28	0.00	0.667							

San Diego Padres @ San Francisco Giants
Candlestick Park, San Francisco, CA
Sat Oct 03 1981, 6:33 AM EDT
Unknown

AB 46
R 4
H 8
RBI 2
BB 6
SO 13
LOB 23



Batter	1	2	3	4	5	6	7	8	9	10	11	12	13	AB	R	H	RBI	BB	SO	LOB	BOTTOM				
Max Venable, L OBP: 0.296, SLG: 0.375 Larry Herndon, R OBP: 0.325, SLG: 0.415 (1, 9) (13, PH)														5	1	2	1	1	0	3					
Joe Pettini, R OBP: 0.160, SLG: 0.091 (1, 6)														5	0	0	1	1	1	1					
Jim Wohlford, R OBP: 0.203, SLG: 0.250 (1, 7)														6	0	0	0	0	1	2					
Jeffrey Leonard, R OBP: 0.331, SLG: 0.488 (1, 8)														5	0	3	0	1	1	0					
Dave Bergman, L OBP: 0.331, SLG: 0.395 (1, 3)														4	0	1	0	2	1	4					
Bob Brenly, R OBP: 0.432, SLG: 0.514 (1, 5)														4	1	1	0	1	1	4					
Jeff Ransom, R OBP: 0.250, SLG: 0.143 (1, 2)														5	1	1	0	1	1	1					
Guy Sularz, R OBP: 0.250, SLG: 0.214 (1, 4)														5	0	2	1	0	1	4					
Al Holland, R ERA: 3.13 Darryl Strawberry, LF OBP: 0.286, SLG: 0.477 Fred Branning, R ERA: 1.96 Gary Lucas, L ERA: 2.10 John Littlefield, R ERA: 3.02 Danny Boone, L ERA: 2.88 (1, 1) (8, PH) (8, 1) (11, PH) (13, PH) (13, 1) (13, 1)														3	0	0	0	0	1	5					
Inning Stats	R: 1 E: 0 K: 0 S: 4	H: 1 LOB: 1 BB: 1 P: 8	R: 2 E: 0 K: 1 S: 7	H: 2 LOB: 1 BB: 1 P: 11	R: 0 E: 0 K: 1 S: 5	H: 1 LOB: 2 BB: 1 P: 9	R: 0 E: 0 K: 0 S: 5	H: 2 LOB: 3 BB: 1 P: 9	R: 0 E: 0 K: 0 S: 3	H: 1 LOB: 2 BB: 2 P: 11	R: 0 E: 0 K: 2 S: 7	H: 0 LOB: 2 BB: 1 P: 12	R: 0 E: 0 K: 1 S: 6	H: 1 LOB: 2 BB: 1 P: 10	R: 0 E: 0 K: 0 S: 4	H: 0 LOB: 0 BB: 0 P: 5	R: 0 E: 0 K: 1 S: 5	H: 0 LOB: 0 BB: 0 P: 5	R: 0 E: 0 K: 0 S: 2	H: 0 LOB: 1 BB: 1 P: 6	1B: 4 2B: 5 3B: 2 HR: 0	SF: 1 SAC: 0 DP: 3 HBP: 1	W/P: 2 PB: 0 SB: 1 CS: 2	PA: 55	
PITCHER	IP ERA W L S	WLS BF P	H R E R SO	ER 3 3	SO 3	BB 3	IBB 3	HBP 0	BLK 0	WP 1	HR 0	S 32	P 56	ERA 3.86	WHIP 1.571										
Juan Eichelberger, R ERA: 3.13	(1, 1)	7.0	32	8	3	3	3																		
Eric Show, R ERA: 1.96	(8, 1)	3.0	14	2	0	0	3	1	1	0	0	0	0	17	26	0.00	1.000								
John Littlefield, R ERA: 3.02	(13, 1)	0.1	2	0	0	0	0	1	0	0	0	0	1	5	0.00	3.000									
Danny Boone, L ERA: 2.88	(13, 1)	0.2	S	1	0	0	0	0	0	0	0	0	0	1	1	0.00	0.000								

San Diego Padres @ San Francisco Giants
Candlestick Park, San Francisco, CA
Sat Oct 03 1981, 6:33 AM EDT
Unknown


AB 44
R 3
H 10
RBI 3
BB 9
SO 8
LOB 26




Batter	1	2	3	4	5	6	7	8	9	AB	R	H	RBI	BB	SO	LOB	TOP		
Ozzie Smith, S OBP: 0.294, SLG: 0.256 (1, 6)	4-3		1B 4-3		F8		F3		K	5	1	1	0	0	1	2	San Diego Padres @ San Francisco Giants Candlestick Park, San Francisco, CA Sat Oct 03 1981, 6:38 AM EDT Att: 4,313 - Unknown livebaseballscorecards.com		
Juan Bonilla, R OBP: 0.338, SLG: 0.348 (1, 4)	1B		SF7		6-3			4-3	4-3	4	1	1	1	0	0	1			
Gene Richards, L OBP: 0.373, SLG: 0.409 (1, 7)	1B		2B		F8			6-3		3	1	1	0	1	0	0			
Terry Kennedy, L OBP: 0.337, SLG: 0.382 (1, 2)	E3		4-3		4-3			K		4	0	1	2	0	1	1			
Ruppert Jones, L OBP: 0.316, SLG: 0.371 (1, 8)	G4-6-3		1B		F8				E 1B 2B	4	1	2	1	0	0	2			
Luis Salazar, R OBP: 0.329, SLG: 0.403 (9, 5)		B2-3							E5 2B	3	1	2	0	1	0	0			
Randy Bass, L OBP: 0.294, SLG: 0.314 John Littlefield, R (7, 1)	3-1				4-3		CS		K	3	0	0	0	0	0	0			
Dave Edwards, R OBP: 0.283, SLG: 0.324 (9, PH)										1	0	0	0	0	1	2			
Tim Flannery, L OBP: 0.261, SLG: 0.338 Jose Moreno, S OBP: 0.250, SLG: 0.277 Mike Armstrong, R (9, 1)	6-3				4-3				1B 2B	3	0	1	0	0	0	0			
Tim Lollar, L OBP: 0.250, SLG: 0.333 Broderick Perkins, L OBP: 0.311, SLG: 0.352 (7, 3)			1B SF7		4-3		FC4-6			1	1	0	0	1	0	0			
Inning Stats	R: 1 E: 1 K: 0 S: 4	H: 2 LOB: 1 BB: 1 P: 8	R: 0 E: 0 K: 0 S: 3	H: 0 LOB: 0 BB: 0 P: 3	R: 3 E: 0 K: 0 S: 6	H: 4 LOB: 2 BB: 1 P: 10	R: 0 E: 0 K: 0 S: 3	H: 0 LOB: 0 BB: 0 P: 3	R: 0 E: 0 K: 0 S: 2	H: 0 LOB: 0 BB: 1 P: 6	R: 0 E: 1 K: 0 S: 4	H: 1 LOB: 1 BB: 0 P: 4	R: 0 E: 0 K: 1 S: 5	H: 0 LOB: 0 BB: 0 P: 5	R: 3 E: 1 K: 2 S: 11	H: 4 LOB: 1 BB: 0 P: 11	1B: 9 2B: 2 3B: 0 HR: 0	SF: 1 SAC: 0 DP: 1 HBP: 0	WP: 0 PA: 39 PB: 0 CS: 1
PITCHER	IP	WLS	BF	H	R	ER	SO	BB	IBB	HBP	BLK	WP	HR	S	P	ERA	WHIP		
Alan Hargesheimer, R ERA: 4.34 Bob Tufts, L ERA: 3.52	7.0	L	28	7	4	4	0	3	0	0	0	0	0	25	37	5.14	1.429		
	2.0		10	4	3	3	3	0	0	0	0	0	0	16	16	13.50	2.000		

Batter	1	2	3	4	5	6	7	8	9	AB	R	H	RBI	BB	SO	LOB	BOTTOM		
Max Venable, L OBP: 0.290, SLG: 0.357 (1, 9)	CS		FC1-2		4-3		F9			4	0	1	0	0	0	3	San Diego Padres @ San Francisco Giants Candlestick Park, San Francisco, CA Sat Oct 03 1981, 6:38 AM EDT Att: 4,313 - Unknown livebaseballscorecards.com		
Joe Pettini, R OBP: 0.207, SLG: 0.120 (1, 6)	1B		K				L5			3	1	1	0	1	1	3			
Jim Wohlford, R OBP: 0.191, SLG: 0.234 (1, 7)	FC3-6		6-3		F9			6-3		4	0	0	0	0	0	2			
Jeffrey Leonard, R OBP: 0.342, SLG: 0.510 (1, 3)	FC6-4								CS BB	3	0	2	1	1	0	1			
Jerry Martin, R OBP: 0.309, SLG: 0.340 (1, 8)		HBP 1B BB	F4		F3			1-3		3	1	0	0	1	0	3			
Bob Brenly, R OBP: 0.438, SLG: 0.512 (1, 5)		1B HBP	F8				G6-4-3		F8	4	0	2	0	0	0	1			
Jeff Ransom, R OBP: 0.167, SLG: 0.091 (1, 2)			F8		F7		G6-4-3		F9	4	0	0	0	0	0	3			
Guy Sularz, R OBP: 0.250, SLG: 0.176 (1, 4)		FC1-2 HBP			5-3			6-3		3	0	0	0	0	1	0			
Alan Hargesheimer, R OBP: 0.200, SLG: 0.200 Dave Bergman, L OBP: 0.329, SLG: 0.392 Bob Tufts, L (8, 1)			FC1-2		1-3		F8			2	0	1	1	0	0	0			
Inning Stats	R: 0 E: 0 K: 0 S: 3	H: 1 LOB: 1 BB: 1 P: 7	R: 1 E: 0 K: 1 S: 7	H: 2 LOB: 3 BB: 1 P: 12	R: 0 E: 0 K: 0 S: 4	H: 1 LOB: 1 BB: 0 P: 4	R: 0 E: 0 K: 0 S: 3	H: 0 LOB: 0 BB: 0 P: 3	R: 1 E: 0 K: 0 S: 5	H: 2 LOB: 1 BB: 0 P: 5	R: 0 E: 0 K: 0 S: 3	H: 1 LOB: 0 BB: 0 P: 3	R: 0 E: 0 K: 0 S: 2	H: 0 LOB: 0 BB: 1 P: 6	R: 0 E: 0 K: 1 S: 5	H: 0 LOB: 0 BB: 0 P: 5		1B: 5 2B: 1 3B: 1 HR: 0	SF: 0 SAC: 0 DP: 1 HBP: 1
PITCHER	IP	WLS	BF	H	R	ER	SO	BB	IBB	HBP	BLK	WP	HR	S	P	ERA	WHIP		
Tim Lollar, L ERA: 6.1 John Littlefield, R ERA: 3.69 Mike Armstrong, R ERA: 6.0	6.0	W	26	7	2	2	1	2	0	1	0	0	0	5	9	0.00	0.500		
	1.0		3	0	0	0	1	0	0	0	0	0	0	5	5	0.00	0.000		



Batter	1	2	3	4	5	6	7	8	9	AB	R	H	RBI	BB	SO	LOB	TOP					
Luis Salazar R (1.5) OBP: 0.329, SLG: 0.403 Tim Flannery L (5.5) OBP: 0.268, SLG: 0.343	G3		FC6-4 1B		4-3		S 1B 1B		6-3	3	0	1	1	0	0	0	San Diego Padres @ San Francisco Giants Candlestick Park, San Francisco, CA Sun Oct 04 1981, 6:33 AM EDT Att: 16,006 - Unknown San Diego Padres @ San Francisco Giants Candlestick Park, San Francisco, CA Sun Oct 04 1981, 6:33 AM EDT Att: 16,006 - Unknown livebaseballscorecards.com AB 37 R 3 H 12 RBI 2 BB 3 SO 6 LOB 20 					
Juan Bonilla R (1.4) OBP: 0.337, SLG: 0.344	L3		FC6-4 BLK		E BB		5-3		4-3	4	0	0	0	1	0	3						
Gene Richards L (1.7) OBP: 0.373, SLG: 0.407 Alan Wiggins S (5.7) OBP: 0.300, SLG: 0.357	6-3		1-2 3-H 2-3		E6				1B	2	0	0	0	1	0	1						
Barry Evans R (1.3) OBP: 0.371, SLG: 0.376 Brodieck Perkins L (3. PH) OBP: 0.314, SLG: 0.398		F9	4-3		F4				1B	1	0	0	0	0	0	0						
Dave Edwards R (1.9) OBP: 0.282, SLG: 0.321	5-3			K		S 1B		SH1-4	2B	4	0	1	0	0	1	2						
Ruppert Jones L (1.8) OBP: 0.318, SLG: 0.370	3-1					K		E 1B IBB		3	0	1	0	1	1	1						
Terry Kennedy L (1.2) OBP: 0.241, SLG: 0.250 Doug Gwosdz R (4.2) OBP: 0.241, SLG: 0.250			1B 1-3 1B		K2-3			E 1B		2	1	2	0	0	0	0						
Ozzie Smith S (1.6) OBP: 0.294, SLG: 0.256 Mario Ramirez R (3.6) OBP: 0.200, SLG: 0.077			1-3		K			E5		1	0	0	0	0	0	1						
Steve Mura R (1.1) OBP: 0.174, SLG: 0.159 Jose Morones S (7. PH) OBP: 0.247, SLG: 0.271 John Littlefield R (7.1) OBP: 0.250, SLG: 0.250 Randy Esch S (8. PH) OBP: 0.250, SLG: 0.313 Eric Show R (8.1) OBP: 0.250, SLG: 0.250 Danny Boone L (8.1) OBP: 0.250, SLG: 0.250 John Littlefield R (8.1)			FC6-4 BLK 1B		5-3			K		2	1	1	0	0	0	0						
Inning Stats	R: 0 E: 0 K: 0 S: 3	H: 0 LOB: 0 BB: 0 P: 3	R: 0 E: 0 K: 0 S: 3	H: 0 LOB: 0 BB: 0 P: 3	R: 2 E: 0 K: 0 S: 6	H: 3 LOB: 2 BB: 1 P: 10	R: 0 E: 0 K: 2 S: 8	H: 2 LOB: 1 BB: 0 P: 8	R: 0 E: 0 K: 3 S: 10	H: 1 LOB: 1 BB: 0 P: 10	R: 0 E: 0 K: 1 S: 6	H: 2 LOB: 2 BB: 0 P: 6	R: 1 E: 0 K: 0 S: 5	H: 2 LOB: 2 BB: 0 P: 9	R: 0 E: 0 K: 0 S: 5	H: 2 LOB: 2 BB: 0 P: 5		1B: 11 2B: 1 3B: 0 HR: 0	SF: 0 SAC: 1 DP: 1 HBP: 0	WP: 0 PB: 0 SB: 2 CS: 0	PA: 41	
PITCHER	IP WLS BF H R ER SO BB IBB HBP BLK WP HR S P ERA WHIP	IP WLS BF H R ER SO BB IBB HBP BLK WP HR S P ERA WHIP	IP WLS BF H R ER SO BB IBB HBP BLK WP HR S P ERA WHIP	IP WLS BF H R ER SO BB IBB HBP BLK WP HR S P ERA WHIP	IP WLS BF H R ER SO BB IBB HBP BLK WP HR S P ERA WHIP	IP WLS BF H R ER SO BB IBB HBP BLK WP HR S P ERA WHIP	IP WLS BF H R ER SO BB IBB HBP BLK WP HR S P ERA WHIP	IP WLS BF H R ER SO BB IBB HBP BLK WP HR S P ERA WHIP	IP WLS BF H R ER SO BB IBB HBP BLK WP HR S P ERA WHIP	IP WLS BF H R ER SO BB IBB HBP BLK WP HR S P ERA WHIP	IP WLS BF H R ER SO BB IBB HBP BLK WP HR S P ERA WHIP	IP WLS BF H R ER SO BB IBB HBP BLK WP HR S P ERA WHIP	IP WLS BF H R ER SO BB IBB HBP BLK WP HR S P ERA WHIP	IP WLS BF H R ER SO BB IBB HBP BLK WP HR S P ERA WHIP	IP WLS BF H R ER SO BB IBB HBP BLK WP HR S P ERA WHIP	IP WLS BF H R ER SO BB IBB HBP BLK WP HR S P ERA WHIP		IP WLS BF H R ER SO BB IBB HBP BLK WP HR S P ERA WHIP	IP WLS BF H R ER SO BB IBB HBP BLK WP HR S P ERA WHIP	IP WLS BF H R ER SO BB IBB HBP BLK WP HR S P ERA WHIP	IP WLS BF H R ER SO BB IBB HBP BLK WP HR S P ERA WHIP	IP WLS BF H R ER SO BB IBB HBP BLK WP HR S P ERA WHIP
Gary Lavelle L (1.1) ERA: 3.84	2.2	11	3	2	2	0	0	0	0	0	0	11	11	6.75	1.125							
Fred Breining R (3.1) ERA: 2.55	5.1	W 25	7	1	1	6	2	1	0	1	0	0	34	46	1.69	1.688						
Greg Minton R (9.1) ERA: 2.88	1.0	S 5	2	0	0	0	0	0	0	0	0	5	5	0.00	2.000							

Batter	1	2	3	4	5	6	7	8	9	AB	R	H	RBI	BB	SO	LOB	BOTTOM					
Max Venable L (1.9) OBP: 0.278, SLG: 0.313	S E BB		F9	F6		4-3		K		4	1	0	0	1	1	6	San Diego Padres @ San Francisco Giants Candlestick Park, San Francisco, CA Sun Oct 04 1981, 6:33 AM EDT Att: 16,006 - Unknown San Diego Padres @ San Francisco Giants Candlestick Park, San Francisco, CA Sun Oct 04 1981, 6:33 AM EDT Att: 16,006 - Unknown livebaseballscorecards.com AB 31 R 4 H 7 RBI 2 BB 7 SO 5 LOB 20 					
Joe Pettini R (1.6) OBP: 0.182, SLG: 0.103 Larry Herndon R (8. PH) OBP: 0.325, SLG: 0.415 Milt May L (8. PH) OBP: 0.376, SLG: 0.383 Greg Minton S (9.1)	F8		6-3		G3		6-3	G3		4	0	0	0	0	0	1						
Jim Wohlford R (1.7) OBP: 0.205, SLG: 0.250	K		BB BB		1B 2B		6-3	F5		4	0	1	0	1	1	3						
Jerry Martin R (1.8) OBP: 0.308, SLG: 0.336	E6				F8		K			3	0	0	0	1	1	1						
Dave Bergman L (1.3) OBP: 0.333, SLG: 0.391	4-3		4-3		1B			1B E BB		3	1	1	0	1	0	3						
Bob Brenly R (1.5) OBP: 0.423, SLG: 0.489		F8		F8	6-3			E 1B 1B		4	1	1	0	0	0	2						
Jeff Ransom R (1.2) OBP: 0.313, SLG: 0.333				SH1-4 BB 1B		F8		E7 1B G3 1B		4	1	3	0	0	0	0						
Guy Sularz R (1.4) OBP: 0.292, SLG: 0.200	L9			SH1-4 BB		K		G3 1B		3	0	1	1	1	1	1						
Gary Lavelle S (1.1) OBP: 0.333, SLG: 0.364 Fred Breining R (3.1) Darrell Evans L (8. PH) OBP: 0.350, SLG: 0.417 Jeffrey Leonard R (8. PH) OBP: 0.346, SLG: 0.510 Johnnie L McMaster R (9.6) OBP: 0.350, SLG: 0.267				SH1-4				G3 IBB		1	0	0	0	0	1	1						
Inning Stats	R: 1 E: 1 K: 1 S: 6	H: 0 LOB: 1 BB: 1 P: 10	R: 0 E: 0 K: 1 S: 6	H: 1 LOB: 1 BB: 0 P: 6	R: 0 E: 0 K: 0 S: 3	H: 0 LOB: 2 BB: 2 P: 11	R: 0 E: 0 K: 0 S: 4	H: 1 LOB: 2 BB: 1 P: 8	R: 0 E: 0 K: 0 S: 5	H: 2 LOB: 0 BB: 0 P: 5	R: 0 E: 0 K: 1 S: 5	H: 0 LOB: 0 BB: 0 P: 5	R: 3 E: 1 K: 1 S: 8	H: 3 LOB: 3 BB: 2 P: 16	R: 0 E: 0 K: 0 S: 5	H: 0 LOB: 0 BB: 0 P: 5		1B: 5 2B: 2 3B: 0 HR: 0	SF: 0 SAC: 1 DP: 0 HBP: 0	WP: 0 PB: 0 SB: 1 CS: 0	PA: 39	
PITCHER	IP WLS BF H R ER SO BB IBB HBP BLK WP HR S P ERA WHIP	IP WLS BF H R ER SO BB IBB HBP BLK WP HR S P ERA WHIP	IP WLS BF H R ER SO BB IBB HBP BLK WP HR S P ERA WHIP	IP WLS BF H R ER SO BB IBB HBP BLK WP HR S P ERA WHIP	IP WLS BF H R ER SO BB IBB HBP BLK WP HR S P ERA WHIP	IP WLS BF H R ER SO BB IBB HBP BLK WP HR S P ERA WHIP	IP WLS BF H R ER SO BB IBB HBP BLK WP HR S P ERA WHIP	IP WLS BF H R ER SO BB IBB HBP BLK WP HR S P ERA WHIP	IP WLS BF H R ER SO BB IBB HBP BLK WP HR S P ERA WHIP	IP WLS BF H R ER SO BB IBB HBP BLK WP HR S P ERA WHIP	IP WLS BF H R ER SO BB IBB HBP BLK WP HR S P ERA WHIP	IP WLS BF H R ER SO BB IBB HBP BLK WP HR S P ERA WHIP	IP WLS BF H R ER SO BB IBB HBP BLK WP HR S P ERA WHIP	IP WLS BF H R ER SO BB IBB HBP BLK WP HR S P ERA WHIP	IP WLS BF H R ER SO BB IBB HBP BLK WP HR S P ERA WHIP	IP WLS BF H R ER SO BB IBB HBP BLK WP HR S P ERA WHIP		IP WLS BF H R ER SO BB IBB HBP BLK WP HR S P ERA WHIP	IP WLS BF H R ER SO BB IBB HBP BLK WP HR S P ERA WHIP	IP WLS BF H R ER SO BB IBB HBP BLK WP HR S P ERA WHIP	IP WLS BF H R ER SO BB IBB HBP BLK WP HR S P ERA WHIP	IP WLS BF H R ER SO BB IBB HBP BLK WP HR S P ERA WHIP
Steve Mura R (1.1) ERA: 4.28	6.0	28	4	1	0	3	5	0	0	0	0	29	49	0.00	1.500							
John Littlefield R (7.1) ERA: 2.39	1.0	3	0	0	0	1	0	0	0	0	0	5	5	0.00	0.000							
Eric Show R (8.1) ERA: 3.13	0.0	L 4	3	3	3	0	1	0	0	0	0	3	7	*	*							
Danny Boone L (8.1) ERA: 2.84	0.1	2	0	0	0	1	0	1	0	0	0	3	7	0.00	0.000							
John Littlefield R (8.1) ERA: 3.86	0.2	2	0	0	0	0	0	0	0	0	0	2	2	0.00	0.000							