

San Diego Padres - 1982

Batter	1	2	3	4	5	6	7	8	9	AB R H RBI BB SO LOB	TOP									
Brett Butler, L (1, 8) X	0-0 4-3 ①		0-0 4-3 ①		4-0 2B BB		4-0 WP SH3 BB		0-0 5-3 ②	3 1 0 0 2 0 1										
Glenn Hubbard, R (1, 4) S S S	0-3 K ②		4-0 BB		0-0 PB 1-H 2B		0-0 SH3 ①		0-0 F3 ③	3 0 1 1 1 1 1										
Claudell Washington, L (1, 9) X	0-0 4-3 ③		0-0 F7 ②		0-0 F7 ②		4-0 G5-4-3 BB			3 0 0 0 1 0 2										
Bob Homer, R (1, 5)		0-0 F8 ① X	0-0 F8 ③		4-0 BB		0-0 G5-4-3 ③ ③			3 0 0 0 1 0 3										
Dale Murphy, R (1, 7) S S S		0-3 K ②		4-0 G3 S BB	0-3 K ③			0-0 P6 ①		3 0 0 0 1 2 2										
Chris Chambliss, L (1, 3)		0-0 PB 2B		0-0 G3 ①		0-0 4-3 ①		0-0 F9 ②		4 0 1 0 0 0 1										
Bruce Benedict, R (1, 2)		4-0 BB BB		0-0 F5 ②		0-0 5-3 ②		0-0 F5 ③		3 0 0 0 1 0 1										
Rafael Ramirez, R (1, 6) S S S		4-0 BB 1-2		0-0 P1 ③		0-0 BB 3B			0-0 E4 1B	3 0 2 0 1 0 1										
Rick Mahler, R (1, 1) S S S		0-3 K ③			0-0 F9 ① S S S	0-3 K ③			0-3 K ① S S S	4 0 0 0 0 3 5										
Inning Stats	R: 0 H: 0 E: 0 K: 1 S: 5	H: 0 LOB: 0 BB: 0 P: 5	R: 0 H: 1 E: 0 K: 2 S: 8	H: 1 LOB: 3 BB: 2 P: 16	R: 0 H: 0 E: 0 K: 0 S: 3	H: 0 LOB: 1 BB: 1 P: 7	R: 0 H: 0 E: 0 K: 0 S: 3	H: 0 LOB: 1 BB: 1 P: 7	R: 1 H: 1 E: 0 K: 1 S: 6	H: 1 LOB: 2 BB: 2 P: 14	R: 0 H: 1 E: 0 K: 1 S: 6	H: 1 LOB: 1 BB: 0 P: 6	R: 0 H: 0 E: 0 K: 0 S: 2	H: 0 LOB: 1 BB: 2 P: 10	R: 0 H: 0 E: 0 K: 0 S: 3	H: 0 LOB: 0 BB: 0 P: 3	R: 0 H: 1 E: 1 K: 1 S: 6	H: 1 LOB: 1 BB: 0 P: 6	1B: 1 SF: 0 2B: 2 SAC: 1 3B: 1 DP: 1 HR: 0 HBP: 0	WP: 1 PA: 38 PB: 2 SB: 1 CS: 0
PITCHER	IP WLS BF H R ER SO BB IBB HBP BLK WP HR S P ERA WHIP																			
Juan Eichelberger, R (1, 1) ERA: 1.42	6.1 L 30 3 1 1 5 8 0 0 0 1 0 32 64 1.42 1.737																			
Luis DeLeon, R (7, 1) ERA:	1.2 4 0 0 0 0 0 0 0 0 0 0 4 4 0.00 0.000																			
Eric Show, R (9, 1) ERA:	1.0 4 1 0 0 1 0 0 0 0 0 0 6 6 0.00 1.000																			

Atlanta Braves @ San Diego Padres
 Jack Murphy Stadium, San Diego, CA

Tue Apr 06 1982, 9:05 PM EST
 Att. 30,188 - Unknown

livebaseballscorecards.com

AB	29
R	1
H	4
RBI	1
BB	8
SO	6
LOB	17



Batter	1	2	3	4	5	6	7	8	9	AB	R	H	RBI	BB	SO	LOB
Gene Richards, L (1, 7) SS	0-3 K		0-0 4-3			0-0 3-1		0-3 K		4	0	0	0	0	2	1
Juan Bonilla, R (1, 4) X	0-0 6-3		0-0 F7			0-0 4-3			0-0 6-3	4	0	0	0	0	0	0
Garry Templeton, S (1, 6) X	0-0 4-3		0-3 K			0-0 F7			0-0 1-3	4	0	0	0	0	1	0
Ruppert Jones, L (1, 8) OBP: 0.250, SLG: 0.500		0-0 6-3		0-3 K		0-0 1-3			0-0 2B	4	0	1	0	0	1	0
Sixto Lezcano, R (1, 9) BB		4-0 1B		0-0 F7		0-0 P5			0-3 K	3	0	0	0	1	1	1
Terry Kennedy, L (1, 2) SS		0-3 K		0-3 K		0-0 F7				3	0	0	0	0	2	1
Luis Salazar, R (1, 5) OBP: 0.333, SLG: 0.333		0-0 1B				0-0 6-3			0-0 F9	3	0	1	0	0	0	0
Broderick Perkins, L (1, 3) BB		4-0 1B				0-0 6-3			4-0 BB	1	0	0	0	2	0	0
Juan Eichelberger, R (1, 1) Luis DeLeon, R (7, 1) Randy Bass, L (8, PH) Eric Show, R (9, 1)		0-0 G3				0-0 1-3			0-0 F6	2	0	0	0	0	0	3

Inning Stats	R: 0	H: 0	E: 0	K: 1	S: 5	R: 0	H: 1	E: 0	K: 1	S: 6	R: 0	H: 0	E: 0	K: 1	S: 5	R: 0	H: 0	E: 0	K: 2	S: 7	R: 0	H: 0	E: 0	K: 0	S: 3	R: 0	H: 0	E: 0	K: 0	S: 3	R: 0	H: 0	E: 0	K: 1	S: 5	R: 0	H: 1	E: 0	K: 1	S: 6	1B: 1	2B: 1	3B: 0	HR: 0	SF: 0	SAC: 0	DP: 0	HBP: 0	WP: 0	PB: 0	SB: 0	CS: 0	PA: 32
PITCHER Rick Mahler, R (1, 1) ERA:	IP	WLS	BF	H	R	ER	SO	BB	IBB	HBP	BLK	WP	HR	S	P	ERA	WHIP																																				

BOTTOM

Atlanta Braves @ San Diego Padres
Jack Murphy Stadium, San Diego, CA

Tue Apr 06 1982, 9:05 PM EST
 Att. 30,188 - Unknown

livebaseballscorecards.com

AB	29
R	0
H	2
RBI	0
BB	3
SO	7
LOB	7



Batter	1	2	3	4	5	6	7	8	9	AB R H RBI BB SO LOB	TOP											
Brett Butler, L (1, 8) OBP: 0.600, SLG: 0.429	0-0 CS 1B		0-0 2-H 1B 1B		0-0 F5		4-0 1-2 2-3 FC4-6 BB		0-0 1-2 3-H 1B	4 1 3 2 1 0 0												
Glenn Hubbard, R (1, 4) OBP: 0.333, SLG: 0.286	0-0 F9 1-2		4-0 1B 1-2 2B BB		0-0 6-3		0-0 FC4-6		0-0 F7	4 1 0 1 1 0 5												
Claudell Washington, L (1, 9) OBP: 0.222, SLG: 0.125	0-0 6-3		0-0 1-3 2-H 2B 1B		0-0 F8		0-3 K		0-3 K	5 0 1 1 0 2 4												
Bob Homer, R (1, 5)		0-0 F8	0-3 K		0-0 F7		0-0 P5			4 0 0 0 0 1 2												
Dale Murphy, R (1, 7) OBP: 0.500, SLG: 1.000		0-0 S 1B	0-0 1-H 3-H 2B		0-0 HR		0-3 K			4 1 3 2 0 1 0												
Chris Chambliss, L (1, 3) OBP: 0.125, SLG: 0.250		0-3 K 1-2		0-0 4-3		0-0 3-1		0-3 K		4 0 0 0 0 2 1												
Bruce Benedict, R (1, 2) OBP: 0.250, SLG: 0.286		0-0 1-3		0-0 5-3		0-0 E6 BB FC4-6 1B		0-0 1B 2B		4 2 1 0 0 0 1												
Rafael Ramirez, R (1, 6) OBP: 0.625, SLG: 0.857			0-0 SH3-4 1B 1B		0-0 F7		0-0 F9		0-0 1B 2-3 1B	4 1 2 0 0 0 1												
Bob Walk, R (1, 1) OBP: 0.500, SLG: 0.500			0-0 SH3-4		0-0 4-3		0-0 FC4-6 BB 1B		0-3 K	2 0 1 0 0 0 0												
Rick Camp, R (8, 1)										1 0 0 0 0 1 2												
Gene Garber, R (9, 1)										0 0 0 0 0 0 0												
Inning Stats	R: 0 E: 0 K: 0 S: 3	H: 1 LOB: 0 BB: 0 P: 3	R: 0 E: 0 K: 1 S: 6	H: 1 LOB: 1 BB: 0 P: 6	R: 3 E: 0 K: 1 S: 8	H: 4 LOB: 2 BB: 1 P: 12	R: 0 E: 0 K: 0 S: 3	H: 0 LOB: 0 BB: 0 P: 3	R: 0 E: 0 K: 0 S: 3	H: 0 LOB: 0 BB: 0 P: 3	R: 1 E: 0 K: 0 S: 4	H: 1 LOB: 0 BB: 0 P: 4	R: 1 E: 1 K: 1 S: 7	H: 1 LOB: 2 BB: 1 P: 11	R: 0 E: 0 K: 2 S: 7	H: 0 LOB: 0 BB: 0 P: 7	R: 1 E: 0 K: 2 S: 10	H: 3 LOB: 2 BB: 0 P: 10	1B: 8 2B: 2 3B: 0 HR: 1	SF: 0 SAC: 1 DP: 0 HBP: 0	WP: 0 PB: 0 SB: 2 CS: 1	PA: 39
PITCHER	IP WLS BF H R ER SO BB IBB HBP BLK WP HR S P ERA WHIP																					
John Montefusco, R (1, 1) ERA: 6.0	6.0 L 24 7 4 4 2 1 0 0 0 0 0 1 27 31 6.00 1.333																					
Floyd Chiffer, R (7, 1) ERA:	2.0 9 1 1 0 3 1 0 0 0 0 0 0 14 18 0.00 1.000																					
Danny Boone, L (9, 1) ERA: 27.0	0.1 4 3 1 1 1 0 0 0 0 0 0 0 6 6 27.00 9.000																					
Luis DeLeon, R (9, 1) ERA:	0.2 2 0 0 0 0 1 0 0 0 0 0 0 4 4 0.00 0.000																					

Atlanta Braves @ San Diego Padres
 Jack Murphy Stadium, San Diego, CA
 Wed Apr 07 1982, 6:33 AM EST
 Att. 16,684 - Unknown

livebaseballscorecards.com

AB	36
R	6
H	11
RBI	6
BB	2
SO	7
LOB	16



Batter	1	2	3	4	5	6	7	8	9	AB R H RBI BB SO LOB
Gene Richards, L (1, 7) OBP: 0.333, SLG: 0.250	4-0 3-1 S FC5-2-6 BB		0-0 G6-3 1-2f			0-0 4-3		0-0 G3-6-1 1B 1-2 2-H	0-0 1B	4 1 2 2 1 0 1
Juan Bonilla, R (1, 4) OBP: 0.222, SLG: 0.125	0-0 3-1 1-3		0-0 5-3			0-0 1B		4-0 G3-6-1 1B 1-2 2-3	0-0 1-3 3-H	4 0 1 0 1 0 3
Garry Templeton, S (1, 6)	0-0 FC5-2-6 3-H				0-0 1-3	0-0 G3		0-0 E1 G3-6-1 1-2 2-3 3-H		4 0 0 0 0 0 4
Ruppert Jones, L (1, 8) OBP: 0.375, SLG: 0.429	4-0 BB				0-0 G3		0-0 1B	0-0 G3-6-1 1-2f 2-3 3-H		3 0 1 0 1 0 2
Sixto Lezcano, R (1, 9) Danny Boone, L (9, 1) Luis DeLeon, R (9, 1)	0-0 F8				0-0 4-3		0-3 K	0-0 1-3		4 0 0 0 0 1 5 0 0 0 0 0 0 0 0 0 0 0 0 0 0
Terry Kennedy, L (1, 2) OBP: 0.143, SLG: 0.143		0-0 F7			0-0 4-3		0-0 F7		0-0 FC1-6 1B	4 0 1 0 0 0 1
Luis Salazar, R (1, 5) OBP: 0.143, SLG: 0.143		0-0 F7			0-0 4-3		0-0 5-3		0-0 FC1-6 1B 1-2f 1B	4 1 0 0 0 0 2
Broderick Perkins, L (1, 3) Dave Edwards, R (8, PR) (9, 3)		0-0 1-3			0-0 G3			0-0 E3 1B 1B	0-0 P5	3 0 0 0 0 0 0 1 1 0 0 0 0 1
John Montefusco, R (1, 1) OBP: 1.000, SLG: 1.000 Tim Flannery, L (6, PH) Floyd Chiffer, R (7, 1) Joe Lefebvre, L (8, PH) (9, 9)			0-0 G6-3 1B			0-0 F7		0-0 BB 1B 1B 1-2 E 1B	0-0 1B	1 0 1 0 0 0 0 1 0 0 0 0 0 0 0 0 0 0 0 0 0 2 1 2 0 0 0 0

Inning Stats	R: 0 E: 0 K: 0 S: 3	H: 0 LOB: 2 BB: 2 P: 11	R: 0 E: 0 K: 0 S: 3	H: 0 LOB: 0 BB: 0 P: 3	R: 0 E: 0 K: 0 S: 3	H: 1 LOB: 0 BB: 0 P: 3	R: 0 E: 0 K: 0 S: 3	H: 0 LOB: 0 BB: 0 P: 3	R: 0 E: 0 K: 0 S: 4	H: 1 LOB: 1 BB: 0 P: 4	R: 0 E: 0 K: 1 S: 6	H: 1 LOB: 1 BB: 0 P: 6	R: 3 E: 2 K: 0 S: 6	H: 2 LOB: 2 BB: 1 P: 10	R: 1 E: 0 K: 0 S: 6	H: 3 LOB: 2 BB: 0 P: 6	1B: 8 2B: 0 3B: 0 HR: 0	SF: 0 SAC: 0 DP: 2 HBP: 0	WP: 0 PB: 0 SB: 1 CS: 0	PA: 38
PITCHER	IP	WLS	BF	H	R	ER	SO	BB	IBB	HBP	BLK	WP	HR	S	P	ERA	WHIP			
Bob Walk, R (1, 1) ERA:	7.0	W	28	5	3	0	1	2	0	0	0	0	0	28	36	0.00	1.000			
Rick Camp, R (8, 1) ERA: 5.4	1.2		9	3	1	1	0	1	0	0	0	0	0	8	12	5.40	2.400			
Gene Garber, R (9, 1) ERA:	0.1	S	1	0	0	0	0	0	0	0	0	0	0	1	1	0.00	0.000			

BOTTOM

Atlanta Braves @ San Diego Padres
Jack Murphy Stadium, San Diego, CA

Wed Apr 07 1982, 6:33 AM EST
 Att. 16,684 - Unknown

livebaseballscorecards.com

AB	35
R	4
H	8
RBI	2
BB	3
SO	1
LOB	19



Batter	1	2	3	4	5	6	7	8	9	AB	R	H	RBI	BB	SO	LOB	TOP										
Gene Richards, L (1, 7) OBP: 0.400, SLG: 0.333 Joe Lefebvre, L (1, PR) OBP: 0.667, SLG: 0.600	0-0 BB 1B		4-0 SH1-4 BB		0-0 3-1			0-0 FC4-6		1	0	1	0	0	0	0	San Diego Padres @ Los Angeles Dodgers Dodger Stadium, Los Angeles, CA Fri Apr 09 1982, 6:05 PM PST Att: 37,965 - Unknown										
Juan Bonilla, R (1, 4) OBP: 0.250, SLG: 0.100	4-0 BB		0-0 SH1-4		0-0 SH 4-3 1B		0-0 6-3	0-0 F8		2	0	0	0	1	0	1											
Garry Templeton, S (1, 6)	0-0 F8		0-0 4-3		0-3 K		0-0 4-3		0-0 E6 4-3 1B	5	1	0	1	0	1	6											
Ruppert Jones, L (1, 8) OBP: 0.308, SLG: 0.273	0-0 F8		0-0 6-3		0-0 4-3		4-0 2B BB		0-0 4-3	4	1	0	1	1	0	6											
Sixto Lezcano, R (1, 9) OBP: 0.308, SLG: 0.364	0-0 1-3			0-0 1B 2B	0-0 F7		0-0 2B		4-0 1B IBB	4	1	2	1	1	0	4											
Terry Kennedy, L (1, 2) OBP: 0.250, SLG: 0.182		0-0 5-3		0-0 P4		4-0 1-3 1B SH1-3 BB		0-0 4-3	0-0 1-3 1B	4	1	1	1	1	0	2											
Luis Salazar, R (1, 5) OBP: 0.250, SLG: 0.250		0-3 K		0-0 6-3		0-0 SH1-3 1-3 1B		0-0 4-3 S FC4-6 1B	0-0 F3	5	1	2	0	0	1	3											
Randy Bass, L (1, 3) OBP: 0.167, SLG: 0.167		0-0 1-3		0-0 1B		0-0 1-3		0-0 4-3	0-0 F8	5	0	1	1	0	0	5											
Tim Lollar, L (1, 1) OBP: 1.000, SLG: 1.000 Floyd Chiffer, R (6, 1) Kurt Bevacqua, R (8, PH) Gary Lucas, L (8, 1)			0-0 SH1-4 BB 4-3 1B		0-0 SH 4-3 1B		0-0 SH1-3		4-0 FC4-6 IBB	2	2	2	1	0	0	0											
Inning Stats	R: 0 E: 0 K: 0 S: 4	H: 1 LOB: 2 BB: 1 P: 8	R: 0 E: 0 K: 1 S: 5	H: 0 LOB: 0 BB: 0 P: 5	R: 1 E: 0 K: 0 S: 4	H: 1 LOB: 1 BB: 1 P: 8	R: 1 E: 0 K: 0 S: 4	H: 2 LOB: 1 BB: 0 P: 4	R: 1 E: 0 K: 1 S: 8	H: 2 LOB: 2 BB: 0 P: 8	R: 1 E: 0 K: 0 S: 4	H: 1 LOB: 1 BB: 1 P: 8	R: 1 E: 0 K: 0 S: 4	H: 1 LOB: 1 BB: 1 P: 8	R: 1 E: 1 K: 0 S: 5	H: 1 LOB: 2 BB: 1 P: 9	1B: 8 2B: 2 3B: 0 HR: 0	SF: 0 SAC: 3 DP: 0 HBP: 0	WP: 0 PB: 0 SB: 1 CS: 0	PA: 44							
PITCHER	IP	WLS	BF	H	R	ER	SO	BB	IBB	HBP	BLK	WP	HR	S	P	ERA	WHIP										
Burt Hooton, R (1, 1) ERA: 6.75	4.0		19	6	3	3	1	2	0	0	0	0	0	19	27	6.75	2.000										
Ted Power, R (5, 1) ERA: 4.5	2.0		9	1	1	1	1	1	0	0	0	0	0	10	14	4.50	1.000										
Terry Forster, L (7, 1) ERA: 4.15	2.1	L	14	3	3	2	0	1	2	0	0	0	0	11	23	7.71	1.714										
Alejandro Pena, R (9, 1) ERA:	0.2		2	0	0	0	0	0	0	0	0	0	0	2	2	0.00	0.000										

livebaseballscorecards.com

AB	35
R	7
H	10
RBI	7
BB	6
SO	2
LOB	29



BOTTOM

San Diego Padres @ Los Angeles Dodgers
 Dodger Stadium, Los Angeles, CA

livebaseballscorecards.com

AB	37
R	4
H	10
RBI	4
BB	2
SO	4
LOB	15



WP:	0	PA:	39
PB:	0	SB:	0
CS:	0		

Fri Apr 09 1982, 6:05 PM PST
 Att. 37,965 - Unknown

AB	R	H	RBI	BB	SO	LOB
5	0	0	0	0	0	2
4	0	1	0	1	0	0
5	0	0	0	0	0	3
4	0	1	0	0	0	0
4	0	1	0	0	1	1
4	2	2	0	0	1	1
3	1	2	1	1	1	1
4	1	2	0	0	0	4
2	0	0	0	0	0	3
0	0	0	0	0	0	0
1	0	1	3	0	0	0
0	0	0	0	0	0	0
0	0	0	0	0	0	0
0	0	0	0	0	0	0
1	0	0	0	0	1	0

Batter	1	2	3	4	5	6	7	8	9
Steve Sax, R OBP: 0.267, SLG: 0.214 (1, 4)	0-0 5-3		0-0 F7		0-0 4-3	0-0 P4			0-0 6-3
Ken Landreaux, L OBP: 0.571, SLG: 0.500 (1, 8)	0-0 P6		4-0 1-2 BB		0-0 F5			0-0 F3 1B	
Dusty Baker Jr., R OBP: 0.286, SLG: 0.167 (1, 7)	0-0 F7		0-0 P4		0-0 P3			0-0 F3	0-0 F8
Steve Garvey, R OBP: 0.231, SLG: 0.182 (1, 3)		0-0 FC6-4 1B		0-0 F7		0-0 5-3		0-0 P4	
Ron Cey, R OBP: 0.462, SLG: 0.769 (1, 5)		0-0 FC6-4 1-2f		0-0 P3		0-0 BB FC5-2 1B		0-3 K	
Pedro Guerrero, R OBP: 0.462, SLG: 0.364 (1, 9)		0-3 K		0-0 2B 1B		0-0 FC5-2 1-2 2B 1B		0-0 6-3	
Steve Yeager, R OBP: 0.625, SLG: 1.143 (1, 2)		0-3 K2-3		0-0 1B 1-H 2B		4-0 BB 1-2 2-3 2B BB		0-0 1B	
Bill Russell, R OBP: 0.500, SLG: 0.600 (1, 6)			0-0 FC2-6 1B	0-0 2-3 1B		0-0 FC5-2 1-2 2-3 3-Hf 2B		0-0 4-3	
Burt Hooton, R (1, 1)			0-0 FC2-6 1-2f BB	0-0 5-3		0-0 1-H 2-H 3-H 2B		0-3 K	

Inning Stats	R: 0	H: 0	E: 0	K: 0	S: 3	R: 0	H: 1	E: 0	K: 2	S: 8	R: 0	H: 1	E: 0	K: 0	S: 4	R: 1	H: 3	E: 0	K: 0	S: 6	R: 0	H: 0	E: 0	K: 0	S: 3	R: 3	H: 3	E: 0	K: 0	S: 6	R: 0	H: 0	E: 0	K: 0	S: 3	R: 0	H: 1	E: 0	K: 1	S: 6	R: 0	H: 1	E: 0	K: 1	S: 6	R: 0	H: 1	E: 0	K: 1	S: 6
	LOB: 0	BB: 0	P: 3	LOB: 1	BB: 0	P: 8	LOB: 2	BB: 1	P: 8		LOB: 2	BB: 0	P: 6	LOB: 0	BB: 0	P: 3	LOB: 1	BB: 1	P: 10	LOB: 0	BB: 0	P: 3	LOB: 1	BB: 0	P: 6	LOB: 0	BB: 0	P: 6	LOB: 1	BB: 0	P: 6	LOB: 1	BB: 0	P: 6	LOB: 1	BB: 0	P: 6	LOB: 1	BB: 0	P: 6	LOB: 1	BB: 0	P: 6	LOB: 1	BB: 0	P: 6				

PITCHER	IP	WLS	BF	H	R	ER	SO	BB	IBB	HBP	BLK	WP	HR	S	P	ERA	WHIP
Tim Lollar, L ERA: 6.75 (1, 1)	5.1		25	7	4	4	2	2	0	0	0	0	0	27	35	6.75	1.688
Floyd Chiffer, R ERA: (6, PH)	1.2	W	6	1	0	0	0	0	0	0	0	0	0	6	6	0.00	0.600
Gary Lucas, L ERA: (8, 1)	2.0	S	8	2	0	0	2	0	0	0	0	0	0	12	12	0.00	1.000

Batter	1	2	3	4	5	6	7	8	9	AB R H RBI BB SO LOB	TOP											
Luis Salazar, R (1, 5) OBP: 0.250, SLG: 0.250	0-0 E6 FC1-5	0-3 K			0-0 6-3		0-0 S 1B			4 0 1 0 0 1 3	San Diego Padres @ Los Angeles Dodgers Dodger Stadium, Los Angeles, CA Sat Apr 10 1982, 3:33 AM PST Att. 46,692 - Unknown livebaseballscorecards.com											
Juan Bonilla, R (1, 4) OBP: 0.250, SLG: 0.077	4-0 3-1 FC1-5 BB		0-0 F9		0-0 6-3		0-0 6-3 1-2			3 0 0 0 1 0 2												
Garry Templeton, S (1, 6)	0-0 FC1-5 3-1 1-2 2-3f		0-3 K		0-0 F8			0-0 5-3		4 0 0 0 0 1 3												
Ruppert Jones, L (1, 8) OBP: 0.353, SLG: 0.400	0-0 3-1 1-2 2-3		0-0 1B		0-0 L1			0-0 2B		4 0 2 0 0 0 2												
Sixto Lezcano, R (1, 9) OBP: 0.294, SLG: 0.333	0-0 6-3		0-0 F8		0-0 1B			0-3 K		4 0 1 0 0 1 4												
Kurt Bevacqua, R (1, 3)		0-0 5-3		0-0 5-3		0-3 K		0-0 F8		4 0 0 0 0 1 2												
Terry Kennedy, L (1, 2) OBP: 0.250, SLG: 0.200		0-0 2B 1B		0-0 P6		0-0 5-3		0-0 1-3		4 0 1 0 0 0 1												
Dave Edwards, R (1, 7) OBP: 0.200, SLG: 0.400		0-0 1-3 2B		0-0 P4		0-3 K		0-3 K		4 0 1 0 0 2 0												
Juan Eichelberger, R (1, 1) Tim Flannery, L (5, PH) Eric Show, R (5, 1) Joe Lefebvre, L (7, PH) Rick Wise, R (7, 1) Randy Bass, L (9, PH)		0-3 K		0-0 2B		0-3 K		0-0 P6		1 0 0 0 0 0 1 2 1 0 1 0 0 0 0 0 0 0 0 0 0 0 0 0 1 0 0 0 0 0 1 0 0 0 0 0 0 0 0 0 1 0 0 0 0 0 0 0												
Inning Stats	R: 0 E: 1 K: 0 S: 4	H: 0 LOB: 2 BB: 1 P: 8	R: 0 E: 0 K: 2 S: 9	H: 2 LOB: 2 BB: 0 P: 9	R: 0 E: 0 K: 1 S: 6	H: 1 LOB: 1 BB: 0 P: 6	R: 0 E: 0 K: 0 S: 3	H: 0 LOB: 0 BB: 0 P: 3	R: 0 E: 0 K: 0 S: 4	H: 1 LOB: 1 BB: 0 P: 4	R: 0 E: 0 K: 1 S: 6	H: 1 LOB: 1 BB: 0 P: 6	R: 0 E: 0 K: 2 S: 8	H: 1 LOB: 1 BB: 0 P: 8	R: 0 E: 0 K: 1 S: 6	H: 1 LOB: 1 BB: 0 P: 6	R: 0 E: 0 K: 1 S: 5	H: 0 LOB: 0 BB: 0 P: 5	1B: 4 2B: 3 3B: 0 HR: 0	SF: 0 SAC: 0 DP: 0 HBP: 0	WP: 0 PB: 0 SB: 1 CS: 0	PA: 36
PITCHER	IP WLS BF H R ER SO BB IBB HBP BLK WP HR S P ERA WHIP																				PITCHER	IP WLS BF H R ER SO BB IBB HBP BLK WP HR S P ERA WHIP
Fernando Valenzuela, L (1, 1) ERA:	6.0 W 25 5 0 0 4 1 0 0 0 0 0 32 36 0.00 1.000																					
Dave Stewart, R (7, 1) ERA:	2.0 8 2 0 0 3 0 0 0 0 0 0 0 14 14 0.00 1.000																					
Dave Goltz, R (9, 1) ERA:	1.0 3 0 0 0 1 0 0 0 0 0 0 0 5 5 0.00 0.000																					

Batter	1	2	3	4	5	6	7	8	9
Steve Sax, R OBP: 0.300, SLG: 0.278 (1, 4)	0-0 1-3		4-0 WP BLK FC1-5 BB	0-0 WP 2B		0-0 1-3		0-0 3-1	
Ken Landreaux, L OBP: 0.556, SLG: 0.467 (1, 8)	0-0 F3		4-0 FC1-5 BB	0-0 3-1			0-0 S E 1B		
Dusty Baker Jr., R OBP: 0.389, SLG: 0.500 (1, 7) Derrel Thomas, S (7, PR) (8, 7)	0-0 HR		0-0 FC1-5		0-0 CS 1B		0-0 4-3 1-H 1B 1B		
Steve Garvey, R OBP: 0.235, SLG: 0.143 (1, 3)	4-0 BB		0-0 P5		0-3 K 1-2		0-0 4-3		
Ron Cey, R OBP: 0.471, SLG: 0.706 (1, 5)	0-0 F8			0-0 1B 2B 1B	0-3 K		0-0 1B		
Pedro Guerrero, R OBP: 0.353, SLG: 0.267 (1, 9)		0-0 6-3		0-0 P4		0-0 E6 4-3	0-0 P4		
Mike Scioscia, L OBP: 0.333, SLG: 0.250 (1, 2)		0-0 4-3		0-0 2B 4-3 1B		0-0 4-3	0-0 F9		
Bill Russell, R OBP: 0.462, SLG: 0.615 (1, 6) Mark Belanger, R OBP: 0.250, SLG: 0.500 (8, 6)		0-0 4-3		0-0 4-3 2B 2B		0-0 5-3	0-0 L1		
Fernando Valenzuela, L (1, 1) Jay Johnstone, L (6, PH) Dave Stewart, R (7, 1) Jorge Orta, L (8, PH) Dave Goltz, R (9, 1)			0-0 5-3	0-0 4-3		4-0 IBB	0-0 P3		

AB	R	H	RBI	BB	SO	LOB
4	0	1	1	1	0	2
3	1	1	0	1	0	1
4	1	3	2	0	0	2
0	1	0	0	0	0	0
3	0	0	0	1	1	4
4	1	2	1	0	1	1
4	0	0	0	0	0	3
4	1	1	0	0	0	3
3	1	1	1	0	0	1
1	0	0	0	0	0	0
2	0	0	1	0	0	1
0	0	0	0	1	0	0
0	0	0	0	0	0	0
1	0	0	0	0	0	0
0	0	0	0	0	0	0

WP	HR	S	P	ERA	WHIP
2	1	17	29	9.00	2.000
0	0	11	15	0.00	0.500
0	0	9	9	9.00	1.500

Inning Stats		R: 1	H: 1	E: 0	LOB: 1	K: 0	P: 8	R: 0	H: 0	E: 0	LOB: 0	K: 0	P: 3	R: 0	H: 0	E: 0	LOB: 2	K: 0	P: 11	R: 3	H: 4	E: 0	LOB: 1	K: 0	P: 7	R: 0	H: 1	E: 0	LOB: 0	K: 2	P: 7	R: 0	H: 0	E: 1	LOB: 2	K: 0	P: 8	R: 2	H: 3	E: 1	LOB: 2	K: 0	P: 6	R: 0	H: 0	E: 0	LOB: 0	K: 0	P: 3
PITCHER		IP	WLS	BF	H	R	ER	SO	BB	IBB	HBP	BLK	WP	HR	S	P	ERA	WHIP																															
Juan Eichelberger, R (1, 1)	4.0	L	20	5	4	4	0	0	3	0	0	1	2	1	17	29	9.00	2.000																															
Eric Show, R (5, 1)	2.0		8	1	0	0	2	0	0	1	0	0	0	0	11	15	0.00	0.500																															
Rick Wise, R (7, 1)	2.0		9	3	2	2	0	0	0	0	0	0	0	0	9	9	9.00	1.500																															

BOTTOM

San Diego Padres @ Los Angeles Dodgers
Dodger Stadium, Los Angeles, CA

Sat Apr 10 1982, 3:33 AM PST
Att. 46,692 - Unknown

AB	33
R	6
H	9
RBI	6
BB	4
SO	2
LOB	18

livebaseballscorecards.com

Batter	1	2	3	4	5	6	7	8	9	AB R H RBI BB SO LOB	TOP											
Gene Richards, L (1, 7) OBP: 0.286, SLG: 0.231	0-0 F8		0-0 F8		0-0 1-3			0-0 4-3		4 0 0 0 0 0 0	San Diego Padres @ San Francisco Giants Candlestick Park, San Francisco, CA Tue Apr 13 1982, 6:33 AM EST Att: 41,410 - Unknown livebaseballscorecards.com											
Juan Bonilla, R (1, 4) OBP: 0.250, SLG: 0.118	0-0 F8		0-0 F4			0-0 1B		0-0 F4		4 1 1 0 0 0 0												
Garry Templeton, S (1, 6) OBP: 0.095, SLG: 0.095	0-0 E5 WP		0-0 1B			0-0 CS 1B		0-0 6-3		4 0 2 0 0 0 0												
Ruppert Jones, L (1, 8) OBP: 0.429, SLG: 0.444	4-0 1-2 BB		0-0 G3			0-0 1-2 3-H 1B		0-0 6-3 1B		3 0 2 1 1 0 1												
Sixto Lezcano, R (1, 9) OBP: 0.238, SLG: 0.263	0-0 L5		0-3 K			0-0 F7		0-0 F9		4 0 0 0 0 1 4												
Terry Kennedy, L (1, 2) OBP: 0.200, SLG: 0.158		0-0 F4		0-0 G3		0-0 4-3		0-0 6-3		4 0 0 0 0 0 2												
Luis Salazar, R (1, 5) OBP: 0.250, SLG: 0.250		0-0 PB S SF8 1B		0-3 K			0-0 4-3	0-0 F9		4 1 1 0 0 1 1												
Randy Bass, L (1, 3) OBP: 0.100, SLG: 0.111		0-0 SF8		0-0 G3			0-0 6-3			2 0 0 1 0 0 0												
John Montefusco, R (1, 1) OBP: 0.333, SLG: 0.333		0-3 K		0-3 K			0-3 K			2 0 0 0 0 2 0												
Danny Boone, L (6, 1)										0 0 0 0 0 0 0												
Tim Flannery, L (7, PH) OBP: 0.333, SLG: 0.667										1 0 0 0 0 1 0												
John Curtis, L (7, 1)										0 0 0 0 0 0 0												
Floyd Chiffer, R (8, 1)										0 0 0 0 0 0 0												
Inning Stats	R: 0 E: 1 K: 0 S: 4	H: 0 LOB: 2 BB: 1 P: 8	R: 1 E: 0 K: 1 S: 6	H: 1 LOB: 0 BB: 0 P: 6	R: 0 E: 0 K: 0 S: 4	H: 1 LOB: 1 BB: 0 P: 4	R: 0 E: 0 K: 2 S: 7	H: 0 LOB: 0 BB: 0 P: 7	R: 0 E: 0 K: 1 S: 5	H: 0 LOB: 0 BB: 0 P: 5	R: 1 E: 0 K: 0 S: 5	H: 3 LOB: 1 BB: 0 P: 5	R: 0 E: 0 K: 1 S: 5	H: 0 LOB: 0 BB: 0 P: 5	R: 0 E: 0 K: 0 S: 3	H: 0 LOB: 0 BB: 0 P: 3	R: 0 E: 0 K: 0 S: 4	H: 1 LOB: 1 BB: 0 P: 4	1B: 6 2B: 0 3B: 0 HR: 0	SF: 1 SAC: 0 DP: 0 HBP: 0	WP: 1 PB: 1 SB: 1 CS: 1	PA: 34
PITCHER	IP WLS BF H R ER SO BB IBB HBP BLK WP HR S P ERA WHIP																					
Alan Fowlkes, R (1, 1) ERA: 3.52	6.0 W 24 5 2 1 4 1 0 0 1 0 31 35 1.50 1.000																					
Greg Minton, R (7, 1) ERA:	3.0 S 10 1 0 0 1 0 0 0 0 0 0 12 12 0.00 0.333																					



Batter	1	2	3	4	5	6	7	8	9
Chili Davis, S OBP: 0.250, SLG: 0.333 (1, 7)	0-0 F8		0-0 4-3		0-0 1-3 2B		0-0 F9		
Joe Morgan, L OBP: 0.304, SLG: 0.238 (1, 4)	0-0 G3		0-0 2B 1B		0-0 F9		4-0 BB		
Jack Clark, R OBP: 0.308, SLG: 0.429 (1, 9)	0-0 5-3		4-0 2B BB		0-0 1-3		4-0 BB		
Reggie Smith, S OBP: 0.440, SLG: 0.409 (1, 3)		0-0 1B 5-3 1B	0-0 1B 2B		0-0 4-3		0-0 F8		
Dave Bergman, L OBP: 0.333, SLG: 0.250 (8, 3)			1-H 2-H						
Darrell Evans, L OBP: 0.500, SLG: 0.400 (1, 5)		0-0 F8 5-3 1B	0-0 G3			0-0 F9	0-0 F5		
Jeffrey Leonard, R OBP: 0.360, SLG: 0.391 (1, 8)		0-0 5-3		0-0 2B		0-0 1B		0-0 4-3	
Milt May, L OBP: 0.348, SLG: 0.250 (1, 2)		0-0 F8		0-0 1-3		0-0 F6		0-0 3-1	
Johnnie LeMaster, R OBP: 0.318, SLG: 0.167 (1, 6)		0-0 F9		0-0 6-3		4-0 IBB		0-0 F5	
Alan Fowlkes, R (1, 1)			0-3 K		0-0 F9		0-0 F9		
Duane Kuiper, L (6, PH)									
Greg Minton, S (7, 1)									

AB	R	H	RBI	BB	SO	LOB
4	0	1	0	0	0	0
3	1	1	0	1	0	1
2	1	0	0	2	0	1
4	1	2	2	0	0	3
0	0	0	0	0	0	0
4	0	1	0	0	0	3
4	0	2	1	0	0	1
4	0	0	0	0	0	3
3	0	0	0	1	0	2
2	0	0	0	0	1	1
1	0	0	0	0	0	2
0	0	0	0	0	0	0

BOTTOM

San Diego Padres @ San Francisco Giants
Candlestick Park, San Francisco, CA


Tue Apr 13 1982, 6:33 AM EST
Att. 41,410 - Unknown

AB	31
R	3
H	7
RBI	3
BB	4
SO	1
LOB	17



Inning Stats		R: 0	H: 0	E: 0	K: 0	S: 3	R: 1	H: 2	E: 0	K: 0	S: 5	R: 2	H: 2	E: 0	K: 1	S: 7	R: 0	H: 1	E: 0	K: 0	S: 4	R: 0	H: 1	E: 0	K: 0	S: 4	R: 0	H: 0	E: 0	K: 0	S: 3	R: 0	H: 0	E: 0	K: 0	S: 3											
PITCHER		IP	WLS	BF	H	R	ER	SO	BB	IBB	HBP	BLK	WP	HR	S	P	ERA	WHIP	PITCHER										IP	WLS	BF	H	R	ER	SO	BB	IBB	HBP	BLK	WP	HR	S	P	ERA	WHIP		
John Montefusco, R (1, 1)	ERA: 5.4	5.2	L	26	7	3	3	1	1	1	0	0	0	0	26	34	4.76	1.412																													
Danny Boone, L (6, 1)	ERA: 13.5	0.1		1	0	0	0	0	0	0	0	0	0	0	1	1	0.00	0.000																													
John Curtis, L (7, 1)	ERA:	1.0		5	0	0	0	0	2	0	0	0	0	0	3	11	0.00	2.000																													
Floyd Chiffer, R (8, 1)	ERA:	1.0		3	0	0	0	0	0	0	0	0	0	0	3	3	0.00	0.000																													

1B:	4	SF:	0	WP:	0	PA:	35
2B:	3	SAC:	0	PB:	0		
3B:	0	DP:	0	SB:	3		
HR:	0	HBP:	0	CS:	0		

Batter	1	2	3	4	5	6	7	8	9	AB R H RBI BB SO LOB	TOP											
Gene Richards, L (1, 7) OBP: 0.316, SLG: 0.235 Dave Edwards, R (9, 7) OBP: 0.200, SLG: 0.400	0-0 2B 1B	0-0 F8		4-0 WP BB			0-0 FC6-4 1-2f		0-0 4-3	4 1 1 0 1 0 3 0 0 0 0 0 0 0												
Juan Bonilla, R (1, 4) OBP: 0.292, SLG: 0.286	0-0 4-3 1-H 2B		0-0 6-3 2B	0-0 6-3 1-2 2-3 3-H			0-0 FC6-4 1-2f			4 1 2 1 0 0 3												
Garry Templeton, S (1, 6) OBP: 0.080, SLG: 0.080	0-0 6-3		0-0 6-3 2-3				0-0 1-6-3			4 0 0 0 0 0 3												
Ruppert Jones, L (1, 8) OBP: 0.360, SLG: 0.364	0-0 4-3 2-3		0-0 4-3					0-0 F7		4 0 0 0 0 0 2												
Sixto Lezcano, R (1, 9) OBP: 0.240, SLG: 0.304	0-0 2B 3-H		0-0 G3					0-3 K		4 0 1 1 0 1 1												
Luis Salazar, R (1, 5) OBP: 0.208, SLG: 0.208	0-0 1-3			0-0 6-3			0-0 F3		0-3 K	4 0 0 0 0 1 1												
Kurt Bevacqua, R (1, 3)		0-3 K		0-0 6-3			0-0 4-3		0-0 2-3	4 0 0 0 0 1 0	AB 33 R 3 H 7 RBI 2 BB 3 SO 4 LOB 14											
Doug Gwosdz, R (1, 2) OBP: 0.750, SLG: 0.667		0-0 1B		4-0 1B WP BB			0-0 3-1		0-0 SH2-4 1B	3 1 2 0 1 0 0												
Tim Lollar, L (1, 1) OBP: 0.800, SLG: 0.750 Luis DeLeon, R (7, 1) Gary Lucas, L (9, 1)		0-3 K		0-0 WP BB 1B			4-0 FC6-4 BB		0-0 SH2-4 1-2	2 0 1 0 1 1 1 0 0 0 0 0 0 0 0 0 0 0 0 0 0												
Inning Stats	R: 2 E: 0 K: 0 S: 6	H: 3 LOB: 1 BB: 0 P: 6	R: 0 E: 0 K: 2 S: 8	H: 1 LOB: 1 BB: 0 P: 8	R: 0 E: 0 K: 0 S: 4	H: 1 LOB: 1 BB: 0 P: 4	R: 1 E: 0 K: 0 S: 4	H: 1 LOB: 2 BB: 2 P: 12	R: 0 E: 0 K: 0 S: 3	H: 0 LOB: 0 BB: 0 P: 3	R: 0 E: 0 K: 0 S: 3	H: 0 LOB: 0 BB: 0 P: 3	R: 0 E: 0 K: 0 S: 3	H: 0 LOB: 1 BB: 1 P: 7	R: 0 E: 0 K: 2 S: 7	H: 0 LOB: 0 BB: 0 P: 7	R: 0 E: 0 K: 0 S: 4	H: 1 LOB: 1 BB: 0 P: 4	1B: 4 2B: 3 3B: 0 HR: 0	SF: 0 SAC: 1 DP: 0 HBP: 0	WP: 1 PB: 0 SB: 0 CS: 0	PA: 37
PITCHER	IP WLS BF H R ER SO BB IBB HBP BLK WP HR S P ERA WHIP																					
Dan Schatzeder, L (1, 1) ERA: 7.88	3.2 L 19 6 3 3 2 2 0 0 0 0 0 0 21 29 7.36 2.182																					
Renie Martin, R (4, 1) ERA:	1.1 4 0 0 0 0 0 0 0 0 0 1 0 4 4 0.00 0.000																					
Fred Breining, R (6, 1) ERA: 5.4	2.0 7 0 0 0 0 1 0 0 0 0 0 0 6 10 0.00 0.500																					
Gary Lavelle, L (8, 1) ERA: 1.5	2.0 7 1 0 0 2 0 0 0 0 0 0 0 11 11 0.00 0.500																					

San Diego Padres @ San Francisco Giants
Candlestick Park, San Francisco, CA
Wed Apr 14 1982, 9:05 PM EST
Att. 6,212 - Unknown

livebaseballscorecards.com

Batter	1	2	3	4	5	6	7	8	9	AB R H RBI BB SO LOB
Chili Davis, S (1, 7) OBP: 0.276, SLG: 0.320	0-0 1-3		0-3 K		0-0 1B		4-0 BB		0-3 K	4 0 1 0 1 2 0
Joe Morgan, L (1, 4) OBP: 0.357, SLG: 0.250	4-0 BB 1B BB		0-0 BB 1B		0-0 F4		4-0 G5-4-3 BB		0-0 F7	3 0 1 0 2 0 1
Jack Clark, R (1, 9) OBP: 0.367, SLG: 0.458	0-0 1-2 BB 1B		4-0 1-2 BB		0-0 1-2 1B		0-0 G5-4-3 1-2f			3 0 2 0 1 0 2
Reggie Smith, S (1, 3) OBP: 0.379, SLG: 0.346	0-3 K		0-0 F3		0-3 K			0-3 K		4 0 0 0 0 3 5
Darrell Evans, L (1, 5) OBP: 0.467, SLG: 0.348	4-0 1-2 2-3 BB			0-0 F6		0-0 4-3		0-0 G3		3 0 0 0 1 0 0
Jeffrey Leonard, R (1, 8) OBP: 0.345, SLG: 0.370	0-3 K		0-0 1-3		0-0 1B		0-3 K		0-3 K	4 0 1 0 0 2 3
Johnnie LeMaster, R (1, 6) OBP: 0.308, SLG: 0.143		0-0 F9		4-0 BB		0-0 F3		0-0 4-3		3 0 0 0 1 0 1
Jeff Ransom, R (1, 2) Milt May, L (9, PH) OBP: 0.375, SLG: 0.286		0-0 F2		0-3 K		0-0 F9		0-0 HR 1B		3 0 0 0 0 1 2 1 1 1 0 0 0 0
Dan Schatzeder, L (1, 1) Renie Martin, R (4, 1) Guy Sulzarz, R (5, PH) Fred Breining, R (8, 1) Duane Kuiper, L (7, PH) Gary Lavelle, S (8, 1) Champ Summers, L (9, PH) OBP: 0.500, SLG: 2.000		0-3 K			0-0 1-3		0-0 F7		0-0 HR	1 0 0 0 0 0 1 0 0 0 0 0 0 0 0 0 1 0 0 0 0 0 0 0 0 0 0 0 0 0 0 0 1 0 0 0 0 0 0 0 0 0 0 0 0 0 0 0 1 1 1 2 0 0 0 0

Inning Stats	R: 0	H: 1	E: 0	K: 2	S: 8	LOB: 3	BB: 2	P: 16	R: 0	H: 0	E: 0	K: 1	S: 5	LOB: 0	BB: 0	P: 5	R: 0	H: 1	E: 0	K: 1	S: 5	LOB: 1	BB: 1	P: 9	R: 0	H: 0	E: 0	K: 1	S: 5	LOB: 1	BB: 1	P: 9	R: 0	H: 2	E: 0	K: 1	S: 7	LOB: 2	BB: 0	P: 7	R: 0	H: 1	E: 0	K: 0	S: 4	LOB: 1	BB: 0	P: 4	R: 0	H: 0	E: 0	K: 0	S: 2	LOB: 1	BB: 2	P: 10	R: 0	H: 0	E: 0	K: 2	S: 7	LOB: 0	BB: 0	P: 7	R: 2	H: 2	E: 0	K: 1	S: 7	LOB: 0	BB: 0	P: 7	1B: 6	2B: 0	3B: 0	HR: 1	SF: 0	SAC: 0	DP: 1	HBP: 0	WP: 0	PB: 0	SB: 1	CS: 0	PA: 38
PITCHER	IP	WLS	BF	H	R	ER	SO	BB	IBB	HBP	BLK	WP	HR	S	P	ERA	WHIP																																																																				
Tim Lollar, L (1, 1) ERA: 3.09	6.1	W	29	5	0	0	6	6	0	0	0	0	0	35	59	0.00	1.737																																																																				
Luis DeLeon, R (7, 1) ERA: 4.15	2.0		7	2	2	2	2	0	0	0	0	0	1	11	11	9.00	1.000																																																																				
Gary Lucas, L (9, 1) ERA:	0.2	S	2	0	0	0	1	0	0	0	0	0	0	4	4	0.00	0.000																																																																				

BOTTOM

San Diego Padres @ San Francisco Giants
Candlestick Park, San Francisco, CA
Wed Apr 14 1982, 9:05 PM EST
Att. 6,212 - Unknown

AB	32
R	2
H	7
RBI	2
BB	6
SO	9
LOB	14



Batter	1	2	3	4	5	6	7	8	9	AB R H RBI BB SO LOB	TOP		
Steve Sax, R (1, 4) OBP: 0.375, SLG: 0.361	0-0 WP 2B		0-0 6-3			0-0 F9		4-0 BB		3 0 1 0 1 0 0	Los Angeles Dodgers @ San Diego Padres Jack Murphy Stadium, San Diego, CA Thu Apr 15 1982, 9:05 PM EST Att: 32,681 - Unknown livebaseballscorecards.com		
Ken Landreaux, L (1, 8) OBP: 0.444, SLG: 0.406 Alejandro Pena, R (8, 1)	4-0 2-3 BB		0-0 4-3			0-0 P4		0-3 K		3 0 0 0 1 1 1 0 0 0 0 0 0 0			
Dusty Baker Jr., R (1, 7) OBP: 0.371, SLG: 0.467	0-3 K				0-0 F4		0-0 F8		0-0 5-3	4 0 0 0 0 1 3			
Steve Garvey, R (1, 3) OBP: 0.200, SLG: 0.188	0-3 K				0-3 K		0-0 F7		0-0 F9	4 0 0 0 0 2 2			
Ron Cey, R (1, 5) OBP: 0.371, SLG: 0.452	0-0 5-3				4-0 FC5-4 BB		0-0 F8 1B		0-0 FC4-6 1B	3 0 2 0 1 0 2			
Pedro Guerrero, R (1, 9) OBP: 0.371, SLG: 0.290		0-0 G3			0-0 FC5-4 1-2f		0-0 1-2 1B		0-0 FC4-6 1B 1-2f	4 0 1 0 0 0 2			
Mike Scioscia, L (1, 2) OBP: 0.273, SLG: 0.200 Steve Yeager, R (9, PH) OBP: 0.667, SLG: 1.000		0-3 K			0-0 L5		0-0 F8 2-3		0-0 1-2 1B	3 0 0 0 0 1 2 1 0 1 0 0 0 0			
Bill Russell, R (1, 6) OBP: 0.423, SLG: 0.409 Jay Johnstone, L (7, PH) Ron Roenicke, S (7, PH) Mark Belanger, R (7, 6) OBP: 0.250, SLG: 0.500 Rick Monday, L (9, PH) OBP: 0.600, SLG: 0.667		0-0 1-4-3			0-0 F7		0-3 K		0-0 F7	2 0 0 0 0 0 0 0 0 0 0 0 0 0 1 0 0 0 0 1 2 0 0 0 0 0 0 0 1 0 0 0 0 0 2			
Fernando Valenzuela, L (1, 1) Steve Howe, L (7, 1) Derrel Thomas, S (8, PH) (8, 8)			0-0 4-3		0-3 K			0-0 F9		2 0 0 0 0 1 0 0 0 0 0 0 0 0 1 0 0 0 0 0 0			
Inning Stats	R: 0 H: 1 E: 0 LOB: 2 K: 2 BB: 1 S: 8 P: 12	R: 0 H: 0 E: 0 LOB: 0 K: 1 BB: 0 S: 5 P: 5	R: 0 H: 0 E: 0 LOB: 0 K: 0 BB: 0 S: 3 P: 3	R: 0 H: 0 E: 0 LOB: 1 K: 1 BB: 1 S: 5 P: 9	R: 0 H: 0 E: 0 LOB: 0 K: 1 BB: 0 S: 5 P: 5	R: 0 H: 0 E: 0 LOB: 0 K: 0 BB: 0 S: 3 P: 3	R: 0 H: 2 E: 0 LOB: 2 K: 1 BB: 0 S: 7 P: 7	R: 0 H: 0 E: 0 LOB: 1 K: 1 BB: 1 S: 5 P: 9	R: 0 H: 2 E: 0 LOB: 2 K: 0 BB: 0 S: 5 P: 5	1B: 4 SF: 0 2B: 1 SAC: 0 3B: 0 DP: 0 HR: 0 HBP: 0	WP: 1 PA: 35 PB: 0 SB: 0 CS: 0		
PITCHER	IP WLS BF H R ER SO BB IBB HBP BLK WP HR S P ERA WHIP											PITCHER	IP WLS BF H R ER SO BB IBB HBP BLK WP HR S P ERA WHIP
Juan Eichelberger, R (1, 1) ERA: 2.65 Gary Lucas, L (7, 1) ERA:	6.2 W 25 3 0 0 5 2 0 0 0 1 0 33 41 0.00 0.750												

Los Angeles Dodgers @ San Diego Padres
 Jack Murphy Stadium, San Diego, CA
 Thu Apr 15 1982, 9:05 PM EST
 Att: 32,681 - Unknown

AB	32
R	0
H	5
RBI	0
BB	3
SO	7
LOB	16



BOTTOM

Los Angeles Dodgers @ San Diego Padres
Jack Murphy Stadium, San Diego, CA

AB	28
R	2
H	6
RBI	2
BB	4
SO	7
LOB	14



WP: 0	PA: 33
PB: 0	SB: 1
CS: 2	

Thu Apr 15 1982, 9:05 PM EST
Att. 32,681 - Unknown

livebaseballscores.com

AB	R	H	RBI	BB	SO	LOB
4	1	1	0	0	1	3
0	0	0	0	0	0	0
3	0	1	0	0	0	0
4	0	2	1	0	0	1
3	0	0	0	1	1	2
4	1	2	0	0	1	3
3	0	0	0	1	1	3
3	0	0	0	0	0	2
2	0	0	0	1	2	0
2	0	0	0	0	1	0
0	0	0	1	1	0	0
1B: 5	SF: 0					
2B: 1	SAC: 0					
3B: 0	DP: 1					
HR: 0	HBP: 1					

Batter	1	2	3	4	5	6	7	8	9					
Gene Richards, L (1, 7) OBP: 0.304, SLG: 0.238 Dave Edwards, R (8, 7) OBP: 0.200, SLG: 0.400	0-0 1B 1B		0-0 4-3			0-0 G3	0-3 K							
Juan Bonilla, R (1, 4) OBP: 0.321, SLG: 0.292	0-0 CS 1B 1-2 1B		0-0 4-3			1-0 G6-4-3 HBP		0-0 6-3						
Garry Templeton, S (1, 6) OBP: 0.138, SLG: 0.138	0-0 CS 1B 1-2 2-H			0-0 6-3		0-0 G6-4-3 1-2f		0-0 E 1B						
Ruppert Jones, L (1, 8) OBP: 0.345, SLG: 0.320	0-3 K 1-2 2-3			0-0 5-3			0-0 4-3	4-0 1-2 IBB						
Sixto Lezcano, R (1, 9) OBP: 0.276, SLG: 0.370	0-3 K			0-0 1B			0-0 FC4-6 BB 2B	0-0 F9						
Luis Salazar, R (1, 5) OBP: 0.214, SLG: 0.185		0-0 4-3		0-3 K			4-0 FC4-6 IBB	0-0 G3						
Kurt Bevacqua, R (1, 3)		0-0 6-3			0-0 F3		0-0 FC4-6 BB S 1-2f 2-3							
Doug Gwosdz, R (1, 2) OBP: 0.571, SLG: 0.400		0-3 K			0-3 K		4-0 BB IBB 1-2							
Juan Eichelberger, R (1, 1) Gary Lucas, L (7, 1)			0-0 1-3		0-3 K		4-0 BB IBB 1-2 2-3 3-H							
Inning Stats	R: 1 E: 0 K: 2 S: 9	H: 3 LOB: 1 BB: 0 P: 9	R: 0 E: 0 K: 1 S: 5	H: 0 LOB: 0 BB: 0 P: 5	R: 0 E: 0 K: 0 S: 3	H: 1 LOB: 1 BB: 0 P: 3	R: 0 E: 0 K: 1 S: 6	H: 0 LOB: 0 BB: 0 P: 7	R: 0 E: 0 K: 0 S: 2	H: 0 LOB: 0 BB: 0 P: 3	R: 1 E: 0 K: 1 S: 6	H: 1 LOB: 3 BB: 3 P: 18	R: 0 E: 1 K: 0 S: 4	H: 1 LOB: 2 BB: 1 P: 8

PITCHER	IP	WLS	BF	H	R	ER	SO	BB	IBB	HBP	BLK	WP	HR	S	P	ERA	WHIP
Fernando Valenzuela, L (1, 1) ERA: 1.42	6.2	L	27	5	2	2	6	1	2	1	0	0	0	35	48	2.70	0.900
Steve Howe, L (7, 1) ERA:	0.1		1	0	0	0	1	0	0	0	0	0	0	3	3	0.00	0.000
Alejandro Pena, R (8, 1) ERA: 3.6	1.0		5	1	0	0	0	0	1	0	0	0	0	4	8	0.00	1.000

WP	HR	S	P	ERA	WHIP
0	0	1	33		

Batter	1	2	3	4	5	6	7	8	9	AB R H RBI BB SO LOB	TOP											
Steve Sax, R (1, 4) OBP: 0.341, SLG: 0.325	0-0 G3	0-0 4-3			0-3 K2-3		0-0 2-3			4 0 0 1 0 1 2												
Steve Garvey, R (1, 3) OBP: 0.205, SLG: 0.222	0-0 5-3	0-3 K			0-0 1B 2B			0-3 K		4 0 1 0 0 2 1												
Pedro Guerrero, R (1, 9) OBP: 0.385, SLG: 0.314	0-0 FC6-4 1B		0-0 F9		0-0 2-H 1B			0-0 L8		4 0 2 0 0 0 0												
Dusty Baker Jr., R (1, 7) OBP: 0.359, SLG: 0.441	0-0 FC6-4 1-2f		0-0 G5-4-3 1B		0-0 6-3			0-0 L4		4 0 1 0 0 0 1												
Ron Cey, R (1, 5) OBP: 0.359, SLG: 0.457		0-0 1B 2B	0-0 G5-4-3 1-2f		0-0 4-3			0-0 5-3		4 1 1 0 0 0 1												
Steve Yeager, R (1, 2) OBP: 0.600, SLG: 0.857		0-0 2B 1B 2-H		0-0 6-3		0-0 6-3		0-0 F7		3 1 1 1 0 0 0 1 0 0 0 0 0 0												
Jorge Orta, L (9, PH)																						
Ken Landreaux, L (1, 8) OBP: 0.450, SLG: 0.429		0-0 1B 4-3 1-3		0-0 F8		0-0 4-3		4-0 BB		3 1 1 0 1 0 0												
Bill Russell, R (1, 6) OBP: 0.433, SLG: 0.400		0-0 4-3 SH1-4 2-3 3-H 1B		0-3 K		4-0 BB		0-0 6-3		3 0 1 1 1 1 1												
Jerry Reuss, L (1, 1)		0-0 SH1-4		0-0 L5		0-0 F8				1 0 0 0 0 0 0												
Alejandro Pena, R (6, 1)										0 0 0 0 0 0 0												
Ron Roenicke, S (7, PH)										1 0 0 0 0 0 1												
Terry Forster, L (7, 1)		1-2								0 0 0 0 0 0 0												
Inning Stats	R: 0 E: 0 K: 0 S: 4	H: 1 LOB: 1 BB: 0 P: 4	R: 3 E: 0 K: 1 S: 9	H: 4 LOB: 1 BB: 0 P: 9	R: 0 E: 0 K: 1 S: 3	H: 1 LOB: 0 BB: 0 P: 3	R: 0 E: 0 K: 1 S: 5	H: 0 LOB: 0 BB: 0 P: 5	R: 0 E: 0 K: 1 S: 6	H: 2 LOB: 2 BB: 0 P: 6	R: 0 E: 0 K: 0 S: 3	H: 0 LOB: 0 BB: 0 P: 3	R: 0 E: 0 K: 0 S: 3	H: 0 LOB: 1 BB: 1 P: 7	R: 0 E: 0 K: 1 S: 5	H: 0 LOB: 0 BB: 0 P: 5	R: 0 E: 0 K: 0 S: 3	H: 0 LOB: 1 BB: 1 P: 7	1B: 5 2B: 3 3B: 0 HR: 0	SF: 0 SAC: 1 DP: 1 HBP: 0	WP: 0 PB: 0 SB: 0 CS: 0	PA: 35
PITCHER	IP WLS BF H R ER SO BB IBB HBP BLK WP HR S P ERA WHIP																					
John Curtis, L (1, 1) ERA: 3.38	7.0 W 28 8 3 3 3 1 0 0 0 0 0 0 33 37 3.86 1.286																					
Floyd Chiffer, R (8, 1) ERA:	2.0 7 0 0 0 1 1 0 0 0 0 0 0 8 12 0.00 0.500																					

Los Angeles Dodgers @ San Diego Padres
 Jack Murphy Stadium, San Diego, CA
 Fri Apr 16 1982, 9:05 PM EST
 Att. 16,258 - Unknown

AB	32
R	3
H	8
RBI	3
BB	2
SO	4
LOB	7



Batter	1	2	3	4	5	6	7	8	9
Gene Richards, L (1, 7) OBP: 0.321, SLG: 0.269 Dave Edwards, R (9, 7) OBP: 0.200, SLG: 0.400	0-0 E6 1B	0-0 F8			0-0 CS 1B	0-0 L6		0-0 4-3	
Juan Bonilla, R (1, 4) OBP: 0.344, SLG: 0.296	0-0 G3 1B	0-3 K			0-0 WP 1-2 K		4-0 SH BB		
Garry Templeton, S (1, 6) OBP: 0.152, SLG: 0.152	0-0 G3 1-2		0-0 4-3		0-3 K 2-3		0-0 SH 1B		
Ruppert Jones, L (1, 8) OBP: 0.406, SLG: 0.346	0-0 1B FC6-4 2-H		4-0 G4-3 BB		4-0 2B BB		0-0 SH SF7 1-H 2-H		
Sixto Lezcano, R (1, 9) OBP: 0.303, SLG: 0.419	0-0 FC6-4 1B 1-3		0-0 G4-3 1-2f		0-0 4-3 1-H 1B 2B		0-3 K		
Luis Salazar, R (1, 5) OBP: 0.188, SLG: 0.167	0-0 FC6-4 1-2f 3-H			0-0 6-3		0-0 4-3 2-3	0-0 SF7 3-H		
Kurt Bevacqua, R (1, 3) OBP: 0.125, SLG: 0.067	0-0 5-3			0-3 K		0-0 1B 1B 3-H	0-0 F7		
Doug Gwosdz, R (1, 2) OBP: 0.455, SLG: 0.333		0-0 SH5-4 1B		0-0 6-3		0-3 K 2		0-0 1-4-3	
John Curtis, L (1, 1) OBP: 0.500, SLG: 0.500 Floyd Chiffer, R (8, 1)		0-0 SH5-4 1-2			0-3 K	0-0 1B		0-0 G3	

AB	R	H	RBI	BB	SO	LOB
5	1	2	0	0	0	3
0	0	0	0	0	0	0
3	2	1	1	1	1	2
4	1	1	0	0	1	2
1	3	1	1	2	0	0
4	1	2	1	0	1	2
3	0	0	2	0	0	2
4	0	1	1	0	1	1
4	0	1	0	0	1	1
2	0	1	0	0	1	0
1	0	0	0	0	0	0

BOTTOM

Los Angeles Dodgers @ San Diego Padres
Jack Murphy Stadium, San Diego, CA

Fri Apr 16 1982, 9:05 PM EST
 Att. 16,258 - Unknown

livebaseballscorecards.com

AB	31
R	8
H	10
RBI	6
BB	3
SO	6
LOB	13



Inning Stats	R	H	E	K	S	P	R	H	E	K	S	P	R	H	E	K	S	P	R	H	E	K	S	P	R	H	E	K	S	P
	3	4	1	0	7		0	1	0	6		0	0	0	2	1	8	3	0	0	0	8		0	0	0	0	0	0	0
	0	0	0	1	5		0	0	0	5		0	0	0	0	0	0	0	0	0	0	0		0	0	0	0	0	0	0
	0	0	0	0	5		0	0	0	5		0	0	0	0	0	0	0	0	0	0		0	0	0	0	0	0	0	0
	0	0	0	0	5		0	0	0	5		0	0	0	0	0	0	0	0	0	0		0	0	0	0	0	0	0	0
	0	0	0	0	5		0	0	0	5		0	0	0	0	0	0	0	0	0	0		0	0	0	0	0	0	0	0
	0	0	0	0	5		0	0	0	5		0	0	0	0	0	0	0	0	0	0		0	0	0	0	0	0	0	0
	0	0	0	0	5		0	0	0	5		0	0	0	0	0	0	0	0	0	0		0	0	0	0	0	0	0	0
	0	0	0	0	5		0	0	0	5		0	0	0	0	0	0	0	0	0	0		0	0	0	0	0	0	0	0
	0	0	0	0	5		0	0	0	5		0	0	0	0	0	0	0	0	0	0		0	0	0	0	0	0	0	0
	0	0	0	0	5		0	0	0	5		0	0	0	0	0	0	0	0	0	0		0	0	0	0	0	0	0	0
	0	0	0	0	5		0	0	0	5		0	0	0	0	0	0	0	0	0	0		0	0	0	0	0	0	0	0

PITCHER	IP	WLS	BF	H	R	ER	SO	BB	IBB	HBP	BLK	WP	HR	S	P	ERA	WHIP
Jerry Reuss, L (1, 1) ERA: 3.86	5.1	L	25	8	5	5	4	2	0	0	0	1	0	31	39	8.44	1.875
Alejandro Pena, R (6, 1) ERA: 3.18	0.2		3	1	0	0	1	0	0	0	0	0	0	5	5	0.00	1.500
Terry Forster, L (7, 1) ERA: 3.38	2.0		9	1	3	0	1	1	0	0	0	0	0	10	14	0.00	1.000

WP	PA	ERA	WHIP
1	37		
0			
0			
0			
1			

Batter	1	2	3	4	5	6	7	8	9	AB R H RBI BB SO LOB
--------	---	---	---	---	---	---	---	---	---	----------------------

Steve Sax, R (1, 4) ^x <small>OBP: 0.367, SLG: 0.326</small>	0-0 		0-0 6-3 		4-0 1-2 E 1B BB		4-0 4-3 S BB		0-0 F2 	3 2 1 0 2 0 2
--	---------	--	----------------	--	-----------------------------	--	-----------------------	--	---------------	---------------

Ken Landreaux, L (1, 8) ^x <small>OBP: 0.455, SLG: 0.513</small>	0-0 		0-0 		0-0 E6 1-2 2-3 1B		0-0 4-3 1-3			4 0 2 1 0 0 3
--	---------	--	---------	--	-------------------------------	--	-------------------	--	--	---------------

Steve Garvey, R (1, 3) ^x <small>OBP: 0.209, SLG: 0.225</small>	0-0 FC5-2-5 FC6-4 3-H		0-0 F5 		0-0 G5-4-3 1-2 2-H 3-H 1B		0-0 F7 			4 0 1 2 0 0 3
---	--------------------------------	--	---------------	--	--	--	---------------	--	--	---------------

Dusty Baker Jr., R (1, 7) ^x <small>OBP: 0.326, SLG: 0.395</small>	0-0 FC6-4 1-2f			0-0 E5 		0-0 G5-4-3 1-2f		0-3 K		4 0 0 0 0 1 3
--	----------------------	--	--	---------------	--	-----------------------	--	----------	--	---------------

Ron Cey, R (1, 5) ^x <small>OBP: 0.326, SLG: 0.410</small>	0-0 L7			0-0 F8 		0-0 F8 		0-0 6-3		4 0 0 0 0 0 2
--	-----------	--	--	---------------	--	---------------	--	------------	--	---------------

Pedro Guerrero, R (1, 9) ^x <small>OBP: 0.372, SLG: 0.308</small>		0-0 1-3		0-0 F9 		0-0 WP 1B		0-0 4-3		4 0 1 0 0 0 1
---	--	------------	--	---------------	--	-----------------	--	------------	--	---------------

Mike Scioscia, L (1, 2) <small>OBP: 0.308, SLG: 0.217</small> Mark Belanger, R (9, PR) <small>OBP: 0.250, SLG: 0.500</small>		0-0 P4		0-0 L3		4-0 1-2 G5-4-3 BB		0-0 6-3 1B		3 0 1 0 1 0 1 0 0 0 0 0 0 0
---	--	-----------	--	-----------	--	----------------------------	--	------------------	--	--------------------------------

Bill Russell, R (1, 6) ^x <small>OBP: 0.412, SLG: 0.357</small>		0-0 F8		4-0 E BB 1B BB		0-0 G5-4-3 1-2f		0-0 6-3 1-2		3 1 0 0 1 0 3
---	--	-----------	--	----------------------------	--	-----------------------	--	-------------------	--	---------------

Dave Goltz, R (1, 1) Ted Power, R (3, 1) Jay Johnstone, L (5, PH) Alejandro Pena, R (5, 1) Jorge Orta, L (7, PH) Steve Howe, L (7, 1) Rick Monday, L (9, PH) <small>OBP: 0.600, SLG: 0.667</small> Steve Yeager, R (9, PH) <small>OBP: 0.650, SLG: 0.800</small>			0-0 4-3		0-0 F7		0-0 F8		0-0 F9		1 0 0 0 0 0 0 0 0 0 0 0 0 0 0 0 1 0 0 0 0 0 0 1 0 0 0 0 0 0 0 0 1 0 1 0 0 0 0 0 0 2
---	--	--	------------	--	-----------	--	-----------	--	-----------	--	---

Inning Stats	R: 1 H: 2 E: 0 LOB: 1 K: 0 BB: 0 S: 5 P: 5	R: 0 H: 0 E: 0 LOB: 0 K: 0 BB: 0 S: 3 P: 3	R: 0 H: 1 E: 0 LOB: 1 K: 0 BB: 0 S: 4 P: 4	R: 0 H: 0 E: 1 LOB: 1 K: 0 BB: 0 S: 4 P: 4	R: 2 H: 1 E: 1 LOB: 1 K: 0 BB: 2 S: 4 P: 12	R: 0 H: 1 E: 0 LOB: 1 K: 0 BB: 1 S: 3 P: 7	R: 0 H: 0 E: 0 LOB: 1 K: 0 BB: 1 S: 3 P: 7	R: 0 H: 0 E: 0 LOB: 0 K: 1 BB: 0 S: 5 P: 5	R: 0 H: 1 E: 0 LOB: 2 K: 0 BB: 0 S: 4 P: 4	1B: 4 SF: 0 2B: 1 SAC: 0 3B: 1 DP: 2 HR: 0 HBP: 0	WP: 1 PA: 37 PB: 0 SB: 1 CS: 0
--------------	--	--	--	--	---	--	--	--	--	---	--------------------------------

PITCHER	IP WLS BF H R ER SO BB IBB HBP BLK WP HR S P ERA WHIP	IP WLS BF H R ER SO BB IBB HBP BLK WP HR S P ERA WHIP
John Montefusco, R (1, 1) <small>ERA: 5.63</small>	4.1 21 4 3 3 0 2 0 0 0 0 0 19 27 6.23 1.385	
Eric Show, R (5, 1) <small>ERA:</small>	4.0 W 14 2 0 0 1 2 0 0 0 1 0 14 22 0.00 1.000	
Gary Lucas, L (9, 1) <small>ERA:</small>	0.2 S 2 0 0 0 0 0 0 0 0 0 0 2 2 0.00 0.000	

Los Angeles Dodgers @ San Diego Padres
 Jack Murphy Stadium, San Diego, CA
 Sat Apr 17 1982, 9:05 PM EST
 Att. 47,117 - Unknown

AB	33
R	3
H	6
RBI	3
BB	4
SO	1
LOB	21



Batter	1	2	3	4	5	6	7	8	9	AB	R	H	RBI	BB	SO	LOB
Gene Richards, L OBP: 0.313, SLG: 0.300 (1, 7)	0-0 G3 2B	0-0 1-3		0-0 G5-4-3 1-2f			0-0 F8			4	1	1	0	0	0	1
Juan Bonilla, R OBP: 0.333, SLG: 0.290 (1, 4)	0-0 G3 2-3		0-0 FC6-4 1B			0-0 4-3	0-0 4-3			4	0	1	0	0	0	1
Garry Templeton, S OBP: 0.162, SLG: 0.189 (1, 6)	0-0 E 2B 3-H		0-0 FC6-4 1-2f 2B			0-0 3-1	0-0 4-3			4	1	1	1	0	0	1
Ruppert Jones, L OBP: 0.417, SLG: 0.400 (1, 8)	0-3 K		0-0 1B 1-H			0-0 1B		0-0 1-3		4	1	2	0	0	1	1
Sixto Lezcano, R OBP: 0.297, SLG: 0.400 (1, 9)	0-0 E5 2B 2-3		0-0 BLK WP 1B 2-H			0-0 5-3		0-0 F9		4	1	1	1	0	0	2
Terry Kennedy, L OBP: 0.250, SLG: 0.227 (1, 2)	0-0 1-H 3-H 2B		4-0 BLK IBB 1-2			0-0 1-3		0-0 6-3		3	0	1	2	1	0	0
Luis Salazar, R OBP: 0.171, SLG: 0.152 (1, 5)	0-3 K		0-0 L3 1-2 2-3			0-0 P6				3	0	0	0	0	1	3
Broderick Perkins, L OBP: 0.333, SLG: 0.143 (1, 3)		0-0 G3		0-0 4-3		0-0 1B				3	0	1	0	0	0	0
John Montefusco, R OBP: 0.200, SLG: 0.200 (1, 1)		0-0 6-3		0-0 E6 G5-4-3		0-3 K				2	0	0	0	0	0	0
Eric Show, R (5, 1)										1	0	0	0	0	1	1
Gary Lucas, L (9, 1)										0	0	0	0	0	0	0

BOTTOM

Los Angeles Dodgers @ San Diego Padres
Jack Murphy Stadium, San Diego, CA
Sat Apr 17 1982, 9:05 PM EST
Att. 47,117 - Unknown

livebaseballscorecards.com

AB	32
R	4
H	8
RBI	4
BB	1
SO	3
LOB	10



Inning Stats																	1B	SF	WP	PA						
PITCHER																	BB	IBB	HBP	BLK	WP	HR	S	P	ERA	WHIP
Dave Goltz, R ERA: 4.91 (1, 1)	IP: 2.2	WLS: L	BF: 14	H: 6	R: 4	ER: 2	SO: 2	BB: 0	IBB: 0	HBP: 0	BLK: 0	WP: 0	HR: 0	S: 18	P: 18	ERA: 6.75	WHIP: 2.250	1B: 4	SF: 0	WP: 1	PA: 33					
Ted Power, R ERA: 2.7 (3, 1)	IP: 1.1	WLS: L	BF: 5	H: 0	R: 0	ER: 0	SO: 0	BB: 0	IBB: 1	HBP: 0	BLK: 1	WP: 1	HR: 0	S: 4	P: 8	ERA: 0.00	WHIP: 0.000	2B: 4	SAC: 0	PB: 0						
Alejandro Pena, R ERA: 2.35 (5, 1)	IP: 2.0	WLS: L	BF: 8	H: 2	R: 0	ER: 0	SO: 1	BB: 0	IBB: 0	HBP: 0	BLK: 0	WP: 0	HR: 0	S: 10	P: 10	ERA: 0.00	WHIP: 1.000	3B: 0	DP: 1	SB: 0						
Steve Howe, L ERA: (7, 1)	IP: 2.0	WLS: L	BF: 6	H: 0	R: 0	ER: 0	SO: 0	BB: 0	IBB: 0	HBP: 0	BLK: 0	WP: 0	HR: 0	S: 6	P: 6	ERA: 0.00	WHIP: 0.000	HR: 0	HBP: 0	CS: 0						

Batter	1	2	3	4	5	6	7	8	9	AB R H RBI BB SO LOB	TOP																	
Steve Sax, R (1, 4) OBP: 0.370, SLG: 0.340	4-0 FC5 2B BB		0-3 K		0-0 F8		0-0 2B		0-0 FC6-4 1-2f 2-3	4 0 1 1 1 1 2	Los Angeles Dodgers @ San Diego Padres Jack Murphy Stadium, San Diego, CA Sun Apr 18 1982, 6:33 AM EST Att. 22,880 - Unknown livebaseballscorecards.com																	
Steve Garvey, R (1, 3) OBP: 0.229, SLG: 0.267	0-0 FC1-6 1-3 2B		0-0 5-3			0-0 HR 1B	0-0 F8		0-3 K	5 1 2 0 0 1 3																		
Pedro Guerrero, R (1, 9) OBP: 0.340, SLG: 0.279	0-0 FC5 FC1-6		0-0 F8			0-0 F9		0-0 5-3		4 0 0 0 0 0 3																		
Dusty Baker Jr., R (1, 7) OBP: 0.319, SLG: 0.452	0-0 FC1-6 1-2f 2-3			0-0 5-3		0-0 HR 1B		0-3 K		4 1 1 2 0 1 2																		
Ron Cey, R (1, 5) OBP: 0.340, SLG: 0.442	0-0 F8			0-0 2B		0-0 P3		0-0 E7 1B		4 0 2 0 0 0 2																		
Steve Howe, L (8, 1)										0 0 0 0 0 0 0																		
Ted Power, R (8, 1)										0 0 0 0 0 0 0																		
Steve Yeager, R (1, 2) OBP: 0.474, SLG: 0.667		0-0 P3		0-0 P4		0-0 F8		0-0 F2		3 0 0 0 0 0 1																		
Mike Scioscia, L (8, PH) OBP: 0.296, SLG: 0.208										1 0 0 0 0 0 1																		
Ken Landreaux, L (1, 8) OBP: 0.438, SLG: 0.488		0-0 F8		0-0 P6			0-0 SH1-4 2B 1B		0-0 4-3	4 1 1 0 0 0 1																		
Mark Belanger, R (1, 6) OBP: 0.428, SLG: 0.500		4-0 BB			0-0 F7		0-0 SH1-4 1-2		0-0 FC6-4 1B 1B	2 0 1 0 1 0 0																		
Bob Welch, R (1, 1)			0-3 K		0-3 K		0-0 F8		0-0 FC6-4 1B	2 0 0 0 0 2 1																		
Ron Roenicke, S (7, PH)										1 0 0 0 0 0 1																		
Dave Stewart, R (7, 1)										0 0 0 0 0 0 0																		
Derrel Thomas, S (8, 5) OBP: 0.667, SLG: 0.500										1 0 1 0 0 0 0																		
Inning Stats	R: 0 E: 0 K: 0 S: 4	H: 1 LOB: 2 BB: 1 P: 8	R: 0 E: 0 K: 1 S: 5	H: 0 LOB: 1 BB: 1 P: 9	R: 0 E: 0 K: 1 S: 5	H: 0 LOB: 0 BB: 0 P: 5	R: 0 E: 0 K: 0 S: 5	H: 1 LOB: 1 BB: 0 P: 4	R: 0 E: 0 K: 1 S: 5	H: 0 LOB: 0 BB: 0 P: 5	R: 2 E: 0 K: 0 S: 5	H: 2 LOB: 0 BB: 0 P: 5	R: 1 E: 0 K: 0 S: 5	H: 2 LOB: 1 BB: 0 P: 5	R: 0 E: 1 K: 1 S: 6	H: 1 LOB: 1 BB: 0 P: 6	R: 0 E: 0 K: 1 S: 7	H: 2 LOB: 2 BB: 0 P: 7	1B: 5 2B: 3 3B: 0 HR: 1	SF: 0 SAC: 1 DP: 0 HBP: 0	WP: 0 PB: 0 SB: 0 CS: 0	PA: 38						
PITCHER	IP WLS BF H R ER SO BB IBB HBP BLK WP HR S P ERA WHIP																											
Tim Lollar, L (1, 1) ERA: 3.38	7.0		29	6	3	3	3	2	0	0	0	0	0	1	33	41	3.86	1.143										
Luis DeLeon, R (8, 1) ERA: 3.38	1.0	W	4	1	0	0	1	0	0	0	0	0	0	0	6	6	0.00	1.000										
Gary Lucas, L (9, 1) ERA:	1.0		5	2	0	0	1	0	0	0	0	0	0	0	7	7	0.00	2.000										



Batter	1	2	3	4	5	6	7	8	9
Gene Richards, L (1, 7) OBP: 0.324, SLG: 0.314 Dave Edwards, R (8, PR) OBP: 0.200, SLG: 0.400 (9, 7)	0-0 BB 1B	0-0 F9			0-3 K		0-0 6-3	0-0 1B 1-2 BB 1B	
Juan Bonilla, R (1, 4) OBP: 0.341, SLG: 0.286	4-0 1B 1-2 BB		0-0 6-3		0-0 6-3		0-0 6-3	0-0 BB 1-3 2-H 1B	
Garry Templeton, S (1, 6) OBP: 0.190, SLG: 0.214	0-0 1-2 2-H 1B		0-0 6-3		0-0 4-3			0-0 1B 2B 1B 4-3	
Ruppert Jones, L (1, 8) OBP: 0.439, SLG: 0.500	0-3 K		0-0 HR		0-0 4-3			0-0 1B 2B 1B BB BB	
Sixto Lezcano, R (1, 9) OBP: 0.310, SLG: 0.385	0-0 F7		0-0 6-3		0-0 1B 1B			0-0 P6 1-2 2-H BB 1-2 2-H BB	
Terry Kennedy, L (1, 2) OBP: 0.241, SLG: 0.259	0-0 F8			0-0 F7		0-0 P6		0-0 1B 2B F7	
Luis Salazar, R (1, 5) OBP: 0.205, SLG: 0.167		0-0 F8		0-0 5-3		0-0 1B 1B		4-0 3B IBB	
Broderick Perkins, L (1, 3) OBP: 0.385, SLG: 0.455		0-0 F9		0-0 1B		0-0 F7		0-0 1-H 2-H WP 3B	
Tim Lollar, L (1, 1) OBP: 0.714, SLG: 0.667 Tim Flannery, L (7, PH) OBP: 0.250, SLG: 0.500 Luis DeLeon, R (8, 1) Kurt Bevacqua, R (8, PH) OBP: 0.176, SLG: 0.067 Gary Lucas, L (9, 1)		0-0 1B		0-3 K			0-3 K	4-0 1B 1B BB 3-H	

AB	R	H	RBI	BB	SO	LOB
5	1	2	0	0	1	1
0	1	0	0	0	0	0
4	0	1	1	1	0	0
5	1	2	1	0	0	3
4	2	2	1	1	1	2
4	0	1	1	1	0	4
5	1	1	2	0	0	6
3	1	1	0	1	0	0
4	1	2	2	0	0	2
2	0	1	0	0	1	1
1	0	0	0	0	1	0
0	0	0	0	0	0	0
0	1	0	0	1	0	0
0	0	0	0	0	0	0

AB	R	H	RBI	BB	SO	LOB
37	9	13	8	5	4	19

WP	PA
1	42

ERA	WHIP
3.00	1.333
4.05	1.500
7.11	∞
2.25	4.500

BOTTOM

Los Angeles Dodgers @ San Diego Padres
Jack Murphy Stadium, San Diego, CA
 Sun Apr 18 1982, 6:33 AM EST
 Att. 22,880 - Unknown

livebaseballscorecards.com

1B: 10	SF: 0	WP: 1	PA: 42
2B: 1	SAC: 0	PB: 0	
3B: 1	DP: 0	SB: 0	
HR: 1	HBP: 0	CS: 0	



PITCHER	IP	WLS	BF	H	R	ER	SO	BB	IBB	HBP	BLK	WP	HR	S	P	ERA	WHIP
Bob Welch, R (1, 1) ERA: 3.18	6.0		26	7	2	2	3	1	0	0	0	0	1	31	35	3.00	1.333
Dave Stewart, R (7, 1) ERA: 4.05	1.1	L	6	2	2	1	0	0	0	0	0	0	0	8	8	13.50	1.500
Steve Howe, L (8, 1) ERA: 7.11	0.0		5	3	3	0	0	1	1	0	0	1	0	3	11	∞	∞
Ted Power, R (8, 1) ERA: 2.25	0.2		5	1	2	0	0	2	0	0	0	0	0	3	11	27.00	4.500

Batter	1	2	3	4	5	6	7	8	9	AB R H RBI BB SO LOB	TOP	
Chili Davis, S (1, 7) ^x OBP: 0.386, SLG: 0.472 Max Venable, L (7, 7) OBP: 0.143, SLG: 0.143	0-0 ¹ L8		0-0 ¹ HR		0-0 ^x 1B			0-0 ¹ F5	0-0 ³ 6-3	3 1 2 1 0 0 0 2 0 0 0 0 0 1	San Francisco Giants @ San Diego Padres Jack Murphy Stadium, San Diego, CA Mon Apr 19 1982, 9:05 PM EST Att: 17,121 - Unknown livebaseballscorecards.com	
Joe Morgan, L (1, 4) ^x OBP: 0.323, SLG: 0.222 Duane Kuiper, L (7, 4) OBP: 0.286, SLG: 0.167	0-0 ² 4-3		0-0 ¹ F4		0-0 ^x G3			0-0 ² L6		3 0 0 0 0 0 1 1 0 0 0 0 0 0		
Jack Clark, R (1, 9) ^x OBP: 0.333, SLG: 0.333 Jim Wohlford, R (7, 9)	0-0 ³ 6-3		0-0 ² F7		0-3 ¹ K			0-0 ³ F8		3 0 0 0 0 1 0 1 0 0 0 0 0 0		
Reggie Smith, S (1, 3) Dave Bergman, L (7, 3) OBP: 0.333, SLG: 0.714		0-0 ^x F3	0-0 ³ 1B		0-0 ^x F8			0-0 ^x HR		3 0 1 0 0 0 0 1 1 1 1 0 0 0		
Darrell Evans, L (1, 5) Guy Sularz, R (7, 5) OBP: 0.250, SLG: 0.500		0-0 ^x HR		0-0 ^x F4		0-0 ^x G3		0-0 ^x 2B		3 1 1 1 0 0 0 1 1 1 0 0 0 0		
Jeffrey Leonard, R (1, 8) OBP: 0.341, SLG: 0.436		0-0 ^x HR		0-0 ^x F3		0-0 ^x F6		0-0 ^x 1B	2-H	4 2 2 2 0 0 0		
Milt May, L (1, 2) OBP: 0.410, SLG: 0.441		0-0 ^x F9		0-0 ^x 4-3		0-0 ^x FC6-4 1B		0-0 ^x 1B	1-3	4 0 2 0 0 0 0		
Johnnie LeMaster, R (1, 6) Joe Pettini, R (7, 6) OBP: 0.263, SLG: 0.125		0-0 ^x 1B		0-3 ¹ K		0-3 ² K		0-3 ¹ K	3-H	3 0 1 0 0 2 1 1 0 0 0 0 1 2		
Dan Schatzeder, L (1, 1) Fred Breining, R (5, 1) Renie Martin, R (6, 1) Champ Summers, L (9, PH) OBP: 0.429, SLG: 0.833		0-0 ^x F5		0-0 ^x 4-3		0-0 ^x FC6-4 1-2f		0-0 ^x G3	3-H	2 0 0 0 0 0 1 0 0 0 0 0 0 0 1 0 0 0 0 0 1 1 0 0 1 0 0 1		
Inning Stats	R: 0 H: 0 E: 0 LOB: 0 K: 0 BB: 0 S: 3 P: 3	R: 2 H: 3 E: 0 LOB: 1 K: 0 BB: 0 S: 6 P: 6	R: 1 H: 2 E: 0 LOB: 1 K: 0 BB: 0 S: 4 P: 4	R: 0 H: 0 E: 0 LOB: 0 K: 0 BB: 0 S: 3 P: 3	R: 0 H: 1 E: 0 LOB: 1 K: 1 BB: 0 S: 6 P: 6	R: 0 H: 0 E: 0 LOB: 0 K: 1 BB: 0 S: 5 P: 5	R: 0 H: 1 E: 0 LOB: 1 K: 1 BB: 0 S: 6 P: 6	R: 0 H: 0 E: 0 LOB: 0 K: 0 BB: 0 S: 3 P: 3	R: 3 H: 4 E: 0 LOB: 1 K: 1 BB: 0 S: 9 P: 9	1B: 6 SF: 0 2B: 1 SAC: 0 3B: 0 DP: 0 HR: 4 HBP: 0		WP: 0 PA: 37 PB: 0 SB: 0 CS: 0
PITCHER Juan Eichelberger, R (1, 1) ERA: 3.81	IP WLS BF H R ER SO BB IBB HBP BLK WP HR S P ERA WHIP											PITCHER IP WLS BF H R ER SO BB IBB HBP BLK WP HR S P ERA WHIP



Batter	1	2	3	4	5	6	7	8	9	AB	R	H	RBI	BB	SO	LOB
Gene Richards, L (1, 7) OBP: 0.317, SLG: 0.333 Joe Lefebvre, L (7, 9) OBP: 0.500, SLG: 0.429	0-0 F7	0-0 4-3		0-0 1B 2B	0-0 F7		0-0 F8			4	0	1	0	0	0	2
Juan Bonilla, R (1, 4) OBP: 0.378, SLG: 0.333 Tim Flannery, L (7, PH) OBP: 0.400, SLG: 0.800	0-0 1B 1B	0-0 F8		0-0 1B	0-0 1B		0-0 1B 2B			4	1	3	1	0	0	0
Garry Templeton, S (1, 6) OBP: 0.217, SLG: 0.239 Mario Ramirez, R (7, 6) OBP: 1.000, SLG: 1.000	0-0 1B 2B 1B		0-0 4-3		0-0 1B		0-0 1B 1B			4	2	2	0	0	0	2
Ruppert Jones, L (1, 8) OBP: 0.467, SLG: 0.605 Randy Bass, L (7, PH) OBP: 0.182, SLG: 0.200	0-0 F6		0-0 WP 2B 1B		0-0 CS 1B		0-0 HR 1B			4	2	3	2	0	0	2
Sixto Lezcano, R (1, 9) OBP: 0.348, SLG: 0.419 Dave Edwards, R (6, PR) OBP: 0.167, SLG: 0.333	0-0 1B 2B 1B		0-0 F9		0-0 1B 2B 1B		0-0 1B 1B			4	2	3	1	0	0	1
Terry Kennedy, L (1, 2) OBP: 0.324, SLG: 0.438	0-0 E 1B 2B		0-0 2B		0-0 1B 2B		0-0 G6-4-3 1B			5	2	4	4	0	0	0
Luis Salazar, R (1, 5) OBP: 0.233, SLG: 0.200 Kurt Bevacqua, R (8, 5) OBP: 0.222, SLG: 0.067	0-0 E5 1B 2B		0-0 6-3		0-0 SH 1B E 1B		0-0 G6-4-3 1B			4	1	2	2	0	0	2
Broderick Perkins, L (1, 3) OBP: 0.444, SLG: 0.500	0-0 1B		0-0 6-3		0-0 E 1B		0-0 G6-4-3 1B			5	1	3	1	0	0	2
Juan Eichelberger, R (1, 1)		0-3 K		0-3 K	0-0 SH 1B		0-0 6-3			4	0	0	0	0	2	4

Inning Stats	R: 4	H: 5	E: 1	LOB: 2	K: 0	BB: 0	S: 8	P: 8	R: 0	H: 0	E: 0	LOB: 0	K: 1	BB: 0	S: 5	P: 5	R: 1	H: 2	E: 0	LOB: 1	K: 0	BB: 0	S: 5	P: 5	R: 0	H: 2	E: 0	LOB: 2	K: 1	BB: 0	S: 6	P: 6	R: 5	H: 7	E: 1	LOB: 2	K: 0	BB: 0	S: 10	P: 10	R: 2	H: 4	E: 0	LOB: 2	K: 0	BB: 0	S: 6	P: 6	R: 1	H: 3	E: 0	LOB: 1	K: 0	BB: 0	S: 5	P: 5	R: 0	H: 1	E: 0	LOB: 1	K: 0	BB: 1	S: 3	P: 7
--------------	------	------	------	--------	------	-------	------	------	------	------	------	--------	------	-------	------	------	------	------	------	--------	------	-------	------	------	------	------	------	--------	------	-------	------	------	------	------	------	--------	------	-------	-------	-------	------	------	------	--------	------	-------	------	------	------	------	------	--------	------	-------	------	------	------	------	------	--------	------	-------	------	------

PITCHER	IP	WLS	BF	H	R	ER	SO	BB	IBB	HBP	BLK	WP	HR	S	P	ERA	WHIP
Dan Schatzeder, L (1, 1) ERA: 9.0	4.0	L	22	11	7	6	2	0	0	0	0	1	0	26	26	13.50	2.750
Fred Breining, R (5, 1) ERA: 7.5	1.0		8	5	3	1	0	0	0	0	0	0	0	8	8	9.00	5.000
Renie Martin, R (6, 1) ERA: 3.86	3.0		15	8	3	3	0	1	0	0	0	0	1	14	18	9.00	3.000

BOTTOM

San Francisco Giants @ San Diego Padres
Jack Murphy Stadium, San Diego, CA
 Mon Apr 19 1982, 9:05 PM EST
 Att. 17,121 - Unknown

AB	43
R	13
H	24
RBI	12
BB	1
SO	2
LOB	17



WP	PA	ERA	WHIP
1	45		

Batter	1	2	3	4	5	6	7	8	9	AB R H RBI BB SO LOB	TOP									
Chili Davis, S OBP: 0.375, SLG: 0.450 (1, 7) (7, 8)	0-3 K		0-0 CS 1B		0-0 F8		0-0 5-3			4 0 1 0 0 1 1	San Francisco Giants @ San Diego Padres Jack Murphy Stadium, San Diego, CA Tue Apr 20 1982, 9:05 PM EST Att: 17,865 - Unknown livebaseballscorecards.com									
Joe Morgan, L OBP: 0.371, SLG: 0.267 (1, 4) BBB	4-0 BB		0-0 1-2 1B		0-0 9-2 3-HI			0-0 G6-4-3 1B		3 0 2 0 1 0 1										
Jack Clark, R OBP: 0.327, SLG: 0.308 (1, 9) SSS	0-3 K		0-0 F2			4-0 BBB 5-3 1B BB		0-0 F8		3 1 0 0 1 1 3										
Reggie Smith, S OBP: 0.362, SLG: 0.381 (1, 3) X	0-0 F3		0-0 5-3			0-0 5-3 1-2		0-0 G6-4-3 1-2f		4 0 0 0 0 0 4										
Darrell Evans, L OBP: 0.367, SLG: 0.439 (1, 5)		0-0 F8		0-0 G3		0-0 F9		0-0 F6		4 0 0 0 0 0 1										
Jeffrey Leonard, R OBP: 0.333, SLG: 0.419 (1, 8) (7, 7)		0-0 5-3		0-3 SSS K		0-0 1B		0-0 F6		4 0 1 1 0 1 0										
Milt May, L OBP: 0.419, SLG: 0.553 (1, 2)		0-0 1B 2B		0-0 4-3		0-0 F8		0-0 HR		4 2 2 1 0 0 1										
Guy Sularz, R OBP: 0.375, SLG: 0.429 (1, 6)		0-0 2-H 1B			4-0 BBB 2B BB		0-0 F8		0-0 6-3	3 1 1 1 1 0 0										
Rich Gale, R (1, 1)		0-0 6-3			0-0 F8 1-H 9-2 2B		0-3 K			1 0 0 0 0 0 1										
Duane Kuiper, L OBP: 0.318, SLG: 0.263 (5, PH)										1 0 1 1 0 0 0										
Jim Barr, R (5, 1)										0 0 0 0 0 0 0										
Joe Pettini, R (7, PH)										1 0 0 0 0 1 0										
Gary Lavelle, S (7, 1)										0 0 0 0 0 0 0										
Inning Stats	R: 0 E: 0 K: 2 S: 7	H: 0 LOB: 1 BB: 1 P: 11	R: 1 E: 0 K: 0 S: 5	H: 2 LOB: 1 BB: 0 P: 5	R: 0 E: 0 K: 0 S: 4	H: 0 LOB: 0 BB: 0 P: 5	R: 1 E: 0 K: 0 S: 3	H: 1 LOB: 0 BB: 1 P: 7	R: 1 E: 0 K: 0 S: 4	H: 1 LOB: 1 BB: 1 P: 8	R: 0 E: 0 K: 1 S: 5	H: 0 LOB: 0 BB: 0 P: 5	R: 0 E: 0 K: 0 S: 3	H: 1 LOB: 0 BB: 0 P: 3	R: 1 E: 0 K: 0 S: 4	H: 1 LOB: 0 BB: 0 P: 4	1B: 5 2B: 3 3B: 0 HR: 1	SF: 0 SAC: 0 DP: 2 HBP: 0	WP: 0 PB: 0 SB: 0 CS: 1	PA: 35
PITCHER	IP WLS BF H R ER SO BB IBB HBP BLK WP HR S P ERA WHIP																			
John Curtis, L ERA: 3.86 (1, 1)	6.0 W 25 6 3 3 3 3 0 0 0 0 0 0 28 40 4.50 1.500																			
Danny Boone, L ERA: 4.91 (7, 1)	3.0 S 10 2 1 1 1 0 0 0 0 0 0 1 12 12 3.00 0.667																			



Batter	1	2	3	4	5	6	7	8	9
Gene Richards, L (1, 7) OBP: 0.304, SLG: 0.318 Dave Edwards, R (9, 7) OBP: 0.167, SLG: 0.333	0-0 BB 1B	0-0 F7		0-0 F7		0-0 G4-3-6 1-2f		0-0 FC6 1-2f	
Juan Bonilla, R (1, 4) OBP: 0.388, SLG: 0.395	0-3 K		0-0 E 1B E 1B	0-0 3B			0-0 5-3		
Garry Templeton, S (1, 6) OBP: 0.240, SLG: 0.245	4-0 G4-6-3 1-2 BB		0-0 E8 E SF7 1B	0-0 6-3			0-0 F8		
Ruppert Jones, L (1, 8) OBP: 0.449, SLG: 0.571	0-0 G4-6-3 1-2f		0-0 F8		0-0 S 2B 1B		0-3 K		
Sixto Lezcano, R (1, 9) OBP: 0.360, SLG: 0.468		0-0 1B 3B	0-0 E6 1-3 HR 3-H		0-3 K 1-2		0-0 1B 1B		
Terry Kennedy, L (1, 2) OBP: 0.342, SLG: 0.457		0-0 4-3 1B 1B 3-H	0-0 SF7 3-H		0-3 K		0-0 1B 1B 1-3 FC6-2		
Luis Salazar, R (1, 5) OBP: 0.277, SLG: 0.341		0-3 K	0-0 1-H HR		0-0 2B 2-H		0-0 FC6 FC6-2 1-2 3-H 1B		
Broderick Perkins, L (1, 3) OBP: 0.364, SLG: 0.400		0-0 4-3 1-3	0-0 F9			0-0 4-3	0-0 FC6-2 FC6 1-2 2-H		
John Curtis, L (1, 1) OBP: 0.500, SLG: 0.500 Tim Flannery, L (6, PH) OBP: 0.500, SLG: 0.833 Danny Boone, L (7, 1)		0-0 1B 3-H		0-3 K		0-0 G4-3-6 1B	0-0 FC6 1-2f 2-3		


AB	R	H	RBI	BB	SO	LOB
5	0	1	0	0	0	4
0	0	0	0	0	0	0
4	1	2	0	0	1	1
3	1	1	0	1	0	1
4	1	1	0	0	1	4
4	3	2	1	0	1	2
3	1	2	2	0	1	1
4	1	3	4	0	1	1
4	0	0	0	0	0	3
2	0	1	1	0	1	0
1	0	1	0	0	0	0
1	0	0	0	0	0	2

BOTTOM

San Francisco Giants @ San Diego Padres
Jack Murphy Stadium, San Diego, CA

Tue Apr 20 1982, 9:05 PM EST
Att. 17,865 - Unknown

AB	35
R	8
H	14
RBI	8
BB	1
SO	6
LOB	19



Inning Stats	R: 0	H: 1	E: 0	K: 1	S: 5	LOB: 1	BB: 1	P: 9
R: 2	H: 3	E: 0	K: 1	S: 8	LOB: 1	BB: 0	P: 8	
R: 4	H: 3	E: 2	K: 0	S: 7	LOB: 0	BB: 0	P: 7	
R: 0	H: 1	E: 0	K: 1	S: 6	LOB: 1	BB: 0	P: 6	
R: 1	H: 2	E: 0	K: 2	S: 8	LOB: 1	BB: 0	P: 8	
R: 0	H: 1	E: 0	K: 0	S: 3	LOB: 0	BB: 0	P: 3	
R: 0	H: 0	E: 0	K: 1	S: 5	LOB: 0	BB: 0	P: 5	
R: 1	H: 3	E: 0	K: 0	S: 6	LOB: 2	BB: 0	P: 6	

1B	2B	3B	HR	SF	SAC	DP	HBP
10	1	2	1	1	0	2	0

WP	PA
1	37

PITCHER	IP	WLS	BF	H	R	ER	SO	BB	IBB	HBP	BLK	WP	HR	S	P	ERA	WHIP
Rich Gale, R (1, 1) ERA: 3.32	4.0	L	21	8	6	2	3	1	0	0	0	1	1	26	30	4.50	2.250
Jim Barr, R (5, 1) ERA: 2.08	2.0		7	3	1	1	2	0	0	0	0	0	0	11	11	4.50	1.500
Gary Lavelle, L (7, 1) ERA: 3.86	2.0		9	3	1	1	1	0	0	0	0	0	0	11	11	4.50	1.500

Batter	1	2	3	4	5	6	7	8	9	AB R H RBI BB SO LOB	TOP		
Chili Davis, S (1, 8) OBP: 0.396, SLG: 0.455	0-0 HR 1B		0-0 4-3		0-0 F7		4-0 BB 1B 1-2 BB	0-0 1B		4 1 2 0 1 0 2	San Francisco Giants @ San Diego Padres Jack Murphy Stadium, San Diego, CA Wed Apr 21 1982, 9:05 PM EST Att. 24,577 - Unknown livebaseballscorecards.com		
Joe Morgan, L (1, 4) OBP: 0.425, SLG: 0.412	0-0 1-H HR		4-0 BB		0-0 FC5-4 1-2 2-3		0-0 1B 1-2 2-3	0-0 1B 1-2 2-H		4 1 3 3 1 0 2			
Jack Clark, R (1, 9) OBP: 0.315, SLG: 0.279	0-0 F8		0-0 F9		0-0 F8		4-0 1B 1-2 2-3 3-H	0-3 K		4 0 0 1 1 1 5			
Reggie Smith, S (1, 3) OBP: 0.327, SLG: 0.340	0-0 F4		0-0 F9		0-0 F7		0-3 K		0-0 6-3	5 0 0 0 0 1 4			
Darrell Evans, L (1, 5) OBP: 0.352, SLG: 0.435	0-0 F6			0-0 F9		0-0 F9	0-0 F5		0-0 HR 2B	5 1 1 0 0 0 3			
Champ Summers, L (1, 7) OBP: 0.500, SLG: 0.750		0-0 F8 1B		0-0 6-3		4-0 1B BB	0-3 K		0-0 HR 2-H	2 0 1 0 1 0 0 2 1 1 2 0 1 3			
Jim Wohlford, R (7, PH) OBP: 0.250, SLG: 1.000 (7, 7)													
Guy Sularz, R (1, 6) OBP: 0.462, SLG: 0.500		0-0 F8 1-2		0-0 3-1		0-0 1B			0-0 1B 1B	5 1 3 0 0 0 1			
Jeff Ransom, R (1, 2) OBP: 0.125, SLG: 0.125		0-3 K			0-0 FC5-4 1B		0-0 F4		0-0 F7 F7	5 0 1 0 0 1 5			
Al Holland, R (1, 1) Gary Lavelle, S (5, 1) Duane Kuiper, L (7, PH) Atlee Hammaker, S (7, 1) Joe Pettini, R (8, PH) Fred Breining, R (8, 1) Jeffrey Leonard, R (9, PH) OBP: 0.326, SLG: 0.409		0-0 6-3			0-0 FC1 FC5-4 1-2		0-0 1B BB 1B		0-0 F8 F9	2 0 0 0 0 0 2 0 0 0 0 0 0 0 1 1 1 0 0 0 0 0 0 0 0 0 0 0 1 0 0 0 0 0 1 0 0 0 0 0 0 0 1 0 0 0 0 0 1			
Inning Stats	R: 2 H: 2 E: 0 LOB: 0 K: 0 BB: 0 S: 5 P: 5	R: 0 H: 1 E: 0 LOB: 1 K: 1 BB: 0 S: 6 P: 6	R: 0 H: 0 E: 0 LOB: 1 K: 0 BB: 1 S: 3 P: 7	R: 0 H: 0 E: 0 LOB: 0 K: 0 BB: 0 S: 3 P: 3	R: 0 H: 1 E: 1 LOB: 2 K: 0 BB: 0 S: 5 P: 5	R: 0 H: 1 E: 0 LOB: 2 K: 0 BB: 1 S: 4 P: 8	R: 1 H: 2 E: 0 LOB: 3 K: 2 BB: 2 S: 9 P: 17	R: 1 H: 3 E: 0 LOB: 2 K: 1 BB: 0 S: 8 P: 8	R: 2 H: 3 E: 0 LOB: 1 K: 0 BB: 0 S: 6 P: 6	1B: 10 SF: 0 2B: 1 SAC: 0 3B: 0 DP: 0 HR: 2 HBP: 0	WP: 0 PA: 45 PB: 0 SB: 0 CS: 0		
PITCHER John Montefusco, R (1, 1) ERA: 5.32 Gary Lucas, L (7, 1) ERA: 2.79	IP WLS BF H R ER SO BB IBB HBP BLK WP HR S P ERA WHIP	6.0 W 28 6 3 3 1 3 0 0 0 0 1 27 39 4.50 1.500	3.0 S 17 7 3 3 3 1 0 0 0 0 0 1 22 26 9.00 2.667	PITCHER									



Batter	1	2	3	4	5	6	7	8	9
Gene Richards, L (1, 7) OBP: 0.320, SLG: 0.333 Dave Edwards, R (8, 7) OBP: 0.286, SLG: 0.429	0-0 4-3 ①		0-0 WP S FC1-5 1B		0-0 FC5-6 1-2 1B	0-0 6-3 ③		0-0 1-2 1B	
Juan Bonilla, R (1, 4) OBP: 0.370, SLG: 0.417	0-0 L4 ②		0-0 F3 1-3 ①		0-0 FC5-6 FC6-4 1-2f 2-3 ①		0-0 3B 3B ①	0-0 F9 ②	
Garry Templeton, S (1, 6) OBP: 0.236, SLG: 0.241	0-0 S 1B ③		0-0 FC1-5 HR 3-H ②		0-0 FC6-4 WP S E 1-2f 3-H ②		0-0 4-3 ①	0-0 G3 ③	
Ruppert Jones, L (1, 8) OBP: 0.472, SLG: 0.636	0-0 4-3 1-2 ③		0-0 1-H HR ③		4-0 WP E BB 1-2 ③		4-0 3B BB ③		
Sixto Lezcano, R (1, 9) OBP: 0.389, SLG: 0.520		0-0 FC3-6 1B 1B ①	0-0 F8 ③		4-0 E 1-2 2-3 IBB ③		0-0 1-H 3-H 3B ②		
Terry Kennedy, L (1, 2) OBP: 0.310, SLG: 0.410		0-3 K ①		0-0 4-3 ①	0-0 E5 1-3 2-H 3-H ③		0-3 K ②		
Luis Salazar, R (1, 5) OBP: 0.275, SLG: 0.333		0-0 FC3-6 1-2 1B ②		0-0 F4 ②	0-0 F7 ③		0-0 6-3 ③		
Broderick Perkins, L (1, 3) OBP: 0.385, SLG: 0.391		0-0 FC3-6 1-2f 2-3 ②		0-0 F9 ③		0-0 CS 1B ③		4-0 1B BB ③	
John Montefusco, R (1, 1) OBP: 0.250, SLG: 0.143 Gary Lucas, L (7, 1)		0-0 F9 ③			4-0 FC5-6 FC6-4 1B BB ③	0-3 K 1-2 ③		0-3 K ①	

Inning Stats	R: 0	H: 1	E: 0	K: 0	S: 4	LOB: 1	BB: 0	P: 4	R: 0	H: 2	E: 0	K: 1	S: 7	LOB: 2	BB: 0	P: 7	R: 2	H: 2	E: 0	K: 0	S: 5	LOB: 0	BB: 0	P: 5	R: 0	H: 0	E: 0	K: 0	S: 3	LOB: 0	BB: 0	P: 3	R: 3	H: 1	E: 1	K: 0	S: 5	LOB: 2	BB: 3	P: 17	R: 0	H: 1	E: 0	K: 1	S: 5	LOB: 0	BB: 0	P: 5	R: 2	H: 2	E: 0	K: 1	S: 7	LOB: 1	BB: 1	P: 11	R: 0	H: 1	E: 0	K: 1	S: 6	LOB: 2	BB: 1	P: 10
--------------	------	------	------	------	------	--------	-------	------	------	------	------	------	------	--------	-------	------	------	------	------	------	------	--------	-------	------	------	------	------	------	------	--------	-------	------	------	------	------	------	------	--------	-------	-------	------	------	------	------	------	--------	-------	------	------	------	------	------	------	--------	-------	-------	------	------	------	------	------	--------	-------	-------

AB	R	H	RBI	BB	SO	LOB	
4	0	2	0	0	0	0	
1	0	1	0	0	0	0	
5	1	1	0	0	0	5	
5	2	1	1	0	0	5	
2	3	1	2	2	0	1	
3	0	2	2	1	0	0	
4	0	0	0	0	2	3	
4	0	1	0	0	0	3	
3	0	1	0	1	0	2	
2	1	0	0	1	1	3	
1	0	0	0	0	1	1	
1B: 7	SF: 0	2B: 0	SAC: 0	3B: 2	DP: 0	HR: 1	HBP: 0


BOTTOM

San Francisco Giants @ San Diego Padres
Jack Murphy Stadium, San Diego, CA

Wed Apr 21 1982, 9:05 PM EST
 Att. 24,577 - Unknown

livebaseballscorecards.com

AB	34
R	7
H	10
RBI	5
BB	5
SO	4
LOB	23



PITCHER	IP	WLS	BF	H	R	ER	SO	BB	IBB	HBP	BLK	WP	HR	S	P	ERA	WHIP
Al Holland, L (1, 1) ERA: 4.43	4.2	L	23	6	5	3	1	2	1	0	0	2	1	22	34	5.79	1.714
Gary Lavelle, L (5, 1) ERA: 3.38	1.1		5	1	0	0	1	0	0	0	0	0	0	7	7	0.00	0.750
Atlee Hammaker, L (7, 1) ERA: 18.0	1.0		6	2	2	2	1	1	0	0	0	0	0	7	11	18.00	3.000
Fred Breining, R (8, 1) ERA: 6.43	1.0		5	1	0	0	1	1	0	0	0	0	0	6	10	0.00	2.000

Batter	1	2	3	4	5	6	7	8	9	10	11	12	AB	R	H	RBI	BB	SO	LOB	TOP						
Gene Richards, L (1, 7) Joe Lefebvre, L (12, 7) OBP: 0.304, SLG: 0.333 OBP: 0.500, SLG: 0.429	0-0 6-3		0-3 K		0-0 4-3		0-0 F9			0-0 4-3		0-0 SH1-3 HR	6	1	1	0	0	1	0							
Juan Bonilla, R (1, 4) OBP: 0.390, SLG: 0.453	0-0 E G1-2-3 1B		0-0 2B		0-0 6-3					0-0 4-3		0-0 SH1-3	5	0	3	0	0	0	0							
Garry Templeton, S (1, 6) OBP: 0.230, SLG: 0.233	0-0 E 1-2 1B		0-0 6-3		0-3 K					0-0 L6		0-0 G4-6-3 1B	6	0	1	0	0	1	3							
Ruppert Jones, L (1, 8) OBP: 0.441, SLG: 0.571	0-0 E4 1-2 2-3		0-0 4-3		0-0 3-1					0-0 F8		0-0 F7	5	1	0	0	1	0	3							
Sixto Lezcano, R (1, 9) OBP: 0.417, SLG: 0.643	0-0 G1-2-3				0-0 HR					0-0 5-3		0-0 SH1-4 1B	6	3	4	4	0	0	3							
Terry Kennedy, L (1, 2) Dave Edwards, R (9, PR) Gary Lucas, L (9, 1) Floyd Chiffer, R (11, 1)		0-3 K2-3		0-0 4-3		0-0 F9				0-0 E7 6-4-3		0-0 SH1-4	4	0	0	0	0	1	1							
Luis Salazar, R (1, 5) OBP: 0.286, SLG: 0.314		0-0 F9		0-0 F9		0-0 F7				4-0 6-4-3 IBB		4-0 1B IBB	3	0	0	0	2	0	1							
Broderick Perkins, L (1, 3) Kurt Bevacqua, R (9, PH) S: 7		0-3 K		4-0 BB		0-0 B1-6-4 1B				0-0 6-4-3 1-2 2-3		0-0 1-2 2-H 1B	2	0	1	0	1	1	0							
Tim Lollar, L (1, 1) Doug Gwosdz, R (9, PH) S: 7			0-0 HR		0-0 F9		0-0 B1-6-4 1-2f			0-3 K		0-0 F9	3	1	1	1	0	0	2							
Inning Stats	R: 0 E: 1 K: 0 S: 5	H: 2 LOB: 2 BB: 0 P: 5	R: 0 E: 0 K: 2 S: 7	H: 0 LOB: 0 BB: 0 P: 7	R: 1 E: 0 K: 1 S: 7	H: 2 LOB: 1 BB: 0 P: 7	R: 1 E: 0 K: 0 S: 4	H: 1 LOB: 1 BB: 1 P: 8	R: 0 E: 0 K: 1 S: 5	H: 0 LOB: 0 BB: 0 P: 5	R: 0 E: 0 K: 0 S: 4	H: 1 LOB: 1 BB: 0 P: 4	R: 0 E: 0 K: 0 S: 3	H: 1 LOB: 0 BB: 0 P: 3	R: 0 E: 0 K: 0 S: 3	H: 0 LOB: 0 BB: 0 P: 3	R: 0 E: 0 K: 1 S: 3	H: 1 LOB: 0 BB: 0 P: 3	R: 1 E: 0 K: 0 S: 5	H: 2 LOB: 2 BB: 1 P: 9	R: 3 E: 0 K: 1 S: 7	H: 2 LOB: 0 BB: 1 P: 11	1B: 7 2B: 2 3B: 0 HR: 3	SF: 0 SAC: 2 DP: 3 HBP: 0	WP: 0 PB: 0 SB: 0 CS: 0	PA: 51
PITCHER	IP WLS BF H R ER SO BB IBB HBP BLK WP HR S P ERA WHIP	IP WLS BF H R ER SO BB IBB HBP BLK WP HR S P ERA WHIP																	IP WLS BF H R ER SO BB IBB HBP BLK WP HR S P ERA WHIP							
Phil Niekro, R (1, 1) ERA: 2.25	8.0		31	7	2	2	4	1	0	0	0	0	0	0	0	0	0	0	0	2.25	1.000					
Larry McWilliams, L (9, 1) ERA: 3.86	2.2		13	3	1	1	1	0	2	0	0	0	0	0	0	0	0	0	0	3.86	1.125					
Preston Hanna, R (11, 1) ERA: 3.6	0.1		1	0	0	0	0	0	0	0	0	0	0	0	0	0	0	0	0	0.00	0.000					
Rick Camp, R (12, 1) ERA: 3.97	1.0	L	6	2	3	3	1	0	1	0	0	0	0	1	7	11				27.00	2.000					

San Diego Padres @ Atlanta Braves
Atlanta-Fulton County Stadium, Atlanta, GA

Fri Apr 23 1982, 6:05 PM EST
Att. 37,105 - Unknown

AB	45
R	6
H	12
RBI	6
BB	4
SO	6
LOB	19



Batter	1	2	3	4	5	6	7	8	9	10	11	12	AB R H RBI BB SO LOB
Brett Butler, L OBP: 0.375, SLG: 0.274 (1, 8) X	0-0 K 1B		0-3 K		0-3 K			0-3 K			X 0-0 6-3		5 0 1 0 0 3 2
Glenn Hubbard, R OBP: 0.359, SLG: 0.364 (1, 4) S	0-3 K 1-2		0-0 4-3			X 0-0 HR		X 0-0 5-3			X 0-0 1B		5 1 2 2 0 1 2
Claudell Washington, L OBP: 0.283, SLG: 0.275 Rick Camp, R (12, 1) S	0-3 K			X 0-0 F7		S 0-3 K		X 0-0 1-3			S 0-3 K		5 0 0 0 0 3 2 0 0 0 0 0 0 0
Bob Horner, R OBP: 0.344, SLG: 0.380 (1, 5) S	0-3 K			4-0 2B BB		X 0-0 F7		X 0-0 F7			S 0-3 K		4 1 0 0 1 2 2
Dale Murphy, R OBP: 0.381, SLG: 0.588 (12, 9) S		X 0-0 5-3		X 0-0 1-H 2B		X 0-0 F8		X 0-0 6-3			S 0-3 K		5 0 1 1 0 1 0
Chris Chambliss, L OBP: 0.393, SLG: 0.566 (1, 3) S		X 0-0 4-3		S 0-3 K		X 0-0 F9				X 0-0 4-3		X 0-0 F7	5 0 0 0 0 1 1
Bruce Benedict, R OBP: 0.373, SLG: 0.327 (1, 2) S		X 0-0 G3		X 0-0 P4		X 0-0 F8				X 0-0 5-3		X 0-0 F9	5 0 0 0 0 0 1
Rafael Ramirez, R OBP: 0.350, SLG: 0.545 (1, 6) S			X 0-0 4-3 2B		X 0-0 1-3		S 0-3 K			X 0-0 L4			4 0 1 0 0 1 0
Phil Niekro, R Jerry Royster, R Larry McWilliams, L Preston Hanna, R Rafino Linares, R (1, 1) S (8, PH) (8, 1) (11, 1) (11, PH) (12, 7)			X 0-0 4-3		X 0-0 F7		S 0-3 K				X 0-0 6-3 1B		2 0 0 0 0 0 0 1 1 0 0 0 0 0 1 0 0 0 0 0 0 0 0 0 0 0 0 0 0 0 0 0 1 1 1 0 0 0 0 0

Inning Stats	R: 0 E: 0 K: 3 S: 10	H: 1 LOB: 1 BB: 0 P: 10	R: 0 E: 0 K: 0 S: 3	H: 0 LOB: 0 BB: 0 P: 3	R: 0 E: 0 K: 1 S: 6	H: 1 LOB: 1 BB: 0 P: 6	R: 1 E: 0 K: 1 S: 6	H: 1 LOB: 1 BB: 1 P: 10	R: 0 E: 0 K: 1 S: 5	H: 0 LOB: 0 BB: 0 P: 5	R: 1 E: 0 K: 1 S: 6	H: 1 LOB: 0 BB: 0 P: 6	R: 0 E: 0 K: 1 S: 5	H: 0 LOB: 0 BB: 0 P: 5	R: 0 E: 0 K: 0 S: 3	H: 0 LOB: 0 BB: 0 P: 3	R: 0 E: 0 K: 0 S: 3	H: 0 LOB: 0 BB: 0 P: 3	R: 1 E: 0 K: 2 S: 9	H: 2 LOB: 1 BB: 0 P: 9	R: 0 E: 0 K: 1 S: 5	H: 0 LOB: 0 BB: 0 P: 5	1B: 3 2B: 2 3B: 0 HR: 1	SF: 0 SAC: 0 DP: 0 HBP: 0	WP: 0 PB: 0 SB: 1 CS: 0	PA: 43
--------------	-------------------------------	----------------------------------	------------------------------	---------------------------------	------------------------------	---------------------------------	------------------------------	----------------------------------	------------------------------	---------------------------------	------------------------------	---------------------------------	------------------------------	---------------------------------	------------------------------	---------------------------------	------------------------------	---------------------------------	------------------------------	---------------------------------	------------------------------	---------------------------------	----------------------------------	------------------------------------	----------------------------------	--------

PITCHER	IP	WLS	BF	H	R	ER	SO	BB	IBB	HBP	BLK	WP	HR	S	P	ERA	WHIP
Tim Lollar, L ERA: 3.04 (1, 1)	8.0		29	4	2	2	10	1	0	0	0	0	1	48	52	2.25	0.625
Gary Lucas, L ERA: 2.92 (9, 1)	2.2		10	2	1	1	1	0	0	0	0	0	0	12	12	3.38	0.750
Floyd Chiffer, R ERA: (11, 1)	1.1	W	4	0	0	0	2	0	0	0	0	0	0	8	8	0.00	0.000

San Diego Padres @ Atlanta Braves
Atlanta-Fulton County Stadium, Atlanta, GA

Fri Apr 23 1982, 6:05 PM EST
Att: 37,105 - Unknown

livebaseballscorecards.com

AB	42
R	3
H	6
RBI	3
BB	1
SO	13
LOB	11



Batter	1	2	3	4	5	6	7	8	9	AB R H RBI BB SO LOB	TOP											
Gene Richards, L (1, 7) OBP: 0.317, SLG: 0.362 Joe Lefebvre, L (9, 7) OBP: 0.500, SLG: 0.429	0-0 4-3 SF7 2B		0-0 4-3			0-3 K		0-0 1B E 1B		4 2 2 1 0 1 0 0 0 0 0 0 0 0												
Juan Bonilla, R (1, 4) OBP: 0.381, SLG: 0.439	0-0 4-3 2-3		0-0 6-3			0-0 5-3		0-0 E 1B		4 1 1 1 0 0 1												
Garry Templeton, S (1, 6) OBP: 0.246, SLG: 0.258	0-0 SF7 3-H			0-0 F5			0-0 PB 1B 2B	4-0 E IBB		2 1 1 1 1 0 0												
Ruppert Jones, L (1, 8) OBP: 0.429, SLG: 0.547	0-0 1B		0-0 6-3		0-0 6-3		0-0 F7 2-3	0-0 E1 CS 1-3 2-H 3-H		4 0 1 0 0 0 2												
Sixto Lezcano, R (1, 9) OBP: 0.406, SLG: 0.617	0-0 F8		0-0 F7		0-0 F7		0-0 G6-3 1B 3-H 1-2f	0-3 K 1-2		4 0 1 1 0 1 3												
Terry Kennedy, L (1, 2) OBP: 0.260, SLG: 0.340		0-3 K		0-0 4-1			0-0 G6-3 1-2f	0-0 4-3		4 0 0 0 0 1 1												
Luis Salazar, R (1, 5) OBP: 0.267, SLG: 0.291		0-3 K		0-0 5-3				0-0 6-3	0-3 K	4 0 0 0 0 2 0												
Broderick Perkins, L (1, 3) OBP: 0.424, SLG: 0.393		0-0 L3		0-0 3-1				4-0 HBP 1B BB	0-0 1B	3 1 1 0 1 0 0												
Juan Eichelberger, R (1, 1) Danny Boone, L (5, 1) Tim Flannery, L (6, PH) Eric Show, R (6, 1) Randy Bass, L (8, PH) Dave Edwards, R (8, PR) Luis DeLeon, R (8, 1)			0-0 F7			0-0 4-3		1-0 1B HBP	0-0 P4	1 0 0 0 0 0 0 0 0 0 0 0 0 0 1 0 1 0 0 0 0 0 1 0 0 0 0 0 1												
Inning Stats	R: 1 E: 0 K: 0 S: 5	H: 2 LOB: 1 BB: 0 P: 5	R: 0 E: 0 K: 2 S: 7	H: 0 LOB: 0 BB: 0 P: 7	R: 0 E: 0 K: 0 S: 3	H: 0 LOB: 0 BB: 0 P: 3	R: 0 E: 0 K: 0 S: 3	H: 0 LOB: 0 BB: 0 P: 3	R: 0 E: 0 K: 1 S: 5	H: 0 LOB: 0 BB: 0 P: 5	R: 1 E: 0 K: 0 S: 4	H: 2 LOB: 0 BB: 0 P: 4	R: 4 E: 1 K: 1 S: 7	H: 2 LOB: 2 BB: 2 P: 16	R: 0 E: 0 K: 1 S: 6	H: 1 LOB: 1 BB: 0 P: 6	1B: 5 2B: 3 3B: 0 HR: 0	SF: 1 SAC: 0 DP: 2 HBP: 1	WP: 0 PB: 1 SB: 0 CS: 1	PA: 36		
PITCHER	IP WLS BF H R ER SO BB IBB HBP BLK WP HR S P ERA WHIP																					
Joe Cowley, R (1, 1) ERA: 3.6	6.1		23	4	2	2	3	0	0	0	0	0	0	29	29	2.84	0.632					
Gene Garber, R (7, 1) ERA: 1.26	1.0	L	5	1	3	2	0	1	0	1	0	0	0	3	8	18.00	2.000					
Rick Camp, R (8, 1) ERA: 3.75	0.2		4	1	1	0	1	0	1	0	0	0	0	5	9	0.00	1.500					
José Álvarez, R (9, 1) ERA:	1.0		4	1	0	0	1	0	0	0	0	0	0	6	6	0.00	1.000					

San Diego Padres @ Atlanta Braves
Atlanta-Fulton County Stadium, Atlanta, GA

Sat Apr 24 1982, 6:05 PM EST
Att. 28,447 - Unknown

livebaseballscorecards.com

AB	32
R	6
H	7
RBI	4
BB	2
SO	5
LOB	8



Batter	1	2	3	4	5	6	7	8	9	AB R H RBI BB SO LOB
Brett Butler, L OBP: 0.377, SLG: 0.273 (1, 8) X	0-0 SH1-4 S 1B		4-0 G4-6-3 BB 2B BB	0-0 FC4-6 1-2f		0-0 4-3			0-0 F8	4 1 1 0 1 0 2
Glenn Hubbard, R OBP: 0.368, SLG: 0.351 (1, 4) X	0-0 SH1-4 1-3		4-0 G4-6-3 BB 1-2		4-0 1B 1B BB	0-0 F9			0-0 1-3	2 1 0 0 2 0 0
Claudell Washington, L OBP: 0.280, SLG: 0.273 (1, 9) X	0-0 F7		0-0 G4-6-3 1-2f 2-3		0-0 1-3 1B				0-0 F8	4 0 1 0 0 0 3
Dale Murphy, R OBP: 0.388, SLG: 0.600 (1, 7) S S S	0-3 K		0-0 3-H 2B		0-0 HR 1B				0-0 F7	4 1 2 2 0 1 1
Bob Horner, R OBP: 0.338, SLG: 0.426 (1, 5) X		0-0 F9	0-3 K		0-0 1-H HR				0-0 4-3	4 1 1 2 0 1 1
Chris Chambliss, L OBP: 0.385, SLG: 0.544 (1, 3) X		0-0 F8		0-0 E3 1B G3	0-0 G3				0-0 G5-4-3 1B	4 0 1 0 0 0 0
Rafael Ramirez, R OBP: 0.344, SLG: 0.525 (1, 6) X		0-0 1B 1B		0-0 G3 1-2	0-0 E6				0-0 G5-4-3 1-2f	4 0 1 0 0 0 2
Matt Sinatro, R OBP: 0.333, SLG: 0.200 (1, 2) X		0-0 FC6-4 1B		0-0 F3	0-0 5-3				0-0 1-3	4 0 1 0 0 0 2
José Álvarez, R (9, 1) X										0 0 0 0 0 0 0
Joe Cowley, R OBP: 0.286, SLG: 0.286 (1, 1) X		0-0 FC6-4		0-0 FC4-6 1B		0-3 K			0-0 6-3	3 0 1 0 0 1 2
Gene Garber, R (7, 1) X										0 0 0 0 0 0 0
Rick Camp, R (8, 1) X										0 0 0 0 0 0 0
Biff Pocoroba, S OBP: 0.333, SLG: 0.400 (9, 2) X										1 0 0 0 0 0 0

Inning Stats	R: 0	H: 1	E: 0	K: 1	S: 6	LOB: 1	BB: 0	P: 6	R: 0	H: 2	E: 0	K: 0	S: 5	LOB: 2	BB: 0	P: 5	R: 1	H: 1	E: 0	K: 1	S: 5	LOB: 1	BB: 2	P: 13	R: 0	H: 1	E: 1	K: 0	S: 5	LOB: 2	BB: 0	P: 5	R: 3	H: 3	E: 1	K: 0	S: 6	LOB: 1	BB: 1	P: 10	R: 0	H: 0	E: 0	K: 1	S: 5	LOB: 0	BB: 0	P: 5	R: 0	H: 0	E: 0	K: 0	S: 3	LOB: 0	BB: 0	P: 3	R: 0	H: 1	E: 0	K: 0	S: 3	LOB: 0	BB: 0	P: 3	R: 0	H: 0	E: 0	K: 0	S: 3	LOB: 0	BB: 0	P: 3	1B: 7	SF: 0	2B: 1	SAC: 1	3B: 0	DP: 2	HR: 1	HBP: 0	WP: 0	PA: 38
--------------	------	------	------	------	------	--------	-------	------	------	------	------	------	------	--------	-------	------	------	------	------	------	------	--------	-------	-------	------	------	------	------	------	--------	-------	------	------	------	------	------	------	--------	-------	-------	------	------	------	------	------	--------	-------	------	------	------	------	------	------	--------	-------	------	------	------	------	------	------	--------	-------	------	------	------	------	------	------	--------	-------	------	-------	-------	-------	--------	-------	-------	-------	--------	-------	--------

PITCHER	IP	WLS	BF	H	R	ER	SO	BB	IBB	HBP	BLK	WP	HR	S	P	ERA	WHIP
Juan Eichelberger, R ERA: 4.45 (1, 1)	4.1		23	8	4	4	2	3	0	0	0	0	1	24	36	8.31	2.538
Danny Boone, L ERA: 4.15 (5, 1)	0.2		3	0	0	0	0	0	0	0	0	0	0	3	3	0.00	0.000
Eric Show, R ERA: (6, 1)	2.0	W	6	0	0	0	1	0	0	0	0	0	0	8	8	0.00	0.000
Luis DeLeon, R ERA: 2.45 (8, 1)	2.0	S	6	1	0	0	0	0	0	0	0	0	0	6	6	0.00	0.500

BOTTOM

San Diego Padres @ Atlanta Braves
Atlanta-Fulton County Stadium, Atlanta, GA

livebaseballscorecards.com

AB	34
R	4
H	9
RBI	4
BB	3
SO	3
LOB	13



Sat Apr 24 1982, 6:05 PM EST
Att. 28,447 - Unknown

Batter	1	2	3	4	5	6	7	8	9	AB R H RBI BB SO LOB	TOP														
Mookie Wilson, S (1, 8) OBP: 0.351, SLG: 0.479	0-3 K		0-0 1B 1-2 1B	0-0 5-3		0-0 4-3				4 0 1 0 0 1 0															
Bob Bailor, R (1, 4) OBP: 0.314, SLG: 0.353	0-0 1-3		0-0 FC6-4 1-3 2-H 1B		0-0 P5	0-0 5-3				4 0 1 1 0 0 0															
George Foster, R (1, 7) OBP: 0.280, SLG: 0.354	0-0 5-3		0-0 FC6-4 1-2f		0-0 F2			0-3 K		4 0 0 0 0 1 2															
Tom Verzyer, R (8, 6) OBP: 0.286, SLG: 0.429								0-0 F2		0 0 0 0 0 0 0															
Dave Kingman, R (1, 3) OBP: 0.354, SLG: 0.678		0-3 K		0-0 HR		0-3 K		0-0 F2		4 1 1 1 0 2 0															
Ellis Valentine, R (1, 9) OBP: 0.258, SLG: 0.258		0-0 5-3		0-0 1B 2B 1B		0-0 1-3 1B		0-0 1-3		4 1 2 0 0 0 0															
John Stearns, R (1, 2) OBP: 0.351, SLG: 0.472		0-0 CS 1B		0-3 K		0-0 1-3		0-0 F7		4 0 1 0 0 1 2															
Hubie Brooks, R (1, 5) OBP: 0.348, SLG: 0.268		0-0 CS 1-2	0-3 K	0-0 1B 2B 1B		0-3 K		0-0 4-3		4 1 1 0 0 2 1															
Ron Gardenhire, R (1, 6) OBP: 0.388, SLG: 0.395			0-3 K	0-0 2B 1B		0-0 F7		0-0 1B		2 1 1 0 0 1 0															
Wally Backman, S (6, PH) OBP: 0.325, SLG: 0.395				1-2 2-3 2B 1B						2 0 1 0 0 0 1															
Pat Zachry, R (1, 1) Ed Lynch, R (2, 1) Joel Youngblood, R (4, PH) Jesse Orosco, R (4, 1) Ron Hodges, L (7, PH) Pete Falcone, L (7, 1) Rusty Staub, L (9, PH) OBP: 0.294, SLG: 0.143			0-0 E6 1B	0-0 2B			0-3 K		0-0 G3	0 0 0 0 0 0 0															
Inning Stats	R: 0 E: 0 K: 1 S: 5	H: 0 LOB: 0 BB: 0 P: 5	R: 0 E: 0 K: 1 S: 5	H: 1 LOB: 0 BB: 0 P: 5	R: 1 E: 1 K: 2 S: 10	H: 2 LOB: 2 BB: 0 P: 10	R: 4 E: 0 K: 1 S: 9	H: 5 LOB: 0 BB: 0 P: 9	R: 0 E: 0 K: 1 S: 5	H: 0 LOB: 0 BB: 0 P: 5	R: 0 E: 0 K: 1 S: 6	H: 1 LOB: 1 BB: 0 P: 6	R: 0 E: 0 K: 1 S: 5	H: 0 LOB: 0 BB: 0 P: 5	R: 0 E: 0 K: 1 S: 5	H: 0 LOB: 0 BB: 0 P: 5	R: 0 E: 0 K: 0 S: 4	H: 1 LOB: 1 BB: 0 P: 4	1B: 8 2B: 1 3B: 0 HR: 1	SF: 0 SAC: 0 DP: 0 HBP: 0	WP: 0 PB: 0 SB: 0 CS: 1	PA: 37			
PITCHER	IP	WLS	BF	H	R	ER	SO	BB	IBB	HBP	BLK	WP	HR	S	P	ERA	WHIP								
John Curtis, L (1, 1) ERA: 5.0	4.0		19	8	5	4	5	0	0	0	0	0	1	29	29	9.00	2.000								
Eric Show, R (5, 1) ERA:	5.0	W	17	2	0	0	4	0	0	0	0	0	0	25	25	0.00	0.400								

New York Mets @ San Diego Padres
Jack Murphy Stadium, San Diego, CA

Tue Apr 27 1982, 10:05 PM EDT
Att. 20,414 - Unknown

livebaseballscorecards.com

AB	36
R	5
H	10
RBI	5
BB	0
SO	9
LOB	7



Batter	1	2	3	4	5	6	7	8	9	AB	R	H	RBI	BB	SO	LOB
Gene Richards, L (1, 7) OBP: 0.297, SLG: 0.339 Dave Edwards, R (8, 7) OBP: 0.286, SLG: 0.429	0-0 F2	0-0 F8		0-3 K		0-0 6-3				4	0	0	0	0	1	2
Juan Bonilla, R (1, 4) OBP: 0.373, SLG: 0.443	0-3 K	0-0 2B		0-0 G3		0-0 6-3				4	0	1	1	0	1	1
Garry Templeton, S (1, 6) OBP: 0.232, SLG: 0.242	0-0 4-3	0-0 P4			0-0 E6 1B 2B		0-0 4-3			4	1	0	0	0	0	1
Ruppert Jones, L (1, 8) OBP: 0.448, SLG: 0.561		0-0 1B 1B	0-0 4-3		0-0 2B 1B		0-0 CS 1B			4	2	3	0	0	0	0
Sixto Lezcano, R (1, 9) OBP: 0.412, SLG: 0.625		0-0 1B 3B 1B	0-3 K		0-0 2B		0-3 K			4	1	2	2	0	2	1
Terry Kennedy, L (1, 2) OBP: 0.259, SLG: 0.333		0-0 3B 1B	0-0 F2		0-3 K		0-0 F9			4	1	1	1	0	1	1
Luis Salazar, R (1, 5) OBP: 0.266, SLG: 0.322		0-0 1B 3B		0-0 E4 4-3 1B		0-3 K		0-3 K		4	2	1	2	0	2	1
Broderick Perkins, L (1, 3) OBP: 0.405, SLG: 0.375		0-0 SH2-4 2B 1B		0-0 4-3		0-0 4-3		0-3 K		4	1	1	1	0	1	2
John Curtis, L (1, 1) OBP: 0.500, SLG: 0.500 Kurt Bevacqua, R (4, PH) OBP: 0.286, SLG: 0.167 Eric Show, R (5, 1)		0-0 SH2-4		0-0 1B		0-3 K				0	0	0	0	0	0	0

Inning Stats	R: 0	H: 0	E: 0	K: 1	S: 5	H: 0	LOB: 0	BB: 0	P: 5	R: 5	H: 6	E: 0	K: 0	S: 9	R: 0	H: 0	E: 0	K: 1	S: 5	R: 1	H: 1	E: 0	K: 1	S: 7	R: 2	H: 2	E: 1	K: 2	S: 10	R: 0	H: 0	E: 0	K: 1	S: 5	R: 0	H: 1	E: 0	K: 1	S: 5	R: 0	H: 0	E: 0	K: 2	S: 7	R: 0	H: 0	E: 0	K: 2	S: 7	1B: 7	2B: 2	3B: 1	HR: 0	SF: 0	SAC: 1	DP: 0	HBP: 0	WP: 0	PB: 0	SB: 0	CS: 1	PA: 35
--------------	------	------	------	------	------	------	--------	-------	------	------	------	------	------	------	------	------	------	------	------	------	------	------	------	------	------	------	------	------	-------	------	------	------	------	------	------	------	------	------	------	------	------	------	------	------	------	------	------	------	------	-------	-------	-------	-------	-------	--------	-------	--------	-------	-------	-------	-------	--------

PITCHER	IP	WLS	BF	H	R	ER	SO	BB	IBB	HBP	BLK	WP	HR	S	P	ERA	WHIP
Pat Zachry, R (1, 1) ERA: 5.24	1.0		8	5	5	5	1	0	0	0	0	0	0	10	10	45.00	5.000
Ed Lynch, R (2, 1) ERA: 1.13	2.0		7	1	0	0	1	0	0	0	0	0	0	9	9	0.00	0.500
Jesse Orosco, L (4, 1) ERA: 3.86	3.0	L	14	3	3	1	4	0	0	0	0	0	0	22	22	3.00	1.000
Pete Falcone, L (7, 1) ERA: 3.86	2.0		6	1	0	0	3	0	0	0	0	0	0	12	12	0.00	0.500

NEW YORK METS @ SAN DIEGO PADRES
Jack Murphy Stadium, San Diego, CA

Tue Apr 27 1982, 10:05 PM EDT
Att. 20,414 - Unknown

AB	34
R	8
H	10
RBI	8
BB	0
SO	9
LOB	9

Batter	1	2	3	4	5	6	7	8	9	10	11	12	13	14	15	AB	R	H	RBI	BB	SO	LOB	TOP					
Mookie Wilson, S OBP: 0.333, SLG: 0.475	0-0 4-3		0-0 F7		0-0 FC3-6 3B		0-0 6-3			0-0 1-3		0-0 5-3			0-0 SF8 3B	7	2	1	1	0	0	1						
Wally Backman, S OBP: 0.333, SLG: 0.442	0-0 1-3		0-0 6-3		0-0 3B		0-0 F9			0-0 E4 HBP 1B		0-0 1-3			0-0 SF8	5	0	2	1	0	0	0						
Bob Bailor, R OBP: 0.297, SLG: 0.343					0-0 3B										0-0 SF8	1	0	0	1	0	0	0						
Dave Kingman, R OBP: 0.343, SLG: 0.635	0-0 1-3				0-0 K					0-0 K		0-0 K			0-0 G3	4	0	0	0	0	2	1						
Mike Jorgensen, L OBP: 0.364, SLG: 0.222					0-0 K					0-0 K		0-0 K			0-0 G3	2	0	0	0	0	1	0						
Gary Rajsch, L OBP: 0.320, SLG: 0.318										0-0 F7		0-0 K			0-0 K	7	0	2	0	0	1	2						
Joel Youngblood, R OBP: 0.281, SLG: 0.438										0-0 F7		0-0 K			0-0 K	0	0	0	0	0	0	0						
Ellis Valentine, R OBP: 0.270, SLG: 0.278										0-0 F3		0-0 E4			0-0 6-3	5	1	1	0	1	0	4						
John Stearns, R OBP: 0.333, SLG: 0.492										0-0 E4		0-0 F7			0-0 F7	6	1	1	1	0	1	3						
Hubie Brooks, R OBP: 0.347, SLG: 0.274										0-0 K		0-0 K			0-0 6-3	6	0	2	1	0	2	0						
Ron Gardenhire, R OBP: 0.400, SLG: 0.408										0-0 K		0-0 K			0-0 6-3	6	1	3	0	0	1	2						
Randy Jones, R										0-0 K		0-0 K			0-0 K	1	0	0	0	0	0	0						
Rick Sweet, S										0-0 K		0-0 K			0-0 K	1	0	1	0	0	0	0						
Craig Swan, R										0-0 K		0-0 K			0-0 K	1	0	0	0	0	0	0						
Rusty Staub, L										0-0 K		0-0 K			0-0 K	1	0	0	0	0	0	1						
Neil Allen, R										0-0 K		0-0 K			0-0 K	0	0	0	0	0	0	0						
George Foster, R										0-0 K		0-0 K			0-0 K	1	0	0	0	0	1	1						
Pete Falcone, L										0-0 K		0-0 K			0-0 K	1	0	0	0	0	1	1						
Inning Stats	R: 0 E: 0 K: 0 S: 3	H: 0 LOB: 0 BB: 0 P: 3	R: 1 E: 0 K: 0 S: 5	H: 3 LOB: 1 BB: 0 P: 5	R: 0 E: 0 K: 0 S: 3	H: 0 LOB: 0 BB: 1 P: 7	R: 0 E: 0 K: 0 S: 3	H: 0 LOB: 1 BB: 1 P: 7	R: 2 E: 0 K: 2 S: 10	H: 3 LOB: 1 BB: 0 P: 10	R: 1 E: 0 K: 0 S: 5	H: 2 LOB: 1 BB: 0 P: 5	R: 0 E: 0 K: 0 S: 3	H: 0 LOB: 0 BB: 0 P: 3	R: 0 E: 1 K: 0 S: 4	H: 1 LOB: 2 BB: 0 P: 8	R: 0 E: 0 K: 0 S: 5	H: 0 LOB: 0 BB: 0 P: 5	R: 0 E: 0 K: 1 S: 5	H: 0 LOB: 0 BB: 0 P: 5	R: 0 E: 0 K: 2 S: 7	H: 0 LOB: 0 BB: 0 P: 7	R: 1 E: 0 K: 0 S: 4	H: 1 LOB: 0 BB: 0 P: 4	1B: 9 2B: 1 3B: 2 HR: 1	SF: 1 SAC: 0 DP: 2 HBP: 1	WP: 0 PB: 0 SB: 0 CS: 0	PA: 58
PITCHER	IP	WLS	BF	H	R	ER	SO	BB	IBB	HBP	BLK	WP	HR	S	P	ERA	WHIP											
John Montefusco, R	(1, 1)	5.0		6	3	3	2	1	0	0	0	0	1	24	28	5.40	1.400											
Danny Boone, L	(6, 1)	2.0		8	2	1	0	0	0	0	0	0	0	8	8	4.50	1.000											
Luis DeLeon, R	(8, 1)	2.0		7	2	0	2	0	0	0	0	0	0	11	11	0.00	1.000											
Floyd Chiffer, R	(10, 1)	2.0		9	2	0	2	0	0	1	0	0	0	12	13	0.00	1.000											
Gary Lucas, L	(12, 1)	4.0	L	13	1	1	4	0	0	0	0	0	0	21	21	2.25	0.250											

New York Mets @ San Diego Padres
 Jack Murphy Stadium, San Diego, CA
 Wed Apr 28 1982, 10:05 PM EDT
 Att: 23,315 - Unknown

AB	55
R	5
H	13
RBI	5
BB	1
SO	10
LOB	15



1B	9
2B	1
3B	2
HR	1

Batter	1	2	3	4	5	6	7	8	9	10	11	12	13	14	15	AB	R	H	RBI	BB	SO	LOB	BOTTOM				
Gene Richards, L (1, 7) OBP: 0.310, SLG: 0.338	0-3 K	0-0 5-3		0-0 E WP SF7 1B		0-0 1B			0-0 6-3		4-0 1-2 BB		0-0 P5			6	1	2	0	1	1	1	New York Mets @ San Diego Padres Jack Murphy Stadium, San Diego, CA Wed Apr 28 1982, 10:05 PM EDT Att: 23,315 - Unknown livebaseballscorecards.com				
Juan Bonilla, R (1, 4) OBP: 0.338, SLG: 0.397	0-0 4-3		0-0 E3 1B HBP	0-0 1-3		0-0 F7			0-0 6-3		0-3 K		0-0 F9			7	1	0	0	0	1	4					
Garry Templeton, S (1, 6) OBP: 0.250, SLG: 0.260	0-0 E BB HBP 1B		0-0 HBP S 5-3 1B	0-0 E4 CS				0-0 E4 G4-6-3		0-0 CS SH1-4 1B		0-0 P4		0-0 G3		7	2	3	0	0	0	1					
Ruppert Jones, L (1, 8) OBP: 0.425, SLG: 0.525	4-0 HBP E BB		0-3 K	0-0 SF7				0-0 G4-6-3		0-0 SH1-4		0-0 G3		0-3 K		4	0	0	1	1	2	3					
Sixto Lezcano, R (1, 9) OBP: 0.413, SLG: 0.588	0-0 E6 HBP		4-0 5-3 HBP IBB	0-0 CS	0-0 5-3			0-0 F8		4-0 BB		4-0 BB				4	0	0	0	3	0	2					
Terry Kennedy, L (1, 2) OBP: 0.262, SLG: 0.304	1-0 HBP		1-0 5-3 HBP		0-0 F8			0-0 F9		0-3 K		0-0 F8		0-3 K		5	0	0	2	0	2	3					
Luis Salazar, R (1, 5) OBP: 0.239, SLG: 0.288	0-0 F8		0-0 5-3		0-3 K			0-0 6-3			0-3 K		0-0 6-3		0-0 6-3	7	0	0	1	0	2	5					
Broderick Perkins, L (1, 3) OBP: 0.395, SLG: 0.351		0-0 4-3		4-0 IBB		0-0 F2		0-0 F2		0-0 F2		0-0 6-3		0-0 1B		5	0	1	0	1	0	0					
John Montefusco, R (1, 1) Darryl Scott, L (5, 1) Luis DeLeon, R (5, 1) Tim Flannery, L (9, P#) Floyd Chittler, R (10, P#) Kurt Bevacqua, R (11, P#) Gary Lucas, L (12, 1)	0-3 K	0-3 K		0-3 K		0-0 G3			0-3 K		4-0 BB		0-3 K			2	0	0	0	0	2	3					
Inning Stats	R: 1 E: 1 K: 1 S: 7	H: 1 LOB: 3 BB: 1 P: 12	R: 0 E: 0 K: 1 S: 5	H: 0 LOB: 0 BB: 0 P: 5	R: 2 E: 1 K: 2 S: 9	H: 1 LOB: 3 BB: 2 P: 18	R: 1 E: 1 K: 0 S: 4	H: 1 LOB: 0 BB: 0 P: 4	R: 0 E: 0 K: 0 S: 5	H: 0 LOB: 0 BB: 0 P: 5	R: 0 E: 0 K: 1 S: 5	H: 0 LOB: 0 BB: 0 P: 5	R: 0 E: 0 K: 1 S: 6	H: 0 LOB: 1 BB: 1 P: 7	R: 0 E: 0 K: 1 S: 5	H: 1 LOB: 1 BB: 0 P: 6	R: 0 E: 0 K: 1 S: 5	H: 0 LOB: 0 BB: 0 P: 5	R: 0 E: 0 K: 1 S: 5	H: 0 LOB: 0 BB: 0 P: 5	R: 0 E: 0 K: 1 S: 5	H: 0 LOB: 0 BB: 0 P: 5	1B: 6 2B: 1 3B: 0 HR: 0	SF: 1 SAC: 1 DP: 2 HBP: 2	WP: 1 PB: 0 SB: 1 CS: 2	PA: 62	
PITCHER	IP 4.0	WLS 0	BF 22	H 3	R 4	ER 0	SO 4	BB 1	IBB 2	HBP 2	BLK 0	WP 0	HR 0	S 25	P 39	ERA 0.00	WHIP 1.000										
Randy Jones, L (1, 1) ERA: 3.86	4.0		13	1	0	0	1	0	0	0	0	0	0	15	15	0.00	0.250										
Craig Swan, R (5, 1) ERA: 2.57	4.0		7	1	0	0	2	1	0	0	0	0	0	10	14	0.00	1.000										
Neil Allen, R (9, 1) ERA: 0.66	2.0		19	1	0	0	5	3	0	0	0	0	0	26	38	0.00	0.800										
Pete Falcone, L (11, 1) ERA: 2.84	5.0	W	19	1	0	0	5	3	0	0	0	0	0	26	38	0.00	0.800										

Batter	1	2	3	4	5	6	7	8	9	AB R H RBI BB SO LOB	TOP											
Mookie Wilson, S (1, 8) OBP: 0.318, SLG: 0.452	0-3 K		0-0 1-3		0-0 4-3			0-0 F9		4 0 0 0 0 1 1												
Bob Bailor, R (1, 4) OBP: 0.293, SLG: 0.359	0-0 F8		0-0 F3			0-0 F8		0-0 F8	1-3 2B	4 0 1 0 0 0 0												
Joel Youngblood, R (1, 7) OBP: 0.278, SLG: 0.400	4-0 BB			0-0 F9		0-0 F8		0-3 K		3 0 0 0 1 1 2												
Dave Kingman, R (1, 3) OBP: 0.338, SLG: 0.625	0-3 K			0-0 1B		0-0 F2		0-0 F2		1 0 0 0 0 1 1												
Gary Rajsich, L (3, 3) OBP: 0.321, SLG: 0.320				1B						3 0 1 0 0 0 2												
Ellis Valentine, R (1, 9) OBP: 0.268, SLG: 0.275		0-0 5-3 1B		0-0 F8		0-0 F2		0-0 F7		4 0 1 0 0 0 1												
John Stearns, R (1, 2) OBP: 0.328, SLG: 0.476		0-0 5-3		0-0 1-2 1B		0-0 5-3		0-0 F2		4 0 1 0 0 0 1												
Hubie Brooks, R (1, 5) OBP: 0.342, SLG: 0.273		0-0 G4-6-3 1B		0-3 K		0-0 E4		0-0 L5		4 0 1 0 0 1 2												
Ron Gardenhire, R (1, 6) OBP: 0.379, SLG: 0.385		0-0 G4-6-3			0-0 5-3		0-0 F8			3 0 0 0 0 0 3												
Charlie Puleo, R (1, 1) OBP: 0.333, SLG: 0.333			0-0 1-3		0-3 K			4-0 2B		1 0 0 0 0 0 0												
Rick Sweet, S (5, PH) OBP: 0.333, SLG: 0.333										1 0 0 0 0 1 0												
Jesse Orosco, R (5, 1) OBP: 0.348, SLG: 0.442										0 0 0 0 0 0 0												
Wally Backman, S (8, PH) OBP: 0.348, SLG: 0.442										0 0 0 0 1 0 0												
Ed Lynch, R (8, 1)										0 0 0 0 0 0 0												
Inning Stats	R: 0 E: 0 K: 2 S: 7	H: 0 LOB: 1 BB: 1 P: 11	R: 0 E: 0 K: 0 S: 4	H: 2 LOB: 1 BB: 0 P: 4	R: 0 E: 0 K: 0 S: 3	H: 0 LOB: 0 BB: 0 P: 3	R: 0 E: 0 K: 1 S: 7	H: 2 LOB: 2 BB: 0 P: 7	R: 0 E: 0 K: 1 S: 5	H: 0 LOB: 0 BB: 0 P: 5	R: 0 E: 0 K: 0 S: 3	H: 0 LOB: 0 BB: 0 P: 3	R: 0 E: 1 K: 0 S: 4	H: 0 LOB: 1 BB: 0 P: 4	R: 0 E: 0 K: 1 S: 6	H: 1 LOB: 2 BB: 1 P: 10	R: 0 E: 0 K: 0 S: 3	H: 0 LOB: 0 BB: 0 P: 3	1B: 4 2B: 1 3B: 0 HR: 0	SF: 0 SAC: 0 DP: 1 HBP: 0	WP: 0 PB: 0 SB: 0 CS: 0	PA: 34
PITCHER Tim Lollar, L (1, 1) ERA: 2.27	IP: 9.0 WLS: W BF: 34 H: 5 R: 0 ER: 0 SO: 5 BB: 2 IBB: 0 HBP: 0 BLK: 0 WP: 0 HR: 0 S: 42 P: 50 ERA: 0.00 WHIP: 0.778																					

New York Mets @ San Diego Padres
Jack Murphy Stadium, San Diego, CA
 Thu Apr 29 1982, 6:33 AM EDT
 Att: 19,691 - Unknown

livebaseballscorecards.com

AB	32
R	0
H	5
RBI	0
BB	2
SO	5
LOB	13



Batter	1	2	3	4	5	6	7	8	9
Gene Richards, L (1, 7) OBP: 0.307, SLG: 0.333 Dave Edwards, R (8, 7) OBP: 0.286, SLG: 0.429	0-0 1-3	0-0 1B		0-0 6-3			0-0 4-3		
Juan Bonilla, R (1, 4) OBP: 0.333, SLG: 0.389	0-0 5-3	0-0 1-3			0-0 F9		0-0 1B		
Garry Templeton, S (1, 6) OBP: 0.250, SLG: 0.250	4-0 CS BB		0-0 1-3		0-0 E6 BB		0-0 4-3		
Ruppert Jones, L (1, 8) OBP: 0.442, SLG: 0.594	0-0 CS	0-0 4-3 1B	0-0 HR		4-0 G6-4-3 BB		0-0 F7		
Sixto Lezcano, R (1, 9) OBP: 0.392, SLG: 0.556		0-0 4-3	0-0 1-3		0-0 G6-4-3		0-0 P5		
Terry Kennedy, L (1, 2) OBP: 0.262, SLG: 0.300		0-0 1B FC3-6	0-0 F8			0-0 F7	0-0 L3		
Luis Salazar, R (1, 5) OBP: 0.243, SLG: 0.290		0-0 1-3 E		0-0 P3		0-0 F9			
Broderick Perkins, L (1, 3) OBP: 0.391, SLG: 0.333		4-0 FC3-6 IBB		0-0 F8		0-0 F8			
Tim Lollar, L (1, 1) OBP: 0.538, SLG: 1.000		0-0 FC3-6		0-0 HR			0-3 K		

Inning Stats	R: 0	H: 0	E: 0	K: 0	S: 2	LOB: 0	BB: 1	P: 6	R: 4	H: 4	E: 1	K: 0	S: 7	LOB: 1	BB: 1	P: 11	R: 1	H: 1	E: 0	K: 0	S: 4	LOB: 0	BB: 0	P: 4	R: 1	H: 1	E: 0	K: 0	S: 4	LOB: 1	BB: 0	P: 4	R: 0	H: 0	E: 1	K: 0	S: 3	LOB: 1	BB: 1	P: 7	R: 0	H: 0	E: 0	K: 0	S: 3	LOB: 0	BB: 0	P: 3	R: 0	H: 1	E: 0	K: 1	S: 6	LOB: 1	BB: 0	P: 6	R: 0	H: 0	E: 0	K: 0	S: 3	LOB: 0	BB: 0	P: 3
--------------	------	------	------	------	------	--------	-------	------	------	------	------	------	------	--------	-------	-------	------	------	------	------	------	--------	-------	------	------	------	------	------	------	--------	-------	------	------	------	------	------	------	--------	-------	------	------	------	------	------	------	--------	-------	------	------	------	------	------	------	--------	-------	------	------	------	------	------	------	--------	-------	------

PITCHER		IP	WLS	BF	H	R	ER	SO	BB	IBB	HBP	BLK	WP	HR	S	P	ERA	WHIP
Charlie Puleo, R (1, 1) ERA: 5.57		4.0	L	19	6	6	5	0	1	1	0	0	0	2	17	25	11.25	1.750
Jesse Orosco, L (5, 1) ERA: 3.07		3.0		11	1	0	0	1	1	0	0	0	0	0	12	16	0.00	0.667
Ed Lynch, R (8, 1) ERA: 1.06		1.0		3	0	0	0	0	0	0	0	0	0	0	3	3	0.00	0.000

BOTTOM

AB	R	H	RBI	BB	SO	LOB
4	0	1	1	0	0	0
0	0	0	0	0	0	0
4	0	1	0	0	0	1
3	0	0	0	1	0	1
3	2	2	1	1	0	0
4	0	0	0	0	0	3
4	1	1	1	0	0	0
3	1	1	0	0	0	0
2	0	0	0	1	0	0
3	2	1	2	0	1	1

AB	30
R	6
H	7
RBI	5
BB	3
SO	1
LOB	6



WP	PA
0	34

New York Mets @ San Diego Padres
Jack Murphy Stadium, San Diego, CA
 Thu Apr 29 1982, 6:33 AM EDT
 Att. 19,691 - Unknown

livebaseballscorecards.com

Batter	1	2	3	4	5	6	7	8	9	10	AB R H RBI BB SO LOB	TOP												
Bob Dernier, R OBP: 0.282, SLG: 0.250 (1, 8) ^S	0-3 K			x 0-0 L8		x 0-0 4-3			^S 0-3 K		4 0 0 0 0 2 0	Philadelphia Phillies @ San Diego Padres Jack Murphy Stadium, San Diego, CA Fri Apr 30 1982, 10:05 PM EDT Att. 23,383 - Unknown livebaseballscorecards.com												
Ivan De Jesus, R OBP: 0.316, SLG: 0.278 (1, 5) ^X	0-0 F9			x 0-0 1-3			x 0-0 F9		x 0-0 1B		4 0 1 0 0 0 0													
Pete Rose, S OBP: 0.321, SLG: 0.400 (1, 3) ^X	0-0 L7			x 0-0 3B			x 0-0 1-3		x 0-0 L8		4 0 1 0 0 0 1													
Gary Matthews, R OBP: 0.272, SLG: 0.325 (1, 7)		x 0-0 6-3		x 0-0 F9			x 0-0 HR			x 0-0 FC5-6 1B	4 1 2 1 0 0 1													
George Vukovich, L OBP: 0.125, SLG: 0.125 (1, 9)		x 0-0 4-3			x 0-0 4-3		x 0-0 F5			x 0-0 FC5-6 HR	4 1 0 0 0 0 1													
Bo Diaz, R OBP: 0.290, SLG: 0.585 (1, 2)		x 0-0 5-3			^S 0-3 K			x 0-0 L8		x 0-0 HR	4 1 1 2 0 1 0													
Dave Roberts, R OBP: 0.250, SLG: 0.182 (1, 4)			x 0-0 G4-6-3 1B		x 0-0 F7			x 0-0 F3		x 0-0 F2	4 0 1 0 0 0 0													
Julio Franco, R OBP: 0.320, SLG: 0.304 (1, 6)			x 0-0 G4-6-3 1-2f			x 0-0 1-3		x 0-0 4-3		x 0-0 1B	4 0 1 0 0 0 1													
Steve Carlton, L OBP: 0.133, SLG: 0.133 (1, 1)			x 0-0 6-3			x 0-0 F7			x 0-0 1-3	x 0-0 4-3	4 0 0 0 0 0 1													
Inning Stats	R: 0 E: 0 K: 1 S: 5	H: 0 LOB: 0 BB: 0 P: 5	R: 0 E: 0 K: 0 S: 3	H: 0 LOB: 0 BB: 0 P: 3	R: 0 E: 0 K: 0 S: 3	H: 1 LOB: 0 BB: 0 P: 3	R: 0 E: 0 K: 0 S: 4	H: 1 LOB: 1 BB: 0 P: 4	R: 0 E: 0 K: 1 S: 5	H: 0 LOB: 0 BB: 0 P: 5	R: 0 E: 0 K: 0 S: 3		H: 0 LOB: 0 BB: 0 P: 3	R: 1 E: 0 K: 0 S: 4	H: 1 LOB: 0 BB: 0 P: 4	R: 0 E: 0 K: 0 S: 3	H: 0 LOB: 0 BB: 0 P: 3	R: 0 E: 0 K: 1 S: 6	H: 1 LOB: 1 BB: 0 P: 6	R: 2 E: 0 K: 0 S: 6	H: 3 LOB: 1 BB: 0 P: 6	1B: 4 2B: 0 3B: 1 HR: 2	SF: 0 SAC: 0 DP: 1 HBP: 0	WP: 0 PB: 0 SB: 0 CS: 0
PITCHER Juan Eichelberger, R ERA: 4.02 (1, 1)	IP 10.0	WLS L	BF 36	H 7	R 3	ER 3	SO 3	BB 0	IBB 0	HBP 0	BLK 0	WP 0	HR 2	S 42	P 42	ERA 2.70	WHIP 0.700							

AB	36
R	3
H	7
RBI	3
BB	0
SO	3
LOB	5



Batter	1	2	3	4	5	6	7	8	9	10	AB R H RBI BB SO LOB
Gene Richards, L (1, 7) OBP: 0.325, SLG: 0.351	0-0 1B 1B	0-3 K			0-0 1B FC3-5 1B		0-0 4-3			0-0 1B	5 1 3 0 0 1 2
Juan Bonilla, R (1, 4) OBP: 0.337, SLG: 0.390	0-0 1B 1-2 1B		0-0 L9		0-0 1-3 FC3-5 1B		0-0 F8			0-0 L9	5 0 2 0 0 0 1
Garry Templeton, S (1, 6) OBP: 0.247, SLG: 0.247	0-0 CS 1-3 2-H 1B		0-0 6-3		0-0 1-2 3-3 FC3-5			0-0 1-3		0-0 L9	5 0 1 1 0 0 3
Ruppert Jones, L (1, 8) OBP: 0.427, SLG: 0.559	0-3 K 1-2		0-3 K		0-0 F2			4-0 F9 BB		0-0 F7	4 0 0 0 1 2 4
Sixto Lezcano, R (1, 9) OBP: 0.386, SLG: 0.539	0-3 K		0-3 K		0-0 FC5-4 1B			0-0 F9 1-2			4 0 1 0 0 2 2
Terry Kennedy, L (1, 2) OBP: 0.275, SLG: 0.317		0-0 FC3-5 2B		4-0 1B BB		0-3 K		0-0 4-3			3 0 1 0 1 1 2
Luis Salazar, R (1, 5) OBP: 0.231, SLG: 0.274		0-0 FC3-5 1B 2-3		0-0 F9		0-0 FC5-4 1-2f			0-0 6-3		4 0 0 0 0 0 3
Broderick Perkins, L (1, 3) OBP: 0.400, SLG: 0.349		0-0 1-3 1B		0-0 1-3 1B		0-0 1-3			0-0 F8		4 0 2 0 0 0 1
Juan Eichelberger, R (1, 1) OBP: 0.275, SLG: 0.317		0-0 F8		0-0 L9		0-3 K2-3			0-3 K		4 0 0 0 0 2 4

Inning Stats	R: 1 E: 0 K: 2 S: 9	H: 3 LOB: 1 BB: 0 P: 9	R: 0 E: 0 K: 1 S: 7	H: 2 LOB: 2 BB: 0 P: 7	R: 0 E: 0 K: 1 S: 5	H: 0 LOB: 0 BB: 0 P: 5	R: 0 E: 0 K: 1 S: 6	H: 1 LOB: 2 BB: 1 P: 10	R: 0 E: 0 K: 0 S: 4	H: 2 LOB: 1 BB: 0 P: 4	R: 0 E: 0 K: 1 S: 6	H: 1 LOB: 0 BB: 0 P: 6	R: 0 E: 0 K: 1 S: 5	H: 0 LOB: 0 BB: 0 P: 5	R: 0 E: 0 K: 0 S: 3	H: 0 LOB: 1 BB: 1 P: 7	R: 0 E: 0 K: 1 S: 5	H: 0 LOB: 0 BB: 0 P: 5	R: 0 E: 0 K: 0 S: 4	H: 1 LOB: 1 BB: 0 P: 4	1B: 9 2B: 1 3B: 0 HR: 0	SF: 0 SAC: 0 DP: 0 HBP: 0	WP: 0 PB: 0 SB: 0 CS: 1	PA: 40
--------------	------------------------------	---------------------------------	------------------------------	---------------------------------	------------------------------	---------------------------------	------------------------------	----------------------------------	------------------------------	---------------------------------	------------------------------	---------------------------------	------------------------------	---------------------------------	------------------------------	---------------------------------	------------------------------	---------------------------------	------------------------------	---------------------------------	----------------------------------	------------------------------------	----------------------------------	--------

PITCHER	IP	WLS	BF	H	R	ER	SO	BB	IBB	HBP	BLK	WP	HR	S	P	ERA	WHIP
Steve Carlton, L (1, 1) ERA: 4.93	10.0	W	40	10	1	1	8	2	0	0	0	0	0	54	62	0.90	1.200

PITCHER	IP	WLS	BF	H	R	ER	SO	BB	IBB	HBP	BLK	WP	HR	S	P	ERA	WHIP


BOTTOM

Philadelphia Phillies @ San Diego Padres
Jack Murphy Stadium, San Diego, CA

Fri Apr 30 1982, 10:05 PM EDT
Att: 23,383 - Unknown

livebaseballscorecards.com

AB	38
R	1
H	10
RBI	1
BB	2
SO	8
LOB	22



Batter	1	2	3	4	5	6	7	8	9	AB R H RBI BB SO LOB	TOP
Bob Dernier, R (1, 8) <small>OBP: 0.279, SLG: 0.250</small> George Vukovich, L (9, PH) <small>OBP: 0.120, SLG: 0.120</small>	0-0 F8		0-0 6-3	0-0 1B 1B		0-0 F8			0-0 G3	4 1 1 0 0 0 1 1 0 0 0 0 0 0	Philadelphia Phillies @ San Diego Padres Jack Murphy Stadium, San Diego, CA Sat May 01 1982, 10:05 PM EDT Att: 39,785 - Unknown
Pete Rose, S (1, 3) <small>OBP: 0.314, SLG: 0.380</small>	0-0 6-3		0-0 6-3	1-2 2-3 1B BB		0-0 4-3			0-0 4-3	4 0 0 1 1 0 1	
Gary Matthews, R (1, 7) <small>OBP: 0.282, SLG: 0.325</small>	4-0 BB			F8 1B						3 0 1 2 1 0 0	
Mike Schmidt, R (1, 5) <small>OBP: 0.381, SLG: 0.133</small>	0-0 P3			FC6-4 BB L3						3 0 0 0 1 0 3	
Bo Diaz, R (1, 2) <small>OBP: 0.301, SLG: 0.580</small>		0-0 CS 1B		FC6-4 WP HR 1-2f		0-0 FC5-4 1B				4 1 2 0 0 0 1	
Dick Davis, R (1, 9) <small>OBP: 0.364, SLG: 0.476</small>		0-0 4-3 1-2		0-0 HR 1-H		0-0 F7				4 1 2 2 0 0 2	
Dave Roberts, R (1, 4) <small>OBP: 0.267, SLG: 0.214</small> Greg Gross, L (8, PH) <small>OBP: 0.320, SLG: 0.292</small> Luis Aguayo, R (8, 4) <small>OBP: 0.364, SLG: 0.700</small>		0-0 F9		0-0 1B 1B		0-3 K				3 1 1 0 0 1 1 1 0 0 0 0 0 1 0 0 0 0 0 0 0	
Ivan De Jesus, R (1, 6) <small>OBP: 0.313, SLG: 0.276</small>			0-0 E6 6-3 SH1-4	0-0 1B 1B BB 1B		0-0 FC5-4 1-2f				4 1 1 0 0 0 1	
Larry Christenson, R (1, 1) <small>OBP: 0.111, SLG: 0.111</small> Ron Reed, R (5, 1) Warren Brusstar, R (8, 1) Del Unser, L (9, PH)			0-0 SH1-4	0-0 BB 1B 1B		0-3 K				1 1 1 1 0 0 0 1 0 0 0 0 1 0 0 0 0 0 0 0 0 1 0 0 0 0 0 0	
Inning Stats	R: 0 H: 0 E: 0 LOB: 1 K: 0 BB: 1 S: 3 P: 7	R: 0 H: 1 E: 0 LOB: 0 K: 0 BB: 0 S: 3 P: 3	R: 0 H: 0 E: 1 LOB: 1 K: 0 BB: 0 S: 4 P: 4	R: 6 H: 6 E: 0 LOB: 2 K: 0 BB: 2 S: 9 P: 17	R: 0 H: 1 E: 0 LOB: 1 K: 1 BB: 0 S: 6 P: 6	R: 0 H: 0 E: 0 LOB: 0 K: 1 BB: 0 S: 5 P: 5	R: 0 H: 0 E: 0 LOB: 0 K: 0 BB: 0 S: 3 P: 3	R: 0 H: 1 E: 0 LOB: 0 K: 0 BB: 0 S: 3 P: 3	R: 0 H: 0 E: 0 LOB: 0 K: 0 BB: 0 S: 3 P: 3	1B: 8 SF: 0 2B: 0 SAC: 1 3B: 0 DP: 1 HR: 1 HBP: 0	
PITCHER Chris Welsh, L (1, 1) <small>ERA: 14.73</small> Eric Show, R (4, 1) <small>ERA:</small> Luis DeLeon, R (5, 1) <small>ERA: 1.26</small>	IP WLS BF H R ER SO BB IBB HBP BLK WP HR S P ERA WHIP 3.2 0 20 6 6 6 0 3 0 0 0 1 1 17 29 14.73 2.455 0.1 2 1 0 0 0 0 0 0 0 0 0 0 2 2 0.00 3.000 5.0 W 16 2 0 0 2 0 0 0 0 0 0 0 0 20 20 0.00 0.400	PITCHER IP WLS BF H R ER SO BB IBB HBP BLK WP HR S P ERA WHIP									

livebaseballscorecards.com



Batter	1	2	3	4	5	6	7	8	9
Luis Salazar, R (1, 5) OBP: 0.241, SLG: 0.282	0-0 5-3		0-0 G3 BLK 1B		0-0 1B 1B	0-0 FC1-5 1B 1B		0-3 K	
Juan Bonilla, R (1, 4) OBP: 0.341, SLG: 0.390	0-3 K		0-0 F3		0-0 1B 1B	0-0 WP 1B 1B		0-0 F9	
Garry Templeton, S (1, 6) OBP: 0.256, SLG: 0.256	0-3 K		0-0 G3		0-0 2B PB 1B	0-0 WP 1B		0-0 1-3	
Ruppert Jones, L (1, 8) OBP: 0.442, SLG: 0.577		4-0 2B SF8 BB	0-0 S 1B		0-0 PB 1B 2B	0-0 G3			
Sixto Lezcano, R (1, 9) OBP: 0.379, SLG: 0.538		0-0 2B	0-3 K		0-3 K	0-0 F3			
Terry Kennedy, L (1, 2) OBP: 0.288, SLG: 0.379		0-0 SF8		0-0 G3	0-0 1B		0-0 HR		
Joe Lefebvre, L (1, 7) OBP: 0.417, SLG: 0.300		0-3 K		4-0 FC4-3 BB	0-3 K		0-0 4-3		
Broderick Perkins, L (1, 3) OBP: 0.389, SLG: 0.362		0-0 2B		0-0 FC4-3	0-3 K		0-0 F9		
Chris Welsh, L (1, 1) Eric Show, R (4, 1) Tim Flannery, L (4, PH) Luis DeLeon, R (5, 1)		0-0 F8		0-3 K		0-0 FC1-5 2B		0-3 K	

Inning Stats	R: 0	H: 0	E: 0	K: 2	S: 7	LOB: 0	BB: 0	P: 7
	R: 2	H: 2	E: 0	K: 1	S: 7	LOB: 1	BB: 1	P: 11
	R: 1	H: 2	E: 0	K: 1	S: 7	LOB: 1	BB: 0	P: 7
	R: 0	H: 0	E: 0	K: 1	S: 5	LOB: 1	BB: 1	P: 9
	R: 4	H: 5	E: 0	K: 3	S: 14	LOB: 1	BB: 0	P: 14
	R: 1	H: 3	E: 0	K: 1	S: 6	LOB: 2	BB: 0	P: 6
	R: 1	H: 1	E: 0	K: 1	S: 6	LOB: 0	BB: 0	P: 6
	R: 0	H: 0	E: 0	K: 1	S: 5	LOB: 0	BB: 0	P: 5

PITCHER	IP	WLS	BF	H	R	ER	SO	BB	IBB	HBP	BLK	WP	HR	S	P	ERA	WHIP
Larry Christenson, R (1, 1) ERA: 3.44	4.0	L	22	8	7	6	5	2	0	0	1	0	0	30	38	13.50	2.500
Ron Reed, R (5, 1) ERA: 2.25	3.0		14	5	2	2	4	0	0	0	0	1	1	22	22	6.00	1.667
Warren Brusstar, R (8, 1) ERA: 5.4	1.0		3	0	0	0	1	0	0	0	0	0	0	5	5	0.00	0.000

BOTTOM

Philadelphia Phillies @ San Diego Padres
 Jack Murphy Stadium, San Diego, CA
 Sat May 01 1982, 10:05 PM EDT
 Att. 39,785 - Unknown

AB	R	H	RBI	BB	SO	LOB
5	3	2	0	0	1	1
5	1	2	0	0	1	1
5	1	2	2	0	1	1
3	2	2	1	1	0	2
4	1	1	0	0	2	4
3	1	2	3	0	0	0
3	0	0	0	1	2	2
4	0	1	1	0	1	2
1	0	0	0	0	0	1
0	0	0	0	0	0	0
1	0	0	0	0	1	1
2	0	1	0	0	1	0

AB	36
R	9
H	13
RBI	7
BB	2
SO	10
LOB	15

WP: 1 PA: 39
 PB: 1
 SB: 2
 CS: 0



PITCHER	IP	WLS	BF	H	R	ER	SO	BB	IBB	HBP	BLK	WP	HR	S	P	ERA	WHIP
Larry Christenson, R (1, 1) ERA: 3.44	4.0	L	22	8	7	6	5	2	0	0	1	0	0	30	38	13.50	2.500
Ron Reed, R (5, 1) ERA: 2.25	3.0		14	5	2	2	4	0	0	0	0	1	1	22	22	6.00	1.667
Warren Brusstar, R (8, 1) ERA: 5.4	1.0		3	0	0	0	1	0	0	0	0	0	0	5	5	0.00	0.000

Batter	1	2	3	4	5	6	7	8	9	AB R H RBI BB SO LOB	TOP	
Bob Dernier, R (1, 8) <small>OBP: 0.298, SLG: 0.295</small> (6, 9)	0-0 1B	0-0 4-3 			0-0 4-3 2B		0-0 SH 1-2 SH1-4	0-0 1-3 	4 2 2 0 0 0 1			
Pete Rose, S (1, 3) <small>OBP: 0.315, SLG: 0.370</small>	4-0 1-3 BB		0-0 5-3 		0-0 4-3 2-3		0-0 SH1-4 1-2 2-3		2 0 0 0 1 0 1			
Gary Matthews, R (1, 7) <small>OBP: 0.281, SLG: 0.313</small> Greg Gross, L (9, 7) <small>OBP: 0.320, SLG: 0.292</small>	0-0 6-3 1-2 3-H		0-0 F8 		0-3 K 		4-0 G6-3 BB		3 0 0 1 1 1 2 0 0 0 0 0 0 0			
Mike Schmidt, R (1, 5) <small>OBP: 0.400, SLG: 0.421</small>	0-0 5-3 		0-0 2B		0-0 HR		0-0 G6-3 1-2f		4 1 2 2 0 0 4			
Bo Diaz, R (1, 2) <small>OBP: 0.312, SLG: 0.563</small>	4-0 BB		4-0 FC6-4 BB		0-3 K2-3 		0-3 K 		2 0 0 0 2 2 0			
Dick Davis, R (1, 9) <small>OBP: 0.340, SLG: 0.444</small> Garry Maddox, R (6, 8) <small>OBP: 0.208, SLG: 0.280</small>	0-0 L8 		0-0 FC6-4 1-2f		0-0 F8 		0-3 K 		3 0 0 0 0 0 4 1 0 0 0 0 1 0			
Dave Roberts, R (1, 4) <small>OBP: 0.211, SLG: 0.167</small>		0-0 F9 		0-0 P4 		0-0 6-3 		0-3 K 	4 0 0 0 0 1 0			
Ivan De Jesus, R (1, 6) <small>OBP: 0.310, SLG: 0.266</small>		4-0 SH2-4 BB		0-0 6-3 		0-0 L8 		0-3 K 	3 0 0 0 1 1 0			
Mike Krukow, R (1, 1) <small>OBP: 0.125, SLG: 0.125</small>		0-0 SH2-4 1-2		0-0 4-3 		0-0 SH1-4 SH1-4 SH 1B		0-3 K 	3 0 1 0 0 1 0			
Inning Stats	R: 1 H: 1 E: 0 LOB: 2 K: 0 BB: 2 S: 4 P: 12	R: 0 H: 0 E: 0 LOB: 1 K: 0 BB: 1 S: 3 P: 7	R: 0 H: 1 E: 0 LOB: 2 K: 0 BB: 1 S: 4 P: 8	R: 0 H: 0 E: 0 LOB: 0 K: 0 BB: 0 S: 3 P: 3	R: 2 H: 2 E: 0 LOB: 0 K: 2 BB: 0 S: 9 P: 9	R: 0 H: 0 E: 0 LOB: 0 K: 0 BB: 0 S: 3 P: 3	R: 0 H: 1 E: 1 LOB: 2 K: 0 BB: 1 S: 4 P: 8	R: 0 H: 0 E: 0 LOB: 0 K: 3 BB: 0 S: 9 P: 9	R: 0 H: 0 E: 0 LOB: 0 K: 2 BB: 0 S: 7 P: 7	1B: 2 SF: 0 2B: 2 SAC: 3 3B: 0 DP: 1 HR: 1 HBP: 0	WP: 0 PA: 37 PB: 0 SB: 3 CS: 0	
PITCHER John Curtis, L (1, 1) <small>ERA: 4.88</small> Eric Show, R (7, 1) <small>ERA:</small>	IP WLS BF H R ER SO BB IBB HBP BLK WP HR S P ERA WHIP 6.0 L 26 4 3 3 2 4 0 0 0 0 0 1 26 42 4.50 1.333											IP WLS BF H R ER SO BB IBB HBP BLK WP HR S P ERA WHIP 3.0 11 1 0 0 5 1 0 0 0 0 0 0 20 24 0.00 0.667

Philadelphia Phillies @ San Diego Padres
 Jack Murphy Stadium, San Diego, CA
 Sun May 02 1982, 6:33 AM EDT
 Att: 44,227 - Unknown

AB	29
R	3
H	5
RBI	3
BB	5
SO	7
LOB	12



Batter	1	2	3	4	5	6	7	8	9	AB R H RBI BB SO LOB
--------	---	---	---	---	---	---	---	---	---	----------------------

Luis Salazar, R <small>OBP: 0.241, SLG: 0.280</small> (1, 5) X	0-0 ① 		0-3 ③ 			0-0 X 		0-0 X 	0-0 ① 	4 0 1 0 0 1 1
Juan Bonilla, R <small>OBP: 0.337, SLG: 0.384</small> (1, 4) X	0-0 ② 			0-0 X 		0-0 X 		0-0 X 	0-0 ② ③ 	4 0 1 0 0 0 2
Garry Templeton, S <small>OBP: 0.247, SLG: 0.247</small> (1, 6) S S	0-3 			0-0 X 				0-0 X 		3 0 0 0 0 1 1
Ruppert Jones, L <small>OBP: 0.427, SLG: 0.554</small> (1, 8)	0-0 ③ X 	0-0 ① 		0-3 ③ 				0-0 X 		3 0 0 0 0 1 0
Sixto Lezcano, R <small>OBP: 0.378, SLG: 0.542</small> (1, 9)					0-3 ① 			0-0 X 		3 0 1 0 0 1 0
Terry Kennedy, L <small>OBP: 0.276, SLG: 0.362</small> (1, 2)					0-0 X 			0-0 X 		3 0 0 0 0 0 1
Joe Lefebvre, L <small>OBP: 0.333, SLG: 0.231</small> (1, 7)					0-0 X 			0-3 S S 		3 0 0 0 0 1 1
Broderick Perkins, L <small>OBP: 0.368, SLG: 0.340</small> (1, 3)					0-0 X 			0-0 X 	0-0 ③ 	3 0 0 0 0 0 0
John Curtis, L <small>OBP: 0.400, SLG: 0.400</small> (1, 1)					0-0 X 			0-0 X 		1 0 0 0 0 0 0
Tim Flannery, L <small>OBP: 0.300, SLG: 0.500</small> (6, PH)									0-0 X 	1 0 0 0 0 0 0
Eric Show, R (7, 1)										0 0 0 0 0 0 0
Dave Edwards, R <small>OBP: 0.375, SLG: 0.500</small> (9, PH)										1 0 1 0 0 0 0

Inning Stats	R: 0 H: 0 E: 0 K: 5 S: 5	R: 0 H: 1 E: 0 K: 0 S: 4	R: 0 H: 0 E: 0 K: 1 S: 5	R: 0 H: 1 E: 0 K: 1 S: 5	R: 0 H: 0 E: 0 K: 1 S: 5	R: 0 H: 1 E: 1 K: 4 S: 4	R: 0 H: 0 E: 0 K: 3 S: 3	R: 0 H: 0 E: 0 K: 5 S: 5	R: 0 H: 1 E: 0 K: 1 S: 3	R: 0 H: 1 E: 0 K: 1 S: 3	R: 0 H: 0 E: 0 K: 1 S: 3	R: 0 H: 1 E: 0 K: 0 S: 3	1B: 3 2B: 1 3B: 0 HR: 0	SF: 0 SAC: 0 DP: 2 HBP: 0	WP: 1 PB: 0 SB: 0 CS: 1	PA: 30
--------------	--------------------------	--------------------------	--------------------------	--------------------------	--------------------------	--------------------------	--------------------------	--------------------------	--------------------------	--------------------------	--------------------------	--------------------------	-------------------------	---------------------------	-------------------------	--------

PITCHER Mike Krukow, R <small>ERA: 2.3</small> (1, 1)	IP 9.0 WLS W BF 29 H 4 R 0 ER 0 SO 5 BB 0 IBB 0 HBP 0 BLK 0 WP 1 HR 0 S 39 P 39 ERA 0.00 WHIP 0.444	PITCHER IP WLS BF H R ER SO BB IBB HBP BLK WP HR S P ERA WHIP
--	---	---

BOTTOM

Philadelphia Phillies @ San Diego Padres
 Jack Murphy Stadium, San Diego, CA
 Sun May 02 1982, 6:33 AM EDT
 Att. 44,227 - Unknown

livebaseballscorecards.com

AB	29
R	0
H	4
RBI	0
BB	0
SO	5
LOB	6



Batter	1	2	3	4	5	6	7	8	9	AB R H RBI BB SO LOB	TOP											
Tim Raines, S (1, 7) OBP: 0.375, SLG: 0.394	0-0 F8		0-0 G3		0-0 BLK 1B		4-0 IBB		0-0 FC6-4 1B	4 0 2 1 1 0 0												
Frank Taveras, R (1, 4) OBP: 0.100, SLG: 0.036	0-0 F7			0-0 E4 WP	0-0 L7		0-0 4-3		0-0 FC6-4 1B	5 2 0 0 0 0 4												
Andre Dawson, R (1, 8) OBP: 0.352, SLG: 0.438 Jerry White, S (9, 8) OBP: 0.313, SLG: 0.625	0-0 5-3			0-0 L7		0-0 6-3		0-0 1B 2B	0-0 1B 1B	5 1 2 0 0 0 1 0 0 0 0 0 0 0												
Al Oliver, L (1, 3) OBP: 0.376, SLG: 0.493 Terry Francona, L (9, PR) (9, 3)		0-0 P6		0-0 L9		0-0 3-1		0-0 HR 1B	0-0 1B 1B	5 1 2 2 0 0 1 0 0 0 0 0 0 0												
Gary Carter, R (1, 2) OBP: 0.350, SLG: 0.479		0-0 6-3		0-0 E5 WP		0-0 F7		0-0 HR 1B	0-3 K	5 1 1 2 0 1 3												
Warren Cromartie, L (1, 9) OBP: 0.348, SLG: 0.414		0-0 L6		0-3 K			0-0 FC5-4 SH1-4 1B	0-0 F8		4 1 1 0 0 1 1												
Chris Speier, R (1, 6) OBP: 0.279, SLG: 0.410			0-0 HR		0-0 6-3		4-0 FC5-4 BB	0-0 1-3		3 1 1 1 1 0 0												
Tim Wallach, R (1, 5) OBP: 0.310, SLG: 0.358			0-0 F9		0-0 SH3-4 1B 1B		0-0 FC5-4 SH1-4	0-0 5-3		4 1 1 0 0 0 2												
Bill Gullickson, R (1, 1)			0-0 6-3		0-0 SH3-4		0-0 SH1-4		0-3 K	2 0 0 1 0 1 0												
Inning Stats	R: 0 E: 0 K: 0 S: 3	H: 0 LOB: 0 BB: 0 P: 3	R: 0 E: 0 K: 0 S: 3	H: 0 LOB: 0 BB: 0 P: 3	R: 1 E: 0 K: 0 S: 4	H: 1 LOB: 0 BB: 0 P: 4	R: 1 E: 3 K: 1 S: 7	H: 0 LOB: 1 BB: 0 P: 7	R: 1 E: 0 K: 0 S: 5	H: 2 LOB: 1 BB: 0 P: 5	R: 0 E: 0 K: 0 S: 3	H: 0 LOB: 0 BB: 0 P: 3	R: 1 E: 0 K: 0 S: 4	H: 1 LOB: 2 BB: 2 P: 12	R: 3 E: 0 K: 0 S: 6	H: 3 LOB: 0 BB: 0 P: 6	R: 1 E: 0 K: 2 S: 10	H: 3 LOB: 2 BB: 0 P: 10	1B: 7 2B: 1 3B: 0 HR: 2	SF: 0 SAC: 2 DP: 0 HBP: 0	WP: 1 PB: 0 SB: 0 CS: 0	PA: 41
PITCHER	IP WLS BF H R ER SO BB IBB HBP BLK WP HR S P ERA WHIP																					
John Montefusco, R (1, 1) ERA: 5.03	7.0 L 29 4 4 3 1 1 1 0 1 1 29 37 3.86 0.714																					
Danny Boone, L (8, 1) ERA: 7.56	2.0 12 6 4 4 2 0 0 0 0 0 1 16 16 18.00 3.000																					

Montreal Expos @ San Diego Padres
 Jack Murphy Stadium, San Diego, CA
 Mon May 03 1982, 10:05 PM EDT
 Att: 25,201 - Unknown

livebaseballscorecards.com

AB	37
R	8
H	10
RBI	7
BB	2
SO	3
LOB	12



Batter	1	2	3	4	5	6	7	8	9	AB R H RBI BB SO LOB
Alan Wiggins, S (1, 7) OBP: 0.200, SLG: 0.200	0-0 E BLK 4-3 1B		0-0 E1 FC5-4 FC1-2-5 1-3		0-0 P3		0-0 F7		0-0 4-3	5 1 1 0 0 0 3
Juan Bonilla, R (1, 4) OBP: 0.333, SLG: 0.378	0-0 E3 4-3 1-3		0-0 FC1-2-5 FC5-4 1-2 3-H		0-0 1B 1B			0-0 F7		4 0 1 0 0 0 3
Garry Templeton, S (1, 6) OBP: 0.247, SLG: 0.247	0-3 K		0-0 FC5-4 1-2 2-3		0-0 1B			0-3 K		4 0 1 0 0 2 4
Ruppert Jones, L (1, 8) OBP: 0.409, SLG: 0.526	0-0 4-3 1-2 3-H		0-3 K		0-0 4-3			0-0 4-3		4 0 0 1 0 1 5
Sixto Lezcano, R (1, 9) OBP: 0.372, SLG: 0.529	0-0 P5			0-3 K		0-3 K			0-0 1B 1B	4 1 1 0 0 2 1
Terry Kennedy, L (1, 2) OBP: 0.275, SLG: 0.347		0-0 6-3		4-0 BB		0-3 K			0-3 K	3 0 0 0 1 2 1
Luis Salazar, R (1, 5) OBP: 0.242, SLG: 0.279		0-3 K		0-0 F9		0-3 K			0-0 1B 1-3 1B	4 0 1 0 0 2 1
Broderick Perkins, L (1, 3) OBP: 0.361, SLG: 0.333		0-0 1-3		0-0 4-3			0-0 F7		0-0 1B 1-2 3-H 1B	4 0 1 1 0 0 1
John Montefusco, R (1, 1) OBP: 0.250, SLG: 0.182 Joe Lefebvre, L (7, PH) OBP: 0.313, SLG: 0.214 Danny Boone, L (8, 1) Randy Bass, L (9, PH) OBP: 0.231, SLG: 0.182			0-0 E FC1-2-5 1B		0-3 K		0-0 5-3		0-0 P5	2 0 1 0 0 1 0 1 0 0 0 0 0 0 0 0 0 0 0 0 0 1 0 0 0 0 0 2

Inning Stats	R: 1 E: 1 K: 1 S: 7	H: 1 LOB: 1 BB: 0 P: 7	R: 0 E: 0 K: 1 S: 5	H: 0 LOB: 0 BB: 0 P: 5	R: 0 E: 1 K: 1 S: 7	H: 1 LOB: 2 BB: 0 P: 7	R: 0 E: 0 K: 1 S: 5	H: 0 LOB: 1 BB: 1 P: 9	R: 0 E: 0 K: 1 S: 7	H: 2 LOB: 2 BB: 0 P: 7	R: 0 E: 0 K: 3 S: 9	H: 0 LOB: 0 BB: 0 P: 9	R: 0 E: 0 K: 0 S: 3	H: 0 LOB: 0 BB: 0 P: 3	R: 0 E: 0 K: 1 S: 5	H: 0 LOB: 0 BB: 0 P: 5	R: 1 E: 0 K: 1 S: 8	H: 3 LOB: 2 BB: 0 P: 8	1B: 7 2B: 0 3B: 0 HR: 0	SF: 0 SAC: 0 DP: 0 HBP: 0
--------------	------------------------------	---------------------------------	------------------------------	---------------------------------	------------------------------	---------------------------------	------------------------------	---------------------------------	------------------------------	---------------------------------	------------------------------	---------------------------------	------------------------------	---------------------------------	------------------------------	---------------------------------	------------------------------	---------------------------------	----------------------------------	------------------------------------

PITCHER	IP	WLS	BF	H	R	ER	SO	BB	IBB	HBP	BLK	WP	HR	S	P	ERA	WHIP
Bill Gullickson, R (1, 1) ERA: 3.71	9.0	W	37	7	2	1	10	1	0	0	1	0	0	56	60	1.00	0.889

BOTTOM

Montreal Expos @ San Diego Padres
Jack Murphy Stadium, San Diego, CA
 Mon May 03 1982, 10:05 PM EDT
 Att. 25,201 - Unknown

livebaseballscorecards.com

AB	36
R	2
H	7
RBI	2
BB	1
SO	10
LOB	21



WP	PA
0	37
0	
0	
0	

Batter	1	2	3	4	5	6	7	8	9	AB R H RBI BB SO LOB	TOP
Tim Raines, S (1, 7) OBP: 0.376, SLG: 0.395	0-3 		0-0 		0-0 		0-0 		0-0 	5 0 2 1 0 1 0	
Frank Taveras, R (1, 4) OBP: 0.121, SLG: 0.065 Jerry White, S (7, PH) OBP: 0.294, SLG: 0.588 Bryn Smith, R (7, 1) John Milner, L (9, PH) OBP: 0.333, SLG: 0.333	0-3 		0-0 			0-0 	0-0 		0-0 	3 0 1 0 0 1 0 1 0 0 0 0 0 2 0 0 0 0 0 0 0 1 0 1 0 0 0 0	
Al Oliver, L (1, 3) OBP: 0.367, SLG: 0.474	0-0 		0-0 			0-0 		0-0 	0-0 	5 0 1 0 0 0 4	
Gary Carter, R (1, 2) OBP: 0.357, SLG: 0.480		0-0 		0-0 		0-0 		0-0 		4 0 2 0 0 0 0	
Andre Dawson, R (1, 8) OBP: 0.348, SLG: 0.422		0-0 		0-3 				0-3 		3 1 0 0 1 2 3	
Warren Cromartie, L (1, 9) OBP: 0.341, SLG: 0.405		0-0 		0-0 			4-0 	0-3 		4 0 1 0 0 0 2	
Chris Speier, R (1, 6) OBP: 0.264, SLG: 0.385			0-0 		0-0 		0-0 	0-0 		4 0 0 0 0 0 4	
Tim Wallach, R (1, 5) OBP: 0.320, SLG: 0.400			0-0 		0-0 		4-0 	0-0 		3 2 1 1 1 0 3	
Ray Burris, R (1, 1) OBP: 0.364, SLG: 0.400 Bill Lee, L (5, 1) Dan Norman, R (7, PH) OBP: 1.000, SLG: 1.000 Mike Phillips, L (7, 4)			4-0 		0-0 		0-0 		0-0 	1 0 0 0 1 0 0 0 0 0 0 0 0 0 1 0 1 1 0 0 0 1 0 0 0 0 0 0	
Inning Stats	R: 0 H: 0 E: 0 LOB: 0 K: 2 BB: 0 S: 7 P: 7	R: 0 H: 0 E: 0 LOB: 0 K: 0 BB: 0 S: 3 P: 3	R: 0 H: 2 E: 0 LOB: 3 K: 0 BB: 1 S: 5 P: 9	R: 0 H: 1 E: 0 LOB: 0 K: 1 BB: 0 S: 5 P: 5	R: 1 H: 1 E: 0 LOB: 0 K: 0 BB: 0 S: 4 P: 4	R: 0 H: 0 E: 0 LOB: 0 K: 0 BB: 0 S: 3 P: 3	R: 2 H: 2 E: 0 LOB: 2 K: 0 BB: 2 S: 5 P: 13	R: 0 H: 3 E: 0 LOB: 3 K: 1 BB: 0 S: 8 P: 8	R: 0 H: 1 E: 0 LOB: 1 K: 0 BB: 0 S: 4 P: 4	1B: 9 SF: 0 2B: 0 SAC: 0 3B: 0 DP: 1 HR: 1 HBP: 0	WP: 1 PA: 39 PB: 0 SB: 0 CS: 0
PITCHER Tim Lollar, L (1, 1) ERA: 2.55 Gary Lucas, L (7, 1) ERA: 2.6 Floyd Chiffer, R (8, 1) ERA:	IP WLS BF H R ER SO BB IBB HBP BLK WP HR S P ERA WHIP 6.2 W 28 6 3 3 3 3 0 0 0 0 1 1 31 43 4.05 1.350 1.0 6 3 0 0 1 0 0 0 0 0 0 0 8 8 0.00 3.000 1.1 S 5 1 0 0 0 0 0 0 0 0 0 0 5 5 0.00 0.750	PITCHER IP WLS BF H R ER SO BB IBB HBP BLK WP HR S P ERA WHIP									

Montreal Expos @ San Diego Padres
 Jack Murphy Stadium, San Diego, CA
 Tue May 04 1982, 10:05 PM EDT
 Att: 12,012 - Unknown

livebaseballscorecards.com

AB 36
R 3
H 10
RBI 3
BB 3
SO 4
LOB 18

Batter	1	2	3	4	5	6	7	8	9	AB	R	H	RBI	BB	SO	LOB
Alan Wiggins, S (1, 7) <small>OBP: 0.111, SLG: 0.111</small> Dave Edwards, R (9, 7) <small>OBP: 0.375, SLG: 0.500</small>	0-0 1-3		0-0 F5		0-0 E1		0-0 6-3			4	0	0	0	0	0	1
Juan Bonilla, R (1, 4) <small>OBP: 0.330, SLG: 0.372</small>	0-0 HR		0-0 P3		0-0 F9		0-0 5-3			4	1	1	0	0	0	2
Garry Templeton, S (1, 6) <small>OBP: 0.267, SLG: 0.302</small>	0-0 HR		0-0 4-3		4-0 BB			0-0 1B		3	2	2	2	1	0	0
Ruppert Jones, L (1, 8) <small>OBP: 0.423, SLG: 0.537</small>	0-0 CS			0-0 F7				0-0 2B		4	1	3	0	0	1	2
Sixto Lezcano, R (1, 9) <small>OBP: 0.367, SLG: 0.556</small>	0-0 HR			0-0 F7				0-0 SF8		3	1	1	2	0	0	1
Terry Kennedy, L (1, 2) <small>OBP: 0.274, SLG: 0.355</small>	0-0 4-3			0-0 P6				0-0 1-3		4	0	1	1	0	1	0
Luis Salazar, R (1, 5) <small>OBP: 0.253, SLG: 0.289</small>		0-0 F8			0-0 BB			0-0 1-3		4	0	2	0	0	0	1
Broderick Perkins, L (1, 3) <small>OBP: 0.369, SLG: 0.321</small>		0-0 F8			4-0 1B			4-0 IBB		2	1	0	0	2	0	1
Tim Lollar, L (1, 1) <small>OBP: 0.533, SLG: 0.929</small> Gary Lucas, L (7, 1) Floyd Chiffer, R (8, 1)		0-0 G3			0-0 BB			0-0 4-3		2	1	1	0	0	0	0
					0-0 F9			0-0 4-3		1	0	0	0	0	0	0
					1-2 E					1	0	0	0	0	0	2


Inning Stats	R: 3	H: 4	E: 0	LOB: 0	K: 0	P: 6	R: 0	H: 0	E: 0	LOB: 0	K: 0	P: 3	R: 0	H: 1	E: 0	LOB: 0	K: 0	P: 3	R: 2	H: 2	E: 1	LOB: 2	K: 1	P: 15	R: 0	H: 1	E: 0	LOB: 1	K: 1	P: 6	R: 0	H: 0	E: 0	LOB: 0	K: 0	P: 3	R: 2	H: 3	E: 0	LOB: 2	K: 0	P: 10
	S: 6	BB: 0	S: 3	BB: 0	S: 3	BB: 0	S: 3	BB: 0	S: 3	BB: 0	S: 3	BB: 0	S: 7	BB: 2	S: 6	BB: 0	S: 3	BB: 0	S: 6	BB: 0	S: 3	BB: 2	S: 6	BB: 0	S: 3	S: 6	BB: 0	S: 6	BB: 0	S: 3	BB: 0	S: 6	BB: 1	S: 6	BB: 10	S: 6	BB: 2	S: 6	BB: 1	S: 6	BB: 1	

PITCHER	IP	WLS	BF	H	R	ER	SO	BB	IBB	HBP	BLK	WP	HR	S	P	ERA	WHIP
Ray Burris, R (1, 1) <small>ERA: 3.52</small>	4.2	L	21	7	5	3	0	2	0	0	0	0	2	19	27	5.79	1.929
Bill Lee, L (5, 1) <small>ERA: 4.82</small>	1.1		5	1	0	0	2	0	0	0	0	0	0	9	9	0.00	0.750
Bryn Smith, R (7, 1) <small>ERA: 9.0</small>	2.0		10	3	2	2	0	0	1	0	0	0	0	9	13	9.00	1.500

BOTTOM

Montreal Expos @ San Diego Padres
Jack Murphy Stadium, San Diego, CA
 Tue May 04 1982, 10:05 PM EDT
 Att. 12,012 - Unknown

AB	32
R	7
H	11
RBI	5
BB	3
SO	2
LOB	10



WP	PA	ERA	WHIP
0	36		

Batter	1	2	3	4	5	6	7	8	9	AB R H RBI BB SO LOB	TOP											
Alan Wiggins, S OBP: 0.357, SLG: 0.308 (1, 7) (7, 9)	0-0 6-3		0-0 S 1B			0-0 3B 1B	4-0 1B FC3-6 BB		0-0 G4-6-3 1B	4 2 3 0 1 0 0												
Juan Bonilla, R OBP: 0.324, SLG: 0.364 (1, 4)	0-0 1-3		0-0 6-3			0-0 F3	0-0 FC3-6 1B		0-0 G4-6-3	5 0 1 0 0 0 5												
Garry Templeton, S OBP: 0.267, SLG: 0.320 (1, 6)	0-0 G3				0-0 6-3		0-0 1B 3B		0-0 FC3-6	4 1 1 3 0 0 1												
Ruppert Jones, L OBP: 0.426, SLG: 0.547 (1, 8)					0-0 F7		0-0 S 1B SF8 1B		0-3 K	4 2 2 1 0 1 1												
Sixto Lezcano, R OBP: 0.366, SLG: 0.548 Randy Bass, L OBP: 0.214, SLG: 0.167 (1, 9) (7, 3)					0-0 F9		0-0 3B 1B		0-3 K	3 1 1 0 0 0 1 1 0 0 0 0 1 0												
Terry Kennedy, L OBP: 0.261, SLG: 0.342 (1, 2)							0-0 L6		0-0 F6	3 0 0 1 0 0 1												
Luis Salazar, R OBP: 0.253, SLG: 0.309 (1, 5)							0-0 5-3		0-3 K	4 0 1 1 0 1 0												
Broderick Perkins, L OBP: 0.353, SLG: 0.305 Chris Welsh, L Floyd Chiffer, R Dave Edwards, R OBP: 0.333, SLG: 0.444 (1, 3) (6, 1) (6, 1) (9, PH)							0-0 F5		0-0 5-3	3 0 0 0 0 0 1 0 0 0 0 0 0 0 0 0 0 0 0 0 0 1 0 0 0 0 0 0												
Juan Eichelberger, R Eric Show, R Tim Flannery, L OBP: 0.364, SLG: 0.500 Kurt Bevacqua, R OBP: 0.333, SLG: 0.158 (1, 1) (5, 1) (6, PH) (6, 3) (7, 7)							0-3 K		4-0 1B BB	1 0 0 0 0 1 0 0 0 0 0 0 0 0 0 1 0 0 1 0 0 1 0 0 0 1 1 0												
Inning Stats	R: 0 E: 0 K: 0 S: 3	H: 0 LOB: 0 BB: 0 P: 3	R: 1 E: 1 K: 0 S: 4	H: 1 LOB: 0 BB: 0 P: 4	R: 0 E: 0 K: 1 S: 6	H: 1 LOB: 1 BB: 0 P: 6	R: 0 E: 0 K: 0 S: 3	H: 0 LOB: 0 BB: 0 P: 3	R: 0 E: 0 K: 0 S: 3	H: 0 LOB: 0 BB: 0 P: 3	R: 5 E: 0 K: 0 S: 8	H: 5 LOB: 1 BB: 1 P: 12	R: 1 E: 0 K: 2 S: 8	H: 1 LOB: 1 BB: 1 P: 12	R: 0 E: 0 K: 2 S: 7	H: 0 LOB: 0 BB: 0 P: 7	R: 0 E: 0 K: 0 S: 3	H: 1 LOB: 1 BB: 1 P: 7	1B: 6 2B: 1 3B: 2 HR: 0	SF: 1 SAC: 0 DP: 2 HBP: 0	WP: 0 PB: 0 SB: 2 CS: 0	PA: 38
PITCHER	IP WLS BF H R ER SO BB IBB HBP BLK WP HR S P ERA WHIP																				PITCHER	IP WLS BF H R ER SO BB IBB HBP BLK WP HR S P ERA WHIP
Larry Christenson, R ERA: 3.66 Sid Monge, L ERA: 5.93 Ron Reed, R ERA: 2.35 Sparky Lyle, L ERA: 3.24 (1, 1) (6, 1) (7, 1) (8, 1)	5.1 W 21 4 4 3 1 1 0 0 0 0 0 0 22 26 5.06 0.938																					

San Diego Padres @ Philadelphia Phillies
Veterans Stadium, Philadelphia, PA
Thu May 06 1982, 7:05 PM EDT
Att. 21,248 - Unknown

livebaseballscorecards.com

AB	34
R	7
H	9
RBI	6
BB	3
SO	5
LOB	10



Batter	1	2	3	4	5	6	7	8	9	AB	R	H	RBI	BB	SO	LOB
Bob Demier, R OBP: 0.317, SLG: 0.316 (1, 8) (6, 9)	0-0 F8	0-0 6-3		0-0 5-3		4-0 1B BB	0-0 SF8			3	1	0	1	1	0	0
Pete Rose, S OBP: 0.330, SLG: 0.359 (1, 3)	0-0 1B		0-0 4-3	0-0 3-1		0-0 1B 1B	4-0 1B BB			4	2	2	1	1	0	0
Mike Schmidt, R OBP: 0.359, SLG: 0.333 (1, 5)	0-3 K		4-0 2B BB		0-0 5-3	0-0 F9	0-0 F8			4	1	0	0	1	1	4
Gary Matthews, R OBP: 0.293, SLG: 0.326 Garry Maddox, R OBP: 0.228, SLG: 0.315 (1, 7) (6, 8)	0-0 E5 1B		0-3 K		4-0 1B 2B	0-0 F8	0-0 FC5-4 1B			2	2	0	0	1	1	2
Bo Diaz, R OBP: 0.341, SLG: 0.549 (1, 2)	0-0 1B		0-0 1B 2B		0-0 2B 1B	0-0 1B 1B	0-0 FC5-4			5	3	4	2	0	0	2
George Yukovich, L OBP: 0.289, SLG: 0.378 (1, 9) (6, 7)	0-0 1B		0-0 1B		0-0 3B 2B	0-0 CS 1B 1B		0-0 F7		5	1	4	5	0	0	0
Manny Trillo, R OBP: 0.324, SLG: 0.339 (1, 4)	0-0 1-3		0-0 1B		0-0 3B	0-0 1B		0-0 4-3		5	0	3	2	0	0	2
Ivan De Jesus, R OBP: 0.300, SLG: 0.244 (1, 6)		0-0 6-3	0-0 F8		0-0 1-3	0-0 CS	0-0 1B SF8 1B	4-0 BB		4	1	1	0	1	0	3
Larry Christenson, R Sid Monge, S Ron Reed, R Ozzie Virgil, R Julio Franco, R Sparky Lytle, L (1, 1) (6, 1) (7, 1) (7, PH) (7, PR) (8, 1)		0-3 K		0-3 K	0-0 6-3		0-0 1B BB 1B	0-3 K		3	0	0	0	0	2	1

Inning Stats	R: 2	H: 3	E: 1	LOB: 2	K: 1	P: 9	R: 0	H: 0	E: 0	LOB: 0	K: 1	P: 5	R: 2	H: 3	E: 0	LOB: 1	K: 0	P: 10	R: 3	H: 4	E: 0	LOB: 1	K: 0	P: 10	R: 2	H: 3	E: 0	LOB: 2	K: 0	P: 10	R: 0	H: 0	E: 0	LOB: 1	K: 1	P: 9
1B: 13	SF: 1	WP: 0	PA: 46																																	
2B: 2	SAC: 0	PB: 0																																		
3B: 1	DP: 0	SB: 2																																		
HR: 0	HBP: 0	CS: 1																																		

PITCHER	IP	WLS	BF	H	R	ER	SO	BB	IBB	HBP	BLK	WP	HR	S	P	ERA	WHIP
Juan Eichelberger, R ERA: 4.63 (1, 1)	4.1	L	24	8	7	5	4	2	0	0	0	0	0	30	38	10.38	2.308
Eric Show, R ERA (5, 1)	0.2		3	1	0	0	0	0	0	0	0	0	0	3	3	0.00	1.500
Chris Welsh, L ERA: 19.64 (6, 1)	0.0		2	1	2	2	0	1	0	0	0	0	0	1	5	∞	∞
Floyd Chiffer, R ERA: 1.88 (6, 1)	3.0		16	6	3	3	1	2	0	0	0	0	0	16	24	9.00	2.667


BOTTOM

San Diego Padres @ Philadelphia Phillies
Veterans Stadium, Philadelphia, PA

Thu May 06 1982, 7:05 PM EDT
Att. 21,248 - Unknown

livebaseballscorecards.com

AB	39
R	12
H	16
RBI	12
BB	5
SO	5
LOB	16



Batter	1	2	3	4	5	6	7	8	9	AB R H RBI BB SO LOB	TOP						
Alan Wiggins, S OBP: 0.316, SLG: 0.235 (1, 7) X	0-0 1-3 ① X	0-0 6-3 ②		4-0 BB 1-2 2-3			X 0-0 F9 ①		X 0-0 F7 ②	4 0 0 0 1 0 1							
Juan Bonilla, R OBP: 0.327, SLG: 0.359 (1, 4) X	0-0 FC3-6 1B 1B	0-0 4-3 ③		0-0 F4 ③			X 4-0 F9 ①		X 0-0 F8 ③	4 1 1 0 1 0 4							
Garry Templeton, S OBP: 0.266, SLG: 0.317 (1, 6) X	0-0 FC3-6 1B 1-2		X 0-0 F4 ①			X 0-0 6-3 ①	X 0-0 F8 ②			4 0 1 0 0 0 1							
Ruppert Jones, L OBP: 0.429, SLG: 0.539 (1, 8) X	0-0 FC3-6 1B 1-2f 2-3		B 4-0 F7 ②			X 0-0 F7 ②	X 0-0 F8 ②			3 1 1 0 1 0 2							
Sixto Lezcano, R OBP: 0.362, SLG: 0.536 (1, 9) X	0-0 1B 1-2 3-H		X 0-0 7-4 ② ③			X 0-0 F8 ③	X 0-0 F9 ③			4 0 1 1 0 0 3							
Terry Kennedy, L OBP: 0.283, SLG: 0.361 (1, 2) X	0-0 1B 1-3 2-H		X 0-0 BB 1B			X 0-0 F5 ①		X 0-0 G6-3 1B		4 0 3 1 0 0 0							
Luis Salazar, R OBP: 0.252, SLG: 0.306 (1, 5) S S S	0-3 K ③		S 0-3 K ①			X 0-0 1B	X 0-0 F9 ①			4 0 1 0 0 2 4							
Broderick Perkins, L OBP: 0.347, SLG: 0.290 (1, 3) X		X 0-0 F7 ①		B 4-0 BB 1-2 BB		X 0-0 F2 ②		X 0-0 G6-3 ② ③		3 0 0 0 1 0 2							
John Curtis, L OBP: 0.375, SLG: 0.625 (1, 1)		X 0-0		S 0-3 K ②		S 0-3 K ③			X 0-0 6-3 ①	3 0 1 0 0 2 3							
Eric Show, R (8, 1)										1 0 0 0 0 0 0							
Gary Lucas, L (9, 1)										0 0 0 0 0 0 0							
Luis DeLeon, R OBP: 0.333, SLG: 0.667 (9, 1)										0 0 0 0 0 0 0							
Inning Stats	R: 2 H: 4 E: 0 LOB: 2 K: 1 BB: 0 S: 9 P: 9	R: 0 H: 1 E: 0 LOB: 1 K: 0 BB: 0 S: 4 P: 4	R: 0 H: 0 E: 0 LOB: 0 K: 0 BB: 1 S: 2 P: 6	R: 0 H: 1 E: 0 LOB: 3 K: 2 BB: 2 S: 8 P: 16	R: 0 H: 0 E: 0 LOB: 0 K: 0 BB: 0 S: 3 P: 3	R: 0 H: 1 E: 0 LOB: 1 K: 1 BB: 0 S: 6 P: 6	R: 0 H: 1 E: 0 LOB: 2 K: 0 BB: 1 S: 4 P: 8	R: 0 H: 1 E: 0 LOB: 0 K: 0 BB: 0 S: 3 P: 3	R: 0 H: 0 E: 0 LOB: 0 K: 0 BB: 0 S: 3 P: 3	1B: 8 SF: 0 2B: 1 SAC: 0 3B: 1 DP: 2 HR: 0 HBP: 0	WP: 0 PA: 38 PB: 0 SB: 0 CS: 0						
PITCHER	IP WLS BF H R ER SO BB IBB HBP BLK WP HR S P ERA WHIP																
Mike Krukow, R ERA: 2.37 (1, 1)	6.2		31	8	2	2	4	4	0	0	0	0	0	35	51	2.70	1.800
Warren Brusstar, R ERA: 5.19 (7, 1)	0.1		1	0	0	0	0	0	0	0	0	0	1	1	0.00	0.000	
Sparky Lyle, L ERA: 2.61 (8, 1)	2.0	W	6	1	0	0	0	0	0	0	0	0	6	6	0.00	0.500	

San Diego Padres @ Philadelphia Phillies
Veterans Stadium, Philadelphia, PA
Fri May 07 1982, 7:05 PM EDT
Att. 26,113 - Unknown

AB	34
R	2
H	9
RBI	2
BB	4
SO	4
LOB	20



Batter	1	2	3	4	5	6	7	8	9	AB	R	H	RBI	BB	SO	LOB
Bob Dernier, R OBP: 0.309, SLG: 0.306 (1, 8)	0-0 5-3		0-0 4-3 S 1B		0-0 6-3		0-0 F8		0-0 6-3	5	0	1	1	0	0	2
Pete Rose, S OBP: 0.333, SLG: 0.347 (1, 3)	4-0 FC6-4 BB		0-3 K		0-0 1-3		0-0 F9		4-0 HR IBB	3	1	0	0	2	1	2
Mike Schmidt, R OBP: 0.364, SLG: 0.429 (1, 5)	0-0 F4		0-0 4-3		0-0 FC5-4 1B		0-0 F8		0-0 HR	5	1	2	3	0	0	2
Gary Matthews, R OBP: 0.282, SLG: 0.313 (1, 7)	0-0 FC6-4 1-2f		0-0 5-3		0-0 FC5-4 1-2f		0-0 4-3			4	0	0	0	0	0	3
Bo Diaz, R OBP: 0.347, SLG: 0.576 (1, 2)		4-0 FC2-5 1B BB		0-0 6-3		0-0 6-3		0-0 HR		3	1	1	1	1	0	0
Dick Davis, R OBP: 0.333, SLG: 0.458 (1, 9)		0-0 F9		0-0 WP		0-0 F4		0-3 K		3	0	1	0	0	0	1
George Vukovich, L OBP: 0.282, SLG: 0.368 (8, PH) (9, 9)										1	0	0	0	0	1	0
Manny Trillo, R OBP: 0.333, SLG: 0.338 (1, 4)		0-0 FC2-5 1B		0-0 L6		0-0 F9			4-0 1B SH1-4 6-3 BB	3	0	1	0	1	0	1
Julio Franco, R OBP: 0.320, SLG: 0.304 (9, PR)		1-2		2-3						0	1	0	0	0	0	0
Ivan De Jesus, R OBP: 0.301, SLG: 0.239 (1, 6)		0-0 FC2-5 1-2 2-3f		4-0 BB		0-0 1-3			0-0 SH1-4	2	0	0	0	1	0	2
Mike Krukow, R OBP: 0.180, SLG: 0.100 (1, 1)		0-0 F8		0-0 F8					0-0 HR 1B	2	0	0	0	0	0	4
Warren Brusstar, R OBP: 0.241, SLG: 0.315 (7, PH) (8, 1)										0	0	0	0	0	0	0
Garry Maddox, R OBP: 0.241, SLG: 0.315 (7, PH) (8, 1)										0	0	0	0	1	0	0
Sparky Lyle, L OBP: 0.292, SLG: 0.292 (9, PH) (9, PH)										0	0	0	0	0	0	0
Ozzie Virgil, R OBP: 0.500, SLG: 0.500 (9, PH) (9, PR)										1	0	1	0	0	0	0
Luis Aguayo, R OBP: 0.564, SLG: 0.700 (9, PR)										0	1	0	0	0	0	0

Inning Stats	R: 0	H: 0	E: 0	K: 0	S: 3	H: 0	LOB: 1	BB: 1	P: 7	R: 0	H: 1	E: 0	K: 0	S: 4	H: 1	LOB: 2	BB: 1	P: 8	R: 0	H: 1	E: 0	K: 1	S: 6	H: 1	LOB: 1	BB: 0	P: 6	R: 0	H: 1	E: 0	K: 0	S: 4	H: 0	LOB: 0	BB: 0	P: 3	R: 0	H: 0	E: 0	K: 0	S: 3	H: 0	LOB: 1	BB: 1	P: 7	R: 1	H: 1	E: 0	K: 1	S: 6	H: 1	LOB: 0	BB: 0	P: 6	R: 4	H: 2	E: 0	K: 0	S: 4	H: 2	LOB: 1	BB: 2	P: 12	1B: 4	SF: 0	2B: 1	SAC: 1	3B: 0	DP: 0	HR: 2	HBP: 0
--------------	------	------	------	------	------	------	--------	-------	------	------	------	------	------	------	------	--------	-------	------	------	------	------	------	------	------	--------	-------	------	------	------	------	------	------	------	--------	-------	------	------	------	------	------	------	------	--------	-------	------	------	------	------	------	------	------	--------	-------	------	------	------	------	------	------	------	--------	-------	-------	-------	-------	-------	--------	-------	-------	-------	--------

PITCHER	IP	WLS	BF	H	R	ER	SO	BB	IBB	HBP	BLK	WP	HR	S	P	ERA	WHIP
John Curtis, L ERA: 3.98 (1, 1)	7.2		32	5	1	1	1	4	0	0	0	1	1	30	46	1.17	1.174
Eric Show, R ERA: 0.48 (8, 1)	0.2		3	0	2	2	1	1	0	0	0	0	0	4	8	27.00	1.500
Gary Lucas, L ERA: 3.57 (9, 1)	0.1	L	3	1	0	0	0	0	1	0	0	0	0	2	6	0.00	3.000
Luis DeLeon, R ERA: 1.88 (9, 1)	0.0		1	1	2	2	0	0	0	0	0	0	1	1	1	∞	∞

BOTTOM

San Diego Padres @ Philadelphia Phillies
Veterans Stadium, Philadelphia, PA

Fri May 07 1982, 7:05 PM EDT
Att. 26,113 - Unknown

AB	32
R	5
H	7
RBI	5
BB	6
SO	2
LOB	17

WP: 1 PA: 39
PB: 0
SB: 1
CS: 0



PITCHER	IP	WLS	BF	H	R	ER	SO	BB	IBB	HBP	BLK	WP	HR	S	P	ERA	WHIP
---------	----	-----	----	---	---	----	----	----	-----	-----	-----	----	----	---	---	-----	------

Batter	1	2	3	4	5	6	7	8	9	AB R H RBI BB SO LOB	TOP	
Luis Salazar, R (1, 5) OBP: 0.252, SLG: 0.297	4-0 1-3 S BB		0-0 4-3			0-0 F9		0-3 K		3 0 0 0 1 1 0	San Diego Padres @ Philadelphia Phillies Veterans Stadium, Philadelphia, PA Sat May 08 1982, 3:33 AM EDT Att. 24,270 - Unknown livebaseballscorecards.com	
Juan Bonilla, R (1, 4) OBP: 0.325, SLG: 0.355	0-0 1-3		0-0 G4-3 1B			0-3 K		0-0 1-3	4 0 1 0 0 1 1			
Garry Templeton, S (1, 6) OBP: 0.265, SLG: 0.315	0-0 L6		0-0 G4-3 1-2f			0-0 1B		0-3 K	4 0 1 0 0 1 2			
Ruppert Jones, L (1, 8) OBP: 0.413, SLG: 0.516	0-0 F8			0-3 K		0-0 G3		0-0 F7	4 0 0 0 0 1 2			
Sixto Lezcano, R (1, 9) OBP: 0.352, SLG: 0.520		0-0 F9		0-0 F8		0-0 6-3			3 0 0 0 0 0 0			
Terry Kennedy, L (1, 2) OBP: 0.284, SLG: 0.395		0-0 HR		0-0 4-3		0-0 F6			3 1 1 1 0 0 0			
Broderick Perkins, L (1, 7) OBP: 0.347, SLG: 0.282		0-0 1B		0-0 4-3		0-0 6-3			3 0 1 0 0 0 0			
Randy Bass, L (1, 3) OBP: 0.176, SLG: 0.133		0-3 K		0-0 4-3		0-0 4-3		0-0 F8	3 0 0 0 0 1 1			
John Montefusco, R (1, 1) OBP: 0.214, SLG: 0.154 Joe Lefebvre, L (8, PH) OBP: 0.294, SLG: 0.200 Floyd Chiffer, R (8, 1)		0-3 K		0-0 4-3		0-0 4-3		0-0 F7	2 0 0 0 0 1 1 1 0 0 0 0 0 0 0 0 0 0 0 0 0			
Inning Stats	R: 0 H: 0 E: 0 LOB: 1 K: 0 BB: 1 S: 3 P: 7	R: 1 H: 2 E: 0 LOB: 1 K: 2 BB: 0 S: 9 P: 9	R: 0 H: 1 E: 0 LOB: 0 K: 0 BB: 0 S: 3 P: 3	R: 0 H: 0 E: 0 LOB: 0 K: 1 BB: 0 S: 5 P: 5	R: 0 H: 0 E: 0 LOB: 0 K: 0 BB: 0 S: 3 P: 3	R: 0 H: 1 E: 0 LOB: 1 K: 1 BB: 0 S: 6 P: 6	R: 0 H: 0 E: 0 LOB: 0 K: 0 BB: 0 S: 3 P: 3	R: 0 H: 0 E: 0 LOB: 0 K: 1 BB: 0 S: 5 P: 5	R: 0 H: 0 E: 0 LOB: 0 K: 1 BB: 0 S: 5 P: 5	1B: 3 SF: 0 2B: 0 SAC: 0 3B: 0 DP: 1 HR: 1 HBP: 0	WP: 0 PA: 31 PB: 0 SB: 1 CS: 0	
PITCHER Dick Ruthven, R (1, 1) ERA: 3.99	IP WLS BF H R ER SO BB IBB HBP BLK WP HR S P ERA WHIP	9.0 W 31 4 1 1 6 1 0 0 0 0 1 42 46 1.00 0.556										

AB	30
R	1
H	4
RBI	1
BB	1
SO	6
LOB	7



Batter	1	2	3	4	5	6	7	8	9	AB	R	H	RBI	BB	SO	LOB
Bob Demier, R OBP: 0.319, SLG: 0.308 (1, 8) BB (8, 9)	4-0 S 1B BB		0-0 6-3 1		0-0 6-3 S 1B		0-0 F7 2			3	1	1	0	1	0	1
Pete Rose, S OBP: 0.330, SLG: 0.343 (1, 3) X	0-0 F7 1-3 1		0-0 F7 2		0-0 6-3 1-3 1		0-0 1B 2-H 1B			4	1	1	1	0	0	2
Mike Schmidt, R OBP: 0.396, SLG: 0.538 (1, 5) X	0-0 BB 1B 3-H		0-0 HR		0-0 F8		0-0 S 1B 2-H			4	1	3	3	0	0	1
Gary Matthews, R OBP: 0.271, SLG: 0.300 (1, 7) X Garry Maddox, R OBP: 0.241, SLG: 0.315 (8, 8)	0-0 F3 2		0-0 G3 3		0-3 K 3		0-0 4-3 1-2 3			4	0	0	0	0	1	3
Bo Diaz, R OBP: 0.343, SLG: 0.557 (1, 2) BB BB BB	4-0 1-2 BB			0-3 K 1		0-0 6-3 1		0-3 K 1		3	0	0	0	1	2	0
George Vukovich, L OBP: 0.326, SLG: 0.425 (1, 9) X (8, 7)	0-0 F3 3			4-0 1B BB		4-0 L4-3 BB		0-0 1B 3B		2	1	1	0	2	0	2
Manny Trillo, R OBP: 0.342, SLG: 0.348 (1, 4) X		0-0 F9 1		0-0 1-2 1B		0-0 L4-3 1-2 2 3		0-0 9-3 1B 3-H		4	0	2	1	0	0	1
Ivan De Jesus, R OBP: 0.299, SLG: 0.240 (1, 6) X		0-0 F9 2		0-0 F8 2		0-0 SH1-4 1B 1B		0-0 9-3 1-2 2 3		4	1	1	0	0	0	3
Dick Ruthven, R OBP: 0.182, SLG: 0.182 (1, 1) X		0-0 F9 3		0-0 F9 3		0-0 SH1-4 1-2 1				2	0	0	0	0	0	2

Inning Stats	R: 1	H: 1	E: 0	K: 0	S: 4	LOB: 2	BB: 2	P: 12	R: 0	H: 0	E: 0	K: 0	S: 3	LOB: 0	BB: 0	P: 3	R: 1	H: 1	E: 0	K: 0	S: 4	LOB: 0	BB: 0	P: 4	R: 0	H: 1	E: 0	K: 1	S: 6	LOB: 2	BB: 1	P: 10	R: 0	H: 1	E: 0	K: 1	S: 6	LOB: 1	BB: 0	P: 6	R: 0	H: 0	E: 0	K: 0	S: 2	LOB: 0	BB: 1	P: 6	R: 2	H: 3	E: 0	K: 0	S: 6	LOB: 1	BB: 0	P: 6	R: 1	H: 2	E: 0	K: 1	S: 6	LOB: 0	BB: 0	P: 6
--------------	------	------	------	------	------	--------	-------	-------	------	------	------	------	------	--------	-------	------	------	------	------	------	------	--------	-------	------	------	------	------	------	------	--------	-------	-------	------	------	------	------	------	--------	-------	------	------	------	------	------	------	--------	-------	------	------	------	------	------	------	--------	-------	------	------	------	------	------	------	--------	-------	------

PITCHER	IP	WLS	BF	H	R	ER	SO	BB	IBB	HBP	BLK	WP	HR	S	P	ERA	WHIP
John Montefusco, R ERA: 5.05 (1, 1)	7.0	L	31	7	4	4	2	4	0	0	0	0	1	31	47	5.14	1.571
Floyd Chiffer, R ERA: 2.35 (8, 1)	1.0		4	2	1	1	1	0	0	0	0	0	0	6	6	9.00	2.000

BOTTOM

San Diego Padres @ Philadelphia Phillies
Veterans Stadium, Philadelphia, PA

Sat May 08 1982, 3:33 AM EDT
Att. 24,270 - Unknown

livebaseballscorecards.com

AB	30
R	5
H	9
RBI	5
BB	4
SO	3
LOB	15



WP: 0	PA: 35
PB: 0	SB: 4
CS: 0	

Batter	1	2	3	4	5	6	7	8	9	AB R H RBI BB SO LOB	TOP											
Alan Wiggins, S (1, 7) OBP: 0.333, SLG: 0.273	0-0 F8	0-0 F3			0-0 CS 1B			0-0 1B S 2B 1B	0-0 4-3	5 1 2 0 0 0 1	San Diego Padres @ Philadelphia Phillies Veterans Stadium, Philadelphia, PA Sun May 09 1982, 7:05 PM EDT Att. 36,593 - Unknown livebaseballscorecards.com											
Juan Bonilla, R (1, 4) OBP: 0.319, SLG: 0.348	0-0 F3		0-0 F3		0-3 K			0-0 2B 1-3 1B 1B	0-3 K	5 1 1 0 0 2 1												
Garry Templeton, S (1, 6) OBP: 0.282, SLG: 0.357	0-0 2B		0-3 K			0-0 1B SF9 2B		0-0 1B 1-3 2B		4 2 3 1 0 1 0												
Sixto Lezcano, R (1, 9) OBP: 0.348, SLG: 0.505	4-0 BB		0-0 L6		0-0 P3			0-0 5-3		3 0 0 0 1 0 3												
Luis Salazar, R (1, 5) OBP: 0.270, SLG: 0.314	0-3 K			0-0 SH3-4 BLK 1B		0-0 CS 2-3 1B		0-0 1B S 2-H 1B		4 1 3 2 0 1 2												
Kurt Bevacqua, R (1, 3) OBP: 0.370, SLG: 0.286		0-0 1B 2B		0-0 SH3-4 1-3		0-0 SF9		0-0 1B 1-H		2 1 2 2 0 0 0												
Dave Edwards, R (1, 8) OBP: 0.231, SLG: 0.308		0-3 K		0-3 K		0-0 CS 1-2	0-0 F3	0-3 K		4 0 0 0 0 3 3												
Doug Gwosdz, R (1, 2) OBP: 0.294, SLG: 0.200		0-3 K		0-0 F3			0-0 F2	0-3 K		4 0 0 0 0 2 3												
Tim Lollar, L (1, 1) OBP: 0.474, SLG: 0.778		0-0 2-H 1B			0-0 F9		0-3 K		0-0 F9	4 0 1 1 0 1 0												
Inning Stats	R: 0 E: 0 K: 1 S: 6	H: 1 LOB: 2 BB: 1 P: 10	R: 1 E: 0 K: 2 S: 9	H: 2 LOB: 1 BB: 0 P: 9	R: 0 E: 0 K: 1 S: 5	H: 0 LOB: 0 BB: 0 P: 5	R: 0 E: 0 K: 1 S: 6	H: 1 LOB: 1 BB: 0 P: 6	R: 0 E: 0 K: 1 S: 5	H: 1 LOB: 0 BB: 0 P: 5	R: 1 E: 0 K: 0 S: 4	H: 2 LOB: 0 BB: 0 P: 4	R: 0 E: 0 K: 1 S: 5	H: 0 LOB: 0 BB: 0 P: 5	R: 4 E: 0 K: 2 S: 12	H: 5 LOB: 1 BB: 0 P: 12	R: 0 E: 0 K: 1 S: 5	H: 0 LOB: 0 BB: 0 P: 5	1B: 8 2B: 4 3B: 0 HR: 0	SF: 1 SAC: 1 DP: 0 HBP: 0	WP: 0 PB: 0 SB: 2 CS: 2	PA: 39
PITCHER	IP WLS BF H R ER SO BB IBB HBP BLK WP HR S P ERA WHIP																					
Steve Carlton, L (1, 1) ERA: 4.98	7.0 L 30 10 5 5 7 1 0 0 0 1 0 0 43 47 6.43 1.571																					
Ed Farmer, R (8, 1) ERA: 3.46	1.0 5 2 1 1 2 0 0 0 0 0 0 0 9 9 9.00 2.000																					
Porfi Altamirano, R (9, 1) ERA:	1.0 3 0 0 0 0 1 0 0 0 0 0 0 5 5 0.00 0.000																					

San Diego Padres @ Philadelphia Phillies
 Veterans Stadium, Philadelphia, PA
 Sun May 09 1982, 7:05 PM EDT
 Att. 36,593 - Unknown

AB	35
R	6
H	12
RBI	6
BB	1
SO	10
LOB	13



Batter	1	2	3	4	5	6	7	8	9	AB R H RBI BB SO LOB
--------	---	---	---	---	---	---	---	---	---	----------------------

Bob Demier, R <small>OBP: 0.316, SLG: 0.304</small> (1, 8)	0-0 F3 		0-3 K 			0-0 F4 			0-0 	4 0 1 0 0 1 1
Pete Rose, S <small>OBP: 0.319, SLG: 0.330</small> (1, 3)	0-0 5-3 		0-0 G4-6-3 			0-3 K 			0-0 F8 	4 0 0 0 0 1 2
Mike Schmidt, R <small>OBP: 0.365, SLG: 0.488</small> (1, 5)	0-0 F9 			0-0 F8 			0-3 K 		0-0 F7 	4 0 0 0 0 1 1
Gary Matthews, R <small>OBP: 0.273, SLG: 0.311</small> (1, 7)		0-0 2B 		0-3 K 			0-0 5-3 			3 0 1 0 0 1 0
Bo Diaz, R <small>OBP: 0.333, SLG: 0.538</small> (1, 2)		0-0 F9 		0-0 5-3 			0-3 K 			3 0 0 0 0 1 1
Dick Davis, R <small>OBP: 0.333, SLG: 0.471</small> (1, 9)		0-0 		0-0 F9 			0-3 K 			3 0 1 0 0 1 0
Manny Trillo, R <small>OBP: 0.329, SLG: 0.333</small> (1, 4)		0-3 		0-3 K 			0-0 6-3 			3 0 0 0 0 2 2
Luis Aguayo, R <small>OBP: 0.364, SLG: 0.700</small> (9, 4)		0-3 K 		0-3 K 			0-0 6-3 			0 0 0 0 0 0 0
Ivan De Jesus, R <small>OBP: 0.291, SLG: 0.232</small> (1, 6)		0-0 6-3 		0-0 5-3 			0-0 6-3 			3 0 0 0 0 0 2
Steve Carlton, L <small>OBP: 0.200, SLG: 0.350</small> (1, 1)			0-0 			0-0 5-3 			0-3 K 	2 0 1 0 0 0 0
Ed Farmer, R (8, 1)										0 0 0 0 0 0 0
Porfi Altamirano, R (9, 1)										0 0 0 0 0 0 0
Garry Maddox, R <small>OBP: 0.237, SLG: 0.309</small> (9, PH)										1 0 0 0 0 1 0

Inning Stats	R: 0	H: 0	E: 0	K: 0	S: 3	P: 3	R: 0	H: 2	E: 0	K: 1	S: 7	R: 0	H: 1	E: 0	K: 1	S: 5	R: 0	H: 0	E: 0	K: 1	S: 5	R: 0	H: 0	E: 0	K: 1	S: 5	R: 0	H: 0	E: 0	K: 2	S: 7	R: 0	H: 0	E: 0	K: 1	S: 5	R: 0	H: 1	E: 0	K: 1	S: 6	1B: 2	SF: 0	2B: 2	SAC: 0	3B: 0	DP: 1	HR: 0	HBP: 0	WP: 0	PA: 30
--------------	------	------	------	------	------	------	------	------	------	------	------	------	------	------	------	------	------	------	------	------	------	------	------	------	------	------	------	------	------	------	------	------	------	------	------	------	------	------	------	------	------	-------	-------	-------	--------	-------	-------	-------	--------	-------	--------

PITCHER	IP	WLS	BF	H	R	ER	SO	BB	IBB	HBP	BLK	WP	HR	S	P	ERA	WHIP	PITCHER	IP	WLS	BF	H	R	ER	SO	BB	IBB	HBP	BLK	WP	HR	S	P	ERA	WHIP																
Tim Lollar, L <small>ERA: 2.1</small> (1, 1)	9.0	W	30	4	0	0	9	0	0	0	0	0	0	48	48	0.00	0.444																																		

BOTTOM

San Diego Padres @ Philadelphia Phillies
 Veterans Stadium, Philadelphia, PA
 Sun May 09 1982, 7:05 PM EDT
 Att. 36,593 - Unknown

livebaseballscorecards.com

AB	30
R	0
H	4
RBI	0
BB	0
SO	9
LOB	9



Batter	1	2	3	4	5	6	7	8	9	AB R H RBI BB SO LOB	TOP
Alan Wiggins, S (1, 7) x OBP: 0.321, SLG: 0.269	0-0 F9 ①			x 0-0 F2 ①		x 0-0 F8 ③		x 0-0 1B 1-2		4 0 1 0 0 0 0	
Juan Bonilla, R (1, 4) x OBP: 0.325, SLG: 0.353	0-0 6-3 ②			x 0-0 G5-4-3 1B		x 0-0 SF8 1B		x 0-0 5-3 ③		4 1 2 0 0 0 2	
Garry Templeton, S (1, 6) x OBP: 0.273, SLG: 0.345	0-0 6-3 ③			x 0-0 G5-4-3 1-2f ② ③		x 0-0 F8 ①		x 0-0 6-3 ①		4 0 0 0 0 0 2	
Ruppert Jones, L (1, 8)		x 0-0 6-3 ①		x 0-0 P6 ①		x 0-0 E S 1B 1-3		x 0-0 4-3 ②		4 0 1 0 0 0 0	
Sixto Lezcano, R (1, 9)		x 0-0 F9 ②		SS 0-3 K ②		x 0-0 SF8 ②		x 0-0 E6 2B 1B		3 1 1 1 0 1 0	
Terry Kennedy, L (1, 2)		SS 0-3 K ③		x 0-0 1B		SS 0-3 K ③		x 0-0 2B 2-H		4 0 2 1 0 2 1	
Luis Salazar, R (1, 5)			x 0-0 6-3 ①		x 0-0 6-3 ③		x 0-0 5-3 ①	x 0-0 F8 ③		4 0 0 0 0 0 2	
Broderick Perkins, L (1, 3)			x 0-0 F7 ②		x 0-0 4-3 ①		x 0-0 6-3 ②			3 0 0 0 0 0 0	
Chris Welsh, L (1, 1)			x 0-0 L1 ③		x 0-0 4-3 ②		BBB 4-0 1B BB			2 0 0 0 1 0 0	
Eric Show, R (9, 1)										0 0 0 0 0 0 0	
Gary Lucas, L (9, 1)										0 0 0 0 0 0 0	
Inning Stats	R: 0 H: 0 E: 0 LOB: 0 K: 0 BB: 0 S: 3 P: 3	R: 0 H: 0 E: 0 LOB: 0 K: 1 BB: 0 S: 5 P: 5	R: 0 H: 0 E: 0 LOB: 0 K: 0 BB: 0 S: 3 P: 3	R: 0 H: 1 E: 0 LOB: 0 K: 0 BB: 0 S: 3 P: 3	R: 0 H: 1 E: 0 LOB: 1 K: 1 BB: 0 S: 6 P: 6	R: 0 H: 0 E: 0 LOB: 0 K: 0 BB: 0 S: 3 P: 3	R: 1 H: 2 E: 0 LOB: 1 K: 1 BB: 0 S: 7 P: 7	R: 0 H: 1 E: 0 LOB: 2 K: 0 BB: 1 S: 4 P: 8	R: 1 H: 2 E: 1 LOB: 1 K: 0 BB: 0 S: 5 P: 5	1B: 6 SF: 1 2B: 1 SAC: 0 3B: 0 DP: 1 HR: 0 HBP: 0	WP: 0 PA: 34 PB: 0 SB: 1 CS: 0
PITCHER Randy Jones, L (1, 1) ERA: 2.6	IP WLS BF H R ER SO BB IBB HBP BLK WP HR S P ERA WHIP										

San Diego Padres @ New York Mets
 Shea Stadium, Flushing, NY
 Mon May 10 1982, 7:05 PM EDT
 Att. 9,670 - Unknown

AB	32
R	2
H	7
RBI	2
BB	1
SO	3
LOB	7



Batter	1	2	3	4	5	6	7	8	9	AB	R	H	RBI	BB	SO	LOB
Mookie Wilson, S OBP: 0.338, SLG: 0.453 (1, 8)	0-0 5-3		0-0 SF9 3B		0-0 F6			0-0 P6		4	1	1	0	0	0	0
John Stearns, R OBP: 0.324, SLG: 0.449 (1, 2)	4-0 E BB BB		0-0 SF9			0-0 4-3		0-0 6-3		2	0	0	1	1	0	0
Joel Youngblood, R OBP: 0.274, SLG: 0.367 (1, 9)	4-0 E 1-2 BB		0-0 F8 3-H			0-0 G5-3 2B		0-0 1B		3	0	2	0	1	0	0
Dave Kingman, R OBP: 0.308, SLG: 0.570 (1, 3)	0-3 K 1-2 2-3		0-0 4-3			4-0 IBB		0-0 F7		3	0	0	0	1	1	3
Ellis Valentine, R OBP: 0.258, SLG: 0.262 (1, 7)	0-0 5-3			0-0 5-3		0-0 G5-3 2-3f			0-0 6-3 2B 1B	4	1	1	0	0	0	4
Hubie Brooks, R OBP: 0.336, SLG: 0.310 (1, 5)		0-3 K		0-3 K			0-0 F8		0-3 K	4	0	0	0	0	3	1
Ron Gardenhire, R OBP: 0.344, SLG: 0.314 (1, 6)		0-0 F9		0-0 F5			4-0 FC1-6 BB		0-0 6-3	2	0	0	0	1	0	0
Rusty Staub, L OBP: 0.231, SLG: 0.261 (9, PH)									1-2	1	0	0	0	0	0	1
Tom Veryzer, R OBP: 0.438, SLG: 0.500 (1, 4)		0-0 1B			0-0 F8		0-0 FC1-6 1-2f		4-0 2B IBB	3	0	1	0	0	0	1
George Foster, R OBP: 0.292, SLG: 0.349 (9, PH)										0	0	0	0	1	0	0
Wally Backman, S OBP: 0.371, SLG: 0.438 (9, PR)										0	1	0	0	0	0	0
Randy Jones, R OBP: 0.125, SLG: 0.125 (1, 1)		0-3 K			0-0 F9		0-3 K		0-0 2B	3	0	0	0	0	2	2
Bob Bailor, R OBP: 0.349, SLG: 0.400 (9, PH)									1-H 2-H	1	0	1	2	0	0	0

BOTTOM

San Diego Padres @ New York Mets
 Shea Stadium, Flushing, NY
 Mon May 10 1982, 7:05 PM EDT
 Att. 9,670 - Unknown

livebaseballscorecards.com

AB	30
R	3
H	6
RBI	3
BB	5
SO	6
LOB	12



Inning Stats	R: 0	H: 0	E: 1	K: 1	S: 5	LOB: 2	BB: 2	P: 13	R: 0	H: 1	E: 0	K: 2	S: 8	LOB: 1	BB: 0	P: 8	R: 1	H: 1	E: 0	K: 0	S: 4	LOB: 0	BB: 0	P: 4	R: 0	H: 0	E: 0	K: 1	S: 3	LOB: 0	BB: 0	P: 3	R: 0	H: 1	E: 0	K: 0	S: 5	LOB: 1	BB: 1	P: 7	R: 0	H: 0	E: 0	K: 1	S: 5	LOB: 1	BB: 1	P: 9	R: 0	H: 1	E: 0	K: 0	S: 4	LOB: 1	BB: 0	P: 4	R: 2	H: 2	E: 0	K: 1	S: 6	LOB: 2	BB: 1	P: 10	1B: 3	2B: 2	3B: 1	HR: 0	SF: 1	SAC: 0	DP: 1	HBP: 0	WP: 0	PB: 0	SB: 0	CS: 0	PA: 36	ERA	WHIP
--------------	------	------	------	------	------	--------	-------	-------	------	------	------	------	------	--------	-------	------	------	------	------	------	------	--------	-------	------	------	------	------	------	------	--------	-------	------	------	------	------	------	------	--------	-------	------	------	------	------	------	------	--------	-------	------	------	------	------	------	------	--------	-------	------	------	------	------	------	------	--------	-------	-------	-------	-------	-------	-------	-------	--------	-------	--------	-------	-------	-------	-------	--------	-----	------

PITCHER	IP	WLS	BF	H	R	ER	SO	BB	IBB	HBP	BLK	WP	HR	S	P	ERA	WHIP
Chris Welsh, L ERA: 6.94 (1, 1)	8.0		31	4	1	1	5	3	1	0	0	0	0	37	53	1.12	0.875
Eric Show, R ERA: 0.95 (9, 1)	0.1		2	1	1	1	0	0	0	0	0	0	0	4	4	27.00	3.000
Gary Lucas, L ERA: 4.0 (9, 1)	0.1	L	3	1	1	1	0	0	1	0	0	0	0	2	6	27.00	3.000

Batter	1	2	3	4	5	6	7	8	9	AB R H RBI BB SO LOB	TOP										
Alan Wiggins, S (1, 7) OBP: 0.313, SLG: 0.267	0-3 K		0-0 G3			0-0 F7			0-0 1B	4 0 1 0 0 1 0											
Juan Bonilla, R (1, 4) OBP: 0.317, SLG: 0.345	0-0 L4			0-0 P3		0-0 6-3			0-3 K	3 0 0 0 0 0 0											
Luis DeLeon, R (6, 1) OBP: 0.333, SLG: 0.667										0 0 0 0 0 0 0											
Joe Lefebvre, L (9, PH) OBP: 0.278, SLG: 0.188										1 0 0 0 0 1 1											
Ruppert Jones, L (1, 8) OBP: 0.410, SLG: 0.500	0-3 K			4-0 BB			0-0 1B		0-0 F7	3 0 1 0 1 1 1											
Sixto Lezcano, R (1, 9) OBP: 0.342, SLG: 0.491		0-0 3-1 1B		0-0 P4		0-0 F9			0-0 F5	4 0 1 0 0 0 3											
Terry Kennedy, L (1, 2) OBP: 0.284, SLG: 0.398		0-0 F8		0-0 P4		0-0 F8				3 0 0 0 0 0 3											
Luis Salazar, R (1, 5) OBP: 0.254, SLG: 0.295		0-0 3-1 1-2			0-0 4-3		0-3 K			3 0 0 0 0 1 2											
Broderick Perkins, L (1, 3) OBP: 0.321, SLG: 0.268		0-0 F7			0-0 P6			0-0 F2		3 0 0 0 0 0 1											
Mario Ramirez, R (1, 6) OBP: 0.500, SLG: 0.500			0-0 G4-6-3 1B		0-0 6-3			0-0 5-3		3 0 1 0 0 0 0											
Juan Eichelberger, R (1, 1) OBP: 0.308, SLG: 0.417			0-0 G4-6-3 1-2			0-0 F7		0-0 F7		1 0 0 0 0 0 1											
Tim Flannery, L (6, PH) (6, 4)										2 0 0 0 0 0 0											
Inning Stats	R: 0 E: 0 K: 2 S: 7	H: 0 LOB: 0 BB: 0 P: 7	R: 0 E: 0 K: 0 S: 4	H: 1 LOB: 1 BB: 0 P: 4	R: 0 E: 0 K: 0 S: 3	H: 1 LOB: 0 BB: 0 P: 3	R: 0 E: 0 K: 0 S: 3	H: 0 LOB: 1 BB: 1 P: 7	R: 0 E: 0 K: 0 S: 3	H: 0 LOB: 0 BB: 0 P: 3	R: 0 E: 0 K: 1 S: 6	H: 1 LOB: 1 BB: 0 P: 6	R: 0 E: 0 K: 1 S: 6	H: 0 LOB: 0 BB: 0 P: 3	R: 0 E: 0 K: 1 S: 6	H: 1 LOB: 1 BB: 0 P: 6	1B: 4 2B: 0 3B: 0 HR: 0	SF: 0 SAC: 0 DP: 1 HBP: 0	WP: 0 PB: 0 SB: 0 CS: 0	PA: 31	
PITCHER Charlie Puleo, R (1, 1) ERA: 3.65	IP: 9.0 WLS: W BF: 31 H: 4 R: 0 ER: 0 SO: 4 BB: 1 IBB: 0 HBP: 0 BLK: 0 WP: 0 HR: 0 S: 38 P: 42 ERA: 0.00 WHIP: 0.556																			PITCHER	IP: WLS: BF: H: R: ER: SO: BB: IBB: HBP: BLK: WP: HR: S: P: ERA: WHIP:

San Diego Padres @ New York Mets
Shea Stadium, Flushing, NY
Tue May 11 1982, 7:05 PM EDT
Att. 9,924 - Unknown

livebaseballscorecards.com

AB	30
R	0
H	4
RBI	0
BB	1
SO	4
LOB	12



Batter	1	2	3	4	5	6	7	8	9	AB	R	H	RBI	BB	SO	LOB
--------	---	---	---	---	---	---	---	---	---	----	---	---	-----	----	----	-----

Mookie Wilson, S OBP: 0.336, SLG: 0.447 (1, 8)	0-0 G3	0-0 4-3			0-0 4-3 BLK 1B		0-0 F7			4	1	1	0	0	0	0
John Stearns, R OBP: 0.321, SLG: 0.441 (1, 2)	0-0 2B	0-0 6-3			0-0 4-3		0-0 4-1			4	1	1	0	0	0	1
Joel Youngblood, R OBP: 0.288, SLG: 0.391 (1, 9)	0-0 2B		0-0 5-3		0-0 HR 1B		0-0 5-3			4	2	2	1	0	0	0
Dave Kingman, R OBP: 0.314, SLG: 0.604 Mike Jorgensen, L OBP: 0.462, SLG: 0.300 (1, 3) (9, 3)	0-0 WP 2B		0-0 F7		0-0 HR			0-0 G3		4	2	2	4	0	0	0
Gary Rajsich, L OBP: 0.256, SLG: 0.250 Ellis Valentine, R OBP: 0.258, SLG: 0.262 (1, 7) (9, 7)	0-0 4-3		0-0 6-3		0-0 F7			0-0 3-1		4	0	0	0	0	0	1
Hubie Brooks, R OBP: 0.342, SLG: 0.311 (1, 5)	1-0 WP BB HBP			0-0 E S 1B	0-0 4-3			0-0 G3		3	0	1	0	0	0	0
Wally Backman, S OBP: 0.370, SLG: 0.424 Tom Verzyer, R OBP: 0.438, SLG: 0.500 (1, 4) (7, 4)	4-0 WP BB			0-3 K		0-0 4-3				2	0	0	0	1	1	1
Ron Gardenhire, R OBP: 0.333, SLG: 0.303 (1, 6)	0-0 F8			0-0 1-3		0-0 F8				3	0	0	0	0	0	3
Charlie Puleo, R OBP: 0.182, SLG: 0.100 (1, 1)		0-0 4-3		0-3 K		0-3 K				3	0	0	0	0	2	1

Inning Stats	R: 3	H: 3	LOB: 2	BB: 1	P: 11	R: 0	H: 0	LOB: 0	BB: 0	P: 3	R: 0	H: 0	LOB: 0	BB: 0	P: 3	R: 0	H: 0	LOB: 0	BB: 0	P: 3	R: 0	H: 0	LOB: 0	BB: 0	P: 3	R: 0	H: 0	LOB: 0	BB: 0	P: 3
--------------	------	------	--------	-------	-------	------	------	--------	-------	------	------	------	--------	-------	------	------	------	--------	-------	------	------	------	--------	-------	------	------	------	--------	-------	------

PITCHER	IP	WLS	BF	H	R	ER	SO	BB	IBB	HBP	BLK	WP	HR	S	P	ERA	WHIP
Juan Eichelberger, R ERA: 5.26 (1, 1)	5.0	L	24	7	6	6	2	1	0	1	1	1	1	26	31	10.80	1.600
Luis DeLeon, R ERA: 1.56 (6, 1)	3.0		9	0	0	0	1	0	0	0	0	0	0	11	11	0.00	0.000


BOTTOM

San Diego Padres @ New York Mets
Shea Stadium, Flushing, NY
Tue May 11 1982, 7:05 PM EDT
Att. 9,924 - Unknown

AB	31
R	6
H	7
RBI	5
BB	1
SO	3
LOB	7



WP	HR	S	P	ERA	WHIP
1	0	0	0	0.00	0.000

Batter	1	2	3	4	5	6	7	8	9	10	11	AB R H RBI BB SO LOB	TOP														
Alan Wiggins, S OBP: 0.297, SLG: 0.235 (1, 7)	0-3 K		x 0-0 F8		4-0 4-3 S 2B BB		x 0-0 F9		x 0-0 SH5-4		0-3 K	4 1 0 0 1 2 1	<p>San Diego Padres @ Montreal Expos Olympic Stadium, Montreal, QB Thu May 13 1982, 7:05 PM EDT Att. 15,314 - Unknown</p> <p>livebaseballscorecards.com</p> <table border="0"> <tr><td>AB</td><td>42</td></tr> <tr><td>R</td><td>5</td></tr> <tr><td>H</td><td>10</td></tr> <tr><td>RBI</td><td>5</td></tr> <tr><td>BB</td><td>3</td></tr> <tr><td>SO</td><td>7</td></tr> <tr><td>LOB</td><td>14</td></tr> </table> 	AB	42	R	5	H	10	RBI	5	BB	3	SO	7	LOB	14
AB	42																										
R	5																										
H	10																										
RBI	5																										
BB	3																										
SO	7																										
LOB	14																										
Juan Bonilla, R OBP: 0.305, SLG: 0.331 (1, 4)	0-0 4-3		x 0-0 6-3		x 0-0 4-3		x 0-0 E3 2B		x 0-0 FC1-2 FC4			5 1 0 0 0 0 2															
Garry Templeton, S OBP: 0.278, SLG: 0.355 (1, 6)	0-0 S 1B		x 0-0 6-3		x 0-0 3-H 2B		x 0-0 F7		x 0-0 FC4 1-2f			5 0 2 1 0 0 2															
Ruppert Jones, L OBP: 0.413, SLG: 0.538 Dave Edwards, R OBP: 0.214, SLG: 0.266 (1, 8) (7, 8)	0-0 F9 1-2			x 0-0 HR	0-3 K		x 0-0 1-H 2B			0-3 K		4 1 2 2 0 1 2 1 0 0 0 0 1 0															
Luis Salazar, R OBP: 0.252, SLG: 0.284 (1, 5)		x 0-0 6-3		B B B B 4-0 CS BB	x 0-0 F8		x 0-0 F9			x 0-0 F9		4 0 0 0 1 0 2															
Terry Kennedy, L OBP: 0.280, SLG: 0.398 (1, 2)		x 0-0 HR 2B		x 0-0 G3 1-2		x 0-0 G3		x 0-0 P4		x 0-0 3-1		5 1 1 0 0 0 1															
Randy Bass, L OBP: 0.227, SLG: 0.350 (1, 3)		x 0-0 2-H HR		x 0-0 1B 1B		x 0-0 F8		x 0-0 L9			x 0-0 G3	5 1 2 2 0 0 0															
Joe Lefebvre, L OBP: 0.348, SLG: 0.250 (1, 9)		x 0-0 4-3		x 0-0 1-2 1B		x 0-0 1B		x 0-3 K			4-0 BB	4 0 2 0 1 1 0															
John Montefusco, R OBP: 0.176, SLG: 0.125 Gary Lucas, L Floyd Chiffer, R Danny Boone, L OBP: 0.333, SLG: 0.667 Luis DeLeon, R OBP: 0.250, SLG: 0.500 (1, 1) (7, 1) (7, 1) (8, 1) (10, 1)	0-3 K		x 0-0 F8		x 0-0 F8				x 0-0 SH5-4 FC1-2 2B		0-3 K	3 0 0 0 0 1 3 0 0 0 0 0 0 0 0 0 0 0 0 0 0 1 0 1 0 0 0 0 1 0 0 0 0 1 1															
Inning Stats	R: 0 H: 1 E: 0 LOB: 1 K: 1 BB: 0 S: 6 P: 6	R: 2 H: 2 E: 0 LOB: 0 K: 1 BB: 0 S: 7 P: 7	R: 0 H: 0 E: 0 LOB: 0 K: 0 BB: 0 S: 3 P: 3	R: 1 H: 3 E: 0 LOB: 2 K: 0 BB: 1 S: 5 P: 9	R: 1 H: 1 E: 0 LOB: 1 K: 1 BB: 1 S: 6 P: 10	R: 0 H: 1 E: 0 LOB: 1 K: 0 BB: 0 S: 4 P: 4	R: 1 H: 1 E: 1 LOB: 1 K: 0 BB: 0 S: 5 P: 5	R: 0 H: 0 E: 0 LOB: 0 K: 1 BB: 0 S: 5 P: 5	R: 0 H: 1 E: 0 LOB: 1 K: 0 BB: 0 S: 4 P: 4	R: 0 H: 0 E: 0 LOB: 0 K: 1 BB: 0 S: 5 P: 5	R: 0 H: 0 E: 0 LOB: 1 K: 2 BB: 1 S: 7 P: 11	1B: 4 SF: 0 2B: 4 SAC: 1 3B: 0 DP: 0 HR: 2 HBP: 0	WP: 0 PA: 46 PB: 0 SB: 2 CS: 1														
PITCHER	IP WLS BF H R ER SO BB IBB HBP BLK WP HR S P ERA WHIP																										
Bill Gullickson, R ERA: 5.11 (1, 1)	7.0	32	9	5	4	3	2	0	0	0	0	0	2	36	44	5.14	1.571										
Jeff Reardon, R ERA: (8, 1)	2.0	7	1	0	0	1	0	0	0	0	0	0	0	9	9	0.00	0.500										
Woodie Fryman, L ERA: 0.73 (10, 1)	2.0	W 7	0	0	0	3	1	0	0	0	0	0	0	12	16	0.00	0.500										

Batter	1	2	3	4	5	6	7	8	9	10	11	AB R H RBI BB SO LOB
Tim Raines, S (1, 4) OBP: 0.407, SLG: 0.420	1-0 L4-3 HBP			0-0 1B BB FC3-6	0-0 P4		0-0 G6-3 BB 1-2		0-3 K		0-0 SH3	4 1 2 0 0 1 1
Warren Cromartie, L (1, 9) OBP: 0.319, SLG: 0.337	0-0 L4-3			4-0 FC3-6 1B 1-2 SF9	0-0 1-3		4-0 G6-3 BB 1-2 2-3		4-0 FC6-4 BB		0-0 2-H 1B	3 1 1 1 3 0 2
Andre Dawson, R (1, 8) OBP: 0.339, SLG: 0.431	0-0 5-3			0-0 FC3-6 1B 1-2 2-3		0-0 5-3	0-0 G6-3		0-0 FC6-4			5 0 1 0 0 0 3
Al Oliver, L (1, 3) OBP: 0.341, SLG: 0.427		0-0 L6		0-0 FC3-6 BB 1-2f 2-3 3-H		0-0 4-3	0-0 F8			0-0 SH2-4 1B		5 0 1 1 0 0 3
Gary Carter, R (1, 2) OBP: 0.397, SLG: 0.590		0-0 F7		4-0 1-2 BB		0-0 1B 1B		0-0 1B 2B		0-0 SH2-4 1-2		3 2 2 0 1 0 0
Tim Wallach, R (1, 5) OBP: 0.355, SLG: 0.464		0-3 K		0-0 SF9		0-0 1B 1B		0-0 G3-6-3 1B 2-H		0-0 P6		4 0 2 2 0 1 1
Jerry White, S (1, 7) OBP: 0.278, SLG: 0.382			0-0 F9	0-0 4-3		0-0 1-2 2-H 1B		0-3 K		4-0 1B		4 0 1 1 1 1 3
Chris Speier, R (1, 6) OBP: 0.268, SLG: 0.345			0-3 K		0-0 SH3-4 1B		0-0 P6		0-0 G3-6-3 1-2f		0-0 1-3	3 0 1 0 0 1 2
John Milner, L (8, PH) OBP: 0.143, SLG: 0.143												1 0 0 0 0 0 1
Frank Taveras, R (9, 6) OBP: 0.154, SLG: 0.057												0 0 0 0 0 0 0
Tim Blackwell, S (10, PH) OBP: 0.333, SLG: 0.500												1 0 0 0 0 0 2
Mike Phillips, L (11, 6)												0 0 0 0 0 0 0
Bill Gullickson, R (1, 1) OBP: 0.455, SLG: 0.455			0-0 6-3		0-0 SH3-4		0-0 SH3-4		0-0 F7		0-0 SH3 1B	1 0 0 0 0 0 0
Brad Mills, L (7, PH) OBP: 0.500, SLG: 1.000												1 1 1 0 0 0 0
Jeff Reardon, R (8, 1) OBP: 0.444, SLG: 0.778												0 0 0 0 0 0 0
Dan Norman, R (9, PH) OBP: 0.444, SLG: 0.778												1 0 0 0 0 0 0
Woodie Fryman, R (10, 1) OBP: 0.319, SLG: 0.300												0 0 0 0 0 0 0
Terry Francona, L (11, PH)												1 1 1 0 0 0 0

Inning Stats	R: 0	H: 0	E: 0	K: 0	S: 2	R: 0	H: 0	E: 0	K: 1	S: 5	R: 0	H: 0	E: 0	K: 1	S: 5	R: 2	H: 2	E: 0	K: 0	S: 5	R: 0	H: 1	E: 0	K: 0	S: 4	R: 1	H: 3	E: 0	K: 0	S: 6	R: 1	H: 2	E: 0	K: 0	S: 4	R: 1	H: 2	E: 0	K: 1	S: 5	R: 0	H: 0	E: 0	K: 1	S: 5	R: 0	H: 1	E: 0	K: 0	S: 4	R: 1	H: 2	E: 0	K: 0	S: 3	1B: 12	SF: 1	2B: 2	SAC: 3	3B: 0	DP: 3	HR: 0	HBP: 1	WP: 0	PA: 47
--------------	------	------	------	------	------	------	------	------	------	------	------	------	------	------	------	------	------	------	------	------	------	------	------	------	------	------	------	------	------	------	------	------	------	------	------	------	------	------	------	------	------	------	------	------	------	------	------	------	------	------	------	------	------	------	------	--------	-------	-------	--------	-------	-------	-------	--------	-------	--------

PITCHER	IP	WLS	BF	H	R	ER	SO	BB	IBB	HBP	BLK	WP	HR	S	P	ERA	WHIP
John Montefusco, R (1, 1) ERA: 4.98	6.0		26	6	3	3	2	2	0	1	0	0	0	27	36	4.50	1.333
Gary Lucas, L (7, 1) ERA: 4.5	0.0		3	2	1	1	0	1	0	0	0	0	0	2	6	∞	∞
Floyd Chiffer, R (7, 1) ERA: 2.7	1.1		5	2	1	1	1	0	0	0	0	0	0	7	7	6.75	1.500
Danny Boone, L (8, 1) ERA: 6.3	1.2		6	1	0	0	1	1	0	0	0	0	0	7	11	0.00	1.200
Luis DeLeon, R (10, 1) ERA: 1.93	1.1	L	7	2	1	1	0	0	1	0	0	0	0	6	10	6.75	1.500

BOTTOM

San Diego Padres @ Montreal Expos
Olympic Stadium, Montreal, QB
Thu May 13 1982, 7:05 PM EDT
Att. 15,314 - Unknown

livebaseballscorecards.com

AB	37
R	6
H	13
RBI	5
BB	5
SO	4
LOB	18



Batter	1	2	3	4	5	6	7	8	9	AB R H RBI BB SO LOB	TOP						
Alan Wiggins, S (1, 7) <small>OBP: 0.308, SLG: 0.250</small> Broderick Perkins, L (3, 7) <small>OBP: 0.310, SLG: 0.257</small>	0-0 F9		0-0 BB 1B 1B	0-3 K	0-0 F7			0-3 K		2 1 1 0 0 0 0 3 0 0 0 0 2 0							
Juan Bonilla, R (1, 4) <small>OBP: 0.324, SLG: 0.349</small>	0-0 1B		0-0 1B BB 1B	0-0 1B 1B	0-0 F8			0-0 1B 1B		5 2 4 0 0 0 0							
Garry Templeton, S (1, 6) <small>OBP: 0.290, SLG: 0.360</small>	0-0 F7		4-0 BB 1B 1-2 2-3 1B BB	0-0 1B SF8 1B		0-0 6-3		0-0 1-2 1B		4 2 2 0 1 0 1							
Ruppert Jones, L (1, 8) <small>OBP: 0.413, SLG: 0.532</small>	0-0 4-3		0-0 BB 1B 1-2 2-H 3-H 1B	0-0 BB 1B 1-3 2-H 1B		0-3 K		0-3 K		5 2 2 3 0 2 3							
Sixto Lezcano, R (1, 9) <small>OBP: 0.344, SLG: 0.487</small>		0-0 BB 1B	4-0 1-2 2-3 1B BB	0-0 SF8		0-3 K		0-0 F9		3 0 1 1 1 1 0							
Terry Kennedy, L (1, 2) <small>OBP: 0.277, SLG: 0.382</small>		0-0 F9	0-0 F7	4-0 1-2 1B BB		0-0 4-3		0-0 L9		4 0 0 0 1 0 4							
Randy Bass, L (1, 3) <small>OBP: 0.296, SLG: 0.375</small>		4-0 1-2 BB	0-0 1-2 2-H 3-H 1B	0-0 FC6 1B		0-0 4-3		0-0 4-3		4 0 2 3 1 0 0							
Joe Lefebvre, L (1, 5) <small>OBP: 0.296, SLG: 0.208</small> Gary Lucas, L (8, 1) Floyd Chiffer, R (8, 1)		0-0 P6	0-3 K	0-0 FC6		0-0 P6				4 0 0 0 0 1 6 0 0 0 0 0 0 0 0 0 0 0 0 0 0							
Tim Lollar, L (1, 1) <small>OBP: 0.409, SLG: 0.667</small> Eric Show, R (7, 1) Luis Salazar, R (7, 5) <small>OBP: 0.250, SLG: 0.282</small>		0-3 K	0-3 K		0-3 K			0-3 K		3 0 0 0 0 3 4 0 0 0 0 0 0 0 1 0 0 0 0 1 0							
Inning Stats	R: 0 H: 1 E: 0 LOB: 1 K: 0 BB: 0 S: 4 P: 4	R: 0 H: 1 E: 0 LOB: 2 K: 1 BB: 1 S: 6 P: 10	R: 4 H: 4 E: 0 LOB: 2 K: 2 BB: 2 S: 11 P: 19	R: 3 H: 4 E: 0 LOB: 2 K: 1 BB: 1 S: 9 P: 13	R: 0 H: 0 E: 0 LOB: 0 K: 1 BB: 0 S: 5 P: 5	R: 0 H: 0 E: 0 LOB: 0 K: 2 BB: 0 S: 7 P: 7	R: 0 H: 0 E: 0 LOB: 0 K: 0 BB: 0 S: 3 P: 3	R: 0 H: 2 E: 0 LOB: 2 K: 3 BB: 0 S: 11 P: 11	R: 0 H: 0 E: 0 LOB: 0 K: 0 BB: 0 S: 3 P: 3	1B: 12 SF: 1 2B: 0 SAC: 0 3B: 0 DP: 0 HR: 0 HBP: 0	WP: 0 PA: 43 PB: 0 SB: 0 CS: 0						
PITCHER	IP WLS BF H R ER SO BB IBB HBP BLK WP HR S P ERA WHIP																
Ray Burris, R (1, 1) <small>ERA: 4.62</small> Bob James, R (3, 1) <small>ERA: 6.0</small> Bryn Smith, R (5, 1) <small>ERA: 4.82</small> Tom Gorman, L (7, 1) <small>ERA:</small> Jeff Reardon, R (9, 1) <small>ERA:</small>	2.1 10 6 8 2.0 1.0	WLS 10 6 8 W S	BF 16 10 6 8 3	H 6 4 0 2 0	R 4 3 0 0 0	ER 4 3 0 0 0	SO 1 3 3 3 0	BB 3 1 0 0 0	IBB 0 0 0 0 0	HBP 0 0 0 0 0	BLK 0 0 0 0 0	WP 0 0 0 0 0	HR 0 0 0 0 0	S 15 15 12 14 3	P 27 19 12 14 3	ERA 15.43 16.20 0.00 0.00 0.00	WHIP 3.857 3.000 0.000 1.000 0.000

San Diego Padres @ Montreal Expos
 Olympic Stadium, Montreal, QB
 Fri May 14 1982, 7:05 PM EDT
 Att. 22,752 - Unknown - 65 F

livebaseballscorecards.com

AB	38
R	7
H	12
RBI	7
BB	4
SO	10
LOB	18



Batter	1	2	3	4	5	6	7	8	9	AB	R	H	RBI	BB	SO	LOB	BOTTOM	
Tim Raines, S OBP: 0.414, SLG: 0.422 (1, 4)	4-0 2B SF8 BB	0-0 1-3 3-H 1B		0-0 4-3		0-0 FC6-4		0-0 1B 1B		4	2	2	1	1	0	1	San Diego Padres @ Montreal Expos Olympic Stadium, Montreal, QB Fri May 14 1982, 7:05 PM EDT Att: 22,752 - Unknown - 65 F	
Warren Cromartie, L OBP: 0.323, SLG: 0.343 (1, 9)	0-0 F5	0-0 F8			0-0 P3		0-0 2B	4-0 HBP 1B BB		4	0	1	0	1	0	2		
Andre Dawson, R OBP: 0.341, SLG: 0.438 (1, 8)	0-0 1-3 2B	0-0 1-3			0-3 K		0-0 F8	0-0 HBP 1B		5	0	2	2	0	1	2		
Gary Carter, R OBP: 0.388, SLG: 0.573 (1, 2)	0-0 SF8		0-0 P6		0-0 F8		0-0 F8	1-0 HBP		3	0	0	1	0	0	1		
Al Oliver, L OBP: 0.352, SLG: 0.439 Jeff Reardon, R OBP: 0.500, SLG: 1.000 (1, 3) (9, 1)	4-0 BB		0-0 1B			0-0 E9 1B 2B	0-0 6-3	0-0 F9		4	1	2	0	1	0	4		
Tim Wallach, R OBP: 0.351, SLG: 0.455 (1, 5)	0-0 F9		0-0 F3			0-0 F9 FC5-4 1B 1B		0-0 E5 F8 1B		0	0	0	0	0	0	0		
Dan Norman, R OBP: 0.462, SLG: 0.667 (1, 7)		4-0 2B 1B BB	0-3 K			0-0 FC5-4 1B		0-0 F8		4	2	1	1	0	0	3		
Chris Speier, R OBP: 0.270, SLG: 0.356 John Milner, L OBP: 0.125, SLG: 0.125 Frank Taveras, R OBP: 0.154, SLG: 0.057 (1, 6) (8, PH) (9, 6)		0-0 1B 1B 2B	0-3 K			0-0 F9		0-0 P6		3	1	1	0	0	1	2		
Ray Burris, R OBP: 0.386, SLG: 0.417 Bob James, R OBP: 0.417, SLG: 0.417 Brad Mills, L OBP: 0.417, SLG: 0.417 Bryn Smith, R OBP: 0.270, SLG: 0.371 Jerry White, S OBP: 0.270, SLG: 0.371 Tom Gorman, L OBP: 0.348, SLG: 0.333 (1, 1) (3, 1) (4, PH) (5, 1) (6, PH) (7, 1) (8, PH) (9, 3)		0-0 1B 1B	0-0 F2			0-0 FC5-4		0-0 1B 1B		3	1	1	1	0	0	0		
Inning Stats	R: 1 E: 0 K: 0 S: 4	H: 1 LOB: 2 BB: 2 P: 12	R: 2 E: 0 K: 0 S: 5	H: 3 LOB: 1 BB: 1 P: 9	R: 0 E: 0 K: 1 S: 6	H: 1 LOB: 1 BB: 0 P: 6	R: 0 E: 0 K: 1 S: 5	H: 0 LOB: 0 BB: 0 P: 5	R: 2 E: 1 K: 0 S: 6	H: 3 LOB: 1 BB: 0 P: 6	R: 0 E: 0 K: 0 S: 4	H: 1 LOB: 1 BB: 0 P: 4	R: 3 E: 1 K: 0 S: 7	H: 3 LOB: 3 BB: 1 P: 12	1B: 8 2B: 4 3B: 0 HR: 0	SF: 1 SAC: 0 DP: 0 HBP: 1		WP: 0 PB: 0 SB: 0 CS: 0
PITCHER	IP WLS BF H R ER SO BB IBB HBP BLK WP HR S P ERA WHIP	IP WLS BF H R ER SO BB IBB HBP BLK WP HR S P ERA WHIP	IP WLS BF H R ER SO BB IBB HBP BLK WP HR S P ERA WHIP	IP WLS BF H R ER SO BB IBB HBP BLK WP HR S P ERA WHIP	IP WLS BF H R ER SO BB IBB HBP BLK WP HR S P ERA WHIP	IP WLS BF H R ER SO BB IBB HBP BLK WP HR S P ERA WHIP	IP WLS BF H R ER SO BB IBB HBP BLK WP HR S P ERA WHIP	IP WLS BF H R ER SO BB IBB HBP BLK WP HR S P ERA WHIP	IP WLS BF H R ER SO BB IBB HBP BLK WP HR S P ERA WHIP	IP WLS BF H R ER SO BB IBB HBP BLK WP HR S P ERA WHIP	IP WLS BF H R ER SO BB IBB HBP BLK WP HR S P ERA WHIP	IP WLS BF H R ER SO BB IBB HBP BLK WP HR S P ERA WHIP	IP WLS BF H R ER SO BB IBB HBP BLK WP HR S P ERA WHIP	IP WLS BF H R ER SO BB IBB HBP BLK WP HR S P ERA WHIP	IP WLS BF H R ER SO BB IBB HBP BLK WP HR S P ERA WHIP	IP WLS BF H R ER SO BB IBB HBP BLK WP HR S P ERA WHIP	IP WLS BF H R ER SO BB IBB HBP BLK WP HR S P ERA WHIP	IP WLS BF H R ER SO BB IBB HBP BLK WP HR S P ERA WHIP
Tim Lollar, L ERA: 2.67 (1, 1)	6.0																	
Eric Show, R ERA: 0.87 (7, 1)	1.2	L																
Gary Lucas, L ERA: 4.5 (8, 1)	0.0																	
Floyd Chiffer, R ERA: 2.65 (8, 1)	0.1																	

AB	35
R	8
H	12
RBI	8
BB	4
SO	3
LOB	19



1B	8	SF	1	WP	0	PA	41
2B	4	SAC	0	PB	0		
3B	0	DP	0	SB	0		
HR	0	HBP	1	CS	0		

ERA	7.50	WHIP	2.000
ERA	0.00	WHIP	1.200
ERA	∞	WHIP	∞
ERA	0.00	WHIP	3.000

Batter	1	2	3	4	5	6	7	8	9	AB R H RBI BB SO LOB	TOP	
Alan Wiggins, S OBP: 0.326, SLG: 0.275 (1, 7) X	0-0 F9 ①			X 0-0 S 2B 1B	X 0-0 1-6-3 ③		X 0-0 1-2 1B			4 1 2 0 0 0 0		
Juan Bonilla, R OBP: 0.314, SLG: 0.338 (1, 4) X	0-0 F9 ②			X 0-0 5-3 1-2		X 0-0 6-3 ① X	X 0-0 F7 ③			4 0 0 0 0 0 3		
Garry Templeton, S OBP: 0.289, SLG: 0.357 (1, 6) S S S	0-3 K ③			X 0-0 F7 ②		X 0-0 F7 ②		X 0-0 FC4-8 1B		4 0 1 0 0 1 1		
Ruppert Jones, L OBP: 0.408, SLG: 0.531 (1, 8) S S S		0-3 K ①		X 0-0 2-H 2B		X 0-0 F8 ③		X 0-0 FC4-6 1-2f E ①		4 1 1 1 0 1 1		
Sixto Lezcano, R OBP: 0.341, SLG: 0.474 (1, 9) X		0-0 F7 ②		X 0-0 P6 ③			BB BB BB 4-0 WP 1B SF9 BB	X 0-0 6-3 1-H		3 1 0 0 1 0 1		
Terry Kennedy, L OBP: 0.284, SLG: 0.387 (1, 2) X		0-0 P4 ③			X 0-0 WP 2B 1B		X 0-0 SF9 WP 1-2 1B 1B	X 0-0 4-3 ③		4 2 2 0 0 0 0		
Randy Bass, L OBP: 0.290, SLG: 0.333 (1, 3) S S S			0-3 K ①		BB BB BB 4-0 1-2 2B BB		S S S S 0-3 K ① 1-2 2-3	X 0-0 F7 ①		3 0 0 0 1 2 2		
Joe Lefebvre, L OBP: 0.290, SLG: 0.259 (1, 5) S S S			0-3 K ②		X 0-0 1-H 2-H SH1 2B		X 0-0 SF9 ② 2-3 3-H	S S S S 0-3 K ②		3 1 1 2 0 2 0		
Chris Welsh, L OBP: 0.286, SLG: 0.167 (1, 1) X			0-0 4-3 ③		X 0-0 SH1 ② 3-H		X 0-0 3-H 1B 1B	S S S S 0-3 K ③		3 0 1 2 0 1 0		
Inning Stats	R: 0 H: 0 E: 0 K: 1 S: 5	R: 0 H: 0 E: 0 K: 1 S: 5	R: 0 H: 0 E: 0 K: 2 S: 7	R: 1 H: 2 E: 0 K: 0 S: 5	R: 2 H: 2 E: 0 K: 0 S: 4	R: 0 H: 0 E: 0 K: 0 S: 3	R: 2 H: 3 E: 0 K: 1 S: 8	R: 1 H: 1 E: 1 K: 0 S: 4	R: 0 H: 0 E: 0 K: 2 S: 7	1B: 6 SF: 1 2B: 2 SAC: 1 3B: 0 DP: 0 HR: 0 HBP: 0	WP: 2 PA: 36 PB: 0 SB: 1 CS: 0	
PITCHER	IP WLS BF H R ER SO BB IBB HBP BLK WP HR S P ERA WHIP											
Charlie Lea, R ERA: 4.13 (1, 1)	5.0 L 19 4 3 3 4 1 0 0 0 1 0 26 30 5.40 1.000											
Tom Gorman, L ERA: 4.15 (6, 1)	1.2 9 3 2 2 1 1 0 0 0 1 0 10 14 10.80 2.400											
Bryn Smith, R ERA: 4.22 (7, 1)	1.1 5 1 1 0 0 0 0 0 0 0 0 5 5 0.00 0.750											
Bob James, R ERA: 5.14 (9, 1)	1.0 3 0 0 0 0 2 0 0 0 0 0 7 7 0.00 0.000											

San Diego Padres @ Montreal Expos
Olympic Stadium, Montreal, QB
Sat May 15 1982, 3:33 AM EDT
Att: 20,159 - Unknown

livebaseballscores.com

AB	32
R	6
H	8
RBI	5
BB	2
SO	7
LOB	8



Batter	1	2	3	4	5	6	7	8	9	AB	R	H	RBI	BB	SO	LOB
Tim Raines, S OBP: 0.409, SLG: 0.412 (1, 4)	F9		L5			F9		FC6 BB		3	0	0	0	1	0	0
Warren Cromartie, L OBP: 0.313, SLG: 0.330 (1, 9)	G3			E4 FC6-4		F8		FC6		4	0	0	0	0	0	2
Andre Dawson, R OBP: 0.338, SLG: 0.432 (1, 8)	6-3			FC6-4 S		5-3			F8 S 1B	4	1	1	0	0	0	1
Gary Carter, R OBP: 0.376, SLG: 0.551 (1, 2)		6-3		5-3		6-3			F8	4	0	0	0	0	0	2
Al Oliver, L OBP: 0.356, SLG: 0.466 (1, 3)			HR	F8		F9			G6-4-3 1B	4	1	2	2	0	0	1
Tim Wallach, R OBP: 0.339, SLG: 0.438 (1, 5)		1-3			6-3	G3			G6-4-3 1-2f	4	0	0	0	0	0	1
Dan Norman, R OBP: 0.500, SLG: 0.643 (1, 7)		4-3				FC6-4 1B		4-0 BB BB		2	0	1	0	1	0	0
Chris Speier, R OBP: 0.262, SLG: 0.344 (1, 6)				5-3		FC6-4		0-0 X	G6-4-3	3	0	0	0	0	0	2
Charlie Lea, R (1, 1) Brad Mills, L (5, PH) Tom Gorman, L (6, 1) Bryn Smith, R (7, 1) Terry Francona, L (8, PH) Bob James, R (9, 1)				5-3		4-3		4-0 BB BB		1	0	0	0	0	0	0

Inning Stats	R: 0	H: 0	R: 1	H: 1	R: 0	H: 0	R: 0	H: 1	R: 0	H: 0	R: 0	H: 0	R: 0	H: 0	R: 1	H: 2	1B: 3	SF: 0	WP: 0	PA: 33	
	E: 0	LOB: 0	E: 0	LOB: 0	E: 0	LOB: 0	E: 0	LOB: 1	E: 0	LOB: 0	E: 0	LOB: 0	E: 0	LOB: 0	E: 0	LOB: 0	2B: 0	SAC: 0	PB: 0		
	K: 0	BB: 0	K: 0	BB: 0	K: 0	BB: 0	K: 0	BB: 0	K: 0	BB: 0	K: 0	BB: 0	K: 0	BB: 0	K: 0	BB: 0	3B: 0	DP: 2	SB: 2		
	S: 3	P: 3	S: 4	P: 4	S: 3	P: 3	S: 4	P: 4	S: 3	P: 3	S: 2	P: 14	S: 4	P: 4	S: 4	P: 4	HR: 1	HBP: 0	CS: 0		
PITCHER Chris Welsh, L (1, 1) ERA: 4.79	IP: 9.0	WLS: W	BF: 33	H: 4	R: 2	ER: 2	SO: 0	BB: 3	IBB: 0	HBP: 0	BLK: 0	WP: 0	HR: 1	S: 30	P: 42	ERA: 2.00	WHIP: 0.778				
PITCHER	IP	WLS	BF	H	R	ER	SO	BB	IBB	HBP	BLK	WP	HR	S	P	ERA	WHIP				


BOTTOM

San Diego Padres @ Montreal Expos
Olympic Stadium, Montreal, QB

Sat May 15 1982, 3:33 AM EDT
Att. 20,159 - Unknown

livebaseballscorecards.com

AB	30
R	2
H	4
RBI	2
BB	3
SO	0
LOB	10



San Diego Padres @ Montreal Expos
 Olympic Stadium, Montreal, QB
 Sun May 16 1982, 3:33 AM EDT
 Att. 27,158 - Unknown

AB	37
R	8
H	10
RBI	8
BB	9
SO	5
LOB	20



WP:	0	PA:	46
PB:	0		
SB:	5		
CS:	0		

AB R H RBI BB SO LOB

Batter	1	2	3	4	5	6	7	8	9
Alan Wiggins, S (1, 7) OBP: 0.347, SLG: 0.304	0-0 G3		0-0 BB BB 1B	0-0 P6			0-0 S 1B		0-0 HR 1B K
Juan Bonilla, R (1, 4) OBP: 0.331, SLG: 0.348	0-0 4-3 2B		4-0 BB BB 1-2 BB		0-0 5-3		4-0 1-2 BB		4-0 1-2 HR BB
Garry Templeton, S (1, 6) OBP: 0.286, SLG: 0.373	0-0 4-3 2-3		0-3 K		0-0 F8		0-0 F7		0-0 1-H 2-H HR
Ruppert Jones, L (1, 8) OBP: 0.415, SLG: 0.526	0-0 4-3		4-0 1-2 2-3 BB BB		0-0 F9		0-0 4-3 1B		4-0 S 1B BB
Sixto Lezcano, R (1, 9) OBP: 0.351, SLG: 0.475		0-0 S 1B	4-0 1-2 2-3 3-H BB		0-0 G3		0-0 P2		0-0 1-H 2B 1B
Terry Kennedy, L (1, 2) OBP: 0.281, SLG: 0.373		0-0 1-2 P5	0-0 4-3		0-0 F8		0-0 4-3 1-2		4-0 1-2 2B BB
Randy Bass, L (1, 3) OBP: 0.285, SLG: 0.300		0-0 P8		0-0 4-3		0-0 F8		4-0 BB	0-0 F8
Kurt Bevacqua, R (8, PH) OBP: 0.379, SLG: 0.273									
Joe Lefebvre, L (1, 5) OBP: 0.265, SLG: 0.233		0-3 K		0-0 6-3		0-0 F8		0-0 F8	0-0 1-H 2-H 1B 2B
Luis Salazar, R (8, PH) OBP: 0.254, SLG: 0.294									
Juan Eichelberger, R (1, 1) OBP: 0.250, SLG: 0.313			0-3 K	4-0 BB			0-3 K		0-3 4-3 1B
Dave Edwards, R (9, PH) OBP: 0.250, SLG: 0.313									
Luis DeLeon, R (9, 1) OBP: 0.250, SLG: 0.500									

Alan Wiggins, S (1, 7) OBP: 0.347, SLG: 0.304	Juan Bonilla, R (1, 4) OBP: 0.331, SLG: 0.348	Garry Templeton, S (1, 6) OBP: 0.286, SLG: 0.373	Ruppert Jones, L (1, 8) OBP: 0.415, SLG: 0.526	Sixto Lezcano, R (1, 9) OBP: 0.351, SLG: 0.475	Terry Kennedy, L (1, 2) OBP: 0.281, SLG: 0.373	Randy Bass, L (1, 3) OBP: 0.285, SLG: 0.300	Kurt Bevacqua, R (8, PH) OBP: 0.379, SLG: 0.273	Joe Lefebvre, L (1, 5) OBP: 0.265, SLG: 0.233	Luis Salazar, R (8, PH) OBP: 0.254, SLG: 0.294	Juan Eichelberger, R (1, 1) OBP: 0.250, SLG: 0.313	Dave Edwards, R (9, PH) OBP: 0.250, SLG: 0.313	Luis DeLeon, R (9, 1) OBP: 0.250, SLG: 0.500
---	---	--	--	--	--	---	---	---	--	--	--	--

Inning Stats	R: 0 E: 0 K: 0 S: 4	H: 1 LOB: 1 BB: 0 P: 4	R: 0 E: 0 K: 1 S: 6	H: 1 LOB: 1 BB: 0 P: 6	R: 1 E: 0 K: 2 S: 8	H: 1 LOB: 3 BB: 3 P: 20	R: 0 E: 0 K: 0 S: 3	H: 0 LOB: 1 BB: 1 P: 7	R: 0 E: 0 K: 0 S: 3	H: 0 LOB: 0 BB: 0 P: 3	R: 0 E: 0 K: 1 S: 6	H: 1 LOB: 2 BB: 1 P: 10	R: 0 E: 0 K: 0 S: 4	H: 1 LOB: 2 BB: 1 P: 8	R: 7 E: 0 K: 1 S: 10	H: 5 LOB: 1 BB: 3 P: 22	1B: 7 2B: 2 3B: 0 HR: 1	SF: 0 SAC: 0 DP: 0 HBP: 0	WP: 0 PB: 0 SB: 5 CS: 0	PA: 46
--------------	------------------------------	---------------------------------	------------------------------	---------------------------------	------------------------------	----------------------------------	------------------------------	---------------------------------	------------------------------	---------------------------------	------------------------------	----------------------------------	------------------------------	---------------------------------	-------------------------------	----------------------------------	----------------------------------	------------------------------------	----------------------------------	--------

PITCHER	IP	WLS	BF	H	R	ER	SO	BB	IBB	HBP	BLK	WP	HR	S	P	ERA	WHIP
Scott Sanderson, R (1, 1) ERA: 2.34	7.1		32	5	1	1	4	5	0	0	0	0	0	35	55	1.23	1.364
Woodie Fryman, L (8, 1) ERA: 2.03	1.0	L	6	1	2	2	0	2	0	0	0	0	0	4	12	18.00	3.000
Jeff Reardon, R (9, 1) ERA: 1.19	0.0		3	2	2	2	0	1	0	0	0	0	1	2	6	∞	∞
Tom Gorman, L (9, 1) ERA: 7.2	0.2		5	2	3	3	1	1	0	0	0	0	0	6	10	40.50	4.500

Batter	1	2	3	4	5	6	7	8	9	AB	R	H	RBI	BB	SO	LOB
Tim Raines, S OBP: 0.404, SLG: 0.407 (1, 4)	0-0 2B 1B		0-0 F7		0-0 F7			0-0 E3		4	1	1	0	0	0	1
Warren Cromartie, L OBP: 0.311, SLG: 0.336 (1, 9) Jeff Reardon, R OBP: 0.500, SLG: 1.000 (9, 1) Tom Gorman, L OBP: 0.500, SLG: 1.000 (9, 1)	0-0 2B		0-0 F8			0-0 4-3		0-0 4-3		4	0	1	1	0	0	1
Andre Dawson, R OBP: 0.336, SLG: 0.426 (1, 8)	0-3 K			0-0 6-3 1B		0-3 K		0-3 K		4	1	1	0	0	3	0
Al Oliver, L OBP: 0.360, SLG: 0.467 (1, 3)	0-0 FC6-4 1B			0-0 6-3		0-0 4-3			0-0 1B	4	0	2	1	0	0	0
Tim Wallach, R OBP: 0.328, SLG: 0.422 (1, 5)	0-0 FC6-4			0-0 F7			0-3 K		0-3 K	4	0	0	0	0	2	2
Dan Norman, R OBP: 0.450, SLG: 0.556 (1, 7)		0-3 K		0-0 CS 1B			0-0 F7		0-3 K	4	0	1	0	0	2	1
Tim Blackwell, S OBP: 0.333, SLG: 0.444 (1, 2)		0-0 G4-3 1B		0-0 CS 1-2	0-0 F8		0-0 4-3			3	0	1	0	0	0	0
Chris Speier, R OBP: 0.255, SLG: 0.333 (1, 6)		0-0 G4-3			0-0 4-3			0-0 5-3		3	0	0	0	0	0	1
Scott Sanderson, R OBP: 0.231, SLG: 0.167 (1, 1) Woodie Fryman, R OBP: 0.375, SLG: 0.333 (8, 1) Terry Francona, L OBP: 0.375, SLG: 0.333 (9, 9)			0-0 P4			0-0 1B		0-0 6-3		2	0	1	0	0	0	0
										1	0	0	0	0	0	0
										0	0	0	0	0	0	0

Inning Stats	R: 1	H: 3	E: 0	K: 1	S: 7	LOB: 1	BB: 0	P: 7	R: 0	H: 1	E: 0	K: 1	S: 5	LOB: 0	BB: 0	P: 5	R: 0	H: 0	E: 0	K: 0	S: 3	LOB: 0	BB: 0	P: 3	R: 1	H: 2	E: 1	K: 0	S: 4	LOB: 0	BB: 0	P: 4	R: 0	H: 1	E: 0	K: 0	S: 4	LOB: 1	BB: 0	P: 4	R: 0	H: 0	E: 0	K: 1	S: 5	LOB: 0	BB: 0	P: 5	R: 0	H: 0	E: 0	K: 1	S: 5	LOB: 0	BB: 0	P: 5	R: 0	H: 0	E: 1	K: 0	S: 4	LOB: 1	BB: 0	P: 4	R: 0	H: 1	E: 0	K: 3	S: 10	LOB: 1	BB: 0	P: 10	1B: 7	2B: 1	3B: 0	HR: 0	SF: 0	SAC: 0	DP: 1	HBP: 0	WP: 0	PB: 0	SB: 0	CS: 1	PA: 34
PITCHER	IP	WLS	BF	H	R	ER	SO	BB	IBB	HBP	BLK	WP	HR	S	P	ERA	WHIP																																																																				
Juan Eichelberger, R ERA: 4.68 (1, 1)	8.0	W	29	7	2	1	4	0	0	0	0	0	0	37	37	1.12	0.875																																																																				
Luis DeLeon, R ERA: 1.83 (9, 1)	1.0		4	1	0	0	3	0	0	0	0	0	0	10	10	0.00	1.000																																																																				


BOTTOM

San Diego Padres @ Montreal Expos
Olympic Stadium, Montreal, QB

Sun May 16 1982, 3:33 AM EDT
Att. 27,158 - Unknown

livebaseballscorecards.com

AB	33
R	2
H	8
RBI	2
BB	0
SO	7
LOB	6



Batter	1	2	3	4	5	6	7	8	9	AB R H RBI BB SO LOB	TOP
Lonnie Smith, R OBP: 0.402, SLG: 0.517 (1, 8) X	0-0 F3		0-0 F9		0-0 6-3		0-0 4-3			4 0 0 0 0 0 2	
Tom Herr, S OBP: 0.340, SLG: 0.339 (1, 4) X	0-0 CS 1B		0-0 5-3			0-0 5-3		0-0 F9		4 0 1 0 0 0 0	
Keith Hernandez, L OBP: 0.423, SLG: 0.381 (1, 3) X	0-0 P5 1-2			0-0 L8		0-0 4-3		4-0 BB 1B BB		3 0 0 0 1 0 1	
George Hendrick, R OBP: 0.331, SLG: 0.528 (1, 9) X		0-0 L5		4-0 BB		0-0 F3		0-0 E6 1B 1-2		3 0 0 0 1 0 1	
Gene Tenace, R OBP: 0.543, SLG: 0.846 (1, 2) X		0-0 1B 1B		0-3 K			0-0 HR	0-0 F7		4 1 2 1 0 1 3	
Tito Landrum, R OBP: 0.259, SLG: 0.320 (1, 7) X		0-3 K		0-0 F3			4-0 1B 4-3 BB	0-0 1B 1-2 2-H		3 1 1 0 1 1 2	
Ken Oberkfell, L OBP: 0.368, SLG: 0.342 (1, 5) X		0-0 1B 1-2			0-0 F8		0-3 K		0-0 L9	4 0 1 0 0 1 1	AB 33 R 2 H 7 RBI 2 BB 3 SO 3 LOB 14
Ozzie Smith, S OBP: 0.347, SLG: 0.421 (1, 6) X		0-0 P5			0-0 2B		0-0 4-3		0-0 4-3	4 0 1 0 0 0 3	
Bob Forsch, R OBP: 0.308, SLG: 0.385 (1, 1) X			0-0 6-3		0-0 6-3		0-0 1B 2-H		0-0 4-3	4 0 1 1 0 0 1	WP: 0 PA: 36 PB: 0 SB: 0 CS: 1
Inning Stats	R: 0 H: 1 E: 0 LOB: 0 K: 0 BB: 0 S: 3 P: 3	R: 0 H: 2 E: 0 LOB: 2 K: 1 BB: 0 S: 7 P: 7	R: 0 H: 0 E: 0 LOB: 0 K: 0 BB: 0 S: 3 P: 3	R: 0 H: 0 E: 0 LOB: 1 K: 1 BB: 1 S: 5 P: 9	R: 0 H: 1 E: 0 LOB: 1 K: 0 BB: 0 S: 4 P: 4	R: 0 H: 0 E: 0 LOB: 0 K: 0 BB: 0 S: 3 P: 3	R: 2 H: 2 E: 0 LOB: 1 K: 1 BB: 1 S: 7 P: 11	R: 0 H: 1 E: 1 LOB: 3 K: 0 BB: 1 S: 4 P: 8	R: 0 H: 0 E: 0 LOB: 0 K: 0 BB: 0 S: 3 P: 3	1B: 5 SF: 0 2B: 1 SAC: 0 3B: 0 DP: 0 HR: 1 HBP: 0	
PITCHER	IP WLS BF H R ER SO BB IBB HBP BLK WP HR S P ERA WHIP										
John Curtis, L ERA: 3.63 (1, 1)	8.0 L 33 7 2 2 3 3 0 0 0 0 0 1 36 48 2.25 1.250										
Gary Lucas, L ERA: 4.26 (9, 1)	1.0 3 0 0 0 0 0 0 0 0 0 0 0 3 3 0.00 0.000										

St. Louis Cardinals @ San Diego Padres
Jack Murphy Stadium, San Diego, CA

Tue May 18 1982, 10:05 PM EDT
Att. 18,380 - Unknown - 68 F

livebaseballscorecards.com



Batter	1	2	3	4	5	6	7	8	9	AB	R	H	RBI	BB	SO	LOB
Alan Wiggins, S OBP: 0.340, SLG: 0.300 (1, 7)	0-0 B2-3		0-0 6-3			0-0 BLK 1B		0-0 4-3		4	0	1	0	0	0	2
Juan Bonilla, R OBP: 0.322, SLG: 0.338 (1, 4)	0-0 6-3			0-0 4-3		0-0 F3			0-0 5-3	4	0	0	0	0	0	1
Garry Templeton, S OBP: 0.285, SLG: 0.365 (1, 6)	4-0 CS BB			0-0 2-3		0-0 F8			0-0 4-3	3	0	0	0	1	0	1
Ruppert Jones, L OBP: 0.410, SLG: 0.517 (1, 8)	0-0 CS	0-3 K		0-0 F7			0-0 G5-4-3 1B		0-0 F8	4	0	1	0	0	1	0
Sixto Lezcano, R OBP: 0.343, SLG: 0.463 (1, 9)		0-0 5-3			0-0 5-3		0-0 G5-4-3			3	0	0	0	0	0	1
Terry Kennedy, L OBP: 0.282, SLG: 0.381 (1, 2)		0-0 1-3			0-0 6-3 2B		0-0 F9			3	0	1	0	0	0	0
Luis Salazar, R OBP: 0.248, SLG: 0.287 (1, 5)			0-0 6-3		0-0 6-3			0-0 5-3		3	0	0	0	0	0	1
Broderick Perkins, L OBP: 0.310, SLG: 0.273 (1, 3)			0-0 2B		0-0 4-3			0-0 5-3		3	0	1	0	0	0	1
John Curtis, L OBP: 0.300, SLG: 0.500 (1, 1)			0-3 K			0-0 B1-3		0-0 2B		2	0	0	0	0	1	1
Joe Lefebvre, L OBP: 0.286, SLG: 0.290 (8, PH)										1	0	1	0	0	0	0
Gary Lucas, L (9, 1)										0	0	0	0	0	0	0

Inning Stats	R: 0 E: 0 K: 0 S: 2	H: 0 LOB: 0 BB: 1 P: 6	R: 0 E: 0 K: 1 S: 5	H: 0 LOB: 0 BB: 0 P: 5	R: 0 E: 0 K: 1 S: 6	H: 1 LOB: 1 BB: 0 P: 6	R: 0 E: 0 K: 0 S: 3	H: 0 LOB: 0 BB: 0 P: 3	R: 0 E: 0 K: 0 S: 4	H: 1 LOB: 1 BB: 0 P: 4	R: 0 E: 0 K: 0 S: 3	H: 1 LOB: 0 BB: 0 P: 3	R: 0 E: 0 K: 0 S: 4	H: 1 LOB: 1 BB: 0 P: 4	R: 0 E: 0 K: 0 S: 3	H: 0 LOB: 0 BB: 0 P: 3	1B: 2 2B: 3 3B: 0 HR: 0	SF: 0 SAC: 0 DP: 1 HBP: 0	WP: 0 PB: 0 SB: 0 CS: 1	PA: 32	
PITCHER Bob Forsch, R ERA: 3.86 (1, 1)	IP 9.0	WLS W	BF 31	H 5	R 0	ER 0	SO 2	BB 1	IBB 0	HBP 0	BLK 1	WP 0	HR 0	S 34	P 38	ERA 0.00	WHIP 0.667				
PITCHER	IP	WLS	BF	H	R	ER	SO	BB	IBB	HBP	BLK	WP	HR	S	P	ERA	WHIP				


BOTTOM

St. Louis Cardinals @ San Diego Padres
Jack Murphy Stadium, San Diego, CA

Tue May 18 1982, 10:05 PM EDT
Att: 18,380 - Unknown - 68 F

livebaseballscorecards.com

AB	30
R	0
H	5
RBI	0
BB	1
SO	2
LOB	8



Batter	1	2	3	4	5	6	7	8	9	10	AB R H RBI BB SO LOB	TOP				
Lonnie Smith, R <small>(1, 8) OBP: 0.400, SLG: 0.513</small> <small>(7, 7)</small>	F9		1-3		F9		G3 1B 2B	4-0 1-2 2-3 BB		F9	5 1 1 0 1 0 1	St. Louis Cardinals @ San Diego Padres Jack Murphy Stadium, San Diego, CA Wed May 19 1982, 10:05 PM EDT Att: 17,638 - Unknown - 69 F				
Mike Ramsey, S <small>(1, 4) OBP: 0.342, SLG: 0.459</small> Jim Kaat, L <small>(5, 1)</small> Steve Braun, L <small>(7, PH) OBP: 0.371, SLG: 0.300</small> Doug Bair, R <small>(7, 1)</small> Tom Herr, S <small>(8, PH) OBP: 0.338, SLG: 0.339</small> Mark Littell, L <small>(8, 1)</small> Glenn Brummer, R <small>(10, PH) OBP: 0.333, SLG: 0.333</small> Bruce Sutter, R <small>(10, 1)</small>	F8				F3		G3	SF7			3 0 1 0 0 0 0 0 0 0 0 0 0 0 1 0 0 0 0 0 0 0 0 0 0 0 0 0 0 0 0 0 1 0 0 0 0 0 0 0 0 0 1 0 1 0 0 0 0 0 0 0 0 0 0 0					
Keith Hernandez, L <small>(1, 3) OBP: 0.414, SLG: 0.371</small>	P6		4-3				F7	1B 1B	K	1-3	6 0 1 1 0 1 4					
George Hendrick, R <small>(1, 9) OBP: 0.333, SLG: 0.522</small>		L5				6-3	F2				5 1 2 0 0 0 1					
Gene Tenace, R <small>(1, 2) OBP: 0.575, SLG: 0.931</small>		F8									3 1 2 1 2 0 0					
Tito Landrum, R <small>(1, 7) OBP: 0.333, SLG: 0.346</small> Willie McGee, S <small>(7, PH) OBP: 0.417, SLG: 0.455</small> <small>(7, 8)</small>											1 0 1 0 2 0 0 1 0 0 0 0 1 2					
Ken Oberkfell, L <small>(1, 5) OBP: 0.370, SLG: 0.329</small> <small>(6, 4)</small>											3 0 0 0 2 1 5					
Ozzie Smith, S <small>(1, 6) OBP: 0.349, SLG: 0.412</small>											3 1 0 0 2 0 7					
Joaquin Andujar, S <small>(1, 1) OBP: 0.182, SLG: 0.182</small> Julio Gonzalez, R <small>(5, PH) OBP: 0.250, SLG: 0.364</small> <small>(5, 4)</small> Dane Iorg, L <small>(6, PH) OBP: 0.368, SLG: 0.337</small> <small>(6, 5)</small>											1 0 0 0 0 1 0 1 0 0 0 0 0 0 3 0 2 0 0 0 3					
Inning Stats	R: 0 H: 0 E: 0 LOB: 0 K: 0 BB: 0 S: 3 P: 3	R: 0 H: 0 E: 0 LOB: 2 K: 0 BB: 2 S: 3 P: 11	R: 0 H: 1 E: 0 LOB: 1 K: 1 BB: 0 S: 6 P: 6	R: 0 H: 2 E: 0 LOB: 2 K: 1 BB: 1 S: 6 P: 10	R: 0 H: 0 E: 0 LOB: 0 K: 0 BB: 0 S: 3 P: 3	R: 1 H: 1 E: 0 LOB: 3 K: 0 BB: 3 S: 4 P: 16	R: 1 H: 3 E: 0 LOB: 2 K: 1 BB: 0 S: 8 P: 8	R: 1 H: 1 E: 0 LOB: 2 K: 1 BB: 2 S: 6 P: 14	R: 1 H: 1 E: 1 LOB: 1 K: 0 BB: 1 S: 4 P: 8	R: 0 H: 2 E: 0 LOB: 1 K: 0 BB: 0 S: 4 P: 4	1B: 9 SF: 1 2B: 3 SAC: 1 3B: 0 DP: 2 HR: 1 HBP: 0		WP: 0 PA: 48 PB: 0 SB: 0 CS: 1			
PITCHER	IP WLS BF H R ER SO BB IBB HBP BLK WP HR S P ERA WHIP															
Tim Lollar, L <small>(1, 1) ERA: 2.57</small>	5.2		4	1	1	2	0	0	0	0	0	0	24	48	1.59	1.765
Eric Show, R <small>(6, 1) ERA: 1.23</small>	1.1		3	1	1	1	0	0	0	0	0	0	9	9	6.75	2.250
Gary Lucas, L <small>(8, 1) ERA: 4.5</small>	1.0		1	1	1	2	0	0	0	0	0	0	6	14	9.00	3.000
Floyd Chiffer, R <small>(9, 1) ERA: 2.65</small>	0.0		2	1	0	0	1	0	0	0	0	0	1	5	∞	∞
Danny Boone, L <small>(9, 1) ERA: 5.25</small>	2.0	W	7	2	0	0	0	0	0	0	0	0	7	7	0.00	1.000

livebaseballscores.com

AB	37
R	4
H	11
RBI	3
BB	9
SO	4
LOB	24



BOTTOM

St. Louis Cardinals @ San Diego Padres
Jack Murphy Stadium, San Diego, CA

Wed May 19 1982, 10:05 PM EDT
Att. 17,638 - Unknown - 69 F

livebaseballscorecards.com

AB	33
R	5
H	9
RBI	4
BB	7
SO	2
LOB	17



WP:	0	PA:	42
PB:	0		
SB:	0		
CS:	3		

AB R H RBI BB SO LOB

4	2	3	1	1	0	0
3	1	2	1	1	0	0
0	0	0	0	0	0	0
4	0	0	0	1	0	5
4	0	2	1	1	1	1
4	0	1	1	1	1	3
4	0	0	0	0	0	5
3	2	1	0	1	0	0
4	0	0	0	0	0	2
2	0	0	0	0	0	1
0	0	0	0	0	0	0
0	0	0	0	1	0	0
0	0	0	0	0	0	0
0	0	0	0	0	0	0
1	0	0	0	0	0	0
1B:	9	SF:	0			
2B:	1	SAC:	1			
3B:	0	DP:	1			
HR:	0	HBP:	0			

Batter	1	2	3	4	5	6	7	8	9	10												
Alan Wiggins, S OBP: 0.379, SLG: 0.333 (1, 7)	4-0 S 1B BB		x 0-0 4-3		x 0-0 CS 1B		x 0-0 1-2 2-3 1B 1B			x 0-0 SH2-4 S 1B												
Juan Bonilla, R OBP: 0.333, SLG: 0.345 (1, 4)	4-0 1B BB		x 0-0 5-3		x 0-0 CS 1B		x 0-0 FC6 1B			x 0-0 SH2-4												
Tim Flannery, L OBP: 0.308, SLG: 0.417 (9, 4)	1-2 1B BB				1-2		1-2 2-3 1B			1-3												
Garry Templeton, S OBP: 0.282, SLG: 0.355 (1, 6)	0-0 F7		x 0-0 L7			x 0-0 FC6 1B	x 0-0 1-3			4-0 E IBB IBB												
Ruppert Jones, L OBP: 0.417, SLG: 0.516 (1, 8)	0-0 CS 1B 1B			x 0-0 F7-6-4 1B		x 0-0 F7		x 0-3 K		4-0 E IBB												
Sixto Lezcano, R OBP: 0.345, SLG: 0.457 (1, 9)	0-0 CS 1B			x 0-0 F7		x 4-0 1-2 IBB		x 0-3 K		x 0-0 E2												
Terry Kennedy, L OBP: 0.273, SLG: 0.368 (1, 2)	0-0 L6			x 0-0 F7-6-4		x 0-0 F9		x 0-0 G3														
Luis Salazar, R OBP: 0.256, SLG: 0.288 (1, 5)		x 0-0 F9			x 4-0 4-3 S 1B BB		x 0-0 1B S 1B		x 0-0 F8													
Broderick Perkins, L OBP: 0.297, SLG: 0.259 (1, 3)		x 0-0 F8			x 0-0 4-3		x 0-0 F5		x 0-0 L4													
Tim Lollar, L OBP: 0.375, SLG: 0.609 (1, 1)		x 0-0 F8			x 0-0 4-3		x 4-0 1B 1B BB		x 0-0 4-3													
Eric Show, R ERA: 2.82 (6, 1)																						
Joe Lefebvre, L OBP: 0.306, SLG: 0.290 (7, PH)																						
Gary Lucas, L ERA: 5.51 (8, 1)																						
Floyd Chiffer, R ERA: 1.9 (9, 1)																						
Danny Boone, L OBP: 0.250, SLG: 0.500 (9, 1)																						
Inning Stats	R: 2 E: 0 K: 0 S: 4	H: 2 LOB: 1 BB: 2 P: 12	R: 0 E: 0 K: 0 S: 3	H: 0 LOB: 0 BB: 0 P: 3	R: 0 E: 0 K: 0 S: 3	H: 1 LOB: 0 BB: 0 P: 3	R: 1 E: 0 K: 0 S: 3	H: 1 LOB: 0 BB: 1 P: 7	R: 0 E: 0 K: 0 S: 4	H: 1 LOB: 2 BB: 1 P: 8	R: 1 E: 0 K: 0 S: 5	H: 3 LOB: 2 BB: 1 P: 9	R: 0 E: 0 K: 2 S: 7	H: 0 LOB: 0 BB: 0 P: 7	R: 0 E: 0 K: 0 S: 3	H: 0 LOB: 0 BB: 0 P: 3	R: 1 E: 1 K: 0 S: 3	H: 1 LOB: 3 BB: 2 P: 11	1B: 9 2B: 1 3B: 0 HR: 0	SF: 0 SAC: 1 DP: 1 HBP: 0	WP: 0 PB: 0 SB: 0 CS: 3	PA: 42
PITCHER	IP	WLS	BF	H	R	ER	SO	BB	IBB	HBP	BLK	WP	HR	S	P	ERA	WHIP					
Joaquin Andujar, R ERA: 2.82 (1, 1)	4.0		15	3	2	2	0	2	0	0	0	0	0	13	21	4.50	1.250					
Jim Kaat, L ERA: 5.51 (5, 1)	2.0		9	2	1	1	0	1	1	0	0	0	0	7	15	4.50	1.500					
Doug Bair, R ERA: 1.9 (7, 1)	1.0		6	3	1	1	0	1	0	0	0	0	0	5	9	9.00	4.000					
Mark Littell, R ERA: 4.22 (8, 1)	2.0		6	0	0	0	2	0	0	0	0	0	0	10	10	0.00	0.000					
Bruce Sutter, R ERA: 3.46 (10, 1)	0.1	L	5	1	1	0	0	0	2	0	0	0	0	3	11	0.00	3.000					

Batter	1	2	3	4	5	6	7	8	9	AB R H RBI BB SO LOB	TOP		
Ozzie Smith, S (1, 6) OBP: 0.344, SLG: 0.404	0-0 5-3		0-0 FC3-6 1B BB 1B	0-0 5-3		0-0 3-1		0-0 L7		5 1 1 1 0 0 3			
Mike Ramsey, S (1, 4) OBP: 0.349, SLG: 0.452	0-0 5-3		0-0 FC3-6 1B 1-2		0-0 S 1B 1B		0-0 F7		0-0 4-3	5 1 2 0 0 0 0			
Keith Hernandez, L (1, 3) OBP: 0.413, SLG: 0.379	0-0 2B		0-0 FC3-6 1B BB BB 1-2f 2-3		0-0 L7		0-3 K		0-0 1B	5 1 2 0 0 1 3			
George Hendrick, R (1, 9) OBP: 0.328, SLG: 0.504	0-0 F7		4-0 BB 1B 1-2		0-0 P4		0-0 6-3		0-0 F7	4 1 0 0 1 0 3			
Lonnie Smith, R (1, 7) OBP: 0.406, SLG: 0.513		0-0 5-3	4-0 1B BB 1-2 2-3 3-H		0-0 1B		0-0 SH3 2B 1B		0-0 F8	4 1 2 2 1 0 1			
Tito Landrum, R (1, 8) OBP: 0.333, SLG: 0.345		0-3 K	0-0 1B 1-3 2-H 3-H		0-0 4-3		0-0 SH3			3 0 1 2 0 1 1			
Ken Oberkfell, L (1, 5) OBP: 0.365, SLG: 0.326		0-0 4-3	0-0 4-3			0-0 SH1-4 1B		0-0 F7		4 0 1 0 0 0 3			
Glenn Brummer, R (1, 2) OBP: 0.429, SLG: 0.714			0-0 SH2-4 1B 2B	0-3 K		0-3 K		0-0 2B		4 1 2 1 0 2 1			
Dave LaPoint, L (1, 1) Dane Iorg, L (8, PH) Bruce Sutter, R (8, 1)			0-0 SH2-4	0-3 K		0-0 SH1-4		4-0 IBB		1 0 0 0 0 1 0 0 0 0 0 1 0 0 0 0 0 0 0 0 0			
Inning Stats	R: 0 H: 1 E: 0 LOB: 1 K: 0 BB: 0 S: 4 P: 4	R: 0 H: 0 E: 0 LOB: 0 K: 1 BB: 0 S: 5 P: 5	R: 4 H: 4 E: 0 LOB: 2 K: 0 BB: 2 S: 7 P: 15	R: 0 H: 0 E: 0 LOB: 0 K: 2 BB: 0 S: 7 P: 7	R: 1 H: 2 E: 0 LOB: 1 K: 0 BB: 0 S: 5 P: 5	R: 0 H: 1 E: 0 LOB: 1 K: 1 BB: 0 S: 6 P: 6	R: 0 H: 0 E: 0 LOB: 0 K: 1 BB: 0 S: 5 P: 5	R: 1 H: 2 E: 0 LOB: 2 K: 0 BB: 1 S: 5 P: 9	R: 0 H: 1 E: 0 LOB: 1 K: 0 BB: 0 S: 4 P: 4	1B: 8 SF: 0 2B: 3 SAC: 3 3B: 0 DP: 0 HR: 0 HBP: 0	WP: 0 PA: 41 PB: 0 SB: 1 CS: 0		
PITCHER	IP WLS BF H R ER SO BB IBB HBP BLK WP HR S P ERA WHIP											PITCHER	IP WLS BF H R ER SO BB IBB HBP BLK WP HR S P ERA WHIP
Chris Welsh, L (1, 1) ERA: 5.7	3.0 L 16 5 4 4 1 2 0 0 0 0 0 0 16 24 12.00 2.333												
Eric Show, R (4, 1) ERA: 1.38	4.0 15 3 1 1 4 0 0 0 0 0 0 0 23 23 2.25 0.750												
Luis DeLeon, R (8, 1) ERA: 2.08	2.0 10 3 1 1 0 0 0 1 0 0 0 0 9 13 4.50 1.500												

St. Louis Cardinals @ San Diego Padres
 Jack Murphy Stadium, San Diego, CA
 Thu May 20 1982, 6:33 AM EDT
 Att. 26,056 - Cloudy - 68 F

livebaseballscorecards.com

AB	35
R	6
H	11
RBI	6
BB	3
SO	5
LOB	15



Batter	1	2	3	4	5	6	7	8	9	AB R H RBI BB SO LOB
Alan Wiggins, S OBP: 0.397, SLG: 0.397 (1, 7)	4-0 S BLK 4-3 BB		0-0 HR		0-0 FC4 1B		0-3 K 2-3		0-0 G4-3-6 1-2f	4 2 2 1 1 1 3
Tim Flannery, L OBP: 0.294, SLG: 0.375 Luis DeLeon, R OBP: 0.250, SLG: 0.500 (1, 4) (8, 1)	0-0 F9 1-2		0-0 1B 1B		0-0 FC4 G4-6-3 1-2f		0-0 5-3			4 0 1 0 0 0 3 0 0 0 0 0 0 0
Garry Templeton, S OBP: 0.281, SLG: 0.352 (1, 6)	0-0 4-3 2-H		0-0 1B		0-0 G4-6-3 1-2f			0-0 3-1		4 0 1 1 0 0 1
Ruppert Jones, L OBP: 0.412, SLG: 0.508 (1, 8)	0-0 F7		0-0 P3			0-0 FC4-6 1B		0-0 4-3		4 0 1 0 0 0 2
Sixto Lezcano, R OBP: 0.338, SLG: 0.446 Joe Lefebvre, L OBP: 0.297, SLG: 0.281 (1, 9) (8, PH) (9, 9)		0-3 K	0-0 4-3			0-0 FC4-6 1B 1-2f		0-0 G3		3 0 0 0 0 1 3 1 0 0 0 0 0 0
Terry Kennedy, L OBP: 0.280, SLG: 0.405 (1, 3)		0-0 2B		0-0 E4 G5-4-3		0-0 F8		0-0 HR		4 1 2 1 0 0 1
Luis Salazar, R OBP: 0.248, SLG: 0.279 (1, 5)		0-0 5-3		0-0 G5-4-3 1-2f		0-3 K		0-0 5-3		4 0 0 0 0 1 3
Steve Swisher, R OBP: 0.333, SLG: 0.333 Broderick Perkins, L OBP: 0.304, SLG: 0.268 (1, 2) (9, PH)		0-3 K		0-0 1B			0-3 K	0-0 E 1B		3 0 1 0 0 2 1 1 0 1 0 0 0 0
Chris Welsh, L OBP: 0.286, SLG: 0.167 Dave Edwards, R OBP: 0.235, SLG: 0.294 Eric Show, R Mario Ramirez, R OBP: 0.500, SLG: 0.667 (1, 1) (3, PH) (4, 1) (7, PH) (8, 4)			0-0 L9	0-0 6-3			0-0 WP 2B	0-0 E5 G4-3-6 1-2		0 0 0 0 0 0 0 1 0 0 0 0 0 0 1 0 0 0 0 0 1 2 0 1 0 0 0 1

Inning Stats	R: 1	H: 0	E: 0	K: 0	S: 3	R: 0	H: 1	E: 0	K: 2	S: 8	R: 0	H: 3	E: 0	K: 0	S: 6	R: 0	H: 1	E: 1	K: 0	S: 4	R: 0	H: 1	E: 0	K: 0	S: 3	R: 0	H: 1	E: 0	K: 1	S: 6	R: 0	H: 1	E: 0	K: 2	S: 8	R: 0	H: 0	E: 0	K: 0	S: 3	R: 1	H: 2	E: 1	K: 0	S: 5	1B: 6	2B: 2	3B: 0	HR: 2	SF: 0	SAC: 0	DP: 3	HBP: 0	WP: 1	PB: 0	SB: 1	CS: 0	PA: 37												
PITCHER	IP	WLS	BF	H	R	ER	SO	BB	IBB	HBP	BLK	WP	HR	S	P	ERA	WHIP																			IP	WLS	BF	H	R	ER	SO	BB	IBB	HBP	BLK	WP	HR	S	P	ERA	WHIP																		
Dave LaPoint, L ERA: 3.86 Bruce Sutter, R ERA: 3.54	(1, 1)	7.0	W	29	8	2	5	1	0	0	1	1	1	38	42	2.57	1.286																			(8, 1)	2.0		8	2	1	1	0	0	0	0	0	1	8	8	4.50	1.000																		


BOTTOM

St. Louis Cardinals @ San Diego Padres
Jack Murphy Stadium, San Diego, CA

Thu May 20 1982, 6:33 AM EDT
 Att. 26,056 - Cloudy - 68 F

livebaseballscorecards.com

AB	36
R	3
H	10
RBI	3
BB	1
SO	5
LOB	19



Batter	1	2	3	4	5	6	7	8	9	AB R H RBI BB SO LOB	TOP											
Omar Moreno, L (1, 8) OBP: 0.301, SLG: 0.323	0-0 1-3			0-3 K		0-0 L8		0-0 CS 1B		4 0 1 0 0 1 1												
Lee Lacy, R (1, 9) OBP: 0.344, SLG: 0.281	0-3 K			0-0 S 1B		0-0 E4 1B 1-2		0-3 K 1-2		4 0 1 0 0 2 2												
Bill Madlock, R (1, 5) OBP: 0.351, SLG: 0.394	0-0 5-3			0-0 6-3 1-2		0-0 1-3 2-H 1B			0-0 BB 1B	4 1 2 1 0 0 1												
Jason Thompson, L (1, 3) OBP: 0.463, SLG: 0.667		0-0 F8		0-0 4-3		0-0 F7			4-0 BB 1B 2B BB	3 1 0 0 1 0 2												
Mike Easler, L (1, 7) OBP: 0.366, SLG: 0.369		0-0 G3			0-0 G4-3 1B		0-0 1-3		0-0 2B 5-3 1B	4 1 2 1 0 0 0												
Johnny Ray, S (1, 4) OBP: 0.340, SLG: 0.401		0-0 G3			0-0 G4-3 1-2f		0-3 K		0-0 1-3 2-H 2B	4 0 1 1 0 1 1												
Tony Peña, R (1, 2) OBP: 0.291, SLG: 0.402			0-0 4-3		0-3 K		0-0 1B		0-0 5-3	4 0 1 1 0 1 1												
Dale Berra, R (1, 6) OBP: 0.259, SLG: 0.307			0-0 1-3			0-0 HR		0-0 F8	0-0 F8	4 1 1 1 0 0 2												
Eddie Solomon, R (1, 1) OBP: 0.167, SLG: 0.167 Willie Montañez, L (8, PH) OBP: 0.318, SLG: 0.384 Manny Sarmiento, R (6, 1) OBP: 0.333, SLG: 0.200 Reggie Walton, R (8, PH) Randy Niemann, L (8, 1) Willie Stargell, L (9, PH) OBP: 0.250, SLG: 0.190			0-3 K			0-0 E 1B		0-0 6-3	0-0 3-1	1 0 0 0 0 0 1 0 1 1 1 0 0 0 0 0 0 0 0 0 0 0 0 0 1 0 0 0 0 0 0 0 0 0 0 0 0 0 0 0 1 0 0 0 0 0 0 1												
Inning Stats	R: 0 E: 0 K: 1 S: 5	H: 0 LOB: 0 BB: 0 P: 5	R: 0 E: 0 K: 0 S: 3	H: 0 LOB: 0 BB: 0 P: 3	R: 0 E: 0 K: 1 S: 5	H: 0 LOB: 0 BB: 0 P: 5	R: 0 E: 0 K: 1 S: 6	H: 1 LOB: 1 BB: 0 P: 6	R: 0 E: 0 K: 1 S: 5	H: 1 LOB: 0 BB: 0 P: 5	R: 2 E: 1 K: 0 S: 6	H: 3 LOB: 1 BB: 0 P: 6	R: 0 E: 0 K: 1 S: 6	H: 1 LOB: 1 BB: 0 P: 6	R: 0 E: 0 K: 1 S: 5	H: 1 LOB: 0 BB: 0 P: 5	R: 3 E: 0 K: 0 S: 6	H: 3 LOB: 1 BB: 1 P: 10	1B: 8 2B: 1 3B: 0 HR: 1	SF: 0 SAC: 0 DP: 1 HBP: 0	WP: 0 PB: 0 SB: 1 CS: 1	PA: 36
PITCHER	IP WLS BF H R ER SO BB IBB HBP BLK WP HR S P ERA WHIP																				PITCHER	IP WLS BF H R ER SO BB IBB HBP BLK WP HR S P ERA WHIP
John Montefusco, R (1, 1) ERA: 4.58	6.0 W 22 5 2 1 4 0 0 0 0 0 1 30 30 1.50 0.833																					
Danny Boone, L (7, 1) ERA: 6.43	2.0 11 5 3 3 2 1 0 0 0 0 0 0 14 18 13.50 3.000																					
Floyd Chiffer, R (9, 1) ERA: 2.55	0.2 2 0 0 0 0 0 0 0 0 0 0 0 2 2 0.00 0.000																					
Gary Lucas, L (9, 1) ERA: 4.43	0.1 S 1 0 0 0 0 0 0 0 0 0 0 1 1 0.00 0.000																					

Pittsburgh Pirates @ San Diego Padres
 Jack Murphy Stadium, San Diego, CA
 Fri May 21 1982, 10:05 PM EDT
 Att. 14,043 - Unknown

livebaseballscorecards.com

AB	35
R	5
H	10
RBI	5
BB	1
SO	6
LOB	11



Batter	1	2	3	4	5	6	7	8	9	AB	R	H	RBI	BB	SO	LOB
Alan Wiggins, S OBP: 0.397, SLG: 0.387 (1, 7)	0-0 4-3		0-0 4-3	0-0 4-3			0-0 4-3 S E 1B	4-0 SH3-4 3B BB		4	2	1	0	1	0	1
Tim Flannery, L OBP: 0.333, SLG: 0.500 (1, 4)	0-0 E3 2B 1B		0-0 BB 1B 1B		0-0 1B 3B		0-0 4-3 1-3	0-0 SH3-4 1-2 3-H		4	2	2	1	0	0	1
Garry Templeton, S OBP: 0.291, SLG: 0.380 (1, 6)	0-0 1B 1-3 2B		0-0 BB 1B		0-0 L4		0-0 E1 2B 3-H	0-0 3B 2-H		5	1	3	1	0	0	1
Ruppert Jones, L OBP: 0.425, SLG: 0.511 (1, 8)	0-0 G6-4-3 1B 2-3 3-H		4-0 1-2 2-3 BB		0-0 1B		4-0 2B IBB	0-3 K 3		3	0	2	2	2	1	1
Sixto Lezcano, R OBP: 0.329, SLG: 0.433 (1, 9)	0-0 G6-4-3 1-2f		0-0 F8		0-0 F7		0-3 K 2			4	0	0	0	0	1	8
Terry Kennedy, L OBP: 0.279, SLG: 0.408 (1, 2)		0-0 F5		0-0 4-3		0-3 K 3		0-0 2B 1-3 2-H		4	0	1	1	0	1	1
Luis Salazar, R OBP: 0.255, SLG: 0.286 (1, 5)		0-0 CS 1B		0-0 S 1B 1B		0-0 5-3		0-0 L9		4	1	2	0	0	0	2
Broderick Perkins, L OBP: 0.313, SLG: 0.291 (1, 3)		0-0 L4 1-2		0-0 1B 1B		0-0 3-1		0-0 PB SH3-4 2B		4	1	2	1	0	0	1
John Montefusco, R OBP: 0.150, SLG: 0.105 (1, 1)			0-3 K 1		0-3 K 2		0-3 K 3		0-0 G3 2-3	3	0	0	0	0	3	1
Danny Boone, L OBP: 0.200, SLG: 0.400 (7, 1)										1	0	0	0	0	0	1
Floyd Chiffer, R (9, 1)										0	0	0	0	0	0	0
Gary Lucas, L (9, 1)										0	0	0	0	0	0	0

Inning Stats	R: 1	H: 2	E: 1	K: 0	S: 5	LOB: 1	BB: 0	P: 5	R: 0	H: 1	E: 0	K: 0	S: 3	LOB: 0	BB: 0	P: 3	R: 0	H: 2	E: 0	K: 1	S: 7	LOB: 3	BB: 1	P: 11	R: 1	H: 2	E: 0	K: 1	S: 7	LOB: 1	BB: 0	P: 7	R: 0	H: 0	E: 0	K: 1	S: 5	LOB: 0	BB: 0	P: 5	R: 2	H: 2	E: 1	K: 1	S: 8	LOB: 2	BB: 1	P: 12	R: 2	H: 2	E: 0	K: 1	S: 7	LOB: 1	BB: 1	P: 11
1B: 8	SF: 0	2B: 3	SAC: 1	3B: 2	DP: 1	HR: 0	HBP: 0	WP: 0	PA: 40																																															


BOTTOM

Pittsburgh Pirates @ San Diego Padres
Jack Murphy Stadium, San Diego, CA

Fri May 21 1982, 10:05 PM EDT
Att. 14,043 - Unknown

livebaseballscorecards.com

AB	36
R	7
H	13
RBI	6
BB	3
SO	6
LOB	18



PITCHER	IP	WLS	BF	H	R	ER	SO	BB	IBB	HBP	BLK	WP	HR	S	P	ERA	WHIP
Eddie Solomon, R ERA: 6.23 (1, 1)	5.0	L	24	9	3	2	3	1	0	0	0	0	0	29	33	3.60	2.000
Manny Sarmiento, R ERA: 1.45 (6, 1)	2.0		10	2	2	0	2	0	1	0	0	0	0	13	17	0.00	1.000
Randy Niemann, L ERA: 18.0 (8, 1)	1.0		6	2	2	2	1	1	0	0	0	0	0	7	11	18.00	3.000

Batter	1	2	3	4	5	6	7	8	9	AB R H RBI BB SO LOB	TOP											
Omar Moreno, L (1, 8) OBP: 0.304, SLG: 0.321	0-3 K		0-0 F9		4-0 6-3 1B BB	0-3 K		0-0 1B 1B		4 1 1 0 1 2 2	Pittsburgh Pirates @ San Diego Padres Jack Murphy Stadium, San Diego, CA Sat May 22 1982, 10:05 PM EDT Att: 20,732 - Unknown livebaseballscorecards.com											
Lee Lacy, R (1, 9) OBP: 0.362, SLG: 0.283	4-0 4-3 BLK BB		4-0 2B FC7-2 BB		0-3 K		0-0 5-3	0-0 1-3 1B		3 0 1 0 2 1 1												
Bill Madlock, R (1, 5) OBP: 0.346, SLG: 0.394	0-0 4-3		0-0 1-3 2B		0-0 6-3		0-0 P5	0-0 L9		5 0 1 0 0 0 4												
Jason Thompson, L (1, 3) OBP: 0.461, SLG: 0.654	0-0 F7		0-0 FC7-2 3-H		0-0 1B		4-0 1B BB	0-0 1-3		4 0 1 1 1 0 3												
Mike Easler, L (1, 7) OBP: 0.360, SLG: 0.362		0-0 1-3		0-0 F7	0-0 L3		0-0 1-2 1B	0-0 F7		5 0 1 0 0 0 1												
Johnny Ray, S (1, 4) OBP: 0.342, SLG: 0.404		0-0 4-3 2B		0-0 4-3		4-0 G3 BB BB	0-0 F7	0-0 L4		4 0 1 0 1 0 2												
Tony Peña, R (1, 2) OBP: 0.298, SLG: 0.424		0-0 4-3 2-3		0-0 HR		4-0 G3 BB 1-2	0-0 F7			3 1 1 1 1 0 1												
Dale Berra, R (1, 6) OBP: 0.276, SLG: 0.340		4-0 IBB		4-0 BB		0-3 K	0-0 HR			2 1 1 1 2 1 2												
Paul Moskau, R (1, 1) OBP: 0.125, SLG: 0.125		0-0 4-3		0-0 6-3		0-0 G3	0-0 5-3			1 0 0 0 0 0 2												
Ken Reitz, R (4, PH) Enrique Romo, R (4, 1) OBP: 1.000, SLG: 2.000 Willie Montanez, L (6, PH) OBP: 0.394, SLG: 0.348 Randy Niemann, L (6, 1) Reggie Walton, R (8, PH) Kent Tekulve, R (8, 1)										0 0 0 0 0 0 0 1 0 0 0 0 0 0 1 0 0 0 0 0 0 0 0 1 0 0 0 0 0 0 2 0 0 0 0 0 0 0 0 1 0 0 0 0 0 0 0 0 0 0 0 0 0 0 0												
Inning Stats	R: 0 E: 0 K: 1 S: 5	H: 0 LOB: 1 BB: 1 P: 9	R: 0 E: 0 K: 0 S: 4	H: 1 LOB: 2 BB: 1 P: 8	R: 0 E: 0 K: 0 S: 3	H: 1 LOB: 1 BB: 1 P: 7	R: 1 E: 0 K: 0 S: 4	H: 1 LOB: 1 BB: 1 P: 8	R: 1 E: 0 K: 1 S: 6	H: 1 LOB: 1 BB: 1 P: 10	R: 0 E: 0 K: 2 S: 7	H: 0 LOB: 2 BB: 2 P: 15	R: 0 E: 0 K: 0 S: 4	H: 1 LOB: 2 BB: 1 P: 8	R: 1 E: 0 K: 0 S: 6	H: 3 LOB: 2 BB: 0 P: 6	R: 0 E: 0 K: 0 S: 3	H: 0 LOB: 0 BB: 0 P: 3	1B: 4 2B: 3 3B: 0 HR: 2	SF: 0 SAC: 0 DP: 1 HBP: 0	WP: 0 PB: 0 SB: 0 CS: 0	PA: 42
PITCHER Juan Eichelberger, R (1, 1) ERA: 4.46	IP 9.0	WLS W	BF 42	H 8	R 3	ER 3	SO 4	BB 7	IBB 1	HBP 0	BLK 1	WP 0	HR 2	S 42	P 74	ERA 3.00	WHIP 1.667					




Batter	1	2	3	4	5	6	7	8	9	AB	R	H	RBI	BB	SO	LOB
Alan Wiggins, S OBP: 0.370, SLG: 0.358 (1, 7)	F8	G3		F7		5-3	6-3			5	0	0	0	0	0	3
Tim Flannery, L OBP: 0.346, SLG: 0.480 (1, 4)	F8		L7						1-3	5	1	2	0	0	0	0
Garry Templeton, S OBP: 0.262, SLG: 0.368 (1, 6) Mario Ramirez, R OBP: 0.500, SLG: 0.667 (9, 6)	6-3		F7							5	0	0	0	0	0	2
Ruppert Jones, L OBP: 0.443, SLG: 0.519 (1, 8) Dave Edwards, R OBP: 0.235, SLG: 0.294 (8, PR) (9, 8)		HR	HR							2	3	2	0	3	0	0
Sixto Lezcano, R OBP: 0.346, SLG: 0.467 (1, 9) Joe Lefebvre, L OBP: 0.289, SLG: 0.273 (8, 9)		HR	HR							3	3	3	3	1	0	0
Terry Kennedy, L OBP: 0.293, SLG: 0.442 (1, 2)		2B	HR							4	3	3	4	0	0	2
Luis Salazar, R OBP: 0.255, SLG: 0.285 (1, 5)		L9	6-3							4	1	1	2	0	0	1
Broderick Perkins, L OBP: 0.330, SLG: 0.315 (1, 3)		2B		L4						3	1	2	1	0	0	0
Juan Eichelberger, R OBP: 0.087, SLG: 0.136 (1, 1)		4-3		K						4	0	1	2	0	2	2

Inning Stats	R: 0	H: 0	E: 0	K: 0	S: 3	R: 3	H: 4	E: 0	K: 0	S: 7	R: 3	H: 2	E: 0	K: 0	S: 5	R: 0	H: 0	E: 0	K: 1	S: 5	R: 1	H: 3	E: 0	K: 0	S: 5	R: 0	H: 1	E: 0	K: 1	S: 6	R: 5	H: 4	E: 0	K: 0	S: 6	R: 0	H: 0	E: 0	K: 0	S: 3		
	0	0	0	0	3	3	4	0	0	7	3	2	0	0	5	0	0	0	1	5	1	3	0	0	5	0	1	6	0	4	0	15	0	0	0	0	0	0	0	0	7	
	LOB: 0	BB: 0				LOB: 1	BB: 0				LOB: 0	BB: 1				LOB: 1	BB: 0				LOB: 1	BB: 0				LOB: 1	BB: 2		LOB: 1	BB: 1												

BOTTOM

Pittsburgh Pirates @ San Diego Padres
Jack Murphy Stadium, San Diego, CA
Sat May 22 1982, 10:05 PM EDT
Att. 20,732 - Unknown

AB	36
R	12
H	14
RBI	12
BB	4
SO	2
LOB	11



WP: 1	PA: 41
PB: 0	SB: 0
CS: 0	

Batter	1	2	3	4	5	6	7	8	9	AB R H RBI BB SO LOB	TOP											
Omar Moreno, L (1, 8) OBP: 0.303, SLG: 0.319	0-0 S 2B 1B	0-0 1-3		0-0 F8			0-0 SH1-4		0-0 F8	4 1 1 0 0 0 1												
Lee Lacy, R (1, 9) OBP: 0.365, SLG: 0.338	0-0 E 1H 1B 2B	0-0 L5 3B			0-0 F8		0-0 P4		0-0 5-3	5 1 2 2 0 0 1												
Bill Madlock, R (1, 5) OBP: 0.344, SLG: 0.386	0-3 K 2-3	0-0 L5 3H			0-3 K		4-0 BB			3 0 0 0 1 2 2												
Jason Thompson, L (1, 3) OBP: 0.456, SLG: 0.649	0-3 K		0-0 WP 2B		0-0 L7		0-0 L8			4 0 1 0 0 1 3												
Bill Robinson, R (1, 7) OBP: 0.270, SLG: 0.444	0-0 1B 1B 3H		0-3 K 2-3			0-0 1-3		0-0 G3		4 1 1 1 0 1 1												
Johnny Ray, S (1, 4) OBP: 0.346, SLG: 0.407	0-0 1B 1-2 1B		0-0 F2			0-0 4-3		0-0 E 1B		4 0 2 0 0 0 1												
Dale Berra, R (1, 6) OBP: 0.283, SLG: 0.340	0-0 1-3 2H 1B		0-0 P4			4-0 S BB		0-0 P1 1-2		3 0 1 1 1 0 2												
Steve Nicosia, R (1, 2) OBP: 0.208, SLG: 0.174	0-0 F8			0-0 2-3		0-3 K 1-2		0-0 5-3		4 0 0 0 0 1 4												
John Candelaria, L (1, 1) OBP: 0.385, SLG: 0.462		0-0 3B 2B			0-3 K		0-0 SH1-4 1B		0-0 F8	3 1 2 0 0 1 0												
Rod Scurry, L (8, 1) OBP: 0.333, SLG: 0.333										1 0 0 0 0 0 0												
Inning Stats	R: 3 E: 1 K: 2 S: 12	H: 5 LOB: 2 BB: 0 P: 12	R: 1 E: 0 K: 0 S: 4	H: 2 LOB: 0 BB: 0 P: 4	R: 0 E: 0 K: 1 S: 6	H: 1 LOB: 1 BB: 0 P: 6	R: 0 E: 0 K: 1 S: 5	H: 0 LOB: 0 BB: 0 P: 5	R: 0 E: 0 K: 1 S: 5	H: 0 LOB: 0 BB: 0 P: 5	R: 0 E: 0 K: 1 S: 5	H: 0 LOB: 1 BB: 1 P: 9	R: 0 E: 0 K: 0 S: 4	H: 1 LOB: 2 BB: 1 P: 8	R: 0 E: 1 K: 0 S: 4	H: 1 LOB: 1 BB: 0 P: 4	R: 0 E: 0 K: 0 S: 3	H: 0 LOB: 0 BB: 0 P: 3	1B: 6 2B: 4 3B: 1 HR: 0	SF: 0 SAC: 1 DP: 1 HBP: 0	WP: 1 PB: 0 SB: 2 CS: 0	PA: 38
PITCHER	IP WLS BF H R ER SO BB IBB HBP BLK WP HR S P ERA WHIP																					
John Curtis, L (1, 1) ERA: 3.63	5.0 L 22 8 4 2 5 0 0 0 0 1 0 32 32 3.60 1.600																					
Eric Show, R (6, 1) ERA: 1.29	2.0 9 1 0 0 1 2 0 0 0 0 0 9 17 0.00 1.500																					
Luis DeLeon, R (8, 1) ERA: 1.9	2.0 7 1 0 0 0 0 0 0 0 0 0 7 7 0.00 0.500																					

Pittsburgh Pirates @ San Diego Padres
Jack Murphy Stadium, San Diego, CA
Sun May 23 1982, 6:33 AM EDT
Att: 17,005 - Unknown

AB	35
R	4
H	10
RBI	4
BB	2
SO	6
LOB	15



Batter	1	2	3	4	5	6	7	8	9	AB	R	H	RBI	BB	SO	LOB
Alan Wiggins, S (1, 7) OBP: 0.377, SLG: 0.371	0-0 F9		4-0 BB			0-0 2B		0-0 L7		3	1	1	0	1	0	0
Tim Flannery, L (1, 4) OBP: 0.367, SLG: 0.517	0-3 K		0-3 K			0-0 2B		0-0 1B		4	1	2	1	0	2	2
Garry Templeton, S (1, 6) OBP: 0.281, SLG: 0.365	0-0 L4			0-0 4-3		0-0 1B		0-3 K		4	0	1	1	0	1	1
Ruppert Jones, L (1, 8) OBP: 0.438, SLG: 0.518		0-3 K		0-0 2B		0-0 G3		0-3 K		4	0	1	0	0	2	0
Sixto Lezcano, R (1, 9) OBP: 0.338, SLG: 0.454		0-0 F3		0-0 F7		0-0 F9		0-0 5-3		4	0	0	0	0	0	1
Terry Kennedy, L (1, 3) OBP: 0.285, SLG: 0.429		0-3 K		0-3 K			0-0 F7	0-3 K		4	0	0	0	0	3	1
Luis Salazar, R (1, 5) OBP: 0.250, SLG: 0.279			0-0 6-3		0-0 6-3		0-3 K			3	0	0	0	0	1	0
Steve Swisher, R (1, 2) OBP: 0.167, SLG: 0.167			0-3 K		0-3 K			0-0 L4		3	0	0	0	0	2	0
Luis DeLeon, R (8, 1) OBP: 0.250, SLG: 0.500										0	0	0	0	0	0	0
John Curtis, L (1, 1) OBP: 0.364, SLG: 0.545			0-0 BB		0-3 K					1	0	1	0	0	0	0
Mario Ramirez, R (5, PH) OBP: 0.429, SLG: 0.571										1	0	0	0	0	1	0
Eric Show, R (6, 1)										0	0	0	0	0	0	0
Doug Gwosdz, R (8, 2) OBP: 0.278, SLG: 0.188								0-0 F3		1	0	0	0	0	0	0

Inning Stats	R: 0	H: 0	E: 0	K: 1	S: 5	R: 0	H: 0	E: 0	K: 2	S: 7	R: 0	H: 1	E: 0	K: 1	S: 6	R: 0	H: 0	E: 0	K: 2	S: 7	R: 2	H: 3	E: 0	K: 0	S: 5	R: 0	H: 0	E: 0	K: 1	S: 5	R: 0	H: 1	E: 0	K: 1	S: 6	R: 0	H: 0	E: 0	K: 2	S: 7	R: 0	H: 0	E: 0	K: 1	S: 7				
	0	0	0	1	5	0	0	0	2	7	0	1	0	0	6	0	0	0	0	0	7	0	3	0	0	5	0	0	0	0	6	0	1	0	6	0	0	0	7	0	0	0	0	7	0	0	0	0	7

PITCHER	IP	WLS	BF	H	R	ER	SO	BB	IBB	HBP	BLK	WP	HR	S	P	ERA	WHIP
John Candelaria, L (1, 1) ERA: 2.33	7.2	W	29	6	2	2	9	1	0	0	0	0	0	46	50	2.35	0.913
Rod Scurrey, L (8, 1) ERA: 3.29	1.1	S	4	0	0	0	3	0	0	0	0	0	0	10	10	0.00	0.000

BOTTOM

Pittsburgh Pirates @ San Diego Padres
 Jack Murphy Stadium, San Diego, CA
 Sun May 23 1982, 6:33 AM EDT
 Att. 17,005 - Unknown

AB	32
R	2
H	6
RBI	2
BB	1
SO	12
LOB	5



WP	PA	ERA	WHIP
0	33		

Batter	1	2	3	4	5	6	7	8	9	AB R H RBI BB SO LOB	TOP
23 Ryne Sandberg, R (1, 5) OBP: 0.260, SLG: 0.309	0-0 1-3		0-0 L9-3 1B		0-3 K		0-0 1B WP WP 1B		0-0 6-3	5 1 2 0 0 1 1	
Junior Kennedy, R (1, 4) OBP: 0.228, SLG: 0.283	0-0 1-3		0-0 P4		0-0 FC6-4		0-0 WP 1B		0-0 6-3	5 0 1 1 0 0 2	
Bill Buckner, L (1, 3) OBP: 0.308, SLG: 0.358 Dan Briggs, L (6, 3) OBP: 0.121, SLG: 0.121	0-0 E6		0-0 L9-3 1-2			0-0 F8	0-3 K			3 0 0 0 0 0 1 1 0 0 0 0 1 1	
Keith Moreland, R (1, 9) OBP: 0.360, SLG: 0.519	0-3 K			0-3 K		0-0 6-3	0-0 F8			4 0 0 0 0 2 2	
Leon Durham, L (1, 8) OBP: 0.376, SLG: 0.442 Gary Woods, R (6, PH) OBP: 0.337, SLG: 0.419		0-3 K		0-0 4-3		0-0 BB 1B		0-3 K		2 0 0 0 0 1 0 2 0 1 0 0 1 0	
Steve Henderson, R (1, 7) OBP: 0.333, SLG: 0.318		0-0 1B S 1B		4-0 BB		4-0 BB		4-0 FC5-4 BB		1 0 1 0 3 0 0	
Larry Bowa, S (1, 6) OBP: 0.240, SLG: 0.248		0-0 1-3 1B		0-0 F7		0-0 1-3		0-0 FC5-4 FC6-4		4 0 1 0 0 0 4	
Jody Davis, R (1, 2) OBP: 0.235, SLG: 0.333		0-0 L6		0-0 E5 FC5-4		0-0 F7		0-0 FC6-4		4 0 0 0 0 0 3	
Dickie Noles, R (1, 1) OBP: 0.130, SLG: 0.182 Dick Tidrow, R (3, 1) Hector Cruz, R (5, PH) OBP: 0.273, SLG: 0.222 Dan Larson, R (5, 1) OBP: 0.273, SLG: 0.273 Scot Thompson, L (9, PH)		0-3 K		0-0 FC5-4 FC6-4		0-0 WP 23 1B 1B		0-0 G3		1 0 0 0 0 1 2 0 0 0 0 0 0 0 1 0 0 0 0 0 1 1 1 1 0 0 0 0 1 0 0 0 0 0 0	
Inning Stats	R: 0 H: 0 E: 1 LOB: 1 K: 1 BB: 0 S: 6 P: 6	R: 0 H: 2 E: 0 LOB: 2 K: 2 BB: 0 S: 9 P: 9	R: 0 H: 1 E: 0 LOB: 0 K: 0 BB: 0 S: 3 P: 3	R: 0 H: 0 E: 0 LOB: 1 K: 1 BB: 1 S: 5 P: 9	R: 0 H: 0 E: 1 LOB: 1 K: 1 BB: 0 S: 6 P: 6	R: 0 H: 1 E: 0 LOB: 2 K: 0 BB: 1 S: 4 P: 8	R: 2 H: 3 E: 0 LOB: 1 K: 1 BB: 0 S: 8 P: 8	R: 0 H: 0 E: 0 LOB: 1 K: 1 BB: 1 S: 5 P: 9	R: 0 H: 0 E: 0 LOB: 0 K: 0 BB: 0 S: 3 P: 3	1B: 7 SF: 0 2B: 1 SAC: 0 3B: 0 DP: 1 HR: 0 HBP: 0	WP: 2 PA: 38 PB: 0 SB: 1 CS: 0
PITCHER	IP WLS BF H R ER SO BB IBB HBP BLK WP HR S P ERA WHIP										
Tim Lollar, L (1, 1) ERA: 2.57	7.0 W 31 7 2 2 6 2 0 0 0 2 0 41 49 2.57 1.286										
Danny Boone, L (8, 1) ERA: 5.63	2.0 7 0 0 0 1 1 0 0 0 0 0 8 12 0.00 0.500										

Chicago Cubs @ San Diego Padres
 Jack Murphy Stadium, San Diego, CA
 Mon May 24 1982, 10:05 PM EDT
 Att: 8,635 - Unknown - 70 F

livebaseballscorecards.com

AB 35
 R 2
 H 7
 RBI 1
 BB 3
 SO 7
 LOB 17



Batter	1	2	3	4	5	6	7	8	9
Alan Wiggins, S OBP: 0.390, SLG: 0.387 (1, 7)	0-3 K		0-0 BB E 1B	0-0 E 1B 1B	0-0 G6-3			0-0 4-3 1B	
Tim Flannery, L OBP: 0.400, SLG: 0.500 (1, 4)	0-0 3-1		4-0 E 1B BB	0-0 E8 1B 1B		1-0 G5-4-3 HBP		0-0 4-3	
Garry Templeton, S OBP: 0.282, SLG: 0.360 (1, 6) Mario Ramirez, R OBP: 0.333, SLG: 0.444 (6, 6)	0-0 1-3		0-0 E1 1B SF9	4-0 1B IBB		0-0 P6		0-3 K	
Ruppert Jones, L OBP: 0.448, SLG: 0.529 (1, 8) Dave Edwards, R OBP: 0.222, SLG: 0.278 (6, 8)		0-0 5-3 BLK SF9 1B	0-0 SF9 BB 1B	0-0 1-3 2-H 3-H 1B		0-0 G5-4-3			
Sixto Lezcano, R OBP: 0.338, SLG: 0.448 (1, 9) Joe Lefebvre, L OBP: 0.282, SLG: 0.265 (6, 9)		0-0 5-3	4-0 BB 1B	0-0 F2			0-3 K		
Terry Kennedy, L OBP: 0.277, SLG: 0.419 (1, 2) Danny Boone, L OBP: 0.200, SLG: 0.400 (8, 1)		0-0 SF9	0-0 F7	0-0 6-3			0-0 F9		
Luis Salazar, R OBP: 0.252, SLG: 0.282 (1, 5) Jerry Manuel, S OBP: 0.263, SLG: 0.176 (6, 5)		0-0 5-3	0-0 SF9		0-0 1B 1B		4-0 BB		
Broderick Perkins, L OBP: 0.340, SLG: 0.319 (1, 3) Kurt Bevacqua, R OBP: 0.367, SLG: 0.261 (6, 3)			0-0 BB BB		0-0 G6-3 1B		0-0 5-3		
Tim Lollar, L OBP: 0.333, SLG: 0.538 (1, 1) Doug Gwosdz, R OBP: 0.263, SLG: 0.176 (8, 2)			0-0 E4 BB E 1B	0-0 4-3	0-0 F9		0-3 K		

Inning Stats	R: 0	H: 0	E: 0	K: 1	S: 5	LOB: 0	BB: 0	P: 5	R: 1	H: 1	E: 0	K: 0	S: 4	LOB: 0	BB: 0	P: 4	R: 5	H: 2	E: 2	K: 0	S: 7	LOB: 2	BB: 3	P: 19	R: 2	H: 3	E: 1	K: 0	S: 6	LOB: 2	BB: 1	P: 10	R: 0	H: 2	E: 0	K: 0	S: 4	LOB: 1	BB: 0	P: 4	R: 0	H: 0	E: 0	K: 0	S: 2	LOB: 0	BB: 0	P: 3	R: 0	H: 0	E: 0	K: 1	S: 5	LOB: 1	BB: 1	P: 9	R: 0	H: 1	E: 0	K: 2	S: 8	LOB: 1	BB: 0	P: 8
--------------	------	------	------	------	------	--------	-------	------	------	------	------	------	------	--------	-------	------	------	------	------	------	------	--------	-------	-------	------	------	------	------	------	--------	-------	-------	------	------	------	------	------	--------	-------	------	------	------	------	------	------	--------	-------	------	------	------	------	------	------	--------	-------	------	------	------	------	------	------	--------	-------	------

PITCHER	IP	WLS	BF	H	R	ER	SO	BB	IBB	HBP	BLK	WP	HR	S	P	ERA	WHIP
Dickie Noles, R ERA: 4.29 (1, 1)	2.0	L	14	3	6	3	1	3	0	0	1	0	0	13	25	13.50	3.000
Dick Tidrow, R ERA: 4.91 (3, 1)	2.0		10	3	2	2	0	0	1	0	0	0	0	9	13	9.00	1.500
Dan Larson, R ERA: 6.61 (5, 1)	4.0		15	3	0	0	3	1	0	1	0	0	0	19	24	0.00	1.000

BOTTOM

AB	R	H	RBI	BB	SO	LOB
5	2	3	0	0	1	2
3	2	1	1	1	0	1
2	1	0	0	1	0	1
2	0	0	0	0	1	2
3	1	3	3	0	0	0
1	0	0	0	0	0	1
2	0	0	0	1	0	3
1	0	0	0	0	1	0
3	0	0	1	0	0	5
0	0	0	0	0	0	0
2	0	1	1	0	0	0
0	0	0	0	1	0	0
2	1	1	0	1	0	2
1	0	0	0	0	0	1
3	1	0	0	0	0	3
1	0	0	0	0	1	0

AB	31
R	8
H	9
RBI	6
BB	5
SO	4
LOB	21



WP	PA
0	39

Chicago Cubs @ San Diego Padres
Jack Murphy Stadium, San Diego, CA
 Mon May 24 1982, 10:05 PM EDT
 Att. 8,635 - Unknown - 70 F

livebaseballscorecards.com

Batter	1	2	3	4	5	6	7	8	9	AB R H RBI BB SO LOB	TOP											
23 Ryne Sandberg, R (1, 5) OBP: 0.259, SLG: 0.307	0-0 E4 1B		0-0 G6-4-3 1B		0-0 6-3			0-0 1-3		4 1 1 0 0 0 1												
Junior Kennedy, R (1, 4) OBP: 0.230, SLG: 0.281	0-0 L9-6 1B		0-0 G6-4-3 1-2f		0-0 1-3			0-0 4-3		4 0 1 0 0 0 3												
Leon Durham, L (1, 3) OBP: 0.385, SLG: 0.458	0-0 L9-6 1B			0-0 SH3 2B		0-0 F7		0-0 1B 1B		4 0 3 1 0 0 0												
Keith Moreland, R (1, 9) OBP: 0.369, SLG: 0.518	0-0 L9-6 1-2 2-3			4-0 G5-3 SH3 BB		4-0 BB		0-0 1-3 1B		2 0 1 0 2 0 2												
Steve Henderson, R (1, 7) OBP: 0.326, SLG: 0.310		0-0 L4		0-0 SH3 1-2 2-3		0-0 L8		0-3 K		3 0 0 0 0 1 3												
Gary Woods, R (1, 8) OBP: 0.333, SLG: 0.406		0-0 6-3		4-0 BB		0-0 F9		0-0 L8		3 0 0 0 1 0 1												
Larry Bowa, S (1, 6) OBP: 0.233, SLG: 0.241		0-0 5-3		0-0 G5-3 2-3f			0-0 5-3		0-0 P5	4 0 0 0 0 0 3												
Jody Davis, R (1, 2) OBP: 0.239, SLG: 0.333			0-0 6-3		0-0 23 6-3 SH5-4 1B		0-0 F7		0-0 6-3	3 0 1 0 0 0 0 1 0 0 0 0 0 0												
Dan Briggs, L (9, PH) OBP: 0.118, SLG: 0.118																						
Fergie Jenkins, R (1, 1) OBP: 0.063, SLG: 0.063			0-0 23 1B 1B		0-0 SH5-4 1-2		0-3 K			2 0 1 0 0 1 0 0 0 0 0 0 0 0												
Willie Hernandez, L (8, 1)																						
Inning Stats	R: 1 E: 1 K: 0 S: 4	H: 2 LOB: 0 BB: 0 P: 4	R: 0 E: 0 K: 0 S: 3	H: 0 LOB: 0 BB: 0 P: 3	R: 0 E: 0 K: 0 S: 4	H: 2 LOB: 1 BB: 0 P: 4	R: 0 E: 0 K: 0 S: 3	H: 1 LOB: 2 BB: 2 P: 11	R: 0 E: 0 K: 0 S: 4	H: 1 LOB: 1 BB: 0 P: 4	R: 0 E: 0 K: 1 S: 5	H: 0 LOB: 1 BB: 1 P: 7	R: 0 E: 0 K: 1 S: 5	H: 0 LOB: 0 BB: 0 P: 5	R: 0 E: 0 K: 1 S: 7	H: 2 LOB: 2 BB: 0 P: 7	R: 0 E: 0 K: 0 S: 3	H: 0 LOB: 0 BB: 0 P: 3	1B: 7 2B: 2 3B: 0 HR: 0	SF: 0 SAC: 2 DP: 3 HBP: 0	WP: 0 PB: 0 SB: 0 CS: 0	PA: 35
PITCHER	IP WLS BF H R ER SO BB IBB HBP BLK WP HR S P ERA WHIP																					
Chris Welsh, L (1, 1) ERA: 4.31	7.2 W 31 8 1 0 1 3 0 0 0 0 0 0 30 42 0.00 1.435																					
Floyd Chiffer, R (8, 1) ERA: 2.37	1.1 S 4 0 0 0 1 0 0 0 0 0 0 0 6 6 0.00 0.000																					

Chicago Cubs @ San Diego Padres
 Jack Murphy Stadium, San Diego, CA
 Tue May 25 1982, 10:05 PM EDT
 Att. 14,261 - Unknown - 70 F

livebaseballscorecards.com

AB	30
R	1
H	8
RBI	1
BB	3
SO	2
LOB	13



Batter	1	2	3	4	5	6	7	8	9	AB	R	H	RBI	BB	SO	LOB	BOTTOM							
Alan Wiggins, S OBP: 0.395, SLG: 0.385 (1, 7) BB B	4-0 S BB	0-0 4-3			0-0 1B			0-0 6-3		3	0	1	0	1	0	1	Chicago Cubs @ San Diego Padres Jack Murphy Stadium, San Diego, CA Tue May 25 1982, 10:05 PM EDT Att: 14,261 - Unknown - 70 F							
Tim Flannery, L OBP: 0.359, SLG: 0.444 (1, 4) X	0-0 P1 1-2		0-0 F9		0-0 3-1 1-2			0-0 6-3		4	0	0	0	0	0	2								
Garry Templeton, S OBP: 0.282, SLG: 0.358 (1, 6) X	0-0 F7		0-3 K				0-0 4-3		0-0 BB 1B	4	0	1	0	0	1	1								
Ruppert Jones, L OBP: 0.444, SLG: 0.517 (1, 8) X	0-0 4-3		0-0 F9				0-0 P6		BB B B B 4-0 1-2 FC5-4 BB	3	0	0	0	1	0	1								
Sixto Lezcano, R OBP: 0.335, SLG: 0.442 (1, 9) X		0-0 2B 1B		0-0 L7			0-3 K		BB B B B 0-0 1-2f FC5-4	4	1	1	0	0	1	2								
Terry Kennedy, L OBP: 0.285, SLG: 0.432 (1, 2) X		0-0 1B 2B		0-0 P4				0-0 4-3 SH2-4 1B		3	1	2	1	0	0	0								
Luis Salazar, R OBP: 0.248, SLG: 0.278 (1, 5) X		0-0 F9		0-0 5-3				0-0 SH2-4 1-2		2	0	0	0	0	0	1								
Broderick Perkins, L OBP: 0.340, SLG: 0.319 (1, 3) X		0-0 SH2-3 1B					0-0 G3		0-0 4-3 2-3	3	0	1	1	0	0	1								
Chris Welsh, L OBP: 0.222, SLG: 0.125 (1, 1) Floyd Chiffer, R (8, 1) X		0-0 SH2-3		0-3 K			0-3 K		0-3 K	2	0	0	0	0	2	1								
Inning Stats	R: 0 E: 0 K: 3 S: 3	H: 0 LOB: 1 BB: 1 P: 7	R: 2 E: 0 K: 0 S: 6	H: 3 LOB: 1 BB: 0 P: 6	R: 0 E: 0 K: 1 S: 5	H: 0 LOB: 0 BB: 0 P: 5	R: 0 E: 0 K: 0 S: 3	H: 0 LOB: 0 BB: 0 P: 3	R: 0 E: 0 K: 1 S: 6	H: 1 LOB: 1 BB: 0 P: 6	R: 0 E: 0 K: 1 S: 5	H: 0 LOB: 0 BB: 0 P: 5	R: 0 E: 0 K: 1 S: 6	H: 1 LOB: 1 BB: 0 P: 6	R: 0 E: 0 K: 0 S: 4	H: 1 LOB: 2 BB: 1 P: 8	1B: 5 2B: 1 3B: 0 HR: 0	SF: 0 SAC: 2 DP: 0 HBP: 0	WP: 0 PB: 0 SB: 2 CS: 0	PA: 32				
PITCHER	IP WLS BF H R ER SO	WLS L 27 5 2 2 4	BF H R ER SO BB	BF H R ER SO BB	BF H R ER SO BB	BF H R ER SO BB	BF H R ER SO BB	BF H R ER SO BB	BF H R ER SO BB	IP WLS BF H R ER SO	WLS L 5 1 0 0 0	BF H R ER SO BB	BF H R ER SO BB	BF H R ER SO BB	BF H R ER SO BB	IP WLS BF H R ER SO	WLS L 5 1 0 0 0	BB IBB HBP BLK WP HR S P	IBB HBP BLK WP HR S P	ERA WHIP	ERA WHIP			
Fergie Jenkins, R ERA: 2.94 (1, 1)	7.0	L	27	5	2	2	4	1	0	0	0	0	0	0	0	0	0	0	0	0	0	0	2.94	0.857
Willie Hernandez, L ERA: 2.74 (8, 1)	1.0		5	1	0	0	0	1	0	0	0	0	0	0	0	0	0	0	0	0	0	0	2.74	2.000

livebaseballscorecards.com

AB	28
R	2
H	6
RBI	2
BB	2
SO	4
LOB	10



Batter	1	2	3	4	5	6	7	8	9	AB R H RBI BB SO LOB	TOP																											
23 Ryne Sandberg, R (1, 5) OBP: 0.252, SLG: 0.297	0-0 P4		0-0 E5 SF8 1B		0-0 FC5-4 1B			0-3 K	0-0 3-1	5 2 0 0 0 1 4																												
Junior Kennedy, R (1, 4) OBP: 0.246, SLG: 0.300	0-0 1B		0-0 SF8		0-0 1B			0-0 F9		3 0 2 2 0 0 0																												
Bill Buckner, L (1, 3) OBP: 0.307, SLG: 0.356	0-3 K		0-0 1B		0-0 F7			0-0 3-1		4 0 1 1 0 1 2																												
Keith Moreland, R (1, 9) OBP: 0.366, SLG: 0.518	0-0 L7		0-0 P4						0-0 1B FC1-2 2B	4 0 1 0 0 0 2																												
Leon Durham, L (1, 8) OBP: 0.388, SLG: 0.459		0-0 CS 1B		0-0 3-1				0-0 G3	0-0 PB FC1-2 1B 1B	4 1 2 0 0 0 0																												
Steve Henderson, R (1, 7) OBP: 0.318, SLG: 0.302		0-3 K		0-0 6-3				0-3 K	0-3 K	3 0 0 0 0 2 1																												
Dan Briggs, L (9, PH) OBP: 0.114, SLG: 0.114		1-2								1 0 0 0 0 1 2																												
Bill Campbell, R (9, 1)										0 0 0 0 0 0 0																												
Larry Bowa, S (1, 6) OBP: 0.227, SLG: 0.234		0-0 F2		0-0 4-3				0-0 G3	0-0 FC1-2 PB 1B	4 1 0 0 0 0 2																												
Jody Davis, R (1, 2) OBP: 0.250, SLG: 0.333			0-0 P6		0-0 23 FC5-4 1B			0-3 K	0-0 1B IBB	3 0 1 0 1 1 0																												
Allen Ripley, R (1, 1) OBP: 0.429, SLG: 0.429			0-0 23 E SF8 1B		0-3 K			0-0 6-3	0-0 1B	2 1 1 0 0 1 1																												
Lee Smith, R (5, 1)										0 0 0 0 0 0 0																												
Scot Thompson, L (7, PH)										1 0 0 0 0 0 0																												
Willie Hernandez, L (7, 1)										0 0 0 0 0 0 0																												
Bob Molinaro, L (9, PH) OBP: 0.333, SLG: 0.182										0 0 0 0 0 0 0																												
Gary Woods, R (9, PH) OBP: 0.340, SLG: 0.412									1-2 2-H 3-H	1 0 1 2 0 0 0																												
Inning Stats	R: 0 E: 0 K: 1 S: 6	H: 1 LOB: 1 BB: 0 P: 6	R: 0 E: 0 K: 1 S: 5	H: 1 LOB: 0 BB: 0 P: 5	R: 2 E: 1 K: 0 S: 6	H: 2 LOB: 1 BB: 0 P: 6	R: 0 E: 0 K: 0 S: 3	H: 0 LOB: 0 BB: 0 P: 3	R: 1 E: 0 K: 1 S: 7	H: 2 LOB: 1 BB: 0 P: 7	R: 0 E: 0 K: 1 S: 5	H: 0 LOB: 0 BB: 0 P: 5	R: 0 E: 0 K: 1 S: 5	H: 0 LOB: 0 BB: 0 P: 5	R: 0 E: 0 K: 1 S: 5	H: 0 LOB: 0 BB: 0 P: 5	R: 2 E: 0 K: 1 S: 8	H: 3 LOB: 2 BB: 1 P: 12	1B: 8 2B: 1 3B: 0 HR: 0	SF: 1 SAC: 0 DP: 0 HBP: 0	WP: 0 PB: 1 SB: 1 CS: 1	PA: 37																
PITCHER	IP WLS BF H R ER SO BB IBB HBP BLK WP HR S P ERA WHIP																				PITCHER	IP WLS BF H R ER SO BB IBB HBP BLK WP HR S P ERA WHIP																
John Montefusco, R (1, 1) ERA: 4.27	6.0																																					
Luis DeLeon, R (7, 1) ERA: 2.39	2.2	L	11	2	2	2	3	0	1	0	0	0	0	16	20	6.75	0.750																					
Gary Lucas, L (9, 1) ERA: 4.35	0.1		2	1	0	0	0	0	0	0	0	0	0	2	2	0.00	3.000																					

Chicago Cubs @ San Diego Padres
 Jack Murphy Stadium, San Diego, CA
 Wed May 26 1982, 10:05 PM EDT
 Att. 9,433 - Overcast - 70 F

livebaseballscorecards.com

AB	35
R	5
H	9
RBI	5
BB	1
SO	7
LOB	14



Batter	1	2	3	4	5	6	7	8	9	AB R H RBI BB SO LOB
Alan Wiggins, S OBP: 0.385, SLG: 0.373 (1, 7)	0-0 4-3 S SF8 1B		0-0 F8	0-0 5-3			0-0 5-3		0-0 1-3	5 1 1 0 0 0 3
Tim Flannery, L OBP: 0.341, SLG: 0.400 (1, 4)	0-0 4-3 1-3		4-0 HBP BB			0-0 L8	0-0 4-3		0-0 4-3	4 0 0 0 1 0 1
Garry Templeton, S OBP: 0.281, SLG: 0.353 (1, 6)	0-0 SF8 3-H		1-0 HBP			0-0 4-3	0-0 4-3			2 0 0 1 0 0 0
Ruppert Jones, L OBP: 0.445, SLG: 0.514 (1, 8)	0-0 4-3		0-0 4-3			4-0 S 1B BB		0-0 CS 1B		3 1 1 0 1 0 3
Sixto Lezcano, R OBP: 0.339, SLG: 0.450 (1, 9)		0-0 F3		0-0 F7		0-0 1-H 1B		0-0 1-2 2B		4 0 2 1 0 0 0
Terry Kennedy, L OBP: 0.277, SLG: 0.420 (1, 2)		0-0 F8		0-0 F9		0-0 F5		0-0 L6		4 0 0 0 0 0 2
Luis Salazar, R OBP: 0.255, SLG: 0.299 (1, 5)		0-0 F9		0-0 HR		0-0 E9 S L1		4-0 IBB		3 1 1 1 1 0 0
Broderick Perkins, L OBP: 0.345, SLG: 0.327 (1, 3)			0-0 HBP SH1-4 1B	0-0 BB 1B		0-0 P4 2-3		0-0 1-3		4 0 2 0 0 0 3
John Montefusco, R OBP: 0.190, SLG: 0.105 (1, 1)			0-0 SH1-4	4-0 BB 1B		0-0 L1 3-H		0-3 K		0 0 0 0 1 0 0
Joe Lefebvre, L OBP: 0.275, SLG: 0.257 (6, PH)										1 0 0 0 0 0 1
Luis DeLeon, R OBP: 0.250, SLG: 0.500 (7, 1)										0 0 0 0 0 0 0
Gary Lucas, L (9, 1)										0 0 0 0 0 0 0
Dave Edwards, R OBP: 0.211, SLG: 0.263 (9, PH)										1 0 0 0 0 1 0

Inning Stats	R: 1 E: 0 K: 0 S: 4	H: 1 LOB: 0 BB: 0 P: 4	R: 0 E: 0 K: 0 S: 3	H: 0 LOB: 0 BB: 0 P: 3	R: 0 E: 0 K: 0 S: 4	H: 1 LOB: 3 BB: 1 P: 9	R: 1 E: 0 K: 0 S: 5	H: 2 LOB: 2 BB: 1 P: 9	R: 1 E: 0 K: 0 S: 4	H: 1 LOB: 1 BB: 1 P: 8	R: 0 E: 1 K: 0 S: 3	H: 0 LOB: 0 BB: 0 P: 3	R: 0 E: 0 K: 0 S: 3	H: 0 LOB: 0 BB: 0 P: 3	R: 0 E: 0 K: 1 S: 5	H: 2 LOB: 2 BB: 1 P: 8	R: 0 E: 0 K: 1 S: 5	H: 0 LOB: 0 BB: 0 P: 5	1B: 5 2B: 2 3B: 0 HR: 1	SF: 1 SAC: 1 DP: 1 HBP: 1	WP: 0 PB: 0 SB: 3 CS: 1	PA: 38
--------------	------------------------------	---------------------------------	------------------------------	---------------------------------	------------------------------	---------------------------------	------------------------------	---------------------------------	------------------------------	---------------------------------	------------------------------	---------------------------------	------------------------------	---------------------------------	------------------------------	---------------------------------	------------------------------	---------------------------------	----------------------------------	------------------------------------	----------------------------------	--------

PITCHER	IP	WLS	BF	H	R	ER	SO	BB	IBB	HBP	BLK	WP	HR	S	P	ERA	WHIP
Allen Ripley, R ERA: 5.27 (1, 1)	4.0		19	4	2	2	0	2	0	0	0	0	1	16	25	4.50	1.500
Lee Smith, R ERA: 2.97 (5, 1)	2.0		8	1	1	1	0	1	0	0	0	0	0	7	11	4.50	1.000
Willie Hernandez, L ERA: 2.52 (7, 1)	2.0	W	8	2	0	0	0	0	1	0	0	0	0	7	11	0.00	1.000
Bill Campbell, R ERA: 3.46 (9, 1)	1.0	S	3	0	0	0	1	0	0	0	0	0	0	5	5	0.00	0.000

BOTTOM

Chicago Cubs @ San Diego Padres
Jack Murphy Stadium, San Diego, CA

Wed May 26 1982, 10:05 PM EDT
 Att. 9,433 - Overcast - 70 F

livebaseballscorecards.com

AB	31
R	3
H	7
RBI	3
BB	4
SO	1
LOB	13



Batter	1	2	3	4	5	6	7	8	9	AB R H RBI BB SO LOB	TOP									
Alan Wiggins, S (1, 7) X OBP: 0.385, SLG: 0.375	0-0 F8 ①		0-0 E4 1B			0-0 WP S 1B 1B	0-0 E4 1-2		0-0 F7 ②	5 1 2 0 0 0 2	San Diego Padres @ St. Louis Cardinals Busch Stadium, St. Louis, MO Fri May 28 1982, 7:05 PM CDT Att: 31,733 - Unknown livebaseballscorecards.com									
Gene Richards, L (1, 3) X	0-0 P4 ②		0-0 P5 ③			0-0 F7 ① 1-2	0-0 F7 ③		0-0 6-3 ③	5 0 0 0 0 0 5										
Garry Templeton, S (1, 6) X	0-0 F9 ③				0-0 6-3 ①	0-0 L8 ②			0-0 6-3 ①	4 0 0 0 0 0 1										
Ruppert Jones, L (1, 8)		0-0 4-3 ①		4-0 G1 BB		4-0 1B BB 2-3			0-0 HR	2 1 1 1 2 0 0										
Sixto Lezcano, R (1, 9)		0-0 1B		0-0 G1 ② 1-2		0-0 1B 1-3 3-H			0-0 5-3 ②	4 0 2 1 0 0 1										
Terry Kennedy, L (1, 2)		0-0 F8 ②		0-0 5-3 ③		0-0 L6 ③			0-0 FC6-4 1B	4 0 1 0 0 0 4										
Luis Salazar, R (1, 5)		0-0 F9 ③			0-0 4-3 ①				0-0 FC6-4 ③ 1-2	4 0 0 0 0 0 2										
Tim Flannery, L (1, 4)			0-0 F9 ①		0-0 4-3 ②				0-0 1B	4 0 1 0 0 0 0										
Juan Eichelberger, R (1, 1)			0-0 F9 ②		0-0 F8 ③				0-0 F7 ①	3 0 1 0 0 0 0										
Broderick Perkins, L (9, PH)										1 0 0 0 0 0 1										
Inning Stats	R: 0 H: 0 E: 0 K: 0 S: 3	H: 0 LOB: 0 BB: 0 P: 3	R: 0 H: 1 E: 0 K: 0 S: 4	H: 1 LOB: 1 BB: 0 P: 4	R: 0 H: 1 E: 1 K: 0 S: 4	H: 1 LOB: 1 BB: 1 P: 4	R: 0 H: 0 E: 0 K: 0 S: 3	H: 0 LOB: 0 BB: 0 P: 3	R: 1 H: 2 E: 0 K: 0 S: 5	H: 2 LOB: 2 BB: 1 P: 9	R: 0 H: 1 E: 1 K: 0 S: 5	H: 1 LOB: 2 BB: 0 P: 5	R: 1 H: 2 E: 0 K: 0 S: 5	H: 2 LOB: 1 BB: 0 P: 5	R: 0 H: 1 E: 0 K: 0 S: 4	H: 1 LOB: 1 BB: 0 P: 4	1B: 7 SF: 0 2B: 0 SAC: 0 3B: 0 DP: 0 HR: 1 HBP: 0	WP: 1 PA: 38 PB: 0 SB: 1 CS: 0		
PITCHER	IP WLS BF H R ER SO BB IBB HBP BLK WP HR S P ERA WHIP																			
Bob Forsch, R (1, 1) ERA: 4.04	7.2 W 33 7 2 2 0 2 0 0 0 1 1 31 39 2.35 1.174																			
Bruce Sutter, R (8, 1) ERA: 3.09	1.1 S 5 1 0 0 0 0 0 0 0 0 0 0 5 5 0.00 0.750																			

Batter	1	2	3	4	5	6	7	8	9	AB R H RBI BB SO LOB	TOP
--------	---	---	---	---	---	---	---	---	---	----------------------	-----

Alan Wiggins, S (1, 7)
 OBP: 0.386, SLG: 0.370
 X

Gene Richards, L (1, 3)
 OBP: 0.303, SLG: 0.318
Eric Show, R (9, 1)
 B B B

Garry Templeton, S (1, 6)
 OBP: 0.274, SLG: 0.349
 X

Ruppert Jones, L (1, 8)
 OBP: 0.453, SLG: 0.530
 X

Sixto Lezcano, R (1, 9)
 OBP: 0.341, SLG: 0.443
 X

Terry Kennedy, L (1, 2)
 OBP: 0.276, SLG: 0.411
 X

Luis Salazar, R (1, 5)
 OBP: 0.242, SLG: 0.284
 X

Tim Flannery, L (1, 4)
 OBP: 0.346, SLG: 0.417
 X

John Curtis, L (1, 1)
 OBP: 0.286, SLG: 0.429
Broderick Perkins, L (9, PH)
 OBP: 0.348, SLG: 0.323
 (9, 3)

Inning Stats

PITCHER	IP	WLS	BF	H	R	ER	SO	BB	IBB	HBP	BLK	WP	HR	S	P	ERA	WHIP
Joaquin Andujar, R ERA: 2.64	8.2	L	36	6	4	4	3	2	2	0	0	0	0	38	54	4.15	0.923
Jim Kaat, L ERA: 4.74	0.1		2	0	0	0	0	1	0	0	0	0	0	1	5	0.00	3.000

0-0 4-3
 4-3

4-0 4-3
 FC6-4 BB

0-0 FC6-4
 1B 1-2f

0-0 1B
 1-H

0-0 F8
 F8

0-0 G3
 G3

0-0 F9
 F9

0-0 F7
 F7

0-0 6-3
 6-3

0-0 4-3
 4-3

0-0 3-1
 3-1

0-0 6-3
 6-3

0-3 K
 K

0-0 F8
 F8

0-0 G3
 G3

0-0 F9
 F9

0-0 6-3
 6-3

0-0 6-3
 6-3

0-0 4-3
 4-3

0-0 3-1
 3-1

0-0 6-3
 6-3

0-3 K
 K

0-0 F8
 F8

0-3 K
 K

0-0 F9
 F9

0-0 6-3
 6-3

0-0 6-3
 6-3

0-0 SH1-3
 2B 1B

0-0 SH1-3
 SH1-3

0-0 2B
 2B

4-0 IBB
 IBB

0-0 F8
 F8

0-3 K
 K

0-0 F9
 F9

0-0 1B
 1B

0-0 G3
 G3

0-0 4-3
 4-3

0-0 4-3
 4-3

0-3 K
 K

4-0 IBB
 IBB

0-0 F8
 F8

0-0 G3
 G3

0-0 6-3
 6-3

0-0 1B
 1B

0-0 4-3
 4-3

0-0 4-3
 4-3

0-0 FC5-4
 BB

0-0 1-3
 1-3

4-0 BB
 2B BB

0-0 1-3
 1-3

0-0 2B BB
 2B BB

0-0 F8
 F8

0-0 1B
 1B

0-0 BB IBB
 BB IBB

0-0 4-3
 4-3

0-0 FC5-4
 FC5-4

0-3 K
 K

0-0 1-3
 1-3

4-0 BB
 2B BB

0-0 1-3
 1-3

0-0 2B BB
 2B BB

0-0 1B
 1B

0-0 BB IBB
 BB IBB

0-0 4-3
 4-3

0-0 FC5-4
 FC5-4

0-3 K
 K

0-0 1-3
 1-3

4-0 BB
 2B BB

0-0 1-3
 1-3

0-0 2B BB
 2B BB

0-0 1B
 1B

0-0 BB IBB
 BB IBB

4-0 4-3
 4-3

0-0 FC5-4
 FC5-4

0-0 1-3
 1-3

4-0 BB
 2B BB

0-0 1-3
 1-3

4-0 BB
 2B BB

0-0 1B
 1B

0-0 BB IBB
 BB IBB

4	1	1	1	1	1	0	0
---	---	---	---	---	---	---	---

3	0	0	0	1	0	3
0	0	0	0	0	0	0

4	1	1	1	0	1	1
---	---	---	---	---	---	---

3	0	1	1	1	1	0
---	---	---	---	---	---	---

3	1	0	0	1	0	3
---	---	---	---	---	---	---

4	1	1	0	0	1	0
---	---	---	---	---	---	---

4	0	0	0	0	0	2
---	---	---	---	---	---	---

4	0	2	1	0	0	0
---	---	---	---	---	---	---

3	0	0	0	0	0	1
0	0	0	0	1	0	0

San Diego Padres @ St. Louis Cardinals
 Busch Stadium, St. Louis, MO
 Sat May 29 1982, 7:05 PM CDT
 Att: 38,077 - Unknown

AB	32
R	4
H	6
RBI	4
BB	5
SO	3
LOB	10



WP:	0	PA:	38
PB:	0		
SB:	2		
CS:	0		

BOTTOM

San Diego Padres @ St. Louis Cardinals
Busch Stadium, St. Louis, MO
Sat May 29 1982, 7:05 PM CDT
Att. 38,077 - Unknown

livebaseballscorecards.com

AB 28
R 2
H 7
RBI 2
BB 2
SO 1
LOB 4



WP: 0 PA: 31
PB: 0
SB: 1
CS: 0

AB R H RBI BB SO LOB

4	1	2	1	0	0	0
2	0	2	0	1	0	0
1	0	0	0	0	0	0
4	0	1	1	0	0	2
4	0	0	0	0	0	0
3	0	1	0	0	0	0
3	0	0	0	0	0	1
3	0	0	0	0	0	1
2	1	0	0	1	1	0
2	0	1	0	0	0	0
0	0	0	0	0	0	0

Batter	1	2	3	4	5	6	7	8	9
Ozzie Smith, S OBP: 0.337, SLG: 0.387 (1, 6)	0-0 F8 ①		0-0 S 2B 2B 2-H		0-0 5-3			0-0 1B 1-2	
Mike Ramsey, S OBP: 0.411, SLG: 0.463 Willie McGee, S OBP: 0.367, SLG: 0.500 (9, PH)	0-0 G6-4-3 1B		4-0 2B BB 2-3			0-0 L5-3 1B		0-0 L6 ①	
Lonnie Smith, R OBP: 0.392, SLG: 0.479 (1, 7)	0-0 G6-4-3 1-2f		0-0 1-H 3-H 2B			0-0 L5-3 1-2		0-0 P6 ②	
Keith Hernandez, L OBP: 0.402, SLG: 0.366 (1, 3)		0-0 F8 ①		0-0 F9 ①		0-0 P6 ③		0-0 F8 ③	
David Green, R OBP: 0.325, SLG: 0.413 (1, 8)		0-0 5-3 ②		0-0 6-3 2B			0-0 6-3 ①		
Tito Landrum, R OBP: 0.362, SLG: 0.465 (1, 9)		0-0 5-3 ③		0-0 6-3 2-3			0-0 6-3 ②		
Ken Oberkfell, L OBP: 0.346, SLG: 0.328 (1, 5)			0-0 4-3 ①	0-0 3-1 ③			0-0 F8 ③		
Orlando Sanchez, L OBP: 0.161, SLG: 0.071 (1, 2)			4-0 SH1-4 2B BB		0-0 F7 ①		0-3 K ①		
Joaquin Andujar, S OBP: 0.179, SLG: 0.179 Jim Kaat, L (9, 1)			0-0 SH1-4 1-2		0-0 F9 ②		0-0 1B 1B		

Inning Stats	R: 0	H: 1	E: 0	LOB: 0	K: 0	S: 3	P: 3	R: 0	H: 0	E: 0	LOB: 0	K: 0	S: 3	R: 0	H: 0	E: 0	LOB: 0	K: 1	S: 5	R: 0	H: 2	E: 0	LOB: 1	K: 0	S: 3	R: 0	H: 0	E: 0	LOB: 0	K: 0	S: 3	R: 0	H: 0	E: 0	LOB: 0	K: 0	S: 3	R: 0	H: 0	E: 0	LOB: 0	K: 0	S: 3	R: 0	H: 0	E: 0	LOB: 0	K: 0	S: 3				
	1	0	0	0	0	3	3	0	0	0	0	0	3	0	0	0	0	0	5	2	0	2	1	0	5	0	0	0	0	0	0	0	0	0	0	0	0	0	0	0	0	0	0	0	0	0	0	0	0	0	0	0	0

PITCHER	IP	WLS	BF	H	R	ER	SO	BB	IBB	HBP	BLK	WP	HR	S	P	ERA	WHIP
John Curtis, L ERA: 3.42 (1, 1)	8.0	W	28	7	2	2	1	2	0	0	0	0	0	28	36	2.25	1.125
Eric Show, R ERA: 1.24 (9, 1)	1.0	S	3	0	0	0	0	0	0	0	0	0	0	3	3	0.00	0.000

1B: 4 SF: 0
2B: 4 SAC: 1
3B: 0 DP: 2
HR: 0 HBP: 0

WP: 0 PA: 31
PB: 0
SB: 1
CS: 0

Batter	1	2	3	4	5	6	7	8	9	10	AB	R	H	RBI	BB	SO	LOB	TOP						
Alan Wiggins, S (1, 7) OBP: 0.381, SLG: 0.365	F9		FC5-4			SH3		F9		1B 2B 1B	4	1	1	0	0	0	3	San Diego Padres @ St. Louis Cardinals Busch Stadium, St. Louis, MO Sun May 30 1982, 3:33 AM CDT Att. 32,410 - Unknown						
Gene Richards, L (1, 3) OBP: 0.309, SLG: 0.322	E4		4-3			L4-6 1B		F7		2B 1B FC6-2	5	0	2	0	0	0	3							
Garry Templeton, S (1, 6) OBP: 0.271, SLG: 0.345	G6-4-3				5-3	L4-6 1B		K		FC6-2 2B FC6-4	2	0	0	0	0	0	1							
Mario Ramirez, R (5, 6) OBP: 0.364, SLG: 0.455											2	0	1	1	0	1	2							
Joe Lefebvre, L (10, PH) OBP: 0.293, SLG: 0.306											1	1	1	1	0	0	0							
Tim Flannery, L (10, 4) OBP: 0.346, SLG: 0.417											0	0	0	0	0	0	0							
Ruppert Jones, L (1, 8) OBP: 0.452, SLG: 0.535						L4-6 1B				G3	4	1	1	0	1	0	2							
Sixto Lezcano, R (1, 9) OBP: 0.337, SLG: 0.432								L3		FC6-4 FC6-2 IBB	4	0	0	0	1	0	3							
Luis Salazar, R (1, 5) OBP: 0.241, SLG: 0.281								F9		FC6-2 FC6-4	5	1	1	1	0	1	3							
Jerry Manuel, S (1, 4) OBP: 0.333, SLG: 0.600								L6		FC6-4 S 1B	5	0	1	1	0	0	2							
Steve Swisher, R (1, 2) OBP: 0.222, SLG: 0.333								F8		6-3	3	0	1	0	0	0	0							
Dave Edwards, R (8, PR) OBP: 0.211, SLG: 0.263								F8			0	0	0	0	0	0	0							
Terry Kennedy, L (8, 2) OBP: 0.280, SLG: 0.411											0	0	0	0	1	0	0							
Tim Lollar, L (1, 1) OBP: 0.379, SLG: 0.571											2	1	2	0	0	0	0							
Gary Lucas, L (7, 1)											1	0	0	0	0	1	2							
Floyd Chiffer, R (10, 1)											0	0	0	0	0	0	0							
Inning Stats	R: 0 E: 1 K: 0 S: 3	H: 0 LOB: 0 BB: 0 P: 3	R: 1 E: 0 K: 0 S: 3	H: 1 LOB: 0 BB: 1 P: 7	R: 0 E: 1 K: 0 S: 4	H: 1 LOB: 1 BB: 0 P: 4	R: 0 E: 0 K: 0 S: 3	H: 0 LOB: 0 BB: 0 P: 3	R: 0 E: 0 K: 1 S: 5	H: 0 LOB: 0 BB: 0 P: 5	R: 1 E: 0 K: 0 S: 5	H: 3 LOB: 1 BB: 0 P: 5	R: 0 E: 0 K: 0 S: 3	H: 0 LOB: 0 BB: 0 P: 3	R: 0 E: 1 K: 1 S: 7	H: 1 LOB: 2 BB: 0 P: 7	R: 1 E: 0 K: 1 S: 7	H: 2 LOB: 2 BB: 1 P: 11	R: 2 E: 0 K: 0 S: 6	H: 3 LOB: 2 BB: 1 P: 10	1B: 7 2B: 3 3B: 2 HR: 0	SF: 0 SAC: 2 DP: 3 HBP: 0	WP: 0 PB: 0 SB: 2 CS: 0	PA: 43
PITCHER	IP	WLS	BF	H	R	ER	SO	BB	IBB	HBP	BLK	WP	HR	S	P	ERA	WHIP							
Dave LaPoint, L (1, 1) ERA: 3.35	8.0		30	6	2	2	2	1	0	0	0	0	0	33	37	2.25	0.875							
Doug Bair, R (9, 1) ERA: 1.86	1.0		6	2	1	1	1	0	1	0	0	0	0	7	11	9.00	2.000							
Bruce Sutter, R (10, 1) ERA: 3.55	1.0	W	7	3	2	2	0	0	1	0	0	0	0	6	10	18.00	3.000							

livebaseballscorecards.com

AB	38
R	5
H	11
RBI	4
BB	3
SO	3
LOB	21



San Diego Padres @ St. Louis Cardinals

Busch Stadium, St. Louis, MO

Sun May 30 1982, 3:33 AM CDT

Att: 32,410 - Unknown

livebaseballscorecards.com

AB	39
R	6
H	11
RBI	6
BB	3
SO	6
LOB	14



WP:	0	PA:	44
PB:	0		
SB:	1		
CS:	0		

Batter	1	2	3	4	5	6	7	8	9	10	AB	R	H	RBI	BB	SO	LOB
Ozzie Smith, S (1, 6) OBP: 0.328, SLG: 0.376	K			F9		F2		FC5-4	G3		5	0	0	0	0	1	3
Willie McGee, S (1, 8) OBP: 0.353, SLG: 0.469	5-3			K				K		4-3	4	0	1	0	0	2	1
Orlando Sanchez, L (9, 2) OBP: 0.156, SLG: 0.069						1B					1	0	0	0	0	0	0
Keith Hernandez, L (1, 3) OBP: 0.397, SLG: 0.361	F8			F8		F8			1B 2B	L8	5	1	1	0	0	0	1
George Hendrick, R (1, 9) OBP: 0.329, SLG: 0.481		L7			6-3		6-3		2B 1-2 E	2B 1B	5	2	2	0	0	0	0
Lonnie Smith, R (1, 7) OBP: 0.396, SLG: 0.490		F8			E S BB		6-3		E SF7	1B 2B	4	2	2	2	1	0	0
Mike Ramsey, S (1, 4) OBP: 0.410, SLG: 0.472		F8			K	1-3		2B	5-3	HBP 1B	5	1	2	1	0	1	3
Julio Gonzalez, R (1, 5) OBP: 0.260, SLG: 0.333			P6			BB		K	E5	1B HBP	3	0	0	1	1	1	2
Glenn Brummer, R (1, 2) OBP: 0.375, SLG: 0.500											2	0	1	0	0	0	2
David Green, R (8, PH) OBP: 0.342, SLG: 0.421											1	0	1	0	1	0	0
Dane Iorg, L (10, PH) OBP: 0.382, SLG: 0.341				B1-6-4 1B				FC5-4 1B		IBB	1	0	1	1	0	0	0
Dave LaPoint, L (1, 1) OBP: 0.143, SLG: 0.143											2	0	0	0	0	1	1
Tito Landrum, R (8, PH) OBP: 0.354, SLG: 0.455			B1-6-4					F9	SF7		1	0	0	0	0	0	1
Doug Bair, R (9, 1)											0	0	0	0	0	0	0
Tom Herr, S (9, PH) OBP: 0.333, SLG: 0.336											0	0	0	1	0	0	0
Bruce Sutter, R (10, 1)											0	0	0	0	0	0	0

Inning Stats	R: 0	H: 0	E: 0	K: 1	S: 5	R: 0	H: 0	E: 0	K: 0	S: 3	R: 0	H: 1	E: 0	K: 0	S: 3	R: 0	H: 0	E: 0	K: 1	S: 5	R: 0	H: 0	E: 0	K: 1	S: 5	R: 0	H: 1	E: 0	K: 1	S: 6	R: 0	H: 1	E: 0	K: 1	S: 6	R: 0	H: 1	E: 0	K: 1	S: 6	R: 3	H: 3	E: 1	K: 0	S: 7	R: 3	H: 4	E: 0	K: 0	S: 6	1B: 8	SF: 1	2B: 3	3B: 0	HR: 0	WP: 0	PA: 44
--------------	------	------	------	------	------	------	------	------	------	------	------	------	------	------	------	------	------	------	------	------	------	------	------	------	------	------	------	------	------	------	------	------	------	------	------	------	------	------	------	------	------	------	------	------	------	------	------	------	------	------	-------	-------	-------	-------	-------	-------	--------

PITCHER	IP	WLS	BF	H	R	ER	SO	BB	IBB	HBP	BLK	WP	HR	S	P	ERA	WHIP
Tim Lollar, L (1, 1) ERA: 2.35	6.2		24	3	0	0	4	2	0	0	0	0	0	30	38	0.00	0.750
Gary Lucas, L (7, 1) ERA: 5.7	3.0	L	19	7	6	5	2	0	1	1	0	0	0	21	26	15.00	2.333
Floyd Chiffer, R (10, 1) ERA: 2.37	0.0		1	1	0	0	0	0	0	0	0	0	0	1	1	∞	∞

Batter	1	2	3	4	5	6	7	8	9	AB	R	H	RBI	BB	SO	LOB	TOP										
Gene Richards, L (1, 7) OBP: 0.313, SLG: 0.326	0-0 4-3	0-0 4-3		0-0 2B 1B		0-0 SF7 1B		0-3 K		5	2	2	0	0	1	1											
Tim Flannery, L (1, 4) OBP: 0.351, SLG: 0.442	0-0 G3 HR 1B		0-0 F7	0-0 2B 2B		0-0 SF7		0-0 4-3		4	2	2	3	0	0	0											
Sixto Lezcano, R (1, 9) OBP: 0.339, SLG: 0.455	0-0 G3 1-2		0-0 HR	0-0 2B		0-0 P6			0-3 K	5	1	2	2	0	1	1											
Ruppert Jones, L (1, 8) OBP: 0.450, SLG: 0.550	0-0 2-H HR		0-0 5-3	0-0 4-3		0-0 1B		0-0 4-3		5	1	2	2	0	0	1											
Terry Kennedy, L (1, 2) OBP: 0.278, SLG: 0.404	0-0 F8		0-0 F8		0-0 4-1 BB G1-2-3 1B	0-0 F8		0-0 F7		5	0	1	0	0	0	1											
Joe Lefebvre, L (1, 5) OBP: 0.269, SLG: 0.282		0-0 F8		0-0 L6	4-0 4-1 BB	0-0 3-1				3	0	0	0	1	0	0											
Broderick Perkins, L (1, 3) OBP: 0.345, SLG: 0.320		0-0 F9		0-0 4-3 1B 1B	0-0 4-1	0-0 P6				4	1	1	0	0	0	2											
Mario Ramirez, R (1, 6) OBP: 0.400, SLG: 0.385		4-0 2B BB		0-0 4-3	4-0 4-1 BB	0-0 F9				2	1	0	0	2	0	1											
Chris Welsh, L (1, 1) OBP: 0.333, SLG: 0.364		0-0 1-H 2B		0-0 1B 2B	0-0 G1-2-3			0-0 6-3		3	1	2	2	0	0	3											
Luis DeLeon, R (7, 1) OBP: 0.200, SLG: 0.400										1	0	0	0	0	0	0											
Inning Stats	R: 2 E: 0 K: 0 S: 5	H: 2 LOB: 0 BB: 0 P: 5	R: 1 E: 0 K: 0 S: 4	H: 1 LOB: 1 BB: 1 P: 8	R: 1 E: 0 K: 0 S: 4	H: 1 LOB: 0 BB: 0 P: 4	R: 4 E: 0 K: 0 S: 8	H: 5 LOB: 1 BB: 0 P: 8	R: 0 E: 0 K: 0 S: 3	H: 1 LOB: 2 BB: 2 P: 11	R: 1 E: 0 K: 0 S: 5	H: 2 LOB: 1 BB: 0 P: 5	R: 0 E: 0 K: 0 S: 3	H: 0 LOB: 0 BB: 0 P: 3	R: 0 E: 0 K: 1 S: 5	H: 0 LOB: 0 BB: 0 P: 5	R: 0 E: 0 K: 1 S: 5	H: 0 LOB: 0 BB: 0 P: 5	1B: 7 2B: 3 3B: 0 HR: 2	SF: 1 SAC: 0 DP: 1 HBP: 0	WP: 0 PB: 0 SB: 1 CS: 0	PA: 41					
PITCHER	IP	WLS	BF	H	R	ER	SO	BB	IBB	HBP	BLK	WP	HR	S	P	ERA	WHIP										
Doug Bird, R (1, 1) ERA: 4.28	3.2	L	19	7	7	7	0	1	0	0	0	0	2	18	22	17.18	2.182										
Dick Tidrow, R (4, 1) ERA: 5.18	0.1		3	2	1	1	0	0	0	0	0	0	0	3	3	27.00	6.000										
Dan Larson, R (5, 1) ERA: 6.14	3.0		13	3	1	1	0	2	0	0	0	0	0	11	19	3.00	1.667										
Lee Smith, R (8, 1) ERA: 2.83	2.0		6	0	0	0	2	0	0	0	0	0	0	10	10	0.00	0.000										

San Diego Padres @ Chicago Cubs
 Wrigley Field, Chicago, IL
 Mon May 31 1982, 3:33 AM CDT
 Att. 20,093 - Cloudy - 76 F

livebaseballscorecards.com

AB	37
R	9
H	12
RBI	9
BB	3
SO	2
LOB	10



BOTTOM

San Diego Padres @ Chicago Cubs

Wrigley Field, Chicago, IL

Mon May 31 1982, 3:33 AM CDT

Att: 20,093 - Cloudy - 76 F

livebaseballscores.com

AB	38
R	7
H	12
RBI	6
BB	4
SO	3
LOB	16



AB R H RBI BB SO LOB

5	1	3	0	0	0	0
5	2	1	0	0	1	4
4	2	1	1	1	0	2
5	1	3	4	0	0	0
4	0	0	0	1	1	2
2	0	0	0	1	0	0
1	0	0	1	0	0	1
0	0	0	0	0	0	0
1	0	0	0	0	0	0
4	0	2	0	0	1	2
3	0	1	0	1	0	3
1	0	0	0	0	0	1
0	0	0	0	0	0	0
1	0	0	0	0	0	1
0	0	0	0	0	0	0
1	0	0	0	0	0	1
0	0	0	0	0	0	0
0	0	0	0	0	0	0
2	1	1	0	0	0	0

Batter	1	2	3	4	5	6	7	8	9
Bump Wills, S OBP: 0.370, SLG: 0.400 (1, 4)	0-0 FC6-4 1B		0-0 4-3	0-0 F9			0-0 BB 2B 1B	0-0 23 4-3 2B	
23 Ryne Sandberg, R OBP: 0.257, SLG: 0.299 (1, 5)	0-0 FC6-4 1-3 1B		0-0 2B 1B		0-3 K		0-0 F3	0-0 4-3	
Bill Buckner, L OBP: 0.308, SLG: 0.359 (1, 3)	0-0 1-3 1B		0-0 1-H 1B 2B		0-0 F2		4-0 2B FC BB	0-0 4-3	
Keith Moreland, R OBP: 0.376, SLG: 0.525 (1, 9)	0-0 3-H 1B		0-0 2-H 1B		0-0 5-3		0-0 1-3 2-H 3-H E 2B	0-0 F9	
Leon Durham, L OBP: 0.364, SLG: 0.427 (1, 8)	0-0 G3		0-3 K		0-0 G3		4-0 FC BB	0-0 F7	
Gary Woods, R OBP: 0.339, SLG: 0.394 (1, 7)		0-0 4-3	4-0 K		0-0 5-3		0-0 FC 1B	0-0 F7	
Bob Molinaro, L OBP: 0.355, SLG: 0.231 (7, PH)			1-2 BB				1-2 2-H 3-H		
Lee Smith, R (8, 1)									
Dan Briggs, L OBP: 0.111, SLG: 0.111 (9, PH)									
Larry Bowa, S OBP: 0.234, SLG: 0.231 (1, 6)		0-0 F7	0-3 K		0-0 1B		0-0 1B		
Jody Davis, R OBP: 0.264, SLG: 0.340 (1, 2)		4-0 BB		0-0 G6-4-3 1B		0-0 5-3	0-0 P3		
Doug Bird, R OBP: 0.126, SLG: 0.125 (1, 1)				0-0 G6-4-3 1B			0-0 BB 1B 2B 1B	0-0 6-3	
Dick Tidrow, R (4, 1)									
Hector Cruz, R OBP: 0.214, SLG: 0.167 (4, PH)									
Dan Larson, R OBP: 0.273, SLG: 0.223 (5, 1)									
Steve Henderson, R OBP: 0.317, SLG: 0.310 (7, PH)									

Inning Stats	R: 1	H: 2	E: 1	K: 0	S: 5	LOB: 1	BB: 0	P: 5	R: 0	H: 0	E: 0	K: 0	S: 3	LOB: 1	BB: 1	P: 7	R: 2	H: 3	E: 0	K: 2	S: 10	LOB: 2	BB: 1	P: 14	R: 0	H: 1	E: 0	K: 0	S: 3	LOB: 0	BB: 0	P: 3	R: 0	H: 0	E: 0	K: 1	S: 5	LOB: 0	BB: 0	P: 5	R: 0	H: 1	E: 0	K: 0	S: 4	LOB: 1	BB: 0	P: 4	R: 4	H: 4	E: 1	K: 0	S: 7	LOB: 2	BB: 2	P: 15	R: 0	H: 1	E: 0	K: 0	S: 4	LOB: 1	BB: 0	P: 4	R: 0	H: 0	E: 0	K: 0	S: 3	LOB: 0	BB: 0	P: 3	1B: 9	2B: 3	3B: 0	HR: 0	SF: 0	SAC: 0	DP: 1	HBP: 0	WP: 0	PB: 0	SB: 0	CS: 0	PA: 42
--------------	------	------	------	------	------	--------	-------	------	------	------	------	------	------	--------	-------	------	------	------	------	------	-------	--------	-------	-------	------	------	------	------	------	--------	-------	------	------	------	------	------	------	--------	-------	------	------	------	------	------	------	--------	-------	------	------	------	------	------	------	--------	-------	-------	------	------	------	------	------	--------	-------	------	------	------	------	------	------	--------	-------	------	-------	-------	-------	-------	-------	--------	-------	--------	-------	-------	-------	-------	--------

PITCHER	IP	WLS	BF	H	R	ER	SO	BB	IBB	HBP	BLK	WP	HR	S	P	ERA	WHIP
Chris Welsh, L ERA: 5.02 (1, 1)	6.1	W	32	10	7	6	3	4	0	0	0	0	0	34	50	8.53	2.211
Luis DeLeon, R ERA: 2.17 (7, 1)	2.2	S	10	2	0	0	0	0	0	0	0	0	0	10	10	0.00	0.750

Batter	1	2	3	4	5	6	7	8	9	AB R H RBI BB SO LOB	TOP		
Gene Richards, L (1, 7) OBP: 0.298, SLG: 0.310	0-0 F3	0-0 G3		0-0 3-1		0-0 1-3		0-0 6-3		5 0 0 0 0 0 0			
Tim Flannery, L (1, 4) OBP: 0.355, SLG: 0.439	0-0 4-3		0-0 HR 1B	0-0 2B 1B		0-0 4-3		0-0 4-3		5 2 2 0 0 0 0			
Garry Templeton, S (1, 6) OBP: 0.280, SLG: 0.363	0-0 F7		0-0 E9 HR 1B	0-0 4-3 2B		0-0 2B		0-0 G3		5 1 3 1 0 0 0			
Ruppert Jones, L (1, 8) OBP: 0.454, SLG: 0.571 Dave Edwards, R (5, 8) OBP: 0.238, SLG: 0.286		0-0 1B	0-0 HR 1B	0-0 4-3		0-0 2-3		0-0 1B		3 2 2 3 0 0 1 2 0 1 0 0 0 1			
Sixto Lezcano, R (1, 9) OBP: 0.339, SLG: 0.453 Kurt Bevacqua, R (5, 3) OBP: 0.344, SLG: 0.240		0-0 4-3 3B 1B	0-0 P5	0-0 4-3			0-0 6-3	0-0 1-3		3 1 1 1 0 0 1 2 0 0 0 0 0 1			
Terry Kennedy, L (1, 2) OBP: 0.277, SLG: 0.406		0-0 4-3	0-0 1B 2B		0-0 F8		0-0 F8			4 1 1 0 0 0 1			
Joe Lefebvre, L (1, 5) OBP: 0.286, SLG: 0.262		4-0 3B IBB	0-0 F8		0-3 K		0-0 4-3			3 1 0 0 1 1 1			
Broderick Perkins, L (1, 3) OBP: 0.358, SLG: 0.349 (5, 9)		0-0 SH3-4 3B	0-0 2B 1B		1-0 FC5-4 HBP		0-0 F8			3 1 2 3 0 0 0			
John Montefusco, R (1, 1) OBP: 0.174, SLG: 0.095 Eric Show, R (6, 1)		0-0 SH3-4	0-3 K		0-0 FC5-4		0-0 6-3			2 0 0 1 0 1 2 1 0 0 0 0 0 0			
Inning Stats	R: 0 H: 0 E: 0 LOB: 0 K: 0 BB: 0 S: 3 P: 3	R: 4 H: 3 E: 0 LOB: 0 K: 0 BB: 1 S: 6 P: 10	R: 4 H: 5 E: 1 LOB: 1 K: 1 BB: 0 S: 10 P: 10	R: 1 H: 2 E: 0 LOB: 1 K: 0 BB: 0 S: 5 P: 5	R: 0 H: 0 E: 0 LOB: 1 K: 1 BB: 0 S: 5 P: 6	R: 0 H: 1 E: 0 LOB: 1 K: 0 BB: 0 S: 4 P: 4	R: 0 H: 0 E: 0 LOB: 0 K: 0 BB: 0 S: 3 P: 3	R: 0 H: 0 E: 0 LOB: 0 K: 0 BB: 0 S: 3 P: 3	R: 0 H: 1 E: 0 LOB: 1 K: 0 BB: 0 S: 4 P: 4	1B: 7 SF: 0 2B: 3 SAC: 1 3B: 1 DP: 0 HR: 1 HBP: 1	WP: 0 PA: 41 PB: 0 SB: 1 CS: 0		
PITCHER	IP WLS BF H R ER SO BB IBB HBP BLK WP HR S P ERA WHIP											PITCHER	IP WLS BF H R ER SO BB IBB HBP BLK WP HR S P ERA WHIP
Randy Martz, R (1, 1) ERA: 3.42	2.1 L 15 7 8 8 0 0 0 1 0 0 0 1 14 18 30.86 3.000												
Dick Tidrow, R (3, 1) ERA: 5.0	2.2 12 3 1 1 2 0 0 0 1 0 0 0 15 16 3.38 1.125												
Dan Larson, R (6, 1) ERA: 5.67	3.0 10 1 0 0 0 0 0 0 0 0 0 0 10 10 0.00 0.333												
Willie Hernandez, L (9, 1) ERA: 2.25	1.0 4 1 0 0 0 0 0 0 0 0 0 0 4 4 0.00 1.000												

San Diego Padres @ Chicago Cubs
Wrigley Field, Chicago, IL
Tue Jun 01 1982, 3:33 AM CDT
Att: 8,797 - Sunny - 69 F

livebaseballscorecards.com

AB	38
R	9
H	12
RBI	9
BB	1
SO	2
LOB	8



BOTTOM

San Diego Padres @ Chicago Cubs
Wrigley Field, Chicago, IL

Tue Jun 01 1982, 3:33 AM CDT
Att. 8,797 - Sunny - 69 F

livebaseballscorecards.com

AB	32
R	1
H	7
RBI	1
BB	2
SO	5
LOB	12



WP:	0	PA:	35
PB:	0	SB:	0
CS:	0		

AB R H RBI BB SO LOB

3	0	1	1	0	0	1
4	0	1	0	0	0	2
4	0	0	0	0	0	2
4	0	1	0	0	0	0
4	0	0	0	0	2	1
3	0	0	0	1	0	1
3	0	1	0	1	0	1
4	1	1	0	0	2	3
0	0	0	0	0	0	0
1	0	0	0	0	1	1
1	0	1	0	0	0	0
0	0	0	0	0	0	0
1	0	1	0	0	0	0
0	0	0	0	0	0	0

Batter	1	2	3	4	5	6	7	8	9
Bump Wills, S (1, 4) OBP: 0.368, SLG: 0.399	0-0 L5		0-0 SF7		0-0 F8			0-0 23 G6-3 1B	
23 Ryne Sandberg, R (1, 5) OBP: 0.257, SLG: 0.298	0-0 F8		0-0 FC6 1B			0-0 6-3		0-0 1-2f 2-3 G6-3	
Bill Buckner, L (1, 3) OBP: 0.302, SLG: 0.351	0-0 G3		0-0 FC6 1-2f			0-0 L7		0-0 4-3	
Leon Durham, L (1, 8) OBP: 0.362, SLG: 0.423		0-0 FC4-6 1B		0-0 F8		0-0 4-3			0-0 P5
Keith Moreland, R (1, 9) OBP: 0.369, SLG: 0.513		0-3 K		0-0 F7			0-3 K		0-0 F8
Bob Molinaro, L (1, 7) OBP: 0.343, SLG: 0.207		0-0 FC4-6 1-2f		0-0 4-3			0-0 G3		4-0 BB BB
Larry Bowa, S (1, 6) OBP: 0.240, SLG: 0.245		0-0 F8			0-0 L4		0-0 3B		4-0 1-2 BB
Jody Davis, R (1, 2) OBP: 0.264, SLG: 0.356			0-0 SF7 3B		0-3 K		0-0 F3		0-3 K
Randy Martz, L (1, 1) OBP: 0.333, SLG: 0.308			0-3 K					0-0 23 G6-3 1B	
Dick Tidrow, R (3, 1)									
Hector Cruz, R (5, PH) OBP: 0.267, SLG: 0.231									
Dan Larson, R (6, 1) OBP: 0.273, SLG: 0.273									
Dan Briggs, L (8, PH) OBP: 0.136, SLG: 0.135									
Willie Hernandez, L (9, 1)									

Inning Stats	R: 0	H: 0	E: 0	K: 0	S: 3	R: 0	H: 1	E: 0	K: 1	S: 6	R: 0	H: 2	E: 0	K: 1	S: 7	R: 0	H: 0	E: 0	K: 0	S: 3	R: 0	H: 1	E: 0	K: 1	S: 6	R: 0	H: 0	E: 0	K: 0	S: 3	R: 0	H: 1	E: 0	K: 1	S: 6	R: 0	H: 0	E: 0	K: 0	S: 3	R: 0	H: 1	E: 0	K: 1	S: 6	R: 0	H: 2	E: 0	K: 0	S: 4	R: 0	H: 0	E: 0	K: 1	S: 5
	LOB: 0	BB: 0	P: 3	LOB: 1	BB: 0	P: 6	LOB: 1	BB: 0	P: 7	LOB: 0	BB: 0	P: 3	LOB: 1	BB: 0	P: 6	LOB: 0	BB: 0	P: 3	LOB: 0	BB: 0	P: 3	LOB: 1	BB: 0	P: 6	LOB: 0	BB: 0	P: 3	LOB: 0	BB: 0	P: 6	LOB: 0	BB: 0	P: 6	LOB: 0	BB: 0	P: 6	LOB: 0	BB: 0	P: 6	LOB: 1	BB: 0	P: 4	LOB: 1	BB: 0	P: 4	LOB: 2	BB: 2	P: 13							

PITCHER	IP	WLS	BF	H	R	ER	SO	BB	IBB	HBP	BLK	WP	HR	S	P	ERA	WHIP
John Montefusco, R (1, 1) ERA: 4.08	5.0	W	19	4	1	1	3	0	0	0	0	0	0	25	25	1.80	0.800
Eric Show, R (6, 1) ERA: 1.09	4.0	S	16	3	0	0	2	2	0	0	0	0	0	18	26	0.00	1.250

1B:	5	SF:	1
2B:	0	SAC:	0
3B:	2	DP:	1
HR:	0	HBP:	0

1B:	5	SF:	1
2B:	0	SAC:	0
3B:	2	DP:	1
HR:	0	HBP:	0

Batter	1	2	3	4	5	6	7	8	9	AB R H RBI BB SO LOB	TOP											
Gene Richards, L (1, 7) OBP: 0.306, SLG: 0.317	0-0 CS 1B		0-0 6-3		0-0 F7		0-0 CS 1B			4 0 2 0 0 0 1												
Tim Flannery, L (1, 4) OBP: 0.348, SLG: 0.417	0-0 F9 1-2		4-0 FC4-6 BB			0-0 4-3	0-3 K			3 0 0 0 1 1 2												
Garry Templeton, S (1, 6) OBP: 0.284, SLG: 0.362	0-0 CS 1B		0-0 FC4-6			4-0 1B BB E BB		0-0 F7		3 1 1 0 1 0 2												
Ruppert Jones, L (1, 8) OBP: 0.455, SLG: 0.566	0-0 CS 1-2	0-0 F7		0-0 F8		4-0 1B BB E BB		0-0 CS 1B		3 1 1 0 1 0 0												
Sixto Lezcano, R (1, 9) OBP: 0.342, SLG: 0.454		0-0 1B		0-0 1-3		0-0 1-2 2-3 E 1B		0-0 P6		4 1 2 0 0 0 1												
Terry Kennedy, L (1, 2) OBP: 0.277, SLG: 0.402		0-0 F7		0-0 1B		0-0 L3		0-0 4-3		4 0 1 0 0 0 4												
Joe Lefebvre, L (1, 5) OBP: 0.264, SLG: 0.239		0-0 F5		0-0 F7		0-0 E8		0-0 F7		4 0 0 0 0 0 2												
Broderick Perkins, L (1, 3) OBP: 0.355, SLG: 0.339			4-0 6-3 SH3-4 BB		0-0 F7	0-0 F7		0-0 6-3		3 0 0 0 1 0 1												
Juan Eichelberger, R (1, 1) OBP: 0.107, SLG: 0.148			0-0 SH3-4		0-0 F9		0-3 K			2 0 0 0 0 1 0												
Inning Stats	R: 0 E: 0 K: 0 S: 3	H: 2 LOB: 0 BB: 0 P: 3	R: 0 E: 0 K: 0 S: 4	H: 1 LOB: 1 BB: 0 P: 4	R: 0 E: 0 K: 0 S: 3	H: 0 LOB: 2 BB: 2 P: 11	R: 0 E: 0 K: 0 S: 4	H: 1 LOB: 1 BB: 0 P: 4	R: 0 E: 0 K: 0 S: 3	H: 0 LOB: 0 BB: 0 P: 3	R: 3 E: 1 K: 0 S: 5	H: 1 LOB: 1 BB: 2 P: 13	R: 0 E: 0 K: 2 S: 7	H: 1 LOB: 0 BB: 0 P: 7	R: 0 E: 0 K: 0 S: 3	H: 1 LOB: 0 BB: 0 P: 3	R: 0 E: 0 K: 0 S: 3	H: 0 LOB: 0 BB: 0 P: 3	1B: 7 2B: 0 3B: 0 HR: 0	SF: 0 SAC: 1 DP: 0 HBP: 0	WP: 0 PB: 0 SB: 0 CS: 4	PA: 36
PITCHER	IP WLS BF H R ER SO BB IBB HBP BLK WP HR S P ERA WHIP																					
Dickie Noles, R (1, 1) ERA: 3.75	6.0 L 26 5 3 0 0 4 0 0 0 0 0 0 22 38 0.00 1.500																					
Lee Smith, R (7, 1) ERA: 2.68	2.0 6 2 0 0 2 0 0 0 0 0 0 0 10 10 0.00 1.000																					
Willie Hernandez, L (9, 1) ERA: 2.17	1.0 3 0 0 0 0 0 0 0 0 0 0 0 3 3 0.00 0.000																					

San Diego Padres @ Chicago Cubs
Wrigley Field, Chicago, IL
Wed Jun 02 1982, 3:33 AM CDT
Att. 12,605 - Sunny - 59 F

livebaseballscorecards.com

AB	30
R	3
H	7
RBI	0
BB	4
SO	2
LOB	13



Batter	1	2	3	4	5	6	7	8	9	AB	R	H	RBI	BB	SO	LOB
Bump Wills, S (1, 4) OBP: 0.360, SLG: 0.392	0-0 4-3		0-3 K			0-0 SF9		0-0 4-3		3	0	0	1	0	1	0
23 Ryne Sandberg, R (1, 5) OBP: 0.251, SLG: 0.292	0-0 1-3		0-0 6-3			0-0 F9			0-0 4-3	4	0	0	0	0	0	0
Bill Buckner, L (1, 3) OBP: 0.301, SLG: 0.346	4-0 FC4-6 BB			0-0 3-1		0-0 6-3			0-0 P4	3	0	0	0	1	0	0
Leon Durham, L (1, 8) OBP: 0.354, SLG: 0.413	0-0 FC4-6			0-0 F9			0-0 E3 FC		0-0 L3	4	0	0	0	0	0	1
Keith Moreland, R (1, 9) OBP: 0.364, SLG: 0.505		0-0 6-3		0-0 F9			0-3 K			3	0	0	0	0	1	1
Scot Thompson, L (1, 7) OBP: 0.333, SLG: 0.200		0-0 CS 1B			0-0 3-1		0-0 FC			3	0	1	0	0	0	1
Larry Bowa, S (1, 6) OBP: 0.242, SLG: 0.242		4-0 FC5-4 BB			0-0 G3		0-0 3-1			2	0	0	0	1	0	1
Jody Davis, R (1, 2) OBP: 0.257, SLG: 0.346		0-0 FC5-4			0-0 5-3			0-0 F9		3	0	0	0	0	0	1
Dickie Noles, R (1, 1) OBP: 0.115, SLG: 0.160			0-3 K				0-0 E7 SF9		0-0 F9	1	0	0	0	0	1	0
Dan Briggs, L (6, PH) OBP: 0.132, SLG: 0.132										1	1	0	0	0	0	0
Lee Smith, R (7, 1)										0	0	0	0	0	0	0
Bob Molinaro, L (8, PH) OBP: 0.333, SLG: 0.200										1	0	0	0	0	0	0
Willie Hernandez, L (9, 1)										0	0	0	0	0	0	0


Inning Stats	R: 0	H: 0	E: 0	K: 0	S: 3	R: 0	H: 1	E: 0	K: 0	S: 3	R: 0	H: 0	E: 0	K: 2	S: 7	R: 0	H: 0	E: 0	K: 0	S: 3	R: 0	H: 0	E: 0	K: 0	S: 3	R: 1	H: 0	E: 1	K: 0	S: 4	R: 0	H: 0	E: 1	K: 1	S: 6	R: 0	H: 0	E: 0	K: 0	S: 3	R: 0	H: 0	E: 0	K: 0	S: 3	R: 0	H: 0	E: 0	K: 0	S: 3
	0	0	0	0	3	0	1	0	0	3	0	0	0	0	7	0	0	0	0	0	3	0	0	0	0	3	1	0	1	0	4	0	0	0	6	0	0	0	3	0	0	0	0	3	0	0	0	0	3	
	0	0	0	0	3	0	1	0	0	3	0	0	0	0	7	0	0	0	0	0	3	0	0	0	0	3	1	0	1	0	4	0	0	0	6	0	0	0	3	0	0	0	0	3	0	0	0	0	3	

BOTTOM

San Diego Padres @ Chicago Cubs
 Wrigley Field, Chicago, IL
 Wed Jun 02 1982, 3:33 AM CDT
 Att. 12,605 - Sunny - 59 F

livebaseballscorecards.com

AB	28
R	1
H	1
RBI	1
BB	2
SO	3
LOB	5



WP: 0	PA: 31
PB: 0	SB: 0
CS: 1	

PITCHER	IP	WLS	BF	H	R	ER	SO	BB	IBB	HBP	BLK	WP	HR	S	P	ERA	WHIP
Juan Eichelberger, R (1, 1) ERA: 3.98	9.0	W	31	1	1	0	3	2	0	0	0	0	0	35	43	0.00	0.333


Batter	1	2	3	4	5	6	7	8	9	AB R H RBI BB SO LOB	TOP											
Alan Wiggins, S (1, 7) OBP: 0.373, SLG: 0.356	0-0 6-3		0-3 K		0-0 SF8 BLK 1B	0-0 F7		0-0 F8		5 1 1 0 0 1 0												
Gene Richards, L (1, 3) OBP: 0.310, SLG: 0.315	0-0 4-3		4-0 BB		0-0 4-3 1-3 1B	0-0		0-0 F8		4 0 1 1 0 1 0 1												
Garry Templeton, S (1, 6) OBP: 0.282, SLG: 0.365	0-0 PB 2B		0-0 F8		0-0 SF8 3-H	0-0 4-3		0-0 5-3		4 0 1 1 0 0 2												
Ruppert Jones, L (1, 8) OBP: 0.453, SLG: 0.556	4-0 2-3 BB			0-0 4-3	4-0 S 1B BB			0-0 F8		3 1 0 0 2 1 0												
Sixto Lezcano, R (1, 9) OBP: 0.350, SLG: 0.458	0-3 K			0-0 HR 1B	0-0 1-H 2B 1B			4-0 FC4-6 BB		3 2 2 1 1 1 2												
Terry Kennedy, L (1, 2) OBP: 0.282, SLG: 0.429		0-0 4-3		0-0 HR 1-H	0-0 FC5 2B			0-0 FC4-6 1-2f		4 1 2 3 0 0 1												
Joe Lefebvre, L (1, 5) OBP: 0.263, SLG: 0.224		0-0 F9		0-0 G3	4-0 BB BB			0-0 5-3		3 0 0 0 1 0 1												
Tim Flannery, L (1, 4) OBP: 0.343, SLG: 0.406		0-0 F7		0-0 1B	0-0 FC5 2-3f			0-0 G3		4 0 1 0 0 0 2												
John Curtis, L (1, 1) OBP: 0.235, SLG: 0.353			0-0 6-3		0-3 K			0-3 K		3 0 0 0 0 2 1												
Floyd Chiffer, R (6, 1)										0 0 0 0 0 0 0												
Gary Lucas, L (6, 1)										1 0 0 0 0 1 0												
Inning Stats	R: 0 E: 0 K: 1 S: 6	H: 1 LOB: 2 BB: 1 P: 10	R: 0 E: 0 K: 0 S: 3	H: 0 LOB: 0 BB: 0 P: 3	R: 0 E: 0 K: 1 S: 5	H: 0 LOB: 1 BB: 1 P: 9	R: 2 E: 0 K: 1 S: 8	H: 3 LOB: 1 BB: 0 P: 8	R: 3 E: 0 K: 0 S: 6	H: 3 LOB: 2 BB: 2 P: 14	R: 0 E: 0 K: 1 S: 6	H: 1 LOB: 1 BB: 0 P: 6	R: 0 E: 0 K: 1 S: 5	H: 0 LOB: 1 BB: 1 P: 9	R: 0 E: 0 K: 1 S: 5	H: 0 LOB: 0 BB: 0 P: 5	R: 0 E: 0 K: 0 S: 3	H: 0 LOB: 0 BB: 0 P: 3	1B: 5 2B: 2 3B: 0 HR: 1	SF: 1 SAC: 0 DP: 0 HBP: 0	WP: 0 PB: 1 SB: 1 CS: 0	PA: 40
PITCHER	IP WLS BF H R ER SO BB IBB HBP BLK WP HR S P ERA WHIP																					
Rick Rhoden, R (1, 1) ERA: 6.94	7.0 L 34 8 5 5 5 5 5 0 0 0 0 0 1 39 59 6.43 1.857																					
Rod Scurry, L (8, 1) ERA: 2.52	2.0 6 0 0 0 0 1 0 0 0 0 0 0 0 8 8 0.00 0.000																					

San Diego Padres @ Pittsburgh Pirates
 Three Rivers Stadium, Pittsburgh, PA
 Fri Jun 04 1982, 7:05 PM EDT
 Att. 5,584 - Unknown

AB	34
R	5
H	8
RBI	5
BB	5
SO	6
LOB	10



Batter	1	2	3	4	5	6	7	8	9	AB	R	H	RBI	BB	SO	LOB
Omar Moreno, L OBP: 0.305, SLG: 0.321 (1, 8) X	0-0 G3 ①		0-0 G3 ①		0-0 4-3 ①		0-0 SH3-4 ①			3	0	0	0	0	0	0
Lee Lacy, R OBP: 0.386, SLG: 0.374 (1, 9) X	0-0 E6 ②		0-0 5-3 ②		0-0 5-3 ②		0-3 K ②			4	1	0	0	0	1	2
Bill Madlock, R OBP: 0.333, SLG: 0.418 (1, 5) X	0-0 F8 ③		0-0 P5 ③		0-0 F8 ③		0-3 K ③			4	0	0	0	0	1	3
Jason Thompson, L OBP: 0.445, SLG: 0.632 (1, 3) B B B	4-0 1B BB ③			0-0 G5-4-3 1B ③		4-0 BB G2-3 1B ③		0-0 6-3 ③		2	0	1	0	2	0	0
Tony Peña, R OBP: 0.286, SLG: 0.409 (1, 2) X	0-0 1B ③			0-0 G5-4-3 ③		0-0 BB 1B ③		0-3 K ③		4	0	2	1	0	1	1
Johnny Ray, S OBP: 0.357, SLG: 0.431 (1, 4) X		0-0 P4 ①		0-0 HR 1B ①		4-0 1-2 2-3 BB ①		0-0 F9 ③		3	1	1	0	1	0	0
Bill Robinson, R OBP: 0.318, SLG: 0.492 (1, 7) X		0-0 6-3 ②		0-0 HR ②		0-3 K ①		0-0 F8 ①		2	1	1	2	0	0	0
Mike Easler, L OBP: 0.372, SLG: 0.390 (6, PH)										1	0	0	0	0	1	3
Reggie Walton, R OBP: 0.313, SLG: 0.286 (9, PH)				1-H HR ③						1	0	0	0	0	0	0
Dale Berra, R OBP: 0.264, SLG: 0.291 (1, 6) X		0-0 2B ③		0-0 6-3 ③		0-0 G2-3 ③		0-0 F9 ②		4	0	1	0	0	0	3
Rick Rhoden, R OBP: 0.321, SLG: 0.769 (1, 1) X										3	1	2	1	0	0	1
Jim Smith, R OBP: 0.345, SLG: 0.360 (7, PR)										0	0	0	0	0	0	0
Rod Scurry, L OBP: 0.200, SLG: 0.200 (8, 1)										0	0	0	0	0	0	0
Willie Stargell, L OBP: 0.287, SLG: 0.192 (9, PH)							SH3-4 1B			1	0	0	0	0	1	0

BOTTOM	
San Diego Padres @ Pittsburgh Pirates Three Rivers Stadium, Pittsburgh, PA	
Fri Jun 04 1982, 7:05 PM EDT Att. 5,584 - Unknown	
AB	32
R	4
H	8
RBI	4
BB	3
SO	5
LOB	13
	

Inning Stats	R: 1	H: 1	E: 1	K: 0	S: 4	R: 0	H: 1	E: 0	K: 0	S: 4	R: 0	H: 0	E: 0	K: 0	S: 3	R: 2	H: 3	E: 0	K: 0	S: 5	R: 1	H: 1	E: 0	K: 0	S: 4	R: 0	H: 1	E: 0	K: 1	S: 5	R: 0	H: 0	E: 0	K: 1	S: 5	R: 0	H: 0	E: 0	K: 1	S: 5	R: 0	H: 0	E: 0	K: 1	S: 5
PITCHER	IP	WLS	BF	H	R	ER	SO	BB	IBB	HBP	BLK	WP	HR	S	P	ERA	WHIP																												
John Curtis, L ERA: 3.59 (1, 1)	5.0		22	6	4	3	0	2	0	0	0	0	2	20	28	5.40	1.600																												
Floyd Chiffer, R ERA: 2.37 (6, 1)	0.0		2	1	0	0	0	1	0	0	0	0	0	1	5	∞	∞																												
Gary Lucas, L ERA: 4.88 (6, 1)	4.0	S	12	1	0	0	5	0	0	0	0	0	0	22	22	0.00	0.250																												

Batter	1	2	3	4	5	6	7	8	9	AB R H RBI BB SO LOB	TOP						
Alan Wiggins, S OBP: 0.377, SLG: 0.356 (1, 7) ^H	1-0 G4-6-3 1B HBP		0-0 1B			0-0 6-3		0-0 6-3		3 0 1 0 0 0 1							
Gene Richards, L OBP: 0.316, SLG: 0.321 (1, 3) ^X	0-0 1-2 1B		0-0 F7			0-3 K			0-0 E S G6-2-3 1B	4 0 2 0 0 1 1							
Garry Templeton, S OBP: 0.286, SLG: 0.368 (1, 6) ^X	0-0 G4-6-3 1-2f 2-3 1B			0-0 FC6-4 1B		0-0 5-3			0-0 G6-2-3 BB 1B	4 0 2 0 0 0 2							
Ruppert Jones, L OBP: 0.449, SLG: 0.547 (1, 8) ^X	0-0 6-3			0-0 FC6-4 1-2f CS 1B		0-0 6-3			4-0 BB BB BB BB 1-2 G6-2-3 BB 1B	3 0 0 0 1 0 2							
Sixto Lezcano, R OBP: 0.343, SLG: 0.448 (1, 9)		0-3 K2-3		0-0 F8 1-2		0-0 F8			0-0 G6-2-3 1-2 2-3 3-Hf 4-0	4 0 0 0 0 1 4							
Terry Kennedy, L OBP: 0.286, SLG: 0.444 (1, 2)		0-3 K			0-0 HR	0-3 K			4-0 FC4-6 IBB	3 1 1 1 1 2 0							
Luis Salazar, R OBP: 0.237, SLG: 0.276 Joe Lefebvre, L OBP: 0.259, SLG: 0.220 (9, PH) (9, 5)		0-0 5-3			0-3 K	0-3 K			0-0 FC4-6 1-2f	3 0 0 0 0 1 0 1 0 0 0 0 0 3	AB 31 R 1 H 7 RBI 1 BB 2 SO 8 LOB 13						
Tim Flannery, L OBP: 0.328, SLG: 0.388 (1, 4)			0-3 K		0-0 F8	0-0 F8			0-0 F8	3 0 0 0 0 1 0							
Tim Lollar, L OBP: 0.375, SLG: 0.548 (1, 1)			0-3 K		0-3 K				0-0 1B	3 0 1 0 0 2 0							
Inning Stats	R: 0 E: 0 K: 0 S: 3 H: 1 LOB: 1 BB: 0 P: 4	R: 0 E: 0 K: 2 S: 7 H: 0 LOB: 0 BB: 0 P: 7	R: 0 E: 0 K: 2 S: 8 H: 1 LOB: 1 BB: 0 P: 8	R: 0 E: 0 K: 0 S: 3 H: 1 LOB: 0 BB: 0 P: 3	R: 1 E: 0 K: 2 S: 8 H: 1 LOB: 0 BB: 0 P: 8	R: 0 E: 0 K: 1 S: 5 H: 0 LOB: 0 BB: 0 P: 5	R: 0 E: 0 K: 1 S: 5 H: 0 LOB: 0 BB: 0 P: 5	R: 0 E: 0 K: 0 S: 4 H: 1 LOB: 1 BB: 0 P: 4	R: 0 E: 0 K: 0 S: 4 H: 2 LOB: 3 BB: 2 P: 12	1B: 6 2B: 0 3B: 0 HR: 1 SF: 0 SAC: 0 DP: 2 HBP: 1	WP: 0 PB: 0 SB: 1 CS: 1 PA: 34						
PITCHER	IP WLS BF H R ER SO BB IBB HBP BLK WP HR S P ERA WHIP																
John Candelaria, L ERA: 3.13 (1, 1)	8.0		28	5	1	1	8	0	0	1	0	0	1	43	44	1.12	0.625
Rod Scurry, L ERA: 2.52 (9, 1)	0.0		3	2	0	0	0	1	0	0	0	0	0	2	6	∞	∞
Kent Tekulve, R ERA: 1.45 (9, 1)	1.0	W	3	0	0	0	0	0	1	0	0	0	0	2	6	0.00	0.000

San Diego Padres @ Pittsburgh Pirates
Three Rivers Stadium, Pittsburgh, PA
Sun Jun 06 1982, 3:33 AM EDT
Att: 11,714 - Unknown

livebaseballscorecards.com



Batter	1	2	3	4	5	6	7	8	9	AB	R	H	RBI	BB	SO	LOB
Omar Moreno, L OBP: 0.300, SLG: 0.315 (1, 8)	0-0 F9		0-3 K			0-0 F9		0-0 F8		4	0	0	0	0	1	1
Lee Lacy, R OBP: 0.381, SLG: 0.369 (1, 9)	0-3 K		0-3 K			0-3 K			0-0 SH3 1B	4	1	1	0	0	3	0
Bill Madlock, R OBP: 0.333, SLG: 0.417 (1, 5)	0-0 1B			0-0 4-3		0-0 6-3			0-0 SH3 1-2	3	0	1	0	0	0	0
Jason Thompson, L OBP: 0.446, SLG: 0.627 (1, 3)	0-0 F8			0-0 WP 1B			0-0 4-1		4-0 1B IBB	3	0	1	0	1	0	1
Tony Peña, R OBP: 0.303, SLG: 0.411 (1, 2)		0-0 1B SF9 1B		0-0 F8 1-2			0-0 P5		0-0 1B 1-2 2-H	4	1	2	1	0	0	1
Johnny Ray, S OBP: 0.356, SLG: 0.429 (1, 4)		0-0 G6-4-3 1-3 1B		0-0 5-3			0-3 K			3	0	1	0	0	1	1
Bill Robinson, R OBP: 0.319, SLG: 0.508 (1, 7)		0-0 SF9		0-3 K				0-0 2B		2	0	1	1	0	1	0
Dale Berra, R OBP: 0.259, SLG: 0.285 (1, 6)		0-0 G6-4-3 1-2f		0-0 F9				0-3 K		3	0	0	0	0	1	2
John Candelaria, L OBP: 0.294, SLG: 0.353 (1, 1)			0-3 K		0-3 K			0-0 F7		2	0	0	0	0	2	0
Reggie Walton, R OBP: 0.294, SLG: 0.267 (8, PH)										1	0	0	0	0	0	1
Rod Scurry, L OBP: 0.200, SLG: 0.200 (9, 1)										0	0	0	0	0	0	0
Kent Tekulve, R (9, 1)										0	0	0	0	0	0	0


Inning Stats	R: 0	H: 1	E: 0	K: 1	S: 6	R: 1	H: 2	E: 0	K: 0	S: 4	R: 0	H: 0	E: 0	K: 3	S: 9	R: 0	H: 1	E: 0	K: 0	S: 4	R: 0	H: 0	E: 0	K: 2	S: 7	R: 0	H: 0	E: 0	K: 1	S: 5	R: 0	H: 1	E: 0	K: 1	S: 6	R: 1	H: 2	E: 0	K: 0	S: 3	1B: 6	SF: 1	2B: 1	3B: 0	HR: 0	
	LOB: 1	BB: 0	P: 6	LOB: 0	BB: 0	P: 4	LOB: 0	BB: 0	P: 9	LOB: 1	BB: 0	P: 4	LOB: 0	BB: 0	P: 7	LOB: 0	BB: 0	P: 5	LOB: 1	BB: 0	P: 6	LOB: 2	BB: 1	P: 7	SAC: 1	DP: 1	HBP: 0	WP: 1	PA: 32	ERA: 2.33	WLS: L	BF: 32	H: 7	R: 2	ER: 2	SO: 9	BB: 0	IBB: 1	HBP: 0	BLK: 0	WP: 1	HR: 0	S: 49	P: 53	ERA: 2.16	WHIP: 0.840

BOTTOM

San Diego Padres @ Pittsburgh Pirates
 Three Rivers Stadium, Pittsburgh, PA

Sun Jun 06 1982, 3:33 AM EDT
 Att. 11,714 - Unknown

AB	29
R	2
H	7
RBI	2
BB	1
SO	9
LOB	7



Batter	1	2	3	4	5	6	7	8	9	AB R H RBI BB SO LOB
--------	---	---	---	---	---	---	---	---	---	----------------------

Eddie Milner, L OBP: 0.317, SLG: 0.364 (1, 9) X	0-0 F9	0-0 4-3		0-3 K			0-0 F7		0-0 1-3	5 0 0 0 0 1 3
Ron Oester, S OBP: 0.309, SLG: 0.368 (1, 4) X	0-0 G6-4-3 1B		0-0 1B		0-0 F9		0-0 L4		0-0 2B 3-1 1B	5 1 3 0 0 0 0
Dave Concepcion, R OBP: 0.345, SLG: 0.396 (1, 6) X	0-0 G6-4-3 1-2f		0-0 1B		4-0 FC6-4 BB			0-0 F9	0-0 3-1 2B	4 0 2 0 1 0 1
Dan Driessen, L OBP: 0.403, SLG: 0.526 (1, 3) X		0-0 G3	0-0 F9		0-0 F8			0-0 E5 HR	0-0 3-1	5 1 0 1 0 0 4
Mike Vail, R OBP: 0.333, SLG: 0.519 (1, 7) X		0-0 6-3	0-3 K		0-0 FC6-4 1-2f			0-0 HR	0-3 K	5 1 1 2 0 2 4
Cesar Cedeno, R OBP: 0.363, SLG: 0.418 (1, 8) X		0-0 BB 1B E 1B	0-0 F9				0-0 G1-6-3 1B	0-0 6-3		4 1 2 0 0 0 2
Johnny Bench, R OBP: 0.298, SLG: 0.313 (1, 5) X		0-0 BB 1B E 1B		0-0 F7		0-0 F8		4-0 1B BB		3 1 1 0 1 0 1
Alex Trevino, R OBP: 0.352, SLG: 0.305 (1, 2) X		4-0 E 1-2 2-3 BB		0-0 1-3 1B		0-0 G1-6-3 1-2f		0-0 FC6 1B		3 0 2 0 1 0 1
Greg Harris, S OBP: 0.167, SLG: 0.167 (1, 1)		0-0 E3		0-0 1-3			0-0 6-3	0-0 FC6 1-2f		1 0 0 0 0 0 1
Charlie Leibrandt, R OBP: 0.300, SLG: 0.222 (3, 1)										1 0 0 0 0 0 1
Rafael Landestoy, S OBP: 0.299, SLG: 0.370 (7, PH)										1 0 0 0 0 0 0
Bob Shirley, R OBP: 0.590, SLG: 0.590 (7, 1)										0 0 0 0 0 0 0
Paul Householder, S OBP: 0.289, SLG: 0.301 (8, PH)										0 0 0 0 0 0 0
Larry Giltner, L OBP: 0.393, SLG: 0.411 (8, PH)										1 0 0 0 0 0 2
Joe Price, R (8, 1)										0 0 0 0 0 0 0

Cincinnati Reds @ San Diego Padres
Jack Murphy Stadium, San Diego, CA
 Mon Jun 07 1982, 10:05 PM EDT
 Att: 11,832 - Unknown

livebaseballscorecards.com

AB	38
R	5
H	11
RBI	3
BB	3
SO	3
LOB	20



Inning Stats	R: 0	H: 1	R: 2	H: 2	R: 0	H: 2	R: 0	H: 0	R: 0	H: 1	R: 0	H: 0	R: 2	H: 2	R: 1	H: 2
	E: 0	LOB: 0	E: 1	LOB: 2	E: 0	LOB: 2	E: 0	LOB: 1	E: 0	LOB: 0	E: 0	LOB: 0	E: 1	LOB: 2	E: 0	LOB: 1
	K: 0	BB: 0	K: 0	BB: 1	K: 1	BB: 0	K: 0	BB: 1	K: 0	BB: 0	K: 0	BB: 0	K: 0	BB: 1	K: 1	BB: 0
	S: 3	P: 3	S: 6	P: 10	S: 7	P: 7	S: 3	P: 7	S: 3	P: 3	S: 3	P: 3	S: 6	P: 10	S: 7	P: 7

PITCHER	IP	WLS	BF	H	R	ER	SO	BB	IBB	HBP	BLK	WP	HR	S	P	ERA	WHIP
Chris Welsh, L ERA: 4.37 (1, 1)	7.2	W	35	9	4	1	2	3	0	0	0	0	1	36	48	1.17	1.565
Eric Show, R ERA: 1.34 (8, 1)	0.2		4	2	1	1	0	0	0	0	0	0	0	4	4	13.50	3.000
Gary Lucas, L ERA: 4.82 (9, 1)	0.1		1	0	0	0	0	0	0	0	0	0	0	1	1	0.00	0.000
Luis DeLeon, R ERA: 2.15 (9, 1)	0.1	S	1	0	0	0	1	0	0	0	0	0	0	3	3	0.00	0.000

PITCHER	IP	WLS	BF	H	R	ER	SO	BB	IBB	HBP	BLK	WP	HR	S	P	ERA	WHIP

1B: 9	SF: 0	WP: 0	PA: 41
2B: 1	SAC: 0	PB: 0	
3B: 0	DP: 2	SB: 0	
HR: 1	HBP: 0	CS: 0	

Batter	1	2	3	4	5	6	7	8	9
Alan Wiggins, S OBP: 0.378, SLG: 0.358 (1, 7)	0-0 P5		0-0 1B 1B	0-0 1-3 S 1B		0-0 5-3		0-0 F8	
Gene Richards, L OBP: 0.314, SLG: 0.319 (1, 3)	0-0 6-3		0-0 1B 1B	0-0 1-3		0-0 4-3			
Garry Templeton, S OBP: 0.290, SLG: 0.371 (1, 6)	0-0 PO 1B		0-0 1B 2B 1B	0-0 5-3			0-3 K		
Ruppert Jones, L OBP: 0.450, SLG: 0.551 (1, 8)	0-0 PO 1-2	0-0 F8	0-0 2B E 1B 1-3 3-H	0-0 L4			0-0 2B		
Sixto Lezcano, R OBP: 0.351, SLG: 0.454 (1, 9)		4-0 BB	0-0 E7 1-H 3-H		0-0 F8		4-0 IBB		
Terry Kennedy, L OBP: 0.286, SLG: 0.437 (1, 2)		0-0 P6	0-0 BB 1B BB		0-0 F7		0-0 F3		
Luis Salazar, R OBP: 0.243, SLG: 0.293 (1, 5)		0-3 K	0-0 BB 1B 1-2		0-0 E4 3B		0-0 P4		
Tim Flannery, L OBP: 0.325, SLG: 0.371 (1, 4)			0-0 F7		0-0 F7			0-0 B2	
Chris Welsh, L OBP: 0.333, SLG: 0.357 (1, 1)			0-0 1B 1B			0-3 K		0-0 P4	
Eric Show, R (8, 1)									
Gary Lucas, L (9, 1)									
Luis DeLeon, R OBP: 0.200, SLG: 0.400 (9, 1)				0-0 L5					

Inning Stats	R: 0	H: 1	E: 0	LOB: 0	K: 0	P: 3	R: 0	H: 0	E: 0	LOB: 1	K: 1	P: 9	R: 5	H: 7	E: 1	LOB: 3	K: 0	P: 9	R: 0	H: 1	E: 0	LOB: 1	K: 0	P: 4	R: 1	H: 1	E: 1	LOB: 0	K: 0	P: 4	R: 0	H: 0	E: 0	LOB: 0	K: 1	P: 5	R: 0	H: 1	E: 0	LOB: 2	K: 1	P: 10	R: 0	H: 0	E: 0	LOB: 0	K: 0	P: 3
	3	3	0	0	0	0	0	0	0	0	0	0	0	0	0	0	0	0	0	0	0	0	0	0	0	0	0	0	0	0	0	0	0	0	0	0	0	0	0	0	0	0	0	0	0	0	0	0

PITCHER	IP	WLS	BF	H	R	ER	SO	BB	IBB	HBP	BLK	WP	HR	S	P	ERA	WHIP
Greg Harris, R ERA: 4.67 (1, 1)	2.1	L	13	6	5	5	1	1	0	0	0	0	0	14	18	19.29	3.000
Charlie Leibrandt, L ERA: 1.74 (3, 1)	3.2		16	4	1	0	1	2	0	0	0	0	0	16	24	0.00	1.636
Bob Shirley, L ERA: 5.09 (7, 1)	1.0		5	1	0	0	1	0	1	0	0	0	0	6	10	0.00	1.000
Joe Price, L ERA: 3.34 (8, 1)	1.0		3	0	0	0	0	0	0	0	0	0	0	3	3	0.00	0.000

BOTTOM

Cincinnati Reds @ San Diego Padres
Jack Murphy Stadium, San Diego, CA
 Mon Jun 07 1982, 10:05 PM EDT
 Att. 11,832 - Unknown

AB	R	H	RBI	BB	SO	LOB
5	1	2	0	0	0	0
4	1	1	0	0	0	1
4	1	2	2	0	1	1
4	1	2	1	0	0	1
2	0	1	1	2	0	0
3	0	0	0	1	0	3
4	1	2	0	0	1	3
3	0	0	0	1	0	0
3	1	1	0	0	1	3
1	0	0	0	0	0	0
0	0	0	0	0	0	0
0	0	0	0	0	0	0

AB	33
R	6
H	11
RBI	4
BB	4
SO	3
LOB	12



WP	PA
0	38

1B	SF	WP	PA
8	0	0	38
2B	SAC	PB	
2	0	0	
3B	DP	SB	
1	0	1	
HR	HBP	CS	
0	0	0	

Batter	1	2	3	4	5	6	7	8	9	AB	R	H	RBI	BB	SO	LOB	TOP	
Paul Householder, S OBP: 0.259, SLG: 0.289 (1, 9)	0-0 4-3			0-0 F7		0-0 F8		0-0 FC6-4		4	0	0	0	0	0	2		
Ron Oester, S OBP: 0.304, SLG: 0.362 (1, 4)	0-3 K			0-0 F7		0-3 K			0-0 G3	4	0	0	0	0	2	1		
Dave Concepcion, R OBP: 0.344, SLG: 0.393 (1, 6)	0-0 6-3			0-0 6-3			0-0 G6-4-3 1B		0-0 1-3	4	0	1	0	0	0	0		
Dan Driessen, L OBP: 0.400, SLG: 0.518 (1, 3)		0-0 F7			4-0 E S BB		0-0 L7		0-0 4-3	3	0	0	0	1	0	1		
Mike Vail, R OBP: 0.322, SLG: 0.500 (1, 7)	0-3 K			0-0 F9		0-0 G6-4-3				3	0	0	0	0	1	2		
Cesar Cedeno, R OBP: 0.357, SLG: 0.411 (1, 8)	0-3 K			0-0 F3				0-0 5-3		3	0	0	0	0	1	1		
Johnny Bench, R OBP: 0.299, SLG: 0.331 (1, 5)			0-0 F7		0-0 6-3			0-0 HR		3	1	1	1	0	0	1		
Alex Trevino, R OBP: 0.346, SLG: 0.299 (1, 2)		0-0 5-3				0-0 E6		0-3 K		3	0	0	0	0	1	0		
Bruce Berenyi, R OBP: 0.227, SLG: 0.318 (1, 1)			0-0 F5			0-3 K		0-0 FC6-4 1B		2	0	0	0	0	1	1		
Joe Price, R (7, 1)										0	0	0	0	0	0	0		
Larry Bliittner, L (8, PH) OBP: 0.369, SLG: 0.418										1	0	1	0	0	0	0		
Rafael Landestoy, S (8, PR) OBP: 0.286, SLG: 0.370										0	0	0	0	0	0	0		
Tom Hume, R (8, 1)										0	0	0	0	0	0	0		
Inning Stats	R: 0 E: 0 K: 1 S: 5	H: 0 LOB: 0 BB: 0 P: 5	R: 0 E: 0 K: 2 S: 7	H: 0 LOB: 0 BB: 0 P: 7	R: 0 E: 0 K: 0 S: 3	H: 0 LOB: 0 BB: 0 P: 3	R: 0 E: 0 K: 0 S: 3	H: 0 LOB: 0 BB: 0 P: 3	R: 0 E: 0 K: 0 S: 3	H: 1 LOB: 0 BB: 0 P: 3	R: 1 E: 0 K: 1 S: 7	H: 2 LOB: 1 BB: 0 P: 7	R: 0 E: 0 K: 0 S: 3	H: 0 LOB: 0 BB: 0 P: 3	1B: 2 2B: 0 3B: 0 HR: 1	SF: 0 SAC: 0 DP: 1 HBP: 0	WP: 0 PB: 0 SB: 1 CS: 0	PA: 31
PITCHER John Montefusco, R (1, 1) ERA: 3.68 Luis DeLeon, R (8, 1) ERA: 2.3	IP: 7.0 WLS: W BF: 23 H: 1 R: 0 ER: 0 SO: 5 BB: 1 IBB: 0 HBP: 0 BLK: 0 WP: 0 HR: 0 S: 32 P: 36 ERA: 0.00 WHIP: 0.286	IP: 2.0 WLS: S BF: 8 H: 2 R: 1 ER: 1 SO: 1 BB: 0 IBB: 0 HBP: 0 BLK: 0 WP: 0 HR: 1 S: 10 P: 10 ERA: 4.50 WHIP: 1.000	PITCHER IP WLS BF H R ER SO BB IBB HBP BLK WP HR S P ERA WHIP															

Cincinnati Reds @ San Diego Padres
 Jack Murphy Stadium, San Diego, CA
 Tue Jun 08 1982, 10:05 PM EDT
 Att. 13,111 - Unknown

livebaseballscorecards.com

AB	30
R	1
H	3
RBI	1
BB	1
SO	6
LOB	9



Batter	1	2	3	4	5	6	7	8	9	AB	R	H	RBI	BB	SO	LOB
Alan Wiggins, S OBP: 0.377, SLG: 0.357 (1, 7)	0-0 S 1B		0-0 SH1		0-0 4-3		0-0 6-3			3	1	1	0	0	0	2
Gene Richards, L OBP: 0.320, SLG: 0.314 (1, 3)	4-0 1B BB		4-0 FC3-6 BB		0-0 5-3		0-3 K			2	0	0	0	2	1	2
Garry Templeton, S OBP: 0.290, SLG: 0.373 (1, 6)	0-3 K		0-0 FC3-6 S 1-2f 2-3			0-0 1B 2B		0-0 1-3		4	1	1	0	0	1	4
Ruppert Jones, L OBP: 0.447, SLG: 0.544 (1, 8)	0-0 1-2 3-H 1B		0-3 K			0-3 K		0-0 1-3		4	0	1	1	0	2	3
Sixto Lezcano, R OBP: 0.354, SLG: 0.449 (1, 9)	0-0 G6-3 1-2f			4-0 CS BB		0-0 F8		4-0 2B BB		2	1	0	0	2	0	3
Terry Kennedy, L OBP: 0.290, SLG: 0.444 (1, 2)		0-0 F8		0-0 F8 1-2		0-0 1B		0-0 1B 2B		4	1	2	2	0	0	1
Luis Salazar, R OBP: 0.243, SLG: 0.292 (1, 5)		0-0 F8		0-3 K		0-0 L1		0-0 1B		4	0	1	1	0	1	1
Tim Flannery, L OBP: 0.346, SLG: 0.384 (1, 4)		0-0 L6			0-0 4-3 SH1-4 1B		0-0 SH5-4 1B		4-0 1-2 IBB	3	0	2	0	1	0	0
John Montefusco, R OBP: 0.167, SLG: 0.091 (1, 1)			0-3 K FC3-6 SH1		0-0 SH1-4		0-0 SH5-4		0-3 K	1	0	0	0	0	1	0
Joe Lefebvre, L OBP: 0.259, SLG: 0.220 (7, PH)										0	0	0	0	0	0	0
Luis DeLeon, R OBP: 0.167, SLG: 0.333 (8, 1)										1	0	0	0	0	1	2

Inning Stats	R: 1	H: 2	E: 0	K: 1	S: 6	LOB: 1	BB: 1	P: 10	R: 0	H: 0	E: 0	K: 0	S: 3	LOB: 0	BB: 0	P: 3	R: 0	H: 0	E: 0	K: 2	S: 8	LOB: 2	BB: 1	P: 12	R: 0	H: 0	E: 0	K: 1	S: 4	LOB: 0	BB: 0	P: 8	R: 0	H: 1	E: 0	K: 0	S: 4	LOB: 1	BB: 0	P: 4	R: 1	H: 2	E: 0	K: 1	S: 7	LOB: 1	BB: 0	P: 7	R: 0	H: 1	E: 0	K: 1	S: 6	LOB: 1	BB: 0	P: 6	R: 2	H: 2	E: 0	K: 1	S: 7	LOB: 2	BB: 2	P: 15
--------------	------	------	------	------	------	--------	-------	-------	------	------	------	------	------	--------	-------	------	------	------	------	------	------	--------	-------	-------	------	------	------	------	------	--------	-------	------	------	------	------	------	------	--------	-------	------	------	------	------	------	------	--------	-------	------	------	------	------	------	------	--------	-------	------	------	------	------	------	------	--------	-------	-------

PITCHER	IP	WLS	BF	H	R	ER	SO	BB	IBB	HBP	BLK	WP	HR	S	P	ERA	WHIP
Bruce Berenyi, R ERA: 3.91 (1, 1)	6.2	L	28	6	2	2	5	3	0	0	0	1	0	35	47	2.70	1.350
Joe Price, L ERA: 3.3 (7, 1)	0.1		1	0	0	0	1	0	0	0	0	0	0	3	3	0.00	0.000
Tom Hume, R ERA: 2.36 (8, 1)	1.0		7	2	2	2	1	1	1	0	0	0	0	7	15	18.00	3.000

BOTTOM

Cincinnati Reds @ San Diego Padres
Jack Murphy Stadium, San Diego, CA

Tue Jun 08 1982, 10:05 PM EDT
Att. 13,111 - Unknown

AB	28
R	4
H	8
RBI	4
BB	5
SO	7
LOB	18



WP	PA	ERA	WHIP
1	36		
0			
4			
1			

Batter	1	2	3	4	5	6	7	8	9	AB R H RBI BB SO LOB	TOP	
Paul Householder, S OBP: 0.257, SLG: 0.284 (1, 9) X	0-0 G3		0-0 1B		0-0 F8		0-3 K		0-0 F9	5 0 1 0 0 1 3		
Ron Oester, S OBP: 0.307, SLG: 0.361 (1, 4) X	0-0 P6		0-0 G3		4-0 BB		0-0 1B			3 0 1 1 1 0 1		
Dave Concepcion, R OBP: 0.342, SLG: 0.391 (1, 6) X	0-0 1B				0-0 G4-6-3		0-0 F9			4 0 1 0 0 0 4		
Dan Driessen, L OBP: 0.402, SLG: 0.513 (1, 3) X	0-0 5-3				4-0 HR		1-0 HBP		0-0 3-1	2 1 0 0 1 0 3		
Mike Vail, R OBP: 0.311, SLG: 0.483 Eddie Milner, L OBP: 0.316, SLG: 0.362 (1, 7) (7, 7)					0-3 K		0-0 5-3		0-0 6-3	3 0 0 0 0 2 2 1 0 0 0 0 0 0		
Cesar Cedeno, R OBP: 0.354, SLG: 0.424 (1, 8) X					0-0 HR		0-0 F9		0-0 6-3	4 1 1 2 0 0 1		
Johnny Bench, R OBP: 0.298, SLG: 0.347 (1, 5) X					0-0 HR		0-0 6-3		0-0 P6	4 1 1 1 0 0 1		
Mike O'Berry, R OBP: 0.365, SLG: 0.262 (1, 2) X					0-0 F8		4-0 1B		0-3 K	3 1 0 0 1 1 0		
Tom Seaver, R OBP: 0.286, SLG: 0.381 Joe Price, R Tom Hume, R (1, 1) (9, 1) (9, 1)					0-3 K		0-0 2B		0-3 K	4 0 2 0 0 2 0 0 0 0 0 0 0 0 0 0 0 0 0 0 0		
Inning Stats	R: 0 E: 0 K: 0 S: 4 H: 1 LOB: 1 BB: 0 P: 4	R: 0 E: 0 K: 1 S: 5 H: 0 LOB: 0 BB: 0 P: 5	R: 0 E: 0 K: 1 S: 6 H: 1 LOB: 1 BB: 0 P: 6	R: 3 E: 0 K: 1 S: 7 H: 2 LOB: 0 BB: 1 P: 11	R: 0 E: 0 K: 0 S: 3 H: 1 LOB: 1 BB: 1 P: 7	R: 0 E: 0 K: 0 S: 3 H: 0 LOB: 1 BB: 0 P: 4	R: 1 E: 0 K: 1 S: 7 H: 2 LOB: 2 BB: 1 P: 11	R: 0 E: 0 K: 0 S: 3 H: 0 LOB: 0 BB: 0 P: 3	R: 0 E: 0 K: 2 S: 7 H: 0 LOB: 0 BB: 0 P: 7	1B: 4 2B: 1 3B: 0 HR: 2 SF: 0 SAC: 0 DP: 1 HBP: 1	WP: 0 PB: 0 SB: 0 CS: 0 PA: 37	
PITCHER	IP WLS BF H R ER SO BB IBB HBP BLK WP HR S P ERA WHIP											
Juan Eichelberger, R ERA: 4.01 Floyd Chiffer, R ERA: 2.45 (1, 1) (7, 1)	6.0 L 25 5 3 3 3 2 0 1 0 0 2 28 37 4.50 1.167											
	3.0 12 2 1 1 3 1 0 0 0 0 0 17 21 3.00 1.000											

Cincinnati Reds @ San Diego Padres
 Jack Murphy Stadium, San Diego, CA
 Wed Jun 09 1982, 10:05 PM EDT
 Att. 15,355 - Unknown

livebaseballscorecards.com

AB	33
R	4
H	7
RBI	4
BB	3
SO	6
LOB	15



Batter	1	2	3	4	5	6	7	8	9	AB	R	H	RBI	BB	SO	LOB
Alan Wiggins, S OBP: 0.373, SLG: 0.353 (1, 7)	0-0 G3			0-0 5-3		0-0 E1 SF8 1B		0-0 F7		4	0	1	0	0	0	0
Gene Richards, L OBP: 0.313, SLG: 0.308 (1, 3) Floyd Chiffer, R (7, 1) Joe Lefebvre, L (9, PH) OBP: 0.271, SLG: 0.255	0-0 6-3			0-0 6-3		0-0 SF8			0-0 2B	2	0	0	1	0	0	0
Garry Templeton, S OBP: 0.294, SLG: 0.380 (1, 6)	0-0 F9			0-0 1B		0-0 G3			0-0 F8 1B 2B	4	1	2	1	0	0	1
Ruppert Jones, L OBP: 0.447, SLG: 0.538 (1, 8)		4-0 BB CS		0-3 K		4-0 BB G3			0-0 F8 2B	2	0	0	0	2	1	2
Sixto Lezcano, R OBP: 0.352, SLG: 0.444 (1, 9)		0-0 F7 1-2		0-0 5-3		0-0 F2			0-0 1B	4	0	1	1	0	0	2
Terry Kennedy, L OBP: 0.284, SLG: 0.434 (1, 2)		0-0 4-3		0-0 F8		0-0 G3			0-0 F8	4	0	0	0	0	0	2
Luis Salazar, R OBP: 0.238, SLG: 0.286 (1, 5)			0-0 5-3		0-0 P4		0-0 6-3		0-0 F7	4	0	0	0	0	0	2
Tim Flannery, L OBP: 0.333, SLG: 0.368 (1, 4)			0-0 4-3		0-3 K			0-0 F7		3	0	0	0	0	1	0
Juan Eichelberger, R OBP: 0.103, SLG: 0.143 (1, 1) Broderick Perkins, L (6, PH) OBP: 0.357, SLG: 0.342 (7, 3)			0-0 F8		0-0 E 1B SF8 1B			0-0 P6		1	0	0	0	0	0	0


Inning Stats	R: 0	H: 0	E: 0	K: 0	S: 3	R: 0	H: 0	E: 0	K: 0	S: 2	R: 0	H: 0	E: 0	K: 0	S: 3	R: 0	H: 1	E: 0	K: 1	S: 6	R: 0	H: 0	E: 0	K: 0	S: 3	R: 1	H: 2	E: 1	K: 1	S: 7	R: 0	H: 0	E: 0	K: 0	S: 3	R: 0	H: 3	E: 0	K: 0	S: 6	R: 2	H: 3	E: 0	K: 0	S: 6	1B: 4	SF: 1	2B: 2	SAC: 0	3B: 0	DP: 0	HR: 0	HBP: 0	WP: 0	PA: 34
PITCHER	IP	WLS	BF	H	R	ER	SO	BB	IBB	HBP	BLK	WP	HR	S	P	ERA	WHIP																																						
Tom Seaver, R (1, 1) ERA: 5.31	8.0		30	5	3	2	2	2	0	0	0	0	0	32	40	2.25	0.875																																						
Joe Price, L (9, 1) ERA: 3.23	0.2		3	1	0	0	0	0	0	0	0	0	0	3	3	0.00	1.500																																						
Tom Hume, R (9, 1) ERA: 2.34	0.1	S	1	0	0	0	0	0	0	0	0	0	0	1	1	0.00	0.000																																						

BOTTOM

Cincinnati Reds @ San Diego Padres
Jack Murphy Stadium, San Diego, CA

Wed Jun 09 1982, 10:05 PM EDT
Att. 15,355 - Unknown

AB	31
R	3
H	6
RBI	3
BB	2
SO	2
LOB	9



Batter	1	2	3	4	5	6	7	8	9	AB R H RBI BB SO LOB	TOP													
Dickie Thon, R OBP: 0.283, SLG: 0.294 (1, 6) X	0-0 5-3			X 0-0 6-3		X 0-0 5-3		X 0-0 5-3	X 0-0 5-3	4 0 0 0 0 0 0														
Tony Scott, S OBP: 0.293, SLG: 0.322 (1, 8) X	0-0 6-3			X 0-0 F7		X 0-0 6-3		X 0-0 6-3	X 0-0 6-3	3 0 0 0 0 0 0														
Ray Knight, R OBP: 0.345, SLG: 0.452 (1, 5) X	0-0 6-3			X 0-0 FC6-4 1B		X 0-0 4-3		X 0-0 4-3	X 0-0 4-3	3 0 1 0 0 0 0														
Phil Garner, R OBP: 0.302, SLG: 0.409 (1, 4) X		X 0-0 F7		X 0-0 FC6-4 1-2f		X 0-0 6-3		X 0-0 6-3	X 0-0 6-3	3 0 0 0 0 0 1														
Alan Knicely, R OBP: 0.289, SLG: 0.242 (1, 7) X		X 0-0 L7		X 0-0 FC4-6 1B		X 0-0 FC4-6 1B		X 0-0 F9	X 0-0 F9	3 0 1 0 0 0 0														
Terry Puhl, L OBP: 0.309, SLG: 0.362 (1, 9) S		X 0-3 K		X 0-0 FC4-6 G1-6-3 1-2f		X 0-0 FC4-6 G1-6-3 1-2f		X 0-0 F9	X 0-0 F9	3 0 0 0 0 1 1														
Danny Heep, L OBP: 0.301, SLG: 0.359 (1, 3) X			X 0-0 F7		X 0-0 G1-6-3 1-2f		X 0-0 G1-6-3		X 0-0 4-3	3 0 0 0 0 0 1														
Luis Pujols, R OBP: 0.324, SLG: 0.324 (1, 2) X			X 0-0 1-3		X 0-0 G1-6-3 1-2f		X 0-3 K		X 0-0 6-3	3 0 0 0 0 1 0														
Bob Knepper, L (1, 1) X			X 0-0 F7		X 0-0 F7		X 0-0 F8		X 0-0 F8	2 0 0 0 0 0 0														
Michael LaCoss, R (6, 1)										0 0 0 0 0 0 0														
Scott Loucks, R (9, PH)										1 0 0 0 0 0 0														
Inning Stats	R: 0 E: 0 K: 0 S: 3	H: 0 LOB: 0 BB: 0 P: 3	R: 0 E: 0 K: 1 S: 5	H: 0 LOB: 0 BB: 0 P: 5	R: 0 E: 0 K: 0 S: 3	H: 0 LOB: 0 BB: 0 P: 3	R: 0 E: 0 K: 0 S: 4	H: 1 LOB: 1 BB: 0 P: 4	R: 0 E: 0 K: 0 S: 3	H: 1 LOB: 0 BB: 0 P: 3	R: 0 E: 0 K: 1 S: 5	H: 0 LOB: 0 BB: 0 P: 5	R: 0 E: 0 K: 0 S: 3	H: 0 LOB: 0 BB: 0 P: 3	R: 0 E: 0 K: 0 S: 3	H: 0 LOB: 0 BB: 0 P: 3	R: 0 E: 0 K: 0 S: 3	H: 0 LOB: 0 BB: 0 P: 3	R: 0 E: 0 K: 0 S: 3	H: 0 LOB: 0 BB: 0 P: 3	1B: 2 2B: 0 3B: 0 HR: 0	SF: 0 SAC: 0 DP: 1 HBP: 0	WP: 0 PB: 0 SB: 0 CS: 0	PA: 28
PITCHER John Curtis, L (1, 1) ERA: 3.11	IP 9.0 WLS W BF 28 H 2 R 0 ER 0 SO 2 BB 0 IBB 0 HBP 0 BLK 0 WP 0 HR 0 S 32 P 32 ERA 0.00 WHIP 0.222																				PITCHER IP WLS BF H R ER SO BB IBB HBP BLK WP HR S P ERA WHIP			

Houston Astros @ San Diego Padres
Jack Murphy Stadium, San Diego, CA

Thu Jun 10 1982, 6:33 AM EDT
Att. 21,728 - Unknown

livebaseballscorecards.com

AB	28
R	0
H	2
RBI	0
BB	0
SO	2
LOB	3



Batter	1	2	3	4	5	6	7	8	9	AB	R	H	RBI	BB	SO	LOB
Alan Wiggins, S OBP: 0.369, SLG: 0.350 (1, 7)	0-0 6-3		0-0 S 1B		0-0 6-3	0-0 FC6-4 1-2f				4	0	1	1	0	0	3
Joe Pittman, R OBP: 0.143, SLG: 0.214 (1, 4)	0-0 1-3		0-0 6-3 1-2		0-0 1-3			0-0 6-3		4	0	0	0	0	0	1
Garry Templeton, S OBP: 0.297, SLG: 0.380 (1, 6)	0-0 F2			0-0 E 1B	0-0 4-3			4-0 S 1B BB		3	2	1	0	1	0	0
Ruppert Jones, L OBP: 0.444, SLG: 0.532 (1, 8)		0-3 K		0-0 E 1B		0-0 4-3		0-3 K		4	1	1	0	0	2	1
Sixto Lezcano, R OBP: 0.355, SLG: 0.461 (1, 9)		0-0 5-3		0-0 F8		0-0 HR		0-0 2-H 1B		4	1	2	2	0	0	2
Terry Kennedy, L OBP: 0.284, SLG: 0.435 (1, 2)		0-0 L4		0-0 E2 1-H 2-H 2B		0-0 F7		0-0 F7		4	0	1	2	0	0	1
Kurt Bevacqua, R OBP: 0.333, SLG: 0.241 (1, 3)			0-0 1-3	0-0 P4		0-0 1B WP 1B		0-0 F8		4	0	1	0	0	0	1
Luis Salazar, R OBP: 0.249, SLG: 0.294 (1, 5)			0-0 SH1-3 1B 2B	4-0 IBB		4-0 1B 1-2 IBB		0-0 6-3		2	1	1	0	2	0	0
John Curtis, L OBP: 0.250, SLG: 0.350 (1, 1)			0-0 SH1-3 2-3	0-3 K		0-0 FC6-4 1-2 2-3 1B		0-3 K		3	0	1	0	0	2	2

Inning Stats	R: 0	H: 0	E: 0	K: 0	S: 3	LOB: 0	BB: 0	P: 3	R: 0	H: 0	E: 0	K: 1	S: 5	LOB: 0	BB: 0	P: 5	R: 1	H: 2	E: 0	K: 0	S: 5	LOB: 1	BB: 0	P: 5	R: 2	H: 3	E: 1	K: 1	S: 8	LOB: 2	BB: 1	P: 12	R: 0	H: 0	E: 0	K: 0	S: 3	LOB: 0	BB: 0	P: 3	R: 1	H: 3	E: 0	K: 0	S: 6	LOB: 3	BB: 1	P: 10	R: 1	H: 1	E: 0	K: 1	S: 6	LOB: 1	BB: 1	P: 10	R: 0	H: 0	E: 0	K: 1	S: 5	LOB: 0	BB: 0	P: 5
1B: 6	SF: 0	2B: 2	SAC: 1	3B: 0	DP: 0	HR: 1	HBP: 0	WP: 1	PA: 36																																																							

PITCHER	IP	WLS	BF	H	R	ER	SO	BB	IBB	HBP	BLK	WP	HR	S	P	ERA	WHIP
Bob Knepper, L ERA: 4.9 (1, 1)	5.2	L	27	8	4	4	2	0	0	0	0	1	1	29	37	6.35	1.412
Michael LaCoss, R ERA: 3.19 (6, 1)	2.1		9	1	1	1	2	1	0	0	0	0	0	12	16	3.86	0.857


BOTTOM

Houston Astros @ San Diego Padres
Jack Murphy Stadium, San Diego, CA

Thu Jun 10 1982, 6:33 AM EDT
Att. 21,728 - Unknown

livebaseballscorecards.com

AB	32
R	5
H	9
RBI	5
BB	3
SO	4
LOB	11



Batter	1	2	3	4	5	6	7	8	9	AB R H RBI BB SO LOB	TOP											
Scott Loucks, R (1, 8) OBP: 0.111, SLG: 0.059	0-0 F9		0-0 F9		0-0 BLK 1B		0-0 F9			4 1 1 0 0 0 1	Houston Astros @ San Diego Padres Jack Murphy Stadium, San Diego, CA Fri Jun 11 1982, 10:05 PM EDT Att: 18,744 - Unknown											
Tony Scott, S (1, 7) OBP: 0.287, SLG: 0.316	0-0 E6		0-0 F8		0-0 F9		0-0 G1-6-3			4 0 0 0 0 0 2												
Ray Knight, R (1, 3) OBP: 0.343, SLG: 0.448	0-0 F9		0-0 FC6-4 1B		0-3 K			0-0 5-3		4 0 1 0 0 1 2												
Phil Garner, R (1, 4) OBP: 0.301, SLG: 0.406	0-3 K		0-0 FC6-4		0-0 E S 1B			0-0 6-3		4 0 1 1 0 1 2												
Alan Knicely, R (1, 9) OBP: 0.310, SLG: 0.250		4-0 FC6-4 BB		0-0 SH1-3 E 1B		0-0 F8		0-0 F9		3 1 1 0 1 0 1												
Dickie Thon, R (1, 5) OBP: 0.271, SLG: 0.281		0-0 FC6-4 S 1-2f		0-0 F8		0-3 K		0-0 5-3		4 0 0 0 0 1 2												
Kiko Garcia, R (1, 6) OBP: 0.237, SLG: 0.345		0-3 K		0-0 SH1-3		0-3 K		0-0 4-3		3 0 0 0 0 2 1												
Luis Pujols, R (1, 2) OBP: 0.341, SLG: 0.324		4-0		0-0 E5		0-0 F9		0-0		3 0 1 0 1 0 0												
Don Sutton, R (1, 1) OBP: 0.250, SLG: 0.226		0-3 K		0-0 4-3			0-0	0-0 1-3		3 0 1 0 0 1 3												
Danny Boone, L (7, 1) OBP: 0.200, SLG: 0.400										0 0 0 0 0 0 0												
Frank LaCorte, R (8, 1)										0 0 0 0 0 0 0												
Alan Ashby, S (9, PH) OBP: 0.326, SLG: 0.441							0-0 G1-6-3 1B			1 0 0 0 0 0 1												
Inning Stats	R: 0 E: 1 K: 1 S: 6	H: 0 LOB: 1 BB: 0 P: 6	R: 0 E: 0 K: 2 S: 7	H: 0 LOB: 2 BB: 2 P: 15	R: 0 E: 0 K: 0 S: 4	H: 1 LOB: 1 BB: 0 P: 4	R: 1 E: 1 K: 0 S: 5	H: 1 LOB: 1 BB: 0 P: 5	R: 1 E: 0 K: 1 S: 7	H: 2 LOB: 1 BB: 0 P: 7	R: 0 E: 0 K: 2 S: 7	H: 0 LOB: 0 BB: 0 P: 7	R: 0 E: 0 K: 0 S: 3	H: 1 LOB: 0 BB: 0 P: 3	R: 0 E: 0 K: 0 S: 3	H: 0 LOB: 0 BB: 0 P: 3	R: 0 E: 0 K: 0 S: 4	H: 1 LOB: 1 BB: 0 P: 4	1B: 6 2B: 0 3B: 0 HR: 0	SF: 0 SAC: 1 DP: 1 HBP: 0	WP: 0 PB: 0 SB: 2 CS: 0	PA: 36
PITCHER	IP WLS BF H R ER SO BB IBB HBP BLK WP HR S P ERA WHIP																					
Tim Lollar, L (1, 1) ERA: 2.23	8.0 W 32 5 2 1 6 2 0 0 0 0 0 0 42 50 1.12 0.875																					
Gary Lucas, L (9, 1) ERA: 4.66	1.0 4 1 0 0 0 0 0 0 0 0 0 0 4 4 0.00 1.000																					

livebaseballscorecards.com

AB	33
R	2
H	6
RBI	1
BB	2
SO	6
LOB	15



Batter	1	2	3	4	5	6	7	8	9	AB	R	H	RBI	BB	SO	LOB
Alan Wiggins, S OBP: 0.358, SLG: 0.339 (1, 7)	0-0 P6			0-0 6-3	0-0 F7		0-0 5-3			4	0	0	0	0	0	1
Gene Richards, L OBP: 0.311, SLG: 0.315 (1, 3)	0-0 6-3			0-0 G3		0-0 6-3		0-0 2B		4	0	1	0	0	0	0
Garry Templeton, S OBP: 0.292, SLG: 0.373 (1, 6)	0-0 F7			0-3 K		0-3 K		0-0 F7		4	0	0	0	0	2	0
Ruppert Jones, L OBP: 0.436, SLG: 0.521 (1, 8)			0-3 K		0-0 6-3		0-0 F8		0-3 K	4	0	0	0	0	2	0
Sixto Lezcano, R OBP: 0.364, SLG: 0.461 (1, 9)			4-0 BB		4-0 HR		4-0 2B		4-0 1B	0	2	0	0	3	0	0
Terry Kennedy, L OBP: 0.289, SLG: 0.444 (1, 2)			0-0 G3-6-3		0-0 HR		0-0 SF8		0-0 1B	3	2	2	0	0	0	1
Luis Salazar, R OBP: 0.260, SLG: 0.322 (1, 5)				0-0 F8		0-0 HR		0-0 1B		3	2	3	4	0	0	0
Tim Flannery, L OBP: 0.337, SLG: 0.364 (1, 4)				0-0 F8		4-0 BB		0-0 SF8		1	0	0	0	1	0	1
Kurt Bevacqua, R OBP: 0.324, SLG: 0.241 (7, PH)				1-3				3-H		0	0	0	1	0	0	0
Joe Pittman, R OBP: 0.143, SLG: 0.214 (8, 4)								3-H		0	0	0	0	0	0	0
Tim Lollar, L OBP: 0.371, SLG: 0.529 (1, 1)			0-3 K		0-3 K			0-0 1B		3	0	1	1	0	2	2
Gary Lucas, L (9, 1)								1-H		0	0	0	0	0	0	0

Inning Stats	R: 0	H: 0	E: 0	K: 0	S: 3	R: 0	H: 0	E: 0	K: 1	S: 4	R: 0	H: 1	E: 0	K: 1	S: 5	R: 0	H: 0	E: 0	K: 1	S: 5	R: 3	H: 2	E: 0	K: 1	S: 7	R: 0	H: 0	E: 0	K: 1	S: 5	R: 3	H: 3	E: 0	K: 0	S: 5	R: 0	H: 1	E: 0	K: 1	S: 5	
	0	0	0	0	3	0	0	0	1	4	0	1	0	1	5	0	0	0	1	1	5	3	2	0	1	7	0	0	0	1	5	3	3	0	9	0	1	5	0	1	5

PITCHER	IP	WLS	BF	H	R	ER	SO	BB	IBB	HBP	BLK	WP	HR	S	P	ERA	WHIP
Don Sutton, R ERA: 3.38 (1, 1)	6.0	L	25	5	6	6	5	4	0	0	0	0	1	31	47	9.00	1.500
Danny Boone, L ERA: 5.89 (7, 1)	1.0		3	1	0	0	0	0	0	0	0	0	0	3	3	0.00	1.000
Frank LaCorte, R ERA: 5.06 (8, 1)	1.0		3	1	0	0	1	0	0	0	0	0	0	5	5	0.00	1.000


BOTTOM

Houston Astros @ San Diego Padres
Jack Murphy Stadium, San Diego, CA

Fri Jun 11 1982, 10:05 PM EDT
Att. 18,744 - Unknown

livebaseballscorecards.com

AB	26
R	6
H	7
RBI	6
BB	4
SO	6
LOB	5



WP: 0	PA: 31
PB: 0	
SB: 1	
CS: 1	

Batter	1	2	3	4	5	6	7	8	9	AB R H RBI BB SO LOB	TOP
Dickie Thon, R OBP: 0.260, SLG: 0.269 (1, 5) X	0-0 F7			X 0-0 F8		X 0-0 1-3		X 0-0 4-3		4 0 0 0 0 0 0	
Tony Scott, S OBP: 0.281, SLG: 0.309 (1, 8) X	0-0 5-3			X 0-0 6-3		X 0-0 5-3		X 0-0 F7		4 0 0 0 0 0 0	
Ray Knight, R OBP: 0.346, SLG: 0.449 (1, 3) X	0-0 F9			X 0-0 BB 1B		X 0-0 1B		X 0-0 F8		4 0 2 0 0 0 0	
Jose Cruz, L OBP: 0.326, SLG: 0.377 (1, 7)		X 0-0 L4		B B B B 4-0 BB 1-2		X 0-0 3-4-1		X 0-0 1B		3 0 1 0 1 0 1	
Phil Garner, R OBP: 0.296, SLG: 0.399 (1, 4) X		X 0-0 F9		X 0-0 1-4-3		X 0-0 1-3		X 0-0 P6		4 0 0 0 0 0 3	
Alan Knicely, R OBP: 0.283, SLG: 0.225 (1, 9) X		X 0-0 6-3		X 0-0 5-3		X 0-0 F9		X 0-0 2-3		4 0 0 0 0 0 1	
Luis Pujols, R OBP: 0.341, SLG: 0.325 (1, 2) S S S S			X 0-3 K	X 0-0 F8		X 0-0 1B				3 0 1 0 0 1 0	
Craig Reynolds, L OBP: 0.304, SLG: 0.311 (1, 6) X			X 0-0 G3	B B B B 4-0 FC6-4 BB		X 0-3 K				2 0 0 0 1 1 1	
Vern Ruhle, R OBP: 0.267, SLG: 0.154 (1, 1) S S S S			X 0-3 K	X 0-0 FC6-4 1-2f				X 0-3 K		2 0 0 0 0 1 1	
Scott Loucks, R OBP: 0.105, SLG: 0.056 (8, PH)										1 0 0 0 0 1 0	
George Cappuzzello, R (8, 1)										0 0 0 0 0 0 0	
Inning Stats	R: 0 H: 0 E: 0 LOB: 0 K: 0 BB: 0 S: 3 P: 3	R: 0 H: 0 E: 0 LOB: 0 K: 0 BB: 0 S: 3 P: 3	R: 0 H: 0 E: 0 LOB: 0 K: 2 BB: 0 S: 7 P: 7	R: 0 H: 1 E: 0 LOB: 2 K: 0 BB: 1 S: 4 P: 8	R: 0 H: 0 E: 0 LOB: 1 K: 0 BB: 1 S: 3 P: 7	R: 0 H: 1 E: 0 LOB: 1 K: 0 BB: 0 S: 4 P: 4	R: 0 H: 1 E: 0 LOB: 1 K: 1 BB: 0 S: 6 P: 6	R: 0 H: 0 E: 0 LOB: 0 K: 1 BB: 0 S: 5 P: 5	R: 0 H: 1 E: 0 LOB: 1 K: 0 BB: 0 S: 4 P: 4	1B: 4 SF: 0 2B: 0 SAC: 0 3B: 0 DP: 0 HR: 0 HBP: 0	WP: 0 PA: 33 PB: 0 SB: 0 CS: 0
PITCHER Chris Welsh, L (1, 1) ERA: 3.64	IP WLS BF H R ER SO BB IBB HBP BLK WP HR S P ERA WHIP										
	9.0 W 33 4 0 0 4 2 0 0 0 0 0 0 39 47 0.00 0.667										

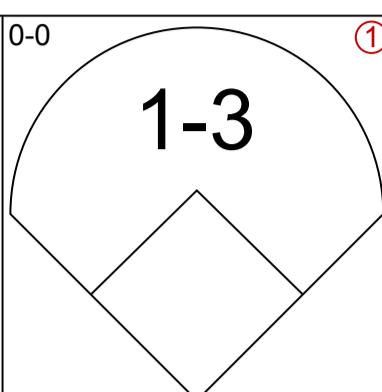
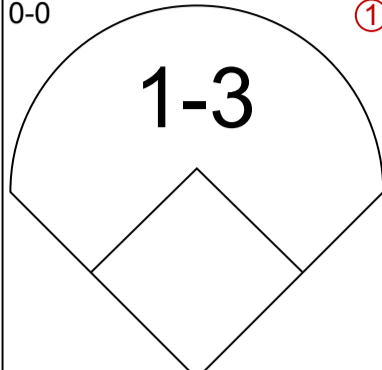
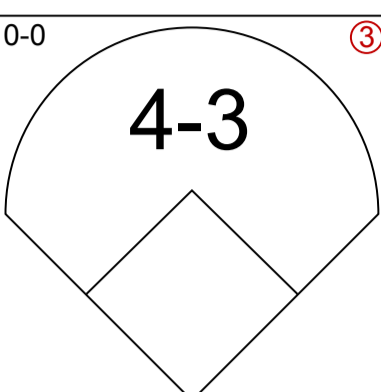
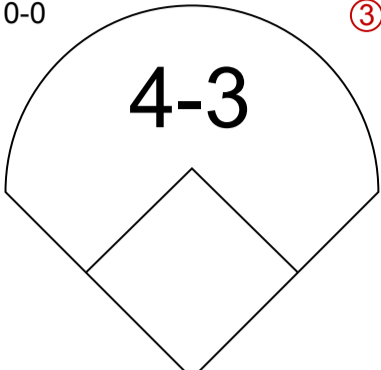
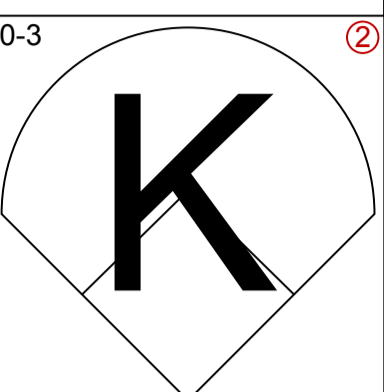
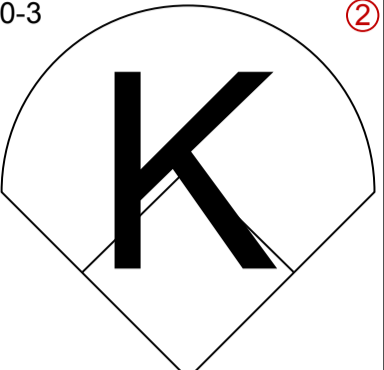
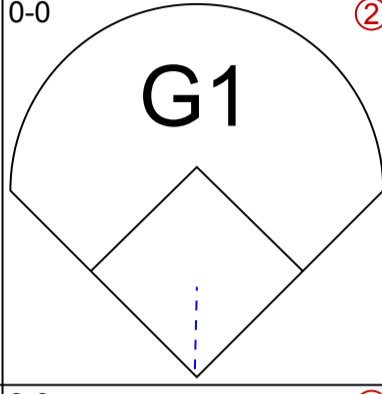
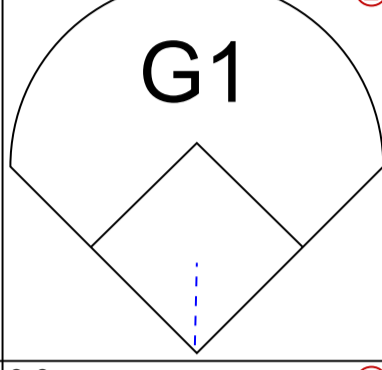
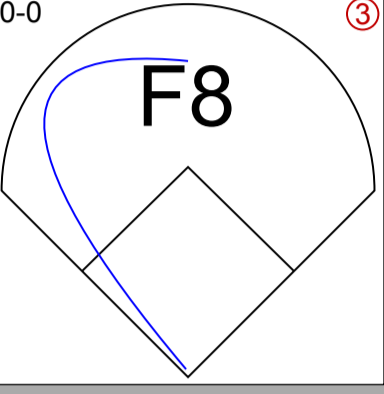
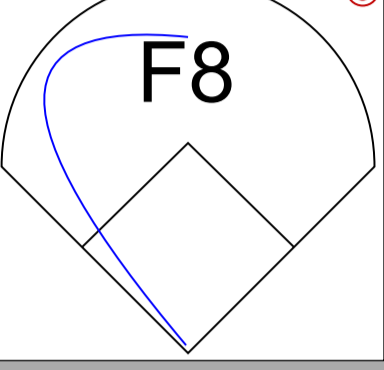
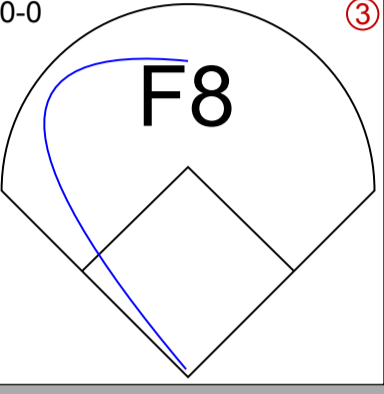
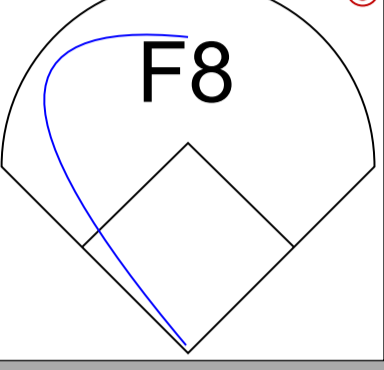
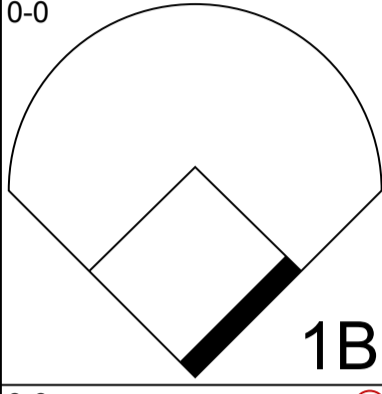
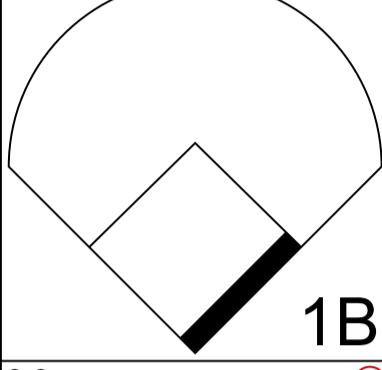
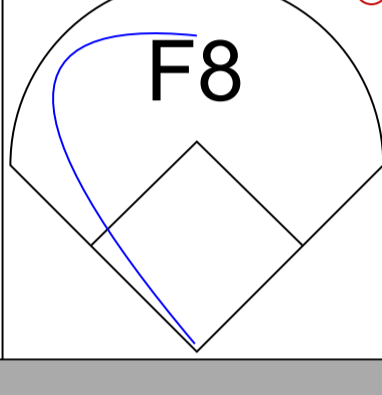
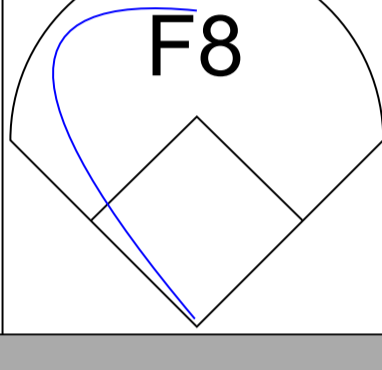
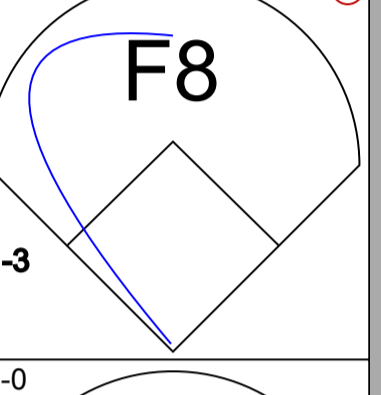
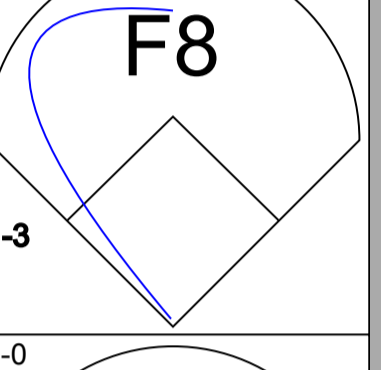
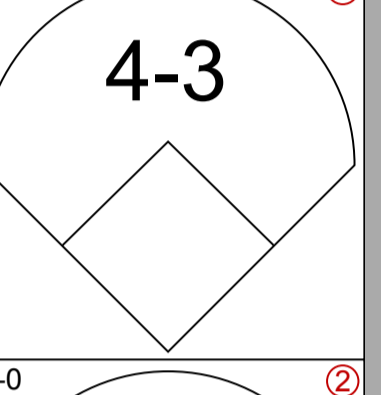
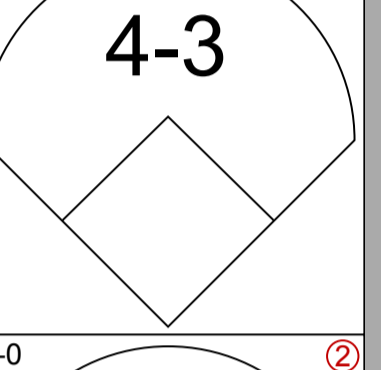
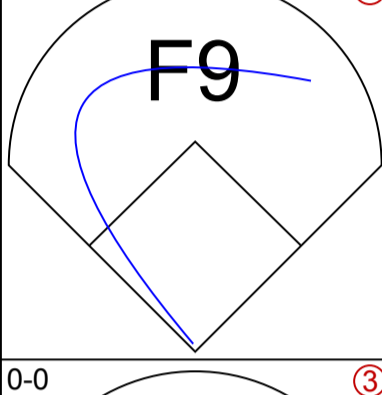
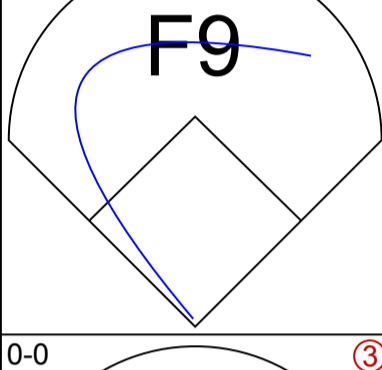
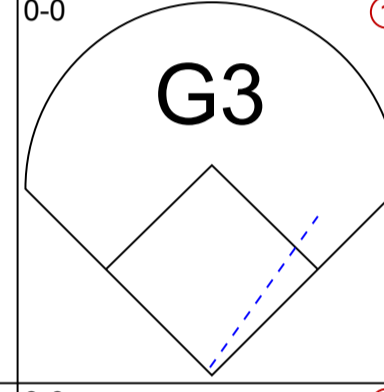
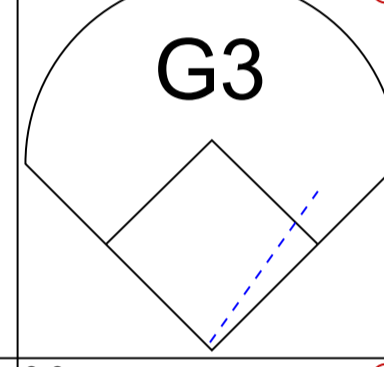
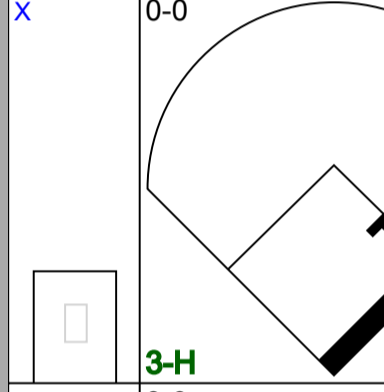
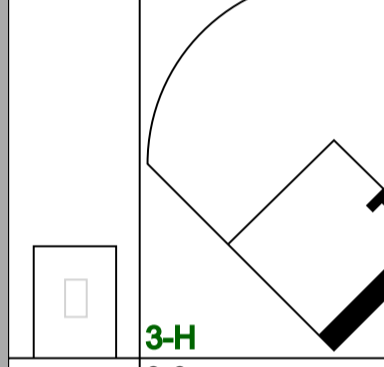
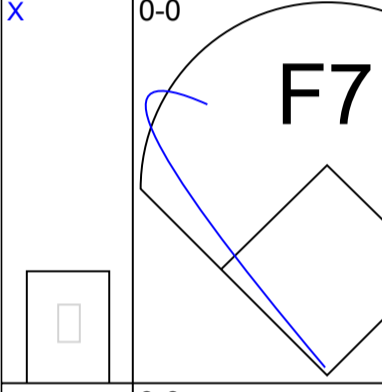
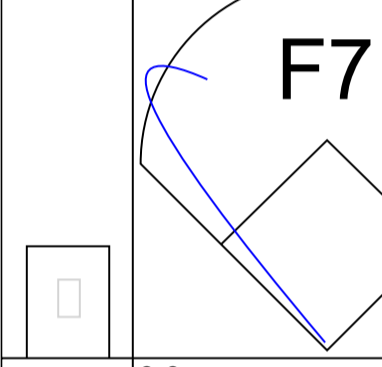
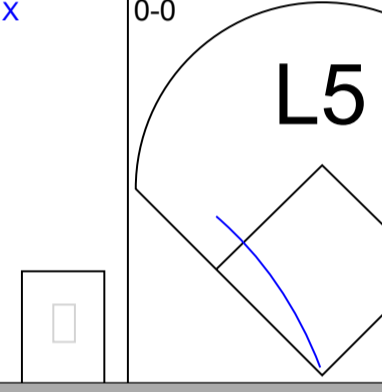
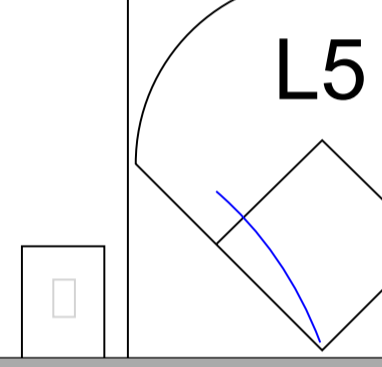
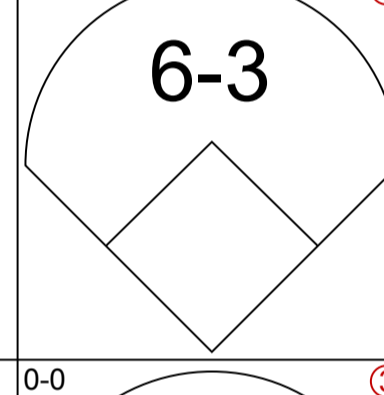
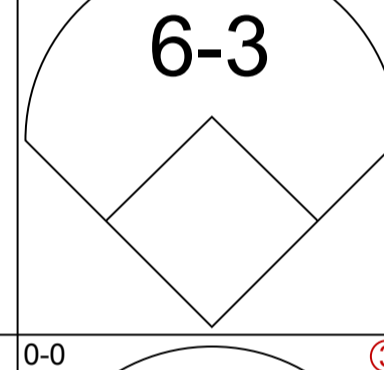
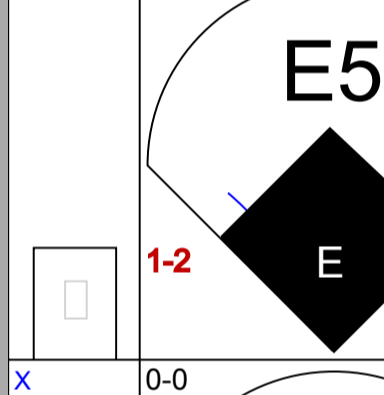
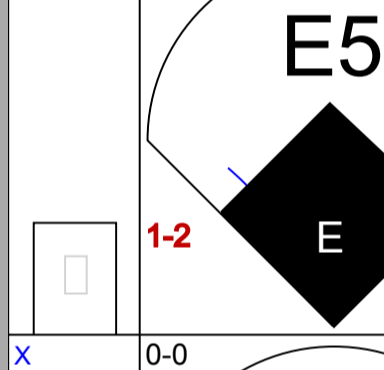
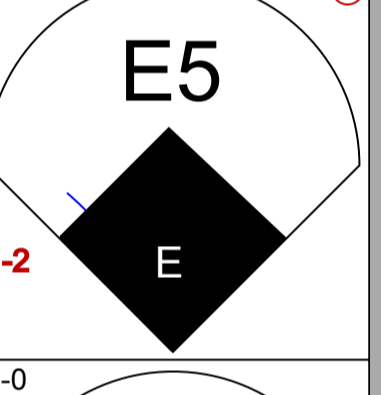
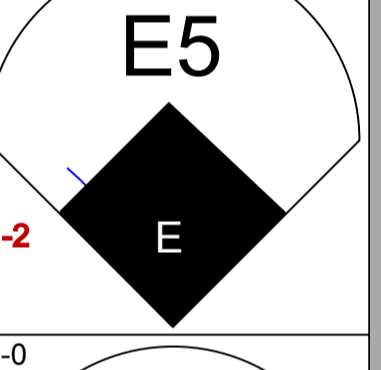
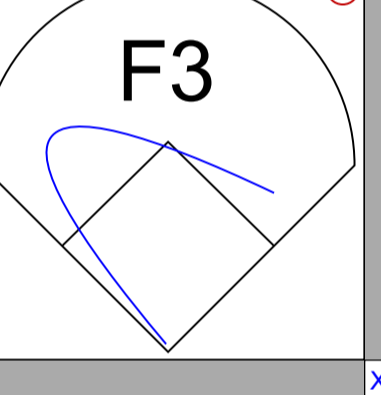
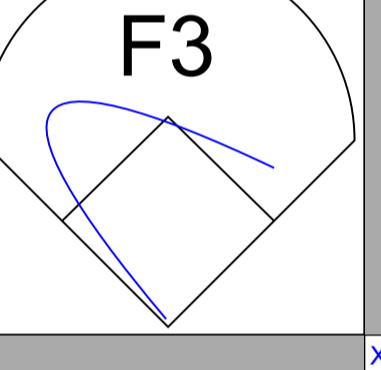
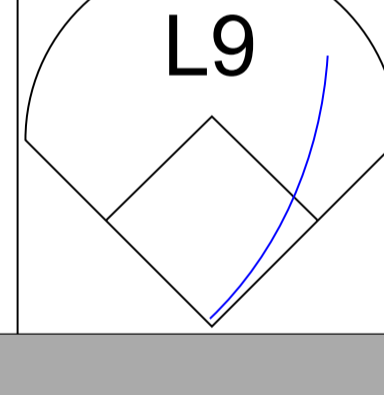
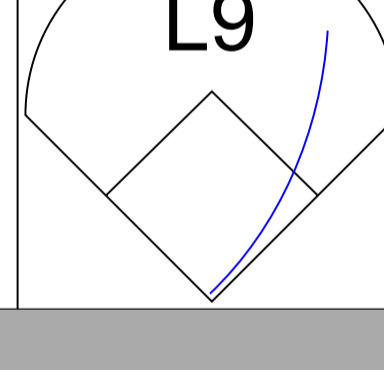
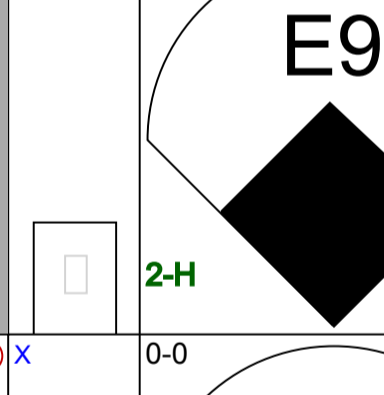
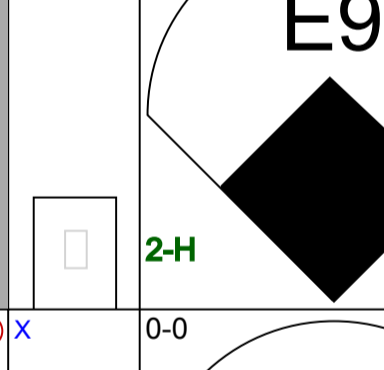
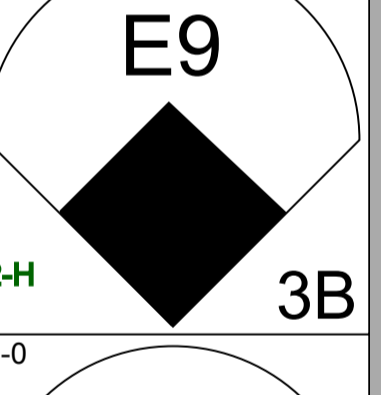
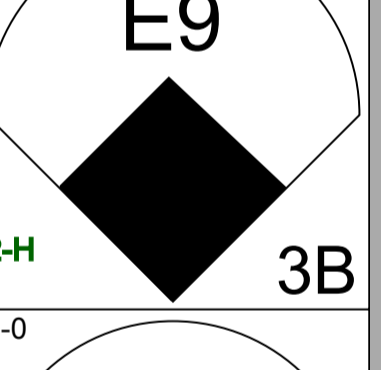
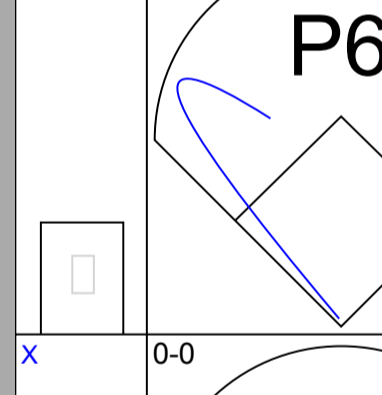
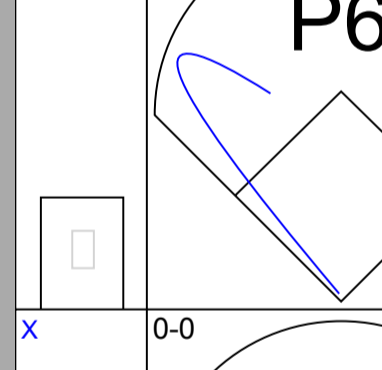
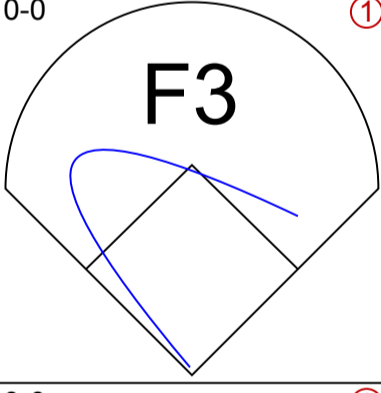
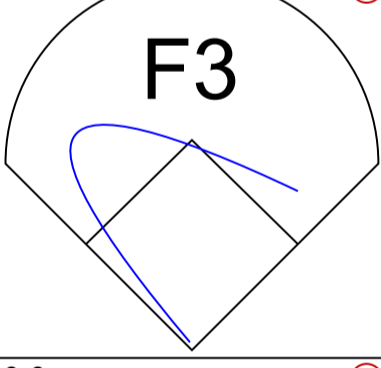
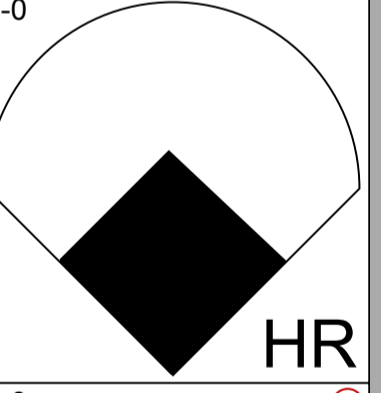
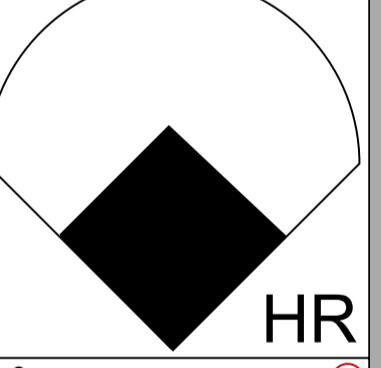
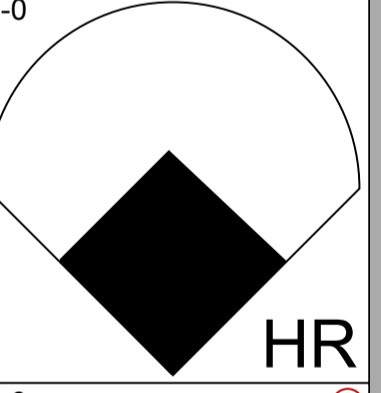
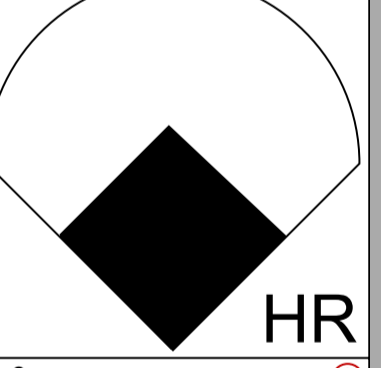
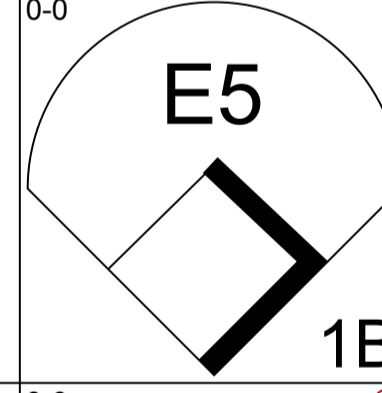
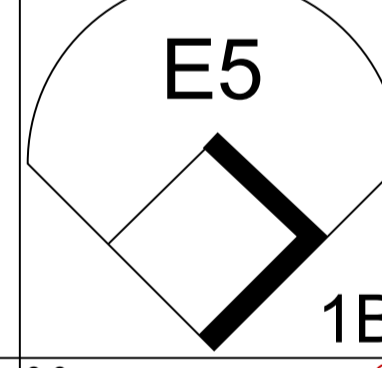
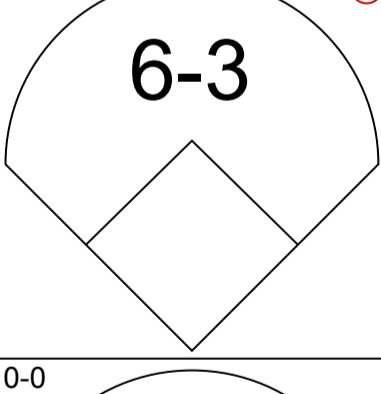
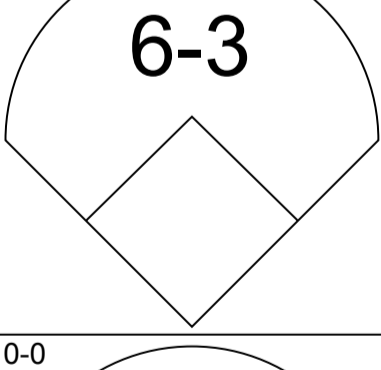
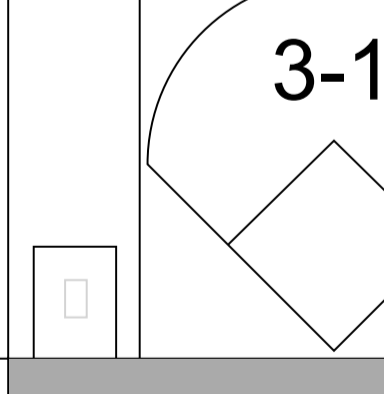
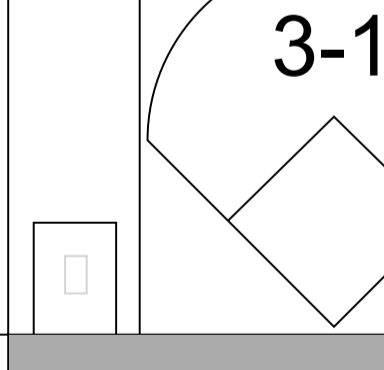
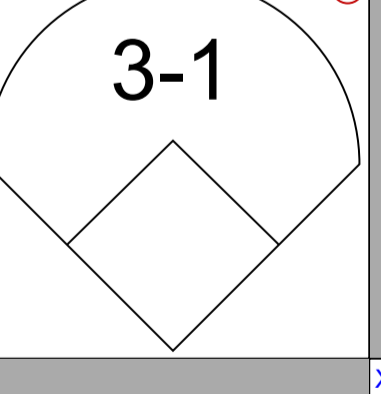
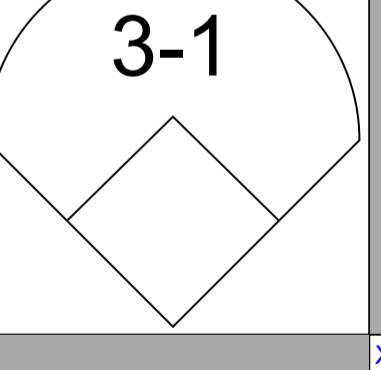
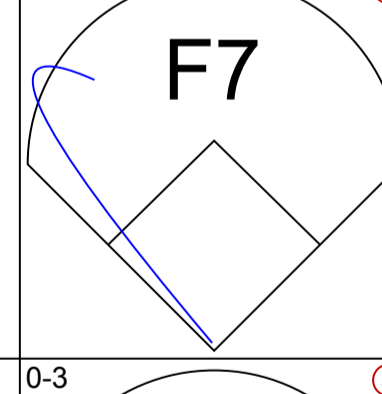
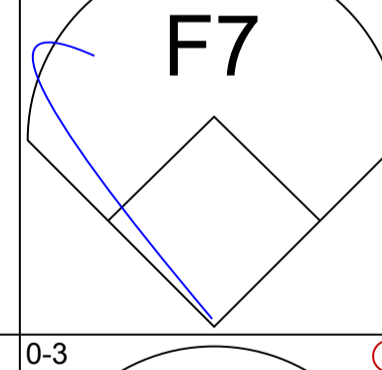
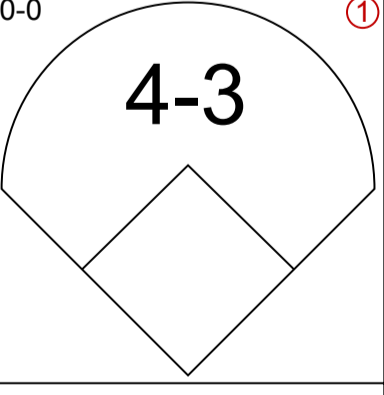
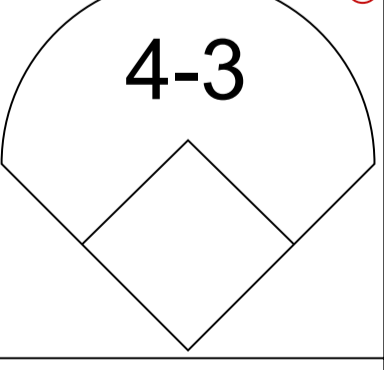
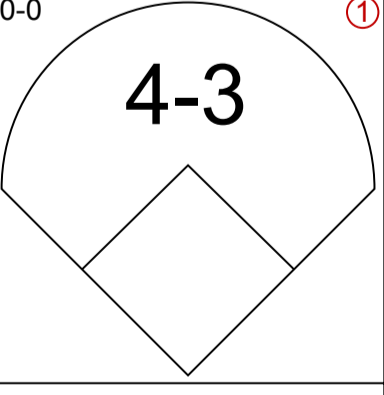
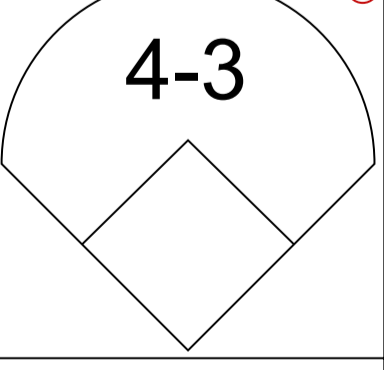
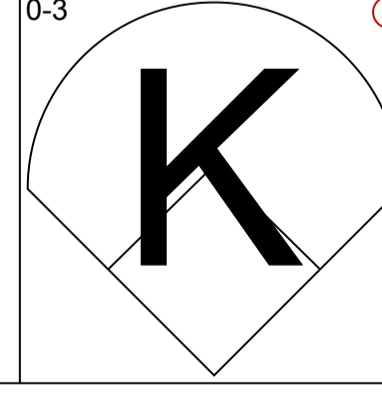
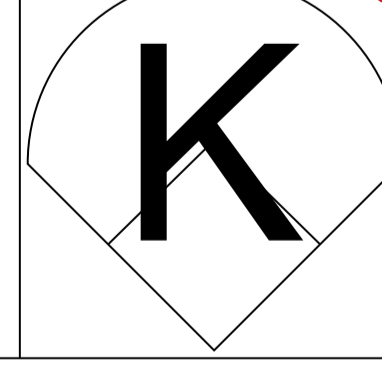
Houston Astros @ San Diego Padres
Jack Murphy Stadium, San Diego, CA

Sat Jun 12 1982, 10:05 PM EDT
Att: 29,557 - Unknown

livebaseballscorecards.com

AB 31
R 0
H 4
RBI 0
BB 2
SO 4
LOB 7



Batter	1	2	3	4	5	6	7	8	9	AB	R	H	RBI	BB	SO	LOB	BOTTOM																				
Alan Wiggins, S <small>OBP: 0.348, SLG: 0.328</small> (1, 7)  			4-3  			K  				4	0	0	0	0	0	2	1	Houston Astros @ San Diego Padres Jack Murphy Stadium, San Diego, CA <small>Sat Jun 12 1982, 10:05 PM EDT Att. 29,557 - Unknown</small>																			
Gene Richards, L <small>OBP: 0.316, SLG: 0.315</small> (1, 3)  			F8  			F8  				1B  	4	0	0	0	1	0	0				<table><tr><td>AB</td><td>30</td></tr><tr><td>R</td><td>4</td></tr><tr><td>H</td><td>6</td></tr><tr><td>RBI</td><td>3</td></tr><tr><td>BB</td><td>1</td></tr><tr><td>SO</td><td>3</td></tr><tr><td>LOB</td><td>7</td></tr></table>			AB	30	R	4	H	6	RBI	3	BB	1	SO	3	LOB	7
AB			30																																		
R			4																																		
H			6																																		
RBI			3																																		
BB			1																																		
SO			3																																		
LOB	7																																				
Garry Templeton, S <small>OBP: 0.287, SLG: 0.366</small> (1, 6)  	F8  	4-3  	F9  	4	0	0	0	0	0	2	<table><tr><td>1B:</td><td>3</td><td>SF:</td><td>0</td></tr><tr><td>2B:</td><td>1</td><td>SAC:</td><td>0</td></tr><tr><td>3B:</td><td>1</td><td>DP:</td><td>0</td></tr><tr><td>HR:</td><td>1</td><td>HBP:</td><td>0</td></tr></table>			1B:	3	SF:	0	2B:	1	SAC:	0	3B:	1	DP:	0	HR:	1	HBP:	0								
1B:	3	SF:	0																																		
2B:	1	SAC:	0																																		
3B:	1	DP:	0																																		
HR:	1	HBP:	0																																		
Ruppert Jones, L <small>OBP: 0.433, SLG: 0.515</small> (1, 8)  	G3  	F7  	L5  	4	0	1	1	0	0	1				<table><tr><td>WP:</td><td>0</td><td>PA:</td><td>31</td></tr><tr><td>PB:</td><td>0</td><td>SB:</td><td>1</td></tr><tr><td>CS:</td><td>1</td><td></td><td></td></tr></table>			WP:	0	PA:	31	PB:	0	SB:	1	CS:	1											
WP:	0	PA:	31																																		
PB:	0	SB:	1																																		
CS:	1																																				
Sixto Lezcano, R <small>OBP: 0.359, SLG: 0.454</small> (1, 9)  	6-3  	E5  	F3  	3	1	0	0	0	0	1	<table><tr><td>1B:</td><td>3</td><td>SF:</td><td>0</td></tr><tr><td>2B:</td><td>1</td><td>SAC:</td><td>0</td></tr><tr><td>3B:</td><td>1</td><td>DP:</td><td>0</td></tr><tr><td>HR:</td><td>1</td><td>HBP:</td><td>0</td></tr></table>						1B:	3	SF:	0	2B:	1	SAC:	0	3B:	1	DP:	0	HR:	1	HBP:	0					
1B:	3	SF:	0																																		
2B:	1	SAC:	0																																		
3B:	1	DP:	0																																		
HR:	1	HBP:	0																																		
Terry Kennedy, L <small>OBP: 0.290, SLG: 0.453</small> (1, 2)  	L9  	E9  	P6  	3	1	1	1	0	0	0				<table><tr><td>WP:</td><td>0</td><td>PA:</td><td>31</td></tr><tr><td>PB:</td><td>0</td><td>SB:</td><td>1</td></tr><tr><td>CS:</td><td>1</td><td></td><td></td></tr></table>			WP:	0	PA:	31	PB:	0	SB:	1	CS:	1											
WP:	0	PA:	31																																		
PB:	0	SB:	1																																		
CS:	1																																				
Luis Salazar, R <small>OBP: 0.267, SLG: 0.344</small> (1, 5)  			F3  	HR  	E5  				3	1	2	1	0				0	0	<table><tr><td>WP:</td><td>0</td><td>PA:</td><td>31</td></tr><tr><td>PB:</td><td>0</td><td>SB:</td><td>1</td></tr><tr><td>CS:</td><td>1</td><td></td><td></td></tr></table>			WP:	0	PA:	31	PB:	0	SB:	1	CS:	1						
WP:			0	PA:	31																																
PB:			0	SB:	1																																
CS:			1																																		
Tim Flannery, L <small>OBP: 0.326, SLG: 0.350</small> (1, 4)  			6-3  	3-1  	F7  				3	0	0	0	0	0	1	<table><tr><td>WP:</td><td>0</td><td>PA:</td><td>31</td></tr><tr><td>PB:</td><td>0</td><td>SB:</td><td>1</td></tr><tr><td>CS:</td><td>1</td><td></td><td></td></tr></table>						WP:	0	PA:	31	PB:	0	SB:	1	CS:	1						
WP:			0	PA:	31																																
PB:			0	SB:	1																																
CS:			1																																		
Chris Welsh, L <small>OBP: 0.333, SLG: 0.412</small> (1, 1)  			4-3  				K  	3	0	1	0	0	1	1	<table><tr><td>WP:</td><td>0</td><td>PA:</td><td>31</td></tr><tr><td>PB:</td><td>0</td><td>SB:</td><td>1</td></tr><tr><td>CS:</td><td>1</td><td></td><td></td></tr></table>				WP:	0	PA:	31	PB:	0	SB:	1	CS:	1									
WP:			0				PA:	31																													
PB:			0				SB:	1																													
CS:			1																																		
Inning Stats			R: 0 E: 0 K: 0 S: 3				H: 0 LOB: 0 BB: 0 P: 3	R: 0 E: 0 K: 0 S: 3	H: 0 LOB: 0 BB: 0 P: 3	R: 0 E: 0 K: 0 S: 4	H: 1 LOB: 1 BB: 0 P: 4	R: 4 E: 2 K: 0 S: 6	H: 3 LOB: 0 BB: 1 P: 10	R: 0 E: 0 K: 1 S: 5				H: 0 LOB: 0 BB: 0 P: 5	R: 0 E: 0 K: 0 S: 3	H: 0 LOB: 0 BB: 0 P: 3	R: 0 E: 1 K: 1 S: 6	H: 1 LOB: 1 BB: 0 P: 6	R: 0 E: 0 K: 1 S: 6	H: 1 LOB: 1 BB: 0 P: 6	1B: 3 2B: 1 3B: 1 HR: 1	SF: 0 SAC: 0 DP: 0 HBP: 0	WP: 0 PB: 0 SB: 1 CS: 1	PA: 31	ERA WHIP								
PITCHER			IP WLS L				WLS L	BF L	H R	R ER	SO IP	BB IBB	HBP BLK	WP HR				S P	ERA WHIP	IP WLS	BF L	H R	R ER	SO IP	BB IBB	HBP BLK	WP HR	S P	ERA WHIP								
Vern Ruhle, R <small>ERA: 3.29</small> (1, 1)			7.0					27	5	4	1	2	1	0				0	0	0	0	0	34	1.29	0.857												
George Cappuzzello, L <small>ERA: 2.84</small> (8, 1)			1.0					4	1	0	0	1	0	0				0	0	0	0	6	0.00	1.000													


Batter	1	2	3	4	5	6	7	8	9	AB R H RBI BB SO LOB												
Terry Puhl, L (1, 9) OBP: 0.307, SLG: 0.355	0-0 F8		0-0 P5	4-0 BB		0-0 F9			0-0 5-3	4 0 0 0 1 0 1												
Phil Garner, R (1, 4) OBP: 0.298, SLG: 0.408	0-0 HR 1B		0-0 WP 3B	0-0 5-3		0-0 F7			0-0 6-3	5 2 2 0 0 0 3												
Ray Knight, R (1, 5) OBP: 0.347, SLG: 0.459	0-0 HR		4-0 E BB		0-0 4-3				0-0 F9	4 1 1 2 1 0 0												
Jose Cruz, L (1, 7) OBP: 0.325, SLG: 0.374	0-0 E3		0-0 E7		0-0 4-3 1B				0-0 F8	4 0 1 0 0 0 1												
Harry Spilman, L (1, 3) Denny Walling, L (7, 3) OBP: 0.265, SLG: 0.236	0-0 F7		0-0 F9		0-0 4-3				0-0 F8	4 0 0 0 0 0 4 0 0 0 0 0 0 0												
Alan Ashby, S (1, 2) OBP: 0.319, SLG: 0.430	0-0 L4		0-0 G3		0-0 4-3				0-0 G3	4 0 0 0 0 0 4												
Tony Scott, S (1, 8) OBP: 0.281, SLG: 0.308		0-0 5-3		0-0 4-3		0-0 S 1B			0-0 F7	4 1 1 0 0 0 0												
Craig Reynolds, L (1, 6) Dickie Thon, R (8, PR) OBP: 0.260, SLG: 0.269		0-0 2-3		0-0 SH3-4 1B		0-0 F8			0-0 FC5-4 1B	4 0 2 0 0 0 1 0 0 0 0 0 0 0												
Nolan Ryan, R (1, 1) Danny Boone, L (7, 1) Danny Heep, L (8, PH) Alan Knicely, R (8, PH) Frank LaCorte, R (8, 1) OBP: 0.277, SLG: 0.220		0-3 K		0-0 SH3-4		0-0 1B			0-0 FC5-4	2 0 1 1 0 1 0 0 0 0 0 0 0 0 0 0 0 0 0 0 0 1 0 0 0 0 0 1 0 0 0 0 0 0 0												
Inning Stats	R: 2 E: 1 K: 0 S: 6	H: 2 LOB: 1 BB: 0 P: 6	R: 0 E: 0 K: 1 S: 5	H: 0 LOB: 0 BB: 0 P: 5	R: 1 E: 1 K: 0 S: 5	H: 1 LOB: 2 BB: 1 P: 9	R: 0 E: 0 K: 0 S: 4	H: 1 LOB: 2 BB: 1 P: 8	R: 0 E: 0 K: 0 S: 4	H: 1 LOB: 1 BB: 0 P: 4	R: 1 E: 0 K: 0 S: 5	H: 2 LOB: 1 BB: 0 P: 5	R: 0 E: 0 K: 0 S: 3	H: 0 LOB: 0 BB: 0 P: 3	R: 0 E: 0 K: 0 S: 4	H: 1 LOB: 1 BB: 0 P: 4	R: 0 E: 0 K: 0 S: 3	H: 0 LOB: 0 BB: 0 P: 3	1B: 6 2B: 0 3B: 1 HR: 1	SF: 0 SAC: 1 DP: 0 HBP: 0	WP: 1 PB: 0 SB: 3 CS: 0	PA: 39

Houston Astros @ San Diego Padres
Jack Murphy Stadium, San Diego, CA

Sun Jun 13 1982, 6:33 AM EDT
Att: 19,488 - Unknown

livebaseballscorecards.com

AB	36
R	4
H	8
RBI	3
BB	2
SO	1
LOB	15



PITCHER	IP	WLS	BF	H	R	ER	SO	BB	IBB	HBP	BLK	WP	HR	S	P	ERA	WHIP
John Montefusco, R (1, 1) ERA: 3.78	7.2	W	35	8	4	4	1	2	0	0	0	1	1	35	43	4.70	1.304
Gary Lucas, L (8, 1) ERA: 4.45	1.1	S	4	0	0	0	0	0	0	0	0	0	0	4	4	0.00	0.000

Batter	1	2	3	4	5	6	7	8	9	AB	R	H	RBI	BB	SO	LOB
Alan Wiggins, S OBP: 0.352, SLG: 0.328 (1, 7)	4-0 S 1B BB		0-3 K		0-0 6-3		0-0 E 1B			3	2	1	1	1	1	0
Gene Richards, L OBP: 0.329, SLG: 0.318 Broderick Perkins, L OBP: 0.357, SLG: 0.342 (1, 3) (8, 3)	0-0 S 1B		4-0 WP S 1B BB		0-0 G3		4-0 L4-3 S BB			2	1	1	1	2	0	0
Garry Templeton, S OBP: 0.282, SLG: 0.359 (1, 6)	0-3 K		0-3 K		0-0 6-3		0-0 L4-3 S 1-2			4	0	0	0	0	2	3
Ruppert Jones, L OBP: 0.434, SLG: 0.530 (1, 8)	0-3 K		0-0 1B		0-0 HR		0-0 4-3			4	1	2	2	0	1	1
Sixto Lezcano, R OBP: 0.361, SLG: 0.452 (1, 9)	4-0 BB		0-0 1B		0-3 K		0-0 5-3			3	0	1	0	1	1	0
Terry Kennedy, L OBP: 0.284, SLG: 0.444 (1, 2)	0-0 P5		0-3 K2-3		0-0 F8		0-0 4-3			4	0	0	0	0	1	4
Luis Salazar, R OBP: 0.263, SLG: 0.339 (1, 5)		0-0 F9		0-3 K		0-0 L9				3	0	0	0	0	1	0
Tim Flannery, L OBP: 0.326, SLG: 0.349 (1, 4)		0-3 K		0-0 F7		0-0 SH3 1B				3	1	1	0	0	1	0
John Montefusco, R OBP: 0.154, SLG: 0.083 Gary Lucas, L (8, 1)		0-3 K		0-0 5-3		0-0 SH3				2	0	0	0	0	1	0

Inning Stats		R: 1	H: 1	E: 0	K: 2	S: 8	R: 0	H: 0	E: 0	K: 2	S: 7	R: 1	H: 2	E: 0	K: 3	S: 11	R: 0	H: 0	E: 0	K: 1	S: 5	R: 0	H: 0	E: 0	K: 0	S: 3	R: 1	H: 1	E: 0	K: 1	S: 6	R: 2	H: 2	E: 0	K: 0	S: 4	R: 0	H: 0	E: 0	K: 0	S: 3												
PITCHER		IP	WLS	BF	H	R	ER	SO	BB	IBB	HBP	BLK	WP	HR	S	P	ERA	WHIP	PITCHER										IP	WLS	BF	H	R	ER	SO	BB	IBB	HBP	BLK	WP	HR	S	P	ERA	WHIP								
Nolan Ryan, R ERA: 4.76 (1, 1)	6.1	L	29	6	5	4	9	9	4	0	0	0	1	1	43	59	5.68	1.579																																			
Danny Boone, L ERA: 5.68 (7, 1)	0.2		1	0	0	0	0	0	0	0	0	0	0	0	1	1	0.00	0.000																																			
Frank LaCorte, R ERA: 4.88 (8, 1)	1.0		3	0	0	0	0	0	0	0	0	0	0	0	3	3	0.00	0.000																																			


BOTTOM

Houston Astros @ San Diego Padres
Jack Murphy Stadium, San Diego, CA

Sun Jun 13 1982, 6:33 AM EDT
Att. 19,488 - Unknown

livebaseballscorecards.com

AB	28
R	5
H	6
RBI	4
BB	4
SO	9
LOB	8



WP	1	PA	33
PB	0	SB	4
CS	0		

Batter	1	2	3	4	5	6	7	8	9	10	11	AB R H RBI BB SO LOB	TOP	
Steve Sax, R OBP: 0.356, SLG: 0.355 (1, 4)												5 0 1 0 0 1 1	Los Angeles Dodgers @ San Diego Padres Jack Murphy Stadium, San Diego, CA Mon Jun 14 1982, 10:05 PM EDT Att. 49,973 - Unknown livebaseballscorecards.com	
Ken Landreaux, L OBP: 0.356, SLG: 0.391 (1, 8)												5 1 1 1 0 1 1		
Dusty Baker Jr., R OBP: 0.354, SLG: 0.484 (1, 7)												5 1 2 1 0 1 1		
Pedro Guerrero, R OBP: 0.364, SLG: 0.520 (1, 9) (10, 5) (11, 9)												5 0 0 0 0 1 2		
Steve Garvey, R OBP: 0.275, SLG: 0.422 (1, 3)												4 1 1 1 0 1 1		
Ron Cey, R OBP: 0.295, SLG: 0.340 Derrel Thomas, S OBP: 0.320, SLG: 0.333 (10, 6) (11, 5)												4 0 1 0 0 1 0 0 0 0 0 0 0 0		
Mike Scioscia, L OBP: 0.315, SLG: 0.297 (1, 2)												3 0 0 0 0 1 0		
Bill Russell, R OBP: 0.355, SLG: 0.351 Jorge Orta, L OBP: 0.328, SLG: 0.417 Steve Howe, L (10, 1)												3 1 1 0 0 1 0 1 0 0 0 0 0 2 0 0 0 0 0 0 0		
Fernando Valenzuela, L OBP: 0.140, SLG: 0.122 Rick Monday, L OBP: 0.416, SLG: 0.455 (10, 9) Mark Belanger, R OBP: 0.348, SLG: 0.333 (11, 6)												3 0 1 1 0 0 0 1 0 0 0 0 0 2 0 0 0 0 0 0 0		
Inning Stats	R: 0 H: 1 E: 0 LOB: 1 K: 0 BB: 0 S: 4 P: 4	R: 0 H: 0 E: 0 LOB: 0 K: 0 BB: 0 S: 3 P: 3	R: 0 H: 0 E: 0 LOB: 0 K: 0 BB: 0 S: 3 P: 3	R: 2 H: 2 E: 0 LOB: 0 K: 1 BB: 0 S: 7 P: 7	R: 1 H: 2 E: 1 LOB: 0 K: 1 BB: 0 S: 6 P: 6	R: 0 H: 0 E: 0 LOB: 0 K: 0 BB: 0 S: 3 P: 3	R: 0 H: 0 E: 0 LOB: 0 K: 1 BB: 0 S: 5 P: 5	R: 0 H: 0 E: 0 LOB: 0 K: 1 BB: 0 S: 5 P: 5	R: 0 H: 1 E: 0 LOB: 1 K: 2 BB: 0 S: 8 P: 8	R: 0 H: 1 E: 0 LOB: 2 K: 2 BB: 0 S: 4 P: 4	R: 1 H: 1 E: 0 LOB: 0 K: 2 BB: 0 S: 8 P: 8	1B: 5 SF: 0 2B: 0 SAC: 1 3B: 0 DP: 1 HR: 3 HBP: 0		WP: 0 PA: 40 PB: 0 SB: 1 CS: 0
PITCHER	IP WLS BF H R ER SO BB IBB HBP BLK WP HR S P ERA WHIP													
Juan Eichelberger, R ERA: 3.79 Eric Show, R ERA: 1.56 (1, 1) (11, 1)	10.0 36 7 3 2 6 0 0 0 0 0 0 2 48 48 1.80 0.700													

AB	39
R	4
H	8
RBI	4
BB	0
SO	8
LOB	10



Batter	1	2	3	4	5	6	7	8	9	10	11	AB R H RBI BB SO LOB
Alan Wiggins, S OBP: 0.351, SLG: 0.328 (1, 7)	0-0 4-3		0-0 F9		0-0 CS 1B	0-0 5-3		0-0 CS 1B			0-0 5-3	6 0 2 0 0 0 1
Joe Pittman, R OBP: 0.250, SLG: 0.300 (1, 4)	0-0 1B 6-3 1B		0-0 F6		0-0 4-3 1-2		0-0 S 1B 1B	0-0 CS 1-2	0-0 4-3 SH1-3 1B		0-0 1-3	6 2 3 0 0 0 1
Garry Templeton, S OBP: 0.289, SLG: 0.364 (1, 6)	0-0 6-3 1-3 1B		0-0 S 1B		0-0 1B 1B		0-3 K 1-2		0-0 SH1-3		0-0 4-3	5 0 3 0 0 1 1
Ruppert Jones, L OBP: 0.433, SLG: 0.525 (1, 8)	0-0 6-3 1-2 3-H		0-3 K 1-2		0-0 1B 1-3 1B		4-0 1B BB		0-0 4-3 2-3			4 0 1 1 1 1 3
Sixto Lezcano, R OBP: 0.366, SLG: 0.450 (1, 9)	0-0 F8			4-0 1B BB	0-0 F8		0-0 1-2 2-H 1B		4-0 IBB			3 0 1 1 2 0 3
Terry Kennedy, L OBP: 0.282, SLG: 0.443 (1, 2)		0-0 G3		0-3 K 1-2		0-0 1B 2B	0-0 F9		0-3 K			5 1 1 0 0 2 5
Luis Salazar, R OBP: 0.256, SLG: 0.330 (1, 5)		0-3 K		0-3 K		0-0 F8	0-3 K			0-0 F4		5 0 0 0 0 3 4
Kurt Bevacqua, R OBP: 0.357, SLG: 0.324 (1, 3)		0-0 2B		0-0 1-2 1B		0-0 SH1-3 1B 2-H		0-0 F6		0-0 G3		5 0 3 1 0 0 0
Juan Eichelberger, R OBP: 0.094, SLG: 0.129 (1, 1)		0-0 6-3		0-0 4-3		0-0 SH1-3 1-2		0-0 4-3		0-0 1-3		3 0 0 0 0 0 3
Dave Edwards, R OBP: 0.227, SLG: 0.273 (10, PH)												1 0 0 0 0 0 0
Eric Show, R (11, 1)												0 0 0 0 0 0 0

BOTTOM	
Los Angeles Dodgers @ San Diego Padres Jack Murphy Stadium, San Diego, CA Mon Jun 14 1982, 10:05 PM EDT Att. 49,973 - Unknown	
AB 43 R 3 H 14 RBI 3 BB 3 SO 7 LOB 21	

Inning Stats	R: 1	H: 2	E: 0	LOB: 1	K: 0	BB: 0	S: 5	P: 5	R: 0	H: 1	E: 0	LOB: 1	K: 1	BB: 0	S: 6	P: 6	R: 0	H: 1	E: 0	LOB: 1	K: 1	BB: 0	S: 6	P: 6	R: 0	H: 1	E: 0	LOB: 2	K: 2	BB: 1	S: 8	P: 12	R: 0	H: 3	E: 0	LOB: 2	K: 0	BB: 0	S: 5	P: 5	R: 1	H: 2	E: 0	LOB: 1	K: 0	BB: 0	S: 5	P: 5	R: 1	H: 2	E: 0	LOB: 2	K: 2	BB: 1	S: 9	P: 13	R: 0	H: 1	E: 0	LOB: 0	K: 0	BB: 0	S: 3	P: 3	R: 0	H: 1	E: 0	LOB: 2	K: 1	BB: 1	S: 6	P: 10	R: 0	H: 0	E: 0	LOB: 0	K: 0	BB: 0	S: 3	P: 3	R: 0	H: 0	E: 0	LOB: 0	K: 0	BB: 0	S: 3	P: 3
Inning Stats	1B: 12	SF: 0	2B: 2	SAC: 2	3B: 0	DP: 0	HR: 0	HBP: 0	WP: 0	PA: 49																																																																														
PITCHER	IP	WLS	BF	H	R	ER	SO	BB	IBB	HBP	BLK	WP	HR	S	P	ERA	WHIP																																																																							
Fernando Valenzuela, L ERA: 2.59 (1, 1)	9.0		42	14	3	3	7	2	1	0	0	0	0	53	65	3.00	1.778																																																																							
Steve Howe, L ERA: 2.04 (10, 1)	2.0	W	6	0	0	0	0	0	0	0	0	0	0	6	6	0.00	0.000																																																																							

Batter	1	2	3	4	5	6	7	8	9	AB R H RBI BB SO LOB	TOP		
Steve Sax, R OBP: 0.358, SLG: 0.353 (1, 4) X	0-0 5-3		4-0 6-3-2 S BB		0-0 5-3		0-0 FC4-6 1B BB		0-0 CS 1B	4 1 1 0 1 0 3			
Bill Russell, R OBP: 0.356, SLG: 0.349 (1, 6) X	0-0 F7		0-0 6-3-2 1-3f		0-0 5-3		4-0 1B BB		0-0 1B	4 0 1 0 1 0 1			
Dusty Baker Jr., R OBP: 0.363, SLG: 0.486 (1, 7) B B B	4-0 HBP BB			0-0 S 1B		4-0 BB	0-0 1B		0-0 5-3	3 0 2 2 2 0 1			
Pedro Guerrero, R OBP: 0.362, SLG: 0.513 (1, 9) H	1-0 1-2 HBP			0-0 F7 1-2		0-3 K	0-0 F2			3 0 0 0 0 1 4			
Steve Garvey, R OBP: 0.271, SLG: 0.415 (1, 3) X	0-0 F6			0-3 K2-3		0-3 K		0-0 E6 CS		4 0 0 0 0 2 4			
Ron Cey, R OBP: 0.295, SLG: 0.352 (1, 5) X		0-0 F8		0-0 5-3			0-0 HR	0-0 5-3 1-2		4 1 1 1 0 0 2			
Ron Roenicke, S OBP: 0.333, SLG: 0.360 (1, 8) S S S		0-3 K		0-3 K		0-0 1-3		0-0 2B		4 0 1 0 0 2 0			
Steve Yeager, R OBP: 0.289, SLG: 0.344 (1, 2) X		0-0 F9			0-0 SH2-4 1B		4-0 FC4-6 1B BB	0-0 F2		3 1 1 0 1 0 1			
Jerry Reuss, L OBP: 0.281, SLG: 0.267 (1, 1) X			0-0 F8		0-0 SH2-4 1-2		0-0 FC4-6 1B		0-0 6-3	3 0 1 0 0 0 0			
Inning Stats	R: 0 E: 0 K: 0 S: 3 H: 0 LOB: 2 BB: 1 P: 8	R: 0 E: 0 K: 1 S: 5 H: 0 LOB: 0 BB: 0 P: 5	R: 0 E: 0 K: 0 S: 2 H: 0 LOB: 0 BB: 1 P: 6	R: 0 E: 0 K: 1 S: 6 H: 1 LOB: 1 BB: 0 P: 6	R: 0 E: 0 K: 1 S: 6 H: 1 LOB: 1 BB: 0 P: 6	R: 0 E: 0 K: 2 S: 7 H: 0 LOB: 1 BB: 1 P: 11	R: 3 E: 0 K: 0 S: 6 H: 3 LOB: 2 BB: 2 P: 14	R: 0 E: 1 K: 0 S: 4 H: 1 LOB: 1 BB: 0 P: 4	R: 0 E: 0 K: 0 S: 4 H: 2 LOB: 1 BB: 0 P: 4	1B: 6 2B: 2 3B: 0 HR: 1 SF: 0 SAC: 1 DP: 1 HBP: 1	WP: 0 PB: 0 SB: 2 CS: 2 PA: 39		
PITCHER	IP WLS BF H R ER SO BB IBB HBP BLK WP HR S P ERA WHIP											PITCHER	IP WLS BF H R ER SO BB IBB HBP BLK WP HR S P ERA WHIP
John Curtis, L ERA: 3.19 (1, 1)	6.2 L 29 4 3 3 5 5 0 1 0 0 0 1 33 54 4.05 1.350												
Luis DeLeon, R ERA: 2.2 (7, 1)	1.1 6 2 0 0 0 0 0 0 0 0 0 0 6 6 0.00 1.500												
Dave Dravecky, L ERA: (9, 1)	1.0 4 2 0 0 0 0 0 0 0 0 0 0 4 4 0.00 2.000												

Los Angeles Dodgers @ San Diego Padres
 Jack Murphy Stadium, San Diego, CA
 Tue Jun 15 1982, 10:05 PM EDT
 Att: 32,849 - Unknown

livebaseballscorecards.com

AB	32
R	3
H	8
RBI	3
BB	5
SO	5
LOB	16



Batter	1	2	3	4	5	6	7	8	9	AB	R	H	RBI	BB	SO	LOB	BOTTOM			
Alan Wiggins, S OBP: 0.355, SLG: 0.333 (1, 7)	0-0 1-3		0-0 CS 1B			0-0 5-3		0-0 1-3 1B		4	0	2	0	0	0	0	Los Angeles Dodgers @ San Diego Padres Jack Murphy Stadium, San Diego, CA Tue Jun 15 1982, 10:05 PM EDT Att. 32,849 - Unknown			
Joe Pittman, R OBP: 0.250, SLG: 0.333 (1, 4)	0-0 3-1 2B		0-0 CS 1-2	0-0 4-3		0-0 6-3		0-0 5-3		4	0	1	0	0	0	2				
Garry Templeton, S OBP: 0.284, SLG: 0.358 (1, 6)	0-0 3-1 2-3			0-3 K		0-0 L3			0-0 F9	4	0	0	0	0	1	1				
Ruppert Jones, L OBP: 0.430, SLG: 0.517 (1, 8)	0-0 6-3			0-0 6-3			0-0 G3		4-0 5-3 BB	3	0	0	0	1	0	1				
Sixto Lezcano, R OBP: 0.364, SLG: 0.447 (1, 9)		0-0 F7			0-0 FC5 SH2-3 1B		0-3 K		0-0 5-3 1-2	4	0	1	0	0	1	1				
Terry Kennedy, L OBP: 0.279, SLG: 0.436 (1, 2)		0-0 4-3			0-0 SH2-3 1-2		0-3 K		0-3 K	3	0	0	0	0	2	1				
Luis Salazar, R OBP: 0.257, SLG: 0.330 (1, 5)		0-0 6-3			0-3 K			0-0 1B 1B		3	0	1	0	0	1	1				
Kurt Bevacqua, R OBP: 0.356, SLG: 0.306 (1, 3)			0-0 4-3		4-0 IBB			0-0 F9		2	0	0	0	1	0	1				
John Curtis, L OBP: 0.227, SLG: 0.318 (1, 1)			0-3 K		0-0 FC5 2-3f			0-3 K		2	0	0	0	0	1	2				
Luis DeLeon, R OBP: 0.167, SLG: 0.333 (7, 1)										0	0	0	0	0	0	0				
Dave Edwards, R OBP: 0.217, SLG: 0.261 (8, PH)										1	0	0	0	0	1	1				
Dave Dravecky, R (9, 1)										0	0	0	0	0	0	0				
Inning Stats	R: 0 E: 0 K: 0 S: 4	H: 1 LOB: 1 BB: 0 P: 4	R: 0 E: 0 K: 0 S: 3	H: 0 LOB: 0 BB: 0 P: 3	R: 0 E: 0 K: 1 S: 5	H: 1 LOB: 0 BB: 0 P: 5	R: 0 E: 0 K: 1 S: 6	H: 0 LOB: 2 BB: 1 P: 10	R: 0 E: 0 K: 0 S: 3	H: 0 LOB: 0 BB: 0 P: 3	R: 0 E: 0 K: 2 S: 7	H: 0 LOB: 0 BB: 0 P: 7	R: 0 E: 0 K: 1 S: 7	H: 2 LOB: 2 BB: 0 P: 7	R: 0 E: 0 K: 1 S: 5	H: 0 LOB: 1 BB: 1 P: 9	1B: 4 2B: 1 3B: 0 HR: 0	SF: 0 SAC: 1 DP: 0 HBP: 0	WP: 0 PB: 0 SB: 0 CS: 1	PA: 34
PITCHER Jerry Reuss, L ERA: 3.26 (1, 1)	IP: 9.0 WLS: W BF: 33 H: 5 R: 0 ER: 0 SO: 7	IP: 9.0 WLS: W BF: 33 H: 5 R: 0 ER: 0 SO: 7	IP: 9.0 WLS: W BF: 33 H: 5 R: 0 ER: 0 SO: 7	IP: 9.0 WLS: W BF: 33 H: 5 R: 0 ER: 0 SO: 7	IP: 9.0 WLS: W BF: 33 H: 5 R: 0 ER: 0 SO: 7	IP: 9.0 WLS: W BF: 33 H: 5 R: 0 ER: 0 SO: 7	IP: 9.0 WLS: W BF: 33 H: 5 R: 0 ER: 0 SO: 7	IP: 9.0 WLS: W BF: 33 H: 5 R: 0 ER: 0 SO: 7	IP: 9.0 WLS: W BF: 33 H: 5 R: 0 ER: 0 SO: 7	IP: 9.0 WLS: W BF: 33 H: 5 R: 0 ER: 0 SO: 7	IP: 9.0 WLS: W BF: 33 H: 5 R: 0 ER: 0 SO: 7	IP: 9.0 WLS: W BF: 33 H: 5 R: 0 ER: 0 SO: 7	IP: 9.0 WLS: W BF: 33 H: 5 R: 0 ER: 0 SO: 7	IP: 9.0 WLS: W BF: 33 H: 5 R: 0 ER: 0 SO: 7	IP: 9.0 WLS: W BF: 33 H: 5 R: 0 ER: 0 SO: 7	IP: 9.0 WLS: W BF: 33 H: 5 R: 0 ER: 0 SO: 7	IP: 9.0 WLS: W BF: 33 H: 5 R: 0 ER: 0 SO: 7	ERA: 0.00 WHIP: 0.667	ERA: 0.00 WHIP: 0.667	

livebaseballscores.com

AB	30
R	0
H	5
RBI	0
BB	2
SO	7
LOB	11



Batter	1	2	3	4	5	6	7	8	9	AB R H RBI BB SO LOB	TOP											
Steve Sax, R (1, 4) OBP: 0.359, SLG: 0.358	0-0 F9 1B		0-0 4-3		0-3 K		0-0 2B		0-0 1B	5 0 2 2 0 1 1	Los Angeles Dodgers @ San Diego Padres Jack Murphy Stadium, San Diego, CA Wed Jun 16 1982, 10:05 PM EDT Att. 31,463 - Unknown livebaseballscorecards.com											
Bill Russell, R (1, 6) OBP: 0.357, SLG: 0.350	0-0 WP 1B			0-0 F8		0-0 HR 1B	0-0 F8		0-0 F7	5 2 2 0 0 0 2												
Dusty Baker Jr., R (1, 7) OBP: 0.361, SLG: 0.495	0-0 F6 1-2			0-0 HR		0-0 F9		0-0 1-4-3		4 1 1 1 0 0 2												
Pedro Guerrero, R (1, 9) OBP: 0.368, SLG: 0.528	0-0 2-H 1B			4-0 S BB		0-0 1-H HR		0-0 F9		3 1 2 3 1 0 0												
Steve Garvey, R (1, 3) OBP: 0.267, SLG: 0.409		0-0 4-3		0-0 F7 1-2		0-0 F7		0-0 5-3		4 0 0 0 0 0 1												
Ron Cey, R (1, 5) OBP: 0.298, SLG: 0.360		0-0 F8		0-0 F7		0-0 3B			4-0 SH5-4 1B BB	3 1 1 0 1 0 1												
Ron Roenicke, S (1, 8) OBP: 0.324, SLG: 0.345		0-0 F3			0-0 6-3	0-0 F8			0-0 1-2 1B SH5-4 1B	4 1 1 0 0 0 1												
Steve Yeager, R (1, 2) OBP: 0.296, SLG: 0.338			0-0 5-3		0-0 SH3-4 1B		0-0 L6		0-0 F5	4 0 1 0 0 0 2												
Bob Welch, R (1, 1) OBP: 0.158, SLG: 0.167			0-3 K		0-0 SH3-4	0-3 K			0-0 SH5-4 1-2 2-3	2 0 0 0 0 2 0												
Inning Stats	R: 1 E: 0 K: 0 S: 4	H: 2 LOB: 1 BB: 0 P: 4	R: 0 E: 0 K: 0 S: 3	H: 0 LOB: 0 BB: 0 P: 3	R: 0 E: 0 K: 1 S: 5	H: 0 LOB: 0 BB: 0 P: 5	R: 1 E: 0 K: 0 S: 4	H: 1 LOB: 1 BB: 1 P: 8	R: 0 E: 0 K: 1 S: 6	H: 1 LOB: 1 BB: 0 P: 6	R: 2 E: 0 K: 0 S: 6	H: 3 LOB: 1 BB: 0 P: 6	R: 0 E: 0 K: 1 S: 6	H: 1 LOB: 1 BB: 0 P: 6	R: 0 E: 0 K: 0 S: 3	H: 0 LOB: 0 BB: 0 P: 3	R: 2 E: 0 K: 0 S: 5	H: 2 LOB: 1 BB: 1 P: 9	1B: 6 2B: 1 3B: 1 HR: 2	SF: 0 SAC: 2 DP: 0 HBP: 0	WP: 1 PB: 0 SB: 1 CS: 0	PA: 38
PITCHER	IP WLS BF H R ER SO BB IBB HBP BLK WP HR S P ERA WHIP																					
Tim Lollar, L (1, 1) ERA: 2.45	6.0 L 25 7 4 4 2 1 0 0 0 1 2 28 32 6.00 1.333																					
Floyd Chiffer, R (7, 1) ERA: 2.25	2.0 7 1 0 0 1 0 0 0 0 0 0 9 9 0.00 0.500																					
Dave Dravecky, L (9, 1) ERA: 9.0	1.0 6 2 2 2 0 1 0 0 0 0 0 5 9 18.00 3.000																					

Los Angeles Dodgers @ San Diego Padres
Jack Murphy Stadium, San Diego, CA
 Wed Jun 16 1982, 10:05 PM EDT
 Att. 31,463 - Unknown

AB	34
R	6
H	10
RBI	6
BB	2
SO	3
LOB	10



Batter	1	2	3	4	5	6	7	8	9	AB R H RBI BB SO LOB
--------	---	---	---	---	---	---	---	---	---	----------------------

Alan Wiggins, S <small>OBP: 0.353, SLG: 0.326</small> (1, 7) X 0-0 F7				4-0 BB CS BB		X 0-0 FC6-4 1-2f			X 0-0 4-3	3 0 0 0 1 0 1
Gene Richards, L <small>OBP: 0.326, SLG: 0.316</small> (1, 3) X 0-0 1-3 1B				X 0-0 4-3 1-2			X 0-0 6-3		X 0-0 6-3	4 0 1 0 0 0 1
Garry Templeton, S <small>OBP: 0.283, SLG: 0.356</small> (1, 6) X 0-0 1-3 1-2				SSS 0-3 K2-3			X 0-0 BB 1B		X 0-0 4-3	4 0 1 0 0 1 1

Ruppert Jones, L <small>OBP: 0.425, SLG: 0.510</small> (1, 8) X 0-0 F9		X 0-0 F9		X 0-0 G3			X 0-0 F7			3 0 0 0 0 0 1
Sixto Lezcano, R <small>OBP: 0.364, SLG: 0.442</small> (1, 9) X 0-0 F4		X 0-0 F4		X 0-0 F8			BBS 4-0 1-2 BB			2 0 0 0 1 0 0
Terry Kennedy, L <small>OBP: 0.275, SLG: 0.430</small> (1, 2) X 0-0 4-3		X 0-0 4-3		X 0-0 F7			SSS 0-3 K			3 0 0 0 0 1 2

Luis Salazar, R <small>OBP: 0.254, SLG: 0.325</small> (1, 5) SSS 0-3 K			SSS 0-3 K		SSS 0-3 K			X 0-0 F9		3 0 0 0 0 2 0
Tim Flannery, L <small>OBP: 0.326, SLG: 0.349</small> (1, 4) X 0-0 F6			X 0-0 F6		X 0-0 FC6-4 1B			X 0-0 F9		3 0 1 0 0 0 0
Tim Lollar, L <small>OBP: 0.361, SLG: 0.514</small> Broderick Perkins, L <small>OBP: 0.354, SLG: 0.339</small> (6, PH) Floyd Chiffer, R (7, 1) Joe Lefebvre, L <small>OBP: 0.267, SLG: 0.250</small> (8, PH) Dave Dravecky, R (9, 1) SSS 0-0 F8			X 0-0 F8		SSS 0-3 K			SSS 0-3 K		1 0 0 0 0 0 0 1 0 0 0 0 1 1 0 0 0 0 0 0 0 1 0 0 0 0 1 0 0 0 0 0 0 0 0

Inning Stats	R: 0 H: 1 E: 0 LOB: 0 K: 0 BB: 0 S: 3 P: 3	R: 0 H: 0 E: 0 LOB: 0 K: 0 BB: 0 S: 3 P: 3	R: 0 H: 0 E: 0 LOB: 0 K: 1 BB: 0 S: 5 P: 5	R: 0 H: 0 E: 0 LOB: 0 K: 1 BB: 1 S: 4 P: 8	R: 0 H: 0 E: 0 LOB: 0 K: 0 BB: 0 S: 3 P: 3	R: 0 H: 1 E: 0 LOB: 1 K: 2 BB: 0 S: 8 P: 8	R: 0 H: 1 E: 0 LOB: 2 K: 1 BB: 1 S: 6 P: 10	R: 0 H: 0 E: 0 LOB: 0 K: 1 BB: 0 S: 5 P: 5	R: 0 H: 0 E: 0 LOB: 0 K: 0 BB: 0 S: 3 P: 3	1B: 3 SF: 0 2B: 0 SAC: 0 3B: 0 DP: 0 HR: 0 HBP: 0	WP: 0 PA: 30 PB: 0 SB: 0 CS: 1
--------------	---	---	---	---	---	---	--	---	---	--	---

PITCHER	Bob Welch, R <small>OBP: 0.324</small> (1, 1) IP: 9.0 WLS: W BF: 30 H: 3 R: 0 ER: 0 SO: 6 BB: 2 IBB: 0 HBP: 0 BLK: 0 WP: 0 HR: 0 S: 40 P: 48 ERA: 0.00 WHIP: 0.556	PITCHER	IP: WLS: BF: H: R: ER: SO: BB: IBB: HBP: BLK: WP: HR: S: P: ERA: WHIP:
---------	--	---------	--

BOTTOM

Los Angeles Dodgers @ San Diego Padres
 Jack Murphy Stadium, San Diego, CA
 Wed Jun 16 1982, 10:05 PM EDT
 Att. 31,463 - Unknown

livebaseballscorecards.com

AB	28
R	0
H	3
RBI	0
BB	2
SO	6
LOB	7



Batter	1	2	3	4	5	6	7	8	9	AB R H RBI BB SO LOB	TOP	
Alan Wiggins, S (1, 7) OBP: 0.342, SLG: 0.315	0-0 G3			0-0 4-3		0-0 4-3		0-0 4-3	0-0 F9	5 0 0 0 0 0 2	San Diego Padres @ Houston Astros Astrodome, Houston, TX Fri Jun 18 1982, 8:05 PM EDT Att. 16,488 - Unknown	
Gene Richards, L (1, 3) OBP: 0.331, SLG: 0.328	0-0 1-3			0-0 1B 1B 1B		0-0 G3		0-0 3B 2B		4 1 2 0 0 0 0		
Garry Templeton, S (1, 6) OBP: 0.291, SLG: 0.369	0-3 K			0-0 1B 1B		4-0 2B BB		0-0 2-H 3B		3 1 2 1 1 1 0		
Ruppert Jones, L (1, 8) OBP: 0.422, SLG: 0.509		0-3 K		0-3 K		0-0 1-H 2B		0-3 K		4 0 1 1 0 3 3		
Sixto Lezcano, R (1, 9) OBP: 0.366, SLG: 0.441		0-0 F3		0-0 1B		4-0 BB		0-3 K		3 0 1 0 1 1 1		
Terry Kennedy, L (1, 2) OBP: 0.270, SLG: 0.422		0-0 3-1		0-3 K		0-3 K		0-0 F7		4 0 0 0 0 2 5		
Luis Salazar, R (1, 5) OBP: 0.254, SLG: 0.323			0-0 P4		0-0 F7		0-0 6-3	0-0 1B 1B		4 0 1 0 0 0 0		
Tim Flannery, L (1, 4) OBP: 0.323, SLG: 0.344			0-3 K		0-0 6-3		0-3 K	0-0 1B		4 0 1 0 0 2 0		
Chris Welsh, L (1, 1) OBP: 0.300, SLG: 0.368 Eric Show, R (5, 1) Broderick Perkins, L (7, PH) Floyd Chiffer, R (7, 1) Gary Lucas, L (8, 1) Joe Lefebvre, L (9, PH) OBP: 0.262, SLG: 0.245			0-3 K		0-3 K		0-0 F8	0-0 F9		2 0 0 0 0 0 2 0 0 0 0 0 0 0 0 0 1 0 1 0 0 0 0 0 0 2		
Inning Stats	R: 0 H: 0 E: 0 LOB: 0 K: 1 BB: 0 S: 5 P: 5	R: 0 H: 0 E: 0 LOB: 0 K: 1 BB: 0 S: 5 P: 5	R: 0 H: 0 E: 0 LOB: 0 K: 2 BB: 0 S: 7 P: 7	R: 0 H: 3 E: 0 LOB: 3 K: 2 BB: 0 S: 10 P: 10	R: 0 H: 0 E: 0 LOB: 0 K: 1 BB: 0 S: 5 P: 5	R: 1 H: 1 E: 0 LOB: 2 K: 1 BB: 2 S: 6 P: 14	R: 0 H: 0 E: 0 LOB: 0 K: 1 BB: 0 S: 5 P: 5	R: 1 H: 2 E: 0 LOB: 1 K: 2 BB: 0 S: 9 P: 9	R: 0 H: 2 E: 0 LOB: 2 K: 0 BB: 0 S: 5 P: 5	1B: 5 SF: 0 2B: 2 SAC: 0 3B: 1 DP: 0 HR: 0 HBP: 0	WP: 0 PA: 37 PB: 0 SB: 0 CS: 0	
PITCHER Nolan Ryan, R (1, 1) ERA: 4.5	IP WLS BF H R ER SO BB IBB HBP BLK WP HR S P ERA WHIP	9.0 W 37 8 2 2 11 2 0 0 0 0 0 0 57 65 2.00 1.111										

livebaseballscorecards.com

AB	35
R	2
H	8
RBI	2
BB	2
SO	11
LOB	13



Batter	1	2	3	4	5	6	7	8	9	AB	R	H	RBI	BB	SO	LOB
Dickie Thon, R OBP: 0.287, SLG: 0.299 (1, 6)	0-0 6-3 1B 2B	0-0 F7			0-0 F7	0-0 6-3				4	1	1	0	0	0	0
Tony Scott, S OBP: 0.288, SLG: 0.329 (1, 8)	0-0 6-3 2-3	0-0 5-3			0-0 BB 1B 1B	0-0 1-3				4	1	1	0	0	0	1
Ray Knight, R OBP: 0.353, SLG: 0.453 (1, 3)	4-0 1B 1B BB		0-0 6-3		0-0 1-2 1B 1B		0-0 F9			3	2	1	0	1	0	0
Jose Cruz, L OBP: 0.331, SLG: 0.371 (1, 7)	0-0 F7		0-0 G3		4-0 1B 1-2 2-3 E BB		0-0 2B			3	1	1	0	1	0	2
Alan Knicely, R OBP: 0.294, SLG: 0.244 (1, 5)	0-0 BB 1B 1B		0-0 5-3		0-0 E 1B 1B		0-0 5-3			3	1	2	3	0	0	0
Kiko Garcia, R OBP: 0.233, SLG: 0.339 (6, 5)	1-2 3-H 1B				1-3 2-H 3-H 1B 1B				1	0	0	0	0	0	0	1
Phil Garner, R OBP: 0.306, SLG: 0.408 (1, 4)	0-0 1-2 2-H 1B			0-0 G6-3 1B	0-0 1-3 3-H 1B		0-0 6-3			4	1	2	1	0	0	2
Terry Puhl, L OBP: 0.313, SLG: 0.376 (1, 9)	4-0 1-2 2-3 BB FC6-4		0-0 F7		0-0 2-H 3-H 1B		0-3 K			3	0	1	2	1	1	1
Luis Pujols, R OBP: 0.313, SLG: 0.295 (1, 2)	0-0 FC6-4 1-2f		0-0 G6-3 1-2f		0-0 4-3		0-0 6-3			4	0	0	0	0	0	5
Nolan Ryan, R OBP: 0.206, SLG: 0.156 (1, 1)		0-3 K			0-0 4-3		0-3 K			4	0	0	0	0	3	0

Inning Stats	R: 2	H: 3	E: 0	LOB: 3	K: 0	BB: 2	S: 6	P: 14	R: 0	H: 0	E: 0	LOB: 0	K: 1	BB: 0	S: 5	P: 5	R: 0	H: 0	E: 0	LOB: 0	K: 0	BB: 0	S: 3	P: 3	R: 0	H: 1	E: 0	LOB: 0	K: 0	BB: 0	S: 3	P: 3	R: 5	H: 4	E: 1	LOB: 1	K: 0	BB: 1	S: 8	P: 12	R: 0	H: 0	E: 0	LOB: 0	K: 1	BB: 0	S: 5	P: 5	R: 0	H: 1	E: 0	LOB: 1	K: 0	BB: 0	S: 4	P: 4	R: 0	H: 0	E: 0	LOB: 0	K: 2	BB: 0	S: 7	P: 7
--------------	------	------	------	--------	------	-------	------	-------	------	------	------	--------	------	-------	------	------	------	------	------	--------	------	-------	------	------	------	------	------	--------	------	-------	------	------	------	------	------	--------	------	-------	------	-------	------	------	------	--------	------	-------	------	------	------	------	------	--------	------	-------	------	------	------	------	------	--------	------	-------	------	------

PITCHER	IP	WLS	BF	H	R	ER	SO	BB	IBB	HBP	BLK	WP	HR	S	P	ERA	WHIP
Chris Welsh, L ERA: 3.97 (1, 1)	4.2	L	23	7	6	4	1	3	0	0	0	0	0	22	34	7.71	2.143
Eric Show, R ERA: 1.5 (5, 1)	1.1		6	1	1	0	1	0	0	0	0	0	0	8	8	0.00	0.750
Floyd Chiffer, R ERA: 2.16 (7, 1)	1.0		4	1	0	0	0	0	0	0	0	0	0	4	4	0.00	1.000
Gary Lucas, L ERA: 4.31 (8, 1)	1.0		3	0	0	0	2	0	0	0	0	0	0	7	7	0.00	0.000

BOTTOM

San Diego Padres @ Houston Astros
Astrodome, Houston, TX

Fri Jun 18 1982, 8:05 PM EDT
Att. 16,488 - Unknown

livebaseballscorecards.com

AB	33
R	7
H	9
RBI	6
BB	3
SO	4
LOB	12



WP: 0	PA: 36
PB: 0	
SB: 0	
CS: 0	

Batter	1	2	3	4	5	6	7	8	9	AB R H RBI BB SO LOB	TOP		
Alan Wiggins, S (1, 8) <small>OBP: 0.337, SLG: 0.325</small>	0-3 		0-0 			0-0 	0-0 	0-0 		5 0 1 2 0 1 2	San Diego Padres @ Houston Astros Astrodome, Houston, TX Sat Jun 19 1982, 8:05 PM EDT Att. 27,441 - Unknown		
Gene Richards, L (1, 3) <small>OBP: 0.322, SLG: 0.319</small> Gary Lucas, L (7, 1)	0-0 			0-0 		0-0 	0-0 	0-0 	4 0 0 0 0 0 1 1 0 0 0 0 0 0				
Garry Templeton, S (1, 6) <small>OBP: 0.293, SLG: 0.369</small>	0-3 			0-0 		0-0 	0-0 	0-0 	5 1 2 0 0 1 0 1B				
Sixto Lezcano, R (1, 9) <small>OBP: 0.375, SLG: 0.458</small>		0-0 		4-0 		0-0 	0-0 	0-0 	3 2 2 1 2 0 0 3B				
Terry Kennedy, L (1, 2) <small>OBP: 0.273, SLG: 0.421</small>		0-0 		0-3 		0-0 	0-0 	0-0 	5 1 2 1 0 1 4 1B				
Luis Salazar, R (1, 5) <small>OBP: 0.257, SLG: 0.335</small>		0-0 			0-0 		0-0 	0-0 	0-3 	5 1 2 1 0 1 1 1B			
Joe Lefebvre, L (1, 7) <small>OBP: 0.242, SLG: 0.224</small>		0-0 			0-0 		0-3 	0-0 	0-0 	5 0 0 0 0 1 4 1-2f			
Tim Flannery, L (1, 4) <small>OBP: 0.350, SLG: 0.366</small>			0-0 		0-0 		4-0 	0-0 		3 1 3 0 1 0 0 1B			
John Montefusco, R (1, 1) <small>OBP: 0.143, SLG: 0.077</small> Broderick Perkins, L (7, PH) <small>OBP: 0.362, SLG: 0.348</small>			0-0 		0-3 		0-0 	0-0 		2 0 0 0 0 1 2 2 1 2 2 0 0 0			
Inning Stats	R: 0 H: 0 E: 0 LOB: 0 K: 2 BB: 0 S: 7 P: 7	R: 0 H: 1 E: 0 LOB: 1 K: 0 BB: 0 S: 4 P: 4	R: 0 H: 1 E: 0 LOB: 0 K: 0 BB: 0 S: 3 P: 3	R: 0 H: 0 E: 0 LOB: 1 K: 1 BB: 1 S: 5 P: 9	R: 0 H: 1 E: 0 LOB: 1 K: 1 BB: 0 S: 6 P: 6	R: 0 H: 0 E: 0 LOB: 0 K: 0 BB: 0 S: 3 P: 3	R: 5 H: 6 E: 1 LOB: 3 K: 1 BB: 2 S: 11 P: 19	R: 0 H: 2 E: 0 LOB: 2 K: 0 BB: 0 S: 5 P: 5	R: 2 H: 3 E: 0 LOB: 1 K: 1 BB: 0 S: 8 P: 8	1B: 10 SF: 0 2B: 1 SAC: 0 3B: 3 DP: 1 HR: 0 HBP: 0		WP: 0 PA: 43 PB: 0 SB: 0 CS: 0	
PITCHER	IP WLS BF H R ER SO BB IBB HBP BLK WP HR S P ERA WHIP											PITCHER	IP WLS BF H R ER SO BB IBB HBP BLK WP HR S P ERA WHIP
Joe Niekro, R (1, 1) <small>ERA: 2.58</small>	6.1 L 28 8 5 5 5 1 1 0 0 0 0 36 44 7.11 1.421												
Danny Boone, L (7, 1) <small>ERA: 5.75</small>	0.2 4 1 0 0 0 1 0 0 0 0 0 3 7 0.00 3.000												
Dave Smith, R (8, 1) <small>ERA: 5.13</small>	1.1 9 5 2 2 0 0 0 0 0 0 0 9 9 13.50 3.750												
Michael LaCoss, R (9, 1) <small>ERA: 3.06</small>	0.2 2 0 0 0 0 1 0 0 0 0 0 4 4 0.00 0.000												

livebaseballscorecards.com

AB	40
R	7
H	14
RBI	7
BB	3
SO	6
LOB	14



BOTTOM

San Diego Padres @ Houston Astros
Astrodome, Houston, TX
Sat Jun 19 1982, 8:05 PM EDT
Att. 27,441 - Unknown

livebaseballscorecards.com

AB	30
R	1
H	6
RBI	1
BB	1
SO	3
LOB	12



WP:	0	PA:	33
PB:	0		
SB:	2		
CS:	1		

AB R H RBI BB SO LOB

3	1	2	0	0	1	0
4	0	0	0	0	0	3
3	0	0	1	0	0	2
4	0	2	0	0	1	1
3	0	0	0	1	0	2
4	0	0	0	0	0	2
3	0	1	0	0	0	0
3	0	1	0	0	0	0
2	0	0	0	0	0	2
0	0	0	0	0	0	0
1	0	0	0	0	1	0
0	0	0	0	0	0	0
0	0	0	0	0	0	0
0	0	0	0	0	0	0

Batter	1	2	3	4	5	6	7	8	9
Dickie Thon, R OBP: 0.303, SLG: 0.318 (1, 6)	1-0 HBP S		0-0 SF9 2B		0-0 1B S			0-3 K S	
Terry Puhl, L OBP: 0.308, SLG: 0.369 (1, 9)	0-0 F9 1-2		0-0 F9 2-3		0-0 F8 2			0-0 F8 2	
Ray Knight, R OBP: 0.348, SLG: 0.448 (1, 3)	0-0 F7 2		0-0 SF9 3-H		0-0 F8 1-2			0-0 6-3 3	
Jose Cruz, L OBP: 0.333, SLG: 0.373 (1, 7)	0-0 4-3 3		0-0 1B		0-3 K S			0-0 G5-4-3 1B	
Phil Garner, R OBP: 0.305, SLG: 0.403 (1, 4)		0-0 F7 1	0-0 F9 3		4-0 CS BB			0-0 F7 1	
Alan Ashby, S OBP: 0.308, SLG: 0.409 (1, 2)		0-0 4-3 2		0-0 4-3 1		0-0 G3 1-2		0-0 G5-4-3 1-2f	
Tony Scott, S OBP: 0.288, SLG: 0.329 (1, 8)		0-0 1B 1B		0-0 F8 2			0-0 6-3 1		
Art Howe, R OBP: 0.307, SLG: 0.333 (1, 5)		0-0 1B 1-3		0-0 P6 3			0-0 P6 2		
Joe Niekro, R OBP: 0.086, SLG: 0.143 (1, 1)		0-0 F8 3			0-0 6-3 1				
Danny Boone, L OBP: 0.200, SLG: 0.400 (7, 1)									
Kiko Garcia, R OBP: 0.230, SLG: 0.333 (7, PH)									
Dave Smith, R (8, 1)									
Michael LaCoss, R (9, 1)									

Inning Stats	R: 0	H: 0	E: 0	K: 3	S: 3	H: 0	LOB: 1	BB: 0	P: 4	R: 0	H: 2	E: 0	K: 0	S: 5	H: 2	LOB: 2	BB: 0	P: 5	R: 1	H: 2	E: 0	K: 0	S: 5	H: 0	LOB: 0	BB: 0	P: 3	R: 0	H: 1	E: 0	K: 0	S: 4	H: 0	LOB: 0	BB: 1	P: 8	R: 0	H: 0	E: 0	K: 1	S: 5	H: 0	LOB: 0	BB: 0	P: 5	R: 0	H: 0	E: 0	K: 1	S: 5	H: 0	LOB: 0	BB: 0	P: 3	R: 0	H: 1	E: 0	K: 0	S: 3	H: 1	LOB: 0	BB: 0	P: 3
1B: 5	SF: 1	2B: 1	SAC: 0	3B: 0	DP: 1	HR: 0	HBP: 1																																																								

PITCHER	IP	WLS	BF	H	R	ER	SO	BB	IBB	HBP	BLK	WP	HR	S	P	ERA	WHIP
John Montefusco, R ERA: 3.61 (1, 1)	6.0	W	24	5	1	1	1	1	1	0	0	0	0	24	29	1.50	1.000
Gary Lucas, L ERA: 3.93 (7, 1)	3.0	S	9	1	0	0	2	0	0	0	0	0	0	13	13	0.00	0.333

PITCHER	IP	WLS	BF	H	R	ER	SO	BB	IBB	HBP	BLK	WP	HR	S	P	ERA	WHIP
---------	----	-----	----	---	---	----	----	----	-----	-----	-----	----	----	---	---	-----	------

Batter	1	2	3	4	5	6	7	8	9	AB R H RBI BB SO LOB	TOP						
Alan Wiggins, S (1, 8) OBP: 0.327, SLG: 0.314	0-0 P4		0-0 FC6-4		0-0 F7		0-0 4-3		0-0 F9	5 0 0 0 0 0 3	San Diego Padres @ Houston Astros Astrodome, Houston, TX Sun Jun 20 1982, 8:05 PM EDT Att. 15,021 - Unknown livebaseballscorecards.com						
Gene Richards, L (1, 7) OBP: 0.325, SLG: 0.317	0-0 F8			0-0 4-3	0-3 K		4-0 FC5-2 BB	0-0 1B 1B	4 0 1 0 1 1 0								
Garry Templeton, S (1, 6) OBP: 0.295, SLG: 0.378	0-3 K			0-0 2B 3B	0-0 6-3		0-0 FC5-2	0-0 1B	5 1 2 0 0 1 2								
Sixto Lezcano, R (1, 9) OBP: 0.354, SLG: 0.466		0-3 K		0-0 1B 2B		0-0 4-3 WP 2B	0-3 K	0-3 K	5 2 2 1 0 3 5								
Luis Salazar, R (1, 5) OBP: 0.257, SLG: 0.333		0-0 G1-6-3 1B		0-0 F5		0-0 1-3		0-0 5-3	4 0 1 0 0 0 2								
Kurt Bevacqua, R (1, 3) OBP: 0.354, SLG: 0.308		0-0 G1-6-3 1B		0-0 1B BLK 1B		0-0 4-3		0-0 F7	3 1 1 1 0 0 2								
Broderick Perkins, L (8, PH) OBP: 0.359, SLG: 0.345		0-0 G1-6-3 1B		0-0 1B BLK 1B		0-0 2-3		0-0 6-3	1 0 0 0 0 0 0								
Joe Pittman, R (1, 4) OBP: 0.269, SLG: 0.346			0-0 1-3	0-0 1B		4-0 BB		0-0 6-3	0 0 0 0 0 0 0								
Tim Flannery, L (6, PH) OBP: 0.352, SLG: 0.362			0-0 1-3	0-0 1B		0-0 4-3			1 0 0 0 1 0 0								
Steve Swisher, R (1, 2) OBP: 0.273, SLG: 0.300			0-0 F9	4-0 BLK BB		0-0 4-3		0-0 FC5-4 1B	2 0 1 0 0 0 1								
Terry Kennedy, L (6, PH) OBP: 0.275, SLG: 0.422			0-0 F9	1-2 BLK BB		0-0 4-3			3 0 2 0 0 0 2								
Juan Eichelberger, R (1, 1) OBP: 0.143, SLG: 0.176			0-0 FC6-4 1B	1-2 2-3 3-H		0-0 4-3 S FC5-2 1B		0-0 FC5-4 1B 1B	0 0 0 0 0 0 0								
Eric Show, R (8, 1)									0 0 0 0 0 0 0								
Dave Dravecky, R (8, 1)									0 0 0 0 0 0 0								
Joe Lefebvre, L (9, PH) OBP: 0.239, SLG: 0.220									1 0 0 0 0 0 1								
Inning Stats	R: 0 H: 0 E: 0 LOB: 0 K: 1 BB: 0 S: 5 P: 5	R: 0 H: 1 E: 0 LOB: 0 K: 1 BB: 0 S: 5 P: 5	R: 0 H: 1 E: 0 LOB: 1 K: 0 BB: 0 S: 4 P: 4	R: 3 H: 4 E: 0 LOB: 2 K: 0 BB: 1 S: 7 P: 11	R: 0 H: 0 E: 0 LOB: 0 K: 1 BB: 0 S: 5 P: 5	R: 1 H: 1 E: 0 LOB: 1 K: 0 BB: 1 S: 4 P: 8	R: 0 H: 1 E: 0 LOB: 2 K: 1 BB: 1 S: 6 P: 10	R: 0 H: 0 E: 0 LOB: 0 K: 0 BB: 0 S: 3 P: 3	R: 0 H: 3 E: 0 LOB: 3 K: 1 BB: 0 S: 8 P: 8	1B: 8 SF: 0 2B: 2 SAC: 0 3B: 1 DP: 1 HR: 0 HBP: 0	WP: 1 PA: 40 PB: 0 SB: 1 CS: 0						
PITCHER	IP WLS BF H R ER SO BB IBB HBP BLK WP HR S P ERA WHIP																
Bob Knepper, L (1, 1) ERA: 4.97	3.2		17	6	3	3	2	1	0	0	0	0	0	20	24	7.36	1.909
Frank LaCorte, R (4, 1) ERA: 5.4	2.0		8	1	1	1	1	1	0	0	1	0	0	9	13	4.50	1.000
George Cappuzzello, L (6, 1) ERA: 2.61	1.0		5	1	0	0	0	1	0	0	0	1	0	4	8	0.00	2.000
Michael LaCoss, R (7, 1) ERA: 2.86	2.1	W	10	3	0	0	2	0	0	0	0	0	0	14	14	0.00	1.286

San Diego Padres @ Houston Astros
 Astrodome, Houston, TX
 Sun Jun 20 1982, 8:05 PM EDT
 Att. 15,021 - Unknown

livebaseballscorecards.com

AB	35
R	4
H	10
RBI	2
BB	3
SO	5
LOB	18



BOTTOM

San Diego Padres @ Houston Astros
Astrodome, Houston, TX
Sun Jun 20 1982, 8:05 PM EDT
Att. 15,021 - Unknown

livebaseballscorecards.com

AB	32
R	8
H	10
RBI	8
BB	5
SO	2
LOB	19



WP:	1	PA:	40
PB:	0	SB:	4
CS:	0		

AB	R	H	RBI	BB	SO	LOB
4	2	3	3	0	0	0
4	1	2	1	0	1	2
3	0	0	2	1	0	5
4	0	0	1	1	0	2
3	0	0	0	1	0	2
3	1	1	0	1	0	1
3	1	1	0	0	0	1
1	1	1	0	0	0	0
3	0	0	0	1	1	3
1	0	0	0	0	0	3
1	0	0	0	0	0	0
0	0	0	0	0	0	0
2	2	2	1	0	0	0
1B:	8	SF:	3			
2B:	1	SAC:	0			
3B:	1	DP:	0			
HR:	0	HBP:	0			

PITCHER	IP	WLS	BF	H	R	ER	SO	BB	IBB	HBP	BLK	WP	HR	S	P	ERA	WHIP
Juan Eichelberger, R	(1, 1)	7.0	L	34	8	7	6	0	3	1	0	0	0	0	46	7.71	1.571
Eric Show, R	(8, 1)	0.1		3	2	1	1	1	0	0	0	0	0	5	5	27.00	6.000
Dave Dravecky, L	(8, 1)	0.2		3	0	0	0	1	0	1	0	0	0	4	8	0.00	0.000

IP	WLS	BF	H	R	ER	SO	BB	IBB	HBP	BLK	WP	HR	S	P	ERA	WHIP
Juan Eichelberger, R	(1, 1)	7.0	L	34	8	7	6	0	3	1	0	0	0	46	7.71	1.571
Eric Show, R	(8, 1)	0.1		3	2	1	1	1	0	0	0	0	5	5	27.00	6.000
Dave Dravecky, L	(8, 1)	0.2		3	0	0	0	1	0	1	0	0	4	8	0.00	0.000

IP	WLS	BF	H	R	ER	SO	BB	IBB	HBP	BLK	WP	HR	S	P	ERA	WHIP
Juan Eichelberger, R	(1, 1)	7.0	L	34	8	7	6	0	3	1	0	0	0	46	7.71	1.571
Eric Show, R	(8, 1)	0.1		3	2	1	1	1	0	0	0	0	5	5	27.00	6.000
Dave Dravecky, L	(8, 1)	0.2		3	0	0	0	1	0	1	0	0	4	8	0.00	0.000

IP	WLS	BF	H	R	ER	SO	BB	IBB	HBP	BLK	WP	HR	S	P	ERA	WHIP
Juan Eichelberger, R	(1, 1)	7.0	L	34	8	7	6	0	3	1	0	0	0	46	7.71	1.571
Eric Show, R	(8, 1)	0.1		3	2	1	1	1	0	0	0	0	5	5	27.00	6.000
Dave Dravecky, L	(8, 1)	0.2		3	0	0	0	1	0	1	0	0	4	8	0.00	0.000

IP	WLS	BF	H	R	ER	SO	BB	IBB	HBP	BLK	WP	HR	S	P	ERA	WHIP
Juan Eichelberger, R	(1, 1)	7.0	L	34	8	7	6	0	3	1	0	0	0	46	7.71	1.571
Eric Show, R	(8, 1)	0.1		3	2	1	1	1	0	0	0	0	5	5	27.00	6.000
Dave Dravecky, L	(8, 1)	0.2		3	0	0	0	1	0	1	0	0	4	8	0.00	0.000

Batter	1	2	3	4	5	6	7	8	9	AB	R	H	RBI	BB	SO	LOB
--------	---	---	---	---	---	---	---	---	---	----	---	---	-----	----	----	-----

Dickie Thon, R OBP: 0.315, SLG: 0.360 (1, 6)	0-0 WP 1B 5-3 1B	0-0 SF8 3-H			0-0 E6 SF9		0-0 SF9 2B	0-0 1-H 2-H 3B		4	2	3	3	0	0	0
Terry Puhl, L OBP: 0.310, SLG: 0.372 (1, 9)	0-0 5-3 WP 1-2 G3 1B	0-0 1-2 2-3 1B			0-0 L3 1-3		0-0 SF9 2-3 3-H	0-3 K		4	1	2	1	0	1	2
Ray Knight, R OBP: 0.345, SLG: 0.443 (1, 3)	0-0 5-3 1-3 2-H	0-0 FC5 2-3f			0-0 SF9 3-H		0-0 F8	4-0 IBB		3	0	0	2	1	0	5
Jose Cruz, L OBP: 0.331, SLG: 0.366 (1, 7)	0-0 G3 3-H		0-0 F7		0-0 F4		4-0 FC6-4 IBB	0-0 F7		4	0	0	1	1	0	2
Phil Garner, R OBP: 0.304, SLG: 0.398 (1, 4)	0-0 P6		0-0 6-3			4-0 E S BB	0-0 FC6-4 1-2f			3	0	0	0	1	0	2
Alan Ashby, S OBP: 0.312, SLG: 0.408 (1, 2)		0-0 1B FC3-2 1B	0-0 5-3			0-0 F7		4-0 1B S 1B BB		3	1	1	0	1	0	1
Tony Scott, S OBP: 0.289, SLG: 0.329 (1, 8)		0-0 FC3-2 S 1-3 SF8 1B		0-0 5-3		0-0 G3 1-3		0-0 1B 3B 1B		3	1	1	0	0	0	1
Michael LaCoss, R OBP: 0.250, SLG: 0.250 (7, 1)						0-0 G3 1-3		0-3 K 1B		1	1	1	0	0	0	0
Art Howe, R OBP: 0.305, SLG: 0.325 (1, 5)		4-0 1B 1-2 FC3-2 BB		0-0 F9		0-0 4-3		0-3 K		3	0	0	0	1	1	3
Bob Knepper, L (1, 1)		0-0 FC3-2		0-0 6-3				0-0 2B SF9 1B		1	0	0	0	0	0	3
Frank LaCorte, R (4, 1)										1	0	0	0	0	0	0
George Cappuzzello, R (6, 1)										0	0	0	0	0	0	0
Denny Walling, L OBP: 0.273, SLG: 0.287 (7, 8)		1-2 2-3 3-H FC5 1B								2	2	2	1	0	0	0

Inning Stats	R	H	E	K	S	LOB	BB	P	R	H	E	K	S	LOB	BB	P	1B	2B	3B	SF	SAC	DP	HBP	WP	PA
	2	2	0	0	5	0	0	5	1	0	0	0	6	3	0	9	8	1	1	3	0	0	0	1	40

Batter	1	2	3	4	5	6	7	8	9	AB R H RBI BB SO LOB	TOP						
Gene Richards, L (1, 7) OBP: 0.323, SLG: 0.329 Eric Show, R (7, 1)	0-3 K		0-0 3B		0-0 6-3		0-0 F7	0-0 5-3		4 0 1 0 0 1 2 1 0 0 0 0 0 0							
Tim Flannery, L (1, 4) OBP: 0.355, SLG: 0.364	0-0 1B		0-0 5-3			0-0 P1		0-0 BB 1B PB 1B	0-0 F7	5 1 2 0 0 0 1							
Garry Templeton, S (1, 6) OBP: 0.293, SLG: 0.375	0-0 F6			0-3 K		0-0 F7		0-0 PB BB 1B 1B	0-0 6-3	5 1 1 0 0 1 1							
Ruppert Jones, L (1, 8) OBP: 0.426, SLG: 0.509	0-3 K			0-0 1B		0-0 1B		4-0 1B PB 1-2 2-3 BB	0-0 6-3	4 1 2 0 1 1 1							
Sixto Lezcano, R (1, 9) OBP: 0.374, SLG: 0.462		0-0 G3		0-0 F3		0-0 6-3		0-0 2B 1B 1-3 2-H 3-H		4 1 1 1 0 0 2							
Terry Kennedy, L (1, 2) OBP: 0.274, SLG: 0.423		0-0 F7		0-0 F5			0-0 5-3	0-0 SH 2B 1-H 3-H		4 1 1 2 0 0 1							
Luis Salazar, R (1, 5) OBP: 0.258, SLG: 0.333		0-3 K			0-0 SF9 1B E S		0-0 F8	0-0 SH 1B 2-H		3 2 1 0 0 1 0							
Broderick Perkins, L (1, 3) OBP: 0.363, SLG: 0.347			0-0 5-3		0-0 SF9 1B 1-H		4-0 1B BB	0-0 FC7-5 WP 3-H 1B		2 0 1 2 1 0 0							
John Curtis, L (1, 1) OBP: 0.217, SLG: 0.304 Floyd Chiffer, R (3, 1) Joe Lefebvre, L (5, PH) Luis DeLeon, R (5, 1) Kurt Bevacqua, R (7, PH) Dave Edwards, R (8, 7) OBP: 0.167, SLG: 0.333 OBP: 0.360, SLG: 0.317 OBP: 0.217, SLG: 0.261			0-3 K		0-0 F9		0-0 1B	0-0 FC7-5		1 0 0 0 0 1 0 0 0 0 0 0 0 0 1 0 0 0 0 0 0 0 0 0 0 0 0 0 2 0 1 0 0 0 1 0 0 0 0 0 0 0							
Inning Stats	R: 0 H: 1 E: 0 LOB: 1 K: 2 BB: 0 S: 8 P: 8	R: 0 H: 0 E: 0 LOB: 0 K: 1 BB: 0 S: 5 P: 5	R: 0 H: 1 E: 0 LOB: 1 K: 1 BB: 0 S: 6 P: 6	R: 0 H: 1 E: 0 LOB: 1 K: 1 BB: 0 S: 6 P: 6	R: 1 H: 1 E: 0 LOB: 0 K: 0 BB: 0 S: 4 P: 4	R: 0 H: 1 E: 0 LOB: 1 K: 0 BB: 0 S: 4 P: 4	R: 0 H: 1 E: 0 LOB: 2 K: 0 BB: 1 S: 4 P: 8	R: 6 H: 5 E: 1 LOB: 0 K: 0 BB: 1 S: 8 P: 12	R: 0 H: 0 E: 0 LOB: 0 K: 0 BB: 0 S: 3 P: 3	1B: 9 SF: 1 2B: 2 SAC: 1 3B: 1 DP: 1 HR: 0 HBP: 0	WP: 1 PA: 40 PB: 1 SB: 1 CS: 0						
PITCHER	IP WLS BF H R ER SO BB IBB HBP BLK WP HR S P ERA WHIP																
Don Sutton, R (1, 1) ERA: 3.18	7.0		30	8	3	2	5	1	0	0	0	0	0	39	43	2.57	1.286
George Cappuzzello, L (8, 1) ERA: 3.48	0.0		1	0	0	0	0	1	0	0	0	0	0	4	4	∞	∞
Michael LaCoss, R (8, 1) ERA: 3.63	0.0	L	3	2	3	3	0	0	0	0	0	0	3	3	∞	∞	
Danny Boone, L (8, 1) ERA: 5.24	2.0		6	1	1	1	0	0	0	0	0	1	0	6	6	4.50	0.500

San Diego Padres @ Houston Astros
Astrodome, Houston, TX
Mon Jun 21 1982, 8:05 PM EDT
Att. 13,427 - Unknown

livebaseballscorecards.com

AB	36
R	7
H	11
RBI	5
BB	2
SO	5
LOB	9



Batter	1	2	3	4	5	6	7	8	9	AB R H RBI BB SO LOB	TOP											
Gene Richards, L (1, 7) OBP: 0.327, SLG: 0.329 Dave Edwards, R (7, 7) OBP: 0.208, SLG: 0.250	4-0 1B BB		0-0 1-3			0-0 1B E	0-0 6-3		0-0 F8	3 1 1 0 1 0 1 1 0 0 0 0 0 0												
Joe Pittman, R (1, 4) OBP: 0.300, SLG: 0.367	0-0 4-3		0-0 6-3			0-0 F7 1B E	0-0 FC6-4			4 1 2 1 0 0 1												
Garry Templeton, S (1, 6) OBP: 0.293, SLG: 0.373	0-0 CS 2-H 1B			0-0 1-4-3		0-0 E5 1B F7	0-0 FC6-4			4 1 1 1 0 0 2												
Ruppert Jones, L (1, 8) OBP: 0.423, SLG: 0.502	0-0 CS 1-2	0-3 K		0-0 4-3		0-0 F8		4-0 BB		3 0 0 0 1 1 2												
Sixto Lezcano, R (1, 9) OBP: 0.375, SLG: 0.471		0-0 2B 1B		0-0 3B		0-0 F7		0-0 P4		4 1 2 0 0 0 3												
Terry Kennedy, L (1, 2) OBP: 0.274, SLG: 0.420		0-0 F5		0-0 F9		0-0 1B		0-0 F9		4 0 1 2 0 0 3												
Luis Salazar, R (1, 5) OBP: 0.258, SLG: 0.336		0-0 1-H 2B			0-0 6-3	0-0 F4		0-0 L6		4 0 1 1 0 0 2												
Kurt Bevacqua, R (1, 3) OBP: 0.358, SLG: 0.318 Broderick Perkins, L (7, 3) OBP: 0.360, SLG: 0.345		0-0 F8			0-0 F8		0-0 1B 6-3		0-0 F8	3 1 1 0 0 0 1 1 0 0 0 0 0 0												
Tim Lollar, L (1, 1) OBP: 0.333, SLG: 0.474 Gary Lucas, L (7, 1) Floyd Chiffer, R (7, 1) Joe Lefebvre, L (9, PH) OBP: 0.232, SLG: 0.213			0-0 4-3		0-0 F7		0-3 K		0-0 F8	3 0 0 0 0 1 1 0 0 0 0 0 0 0 0 0 0 0 0 0 0 1 0 0 0 0 0 0												
Inning Stats	R: 0 E: 0 K: 0 S: 2	H: 1 LOB: 0 BB: 1 P: 6	R: 1 E: 0 K: 1 S: 7	H: 2 LOB: 1 BB: 0 P: 7	R: 0 E: 0 K: 0 S: 3	H: 0 LOB: 0 BB: 0 P: 3	R: 0 E: 0 K: 0 S: 4	H: 1 LOB: 1 BB: 0 P: 4	R: 0 E: 0 K: 0 S: 3	H: 0 LOB: 0 BB: 0 P: 3	R: 3 E: 1 K: 0 S: 7	H: 3 LOB: 1 BB: 0 P: 7	R: 1 E: 0 K: 1 S: 7	H: 2 LOB: 1 BB: 0 P: 7	R: 0 E: 0 K: 0 S: 3	H: 0 LOB: 1 BB: 1 P: 7	R: 0 E: 0 K: 0 S: 3	H: 0 LOB: 0 BB: 0 P: 3	1B: 7 2B: 1 3B: 1 HR: 0	SF: 0 SAC: 0 DP: 0 HBP: 0	WP: 0 PB: 0 SB: 1 CS: 1	PA: 38
PITCHER	IP WLS BF H R ER SO BB IBB HBP BLK WP HR S P ERA WHIP																				PITCHER	IP WLS BF H R ER SO BB IBB HBP BLK WP HR S P ERA WHIP
Charlie Leibrandt, L (1, 1) ERA: 2.98 Joe Price, L (7, 1) ERA: 2.91 Tom Hume, R (8, 1) ERA: 2.06	6.0 W 26 8 5 3 1 1 0 0 0 0 0 0 27 31 4.50 1.500																					

San Diego Padres @ Cincinnati Reds
 Riverfront Stadium, Cincinnati, OH
 Tue Jun 22 1982, 7:05 PM EDT
 Att. 14,101 - Unknown

livebaseballscorecards.com

AB	35
R	5
H	9
RBI	5
BB	2
SO	2
LOB	16



Batter	1	2	3	4	5	6	7	8	9	AB	R	H	RBI	BB	SO	LOB
Eddie Milner, L OBP: 0.340, SLG: 0.397 (1, 9) (8, 8)	0-0 P6	0-0 FC4-6 1B			0-0 F7		0-0 E 2B			4	1	1	1	0	0	1
Rafael Landestoy, S OBP: 0.318, SLG: 0.341 (1, 4)	0-0 BLK 1B	0-0 1-2 1B			0-0 6-3		0-0 6-3			4	0	2	0	0	0	1
Dan Driessen, L OBP: 0.382, SLG: 0.457 (1, 3)	0-0 F8 1-2	0-0 P6			0-0 4-3		4-0 E 1B BB			3	1	0	0	1	0	3
Cesar Cedeno, R OBP: 0.359, SLG: 0.483 Paul Householder, S OBP: 0.252, SLG: 0.287 (1, 8) (8, 9)	0-0 L6		0-0 F9		0-0 1B 2B		0-0 E5 1-3 2-H 1B			4	1	1	0	0	0	2
Mike Vail, R OBP: 0.294, SLG: 0.438 Tom Hume, R (8, 1)		0-3 K	0-0 P4		0-0 G4-3 1B		0-0 2-H 3-H 1B			4	0	2	2	0	1	0
Johnny Bench, R OBP: 0.303, SLG: 0.333 (1, 5)		0-0 1B 2B	0-0 6-3		0-0 F9			0-0 1B		4	1	2	0	0	0	1
Ron Oester, S OBP: 0.311, SLG: 0.351 (1, 6)		0-0 2B 1B		0-0 F9		0-0 G4-3 1-2f		0-0 F9		4	1	1	1	0	0	2
Alex Trevino, R OBP: 0.325, SLG: 0.287 (1, 2)		0-0 SH 2B		0-0 F9			0-0 SH3-4 2B 1B	0-0 F9		4	2	2	1	0	0	1
Charlie Leibrandt, R OBP: 0.214, SLG: 0.154 Joe Price, R (7, 1)		0-0 SH	0-3 K		0-0 K		0-0 SH3-4 1B	0-0 4-3		1	0	0	1	0	1	0
German Barranca, L OBP: 0.314, SLG: 0.514 Duane Walker, L OBP: 0.304, SLG: 0.364 (8, 7)		0-0 FC4-6 3-H								0	0	0	0	0	0	0
										1	0	0	0	0	0	1

Inning Stats	R: 0	H: 1	E: 0	K: 0	S: 4	H: 1	LOB: 1	BB: 0	P: 4	R: 3	H: 4	E: 1	K: 1	S: 10	H: 0	LOB: 0	K: 0	S: 3	R: 0	H: 0	E: 0	K: 0	S: 5	R: 0	H: 0	E: 0	K: 0	S: 3	R: 1	H: 2	E: 0	K: 0	S: 4	R: 3	H: 3	E: 1	K: 0	S: 6	R: 0	H: 1	E: 0	K: 0	S: 4	H: 1	LOB: 1	BB: 0	P: 4
--------------	------	------	------	------	------	------	--------	-------	------	------	------	------	------	-------	------	--------	------	------	------	------	------	------	------	------	------	------	------	------	------	------	------	------	------	------	------	------	------	------	------	------	------	------	------	------	--------	-------	------

PITCHER	IP	WLS	BF	H	R	ER	SO	BB	IBB	HBP	BLK	WP	HR	S	P	ERA	WHIP
Tim Lollar, L ERA: 2.73 (1, 1)	6.1		27	8	5	5	2	0	0	0	1	0	0	31	31	7.11	1.263
Gary Lucas, L ERA: 3.89 (7, 1)	0.1	L	3	1	0	0	0	1	0	0	0	0	0	2	6	0.00	6.000
Floyd Chiffer, R ERA: 1.93 (7, 1)	1.1		6	2	2	0	0	0	0	0	0	0	0	6	6	0.00	1.500

BOTTOM

San Diego Padres @ Cincinnati Reds
Riverfront Stadium, Cincinnati, OH

Tue Jun 22 1982, 7:05 PM EDT
Att. 14,101 - Unknown

AB	33
R	7
H	11
RBI	6
BB	1
SO	2
LOB	12



WP	PA	1B	SF	PB	SAC	SB	DP	CS	HR	HBP
0	36	7	0	0	2	0	1	0	0	0

Batter	1	2	3	4	5	6	7	8	9	AB R H RBI BB SO LOB	TOP	
Gene Richards, L (1, 7) OBP: 0.341, SLG: 0.340	0-0 1B S		0-0 6-3		4-0 BB			0-0 1B 1B	0-0 1B 1-2 2-H	4 1 3 1 1 0 0	San Diego Padres @ Cincinnati Reds Riverfront Stadium, Cincinnati, OH Wed Jun 23 1982, 7:05 PM EDT Att. 14,004 - Unknown	
Tim Flannery, L (1, 4) OBP: 0.357, SLG: 0.365	0-0 P5 1-2		0-0 P6		0-0 F8			0-0 1B 1-2	0-0 1B 1-2 2-H	5 0 2 0 0 0 2		
Garry Templeton, S (1, 6) OBP: 0.292, SLG: 0.375	0-3 K			0-0 4-3 BLK 2B			0-0 P3	0-3 K		4 1 1 0 0 2 3		
Ruppert Jones, L (1, 8) OBP: 0.420, SLG: 0.498	0-3 K			0-0 4-3 2-3			0-0 P6	0-0 1B 1-3 2-H		4 0 1 1 0 1 2		
Sixto Lezcano, R (1, 9) OBP: 0.374, SLG: 0.465 Eric Show, R (8, 1)		0-0 5-3		4-0 BLK S 1B BB			0-0 F7	0-0 P6		3 1 0 0 1 0 2 0 0 0 0 0 0 0		
Terry Kennedy, L (1, 2) OBP: 0.282, SLG: 0.430		0-0 1B		0-3 K 1-3 3-H			0-0 B5-6 2B	0-0 1B 1B		4 1 3 0 0 1 1		
Luis Salazar, R (1, 5) OBP: 0.258, SLG: 0.335		0-0 F7		0-0 PO 1B 3-H			0-0 B5-6 2-3f	0-0 P4		4 0 1 1 0 0 3		
Broderick Perkins, L (1, 3) OBP: 0.357, SLG: 0.341		0-3 K		0-0 PO 1-2	0-0 F8		0-0 5-3	0-0 1B 1-2 1B		4 0 1 0 0 1 1		
Chris Welsh, L (1, 1) OBP: 0.273, SLG: 0.333 Gary Lucas, L (7, 1) Dave Edwards, R (8, PH) OBP: 0.200, SLG: 0.240 Joe Lefebvre, L (8, 9) OBP: 0.229, SLG: 0.210		0-3 K	0-3 K		0-3 K			0-3 K	0-0 F7	2 0 0 0 0 2 0 0 0 0 0 0 0 0 1 0 0 0 0 1 0 1 0 0 0 0 0 2		
Inning Stats	R: 0 E: 0 K: 2 S: 8 H: 1 LOB: 1 BB: 0 P: 8	R: 0 E: 0 K: 1 S: 6 H: 1 LOB: 1 BB: 0 P: 6	R: 0 E: 0 K: 1 S: 5 H: 0 LOB: 0 BB: 0 P: 5	R: 2 E: 0 K: 1 S: 6 H: 2 LOB: 0 BB: 1 P: 10	R: 0 E: 0 K: 1 S: 5 H: 0 LOB: 1 BB: 1 P: 9	R: 0 E: 0 K: 0 S: 3 H: 0 LOB: 0 BB: 0 P: 3	R: 0 E: 0 K: 0 S: 3 H: 1 LOB: 0 BB: 0 P: 3	R: 1 E: 0 K: 2 S: 10 H: 3 LOB: 2 BB: 0 P: 10	R: 1 E: 0 K: 0 S: 6 H: 4 LOB: 2 BB: 0 P: 6	1B: 10 2B: 3 3B: 0 HR: 0 SF: 0 SAC: 0 DP: 1 HBP: 0		WP: 0 PB: 0 SB: 2 CS: 0 PA: 39
PITCHER	IP WLS BF H R ER SO BB IBB HBP BLK WP HR S P ERA WHIP											
Frank Pastore, R (1, 1) ERA: 3.96	1.1											
Bob Shirley, L (2, 1) ERA: 4.36	5.2											
Joe Price, L (8, 1) ERA: 3.12	0.2											
Tom Hume, R (8, 1) ERA: 2.2	1.1 W											

AB	36
R	4
H	12
RBI	3
BB	2
SO	8
LOB	16



BOTTOM

San Diego Padres @ Cincinnati Reds
Riverfront Stadium, Cincinnati, OH

livebaseballscores.com

AB	27
R	5
H	4
RBI	5
BB	8
SO	3
LOB	12



WP:	1	PA:	36
PB:	0		
SB:	1		
CS:	0		

Wed Jun 23 1982, 7:05 PM EDT
Att. 14,004 - Unknown

AB	R	H	RBI	BB	SO	LOB
3	0	1	2	1	0	0
4	0	0	0	0	0	3
2	1	0	0	2	0	0
2	1	1	0	1	0	1
3	0	0	0	0	2	2
1	1	1	2	0	0	0
2	1	0	0	2	1	1
4	1	1	1	0	0	1
3	0	0	0	1	0	2
0	0	0	0	0	0	0
2	0	0	0	0	0	0
0	0	0	0	1	0	0
0	0	0	0	0	0	0
1	0	0	0	0	0	2
1B:	2	SF:	0			
2B:	1	SAC:	1			
3B:	0	DP:	0			
HR:	1	HBP:	0			

Batter	1	2	3	4	5	6	7	8	9
Eddie Milner, L OBP: 0.343, SLG: 0.396 (1, 9) X (8, 7)	0-0 1-3 BB		4-0 BB			0-0 G3	0-0 1B 1-2 2-H 3-H		
Rafael Landestoy, S OBP: 0.292, SLG: 0.311 (1, 5) X	0-0 6-3		0-0 5-3 BB			0-0 F7	0-0 4-3		
German Barranca, L OBP: 0.333, SLG: 0.486 (1, 4) B B B	4-0 BB			0-0 F9		0-0 3-1		4-0 SH3-4 HR BB	
Cesar Cedeno, R OBP: 0.363, SLG: 0.488 (1, 8) X	0-0 F8			4-0 BB			0-0 WP 1B 2B	0-0 SH3-4	
Mike Vail, R OBP: 0.286, SLG: 0.426 Paul Householder, S OBP: 0.257, SLG: 0.315 (1, 7) (8, 9) X		0-0 4-3		0-3 K			0-3 K	0-0 HR	
Dan Driessen, L OBP: 0.384, SLG: 0.453 (1, 3) X		0-3 K		0-0 F8			4-0 BB 1B BB	4-0 S BB	
Ron Oester, S OBP: 0.311, SLG: 0.349 (1, 6) X		0-0 F9			0-0 F9		0-0 BB 1B 1B	0-0 F8	
Alex Trevino, R OBP: 0.324, SLG: 0.283 (1, 2) X			0-0 5-3		0-0 4-3		0-0 L6	4-0 BB	
Frank Pastore, R OBP: 0.222, SLG: 0.231 Bob Shirley, R OBP: 0.250, SLG: 0.250 Larry Bittner, L OBP: 0.383, SLG: 0.422 Joe Price, R Tom Hume, R (1, 1) (2, 1) (7, PH) (8, 1) (8, 1) X			0-0 5-3		0-0 5-3		4-0 1B BB	0-0 5-3	

Inning	R	H	E	K	S	H	LOB	BB	P
1	0	0	0	0	7	0	0	1	7
2	0	0	0	1	5	0	0	0	5
3	0	0	0	0	7	0	1	1	7
4	0	0	0	1	5	0	1	1	9
5	0	0	0	0	3	0	0	0	3
6	0	0	0	0	3	0	0	0	3
7	3	3	0	1	8	2	2	2	16
8	2	1	0	0	4	2	3	3	16

PITCHER	IP	WLS	BF	H	R	ER	SO	BB	IBB	HBP	BLK	WP	HR	S	P	ERA	WHIP
Chris Welsh, L ERA: 3.97 (1, 1)	6.2		28	3	3	3	3	5	0	0	0	1	0	29	49	4.05	1.200
Gary Lucas, L ERA: 3.86 (7, 1)	0.1		1	0	0	0	0	0	0	0	0	0	0	1	1	0.00	0.000
Eric Show, R ERA: 2.01 (8, 1)	1.0	L	7	1	2	2	0	3	0	0	0	0	1	4	16	18.00	4.000

Batter	1	2	3	4	5	6	7	8	9	10	11	12	13	AB R H RBI BB SO LOB	TOP																	
Gene Richards, L (1, 7) OBP: 0.337, SLG: 0.335 Luis Salazar, R (9, 5) OBP: 0.260, SLG: 0.341	0-0 4-3		0-0 BLK 2B 1B	0-3 K		0-0 F7			0-0 F8	0-0 F9			0-0 E SF8 2B	5 1 1 0 0 1 0 2 1 1 0 0 0 3																		
Tim Flannery, L (1, 4) OBP: 0.352, SLG: 0.367	0-0 L3		0-0 E 1-H 2B	0-0 4-3		0-3 K			0-0 E4				0-0 SF8 2-H	5 1 1 2 1 1 0																		
Garry Templeton, S (1, 6) OBP: 0.289, SLG: 0.370	0-3 K		0-0 E6 HR 2-3			0-0 6-3			0-3 K				0-0 SH5-4 1-2	6 1 1 0 0 2 2																		
Ruppert Jones, L (1, 8) OBP: 0.410, SLG: 0.483		0-0 4-3	0-0 E4 HR 1-2 3-H	0-3 K				0-0 F9					0-3 K	7 1 0 1 0 2 4																		
Sixto Lezcano, R (1, 9) OBP: 0.373, SLG: 0.472		0-3 K	0-0 HR 1-H 2-H			0-3 K			0-3 K				4-0 IBB	5 1 1 3 1 3 0																		
Terry Kennedy, L (1, 2) OBP: 0.283, SLG: 0.432		0-0 E 2B	0-3 K			0-0 4-3			0-0 4-3				0-0 F8	6 1 2 0 0 2 2																		
Broderick Perkins, L (1, 3) OBP: 0.370, SLG: 0.346		0-0 E1 2-H 1B	4-0 BB BB			0-0 1B			0-0 G3				0-0 F8	4 0 2 0 2 0 0																		
Joe Lefebvre, L (1, 5) OBP: 0.237, SLG: 0.224 (9, 7)		0-0 P6	4-0 FC5-4 BB 1-2			0-3 K			0-3 K				0-0 4-3	5 0 1 0 1 2 3																		
John Montefusco, R (1, 1) OBP: 0.129, SLG: 0.069 Floyd Chittler, R (6, 1) Luis DeLeon, R (8, 1) OBP: 0.167, SLG: 0.333 Garry Lucchesi, L (9, 1) Kurt Bevacqua, R (10, 1) OBP: 0.379, SLG: 0.318 Eric Show, R (10, 1) FC5-4			6-3 FC5-4			0-0 F9			0-0 4-3				0-0 F2	3 0 0 0 0 0 4 1 0 1 0 0 1 0 0 0 0 0 0 0																		
Inning Stats	R: 0 E: 0 K: 1 S: 5	H: 0 LOB: 0 BB: 0 P: 5	R: 1 E: 1 K: 1 S: 7	H: 2 LOB: 1 BB: 0 P: 7	R: 5 E: 2 K: 1 S: 10	H: 3 LOB: 2 BB: 2 P: 18	R: 0 E: 0 K: 2 S: 8	H: 1 LOB: 1 BB: 0 P: 8	R: 0 E: 0 K: 2 S: 9	H: 2 LOB: 2 BB: 0 P: 9	R: 0 E: 0 K: 1 S: 5	H: 0 LOB: 0 BB: 0 P: 5	R: 0 E: 1 K: 1 S: 6	H: 0 LOB: 1 BB: 0 P: 6	R: 0 E: 0 K: 1 S: 5	H: 0 LOB: 2 BB: 2 P: 13	R: 0 E: 0 K: 0 S: 3	H: 0 LOB: 0 BB: 0 P: 3	R: 1 E: 1 K: 0 S: 4	H: 1 LOB: 0 BB: 0 P: 4	1B: 5 2B: 4 3B: 0 HR: 1	SF: 1 SAC: 1 DP: 0 HBP: 0	WP: 0 PB: 0 SB: 0 CS: 0	PA: 58								
PITCHER	IP WLS BF H R ER SO BB IBB HBP BLK WP HR S P ERA WHIP														IP WLS BF H R ER SO BB IBB HBP BLK WP HR S P ERA WHIP																	
Greg Harris, R (1, 1) ERA: 5.02	2.1	14	5	6	1	2	0	0	0	0	0	0	0	0	18	18	3.86	2.143														
Joe Price, L (3, 1) ERA: 2.89	2.2	13	3	0	0	5	2	0	0	0	0	0	0	0	21	29	0.00	1.875														
Jim Kern, R (6, 1) ERA: 3.23	3.0	9	0	0	0	3	0	0	0	0	0	0	0	0	15	15	0.00	0.000														
Tom Hume, R (9, 1) ERA: 2.11	2.0	10	1	0	0	2	1	1	0	0	0	0	0	0	12	20	0.00	1.000														
Charlie Leibrandt, L (11, 1) ERA: 2.88	2.0	8	0	0	0	1	1	1	0	0	0	0	0	0	8	16	0.00	0.500														
PITCHER	Bob Shirley, L (13, 1) ERA: 4.24	1.0	L	4	1	1	0	0	0	0	0	0	0	0	4	4	0.00	1.000														

San Diego Padres @ Cincinnati Reds
Riverfront Stadium, Cincinnati, OH
Thu Jun 24 1982, 7:05 PM EDT
Att. 14,490 - Unknown

livebaseballscorecards.com

AB	50
R	7
H	10
RBI	6
BB	6
SO	13
LOB	18



Batter	1	2	3	4	5	6	7	8	9	10	11	12	13	AB R H RBI BB SO LOB
Eddie Milner, L OBP: 0.341, SLG: 0.388 (1, 7)	F8		BB		G3	BB		6-3		4-3			P6	5 0 0 0 2 0 1
Ron Oester, S OBP: 0.310, SLG: 0.351 (1, 6)	1-3		K			1B			SH5-4			G3	F7	7 1 2 0 0 1 3
German Barranca, L OBP: 0.326, SLG: 0.463 Rafael Landestoy, S OBP: 0.280, SLG: 0.298 (9, PH) (10, 4)	F7			1B		FC3-6	L7		SH5-4			G3	6-3	4 1 1 0 0 0 1 2 0 0 0 0 0 0
Cesar Cedeno, R OBP: 0.358, SLG: 0.479 (1, 8)		6-3			F9	1B	6-3		P3			P4		6 1 1 0 0 0 2
Dan Driessen, L OBP: 0.386, SLG: 0.455 (1, 3)		4-3			F8	1B			1B				4-3	6 1 3 2 0 0 1
Duane Walker, L OBP: 0.379, SLG: 0.429 (1, 9)						1B			1B				F8	6 1 4 1 0 1 1
Wayne Krenchicki, L OBP: 0.333, SLG: 0.417 (1, 5)					4-3									6 1 3 2 0 0 5
Alex Trevino, R OBP: 0.325, SLG: 0.286 (1, 2)					6-3				SH1-3					5 0 2 1 0 0 0
Greg Harris, S Jim Price, R Mike Vail, R Jim Kern, R Dave Casper, R Tom Harris, R Paul Householder, S Charlie Lebrant, R Larry Johnson, R Bob Strickland, R			K		K	B1			K				1-3	0 0 0 0 0 0 0 0 0 0 0 0 0 0 1 0 0 0 0 0 1 1 0 0 0 0 0 1 1 0 0 0 0 0 1 1 0 0 0 0 0 0 1 0 0 0 0 0 0 1 0 0 0 0 0 0 1 0 0 0 0 0 0 1 0 0 0 0 0 0 1 0 0 0 0 0 0 0 0 0 0 0 0 0

Inning Stats	R: 0	H: 0	R: 0	H: 1	R: 0	H: 0	R: 0	H: 0	R: 0	H: 1	R: 0	H: 1	R: 1	H: 3	R: 0	H: 0	R: 0	H: 2	R: 0	H: 0	R: 0	H: 0	R: 0	H: 2	R: 0	H: 0	AB	R	H	RBI	BB	SO	LOB			
	E: 0	LOB: 0	E: 0	LOB: 1	E: 0	LOB: 0	E: 0	LOB: 0	E: 0	LOB: 1	E: 0	LOB: 1	E: 0	LOB: 2	E: 0	LOB: 0	E: 0	LOB: 0	E: 0	LOB: 0	E: 0	LOB: 0	E: 0	LOB: 2	E: 0	LOB: 0	1B: 14 <td>SF: 0 <td>WP: 0 <td>PA: 57</td> <td></td> <td></td> <td></td> <td></td> <td></td> <td></td> </td></td>	SF: 0 <td>WP: 0 <td>PA: 57</td> <td></td> <td></td> <td></td> <td></td> <td></td> <td></td> </td>	WP: 0 <td>PA: 57</td> <td></td> <td></td> <td></td> <td></td> <td></td> <td></td>	PA: 57						
	K: 0	BB: 0	K: 0	BB: 0	K: 2	BB: 1	K: 0	BB: 0	K: 1	BB: 0	K: 1	BB: 0	K: 0	BB: 0	K: 1	BB: 0	K: 0	BB: 0	K: 0	BB: 0	K: 1	BB: 0	K: 1	BB: 0	K: 0	BB: 0	2B: 1 <td>SAC: 2 <td>PB: 0 <td></td> <td></td> <td></td> <td></td> <td></td> <td></td> <td></td> </td></td>	SAC: 2 <td>PB: 0 <td></td> <td></td> <td></td> <td></td> <td></td> <td></td> <td></td> </td>	PB: 0 <td></td> <td></td> <td></td> <td></td> <td></td> <td></td> <td></td>							
	S: 3	P: 3	S: 4	P: 4	S: 7	P: 11	S: 5	P: 5	S: 5	P: 5	S: 9	P: 13	S: 6	P: 6	S: 6	P: 6	S: 5	P: 5	S: 3	P: 3	S: 5	P: 5	S: 5	P: 5	S: 3	P: 3	3B: 1 <td>DP: 0 <td>SB: 1 <td></td> <td></td> <td></td> <td></td> <td></td> <td></td> <td></td> </td></td>	DP: 0 <td>SB: 1 <td></td> <td></td> <td></td> <td></td> <td></td> <td></td> <td></td> </td>	SB: 1 <td></td> <td></td> <td></td> <td></td> <td></td> <td></td> <td></td>							

PITCHER	IP	WLS	BF	H	R	ER	SO	BB	IBB	HBP	BLK	WP	HR	S	P	ERA	WHIP
John Montefusco, R ERA: 3.9 (1, 1)	5.1		25	8	5	5	3	1	0	0	0	0	0	30	34	8.44	1.688
Floyd Chiffer, R ERA: 1.8 (6, 1)	2.0		10	3	0	0	1	1	0	0	0	0	0	11	15	0.00	2.000
Luis DeLeon, R ERA: 2.29 (8, 1)	0.2		3	1	1	1	1	0	0	0	0	0	0	5	5	13.50	1.500
Gary Lucas, L ERA: 3.75 (9, 1)	1.0		5	2	0	0	0	0	0	0	0	0	0	5	5	0.00	2.000
Eric Show, R ERA: 1.83 (10, 1)	4.0	W	14	2	0	0	1	0	0	0	0	0	0	16	16	0.00	0.500


BOTTOM

San Diego Padres @ Cincinnati Reds
Riverfront Stadium, Cincinnati, OH

Thu Jun 24 1982, 7:05 PM EDT
Att: 14,490 - Unknown

livebaseballscorecards.com

AB	53
R	6
H	16
RBI	6
BB	2
SO	6
LOB	18



Batter	1	2	3	4	5	6	7	8	9	AB R H RBI BB SO LOB	TOP											
Alan Wiggins, S OBP: 0.326, SLG: 0.313 (1, 8) (8, 7)	0-0 5-3		0-0 5-3			0-0 4-3 S 1B	0-0 F6			4 0 1 0 0 0 1	San Diego Padres @ San Francisco Giants Candlestick Park, San Francisco, CA Fri Jun 25 1982, 10:05 PM EDT Att. 10,269 - Unknown livebaseballscorecards.com											
Gene Richards, L OBP: 0.335, SLG: 0.345 Dave Edwards, R OBP: 0.200, SLG: 0.240 (1, 7) (8, 8)	0-0 F7			0-0 3B		0-0 4-3 1-3		0-0 F6		4 0 1 0 0 0 1 0 0 0 0 0 0 0												
Tim Flannery, L OBP: 0.341, SLG: 0.354 (1, 4)	0-0 4-3			0-0 F6		0-0 1-3		0-3 K		4 0 0 0 0 1 2												
Sixto Lezcano, R OBP: 0.375, SLG: 0.471 (1, 9)		4-0 BB FC4-6 BB		0-0 F4		0-0 F3		0-0 1B		3 0 1 0 1 0 1												
Terry Kennedy, L OBP: 0.262, SLG: 0.429 (1, 2)		0-0 FC4-6 1-2f		0-0 F5		0-0 2B 1B 1B		0-0 4-3		4 1 1 0 0 0 3												
Broderick Perkins, L OBP: 0.367, SLG: 0.351 (1, 3)		0-0 F9		0-0 G3		0-0 1B 4-3 2B		0-0 F5		4 1 1 0 0 0 1												
Joe Lefebvre, L OBP: 0.238, SLG: 0.225 (1, 5)		0-3 K		0-0 F7		0-0 4-3 2B 1B		0-0 4-3		4 1 1 1 0 1 1												
Mario Ramirez, R OBP: 0.353, SLG: 0.333 Garry Templeton, S OBP: 0.288, SLG: 0.368 Joe Pittman, R OBP: 0.290, SLG: 0.355 (1, 6) (7, PH) (7, 6)			0-0 F5		0-0 F9	0-0 4-3		0-0 F3		2 0 0 0 0 0 0 1 0 0 1 0 0 1 1 0 0 0 0 0 0												
Juan Eichelberger, R OBP: 0.158, SLG: 0.216 Gary Lucas, L (7, 1)			0-0 5-3		0-0 F4	0-0 3-H 2B				3 0 1 1 0 0 0 0 0 0 0 0 0 0												
Inning Stats	R: 0 E: 0 K: 0 S: 3	H: 0 LOB: 0 BB: 0 P: 3	R: 0 E: 0 K: 1 S: 5	H: 0 LOB: 1 BB: 1 P: 9	R: 0 E: 0 K: 0 S: 3	H: 0 LOB: 0 BB: 0 P: 3	R: 0 E: 0 K: 0 S: 4	H: 1 LOB: 1 BB: 0 P: 4	R: 0 E: 0 K: 0 S: 3	H: 0 LOB: 0 BB: 0 P: 3		R: 0 E: 0 K: 0 S: 4	H: 1 LOB: 1 BB: 0 P: 4	R: 3 E: 0 K: 0 S: 7	H: 4 LOB: 1 BB: 0 P: 7	R: 0 E: 0 K: 1 S: 6	H: 1 LOB: 1 BB: 0 P: 6	R: 0 E: 0 K: 0 S: 3	H: 0 LOB: 0 BB: 0 P: 3	1B: 4 2B: 2 3B: 1 HR: 0	SF: 0 SAC: 0 DP: 0 HBP: 0	WP: 0 PB: 0 SB: 1 CS: 0
PITCHER	IP WLS BF H R ER SO BB IBB HBP BLK WP HR S P ERA WHIP																				IP WLS BF H R ER SO BB IBB HBP BLK WP HR S P ERA WHIP	
Bill Laskey, R ERA: 2.57 (1, 1)	6.1 L 25 5 3 3 1 1 0 0 0 0 0 26 30 4.26 0.947																					
Jim Barr, R ERA: 2.43 (7, 1)	0.2 3 1 0 0 0 0 0 0 0 0 0 0 3 3 0.00 1.500																					
Al Holland, L ERA: 4.15 (8, 1)	2.0 7 1 0 0 0 1 0 0 0 0 0 0 9 9 0.00 0.500																					



Batter	1	2	3	4	5	6	7	8	9	AB	R	H	RBI	BB	SO	LOB
Max Venable, L (1, 7) OBP: 0.281, SLG: 0.419 Jim Wohlford, R (7, PH) OBP: 0.351, SLG: 0.392 (8, 7)	0-0 F9	0-0 F9			0-0 HR		0-0 G5-4-3			3	1	1	1	0	0	0
Duane Kuiper, L (1, 4) OBP: 0.368, SLG: 0.355	4-0 1B BB		0-0 2B		0-3 K			0-3 K		3	1	1	0	1	2	0
Chili Davis, S (1, 8) OBP: 0.322, SLG: 0.398	0-0 FC4-6 1B 1-3 1B		0-0 F9		0-0 F4			0-0 6-3		4	0	1	0	0	0	0
Jack Clark, R (1, 9) OBP: 0.348, SLG: 0.460	0-0 FC4-6 1-2 1B		0-0 6-3			0-0 5-3		0-0 F7		4	0	1	1	0	0	0
Milt May, L (1, 2) OBP: 0.337, SLG: 0.414	0-0 FC4-6 BB 1-2f 2-3			0-0 4-3		4-0 BB		0-3 K		3	0	0	0	1	1	2
Darrell Evans, L (1, 3) OBP: 0.357, SLG: 0.419	4-0 1-2 BB			0-0 1B		0-0 F5		0-0 F5		3	0	1	0	1	0	1
Tom O'Malley, L (1, 5) OBP: 0.310, SLG: 0.310 Bob Brenly, R (9, PH) OBP: 0.369, SLG: 0.450	0-0 F9			0-0 F9		0-0 G3		0-3 K		3	0	0	0	0	0	5
Johnnie LeMaster, R (1, 6) OBP: 0.249, SLG: 0.253		0-3 K		0-0 F9			0-0 F5			3	0	0	0	0	1	1
Bill Laskey, R (1, 1) OBP: 0.103, SLG: 0.071 Jim Barr, R (7, 1) OBP: 0.231, SLG: 0.308 Dave Bergman, L (7, PH) OBP: 0.351, SLG: 0.348 Al Holland, R (8, 1) OBP: 0.056, SLG: 0.056		0-3 K			0-3 K		0-0 G5-4-3 1B			2	0	0	0	0	2	0

Inning Stats	R: 1	H: 2	E: 0	K: 0	S: 5	LOB: 3	BB: 2	P: 13	R: 0	H: 0	E: 0	K: 2	S: 7	LOB: 0	BB: 0	P: 7	R: 0	H: 1	E: 0	K: 0	S: 3	LOB: 0	BB: 0	P: 3	R: 0	H: 1	E: 0	K: 0	S: 4	LOB: 1	BB: 0	P: 4	R: 1	H: 1	E: 0	K: 2	S: 8	LOB: 0	BB: 0	P: 8	R: 0	H: 0	E: 0	K: 0	S: 3	LOB: 1	BB: 1	P: 7	R: 0	H: 1	E: 0	K: 0	S: 3	LOB: 0	BB: 0	P: 3	R: 0	H: 0	E: 0	K: 1	S: 5	LOB: 0	BB: 0	P: 5	R: 0	H: 0	E: 0	K: 2	S: 7	LOB: 0	BB: 0	P: 7	1B: 4	2B: 1	3B: 0	HR: 1	SF: 0	SAC: 0	DP: 1	HBP: 0	WP: 0	PB: 0	SB: 0	CS: 0	PA: 34
--------------	------	------	------	------	------	--------	-------	-------	------	------	------	------	------	--------	-------	------	------	------	------	------	------	--------	-------	------	------	------	------	------	------	--------	-------	------	------	------	------	------	------	--------	-------	------	------	------	------	------	------	--------	-------	------	------	------	------	------	------	--------	-------	------	------	------	------	------	------	--------	-------	------	------	------	------	------	------	--------	-------	------	-------	-------	-------	-------	-------	--------	-------	--------	-------	-------	-------	-------	--------

PITCHER	IP	WLS	BF	H	R	ER	SO	BB	IBB	HBP	BLK	WP	HR	S	P	ERA	WHIP
Juan Eichelberger, R (1, 1) ERA: 3.98	6.1	W	27	6	2	2	4	3	0	0	0	0	1	32	44	2.84	1.421
Gary Lucas, L (7, 1) ERA: 3.49	2.2	S	7	0	0	0	3	0	0	0	0	0	0	13	13	0.00	0.000

BOTTOM

San Diego Padres @ San Francisco Giants
Candlestick Park, San Francisco, CA

AB	31
R	2
H	6
RBI	2
BB	3
SO	7
LOB	10




WP: 0	PA: 34
ERA	WHIP

Fri Jun 25 1982, 10:05 PM EDT
Att. 10,269 - Unknown

livebaseballscorecards.com

Batter	1	2	3	4	5	6	7	8	9	10	11	12	13	14	15	AB	R	H	RBI	BB	SO	LOB
Alan Wiggins, S OBP: 0.326, SLG: 0.314 (1, 7)	4-3 1B		S 1B		SH1-4 1-2 1B	G3			1-6-3			FC1-6 1B		6-3		6	1	2	0	0	0	1
Gene Richards, L OBP: 0.350, SLG: 0.373 Luis Salazar, R OBP: 0.261, SLG: 0.350 (1, 3) (7, 5)	FC8-2 3B		G3 S 1B		E HR 2-3 1B		CS 1B			6-3		FC1-6 G4-6-3 1-2r		FC6-2 3B		4	1	4	1	0	0	0
Garry Templeton, S OBP: 0.292, SLG: 0.382 (1, 6)	FC8-2 3-H		G3		HR 1-H 3-H		4-3			4-3		G4-6-3 1-2r		1-6-3 FC6-2 1B IBB		6	2	2	2	1	0	4
Ruppert Jones, L OBP: 0.410, SLG: 0.477 (1, 8)		F8	4-3		CS BB 4-0		1-3			1-3			CS 1B	FC6-2 1B 1-6-3		5	0	1	0	2	0	3
Tim Flannery, L OBP: 0.333, SLG: 0.339 Joe Pittman, R OBP: 0.281, SLG: 0.344 (15, PH) (15, 4)		F9		F8	BB 1-2		6-3			F6			K 1-2	1-6-3		5	0	0	0	1	1	3
Broderick Perkins, L OBP: 0.376, SLG: 0.380 (1, 9) (7, 3)		BB 4-0		BB HR 0-0	G3		F5			4-3			1B			6	1	3	2	1	0	3
Joe Lefebvre, L OBP: 0.216, SLG: 0.205 (1, 5) (7, 9)		4-3		F4	HR 0-0		4-3			K			6-3	K		7	0	0	0	0	2	4
Steve Swisher, R OBP: 0.294, SLG: 0.500 (1, 2)			HR 0-0	F6	G3 1B		4-3		K			4-3		F8		6	1	2	1	0	1	0
John Curtis, L OBP: 0.231, SLG: 0.308 Dave Dravecky, R Floyd Chiffey, R Kurt Bevacqua, R Gary Luciani, L Luis DelLeon, R Sixto Lezcano, R Eric Show, R (1, 1) (6, 1) (6, 1) (9, PH) (6, 1) (6, 1) (14, PH) (14, 1)			K 0-3	HR 0-0	SH1-4 E 1B		G3 1B		F8			K		K		3	1	1	0	0	0	1

TOP	
San Diego Padres @ San Francisco Giants	
Candlestick Park, San Francisco, CA	
Sat Jun 26 1982, 6:33 AM EDT	
Att. 8,612 - Unknown	
AB	55
R	7
H	16
RBI	6
BB	5
SO	7
LOB	22
	

Inning Stats	R: 0	H: 1	E: 0	LOB: 0	K: 0	S: 3	R: 0	H: 0	E: 0	LOB: 1	K: 0	S: 3	R: 2	H: 3	E: 0	LOB: 1	K: 1	S: 8	R: 1	H: 1	E: 0	LOB: 0	K: 0	S: 4	R: 3	H: 3	E: 1	LOB: 1	K: 0	S: 5	R: 0	H: 1	E: 0	LOB: 1	K: 0	S: 4	R: 0	H: 1	E: 0	LOB: 0	K: 1	S: 5	R: 0	H: 0	E: 0	LOB: 0	K: 0	S: 3	R: 0	H: 0	E: 0	LOB: 0	K: 0	S: 5	R: 0	H: 0	E: 0	LOB: 0	K: 1	S: 5	R: 0	H: 1	E: 0	LOB: 2	K: 0	S: 4	R: 0	H: 0	E: 0	LOB: 0	K: 1	S: 5	R: 0	H: 2	E: 0	LOB: 1	K: 1	S: 6	R: 0	H: 0	E: 0	LOB: 0	K: 1	S: 5	R: 1	H: 2	E: 0	LOB: 2	K: 1	S: 7	1B: 10	SF: 0	2B: 2	SAC: 1	3B: 2	DP: 2	HR: 3	HBP: 0	WP: 0	PA: 61
PITCHER	IP	WLS	BF	H	R	ER	SO	BB	IBB	HBP	BLK	WP	HR	S	P	ERA	WHIP																																																																																			
Alan Fowlkes, R ERA: 5.7	4.1		20	7	5	5	1	1	0	0	0	0	2	21	25	10.38	1.846																																																																																			
Fred Breining, R ERA: 3.46	1.2		8	2	1	1	0	2	0	0	0	0	1	6	14	5.40	2.400																																																																																			
Jim Barr, R ERA: 2.35	2.0		6	1	0	0	1	0	0	0	0	0	0	8	8	0.00	0.500																																																																																			
Greg Minton, R ERA: 2.41	3.0		11	1	0	0	2	0	1	0	0	0	0	14	18	0.00	0.333																																																																																			
Gary Lavelle, L ERA: 2.87	4.0	L	16	5	1	1	3	0	1	0	0	0	0	21	25	2.25	1.250																																																																																			

Batter	1	2	3	4	5	6	7	8	9	10	11	12	13	14	15	AB	R	H	RBI	BB	SO	LOB	BOTTOM												
Jim Wohlford, R OBP: 0.342, SLG: 0.380 Gary Lavelle, S OBP: 0.333, SLG: 0.500	F9		F6		FC5-4	F9		K			SH3-4					5	0	0	0	0	1	4	San Diego Padres @ San Francisco Giants Candlestick Park, San Francisco, CA Sat Jun 26 1982, 6:33 AM EDT Att. 8,612 - Unknown livebaseballscorecards.com												
Joe Morgan, L OBP: 0.397, SLG: 0.372	SH1-3 BB		4-3				6-3		F8		1B IBB		1B			4	0	0	0	3	0	1													
Chili Davis, S OBP: 0.325, SLG: 0.400	SH1-3			HR			F6		K					G4-6-3 1B		6	1	3	0	0	2	2													
Jack Clark, R OBP: 0.347, SLG: 0.453				F9				K	F9		F9			G4-6-3 1B		6	0	1	0	1	1	4													
Bob Brenly, R OBP: 0.368, SLG: 0.492 Milt May, L OBP: 0.335, SLG: 0.410	F3			HR			FC5-4			6-3		F5		K		3	2	1	2	0	0	3													
Darrell Evans, L OBP: 0.355, SLG: 0.412		F5		F4			G3			3-1		G3				6	0	1	0	1	0	1													
Tom O'Malley, L OBP: 0.311, SLG: 0.320			K		6-3											6	1	2	1	0	1	2													
Johnnie LeMaster, R OBP: 0.251, SLG: 0.268 Champ Summers, L OBP: 0.316, SLG: 0.379			F8				G3				L5					6	1	2	3	0	0	1													
Alan Fowlkes, R OBP: 0.250, SLG: 0.200 Fred Breining, R OBP: 0.444, SLG: 0.375 Duane Kuiper, L OBP: 0.273, SLG: 0.355 Jim Barr, R OBP: 0.231, SLG: 0.308 Dave Ekstrom, L OBP: 0.250, SLG: 0.348 Greg Minton, S OBP: 0.197, SLG: 0.333 Max Venable, L OBP: 0.280, SLG: 0.412			6-3													1	0	0	0	0	0	0													
Inning Stats	R: 0 E: 0 K: 0 S: 3	H: 0 LOB: 2 BB: 2 P: 11	R: 0 E: 0 K: 0 S: 5	H: 0 LOB: 0 BB: 0 P: 5	R: 0 E: 0 K: 0 S: 3	H: 0 LOB: 0 BB: 0 P: 3	R: 2 E: 0 K: 0 S: 5	H: 2 LOB: 0 BB: 0 P: 5	R: 0 E: 0 K: 1 S: 6	H: 1 LOB: 2 BB: 1 P: 10	R: 3 E: 0 K: 0 S: 6	H: 3 LOB: 1 BB: 1 P: 10	R: 0 E: 0 K: 1 S: 5	H: 0 LOB: 0 BB: 0 P: 5	R: 1 E: 0 K: 1 S: 6	H: 2 LOB: 2 BB: 2 P: 14	R: 0 E: 0 K: 1 S: 5	H: 0 LOB: 0 BB: 0 P: 5	R: 0 E: 0 K: 0 S: 4	H: 1 LOB: 1 BB: 0 P: 4	R: 0 E: 0 K: 0 S: 4	H: 2 LOB: 2 BB: 1 P: 8		R: 0 E: 0 K: 0 S: 3	H: 0 LOB: 0 BB: 0 P: 3	R: 0 E: 0 K: 0 S: 4	H: 1 LOB: 1 BB: 0 P: 4	R: 0 E: 0 K: 1 S: 5	H: 1 LOB: 0 BB: 0 P: 5	R: 0 E: 0 K: 0 S: 4	H: 1 LOB: 1 BB: 0 P: 4	1B: 11 2B: 1 3B: 0 HR: 2	SF: 0 SAC: 3 DP: 2 HBP: 0	WP: 0 PB: 0 SB: 1 CS: 0	PA: 63
PITCHER	IP	WLS	BF	H	R	ER	SO	BB	IBB	HBP	BLK	WP	HR	S	P	ERA	WHIP																		
John Curtis, L ERA: 3.76	5.2		26	6	5	5	27	39								7.94	1.588																		
Dave Dravecky, L ERA: 6.75	0.0		1	0	0	0	0	1	0	0	0	0	0	0	4	∞	∞																		
Floyd Chiffer, R ERA: 1.95	2.1		10	2	1	1	2	1	1	0	0	0	0	12	20	3.86	1.286																		
Gary Lucas, L ERA: 3.43	0.2		2	0	0	0	1	0	0	0	0	0	0	4	4	0.00	0.000																		
Luis Delaon, R ERA: 2.04	4.1		17	4	0	0	0	0	1	0	0	0	0	16	20	0.00	0.923																		
PITCHER	IP	WLS	BF	H	R	ER	SO	BB	IBB	HBP	BLK	WP	HR	S	P	ERA	WHIP																		
Eric Show, R ERA: 1.75	2.0		7	2	0	0	1	0	0	0	0	0	0	9	9	0.00	1.000																		

San Diego Padres @ San Francisco Giants
 Candlestick Park, San Francisco, CA
 Sat Jun 26 1982, 6:33 AM EDT
 Att. 8,612 - Unknown

AB	53
R	6
H	14
RBI	6
BB	7
SO	6
LOB	20



Batter	1	2	3	4	5	6	7	8	9	AB R H RBI BB SO LOB	TOP									
Gene Richards, L (1, 7) x OBP: 0.351, SLG: 0.374 Dave Edwards, R (9, 7) OBP: 0.200, SLG: 0.240	0-0 4-3 ①		0-0 1B		0-0 SH3-4 1B	0-3 K ③			0-0 4-3 ①	5 0 2 0 0 1 1 0 0 0 0 0 0 0	San Diego Padres @ San Francisco Giants Candlestick Park, San Francisco, CA Sun Jun 27 1982, 6:33 AM EDT Att. 23,387 - Unknown livebaseballscorecards.com									
Tim Flannery, L (1, 4) x OBP: 0.328, SLG: 0.333 Joe Pittman, R (7, PH) (7, 4) OBP: 0.265, SLG: 0.324	0-0 6-3 ②		0-0 F8 ②		0-0 SH3-4 ①		0-3 K ①		0-0 5-3 ②	2 0 0 0 0 0 1 2 0 0 0 0 1 0										
Garry Templeton, S (1, 6) x OBP: 0.294, SLG: 0.383	0-0 L5 ③		0-3 K ③		0-0 6-3 ② ③		0-0 CS 1B		0-0 BB 1B	5 0 2 0 0 1 2										
Ruppert Jones, L (1, 8) OBP: 0.413, SLG: 0.475		0-0 1-3 ①		0-0 SH1-3 BB SF9 1B		4-0 SH3-4 HR BB		0-0 F7 ② ③	4-0 BB BB BB BB 1-2	3 2 1 0 2 0 1										
Sixto Lezcano, R (1, 9) OBP: 0.375, SLG: 0.467		0-0 FC5 CI 1B		4-0 SF9 SH1-3 BB 1-2		0-0 SH3-4 ①		0-0 E6 E	0-0 F8 ③	3 0 1 0 1 0 2										
Terry Kennedy, L (1, 2) OBP: 0.283, SLG: 0.440		0-0 F8 ②		0-0 SH1-3 ①		0-0 HR ②-H		0-3 K ①		3 1 1 2 0 1 2										
Broderick Perkins, L (1, 3) OBP: 0.381, SLG: 0.377		0-1 CI 1-2		4-0 IBB		1-0 FC6-4 HBP		0-0 F9 ②		1 0 0 0 1 0 1										
Luis Salazar, R (1, 5) OBP: 0.256, SLG: 0.345		0-0 FC5 ③		0-0 SF9 ②		0-0 FC6-4 ②		0-0 E4 ②		3 1 0 1 0 0 4										
Tim Lollar, L (1, 1) OBP: 0.326, SLG: 0.500 Floyd Chiffer, R (9, 1)			0-0 F9 ①	0-0 F7 ③		0-0 3B ②-H		0-0 4-3 ③		4 0 1 1 0 0 4 0 0 0 0 0 0 0										
Inning Stats	R: 0 H: 0 E: 0 K: 0 S: 3	H: 0 LOB: 0 BB: 0 P: 3	R: 0 H: 1 E: 1 K: 0 S: 5	H: 1 LOB: 2 BB: 0 P: 5	R: 0 H: 1 E: 0 K: 1 S: 6	H: 1 LOB: 1 BB: 0 P: 6	R: 1 H: 1 E: 0 K: 0 S: 4	H: 1 LOB: 2 BB: 2 P: 12	R: 0 H: 1 E: 1 K: 0 S: 3	H: 1 LOB: 0 BB: 0 P: 3	R: 3 H: 2 E: 1 K: 1 S: 7	H: 2 LOB: 1 BB: 1 P: 12	R: 0 H: 1 E: 0 K: 1 S: 5	H: 1 LOB: 0 BB: 0 P: 5	R: 0 H: 0 E: 2 K: 1 S: 7	H: 0 LOB: 2 BB: 0 P: 7	R: 0 H: 1 E: 0 K: 0 S: 4	H: 1 LOB: 2 BB: 1 P: 8	1B: 6 SF: 1 2B: 0 SAC: 3 3B: 1 DP: 0 HR: 1 HBP: 1	WP: 0 PA: 41 PB: 0 SB: 0 CS: 2
PITCHER	IP WLS BF H R ER SO BB IBB HBP BLK WP HR S P ERA WHIP																			
Rich Gale, R (1, 1) ERA: 4.69	5.2 L 27 6 4 4 1 2 1 1 0 0 1 25 38 6.35 1.412																			
Al Holland, L (6, 1) ERA: 3.98	2.1 9 1 0 0 3 0 0 0 0 0 0 0 15 15 0.00 0.429																			
Fred Breining, R (9, 1) ERA: 3.4	1.0 5 1 0 0 0 1 0 0 0 0 0 0 4 8 0.00 2.000																			

Batter	1	2	3	4	5	6	7	8	9	AB	R	H	RBI	BB	SO	LOB
--------	---	---	---	---	---	---	---	---	---	----	---	---	-----	----	----	-----

Jim Wohlford, R <small>(1, 7)</small> <small>OBP: 0.340, SLG: 0.374</small>	0-0 5-3 			4-0 5-3 PB BB 		0-0 F9 		0-0 FC6-4 1-2f 		3	0	0	0	1	0	1
Duane Kuiper, L <small>(1, 4)</small> <small>OBP: 0.369, SLG: 0.345</small>	0-3 K 			0-0 5-3 1-2 		0-3 K 			4-0 2B 5-3 BB 	3	1	0	0	1	2	1
Chili Davis, S <small>(1, 8)</small> <small>OBP: 0.324, SLG: 0.401</small>	0-0 F2 			0-3 K 2-3 			0-0 L5 		0-0 2B 	4	0	1	0	0	1	1
Jack Clark, R <small>(1, 9)</small> <small>OBP: 0.342, SLG: 0.445</small>		0-0 F7 		0-3 K 		0-0 6-3 			0-0 5-3 	4	0	0	1	0	1	2
Bob Brenly, R <small>(1, 2)</small> <small>OBP: 0.366, SLG: 0.477</small> Milt May, L <small>(9, PH)</small> <small>OBP: 0.339, SLG: 0.410</small>		0-0 F3 			0-0 F8 		4-0 		4-0 	2	0	0	0	1	0	0
Darrell Evans, L <small>(1, 3)</small> <small>OBP: 0.354, SLG: 0.423</small>		0-3 K 			0-0 		0-3 K 		0-3 K 	4	1	1	1	0	3	3
Tom O'Malley, L <small>(1, 5)</small> <small>OBP: 0.312, SLG: 0.320</small> Joe Morgan, L <small>(9, PH)</small> <small>OBP: 0.396, SLG: 0.371</small>			0-0 		0-0 F8 			0-0 F9 	0-0 F6 	3	0	1	0	0	0	0
Johnnie LeMaster, R <small>(1, 6)</small> <small>OBP: 0.248, SLG: 0.265</small>			0-3 K 1-2 		0-0 5-3 			0-3 K 		3	0	0	0	0	2	1
Rich Gale, R <small>(1, 1)</small> <small>OBP: 0.250, SLG: 0.320</small> Al Holland, R <small>(6, 1)</small> <small>OBP: 0.053, SLG: 0.053</small> Guy Sularz, R <small>(8, PH)</small> <small>OBP: 0.302, SLG: 0.286</small> Fred Breining, R <small>(9, 1)</small> <small>OBP: 0.444, SLG: 0.375</small>			0-3 K 			0-3 K 		4-0 		1	0	0	0	0	1	0

Inning Stats	R: 0	H: 0	E: 0	LOB: 0	K: 1	S: 5	R: 0	H: 0	E: 0	LOB: 0	K: 1	S: 5	R: 0	H: 1	E: 0	LOB: 0	K: 2	S: 7	R: 0	H: 0	E: 0	LOB: 1	K: 2	S: 7	R: 1	H: 1	E: 0	LOB: 0	K: 0	S: 4	R: 0	H: 0	E: 0	LOB: 0	K: 2	S: 7	R: 0	H: 0	E: 0	LOB: 1	K: 1	S: 5	R: 0	H: 0	E: 0	LOB: 1	K: 1	S: 5	R: 1	H: 1	E: 0	LOB: 2	K: 1	S: 6	1B: 1	SF: 0	2B: 1	SAC: 0	3B: 0	DP: 0	HR: 1	HBP: 0	WP: 0	PA: 34
--------------	------	------	------	--------	------	------	------	------	------	--------	------	------	------	------	------	--------	------	------	------	------	------	--------	------	------	------	------	------	--------	------	------	------	------	------	--------	------	------	------	------	------	--------	------	------	------	------	------	--------	------	------	------	------	------	--------	------	------	-------	-------	-------	--------	-------	-------	-------	--------	-------	--------

PITCHER	IP	WLS	BF	H	R	ER	SO	BB	IBB	HBP	BLK	WP	HR	S	P	ERA	WHIP
Tim Lollar, L <small>(1, 1)</small> <small>ERA: 2.7</small>	8.0	W	30	3	2	2	10	4	0	0	0	0	1	46	62	2.25	0.875
Floyd Chiffer, R <small>(9, 1)</small> <small>ERA: 1.89</small>	1.0	S	4	0	0	0	1	1	0	0	0	0	0	5	9	0.00	1.000

BOTTOM

San Diego Padres @ San Francisco Giants
 Candlestick Park, San Francisco, CA
 Sun Jun 27 1982, 6:33 AM EDT
 Att. 23,387 - Unknown

livebaseballscores.com

AB	29
R	2
H	3
RBI	2
BB	5
SO	11
LOB	11



Batter	1	2	3	4	5	6	7	8	9	AB R H RBI BB SO LOB	TOP											
Gene Richards, L (1, 7) OBP: 0.347, SLG: 0.374	0-0 5-3 FC5-2 2B	0-0 G3		0-0 4-3			0-0 F8		0-0 G6-4-3 1-2f	5 0 1 0 0 0 4	San Diego Padres @ Los Angeles Dodgers Dodger Stadium, Los Angeles, CA Mon Jun 28 1982, 7:05 PM PDT Att. 46,572 - Unknown livebaseballscorecards.com											
Luis Salazar, R (1, 5) OBP: 0.256, SLG: 0.343	0-0 5-3 2-3		0-0 3B 1B			0-0 L3	0-0 4-3			4 1 1 0 0 0 2												
Garry Templeton, S (1, 6) OBP: 0.296, SLG: 0.391	0-0 FC5-2 3-H		0-0 1-3 3B			0-0 F8		0-0 G3 1B 1B		4 2 2 1 0 0 1												
Ruppert Jones, L (1, 8) OBP: 0.411, SLG: 0.469	4-0 1-2 FC5-4 BB		0-0 1-3			0-3 K		0-0 G3 1-2		3 0 0 1 1 1 1												
Sixto Lezcano, R (1, 9) OBP: 0.373, SLG: 0.461	0-0 FC5-4 1-2f		0-0 5-3			0-0 6-3		4-0 G5-3 1B BB		3 0 0 0 1 0 2												
Terry Kennedy, L (1, 2) OBP: 0.286, SLG: 0.445		0-0 2B	0-3 K			0-0 F7		0-0 1-2 2-H 1B		4 0 2 1 0 1 0												
Alan Wiggins, S (8, PR) OBP: 0.326, SLG: 0.314										0 0 0 0 0 0 0												
Steve Swisher, R (8, 2) OBP: 0.294, SLG: 0.500										0 0 0 0 0 0 0												
Kurt Bevacqua, R (1, 3) OBP: 0.356, SLG: 0.327		0-0 1-3		0-0 SH1-3 SH1-3 2B		0-0 P4		0-0 G5-3 2-3f		4 1 1 0 0 0 3												
Joe Pittman, R (1, 4) OBP: 0.270, SLG: 0.324		0-0 6-3		0-0 SH1-3					0-0 E4 G6-4-3	3 0 1 0 0 0 1												
Chris Welsh, L (1, 1) OBP: 0.304, SLG: 0.333			4-0 BB	0-0 SH1-3		0-3 K		0-0 F8		0 0 0 1 1 0 0												
Luis DeLeon, R (6, 1) OBP: 0.143, SLG: 0.286										0 0 0 0 0 0 0												
Dave Edwards, R (7, PH) OBP: 0.192, SLG: 0.231										1 0 0 0 0 1 1												
Dave Dravecky, R (7, 1) OBP: 0.333, SLG: 0.313										0 0 0 0 0 0 0												
Mario Ramirez, R (9, PH) OBP: 0.333, SLG: 0.313										1 0 0 0 0 0 1												
Inning Stats	R: 0 E: 0 K: 0 S: 4	H: 1 LOB: 2 BB: 1 P: 8	R: 0 E: 0 K: 0 S: 4	H: 1 LOB: 2 BB: 1 P: 8	R: 2 E: 0 K: 1 S: 7	H: 2 LOB: 0 BB: 0 P: 7	R: 1 E: 0 K: 0 S: 4	H: 1 LOB: 0 BB: 0 P: 4	R: 0 E: 0 K: 1 S: 5	H: 0 LOB: 0 BB: 0 P: 5	R: 0 E: 0 K: 0 S: 3	H: 0 LOB: 0 BB: 0 P: 3	R: 0 E: 0 K: 1 S: 6	H: 1 LOB: 1 BB: 0 P: 6	R: 1 E: 0 K: 0 S: 4	H: 2 LOB: 1 BB: 1 P: 8	R: 0 E: 1 K: 0 S: 3	H: 0 LOB: 0 BB: 0 P: 3	1B: 4 2B: 3 3B: 1 HR: 0	SF: 0 SAC: 2 DP: 2 HBP: 0	WP: 0 PB: 0 SB: 1 CS: 0	PA: 37
PITCHER	IP WLS BF H R ER SO BB IBB HBP BLK WP HR S P ERA WHIP																				PITCHER	IP WLS BF H R ER SO BB IBB HBP BLK WP HR S P ERA WHIP
Fernando Valenzuela, L (1, 1) ERA: 2.92	7.1 W 33 8 4 4 3 3 0 0 0 0 0 0 36 48 4.91 1.500																				Steve Howe, L (8, 1) ERA: 1.46	1.2 S 4 0 0 0 0 0 0 0 0 0 0 0 4 4 0.00 0.000



Batter	1	2	3	4	5	6	7	8	9
Steve Sax, R <small>OBP: 0.360, SLG: 0.365</small>	0-0 L6		0-0 6-3		0-0 1-3		0-0 L9		
Ron Roenicke, S <small>OBP: 0.352, SLG: 0.333</small>	0-0 5-3		0-0 5-3			4-0 HR BB	0-3 K		
Pedro Guerrero, R <small>OBP: 0.357, SLG: 0.524</small>	0-0 F7			0-0 F7		0-0 HR		0-0 F8	
Steve Garvey, R <small>OBP: 0.272, SLG: 0.415</small> Ken Landreaux, L <small>OBP: 0.380, SLG: 0.424</small>		0-0 F8		0-0 F8		0-0 4-3 1B 2B		0-0 2B 1B	
Ron Cey, R <small>OBP: 0.338, SLG: 0.427</small>		0-0 P6		0-0 F9		0-0 P4		0-0 1-H 2B	
Mike Marshall, R <small>OBP: 0.400, SLG: 0.400</small>		0-0 HR 1B			0-0 BB 1B	0-0 4-3		0-0 F8	
Steve Yeager, R <small>OBP: 0.323, SLG: 0.368</small>		0-0 HR			0-0 P4	0-0 2-3 1B			
Bill Russell, R <small>OBP: 0.357, SLG: 0.322</small>		0-0 L5			0-0 F7	0-3 K			
Fernando Valenzuela, L <small>OBP: 0.137, SLG: 0.104</small> Steve Howe, L <small>OBP: 0.210, SLG: 0.170</small>			0-0 G3		4-0 BB		0-3 K		

AB	R	H	RBI	BB	SO	LOB
4	0	0	0	0	0	2
3	1	0	0	1	1	0
4	1	1	2	0	0	0
3	0	1	0	0	0	0
1	2	1	0	0	0	0
4	0	1	1	0	0	1
4	1	2	0	0	0	1
3	1	2	3	0	0	1
3	0	0	0	0	1	3
2	0	0	0	1	1	0
0	0	0	0	0	0	0

BOTTOM

San Diego Padres @ Los Angeles Dodgers
Dodger Stadium, Los Angeles, CA

Mon Jun 28 1982, 7:05 PM PDT
Att. 46,572 - Unknown

AB	31
R	6
H	8
RBI	6
BB	2
SO	3
LOB	8



Inning Stats	R: 0	H: 0	E: 0	K: 0	S: 3	R: 2	H: 2	E: 0	K: 0	S: 5	R: 0	H: 0	E: 0	K: 0	S: 3	R: 0	H: 0	E: 0	K: 0	S: 3	R: 0	H: 1	E: 0	K: 0	S: 4	R: 3	H: 3	E: 0	K: 1	S: 8	R: 0	H: 0	E: 0	K: 2	S: 7	R: 1	H: 2	E: 0	K: 0	S: 4
--------------	------	------	------	------	------	------	------	------	------	------	------	------	------	------	------	------	------	------	------	------	------	------	------	------	------	------	------	------	------	------	------	------	------	------	------	------	------	------	------	------

WP: 0	PA: 33
PB: 0	CS: 0
SB: 0	


PITCHER	IP	WLS	BF	H	R	ER	SO	BB	IBB	HBP	BLK	WP	HR	S	P	ERA	WHIP
Chris Welsh, L <small>ERA: 4.33</small>	(1, 1)		22	5	5	5	0	2	0	0	0	0	2	20	28	9.00	1.400
Luis DeLeon, R <small>ERA: 1.99</small>	(6, 1)		4	1	0	0	1	0	0	0	0	0	0	6	6	0.00	1.000
Dave Dravecky, L <small>ERA: 5.79</small>	(7, 1)		7	2	1	1	2	0	0	0	0	0	0	11	11	4.50	1.000


Batter	1	2	3	4	5	6	7	8	9	10	AB	R	H	RBI	BB	SO	LOB	TOP							
Gene Richards, L (1, 7) OBP: 0.354, SLG: 0.377 Luis DeLeon, R (9, 1) OBP: 0.143, SLG: 0.286	0-0 1-3		0-0 4-3			0-0 PB 1B 1B		0-0 1B	0-0 1B BB		4	1	2	0	1	0	1								
Luis Salazar, R (1, 5) OBP: 0.256, SLG: 0.342 Broderick Perkins, L (9, PH) OBP: 0.385, SLG: 0.381	0-3 K			0-0 6-3		0-0 PB 1B 1B		0-0 F9	0-0 1B 1B		4	0	1	0	0	1	1								
Garry Templeton, S (1, 6) OBP: 0.298, SLG: 0.392	0-0 4-3			0-0 1B		0-3 K		0-0 4-3	0-0 1B 1B		5	0	2	1	0	1	3								
Ruppert Jones, L (1, 8) OBP: 0.407, SLG: 0.463 Dave Drapecky, R (6, 1) Dave Edwards, R (9, PH) OBP: 0.214, SLG: 0.357		0-0 G3		0-3 K		0-3 K 1-2 2-3			0-0 HR K		3	0	0	0	0	2	3								
Sixto Lezcano, R (1, 9) OBP: 0.377, SLG: 0.468		0-0 F9		0-0 F8				0-0 2B	0-0 1B 1B	0-0 2B 1B	5	2	3	0	0	0	1								
Terry Kennedy, L (1, 2) OBP: 0.288, SLG: 0.448		0-0 F9			0-0 1-3			0-0 F7	0-0 2B 1B	0-0 1B 2B	5	2	2	0	0	0	1								
Kurt Bevacqua, R (1, 3) OBP: 0.349, SLG: 0.340 Alan Wiggins, S (9, PR) OBP: 0.330, SLG: 0.318			0-0 6-3		0-3 K			0-0 6-3	0-0 1B 2B	0-0 1B 1B	4	0	1	1	0	1	1								
Joe Pittman, R (1, 4) OBP: 0.238, SLG: 0.286			0-3 K		0-0 3-1			0-0 6-3	0-0 6-3 2B	0-0 L3 1B	5	0	0	1	0	1	3								
John Montefusco, R (1, 1) OBP: 0.156, SLG: 0.100 Floyd Chiffer, R (3, 1) Mario Ramirez, R (6, PH) OBP: 0.273, SLG: 0.250			0-0 1B			0-0 F7		0-0 5-3	0-0 P6	0-0 F7	1	0	1	0	0	0	0								
											0	0	0	0	0	0	0								
											4	0	0	0	0	0	1								
Inning Stats	R: 0 E: 0 K: 1 S: 5	H: 0 LOB: 0 BB: 0 P: 5	R: 0 E: 0 K: 0 S: 3	H: 0 LOB: 0 BB: 0 P: 3	R: 0 E: 0 K: 1 S: 6	H: 1 LOB: 1 BB: 0 P: 6	R: 0 E: 0 K: 1 S: 6	H: 1 LOB: 1 BB: 0 P: 6	R: 0 E: 0 K: 1 S: 5	H: 0 LOB: 0 BB: 0 P: 5	R: 0 E: 0 K: 2 S: 9	H: 2 LOB: 2 BB: 0 P: 9	R: 0 E: 0 K: 0 S: 4	H: 1 LOB: 1 BB: 0 P: 4	R: 0 E: 0 K: 0 S: 4	H: 1 LOB: 1 BB: 0 P: 4	R: 5 E: 0 K: 1 S: 11	H: 6 LOB: 2 BB: 1 P: 15	R: 2 E: 0 K: 0 S: 5	H: 3 LOB: 0 BB: 0 P: 5	1B: 11 2B: 4 3B: 0 HR: 1	SF: 0 SAC: 0 DP: 1 HBP: 0	WP: 0 PB: 1 SB: 0 CS: 0	PA: 45	
PITCHER	IP	WLS	BF	H	R	ER	SO	BB	IBB	HBP	BLK	WP	HR	S	P	ERA	WHIP								
Jerry Reuss, L (1, 1) ERA: 3.29	8.0		34	10	4	4	6	0	0	0	0	0	1	46	46	4.50	1.250								
Terry Forster, L (9, 1) ERA: 4.08	0.2		3	0	0	0	0	1	0	0	0	0	0	2	6	0.00	1.500								
Tom Niedenfuer, R (9, 1) ERA: 4.74	0.1		3	2	1	1	1	0	0	0	0	0	0	5	5	27.00	6.000								
Steve Shirley, L (10, 1) ERA: 4.76	1.0	L	5	3	2	2	0	0	0	0	0	0	0	5	5	18.00	3.000								

San Diego Padres @ Los Angeles Dodgers
 Dodger Stadium, Los Angeles, CA
 Tue Jun 29 1982, 7:05 PM PDT
 Att. 47,361 - Unknown

AB	44
R	7
H	15
RBI	7
BB	1
SO	7
LOB	17



Batter	1	2	3	4	5	6	7	8	9	10	AB	R	H	RBI	BB	SO	LOB	BOTTOM							
Steve Sax, R OBP: 0.358, SLG: 0.362 (1, 4) X	0-0 CS S 1B		0-3 K	0-0 4-3			0-0 F8		0-0 P6		5	0	1	0	0	1	5	San Diego Padres @ Los Angeles Dodgers Dodger Stadium, Los Angeles, CA Tue Jun 29 1982, 7:05 PM PDT Att: 47,361 - Unknown 							
Ken Landreaux, L OBP: 0.381, SLG: 0.421 (1, 8) S	0-3 K 1-3		0-0 K HR 1B			0-0 F7	0-3 K		1-0 HBP		4	1	1	0	0	2	2								
Dusty Baker Jr., R OBP: 0.354, SLG: 0.483 (1, 7) X	0-0 F7		0-0 K 1-H HR			0-0 P5		0-0 5-3	0-0 F5		5	1	1	2	0	0	3								
Pedro Guerrero, R OBP: 0.351, SLG: 0.514 (1, 9) S		0-0 F8	0-3 K			0-0 F9		0-0 P6		0-0 F8	5	0	0	0	0	1	0								
Ron Cey, R OBP: 0.342, SLG: 0.434 (1, 5) X		0-0 K 2B 1B		0-0 K 2B		0-0 5-3		0-0 F7		0-0 K 1B	5	1	3	0	0	0	0								
Steve Garvey, R OBP: 0.272, SLG: 0.414 (1, 3) S	0-3 K		0-0 K HR			0-0 5-3		0-0 K 1B 2B	0-3 K		1	0	0	0	0	1	1								
Mike Marshall, R OBP: 0.444, SLG: 0.889 (3, 3) S	1-2 K		0-0 K HR			0-0 5-3		0-0 K 2B	0-3 K		4	2	2	1	0	1	1								
Mike Scioscia, L OBP: 0.300, SLG: 0.283 (1, 2) X	0-0 K 2B		0-0 K 2B			0-0 4-3		0-3 K	0-0 F8		5	0	1	1	0	1	2								
Bill Russell, R OBP: 0.359, SLG: 0.325 (1, 6) X	0-0 5-3		0-0 K 1B 1B			0-0 6-3		0-0 HBP 1B	0-0 K 1B		4	0	2	1	0	0	1								
Jerry Reuss, L OBP: 0.268, SLG: 0.256 (1, 1) S			0-3 K			0-0 E6		4-0 HBP IBB			3	0	1	0	0	1	0								
Terry Forster, L (9, 1)											0	0	0	0	0	0	0								
Tom Niedenfuer, R (9, 1)											0	0	0	0	0	0	0								
Rick Monday, L OBP: 0.413, SLG: 0.436 (9, PH)											0	0	0	0	1	0	0								
Steve Shirley, L OBP: 1.000, SLG: 1.000 (10, 1)											0	0	0	0	0	0	0								
Inning Stats	R: 0 E: 0 K: 1 S: 5	H: 1 LOB: 0 BB: 0 P: 5	R: 1 E: 0 K: 1 S: 7	H: 2 LOB: 1 BB: 0 P: 7	R: 2 E: 0 K: 3 S: 11	H: 2 LOB: 0 BB: 0 P: 11	R: 1 E: 0 K: 0 S: 6	H: 4 LOB: 2 BB: 0 P: 6	R: 0 E: 0 K: 0 S: 3	H: 0 LOB: 0 BB: 0 P: 3	R: 0 E: 0 K: 0 S: 3	H: 0 LOB: 0 BB: 0 P: 3	R: 0 E: 0 K: 1 S: 6	H: 0 LOB: 1 BB: 0 P: 6	R: 0 E: 0 K: 0 S: 3	H: 0 LOB: 0 BB: 0 P: 3	R: 1 E: 0 K: 1 S: 7	H: 2 LOB: 3 BB: 1 P: 12	R: 0 E: 0 K: 1 S: 6	H: 1 LOB: 1 BB: 0 P: 6	1B: 7 2B: 3 3B: 0 HR: 2	SF: 0 SAC: 0 DP: 0 HBP: 1	WP: 0 PB: 0 SB: 3 CS: 1	PA: 43	
PITCHER	IP	WLS	BF	H	R	ER	SO	BB	IBB	HBP	BLK	WP	HR	S	P	ERA	WHIP								
John Montefusco, R ERA: 3.91 (1, 1)	2.0		8	3	1	1	2	0	0	0	0	0	0	12	12	4.50	1.500								
Floyd Chiffer, R ERA: 2.48 (3, 1)	3.0		14	6	3	3	3	0	0	0	0	0	2	20	20	9.00	2.000								
Dave Dravecky, L ERA: 3.52 (6, 1)	3.0		10	0	0	0	1	0	0	0	0	0	0	12	12	0.00	0.000								
Luis DeLeon, R ERA: 2.11 (9, 1)	2.0	W	11	3	1	1	2	0	1	1	0	0	0	13	18	4.50	1.500								

Batter	1	2	3	4	5	6	7	8	9	AB R H RBI BB SO LOB	TOP	
Alan Wiggins, S (1, 8) <small>OBP: 0.328, SLG: 0.312</small>	0-0 1-3		0-0 3-1			0-0 4-3			4-0 FC4-6 BB	3 0 0 0 1 0 0	San Diego Padres @ Los Angeles Dodgers Dodger Stadium, Los Angeles, CA Wed Jun 30 1982, 7:05 PM PDT Unknown livebaseballscorecards.com AB 30 R 1 H 3 RBI 1 BB 1 SO 6 LOB 8 	
Gene Richards, L (1, 7) <small>OBP: 0.351, SLG: 0.374</small>	0-0 1B		0-0 6-3			0-0 F7		0-0 FC4-6	4 0 1 0 0 0 2			
Garry Templeton, S (1, 6) <small>OBP: 0.294, SLG: 0.386</small>	0-3 K				0-0 F7		0-0 1-3	0-0 FC4-6 FC5-4	4 0 0 1 0 1 2			
Sixto Lezcano, R (1, 9) <small>OBP: 0.372, SLG: 0.461</small>	0-0 F8				0-3 K		0-0 6-3	0-0 FC5-4	4 0 0 0 0 1 2			
Terry Kennedy, L (1, 2) <small>OBP: 0.285, SLG: 0.443</small>		0-3 K			0-0 G3		0-0 F9		3 0 0 0 0 1 0			
Broderick Perkins, L (1, 3) <small>OBP: 0.384, SLG: 0.380</small>		0-0 1B			0-3 K		0-0 6-3		3 0 1 0 0 1 0			
Luis Salazar, R (1, 5) <small>OBP: 0.253, SLG: 0.338</small>		0-3 K			0-0 4-3		0-0 4-3		3 0 0 0 0 1 1			
Tim Flannery, L (1, 4) <small>OBP: 0.321, SLG: 0.325</small>		0-0 4-3			0-0 L7		0-0 F7		3 0 0 0 0 0 1			
Juan Eichelberger, R (1, 1) Joe Lefebvre, L (9, PH) <small>OBP: 0.150, SLG: 0.205</small> <small>OBP: 0.227, SLG: 0.215</small>			0-0 4-3			0-3 K		0-0 FC4-6 BB FC4-6 1B	2 0 0 0 0 1 0 1 1 1 0 0 0 0			
Inning Stats	R: 0 H: 1 E: 0 LOB: 1 K: 1 BB: 0 S: 6 P: 6	R: 0 H: 1 E: 0 LOB: 1 K: 2 BB: 0 S: 8 P: 8	R: 0 H: 0 E: 0 LOB: 0 K: 0 BB: 0 S: 3 P: 3	R: 0 H: 0 E: 0 LOB: 0 K: 1 BB: 0 S: 5 P: 5	R: 0 H: 0 E: 0 LOB: 0 K: 1 BB: 0 S: 5 P: 5	R: 0 H: 0 E: 0 LOB: 0 K: 1 BB: 0 S: 5 P: 5	R: 0 H: 0 E: 0 LOB: 0 K: 0 BB: 0 S: 3 P: 3	R: 0 H: 0 E: 0 LOB: 0 K: 0 BB: 0 S: 3 P: 3	R: 1 H: 1 E: 0 LOB: 1 K: 0 BB: 1 S: 4 P: 8	1B: 3 SF: 0 2B: 0 SAC: 0 3B: 0 DP: 0 HR: 0 HBP: 0	WP: 0 PA: 31 PB: 0 SB: 1 CS: 0	
PITCHER Bob Welch, R (1, 1) <small>ERA: 3.69</small> Steve Howe, L (9, 1) <small>ERA: 1.43</small>	IP WLS BF H R ER SO BB IBB HBP BLK WP HR S P ERA WHIP 8.0 W 28 3 1 1 6 1 0 0 0 0 0 0 39 43 1.12 0.500											IP WLS BF H R ER SO BB IBB HBP BLK WP HR S P ERA WHIP 1.0 3 0 0 0 0 0 0 0 0 0 0 0 3 3 0.00 0.000

Batter	1	2	3	4	5	6	7	8	9	AB	R	H	RBI	BB	SO	LOB
Steve Sax, R (1, 4) OBP: 0.358, SLG: 0.362	0-0 F8		0-0 SH3		0-0 SH HR 1B	0-0 L3				3	1	1	0	0	0	1
Ken Landreaux, L (1, 8) OBP: 0.380, SLG: 0.419	0-0 F9 S 1B		0-3 K		0-0 SH HR		0-0 F3			3	1	1	0	0	1	1
Dusty Baker Jr., R (1, 7) OBP: 0.353, SLG: 0.491	0-0 F9		0-0 F9		0-0 HR		0-0 P6			4	1	1	4	0	0	2
Pedro Guerrero, R (1, 9) OBP: 0.350, SLG: 0.514	0-0 6-3			0-0 6-3	0-0 1-3		0-0 1B 2B			4	1	1	0	0	0	1
Ron Cey, R (1, 5) OBP: 0.341, SLG: 0.431		0-0 F7		0-0 6-3	0-0 F6		0-0 FC6-4 1B			4	0	1	1	0	0	0
Steve Garvey, R (1, 3) OBP: 0.276, SLG: 0.418		0-0		0-0	0-0 F9		0-0 FC6-4			2	0	2	0	0	0	0
Mike Marshall, R (4, PR) OBP: 0.364, SLG: 0.727 (5, 3)		0-0 1B		0-0 BB 1B			0-0 1-2			2	0	0	0	0	0	1
Mike Scioscia, L (1, 2) OBP: 0.303, SLG: 0.290		0-0 P4		4-0 BB BB BB		0-0 2B				3	0	1	0	1	0	1
Bill Russell, R (1, 6) OBP: 0.353, SLG: 0.319		0-0 F9		0-0 5-3		0-0 F9		0-0 F7		4	0	0	0	0	0	4
Bob Welch, R (1, 1) OBP: 0.182, SLG: 0.171			0-0 SH3 1B		4-0 SH HR 1B BB	0-0 F8		0-0 L4		3	1	1	0	1	0	1
Steve Howe, L (9, 1)										0	0	0	0	0	0	0

Inning Stats	R: 0	H: 1	E: 0	LOB: 1	K: 0	BB: 0	S: 4	P: 4
	R: 0	H: 1	E: 0	LOB: 1	K: 0	BB: 0	S: 4	P: 4
	R: 0	H: 1	E: 0	LOB: 1	K: 1	BB: 0	S: 6	P: 6
	R: 0	H: 1	E: 0	LOB: 2	K: 0	BB: 1	S: 4	P: 8
	R: 4	H: 2	E: 1	LOB: 0	K: 0	BB: 1	S: 6	P: 10
	R: 0	H: 1	E: 0	LOB: 1	K: 0	BB: 0	S: 4	P: 4
	R: 1	H: 2	E: 0	LOB: 1	K: 0	BB: 0	S: 5	P: 5
	R: 0	H: 0	E: 0	LOB: 0	K: 0	BB: 0	S: 3	P: 3


PITCHER	IP	WLS	BF	H	R	ER	SO	BB	IBB	HBP	BLK	WP	HR	S	P	ERA	WHIP
Juan Eichelberger, R (1, 1) ERA: 4.02	8.0	L	36	9	5	4	1	2	0	0	0	0	1	36	44	4.50	1.375

BOTTOM

San Diego Padres @ Los Angeles Dodgers
 Dodger Stadium, Los Angeles, CA
 Wed Jun 30 1982, 7:05 PM PDT
 Unknown

AB	32
R	5
H	9
RBI	5
BB	2
SO	1
LOB	12

livebaseballscorecards.com



WP: 0	PA: 36
PB: 0	
SB: 1	
CS: 0	

Batter	1	2	3	4	5	6	7	8	9	AB R H RBI BB SO LOB	TOP													
Alan Wiggins, S (1, 9) <small>OBP: 0.319, SLG: 0.303</small> (8, 7)	0-0 4-3			0-0 4-3	0-0 4-3		0-0 F3		0-0 FC6-2	5 0 0 0 0 0 4														
Gene Richards, L (1, 7) <small>OBP: 0.351, SLG: 0.374</small> Gary Lucas, L (6, 1) Luis DeLeon, R (7, 1) <small>OBP: 0.111, SLG: 0.222</small>	0-0 1-6-3			0-0 4-3		0-0 1B 4-3 4-3 1B		0-3 K	0-3 K	3 1 1 0 0 0 0 0 0 0 0 0 0 0 2 0 0 0 0 2 3														
Garry Templeton, S (1, 6) <small>OBP: 0.290, SLG: 0.381</small>	0-0 G3			0-0 F8		0-0 4-3		0-0 4-3		4 0 0 0 0 0 1														
Ruppert Jones, L (1, 8) <small>OBP: 0.405, SLG: 0.460</small>				0-0 4-3		0-0 E1 FC6-4 1B 1B		0-0 F8		4 1 1 0 0 0 0														
Broderick Perkins, L (1, 3) <small>OBP: 0.387, SLG: 0.404</small>				0-0 1-3		0-0 FC6-4 1B		0-0 4-3		4 1 2 2 0 0 1														
Joe Lefebvre, L (1, 5) <small>OBP: 0.239, SLG: 0.220</small> (6, 7) (8, 9)				0-0 4-3		0-0 FC6-4 1B HR		0-0 4-3		3 1 1 0 0 0 2														
Tim Flannery, L (1, 4) <small>OBP: 0.326, SLG: 0.339</small>				0-0 3-1		0-0 HR 1B		0-0 4-3		4 1 2 1 0 0 2														
Steve Swisher, R (1, 2) <small>OBP: 0.278, SLG: 0.471</small> Terry Kennedy, L (5, PH) <small>OBP: 0.289, SLG: 0.455</small> (5, 2)				0-3 K		0-0 HR 1B		0-0 P4		1 0 0 0 0 1 0 2 1 1 3 1 0 0														
Eric Show, R (1, 1) Luis Salazar, R (6, 5) <small>OBP: 0.255, SLG: 0.339</small>				0-3 K		0-3 K		0-0 CS 1B		2 0 0 0 0 2 0 2 0 1 0 0 0 3														
Inning Stats	R: 0 E: 0 K: 0 S: 3	H: 0 LOB: 0 BB: 0 P: 3	R: 0 E: 0 K: 0 S: 3	H: 0 LOB: 0 BB: 0 P: 3	R: 0 E: 0 K: 2 S: 7	H: 0 LOB: 0 BB: 0 P: 7	R: 0 E: 0 K: 0 S: 3	H: 0 LOB: 0 BB: 0 P: 3	R: 4 E: 1 K: 1 S: 9	H: 3 LOB: 0 BB: 0 P: 9	R: 1 E: 0 K: 0 S: 6	H: 3 LOB: 2 BB: 0 P: 6	R: 0 E: 0 K: 0 S: 3	H: 1 LOB: 0 BB: 0 P: 3	R: 0 E: 0 K: 1 S: 5	H: 0 LOB: 0 BB: 0 P: 5	R: 1 E: 0 K: 1 S: 7	H: 2 LOB: 3 BB: 1 P: 12	1B: 6 2B: 1 3B: 0 HR: 2	SF: 0 SAC: 0 DP: 0 HBP: 1	WP: 0 PB: 0 SB: 0 CS: 1	PA: 38		
DAVE STEWART, R (1, 1) <small>ERA: 3.95</small> Terry Forster, L (6, 1) <small>ERA: 4.1</small> Tom Niedenfuer, R (8, 1) <small>ERA: 4.95</small> Alejandro Pena, R (9, 1) <small>ERA: 3.9</small>	IP	WLS	BF	H	R	ER	SO	BB	IBB	HBP	BLK	WP	HR	S	P	ERA	WHIP							
	5.0		19	3	4	3	3	0	0	0	0	0	1	25	25	5.40	0.600							
	2.0	L	9	4	1	1	0	0	0	0	0	0	0	9	9	4.50	2.000							
	1.0		6	2	1	1	1	0	0	1	0	0	1	7	8	9.00	2.000							
	1.0		4	0	0	0	1	0	1	0	0	0	0	5	9	0.00	0.000							

San Diego Padres @ Los Angeles Dodgers
Dodger Stadium, Los Angeles, CA
 Wed Jun 30 1982, 7:05 PM PDT
 Att: 47,271 - Unknown

AB	36
R	6
H	9
RBI	6
BB	1
SO	5
LOB	16



Batter	1	2	3	4	5	6	7	8	9	AB	R	H	RBI	BB	SO	LOB
Steve Sax, R OBP: 0.356, SLG: 0.358 (1, 4)	0-0 4-3 ①		0-0 4-3 ②		0-0 F8 ②		4-0 IBB ②			3	0	0	0	1	0	1
Ken Landreaux, L OBP: 0.379, SLG: 0.418 Dusty Baker Jr., R OBP: 0.351, SLG: 0.489 (7, PH) (8, 7)	0-0 HR 1B ①		0-0 F7 ③		0-0 4-3 ③		0-0 P5 ③			3	1	1	0	0	0	1
Pedro Guerrero, R OBP: 0.345, SLG: 0.507 (1, 9) (8, 8)	0-3 K 1-2 ②			0-0 F8 ①		0-0 6-3 ①		0-3 K ①		4	0	0	0	0	2	1
Rick Monday, L OBP: 0.416, SLG: 0.500 (1, 7) (8, 9)	0-0 HR 2-H ③			0-0 HR ②		0-0 L4 ②		0-0 F9 ②		4	2	2	3	0	0	0
Ron Cey, R OBP: 0.337, SLG: 0.425 (1, 5)	0-0 F7 ③			0-0 L6 ②		0-0 F9 ③		0-3 K ③		4	0	0	0	0	1	0
Steve Garvey, R OBP: 0.274, SLG: 0.415 Mike Marshall, R OBP: 0.385, SLG: 0.692 (1, 3) (5, 3)		0-0 F3 ①		0-0 F8 ③		0-0 5-3 SH1-3 1B ①		0-0 P4 ①		2	0	0	0	0	0	0
Steve Yeager, R OBP: 0.326, SLG: 0.371 Mike Scioscia, L OBP: 0.302, SLG: 0.288 (1, 2) (9, PH)		0-0 6-3 ②			0-0 1B 1-3 1B ①		0-0 SH1-3 1-2 ①		0-0 L8 ②	2	1	1	0	0	0	0
Mark Belanger, R OBP: 0.321, SLG: 0.308 Bill Russell, R OBP: 0.358, SLG: 0.319 (1, 6) (7, PH) (8, 6)		0-3 K ③			0-0 1-3 1B ①		4-0 5-3 BB ②		4-0 BB ③	2	0	1	0	0	1	0
Dave Stewart, R OBP: 0.136, SLG: 0.136 Jorge Orta, L OBP: 0.307, SLG: 0.382 Terry Forster, L OBP: 0.267, SLG: 0.154 Tom Niedenfuer, R OBP: 0.267, SLG: 0.154 Alejandro Pena, R OBP: 0.345, SLG: 0.328 (1, 1) (5, PH) (6, 1) (7, PH) (8, 1) (9, 1) (9, PH)			0-0 6-3 ①		0-0 1-3 ①		0-0 5-3 ②		0-3 K ③	1	0	0	0	0	0	0

Inning Stats	R: 2	H: 2	E: 0	K: 1	S: 7	LOB: 0	BB: 0	P: 7	R: 0	H: 0	E: 0	K: 1	S: 5	LOB: 0	BB: 0	P: 5	R: 0	H: 1	E: 0	K: 0	S: 3	LOB: 0	BB: 0	P: 3	R: 1	H: 2	E: 0	K: 0	S: 5	LOB: 1	BB: 0	P: 5	R: 0	H: 0	E: 0	K: 0	S: 3	LOB: 0	BB: 0	P: 3	R: 0	H: 1	E: 0	K: 0	S: 4	LOB: 3	BB: 2	P: 12	R: 0	H: 0	E: 0	K: 2	S: 7	LOB: 0	BB: 0	P: 7	R: 0	H: 0	E: 0	K: 1	S: 5	LOB: 1	BB: 1	P: 9	1B: 4	2B: 0	3B: 0	HR: 2	SF: 0	SAC: 1	DP: 0	HBP: 0	WP: 0	PA: 36
--------------	------	------	------	------	------	--------	-------	------	------	------	------	------	------	--------	-------	------	------	------	------	------	------	--------	-------	------	------	------	------	------	------	--------	-------	------	------	------	------	------	------	--------	-------	------	------	------	------	------	------	--------	-------	-------	------	------	------	------	------	--------	-------	------	------	------	------	------	------	--------	-------	------	-------	-------	-------	-------	-------	--------	-------	--------	-------	--------

PITCHER	IP	WLS	BF	H	R	ER	SO	BB	IBB	HBP	BLK	WP	HR	S	P	ERA	WHIP
Eric Show, R ERA: 2.26 (1, 1)	5.1	W	21	5	4	4	2	0	0	0	0	0	2	25	25	6.75	0.938
Gary Lucas, L ERA: 3.32 (6, 1)	1.1		7	1	0	0	0	1	1	0	0	0	0	5	13	0.00	1.500
Luis DeLeon, R ERA: 2.0 (7, 1)	2.1	S	8	0	0	0	3	1	0	0	0	0	0	13	17	0.00	0.429

BOTTOM

San Diego Padres @ Los Angeles Dodgers
Dodger Stadium, Los Angeles, CA
 Wed Jun 30 1982, 7:05 PM PDT
 Att. 47,271 - Unknown

livebaseballscorecards.com

AB	32
R	4
H	6
RBI	4
BB	3
SO	5
LOB	10



Batter	1	2	3	4	5	6	7	8	9	AB R H RBI BB SO LOB	TOP																
Joe Morgan, L (1, 4) OBP: 0.392, SLG: 0.397	0-0 G1		0-0 F5		0-0 F9		0-0 2B		0-0 HR	5 1 2 3 0 0 2	San Francisco Giants @ San Diego Padres Jack Murphy Stadium, San Diego, CA Fri Jul 02 1982, 10:05 PM EDT Unknown livebaseballscorecards.com																
Johnnie LeMaster, R (1, 6) OBP: 0.258, SLG: 0.278	0-3 K			0-0 5-3		0-0 HR 1B	0-0 F7		0-0 4-3	5 1 1 0 0 1 2																	
Chili Davis, S (1, 8) OBP: 0.326, SLG: 0.396	0-3 K			0-0 F7		0-0 HR 1B		0-0 F3	0-0 5-3	5 1 1 0 0 1 1																	
Jack Clark, R (1, 9) OBP: 0.342, SLG: 0.450		0-0 F8		0-0 2B		0-0 HR		0-0 4-3		4 1 2 3 0 0 0																	
Jim Wohlford, R (1, 7) OBP: 0.333, SLG: 0.364		0-0 4-3		0-3 K		0-0 F9		0-0 6-3		4 0 0 0 0 1 1																	
Darrell Evans, L (1, 3) OBP: 0.354, SLG: 0.436		0-0 4-3			0-0 HR	0-0 1-3			4-0 FC1-6 BB	3 1 1 1 1 0 0																	
Guy Sularz, R (1, 5) OBP: 0.288, SLG: 0.273			0-0 L4		0-0 F5	0-0 6-3			0-0 FC1-6 1B E	4 1 0 0 0 0 1																	
Milt May, L (1, 2) OBP: 0.342, SLG: 0.415			0-0		0-0		0-0 1-3		0-0 E	4 0 3 0 0 0 0																	
Max Venable, L (9, PR) OBP: 0.302, SLG: 0.390									1-3 HR	0 1 0 0 0 0 0																	
Greg Minton, S (9, 1) OBP: 0.143, SLG: 0.286									1B	0 0 0 0 0 0 0																	
Alan Fowlkes, R (1, 1) OBP: 0.235, SLG: 0.188			0-3 K		0-0 F3		0-3 K		0-0 E6 HR	1 0 0 0 0 1 1																	
Reggie Smith, S (5, PH) OBP: 0.317, SLG: 0.397										1 0 0 0 0 0 1																	
Al Holland, R (5, 1) OBP: 0.050, SLG: 0.050										1 0 0 0 0 1 0																	
Bob Brenly, R (9, PH) OBP: 0.363, SLG: 0.444										1 1 0 1 0 0 1																	
Inning Stats	R: 0 E: 0 K: 2 S: 7	H: 0 LOB: 0 BB: 0 P: 7	R: 0 E: 0 K: 0 S: 3	H: 0 LOB: 0 BB: 0 P: 3	R: 0 E: 0 K: 1 S: 6	H: 1 LOB: 1 BB: 0 P: 6	R: 0 E: 0 K: 1 S: 6	H: 1 LOB: 1 BB: 0 P: 6	R: 1 E: 0 K: 0 S: 5	H: 2 LOB: 1 BB: 0 P: 5	R: 3 E: 0 K: 0 S: 6	H: 3 LOB: 0 BB: 0 P: 6	R: 0 E: 0 K: 1 S: 6	H: 1 LOB: 1 BB: 0 P: 6	R: 0 E: 0 K: 0 S: 3	H: 0 LOB: 0 BB: 0 P: 3	R: 4 E: 1 K: 0 S: 6	H: 2 LOB: 1 BB: 1 P: 10	1B: 5 2B: 2 3B: 0 HR: 3	SF: 0 SAC: 0 DP: 0 HBP: 0	WP: 0 PB: 0 SB: 0 CS: 0	PA: 39					
PITCHER	IP WLS BF H R ER SO BB IBB HBP BLK WP HR S P ERA WHIP																										
John Curtis, L (1, 1) ERA: 3.86	5.0		21	6	3	3	4	0	0	0	0	0	1	29	29	5.40	1.200										
Floyd Chiffer, R (6, 1) ERA: 2.58	2.0		8	2	1	1	1	0	0	0	0	0	1	10	10	4.50	1.000										
Dave Dravecky, L (8, 1) ERA: 5.0	1.1	L	6	1	2	2	0	1	0	0	0	0	0	5	9	13.50	1.500										
Gary Lucas, L (9, 1) ERA: 3.48	0.2		4	1	2	1	0	0	0	0	0	0	1	4	4	13.50	1.500										



Batter	1	2	3	4	5	6	7	8	9	AB	R	H	RBI	BB	SO	LOB
Gene Richards, L (1, 7) OBP: 0.348, SLG: 0.369	0-0 1B S FC 1B	0-0 F7		0-3 K			0-0 6-3		0-0 4-3	5	1	1	0	0	1	3
Tim Flannery, L (1, 4) OBP: 0.324, SLG: 0.336	0-0 1-3 2B FC 1B	0-0 3-1			0-0 F5		0-0 F7			4	1	1	0	0	0	1
Garry Templeton, S (1, 6) OBP: 0.287, SLG: 0.376	0-0 2B SF7 FC		0-0 F7		0-0 F9			0-3 K		4	1	0	1	0	1	1
Ruppert Jones, L (1, 8) OBP: 0.406, SLG: 0.476	0-0 1-3 2-H 2B 4-3		0-0 F7		0-3 K			0-0 HR		4	1	2	2	0	1	0
Sixto Lezcano, R (1, 9) OBP: 0.374, SLG: 0.459	0-0 SF7		0-0 F7			4-0 FC6-4 BB		4-0 S BB		1	0	0	1	2	0	0
Alan Wiggins, S (8, PR) OBP: 0.319, SLG: 0.303	0-0 3-H									0	0	0	0	0	0	0
Terry Kennedy, L (1, 2) OBP: 0.289, SLG: 0.452	0-0 4-3			0-0 FC4-6 1B		0-3 K		0-3 K		4	0	1	0	0	2	3
Broderick Perkins, L (1, 3) OBP: 0.378, SLG: 0.393	0-0 4-3			0-0 FC4-6 1B 1-2f		0-3 K		0-3 K		4	0	0	0	0	2	5
Luis Salazar, R (1, 5) OBP: 0.255, SLG: 0.337		0-0 S 1B		0-0 F8		0-0 FC6-4 1-2f			0-0 6-3	4	0	1	0	0	0	2
John Curtis, L (1, 1) OBP: 0.250, SLG: 0.321		0-3 K		0-0 1B					0-0 F4	2	0	1	0	0	1	1
Floyd Chittler, R (6, 1)										0	0	0	0	0	0	0
Dave Edwards, R (7, PH) OBP: 0.207, SLG: 0.345										0	0	0	0	0	0	0
Dave Dravecky, R (8, 1)										0	0	0	0	0	0	0
Gary Lucas, L (9, 1)										0	0	0	0	0	0	0
Joe Lefebvre, L (9, PH) OBP: 0.237, SLG: 0.217		1-2 K		1-2 1B					0-0 F4	1	0	0	0	0	0	0

Inning Stats	R: 3	H: 3	E: 0	K: 0	S: 7	H: 3	LOB: 1	BB: 0	P: 7	R: 0	H: 1	E: 0	K: 1	S: 6	H: 0	LOB: 1	BB: 0	P: 6	R: 0	H: 0	E: 0	K: 0	S: 3	H: 2	LOB: 2	BB: 0	P: 3	R: 0	H: 0	E: 0	K: 1	S: 5	H: 0	LOB: 0	BB: 0	P: 5	R: 0	H: 0	E: 0	K: 2	S: 7	H: 0	LOB: 1	BB: 1	P: 11	R: 0	H: 0	E: 0	K: 0	S: 3	H: 1	LOB: 2	BB: 1	P: 14	R: 0	H: 0	E: 0	K: 0	S: 3	H: 0	LOB: 0	BB: 0	P: 3	R: 1	H: 1	E: 0	K: 3	S: 10	H: 1	LOB: 2	BB: 1	P: 14	R: 0	H: 0	E: 0	K: 0	S: 3	H: 0	LOB: 0	BB: 0	P: 3	1B: 5	SF: 1	2B: 1	SAC: 0	3B: 0	DP: 0	HR: 1	HBP: 0	WP: 0	PA: 37
--------------	------	------	------	------	------	------	--------	-------	------	------	------	------	------	------	------	--------	-------	------	------	------	------	------	------	------	--------	-------	------	------	------	------	------	------	------	--------	-------	------	------	------	------	------	------	------	--------	-------	-------	------	------	------	------	------	------	--------	-------	-------	------	------	------	------	------	------	--------	-------	------	------	------	------	------	-------	------	--------	-------	-------	------	------	------	------	------	------	--------	-------	------	-------	-------	-------	--------	-------	-------	-------	--------	-------	--------

PITCHER	IP	WLS	BF	H	R	ER	SO	BB	IBB	HBP	BLK	WP	HR	S	P	ERA	WHIP
Alan Fowlkes, R (1, 1) ERA: 5.79	4.0		19	6	3	3	2	0	0	0	0	0	0	23	23	6.75	1.500
Al Holland, L (5, 1) ERA: 3.81	4.0	W	15	1	1	1	6	2	0	0	0	0	1	25	33	2.25	0.750
Greg Minton, R (9, 1) ERA: 2.21	1.0		3	0	0	0	0	0	0	0	0	0	0	3	3	0.00	0.000

BOTTOM

San Francisco Giants @ San Diego Padres
 Jack Murphy Stadium, San Diego, CA
 Fri Jul 02 1982, 10:05 PM EDT
 Unknown

livebaseballscores.com

AB	34
R	4
H	7
RBI	4
BB	2
SO	8
LOB	16



Batter	1	2	3	4	5	6	7	8	9	AB R H RBI BB SO LOB	TOP		
Duane Kuiper, L (1, 4) <small>OBP: 0.393, SLG: 0.364</small> Reggie Smith, S (9, PH) <small>OBP: 0.314, SLG: 0.394</small> Max Venable, L (9, PR) <small>OBP: 0.302, SLG: 0.390</small>	4-0 		0-3 		0-0 		0-0 		0-0 	3 0 1 0 1 1 0 1 0 0 0 0 0 2 0 0 0 0 0 0 0	San Francisco Giants @ San Diego Padres Jack Murphy Stadium, San Diego, CA Fri Jul 02 1982, 10:05 PM EDT Att: 26,120 - Unknown livebaseballscorecards.com		
Johnnie LeMaster, R (1, 6) <small>OBP: 0.257, SLG: 0.277</small>	0-0 		0-0 		0-0 		0-0 	0-0 	5 0 1 0 0 0 3				
Chili Davis, S (1, 8) <small>OBP: 0.325, SLG: 0.397</small>	0-0 		0-0 		0-0 		0-0 		4 1 1 0 0 0 2				
Jack Clark, R (1, 9) <small>OBP: 0.345, SLG: 0.451</small>		0-0 	0-0 		0-0 		0-0 		4 0 2 1 0 0 2				
Jim Wohlford, R (1, 7) <small>OBP: 0.332, SLG: 0.367</small>		0-0 	0-0 		0-0 		0-0 		4 1 1 0 0 0 1				
Darrell Evans, L (1, 3) <small>OBP: 0.352, SLG: 0.433</small>		0-0 		0-0 		0-0 		0-0 	4 0 1 0 0 0 1				
Bob Brenly, R (1, 2) <small>OBP: 0.369, SLG: 0.432</small>		4-0 		0-0 		0-0 		4-0 	2 0 0 0 2 0 1				
Tom O'Malley, L (1, 5) <small>OBP: 0.340, SLG: 0.353</small>		0-0 		0-0 		4-0 		0-0 	3 0 1 1 1 0 1				
Rich Gale, R (1, 1) <small>OBP: 0.226, SLG: 0.286</small> Gary Lavelle, S (7, 1) <small>OBP: 0.333, SLG: 0.500</small> Joe Morgan, L (9, PH) <small>OBP: 0.394, SLG: 0.397</small>		0-3 		0-3 	0-3 	0-3 		4-0 	3 0 0 0 0 3 4 0 0 0 0 0 0 0 0 0 0 0 1 0 0				
Inning Stats	R: 0 H: 0 E: 0 LOB: 0 K: 0 BB: 1 S: 2 P: 6	R: 1 H: 3 E: 0 LOB: 2 K: 1 BB: 1 S: 7 P: 11	R: 1 H: 2 E: 0 LOB: 1 K: 1 BB: 0 S: 7 P: 7	R: 0 H: 0 E: 0 LOB: 0 K: 0 BB: 0 S: 3 P: 3	R: 0 H: 2 E: 0 LOB: 2 K: 1 BB: 0 S: 7 P: 7	R: 0 H: 1 E: 0 LOB: 2 K: 1 BB: 1 S: 6 P: 10	R: 0 H: 0 E: 0 LOB: 0 K: 0 BB: 0 S: 3 P: 3	R: 0 H: 0 E: 0 LOB: 0 K: 0 BB: 0 S: 3 P: 3	R: 0 H: 0 E: 0 LOB: 2 K: 0 BB: 2 S: 3 P: 11	1B: 6 SF: 0 2B: 2 SAC: 0 3B: 0 DP: 1 HR: 0 HBP: 0	WP: 0 PA: 38 PB: 0 SB: 1 CS: 1		
PITCHER Tim Lollar, L (1, 1) <small>ERA: 2.67</small> Gary Lucas, L (9, 1) <small>ERA: 3.4</small>	IP WLS BF H R ER SO BB IBB HBP BLK WP HR S P ERA WHIP 8.0 W 34 8 2 2 4 3 1 0 0 0 0 38 54 2.25 1.375 1.0 S 4 0 0 0 0 1 0 0 0 0 0 0 3 7 0.00 1.000											PITCHER IP WLS BF H R ER SO BB IBB HBP BLK WP HR S P ERA WHIP	



Batter	1	2	3	4	5	6	7	8	9	10	11	12	13	14	15	AB	R	H	RBI	BB	SO	LOB	TOP				
Duane Kuiper, L OBP: 0.395, SLG: 0.378 (1, 4)	0-0 SF8 3B	0-0 F7			0-0 G6-3 1B		0-0 3-1		0-0 4-3			0-0 F6		4-0 BB		6	1	2	0	1	0	2					
Johnnie LeMaster, R OBP: 0.256, SLG: 0.281 (1, 6)	0-0 5-3		0-0 1B 2B		0-0 G6-3 1-2		0-0 F2		0-0 K	0-3 K		0-0 FC3-6 SH1-3 1B	0-3 K		7	1	2	0	0	2	3						
Chili Davis, S OBP: 0.330, SLG: 0.411 (1, 8)	0-0 SF8		0-0 1-1-3 1B		4-0 1B BB		0-0 FC6-4 1B		0-0 F8	0-0 F8		0-0 SH1-3		0-0 HR	4	1	3	3	1	0	0						
Jack Clark, R OBP: 0.347, SLG: 0.460 (1, 9)	0-0 HR		0-0 F8		0-0 1-3 1B		0-0 FC6-4		0-3 K	0-3 K		4-0 FC3-6 BB		0-3 K	6	1	2	1	1	2	2						
Jim Wohlford, R OBP: 0.326, SLG: 0.389 (8, 1)	0-0 6-3		0-0 L1-3		0-0 5-3		0-3 K		0-0 F9		0-0 E3		4-0 FC3-6 IBB		0-3 K	4	0	0	0	0	1	3					
Gary Lavelle, S OBP: 0.231, SLG: 0.500 (8, 1)																0	0	0	0	0	0	0					
Jim Barr, R OBP: 0.231, SLG: 0.308 (11, PH)																0	0	0	0	0	0	0					
Reggie Smith, S OBP: 0.213, SLG: 0.391 (11, PH)																0	0	0	0	0	0	0					
Al Holland, R OBP: 0.050, SLG: 0.050 (13, PH)																0	0	0	0	0	0	0					
Dave Bergman, S OBP: 0.126, SLG: 0.353 (13, PH)																0	0	0	0	0	2	2					
Greg Minton, S OBP: 0.126, SLG: 0.250 (13, PH)																1	0	0	0	0	1	0					
Darrell Evans, L OBP: 0.354, SLG: 0.434 (1, 3)		0-0 FC1-4-5 2B		0-0 F9		0-0 G3		0-0 L3		0-0 E3		4-0 G5-4-3		1-2 IBB		0-0 1B	6	0	2	0	1	0	0				
Bob Brenly, R OBP: 0.348, SLG: 0.405 (13, PH)		0-0 FC1-4-5-1 2-3		0-0 F7		0-0 5-3		0-0 1-3		0-0 G5-4-3		0-0 4-3		0-0 F8	5	0	0	0	0	0	2	2					
Milt May, L OBP: 0.338, SLG: 0.411 (13, 2)															2	0	0	0	0	0	4						
Tom O'Malley, L OBP: 0.340, SLG: 0.343 (1, 5)		4-0 BB 1-2 BB		4-0 BB		0-0 E4 FC6-4		0-0 G3		0-0 1-3		0-0 G3		0-3 K	4	0	0	0	2	1	0						
Renie Martin, R OBP: 0.292, SLG: 0.375 (1, 1)		0-3 K		0-3 K		0-0 FC6-4		0-0 F9		0-0 F9		0-0 G3		0-0 F9	3	0	0	0	0	2	4						
Max Venable, L OBP: 0.283, SLG: 0.364 (8, 7)															3	0	0	0	0	0	0						
Inning Stats	R: 2 E: 0 K: 0 S: 5	H: 2 LOB: 0 BB: 0 P: 5	R: 0 E: 0 K: 1 S: 6	H: 1 LOB: 2 BB: 1 P: 10	R: 1 E: 0 K: 1 S: 4	H: 2 LOB: 0 BB: 0 P: 4	R: 0 E: 0 K: 1 S: 5	H: 0 LOB: 1 BB: 1 P: 9	R: 0 E: 0 K: 0 S: 4	H: 0 LOB: 0 BB: 0 P: 4	R: 0 E: 0 K: 1 S: 5	H: 0 LOB: 0 BB: 0 P: 5	R: 0 E: 0 K: 2 S: 7	H: 0 LOB: 0 BB: 0 P: 7	R: 0 E: 0 K: 0 S: 3	H: 0 LOB: 0 BB: 0 P: 3	R: 0 E: 0 K: 0 S: 3	H: 1 LOB: 3 BB: 2 P: 12	R: 0 E: 0 K: 2 S: 7	H: 0 LOB: 1 BB: 1 P: 11	R: 1 E: 0 K: 2 S: 9	H: 2 LOB: 1 BB: 0 P: 9	1B: 6 2B: 3 3B: 1 HR: 2	SF: 1 SAC: 1 DP: 3 HBP: 0	WP: 0 PB: 0 SB: 1 CS: 0	PA: 61	
PITCHER	IP	WLS	BF	H	R	ER	SO	BB	IBB	HBP	BLK	WP	HR	S	P	ERA	WHIP										
Chris Welsh, L ERA: 4.29	7.0		31	8	3	3	2	3	0	0	0	0	1	32	44	3.86	1.571										
Luis DeLeon, R ERA: 1.88	3.0		9	0	0	0	3	0	0	0	0	0	0	15	15	0.00	0.000										
Gary Lucas, L ERA: 3.25	2.0		6	0	0	0	0	0	0	0	0	0	0	6	6	0.00	0.000										
Eric Show, R ERA: 2.16	2.0		10	1	0	0	2	2	1	0	0	0	0	11	23	0.00	1.500										
Floyd Chiffer, R ERA: 2.75	1.0	L	5	2	1	1	2	0	0	0	0	0	1	9	9	9.00	2.000										

San Francisco Giants @ San Diego Padres
Jack Murphy Stadium, San Diego, CA

Sat Jul 03 1982, 10:05 PM EDT
Att: 44,981 - Unknown

livebaseballscorecards.com

AB 53
R 4
H 11
RBI 4
BB 6
SO 9
LOB 22



Batter	1	2	3	4	5	6	7	8	9	10	11	12	13	14	15	AB	R	H	RBI	BB	SO	LOB
Gene Richards, L OBP: 0.344, SLG: 0.358 (1, 7)	4-3		FC4-6 1-2			F8		SH1-4 E HBP		F7		K				6	1	1	0	0	1	2
Tim Flannery, L OBP: 0.325, SLG: 0.336 Joe Pittman, R OBP: 0.267, SLG: 0.311 (8, PH) (9, 4)	G3		6-3			F7		SH1-4 1-2		FC6-4 1B			F3			3	0	0	0	0	0	2
Garry Templeton, S OBP: 0.287, SLG: 0.380 (1, 6)	4-3			G3				E7 1B 2B 2-H		FC6-4 1-2			F7			7	1	2	1	0	0	2
Ruppert Jones, L OBP: 0.409, SLG: 0.481 (1, 8)		F8 E 1B		3-1				1-6-3 1B			F7					6	0	4	2	1	0	0
Sixto Lezcano, R OBP: 0.365, SLG: 0.445 (1, 9)		F8 1-3		4-3		6-3		L6-3 1-2			F7					7	0	0	0	0	1	7
Terry Kennedy, L OBP: 0.290, SLG: 0.459 Dave Edwards, R OBP: 0.207, SLG: 0.345 Steve Swisher, R OBP: 0.263, SLG: 0.444 (14, PR) (15, 2)		K			F8		F9		F8							6	0	2	0	0	1	1
Broderick Perkins, L OBP: 0.361, SLG: 0.373 (1, 3)		K			4-3		1-3		F7							5	0	0	0	0	1	2
Luis Salazar, R OBP: 0.254, SLG: 0.335 (1, 5)			5-3			F9			K							5	0	1	0	1	2	0
Chris Mason, L Joe Lefebvre, R Luis Diaz, R Alan Villalobos, R Gary Lavelle, L Kurt Braccavara, R Eric Chavez, R Tim Lincecum, L Floyd Chaffee, R (1, 1) (1, 1) (1, 1) (1, 1) (1, 1) (1, 1) (1, 1) (1, 1) (1, 1)										6-3						2	1	2	0	0	0	0
Inning Stats	R: 0 H: 0 E: 0 LOB: 0 K: 0 BB: 0 S: 3 P: 3	R: 0 H: 1 E: 1 LOB: 1 K: 2 BB: 0 S: 8 P: 8	R: 0 H: 1 E: 0 LOB: 1 K: 0 BB: 0 S: 4 P: 4	R: 0 H: 0 E: 0 LOB: 0 K: 0 BB: 0 S: 3 P: 3	R: 0 H: 0 E: 0 LOB: 0 K: 0 BB: 0 S: 3 P: 3	R: 2 H: 3 E: 0 LOB: 1 K: 0 BB: 0 S: 6 P: 6	R: 0 H: 1 E: 0 LOB: 1 K: 0 BB: 0 S: 4 P: 4	R: 1 H: 2 E: 1 LOB: 1 K: 0 BB: 0 S: 4 P: 5	R: 0 H: 0 E: 0 LOB: 0 K: 1 BB: 0 S: 5 P: 5	R: 0 H: 1 E: 0 LOB: 1 K: 0 BB: 0 S: 4 P: 4	R: 0 H: 1 E: 0 LOB: 1 K: 0 BB: 0 S: 4 P: 4	R: 0 H: 0 E: 0 LOB: 0 K: 2 BB: 0 S: 7 P: 7	R: 0 H: 1 E: 0 LOB: 1 K: 0 BB: 0 S: 4 P: 4	R: 0 H: 2 E: 0 LOB: 3 K: 1 BB: 1 S: 6 P: 10	R: 0 H: 1 E: 0 LOB: 2 K: 1 BB: 1 S: 6 P: 10	1B: 12 SF: 0 2B: 3 SAC: 2 3B: 0 DP: 1 HR: 0 HBP: 1	WP: 0 PA: 60 PB: 0 SB: 2 CS: 0					

San Francisco Giants @ San Diego Padres
 Jack Murphy Stadium, San Diego, CA
 Sat Jul 03 1982, 10:05 PM EDT
 Att: 44,981 - Unknown

AB	55
R	3
H	14
RBI	3
BB	2
SO	7
LOB	21



PITCHER	IP	WLS	BF	H	R	ER	SO	BB	IBB	HBP	BLK	WP	HR	S	P	ERA	WHIP
Renie Martin, R ERA: 4.36	7.0		27	6	2	2	2	0	0	0	0	0	0	31	31	2.57	0.857
Gary Lavelle, L ERA: 3.08	(8, 1)	0.1	4	2	1	1	0	0	0	1	0	0	0	3	4	27.00	6.000
Jim Barr, R ERA: 2.66	(8, 1)	2.2	8	1	0	0	1	0	0	0	0	0	0	10	10	0.00	0.375
Al Holland, L ERA: 3.69	(11, 1)	2.0	7	1	0	0	2	0	0	0	0	0	0	11	11	0.00	0.500
Greg Minton, R ERA: 2.11	(13, 1)	3.0	W 14	4	0	0	2	0	2	0	0	0	0	16	24	0.00	1.333

Batter	1	2	3	4	5	6	7	8	9	AB R H RBI BB SO LOB	TOP	
Johnnie LeMaster, R (1, 6) <small>OBP: 0.258, SLG: 0.278</small>	0-3 		0-0 			4-0 	0-0 			3 1 0 0 1 1 0	San Francisco Giants @ San Diego Padres Jack Murphy Stadium, San Diego, CA Sun Jul 04 1982, 6:33 AM EDT Att: 12,567 - Unknown livebaseballscorecards.com	
Max Venable, L (1, 7) <small>OBP: 0.260, SLG: 0.333</small>	0-0 			0-0 		0-0 		0-0 		4 0 0 0 0 0 1		
Chili Davis, S (1, 8) <small>OBP: 0.330, SLG: 0.419</small>	0-0 			0-0 		0-0 		0-0 		4 1 1 2 0 0 0		
Jack Clark, R (1, 9) <small>OBP: 0.345, SLG: 0.468</small>		0-0 		0-0 		0-0 		0-0 		4 1 1 1 0 0 0		
Milt May, L (1, 2) <small>OBP: 0.342, SLG: 0.410</small>		0-0 			0-0 	4-0 		0-0 		3 0 1 0 1 0 0		
Reggie Smith, S (1, 3) Dave Bergman, L (6, 3) <small>OBP: 0.358, SLG: 0.348</small>		0-0 			0-0 	0-0 		0-0 		3 0 1 0 0 0 2		
Tom O'Malley, L (1, 5) Greg Minton, S (9, 1) <small>OBP: 0.125, SLG: 0.250</small>		0-0 			0-0 	0-0 		0-0 		1 0 0 0 0 0 0		
Duane Kuiper, L (1, 4) <small>OBP: 0.383, SLG: 0.372</small>			0-3 		0-0 		4-0 			4 0 1 0 0 0 3		
Atlee Hammaker, S (1, 1) Guy Sularz, R (9, 5) <small>OBP: 0.288, SLG: 0.273</small>			0-0 		0-0 		0-0 		0-0 	0 0 0 0 0 0 0		
Inning Stats	R: 0 H: 0 E: 0 LOB: 0 K: 1 BB: 0 S: 5 P: 5	R: 0 H: 1 E: 1 LOB: 1 K: 0 BB: 0 S: 4 P: 4	R: 0 H: 0 E: 0 LOB: 0 K: 1 BB: 0 S: 5 P: 5	R: 0 H: 0 E: 0 LOB: 0 K: 0 BB: 0 S: 3 P: 3	R: 0 H: 2 E: 0 LOB: 2 K: 1 BB: 0 S: 7 P: 7	R: 3 H: 2 E: 0 LOB: 1 K: 0 BB: 2 S: 5 P: 13	R: 0 H: 0 E: 0 LOB: 0 K: 0 BB: 1 S: 2 P: 6	R: 0 H: 0 E: 0 LOB: 0 K: 0 BB: 0 S: 3 P: 3	R: 0 H: 0 E: 0 LOB: 0 K: 0 BB: 0 S: 3 P: 3	1B: 3 SF: 0 2B: 0 SAC: 0 3B: 0 DP: 2 HR: 2 HBP: 0		WP: 0 PA: 34 PB: 0 SB: 0 CS: 0
PITCHER John Montefusco, R (1, 1) <small>ERA: 3.98</small> Dave Dravecky, L (6, 1) <small>ERA: 3.55</small>	IP WLS BF H R ER SO BB IBB HBP BLK WP HR S P ERA WHIP											PITCHER IP WLS BF H R ER SO BB IBB HBP BLK WP HR S P ERA WHIP



Batter	1	2	3	4	5	6	7	8	9	AB R H RBI BB SO LOB
Alan Wiggins, S OBP: 0.321, SLG: 0.311 (1, 9)	0-0 S 1B		0-3 S K		0-0 X 2B		0-0 X G6-4-3 1-2f			4 1 2 0 0 1 1
Gene Richards, L OBP: 0.347, SLG: 0.361 (1, 7)	0-0 BLK S 1B		0-0 X 1B		0-0 X 6-3			0-0 X F7		4 0 2 1 0 0 1
Luis Salazar, R OBP: 0.254, SLG: 0.333 (1, 5)	0-0 F9		0-0 X G6-4-3 1B		0-0 X F4			0-0 X F9		4 0 1 0 0 0 1
Kurt Bevacqua, R OBP: 0.324, SLG: 0.310 (1, 3)	0-3 S S K		0-0 X G6-4-3		0-0 X 5-3			0-3 S S K		4 0 0 0 0 2 3
Dave Edwards, R OBP: 0.212, SLG: 0.333 (1, 8)	0-3 S S K			0-0 X F9		0-0 X L4			0-0 X WP SH5-4 SF9 1B	4 1 1 0 0 1 1
Joe Pittman, R OBP: 0.255, SLG: 0.298 (1, 4)		0-0 X F8		0-0 X F3			0-0 X HR 1B		0-0 X SH5-4	2 0 0 0 0 0 0 1 1 1 0 0 0 0
Tim Flannery, L OBP: 0.328, SLG: 0.341 (6, 4)										
Mario Ramirez, R OBP: 0.250, SLG: 0.227 (1, 6)		0-3 S S K		0-0 X F8			0-0 X HR		4-0 X WP IBB	2 0 0 0 0 1 0 1 1 1 2 1 0 0
Garry Templeton, S OBP: 0.291, SLG: 0.392 (7, PH) (8, 6)										
Steve Swisher, R OBP: 0.273, SLG: 0.429 (1, 2)		0-0 X 1B			0-0 X 6-3		0-3 S S K		4-0 X BB	3 0 1 0 0 1 0 0 0 0 0 1 0 0
Sixto Lezcano, R OBP: 0.367, SLG: 0.445 (9, PH)										
John Montefusco, R OBP: 0.147, SLG: 0.094 (1, 1)		0-3 S S K			0-3 S S K		4-0 S S S K G6-4-3 BB		0-0 X SF9	2 0 0 0 0 2 1 0 0 0 0 1 0 0 0 0 0 1 0 0 0
Dave Dravecky, R (6, 1)										
Terry Kennedy, L OBP: 0.289, SLG: 0.459 (9, PH)										

BOTTOM	
San Francisco Giants @ San Diego Padres	
Jack Murphy Stadium, San Diego, CA	
Sun Jul 04 1982, 6:33 AM EDT	
Att. 12,567 - Unknown	
AB 31	
R 4	
H 9	
RBI 4	
BB 3	
SO 8	
LOB 8	
WP: 1 PA: 36	
PB: 0	
SB: 2	
CS: 0	

Inning Stats	R	H	E	K	S	R	H	E	K	S	R	H	E	K	S	R	H	E	K	S	R	H	E	K	S	R	H	E	K	S	R	H	E	K	S	1B	2B	3B	HR	SF	SAC	DP	HBP							
Atlee Hammaker, L ERA: 4.54 (1, 1)	8	1	1	2	34	9	4	4	8	8	1	1	0	0	1	0	0	0	1	0	0	0	1	0	1	5	0.00	3.000																						
Greg Minton, R ERA: 2.1 (9, 1)	0	1	0	2	9	0	0	0	0	0	1	0	0	0	0	0	0	0	0	0	0	0	0	0	0	0	0.00	3.000																						



livebaseballscorecards.com

San Diego Padres @ Montreal Expos
 Olympic Stadium, Montreal, QB
 Mon Jul 05 1982, 7:05 PM EDT
 Att. 21,154 - Unknown

livebaseballscorecards.com

AB	37
R	8
H	13
RBI	8
BB	1
SO	6
LOB	11



WP:	0	PA:	41
PB:	0		
SB:	1		
CS:	0		

AB R H RBI BB SO LOB

Batter	1	2	3	4	5	6	7	8	9
Gene Richards, L (1, 7) OBP: 0.343, SLG: 0.357 Alan Wiggins, S (9, 7) OBP: 0.321, SLG: 0.311	0-0 F8		0-3 K			0-0 3-1	0-0 1B 1B		0-0 FC2-6 1B SH1-3
Tim Flannery, L (1, 4) OBP: 0.331, SLG: 0.338	0-0 F8			0-0 G3		0-3 K	4-0 1B BB		0-0 SH1-3 1B
Garry Templeton, S (1, 6) OBP: 0.291, SLG: 0.390	0-0 F7			0-3 K		0-0 4-3	0-0 1B 1B		0-0 SH1-3
Ruppert Jones, L (1, 8) OBP: 0.415, SLG: 0.489		0-0 F8 S 1B		0-0 F9			0-0 1B 2B		1-0 HBP
Sixto Lezcano, R (1, 9) OBP: 0.364, SLG: 0.441		0-0 F8 1-3			0-0 P6		0-0 1B SF7 1B		0-0 F8
Terry Kennedy, L (1, 2) OBP: 0.292, SLG: 0.471		0-3 K			0-0 HR		0-0 5-3 1-2		0-0 G5-4-3 1B
Broderick Perkins, L (1, 3) OBP: 0.359, SLG: 0.370		0-0 F3			0-0 F7		0-0 1B BB 1B		0-0 G5-4-3 1-2
Luis Salazar, R (1, 5) OBP: 0.254, SLG: 0.333			0-0 6-3		0-0 1B		0-0 SF7		0-3 K
Juan Eichelberger, R (1, 1) OBP: 0.146, SLG: 0.200 Dave Dravecky, R (4, 1) Joe Lefebvre, L (5, PH) Floyd Chiffer, R (5, 1) Kurt Bevacqua, R (7, PH) Eric Show, R (7, 1) Gary Lucas, L (9, 1)			0-0 G3		0-3 K		0-0 BB 1B 1B		0-0 FC2-6 1B
Inning Stats	R: 0 E: 0 K: 0 S: 3 H: 0 LOB: 0 BB: 0 P: 3	R: 0 E: 0 K: 1 S: 6 H: 1 LOB: 1 BB: 0 P: 6	R: 0 E: 0 K: 1 S: 5 H: 0 LOB: 0 BB: 0 P: 5	R: 0 E: 0 K: 1 S: 5 H: 0 LOB: 0 BB: 0 P: 5	R: 1 E: 0 K: 1 S: 7 H: 2 LOB: 1 BB: 0 P: 7	R: 0 E: 0 K: 1 S: 5 H: 0 LOB: 0 BB: 0 P: 5	R: 6 E: 0 K: 0 S: 10 H: 7 LOB: 2 BB: 1 P: 14	R: 0 E: 0 K: 1 S: 5 H: 1 LOB: 0 BB: 0 P: 5	R: 1 E: 0 K: 0 S: 5 H: 2 LOB: 2 BB: 0 P: 6

PITCHER	IP	WLS	BF	H	R	ER	SO	BB	IBB	HBP	BLK	WP	HR	S	P	ERA	WHIP
Scott Sanderson, R (1, 1) ERA: 3.03	6.2	L	29	8	7	7	5	1	0	0	0	0	1	38	42	9.45	1.350
Jeff Reardon, R (7, 1) ERA: 1.98	0.1		3	2	0	0	0	0	0	0	0	0	0	3	3	0.00	6.000
Woodie Fryman, L (8, 1) ERA: 4.91	2.0		9	3	1	1	1	0	0	1	0	0	0	10	11	4.50	1.500

Batter	1	2	3	4	5	6	7	8	9	AB R H RBI BB SO LOB	TOP		
Gene Richards, L (1, 7) OBP: 0.346, SLG: 0.369 Luis DeLeon, R (7, 1) OBP: 0.200, SLG: 0.222	0-0 2B	0-0 FC4-6 1-2f			0-0 F5		0-0 1-H 2B		4-0 1B BB	4 0 2 1 0 0 2 0 0 0 0 1 0 0			
Tim Flannery, L (1, 4) OBP: 0.333, SLG: 0.340	0-0 3-1		0-0 G4-3 1B		0-0 F8			0-0 SH5-4 1B	0-0 F8	5 1 2 0 0 0 1			
Garry Templeton, S (1, 6) OBP: 0.290, SLG: 0.385	0-0 3-1		0-0 G4-3 1-2f		0-0 P6			4-0 1B SH5-4 E BB	0-3 K	4 1 0 0 1 1 2			
Ruppert Jones, L (1, 8) OBP: 0.420, SLG: 0.491		0-0 FC3-6 1B S	4-0 BB BB		0-0 F8			0-0 SH5-4 1-2 2-3	0-0 1B	3 1 2 0 1 0 0			
Sixto Lezcano, R (1, 9) OBP: 0.368, SLG: 0.438		4-0 FC3-6 1-2 BB	4-0 1-2 BB		0-0 F7			4-0 E IBB	0-0 F8	2 0 0 0 3 0 2			
Terry Kennedy, L (1, 2) OBP: 0.288, SLG: 0.464		0-0 F9	0-3 K		0-0 3-1			0-0 F7		4 0 0 0 0 1 7			
Broderick Perkins, L (1, 3) OBP: 0.356, SLG: 0.367		0-0 FC3-6 1-2f 2-3 1B S		0-0 F8			0-0 3-1	0-0 E4 1-3 2-H 3-H 1B		4 1 1 1 0 0 2			
Luis Salazar, R (1, 5) OBP: 0.261, SLG: 0.335		4-0 1B 1-2 BB		0-0 5-3			0-0 CS 1B	4-0 IBB		2 0 1 0 2 0 0			
John Curtis, L (1, 1) OBP: 0.267, SLG: 0.333 Eric Show, R (6, 1) OBP: 0.091, SLG: 0.091 Joe Lefebvre, L (7, PH) OBP: 0.237, SLG: 0.209		0-0 FC4-6 1-3 2-H 3-H 1B		0-0 3-1			4-0 1-2 2B BB	0-3 K		2 0 1 2 0 0 0 0 0 0 0 0 0 0 1 1 0 0 1 1 3			
Inning Stats	R: 0 E: 0 K: 0 S: 3 H: 1 LOB: 0 BB: 0 P: 3	R: 2 E: 0 K: 0 S: 5 H: 2 LOB: 2 BB: 2 P: 13	R: 0 E: 0 K: 1 S: 5 H: 1 LOB: 2 BB: 2 P: 13	R: 0 E: 0 K: 0 S: 3 H: 0 LOB: 0 BB: 0 P: 3	R: 0 E: 0 K: 0 S: 3 H: 0 LOB: 0 BB: 0 P: 3	R: 0 E: 0 K: 0 S: 3 H: 0 LOB: 0 BB: 0 P: 3	R: 1 E: 0 K: 0 S: 3 H: 2 LOB: 1 BB: 1 P: 7	R: 2 E: 1 K: 1 S: 7 H: 2 LOB: 3 BB: 3 P: 19	R: 0 E: 0 K: 1 S: 6 H: 1 LOB: 2 BB: 1 P: 10	1B: 7 2B: 2 3B: 0 HR: 0 SF: 0 SAC: 1 DP: 1 HBP: 0	WP: 0 PB: 0 SB: 2 CS: 1 PA: 41		
PITCHER Ray Burris, R (1, 1) ERA: 4.79 Dan Schatzeder, L (8, 1) ERA: 6.65	IP WLS BF H R ER SO BB IBB HBP BLK WP HR S P ERA WHIP	7.0 L 28 6 3 3 1 5 0 0 0 0 0 0 25 45 3.86 1.571	2.0 L 13 3 2 1 2 2 2 0 0 0 0 0 13 29 4.50 2.500	PITCHER IP WLS BF H R ER SO BB IBB HBP BLK WP HR S P ERA WHIP									

San Diego Padres @ Montreal Expos
Olympic Stadium, Montreal, QB
Tue Jul 06 1982, 7:05 PM EDT
Att. 24,004 - Unknown

livebaseballscorecards.com

AB	31
R	5
H	9
RBI	4
BB	9
SO	3
LOB	19



BOTTOM

San Diego Padres @ Montreal Expos
 Olympic Stadium, Montreal, QB
 Tue Jul 06 1982, 7:05 PM EDT
 Att. 24,004 - Unknown

livebaseballscores.com

AB	30
R	1
H	4
RBI	1
BB	3
SO	5
LOB	9



WP: 0	PA: 33
PB: 0	SB: 1
CS: 0	

AB R H RBI BB SO LOB

4	0	0	0	0	0	0
2	0	1	0	1	0	0
1	0	0	0	0	0	0
4	0	1	0	0	0	1
4	0	0	0	0	0	2
2	1	1	0	2	1	0
4	0	0	0	0	2	4
2	0	0	0	0	1	1
1	0	0	0	0	0	0
3	0	1	1	0	0	0
2	0	0	0	0	1	1
1	0	0	0	0	0	0
0	0	0	0	0	0	0

Batter	1	2	3	4	5	6	7	8	9
Tim Raines, S (1, 7) OBP: 0.357, SLG: 0.375	0-0 F9		0-0 4-3		0-0 6-3			0-0 6-3	
Frank Taveras, R (1, 4) OBP: 0.237, SLG: 0.271 Mike Gates, L (8, PH) OBP: 0.280, SLG: 0.299	4-0 S BB		0-0 1B 1B			0-0 P4		0-0 P6	
Andre Dawson, R (1, 8) OBP: 0.347, SLG: 0.484	0-0 F7		0-0 1B			0-0 1-3		0-0 5-3	
Al Oliver, L (1, 3) OBP: 0.390, SLG: 0.542	0-0 4-3		0-0 F5			0-0 E5 FC5 BB		0-0 F8	
Gary Carter, R (1, 2) OBP: 0.383, SLG: 0.564		0-0 1B 2B		4-0 G5-4-3 BB		4-0 1-2 BB		0-3 K	
Tim Wallach, R (1, 5) OBP: 0.328, SLG: 0.451		0-3 K		0-0 G5-4-3 1-2f		0-0 FC5 2-3f		0-3 K	
Dan Norman, R (1, 9) OBP: 0.327, SLG: 0.395 Warren Cromartie, L (7, PH) OBP: 0.341, SLG: 0.403		0-3 K		0-0 F3			0-0 3-1		
Chris Speier, R (1, 6) OBP: 0.299, SLG: 0.354		0-0 1B			0-0 F8		0-0 F9		
Ray Burris, R (1, 1) OBP: 0.333, SLG: 0.316 Brad Gulden, L (7, PH) OBP: 0.273, SLG: 0.200		0-0 5-3			0-3 K		0-0 F5		

Inning Stats	R: 0	H: 0	E: 0	K: 0	S: 3	R: 1	H: 2	E: 0	K: 2	S: 9	R: 0	H: 2	E: 0	K: 0	S: 4	R: 0	H: 0	E: 0	K: 0	S: 2	R: 0	H: 0	E: 0	K: 1	S: 5	R: 0	H: 0	E: 1	K: 0	S: 4	R: 0	H: 0	E: 0	K: 0	S: 3	R: 0	H: 0	E: 0	K: 0	S: 3	R: 0	H: 0	E: 0	K: 2	S: 7	
	LOB: 1	BB: 1	P: 7	LOB: 1	BB: 0	P: 9	LOB: 1	BB: 0	P: 4		LOB: 0	BB: 1	P: 6	LOB: 0	BB: 0	P: 5	LOB: 2	BB: 1	P: 8		LOB: 0	BB: 0	P: 3	LOB: 0	BB: 0	P: 3	LOB: 0	BB: 0	P: 3	LOB: 0	BB: 0	P: 7														

PITCHER	IP	WLS	BF	H	R	ER	SO	BB	IBB	HBP	BLK	WP	HR	S	P	ERA	WHIP
John Curtis, L (1, 1) ERA: 3.72	5.2	W	23	4	1	1	3	3	0	0	0	0	0	26	38	1.59	1.235
Eric Show, R (6, 1) ERA: 2.09	0.1		1	0	0	0	0	0	0	0	0	0	0	1	1	0.00	0.000
Luis DeLeon, R (7, 1) ERA: 1.76	3.0	S	9	0	0	0	2	0	0	0	0	0	0	13	13	0.00	0.000

1B: 3	SF: 0
2B: 1	SAC: 0
3B: 0	DP: 1
HR: 0	HBP: 0

Batter	1	2	3	4	5	6	7	8	9	AB R H RBI BB SO LOB	TOP											
Gene Richards, L (1, 7) OBP: 0.347, SLG: 0.369 Dave Edwards, R (9, 9) OBP: 0.212, SLG: 0.333	0-0 4-3	0-0 1B			0-0 F9	0-3 K			0-0 FC1-6 1B	5 0 2 2 0 1 2 0 0 0 0 0 0 0												
Tim Flannery, L (1, 4) OBP: 0.325, SLG: 0.329	0-0 3-1	0-0 F5			0-0 6-3			0-0 L6	0-0 FC1-6 1B SH1-3	5 1 0 0 0 0 2												
Garry Templeton, S (1, 6) OBP: 0.294, SLG: 0.386	4-0 S BB				0-0 F9	4-0 S 1B		0-3 K	0-0 SH1-3 1B 1-2	4 0 2 0 1 1 0												
Ruppert Jones, L (1, 8) OBP: 0.419, SLG: 0.487	0-3 K 1-2				0-0 F8	4-0 1-2 BB		0-0 1-3	0-0 SH1-3 1B 1-2 2-3	4 0 1 0 1 1 1												
Sixto Lezcano, R (1, 9) OBP: 0.370, SLG: 0.438 Joe Lefebvre, L (2, 9) OBP: 0.232, SLG: 0.205 Alan Wiggins, S (8, PH) OBP: 0.320, SLG: 0.310		4-0 1B BB			0-3 K	0-0 4-3			0-0 SH1-3 1-2 2-3 3-H	0 0 0 0 1 0 0 2 0 0 0 0 1 2 1 0 0 1 0 0 0												
Terry Kennedy, L (1, 2) OBP: 0.293, SLG: 0.470		0-0 1B 1-2 1B 1B			0-0 6-3 1B	0-3 K			0-0 1B 2B F8	5 2 3 0 0 1 2												
Broderick Perkins, L (1, 3) OBP: 0.359, SLG: 0.371		0-0 1B 1-3 2-H 1B 1B			0-0 F8	0-0 3-1			0-0 1B 2-H	4 1 2 1 0 0 1												
Luis Salazar, R (1, 5) OBP: 0.264, SLG: 0.335		0-0 G3 1B 2-3 3-H 1B			0-0 6-3 1-2	1-0 1B HBP			0-0 F8	3 1 1 1 0 0 2												
Tim Lollar, L (1, 1) OBP: 0.294, SLG: 0.440 Eric Show, R (8, 1) OBP: 0.091, SLG: 0.091 Gary Lucas, L (9, 1) Luis DeLeon, R (9, 1) OBP: 0.200, SLG: 0.222		0-0 G3 1-2			0-0 4-3	0-0 4-3 1B			0-0 4-3	4 0 1 0 0 0 4 0												
Inning Stats	R: 0 E: 0 K: 1 S: 5	H: 0 LOB: 1 BB: 1 P: 9	R: 3 E: 0 K: 0 S: 6	H: 4 LOB: 1 BB: 1 P: 10	R: 0 E: 0 K: 1 S: 5	H: 0 LOB: 0 BB: 0 P: 5	R: 0 E: 0 K: 0 S: 4	H: 1 LOB: 1 BB: 0 P: 4	R: 0 E: 0 K: 0 S: 4	H: 1 LOB: 2 BB: 0 P: 8	R: 0 E: 0 K: 2 S: 8	H: 1 LOB: 0 BB: 0 P: 9	R: 0 E: 0 K: 1 S: 5	H: 0 LOB: 0 BB: 0 P: 5	R: 1 E: 0 K: 0 S: 5	H: 2 LOB: 1 BB: 0 P: 5	R: 1 E: 0 K: 0 S: 6	H: 3 LOB: 2 BB: 0 P: 6	1B: 11 2B: 1 3B: 0 HR: 0	SF: 0 SAC: 1 DP: 0 HBP: 1	WP: 0 PB: 0 SB: 2 CS: 0	PA: 42
PITCHER	IP WLS BF H R ER SO BB IBB HBP BLK WP HR S P ERA WHIP																					
Marty Bystrom, R (1, 1) ERA: 4.38	5.0 L 23 6 3 3 2 3 0 0 0 0 0 0 24 36 5.40 1.800																					
Sid Monge, L (6, 1) ERA: 3.82	2.0 8 1 0 0 3 0 0 1 0 0 0 0 13 14 0.00 0.500																					
Sparky Lyle, L (8, 1) ERA: 3.98	1.1 8 4 2 2 0 0 0 0 0 0 0 0 8 8 13.50 3.000																					
Tug McGraw, L (9, 1) ERA:	0.2 3 1 0 0 0 0 0 0 0 0 0 0 3 3 0.00 1.500																					

San Diego Padres @ Philadelphia Phillies
Veterans Stadium, Philadelphia, PA
Wed Jul 07 1982, 7:05 PM EDT
Att: 26,695 - Unknown

AB	37
R	5
H	12
RBI	5
BB	3
SO	5
LOB	16



BOTTOM

San Diego Padres @ Philadelphia Phillies
Veterans Stadium, Philadelphia, PA

livebaseballscorecards.com

AB	33
R	3
H	7
RBI	3
BB	6
SO	4
LOB	18



WP:	0	PA:	39
PB:	0	SB:	1
CS:	1		

Wed Jul 07 1982, 7:05 PM EDT
Att. 26,695 - Unknown

AB R H RBI BB SO LOB

3	0	1	0	1	0	0
1	0	0	0	0	0	1
4	0	0	0	1	1	3
5	1	1	1	0	1	2
2	1	1	1	2	0	1
4	1	2	0	0	0	1
4	0	0	0	0	1	4
4	0	2	1	0	0	3
4	0	0	0	0	0	2
1	0	0	0	0	1	1
1	0	0	0	0	0	0
0	0	0	0	0	0	0
0	0	0	0	1	0	0
0	0	0	0	0	0	0
0	0	0	0	0	0	0
0	0	0	0	0	0	0
0	0	0	0	1	0	0
1B:	1	SF:	0			
2B:	4	SAC:	0			
3B:	0	DP:	0			
HR:	2	HBP:	0			

Batter	1	2	3	4	5	6	7	8	9
Bob Dernier, R (1, 8) OBP: 0.348, SLG: 0.335 George Vukovich, L (9, PH) OBP: 0.299, SLG: 0.392	0-0 6-3		0-0 6-3		4-0 BB		0-0 1-2 1B		0-0 F8
Pete Rose, S (1, 3) OBP: 0.358, SLG: 0.371	4-0 BB		0-0 6-3		0-0 1-2 F9		0-0 6-3		0-3 K
Gary Matthews, R (1, 7) OBP: 0.348, SLG: 0.459	0-0 F9		0-0 6-3			0-3 K		0-0 HR	0-0 P3
Mike Schmidt, R (1, 5) OBP: 0.425, SLG: 0.493	0-0 F4			4-0 FC1-6-4 BB		4-0 2B FC5-2 BB		0-0 HR	
Bo Diaz, R (1, 2) OBP: 0.367, SLG: 0.522		0-0 2B		0-0 F8		0-0 FC5-2 2B		0-0 4-3	
Bill Robinson, R (1, 9) OBP: 0.294, SLG: 0.441		0-3 K		0-0 FC1-6-4		0-0 FC5-2		0-0 P3	
Manny Trillo, R (1, 4) OBP: 0.310, SLG: 0.311		0-0 2-H 2B		0-0 F9		0-0 F9		0-0 2B	
Ivan De Jesus, R (1, 6) OBP: 0.302, SLG: 0.299		0-0 F9			0-0 F8		0-0 F7	0-0 F7	
Marty Bystrom, R (1, 1) Garry Maddox, R (5, PH) Sid Mongie, S (6, 1) Ozzie Virgil, R (7, PH) Sparky Lyle, L (8, 1) Tug McGraw, R (9, 1) Greg Gross, L (9, PH) OBP: 0.366, SLG: 0.329		0-3 K			0-0 F8		4-0 CS BB		4-0 BB

Inning Stats	R: 0	H: 0	E: 0	K: 3	S: 3	R: 1	H: 2	E: 0	K: 2	S: 9	R: 0	H: 0	E: 0	K: 0	S: 3	R: 0	H: 0	E: 0	K: 0	S: 3	R: 0	H: 0	E: 0	K: 0	S: 3	R: 0	H: 1	E: 0	K: 1	S: 6	R: 0	H: 1	E: 0	K: 0	S: 3	R: 2	H: 3	E: 0	K: 0	S: 6	R: 0	H: 0	E: 0	K: 1	S: 5	1B: 1	2B: 4	3B: 0	HR: 2	SF: 0	SAC: 0	DP: 0	HBP: 0	WP: 0	PA: 39
--------------	------	------	------	------	------	------	------	------	------	------	------	------	------	------	------	------	------	------	------	------	------	------	------	------	------	------	------	------	------	------	------	------	------	------	------	------	------	------	------	------	------	------	------	------	------	-------	-------	-------	-------	-------	--------	-------	--------	-------	--------

PITCHER	IP	WLS	BF	H	R	ER	SO	BB	IBB	HBP	BLK	WP	HR	S	P	ERA	WHIP
Tim Lollar, L (1, 1) ERA: 2.74	7.0		31	6	3	3	3	5	0	0	0	0	2	32	52	3.86	1.571
Eric Show, R (8, 1) ERA: 2.05	1.0		5	1	0	0	0	1	0	0	0	0	0	4	8	0.00	2.000
Gary Lucas, L (9, 1) ERA: 3.13	0.2		2	0	0	0	1	0	0	0	0	0	0	4	4	0.00	0.000
Luis DeLeon, R (9, 1) ERA: 1.75	0.1	S	1	0	0	0	0	0	0	0	0	0	0	1	1	0.00	0.000

Batter	1	2	3	4	5	6	7	8	9	AB R H RBI BB SO LOB	TOP		
Gene Richards, L (1, 7) OBP: 0.344, SLG: 0.363 Alan Wiggins, S (9, 7) OBP: 0.320, SLG: 0.310	0-0 E6 HR	0-0 6-3		4-0 BB		0-0 F6			0-0 F8	4 1 0 0 1 0 2 0 0 0 0 0 0 0			
Tim Flannery, L (1, 4) OBP: 0.314, SLG: 0.318	0-0 F7 1-2		0-0 F7	0-0 3-1		0-0 4-3			0-0 1-3	5 0 0 0 0 0 3			
Garry Templeton, S (1, 6) OBP: 0.296, SLG: 0.394	0-3 K2-3		4-0 CS BB		0-0 HR				0-0 6-3	4 1 1 1 1 2 1			
Ruppert Jones, L (1, 8) OBP: 0.420, SLG: 0.496	0-0 HR 2-H		4-0 BB 1-2		0-0 3-1				0-0 4-3	3 1 1 2 1 0 0			
Sixto Lezcano, R (1, 9) OBP: 0.365, SLG: 0.431	0-0 6-3		0-0 5-3		0-0 3-1				0-0 5-3	4 0 0 0 0 0 1			
Terry Kennedy, L (1, 2) OBP: 0.299, SLG: 0.477		0-0 1B BB 1B		0-0 1B S 1B		0-0 2B			0-3 K	4 1 3 0 0 1 0			
Broderick Perkins, L (1, 3) OBP: 0.362, SLG: 0.370		0-0 SH1-4 BB 1B 1-3		0-0 F5		4-0 IBB			0-0 6-3	3 0 1 0 1 0 1			
Luis Salazar, R (1, 5) OBP: 0.271, SLG: 0.349		4-0 SH1-4 BB 1-2 3-H		0-0 S 1B 1-H		0-0 5-3			0-0 HR	3 1 2 2 1 0 2			
John Montefusco, R (1, 1) OBP: 0.139, SLG: 0.088 Dave Dravecky, R (7, 1) Kurt Bevacqua, R (8, PH) OBP: 0.328, SLG: 0.317 Eric Show, R (8, 1) OBP: 0.091, SLG: 0.091		0-0 SH1-4		0-3 K 1-3					0-0 F8	2 0 0 0 0 1 1 0 0 0 0 0 0 0 1 0 0 0 0 0 0 0 0 0 0 0 0 0			
Inning Stats	R: 2 E: 1 K: 1 S: 7 H: 1 LOB: 0 BB: 0 P: 7	R: 0 E: 0 K: 0 S: 4 H: 2 LOB: 2 BB: 1 P: 8	R: 0 E: 0 K: 0 S: 2 H: 0 LOB: 1 BB: 2 P: 10	R: 1 E: 0 K: 1 S: 7 H: 2 LOB: 2 BB: 1 P: 11	R: 1 E: 0 K: 0 S: 5 H: 2 LOB: 2 BB: 1 P: 9	R: 0 E: 0 K: 0 S: 3 H: 0 LOB: 0 BB: 0 P: 3	R: 0 E: 0 K: 1 S: 5 H: 0 LOB: 0 BB: 0 P: 5	R: 1 E: 0 K: 1 S: 6 H: 1 LOB: 0 BB: 0 P: 6	R: 0 E: 0 K: 0 S: 3 H: 0 LOB: 0 BB: 0 P: 3	1B: 4 2B: 1 3B: 0 HR: 3 SF: 0 SAC: 1 DP: 0 HBP: 0	WP: 0 PB: 0 SB: 5 CS: 1 PA: 39		
PITCHER	IP WLS BF H R ER SO BB IBB HBP BLK WP HR S P ERA WHIP											PITCHER	IP WLS BF H R ER SO BB IBB HBP BLK WP HR S P ERA WHIP
Mike Krukow, R (1, 1) ERA: 2.64 Ed Farmer, R (6, 1) ERA: 7.25 Sid Monge, L (8, 1) ERA: 3.86	5.0 L 26 7 4 2 2 4 1 0 0 0 2 25 45 3.60 2.200												

San Diego Padres @ Philadelphia Phillies
Veterans Stadium, Philadelphia, PA
Thu Jul 08 1982, 7:05 PM EDT
Att. 24,765 - Unknown

AB	33
R	5
H	8
RBI	5
BB	5
SO	4
LOB	11



BOTTOM

San Diego Padres @ Philadelphia Phillies
Veterans Stadium, Philadelphia, PA

AB 30
R 3
H 6
RBI 3
BB 4
SO 3
LOB 11



WP: 0 PA: 35
PB: 0
SB: 0
CS: 0

Thu Jul 08 1982, 7:05 PM EDT
Att. 24,765 - Unknown

livebaseballscorecards.com

AB	R	H	RBI	BB	SO	LOB
4	0	1	1	0	0	1
4	0	1	0	0	1	3
4	0	1	0	0	0	1
2	0	0	0	2	1	1
4	0	0	0	0	1	3
4	0	0	0	0	0	0
3	2	1	0	0	0	0
3	1	1	1	1	0	1
1	0	0	0	0	0	1
1	0	1	1	0	0	0
0	0	0	0	0	0	0
0	0	0	0	1	0	0
0	0	0	0	0	0	0

Batter	1	2	3	4	5	6	7	8	9
Bob Demier, R (1, 9) OBP: 0.347, SLG: 0.333	0-0 F8		0-0 4-3		0-0 F9		0-0 1B		
Pete Rose, S (1, 3) OBP: 0.357, SLG: 0.373	0-0 2B		0-3 K		0-0 4-3		0-0 6-3		
Gary Matthews, R (1, 7) OBP: 0.347, SLG: 0.456	0-0 5-3		0-0 6-3		0-0 1B		0-0 F9		
Mike Schmidt, R (1, 5) OBP: 0.426, SLG: 0.489	4-0 BB		4-0 BB		0-0 G6-4-3		0-3 K		
Bo Diaz, R (1, 2) OBP: 0.362, SLG: 0.514	0-3 K		0-0 G4-3		0-0 F7		0-0 6-3		
Garry Maddox, R (1, 8) OBP: 0.305, SLG: 0.428		0-0 F8		0-0 F6		0-0 4-3		0-0 F8	
Manny Trillo, R (1, 4) OBP: 0.313, SLG: 0.312		0-0 2B 1B			0-0 F6		1-0 BB 1B HBP		0-0 1-3
Ivan De Jesus, R (1, 6) OBP: 0.304, SLG: 0.303		0-0 F3 2B			4-0 2B BB		0-0 L4		0-0 F8
Mike Krukow, R (1, 1) OBP: 0.225, SLG: 0.250		0-0 F3			0-0 2B		4-0 1B BB		
George Vukovich, L (5, PH) OBP: 0.304, SLG: 0.405									
Ed Farmer, R (6, 1)									
Greg Gross, L (7, PH) OBP: 0.373, SLG: 0.329									
Sid Monge, S (8, 1)									

Inning Stats	R: 0	H: 1	E: 0	K: 1	S: 6	R: 1	H: 2	E: 0	K: 0	S: 4	R: 0	H: 0	E: 0	K: 1	S: 5	R: 0	H: 0	E: 0	K: 0	S: 2	R: 1	H: 1	E: 0	K: 0	S: 4	R: 0	H: 1	E: 0	K: 0	S: 3	R: 1	H: 1	E: 0	K: 0	S: 4	R: 0	H: 0	E: 0	K: 1	S: 5	R: 0	H: 0	E: 0	K: 0	S: 3	R: 0	H: 0	E: 0	K: 0	S: 3	R: 0	H: 0	E: 0	K: 0	S: 3	1B: 3	SF: 0	2B: 3	SAC: 0	3B: 0	DP: 2	HR: 0	HBP: 1	WP: 0	PA: 35
--------------	------	------	------	------	------	------	------	------	------	------	------	------	------	------	------	------	------	------	------	------	------	------	------	------	------	------	------	------	------	------	------	------	------	------	------	------	------	------	------	------	------	------	------	------	------	------	------	------	------	------	------	------	------	------	------	-------	-------	-------	--------	-------	-------	-------	--------	-------	--------

PITCHER	IP	WLS	BF	H	R	ER	SO	BB	IBB	HBP	BLK	WP	HR	S	P	ERA	WHIP
John Montefusco, R (1, 1) ERA: 3.98	6.2	W	28	6	3	3	2	4	0	1	0	0	0	27	44	4.05	1.500
Dave Dravecky, L (7, 1) ERA: 3.38	0.1		1	0	0	0	0	0	0	0	0	0	0	1	1	0.00	0.000
Eric Show, R (8, 1) ERA: 1.98	2.0	S	6	0	0	0	1	0	0	0	0	0	0	8	8	0.00	0.000

Batter	1	2	3	4	5	6	7	8	9	AB R H RBI BB SO LOB	TOP		
Gene Richards, L (1, 7) OBP: 0.341, SLG: 0.359 Alan Wiggins, S (8, 7) OBP: 0.320, SLG: 0.310	0-0 S S 1B		0-0 4-3	0-0 F7		0-0 4-3		0-0 4-3		5 0 1 0 0 0 2 0 0 0 0 0 0 0			
Tim Flannery, L (1, 4) OBP: 0.322, SLG: 0.323	0-0 P6		4-0 FC6-4 BB		0-0 1-3 1B		0-0 F9 BLK 1B	0-0 5-3		4 1 2 0 1 0 1			
Garry Templeton, S (1, 6) OBP: 0.297, SLG: 0.392	4-0 S 1-2 BB		0-0 FC6-4 1-2f		0-0 1-3 1-2		0-3 K 1-2		0-0 S 1B	4 1 1 0 1 1 3			
Ruppert Jones, L (1, 8) OBP: 0.423, SLG: 0.498	0-3 K 1-2 2-3			0-0 1B 2B	4-0 BB		4-0 1B BB		0-0 F7 1-2	3 1 1 0 2 1 3			
Sixto Lezcano, R (1, 9) OBP: 0.363, SLG: 0.427	0-3 K			0-0 FC5-4 1B	0-3 K		0-0 F9 2-3		0-3 K	5 0 1 1 0 3 7			
Terry Kennedy, L (1, 2) OBP: 0.304, SLG: 0.479		0-0 F9-3 1B		0-0 FC5-4 1B	0-3 K		0-0 1-3 3-H 1B		0-0 2-H 1B	5 1 3 2 0 1 3			
Broderick Perkins, L (1, 3) OBP: 0.363, SLG: 0.367		0-0 F8		0-0 FC5-4 1B		0-0 G3		4-0 IBB	0-0 G3	4 0 1 0 1 0 2			
Luis Salazar, R (1, 5) OBP: 0.267, SLG: 0.344		0-0 F9-3		0-0 FC5-4 1B		0-0 E5 SH3		0-0 F9		4 1 0 0 0 0 6			
Chris Welsh, L (1, 1) OBP: 0.370, SLG: 0.400 Floyd Chiffer, R (6, 1) Luis DeLeon, R (8, 1) OBP: 0.200, SLG: 0.222			0-3 K	0-0 1B		0-0 SH3		0-0 5-3		2 0 1 2 0 1 0 1 0 0 0 0 0 0 0 0 0 0 0 0 0			
Inning Stats	R: 0 H: 1 E: 0 LOB: 2 K: 2 BB: 1 S: 8 P: 12	R: 0 H: 1 E: 0 LOB: 0 K: 0 BB: 0 S: 3 P: 3	R: 0 H: 0 E: 0 LOB: 1 K: 1 BB: 1 S: 5 P: 9	R: 3 H: 4 E: 0 LOB: 1 K: 0 BB: 0 S: 7 P: 7	R: 0 H: 1 E: 0 LOB: 2 K: 2 BB: 1 S: 8 P: 12	R: 0 H: 0 E: 1 LOB: 1 K: 0 BB: 0 S: 4 P: 4	R: 1 H: 2 E: 0 LOB: 3 K: 1 BB: 2 S: 7 P: 15	R: 0 H: 0 E: 0 LOB: 0 K: 0 BB: 0 S: 3 P: 3	R: 1 H: 2 E: 0 LOB: 1 K: 1 BB: 0 S: 7 P: 7	1B: 10 SF: 0 2B: 2 SAC: 1 3B: 0 DP: 1 HR: 0 HBP: 0	WP: 0 PA: 43 PB: 0 SB: 5 CS: 0		
PITCHER	IP WLS BF H R ER SO BB IBB HBP BLK WP HR S P ERA WHIP											PITCHER	IP WLS BF H R ER SO BB IBB HBP BLK WP HR S P ERA WHIP
Charlie Puleo, R (1, 1) ERA: 4.14 Neil Allen, R (8, 1) ERA: 2.91	7.0 L 35 9 4 4 6 4 1 0 1 0 0 42 62 5.14 1.857												2.0 8 2 1 1 1 0 0 0 0 0 0 10 10 4.50 1.000

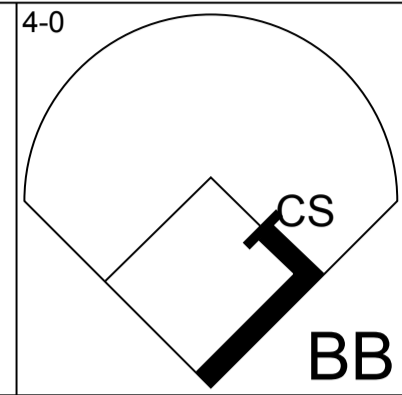
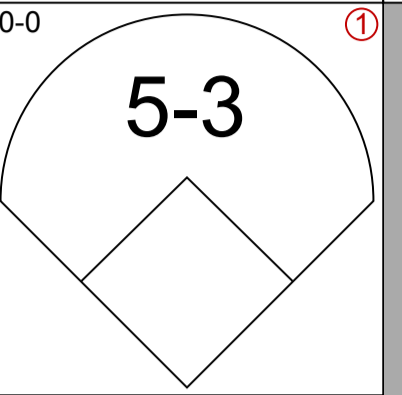
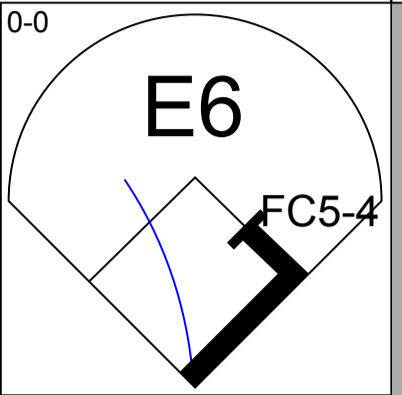
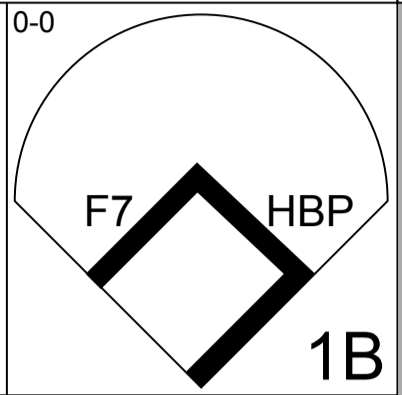
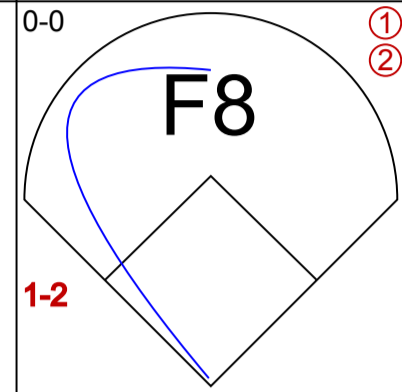
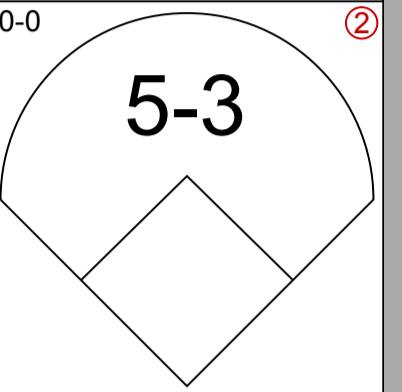
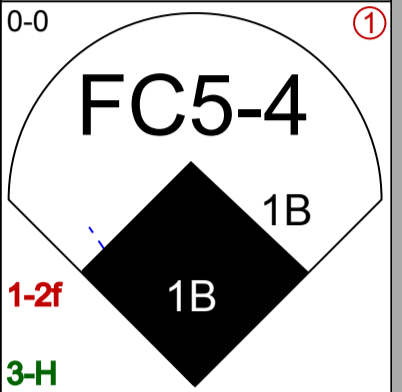
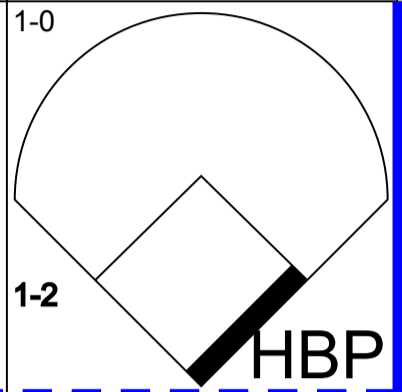
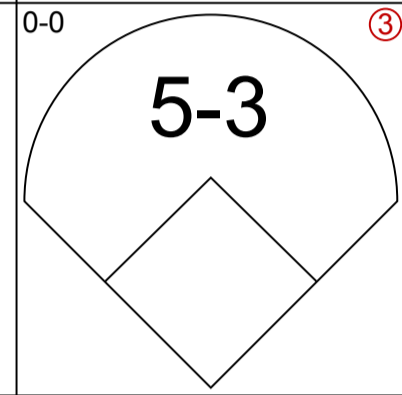
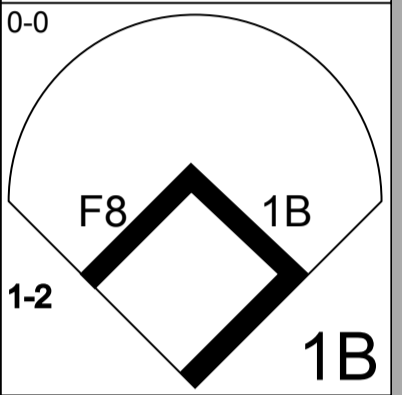
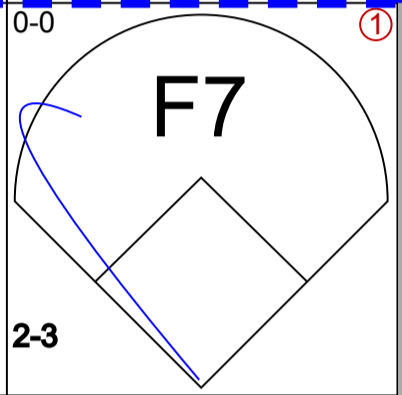


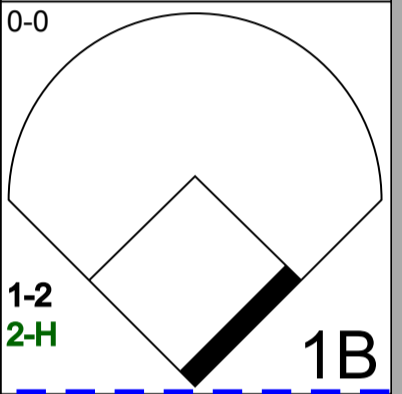
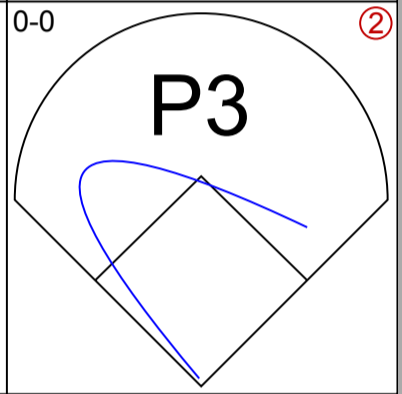
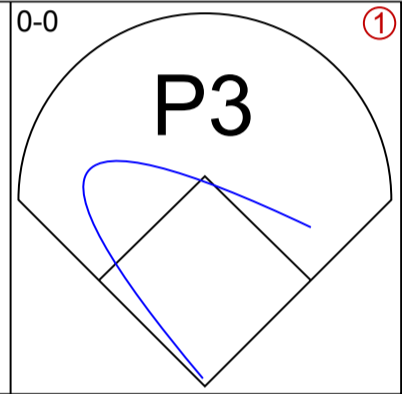
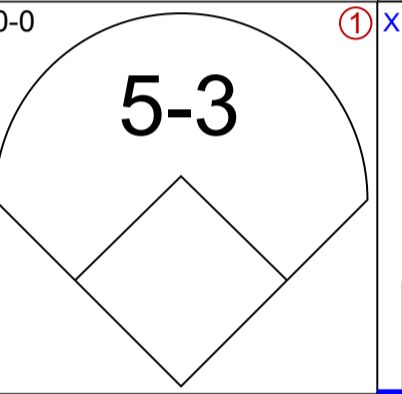
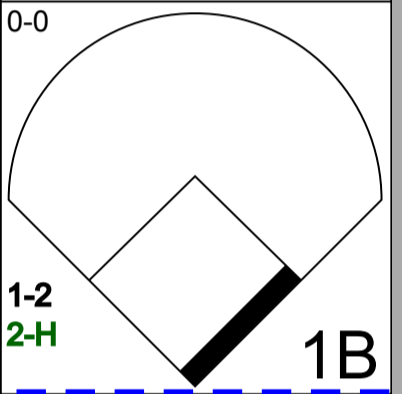
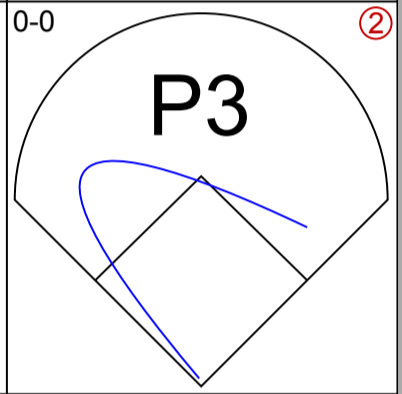
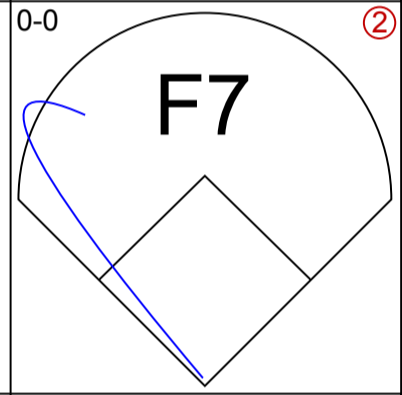
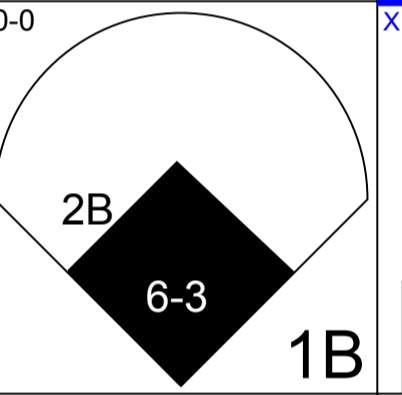
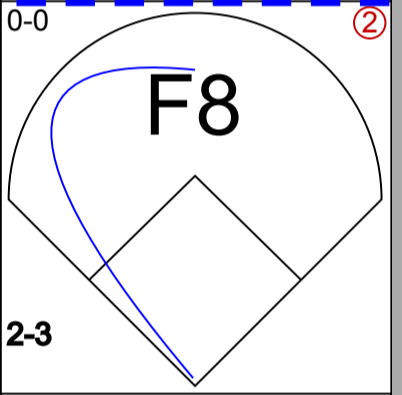
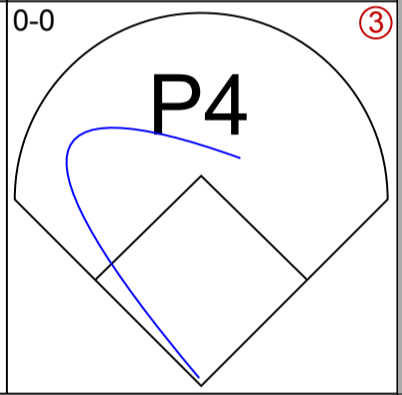
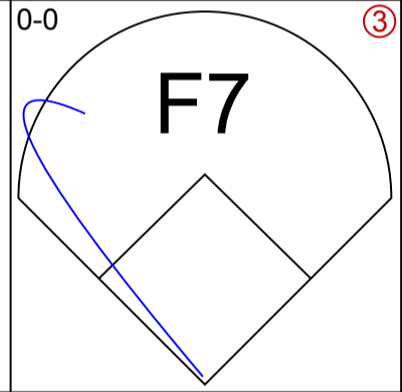
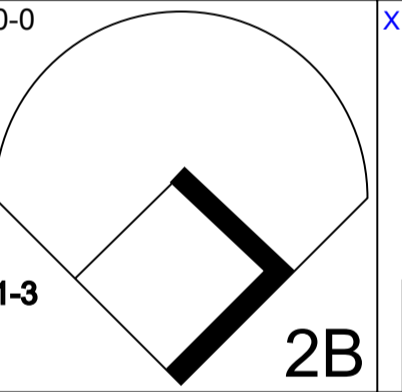
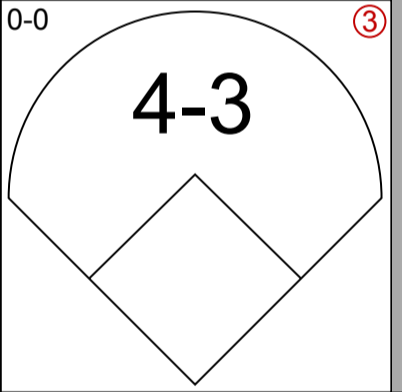

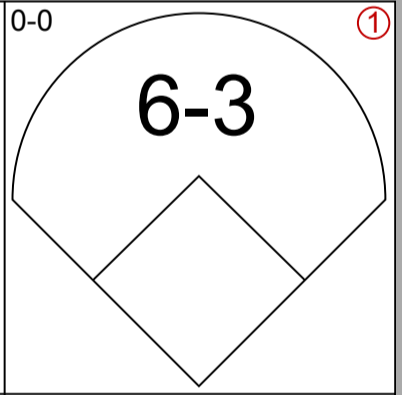
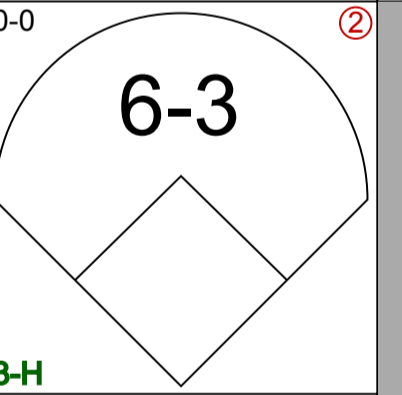
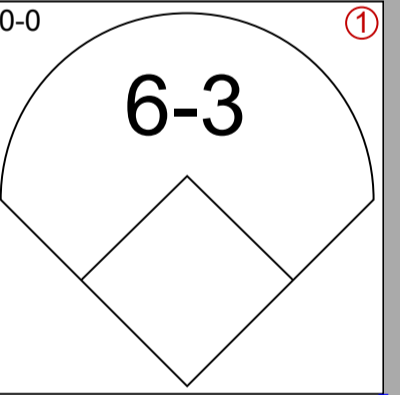
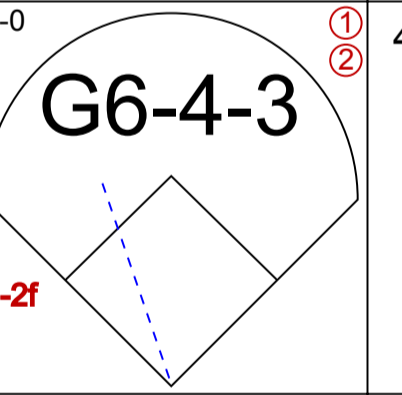
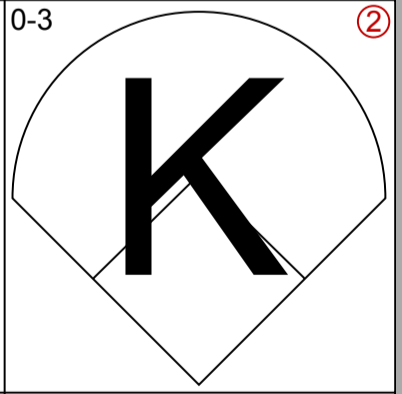
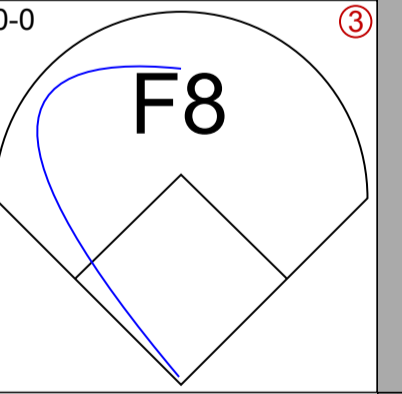
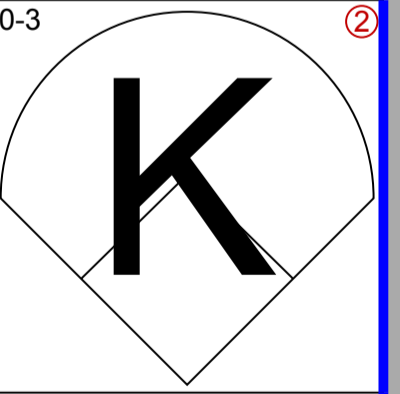
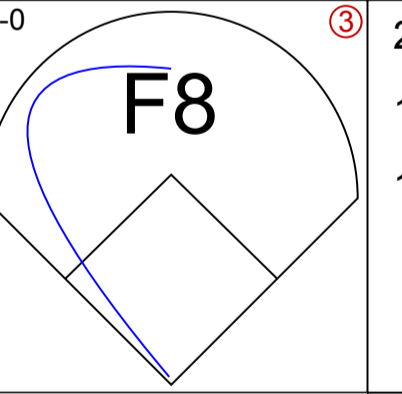
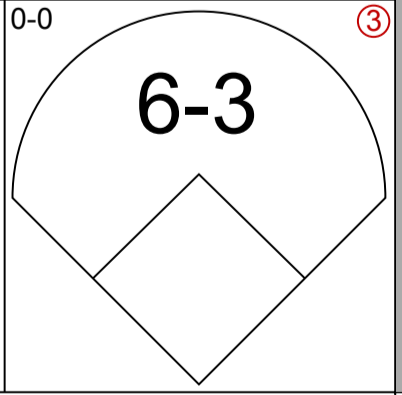
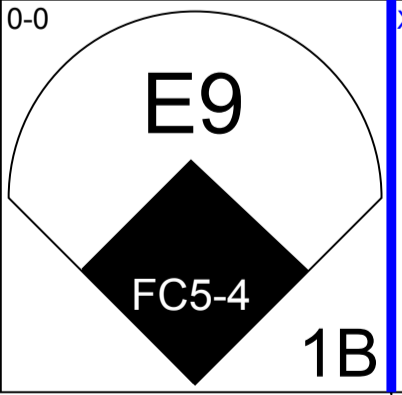
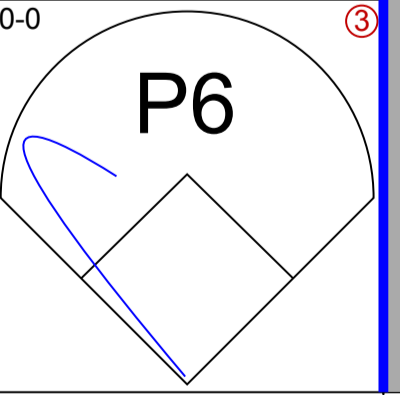
San Diego Padres @ New York Mets
Shea Stadium, Flushing, NY
Fri Jul 09 1982, 3:33 AM EDT
Unknown

livebaseballscorecards.com

AB 37
R 5
H 11
RBI 5
BB 5
SO 7
LOB 27



Batter	1	2	3	4	5	6	7	8	9	AB	R	H	RBI	BB	SO	LOB	BOTTOM
--------	---	---	---	---	---	---	---	---	---	----	---	---	-----	----	----	-----	--------

Mookie Wilson, S <small>(1, 8)</small> <small>OBP: 0.318, SLG: 0.345</small>	4-0 			x 0-0 5-3 		x 0-0 E6 FC5-4 		x 0-0 F7 HBP 1B 		3	0	1	0	1	0	1	
Bob Bailor, R <small>(1, 5)</small> <small>OBP: 0.315, SLG: 0.339</small>	0-0 F8 			x 0-0 5-3 		x 0-0 FC5-4 1B 1-2f 1B 		H 1-0 		3	1	0	1	0	0	2	
Joel Youngblood, R <small>(8, PR)</small> <small>OBP: 0.275, SLG: 0.346</small>	1-2 					x 0-0 F8 1B 1-2 1B 		x 1-2 HBP 		0	0	0	0	0	0	0	
George Foster, R <small>(1, 7)</small> <small>OBP: 0.343, SLG: 0.397</small>	0-0 5-3 			x 0-0 F7 		x 0-0 F8 1B 1-2 1B 		x 2-3 F7 		4	0	1	0	0	2		
Dave Kingman, R <small>(1, 3)</small> <small>OBP: 0.287, SLG: 0.442</small>		x 0-0 P3 			x 0-0 5-3 	x 0-0 		x 0-0 P3 		4	0	1	1	0	2		
Ellis Valentine, R <small>(1, 9)</small> <small>OBP: 0.250, SLG: 0.355</small>		x 0-0 F7 			x 0-0 2B 6-3 1B 	x 0-0 F8 		x 0-0 P4 		4	1	1	0	0	4		
Ron Hodges, L <small>(1, 2)</small> <small>OBP: 0.385, SLG: 0.463</small>		x 0-0 F7 			x 0-0 	x 0-0 4-3 		x 0-0 E4 G6-4-3 		4	0	1	0	0	2		
Wally Backman, S <small>(1, 4)</small> <small>OBP: 0.382, SLG: 0.362</small>			x 0-0 6-3 		x 0-0 6-3 		x 0-0 6-3 		x 0-0 G6-4-3 		4	0	0	1	0	2	
Ron Gardenhire, R <small>(1, 6)</small> <small>OBP: 0.281, SLG: 0.300</small>			S 0-3 K 		x 0-0 F8 		S 0-3 K 		x 0-0 F8 		2	0	0	0	1	1	
Gary Rajsich, L <small>(7, PH)</small> <small>OBP: 0.270, SLG: 0.317</small>										1	0	0	0	0	1	0	
Phil Mankowski, L <small>(8, 5)</small> <small>OBP: 0.125, SLG: 0.133</small>										1	0	0	0	0	0	0	
Charlie Puleo, R <small>(1, 1)</small> <small>OBP: 0.161, SLG: 0.133</small>			x 0-0 6-3 			x 0-0 E9 FC5-4 1B 		x 0-0 P6 		2	1	1	0	0	0		
Mike Jorgensen, L <small>(7, PH)</small> <small>OBP: 0.380, SLG: 0.333</small>										1	0	0	0	0	0	0	
Neil Allen, R <small>(8, 1)</small> <small>OBP: 0.333, SLG: 0.200</small>										0	0	0	0	0	0	0	

San Diego Padres @ New York Mets
 Shea Stadium, Flushing, NY
 Fri Jul 09 1982, 3:33 AM EDT
 Unknown

AB	33
R	3
H	6
RBI	3
BB	1
SO	2
LOB	16



Inning Stats	R: 0	H: 0	E: 0	LOB: 0	K: 0	BB: 1	S: 2	P: 6	R: 0	H: 0	E: 0	LOB: 0	K: 0	BB: 0	S: 3	P: 3	R: 0	H: 0	E: 0	LOB: 0	K: 1	BB: 0	S: 5	P: 5	R: 1	H: 2	E: 0	LOB: 1	K: 0	BB: 0	S: 5	P: 5	R: 2	H: 3	E: 2	LOB: 2	K: 0	BB: 0	S: 7	P: 7	R: 0	H: 0	E: 0	LOB: 0	K: 1	BB: 0	S: 5	P: 5	R: 0	H: 1	E: 1	LOB: 2	K: 0	BB: 0	S: 3	P: 3	R: 0	H: 0	E: 1	LOB: 0	K: 0	BB: 0	S: 3	P: 3	1B: 5	SF: 0	2B: 1	SAC: 0	3B: 0	DP: 1	HR: 0	HBP: 1	WP: 0	PA: 35	PB: 0	SB: 0	CS: 1	ERA	WHIP
Chris Welsh, L <small>(1, 1)</small> <small>ERA: 4.23</small>	IP	WLS	BF	H	R	ER	SO	BB	IBB	HBP	BLK	WP	HR	S	P	ERA	WHIP																																																														
Floyd Chiffer, R <small>(6, 1)</small> <small>ERA: 2.51</small>	1.2	W	7	1	0	0	1	0	0	1	0	0	0	8	9	0.00	0.600																																																														
Luis DeLeon, R <small>(8, 1)</small> <small>ERA: 1.69</small>	2.0	S	6	0	0	0	0	0	0	0	0	0	0	6	6	0.00	0.000																																																														

Batter	1	2	3	4	5	6	7	8	9	AB R H RBI BB SO LOB	TOP																								
Alan Wiggins, S (1, 9) OBP: 0.318, SLG: 0.309	0-0 6-3		0-0 4-3		0-0 E 1B 1B		0-0 F7			4 1 1 0 0 0 1																									
Gene Richards, L (1, 7) OBP: 0.340, SLG: 0.357	0-0 P3		0-0 6-3		0-0 E7 1B 1B			0-3 K		4 1 1 1 0 1 1																									
Garry Templeton, S (1, 6) OBP: 0.299, SLG: 0.396	0-0 2B			0-0 6-3	0-0 2-H 1B			0-0 4-3		4 0 2 1 0 0 0																									
Ruppert Jones, L (1, 8) OBP: 0.418, SLG: 0.491	0-3 K			0-0 F8	0-0 G3			0-3 K		4 0 0 0 0 2 2																									
Terry Kennedy, L (1, 2) OBP: 0.304, SLG: 0.476		0-0 F2		0-0 1B		0-0 F9			0-3 K	4 0 1 0 0 1 0																									
Broderick Perkins, L (1, 3) OBP: 0.361, SLG: 0.365		0-0 F5		0-0 F9		0-0 4-3			0-0 G4-6-3 1B	4 0 1 0 0 0 1																									
Luis Salazar, R (1, 5) OBP: 0.264, SLG: 0.339		0-0 P2			0-0 5-3	0-0 5-3			0-0 G4-6-3 1-2f	4 0 0 0 0 0 1																									
Tim Flannery, L (1, 4) OBP: 0.328, SLG: 0.329			0-0 SH1-4 1B		0-0 1B 1B 1B		0-0 4-3			3 1 2 0 0 0 0																									
Juan Eichelberger, R (1, 1) OBP: 0.143, SLG: 0.195			0-0 SH1-4		0-0 F8		0-0 P5			1 0 0 0 0 0 1																									
Dave Dravecky, R (5, 1)										0 0 0 0 0 0 0																									
Eric Show, R (6, 1) OBP: 0.091, SLG: 0.091										0 0 0 0 0 0 0																									
Gary Lucas, L (6, 1)										1 0 0 0 0 0 0																									
Luis DeLeon, R (7, 1) OBP: 0.200, SLG: 0.222										0 0 0 0 0 0 0																									
Inning Stats	R: 0 E: 0 K: 1 S: 6	H: 1 LOB: 1 BB: 0 P: 6	R: 0 E: 0 K: 0 S: 3	H: 0 LOB: 0 BB: 0 P: 3	R: 0 E: 0 K: 0 S: 4	H: 1 LOB: 1 BB: 0 P: 4	R: 0 E: 0 K: 0 S: 4	H: 1 LOB: 1 BB: 0 P: 4	R: 3 E: 1 K: 0 S: 7	H: 4 LOB: 1 BB: 0 P: 7	R: 0 E: 0 K: 0 S: 3	H: 0 LOB: 0 BB: 0 P: 3	R: 0 E: 0 K: 2 S: 7	H: 0 LOB: 0 BB: 0 P: 7	R: 0 E: 0 K: 1 S: 5	H: 1 LOB: 0 BB: 0 P: 5	1B: 7 2B: 1 3B: 0 HR: 0	SF: 0 SAC: 1 DP: 1 HBP: 0	WP: 0 PB: 0 SB: 0 CS: 0	PA: 34															
PITCHER	IP WLS BF H R ER SO BB IBB HBP BLK WP HR S P ERA WHIP																																		
Ed Lynch, R (1, 1) ERA: 3.65	5.0	22	7	3	2	1	0	0	0	0	0	0	24	24	3.60	1.400																			
Pat Zachry, R (6, 1) ERA: 4.42	2.0	W	6	0	0	0	0	0	0	0	0	0	6	6	0.00	0.000																			
Neil Allen, R (8, 1) ERA: 2.79	2.0	S	6	1	0	0	3	0	0	0	0	0	12	12	0.00	0.500																			

San Diego Padres @ New York Mets
Shea Stadium, Flushing, NY
Fri Jul 09 1982, 3:38 AM EDT
Att. 16,546 - Unknown

livebaseballscorecards.com

AB	33
R	3
H	8
RBI	2
BB	0
SO	4
LOB	7



BOTTOM

San Diego Padres @ New York Mets
 Shea Stadium, Flushing, NY
 Fri Jul 09 1982, 3:38 AM EDT
 Att. 16,546 - Unknown

livebaseballscores.com

AB	31
R	6
H	8
RBI	6
BB	5
SO	3
LOB	16



WP: 0	PA: 37
PB: 0	
SB: 1	
CS: 0	

1B: 4	SF: 0
2B: 1	SAC: 1
3B: 1	DP: 1
HR: 2	HBP: 0

AB	R	H	RBI	BB	SO	LOB
3	1	1	1	2	0	1
3	0	0	0	0	0	4
0	0	0	0	0	0	0
4	1	2	2	0	0	2
4	1	1	2	0	0	2
4	0	1	0	0	0	0
2	1	0	0	2	0	0
2	0	1	0	0	0	0
2	1	0	0	0	1	2
4	0	0	0	0	1	5
1	0	0	0	0	1	0
0	0	0	0	1	0	0
0	0	0	0	0	0	0
1	1	1	0	0	0	0
1	0	1	1	0	0	0

Batter	1	2	3	4	5	6	7	8	9
Wally Backman, S OBP: 0.386, SLG: 0.362 (1, 4) (7, 5)	0-0 1B		0-0 F9		4-0 BB		4-0 SH1-3 HR BB	0-0 1-3	
Rusty Staub, L OBP: 0.302, SLG: 0.330 (1, 9) Neil Allen, R OBP: 0.333, SLG: 0.200 (8, 1)	0-0 F9			0-0 F9	0-0 4-3		0-0 SH1-3		
George Foster, R OBP: 0.345, SLG: 0.408 (1, 7)	0-0 5-3			0-0 G6-4-3 1B		0-0 HR	0-0 6-3		
Dave Kingman, R OBP: 0.286, SLG: 0.450 (1, 3)	0-0 4-3			0-0 G6-4-3		0-0 F9	0-0 HR		
Joel Youngblood, R OBP: 0.275, SLG: 0.350 (1, 8) (7, 4)		0-0 P4			0-0 6-3	0-0 2B	0-0 P4		
Ron Hodges, L OBP: 0.390, SLG: 0.451 (1, 2)		0-0 G3			4-0 1B BB	4-0 BB		0-0 F7	
Phil Mankowski, L OBP: 0.167, SLG: 0.176 (6, PH) Ellis Valentine, R OBP: 0.247, SLG: 0.350 (7, 8) (8, 9)		0-0 F8			0-0 E8 1B	0-3 K		0-0 E4 3B	
Ron Gardenhire, R OBP: 0.277, SLG: 0.295 (1, 6)			0-0 F8		0-3 K	0-0 1-3		0-0 5-3	
Ed Lynch, R (1, 1) Mike Jorgensen, L OBP: 0.389, SLG: 0.333 (5, PH) Pat Zachry, R (6, 1) John Stearns, R OBP: 0.357, SLG: 0.426 (7, PH) Mookie Wilson, S OBP: 0.319, SLG: 0.353 (8, 8)			0-3 K		4-0 BB		0-0 SH1-3 BB 6-3 1B	0-0 3B	

Inning	R	H	E	K	S	H	LOB	BB	P
1	0	1	0	4	0	0	1	0	4
2	0	0	0	3	0	0	0	0	3
3	0	0	0	5	0	0	0	0	5
4	0	1	0	3	0	0	0	0	3
5	1	1	1	6	3	3	3	18	6
6	1	2	0	7	11	2	1	0	7
7	3	2	0	5	9	2	0	1	5
8	1	1	1	5	5	1	1	0	5

PITCHER	IP	WLS	BF	H	R	ER	SO	BB	IBB	HBP	BLK	WP	HR	S	P	ERA	WHIP
Juan Eichelberger, R ERA: 4.24 (1, 1)	4.2		19	3	1	1	2	3	0	0	0	0	0	20	32	1.93	1.286
Dave Dravecky, L ERA: 3.29 (5, 1)	0.1		1	0	0	0	0	0	0	0	0	0	0	1	1	0.00	0.000
Eric Show, R ERA: 2.12 (6, 1)	0.1		3	2	1	1	0	0	0	0	0	0	1	3	3	27.00	6.000
Gary Lucas, L ERA: 3.45 (6, 1)	1.0	L	6	1	2	2	1	2	0	0	0	0	0	6	14	18.00	3.000
Luis DeLeon, R ERA: 1.8 (7, 1)	1.2		8	2	2	1	0	0	0	0	0	0	1	8	8	5.40	1.200

Batter	1	2	3	4	5	6	7	8	9	AB R H RBI BB SO LOB	TOP	
Alan Wiggins, S (1, 8) OBP: 0.316, SLG: 0.306	0-0 F6		0-0 5-3		0-0 5-3		0-0 1B 1B	0-0 FC4 1B		5 2 1 0 0 0 2		
Gene Richards, L (1, 7) OBP: 0.353, SLG: 0.383	0-0 S E 1B		0-0 HR		0-0 E 1B		0-0 1-2 1B 1B	0-0 1-H 3-H 1B		5 2 5 3 0 0 0		
Garry Templeton, S (1, 6) OBP: 0.295, SLG: 0.391 Dave Dravecky, R (8, 1)	0-3 K 1-2		0-3 K		0-0 E5 1-3		0-3 K	0-0 6-3		5 0 0 0 0 3 5 0 0 0 0 0 0 0		
Sixto Lezcano, R (1, 9) OBP: 0.360, SLG: 0.423	0-0 E2 2-H				0-0 F2		0-0 1-2 2-H 1B		0-0 1-3	5 0 1 1 0 1 2		
Kurt Bevacqua, R (1, 3) OBP: 0.323, SLG: 0.317 Broderick Perkins, L (7, PH) OBP: 0.357, SLG: 0.361	0-3 K				0-0 BB 1B 1B		0-0 G3		0-0 F9	3 1 1 0 0 1 3 2 0 0 0 0 0 2		
Luis Salazar, R (1, 5) OBP: 0.262, SLG: 0.337					0-0 6-3 1-2 1B 1B		0-0 F8		0-0 1-3	5 0 1 0 0 1 0		
Joe Pittman, R (1, 4) OBP: 0.275, SLG: 0.300					4-0 BB BB BB 1B 1-2 2-3 BB		0-0 6-3		0-0 1B 1B 1B	3 1 1 0 1 0 0		
Steve Swisher, R (1, 2) OBP: 0.240, SLG: 0.375 Joe Lefebvre, L (8, PH) OBP: 0.240, SLG: 0.213					0-3 K		0-3 K		0-0 FC4 1B 1B	3 0 0 0 0 2 3 1 1 1 0 0 0 0		
John Curtis, L (1, 1) OBP: 0.281, SLG: 0.344 Mario Ramirez, R (7, PH) OBP: 0.240, SLG: 0.217 Floyd Chiffer, R (7, 1) Terry Kennedy, L (8, PH) OBP: 0.306, SLG: 0.478 Tim Flannery, L (8, 6) OBP: 0.328, SLG: 0.329					0-0 F7		0-0 1-2 2-H 3-H 1B		0-0 6-3 1-2 FC4 1B	2 0 1 1 0 0 0 1 0 0 0 0 0 0 0 0 0 0 0 0 0 1 0 1 1 0 0 0 0 0 0 0 0 0 0		
Inning Stats	R: 1 E: 1 K: 2 S: 9 H: 1 LOB: 1 BB: 0 P: 9	R: 0 E: 0 K: 0 S: 3 H: 0 LOB: 0 BB: 0 P: 3	R: 1 E: 0 K: 1 S: 6 H: 1 LOB: 0 BB: 0 P: 6	R: 1 E: 0 K: 1 S: 7 H: 3 LOB: 2 BB: 1 P: 11	R: 0 E: 1 K: 1 S: 7 H: 1 LOB: 2 BB: 0 P: 7	R: 0 E: 0 K: 1 S: 5 H: 0 LOB: 0 BB: 0 P: 5	R: 1 E: 0 K: 1 S: 8 H: 3 LOB: 2 BB: 0 P: 8	R: 3 E: 0 K: 1 S: 9 H: 4 LOB: 1 BB: 0 P: 9	R: 0 E: 0 K: 0 S: 3 H: 0 LOB: 0 BB: 0 P: 3	1B: 12 2B: 0 3B: 0 HR: 1 SF: 0 SAC: 0 DP: 0 HBP: 0	WP: 0 PB: 0 SB: 2 CS: 0 PA: 42	
PITCHER	IP WLS BF H R ER SO BB IBB HBP BLK WP HR S P ERA WHIP											
Pete Falcone, L (1, 1) ERA: 3.58	6.2 W 31 9 4 3 7 1 0 0 0 0 0 1 44 48 4.05 1.500											
Neil Allen, R (7, 1) ERA: 3.28	1.0 7 4 3 3 1 0 0 0 0 0 0 0 9 9 27.00 4.000											
Terry Leach, R (8, 1) ERA: 2.35	1.1 S 4 0 0 0 0 0 0 0 0 0 0 0 4 4 0.00 0.000											

San Diego Padres @ New York Mets
Shea Stadium, Flushing, NY
Sat Jul 10 1982, 7:05 PM EDT
Att: 51,515 - Unknown

livebaseballscorecards.com

AB	41
R	7
H	13
RBI	6
BB	1
SO	8
LOB	17



Batter	1	2	3	4	5	6	7	8	9
Joel Youngblood, R (1, 4) OBP: 0.284, SLG: 0.359	0-0 F9		0-0 1B	0-0 2B		0-0 F7		1-0 SH5-3 1B HBP	
Rusty Staub, L (1, 9) Mookie Wilson, S (7, 8) OBP: 0.291, SLG: 0.316 OBP: 0.319, SLG: 0.353	0-0 4-3		0-3 K	0-0 4-3		0-0 F7		0-0 SH5-3	
George Foster, R (1, 7) OBP: 0.346, SLG: 0.408	0-0 F8			0-0 HR 1B	0-0 1B BB 1B		0-3 K	0-0 E4 3-1 1B	
Dave Kingman, R (1, 3) Mike Jorgensen, L (7, PR) OBP: 0.289, SLG: 0.459 OBP: 0.397, SLG: 0.345		0-0 HR		0-0 E1 1-2 HR	0-0 F7		4-0 1B 1B BB	0-0 3-1 1-2 1B	
Ellis Valentine, R (1, 8) OBP: 0.257, SLG: 0.373		0-0 L6		0-0 HR 1-H 2-H	4-0 1B 1-2 BB		0-0 1B 1-2 SF8 1B	0-0 3-1	
Ron Hodges, L (1, 2) OBP: 0.400, SLG: 0.453		0-0 CS 1B		4-0 SH1-3 2B BB	0-0 F8		0-0 1-3 2-H 1B	0-0 P4	
Wally Backman, S (1, 5) Phil Mankowski, L (7, 5) OBP: 0.386, SLG: 0.361 OBP: 0.158, SLG: 0.176		0-0 F9 1-2		0-0 4-3	0-0 1-2 2-3 1B		0-0 SF8		
Ron Gardenhire, R (1, 6) OBP: 0.280, SLG: 0.295			0-0 1-3	0-0 SH1-3 2B 1B	0-0 F8		4-0 BB		
Pete Falcone, L (1, 1) Neil Allen, R (7, 1) Terry Leach, R (8, 1) OBP: 0.111, SLG: 0.139 OBP: 0.286, SLG: 0.167			0-0 F7	0-0 SH1-3		0-0 P4	0-3 K		

AB	R	H	RBI	BB	SO	LOB
4	1	2	2	0	0	0
4	0	0	0	0	1	2
0	0	0	0	0	0	0
5	1	2	0	0	1	1
3	2	1	1	1	0	2
1	1	1	1	0	0	0
4	2	2	3	1	0	2
4	1	2	1	1	0	4
3	0	1	0	0	0	2
0	0	0	1	0	0	0
3	1	1	0	1	0	3
2	0	0	0	0	0	0
1	0	0	0	0	1	2
0	0	0	0	0	0	0

Inning Stats		R: 0	H: 0	E: 0	K: 0	S: 3	R: 1	H: 2	E: 0	K: 0	S: 4	R: 0	H: 1	E: 0	K: 1	S: 6	R: 5	H: 4	E: 1	K: 0	S: 8	R: 0	H: 2	E: 0	K: 0	S: 5	R: 0	H: 0	E: 0	K: 0	S: 3	R: 2	H: 2	E: 0	K: 2	S: 9	R: 1	H: 1	E: 1	K: 0	S: 5
PITCHER		IP	WLS	BF	H	R	ER	SO	BB	IBB	HBP	BLK	WP	HR	S	P	ERA	WHIP																							
John Curtis, L (1, 1) ERA: 3.77	6.0	L	29	9	6	3	1	1	2	0	0	0	0	0	29	37	4.50	1.833																							
Floyd Chiffer, R (7, 1) ERA: 2.86	1.0		7	2	2	2	2	2	0	0	0	0	0	0	9	17	18.00	4.000																							
Dave Dravecky, L (8, 1) ERA: 3.68	1.0		6	1	1	1	0	0	0	0	1	0	0	0	5	6	9.00	1.000																							

BOTTOM

San Diego Padres @ New York Mets
Shea Stadium, Flushing, NY

Sat Jul 10 1982, 7:05 PM EDT
Att. 51,515 - Unknown

livebaseballscorecards.com

AB	34
R	9
H	12
RBI	9
BB	4
SO	3
LOB	18



WP: 0	PA: 42
PB: 0	
SB: 1	
CS: 1	

Batter	1	2	3	4	5	6	7	8	9	AB R H RBI BB SO LOB	TOP											
Gene Richards, L (1, 7) OBP: 0.354, SLG: 0.384	0-0 1-3		0-0 SH5-4 3B 1B	0-0 1B FC6-4		0-0 3-1			0-0 4-3	5 2 2 0 0 0 1												
Tim Flannery, L (1, 4) OBP: 0.326, SLG: 0.327	0-3 K		0-0 SH5-4	0-0 FC6-4 1B		0-0 4-3			0-0 F7	4 0 1 0 0 1 0												
Garry Templeton, S (1, 6) OBP: 0.294, SLG: 0.394	0-0 F8		0-0 2B 3B	0-0 FC6-4 1-2f					0-0	5 1 1 3 0 0 1												
Ruppert Jones, L (1, 8) OBP: 0.416, SLG: 0.488		0-0 1B 1B	0-3 K	0-0 F8					0-0 F8	4 0 1 0 0 1 2												
Sixto Lezcano, R (1, 9) OBP: 0.362, SLG: 0.428		0-0 1B 1B	0-0 2B		0-3 K				0-0 F9	4 0 2 1 0 1 0												
Terry Kennedy, L (1, 2) OBP: 0.305, SLG: 0.473		0-0 F9	1-0 HBP		0-0 F8				0-3 K	3 0 0 0 0 1 1												
Broderick Perkins, L (1, 3) OBP: 0.355, SLG: 0.358		0-0 1B	0-0 1-3		0-0 4-3				0-0 P4	4 0 1 0 0 0 2												
Luis Salazar, R (1, 5) OBP: 0.262, SLG: 0.336	0-0 4-3			0-0 F8		0-0 3-1 E WP 1B			0-0 E5	4 1 1 0 0 0 2												
Tim Lollar, L (1, 1) OBP: 0.309, SLG: 0.500			0-0 SH5-4 3B 1B	0-0 HR		0-0 P6			0-3 K	4 2 2 1 0 1 2												
Eric Show, R (9, 1) OBP: 0.091, SLG: 0.091										0 0 0 0 0 0 0												
Inning Stats	R: 0 E: 0 K: 1 S: 5	H: 0 LOB: 0 BB: 0 P: 5	R: 0 E: 0 K: 0 S: 5	H: 3 LOB: 2 BB: 0 P: 5	R: 3 E: 0 K: 1 S: 9	H: 4 LOB: 2 BB: 0 P: 10	R: 2 E: 0 K: 0 S: 6	H: 3 LOB: 1 BB: 0 P: 6	R: 0 E: 0 K: 1 S: 5	H: 0 LOB: 0 BB: 0 P: 5	R: 1 E: 1 K: 0 S: 4	H: 1 LOB: 0 BB: 0 P: 4	R: 0 E: 0 K: 0 S: 3	H: 0 LOB: 0 BB: 0 P: 3	R: 0 E: 1 K: 2 S: 8	H: 0 LOB: 1 BB: 0 P: 8	R: 0 E: 0 K: 0 S: 3	H: 0 LOB: 0 BB: 0 P: 3	1B: 8 2B: 1 3B: 1 HR: 1	SF: 0 SAC: 1 DP: 0 HBP: 1	WP: 1 PB: 0 SB: 1 CS: 0	PA: 39
PITCHER	IP WLS BF H R ER SO BB IBB HBP BLK WP HR S P ERA WHIP																					
Mike Scott, R (1, 1) ERA: 4.63	3.1 L 19 9 5 5 2 0 0 1 0 0 0 1 22 23 13.50 2.700																					
Brent Gaff, R (4, 1) ERA:	3.2 13 2 1 0 1 0 0 0 0 1 0 15 15 0.00 0.545																					
Pat Zachry, R (8, 1) ERA: 4.31	2.0 7 0 0 0 2 0 0 0 0 0 0 0 11 11 0.00 0.000																					

San Diego Padres @ New York Mets
Shea Stadium, Flushing, NY
Sun Jul 11 1982, 3:33 AM EDT
Att. 20,240 - Unknown

livebaseballscorecards.com

AB	37
R	6
H	11
RBI	5
BB	0
SO	5
LOB	11



Batter	1	2	3	4	5	6	7	8	9	AB	R	H	RBI	BB	SO	LOB
Joel Youngblood, R (1, 4) OBP: 0.276, SLG: 0.349	0-0 F9		0-0 FC6		0-0 P4		0-0 FC6		0-0 P4	5	0	0	0	0	0	4
Rusty Staub, L (1, 9) OBP: 0.287, SLG: 0.303	0-0 4-3			0-0 F7		4-0 2B SF7 BB	0-0 P2		0-0 4-3	4	1	0	0	1	0	2
George Foster, R (1, 7) OBP: 0.348, SLG: 0.416	0-0 F9			0-0 6-3		0-0 2B		0-0 F8 4-3 2B		4	1	2	0	0	0	0
Dave Kingman, R (1, 3) OBP: 0.295, SLG: 0.459		4-0 FC5-4 BB		0-0 2B 1B		4-0 BB		0-0 F8 2-3		2	0	1	0	2	0	1
Ellis Valentine, R (1, 8) OBP: 0.256, SLG: 0.370		0-0 F9		0-0 2B		0-0 P4		0-0 4-3		1	0	0	0	0	0	1
Mookie Wilson, S (4, PH) OBP: 0.320, SLG: 0.356				1-3 2B						3	0	1	1	0	0	3
John Stearns, R (1, 2) OBP: 0.356, SLG: 0.425		0-0 FC5-4 PO		0-0 F8		0-0 SF7		0-0 FC4-6 1B		3	0	1	1	0	0	3
Wally Backman, S (1, 5) OBP: 0.383, SLG: 0.359		0-0 PO	0-0 FC3-6 1B		0-0 L3	0-0 F9		0-0 FC4-6 1-2f		4	0	1	0	0	0	3
Ron Gardenhire, R (1, 6) OBP: 0.280, SLG: 0.295			0-0 FC3-6 FC6 1-2f		0-3 K		0-0 FC6 1B		0-0 L5	4	0	1	0	0	1	1
Mike Scott, R (1, 1) OBP: 0.171, SLG: 0.265			0-3 K		4-0 BB				0-0 1B	1	0	0	0	0	1	1
Brent Gaff, R (4, 1)										0	0	0	0	1	0	0
Gary Rajsich, L (7, PH) OBP: 0.267, SLG: 0.313										1	0	0	0	0	1	1
Pat Zachry, R (8, 1)										0	0	0	0	0	0	0
Mike Jorgensen, L (9, PH) OBP: 0.405, SLG: 0.356										1	0	1	0	0	0	0

Inning Stats	R: 0	H: 0	R: 0	H: 0	R: 0	H: 1	R: 0	H: 0	R: 1	H: 1	R: 0	H: 1	R: 1	H: 2	R: 0	H: 1	1B: 5	SF: 1	WP: 0	PA: 39
	E: 0	LOB: 0	E: 0	LOB: 0	E: 0	LOB: 1	E: 0	LOB: 1	E: 0	LOB: 2	E: 0	LOB: 1	E: 0	LOB: 1	E: 0	LOB: 1	2B: 3 <td>SAC: 0 <td>PB: 0 <td></td> </td></td>	SAC: 0 <td>PB: 0 <td></td> </td>	PB: 0 <td></td>	
	K: 0	BB: 0	K: 0	BB: 1	K: 1	BB: 0	K: 1	BB: 1	K: 0	BB: 2	K: 1	BB: 0	K: 0	BB: 0	K: 0	BB: 0	3B: 0	DP: 0 <td>SB: 0</td> <td></td>	SB: 0	
	S: 3	P: 3	S: 2	P: 6	S: 6	P: 6	S: 5	P: 9	S: 4	P: 12	S: 6	P: 6	S: 5	P: 5	S: 4	P: 4	HR: 0	HBP: 0 <td>CS: 0</td> <td></td>	CS: 0	

PITCHER	IP	WLS	BF	H	R	ER	SO	BB	IBB	HBP	BLK	WP	HR	S	P	ERA	WHIP
Tim Lollar, L (1, 1) ERA: 2.71	8.0	W	34	7	2	2	3	4	0	0	0	0	0	36	52	2.25	1.375
Eric Show, R (9, 1) ERA: 2.09	1.0		4	1	0	0	0	0	0	0	0	0	0	4	4	0.00	1.000

BOTTOM

San Diego Padres @ New York Mets
 Shea Stadium, Flushing, NY
 Sun Jul 11 1982, 3:33 AM EDT
 Att. 20,240 - Unknown

livebaseballscorecards.com

AB	33
R	2
H	8
RBI	2
BB	4
SO	3
LOB	20



Batter	1	2	3	4	5	6	7	8	9	AB R H RBI BB SO LOB	TOP											
Tim Raines, S OBP: 0.361, SLG: 0.371 (1, 7) X	0-0 6-3 ①		X 0-0 3-1 ③ X	0-0 3-1 ③			X 0-0 F9 ①		X 0-0 4-3 ②	5 0 0 0 0 0 1												
Mike Gates, L OBP: 0.337, SLG: 0.359 (1, 4) S S S	0-3 K ②			0-0 1B 1B 1B	4-0 F8 BB BB BB		X 0-0 E 1B 1B		4-0 BB BB BB BB	3 2 2 0 2 1 0												
Andre Dawson, R OBP: 0.342, SLG: 0.481 (1, 8) X	0-0 6-3 ③			0-0 1B 1B 1B	0-3 K ①		X 0-0 E 1B 1B		X 0-0 P3 ③	5 1 2 0 0 1 2												
Al Oliver, L OBP: 0.387, SLG: 0.531 (1, 3) X		0-0 E6		0-0 1B SF8 1B	4-0 BB BB BB BB		X 0-0 E5 G5-4-3			3 1 1 0 1 0 1												
Gary Carter, R OBP: 0.389, SLG: 0.583 (1, 2) X		0-0 F9 ①		0-0 2B 1B	0-0 F8 ②		X 0-0 G5-4-3 ② ③			4 1 1 2 0 0 5												
Warren Cromartie, L OBP: 0.337, SLG: 0.395 (1, 9) X		0-0 F7 ②		0-0 SF8 ①	0-0 1-3 2B 1B ③			0-0 F8 ①		3 0 0 1 0 0 3												
Tim Wallach, R OBP: 0.323, SLG: 0.445 (1, 5) X		0-0 L4 ③		0-0 2B 2B		X 0-0 4-3 ①		X 0-0 F3 ②		4 1 1 0 0 0 1												
Chris Speier, R OBP: 0.312, SLG: 0.357 (1, 6) X			0-0 B2-6-4 1B	0-0 2B 2B	4-0 B1-6-4 BB			X 0-0 5-3 ③		3 0 2 2 1 0 0												
Charlie Lea, R OBP: 0.195, SLG: 0.132 (1, 1) X			0-0 B2-6-4 ① ②	0-3 K ②	0-0 B1-6-4 ② ③			X 0-0 L3 ①		4 0 0 0 0 1 3												
Inning Stats	R: 0 E: 0 K: 1 S: 5	H: 0 LOB: 0 BB: 0 P: 5	R: 0 E: 1 K: 0 S: 4	H: 0 LOB: 1 BB: 0 P: 4	R: 0 E: 0 K: 0 S: 3	H: 1 LOB: 0 BB: 0 P: 3	R: 5 E: 0 K: 1 S: 11	H: 6 LOB: 1 BB: 0 P: 11	R: 0 E: 0 K: 1 S: 5	H: 0 LOB: 2 BB: 2 P: 13	R: 0 E: 0 K: 0 S: 2	H: 0 LOB: 0 BB: 1 P: 6	R: 1 E: 1 K: 0 S: 5	H: 2 LOB: 1 BB: 0 P: 5	R: 0 E: 0 K: 0 S: 3	H: 0 LOB: 0 BB: 0 P: 3	R: 0 E: 0 K: 0 S: 3	H: 0 LOB: 1 BB: 1 P: 7	1B: 7 2B: 2 3B: 0 HR: 0	SF: 1 SAC: 0 DP: 3 HBP: 0	WP: 0 PB: 0 SB: 0 CS: 0	PA: 39
PITCHER	IP WLS BF H R ER SO BB IBB HBP BLK WP HR S P ERA WHIP																					
John Montefusco, R ERA: 4.28 (1, 1)	3.1 L 16 6 5 5 1 0 0 0 0 0 0 0 0 18 18 13.50 1.800																					
Juan Eichelberger, R ERA: 4.24 (4, 1)	0.0 1 1 0 0 0 0 0 0 0 0 0 0 0 1 1 ∞ ∞																					
Dave Dravecky, L ERA: 2.79 (4, 1)	4.2 18 2 1 0 2 3 0 0 0 0 0 0 0 19 31 0.00 1.071																					
Floyd Chiffer, R ERA: 2.8 (9, 1)	1.0 4 0 0 0 0 0 1 0 0 0 0 0 0 3 7 0.00 1.000																					

Montreal Expos @ San Diego Padres
Jack Murphy Stadium, San Diego, CA

Thu Jul 15 1982, 6:33 AM EDT
 Att: 22,495 - Unknown

livebaseballscorecards.com

AB	34
R	6
H	9
RBI	5
BB	4
SO	3
LOB	16



Batter	1	2	3	4	5	6	7	8	9	AB R H RBI BB SO LOB
Gene Richards, L (1, 7) OBP: 0.352, SLG: 0.379	4-0 CS BB		0-0 F7			0-0 F8		0-0 F8		3 0 0 0 1 0 0
Tim Flannery, L (1, 4) OBP: 0.319, SLG: 0.320	0-0 4-3 1-2		0-0 4-3			0-0 F7		0-3 K		4 0 0 0 0 1 1
Garry Templeton, S (1, 6) OBP: 0.291, SLG: 0.389	0-3 K				0-0 F7	0-3 K			0-0 G3	4 0 0 0 0 2 0
Ruppert Jones, L (1, 8) OBP: 0.414, SLG: 0.484		0-0 G3		0-0 G3			0-0 WP 1B 1B		0-3 K	4 1 1 0 0 1 0
Sixto Lezcano, R (1, 9) OBP: 0.361, SLG: 0.423		0-0 F8		4-0 BB		0-0 F7 1-3			0-0 F7	3 0 0 0 1 0 1
Terry Kennedy, L (1, 2) OBP: 0.305, SLG: 0.470		4-0 WP BB		0-0 4-3		0-0 F8				2 0 0 0 1 0 2
Broderick Perkins, L (1, 3) OBP: 0.355, SLG: 0.358		0-0 F8 1-2				0-0 G3		0-0 1B		3 0 1 1 0 0 1
Luis Salazar, R (1, 5) OBP: 0.263, SLG: 0.346			0-0 HR		0-0 5-3	0-0 5-3				3 1 1 1 0 0 1
John Montefusco, R (1, 1) OBP: 0.135, SLG: 0.086			0-3 K			0-0 4-3			0-0 1-3	1 0 0 0 0 1 0
Juan Eichelberger, R (4, 1) OBP: 0.143, SLG: 0.195										0 0 0 0 0 0 0
Dave Dravecky, R (4, 1)										1 0 0 0 0 0 0
Alan Wiggins, S (8, PH) OBP: 0.314, SLG: 0.304										1 0 0 0 0 0 0
Floyd Chiffer, R (9, 1)										0 0 0 0 0 0 0

Inning Stats	R: 0	H: 0	E: 0	K: 1	S: 4	LOB: 0	BB: 1	P: 8	R: 0	H: 0	E: 0	K: 0	S: 3	LOB: 0	BB: 1	P: 7	R: 1	H: 1	E: 0	K: 1	S: 6	LOB: 0	BB: 0	P: 6	R: 0	H: 0	E: 0	K: 0	S: 3	LOB: 1	BB: 1	P: 7	R: 0	H: 0	E: 0	K: 0	S: 3	LOB: 0	BB: 0	P: 3	R: 1	H: 2	E: 0	K: 0	S: 5	LOB: 1	BB: 0	P: 5	R: 0	H: 0	E: 0	K: 1	S: 5	LOB: 0	BB: 0	P: 5	R: 0	H: 0	E: 0	K: 1	S: 5	LOB: 0	BB: 0	P: 5	R: 0	H: 0	E: 0	K: 1	S: 5	LOB: 0	BB: 0	P: 5	1B: 2	2B: 0	3B: 0	HR: 1	SF: 0	SAC: 0	DP: 0	HBP: 0	WP: 3	PB: 0	SB: 0	CS: 1	PA: 32
PITCHER Charlie Lea, R (1, 1) ERA: 3.28	IP	WLS	BF	H	R	ER	SO	BB	IBB	HBP	BLK	WP	HR	S	P	ERA	WHIP																			IP	WLS	BF	H	R	ER	SO	BB	IBB	HBP	BLK	WP	HR	S	P	ERA	WHIP																																	

BOTTOM

Montreal Expos @ San Diego Padres
Jack Murphy Stadium, San Diego, CA

Thu Jul 15 1982, 6:33 AM EDT
Att. 22,495 - Unknown

livebaseballscorecards.com

AB	29
R	2
H	3
RBI	2
BB	3
SO	5
LOB	6



Batter	1	2	3	4	5	6	7	8	9	AB R H RBI BB SO LOB	TOP
Tim Raines, S (1, 7) <small>OBP: 0.362, SLG: 0.375</small>	0-0 		0-0 4-3 		0-0 FC6-4 	0-0 L1-5 		0-0 	5 1 2 1 0 0 4		
Mike Gates, L (1, 4) <small>OBP: 0.340, SLG: 0.361</small>	0-0 F8 		0-0 		0-0 F7 		0-0 5-3 	0-0 1-3 	5 0 2 1 0 0 3		
Andre Dawson, R (1, 8) <small>OBP: 0.337, SLG: 0.474</small>	0-3 K 		0-0 L1 		0-3 K 		0-0 P5 	0-3 K 	5 0 0 0 0 3 5		
Al Oliver, L (1, 3) <small>OBP: 0.388, SLG: 0.531</small>	0-0 F8 			0-0 		0-0 E4 		0-0 F8 	4 1 2 0 0 0 1		
Gary Carter, R (1, 2) <small>OBP: 0.385, SLG: 0.575</small>	0-0 5-3 			0-0 P4 		0-0 P6 		0-0 1-3 	4 0 0 0 0 0 3		
Tim Wallach, R (1, 5) <small>OBP: 0.322, SLG: 0.443</small>		0-0 F7 		0-0 P3 		0-0 		0-0 5-3 	4 1 1 1 0 0 1		
Warren Cromartie, L (1, 9) <small>OBP: 0.336, SLG: 0.393</small>		0-0 F7 		0-3 K 		0-0 		0-3 K 	4 0 1 1 0 2 1		
Chris Speier, R (1, 6) <small>OBP: 0.315, SLG: 0.359</small>		0-0 F7 			0-0 	0-0 		0-0 F7 	4 1 2 0 0 0 0		
Steve Rogers, R (1, 1) <small>OBP: 0.283, SLG: 0.196</small> Woodie Fryman, R (8, 1) <small>OBP: 0.500, SLG: 0.500</small>			0-0 F9 		0-0 	0-0 		0-0 	3 0 2 0 0 0 0 1 0 1 0 0 0 0		
Inning Stats	R: 1 H: 2 E: 0 LOB: 1 K: 1 BB: 0 S: 7 P: 7	R: 0 H: 0 E: 0 LOB: 0 K: 0 BB: 0 S: 3 P: 3	R: 0 H: 1 E: 0 LOB: 1 K: 0 BB: 0 S: 4 P: 4	R: 0 H: 1 E: 0 LOB: 1 K: 1 BB: 0 S: 6 P: 6	R: 1 H: 2 E: 0 LOB: 1 K: 1 BB: 0 S: 7 P: 7	R: 2 H: 5 E: 1 LOB: 2 K: 0 BB: 0 S: 7 P: 7	R: 0 H: 0 E: 0 LOB: 0 K: 0 BB: 0 S: 3 P: 3	R: 0 H: 0 E: 0 LOB: 0 K: 1 BB: 0 S: 5 P: 5	R: 0 H: 2 E: 0 LOB: 2 K: 1 BB: 0 S: 7 P: 7	1B: 12 SF: 0 2B: 2 SAC: 0 3B: 0 DP: 1 HR: 0 HBP: 0	WP: 1 PA: 39 PB: 0 SB: 1 CS: 0
PITCHER Tim Lollar, L (1, 1) <small>ERA: 2.85</small> Gary Lucas, L (7, 1) <small>ERA: 3.31</small> Luis DeLeon, R (9, 1) <small>ERA: 1.77</small>	IP WLS BF H R ER SO BB IBB HBP BLK WP HR S P ERA WHIP 6.0 L 28 11 4 4 3 0 0 0 0 1 0 34 34 6.00 1.833 2.0 6 0 0 0 1 0 0 0 0 0 0 8 8 0.00 0.000 1.0 5 2 0 0 1 0 0 0 0 0 0 7 7 0.00 2.000	PITCHER IP WLS BF H R ER SO BB IBB HBP BLK WP HR S P ERA WHIP									

Montreal Expos @ San Diego Padres
 Jack Murphy Stadium, San Diego, CA
 Fri Jul 16 1982, 10:05 PM EDT
 Att: 19,288 - Unknown

livebaseballscorecards.com

AB	39
R	4
H	13
RBI	4
BB	0
SO	5
LOB	18



Batter	1	2	3	4	5	6	7	8	9	AB	R	H	RBI	BB	SO	LOB	BOTTOM
--------	---	---	---	---	---	---	---	---	---	----	---	---	-----	----	----	-----	--------

<p>Gene Richards, L (1, 7) OBP: 0.353, SLG: 0.377 (9, 3)</p>	<p>0-0 4-3</p>	<p>0-0 CS 1B</p>		<p>0-0 F8</p>			<p>4-0 1B G4-6-3 BB</p>	<p>0-0 4-3</p>		4	1	1	1	1	0	3	
<p>Tim Flannery, L (1, 4) OBP: 0.326, SLG: 0.328</p>	<p>0-0 1B</p>	<p>0-0 CS 1-2</p>	<p>0-0 E 1B</p>		<p>0-0 F7</p>		<p>0-0 1-3 G4-6-3 1B</p>	<p>0-0 1-3</p>		5	0	3	0	0	0	0	
<p>Garry Templeton, S (1, 6) OBP: 0.287, SLG: 0.384</p>	<p>0-3 K</p>		<p>0-0 E5 1-3</p>		<p>0-0 F8</p>		<p>0-0 G4-6-3 1-2f 3-H</p>	<p>0-3 K</p>		5	0	0	0	0	2	3	
<p>Ruppert Jones, L (1, 8) OBP: 0.411, SLG: 0.480</p>	<p>0-0 1-2 1B</p>		<p>0-3 K</p>		<p>0-3 K</p>		<p>0-3 K</p>	<p>0-3 K</p>		5	0	1	0	0	4	2	
<p>Sixto Lezcano, R (1, 9) OBP: 0.362, SLG: 0.422</p>	<p>0-0 P6</p>		<p>4-0 BB</p>		<p>0-0 P4</p>		<p>0-0 FC4-6 1B</p>			3	0	1	0	1	0	2	
<p>Terry Kennedy, L (1, 2) OBP: 0.305, SLG: 0.467</p>	<p>0-0 6-3</p>		<p>0-0 P6</p>		<p>0-0 1B G3 1B</p>		<p>0-3 K</p>			4	0	1	0	0	1	4	
<p>Broderick Perkins, L (1, 3) OBP: 0.353, SLG: 0.366 Alan Wiggins, S (8, PR) OBP: 0.314, SLG: 0.304 (9, 7)</p>	<p>0-0 1B 3B</p>		<p>0-0 F7</p>		<p>0-0 G3</p>		<p>0-0 1-2f FC4-6 BB 1B</p>			4	1	1	0	0	0	5	
<p>Luis Salazar, R (1, 5) OBP: 0.269, SLG: 0.352</p>	<p>0-0 G3 1B</p>		<p>0-3 K</p>		<p>0-0 2-3 1B</p>		<p>0-0 1-2 BB 1B</p>			4	1	3	1	0	1	0	
<p>Tim Lollar, L (1, 1) OBP: 0.298, SLG: 0.482 Kurt Bevacqua, R (6, PH) OBP: 0.324, SLG: 0.313 Gary Lucas, L (7, 1) Joe Pittman, R (8, PH) OBP: 0.288, SLG: 0.300 Luis DeLeon, R (9, 1) OBP: 0.200, SLG: 0.222</p>	<p>0-0 G3</p>		<p>0-0 F3</p>		<p>0-3 K</p>		<p>0-0 1-2 BB</p>			2	0	0	0	0	0	1	

Inning Stats	R: 0 E: 0 K: 1 S: 7	H: 2 LOB: 2 BB: 0 P: 7	R: 2 E: 0 K: 0 S: 5	H: 3 LOB: 0 BB: 0 P: 5	R: 0 E: 1 K: 1 S: 7	H: 1 LOB: 3 BB: 1 P: 11	R: 0 E: 0 K: 1 S: 5	H: 0 LOB: 0 BB: 0 P: 5	R: 0 E: 0 K: 1 S: 5	H: 0 LOB: 0 BB: 0 P: 5	R: 0 E: 0 K: 1 S: 7	H: 2 LOB: 2 BB: 0 P: 7	R: 1 E: 0 K: 1 S: 5	H: 1 LOB: 0 BB: 1 P: 9	R: 0 E: 0 K: 1 S: 7	H: 2 LOB: 3 BB: 1 P: 11	R: 0 E: 0 K: 2 S: 7	H: 0 LOB: 0 BB: 0 P: 7	1B: 10 2B: 0 3B: 1 HR: 0	SF: 0 SAC: 0 DP: 1 HBP: 0	WP: 0 PB: 0 SB: 2 CS: 1	PA: 41
---------------------	------------------------------	---------------------------------	------------------------------	---------------------------------	------------------------------	----------------------------------	------------------------------	---------------------------------	------------------------------	---------------------------------	------------------------------	---------------------------------	------------------------------	---------------------------------	------------------------------	----------------------------------	------------------------------	---------------------------------	-----------------------------------	------------------------------------	----------------------------------	--------

PITCHER	IP	WLS	BF	H	R	ER	SO	BB	IBB	HBP	BLK	WP	HR	S	P	ERA	WHIP
Steve Rogers, R (1, 1) ERA: 2.21	7.0	W	31	9	3	3	6	2	0	0	0	0	0	41	49	3.86	1.571
Woodie Fryman, L (8, 1) ERA: 4.19	2.0	S	9	2	0	0	3	1	0	0	0	0	0	14	18	0.00	1.500

Montreal Expos @ San Diego Padres
 Jack Murphy Stadium, San Diego, CA
 Fri Jul 16 1982, 10:05 PM EDT
 Att. 19,288 - Unknown

AB	37
R	3
H	11
RBI	2
BB	3
SO	9
LOB	22



WP	HR	S	P	ERA	WHIP
0	0	0	0	0	0

Batter	1	2	3	4	5	6	7	8	9	AB R H RBI BB SO LOB	TOP									
Tim Raines, S (1, 7) OBP: 0.360, SLG: 0.371	0-3 K		0-0 4-3		4-0 PB BLK BB			0-0 F7		3 0 0 0 1 1 0										
Mike Gates, L (1, 4) OBP: 0.337, SLG: 0.356	0-0 4-3		0-0 BLK 1B 1B		0-3 K			0-0 G3		4 1 1 0 0 1 1										
Andre Dawson, R (1, 8) OBP: 0.333, SLG: 0.468	0-0 L5		0-0 F8		0-3 K			0-0 E1		4 0 0 0 0 1 2										
Al Oliver, L (1, 3) OBP: 0.392, SLG: 0.531		4-0 2B 2B BB	0-0 1B		0-0 5-3			4-0 IBB		2 1 1 1 2 0 0										
Gary Carter, R (1, 2) OBP: 0.363, SLG: 0.574		0-0 2B 2B	0-0 F7		0-0 5-3			0-3 K		4 1 1 0 0 1 3										
Warren Cromartie, L (1, 9) OBP: 0.335, SLG: 0.395		0-0 1B G6-3 2B		0-0 4-3		0-0 F9		0-3 K		4 1 1 2 0 1 0										
Tim Wallach, R (1, 5) OBP: 0.324, SLG: 0.447		0-0 G6-3 1B		0-0 4-3		0-3 K		0-0 L5-4 2B		4 0 2 0 0 1 0										
Chris Speier, R (1, 6) OBP: 0.310, SLG: 0.354		0-0 G6-3		0-0 F7		0-0 F8		0-0 L5-4		4 0 0 0 0 0 2										
Bill Gullickson, R (1, 1) OBP: 0.125, SLG: 0.154		0-0 F8		0-0 G3		0-0 F7				3 0 0 0 0 0 0										
Inning Stats	R: 0 E: 0 K: 1 S: 5	H: 0 LOB: 0 BB: 0 P: 5	R: 3 E: 0 K: 0 S: 5	H: 3 LOB: 0 BB: 1 P: 9	R: 1 E: 0 K: 0 S: 5	H: 2 LOB: 1 BB: 0 P: 5	R: 0 E: 0 K: 0 S: 3	H: 0 LOB: 0 BB: 0 P: 3	R: 0 E: 0 K: 2 S: 7	H: 0 LOB: 1 BB: 1 P: 11	R: 0 E: 0 K: 1 S: 5	H: 0 LOB: 0 BB: 0 P: 5	R: 0 E: 1 K: 1 S: 6	H: 0 LOB: 2 BB: 1 P: 10	R: 0 E: 0 K: 1 S: 5	H: 1 LOB: 0 BB: 0 P: 5	1B: 3 2B: 4 3B: 0 HR: 0	SF: 0 SAC: 0 DP: 2 HBP: 0	WP: 0 PB: 1 SB: 0 CS: 0	PA: 35
PITCHER	IP WLS BF H R ER SO BB IBB HBP BLK WP HR S P ERA WHIP																			
Andy Hawkins, R (1, 1) ERA: 12.0	3.0 L 14 5 4 4 1 1 0 0 0 1 0 0 15 19 12.00 2.000																			
Floyd Chiffer, R (4, 1) ERA: 2.63	3.0 10 0 0 0 2 1 0 0 0 1 0 0 13 17 0.00 0.333																			
Eric Show, R (7, 1) ERA: 2.02	2.0 8 0 0 0 2 0 1 0 0 0 0 0 11 15 0.00 0.000																			
Dave Dravecky, L (9, 1) ERA: 2.66	1.0 3 1 0 0 1 0 0 0 0 0 0 0 5 5 0.00 1.000																			

Montreal Expos @ San Diego Padres
Jack Murphy Stadium, San Diego, CA
 Sat Jul 17 1982, 10:05 PM EDT
 Att. 23,788 - Unknown

livebaseballscorecards.com

AB 32
R 4
H 6
RBI 3
BB 3
SO 6
LOB 8



Batter	1	2	3	4	5	6	7	8	9	AB R H RBI BB SO LOB
Gene Richards, L (1, 7) OBP: 0.351, SLG: 0.375	0-0 F8 ①		0-0 4-3 ③			0-0 4-3 ②			0-0 G4-6-3 1B	4 0 1 0 0 0 1
Tim Flannery, L (1, 4) OBP: 0.325, SLG: 0.326	0-0 P6 ②			0-0 G4-6-3 1B		0-0 4-3 ③			0-0 G4-6-3 1-2f ① ②	4 0 1 0 0 0 1
Garry Templeton, S (1, 6) OBP: 0.289, SLG: 0.385	0-0 1-3 ③			0-0 G4-6-3 1-2f ① ②			0-0 FC1-6 1B		0-0 1B	4 0 2 0 0 0 1
Ruppert Jones, L (1, 8) OBP: 0.406, SLG: 0.473		0-3 K ①		0-3 K ③			0-3 K ①		0-3 K ③	4 0 0 0 0 4 2
Sixto Lezcano, R (1, 9) OBP: 0.362, SLG: 0.431		0-0 F8 ②			0-0 HR		0-0 FC1-6 1-2f ②			3 1 1 1 0 0 1
Terry Kennedy, L (1, 2) OBP: 0.302, SLG: 0.463		0-3 K ③			0-0 6-3 ①		0-0 G3 ③			3 0 0 0 0 1 1
Broderick Perkins, L (1, 3) OBP: 0.353, SLG: 0.365			0-0 1B		0-0 4-3 ②			0-0 L3 ①		3 0 1 0 0 0 0
Luis Salazar, R (1, 5) OBP: 0.270, SLG: 0.351			0-0 F8 ①		0-0 4-3 ③			0-0 G4-6-3 1B		3 0 1 0 0 0 1
Andy Hawkins, R (1, 1) Dave Edwards, R (3, PH) Floyd Chiffar, R (4, 1) Joe Pittman, R (6, PH) Eric Show, R (7, 1) Kurt Bevacqua, R (8, PH) Dave Drapecky, R (9, 1)			0-0 F9 ②		0-3 K ①			0-0 G4-6-3 1-2f ① ② ③		0 0 0 0 0 0 0 1 0 0 0 0 0 1 0 0 0 0 0 0 0 1 0 0 0 0 1 0 0 0 0 0 0 0 0 1 0 0 0 0 0 1 0 0 0 0 0 0 0

Inning Stats	R: 0	H: 0	E: 0	LOB: 0	K: 0	BB: 0	S: 3	P: 3	R: 0	H: 0	E: 0	LOB: 0	K: 2	BB: 0	S: 7	P: 7	R: 0	H: 1	E: 0	LOB: 1	K: 0	BB: 0	S: 4	P: 4	R: 0	H: 1	E: 0	LOB: 0	K: 1	BB: 0	S: 5	P: 5	R: 1	H: 1	E: 0	LOB: 0	K: 0	BB: 0	S: 4	P: 4	R: 0	H: 0	E: 0	LOB: 0	K: 1	BB: 0	S: 5	P: 5	R: 0	H: 1	E: 0	LOB: 1	K: 1	BB: 0	S: 6	P: 6	R: 0	H: 1	E: 0	LOB: 0	K: 0	BB: 0	S: 3	P: 3	R: 0	H: 2	E: 0	LOB: 1	K: 1	BB: 0	S: 6	P: 6	1B: 6	SF: 0	2B: 0	SAC: 0	3B: 0	DP: 3	HR: 1	HBP: 0	WP: 0	PA: 31
PITCHER Bill Gullickson, R (1, 1) ERA: 3.81	IP	WLS	BF	H	R	ER	SO	BB	IBB	HBP	BLK	WP	HR	S	P	ERA	WHIP	IP	WLS	BF	H	R	ER	SO	BB	IBB	HBP	BLK	WP	HR	S	P	ERA	WHIP	IP	WLS	BF	H	R	ER	SO	BB	IBB	HBP	BLK	WP	HR	S	P	ERA	WHIP																															

BOTTOM

Montreal Expos @ San Diego Padres
Jack Murphy Stadium, San Diego, CA
 Sat Jul 17 1982, 10:05 PM EDT
 Att. 23,788 - Unknown

AB	31
R	1
H	7
RBI	1
BB	0
SO	6
LOB	10



Batter	1	2	3	4	5	6	7	8	9	AB R H RBI BB SO LOB	TOP											
Tim Raines, S (1, 7) ^x OBP: 0.358, SLG: 0.369	0-0 4-3	0-0 2B 1-2 1B 3-H	0-0 6-3		0-0 6-3			0-0 FC3-6 2-3 1-2f		5 1 1 1 0 0 2												
Mike Gates, L (1, 4) ^x OBP: 0.340, SLG: 0.371 Frank Taveras, R (2, 4) OBP: 0.217, SLG: 0.235	0-0 F8	0-0 1B FC4-6 1-3 2-H	0-0 FC6-4 1B		0-0 P4			0-0 2-3 1-2		2 1 1 1 0 0 0 3 0 1 0 0 0 1												
Andre Dawson, R (1, 8) ^x OBP: 0.334, SLG: 0.470	0-0 2B	0-0 FC4-6 1B 2-3 3-H	0-0 FC6-4 1-2f		0-0 F3			0-0 6-3		5 0 2 1 0 0 2												
Al Oliver, L (1, 3) ^{B B B} OBP: 0.395, SLG: 0.540	4-0 BB	0-0 FC4-6 BB 1B 1-2f 3-H		0-0 4-3		0-0 HR		0-0 HR 1B		4 2 2 2 1 0 1												
Gary Carter, R (1, 2) ^x OBP: 0.383, SLG: 0.581	0-0 L8	0-0 BB 1B 1-2		0-0 5-3		0-0 L6		0-0 HR		5 1 2 2 0 0 2												
Tim Wallach, R (1, 5) OBP: 0.326, SLG: 0.446		0-0 1B E F8		0-0 P4			0-0 F7		0-0 1B	5 1 2 0 0 0 2												
Warren Cromartie, L (1, 9) OBP: 0.336, SLG: 0.393		0-0 HBP E 1B 1-2 2-3 BB		0-0 P5			0-0 4-3		0-0 F8	4 1 1 0 1 0 1												
Chris Speier, R (1, 6) OBP: 0.312, SLG: 0.353		0-0 E HBP 1B F8		0-0 SH1-4 1B			0-0 F8		0-0 F7	4 1 1 0 0 0 4												
David Palmer, R (1, 1) Ray Burris, R (7, 1) OBP: 0.348, SLG: 0.300		0-0 E6 1B 2B 1-3 2-H 3-H	0-0 5-3		0-0 SH1-4 1-2			4-0 FC3-6 BB	0-0 F9	2 1 0 0 0 0 1 1 0 0 0 1 0 1												
Inning Stats	R: 0 E: 0 K: 0 S: 4	H: 1 LOB: 2 BB: 1 P: 8	R: 6 E: 1 K: 0 S: 10	H: 6 LOB: 3 BB: 1 P: 15	R: 0 E: 0 K: 0 S: 4	H: 1 LOB: 1 BB: 0 P: 4	R: 0 E: 0 K: 0 S: 3	H: 0 LOB: 0 BB: 0 P: 3	R: 0 E: 0 K: 0 S: 4	H: 1 LOB: 1 BB: 0 P: 4	R: 1 E: 0 K: 0 S: 4	H: 1 LOB: 0 BB: 0 P: 4	R: 0 E: 0 K: 0 S: 3	H: 0 LOB: 0 BB: 0 P: 3	R: 0 E: 0 K: 0 S: 3	H: 0 LOB: 1 BB: 1 P: 7	R: 2 E: 0 K: 0 S: 6	H: 3 LOB: 1 BB: 0 P: 6	1B: 9 2B: 2 3B: 0 HR: 2	SF: 0 SAC: 1 DP: 0 HBP: 1	WP: 0 PB: 0 SB: 0 CS: 0	PA: 45
PITCHER	IP WLS BF H R ER SO BB IBB HBP BLK WP HR S P ERA WHIP																					
Chris Welsh, L (1, 1) ERA: 4.5 Dave Dravecky, L (8, 1) ERA: 3.22	7.0 L 35 10 7 6 0 2 0 0 1 0 0 1 32 41 7.71 1.714																					
	2.0 10 3 2 2 0 1 0 0 0 0 0 1 9 13 9.00 2.000																					

Montreal Expos @ San Diego Padres
 Jack Murphy Stadium, San Diego, CA
 Sun Jul 18 1982, 6:33 AM EDT
 Att: 14,967 - Unknown

livebaseballscorecards.com

AB	40
R	9
H	13
RBI	7
BB	3
SO	0
LOB	17



Batter	1	2	3	4	5	6	7	8	9	AB	R	H	RBI	BB	SO	LOB
Alan Wiggins, S OBP: 0.308, SLG: 0.298 (1, 8)	0-0 5-3		0-0 6-3		0-3 K			0-0 6-3		4	0	0	0	0	1	1
Gene Richards, L OBP: 0.346, SLG: 0.369 (1, 7)	0-0 4-3			0-3 K		0-0 5-3		0-0 F7		4	0	0	0	0	1	0
Garry Templeton, S OBP: 0.289, SLG: 0.383 (1, 6)	0-0 4-3			0-0 FC4-6 1B		0-0 G3		0-0 L6		4	1	1	0	0	0	0
Sixto Lezcano, R OBP: 0.364, SLG: 0.430 (1, 9)		0-0 G5-4-3 1B		4-0 FC4-6 1-2 BB		0-0 F9		0-0 F9		3	0	1	0	1	0	0
Broderick Perkins, L OBP: 0.351, SLG: 0.363 (1, 3)		0-0 F8		0-0 FC4-6 1-2 1B		0-3 K		0-0 1B		4	0	1	0	0	1	3
Luis Salazar, R OBP: 0.273, SLG: 0.353 (1, 5)		0-0 G5-4-3 1-2		0-0 1-3 3-H 1B		0-0 BB 1B		0-0 F9		4	0	2	1	0	0	2
Tim Flannery, L OBP: 0.325, SLG: 0.335 (1, 4)			0-0 4-1 3B		0-0 G3		0-0 F8		0-0 F9		4	1	1	0	0	4
Steve Swisher, R OBP: 0.250, SLG: 0.346 (1, 2)			0-3 K		0-3 K		4-0 BB 1-2 BB		2	0	0	0	1	2	1	
Chris Welsh, L OBP: 0.345, SLG: 0.370 (1, 1)			0-0 4-1		0-0 E4 CS		0-3 K		2	0	0	1	0	0	0	
Kurt Bevacqua, R OBP: 0.316, SLG: 0.303 (7, PH)									1	0	0	0	0	1	2	
Dave Dravecky, R (8, 1)									0	0	0	0	0	0	0	

BOTTOM

Montreal Expos @ San Diego Padres
Jack Murphy Stadium, San Diego, CA
 Sun Jul 18 1982, 6:33 AM EDT
 Att. 14,967 - Unknown

AB	32
R	2
H	6
RBI	2
BB	2
SO	6
LOB	13



Inning Stats		R: 0	H: 0	R: 0	H: 1	R: 1	H: 2	R: 0	H: 0	R: 0	H: 0	R: 0	H: 1	R: 0	H: 0	R: 0	H: 1	1B: 5	SF: 0	WP: 0	PA: 34		
		E: 0	LOB: 0	E: 0	LOB: 0	E: 0	LOB: 2	E: 1	LOB: 1	E: 0	LOB: 0	E: 0	LOB: 2	E: 0	LOB: 0	E: 0	LOB: 1	2B: 1	SAC: 0	PB: 0			
		K: 0	BB: 0	K: 0	BB: 0	K: 1	BB: 1	K: 2	BB: 0	K: 0	BB: 0	K: 2	BB: 1	K: 0	BB: 0	K: 0	BB: 0	3B: 1	DP: 2	SB: 0			
		S: 3	P: 3	S: 3	P: 3	S: 7	P: 11	S: 7	P: 7	S: 3	P: 3	S: 8	P: 12	S: 3	P: 3	S: 4	P: 4	HR: 0	HBP: 0	CS: 1			
PITCHER	IP	WLS	BF	H	R	ER	SO	BB	IBB	HBP	BLK	WP	HR	S	P	ERA	WHIP					ERA	WHIP
David Palmer, R (1, 1)	6.0	W	22	4	2	2	4	1	0	0	0	0	0	29	33	3.00	0.833						
Ray Burris, R (7, 1)	3.0	S	12	2	0	0	2	1	0	0	0	0	0	15	19	0.00	1.000						

livebaseballscorecards.com

Philadelphia Phillies @ San Diego Padres
 Jack Murphy Stadium, San Diego, CA

Mon Jul 19 1982, 10:05 PM EDT
 Att: 33,558 - Unknown

AB	37
R	7
H	10
RBI	7
BB	3
SO	9
LOB	17



WP	0	PA	41
PB	0		
SB	3		
CS	0		

Batter	1	2	3	4	5	6	7	8	9	AB	R	H	RBI	BB	SO	LOB					
Bob Dernier, R OBP: 0.337, SLG: 0.333 (1, 8)	L4		1B	6-3		F8		S		4	1	1	0	1	0	3					
Pete Rose, S OBP: 0.352, SLG: 0.364 (1, 3)	1-3		1B	6-3			1B	F8		5	2	2	0	0	0	2					
Gary Matthews, R OBP: 0.339, SLG: 0.452 (1, 7)	P4		S			K			L8	5	1	1	2	0	2	1					
Mike Schmidt, R OBP: 0.431, SLG: 0.521 (1, 5)		HR	F9		L8		2B		K	5	1	2	1	0	1	2					
Bo Diaz, R OBP: 0.351, SLG: 0.502 (1, 2)		HR	G3		P6				K	5	1	2	2	0	2	2					
Bill Robinson, R OBP: 0.288, SLG: 0.431 (1, 9)			G3			E				3	0	1	1	0	1	1					
George Vukovich, L OBP: 0.324, SLG: 0.412 (7, PH)										1	0	1	1	0	0	0					
Manny Trillo, R OBP: 0.315, SLG: 0.309 (1, 4)			4-3			K			K	4	0	0	0	0	2	4					
Ivan De Jesus, R OBP: 0.322, SLG: 0.317 (1, 6)	1-6-3					E4			4-3	3	0	0	0	1	0	1					
Mike Krukow, R OBP: 0.209, SLG: 0.233 (1, 1)						SH1-3				0	0	0	0	0	0	0					
Sid Monge, S (2, 1)			1B			SH1-3			6-3	2	1	0	0	1	1	1					
Sparky Lyle, L OBP: 0.667, SLG: 0.500 (8, 1)			1B							0	0	0	0	0	0	0					
Ron Reed, R OBP: 0.250, SLG: 0.429 (8, 1)			1B							0	0	0	0	0	0	0					
Inning Stats	R: 0 E: 0 K: 0 S: 3	H: 0 LOB: 0 BB: 0 P: 3	R: 2 E: 0 K: 1 S: 7	H: 2 LOB: 0 BB: 0 P: 7	R: 4 E: 0 K: 0 S: 7	H: 4 LOB: 1 BB: 1 P: 11	R: 0 E: 0 K: 1 S: 5	H: 0 LOB: 1 BB: 1 P: 9	R: 0 E: 0 K: 1 S: 5	H: 0 LOB: 0 BB: 0 P: 5	R: 0 E: 0 K: 1 S: 7	H: 1 LOB: 2 BB: 0 P: 7	R: 1 E: 0 K: 3 S: 12	H: 3 LOB: 2 BB: 0 P: 12	R: 0 E: 0 K: 0 S: 3	H: 0 LOB: 1 BB: 1 P: 7	R: 0 E: 0 K: 2 S: 7	H: 0 LOB: 0 BB: 0 P: 7	1B: 6 2B: 2 3B: 0 HR: 2	SF: 0 SAC: 1 DP: 0 HBP: 0	WP: 0 PA: 41
PITCHER	IP	WLS	BF	H	R	ER	SO	BB	IBB	HBP	BLK	WP	HR	S	P	ERA	WHIP				
John Curtis, L ERA: 4.23 (1, 1)	2.0	L	12	5	6	6	1	1	0	0	0	0	2	13	17	27.00	3.000				
Floyd Chiffer, R ERA: 2.52 (3, 1)	2.0		8	1	0	0	1	1	0	0	0	0	0	9	13	0.00	1.000				
Eric Show, R ERA: 2.04 (5, 1)	4.0		18	4	1	1	5	1	0	0	0	0	0	27	31	2.25	1.250				
Luis DeLeon, R ERA: 1.74 (9, 1)	1.0		3	0	0	0	2	0	0	0	0	0	0	7	7	0.00	0.000				

livebaseballscorecards.com

BOTTOM

Philadelphia Phillies @ San Diego Padres
Jack Murphy Stadium, San Diego, CA

Mon Jul 19 1982, 10:05 PM EDT
Att. 33,558 - Unknown

livebaseballscorecards.com

AB	37
R	6
H	12
RBI	6
BB	3
SO	5
LOB	18



WP	0	PA	42
PB	0		
SB	1		
CS	0		

AB R H RBI BB SO LOB

4 1 2 0 1 0 0
2 1 1 1 1 0 0
1 0 0 0 0 0 0
1 0 0 0 0 0 2
0 0 0 0 0 0 0

5 0 1 1 0 1 3
4 1 2 1 0 0 3
4 1 2 1 0 1 1

4 1 2 1 0 1 3
4 1 2 0 0 0 2

4 0 1 1 0 0 2
1 0 0 0 0 1 2
0 0 0 0 0 0 0
1 0 0 0 0 0 0
1 0 0 0 0 1 0
1 0 1 1 0 0 0
0 0 0 0 0 0 0

1B: 9 SF: 1
2B: 2 SAC: 1
3B: 0 DP: 0
HR: 1 HBP: 0

Batter	1	2	3	4	5	6	7	8	9
Gene Richards, L (1, 7) OBP: 0.351, SLG: 0.371	0-0 1B S 1B	0-0 BB 1B		0-0 L6			0-0 F8	4-0 BB 1-2 BB	
Tim Flannery, L (1, 4) OBP: 0.328, SLG: 0.337	0-0 SH1-4 1B	4-0 1B		0-0 P6			0-0 F7	0-0 1-3	
Joe Pittman, R (7, PH) OBP: 0.278, SLG: 0.288									
Ruppert Jones, L (8, PH) OBP: 0.405, SLG: 0.472	1-3 SF8 1B	1-2 2-3 3-H BB							
Luis DeLeon, R (9, 1) OBP: 0.200, SLG: 0.222									
Garry Templeton, S (1, 6) OBP: 0.288, SLG: 0.381	0-0 SH1-4 1-2 3-H 1B	0-3 K			0-0 4-3		0-0 F9		0-0 6-3
Sixto Lezcano, R (1, 9) OBP: 0.365, SLG: 0.444	0-0 SH1-4 1-2 2-3	0-0 F8			0-0 2B			0-0 HR	0-0 F3
Tony Gwynn, L (1, 8) OBP: 0.400, SLG: 0.750	0-0 SF8 3-H			0-0 L6	0-3 K			0-0 G3 6-3 2B	0-0 1B
Terry Kennedy, L (1, 2) OBP: 0.300, SLG: 0.457	0-0 3-1			0-3 K	0-0 4-3			4-0 BB 6-3 G3 1B BB	0-0 1-3
Broderick Perkins, L (1, 3) OBP: 0.354, SLG: 0.366		0-0 1B BB 1B		0-0 FC6-4 1B			0-0 1-3	0-0 G3 1-2 2-3	
Luis Salazar, R (1, 5) OBP: 0.272, SLG: 0.352		0-0 BB 1B 1B		0-0 FC6-4			0-0 F7	0-0 6-3 2-3 3-H	
John Curtis, L (1, 1) OBP: 0.273, SLG: 0.333		0-3 K			0-0 F5		0-3 K	0-0 BB 1B 3-H	
Floyd Chittler, R (3, 1) OBP: 0.209, SLG: 0.314									
Dave Edwards, R (4, PH) OBP: 0.083, SLG: 0.083									
Eric Show, R (5, 1) OBP: 0.226, SLG: 0.313									
Kurt Bevacqua, R (8, PH) OBP: 0.308, SLG: 0.298									
Alan Wiggins, S (8, PR) OBP: 0.308, SLG: 0.298									

Inning Stats	R: 2	H: 3	E: 0	LOB: 1	K: 0	P: 6	R: 1	H: 3	E: 0	LOB: 3	K: 2	P: 14	R: 0	H: 1	E: 0	LOB: 1	K: 1	P: 6	R: 0	H: 0	E: 0	LOB: 0	K: 0	P: 3	R: 0	H: 1	E: 0	LOB: 1	K: 1	P: 6	R: 0	H: 0	E: 0	LOB: 0	K: 1	P: 5	R: 0	H: 0	E: 0	LOB: 0	K: 0	P: 3	R: 3	H: 3	E: 0	LOB: 2	K: 0	P: 14	R: 0	H: 1	E: 0	LOB: 1	K: 0	P: 4
	S: 6	BB: 0	S: 10	BB: 14	S: 6	BB: 0	S: 6	BB: 0	S: 3	BB: 0	S: 6	BB: 0	S: 5	BB: 0	S: 6	BB: 0	S: 3	BB: 0	S: 5	BB: 0	S: 3	BB: 0	S: 6	BB: 2	S: 6	BB: 2	S: 4	BB: 0	S: 4	BB: 0	S: 4	BB: 0	S: 6	BB: 0	S: 5	BB: 0	S: 3	BB: 0	S: 6	BB: 2	S: 6	BB: 2	S: 6	BB: 14	S: 4	BB: 4								

PITCHER	IP	WLS	BF	H	R	ER	SO	BB	IBB	HBP	BLK	WP	HR	S	P	ERA	WHIP
Mike Krukow, R (1, 1) ERA: 2.74	1.1		10	6	3	3	1	0	0	0	0	0	0	12	12	20.25	4.500
Sid Monge, L (2, 1) ERA: 3.92	5.2	W	23	4	3	3	4	2	0	0	0	0	1	29	37	4.76	1.059
Sparky Lyle, L (8, 1) ERA: 3.86	0.2		4	1	0	0	0	1	0	0	0	0	0	3	7	0.00	3.000
Ron Reed, R (8, 1) ERA: 2.95	1.1	S	5	1	0	0	0	0	0	0	0	0	0	5	5	0.00	0.750

Batter	1	2	3	4	5	6	7	8	9	AB R H RBI BB SO LOB	TOP	
Greg Gross, L (1, 8) OBP: 0.371, SLG: 0.321	0-0 6-3			0-0 4-3		0-0 G5-4-3 1-2f			0-0 G1-6-3 1-2f	4 0 0 0 0 0 3	Philadelphia Phillies @ San Diego Padres Jack Murphy Stadium, San Diego, CA Tue Jul 20 1982, 10:05 PM EDT Att. 16,020 - Unknown livebaseballscorecards.com	
Pete Rose, S (1, 3) OBP: 0.349, SLG: 0.361	0-0 L7			0-0 G3			0-0 4-3			3 0 0 0 0 0 0		
Gary Matthews, R (1, 7) OBP: 0.336, SLG: 0.448	0-0 3-1			0-0 F9			0-0 L6			3 0 0 0 0 0 0		
Mike Schmidt, R (1, 5) OBP: 0.427, SLG: 0.515		0-0 5-3			0-0 5-3		0-3 K			3 0 0 0 0 1 0		
Bo Diaz, R (1, 2) OBP: 0.351, SLG: 0.500		0-0 L3			0-0 G4-6-3 1B			0-0 5-3		3 0 1 0 0 0 0		
George Vukovich, L (1, 9) OBP: 0.318, SLG: 0.403		0-0 G3			0-0 G4-6-3 1-2f			0-0 E5 G6-3		3 0 0 0 0 0 1		
Manny Trillo, R (1, 4) OBP: 0.312, SLG: 0.306			0-0 F3			0-0 E4 1B 6-3		0-0 G6-3 1-2f		3 0 0 0 0 0 1		
Ivan De Jesus, R (1, 6) OBP: 0.322, SLG: 0.315			0-3 K			0-0 6-3 1-2			4-0 G1-6-3 BB	2 0 0 0 1 1 1		
Steve Carlton, L (1, 1) OBP: 0.228, SLG: 0.316			0-0 F8			0-0 G5-4-3 1B 2-3			0-0 F7	3 0 1 0 0 0 1		
Inning Stats	R: 0 E: 0 K: 0 S: 3 H: 0 LOB: 0 BB: 0 P: 3	R: 0 E: 0 K: 0 S: 3 H: 0 LOB: 0 BB: 0 P: 3	R: 0 E: 0 K: 1 S: 5 H: 0 LOB: 0 BB: 0 P: 5	R: 0 E: 0 K: 0 S: 3 H: 0 LOB: 0 BB: 0 P: 3	R: 0 E: 0 K: 0 S: 3 H: 1 LOB: 0 BB: 0 P: 3	R: 0 E: 1 K: 0 S: 4 H: 1 LOB: 1 BB: 0 P: 4	R: 0 E: 0 K: 1 S: 5 H: 0 LOB: 0 BB: 0 P: 5	R: 0 E: 1 K: 0 S: 3 H: 0 LOB: 0 BB: 0 P: 3	R: 0 E: 0 K: 0 S: 2 H: 0 LOB: 0 BB: 1 P: 6	1B: 2 2B: 0 3B: 0 HR: 0 SF: 0 SAC: 0 DP: 4 HBP: 0	WP: 0 PB: 0 SB: 0 CS: 0 PA: 28	
PITCHER John Montefusco, R (1, 1) ERA: 4.01 Luis DeLeon, R (8, 1) ERA: 1.68	IP WLS BF H R ER SO BB IBB HBP BLK WP HR S P ERA WHIP											
	7.0 W 22 2 0 0 2 0 0 0 0 0 0 0 26 26 0.00 0.286											
	2.0 S 6 0 0 0 0 1 0 0 0 0 0 0 5 9 0.00 0.500											



Batter	1	2	3	4	5	6	7	8	9
Gene Richards, L (1, 7) OBP: 0.346, SLG: 0.366 Luis DeLeon, R (8, 1) OBP: 0.200, SLG: 0.222	0-0 3-1		0-0 4-3		0-3 K		0-3 K		
Joe Pittman, R (1, 4) OBP: 0.293, SLG: 0.304	0-0 2B 1B		0-3 K		0-3 K			0-0 CS 1B	
Garry Templeton, S (1, 6) OBP: 0.267, SLG: 0.382	0-0 1-2 2B			0-0 5-3		0-0 5-3		0-3 1-2 K	
Sixto Lezcano, R (1, 9) OBP: 0.364, SLG: 0.440	0-3 K			0-0 5-3		0-0 6-3		4-0 BB	
Tony Gwynn, L (1, 8) OBP: 0.222, SLG: 0.375		0-3 K		0-0 F9		0-0 5-3		0-0 F8	
Terry Kennedy, L (1, 2) OBP: 0.301, SLG: 0.465		0-0 HR			0-0 F8		0-0 G3		
Luis Salazar, R (1, 5) OBP: 0.276, SLG: 0.358		0-0 1-3			0-0 E 1B		0-0 FC1-6 2B		
Broderick Perkins, L (1, 3) OBP: 0.349, SLG: 0.361		0-0 F7			0-0 E6		0-0 FC1-6 BLK		
John Montefusco, R (1, 1) OBP: 0.128, SLG: 0.081 Kurt Bevacqua, R (7, PH) OBP: 0.333, SLG: 0.313 Alan Wiggins, S (8, 7) OBP: 0.308, SLG: 0.298			0-3 K			0-0 E1		4-0 1-2 IBB	

Inning Stats	R: 0	H: 2	E: 0	K: 1	S: 6	R: 1	H: 1	E: 0	K: 1	S: 6	R: 0	H: 0	E: 0	K: 2	S: 7	R: 0	H: 0	E: 0	K: 0	S: 3	R: 1	H: 1	E: 2	K: 2	S: 10	R: 0	H: 0	E: 0	K: 0	S: 3	R: 0	H: 1	E: 0	K: 1	S: 6	R: 0	H: 1	E: 0	K: 1	S: 5
	LOB: 1	BB: 0	P: 6	LOB: 0	BB: 0	P: 6	LOB: 0	BB: 0	P: 7	LOB: 0	BB: 0	P: 3	LOB: 2	BB: 0	P: 10	LOB: 0	BB: 0	P: 3	LOB: 2	BB: 1	P: 10	LOB: 1	BB: 1	P: 9	LOB: 1	BB: 1	P: 9	LOB: 0	BB: 0	P: 2	LOB: 0	BB: 0	P: 1	LOB: 1	BB: 1	P: 9	LOB: 0	BB: 0	P: 1	

PITCHER	IP	WLS	BF	H	R	ER	SO	BB	IBB	HBP	BLK	WP	HR	S	P	ERA	WHIP
Steve Carlton, L (1, 1) ERA: 3.35	8.0	L	32	6	2	1	8	1	1	0	1	0	1	46	54	1.12	0.875


BOTTOM

Philadelphia Phillies @ San Diego Padres
Jack Murphy Stadium, San Diego, CA

Tue Jul 20 1982, 10:05 PM EDT
Att. 16,020 - Unknown

livebaseballscorecards.com

AB	30
R	2
H	6
RBI	1
BB	2
SO	8
LOB	12



WP: 0	PA: 32
PB: 0	
SB: 0	
CS: 1	

Batter	1	2	3	4	5	6	7	8	9	AB R H RBI BB SO LOB	TOP											
Bob Dernier, R OBP: 0.335, SLG: 0.341 (1, 8)	0-0 4-3		0-0 5-3		0-0 F7		0-0 HR		0-0 5-3	5 1 1 2 0 0 2												
Pete Rose, S OBP: 0.350, SLG: 0.360 (1, 3)	0-0 6-3			0-0 1B HR 1B	4-0 1-2 BB		0-0 4-3		0-0 6-3	4 1 1 0 1 0 0												
Gary Matthews, R OBP: 0.334, SLG: 0.444 (1, 7)	0-3 K			0-0 1-2 HR 1B	0-0 F2		0-0 4-3		0-0 4-3	5 1 1 0 0 1 2												
Mike Schmidt, R OBP: 0.428, SLG: 0.527 Dave Roberts, R OBP: 0.233, SLG: 0.214 (1, 5) (8, 5)		0-3 K		0-0 1-1 2-1 HR	0-0 F8		0-0 HR 1B			4 2 2 3 0 1 0 0 0 0 0 0 0 0												
Bo Diaz, R OBP: 0.349, SLG: 0.506 (1, 2)		0-0 L8		0-0 F7	0-0 P4		0-0 1-1 HR			4 1 1 2 0 0 0												
Bill Robinson, R OBP: 0.289, SLG: 0.438 George Vukovich, L OBP: 0.322, SLG: 0.415 (1, 9) (8, PH) (8, 9)		0-0 F7		0-0 F9	0-0 2B		0-0 2B			3 0 1 0 0 0 0 1 0 1 0 0 0 0												
Manny Trillo, R OBP: 0.308, SLG: 0.302 (1, 4)			0-0 6-3	0-3 K	0-0 F9				0-3 K	4 0 0 0 0 2 2												
Ivan De Jesus, R OBP: 0.318, SLG: 0.311 (1, 6)			0-0 F8		0-0 P4		0-0 F7		0-0 6-3	4 0 0 0 0 0 1												
Dick Ruthven, R OBP: 0.111, SLG: 0.136 (1, 1)			0-0 2B		0-0 BB 1B		0-0 E6 HR 1B		0-3 K	4 1 3 0 0 1 1												
Inning Stats	R: 0 E: 0 K: 1 S: 5	H: 0 LOB: 0 BB: 0 P: 5	R: 0 E: 0 K: 1 S: 5	H: 0 LOB: 0 BB: 0 P: 5	R: 0 E: 0 K: 0 S: 4	H: 1 LOB: 1 BB: 0 P: 4	R: 3 E: 0 K: 1 S: 8	H: 3 LOB: 0 BB: 0 P: 8	R: 0 E: 0 K: 0 S: 4	H: 1 LOB: 2 BB: 1 P: 8	R: 0 E: 1 K: 0 S: 5	H: 2 LOB: 0 BB: 0 P: 5	R: 2 E: 0 K: 2 S: 10	H: 3 LOB: 1 BB: 0 P: 10	R: 0 E: 0 K: 0 S: 3	H: 0 LOB: 0 BB: 0 P: 3	1B: 5 2B: 3 3B: 0 HR: 3	SF: 0 SAC: 0 DP: 0 HBP: 0	WP: 0 PB: 0 SB: 0 CS: 0	PA: 39		
PITCHER Tim Lollar, L ERA: 3.01 Floyd Chiffer, R ERA: 2.77	IP 7.0 2.0	WLS L	BF 30 9	H 8 3	R 5 2	ER 5 2	SO 3 2	BB 1 0	IBB 0 0	HBP 0 0	BLK 0 0	WP 0 0	HR 2 1	S 35 13	P 39 13	ERA 6.43 9.00	WHIP 1.286 1.500					

Philadelphia Phillies @ San Diego Padres
 Jack Murphy Stadium, San Diego, CA
 Wed Jul 21 1982, 10:05 PM EDT
 Att: 16,984 - Unknown

AB	38
R	7
H	11
RBI	7
BB	1
SO	5
LOB	8



WP: 0	PA: 39
PB: 0	
SB: 0	
CS: 0	

livebaseballscorecards.com

Batter	1	2	3	4	5	6	7	8	9	AB	R	H	RBI	BB	SO	LOB
Gene Richards, L (1, 7) OBP: 0.348, SLG: 0.375	0-0 ① 2B		0-0 ② 1-3		0-3 ② K			0-0 1B SF9 2B		4	1	2	0	0	1	1
Tim Flannery, L (1, 4) OBP: 0.327, SLG: 0.335	0-0 ② L7		0-0 ③ F7		0-0 ③ 1-3			0-0 2-3 SF9 1B		4	0	1	0	0	0	1
Garry Templeton, S (1, 6) OBP: 0.284, SLG: 0.378	0-0 ③ 6-3			0-0 ① 4-3		0-0 ① 4-3		0-0 ① L4		4	0	0	0	0	0	2
Sixto Lezcano, R (1, 9) OBP: 0.368, SLG: 0.446		0-0 FC3-6 1B		0-0 1B 1B		0-0 FC4-6 1B		0-0 ② SF9		3	0	3	1	0	0	0
Tony Gwynn, L (1, 8) OBP: 0.231, SLG: 0.333		0-0 ① P1		0-0 1-2 1B		0-0 ② FC4-6		0-0 ③ 4-3		4	0	1	0	0	0	3
Terry Kennedy, L (1, 2) OBP: 0.297, SLG: 0.459		0-0 ② FC3-6 1B		0-0 ② F8		0-0 ③ 4-3			0-0 ① 4-3	4	0	0	0	0	0	4
Broderick Perkins, L (1, 3) OBP: 0.347, SLG: 0.358		0-0 1-2 1B		0-0 ③ 4-3			0-0 ① L8		0-0 ② F7	4	0	1	0	0	0	2
Luis Salazar, R (1, 5) OBP: 0.273, SLG: 0.354		0-3 ③ K			0-0 ① P4		0-0 ② 5-3		0-0 ③ 6-3	4	0	0	0	0	1	2
Tim Lollar, L (1, 1) OBP: 0.305, SLG: 0.474			0-0 ① 4-3		4-0 BB		0-0 ③ 3-1			1	0	0	0	1	0	0
Joe Pittman, R (7, PH) OBP: 0.288, SLG: 0.298										1	0	0	0	0	0	0
Floyd Chiffer, R (8, 1)										0	0	0	0	0	0	0

Inning Stats	R: 0 E: 0 K: 0 S: 3	H: 1 LOB: 0 BB: 0 P: 3	R: 0 E: 0 K: 1 S: 7	H: 2 LOB: 2 BB: 0 P: 7	R: 0 E: 0 K: 0 S: 3	H: 0 LOB: 0 BB: 0 P: 3	R: 0 E: 0 K: 0 S: 5	H: 2 LOB: 2 BB: 0 P: 5	R: 0 E: 0 K: 1 S: 5	H: 0 LOB: 1 BB: 1 P: 9	R: 0 E: 0 K: 0 S: 4	H: 1 LOB: 1 BB: 0 P: 4	R: 0 E: 0 K: 0 S: 3	H: 0 LOB: 0 BB: 0 P: 3	R: 1 E: 0 K: 0 S: 5	H: 2 LOB: 1 BB: 0 P: 5	R: 0 E: 0 K: 0 S: 3	H: 0 LOB: 0 BB: 0 P: 3	1B: 6 2B: 2 3B: 0 HR: 0	SF: 1 SAC: 0 DP: 0 HBP: 0	WP: 0 PB: 0 SB: 0 CS: 0	PA: 35
PITCHER Dick Ruthven, R (1, 1) ERA: 3.07	IP 9.0	WLS W	BF 35	H 8	R 1	ER 1	SO 2	BB 1	IBB 0	HBP 0	BLK 0	WP 0	HR 0	S 38	P 42	ERA 1.00	WHIP 1.000					


BOTTOM

Philadelphia Phillies @ San Diego Padres
Jack Murphy Stadium, San Diego, CA

Wed Jul 21 1982, 10:05 PM EDT
Att. 16,984 - Unknown

livebaseballscorecards.com

AB	33
R	1
H	8
RBI	1
BB	1
SO	2
LOB	15



Batter	1	2	3	4	5	6	7	8	9	AB R H RBI BB SO LOB	TOP																					
Mookie Wilson, S OBP: 0.320, SLG: 0.376 (1, 8) X	0-0 4-3 ①		0-0 L6 ②		0-3 K ③			0-0 F8 ① X	0-0 SF7 ②	4 0 0 1 0 1 2																						
Hubie Brooks, R OBP: 0.316, SLG: 0.326 (1, 5) X	0-0 G3 ②		0-0 4-3 ③			0-0 4-3 ①		0-0 G3 ② X	0-0 1B ③	5 0 1 1 0 0 1																						
Rusty Staub, L OBP: 0.296, SLG: 0.312 (1, 7) X	0-0 BB 1B			0-0 WP 1B		0-0 4-3 1B		0-0 1B ③	0-0 F7 ③	5 0 4 1 0 0 2																						
Dave Kingman, R OBP: 0.307, SLG: 0.489 (1, 3) B B B	4-0 1-2 BB			0-3 K ①		0-0 4-3 ②		0-0 5-3 ③		3 0 0 0 1 1 3																						
Gary Rajsich, L OBP: 0.273, SLG: 0.326 (1, 9) X	0-0 F7 ③			0-0 F8 ②		0-0 G3 ③			0-0 E BB SF8 1B	4 1 1 0 0 0 4																						
Ron Hodges, L OBP: 0.390, SLG: 0.427 (1, 2) X		0-0 F3 ①		0-3 K ③		0-0 G3 ①			4-0 HBP E SF7 BB	3 1 0 0 1 1 1																						
Wally Backman, S OBP: 0.389, SLG: 0.360 (1, 4) X		0-0 6-3 ②			0-0 6-3 ①		4-0 G6-4-3 BB		0-0 E1 HBP 1B	3 1 0 0 1 0 2																						
Ron Gardenhire, R OBP: 0.284, SLG: 0.300 (1, 6) X		0-0 6-3 ③			0-0 6-3 ②		0-0 G6-4-3 ② ③		0-0 SF8 ①	3 0 0 1 0 0 1																						
Brent Gaff, R Ed Lynch, R Randy Jones, R Joel Youngblood, R Mike Scott, R Bob Bailor, R (1, 1) (5, 1) (7, 1) (8, PH) (8, 1) (9, PH)			0-0 4-3 ①		4-0 BB			0-0 G3 1B	1-0 1B HBP	1 0 0 0 1 0 0 0 0 0 0 0 0 0 0 0 0 0 0 0 0 1 1 1 0 0 0 0 0 0 0 0 0 0 0 0 0 0 0 0 0 0																						
Inning Stats	R: 0 E: 0 K: 0 S: 4	H: 1 LOB: 2 BB: 1 P: 8	R: 0 E: 0 K: 0 S: 3	H: 0 LOB: 0 BB: 0 P: 3	R: 0 E: 0 K: 2 S: 8	H: 1 LOB: 1 BB: 0 P: 8	R: 0 E: 0 K: 1 S: 5	H: 0 LOB: 1 BB: 1 P: 9	R: 0 E: 0 K: 0 S: 4	H: 1 LOB: 1 BB: 0 P: 4	R: 0 E: 0 K: 0 S: 2	H: 0 LOB: 0 BB: 1 P: 6	R: 1 E: 0 K: 0 S: 5	H: 2 LOB: 1 BB: 0 P: 5	R: 3 E: 1 K: 0 S: 6	H: 2 LOB: 2 BB: 1 P: 11	1B: 7 2B: 0 3B: 0 HR: 0	SF: 2 SAC: 0 DP: 1 HBP: 1	WP: 1 PB: 0 SB: 0 CS: 0	PA: 39												
PITCHER Andy Hawkins, R ERA: 4.5 (1, 1)	IP 9.0	WLS W	BF 39	H 7	R 4	ER 2	SO 3	BB 4	IBB 0	HBP 1	BLK 0	WP 1	HR 0	S 40	P 57	ERA 2.00	WHIP 1.222															
											PITCHER	IP	WLS	BF	H	R	ER	SO	BB	IBB	HBP	BLK	WP	HR	S	P	ERA	WHIP				

New York Mets @ San Diego Padres
Jack Murphy Stadium, San Diego, CA
 Fri Jul 23 1982, 10:05 PM EDT
 Att: 13,858 - Unknown

livebaseballscorecards.com

AB	32
R	4
H	7
RBI	4
BB	4
SO	3
LOB	16



Batter	1	2	3	4	5	6	7	8	9	AB R H RBI BB SO LOB	TOP										
Mookie Wilson, S OBP: 0.316, SLG: 0.371 (1, 8) X	0-0 L9		0-0 6-3		0-0 F8		0-0 1-3		0-3 K	5 0 0 0 0 1 4											
Bob Bailor, R OBP: 0.325, SLG: 0.342 (1, 4) BB (9, 6) BB	4-0 CS BB		0-0 6-3		0-0 E4			0-0 FC5-4 1B	0-0 1B	4 0 2 1 1 0 1											
George Foster, R OBP: 0.336, SLG: 0.401 Pete Falcone, L OBP: 0.105, SLG: 0.132 (1, 7) X (9, 1) 1-2	0-0 5-3			0-0 HR 3B	0-3 K	0-3 K		0-0 F3	0-0 F7	5 1 1 0 0 1 6 0 0 0 0 0 0 0											
Dave Kingman, R OBP: 0.307, SLG: 0.484 (1, 3) X		0-0 F7		0-3 K		4-0 G6-4-3 BB		0-0 FC5-4 1-2f		3 0 0 0 1 1 2											
Ellis Valentine, R OBP: 0.268, SLG: 0.396 (1, 9) BB BB BB		4-0 BB		0-0 HR		0-0 F7		0-0 F8		3 1 1 2 1 0 2											
John Stearns, R OBP: 0.350, SLG: 0.417 (1, 2) X		0-0 L9		4-0 3-H S BB		0-0 G6-4-3 1-2f			0-0 1B 2B 2B	3 1 1 0 1 0 2											
Hubie Brooks, R OBP: 0.315, SLG: 0.324 (1, 5) X		0-0 F9		0-0 5-3 1-2					0-0 2B 1B 1B	4 1 1 0 0 0 2											
Ron Gardenhire, R OBP: 0.285, SLG: 0.304 Rusty Staub, L OBP: 0.302, SLG: 0.327 Wally Backman, S OBP: 0.389, SLG: 0.360 (1, 6) X (9, PH) (9, PR) (9, 4)			0-0 5-3	0-0 4-3			0-0 E3 CS 2B		0-0 1B 2B 2B	3 0 1 0 0 0 1 1 0 1 1 0 0 0 0 0 0 0 0 0 0	AB 35 R 4 H 9 RBI 4 BB 4 SO 3 LOB 23										
Craig Swan, R OBP: 0.261, SLG: 0.200 Jesse Orosco, R OBP: 0.236, SLG: 0.167 Neil Allen, R OBP: 0.413, SLG: 0.356 Mike Jorgensen, L OBP: 0.285, SLG: 0.346 Joel Youngblood, R (1, 1) (8, 1) (8, 1) (9, PH) (9, PH) (9, 7)			0-0 2B		0-0 5-3		0-0 L8		0-0 4-3	3 0 1 0 0 0 1 0 1 0 0 0 0 0 2											
Inning Stats	R: 0 E: 0 K: 0 S: 2	H: 0 LOB: 0 BB: 1 P: 6	R: 0 E: 0 K: 0 S: 3	H: 0 LOB: 1 BB: 1 P: 7	R: 0 E: 0 K: 0 S: 4	H: 1 LOB: 1 BB: 0 P: 4	R: 2 E: 0 K: 1 S: 7	H: 2 LOB: 1 BB: 1 P: 11	R: 0 E: 1 K: 1 S: 6	H: 0 LOB: 1 BB: 0 P: 6	R: 0 E: 0 K: 0 S: 2	H: 0 LOB: 0 BB: 1 P: 6	R: 0 E: 1 K: 0 S: 4	H: 1 LOB: 1 BB: 0 P: 4	R: 0 E: 0 K: 0 S: 4	H: 1 LOB: 1 BB: 0 P: 4	R: 2 E: 0 K: 1 S: 9	H: 4 LOB: 3 BB: 0 P: 9	1B: 3 2B: 4 3B: 1 HR: 1	SF: 0 SAC: 0 DP: 1 HBP: 0	WP: 0 PA: 39 PB: 0 SB: 1 CS: 2
PITCHER	IP WLS BF H R ER SO BB IBB HBP BLK WP HR S P ERA WHIP																				
Chris Welsh, L ERA: 4.41 Luis DeLeon, R ERA: 1.83 Gary Lucas, L ERA: 3.24	(1, 1) 8.0 0 33 6 3 3 2 4 0 0 0 0 1 33 49 3.38 1.250																				
	(9, 1) 0.0 L 2 2 0 0 0 0 0 0 0 0 0 0 2 2 ∞ ∞																				
	(9, 1) 1.0 4 1 1 1 1 1 0 0 0 0 0 0 6 6 9.00 1.000																				

New York Mets @ San Diego Padres
Jack Murphy Stadium, San Diego, CA

Sat Jul 24 1982, 10:05 PM EDT
Att: 17,978 - Unknown

livebaseballscorecards.com



BOTTOM

New York Mets @ San Diego Padres
Jack Murphy Stadium, San Diego, CA
 Sat Jul 24 1982, 10:05 PM EDT
 Att. 17,978 - Unknown

livebaseballscorecards.com

AB	35
R	3
H	10
RBI	3
BB	3
SO	1
LOB	13



WP: 0	PA: 39
PB: 0	
SB: 1	
CS: 1	

AB	R	H	RBI	BB	SO	LOB
4	0	0	0	0	0	2
0	0	0	0	0	0	0

5	1	2	0	0	0	2
---	---	---	---	---	---	---

5	0	1	0	0	1	4
---	---	---	---	---	---	---

4	1	2	1	0	0	0
---	---	---	---	---	---	---

2	1	0	0	2	0	0
---	---	---	---	---	---	---

4	0	2	1	0	0	2
---	---	---	---	---	---	---

4	0	1	1	0	0	1
---	---	---	---	---	---	---

4	0	0	0	0	0	2
---	---	---	---	---	---	---

2	0	1	0	1	0	0
0	0	0	0	0	0	0
0	0	0	0	0	0	0
1	0	1	0	0	0	0
0	0	0	0	0	0	0

1B: 9	SF: 0
2B: 1	SAC: 1
3B: 0	DP: 0
HR: 0	HBP: 0

Batter	1	2	3	4	5	6	7	8	9
Gene Richards, L (1, 3) OBP: 0.344, SLG: 0.368 Broderick Perkins, L (9, 3) OBP: 0.347, SLG: 0.358	0-0 4-3 ①		0-0 F2 ①		0-0 F8 ②		0-0 4-3 ③		0-0 SH1-4 ①
Tony Gwynn, L (1, 7) OBP: 0.348, SLG: 0.429	0-0 1B 1B 2B		0-0 4-3 ②		0-0 1-3 1B		0-0 F7 ①	0-0 1-3 ②	
Garry Templeton, S (1, 6) OBP: 0.290, SLG: 0.380	0-0 CS 1B 2-3		0-0 L7 ③		0-0 F7 ③		0-0 4-3 ②	0-3 K ③	
Ruppert Jones, L (1, 8) OBP: 0.403, SLG: 0.466	0-0 BB 1B 1-2		0-0 F7 ①		0-0 F6 ①		0-0 S 1B 1B		
Sixto Lezcano, R (1, 9) OBP: 0.373, SLG: 0.445	4-0 BB 1B 1-2		0-0 F5 ②		0-0 F6 ②		4-0 BB 1B 1B 1-2		
Terry Kennedy, L (1, 2) OBP: 0.304, SLG: 0.471	0-0 F5 ③		0-0 1B		0-0 F7 ③		0-0 BB 1B 1-3 2-H		
Luis Salazar, R (1, 5) OBP: 0.277, SLG: 0.356		0-0 5-3 ①		0-0 F9 ③		0-0 4-3 ①	0-0 1-3 3-H 1B		
Tim Flannery, L (1, 4) OBP: 0.323, SLG: 0.328		0-0 1-3 ②		0-0 F8 ①		0-0 4-3 ②	0-0 F8 ③		
Chris Welsh, L (1, 1) OBP: 0.375, SLG: 0.379 Luis DeLeon, R (9, 1) OBP: 0.200, SLG: 0.222 Gary Lucas, L (9, 1) Kurt Bevacqua, R (9, PH) OBP: 0.342, SLG: 0.324 Joe Pittman, R (9, PR) OBP: 0.288, SLG: 0.298		0-0 5-3 ③		4-0 BB 1B BB BB		0-0 1B		0-0 1-3 SH1-4 1B	

Inning Stats	R: 1	H: 3	E: 0	K: 0	S: 5	H: 3	LOB: 2	BB: 1	P: 9	R: 0	H: 0	E: 0	K: 0	S: 3	H: 0	LOB: 0	BB: 0	P: 3	R: 0	H: 0	E: 0	K: 0	S: 3	H: 1	LOB: 1	BB: 0	P: 4	R: 0	H: 1	E: 0	K: 0	S: 4	H: 0	LOB: 0	BB: 0	P: 3	R: 0	H: 1	E: 0	K: 0	S: 4	H: 0	LOB: 2	BB: 1	P: 8	R: 0	H: 0	E: 0	K: 0	S: 3	H: 0	LOB: 0	BB: 0	P: 3	R: 0	H: 1	E: 0	K: 0	S: 4	H: 3	LOB: 2	BB: 1	P: 10	R: 0	H: 1	E: 0	K: 1	S: 6	H: 1	LOB: 2	BB: 0	P: 6	1B: 9	SF: 0	2B: 1	SAC: 1	3B: 0	DP: 0	HR: 0	HBP: 0	WP: 0	PA: 39
--------------	------	------	------	------	------	------	--------	-------	------	------	------	------	------	------	------	--------	-------	------	------	------	------	------	------	------	--------	-------	------	------	------	------	------	------	------	--------	-------	------	------	------	------	------	------	------	--------	-------	------	------	------	------	------	------	------	--------	-------	------	------	------	------	------	------	------	--------	-------	-------	------	------	------	------	------	------	--------	-------	------	-------	-------	-------	--------	-------	-------	-------	--------	-------	--------

PITCHER	IP	WLS	BF	H	R	ER	SO	BB	IBB	HBP	BLK	WP	HR	S	P	ERA	WHIP
Craig Swan, R (1, 1) ERA: 3.39	7.2		32	7	3	3	0	3	0	0	0	0	0	29	41	3.52	1.304
Jesse Orosco, L (8, 1) ERA: 3.21	0.0		1	1	0	0	0	0	0	0	0	0	0	1	1	∞	∞
Neil Allen, R (8, 1) ERA: 3.44	0.1	W	2	1	0	0	0	0	0	0	0	0	0	2	2	0.00	3.000
Pete Falcone, L (9, 1) ERA: 3.64	1.0	S	4	1	0	0	1	0	0	0	0	0	0	6	6	0.00	1.000

Batter	1	2	3	4	5	6	7	8	9	10	AB R H RBI BB SO LOB	TOP
Mookie Wilson, S OBP: 0.315, SLG: 0.378 (1, 8) X	0-0 6-3			X 0-0 G3		X 0-0 6-3			X 0-0 HR		4 1 1 1 0 0 0	New York Mets @ San Diego Padres Jack Murphy Stadium, San Diego, CA Sun Jul 25 1982, 6:33 AM EDT Att. 12,614 - Unknown livebaseballscorecards.com
Bob Bailor, R OBP: 0.319, SLG: 0.335 (1, 4) X (10, 6)	0-0 F8			X 0-0 E5 1B		X 0-0 6-3			X 0-0 F2		4 1 0 0 0 0 0	
George Foster, R OBP: 0.332, SLG: 0.397 (1, 7) S	0-3 K			S 0-3 K 1-2		S 0-3 K			X 0-0 4-3		4 0 0 0 0 3 1	
Dave Kingman, R OBP: 0.306, SLG: 0.481 Mike Jorgensen, L OBP: 0.413, SLG: 0.356 (1, 3) S (9, 3)		S 0-3 K		X 0-0 1B 2-H 1B		X 0-0 F8			X 0-0 2-3		4 0 1 1 0 1 0 0 0 0 0 0 0 0	
Ellis Valentine, R OBP: 0.268, SLG: 0.393 (1, 9) X	0-0 4-3			X 0-0 1-2 1B		X 0-0 5-3			X 0-0 F7		4 0 1 0 0 0 0	
John Stearns, R OBP: 0.349, SLG: 0.413 (1, 2) X	0-0 F5			X 0-0 L4		X 0-0 5-3			B 4-0 1B BB		3 0 0 0 1 0 2	
Hubie Brooks, R OBP: 0.314, SLG: 0.323 (1, 5) S				X 0-0 1-3		X 0-0 4-3			X 0-0 G4-6-3 1B		4 0 1 0 0 1 0	
Ron Gardenhire, R OBP: 0.282, SLG: 0.301 Rusty Staub, L OBP: 0.299, SLG: 0.324 Wally Backman, S OBP: 0.389, SLG: 0.360 (1, 6) X (10, PH) (10, 4)	0-0 F3			X 0-0 F7		X 0-0 F7			X 0-0 G4-6-3 1-2f		3 0 0 0 0 0 0 1 0 0 0 0 0 2 0 0 0 0 0 0 0	
Charlie Puleo, R OBP: 0.158, SLG: 0.135 Pete Falcone, L OBP: 0.105, SLG: 0.132 Neil Allen, R OBP: 0.286, SLG: 0.167 (1, 1) X (9, 1) (9, 1)	0-0 1-3			S 0-3 K		S 0-3 K					3 0 0 0 0 2 0 0 0 0 0 0 0 0 0 0 0 0 0 0 0	
Inning Stats	R: 0 H: 0 E: 0 LOB: 0 K: 1 BB: 0 S: 5 P: 5	R: 0 H: 0 E: 0 LOB: 0 K: 1 BB: 0 S: 5 P: 5	R: 0 H: 0 E: 0 LOB: 0 K: 1 BB: 0 S: 5 P: 5	R: 1 H: 2 E: 1 LOB: 2 K: 1 BB: 0 S: 8 P: 8	R: 0 H: 0 E: 0 LOB: 0 K: 1 BB: 0 S: 5 P: 5	R: 0 H: 0 E: 0 LOB: 0 K: 1 BB: 0 S: 5 P: 5	R: 0 H: 0 E: 0 LOB: 0 K: 0 BB: 0 S: 3 P: 3	R: 0 H: 0 E: 0 LOB: 0 K: 1 BB: 0 S: 5 P: 5	R: 1 H: 1 E: 0 LOB: 0 K: 0 BB: 0 S: 4 P: 4	R: 0 H: 1 E: 0 LOB: 1 K: 0 BB: 1 S: 3 P: 7	1B: 3 SF: 0 2B: 0 SAC: 0 3B: 0 DP: 1 HR: 1 HBP: 0	
PITCHER John Montefusco, R ERA: 3.78 Luis DeLeon, R ERA: 1.89 (1, 1) (8, 1)	IP WLS BF H R ER SO BB IBB HBP BLK WP HR S P ERA WHIP											
	7.0 24 2 1 0 6 0 0 0 0 0 0 0 36 36 0.00 0.286											
	3.0 11 2 1 1 1 1 0 0 0 0 0 1 12 16 3.00 1.000											



Batter	1	2	3	4	5	6	7	8	9	10	AB	R	H	RBI	BB	SO	LOB
Gene Richards, L (1, 3) OBP: 0.342, SLG: 0.363	0-0 6-3		0-0 1-3			0-0 E6 CS		0-0 L7		4-0 1B IBB	4	0	0	0	1	0	0
Tony Gwynn, L (1, 7) OBP: 0.357, SLG: 0.423	0-0 6-3		0-0 6-3			0-0 F6 1-2			0-0 SH2-4 1B	0-0 1B	5	1	2	1	0	0	1
Garry Templeton, S (1, 6) OBP: 0.287, SLG: 0.377	0-3 K			0-0 5-3			0-0 5-3		0-0 SH2-4 1-2		3	0	0	0	0	1	0
Ruppert Jones, L (1, 8) OBP: 0.404, SLG: 0.466		0-0 F8		0-0 F7			0-0 CS 1B		0-0 BB 1B		4	0	2	1	0	0	0
Sixto Lezcano, R (1, 9) OBP: 0.373, SLG: 0.443		4-0 1B BB		0-3 K			4-0 1B BB		4-0 F9-6-3 BB		1	1	0	0	1	1	0
Joe Lefebvre, L (7, 9) OBP: 0.248, SLG: 0.213											0	0	0	0	1	0	0
Kurt Bevacqua, R (9, PH) OBP: 0.350, SLG: 0.324											0	0	0	0	1	0	0
Dave Edwards, R (10, 9) OBP: 0.200, SLG: 0.314											0	0	0	0	0	0	0
Terry Kennedy, L (1, 2) OBP: 0.309, SLG: 0.474		0-0 1B 1-2 1B		0-0 L3 1B		0-0 L3 1-2		0-0 1-2 1B		0-0 F9-6-3	4	0	3	0	0	0	2
Luis Salazar, R (1, 5) OBP: 0.277, SLG: 0.355		0-0 L3 1-2 2-H 1B		0-0 L3 1-2		0-0 1-3		0-0 1-3		0-0 6-3	4	0	1	1	0	0	3
Tim Flannery, L (1, 4) OBP: 0.321, SLG: 0.323		0-0 L3 1-2		0-0 F8				0-3 K		4-0 1B BB	3	0	0	0	1	1	2
Joe Pittman, R (10, PR) OBP: 0.288, SLG: 0.298											0	1	0	0	0	0	0
John Montefusco, R (1, 1) OBP: 0.122, SLG: 0.077			0-0 1-3			0-0 F3		0-0 5-3		0-0 1B 1-3 1B	2	0	0	0	0	0	0
Luis Delaun, R (8, 1) OBP: 0.182, SLG: 0.200											1	0	0	0	0	0	0
Broderick Perkins, L (10, PH) OBP: 0.350, SLG: 0.362											1	0	1	0	0	0	0

Inning Stats	R: 0	H: 0	E: 0	K: 1	S: 5	P: 5	R: 1	H: 2	E: 0	K: 0	S: 4	P: 8	R: 0	H: 0	E: 0	K: 0	S: 3	R: 0	H: 0	E: 0	K: 1	S: 5	P: 5	R: 0	H: 1	E: 0	K: 0	S: 3	P: 3	R: 0	H: 0	E: 1	K: 0	S: 3	R: 0	H: 2	E: 0	K: 0	S: 4	P: 8	R: 0	H: 0	E: 0	K: 1	S: 5	P: 5	R: 1	H: 2	E: 0	K: 0	S: 4	P: 8	R: 1	H: 2	E: 0	K: 0	S: 3	P: 11	1B: 9	2B: 3	3B: 0	HR: 0	SF: 0	SAC: 1	DP: 3	HBP: 0	WP: 0	PA: 38
--------------	------	------	------	------	------	------	------	------	------	------	------	------	------	------	------	------	------	------	------	------	------	------	------	------	------	------	------	------	------	------	------	------	------	------	------	------	------	------	------	------	------	------	------	------	------	------	------	------	------	------	------	------	------	------	------	------	------	-------	-------	-------	-------	-------	-------	--------	-------	--------	-------	--------

PITCHER	IP	WLS	BF	H	R	ER	SO	BB	IBB	HBP	BLK	WP	HR	S	P	ERA	WHIP
Charlie Puleo, R (1, 1) ERA: 4.08	8.1		30	6	2	2	3	2	0	0	0	0	0	34	42	2.16	0.960
Pete Falcone, L (9, 1) ERA: 3.64	0.0		1	1	0	0	0	0	0	0	0	0	0	1	1	∞	∞
Neil Allen, R (9, 1) ERA: 3.55	1.0	L	7	2	1	1	0	2	1	0	0	0	0	4	16	9.00	4.000

BOTTOM

New York Mets @ San Diego Padres
 Jack Murphy Stadium, San Diego, CA
 Sun Jul 25 1982, 6:33 AM EDT
 Att: 12,614 - Unknown

livebaseballscorecards.com

AB	32
R	3
H	9
RBI	3
BB	5
SO	3
LOB	8



Batter	1	2	3	4	5	6	7	8	9	AB R H RBI BB SO LOB	TOP											
Gene Richards, L (1, 3) OBP: 0.341, SLG: 0.359	0-0 3-1		4-0 G4-6-3 BB		0-0 6-3		0-0 4-3			3 0 0 0 1 0 0												
Tony Gwynn, L (1, 7) OBP: 0.375, SLG: 0.414	4-0 L6 BB		0-0 G4-6-3			0-0 HR 1B	0-0 G3			3 1 1 0 1 0 2												
Garry Templeton, S (1, 6) Joe Pittman, R (6, 6) OBP: 0.288, SLG: 0.384 OBP: 0.283, SLG: 0.293	0-0 L6			0-0 P5		0-0 HR		0-0 F9		3 1 1 2 0 0 1 1 0 0 0 0 0 0												
Ruppert Jones, L (1, 8) OBP: 0.403, SLG: 0.463		0-0 6-3		0-0 1B 1B		0-3 K		0-0 6-3		4 0 1 0 0 1 0												
Sixto Lezcano, R (1, 9) Broderick Perkins, L (6, 9) OBP: 0.376, SLG: 0.442 OBP: 0.349, SLG: 0.360		4-0 BB		0-0 F7		4-0 1B BB		0-0 F9		1 0 0 0 2 0 1 1 0 0 0 0 0 0												
Terry Kennedy, L (1, 2) OBP: 0.308, SLG: 0.472		0-3 K		0-0 1B		0-0 F8		0-0 P4		4 0 1 0 0 1 2												
Luis Salazar, R (1, 5) Joe Lefebvre, L (6, 5) OBP: 0.277, SLG: 0.355 OBP: 0.245, SLG: 0.211		0-0 4-3		0-0 F9		0-0 1B		0-0 4-3		3 0 1 0 0 0 3 1 0 0 0 0 0 0												
Tim Flannery, L (1, 4) OBP: 0.320, SLG: 0.319		4-0 BB BB		0-0 F8		0-0 P4		0-0 F9		3 0 0 0 1 0 2												
Tim Lollar, L (1, 1) Floyd Chiffer, R (3, 1) Dave Edwards, R (7, PH) John Curtis, L (7, 1) OBP: 0.300, SLG: 0.466 OBP: 0.194, SLG: 0.306 OBP: 0.273, SLG: 0.333		0-0 F9		0-0 4-3		0-0 P6				1 0 0 0 0 0 1 1 0 0 0 0 0 0 1 0 0 0 0 0 0 0 0 0 0 0 0 0												
Inning Stats	R: 0 E: 0 K: 0 S: 2	H: 0 LOB: 0 BB: 1 P: 6	R: 0 E: 0 K: 1 S: 5	H: 0 LOB: 1 BB: 1 P: 9	R: 0 E: 0 K: 0 S: 2	H: 0 LOB: 1 BB: 2 P: 10	R: 0 E: 0 K: 0 S: 5	H: 2 LOB: 2 BB: 0 P: 5	R: 0 E: 0 K: 0 S: 3	H: 0 LOB: 0 BB: 0 P: 3	R: 2 E: 0 K: 1 S: 8	H: 3 LOB: 2 BB: 1 P: 12	R: 0 E: 0 K: 0 S: 3	H: 0 LOB: 0 BB: 0 P: 3	R: 0 E: 0 K: 0 S: 3	H: 0 LOB: 0 BB: 0 P: 3	R: 0 E: 0 K: 0 S: 3	H: 0 LOB: 0 BB: 0 P: 3	1B: 4 2B: 1 3B: 0 HR: 1	SF: 0 SAC: 0 DP: 2 HBP: 0	WP: 0 PB: 0 SB: 0 CS: 0	PA: 35
PITCHER Bob Walk, R (1, 1) ERA: 4.23	IP: 9.0 WLS: W BF: 35 H: 5 R: 2 ER: 2 SO: 2 BB: 5 IBB: 0 HBP: 0 BLK: 0 WP: 0 HR: 1 S: 34 P: 54 ERA: 2.00 WHIP: 1.111											PITCHER	IP: 9.0 WLS: W BF: 35 H: 5 R: 2 ER: 2 SO: 2 BB: 5 IBB: 0 HBP: 0 BLK: 0 WP: 0 HR: 1 S: 34 P: 54 ERA: 2.00 WHIP: 1.111									

San Diego Padres @ Atlanta Braves
Atlanta-Fulton County Stadium, Atlanta, GA

Tue Jul 27 1982, 7:05 PM EDT
Unknown

livebaseballscorecards.com

AB 30
R 2
H 5
RBI 2
BB 5
SO 2
LOB 12



Batter	1	2	3	4	5	6	7	8	9
Rafael Ramirez, R OBP: 0.311, SLG: 0.361 (1, 6)	0-0 1-3 1B	0-0 1-3 2-H 1B		0-0 F9	0-0 F8			0-0 HR	
Glenn Hubbard, R OBP: 0.340, SLG: 0.372 Randy Johnson, R OBP: 0.327, SLG: 0.341 (1, 4) (8, PR) (9, 4)	0-3 K		4-0 HR BB	0-3 K		0-0 F8		0-0 BB FC6-2 1B	
Dale Murphy, R OBP: 0.385, SLG: 0.561 (1, 8)	0-0 2B		0-0 1-H HR		0-0 E FC1-2 1B	0-0 4-1		4-0 FC6-2 1-2 4-3 BB	
Bob Horner, R OBP: 0.384, SLG: 0.519 Bob Porter, L OBP: 0.231, SLG: 0.231 (1, 5) (8, PR) (9, 7)	4-0 BB		1-0 1B G5-3 HBP		4-0 FC1-2 1-2 BB BB	1-0 HBP		4-0 4-3 FC6-2 1-2 2-3 BB	
Rufino Linares, R OBP: 0.360, SLG: 0.426 (1, 9)	0-0 P4		0-0 G5-3 1-2 1B 1B		0-0 E5 BB FC1-2 SF9	0-0 F9		0-0 FC6-2 1-2 2-3 3-H 4-3	
Bob Watson, R OBP: 0.262, SLG: 0.338 (1, 3)		0-0 1B 1B	0-0 G5-3 1-2 2-3 1B		0-0 FC1-2 1-2 2-3 3-H 1B		0-0 P5	0-0 4-3 1-2 2-3 3-H	
Bruce Benedict, R OBP: 0.293, SLG: 0.287 (1, 2)		0-3 K	0-0 G5-3 1-2 2-3 3-H 3-H		4-0 1B 1-2 2-3 3-H BB		0-3 K	0-0 P5	
Jerry Royster, R OBP: 0.255, SLG: 0.196 (1, 7) (9, 5)		0-0 F8	0-0 F8		0-0 SF9		4-0 BB		
Bob Walk, R OBP: 0.286, SLG: 0.189 (1, 1)		0-0 1B 1-2 1B		0-0 1-3	0-0 1-2 2-H 1B		0-3 K		

Inning Stats	R: 0	H: 1	E: 0	K: 1	S: 6	LOB: 2	BB: 1	P: 10
	R: 1	H: 3	E: 0	K: 1	S: 7	LOB: 2	BB: 0	P: 7
	R: 3	H: 3	E: 0	K: 0	S: 5	LOB: 1	BB: 1	P: 10
	R: 0	H: 0	E: 0	K: 1	S: 5	LOB: 0	BB: 0	P: 5
	R: 3	H: 2	E: 1	K: 0	S: 6	LOB: 2	BB: 2	P: 14
	R: 0	H: 0	E: 0	K: 0	S: 3	LOB: 1	BB: 0	P: 4
	R: 0	H: 0	E: 0	K: 2	S: 7	LOB: 1	BB: 1	P: 11
	R: 2	H: 2	E: 0	K: 0	S: 5	LOB: 3	BB: 2	P: 13

PITCHER	IP	WLS	BF	H	R	ER	SO	BB	IBB	HBP	BLK	WP	HR	S	P	ERA	WHIP
Tim Lollar, L ERA: 3.21 (1, 1)	2.0	L	14	6	4	4	2	2	0	1	0	0	1	15	24	18.00	4.000
Floyd Chiffer, R ERA: 2.57 (3, 1)	4.0		18	3	3	0	1	2	0	1	0	0	0	17	26	0.00	1.250
John Curtis, L ERA: 4.32 (7, 1)	2.0		11	2	2	2	2	3	0	0	0	0	1	12	24	9.00	2.500

BOTTOM

San Diego Padres @ Atlanta Braves
Atlanta-Fulton County Stadium, Atlanta, GA

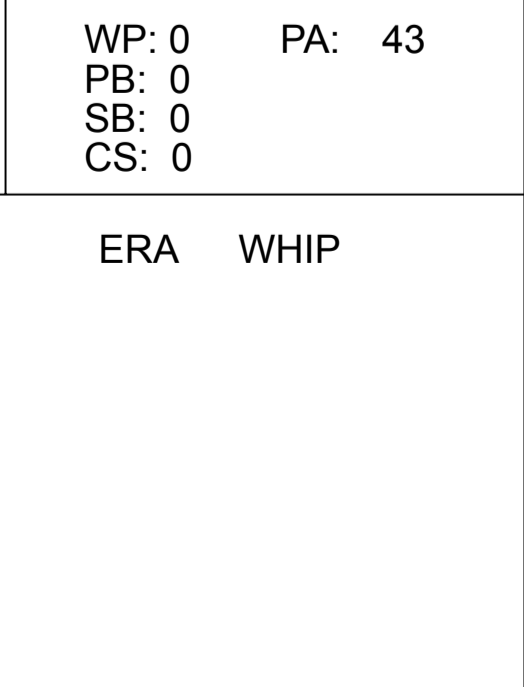
Tue Jul 27 1982, 7:05 PM EDT
Unknown

AB	R	H	RBI	BB	SO	LOB
5	1	2	2	0	0	2
4	1	1	0	1	2	0
0	0	0	0	0	0	0
4	2	3	2	1	0	0
0	2	0	0	3	0	0
0	0	0	0	0	0	0
5	1	1	0	0	0	8
5	2	2	1	0	0	5
4	0	0	1	1	2	6
2	0	0	1	1	0	2
4	0	2	1	0	1	1

AB	33
R	9
H	11
RBI	8
BB	7
SO	5
LOB	24

livebaseballscorecards.com

1B:	8	SF:	1	WP:	0	PA:	43
2B:	1	SAC:	0	PB:	0		
3B:	0	DP:	1	SB:	0		
HR:	2	HBP:	2	CS:	0		



Batter	1	2	3	4	5	6	7	8	9	10	AB R H RBI BB SO LOB	TOP												
Joe Pittman, R (1, 4) OBP: 0.292, SLG: 0.279	4-0 1B BB	0-0 6-3		0-3 K		0-0 G6-4-3			4-0 1B BB		3 1 0 0 2 1 2													
Tony Gwynn, L (1, 7) OBP: 0.432, SLG: 0.471	0-0 1B 1-H SF9 1B		0-0 HR 1B		0-0 E7 4-3 1B		0-0 G6-3 1B		0-0 1-2 1B		5 3 4 1 0 0 0													
Garry Templeton, S (1, 6) OBP: 0.284, SLG: 0.379	0-0 F7		0-3 K		0-0 4-3		0-0 G6-3		0-0 F7		5 0 0 0 0 1 6													
Sixto Lezcano, R (1, 9) OBP: 0.376, SLG: 0.451	0-0 1-3 1B		0-0 1-H HR		0-0 P4		0-0 F7			0-0 P6	5 1 2 2 0 0 1													
Kurt Bevacqua, R (1, 3) OBP: 0.353, SLG: 0.314	0-0 SF9		0-0 5-3		4-0 1B BB		0-3 K		4-0 FC6-4 BB		2 0 0 1 2 1 0													
Ruppert Jones, L (1, 8) OBP: 0.400, SLG: 0.459	0-0 F8		0-3 K		0-0 1-2 3-H 1B		0-3 K		0-0 F8		5 0 1 1 0 2 2													
Luis Salazar, R (1, 5) OBP: 0.274, SLG: 0.349		0-0 4-3		0-3 K		0-0 5-3		0-3 K		0-0 FC6-4	5 0 0 0 0 2 3													
Steve Swisher, R (1, 2) OBP: 0.323, SLG: 0.500		0-0		0-0		4-0			0-0		2 1 2 1 1 0 0													
Brodieck Perkins, L (9, PH) OBP: 0.347, SLG: 0.358		SH1-4 1B		HR		G6-4-3 BB			F7		1 0 0 0 0 0 0													
Gary Lucas, L (9, 1)											0 0 0 0 0 0 0													
Eric Show, R (1, 1) OBP: 0.077, SLG: 0.077		0-0		0-0		0-0			0-0		1 0 0 0 0 0 0													
Dave Dravecky, R (4, 1)		SH1-4		5-3		F9			F7		0 0 0 0 0 0 0													
Joe Lefebvre, L (6, PH) OBP: 0.243, SLG: 0.209											1 0 0 0 0 0 1													
Luis DeLeon, R (6, 1) OBP: 0.182, SLG: 0.200		1-2									0 0 0 0 0 0 0													
Terry Kennedy, L (9, PH) OBP: 0.307, SLG: 0.470											1 0 0 0 0 0 0													
Inning Stats	R: 2 E: 0 K: 0 S: 5	H: 2 LOB: 1 BB: 1 P: 9	R: 0 E: 0 K: 0 S: 4	H: 1 LOB: 1 BB: 0 P: 4	R: 2 E: 0 K: 2 S: 9	H: 2 LOB: 0 BB: 0 P: 9	R: 1 E: 0 K: 2 S: 8	H: 1 LOB: 0 BB: 0 P: 8	R: 1 E: 1 K: 0 S: 5	H: 1 LOB: 2 BB: 1 P: 9	R: 0 E: 0 K: 3 S: 9	H: 0 LOB: 0 BB: 0 P: 9	R: 0 E: 0 K: 3 S: 9	H: 0 LOB: 0 BB: 0 P: 9	R: 0 E: 0 K: 0 S: 4	H: 1 LOB: 2 BB: 1 P: 8	R: 0 E: 0 K: 0 S: 3	H: 0 LOB: 1 BB: 1 P: 7	1B: 7 2B: 0 3B: 0 HR: 2	SF: 1 SAC: 1 DP: 2 HBP: 0	WP: 0 PB: 0 SB: 2 CS: 0	PA: 43		
PITCHER	IP WLS BF H R ER SO BB IBB HBP BLK WP HR S P ERA WHIP	IP WLS BF H R ER SO BB IBB HBP BLK WP HR S P ERA WHIP												IP WLS BF H R ER SO BB IBB HBP BLK WP HR S P ERA WHIP										
Ken Dayley, L (1, 1) ERA: 4.55	2.1																							
Pascual Perez, R (3, 1) ERA: 1.93	4.2																							
Steve Bedrosian, R (8, 1) ERA: 1.46	3.0	W	12	1	0	0	3	2	0	0	0	0	0	0	0	0	0	0	0	0	0	0	0	0

San Diego Padres @ Atlanta Braves
Atlanta-Fulton County Stadium, Atlanta, GA
Tue Jul 27 1982, 7:05 PM EDT
Att. 32,151 - Unknown

AB	36
R	6
H	9
RBI	6
BB	5
SO	7
LOB	15



ERA	15.43	2.571	0.000	1.000
-----	-------	-------	-------	-------

San Diego Padres @ Atlanta Braves
Atlanta-Fulton County Stadium, Atlanta, GA

Tue Jul 27 1982, 7:05 PM EDT
Att. 32,151 - Unknown

livebaseballscorecards.com

AB	34
R	8
H	8
RBI	8
BB	2
SO	7
LOB	7



WP	1	PA	38
PB	1		
SB	0		
CS	0		

Batter	1	2	3	4	5	6	7	8	9	10	AB	R	H	RBI	BB	SO	LOB								
Rafael Ramirez, R OBP: 0.307, SLG: 0.357 (1, 6)	K		P6		FC1-6		6-3			SH3-4	4	0	0	0	0	1	1								
Glenn Hubbard, R OBP: 0.344, SLG: 0.388 (1, 4)	WP SF7 2B			FC6-5 PB 1B	6-3			P3		HR	5	2	3	2	0	0	1								
Claudell Washington, L OBP: 0.341, SLG: 0.384 (1, 9)	SF7			FC6-5 HR	K			K			3	1	0	1	0	2	2								
Dale Murphy, R OBP: 0.386, SLG: 0.568 (1, 8)	F8			HR		5-3					4	1	2	2	0	0	0								
Bob Horner, R OBP: 0.380, SLG: 0.513 (1, 5)		K		E5 HR		P5		K			4	1	0	0	0	2	1								
Chris Chambliss, L OBP: 0.323, SLG: 0.409 (1, 3)		F5		HR		F9					4	1	2	2	0	0	0								
Biff Pocoroba, S OBP: 0.402, SLG: 0.482 (1, 2)										FC1-6 1B	3	0	0	0	0	0	0								
Bruce Benedict, R OBP: 0.292, SLG: 0.286 (9, PH) (10, 2)		4-3		1-3			3-1			FC1-6 G6-3	1	0	0	0	0	0	1								
Larry Whisenton, L OBP: 0.362, SLG: 0.455 (1, 7)			G3		K					G6-3	3	1	1	1	0	1	0								
Rufino Linares, R OBP: 0.358, SLG: 0.423 (9, PH) (10, 7)											1	0	0	0	0	0	1								
Ken Dayley, L OBP: 0.318, SLG: 0.250 (1, 1)			F8								0	0	0	0	0	0	0								
Pascual Perez, R (3, 1)											1	0	0	0	1	0	0								
Bob Porter, L (7, PH)											1	0	0	0	0	1	0								
Steve Bedrosian, R (8, 1)											0	0	0	0	0	0	0								
Jerry Royster, R (10, PH)											0	1	0	0	1	0	0								
Inning Stats	R: 1 E: 0 K: 1 S: 6	H: 1 LOB: 0 BB: 0 P: 6	R: 0 E: 0 K: 1 S: 5	H: 0 LOB: 0 BB: 0 P: 5	R: 0 E: 0 K: 0 S: 3	H: 0 LOB: 0 BB: 0 P: 3	R: 4 E: 1 K: 1 S: 9	H: 3 LOB: 0 BB: 0 P: 9	R: 0 E: 0 K: 1 S: 5	H: 0 LOB: 1 BB: 1 P: 9	R: 0 E: 0 K: 0 S: 3	H: 0 LOB: 0 BB: 0 P: 3	R: 1 E: 0 K: 1 S: 6	H: 1 LOB: 0 BB: 0 P: 6	R: 0 E: 0 K: 2 S: 8	H: 1 LOB: 1 BB: 0 P: 8	R: 0 E: 0 K: 0 S: 3	H: 1 LOB: 0 BB: 0 P: 3	R: 2 E: 0 K: 0 S: 2	H: 1 LOB: 0 BB: 1 P: 6	1B: 3 2B: 1 3B: 0 HR: 4	SF: 1 SAC: 1 DP: 1 HBP: 0	WP: 1 PB: 1 SB: 0 CS: 0	PA: 38	
PITCHER	IP	WLS	BF	H	R	ER	SO	BB	IBB	HBP	BLK	WP	HR	S	P	ERA	WHIP								
Eric Show, R (1, 1)	3.1		15	4	5	4	2	0	0	0	0	1	2	19	19	10.80	1.200								
Dave Dravecky, L (4, 1)	1.2		6	0	0	0	2	1	0	0	0	0	0	9	13	0.00	0.600								
Luis DeLeon, R (6, 1)	3.0		11	2	1	1	3	0	0	0	0	0	1	17	17	3.00	0.667								
Gary Lucas, L (9, 1)	1.1	L	6	2	2	2	0	1	0	0	0	0	1	5	9	13.50	2.250								

BOTTOM

Batter	1	2	3	4	5	6	7	8	9	AB R H RBI BB SO LOB	TOP			
Gene Richards, L (1, 3) OBP: 0.342, SLG: 0.355	4-0 FC4-6 BB	0-0 6-3			0-3 K			4-0 FC3-6 1B SF8 BB	0-0 G3 1-2 2-3	3 1 0 0 2 1 3				
Tony Gwynn, L (1, 7) (6, 8) OBP: 0.405, SLG: 0.436	0-0 FC4-6 1-2f		0-0 1-3			0-0 F7		0-0 FC3-6 1B	0-0 4-3 2-3 3-H	5 0 1 1 0 0 2				
Garry Templeton, S (1, 6) Joe Pittman, R (8, 6) OBP: 0.282, SLG: 0.375 OBP: 0.288, SLG: 0.274	0-0 FC4-6 1-2f HR		0-0 F8			0-0 F8		0-0 FC3-6 1-2f 2-3	0-0 4-3	4 1 0 0 0 0 3 1 0 0 0 0 0 1				
Ruppert Jones, L (1, 8) Joe Lefebvre, L (6, 7) OBP: 0.399, SLG: 0.467 OBP: 0.240, SLG: 0.209	0-0 HR 1-H		0-3 K			0-0 4-1		0-0 SF8 3-H		3 1 1 2 0 1 0 0 0 0 1 0 0 0				
Sixto Lezcano, R (1, 9) OBP: 0.377, SLG: 0.454	0-0 2B				0-0 G1-6-3 1B			0-0 4-3		4 0 2 0 0 0 1				
Terry Kennedy, L (1, 2) OBP: 0.309, SLG: 0.474	0-0 4-3				0-0 G1-6-3 1-2f			0-0 2B	0-0 HR 1B	4 1 2 0 0 0 2				
Luis Salazar, R (1, 5) OBP: 0.273, SLG: 0.357					0-0 P4			0-0 6-3	0-0 HR 1B 1-H	4 1 1 2 0 0 1				
Tim Flannery, L (1, 4) OBP: 0.328, SLG: 0.325					0-0 L6			4-0 BB	4-0 G3 4-3 BB BB	2 1 1 0 2 0 0				
Andy Hawkins, R (1, 1) Broderick Perkins, L (5, PH) Gary Lucas, L (5, 1) Kurt Bevacqua, R (7, PH) Dave Dravecky, R (7, 1) Dave Edwards, R (9, PH) OBP: 0.348, SLG: 0.310 OBP: 0.216, SLG: 0.306					0-0 1-3			0-3 K	4-0 4-3 G3 1-2 BB	1 0 0 0 0 0 0 1 1 0 0 0 0 0 0 0 0 0 0 0 0 0 0 0 1 0 0 0 0 0 1 2 0 0 0 0 0 0 0 0 0 0 0 0 0 1 0 0				
Inning Stats	R: 2 H: 2 E: 0 LOB: 1 K: 0 BB: 1 S: 5 P: 9	R: 0 H: 1 E: 0 LOB: 1 K: 0 BB: 0 S: 4 P: 4	R: 0 H: 0 E: 0 LOB: 0 K: 1 BB: 0 S: 5 P: 5	R: 0 H: 1 E: 0 LOB: 0 K: 0 BB: 0 S: 3 P: 3	R: 0 H: 0 E: 0 LOB: 0 K: 1 BB: 0 S: 5 P: 5	R: 0 H: 0 E: 0 LOB: 0 K: 0 BB: 0 S: 3 P: 3	R: 0 H: 1 E: 0 LOB: 2 K: 1 BB: 1 S: 6 P: 10	R: 1 H: 1 E: 0 LOB: 1 K: 0 BB: 1 S: 4 P: 8	R: 3 H: 2 E: 0 LOB: 1 K: 0 BB: 2 S: 5 P: 13	1B: 3 SF: 1 2B: 3 SAC: 0 3B: 0 DP: 1 HR: 2 HBP: 0	WP: 0 PA: 39 PB: 0 SB: 0 CS: 0			
PITCHER	IP WLS BF H R ER SO BB IBB HBP BLK WP HR S P ERA WHIP												PITCHER	IP WLS BF H R ER SO BB IBB HBP BLK WP HR S P ERA WHIP
Phil Niekro, R (1, 1) ERA: 3.27	7.0 W 27 5 2 2 3 2 0 0 0 0 0 1 31 39 2.57 1.000													
Al Hrabosky, L (8, 1) ERA: 4.28	1.0 7 3 3 3 0 1 0 0 0 0 0 1 6 10 27.00 4.000													
Gene Garber, R (9, 1) ERA: 2.15	1.0 S 5 0 1 1 0 2 0 0 0 0 0 0 3 11 9.00 2.000													

San Diego Padres @ Atlanta Braves
Atlanta-Fulton County Stadium, Atlanta, GA

Wed Jul 28 1982, 7:05 PM EDT
Att: 22,574 - Unknown

livebaseballscorecards.com

AB 33
R 6
H 8
RBI 6
BB 5
SO 3
LOB 16



Batter	1	2	3	4	5	6	7	8	9
Rafael Ramirez, R OBP: 0.311, SLG: 0.358 (1, 6)	0-0 4-3 1B		0-0 P3	4-0 1B BB		0-0 G6-4-3 1B		0-0 6-3	
Glenn Hubbard, R OBP: 0.345, SLG: 0.389 (1, 4)	0-0 4-3 1-2		0-0 1B HR 1B	0-0 1-3 2-H 1B		0-0 G6-4-3 1-2f			
Claudell Washington, L OBP: 0.338, SLG: 0.380 (1, 9)	0-0 P6		0-0 F9	0-0 G3			0-3 K		
Dale Murphy, R OBP: 0.389, SLG: 0.570 (1, 8)	0-0 HR 2-H 1B		0-0 1-2 HR 1B		0-0 P4		0-0 F8 1B 1B		
Bob Horner, R OBP: 0.384, SLG: 0.535 (1, 5)	0-0 1-H HR		0-0 1-H 2-H HR		0-0 P3		0-0 1-2 1B		
Chris Chambliss, L OBP: 0.322, SLG: 0.410 (1, 3)	0-0 F8		0-0 F2		0-0 3B 2B		0-0 F8 2-3		
Rufino Linares, R OBP: 0.355, SLG: 0.433 (1, 7)		0-0 6-3		0-0 6-3	0-0 2-H 3B		0-0 F3		
Bruce Benedict, R OBP: 0.292, SLG: 0.283 (1, 2)		0-0 4-3		4-0 SH3-4 1B BB	0-0 5-3		0-0 6-3		
Phil Niekro, R OBP: 0.226, SLG: 0.283 (1, 1)		0-0 5-3		0-0 SH3-4 1-2		0-0 5-3		0-0 4-3	
Al Hrabosky, R OBP: 0.333, SLG: 0.333 (8, 1)									
Gene Garber, R OBP: 0.100, SLG: 0.100 (9, 1)									

AB	R	H	RBI	BB	SO	LOB
4	1	2	0	1	0	0
4	1	2	1	0	0	2
4	0	0	0	0	1	4
4	2	3	1	0	0	0
4	2	3	5	0	0	0
4	1	1	0	0	0	2
4	0	1	1	0	0	2
3	1	0	0	1	0	1
2	0	0	0	0	0	0
1	0	0	0	0	0	0
0	0	0	0	0	0	0

BOTTOM	
San Diego Padres @ Atlanta Braves Atlanta-Fulton County Stadium, Atlanta, GA	
Wed Jul 28 1982, 7:05 PM EDT Att. 22,574 - Unknown	
AB 34	
R 8	
H 12	
RBI 8	
BB 2	
SO 1	
LOB 11	
WP: 0 PA: 37	
PB: 0	
SB: 0	
CS: 0	

Inning Stats		R: 3	H: 3	E: 0	LOB: 0	K: 0	BB: 0	S: 6	P: 6									
R: 0 H: 0 E: 0 LOB: 0 K: 0 BB: 0 S: 3 P: 3		R: 3 H: 3 E: 0 LOB: 0 K: 0 BB: 0 S: 6 P: 6		R: 1 H: 1 E: 0 LOB: 2 K: 0 BB: 2 S: 4 P: 12		R: 1 H: 2 E: 0 LOB: 1 K: 0 BB: 0 S: 5 P: 5		R: 0 H: 1 E: 0 LOB: 0 K: 0 BB: 0 S: 3 P: 3		R: 0 H: 2 E: 0 LOB: 2 K: 1 BB: 0 S: 7 P: 7		R: 0 H: 0 E: 0 LOB: 0 K: 0 BB: 0 S: 3 P: 3						
PITCHER		IP	WLS	BF	H	R	ER	SO	BB	IBB	HBP	BLK	WP	HR	S	P	ERA	WHIP
Andy Hawkins, R ERA: 7.31 (1, 1)	4.0	L	21	7	7	7	0	0	0	0	0	0	0	0	19	27	15.75	2.250
Gary Lucas, L ERA: 3.54 (5, 1)	2.0		8	3	1	1	0	0	0	0	0	0	0	8	8	4.50	1.500	
Dave Dravecky, L ERA: 2.77 (7, 1)	2.0		8	2	0	0	1	0	0	0	0	0	0	10	10	0.00	1.000	



Batter	1	2	3	4	5	6	7	8	9	AB R H RBI BB SO LOB	TOP	
Gene Richards, L (1, 7) OBP: 0.344, SLG: 0.365	0-0 1-3		0-0 HR			0-0 G3		4-0 BB		3 1 1 1 1 0 0		
Tim Flannery, L (1, 4) OBP: 0.328, SLG: 0.325 Kurt Bevacqua, R (8, PH) OBP: 0.345, SLG: 0.306 Gary Lucas, L (8, 1)	0-0 4-3		0-0 FC6-4 1B			0-0 4-3		0-0 F9		3 0 1 0 0 0 0 1 0 0 0 0 0 2 0 0 0 0 0 0 0		
Tony Gwynn, L (1, 8) OBP: 0.391, SLG: 0.419	0-0 1B		0-0 FC6-4 1-2f			0-0 4-3		0-0 F8		4 0 1 0 0 0 3		
Sixto Lezcano, R (1, 9) OBP: 0.376, SLG: 0.461	0-0 F8				0-0 P6		0-0 HR		0-0 F8	4 1 1 1 0 0 1		
Terry Kennedy, L (1, 2) OBP: 0.309, SLG: 0.471		0-0 G3			0-0 L6		0-0 F7		0-0 1B	4 0 1 0 0 0 0		
Broderick Perkins, L (1, 3) OBP: 0.340, SLG: 0.350		0-0 4-3			0-0 4-3		0-0 6-3		0-0 F7	4 0 0 0 0 0 1		
Luis Salazar, R (1, 5) OBP: 0.273, SLG: 0.356		0-3 K				0-0 G4-3 1B		0-0 F8	0-0 F9	4 0 1 0 0 1 1		
Joe Pittman, R (1, 6) OBP: 0.304, SLG: 0.292			0-0 CS 1B			0-0 G4-3 1-2f		0-0 FC4-6 1B		3 0 2 0 0 0 1		
Chris Welsh, L (1, 1) OBP: 0.353, SLG: 0.355 Joe Lefebvre, L (8, PH) OBP: 0.238, SLG: 0.207			0-3 K			0-0 G1		0-0 FC4-6 1-2f BB		2 0 0 0 0 1 1 1 0 0 0 0 0 1		
Inning Stats	R: 0 H: 1 E: 0 LOB: 1 K: 0 BB: 0 S: 4 P: 4	R: 0 H: 0 E: 0 LOB: 0 K: 1 BB: 0 S: 5 P: 5	R: 1 H: 3 E: 0 LOB: 1 K: 1 BB: 0 S: 7 P: 7	R: 0 H: 0 E: 0 LOB: 0 K: 0 BB: 0 S: 3 P: 3	R: 0 H: 1 E: 0 LOB: 0 K: 0 BB: 0 S: 3 P: 3	R: 0 H: 0 E: 0 LOB: 0 K: 0 BB: 0 S: 3 P: 3	R: 1 H: 1 E: 0 LOB: 0 K: 0 BB: 0 S: 4 P: 4	R: 0 H: 1 E: 0 LOB: 2 K: 0 BB: 1 S: 4 P: 8	R: 0 H: 1 E: 0 LOB: 1 K: 0 BB: 0 S: 4 P: 4	1B: 6 SF: 0 2B: 0 SAC: 0 3B: 0 DP: 1 HR: 2 HBP: 0	WP: 0 PA: 34 PB: 0 SB: 0 CS: 1	
PITCHER Rick Camp, R (1, 1) ERA: 3.14 Carlos Diaz, L (8, 1) ERA: 1.74	IP WLS BF H R ER SO BB IBB HBP BLK WP HR S P ERA WHIP	7.1 W 28 7 2 2 2 1 0 0 0 0 0 2 31 35 2.46 1.091	1.2 S 6 1 0 0 0 0 0 0 0 0 0 0 6 6 0.00 0.600									

San Diego Padres @ Atlanta Braves
Atlanta-Fulton County Stadium, Atlanta, GA

Thu Jul 29 1982, 7:05 PM EDT
Att: 26,492 - Unknown

livebaseballscorecards.com

AB	33
R	2
H	8
RBI	2
BB	1
SO	2
LOB	11



Batter	1	2	3	4	5	6	7	8	9	AB	R	H	RBI	BB	SO	LOB
Claudell Washington, L (1, 9) OBP: 0.342, SLG: 0.381	4-0 1B E BB		0-0 4-3	4-0 CS BB		0-0 G6-4-3 1B				2	1	1	1	2	0	0
Glenn Hubbard, R (1, 4) OBP: 0.342, SLG: 0.385	0-0 F9		0-0 6-3	0-0 CS 1-2	0-0 5-3	0-0 G6-4-3				4	0	0	0	0	0	3
Dale Murphy, R (1, 8) OBP: 0.393, SLG: 0.589	0-0 E6 1B		0-0 HR		0-0 HR		0-3 K			4	2	3	2	0	1	0
Bob Horner, R (1, 5) OBP: 0.380, SLG: 0.528	0-0 1-3		0-0 5-3		0-0 F7		0-0 5-3			4	0	0	0	0	0	1
Rufino Linares, R (1, 7) OBP: 0.352, SLG: 0.428	0-0 4-3			0-0 6-3	0-0 1B		0-0 5-3			4	0	1	0	0	0	1
Chris Chambliss, L (1, 3) OBP: 0.324, SLG: 0.412		0-0 6-3 6-3 1B		0-0 1B 3B 1B	0-3 K		0-3 K			4	1	2	0	0	2	1
Bruce Benedict, R (1, 2) OBP: 0.294, SLG: 0.284		0-0 6-3 1-2		0-0 3B 1B		1-0 1B HBP		0-0 5-3		3	2	1	0	0	0	1
Jerry Royster, R (1, 6) OBP: 0.283, SLG: 0.260		0-0 6-3 2-3		0-0 1B 3B		0-0 1B 1B		0-3 K		4	0	2	2	0	1	1
Rick Camp, R (1, 1)		0-3 K		0-0 5-3		0-3 K				3	0	0	0	0	2	4
Carlos Diaz, R (8, 1)										0	0	0	0	0	0	0

Inning Stats	R: 1	H: 1	R: 0	H: 1	R: 1	H: 1	R: 1	H: 2	R: 0	H: 0	R: 0	H: 0	R: 0	H: 0	R: 0	H: 0
	E: 1	LOB: 1	E: 0	LOB: 1	E: 0	LOB: 0	E: 0	LOB: 1	E: 0	LOB: 0	E: 0	LOB: 0	E: 0	LOB: 0	E: 0	LOB: 0
	K: 0	BB: 1	K: 1	BB: 0	K: 0	BB: 0	K: 1	BB: 0	K: 1	BB: 0	K: 2	BB: 0	K: 1	BB: 0	K: 2	BB: 0
	S: 4	P: 8	S: 6	P: 6	S: 4	P: 4	S: 5	P: 9	S: 7	P: 7	S: 5	P: 5	S: 7	P: 7	S: 7	P: 7

PITCHER	IP	WLS	BF	H	R	ER	SO	BB	IBB	HBP	BLK	WP	HR	S	P	ERA	WHIP
Chris Welsh, L (1, 1) ERA: 4.54	7.0	L	32	10	6	5	4	2	0	1	0	0	2	37	46	6.43	1.714
Gary Lucas, L (8, 1) ERA: 3.48	1.0		3	0	0	0	2	0	0	0	0	0	0	7	7	0.00	0.000

BOTTOM

San Diego Padres @ Atlanta Braves
Atlanta-Fulton County Stadium, Atlanta, GA

Thu Jul 29 1982, 7:05 PM EDT
Att. 26,492 - Unknown

livebaseballscorecards.com

AB	32
R	6
H	10
RBI	5
BB	2
SO	6
LOB	12

WP: 0 PA: 36
PB: 0
SB: 0
CS: 1



Batter	1	2	3	4	5	6	7	8	9	AB R H RBI BB SO LOB	TOP	
Gene Richards, L (1, 7) OBP: 0.343, SLG: 0.361	4-0 BB G4-6-3			x 0-0 5-3	x 0-0 F9			x 0-0 4-3		3 0 0 0 1 0 2		
Tony Gwynn, L (1, 8) OBP: 0.400, SLG: 0.413	0-0 G4-6-3 1-2f		x 0-0 1-3		x 0-0 G3-6 1B			BBB 4-0 1-3 BB		3 0 1 0 1 0 1		
Garry Templeton, S (1, 6) Joe Pittman, R (2, 6) OBP: 0.281, SLG: 0.374 OBP: 0.292, SLG: 0.279	0-3 K		0-3 K		x 0-0 G3-6 1-2f			x 0-0 F9		1 0 0 0 0 1 0 3 0 0 0 0 1 2		
Sixto Lezcano, R (1, 9) OBP: 0.377, SLG: 0.461		x 0-0 G4-6-3 1B		x 0-0 2B G3 1B	x 0-0 5-3			x 0-0 1-3		4 1 2 0 0 0 1		
Terry Kennedy, L (1, 2) OBP: 0.308, SLG: 0.471		x 0-0 G4-6-3 1-2f		x 0-0 G3 1B 2B			x 0-0 6-3	x 0-0 F7		4 1 1 0 0 0 2		
Broderick Perkins, L (1, 3) OBP: 0.336, SLG: 0.345		x 0-0 3-1		x 0-0 G3 2-3 3-H			x 0-0 4-3			3 0 0 1 0 0 1		
Luis Salazar, R (1, 5) OBP: 0.271, SLG: 0.353			0-3 K	0-3 K			x 0-0 5-3			3 0 0 0 0 2 1		
Tim Flannery, L (1, 4) OBP: 0.332, SLG: 0.327			x 0-0 F7	x 0-0 BB 1B			BBB 4-0 G4-6-3 BB			2 0 1 1 1 0 0		
John Montefusco, R (1, 1) Dave Dravecky, R (5, 1) Joe Lefebvre, L (8, PH) Gary Lucas, L (8, 1) OBP: 0.140, SLG: 0.075 OBP: 0.236, SLG: 0.204			0-3 K	4-0 BB			x 0-0 G4-6-3 1-2f			1 0 0 0 1 1 0 0 0 0 0 0 0 0 1 0 0 0 0 0 1 0 0 0 0 0 0 0		
Inning Stats	R: 0 H: 0 E: 0 LOB: 0 K: 1 BB: 1 S: 4 P: 8	R: 0 H: 1 E: 0 LOB: 0 K: 0 BB: 0 S: 3 P: 3	R: 0 H: 0 E: 0 LOB: 0 K: 2 BB: 0 S: 7 P: 7	R: 0 H: 0 E: 0 LOB: 0 K: 1 BB: 0 S: 5 P: 5	R: 2 H: 3 E: 0 LOB: 2 K: 1 BB: 1 S: 8 P: 12	R: 0 H: 1 E: 0 LOB: 0 K: 0 BB: 0 S: 3 P: 3	R: 0 H: 0 E: 0 LOB: 0 K: 0 BB: 0 S: 3 P: 3	R: 0 H: 0 E: 0 LOB: 0 K: 0 BB: 1 S: 2 P: 6	R: 0 H: 0 E: 0 LOB: 1 K: 0 BB: 1 S: 3 P: 7	1B: 4 SF: 0 2B: 1 SAC: 0 3B: 0 DP: 4 HR: 0 HBP: 0	WP: 0 PA: 32 PB: 0 SB: 0 CS: 0	
PITCHER Bruce Berenyi, R (1, 1) ERA: 3.47	IP WLS BF H R ER SO BB IBB HBP BLK WP HR S P ERA WHIP	9.0 W 32 5 2 2 5 4 0 0 0 0 0 0 38 54 2.00 1.000										

San Diego Padres @ Cincinnati Reds
Riverfront Stadium, Cincinnati, OH
Fri Jul 30 1982, 7:05 PM EDT
Att. 16,021 - Unknown

livebaseballscorecards.com

AB	28
R	2
H	5
RBI	2
BB	4
SO	5
LOB	11



Batter	1	2	3	4	5	6	7	8	9	AB	R	H	RBI	BB	SO	LOB
Tom Lawless, R (1, 4) OBP: 0.288, SLG: 0.259	0-3 K	0-3 K		0-0 FC6		0-0 F9				4	0	0	0	0	2	4
Eddie Milner, L (1, 7) OBP: 0.337, SLG: 0.391	0-0 6-3	0-0 F5				0-0 4-3				4	1	1	0	0	0	3
Dave Concepcion, R (1, 6) OBP: 0.340, SLG: 0.370	0-0 1B			0-0 F9		0-0 5-3				4	1	2	0	0	0	0
Larry Bittner, L (1, 3) OBP: 0.347, SLG: 0.400	0-0 4-3			0-0 G3		0-0 1B				4	0	1	1	0	1	1
Cesar Cedeno, R (1, 8) OBP: 0.355, SLG: 0.434		0-3 K		0-0 L4		0-0 1B				4	0	1	0	0	1	0
Duane Walker, L (1, 9) OBP: 0.330, SLG: 0.383 Paul Householder, S (5, PH) OBP: 0.279, SLG: 0.367		0-0 1B		0-0 E3		0-0 P5				2	2	1	0	0	0	0
Wayne Krenchicki, L (1, 5) OBP: 0.317, SLG: 0.374		0-0 1B		0-0 G3		0-0 1B				2	0	0	0	0	1	3
Dave Vangorder, R (1, 2) OBP: 0.254, SLG: 0.281		0-0 1B		0-0 FC6		0-3 K				3	0	1	1	1	0	1
Bruce Berenyi, R (1, 1) OBP: 0.273, SLG: 0.326		0-0 1B		0-0 SF8		0-0 F2				4	0	2	0	0	1	3

Inning Stats	R: 0	H: 1	E: 0	K: 1	S: 6	H: 1	LOB: 1	BB: 0	P: 6	R: 1	H: 3	E: 0	K: 2	S: 10	H: 3	LOB: 3	BB: 1	P: 14	R: 0	H: 0	E: 0	K: 0	S: 3	R: 1	H: 1	E: 1	K: 0	S: 5	H: 5	LOB: 3	BB: 0	P: 10	R: 0	H: 0	E: 0	K: 2	S: 7	H: 0	LOB: 0	BB: 0	P: 7	R: 0	H: 0	E: 0	K: 0	S: 3	H: 0	LOB: 0	BB: 0	P: 3
--------------	------	------	------	------	------	------	--------	-------	------	------	------	------	------	-------	------	--------	-------	-------	------	------	------	------	------	------	------	------	------	------	------	--------	-------	-------	------	------	------	------	------	------	--------	-------	------	------	------	------	------	------	------	--------	-------	------

PITCHER	IP	WLS	BF	H	R	ER	SO	BB	IBB	HBP	BLK	WP	HR	S	P	ERA	WHIP
John Montefusco, R (1, 1) ERA: 3.88	4.0	L	23	9	4	3	3	1	0	0	0	0	0	28	32	6.75	2.500
Dave Dravecky, L (5, 1) ERA: 2.48	3.0		10	1	0	0	3	0	0	0	0	0	0	16	16	0.00	0.333
Gary Lucas, L (8, 1) ERA: 3.42	1.0		3	0	0	0	0	0	0	0	0	0	0	3	3	0.00	0.000

BOTTOM

San Diego Padres @ Cincinnati Reds
Riverfront Stadium, Cincinnati, OH


Fri Jul 30 1982, 7:05 PM EDT
Att. 16,021 - Unknown

livebaseballscorecards.com

AB	34
R	4
H	10
RBI	4
BB	1
SO	6
LOB	18



1B:	10	SF:	1	WP:	0	PA:	36
2B:	0	SAC:	0	PB:	0	SB:	2
3B:	0	DP:	0	CS:	0		
HR:	0	HBP:	0				

Batter	1	2	3	4	5	6	7	8	9	AB R H RBI BB SO LOB	TOP									
Gene Richards, L (1, 7) OBP: 0.343, SLG: 0.362 Dave Edwards, R (9, 8) OBP: 0.216, SLG: 0.306	0-0 1B S HR 1B	0-0 5-3		0-0 F8		0-0 1-2 1B			0-0 G3	5 1 2 0 0 0 2 0 0 0 0 0 0 0										
Tony Gwynn, L (1, 8) OBP: 0.382, SLG: 0.392	0-0 1-3 HR 1B	0-3 K		0-0 4-3		0-0 4-3			0-0 F9	5 1 1 0 0 1 4										
Garry Templeton, S (1, 6) OBP: 0.282, SLG: 0.377	0-3 K		0-0 2B	0-3 K			0-3 K		0-0 S 1B	5 1 2 0 0 3 3										
Sixto Lezcano, R (1, 9) OBP: 0.385, SLG: 0.491	0-0 1-H 3-H HR		0-0 3-1 2-H 2B	0-0 L3-6 2B		0-0 HR		4-0 1-2 BB	4 2 4 5 1 0 0											
Terry Kennedy, L (1, 2) OBP: 0.304, SLG: 0.465	0-3 K		0-0 F3	0-3 K		0-0 5-3		0-0 5-3	5 0 0 0 0 2 4											
Broderick Perkins, L (1, 3) OBP: 0.339, SLG: 0.345	0-0 1B		4-0 3-1 IBB	0-0 L3-6 2-3		0-0 4-3			3 0 1 0 1 0 1											
Joe Lefebvre, L (1, 5) OBP: 0.229, SLG: 0.198 Luis Salazar, R (8, PH) OBP: 0.270, SLG: 0.352	0-3 K		0-0 3-1 1-2 2-3	0-0 4-3		0-0 4-3		0-0 6-3	3 0 0 0 0 1 3 1 0 0 0 0 0 0		AB 38 R 5 H 12 RBI 5 BB 3 SO 7 LOB 19									
Tim Flannery, L (1, 4) OBP: 0.326, SLG: 0.321		0-0 3-1	0-0 4-3		0-0 6-3		0-0 P6		4 0 0 0 0 0 2											
Tim Lollar, L (1, 1) OBP: 0.333, SLG: 0.483 Floyd Chiffer, R (7, 1) Dave Dravecky, R (7, 1)		0-0 5-3 1B		4-0 4-3 BB		0-0 1B		0-0 L6	2 0 2 0 1 0 0 0 0 0 0 0 0 0 1 0 0 0 0 0 0											
Inning Stats	R: 3 E: 0 K: 3 S: 13	H: 4 LOB: 1 BB: 0 P: 13	R: 0 E: 0 K: 1 S: 6	H: 1 LOB: 1 BB: 0 P: 6	R: 1 E: 0 K: 0 S: 5	H: 2 LOB: 2 BB: 1 P: 9	R: 0 E: 0 K: 1 S: 5	H: 0 LOB: 1 BB: 1 P: 9	R: 0 E: 0 K: 1 S: 5	H: 1 LOB: 0 BB: 0 P: 5	R: 1 E: 0 K: 1 S: 6	H: 1 LOB: 0 BB: 0 P: 6	R: 0 E: 0 K: 0 S: 3	H: 0 LOB: 0 BB: 0 P: 3	R: 0 E: 0 K: 0 S: 4	H: 1 LOB: 2 BB: 1 P: 8	1B: 7 2B: 4 3B: 0 HR: 2	SF: 0 SAC: 0 DP: 1 HBP: 0	WP: 0 PB: 0 SB: 2 CS: 0	PA: 41
PITCHER	IP WLS BF H R ER SO BB IBB HBP BLK WP HR S P ERA WHIP																			
Tom Seaver, R (1, 1) ERA: 5.49	6.0 L 29 10 4 4 6 1 1 0 0 0 1 39 47 6.00 1.833																			
Joe Price, L (7, 1) ERA: 2.98	2.0 7 1 1 1 1 0 0 0 0 0 1 9 9 4.50 0.500																			
Brad Lesley, R (9, 1) ERA:	1.0 5 1 0 0 0 1 0 0 0 0 0 4 8 0.00 2.000																			

San Diego Padres @ Cincinnati Reds
Riverfront Stadium, Cincinnati, OH
Sat Jul 31 1982, 7:05 PM EDT
Unknown

livebaseballscorecards.com

Batter	1	2	3	4	5	6	7	8	9	AB	R	H	RBI	BB	SO	LOB
Tom Lawless, R OBP: 0.281, SLG: 0.241 (1, 4)	4-0 FC4-6 2B BB	0-0 FC6-4 1-2f		0-3 K		0-0 4-3		0-0 P4		4	1	0	0	1	1	5
Paul Householder, S OBP: 0.277, SLG: 0.377 (1, 9)	0-0 5-3 1-2		0-0 HR		0-0 1-3		0-0 B1-3		0-0 6-3	5	1	1	1	0	0	1
Dave Concepcion, R OBP: 0.343, SLG: 0.373 (1, 6)	4-0 FC4-6 BB		0-0 F9		4-0 BB		0-0 1B 2B		0-0 F8	3	1	1	0	2	0	0
Cesar Cedeno, R OBP: 0.350, SLG: 0.427 (1, 8)	0-0 FC4-6 2B 1-2f 2-3		0-0 5-3		0-0 F9		0-0 F3		0-0 6-3	5	0	0	0	0	0	4
Johnny Bench, R OBP: 0.313, SLG: 0.374 (1, 3)	0-0 1-3 3-H 2B		4-0 FC4-6 BB		0-3 K		0-0 1B			3	0	2	2	1	1	1
Mike Vail, R OBP: 0.285, SLG: 0.437 Eddie Milner, L OBP: 0.336, SLG: 0.390 (1, 7) (6, PR) (7, 7)	0-0 F2		0-0 FC4-6 1-2f		0-0 SH5-4 1B SF8 1B		0-0 F5			3	0	1	0	0	0	3
Ron Oester, S OBP: 0.294, SLG: 0.323 (1, 5)		0-0 6-3		0-3 K		0-0 SH5-4 1B		0-0 P3		4	0	1	0	0	1	0
Dave Vangorder, R OBP: 0.258, SLG: 0.283 (1, 2)		0-0 F9		0-0 1B		0-0 SH5-4 1-2 2-3		0-0 P3		3	0	1	0	0	0	0
Tom Seaver, R OBP: 0.242, SLG: 0.258 Duane Walker, L OBP: 0.327, SLG: 0.383 Joe Price, R OBP: 0.333, SLG: 0.333 Rafael Landestoy, S OBP: 0.264, SLG: 0.265 Brad Lesley, R (1, 1) (6, PH) (7, 1) (8, PH) (9, 1)		4-0 FC6-4 BB		0-3 K		0-0 SF8 3-H		4-0 BB		1	0	0	0	1	1	1

Inning Stats	R: 1	H: 1	E: 0	K: 0	S: 4	H: 1	LOB: 2	BB: 2	P: 12	R: 0	H: 0	E: 0	K: 0	S: 3	H: 0	LOB: 1	BB: 1	P: 7	R: 1	H: 1	E: 0	K: 0	S: 4	H: 1	LOB: 1	BB: 1	P: 8	R: 0	H: 1	E: 0	K: 3	S: 10	H: 0	LOB: 1	BB: 0	P: 10	R: 0	H: 0	E: 0	K: 1	S: 5	H: 2	LOB: 2	BB: 0	P: 5	R: 1	H: 2	E: 0	K: 0	S: 5	H: 2	LOB: 1	BB: 0	P: 5	R: 0	H: 0	E: 0	K: 0	S: 3	H: 0	LOB: 1	BB: 1	P: 7	R: 0	H: 0	E: 0	K: 0	S: 3	H: 0	LOB: 0	BB: 0	P: 3	1B: 4	SF: 1	2B: 2	3B: 0	HR: 1
--------------	------	------	------	------	------	------	--------	-------	-------	------	------	------	------	------	------	--------	-------	------	------	------	------	------	------	------	--------	-------	------	------	------	------	------	-------	------	--------	-------	-------	------	------	------	------	------	------	--------	-------	------	------	------	------	------	------	------	--------	-------	------	------	------	------	------	------	------	--------	-------	------	------	------	------	------	------	------	--------	-------	------	-------	-------	-------	-------	-------

PITCHER	IP	WLS	BF	H	R	ER	SO	BB	IBB	HBP	BLK	WP	HR	S	P	ERA	WHIP
Tim Lollar, L ERA: 3.31 (1, 1)	6.1		30	6	4	4	4	5	0	0	0	0	1	33	53	5.68	1.737
Floyd Chiffer, R ERA: 2.56 (7, 1)	0.1		2	1	0	0	0	0	0	0	0	0	0	2	2	0.00	3.000
Dave Dravecky, L ERA: 2.3 (7, 1)	2.1	S	8	0	0	0	0	1	0	0	0	0	0	7	11	0.00	0.429

BOTTOM

San Diego Padres @ Cincinnati Reds
Riverfront Stadium, Cincinnati, OH

Sat Jul 31 1982, 7:05 PM EDT
Unknown

AB	32
R	4
H	7
RBI	4
BB	6
SO	4
LOB	16



WP	PA	ERA	WHIP
0	40		

Batter	1	2	3	4	5	6	7	8	9	AB R H RBI BB SO LOB	TOP		
Gene Richards, L (1, 7) OBP: 0.347, SLG: 0.364 Dave Edwards, R (8, 8) OBP: 0.216, SLG: 0.306	0-0 P6		0-0 2B SF8 1B	0-0 FC6-4-3-2		4-0 BB		0-0 FC 1B		4 1 2 0 1 0 2 0 0 0 0 0 0 0			
Tony Gwynn, L (1, 8) OBP: 0.367, SLG: 0.375	0-0 1B 1B		0-3 K		0-0 F8	0-0 F7		0-0 FC		5 0 1 1 0 1 5			
Garry Templeton, S (1, 6) OBP: 0.286, SLG: 0.385	0-0 BB 1B		0-0 SF8 2B		0-0 1B 2B		0-0 1-3	0-0 F8		5 1 3 1 0 0 2			
Sixto Lezcano, R (1, 9) OBP: 0.390, SLG: 0.501	4-0 1-2 BB		4-0 1-3 2-H IBB		0-0 2-H 1B		0-0 HR	0-3 K		3 1 2 2 2 1 2			
Joe Lansford, R (1, 3) OBP: 0.367, SLG: 0.375	0-0 P4		0-0 SF8		0-0 F7		4-0 6-3 BB	4-0 1B BB		2 1 0 1 2 0 3			
Luis Salazar, R (1, 5) OBP: 0.269, SLG: 0.350		0-0 4-3	0-0 5-3		0-3 K		0-0 6-3	0-0 E9 1B		5 0 1 0 0 1 4			
Steve Swisher, R (1, 2) OBP: 0.306, SLG: 0.455		0-0 L5		0-0 FC5-6 1B		0-3 K	0-0 F3	0-3 K		5 0 1 0 0 2 2			
Joe Pittman, R (1, 4) OBP: 0.312, SLG: 0.301		0-0 P3		0-0 FC5-6 1B		0-0 SH1-4 1B		0-0 4-3		5 1 3 0 0 0 1			
Eric Show, R (1, 1) OBP: 0.133, SLG: 0.133 Gary Lucas, L (7, 1)			0-0 2B 1B	0-0 FC5-6		0-0 SH1-4		0-3 K	0-0 6-3	2 1 1 0 0 0 2 2 0 0 0 0 1 2			
Inning Stats	R: 0 H: 2 E: 0 LOB: 2 K: 0 BB: 1 S: 4 P: 8	R: 0 H: 0 E: 0 LOB: 0 K: 0 BB: 0 S: 3 P: 3	R: 2 H: 3 E: 0 LOB: 2 K: 1 BB: 1 S: 8 P: 12	R: 0 H: 2 E: 0 LOB: 1 K: 0 BB: 0 S: 4 P: 4	R: 1 H: 2 E: 0 LOB: 1 K: 1 BB: 0 S: 7 P: 7	R: 0 H: 1 E: 0 LOB: 2 K: 1 BB: 1 S: 6 P: 10	R: 1 H: 1 E: 0 LOB: 1 K: 0 BB: 1 S: 4 P: 8	R: 1 H: 2 E: 0 LOB: 2 K: 2 BB: 0 S: 10 P: 10	R: 1 H: 1 E: 1 LOB: 1 K: 1 BB: 1 S: 6 P: 10	1B: 11 SF: 1 2B: 3 SAC: 1 3B: 0 DP: 1 HR: 1 HBP: 0	WP: 0 PA: 45 PB: 0 SB: 0 CS: 0		
PITCHER	IP WLS BF H R ER SO BB IBB HBP BLK WP HR S P ERA WHIP											PITCHER	IP WLS BF H R ER SO BB IBB HBP BLK WP HR S P ERA WHIP
Bob Shirley, L (1, 1) ERA: 4.13	6.0 L 29 10 3 3 3 2 1 0 0 0 0 0 32 44 4.50 2.000												
Greg Harris, R (7, 1) ERA: 4.79	1.1 8 3 2 2 1 1 0 0 0 0 0 1 9 13 13.50 3.000												
Brad Lesley, R (8, 1) ERA: 3.38	1.2 8 1 1 1 2 1 0 0 0 0 0 0 0 11 15 5.40 1.200												

San Diego Padres @ Cincinnati Reds
Riverfront Stadium, Cincinnati, OH
Sat Jul 31 1982, 7:05 PM EDT
Att: 25,602 - Unknown

AB	38
R	6
H	14
RBI	5
BB	5
SO	6
LOB	25



Batter	1	2	3	4	5	6	7	8	9	AB	R	H	RBI	BB	SO	LOB
Rafael Landestoy, S OBP: 0.263, SLG: 0.254 (1, 4)	0-0 4-3 ①		4-0 G3 HBP SF7 BB	0-0 4-3 ③			0-0 5-3 ②			3	1	0	0	1	0	2
Eddie Milner, L OBP: 0.340, SLG: 0.394 (1, 8) (8, 7)	0-0 P6 ②		1-0 E G3 1-2 HBP		0-0 G3 2B		4-0 BB			2	0	1	0	1	0	0
Duane Walker, L OBP: 0.327, SLG: 0.392 Cesar Cedeno, R OBP: 0.349, SLG: 0.426 (7, PH) (8, 8)	0-0 1B 2B		0-0 G3 ①	1-2 2-3	0-0 G3 ①	2-3	0-3 K ③			3	1	1	0	0	0	3
Larry Bittner, L OBP: 0.347, SLG: 0.402 Dave Concepcion, R OBP: 0.345, SLG: 0.374 (1, 3) (8, PH) (9, 6)	0-0 BB 1B 2-H		0-0 SF7 ②	2-3 3-H	0-0 4-3 ②		0-0 G5-4-3 1B			2	0	1	2	0	0	1
Paul Householder, S OBP: 0.277, SLG: 0.372 (1, 9)	4-0 1-2 BB		0-0 K ③	0-0 6-3 ③			0-0 F7 ①			3	0	0	0	1	1	3
Wayne Krenchicki, L OBP: 0.317, SLG: 0.366 Johnny Bench, R OBP: 0.312, SLG: 0.373 (1, 5) (8, PH) (9, 3)	0-0 F7 ③		4-0 S 1B BB	0-0 4-3 ①		0-0 4-3 ①	0-0 G5-4-3 ② ⑤ 1-2f			2	0	0	0	1	0	2
Ron Oester, S OBP: 0.291, SLG: 0.320 (1, 6) (9, 5)		0-0 F8 ①	0-0 F7 ①	0-0 L6 ②		0-0 L6 ②	0-3 K ①			4	0	0	0	0	1	1
Alex Trevino, R OBP: 0.315, SLG: 0.304 Greg Harris, S OBP: 0.182, SLG: 0.182 Brad Lesley, R Mike Vail, R OBP: 0.282, SLG: 0.433 (1, 2) (7, 1) (8, 1) (9, PH)		0-3 K ②	0-0 K ②	0-0 F7 ③		0-0 F7 ③				3	0	1	0	0	1	0
Bob Shirley, R OBP: 0.111, SLG: 0.111 Dave Vangorder, R OBP: 0.250, SLG: 0.274 (1, 1) (7, 2)		0-0 P6 ③	0-0 P6 ③	0-3 K ②		0-0 F3 ①	0-0 P5 ③			2	0	0	0	0	1	2
				1-2 2-3						2	0	0	0	0	0	0

Inning Stats	R: 1	H: 2	E: 0	K: 0	S: 5	H: 2	LOB: 2	BB: 1	P: 9	R: 0	H: 0	E: 0	K: 1	S: 5	H: 0	LOB: 0	BB: 0	P: 5	R: 1	H: 0	E: 1	K: 1	S: 5	H: 0	LOB: 1	BB: 1	P: 10	R: 0	H: 1	E: 0	K: 1	S: 6	H: 1	LOB: 2	BB: 1	P: 10	R: 0	H: 1	E: 0	K: 0	S: 4	H: 0	LOB: 0	BB: 0	P: 3	R: 0	H: 0	E: 0	K: 1	S: 3	H: 0	LOB: 1	BB: 1	P: 9	R: 0	H: 1	E: 0	K: 0	S: 3	H: 1	LOB: 0	BB: 0	P: 3	R: 0	H: 0	E: 0	K: 1	S: 5	H: 0	LOB: 0	BB: 0	P: 3	R: 0	H: 0	E: 0	K: 1	S: 5	H: 0	LOB: 0	BB: 0	P: 5	R: 0	H: 0	E: 0	K: 1	S: 5	H: 0	LOB: 0	BB: 0	P: 5	1B: 3	2B: 2	3B: 0	HR: 0	SF: 1	SAC: 0	DP: 1	HBP: 1	WP: 0	PB: 0	SB: 2	CS: 0	PA: 36
PITCHER	IP	WLS	BF	H	R	ER	SO	BB	IBB	HBP	BLK	WP	HR	S	P	ERA	WHIP																																																																																						
Eric Show, R ERA: 2.48 Gary Lucas, L ERA: 3.28	(1, 1) (7, 1)	6.2 2.1	W S	29 7	4 1	2 0	3 2	4 0	0 0	1 0	0 0	0 0	0 0	30 11	47 11	2.70 0.00	1.200 0.429																																																																																						

BOTTOM

San Diego Padres @ Cincinnati Reds
Riverfront Stadium, Cincinnati, OH
Sat Jul 31 1982, 7:05 PM EDT
Att. 25,602 - Unknown

livebaseballscorecards.com

AB	30
R	2
H	5
RBI	2
BB	4
SO	5
LOB	16



Batter	1	2	3	4	5	6	7	8	9	AB R H RBI BB SO LOB	TOP											
Gene Richards, L (1, 7) OBP: 0.345, SLG: 0.361	0-0 1B G5-4-3 1B	0-0 1-3		0-0 6-3		0-0 L6			0-0 P5	5 1 1 0 0 0 0												
Tony Gwynn, L (1, 8) OBP: 0.385, SLG: 0.383	0-0 1-3 1B G5-4-3		0-0 1B 2B 1B	4-0 BB		0-0 F7			0-0 5-3	4 1 2 0 1 0 0												
Garry Templeton, S (1, 6) OBP: 0.285, SLG: 0.383	0-0 G5-4-3 1-2f 3-H		0-0 1-2 2B 1B	0-0 4-3			0-3 K		0-0 G3	5 1 1 0 0 1 2												
Sixto Lezcano, R (1, 9) OBP: 0.391, SLG: 0.504 Joe Lefebvre, L (3, 9) OBP: 0.234, SLG: 0.214	0-3 K		0-0 1-H 2-H 2B 2B		0-0 2B 2B		0-3 K		0-3 K	2 1 1 2 0 1 0 2 1 1 0 0 1 0												
Terry Kennedy, L (1, 2) OBP: 0.309, SLG: 0.474		0-0 1B 1B FC5-4 1B	0-0 G5-4-3 3-H 2B		0-0 2B		0-0 F8			4 1 3 2 0 0 0												
Joe Lansford, R (1, 3) OBP: 0.500, SLG: 0.333 Broderick Perkins, L (3, PH) OBP: 0.339, SLG: 0.342		0-0 1-2 FC5-4 E 1B 1B	0-0 4-0 G5-4-3 BB		0-0 P6			0-0 5-3		1 1 1 0 0 0 0 2 0 0 0 1 0 1												
Luis Salazar, R (1, 5) OBP: 0.272, SLG: 0.349		0-0 1-2 2-3 FC5-4 1B	0-0 1-2f 2-3 G5-4-3		0-3 K			4-0 BB		3 0 1 0 1 1 3												
Joe Pittman, R (1, 4) OBP: 0.296, SLG: 0.286		0-0 E S SH5-3 1-2f 2-3 3-H	0-0 F5		0-0 F8			0-0 P4		4 1 0 1 0 0 5												
John Curtis, L (1, 1) OBP: 0.257, SLG: 0.314 Floyd Chiffer, R (6, 1) Luis DeLeon, R (9, 1) OBP: 0.182, SLG: 0.200		0-0 SH5-3 1-H 3-H		0-0 L6		0-3 K		0-3 K		2 0 0 1 0 1 0 1 0 0 0 0 1 1 0 0 0 0 0 0 0												
Inning Stats	R: 1 E: 0 K: 1 S: 6	H: 2 LOB: 0 BB: 0 P: 6	R: 3 E: 0 K: 0 S: 6	H: 3 LOB: 0 BB: 0 P: 6	R: 3 E: 0 K: 0 S: 6	H: 4 LOB: 1 BB: 1 P: 10	R: 0 E: 0 K: 0 S: 3	H: 0 LOB: 1 BB: 1 P: 7	R: 1 E: 0 K: 1 S: 7	H: 2 LOB: 1 BB: 0 P: 7	R: 0 E: 0 K: 1 S: 5	H: 0 LOB: 0 BB: 0 P: 5	R: 0 E: 0 K: 2 S: 7	H: 0 LOB: 0 BB: 0 P: 7	R: 0 E: 0 K: 1 S: 5	H: 0 LOB: 1 BB: 1 P: 9	R: 0 E: 0 K: 0 S: 3	H: 0 LOB: 0 BB: 0 P: 3	1B: 7 2B: 4 3B: 0 HR: 0	SF: 0 SAC: 1 DP: 2 HBP: 0	WP: 0 PB: 0 SB: 1 CS: 0	PA: 39
PITCHER	IP WLS BF H R ER SO BB IBB HBP BLK WP HR S P ERA WHIP																					
Charlie Leibrandt, L (1, 1) ERA: 5.18	2.0 L 14 9 7 6 1 0 0 0 0 0 0 0 16 16 27.00 4.500																					
Greg Harris, R (3, 1) ERA: 4.59	4.0 15 2 1 1 2 2 0 0 0 0 0 0 17 25 2.25 1.000																					
Jim Kern, R (7, 1) ERA: 2.66	2.0 7 0 0 0 3 1 0 0 0 0 0 0 12 16 0.00 0.500																					
Brad Lesley, R (9, 1) ERA: 2.45	1.0 3 0 0 0 0 0 0 0 0 0 0 0 3 3 0.00 0.000																					

San Diego Padres @ Cincinnati Reds
Riverfront Stadium, Cincinnati, OH
Sun Aug 01 1982, 3:33 AM EDT
Att: 15,461 - Unknown

livebaseballscorecards.com

AB	35
R	8
H	11
RBI	6
BB	3
SO	6
LOB	12



Batter	1	2	3	4	5	6	7	8	9	AB	R	H	RBI	BB	SO	LOB
Tom Lawless, R (1, 4) Wayne Krenchicki, L (9, PH) OBP: 0.279, SLG: 0.242 OBP: 0.324, SLG: 0.372	0-0 SH1-3 1B	0-0 5-3		0-0 G4-6-3 1-2f		0-0 P3			0-0 FC5-2 BB 1B 1-2 5-3	4	0	1	0	0	0	6
Eddie Milner, L (1, 7) Jim Kern, R (7, 1) Dave Vangorder, R (9, 2) Dan Driessen, L (9, PH) OBP: 0.338, SLG: 0.390 OBP: 0.250, SLG: 0.274 OBP: 0.394, SLG: 0.448	0-0 SH1-3 1-2		0-0 E6 WP 1B 1B		0-0 F7	0-0 FC6 1-2f			4-0 5-3 FC5-2 E BB 1-2 2-3	3	1	0	0	0	0	3
Dave Concepcion, R (1, 6) OBP: 0.346, SLG: 0.375	0-0 G4-6-3 2-3 1B		0-0 1B WP 1B 1B		0-0 F8		0-3 K		0-0 FC5-2 E 5-3 1-2 2-3 3-H	5	1	2	0	0	1	3
Cesar Cedeno, R (1, 8) Duane Walker, L (3, 7) OBP: 0.348, SLG: 0.425 OBP: 0.324, SLG: 0.380	0-0 G4-6-3 1-2f		0-3 K 1-2 2-3		0-0 F7		4-0 G4-6-3 BB		0-0 5-3 1-2 2-3 3-H	1	0	0	0	0	0	2
Johnny Bench, R (1, 3) OBP: 0.313, SLG: 0.377		0-0 4-3 1B 2B	0-0 L4			0-0 FC4-6 1B 1B		0-0 G4-6-3 1-2f	0-0 E5 2-H 3-H	5	2	2	0	0	0	3
Paul Householder, S (1, 9) OBP: 0.279, SLG: 0.372		0-0 4-3 2-3	0-0 FC4-6 1B			0-0 FC4-6 1-2 1B		0-0 P6	0-0 3-1	5	0	2	1	0	0	2
Ron Oester, S (1, 5) OBP: 0.291, SLG: 0.318		4-0 SH5-4 1B BB	0-0 FC4-6 1-2f			0-0 FC4-6 BB 1B 1-2f 2-3		0-0 F8		3	0	0	0	1	0	4
Alex Trevino, R (1, 2) Brad Lesley, R (9, 1) OBP: 0.318, SLG: 0.307		0-0 SH5-4 1-2 3-H 1B		0-0 E3 G4-6-3		0-0 BB 1-2 3-H 1B		0-0 4-3		4	0	2	2	0	0	0
Charlie Leibrandt, R (1, 1) Greg Harris, S (3, 1) Larry Bittner, L (6, PH) OBP: 0.143, SLG: 0.100 OBP: 0.167, SLG: 0.167 OBP: 0.356, SLG: 0.406		0-0 SH5-4 1-2 2-3		0-3 K 1-2 2-3		4-0 FC6 BB 1-2 2-3			0-0 BB 1B FC5-2 1B	0	0	0	0	0	0	0

Inning Stats	R: 0	H: 2	E: 0	K: 0	S: 4	LOB: 1	BB: 0	P: 4	R: 1	H: 2	E: 0	K: 0	S: 5	LOB: 2	BB: 1	P: 9	R: 1	H: 2	E: 1	K: 1	S: 8	LOB: 0	BB: 0	P: 8	R: 0	H: 0	E: 1	K: 0	S: 5	R: 0	H: 0	E: 0	K: 0	S: 3	R: 1	H: 3	E: 0	K: 0	S: 6	LOB: 3	BB: 1	P: 10	R: 0	H: 0	E: 0	K: 1	S: 4	LOB: 0	BB: 1	P: 8	R: 0	H: 0	E: 0	K: 0	S: 3	R: 3	H: 2	E: 1	K: 0	S: 6	LOB: 1	BB: 1	P: 10	1B: 10	SF: 0	2B: 1	SAC: 2	3B: 0	DP: 3	HR: 0	HBP: 0	WP: 1	PA: 42
--------------	------	------	------	------	------	--------	-------	------	------	------	------	------	------	--------	-------	------	------	------	------	------	------	--------	-------	------	------	------	------	------	------	------	------	------	------	------	------	------	------	------	------	--------	-------	-------	------	------	------	------	------	--------	-------	------	------	------	------	------	------	------	------	------	------	------	--------	-------	-------	--------	-------	-------	--------	-------	-------	-------	--------	-------	--------

PITCHER	IP	WLS	BF	H	R	ER	SO	BB	IBB	HBP	BLK	WP	HR	S	P	ERA	WHIP
John Curtis, L (1, 1) ERA: 4.28	5.1		27	9	3	2	2	2	0	0	0	1	0	29	37	3.38	2.062
Floyd Chiffer, R (6, 1) ERA: 2.59	2.2		11	2	3	1	1	2	0	0	0	0	0	11	19	3.38	1.500
Luis DeLeon, R (9, 1) ERA: 1.91	1.0	S	4	0	0	0	0	0	0	0	0	0	0	4	4	0.00	0.000

BOTTOM

San Diego Padres @ Cincinnati Reds
Riverfront Stadium, Cincinnati, OH

Sun Aug 01 1982, 3:33 AM EDT
Att. 15,461 - Unknown

AB	36
R	6
H	11
RBI	4
BB	4
SO	3
LOB	28

livebaseballscorecards.com

Batter	1	2	3	4	5	6	7	8	9	AB R H RBI BB SO LOB	TOP											
Gene Richards, L (1, 7) OBP: 0.341, SLG: 0.357	0-0 4-3		0-0 1-3			0-0 L5		0-0 F7		4 0 0 0 0 0 1												
Tony Gwynn, L (1, 8) OBP: 0.377, SLG: 0.406	0-3 K			0-0 P4		0-0 WP 3B		0-0 F7	0-0 F7	4 1 1 1 0 1 0												
Garry Templeton, S (1, 6) OBP: 0.282, SLG: 0.379	0-0 F7			0-0 6-3		0-0 F8 3-H		0-3 K	0-3 K	4 0 0 0 0 1 0												
Sixto Lezcano, R (1, 9) OBP: 0.392, SLG: 0.503		0-0 F8		0-0 6-3		4-0 WP BB		0-0 E6 1B	0-0 E6 1B	3 1 1 0 1 0 0												
Terry Kennedy, L (1, 2) OBP: 0.309, SLG: 0.472		0-0 1B 1B		0-0 4-3		0-0 SH2-3		0-3 K	0-3 K	3 1 1 0 0 1 1												
Broderick Perkins, L (1, 3) OBP: 0.339, SLG: 0.342		0-0 1B 2-1-5 1B		0-0 F2		0-0 L1				3 0 1 0 0 0 0												
Tim Flannery, L (1, 4) OBP: 0.326, SLG: 0.321		0-0 1-3 2-H 1B		0-0 F7		0-0 4-3				3 0 1 1 0 0 0												
Joe Lefebvre, L (1, 5) OBP: 0.237, SLG: 0.218	0-0 2-1-5	0-3 K				0-0 E 3B 1B		0-0 L3	0-0 L3	3 1 1 0 0 1 0												
Andy Hawkins, R (1, 1) Gary Lucas, L (8, 1)			0-0 G3			0-0 SH3-4		0-3 K	0-3 K	2 0 0 0 0 1 0 0 0 0 0 0 0 0												
Inning Stats	R: 0 E: 0 K: 1 S: 5	H: 0 LOB: 0 BB: 0 P: 5	R: 1 E: 0 K: 0 S: 4	H: 3 LOB: 1 BB: 0 P: 4	R: 0 E: 0 K: 1 S: 5	H: 0 LOB: 0 BB: 0 P: 5	R: 0 E: 0 K: 0 S: 3	H: 0 LOB: 0 BB: 0 P: 3	R: 0 E: 0 K: 0 S: 3	H: 0 LOB: 0 BB: 0 P: 3	R: 2 E: 1 K: 0 S: 5	H: 2 LOB: 0 BB: 0 P: 5	R: 1 E: 0 K: 0 S: 3	H: 0 LOB: 0 BB: 1 P: 7	R: 0 E: 0 K: 1 S: 5	H: 0 LOB: 0 BB: 0 P: 5	R: 0 E: 1 K: 2 S: 8	H: 1 LOB: 1 BB: 0 P: 8	1B: 5 2B: 0 3B: 1 HR: 0	SF: 0 SAC: 2 DP: 0 HBP: 0	WP: 3 PB: 0 SB: 0 CS: 0	PA: 32
PITCHER	IP WLS BF H R ER SO BB IBB HBP BLK WP HR S P ERA WHIP																					
Joe Niekro, R (1, 1) ERA: 2.99	8.0 W 29 5 4 4 3 1 0 0 0 2 0 33 37 4.50 0.750																					
Dave Smith, R (9, 1) ERA: 4.71	1.0 S 4 1 0 0 2 0 0 0 0 0 0 0 8 8 0.00 1.000																					

San Diego Padres @ Houston Astros
Astrodome, Houston, TX
Mon Aug 02 1982, 8:05 PM EDT
Att: 13,302 - Unknown

livebaseballscorecards.com

AB	29
R	4
H	6
RBI	2
BB	1
SO	5
LOB	2



Batter	1	2	3	4	5	6	7	8	9
Dickie Thon, R OBP: 0.313, SLG: 0.394 (1, 6)	0-0 6-3		4-0 1-2 BB			0-0 5-3		0-0 1-H 1B 3B	
Denny Walling, L OBP: 0.298, SLG: 0.286 Tony Scott, S OBP: 0.277, SLG: 0.311 (8, PH) (9, 8)	0-3 K		0-0 F7			4-0 BLK 4-3 BB		0-0 3-H 1B 2B 1B	
Ray Knight, R OBP: 0.365, SLG: 0.421 (1, 3)	0-3 K		0-0 F9			0-0 4-3		0-0 1-2 2B 1B	
Jose Cruz, L OBP: 0.348, SLG: 0.397 (1, 7)		0-0 6-3		0-0 5-3		0-0 F7		0-0 1-H 2-H SF9 2B	
Danny Heep, L OBP: 0.318, SLG: 0.372 Dave Smith, R (9, 1)		0-0 F7		0-0 CS 1B		0-0 F8		0-0 3-H SF9	
Phil Garner, R OBP: 0.301, SLG: 0.426 (1, 4)		0-0 F8		0-0 6-3		0-0 F7		0-0 CS 1B	
Alan Knicely, R OBP: 0.309, SLG: 0.314 (1, 2)			0-0 E5 1B		0-0 5-3		0-0 F8	0-0 1-2 CS	
Art Howe, R OBP: 0.315, SLG: 0.299 (1, 5)			0-0 F4		0-0 6-3		0-0 F8	0-0 3B 1B	
Joe Niekro, R OBP: 0.089, SLG: 0.125 Harry Spilman, L OBP: 0.263, SLG: 0.421 Terry Puhl, L OBP: 0.322, SLG: 0.381 (8, PH) (9, 9)			0-0 BB 1B		0-0 3-1		0-0 F9		

Inning Stats	R: 0	H: 0	E: 0	K: 2	S: 7	LOB: 0	BB: 0	P: 7
	R: 0	H: 0	E: 0	K: 0	S: 3 <td>LOB: 0</td> <td>BB: 0</td> <td>P: 3 </td>	LOB: 0	BB: 0	P: 3
	R: 1	H: 1	E: 1	K: 0	S: 5 <td>LOB: 2</td> <td>BB: 1</td> <td>P: 9 </td>	LOB: 2	BB: 1	P: 9
	R: 0	H: 1	E: 0	K: 0	S: 3 <td>LOB: 0</td> <td>BB: 0</td> <td>P: 3 </td>	LOB: 0	BB: 0	P: 3
	R: 0	H: 0	E: 0	K: 0	S: 3 <td>LOB: 0</td> <td>BB: 0</td> <td>P: 3 </td>	LOB: 0	BB: 0	P: 3
	R: 0	H: 0	E: 0	K: 0	S: 3 <td>LOB: 1</td> <td>BB: 1</td> <td>P: 7 </td>	LOB: 1	BB: 1	P: 7
	R: 0	H: 0	E: 0	K: 0	S: 3 <td>LOB: 0</td> <td>BB: 0</td> <td>P: 3 </td>	LOB: 0	BB: 0	P: 3
	R: 5	H: 6	E: 0	K: 0	S: 8 <td>LOB: 0</td> <td>BB: 0</td> <td>P: 8 </td>	LOB: 0	BB: 0	P: 8

PITCHER	IP	WLS	BF	H	R	ER	SO	BB	IBB	HBP	BLK	WP	HR	S	P	ERA	WHIP
Andy Hawkins, R ERA: 5.79 (1, 1)	7.1		28	4	3	2	2	2	0	0	1	0	0	30	38	2.46	0.818
Gary Lucas, L ERA: 3.7 (8, 1)	0.2	L	5	4	3	3	0	0	0	0	0	0	0	5	5	40.50	6.000

BOTTOM

AB	R	H	RBI	BB	SO	LOB
3	1	1	1	1	0	0
2	0	0	0	1	1	2
1	1	1	1	0	0	0
4	1	1	0	0	1	3
4	1	1	2	0	0	1
3	0	1	1	0	0	0
0	0	0	0	0	0	0
4	0	1	0	0	0	1
3	1	0	0	0	0	0
3	1	1	0	0	0	1
2	0	1	1	0	0	0
1	0	0	0	0	0	1
0	0	0	0	0	0	0

AB 30
R 6
H 8
RBI 6
BB 2
SO 2
LOB 9

WP: 0 **PA: 34**
PB: 0
SB: 0
CS: 2

1B: 6 **SF: 1**
2B: 1 **SAC: 0**
3B: 1 **DP: 0**
HR: 0 **HBP: 0**



San Diego Padres @ Houston Astros
Astrodome, Houston, TX
Mon Aug 02 1982, 8:05 PM EDT
Att. 13,302 - Unknown

livebaseballscorecards.com

Batter	1	2	3	4	5	6	7	8	9	AB R H RBI BB SO LOB	TOP									
Gene Richards, L (1, 7) OBP: 0.338, SLG: 0.353 Dave Edwards, R (8, 8) OBP: 0.220, SLG: 0.300	0-0 F5		0-3 K			0-0 1B	0-3 K		0-0 6-3	4 1 1 0 0 2 2 1 0 0 0 0 0 0										
Tim Flannery, L (1, 4) OBP: 0.316, SLG: 0.310	0-0 4-3			0-3 K		0-3 K	0-0 1-3		0-0 6-3	5 0 0 0 0 2 4										
Tony Gwynn, L (1, 8) OBP: 0.400, SLG: 0.394 (8, 7)	0-0 G3			0-3 K		4-0 1B		0-0 1B	4-0 BB	3 2 1 0 2 1 0										
Sixto Lezcano, R (1, 9) OBP: 0.394, SLG: 0.501		0-0 1B		0-0 F4		0-0 2B		0-0 F8	0-0 F7	5 1 2 2 0 0 2										
Terry Kennedy, L (1, 2) OBP: 0.309, SLG: 0.473		0-3 K			0-0 F8	0-0 2B		0-0 1B		4 0 2 2 0 1 1										
Broderick Perkins, L (1, 3) OBP: 0.338, SLG: 0.342		0-3 K			0-0 F8	0-0 G3		0-0 1B		4 0 1 1 0 1 2										
Joe Lefebvre, L (1, 5) OBP: 0.242, SLG: 0.252		0-0 G3			0-0 L4		0-0 1B	0-0 G3		4 0 1 0 0 0 3										
Luis Salazar, R (1, 6) OBP: 0.276, SLG: 0.353			0-0 5-3			0-0 F9	0-0 1B	4-0 IBB		3 0 1 0 1 0 0										
John Montefusco, R (1, 1) OBP: 0.149, SLG: 0.114			0-3 K			0-0 1B	0-3 K	0-0 6-3		4 1 1 0 0 2 5										
Inning Stats	R: 0 E: 0 K: 0 S: 3	H: 0 LOB: 0 BB: 0 P: 3	R: 0 E: 0 K: 2 S: 8	H: 1 LOB: 1 BB: 0 P: 8	R: 0 E: 0 K: 2 S: 7	H: 0 LOB: 0 BB: 0 P: 7	R: 0 E: 0 K: 2 S: 3	H: 0 LOB: 0 BB: 0 P: 3	R: 4 E: 0 K: 1 S: 9	H: 4 LOB: 1 BB: 1 P: 13	R: 0 E: 0 K: 2 S: 9	H: 2 LOB: 2 BB: 0 P: 9	R: 1 E: 1 K: 0 S: 6	H: 3 LOB: 3 BB: 1 P: 10	R: 0 E: 0 K: 0 S: 3	H: 0 LOB: 1 BB: 1 P: 7	1B: 8 2B: 2 3B: 0 HR: 0	SF: 0 SAC: 0 DP: 0 HBP: 0	WP: 0 PA: 40	
PITCHER	IP WLS BF H R ER SO BB IBB HBP BLK WP HR S P ERA WHIP																			
Don Sutton, R (1, 1) ERA: 3.12	6.1 L 27 7 4 4 8 1 0 0 0 0 0 0 42 46 5.68 1.263																			
George Cappuzzello, L (7, 1) ERA: 1.89	0.2 2 0 0 0 1 0 0 0 0 0 0 0 4 4 0.00 0.000																			
Michael LaCoss, R (8, 1) ERA: 3.02	2.0 11 3 1 1 0 1 1 0 0 0 0 0 9 17 4.50 2.000																			

San Diego Padres @ Houston Astros
Astrodome, Houston, TX
Wed Aug 04 1982, 4:33 AM EDT
Att. 9,705 - Unknown

livebaseballscorecards.com

AB	37
R	5
H	10
RBI	5
BB	3
SO	9
LOB	19



Batter	1	2	3	4	5	6	7	8	9	AB R H RBI BB SO LOB
Dickie Thon, R (1, 6) OBP: 0.315, SLG: 0.394	0-0 5-3	0-0 1B 2B		0-0 F8			0-0 L6			4 1 1 0 0 0 1
Terry Puhl, L (1, 8) OBP: 0.326, SLG: 0.387	0-0 2B 1B	0-0 FC6-4 1B		0-0 4-3			0-0 L4			4 0 2 2 0 0 1
Ray Knight, R (1, 3) OBP: 0.366, SLG: 0.421	0-0 1-3 2B	0-0 FC6-4 1-2f			0-0 5-3			0-0 5-3		4 0 1 0 0 0 1
Jose Cruz, L (1, 7) OBP: 0.345, SLG: 0.391	0-3 K		0-0 F7		0-0 4-3			0-0 F7		4 0 0 0 0 1 2
Danny Heep, L (1, 9) OBP: 0.324, SLG: 0.379	4-0 BB		0-0 2B		0-3 K			0-0 F8		3 0 1 0 1 1 0
Phil Garner, R (1, 4) OBP: 0.303, SLG: 0.422	0-0 F7		0-0 P6		4-0 BB BB BB	4-0 F9-3 BB		0-0 F8		3 0 0 0 1 0 4
Craig Reynolds, L (1, 5) OBP: 0.301, SLG: 0.300		0-0 3-1	0-0 4-3			0-0 F9-3 1-2		0-0 F8		4 0 0 0 0 0 2
Alan Ashby, S (1, 2) OBP: 0.321, SLG: 0.391		4-0 2B 1B BB		4-0 SH3 BB		0-0 4-3		0-0 F8		2 1 0 0 2 0 0
Don Sutton, R (1, 1) OBP: 0.188, SLG: 0.158		0-3 K		0-0 SH3			0-0 F8			1 0 0 0 0 1 1
George Cappuzzello, R (7, 1)										0 0 0 0 0 0 0
Harry Spilman, L (7, PH) OBP: 0.250, SLG: 0.400										1 0 0 0 0 0 0
Michael LaCoss, R (8, 1) OBP: 0.250, SLG: 0.250				1-2						0 0 0 0 0 0 0

Inning Stats	R: 0 E: 0 K: 1 S: 7	H: 2 LOB: 3 BB: 1 P: 11	R: 2 E: 0 K: 1 S: 7	H: 2 LOB: 1 BB: 1 P: 11	R: 0 E: 0 K: 0 S: 4	H: 1 LOB: 1 BB: 0 P: 4	R: 0 E: 0 K: 0 S: 3	H: 0 LOB: 1 BB: 1 P: 7	R: 0 E: 0 K: 1 S: 5	H: 0 LOB: 0 BB: 0 P: 5	R: 0 E: 0 K: 0 S: 2	H: 0 LOB: 0 BB: 1 P: 6	R: 0 E: 0 K: 0 S: 3	H: 0 LOB: 0 BB: 0 P: 3	R: 0 E: 0 K: 0 S: 3	H: 0 LOB: 0 BB: 0 P: 3	R: 0 E: 0 K: 0 S: 3	H: 0 LOB: 0 BB: 0 P: 3	1B: 2 2B: 4 3B: 0 HR: 0	SF: 0 SAC: 1 DP: 1 HBP: 0	WP: 0 PB: 0 SB: 0 CS: 0	PA: 35
PITCHER John Montefusco, R (1, 1) ERA: 3.75	IP 9.0	WLS W	BF 35	H 5	R 2	ER 2	SO 3	BB 4	IBB 0	HBP 0	BLK 0	WP 0	HR 0	S 37	P 53	ERA 2.00	WHIP 1.000					
PITCHER	IP	WLS	BF	H	R	ER	SO	BB	IBB	HBP	BLK	WP	HR	S	P	ERA	WHIP					

BOTTOM

San Diego Padres @ Houston Astros
Astrodome, Houston, TX

Wed Aug 04 1982, 4:33 AM EDT
Att. 9,705 - Unknown

AB	30
R	2
H	5
RBI	2
BB	4
SO	3
LOB	12



Batter	1	2	3	4	5	6	7	8	9	AB R H RBI BB SO LOB	TOP		
Tom Lawless, R (1, 4) Wayne Krenchicki, L (8, PH) OBP: 0.284, SLG: 0.280 OBP: 0.330, SLG: 0.379	0-0 5-3	0-3 K			0-0 G3 1B 2B		0-0 2B	0-0 1-3 2-H 3-H 1B		4 1 2 0 0 1 3 1 0 1 2 0 0 0			
Eddie Milner, L (1, 8) OBP: 0.337, SLG: 0.386	0-0 1B S 1B	0-0 4-3			0-0 G3		0-0 F9		0-0 4-3	5 0 1 0 0 0 5			
Dave Concepcion, R (1, 6) OBP: 0.346, SLG: 0.382	0-0 L9 1-2				0-0 F8		4-0 FC6-4 1B IBB		0-0 F8	4 0 1 1 1 0 1			
Johnny Bench, R (1, 5) Ron Oester, S (9, 4) OBP: 0.322, SLG: 0.387 OBP: 0.289, SLG: 0.315	0-0 2-3 1B				0-0 K HR		0-0 FC6-4 1-2f		0-0 F7	5 1 2 1 0 1 3 0 0 0 0 0 0 0			
Mike Vail, R (1, 7) Duane Walker, L (8, 7) OBP: 0.280, SLG: 0.413 OBP: 0.336, SLG: 0.385	0-3 K				0-0 F9		0-0 F8		0-0 L5	4 0 0 0 0 1 3 0 0 0 0 0 0 0			
Dan Driessen, L (1, 3) OBP: 0.389, SLG: 0.434					0-0 F7		0-0 3-1		0-0 BB 5-3 1B	3 1 1 0 1 0 0			
Paul Householder, S (1, 9) OBP: 0.274, SLG: 0.364					0-0 SH BB 1B		0-0 F8		0-0 5-3	4 0 1 0 0 0 1			
Dave VanGorder, R (1, 2) OBP: 0.267, SLG: 0.246					4-0 SH BB		0-0 F7		4-0 BB 1B IBB	2 1 0 0 2 0 0			
Tom Seaver, R (1, 1) Rafael Landestoy, S (7, PH) Jim Kern, R (7, 1) Brad Lesley, R (9, 1) OBP: 0.235, SLG: 0.250 OBP: 0.266, SLG: 0.247					0-0 SH		0-0 F9		4-0 1B BB	1 0 0 0 0 0 0 1 0 0 0 0 1 0 0 0 0 0 1 0 0 0 0 0 0 0 0 0			
Inning Stats	R: 0 E: 0 K: 1 S: 7 H: 2 LOB: 2 BB: 0 P: 7	R: 0 E: 0 K: 1 S: 6 H: 1 LOB: 3 BB: 2 P: 14	R: 1 E: 0 K: 0 S: 4 H: 1 LOB: 0 BB: 0 P: 4	R: 0 E: 0 K: 0 S: 3 H: 0 LOB: 0 BB: 0 P: 3	R: 1 E: 0 K: 1 S: 7 H: 2 LOB: 1 BB: 0 P: 7	R: 0 E: 0 K: 0 S: 3 H: 0 LOB: 0 BB: 0 P: 3	R: 0 E: 0 K: 1 S: 6 H: 1 LOB: 2 BB: 1 P: 10	R: 2 E: 0 K: 0 S: 4 H: 2 LOB: 2 BB: 2 P: 12	R: 0 E: 0 K: 0 S: 3 H: 0 LOB: 0 BB: 0 P: 3	1B: 6 2B: 2 3B: 0 HR: 1 SF: 0 SAC: 1 DP: 0 HBP: 0	WP: 0 PB: 0 SB: 1 CS: 1 PA: 40		
PITCHER	IP WLS BF H R ER SO BB IBB HBP BLK WP HR S P ERA WHIP											PITCHER	IP WLS BF H R ER SO BB IBB HBP BLK WP HR S P ERA WHIP
Tim Lollar, L (1, 1) ERA: 3.38	7.2 L 36 8 4 4 4 3 2 0 0 0 1 39 59 4.70 1.435												
Luis DeLeon, R (8, 1) ERA: 1.93	1.1 4 1 0 0 0 0 0 0 0 0 0 4 4 0.00 0.750												

Cincinnati Reds @ San Diego Padres
 Jack Murphy Stadium, San Diego, CA
 Thu Aug 05 1982, 10:05 PM EDT
 Att: 13,386 - Unknown

livebaseballscorecards.com

AB	34
R	4
H	9
RBI	4
BB	5
SO	4
LOB	16



Batter	1	2	3	4	5	6	7	8	9	AB	R	H	RBI	BB	SO	LOB
Gene Richards, L (1, 7) OBP: 0.340, SLG: 0.359	0-0 3B		4-0 BB		0-3 K			0-0 6-3		3	0	1	0	1	1	1
Tim Flannery, L (1, 4) OBP: 0.315, SLG: 0.309	0-0 4-3		0-0 4-3			0-0 L1-3 1B		0-3 K		4	0	1	0	0	1	2
Tony Gwynn, L (1, 8) OBP: 0.381, SLG: 0.373	0-0 L3			0-0 6-3		0-0 L1-3		0-0 6-3		4	0	0	0	0	0	2
Sixto Lezcano, R (1, 9) OBP: 0.395, SLG: 0.499	0-3 K			0-0 6-3		4-0 WP BB		4-0 1B BB		2	1	0	0	2	1	1
Terry Kennedy, L (1, 2) OBP: 0.309, SLG: 0.470 Dave Edwards, R (9, PR) OBP: 0.220, SLG: 0.300		0-0 4-3		0-0 P5		0-3 K		0-0 BB 1B		4	0	1	0	0	1	1
Broderick Perkins, L (1, 3) OBP: 0.337, SLG: 0.340 Joe Pittman, R (9, PR) OBP: 0.286, SLG: 0.275		0-0 F8		0-0 F3		0-0 F7		0-0 BB 1B		4	0	1	1	0	0	0
Joe Lefebvre, L (1, 5) OBP: 0.250, SLG: 0.255		0-0 1B		0-0 6-3		0-0 F7		4-0 BB		3	0	1	0	1	0	0
Luis Salazar, R (1, 6) OBP: 0.278, SLG: 0.351		0-0 4-3		4-0 2B BB		4-0 BB		0-0 F7		2	1	0	0	2	0	3
Tim Lollar, L (1, 1) OBP: 0.333, SLG: 0.492 Luis DeLeon, R (8, 1) OBP: 0.182, SLG: 0.200 Garry Templeton, S (9, PH) OBP: 0.283, SLG: 0.378			0-0 G3		0-0 2B		0-0 F7		0-0 6-3		3	0	1	1	0	0
										0	0	0	0	0	0	0
										1	0	0	0	0	0	2

Inning Stats	R: 0	H: 1	E: 0	K: 1	S: 6	LOB: 1	BB: 0	P: 6	R: 0	H: 1	E: 0	K: 0	S: 4	LOB: 1	BB: 0	P: 4	R: 0	H: 0	E: 0	K: 0	S: 2	LOB: 0	BB: 1	P: 6	R: 0	H: 0	E: 0	K: 0	S: 3	LOB: 0	BB: 0	P: 3	R: 1	H: 1	E: 0	K: 1	S: 6	LOB: 1	BB: 1	P: 10	R: 0	H: 1	E: 0	K: 1	S: 5	LOB: 1	BB: 1	P: 9	R: 0	H: 0	E: 0	K: 0	S: 3	LOB: 1	BB: 1	P: 7	R: 0	H: 0	E: 0	K: 1	S: 5	LOB: 0	BB: 0	P: 5	R: 1	H: 2	E: 0	K: 0	S: 4	LOB: 2	BB: 2	P: 12	1B: 4	SF: 0	2B: 2	SAC: 0	3B: 1	DP: 1	HR: 0	HBP: 0	WP: 1	PA: 36
PITCHER	IP	WLS	BF	H	R	ER	SO	BB	IBB	HBP	BLK	WP	HR	S	P	ERA	WHIP																																																																	
Tom Seaver, R (1, 1) ERA: 5.26	6.0	W	23	4	1	1	3	3	0	0	0	1	0	26	38	1.50	1.167																																																																	
Jim Kern, R (7, 1) ERA: 2.71	2.0		10	2	1	1	1	2	0	0	0	0	0	10	18	4.50	2.000																																																																	
Brad Lesley, R (9, 1) ERA: 2.84	1.0	S	3	0	0	0	0	1	0	0	0	0	0	2	6	0.00	1.000																																																																	


BOTTOM

Cincinnati Reds @ San Diego Padres
Jack Murphy Stadium, San Diego, CA

Thu Aug 05 1982, 10:05 PM EDT
Att. 13,386 - Unknown

livebaseballscorecards.com

AB	30
R	2
H	6
RBI	2
BB	6
SO	4
LOB	13



Batter	1	2	3	4	5	6	7	8	9	AB R H RBI BB SO LOB	TOP								
Tom Lawless, R (1, 4) <small>OBP: 0.274, SLG: 0.269</small> Wayne Krenchicki, L (8, PH) <small>OBP: 0.327, SLG: 0.375</small> Greg Harris, S (8, 1) <small>OBP: 0.167, SLG: 0.167</small>	0-0 6-3		0-0 P5			0-0 B1-3		0-0 G3		3 0 0 0 0 0 1 1 0 0 0 0 0 1 0 0 0 0 0 0 0									
Eddie Milner, L (1, 8) <small>OBP: 0.336, SLG: 0.385</small>	0-0 CS 1B		0-0 F9			0-3 K		0-3 K		4 0 1 0 0 2 0									
Dave Concepcion, R (1, 6) <small>OBP: 0.348, SLG: 0.382</small>	0-0 F9 1-2		0-0 G6-3 1B			4-0 FC6-4 BB		0-0 G3		3 0 1 0 1 0 1									
Dan Driessen, L (1, 3) <small>OBP: 0.390, SLG: 0.435</small>		0-0 G1-6-3 1B		0-0 G6-3 1-2f		0-0 FC6-4 1B 1-2f		0-0 FC5-4 1B		4 0 2 0 0 0 2									
Johnny Bench, R (1, 5) <small>OBP: 0.321, SLG: 0.385</small>		0-0 G1-6-3 1-2f		0-0 5-3		0-0 K 1-2		0-0 FC5-4 1-2f		4 0 1 0 0 0 2									
Duane Walker, L (1, 7) <small>OBP: 0.328, SLG: 0.374</small>		0-0 F9		0-3 K		0-0 4-3				3 0 0 0 0 1 2									
Paul Householder, S (1, 9) <small>OBP: 0.271, SLG: 0.360</small>			0-0 G3		0-0 F8		0-0 L8			3 0 0 0 0 0 0									
Dave Vangorder, R (1, 2) <small>OBP: 0.273, SLG: 0.254</small> Ron Oester, S (8, PH) <small>OBP: 0.291, SLG: 0.317</small>			0-0 SH1-3 1B			0-0 6-3		0-0 1B		2 0 1 0 0 0 0 1 0 1 0 0 0 0									
Bob Shirley, R (1, 1) <small>OBP: 0.105, SLG: 0.105</small> Larry Bittner, L (8, PH) <small>OBP: 0.355, SLG: 0.412</small> Alex Trevino, R (8, 2) <small>OBP: 0.314, SLG: 0.304</small>			0-0 SH1-3 1-2			0-0 G3		0-0 F8		1 0 0 0 0 0 0 1 0 0 0 0 0 1 0 0 0 0 0 0 0									
Inning Stats	R: 0 E: 0 K: 0 S: 3	H: 1 LOB: 0 BB: 0 P: 3	R: 0 E: 0 K: 0 S: 3	H: 1 LOB: 0 BB: 0 P: 3	R: 0 E: 0 K: 0 S: 4	H: 1 LOB: 1 BB: 0 P: 4	R: 0 E: 0 K: 0 S: 3	H: 0 LOB: 0 BB: 0 P: 3	R: 0 E: 0 K: 1 S: 5	H: 1 LOB: 2 BB: 1 P: 10	R: 0 E: 0 K: 0 S: 4	H: 1 LOB: 1 BB: 0 P: 4	R: 0 E: 0 K: 1 S: 6	H: 1 LOB: 1 BB: 0 P: 6	1B: 7 2B: 0 3B: 0 HR: 0	SF: 0 SAC: 1 DP: 2 HBP: 0	WP: 0 PB: 0 SB: 0 CS: 1	PA: 32	
PITCHER Eric Show, R (1, 1) <small>ERA: 2.21</small>	IP: 9.0 WLS: W BF: 32 H: 7 R: 0 ER: 0 SO: 3 BB: 1 IBB: 0 HBP: 0 BLK: 0 WP: 0 HR: 0 S: 37 P: 41 ERA: 0.00 WHIP: 0.889																		

Cincinnati Reds @ San Diego Padres
 Jack Murphy Stadium, San Diego, CA
 Fri Aug 06 1982, 10:05 PM EDT
 Att: 11,331 - Unknown

livebaseballscorecards.com

AB	30
R	0
H	7
RBI	0
BB	1
SO	3
LOB	10



Batter	1	2	3	4	5	6	7	8	9
Gene Richards, L (1, 7) OBP: 0.339, SLG: 0.358 Dave Edwards, R (8, 8) OBP: 0.220, SLG: 0.300	0-0 SH3 1B	0-0 G4-6-3 1-2f		0-0 FC4 1-2f			0-3 K		
Tony Gwynn, L (1, 8) OBP: 0.368, SLG: 0.359 (8, 7)	0-0 SH3 1-2		0-3 K		0-0 4-3		0-0 P6		
Garry Templeton, S (1, 6) OBP: 0.281, SLG: 0.375	0-0 F9		0-0 1-3		0-0 P3		0-0 6-3		
Sixto Lezcano, R (1, 9) OBP: 0.399, SLG: 0.497	4-0 IBB		4-0 FC5-4 BB		0-0 F8		4-0 BB		
Terry Kennedy, L (1, 2) OBP: 0.306, SLG: 0.465	0-0 1-3		0-0 FC5-4 1-2f		0-3 K		0-0 F7		
Joe Lansford, R (1, 3) OBP: 0.538, SLG: 0.375		0-0 2B 1B		4-0 CS BB		0-0 F7		0-0 F9	
Luis Salazar, R (1, 5) OBP: 0.283, SLG: 0.366		0-0 1H 2B		0-0 1B 1B		0-0 HR		0-0 4-3	
Joe Pittman, R (1, 4) OBP: 0.287, SLG: 0.268		4-0 G4-6-3 BB		0-0 F9		0-0 E5			
Eric Show, R (1, 1) OBP: 0.167, SLG: 0.167		0-3 K		0-0 FC4 1B		0-0 G3			

AB	R	H	RBI	BB	SO	LOB
4	0	1	0	0	1	4
0	0	0	0	0	0	0
3	0	0	0	0	1	0
4	0	0	0	0	0	1
1	0	0	0	3	0	0
4	0	0	0	0	1	4
3	1	1	0	1	0	1
4	1	3	2	0	0	1
2	0	0	0	1	0	1
3	0	1	0	0	1	3

BOTTOM

Cincinnati Reds @ San Diego Padres
Jack Murphy Stadium, San Diego, CA
 Fri Aug 06 1982, 10:05 PM EDT
 Att. 11,331 - Unknown

livebaseballscorecards.com

AB	28
R	2
H	6
RBI	2
BB	5
SO	4
LOB	15



1B: 4	SF: 0	WP: 0	PA: 34
2B: 1	SAC: 1	PB: 0	
3B: 0	DP: 1	SB: 0	
HR: 1	HBP: 0	CS: 1	

Inning Stats	R: 0	H: 1	E: 0	K: 0	S: 4	LOB: 2	BB: 1	P: 8	R: 1	H: 2	E: 0	K: 1	S: 6	LOB: 1	BB: 1	P: 10	R: 0	H: 0	E: 0	K: 1	S: 5	LOB: 1	BB: 1	P: 9	R: 0	H: 0	E: 0	K: 0	S: 3	LOB: 0	BB: 0	P: 3	R: 1	H: 1	E: 1	K: 1	S: 7	LOB: 1	BB: 0	P: 7	R: 0	H: 0	E: 0	K: 1	S: 5	LOB: 0	BB: 0	P: 5	R: 0	H: 0	E: 0	K: 0	S: 3	LOB: 1	BB: 1	P: 7
PITCHER	IP	WLS	BF	H	R	ER	SO	BB	IBB	HBP	BLK	WP	HR	S	P	ERA	WHIP																																							
Bob Shirley, L (1, 1) ERA: 4.0	7.0	L	30	6	2	2	4	3	1	0	0	0	0	34	50	2.57	1.286																																							
Greg Harris, R (8, 1) ERA: 4.5	1.0		4	0	0	0	0	1	0	0	0	0	0	3	7	0.00	1.000																																							
PITCHER	IP	WLS	BF	H	R	ER	SO	BB	IBB	HBP	BLK	WP	HR	S	P	ERA	WHIP																																							

Batter	1	2	3	4	5	6	7	8	9	AB R H RBI BB SO LOB	TOP	
Eddie Milner, L (1, 8) OBP: 0.337, SLG: 0.386	0-0 CS 1B		0-0 F7			0-0 F8		0-0 1B		4 0 2 0 0 0 2		
Duane Walker, L (1, 7) OBP: 0.317, SLG: 0.360	0-0 F8 1-2			0-0 4-3		0-3 K		0-0 F5		4 0 0 0 0 1 3		
Dave Concepcion, R (1, 6) OBP: 0.344, SLG: 0.378	0-0 G3			0-0 6-3			0-0 F9		0-3 K	4 0 0 0 0 1 0		
Dan Driessen, L (1, 3) OBP: 0.391, SLG: 0.437		0-0 3-1		0-0 6-3			0-0 1B 2B		4-0 BB	3 1 1 0 1 0 0		
Paul Householder, S (1, 9) OBP: 0.267, SLG: 0.354					0-0 F9		0-0 F7		0-3 K	4 0 0 0 0 2 2		
Wayne Krenchicki, L (1, 5) OBP: 0.327, SLG: 0.374 Johnny Bench, R (9, PH) OBP: 0.320, SLG: 0.384		0-0 4-3			0-0 3-1		0-0 1B 2-H		0-3 K	3 0 1 1 0 0 0 1 0 0 0 0 1 1		
Ron Oester, S (1, 4) OBP: 0.291, SLG: 0.317			0-0 SH3 1B		0-0 G3		0-0 L7			3 0 1 0 0 0 1		
Dave Vangorder, R (1, 2) OBP: 0.263, SLG: 0.243			0-3 K			0-0 F7		0-3 K		3 0 0 0 0 2 1		
Mario Soto, R (1, 1) OBP: 0.246, SLG: 0.246 Alex Trevino, R (8, PH) OBP: 0.313, SLG: 0.302 Brad Lesley, R (8, 1)			0-0 SH3 1-2			0-0 1B		0-0 5-3		1 0 1 0 0 0 0 1 0 0 0 0 0 0 0 0 0 0 0 0 0		
Inning Stats	R: 0 H: 1 E: 0 LOB: 0 K: 0 BB: 0 S: 3 P: 3	R: 0 H: 0 E: 0 LOB: 0 K: 1 BB: 0 S: 5 P: 5	R: 0 H: 1 E: 0 LOB: 1 K: 1 BB: 0 S: 6 P: 6	R: 0 H: 0 E: 0 LOB: 0 K: 0 BB: 0 S: 3 P: 3	R: 0 H: 0 E: 0 LOB: 0 K: 0 BB: 0 S: 3 P: 3	R: 0 H: 1 E: 0 LOB: 1 K: 1 BB: 0 S: 6 P: 6	R: 1 H: 2 E: 0 LOB: 1 K: 0 BB: 0 S: 5 P: 5	R: 0 H: 1 E: 0 LOB: 1 K: 1 BB: 0 S: 6 P: 6	R: 0 H: 0 E: 0 LOB: 1 K: 3 BB: 1 S: 9 P: 13	1B: 5 SF: 0 2B: 1 SAC: 1 3B: 0 DP: 0 HR: 0 HBP: 0	WP: 0 PA: 33 PB: 0 SB: 0 CS: 1	
PITCHER Andy Hawkins, R (1, 1) ERA: 4.75 Gary Lucas, L (8, 1) ERA: 3.58	IP WLS BF H R ER SO BB IBB HBP BLK WP HR S P ERA WHIP	7.0 W 25 5 1 1 3 0 0 0 0 0 0 0 31 31 1.29 0.714	2.0 S 8 1 0 0 4 1 0 0 0 0 0 0 15 19 0.00 1.000	PITCHER IP WLS BF H R ER SO BB IBB HBP BLK WP HR S P ERA WHIP								

Cincinnati Reds @ San Diego Padres
 Jack Murphy Stadium, San Diego, CA
 Sat Aug 07 1982, 10:05 PM EDT
 Att: 20,890 - Unknown

livebaseballscorecards.com

AB 31
 R 1
 H 6
 RBI 1
 BB 1
 SO 7
 LOB 10



Batter	1	2	3	4	5	6	7	8	9
Gene Richards, L OBP: 0.335, SLG: 0.353 Gary Lucas, L (8, 1)	0-0 P4		0-3 K			0-0 F5	0-0 FC		
Tony Gwynn, L OBP: 0.363, SLG: 0.346 (8, 7)	0-0 4-3		0-0 F8			4-0 1B	0-3 K		
Garry Templeton, S OBP: 0.280, SLG: 0.374 (1, 6)	0-3 K			0-0 6-3		0-0 1B	0-3 K		
Terry Kennedy, L OBP: 0.310, SLG: 0.470 (1, 2)		0-0 SH 2B		4-0 1B BB		0-3 K		0-0 6-3 1B	
Luis Salazar, R OBP: 0.286, SLG: 0.369 (1, 5)		0-0 SH SH5-3		0-0 G3-6-3 1B		0-0 FC6-4		0-0 6-3 1B	
Broderick Perkins, L OBP: 0.336, SLG: 0.339 (1, 3)		0-0 5-3		0-0 G3-6-3 1-2f			0-0 BB FC 1B	0-0 F7	
Joe Lefebvre, L OBP: 0.244, SLG: 0.248 (1, 9)		0-0 SH5-3			0-0 F7		0-0 3-4-1	0-0 6-3	
Tim Flannery, L OBP: 0.318, SLG: 0.306 (1, 4)		0-3 K			0-3 K		4-0 FC IBB	4-0 IBB	
Andy Hawkins, R Kurt Bevacqua, R Dave Edwards, R OBP: 0.348, SLG: 0.301 OBP: 0.214, SLG: 0.293 (7, PH) (8, 8)			0-3 K			0-0 G3	4-0 FC BB	0-0 1-3	

Inning Stats	R: 0	H: 0	E: 0	K: 1	S: 5	R: 2	H: 1	E: 1	K: 1	S: 7	R: 0	H: 0	E: 0	K: 2	S: 7	R: 0	H: 1	E: 0	K: 0	S: 3	R: 0	H: 0	E: 0	K: 1	S: 5	R: 1	H: 1	E: 0	K: 1	S: 6	R: 1	H: 1	E: 0	K: 2	S: 9	R: 0	H: 2	E: 0	K: 0	S: 5	1B: 5	SF: 0	2B: 1	SAC: 2	3B: 0	DP: 1	HR: 0	HBP: 0	WP: 0	PA: 36								
	0	0	0	1	5	2	1	1	1	7	0	0	0	2	7	0	1	0	0	3	0	0	0	1	5	0	0	0	1	5	1	1	0	1	10	1	1	0	2	17	0	2	0	3	9	5	0	1	2	5	5	0	1	0	0	0	0	36

PITCHER	IP	WLS	BF	H	R	ER	SO	BB	IBB	HBP	BLK	WP	HR	S	P	ERA	WHIP
Mario Soto, R ERA: 2.55 Brad Lesley, R ERA: 2.45	7.0	L	30	4	4	3	8	3	1	0	0	0	0	42	58	3.86	1.000
	1.0		6	2	0	0	0	0	1	0	0	0	0	5	9	0.00	2.000


BOTTOM

Cincinnati Reds @ San Diego Padres
Jack Murphy Stadium, San Diego, CA

Sat Aug 07 1982, 10:05 PM EDT
 Att. 20,890 - Unknown

livebaseballscorecards.com

AB	29
R	4
H	6
RBI	3
BB	5
SO	8
LOB	21



Batter	1	2	3	4	5	6	7	8	9	AB R H RBI BB SO LOB	TOP									
Tom Lawless, R (1, 4) OBP: 0.264, SLG: 0.259 Ron Oester, S (8, PH) OBP: 0.291, SLG: 0.316 (8, 4)	0-0 F8		0-0 6-3			0-0 F8		0-0 F7		3 0 0 0 0 0 0 1 0 0 0 0 0 1										
Eddie Milner, L (1, 8) OBP: 0.339, SLG: 0.386	0-3 K			0-0 CS 1B		4-0 L5-3 BB		0-0 F9		3 0 1 0 1 1 0										
Dave Concepcion, R (1, 6) OBP: 0.341, SLG: 0.374	0-0 3-1			0-3 K 1-2		0-0 L5-3 1-2		0-0 5-3		4 0 0 0 0 1 2										
Johnny Bench, R (1, 5) OBP: 0.316, SLG: 0.378		0-0 E7 6-3 1B		0-0 P4			0-3 K		0-3 K	4 1 0 0 0 2 0										
Mike Vail, R (1, 7) OBP: 0.281, SLG: 0.411		0-0 6-3			0-0 1B 1B		0-3 K			3 0 1 0 0 1 1										
Dan Driessen, L (1, 3) OBP: 0.390, SLG: 0.436		0-0 CS 1B			0-0 F9		0-0 F8			3 0 1 1 0 0 1										
Paul Householder, S (1, 9) OBP: 0.271, SLG: 0.357		0-0 F8 1-2			0-0 1B			0-0 1B		3 0 2 0 0 0 1										
Alex Trevino, R (1, 2) OBP: 0.311, SLG: 0.300 Duane Walker, L (8, PH) OBP: 0.315, SLG: 0.357 Dave Vangorder, R (8, 2) OBP: 0.263, SLG: 0.243			0-0 P6		0-0 F8			0-0 F5		2 0 0 0 0 0 2 1 0 0 0 0 0 1 0 0 0 0 0 0 0										
Frank Pastore, R (1, 1) OBP: 0.184, SLG: 0.189 Larry Blittner, L (8, PH) OBP: 0.353, SLG: 0.409 Joe Price, R (8, 1) OBP: 0.333, SLG: 0.333 Jim Kern, R (8, 1)		0-3 K		0-0 P3			0-0 F2			2 0 0 0 0 1 2 1 0 0 0 0 0 1 0 0 0 0 0 0 0 0 0 0 0 0 0 0										
Inning Stats	R: 0 E: 0 K: 1 S: 5	H: 0 LOB: 0 BB: 0 P: 5	R: 1 E: 1 K: 0 S: 4	H: 1 LOB: 0 BB: 0 P: 4	R: 0 E: 0 K: 1 S: 5	H: 0 LOB: 0 BB: 0 P: 5	R: 0 E: 0 K: 1 S: 5	H: 1 LOB: 0 BB: 0 P: 5	R: 0 E: 0 K: 0 S: 2	H: 0 LOB: 0 BB: 1 P: 6	R: 0 E: 0 K: 2 S: 7	H: 0 LOB: 0 BB: 0 P: 7	R: 0 E: 0 K: 0 S: 4	H: 1 LOB: 1 BB: 0 P: 4	R: 0 E: 0 K: 1 S: 5	H: 0 LOB: 0 BB: 0 P: 5	1B: 5 2B: 1 3B: 0 HR: 0	SF: 0 SAC: 0 DP: 1 HBP: 0	WP: 0 PB: 0 SB: 0 CS: 2	PA: 31
PITCHER	IP WLS BF H R ER SO BB IBB HBP BLK WP HR S P ERA WHIP																			
Dave Dravecky, L (1, 1) ERA: 1.93	6.0 W 21 4 1 0 3 1 0 0 0 0 0 0 26 30 0.00 0.833																			
Floyd Chiffer, R (7, 1) ERA: 2.53	2.0 7 1 0 0 2 0 0 0 0 0 0 0 11 11 0.00 0.500																			
Gary Lucas, L (9, 1) ERA: 3.52	1.0 S 3 0 0 0 1 0 0 0 0 0 0 0 5 5 0.00 0.000																			

Cincinnati Reds @ San Diego Padres
 Jack Murphy Stadium, San Diego, CA
 Sun Aug 08 1982, 6:33 AM EDT
 Att: 12,097 - Unknown

livebaseballscorecards.com

AB	30
R	1
H	5
RBI	1
BB	1
SO	6
LOB	12



Batter	1	2	3	4	5	6	7	8	9
Gene Richards, L (1, 7) Dave Edwards, R (8, 8) OBP: 0.337, SLG: 0.355 OBP: 0.209, SLG: 0.286	0-0 FC6-4 1B 1B	0-0 L4-6 2-3		0-0 4-3			0-0 CS 1B	0-0 F2	
Tony Gwynn, L (1, 8) OBP: 0.358, SLG: 0.341 (8, 7)	0-0 FC6-4 1B 1-2		0-0 4-3		0-0 G3		0-0 4-3 1-2		
Garry Templeton, S (1, 6) OBP: 0.278, SLG: 0.370	0-0 FC6-4 S 1-2f 2-3		0-0 6-3		0-0 F7		0-0 4-3		
Terry Kennedy, L (1, 2) OBP: 0.312, SLG: 0.470	0-3 K 1-2		0-0 1B 1B		0-3 K		0-0 FC1-6 1B		
Broderick Perkins, L (1, 3) OBP: 0.338, SLG: 0.341	0-0 F8		0-0 1B 1B		0-0 1B 1B		0-0 FC1-6 BB 1B 1-2f FC		
Luis Salazar, R (1, 5) OBP: 0.288, SLG: 0.370		0-0 1B SF9 1B	0-0 F8		0-0 F9		0-0 FC BB 1B 1-2		
Joe Lefebvre, L (1, 9) OBP: 0.262, SLG: 0.267 Sixto Lezcano, R (8, PH) OBP: 0.400, SLG: 0.497 (9, 9)		0-0 L4-6 SH 1B 1-3		0-0 1B		0-0 1B 1B 1-3	4-0 FC BB 1B 1-2 2-3		
Tim Flannery, L (1, 4) OBP: 0.318, SLG: 0.308 Joe Lansford, R (8, PH) OBP: 0.500, SLG: 0.333 Joe Pittman, R (9, 4) OBP: 0.287, SLG: 0.268		0-0 SF9		0-0 F7		0-0 G6-4-3 1B 1-2 3-H	0-0 FC		
Dave Dravecky, R (1, 1) Kurt Bevacqua, R (6, PH) OBP: 0.344, SLG: 0.297 Floyd Chiffer, R (7, 1) Tim Lollar, L (8, PH) OBP: 0.328, SLG: 0.484 Gary Lucas, L (9, 1)		0-0 SH 1-2		0-3 K		0-0 G6-4-3 1-2f	0-3 K		

AB	R	H	RBI	BB	SO	LOB
4	0	2	0	0	0	3
1	0	0	0	0	0	3
4	0	1	0	0	0	1
4	0	0	0	0	0	2
4	0	2	0	0	2	2
4	2	2	0	0	0	3
4	1	2	0	0	0	3
3	0	3	0	0	0	0
0	0	0	0	1	0	0
2	0	1	2	0	0	1
1	0	0	1	0	0	2
0	0	0	0	0	0	0
1	0	0	0	0	1	3
0	0	0	0	0	0	0

WP	PA
0	37

Inning Stats	R	H	E	K	S	H	LOB	BB	P	R	H	E	K	S	H	LOB	BB	P
	0	2	0	1	7	2	2	0	7	1	2	0	0	5	2	1	0	5
	0	0	0	0	5	0	1	0	5	0	0	0	0	6	0	0	0	5
	0	0	0	0	5	0	1	0	5	0	0	0	0	6	0	0	0	5
	0	0	0	0	5	0	0	0	5	1	3	0	1	5	0	0	0	5
	0	0	0	0	3	0	1	0	3	0	1	0	0	3	0	0	0	3
	0	0	0	0	3	0	0	0	3	1	2	0	1	5	0	0	0	5

ERA	WHIP
2.57	1.571
0.00	0.000

Cincinnati Reds @ San Diego Padres
Jack Murphy Stadium, San Diego, CA
 Sun Aug 08 1982, 6:33 AM EDT
 Att. 12,097 - Unknown

AB	R	H	RBI	BB	SO	LOB
34	3	13	3	1	4	26



PITCHER	IP	WLS	BF	H	R	ER	SO	BB	IBB	HBP	BLK	WP	HR	S	P	ERA	WHIP
Frank Pastore, R (1, 1) ERA: 3.88	7.0	L	30	11	2	2	3	0	0	0	0	0	0	36	36	2.57	1.571
Joe Price, L (8, 1) ERA: 3.12	0.1		4	2	1	1	0	1	0	0	0	0	0	3	7	27.00	9.000
Jim Kern, R (8, 1) ERA: 2.69	0.2		3	0	0	0	1	0	0	0	0	0	0	5	5	0.00	0.000

Batter	1	2	3	4	5	6	7	8	9	AB R H RBI BB SO LOB	TOP
--------	---	---	---	---	---	---	---	---	---	----------------------	-----

Dickie Thon, R (1, 6)
OBP: 0.317, SLG: 0.399

Terry Puhl, L (1, 9)
OBP: 0.329, SLG: 0.388

Ray Knight, R (1, 3)
OBP: 0.369, SLG: 0.419

Jose Cruz, L (1, 7)
OBP: 0.348, SLG: 0.396

Phil Gamar, R (1, 4)
OBP: 0.304, SLG: 0.432

Alan Ashby, S (1, 2)
OBP: 0.323, SLG: 0.417

Art Howe, R (1, 5)
OBP: 0.320, SLG: 0.316

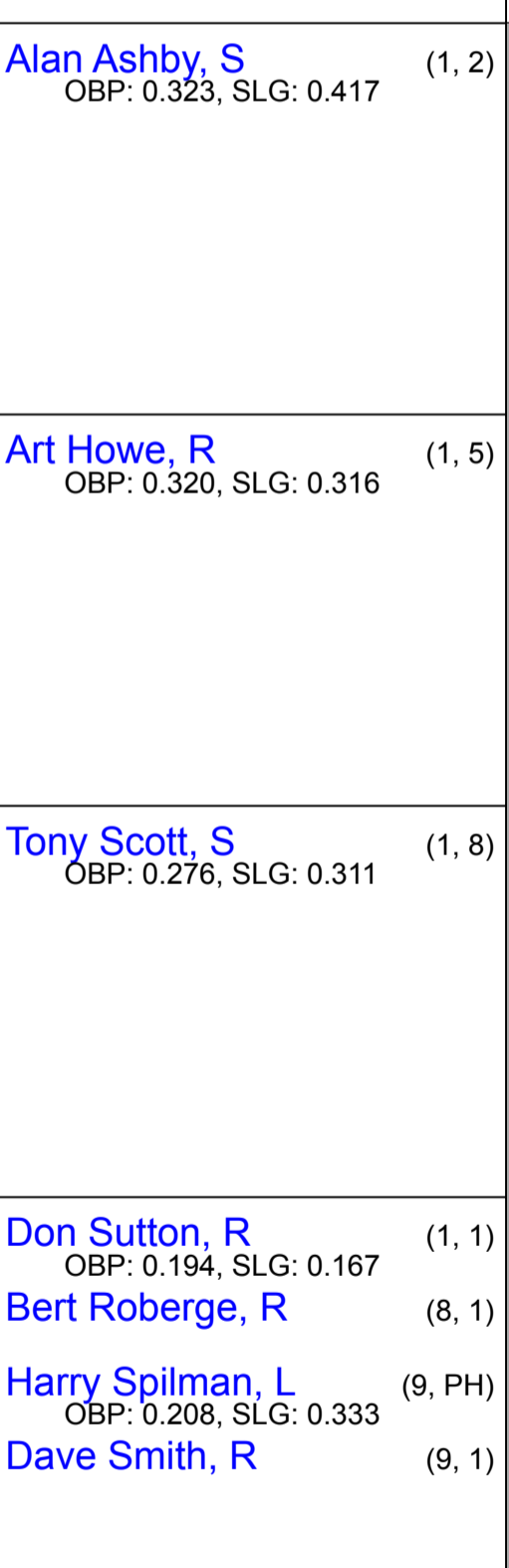
Tony Scott, S (1, 8)
OBP: 0.276, SLG: 0.311

Don Sutton, R (1, 1)
OBP: 0.194, SLG: 0.167

Bert Roberge, R (8, 1)

Harry Spilman, L (9, PH)
OBP: 0.208, SLG: 0.333

Dave Smith, R (9, 1)



Inning Stats

R: 1	H: 2	R: 0	H: 0	R: 0	H: 2	R: 1	H: 1	R: 1	H: 2	R: 1	H: 1	R: 0	H: 1	R: 0	H: 1	R: 0	H: 0	R: 0	H: 0	R: 0	H: 0	R: 3	H: 1
E: 0	LOB: 1	E: 0	LOB: 0	E: 0	LOB: 2	E: 0	LOB: 0	E: 0	LOB: 2	E: 0	LOB: 0	E: 0	LOB: 1	E: 0	LOB: 1	E: 0	LOB: 0	E: 0	LOB: 0	E: 0	LOB: 0	E: 1	LOB: 0
K: 1	BB: 0	K: 1	BB: 0	K: 0	BB: 0	K: 1	BB: 0	K: 0	BB: 0	K: 1	BB: 0	K: 0	BB: 0	K: 1	BB: 0	K: 0	BB: 0	K: 0	BB: 0	K: 0	BB: 0	K: 1	BB: 0
S: 7	P: 7	S: 5	P: 5	S: 5	P: 5	S: 6	P: 6	S: 5	P: 9	S: 6	P: 6	S: 4	P: 4	S: 6	P: 6	S: 3	P: 3	S: 3	P: 3	S: 3	P: 3	S: 3	P: 3

PITCHER

IP	WLS	BF	H	R	ER	SO	BB	IBB	HBP	BLK	WP	HR	S	P	ERA	WHIP
7.0	L	31	9	4	4	4	1	0	0	0	0	2	38	42	5.14	1.429
2.0		7	1	0	0	1	0	0	0	0	0	0	9	9	0.00	0.500

5	2	2	0	0	0	1
4	0	1	1	1	0	1
4	0	3	1	0	0	1
4	0	0	0	0	1	6
4	0	1	0	0	0	3
4	2	2	2	0	1	1
4	0	0	0	0	1	1
4	0	0	0	0	2	1
3	0	1	0	0	0	0
0	0	0	0	0	0	0
1	0	0	0	0	0	0
0	0	0	0	0	0	0

Houston Astros @ San Diego Padres
Jack Murphy Stadium, San Diego, CA
 Mon Aug 09 1982, 10:05 PM EDT
 Att. 9,288 - Unknown

AB	37
R	4
H	10
RBI	4
BB	1
SO	5
LOB	15



WP: 0	PA: 38
PB: 0	
SB: 1	
CS: 0	

Batter	1	2	3	4	5	6	7	8	9	AB R H RBI BB SO LOB
Gene Richards, L (1, 7) OBP: 0.338, SLG: 0.362	0-0 F7		0-0 2B 3B		0-0 G3			0-0 BB 1B	0-0 4-3	5 1 2 0 0 0 0
Tony Gwynn, L (1, 8) OBP: 0.354, SLG: 0.348	0-0 G3		0-0 2B		0-0 3-1			0-0 F7		4 0 1 1 0 0 1
Garry Templeton, S (1, 6) OBP: 0.275, SLG: 0.367	0-0 E4 BB		0-0 F5		0-0 6-3			0-0 P6		4 0 0 0 0 0 2
Sixto Lezcano, R (1, 9) OBP: 0.403, SLG: 0.496	4-0 1-2 BB		4-0 BB		0-0 F8			4-0 1-2 BB		1 0 0 0 3 0 0
Terry Kennedy, L (1, 2) OBP: 0.309, SLG: 0.465	0-0 4-3		0-0 F2		0-0 F8			0-0 G3		4 0 0 0 0 0 6
Broderick Perkins, L (1, 3) OBP: 0.337, SLG: 0.344		0-0 6-3		0-0 4-3			0-0 6-3		0-0 1B E 2B	4 1 1 0 0 0 0
Luis Salazar, R (1, 5) OBP: 0.290, SLG: 0.374		0-0 F8		0-0 CS 2B			0-0 1-3		0-0 E SF8 1B	4 1 2 0 0 0 0
Tim Flannery, L (1, 4) OBP: 0.317, SLG: 0.307		0-0 F7		0-0 G3			0-0 1B		0-0 G3	4 0 1 0 0 0 2
John Montefusco, R (1, 1) OBP: 0.143, SLG: 0.109			0-0 4-3		0-3 K		0-0 F9		0-0 SF8	2 0 0 0 0 1 0
Joe Lefebvre, L (7, PH) OBP: 0.260, SLG: 0.265									3-H	1 0 0 0 0 0 1
Juan Eichelberger, R (8, 1) OBP: 0.143, SLG: 0.195										0 0 0 0 0 0 0
Kurt Bevacqua, R (9, PH) OBP: 0.341, SLG: 0.297										0 0 0 1 0 0 0

Inning Stats	R: 0	H: 0	E: 1	LOB: 2	K: 0	BB: 1	S: 4	P: 8	R: 0	H: 0	E: 0	LOB: 0	K: 0	BB: 0	S: 3	P: 3	R: 0	H: 1	E: 0	LOB: 0	K: 0	BB: 0	S: 3	P: 3	R: 0	H: 0	E: 0	LOB: 0	K: 1	BB: 0	S: 5	P: 5	R: 0	H: 0	E: 0	LOB: 0	K: 0	BB: 0	S: 3	P: 3	R: 0	H: 1	E: 0	LOB: 2	K: 0	BB: 1	S: 4	P: 8	R: 2	H: 2	E: 1	LOB: 0	K: 0	BB: 0	S: 5	P: 5	1B: 3	SF: 1	2B: 3	SAC: 0	3B: 1	DP: 0	HR: 0	HBP: 0	WP: 0	PA: 37
--------------	------	------	------	--------	------	-------	------	------	------	------	------	--------	------	-------	------	------	------	------	------	--------	------	-------	------	------	------	------	------	--------	------	-------	------	------	------	------	------	--------	------	-------	------	------	------	------	------	--------	------	-------	------	------	------	------	------	--------	------	-------	------	------	-------	-------	-------	--------	-------	-------	-------	--------	-------	--------

PITCHER	IP	WLS	BF	H	R	ER	SO	BB	IBB	HBP	BLK	WP	HR	S	P	ERA	WHIP
Don Sutton, R (1, 1) ERA: 3.03	7.2	W	31	5	1	1	1	3	0	0	0	0	0	30	42	1.17	1.043
Bert Roberge, R (8, 1) ERA: 7.84	0.1		1	0	0	0	0	0	0	0	0	0	0	1	1	0.00	0.000
Dave Smith, R (9, 1) ERA: 4.89	1.0	S	5	2	2	1	0	0	0	0	0	0	0	5	5	9.00	2.000

BOTTOM

Houston Astros @ San Diego Padres
Jack Murphy Stadium, San Diego, CA
 Mon Aug 09 1982, 10:05 PM EDT
 Att. 9,288 - Unknown

AB	33
R	3
H	7
RBI	2
BB	3
SO	1
LOB	12



WP: 0	PA: 37
PB: 0	
SB: 0	
CS: 1	

Batter	1	2	3	4	5	6	7	8	9	AB R H RBI BB SO LOB	TOP											
Dickie Thon, R OBP: 0.319, SLG: 0.401 (1, 6)	0-0 F7		0-0 2B			4-0 FC3-6 HR BB		0-0 F9		3 1 1 0 1 0 0												
Terry Puhl, L OBP: 0.328, SLG: 0.385 (1, 9)	0-0 4-3		0-0 1-3			4-0 FC3-6 BB		0-0 F8		3 0 0 0 1 0 1												
Ray Knight, R OBP: 0.370, SLG: 0.420 (1, 3)	0-3 K			0-0 G1-6-3 1B		0-0 FC3-6 HR 1-2f 2-3		0-0 FC5-4 1B		4 1 2 0 0 1 2												
Phil Garner, R OBP: 0.304, SLG: 0.438 (1, 4)		0-0 F7		0-3 K		0-0 HR 1-H 3-H		0-0 FC5-4		4 1 1 3 0 1 2												
Jose Cruz, L OBP: 0.345, SLG: 0.392 (1, 7)		0-0 L5		0-0 G1-6-3		0-3 K			0-0 F8	4 0 0 0 0 1 1												
Alan Ashby, S OBP: 0.329, SLG: 0.436 (1, 2)		0-0 FC6-4 1B			0-3 K		0-0 K BB 1B		0-0 HR	4 1 3 1 0 1 0												
Art Howe, R OBP: 0.316, SLG: 0.311 (1, 5)		0-0 FC6-4			0-3 K		0-0 P4		0-0 F8	4 0 0 0 0 1 2												
Tony Scott, S OBP: 0.275, SLG: 0.308 (1, 8)			0-0 F8		0-0 L4		4-0 BB 1-2		0-3 K	3 0 0 0 1 1 0												
Vern Ruhle, R OBP: 0.200, SLG: 0.111 Randy Moffitt, R (9, 1)			0-3 K			0-3 K			0-3 K	3 0 0 0 0 3 2 0 0 0 0 0 0 0												
Inning Stats	R: 0 E: 0 K: 1 S: 5	H: 0 LOB: 0 BB: 0 P: 5	R: 0 E: 0 K: 0 S: 4	H: 1 LOB: 1 BB: 0 P: 4	R: 0 E: 0 K: 1 S: 6	H: 1 LOB: 1 BB: 0 P: 6	R: 0 E: 0 K: 1 S: 5	H: 1 LOB: 0 BB: 0 P: 5	R: 0 E: 0 K: 2 S: 7	H: 0 LOB: 0 BB: 0 P: 7	R: 3 E: 0 K: 2 S: 8	H: 1 LOB: 0 BB: 2 P: 16	R: 0 E: 0 K: 1 S: 5	H: 1 LOB: 1 BB: 1 P: 9	R: 0 E: 0 K: 0 S: 4	H: 1 LOB: 1 BB: 0 P: 4	R: 1 E: 0 K: 1 S: 6	H: 1 LOB: 0 BB: 0 P: 6	1B: 4 2B: 1 3B: 0 HR: 2	SF: 0 SAC: 0 DP: 1 HBP: 0	WP: 0 PB: 0 SB: 1 CS: 0	PA: 35
PITCHER	IP WLS BF H R ER SO BB IBB HBP BLK WP HR S P ERA WHIP																					
Tim Lollar, L ERA: 3.41 (1, 1)	6.0 L 23 4 3 3 7 2 0 0 0 0 0 1 35 43 4.50 1.000																					
Floyd Chiffer, R ERA: 2.45 (7, 1)	2.0 8 2 0 0 1 1 0 0 0 0 0 0 9 13 0.00 1.500																					
Luis DeLeon, R ERA: 2.03 (9, 1)	1.0 4 1 1 1 1 0 0 0 0 0 0 1 6 6 9.00 1.000																					

Houston Astros @ San Diego Padres
 Jack Murphy Stadium, San Diego, CA
 Tue Aug 10 1982, 10:05 PM EDT
 Att: 11,808 - Unknown

livebaseballscorecards.com

AB	32
R	4
H	7
RBI	4
BB	3
SO	9
LOB	10



BOTTOM

Houston Astros @ San Diego Padres
Jack Murphy Stadium, San Diego, CA

Tue Aug 10 1982, 10:05 PM EDT
Att. 11,808 - Unknown

livebaseballscorecards.com

AB	34
R	1
H	8
RBI	1
BB	0
SO	2
LOB	11



WP:	0	PA:	34
PB:	0		
SB:	0		
CS:	0		

AB R H RBI BB SO LOB

4	0	0	0	0	1	1
4	0	1	0	0	0	1
4	0	0	0	0	0	2
4	0	0	0	0	0	1
4	1	3	1	0	0	0
4	0	2	0	0	0	1
4	0	1	0	0	0	3
3	0	0	0	0	0	2
1	0	0	0	0	0	1
1	0	1	0	0	0	0
0	0	0	0	0	0	0
1	0	0	0	0	0	0
0	0	0	0	0	0	0

Batter	1	2	3	4	5	6	7	8	9
Gene Richards, L (1, 7) OBP: 0.334, SLG: 0.358	0-0 5-3			0-0 4-3		0-3 K		0-0 3-1	
Tony Gwynn, L (1, 8) OBP: 0.350, SLG: 0.344	0-0 F7			0-0 FC6 1B		0-0 F8 2-3		0-0 4-3	
Garry Templeton, S (1, 6) OBP: 0.273, SLG: 0.363	0-0 F8			0-0 FC6 1-2f		0-0 3-1		0-0 1-3	
Sixto Lezcano, R (1, 9) OBP: 0.400, SLG: 0.490		0-0 5-3		0-0 F7		0-0 L6		0-0 6-3	
Terry Kennedy, L (1, 2) OBP: 0.313, SLG: 0.476		0-0 G3-6-3 1B		0-0 G3		0-0 HR		0-0 1B 1B	
Broderick Perkins, L (1, 3) OBP: 0.339, SLG: 0.346		0-0 G3-6-3 1-2f		0-0 4-3		0-0 1B		0-0 1-2 1B	
Luis Salazar, R (1, 5) OBP: 0.290, SLG: 0.373			0-0 F7		0-0 1B		0-0 P4	0-0 F9	
Tim Flannery, L (1, 4) OBP: 0.313, SLG: 0.303			0-0 4-3		0-0 F7		0-0 L6		
Tim Lollar, L (1, 1) OBP: 0.324, SLG: 0.477			0-3 K			0-0 2B		0-0 P4	
Joe Pittman, R (6, PH) OBP: 0.295, SLG: 0.289									
Floyd Chiffer, R (7, 1)									
Joe Lefebvre, L (8, PH) OBP: 0.258, SLG: 0.263									
Luis DeLeon, R (9, 1) OBP: 0.182, SLG: 0.200									

Inning Stats	R: 0	H: 0	E: 0	K: 0	S: 3	R: 0	H: 1	E: 0	K: 0	S: 3	R: 0	H: 0	E: 0	K: 1	S: 5	R: 0	H: 1	E: 0	K: 0	S: 4	R: 0	H: 1	E: 0	K: 0	S: 4	R: 1	H: 2	E: 0	K: 0	S: 5	R: 0	H: 0	E: 0	K: 0	S: 3	R: 0	H: 2	E: 0	K: 0	S: 5	1B: 6	SF: 0	2B: 1	3B: 0	HR: 1	SAC: 0	DP: 1	HBP: 0	WP: 0	PA: 34
--------------	------	------	------	------	------	------	------	------	------	------	------	------	------	------	------	------	------	------	------	------	------	------	------	------	------	------	------	------	------	------	------	------	------	------	------	------	------	------	------	------	-------	-------	-------	-------	-------	--------	-------	--------	-------	--------

PITCHER	IP	WLS	BF	H	R	ER	SO	BB	IBB	HBP	BLK	WP	HR	S	P	ERA	WHIP
Vern Ruhle, R (1, 1) ERA: 3.71	8.2	W	33	8	1	1	2	0	0	0	0	0	1	37	37	1.04	0.923
Randy Moffitt, R (9, 1) ERA: 3.18	0.1	S	1	0	0	0	0	0	0	0	0	0	0	1	1	0.00	0.000

Batter	1	2	3	4	5	6	7	8	9	AB R H RBI BB SO LOB	TOP		
Dickie Thon, R OBP: 0.318, SLG: 0.401 (1, 6)	0-0 F9 SF8 2B	0-0 P5			0-0 1-3		0-0 FC4-6 1B 1-2f		0-0 1-3	5 1 1 0 0 0 3			
Terry Puhl, L OBP: 0.332, SLG: 0.388 (1, 9)	0-0 F9 2-3		0-0 1B		0-0 1B 1B		0-0 G4-3 1B 1-2			4 1 3 0 0 0 1			
Ray Knight, R OBP: 0.369, SLG: 0.420 (1, 3)	0-0 SF8 3-H		0-3 K		0-0 1B 1-2 1B		0-0 G4-3 1-2f			3 0 1 1 0 1 3			
Phil Garner, R OBP: 0.303, SLG: 0.436 (1, 4)	0-3 K		0-3 K		0-0 1B 1-3 2-H			0-0 6-3		4 0 1 1 0 2 1			
Jose Cruz, L OBP: 0.342, SLG: 0.388 (1, 7)		0-0 4-3	0-0 F8		0-3 K			0-0 L5		4 0 0 0 0 1 3			
Alan Ashby, S OBP: 0.332, SLG: 0.435 (1, 2)		0-0 1B 1B 1B		0-3 K		0-0 4-3		4-0 BB		3 1 1 0 1 1 0			
Art Howe, R OBP: 0.315, SLG: 0.310 (1, 5)		0-0 1B 1-3 1B		0-0 5-3		0-3 K		0-3 K		4 0 1 0 0 2 1			
Tony Scott, S OBP: 0.272, SLG: 0.305 (1, 8)		0-0 F7		0-0 4-3		0-0 4-3			0-0 6-3	4 0 0 0 0 0 2			
Nolan Ryan, R OBP: 0.210, SLG: 0.140 (1, 1)		0-0 1-2 3-H 1B			0-0 4-3		4-0 FC4-6 BB		0-3 K	3 0 1 1 1 1 0			
Inning Stats	R: 1 E: 0 K: 1 S: 6 H: 1 LOB: 0 BB: 0 P: 6	R: 1 E: 0 K: 0 S: 6 H: 3 LOB: 2 BB: 0 P: 6	R: 0 E: 0 K: 2 S: 8 H: 1 LOB: 1 BB: 0 P: 8	R: 0 E: 0 K: 1 S: 5 H: 0 LOB: 0 BB: 0 P: 5	R: 1 E: 0 K: 1 S: 8 H: 3 LOB: 2 BB: 0 P: 8	R: 0 E: 0 K: 1 S: 5 H: 0 LOB: 0 BB: 0 P: 5	R: 0 E: 0 K: 0 S: 3 H: 1 LOB: 1 BB: 1 P: 7	R: 0 E: 0 K: 1 S: 5 H: 0 LOB: 1 BB: 1 P: 9	R: 0 E: 0 K: 1 S: 5 H: 0 LOB: 0 BB: 0 P: 5	1B: 8 2B: 1 3B: 0 HR: 0 SF: 1 SAC: 0 DP: 1 HBP: 0	WP: 0 PB: 0 SB: 0 CS: 0 PA: 37		
PITCHER	IP WLS BF H R ER SO BB IBB HBP BLK WP HR S P ERA WHIP											PITCHER	IP WLS BF H R ER SO BB IBB HBP BLK WP HR S P ERA WHIP
Eric Show, R ERA: 2.36 (1, 1)	6.0 L 26 8 3 3 6 0 0 0 0 0 0 0 38 38 4.50 1.333												
Juan Eichelberger, R ERA: 4.12 (7, 1)	2.0 8 1 0 0 1 2 0 0 0 0 0 0 8 16 0.00 1.500												
Chris Welsh, L ERA: 4.7 (9, 1)	1.0 3 0 0 0 1 0 0 0 0 0 0 0 5 5 0.00 0.000												

Houston Astros @ San Diego Padres
 Jack Murphy Stadium, San Diego, CA
 Wed Aug 11 1982, 10:05 PM EDT
 Att: 10,130 - Unknown

livebaseballscorecards.com

AB	34
R	3
H	9
RBI	3
BB	2
SO	8
LOB	14



Batter	1	2	3	4	5	6	7	8	9	AB R H RBI BB SO LOB	TOP															
Brett Butler, L (1, 8) OBP: 0.307, SLG: 0.237	0-0 1-3	0-0 FC5			0-0 1B BLK SF9 1B	0-3 K			0-0 G1-6-3	5 1 1 0 0 1 3																
Rafael Ramirez, R (1, 6) OBP: 0.300, SLG: 0.341	4-0 BB		0-0 SH5-3 1B		0-0 WP 1B		0-0 G6-4-3 1B		0-0 5-3	4 0 3 0 1 0 0																
Claudell Washington, L (1, 9) OBP: 0.331, SLG: 0.385	0-0 F9		0-0 SH5-3 1-3		0-3 K 1-2		0-3 K			3 0 0 0 0 2 4																
Dale Murphy, R (1, 7) OBP: 0.369, SLG: 0.539	0-0 F9		0-3 K		0-0 SF9		0-0 G6-4-3			3 0 0 1 0 1 3																
Chris Chambliss, L (1, 3) OBP: 0.328, SLG: 0.410		0-0 4-3	4-0 BB 1B		4-0 WP IBB		0-0 2B			2 0 1 0 2 0 0																
Glenn Hubbard, R (1, 4) OBP: 0.339, SLG: 0.377		0-0 2B 1B	0-0 1-3		4-0 FC6-4 BB		0-0 F7			3 1 1 0 1 0 3																
Biff Pocoroba, S (1, 2) OBP: 0.351, SLG: 0.404		0-0 F8		0-3 K	0-0 FC6-4		0-0 6-3			2 0 0 0 0 1 1																
Bob Watson, R (5, PH) OBP: 0.291, SLG: 0.415					1-2 2-3 BB					1 0 0 0 0 0 3																
Bruce Benedict, R (5, 2) OBP: 0.285, SLG: 0.275					0-0 FC6-4					1 0 0 0 0 0 1																
Jerry Royster, R (1, 5) OBP: 0.327, SLG: 0.341		0-0 FC5 1-H 2B		0-0 5-3		0-0 5-3		0-3 K		4 0 1 1 0 1 1																
Bob Walk, R (1, 1) OBP: 0.300, SLG: 0.205		4-0 BB		0-0 P6		0-3 K			0-0 G1-6-3 1B	2 0 0 0 1 1 0																
Carlos Diaz, R (6, 1)										0 0 0 0 0 0 0																
Rufino Linares, R (9, PH) OBP: 0.347, SLG: 0.413										1 0 1 0 0 0 0																
Inning Stats	R: 0 E: 0 K: 0 S: 3	H: 0 LOB: 1 BB: 1 P: 7	R: 1 E: 0 K: 0 S: 5	H: 2 LOB: 2 BB: 1 P: 9	R: 0 E: 0 K: 1 S: 6	H: 1 LOB: 2 BB: 1 P: 10	R: 0 E: 0 K: 1 S: 5	H: 0 LOB: 0 BB: 0 P: 5	R: 1 E: 0 K: 1 S: 7	H: 2 LOB: 3 BB: 2 P: 15	R: 0 E: 0 K: 2 S: 7	H: 0 LOB: 0 BB: 0 P: 7	R: 0 E: 0 K: 1 S: 5	H: 1 LOB: 0 BB: 0 P: 5	R: 0 E: 0 K: 1 S: 6	H: 1 LOB: 1 BB: 0 P: 6	R: 0 E: 0 K: 0 S: 3	H: 1 LOB: 0 BB: 0 P: 3	1B: 6 2B: 2 3B: 0 HR: 0	SF: 1 SAC: 1 DP: 2 HBP: 0	WP: 1 PB: 0 SB: 2 CS: 0	PA: 38				
PITCHER	IP WLS BF H R ER SO BB IBB HBP BLK WP HR S P ERA WHIP																									
Andy Hawkins, R (1, 1) ERA: 4.63	4.2		24	5	2	2	3	4	1	0	1	0	25	45	3.86	1.929										
Chris Welsh, L (5, 1) ERA: 4.53	4.1	W	14	3	0	0	4	0	0	0	0	0	22	22	0.00	0.692										

Atlanta Braves @ San Diego Padres
Jack Murphy Stadium, San Diego, CA

Thu Aug 12 1982, 6:33 AM EDT
Att: 32,540 - Unknown

livebaseballscorecards.com

AB 31
R 2
H 8
RBI 2
BB 5
SO 7
LOB 19



Batter	1	2	3	4	5	6	7	8	9
Tony Gwynn, L OBP: 0.342, SLG: 0.356 (1, 8) X	0-0 P6		0-3 K 1B		0-0 WP 2B	0-0			
Joe Lefebvre, L OBP: 0.252, SLG: 0.256 (1, 7) X	0-0 P3		0-0 1B		0-0 F7 2-3	0-3 K			
Garry Templeton, S OBP: 0.271, SLG: 0.360 (1, 6) X	0-0 3-1		0-0 P5			0-0 6-3	0-0 F9		
Sixto Lezcano, R OBP: 0.399, SLG: 0.484 (1, 9) B B B B		4-0 L3 BB		0-3 K		4-0 HR BB	0-3 K		
Terry Kennedy, L OBP: 0.312, SLG: 0.479 (1, 2) X		0-0 F8		0-0 4-3		0-0 HR	0-0 3-1		
Luis Salazar, R OBP: 0.289, SLG: 0.369 (1, 5) X		0-0 L3 1-2		0-3 K		0-0 2B 1B	0-0 5-3		
Broderick Perkins, L OBP: 0.341, SLG: 0.346 (1, 3) X			0-0 E9 WP 1B		0-0 F9	0-0 F5 1-2	0-0		
Tim Flannery, L OBP: 0.315, SLG: 0.302 (1, 4) S S S S			0-3 K		0-0 SH2-4 2B 1B	4-0 2B IBB	0-0 F9		
Andy Hawkins, R (1, 1) S S S S			0-3 K		0-0 SH2-4 1-2	0-0 2B 2B	0-0 F7		
Chris Welsh, L OBP: 0.342, SLG: 0.371 (5, 1) S S S S									

AB	R	H	RBI	BB	SO	LOB
4	1	2	2	0	1	0
4	0	1	1	0	1	2
4	0	0	0	0	0	1
2	1	0	0	2	2	0
4	1	1	2	0	0	1
4	1	1	0	0	1	1
4	1	2	0	0	0	1
3	2	1	0	1	1	2
1	0	0	0	0	1	1
2	1	1	2	0	0	1

AB	32
R	8
H	9
RBI	7
BB	3
SO	7
LOB	10

Inning Stats		R: 0	H: 0	E: 0	LOB: 0	K: 0	BB: 0	S: 3	P: 3
Inning Stats		R: 0	H: 0	E: 0	LOB: 0	K: 0	BB: 1	S: 2	P: 6
Inning Stats		R: 2	H: 2	E: 1	LOB: 1	K: 3	BB: 0	S: 12	P: 12
Inning Stats		R: 0	H: 0	E: 0	LOB: 0	K: 2	BB: 0	S: 7	P: 7
Inning Stats		R: 1	H: 2	E: 0	LOB: 1	K: 0	BB: 0	S: 5	P: 5
Inning Stats		R: 5	H: 4	E: 0	LOB: 1	K: 1	BB: 2	S: 9	P: 17
Inning Stats		R: 0	H: 0	E: 0	LOB: 0	K: 1	BB: 0	S: 5	P: 5
Inning Stats		R: 0	H: 1	E: 0	LOB: 1	K: 0	BB: 0	S: 4	P: 4

PITCHER															IP	WLS	BF	H	R	ER	SO	BB	IBB	HBP	BLK	WP	HR	S	P	ERA	WHIP
Bob Walk, R ERA: 4.6 (1, 1)															5.2	L	27	7	8	7	5	2	1	0	0	2	1	34	46	11.12	1.588
Carlos Diaz, L ERA: 4.34 (6, 1)															2.1		9	2	0	0	2	0	0	0	0	0	0	13	13	0.00	0.857

Atlanta Braves @ San Diego Padres
Jack Murphy Stadium, San Diego, CA
 Thu Aug 12 1982, 6:33 AM EDT
 Att. 32,540 - Unknown

livebaseballscorecards.com



Batter	1	2	3	4	5	6	7	8	9	AB R H RBI BB SO LOB	TOP		
Jerry Royster, R (1, 5) OBP: 0.321, SLG: 0.344	0-0 SH5-4 E 2B		0-0 6-3		0-0 FC6-5 BB		0-0 1-3		0-0 P4	5 1 1 0 0 0 1			
Rafael Ramirez, R (1, 6) OBP: 0.300, SLG: 0.340	0-0 SH5-4 2-3			0-0 F8	4-0 BB	0-0 P4				2 0 0 0 1 0 0			
Rufino Linares, R (1, 7) OBP: 0.339, SLG: 0.402	0-0 E4 CS			0-0 6-3	0-3 K			0-0 E3 G6-4-3 1B		4 0 0 1 0 1 2			
Dale Murphy, R (1, 8) OBP: 0.370, SLG: 0.538	0-3 K 1-2			0-0 S 3B 1B		0-0 6-3		0-0 G6-4-3 1B		4 1 2 0 0 1 1			
Bob Watson, R (1, 3) OBP: 0.299, SLG: 0.433		0-0 F7		0-0 1B 3B		4-0 2B BB		0-0 G6-4-3 1-2f 2-3		3 1 1 1 1 0 2			
Glenn Hubbard, R (1, 4) OBP: 0.338, SLG: 0.375		0-0 5-3		0-0 1B		0-0 F9		0-3 K		4 0 1 1 0 1 2			
Terry Harper, R (1, 9) OBP: 0.360, SLG: 0.328		0-3 K		0-0 F3		0-0 1-3 2B			0-0 G4-6-3 1B	4 0 2 0 0 1 1	AB 34 R 4 H 9 RBI 4 BB 2 SO 7 LOB 13		
Biff Pocoroba, S (1, 2) OBP: 0.347, SLG: 0.407			0-0 P4		0-0 FC6-5 2B	0-3 K			0-0 G4-6-3 1-2f	4 0 1 0 0 1 3			
Rick Camp, R (1, 1) Al Hrabosky, R (7, 1) Steve Bedrosian, R (7, 1) Chris Chambliss, L (9, PH) OBP: 0.330, SLG: 0.420			0-3 K		0-3 K		0-0 6-3		0-0 HR	3 0 0 0 0 2 1 0 0 0 0 0 0 0 0 0 0 0 0 0 0 1 1 1 1 0 0 0	WP: 0 PA: 37 PB: 0 SB: 1 CS: 1		
Inning Stats	R: 1 H: 1 E: 1 LOB: 1 K: 1 BB: 0 S: 6 P: 6	R: 0 H: 0 E: 0 LOB: 0 K: 1 BB: 0 S: 5 P: 5	R: 0 H: 0 E: 0 LOB: 0 K: 1 BB: 0 S: 5 P: 5	R: 2 H: 3 E: 0 LOB: 1 K: 0 BB: 0 S: 6 P: 6	R: 0 H: 1 E: 0 LOB: 2 K: 2 BB: 1 S: 8 P: 12	R: 0 H: 1 E: 0 LOB: 2 K: 1 BB: 1 S: 6 P: 10	R: 0 H: 0 E: 0 LOB: 0 K: 0 BB: 0 S: 3 P: 3	R: 0 H: 1 E: 1 LOB: 1 K: 1 BB: 0 S: 6 P: 6	R: 1 H: 2 E: 0 LOB: 0 K: 0 BB: 0 S: 4 P: 4	1B: 4 SF: 0 2B: 4 SAC: 1 3B: 1 DP: 3 HR: 1 HBP: 0	WP: 0 PA: 37 PB: 0 SB: 1 CS: 1		
PITCHER	IP WLS BF H R ER SO BB IBB HBP BLK WP HR S P ERA WHIP											PITCHER	IP WLS BF H R ER SO BB IBB HBP BLK WP HR S P ERA WHIP
Dave Dravecky, L (1, 1) ERA: 2.23	7.0 W 29 6 3 3 6 2 0 0 0 0 0 0 39 47 3.86 1.143												
Luis DeLeon, R (8, 1) ERA: 2.1	2.0 8 3 1 1 1 0 0 0 0 0 0 1 10 10 4.50 1.500												

Atlanta Braves @ San Diego Padres
Jack Murphy Stadium, San Diego, CA

Fri Aug 13 1982, 10:05 PM EDT
Att: 33,968 - Unknown

livebaseballscorecards.com



Batter	1	2	3	4	5	6	7	8	9	AB	R	H	RBI	BB	SO	LOB
Tony Gwynn, L (1, 8) OBP: 0.339, SLG: 0.352	0-0 4-3	0-0 4-3			0-0 P6		0-0 2B 1B			4	1	1	1	0	0	2
Joe Lefebvre, L (1, 7) OBP: 0.254, SLG: 0.258 Kurt Bevacqua, R (7, PH) OBP: 0.344, SLG: 0.316 Luis DeLeon, R (8, 1) OBP: 0.182, SLG: 0.200	0-0 F9		0-0 6-3 WP 1B		0-0 4-3		0-0 1-H 2-H 3-H 2B			3	1	1	0	0	0	0
Garry Templeton, S (1, 6) OBP: 0.268, SLG: 0.357	0-0 5-3		0-0 6-3		0-0 6-3		0-3 K			4	0	0	0	0	1	3
Terry Kennedy, L (1, 2) OBP: 0.311, SLG: 0.476		0-0 4-3 BB 1B 1B	0-3 K		0-0 4-3		0-0 P4			4	1	1	0	0	1	2
Sixto Lezcano, R (1, 9) OBP: 0.400, SLG: 0.485		0-0 F7	0-0 P6		0-0 L4-6 2B		4-0 FC6-4 BB			3	0	1	0	1	0	1
Luis Salazar, R (1, 5) OBP: 0.291, SLG: 0.367		4-0 1-2 1B BB	4-0 FC1-5-6-1 S BB		0-0 L4-6 2-3		0-0 FC6-4 1-2f			2	1	0	0	2	0	3
Broderick Perkins, L (1, 3) OBP: 0.341, SLG: 0.346 Joe Pittman, R (7, PR) OBP: 0.286, SLG: 0.279 Dave Edwards, R (8, 8) OBP: 0.205, SLG: 0.279		0-0 4-3		0-0 F9		0-0 2B 1B	0-0 F9			3	0	1	0	0	0	3
Tim Flannery, L (1, 4) OBP: 0.318, SLG: 0.306		4-0 1B IBB	0-0 FC1-5-6-1 2-3		0-0 1-2 2-3		0-0 1B 2B	0-3 K		3	1	1	0	1	1	1
Dave Dravecky, R (1, 1) OBP: 0.333, SLG: 0.200 Gene Richards, L (7, PH) OBP: 0.335, SLG: 0.354 Joe Lansford, R (8, 3) OBP: 0.467, SLG: 0.300		0-0 1-3 2-H 3-H 1B	0-0 6-3		0-0 2B BB		0-3 K			2	0	1	2	0	0	1

Inning Stats	R: 0	H: 0	E: 0	K: 0	S: 3	H: 0	LOB: 0	BB: 0	P: 3	R: 2	H: 2	E: 0	K: 0	S: 5	R: 1	H: 1	E: 0	K: 1	S: 6	R: 0	H: 0	E: 0	K: 0	S: 3	R: 0	H: 1	E: 0	K: 0	S: 3	R: 4	H: 4	E: 0	K: 1	S: 9	R: 0	H: 0	E: 0	K: 2	S: 7	R: 0	H: 0	E: 0	K: 0	S: 7	1B: 5	SF: 0	2B: 4	SAC: 0	3B: 0	DP: 1	HR: 0	HBP: 0	WP: 2	PA: 36
--------------	------	------	------	------	------	------	--------	-------	------	------	------	------	------	------	------	------	------	------	------	------	------	------	------	------	------	------	------	------	------	------	------	------	------	------	------	------	------	------	------	------	------	------	------	------	-------	-------	-------	--------	-------	-------	-------	--------	-------	--------

PITCHER	IP	WLS	BF	H	R	ER	SO	BB	IBB	HBP	BLK	WP	HR	S	P	ERA	WHIP
Rick Camp, R (1, 1) ERA: 3.26	6.0	L	26	6	6	6	1	2	1	0	0	2	0	25	37	9.00	1.333
Al Hrabosky, L (7, 1) ERA: 4.19	0.0		2	1	0	0	0	1	0	0	0	0	0	1	5	∞	∞
Steve Bedrosian, R (7, 1) ERA: 1.9	2.0		8	1	1	1	3	1	0	0	0	0	0	13	17	4.50	1.000


BOTTOM

Atlanta Braves @ San Diego Padres
Jack Murphy Stadium, San Diego, CA
Fri Aug 13 1982, 10:05 PM EDT
Att. 33,968 - Unknown

livebaseballscorecards.com

AB	31
R	7
H	8
RBI	6
BB	5
SO	4
LOB	16



Batter	1	2	3	4	5	6	7	8	9	AB R H RBI BB SO LOB	TOP																									
Brett Butler, L (1, 8) OBP: 0.302, SLG: 0.232 Rufino Linares, R (8, PH) OBP: 0.343, SLG: 0.406 (8, 7)	0-0 4-3	0-0 6-3		0-0 F6		0-0 F7		0-0 B2-4 1B		4 0 0 0 0 0 4 1 0 1 2 0 0 0																										
Glenn Hubbard, R (1, 4) OBP: 0.341, SLG: 0.375	0-0 1B 1B	4-0 BB		0-0 4-3		4-0 BB		0-0 B2-4 1-2f		3 1 1 0 2 0 4																										
Claudell Washington, L (1, 9) OBP: 0.330, SLG: 0.384 Bob Watson, R (8, PH) OBP: 0.296, SLG: 0.429 Gene Garber, R (8, 1) OBP: 0.100, SLG: 0.100	0-0 S 1B 1B	0-0 4-3		0-0 4-3		0-0 F7		0-0 5-3		4 1 1 0 0 0 4 1 0 0 0 0 0 1 0 0 0 0 0 0 0																										
Dale Murphy, R (1, 7) OBP: 0.368, SLG: 0.535 (8, 8)	0-0 S 1B 1B		0-0 5-3		0-0 F9		0-0 F7		0-0 P5	5 1 1 1 0 0 0																										
Bob Horner, R (1, 5) OBP: 0.361, SLG: 0.503	0-3 K 1-2 2-3		0-0 F9		4-0 BB		0-0 F8		0-0 5-3	4 0 0 0 1 1 2																										
Chris Chambliss, L (1, 3) OBP: 0.329, SLG: 0.417	0-0 S 1B		0-0 1-3		0-3 K		0-0 G3		0-3 K	5 0 1 2 0 2 1																										
Biff Pocoroba, S (1, 2) OBP: 0.361, SLG: 0.409	0-0 F8			0-0 SH5-4 1B 1B		4-0 FC4-6 BB		4-0 BB E 1B BB		2 1 1 0 2 0 1	AB 34 R 6 H 9 RBI 6 BB 6 SO 3 LOB 19																									
Rafael Ramirez, R (1, 6) OBP: 0.302, SLG: 0.341		0-0 6-3 SH1-4 1B		0-0 SH5-4 1B		0-0 FC4-6 2B		0-0 E4 BB 1B		4 2 2 0 0 0 2																										
Pascual Perez, R (1, 1) Larry Whisenton, L (6, PH) OBP: 0.364, SLG: 0.464 Donnie Moore, L (6, 1) Terry Harper, R (8, PH) OBP: 0.368, SLG: 0.328 (8, 9)		0-0 SH1-4		0-0 SH5-4		0-0 2B		4-0 1B BB		0 0 0 0 0 0 0 1 0 1 1 0 0 0 0 0 0 0 0 0 0 0 0 0 0 1 0 0																										
Inning Stats	R: 3 E: 0 K: 1 S: 9	H: 4 LOB: 1 BB: 0 P: 9	R: 0 E: 0 K: 0 S: 4	H: 1 LOB: 2 BB: 1 P: 8	R: 0 E: 0 K: 0 S: 3	H: 0 LOB: 0 BB: 0 P: 3	R: 0 E: 0 K: 0 S: 5	H: 2 LOB: 2 BB: 0 P: 5	R: 0 E: 0 K: 1 S: 5	H: 0 LOB: 1 BB: 1 P: 9	R: 1 E: 0 K: 0 S: 4	H: 1 LOB: 2 BB: 2 P: 12	R: 0 E: 0 K: 0 S: 3	H: 0 LOB: 0 BB: 0 P: 3	R: 2 E: 1 K: 0 S: 4	H: 1 LOB: 1 BB: 2 P: 12	R: 0 E: 0 K: 1 S: 5	H: 0 LOB: 0 BB: 0 P: 5	1B: 8 2B: 2 3B: 0 HR: 0	SF: 0 SAC: 2 DP: 1 HBP: 0	WP: 0 PB: 0 SB: 3 CS: 0	PA: 42														
PITCHER	IP WLS BF H R ER SO BB IBB HBP BLK WP HR S P ERA WHIP																																			
John Montefusco, R (1, 1) ERA: 3.93	3.0		15	5	3	3	1	1	0	0	0	0	0	16	20	9.00	2.000																			
Floyd Chiffer, R (4, 1) ERA: 2.49	2.2		14	3	1	1	1	3	0	0	0	0	0	13	25	3.38	2.250																			
John Curtis, L (6, 1) ERA: 4.26	0.1		1	0	0	0	0	0	0	0	0	0	0	1	1	0.00	0.000																			
Juan Eichelberger, R (7, 1) ERA: 4.15	1.0	L	6	0	2	1	0	2	0	0	0	0	0	4	12	9.00	2.000																			
Gary Lucas, L (8, 1) ERA: 3.41	2.0		6	1	0	0	1	0	0	0	0	0	0	8	8	0.00	0.500																			

Atlanta Braves @ San Diego Padres
Jack Murphy Stadium, San Diego, CA
 Sat Aug 14 1982, 10:05 PM EDT
 Att: 36,187 - Unknown

livebaseballscorecards.com

Batter	1	2	3	4	5	6	7	8	9	AB	R	H	RBI	BB	SO	LOB
Tony Gwynn, L OBP: 0.333, SLG: 0.345 (1, 8) (8, 7)	0-0 1B E 1B	0-0 4-3		0-0 P6		0-0 P6		0-0 FC6-4 1-2f 1B		5	1	1	0	0	0	3
Joe Lefebvre, L OBP: 0.260, SLG: 0.265 Joe Pittman, R OBP: 0.286, SLG: 0.279 Dave Edwards, R OBP: 0.222, SLG: 0.295 (1, 7) (7, PR) (8, 8)	0-0 E9 2B 1B 1B		0-0 G3	0-0 F9			0-0 SH3-4 1B 1B	0-0 1-2 1B		4	1	2	0	0	0	2
Garry Templeton, S OBP: 0.268, SLG: 0.358 (1, 6)	0-0 1-3 1B 2B		0-0 6-3		0-0 4-3		0-0 SH3-4 1-2	0-0 F8		4	1	1	0	0	0	2
Terry Kennedy, L OBP: 0.315, SLG: 0.477 Dave Dravecky, R OBP: 0.323, SLG: 0.200 (1, 2) (9, PR)	0-0 P6		0-0 3B 1B		0-0 F9		4-0 1B IBB		0-0 G1-4-3 1B	4	1	2	0	1	0	2
Sixto Lezcano, R OBP: 0.402, SLG: 0.492 (1, 9)	0-0 F8		0-0 1-H 3B		0-0 WP 1B		0-0 1-2 2-H 1B		0-0 G1-4-3 1-2f	5	0	3	2	0	0	3
Luis Salazar, R OBP: 0.292, SLG: 0.365 (1, 5)	0-0 2-H 3-H 1B		0-0 6-3		4-0 1-2 BB		0-0 P6		0-0 6-3	4	0	1	2	1	0	4
Broderick Perkins, L OBP: 0.337, SLG: 0.341 (1, 3)	0-0 G3			0-0 E6 FC1-5 1B		0-0 F9		0-0 3-1		4	0	0	0	0	0	5
Tim Flannery, L OBP: 0.320, SLG: 0.310 (1, 4)		0-0 1-3		0-0 1-2 FC1-5 1B		0-0 6-3		0-0 FC6-4 1B		4	0	2	0	0	0	0
John Montefusco, R OBP: 0.140, SLG: 0.106 Floyd Chiffer, R John Curtis, L OBP: 0.257, SLG: 0.314 Gene Richards, L OBP: 0.324, SLG: 0.353 Juan Eichelberger, R OBP: 0.140, SLG: 0.195 Gary Lucas, L (1, 1) (4, 1) (6, 1) (6, PH) (7, 1) (8, 1)		0-0 F7		0-0 1-2 FC1-5		0-3 K		0-3 K		1	0	0	0	0	0	0

BOTTOM																																																		
Atlanta Braves @ San Diego Padres Jack Murphy Stadium, San Diego, CA																																																		
Sat Aug 14 1982, 10:05 PM EDT Att. 36,187 - Unknown																																																		
AB	39	R	5	H	13	RBI	4	BB	2	SO	2	LOB	24																																					
<table border="0"> <tr> <td>1B:</td><td>11</td><td>SF:</td><td>0</td><td>WP:</td><td>1</td><td>PA:</td><td>42</td> <td>2B:</td><td>1</td><td>SAC:</td><td>1</td><td>PB:</td><td>0</td><td>SB:</td><td>0</td> <td>3B:</td><td>1</td><td>DP:</td><td>1</td><td>CS:</td><td>0</td> <td>HR:</td><td>0</td><td>HBP:</td><td>0</td> </tr> </table>																	1B:	11	SF:	0	WP:	1	PA:	42	2B:	1	SAC:	1	PB:	0	SB:	0	3B:	1	DP:	1	CS:	0	HR:	0	HBP:	0								
1B:	11	SF:	0	WP:	1	PA:	42	2B:	1	SAC:	1	PB:	0	SB:	0	3B:	1	DP:	1	CS:	0	HR:	0	HBP:	0																									
<table border="0"> <tr> <td colspan="17">livebaseballscorecards.com</td> </tr> <tr> <td colspan="17">  </td> </tr> </table>																	livebaseballscorecards.com																																	
livebaseballscorecards.com																																																		
																																																		

Inning Stats																	
R: 3	H: 4	R: 0	H: 0	R: 1	H: 2	R: 0	H: 1	R: 0	H: 1	R: 0	H: 0	R: 1	H: 2	R: 0	H: 2	R: 0	H: 1
E: 1	LOB: 1	E: 0	LOB: 0	E: 0	LOB: 1	E: 1	LOB: 2	E: 0	LOB: 2	E: 0	LOB: 0	E: 0	LOB: 2	E: 0	LOB: 2	E: 0	LOB: 1
K: 0	BB: 0	K: 0	BB: 0	K: 0	BB: 0	K: 0	BB: 0	K: 0	BB: 1	K: 1	BB: 0	K: 0	BB: 1	K: 1	BB: 0	K: 0	BB: 0
S: 7	P: 7	S: 3	P: 3	S: 5	P: 5	S: 5	P: 5	S: 4	P: 8	S: 5	P: 5	S: 5	P: 9	S: 7	P: 7	S: 3	P: 3

PITCHER																
IP	WLS	BF	H	R	ER	SO	BB	IBB	HBP	BLK	WP	HR	S	P	ERA	WHIP
Pascual Perez, R ERA: 3.03 (1, 1)	5.0	25	8	4	4	0	1	0	0	0	1	0	24	28	7.20	1.800
Donnie Moore, R ERA: 4.5 (6, 1)	2.0	9	2	1	1	1	0	1	0	0	0	0	10	14	4.50	1.000
Gene Garber, R ERA: 2.72 (8, 1)	2.0	8	3	0	0	1	0	0	0	0	0	0	10	10	0.00	1.500

Atlanta Braves @ San Diego Padres
 Jack Murphy Stadium, San Diego, CA

Sun Aug 15 1982, 6:33 AM EDT
 Att. 21,740 - Unknown

livebaseballscorecards.com

AB 38
 R 5
 H 8
 RBI 5
 BB 2
 SO 5
 LOB 8



WP: 1 PA: 40
 PB: 0
 SB: 0
 CS: 0

Batter	1	2	3	4	5	6	7	8	9	10	AB R H RBI BB SO LOB	TOP															
Rafael Ramirez, R (1, 6) OBP: 0.300, SLG: 0.339	0-0 4-3		0-0 1B 1B		0-0 F8		0-0 E8		0-0 4-3		5 1 1 0 0 0 0																
Glenn Hubbard, R (1, 4) OBP: 0.342, SLG: 0.374	0-0 6-3		0-0 1B HR 1B		0-0 F7		4-0 BB		0-0 F9		4 1 1 0 1 0 0																
Dale Murphy, R (1, 8) OBP: 0.368, SLG: 0.533	0-0 1B		0-0 HR 1B		0-3 K		0-3 K		0-3 K		5 1 2 1 0 3 2																
Bob Horner, R (1, 5) OBP: 0.362, SLG: 0.509	0-0 4-3		0-0 HR		0-0 FC3-6 1B		0-0 6-3		0-0 5-3		5 1 2 3 0 0 1																
Bob Watson, R (1, 3) OBP: 0.297, SLG: 0.426		0-0 F8	0-0 G5-4-3 1B		0-0 FC3-6 FC6-4		0-0 F8				3 0 1 0 0 0 1																
Larry Whisenton, L (8, PH) OBP: 0.361, SLG: 0.460					1-2f						1 0 0 0 0 0 0																
Matt Sinatro, R (8, 2) OBP: 0.250, SLG: 0.143											0 0 0 0 0 0 0																
Rufino Linares, R (1, 7) OBP: 0.335, SLG: 0.396	0-0 1-3		0-0 G5-4-3		0-0 FC6-4 WP		0-0 1-3				4 0 0 0 0 0 2																
Terry Harper, R (1, 9) OBP: 0.363, SLG: 0.314	4-0 FC5-4 BB			0-0 F3		0-0 F3		0-3 K			3 0 0 0 1 1 1																
Bruce Benedict, R (1, 2) OBP: 0.282, SLG: 0.273		0-0 FC5-4			0-0 F3						3 0 0 0 0 0 1																
Chris Chambliss, L (8, 3) OBP: 0.330, SLG: 0.427		1-2f			1-2f		0-0 P5		0-0 HR		1 1 1 1 0 0 0																
Phil Niekro, R (1, 1) OBP: 0.213, SLG: 0.262			0-0 F7		0-0 P4				0-3 K		2 0 0 0 0 0 0																
Claudell Washington, L (7, PH) OBP: 0.330, SLG: 0.383							0-0 F8				1 0 0 0 0 0 0																
Steve Bedrosian, R (7, 1)											1 0 0 0 0 1 0																
Inning Stats	R: 0 E: 0 K: 0 S: 4	H: 1 LOB: 1 BB: 0 P: 4	R: 0 E: 0 K: 0 S: 3	H: 0 LOB: 1 BB: 1 P: 7	R: 4 E: 0 K: 0 S: 7	H: 5 LOB: 0 BB: 0 P: 7	R: 0 E: 0 K: 0 S: 3	H: 0 LOB: 0 BB: 0 P: 3	R: 0 E: 0 K: 1 S: 5	H: 0 LOB: 0 BB: 0 P: 5	R: 0 E: 0 K: 1 S: 5	H: 1 LOB: 1 BB: 0 P: 4	R: 0 E: 0 K: 0 S: 4	H: 1 LOB: 2 BB: 1 P: 10	R: 0 E: 0 K: 0 S: 3	H: 0 LOB: 0 BB: 0 P: 3	R: 1 E: 0 K: 2 S: 8	H: 1 LOB: 0 BB: 0 P: 8	R: 0 E: 0 K: 1 S: 5	H: 0 LOB: 0 BB: 0 P: 5	1B: 6 2B: 0 3B: 0 HR: 2	SF: 0 SAC: 0 DP: 1 HBP: 0	WP: 1 PB: 0 SB: 0 CS: 0	PA: 40			
PITCHER	IP WLS BF H R ER SO BB IBB HBP BLK WP HR S P ERA WHIP																										
Tim Lollar, L (1, 1) ERA: 3.49	6.2		7	4	4	1	2	0	0	0	0	1	1	29	37	5.40	1.350										
Luis DeLeon, R (7, 1) ERA: 2.12	3.1	W	11	1	1	1	4	0	0	0	0	0	1	19	19	2.70	0.300										

Batter	1	2	3	4	5	6	7	8	9	10	AB	R	H	RBI	BB	SO	LOB
Tony Gwynn, L (1, 8) OBP: 0.328, SLG: 0.333	4-3		4-3	K		4-0 BB			P6		4	0	0	0	1	1	1
Joe Lefebvre, L (1, 7) OBP: 0.258, SLG: 0.263	4-3		F7	K		4-3			0-0		5	0	1	0	0	1	3
Joe Pittman, R (9, PR) OBP: 0.286, SLG: 0.279	4-3								CS	1B	0	0	0	0	0	0	0
Dave Edwards, R (10, 8) OBP: 0.222, SLG: 0.295	4-3										0	0	0	0	0	0	0
Garry Templeton, S (1, 6) OBP: 0.268, SLG: 0.357	1B		K		4-3				0-3	K	5	0	1	0	0	3	1
Terry Kennedy, L (1, 2) OBP: 0.316, SLG: 0.476	4-3			BB	0-0	F9			0-0	F7	5	1	2	0	0	0	1
Gene Richards, L (10, PR) OBP: 0.334, SLG: 0.353	4-3			E	1B						0	1	0	0	0	0	0
Sixto Lezcano, R (1, 9) OBP: 0.407, SLG: 0.496		1B		1B	BB	4-0			0-3	K	3	2	2	0	2	1	0
Luis Salazar, R (1, 5) OBP: 0.293, SLG: 0.366		SF9		E	1B	BB			0-0	1B	5	1	2	1	0	0	2
Broderick Perkins, L (1, 3) OBP: 0.346, SLG: 0.346		S		1B	BB	1-2			0-0	F9	2	1	2	1	2	0	0
Tim Flannery, L (1, 4) OBP: 0.323, SLG: 0.314		SF9		1B	BB	G4-6-3			0-0	PB	3	0	2	2	0	0	1
Tim Lollar, L (1, 1) OBP: 0.310, SLG: 0.456		SF9		1B	BB	1B			0-0	F7	3	0	0	1	0	0	4
Luis DeLeon, R (7, 1) OBP: 0.167, SLG: 0.182		G4-6-3		1B	BB	FC4-6			0-3	K	1	0	0	0	0	1	1

Inning Stats	R: 0	H: 1	E: 0	K: 0	S: 4	H: 1	LOB: 1	BB: 0	P: 4	R: 1	H: 1	E: 0	K: 0	S: 3	H: 1	LOB: 1	BB: 2	P: 11	R: 0	H: 0	E: 0	K: 1	S: 5	H: 0	LOB: 0	BB: 0	P: 5	R: 4	H: 3	E: 1	K: 2	S: 11	R: 0	H: 1	E: 0	K: 0	S: 4	R: 0	H: 1	E: 0	K: 2	S: 7	R: 0	H: 1	E: 0	K: 1	S: 6	R: 0	H: 1	E: 0	K: 1	S: 5	R: 1	H: 3	E: 0	K: 0	S: 3	1B: 11	SF: 1	2B: 1	3B: 0	HR: 0	SAC: 0	DP: 1	HBP: 0	WP: 0	PA: 42
--------------	------	------	------	------	------	------	--------	-------	------	------	------	------	------	------	------	--------	-------	-------	------	------	------	------	------	------	--------	-------	------	------	------	------	------	-------	------	------	------	------	------	------	------	------	------	------	------	------	------	------	------	------	------	------	------	------	------	------	------	------	------	--------	-------	-------	-------	-------	--------	-------	--------	-------	--------

PITCHER	IP	WLS	BF	H	R	ER	SO	BB	IBB	HBP	BLK	WP	HR	S	P	ERA	WHIP
Phil Niekro, R (1, 1) ERA: 3.42	6.0		29	7	5	4	3	5	0	0	0	0	0	30	50	6.00	2.000
Steve Bedrosian, R (7, 1) ERA: 1.94	3.0	L	13	5	1	1	4	0	0	0	0	0	0	21	21	3.00	1.667


BOTTOM

Atlanta Braves @ San Diego Padres
Jack Murphy Stadium, San Diego, CA

Sun Aug 15 1982, 6:33 AM EDT
Att: 21,740 - Unknown

livebaseballscorecards.com

AB	36
R	6
H	12
RBI	5
BB	5
SO	7
LOB	14



Batter	1	2	3	4	5	6	7	8	9	AB R H RBI BB SO LOB	TOP
Gene Richards, L (1, 9) OBP: 0.336, SLG: 0.355	0-0 CS 1B		0-0 FC4-6 1B			0-0 4-3		0-0 G1		4 0 2 0 0 0 0	
Tony Gwynn, L (1, 8) OBP: 0.318, SLG: 0.322	0-0 1-3 1-2		0-0 FC4-6 1-2			0-0 F7		0-0 F8		4 0 0 0 0 0 3	
Garry Templeton, S (1, 6) OBP: 0.267, SLG: 0.356	0-0 F8					0-0 3-1		0-0 4-3		4 0 1 0 0 0 0	
Terry Kennedy, L (1, 2) OBP: 0.317, SLG: 0.478		0-3 K				0-0 F8 1-2		0-0 2B 1B		4 1 2 0 0 1 1	
Joe Pittman, R (9, PR) OBP: 0.286, SLG: 0.279										0 0 0 0 0 0 0	
Steve Swisher, R (9, 2) OBP: 0.308, SLG: 0.429										0 0 0 0 0 0 0	
Joe Lefebvre, L (1, 7) OBP: 0.253, SLG: 0.257		0-0 6-3				0-3 K		0-0 SH1-4 2-3		3 0 0 0 0 1 2	
Luis Salazar, R (1, 5) OBP: 0.293, SLG: 0.365		0-0 5-3				0-0 6-3		0-3 K		4 0 1 0 0 1 2	
Broderick Perkins, L (1, 3) OBP: 0.344, SLG: 0.348											
Luis DeLeon, R (9, 1) OBP: 0.167, SLG: 0.182											
Tim Flannery, L (1, 4) OBP: 0.325, SLG: 0.317											
Eric Show, R (1, 1) OBP: 0.143, SLG: 0.143											
Sixto Lezcano, R (7, PH) OBP: 0.406, SLG: 0.495											
Gary Lucas, L (7, 1)											
Joe Lansford, R (9, 3) OBP: 0.467, SLG: 0.300											
Inning Stats	R: 0 H: 1 E: 0 LOB: 0 K: 0 BB: 0 S: 3 P: 3	R: 0 H: 0 E: 0 LOB: 0 K: 1 BB: 0 S: 5 P: 5	R: 0 H: 2 E: 0 LOB: 2 K: 0 BB: 0 S: 5 P: 5	R: 0 H: 1 E: 0 LOB: 1 K: 1 BB: 0 S: 6 P: 6	R: 0 H: 0 E: 0 LOB: 0 K: 2 BB: 0 S: 7 P: 7	R: 0 H: 0 E: 0 LOB: 0 K: 0 BB: 0 S: 3 P: 3	R: 2 H: 3 E: 1 LOB: 1 K: 1 BB: 0 S: 8 P: 8	R: 0 H: 0 E: 0 LOB: 0 K: 0 BB: 0 S: 3 P: 3	R: 0 H: 2 E: 0 LOB: 3 K: 0 BB: 0 S: 5 P: 5	1B: 7 SF: 0 2B: 2 SAC: 1 3B: 0 DP: 0 HR: 0 HBP: 0	WP: 0 PA: 35 PB: 0 SB: 1 CS: 1
PITCHER Joaquin Andujar, R (1, 1) ERA: 2.78	IP: 8.0 WLS: 31 H: 8 R: 2 ER: 2 SO: 5 BB: 0 IBB: 0 HBP: 0 BLK: 0 WP: 0 HR: 0 S: 41 P: 41 ERA: 2.25 WHIP: 1.000										
Bruce Sutter, R (9, 1) ERA: 3.3	IP: 1.0 WLS: 4 H: 1 R: 0 ER: 0 SO: 0 BB: 0 IBB: 0 HBP: 0 BLK: 0 WP: 0 HR: 0 S: 4 P: 4 ERA: 0.00 WHIP: 1.000										

San Diego Padres @ St. Louis Cardinals
 Busch Stadium, St. Louis, MO
 Tue Aug 17 1982, 7:05 PM CDT
 Att: 27,679 - Unknown

livebaseballscorecards.com

AB	34
R	2
H	9
RBI	2
BB	0
SO	5
LOB	16



Batter	1	2	3	4	5	6	7	8	9	AB R H RBI BB SO LOB	TOP		
Gene Richards, L (1, 7) OBP: 0.334, SLG: 0.353 Dave Edwards, R (8, 8) OBP: 0.222, SLG: 0.295	0-0 4-3		0-0 L8		0-0 CS 1B			0-0 F5		4 0 1 0 0 0 1 0 0 0 0 0 0 0			
Tony Gwynn, L (1, 8) OBP: 0.328, SLG: 0.328 (8, 7)	0-0 G3		4-0 1B E BB		0-0 F8 1-2			0-0 BB 1B		3 1 1 0 1 0 1			
Garry Templeton, S (1, 6) OBP: 0.273, SLG: 0.361	0-0 1B		0-0 E9 PB 1B 1-H 2-H		0-0 F9			4-0 1-2 BB		3 1 2 1 1 0 0			
Terry Kennedy, L (1, 2) OBP: 0.314, SLG: 0.474	0-0 F8		0-0 L6 3-H		0-0 F9			0-3 K		4 0 0 0 0 1 3			
Sixto Lezcano, R (1, 9) OBP: 0.403, SLG: 0.494		0-0 6-3		0-0 6-3 3B		0-0 G3		0-0 F8		4 1 1 0 0 0 2			
Luis Salazar, R (1, 5) OBP: 0.295, SLG: 0.368		0-0 5-3		0-0 6-3 3-H		0-3 K		0-3 K		4 0 0 1 0 2 0			
Joe Lansford, R (1, 3) OBP: 0.368, SLG: 0.214		0-0 4-3		0-0 5-3		0-0 5-3		0-0 F7		4 0 0 0 0 0 0			
Tim Flannery, L (1, 4) OBP: 0.323, SLG: 0.312			4-0 1B SH3-4 BB		0-0 F7		0-0 1B	0-0 4-3		3 1 1 0 1 0 0			
Dave Dravecky, R (1, 1) OBP: 0.250, SLG: 0.143 Luis DeLeon, R (9, 1) OBP: 0.167, SLG: 0.182			0-0 SH3-4 1-2		0-3 K		0-0 1-3			2 0 0 0 0 1 1 0 0 0 0 0 0 0			
Inning Stats	R: 0 H: 1 E: 0 LOB: 1 K: 0 BB: 0 S: 4 P: 4	R: 0 H: 0 E: 0 LOB: 0 K: 0 BB: 0 S: 3 P: 3	R: 3 H: 1 E: 1 LOB: 0 K: 0 BB: 2 S: 4 P: 12	R: 1 H: 1 E: 0 LOB: 0 K: 0 BB: 0 S: 4 P: 4	R: 0 H: 1 E: 0 LOB: 0 K: 1 BB: 0 S: 5 P: 5	R: 0 H: 0 E: 0 LOB: 0 K: 0 BB: 0 S: 3 P: 3	R: 0 H: 1 E: 0 LOB: 1 K: 1 BB: 0 S: 6 P: 6	R: 0 H: 1 E: 0 LOB: 2 K: 1 BB: 1 S: 5 P: 10	R: 0 H: 0 E: 0 LOB: 0 K: 1 BB: 0 S: 5 P: 5	1B: 5 SF: 0 2B: 0 SAC: 1 3B: 1 DP: 0 HR: 0 HBP: 0	WP: 0 PA: 35 PB: 1 SB: 0 CS: 1		
PITCHER	IP WLS BF H R ER SO BB IBB HBP BLK WP HR S P ERA WHIP											PITCHER	IP WLS BF H R ER SO BB IBB HBP BLK WP HR S P ERA WHIP
John Stuper, R (1, 1) ERA: 3.76	7.1 L 30 6 4 2 2 3 0 0 0 0 0 0 31 43 2.46 1.227												
Jim Kaat, L (8, 1) ERA: 3.16	0.1 1 0 0 0 1 0 0 0 0 0 0 3 3 0.00 0.000												
Doug Bair, R (8, 1) ERA: 2.66	1.1 4 0 0 0 1 0 0 0 0 0 0 6 6 0.00 0.000												

San Diego Padres @ St. Louis Cardinals
 Busch Stadium, St. Louis, MO
 Thu Aug 19 1982, 7:05 PM CDT
 Att: 30,046 - Unknown

AB	31
R	4
H	6
RBI	2
BB	3
SO	4
LOB	8



Batter	1	2	3	4	5	6	7	8	9	AB	R	H	RBI	BB	SO	LOB
--------	---	---	---	---	---	---	---	---	---	----	---	---	-----	----	----	-----

Tom Herr, S OBP: 0.350, SLG: 0.336 (1, 4)	0-0 6-3		0-0 1B 2-H 2B		0-0 1-3			4-0 FC6-4 BB		3	0	1	1	1	0	0
Lonnie Smith, R OBP: 0.384, SLG: 0.435 (1, 7)	0-0 F8		0-0 2-3 1B				0-0 F8	0-0 FC6-4 1-2f		4	0	1	0	0	0	1
Keith Hernandez, L OBP: 0.376, SLG: 0.400 (1, 3)	0-0 2B		0-0 6-3				0-0 3-1		0-0 L7	4	0	1	0	0	0	1
George Hendrick, R OBP: 0.317, SLG: 0.449 (1, 9)	0-0 6-3			0-0 E6 1B			0-0 5-3		0-0 HR 1B	4	1	2	0	0	0	1
Gene Tenace, R OBP: 0.510, SLG: 0.613 (1, 2)		0-3 K		0-0 F8			0-0 F5		0-0 HR	4	1	1	2	0	1	1
David Green, R OBP: 0.347, SLG: 0.438 (1, 8)		0-3 K		0-3 K			0-0 F8		0-0 6-3	3	0	0	0	0	2	1
Dane Iorg, L OBP: 0.365, SLG: 0.369 (9, PH)										1	0	0	0	0	0	0
Ken Oberkfell, L OBP: 0.329, SLG: 0.354 (1, 5)		0-0 G3		0-0 F7			0-0 4-3		0-0 4-3	3	0	0	0	0	0	1
Doug Bair, R (8, 1)										0	0	0	0	0	0	0
Darrell Porter, L OBP: 0.343, SLG: 0.403 (9, PH)										1	0	0	0	0	0	0
Ozzie Smith, S OBP: 0.366, SLG: 0.347 (1, 6)			0-0 SH1-4 2B 1B		0-0 3-1		0-0 E6 G1-6-3			3	1	1	0	0	0	0
John Stuper, R OBP: 0.200, SLG: 0.250 (1, 1)			0-0 SH1-4		0-0 4-3		0-0 G1-6-3			1	0	0	0	0	0	0
Jim Kaat, L (8, 1)										0	0	0	0	0	0	0
Mike Ramsey, S OBP: 0.330, SLG: 0.348 (8, 5)			1-2					1-2f		1	0	0	0	0	0	1

Inning Stats	R: 0	H: 1	E: 0	LOB: 1	K: 0	BB: 0	S: 4	P: 4	R: 0	H: 0	E: 0	LOB: 0	K: 2	BB: 0	S: 7	P: 7	R: 1	H: 3	E: 0	LOB: 1	K: 0	BB: 0	S: 5	P: 5	R: 0	H: 1	E: 1	LOB: 1	K: 1	BB: 0	S: 6	P: 6	R: 0	H: 0	E: 0	LOB: 0	K: 0	BB: 0	S: 3	P: 3	R: 0	H: 0	E: 0	LOB: 0	K: 0	BB: 0	S: 3	P: 3	R: 0	H: 0	E: 1	LOB: 1	K: 0	BB: 1	S: 3	P: 7	R: 2	H: 2	E: 0	LOB: 0	K: 0	BB: 0	S: 5	P: 5	1B: 4	SF: 0	2B: 2	SAC: 1	3B: 0	DP: 1	HR: 1	HBP: 0	WP: 0	PA: 34
--------------	------	------	------	--------	------	-------	------	------	------	------	------	--------	------	-------	------	------	------	------	------	--------	------	-------	------	------	------	------	------	--------	------	-------	------	------	------	------	------	--------	------	-------	------	------	------	------	------	--------	------	-------	------	------	------	------	------	--------	------	-------	------	------	------	------	------	--------	------	-------	------	------	-------	-------	-------	--------	-------	-------	-------	--------	-------	--------

PITCHER	IP	WLS	BF	H	R	ER	SO	BB	IBB	HBP	BLK	WP	HR	S	P	ERA	WHIP
Dave Dravecky, L ERA: 2.39 (1, 1)	8.1	W	32	7	3	3	3	1	0	0	0	0	1	37	41	3.24	0.960
Luis DeLeon, R ERA: 2.1 (9, 1)	0.2	S	2	0	0	0	0	0	0	0	0	0	0	2	2	0.00	0.000

BOTTOM

San Diego Padres @ St. Louis Cardinals
 Busch Stadium, St. Louis, MO
 Thu Aug 19 1982, 7:05 PM CDT
 Att. 30,046 - Unknown

AB	32
R	3
H	7
RBI	3
BB	1
SO	3
LOB	7



PITCHER	IP	WLS	BF	H	R	ER	SO	BB	IBB	HBP	BLK	WP	HR	S	P	ERA	WHIP
---------	----	-----	----	---	---	----	----	----	-----	-----	-----	----	----	---	---	-----	------

Batter	1	2	3	4	5	6	7	8	9	AB R H RBI BB SO LOB	TOP		
Gene Richards, L (1, 7) OBP: 0.331, SLG: 0.349	0-0 G3		0-0 4-3		0-0 G3			0-0 G3		4 0 0 0 0 0 2	San Diego Padres @ Chicago Cubs Wrigley Field, Chicago, IL Fri Aug 20 1982, 3:33 AM CDT Att. 18,110 - Sunny - 76 F		
Tony Gwynn, L (1, 8) OBP: 0.326, SLG: 0.326	0-0 1B		0-0 4-3		0-0 F7			0-0 6-3		4 0 1 1 0 0 1			
Garry Templeton, S (1, 6) OBP: 0.273, SLG: 0.360	0-0 1B		0-0 4-3					0-0 4-3		4 0 1 0 0 0 0			
Terry Kennedy, L (1, 2) OBP: 0.311, SLG: 0.470	0-0 G3				0-0 F8			0-0 3-1		4 0 0 0 0 0 1			
Sixto Lezcano, R (1, 9) OBP: 0.400, SLG: 0.489		0-3 K		0-3 K				0-0 6-3		4 0 0 0 0 2 0			
Luis Salazar, R (1, 5) OBP: 0.294, SLG: 0.367		0-0 F7		0-0 1B				0-0 5-3		4 0 1 0 0 0 0			
Joe Lansford, R (1, 3) OBP: 0.364, SLG: 0.188		4-0 3B		0-0 L5				0-0 6-3		2 1 0 0 1 0 1			
Tim Flannery, L (1, 4) OBP: 0.323, SLG: 0.320		0-0 3B						0-0 6-3		3 0 1 1 0 0 0			
John Montefusco, R (1, 1) OBP: 0.154, SLG: 0.122 Broderick Perkins, L (8, PH) OBP: 0.345, SLG: 0.352 John Curtis, L (8, 1) OBP: 0.257, SLG: 0.314		0-0 5-3						0-0 G3		2 0 1 0 0 0 1 1 1 1 0 0 0 0 0 0 0 0 0 0 0			
Inning Stats	R: 0 H: 2 E: 0 LOB: 1 K: 0 BB: 0 S: 4 P: 4	R: 1 H: 1 E: 0 LOB: 1 K: 1 BB: 1 S: 6 P: 10	R: 0 H: 0 E: 0 LOB: 0 K: 0 BB: 0 S: 3 P: 3	R: 0 H: 1 E: 0 LOB: 1 K: 1 BB: 0 S: 6 P: 6	R: 0 H: 1 E: 0 LOB: 1 K: 0 BB: 0 S: 4 P: 4	R: 0 H: 0 E: 0 LOB: 0 K: 0 BB: 0 S: 3 P: 3	R: 0 H: 0 E: 0 LOB: 0 K: 0 BB: 0 S: 3 P: 3	R: 1 H: 1 E: 0 LOB: 0 K: 0 BB: 0 S: 4 P: 4	R: 0 H: 0 E: 0 LOB: 0 K: 0 BB: 0 S: 3 P: 3	1B: 4 SF: 0 2B: 1 SAC: 0 3B: 1 DP: 0 HR: 0 HBP: 0	WP: 0 PA: 33 PB: 0 SB: 0 CS: 1		
PITCHER	IP WLS BF H R ER SO BB IBB HBP BLK WP HR S P ERA WHIP											PITCHER	IP WLS BF H R ER SO BB IBB HBP BLK WP HR S P ERA WHIP
Randy Martz, R (1, 1) ERA: 4.28	7.0 W 27 6 2 2 2 1 0 0 0 0 0 0 30 34 2.57 1.000												
Willie Hernandez, L (8, 1) ERA: 3.16	2.0 S 6 0 0 0 0 0 0 0 0 0 0 0 6 6 0.00 0.000												

livebaseballscorecards.com

AB	32
R	2
H	6
RBI	2
BB	1
SO	2
LOB	6



Batter	1	2	3	4	5	6	7	8	9
Bump Wills, S OBP: 0.331, SLG: 0.366 Junior Kennedy, R OBP: 0.297, SLG: 0.271	0-0 23 F8 SF9 2B		0-0 F7			0-0 F7		0-0 23 S 1B	
23 Ryne Sandberg, R OBP: 0.300, SLG: 0.358	0-0 F8 2-3			4-0 2B S SF9 BB		0-0 P6		0-3 K2-3 1-2	
Bill Buckner, L OBP: 0.341, SLG: 0.422	0-0 SF9			0-0 SF9 1-3 2B		0-0 F7		0-0 G3	
Leon Durham, L OBP: 0.387, SLG: 0.529	0-0 F8			0-0 SF9 2-3 3-H			0-0 3-1		
Jerry Morales, R OBP: 0.313, SLG: 0.411		0-0 6-3		0-0 5-3			0-0 4-3		
Jay Johnstone, L OBP: 0.359, SLG: 0.438		0-0 F7		0-0 F9			0-0 1B 2B		
Jody Davis, R OBP: 0.302, SLG: 0.377		0-0 P4			0-0 K		0-0 2H 1B		
Larry Bowa, S OBP: 0.302, SLG: 0.306			0-0 F8		0-3 K		0-0 6-3		
Randy Martz, L OBP: 0.303, SLG: 0.276 Willie Hernandez, L (8, 1)			0-0 4-3		0-3 K		0-3 K		

Inning Stats	R: 1 E: 0 K: 0 S: 4	H: 1 LOB: 0 BB: 0 P: 4	R: 0 E: 0 K: 0 S: 3	H: 0 LOB: 0 BB: 0 P: 3	R: 0 E: 0 K: 0 S: 3	H: 0 LOB: 0 BB: 0 P: 3	R: 1 E: 0 K: 0 S: 4	H: 1 LOB: 1 BB: 1 P: 8	R: 0 E: 0 K: 3 S: 9	H: 0 LOB: 0 BB: 0 P: 9	R: 0 E: 0 K: 0 S: 3	H: 0 LOB: 0 BB: 0 P: 3	R: 1 E: 0 K: 0 S: 5	H: 2 LOB: 1 BB: 0 P: 5	R: 0 E: 0 K: 2 S: 8	H: 1 LOB: 1 BB: 0 P: 8
	1B: 2 2B: 3 3B: 0 HR: 0	SF: 2 SAC: 0 DP: 0 HBP: 0	WP: 0 PB: 0 SB: 2 CS: 0	1B: 2 2B: 3 3B: 0 HR: 0	SF: 2 SAC: 0 DP: 0 HBP: 0	WP: 0 PB: 0 SB: 2 CS: 0										

PITCHER	IP	WLS	BF	H	R	ER	SO	BB	IBB	HBP	BLK	WP	HR	S	P	ERA	WHIP
John Montefusco, R ERA: 3.93	(1, 1)	7.0	L	26	4	3	3	3	1	0	0	0	0	31	35	3.86	0.714
John Curtis, L ERA: 4.22	(8, 1)	1.0		4	1	0	2	0	0	0	0	0	0	8	8	0.00	1.000


BOTTOM

San Diego Padres @ Chicago Cubs
Wrigley Field, Chicago, IL
Fri Aug 20 1982, 3:33 AM CDT
Att. 18,110 - Sunny - 76 F

AB	R	H	RBI	BB	SO	LOB
4	1	2	0	0	0	0
0	0	0	0	0	0	0
3	1	0	0	1	1	2
3	0	1	1	0	0	1
2	0	0	1	0	0	0
3	0	0	0	0	0	1
3	1	1	0	0	0	1
3	0	1	1	0	1	0
3	0	0	0	0	1	1
2	0	0	0	0	1	0
1	0	0	0	0	1	0

livebaseballscorecards.com

AB	27
R	3
H	5
RBI	3
BB	1
SO	5
LOB	6



WP	PA
0	30

Batter	1	2	3	4	5	6	7	8	9	AB R H RBI BB SO LOB	TOP									
Gene Richards, L (1, 3) OBP: 0.332, SLG: 0.351	0-3 K			0-0 F7		0-0 2B			0-0 SH1-4	4 1 2 1 0 1 0										
Tony Gwynn, L (1, 7) OBP: 0.326, SLG: 0.333	0-0 4-3			0-0 F9		0-0 1B			0-0 SH1-4	3 0 1 1 0 0 0										
Garry Templeton, S (1, 6) OBP: 0.277, SLG: 0.362	0-0 CS			0-0 1-3		0-0 1B			4-0 E	3 0 2 0 1 0 0										
Terry Kennedy, L (1, 2) OBP: 0.308, SLG: 0.465	0-0 CS	0-0 6-3			0-0 4-3				0-0 E4	4 0 0 0 0 0 2										
Sixto Lezcano, R (1, 9) OBP: 0.398, SLG: 0.485		0-3 K			0-0 F7				0-0 G6-4-3	3 0 0 0 1 1 3										
Ruppert Jones, L (1, 8) OBP: 0.396, SLG: 0.463		0-0 P4			0-0 4-3				4-0 FC4-6	3 0 0 0 0 0 1										
Luis Salazar, R (1, 5) OBP: 0.292, SLG: 0.365			0-0 L5						0-0 CS	3 0 0 0 0 0 0										
Tim Flannery, L (1, 4) OBP: 0.323, SLG: 0.324			0-0 4-3						0-0 G3	3 1 1 0 0 0 0										
Tim Lollar, L (1, 1) OBP: 0.297, SLG: 0.437			0-0 4-3						0-0 K	3 0 0 0 0 1 1										
Luis DeLeon, R (9, 1) OBP: 0.167, SLG: 0.182										0 0 0 0 0 0 0										
Joe Lefebvre, L (9, 9) OBP: 0.247, SLG: 0.250										0 0 0 0 0 0 0										
Inning Stats	R: 0 E: 0 K: 1 S: 5	H: 1 LOB: 0 BB: 0 P: 5	R: 0 E: 0 K: 1 S: 5	H: 0 LOB: 0 BB: 0 P: 5	R: 0 E: 0 K: 0 S: 3	H: 0 LOB: 0 BB: 0 P: 3	R: 0 E: 0 K: 0 S: 3	H: 0 LOB: 0 BB: 0 P: 3	R: 2 E: 0 K: 0 S: 6	H: 4 LOB: 2 BB: 0 P: 6	R: 0 E: 0 K: 0 S: 2	H: 0 LOB: 0 BB: 1 P: 6	R: 0 E: 0 K: 1 S: 5	H: 0 LOB: 0 BB: 0 P: 5	R: 0 E: 1 K: 0 S: 4	H: 1 LOB: 2 BB: 1 P: 8	1B: 4 2B: 2 3B: 0 HR: 0	SF: 0 SAC: 1 DP: 1 HBP: 0	WP: 0 PB: 0 SB: 1 CS: 2	PA: 34
PITCHER	IP WLS BF H R ER SO BB IBB HBP BLK WP HR S P ERA WHIP																			
Allen Ripley, R (1, 1) ERA: 3.82	6.0 L 21 5 2 2 2 2 0 0 0 0 0 0 0 25 25 3.00 0.833																			
Bill Campbell, R (7, 1) ERA: 4.03	2.0 6 0 0 0 1 1 0 0 0 0 0 0 7 11 0.00 0.500																			
Willie Hernandez, L (9, 1) ERA: 3.11	1.0 5 1 0 0 0 0 0 1 0 0 0 0 4 8 0.00 1.000																			

San Diego Padres @ Chicago Cubs
 Wrigley Field, Chicago, IL
 Sat Aug 21 1982, 3:33 AM CDT
 Att. 32,365 - Sunny - 70 F

livebaseballscorecards.com

AB	29
R	2
H	6
RBI	2
BB	2
SO	3
LOB	7



Batter	1	2	3	4	5	6	7	8	9	AB	R	H	RBI	BB	SO	LOB
23 Ryne Sandberg, R OBP: 0.304, SLG: 0.359 (1, 5) X	0-0 5-3 ①		4-0 BB BB BB			0-0 E 1B		1-0 FC4-8 HBP		2	0	1	0	1	0	0
Larry Bowa, S OBP: 0.300, SLG: 0.303 (1, 6) X	0-0 5-3 ②		0-3 K ③			0-3 K ②		0-0 FC4-6 1-2f ③		4	0	0	0	0	2	3
Bill Buckner, L OBP: 0.340, SLG: 0.419 (1, 3) X	0-0 4-3 ③				0-0 1-3 ①					3	0	0	0	1	0	1
Keith Moreland, R OBP: 0.330, SLG: 0.405 (1, 7) X		0-0 F9 ①			0-3 K ②					3	0	0	0	0	1	2
Scott Thompson, L OBP: 0.366, SLG: 0.342 (9, PH) X						0-0 F9 ③				1	0	0	0	0	0	1
Leon Durham, L OBP: 0.386, SLG: 0.529 (1, 9) X		0-0 WP CS 2B			0-0 4-3 ③					4	0	1	0	0	0	1
Jerry Morales, R OBP: 0.313, SLG: 0.400 (1, 8) X			4-0 BB BB BB			0-0 P2 ①				2	0	0	0	1	0	0
Jay Johnstone, L OBP: 0.357, SLG: 0.435 (9, PH) X										1	0	0	0	0	0	1
Jody Davis, R OBP: 0.300, SLG: 0.373 (1, 2) X			0-3 K ③			0-0 F9 ②				3	0	0	0	0	1	1
Junior Kennedy, R OBP: 0.293, SLG: 0.267 (1, 4) X						0-0 F7 ③				3	0	0	0	0	1	0
Allen Ripley, R OBP: 0.111, SLG: 0.111 (1, 1) X										1	0	0	0	0	0	0
Steve Henderson, R OBP: 0.290, SLG: 0.353 (6, PH) X										1	0	0	0	0	0	0
Bill Campbell, R (7, 1) X										0	0	0	0	0	0	0
Bump Wills, S OBP: 0.330, SLG: 0.365 (8, PH) X										1	0	0	0	0	1	0
Willie Hernandez, L (9, 1) X										0	0	0	0	0	0	0

Inning Stats	R: 0	H: 0	E: 0	K: 0	S: 3	H: 0	LOB: 0	BB: 0	P: 3	R: 0	H: 1	E: 0	K: 1	S: 5	H: 0	LOB: 1	BB: 1	P: 9	R: 0	H: 0	E: 0	K: 2	S: 7	H: 0	LOB: 1	BB: 1	P: 11	R: 0	H: 0	E: 0	K: 1	S: 5	R: 0	H: 0	E: 0	K: 0	S: 3	R: 0	H: 1	E: 1	K: 1	S: 7	H: 0	LOB: 2	BB: 0	P: 7	R: 0	H: 0	E: 0	K: 0	S: 3	R: 0	H: 0	E: 0	K: 1	S: 5	H: 0	LOB: 1	BB: 0	P: 6	R: 0	H: 0	E: 0	K: 0	S: 3	R: 0	H: 0	E: 0	K: 0	S: 7	H: 0	LOB: 1	BB: 1	P: 7	1B: 1	SF: 0	2B: 1	SAC: 0	3B: 0	DP: 0	HR: 0	HBP: 1	WP: 1	PA: 33
--------------	------	------	------	------	------	------	--------	-------	------	------	------	------	------	------	------	--------	-------	------	------	------	------	------	------	------	--------	-------	-------	------	------	------	------	------	------	------	------	------	------	------	------	------	------	------	------	--------	-------	------	------	------	------	------	------	------	------	------	------	------	------	--------	-------	------	------	------	------	------	------	------	------	------	------	------	------	--------	-------	------	-------	-------	-------	--------	-------	-------	-------	--------	-------	--------


PITCHER	IP	WLS	BF	H	R	ER	SO	BB	IBB	HBP	BLK	WP	HR	S	P	ERA	WHIP
Tim Lollar, L (1, 1) ERA: 3.34	8.0	W	30	2	0	0	6	3	0	1	0	1	0	38	51	0.00	0.625
Luis DeLeon, R (9, 1) ERA: 2.08	1.0	S	3	0	0	0	0	0	0	0	0	0	0	3	3	0.00	0.000

BOTTOM

San Diego Padres @ Chicago Cubs
 Wrigley Field, Chicago, IL
 Sat Aug 21 1982, 3:33 AM CDT
 Att. 32,365 - Sunny - 70 F

livebaseballscorecards.com

AB	29
R	0
H	2
RBI	0
BB	3
SO	6
LOB	10



Batter	1	2	3	4	5	6	7	8	9	AB R H RBI BB SO LOB	TOP																								
Gene Richards, L (1, 3) OBP: 0.331, SLG: 0.349	0-0 F7		0-0 3-1	0-0 4-3 E 1B		0-0 4-3		0-0 6-3		5 0 1 0 0 0 2																									
Tony Gwynn, L (1, 7) OBP: 0.329, SLG: 0.372	0-0 F8		0-0 1B 3B	0-0 E4 4-3		0-0 HR		0-0 1-3		5 2 2 1 0 0 3																									
Garry Templeton, S (1, 6) OBP: 0.278, SLG: 0.364	0-0 1B 2B		0-0 HR 1B	0-0 4-3		0-0 3-1		0-3 K		5 2 2 1 0 1 2																									
Terry Kennedy, L (1, 2) OBP: 0.314, SLG: 0.477	0-0 2B 1B		0-0 HR 1B	0-0 IBB		0-3 K		0-0 1B 2B		4 2 3 3 1 1 0																									
Sixto Lezcano, R (1, 9) OBP: 0.400, SLG: 0.489	0-0 2B		0-0 E9 1B 1B	0-0 F8		0-0 5-3		0-0 1-3 1B		5 1 3 1 0 0 3																									
Ruppert Jones, L (1, 8) OBP: 0.396, SLG: 0.465		0-3 K	0-0 1B		0-0 4-3 2B		0-0 5-3	0-0 1-3		5 0 2 1 0 1 1																									
Luis Salazar, R (1, 5) OBP: 0.289, SLG: 0.360		0-3 K	0-0 P3		0-0 6-3		0-0 5-3	0-3 K		5 0 0 0 0 2 3																									
Tim Flannery, L (1, 4) OBP: 0.326, SLG: 0.324		4-0 BB	0-0 4-3		0-0 4-3			0-0 6-3 4-3 1B		3 0 1 0 1 0 2																									
Joe Pittman, R (8, PR) OBP: 0.286, SLG: 0.279										0 0 0 0 0 0 0																									
Eric Show, R (1, 1) OBP: 0.125, SLG: 0.125		0-3 K		0-0 6-3		0-3 K		0-0 4-3		3 0 0 0 0 2 2																									
Gary Lucas, L (6, 1)										0 0 0 0 0 0 0																									
Luis DeLeon, R (7, 1) OBP: 0.167, SLG: 0.182										0 0 0 0 0 0 0																									
Joe Lefebvre, L (8, PH) OBP: 0.245, SLG: 0.248										1 0 0 0 0 0 1																									
John Curtis, L (8, 1) OBP: 0.257, SLG: 0.314										0 0 0 0 0 0 0																									
Inning Stats	R: 1 E: 0 K: 0 S: 5	H: 3 LOB: 2 BB: 0 P: 5	R: 0 E: 0 K: 3 S: 9	H: 0 LOB: 1 BB: 1 P: 13	R: 4 E: 1 K: 0 S: 8	H: 5 LOB: 3 BB: 1 P: 9	R: 0 E: 0 K: 1 S: 6	H: 1 LOB: 1 BB: 0 P: 6	R: 1 E: 0 K: 1 S: 6	H: 1 LOB: 0 BB: 0 P: 6	R: 0 E: 0 K: 0 S: 3	H: 0 LOB: 0 BB: 0 P: 3	R: 0 E: 0 K: 0 S: 4	H: 1 LOB: 2 BB: 0 P: 4	R: 1 E: 0 K: 2 S: 9	H: 2 LOB: 1 BB: 0 P: 9	1B: 7 2B: 4 3B: 1 HR: 2	SF: 0 SAC: 0 DP: 0 HBP: 0	WP: 0 PB: 0 SB: 0 CS: 0	PA: 43															
PITCHER	IP WLS BF H R ER SO BB IBB HBP BLK WP HR S P ERA WHIP																																		
Dickie Noles, R (1, 1) ERA: 4.22	2.1	15	8	5	4	3	1	0	0	0	0	1	20	24	15.43	3.857																			
Mike Proly, R (3, 1) ERA: 1.84	1.2	8	1	0	0	0	0	1	0	0	0	0	7	11	0.00	0.600																			
Bill Campbell, R (5, 1) ERA: 4.04	2.0	8	2	1	1	2	0	0	0	0	0	1	12	12	4.50	1.000																			
Dick Tidrow, R (7, 1) ERA: 3.4	1.1	5	1	0	0	0	0	0	0	0	0	0	5	5	0.00	0.750																			
Willie Hernandez, L (8, 1) ERA: 3.18	1.1	6	2	1	1	1	0	0	0	0	0	0	8	8	6.75	1.500																			
PITCHER	IP WLS BF H R ER SO BB IBB HBP BLK WP HR S P ERA WHIP																																		
Lee Smith, R (9, 1) ERA: 3.13	0.1	1	0	0	0	0	0	0	0	0	0	0	1	3	0.00	0.000																			

San Diego Padres @ Chicago Cubs
 Wrigley Field, Chicago, IL
 Sun Aug 22 1982, 3:33 AM CDT
 Att. 23,601 - Sunny - 74 F

livebaseballscorecards.com

AB 41
R 7
H 14
RBI 7
BB 2
SO 7
LOB 19



Batter	1	2	3	4	5	6	7	8	9	AB	R	H	RBI	BB	SO	LOB
Bump Wills, S (1, 4) OBP: 0.331, SLG: 0.364 Junior Kennedy, R (9, 4) OBP: 0.293, SLG: 0.267	0-0 F7		0-0 1B	0-0 4-3			0-0 6-3	4-0 1B BB		4	0	1	0	1	0	1
23 Ryne Sandberg, R (1, 5) OBP: 0.303, SLG: 0.359	0-0 4-3		0-3 K				0-0 1B 2B	0-0 P4		5	1	1	0	0	1	3
Bill Buckner, L (1, 3) OBP: 0.342, SLG: 0.420	0-0 G3			0-0 L4	1-0 S HBP		0-0 1B BB	0-0 1-3 1B		4	1	2	2	0	0	0
Leon Durham, L (1, 8) OBP: 0.386, SLG: 0.529		0-0 F7		0-0 2B 2B	0-0 F9		4-0 1B BB	0-3 K		4	2	1	0	1	1	3
Steve Henderson, R (1, 7) OBP: 0.298, SLG: 0.357 Scot Thompson, L (7, PH) OBP: 0.381, SLG: 0.359 (8, 7)		0-0 E4 G3 S		0-0 HR 2B	0-0 F7		0-0 1B 1B	0-3 K		3	1	1	1	0	0	1
Jay Johnstone, L (1, 9) OBP: 0.360, SLG: 0.434		0-0 G3		4-0 HR BB			0-0 1-2 2-H 1B			1	0	1	1	0	0	0
Jody Davis, R (1, 2) OBP: 0.302, SLG: 0.383		0-0 F9		0-0 HR			0-0 1B			3	1	1	1	1	0	1
Larry Bowa, S (1, 6) OBP: 0.299, SLG: 0.303			0-0 P6	0-0 S 1B			0-0 P6			4	1	2	3	0	0	2
Dickie Noles, R (1, 1) OBP: 0.114, SLG: 0.143 Mike Provy, R (3, 1) OBP: 0.300, SLG: 0.400 Jerry Morales, R (4, PH) OBP: 0.310, SLG: 0.395 Bill Campbell, R (5, 1) OBP: 0.310, SLG: 0.395 Gary Woods, R (6, PH) OBP: 0.329, SLG: 0.387 Dick Tidrow, R (7, 1) OBP: 0.329, SLG: 0.387 Willie Hernandez, L (8, 1) OBP: 0.329, SLG: 0.387 Lee Smith, R (9, 1) OBP: 0.125, SLG: 0.267			0-0 F8	0-0 F7			0-0 1-3	4-0 E S 1B BB		0	0	0	0	0	0	0

Inning Stats	R: 0	H: 0	E: 0	LOB: 0	K: 0	S: 3	P: 3	R: 0	H: 0	E: 1	LOB: 1	K: 0	S: 4	P: 4	R: 0	H: 1	E: 0	LOB: 1	K: 1	S: 6	R: 4	H: 4	E: 0	LOB: 1	K: 0	S: 7	R: 0	H: 0	E: 0	LOB: 1	K: 0	S: 3	R: 0	H: 1	E: 0	LOB: 1	K: 0	S: 4	R: 3	H: 4	E: 0	LOB: 1	K: 0	S: 6	R: 1	H: 1	E: 0	LOB: 2	K: 2	S: 8	P: 16
--------------	------	------	------	--------	------	------	------	------	------	------	--------	------	------	------	------	------	------	--------	------	------	------	------	------	--------	------	------	------	------	------	--------	------	------	------	------	------	--------	------	------	------	------	------	--------	------	------	------	------	------	--------	------	------	-------


PITCHER	IP	WLS	BF	H	R	ER	SO	BB	IBB	HBP	BLK	WP	HR	S	P	ERA	WHIP
Eric Show, R (1, 1) ERA: 2.55	5.0		23	5	4	4	1	1	0	0	0	0	1	23	28	7.20	1.200
Gary Lucas, L (6, 1) ERA: 3.9	1.1	L	8	3	3	3	0	1	0	0	0	0	0	7	11	20.25	3.000
Luis DeLeon, R (7, 1) ERA: 2.06	0.2		3	2	0	0	0	0	0	0	0	0	0	3	3	0.00	3.000
John Curtis, L (8, 1) ERA: 4.27	1.0		6	1	1	1	2	2	0	0	0	0	0	8	16	9.00	3.000

BOTTOM

San Diego Padres @ Chicago Cubs
 Wrigley Field, Chicago, IL
 Sun Aug 22 1982, 3:33 AM CDT
 Att: 23,601 - Sunny - 74 F

livebaseballscorecards.com

AB	35
R	8
H	11
RBI	8
BB	4
SO	3
LOB	14



WP: 0	PA: 40
PB: 0	
SB: 4	
CS: 0	

Batter	1	2	3	4	5	6	7	8	9	AB R H RBI BB SO LOB	TOP												
Gene Richards, L (1, 3) OBP: 0.337, SLG: 0.351	0-0 1B 1B	H 1-0 HBP			BB BB BB 4-0 FC5-4 BB		X 0-0 E8 6-3 6-3		X 0-0 G6-4-3 1B	3 2 2 0 1 0 1													
Tony Gwynn, L (1, 7) OBP: 0.325, SLG: 0.366	0-0 1B 1B 4-3	X 0-0 F7			X 0-0 FC5-4 G6-4-3 1-2f 2-3		X 0-0 6-3		X 0-0 G6-4-3 1-2f	5 1 1 1 0 0 5													
Garry Templeton, S (1, 6) OBP: 0.278, SLG: 0.363	0-0 1B 1B 4-3 1-3 2-H		X 0-0 F8		X 0-0 G6-4-3 1-2f		X 0-0 6-3			4 1 1 2 0 0 2													
Terry Kennedy, L (1, 2) OBP: 0.315, SLG: 0.484	0-3 K		X 0-0 4-3			X 0-0 BB 1B		X 0-0 HR		4 1 2 1 0 1 2													
Sixto Lezcano, R (1, 9) OBP: 0.399, SLG: 0.485	0-0 4-3 2-3 3-H		X 0-0 F7			BB BB BB 4-0 1-2 BB		X 0-0 F8		3 0 0 1 1 0 1													
Ruppert Jones, L (1, 8) OBP: 0.395, SLG: 0.466	0-0 2B		X 0-0 1-3		X 0-3 K		X 0-0 4-3			4 0 1 1 0 1 2													
Luis Salazar, R (1, 5) OBP: 0.289, SLG: 0.359	0-3 K		X 0-0 CS 1B		X 0-3 K		X 0-3 K			4 0 1 0 0 3 3													
Joe Pittman, R (1, 4) OBP: 0.274, SLG: 0.267		X 0-0 6-3		X 0-0 6-3 1-2		X 0-3 K		X 0-0 6-3		4 0 0 0 0 1 3													
Andy Hawkins, R (1, 1) Dave Edwards, R (5, PH) Juan Eichelberger, R (5, 1) Broderrick Perkins, L (7, PH) Gary Lucas, L (7, 1) Kurt Bevacqua, R (9, PH)		0-3 K			X 0-0 FC5-4 2B		X 0-0 E 6-3 1B		X 0-0 6-3	1 0 0 0 0 1 0 1 0 1 0 0 0 0 0 0 0 0 0 0 0 1 1 1 0 0 0 0 0 0 0 0 0 0 0 1 0 0 0 0 0 0													
Inning Stats	R: 3 E: 0 K: 2 S: 11	H: 4 LOB: 1 BB: 0 P: 11	R: 0 E: 0 K: 1 S: 5	H: 0 LOB: 1 BB: 0 P: 6	R: 0 E: 0 K: 0 S: 3	H: 0 LOB: 0 BB: 0 P: 3	R: 0 E: 0 K: 0 S: 3	H: 1 LOB: 0 BB: 0 P: 3	R: 0 E: 0 K: 3 S: 10	H: 1 LOB: 2 BB: 1 P: 14	R: 3 E: 1 K: 0 S: 6	H: 2 LOB: 0 BB: 0 P: 6	R: 0 E: 0 K: 1 S: 5	H: 0 LOB: 0 BB: 0 P: 5	R: 0 E: 0 K: 0 S: 3	H: 1 LOB: 0 BB: 0 P: 3	1B: 7 2B: 2 3B: 0 HR: 1	SF: 0 SAC: 0 DP: 2 HBP: 1	WP: 0 PB: 0 SB: 1 CS: 1	PA: 38			
PITCHER John Candelaria, L (1, 1) ERA: 2.58 Rod Scurrey, L (6, 1) ERA: 1.85	IP 5.0 4.0	WLS W S	BF 23 15	H 7 3	R 3 3	ER 3 0	SO 3 4	BB 2 0	IBB 0 0	HBP 1 0	BLK 0 0	WP 0 0	HR 0 1	S 26 23	P 35 23	ERA 5.40 0.00	WHIP 1.800 0.750						

San Diego Padres @ Pittsburgh Pirates
 Three Rivers Stadium, Pittsburgh, PA
 Mon Aug 23 1982, 7:05 PM EDT
 Unknown

livebaseballscorecards.com

AB	35
R	6
H	10
RBI	6
BB	2
SO	7
LOB	19



Batter	1	2	3	4	5	6	7	8	9
Omar Moreno, L OBP: 0.292, SLG: 0.311 (1, 8) X	0-0 F8 ①		0-0 6-3 ③ X	0-0 F8 ③		0-0 1-3 2B 1B		0-0 F8 ②	
Johnny Ray, S OBP: 0.322, SLG: 0.400 (1, 4) B B B	4-0 BB			0-0 6-3 ① X	0-0 G3 ① X	0-0 F2 ②		0-0 F7 ③	
Bill Madlock, R OBP: 0.364, SLG: 0.479 (1, 5) X	0-0 F9 ②			0-0 HR 1B	0-0 F3 ② X	0-0 2-H 3-H 2B			
Jason Thompson, L OBP: 0.404, SLG: 0.522 (1, 3) X	0-0 F4 ③			0-0 1-H HR	4-0 E WP BB	4-0 BB			
Richie Hebner, L OBP: 0.355, SLG: 0.436 Lee Lacy, R OBP: 0.360, SLG: 0.389 (1, 9) (6, 9)		0-0 F8 ①		0-0 P6 ② X	0-0 E3 WP 1B ① X	0-0 F9 ③			
Mike Easler, L OBP: 0.345, SLG: 0.440 (1, 7) X	0-0 6-3 ②			0-0 PB 1B 1B	0-0 2-H 3-H 1B		0-3 K ①		
Tony Peña, R OBP: 0.328, SLG: 0.428 (1, 2) X	0-0 P4 ③			0-0 1-2 PB 1B	0-0 4-3 ③		0-0 5-3 ②		
Dale Berra, R OBP: 0.313, SLG: 0.398 (1, 6) X			0-0 B2-4 1B	4-0 1-2 2-3 1B IBB		0-0 F9 ① X	0-0 6-3 ③		
John Candelaria, L OBP: 0.314, SLG: 0.289 Rod Scurry, L OBP: 0.250, SLG: 0.350 (1, 1) (6, 1)			0-0 B2-4 ① ②	0-0 1-3 2-H 3-H 1B		0-0 1B 2B 1B	0-3 K ①		

Inning Stats	R: 0	H: 0	E: 0	K: 0	S: 3	LOB: 1	BB: 1	P: 7
	R: 0	H: 0	E: 0	K: 0	S: 3 <td>LOB: 0</td> <td>BB: 0</td> <td>P: 3 </td>	LOB: 0	BB: 0	P: 3
	R: 0	H: 1	E: 0	K: 0	S: 3 <td>LOB: 0</td> <td>BB: 0</td> <td>P: 3 </td>	LOB: 0	BB: 0	P: 3
	R: 4	H: 5	E: 0	K: 0	S: 8 <td>LOB: 2</td> <td>BB: 1</td> <td>P: 12 </td>	LOB: 2	BB: 1	P: 12
	R: 2	H: 1	E: 1	K: 0	S: 5 <td>LOB: 1</td> <td>BB: 1</td> <td>P: 9 </td>	LOB: 1	BB: 1	P: 9
	R: 2	H: 3	E: 0	K: 0	S: 6 <td>LOB: 2</td> <td>BB: 1</td> <td>P: 10 </td>	LOB: 2	BB: 1	P: 10
	R: 0	H: 0	E: 0	K: 1	S: 5 <td>LOB: 0</td> <td>BB: 0</td> <td>P: 5 </td>	LOB: 0	BB: 0	P: 5
	R: 0	H: 0	E: 0	K: 1	S: 5 <td>LOB: 0</td> <td>BB: 0</td> <td>P: 5 </td>	LOB: 0	BB: 0	P: 5

PITCHER	IP	WLS	BF	H	R	ER	SO	BB	IBB	HBP	BLK	WP	HR	S	P	ERA	WHIP
Andy Hawkins, R ERA: 4.7 (1, 1)	4.0	L	19	6	4	4	0	1	1	0	0	0	1	17	25	9.00	1.750
Juan Eichelberger, R ERA: 4.22 (5, 1)	2.0		13	4	4	2	0	2	0	0	0	1	0	11	19	9.00	3.000
Gary Lucas, L ERA: 3.78 (7, 1)	2.0		6	0	0	0	2	0	0	0	0	0	0	10	10	0.00	0.000

BOTTOM


San Diego Padres @ Pittsburgh Pirates
Three Rivers Stadium, Pittsburgh, PA
Mon Aug 23 1982, 7:05 PM EDT
Unknown

AB	R	H	RBI	BB	SO	LOB
5	1	1	0	0	0	2
4	0	0	0	1	0	2
4	1	2	2	0	0	1
2	2	1	2	2	0	1
3	1	0	0	0	0	1
1	0	0	0	0	0	2
4	1	2	1	0	1	0
4	1	1	0	0	0	1
3	0	1	0	1	0	0
2	0	1	2	0	0	1
2	1	1	0	0	1	0

AB	34
R	8
H	10
RBI	7
BB	4
SO	2
LOB	11

livebaseballscorecards.com

1B: 8	SF: 0	WP: 1	PA: 38
2B: 2	SAC: 0	PB: 1	
3B: 0	DP: 1	SB: 1	
HR: 1	HBP: 0	CS: 0	



Batter	1	2	3	4	5	6	7	8	9	AB R H RBI BB SO LOB	TOP		
Gene Richards, L (1, 7) OBP: 0.335, SLG: 0.349 Floyd Chiffer, R (9, 1)	0-0 BB 1B		0-0 F9		0-0 G1			0-0 F5	0-0 P6	5 0 1 0 0 0 2 0 0 0 0 0 0 0			
Garry Templeton, S (1, 6) OBP: 0.279, SLG: 0.363	4-0 BB 1B		0-0 F7		0-0 6-3			0-0 1B	0-0 F5	4 0 1 0 1 0 2			
Dave Edwards, R (1, 8) OBP: 0.224, SLG: 0.313 Tony Gwynn, L (8, PH) OBP: 0.323, SLG: 0.364	0-0 L6-4-3 1-2 2-3			0-0 1-3		0-0 1-3		0-0 F9		3 0 0 0 0 0 2 1 0 0 0 0 0 1			
Kurt Bevacqua, R (1, 3) OBP: 0.357, SLG: 0.325		4-0 BB 1B		0-0 HR 1B		0-0 1B		0-0 5-3		3 2 2 0 1 0 1			
Sixto Lezcano, R (1, 9) OBP: 0.400, SLG: 0.493		0-0 P6		0-0 HR		0-3 K		0-0 SH1-4 1B	0-0 1B	4 2 2 2 0 1 2			
Joe Lefebvre, L (1, 5) OBP: 0.252, SLG: 0.255		0-0 1B		0-0 6-3		0-0 L4		0-0 SH1-4 1B	0-0 1B	4 1 2 0 0 0 1			
Steve Swisher, R (1, 2) OBP: 0.333, SLG: 0.432		0-0 1B		4-0 BB		0-3 K		0-0 SH1-4	0-0 1B	2 0 1 1 1 1 0	AB 33 R 5 H 10 RBI 5 BB 4 SO 3 LOB 14		
Tim Flannery, L (1, 4) OBP: 0.325, SLG: 0.320		0-0 G6-4-3 1-2 3-H		0-0 F8		0-0 3-1		0-0 1B	4-0 IBB	3 0 0 0 1 0 3			
Chris Welsh, L (1, 1) OBP: 0.325, SLG: 0.351 Gary Lucas, L (6, 1) Luis DeLeon, R (8, 1) OBP: 0.167, SLG: 0.182 Broderick Perkins, L (9, PH) OBP: 0.349, SLG: 0.357 Ruppert Jones, L (9, 8) OBP: 0.395, SLG: 0.466			0-0 4-3		0-3 K		0-0 6-3	0-0 1B	0-0 1B	2 0 0 0 0 1 0 1 0 0 0 0 0 0 0 0 0 0 0 0 0 1 0 1 2 0 0 0 0 0 0 0 0 0 0			
Inning Stats	R: 0 H: 1 E: 0 LOB: 0 K: 0 BB: 1 S: 2 P: 6	R: 1 H: 2 E: 0 LOB: 1 K: 0 BB: 1 S: 4 P: 8	R: 0 H: 0 E: 0 LOB: 0 K: 0 BB: 0 S: 3 P: 3	R: 2 H: 2 E: 0 LOB: 1 K: 0 BB: 1 S: 5 P: 9	R: 0 H: 0 E: 0 LOB: 0 K: 1 BB: 0 S: 5 P: 5	R: 0 H: 1 E: 0 LOB: 1 K: 1 BB: 0 S: 6 P: 6	R: 0 H: 0 E: 0 LOB: 0 K: 1 BB: 0 S: 5 P: 5	R: 0 H: 1 E: 0 LOB: 1 K: 0 BB: 0 S: 4 P: 4	R: 2 H: 3 E: 0 LOB: 2 K: 0 BB: 1 S: 6 P: 10	1B: 9 SF: 0 2B: 0 SAC: 1 3B: 1 DP: 1 HR: 1 HBP: 0	WP: 0 PA: 38 PB: 0 SB: 1 CS: 0		
PITCHER	IP WLS BF H R ER SO BB IBB HBP BLK WP HR S P ERA WHIP											PITCHER	IP WLS BF H R ER SO BB IBB HBP BLK WP HR S P ERA WHIP
Ross Baumgarten, L (1, 1) ERA: 6.55	4.0 L 17 5 3 3 0 3 3 0 0 0 0 1 14 26 6.75 2.000												
Randy Niemann, L (5, 1) ERA: 4.99	3.0 10 1 0 0 3 0 0 0 0 0 0 0 16 16 0.00 0.333												
Enrique Romo, R (8, 1) ERA: 4.44	2.0 11 4 2 2 0 0 0 1 0 0 0 0 10 14 9.00 2.000												

San Diego Padres @ Pittsburgh Pirates
 Three Rivers Stadium, Pittsburgh, PA
 Mon Aug 23 1982, 7:05 PM EDT
 Att. 9,194 - Unknown

livebaseballscorecards.com



Batter	1	2	3	4	5	6	7	8	9	AB R H RBI BB SO LOB
Lee Lacy, R OBP: 0.364, SLG: 0.391 (1, 7) (8, 8)	0-0 G5-4-3 E 1B		0-0 CS 1B		0-0 6-3	4-0 1-2 BB		0-0 F7		4 0 2 0 1 0 0
Dale Berra, R OBP: 0.311, SLG: 0.396 (1, 6)	0-0 E8 G5-4-3 1-2		0-0 BB 1B		0-0 5-3	0-0 F8		0-0 F7		5 0 1 0 0 0 3
Jim Morrison, R OBP: 0.284, SLG: 0.448 (1, 5) (8, 7)	0-0 G5-4-3 1-2f 2-3		0-0 F9		0-0 HR		0-0 FC1-6 1B		0-0 F5	5 1 2 1 0 0 3
Jason Thompson, L OBP: 0.406, SLG: 0.528 (1, 3)	0-0 6-3		4-0 BB		4-0 BB BB		0-0 FC1-6 E FC4-6		0-0 HR	3 2 1 1 2 0 2
Dick Davis, R OBP: 0.288, SLG: 0.422 Mike Eastler, L OBP: 0.347, SLG: 0.442 (1, 9) (9, PH)		0-0 6-3	0-0 F7		4-0 BB FC6-4		0-0 E6 FC4-6		0-0 1B	3 0 0 0 1 0 3 1 0 1 0 0 0 0
Johnny Ray, S OBP: 0.321, SLG: 0.400 (1, 4)		0-0 2B		0-0 P4	0-0 FC6-4		0-0 FC4-6 1B		0-0 F8	5 0 1 1 0 0 4
Omar Moreno, L OBP: 0.291, SLG: 0.309 Bill Madlock, R OBP: 0.365, SLG: 0.479 (1, 8) (7, PH) (8, 5)		0-3 K		0-0 F7		0-0 G3		0-0 1-2 1B	0-0 F9	3 0 0 0 0 1 1 2 0 1 0 0 0 1
Steve Nicosia, R OBP: 0.357, SLG: 0.382 Willie Stargell, L OBP: 0.313, SLG: 0.431 Enrique Romo, R OBP: 0.333, SLG: 0.556 (1, 2) (7, PH) (8, 1)		4-0 FC5-4 BB		0-0 1B		0-0 F8		0-3 K		2 0 1 0 1 0 0 1 0 0 0 0 1 2 0 0 0 0 0 0 0
Ross Baumgarten, L OBP: 0.083, SLG: 0.083 John Milner, L OBP: 0.271, SLG: 0.310 Randy Niemann, L OBP: 1.000, SLG: 1.000 Tony Peña, R OBP: 0.327, SLG: 0.426 (1, 1) (4, PH) (5, 1) (8, 2)		0-0 FC5-4		0-0 4-3		0-0 BB 1B		0-0 5-3		1 0 0 0 0 0 2 1 0 0 0 0 0 1 1 0 1 0 0 0 0 1 0 0 0 0 0 0

Inning Stats	R: 0	H: 1	E: 1	LOB: 1	K: 0	BB: 0	S: 4	P: 4	R: 0	H: 1	E: 0	LOB: 2	K: 1	BB: 1	S: 6	P: 10	R: 0	H: 2	E: 0	LOB: 2	K: 0	BB: 1	S: 4	P: 8	R: 0	H: 1	E: 0	LOB: 1	K: 0	BB: 0	S: 4	R: 1	H: 1	E: 0	LOB: 2	K: 0	BB: 2	S: 4	P: 12	R: 0	H: 1	E: 0	LOB: 2	K: 0	BB: 1	S: 4	P: 8	R: 1	H: 2	E: 1	LOB: 2	K: 1	BB: 0	S: 8	P: 8	R: 0	H: 0	E: 0	LOB: 0	K: 0	BB: 0	S: 3	P: 3	R: 1	H: 2	E: 0	LOB: 1	K: 0	BB: 0	S: 5	P: 5	1B: 8	SF: 0	2B: 1	SAC: 0	3B: 0	DP: 1	HR: 2	HBP: 0	WP: 0	PA: 43
--------------	------	------	------	--------	------	-------	------	------	------	------	------	--------	------	-------	------	-------	------	------	------	--------	------	-------	------	------	------	------	------	--------	------	-------	------	------	------	------	--------	------	-------	------	-------	------	------	------	--------	------	-------	------	------	------	------	------	--------	------	-------	------	------	------	------	------	--------	------	-------	------	------	------	------	------	--------	------	-------	------	------	-------	-------	-------	--------	-------	-------	-------	--------	-------	--------


PITCHER	IP	WLS	BF	H	R	ER	SO	BB	IBB	HBP	BLK	WP	HR	S	P	ERA	WHIP
Chris Welsh, L ERA: 4.38 (1, 1)	5.0		24	6	1	1	1	4	0	0	0	0	0	22	38	1.80	2.000
Gary Lucas, L ERA: 3.68 (6, 1)	2.0		11	3	1	0	1	1	0	0	0	0	0	12	16	0.00	2.000
Luis DeLeon, R ERA: 2.03 (8, 1)	1.0		3	0	0	0	0	0	0	0	0	0	0	3	3	0.00	0.000
Floyd Chiffer, R ERA: 2.58 (9, 1)	1.0	S	5	2	1	1	0	0	0	0	0	0	1	5	5	9.00	2.000

BOTTOM

San Diego Padres @ Pittsburgh Pirates
Three Rivers Stadium, Pittsburgh, PA

Mon Aug 23 1982, 7:05 PM EDT
Att. 9,194 - Unknown

AB	38
R	3
H	11
RBI	3
BB	5
SO	2
LOB	22



Batter	1	2	3	4	5	6	7	8	9	10	11	AB	R	H	RBI	BB	SO	LOB	TOP								
Gene Richards, L (1, 7) OBP: 0.333, SLG: 0.352 Tony Gwynn, L (9, 7) OBP: 0.321, SLG: 0.361	0-0 6-3	0-0 FC4-6 FC1-2 1-2f 2-3 3-H			0-0 6-3	0-0 3B			0-0 F9		0-0 6-3	5	0	1	2	0	0	2									
Garry Templeton, S (1, 6) OBP: 0.280, SLG: 0.362	0-0 1B	0-0 FC1-2 1-2 3-H			0-0 1B	0-0 F7			0-3 K		0-3 K BB	6	1	2	0	0	2	3									
Ruppert Jones, L (1, 8) OBP: 0.396, SLG: 0.463	0-0 1B				0-3 K			0-3 K2-3		4-0 CS BB	4-0 FC6-5 BB	4	0	1	0	2	2	1									
Kurt Bevacqua, R (1, 3) OBP: 0.365, SLG: 0.329	0-3 K				0-0 P4	0-0 HR 1B		0-0 FC6 1B		0-0 CS	0-0 F9	5	1	2	1	1	1	2									
Sixto Lezcano, R (1, 9) OBP: 0.397, SLG: 0.495	0-0 F8				0-0 F8	0-0 HR		0-3 K		0-3 K	0-0 FC6-5 BB	6	1	1	2	0	2	6									
Terry Kennedy, L (1, 2) OBP: 0.316, SLG: 0.481		4-0 1B FC4-6 BB			0-3 K	0-3 K		0-0 FC6 1-2f		4-0 1B BB		3	1	0	0	2	2	1									
Luis Salazar, R (1, 5) OBP: 0.290, SLG: 0.360		0-0 E5 FC4-6 1B FC1-2 1-2			0-0 4-3 S 1B			0-0 F7		0-0 1-4-3	0-0 1B	5	0	2	0	0	0	1									
Tim Flannery, L (1, 4) OBP: 0.323, SLG: 0.316		0-0 L5			0-0 4-3	1-3 SH2-4 3B HBP		1-0 F8		0-0 P4		4	1	0	0	0	0	5									
Dave Dravecky, R (1, 1) OBP: 0.300, SLG: 0.222 Gary Lucas, L (7, 1) Floyd Chiffer, R (9, 1) Dave Edwards, R (11, PH) OBP: 0.220, SLG: 0.306 Juan Eichelberger, R (11, 1) OBP: 0.143, SLG: 0.195		0-0 FC4-6 1B 1-2 2-3			0-0 4-3	0-0 SH2-4		0-0 SH2-4		0-3 K		2	0	1	0	0	0	1									
Inning Stats	R: 0 E: 0 K: 1 S: 7	H: 2 LOB: 2 BB: 0 P: 7	R: 1 E: 1 K: 0 S: 5	H: 1 LOB: 2 BB: 1 P: 9	R: 0 E: 0 K: 0 S: 3	H: 0 LOB: 0 BB: 0 P: 3	R: 0 E: 0 K: 1 S: 6	H: 1 LOB: 1 BB: 0 P: 6	R: 3 E: 0 K: 2 S: 10	H: 3 LOB: 0 BB: 0 P: 10	R: 1 E: 0 K: 0 S: 4	H: 1 LOB: 1 BB: 0 P: 5	R: 0 E: 0 K: 2 S: 8	H: 1 LOB: 1 BB: 0 P: 8	R: 0 E: 0 K: 1 S: 5	H: 0 LOB: 0 BB: 0 P: 5	R: 0 E: 0 K: 1 S: 4	H: 0 LOB: 0 BB: 1 P: 8	R: 0 E: 0 K: 1 S: 6	H: 1 LOB: 2 BB: 1 P: 10	R: 0 E: 0 K: 2 S: 8	H: 0 LOB: 3 BB: 2 P: 16	1B: 8 2B: 0 3B: 1 HR: 1	SF: 0 SAC: 1 DP: 0 HBP: 1	WP: 1 PB: 0 SB: 2 CS: 1	PA: 51	
PITCHER	IP	WLS	BF	H	R	ER	SO	BB	IBB	HBP	BLK	WP	HR	S	P	ERA	WHIP										
Larry McWilliams, L (1, 1) ERA: 4.49	5.2		28	8	5	4	4	1	0	1	0	0	1	34	39	6.35	1.588										
Don Robinson, R (6, 1) ERA: 3.92	4.0		15	2	0	0	5	2	0	0	0	0	0	23	31	0.00	1.000										
Rod Scurrey, L (10, 1) ERA: 1.63	1.0	W	6	0	0	0	2	2	0	0	0	1	0	8	16	0.00	2.000										
Kent Tekulve, R (11, 1) ERA: 2.83	0.1		1	0	0	0	0	0	0	0	0	0	0	1	1	0.00	0.000										

San Diego Padres @ Pittsburgh Pirates
 Three Rivers Stadium, Pittsburgh, PA
 Tue Aug 24 1982, 7:05 PM EDT
 Att. 13,102 - Unknown

AB	43
R	5
H	10
RBI	5
BB	5
SO	11
LOB	22



livebaseballscorecards.com

Batter	1	2	3	4	5	6	7	8	9	10	11	AB R H RBI BB SO LOB
Lee Lacy, R OBP: 0.366, SLG: 0.393 (1, 7) (9, 8)	0-0 4-3		0-0 BB 2-H 1B		0-0 F8		0-0 1B		0-0 6-3		0-0 F8 1B S	6 1 3 2 0 0 1
Dale Berra, R OBP: 0.312, SLG: 0.394 (1, 6)	0-0 F9		4-0 BB 1-2 BB			0-0 5-3	0-0 1B		0-0 6-3		0-0 F8 1-3	5 0 1 0 1 0 1
Bill Madlock, R OBP: 0.366, SLG: 0.486 (1, 5)	0-0 F3		0-0 F8			0-0 2B 1B	0-0 SF7		0-0 HR		4-0 1B IBB	4 1 2 2 1 0 2
Jason Thompson, L OBP: 0.404, SLG: 0.524 Rod Scurry, L OBP: 0.280, SLG: 0.350 Kent Tekulve, R OBP: 0.091, SLG: 0.091 John Milner, L OBP: 0.286, SLG: 0.310 (1, 3) (10, 1) (11, 1) (11, PH)		0-3 K		0-0 G3		0-3 K	0-0 4-3		0-0 1B		4-0 1B IBB	5 0 1 0 0 2 3 0 0 0 0 0 0 0 0 0 0 0 0 0 0 0 0 0 0 1 0 0
Tony Peña, R OBP: 0.329, SLG: 0.432 (1, 2)		0-0 1-3		0-0 5-3		0-0 1-3 2B		0-0 2B 2B	0-0 L4		0-0 1B	6 1 3 1 0 0 1
Dick Davis, R OBP: 0.280, SLG: 0.409 Richie Hebner, L OBP: 0.353, SLG: 0.434 (1, 9) (10, PH) (11, 9)		0-0 4-3		0-0 F9		0-0 5-3		0-0 F7		0-0 P4		4 0 0 0 0 0 3 1 0 0 0 0 0 0
Johnny Ray, S OBP: 0.322, SLG: 0.401 (1, 4)			4-0 SH3-4 1B BB		0-0 6-3		0-0 4-3	0-0 2B		0-0 L6		4 1 1 1 1 0 0
Omar Moreno, L OBP: 0.291, SLG: 0.309 Jim Morrison, R OBP: 0.283, SLG: 0.445 Mike Easler, L OBP: 0.346, SLG: 0.441 (1, 8) (8, PH) (9, 7)			0-0 F8		0-0 SH1-4 1B		0-0 E6 1B	0-0 6-3		0-0 F7		3 1 1 0 0 0 1 1 0 0 0 0 0 1 1 0 0 0 0 0 0
Larry McWilliams, L OBP: 0.200, SLG: 0.167 Don Robinson, R OBP: 0.329, SLG: 0.464 Willie Stargell, L OBP: 0.309, SLG: 0.424 (1, 1) (6, 1) (10, 3)			0-0 SH3-4		0-0 SH1-4		0-0 1B 1B SF7	0-0 6-3			0-3 K	0 0 0 0 0 0 0 2 1 1 0 0 0 1 1 0 0 0 0 1 0

Inning Stats	R: 0	H: 0	E: 0	K: 0	S: 3	P: 3	R: 0	H: 0	E: 0	K: 1	S: 5	P: 5	R: 1	H: 1	E: 0	K: 0	S: 4	R: 0	H: 0	E: 0	K: 0	S: 3	P: 3	R: 0	H: 1	E: 0	K: 0	S: 4	P: 4	R: 0	H: 2	E: 0	K: 1	S: 7	P: 7	R: 2	H: 3	E: 1	K: 0	S: 7	P: 7	R: 1	H: 2	E: 0	K: 0	S: 5	P: 5	R: 1	H: 2	E: 0	K: 0	S: 5	P: 5	R: 0	H: 0	E: 0	K: 0	S: 3	P: 3	R: 1	H: 2	E: 0	K: 1	S: 6	P: 14	1B: 9	SF: 1	2B: 3	SAC: 2	3B: 0	DP: 0	HR: 1	HBP: 0	WP: 0	PA: 50
PITCHER	IP	WLS	BF	H	R	ER	SO	BB	IBB	HBP	BLK	WP	HR	S	P	ERA	WHIP																			IP	WLS	BF	H	R	ER	SO	BB	IBB	HBP	BLK	WP	HR	S	P	ERA	WHIP																							
Dave Dravecky, L ERA: 2.29 Gary Lucas, L ERA: 3.8 Floyd Chiffer, R ERA: 2.54 Juan Eichelberger, R ERA: 4.27	(1, 1)	6.1	28	6	3	1	2	2	0	0	0	0	0	30	38	1.42	1.263																			(7, 1)	2.1	12	5	2	2	0	0	0	0	0	1	12	12	7.71	2.143																								
	(8, 1)	1.1	4	0	0	0	0	0	0	0	0	0	0	4	4	0.00	0.000																			(9, 1)	0.2	L	6	2	1	1	1	0	2	0	0	0	0	6	14	13.50	3.000																						

BOTTOM

San Diego Padres @ Pittsburgh Pirates
Three Rivers Stadium, Pittsburgh, PA

Tue Aug 24 1982, 7:05 PM EDT
Att. 13,102 - Unknown

AB	43
R	6
H	13
RBI	6
BB	4
SO	3
LOB	14



WP	PA
0	50

Batter	1	2	3	4	5	6	7	8	9	AB R H RBI BB SO LOB	TOP														
Gene Richards, L (1, 7) <small>OBP: 0.332, SLG: 0.351</small> John Curtis, L (8, 1) <small>OBP: 0.257, SLG: 0.314</small> Floyd Chiffer, R (8, 1)	0-3 K		0-0 S 1B		0-0 F7		0-0 F8	0-0 FC4-6		5 1 1 0 0 1 3 0 0 0 0 0 0 0 0 0 0 0 0 0 0															
Garry Templeton, S (1, 6) <small>OBP: 0.283, SLG: 0.362</small>	4-0 CS BB		0-0 1-H 1B		0-3 K		0-0 P4		4-0 G5-3 S BB	3 0 1 1 2 1 0															
Ruppert Jones, L (1, 8) <small>OBP: 0.394, SLG: 0.459</small>	0-3 K 1-2		0-0 F7		0-0 4-3			0-0 2B FC6-4 1B	0-3 K 1-2	5 1 1 0 0 2 3															
Terry Kennedy, L (1, 2) <small>OBP: 0.318, SLG: 0.482</small> Joe Pittman, R (8, PR) <small>OBP: 0.274, SLG: 0.267</small> Tony Gwynn, L (8, 7) <small>OBP: 0.321, SLG: 0.361</small> Joe Lefebvre, L (8, 7) <small>OBP: 0.256, SLG: 0.255</small>		4-0 BB		0-0 F9		0-0 F8		0-0 FC6-4 SH1-4 2B	4-0 IBB	3 0 1 0 1 0 0 0 1 0 0 0 0 0 0 0 0 0 0 0 0 0 0 0 0 1 0 0															
Sixto Lezcano, R (1, 9) <small>OBP: 0.397, SLG: 0.496</small>		0-0 P6		0-0 E7 1B 1B		0-0 2B 2B		0-0 E5 FC6-4	0-0 G5-3 2-3f	5 2 2 0 0 0 5															
Kurt Bevacqua, R (1, 3) <small>OBP: 0.361, SLG: 0.326</small>		0-3 K		0-0 WP 3B 2-H 1B		0-0 F8		0-0 FC6-4 SH1-4		4 1 1 2 0 1 4															
Luis Salazar, R (1, 5) <small>OBP: 0.290, SLG: 0.362</small>		0-0 4-3		0-0 1-3		0-0 2B 2-H		0-0 SH1-4		3 0 1 2 0 0 2															
Tim Flannery, L (1, 4) <small>OBP: 0.325, SLG: 0.323</small>			0-0 F7		0-0 3B		0-0 F8		0-0 E IBB	3 0 1 1 1 0 1															
John Montefusco, R (1, 1) <small>OBP: 0.145, SLG: 0.115</small> Broderick Perkins, L (8, PH) <small>OBP: 0.348, SLG: 0.356</small> Steve Swisher, R (8, 2) <small>OBP: 0.333, SLG: 0.432</small>			0-3 K		0-3 K		0-3 K	0-0 E5 FC4-6		3 0 0 0 0 3 1 1 0 0 0 0 0 2 0 0 0 0 0 0 0															
Inning Stats	R: 0 E: 0 K: 2 S: 6	H: 0 LOB: 0 BB: 1 P: 10	R: 0 E: 0 K: 1 S: 5	H: 0 LOB: 1 BB: 1 P: 9	R: 1 E: 0 K: 1 S: 7	H: 2 LOB: 1 BB: 0 P: 7	R: 2 E: 1 K: 1 S: 8	H: 3 LOB: 1 BB: 0 P: 8	R: 0 E: 0 K: 1 S: 5	H: 0 LOB: 0 BB: 0 P: 5	R: 1 E: 0 K: 0 S: 5	H: 2 LOB: 1 BB: 0 P: 5	R: 0 E: 0 K: 1 S: 5	H: 0 LOB: 0 BB: 0 P: 5	R: 2 E: 2 K: 0 S: 7	H: 2 LOB: 3 BB: 1 P: 11	R: 0 E: 0 K: 1 S: 4	H: 0 LOB: 1 BB: 2 P: 12	1B: 5 2B: 3 3B: 1 HR: 0	SF: 0 SAC: 1 DP: 1 HBP: 0	WP: 1 PB: 0 SB: 2 CS: 1	PA: 41			
PITCHER	IP	WLS	BF	H	R	ER	SO	BB	IBB	HBP	BLK	WP	HR	S	P	ERA	WHIP								
Manny Sarmiento, R (1, 1) <small>ERA: 3.56</small>	7.0		30	8	5	4	7	2	0	0	0	1	0	42	50	5.14	1.429								
Randy Niemann, L (8, 1) <small>ERA: 4.99</small>	0.0		1	1	0	0	0	0	0	0	0	0	0	1	1	∞	∞								
Kent Tekulve, R (8, 1) <small>ERA: 2.78</small>	2.0	W	10	0	1	0	1	1	2	0	0	0	0	9	21	0.00	0.500								

San Diego Padres @ Pittsburgh Pirates
Three Rivers Stadium, Pittsburgh, PA
Wed Aug 25 1982, 7:05 PM EDT
Att. 9,485 - Unknown

livebaseballscorecards.com

AB	35
R	6
H	9
RBI	6
BB	5
SO	8
LOB	21



Batter	1	2	3	4	5	6	7	8	9	AB	R	H	RBI	BB	SO	LOB
Omar Moreno, L (1, 8) OBP: 0.294, SLG: 0.314	0-0 FC SF9 2B		0-0 CI 1B	0-0 2B 1B			0-0 F7		0-0 F9	5	3	3	0	0	0	1
Johnny Ray, S (1, 4) OBP: 0.323, SLG: 0.403	0-0 P6		0-1 CI E 1B G3	0-0 1-H 2B			0-0 4-3		0-0 1B 1B	4	1	2	1	0	0	1
Bill Madlock, R (1, 5) OBP: 0.365, SLG: 0.484 Jim Morrison, R (9, 5) OBP: 0.286, SLG: 0.448	0-0 FC 1B 2-3		0-0 E7 G3 2B 1B	0-0 5-3			0-0 1-3		0-0 1B 1B	4	1	1	1	0	0	2
Jason Thompson, L (1, 3) OBP: 0.403, SLG: 0.523 Dale Berra, R (8, PR) OBP: 0.312, SLG: 0.394 John Milner, L (9, 3) OBP: 0.286, SLG: 0.310	0-0 SF9		0-3 K			0-3 K		0-0 FC2-6 1B		3	0	1	1	0	2	2
Richie Hebner, L (1, 9) OBP: 0.353, SLG: 0.432 Lee Lacy, R (8, 9) OBP: 0.365, SLG: 0.392	0-0 1B		0-0 G3			0-0 1-3		0-0 FC2-6 1B S FC5-4		3	0	1	1	0	0	1
Mike Easler, L (1, 7) OBP: 0.346, SLG: 0.443 Dick Davis, R (8, PH) OBP: 0.285, SLG: 0.414	0-0 F7		0-0 2B			0-0 4-3		0-0 FC5-4 1B		3	0	1	1	0	0	2
Tony Peña, R (1, 2) OBP: 0.326, SLG: 0.428		0-0 4-3	0-0 F8			0-0 F7		0-0 FC5-4 1B		4	0	0	1	0	0	2
Jim Smith, R (1, 6) OBP: 0.313, SLG: 0.333		0-0 F8		0-0 5-3		0-0 5-3		0-3 K		4	0	0	0	0	1	1
Manny Sarmiento, R (1, 1) OBP: 0.222, SLG: 0.176 Randy Neriann, L (8, 1) OBP: 1.000, SLG: 1.000 Kent Tekulve, R (8, 1) OBP: 0.091, SLG: 0.091 Willie Stargell, L (9, PH) OBP: 0.319, SLG: 0.424 John Candelaria, L (9, PR) OBP: 0.314, SLG: 0.289 Enrique Romo, R (9, PR) OBP: 0.333, SLG: 0.556		0-0 6-3		0-0 6-3		0-0 1-3			4-0 1B 1B BB	3	0	0	0	0	0	0

Inning Stats	R: 1	H: 2	E: 0	LOB: 2	K: 0	S: 6	R: 0	H: 0	E: 0	LOB: 0	K: 0	S: 3	R: 3	H: 3	E: 2	LOB: 1	K: 1	S: 9	R: 1	H: 2	E: 0	LOB: 1	K: 0	S: 5	R: 0	H: 0	E: 0	LOB: 0	K: 1	S: 5	R: 0	H: 0	E: 0	LOB: 0	K: 0	S: 3	R: 0	H: 2	E: 0	LOB: 1	K: 1	S: 7	R: 1	H: 2	E: 0	LOB: 2	K: 0	S: 3	R: 1	H: 2	E: 0	LOB: 2	K: 0	S: 3	1B: 8	SF: 1	2B: 3	SAC: 0	3B: 0	DP: 0	HR: 0	HBP: 0	WP: 0	PA: 39
--------------	------	------	------	--------	------	------	------	------	------	--------	------	------	------	------	------	--------	------	------	------	------	------	--------	------	------	------	------	------	--------	------	------	------	------	------	--------	------	------	------	------	------	--------	------	------	------	------	------	--------	------	------	------	------	------	--------	------	------	-------	-------	-------	--------	-------	-------	-------	--------	-------	--------

PITCHER	IP	WLS	BF	H	R	ER	SO	BB	IBB	HBP	BLK	WP	HR	S	P	ERA	WHIP
John Montefusco, R (1, 1) ERA: 3.87	7.0		30	7	5	2	2	0	0	0	0	0	0	34	34	2.57	1.000
John Curtis, L (8, 1) ERA: 4.34	0.1		3	2	1	1	0	0	0	0	0	0	0	3	3	27.00	6.000
Floyd Chiffer, R (8, 1) ERA: 2.63	1.0	L	6	2	1	1	1	1	0	0	0	0	0	7	11	9.00	3.000

BOTTOM

San Diego Padres @ Pittsburgh Pirates
 Three Rivers Stadium, Pittsburgh, PA
 Wed Aug 25 1982, 7:05 PM EDT
 Att. 9,485 - Unknown

AB	36
R	7
H	11
RBI	7
BB	1
SO	3
LOB	13



PITCHER	IP	WLS	BF	H	R	ER	SO	BB	IBB	HBP	BLK	WP	HR	S	P	ERA	WHIP
---------	----	-----	----	---	---	----	----	----	-----	-----	-----	----	----	---	---	-----	------

Batter	1	2	3	4	5	6	7	8	9	AB R H RBI BB SO LOB	TOP		
Tom Herr, S OBP: 0.340, SLG: 0.322 (1, 4) X	0-0 F8 ①		0-0 1-3 ②		0-0 BB SF7 1B 2-H	0-0 4-3 ③		0-0 6-3 ①	0-0 6-3 ①	5 1 1 1 0 0 2	St. Louis Cardinals @ San Diego Padres Jack Murphy Stadium, San Diego, CA Fri Aug 27 1982, 10:05 PM EDT Att. 15,891 - Cloudy - 69 F livebaseballscorecards.com		
Lonnie Smith, R OBP: 0.387, SLG: 0.450 (1, 7) X	0-0 4-3 ②		0-0 2B		0-0 BB 1B 1-2		0-3 K ①	0-0 F8 ②	0-0 F8 ②	5 0 2 0 0 1 0			
Keith Hernandez, L OBP: 0.384, SLG: 0.403 (1, 3) X	0-0 L3 ③		0-0 4-3 ③		0-0 BB 1B 1-2 2-3		0-0 6-3 ②	0-0 BB 1B	0-0 BB 1B	4 0 1 0 1 0 1			
George Hendrick, R OBP: 0.318, SLG: 0.448 Bruce Sutter, R OBP: 0.167, SLG: 0.200 (1, 9) (9, 1)		0-0 F7 ①		0-0 PB 1B	0-0 SF7 ②		0-0 1B	0-0 1B	0-0 BB	3 0 2 1 1 0 0 0 0 0 0 0 0 0			
Gene Tenace, R OBP: 0.525, SLG: 0.659 Darrell Porter, L OBP: 0.341, SLG: 0.395 (1, 2) (5, PH) (5, 2)		BB BB BB BB 4-0 BB BB		0-0 L5 ① 1-2	0-0 F8 ③		0-0 4-3 ③	0-0 F7 ③	0-0 F7 ③	1 0 0 0 1 0 1 3 0 0 0 0 0 5			
Willie McGee, S OBP: 0.353, SLG: 0.434 (1, 8) X		0-0 F8 ②		0-0 F9 ②		0-0 G3-6-3 1B		0-0 F9 ①		4 0 1 0 0 0 2			
Ken Oberkfell, L OBP: 0.328, SLG: 0.348 (1, 5) X		BB BB BB BB 4-0 1-2 BB		0-0 F8 ③		0-0 G3-6-3 ① ② 1-2		0-0 F8 ②		3 0 0 0 1 0 2			
Ozzie Smith, S OBP: 0.359, SLG: 0.338 (1, 6) X		0-0 F5 ③			0-0 S 1B BB	0-0 1B 1B		0-0 2B		3 1 2 0 1 0 2			
Joaquin Andujar, S OBP: 0.192, SLG: 0.231 Jim Kaat, L OBP: 0.341, SLG: 0.420 (1, 1) (8, 1) (9, 9) X			0-0 F3 ①		0-3 K 1B	0-0 1B		0-3 K ③		4 0 1 0 0 2 2 0 0 0 0 0 0 0 0 0 0 0 0 0 0			
Inning Stats	R: 0 H: 0 E: 0 K: 0 S: 3 LOB: 0 BB: 0 P: 3	R: 0 H: 0 E: 0 K: 0 S: 3 LOB: 2 BB: 2 P: 11	R: 0 H: 1 E: 0 K: 0 S: 4 LOB: 1 BB: 0 P: 4	R: 0 H: 1 E: 0 K: 0 S: 4 LOB: 1 BB: 0 P: 4	R: 2 H: 2 E: 0 K: 1 S: 7 LOB: 2 BB: 2 P: 15	R: 0 H: 3 E: 0 K: 0 S: 5 LOB: 2 BB: 0 P: 5	R: 0 H: 1 E: 0 K: 1 S: 6 LOB: 1 BB: 0 P: 6	R: 0 H: 1 E: 0 K: 1 S: 6 LOB: 1 BB: 0 P: 6	R: 0 H: 1 E: 0 K: 0 S: 4 LOB: 2 BB: 1 P: 8	1B: 8 SF: 1 2B: 2 SAC: 0 3B: 0 DP: 1 HR: 0 HBP: 0		WP: 0 PA: 41 PB: 1 SB: 1 CS: 0	
PITCHER	IP WLS BF H R ER SO BB IBB HBP BLK WP HR S P ERA WHIP											PITCHER	IP WLS BF H R ER SO BB IBB HBP BLK WP HR S P ERA WHIP
Tim Lollar, L ERA: 3.36 (1, 1)	4.1 L 20 4 2 2 1 3 0 0 0 0 0 0 19 31 4.15 1.615												
Juan Eichelberger, R ERA: 4.19 (5, 1)	2.2 12 4 0 0 1 1 0 0 0 0 0 0 13 17 0.00 1.875												
John Curtis, L ERA: 4.26 (8, 1)	2.0 9 2 0 0 1 1 0 0 0 0 0 0 10 14 0.00 1.500												

St. Louis Cardinals @ San Diego Padres
 Jack Murphy Stadium, San Diego, CA
 Fri Aug 27 1982, 10:05 PM EDT
 Att. 15,891 - Cloudy - 69 F

AB	35
R	2
H	10
RBI	2
BB	5
SO	3
LOB	17



Batter	1	2	3	4	5	6	7	8	9	AB R H RBI BB SO LOB
Gene Richards, L (1, 7) OBP: 0.333, SLG: 0.352	0-0 4-3		0-0 G6-3 1B		0-0 G3			0-0 F8 1B		4 0 2 0 0 0 0
Garry Templeton, S (1, 6) OBP: 0.281, SLG: 0.359	0-3 K		0-0 G6-3 1-2f		0-0 3-1			0-0 F8 1-2		4 0 0 0 0 1 2
Ruppert Jones, L (1, 8) OBP: 0.393, SLG: 0.455	0-0 4-3		0-0 1-3					4-0 BB		3 0 0 0 1 0 0
Terry Kennedy, L (1, 2) OBP: 0.319, SLG: 0.481		4-0 1B 1B BB		0-0 1B 1B			0-3 K	0-0 4-3		3 1 1 0 1 1 1
Sixto Lezcano, R (1, 9) OBP: 0.394, SLG: 0.492		0-3 K		0-0 F7			0-0 6-3		0-0 5-3	4 0 0 0 0 1 2
Rick Lancellotti, L (1, 3) OBP: 0.394, SLG: 0.492		0-3 K		0-0 F8			0-0 F8		0-0 G3	4 0 0 0 0 1 2
Luis Salazar, R (1, 5) OBP: 0.296, SLG: 0.366		0-0 1B 1-2 1B		0-0 1B			0-0 S 1B		4-0 BB	3 0 3 0 1 0 0
Tim Flannery, L (1, 4) OBP: 0.324, SLG: 0.322		0-0 1-3 2-H 1B		0-0 F5			0-3 K		0-0 G3	4 0 1 1 0 1 4
Tim Lollar, L (1, 1) OBP: 0.293, SLG: 0.431		0-3 K			0-0 1-3		0-0 F9			1 0 0 0 0 1 2
Juan Eichelberger, R (5, 1) OBP: 0.140, SLG: 0.190										1 0 0 0 0 0 0
Broderick Perkins, L (7, PH) OBP: 0.347, SLG: 0.354										1 0 0 0 0 0 1
John Curtis, L (8, 1) OBP: 0.257, SLG: 0.314										0 0 0 0 0 0 0

Inning Stats	R: 0 E: 0 K: 1 S: 5	H: 0 LOB: 0 BB: 0 P: 5	R: 1 E: 0 K: 3 S: 11	H: 2 LOB: 2 BB: 1 P: 15	R: 0 E: 0 K: 0 S: 3	H: 1 LOB: 0 BB: 0 P: 3	R: 0 E: 0 K: 0 S: 5	H: 2 LOB: 2 BB: 0 P: 5	R: 0 E: 0 K: 0 S: 3	H: 0 LOB: 0 BB: 0 P: 3	R: 0 E: 0 K: 1 S: 5	H: 0 LOB: 0 BB: 0 P: 5	R: 0 E: 0 K: 1 S: 6	H: 1 LOB: 1 BB: 0 P: 6	R: 0 E: 0 K: 0 S: 3	H: 1 LOB: 1 BB: 1 P: 7	R: 0 E: 0 K: 0 S: 3	H: 0 LOB: 1 BB: 1 P: 7	1B: 7 2B: 0 3B: 0 HR: 0	SF: 0 SAC: 0 DP: 1 HBP: 0	WP: 0 PB: 0 SB: 1 CS: 0	PA: 35
--------------	------------------------------	---------------------------------	-------------------------------	----------------------------------	------------------------------	---------------------------------	------------------------------	---------------------------------	------------------------------	---------------------------------	------------------------------	---------------------------------	------------------------------	---------------------------------	------------------------------	---------------------------------	------------------------------	---------------------------------	----------------------------------	------------------------------------	----------------------------------	--------

PITCHER	IP	WLS	BF	H	R	ER	SO	BB	IBB	HBP	BLK	WP	HR	S	P	ERA	WHIP
Joaquin Andujar, R (1, 1) ERA: 2.82	7.2	W	30	7	1	1	6	2	0	0	0	0	0	40	48	1.17	1.174
Jim Kaat, L (8, 1) ERA: 3.48	0.1		1	0	0	0	0	0	0	0	0	0	0	1	1	0.00	0.000
Bruce Sutter, R (9, 1) ERA: 3.14	1.0	S	4	0	0	0	0	1	0	0	0	0	0	3	7	0.00	1.000


BOTTOM

St. Louis Cardinals @ San Diego Padres
Jack Murphy Stadium, San Diego, CA

Fri Aug 27 1982, 10:05 PM EDT
 Att: 15,891 - Cloudy - 69 F

livebaseballscorecards.com

AB	32
R	1
H	7
RBI	1
BB	3
SO	6
LOB	14



Batter	1	2	3	4	5	6	7	8	9	AB R H RBI BB SO LOB	TOP																																		
Tom Herr, S OBP: 0.340, SLG: 0.325 (1, 4) X	0-0 1-3		0-3 K		0-0 F8	0-0 E9			0-0 F8	5 0 2 1 0 1 0	St. Louis Cardinals @ San Diego Padres Jack Murphy Stadium, San Diego, CA Sun Aug 29 1982, 6:33 AM EDT Sunny - 79 F livebaseballscorecards.com																																		
Lonnie Smith, R OBP: 0.385, SLG: 0.447 (1, 7) S S S	0-3 K			0-0 F8	0-0 1-3	0-0 6-3			0-0 E 1B	5 1 1 0 0 1 3																																			
Keith Hernandez, L OBP: 0.386, SLG: 0.404 (1, 3) B B B	4-0 BB			0-0 BB 4-3 1B	0-0 F8				0-0 E 1B	4 1 2 0 1 0 1																																			
George Hendrick, R OBP: 0.319, SLG: 0.444 (1, 9) X	0-0 L4			4-0 4-3 BB 1-2	4-0 BB				0-0 E8	3 0 0 0 2 0 2																																			
Darrell Porter, L OBP: 0.342, SLG: 0.394 Gene Tenace, R OBP: 0.529, SLG: 0.651 (1, 2) (5, PH) (5, 2)				4-0 4-3 BB 1-2 2-3	4-0 BB				0-0 P3	1 0 0 0 1 0 0 1 0 0 0 2 0 2																																			
Willie McGee, S OBP: 0.350, SLG: 0.430 Jim Kaat, L Doug Bair, R Mike Ramsey, S OBP: 0.327, SLG: 0.344 Jeff Lahti, R Julio Gonzalez, R OBP: 0.252, SLG: 0.299 (1, 8) (5, 1) (6, 1) (7, PH) (7, 1) (9, PH)				0-0 4-3 BB 1-2 2-3 3-H	0-3 K				0-3 K	3 0 0 1 0 1 5 0 0 0 0 0 0 0 0 0 0 0 0 0 0 1 0 0 0 0 0 1 0 0 0 0 0 0 0 1 0 0 0 0 0 1 2																																			
Ken Oberkfell, L OBP: 0.327, SLG: 0.347 (1, 5) X	0-0 4-3			0-0 G3		0-0 E 1B			0-0 G3	4 0 1 0 0 0 2																																			
Ozzie Smith, S OBP: 0.359, SLG: 0.337 (1, 6) X				0-0 F8		0-3 2B 1B			0-0 5-3	4 1 1 0 0 1 1																																			
Bob Forsch, R OBP: 0.250, SLG: 0.295 John Martin, S OBP: 0.167, SLG: 0.091 Steve Braun, L OBP: 0.386, SLG: 0.333 David Green, R OBP: 0.336, SLG: 0.413 (1, 1) (3, 1) (5, PH) (5, 8)				0-3 K		0-0 2B			0-0 L9	1 0 0 0 0 1 0 0 0 0 0 0 0 0 1 1 1 1 0 0 0 2 0 0 0 0 0 1																																			
Inning Stats	R: 0 E: 0 K: 1 S: 5 H: 0 LOB: 1 BB: 1 P: 9	R: 0 E: 0 K: 0 S: 3 H: 0 LOB: 0 BB: 0 P: 3	R: 0 E: 0 K: 2 S: 7 H: 0 LOB: 0 BB: 0 P: 7	R: 1 E: 0 K: 0 S: 4 H: 1 LOB: 2 BB: 2 P: 12	R: 2 E: 0 K: 1 S: 8 H: 3 LOB: 3 BB: 2 P: 16	R: 0 E: 1 K: 1 S: 7 H: 2 LOB: 2 BB: 0 P: 7	R: 0 E: 0 K: 0 S: 3 H: 0 LOB: 1 BB: 1 P: 7	R: 0 E: 0 K: 0 S: 3 H: 0 LOB: 0 BB: 0 P: 3	R: 1 E: 1 K: 1 S: 8 H: 2 LOB: 2 BB: 0 P: 8	1B: 6 2B: 2 3B: 0 HR: 0 SF: 0 SAC: 0 DP: 0 HBP: 0		WP: 0 PB: 0 SB: 0 CS: 0 PA: 42																																	
PITCHER	IP WLS BF H R ER SO BB IBB HBP BLK WP HR S P ERA WHIP											PITCHER	IP WLS BF H R ER SO BB IBB HBP BLK WP HR S P ERA WHIP																																
Eric Show, R ERA: 2.69 (1, 1)	4.2	22	4	3	3	3	4	0	0	0		0	0	0	24	40	5.79	1.714											John Curtiss, L ERA: 4.1 (5, 1)	4.1	20	4	1	0	3	2	0	0	0	0	0	24	32	0.00	1.385



Batter	1	2	3	4	5	6	7	8	9	AB	R	H	RBI	BB	SO	LOB
Gene Richards, L (1, 7) OBP: 0.336, SLG: 0.355	0-0 6-3		0-0 G3	0-0 E8 1B		0-0 1B 1B	0-0 1B			5	2	3	0	0	0	0
Garry Templeton, S (1, 6) OBP: 0.280, SLG: 0.360	0-0 4-3		0-0 1B 2B	0-3 K		0-0 1B 2B	0-0 F8			5	2	1	0	0	1	4
Ruppert Jones, L (1, 8) OBP: 0.393, SLG: 0.453	4-0 1B BB		0-0 1B 1B 2-H	0-3 K		0-3 K		0-0 F8		4	1	1	1	1	2	2
Terry Kennedy, L (1, 2) OBP: 0.324, SLG: 0.483	0-0 FC6-4 1B		0-0 1B 2B 1B	4-0 BB		0-0 1B 2B 1B	0-0 4-3			4	2	3	1	1	0	0
Sixto Lezcano, R (1, 9) OBP: 0.394, SLG: 0.493	0-0 FC6-4 1-2f		0-0 1B 2B 1B	0-0 F7		0-0 1B 2B	0-3 K			5	1	2	2	0	1	3
Luis Salazar, R (1, 5) OBP: 0.296, SLG: 0.365		0-0 6-3	0-0 1B 2B		0-3 K	0-0 F9				4	1	1	1	0	1	1
Rick Lancellotti, L (1, 3) OBP: 0.125, SLG: 0.250		0-0 G3	0-0 1B 2B		0-0 3-1		0-0 3-1			4	0	1	3	0	0	0
Tim Flannery, L (1, 4) OBP: 0.323, SLG: 0.321		0-0 1B	0-0 F7		0-0 6-3		0-0 5-3			4	0	1	0	0	0	1
Eric Show, R (1, 1) OBP: 0.115, SLG: 0.115		0-0 F8	0-3 K			0-0 1B 1B				2	0	0	0	0	1	2
John Curtis, L (5, 1) OBP: 0.297, SLG: 0.351										2	0	2	0	0	0	0

Inning Stats	R: 0	H: 1	E: 0	K: 0	S: 4	L: 1	LOB: 2	BB: 1	P: 8	R: 0	H: 1	E: 0	K: 0	S: 4	L: 1	LOB: 1	BB: 0	P: 4	R: 5	H: 6	E: 0	K: 1	S: 11	R: 1	H: 1	E: 1	K: 2	S: 8	R: 0	H: 0	E: 0	K: 1	S: 5	R: 3	H: 4	E: 1	K: 1	S: 9	R: 0	H: 2	E: 0	K: 0	S: 5	R: 0	H: 0	E: 0	K: 1	S: 5	R: 0	H: 0	E: 0	K: 1	S: 5
--------------	------	------	------	------	------	------	--------	-------	------	------	------	------	------	------	------	--------	-------	------	------	------	------	------	-------	------	------	------	------	------	------	------	------	------	------	------	------	------	------	------	------	------	------	------	------	------	------	------	------	------	------	------	------	------	------

PITCHER	IP	WLS	BF	H	R	ER	SO	BB	IBB	HBP	BLK	WP	HR	S	P	ERA	WHIP
Bob Forsch, R (1, 1) ERA: 3.91	2.1	L	16	8	5	5	0	1	0	0	0	0	0	15	19	19.29	3.857
John Martin, L (3, 1) ERA: 4.5	1.2		7	1	1	0	3	1	0	0	0	0	0	12	16	0.00	1.200
Jim Kaat, L (5, 1) ERA: 3.82	1.2		8	3	3	3	2	0	0	0	0	0	0	12	12	16.20	1.800
Doug Bair, R (6, 1) ERA: 3.01	0.1		2	1	0	0	0	0	0	0	0	0	0	2	2	0.00	3.000
Jeff Lahti, R (7, 1) ERA: 3.65	2.0		8	2	0	0	1	0	0	0	0	0	0	10	10	0.00	1.000

BOTTOM

St. Louis Cardinals @ San Diego Padres
Jack Murphy Stadium, San Diego, CA
 Sun Aug 29 1982, 6:33 AM EDT
 Sunny - 79 F

AB	39
R	9
H	15
RBI	8
BB	2
SO	6
LOB	13



1B: 12	SF: 0	WP: 0	PA: 41
2B: 3	SAC: 0	PB: 0	
3B: 0	DP: 0	SB: 0	
HR: 0	HBP: 0	CS: 0	

livebaseballscorecards.com

Batter	1	2	3	4	5	6	7	8	9	AB R H RBI BB SO LOB	TOP									
Tom Herr, S (1, 4) OBP: 0.339, SLG: 0.325	0-3 K	0-0 E5 1B		0-3 K		0-0 SH1-3		0-0 4-3		4 0 1 0 0 2 0										
Lonnie Smith, R (1, 7) OBP: 0.387, SLG: 0.450	4-0 S 1B BB	0-0 1B		0-0 F7		0-0 5-3		0-0 1B 2B		4 2 2 1 1 0 1										
Keith Hernandez, L (1, 3) OBP: 0.388, SLG: 0.404	0-0 4-3 1-3	4-0 1B			4-0 G5-4-3 BB		0-0 F7	0-0 FC6-4 1B		3 0 1 1 2 0 1										
George Hendrick, R (1, 9) OBP: 0.317, SLG: 0.442	0-0 2B E 1B 3-H	0-3 K			0-0 G5-4-3 1-2f		0-0 1-3	0-0 FC6-4 1-2f		5 1 1 1 0 1 5										
Darrell Porter, L (1, 2) OBP: 0.346, SLG: 0.397	0-0 E 1-3 2B	0-0 6-3			4-0 1B BB		4-0 E 1B BB		0-0 P5	3 1 1 0 2 0 3										
Willie McGee, S (1, 8) OBP: 0.350, SLG: 0.429	0-0 E5 S 2-3 3-H		0-0 6-3		0-0 1-2 1B		0-0 E5 1B 1-2	0-0 SH2-6-3 1B		5 0 2 0 0 0 2										
Ken Oberkfell, L (1, 5) OBP: 0.324, SLG: 0.344	0-0 G3		0-0 1-4-3		0-0 F9		0-0 1-3 2-H 1B		0-0 SH2-6-3	3 0 0 0 0 0 4										
David Green, R (7, PH) OBP: 0.341, SLG: 0.418										1 0 1 1 0 0 0										
Jim Kaat, L (7, 1)										0 0 0 0 0 0 0										
Bruce Sutter, R (8, 1) OBP: 0.167, SLG: 0.200										0 0 0 0 0 0 0										
Ozzie Smith, S (1, 6) OBP: 0.355, SLG: 0.333		0-0 6-3	0-3 K			0-0 5-3		0-3 K		5 0 0 0 0 2 3										
Dave LaPoint, L (1, 1) OBP: 0.097, SLG: 0.067					0-0 5-3					0 1 0 0 1 0 0										
Doug Bair, R (3, 1) OBP: 0.125, SLG: 0.125		4-0 E 1B BB								2 0 1 0 0 0 0										
Mike Ramsey, S (7, 5) OBP: 0.325, SLG: 0.342						0-0 SH1-3 1B			0-0 F9	1 0 0 0 0 0 0										
Inning Stats	R: 2 E: 1 K: 1 S: 8	H: 2 LOB: 2 BB: 1 P: 12	R: 1 E: 1 K: 1 S: 7	H: 2 LOB: 3 BB: 2 P: 15	R: 0 E: 0 K: 1 S: 5	H: 0 LOB: 0 BB: 0 P: 5	R: 0 E: 0 K: 1 S: 5	H: 1 LOB: 2 BB: 2 P: 11	R: 0 E: 0 K: 0 S: 4	H: 1 LOB: 1 BB: 0 P: 4	R: 1 E: 1 K: 1 S: 7	H: 1 LOB: 2 BB: 1 P: 11	R: 1 E: 0 K: 0 S: 5	H: 2 LOB: 1 BB: 0 P: 5	R: 0 E: 0 K: 0 S: 4	H: 1 LOB: 1 BB: 0 P: 4	1B: 8 2B: 2 3B: 0 HR: 0	SF: 0 SAC: 2 DP: 1 HBP: 0	WP: 0 PB: 0 SB: 2 CS: 0	PA: 44
PITCHER	IP WLS BF H R ER SO BB IBB HBP BLK WP HR S P ERA WHIP																			
Andy Hawkins, R (1, 1) ERA: 4.62	4.2 L 24 5 3 2 4 4 1 0 0 0 0 27 47 3.86 1.929																			
Gary Lucas, L (5, 1) ERA: 3.69	2.1 11 2 1 0 1 1 0 0 0 0 0 12 16 0.00 1.286																			
Luis DeLeon, R (8, 1) ERA: 2.09	2.0 9 3 1 1 0 0 0 0 0 0 0 9 9 4.50 1.500																			

St. Louis Cardinals @ San Diego Padres
 Jack Murphy Stadium, San Diego, CA
 Sun Aug 29 1982, 6:38 AM EDT
 Att. 17,379 - Sunny - 75 F

livebaseballscorecards.com

AB	36
R	5
H	10
RBI	4
BB	6
SO	5
LOB	19



Batter	1	2	3	4	5	6	7	8	9
Gene Richards, L (1, 7) OBP: 0.338, SLG: 0.357	0-0 CS 1B		0-0 E 2B 1B		0-0 F7		0-0 6-3		
Joe Pittman, R (1, 4) OBP: 0.276, SLG: 0.261 Tim Flannery, L (8, PH) OBP: 0.322, SLG: 0.320	4-0 G6-4-3 1-2 BB		0-0 E3 2B 1-2		0-3 K			0-0 4-3	
Garry Templeton, S (1, 6) OBP: 0.278, SLG: 0.357	0-0 G6-4-3 1-2f		0-0 F8		0-0 G3			0-0 F7	
Kurt Bevacqua, R (1, 3) OBP: 0.366, SLG: 0.355		0-0 2B 2B	0-0 1-3 2-H 2B		0-3 K			0-0 6-3	
Sixto Lezcano, R (1, 9) OBP: 0.393, SLG: 0.491		0-3 K	0-3 K		0-0 F9			0-0 G4-3 1B	
Luis Salazar, R (1, 5) OBP: 0.295, SLG: 0.366		0-0 2-H 2B		0-0 1-3		0-3 K		0-0 G4-3 1-2f	
Dave Edwards, R (1, 8) OBP: 0.216, SLG: 0.300 Joe Lefebvre, L (4, PH) OBP: 0.257, SLG: 0.252		0-3 K		0-3 K		4-0 E SF8 BB		0-3 K	
Steve Swisher, R (1, 2) OBP: 0.311, SLG: 0.400		0-0 6-3		0-3 K		0-0 L6 1-3			
Andy Hawkins, R (1, 1) Gary Lucas, L (5, 1) Terry Kennedy, L (7, PH) OBP: 0.324, SLG: 0.483 Luis DeLeon, R (8, 1) OBP: 0.167, SLG: 0.182			0-0 4-3		0-3 K		0-0 SF8 3-H		

AB	R	H	RBI	BB	SO	LOB
4	1	2	0	0	0	0
2	0	0	0	1	1	1
1	0	0	0	0	0	0
4	0	0	0	0	0	3
4	1	2	1	0	1	0
4	0	1	0	0	2	3
4	0	1	1	0	1	1
1	0	0	0	0	1	1
2	1	0	0	1	2	0
3	0	0	0	0	1	3
2	0	0	0	0	1	1
0	0	0	0	0	0	0
0	0	0	1	0	0	0
0	0	0	0	0	0	0

WP	HR	S	P	ERA	WHIP
0	0	16	20	3.38	2.250
0	0	25	25	0.00	0.000
0	0	3	7	0.00	1.000
0	0	8	8	0.00	0.500

WP	HR	S	P	ERA	WHIP
0	0	16	20	3.38	2.250
0	0	25	25	0.00	0.000
0	0	3	7	0.00	1.000
0	0	8	8	0.00	0.500

BOTTOM

St. Louis Cardinals @ San Diego Padres
Jack Murphy Stadium, San Diego, CA
 Sun Aug 29 1982, 6:38 AM EDT
 Att. 17,379 - Sunny - 75 F

livebaseballscorecards.com

AB	31
R	3
H	6
RBI	3
BB	2
SO	10
LOB	13



PITCHER	IP	WLS	BF	H	R	ER	SO	BB	IBB	HBP	BLK	WP	HR	S	P	ERA	WHIP
Dave LaPoint, L (1, 1) ERA: 3.78	2.2		13	5	2	1	2	1	0	0	0	0	0	16	20	3.38	2.250
Doug Bair, R (3, 1) ERA: 2.88	3.1	W	11	0	0	0	7	0	0	0	0	0	0	25	25	0.00	0.000
Jim Kaat, L (7, 1) ERA: 3.76	1.0		4	0	1	0	0	1	0	0	0	0	0	3	7	0.00	1.000
Bruce Sutter, R (8, 1) ERA: 3.06	2.0	S	6	1	0	0	1	0	0	0	0	0	0	8	8	0.00	0.500

Batter	1	2	3	4	5	6	7	8	9	10	11	12	13	AB R H RBI BB SO LOB	TOP															
Omar Moreno, L (1, 8) OBP: 0.289, SLG: 0.309	F7			F7		K			K		1-3		4-3	6 0 0 0 0 2 0	Pittsburgh Pirates @ San Diego Padres Jack Murphy Stadium, San Diego, CA Mon Aug 30 1982, 10:05 PM EDT Att. 20,718 - Unknown															
Lee Lacy, R (1, 7) OBP: 0.365, SLG: 0.395 (9, 9)	P3			F3				FC5-4 1B	4-3		4-3 1B		6-3	6 0 2 0 0 0 0																
Bill Madlock, R (1, 5) OBP: 0.366, SLG: 0.479	6-3			F7				FC5-4 FC6-4 1-2r	4-0 BB BB		4-0 1-2 IBB			3 0 0 0 2 0 1																
Jason Thompson, L (1, 3) OBP: 0.399, SLG: 0.521 Kent Tekulve, R (11, 1) OBP: 0.091, SLG: 0.091			F7		L1			P6	4-0 BB BB		4-0 1-2 BB		4-3	4 0 0 0 1 0 3 0 0 0 0 0 0 0																
Dick Davis, R (1, 9) OBP: 0.272, SLG: 0.396 Rod Scurry, L (9, 1) OBP: 0.250, SLG: 0.350 Richie Hebner, L (11, 3) OBP: 0.350, SLG: 0.426			3-1		K			FC6-4 1-2r	0-0 F9				3-1	4 0 0 0 0 1 3 0 0 0 0 0 0 0 1 0 0 0 0 0 0																
Dale Berra, R (1, 6) OBP: 0.309, SLG: 0.387			5-3					F7	0-0 F7				F2	5 0 2 0 0 0 0																
Tony Peña, R (1, 2) OBP: 0.328, SLG: 0.436				5-3		G3		K2-3	0-0 K2-3		G3-4 1B			5 0 1 0 0 1 2																
Johnny Ray, S (1, 4) OBP: 0.317, SLG: 0.395			5-3					1-3	0-0 F8		L4		3-1	5 0 0 0 0 0 1																
Larry McWilliams, L (1, 1) OBP: 0.185, SLG: 0.154 Brian Harper, R (9, PH) OBP: 0.162, SLG: 0.455 (9, 7)			P1					1-3	0-0 1-3		HR		5-3	2 0 0 0 0 0 0 3 1 1 1 0 0 0																
Inning Stats	R: 0 E: 0 K: 0 S: 3	H: 0 LOB: 0 BB: 0 P: 3	R: 0 E: 0 K: 0 S: 3	H: 0 LOB: 0 BB: 0 P: 3	R: 0 E: 0 K: 0 S: 3	H: 0 LOB: 0 BB: 0 P: 3	R: 0 E: 0 K: 1 S: 6	H: 1 LOB: 1 BB: 0 P: 6	R: 0 E: 0 K: 1 S: 5	H: 0 LOB: 0 BB: 0 P: 5	R: 0 E: 0 K: 1 S: 4	H: 1 LOB: 1 BB: 0 P: 4	R: 0 E: 0 K: 0 S: 3	H: 1 LOB: 0 BB: 0 P: 3		R: 0 E: 0 K: 0 S: 5	H: 0 LOB: 0 BB: 0 P: 5	R: 1 E: 0 K: 1 S: 6	H: 1 LOB: 2 BB: 2 P: 14	R: 0 E: 0 K: 0 S: 3	H: 1 LOB: 0 BB: 0 P: 3	R: 0 E: 0 K: 0 S: 4	H: 1 LOB: 1 BB: 0 P: 4	R: 0 E: 0 K: 0 S: 3	H: 0 LOB: 0 BB: 0 P: 3	1B: 4 2B: 1 3B: 0 HR: 1	SF: 0 SAC: 0 DP: 1 HBP: 0	WP: 0 PB: 0 SB: 1 CS: 0	PA: 47	
PITCHER	IP WLS BF H R ER SO BB IBB HBP BLK WP HR S P ERA WHIP															IP WLS BF H R ER SO BB IBB HBP BLK WP HR S P ERA WHIP														
Dave Dravecky, L (1, 1) ERA: 2.06	11.0	W	40	5	1	1	4	2	1	0	0	0	0	0		0	0	0	0	0	0	0	0	0	0	0	0	0	0.82	0.636
Luis DeLeon, R (12, 1) ERA: 2.04	2.0	W	7	1	0	0	0	0	0	0	0	0	0	0		0	0	0	0	0	0	0	0	0	0	0	0	0	0.00	0.500

livebaseballscorecards.com

AB	44
R	1
H	6
RBI	1
BB	3
SO	4
LOB	10



Batter	1	2	3	4	5	6	7	8	9	10	11	12	13
Gene Richards, L (1, 7) Joe Lefebvre, L (9, 7) OBP: 0.335, SLG: 0.353 OBP: 0.286, SLG: 0.281	F8		F8		K			6-3			PB 1B		HR
Garry Templeton, S (1, 6) OBP: 0.277, SLG: 0.354	E6 4-3		K			1-3			P6		FC6-4 IBB		
Kurt Bevacqua, R (1, 3) Luis DeLeon, R (12, 1) OBP: 0.337, SLG: 0.337 OBP: 0.167, SLG: 0.182	4-3 1-H		6-3			K			F7		FC6-4 1-2f		
Terry Kennedy, L (1, 2) OBP: 0.320, SLG: 0.478	K			4-3		K			G3			4-3	
Sixto Lezcano, R (1, 9) OBP: 0.389, SLG: 0.485			K		L6			F8		4-3		K	
Luis Salazar, R (1, 5) OBP: 0.294, SLG: 0.364					F8			F8		4-3		E4	
Ruppert Jones, L (1, 8) OBP: 0.395, SLG: 0.454								F7		5-3			IBB
Joe Pittman, R (1, 4) Tim Flannery, L (11, PH) (12, 4) OBP: 0.277, SLG: 0.263 OBP: 0.320, SLG: 0.318					F5			4-3			4-3		6-3
Dave Dravecky, R (1, 1) Broderick Perkins, L (11, PH) (12, 3) OBP: 0.231, SLG: 0.167 OBP: 0.345, SLG: 0.352			1-3					4-3			K		1-3

Inning Stats	R: 1	H: 0	E: 1	LOB: 0	K: 1	BB: 0	S: 6	P: 6
	R: 0	H: 3	E: 0	LOB: 2	K: 1	BB: 0	S: 7	P: 7
	R: 0	H: 0	E: 0	LOB: 0	K: 1	BB: 0	S: 5	P: 5
	R: 0	H: 0	E: 0	LOB: 0	K: 0	BB: 0	S: 3	P: 3
	R: 0	H: 1	E: 0	LOB: 1	K: 1	BB: 0	S: 6	P: 6
	R: 0	H: 0	E: 0	LOB: 0	K: 2	BB: 0	S: 7	P: 7
	R: 0	H: 0	E: 0	LOB: 0	K: 0	BB: 0	S: 3	P: 3
	R: 0	H: 0	E: 0	LOB: 0	K: 0	BB: 0	S: 3	P: 3
	R: 0	H: 0	E: 0	LOB: 0	K: 0	BB: 0	S: 3	P: 3
	R: 0	H: 1	E: 0	LOB: 2	K: 1	BB: 1	S: 6	P: 10
	R: 0	H: 0	E: 1	LOB: 2	K: 1	BB: 1	S: 6	P: 10
	R: 1	H: 1	E: 0	LOB: 0	K: 0	BB: 0	S: 2	P: 2


AB	R	H	RBI	BB	SO	LOB
4	0	0	0	0	1	1
2	1	2	1	0	0	0
4	1	0	0	1	1	0
5	0	0	1	0	1	2
0	0	0	0	0	0	0
5	0	0	0	0	2	0
5	0	0	0	0	2	0
5	0	1	0	0	0	0
4	0	2	0	1	0	0
3	0	1	0	0	0	1
2	0	0	0	0	0	2
3	0	0	0	0	0	3
2	0	0	0	0	1	0

BOTTOM

Pittsburgh Pirates @ San Diego Padres
Jack Murphy Stadium, San Diego, CA
 Mon Aug 30 1982, 10:05 PM EDT
 Att: 20,718 - Unknown

AB	R	H	RBI	BB	SO	LOB
44	2	6	2	2	8	9

livebaseballscorecards.com



PITCHER	IP	WLS	BF	H	R	ER	SO	BB	IBB	HBP	BLK	WP	HR	S	P	ERA	WHIP
Larry McWilliams, L (1, 1) ERA: 4.18	8.0		28	4	1	0	6	0	0	0	0	0	0	40	40	0.00	0.500
Rod Scurrey, L (9, 1) ERA: 1.71	2.0		6	0	0	0	0	0	0	0	0	0	0	6	6	0.00	0.000
Kent Tekulve, R (11, 1) ERA: 2.86	2.1	L	12	2	1	1	2	0	2	0	0	0	1	14	22	3.86	0.857

Batter	1	2	3	4	5	6	7	8	9	AB	R	H	RBI	BB	SO	LOB	TOP							
Omar Moreno, L (1, 8) OBP: 0.287, SLG: 0.306 Dick Davis, R (9, 9) OBP: 0.272, SLG: 0.396	0-0 F7		0-3 K		0-0 F7	0-0 1-3		0-0 4-3		5	0	0	0	0	1	2								
Johnny Ray, S (1, 4) OBP: 0.314, SLG: 0.391	0-0 F7		0-0 FC1-6 1B		0-0 6-3		0-0 L4		0-0 P4	5	0	0	0	0	0	1								
Bill Madlock, R (1, 5) OBP: 0.370, SLG: 0.485	0-0 F8		0-0 1B		0-0 HR 2B		4-0 BB		0-0 4-3 2B	4	1	3	0	1	0	0								
Jason Thompson, L (1, 3) OBP: 0.399, SLG: 0.532		0-0 HR	0-0 F7		0-0 HR		0-3 K		0-0 4-3	5	2	2	3	0	1	4								
Richie Hebner, L (1, 9) OBP: 0.358, SLG: 0.432 Lee Lacy, R (5, PR) OBP: 0.363, SLG: 0.392 (5, 9) (9, 8)		0-0 S 1B		0-0 1B SF7 1B	4-0 HR BB		0-3 K		0-0 F8	2	1	2	0	1	0	0								
Mike Easler, L (1, 7) OBP: 0.352, SLG: 0.451	0-0 F8		0-0 1B		0-0 HR				0-0 SF9 1B	4	2	3	2	0	0	1								
Tony Peña, R (1, 2) OBP: 0.325, SLG: 0.432		0-3 K		0-3 K	0-0 6-3				0-0 E5	4	0	0	0	0	2	5								
Dale Berra, R (1, 6) OBP: 0.306, SLG: 0.386		0-3 K		0-0 SF7		0-0 6-3			0-0 SF9	2	0	0	2	0	1	1								
Manny Sarmiento, R (1, 1) OBP: 0.225, SLG: 0.162			4-0 FC1-6 BB		0-0 F9		0-3 K		0-3 K	3	0	0	0	1	2	2								
Inning Stats	R: 0 E: 0 K: 0 S: 3	H: 0 LOB: 0 BB: 0 P: 3	R: 1 E: 0 K: 2 S: 9	H: 2 LOB: 1 BB: 0 P: 9	R: 0 E: 0 K: 1 S: 6	H: 1 LOB: 2 BB: 1 P: 10	R: 1 E: 0 K: 1 S: 7	H: 2 LOB: 1 BB: 0 P: 7	R: 4 E: 0 K: 0 S: 6	H: 3 LOB: 1 BB: 1 P: 10	R: 0 E: 0 K: 1 S: 5	H: 0 LOB: 0 BB: 0 P: 5	R: 0 E: 0 K: 2 S: 7	H: 0 LOB: 1 BB: 1 P: 11	R: 1 E: 1 K: 1 S: 7	H: 1 LOB: 1 BB: 0 P: 7	R: 0 E: 0 K: 0 S: 4	H: 1 LOB: 1 BB: 0 P: 4	1B: 5 2B: 2 3B: 0 HR: 3	SF: 2 SAC: 0 DP: 0 HBP: 0	WP: 0 PB: 0 SB: 2 CS: 0	PA: 41		
PITCHER John Montefusco, R (1, 1) ERA: 4.08 Floyd Chiffer, R (6, 1) ERA: 2.59 Gary Lucas, L (7, 1) ERA: 3.55	IP 5.0 1.0 3.0	WLS L 3 13	BF 25 3 13	H 8 0 2	R 6 0 1	ER 6 0 0	SO 4 1 3	BB 2 0 1	IBB 0 0 0	HBP 0 0 0	BLK 0 0 0	WP 0 0 0	HR 3 0 0	S 31 5 18	P 39 5 22	ERA 10.80 0.00 0.00	WHIP 2.000 0.000 1.000							

Pittsburgh Pirates @ San Diego Padres
 Jack Murphy Stadium, San Diego, CA
 Tue Aug 31 1982, 10:05 PM EDT
 Att. 7,826 - Unknown

livebaseballscorecards.com

AB	36
R	7
H	10
RBI	7
BB	3
SO	8
LOB	18



Batter	1	2	3	4	5	6	7	8	9	AB R H RBI BB SO LOB
Gene Richards, L (1, 7) OBP: 0.332, SLG: 0.350 Gary Lucas, L (7, 1) Joe Lefebvre, L (9, PH) OBP: 0.265, SLG: 0.279	0-0 P6	0-0 P3			0-0 F8	0-0 4-3			0-3 K	4 0 0 0 0 0 3 0 0 0 0 0 0 0 1 0 0 0 0 0 1 0
Garry Templeton, S (1, 6) OBP: 0.278, SLG: 0.354	0-3 K		0-0 F8 BB 1B		0-0 1B 1B		0-0 E6		0-0 F7	5 0 2 0 0 1 0
Ruppert Jones, L (1, 8) OBP: 0.398, SLG: 0.454	0-0 1B 1B		4-0 F8 1-2 BB		0-0 FC5-4 1-2 1B		0-0 F7		0-0 6-3	4 0 2 0 1 0 1
Terry Kennedy, L (1, 2) OBP: 0.320, SLG: 0.476	0-0 FC6-4 1-3 1B		0-0 F8 1-2 2-3		0-3 K		0-0 F8			4 0 1 0 0 1 5
Sixto Lezcano, R (1, 9) OBP: 0.386, SLG: 0.481	0-0 FC6-4 1-2f		0-0 P4		0-0 FC5-4 1-2f		0-0 F8			4 0 0 0 0 0 7
Rick Lancellotti, L (1, 3) OBP: 0.167, SLG: 0.333 (7, 7)		0-0 4-3	0-3 K			0-0 1B SF9 2B		0-0 F9		4 1 1 0 0 1 2
Luis Salazar, R (1, 5) OBP: 0.292, SLG: 0.361		0-0 4-3		0-0 5-3		0-0 6-3		0-0 6-3		4 0 0 0 0 0 1
Tim Flannery, L (1, 4) OBP: 0.325, SLG: 0.323		0-0 BB 1B		0-0 P6		0-0 2-3 1B		0-0 1B		4 0 3 0 0 0 0
John Montefusco, R (1, 1) OBP: 0.158, SLG: 0.113 Floyd Chiffer, R (6, 1) Broderick Perkins, L (6, PH) OBP: 0.343, SLG: 0.351 (7, 3)		4-0 BB 1-2 BB		0-3 K		0-0 SF9 3-H		0-0 L1		1 0 0 0 1 1 0 0 0 0 0 0 0 0 1 0 0 1 0 0 1

Inning Stats	R: 0 E: 0 K: 1 S: 7	H: 2 LOB: 2 BB: 0 P: 7	R: 0 E: 0 K: 0 S: 4	H: 1 LOB: 2 BB: 1 P: 8	R: 0 E: 0 K: 1 S: 6	H: 1 LOB: 2 BB: 1 P: 10	R: 0 E: 0 K: 1 S: 5	H: 0 LOB: 0 BB: 0 P: 5	R: 0 E: 0 K: 1 S: 7	H: 2 LOB: 2 BB: 0 P: 7	R: 0 E: 0 K: 0 S: 5	H: 2 LOB: 1 BB: 0 P: 5	R: 0 E: 1 K: 0 S: 4	H: 0 LOB: 1 BB: 0 P: 4	R: 0 E: 0 K: 0 S: 4	H: 1 LOB: 1 BB: 0 P: 4	R: 0 E: 0 K: 1 S: 5	H: 0 LOB: 0 BB: 0 P: 5	1B: 8 2B: 1 3B: 0 HR: 0	SF: 1 SAC: 0 DP: 0 HBP: 0	WP: 0 PB: 0 SB: 0 CS: 0	PA: 39
--------------	------------------------------	---------------------------------	------------------------------	---------------------------------	------------------------------	----------------------------------	------------------------------	---------------------------------	------------------------------	---------------------------------	------------------------------	---------------------------------	------------------------------	---------------------------------	------------------------------	---------------------------------	------------------------------	---------------------------------	----------------------------------	------------------------------------	----------------------------------	--------

PITCHER	IP	WLS	BF	H	R	ER	SO	BB	IBB	HBP	BLK	WP	HR	S	P	ERA	WHIP	PITCHER	IP	WLS	BF	H	R	ER	SO	BB	IBB	HBP	BLK	WP	HR	S	P	ERA	WHIP		
Manny Sarmiento, R (1, 1) ERA: 3.39	9.0	W	39	9	1	1	5	2	0	0	0	0	0	47	55	1.00	1.222																				

BOTTOM

Pittsburgh Pirates @ San Diego Padres
Jack Murphy Stadium, San Diego, CA

Tue Aug 31 1982, 10:05 PM EDT
Att. 7,826 - Unknown

livebaseballscorecards.com

AB	36
R	1
H	9
RBI	1
BB	2
SO	5
LOB	20

Batter	1	2	3	4	5	6	7	8	9	AB R H RBI BB SO LOB	TOP											
Omar Moreno, L (1, 8) OBP: 0.287, SLG: 0.305	0-0 6-3		0-0 1B FC1-5 1-2 1B		0-0 FC5-4 1-2f 1B		0-0 F8			4 0 1 0 0 0 1	Pittsburgh Pirates @ San Diego Padres Jack Murphy Stadium, San Diego, CA Wed Sep 01 1982, 10:05 PM EDT Att. 6,814 - Unknown livebaseballscorecards.com											
Johnny Ray, S (1, 4) OBP: 0.314, SLG: 0.390	0-0 6-3		0-0 FC1-5 1-2 2-3f 1B		0-0 FC6-4 1-3 1B		0-0 F7			4 0 1 0 0 0 2												
Bill Madlock, R (1, 5) OBP: 0.371, SLG: 0.485	4-0 1B BB		0-0 G6-4-3 1-2 2-3 1B		0-0 FC6-4 1-2f		0-0 F3			3 0 1 0 1 0 2												
Jason Thompson, L (1, 3) OBP: 0.400, SLG: 0.538	0-0 1-2 1B		0-0 G6-4-3 1-2f		0-0 HR		0-0 F7			4 1 2 1 0 0 3												
Richie Hebner, L (1, 9) OBP: 0.352, SLG: 0.424	0-0 F9		0-0 4-3		0-0 F8		0-0 F8			4 0 0 0 0 0 2												
Mike Easler, L (1, 7) OBP: 0.351, SLG: 0.451		0-0 F8		0-0 F8		0-0 1-3		0-0 B5-3 2B		4 0 1 0 0 0 0												
Tony Peña, R (1, 2) OBP: 0.325, SLG: 0.431		0-0 6-3		0-0 1-4-3		0-0 S 1B		0-0 B5-3 2-3		4 0 1 0 0 0 1												
Dale Berra, R (1, 6) OBP: 0.304, SLG: 0.382		0-0 1-4-3			0-0 F9		0-0 L6 1-2		0-3 K	4 0 0 0 0 1 2												
Rick Rhoden, R (1, 1) OBP: 0.278, SLG: 0.478			0-0 FC1-5 1B		4-0 FC5-4 BB		0-0 F7		0-0 6-3	1 0 1 0 1 0 0												
Enrique Romo, R (6, 1) OBP: 0.333, SLG: 0.556										0 0 0 0 0 0 0												
John Milner, L (7, PH) OBP: 0.275, SLG: 0.295										1 0 0 0 0 0 0												
Rod Scurry, L (7, 1) OBP: 0.250, SLG: 0.350										0 0 0 0 0 0 0												
Lee Lacy, R (9, PH) OBP: 0.362, SLG: 0.391										1 0 0 0 0 0 1												
Inning Stats	R: 0 E: 0 K: 0 S: 4	H: 1 LOB: 2 BB: 1 P: 8	R: 0 E: 0 K: 0 S: 3	H: 0 LOB: 0 BB: 0 P: 3	R: 0 E: 0 K: 0 S: 5	H: 3 LOB: 2 BB: 0 P: 5	R: 0 E: 0 K: 0 S: 3	H: 0 LOB: 0 BB: 0 P: 3	R: 0 E: 0 K: 0 S: 4	H: 1 LOB: 2 BB: 1 P: 8	R: 1 E: 0 K: 0 S: 5	H: 2 LOB: 1 BB: 0 P: 5	R: 0 E: 0 K: 0 S: 3	H: 0 LOB: 0 BB: 0 P: 3	R: 0 E: 0 K: 1 S: 6	H: 0 LOB: 0 BB: 0 P: 6	R: 0 E: 0 K: 1 S: 6	H: 1 LOB: 1 BB: 0 P: 6	1B: 6 2B: 1 3B: 0 HR: 1	SF: 0 SAC: 0 DP: 1 HBP: 0	WP: 0 PB: 0 SB: 1 CS: 0	PA: 36
PITCHER Juan Eichelberger, R (1, 1) ERA: 4.0	IP: 9.0 WLS: W BF: 36 H: 8 R: 1 ER: 1 SO: 1 BB: 2 IBB: 0 HBP: 0 BLK: 0 WP: 0 HR: 1 S: 36 P: 44 ERA: 1.00 WHIP: 1.111											PITCHER	IP: 9.0 WLS: W BF: 36 H: 8 R: 1 ER: 1 SO: 1 BB: 2 IBB: 0 HBP: 0 BLK: 0 WP: 0 HR: 1 S: 36 P: 44 ERA: 1.00 WHIP: 1.111									

Pittsburgh Pirates @ San Diego Padres
Jack Murphy Stadium, San Diego, CA
 Wed Sep 01 1982, 10:05 PM EDT
 Att. 6,814 - Unknown

AB	34
R	1
H	8
RBI	1
BB	2
SO	1
LOB	14



Batter	1	2	3	4	5	6	7	8	9
Gene Richards, L (1, 7) OBP: 0.336, SLG: 0.350 Dave Edwards, R (8, 7) OBP: 0.216, SLG: 0.300	0-0 4-3		0-0 1B			4-0 1B BB	4-0 G3 1B BB		
Garry Templeton, S (1, 6) OBP: 0.280, SLG: 0.356	0-0 G3 CS 1B		0-0 6-3			0-0 SH2-4	0-0 G3 1B		
Ruppert Jones, L (1, 8) OBP: 0.396, SLG: 0.452	0-0 G3			0-0 4-3		0-0 1B 1B	0-0 G3		
Terry Kennedy, L (1, 2) OBP: 0.321, SLG: 0.475	0-0 CS	0-0 4-3		0-0 G3		0-0 1B 1B	4-0 BB		
Joe Lefebvre, L (1, 9) OBP: 0.270, SLG: 0.304		0-3 K		0-0 HR		0-0 FC1-6-4 1B	0-0 F8		
Rick Lancellotti, L (1, 3) OBP: 0.188, SLG: 0.313		0-0 L6		0-0 F8		0-0 FC1-6-4 1B		0-3 K	
Luis Salazar, R (1, 5) OBP: 0.290, SLG: 0.358			0-0 6-3		0-0 F8	0-0 FC1-6-4		0-3 K2-3	
Tim Flannery, L (1, 4) OBP: 0.324, SLG: 0.322			0-0 1B 1B		0-0 F7	0-0 L4		0-0 E4	
Juan Eichelberger, R (1, 1) OBP: 0.128, SLG: 0.174			0-3 K		0-3 K			0-3 K2-3	

Inning Stats	R: 0	H: 1	E: 0	LOB: 0	K: 0	S: 3	P: 3	R: 0	H: 0	E: 0	LOB: 0	K: 1	S: 5	P: 5	R: 0	H: 2	E: 0	LOB: 2	K: 1	S: 7	P: 7	R: 1	H: 1	E: 0	LOB: 0	K: 0	S: 4	P: 4	R: 0	H: 0	E: 0	LOB: 0	K: 1	S: 5	P: 5	R: 3	H: 4	E: 0	LOB: 2	K: 0	S: 7	P: 11	R: 0	H: 1	E: 0	LOB: 3	K: 1	S: 6	P: 14	R: 0	H: 0	E: 1	LOB: 1	K: 3	S: 10	P: 10
--------------	------	------	------	--------	------	------	------	------	------	------	--------	------	------	------	------	------	------	--------	------	------	------	------	------	------	--------	------	------	------	------	------	------	--------	------	------	------	------	------	------	--------	------	------	-------	------	------	------	--------	------	------	-------	------	------	------	--------	------	-------	-------

PITCHER	IP	WLS	BF	H	R	ER	SO	BB	IBB	HBP	BLK	WP	HR	S	P	ERA	WHIP
Rick Rhoden, R (1, 1) ERA: 4.63	5.1	L	23	7	4	4	3	1	0	0	0	0	1	28	32	6.75	1.500
Enrique Romo, R (6, 1) ERA: 4.4	0.2		3	1	0	0	0	0	0	0	0	0	0	3	3	0.00	1.500
Rod Scurry, L (7, 1) ERA: 1.68	2.0		10	1	0	0	4	2	0	0	0	0	0	16	24	0.00	1.500

BOTTOM

AB	R	H	RBI	BB	SO	LOB
2	1	1	0	2	0	0
0	0	0	0	0	0	0
3	0	2	0	0	0	2
4	1	1	1	0	0	3
3	1	1	0	1	0	0
4	1	2	2	0	1	3
4	0	1	0	0	1	0
4	0	0	1	0	1	2
4	0	1	0	0	0	2
4	0	0	0	0	4	2

AB	32
R	4
H	9
RBI	4
BB	3
SO	7
LOB	14



WP	PA	ERA	WHIP
0	37		

Pittsburgh Pirates @ San Diego Padres
Jack Murphy Stadium, San Diego, CA
 Wed Sep 01 1982, 10:05 PM EDT
 Att. 6,814 - Unknown


livebaseballscorecards.com

Batter	1	2	3	4	5	6	7	8	9	AB R H RBI BB SO LOB	TOP											
Mel Hall, L (1, 8) OBP: 0.250, SLG: 0.250	0-0 F5		0-3 K			0-0 F8			0-0 23 G6-3 1B	4 0 1 0 0 1 2	Chicago Cubs @ San Diego Padres Jack Murphy Stadium, San Diego, CA Fri Sep 03 1982, 10:05 PM EDT Att: 9,458 - Sunny - 87 F											
23 Ryne Sandberg, R (1, 4) OBP: 0.308, SLG: 0.364	0-0 F8			0-0 6-3		0-0 2-3 G6-3 1-2f			0-0 23 G6-3 1-2f	4 0 0 0 0 0 3												
Bill Buckner, L (1, 3) OBP: 0.345, SLG: 0.429	0-0 P6			0-0 F5			0-0 G5-4-3 1B			3 0 1 0 0 0 0												
Leon Durham, L (1, 9) OBP: 0.385, SLG: 0.522		0-0 3-1		0-0 F8			0-0 F7			3 0 0 0 0 0 1												
Pat Tabler, R (1, 5) OBP: 0.333, SLG: 0.333					0-3 K		0-0 G5-4-3 1-2f			3 0 1 0 0 1 1												
Scot Thompson, L (1, 7) OBP: 0.388, SLG: 0.341		4-0 BB 1B			0-0 1-3			0-0 1-3		2 0 0 0 1 0 0												
Jody Davis, R (1, 2) OBP: 0.285, SLG: 0.375		0-0 G6-3 1-2 BB			0-0 L5			0-0 F8		3 0 0 0 0 0 2												
Larry Bowa, S (1, 6) OBP: 0.302, SLG: 0.302			0-0 4-3			0-0 F8 1B 1B			0-0 4-3	3 0 1 0 0 0 0												
Dickie Noles, R (1, 1) OBP: 0.106, SLG: 0.133			0-0 4-3			0-0 23 G6-3 1-2 1B			0-0 F6	1 0 0 0 0 0 0												
Bump Wills, S (6, PH) OBP: 0.348, SLG: 0.379										1 0 1 0 0 0 0												
Bill Campbell, R (6, 1)										0 0 0 0 0 0 0												
Jay Johnstone, L (9, PH) OBP: 0.350, SLG: 0.414										1 0 0 0 0 0 0												
Inning Stats	R: 0 E: 0 K: 0 S: 3	H: 0 LOB: 0 BB: 0 P: 3	R: 0 E: 0 K: 0 S: 3	H: 1 LOB: 1 BB: 1 P: 7	R: 0 E: 0 K: 1 S: 5	H: 0 LOB: 0 BB: 0 P: 5	R: 0 E: 0 K: 0 S: 3	H: 0 LOB: 0 BB: 0 P: 3	R: 0 E: 0 K: 1 S: 5	H: 0 LOB: 0 BB: 0 P: 5	R: 0 E: 0 K: 0 S: 4	H: 2 LOB: 1 BB: 0 P: 4	R: 0 E: 0 K: 0 S: 3	H: 1 LOB: 0 BB: 0 P: 3	R: 0 E: 0 K: 0 S: 3	H: 0 LOB: 0 BB: 0 P: 3	R: 0 E: 0 K: 0 S: 3	H: 1 LOB: 0 BB: 0 P: 3	1B: 5 2B: 0 3B: 0 HR: 0	SF: 0 SAC: 0 DP: 4 HBP: 0	WP: 0 PB: 0 SB: 0 CS: 0	PA: 29
PITCHER Eric Show, R (1, 1) ERA: 2.48	IP 9.0 WLS W BF 29 H 5 R 0 ER 0 SO 2 BB 1 IBB 0 HBP 0 BLK 0 WP 0 HR 0 S 32 P 36 ERA 0.00 WHIP 0.667																				PITCHER IP WLS BF H R ER SO BB IBB HBP BLK WP HR S P ERA WHIP	

livebaseballscorecards.com

AB	28
R	0
H	5
RBI	0
BB	1
SO	2
LOB	9



Batter	1	2	3	4	5	6	7	8	9	AB R H RBI BB SO LOB	TOP																													
Steve Henderson, R (1, 7) OBP: 0.302, SLG: 0.350	0-3 K			0-0 F9		0-0 4-3			0-0 P4	4 0 0 0 0 1 0	Chicago Cubs @ San Diego Padres Jack Murphy Stadium, San Diego, CA Sat Sep 04 1982, 10:05 PM EDT Att. 13,440 - Unknown - 88 F AB 28 R 1 H 3 RBI 1 BB 1 SO 4 LOB 4 																													
23 Ryne Sandberg, R (1, 4) OBP: 0.306, SLG: 0.361	0-0 F9			0-0 4-3			0-0 6-3		0-0 F7	4 0 0 0 0 0 0																														
Bill Buckner, L (1, 3) OBP: 0.343, SLG: 0.427	0-0 F9			0-0 G3			0-0 6-3			3 0 0 0 0 0 0																														
Keith Moreland, R (1, 9) OBP: 0.333, SLG: 0.404		0-0 G5-4-3 1B			4-0 CS BB		0-0 F8			2 0 1 0 1 0 0																														
Leon Durham, L (1, 8) OBP: 0.383, SLG: 0.519		0-0 F2		0-3 K			0-3 K			3 0 0 0 0 2 2																														
Pat Tabler, R (1, 5) OBP: 0.167, SLG: 0.167		0-0 G5-4-3		0-0 L6			0-0 P4			3 0 0 0 0 0 1																														
Jody Davis, R (1, 2) OBP: 0.297, SLG: 0.385			0-0 1-6-3			0-0 HR		0-0 1B		3 1 2 1 0 0 0																														
Larry Bowa, S (1, 6) OBP: 0.300, SLG: 0.300			0-0 F8			0-0 5-3		0-0 P4		3 0 0 0 0 0 1																														
Fergie Jenkins, R (1, 1) OBP: 0.164, SLG: 0.204 Gary Woods, R (6, PH) OBP: 0.326, SLG: 0.383 Ken Kravec, L (6, 1) Willie Hernandez, L (8, 1) Jerry Morales, R (9, PH) OBP: 0.310, SLG: 0.405			0-3 K			0-0 F7			0-0 P4	1 0 0 0 0 1 0 1 0 1 0 0 0 0 0 0																														
Inning Stats	R: 0 E: 0 K: 1 S: 5	H: 0 LOB: 0 BB: 0 P: 5	R: 0 E: 0 K: 0 S: 3	H: 1 LOB: 0 BB: 0 P: 3	R: 0 E: 0 K: 1 S: 5	H: 0 LOB: 0 BB: 0 P: 5	R: 0 E: 0 K: 0 S: 3	H: 0 LOB: 0 BB: 0 P: 3	R: 0 E: 0 K: 0 S: 4	H: 0 LOB: 0 BB: 1 P: 8	R: 1 E: 0 K: 0 S: 4	H: 1 LOB: 0 BB: 0 P: 4	R: 0 E: 0 K: 0 S: 3	H: 0 LOB: 0 BB: 0 P: 3	R: 0 E: 0 K: 1 S: 6	H: 1 LOB: 1 BB: 0 P: 6	R: 0 E: 0 K: 0 S: 3	H: 0 LOB: 0 BB: 0 P: 3	1B: 2 2B: 0 3B: 0 HR: 1	SF: 0 SAC: 0 DP: 1 HBP: 0	WP: 0 PB: 0 SB: 0 CS: 1	PA: 29																		
PITCHER Tim Lollar, L (1, 1) ERA: 3.25	IP 9.0	WLS W	BF 29	H 3	R 1	ER 1	SO 4	BB 1	IBB 0	HBP 0	BLK 0	WP 0	HR 1	S 36	P 40	ERA 1.00	WHIP 0.444						PITCHER	IP 9.0	WLS W	BF 29	H 3	R 1	ER 1	SO 4	BB 1	IBB 0	HBP 0	BLK 0	WP 0	HR 1	S 36	P 40	ERA 1.00	WHIP 0.444

Batter	1	2	3	4	5	6	7	8	9	AB	R	H	RBI	BB	SO	LOB
Gene Richards, L (1, 7) OBP: 0.338, SLG: 0.351	0-0 4-3 CS 1B		0-0 K	0-3 K		0-0 4-3		4-0 E BB		4	0	1	0	1	1	1
Garry Templeton, S (1, 6) OBP: 0.281, SLG: 0.355	0-0 3-1		0-0 E5 FC3-6 1-2		4-0 S HR BB		0-0 4-3	0-0 E6 FC5 1-2 2-3		4	1	0	0	1	0	3
Ruppert Jones, L (1, 8) OBP: 0.395, SLG: 0.447	0-0 1B		0-0 FC3-6 HR 1-2f		0-3 K 1-2		0-3 K	0-0 FC5 1-2f		5	1	1	0	0	2	5
Terry Kennedy, L (1, 2) OBP: 0.328, SLG: 0.495	0-0 3-1		0-0 HR 1-H		0-0 HR 2-H		0-0 BB 1B			4	2	3	4	0	0	1
Sixto Lezcano, R (1, 9) OBP: 0.388, SLG: 0.480		0-0 1B 1B 1B	0-0 1B		0-0 P4		4-0 BB 1-2 BB			3	0	2	0	1	0	0
Rick Lancellotti, L (1, 3) OBP: 0.261, SLG: 0.286 Kurt Bevacqua, R (7, PH) OBP: 0.347, SLG: 0.333 (8, 3)		0-0 L4 1B 1-2	0-3 K		4-0 BB		0-3 K			2	0	1	0	1	1	1
Luis Salazar, R (1, 5) OBP: 0.287, SLG: 0.354		0-0 1-2 2-3 1B		0-0 5-3		0-3 K		0-0 4-3		4	0	1	0	0	1	1
Tim Flannery, L (1, 4) OBP: 0.324, SLG: 0.322		0-0 L4 2-3		0-0 1B		0-0 G3		0-0 E SH5-4 1B		4	0	2	0	0	0	3
Tim Lollar, L (1, 1) OBP: 0.282, SLG: 0.413		0-0 5-3		0-0 F9		0-3 K		0-0 SH5-4 1-2		3	0	0	0	0	1	3

Inning Stats	R: 0	H: 1	E: 0	LOB: 1	K: 0	BB: 0	S: 4	R: 0	H: 3	E: 0	LOB: 2	K: 0	BB: 0	S: 5	R: 2	H: 3	E: 1	LOB: 1	K: 1	BB: 0	S: 8	R: 0	H: 1	E: 0	LOB: 1	K: 2	BB: 2	S: 8	R: 0	H: 0	E: 0	LOB: 0	K: 1	BB: 0	S: 5	R: 0	H: 1	E: 0	LOB: 2	K: 2	BB: 1	S: 8	R: 0	H: 1	E: 1	LOB: 3	K: 0	BB: 1	S: 5
--------------	------	------	------	--------	------	-------	------	------	------	------	--------	------	-------	------	------	------	------	--------	------	-------	------	------	------	------	--------	------	-------	------	------	------	------	--------	------	-------	------	------	------	------	--------	------	-------	------	------	------	------	--------	------	-------	------

PITCHER	IP	WLS	BF	H	R	ER	SO	BB	IBB	HBP	BLK	WP	HR	S	P	ERA	WHIP
Fergie Jenkins, R (1, 1) ERA: 3.34	5.0	L	25	9	4	2	4	2	0	0	0	0	2	31	39	3.60	2.200
Ken Kravec, L (6, 1) ERA: 3.75	2.2		13	2	0	0	3	2	0	0	0	0	0	17	25	0.00	1.500
Willie Hernandez, L (8, 1) ERA: 3.18	0.1		1	0	0	0	0	0	0	0	0	0	0	1	1	0.00	0.000


BOTTOM

Chicago Cubs @ San Diego Padres
Jack Murphy Stadium, San Diego, CA

Sat Sep 04 1982, 10:05 PM EDT
 Att: 13,440 - Unknown - 88 F

livebaseballscorecards.com

AB	34
R	4
H	11
RBI	4
BB	4
SO	7
LOB	20



WP: 0	PA: 39
PB: 0	
SB: 1	
CS: 1	

Batter	1	2	3	4	5	6	7	8	9	AB R H RBI BB SO LOB	TOP											
23 Ryne Sandberg, R (1, 4) OBP: 0.305, SLG: 0.358	0-0 F9		4-0 BB		0-0 E5 1B	0-0 1-3			0-0 5-3	4 1 0 0 1 0 0												
Mel Hall, L (1, 8) OBP: 0.111, SLG: 0.111	0-0 4-3		0-3 K		0-3 K	0-0 F7			0-0 G3	5 0 0 0 0 2 2												
Bill Buckner, L (1, 3) OBP: 0.346, SLG: 0.429	0-0 1B		0-0 4-3		0-0 HR 1B			0-0 F7	0-0 1B	5 1 3 1 0 0 1												
Keith Moreland, R (1, 7) OBP: 0.333, SLG: 0.410 Lee Smith, R (9, 1) OBP: 0.125, SLG: 0.267	0-0 G3			4-0 FC1-5 BB	0-0 HR			0-0 6-3	0-0 F2	4 1 1 2 1 0 2 0 0 0 0 0 0 0												
Jerry Morales, R (1, 9) OBP: 0.330, SLG: 0.415		0-0 F9		4-0 FC5 FC1-5 BB	0-0 S 2B 1B			0-0 CS 1B		3 1 2 0 1 0 0												
Pat Tabler, R (1, 5) OBP: 0.100, SLG: 0.100		0-0 F3		0-0 FC1-5 1B	0-0 P3			0-0 CS	0-0 F8	4 1 0 0 0 0 3												
Jody Davis, R (1, 2) OBP: 0.289, SLG: 0.389		0-0 1B		0-0 FC5 1B	0-0 2B				0-0 P4	4 0 2 1 0 0 2												
Larry Bowa, S (1, 6) OBP: 0.301, SLG: 0.306		0-3 K		0-0 1B	0-0 F8				0-0 3B	4 0 2 1 0 1 2												
Randy Martz, L (1, 1) OBP: 0.286, SLG: 0.222 Mike Proly, R (6, 1) OBP: 0.300, SLG: 0.400 Jay Johnstone, L (8, PH) OBP: 0.349, SLG: 0.413 Willie Hernandez, L (8, 1) Gary Woods, R (9, 7) OBP: 0.326, SLG: 0.383			0-3 K	0-3 K		0-3 K			0-0 4-3	3 0 0 0 0 3 2 0 0 0 0 0 0 0 1 0 0 0 0 0 1 0 0 0 0 0 0 0 0 0 0 0 0 0 0												
Inning Stats	R: 0 E: 0 K: 0 S: 4	H: 1 LOB: 1 BB: 0 P: 4	R: 0 E: 0 K: 1 S: 6	H: 1 LOB: 1 BB: 0 P: 6	R: 0 E: 0 K: 2 S: 7	H: 0 LOB: 1 BB: 1 P: 11	R: 1 E: 0 K: 1 S: 6	H: 1 LOB: 2 BB: 2 P: 14	R: 4 E: 1 K: 1 S: 10	H: 4 LOB: 1 BB: 0 P: 10	R: 0 E: 0 K: 1 S: 5	H: 0 LOB: 0 BB: 0 P: 5	R: 0 E: 0 K: 0 S: 3	H: 1 LOB: 0 BB: 0 P: 3	R: 0 E: 0 K: 0 S: 4	H: 1 LOB: 1 BB: 0 P: 4	R: 0 E: 0 K: 0 S: 4	H: 1 LOB: 1 BB: 0 P: 4	1B: 7 2B: 1 3B: 1 HR: 1	SF: 0 SAC: 0 DP: 0 HBP: 0	WP: 0 PB: 0 SB: 2 CS: 1	PA: 41
PITCHER	IP WLS BF H R ER SO BB IBB HBP BLK WP HR S P ERA WHIP																					
Dave Dravecky, L (1, 1) ERA: 2.3	4.1 L 23 6 5 3 5 3 0 0 0 0 0 1 30 42 6.23 2.077																					
Floyd Chiffer, R (5, 1) ERA: 2.57	0.2 3 1 0 0 0 0 0 0 0 0 0 0 3 3 0.00 1.500																					
Mike Griffin, R (6, 1) ERA:	2.0 6 1 0 0 1 0 0 0 0 0 0 0 8 8 0.00 0.500																					
Andy Hawkins, R (8, 1) ERA: 4.44	2.0 8 2 0 0 0 0 0 0 0 0 0 0 8 8 0.00 1.000																					

Chicago Cubs @ San Diego Padres
Jack Murphy Stadium, San Diego, CA

Sun Sep 05 1982, 6:33 AM EDT
Att. 36,693 - Sunny - 92 F

livebaseballscorecards.com

AB	37
R	5
H	10
RBI	5
BB	3
SO	6
LOB	15



Batter	1	2	3	4	5	6	7	8	9	AB	R	H	RBI	BB	SO	LOB
Gene Richards, L (1, 7) OBP: 0.337, SLG: 0.350	0-0 4-3 1B		0-0 1-2 1B		0-0 F2			0-0 5-3		4	0	1	0	0	0	1
Garry Templeton, S (1, 6) OBP: 0.281, SLG: 0.354	0-0 4-3 1B		0-0 F7		0-0 P6			0-0 5-3		4	0	1	0	0	0	3
Ruppert Jones, L (1, 8) OBP: 0.394, SLG: 0.444	0-0 4-3 1-2		0-0 F8			4-0 1B FC6-4 BB		0-0 G3		3	1	0	0	1	0	3
Terry Kennedy, L (1, 3) OBP: 0.327, SLG: 0.493	0-0 F7			0-0 3-1		0-0 1-3 FC6-4 1B			0-3 K	4	0	1	0	0	1	1
Sixto Lezcano, R (1, 9) OBP: 0.385, SLG: 0.476		0-0 F7		0-0 6-3		0-0 1-2f 3-H FC6-4 G4-6-3			0-3 K	4	0	0	1	0	1	1
Luis Salazar, R (1, 5) OBP: 0.287, SLG: 0.353		0-0 P6		0-0 S 1B		0-0 1-2f G4-6-3			0-3 K	4	0	1	0	0	1	1
Tim Flannery, L (1, 4) OBP: 0.321, SLG: 0.318		0-0 P4		0-3 K 1-2			0-0 4-3			3	0	0	0	0	1	1
Steve Swisher, R (1, 2) OBP: 0.313, SLG: 0.395			0-0 L8		0-0 2B 1B		0-3 K			3	0	1	0	0	1	0
Dave Dravecky, R (1, 1) Floyd Chittler, R (5, 1) Broderick Perkins, L (5, PH) Mike Griffin, R (6, 1) Rick Lancellotti, L (7, PH) Andy Hawkins, R (8, 1)			0-0 1B		0-0 1-3 2B		0-0 4-3			1	0	1	0	0	0	0

Inning Stats	R: 0	H: 1	E: 0	K: 0	S: 4	H: 0	LOB: 1	BB: 0	P: 4	R: 0	H: 0	E: 0	K: 0	S: 3	R: 0	H: 2	E: 0	K: 0	S: 5	R: 0	H: 1	E: 0	K: 1	S: 6	R: 0	H: 2	E: 0	K: 0	S: 4	R: 1	H: 1	E: 0	K: 0	S: 3	R: 0	H: 0	E: 0	K: 1	S: 5	R: 0	H: 0	E: 0	K: 0	S: 3	R: 0	H: 0	E: 0	K: 3	S: 9	1B: 6	SF: 0	3B: 0	HR: 0	WP: 0	PA: 33
--------------	------	------	------	------	------	------	--------	-------	------	------	------	------	------	------	------	------	------	------	------	------	------	------	------	------	------	------	------	------	------	------	------	------	------	------	------	------	------	------	------	------	------	------	------	------	------	------	------	------	------	-------	-------	-------	-------	-------	--------

PITCHER	IP	WLS	BF	H	R	ER	SO	BB	IBB	HBP	BLK	WP	HR	S	P	ERA	WHIP
Randy Martz, R (1, 1) ERA: 4.06	5.0	W	22	7	1	1	1	1	1	0	0	0	0	23	27	1.80	1.600
Mike Proly, R (6, 1) ERA: 2.02	2.0		5	0	0	0	1	0	0	0	0	0	0	7	7	0.00	0.000
Willie Hernandez, L (8, 1) ERA: 3.13	1.0		3	0	0	0	0	0	0	0	0	0	0	3	3	0.00	0.000
Lee Smith, R (9, 1) ERA: 3.0	1.0		3	0	0	0	3	0	0	0	0	0	0	9	9	0.00	0.000


BOTTOM

Chicago Cubs @ San Diego Padres
Jack Murphy Stadium, San Diego, CA

Sun Sep 05 1982, 6:33 AM EDT
 Att: 36,693 - Sunny - 92 F

livebaseballscorecards.com

AB	32
R	1
H	7
RBI	1
BB	1
SO	5
LOB	11



Batter	1	2	3	4	5	6	7	8	9	AB R H RBI BB SO LOB	TOP											
Gene Richards, L (1, 7) OBP: 0.334, SLG: 0.347 Dave Edwards, R (8, 7) OBP: 0.216, SLG: 0.300	0-3 K		0-0 G3		0-0 4-3		0-3 K			4 0 0 0 0 2 1 0 0 0 0 0 0 0	San Diego Padres @ Houston Astros Astrodome, Houston, TX Mon Sep 06 1982, 8:05 PM EDT Att. 9,244 - Unknown livebaseballscorecards.com											
Garry Templeton, S (1, 6) OBP: 0.281, SLG: 0.357	0-0 6-3		0-0 4-3			0-0 2B 3B	0-0 F8			4 1 1 0 0 0 0												
Ruppert Jones, L (1, 8) OBP: 0.390, SLG: 0.439	0-0 G3			0-3 K		0-0 6-3		0-3 K		4 0 0 0 0 2 1												
Terry Kennedy, L (1, 2) OBP: 0.327, SLG: 0.493		0-0 1-3		0-0 1-3		0-0 1B 2B		0-3 K		4 1 1 1 0 1 0												
Joe Lefebvre, L (1, 5) OBP: 0.275, SLG: 0.304		0-0 2B 1B		0-0 6-3		0-0 F8		4-0 BB		3 1 1 0 1 0 1												
Broderick Perkins, L (1, 3) OBP: 0.350, SLG: 0.370		0-0 2B			0-0 1B 3B	4-0 1B IBB		0-3 K		3 1 2 1 1 1 1												
Rick Lancellotti, L (1, 9) OBP: 0.250, SLG: 0.269		0-0 4-3			0-0 F7		0-0 1B		0-0 F9	4 0 1 1 0 0 2												
Tim Flannery, L (1, 4) OBP: 0.317, SLG: 0.314		0-0 F7			0-0 1-3	0-0 F7			0-0 4-3	4 0 0 0 0 0 4												
Chris Welsh, L (1, 1) OBP: 0.318, SLG: 0.341			0-0 4-3		0-0 1B		0-0 5-3		0-3 K	4 0 1 1 0 1 0												
Inning Stats	R: 0 E: 0 K: 1 S: 5	H: 0 LOB: 0 BB: 0 P: 5	R: 1 E: 0 K: 0 S: 5	H: 2 LOB: 1 BB: 0 P: 5	R: 0 E: 0 K: 0 S: 3	H: 0 LOB: 0 BB: 0 P: 3	R: 0 E: 0 K: 1 S: 5	H: 0 LOB: 0 BB: 0 P: 5	R: 1 E: 0 K: 0 S: 5	H: 2 LOB: 1 BB: 0 P: 5		R: 2 E: 0 K: 0 S: 6	H: 3 LOB: 2 BB: 1 P: 10	R: 0 E: 0 K: 1 S: 5	H: 0 LOB: 0 BB: 0 P: 5	R: 0 E: 0 K: 3 S: 9	H: 0 LOB: 1 BB: 1 P: 13	R: 0 E: 0 K: 1 S: 5	H: 0 LOB: 0 BB: 0 P: 5	1B: 3 2B: 2 3B: 2 HR: 0	SF: 0 SAC: 0 DP: 0 HBP: 0	WP: 0 PB: 0 SB: 0 CS: 0
PITCHER	IP WLS BF H R ER SO BB IBB HBP BLK WP HR S P ERA WHIP																					
Vern Ruhle, R (1, 1) ERA: 3.96	5.2 L 25 7 4 4 2 0 1 0 0 0 0 0 28 32 6.35 1.235																					
Frank LaCorte, R (6, 1) ERA: 4.04	2.1 8 0 0 0 4 1 0 0 0 0 0 0 15 19 0.00 0.429																					
Danny Boone, L (9, 1) ERA: 5.01	1.0 3 0 0 0 1 0 0 0 0 0 0 0 5 5 0.00 0.000																					

Batter	1	2	3	4	5	6	7	8	9	AB	R	H	RBI	BB	SO	LOB
Terry Puhl, L OBP: 0.334, SLG: 0.390 (1, 9)	0-0 P5		0-0 3B		4-0 G6-3 BB			0-0 F9		3	0	1	0	1	0	0
Dickie Thon, R OBP: 0.310, SLG: 0.388 (1, 6)	0-0 6-3		0-0 6-3		0-0 G6-3			0-0 6-3		4	0	0	0	0	0	2
Ray Knight, R OBP: 0.356, SLG: 0.411 (1, 3)	0-0 6-3		0-0 6-3							4	0	0	0	0	0	1
Phil Garner, R OBP: 0.309, SLG: 0.425 (1, 5)		1-0 E HBP		0-0 F8				0-0 F7		3	0	0	0	0	0	0
Jose Cruz, L OBP: 0.344, SLG: 0.376 (1, 7)		0-0 P4		0-0 HR				0-0 1B		4	1	2	0	0	0	1
Alan Ashby, S OBP: 0.326, SLG: 0.434 (1, 2)		0-0 E6 FC6-4		0-0 HR				0-0 F7		4	1	1	2	0	1	2
Kevin Bass, S (1, 8)		0-0 F8		0-0 F8				0-0 F9		3	0	0	0	0	0	2
Bill Doran, S (1, 4)		0-0 FC6-4		0-0 F9				0-0 5-3		3	0	0	0	0	0	2
Vern Ruhle, R OBP: 0.205, SLG: 0.114 (1, 1)			0-3 K		0-3 K			0-0 G1		2	0	0	0	0	2	0
Frank LaCorte, R (6, 1)										0	0	0	0	0	0	0
Tim Tolman, R (8, PH)										1	0	0	0	0	0	0
Danny Boone, L OBP: 0.200, SLG: 0.400 (9, 1)										0	0	0	0	0	0	0

Inning Stats	R: 0	H: 0	E: 0	K: 0	S: 3	R: 0	H: 0	E: 1	K: 0	S: 4	R: 0	H: 1	E: 0	K: 1	S: 6	R: 2	H: 2	E: 0	K: 0	S: 5	R: 0	H: 0	E: 0	K: 1	S: 4	R: 0	H: 0	E: 0	K: 0	S: 3	R: 0	H: 0	E: 0	K: 1	S: 5	R: 0	H: 0	E: 0	K: 0	S: 3	R: 0	H: 0	E: 0	K: 0	S: 4	R: 0	H: 1	E: 0	K: 0	S: 4
	LOB: 0	BB: 0	LOB: 2	BB: 0	P: 3	LOB: 0	BB: 0	LOB: 2	BB: 0	P: 5	LOB: 0	BB: 0	LOB: 1	BB: 0	P: 6	LOB: 0	BB: 0	LOB: 0	BB: 0	P: 5	LOB: 0	BB: 0	LOB: 0	BB: 1	P: 8	LOB: 0	BB: 0	LOB: 0	BB: 0	P: 3	LOB: 0	BB: 0	LOB: 0	BB: 0	P: 5	LOB: 0	BB: 0	LOB: 0	BB: 0	P: 3	LOB: 0	BB: 0	LOB: 0	BB: 0	P: 4					
	1B: 2	2B: 0	3B: 1	SF: 0	SAC: 0	1B: 2	2B: 0	3B: 1	SF: 0	SAC: 0	1B: 2	2B: 0	3B: 1	SF: 0	SAC: 0	1B: 2	2B: 0	3B: 1	SF: 0	SAC: 0	1B: 2	2B: 0	3B: 1	SF: 0	SAC: 0	1B: 2	2B: 0	3B: 1	SF: 0	SAC: 0	1B: 2	2B: 0	3B: 1	SF: 0	SAC: 0	1B: 2	2B: 0	3B: 1	SF: 0	SAC: 0	1B: 2	2B: 0	3B: 1	SF: 0	SAC: 0					
	WP: 0	PB: 0	SB: 0	CS: 0	PA: 33	WP: 0	PB: 0	SB: 0	CS: 0	PA: 33	WP: 0	PB: 0	SB: 0	CS: 0	PA: 33	WP: 0	PB: 0	SB: 0	CS: 0	PA: 33	WP: 0	PB: 0	SB: 0	CS: 0	PA: 33	WP: 0	PB: 0	SB: 0	CS: 0	PA: 33	WP: 0	PB: 0	SB: 0	CS: 0	PA: 33	WP: 0	PB: 0	SB: 0	CS: 0	PA: 33	WP: 0	PB: 0	SB: 0	CS: 0	PA: 33					

BOTTOM

San Diego Padres @ Houston Astros
Astrodome, Houston, TX

Mon Sep 06 1982, 8:05 PM EDT
Att. 9,244 - Unknown

livebaseballscorecards.com

AB	31
R	2
H	4
RBI	2
BB	1
SO	3
LOB	10



PITCHER	IP	WLS	BF	H	R	ER	SO	BB	IBB	HBP	BLK	WP	HR	S	P	ERA	WHIP
Chris Welsh, L ERA: 4.21 (1, 1)	9.0	W	33	4	2	2	3	1	0	1	0	0	1	37	42	2.00	0.556

Batter	1	2	3	4	5	6	7	8	9	AB R H RBI BB SO LOB	TOP											
Gene Richards, L (1, 7) OBP: 0.330, SLG: 0.343	0-3 K			0-0 G3	0-3 K		0-3 K		0-0 4-3	5 0 0 0 0 3 3												
Garry Templeton, S (1, 6) OBP: 0.280, SLG: 0.357	0-3 K			0-0 1B	0-0 SF8		0-0 5-3			3 1 1 1 0 1 0												
Ruppert Jones, L (1, 8) OBP: 0.389, SLG: 0.437	0-3 K			0-0 1B	0-3 K			0-0 E6		4 1 1 0 0 2 2												
Terry Kennedy, L (1, 2) OBP: 0.327, SLG: 0.492 Dave Edwards, R (6, PR) OBP: 0.216, SLG: 0.300 Steve Swisher, R (6, 2) OBP: 0.306, SLG: 0.386		0-3 K		0-3 K		0-0 SH1-3		0-0 F7		3 0 1 0 0 2 2 0 0 0 0 0 0 0 1 0 0 0 0 0 1												
Sixto Lezcano, R (1, 9) OBP: 0.386, SLG: 0.476		0-0 P3		0-0 1B		0-0 SH1-3		0-0 1-3		4 0 2 1 0 0 1												
Joe Lefebvre, L (1, 5) OBP: 0.276, SLG: 0.305		0-0 4-3		0-3 K		0-0 SH1-3		0-0 1B		3 0 1 1 0 1 2												
Joe Lansford, R (1, 3) OBP: 0.346, SLG: 0.200			0-3 K		0-0 SH		0-0 5-3		0-3 K	4 1 1 0 0 2 4												
Joe Pittman, R (1, 4) OBP: 0.276, SLG: 0.263			0-0 6-3		0-0 1B		0-0 4-3		0-0 5-3	0 0 0 0 0 0 0												
Juan Eichelberger, R (1, 1) OBP: 0.122, SLG: 0.167 Kurt Bevacqua, R (9, PH) OBP: 0.345, SLG: 0.330			0-3 K		0-0 SH		0-3 K		0-0 4-3	2 0 0 0 0 2 0 1 0 0 0 0 0 0												
Inning Stats	R: 0 E: 0 K: 3 S: 9	H: 0 LOB: 0 BB: 0 P: 9	R: 0 E: 0 K: 1 S: 5	H: 0 LOB: 0 BB: 0 P: 5	R: 0 E: 0 K: 2 S: 7	H: 0 LOB: 0 BB: 0 P: 7	R: 1 E: 0 K: 2 S: 10	H: 3 LOB: 2 BB: 0 P: 10	R: 1 E: 0 K: 2 S: 10	H: 2 LOB: 2 BB: 0 P: 10	R: 0 E: 0 K: 0 S: 5	H: 2 LOB: 3 BB: 0 P: 5	R: 0 E: 0 K: 2 S: 7	H: 0 LOB: 0 BB: 0 P: 7	R: 1 E: 1 K: 1 S: 7	H: 1 LOB: 1 BB: 0 P: 7	R: 0 E: 0 K: 0 S: 3	H: 0 LOB: 0 BB: 0 P: 3	1B: 8 2B: 0 3B: 0 HR: 0	SF: 1 SAC: 2 DP: 0 HBP: 0	WP: 0 PB: 0 SB: 0 CS: 0	PA: 37
PITCHER	IP WLS BF H R ER SO BB IBB HBP BLK WP HR S P ERA WHIP																					
Frank DiPino, L (1, 1) ERA: 3.6	5.0 W 23 7 2 2 10 0 0 0 0 0 0 0 43 43 3.60 1.400																					
Danny Boone, L (6, 1) ERA: 4.28	4.0 S 14 1 1 0 3 0 0 0 0 0 0 0 20 20 0.00 0.250																					

San Diego Padres @ Houston Astros
Astrodome, Houston, TX
Tue Sep 07 1982, 8:05 PM EDT
Att: 11,085 - Unknown

livebaseballscorecards.com

AB	30
R	3
H	7
RBI	3
BB	0
SO	13
LOB	15



Batter	1	2	3	4	5	6	7	8	9	AB	R	H	RBI	BB	SO	LOB
Terry Puhl, L OBP: 0.333, SLG: 0.394 (1, 9)	0-0 4-3		0-0 1-3		0-0 1-H 2B 3B		0-0 F8			4	1	1	1	0	0	1
Dickie Thon, R OBP: 0.312, SLG: 0.391 (1, 6)	0-0 3-1		0-0 E 2B 1B		0-0 6-3 2B		0-3 K			4	1	2	2	0	1	0
Ray Knight, R OBP: 0.355, SLG: 0.412 (1, 3)	0-0 F8		0-0 1-H 2B		0-0 6-3			0-0 F3		4	0	1	1	0	0	1
Phil Garner, R OBP: 0.307, SLG: 0.421 (1, 5)		0-0 1-3	0-0 4-3		0-0 5-3			0-0 6-3		4	0	0	0	0	0	2
Jose Cruz, L OBP: 0.343, SLG: 0.375 (1, 7)		0-0 F7		0-0 4-3		0-0 F9		0-0 1B		4	0	1	0	0	0	0
Alan Ashby, S OBP: 0.328, SLG: 0.433 (1, 2)		0-0 1B		0-0 P6		4-0 BB		0-0 4-3		3	0	1	0	1	0	1
Kevin Bass, S (1, 8)		0-3 K		0-0 F3		0-0 F7				3	0	0	0	0	1	2
Bill Doran, S OBP: 0.333, SLG: 0.200 (1, 4)			0-0 1-3 S 1B 1B		4-0 3B BB		0-3 K			2	2	1	0	1	1	1
Frank DiPino, L (1, 1)			0-3 K		0-0 P3					2	0	0	0	0	1	2
Danny Boone, L OBP: 0.167, SLG: 0.333 (6, 1)							0-0 4-3			1	0	0	0	0	0	0

Inning Stats	R: 0	H: 0	E: 0	K: 0	S: 3	R: 0	H: 1	E: 0	K: 1	S: 6	R: 2	H: 3	E: 1	K: 1	S: 8	R: 0	H: 0	E: 0	K: 0	S: 3	R: 2	H: 2	E: 0	K: 0	S: 5	R: 0	H: 0	E: 0	K: 1	S: 5	R: 0	H: 1	E: 0	K: 0	S: 4					
	0	0	0	0	3	0	1	0	1	6	2	3	1	1	8	0	0	0	0	3	2	2	0	0	5	0	0	0	0	1	0	1	0	0	4					
	LOB: 0	BB: 0	LOB: 1	BB: 0	P: 3	LOB: 1	BB: 0	LOB: 1	BB: 0	P: 6	LOB: 1	BB: 0	LOB: 1	BB: 0	P: 8	LOB: 1	BB: 1	LOB: 1	BB: 1	P: 9	LOB: 1	BB: 1	LOB: 1	BB: 1	P: 9	LOB: 1	BB: 0	LOB: 0	BB: 0	LOB: 1	BB: 0	LOB: 1	BB: 0	P: 4						
	1B: 4	2B: 2	3B: 1	HR: 0	SF: 0	SAC: 0	DP: 0	HBP: 0	WP: 0	PA: 33	1B: 4	2B: 2	3B: 1	HR: 0	SF: 0	SAC: 0	DP: 0	HBP: 0	WP: 0	PA: 33	1B: 4	2B: 2	3B: 1	HR: 0	SF: 0	SAC: 0	DP: 0	HBP: 0	WP: 0	PA: 33	1B: 4	2B: 2	3B: 1	HR: 0	SF: 0	SAC: 0	DP: 0	HBP: 0	WP: 0	PA: 33


BOTTOM

San Diego Padres @ Houston Astros
Astrodome, Houston, TX

Tue Sep 07 1982, 8:05 PM EDT
Att. 11,085 - Unknown

livebaseballscorecards.com

AB	31
R	4
H	7
RBI	4
BB	2
SO	4
LOB	10



Batter	1	2	3	4	5	6	7	8	9	AB R H RBI BB SO LOB	TOP											
Garry Templeton, S (1, 6) OBP: 0.283, SLG: 0.359	0-0 6-3		0-0 1B PB 1B		0-0 E S 1B		0-0 6-3		0-0 1-3 2-H 1B 1B	5 2 3 1 0 0 0												
Joe Lefebvre, L (1, 5) OBP: 0.280, SLG: 0.308	0-0 3-1		0-0 1-3 PB 1B		0-3 K 1-3		0-0 F9		0-0 1-H 3-H 1B 1B	5 1 2 2 0 1 1												
Ruppert Jones, L (1, 8) OBP: 0.387, SLG: 0.433	0-0 4-3		0-0 1-2 3-H F8		0-0 F7		0-0 4-3		4-0 1B 1B IBB	4 1 0 0 1 0 2												
Terry Kennedy, L (1, 2) OBP: 0.329, SLG: 0.492		0-3 K	0-0 F8		4-0 1B 1B BB		0-0 FC5-4 1B		0-0 L6-4 1-3 2-H 1B 1B	4 1 2 1 1 1 1												
Sixto Lezcano, R (1, 9) OBP: 0.384, SLG: 0.473		0-0 G3	0-0 5-3		0-0 F2		0-0 FC5-4 G3-6 1-2f		0-0 1-2 3-H 1B	5 0 1 1 0 0 3												
Broderick Perkins, L (1, 3) OBP: 0.351, SLG: 0.370		0-0 1B 3B 1B		0-0 P4		0-0 1B 1-2 1B		0-0 G3-6 1-2f	0-0 L6-4 2-3	5 1 2 0 0 0 3												
Rick Lancellotti, L (1, 7) OBP: 0.250, SLG: 0.267 Dave Edwards, R (9, 7) OBP: 0.216, SLG: 0.300		0-0 1-3 3B 1B		0-0 F8		0-0 F8			0-3 K	4 1 1 0 0 1 2 0 0 0 0 0 0 0												
Tim Flannery, L (1, 4) OBP: 0.322, SLG: 0.326		0-0 1-H 3-H 3B		0-3 K		0-0 1-3 2-H 1B			0-0 1B 1B BB	4 1 3 3 0 1 0												
Eric Show, R (1, 1) OBP: 0.094, SLG: 0.094 Luis DeLeon, R (8, 1) OBP: 0.167, SLG: 0.182 Gene Richards, L (9, PH) OBP: 0.332, SLG: 0.343 Gary Lucas, L (9, 1) OBP: 0.216, SLG: 0.300		0-0 F9		0-0 6-3		0-0 1-3			4-0 1-2 1B 1B BB	3 0 0 0 0 0 3 0 0 0 0 0 0 0 0 1 0 0 1 0 0 0 0 0 0 0 0 0												
Inning Stats	R: 0 E: 0 K: 0 S: 3	H: 0 LOB: 0 BB: 0 P: 3	R: 2 E: 0 K: 1 S: 8	H: 3 LOB: 1 BB: 0 P: 8	R: 1 E: 0 K: 0 S: 5	H: 2 LOB: 1 BB: 0 P: 5	R: 0 E: 0 K: 1 S: 6	H: 1 LOB: 1 BB: 0 P: 6	R: 1 E: 0 K: 0 S: 5	H: 2 LOB: 2 BB: 1 P: 9	R: 0 E: 0 K: 0 S: 3	H: 0 LOB: 0 BB: 0 P: 3	R: 0 E: 0 K: 0 S: 3	H: 1 LOB: 0 BB: 0 P: 3	R: 5 E: 0 K: 1 S: 9	H: 5 LOB: 1 BB: 2 P: 17	1B: 13 2B: 1 3B: 1 HR: 0	SF: 0 SAC: 0 DP: 2 HBP: 0	WP: 0 PB: 1 SB: 1 CS: 0	PA: 42		
PITCHER	IP WLS BF H R ER SO BB IBB HBP BLK WP HR S P ERA WHIP	IP WLS BF H R ER SO BB IBB HBP BLK WP HR S P ERA WHIP	IP WLS BF H R ER SO BB IBB HBP BLK WP HR S P ERA WHIP	IP WLS BF H R ER SO BB IBB HBP BLK WP HR S P ERA WHIP	IP WLS BF H R ER SO BB IBB HBP BLK WP HR S P ERA WHIP	IP WLS BF H R ER SO BB IBB HBP BLK WP HR S P ERA WHIP	IP WLS BF H R ER SO BB IBB HBP BLK WP HR S P ERA WHIP	IP WLS BF H R ER SO BB IBB HBP BLK WP HR S P ERA WHIP	IP WLS BF H R ER SO BB IBB HBP BLK WP HR S P ERA WHIP	IP WLS BF H R ER SO BB IBB HBP BLK WP HR S P ERA WHIP	IP WLS BF H R ER SO BB IBB HBP BLK WP HR S P ERA WHIP	IP WLS BF H R ER SO BB IBB HBP BLK WP HR S P ERA WHIP	IP WLS BF H R ER SO BB IBB HBP BLK WP HR S P ERA WHIP	IP WLS BF H R ER SO BB IBB HBP BLK WP HR S P ERA WHIP	IP WLS BF H R ER SO BB IBB HBP BLK WP HR S P ERA WHIP	IP WLS BF H R ER SO BB IBB HBP BLK WP HR S P ERA WHIP	IP WLS BF H R ER SO BB IBB HBP BLK WP HR S P ERA WHIP	IP WLS BF H R ER SO BB IBB HBP BLK WP HR S P ERA WHIP	IP WLS BF H R ER SO BB IBB HBP BLK WP HR S P ERA WHIP	IP WLS BF H R ER SO BB IBB HBP BLK WP HR S P ERA WHIP	IP WLS BF H R ER SO BB IBB HBP BLK WP HR S P ERA WHIP	IP WLS BF H R ER SO BB IBB HBP BLK WP HR S P ERA WHIP

San Diego Padres @ Cincinnati Reds
Riverfront Stadium, Cincinnati, OH
Wed Sep 08 1982, 7:05 PM EDT
Att. 8,029 - Unknown

AB	39
R	9
H	14
RBI	8
BB	3
SO	4
LOB	15



WP: 0	PA: 42
PB: 1	
SB: 1	
CS: 0	

PITCHER	IP	WLS	BF	H	R	ER	SO	BB	IBB	HBP	BLK	WP	HR	S	P	ERA	WHIP
Frank Pastore, R (1, 1) ERA: 3.73	6.0		27	8	4	4	3	1	0	0	0	0	0	32	36	6.00	1.500
Joe Price, L (7, 1) ERA: 2.98	2.0		6	1	0	0	0	0	0	0	0	0	0	6	6	0.00	0.500
Brad Lesley, R (9, 1) ERA: 2.45	0.1	L	6	3	5	5	1	1	1	0	0	0	0	6	14	135.00	12.000
Charlie Leibrandt, L (9, 1) ERA: 4.79	0.2		3	2	0	0	0	0	0	0	0	0	0	3	3	0.00	3.000

BOTTOM

San Diego Padres @ Cincinnati Reds
Riverfront Stadium, Cincinnati, OH

Wed Sep 08 1982, 7:05 PM EDT
Att. 8,029 - Unknown

livebaseballscorecards.com

AB	38
R	4
H	11
RBI	4
BB	1
SO	6
LOB	14



Batter	1	2	3	4	5	6	7	8	9	AB	R	H	RBI	BB	SO	LOB
Gary Redus, R OBP: 0.333, SLG: 0.500 (1, 7)	0-0 P3		0-0 5-3		0-0 1B		0-0 FC6-4 1B		0-0 3B	5	1	2	0	0	0	2
Eddie Milner, L OBP: 0.336, SLG: 0.381 Mike O'Berry, R OBP: 0.365, SLG: 0.262 Mike Vail, R OBP: 0.273, SLG: 0.389 (1, 9)	0-0 G3			0-0 F8	0-0 4-3 1-2		0-0 1B		0-0 P4	4	0	1	1	0	0	1
Dave Concepcion, R OBP: 0.342, SLG: 0.374 (1, 6)	0-0 5-3			0-0 1B 1B		0-3 K	0-3 K		0-0 6-3	5	1	1	0	0	2	2
Larry Bittner, L OBP: 0.371, SLG: 0.425 (1, 3)		0-0 6-3		0-0 1B 1-2		0-0 1-3		0-0 L6		4	0	1	0	0	0	0
Cesar Cedeno, R OBP: 0.356, SLG: 0.432 (1, 8)		0-0 F8		0-0 1B 1-2 2-H		0-0 E7 1B		0-0 HR 1B		4	1	3	1	0	0	0
Johnny Bench, R OBP: 0.308, SLG: 0.383 (1, 5)		0-0 5-3		0-3 K		4-0 BB		0-0 HR		3	1	1	2	1	1	2
Ron Oester, S OBP: 0.296, SLG: 0.342 Joe Price, R OBP: 0.333, SLG: 0.333 Dan Driessen, L OBP: 0.373, SLG: 0.413 Brad Lesley, R OBP: 0.120, SLG: 0.083 (1, 4)			0-0 G3 1B	0-3 K		0-0 F7		0-0 F8		3	0	1	0	0	1	4
Dave Vangorder, R OBP: 0.275, SLG: 0.239 Duane Walker, L OBP: 0.316, SLG: 0.354 (7, PH)			0-0 F3		0-3 K		0-3 K	0-0 F2		2	0	0	0	0	1	1
Frank Pastore, R OBP: 0.189, SLG: 0.269 Wayne Krenchicki, L OBP: 0.320, SLG: 0.350 Rafael Landestoy, S OBP: 0.274, SLG: 0.284 (1, 1)			0-0 G3		0-0 L6		0-0 FC6-4 1B		0-0 L3	2	0	0	0	0	0	1

Batter	1	2	3	4	5	6	7	8	9
Gary Redus, R OBP: 0.333, SLG: 0.500 (1, 7)	0-0 P3		0-0 5-3		0-0 1B		0-0 FC6-4 1B		0-0 3B
Eddie Milner, L OBP: 0.336, SLG: 0.381 Mike O'Berry, R OBP: 0.365, SLG: 0.262 Mike Vail, R OBP: 0.273, SLG: 0.389 (1, 9)	0-0 G3			0-0 F8	0-0 4-3 1-2		0-0 1B		0-0 P4
Dave Concepcion, R OBP: 0.342, SLG: 0.374 (1, 6)	0-0 5-3			0-0 1B 1B		0-3 K	0-3 K		0-0 6-3
Larry Bittner, L OBP: 0.371, SLG: 0.425 (1, 3)		0-0 6-3		0-0 1B 1-2		0-0 1-3		0-0 L6	
Cesar Cedeno, R OBP: 0.356, SLG: 0.432 (1, 8)		0-0 F8		0-0 1B 1-2 2-H		0-0 E7 1B		0-0 HR 1B	
Johnny Bench, R OBP: 0.308, SLG: 0.383 (1, 5)		0-0 5-3		0-3 K		4-0 BB		0-0 HR	
Ron Oester, S OBP: 0.296, SLG: 0.342 Joe Price, R OBP: 0.333, SLG: 0.333 Dan Driessen, L OBP: 0.373, SLG: 0.413 Brad Lesley, R OBP: 0.120, SLG: 0.083 (1, 4)			0-0 G3 1B	0-3 K		0-0 F7		0-0 F8	
Dave Vangorder, R OBP: 0.275, SLG: 0.239 Duane Walker, L OBP: 0.316, SLG: 0.354 (7, PH)			0-0 F3		0-3 K		0-3 K	0-0 F2	
Frank Pastore, R OBP: 0.189, SLG: 0.269 Wayne Krenchicki, L OBP: 0.320, SLG: 0.350 Rafael Landestoy, S OBP: 0.274, SLG: 0.284 (1, 1)			0-0 G3		0-0 L6		0-0 FC6-4 1B		0-0 L3

Inning Stats	R: 0	H: 0	E: 0	K: 0	S: 3	R: 0	H: 0	E: 0	K: 0	S: 3	R: 0	H: 1	E: 0	K: 0	S: 4	R: 1	H: 3	E: 0	K: 2	S: 10	R: 0	H: 1	E: 0	K: 1	S: 6	R: 0	H: 1	E: 1	K: 1	S: 6	R: 1	H: 2	E: 0	K: 2	S: 9	R: 2	H: 2	E: 0	K: 0	S: 5	R: 0	H: 1	E: 0	K: 0	S: 4	1B: 9	2B: 0	3B: 1	SF: 0	SAC: 0	DP: 0	HBP: 0	WP: 0	PB: 0	SB: 2	CS: 0	PA: 39
--------------	------	------	------	------	------	------	------	------	------	------	------	------	------	------	------	------	------	------	------	-------	------	------	------	------	------	------	------	------	------	------	------	------	------	------	------	------	------	------	------	------	------	------	------	------	------	-------	-------	-------	-------	--------	-------	--------	-------	-------	-------	-------	--------

PITCHER	IP	WLS	BF	H	R	ER	SO	BB	IBB	HBP	BLK	WP	HR	S	P	ERA	WHIP
Eric Show, R ERA: 2.55 (1, 1)	7.1		32	9	3	3	6	1	0	0	0	0	0	43	47	3.68	1.364
Luis DeLeon, R ERA: 2.13 (8, 1)	0.2	W	3	1	1	1	0	0	0	0	0	0	1	3	3	13.50	1.500
Gary Lucas, L ERA: 3.5 (9, 1)	1.0		4	1	0	0	0	0	0	0	0	0	0	4	4	0.00	1.000

Batter	1	2	3	4	5	6	7	8	9	AB	R	H	RBI	BB	SO	LOB
Gary Redus, R OBP: 0.231, SLG: 0.333 (1, 7) X	0-0 6-3		0-3 K			0-0 F7		0-0 5-3		4	0	0	0	0	1	0
Rafael Landestoy, S OBP: 0.283, SLG: 0.286 (1, 5) H	1-0 4-3 HBP		0-0 F8			0-0 1B		0-0 F7		3	0	1	0	0	0	0
Dave Concepcion, R OBP: 0.341, SLG: 0.375 (1, 6) X	0-0 4-3			0-0 2B		0-3 K		0-0 4-3		4	0	1	0	0	1	2
Cesar Cedeno, R OBP: 0.353, SLG: 0.428 (1, 8) X	0-0 F3			0-0 F8		0-0 6-3			0-3 K	4	0	0	0	0	1	3
Johnny Bench, R OBP: 0.307, SLG: 0.379 (1, 3) X		0-0 P3		0-0 FC8-6-5			4-0 BB		0-0 5-3	3	0	0	0	1	0	1
Paul Householder, S OBP: 0.264, SLG: 0.324 (1, 9) X		0-0 F9 1B			0-3 K		0-0 F4		0-0 F9	3	0	1	0	0	1	1
Eddie Milner, L OBP: 0.335, SLG: 0.380 (9, PH)										1	0	0	0	0	0	0
Ron Oester, S OBP: 0.295, SLG: 0.340 (1, 4) X		0-0 F9 1-3			0-0 F8		0-0 FC4-6 3B			3	1	0	0	0	0	2
Alex Trevino, R OBP: 0.305, SLG: 0.299 (1, 2) X		0-0 3-1			0-0 2B		0-0 3B			3	0	2	1	0	0	1
Bruce Berenyi, R OBP: 0.218, SLG: 0.259 (1, 1) X			0-0 F9			0-3 K		0-0 5-3		2	0	0	0	0	1	1
Joe Price, R OBP: 0.333, SLG: 0.333 (7, 1)										0	0	0	0	0	0	0
Mike Vail, R OBP: 0.272, SLG: 0.386 (7, PH)										1	0	0	0	0	0	1
Bill Scherrer, L (8, 1)										0	0	0	0	0	0	0

Inning Stats	R: 0	H: 0	E: 0	K: 0	S: 3	R: 0	H: 1	E: 0	K: 0	S: 4	R: 0	H: 0	E: 0	K: 1	S: 5	R: 0	H: 1	E: 0	K: 0	S: 3	R: 0	H: 1	E: 0	K: 2	S: 8	R: 0	H: 1	E: 0	K: 1	S: 6	R: 1	H: 1	E: 0	K: 0	S: 4	R: 0	H: 0	E: 0	K: 0	S: 3	R: 0	H: 0	E: 0	K: 1	S: 5	1B: 2	2B: 3	3B: 1	HR: 0	SF: 0	SAC: 0	DP: 1	HBP: 1	WP: 0	PA: 33
--------------	------	------	------	------	------	------	------	------	------	------	------	------	------	------	------	------	------	------	------	------	------	------	------	------	------	------	------	------	------	------	------	------	------	------	------	------	------	------	------	------	------	------	------	------	------	-------	-------	-------	-------	-------	--------	-------	--------	-------	--------

PITCHER	IP	WLS	BF	H	R	ER	SO	BB	IBB	HBP	BLK	WP	HR	S	P	ERA	WHIP
Tim Lollar, L ERA: 3.18 (1, 1)	7.0	W	27	5	1	1	4	1	0	1	0	0	0	33	38	1.29	0.857
Luis DeLeon, R ERA: 2.08 (8, 1)	2.0	S	6	0	0	0	1	0	0	0	0	0	0	8	8	0.00	0.000

BOTTOM

San Diego Padres @ Cincinnati Reds
Riverfront Stadium, Cincinnati, OH

Thu Sep 09 1982, 7:05 PM EDT
Att. 7,292 - Unknown

livebaseballscorecards.com

AB	31
R	1
H	5
RBI	1
BB	1
SO	5
LOB	12



Batter	1	2	3	4	5	6	7	8	9	AB R H RBI BB SO LOB
Johnnie LeMaster, R OBP: 0.269, SLG: 0.275 (1, 6)	0-0 4-3 G3 1B		0-0 G4-6-3 1-2f		0-0 L5		0-0 F7	0-0 FC1-6 1-2f		5 0 1 0 0 0 6
Joe Morgan, L OBP: 0.405, SLG: 0.445 (1, 4)	0-0 G3 1-2			0-0 HR	0-3 K		0-0 F9-4-6 2-3		0-0 F9	5 1 1 1 0 1 3
Chili Davis, S OBP: 0.309, SLG: 0.406 (1, 8)	0-0 4-3 2-3			0-0 1B 3B		0-0 F9		0-3 K	0-3 K	5 1 1 0 0 2 1
Jack Clark, R OBP: 0.369, SLG: 0.473 (1, 9)	0-0 P4			0-0 1B 1B	4-0 2B BB		0-0 E5 1B		0-0 F9	4 2 2 1 1 0 1
Jim Wohlford, R OBP: 0.328, SLG: 0.345 (1, 7)		0-0 5-3		0-0 1-2 1B	0-0 F5		0-0 1B 1B			3 1 1 0 1 0 1
Max Venable, L OBP: 0.252, SLG: 0.267 (9, 7)										0 0 0 0 0 0 0
Darrell Evans, L OBP: 0.350, SLG: 0.416 (1, 3)		0-3 K		0-3 K	0-0 2B		0-0 1-3 2-H 1B			4 0 2 2 0 2 2
Bob Brenly, R OBP: 0.362, SLG: 0.414 (1, 2)		0-0 F3		0-0 F2	0-0 P4		0-0 1-2 3-H 1B			4 0 1 1 0 0 3
Tom O'Malley, L OBP: 0.336, SLG: 0.347 (1, 5)			0-3 K	0-0 F7		0-0 F9-4-6 SH 1B	0-0 FC1-6 1-2 2-3 BB			3 0 1 0 1 1 2
Fred Breining, R OBP: 0.304, SLG: 0.200 (1, 1)			0-0 G4-6-3 1B		0-3 K		0-0 SH	0-3 K		3 0 1 0 0 2 3

Inning Stats	R: 0 E: 0 K: 0 S: 4	H: 1 LOB: 1 BB: 0 P: 4	R: 0 E: 0 K: 1 S: 5	H: 0 LOB: 0 BB: 0 P: 5	R: 0 E: 0 K: 1 S: 5	H: 1 LOB: 0 BB: 0 P: 5	R: 2 E: 0 K: 1 S: 9	H: 4 LOB: 2 BB: 0 P: 9	R: 0 E: 0 K: 2 S: 7	H: 0 LOB: 0 BB: 0 P: 7	R: 1 E: 0 K: 0 S: 4	H: 1 LOB: 1 BB: 1 P: 8	R: 0 E: 0 K: 0 S: 4	H: 1 LOB: 1 BB: 0 P: 4	R: 2 E: 1 K: 2 S: 10	H: 3 LOB: 3 BB: 2 P: 18	R: 0 E: 0 K: 1 S: 5	H: 0 LOB: 0 BB: 0 P: 5	1B: 8 2B: 2 3B: 1 HR: 1	SF: 0 SAC: 1 DP: 2 HBP: 0	WP: 0 PB: 0 SB: 0 CS: 0	PA: 40
--------------	------------------------------	---------------------------------	------------------------------	---------------------------------	------------------------------	---------------------------------	------------------------------	---------------------------------	------------------------------	---------------------------------	------------------------------	---------------------------------	------------------------------	---------------------------------	-------------------------------	----------------------------------	------------------------------	---------------------------------	----------------------------------	------------------------------------	----------------------------------	--------

PITCHER	IP	WLS	BF	H	R	ER	SO	BB	IBB	HBP	BLK	WP	HR	S	P	ERA	WHIP
Dave Dravecky, L ERA: 2.64 (1, 1)	7.1	L	32	9	5	5	6	2	0	0	0	0	1	42	50	6.14	1.500
Gary Lucas, L ERA: 3.5 (8, 1)	0.0		3	2	0	0	0	1	0	0	0	0	0	2	6	∞	∞
Mike Griffin, R ERA: (8, 1)	0.2		2	0	0	0	1	0	0	0	0	0	0	4	4	0.00	0.000
Floyd Chiffer, R ERA: 2.53 (9, 1)	1.0		3	0	0	0	1	0	0	0	0	0	0	5	5	0.00	0.000

TOP

San Francisco Giants @ San Diego Padres
Jack Murphy Stadium, San Diego, CA

Fri Sep 10 1982, 10:05 PM EDT
Att: 13,341 - Unknown

AB	36
R	5
H	11
RBI	5
BB	3
SO	8
LOB	22



Batter	1	2	3	4	5	6	7	8	9	AB	R	H	RBI	BB	SO	LOB
Garry Templeton, S OBP: 0.282, SLG: 0.355 (1, 6)	4-0 BB 1-4-6-3		0-3 K		0-0 P4			0-0 1-3		3	0	0	0	1	1	0
Joe Lefebvre, L OBP: 0.277, SLG: 0.309 (1, 5)	0-0 F7			0-0 FC3-6 1B		0-0 4-3		0-0 4-3		4	0	1	0	0	0	1
Ruppert Jones, L OBP: 0.384, SLG: 0.430 (1, 8)	0-0 G1-4-6-3 1-2f			0-0 FC3-6 E S 2B		0-0 F7			0-3 K	4	1	0	0	0	1	2
Terry Kennedy, L OBP: 0.328, SLG: 0.489 (1, 2)		0-0 F8		0-0 1-H 2B		0-0 F5			0-0 1-3	4	0	1	1	0	0	0
Sixto Lezcano, R OBP: 0.388, SLG: 0.474 (1, 9)		0-0 1B		0-0 1B			0-0 G3 1B		4-0 BB	3	0	3	0	1	0	0
Broderick Perkins, L OBP: 0.348, SLG: 0.367 (1, 3)		0-0 F8		0-0 FC4-6 1-2 1B			0-0 F5		0-0 F8	4	0	1	0	0	0	3
Gene Richards, L OBP: 0.331, SLG: 0.344 (1, 7)		0-0 4-3		0-0 FC4-6 1-2f			0-0 G3			3	0	0	0	0	0	4
Tim Flannery, L OBP: 0.321, SLG: 0.325 (1, 4)			0-0 L4		0-0 F8		0-0 4-3			3	0	0	0	0	0	1
Dave Dravecky, R OBP: 0.250, SLG: 0.200 (1, 1)			0-0 1-3			0-0 4-3			0-0 F7	2	0	0	0	0	0	0
Gary Lucas, L (8, 1)										0	0	0	0	0	0	0
Mike Griffin, R (8, 1)										0	0	0	0	0	0	0
Rick Lancellotti, L OBP: 0.242, SLG: 0.258 (8, PH)										1	0	0	0	0	0	0
Floyd Chiffer, R (9, 1)										0	0	0	0	0	0	0

Inning Stats	R: 0	H: 0	E: 0	LOB: 0	K: 0	BB: 1	S: 2	P: 6	R: 0	H: 1	E: 0	LOB: 1	K: 0	BB: 0	S: 4	P: 4	R: 0	H: 0	E: 0	LOB: 0	K: 1	BB: 0	S: 5	P: 5	R: 1	H: 4	E: 0	LOB: 2	K: 0	BB: 0	S: 6	P: 6	R: 0	H: 0	E: 0	LOB: 0	K: 0	BB: 0	S: 3	P: 3	R: 0	H: 0	E: 0	LOB: 0	K: 0	BB: 0	S: 3	P: 3	R: 0	H: 1	E: 0	LOB: 1	K: 0	BB: 0	S: 4	P: 4	R: 0	H: 0	E: 0	LOB: 0	K: 0	BB: 0	S: 3	P: 3	R: 0	H: 0	E: 0	LOB: 0	K: 1	BB: 1	S: 5	P: 9	1B: 5	SF: 0	2B: 1	SAC: 0	3B: 0	DP: 1	HR: 0	HBP: 0	WP: 0	PA: 33	PB: 0	SB: 1	CS: 0
PITCHER Fred Breining, R ERA: 2.96 (1, 1)	IP	WLS	BF	H	R	ER	SO	BB	IBB	HBP	BLK	WP	HR	S	P	ERA	WHIP	IP	WLS	BF	H	R	ER	SO	BB	IBB	HBP	BLK	WP	HR	S	P	ERA	WHIP																																																			


BOTTOM


San Francisco Giants @ San Diego Padres
Jack Murphy Stadium, San Diego, CA

Fri Sep 10 1982, 10:05 PM EDT
 Att. 13,341 - Unknown

livebaseballscorecards.com

AB	31
R	1
H	6
RBI	1
BB	2
SO	2
LOB	11



Batter	1	2	3	4	5	6	7	8	9	AB R H RBI BB SO LOB	TOP											
Johnnie LeMaster, R (1, 6) <small>OBP: 0.271, SLG: 0.277</small>	0-0 F7		0-0 2B 1B	0-0 1B	0-0 FC6-4		0-3 K			5 0 2 2 0 1 3												
Joe Morgan, L (1, 4) <small>OBP: 0.407, SLG: 0.448</small>	4-0 CS BB		0-0 1B 2B	0-0 G3		0-0 F8		0-0 5-3 1B		4 0 2 1 1 0 1												
Chili Davis, S (1, 8) <small>OBP: 0.310, SLG: 0.403</small>	0-0 6-3		0-0 5-3		4-0 1B BB	4-0 S BB		0-0 F9		3 1 0 0 2 0 4												
Jack Clark, R (1, 9) <small>OBP: 0.368, SLG: 0.472</small>		0-3 K		0-0 E 2B	0-0 F8	0-0 F7		0-0 5-3		5 1 1 0 0 1 3												
Jim Wohlford, R (1, 7) Max Venable, L (7, 7) <small>OBP: 0.335, SLG: 0.346</small> <small>OBP: 0.250, SLG: 0.264</small>		0-0 P4		0-0 E8 3-1 2B 1B	4-0 1B 1B BB	4-0 BB		0-0 P6		2 2 1 1 2 0 0 1 0 0 0 0 0 1												
Darrell Evans, L (1, 3) <small>OBP: 0.348, SLG: 0.414</small>		0-0 F9		0-0 3-1	0-0 1B 1B	0-0 F7		0-0 F9		5 1 1 1 0 0 3												
Bob Brenly, R (1, 2) <small>OBP: 0.358, SLG: 0.408</small> Milt May, L (5, PH) <small>OBP: 0.318, SLG: 0.385</small> (5, 2)			0-0 F2	0-0 E5 2B 1B	0-0 FC3-6 1B 1B		0-0 3-1 2B		0-0 F9	2 1 0 0 0 0 1 3 0 2 1 0 0 0	AB 39 R 8 H 12 RBI 8 BB 5 SO 3 LOB 23											
Tom O'Malley, L (1, 5) <small>OBP: 0.340, SLG: 0.356</small>			0-0 1B 2B 1B	0-0 1B 2B	0-0 FC3-6 1B		0-0 3-1		0-0 F7	5 2 3 2 0 0 1												
Bill Laskey, R (1, 1) <small>OBP: 0.136, SLG: 0.105</small> Al Holland, R (6, 1) <small>OBP: 0.069, SLG: 0.069</small>			0-3 K	0-0 F8	0-0 FC3-6 FC6-4		0-0 F7			3 0 0 0 0 1 5 1 0 0 0 0 0 1												
Inning Stats	R: 0 E: 0 K: 0 S: 2	H: 0 LOB: 0 BB: 1 P: 6	R: 0 E: 0 K: 1 S: 5	H: 0 LOB: 0 BB: 0 P: 5	R: 1 E: 0 K: 1 S: 8	H: 3 LOB: 2 BB: 0 P: 8	R: 4 E: 2 K: 0 S: 8	H: 4 LOB: 1 BB: 0 P: 8	R: 3 E: 1 K: 0 S: 6	H: 3 LOB: 2 BB: 2 P: 14	R: 0 E: 0 K: 0 S: 3	H: 0 LOB: 2 BB: 2 P: 11	R: 0 E: 0 K: 1 S: 6	H: 1 LOB: 1 BB: 0 P: 6	R: 0 E: 0 K: 0 S: 4	H: 1 LOB: 1 BB: 0 P: 4	R: 0 E: 0 K: 0 S: 3	H: 0 LOB: 0 BB: 0 P: 3	1B: 8 2B: 4 3B: 0 HR: 0	SF: 0 SAC: 0 DP: 0 HBP: 0	WP: 0 PB: 0 SB: 1 CS: 1	PA: 44
PITCHER	IP WLS BF H R ER SO BB IBB HBP BLK WP HR S P ERA WHIP																					
Chris Welsh, L (1, 1) <small>ERA: 4.48</small>	4.1 L 24 8 8 6 2 3 0 0 0 0 0 0 25 37 12.46 2.538																					
Mike Griffin, R (5, 1) <small>ERA:</small>	0.2 4 2 0 0 0 0 0 0 0 0 0 0 4 4 0.00 3.000																					
Andy Hawkins, R (6, 1) <small>ERA: 4.28</small>	2.0 9 1 0 0 1 2 0 0 0 0 0 0 9 17 0.00 1.500																					
Gary Lucas, L (8, 1) <small>ERA: 3.42</small>	2.0 7 1 0 0 0 0 0 0 0 0 0 0 7 7 0.00 0.500																					

San Francisco Giants @ San Diego Padres
 Jack Murphy Stadium, San Diego, CA
 Sat Sep 11 1982, 10:05 PM EDT
 Att. 14,674 - Unknown

AB	39
R	8
H	12
RBI	8
BB	5
SO	3
LOB	23



Batter	1	2	3	4	5	6	7	8	9	AB R H RBI BB SO LOB
Gene Richards, L (1, 7) OBP: 0.328, SLG: 0.340	0-0 F7		0-0 F7		0-0 4-3		0-0 1-3		0-0 4-3	5 0 0 1 0 0 1
Joe Lefebvre, L (1, 5) OBP: 0.275, SLG: 0.306	0-3 K		0-0 F8		0-0 3B 1B		0-3 K		0-0 G3	5 1 1 1 0 2 0
Ruppert Jones, L (1, 8) OBP: 0.387, SLG: 0.438	0-0 E S 1B			0-0 1B	0-0 3B			0-0 E1		4 0 3 1 0 0 0
Terry Kennedy, L (1, 2) OBP: 0.326, SLG: 0.485	0-0 G3			0-0 F9	0-0 F5			0-0 E6		4 0 0 0 0 0 4
Sixto Lezcano, R (1, 9) OBP: 0.387, SLG: 0.472		0-0 P6		0-3 K		0-0 G3 1B		0-0 P4		4 0 1 0 0 1 3
Broderick Perkins, L (1, 3) OBP: 0.344, SLG: 0.362		0-0 4-3		0-3 K		0-0 F7		0-0 F8		4 0 0 0 0 1 4
Luis Salazar, R (1, 6) OBP: 0.288, SLG: 0.354		0-0 S 1B			0-0 2B 4-3 1B	0-0 G3		0-0 E1		4 1 2 0 0 0 3
Tim Flannery, L (1, 4) OBP: 0.321, SLG: 0.327		0-0 F7			0-0 4-3 1B 2B	0-0 F7		0-0 P3		4 1 1 0 0 0 5
Chris Welsh, L (1, 1) Mike Griffin, R (5, 1) Rick Lancellotti, L (5, PH) Andy Hawkins, R (6, 1) Dave Edwards, R (7, PH) Gary Lucas, L (8, 1) Joe Lansford, R (9, PH)			0-0 L4		0-0 F5		0-0 1-3		0-0 1-3	1 0 0 0 0 0 0 0 0 0 0 0 0 0 1 0 0 0 0 0 2 0 0 0 0 0 0 0 1 0 0 0 0 0 0 0 0 0 0 0 0 0 1 0 0 0 0 0 0

Inning Stats	R: 0	H: 1	E: 0	LOB: 1	K: 1	BB: 0	S: 6	P: 6	R: 0	H: 1	E: 0	LOB: 1	K: 0	BB: 0	S: 4	P: 4	R: 0	H: 0	E: 0	LOB: 0	K: 0	BB: 0	S: 3	P: 3	R: 0	H: 1	E: 0	LOB: 1	K: 2	BB: 0	S: 8	P: 8	R: 3	H: 4	E: 0	LOB: 1	K: 0	BB: 0	S: 7	P: 7	R: 0	H: 1	E: 0	LOB: 1	K: 0	BB: 0	S: 4	P: 4	R: 0	H: 0	E: 0	LOB: 0	K: 1	BB: 0	S: 5	P: 5	R: 0	H: 0	E: 3	LOB: 3	K: 0	BB: 0	S: 6	P: 6	R: 0	H: 0	E: 0	LOB: 0	K: 0	BB: 0	S: 3	P: 3	1B: 6	SF: 0	2B: 1	SAC: 0	3B: 1	DP: 0	HR: 0	HBP: 0	WP: 0	PA: 38
PITCHER	IP	WLS	BF	H	R	ER	SO	BB	IBB	HBP	BLK	WP	HR	S	P	ERA	WHIP																																																																	
Bill Laskey, R (1, 1) ERA: 2.73	5.0	W	23	8	3	3	3	0	0	0	0	0	0	29	29	5.40	1.600																																																																	
Al Holland, L (6, 1) ERA: 3.26	4.0	S	15	0	0	0	1	0	0	0	0	0	0	17	17	0.00	0.000																																																																	

BOTTOM

San Francisco Giants @ San Diego Padres
 Jack Murphy Stadium, San Diego, CA
 Sat Sep 11 1982, 10:05 PM EDT
 Att. 14,674 - Unknown

livebaseballscorecards.com

AB	38
R	3
H	8
RBI	3
BB	0
SO	4
LOB	22



Batter	1	2	3	4	5	6	7	8	9	10	11	12	13	14	15	16	AB	R	H	RBI	BB	SO	LOB	BOTTOM											
Derrel Thomas, S OBP: 0.371, SLG: 0.344 (1, 4) (12, 8)	F7		FC3-6 1B	4-3			SH1-4 1B		F8		F9 1B		K		FC1-6		8	1	3	0	0	1	4	San Diego Padres @ Los Angeles Dodgers Dodger Stadium, Los Angeles, CA Mon Sep 13 1982, 7:05 PM PDT Att: 37,512 - Unknown livebaseballscorecards.com											
Ken Landreaux, L OBP: 0.292, SLG: 0.110 (1, 8) (11, PH) Steve Sax, R OBP: 0.239, SLG: 0.352 (12, 4) Jorge Orta, L OBP: 0.305, SLG: 0.330 Alex Taveras, R OBP: 0.305, SLG: 0.294 Mark Schlemmer, R OBP: 0.288, SLG: 0.234 (16, 4)	P6		FC3-6 E SF8		F5		SH1-4 1B				F9 1B				F7		4	1	1	0	0	0	2												
Dusty Baker Jr., R OBP: 0.364, SLG: 0.474 (1, 7) Dave Stewart, R OBP: 0.200, SLG: 0.205 (12, 1) Dave Sax, R (16, 7)			E6 1B		P4		F5		F7		F9 1B						6	0	1	1	0	0	5												
Pedro Guerrero, R OBP: 0.386, SLG: 0.543 (1, 9) (7, 5)	6-3		SF8								F9						1	0	0	0	0	1	2												
Steve Garvey, R OBP: 0.297, SLG: 0.426 (1, 3)																	6	0	2	2	1	0	3												
Ron Cey, R OBP: 0.355, SLG: 0.517 (11, PH) Steve Nouri, R OBP: 0.285, SLG: 0.306 (1, 2) Terry Forster, L OBP: 0.333, SLG: 0.412 (12, 9) Greg Reynolds, L OBP: 0.254, SLG: 0.261 (16, 1)																	8	1	4	1	0	1	3												
Bill Russell, R OBP: 0.355, SLG: 0.336 (1, 6)																	3	0	0	0	0	1	3												
Steve Yeager, R OBP: 0.285, SLG: 0.306 (1, 2)																	6	0	2	0	0	1	1												
Bob Welch, R OBP: 0.185, SLG: 0.171 (1, 1) Rick Monday, L OBP: 0.385, SLG: 0.517 (8, 9) Mike Marshall, R OBP: 0.333, SLG: 0.412 (11, PH) Jerry Reuss, L OBP: 0.254, SLG: 0.261 (16, 1)																	6	0	0	0	0	3	3												
																	1	1	0	0	1	0	1												
																	1	0	0	0	0	0	0												
																	2	0	1	0	1	0	0												
																	0	0	0	0	0	0	0												
Inning Stats	R: 0 E: 0 K: 0 S: 4	H: 1 LOB: 1 BB: 0 P: 4	R: 0 E: 0 K: 1 S: 6	H: 1 LOB: 1 BB: 0 P: 6	R: 2 E: 1 K: 0 S: 6	H: 2 LOB: 2 BB: 1 P: 10	R: 0 E: 0 K: 1 S: 4	H: 1 LOB: 1 BB: 0 P: 4	R: 0 E: 0 K: 1 S: 6	H: 1 LOB: 1 BB: 0 P: 6	R: 0 E: 0 K: 1 S: 6	H: 1 LOB: 1 BB: 0 P: 6	R: 1 E: 0 K: 1 S: 8	H: 3 LOB: 2 BB: 0 P: 8	R: 0 E: 0 K: 2 S: 7	H: 0 LOB: 0 BB: 0 P: 7	R: 0 E: 1 K: 0 S: 4	H: 1 LOB: 2 BB: 1 P: 8	R: 0 E: 0 K: 1 S: 5	H: 0 LOB: 0 BB: 0 P: 5	R: 0 E: 0 K: 0 S: 5	H: 2 LOB: 2 BB: 0 P: 5	R: 0 E: 0 K: 2 S: 8		H: 1 LOB: 1 BB: 1 P: 12	R: 0 E: 0 K: 0 S: 3	H: 0 LOB: 0 BB: 0 P: 3	R: 0 E: 0 K: 0 S: 3	H: 0 LOB: 2 BB: 1 P: 8	R: 1 E: 0 K: 0 S: 3	H: 1 LOB: 0 BB: 0 P: 3	1B: 14 2B: 0 3B: 0 HR: 1	SF: 1 SAC: 3 DP: 0 HBP: 1	WP: 0 PB: 0 SB: 1 CS: 0	PA: 68
PITCHER	IP	WLS	BF	H	R	ER	SO	BB	IBB	HBP	BLK	WP	HR	S	P	ERA	WHIP																		
Juan Eichelberger, R ERA: 3.9 (8, 1)	7.0		33	10	3	2	4	1	0	0	0	0	0	40	44	2.57	1.571																		
Luis DeLeon, R ERA: 2.01 (11, 1)	3.0		11	1	0	0	3	0	1	0	0	0	0	16	20	0.00	0.333																		
Gary Lucas, L ERA: 3.4 (11, 1)	0.1		3	2	0	0	0	0	0	0	0	0	0	3	3	0.00	6.000																		
Floyd Chiffer, R ERA: 2.51 (12, 1)	0.2		2	0	0	0	0	0	0	0	0	0	0	2	2	0.00	0.000																		
Mike Griffin, R ERA: (12, 1)	2.0		8	1	0	0	2	1	0	0	0	0	0	11	15	0.00	1.000																		
PITCHER	IP	WLS	BF	H	R	ER	SO	BB	IBB	HBP	BLK	WP	HR	S	P	ERA	WHIP																		
Andy Hawkins, R ERA: 4.13 (14, 1)	2.0		8	0	0	0	0	1	0	1	0	0	0	6	11	0.00	0.500																		
Chris Welsh, L ERA: 4.52 (16, 1)	0.2	L	3	1	1	1	0	0	0	0	0	0	1	3	3	13.50	1.500																		

San Diego Padres @ Los Angeles Dodgers
 Dodger Stadium, Los Angeles, CA
 Mon Sep 13 1982, 7:05 PM PDT
 Att: 37,512 - Unknown

AB 59
R 4
H 15
RBI 4
BB 4
SO 9
LOB 31



Batter	1	2	3	4	5	6	7	8	9	AB R H RBI BB SO LOB	TOP
Gene Richards, L (1, 7) x OBP: 0.332, SLG: 0.349	0-0 1-3 ①			0-3 K ①		0-0 CS 1B ①			0-0 F8 ①	4 0 1 0 0 1 0	San Diego Padres @ Los Angeles Dodgers Dodger Stadium, Los Angeles, CA Tue Sep 14 1982, 7:05 PM PDT Att: 44,302 - Unknown livebaseballscorecards.com
Joe Lefebvre, L (1, 5) x OBP: 0.297, SLG: 0.349	0-0 4-3 ②			0-0 1B ②		0-0 CS 1B ③	0-0 1B ①	0-0 L5 ②	4 0 2 0 0 0 0		
Kurt Bevacqua, R (1, 9) S S S OBP: 0.328, SLG: 0.306	0-3 K ③			0-0 F9 ②			0-0 F9 ①	0-0 F8 ③	4 0 0 0 0 1 2		
Terry Kennedy, L (1, 3) OBP: 0.328, SLG: 0.481		0-0 F7 ①		0-0 P3 ③			0-0 1B ②		3 0 1 0 0 0 1		
Luis Salazar, R (1, 6) OBP: 0.285, SLG: 0.349		0-0 F9 ②			0-0 P6 ①		0-3 K ③		3 0 0 0 0 1 1		
Ruppert Jones, L (1, 8) S S S OBP: 0.381, SLG: 0.430		0-3 K ③			0-0 G3 ②			0-0 1B ①	3 0 1 0 0 1 0		
Steve Swisher, R (1, 2) OBP: 0.288, SLG: 0.362			0-0 F8 ①		0-0 6-3 ③			0-0 G2 ① ②	3 0 0 0 0 0 1		
Joe Pittman, R (1, 4) S S S OBP: 0.275, SLG: 0.262			0-3 K ②			0-0 P3 ①		0-0 1B ②	3 0 1 0 0 1 0		
Eric Show, R (1, 1) OBP: 0.088, SLG: 0.088 Garry Templeton, S (8, PH) OBP: 0.281, SLG: 0.354 Luis DeLeon, R (8, 1) OBP: 0.167, SLG: 0.182			0-3 K ③			0-0 6-3 ②		0-0 F3 ③	2 0 0 0 0 1 0 1 0 0 0 0 0 1 0 0 0 0 0 0 0		
Inning Stats	R: 0 H: 0 E: 0 LOB: 0 K: 1 BB: 0 S: 5 P: 5	R: 0 H: 0 E: 0 LOB: 0 K: 1 BB: 0 S: 5 P: 5	R: 0 H: 0 E: 0 LOB: 0 K: 2 BB: 0 S: 7 P: 7	R: 0 H: 1 E: 0 LOB: 1 K: 1 BB: 0 S: 6 P: 6	R: 0 H: 0 E: 0 LOB: 0 K: 0 BB: 0 S: 3 P: 3	R: 0 H: 1 E: 0 LOB: 0 K: 0 BB: 0 S: 3 P: 3	R: 0 H: 2 E: 0 LOB: 1 K: 1 BB: 0 S: 6 P: 6	R: 0 H: 2 E: 0 LOB: 1 K: 0 BB: 0 S: 4 P: 4	R: 0 H: 0 E: 0 LOB: 0 K: 0 BB: 0 S: 3 P: 3	1B: 6 SF: 0 2B: 0 SAC: 0 3B: 0 DP: 0 HR: 0 HBP: 0	WP: 0 PA: 31 PB: 0 SB: 0 CS: 1
PITCHER Fernando Valenzuela, L (1, 1) ERA: 2.86	IP WLS BF H R ER SO BB IBB HBP BLK WP HR S P ERA WHIP	IP WLS BF H R ER SO BB IBB HBP BLK WP HR S P ERA WHIP									

AB	30
R	0
H	6
RBI	0
BB	0
SO	6
LOB	6



Batter	1	2	3	4	5	6	7	8	9
Derrel Thomas, S OBP: 0.351, SLG: 0.323 (1, 4)	0-0 4-3		0-0 G6-3			0-0 6-3		0-0 F7	
Ken Landreaux, L OBP: 0.356, SLG: 0.420 (1, 8)	0-0 2B		0-0 1B			0-0 E4		0-0 3B	
Dusty Baker Jr., R OBP: 0.362, SLG: 0.470 (1, 7)	0-3 K		0-0 P4			0-0 F8		0-0 F9	
Pedro Guerrero, R OBP: 0.385, SLG: 0.544 (1, 9) (8, 5)	0-0 2B			0-0 5-3		0-0 F8			
Steve Garvey, R OBP: 0.298, SLG: 0.426 (1, 3)	0-3 K			0-0 4-3			0-0 SH1-3 1B		
Ron Cey, R OBP: 0.323, SLG: 0.424 Ron Roenicke, S OBP: 0.358, SLG: 0.333 (7, PH) (8, 9)		0-3 K		0-0 5-3			0-0 SH1-3 1-2		
Mike Scioscia, L OBP: 0.305, SLG: 0.294 (1, 2)		0-0 F7			0-0 G6-3 1B		0-3 K		
Bill Russell, R OBP: 0.353, SLG: 0.333 (1, 6)		0-0 F8			0-0 G6-3		0-0 4-3		
Fernando Valenzuela, L OBP: 0.187, SLG: 0.207 (1, 1)			0-0 G6-3 1B		0-0 1-3		0-0 4-3		

Inning Stats	R: 1	H: 2	E: 0	K: 2	S: 9	LOB: 1	BB: 0	P: 9
	R: 0	H: 0	E: 0	K: 1	S: 5	LOB: 0	BB: 0	P: 5
	R: 0	H: 2	E: 0	K: 0	S: 4	LOB: 1	BB: 0	P: 4
	R: 0	H: 0	E: 0	K: 0	S: 3	LOB: 0	BB: 0	P: 3
	R: 0	H: 1	E: 0	K: 0	S: 3	LOB: 0	BB: 0	P: 3
	R: 0	H: 0	E: 1	K: 0	S: 4	LOB: 1	BB: 0	P: 4
	R: 0	H: 1	E: 0	K: 1	S: 6	LOB: 1	BB: 0	P: 6
	R: 0	H: 1	E: 0	K: 0	S: 4	LOB: 1	BB: 0	P: 4

PITCHER	IP	WLS	BF	H	R	ER	SO	BB	IBB	HBP	BLK	WP	HR	S	P	ERA	WHIP
Eric Show, R ERA: 2.49 (1, 1)	7.0	L	26	6	1	1	4	0	0	0	0	0	0	34	34	1.29	0.857
Luis DeLeon, R ERA: 1.99 (8, 1)	1.0		4	1	0	0	0	0	0	0	0	0	0	4	4	0.00	1.000

BOTTOM

San Diego Padres @ Los Angeles Dodgers
Dodger Stadium, Los Angeles, CA

livebaseballscores.com

AB	29
R	1
H	7
RBI	1
BB	0
SO	4
LOB	10



1B:	4	SF:	0	WP:	0	PA:	30
2B:	2	SAC:	1	PB:	0		
3B:	1	DP:	2	SB:	0		
HR:	0	HBP:	0	CS:	0		

PITCHER	IP	WLS	BF	H	R	ER	SO	BB	IBB	HBP	BLK	WP	HR	S	P	ERA	WHIP

Tue Sep 14 1982, 7:05 PM PDT
Att. 44,302 - Unknown

Batter	1	2	3	4	5	6	7	8	9	AB R H RBI BB SO LOB	TOP																			
Gene Richards, L (1, 7) OBP: 0.329, SLG: 0.346	0-0 F7		0-0 F7			0-0 4-3		0-0 F7		4 0 0 0 0 0 0	San Diego Padres @ Los Angeles Dodgers Dodger Stadium, Los Angeles, CA Wed Sep 15 1982, 7:05 PM PDT Att: 40,343 - Unknown livebaseballscorecards.com																			
Joe Lefebvre, L (1, 5) OBP: 0.292, SLG: 0.342	0-0 3-1		0-0 L3			0-3 K		0-0 F8		4 0 0 0 0 1 0																				
Ruppert Jones, L (1, 8) OBP: 0.379, SLG: 0.431	0-0 F7				0-0 F8		0-0 2B	0-0 F8		4 0 1 0 0 0 0																				
Terry Kennedy, L (1, 2) OBP: 0.326, SLG: 0.477		0-0 4-3		0-0 6-3		0-0 6-3		0-0 F8		4 0 0 0 0 0 1																				
Broderick Perkins, L (1, 9) OBP: 0.337, SLG: 0.354 (7, 3)		0-0 F8		0-0 P5		0-0 4-3				3 0 0 0 0 0 0																				
Luis Salazar, R (1, 6) OBP: 0.285, SLG: 0.349		0-0 WP 1B		0-0 5-3		0-0 F9				3 0 1 0 0 0 0																				
Kurt Bevacqua, R (1, 3) OBP: 0.328, SLG: 0.300 Gary Lucas, L (7, 1)		4-0 BBB FC4-6 BB		0-0 F9		0-0 F7				2 0 0 0 1 0 0 0 0 0 0 0 0 0																				
Tim Flannery, L (1, 4) OBP: 0.320, SLG: 0.325		0-0 FC4-6 1-2f		0-0 1B				0-0 F7		3 0 1 0 0 0 2																				
John Montefusco, R (1, 1) OBP: 0.155, SLG: 0.111 Rick Lancellotti, L (5, PH) OBP: 0.216, SLG: 0.229 Mike Griffin, R (5, 1) Tony Gwynn, L (7, 9) OBP: 0.316, SLG: 0.356			0-0 5-3		0-3 K			0-0 3-1		1 0 0 0 0 0 0 1 0 0 0 0 1 1 0 0 0 0 0 0 0 1 0 0 0 0 0 0																				
Inning Stats	R: 0 E: 0 K: 0 S: 3	H: 0 LOB: 0 BB: 0 P: 3	R: 0 E: 0 K: 0 S: 4	H: 1 LOB: 2 BB: 1 P: 8	R: 0 E: 0 K: 0 S: 3	H: 0 LOB: 0 BB: 0 P: 3	R: 0 E: 0 K: 0 S: 3	H: 0 LOB: 0 BB: 0 P: 3	R: 0 E: 0 K: 0 S: 3	H: 0 LOB: 0 BB: 0 P: 3		R: 0 E: 0 K: 0 S: 3	H: 0 LOB: 0 BB: 0 P: 3	R: 0 E: 0 K: 0 S: 3	H: 0 LOB: 0 BB: 0 P: 3	R: 0 E: 0 K: 0 S: 3	H: 0 LOB: 0 BB: 0 P: 3	R: 0 E: 0 K: 0 S: 3	H: 0 LOB: 0 BB: 0 P: 3	R: 0 E: 0 K: 0 S: 3	H: 0 LOB: 0 BB: 0 P: 3	1B: 2 2B: 1 3B: 0 HR: 0	SF: 0 SAC: 0 DP: 0 HBP: 0	WP: 1 PB: 0 SB: 0 CS: 0	PA: 31					
PITCHER Burt Hooton, R (1, 1) ERA: 3.91	IP 9.0	WLS W	BF 31	H 3	R 0	ER 0	SO 2	BB 1	IBB 0	HBP 0	BLK 0	WP 1	HR 0	S 34	P 38	ERA 0.00	WHIP 0.444													
										PITCHER	IP	WLS	BF	H	R	ER	SO	BB	IBB	HBP	BLK	WP	HR	S	P	ERA	WHIP			

AB	30
R	0
H	3
RBI	0
BB	1
SO	2
LOB	4



Batter	1	2	3	4	5	6	7	8	9
Derrel Thomas, S OBP: 0.346, SLG: 0.319 (1, 4)	0-3 K	0-0 F7			0-0 6-3		0-0 S 1B		
Ken Landreaux, L OBP: 0.353, SLG: 0.416 (1, 8)	0-0 P5		0-0 L3		0-0 5-3		0-3 K 1-2		
Dusty Baker Jr., R OBP: 0.363, SLG: 0.471 (1, 7)	0-0 2B		4-0 HR BB		0-0 F8		0-0 P4		
Pedro Guerrero, R OBP: 0.384, SLG: 0.547 (1, 9) (4, 5) Alex Taveras, R (9, 5)	0-3 K		0-0 HR			0-0 4-3	0-0 F8		
Steve Garvey, R OBP: 0.297, SLG: 0.424 (1, 3)		0-0 E3 1B 1B	0-0 6-3			0-0 BB 1B 1B	0-0 F3		
Ron Cey, R OBP: 0.325, SLG: 0.425 (1, 5) Rick Monday, L OBP: 0.386, SLG: 0.514 (3, PH) (4, 9) Ron Roenicke, S OBP: 0.356, SLG: 0.331 (8, PH) (9, 9)		0-0 E 1B E 1B 2-3	0-3 K			4-0 1B 1-2 BB	0-3 K		
Bill Russell, R OBP: 0.352, SLG: 0.333 (1, 6)		0-0 E9 E 1B 1-3 3-H		0-0 5-3		0-0 F9	0-0 F8		
Steve Yeager, R OBP: 0.286, SLG: 0.307 (1, 2)		0-0 F3		0-0 P4		0-0 1-3 2-H 1B			
Burt Hooton, R OBP: 0.094, SLG: 0.219 (1, 1)		0-0 F2		0-0 P3		0-0 P6			

Inning Stats	R: 0	H: 1	E: 0	K: 2	S: 8	LOB: 1	BB: 0	P: 8
	R: 2	H: 2	E: 3	K: 0	S: 6	LOB: 1	BB: 0	P: 6
	R: 2	H: 1	E: 0	K: 1	S: 6	LOB: 0	BB: 1	P: 10
	R: 0	H: 0	E: 0	K: 0	S: 3	LOB: 0	BB: 0	P: 3
	R: 0	H: 0	E: 0	K: 0	S: 3	LOB: 0	BB: 0	P: 3
	R: 1	H: 2	E: 0	K: 0	S: 5	LOB: 2	BB: 1	P: 9
	R: 0	H: 1	E: 0	K: 1	S: 6	LOB: 1	BB: 0	P: 6
	R: 0	H: 0	E: 0	K: 1	S: 5	LOB: 0	BB: 0	P: 5

PITCHER														PITCHER																			
IP	WLS	BF	H	R	ER	SO	BB	IBB	HBP	BLK	WP	HR	S	P	ERA	WHIP	IP	WLS	BF	H	R	ER	SO	BB	IBB	HBP	BLK	WP	HR	S	P	ERA	WHIP
John Montefusco, R ERA: 4.09 (1, 1)	4.0	L	18	4	4	2	3	1	0	0	0	1	23	27	4.50	1.250																	
Mike Griffin, R ERA: 1.23 (5, 1)	2.0		9	2	1	1	0	1	0	0	0	0	8	12	4.50	1.500																	
Gary Lucas, L ERA: 3.32 (7, 1)	2.0		7	1	0	0	2	0	0	0	0	0	11	11	0.00	0.500																	

AB R H RBI BB SO LOB

4	0	1	0	0	1	1
4	0	0	0	0	1	1
3	1	1	0	1	0	1
4	1	1	2	0	1	2
0	0	0	0	0	0	0
4	2	1	0	0	0	0
1	1	1	0	0	0	0
1	0	0	0	1	1	0
1	0	0	0	0	1	0
4	0	1	1	0	0	2
3	0	1	1	0	0	2
3	0	0	0	0	0	3

AB	32
R	5
H	7
RBI	4
BB	2
SO	5
LOB	12



1B: 5	SF: 0	WP: 0	PA: 34
2B: 1	SAC: 0	PB: 0	
3B: 0	DP: 0	SB: 1	
HR: 1	HBP: 0	CS: 0	

San Diego Padres @ Los Angeles Dodgers
 Dodger Stadium, Los Angeles, CA
 Wed Sep 15 1982, 7:05 PM PDT
 Att. 40,343 - Unknown

livebaseballscorecards.com

Batter	1	2	3	4	5	6	7	8	9	AB R H RBI BB SO LOB	TOP											
Gene Richards, L (1, 7) OBP: 0.331, SLG: 0.347	0-0 4-3			0-0 6-3 2B		0-0 CS 1B		0-0 6-3		4 1 2 0 0 0 0	San Diego Padres @ San Francisco Giants Candlestick Park, San Francisco, CA Thu Sep 16 1982, 10:05 PM EDT Att. 4,372 - Unknown livebaseballscorecards.com											
Tony Gwynn, L (1, 9) OBP: 0.321, SLG: 0.367	0-3 K			0-0 6-3 1-3 2B		0-0 3-1 1-2		0-0 2B 1B	4 1 2 0 0 1 1													
Ruppert Jones, L (1, 8) OBP: 0.378, SLG: 0.431	0-3 K			0-0 1-3		0-0 P6		0-0 1B 2B	4 1 1 0 0 1 2													
Terry Kennedy, L (1, 2) OBP: 0.327, SLG: 0.480		0-0 F8		0-0 6-3 2-3 3-H		0-0 1B 2B		0-0 2-H 3-H 1B	4 0 2 3 0 0 1													
Joe Lefebvre, L (1, 5) OBP: 0.286, SLG: 0.335		0-0 P6		0-0 4-3		0-3 K		0-0 1-3	4 0 0 0 0 1 2													
Broderick Perkins, L (1, 3) OBP: 0.336, SLG: 0.353		0-0 4-3		0-0 F8		0-0 K		0-0 F8	4 0 1 0 0 0 0													
Luis Salazar, R (1, 6) OBP: 0.283, SLG: 0.347			0-0 6-3		0-0 5-3	0-0 G4-6-3 2-3 1B			3 0 0 0 0 0 2													
Tim Flannery, L (1, 4) OBP: 0.320, SLG: 0.325			0-0 3-1		0-0 BLK 1B	0-0 G4-6-3 1-2f		0-0 1-3	3 0 1 0 0 0 0													
Tim Lollar, L (1, 1) OBP: 0.277, SLG: 0.400			0-3 K		0-3 K			0-0 3-1	2 0 0 0 0 2 1													
Andy Hawkins, R (7, 1)									0 0 0 0 0 0 0													
Rick Lancellotti, L (8, PH) OBP: 0.211, SLG: 0.222									1 0 0 0 0 0 0													
Chris Welsh, L (8, 1) OBP: 0.311, SLG: 0.333									0 0 0 0 0 0 0													
Inning Stats	R: 0 E: 0 K: 2 S: 7	H: 0 LOB: 0 BB: 0 P: 7	R: 0 E: 0 K: 0 S: 3	H: 0 LOB: 0 BB: 0 P: 3	R: 0 E: 0 K: 1 S: 5	H: 0 LOB: 0 BB: 0 P: 5	R: 1 E: 0 K: 0 S: 5	H: 2 LOB: 1 BB: 0 P: 5	R: 0 E: 0 K: 1 S: 6	H: 1 LOB: 1 BB: 0 P: 6	R: 0 E: 0 K: 0 S: 3	H: 1 LOB: 0 BB: 0 P: 3	R: 0 E: 0 K: 1 S: 6	H: 2 LOB: 1 BB: 0 P: 6	R: 0 E: 0 K: 0 S: 3	H: 0 LOB: 0 BB: 0 P: 3	R: 2 E: 0 K: 0 S: 5	H: 3 LOB: 0 BB: 0 P: 5	1B: 6 2B: 3 3B: 0 HR: 0	SF: 0 SAC: 0 DP: 1 HBP: 0	WP: 0 PB: 0 SB: 0 CS: 1	PA: 33
PITCHER	IP WLS BF H R ER SO BB IBB HBP BLK WP HR S P ERA WHIP																					
Fred Breining, R (1, 1) ERA: 2.88	6.1 W 24 6 1 1 5 0 0 0 0 0 0 0 34 34 1.42 0.947																					
Greg Minton, R (7, 1) ERA: 1.79	2.2 S 9 3 2 2 0 0 0 0 0 0 0 0 9 9 6.75 1.125																					



Batter	1	2	3	4	5	6	7	8	9
Chili Davis, S OBP: 0.310, SLG: 0.414 (1, 8)	0-3 K		0-0 P6		0-0 6-3	0-0 HR		0-0 BB 1B	
Joe Morgan, L OBP: 0.405, SLG: 0.445 (1, 4)	0-0 5-3		4-0 HBP 1B BB		4-0 BB BB	0-0 4-3		4-0 BB 1B	
Jack Clark, R OBP: 0.372, SLG: 0.478 (1, 9)	0-0 2B		1-0 1B HBP		4-0 BB BB		4-0 1B SF9 BB	4-0 1B BB	
Darrell Evans, L OBP: 0.349, SLG: 0.409 (1, 3)	0-0 G3		0-0 1B		0-0 F7		0-0 1B SF9	0-0 1B	
Dave Bergman, L OBP: 0.366, SLG: 0.417 (8, PR) (9, 3)			1-2 2-H 3-H		1-2 2-3		1-3 1B	1-2 2-H 3-H	
Jeffrey Leonard, R OBP: 0.296, SLG: 0.403 (1, 7)		0-0 2B	0-3 K		4-0 BB		0-0 SF9	0-0 1B	
Max Venable, L OBP: 0.257, SLG: 0.271 (8, 7)					1-2 2-3		1-2 3-H	1-2 2-H	
Tom O'Malley, L OBP: 0.345, SLG: 0.354 (1, 5)		0-0 F9	0-0 F9		0-3 K		0-0 1B	0-0 F2	
Bob Brenly, R OBP: 0.353, SLG: 0.400 (1, 2)		0-0 F8		0-3 K		0-0 F2	0-0 1B	0-0 F8	
Johnnie LeMaster, R OBP: 0.269, SLG: 0.275 (1, 6)		0-3 K		0-0 F8		0-0 4-3	0-3 K	0-0 P3	
Fred Breining, R OBP: 0.346, SLG: 0.261 (1, 1)			0-0 HBP 1B BB		0-0 4-3		0-0 HR 1B		
Greg Minton, S OBP: 0.176, SLG: 0.250 (7, 1)									

Inning Stats	R: 0	H: 1	E: 0	K: 1	S: 6	LOB: 1	BB: 0	P: 6	R: 0	H: 1	E: 0	K: 1	S: 6	LOB: 1	BB: 0	P: 6	R: 2	H: 2	E: 0	K: 1	S: 7	LOB: 2	BB: 1	P: 12	R: 0	H: 0	E: 0	K: 1	S: 5	LOB: 0	BB: 0	P: 5	R: 2	H: 2	E: 0	K: 2	S: 10	LOB: 2	BB: 1	P: 14	R: 3	H: 3	E: 0	K: 0	S: 6	LOB: 2	BB: 2	P: 14
--------------	------	------	------	------	------	--------	-------	------	------	------	------	------	------	--------	-------	------	------	------	------	------	------	--------	-------	-------	------	------	------	------	------	--------	-------	------	------	------	------	------	-------	--------	-------	-------	------	------	------	------	------	--------	-------	-------

PITCHER																	1B: 9	SF: 1	WP: 0	PA: 44				
IP	WLS	BF	H	R	ER	SO	BB	IBB	HBP	BLK	WP	HR	S	P	ERA	WHIP	2B: 2	SAC: 0	PB: 0	3B: 0	DP: 0	SB: 0	CS: 0	
Tim Lollar, L (1, 1)	6.0	L	31	7	6	6	5	5	0	0	0	1	35	56	9.00	2.000								
Andy Hawkins, R (7, 1)	1.0		5	2	0	2	0	0	0	0	0	0	9	9	0.00	2.000								
Chris Welsh, L (8, 1)	1.0		8	3	3	0	2	0	0	0	0	0	6	14	27.00	5.000								

BOTTOM


San Diego Padres @ San Francisco Giants
Candlestick Park, San Francisco, CA

Thu Sep 16 1982, 10:05 PM EDT
Att. 4,372 - Unknown

AB	R	H	RBI	BB	SO	LOB
5	2	2	2	0	1	1
2	2	0	0	3	0	0
1	2	1	0	3	0	0
5	1	3	4	0	0	3
0	0	0	0	0	0	0
2	0	1	1	1	1	2
1	0	1	1	0	0	0
5	0	1	1	0	1	8
5	0	1	0	0	1	3
5	0	0	0	0	2	5
3	2	2	0	0	0	0
1	0	0	0	0	1	2

AB 35
R 9
H 12
RBI 9
BB 7
SO 7
LOB 24

WP: 0 PA: 44
PB: 0
SB: 0
CS: 0



livebaseballscores.com

Batter	1	2	3	4	5	6	7	8	9	AB R H RBI BB SO LOB	TOP											
Gene Richards, L (1, 7) OBP: 0.331, SLG: 0.348	0-3 K		0-0 2B 1B		0-0 CS 1B		0-0 4-3		0-0 6-3	5 1 2 0 0 1 2	San Diego Padres @ San Francisco Giants Candlestick Park, San Francisco, CA Fri Sep 17 1982, 10:05 PM EDT Att. 8,342 - Unknown livebaseballscorecards.com											
Tony Gwynn, L (1, 9) OBP: 0.325, SLG: 0.383	0-3 K		0-0 G3 1-H HR 2B		0-0 G3 1-2 2B		0-0 6-3			4 1 2 1 0 1 1												
Ruppert Jones, L (1, 8) OBP: 0.375, SLG: 0.427	0-0 F8		0-0 G3 2-3		0-0 G3 2-3			0-3 K		4 0 0 0 0 1 2												
Terry Kennedy, L (1, 2) OBP: 0.329, SLG: 0.485		4-0 1B 1B BB	0-0 HR 3-H		0-3 K			0-0 F2		3 2 1 2 1 1 1												
Joe Lefebvre, L (1, 5) OBP: 0.286, SLG: 0.333		0-0 F7	0-0 P4		0-0 G3			0-0 FC6 1B		4 0 1 0 0 0 1												
Broderick Perkins, L (1, 3) OBP: 0.335, SLG: 0.352		0-0 1B 1-2 1B	0-0 4-3		0-3 K			0-0 FC6 1-2f		4 0 1 0 0 1 1												
Luis Salazar, R (1, 6) OBP: 0.283, SLG: 0.346		0-3 K		0-0 F8		0-0 F7			0-0 SH1-4 1B	4 0 1 0 0 1 2												
Tim Flannery, L (1, 4) OBP: 0.322, SLG: 0.332		0-0 1-3 2-H 1B		0-0 1-3			0-0 3B		0-0 P4	4 0 2 1 0 0 1												
Dave Dravecky, R (1, 1) OBP: 0.222, SLG: 0.176 Gary Lucas, L (6, 1)		0-0 4-3		0-0 6-3			0-3 K		0-0 SH1-4 1-2	2 0 0 0 0 0 2 1 0 0 0 0 1 1												
Inning Stats	R: 0 E: 0 K: 2 S: 7	H: 0 LOB: 0 BB: 0 P: 7	R: 1 E: 0 K: 1 S: 7	H: 2 LOB: 2 BB: 1 P: 11	R: 3 E: 0 K: 0 S: 6	H: 3 LOB: 0 BB: 0 P: 6	R: 0 E: 0 K: 0 S: 3	H: 0 LOB: 0 BB: 0 P: 3	R: 0 E: 0 K: 1 S: 6	H: 2 LOB: 1 BB: 0 P: 6	R: 0 E: 0 K: 1 S: 5	H: 0 LOB: 0 BB: 0 P: 5	R: 0 E: 0 K: 1 S: 6	H: 1 LOB: 1 BB: 0 P: 6	R: 0 E: 0 K: 1 S: 6	H: 1 LOB: 1 BB: 0 P: 6	R: 0 E: 0 K: 0 S: 4	H: 1 LOB: 1 BB: 0 P: 4	1B: 6 2B: 2 3B: 1 HR: 1	SF: 0 SAC: 1 DP: 0 HBP: 0	WP: 0 PB: 0 SB: 0 CS: 1	PA: 37
PITCHER	IP WLS BF H R ER SO BB IBB HBP BLK WP HR S P ERA WHIP																					
Bill Laskey, R (1, 1) ERA: 2.9	2.1 L 13 5 4 4 3 1 0 0 0 0 0 1 18 22 15.43 2.571																					
Mike Chris, L (3, 1) ERA: 5.25	4.2 16 3 0 0 3 0 0 0 0 0 0 0 22 22 0.00 0.643																					
Gary Lavelle, L (8, 1) ERA: 2.74	2.0 8 2 0 0 1 0 0 0 0 0 0 0 10 10 0.00 1.000																					

AB	35
R	4
H	10
RBI	4
BB	1
SO	7
LOB	14



Batter	1	2	3	4	5	6	7	8	9
Chili Davis, S OBP: 0.310, SLG: 0.413 (1, 8)	0-0 F8		0-0 L4-6 S 1B		0-0 F8		0-0 F3 1-2		
Duane Kuiper, L OBP: 0.388, SLG: 0.353 (1, 4)	0-0 E6 1B		0-0 L4-6 1-3			0-0 1B 1B	0-0 F8		
Gary Lavelle, S OBP: 0.167, SLG: 0.250 (8, 1)									
Jack Clark, R OBP: 0.371, SLG: 0.482 (1, 9)	0-0 G3			0-0 HR		0-0 F3		0-0 6-3	
Darrell Evans, L OBP: 0.348, SLG: 0.407 (1, 3)	0-3 K			0-3 K		0-0 FC3-6 1B 1-2		0-3 K	
Jeffrey Leonard, R OBP: 0.295, SLG: 0.400 (1, 7)		0-0 6-3		0-3 K		0-0 FC3-6 1-2 2-H 1B		0-3 K	
Tom O'Malley, L OBP: 0.347, SLG: 0.367 (1, 5)		0-0 5-3		0-0 3B		0-0 FC3-6 1-2 2-3		0-0 2B	
Bob Brenly, R OBP: 0.350, SLG: 0.396 (1, 2)		0-0 S 1B		0-0 5-3		0-3 K		0-3 K	
Johnnie LeMaster, R OBP: 0.267, SLG: 0.273 (1, 6)		0-3 K 1-2			0-0 6-3		0-3 K	0-0 F7	
Joe Morgan, L OBP: 0.404, SLG: 0.444 (9, PH)			0-3 K						0-0 4-3
Bill Laskey, R OBP: 0.136, SLG: 0.105 (1, 1)			0-3 K			0-0 F8			
Mike Chris, L OBP: 0.125, SLG: 0.143 (3, 1)							4-0 S BB		
Guy Sularz, R OBP: 0.276, SLG: 0.278 (7, PH)									

AB	R	H	RBI	BB	SO	LOB
4	0	1	0	0	0	1
4	1	2	0	0	0	2
0	0	0	0	0	0	0
4	1	1	1	0	0	2
4	0	1	0	0	3	1
4	0	1	1	0	2	0
4	0	2	0	0	0	2
4	0	1	0	0	2	4
3	0	0	0	0	2	1
1	0	0	0	0	0	1
0	0	0	0	0	0	0
2	0	0	0	0	1	0
1	0	0	0	1	0	1

BOTTOM

San Diego Padres @ San Francisco Giants
 Candlestick Park, San Francisco, CA

livebaseballscorecards.com

AB	35
R	2
H	9
RBI	2
BB	1
SO	10
LOB	15



WP: 0	PA: 36
PB: 0	
SB: 3	
CS: 0	

Inning Stats	R	H	E	K	S	R	H	E	K	S	R	H	E	K	S	R	H	E	K	S	R	H	E	K	S	R	H	E	K	S
	0	1	1	1	6	0	1	0	1	6	1	2	0	2	9	0	0	0	0	3	1	3	0	0	0	0	0	0	0	3

PITCHER	IP	WLS	BF	H	R	ER	SO	BB	IBB	HBP	BLK	WP	HR	S	P	ERA	WHIP
Dave Dravecky, L ERA: 2.69 (1, 1)	5.1	W	23	8	2	2	5	0	0	0	0	0	1	33	33	3.38	1.500
Gary Lucas, L ERA: 3.18 (6, 1)	3.2	S	13	1	0	0	5	1	0	0	0	0	0	22	26	0.00	0.545

PITCHER	IP	WLS	BF	H	R	ER	SO	BB	IBB	HBP	BLK	WP	HR	S	P	ERA	WHIP

Fri Sep 17 1982, 10:05 PM EDT
 Att. 8,342 - Unknown

Batter	1	2	3	4	5	6	7	8	9	AB R H RBI BB SO LOB	TOP	
Gene Richards, L (1, 7) x OBP: 0.329, SLG: 0.345	0-0 ① 5-3			x 0-0 ① P6		x 0-0 ③ F8		x 0-0 ③ 6-3		4 0 0 0 0 0 0	San Diego Padres @ San Francisco Giants Candlestick Park, San Francisco, CA Sat Sep 18 1982, 6:33 AM EDT Att: 35,888 - Unknown livebaseballscorecards.com	
Tony Gwynn, L (1, 9) x OBP: 0.329, SLG: 0.386	0-0 ② 5-3			x 0-0 6-3 1B			x 0-0 1B 1B	x 0-0 ① 4-3	4 1 2 0 0 0 0			
Ruppert Jones, L (1, 8) x OBP: 0.374, SLG: 0.426	0-0 ③ G3			x 0-0 ② 6-3			x 0-0 1-3 1B 1B	0-3 ② K	4 0 1 0 0 1 1			
Joe Lefebvre, L (1, 5) OBP: 0.285, SLG: 0.332		x 0-0 G1-6-3 1B		x 0-0 ③ F5			x 0-0 ① P6	0-3 ③ K	4 0 1 0 0 1 3			
Broderick Perkins, L (1, 3) OBP: 0.332, SLG: 0.348		x 0-0 ① F9			x 0-0 ① F7		0-3 ② K		3 0 0 0 0 1 3			
Luis Salazar, R (1, 6) OBP: 0.283, SLG: 0.346		x 0-0 ② ③ G1-6-3 1-2f			x 0-0 ② 5-3		x 0-0 1-2 1B		3 0 1 1 0 0 1			
Tim Flannery, L (1, 4) OBP: 0.320, SLG: 0.330			x 0-0 ① F7		x 0-0 ③ G3		0-3 ③ K		3 0 0 0 0 1 2			
Steve Swisher, R (1, 2) OBP: 0.273, SLG: 0.340			0-3 ② K			0-3 ① K		0-3 ① K	3 0 0 0 0 3 0			
Juan Eichelberger, R (1, 1) OBP: 0.113, SLG: 0.154			0-3 ③ K			x 0-0 ② 5-3		x 0-0 ② F9	2 0 0 0 0 1 0			
Kurt Bevacqua, R (8, PH) OBP: 0.326, SLG: 0.297									1 0 0 0 0 0 0			
Gary Lucas, L (8, 1)									0 0 0 0 0 0 0			
Inning Stats	R: 0 H: 0 E: 0 LOB: 0 K: 0 BB: 0 S: 3 P: 3	R: 0 H: 1 E: 0 LOB: 0 K: 0 BB: 0 S: 3 P: 3	R: 0 H: 0 E: 0 LOB: 0 K: 2 BB: 0 S: 7 P: 7	R: 0 H: 1 E: 1 LOB: 1 K: 0 BB: 0 S: 4 P: 4	R: 0 H: 0 E: 0 LOB: 0 K: 0 BB: 0 S: 3 P: 3	R: 0 H: 0 E: 0 LOB: 0 K: 1 BB: 0 S: 5 P: 5	R: 1 H: 3 E: 0 LOB: 2 K: 2 BB: 0 S: 10 P: 10	R: 0 H: 0 E: 0 LOB: 0 K: 1 BB: 0 S: 5 P: 5	R: 0 H: 0 E: 0 LOB: 0 K: 2 BB: 0 S: 7 P: 7	1B: 5 SF: 0 2B: 0 SAC: 0 3B: 0 DP: 1 HR: 0 HBP: 0	WP: 0 PA: 31 PB: 0 SB: 0 CS: 0	
PITCHER	IP WLS BF H R ER SO BB IBB HBP BLK WP HR S P ERA WHIP											
Rich Gale, R (1, 1) ERA: 4.13	6.0 W 21 4 1 1 3 0 0 0 0 0 0 0 27 27 1.50 0.667											
Gary Lavelle, L (7, 1) ERA: 2.65	3.0 S 10 1 0 0 5 0 0 0 0 0 0 0 20 20 0.00 0.333											



Batter	1	2	3	4	5	6	7	8	9
Chili Davis, S OBP: 0.309, SLG: 0.411 (1, 8) X	0-0 4-3 ①		0-3 K ②		0-3 K ②		0-0 5-3 1B	0-0 F8 ③	
Duane Kuiper, L OBP: 0.390, SLG: 0.350 (1, 4) BBB	4-0 G5-4-3 BB		0-0 5-3 ③		4-0 1B BB		0-0 F8 ①		
Jack Clark, R OBP: 0.372, SLG: 0.481 (1, 9) X	0-0 G5-4-3 1-2f			4-0 G5-4-3 1B BB	0-0 1B ③		0-0 5-3 1-2		
Darrell Evans, L OBP: 0.351, SLG: 0.416 (1, 5)		0-0 F7 ①		0-0 G5-4-3 1B 1-2		0-0 HR	4-0 FC5-4 IBB		
Jeffrey Leonard, R OBP: 0.294, SLG: 0.395 (1, 7)		4-0 BB		0-0 G5-4-3 1-2f 2-3		0-0 5-3	0-0 FC5-4 1-2f		
Dave Bergman, L OBP: 0.370, SLG: 0.446 (1, 3) X		0-0 F8 ②		0-0 S 1B 3-H		0-0 P6 ②	0-0 HR		
Milt May, L OBP: 0.316, SLG: 0.387 (1, 2) X		0-0 G3 ③		0-3 K 1-2		0-0 HR	0-0 4-3 ①		
Guy Sularz, R OBP: 0.294, SLG: 0.290 (1, 6) BBB			4-0 BB		0-0 P4 ①	0-0 1B	0-0 SH1-4 1B		
Rich Gale, R OBP: 0.212, SLG: 0.213 (1, 1) SSS			0-3 K ①		4-0 BB 1B BB	0-3 K ③	0-0 SH1-4 ②		
Gary Lavelle, S OBP: 0.167, SLG: 0.250 (7, 1) SSS									

Inning Stats	R: 0	H: 0	E: 0	K: 0	S: 2	LOB: 0	BB: 1	P: 6	R: 0	H: 0	E: 0	K: 0	S: 3	LOB: 1	BB: 1	P: 7	R: 0	H: 0	E: 0	K: 2	S: 7	LOB: 1	BB: 1	P: 11	R: 1	H: 2	E: 0	K: 1	S: 6	LOB: 1	BB: 1	P: 10	R: 0	H: 1	E: 0	K: 1	S: 5	LOB: 2	BB: 2	P: 13	R: 2	H: 3	E: 0	K: 1	S: 8	LOB: 1	BB: 0	P: 8	R: 0	H: 1	E: 0	K: 0	S: 4	LOB: 2	BB: 1	P: 8	R: 1	H: 2	E: 0	K: 0	S: 5	LOB: 1	BB: 0	P: 5
1B: 6	SF: 0	2B: 0	SAC: 1	3B: 0	DP: 2	HR: 3	HBP: 0	WP: 0	PA: 37																																																							


PITCHER	IP	WLS	BF	H	R	ER	SO	BB	IBB	HBP	BLK	WP	HR	S	P	ERA	WHIP
Juan Eichelberger, R ERA: 3.9 (1, 1)	7.0	L	32	7	3	3	5	6	1	0	0	0	2	35	63	3.86	1.857
Gary Lucas, L ERA: 3.25 (8, 1)	1.0		5	2	1	1	0	0	0	0	0	0	1	5	5	9.00	2.000

BOTTOM

San Diego Padres @ San Francisco Giants
Candlestick Park, San Francisco, CA

Sat Sep 18 1982, 6:33 AM EDT
Att. 35,888 - Unknown

AB	29
R	4
H	9
RBI	4
BB	7
SO	5
LOB	16




Batter	1	2	3	4	5	6	7	8	9	10	11	AB R H RBI BB SO LOB	TOP					
Alan Wiggins, S OBP: 0.310, SLG: 0.300 (1, 8)	4-3	FC6-4			1-3 SH5-3 1B		FC1-6 1B		F2			5 1 2 0 0 0 3	San Diego Padres @ San Francisco Giants Candlestick Park, San Francisco, CA Sun Sep 19 1982, 6:33 AM EDT Att. 11,566 - Unknown					
Tony Gwynn, L OBP: 0.333, SLG: 0.389 (1, 9)	1B SF8 1B				SH5-3		FC1-6 CS		K			4 1 2 0 0 1 2						
Kurt Bevacqua, R OBP: 0.321, SLG: 0.293 (1, 3)	1-3 1B				1-3		F9					5 0 1 1 0 0 3						
Terry Kennedy, L OBP: 0.329, SLG: 0.485 Steve Swisher, R OBP: 0.263, SLG: 0.327 (1, 2) (5, 2)	SF8											2 0 1 2 0 1 1 2 0 0 0 0 1 0						
Luis Salazar, R OBP: 0.281, SLG: 0.343 (1, 6)	K				F9							4 0 0 0 0 2 3						
Joe Lefebvre, L OBP: 0.283, SLG: 0.326 (1, 5)												4 0 0 0 1 3 0						
George Hinshaw, R Broderick Perkins, L OBP: 0.331, SLG: 0.346 (1, 7) (8, PH) (8, 7)												3 0 0 0 0 0 0 2 0 0 0 0 0 2						
Joe Pittman, R OBP: 0.289, SLG: 0.271 (1, 4)												4 0 2 0 1 0 0						
Eric Show, R OBP: 0.135, SLG: 0.135 Dave Dravecky, R OBP: 0.211, SLG: 0.167 Luis DeLeon, R OBP: 0.167, SLG: 0.182 (1, 1) (7, 1) (10, 1)												3 1 2 0 0 1 1 1 0 0 0 0 0 1 0 0 0 0 0 0 0						
Inning Stats	R: 1 H: 2 E: 0 K: 1 S: 7	R: 0 H: 2 E: 0 K: 1 S: 7	R: 0 H: 1 E: 0 K: 2 S: 8	R: 0 H: 0 E: 0 K: 1 S: 5	R: 2 H: 3 E: 0 K: 0 S: 6	R: 0 H: 1 E: 0 K: 1 S: 6	R: 0 H: 1 E: 0 K: 0 S: 3	R: 0 H: 0 E: 1 K: 0 S: 3	R: 0 H: 0 E: 0 K: 1 S: 5	R: 0 H: 0 E: 0 K: 1 S: 5	R: 0 H: 0 E: 0 K: 1 S: 5	1B: 10 SF: 1 2B: 1 SAC: 2 3B: 0 DP: 1 HR: 0 HBP: 0		WP: 0 PA: 44 PB: 0 SB: 2 CS: 1				
PITCHER	IP WLS BF H R ER SO BB IBB HBP BLK WP HR S P ERA WHIP																	
Atlee Hammaker, L ERA: 4.21 (1, 1)	7.1	33	10	3	3	6	1	0	0	0	0	0	0	0	44	48	3.68	1.500
Greg Minton, R ERA: 1.78 (8, 1)	0.2	1	0	0	0	0	0	0	0	0	0	0	0	0	1	1	0.00	0.000
Al Holland, L ERA: 3.12 (9, 1)	3.0	W 10	0	0	0	3	1	0	0	0	0	0	0	0	15	19	0.00	0.333

AB	39
R	3
H	10
RBI	3
BB	2
SO	9
LOB	16



livebaseballscorecards.com

Batter	1	2	3	4	5	6	7	8	9	10	11	AB R H RBI BB SO LOB	BOTTOM														
Chili Davis, S OBP: 0.308, SLG: 0.409 (1, 8)	0-0 3-1	0-0 SF9		4-0 BB			0-0 4-3	0-0 P6		0-0 3-1		4 0 0 1 1 0 2	San Diego Padres @ San Francisco Giants Candlestick Park, San Francisco, CA Sun Sep 19 1982, 6:33 AM EDT Att. 11,566 - Unknown livebaseballscores.com <table border="0"> <tr><td>AB</td><td>36</td></tr> <tr><td>R</td><td>4</td></tr> <tr><td>H</td><td>7</td></tr> <tr><td>RBI</td><td>4</td></tr> <tr><td>BB</td><td>11</td></tr> <tr><td>SO</td><td>7</td></tr> <tr><td>LOB</td><td>24</td></tr> </table> 	AB	36	R	4	H	7	RBI	4	BB	11	SO	7	LOB	24
AB	36																										
R	4																										
H	7																										
RBI	4																										
BB	11																										
SO	7																										
LOB	24																										
Duane Kuiper, L OBP: 0.393, SLG: 0.348 (1, 4)	0-0 F8	0-0 1B		0-0 1-3			4-0 BB		4-0 SH5-4 1B		0-0 G3	4 0 1 1 2 0 2															
Jack Clark, R OBP: 0.375, SLG: 0.480 (1, 9)	4-0 BB	0-0 F2			0-3 K		4-0 1-2		0-0 SH5-4 1B		4-0 1B	3 1 1 0 3 1 2															
Darrell Evans, L OBP: 0.352, SLG: 0.415 (1, 5) (8, 3)	0-0 F8		0-0 F7		4-0 FC4-6 BB		0-3 K		0-0 SH5-4		0-0 1B	4 0 1 0 1 1 3															
Dave Bergman, L OBP: 0.369, SLG: 0.439 (1, 3) Jim Wohlford, R OBP: 0.331, SLG: 0.339 (7, PH) Tom O'Malley, L OBP: 0.348, SLG: 0.368 (8, 5)		4-0 1B BB	0-0 F7		0-0 FC4-6 BB		0-3 K		0-0 5-3		0-0 1B	2 1 0 0 1 0 1 1 0 0 0 0 1 2 2 0 1 1 0 0 2															
Milt May, L OBP: 0.312, SLG: 0.383 (1, 2) Bob Brenly, R OBP: 0.354, SLG: 0.396 (8, PR) (9, 2)		0-0 F8	0-3 K		0-3 K			0-0 E3				4 0 0 0 0 2 2 0 0 0 0 1 0 0															
Max Venable, L OBP: 0.271, SLG: 0.279 (1, 7)		0-0 HBP 1B SF9 1B		0-0 E6		4-0 K BB		0-0 1B CS		0-0 F3		4 1 2 0 1 0 3															
Guy Sularz, R OBP: 0.295, SLG: 0.292 (1, 6) Joe Morgan, L OBP: 0.404, SLG: 0.443 (8, PH) Joe Pettini, R OBP: 0.237, SLG: 0.171 (9, 6)		0-0 SF9 HBP 1B 1B	0-0 F3		0-3 K		0-0 F7			0-0 F7		3 1 1 1 0 1 2 1 0 0 0 0 0 2 1 0 0 0 0 0 0															
Atlee Hammaker, S OBP: 0.071, SLG: 0.055 (1, 1) Greg Minton, S OBP: 0.176, SLG: 0.250 (8, 1) Jeffrey Leonard, R OBP: 0.297, SLG: 0.395 (8, PH) Al Holland, R OBP: 0.065, SLG: 0.065 (9, 1)		1-0 1B HBP	0-0 6-3		0-0 1-3		4-0 BB			0-3 K		2 0 0 0 0 0 1 0 0 0 0 0 0 0 0 0 0 0 1 0 0 1 0 0 0 0 1 0															
Inning Stats	R: 0 H: 0 E: 0 LOB: 1 K: 0 BB: 1 S: 3 P: 7	R: 3 H: 3 E: 0 LOB: 2 K: 0 BB: 1 S: 6 P: 11	R: 0 H: 0 E: 0 LOB: 0 K: 1 BB: 0 S: 5 P: 5	R: 0 H: 0 E: 1 LOB: 2 K: 0 BB: 1 S: 4 P: 8	R: 0 H: 0 E: 0 LOB: 1 K: 2 BB: 1 S: 7 P: 11	R: 0 H: 0 E: 0 LOB: 0 K: 1 BB: 1 S: 4 P: 8	R: 0 H: 0 E: 0 LOB: 2 K: 2 BB: 2 S: 7 P: 15	R: 0 H: 1 E: 1 LOB: 2 K: 0 BB: 1 S: 4 P: 8	R: 0 H: 1 E: 0 LOB: 3 K: 0 BB: 2 S: 4 P: 12	R: 0 H: 0 E: 0 LOB: 0 K: 1 BB: 0 S: 5 P: 5	R: 1 H: 2 E: 0 LOB: 2 K: 0 BB: 1 S: 3 P: 7	1B: 7 SF: 1 2B: 0 SAC: 1 3B: 0 DP: 0 HR: 0 HBP: 1	WP: 0 PA: 50 PB: 0 SB: 2 CS: 1														
PITCHER	IP WLS BF H R ER SO BB IBB HBP BLK WP HR S P ERA WHIP																										
Eric Show, R ERA: 2.57 (1, 1)	6.1 30 3 3 3 4 7 0 1 0 0 0 30 59 4.26 1.579																										
Dave Dravecky, L ERA: 2.61 (7, 1)	2.2 13 2 0 0 2 2 1 0 1 0 0 14 26 0.00 1.500																										
Luis DeLeon, R ERA: 2.06 (10, 1)	1.1 L 7 2 1 1 1 1 0 0 0 0 0 8 12 6.75 2.250																										

Batter	1	2	3	4	5	6	7	8	9	AB	R	H	RBI	BB	SO	LOB	TOP						
Derrel Thomas, S (1, 4) OBP: 0.319, SLG: 0.286	0-0 L6			0-0 F8		0-0 1-3		0-0 1-3		4	0	0	0	0	0	2							
Ken Landreaux, L (1, 8) OBP: 0.349, SLG: 0.415	0-0 G3			0-0 2B			0-0 3-1		0-0 FC1-6 2B	4	0	2	0	0	0	0							
Dusty Baker Jr., R (1, 7) OBP: 0.363, SLG: 0.467	0-3 K			0-0 F7			0-0 P5		4-0 FC1-6 BB	3	0	0	0	1	1	1							
Pedro Guerrero, R (1, 9) OBP: 0.381, SLG: 0.547 (8, 5)		0-0 P4		0-3 K			0-0 1B		0-0 F8	4	0	1	0	0	1	3							
Steve Garvey, R (1, 3) OBP: 0.297, SLG: 0.419		0-0 L3			0-0 F9		0-3 K		0-0 FC1-6	4	0	0	0	0	1	3							
Ron Cey, R (1, 5) OBP: 0.326, SLG: 0.434		0-0 5-3			0-0 5-3			0-0 1B	0-3 K	3	0	1	0	0	0	0							
Mark Belanger, R (8, PR) OBP: 0.283, SLG: 0.229 (8, 6)								0-0 1B		0	0	0	0	0	0	0							
Mike Marshall, R (9, PH) OBP: 0.346, SLG: 0.416								0-0 1B		1	0	0	0	0	1	2							
Bill Russell, R (1, 6) OBP: 0.349, SLG: 0.330			0-0 L1		0-0 F7			0-0 1B		2	0	0	0	0	0	0							
Ron Roenicke, S (8, PH) OBP: 0.362, SLG: 0.346 (8, 9)								1-2 1B		1	0	1	0	0	0	0							
Steve Yeager, R (1, 2) OBP: 0.284, SLG: 0.304			0-0 P4			0-0 L3 1B		0-0 P4		2	0	1	0	0	0	0							
Rick Monday, L (8, PH) OBP: 0.376, SLG: 0.497								0-0 P4		1	0	0	0	0	0	2							
Mike Scioscia, L (8, 2) OBP: 0.304, SLG: 0.293										0	0	0	0	0	0	0							
Burt Hooton, R (1, 1) OBP: 0.091, SLG: 0.212			0-0 P4			0-0 L3		0-0 P6		1	0	0	0	0	0	0							
Jorge Orta, L (6, PH) OBP: 0.301, SLG: 0.321										1	0	0	0	0	0	1							
Terry Forster, L (6, 1)										0	0	0	0	0	0	0							
Greg Brock, L (8, PH) OBP: 0.143, SLG: 0.214										1	0	0	0	0	0	2							
Steve Howe, L (8, 1)										0	0	0	0	0	0	0							
Inning Stats	R: 0 E: 0 K: 1 S: 5	H: 0 LOB: 0 BB: 0 P: 5	R: 0 E: 0 K: 0 S: 3	H: 0 LOB: 0 BB: 0 P: 3	R: 0 E: 0 K: 0 S: 3	H: 0 LOB: 0 BB: 0 P: 3	R: 0 E: 0 K: 1 S: 6	H: 1 LOB: 1 BB: 0 P: 6	R: 0 E: 0 K: 0 S: 3	H: 0 LOB: 0 BB: 0 P: 3	R: 0 E: 0 K: 0 S: 3	H: 1 LOB: 0 BB: 0 P: 3	R: 0 E: 0 K: 1 S: 6	H: 1 LOB: 1 BB: 0 P: 6	R: 0 E: 0 K: 0 S: 5	H: 2 LOB: 2 BB: 0 P: 5	R: 0 E: 0 K: 1 S: 6	H: 1 LOB: 2 BB: 1 P: 10	1B: 4 2B: 3 3B: 0 HR: 0	SF: 0 SAC: 0 DP: 1 HBP: 0	WP: 0 PB: 0 SB: 0 CS: 0	PA: 33	
PITCHER	IP	WLS	BF	H	R	ER	SO	BB	IBB	HBP	BLK	WP	HR	S	P	ERA	WHIP					ERA	WHIP
John Montefusco, R (1, 1) ERA: 3.92	7.0	W	23	3	0	0	3	0	0	0	0	0	0	29	29	0.00	0.429						
Luis DeLeon, R (8, 1) ERA: 2.02	2.0	S	10	3	0	0	1	1	0	0	0	0	0	11	15	0.00	2.000						

Los Angeles Dodgers @ San Diego Padres
 Jack Murphy Stadium, San Diego, CA
 Tue Sep 21 1982, 10:05 PM EDT
 Att: 20,284 - Unknown

AB	32
R	0
H	6
RBI	0
BB	1
SO	4
LOB	16



Batter	1	2	3	4	5	6	7	8	9
Alan Wiggins, S <small>OBP: 0.305, SLG: 0.295</small> (1, 8) (9, 7)	0-0 F7 		0-0 6-3 		0-0 6-3 			0-0 5-3 	
Gene Richards, L <small>OBP: 0.326, SLG: 0.342</small> Dave Edwards, R <small>OBP: 0.204, SLG: 0.283</small> (1, 7) (9, 8)	0-0 F8 			0-0 4-3 		0-0 F7 		0-0 	
Tony Gwynn, L <small>OBP: 0.331, SLG: 0.382</small> (1, 9)	0-0 P6 			0-0 4-3 		4-0 1B BB 		0-0 6-3 	
Terry Kennedy, L <small>OBP: 0.329, SLG: 0.484</small> (1, 2)		0-0 4-3 		0-0 P6 		0-0 G4-6-3 1-3 1B 			
Joe Lefebvre, L <small>OBP: 0.288, SLG: 0.327</small> (1, 5)		0-0 1B 			4-0 1B FC5-4 BB 	0-0 G4-6-3 1-2f 			
Broderick Perkins, L <small>OBP: 0.331, SLG: 0.346</small> (1, 3)		0-0 F9 			0-0 FC5-4 1-3 1B 		0-0 1-3 		
Luis Salazar, R <small>OBP: 0.280, SLG: 0.341</small> Joe Pittman, R <small>OBP: 0.289, SLG: 0.271</small> (1, 6) (8, 6)		0-0 F7 			0-0 FC5-4 1B SH1-4 1-2f 3-H 		0-3 K SF8 		
Tim Flannery, L <small>OBP: 0.320, SLG: 0.331</small> (1, 4)			0-0 F8 		0-0 SH1-4 1-3 1B 		0-0 SF8 1-H 		
John Montefusco, R <small>OBP: 0.150, SLG: 0.107</small> Luis DeLeon, R <small>OBP: 0.167, SLG: 0.182</small> (1, 1) (8, 1)			0-0 F9 		0-0 SH1-4 1-2 3-H 		0-0 F9 		

AB	R	H	RBI	BB	SO	LOB
4	0	0	0	0	0	1
4	0	0	0	0	0	0
0	0	0	0	0	0	0
3	0	0	0	1	0	0
3	0	1	0	0	0	0
2	1	1	0	1	0	2
3	0	1	0	0	0	1
3	2	0	1	0	1	2
0	0	0	0	0	0	0
2	0	1	1	0	0	0
2	0	0	1	0	0	0
0	0	0	0	0	0	0

BOTTOM

Los Angeles Dodgers @ San Diego Padres
Jack Murphy Stadium, San Diego, CA
 Tue Sep 21 1982, 10:05 PM EDT
 Att. 20,284 - Unknown

livebaseballscorecards.com

AB	26
R	3
H	4
RBI	3
BB	2
SO	1
LOB	6



Inning Stats	R	H	E	K	S	H	LOB	BB	P	R	H	E	K	S	H	LOB	BB	P
	0	0	0	3	3	1	1	0	4	0	0	0	0	3	0	0	0	3
	0	0	0	4	4	0	1	0	3	0	0	0	0	3	0	0	0	3
	0	0	0	3	3	0	0	0	3	2	2	0	0	5	2	1	1	9
	0	0	0	3	3	0	0	0	3	1	1	0	0	6	0	0	0	6
	0	0	0	3	3	0	0	0	3	0	0	0	0	3	0	0	0	3

PITCHER	IP	WLS	BF	H	R	ER	SO	BB	IBB	HBP	BLK	WP	HR	S	P	ERA	WHIP
Burt Hooton, R <small>ERA: 3.89</small>	(1, 1)	5.0	19	3	2	2	0	1	0	0	0	0	0	18	22	3.60	0.800
Terry Forster, L <small>ERA: 2.96</small>	(6, 1)	2.0	8	1	1	0	1	1	0	0	0	1	0	9	13	0.00	1.000
Steve Howe, L <small>ERA: 2.08</small>	(8, 1)	1.0	3	0	0	0	0	0	0	0	0	0	0	3	3	0.00	0.000

WP	PA
1	30

1B	2B	3B	HR	SF	SAC	DP	HBP
4	0	0	0	1	1	1	0

WP	HR	S	P	ERA	WHIP
1	0	1	30	3.60	0.800

Batter	1	2	3	4	5	6	7	8	9	10	AB R H RBI BB SO LOB
Derrel Thomas, S OBP: 0.306, SLG: 0.273 (1, 4) X	0-0 6-3			X 0-0 F8		X 0-3 K		X 0-0 5-3			4 0 0 0 0 1 1
Bill Russell, R OBP: 0.348, SLG: 0.331 (1, 6) X	0-0 P6			X 0-0 2B		X 0-0 P3		X 0-0 5-3			4 0 1 0 0 0 0
Dusty Baker Jr., R OBP: 0.363, SLG: 0.465 (1, 7) X	0-0 5-3			X 0-0 F7		X 0-0 F8		X 0-0 E8 1B			4 0 1 0 0 0 1
Pedro Guerrero, R OBP: 0.379, SLG: 0.543 (1, 8)		X 0-0 F9		X 0-0 P5		X 0-0 P4		X 0-0 P3			4 0 0 0 0 0 2
Steve Garvey, R OBP: 0.296, SLG: 0.420 (1, 3)		0-3 K		X 0-0 F8		X 0-0 2B		X 0-0 5-3			4 0 1 0 0 1 1
Ron Cey, R OBP: 0.324, SLG: 0.431 (1, 5)		0-3 K		X 0-0 P4		X 0-0 6-3		X 0-0 F9			4 0 0 0 0 1 0
Mike Marshall, R OBP: 0.346, SLG: 0.446 Ron Roenicke, S OBP: 0.359, SLG: 0.344 (1, 9) (8, 9)			0-3 K	X 0-0 HR		X 0-3 K		X 0-0 1-3			3 1 1 1 0 2 0 1 0 0 0 0 0 0
Steve Yeager, R OBP: 0.289, SLG: 0.324 Steve Howe, L (1, 2) (10, 1)			X 0-0 P3	X 0-0 3B		X 0-0 4-3 2B		X 0-3 K			4 0 2 0 0 1 0 0 0 0 0 0 0 0
Jerry Reuss, L OBP: 0.250, SLG: 0.270 Jose Morales, R OBP: 0.324, SLG: 0.367 Tom Niedenfuer, R (1, 1) (8, PH) (8, 1)			X 0-0 6-3	X 0-3 K		X 0-0 4-3 2B		X 0-0 2-3			2 0 0 0 0 1 1 1 0 0 0 0 0 1 0 0 0 0 0 0 0 0 0 0 0 0 0 0
Mike Scioscia, L OBP: 0.304, SLG: 0.293 (10, 2)											

Inning Stats	R: 0 E: 0 K: 0 S: 3	H: 0 LOB: 0 BB: 0 P: 3	R: 0 E: 0 K: 2 S: 7	H: 0 LOB: 0 BB: 0 P: 7	R: 0 E: 0 K: 1 S: 5	H: 0 LOB: 0 BB: 0 P: 5	R: 0 E: 0 K: 0 S: 4	H: 1 LOB: 1 BB: 0 P: 4	R: 1 E: 0 K: 1 S: 7	H: 2 LOB: 1 BB: 0 P: 7	R: 0 E: 0 K: 1 S: 5	H: 0 LOB: 0 BB: 0 P: 5	R: 0 E: 0 K: 0 S: 3	H: 1 LOB: 0 BB: 0 P: 3	R: 0 E: 0 K: 1 S: 6	H: 1 LOB: 1 BB: 0 P: 6	R: 0 E: 1 K: 0 S: 4	H: 1 LOB: 1 BB: 0 P: 4	R: 0 E: 0 K: 1 S: 5	H: 0 LOB: 0 BB: 0 P: 5	1B: 1 2B: 3 3B: 1 HR: 1	SF: 0 SAC: 0 DP: 0 HBP: 0	WP: 0 PB: 0 SB: 0 CS: 0	PA: 35
--------------	------------------------------	---------------------------------	------------------------------	---------------------------------	------------------------------	---------------------------------	------------------------------	---------------------------------	------------------------------	---------------------------------	------------------------------	---------------------------------	------------------------------	---------------------------------	------------------------------	---------------------------------	------------------------------	---------------------------------	------------------------------	---------------------------------	----------------------------------	------------------------------------	----------------------------------	--------

PITCHER	IP	WLS	BF	H	R	ER	SO	BB	IBB	HBP	BLK	WP	HR	S	P	ERA	WHIP
Tim Lollar, L ERA: 3.27 (1, 1)	8.0		28	5	1	1	6	0	0	0	0	0	1	40	40	1.12	0.625
Luis DeLeon, R ERA: 1.98 (9, 1)	2.0	W	7	1	0	0	1	0	0	0	0	0	0	9	9	0.00	0.500

Los Angeles Dodgers @ San Diego Padres
Jack Murphy Stadium, San Diego, CA
 Wed Sep 22 1982, 10:05 PM EDT
 Att. 26,616 - Unknown

AB	35
R	1
H	6
RBI	1
BB	0
SO	7
LOB	7



Batter	1	2	3	4	5	6	7	8	9	AB	R	H	RBI	BB	SO	LOB
Claudell Washington, L (1, 9) OBP: 0.331, SLG: 0.416 Brett Butler, L (8, 8) OBP: 0.291, SLG: 0.225	0-3 K	0-0 1B		0-0 4-3		0-0 1B	0-0 1B			5	2	3	2	0	1	0
Rafael Ramirez, R (1, 6) OBP: 0.316, SLG: 0.377	4-0 F8 1B PB BB	0-0 PB 1B				0-0 HR	0-0 SF7	0-0 HR		3	3	3	5	1	0	0
Dale Murphy, R (1, 8) OBP: 0.375, SLG: 0.513	0-0 PB 1-2 1B	0-3 K				4-0 1B G4-3 BB	0-0 FC6 1-3 1B	4-0 BB		3	1	2	0	2	1	2
Bob Watson, R (1, 3) OBP: 0.321, SLG: 0.435 Chris Chambliss, L (6, PH) OBP: 0.338, SLG: 0.431	0-0 F8 2-3		0-0 F8			0-0 G4-3 1-3 1B	0-0 FC6 1-2f FC5-4 3-H	0-0 4-3		3	0	1	0	0	0	2
Terry Harper, R (1, 7) OBP: 0.339, SLG: 0.302	4-0 FC6-4 1-2 3-H BB		0-0 F7			0-0 G4-3 1-2f 3-H	0-0 FC5-4 1-2f	0-0 4-3		4	0	0	0	1	0	2
Jerry Royster, R (1, 5) OBP: 0.349, SLG: 0.383	0-0 FC6-4 1-2f		0-0 3B			0-0 1B		0-0 1B SH2-4 1B	0-0 5-3 1B	5	1	4	0	0	0	2
Glenn Hubbard, R (1, 4) OBP: 0.314, SLG: 0.351		0-0 P6	0-3 K			0-0 F9		0-0 1B SH2-4 1B	0-0 5-3	5	1	1	0	0	1	3
Bruce Benedict, R (1, 2) OBP: 0.310, SLG: 0.301 Matt Sinatro, R (2, 2) OBP: 0.197, SLG: 0.222		0-0 6-3		0-3 K		0-0 K		4-0 1B BB	0-0 SH2-4 1-2 3-H	0	0	0	0	0	0	0
Pascual Perez, R (1, 1) OBP: 0.283, SLG: 0.357 Rick Mahler, R (2, 1) OBP: 0.242, SLG: 0.241 Paul Kungie, R (4, PH) Ken Davley, L (5, 1) OBP: 0.318, SLG: 0.250 Ken Smith, L (6, PH) OBP: 0.279, SLG: 0.308 Steve Bedrosian, R (7, 1) OBP: 0.077, SLG: 0.040		0-0 1B 1B		0-0 4-3		0-0 1B SF7 1B		0-0 6-3		0	0	0	0	0	0	0

Inning Stats	R: 1	H: 1	E: 0	K: 1	S: 6	H: 1	LOB: 2	BB: 2	P: 14	R: 1	H: 3	E: 0	K: 1	S: 8	R: 0	H: 1	E: 0	K: 1	S: 6	R: 0	H: 0	E: 0	K: 1	S: 5	R: 2	H: 3	E: 0	K: 0	S: 5	R: 3	H: 3	E: 0	K: 0	S: 6	R: 4	H: 4	E: 0	K: 0	S: 7	R: 0	H: 1	E: 0	K: 0	S: 4						

BOTTOM

San Diego Padres @ Atlanta Braves
Atlanta-Fulton County Stadium, Atlanta, GA

Fri Sep 24 1982, 7:05 PM EDT
Att. 25,819 - Unknown

livebaseballscorecards.com

AB	37
R	11
H	16
RBI	9
BB	5
SO	4
LOB	15

Braves

WP: 0	PA: 44
PB: 2	SB: 1
CS: 0	

PITCHER	IP	WLS	BF	H	R	ER	SO	BB	IBB	HBP	BLK	WP	HR	S	P	ERA	WHIP
Dave Dravecky, L (1, 1) ERA: 2.79	4.0		22	7	4	3	4	3	0	0	0	0	1	27	39	6.75	2.500
Mike Griffin, R (5, 1) ERA: 4.32	1.0	L	6	3	3	3	0	1	0	0	0	0	0	5	9	27.00	4.000
Luis DeLeon, R (6, 1) ERA: 1.97	0.1		2	1	0	0	0	0	0	0	0	0	0	2	2	0.00	3.000
Gary Lucas, L (6, 1) ERA: 3.43	0.2		4	2	2	2	0	0	0	0	0	0	0	4	4	27.00	3.000
Floyd Chiffer, R (7, 1) ERA: 2.71	1.0		6	2	2	2	0	1	0	0	0	0	1	5	9	18.00	3.000

PITCHER	IP	WLS	BF	H	R	ER	SO	BB	IBB	HBP	BLK	WP	HR	S	P	ERA	WHIP
Andy Hawkins, R (8, 1) ERA: 3.99	1.0		4	1	0	0	0	0	0	0	0	0	0	4	4	0.00	1.000

Batter	1	2	3	4	5	6	7	8	9	AB R H RBI BB SO LOB	TOP																
Alan Wiggins, S OBP: 0.303, SLG: 0.294 (1, 8) X	0-0 S 1B	0-3 K		0-0 6-3			0-0 4-3		0-0 G3	5 1 1 0 0 1 1																	
Juan Bonilla, R OBP: 0.349, SLG: 0.364 (1, 4) X	0-0 G4-6-3 1-H 1B		0-0 2B HR 1B			0-0 4-3	0-0 FC6-4 1B			4 1 3 1 0 0 0																	
Tony Gwynn, L OBP: 0.332, SLG: 0.385 (1, 9) X	0-0 G4-6-3 1-2f 1B		0-0 1-3 HR 2B			0-0 G3	0-0 FC6-4 1-2f			4 1 1 0 0 0 2																	
Terry Kennedy, L OBP: 0.329, SLG: 0.494 (1, 3) X	0-0 1B		0-0 2-H 3-H HR			0-0 HR	0-0 2-3			4 2 3 4 0 0 1																	
Gene Richards, L OBP: 0.328, SLG: 0.343 (1, 7) X	0-0 4-3		0-0 L6			0-0 1B		0-0 G3		4 0 1 0 0 0 1																	
Tim Flannery, L OBP: 0.321, SLG: 0.330 (1, 5) X		0-0 S 1B	0-0 F7			0-0 G3		0-0 4-3		4 1 1 0 0 0 1																	
Joe Pittman, R OBP: 0.295, SLG: 0.272 (1, 6) X		0-0 1-H 1B	0-0 P5			0-0 5-3		0-0 P6		4 0 1 1 0 0 0																	
Ron Tingley, R OBP: 0.333, SLG: 0.333 (1, 2) X		0-0 1B		0-3 K		0-3 K		0-0 F7		3 0 1 0 0 2 0																	
Broderick Perkins, L OBP: 0.329, SLG: 0.344 (9, PH) X										1 0 0 0 0 0 0																	
Juan Eichelberger, R OBP: 0.107, SLG: 0.145 (1, 1) X		0-3 K		0-0 6-3		0-0 4-3		0-3 K		3 0 0 0 0 1 1																	
Chris Welsh, L OBP: 0.311, SLG: 0.333 (8, 1) X										0 0 0 0 0 0 0																	
Joe Lefebvre, L OBP: 0.286, SLG: 0.324 (9, PH) X										1 0 0 0 0 1 0																	
Inning Stats	R: 1 E: 0 K: 0 S: 5	H: 3 LOB: 1 BB: 0 P: 5	R: 1 E: 0 K: 2 S: 9	H: 3 LOB: 1 BB: 0 P: 9	R: 3 E: 0 K: 0 S: 6	H: 3 LOB: 0 BB: 0 P: 6	R: 0 E: 0 K: 1 S: 5	H: 0 LOB: 0 BB: 0 P: 5	R: 1 E: 0 K: 0 S: 5	H: 2 LOB: 1 BB: 0 P: 5	R: 0 E: 0 K: 1 S: 5	H: 0 LOB: 0 BB: 0 P: 5	R: 0 E: 0 K: 0 S: 4	H: 1 LOB: 1 BB: 0 P: 4	R: 0 E: 0 K: 0 S: 3	H: 0 LOB: 0 BB: 0 P: 3	R: 0 E: 0 K: 1 S: 5	H: 0 LOB: 0 BB: 0 P: 5	1B: 9 2B: 1 3B: 0 HR: 2	SF: 0 SAC: 0 DP: 1 HBP: 0	WP: 0 PB: 0 SB: 2 CS: 0	PA: 37					
PITCHER	IP WLS BF H R ER SO BB IBB HBP BLK WP HR S P ERA WHIP																										
Tommy Boggs, R ERA: 3.54 (1, 1)	2.1		14	9	5	5	2	0	0	0	0	0	1	18	18	19.29	3.857										
Donnie Moore, R ERA: 4.21 (3, 1)	1.2	W	5	0	0	0	1	0	0	0	0	0	0	7	7	0.00	0.000										
Rick Mahler, R ERA: 4.14 (5, 1)	2.0		8	2	1	1	1	0	0	0	0	0	1	10	10	4.50	1.000										
Gene Garber, R ERA: 2.36 (7, 1)	3.0	S	10	1	0	0	1	0	0	0	0	0	0	12	12	0.00	0.333										

San Diego Padres @ Atlanta Braves
Atlanta-Fulton County Stadium, Atlanta, GA

Sat Sep 25 1982, 7:05 PM EDT
Att: 36,037 - Unknown

livebaseballscorecards.com

AB	37
R	6
H	12
RBI	6
BB	0
SO	5
LOB	7



Batter	1	2	3	4	5	6	7	8	9	AB R H RBI BB SO LOB	TOP	
Alan Wiggins, S (1, 8) <small>OBP: 0.298, SLG: 0.289</small> (9, 7)	0-0 5-3		0-0 6-3		0-0 G3		0-0 FC6			4 0 0 0 0 0 2		
Gene Richards, L (1, 7) <small>OBP: 0.331, SLG: 0.352</small> Dave Edwards, R (9, 8) <small>OBP: 0.204, SLG: 0.283</small>	0-0 4-3 S 1B		0-0 IHR		0-0 1B		0-3 K			4 1 3 1 0 1 0 0 0 0 0 0 0 0		
Juan Bonilla, R (1, 4) <small>OBP: 0.341, SLG: 0.354</small>	0-0 4-3		0-0 P4		0-0 4-3		0-0 L6			4 0 0 0 0 0 1		
Terry Kennedy, L (1, 3) <small>OBP: 0.329, SLG: 0.494</small>	0-0 6-3			0-0 2B		0-0 F7		0-0 F8		4 0 1 0 0 0 1		
Tony Gwynn, L (1, 9) <small>OBP: 0.335, SLG: 0.381</small>		4-0 CS G3 BB		0-0 F7		0-0 4-3		4-0 SH5-4 1B BB		2 1 0 0 2 0 1		
Tim Flannery, L (1, 5) <small>OBP: 0.318, SLG: 0.327</small>		0-0 G3		0-0 F8		0-0 4-3		0-0 SH5-4		3 0 0 0 0 0 2		
Joe Pittman, R (1, 6) <small>OBP: 0.302, SLG: 0.274</small>		4-0 CS IBB		0-0 6-3		0-0 E4 1B		0-0 S 1B		3 1 1 1 1 0 1		
Steve Swisher, R (1, 2) <small>OBP: 0.238, SLG: 0.293</small> Broderick Perkins, L (7, PH) <small>OBP: 0.328, SLG: 0.343</small> Ron Tingley, R (7, 2) <small>OBP: 0.250, SLG: 0.250</small>		0-3 K		0-0 F9		0-0 4-3		0-0 5-3		2 0 0 0 0 0 1 2 1 0 0 0 0 0 0 1 1 0 0 0 0 0 0 1		
Eric Show, R (1, 1) <small>OBP: 0.154, SLG: 0.154</small> Luis DeLeon, R (6, 1) <small>OBP: 0.167, SLG: 0.182</small> Joe Lefebvre, L (7, PH) <small>OBP: 0.289, SLG: 0.327</small> Gary Lucas, L (7, 1)			0-0 F3		0-0 G3 1B		0-0 FC6 1B		0-0 L4		2 0 1 0 0 0 0 0 0 0 0 0 0 0 0 0 1 0 1 1 0 0 0 0 1 0 0 0 0 0 0 1	
Inning Stats	R: 0 H: 1 E: 0 LOB: 1 K: 0 BB: 0 S: 4 P: 4	R: 0 H: 0 E: 0 LOB: 1 K: 1 BB: 2 S: 4 P: 12	R: 1 H: 1 E: 0 LOB: 0 K: 0 BB: 0 S: 4 P: 4	R: 0 H: 1 E: 0 LOB: 1 K: 0 BB: 0 S: 4 P: 4	R: 0 H: 2 E: 0 LOB: 2 K: 0 BB: 0 S: 4 P: 4	R: 0 H: 0 E: 0 LOB: 0 K: 0 BB: 0 S: 3 P: 3	R: 1 H: 1 E: 1 LOB: 1 K: 0 BB: 0 S: 5 P: 5	R: 0 H: 0 E: 0 LOB: 0 K: 1 BB: 0 S: 5 P: 5	R: 1 H: 1 E: 0 LOB: 1 K: 0 BB: 1 S: 4 P: 8	1B: 5 SF: 0 2B: 1 SAC: 1 3B: 0 DP: 0 HR: 1 HBP: 0	WP: 0 PA: 36 PB: 0 SB: 2 CS: 2	
PITCHER Rick Camp, R (1, 1) <small>ERA: 3.35</small>	IP WLS BF H R ER SO BB IBB HBP BLK WP HR S P ERA WHIP 9.0 L 36 7 3 2 2 2 2 1 0 0 0 0 37 49 2.00 1.000											

San Diego Padres @ Atlanta Braves
 Atlanta-Fulton County Stadium, Atlanta, GA

Sun Sep 26 1982, 3:33 AM EDT
 Att: 38,941 - Unknown

AB 32
 R 3
 H 7
 RBI 3
 BB 3
 SO 2
 LOB 13



livebaseballscorecards.com

Batter	1	2	3	4	5	6	7	8	9	AB R H RBI BB SO LOB
Claudell Washington, L (1, 9) OBP: 0.332, SLG: 0.421	0-0 G3		0-0 F8		0-0 1B		0-0 F7		0-3 K	5 0 1 0 0 1 1
Rafael Ramirez, R (1, 6) OBP: 0.315, SLG: 0.376	0-3 K		0-0 F7		0-0 4-3		0-0 6-3		0-0 FC1-4	5 0 0 0 0 1 4
Dale Murphy, R (1, 8) OBP: 0.377, SLG: 0.516	0-3 K			4-0 S BB		4-0 1B SF7 BB		0-0 1B	0-0 5-3	3 1 1 0 2 1 2
Chris Chambliss, L (1, 3) OBP: 0.342, SLG: 0.438		0-0 HR		0-3 K		0-0 1B 1B		0-0 F8		4 1 2 1 0 1 2
Terry Harper, R (1, 7) OBP: 0.338, SLG: 0.301		0-3 K		0-0 F8		0-0 SF7		0-3 K		3 0 0 1 0 2 1
Jerry Royster, R (1, 5) OBP: 0.345, SLG: 0.377		0-0 HBP 1B		0-0 F8		0-0 HBP 1B		0-0 E3		4 0 2 0 0 0 1
Glenn Hubbard, R (1, 4) OBP: 0.320, SLG: 0.350		1-0 G6-3 HBP 1B				1-0 CS 1B		0-0 F9		2 0 1 0 0 0 1
Matt Sinatro, R (1, 2) OBP: 0.183, SLG: 0.205		0-0 G6-3				0-0 F7		0-3 K		2 0 0 0 0 0 3
Biff Pocaroba, S (6, PH) OBP: 0.353, SLG: 0.387						0-0 F7				1 0 0 0 0 0 3
Larry Owen, R (7, 2) OBP: 0.333, SLG: 0.667		1-2f				1-2				1 0 0 0 0 1 1
Rick Camp, R (1, 1) OBP: 0.073, SLG: 0.051			0-0 5-3			4-0 1B BB				2 0 0 0 1 1 3
Bob Watson, R (9, PH) OBP: 0.326, SLG: 0.435										0 0 0 0 1 0 0
Brett Butler, L (9, PR) OBP: 0.291, SLG: 0.225									FC1-4 S BB	0 0 0 0 0 0 0

Inning Stats	R: 0 E: 0 K: 2 S: 7	H: 0 LOB: 0 BB: 0 P: 7	R: 1 E: 0 K: 1 S: 6	H: 2 LOB: 1 BB: 0 P: 7	R: 0 E: 0 K: 0 S: 3	H: 0 LOB: 0 BB: 0 P: 3	R: 0 E: 0 K: 1 S: 5	H: 0 LOB: 1 BB: 1 P: 9	R: 0 E: 0 K: 0 S: 4	H: 2 LOB: 2 BB: 1 P: 8	R: 1 E: 0 K: 1 S: 7	H: 2 LOB: 3 BB: 1 P: 12	R: 0 E: 0 K: 0 S: 4	H: 1 LOB: 1 BB: 0 P: 4	R: 0 E: 1 K: 2 S: 8	H: 0 LOB: 1 BB: 0 P: 8	R: 0 E: 0 K: 1 S: 5	H: 0 LOB: 2 BB: 1 P: 9	1B: 6 2B: 0 3B: 0 HR: 1	SF: 1 SAC: 0 DP: 1 HBP: 2
--------------	------------------------------	---------------------------------	------------------------------	---------------------------------	------------------------------	---------------------------------	------------------------------	---------------------------------	------------------------------	---------------------------------	------------------------------	----------------------------------	------------------------------	---------------------------------	------------------------------	---------------------------------	------------------------------	---------------------------------	----------------------------------	------------------------------------

BOTTOM

San Diego Padres @ Atlanta Braves
Atlanta-Fulton County Stadium, Atlanta, GA

Sun Sep 26 1982, 3:33 AM EDT
Att. 38,941 - Unknown

AB	32
R	2
H	7
RBI	2
BB	4
SO	8
LOB	22

WP: 0 PA: 39
PB: 0
SB: 3
CS: 1



PITCHER	IP	WLS	BF	H	R	ER	SO	BB	IBB	HBP	BLK	WP	HR	S	P	ERA	WHIP
Eric Show, R (1, 1) ERA: 2.6	5.1		25	6	2	2	4	3	0	2	0	0	1	28	42	3.38	1.688
Luis DeLeon, R (6, 1) ERA: 1.96	0.2		2	0	0	0	1	0	0	0	0	0	0	4	4	0.00	0.000
Gary Lucas, L (7, 1) ERA: 3.31	3.0	W	12	1	0	0	3	1	0	0	0	0	0	17	21	0.00	0.667

Batter	1	2	3	4	5	6	7	8	9	AB R H RBI BB SO LOB	TOP
Terry Puhl, L (1, 8) OBP: 0.329, SLG: 0.375	0-0 6-3		0-0 F8	0-0 F9			0-0 1B 4-3	0-3 K		5 0 1 0 0 1 4	Houston Astros @ San Diego Padres Jack Murphy Stadium, San Diego, CA Mon Sep 27 1982, 10:05 PM EDT Att. 9,021 - Unknown
Bill Doran, S (1, 4) OBP: 0.295, SLG: 0.320	0-0 L6		0-3 K			0-3 K	0-0 4-3	0-0 1B HR	5 1 1 0 0 2 1		
Ray Knight, R (1, 3) OBP: 0.349, SLG: 0.411	0-0 1B BB		0-0 1B			0-3 K	0-0 6-3	0-0 F8	5 1 2 0 0 1 2		
Phil Garner, R (1, 5) OBP: 0.314, SLG: 0.423	4-0 1B 1-2 BB		0-0 F9			0-0 P4	0-0 1B 2-H	0-0 1B HR	4 1 2 0 1 0 1		
Jose Cruz, L (1, 7) OBP: 0.340, SLG: 0.373	0-0 1B 1-3 2-H			0-0 1B 4-3 2B		0-0 L9	0-0 1B E	0-0 F9	5 2 3 1 0 0 2		
Alan Ashby, S (1, 2) OBP: 0.311, SLG: 0.419	0-3 K		0-0 4-3			0-0 HR	0-0 1B E FC1-2	0-0 1B HR 1-H 2-H	5 2 3 4 0 1 3		
Denny Walling, L (1, 9)		0-0 E6 G4-6-3		0-0 1B 2B 3-H		0-3 K	0-0 E3 FC1-2	4-0 BB BB	4 0 1 2 1 1 1		
Craig Reynolds, L (1, 6) OBP: 0.321, SLG: 0.347		0-0 G4-6-3		0-0 2B 1-3		0-0 1B	0-3 K	0-3 K	5 0 2 0 0 2 4		
Frank DiPino, L (1, 1) Vern Ruhle, R (5, 1) OBP: 0.196, SLG: 0.098		0-0 F8		0-0 4-3		0-3 K	0-0 FC1-2		2 0 0 0 0 0 2 2 0 0 0 0 1 3		
Inning Stats	R: 1 H: 2 E: 0 LOB: 2 K: 1 BB: 1 S: 7 P: 11	R: 0 H: 0 E: 1 LOB: 0 K: 0 BB: 0 S: 3 P: 3	R: 0 H: 1 E: 0 LOB: 1 K: 1 BB: 0 S: 6 P: 6	R: 1 H: 3 E: 0 LOB: 2 K: 0 BB: 0 S: 6 P: 6	R: 0 H: 0 E: 0 LOB: 0 K: 2 BB: 0 S: 7 P: 7	R: 1 H: 2 E: 0 LOB: 1 K: 2 BB: 0 S: 9 P: 9	R: 0 H: 2 E: 0 LOB: 2 K: 0 BB: 0 S: 4 P: 4	R: 1 H: 2 E: 1 LOB: 2 K: 2 BB: 0 S: 10 P: 10	R: 3 H: 3 E: 0 LOB: 1 K: 1 BB: 1 S: 8 P: 12	1B: 11 SF: 0 2B: 2 SAC: 0 3B: 0 DP: 1 HR: 2 HBP: 0	
PITCHER John Montefusco, R (1, 1) ERA: 3.92 Chris Welsh, L (8, 1) ERA: 4.91	IP WLS BF H R ER SO BB IBB HBP BLK WP HR S P ERA WHIP	7.0 0 31 10 3 3 6 1 0 0 0 0 1 42 46 3.86 1.571	2.0 L 13 5 4 4 3 1 0 0 0 0 0 1 18 22 18.00 3.000								

livebaseballscorecards.com

AB	42
R	7
H	15
RBI	7
BB	2
SO	9
LOB	23



Batter	1	2	3	4	5	6	7	8	9	AB	R	H	RBI	BB	SO	LOB
Alan Wiggins, S OBP: 0.298, SLG: 0.288 (1, 8)	0-0 5-3		0-0 4-3		0-0 4-3 S 1B		0-0 1-3			4	0	1	0	0	0	0
Gene Richards, L OBP: 0.332, SLG: 0.355 (1, 7)	0-0 2B			0-0 4-3	0-0 4-3 1-3			0-0 CS 1B		4	0	2	0	0	0	1
Juan Bonilla, R OBP: 0.333, SLG: 0.346 (1, 4)	0-3 K		0-3 K		0-0 4-3			0-0 F8 1-2		4	0	0	0	0	2	3
Terry Kennedy, L OBP: 0.332, SLG: 0.496 (1, 3)	0-0 F9			0-0 2B 1B		0-0 1B		0-0 FC6-4 1B		4	1	3	0	0	0	1
Luis Salazar, R OBP: 0.279, SLG: 0.342 (1, 5)		0-0 F7		0-0 1B 2B		0-0 F9		0-0 FC6-4 1-2f		4	1	1	1	0	0	2
Joe Pittman, R OBP: 0.300, SLG: 0.273 (1, 6)		0-0 F5		0-0 1B		0-3 K			0-0 1-3	4	0	1	1	0	1	1
George Hinshaw, R OBP: 0.400, SLG: 0.333 (1, 9)		4-0 PO BB		0-0 1B		0-3 K			0-0 FC6-4 1B	3	0	2	1	1	1	1
Ron Tingley, R OBP: 0.125, SLG: 0.125 (1, 2)		0-0 PO 1-2	0-3 K	0-0 P5		0-3 K			0-0 FC6-4 1-2f	4	0	0	0	0	2	2
John Montefusco, R OBP: 0.145, SLG: 0.103 (1, 1)			0-3 K		0-3 K		0-0 F7		0-0 4-3	2	0	0	0	0	2	0
Joe Lefebvre, L OBP: 0.267, SLG: 0.326 (7, PH)										1	0	0	0	0	0	0
Chris Welsh, L OBP: 0.311, SLG: 0.333 (8, 1)										0	0	0	0	0	0	0
Broderick Perkins, L OBP: 0.327, SLG: 0.342 (9, PH)										1	0	0	0	0	0	1

Inning Stats	R: 0	H: 1	E: 0	K: 1	S: 6	H: 0	LOB: 1	BB: 0	P: 6	R: 0	H: 0	E: 0	K: 2	S: 7	H: 0	LOB: 0	BB: 1	P: 6	R: 3	H: 4	E: 0	K: 1	S: 9	H: 1	LOB: 1	BB: 0	P: 6	R: 0	H: 1	E: 0	K: 2	S: 8	H: 0	LOB: 0	BB: 0	P: 5	R: 0	H: 2	E: 0	K: 0	S: 4	H: 1	LOB: 1	BB: 0	P: 4	R: 0	H: 1	E: 0	K: 0	S: 4	1B: 8	SF: 0	2B: 2	SAC: 0	3B: 0	DP: 0	HR: 0	HBP: 0	WP: 0	PA: 37
PITCHER	IP	WLS	BF	H	R	ER	SO	BB	IBB	HBP	BLK	WP	HR	S	P	ERA	WHIP																																											
Frank DiPino, L ERA: 6.85 (1, 1)	4.0		17	5	3	3	4	1	0	0	0	0	0	24	28	6.75	1.500																																											
Vern Ruhle, R ERA: 4.01 (5, 1)	5.0	W	19	5	0	0	4	0	0	0	0	0	0	27	27	0.00	1.000																																											

BOTTOM

Houston Astros @ San Diego Padres
Jack Murphy Stadium, San Diego, CA

Mon Sep 27 1982, 10:05 PM EDT
 Att. 9,021 - Unknown

livebaseballscorecards.com

AB	35
R	2
H	10
RBI	3
BB	1
SO	8
LOB	12

Batter	1	2	3	4	5	6	7	8	9	AB R H RBI BB SO LOB	TOP
Scott Loucks, R (1, 8) OBP: 0.244, SLG: 0.256	0-3 		0-3 			4-0 		0-3 		3 0 0 0 1 3 1	
Bill Doran, S (1, 4) OBP: 0.293, SLG: 0.308	0-0 			0-0 		4-0 		0-0 		3 0 0 0 1 0 0	
Ray Knight, R (1, 3) OBP: 0.347, SLG: 0.408	0-0 			0-0 		0-0 		0-0 		4 0 0 0 0 0 3	
Phil Garner, R (1, 5) OBP: 0.315, SLG: 0.423		0-0 		4-0 		0-0 			0-0 	3 0 1 0 1 0 2	
Tim Tolman, R (1, 7) OBP: 0.350, SLG: 0.313		0-0 		0-0 			0-0 		0-3 	4 0 0 0 0 1 2	
Alan Knicely, R (1, 2) OBP: 0.276, SLG: 0.254		0-0 			0-0 		0-0 		0-3 	4 0 2 0 0 1 1	
Tony Scott, S (1, 9) OBP: 0.263, SLG: 0.292			0-0 		0-0 		0-0 		0-0 	4 0 1 0 0 0 3	
Kiko Garcia, R (1, 6) OBP: 0.241, SLG: 0.316			0-0 		0-0 		0-0 			3 0 1 0 0 0 1	
Bob Knepper, L (1, 1) OBP: 0.125, SLG: 0.077			0-0 		0-0 		0-0 			2 0 0 0 0 0 2	
Inning Stats	R: 0 H: 0 E: 0 LOB: 0 K: 1 BB: 0 S: 5 P: 5	R: 0 H: 0 E: 0 LOB: 0 K: 0 BB: 0 S: 3 P: 3	R: 0 H: 1 E: 0 LOB: 1 K: 1 BB: 0 S: 6 P: 6	R: 0 H: 0 E: 0 LOB: 1 K: 0 BB: 1 S: 3 P: 7	R: 0 H: 1 E: 0 LOB: 0 K: 0 BB: 0 S: 3 P: 3	R: 0 H: 0 E: 0 LOB: 2 K: 0 BB: 2 S: 3 P: 11	R: 0 H: 2 E: 0 LOB: 2 K: 0 BB: 0 S: 5 P: 5	R: 0 H: 0 E: 1 LOB: 0 K: 1 BB: 0 S: 5 P: 5	R: 0 H: 1 E: 0 LOB: 1 K: 2 BB: 0 S: 8 P: 8	1B: 5 SF: 0 2B: 0 SAC: 1 3B: 0 DP: 1 HR: 0 HBP: 0	WP: 0 PA: 34 PB: 0 SB: 2 CS: 1
PITCHER Tim Lollar, L (1, 1) ERA: 3.17 Luis DeLeon, R (8, 1) ERA: 1.92	IP WLS BF H R ER SO BB IBB HBP BLK WP HR S P ERA WHIP 7.0 W 27 4 0 0 2 3 0 0 0 0 0 0 28 40 0.00 1.000										

Houston Astros @ San Diego Padres
 Jack Murphy Stadium, San Diego, CA
 Tue Sep 28 1982, 10:05 PM EDT
 Att. 4,615 - Unknown

livebaseballscorecards.com

AB	30
R	0
H	5
RBI	0
BB	3
SO	5
LOB	15



Batter	1	2	3	4	5	6	7	8	9	10	AB R H RBI BB SO LOB
Alan Wiggins, S OBP: 0.295, SLG: 0.283 (1, 8) (9, 7)	0-0 B1-3		0-3 K		0-0 4-3			0-3 K		0-0 S 1B	5 1 1 0 0 2 0
Gene Richards, L OBP: 0.336, SLG: 0.364 George Hinshaw, R OBP: 0.467, SLG: 0.333 (1, 7) (9, 9)	0-0 S 1B		0-0 1B			0-0 SH5-3 1B		0-0 1B 3B		4-0 1B IBB	4 1 4 0 0 0 0 0 0 0 0 1 0 0
Tony Gwynn, L OBP: 0.335, SLG: 0.380 Dave Edwards, R OBP: 0.200, SLG: 0.278 Rick Lancellotti, L OBP: 0.225, SLG: 0.237 (1, 9) (9, 8) (10, PH)	0-3 K 1-2		0-0 4-3		0-0 4-3	0-0 SH5-3 1-2		0-0 S 1B		0-3 K	3 0 1 1 0 1 2 0 0 0 0 0 0 0 1 0 0 0 0 1 3
Terry Kennedy, L OBP: 0.332, SLG: 0.493 (1, 3)	0-0 4-3			0-0 P4		0-3 K		0-0 1B		0-0 1B	5 0 2 2 0 1 2
Joe Lefebvre, L OBP: 0.291, SLG: 0.329 (1, 5)		0-0 F7		0-0 1B 1B		0-0 1B		0-3 K			4 0 2 0 0 1 1
Luis Salazar, R OBP: 0.278, SLG: 0.340 (1, 6)		0-3 K		0-0 G6-4-3 1B		0-0 1B		0-0 F8		0-3 K	4 0 1 0 0 2 0
Tim Flannery, L OBP: 0.318, SLG: 0.326 (1, 4)		0-0 1B		0-0 G6-4-3 1-2		0-0 F5		0-0 F7		0-0 F7	4 0 1 0 0 0 2
Ron Tingley, R OBP: 0.143, SLG: 0.143 (1, 2)		0-0 P4		0-0 1-3		0-0 1B		0-0 F8		0-0 F8	4 0 1 0 0 0 1
Dave Dravecky, R OBP: 0.174, SLG: 0.136 Luis DeLeon, R OBP: 0.167, SLG: 0.182 Broderick Perkins, L OBP: 0.328, SLG: 0.343 Joe Pittman, R OBP: 0.299, SLG: 0.272 (1, 1) (9, 1) (10, PH) (10, PR)		0-0 5-3		0-3 K		0-3 K		0-0 F3		0-0 S 1B 1B	3 0 0 0 0 1 1 0 0 0 0 0 0 0 1 0 1 0 0 0 0 0 1 0 0 0 0 0

Inning Stats	R: 0	H: 1	E: 0	K: 1	S: 6	P: 6	R: 0	H: 1	E: 0	K: 1	S: 6	P: 6	R: 0	H: 1	E: 0	K: 1	S: 6	P: 6	R: 0	H: 2	E: 0	K: 0	S: 4	P: 4	R: 0	H: 0	E: 0	K: 1	S: 5	P: 5	R: 0	H: 2	E: 0	K: 1	S: 6	P: 6	R: 0	H: 1	E: 0	K: 0	S: 4	P: 4	R: 1	H: 3	E: 0	K: 2	S: 9	P: 9	R: 0	H: 0	E: 0	K: 1	S: 5	P: 5	R: 2	H: 3	E: 0	K: 1	S: 6	P: 10	1B: 13	SF: 0	2B: 0	SAC: 1	3B: 1	DP: 1	HR: 0	HBP: 0	WP: 0	PA: 40
--------------	------	------	------	------	------	------	------	------	------	------	------	------	------	------	------	------	------	------	------	------	------	------	------	------	------	------	------	------	------	------	------	------	------	------	------	------	------	------	------	------	------	------	------	------	------	------	------	------	------	------	------	------	------	------	------	------	------	------	------	-------	--------	-------	-------	--------	-------	-------	-------	--------	-------	--------

PITCHER	IP	WLS	BF	H	R	ER	SO	BB	IBB	HBP	BLK	WP	HR	S	P	ERA	WHIP
Bruce Berenyi, R ERA: 3.36 (1, 1)	7.1		30	10	1	1	6	0	0	0	0	0	0	42	42	1.23	1.364
Joe Price, L ERA: 2.86 (8, 1)	1.2		5	1	0	0	2	0	0	0	0	0	0	9	9	0.00	0.600
Brad Lesley, R ERA: 2.65 (10, 1)	0.1	L	5	3	2	2	1	0	1	0	0	0	0	6	10	54.00	9.000

BOTTOM

Cincinnati Reds @ San Diego Padres
Jack Murphy Stadium, San Diego, CA
Wed Sep 29 1982, 10:05 PM EDT
Att. 4,931 - Unknown

livebaseballscorecards.com

AB	38
R	3
H	14
RBI	3
BB	1
SO	9
LOB	12



Batter	1	2	3	4	5	6	7	8	9	AB R H RBI BB SO LOB	TOP																										
Gary Redus, R (1, 7) OBP: 0.250, SLG: 0.352	0-3 K	0-3 K			0-0 F8	0-3 K		0-0 1-3		5 0 0 0 0 3 3																											
Tom Lawless, R (1, 4) OBP: 0.241, SLG: 0.235	0-0 5-3		0-0 F8		4-0 SF7 E S BB	0-0 G3		0-3 K		4 1 0 0 1 1 1																											
Wayne Krenchicki, L (1, 5) OBP: 0.324, SLG: 0.358 Rafael Landestoy, S (9, 5) OBP: 0.265, SLG: 0.260	0-0 2B		0-0 L3		0-0 SF7 1-H		0-0 HR 1B		0-0 F5	4 1 2 1 0 0 0 0 0 0 0 0 0 0																											
Dan Driessen, L (1, 3) OBP: 0.366, SLG: 0.421	4-0 BB		0-0 F9		0-0 1B 2B		0-0 HR 1-H		0-0 1-3	4 2 2 2 1 0 0																											
Paul Householder, S (1, 8) OBP: 0.264, SLG: 0.328	0-3 K			0-0 3-1	0-0 S 1B 2-H		0-0 4-3		0-3 K	5 0 1 1 0 2 2																											
Duane Walker, L (1, 9) OBP: 0.297, SLG: 0.325		0-0 4-3		0-0 HR	0-0 F8 1-2		4-0 BB			3 1 1 1 1 0 1																											
Ron Oester, S (1, 6) OBP: 0.307, SLG: 0.364		0-0 SH2-4 1B		0-0 3-1 2B		0-0 HR	0-0 F8			4 1 3 1 0 0 1																											
Dave Vangorder, R (1, 2) OBP: 0.273, SLG: 0.233		0-0 SH2-4 1B		0-0 3-1 2-3		4-0 SH3-4 BB	0-3 K			3 0 1 0 1 1 2																											
Bill Scherrer, L (1, 1) OBP: 0.667, SLG: 0.500 Greg Harris, S (5, 1) OBP: 0.211, SLG: 0.167 Charlie Leibrandt, R (5, 1) OBP: 0.115, SLG: 0.080 Ben Hayes, R (8, 1)		0-0 SH2-4		0-0 6-3		0-0 SH3-4 1-2		0-0 4-3		1 0 0 0 0 0 1 0 0 0 0 0 0 0 1 0 0 0 0 0 0 0 0 0 0 0 0 0																											
Inning Stats	R: 0 E: 0 K: 2 S: 8	H: 1 LOB: 2 BB: 1 P: 12	R: 0 E: 0 K: 1 S: 7	H: 2 LOB: 2 BB: 0 P: 7	R: 0 E: 0 K: 0 S: 3	H: 0 LOB: 0 BB: 0 P: 3	R: 1 E: 0 K: 0 S: 5	H: 2 LOB: 1 BB: 0 P: 5	R: 2 E: 0 K: 0 S: 5	H: 2 LOB: 1 BB: 1 P: 9	R: 1 E: 0 K: 1 S: 6	H: 1 LOB: 1 BB: 1 P: 10	R: 2 E: 0 K: 1 S: 7	H: 2 LOB: 1 BB: 1 P: 11	R: 0 E: 0 K: 1 S: 5	H: 0 LOB: 0 BB: 0 P: 5	R: 0 E: 0 K: 1 S: 5	H: 0 LOB: 0 BB: 0 P: 5	1B: 4 2B: 3 3B: 0 HR: 3	SF: 1 SAC: 2 DP: 0 HBP: 0	WP: 0 PB: 0 SB: 2 CS: 0	PA: 41															
PITCHER	IP WLS BF H R ER SO BB IBB HBP BLK WP HR S P ERA WHIP																																				
Andy Hawkins, R (1, 1) ERA: 4.1	5.0		24	7	3	3	3	2	0	0	0	0	1	28	36	5.40	1.800																				
Floyd Chiffer, R (6, 1) ERA: 2.99	2.0	L	11	3	3	3	2	2	0	0	0	0	2	13	21	13.50	2.500																				
Gary Lucas, L (8, 1) ERA: 3.24	2.0		6	0	0	0	2	0	0	0	0	0	0	10	10	0.00	0.000																				

Cincinnati Reds @ San Diego Padres
 Jack Murphy Stadium, San Diego, CA
 Thu Sep 30 1982, 6:33 AM EDT
 Att. 6,886 - Unknown

livebaseballscorecards.com

AB	34
R	6
H	10
RBI	6
BB	4
SO	7
LOB	11



Batter	1	2	3	4	5	6	7	8	9	AB R H RBI BB SO LOB	TOP									
Claudell Washington, L OBP: 0.331, SLG: 0.416 (1, 9)	0-0 P4			0-0 F5		0-0 1B		0-3 K		4 0 1 1 0 1 0										
Rafael Ramirez, R OBP: 0.318, SLG: 0.379 (1, 6)	4-0 CS BB			0-0 5-3		0-0 P6		0-0 F8		3 0 0 0 1 0 1										
Dale Murphy, R OBP: 0.375, SLG: 0.507 (1, 8)	0-3 K 1-2			0-0 6-3			0-3 K		0-0 2B 1B	4 1 1 0 0 2 1										
Chris Chambliss, L OBP: 0.338, SLG: 0.434 (1, 3)		0-0 F8		0-0 5-3		0-0 E9 FC6-5 1B		0-3 K 1-2		4 0 1 0 0 1 1										
Terry Harper, R OBP: 0.346, SLG: 0.329 (1, 7)		0-0 P6		0-0 P6		0-0 FC6-5 2-3		0-3 K		4 0 0 0 0 1 2										
Jerry Royster, R OBP: 0.352, SLG: 0.386 (1, 5)		0-0 F8		0-3 K		0-0 F9 1-2		0-0 2B 2-H		4 0 1 1 0 1 1										
Glenn Hubbard, R OBP: 0.324, SLG: 0.349 (1, 4)			0-0 F8		4-0 1B 4-3 BB		4-0 SH3-4 HR BB	0-0 5-3		2 2 0 0 2 0 1	AB 30 R 4 H 5 RBI 4 BB 3 SO 6 LOB 9									
Bruce Benedict, R OBP: 0.317, SLG: 0.307 (1, 2)			0-0 P4		0-0 4-3 1-2		0-0 SH3-4 1-2			2 0 0 0 0 0 1										
Phil Niekro, R OBP: 0.193, SLG: 0.276 (1, 1)			0-0 5-3		0-0 P5		0-0 HR 2-H			3 1 1 2 0 0 1										
Inning Stats	R: 0 E: 0 K: 1 S: 4	H: 0 LOB: 0 BB: 1 P: 8	R: 0 E: 0 K: 0 S: 3	H: 0 LOB: 0 BB: 0 P: 3	R: 0 E: 0 K: 0 S: 3	H: 0 LOB: 0 BB: 0 P: 3	R: 0 E: 0 K: 1 S: 5	H: 0 LOB: 0 BB: 0 P: 5	R: 1 E: 0 K: 0 S: 4	H: 1 LOB: 1 BB: 1 P: 8	R: 0 E: 1 K: 1 S: 6	H: 1 LOB: 1 BB: 0 P: 6	R: 2 E: 0 K: 1 S: 6	H: 1 LOB: 0 BB: 1 P: 10	R: 1 E: 0 K: 2 S: 9	H: 2 LOB: 1 BB: 0 P: 9	1B: 3 2B: 1 3B: 0 HR: 1	SF: 0 SAC: 1 DP: 0 HBP: 0	WP: 0 PB: 0 SB: 2 CS: 1	PA: 34
PITCHER	IP WLS BF H R ER SO BB IBB HBP BLK WP HR S P ERA WHIP																			
Eric Show, R ERA: 2.64 (1, 1)	8.0 L 29 3 3 3 4 3 0 0 0 0 0 1 34 46 3.38 0.750																			
Luis DeLeon, R ERA: 2.04 (9, 1)	1.0 5 2 1 1 2 0 0 0 0 0 0 0 9 9 9.00 2.000																			

Atlanta Braves @ San Diego Padres
 Jack Murphy Stadium, San Diego, CA
 Fri Oct 01 1982, 10:05 PM EDT
 Att. 14,050 - Unknown

livebaseballscorecards.com



Batter	1	2	3	4	5	6	7	8	9	AB R H RBI BB SO LOB	TOP									
Claudell Washington, L OBP: 0.330, SLG: 0.418 (1, 9)	0-0 3-1		0-0 SF9 3B		0-0 G3			0-0 1-3	0-0 FC6-4	5 1 1 0 0 0 2										
Rafael Ramirez, R OBP: 0.319, SLG: 0.381 (1, 6)	4-0 BB		0-0 SF9		0-0 F7			0-0 2B		2 0 1 1 1 0 0										
Dale Murphy, R OBP: 0.378, SLG: 0.508 (1, 8)	0-3 K		0-0 3-H 2B			4-0 BB FC7-2 BB		4-0 IBB		2 0 1 0 2 1 1										
Chris Chambliss, L OBP: 0.338, SLG: 0.438 (1, 3)	0-0 4-3		0-0 HR			0-0 6-3		0-0 6-3		4 1 1 1 0 0 4										
Terry Harper, R OBP: 0.344, SLG: 0.327 (1, 7)		0-0 SH1-3 1B	0-0 5-3			0-0 FC7-2			0-0 F8	4 1 1 0 0 0 1										
Jerry Royster, R OBP: 0.352, SLG: 0.385 (1, 5)		0-0 SH1-3		0-0 6-3			0-0 F9		0-0 F8 WP 1B	3 1 1 0 0 0 0										
Glenn Hubbard, R OBP: 0.323, SLG: 0.348 (1, 4)		0-0 3-H 1B		0-0 F9			0-0 5-3		0-0 F8	4 0 1 1 0 0 1										
Bruce Benedict, R OBP: 0.316, SLG: 0.305 (1, 2)		0-3 K		0-0 5-3			0-0 F7		4-0 1B IBB	3 0 0 0 1 1 1										
Pascual Perez, R OBP: 0.286, SLG: 0.278 (1, 1)		0-3 K			0-0 F9			0-0 5-3	0-0 FC6-4 1B	2 0 0 0 0 1 1										
Steve Bedrosian, R OBP: 0.074, SLG: 0.038 (6, 1)										1 0 0 0 0 0 0										
Bob Watson, R OBP: 0.331, SLG: 0.426 (9, PH)										1 0 1 1 0 0 0										
Albert Hall, S (9, PR)										0 0 0 0 0 0 0										
Gene Garber, R OBP: 0.235, SLG: 0.133 (9, 1)										0 0 0 0 0 0 0										
Inning Stats	R: 0 E: 0 K: 1 S: 5	H: 0 LOB: 1 BB: 1 P: 9	R: 1 E: 0 K: 2 S: 9	H: 2 LOB: 1 BB: 0 P: 9	R: 2 E: 0 K: 0 S: 5	H: 3 LOB: 0 BB: 0 P: 5	R: 0 E: 0 K: 0 S: 3	H: 0 LOB: 0 BB: 0 P: 3	R: 0 E: 0 K: 0 S: 2	H: 0 LOB: 0 BB: 1 P: 6	R: 0 E: 0 K: 0 S: 3	H: 0 LOB: 0 BB: 0 P: 3	R: 0 E: 0 K: 0 S: 4	H: 1 LOB: 2 BB: 1 P: 8	R: 1 E: 0 K: 0 S: 5	H: 2 LOB: 2 BB: 1 P: 9	1B: 4 2B: 3 3B: 1 HR: 1	SF: 1 SAC: 1 DP: 1 HBP: 0	WP: 1 PB: 0 SB: 3 CS: 0	PA: 37
PITCHER	IP WLS BF H R ER SO BB IBB HBP BLK WP HR S P ERA WHIP																			
John Montefusco, R ERA: 4.0 (1, 1)	3.0 L 14 5 3 3 3 1 0 0 0 0 1 19 23 9.00 2.000																			
Mike Griffin, R ERA: 3.48 (4, 1)	2.0 6 0 0 0 0 0 0 0 0 0 0 6 6 0.00 0.000																			
Floyd Chiffer, R ERA: 2.95 (6, 1)	1.0 3 0 0 0 0 1 0 0 0 0 0 2 6 0.00 1.000																			
Gary Lucas, L ERA: 3.24 (7, 1)	3.0 14 3 1 1 0 0 2 0 0 1 0 12 20 3.00 1.000																			

Atlanta Braves @ San Diego Padres
Jack Murphy Stadium, San Diego, CA

Sat Oct 02 1982, 10:05 PM EDT
Att: 43,077 - Unknown

livebaseballscorecards.com

AB 31
R 4
H 8
RBI 4
BB 4
SO 3
LOB 11



Batter	1	2	3	4	5	6	7	8	9	AB	R	H	RBI	BB	SO	LOB
Alan Wiggins, S (1, 8) OBP: 0.295, SLG: 0.296 Garry Templeton, S (9, PH) OBP: 0.279, SLG: 0.352	0-0 6-3		0-0 F8		0-0 4-3		0-3 K		0-0 FC4	4	0	0	0	0	1	0
Juan Bonilla, R (1, 4) OBP: 0.332, SLG: 0.343	0-0 FC5-4 1B		0-0 FC4-6 1B		0-0 1B 1B		0-0 6-3			4	0	3	0	0	0	0
Gene Richards, L (1, 7) OBP: 0.334, SLG: 0.360	0-0 FC5-4 1B		0-0 FC4-6		0-0 1-3 1B		0-0 6-3			4	0	1	0	0	0	2
Terry Kennedy, L (1, 3) OBP: 0.328, SLG: 0.486	0-0 1-2 1B			0-3 K	0-3 K			0-0 P6		4	0	1	0	0	2	2
Tony Gwynn, L (1, 9) OBP: 0.337, SLG: 0.390	0-0 4-3			0-0 P5		0-0 1B FC6-4 2B		0-3 K		4	1	1	0	0	1	2
Joe Lefebvre, L (1, 5) OBP: 0.292, SLG: 0.326 (7, 2)		0-0 6-3		0-0 3B 1B		0-0 P6		0-0 F9		4	1	1	0	0	0	1
Tim Flannery, L (1, 6) OBP: 0.316, SLG: 0.330 (7, 5)		0-0 F7		0-0 1-H 3B		0-0 FC6-4 1B		0-0 1-3		4	0	2	1	0	0	0
Ron Tingley, R (1, 2) OBP: 0.100, SLG: 0.100 Broderick Perkins, L (6, PH) OBP: 0.325, SLG: 0.340 Luis Salazar, R (7, 6) OBP: 0.274, SLG: 0.336		0-3 K		0-0 F2		0-0 FC6-4		0-0 F9		2	0	0	0	0	1	1
John Montefusco, R (1, 1) OBP: 0.145, SLG: 0.103 Rick Lancelotti, L (3, PH) OBP: 0.220, SLG: 0.231 Mike Griffin, R (4, 1) OBP: 0.196, SLG: 0.273 Dave Edwards, R (5, PH) OBP: 0.196, SLG: 0.273 Floyd Chiffer, R (6, 1) OBP: 0.373, SLG: 0.425 Ruppert Jones, L (6, PH) OBP: 0.373, SLG: 0.425 Gary Lucas, L (7, 1) OBP: 0.333, SLG: 0.325 Kurt Bevacqua, R (9, PH) OBP: 0.333, SLG: 0.325		0-0 F5		0-0 P6		0-0 F7		0-0 FC4 1B		0	0	0	0	0	0	0

Inning Stats	R: 0	H: 2	E: 0	LOB: 2	K: 0	BB: 0	S: 5	R: 0	H: 0	E: 0	LOB: 0	K: 1	BB: 0	S: 5	R: 0	H: 1	E: 0	LOB: 1	K: 0	BB: 0	S: 4	R: 1	H: 2	E: 0	LOB: 1	K: 1	BB: 0	S: 7	R: 0	H: 2	E: 0	LOB: 2	K: 1	BB: 0	S: 7	R: 1	H: 2	E: 0	LOB: 1	K: 0	BB: 0	S: 5	R: 0	H: 0	E: 0	LOB: 0	K: 1	BB: 0	S: 5	R: 0	H: 0	E: 0	LOB: 0	K: 1	BB: 0	S: 5	R: 0	H: 1	E: 0	LOB: 1	K: 0	BB: 0	S: 4	R: 0	H: 1	E: 0	LOB: 1	K: 0	BB: 0	S: 4	1B: 8	SF: 0	2B: 1	SAC: 0	3B: 1	DP: 0	HR: 0	HBP: 0	WP: 0	PA: 37
--------------	------	------	------	--------	------	-------	------	------	------	------	--------	------	-------	------	------	------	------	--------	------	-------	------	------	------	------	--------	------	-------	------	------	------	------	--------	------	-------	------	------	------	------	--------	------	-------	------	------	------	------	--------	------	-------	------	------	------	------	--------	------	-------	------	------	------	------	--------	------	-------	------	------	------	------	--------	------	-------	------	-------	-------	-------	--------	-------	-------	-------	--------	-------	--------

PITCHER	IP	WLS	BF	H	R	ER	SO	BB	IBB	HBP	BLK	WP	HR	S	P	ERA	WHIP
Pascual Perez, R (1, 1) ERA: 3.06	5.0	W	23	8	2	2	3	0	0	0	0	0	0	29	29	3.60	1.600
Steve Bedrosian, R (6, 1) ERA: 2.42	3.0		10	1	0	0	2	0	0	0	0	0	0	14	14	0.00	0.333
Gene Garber, R (9, 1) ERA: 2.34	1.0	S	4	1	0	0	0	0	0	0	0	0	0	4	4	0.00	1.000

BOTTOM

Atlanta Braves @ San Diego Padres
Jack Murphy Stadium, San Diego, CA

Sat Oct 02 1982, 10:05 PM EDT
Att. 43,077 - Unknown

livebaseballscorecards.com

AB	37
R	2
H	10
RBI	2
BB	0
SO	5
LOB	11



Batter	1	2	3	4	5	6	7	8	9	AB R H RBI BB SO LOB	TOP											
Claudell Washington, L (1, 9) OBP: 0.330, SLG: 0.416	0-3 K		0-3 K			4-0 BB	0-3 K			3 0 0 0 1 3 3												
Rafael Ramirez, R (1, 6) OBP: 0.319, SLG: 0.379	0-3 K			0-0 F7		4-0 BB		0-3 K2-3		3 0 0 0 1 2 0												
Dale Murphy, R (1, 8) OBP: 0.378, SLG: 0.507	4-0 BLK BB			0-0 P4		0-0 P3		4-0 BB		2 0 0 0 2 0 2												
Bob Watson, R (1, 3) Chris Chambliss, L (6, PH) OBP: 0.337, SLG: 0.436	0-3 K			0-0 6-3		0-0 F8		0-0 G4-6-3		2 0 0 0 0 1 1 2 0 0 0 0 0 3												
Terry Harper, R (1, 7) OBP: 0.347, SLG: 0.347		0-0 5-3			0-0 HR		4-0 FC1-2 BB		0-0 1-3	3 1 1 1 1 0 0												
Jerry Royster, R (1, 5) OBP: 0.351, SLG: 0.383		0-0 L3			0-3 K		0-0 FC1-2 1B		0-0 F7	4 0 1 0 0 1 0												
Glenn Hubbard, R (1, 4) OBP: 0.324, SLG: 0.350		0-0 P4			0-0 4-3		0-0 FC1-2 1B		0-0 1B	4 0 2 0 0 0 0												
Bruce Benedict, R (1, 2) Ken Smith, L (7, PH) Rufino Linares, R (7, PH) Matt Sinatro, R (7, 2) OBP: 0.176, SLG: 0.198			0-0 F7		0-0 F8		0-0 FC1-2		0-0 F2	2 0 0 0 0 0 0 0 0 0 0 0 0 0 1 0 0 0 0 0 3 1 0 0 0 0 0 1												
Rick Camp, R (1, 1) Donnie Moore, L (6, PH) Paul Runge, R (6, 1) Rick Mahler, R (7, PH) Bob Horner, R (7, 1) Bob Walk, R (7, 1) OBP: 0.281, SLG: 0.196		0-3 K				0-0 F7		0-0 F9		1 0 0 0 0 0 1 0 0 0 0 0 0 0 0 0 1 0 0 0 0 0 0 0 0 0 0 0 0 0 0 0 1 0 0 0 0 0 0 3 0 0 0 0 0 0 0 0												
Inning Stats	R: 0 E: 0 K: 3 S: 9	H: 0 LOB: 1 BB: 1 P: 13	R: 0 E: 0 K: 0 S: 3	H: 0 LOB: 0 BB: 0 P: 3	R: 0 E: 0 K: 2 S: 7	H: 0 LOB: 0 BB: 0 P: 7	R: 0 E: 0 K: 0 S: 3	H: 0 LOB: 0 BB: 0 P: 3	R: 1 E: 0 K: 1 S: 6	H: 1 LOB: 0 BB: 0 P: 6	R: 0 E: 0 K: 0 S: 3	H: 0 LOB: 2 BB: 2 P: 11	R: 0 E: 0 K: 1 S: 7	H: 2 LOB: 3 BB: 1 P: 11	R: 0 E: 0 K: 1 S: 4	H: 0 LOB: 0 BB: 1 P: 8	R: 0 E: 0 K: 0 S: 4	H: 1 LOB: 1 BB: 0 P: 4	1B: 3 2B: 0 3B: 0 HR: 1	SF: 0 SAC: 0 DP: 1 HBP: 0	WP: 0 PB: 0 SB: 0 CS: 0	PA: 35
PITCHER	IP WLS BF H R ER SO BB IBB HBP BLK WP HR S P ERA WHIP																					
Tim Lollar, L (1, 1) ERA: 3.13	5.1 W 20 1 1 1 6 3 0 0 1 0 1 29 41 1.69 0.750																					
Luis DeLeon, R (6, 1) ERA: 2.03	0.2 5 2 0 0 0 1 0 0 0 0 0 4 8 0.00 4.500																					
Dave Dravecky, L (7, 1) ERA: 2.57	3.0 S 10 1 0 0 2 1 0 0 0 0 0 13 17 0.00 0.667																					

Atlanta Braves @ San Diego Padres
 Jack Murphy Stadium, San Diego, CA
 Sun Oct 03 1982, 6:33 AM EDT
 Att: 19,412 - Unknown

livebaseballscorecards.com

AB	30
R	1
H	4
RBI	1
BB	5
SO	8
LOB	16



Batter	1	2	3	4	5	6	7	8	9
Alan Wiggins, S OBP: 0.295, SLG: 0.303 (1, 8)	0-0 6-3		0-0 4-3		0-0 SF8 3B		0-0 F7		
Juan Bonilla, R OBP: 0.325, SLG: 0.335 (1, 4)	0-0 4-3			0-0 L8	0-0 4-3			0-0 P5	
Gene Richards, L OBP: 0.333, SLG: 0.359 (1, 7)	0-0 F8			0-3 K	0-0 SF8			4-0 CS BB	
Terry Kennedy, L OBP: 0.328, SLG: 0.486 (1, 2)		0-0 F5		0-0 2B	0-3 K			0-0 F8	
Joe Lefebvre, L OBP: 0.292, SLG: 0.326 (1, 5)		0-0 1-3 1B		0-0 3-1		0-0 G3		0-0 CS	
Tony Gwynn, L OBP: 0.337, SLG: 0.389 (1, 9)		0-0 1-3			0-0 1B BB 1B	0-0 F8			
Broderick Perkins, L OBP: 0.325, SLG: 0.340 (1, 3)		0-0 F7			0-0 BB 1B 3B 1B	0-0 F9			
Tim Flannery, L OBP: 0.317, SLG: 0.330 (1, 6)			0-0 4-3		0-0 BB 3B 1B		0-0 3-1		
Tim Lollar, L OBP: 0.289, SLG: 0.388 (1, 1)			0-0 F9		4-0 BB 3B BB		0-0 P5		
Luis DeLeon, R OBP: 0.167, SLG: 0.182 (6, 1)					1-2 2-3 3B BB				
Dave Dravecky, R OBP: 0.167, SLG: 0.130 (7, 1)									

Inning Stats	R: 0	H: 0	E: 0	K: 0	S: 3	L: 0	LOB: 0	BB: 0	P: 3	R: 0	H: 1	E: 0	K: 0	S: 4	L: 0	LOB: 1	BB: 0	P: 4	R: 0	H: 0	E: 0	K: 0	S: 3	R: 5	H: 4	E: 0	K: 1	S: 9	R: 0	H: 0	E: 0	K: 0	S: 3	R: 0	H: 0	E: 0	K: 0	S: 2	R: 0	H: 0	E: 0	K: 0	S: 6
	0	0	0	0	3	0	0	0	3	0	1	0	0	4	0	1	0	0	4	0	0	0	6	5	4	0	1	9	0	0	0	0	3	0	0	0	2	0	0	0	0	6	

PITCHER	IP	WLS	BF	H	R	ER	SO	BB	IBB	HBP	BLK	WP	HR	S	P	ERA	WHIP
Rick Camp, R ERA: 3.65 (1, 1)	4.0	L	19	6	5	5	1	1	0	0	0	0	0	20	24	11.25	1.750
Donnie Moore, R ERA: 4.23 (5, 1)	1.0		3	0	0	0	1	0	0	0	0	0	0	5	5	0.00	0.000
Rick Mahler, R ERA: 4.21 (6, 1)	1.0		3	0	0	0	0	0	0	0	0	0	0	3	3	0.00	0.000
Bob Walk, R ERA: 4.87 (7, 1)	2.0		6	0	0	0	0	1	0	0	0	0	0	5	9	0.00	0.500

BOTTOM

AB R H RBI BB SO LOB

4 1 1 3 0 0 0

4 0 0 0 0 0 1

2 0 0 1 1 1 0

4 0 1 0 0 1 1

3 0 1 0 0 0 1

3 1 1 0 0 0 1

3 1 1 0 0 0 1

3 1 1 0 0 0 0

1 1 0 1 1 0 0

0 0 0 0 0 0 0

1 0 0 0 0 0 0

1B: 4 SF: 1 WP: 0 PA: 32
 2B: 1 SAC: 0 PB: 0
 3B: 1 DP: 0 SB: 0
 HR: 0 HBP: 0 CS: 1

Atlanta Braves @ San Diego Padres
Jack Murphy Stadium, San Diego, CA

Sun Oct 03 1982, 6:33 AM EDT
 Att. 19,412 - Unknown

livebaseballscorecards.com

AB 28
R 5
H 6
RBI 5
BB 2
SO 2
LOB 5

