



# San Diego Padres - 1982

Batter	1	2	3	4	5	6	7	8	9	AB	R	H	RBI	BB	SO	LOB	TOP			
Brett Butler, L (1,8)	0-0 4-3		0-0 4-3		4-0 2B BB		4-0 WP SH3 BB		0-0 5-3	3	1	0	0	2	0	1	<b>Atlanta Braves @ San Diego Padres</b> Jack Murphy Stadium, San Diego, CA Tue Apr 06 1982, 9:05 PM EST Att: 30,188 - Unknown  <b>AB 29</b> <b>R 1</b> <b>H 4</b> <b>RBI 1</b> <b>BB 8</b> <b>SO 6</b> <b>LOB 17</b> 			
Glenn Hubbard, R (1,4) OBP: 0.500, SLG: 0.667	0-3 K		4-0 BB		0-0 PB 1-H 2B		0-0 SH3		0-0 F3	3	0	1	1	1	1	1				
Claudell Washington, L (1,9)	0-0 4-3		0-0 F7		0-0 F7		4-0 G5-4-3 BB			3	0	0	0	1	0	2				
Bob Horner, R (1,5)		0-0 F8	0-0 F8		4-0 BB		0-0 G5-4-3			3	0	0	0	1	0	3				
Dale Murphy, R (1,7)		0-3 K		4-0 G3 S BB		0-3 K		0-0 P6		3	0	0	0	1	2	2				
Chris Chambliss, L (1,3) OBP: 0.250, SLG: 0.500		0-0 PB 2B		0-0 G3		0-0 4-3		0-0 F9		4	0	1	0	0	0	1				
Bruce Benedict, R (1,2)		4-0 BB BB		0-0 F5		0-0 5-3		0-0 F5		3	0	0	0	1	0	1				
Rafael Ramirez, R (1,6) OBP: 0.750, SLG: 1.333		4-0 BB		0-0 P1		0-0 3B		0-0 E4		3	0	2	0	1	0	1				
Rick Mahler, R (1,1)	0-3 K		0-0 F9		0-3 K		0-3 K		0-3 K	4	0	0	0	0	3	5				
<b>Inning Stats</b>	R: 0 E: 0 K: 1 S: 5	H: 0 LOB: 0 BB: 0 P: 5	R: 0 E: 0 K: 2 S: 8	H: 1 LOB: 3 BB: 2 P: 16	R: 0 E: 0 K: 0 S: 3	H: 0 LOB: 1 BB: 1 P: 7	R: 0 E: 0 K: 0 S: 3	H: 0 LOB: 1 BB: 1 P: 7	R: 1 E: 0 K: 1 S: 6	H: 1 LOB: 2 BB: 0 P: 14	R: 0 E: 0 K: 0 S: 2	H: 0 LOB: 1 BB: 2 P: 10	R: 0 E: 0 K: 0 S: 3	H: 0 LOB: 0 BB: 0 P: 3	R: 0 E: 1 K: 1 S: 6	H: 1 LOB: 1 BB: 0 P: 6	1B: 1 2B: 2 3B: 1 HR: 0	SF: 0 SAC: 1 DP: 1 HBP: 0	WP: 1 PB: 2 SB: 1 CS: 0	PA: 38
<b>PITCHER</b>	IP WLS BF H R ER SO BB IBB HBP BLK WP HR S P ERA WHIP																			
Juan Eichelberger, R (1,1) ERA: 1.42	6.1 L 30 3 1 1 5 8 0 0 0 0 1 0 32 64 1.42 1.737																			
Luis DeLeon, R (7,1) ERA:	1.2 4 0 0 0 0 0 0 0 0 0 0 0 4 4 0.00 0.000																			
Eric Show, R (9,1) ERA:	1.0 4 1 0 0 1 0 0 0 0 0 0 0 6 6 0.00 1.000																			

Batter	1	2	3	4	5	6	7	8	9	AB	R	H	RBI	BB	SO	LOB	BOTTOM			
Gene Richards, L (1,7)	0-3 K		0-0 4-3			0-0 3-1		0-3 K		4	0	0	0	0	2	1	<b>Atlanta Braves @ San Diego Padres</b> Jack Murphy Stadium, San Diego, CA Tue Apr 06 1982, 9:05 PM EST Att: 30,188 - Unknown  <b>AB 29</b> <b>R 0</b> <b>H 2</b> <b>RBI 0</b> <b>BB 3</b> <b>SO 7</b> <b>LOB 7</b> 			
Juan Bonilla, R (1,4)	0-0 6-3		0-0 F7		0-0 4-3		0-0 6-3		0-0 6-3	4	0	0	0	0	0	0				
Garry Templeton, S (1,6)	0-0 4-3		0-3 K		0-0 F7		0-0 1-3		0-0 1-3	4	0	0	0	0	1	0				
Ruppert Jones, L (1,8) OBP: 0.250, SLG: 0.500		0-0 6-3		0-3 K		0-0 1-3		0-0 2B		4	0	1	0	0	1	0				
Sixto Lezcano, R (1,9)		4-0 1B BB		0-0 F7		0-0 P5		0-3 K		3	0	0	0	1	1	1				
Terry Kennedy, L (1,2)		0-3 K		0-3 K		0-0 F7				3	0	0	0	0	2	1				
Luis Salazar, R (1,5) OBP: 0.333, SLG: 0.333		0-0 1B		0-0 6-3		0-0 6-3		0-0 F9		3	0	1	0	0	0	0				
Broderick Perkins, L (1,3)		4-0 IBB		0-0 6-3		0-0 6-3		4-0 BB		1	0	0	0	2	0	0				
Juan Eichelberger, R (1,1) Luis DeLeon, R (7,1) Randy Bass, L (8,PH) Eric Show, R (9,1)		0-0 G3		0-0 1-3		0-0 1-3		0-0 F6		2	0	0	0	0	0	3				
<b>Inning Stats</b>	R: 0 E: 0 K: 1 S: 5	H: 0 LOB: 0 BB: 0 P: 5	R: 0 E: 0 K: 1 S: 6	H: 1 LOB: 3 BB: 2 P: 14	R: 0 E: 0 K: 2 S: 7	H: 0 LOB: 0 BB: 0 P: 7	R: 0 E: 0 K: 0 S: 3	H: 0 LOB: 0 BB: 0 P: 3	R: 0 E: 0 K: 0 S: 3	H: 0 LOB: 0 BB: 0 P: 3	R: 0 E: 0 K: 0 S: 3	H: 0 LOB: 0 BB: 0 P: 3	R: 0 E: 0 K: 1 S: 5	H: 0 LOB: 1 BB: 1 P: 9	R: 0 E: 0 K: 1 S: 6	H: 1 LOB: 1 BB: 0 P: 6	1B: 1 2B: 1 3B: 0 HR: 0	SF: 0 SAC: 0 DP: 0 HBP: 0	WP: 0 PB: 0 SB: 0 CS: 0	PA: 32
<b>PITCHER</b>	IP WLS BF H R ER SO BB IBB HBP BLK WP HR S P ERA WHIP																			
Rick Mahler, R (1,1) ERA:	9.0 W 32 2 0 0 7 2 1 0 0 0 0 0 43 55 0.00 0.444																			



Batter	1	2	3	4	5	6	7	8	9	AB	R	H	RBI	BB	SO	LOB	TOP								
<b>Brett Butler, L</b> OBP: 0.600, SLG: 0.429 (1, 8)	0-0 CS 1B		0-0 S 1B		0-0 F5		4-0 FC4-6 BB		0-0 1B	4	1	3	2	1	0	0	<b>Atlanta Braves @ San Diego Padres</b> Jack Murphy Stadium, San Diego, CA Wed Apr 07 1982, 6:33 AM EST Att: 16,684 - Unknown								
<b>Glenn Hubbard, R</b> OBP: 0.333, SLG: 0.286 (1, 4)	0-0 F9		4-0 2H 1B 1B		0-0 6-3		0-0 FC4-6		0-0 F7	4	1	0	1	1	0	5									
<b>Claudell Washington, L</b> OBP: 0.222, SLG: 0.125 (1, 9)	0-0 6-3		0-0 1B 2B		0-0 F8		0-3 K		0-3 K	5	0	1	1	0	2	4									
<b>Bob Horner, R</b> (1, 5)		0-0 F8		0-3 K		0-0 F7		0-0 P5		4	0	0	0	0	1	2									
<b>Dale Murphy, R</b> OBP: 0.250, SLG: 1.000 (1, 7)		0-0 S 1B		0-0 1H 2B		0-0 HR		0-3 K		4	1	3	2	0	1	0									
<b>Chris Chambliss, L</b> OBP: 0.125, SLG: 0.250 (1, 3)	0-3 K		0-0 4-3		0-0 3-1		0-3 K			4	0	0	0	0	2	1									
<b>Bruce Benedict, R</b> OBP: 0.250, SLG: 0.286 (1, 2)	0-0 1-3		0-0 5-3				0-0 E6 BB 1B FC4-6		0-0 1B 2B	4	2	1	0	0	0	1									
<b>Rafael Ramirez, R</b> OBP: 0.625, SLG: 0.857 (1, 6)			0-0 SH3-4 1B		0-0 F7		0-0 F9		0-0 1B	4	1	2	0	0	0	1									
<b>Bob Walk, R</b> OBP: 0.500, SLG: 0.500 (1, 1)			0-0 SH3-4		0-0 4-3		0-0 FC4-6 BB		0-3 K	2	0	1	0	0	0	0									
<b>Rick Camp, R</b> (8, 1)										1	0	0	0	0	1	2									
<b>Gene Garber, R</b> (9, 1)										0	0	0	0	0	0	0									
<b>Inning Stats</b>	R: 0 E: 0 K: 0 S: 3	H: 1 LOB: 0 BB: 0 P: 3	R: 0 E: 0 K: 1 S: 6	H: 1 LOB: 1 BB: 0 P: 6	R: 3 E: 0 K: 1 S: 8	H: 4 LOB: 2 BB: 1 P: 12	R: 0 E: 0 K: 0 S: 3	H: 0 LOB: 0 BB: 0 P: 3	R: 0 E: 0 K: 0 S: 3	H: 0 LOB: 0 BB: 0 P: 3	R: 1 E: 0 K: 0 S: 4	H: 1 LOB: 0 BB: 0 P: 4	R: 1 E: 1 K: 1 S: 7	H: 1 LOB: 2 BB: 1 P: 11	R: 0 E: 0 K: 2 S: 7	H: 0 LOB: 0 BB: 0 P: 7	R: 1 E: 0 K: 2 S: 10	H: 3 LOB: 2 BB: 0 P: 10	1B: 8 2B: 2 3B: 0 HR: 1	SF: 0 SAC: 1 DP: 0 HBP: 0	WP: 0 PB: 0 SB: 2 CS: 1	PA: 39			
<b>PITCHER</b>	IP	WLS	BF	H	R	ER	SO	BB	IBB	HBP	BLK	WP	HR	S	P	ERA	WHIP								
<b>John Montefusco, R</b> ERA: 6.0 (1, 1)	6.0	L	24	7	4	4	2	1	0	0	0	0	0	14	18	6.00	1.333								
<b>Floyd Chiffer, R</b> ERA: 2.0 (7, 1)	2.0		9	1	1	0	3	1	0	0	0	0	0	6	6	27.00	9.000								
<b>Danny Boone, L</b> ERA: 27.0 (9, 1)	0.1		4	3	1	1	1	0	0	0	0	0	0	4	4	0.00	0.000								
<b>Luis DeLeon, R</b> ERA: (9, 1)	0.2		2	0	0	0	1	0	0	0	0	0	0	4	4	0.00	0.000								

Batter	1	2	3	4	5	6	7	8	9	AB	R	H	RBI	BB	SO	LOB	BOTTOM								
<b>Gene Richards, L</b> OBP: 0.333, SLG: 0.250 (1, 7)	4-0 3-1 S BB		0-0 G6-3			0-0 4-3		0-0 E BB G3-6-1 1B		4	1	2	2	1	0	1	<b>Atlanta Braves @ San Diego Padres</b> Jack Murphy Stadium, San Diego, CA Wed Apr 07 1982, 6:33 AM EST Att: 16,684 - Unknown								
<b>Juan Bonilla, R</b> OBP: 0.222, SLG: 0.125 (1, 4)	0-0 3-1		0-0 5-3			0-0 1B		4-0 G3-6-1 E BB		4	0	1	0	1	0	3									
<b>Garry Templeton, S</b> (1, 6)	0-0 FC5-2-6				0-0 1-3		0-0 G3		0-0 E1 G3-6-1	4	0	0	0	0	0	4									
<b>Ruppert Jones, L</b> OBP: 0.375, SLG: 0.429 (1, 8)	4-0 BB				0-0 G3		0-0 1B		0-0 G3-6-1	3	0	1	0	1	0	2									
<b>Sixto Lezcano, R</b> OBP: 0.143, SLG: 0.143 (1, 9)	0-0 F8				0-0 4-3		0-3 K		0-0 1-3	4	0	0	0	0	1	5									
<b>Danny Boone, L</b> (9, 1)										0	0	0	0	0	0	0									
<b>Luis DeLeon, R</b> (9, 1)										0	0	0	0	0	0	0									
<b>Terry Kennedy, L</b> OBP: 0.143, SLG: 0.143 (1, 2)		0-0 F7			0-0 4-3		0-0 F7		0-0 FC1-6 1B	4	0	1	0	0	0	1									
<b>Luis Salazar, R</b> OBP: 0.143, SLG: 0.143 (1, 5)		0-0 F7			0-0 4-3		0-0 5-3		0-0 FC1-6 1B	4	1	0	0	0	0	2									
<b>Broderick Perkins, L</b> (1, 3)										3	0	0	0	0	0	0									
<b>Dave Edwards, R</b> (8, PR) (9, 3)		0-0 1-3			0-0 G3				0-0 E3 1B	1	1	0	0	0	0	1									
<b>John Montefusco, R</b> OBP: 1.000, SLG: 1.000 (1, 1)									0-0 P5	1	0	1	0	0	0	0									
<b>Tim Flannery, L</b> (6, PH)									0-0 BB 1B	1	0	0	0	0	0	0									
<b>Floyd Chiffer, R</b> (7, 1)									0-0 1B	0	0	0	0	0	0	0									
<b>Joe Lefebvre, L</b> (8, PH) (9, 9)									0-0 1-3 1B	2	1	2	0	0	0	0									
<b>Inning Stats</b>	R: 0 E: 0 K: 0 S: 3	H: 0 LOB: 2 BB: 2 P: 11	R: 0 E: 0 K: 0 S: 3	H: 0 LOB: 0 BB: 0 P: 3	R: 0 E: 0 K: 0 S: 3	H: 1 LOB: 0 BB: 0 P: 3	R: 0 E: 0 K: 0 S: 3	H: 0 LOB: 0 BB: 0 P: 3	R: 0 E: 0 K: 0 S: 4	H: 1 LOB: 1 BB: 0 P: 4	R: 0 E: 0 K: 1 S: 6	H: 1 LOB: 1 BB: 0 P: 6	R: 3 E: 2 K: 0 S: 6	H: 2 LOB: 2 BB: 1 P: 10	R: 1 E: 0 K: 0 S: 6	H: 3 LOB: 3 BB: 0 P: 6	1B: 8 2B: 0 3B: 0 HR: 0	SF: 0 SAC: 0 DP: 2 HBP: 0	WP: 0 PB: 0 SB: 1 CS: 0	PA: 38					
<b>PITCHER</b>	IP	WLS	BF	H	R	ER	SO	BB	IBB	HBP	BLK	WP	HR	S	P	ERA	WHIP								
<b>Bob Walk, R</b> ERA: (1, 1)	7.0	W	28	5	3	0	1	2	0	0	0	0	0	28	36	0.00	1.000								
<b>Rick Camp, R</b> ERA: 5.4 (8, 1)	1.2		9	3	1	1	0	1	0	0	0	0	0	8	12	5.40	2.400								
<b>Gene Garber, R</b> ERA: (9, 1)	0.1	S	1	0	0	0	0	0	0	0	0	0	0	1	1	0.00	0.000								





Batter	1	2	3	4	5	6	7	8	9	AB	R	H	RBI	BB	SO	LOB	TOP																
Gene Richards, L (1, 7) OBP: 0.400, SLG: 0.333 Joe Lefebvre, L (1, FR) OBP: 0.667, SLG: 0.600	BB 1B		4-3 SH1-4 BB		4-3 SH 1B	3-1		FC4-6		1 0 1 0 0 0 3 0 1 1 1 0 2							<b>San Diego Padres @ Los Angeles Dodgers</b> Dodger Stadium, Los Angeles, CA Fri Apr 09 1982, 6:05 PM PST Att: 37,965 - Unknown																
Juan Bonilla, R (1, 4) OBP: 0.250, SLG: 0.100	BB		SH1-4		SH 4-3		6-3	F8		2 0 0 0 1 0 1																							
Garry Templeton, S (1, 6)	F8		4-3		K		4-3		E6 4-3 1B	5 1 0 1 0 1 6																							
Ruppert Jones, L (1, 8) OBP: 0.308, SLG: 0.273	F8		6-3		4-3		2B BB		4-3	4 1 0 1 1 0 6																							
Sixto Lezcano, R (1, 9) OBP: 0.308, SLG: 0.364	1-3			1B 2B	F7		2B		1B IBB	4 1 2 1 1 0 4																							
Terry Kennedy, L (1, 2) OBP: 0.250, SLG: 0.182		5-3		P4		1-3 SH1-3 BB	4-3		1B	4 1 1 1 1 0 2																							
Luis Salazar, R (1, 5) OBP: 0.250, SLG: 0.250		K		6-3		SH1-3 1-2 1B		4-3 S FC4-6 1B	F3	5 1 2 0 0 1 3																							
Randy Bass, L (1, 3) OBP: 0.167, SLG: 0.167	1-3			1B		1-3		4-3	F8	5 0 1 1 0 0 5																							
Tim Lollar, L (1, 1) OBP: 1.000, SLG: 1.000 Floyd Chiffer, R (6, PH) Kurt Bevacqua, R (8, PH) Gary Lucas, L (8, 1)			SH1-4 BB 4-3 1B		SH 4-3 1B	SH1-3 2-3 3-H		FC4-6 IBB		2 2 2 1 0 0 0 0 0 0 0 0 0 0 0 0 0 0 1 0 0 0 0 0 0 0 0 0																							
<b>Inning Stats</b>	R: 0 E: 0 K: 0 S: 4	H: 1 LOB: 2 BB: 1 P: 8	R: 0 E: 0 K: 1 S: 5	H: 0 LOB: 0 BB: 0 P: 5	R: 1 E: 0 K: 0 S: 4	H: 1 LOB: 1 BB: 1 P: 8	R: 1 E: 0 K: 0 S: 4	H: 2 LOB: 1 BB: 0 P: 4	R: 1 E: 0 K: 1 S: 8	H: 2 LOB: 2 BB: 0 P: 8	R: 1 E: 0 K: 0 S: 4	H: 1 LOB: 1 BB: 1 P: 8	R: 1 E: 0 K: 0 S: 4	H: 1 LOB: 1 BB: 1 P: 8	R: 1 E: 1 K: 0 S: 5	H: 1 LOB: 2 BB: 1 P: 9		1B: 8 2B: 2 3B: 0 HR: 0	SF: 0 SAC: 3 DP: 0 HBP: 0	WP: 0 PA: 44 PB: 0 CS: 1 SB: 0													
<b>PITCHER</b>	IP WLS BF H R ER SO BB IBB HBP BLK WP HR S P ERA WHIP																																
Burt Hooton, R (1, 1) ERA: 6.75	4.0	19	6	3	3	1	2	0	0	0	0	0	0	19	27	6.75	2.000																
Ted Power, R (5, 1) ERA: 4.5	2.0	9	1	1	1	1	1	0	0	0	0	0	0	10	14	4.50	1.000																
Terry Forster, L (7, 1) ERA: 4.15	2.1	L 14	3	3	2	0	1	2	0	0	0	0	0	11	23	7.71	1.714																
Alejandro Pena, R (9, 1) ERA:	0.2	2	0	0	0	0	0	0	0	0	0	0	0	2	2	0.00	0.000																

Batter	1	2	3	4	5	6	7	8	9	AB	R	H	RBI	BB	SO	LOB	BOTTOM																
Steve Sax, R (1, 4) OBP: 0.267, SLG: 0.214	5-3		F7		4-3	P4			6-3	5 0 0 0 0 0 2							<b>San Diego Padres @ Los Angeles Dodgers</b> Dodger Stadium, Los Angeles, CA Fri Apr 09 1982, 6:05 PM PST Att: 37,965 - Unknown																
Ken Landreaux, L (1, 8) OBP: 0.571, SLG: 0.500	P6		BB		F5		F3		1B	4 0 1 0 1 0 0																							
Dusty Baker Jr., R (1, 7) OBP: 0.286, SLG: 0.167	F7		P4		P3		F3		F8	5 0 0 0 0 0 3																							
Steve Garvey, R (1, 3) OBP: 0.231, SLG: 0.182		FC6-4 1B		F7		5-3	P4			4 0 1 0 0 0 0																							
Ron Cey, R (1, 5) OBP: 0.462, SLG: 0.769		FC6-4 1-2F		P3		BB FC5-2 1B		K		4 0 1 0 0 1 1																							
Pedro Guerrero, R (1, 9) OBP: 0.482, SLG: 0.364		K		2B 1B		FC5-2 2B 1B		6-3		4 2 2 0 0 1 1																							
Steve Yeager, R (1, 2) OBP: 0.625, SLG: 1.143		K2-3		1B 2B		FC5-2 2B BB		1B		3 1 2 1 1 1 1																							
Bill Russell, R (1, 6) OBP: 0.500, SLG: 0.600			FC2-6 1B		2-3 1B		FC5-2 2B		4-3	4 1 2 0 0 0 4																							
Burt Hooton, R (1, 1) ERA: 6.75 Rick Monday, L (6, PH) Terry Forster, L (7, 1) Alejandro Pena, R (9, 1) Ron Roenicke, S (9, PH)			FC2-6 BB		5-3		1-2 2-3 3-H		K	2 0 0 0 0 0 3 0 0 0 0 0 0 0 1 0 1 3 0 0 0 0 0 0 0 0 0 0 0 0 0 0 0 0 0 1 0 0 0 0 1 0																							
<b>Inning Stats</b>	R: 0 E: 0 K: 0 S: 3	H: 0 LOB: 0 BB: 0 P: 3	R: 0 E: 0 K: 2 S: 8	H: 1 LOB: 1 BB: 0 P: 8	R: 0 E: 0 K: 0 S: 4	H: 1 LOB: 2 BB: 1 P: 8	R: 1 E: 0 K: 0 S: 6	H: 3 LOB: 2 BB: 0 P: 6	R: 0 E: 0 K: 0 S: 3	H: 0 LOB: 0 BB: 0 P: 3	R: 3 E: 0 K: 0 S: 6	H: 3 LOB: 1 BB: 1 P: 10	R: 0 E: 0 K: 0 S: 3	H: 0 LOB: 0 BB: 0 P: 3	R: 0 E: 0 K: 1 S: 6	H: 1 LOB: 1 BB: 0 P: 6		R: 0 E: 0 K: 1 S: 6	H: 1 LOB: 1 BB: 0 P: 6	1B: 8 2B: 2 3B: 0 HR: 0	SF: 0 SAC: 0 DP: 0 HBP: 0	WP: 0 PA: 39 PB: 0 CS: 0											
<b>PITCHER</b>	IP WLS BF H R ER SO BB IBB HBP BLK WP HR S P ERA WHIP																																
Tim Lollar, L (1, 1) ERA: 6.75	5.1	25	7	4	4	2	2	0	0	0	0	0	0	6	6	0.00	0.600																
Floyd Chiffer, R (6, 1) ERA:	1.2	W 6	1	0	0	0	0	0	0	0	0	0	0	6	6	0.00	0.600																
Gary Lucas, L (8, 1) ERA:	2.0	S 8	2	0	0	2	0	0	0	0	0	0	0	12	12	0.00	1.000																



Batter	1	2	3	4	5	6	7	8	9	AB	R	H	RBI	BB	SO	LOB	TOP																			
Luis Salazar, R OBP: 0.250, SLG: 0.250	E6 FC1-5	K			6-3		S 1B			4	0	1	0	0	1	3	<b>San Diego Padres @ Los Angeles Dodgers</b> Dodger Stadium, Los Angeles, CA Sat Apr 10 1982, 3:33 AM PST Att: 46,692 - Unknown <a href="http://livebaseballscorecards.com">livebaseballscorecards.com</a>																			
Juan Bonilla, R OBP: 0.250, SLG: 0.077	3-1 FC1-5 BB		F9		6-3		6-3			3	0	0	0	1	0	2																				
Garry Tempton, S (1, 6)	FC1-5 3-1 1-2 2-3f		K		F8			5-3		4	0	0	0	0	1	3																				
Ruppert Jones, L OBP: 0.353, SLG: 0.400	3-1 1-2 2-3					L1				4	0	2	0	0	0	2																				
Sixto Lezcano, R OBP: 0.294, SLG: 0.333	6-3		F8							4	0	1	0	0	1	4																				
Kurt Bevacqua, R (1, 3)		5-3			5-3		K			4	0	0	0	0	1	2																				
Terry Kennedy, L OBP: 0.250, SLG: 0.200						5-3			1-3	4	0	1	0	0	0	1																				
Dave Edwards, R OBP: 0.200, SLG: 0.400							K		K	4	0	1	0	0	2	0																				
Juan Eichelberger, R (1, 1) Tim Flannery, L (5, PH) Eric Show, R (5, 1) Joe Lefebvre, L (7, PH) Rick Wise, R (7, 1) Randy Bass, L (9, PH)		K					K		P6	1	0	0	0	0	1	2																				
<b>Inning Stats</b>	R: 0 E: 1 K: 0 S: 4	H: 0 LOB: 2 BB: 1 P: 8	R: 0 E: 0 K: 2 S: 9	H: 2 LOB: 2 BB: 0 P: 9	R: 0 E: 0 K: 1 S: 6	H: 1 LOB: 1 BB: 0 P: 6	R: 0 E: 0 K: 0 S: 3	H: 0 LOB: 0 BB: 0 P: 3	R: 0 E: 0 K: 0 S: 4	H: 1 LOB: 1 BB: 0 P: 4	R: 0 E: 0 K: 1 S: 6	H: 1 LOB: 1 BB: 0 P: 6	R: 0 E: 0 K: 2 S: 8	H: 1 LOB: 1 BB: 0 P: 8	R: 0 E: 0 K: 1 S: 6	H: 0 LOB: 0 BB: 0 P: 5	1B: 4 2B: 3 3B: 0 HR: 0	SF: 0 SAC: 0 DP: 0 HBP: 0	WP: 0 PA: 36 PB: 0 SB: 1 CS: 0																	
<b>PITCHER</b>	IP	WLS	BF	H	R	ER	SO	BB	IBB	HBP	BLK	WP	HR	S	P	ERA	WHIP	<b>PITCHER</b>		IP	WLS	BF	H	R	ER	SO	BB	IBB	HBP	BLK	WP	HR	S	P	ERA	WHIP
Fernando Valenzuela, L ERA: 4.35	(1, 1)	6.0	W	25	5	0	0	4	1	0	0	0	0	32	36	0.00	1.000																			
Dave Stewart, R ERA: 9.0	(7, 1)	2.0		8	2	0	0	3	0	0	0	0	0	14	14	0.00	1.000																			
Dave Goltz, R ERA: 9.0	(9, 1)	1.0		3	0	0	0	1	0	0	0	0	0	5	5	0.00	0.000																			

Batter	1	2	3	4	5	6	7	8	9	AB	R	H	RBI	BB	SO	LOB	BOTTOM																			
Steve Sax, R OBP: 0.300, SLG: 0.278	1-3		WP FC1-5 BLK BB	WP 2B		1-3		3-1		4	0	1	1	1	0	2	<b>San Diego Padres @ Los Angeles Dodgers</b> Dodger Stadium, Los Angeles, CA Sat Apr 10 1982, 3:33 AM PST Att: 46,692 - Unknown <a href="http://livebaseballscorecards.com">livebaseballscorecards.com</a>																			
Ken Landreaux, L OBP: 0.556, SLG: 0.467	F3		FC1-5 BB	3-1			S E 1B			3	1	1	0	1	0	1																				
Dusty Baker Jr., R OBP: 0.389, SLG: 0.500 Derrel Thomas, S (7, PR) (8, 7)			FC1-5 1-2 3-H				E7 4-3 1-H 1B			4	1	3	2	0	0	2																				
Steve Garvey, R OBP: 0.235, SLG: 0.143			P5			K		4-3		3	0	0	0	1	1	4																				
Ron Cey, R OBP: 0.471, SLG: 0.706	F8			1B 2B 1B		K				4	1	2	1	0	1	1																				
Pedro Guerrero, R OBP: 0.353, SLG: 0.267		6-3		P4		E6 4-3		P4		4	0	0	0	0	0	3																				
Mike Scioscia, L OBP: 0.333, SLG: 0.250		4-3		2B 4-3 1B		4-3		F9		4	1	1	0	0	0	3																				
Bill Russell, R OBP: 0.462, SLG: 0.615 Mark Belanger, R OBP: 0.250, SLG: 0.500		4-3		4-3 2B 2B		5-3		L1		3	1	1	1	0	0	1																				
Fernando Valenzuela, L (1, 1) Jay Johnstone, L (6, PH) Dave Stewart, R (7, 1) Jorge Orta, L (8, PH) Dave Goltz, R (9, 1)			5-3	4-3				P3		2	0	0	1	0	0	1																				
<b>Inning Stats</b>	R: 1 E: 0 K: 0 S: 4	H: 1 LOB: 1 BB: 1 P: 8	R: 0 E: 0 K: 0 S: 3	H: 0 LOB: 0 BB: 0 P: 3	R: 0 E: 0 K: 0 S: 3	H: 0 LOB: 2 BB: 2 P: 11	R: 3 E: 0 K: 0 S: 7	H: 4 LOB: 1 BB: 0 P: 7	R: 0 E: 0 K: 2 S: 7	H: 1 LOB: 0 BB: 0 P: 7	R: 0 E: 1 K: 0 S: 4	H: 0 LOB: 2 BB: 1 P: 8	R: 2 E: 1 K: 0 S: 6	H: 3 LOB: 2 BB: 0 P: 6	R: 0 E: 0 K: 0 S: 3	H: 0 LOB: 0 BB: 0 P: 3	1B: 6 2B: 2 3B: 0 HR: 1	SF: 0 SAC: 0 DP: 0 HBP: 0	WP: 2 PA: 37 PB: 0 SB: 1 CS: 1																	
<b>PITCHER</b>	IP	WLS	BF	H	R	ER	SO	BB	IBB	HBP	BLK	WP	HR	S	P	ERA	WHIP	<b>PITCHER</b>		IP	WLS	BF	H	R	ER	SO	BB	IBB	HBP	BLK	WP	HR	S	P	ERA	WHIP
Juan Eichelberger, R ERA: 4.35	(1, 1)	4.0	L	20	5	4	4	0	3	0	0	1	17	29	9.00	2.000																				
Eric Show, R ERA: 9.0	(5, 1)	2.0		8	1	0	0	2	0	1	0	0	0	11	15	0.00	0.500																			
Rick Wise, R ERA: 9.0	(7, 1)	2.0		9	3	2	2	0	0	0	0	0	0	9	9	9.00	1.500																			





Batter	1	2	3	4	5	6	7	8	9	AB	R	H	RBI	BB	SO	LOB	TOP
Gene Richards, L (1,7) OBP: 0.286, SLG: 0.231	F8		F8		1-3			4-3		4	0	0	0	0	0	0	<b>San Diego Padres @ San Francisco Giants</b> Candlestick Park, San Francisco, CA Tue Apr 13 1982, 6:33 AM EST Att: 41,410 - Unknown <a href="http://livebaseballscores.com">livebaseballscores.com</a>
Juan Bonilla, R (1,4) OBP: 0.250, SLG: 0.118	F8		F4			1B		F4		4	1	1	0	0	0	0	
Garry Templeton, S (1,6) OBP: 0.095, SLG: 0.095	E5							6-3		4	0	2	0	0	0	0	
Ruppert Jones, L (1,8) OBP: 0.429, SLG: 0.444			G3							3	0	2	1	1	0	1	
Sixto Lezcano, R (1,9) OBP: 0.238, SLG: 0.263	L5									4	0	0	0	0	1	4	
Terry Kennedy, L (1,2)			F4		G3					4	0	0	0	0	0	2	
Luis Salazar, R (1,5) OBP: 0.250, SLG: 0.250					K					4	1	1	0	0	1	1	
Randy Bass, L (1,3) OBP: 0.100, SLG: 0.111			SF8							2	0	0	1	0	0	0	
John Montefusco, R (1,1) OBP: 0.333, SLG: 0.333										2	0	0	0	0	2	0	
Danny Boone, L (6,1)										0	0	0	0	0	0	0	
Tim Flannery, L (7,PH) OBP: 0.333, SLG: 0.667										1	0	0	0	0	1	0	
John Curtis, L (7,1)										0	0	0	0	0	0	0	
Floyd Chiffer, R (8,1)										0	0	0	0	0	0	0	
<b>Inning Stats</b>	R: 0 E: 1 K: 0 S: 4	H: 0 LOB: 2 BB: 1 P: 8	R: 1 E: 0 K: 1 S: 6	H: 1 LOB: 0 BB: 0 P: 6	R: 0 E: 0 K: 2 S: 7	H: 0 LOB: 0 BB: 0 P: 7	R: 0 E: 0 K: 1 S: 5	H: 3 LOB: 1 BB: 0 P: 5	R: 0 E: 0 K: 1 S: 3	H: 0 LOB: 0 BB: 0 P: 3	R: 0 E: 0 K: 0 S: 4	H: 1 LOB: 1 BB: 0 P: 4	1B: 6 2B: 0 3B: 0 HR: 0	SF: 1 SAC: 0 DP: 0 HBP: 0	WP: 1 PB: 1 SB: 1 CS: 1	PA: 34	
<b>PITCHER</b>	IP WLS BF H R ER SO BB IBB HBP BLK WP HR S P ERA WHIP																
Alan Fowkes, R (1,1) ERA: 3.52	6.0 W 24 5 2 1 4 1 0 0 0 1 1 0 31 35 1.50 1.000																
Greg Minton, R (7,1) ERA:	3.0 S 10 1 0 0 1 0 0 0 0 0 0 0 12 12 0.00 0.333																

Batter	1	2	3	4	5	6	7	8	9	AB	R	H	RBI	BB	SO	LOB	BOTTOM
Chili Davis, S (1,7) OBP: 0.250, SLG: 0.333	F8		4-3					F9		4	0	1	0	0	0	0	<b>San Diego Padres @ San Francisco Giants</b> Candlestick Park, San Francisco, CA Tue Apr 13 1982, 6:33 AM EST Att: 41,410 - Unknown <a href="http://livebaseballscores.com">livebaseballscores.com</a>
Joe Morgan, L (1,4) OBP: 0.304, SLG: 0.238	G3									3	1	1	0	1	0	1	
Jack Clark, R (1,9) OBP: 0.308, SLG: 0.429	5-3									2	1	0	0	2	0	1	
Reggie Smith, S (1,3) OBP: 0.440, SLG: 0.409										4	1	2	2	0	0	3	
Dave Bergman, L (8,3) OBP: 0.333, SLG: 0.250										0	0	0	0	0	0	0	
Darrell Evans, L (1,5) OBP: 0.500, SLG: 0.400										4	0	1	0	0	0	3	
Jeffrey Leonard, R (1,8) OBP: 0.380, SLG: 0.391										4	0	2	1	0	0	1	
Milt May, L (1,2) OBP: 0.348, SLG: 0.250										4	0	0	0	0	0	3	
Johnnie LeMaster, R (1,6) OBP: 0.318, SLG: 0.167										3	0	0	0	1	0	2	
Alan Fowkes, R (1,1)										2	0	0	0	0	1	1	
Duane Kuiper, L (6,PH)										1	0	0	0	0	0	2	
Greg Minton, S (7,1)										0	0	0	0	0	0	0	
<b>Inning Stats</b>	R: 0 E: 0 K: 0 S: 3	H: 2 LOB: 1 BB: 0 P: 5	R: 2 E: 0 K: 1 S: 7	H: 2 LOB: 1 BB: 1 P: 11	R: 0 E: 0 K: 0 S: 4	H: 1 LOB: 1 BB: 0 P: 4	R: 0 E: 0 K: 0 S: 4	H: 1 LOB: 2 BB: 1 P: 8	R: 0 E: 0 K: 0 S: 3	H: 0 LOB: 2 BB: 2 P: 11	R: 0 E: 0 K: 0 S: 3	H: 0 LOB: 0 BB: 0 P: 3	1B: 4 2B: 3 3B: 0 HR: 0	SF: 0 SAC: 0 DP: 0 HBP: 0	WP: 0 PB: 0 SB: 3 CS: 0	PA: 35	
<b>PITCHER</b>	IP WLS BF H R ER SO BB IBB HBP BLK WP HR S P ERA WHIP																
John Montefusco, R (1,1) ERA: 5.4	5.2 L 26 7 3 3 1 1 0 0 0 0 0 0 26 34 4.76 1.412																
Danny Boone, L (6,1) ERA: 13.5	0.1 1 0 0 0 0 0 0 0 0 0 0 0 1 1 0.00 0.000																
John Curtis, L (7,1) ERA:	1.0 5 0 0 0 0 2 0 0 0 0 0 0 3 11 0.00 2.000																
Floyd Chiffer, R (8,1) ERA:	1.0 3 0 0 0 0 0 0 0 0 0 0 0 3 3 0.00 0.000																




















Batter	1	2	3	4	5	6	7	8	9	AB	R	H	RBI	BB	SO	LOB	TOP					
Steve Sax, R OBP: 0.370, SLG: 0.340	4-0 FC5 BB		0-3 K		0-0 F8		0-0 2B	0-0 FC6-4	4 0 1 1 1 1 2								<b>Los Angeles Dodgers @ San Diego Padres</b> Jack Murphy Stadium, San Diego, CA Sun Apr 18 1982, 6:33 AM EST Att: 22,860 - Unknown <a href="http://livebaseballscorecards.com">livebaseballscorecards.com</a>					
Steve Garvey, R OBP: 0.229, SLG: 0.267	0-0 FC1-6 1-3 2B		0-0 5-3		0-0 HR	0-0 1B	0-0 F8	0-3 K	5 1 2 0 0 1 3													
Pedro Guerrero, R OBP: 0.340, SLG: 0.279	0-0 FC5 FC1-6		0-0 F8		0-0 F9		0-0 5-3		4 0 0 0 0 0 3													
Dusty Baker Jr., R OBP: 0.319, SLG: 0.452	0-0 FC1-6 1-2 2-3			0-0 5-3		0-0 HR		0-3 K	4 1 1 2 0 1 2													
Ron Cey, R OBP: 0.340, SLG: 0.442	0-0 F8			0-0 2B		0-0 P3		0-0 E7	4 0 2 0 0 0 2													
Steve Howe, L								0-0 1B	0 0 0 0 0 0 0													
Ted Power, R									0 0 0 0 0 0 0													
Steve Yeager, R OBP: 0.474, SLG: 0.667		0-0 P3		0-0 P4		0-0 F8		0-0 F2	3 0 0 0 0 0 1													
Mike Scioscia, L OBP: 0.296, SLG: 0.208									1 0 0 0 0 0 1													
Ken Landreaux, L OBP: 0.438, SLG: 0.488		0-0 F8		0-0 P6			0-0 SH1-4 2B	0-0 4-3	4 1 1 0 0 0 1									<b>AB 35</b> <b>R 3</b> <b>H 9</b> <b>RBI 3</b> <b>BB 2</b> <b>SO 5</b> <b>LOB 17</b>				
Mark Belanger, R OBP: 0.429, SLG: 0.500		4-0 BB			0-0 F7		0-0 SH1-4	0-0 FC6-4 1B	2 0 1 0 1 0 0													
Bob Welch, R		0-3 K			0-3 K		0-0 F8	0-0 FC6-4 1B	2 0 0 0 0 2 1													
Ron Roenicke, S									1 0 0 0 0 0 1													
Dave Stewart, R									0 0 0 0 0 0 0													
Derrel Thomas, S OBP: 0.667, SLG: 0.500									1 0 1 0 0 0 0													
<b>Inning Stats</b>	R: 0 E: 0 K: 1 S: 4	H: 1 LOB: 2 BB: 1 P: 8	R: 0 E: 0 K: 1 S: 5	H: 0 LOB: 1 BB: 1 P: 9	R: 0 E: 0 K: 1 S: 5	H: 0 LOB: 0 BB: 0 P: 5	R: 0 E: 0 K: 0 S: 4	H: 1 LOB: 1 BB: 0 P: 4	R: 0 E: 0 K: 1 S: 5	H: 0 LOB: 0 BB: 0 P: 5	R: 2 E: 0 K: 0 S: 5	H: 2 LOB: 0 BB: 0 P: 5	R: 1 E: 0 K: 0 S: 5	H: 2 LOB: 1 BB: 0 P: 5	R: 0 E: 1 K: 1 S: 6	H: 1 LOB: 1 BB: 0 P: 6	R: 0 E: 0 K: 1 S: 7	H: 2 LOB: 2 BB: 0 P: 7	1B: 5 2B: 3 3B: 0 HR: 1	SF: 0 SAC: 1 DP: 0 HBP: 0	WP: 0 PB: 0 SB: 0 CS: 0	PA: 38
<b>PITCHER</b>	IP WLS BF H R ER SO BB IBB HBP BLK WP HR S P ERA WHIP																					
Tim Lollar, L ERA: 3.38	(1, 1) 7.0 29 6 3 3 3 2 0 0 0 0 0 1 33 41 3.86 1.143																					
Luis Delson, R ERA: 3.39	(8, 1) 1.0 W 4 1 0 0 1 0 0 0 0 0 0 0 6 6 0.00 1.000																					
Gary Lucas, L ERA:	(9, 1) 1.0 5 2 0 0 1 0 0 0 0 0 0 0 7 7 0.00 2.000																					

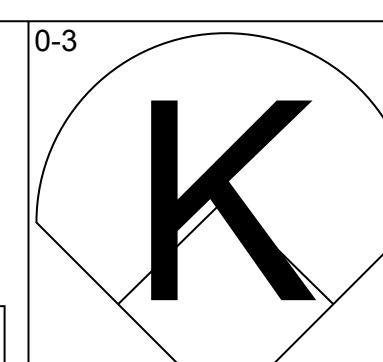
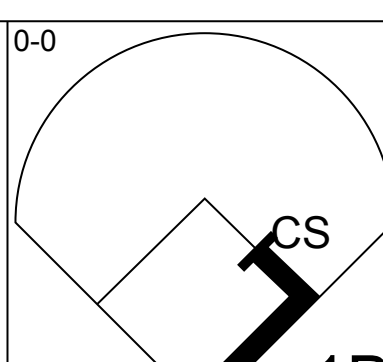
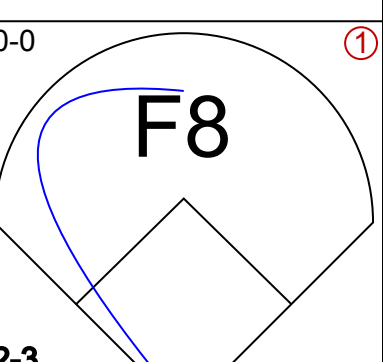
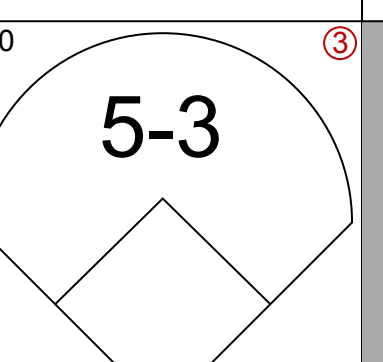
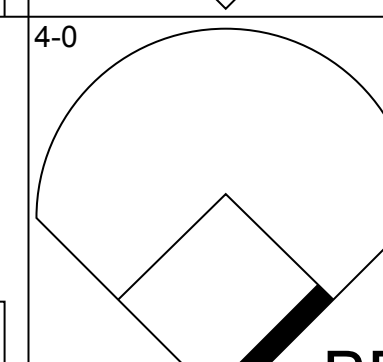
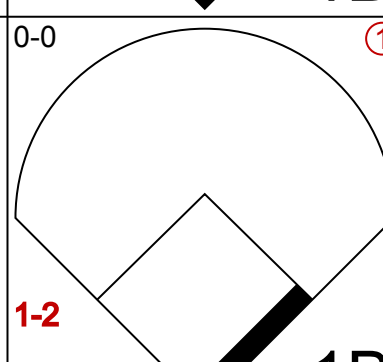
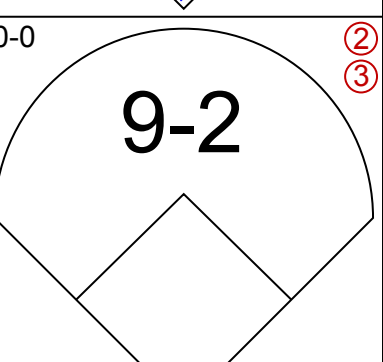

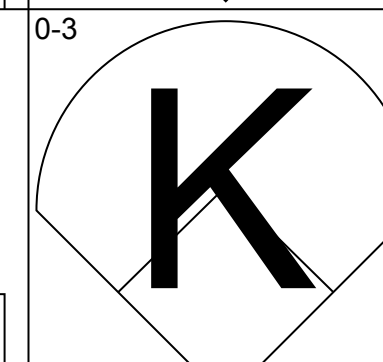
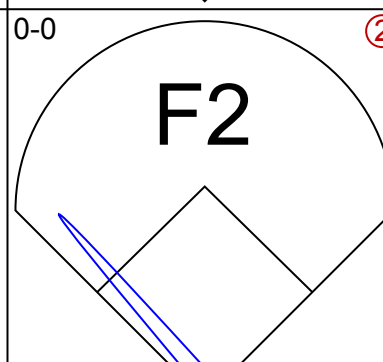


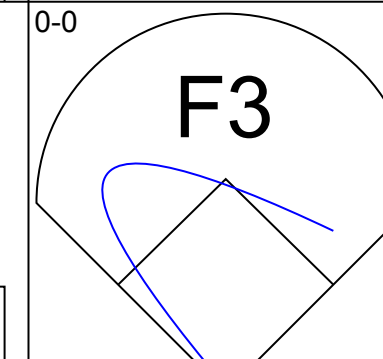
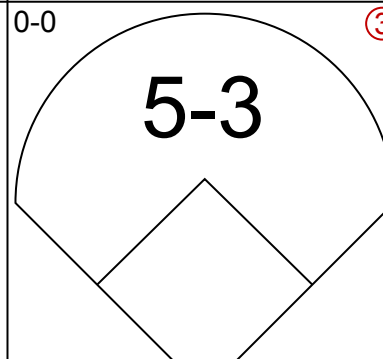


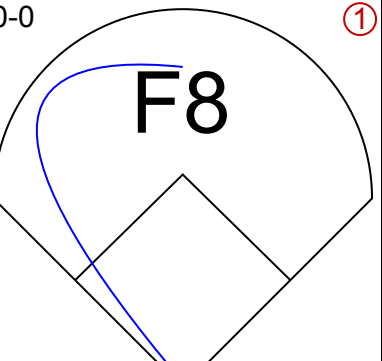
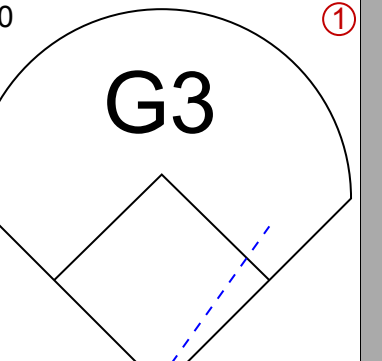
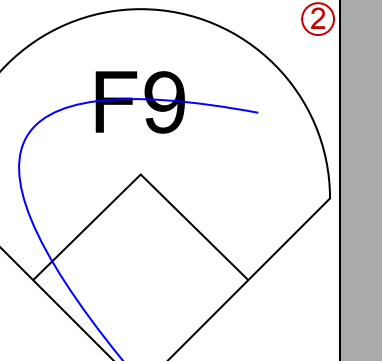

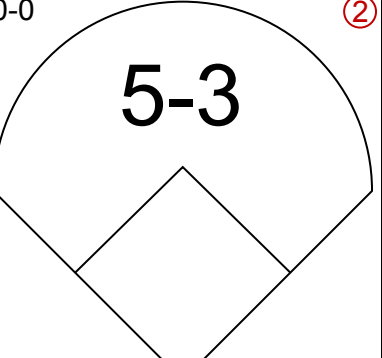

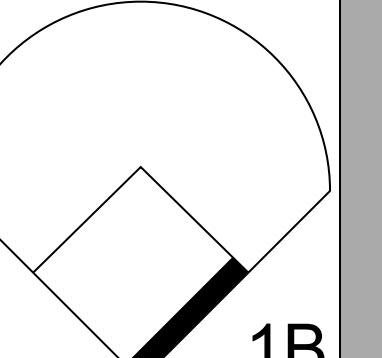

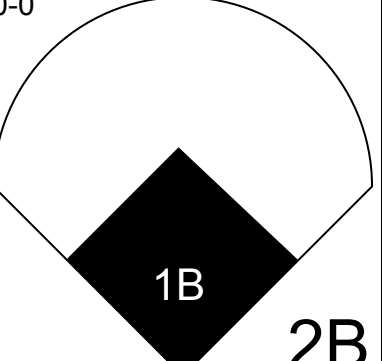
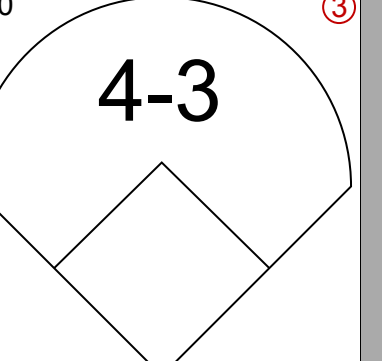
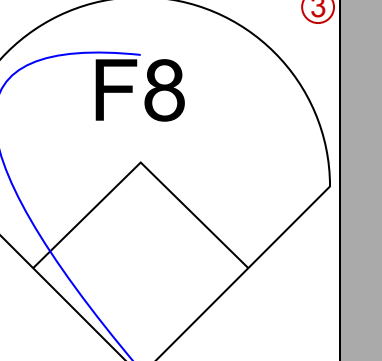

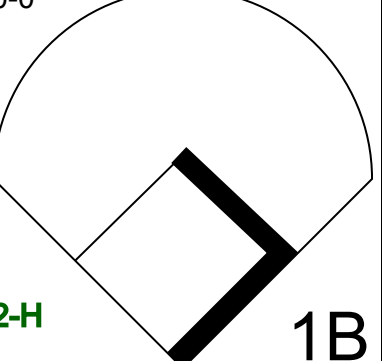




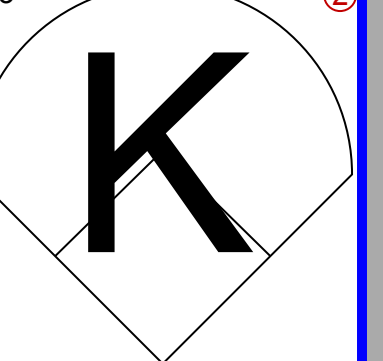
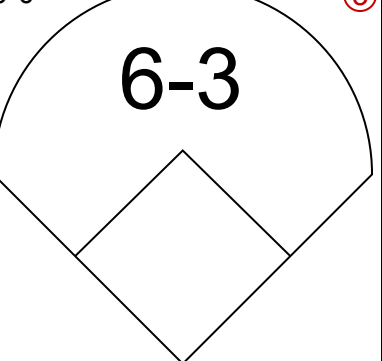
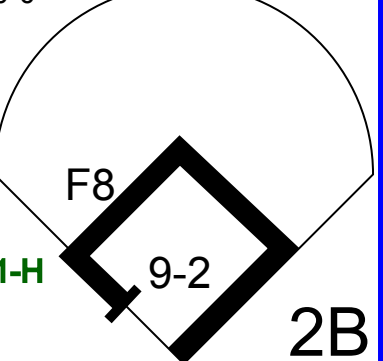
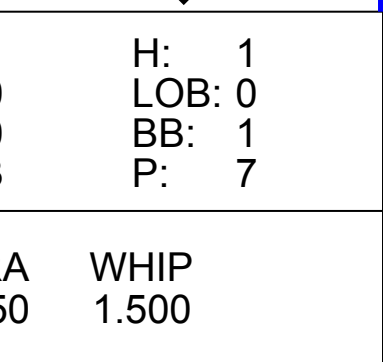
Batter	1	2	3	4	5	6	7	8	9	AB	R	H	RBI	BB	SO	LOB	BOTTOM			
Gene Richards, L OBP: 0.324, SLG: 0.314	0-0 BB 1B		0-0 F9		0-3 K		0-0 6-3	0-0 1B BB 1B	5 1 2 0 0 1 1								<b>Los Angeles Dodgers @ San Diego Padres</b> Jack Murphy Stadium, San Diego, CA Sun Apr 18 1982, 6:33 AM EST Att: 22,860 - Unknown <a href="http://livebaseballscorecards.com">livebaseballscorecards.com</a>			
Dave Edwards, R OBP: 0.200, SLG: 0.400									0 1 0 0 0 0 0											
Juan Bonilla, R OBP: 0.341, SLG: 0.286	4-0 1B BB		0-0 6-3		0-0 6-3		0-0 6-3	0-0 BB 1B	4 0 1 1 1 0 0											
Garry Templeton, S OBP: 0.190, SLG: 0.214	0-0 1-2 2-H 1B		0-0 6-3		0-0 4-3			0-0 1B 4-3	5 1 2 1 0 0 3											
Ruppert Jones, L OBP: 0.439, SLG: 0.500	0-3 K		0-0 HR		0-0 4-3			0-0 1B BB BB	4 2 2 1 1 1 2											
Sixto Lezcano, R OBP: 0.310, SLG: 0.385	0-0 F7		0-0 6-3			0-0 1B		0-0 P6 BB	4 0 1 1 1 0 4											
Terry Kennedy, L OBP: 0.241, SLG: 0.259	0-0 F8			0-0 F7		0-0 P6		0-0 1B BB F7	5 1 1 2 0 0 6											
Luis Salazar, R OBP: 0.205, SLG: 0.167		0-0 F8		0-0 5-3		0-0 1B		4-0 3B IBB	3 1 1 0 1 0 0											
Broderick Perkins, L OBP: 0.385, SLG: 0.455		0-0 F9			0-0 1B		0-0 F7	0-0 1B WP 3B	4 1 2 2 0 0 2											
Tim Lollar, L OBP: 0.714, SLG: 0.667				0-3 K			0-3 K	4-0 1B BB	2 0 1 0 0 1 1											
Tim Flannery, L OBP: 0.250, SLG: 0.500									1 0 0 0 0 1 0											
Luis DeLeon, R									0 0 0 0 0 0 0											
Kurt Bevacqua, R OBP: 0.178, SLG: 0.067									0 1 0 0 1 0 0											
Gary Lucas, L									0 0 0 0 0 0 0											
<b>Inning Stats</b>	R: 1 E: 0 K: 1 S: 7	H: 2 LOB: 2 BB: 1 P: 11	R: 0 E: 0 K: 0 S: 4	H: 1 LOB: 1 BB: 0 P: 4	R: 1 E: 0 K: 0 S: 4	H: 1 LOB: 0 BB: 0 P: 4	R: 0 E: 0 K: 1 S: 6	H: 1 LOB: 1 BB: 0 P: 6	R: 0 E: 0 K: 0 S: 5	H: 0 LOB: 0 BB: 0 P: 5	R: 0 E: 0 K: 0 S: 5	H: 2 LOB: 2 BB: 0 P: 5	R: 0 E: 0 K: 1 S: 5	H: 0 LOB: 0 BB: 0 P: 5	R: 7 E: 0 K: 0 S: 9	H: 6 LOB: 3 BB: 4 P: 25	1B: 10 2B: 1 3B: 1 HR: 1	SF: 0 SAC: 0 DP: 0 HBP: 0	WP: 1 PB: 0 SB: 0 CS: 0	PA: 42
<b>PITCHER</b>	IP WLS BF H R ER SO BB IBB HBP BLK WP HR S P ERA WHIP																			
Bob Welch, R ERA: 3.18	(1, 1) 6.0 26 7 2 2 3 1 0 0 0 0 0 0 31 35 3.00 1.333																			
Dave Stewart, R ERA: 4.05	(7, 1) 1.1 L 6 2 2 2 1 0 0 0 0 0 0 0 8 8 13.50 1.500																			
Steve Howe, L ERA: 7.11	(8, 1) 0.0 5 3 3 3 0 1 1 0 0 1 0 3 11 ∞ ∞																			
Ted Power, R ERA: 2.25	(8, 1) 0.2 5 1 2 2 0 2 0 0 0 0 0 0 3 11 27.00 4.500																			

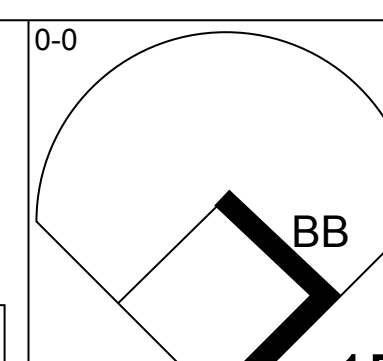



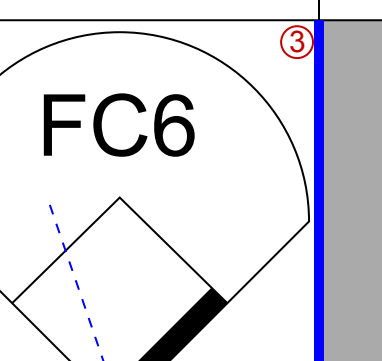
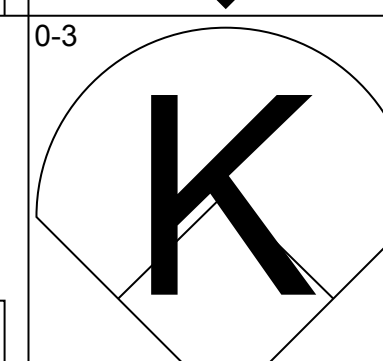
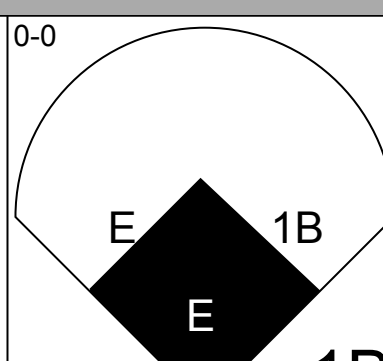
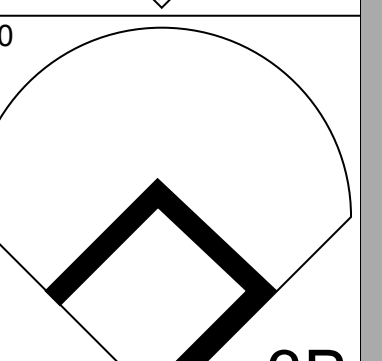

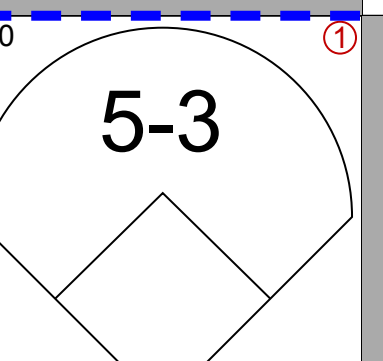
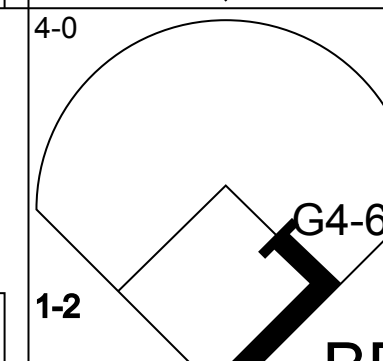
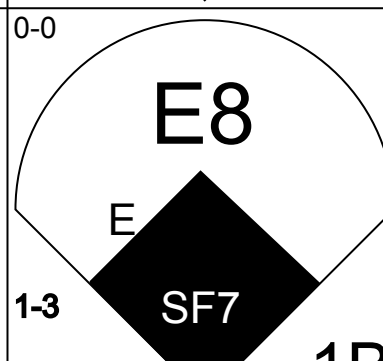
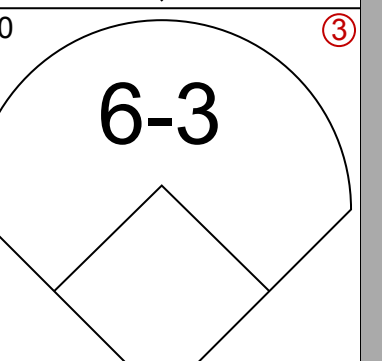

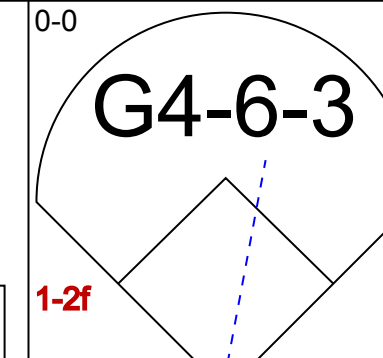
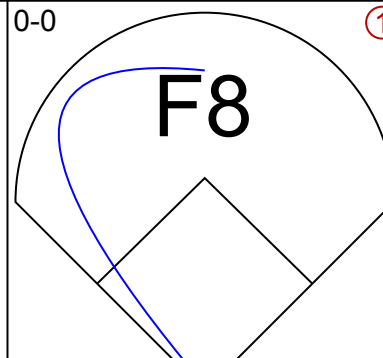
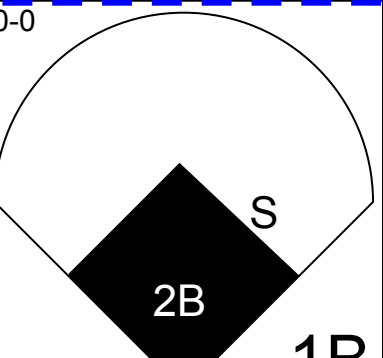
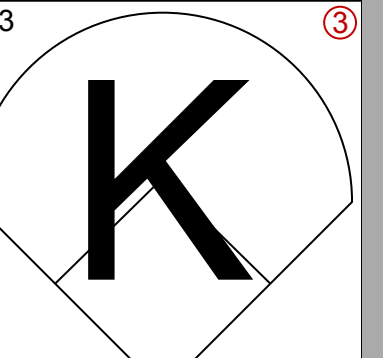
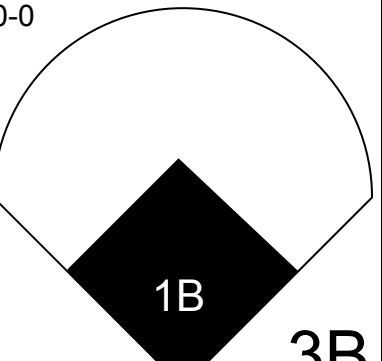
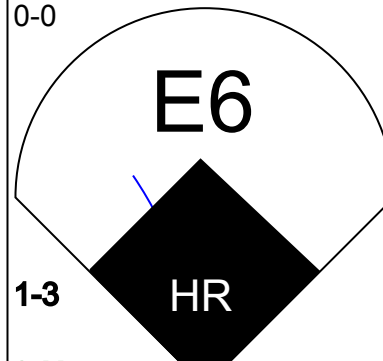


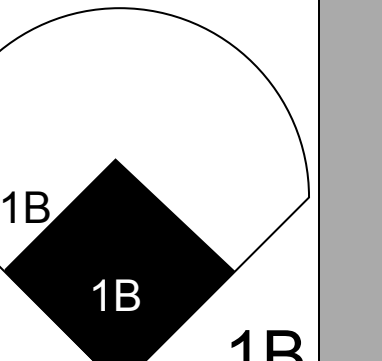
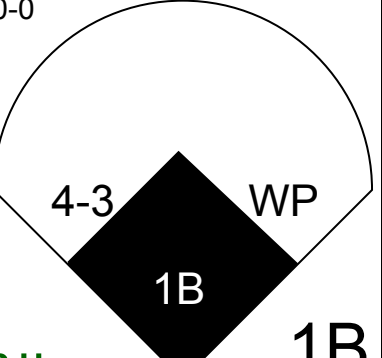

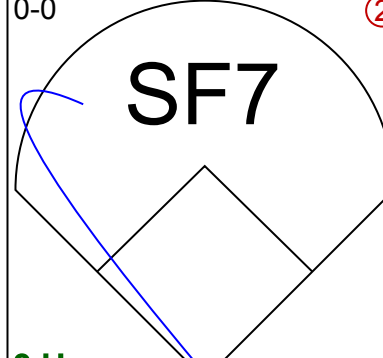
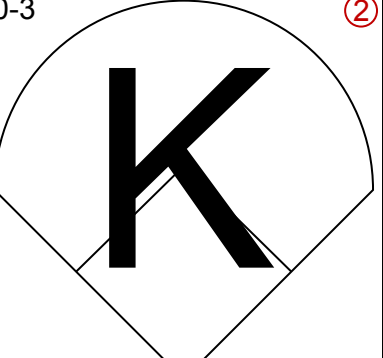

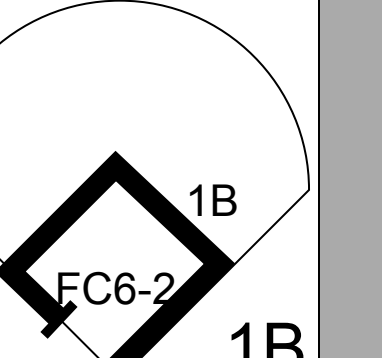
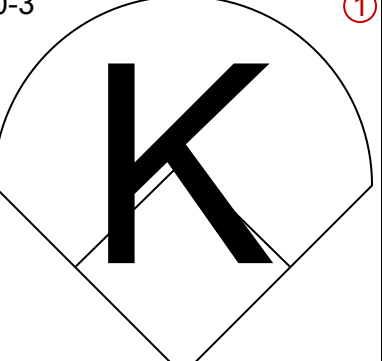

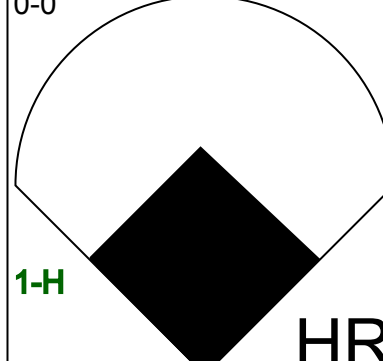
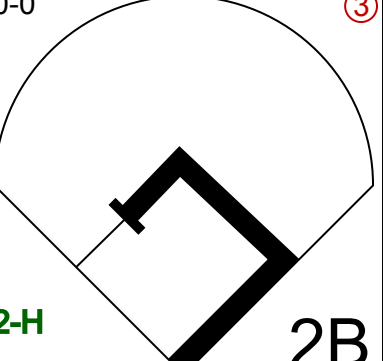

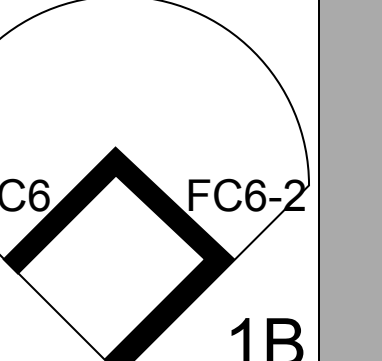
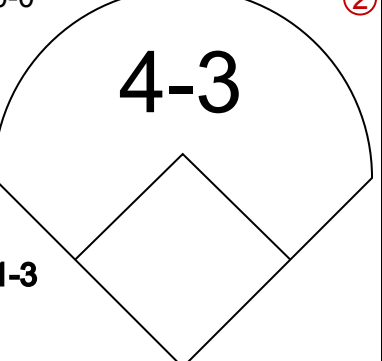

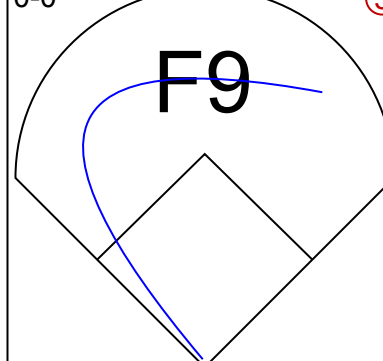

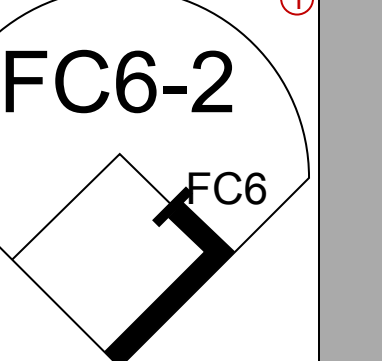
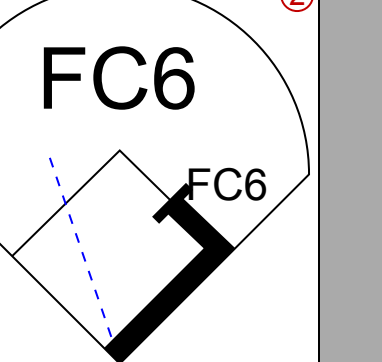
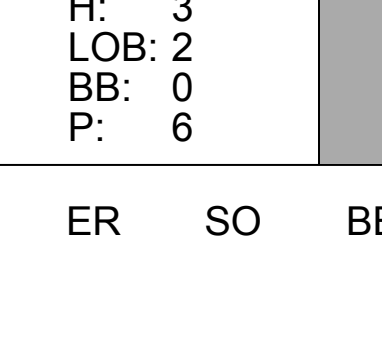



Batter	1	2	3	4	5	6	7	8	9	AB	R	H	RBI	BB	SO	LOB	TOP					
Chili Davis, S OBP: 0.396, SLG: 0.472 Max Venable, L OBP: 0.143, SLG: 0.143	L8							F5	6-3	3	1	2	1	0	0	0	<b>San Francisco Giants @ San Diego Padres</b> Jack Murphy Stadium, San Diego, CA Mon Apr 19 1982, 9:05 PM EST Att: 17,121 - Unknown <a href="http://livebaseballscorecards.com">livebaseballscorecards.com</a>					
Joe Morgan, L OBP: 0.323, SLG: 0.222 Duane Kuiper, L OBP: 0.286, SLG: 0.167	4-3		F4				G3	L6		3	0	0	0	0	0	1						
Jack Clark, R OBP: 0.333, SLG: 0.333 Jim Wohlford, R	6-3		F7				K	F8		3	0	0	0	0	1	0						
Reggie Smith, S OBP: 0.395, SLG: 0.421 Dave Bergman, L OBP: 0.353, SLG: 0.714		F3					F8		HR	3	0	1	0	0	0	0						
Darrell Evans, L OBP: 0.400, SLG: 0.486 Guy Sularz, R OBP: 0.250, SLG: 0.500		HR			F4		G3		HR	3	1	1	1	0	0	0						
Jeffrey Leonard, R OBP: 0.341, SLG: 0.436		HR			F3			F6	1B	4	2	2	2	0	0	0						
Milt May, L OBP: 0.410, SLG: 0.441		F9			4-3				1B	4	0	2	0	0	0	0						
Johnnie LeMaster, R OBP: 0.263, SLG: 0.125 Joe Pettini, R						K			K	3	0	1	0	0	0	2						
Dan Schatzeder, L Fred Breining, R Renie Martin, R Champ Summers, L (9, PH) OBP: 0.429, SLG: 0.833	F5				4-3			FC6-4	G3	2	0	0	0	0	0	1						
<b>Inning Stats</b>	R: 0 E: 0 K: 0 S: 3	H: 0 LOB: 0 BB: 0 P: 3	R: 2 E: 0 K: 0 S: 6	H: 3 LOB: 1 BB: 0 P: 6	R: 1 E: 0 K: 0 S: 4	H: 2 LOB: 1 BB: 0 P: 4	R: 0 E: 0 K: 0 S: 3	H: 0 LOB: 0 BB: 0 P: 3	R: 0 E: 0 K: 1 S: 6	H: 1 LOB: 1 BB: 0 P: 6	R: 0 E: 0 K: 1 S: 5	H: 0 LOB: 0 BB: 0 P: 5	R: 0 E: 0 K: 1 S: 6	H: 1 LOB: 1 BB: 0 P: 6	R: 0 E: 0 K: 0 S: 3	H: 0 LOB: 0 BB: 0 P: 3		R: 3 E: 0 K: 1 S: 9	H: 4 LOB: 1 BB: 0 P: 9	1B: 6 2B: 1 3B: 0 HR: 4	SF: 0 SAC: 0 DP: 0 HBP: 0	WP: 0 PB: 0 SB: 0 CS: 0
<b>PITCHER</b> Juan Eichelberger, R ERA: 3.81	IP: 9.0 WLS: W BF: 37 H: 11 R: 6 ER: 6 SO: 4 BB: 0 IBB: 0 HBP: 0 BLK: 0 WP: 0 HR: 4 S: 45 P: 45 ERA: 6.00 WHIP: 1.222											<b>PITCHER</b>	IP: 9.0 WLS: W BF: 37 H: 11 R: 6 ER: 6 SO: 4 BB: 0 IBB: 0 HBP: 0 BLK: 0 WP: 0 HR: 4 S: 45 P: 45 ERA: 6.00 WHIP: 1.222									

Batter	1	2	3	4	5	6	7	8	9	AB	R	H	RBI	BB	SO	LOB	BOTTOM			
Gene Richards, L OBP: 0.317, SLG: 0.333 Joe Lefebvre, L OBP: 0.500, SLG: 0.429	F7	4-3						F8		4	0	1	0	0	0	2	<b>San Francisco Giants @ San Diego Padres</b> Jack Murphy Stadium, San Diego, CA Mon Apr 19 1982, 9:05 PM EST Att: 17,121 - Unknown <a href="http://livebaseballscorecards.com">livebaseballscorecards.com</a>			
Juan Bonilla, R OBP: 0.378, SLG: 0.333 Tim Flannery, L (7, PH) OBP: 0.400, SLG: 0.800	1B	F8						1B		4	1	3	1	0	0	0				
Garry Templeton, S OBP: 0.217, SLG: 0.239 Mario Ramirez, R OBP: 1.000, SLG: 1.000	1B	2B	4-3					1B		4	2	2	0	0	0	2				
Ruppert Jones, L OBP: 0.467, SLG: 0.605 Randy Bass, L (7, PH) OBP: 0.192, SLG: 0.200	F6		WP						1B	4	2	3	2	0	0	2				
Sixto Lezcano, R OBP: 0.348, SLG: 0.419 Dave Edwards, R (6, PR) OBP: 0.167, SLG: 0.333	2B		F9					G6-4-3		4	2	3	1	0	0	1				
Terry Kennedy, L OBP: 0.324, SLG: 0.438	1B								1B	5	2	4	4	0	0	0				
Luis Salazar, R OBP: 0.233, SLG: 0.200 Kurt Bevacqua, R OBP: 0.222, SLG: 0.067	E5		6-3							4	1	2	2	0	0	2				
Broderick Perkins, L OBP: 0.444, SLG: 0.500										5	1	3	1	0	0	2				
Juan Eichelberger, R			K							4	0	0	0	0	2	4				
<b>Inning Stats</b>	R: 4 E: 1 K: 0 S: 8	H: 5 LOB: 2 BB: 0 P: 8	R: 0 E: 0 K: 1 S: 5	H: 0 LOB: 0 BB: 0 P: 5	R: 1 E: 0 K: 0 S: 5	H: 2 LOB: 1 BB: 0 P: 5	R: 0 E: 0 K: 1 S: 6	H: 2 LOB: 2 BB: 0 P: 6	R: 2 E: 1 K: 0 S: 10	H: 7 LOB: 2 BB: 0 P: 10	R: 2 E: 0 K: 0 S: 6	H: 4 LOB: 2 BB: 0 P: 6	R: 1 E: 0 K: 0 S: 5	H: 3 LOB: 1 BB: 0 P: 5	R: 0 E: 0 K: 0 S: 3	H: 1 LOB: 1 BB: 1 P: 7		1B: 18 2B: 5 3B: 0 HR: 1	SF: 0 SAC: 1 DP: 3 HBP: 0	WP: 1 PB: 0 SB: 2 CS: 1
<b>PITCHER</b> Dan Schatzeder, L ERA: 9.0 Fred Breining, R ERA: 7.5 Renie Martin, R ERA: 3.86	IP: 9.0 WLS: L BF: 22 H: 11 R: 7 ER: 6 SO: 2 BB: 0 IBB: 0 HBP: 0 BLK: 0 WP: 0 HR: 0 S: 26 P: 26 ERA: 13.50 WHIP: 2.750											<b>PITCHER</b>	IP: 9.0 WLS: L BF: 22 H: 11 R: 7 ER: 6 SO: 2 BB: 0 IBB: 0 HBP: 0 BLK: 0 WP: 0 HR: 0 S: 26 P: 26 ERA: 9.00 WHIP: 5.000							



Batter	1	2	3	4	5	6	7	8	9	AB	R	H	RBI	BB	SO	LOB	TOP								
Chili Davis, S OBP: 0.375, SLG: 0.450 (1, 7)			 1B		 2-3					4	0	1	0	0	0	1	<b>San Francisco Giants @ San Diego Padres</b> Jack Murphy Stadium, San Diego, CA Tue Apr 20 1982, 9:05 PM EST Att: 17,865 - Unknown <a href="http://livebaseballscorecards.com">livebaseballscorecards.com</a>								
Joe Morgan, L OBP: 0.371, SLG: 0.267 (1, 4)			 1-2		 3-H			 1B		3	0	2	0	1	0	1									
Jack Clark, R OBP: 0.327, SLG: 0.308 (1, 9)						 1B				3	1	0	0	1	1	3									
Reggie Smith, S OBP: 0.362, SLG: 0.381 (1, 3)						 1-2		 1-2		4	0	0	0	0	0	4									
Darrell Evans, L OBP: 0.367, SLG: 0.439 (1, 5)										4	0	0	0	0	0	1									
Jeffrey Leonard, R OBP: 0.333, SLG: 0.419 (1, 8)						 2-H				4	0	1	1	0	1	0									
Milt May, L OBP: 0.419, SLG: 0.553 (1, 2)	 2B									4	2	2	1	0	0	1									
Guy Sularz, R OBP: 0.375, SLG: 0.429 (1, 6)	 2-H				 BB					3	1	1	1	1	0	0									
Rich Gale, R (1, 1)										1	0	0	0	0	0	1									
Duane Kuiper, L OBP: 0.318, SLG: 0.263 (5, PH)						 1-H				1	0	1	1	0	0	0									
Jim Barr, R (5, 1)						 2B				0	0	0	0	0	0	0									
Joe Pettini, R (7, PH)										1	0	0	0	0	1	0									
Gary Lavelle, S (7, 1)										0	0	0	0	0	0	0									
<b>Inning Stats</b>	R: 0 E: 0 K: 2 S: 7	H: 0 LOB: 1 BB: 1 P: 11	R: 1 E: 0 K: 0 S: 5	H: 2 LOB: 1 BB: 0 P: 5	R: 0 E: 0 K: 1 S: 4	H: 2 LOB: 1 BB: 0 P: 4	R: 0 E: 0 K: 1 S: 5	H: 0 LOB: 0 BB: 0 P: 5	R: 1 E: 0 K: 0 S: 3	H: 1 LOB: 0 BB: 1 P: 7	R: 1 E: 0 K: 0 S: 4	H: 1 LOB: 1 BB: 1 P: 8	R: 0 E: 0 K: 1 S: 5	H: 0 LOB: 0 BB: 0 P: 5	R: 0 E: 0 K: 0 S: 3	H: 1 LOB: 0 BB: 0 P: 3	R: 1 E: 0 K: 0 S: 4	H: 1 LOB: 0 BB: 0 P: 4	R: 1 E: 0 K: 0 S: 4	H: 1 LOB: 0 BB: 0 P: 4	1B: 5 2B: 3 3B: 0 HR: 1	SF: 0 SAC: 0 DP: 2 HBP: 0	WP: 0 PA: 35 PB: 0 SB: 0 CS: 1		
<b>PITCHER</b>	IP	WLS	BF	H	R	ER	SO	BB	IBB	HBP	BLK	WP	HR	S	P	ERA	WHIP								
John Curtis, L ERA: 3.86 (1, 1)	6.0	W	25	6	3	3	3	3	0	0	0	0	0	28	40	4.50	1.500								
Danny Boone, L ERA: 4.91 (7, 1)	3.0	S	10	2	1	1	1	0	0	0	0	0	1	12	12	3.00	0.667								

Batter	1	2	3	4	5	6	7	8	9	AB	R	H	RBI	BB	SO	LOB	BOTTOM								
Gene Richards, L OBP: 0.304, SLG: 0.318 (1, 7)	 1B						 1-2	 1-2		5	0	1	0	0	0	4	<b>San Francisco Giants @ San Diego Padres</b> Jack Murphy Stadium, San Diego, CA Tue Apr 20 1982, 9:05 PM EST Att: 17,865 - Unknown <a href="http://livebaseballscorecards.com">livebaseballscorecards.com</a>								
Dave Edwards, R OBP: 0.167, SLG: 0.333 (9, 7)										0	0	0	0	0	0	0									
Juan Bonilla, R OBP: 0.388, SLG: 0.395 (1, 4)			 1B	 1B						4	1	2	0	0	1	1									
Garry Templeton, S OBP: 0.240, SLG: 0.245 (1, 6)	 1-2		 SF7							3	1	1	0	1	0	1									
Ruppert Jones, L OBP: 0.449, SLG: 0.571 (1, 8)	 1-2					 2B				4	1	1	0	0	1	4									
Sixto Lezcano, R OBP: 0.360, SLG: 0.468 (1, 9)		 3B	 HR	 1-2				 1B		4	3	2	1	0	1	2									
Terry Kennedy, L OBP: 0.342, SLG: 0.457 (1, 2)	 WP	 3-H						 1-3		3	1	2	2	0	1	1									
Luis Salazar, R OBP: 0.277, SLG: 0.341 (1, 5)			 1-H		 2-H			 FC6-2		4	1	3	4	0	1	1									
Broderick Perkins, L OBP: 0.364, SLG: 0.400 (1, 3)								 FC6		4	0	0	0	0	0	3									
John Curtis, L OBP: 0.500, SLG: 0.500 (1, 1)										2	0	1	1	0	1	0									
Tim Flannery, L OBP: 0.500, SLG: 0.833 (6, PH)								 1-2		1	0	1	0	0	0	0									
Danny Boone, L (7, 1)								 1-2		1	0	0	0	0	0	2									
<b>Inning Stats</b>	R: 0 E: 0 K: 1 S: 5	H: 1 LOB: 1 BB: 1 P: 9	R: 2 E: 0 K: 1 S: 8	H: 3 LOB: 1 BB: 0 P: 8	R: 4 E: 2 K: 0 S: 7	H: 3 LOB: 0 BB: 0 P: 7	R: 0 E: 0 K: 1 S: 6	H: 1 LOB: 1 BB: 0 P: 6	R: 1 E: 0 K: 2 S: 8	H: 2 LOB: 1 BB: 0 P: 8	R: 0 E: 0 K: 0 S: 3	H: 1 LOB: 0 BB: 0 P: 3	R: 0 E: 0 K: 1 S: 5	H: 0 LOB: 0 BB: 0 P: 5	R: 1 E: 0 K: 0 S: 6	H: 3 LOB: 2 BB: 0 P: 6	1B: 10 2B: 1 3B: 2 HR: 1	SF: 1 SAC: 0 DP: 2 HBP: 0	WP: 1 PA: 37 PB: 0 SB: 1 CS: 0						
<b>PITCHER</b>	IP	WLS	BF	H	R	ER	SO	BB	IBB	HBP	BLK	WP	HR	S	P	ERA	WHIP								
Rich Gale, R ERA: 3.32 (1, 1)	4.0	L	21	8	6	2	3	1	0	0	0	0	0	11	26	4.50	2.250								
Jim Barr, R ERA: 2.08 (5, 1)	2.0		7	3	1	1	2	0	0	0	0	0	0	11	11	4.50	1.500								
Gary Lavelle, L ERA: 3.86 (7, 1)	2.0		9	3	1	1	1	0	0	0	0	0	0	11	11	4.50	1.500								



Batter	1	2	3	4	5	6	7	8	9	AB	R	H	RBI	BB	SO	LOB	TOP					
Chili Davis, S OBP: 0.396, SLG: 0.455 (1, 8)										4	1	2	0	1	0	2	<b>San Francisco Giants @ San Diego Padres</b> Jack Murphy Stadium, San Diego, CA Wed Apr 21 1982, 9:05 PM EST Att: 24,577 - Unknown <a href="http://livebaseballscorecards.com">livebaseballscorecards.com</a>					
Joe Morgan, L OBP: 0.425, SLG: 0.412 (1, 4)										4	1	3	3	1	0	2						
Jack Clark, R OBP: 0.315, SLG: 0.279 (1, 9)										4	0	0	1	1	1	5						
Reggie Smith, S OBP: 0.327, SLG: 0.340 (1, 3)										5	0	0	0	0	1	4						
Darrell Evans, L OBP: 0.352, SLG: 0.435 (1, 5)										5	1	1	0	0	0	3						
Cham Summers, L OBP: 0.500, SLG: 0.750 (7, PH) Jim Wohlford, R OBP: 0.250, SLG: 1.000 (7, 7)										2	0	1	0	1	0	0						
Guy Sularz, R OBP: 0.462, SLG: 0.500 (1, 6)										5	1	3	0	0	0	1						
Jeff Ransom, R OBP: 0.125, SLG: 0.125 (1, 2)										5	0	1	0	0	1	5						
Al Holland, R Gary Lavelle, S Duane Kuiper, L Atlee Hammaker, S Joe Pettini, R Fred Breining, R Jeffrey Leonard, R										2	0	0	0	0	0	2						
<b>Inning Stats</b>	R: 2 E: 0 K: 0 S: 5	H: 2 LOB: 0 BB: 0 P: 5	R: 0 E: 0 K: 1 S: 6	H: 1 LOB: 1 BB: 0 P: 6	R: 0 E: 0 K: 0 S: 3	H: 0 LOB: 0 BB: 1 P: 7	R: 0 E: 0 K: 0 S: 3	H: 0 LOB: 0 BB: 0 P: 3	R: 0 E: 1 K: 0 S: 5	H: 1 LOB: 2 BB: 0 P: 5	R: 0 E: 0 K: 0 S: 4	H: 1 LOB: 2 BB: 1 P: 8	R: 1 E: 0 K: 2 S: 9	H: 2 LOB: 3 BB: 2 P: 17	R: 1 E: 0 K: 1 S: 8	H: 3 LOB: 2 BB: 0 P: 8		R: 2 E: 0 K: 0 S: 6	H: 3 LOB: 1 BB: 0 P: 6	1B: 10 2B: 1 3B: 0 HR: 2	SF: 0 SAC: 0 DP: 0 HBP: 0	WP: 0 PB: 0 SB: 0 CS: 0
<b>PITCHER</b>	IP WLS BF H R ER SO BB IBB HBP BLK WP HR S P ERA WHIP																					
John Montefusco, R ERA: 5.32 Gary Lucas, L ERA: 2.79	(1, 1) 6.0 W 28 6 3 3 1 3 0 0 0 0 1 27 39 4.50 1.500																					
(7, 1) 3.0 S 17 7 3 3 3 1 0 0 0 0 0 1 22 26 9.00 2.667																						

Batter	1	2	3	4	5	6	7	8	9	AB	R	H	RBI	BB	SO	LOB	BOTTOM			
Gene Richards, L OBP: 0.320, SLG: 0.333 (1, 7) Dave Edwards, R OBP: 0.286, SLG: 0.429 (8, 7)										4	0	2	0	0	0	0	<b>San Francisco Giants @ San Diego Padres</b> Jack Murphy Stadium, San Diego, CA Wed Apr 21 1982, 9:05 PM EST Att: 24,577 - Unknown <a href="http://livebaseballscorecards.com">livebaseballscorecards.com</a>			
Juan Bonilla, R OBP: 0.370, SLG: 0.417 (1, 4)										5	1	1	0	0	5					
Garry Templeton, S OBP: 0.236, SLG: 0.241 (1, 6)										5	2	1	1	0	5					
Ruppert Jones, L OBP: 0.472, SLG: 0.636 (1, 8)										2	3	1	2	2	0	1				
Sixto Lezcano, R OBP: 0.389, SLG: 0.520 (1, 9)										3	0	2	2	1	0	0				
Terry Kennedy, L OBP: 0.310, SLG: 0.410 (1, 2)										4	0	0	0	0	2	3				
Luis Salazar, R OBP: 0.275, SLG: 0.333 (1, 5)										4	0	1	0	0	3					
Broderick Perkins, L OBP: 0.385, SLG: 0.391 (1, 3)										3	0	1	0	1	0	2				
John Montefusco, R OBP: 0.250, SLG: 0.143 Gary Lucas, L										2	1	0	0	1	1	3				
(7, 1) 1.0 0 0 0 0 1 1 0 0 0 0 0 6 10 0.00 2.000																				
<b>Inning Stats</b>	R: 0 E: 0 K: 0 S: 4	H: 1 LOB: 1 BB: 0 P: 4	R: 0 E: 0 K: 1 S: 7	H: 2 LOB: 2 BB: 0 P: 7	R: 2 E: 0 K: 0 S: 5	H: 2 LOB: 0 BB: 0 P: 5	R: 0 E: 0 K: 0 S: 3	H: 0 LOB: 0 BB: 0 P: 3	R: 3 E: 1 K: 0 S: 5	H: 1 LOB: 2 BB: 3 P: 17	R: 0 E: 0 K: 1 S: 5	H: 1 LOB: 0 BB: 0 P: 5	R: 2 E: 0 K: 1 S: 7	H: 2 LOB: 1 BB: 1 P: 11	R: 0 E: 0 K: 1 S: 6	H: 1 LOB: 2 BB: 1 P: 10	1B: 7 2B: 0 3B: 2 HR: 1	SF: 0 SAC: 0 DP: 0 HBP: 0	WP: 2 PB: 0 SB: 3 CS: 1	PA: 39
<b>PITCHER</b>	IP WLS BF H R ER SO BB IBB HBP BLK WP HR S P ERA WHIP																			
Al Holland, L ERA: 4.43 Gary Lavelle, L ERA: 3.39 Atlee Hammaker, L ERA: 18.0 Fred Breining, R ERA: 6.43	(1, 1) 4.2 L 23 6 5 3 1 0 0 0 0 0 0 7 7 0.00 0.750																			
(5, 1) 1.1 5 1 0 0 1 0 0 0 0 0 0 7 7 0.00 0.750																				
(7, 1) 1.0 6 2 2 2 1 1 0 0 0 0 0 7 11 18.00 3.000																				
(8, 1) 1.0 5 1 0 0 1 1 0 0 0 0 0 6 10 0.00 2.000																				



Batter	1	2	3	4	5	6	7	8	9	10	11	12	AB	R	H	RBI	BB	SO	LOB	TOP
Gene Richards, L (1.7) Joe Lefebvre, L (12.7) OBP: 0.304, SLG: 0.333 OBP: 0.500, SLG: 0.429	6-3		K		4-3		F9			4-3		SH1-3 HR	6 1 1 0 0 1 0 0 0 0 0 0 0 0							
Juan Bonilla, R (1.4) OBP: 0.390, SLG: 0.453	G1-2-3 1B				6-3			4-3		G4-6-3 1B		SH1-3 2B	5 0 3 0 0 0 0							
Gary Templeton, S (1.6) OBP: 0.230, SLG: 0.233			6-3		K			L6		G4-6-3 1-2		5-3	6 0 1 0 0 1 3							
Ruppert Jones, L (1.8) OBP: 0.441, SLG: 0.571	E4 1-2 2-3		4-3					F8				F7 HR	5 1 0 0 1 0 3							
Sixto Lezcano, R (1.9) OBP: 0.417, SLG: 0.643	G1-2-3 3-H											SH1-4 1B HR	6 3 4 4 0 0 3							
Terry Kennedy, L (1.2) Dave Edwards, R (9. FR) Gary Lucas, L (9.1) Floyd Chiffer, L (11.1)		K2-3		4-3				F9		E7 6-4-3		SH1-4 1-2	4 0 0 0 0 1 1 0 0 0 0 0 0 0 0 0 0 0 0 0 0 1 0 0 0 0 1 0							
Luis Salazar, R (1.5) OBP: 0.286, SLG: 0.314		F9		F9				F7		6-4-3 IBB		1B IBB	3 0 0 0 2 0 1							
Broderick Perkins, L (1.3) Kurt Sievackus, R (9. PH) Preston Hanna, R (9.3)			K							6-4-3 1-2 2-3		1-2 2-H 1B	2 0 1 0 1 1 0 2 0 1 1 0 0 2							
Tim Lollar, L (1.1) Doug Gwosdz, R (9. PH) OBP: 0.385, SLG: 0.273								B1-6-4 1B		1-2 2-3 K		F9	3 1 1 1 0 0 2 2 0 0 0 0 1 4							
<b>Inning Stats</b>	R: 0 E: 1 K: 0 S: 5	H: 2 LOB: 2 BB: 0 P: 5	R: 0 E: 0 K: 2 S: 7	H: 0 LOB: 0 BB: 0 P: 7	R: 1 E: 0 K: 1 S: 7	H: 2 LOB: 1 BB: 0 P: 7	R: 1 E: 0 K: 0 S: 4	H: 1 LOB: 1 BB: 1 P: 8	R: 0 E: 0 K: 1 S: 5	H: 0 LOB: 0 BB: 0 P: 5	R: 0 E: 0 K: 1 S: 6	H: 1 LOB: 2 BB: 1 P: 10	R: 1 E: 0 K: 0 S: 5	H: 2 LOB: 2 BB: 1 P: 9	R: 3 E: 0 K: 1 S: 7	H: 2 LOB: 0 BB: 1 P: 11	1B: 7 2B: 2 3B: 0 HR: 3	SF: 0 SAC: 2 DP: 3 HBP: 0	WP: 0 PB: 0 SB: 0 CS: 0	PA: 51
<b>PITCHER</b>	IP WLS BF H R ER SO BB IBB HBP BLK WP HR S P ERA WHIP	<b>PITCHER</b>																		
Phil Niekro, R (1.1) ERA: 2.25	8.0	31	7	2	2	4	1	0	0	0	0	0	2	38	42	2.25	1.000			
Larry McWilliams, L (9.1) ERA: 3.86	2.2	13	3	1	1	1	0	2	0	0	0	0	0	13	21	3.38	1.125			
Preston Hanna, R (11.1) ERA: 3.6	0.1	1	0	0	0	0	0	0	0	0	0	0	1	1	0.00	0.000				
Rick Camp, R (12.1) ERA: 3.97	1.0	L 6	2	3	3	1	0	1	0	0	0	0	1	7	11	27.00	2.000			

San Diego Padres @ Atlanta Braves  
Atlanta-Fulton County Stadium, Atlanta, GA  
Fri Apr 23 1982, 6:05 PM EST  
Alt. 37,105 - Unknown

AB	45
R	6
H	12
RBI	6
BB	4
SO	6
LOB	19



Batter	1	2	3	4	5	6	7	8	9	10	11	12	AB	R	H	RBI	BB	SO	LOB	BOTTOM	
Brett Butler, L (1.8) OBP: 0.375, SLG: 0.274	S 1B		K		K			K				6-3	5 0 1 0 0 3 2								
Glenn Hubbard, R (1.4) OBP: 0.359, SLG: 0.364	K 1-2		4-3					5-3				1B	5 1 2 2 0 1 2								
Claudell Washington, L (1.9) OBP: 0.283, SLG: 0.275 Rick Camp, R (12.1)	K				F7			K HR		1-3		K 2-H	5 0 0 0 0 0 3 2 0 0 0 0 0 0 0 0								
Bob Horner, R (1.5) OBP: 0.344, SLG: 0.380	K							F7				K	4 1 0 0 1 2 2								
Dale Murphy, R (1.7) OBP: 0.381, SLG: 0.588 (12.9)		5-3						F8		6-3		K	5 0 1 1 0 1 0								
Chris Chambliss, L (1.3) OBP: 0.393, SLG: 0.566		4-3						K		4-3		F7	5 0 0 0 0 1 1								
Bruce Benedict, R (1.2) OBP: 0.373, SLG: 0.327		G3						P4		5-3		F9	5 0 0 0 0 0 1								
Rafael Ramirez, R (1.6) OBP: 0.350, SLG: 0.545								1-3		L4			4 0 1 0 0 1 0								
Phil Niekro, R (1.1) Jenny Royster, R (8. PH) Larry McWilliams, L (9.1) Preston Hanna, R (11.1) Rufino Linares, R (12.7)			4-3 2B					F7		K		6-3 1B	2 0 0 0 0 0 0 1 1 0 0 0 0 0 1 0 0 0 0 0 0 0 0 0 0 0 0 0 0 0 0 0 1 1 1 0 0 0 0 0								
<b>Inning Stats</b>	R: 0 E: 0 K: 3 S: 10	H: 1 LOB: 1 BB: 0 P: 10	R: 0 E: 0 K: 0 S: 3	H: 0 LOB: 0 BB: 0 P: 3	R: 0 E: 0 K: 1 S: 6	H: 1 LOB: 1 BB: 0 P: 6	R: 1 E: 0 K: 1 S: 6	H: 1 LOB: 1 BB: 1 P: 10	R: 0 E: 0 K: 1 S: 5	H: 0 LOB: 0 BB: 0 P: 5	R: 0 E: 0 K: 2 S: 7	H: 0 LOB: 0 BB: 0 P: 3	R: 0 E: 0 K: 0 S: 3	R: 1 E: 0 K: 2 S: 9	H: 2 LOB: 1 BB: 0 P: 9	R: 0 E: 0 K: 1 S: 5	H: 0 LOB: 0 BB: 0 P: 6	1B: 3 2B: 2 3B: 0 HR: 1	SF: 0 SAC: 0 DP: 0 HBP: 0	WP: 0 PB: 0 SB: 1 CS: 0	PA: 43
<b>PITCHER</b>	IP WLS BF H R ER SO BB IBB HBP BLK WP HR S P ERA WHIP	<b>PITCHER</b>																			
Tim Lollar, L (1.1) ERA: 3.04	8.0	29	4	2	2	10	1	0	0	0	0	0	1	48	52	2.25	0.625				
Gary Lucas, L (9.1) ERA: 2.92	2.2	10	2	1	1	1	0	0	0	0	0	0	0	12	12	3.38	0.750				
Floyd Chiffer, R (11.1) ERA:	1.1	W 4	0	0	0	2	0	0	0	0	0	0	0	8	8	0.00	0.000				

San Diego Padres @ Atlanta Braves  
Atlanta-Fulton County Stadium, Atlanta, GA  
Fri Apr 23 1982, 6:05 PM EST  
Alt. 37,105 - Unknown

AB	42
R	3
H	6
RBI	3
BB	1
SO	13
LOB	11













Batter	1	2	3	4	5	6	7	8	9	10	11	12	13	14	15	AB	R	H	RBI	BB	SO	LOB	TOP									
Mookie Wilson, S OBP: 0.333, SLG: 0.475 (1, 8)	4-3		F7		FC3-6 3B		6-3			1-3		5-3			SF8 3B	7	2	1	1	0	0	1										
Wally Backman, S OBP: 0.333, SLG: 0.442 Bob Batter, R OBP: 0.287, SLG: 0.343 (1, 4) (11, 4)	1-3		6-3		3B					HBP E4 1B		1-3			SF8	5	0	2	1	0	0	0										
Dave Kingman, R OBP: 0.343, SLG: 0.835 Mike Jorgensen, L OBP: 0.364, SLG: 0.222 (1, 3) (10, PR) (10, 3)	1-3			6-3						HBP E4 1B					G3	4	0	0	0	0	2	1										
Gary Reisch, L OBP: 0.320, SLG: 0.318 Joel Youngblood, R OBP: 0.281, SLG: 0.438 (1, 7) (15, 7)				F8						F7					K	7	0	2	0	0	1	2										
Ellis Valentine, R OBP: 0.270, SLG: 0.278 (1, 9)		G6-4-3 1B								F3					6-3	5	1	1	0	1	0	4										
John Stearns, R OBP: 0.333, SLG: 0.492 (1, 2)															F7	6	1	1	1	0	1	3										
Hubie Brooks, R OBP: 0.347, SLG: 0.274 (1, 5)										6-3					6-3	6	0	2	1	0	2	0										
Ron Gardenhire, R OBP: 0.400, SLG: 0.408 (1, 6)															K	6	1	3	0	0	1	2										
Randy Jones, R OBP: 0.300, SLG: 0.300 Rick Sweet, S OBP: 0.300, SLG: 0.300 Craig Swan, R OBP: 0.300, SLG: 0.300 Randy Jones, R OBP: 0.300, SLG: 0.300 Neil Allen, R OBP: 0.300, SLG: 0.300 George Foster, R OBP: 0.300, SLG: 0.300 Pete Falcone, L OBP: 0.300, SLG: 0.300 (1, 1) (5, PR) (5, 1) (5, PR) (5, 1) (1, PR) (1, 1) (1, 1)			1-3												K	1	0	0	0	0	0	0										
<b>Inning Stats</b>	R: 0 E: 0 K: 0 S: 3	H: 0 LOB: 0 BB: 0 P: 3	R: 1 E: 0 K: 0 S: 5	H: 3 LOB: 1 BB: 0 P: 5	R: 0 E: 0 K: 0 S: 3	H: 0 LOB: 0 BB: 0 P: 3	R: 0 E: 0 K: 0 S: 3	H: 0 LOB: 1 BB: 1 P: 7	R: 0 E: 0 K: 0 S: 3	H: 3 LOB: 1 BB: 0 P: 10	R: 2 E: 0 K: 2 S: 10	H: 3 LOB: 1 BB: 0 P: 10	R: 1 E: 0 K: 0 S: 5	H: 2 LOB: 1 BB: 0 P: 5	R: 0 E: 0 K: 0 S: 3	H: 1 LOB: 0 BB: 0 P: 3	R: 0 E: 0 K: 0 S: 4	H: 1 LOB: 2 BB: 0 P: 5	R: 0 E: 0 K: 1 S: 5	H: 0 LOB: 0 BB: 0 P: 5	R: 0 E: 0 K: 1 S: 5	H: 0 LOB: 0 BB: 0 P: 5	R: 0 E: 0 K: 2 S: 7	H: 0 LOB: 0 BB: 0 P: 7	R: 0 E: 0 K: 0 S: 4	H: 1 LOB: 0 BB: 0 P: 4	R: 0 E: 0 K: 0 S: 4	H: 1 LOB: 0 BB: 0 P: 4	1B: 9 2B: 1 3B: 2 HR: 1	SF: 1 SAC: 0 DP: 2 HBP: 1	WP: 0 PB: 0 SB: 0 CS: 0	PA: 58
<b>PITCHER</b>	IP 5.0	WLS 5.0	BF 21	H 6	R 3	ER 3	SO 2	BB 1	IBB 0	HBP 0	BLK 0	WP 0	HR 1	S 24	P 28	ERA 5.40	WHIP 1.400															
John Montefusco, R ERA: 5.33 Danny Boone, L ERA: 4.26 Luis DeLeon, R ERA: 1.93 Floyd Chiffer, R ERA: Gary Lucas, L ERA: 2.76 (1, 1) (6, 1) (8, 1) (10, 1) (12, 1)																																

New York Mets @ San Diego Padres  
Jack Murphy Stadium, San Diego, CA  
Wed Apr 28 1982, 10:05 PM EDT  
Att. 23,315 - Unknown

AB 55  
R 5  
H 13  
RBI 5  
BB 10  
SO 15




Batter	1	2	3	4	5	6	7	8	9	10	11	12	13	14	15	AB	R	H	RBI	BB	SO	LOB	BOTTOM				
Gene Richards, L OBP: 0.310, SLG: 0.338 (1, 7)	K	5-3								6-3					P5	6	1	2	0	1	1	1					
Juan Bonilla, R OBP: 0.338, SLG: 0.397 (1, 4)	4-3		E3 HBP	1-3						6-3					F9	7	1	0	0	0	1	4					
Gary Templeton, S OBP: 0.250, SLG: 0.280 (1, 6)				E4 CS											G3	7	2	3	0	0	0	1					
Ruppert Jones, L OBP: 0.425, SLG: 0.525 (1, 8)										G4-6-3					G3	4	0	0	1	1	2	3					
Sixto Lezcano, R OBP: 0.413, SLG: 0.588 (1, 9)																4	0	0	1	0	3	0					
Terry Kennedy, L OBP: 0.262, SLG: 0.304 (1, 2)																5	0	0	2	0	2	3					
Luis Salazar, R OBP: 0.239, SLG: 0.288 (1, 5)																7	0	0	1	0	2	5					
Brodieck Perkins, L OBP: 0.266, SLG: 0.351 (1, 3)																5	0	1	0	1	0	0					
John Montefusco, R ERA: 5.33 Danny Boone, L ERA: 4.26 Luis DeLeon, R ERA: 1.93 Floyd Chiffer, R ERA: Gary Lucas, L ERA: 2.76 (1, 1) (6, 1) (8, 1) (10, 1) (12, 1)																2	0	0	0	0	2	3					
<b>Inning Stats</b>	R: 1 E: 1 K: 1 S: 7	H: 1 LOB: 3 BB: 1 P: 12	R: 0 E: 0 K: 1 S: 5	H: 0 LOB: 0 BB: 0 P: 5	R: 2 E: 1 K: 2 S: 9	H: 1 LOB: 3 BB: 2 P: 18	R: 1 E: 1 K: 0 S: 4	H: 1 LOB: 0 BB: 0 P: 4	R: 0 E: 0 K: 0 S: 5	H: 0 LOB: 0 BB: 0 P: 5	R: 0 E: 0 K: 1 S: 5	H: 0 LOB: 0 BB: 0 P: 5	R: 0 E: 0 K: 0 S: 5	H: 0 LOB: 1 BB: 1 P: 7	R: 0 E: 0 K: 1 S: 6	H: 1 LOB: 1 BB: 0 P: 6	R: 0 E: 0 K: 0 S: 5	H: 0 LOB: 0 BB: 0 P: 5	R: 0 E: 0 K: 1 S: 5	H: 0 LOB: 0 BB: 0 P: 5	R: 0 E: 0 K: 0 S: 5	H: 0 LOB: 0 BB: 0 P: 5	1B: 6 2B: 1 3B: 0 HR: 0	SF: 1 SAC: 1 DP: 2 HBP: 2	WP: 1 PB: 0 SB: 1 CS: 2	PA: 62	
<b>PITCHER</b>	IP 4.0	WLS 4.0	BF 22	H 3	R 4	ER 0	SO 4	BB 1	IBB 0	HBP 2	BLK 0	WP 1	HR 0	S 25	P 39	ERA 0.00	WHIP 1.000										
Randy Jones, R ERA: 3.86 Craig Swan, R ERA: 2.57 Neil Allen, R ERA: 0.68 Pete Falcone, L ERA: 2.84 (1, 1) (5, 1) (8, 1) (11, 1)																											


New York Mets @ San Diego Padres  
Jack Murphy Stadium, San Diego, CA  
Wed Apr 28 1982, 10:05 PM EDT  
Att. 23,315 - Unknown

AB 50  
R 4  
H 6  
RBI 4  
BB 7  
SO 12  
LOB 23





Batter	1	2	3	4	5	6	7	8	9	AB	R	H	RBI	BB	SO	LOB	TOP				
Mookie Wilson, S (1, 8) OBP: 0.318, SLG: 0.452	0-3 K		0-0 1-3		0-0 4-3			0-0 F9		4	0	0	0	0	1	1	<p><b>New York Mets @ San Diego Padres</b> Jack Murphy Stadium, San Diego, CA</p> <p>Thu Apr 29 1982, 6:33 AM EDT Att: 19,691 - Unknown</p> <p>livebaseballscores.com</p> <p>AB 32 R 0 H 5 RBI 0 BB 2 SO 5 LOB 13</p> 				
Bob Bailor, R (1, 4) OBP: 0.293, SLG: 0.359	0-0 F8		0-0 F3			0-0 F8		0-0 2B		4	0	1	0	0	0	0					
Joel Youngblood, R (1, 7) OBP: 0.278, SLG: 0.400	4-0 BB			0-0 F9		0-0 F8		0-3 K		3	0	0	0	1	1	2					
Dave Kingman, R (1, 3) OBP: 0.338, SLG: 0.625 Gary Rajsich, L (3, 3) OBP: 0.321, SLG: 0.320	0-3 K			0-0 1B 1B		0-0 F2		0-0 F2		1	0	0	0	0	1	1					
Ellis Valentine, R (1, 9) OBP: 0.268, SLG: 0.275		0-0 5-3 1B		0-0 F8			0-0 F2		0-0 F7	4	0	1	0	0	0	1					
John Stearns, R (1, 2) OBP: 0.328, SLG: 0.476		0-0 5-3 1-2 1B		0-0 1-2 1B			0-0 5-3		0-0 F2	4	0	1	0	0	0	1					
Hubie Brooks, R (1, 5) OBP: 0.342, SLG: 0.273		0-0 G4-6-3 1B		0-0 K			0-0 E4		0-0 L5	4	0	1	0	0	1	2					
Ron Gardenhire, R (1, 6) OBP: 0.379, SLG: 0.385		0-0 G4-6-3 1-2			0-0 5-3			0-0 F8		3	0	0	0	0	0	3					
Charlie Puleo, R (1, 1) Rick Sweet, S (5, PH) OBP: 0.333, SLG: 0.333 Jesse Orosco, R (5, 1) Wally Backman, S (8, PH) Ed Lynch, R (8, 1)			0-0 1-3		0-3 K			4-0 2B BB		1	0	0	0	0	0	0					
<b>Inning Stats</b>	R: 0 E: 0 K: 2 S: 7	H: 0 LOB: 1 BB: 1 P: 11	R: 0 E: 0 K: 0 S: 4	H: 2 LOB: 1 BB: 0 P: 4	R: 0 E: 0 K: 0 S: 3	H: 0 LOB: 0 BB: 0 P: 3	R: 0 E: 0 K: 1 S: 5	H: 0 LOB: 0 BB: 0 P: 5	R: 0 E: 0 K: 0 S: 3	H: 0 LOB: 0 BB: 0 P: 3	R: 0 E: 1 K: 0 S: 4	H: 0 LOB: 1 BB: 0 P: 4	R: 0 E: 0 K: 1 S: 6	H: 1 LOB: 2 BB: 1 P: 10	R: 0 E: 0 K: 0 S: 3	H: 0 LOB: 0 BB: 0 P: 3		1B: 4 2B: 1 3B: 0 HR: 0	SF: 0 SAC: 0 DP: 1 HBP: 0	WP: 0 PB: 0 SB: 0 CS: 0	PA: 34
<b>PITCHER</b> Tim Lollar, L (1, 1) ERA: 2.27	IP: 9.0 WLS: W BF: 34 H: 5 R: 0 ER: 0 SO: 5 BB: 2 IBB: 0 HBP: 0 BLK: 0 WP: 0 HR: 0 S: 42 P: 50 ERA: 0.00 WHIP: 0.778															<b>PITCHER</b>					

Batter	1	2	3	4	5	6	7	8	9	AB	R	H	RBI	BB	SO	LOB	BOTTOM		
Gene Richards, L (1, 7) OBP: 0.307, SLG: 0.333 Dave Edwards, R (8, 7) OBP: 0.286, SLG: 0.429	0-0 1-3			0-0 6-3			0-0 4-3			4	0	1	1	0	0	0	<p><b>New York Mets @ San Diego Padres</b> Jack Murphy Stadium, San Diego, CA</p> <p>Thu Apr 29 1982, 6:33 AM EDT Att: 19,691 - Unknown</p> <p>livebaseballscores.com</p> <p>AB 30 R 6 H 7 RBI 5 BB 3 SO 1 LOB 6</p> 		
Juan Bonilla, R (1, 4) OBP: 0.333, SLG: 0.389	0-0 5-3	2H 1B			0-0 F9		0-0 1B			4	0	1	0	0	0	1			
Garry Templeton, S (1, 6) OBP: 0.250, SLG: 0.250	4-0 CS BB		0-0 1-3		0-0 E6 BB		0-0 4-3			3	0	0	0	1	0	1			
Ruppert Jones, L (1, 8) OBP: 0.442, SLG: 0.594	0-0 CS	0-0 4-3 1B 2B	0-0 HR		4-0 G6-4-3 BB		0-0 F7			3	2	2	1	1	0	0			
Sixto Lezcano, R (1, 9) OBP: 0.392, SLG: 0.556		0-0 4-3	0-0 1-3		0-0 G6-4-3 1-2		0-0 P5			4	0	0	0	0	0	3			
Terry Kennedy, L (1, 2) OBP: 0.282, SLG: 0.300		0-0 1B FC3-6 1B	0-0 F8		0-0 F7		0-0 L3			4	1	1	1	0	0	0			
Luis Salazar, R (1, 5) OBP: 0.243, SLG: 0.290		0-0 1-3 E 1B		0-0 P3		0-0 F9				3	1	1	0	0	0	0			
Broderick Perkins, L (1, 3) OBP: 0.391, SLG: 0.333		4-0 FC3-6 IBB		0-0 F8		0-0 F8				2	0	0	0	1	0	0			
Tim Lollar, L (1, 1) OBP: 0.538, SLG: 1.000		0-0 FC3-6 1B		0-0 HR		0-3 K				3	2	1	2	0	1	1			
<b>Inning Stats</b>	R: 0 E: 0 K: 0 S: 2	H: 0 LOB: 0 BB: 1 P: 6	R: 4 E: 1 K: 0 S: 7	H: 4 LOB: 1 BB: 1 P: 11	R: 1 E: 0 K: 0 S: 4	H: 1 LOB: 0 BB: 0 P: 4	R: 1 E: 0 K: 0 S: 3	H: 0 LOB: 0 BB: 0 P: 3	R: 0 E: 0 K: 1 S: 6	H: 1 LOB: 1 BB: 0 P: 6	R: 0 E: 0 K: 0 S: 3	H: 0 LOB: 0 BB: 0 P: 3	R: 0 E: 0 K: 0 S: 3	H: 0 LOB: 0 BB: 0 P: 3	1B: 4 2B: 1 3B: 0 HR: 2	SF: 0 SAC: 0 DP: 1 HBP: 0		WP: 0 PB: 0 SB: 1 CS: 1	PA: 34
<b>PITCHER</b> Charlie Puleo, R (1, 1) ERA: 5.57 Jesse Orosco, L (5, 1) ERA: 3.07 Ed Lynch, R (8, 1) ERA: 1.06	IP: 4.0 WLS: L BF: 19 H: 6 R: 6 ER: 5 SO: 0 BB: 1 IBB: 0 HBP: 0 BLK: 0 WP: 0 HR: 2 S: 12 P: 25 ERA: 11.25 WHIP: 1.750															<b>PITCHER</b>			



Batter	1	2	3	4	5	6	7	8	9	10	AB	R	H	RBI	BB	SO	LOB							
<b>Bob Dernier, R</b> OBP: 0.282, SLG: 0.250 (1, 8)	K			L8		4-3			K		4	0	0	0	0	2	0							
<b>Ivan De Jesus, R</b> OBP: 0.316, SLG: 0.278 (1, 5)	F9			1-3			F9				4	0	1	0	0	0	0							
<b>Pete Rose, S</b> OBP: 0.321, SLG: 0.400 (1, 3)	L7				3B		1-3		L8		4	0	1	0	0	0	1							
<b>Gary Matthews, R</b> OBP: 0.272, SLG: 0.325 (1, 7)		6-3		F9				HR		FC5-6 1B	4	1	2	1	0	0	1							
<b>George Vukovich, L</b> OBP: 0.125, SLG: 0.125 (1, 9)		4-3			4-3		F5			FC5-6 HR	4	1	0	0	0	0	1							
<b>Bo Diaz, R</b> OBP: 0.290, SLG: 0.585 (1, 2)		5-3			K			L8		HR	4	1	1	2	0	1	0							
<b>Dave Roberts, R</b> OBP: 0.250, SLG: 0.182 (1, 4)					F7			F3		F2	4	0	1	0	0	0	0							
<b>Julio Franco, R</b> OBP: 0.320, SLG: 0.304 (1, 6)				G4-6-3 1B			1-3				4	0	1	0	0	0	1							
<b>Steve Carlton, L</b> OBP: 0.133, SLG: 0.133 (1, 1)					6-3		F7			1B	4	0	0	0	0	0	1							
<b>Inning Stats</b>	R: 0 E: 0 K: 1 S: 5	H: 0 LOB: 0 BB: 0 P: 5	R: 0 E: 0 K: 0 S: 3	H: 0 LOB: 0 BB: 0 P: 3	R: 0 E: 0 K: 0 S: 3	H: 1 LOB: 0 BB: 0 P: 3	R: 0 E: 0 K: 0 S: 4	H: 1 LOB: 1 BB: 0 P: 4	R: 0 E: 0 K: 1 S: 5	H: 0 LOB: 0 BB: 0 P: 5	R: 0 E: 0 K: 0 S: 3	H: 0 LOB: 0 BB: 0 P: 3	R: 1 E: 0 K: 0 S: 4	H: 1 LOB: 0 BB: 0 P: 4	R: 0 E: 0 K: 0 S: 3	H: 0 LOB: 0 BB: 0 P: 3	R: 0 E: 0 K: 1 S: 6	H: 1 LOB: 1 BB: 0 P: 6	R: 2 E: 0 K: 0 S: 6	H: 3 LOB: 1 BB: 0 P: 6	1B: 4 2B: 0 3B: 1 HR: 2	SF: 0 SAC: 0 DP: 1 HBP: 0	WP: 0 PA: 36	
<b>PITCHER</b> <b>Juan Eichelberger, R</b> ERA: 4.02 (1, 1)	IP: 10.0 WLS: L BF: 36 H: 7 R: 3 ER: 3 SO: 3	BB: 0 IBB: 0 HBP: 0 BLK: 0	WP: 0 HR: 2 S: 42 P: 42	ERA: 2.70 WHIP: 0.700																				

**TOP**

**Philadelphia Phillies @ San Diego Padres**  
Jack Murphy Stadium, San Diego, CA

Fri Apr 30 1982, 10:05 PM EDT  
Att: 23,383 - Unknown

livebaseballscorecards.com

AB 36  
R 3  
H 7  
RBI 3  
BB 0  
SO 3  
LOB 5



Batter	1	2	3	4	5	6	7	8	9	10	AB	R	H	RBI	BB	SO	LOB							
<b>Gene Richards, L</b> OBP: 0.325, SLG: 0.351 (1, 7)	1B 1B	K					4-3				5	1	3	0	0	1	2							
<b>Juan Bonilla, R</b> OBP: 0.337, SLG: 0.390 (1, 4)	1B 1-2 1B			L9			F8			1B	5	0	2	0	0	0	1							
<b>Garry Templeton, S</b> OBP: 0.247, SLG: 0.247 (1, 6)	CS 1-3 2-H 1B			6-3			FC3-5			L9	5	0	1	1	0	0	3							
<b>Ruppert Jones, L</b> OBP: 0.427, SLG: 0.559 (1, 8)	K 1-2			K			F2			F7	4	0	0	0	1	2	4							
<b>Sixto Lezcano, R</b> OBP: 0.396, SLG: 0.539 (1, 9)	K			K						FC5-4 1B	4	0	1	0	0	2	2							
<b>Terry Kennedy, L</b> OBP: 0.275, SLG: 0.317 (1, 2)										K	3	0	1	0	1	1	2							
<b>Luis Salazar, R</b> OBP: 0.231, SLG: 0.274 (1, 5)										FC3-5 1B	4	0	0	0	0	0	3							
<b>Broderick Perkins, L</b> OBP: 0.400, SLG: 0.349 (1, 3)										FC5-4 1-2r	4	0	2	0	0	0	1							
<b>Juan Eichelberger, R</b> (1, 1)										1-3 1B	4	0	2	0	0	0	1							
<b>Inning Stats</b>	R: 1 E: 0 K: 2 S: 9	H: 3 LOB: 1 BB: 0 P: 9	R: 0 E: 0 K: 1 S: 7	H: 2 LOB: 2 BB: 0 P: 7	R: 0 E: 0 K: 1 S: 5	H: 0 LOB: 0 BB: 0 P: 5	R: 0 E: 0 K: 1 S: 6	H: 1 LOB: 2 BB: 1 P: 10	R: 0 E: 0 K: 0 S: 4	H: 2 LOB: 1 BB: 0 P: 4	R: 0 E: 0 K: 1 S: 6	H: 1 LOB: 1 BB: 0 P: 6	R: 0 E: 0 K: 0 S: 5	H: 0 LOB: 0 BB: 0 P: 5	R: 0 E: 0 K: 0 S: 3	H: 0 LOB: 1 BB: 1 P: 7	R: 0 E: 0 K: 1 S: 5	H: 0 LOB: 0 BB: 0 P: 5	R: 0 E: 0 K: 0 S: 4	H: 1 LOB: 1 BB: 0 P: 4	1B: 9 2B: 1 3B: 0 HR: 0	SF: 0 SAC: 0 DP: 0 HBP: 0	WP: 0 PA: 40	
<b>PITCHER</b> <b>Steve Carlton, L</b> ERA: 4.93 (1, 1)	IP: 10.0 WLS: W BF: 40 H: 10 R: 1 ER: 1 SO: 8	BB: 2 IBB: 0 HBP: 0 BLK: 0	WP: 0 HR: 0 S: 54 P: 62	ERA: 0.90 WHIP: 1.200																				


**BOTTOM**

**Philadelphia Phillies @ San Diego Padres**  
Jack Murphy Stadium, San Diego, CA

Fri Apr 30 1982, 10:05 PM EDT  
Att: 23,383 - Unknown

livebaseballscorecards.com

AB 38  
R 1  
H 10  
RBI 1  
BB 2  
SO 8  
LOB 22





Batter	1	2	3	4	5	6	7	8	9	AB	R	H	RBI	BB	SO	LOB	TOP						
Bob Dernier, R (1, 8) OBP: 0.279, SLG: 0.250 George Vukovich, L (9, PH) OBP: 0.120, SLG: 0.120	F8		6-3	BB 1B		F8		G3		4	1	1	0	0	0	1	<b>Philadelphia Phillies @ San Diego Padres</b> Jack Murphy Stadium, San Diego, CA Sat May 01 1982, 10:05 PM EDT Att: 39,785 - Unknown <a href="http://livebaseballscorecards.com">livebaseballscorecards.com</a>						
Pete Rose, S (1, 3) OBP: 0.314, SLG: 0.380	6-3		6-3	1B BB		4-3		4-3		4	0	0	1	1	0	1							
Gary Matthews, R (1, 7) OBP: 0.282, SLG: 0.325	BB		F8	BB		6-3		6-3		3	0	1	2	1	0	0							
Mike Schmidt, R (1, 5) OBP: 0.381, SLG: 0.133	P3		L3			6-3		6-3		3	0	0	0	1	0	3							
Bo Diaz, R (1, 2) OBP: 0.301, SLG: 0.580	CS 1B		FC6-4 HR	WP 1B		FC5-4 1B		P4		4	1	2	0	0	0	1							
Dick Davis, R (1, 9) OBP: 0.364, SLG: 0.476	4-3		HR	HR		F7		G4-6-3 1B		4	1	2	2	0	0	2							
Dave Roberts, R (1, 4) OBP: 0.214 Greg Gross, L (8, PH) OBP: 0.292 Luis Aguayo, R (8, 4) OBP: 0.364, SLG: 0.700	F9		1B 1B	1B		K		G4-6-3 1B		3	1	1	0	0	1	1							
Ivan De Jesus, R (1, 6) OBP: 0.313, SLG: 0.276			E6 SH1-4	1B BB 1B		FC5-4		5-3		4	1	1	0	0	0	1							
Larry Christenson, R (1, 1) OBP: 0.111, SLG: 0.111 Ron Reed, R (5, 1) Warren Brusstar, R (8, 1) Del Unser, L (9, PH)			SH1-4	BB 1B 1B		K		P4		1	1	1	1	0	0	0							
<b>Inning Stats</b>	R: 0 E: 0 K: 0 S: 3	H: 0 LOB: 1 BB: 1 P: 7	R: 0 E: 0 K: 0 S: 3	H: 1 LOB: 0 BB: 0 P: 3	R: 0 E: 1 K: 0 S: 4	H: 0 LOB: 1 BB: 0 P: 4	R: 6 E: 0 K: 0 S: 9	H: 6 LOB: 2 BB: 2 P: 17	R: 0 E: 0 K: 1 S: 6	H: 1 LOB: 1 BB: 0 P: 6	R: 0 E: 0 K: 0 S: 3	H: 0 LOB: 0 BB: 0 P: 3	R: 0 E: 0 K: 0 S: 3	H: 1 LOB: 0 BB: 0 P: 3	R: 0 E: 0 K: 0 S: 3	H: 0 LOB: 0 BB: 0 P: 3		1B: 8 2B: 0 3B: 0 HR: 1	SF: 0 SAC: 1 DP: 1 HBP: 0	WP: 1 PB: 0 SB: 0 CS: 1	PA: 38		
<b>PITCHER</b>	IP WLS BF H R ER SO BB IBB HBP BLK WP HR S P ERA WHIP	IP WLS BF H R ER SO BB IBB HBP BLK WP HR S P ERA WHIP	IP WLS BF H R ER SO BB IBB HBP BLK WP HR S P ERA WHIP	IP WLS BF H R ER SO BB IBB HBP BLK WP HR S P ERA WHIP	IP WLS BF H R ER SO BB IBB HBP BLK WP HR S P ERA WHIP	IP WLS BF H R ER SO BB IBB HBP BLK WP HR S P ERA WHIP	IP WLS BF H R ER SO BB IBB HBP BLK WP HR S P ERA WHIP	IP WLS BF H R ER SO BB IBB HBP BLK WP HR S P ERA WHIP	IP WLS BF H R ER SO BB IBB HBP BLK WP HR S P ERA WHIP	IP WLS BF H R ER SO BB IBB HBP BLK WP HR S P ERA WHIP	IP WLS BF H R ER SO BB IBB HBP BLK WP HR S P ERA WHIP	IP WLS BF H R ER SO BB IBB HBP BLK WP HR S P ERA WHIP	IP WLS BF H R ER SO BB IBB HBP BLK WP HR S P ERA WHIP	IP WLS BF H R ER SO BB IBB HBP BLK WP HR S P ERA WHIP	IP WLS BF H R ER SO BB IBB HBP BLK WP HR S P ERA WHIP	IP WLS BF H R ER SO BB IBB HBP BLK WP HR S P ERA WHIP	IP WLS BF H R ER SO BB IBB HBP BLK WP HR S P ERA WHIP						
Chris Welsh, L (1, 1) ERA: 14.73 Eric Show, R (4, 1) Luis DeLeon, R (5, 1) ERA: 1.26	3.2 0.1 5.0	20 2 16	6 1 2	6 0 0	6 0 2	0 0 0	0 0 0	0 0 0	0 0 0	0 0 0	0 0 0	0 0 0	0 0 0	0 0 0	0 0 0	0 0 0	14.73 3.000 0.400						

Batter	1	2	3	4	5	6	7	8	9	AB	R	H	RBI	BB	SO	LOB	BOTTOM						
Luis Salazar, R (1, 5) OBP: 0.241, SLG: 0.282	5-3		G3 BLK 1B		1B 1B	FC1-5 1B		K		5	3	2	0	0	1	1	<b>Philadelphia Phillies @ San Diego Padres</b> Jack Murphy Stadium, San Diego, CA Sat May 01 1982, 10:05 PM EDT Att: 39,785 - Unknown <a href="http://livebaseballscorecards.com">livebaseballscorecards.com</a>						
Juan Bonilla, R (1, 4) OBP: 0.341, SLG: 0.390	K		F3		1B 2B	WP 1B		F9		5	1	2	0	0	1	1							
Garry Templeton, S (1, 6) OBP: 0.256, SLG: 0.256	K		G3		2B PB 1B	WP 1B		1-3		5	1	2	2	0	1	1							
Ruppert Jones, L (1, 8) OBP: 0.442, SLG: 0.577		2B SF8 BB	S 1B		PB 1B 2B	G3		G3		3	2	2	1	1	0	2							
Sixto Lezcano, R (1, 9) OBP: 0.379, SLG: 0.538		2B 2B	K		K	F3		F3		4	1	1	0	0	2	4							
Terry Kennedy, L (1, 2) OBP: 0.288, SLG: 0.379	SF8		G3		1B	HR		HR		3	1	2	3	0	0	0							
Joe Lefebvre, L (1, 7) OBP: 0.417, SLG: 0.300	K		K		K	4-3		4-3		3	0	0	0	1	2	2							
Broderick Perkins, L (1, 3) OBP: 0.389, SLG: 0.362			K		K	F9		F9		4	0	1	1	0	1	2							
Chris Welsh, L (1, 1) Eric Show, R (4, 1) Tim Flannery, L (4, PH) Luis DeLeon, R (5, 1) OBP: 0.333, SLG: 0.667	F8		K		K	FC1-5 2B		K		1	0	0	0	0	0	1							
<b>Inning Stats</b>	R: 0 E: 0 K: 2 S: 7	H: 0 LOB: 0 BB: 0 P: 7	R: 2 E: 0 K: 1 S: 7	H: 2 LOB: 1 BB: 1 P: 11	R: 1 E: 0 K: 1 S: 7	H: 2 LOB: 1 BB: 0 P: 7	R: 0 E: 0 K: 1 S: 5	H: 0 LOB: 1 BB: 1 P: 9	R: 4 E: 0 K: 3 S: 14	H: 5 LOB: 1 BB: 0 P: 14	R: 1 E: 0 K: 0 S: 6	H: 3 LOB: 2 BB: 0 P: 6	R: 1 E: 0 K: 1 S: 6	H: 1 LOB: 0 BB: 0 P: 6	R: 0 E: 0 K: 1 S: 5	H: 0 LOB: 0 BB: 0 P: 5		1B: 8 2B: 4 3B: 0 HR: 1	SF: 1 SAC: 0 DP: 0 HBP: 0	WP: 1 PB: 1 SB: 2 CS: 0	PA: 39		
<b>PITCHER</b>	IP WLS BF H R ER SO BB IBB HBP BLK WP HR S P ERA WHIP	IP WLS BF H R ER SO BB IBB HBP BLK WP HR S P ERA WHIP	IP WLS BF H R ER SO BB IBB HBP BLK WP HR S P ERA WHIP	IP WLS BF H R ER SO BB IBB HBP BLK WP HR S P ERA WHIP	IP WLS BF H R ER SO BB IBB HBP BLK WP HR S P ERA WHIP	IP WLS BF H R ER SO BB IBB HBP BLK WP HR S P ERA WHIP	IP WLS BF H R ER SO BB IBB HBP BLK WP HR S P ERA WHIP	IP WLS BF H R ER SO BB IBB HBP BLK WP HR S P ERA WHIP	IP WLS BF H R ER SO BB IBB HBP BLK WP HR S P ERA WHIP	IP WLS BF H R ER SO BB IBB HBP BLK WP HR S P ERA WHIP	IP WLS BF H R ER SO BB IBB HBP BLK WP HR S P ERA WHIP	IP WLS BF H R ER SO BB IBB HBP BLK WP HR S P ERA WHIP	IP WLS BF H R ER SO BB IBB HBP BLK WP HR S P ERA WHIP	IP WLS BF H R ER SO BB IBB HBP BLK WP HR S P ERA WHIP	IP WLS BF H R ER SO BB IBB HBP BLK WP HR S P ERA WHIP	IP WLS BF H R ER SO BB IBB HBP BLK WP HR S P ERA WHIP	IP WLS BF H R ER SO BB IBB HBP BLK WP HR S P ERA WHIP						
Larry Christenson, R (1, 1) ERA: 3.44 Ron Reed, R (5, 1) ERA: 2.25 Warren Brusstar, R (8, 1) ERA: 5.4	4.0 3.0 1.0	22 14 3	5 2 0	6 2 0	5 2 0	0 0 0	0 0 0	0 0 0	0 0 0	0 0 0	0 0 0	0 0 0	0 0 0	0 0 0	0 0 0	0 0 0	3.44 1.667 0.000						



Batter	1	2	3	4	5	6	7	8	9	AB	R	H	RBI	BB	SO	LOB	TOP										
<b>Bob Dernier, R</b> OBP: 0.298, SLG: 0.295 (1, 8)										4	2	2	0	0	0	1	<b>Philadelphia Phillies @ San Diego Padres</b> Jack Murphy Stadium, San Diego, CA Sun May 02 1982, 6:33 AM EDT Att: 44,227 - Unknown <a href="http://livebaseballscorecards.com">livebaseballscorecards.com</a>										
<b>Pete Rose, S</b> OBP: 0.315, SLG: 0.370 (1, 3)										2	0	0	0	1	0	1											
<b>Gary Matthews, R</b> OBP: 0.281, SLG: 0.313 (1, 7)										3	0	0	1	1	1	2											
<b>Greg Gross, L</b> OBP: 0.320, SLG: 0.292 (9, 7)										0	0	0	0	0	0	0											
<b>Mike Schmidt, R</b> OBP: 0.400, SLG: 0.421 (1, 5)										4	1	2	2	0	0	4											
<b>Bo Diaz, R</b> OBP: 0.312, SLG: 0.563 (1, 2)										2	0	0	0	2	2	0											
<b>Dick Davis, R</b> OBP: 0.340, SLG: 0.444 (1, 9)										3	0	0	0	0	0	4											
<b>Garry Maddox, R</b> OBP: 0.208, SLG: 0.280 (6, 8)										1	0	0	0	0	1	0											
<b>Dave Roberts, R</b> OBP: 0.211, SLG: 0.167 (1, 4)										4	0	0	0	0	1	0											
<b>Ivan De Jesus, R</b> OBP: 0.310, SLG: 0.266 (1, 6)										3	0	0	0	1	1	0											
<b>Mike Krukow, R</b> OBP: 0.125, SLG: 0.125 (1, 1)										3	0	1	0	0	1	0											
<b>Inning Stats</b>	R: 1 E: 0 K: 0 S: 4	H: 1 LOB: 2 BB: 2 P: 12	R: 0 E: 0 K: 0 S: 3	H: 0 LOB: 1 BB: 1 P: 7	R: 0 E: 0 K: 0 S: 4	H: 1 LOB: 2 BB: 1 P: 8	R: 0 E: 0 K: 0 S: 3	H: 0 LOB: 0 BB: 0 P: 3	R: 2 E: 0 K: 2 S: 9	H: 2 LOB: 0 BB: 0 P: 9	R: 0 E: 1 K: 0 S: 4	H: 1 LOB: 2 BB: 1 P: 8	R: 0 E: 0 K: 3 S: 9	H: 0 LOB: 0 BB: 0 P: 9	R: 0 E: 0 K: 2 S: 7	H: 0 LOB: 0 BB: 0 P: 7	1B: 2 2B: 2 3B: 0 HR: 1	SF: 0 SAC: 3 DP: 1 HBP: 0	WP: 0 PB: 0 SB: 3 CS: 0	PA: 37							
<b>PITCHER</b>	IP	WLS	BF	H	R	ER	SO	BB	IBB	HBP	BLK	WP	HR	S	P	ERA	WHIP										
<b>John Curtis, L</b> ERA: 4.88 (1, 1)	6.0	L	26	4	3	3	2	4	0	0	0	0	1	26	42	4.50	1.333										
<b>Eric Show, R</b> ERA: (7, 1)	3.0		11	1	0	0	5	1	0	0	0	0	0	20	24	0.00	0.667										

Batter	1	2	3	4	5	6	7	8	9	AB	R	H	RBI	BB	SO	LOB	BOTTOM										
<b>Luis Salazar, R</b> OBP: 0.241, SLG: 0.280 (1, 5)										4	0	1	0	0	1	1	<b>Philadelphia Phillies @ San Diego Padres</b> Jack Murphy Stadium, San Diego, CA Sun May 02 1982, 6:33 AM EDT Att: 44,227 - Unknown <a href="http://livebaseballscorecards.com">livebaseballscorecards.com</a>										
<b>Juan Bonilla, R</b> OBP: 0.337, SLG: 0.384 (1, 4)										4	0	1	0	0	0	2											
<b>Garry Templeton, S</b> OBP: 0.247, SLG: 0.247 (1, 6)										3	0	0	0	0	1	1											
<b>Ruppert Jones, L</b> OBP: 0.427, SLG: 0.554 (1, 8)										3	0	0	0	0	1	0											
<b>Sixto Lezcano, R</b> OBP: 0.378, SLG: 0.542 (1, 9)										3	0	1	0	0	1	0											
<b>Terry Kennedy, L</b> OBP: 0.276, SLG: 0.362 (1, 2)										3	0	0	0	0	0	1											
<b>Joe Lefebvre, L</b> OBP: 0.333, SLG: 0.231 (1, 7)										3	0	0	0	0	1	1											
<b>Broderick Perkins, L</b> OBP: 0.368, SLG: 0.340 (1, 3)										3	0	0	0	0	0	0											
<b>John Curtis, L</b> OBP: 0.400, SLG: 0.400 (1, 1)										1	0	0	0	0	0	0											
<b>Tim Flannery, L</b> OBP: 0.300, SLG: 0.500 (6, PH)										1	0	0	0	0	0	0											
<b>Eric Show, R</b> (7, 1)										0	0	0	0	0	0	0											
<b>Dave Edwards, R</b> OBP: 0.375, SLG: 0.500 (9, PH)										1	0	1	0	0	0	0											
<b>Inning Stats</b>	R: 0 E: 0 K: 1 S: 5	H: 0 LOB: 0 BB: 0 P: 5	R: 0 E: 0 K: 0 S: 4	H: 1 LOB: 1 BB: 0 P: 4	R: 0 E: 0 K: 1 S: 5	H: 0 LOB: 0 BB: 0 P: 5	R: 0 E: 0 K: 1 S: 5	H: 1 LOB: 1 BB: 0 P: 5	R: 0 E: 1 K: 0 S: 4	H: 1 LOB: 1 BB: 0 P: 4	R: 0 E: 0 K: 0 S: 3	H: 0 LOB: 0 BB: 0 P: 3	R: 0 E: 0 K: 1 S: 5	H: 0 LOB: 0 BB: 0 P: 5	R: 0 E: 0 K: 0 S: 3	H: 1 LOB: 0 BB: 0 P: 3	1B: 3 2B: 1 3B: 0 HR: 0	SF: 0 SAC: 0 DP: 2 HBP: 0	WP: 1 PB: 0 SB: 0 CS: 1	PA: 30							
<b>PITCHER</b>	IP	WLS	BF	H	R	ER	SO	BB	IBB	HBP	BLK	WP	HR	S	P	ERA	WHIP										
<b>Mike Krukow, R</b> ERA: 2.3 (1, 1)	9.0	W	29	4	0	0	5	0	0	0	0	1	0	39	39	0.00	0.444										



Batter	1	2	3	4	5	6	7	8	9	AB	R	H	RBI	BB	SO	LOB	TOP					
Tim Raines, S (1, 7) OBP: 0.375, SLG: 0.394	F8		G3														4 0 2 1 1 0 0					
Frank Taveras, R (1, 4) OBP: 0.100, SLG: 0.036	F7			E4	L7		4-3		FC6-4								5 2 0 0 0 0 4					
Andre Dawson, R (1, 8) OBP: 0.352, SLG: 0.438 Jerry White, S (9, 8) OBP: 0.313, SLG: 0.625	5-3			L7		6-3											5 1 2 0 0 0 1 0 0 0 0 0 0 0					
Al Oliver, L (1, 3) OBP: 0.376, SLG: 0.493 Terry Francona, L (9, PR) (9, 3)		P6		L9		3-1											5 1 2 2 0 0 1 0 0 0 0 0 0 0					
Gary Carter, R (1, 2) OBP: 0.350, SLG: 0.479		6-3		E5		F7											5 1 1 2 0 1 3					
Warren Cromartie, L (1, 9) OBP: 0.366, SLG: 0.414		L6		K													4 1 1 0 0 1 1					
Chris Speier, R (1, 6) OBP: 0.279, SLG: 0.410						6-3											3 1 1 1 1 0 0					
Tim Wallach, R (1, 5) OBP: 0.310, SLG: 0.358				F9													4 1 1 0 0 0 2					
Bill Gullickson, R (1, 1)				6-3		SH3-4											2 0 0 1 0 1 0					
<b>Inning Stats</b>	R: 0 E: 0 K: 0 S: 3	H: 0 LOB: 0 BB: 0 P: 3	R: 0 E: 0 K: 0 S: 3	H: 0 LOB: 0 BB: 0 P: 3	R: 1 E: 0 K: 0 S: 4	H: 1 LOB: 0 BB: 0 P: 4	R: 1 E: 3 K: 1 S: 7	H: 0 LOB: 1 BB: 0 P: 7	R: 1 E: 0 K: 0 S: 5	H: 2 LOB: 1 BB: 0 P: 5	R: 0 E: 0 K: 0 S: 3	H: 0 LOB: 0 BB: 0 P: 3	R: 1 E: 0 K: 0 S: 4	H: 1 LOB: 2 BB: 2 P: 12	R: 3 E: 0 K: 0 S: 6	H: 3 LOB: 0 BB: 0 P: 6	R: 1 E: 0 K: 2 S: 10	H: 3 LOB: 2 BB: 0 P: 10	1B: 7 2B: 1 3B: 0 HR: 2	SF: 0 SAC: 2 DP: 0 HBP: 0	WP: 1 PB: 0 SB: 0 CS: 0	PA: 41
<b>PITCHER</b>	IP	WLS	BF	H	R	ER	SO	BB	IBB	HBP	BLK	WP	HR	S	P	ERA	WHIP					
John Montefusco, R (1, 1) ERA: 5.03	7.0	L	29	4	4	3	1	1	1	0	1	1	1	29	37	3.86	0.714					
Danny Boone, L (8, 1) ERA: 7.56	2.0		12	6	4	4	2	0	0	0	0	0	1	16	16	18.00	3.000					

Montreal Expos @ San Diego Padres  
Jack Murphy Stadium, San Diego, CA  
Mon May 03 1982, 10:05 PM EDT  
Att: 25,201 - Unknown

AB	37
R	8
H	10
RBI	7
BB	2
SO	3
LOB	12



Batter	1	2	3	4	5	6	7	8	9	AB	R	H	RBI	BB	SO	LOB	BOTTOM				
Alan Wiggins, S (1, 7) OBP: 0.200, SLG: 0.200			E1		P3		F7		4-3								5 1 1 0 0 0 3				
Juan Bonilla, R (1, 4) OBP: 0.333, SLG: 0.378	E3		FC1-2-5														4 0 1 0 0 0 3				
Garry Templeton, S (1, 6) OBP: 0.247, SLG: 0.247	K		FC5-4														4 0 1 0 0 2 4				
Ruppert Jones, L (1, 8) OBP: 0.409, SLG: 0.526	4-3		K		4-3												4 0 0 1 0 1 5				
Sixto Lezcano, R (1, 9) OBP: 0.372, SLG: 0.529	P5																4 1 1 0 0 2 1				
Terry Kennedy, L (1, 2) OBP: 0.275, SLG: 0.347		6-3															3 0 0 0 1 2 1				
Luis Salazar, R (1, 5) OBP: 0.242, SLG: 0.279		K															4 0 1 0 0 2 1				
Broderick Perkins, L (1, 3) OBP: 0.361, SLG: 0.333		1-3			4-3												4 0 1 1 0 0 1				
John Montefusco, R (1, 1) OBP: 0.250, SLG: 0.182 Joe Lefebvre, L (7, PH) OBP: 0.313, SLG: 0.214 Danny Boone, L (8, 1) Randy Bass, L (8, PH) OBP: 0.231, SLG: 0.182																	2 0 1 0 0 1 0 1 0 0 0 0 0 0 0 0 0 0 0 0 0 1 0 0 0 0 0 2				
<b>Inning Stats</b>	R: 1 E: 1 K: 1 S: 7	H: 1 LOB: 1 BB: 0 P: 7	R: 0 E: 0 K: 1 S: 5	H: 0 LOB: 0 BB: 0 P: 5	R: 0 E: 1 K: 1 S: 7	H: 1 LOB: 2 BB: 0 P: 7	R: 0 E: 0 K: 1 S: 5	H: 0 LOB: 1 BB: 1 P: 9	R: 0 E: 0 K: 3 S: 9	H: 0 LOB: 0 BB: 0 P: 9	R: 0 E: 0 K: 0 S: 3	H: 0 LOB: 0 BB: 0 P: 3	R: 0 E: 0 K: 1 S: 5	H: 0 LOB: 0 BB: 0 P: 5	R: 1 E: 0 K: 1 S: 8	H: 3 LOB: 2 BB: 0 P: 8	1B: 7 2B: 0 3B: 0 HR: 0	SF: 0 SAC: 0 DP: 0 HBP: 0	WP: 0 PB: 0 SB: 0 CS: 0	PA: 37	
<b>PITCHER</b>	IP	WLS	BF	H	R	ER	SO	BB	IBB	HBP	BLK	WP	HR	S	P	ERA	WHIP				
Bill Gullickson, R (1, 1) ERA: 3.71	9.0	W	37	7	2	1	10	1	0	0	1	0	0	56	60	1.00	0.889				

Montreal Expos @ San Diego Padres  
Jack Murphy Stadium, San Diego, CA  
Mon May 03 1982, 10:05 PM EDT  
Att: 25,201 - Unknown

AB	36
R	2
H	7
RBI	2
BB	1
SO	10
LOB	21





Batter	1	2	3	4	5	6	7	8	9	AB	R	H	RBI	BB	SO	LOB	TOP				
Tim Raines, S (1, 7) OBP: 0.376, SLG: 0.395										5	0	2	1	0	1	0	<b>Montreal Expos @ San Diego Padres</b> Jack Murphy Stadium, San Diego, CA Tue May 04 1982, 10:05 PM EDT Att: 12,012 - Unknown				
Frank Taveras, R (1, 4) OBP: 0.121, SLG: 0.065										3	0	1	0	0	1	0					
Jerry White, S (7, PH) OBP: 0.294, SLG: 0.588										1	0	0	0	0	0	2					
Bryn Smith, R (7, 1)										0	0	0	0	0	0	0					
John Milner, L (9, PH) OBP: 0.333, SLG: 0.333										1	0	1	0	0	0	0					
Al Oliver, L (1, 3) OBP: 0.367, SLG: 0.474										5	0	1	0	0	0	4					
Gary Carter, R (1, 2) OBP: 0.357, SLG: 0.480										4	0	2	0	0	0	0					
Andre Dawson, R (1, 8) OBP: 0.348, SLG: 0.422										3	1	0	0	1	2	3					
Warren Cromartie, L (1, 9) OBP: 0.341, SLG: 0.405										4	0	1	0	0	0	2					
Chris Speier, R (1, 6) OBP: 0.264, SLG: 0.385										4	0	0	0	0	0	4					
Tim Wallach, R (1, 5) OBP: 0.320, SLG: 0.400										3	2	1	1	1	0	3					
Ray Burris, R (1, 1) OBP: 0.364, SLG: 0.400										1	0	0	0	1	0	0					
Bill Lee, L (5, 1)										0	0	0	0	0	0	0					
Dan Norman, R (7, PH) OBP: 1.000, SLG: 1.000										1	0	1	1	0	0	0					
Mike Phillips, L (7, 4)										1	0	0	0	0	0	0					
<b>Inning Stats</b>	R: 0 E: 0 K: 2 S: 7	H: 0 LOB: 0 BB: 0 P: 7	R: 0 E: 0 K: 0 S: 3	H: 0 LOB: 0 BB: 0 P: 3	R: 0 E: 0 K: 0 S: 5	H: 2 LOB: 3 BB: 1 P: 9	R: 0 E: 0 K: 1 S: 5	H: 1 LOB: 0 BB: 0 P: 5	R: 1 E: 0 K: 0 S: 4	H: 1 LOB: 0 BB: 0 P: 4	R: 0 E: 0 K: 0 S: 3	H: 0 LOB: 0 BB: 0 P: 3	R: 2 E: 0 K: 0 S: 5	H: 2 LOB: 2 BB: 2 P: 13	R: 0 E: 0 K: 1 S: 8	H: 3 LOB: 3 BB: 0 P: 8	R: 0 E: 0 K: 0 S: 4	H: 1 LOB: 1 BB: 0 P: 4	1B: 9 2B: 0 3B: 0 HR: 1	SF: 0 SAC: 0 DP: 1 HBP: 0	WP: 1 PA: 39
<b>PITCHER</b>	IP WLS BF H R ER SO BB IBB HBP BLK WP HR S P ERA WHIP																				
Tim Lollar, L (1, 1) ERA: 2.55	6.2 W 28	6 3 3 3 3	3 0 0 0 0	1 1 31 43	4.05 1.350																
Gary Lucas, L (7, 1) ERA: 2.5	1.0 6	3 0 0 1 0	0 0 0 0 0	0 0 8 8	0.00 3.000																
Floyd Chiffer, R (8, 1) ERA:	1.1 S 5	1 0 0 0 0	0 0 0 0 0	0 0 5 5	0.00 0.750																

AB	36
R	3
H	10
RBI	3
BB	3
SO	4
LOB	18



Batter	1	2	3	4	5	6	7	8	9	AB	R	H	RBI	BB	SO	LOB	BOTTOM				
Alan Wiggins, S (1, 7) OBP: 0.311, SLG: 0.111										4	0	0	0	0	0	1	<b>Montreal Expos @ San Diego Padres</b> Jack Murphy Stadium, San Diego, CA Tue May 04 1982, 10:05 PM EDT Att: 12,012 - Unknown				
Dave Edwards, R (9, 7) OBP: 0.375, SLG: 0.500										4	1	1	0	0	0	2					
Juan Bonilla, R (1, 4) OBP: 0.330, SLG: 0.372										4	1	1	0	0	0	2					
Garry Templeton, S (1, 6) OBP: 0.267, SLG: 0.302										3	2	2	2	1	0	0					
Ruppert Jones, L (1, 8) OBP: 0.423, SLG: 0.537										4	1	3	0	0	1	2					
Sixto Lezcano, R (1, 9) OBP: 0.367, SLG: 0.556										3	1	1	2	0	0	1					
Terry Kennedy, L (1, 2) OBP: 0.274, SLG: 0.355										4	0	1	1	0	1	0					
Luis Salazar, R (1, 5) OBP: 0.253, SLG: 0.289										4	0	2	0	0	0	1					
Broderick Perkins, L (1, 3) OBP: 0.369, SLG: 0.321										2	1	0	0	2	0	1					
Tim Lollar, L (1, 1) OBP: 0.533, SLG: 0.929										2	1	1	0	0	0	0					
Gary Lucas, L (7, 1) ERA: 4.92										1	0	0	0	0	0	0					
Floyd Chiffer, R (8, 1) ERA: 9.0										1	0	0	0	0	0	2					
<b>Inning Stats</b>	R: 3 E: 0 K: 0 S: 6	H: 4 LOB: 0 BB: 0 P: 6	R: 0 E: 0 K: 0 S: 3	H: 0 LOB: 0 BB: 0 P: 3	R: 0 E: 0 K: 0 S: 3	H: 0 LOB: 0 BB: 0 P: 3	R: 0 E: 0 K: 0 S: 3	H: 1 LOB: 0 BB: 0 P: 3	R: 2 E: 1 K: 1 S: 7	H: 2 LOB: 2 BB: 2 P: 15	R: 0 E: 0 K: 1 S: 6	H: 1 LOB: 1 BB: 0 P: 6	R: 0 E: 0 K: 0 S: 3	H: 0 LOB: 0 BB: 0 P: 3	R: 2 E: 0 K: 0 S: 6	H: 3 LOB: 2 BB: 1 P: 10	R: 0 E: 0 K: 0 S: 4	H: 3 LOB: 2 BB: 1 P: 4	1B: 7 2B: 2 3B: 0 HR: 2	SF: 1 SAC: 0 DP: 0 HBP: 0	WP: 0 PA: 36
<b>PITCHER</b>	IP WLS BF H R ER SO BB IBB HBP BLK WP HR S P ERA WHIP																				
Ray Burris, R (1, 1) ERA: 3.52	4.2 L 21	7 5 3 0 0	2 0 0 0 0	0 0 9 9	0.00 0.750																
Bill Lee, L (5, 1) ERA: 4.92	1.1 5	1 0 0 2 0	0 0 0 0 0	0 0 9 9	0.00 0.750																
Bryn Smith, R (7, 1) ERA: 9.0	2.0 10	3 2 2 0 0	0 1 0 0 0	0 0 9 13	9.00 1.500																

AB	32
R	7
H	11
RBI	5
BB	3
SO	2
LOB	10






Batter	1	2	3	4	5	6	7	8	9	AB	R	H	RBI	BB	SO	LOB	TOP								
Alan Wiggins, S OBP: 0.357, SLG: 0.308 (1, 7)	0-0 6-3		0-0 1B			0-0 3B 1B	4-0 1B FC3-6 BB		0-0 1B	4	2	3	0	1	0	0	<b>San Diego Padres @ Philadelphia Phillies</b> Veterans Stadium, Philadelphia, PA Thu May 06 1982, 7:05 PM EDT Att: 21,248 - Unknown								
Juan Bonilla, R OBP: 0.324, SLG: 0.364 (1, 4)	0-0 1-3		0-0 6-3			0-0 F3	0-0 FC3-6 1B		0-0 G4-6-3 1B	5	0	1	0	0	0	5									
Garry Templeton, S OBP: 0.267, SLG: 0.320 (1, 6)	0-0 G3			0-0 6-3		0-0 1B	0-0 FC3-6			4	1	1	3	0	0	1									
Ruppert Jones, L OBP: 0.426, SLG: 0.547 (1, 8)		0-0 G1-6-3 2B		0-0 F7		0-0 S 1B SF8 1B				4	2	2	1	0	1	1									
Sixto Lezcano, R OBP: 0.366, SLG: 0.548 Randy Bass, L OBP: 0.214, SLG: 0.167 (1, 9) (7, 3)		0-0 E5		0-0 F9		0-0 3B 1B		0-3 K		3	1	1	0	0	0	1									
Terry Kennedy, L OBP: 0.281, SLG: 0.342 (1, 2)		0-0 G1-6-3			0-0 L6	0-0 SF8		0-0 F6		3	0	0	1	0	0	1									
Luis Salazar, R OBP: 0.253, SLG: 0.309 (1, 5)		0-0 5-3			0-0 5-3	0-0 3B		0-3 K		4	0	1	1	0	1	0									
Broderick Perkins, L OBP: 0.353, SLG: 0.305 Chris Welsh, L OBP: 0.333, SLG: 0.444 Floyd Chiffer, R OBP: 0.333, SLG: 0.444 Dave Edwards, R OBP: 0.333, SLG: 0.444 (1, 3) (6, 1) (6, 1) (9, PH)			0-0 F5		0-0 F8	0-0 5-3		0-0 5-3		3	0	0	0	0	0	1									
Juan Eichelberger, R OBP: 0.354, SLG: 0.500 Kurt Bevacqua, R OBP: 0.333, SLG: 0.158 (1, 1) (5, 1) (6, PH) (6, 3) (7, 7)			0-0 K			0-0 1B 3B BB		0-0 K		1	0	0	0	0	1	0									
<b>Inning Stats</b>	R: 0 E: 0 K: 0 S: 3	H: 0 LOB: 0 BB: 0 P: 3	R: 1 E: 1 K: 0 S: 4	H: 1 LOB: 0 BB: 0 P: 4	R: 0 E: 0 K: 1 S: 6	H: 1 LOB: 1 BB: 0 P: 6	R: 0 E: 0 K: 0 S: 3	H: 0 LOB: 0 BB: 0 P: 3	R: 0 E: 0 K: 0 S: 3	H: 0 LOB: 0 BB: 0 P: 3	R: 5 E: 0 K: 0 S: 8	H: 5 LOB: 1 BB: 1 P: 12	R: 1 E: 0 K: 2 S: 8	H: 1 LOB: 1 BB: 1 P: 12	R: 0 E: 0 K: 2 S: 7	H: 0 LOB: 0 BB: 0 P: 7		R: 0 E: 0 K: 0 S: 3	H: 1 LOB: 1 BB: 1 P: 7	1B: 6 2B: 1 3B: 2 HR: 0	SF: 1 SAC: 0 DP: 2 HBP: 0	WP: 0 PB: 0 SB: 2 CS: 0	PA: 38		
<b>PITCHER</b>	IP	WLS	BF	H	R	ER	SO	BB	IBB	HBP	BLK	WP	HR	S	P	ERA	WHIP								
Larry Christenson, R ERA: 3.68 Sid Mongie, L ERA: 5.93 Ron Reed, R ERA: 2.25 Sparky Lyle, L ERA: 3.24 (1, 1) (6, 1) (7, 1) (8, 1)	5.1	W	21	4	4	3	1	1	0	0	0	0	0	22	26	5.06	0.938								

Batter	1	2	3	4	5	6	7	8	9	AB	R	H	RBI	BB	SO	LOB	BOTTOM								
Bob Dernier, R OBP: 0.317, SLG: 0.316 (1, 8) (6, 9)	0-0 F8	0-0 6-3		0-0 5-3		4-0 S 1B BB	0-0 SF8			3	1	0	1	1	0	0	<b>San Diego Padres @ Philadelphia Phillies</b> Veterans Stadium, Philadelphia, PA Thu May 06 1982, 7:05 PM EDT Att: 21,248 - Unknown								
Pete Rose, S OBP: 0.359, SLG: 0.359 (1, 3)	0-0 E 1B		0-0 4-3	0-0 3-1		0-0 1B 1B	4-0 1B BB			4	2	2	1	1	0	0									
Mike Schmidt, R OBP: 0.359, SLG: 0.333 (1, 5)	0-3 K		4-0 S 2B BB		0-0 5-3	0-0 F9	0-0 F8			4	1	0	0	1	1	4									
Gary Matthews, R OBP: 0.293, SLG: 0.326 Gary Maddox, R OBP: 0.226, SLG: 0.315 (1, 7) (6, 8)	0-0 E5 1B		0-3 K		4-0 1B 2B BB	0-0 F8	0-0 FC5-4			2	2	0	0	0	1	2									
Bo Diaz, R OBP: 0.341, SLG: 0.549 (1, 2)	0-0 1B		0-0 1B 2B		0-0 2B 1B	0-0 1B 1B	0-0 FC5-4			5	3	4	2	0	0	2									
George Vukovich, L OBP: 0.289, SLG: 0.378 (1, 9) (6, 7)	0-0 1B		0-0 1B		0-0 3B 2B	0-0 CS 1B		0-0 F7		5	1	4	5	0	0	0									
Manny Trillo, R OBP: 0.324, SLG: 0.339 (1, 4)	0-0 1-3		0-0 1B		0-0 3B	0-0 1B		0-0 4-3		5	0	3	2	0	0	2									
Ivan De Jesus, R OBP: 0.300, SLG: 0.244 (1, 6)		0-0 6-3	0-0 F8		0-0 1-3	0-0 CS	0-0 1B SF8 1B	4-0 BB		4	1	1	0	1	0	3									
Larry Christenson, R ERA: 4.63 Ron Reed, R ERA: 2.25 Ozzie Virgil, R ERA: 1.88 Julio Franco, R ERA: 1.88 Sparky Lyle, L ERA: 3.24 (1, 1) (6, 1) (7, 1) (7, PH) (6, PH) (8, 1)	0-3 K		0-3 K		0-0 6-3		0-0 1B 1B	0-3 K		3	0	0	0	0	0	2									
<b>Inning Stats</b>	R: 2 E: 1 K: 1 S: 9	H: 3 LOB: 2 BB: 0 P: 9	R: 0 E: 0 K: 1 S: 5	H: 0 LOB: 0 BB: 0 P: 5	R: 2 E: 0 K: 1 S: 8	H: 3 LOB: 2 BB: 1 P: 12	R: 0 E: 0 K: 1 S: 5	H: 0 LOB: 0 BB: 0 P: 5	R: 3 E: 0 K: 0 S: 6	H: 3 LOB: 1 BB: 1 P: 10	R: 3 E: 0 K: 0 S: 6	H: 4 LOB: 1 BB: 1 P: 10	R: 2 E: 0 K: 0 S: 6	H: 3 LOB: 2 BB: 1 P: 10	R: 0 E: 0 K: 1 S: 5	H: 0 LOB: 1 BB: 1 P: 9		1B: 13 2B: 2 3B: 1 HR: 0	SF: 1 SAC: 0 DP: 0 HBP: 0	WP: 0 PB: 0 SB: 2 CS: 1	PA: 46				
<b>PITCHER</b>	IP	WLS	BF	H	R	ER	SO	BB	IBB	HBP	BLK	WP	HR	S	P	ERA	WHIP								
Juan Eichelberger, R ERA: 4.63 Eric Show, R ERA: 1.88 Chris Welsh, L ERA: 1.88 Floyd Chiffer, R ERA: 1.88 (1, 1) (5, 1) (6, 1) (6, 1)	4.1	L	24	8	7	5	4	2	0	0	0	0	0	30	38	10.38	2.308								

**AB 34**  
**R 7**  
**H 9**  
**RBI 6**  
**BB 3**  
**SO 5**  
**LOB 10**



**AB 39**  
**R 12**  
**H 16**  
**RBI 12**  
**BB 5**  
**SO 5**  
**LOB 16**





Batter	1	2	3	4	5	6	7	8	9	AB	R	H	RBI	BB	SO	LOB	TOP					
Alan Wiggins, S OBP: 0.316, SLG: 0.235 (1, 7)	1-3	6-3		BB			F9		F7	4	0	0	0	1	0	1						
Juan Bonilla, R OBP: 0.327, SLG: 0.359 (1, 4)	FC3-6 1B	4-3		1-2 2-3 BB			F4		F8	4	1	1	0	1	0	4						
Garry Templeton, S OBP: 0.286, SLG: 0.317 (1, 6)	FC3-6 1B				6-3		F8			4	0	1	0	0	0	1						
Ruppert Jones, L OBP: 0.429, SLG: 0.539 (1, 8)	FC3-6 1B			7-4 BB			F7			3	1	1	0	1	0	2						
Sixto Lezcano, R OBP: 0.362, SLG: 0.536 (1, 9)	1B			1-2			F8		F9	4	0	1	1	0	0	3						
Terry Kennedy, L OBP: 0.283, SLG: 0.361 (1, 2)	1-3 2-H 1B						F5		G6-3 1B	4	0	3	1	0	0	0						
Luis Salazar, R OBP: 0.252, SLG: 0.306 (1, 5)	K								F9	4	0	1	0	0	2	4						
Broderick Perkins, L OBP: 0.347, SLG: 0.290 (1, 3)							F2		G6-3	3	0	0	0	1	0	2						
John Curtis, L OBP: 0.375, SLG: 0.625 Eric Show, R Gary Lucas, L Luis DeLeon, R OBP: 0.333, SLG: 0.667 (1, 1) (8, 1) (9, 1) (9, 1)							K		6-3	3	0	1	0	0	0	2	3					
<b>Inning Stats</b>	R: 2 E: 0 K: 1 S: 9	H: 4 LOB: 2 BB: 0 P: 9	R: 0 E: 0 K: 0 S: 4	H: 1 LOB: 1 BB: 0 P: 4	R: 0 E: 0 K: 0 S: 2	H: 0 LOB: 0 BB: 1 P: 6	R: 0 E: 0 K: 2 S: 8	H: 1 LOB: 3 BB: 2 P: 16	R: 0 E: 0 K: 0 S: 3	H: 0 LOB: 0 BB: 0 P: 3	R: 0 E: 0 K: 0 S: 4	H: 1 LOB: 2 BB: 1 P: 8	R: 0 E: 0 K: 0 S: 3	H: 1 LOB: 0 BB: 0 P: 3	R: 0 E: 0 K: 0 S: 3	H: 0 LOB: 0 BB: 0 P: 3	R: 0 E: 0 K: 0 S: 3	H: 0 LOB: 0 BB: 0 P: 3	1B: 8 2B: 1 3B: 1 HR: 0	SF: 0 SAC: 0 DP: 2 HBP: 0	WP: 0 PB: 0 CS: 0	PA: 38
<b>PITCHER</b>	IP	WLS	BF	H	R	ER	SO	BB	IBB	HBP	BLK	WP	HR	S	P	ERA	WHIP					
Mike Krukow, R ERA: 2.37 Warren Brusstar, R ERA: 5.19 Sparky Lyle, L ERA: 2.61 (1, 1) (7, 1) (8, 1)	6.2		31	8	2	2	4	4	0	0	0	0	0	35	51	2.70	1.800					

San Diego Padres @ Philadelphia Phillies  
Veterans Stadium, Philadelphia, PA  
Fri May 07 1982, 7:05 PM EDT  
Att: 26,113 - Unknown

livebaseballscorecards.com

AB 34  
R 2  
H 9  
RBI 2  
BB 4  
SO 4  
LOB 20



Batter	1	2	3	4	5	6	7	8	9	AB	R	H	RBI	BB	SO	LOB	BOTTOM					
Bob Dernier, R OBP: 0.309, SLG: 0.306 (1, 8)	5-3						F8		6-3	5	0	1	1	0	0	2						
Pete Rose, S OBP: 0.333, SLG: 0.347 (1, 3)	FC6-4 BB						F9		HR IBB	3	1	0	0	2	1	2						
Mike Schmidt, R OBP: 0.364, SLG: 0.429 (1, 5)	F4								F8	5	1	2	3	0	0	2						
Gary Matthews, R OBP: 0.282, SLG: 0.313 (1, 7)	FC6-4						FC5-4 1B		HR	4	0	0	0	0	0	3						
Bo Diaz, R OBP: 0.347, SLG: 0.576 (1, 2)							6-3		HR	3	1	1	1	1	0	0						
Dick Davis, R OBP: 0.333, SLG: 0.458 George Vukovich, L OBP: 0.282, SLG: 0.368 (1, 9) (8, FH) (9, 9)							WP 2B		K	3	0	1	0	0	0	1						
Manny Trillo, R OBP: 0.333, SLG: 0.338 Julio Franco, R OBP: 0.320, SLG: 0.304 (1, 4) (9, PR)							L6		1B SH1-4 BB	3	0	1	0	1	0	1						
Ivan De Jesus, R OBP: 0.301, SLG: 0.239 (1, 6)	FC2-5								SH1-4	2	0	0	0	1	0	2						
Mike Krukow, R OBP: 0.306, SLG: 0.300 Warren Brusstar, R Garry Maddox, R Sparky Lyle, L Greg Gross Ozzie Virgil, R Luis Aguayo, R (1, 1) (7, 1) (7, PH) (8, 1) (9, PH) (9, PH) (9, PH)	F8						F8		6-3 1B	2	0	0	0	0	0	4						
<b>Inning Stats</b>	R: 0 E: 0 K: 0 S: 3	H: 0 LOB: 1 BB: 1 P: 7	R: 0 E: 0 K: 0 S: 4	H: 1 LOB: 2 BB: 1 P: 8	R: 0 E: 0 K: 1 S: 6	H: 1 LOB: 1 BB: 0 P: 6	R: 0 E: 0 K: 0 S: 4	H: 1 LOB: 2 BB: 1 P: 8	R: 0 E: 0 K: 0 S: 3	H: 0 LOB: 0 BB: 0 P: 3	R: 0 E: 0 K: 0 S: 3	H: 0 LOB: 1 BB: 1 P: 7	R: 1 E: 0 K: 1 S: 6	H: 1 LOB: 0 BB: 0 P: 6	R: 0 E: 0 K: 0 S: 4	H: 2 LOB: 1 BB: 2 P: 12	1B: 4 2B: 1 3B: 0 HR: 2	SF: 0 SAC: 1 DP: 0 HBP: 0	WP: 1 PB: 0 SB: 1 CS: 0	PA: 39		
<b>PITCHER</b>	IP	WLS	BF	H	R	ER	SO	BB	IBB	HBP	BLK	WP	HR	S	P	ERA	WHIP					
John Curtis, L ERA: 3.98 Eric Show, R ERA: 0.45 Gary Lucas, L ERA: 3.57 Luis DeLeon, R ERA: 1.88 (1, 1) (8, 1) (9, 1) (9, 1)	7.2		32	5	1	1	1	4	0	0	0	0	0	4	8	27.00	1.500					

San Diego Padres @ Philadelphia Phillies  
Veterans Stadium, Philadelphia, PA  
Fri May 07 1982, 7:05 PM EDT  
Att: 26,113 - Unknown

livebaseballscorecards.com

AB 32  
R 5  
H 7  
RBI 5  
BB 6  
SO 2  
LOB 17





Batter	1	2	3	4	5	6	7	8	9	AB	R	H	RBI	BB	SO	LOB	TOP			
Luis Salazar, R (1, 5) OBP: 0.252, SLG: 0.297	4-0 1-3 S BB		0-0 4-3			0-0 F9		0-3 K		3	0	0	0	1	1	0				
Juan Bonilla, R (1, 4) OBP: 0.325, SLG: 0.355	0-0 1-3		0-0 G4-3 1B			0-3 K			0-0 1-3	4	0	1	0	0	1	1				
Garry Templeton, S (1, 6) OBP: 0.265, SLG: 0.315	0-0 L6		0-0 G4-3 1-2			0-0 1B			0-3 K	4	0	1	0	0	1	2				
Ruppert Jones, L (1, 8) OBP: 0.413, SLG: 0.516	0-0 F8			0-3 K		0-0 G3			0-0 F7	4	0	0	0	0	1	2				
Sixto Lezcano, R (1, 9) OBP: 0.352, SLG: 0.520		0-0 F9		0-0 F8			0-0 6-3			3	0	0	0	0	0	0				
Terry Kennedy, L (1, 2) OBP: 0.284, SLG: 0.395		0-0 HR		0-0 4-3			0-0 F6			3	1	1	1	0	0	0				
Broderick Perkins, L (1, 7) OBP: 0.347, SLG: 0.292		0-0 1B			0-0 4-3		0-0 6-3			3	0	1	0	0	0	0				
Randy Bass, L (1, 3) OBP: 0.176, SLG: 0.133		0-3 K			0-0 4-3			0-0 F8		3	0	0	0	0	1	1				
John Montefusco, R (1, 1) OBP: 0.214, SLG: 0.154					0-0 4-3			0-0 F7		2	0	0	0	0	1	1				
Joe Lefebvre, L (8, PH) OBP: 0.294, SLG: 0.200										1	0	0	0	0	0	0				
Floyd Chiffer, R (8, 1)										0	0	0	0	0	0	0				
<b>Inning Stats</b>	R: 0 E: 0 K: 0 S: 3	H: 0 LOB: 1 BB: 1 P: 7	R: 1 E: 0 K: 2 S: 9	H: 2 LOB: 1 BB: 0 P: 9	R: 0 E: 0 K: 1 S: 3	H: 1 LOB: 0 BB: 0 P: 3	R: 0 E: 0 K: 1 S: 5	H: 0 LOB: 0 BB: 0 P: 5	R: 0 E: 0 K: 1 S: 6	H: 1 LOB: 1 BB: 0 P: 6	R: 0 E: 0 K: 0 S: 3	H: 0 LOB: 0 BB: 0 P: 3	R: 0 E: 0 K: 1 S: 5	H: 0 LOB: 0 BB: 0 P: 5	R: 0 E: 0 K: 1 S: 5	H: 0 LOB: 0 BB: 0 P: 5	1B: 3 2B: 0 3B: 0 HR: 1	SF: 0 SAC: 0 DP: 1 HBP: 0	WP: 0 PB: 0 SB: 1 CS: 0	PA: 31
<b>PITCHER</b> Dick Ruthven, R (1, 1) ERA: 3.99	IP: 9.0 WLS: W BF: 31 H: 4 R: 1 ER: 1 SO: 6 BB: 1 IBB: 0 HBP: 0 BLK: 0 WP: 0 HR: 1 S: 42 P: 46 ERA: 1.00 WHIP: 0.556															<b>PITCHER</b>				

San Diego Padres @ Philadelphia Phillies  
Veterans Stadium, Philadelphia, PA  
Sat May 08 1982, 3:33 AM EDT  
Att: 24,270 - Unknown

livebaseballscores.com

AB 30  
R 1  
H 4  
RBI 1  
BB 1  
SO 6  
LOB 7



Batter	1	2	3	4	5	6	7	8	9	AB	R	H	RBI	BB	SO	LOB	BOTTOM			
Bob Dernier, R (1, 8) OBP: 0.319, SLG: 0.308	4-0 S 1B BB		0-0 6-3		0-0 6-3 S 1B		0-0 F7			3	1	1	0	1	0	1				
Pete Rose, S (1, 3) OBP: 0.330, SLG: 0.343	0-0 F7		0-0 F7		0-0 6-3		0-0 1B			4	1	1	1	0	0	2				
Mike Schmidt, R (1, 5) OBP: 0.396, SLG: 0.538	0-0 BB 1B		0-0 HR		0-0 F8		0-0 S 1B			4	1	3	3	0	0	1				
Gary Matthews, R (1, 7) OBP: 0.271, SLG: 0.300	0-0 F3		0-0 G3		0-3 K		0-0 4-3			4	0	0	0	0	1	3				
Gary Maddox, R (8, 8) OBP: 0.241, SLG: 0.315	0-0 F3						0-0 4-3			0	0	0	0	0	0	0				
Bo Diaz, R (1, 2) OBP: 0.343, SLG: 0.557	4-0 1-2 BB			0-3 K		0-0 6-3		0-3 K		3	0	0	0	1	2	0				
George Vukovich, L (1, 9) OBP: 0.326, SLG: 0.425	0-0 F3			4-0 1B BB		4-0 L4-3 BB		0-0 1B 3B		2	1	1	0	2	0	2				
Manny Trillo, R (1, 4) OBP: 0.342, SLG: 0.348		0-0 F9		0-0 1B		0-0 L4-3		0-0 1B		4	0	2	1	0	0	1				
Ivan De Jesus, R (1, 6) OBP: 0.299, SLG: 0.240		0-0 F9		0-0 F8			0-0 SH1-4 1B	0-3 9-3		4	1	1	0	0	0	3				
Dick Ruthven, R (1, 1) OBP: 0.182, SLG: 0.182		0-0 F9		0-0 F9			0-0 SH1-4			2	0	0	0	0	0	2				
<b>Inning Stats</b>	R: 1 E: 0 K: 0 S: 4	H: 1 LOB: 2 BB: 2 P: 12	R: 0 E: 0 K: 0 S: 3	H: 0 LOB: 0 BB: 0 P: 3	R: 1 E: 0 K: 0 S: 4	H: 1 LOB: 0 BB: 0 P: 4	R: 0 E: 0 K: 1 S: 6	H: 1 LOB: 2 BB: 1 P: 10	R: 0 E: 0 K: 0 S: 2	H: 0 LOB: 1 BB: 1 P: 6	R: 2 E: 0 K: 0 S: 6	H: 3 LOB: 1 BB: 0 P: 6	R: 1 E: 0 K: 1 S: 6	H: 2 LOB: 0 BB: 0 P: 6	R: 1 E: 0 K: 1 S: 6	H: 2 LOB: 0 BB: 0 P: 6	1B: 7 2B: 2 3B: 1 HR: 1	SF: 0 SAC: 1 DP: 2 HBP: 0	WP: 0 PB: 0 SB: 4 CS: 0	PA: 35
<b>PITCHER</b> John Montefusco, R (1, 1) ERA: 5.05	IP: 7.0 WLS: L BF: 31 H: 7 R: 4 ER: 4 SO: 2 BB: 4 IBB: 0 HBP: 0 BLK: 0 WP: 0 HR: 1 S: 31 P: 47 ERA: 5.14 WHIP: 1.571															<b>PITCHER</b>				
Floyd Chiffer, R (8, 1) ERA: 2.35	IP: 1.0 WLS: L BF: 4 H: 2 R: 1 ER: 1 SO: 1 BB: 0 IBB: 0 HBP: 0 BLK: 0 WP: 0 HR: 0 S: 6 P: 6 ERA: 9.00 WHIP: 2.000															<b>PITCHER</b>				

San Diego Padres @ Philadelphia Phillies  
Veterans Stadium, Philadelphia, PA  
Sat May 08 1982, 3:33 AM EDT  
Att: 24,270 - Unknown

livebaseballscores.com

AB 30  
R 5  
H 9  
RBI 5  
BB 4  
SO 3  
LOB 15





Batter	1	2	3	4	5	6	7	8	9	AB	R	H	RBI	BB	SO	LOB	TOP					
Alan Wiggins, S OBP: 0.333, SLG: 0.273 (1, 7)	F8	F3						1B 2B	4-3	5	1	2	0	0	0	1						
Juan Bonilla, R OBP: 0.319, SLG: 0.348 (1, 4)	F3		F3					2B 1B	K	5	1	1	0	0	2	1						
Garry Templeton, S OBP: 0.282, SLG: 0.357 (1, 6)			K					1B 2B		4	2	3	1	0	1	0						
Sixto Lezcano, R OBP: 0.348, SLG: 0.505 (1, 9)			L6					5-3		3	0	0	0	1	0	3						
Luis Salazar, R OBP: 0.270, SLG: 0.314 (1, 5)								1B		4	1	3	2	0	1	2						
Kurt Bevacqua, R OBP: 0.370, SLG: 0.286 (1, 3)								1B		2	1	2	2	0	0	0						
Dave Edwards, R OBP: 0.231, SLG: 0.308 (1, 8)			K					1B		4	0	0	0	0	3	3						
Doug Gwosdz, R OBP: 0.294, SLG: 0.200 (1, 2)			K					1B		4	0	0	0	0	2	3						
Tim Lollar, L OBP: 0.474, SLG: 0.778 (1, 1)								1B		4	0	1	1	0	1	0						
<b>Inning Stats</b>	R: 0 E: 0 K: 1 S: 6	H: 1 LOB: 2 BB: 1 P: 10	R: 1 E: 0 K: 2 S: 9	H: 2 LOB: 1 BB: 0 P: 9	R: 0 E: 0 K: 1 S: 5	H: 0 LOB: 0 BB: 0 P: 5	R: 0 E: 0 K: 1 S: 6	H: 1 LOB: 1 BB: 0 P: 6	R: 0 E: 0 K: 1 S: 5	H: 1 LOB: 0 BB: 0 P: 5	R: 1 E: 0 K: 0 S: 4	H: 2 LOB: 0 BB: 0 P: 4	R: 0 E: 0 K: 1 S: 5	H: 0 LOB: 0 BB: 0 P: 5	R: 4 E: 0 K: 2 S: 12	H: 5 LOB: 1 BB: 0 P: 12	R: 0 E: 0 K: 1 S: 5	H: 0 LOB: 0 BB: 0 P: 5	1B: 8 2B: 4 3B: 0 HR: 0	SF: 1 SAC: 1 DP: 0 HBP: 0	WP: 0 PB: 0 CS: 2 SB: 2	PA: 39
<b>PITCHER</b>	IP	WLS	BF	H	R	ER	SO	BB	IBB	HBP	BLK	WP	HR	S	P	ERA	WHIP					
Steve Carlton, L ERA: 4.98 (1, 1)	7.0	L	30	10	5	5	7	1	0	0	1	0	0	43	47	6.43	1.571					
Ed Farmer, R ERA: 3.46 (8, 1)	1.0		5	2	1	1	2	0	0	0	0	0	0	9	9	9.00	2.000					
Porfi Altamirano, R ERA: (9, 1)	1.0		3	0	0	0	1	0	0	0	0	0	0	5	5	0.00	0.000					

**San Diego Padres @ Philadelphia Phillies**  
Veterans Stadium, Philadelphia, PA  
Sun May 09 1982, 7:05 PM EDT  
Att: 36,593 - Unknown

livebaseballscorecards.com

AB 35  
R 6  
H 12  
RBI 6  
BB 1  
SO 10  
LOB 13



Batter	1	2	3	4	5	6	7	8	9	AB	R	H	RBI	BB	SO	LOB	BOTTOM				
Bob Dernier, R OBP: 0.316, SLG: 0.304 (1, 8)	F3		K							4	0	1	0	0	1	1					
Pete Rose, S OBP: 0.319, SLG: 0.330 (1, 3)	5-3		G4-6-3						1B	4	0	0	0	0	1	2					
Mike Schmidt, R OBP: 0.365, SLG: 0.488 (1, 5)	F9								F8	4	0	0	0	0	1	1					
Gary Matthews, R OBP: 0.273, SLG: 0.311 (1, 7)									2B 2B	3	0	1	0	0	1	0					
Bo Diaz, R OBP: 0.333, SLG: 0.538 (1, 2)									F9	3	0	0	0	0	1	1					
Dick Davis, R OBP: 0.333, SLG: 0.471 (1, 9)									2B	3	0	1	0	0	1	0					
Manny Trillo, R OBP: 0.329, SLG: 0.333 (1, 4)									F9	3	0	0	0	0	2	2					
Luis Aguayo, R OBP: 0.364, SLG: 0.700 (9, 4)									K	0	0	0	0	0	0	0					
Ivan De Jesus, R OBP: 0.291, SLG: 0.232 (1, 6)									6-3	3	0	0	0	0	2						
Steve Carlton, L OBP: 0.200, SLG: 0.350 (1, 1)									6-3	2	0	1	0	0	0	0					
Ed Farmer, R (8, 1)										0	0	0	0	0	0	0					
Porfi Altamirano, R (9, 1)										0	0	0	0	0	0	0					
Garry Maddox, R OBP: 0.237, SLG: 0.309 (9, PH)									G4-6-3	1	0	0	0	0	1	0					
<b>Inning Stats</b>	R: 0 E: 0 K: 0 S: 3	H: 0 LOB: 0 BB: 0 P: 3	R: 0 E: 0 K: 1 S: 7	H: 2 LOB: 2 BB: 0 P: 7	R: 0 E: 0 K: 1 S: 5	H: 1 LOB: 0 BB: 0 P: 5	R: 0 E: 0 K: 1 S: 5	H: 0 LOB: 0 BB: 0 P: 5	R: 0 E: 0 K: 1 S: 5	H: 0 LOB: 0 BB: 0 P: 5	R: 0 E: 0 K: 2 S: 7	H: 0 LOB: 0 BB: 0 P: 7	R: 0 E: 0 K: 1 S: 5	H: 0 LOB: 1 BB: 0 P: 5	R: 0 E: 0 K: 1 S: 6	H: 1 LOB: 0 BB: 0 P: 6	1B: 2 2B: 2 3B: 0 HR: 0	SF: 0 SAC: 0 DP: 1 HBP: 0	WP: 0 PB: 0 CS: 0 SB: 0	PA: 30	
<b>PITCHER</b>	IP	WLS	BF	H	R	ER	SO	BB	IBB	HBP	BLK	WP	HR	S	P	ERA	WHIP				
Tim Lollar, L ERA: 2.1 (1, 1)	9.0	W	30	4	0	0	9	0	0	0	0	0	0	48	48	0.00	0.444				

**San Diego Padres @ Philadelphia Phillies**  
Veterans Stadium, Philadelphia, PA  
Sun May 09 1982, 7:05 PM EDT  
Att: 36,593 - Unknown

livebaseballscorecards.com

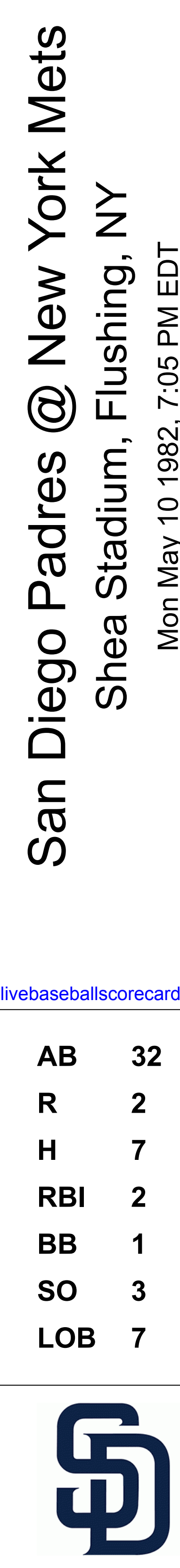
AB 30  
R 0  
H 4  
RBI 0  
BB 0  
SO 9  
LOB 9







Batter	1	2	3	4	5	6	7	8	9	AB	R	H	RBI	BB	SO	LOB	TOP					
Alan Wiggins, S OBP: 0.321, SLG: 0.269	F9			F2		F8				4	0	1	0	0	0	0	<b>San Diego Padres @ New York Mets</b> Shea Stadium, Flushing, NY Mon May 10 1982, 7:05 PM EDT Att: 9,670 - Unknown <a href="http://livebaseballscorecards.com">livebaseballscorecards.com</a>					
Juan Bonilla, R OBP: 0.325, SLG: 0.353	6-3			G5-4-3 1B				5-3		4	1	2	0	0	0	2						
Garry Templeton, S OBP: 0.273, SLG: 0.345	6-3			G5-4-3 1-2			F8		6-3	4	0	0	0	0	0	2						
Ruppert Jones, L OBP: 0.407, SLG: 0.505		6-3			P6				4-3	4	0	1	0	0	0	0						
Sixto Lezcano, R OBP: 0.345, SLG: 0.500	F9				K		SF8		E6 2B	3	1	1	1	0	1	0						
Terry Kennedy, L OBP: 0.293, SLG: 0.411							K			4	0	2	1	0	2	1						
Luis Salazar, R OBP: 0.261, SLG: 0.303				6-3					F8	4	0	0	0	0	0	2						
Broderick Perkins, L OBP: 0.333, SLG: 0.279				F7		4-3				3	0	0	0	0	0	0						
Chris Welsh, L Eric Show, R Gary Lucas, L				L1		4-3				2	0	0	0	0	1	0						
										0	0	0	0	0	0	0						
										0	0	0	0	0	0	0						
<b>Inning Stats</b>	R: 0 E: 0 K: 0 S: 3	H: 0 LOB: 0 BB: 0 P: 3	R: 0 E: 0 K: 1 S: 5	H: 0 LOB: 0 BB: 0 P: 5	R: 0 E: 0 K: 0 S: 3	H: 0 LOB: 0 BB: 0 P: 3	R: 0 E: 0 K: 0 S: 3	H: 1 LOB: 0 BB: 0 P: 3	R: 0 E: 0 K: 1 S: 6	H: 1 LOB: 1 BB: 0 P: 6	R: 0 E: 0 K: 0 S: 3	H: 0 LOB: 0 BB: 0 P: 3	R: 1 E: 0 K: 1 S: 7	H: 2 LOB: 1 BB: 0 P: 7	R: 0 E: 0 K: 0 S: 4	H: 1 LOB: 2 BB: 1 P: 8	R: 1 E: 1 K: 0 S: 5	H: 2 LOB: 1 BB: 0 P: 5	1B: 6 2B: 1 3B: 0 HR: 0	SF: 1 SAC: 0 DP: 1 HBP: 0	WP: 0 PB: 0 SB: 1 CS: 0	PA: 34
<b>PITCHER</b> Randy Jones, L ERA: 2.6	IP: 9.0 WLS: W BF: 34 H: 7 R: 2 ER: 1 SO: 3 BB: 1 IBB: 0 HBP: 0 BLK: 0 WP: 0 HR: 0 S: 39 P: 43 ERA: 1.00 WHIP: 0.889											<b>PITCHER</b>	IP: 9.0 WLS: W BF: 34 H: 7 R: 2 ER: 1 SO: 3 BB: 1 IBB: 0 HBP: 0 BLK: 0 WP: 0 HR: 0 S: 39 P: 43 ERA: 1.00 WHIP: 0.889									

Batter	1	2	3	4	5	6	7	8	9	AB	R	H	RBI	BB	SO	LOB	BOTTOM					
Mookie Wilson, S OBP: 0.338, SLG: 0.453	5-3					F6				4	1	1	0	0	0	0	<b>San Diego Padres @ New York Mets</b> Shea Stadium, Flushing, NY Mon May 10 1982, 7:05 PM EDT Att: 9,670 - Unknown <a href="http://livebaseballscorecards.com">livebaseballscorecards.com</a>					
John Stearns, R OBP: 0.324, SLG: 0.449				SF9 3B				6-3		2	0	0	1	1	0	0						
Joel Youngblood, R OBP: 0.274, SLG: 0.367						F8				3	0	2	0	1	0	0						
Dave Kingman, R OBP: 0.308, SLG: 0.570						4-3				3	0	0	0	1	1	3						
Ellis Valentine, R OBP: 0.258, SLG: 0.262	5-3					5-3				4	1	1	0	0	0	4						
Hubie Brooks, R OBP: 0.336, SLG: 0.310										4	0	0	0	0	3	1						
Ron Gardenhire, R OBP: 0.344, SLG: 0.314										2	0	0	0	1	0	0						
Rusty Staub, L OBP: 0.231, SLG: 0.261										1	0	0	0	0	0	1						
Tom Verzyr, R OBP: 0.438, SLG: 0.500										3	0	1	0	0	0	1						
George Foster, R OBP: 0.292, SLG: 0.349										0	0	0	0	1	0	0						
Wally Backman, S OBP: 0.371, SLG: 0.438										0	1	0	0	0	0	0						
Randy Jones, R OBP: 0.125, SLG: 0.125										3	0	0	0	0	2	2						
Bob Bailor, R OBP: 0.349, SLG: 0.400										1	0	1	2	0	0	0						
<b>Inning Stats</b>	R: 0 E: 1 K: 1 S: 5	H: 0 LOB: 2 BB: 2 P: 13	R: 0 E: 0 K: 2 S: 8	H: 1 LOB: 1 BB: 0 P: 8	R: 1 E: 0 K: 0 S: 4	H: 1 LOB: 0 BB: 0 P: 4	R: 0 E: 0 K: 1 S: 5	H: 0 LOB: 0 BB: 0 P: 5	R: 0 E: 0 K: 0 S: 3	H: 0 LOB: 0 BB: 0 P: 3	R: 0 E: 0 K: 0 S: 3	H: 1 LOB: 1 BB: 1 P: 7	R: 0 E: 0 K: 1 S: 5	H: 0 LOB: 1 BB: 1 P: 9	R: 0 E: 0 K: 0 S: 4	H: 1 LOB: 1 BB: 0 P: 4	R: 2 E: 0 K: 1 S: 6	H: 2 LOB: 2 BB: 1 P: 10	1B: 3 2B: 2 3B: 1 HR: 0	SF: 1 SAC: 0 DP: 1 HBP: 0	WP: 0 PB: 0 SB: 0 CS: 0	PA: 36
<b>PITCHER</b> Chris Welsh, L ERA: 6.94	IP: 8.0 WLS: L BF: 31 H: 4 R: 1 ER: 1 SO: 5 BB: 3 IBB: 1 HBP: 0 BLK: 0 WP: 0 HR: 0 S: 37 P: 53 ERA: 1.12 WHIP: 0.875											<b>PITCHER</b>	IP: 8.0 WLS: L BF: 31 H: 4 R: 1 ER: 1 SO: 5 BB: 3 IBB: 1 HBP: 0 BLK: 0 WP: 0 HR: 0 S: 37 P: 53 ERA: 1.12 WHIP: 0.875									
Eric Show, R ERA: 0.95	0.1	2	1	1	1	1	0	0	0	0	0	4	4	27.00	3.000							
Gary Lucas, L ERA: 4.0	0.1	L	3	1	1	1	0	0	1	0	0	2	6	27.00	3.000							

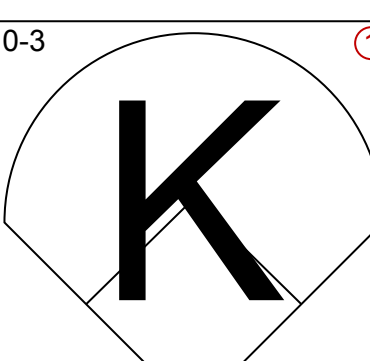
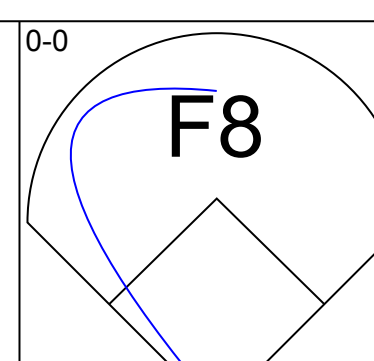
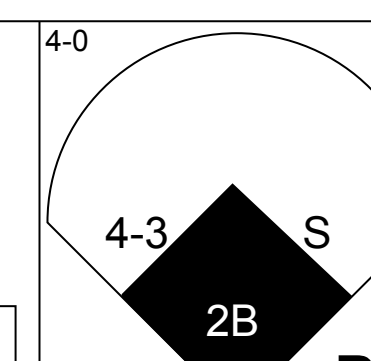
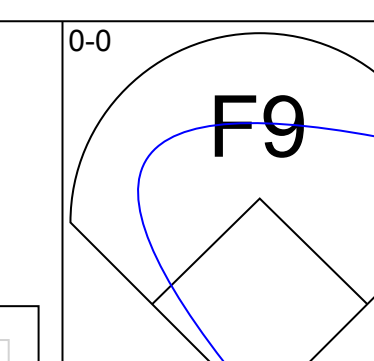
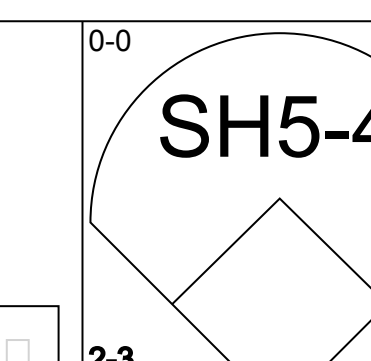
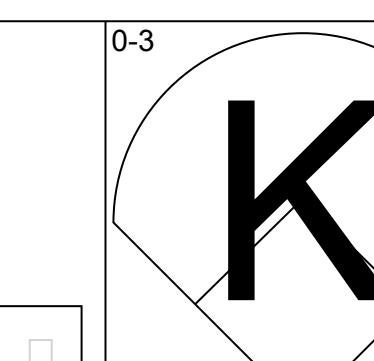
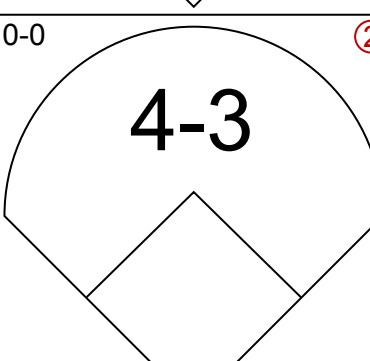
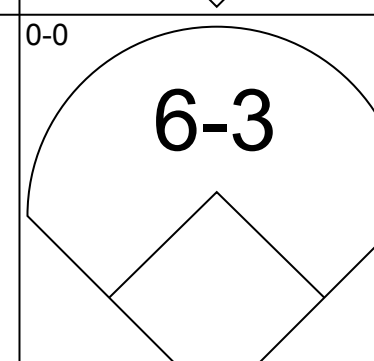
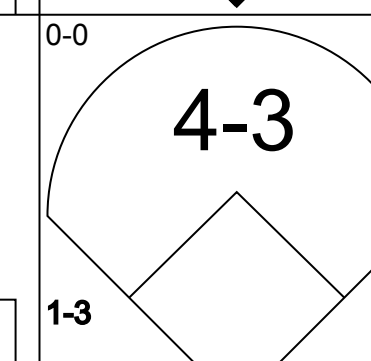
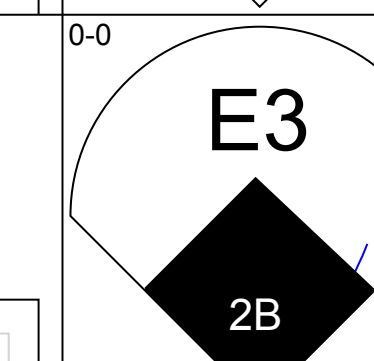
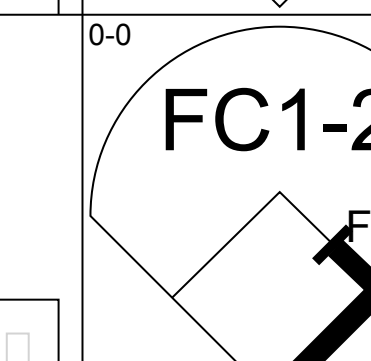
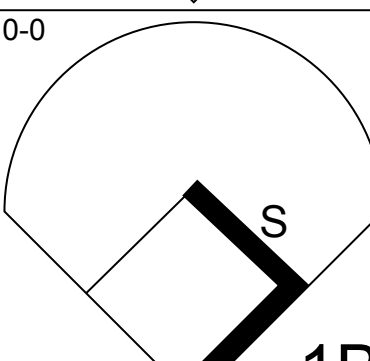
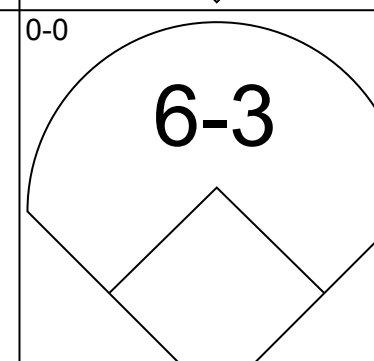
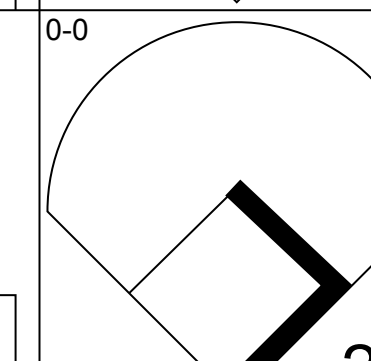
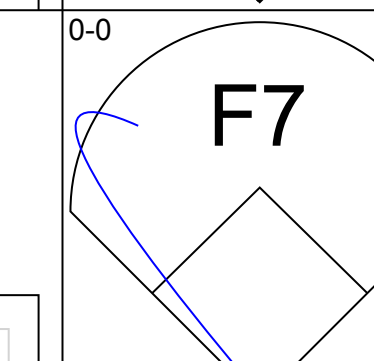
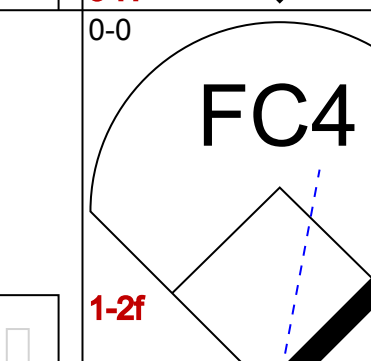
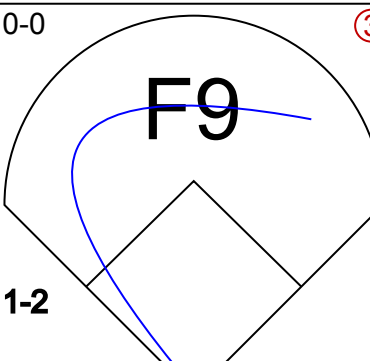
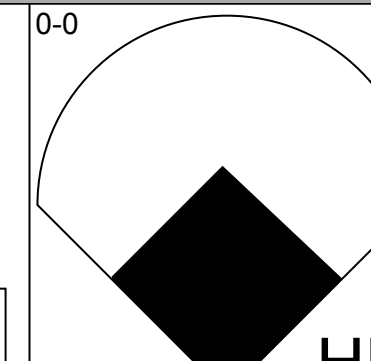
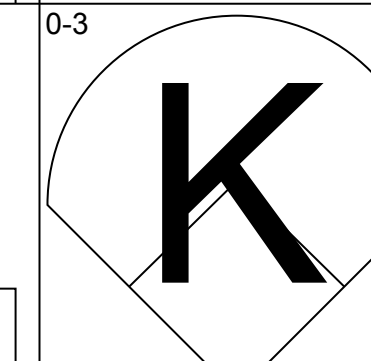
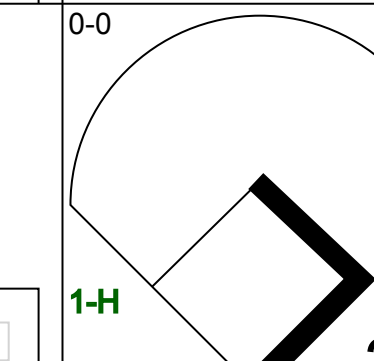
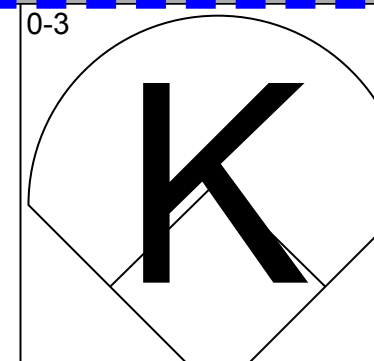
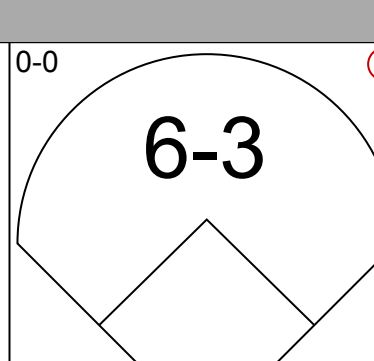
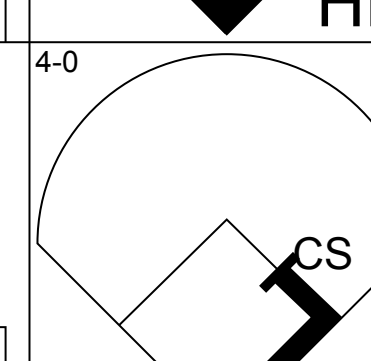
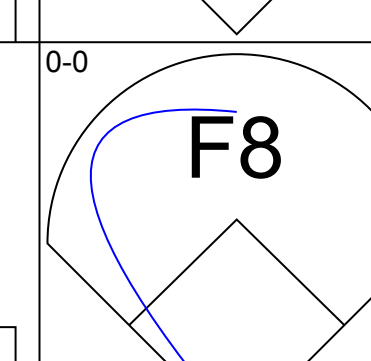
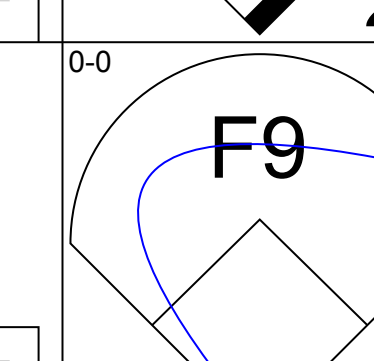
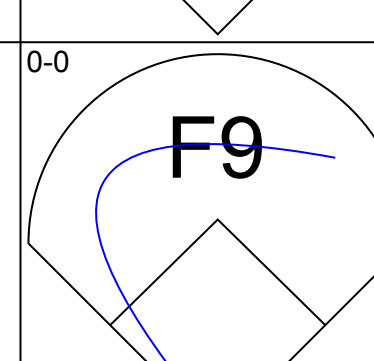
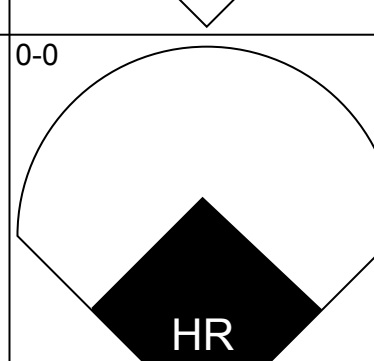
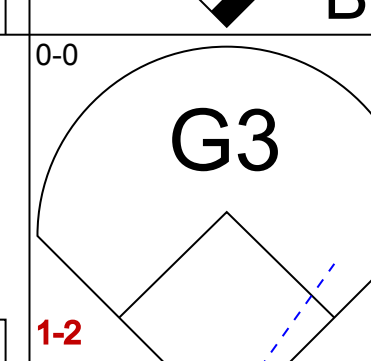
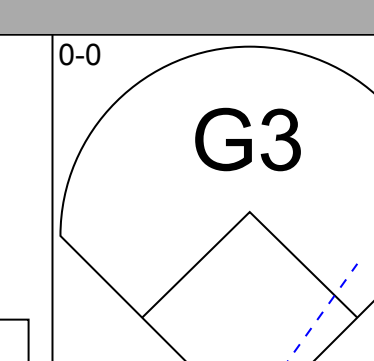
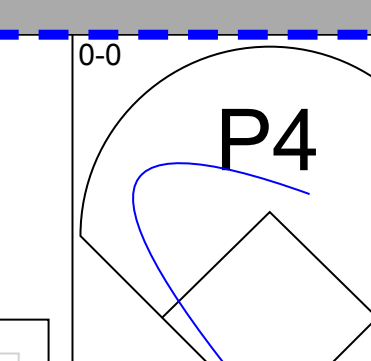
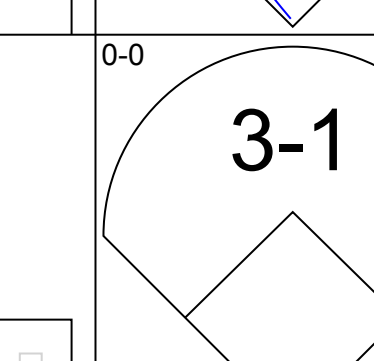
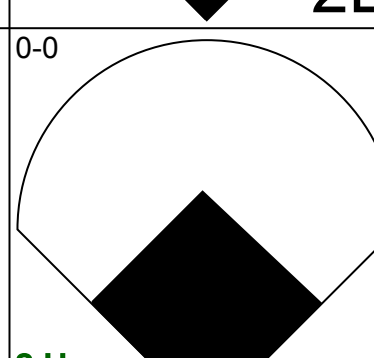
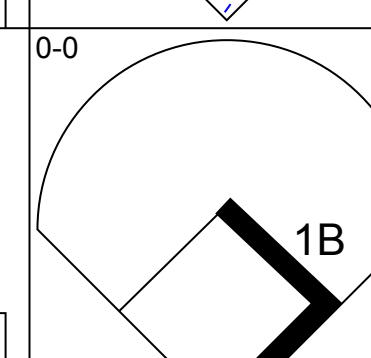



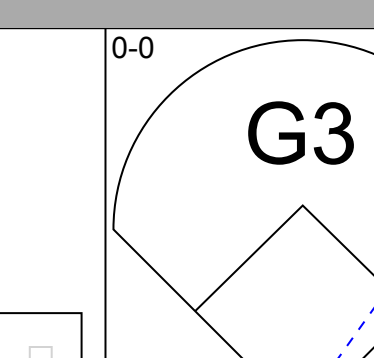
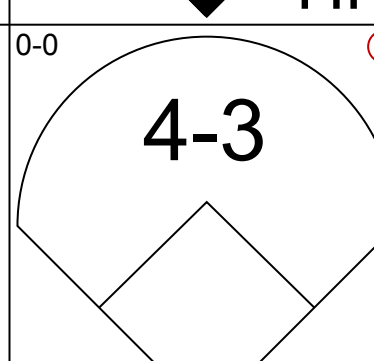
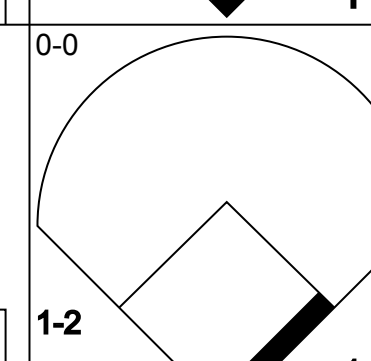

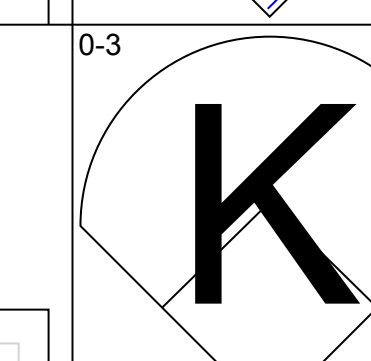
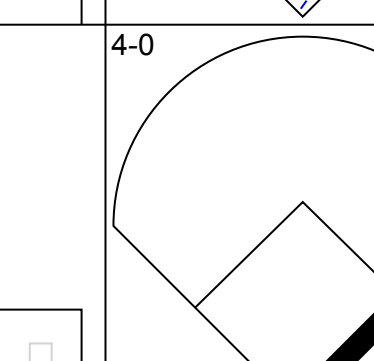

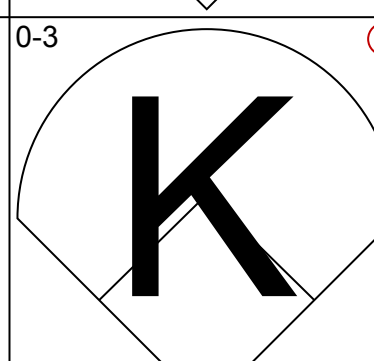
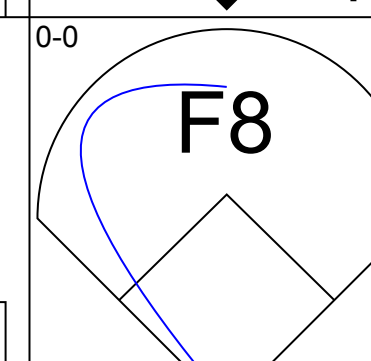
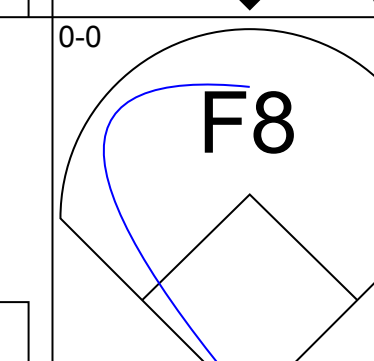
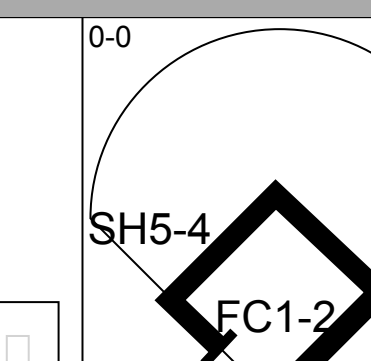
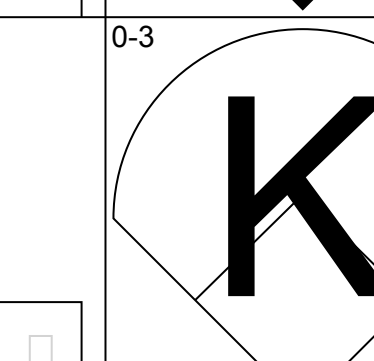




Batter	1	2	3	4	5	6	7	8	9	AB	R	H	RBI	BB	SO	LOB	TOP			
Alan Wiggins, S (1, 7) OBP: 0.313, SLG: 0.267	0-3 K		0-0 G3			0-0 F7			0-0 1B	4	0	1	0	0	1	0	<b>San Diego Padres @ New York Mets</b> Shea Stadium, Flushing, NY Tue May 11 1982, 7:05 PM EDT Att: 9,924 - Unknown  <b>AB 30</b> <b>R 0</b> <b>H 4</b> <b>RBI 0</b> <b>BB 1</b> <b>SO 4</b> <b>LOB 12</b> 			
Juan Bonilla, R (1, 4) OBP: 0.317, SLG: 0.345 Luis DeLeon, R (6, 1) OBP: 0.333, SLG: 0.667 Joe Lefebvre, L (9, PH) OBP: 0.276, SLG: 0.188	0-0 L4			0-0 P3		0-0 6-3			0-3 K	3	0	0	0	0	0	0				
Ruppert Jones, L (1, 8) OBP: 0.410, SLG: 0.500	0-3 K			4-0 BB			0-0 1B		0-0 F7	3	0	1	0	1	1	1				
Sixto Lezcano, R (1, 9) OBP: 0.342, SLG: 0.491		0-0 3-1 1B		0-0 P4		0-0 F9			0-0 F5	4	0	1	0	0	0	3				
Terry Kennedy, L (1, 2) OBP: 0.284, SLG: 0.398		0-0 F8		0-0 P4		0-0 F8				3	0	0	0	0	0	3				
Luis Salazar, R (1, 5) OBP: 0.254, SLG: 0.295		0-0 3-1 1-2			0-0 4-3		0-3 K			3	0	0	0	0	1	2				
Broderick Perkins, L (1, 3) OBP: 0.321, SLG: 0.268		0-0 F7			0-0 P6			0-0 F2		3	0	0	0	0	0	1				
Mario Ramirez, R (1, 6) OBP: 0.500, SLG: 0.500			0-0 G4-6-3 1B		0-0 6-3			0-0 5-3		3	0	1	0	0	0	0				
Juan Eichelberger, R (1, 1) Tim Flannery, L (6, PH) OBP: 0.368, SLG: 0.417 (6, 4)			0-0 G4-6-3 1-2			0-0 F7			0-0 F7	1	0	0	0	0	0	1				
2 0 0 0 0 0										2	0	0	0	0	0	0				
<b>Inning Stats</b>	R: 0 E: 0 K: 2 S: 7	H: 0 LOB: 0 BB: 0 P: 7	R: 0 E: 0 K: 0 S: 4	H: 1 LOB: 1 BB: 0 P: 4	R: 0 E: 0 K: 0 S: 3	H: 1 LOB: 0 BB: 0 P: 3	R: 0 E: 0 K: 0 S: 3	H: 0 LOB: 1 BB: 1 P: 7	R: 0 E: 0 K: 0 S: 3	H: 0 LOB: 0 BB: 0 P: 3	R: 0 E: 0 K: 1 S: 6	H: 1 LOB: 1 BB: 0 P: 6	R: 0 E: 0 K: 0 S: 3	H: 0 LOB: 0 BB: 0 P: 3	R: 0 E: 0 K: 1 S: 6	H: 1 LOB: 1 BB: 0 P: 6	1B: 4 2B: 0 3B: 0 HR: 0	SF: 0 SAC: 0 DP: 1 HBP: 0	WP: 0 PB: 0 SB: 0 CS: 0	PA: 31
<b>PITCHER</b> Charlie Puleo, R (1, 1) ERA: 3.85	IP: 9.0 WLS: W BF: 31 H: 4 R: 0 ER: 0 SO: 4 BB: 1 IBB: 0 HBP: 0 BLK: 0 WP: 0 HR: 0 S: 38 P: 42 ERA: 0.00 WHIP: 0.556															<b>PITCHER</b>				

Batter	1	2	3	4	5	6	7	8	9	AB	R	H	RBI	BB	SO	LOB	BOTTOM			
Mookie Wilson, S (1, 8) OBP: 0.336, SLG: 0.447	0-0 G3	0-0 4-3			0-0 4-3 BLK 1B		0-0 F7			4	1	1	0	0	0	0	<b>San Diego Padres @ New York Mets</b> Shea Stadium, Flushing, NY Tue May 11 1982, 7:05 PM EDT Att: 9,924 - Unknown  <b>AB 31</b> <b>R 6</b> <b>H 7</b> <b>RBI 5</b> <b>BB 1</b> <b>SO 3</b> <b>LOB 7</b> 			
John Stearns, R (1, 2) OBP: 0.321, SLG: 0.441	0-0 2B	0-0 6-3			0-0 4-3 1-3		0-0 4-1			4	1	1	0	0	0	1				
Joel Youngblood, R (1, 9) OBP: 0.288, SLG: 0.391	0-0 2B		0-0 5-3		0-0 HR 1B		0-0 5-3			4	2	2	1	0	0	0				
Dave Kingman, R (1, 3) OBP: 0.314, SLG: 0.604 Mike Jorgensen, L (9, 3) OBP: 0.462, SLG: 0.300	0-0 4-3 WP 2B		0-0 F7		0-0 HR			0-0 G3		4	2	2	4	0	0	0				
Gary Rajsich, L (1, 7) OBP: 0.256, SLG: 0.250 Ellis Valentine, R (9, 7) OBP: 0.258, SLG: 0.262	0-0 4-3 2-3		0-0 6-3		0-0 F7			0-0 3-1		4	0	0	0	0	0	1				
Hubie Brooks, R (1, 5) OBP: 0.342, SLG: 0.311	1-0 WP BB HBP			0-0 E S 1B		0-0 4-3		0-0 G3		3	0	1	0	0	0	0				
Wally Backman, S (1, 4) ERA: 5.28 Tom Verzyer, R (7, 4) OBP: 0.438, SLG: 0.500	4-0 WP BB			0-3 K		0-0 4-3				2	0	0	0	1	1	1				
Ron Gardenhire, R (1, 6) OBP: 0.333, SLG: 0.303	0-0 F8			0-0 1-3		0-0 F8				3	0	0	0	0	0	3				
Charlie Puleo, R (1, 1) OBP: 0.182, SLG: 0.100		0-0 4-3		0-3 K		0-3 K				3	0	0	0	0	2	1				
<b>Inning Stats</b>	R: 3 E: 0 K: 0 S: 6	H: 3 LOB: 2 BB: 1 P: 11	R: 0 E: 0 K: 0 S: 3	H: 0 LOB: 0 BB: 0 P: 3	R: 0 E: 0 K: 0 S: 3	H: 0 LOB: 0 BB: 0 P: 3	R: 0 E: 0 K: 2 S: 8	H: 1 LOB: 1 BB: 0 P: 8	R: 3 E: 0 K: 0 S: 6	H: 3 LOB: 0 BB: 0 P: 6	R: 0 E: 0 K: 1 S: 5	H: 0 LOB: 0 BB: 0 P: 5	R: 0 E: 0 K: 0 S: 3	H: 0 LOB: 0 BB: 0 P: 3	R: 0 E: 0 K: 0 S: 3	H: 0 LOB: 0 BB: 0 P: 3		1B: 4 2B: 2 3B: 0 HR: 1	SF: 0 SAC: 0 DP: 0 HBP: 1	WP: 1 PB: 0 SB: 1 CS: 0
<b>PITCHER</b> Juan Eichelberger, R (1, 1) ERA: 1.56 Luis DeLeon, R (6, 1) ERA: 1.56	IP: 5.0 WLS: L BF: 24 H: 7 R: 6 ER: 6 SO: 2 BB: 1 IBB: 0 HBP: 1 BLK: 0 WP: 0 HR: 1 S: 26 P: 31 ERA: 10.80 WHIP: 1.600															<b>PITCHER</b>				

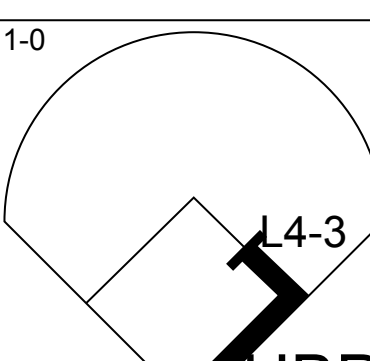
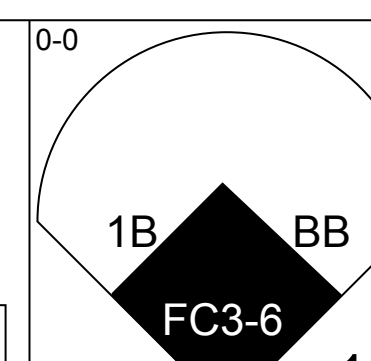
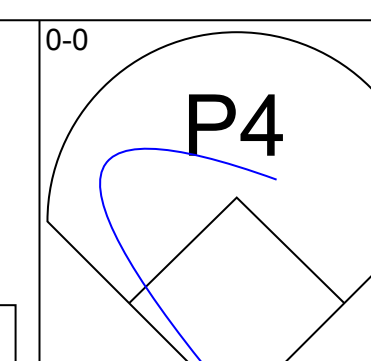
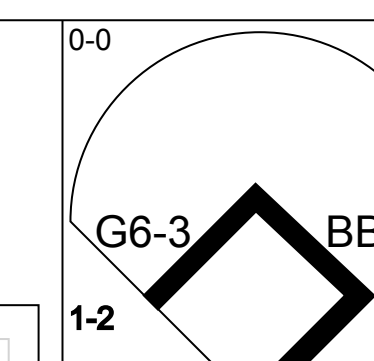
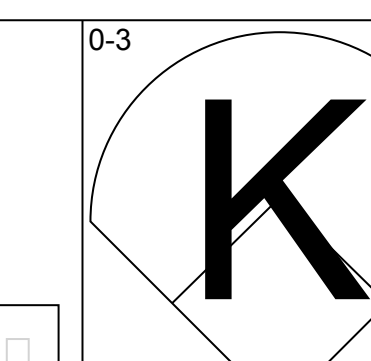
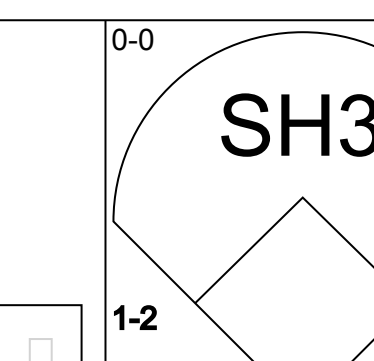
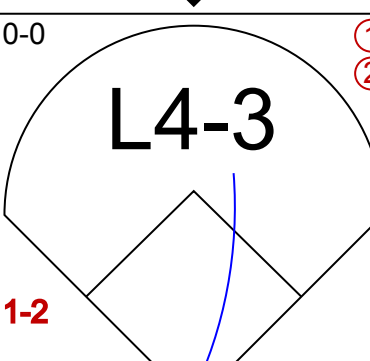
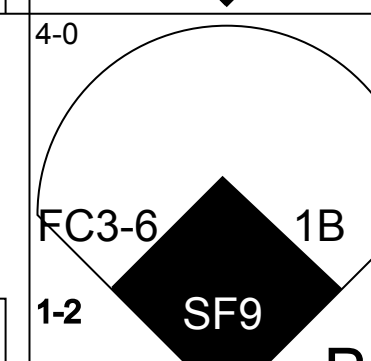
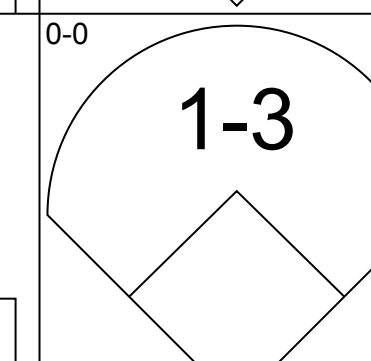
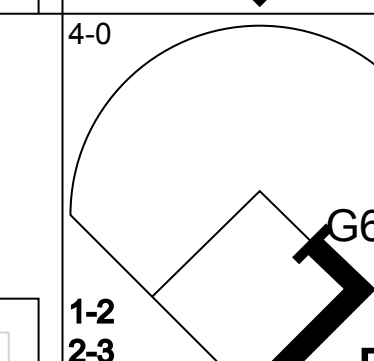
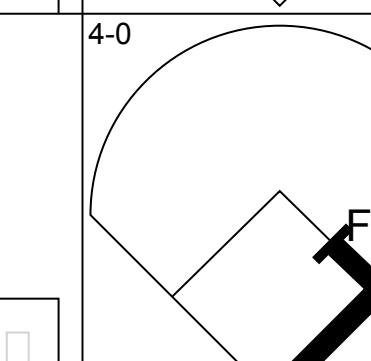
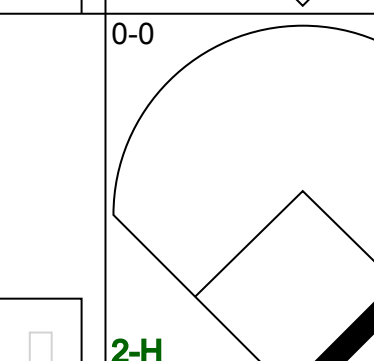
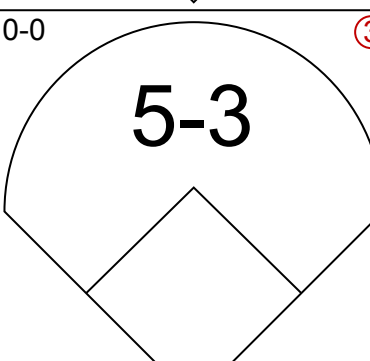
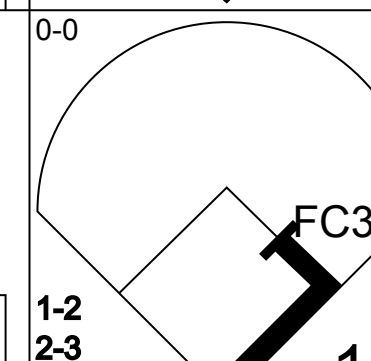
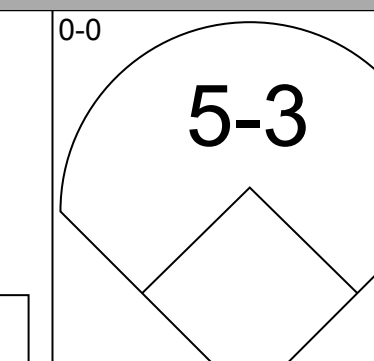

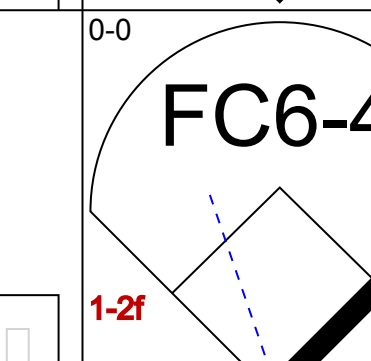
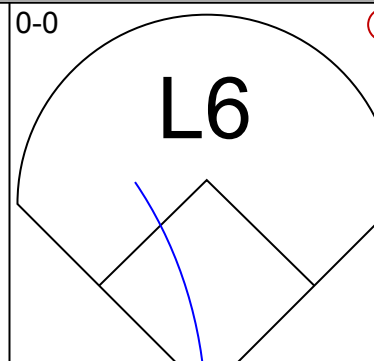
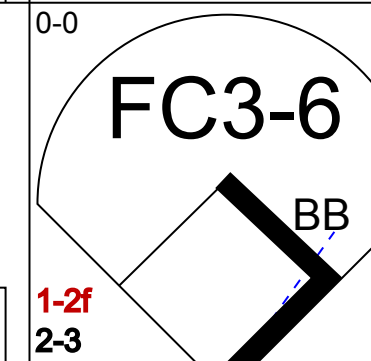
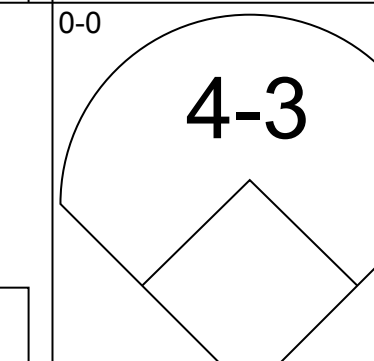
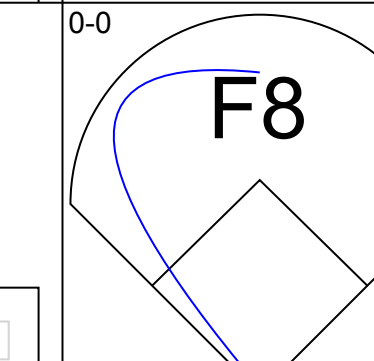
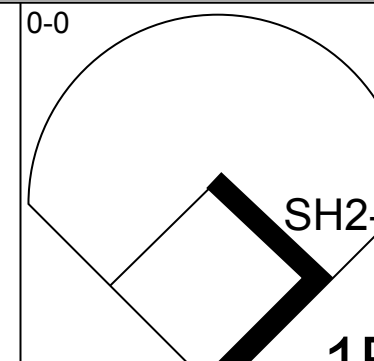
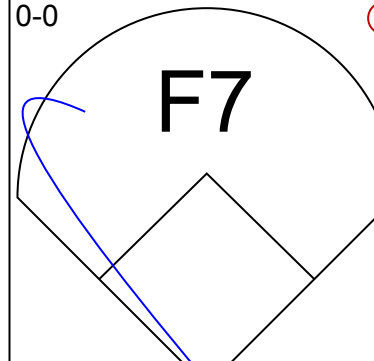
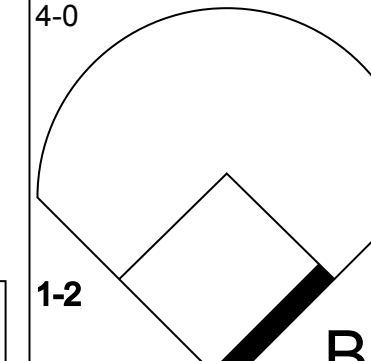
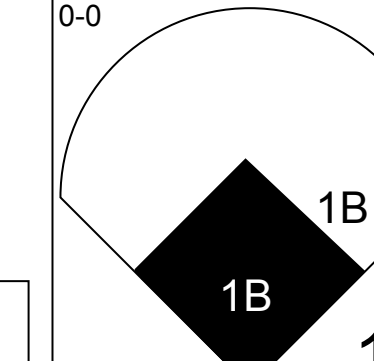
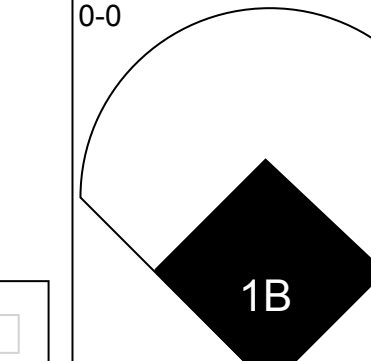
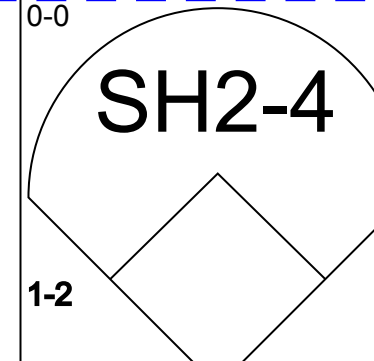
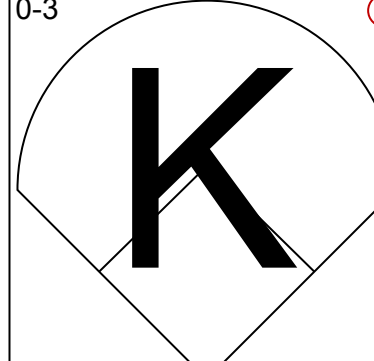
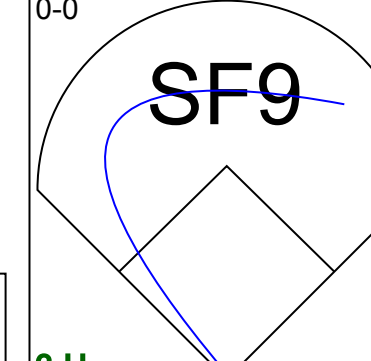
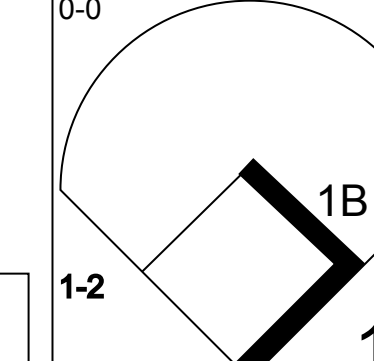
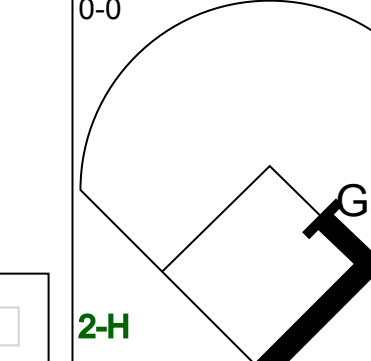
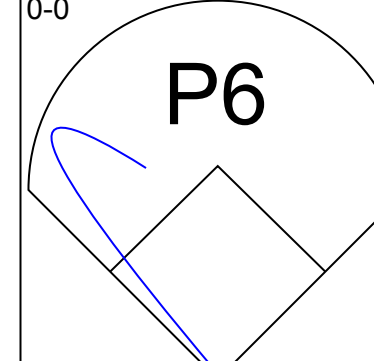
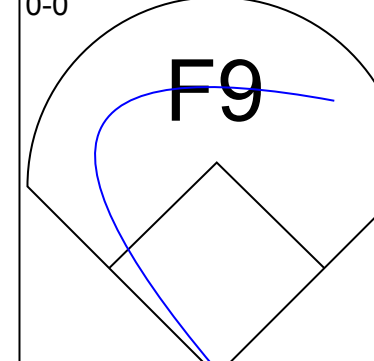
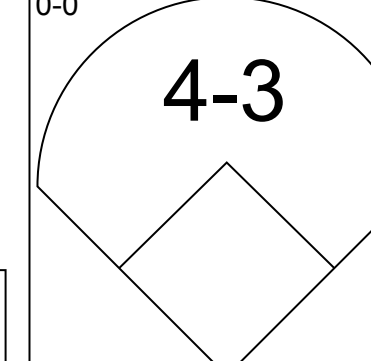
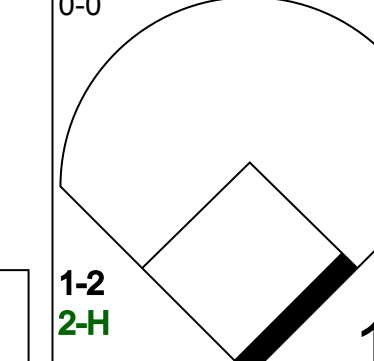
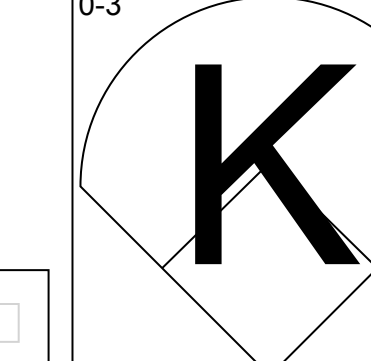
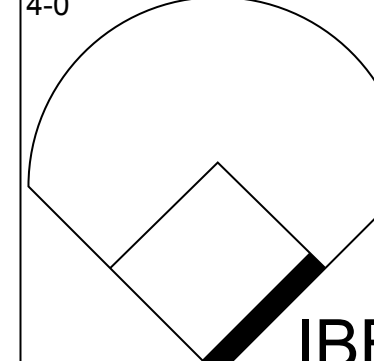



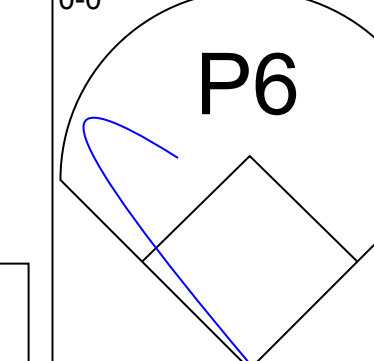
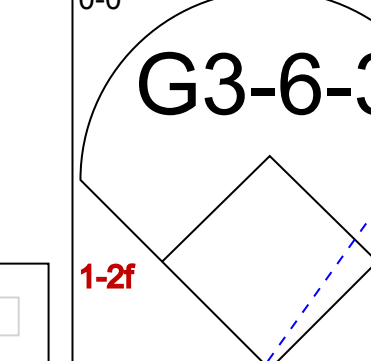
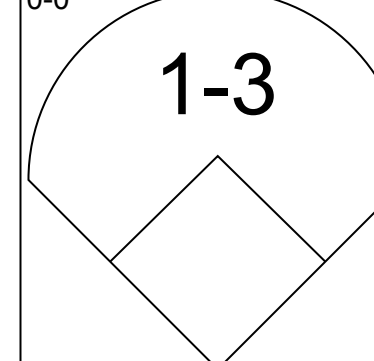


Batter	1	2	3	4	5	6	7	8	9	10	11	AB	R	H	RBI	BB	SO	LOB	TOP			
Alan Wiggins, S OBP: 0.297, SLG: 0.235 (1, 7)												4	1	0	0	1	2	1				
Juan Bonilla, R OBP: 0.305, SLG: 0.331 (1, 4)												5	1	0	0	0	0	2				
Garry Templeton, S OBP: 0.278, SLG: 0.355 (1, 6)												5	0	2	1	0	0	2				
Ruppert Jones, L OBP: 0.413, SLG: 0.538 Dave Edwards, R OBP: 0.214, SLG: 0.286 (1, 8) (7, 8)												4	1	2	2	0	1	2	1	0		
Luis Salazar, R OBP: 0.252, SLG: 0.284 (1, 5)												4	0	0	0	1	0	2				
Terry Kennedy, L OBP: 0.280, SLG: 0.398 (1, 2)												5	1	1	0	0	0	1				
Randy Bass, L OBP: 0.227, SLG: 0.350 (1, 3)												5	1	2	2	0	0	0				
Joe Lefebvre, L OBP: 0.348, SLG: 0.250 (1, 9)												4	0	2	0	1	1	0				
John Montefusco, R OBP: 0.170, SLG: 0.125 Gary Lucas, L (7, 1) Floyd Chiffer, R (7, 1) Danny Boone, L OBP: 0.333, SLG: 0.667 (8, 1) Luis DeLeon, R OBP: 0.250, SLG: 0.500 (10, 1)												3	0	0	0	0	1	3				
<b>Inning Stats</b>	R: 0 E: 0 K: 1 S: 6	H: 1 LOB: 1 BB: 0 P: 6	R: 2 E: 0 K: 1 S: 7	H: 2 LOB: 0 BB: 0 P: 7	R: 0 E: 0 K: 0 S: 3	H: 0 LOB: 0 BB: 0 P: 3	R: 1 E: 0 K: 0 S: 5	H: 3 LOB: 2 BB: 1 P: 9	R: 1 E: 0 K: 1 S: 6	H: 1 LOB: 1 BB: 0 P: 10	R: 1 E: 0 K: 0 S: 4	H: 1 LOB: 1 BB: 0 P: 5	R: 0 E: 0 K: 1 S: 5	H: 0 LOB: 0 BB: 0 P: 5	R: 0 E: 0 K: 1 S: 5	H: 0 LOB: 0 BB: 0 P: 5	R: 0 E: 0 K: 2 S: 7	H: 0 LOB: 1 BB: 1 P: 11	1B: 4 2B: 4 3B: 0 HR: 2	SF: 0 SAC: 1 DP: 0 HBP: 0	WP: 0 PB: 0 SB: 2 CS: 1	PA: 46
<b>PITCHER</b>	IP 7.0	WLS 32	BF 32	H 9	R 5	ER 4	SO 3	BB 2	IBB 0	HBP 0	BLK 0	WP 0	HR 2	S 36	P 44	ERA 5.14	WHIP 1.571					
Bill Gullickson, R ERA: 5.11 Jeff Reardon, R ERA: Woodie Fryman, L ERA: 0.73	(1, 1) (8, 1) (10, 1)	2.0 W	7	1	0	0	1	0	0	0	0	0	0	0	9	9	0.00	0.500				

San Diego Padres @ Montreal Expos  
Olympic Stadium, Montreal, QB  
Thu May 13 1982, 7:05 PM EDT  
Att: 15,314 - Unknown

livebaseballscores.com  
AB 42  
R 5  
H 10  
RBI 5  
BB 3  
SO 7  
LOB 14



Batter	1	2	3	4	5	6	7	8	9	10	11	AB	R	H	RBI	BB	SO	LOB	BOTTOM	
Tim Raines, S OBP: 0.407, SLG: 0.420 (1, 4)												4	1	2	0	0	1	1		
Warren Cromartie, L OBP: 0.310, SLG: 0.337 (1, 9)												3	1	1	1	3	0	2		
Andre Dawson, R OBP: 0.339, SLG: 0.431 (1, 8)												5	0	1	0	0	0	3		
Al Oliver, L OBP: 0.341, SLG: 0.427 (1, 3)												5	0	1	1	0	0	3		
Gary Carter, R OBP: 0.397, SLG: 0.590 (1, 2)											3	2	2	0	1	0	0			
Tim Wallach, R OBP: 0.355, SLG: 0.484 (1, 5)											4	0	2	2	0	1	1			
Jerry White, S OBP: 0.278, SLG: 0.382 (1, 7)												4	0	1	1	1	1	3		
Chris Speier, R OBP: 0.268, SLG: 0.345 John Milner, L OBP: 0.143, SLG: 0.143 Frank Taveras, R OBP: 0.154, SLG: 0.057 Tim Blackwell, S OBP: 0.333, SLG: 0.500 Mike Phillips, L (1, 6) (8, PH) (9, PH) (10, PH) (11, PH)												3	0	1	0	0	1	2		
Bill Gullickson, R ERA: 4.98 Gary Lucas, L ERA: 4.5 Floyd Chiffer, R ERA: 2.7 Danny Boone, L ERA: 6.3 Luis DeLeon, R ERA: 1.93	(1, 1) (7, 1) (7, 1) (8, 1) (10, 1)	6.0 0.0 1.1 1.2 1.1	WLS 26 3 5 7	BF 26 2 6 7	H 9 6 1 2	R 3 1 0 1	ER 3 1 0 1	SO 2 0 1 0	BB 2 1 0 1	IBB 0 0 0 0	HBP 0 0 0 0	BLK 0 0 0 0	WP 0 0 0 0	HR 0 0 0 0	S 27 2 7 7	P 36 6 7 11	ERA 4.50 4.50 6.75 0.00 6.75	WHIP 1.333 "" 1.500 1.200 1.500		
<b>PITCHER</b>	IP 6.0	WLS 3	BF 26	H 9	R 3	ER 3	SO 2	BB 2	IBB 0	HBP 0	BLK 0	WP 0	HR 0	S 27	P 36	ERA 4.50	WHIP 1.333			
John Montefusco, R ERA: 4.98 Gary Lucas, L ERA: 4.5 Floyd Chiffer, R ERA: 2.7 Danny Boone, L ERA: 6.3 Luis DeLeon, R ERA: 1.93	(1, 1) (7, 1) (7, 1) (8, 1) (10, 1)	6.0 0.0 1.1 1.2 1.1	L	7	2	1	1	0	1	0	0	0	0	6	10	6.75	1.500			

San Diego Padres @ Montreal Expos  
Olympic Stadium, Montreal, QB  
Thu May 13 1982, 7:05 PM EDT  
Att: 15,314 - Unknown

livebaseballscores.com  
AB 37  
R 6  
H 13  
RBI 5  
BB 5  
SO 4  
LOB 18





Batter	1	2	3	4	5	6	7	8	9	AB	R	H	RBI	BB	SO	LOB	TOP			
Alan Wiggins, S OBP: 0.508, SLG: 0.250 Broderick Perkins, L OBP: 0.310, SLG: 0.257	(1, 7) X F9		(1, 7) X BB 1B	(1, 7) X K	(1, 7) X F7			(1, 7) X K		2	1	1	0	0	0	0				
Juan Bonilla, R OBP: 0.324, SLG: 0.349	(1, 4) X 1B		(1, 4) X BB 1B	(1, 4) X BB 1B	(1, 4) X F8			(1, 4) X 1B 1B		5	2	4	0	0	0	0				
Garry Templeton, S OBP: 0.290, SLG: 0.360	(1, 6) X F7		(1, 6) X BB 1B	(1, 6) X 1B SF8		(1, 6) X 6-3		(1, 6) X 1B		4	2	2	0	1	0	1				
Ruppert Jones, L OBP: 0.413, SLG: 0.532	(1, 8) X 4-3		(1, 8) X BB 1B	(1, 8) X BB 1B		(1, 8) X K		(1, 8) X K		5	2	2	3	0	2	3				
Sixto Lezcano, R OBP: 0.344, SLG: 0.487	(1, 9)		(1, 9) X BB 1B	(1, 9) X 1B BB	(1, 9) X SF8		(1, 9) X K		(1, 9) X F9	3	0	1	1	1	1	0				
Terry Kennedy, L OBP: 0.277, SLG: 0.382	(1, 2) X F9		(1, 2) X F7	(1, 2) X 1B BB		(1, 2) X 4-3		(1, 2) X L9		4	0	0	0	1	0	4				
Randy Bass, L OBP: 0.296, SLG: 0.375	(1, 3) X 1B		(1, 3) X BB 1B	(1, 3) X 1B FC6		(1, 3) X 4-3		(1, 3) X 4-3		4	0	2	3	1	0	0				
Joe Lefebvre, L OBP: 0.296, SLG: 0.208 Gary Lucas, L OBP: 0.296, SLG: 0.208 Floyd Chiffer, R OBP: 0.296, SLG: 0.208	(8, 1) X P6		(8, 1) X K	(8, 1) X FC6		(8, 1) X P6				4	0	0	0	0	1	6				
Tim Lollar, L OBP: 0.409, SLG: 0.667 Eric Show, R OBP: 0.409, SLG: 0.667 Luis Salazar, R OBP: 0.250, SLG: 0.282	(1, 1) X K		(1, 1) X K		(1, 1) X K		(1, 1) X K			3	0	0	0	0	3	4				
<b>Inning Stats</b>	R: 0 E: 0 K: 0 S: 4	H: 1 LOB: 1 BB: 4	R: 0 E: 0 K: 1 S: 6	H: 1 LOB: 2 BB: 10	R: 4 E: 0 K: 2 S: 11	H: 4 LOB: 2 BB: 19	R: 3 E: 0 K: 1 S: 9	H: 4 LOB: 2 BB: 13	R: 0 E: 0 K: 0 S: 5	H: 0 LOB: 0 BB: 0	R: 0 E: 0 K: 0 S: 3	H: 0 LOB: 0 BB: 0	R: 0 E: 0 K: 0 S: 11	H: 2 LOB: 2 BB: 11	R: 0 E: 0 K: 0 S: 3	H: 0 LOB: 0 BB: 3	1B: 12 2B: 0 3B: 0 HR: 0	SF: 1 SAC: 0 DP: 0 HBP: 0	WP: 0 PB: 0 SB: 0 CS: 0	PA: 43
<b>PITCHER</b>	IP WLS BF H R ER SO BB IBB HBP BLK WP HR S P ERA WHIP	IP WLS BF H R ER SO BB IBB HBP BLK WP HR S P ERA WHIP	IP WLS BF H R ER SO BB IBB HBP BLK WP HR S P ERA WHIP	IP WLS BF H R ER SO BB IBB HBP BLK WP HR S P ERA WHIP	IP WLS BF H R ER SO BB IBB HBP BLK WP HR S P ERA WHIP	IP WLS BF H R ER SO BB IBB HBP BLK WP HR S P ERA WHIP	IP WLS BF H R ER SO BB IBB HBP BLK WP HR S P ERA WHIP	IP WLS BF H R ER SO BB IBB HBP BLK WP HR S P ERA WHIP	IP WLS BF H R ER SO BB IBB HBP BLK WP HR S P ERA WHIP	IP WLS BF H R ER SO BB IBB HBP BLK WP HR S P ERA WHIP	IP WLS BF H R ER SO BB IBB HBP BLK WP HR S P ERA WHIP	IP WLS BF H R ER SO BB IBB HBP BLK WP HR S P ERA WHIP	IP WLS BF H R ER SO BB IBB HBP BLK WP HR S P ERA WHIP	IP WLS BF H R ER SO BB IBB HBP BLK WP HR S P ERA WHIP	IP WLS BF H R ER SO BB IBB HBP BLK WP HR S P ERA WHIP	IP WLS BF H R ER SO BB IBB HBP BLK WP HR S P ERA WHIP	IP WLS BF H R ER SO BB IBB HBP BLK WP HR S P ERA WHIP			
Ray Burris, R ERA: 4.62 Bob James, R ERA: 5.0 Bryn Smith, R ERA: 4.82 Tom Gorman, L ERA: Jeff Reardon, R ERA:	(1, 1) 2.1 16 6 4 4 1 3 0 0 0 0 0 15 27 15.43 3.857	(3, 1) 1.2 10 4 3 3 3 1 0 0 0 0 0 15 19 16.20 3.000	(5, 1) 2.0 6 0 0 0 3 0 0 0 0 0 0 12 12 0.00 0.000	(7, 1) 2.0 W 8 2 0 0 3 0 0 0 0 0 14 14 0.00 1.000	(9, 1) 1.0 S 3 0 0 0 0 0 0 0 0 0 3 3 0.00 0.000															

San Diego Padres @ Montreal Expos  
Olympic Stadium, Montreal, QB  
Fri May 14 1982, 7:05 PM EDT  
Att: 22,752 - Unknown - 65 F

AB	38
R	7
H	12
RBI	7
BB	4
SO	10
LOB	18



Batter	1	2	3	4	5	6	7	8	9	AB	R	H	RBI	BB	SO	LOB	BOTTOM			
Tim Raines, S OBP: 0.414, SLG: 0.422	(1, 4) X 2B SF8		(1, 4) X 1B	(1, 4) X 4-3		(1, 4) X FC6-4		(1, 4) X BB 1B		4	2	2	1	1	0	1				
Warren Cromartie, L OBP: 0.323, SLG: 0.343	(1, 9) X F5		(1, 9) X F8		(1, 9) X P3		(1, 9) X 2B BB	(1, 9) X HBP 1B BB		4	0	1	0	1	0	2				
Andre Dawson, R OBP: 0.341, SLG: 0.438	(1, 8) X 2B		(1, 8) X 1-3		(1, 8) X K		(1, 8) X F8	(1, 8) X HBP 1B		5	0	2	2	0	1	2				
Gary Carter, R OBP: 0.388, SLG: 0.573	(1, 2) X SF8		(1, 2) X P6		(1, 2) X F8		(1, 2) X F8	(1, 2) X HBP		3	0	0	1	0	0	1				
Al Oliver, L OBP: 0.352, SLG: 0.439 Jeff Reardon, R OBP: 0.500, SLG: 1.000	(1, 3) X BB		(1, 3) X 1B		(1, 3) X E9		(1, 3) X 6-3	(1, 3) X F9		4	1	2	0	1	0	4				
Tim Wallach, R OBP: 0.351, SLG: 0.455	(1, 5) X F9		(1, 5) X F3		(1, 5) X F9 FC5-4		(1, 5) X E5	(1, 5) X F8 1B		4	2	1	1	0	0	3				
Dan Norman, R OBP: 0.462, SLG: 0.667	(1, 7)		(1, 7) X 2B 1B BB	(1, 7) X K		(1, 7) X FC5-4 1B		(1, 7) X F8		3	1	1	0	1	1	2				
Chris Speier, R OBP: 0.270, SLG: 0.356 John Milner, L OBP: 0.125, SLG: 0.125 Frank Taveras, R OBP: 0.154, SLG: 0.057	(1, 6) X 1B 2B		(1, 6) X 1B 2B	(1, 6) X K		(1, 6) X F9		(1, 6) X P6		3	1	1	0	0	1	2				
Ray Burris, R OBP: 0.388, SLG: 0.417 Bob James, R OBP: 0.323, SLG: 0.343 Brad Mills, L OBP: 0.247, SLG: 0.417 Bryn Smith, R OBP: 0.270, SLG: 0.371 Tom Gorman, L OBP: 0.346, SLG: 0.333	(1, 1) X 1B		(1, 1) X 1B	(1, 1) X F2		(1, 1) X FC5-4		(1, 1) X 1B 1B		1	0	1	1	0	0	0				
<b>Inning Stats</b>	R: 1 E: 0 K: 0 S: 4	H: 1 LOB: 2 BB: 2 P: 12	R: 2 E: 0 K: 0 S: 5	H: 3 LOB: 1 BB: 1 P: 9	R: 0 E: 0 K: 1 S: 6	H: 1 LOB: 1 BB: 0 P: 6	R: 0 E: 0 K: 1 S: 5	H: 0 LOB: 0 BB: 0 P: 5	R: 0 E: 1 K: 0 S: 6	H: 3 LOB: 1 BB: 0 P: 6	R: 0 E: 0 K: 0 S: 4	H: 1 LOB: 1 BB: 0 P: 4	R: 3 E: 1 K: 0 S: 7	H: 3 LOB: 3 BB: 1 P: 12	R: 0 E: 0 K: 0 S: 3	H: 0 LOB: 0 BB: 0 P: 3	1B: 8 2B: 4 3B: 0 HR: 0	SF: 1 SAC: 0 DP: 0 HBP: 1	WP: 0 PB: 0 SB: 0 CS: 0	PA: 41
<b>PITCHER</b>	IP WLS BF H R ER SO BB IBB HBP BLK WP HR S P ERA WHIP	IP WLS BF H R ER SO BB IBB HBP BLK WP HR S P ERA WHIP	IP WLS BF H R ER SO BB IBB HBP BLK WP HR S P ERA WHIP	IP WLS BF H R ER SO BB IBB HBP BLK WP HR S P ERA WHIP	IP WLS BF H R ER SO BB IBB HBP BLK WP HR S P ERA WHIP	IP WLS BF H R ER SO BB IBB HBP BLK WP HR S P ERA WHIP	IP WLS BF H R ER SO BB IBB HBP BLK WP HR S P ERA WHIP	IP WLS BF H R ER SO BB IBB HBP BLK WP HR S P ERA WHIP	IP WLS BF H R ER SO BB IBB HBP BLK WP HR S P ERA WHIP	IP WLS BF H R ER SO BB IBB HBP BLK WP HR S P ERA WHIP	IP WLS BF H R ER SO BB IBB HBP BLK WP HR S P ERA WHIP	IP WLS BF H R ER SO BB IBB HBP BLK WP HR S P ERA WHIP	IP WLS BF H R ER SO BB IBB HBP BLK WP HR S P ERA WHIP	IP WLS BF H R ER SO BB IBB HBP BLK WP HR S P ERA WHIP	IP WLS BF H R ER SO BB IBB HBP BLK WP HR S P ERA WHIP	IP WLS BF H R ER SO BB IBB HBP BLK WP HR S P ERA WHIP				
Tim Lollar, L ERA: 2.67 Eric Show, R ERA: 0.67 Gary Lucas, L ERA: 4.5 Floyd Chiffer, R ERA: 2.85	(1, 1) 6.0 L 8 2 3 0 0 0 0 0 0 0 8 8 0.00 1.200	(7, 1) 1.2 8 2 3 0 0 0 0 0 0 0 4 4 ∞ ∞	(8, 1) 0.0 1 0 0 0 0 1 0 0 0 0 0 0 0 0 0 0	(8, 1) 0.1 3 1 0 0 0 0 0 0 1 0 0 0 2 3 0.00 3.000																

San Diego Padres @ Montreal Expos  
Olympic Stadium, Montreal, QB  
Fri May 14 1982, 7:05 PM EDT  
Att: 22,752 - Unknown - 65 F

AB	35
R	8
H	12
RBI	8
BB	4
SO	3
LOB	19





Batter	1	2	3	4	5	6	7	8	9	AB	R	H	RBI	BB	SO	LOB	TOP								
Alan Wiggins, S OBP: 0.326, SLG: 0.275 (1, 7)	F9			S 2B 1B	1-6-3		1-2 1B			4	1	2	0	0	0	0									
Juan Bonilla, R OBP: 0.314, SLG: 0.338 (1, 4)	F9			5-3		6-3	F7			4	0	0	0	0	0	3									
Garry Templeton, S OBP: 0.289, SLG: 0.357 (1, 6)	K			F7		F7		FC4-6 1B		4	0	1	0	0	1	1									
Ruppert Jones, L OBP: 0.408, SLG: 0.531 (1, 8)		K				F8		FC4-6 1B E		4	1	1	1	0	1	1									
Sixto Lezcano, R OBP: 0.341, SLG: 0.474 (1, 9)	F7			2H 2B	P6			6-3		3	1	0	0	1	0	1									
Terry Kennedy, L OBP: 0.284, SLG: 0.387 (1, 2)	P4							4-3		4	2	2	0	0	0	0									
Randy Bass, L OBP: 0.290, SLG: 0.333 (1, 3)			K							3	0	0	0	1	2	2									
Joe Lefebvre, L OBP: 0.290, SLG: 0.259 (1, 5)			K							3	1	1	2	0	2	0									
Chris Welsh, L OBP: 0.286, SLG: 0.167 (1, 1)			4-3							3	0	1	2	0	1	0									
<b>Inning Stats</b>	R: 0 E: 0 K: 1 S: 5	H: 0 LOB: 0 BB: 0 P: 5	R: 0 E: 0 K: 1 S: 5	H: 0 LOB: 0 BB: 0 P: 5	R: 0 E: 0 K: 2 S: 7	H: 0 LOB: 0 BB: 0 P: 7	R: 1 E: 0 K: 0 S: 5	H: 2 LOB: 1 BB: 0 P: 5	R: 2 E: 0 K: 0 S: 4	H: 2 LOB: 0 BB: 1 P: 8	R: 0 E: 0 K: 0 S: 3	H: 0 LOB: 0 BB: 0 P: 3	R: 2 E: 0 K: 1 S: 8	H: 3 LOB: 2 BB: 1 P: 12	R: 1 E: 1 K: 0 S: 4	H: 1 LOB: 0 BB: 0 P: 4	R: 0 E: 0 K: 2 S: 7	H: 0 LOB: 0 BB: 0 P: 7	1B: 6 2B: 2 3B: 0 HR: 0	SF: 1 SAC: 1 DP: 0 HBP: 0	WP: 2 PB: 0 SB: 1 CS: 0	PA: 36			
<b>PITCHER</b>	IP	WLS	BF	H	R	ER	SO	BB	IBB	HBP	BLK	WP	HR	S	P	ERA	WHIP								
Charlie Lea, R ERA: 4.13 (1, 1)	5.0	L	19	4	3	3	4	1	0	0	0	1	0	26	30	5.40	1.000								
Tom Gorman, L ERA: 4.15 (6, 1)	1.2		9	3	2	2	1	1	0	0	0	1	0	10	14	10.80	2.400								
Bryn Smith, R ERA: 4.22 (7, 1)	1.1		5	1	1	0	0	0	0	0	0	0	0	5	5	0.00	0.750								
Bob James, R ERA: 5.14 (9, 1)	1.0		3	0	0	0	2	0	0	0	0	0	0	7	7	0.00	0.000								

San Diego Padres @ Montreal Expos  
Olympic Stadium, Montreal, QB  
Sat May 15 1982, 3:33 AM EDT  
Att: 20,159 - Unknown

livebaseballscores.com

AB 32  
R 6  
H 8  
RBI 5  
BB 2  
SO 7  
LOB 8



Batter	1	2	3	4	5	6	7	8	9	AB	R	H	RBI	BB	SO	LOB	BOTTOM								
Tim Raines, S OBP: 0.409, SLG: 0.412 (1, 4)	F9		L5			F9				3	0	0	0	1	0	0									
Warren Cromartie, L OBP: 0.313, SLG: 0.330 (1, 9)	G3			E4 FC6-4		F8		FC6 BB		4	0	0	0	0	0	2									
Andre Dawson, R OBP: 0.338, SLG: 0.432 (1, 8)	6-3			FC6-4 S 1-2		5-3				4	1	1	0	0	0	1									
Gary Carter, R OBP: 0.376, SLG: 0.551 (1, 2)		6-3		5-3			6-3			4	0	0	0	0	0	2									
Al Oliver, L OBP: 0.356, SLG: 0.466 (1, 3)				F8			F9			4	1	2	2	0	0	1									
Tim Lincecum, R OBP: 0.339, SLG: 0.438 (1, 5)		1-3					G3			4	0	0	0	0	0	1									
Dan Norman, R OBP: 0.500, SLG: 0.643 (1, 7)		4-3								2	0	1	0	1	0	0									
Chris Speier, R OBP: 0.262, SLG: 0.344 (1, 6)			5-3			FC6-4 1-2		G6-4-3 1B		3	0	0	0	0	0	2									
Charlie Lea, R OBP: 0.300, SLG: 0.222 (5, PH)										1	0	0	0	0	0	0									
Brad Mills, L OBP: 0.385, SLG: 0.385 (6, 1)										1	0	0	0	0	0	1									
Tom Gottman, L (6, 1)										0	0	0	0	0	0	0									
Bryn Smith, R (7, 1)										0	0	0	0	0	0	0									
Terry Francona, L OBP: 0.375, SLG: 0.333 (8, PH)										0	0	0	0	1	0	0									
Bob James, R (9, 1)										0	0	0	0	0	0	0									
<b>Inning Stats</b>	R: 0 E: 0 K: 0 S: 3	H: 0 LOB: 0 BB: 0 P: 3	R: 1 E: 0 K: 0 S: 4	H: 1 LOB: 0 BB: 0 P: 4	R: 0 E: 0 K: 0 S: 3	H: 0 LOB: 0 BB: 0 P: 3	R: 0 E: 1 K: 0 S: 4	H: 0 LOB: 1 BB: 0 P: 4	R: 0 E: 0 K: 0 S: 3	H: 0 LOB: 0 BB: 0 P: 3	R: 0 E: 0 K: 0 S: 3	H: 0 LOB: 0 BB: 0 P: 3	R: 0 E: 0 K: 0 S: 2	H: 0 LOB: 2 BB: 3 P: 14	R: 0 E: 0 K: 0 S: 4	H: 2 LOB: 0 BB: 0 P: 4	R: 1 E: 0 K: 0 S: 4	H: 2 LOB: 0 BB: 0 P: 4	1B: 3 2B: 0 3B: 0 HR: 1	SF: 0 SAC: 0 DP: 2 HBP: 0	WP: 0 PB: 0 SB: 2 CS: 0	PA: 33			
<b>PITCHER</b>	IP	WLS	BF	H	R	ER	SO	BB	IBB	HBP	BLK	WP	HR	S	P	ERA	WHIP								
Chris Welsh, L ERA: 4.79 (1, 1)	9.0	W	33	4	2	2	0	3	0	0	0	0	1	30	42	2.00	0.778								

San Diego Padres @ Montreal Expos  
Olympic Stadium, Montreal, QB  
Sat May 15 1982, 3:33 AM EDT  
Att: 20,159 - Unknown

livebaseballscores.com

AB 30  
R 2  
H 4  
RBI 2  
BB 3  
SO 0  
LOB 10





Batter	1	2	3	4	5	6	7	8	9	AB	R	H	RBI	BB	SO	LOB	TOP										
Alan Wiggins, S OBP: 0.347, SLG: 0.304 (1, 7)	G3		P6				S		K	6	2	3	0	0	1	2											
Juan Bonilla, R OBP: 0.331, SLG: 0.348 (1, 4)	4-3		BB		5-3		BB		HR	2	1	1	0	3	0	0											
Garry Templeton, S OBP: 0.286, SLG: 0.373 (1, 6)	4-3		K		F8		F7		HR	5	1	1	3	0	1	5											
Ruppert Jones, L OBP: 0.415, SLG: 0.526 (1, 8)	4-3		BB		F9				HR	3	1	1	0	2	0	1											
Sixto Lezcano, R OBP: 0.351, SLG: 0.475 (1, 9)		S	BB		G3		P2		BB	4	1	2	2	1	0	1											
Terry Kennedy, L OBP: 0.281, SLG: 0.373 (1, 2)	P5		4-3		F8		4-3		BB	4	1	0	0	1	0	5											
Randy Bass, L OBP: 0.265, SLG: 0.300 (8, PH)	P8				4-3		F8		F8	3	0	0	0	0	0	1											
Kurt Bevacqua, R OBP: 0.378, SLG: 0.273 (8, 3)										1	0	0	0	1	0	2											
Joe Lefebvre, L OBP: 0.265, SLG: 0.233 (8, PH)	K				6-3		F8		BB	3	0	0	0	0	1	1											
Luis Salazar, R OBP: 0.254, SLG: 0.294 (8, 5)									BB	2	1	1	2	0	0	2											
Juan Eichelberger, R (1, 1)			K				K		BB	2	0	0	0	1	2	0											
Dave Edwards, R OBP: 0.250, SLG: 0.313 (9, PH)										2	0	1	1	0	0	0											
Luis DeLeon, R OBP: 0.250, SLG: 0.500 (9, 1)										0	0	0	0	0	0	0											
<b>Inning Stats</b>	R: 0 E: 0 K: 0 S: 4	H: 1 LOB: 1 BB: 0 P: 4	R: 0 E: 0 K: 1 S: 6	H: 1 LOB: 1 BB: 0 P: 6	R: 1 E: 0 K: 2 S: 8	H: 1 LOB: 3 BB: 3 P: 20	R: 0 E: 0 K: 0 S: 3	H: 0 LOB: 1 BB: 1 P: 7	R: 0 E: 0 K: 0 S: 3	H: 0 LOB: 0 BB: 0 P: 3	R: 0 E: 0 K: 1 S: 6	H: 1 LOB: 2 BB: 1 P: 10	R: 0 E: 0 K: 0 S: 4	H: 1 LOB: 2 BB: 1 P: 8	R: 7 E: 0 K: 1 S: 10	H: 5 LOB: 1 BB: 3 P: 22	1B: 7 2B: 2 3B: 0 HR: 1	SF: 0 SAC: 0 DP: 0 HBP: 0	WP: 0 PB: 0 SB: 5 CS: 0	PA: 46							
<b>PITCHER</b>	IP	WLS	BF	H	R	ER	SO	BB	IBB	HBP	BLK	WP	HR	S	P	ERA	WHIP										
Scott Sanderson, R ERA: 2.34 (1, 1)	7.1		32	5	1	1	4	5	0	0	0	0	0	35	55	1.23	1.364										
Woodie Fryman, L ERA: 2.03 (8, 1)	1.0	L	6	1	2	2	0	2	0	0	0	0	0	4	12	18.00	3.000										
Jeff Reardon, R ERA: 1.19 (9, 1)	0.0		3	2	2	2	0	1	0	0	0	0	0	1	2	∞	∞										
Tom Gorman, L ERA: 7.2 (9, 1)	0.2		5	2	3	3	1	1	0	0	0	0	0	6	10	40.50	4.500										

San Diego Padres @ Montreal Expos  
Olympic Stadium, Montreal, QB  
Sun May 16 1982, 3:33 AM EDT  
Att: 27,158 - Unknown

AB 37  
R 8  
H 10  
RBI 8  
BB 9  
SO 5  
LOB 20



Batter	1	2	3	4	5	6	7	8	9	AB	R	H	RBI	BB	SO	LOB	BOTTOM										
Tim Raines, S OBP: 0.404, SLG: 0.407 (1, 4)	2B		F7		F7			E3		4	1	1	0	0	0	1											
Warren Cromartie, L OBP: 0.311, SLG: 0.336 (1, 9)	1B		F8				4-3			4	0	1	1	0	0	1											
Jeff Reardon, R OBP: 0.500, SLG: 1.000 (9, 1)	2B							4-3		0	0	0	0	0	0	0											
Tom Gorman, L (9, 1)										0	0	0	0	0	0	0											
Andre Dawson, R OBP: 0.336, SLG: 0.426 (1, 8)	K				E7		K		K	4	1	1	0	0	3	0											
Al Oliver, L OBP: 0.360, SLG: 0.467 (1, 3)	FC6-4				6-3		4-3			4	0	2	1	0	0	0											
Tim Wallach, R OBP: 0.328, SLG: 0.422 (1, 5)	1B				3-H					4	0	0	0	0	2	2											
Tim Wallach, R OBP: 0.328, SLG: 0.422 (1, 5)	FC6-4				F7		K		K	4	0	0	0	0	2	2											
Dan Norman, R OBP: 0.450, SLG: 0.556 (1, 7)			K				F7		K	4	0	1	0	0	2	1											
Tim Blackwell, S OBP: 0.333, SLG: 0.444 (1, 2)					CS		4-3			3	0	1	0	0	0	0											
Chris Speier, R OBP: 0.255, SLG: 0.333 (1, 6)	1B				CS					3	0	1	0	0	0	0											
Chris Speier, R OBP: 0.255, SLG: 0.333 (1, 6)	G4-3						4-3			3	0	0	0	0	0	1											
Scott Sanderson, R OBP: 0.231, SLG: 0.167 (1, 1)										2	0	1	0	0	0	0											
Woodie Fryman, R (8, 1)					P4					1	0	0	0	0	0	0											
Terry Francona, L OBP: 0.375, SLG: 0.333 (9, 9)										0	0	0	0	0	0	0											
										0	0	0	0	0	0	0											
<b>Inning Stats</b>	R: 1 E: 0 K: 1 S: 7	H: 3 LOB: 1 BB: 0 P: 7	R: 0 E: 0 K: 1 S: 5	H: 1 LOB: 0 BB: 0 P: 5	R: 0 E: 0 K: 0 S: 3	H: 0 LOB: 0 BB: 0 P: 3	R: 1 E: 1 K: 0 S: 4	H: 2 LOB: 0 BB: 0 P: 4	R: 0 E: 0 K: 0 S: 4	H: 1 LOB: 1 BB: 0 P: 4	R: 0 E: 0 K: 1 S: 5	H: 0 LOB: 0 BB: 0 P: 5	R: 0 E: 1 K: 0 S: 4	H: 0 LOB: 1 BB: 0 P: 4	R: 0 E: 0 K: 3 S: 10	H: 1 LOB: 1 BB: 0 P: 10	1B: 7 2B: 1 3B: 0 HR: 0	SF: 0 SAC: 0 DP: 1 HBP: 0	WP: 0 PB: 0 SB: 0 CS: 1	PA: 34							
<b>PITCHER</b>	IP	WLS	BF	H	R	ER	SO	BB	IBB	HBP	BLK	WP	HR	S	P	ERA	WHIP										
Juan Eichelberger, R ERA: 4.68 (1, 1)	8.0	W	29	7	2	1	4	0	0	0	0	0	0	37	37	1.12	0.875										
Luis DeLeon, R ERA: 1.83 (9, 1)	1.0		4	1	0	0	3	0	0	0	0	0	0	10	10	0.00	1.000										

San Diego Padres @ Montreal Expos  
Olympic Stadium, Montreal, QB  
Sun May 16 1982, 3:33 AM EDT  
Att: 27,158 - Unknown

AB 33  
R 2  
H 8  
RBI 2  
BB 0  
SO 7  
LOB 6





Batter	1	2	3	4	5	6	7	8	9	AB	R	H	RBI	BB	SO	LOB	TOP					
Lonnie Smith, R OBP: 0.402, SLG: 0.517 (1, 8)	F3		F9		6-3		4-3			4	0	0	0	0	0	2						
Tom Herr, S OBP: 0.340, SLG: 0.339 (1, 4)			5-3			5-3		F9		4	0	1	0	0	0	0						
Keith Hernandez, L OBP: 0.423, SLG: 0.381 (1, 3)	P5			L8		4-3		E 1B BB		3	0	0	0	1	0	1						
George Hendrick, R OBP: 0.331, SLG: 0.528 (1, 9)		L5				F3		E6 1B		3	0	0	0	1	0	1						
Gene Tenace, R OBP: 0.543, SLG: 0.846 (1, 2)		1B 1B		BB		K		F7		4	1	2	1	0	1	3						
Tito Landrum, R OBP: 0.295, SLG: 0.320 (1, 7)		K			F3		HR 4-3 1B BB			3	1	1	0	1	1	2						
Ken Oberkfell, L OBP: 0.308, SLG: 0.342 (1, 5)		1-2 1B			F8		K			4	0	1	0	0	1	1						
Ozzie Smith, S OBP: 0.347, SLG: 0.421 (1, 6)		P5				4-3		4-3		4	0	1	0	0	0	3						
Bob Forsch, R OBP: 0.308, SLG: 0.385 (1, 1)			6-3		6-3		2H 1B		4-3	4	0	1	1	0	0	1						
<b>Inning Stats</b>	R: 0 E: 0 K: 0 S: 3	H: 1 LOB: 0 BB: 0 P: 3	R: 0 E: 0 K: 1 S: 7	H: 2 LOB: 2 BB: 0 P: 7	R: 0 E: 0 K: 1 S: 3	H: 0 LOB: 0 BB: 0 P: 3	R: 0 E: 0 K: 1 S: 5	H: 0 LOB: 1 BB: 1 P: 9	R: 0 E: 0 K: 0 S: 4	H: 1 LOB: 1 BB: 0 P: 4	R: 0 E: 0 K: 0 S: 3	H: 0 LOB: 0 BB: 0 P: 3	R: 2 E: 0 K: 1 S: 7	H: 2 LOB: 1 BB: 1 P: 11	R: 0 E: 1 K: 0 S: 4	H: 1 LOB: 3 BB: 1 P: 8	R: 0 E: 0 K: 0 S: 3	H: 0 LOB: 0 BB: 0 P: 3	1B: 5 2B: 1 3B: 0 HR: 1	SF: 0 SAC: 0 DP: 0 HBP: 0	WP: 0 PB: 0 SB: 0 CS: 1	PA: 36
<b>PITCHER</b>	IP	WLS	BF	H	R	ER	SO	BB	IBB	HBP	BLK	WP	HR	S	P	ERA	WHIP					
John Curtis, L ERA: 3.63 (1, 1)	8.0	L	33	7	2	2	3	3	0	0	0	0	1	36	48	2.25	1.250					
Gary Lucas, L ERA: 4.26 (9, 1)	1.0		3	0	0	0	0	0	0	0	0	0	0	3	3	0.00	0.000					

St. Louis Cardinals @ San Diego Padres  
Jack Murphy Stadium, San Diego, CA  
Tue May 18 1982, 10:05 PM EDT  
Att: 18,380 - Unknown - 68 F

AB 33  
R 2  
H 7  
RBI 2  
BB 3  
SO 3  
LOB 14



Batter	1	2	3	4	5	6	7	8	9	AB	R	H	RBI	BB	SO	LOB	BOTTOM				
Alan Wiggins, S OBP: 0.340, SLG: 0.300 (1, 7)	B2-3		6-3			BLK 1B		4-3		4	0	1	0	0	0	2					
Juan Bonilla, R OBP: 0.322, SLG: 0.338 (1, 4)	6-3			4-3		F3		5-3		4	0	0	0	0	0	1					
Garry Templeton, S OBP: 0.285, SLG: 0.365 (1, 6)	4-0 BB BB			2-3		F8		4-3		3	0	0	0	1	0	1					
Ruppert Jones, L OBP: 0.410, SLG: 0.517 (1, 8)	CS 1-2		K	F7		G5-4-3 1B		F8		4	0	1	0	0	1	0					
Sixto Lezcano, R OBP: 0.343, SLG: 0.463 (1, 9)		5-3			5-3	G5-4-3 1-2				3	0	0	0	0	0	1					
Terry Kennedy, L OBP: 0.282, SLG: 0.381 (1, 2)		1-3			6-3 2B	F9				3	0	1	0	0	0	0					
Luis Salazar, R OBP: 0.248, SLG: 0.287 (1, 5)			6-3		6-3			5-3		3	0	0	0	0	0	1					
Broderick Perkins, L OBP: 0.310, SLG: 0.273 (1, 3)					4-3			5-3		3	0	1	0	0	0	1					
John Curtis, L OBP: 0.300, SLG: 0.500 (1, 1)						B1-3				2	0	0	0	0	1	1					
Joe Lefebvre, L OBP: 0.286, SLG: 0.290 (8, PH)										1	0	1	0	0	0	0					
Gary Lucas, L (9, 1)										0	0	0	0	0	0	0					
<b>Inning Stats</b>	R: 0 E: 0 K: 0 S: 2	H: 0 LOB: 0 BB: 1 P: 6	R: 0 E: 0 K: 1 S: 5	H: 0 LOB: 0 BB: 0 P: 5	R: 0 E: 0 K: 1 S: 6	H: 1 LOB: 1 BB: 0 P: 6	R: 0 E: 0 K: 0 S: 3	H: 0 LOB: 0 BB: 0 P: 3	R: 0 E: 0 K: 0 S: 4	H: 1 LOB: 1 BB: 0 P: 4	R: 0 E: 0 K: 0 S: 3	H: 1 LOB: 0 BB: 0 P: 3	R: 0 E: 0 K: 0 S: 4	H: 1 LOB: 1 BB: 0 P: 4	R: 0 E: 0 K: 0 S: 3	H: 0 LOB: 0 BB: 0 P: 3	1B: 2 2B: 3 3B: 0 HR: 0	SF: 0 SAC: 0 DP: 1 HBP: 0	WP: 0 PB: 0 SB: 0 CS: 1	PA: 32	
<b>PITCHER</b>	IP	WLS	BF	H	R	ER	SO	BB	IBB	HBP	BLK	WP	HR	S	P	ERA	WHIP				
Bob Forsch, R ERA: 3.86 (1, 1)	9.0	W	31	5	0	0	2	1	0	0	0	0	0	34	38	0.00	0.667				

St. Louis Cardinals @ San Diego Padres  
Jack Murphy Stadium, San Diego, CA  
Tue May 18 1982, 10:05 PM EDT  
Att: 18,380 - Unknown - 68 F

AB 30  
R 0  
H 5  
RBI 0  
BB 1  
SO 2  
LOB 8









Batter	1	2	3	4	5	6	7	8	9	AB	R	H	RBI	BB	SO	LOB	TOP																					
<b>Ozzie Smith, S</b> OBP: 0.344, SLG: 0.404 (1, 6)	5-3		FC3-6 BB 1B	5-3		3-1		L7		5	1	1	1	0	0	3																						
<b>Mike Ramsey, S</b> OBP: 0.349, SLG: 0.452 (1, 4)	5-3		FC3-6 1-2 1B			S 1B		F7		5	1	2	0	0	0	0																						
<b>Keith Hernandez, L</b> OBP: 0.413, SLG: 0.379 (1, 3)			FC3-6 BB 1B			L7		K		5	1	2	0	0	1	3																						
<b>George Hendrick, R</b> OBP: 0.328, SLG: 0.504 (1, 9)	F7		1-2 1B BB			P4		6-3		4	1	0	0	1	0	3																						
<b>Lonnie Smith, R</b> OBP: 0.406, SLG: 0.513 (1, 7)		5-3	1B 1-2 2-3 3-4 BB					SH3 2B 1B		4	1	2	2	1	0	1																						
<b>Tito Landrum, R</b> OBP: 0.333, SLG: 0.345 (1, 8)		K	1-3 2-3 3-4 1B			4-3		SH3		3	0	1	2	0	1	1																						
<b>Ken Oberkfell, L</b> OBP: 0.365, SLG: 0.326 (1, 5)		4-3	4-3			SH1-4 1B		F7		4	0	1	0	0	0	3																						
<b>Glenn Brummer, R</b> OBP: 0.429, SLG: 0.714 (1, 2)			SH2-4 1B 2B			K		K		4	1	2	1	0	2	1																						
<b>Dave LaPoint, L</b> (8, PH)			SH2-4			SH1-4		2B		1	0	0	0	0	1	0																						
<b>Dane Iorg, L</b> OBP: 0.375, SLG: 0.337 (8, PH)			2-3			1-2		IBB		0	0	0	0	1	0	0																						
<b>Bruce Sutter, R</b> (8, 1)										0	0	0	0	0	0	0																						
<b>Inning Stats</b>	R: 0 E: 0 K: 0 S: 4	H: 1 LOB: 1 BB: 0 P: 4	R: 0 E: 0 K: 1 S: 5	H: 0 LOB: 0 BB: 0 P: 5	R: 4 E: 0 K: 0 S: 7	H: 4 LOB: 2 BB: 2 P: 15	R: 0 E: 0 K: 2 S: 7	H: 0 LOB: 0 BB: 0 P: 7	R: 1 E: 0 K: 1 S: 5	H: 2 LOB: 1 BB: 0 P: 5	R: 0 E: 0 K: 1 S: 6	H: 1 LOB: 1 BB: 0 P: 6	R: 0 E: 0 K: 1 S: 5	H: 0 LOB: 0 BB: 0 P: 5	R: 1 E: 0 K: 0 S: 5	H: 2 LOB: 2 BB: 1 P: 9	R: 0 E: 0 K: 0 S: 4	H: 1 LOB: 1 BB: 0 P: 4	1B: 8 2B: 3 3B: 0 HR: 0	SF: 0 SAC: 3 DP: 0 HBP: 0	WP: 0 PA: 41 PB: 0 SB: 1 CS: 0																	
<b>PITCHER</b>	IP	WLS	BF	H	R	ER	SO	BB	IBB	HBP	BLK	WP	HR	S	P	ERA	WHIP	<b>PITCHER</b>				IP	WLS	BF	H	R	ER	SO	BB	IBB	HBP	BLK	WP	HR	S	P	ERA	WHIP
<b>Chris Welsh, L</b> ERA: 5.7 (1, 1)	3.0	L	16	5	4	4	1	2	0	0	0	0	0	16	24	12.00	2.333																					
<b>Eric Show, R</b> ERA: 1.38 (4, 1)	4.0		15	3	1	1	4	0	0	0	0	0	0	23	23	2.25	0.750																					
<b>Luis DeLeon, R</b> ERA: 2.08 (8, 1)	2.0		10	3	1	1	0	0	1	0	0	0	0	9	13	4.50	1.500																					

**St. Louis Cardinals @ San Diego Padres**  
Jack Murphy Stadium, San Diego, CA  
Thu May 20 1982, 6:33 AM EDT  
Att: 26,056 - Cloudy - 68 F


**AB 35**  
**R 6**  
**H 11**  
**RBI 6**  
**BB 3**  
**SO 5**  
**LOB 15**



Batter	1	2	3	4	5	6	7	8	9	AB	R	H	RBI	BB	SO	LOB	BOTTOM																					
<b>Alan Wiggins, S</b> OBP: 0.397, SLG: 0.397 (1, 7)	S BLK 4-3 BB		HR			FC4 1B		K		4	2	2	1	1	1	3																						
<b>Tim Flannery, L</b> OBP: 0.294, SLG: 0.375 (1, 4)	F9		1B			FC4 G4-6-3		5-3		4	0	1	0	0	0	3																						
<b>Luis DeLeon, R</b> OBP: 0.250, SLG: 0.500 (8, 1)			1B			G4-6-3				0	0	0	0	0	0	0																						
<b>Garry Templeton, S</b> OBP: 0.281, SLG: 0.352 (1, 6)	4-3		1B			G4-6-3		3-1		4	0	1	1	0	0	1																						
<b>Ruppert Jones, L</b> OBP: 0.412, SLG: 0.508 (1, 8)	F7		P3			FC4-6 1B		4-3		4	0	1	0	0	0	2																						
<b>Sixto Lezcano, R</b> OBP: 0.338, SLG: 0.446 (1, 9)			4-3			FC4-6		G3		3	0	0	0	0	1	3																						
<b>Joe Lefebvre, L</b> OBP: 0.297, SLG: 0.281 (8, PH) (9, 9)		K				1-2				1	0	0	0	0	0	0																						
<b>Terry Kennedy, L</b> OBP: 0.280, SLG: 0.405 (1, 3)						E4 G5-4-3		F8		4	1	2	1	0	0	1																						
<b>Luis Salazar, R</b> OBP: 0.248, SLG: 0.279 (1, 5)		2B				K		HR		4	0	0	0	0	1	3																						
<b>Steve Swisher, R</b> OBP: 0.333, SLG: 0.333 (1, 2)		5-3				G5-4-3		5-3		3	0	1	0	0	2	1																						
<b>Broderick Perkins, L</b> OBP: 0.304, SLG: 0.268 (8, PH)		K								1	0	1	0	0	0	0																						
<b>Chris Welsh, L</b> OBP: 0.286, SLG: 0.167 (1, 1)										0	0	0	0	0	0	0																						
<b>Dave Edwards, R</b> OBP: 0.235, SLG: 0.294 (3, PH)										1	0	0	0	0	0	0																						
<b>Eric Show, R</b> (4, 1)										1	0	0	0	0	0	1																						
<b>Mario Ramirez, R</b> OBP: 0.500, SLG: 0.667 (7, PH) (8, 4)										2	0	1	0	0	0	1																						
<b>Inning Stats</b>	R: 1 E: 0 K: 0 S: 3	H: 0 LOB: 0 BB: 1 P: 7	R: 0 E: 0 K: 2 S: 8	H: 1 LOB: 0 BB: 0 P: 8	R: 1 E: 0 K: 0 S: 6	H: 3 LOB: 2 BB: 0 P: 6	R: 0 E: 1 K: 0 S: 4	H: 1 LOB: 1 BB: 0 P: 4	R: 0 E: 0 K: 1 S: 6	H: 1 LOB: 1 BB: 0 P: 6	R: 0 E: 0 K: 2 S: 8	H: 1 LOB: 1 BB: 0 P: 8	R: 0 E: 0 K: 0 S: 3	H: 0 LOB: 0 BB: 0 P: 3	R: 1 E: 1 K: 0 S: 5	H: 2 LOB: 1 BB: 0 P: 5	1B: 6 2B: 2 3B: 0 HR: 2	SF: 0 SAC: 0 DP: 3 HBP: 0	WP: 1 PA: 37 PB: 0 SB: 1 CS: 0																			
<b>PITCHER</b>	IP	WLS	BF	H	R	ER	SO	BB	IBB	HBP	BLK	WP	HR	S	P	ERA	WHIP	<b>PITCHER</b>				IP	WLS	BF	H	R	ER	SO	BB	IBB	HBP	BLK	WP	HR	S	P	ERA	WHIP
<b>Dave LaPoint, L</b> ERA: 3.86 (1, 1)	7.0	W	29	8	2	2	5	1	0	0	1	1	1	38	42	2.57	1.286																					
<b>Bruce Sutter, R</b> ERA: 3.54 (8, 1)	2.0		8	2	1	1	0	0	0	0	0	0	1	8	8	4.50	1.000																					

**St. Louis Cardinals @ San Diego Padres**  
Jack Murphy Stadium, San Diego, CA  
Thu May 20 1982, 6:33 AM EDT  
Att: 26,056 - Cloudy - 68 F

**AB 36**  
**R 3**  
**H 10**  
**RBI 3**  
**BB 1**  
**SO 5**  
**LOB 19**

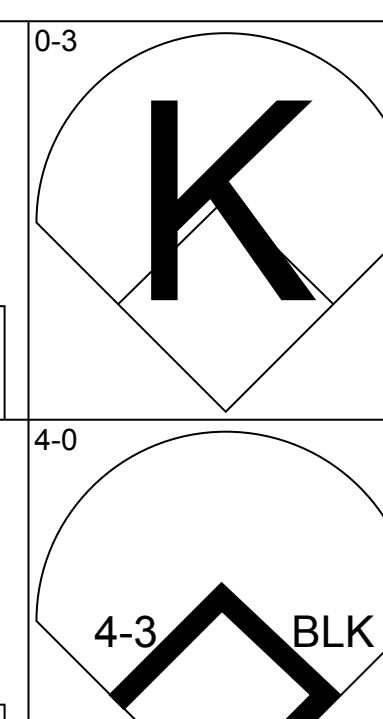
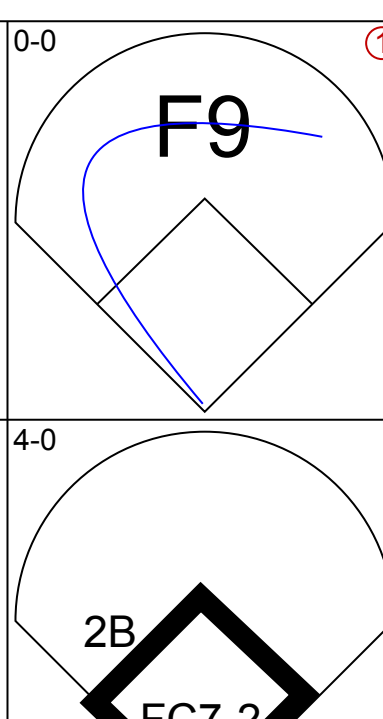
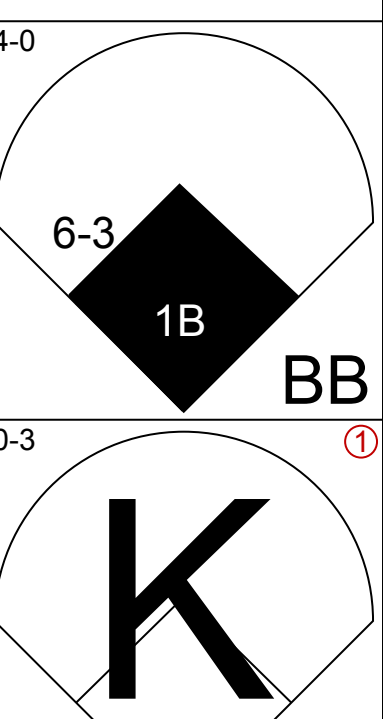

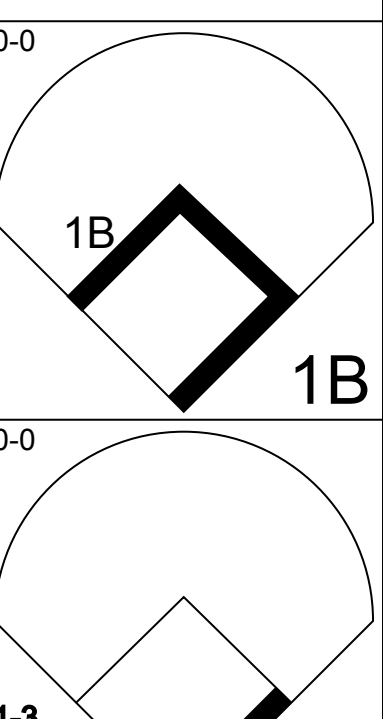
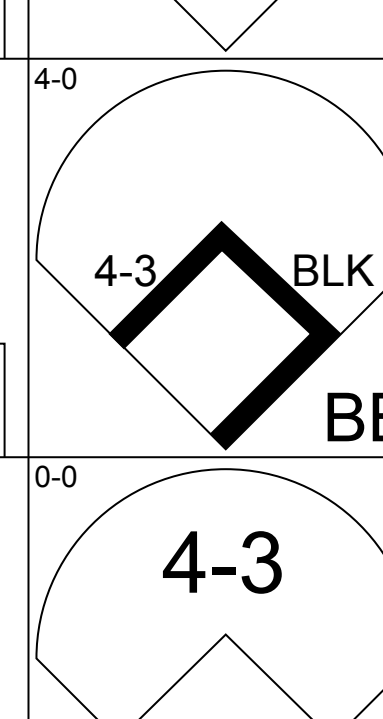
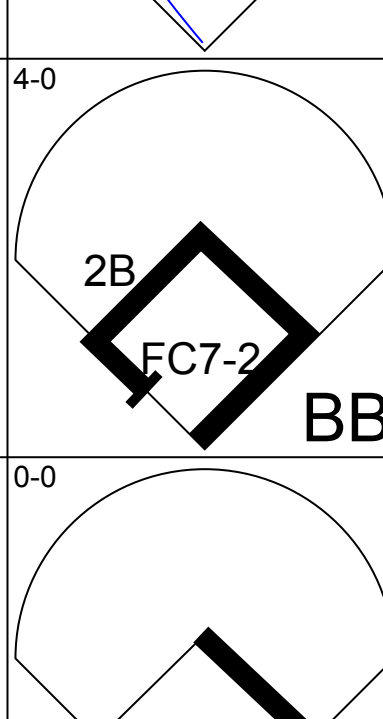
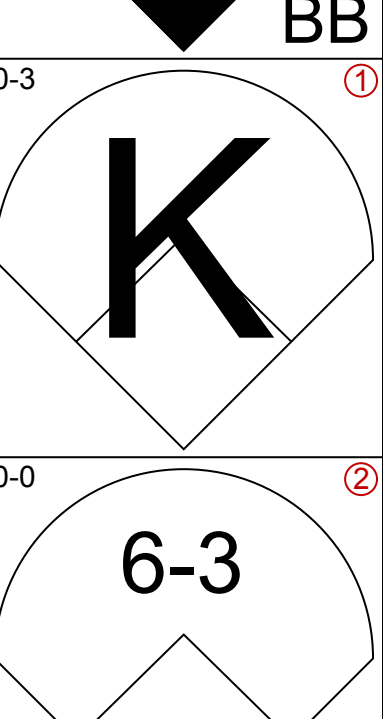

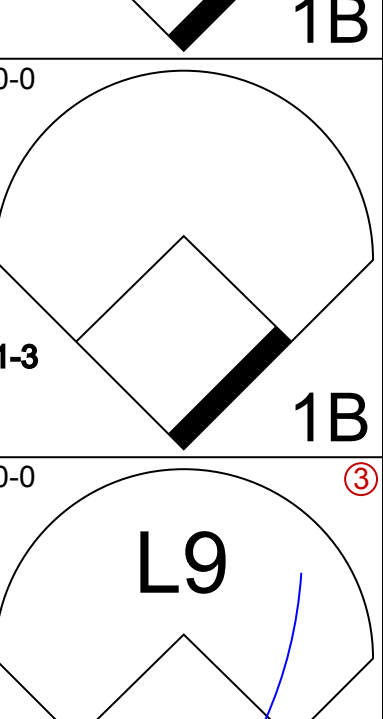
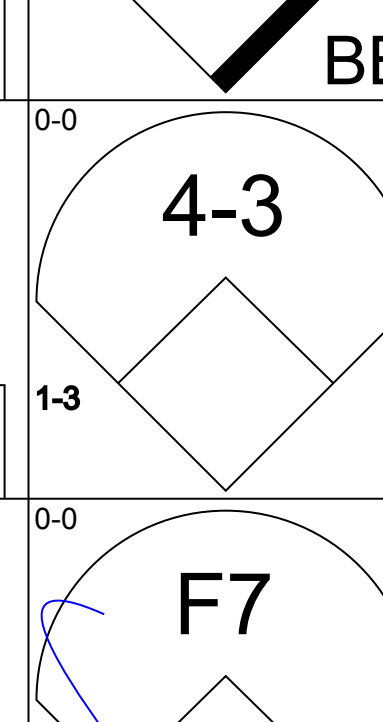
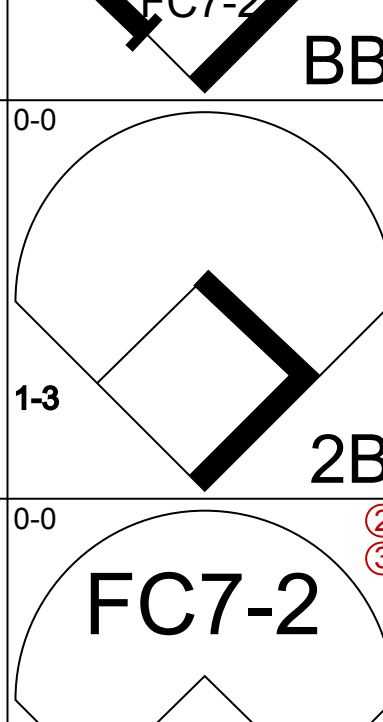
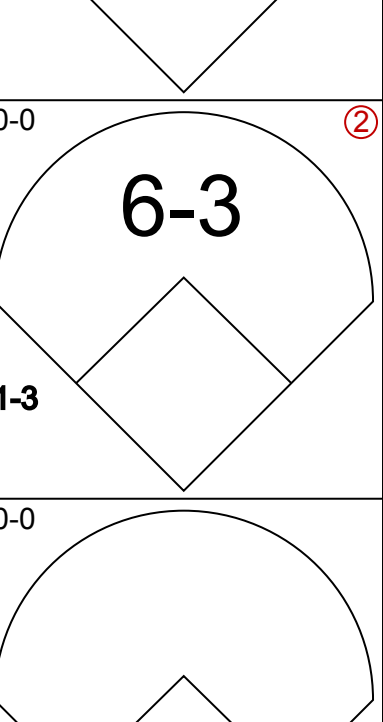

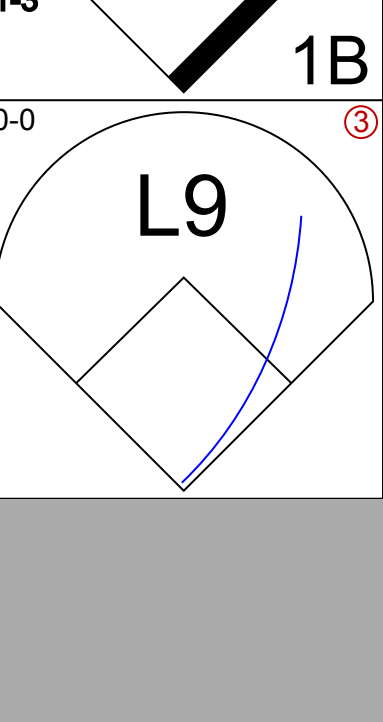
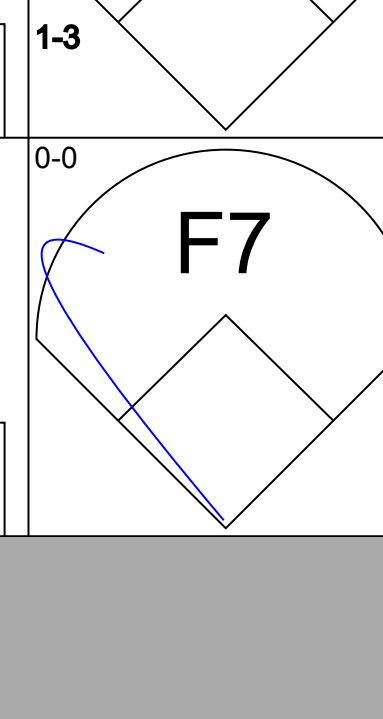
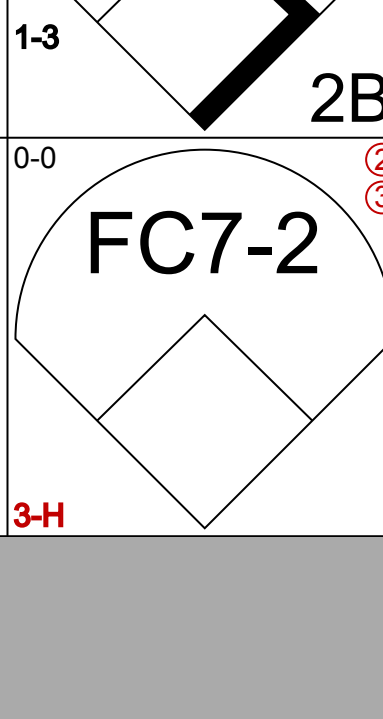
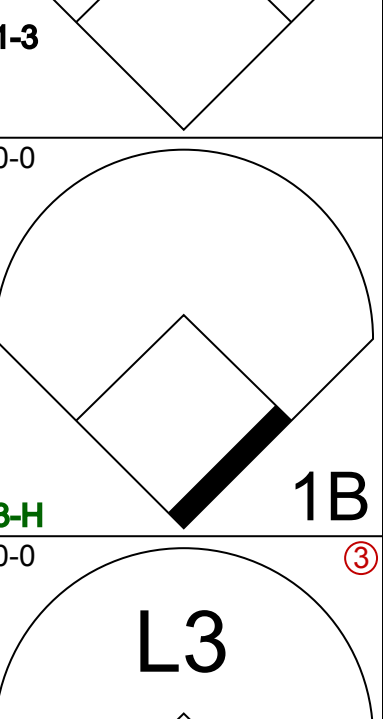


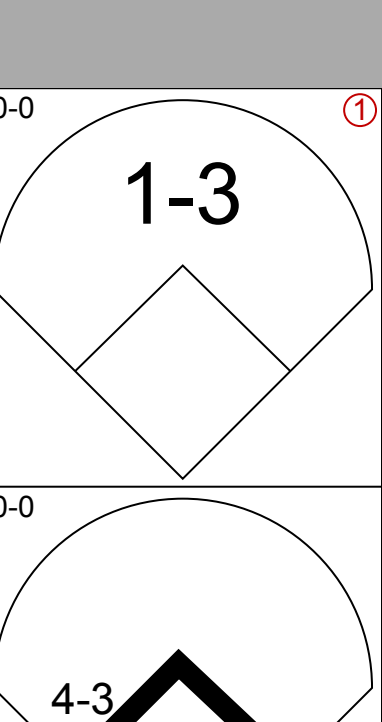
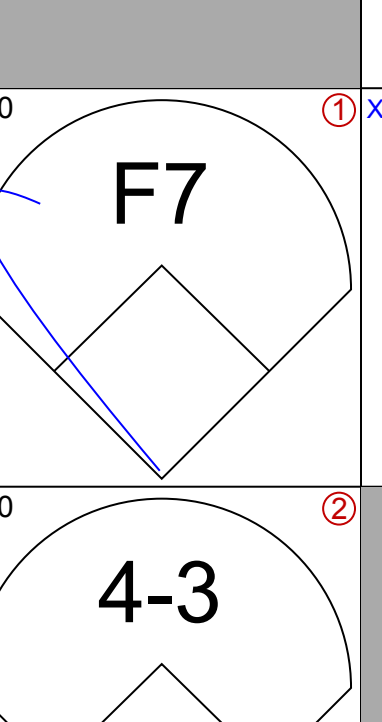
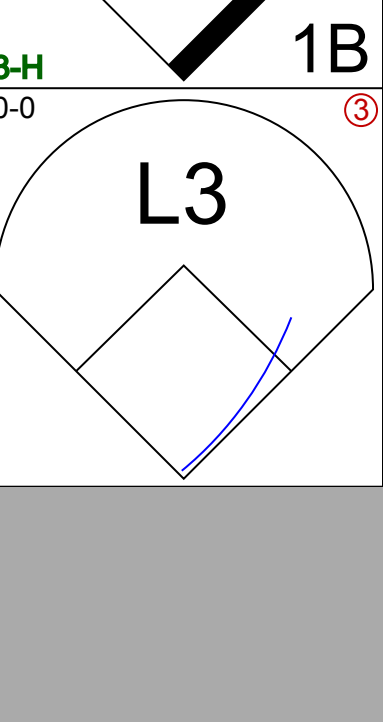
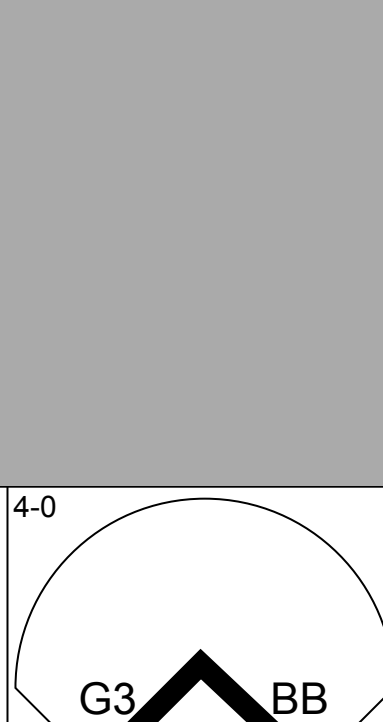

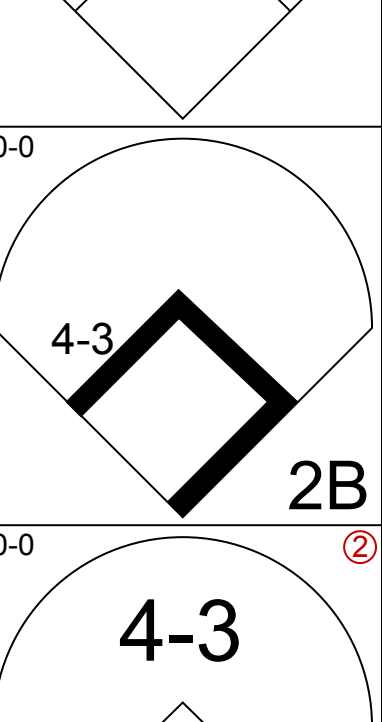
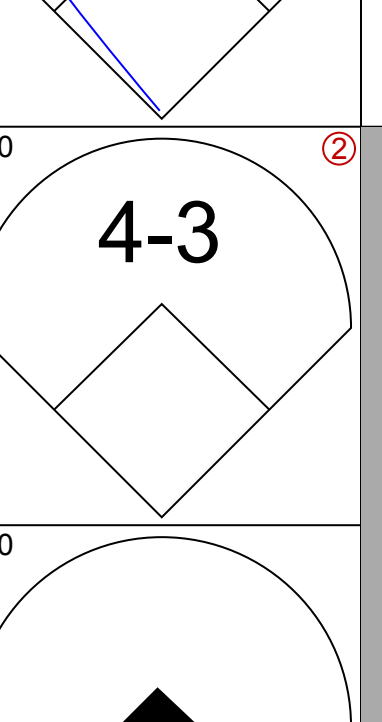

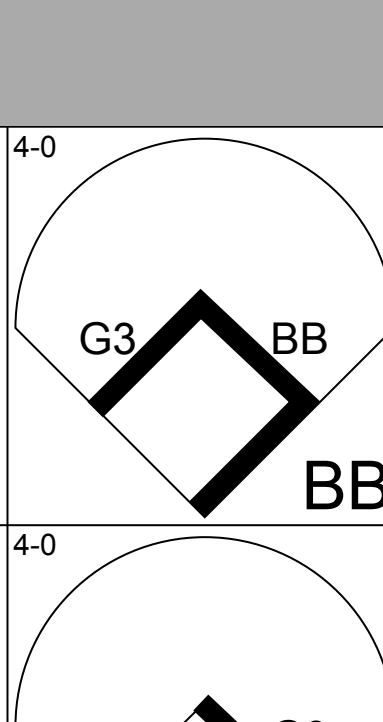

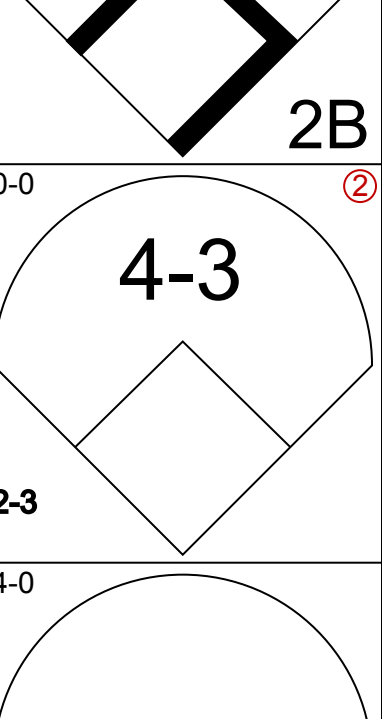
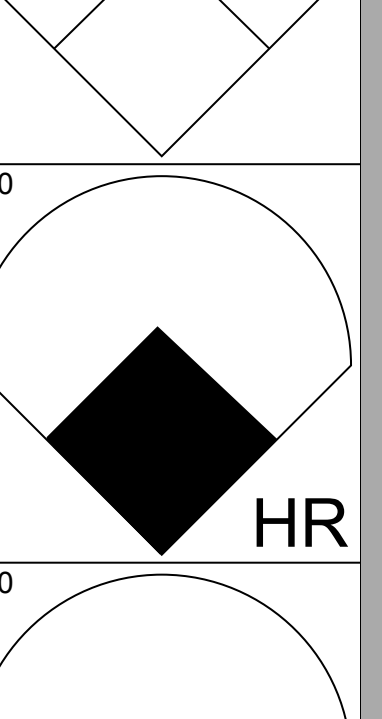

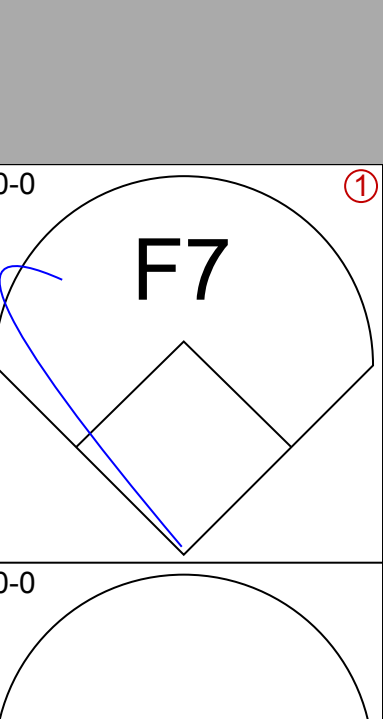
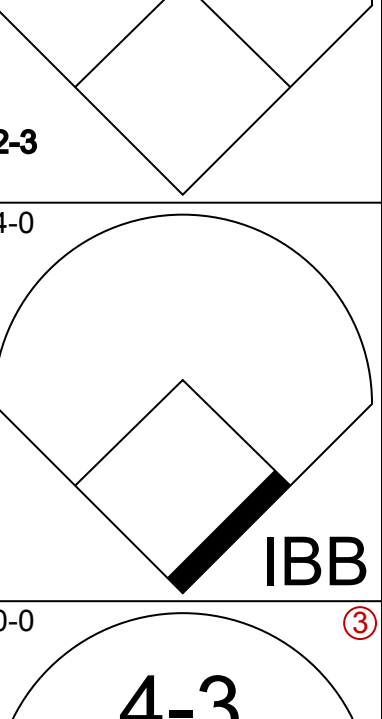
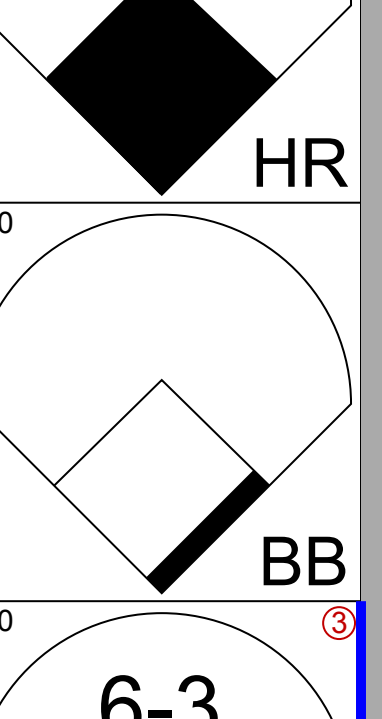

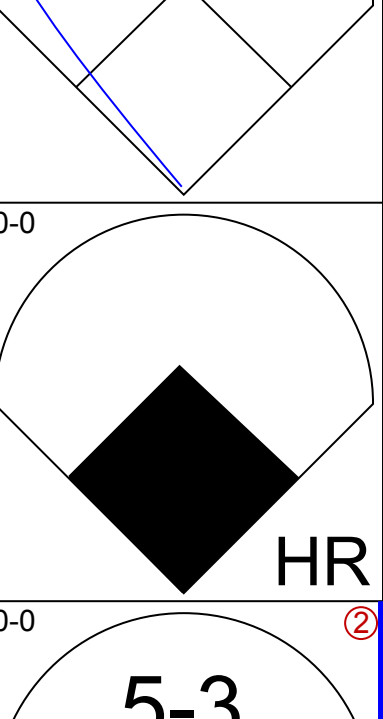
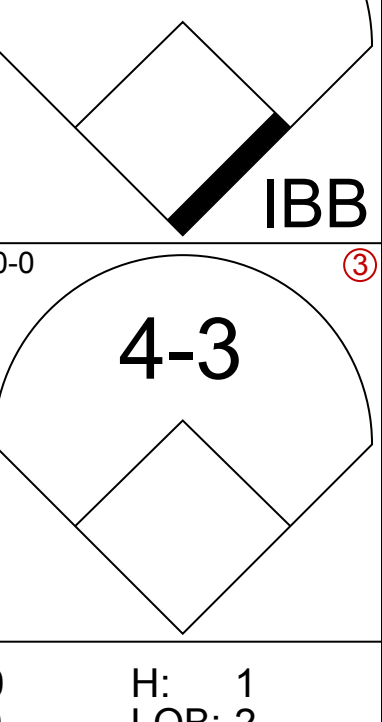
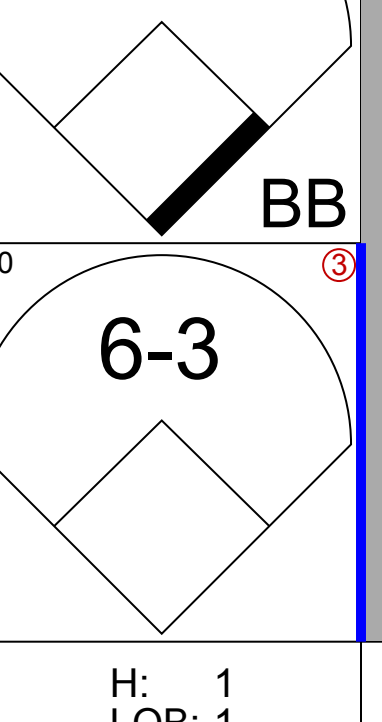

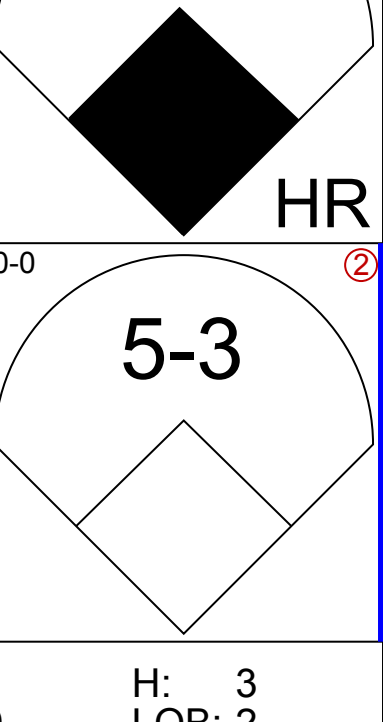



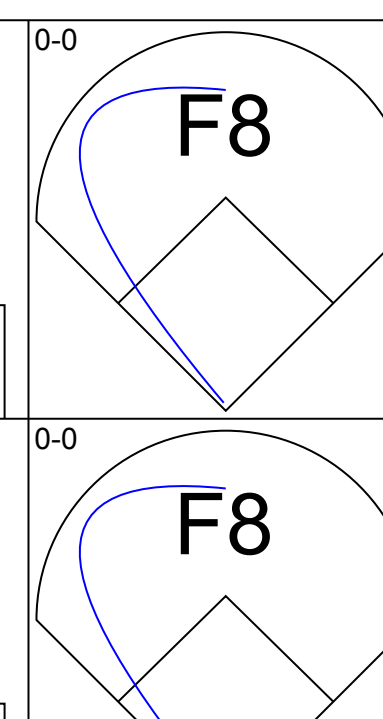
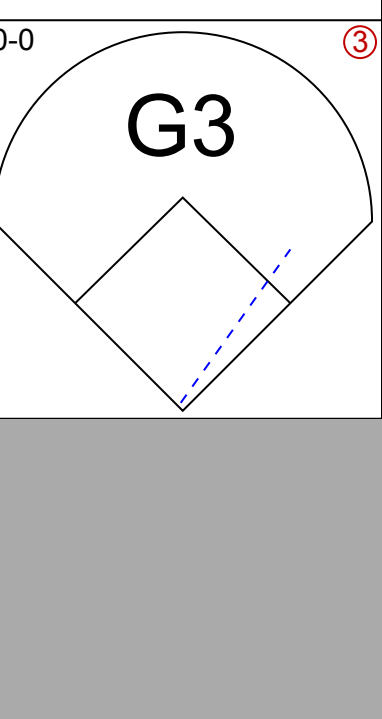
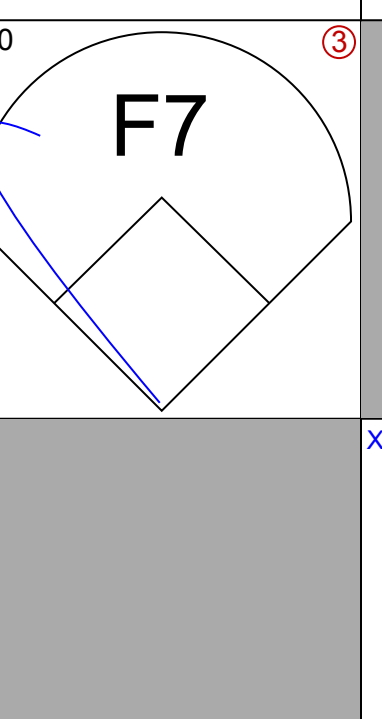
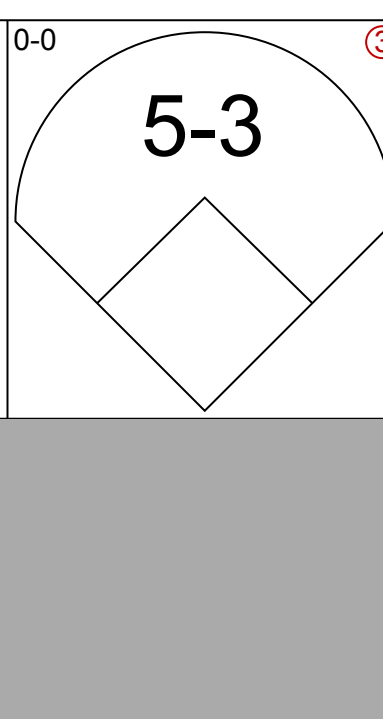
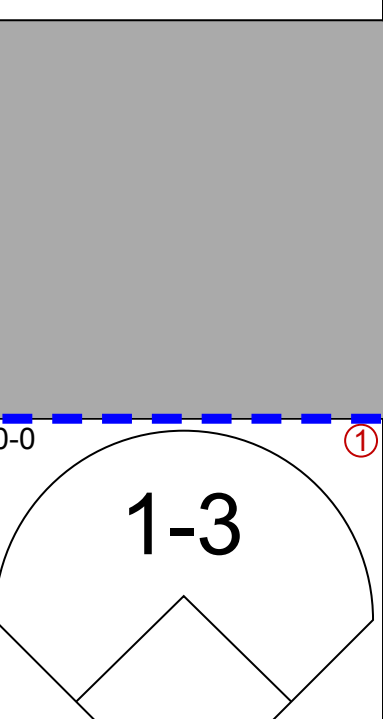
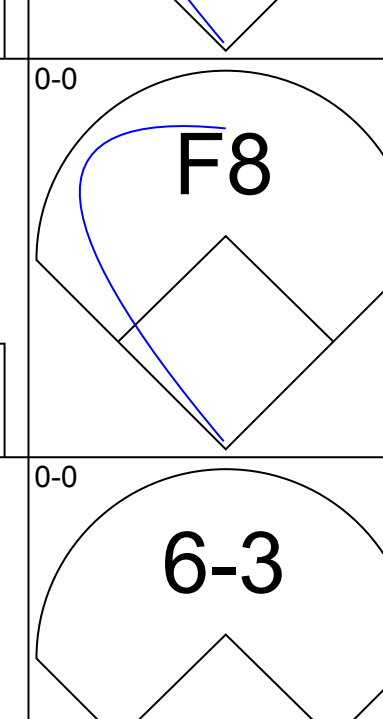
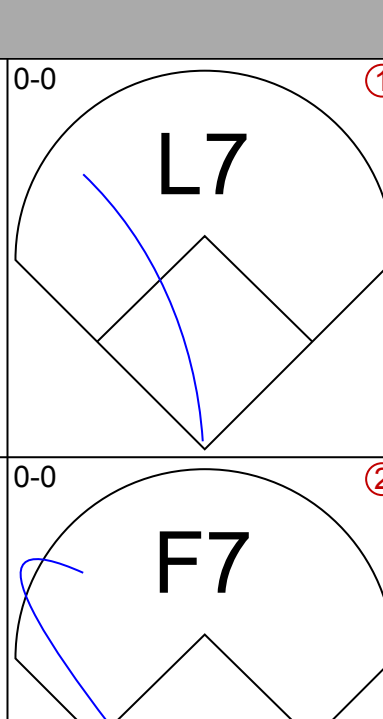
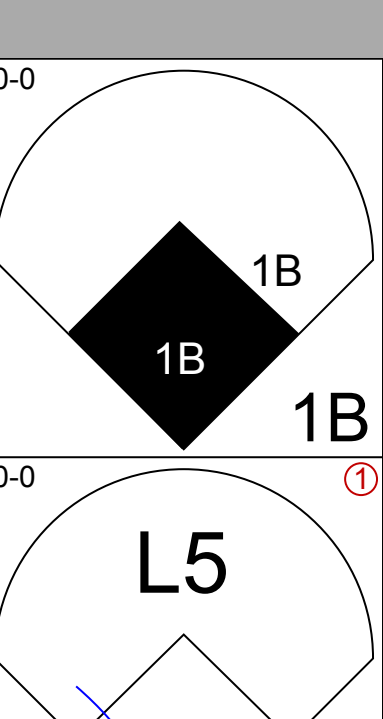

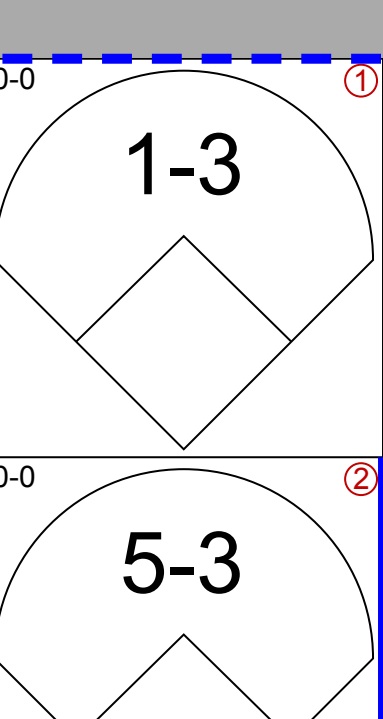
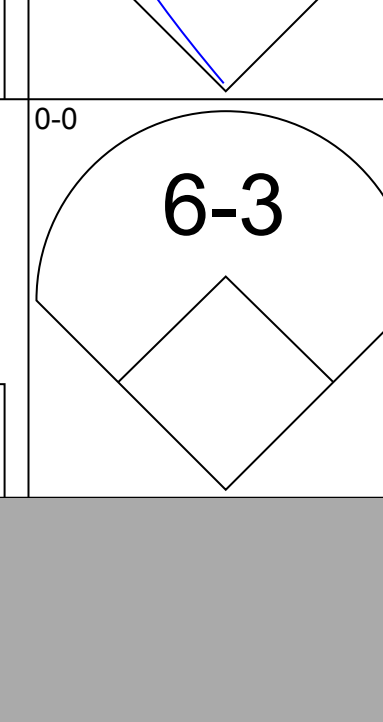
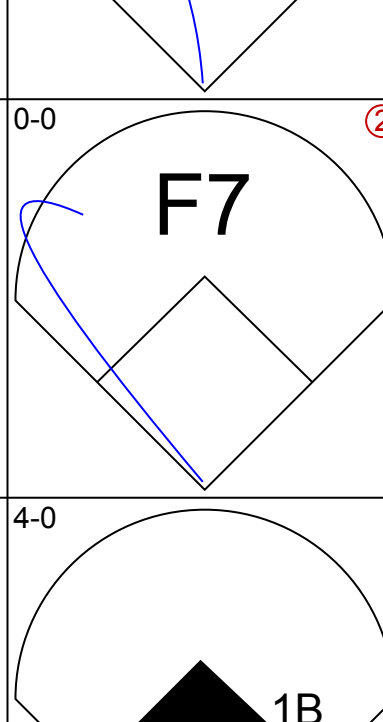
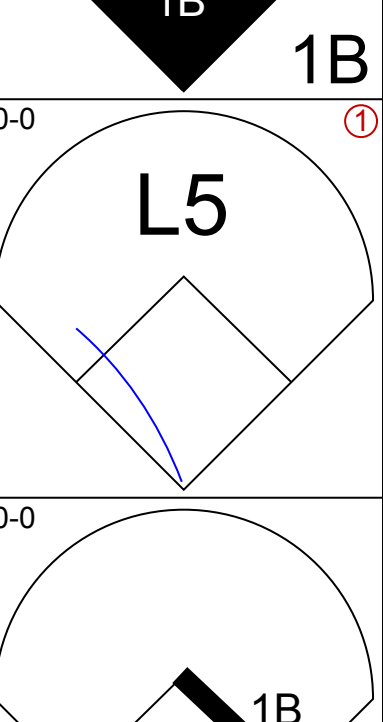

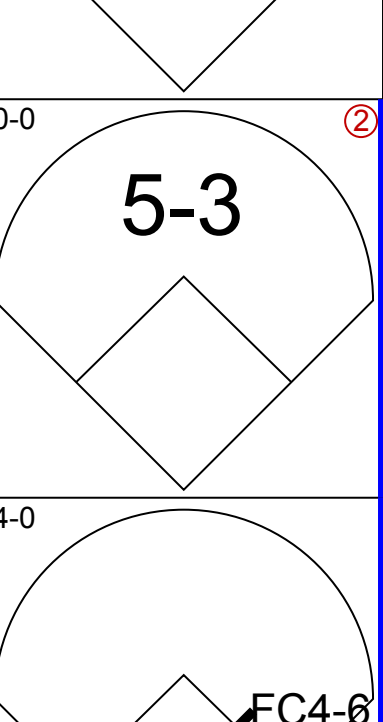
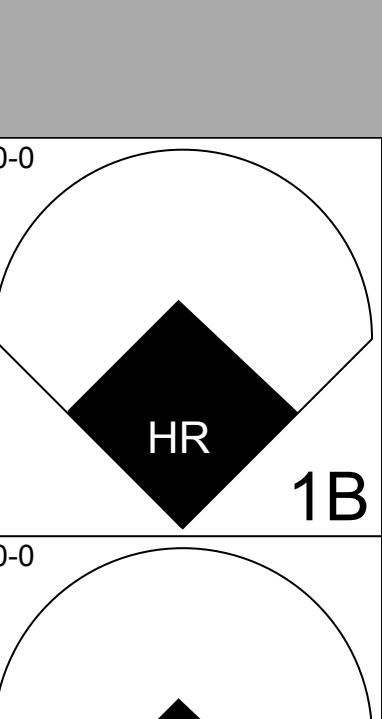
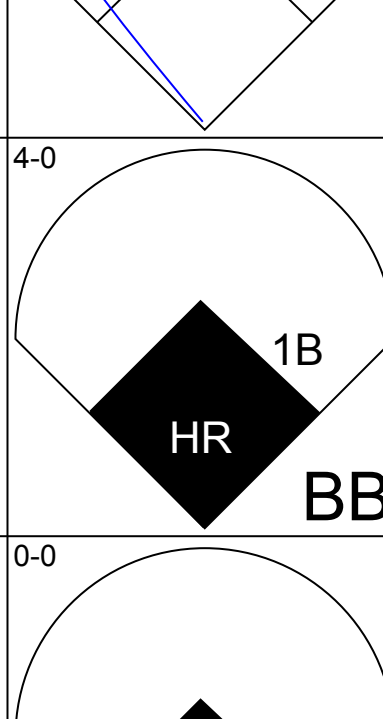
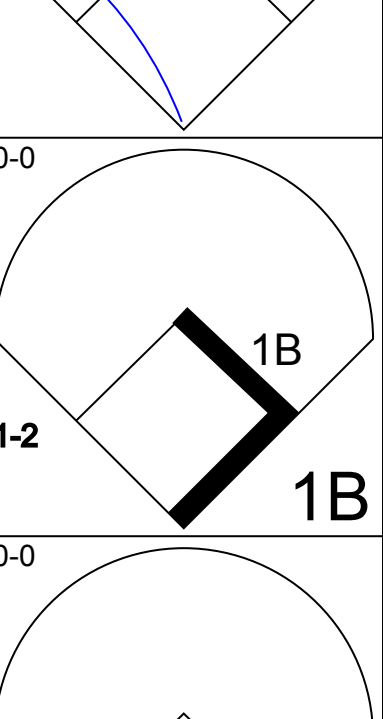

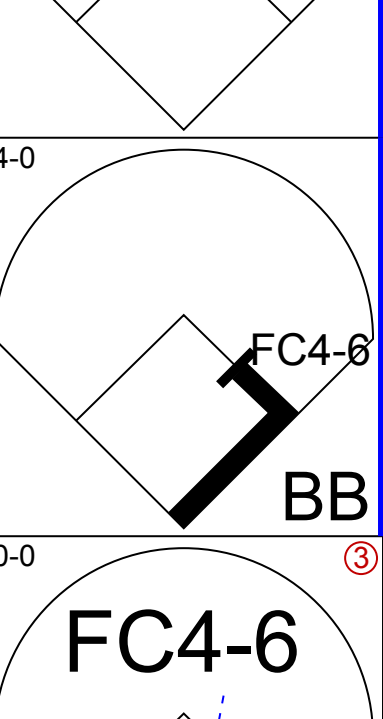
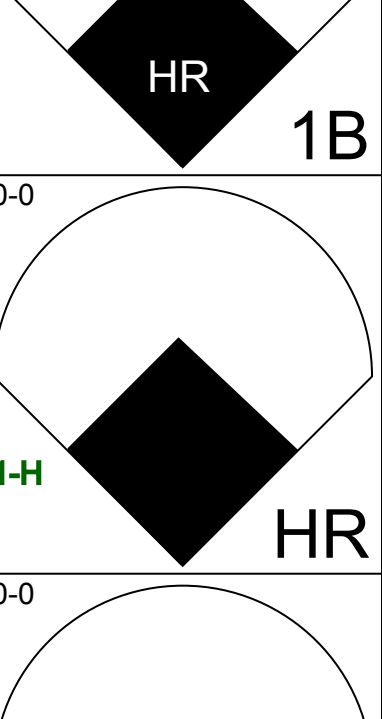
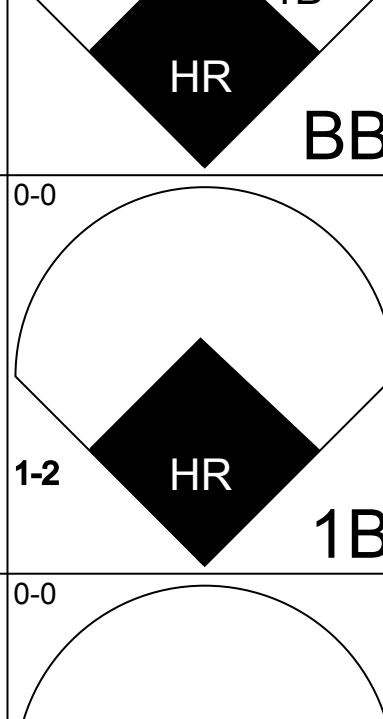
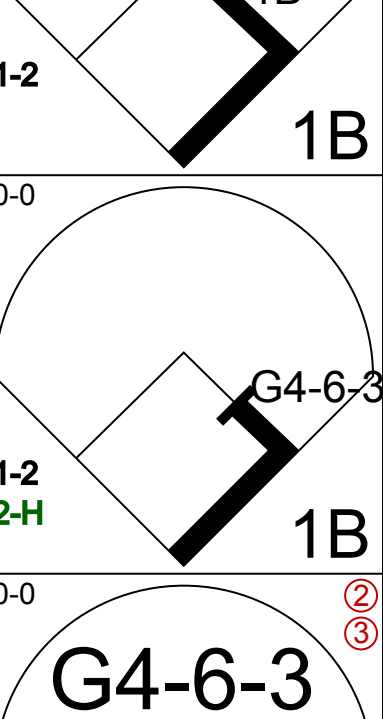

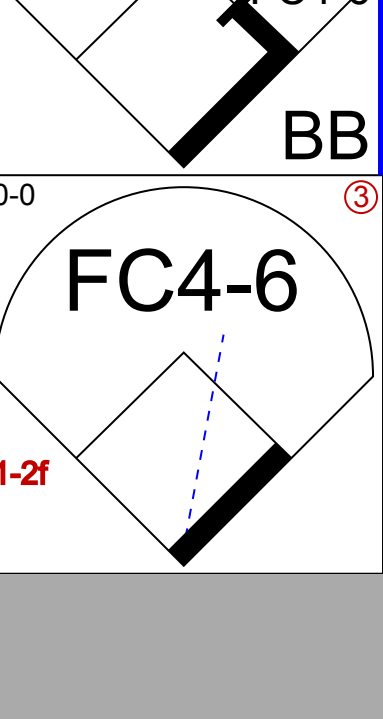
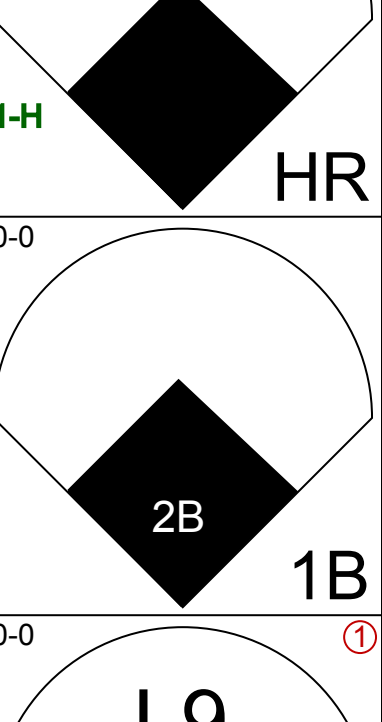
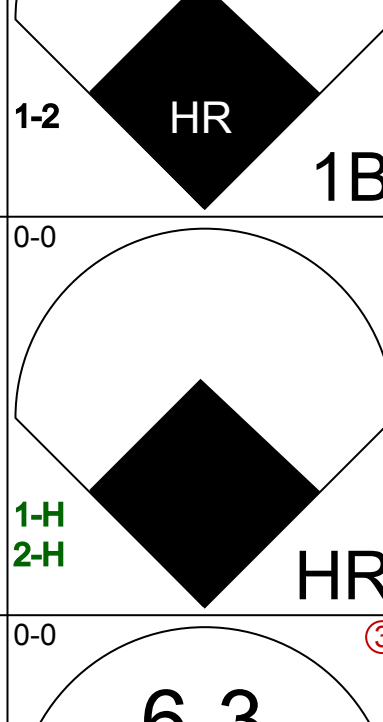
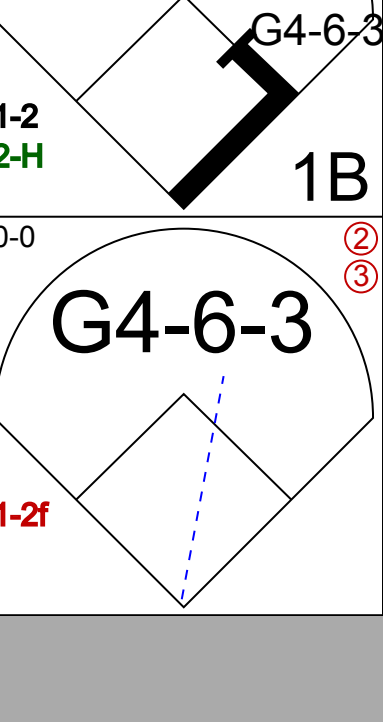

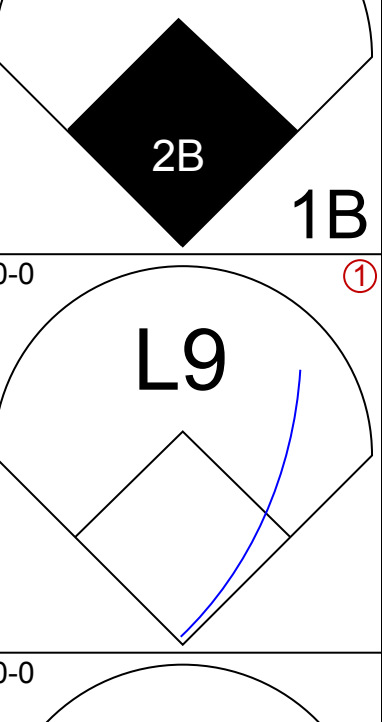
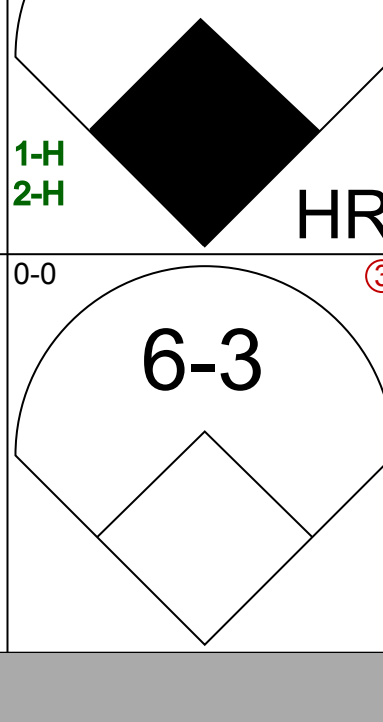
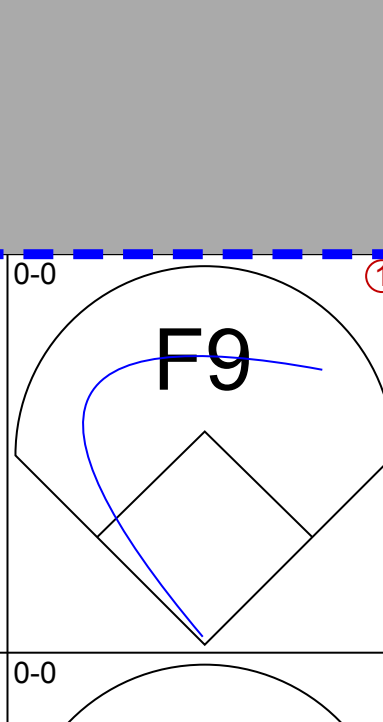

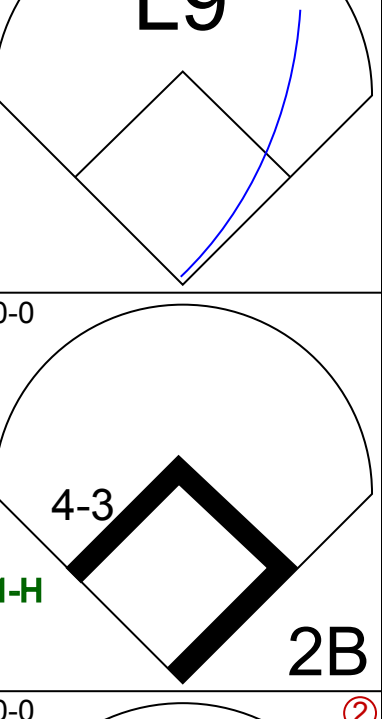
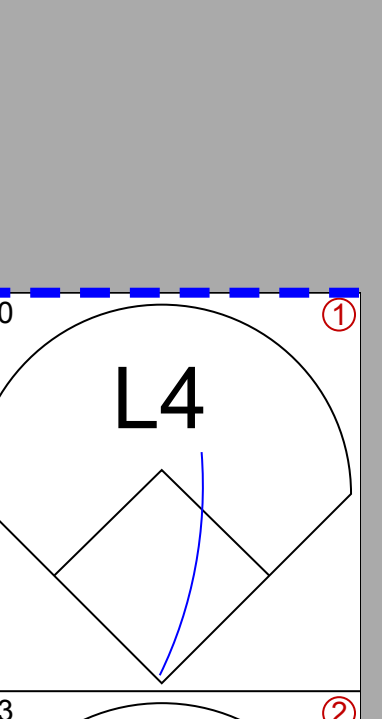
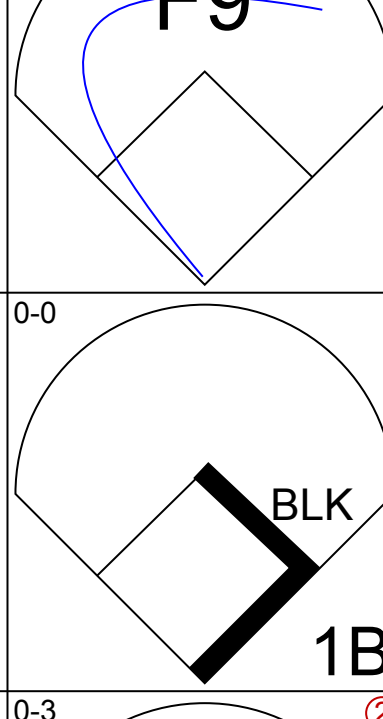

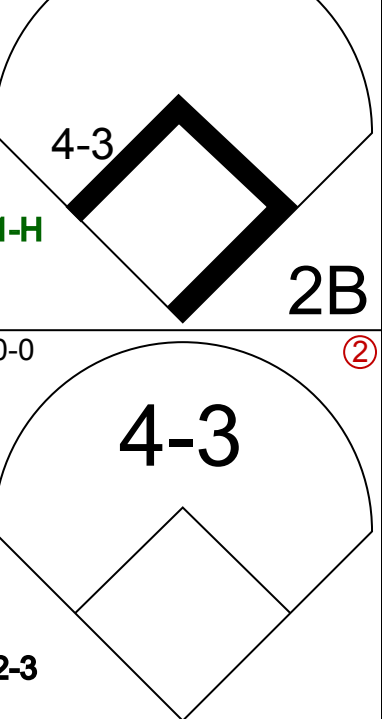
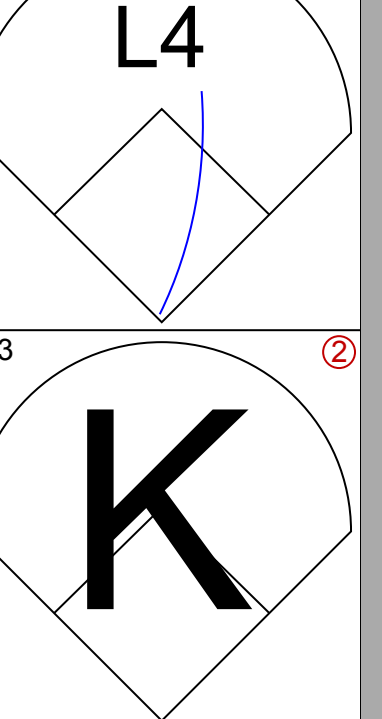
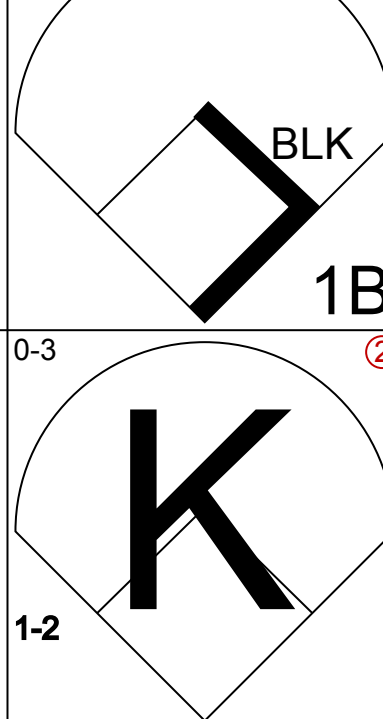



Batter	1	2	3	4	5	6	7	8	9	AB	R	H	RBI	BB	SO	LOB	TOP								
Omar Moreno, L (1, 8) OBP: 0.301, SLG: 0.323	1-3			K		L8		CS 1B		4	0	1	0	0	1	1	<b>Pittsburgh Pirates @ San Diego Padres</b> Jack Murphy Stadium, San Diego, CA Fri May 21 1982, 10:05 PM EDT Att: 14,043 - Unknown								
Lee Lacy, R (1, 9) OBP: 0.344, SLG: 0.281	K			S 1B		E4 1B		K		4	0	1	0	0	2	2									
Bill Madlock, R (1, 5) OBP: 0.351, SLG: 0.394	5-3			6-3				1B		4	1	2	1	0	0	1									
Jason Thompson, L (1, 3)				4-3		F7		BB 1B		3	1	0	0	1	0	2									
Mike Easter, L (1, 7) OBP: 0.366, SLG: 0.369	G3							BB 1B		4	1	2	1	0	0	0									
Johnny Ray, S (1, 4) OBP: 0.340, SLG: 0.401	G3					G4-3 1B		1-2 2-H 5-3 1B		4	0	1	1	0	1	1									
Tony Peña, R (1, 2) OBP: 0.291, SLG: 0.402				4-3		K		1-3 2-H 2B		4	0	1	1	0	1	1									
Dale Berra, R (1, 6) OBP: 0.259, SLG: 0.307	1-3			1-3		HR		F8		4	1	1	1	0	0	2									
Eddie Solomon, R (1, 1) Willie Montañez, L (6, PH) Manny Sarmiento, R (6, PH) Reggie Walton, R (6, PH) Randy Niemann, L (8, PH) Willie Stargell, L (9, PH) OBP: 0.256, SLG: 0.190	K			K		E 1B		6-3		1	0	0	0	0	0	1									
								3-1		1	0	0	0	0	0	0									
<b>Inning Stats</b>	R: 0 E: 0 K: 1 S: 5	H: 0 LOB: 0 BB: 0 P: 5	R: 0 E: 0 K: 0 S: 3	H: 0 LOB: 0 BB: 0 P: 3	R: 0 E: 0 K: 1 S: 5	H: 0 LOB: 0 BB: 0 P: 5	R: 0 E: 0 K: 1 S: 6	H: 1 LOB: 1 BB: 0 P: 6	R: 0 E: 0 K: 1 S: 5	H: 1 LOB: 0 BB: 0 P: 5	R: 2 E: 1 K: 0 S: 6	H: 3 LOB: 1 BB: 0 P: 6	R: 0 E: 0 K: 1 S: 6	H: 1 LOB: 1 BB: 0 P: 6	R: 0 E: 0 K: 1 S: 5	H: 1 LOB: 0 BB: 1 P: 10	R: 3 E: 0 K: 0 S: 6	H: 3 LOB: 1 BB: 1 P: 10	1B: 8 2B: 1 3B: 0 HR: 1	SF: 0 SAC: 0 DP: 1 HBP: 0	WP: 0 PB: 0 SB: 1 CS: 1	PA: 36			
<b>PITCHER</b>	IP	WLS	BF	H	R	ER	SO	BB	IBB	HBP	BLK	WP	HR	S	P	ERA	WHIP								
John Montefusco, R (1, 1) ERA: 4.58	6.0	W	22	5	2	1	4	0	0	0	0	0	1	30	30	1.50	0.833								
Danny Boone, L (7, 1) ERA: 6.43	2.0		11	5	3	3	2	1	0	0	0	0	0	14	18	13.50	3.000								
Floyd Chiffer, R (9, 1) ERA: 2.55	0.2	S	1	0	0	0	0	0	0	0	0	0	0	2	2	0.00	0.000								
Gary Lucas, L (9, 1) ERA: 4.43	0.1	S	1	0	0	0	0	0	0	0	0	0	0	1	1	0.00	0.000								

Batter	1	2	3	4	5	6	7	8	9	AB	R	H	RBI	BB	SO	LOB	BOTTOM								
Alan Wiggins, S (1, 7) OBP: 0.397, SLG: 0.387	4-3		4-3	4-3				4-3 E 1B		4	2	1	0	1	0	1	<b>Pittsburgh Pirates @ San Diego Padres</b> Jack Murphy Stadium, San Diego, CA Fri May 21 1982, 10:05 PM EDT Att: 14,043 - Unknown								
Tim Flannery, L (1, 4) OBP: 0.333, SLG: 0.500	E3 2B 1B		BB 1B			1B 3B		4-3 1-3		4	2	2	1	0	0	1									
Garry Templeton, S (1, 6) OBP: 0.291, SLG: 0.380	1B 1-3 2B		BB 1B			L4		E1 2B		5	1	3	1	0	0	1									
Ruppert Jones, L (1, 8) OBP: 0.425, SLG: 0.511	G6-4-3 2-3 3-H		BB 1B			3-H 1B		3-H 4-0 2B		3	0	2	2	2	1	1									
Sixto Lezcano, R (1, 9) OBP: 0.329, SLG: 0.433	G6-4-3 1-2f		F8			F7		K		4	0	0	0	0	1	8									
Terry Kennedy, L (1, 2) OBP: 0.279, SLG: 0.408			F5			4-3				4	0	1	1	0	1	1									
Luis Salazar, R (1, 5) OBP: 0.285, SLG: 0.286			CS 1B			S 1B		5-3		4	1	2	0	0	0	2									
Broderick Perkins, L (1, 3) OBP: 0.313, SLG: 0.291			L4			1-H 1B		3-1		4	1	2	1	0	0	1									
John Montefusco, R (1, 1) OBP: 0.150, SLG: 0.105								PB SH3-4 2B		3	0	0	0	0	3	1									
Danny Boone, L (7, 1) OBP: 0.200, SLG: 0.400			K			K		G3		1	0	0	0	0	0	1									
Floyd Chiffer, R (9, 1)										0	0	0	0	0	0	0									
Gary Lucas, L (9, 1)										0	0	0	0	0	0	0									
<b>Inning Stats</b>	R: 1 E: 1 K: 0 S: 5	H: 2 LOB: 1 BB: 0 P: 5	R: 0 E: 0 K: 0 S: 3	H: 1 LOB: 0 BB: 0 P: 3	R: 0 E: 0 K: 1 S: 7	H: 2 LOB: 3 BB: 1 P: 11	R: 1 E: 0 K: 1 S: 7	H: 2 LOB: 1 BB: 0 P: 7	R: 1 E: 0 K: 1 S: 7	H: 2 LOB: 1 BB: 0 P: 7	R: 0 E: 0 K: 1 S: 5	H: 0 LOB: 0 BB: 0 P: 5	R: 2 E: 1 K: 1 S: 8	H: 2 LOB: 2 BB: 1 P: 12	R: 2 E: 0 K: 1 S: 7	H: 2 LOB: 1 BB: 1 P: 11	1B: 8 2B: 3 3B: 2 HR: 0	SF: 0 SAC: 1 DP: 1 HBP: 0	WP: 0 PB: 1 SB: 2 CS: 1	PA: 40					
<b>PITCHER</b>	IP	WLS	BF	H	R	ER	SO	BB	IBB	HBP	BLK	WP	HR	S	P	ERA	WHIP								
Eddie Solomon, R (1, 1) ERA: 6.23	5.0	L	24	9	3	2	3	1	0	0	0	0	0	29	33	3.60	2.000								
Manny Sarmiento, R (6, 1) ERA: 1.45	2.0		10	2	2	0	2	0	1	0	0	0	0	13	17	0.00	1.000								
Randy Niemann, L (8, 1) ERA: 18.0	1.0		6	2	2	2	1	1	0	0	0	0	0	7	11	18.00	3.000								



Batter	1	2	3	4	5	6	7	8	9	AB	R	H	RBI	BB	SO	LOB	TOP					
Omar Moreno, L (1,8) OBP: 0.304, SLG: 0.321										4	1	1	0	1	2	2	<b>Pittsburgh Pirates @ San Diego Padres</b> Jack Murphy Stadium, San Diego, CA Sat May 22 1982, 10:05 PM EDT Att: 20,732 - Unknown					
Lee Lacy, R (1,9) OBP: 0.362, SLG: 0.283										3	0	1	0	2	1	1						
Bill Madlock, R (1,5) OBP: 0.346, SLG: 0.394										5	0	1	0	0	4							
Jason Thompson, L (1,3) OBP: 0.461, SLG: 0.654										4	0	1	1	1	0	3						
Mike Easter, L (1,7) OBP: 0.360, SLG: 0.362										5	0	1	0	0	0	1						
Johnny Ray, S (1,4) OBP: 0.342, SLG: 0.404										4	0	1	0	1	0	2						
Tony Peña, R (1,2) OBP: 0.298, SLG: 0.424										3	1	1	1	1	0	1						
Dale Berra, R (1,6) OBP: 0.276, SLG: 0.340										2	1	1	1	2	1	2						
Paul Moskau, R (1,1) Ken Rosta, R (4, Ph) Enrique Romo, R (4, Ph) Willie Montanez, R (6, Ph) Randy Niemann, L (6, Ph) Reggie Walton, R (6, Ph) Kent Tekulve, R (6, Ph)										1	0	0	0	0	0	0						
<b>Inning Stats</b>	R: 0 E: 0 K: 1 S: 5	H: 0 LOB: 1 BB: 1 P: 9	R: 0 E: 0 K: 0 S: 4	H: 1 LOB: 2 BB: 1 P: 8	R: 0 E: 0 K: 0 S: 3	H: 1 LOB: 1 BB: 1 P: 7	R: 1 E: 0 K: 0 S: 4	H: 1 LOB: 1 BB: 1 P: 8	R: 1 E: 0 K: 1 S: 6	H: 1 LOB: 1 BB: 1 P: 10	R: 0 E: 0 K: 2 S: 7	H: 0 LOB: 2 BB: 2 P: 15	R: 0 E: 0 K: 0 S: 4	H: 1 LOB: 2 BB: 1 P: 8	R: 1 E: 0 K: 0 S: 6	H: 3 LOB: 2 BB: 0 P: 6		R: 0 E: 0 K: 0 S: 3	H: 0 LOB: 0 BB: 0 P: 3	1B: 4 2B: 3 3B: 0 HR: 2	SF: 0 SAC: 0 DP: 1 HBP: 0	WP: 0 PB: 0 SB: 0 CS: 0
<b>PITCHER</b> Juan Eichelberger, R (1,1) ERA: 4.48	IP: 9.0 WLS: W BF: 42 H: 8 R: 3 ER: 3 SO: 4 BB: 7 IBB: 1 HBP: 0 BLK: 1 WP: 0 HR: 2 S: 42 P: 74 ERA: 3.00 WHIP: 1.667																					

Batter	1	2	3	4	5	6	7	8	9	AB	R	H	RBI	BB	SO	LOB	BOTTOM			
Alan Wiggins, S (1,7) OBP: 0.370, SLG: 0.358										5	0	0	0	0	0	3	<b>Pittsburgh Pirates @ San Diego Padres</b> Jack Murphy Stadium, San Diego, CA Sat May 22 1982, 10:05 PM EDT Att: 20,732 - Unknown			
Tim Flannery, L (1,4) OBP: 0.345, SLG: 0.480										5	1	2	0	0	0	0				
Garry Templeton, S (1,6) Mario Ramirez, R (9,6) OBP: 0.500, SLG: 0.667										5	0	0	0	0	0	2				
Ruppert Jones, L (1,8) Dave Edwards, R (6, PR) OBP: 0.235, SLG: 0.294										2	3	2	0	3	0	0				
Sixto Lezcano, R (1,9) Joe Lefebvre, L (8,9) OBP: 0.289, SLG: 0.273										3	3	3	3	1	0	0				
Terry Kennedy, L (1,2) OBP: 0.293, SLG: 0.442									4	3	3	4	0	0	2					
Luis Salazar, R (1,5) OBP: 0.285, SLG: 0.285									4	1	1	2	0	0	1					
Broderick Perkins, L (1,3) OBP: 0.330, SLG: 0.315									3	1	2	1	0	0	0					
Juan Eichelberger, R (1,1) OBP: 0.087, SLG: 0.136									4	0	1	2	0	2	2					
<b>Inning Stats</b>	R: 0 E: 0 K: 0 S: 3	H: 0 LOB: 0 BB: 0 P: 3	R: 3 E: 0 K: 0 S: 7	H: 4 LOB: 1 BB: 0 P: 7	R: 3 E: 0 K: 0 S: 5	H: 2 LOB: 0 BB: 1 P: 9	R: 0 E: 0 K: 1 S: 5	H: 0 LOB: 0 BB: 0 P: 5	R: 1 E: 0 K: 0 S: 5	H: 3 LOB: 1 BB: 0 P: 5	R: 0 E: 0 K: 1 S: 6	H: 1 LOB: 1 BB: 0 P: 6	R: 5 E: 0 K: 0 S: 6	H: 4 LOB: 2 BB: 2 P: 15	R: 0 E: 0 K: 0 S: 3	H: 0 LOB: 1 BB: 1 P: 7		1B: 10 2B: 1 3B: 1 HR: 2	SF: 0 SAC: 0 DP: 2 HBP: 1	WP: 1 PB: 0 SB: 0 CS: 0
<b>PITCHER</b> Paul Moskau, R (1,1) ERA: 4.67 Enrique Romo, R (4,1) ERA: 5.14 Randy Niemann, L (6,1) ERA: 21.0 Kent Tekulve, R (8,1) ERA: 1.34	IP: 3.0 WLS: L BF: 16 H: 6 R: 6 ER: 6 SO: 0 BB: 1 IBB: 0 HBP: 0 BLK: 0 WP: 0 HR: 2 S: 15 P: 19 ERA: 18.00 WHIP: 2.333																			



Batter	1	2	3	4	5	6	7	8	9	AB	R	H	RBI	BB	SO	LOB	TOP				
<b>Omar Moreno, L</b> OBP: 0.303, SLG: 0.319 (1, 8)										4	1	1	0	0	0	1					
<b>Lee Lacy, R</b> OBP: 0.365, SLG: 0.338 (1, 9)										5	1	2	2	0	0	1					
<b>Bill Madlock, R</b> OBP: 0.344, SLG: 0.386 (1, 5)										3	0	0	0	1	2	2					
<b>Jason Thompson, L</b> OBP: 0.456, SLG: 0.649 (1, 3)										4	0	1	0	0	1	3					
<b>Bill Robinson, R</b> OBP: 0.270, SLG: 0.444 (1, 7)										4	1	1	1	0	1	1					
<b>Johnny Ray, S</b> OBP: 0.346, SLG: 0.407 (1, 4)										4	0	2	0	0	0	1					
<b>Dale Berra, R</b> OBP: 0.283, SLG: 0.340 (1, 6)										3	0	1	1	1	0	2					
<b>Steve Nicosia, R</b> OBP: 0.208, SLG: 0.174 (1, 2)										4	0	0	0	0	1	4					
<b>John Candelaria, L</b> OBP: 0.385, SLG: 0.462 (8, 1)										3	1	2	0	0	1	0					
<b>Rod Scury, L</b> OBP: 0.333, SLG: 0.333 (8, 1)										1	0	0	0	0	0	0					
<b>Inning Stats</b>	R: 3 E: 1 K: 2 S: 12	H: 5 LOB: 2 BB: 0 P: 12	R: 1 E: 0 K: 0 S: 4	H: 2 LOB: 0 BB: 0 P: 4	R: 0 E: 0 K: 1 S: 6	H: 1 LOB: 1 BB: 0 P: 6	R: 0 E: 0 K: 1 S: 5	H: 0 LOB: 0 BB: 0 P: 5	R: 0 E: 0 K: 1 S: 5	H: 0 LOB: 1 BB: 1 P: 9	R: 0 E: 0 K: 0 S: 4	H: 1 LOB: 2 BB: 1 P: 8	R: 0 E: 1 K: 0 S: 4	H: 1 LOB: 1 BB: 0 P: 4	R: 0 E: 0 K: 0 S: 3	H: 0 LOB: 0 BB: 0 P: 3	1B: 6 2B: 4 3B: 1 HR: 0	SF: 0 SAC: 1 DP: 1 HBP: 0	WP: 1 PB: 0 SB: 2 CS: 0	PA: 38	
<b>PITCHER</b>	IP	WLS	BF	H	R	ER	SO	BB	IBB	HBP	BLK	WP	HR	S	P	ERA	WHIP				
<b>John Curtis, L</b> ERA: 3.83 (1, 1)	5.0	L	22	8	4	2	5	0	0	0	0	1	0	32	32	3.60	1.600				
<b>Eric Show, R</b> ERA: 1.29 (6, 1)	2.0		9	1	0	0	1	2	0	0	0	0	0	9	17	0.00	1.500				
<b>Luis DeLeon, R</b> ERA: 1.9 (8, 1)	2.0		7	1	0	0	0	0	0	0	0	0	0	7	7	0.00	0.500				

**Pittsburgh Pirates @ San Diego Padres**  
Jack Murphy Stadium, San Diego, CA  
Sun May 23 1982, 6:33 AM EDT  
Att: 17,005 - Unknown

AB	35
R	4
H	10
RBI	4
BB	2
SO	6
LOB	15



Batter	1	2	3	4	5	6	7	8	9	AB	R	H	RBI	BB	SO	LOB	BOTTOM				
<b>Alan Wiggins, S</b> OBP: 0.377, SLG: 0.371 (1, 7)										3	1	1	0	1	0	0					
<b>Tim Flannery, L</b> OBP: 0.397, SLG: 0.517 (1, 4)										4	1	2	1	0	2	2					
<b>Garry Templeton, S</b> OBP: 0.281, SLG: 0.365 (1, 6)										4	0	1	1	0	1	1					
<b>Ruppert Jones, L</b> OBP: 0.438, SLG: 0.518 (1, 8)										4	0	1	0	0	2	0					
<b>Sixto Lezcano, R</b> OBP: 0.338, SLG: 0.454 (1, 9)										4	0	0	0	0	0	1					
<b>Terry Kennedy, L</b> OBP: 0.285, SLG: 0.429 (1, 3)										4	0	0	0	0	3	1					
<b>Luis Salazar, R</b> OBP: 0.250, SLG: 0.279 (1, 5)										3	0	0	0	0	1	0					
<b>Steve Swisher, R</b> OBP: 0.167, SLG: 0.167 (1, 2)										3	0	0	0	0	2	0					
<b>Luis DeLeon, R</b> OBP: 0.250, SLG: 0.500 (8, 1)									0	0	0	0	0	0	0	0					
<b>John Curtis, L</b> OBP: 0.364, SLG: 0.545 (1, 1)										1	0	1	0	0	0	0					
<b>Mario Ramirez, R</b> OBP: 0.429, SLG: 0.571 (5, PH)										1	0	0	0	0	1	0					
<b>Eric Show, R</b> (6, 1)										0	0	0	0	0	0	0					
<b>Doug Gwosdz, R</b> OBP: 0.278, SLG: 0.188 (8, 2)										1	0	0	0	0	0	0					
<b>Inning Stats</b>	R: 0 E: 0 K: 1 S: 5	H: 0 LOB: 0 BB: 0 P: 5	R: 0 E: 0 K: 2 S: 7	H: 0 LOB: 0 BB: 0 P: 7	R: 0 E: 0 K: 2 S: 8	H: 1 LOB: 2 BB: 1 P: 12	R: 0 E: 0 K: 1 S: 6	H: 1 LOB: 1 BB: 0 P: 6	R: 0 E: 0 K: 0 S: 5	H: 3 LOB: 0 BB: 0 P: 5	R: 0 E: 0 K: 1 S: 5	H: 0 LOB: 0 BB: 0 P: 5	R: 0 E: 0 K: 1 S: 6	H: 1 LOB: 1 BB: 0 P: 6	R: 0 E: 0 K: 2 S: 7	H: 0 LOB: 0 BB: 0 P: 7	1B: 3 2B: 3 3B: 0 HR: 0	SF: 0 SAC: 0 DP: 0 HBP: 0	WP: 0 PB: 0 SB: 0 CS: 0	PA: 33	
<b>PITCHER</b>	IP	WLS	BF	H	R	ER	SO	BB	IBB	HBP	BLK	WP	HR	S	P	ERA	WHIP				
<b>John Candelaria, L</b> ERA: 2.33 (1, 1)	7.2	W	29	6	2	2	9	1	0	0	0	0	0	46	50	2.35	0.913				
<b>Rod Scury, L</b> ERA: 3.29 (8, 1)	1.1	S	4	0	0	0	3	0	0	0	0	0	0	10	10	0.00	0.000				

**Pittsburgh Pirates @ San Diego Padres**  
Jack Murphy Stadium, San Diego, CA  
Sun May 23 1982, 6:33 AM EDT  
Att: 17,005 - Unknown

AB	32
R	2
H	6
RBI	2
BB	1
SO	12
LOB	5





Batter	1	2	3	4	5	6	7	8	9	AB	R	H	RBI	BB	SO	LOB	TOP																			
<b>23 Ryne Sandberg, R</b> OBP: 0.260, SLG: 0.309 (1, 5)	1-3		L9-3 1B		K		1B WP 1-2 WP 1B		6-3	5	1	2	0	0	1	1	<b>Chicago Cubs @ San Diego Padres</b> Jack Murphy Stadium, San Diego, CA Mon May 24 1982, 10:05 PM EDT Att: 8,635 - Unknown - 70 F																			
<b>Junior Kennedy, R</b> OBP: 0.228, SLG: 0.283 (1, 4)	1-3		P4		FC6-4		1-3 2-H 1B		6-3	5	0	1	1	0	0	2																				
<b>Bill Buckner, L</b> OBP: 0.308, SLG: 0.358 <b>Dan Briggs, L</b> OBP: 0.121, SLG: 0.121 (6, 3)	E6		L9-3				F8		K	3	0	0	0	0	0	1																				
<b>Keith Moreland, R</b> OBP: 0.360, SLG: 0.519 (1, 9)	K				K		6-3		F8	4	0	0	0	0	2	2																				
<b>Leon Durham, L</b> OBP: 0.376, SLG: 0.442 <b>Gary Woods, R</b> OBP: 0.337, SLG: 0.419 (6, PH) (6, 8)	K				4-3		BB 1B		K	2	0	0	0	0	1	0																				
<b>Steve Henderson, R</b> OBP: 0.333, SLG: 0.318 (1, 7)	1B S 1B				4-0		1-2 BB		FC5-4 BB	1	0	1	0	3	0	0																				
<b>Larry Bowa, S</b> OBP: 0.240, SLG: 0.248 (1, 6)	1-3 1B				F7		1-3		FC5-4 FC6-4	4	0	1	0	0	0	4																				
<b>Jody Davis, R</b> OBP: 0.235, SLG: 0.333 (1, 2)	L6				E5		F7		FC6-4	4	0	0	0	0	0	3																				
<b>Dickie Noles, R</b> OBP: 0.130, SLG: 0.182 <b>Dick Tidrow, R</b> (3, 1)	K				FC5-4		FC6-4		G3	1	0	0	0	0	1	2																				
<b>Hector Cruz, R</b> OBP: 0.273, SLG: 0.222 <b>Dan Larson, R</b> OBP: 0.273, SLG: 0.273 <b>Scott Thompson, L</b> (9, PH)	K				FC5-4		WP 23 1B 1B			1	0	0	0	0	0	0																				
<b>Inning Stats</b>	R: 0 E: 1 K: 1 S: 6	H: 0 LOB: 1 BB: 0 P: 6	R: 0 E: 0 K: 2 S: 9	H: 2 LOB: 2 BB: 0 P: 9	R: 0 E: 0 K: 0 S: 3	H: 1 LOB: 0 BB: 0 P: 3	R: 0 E: 0 K: 1 S: 5	H: 0 LOB: 1 BB: 1 P: 9	R: 0 E: 1 K: 1 S: 6	H: 0 LOB: 1 BB: 0 P: 6	R: 0 E: 0 K: 0 S: 4	H: 1 LOB: 2 BB: 2 P: 8	R: 2 E: 0 K: 1 S: 8	H: 3 LOB: 1 BB: 0 P: 8	R: 0 E: 0 K: 1 S: 5	H: 0 LOB: 1 BB: 1 P: 9	R: 0 E: 0 K: 0 S: 3	H: 0 LOB: 0 BB: 0 P: 3	1B: 7 2B: 1 3B: 0 HR: 0	SF: 0 SAC: 0 DP: 1 HBP: 0	WP: 2 PA: 38 PB: 0 SB: 1 CS: 0															
<b>PITCHER</b>	IP	WLS	BF	H	R	ER	SO	BB	IBB	HBP	BLK	WP	HR	S	P	ERA	WHIP	<b>PITCHER</b>		IP	WLS	BF	H	R	ER	SO	BB	IBB	HBP	BLK	WP	HR	S	P	ERA	WHIP
<b>Tim Lollar, L</b> ERA: 2.57	7.0	W	31	7	2	2	6	2	0	0	0	2	0	41	49	2.57	1.286																			
<b>Danny Boone, L</b> ERA: 5.63	2.0		7	0	0	0	1	1	0	0	0	0	0	8	12	0.00	0.500																			

AB	35
R	2
H	7
RBI	1
BB	3
SO	7
LOB	17



Batter	1	2	3	4	5	6	7	8	9	AB	R	H	RBI	BB	SO	LOB	BOTTOM																			
<b>Alan Wiggins, S</b> OBP: 0.390, SLG: 0.387 (1, 7)	K		BB E	E 1B	G6-3			4-3 1B		5	2	3	0	0	1	2	<b>Chicago Cubs @ San Diego Padres</b> Jack Murphy Stadium, San Diego, CA Mon May 24 1982, 10:05 PM EDT Att: 8,635 - Unknown - 70 F																			
<b>Tim Flannery, L</b> OBP: 0.400, SLG: 0.500 (1, 4)	3-1		E 1B BB	E 1B			G5-4-3 HBP	4-3		3	2	1	1	1	0	1																				
<b>Garry Templeton, S</b> OBP: 0.282, SLG: 0.360 <b>Mario Ramirez, R</b> OBP: 0.333, SLG: 0.444 (6, 6)	1-3		E 1B SF9	1B IBB			P6	K		2	1	0	0	1	0	1																				
<b>Ruppert Jones, L</b> OBP: 0.448, SLG: 0.529 <b>Dave Edwards, R</b> OBP: 0.222, SLG: 0.278 (6, 8)		5-3 BLK SF9 1B	SF9 BB 1B	1-3 2-H 3-H 1B			G5-4-3			3	1	3	3	0	0	0																				
<b>Sixto Lezcano, R</b> OBP: 0.338, SLG: 0.448 <b>Joe Lefebvre, L</b> OBP: 0.282, SLG: 0.265 (6, 9)	5-3		2-3 3-H 1B	1-3 2-H 3-H BB 1B	F2		K			2	0	0	0	1	0	3																				
<b>Terry Kennedy, L</b> OBP: 0.277, SLG: 0.419 <b>Danny Boone, L</b> OBP: 0.200, SLG: 0.400 (8, 1)	SF9		1-3 2-H 3-H BB	F7	6-3		F9			3	0	0	1	0	0	5																				
<b>Luis Salazar, R</b> OBP: 0.252, SLG: 0.282 <b>Jerry Manuel, S</b> (6, 5)	5-3		SF9				1B BB			2	0	1	1	0	0	0																				
<b>Broderick Perkins, L</b> OBP: 0.340, SLG: 0.319 <b>Kurt Bevacqua, R</b> OBP: 0.367, SLG: 0.261 (6, 3)			E BB	F7	S6-3 1B		5-3			2	1	1	0	1	0	2																				
<b>Tim Lollar, L</b> OBP: 0.333, SLG: 0.538 <b>Doug Gwosdz, R</b> OBP: 0.263, SLG: 0.176 (8, 2)			E BB 1B	4-3	F9			K		3	1	0	0	0	0	3																				
<b>Inning Stats</b>	R: 0 E: 0 K: 1 S: 5	H: 0 LOB: 0 BB: 0 P: 5	R: 1 E: 0 K: 0 S: 4	H: 1 LOB: 0 BB: 0 P: 4	R: 5 E: 2 K: 0 S: 7	H: 2 LOB: 2 BB: 3 P: 19	R: 2 E: 1 K: 0 S: 6	H: 3 LOB: 2 BB: 1 P: 10	R: 0 E: 0 K: 0 S: 2	H: 0 LOB: 0 BB: 0 P: 3	R: 0 E: 0 K: 1 S: 5	H: 0 LOB: 1 BB: 1 P: 9	R: 0 E: 0 K: 2 S: 8	H: 1 LOB: 1 BB: 0 P: 8	1B: 9 2B: 0 3B: 0 HR: 0	SF: 2 SAC: 0 DP: 2 HBP: 1		WP: 0 PA: 39 PB: 0 SB: 0 CS: 0																		
<b>PITCHER</b>	IP	WLS	BF	H	R	ER	SO	BB	IBB	HBP	BLK	WP	HR	S	P	ERA	WHIP	<b>PITCHER</b>		IP	WLS	BF	H	R	ER	SO	BB	IBB	HBP	BLK	WP	HR	S	P	ERA	WHIP
<b>Dickie Noles, R</b> ERA: 4.29		L	14	3	6	3	1	3	0	0	0	0	0	13	25	13.50	3.000																			
<b>Dick Tidrow, R</b> ERA: 4.91	2.0		10	3	2	2	0	0	1	0	0	0	0	9	13	9.00	1.500																			
<b>Dan Larson, R</b> ERA: 6.61	4.0		15	3	0	0	3	1	0	1	0	0	0	19	24	0.00	1.000																			

AB	31
R	8
H	9
RBI	6
BB	5
SO	4
LOB	21





Batter	1	2	3	4	5	6	7	8	9	AB	R	H	RBI	BB	SO	LOB	TOP										
<b>23 Ryne Sandberg, R</b> OBP: 0.259, SLG: 0.307 (1, 5)										4	1	1	0	0	0	1	<b>Chicago Cubs @ San Diego Padres</b> Jack Murphy Stadium, San Diego, CA Tue May 25 1982, 10:05 PM EDT Att: 14,261 - Unknown - 70 F										
<b>Junior Kennedy, R</b> OBP: 0.230, SLG: 0.281 (1, 4)										4	0	1	0	0	0	3											
<b>Leon Durham, L</b> OBP: 0.385, SLG: 0.458 (1, 3)										4	0	3	1	0	0	0											
<b>Keith Moreland, R</b> OBP: 0.369, SLG: 0.518 (1, 9)										2	0	1	0	2	0	2											
<b>Steve Henderson, R</b> OBP: 0.326, SLG: 0.310 (1, 7)										3	0	0	0	0	1	3											
<b>Gary Woods, R</b> OBP: 0.333, SLG: 0.406 (1, 8)										3	0	0	0	1	0	1											
<b>Larry Bowa, S</b> OBP: 0.233, SLG: 0.241 (1, 6)										4	0	0	0	0	0	3											
<b>Jody Davis, R</b> OBP: 0.239, SLG: 0.333 (9, PH)										3	0	1	0	0	0	0											
<b>Dan Briggs, L</b> OBP: 0.118, SLG: 0.118 (8, 1)										1	0	0	0	0	0	0											
<b>Fergie Jenkins, R</b> OBP: 0.063, SLG: 0.063 <b>Willie Hernandez, L</b> (8, 1)										2	0	1	0	0	1	0											
										0	0	0	0	0	0	0											
<b>Inning Stats</b>	R: 1 E: 1 K: 0 S: 4	H: 2 LOB: 0 BB: 0 P: 4	R: 0 E: 0 K: 0 S: 3	H: 0 LOB: 0 BB: 0 P: 3	R: 0 E: 0 K: 0 S: 4	H: 2 LOB: 1 BB: 0 P: 4	R: 0 E: 0 K: 0 S: 3	H: 1 LOB: 2 BB: 2 P: 11	R: 0 E: 0 K: 0 S: 4	H: 1 LOB: 1 BB: 1 P: 4	R: 0 E: 0 K: 0 S: 5	H: 0 LOB: 0 BB: 0 P: 5	R: 0 E: 0 K: 1 S: 7	H: 2 LOB: 2 BB: 0 P: 7	R: 0 E: 0 K: 0 S: 3	H: 0 LOB: 0 BB: 0 P: 3	1B: 7 2B: 2 3B: 0 HR: 0	SF: 0 SAC: 2 DP: 3 HBP: 0	WP: 0 PB: 0 SB: 0 CS: 0	PA: 35							
<b>PITCHER</b>	IP	WLS	BF	H	R	ER	SO	BB	IBB	HBP	BLK	WP	HR	S	P	ERA	WHIP										
<b>Chris Welsh, L</b> ERA: 4.31	7.2	W	31	8	1	0	1	3	0	0	0	0	0	30	42	0.00	1.435										
<b>Floyd Chiffer, R</b> ERA: 2.37	1.1	S	4	0	0	0	1	0	0	0	0	0	0	6	6	0.00	0.000										

AB	30
R	1
H	8
RBI	1
BB	3
SO	2
LOB	13



Batter	1	2	3	4	5	6	7	8	9	AB	R	H	RBI	BB	SO	LOB	BOTTOM										
<b>Alan Wiggins, S</b> OBP: 0.395, SLG: 0.385 (1, 7)										3	0	1	0	1	0	1	<b>Chicago Cubs @ San Diego Padres</b> Jack Murphy Stadium, San Diego, CA Tue May 25 1982, 10:05 PM EDT Att: 14,261 - Unknown - 70 F										
<b>Tim Flannery, L</b> OBP: 0.359, SLG: 0.444 (1, 4)										4	0	0	0	0	0	2											
<b>Garry Templeton, S</b> OBP: 0.282, SLG: 0.358 (1, 6)										4	0	1	0	0	1	1											
<b>Ruppert Jones, L</b> OBP: 0.444, SLG: 0.517 (1, 8)										3	0	0	0	1	0	1											
<b>Sixto Lezcano, R</b> OBP: 0.335, SLG: 0.442 (1, 9)										4	1	1	0	0	1	2											
<b>Terry Kennedy, L</b> OBP: 0.285, SLG: 0.432 (1, 2)										3	1	2	1	0	0	0											
<b>Luis Salazar, R</b> OBP: 0.248, SLG: 0.278 (1, 5)										2	0	0	0	0	0	1											
<b>Broderick Perkins, L</b> OBP: 0.340, SLG: 0.319 (1, 3)										3	0	1	1	0	0	1											
<b>Chris Welsh, L</b> OBP: 0.222, SLG: 0.125 <b>Floyd Chiffer, R</b> (8, 1)										2	0	0	0	0	2	1											
										0	0	0	0	0	0	0											
<b>Inning Stats</b>	R: 0 E: 0 K: 0 S: 3	H: 0 LOB: 1 BB: 1 P: 7	R: 2 E: 0 K: 0 S: 6	H: 3 LOB: 1 BB: 0 P: 6	R: 0 E: 0 K: 1 S: 5	H: 0 LOB: 0 BB: 0 P: 5	R: 0 E: 0 K: 0 S: 3	H: 0 LOB: 0 BB: 0 P: 3	R: 0 E: 0 K: 1 S: 6	H: 1 LOB: 1 BB: 0 P: 6	R: 0 E: 0 K: 1 S: 5	H: 0 LOB: 0 BB: 0 P: 5	R: 0 E: 0 K: 1 S: 6	H: 1 LOB: 1 BB: 0 P: 6	R: 0 E: 0 K: 0 S: 4	H: 1 LOB: 2 BB: 1 P: 8	1B: 5 2B: 1 3B: 0 HR: 0	SF: 0 SAC: 2 DP: 0 HBP: 0	WP: 0 PB: 0 SB: 2 CS: 0	PA: 32							
<b>PITCHER</b>	IP	WLS	BF	H	R	ER	SO	BB	IBB	HBP	BLK	WP	HR	S	P	ERA	WHIP										
<b>Fergie Jenkins, R</b> ERA: 2.94	7.0	L	27	5	2	2	4	1	0	0	0	0	0	34	38	2.57	0.857										
<b>Willie Hernandez, L</b> ERA: 2.74	1.0		5	1	0	0	0	1	0	0	0	0	0	4	8	0.00	2.000										

AB	28
R	2
H	6
RBI	2
BB	2
SO	4
LOB	10





Batter	1	2	3	4	5	6	7	8	9	AB	R	H	RBI	BB	SO	LOB	TOP										
23 Ryne Sandberg, R (1, 5) OBP: 0.252, SLG: 0.297	P4		E5 SF8 1B		FC5-4 1B			K	3-1	5	2	0	0	0	1	4											
Junior Kennedy, R (1, 4) OBP: 0.246, SLG: 0.300	1B		SF8		1B			F9		3	0	2	2	0	0	0											
Bill Buckner, L (1, 3) OBP: 0.307, SLG: 0.356	K		1B		F7			3-1		4	0	1	1	0	1	2											
Keith Moreland, R (1, 9) OBP: 0.366, SLG: 0.518	L7		P4		F9			1B FC1-2 2B		4	0	1	0	0	0	2											
Leon Durham, L (1, 8) OBP: 0.388, SLG: 0.459					3-1			G3		4	1	2	0	0	0	0											
Steve Henderson, R (1, 7) OBP: 0.318, SLG: 0.302					6-3			K		3	0	0	0	0	2	1											
Dan Briggs, L (9, PH) OBP: 0.114, SLG: 0.114	K									1	0	0	0	0	1	2											
Bill Campbell, R (9, 1)										0	0	0	0	0	0	0											
Larry Bowa, S (1, 6) OBP: 0.227, SLG: 0.234	F2				4-3			G3		4	1	0	0	0	0	2											
Jody Davis, R (1, 2) OBP: 0.250, SLG: 0.333			P6					K		3	0	1	0	1	1	0											
Allen Ripley, R (1, 1) OBP: 0.429, SLG: 0.429																											
Lee Smith, R (5, 1)																											
Scott Thompson, L (7, PH)																											
Willie Hernandez, L (7, 1)																											
Bob Molinaro, L (9, PH) OBP: 0.330, SLG: 0.182																											
Gary Woods, R (9, PH) OBP: 0.340, SLG: 0.412																											
<b>Inning Stats</b>	R: 0 E: 0 K: 1 S: 6	H: 1 LOB: 1 BB: 0 P: 6	R: 0 E: 0 K: 1 S: 5	H: 1 LOB: 0 BB: 0 P: 5	R: 2 E: 1 K: 0 S: 6	H: 2 LOB: 1 BB: 0 P: 6	R: 0 E: 0 K: 0 S: 3	H: 0 LOB: 0 BB: 0 P: 3	R: 1 E: 0 K: 1 S: 7	H: 2 LOB: 1 BB: 0 P: 7	R: 0 E: 0 K: 1 S: 5	H: 0 LOB: 0 BB: 0 P: 5	R: 0 E: 0 K: 1 S: 5	H: 0 LOB: 0 BB: 0 P: 5	R: 0 E: 0 K: 1 S: 5	H: 0 LOB: 0 BB: 0 P: 5	R: 2 E: 0 K: 1 S: 8	H: 3 LOB: 2 BB: 1 P: 12	1B: 8 2B: 1 3B: 0 HR: 0	SF: 1 SAC: 0 DP: 0 HBP: 0	WP: 0 PA: 37 PB: 1 SB: 1 CS: 1						
<b>PITCHER</b>	IP	WLS	BF	H	R	ER	SO	BB	IBB	HBP	BLK	WP	HR	S	P	ERA	WHIP	<b>PITCHER</b>									
John Montefusco, R (1, 1) ERA: 4.27	6.0		24	6	3	1	4	0	0	0	0	0	0	32	32	1.50	1.000										
Luis DeLeon, R (7, 1) ERA: 2.39	2.2	L	11	2	2	2	3	0	1	0	0	0	0	16	20	6.75	0.750										
Gary Lucas, L (9, 1) ERA: 4.35	0.1		2	1	0	0	0	0	0	0	0	0	0	2	2	0.00	3.000										

Chicago Cubs @ San Diego Padres  
Jack Murphy Stadium, San Diego, CA  
Wed May 26 1982, 10:05 PM EDT  
Att. 9,433 - Overcast - 70 F

AB	35
R	5
H	9
RBI	5
BB	1
SO	7
LOB	14



Batter	1	2	3	4	5	6	7	8	9	AB	R	H	RBI	BB	SO	LOB	BOTTOM										
Alan Wiggins, S (1, 7) OBP: 0.385, SLG: 0.373	4-3 SF8 1B		F8		5-3				1-3	5	1	1	0	0	0	3											
Tim Flannery, L (1, 4) OBP: 0.341, SLG: 0.400	4-3		HBP BB		L8				4-3	4	0	0	0	1	0	1											
Garry Templeton, S (1, 6) OBP: 0.281, SLG: 0.353	SF8		HBP		4-3				4-3	2	0	0	1	0	0	0											
Ruppert Jones, L (1, 8) OBP: 0.445, SLG: 0.514	4-3		4-3		4-3				CS 1B BB	3	1	1	0	1	0	3											
Sixto Lezcano, R (1, 9) OBP: 0.339, SLG: 0.450			F3		F7					4	0	2	1	0	0	0											
Terry Kennedy, L (1, 2) OBP: 0.277, SLG: 0.420			F8		F9				L6	4	0	0	0	0	0	2											
Luis Salazar, R (1, 5) OBP: 0.255, SLG: 0.299			F9							3	1	1	1	1	0	0											
Broderick Perkins, L (1, 3) OBP: 0.345, SLG: 0.327			HBP SH1-4 1B		BB 1B				1-3 IBB	4	0	2	0	0	0	3											
John Montefusco, R (1, 1) OBP: 0.190, SLG: 0.105			SH1-4							0	0	0	0	1	0	0											
Joe Lefebvre, L (6, PH) OBP: 0.275, SLG: 0.257										1	0	0	0	0	0	1											
Luis DeLeon, R (7, 1) OBP: 0.250, SLG: 0.500										0	0	0	0	0	0	0											
Gary Lucas, L (9, 1)										0	0	0	0	0	0	0											
Dave Edwards, R (9, PH) OBP: 0.211, SLG: 0.263										1	0	0	0	0	1	0											
<b>Inning Stats</b>	R: 1 E: 0 K: 0 S: 4	H: 1 LOB: 0 BB: 0 P: 4	R: 0 E: 0 K: 0 S: 3	H: 0 LOB: 0 BB: 0 P: 3	R: 0 E: 0 K: 0 S: 4	H: 1 LOB: 3 BB: 1 P: 9	R: 1 E: 0 K: 0 S: 5	H: 2 LOB: 2 BB: 1 P: 9	R: 1 E: 1 K: 0 S: 4	H: 1 LOB: 1 BB: 1 P: 8	R: 0 E: 0 K: 0 S: 3	H: 0 LOB: 0 BB: 0 P: 3	R: 0 E: 0 K: 0 S: 4	H: 2 LOB: 2 BB: 1 P: 8	R: 0 E: 0 K: 1 S: 5	H: 0 LOB: 0 BB: 0 P: 5	1B: 5 2B: 2 3B: 0 HR: 1	SF: 1 SAC: 1 DP: 1 HBP: 1	WP: 0 PA: 38 PB: 0 SB: 3 CS: 1								
<b>PITCHER</b>	IP	WLS	BF	H	R	ER	SO	BB	IBB	HBP	BLK	WP	HR	S	P	ERA	WHIP	<b>PITCHER</b>									
Alan Ripley, R (1, 1) ERA: 5.27	4.0		19	4	2	2	0	2	0	1	0	0	0	16	25	4.50	1.500										
Lee Smith, R (5, 1) ERA: 2.97	2.0		8	1	1	1	0	1	0	0	0	0	0	7	11	4.50	1.000										
Willie Hernandez, L (7, 1) ERA: 2.95	2.0	W	8	2	0	0	0	0	1	0	0	0	0	7	11	0.00	1.000										
Bill Campbell, R (9, 1) ERA: 3.46	1.0	S	3	0	0	0	1	0	0	0	0	0	0	5	5	0.00	0.000										

Chicago Cubs @ San Diego Padres  
Jack Murphy Stadium, San Diego, CA  
Wed May 26 1982, 10:05 PM EDT  
Att. 9,433 - Overcast - 70 F

AB	31
R	3
H	7
RBI	3
BB	4
SO	1
LOB	13





Batter	1	2	3	4	5	6	7	8	9	AB	R	H	RBI	BB	SO	LOB	TOP					
Alan Wiggins, S OBP: 0.385, SLG: 0.375 (1, 7)										5	1	2	0	0	0	2						
Gene Richards, L OBP: 0.306, SLG: 0.329 (1, 3)										5	0	0	0	0	0	5						
Garry Templeton, S OBP: 0.275, SLG: 0.345 (1, 6)										4	0	0	0	0	0	1						
Ruppert Jones, L OBP: 0.452, SLG: 0.534 (1, 8)										2	1	1	1	2	0	0						
Sixto Lezcano, R OBP: 0.343, SLG: 0.452 (1, 9)										4	0	2	1	0	0	1						
Terry Kennedy, L OBP: 0.277, SLG: 0.415 (1, 2)										4	0	1	0	0	0	4						
Luis Salazar, R OBP: 0.248, SLG: 0.291 (1, 5)										4	0	0	0	0	0	2						
Tim Flannery, L OBP: 0.333, SLG: 0.386 (1, 4)										4	0	1	0	0	0	0						
Juan Eichelberger, R OBP: 0.115, SLG: 0.160 Broderick Perkins, L OBP: 0.342, SLG: 0.323 (9, PH)										3	0	1	0	0	0	0						
										1	0	0	0	0	0	1						
<b>Inning Stats</b>	R: 0 E: 0 K: 0 S: 3	H: 0 LOB: 0 BB: 0 P: 3	R: 0 E: 0 K: 0 S: 4	H: 1 LOB: 1 BB: 0 P: 4	R: 0 E: 1 K: 0 S: 4	H: 1 LOB: 1 BB: 0 P: 4	R: 0 E: 0 K: 0 S: 3	H: 0 LOB: 0 BB: 0 P: 7	R: 0 E: 0 K: 0 S: 3	H: 0 LOB: 0 BB: 0 P: 3	R: 1 E: 0 K: 0 S: 5	H: 2 LOB: 2 BB: 0 P: 9	R: 0 E: 1 K: 0 S: 5	H: 1 LOB: 2 BB: 0 P: 5	R: 1 E: 0 K: 0 S: 5	H: 2 LOB: 1 BB: 0 P: 5	R: 0 E: 0 K: 0 S: 4	H: 1 LOB: 1 BB: 0 P: 4	1B: 7 2B: 0 3B: 0 HR: 1	SF: 0 SAC: 0 DP: 0 HBP: 0	WP: 1 PB: 0 SB: 1 CS: 0	PA: 38
<b>PITCHER</b>	IP WLS BF H R ER SO BB IBB HBP BLK WP HR S P ERA WHIP																					
Bob Forsch, R ERA: 4.04 Bruce Sutter, R ERA: 3.09	(1, 1) 7.2 W 33 7 2 2 0 2 2 0 0 0 1 1 31 39 2.35 1.174																					
(8, 1) 1.1 S 5 1 0 0 0 0 0 0 0 0 0 0 5 5 0.00 0.750																						

San Diego Padres @ St. Louis Cardinals  
 Busch Stadium, St. Louis, MO  
 Fri May 28 1982, 7:05 PM CDT  
 Att: 31,733 - Unknown

AB	36
R	2
H	8
RBI	2
BB	2
SO	0
LOB	16



Batter	1	2	3	4	5	6	7	8	9	AB	R	H	RBI	BB	SO	LOB	BOTTOM			
Ozzie Smith, S OBP: 0.333, SLG: 0.379 (1, 6)										4	0	0	0	0	0	0				
Willie McGee, S OBP: 0.378, SLG: 0.519 (1, 8)										3	3	2	0	1	0	0				
Lonnie Smith, R OBP: 0.394, SLG: 0.478 (1, 7)										4	0	1	2	0	0	1				
Keith Hernandez, L OBP: 0.410, SLG: 0.374 (1, 3)										2	1	1	1	1	0	0				
Ken Oberkfell, L OBP: 0.355, SLG: 0.336 (1, 5)										4	1	0	0	0	0	4				
David Green, R OBP: 0.324, SLG: 0.403 (1, 9)										4	0	1	1	0	2	3				
Orlando Sanchez, L OBP: 0.143, SLG: 0.077 (1, 2)										3	0	0	0	0	0	2				
Mike Ramsey, S OBP: 0.386, SLG: 0.446 (1, 4)										2	0	0	1	0	0	0				
Bob Forsch, R OBP: 0.258, SLG: 0.323 Bruce Sutter, R ERA: 3.09										3	0	0	0	0	1	1				
										0	0	0	0	0	0	0				
<b>Inning Stats</b>	R: 1 E: 0 K: 0 S: 4	H: 1 LOB: 0 BB: 0 P: 4	R: 0 E: 0 K: 0 S: 3	H: 0 LOB: 0 BB: 0 P: 3	R: 0 E: 0 K: 0 S: 3	H: 0 LOB: 0 BB: 0 P: 3	R: 1 E: 1 K: 1 S: 7	H: 1 LOB: 1 BB: 0 P: 7	R: 0 E: 0 K: 0 S: 3	H: 0 LOB: 0 BB: 0 P: 3	R: 0 E: 0 K: 0 S: 3	H: 0 LOB: 0 BB: 0 P: 3	R: 2 E: 0 K: 1 S: 8	H: 2 LOB: 1 BB: 0 P: 8	R: 1 E: 1 K: 1 S: 6	H: 1 LOB: 2 BB: 2 P: 14	1B: 3 2B: 1 3B: 1 HR: 0	SF: 1 SAC: 1 DP: 0 HBP: 0	WP: 0 PB: 0 SB: 1 CS: 0	PA: 33
<b>PITCHER</b>	IP WLS BF H R ER SO BB IBB HBP BLK WP HR S P ERA WHIP																			
Juan Eichelberger, R ERA: 4.46	(1, 1) 8.0 L 33 5 5 4 3 2 0 0 0 0 0 0 37 45 4.50 0.875																			

San Diego Padres @ St. Louis Cardinals  
 Busch Stadium, St. Louis, MO  
 Fri May 28 1982, 7:05 PM CDT  
 Att: 31,733 - Unknown

AB	29
R	5
H	5
RBI	5
BB	2
SO	3
LOB	11









Batter	1	2	3	4	5	6	7	8	9	10	AB	R	H	RBI	BB	SO	LOB	TOP									
Alan Wiggins, S OBP: 0.381, SLG: 0.365 (1, 7)	F9		FC5-4			SH3		F9		1B	4	1	1	0	0	0	3	<b>San Diego Padres @ St. Louis Cardinals</b> Busch Stadium, St. Louis, MO Sun May 30 1982, 3:33 AM CDT Att: 32,410 - Unknown <a href="http://livebaseballscorecards.com">livebaseballscorecards.com</a>									
Gene Richards, L OBP: 0.309, SLG: 0.322 (1, 3)	E4		4-3			L4-6		F7		2B	5	0	2	0	0	0	3										
Gary Templeton, S OBP: 0.271, SLG: 0.345 (1, 6)	G6-4-3							K		FC6-2	2	0	0	0	0	0	1										
Mario Ramirez, R OBP: 0.384, SLG: 0.455 (5, 6)										FC6-2	2	0	1	1	0	1	2										
Joe Lefebvre, L OBP: 0.293, SLG: 0.306 (10, PH)										FC6-4	1	1	1	1	0	0	0										
Tim Flannery, L OBP: 0.346, SLG: 0.417 (10, 4)										FC6-4	0	0	0	0	0	0	0										
Ruppert Jones, L OBP: 0.452, SLG: 0.535 (1, 8)		G4-6-3				L4-6				G3	4	1	1	0	1	0	2										
Sixto Lezcano, R OBP: 0.337, SLG: 0.432 (1, 9)		3B								FC6-4	4	0	0	0	1	0	3										
Luis Salazar, R OBP: 0.241, SLG: 0.281 (1, 5)		BB								FC6-2	5	1	1	1	0	1	3										
Jerry Manuel, S OBP: 0.333, SLG: 0.600 (10, 6)		BB								FC6-4	5	0	1	1	0	0	2										
Steve Swisher, R OBP: 0.222, SLG: 0.333 (8, PR)										3B	3	0	1	0	0	0	0										
Dave Edwards, R OBP: 0.211, SLG: 0.263 (8, 2)											0	0	0	0	0	0	0										
Terry Kennedy, L OBP: 0.280, SLG: 0.411 (8, 2)											0	0	0	0	1	0	0										
Tim Lollar, L OBP: 0.379, SLG: 0.571 (7, 1)											2	1	2	0	0	0	0										
Gary Lucas, L (7, 1)											1	0	0	0	0	1	2										
Floyd Chiffer, R (10, 1)											0	0	0	0	0	0	0										
<b>Inning Stats</b>	R: 0 E: 1 K: 0 S: 3	H: 0 LOB: 0 BB: 0 P: 3	R: 1 E: 0 K: 0 S: 3	H: 1 LOB: 0 BB: 1 P: 7	R: 0 E: 1 K: 0 S: 4	H: 1 LOB: 1 BB: 0 P: 4	R: 0 E: 0 K: 0 S: 3	H: 0 LOB: 0 BB: 0 P: 3	R: 0 E: 0 K: 1 S: 5	H: 0 LOB: 0 BB: 0 P: 5	R: 1 E: 0 K: 0 S: 5	H: 3 LOB: 1 BB: 0 P: 5	R: 0 E: 0 K: 0 S: 3	H: 0 LOB: 0 BB: 0 P: 3	R: 0 E: 1 K: 1 S: 7	H: 1 LOB: 2 BB: 0 P: 7	R: 1 E: 0 K: 1 S: 7	H: 2 LOB: 2 BB: 1 P: 11	R: 2 E: 0 K: 0 S: 6	H: 3 LOB: 2 BB: 0 P: 10	1B: 7 2B: 3 3B: 2 HR: 0	SF: 0 SAC: 2 DP: 3 HBP: 0	WP: 0 PA: 43 PB: 0 SB: 2 CS: 0				
<b>PITCHER</b>	IP 8.0	WLS 30	BF 6	H 2	R 2	ER 2	SO 2	BB 1	IBB 0	HBP 0	BLK 0	WP 0	HR 0	S 33	P 37	ERA 2.25	WHIP 0.875										
Dave LaPoint, L ERA: 3.35 (9, 1)	1.0	6	2	1	1	1	0	1	0	0	0	0	0	7	11	9.00	2.000										
Doug Bair, R ERA: 1.86 (10, 1)	1.0	W	7	3	2	2	0	0	1	0	0	0	0	6	10	18.00	3.000										


Batter	1	2	3	4	5	6	7	8	9	10	AB	R	H	RBI	BB	SO	LOB	BOTTOM									
Ozzie Smith, S OBP: 0.328, SLG: 0.376 (1, 6)	K					F9		F2		FC5-4	5	0	0	0	0	1	3	<b>San Diego Padres @ St. Louis Cardinals</b> Busch Stadium, St. Louis, MO Sun May 30 1982, 3:33 AM CDT Att: 32,410 - Unknown <a href="http://livebaseballscorecards.com">livebaseballscorecards.com</a>									
Willie McGee, S OBP: 0.353, SLG: 0.469 (1, 8)	5-3					K					4	0	1	0	0	2	1										
Orlando Sanchez, L OBP: 0.196, SLG: 0.069 (9, 2)											1	0	0	0	0	0	0										
Keith Hernandez, L OBP: 0.397, SLG: 0.361 (1, 3)	F8					F8					5	1	1	0	0	0	1										
George Hendrick, R OBP: 0.329, SLG: 0.481 (1, 9)											5	2	2	0	0	0	0										
Lonnie Smith, R OBP: 0.396, SLG: 0.490 (1, 7)											4	2	2	2	1	0	0										
Mike Ramsey, S OBP: 0.410, SLG: 0.472 (1, 4)											5	1	2	1	0	1	3										
Julio Gonzalez, R OBP: 0.260, SLG: 0.333 (1, 5)											3	0	0	1	1	1	2										
Glenn Brummer, R OBP: 0.375, SLG: 0.500 (8, PH)											2	0	1	0	0	0	2										
David Green, R OBP: 0.342, SLG: 0.421 (9, 8)											1	0	1	0	1	0	0										
Dane Iorg, L OBP: 0.362, SLG: 0.341 (10, PH)											1	0	1	1	0	0	0										
Dave LaPoint, L OBP: 0.143, SLG: 0.143 (1, 1)											2	0	0	0	0	1	1										
Tito Landrum, R OBP: 0.354, SLG: 0.455 (8, PH)											1	0	0	0	0	0	1										
Doug Bair, R (9, 1)											0	0	0	0	0	0	0										
Tom Herr, S OBP: 0.333, SLG: 0.336 (9, PH)											0	0	0	1	0	0	0										
Bruce Sutter, R (10, 1)											0	0	0	0	0	0	0										
<b>Inning Stats</b>	R: 0 E: 0 K: 1 S: 5	H: 0 LOB: 0 BB: 0 P: 5	R: 0 E: 0 K: 0 S: 3	H: 0 LOB: 0 BB: 0 P: 3	R: 0 E: 0 K: 0 S: 3	H: 1 LOB: 0 BB: 0 P: 3	R: 0 E: 0 K: 1 S: 5	H: 0 LOB: 0 BB: 0 P: 5	R: 0 E: 0 K: 1 S: 5	H: 0 LOB: 2 BB: 2 P: 13	R: 0 E: 0 K: 1 S: 6	H: 1 LOB: 1 BB: 0 P: 6	R: 0 E: 0 K: 1 S: 6	H: 1 LOB: 1 BB: 0 P: 6	R: 3 E: 1 K: 0 S: 7	H: 3 LOB: 2 BB: 1 P: 11	R: 3 E: 0 K: 0 S: 6	H: 4 LOB: 2 BB: 0 P: 7	1B: 8 2B: 3 3B: 0 HR: 0	SF: 1 SAC: 0 DP: 1 HBP: 1	WP: 0 PA: 44 PB: 0 SB: 1 CS: 0						
<b>PITCHER</b>	IP 6.2	WLS 24	BF 3	H 0	R 0	ER 0	SO 4	BB 2	IBB 0	HBP 0	BLK 0	WP 0	HR 0	S 30	P 38	ERA 0.00	WHIP 0.750										
Tim Lollar, L ERA: 2.35 (7, 1)	3.0	L	19	7	6	5	2	0	1	1	0	0	0	21	26	15.00	2.333										
Floyd Chiffer, R ERA: 2.37 (10, 1)	0.0	1	1	0	0	0	0	0	0	0	0	0	0	1	1	=	=										





Batter	1	2	3	4	5	6	7	8	9	AB	R	H	RBI	BB	SO	LOB	TOP										
<b>Gene Richards, L</b> OBP: 0.313, SLG: 0.326 (1, 7)	4-3	4-3		2B		SF7		K		5	2	2	0	0	1	1	<b>San Diego Padres @ Chicago Cubs</b> Wrigley Field, Chicago, IL Mon May 31 1982, 3:33 AM CDT Att: 20,093 - Cloudy - 76 F										
<b>Tim Flannery, L</b> OBP: 0.351, SLG: 0.442 (1, 4)	HR		F7	2B		SF7		4-3		4	2	2	3	0	0	0											
<b>Sixto Lezcano, R</b> OBP: 0.339, SLG: 0.455 (1, 9)	G3		HR	2B		P6			K	5	1	2	2	0	1	1											
<b>Ruppert Jones, L</b> OBP: 0.450, SLG: 0.550 (1, 8)	HR		5-3	4-3				4-3		5	1	2	2	0	0	1											
<b>Terry Kennedy, L</b> OBP: 0.278, SLG: 0.404 (1, 2)	F8		F8		G1-2-3		F8		F7	5	0	1	0	0	0	1											
<b>Joe Lefebvre, L</b> OBP: 0.285, SLG: 0.282 (1, 5)		F8		L6	4-1		3-1			3	0	0	0	1	0	0											
<b>Broderick Perkins, L</b> OBP: 0.345, SLG: 0.320 (1, 3)		F9		4-1	BB					4	1	1	0	0	0	2											
<b>Mario Ramirez, R</b> OBP: 0.400, SLG: 0.385 (1, 6)		2B		4-3	1B		F9			2	1	0	0	2	0	1											
<b>Chris Welsh, L</b> OBP: 0.333, SLG: 0.364 (1, 1)										3	1	2	2	0	0	3											
<b>Luis DeLeon, R</b> OBP: 0.200, SLG: 0.400 (7, 1)				1B	2B	G1-2-3		6-3		1	0	0	0	0	0	0											
<b>Inning Stats</b>	R: 2 E: 0 K: 0 S: 5	H: 2 LOB: 0 BB: 0 P: 5	R: 1 E: 0 K: 0 S: 4	H: 1 LOB: 1 BB: 1 P: 8	R: 1 E: 0 K: 0 S: 4	H: 1 LOB: 0 BB: 0 P: 4	R: 4 E: 0 K: 0 S: 8	H: 5 LOB: 1 BB: 0 P: 8	R: 0 E: 0 K: 0 S: 3	H: 1 LOB: 2 BB: 2 P: 11	R: 1 E: 0 K: 0 S: 5	H: 2 LOB: 1 BB: 0 P: 5	R: 0 E: 0 K: 1 S: 5	H: 0 LOB: 0 BB: 0 P: 3	R: 0 E: 0 K: 1 S: 5	H: 0 LOB: 0 BB: 0 P: 5	R: 0 E: 0 K: 1 S: 5	H: 0 LOB: 0 BB: 0 P: 5	1B: 7 2B: 3 3B: 0 HR: 2	SF: 1 SAC: 0 DP: 1 HBP: 0	WP: 0 PB: 0 SB: 1 CS: 0	PA: 41					
<b>PITCHER</b>	IP	WLS	BF	H	R	ER	SO	BB	IBB	HBP	BLK	WP	HR	S	P	ERA	WHIP										
<b>Doug Bird, R</b> ERA: 4.28 (1, 1)	3.2	L	19	7	7	7	0	1	0	0	0	0	2	18	22	17.18	2.182										
<b>Dick Tidrow, R</b> ERA: 5.19 (4, 1)	0.1		3	2	1	1	0	0	0	0	0	0	0	3	3	27.00	6.000										
<b>Dan Larson, R</b> ERA: 6.14 (5, 1)	3.0		13	3	1	1	0	2	0	0	0	0	0	11	19	3.00	1.667										
<b>Lee Smith, R</b> ERA: 2.83 (8, 1)	2.0		6	0	0	0	2	0	0	0	0	0	0	10	10	0.00	0.000										

Batter	1	2	3	4	5	6	7	8	9	AB	R	H	RBI	BB	SO	LOB	BOTTOM										
<b>Bump Wills, S</b> OBP: 0.370, SLG: 0.400 (1, 4)	FC6-4		4-3	F9				2B		5	1	3	0	0	0	0	<b>San Diego Padres @ Chicago Cubs</b> Wrigley Field, Chicago, IL Mon May 31 1982, 3:33 AM CDT Att: 20,093 - Cloudy - 76 F										
<b>23 Ryne Sandberg, R</b> OBP: 0.257, SLG: 0.299 (1, 5)	FC6-4		2B		K		F3	4-3		5	2	1	0	0	1	4											
<b>Bill Buckner, L</b> OBP: 0.308, SLG: 0.359 (1, 3)	1-3		1B		F2		2B	4-3		4	2	1	1	1	0	2											
<b>Keith Moreland, R</b> OBP: 0.376, SLG: 0.525 (1, 9)			BB		5-3		E		F9	5	1	3	4	0	0	0											
<b>Leon Durham, L</b> OBP: 0.364, SLG: 0.427 (1, 8)	G3		K		G3		FC		F7	4	0	0	0	1	1	2											
<b>Gary Woods, R</b> OBP: 0.339, SLG: 0.394 (1, 7)		4-3			5-3		FC		F7	2	0	0	0	1	0	0											
<b>Bob Molinaro, L</b> OBP: 0.355, SLG: 0.231 (7, PH)									F7	1	0	0	1	0	0	1											
<b>Lee Smith, R</b> (8, 1)										0	0	0	0	0	0	0											
<b>Dan Briggs, L</b> OBP: 0.111, SLG: 0.111 (9, PH)										1	0	0	0	0	0	0											
<b>Larry Bowa, S</b> OBP: 0.234, SLG: 0.231 (1, 6)		F7		K						4	0	2	0	0	1	2											
<b>Jody Davis, R</b> OBP: 0.264, SLG: 0.340 (1, 2)					G6-4-3					3	0	1	0	1	0	3											
<b>Doug Bird, R</b> OBP: 0.265, SLG: 0.125 (1, 1)										1	0	0	0	0	0	1											
<b>Dick Tidrow, R</b> (4, 1)										0	0	0	0	0	0	0											
<b>Hector Cruz, R</b> OBP: 0.274, SLG: 0.167 (4, PH)										1	0	0	0	0	0	1											
<b>Dan Larson, R</b> OBP: 0.279, SLG: 0.329 (5, 1)										0	0	0	0	0	0	0											
<b>Steve Henderson, R</b> OBP: 0.317, SLG: 0.330 (8, 7)										2	1	1	0	0	0	0											
<b>Inning Stats</b>	R: 1 E: 1 K: 0 S: 5	H: 2 LOB: 1 BB: 0 P: 5	R: 0 E: 0 K: 0 S: 3	H: 0 LOB: 1 BB: 1 P: 7	R: 2 E: 0 K: 2 S: 10	H: 3 LOB: 2 BB: 1 P: 14	R: 0 E: 0 K: 0 S: 3	H: 1 LOB: 0 BB: 0 P: 3	R: 0 E: 0 K: 0 S: 5	H: 0 LOB: 0 BB: 0 P: 5	R: 0 E: 0 K: 0 S: 4	H: 1 LOB: 1 BB: 0 P: 4	R: 4 E: 1 K: 0 S: 7	H: 4 LOB: 2 BB: 2 P: 15	R: 0 E: 0 K: 0 S: 4	H: 1 LOB: 1 BB: 0 P: 4	R: 0 E: 0 K: 0 S: 3	H: 0 LOB: 0 BB: 0 P: 3	1B: 9 2B: 3 3B: 0 HR: 0	SF: 0 SAC: 0 DP: 1 HBP: 0	WP: 0 PB: 0 SB: 0 CS: 0	PA: 42					
<b>PITCHER</b>	IP	WLS	BF	H	R	ER	SO	BB	IBB	HBP	BLK	WP	HR	S	P	ERA	WHIP										
<b>Chris Welsh, L</b> ERA: 5.02 (1, 1)	6.1	W	32	10	7	6	3	4	0	0	0	0	0	10	10	0.00	0.750										
<b>Luis DeLeon, R</b> ERA: 2.17 (7, 1)	2.2	S	10	2	0	0	0	0	0	0	0	0	0	10	10	0.00	0.750										





Batter	1	2	3	4	5	6	7	8	9	AB	R	H	RBI	BB	SO	LOB	TOP				
Gene Richards, L OBP: 0.298, SLG: 0.310 (1, 7)	F3	G3		3-1		1-3		6-3		5	0	0	0	0	0	0					
Tim Flannery, L OBP: 0.355, SLG: 0.439 (1, 4)	4-3		HR	2B		4-3		4-3		5	2	2	0	0	0	0					
Garry Templeton, S OBP: 0.280, SLG: 0.363 (1, 6)	F7		HR	2B				G3		5	1	3	1	0	0	0					
Ruppert Jones, L OBP: 0.454, SLG: 0.571 Dave Edwards, R OBP: 0.236, SLG: 0.286 (5, 8)		S	HR	4-3		2-3				3	2	2	3	0	0	1					
Sixto Lezcano, R OBP: 0.339, SLG: 0.453 Kurt Bevacqua, R OBP: 0.344, SLG: 0.240 (5, 3)		1B	HR	4-3				1B		2	0	1	0	0	0	1					
Terry Kennedy, L OBP: 0.277, SLG: 0.406 (1, 2)	4-3					F8		F8		4	1	1	0	0	0	1					
Joe Lefebvre, L OBP: 0.286, SLG: 0.262 (1, 5)			F8			K		4-3		3	1	0	0	1	1	1					
Broderick Perkins, L OBP: 0.358, SLG: 0.349 (5, 9)		IBB						F8		3	1	2	3	0	0	0					
John Montefusco, R OBP: 0.174, SLG: 0.095 Eric Show, R (6, 1)	SH3-4		K			FC5-4		6-3		2	0	0	1	0	1	2					
<b>Inning Stats</b>	R: 0 E: 0 K: 0 S: 3	H: 0 LOB: 0 BB: 0 P: 3	R: 4 E: 0 K: 0 S: 6	H: 3 LOB: 0 BB: 1 P: 10	R: 4 E: 1 K: 1 S: 10	H: 5 LOB: 1 BB: 0 P: 10	R: 1 E: 0 K: 0 S: 5	H: 2 LOB: 1 BB: 0 P: 5	R: 0 E: 0 K: 1 S: 4	H: 1 LOB: 1 BB: 0 P: 4	R: 0 E: 0 K: 0 S: 3	H: 0 LOB: 0 BB: 0 P: 3	R: 0 E: 0 K: 0 S: 3	H: 0 LOB: 0 BB: 0 P: 3	R: 0 E: 0 K: 0 S: 4	H: 1 LOB: 1 BB: 0 P: 4	1B: 7 2B: 3 3B: 1 HR: 1	SF: 0 SAC: 1 DP: 0 HBP: 1	WP: 0 PB: 0 SB: 1 CS: 0	PA: 41	
<b>PITCHER</b>	IP	WLS	BF	H	R	ER	SO	BB	IBB	HBP	BLK	WP	HR	S	P	ERA	WHIP				
Randy Martz, R ERA: 3.42 (1, 1)	2.1	L	15	7	8	8	0	0	1	0	0	0	1	14	18	30.86	3.000				
Dick Tidrow, R ERA: 5.0 (3, 1)	2.2		12	3	1	1	2	0	0	1	0	0	0	15	16	3.38	1.125				
Dan Larson, R ERA: 5.67 (6, 1)	3.0		10	1	0	0	0	0	0	0	0	0	0	10	10	0.00	0.333				
Willie Hernandez, L ERA: 2.25 (9, 1)	1.0		4	1	0	0	0	0	0	0	0	0	0	4	4	0.00	1.000				

San Diego Padres @ Chicago Cubs  
Wrigley Field, Chicago, IL  
Tue Jun 01 1982, 3:33 AM CDT  
Att: 8,797 - Sunny - 69 F

AB 38  
R 9  
H 12  
RBI 9  
BB 1  
SO 2  
LOB 8



Batter	1	2	3	4	5	6	7	8	9	AB	R	H	RBI	BB	SO	LOB	BOTTOM				
Bump Willis, S OBP: 0.368, SLG: 0.399 (1, 4)	L5		SF7		F8			23 G6-3		3	0	1	1	0	0	1					
23 Ryne Sandberg, R OBP: 0.257, SLG: 0.288 (1, 5)	F8		FC6			6-3		G6-3		4	0	1	0	0	0	2					
Bill Buckner, L OBP: 0.302, SLG: 0.351 (1, 3)	G3		FC6			L7		4-3		4	0	0	0	0	0	2					
Leon Durham, L OBP: 0.362, SLG: 0.423 (1, 8)			FC4-6		F8		4-3			4	0	1	0	0	0	0					
Keith Moreland, R OBP: 0.369, SLG: 0.513 (1, 9)		K			F7		K			4	0	0	0	0	2	1					
Bob Molinaro, L OBP: 0.343, SLG: 0.207 (1, 7)		FC4-6			4-3		G3			3	0	0	0	1	0	1					
Larry Bowa, S OBP: 0.240, SLG: 0.245 (1, 6)		F8			L4					3	0	1	0	1	0	1					
Jody Davis, R OBP: 0.264, SLG: 0.356 (1, 2)			SF7		K		F3			4	1	1	0	0	2	3					
Randy Martz, L OBP: 0.333, SLG: 0.308 Dick Tidrow, R Hector Cruz, R Dan Larson, R Dan Briggs, L Willie Hernandez, L (1, 1) (3, 1) (5, PH) (6, 1) (8, PH) (9, 1)			K					23 G6-3		0	0	0	0	0	0	0					
<b>Inning Stats</b>	R: 0 E: 0 K: 0 S: 3	H: 1 LOB: 1 BB: 0 P: 6	R: 1 E: 0 K: 1 S: 7	H: 2 LOB: 1 BB: 0 P: 7	R: 0 E: 0 K: 0 S: 3	H: 0 LOB: 0 BB: 0 P: 3	R: 0 E: 0 K: 0 S: 3	H: 1 LOB: 1 BB: 0 P: 6	R: 0 E: 0 K: 0 S: 4	H: 2 LOB: 1 BB: 0 P: 4	R: 0 E: 0 K: 1 S: 5	H: 0 LOB: 2 BB: 2 P: 13	1B: 5 2B: 0 3B: 2 HR: 0	SF: 1 SAC: 0 DP: 1 HBP: 0	WP: 0 PB: 0 SB: 0 CS: 0	PA: 35					
<b>PITCHER</b>	IP	WLS	BF	H	R	ER	SO	BB	IBB	HBP	BLK	WP	HR	S	P	ERA	WHIP				
John Montefusco, R ERA: 4.08 (1, 1)	5.0	W	19	4	1	1	3	0	0	0	0	0	0	25	25	1.80	0.800				
Eric Show, R ERA: 1.09 (6, 1)	4.0	S	16	3	0	0	2	2	0	0	0	0	0	18	26	0.00	1.250				

San Diego Padres @ Chicago Cubs  
Wrigley Field, Chicago, IL  
Tue Jun 01 1982, 3:33 AM CDT  
Att: 8,797 - Sunny - 69 F

AB 32  
R 1  
H 7  
RBI 1  
BB 2  
SO 5  
LOB 12









Batter	1	2	3	4	5	6	7	8	9	AB	R	H	RBI	BB	SO	LOB	TOP			
Alan Wiggins, S OBP: 0.373, SLG: 0.356 (1, 7)	6-3		K			4-3 BLK SF8 1B		F7		F8							5 1 1 0 0 1 0			
Gene Richards, L OBP: 0.310, SLG: 0.315 (1, 3)	4-3									F8							4 0 1 0 1 0 1			
Garry Templeton, S OBP: 0.282, SLG: 0.365 (1, 6)																	4 0 1 1 0 0 2			
Ruppert Jones, L OBP: 0.453, SLG: 0.556 (1, 8)																	3 1 0 0 2 1 0			
Sixto Lezcano, R OBP: 0.350, SLG: 0.458 (1, 9)																	3 2 2 1 1 1 2			
Terry Kennedy, L OBP: 0.282, SLG: 0.429 (1, 2)																	4 1 2 3 0 0 1			
Joe Lefebvre, L OBP: 0.263, SLG: 0.224 (1, 5)																	3 0 0 0 1 0 1			
Tim Flannery, L OBP: 0.343, SLG: 0.406 (1, 4)																	4 0 1 0 0 0 2			
John Curtis, L OBP: 0.235, SLG: 0.353 Floyd Chiffer, R Gary Lucas, L (6, 1)																	3 0 0 0 0 2 1 0 0 0 0 0 0 0 1 0 0 0 0 1 0			
<b>Inning Stats</b>	R: 0 E: 0 K: 1 S: 6	H: 1 LOB: 2 BB: 1 P: 10	R: 0 E: 0 K: 0 S: 3	H: 0 LOB: 0 BB: 0 P: 3	R: 0 E: 0 K: 1 S: 5	H: 0 LOB: 1 BB: 1 P: 9	R: 2 E: 0 K: 1 S: 8	H: 3 LOB: 1 BB: 0 P: 8	R: 3 E: 0 K: 1 S: 6	H: 3 LOB: 2 BB: 0 P: 14	R: 0 E: 0 K: 1 S: 5	H: 0 LOB: 0 BB: 0 P: 9	R: 0 E: 0 K: 1 S: 5	H: 0 LOB: 0 BB: 0 P: 5	R: 0 E: 0 K: 0 S: 3	H: 0 LOB: 0 BB: 0 P: 3	1B: 5 2B: 2 3B: 0 HR: 1	SF: 1 SAC: 0 DP: 0 HBP: 0	WP: 0 PB: 1 SB: 1 CS: 0	PA: 40
<b>PITCHER</b>	IP WLS BF H R ER SO BB IBB HBP BLK WP HR S P ERA WHIP																			
Rick Rhoden, R ERA: 6.94 Rod Scury, L ERA: 2.52	(1, 1) (8, 1)	7.0 6	34 0	8 0	5 0	5 0	5 1	5 0	5 0	0 0	0 0	0 0	0 0	0 0	0 8	8 8	0.00 0.000			

San Diego Padres @ Pittsburgh Pirates  
Three Rivers Stadium, Pittsburgh, PA  
Fri Jun 04 1982, 7:05 PM EDT  
Att: 5,584 - Unknown

AB 34  
R 5  
H 8  
RBI 5  
BB 5  
SO 6  
LOB 10



Batter	1	2	3	4	5	6	7	8	9	AB	R	H	RBI	BB	SO	LOB	BOTTOM					
Omar Moreno, L OBP: 0.305, SLG: 0.321 (1, 8)	G3		G3														3 0 0 0 0 0 0					
Lee Lacy, R OBP: 0.386, SLG: 0.374 (1, 9)	E6 S 1B		5-3														4 1 0 0 0 1 2					
Bill Madlock, R OBP: 0.333, SLG: 0.418 (1, 5)	F8		P5														4 0 0 0 0 1 3					
Jason Thompson, L OBP: 0.445, SLG: 0.632 (1, 3)																	2 0 1 0 2 0 0					
Tony Peña, R OBP: 0.298, SLG: 0.409 (1, 2)																	4 0 2 1 0 1 1					
Johnny Ray, S OBP: 0.357, SLG: 0.431 (1, 4)																	3 1 1 0 1 0 0					
Bill Robinson, R OBP: 0.318, SLG: 0.492 Mike Easter, L OBP: 0.372, SLG: 0.390 (6, PH) (7, 7)																	2 1 1 2 0 0 0 1 0 0 0 0 1 3					
Reggie Walton, R OBP: 0.313, SLG: 0.286 (9, PH)																	1 0 0 0 0 0 0					
Dale Berra, R OBP: 0.264, SLG: 0.291 (1, 6)																	4 0 1 0 0 0 3					
Rick Rhoden, R OBP: 0.321, SLG: 0.769 Jim Smith, R OBP: 0.345, SLG: 0.360 (7, PR) Rod Scury, L OBP: 0.200, SLG: 0.200 Willie Stargell, L OBP: 0.267, SLG: 0.192 (9, PH)																	3 1 2 1 0 0 1 0 0 0 0 0 0 0 0 0 0 0 0 0 0 1 0 0 0 0 1 0					
<b>Inning Stats</b>	R: 1 E: 1 K: 0 S: 4	H: 1 LOB: 2 BB: 1 P: 8	R: 0 E: 0 K: 0 S: 4	H: 1 LOB: 1 BB: 0 P: 4	R: 0 E: 0 K: 0 S: 3	H: 0 LOB: 0 BB: 0 P: 3	R: 2 E: 0 K: 0 S: 5	H: 3 LOB: 0 BB: 0 P: 5	R: 1 E: 0 K: 0 S: 4	H: 1 LOB: 0 BB: 0 P: 4	R: 0 E: 0 K: 1 S: 5	H: 1 LOB: 2 BB: 2 P: 13	R: 0 E: 0 K: 2 S: 8	H: 1 LOB: 2 BB: 0 P: 8	R: 0 E: 0 K: 1 S: 5	H: 0 LOB: 0 BB: 0 P: 5	R: 0 E: 0 K: 1 S: 5	H: 0 LOB: 0 BB: 0 P: 5	1B: 5 2B: 1 3B: 0 HR: 2	SF: 0 SAC: 1 DP: 2 HBP: 0	WP: 0 PB: 0 SB: 1 CS: 0	PA: 36
<b>PITCHER</b>	IP WLS BF H R ER SO BB IBB HBP BLK WP HR S P ERA WHIP																					
John Curtis, L ERA: 3.59 Floyd Chiffer, R ERA: 2.37 Gary Lucas, L ERA: 4.88	(1, 1) (6, 1) (6, 1)	5.0 0.0 4.0	22 2 12	6 1 1	4 0 0	3 0 0	0 0 5	2 1 0	0 0 0	0 0 0	0 0 0	0 0 0	0 1 22	20 5 22	28 5 22	5.40 5.40 0.00	1.600 1.600 0.250					

San Diego Padres @ Pittsburgh Pirates  
Three Rivers Stadium, Pittsburgh, PA  
Fri Jun 04 1982, 7:05 PM EDT  
Att: 5,584 - Unknown

AB 32  
R 4  
H 8  
RBI 4  
BB 3  
SO 5  
LOB 13





Batter	1	2	3	4	5	6	7	8	9	AB	R	H	RBI	BB	SO	LOB	TOP								
Alan Wiggins, S OBP: 0.377, SLG: 0.356 (1, 7)										3	0	1	0	0	0	1									
Gene Richards, L OBP: 0.316, SLG: 0.321 (1, 3)										4	0	2	0	0	1	1									
Garry Templeton, S OBP: 0.286, SLG: 0.368 (1, 6)										4	0	2	0	0	0	2									
Ruppert Jones, L OBP: 0.449, SLG: 0.547 (1, 8)										3	0	0	0	1	0	2									
Sixto Lezcano, R OBP: 0.343, SLG: 0.448 (1, 9)										4	0	0	0	0	1	4									
Terry Kennedy, L OBP: 0.286, SLG: 0.444 (1, 2)										3	1	1	1	1	2	0									
Luis Salazar, R OBP: 0.237, SLG: 0.276 (9, PH)										3	0	0	0	0	1	0									
Joe Lefebvre, L OBP: 0.259, SLG: 0.220 (9, 5)										1	0	0	0	0	0	3									
Tim Flannery, L OBP: 0.329, SLG: 0.388 (1, 4)										3	0	0	0	0	1	0									
Tim Lollar, L OBP: 0.375, SLG: 0.548 (1, 1)										3	0	1	0	0	2	0									
<b>Inning Stats</b>	R: 0 E: 0 K: 0 S: 3	H: 1 LOB: 1 BB: 0 P: 4	R: 0 E: 0 K: 2 S: 7	H: 0 LOB: 0 BB: 0 P: 7	R: 0 E: 0 K: 2 S: 8	H: 1 LOB: 1 BB: 0 P: 8	R: 0 E: 0 K: 0 S: 3	H: 1 LOB: 0 BB: 0 P: 3	R: 1 E: 0 K: 2 S: 8	H: 1 LOB: 0 BB: 0 P: 8	R: 0 E: 0 K: 1 S: 5	H: 0 LOB: 0 BB: 0 P: 5	R: 0 E: 0 K: 1 S: 5	H: 0 LOB: 0 BB: 0 P: 5	R: 0 E: 0 K: 0 S: 4	H: 1 LOB: 1 BB: 0 P: 4	R: 0 E: 0 K: 0 S: 4	H: 2 LOB: 2 BB: 2 P: 12	1B: 6 2B: 0 3B: 0 HR: 1	SF: 0 SAC: 0 DP: 2 HBP: 1	WP: 0 PB: 0 SB: 1 CS: 1	PA: 34			
<b>PITCHER</b>	IP	WLS	BF	H	R	ER	SO	BB	IBB	HBP	BLK	WP	HR	S	P	ERA	WHIP								
John Candelaria, L ERA: 3.13 (1, 1)	8.0		28	5	1	1	8	0	0	1	0	0	1	43	44	1.12	0.625								
Rod Scurry, L ERA: 2.52 (9, 1)	0.0		3	2	0	0	0	1	0	0	0	0	0	2	6	∞	∞								
Kent Tekulve, R ERA: 1.45 (9, 1)	1.0	W	3	0	0	0	0	0	1	0	0	0	0	2	6	0.00	0.000								

San Diego Padres @ Pittsburgh Pirates  
Three Rivers Stadium, Pittsburgh, PA  
Sun Jun 06 1982, 3:33 AM EDT  
Att: 11,714 - Unknown

AB 31  
R 1  
H 7  
RBI 1  
BB 2  
SO 8  
LOB 13



Batter	1	2	3	4	5	6	7	8	9	AB	R	H	RBI	BB	SO	LOB	BOTTOM								
Omar Moreno, L OBP: 0.300, SLG: 0.315 (1, 8)										4	0	0	0	0	1	1									
Lee Lacy, R OBP: 0.381, SLG: 0.369 (1, 9)										4	1	1	0	0	3	0									
Bill Madlock, R OBP: 0.333, SLG: 0.417 (1, 5)										3	0	1	0	0	0	0									
Jason Thompson, L OBP: 0.446, SLG: 0.627 (1, 3)										3	0	1	0	1	0	1									
Tony Peña, R OBP: 0.303, SLG: 0.411 (1, 2)										4	1	2	1	0	0	1									
Johnny Ray, S OBP: 0.356, SLG: 0.429 (1, 4)										3	0	1	0	0	1	1									
Bill Robinson, R OBP: 0.319, SLG: 0.508 (1, 7)										2	0	1	1	0	1	0									
Dale Berra, R OBP: 0.259, SLG: 0.285 (1, 6)										3	0	0	0	0	1	2									
John Candelaria, L OBP: 0.294, SLG: 0.353 (1, 1)										2	0	0	0	0	2	0									
Reggie Walton, R OBP: 0.294, SLG: 0.267 (8, PH)										1	0	0	0	0	0	1									
Rod Scurry, L OBP: 0.200, SLG: 0.200 (9, 1)										0	0	0	0	0	0	0									
Kent Tekulve, R (9, 1)										0	0	0	0	0	0	0									
<b>Inning Stats</b>	R: 0 E: 0 K: 1 S: 6	H: 1 LOB: 1 BB: 0 P: 6	R: 1 E: 0 K: 0 S: 4	H: 2 LOB: 0 BB: 0 P: 4	R: 0 E: 0 K: 3 S: 9	H: 0 LOB: 0 BB: 0 P: 9	R: 0 E: 0 K: 0 S: 4	H: 1 LOB: 1 BB: 0 P: 4	R: 0 E: 0 K: 2 S: 7	H: 0 LOB: 0 BB: 0 P: 7	R: 0 E: 0 K: 1 S: 5	H: 0 LOB: 0 BB: 0 P: 5	R: 0 E: 0 K: 1 S: 5	H: 0 LOB: 0 BB: 0 P: 5	R: 0 E: 0 K: 1 S: 6	H: 1 LOB: 1 BB: 0 P: 6	R: 1 E: 0 K: 0 S: 3	H: 2 LOB: 2 BB: 1 P: 7	1B: 6 2B: 1 3B: 0 HR: 0	SF: 1 SAC: 1 DP: 1 HBP: 0	WP: 1 PB: 0 SB: 0 CS: 0	PA: 32			
<b>PITCHER</b>	IP	WLS	BF	H	R	ER	SO	BB	IBB	HBP	BLK	WP	HR	S	P	ERA	WHIP								
Tim Lollar, L ERA: 2.33 (1, 1)	8.1	L	32	7	2	2	9	0	1	0	0	1	0	49	53	2.16	0.840								

San Diego Padres @ Pittsburgh Pirates  
Three Rivers Stadium, Pittsburgh, PA  
Sun Jun 06 1982, 3:33 AM EDT  
Att: 11,714 - Unknown

AB 29  
R 2  
H 7  
RBI 2  
BB 1  
SO 9  
LOB 7





Batter	1	2	3	4	5	6	7	8	9	AB	R	H	RBI	BB	SO	LOB	TOP										
<b>Eddie Milner, L</b> OBP: 0.317, SLG: 0.364 (1, 9)	F9	4-3		K			F7		1-3	5	0	0	0	0	1	3	<b>Cincinnati Reds @ San Diego Padres</b> Jack Murphy Stadium, San Diego, CA Mon Jun 07 1982, 10:05 PM EDT Att: 11,832 - Unknown										
<b>Ron Oester, S</b> OBP: 0.309, SLG: 0.368 (1, 4)	G6-4-3 1B		1B		F9		L4		2B 3-1 1B	5	1	3	0	0	0	0											
<b>Dave Concepcion, R</b> OBP: 0.345, SLG: 0.396 (1, 6)	G6-4-3 1-2		1B		FC6-4 BB		F9		3-1 2B	4	0	2	0	1	0	1											
<b>Dan Driessen, L</b> OBP: 0.403, SLG: 0.526 (1, 3)		G3	F9		F8		E5 HR		3-1	5	1	0	1	0	0	4											
<b>Mike Vail, R</b> OBP: 0.333, SLG: 0.519 (1, 7)	6-3		K		FC6-4 1-2		HR		K	5	1	1	2	0	2	4											
<b>Cesar Cedeno, R</b> OBP: 0.363, SLG: 0.418 (1, 8)	BB E 1B		F9		G1-6-3 1B		6-3			4	1	2	0	0	0	2											
<b>Johnny Bench, R</b> OBP: 0.298, SLG: 0.313 (1, 5)	BB E 1B		F7		F8		1B BB			3	1	1	0	1	0	1											
<b>Alex Trevino, R</b> OBP: 0.352, SLG: 0.305 (1, 2)	E 1-2 2-3 BB		1-3 1B		G1-6-3 1-2		FC6 1B			3	0	2	0	1	0	1											
<b>Greg Harris, S</b> OBP: 0.187, SLG: 0.187 (3, 1) <b>Charlie Leibrandt, L</b> OBP: 0.200, SLG: 0.222 (7, PH) <b>Rafael Landestam, S</b> OBP: 0.246, SLG: 0.376 (7, 1) <b>Bob Shirley, L</b> OBP: 0.310, SLG: 0.409 (8, PH) <b>Paul Householder, S</b> OBP: 0.290, SLG: 0.320 (8, PH) <b>Larry Bittner, L</b> OBP: 0.290, SLG: 0.411 (8, 1) <b>Joe Price, R</b> (8, 1)	E3		1-3		1-2		6-3		FC6 1-2	1	0	0	0	0	0	1											
<b>Inning Stats</b>	R: 0 E: 0 K: 0 S: 3	H: 1 LOB: 0 BB: 0 P: 3	R: 2 E: 1 K: 0 S: 6	H: 2 LOB: 2 BB: 1 P: 10	R: 0 E: 0 K: 1 S: 7	H: 2 LOB: 2 BB: 0 P: 7	R: 0 E: 0 K: 1 S: 6	H: 1 LOB: 1 BB: 0 P: 6	R: 0 E: 0 K: 0 S: 3	H: 0 LOB: 0 BB: 1 P: 7	R: 0 E: 0 K: 0 S: 3	H: 1 LOB: 0 BB: 0 P: 3	R: 0 E: 0 K: 0 S: 3	H: 0 LOB: 0 BB: 0 P: 3	R: 2 E: 1 K: 0 S: 6	H: 2 LOB: 2 BB: 1 P: 10	R: 1 E: 0 K: 1 S: 7	H: 2 LOB: 1 BB: 0 P: 7	1B: 9 2B: 1 3B: 0 HR: 1	SF: 0 SAC: 0 DP: 2 HBP: 0	WP: 0 PB: 0 SB: 0 CS: 0	PA: 41					
<b>PITCHER</b>	IP	WLS	BF	H	R	ER	SO	BB	IBB	HBP	BLK	WP	HR	S	P	ERA	WHIP										
<b>Chris Welsh, L</b> ERA: 4.37 (1, 1)	7.2	W	35	9	4	1	2	3	0	0	0	0	1	36	48	1.17	1.565										
<b>Eric Show, R</b> ERA: 1.34 (8, 1)	0.2		4	2	1	1	0	0	0	0	0	0	0	4	4	13.50	3.000										
<b>Gary Lucas, L</b> ERA: 4.82 (9, 1)	0.1	S	1	0	0	0	0	0	0	0	0	0	0	1	1	0.00	0.000										
<b>Luis DeLeon, R</b> ERA: 2.15 (9, 1)	0.1	S	1	0	0	0	1	0	0	0	0	0	0	3	3	0.00	0.000										

AB	38
R	5
H	11
RBI	3
BB	3
SO	3
LOB	20



Batter	1	2	3	4	5	6	7	8	9	AB	R	H	RBI	BB	SO	LOB	BOTTOM										
<b>Alan Wiggins, S</b> OBP: 0.378, SLG: 0.358 (1, 7)	P5		1B 1-2 1B	1-3 S 1B		5-3		F8		5	1	2	0	0	0	0	<b>Cincinnati Reds @ San Diego Padres</b> Jack Murphy Stadium, San Diego, CA Mon Jun 07 1982, 10:05 PM EDT Att: 11,832 - Unknown										
<b>Gene Richards, L</b> OBP: 0.314, SLG: 0.319 (1, 3)	6-3		1B 1-2 2-3 1B	1-3 1B		4-3				4	1	1	0	0	0	1											
<b>Garry Templeton, S</b> OBP: 0.290, SLG: 0.371 (1, 6)	PO 1B		1B 1-3 2B 2B 3-H 3-H	5-3		K				4	1	2	2	0	1	1											
<b>Ruppert Jones, L</b> OBP: 0.450, SLG: 0.551 (1, 8)	PO 1-2		F8 2B E 1B	L4		2B				4	1	2	1	0	0	1											
<b>Sixto Lezcano, R</b> OBP: 0.351, SLG: 0.454 (1, 9)		BB	E7 1-3 3-H 2B		F8		IBB			2	0	1	1	2	0	0											
<b>Terry Kennedy, L</b> OBP: 0.286, SLG: 0.437 (1, 2)	P6		BB 1B BB	F7		F3				3	0	0	0	1	0	3											
<b>Luis Salazar, R</b> OBP: 0.243, SLG: 0.293 (1, 5)	K		1-2 1B	E4 3B		P4				4	1	2	0	0	1	3											
<b>Tim Flannery, L</b> OBP: 0.325, SLG: 0.371 (1, 4)			F7 1B 1B BB	F7		B2				3	0	0	0	1	0	0											
<b>Chris Welsh, L</b> ERA: 4.87 (1, 1) <b>Eric Show, R</b> ERA: 1.74 (8, 1) <b>Gary Lucas, L</b> ERA: 5.08 (9, 1) <b>Luis DeLeon, R</b> OBP: 0.200, SLG: 0.400 (9, 1)			1B 1B 1B L5	K		P4				3	1	1	0	0	1	3											
<b>Inning Stats</b>	R: 0 E: 0 K: 0 S: 3	H: 1 LOB: 0 BB: 0 P: 3	R: 0 E: 0 K: 1 S: 5	H: 0 LOB: 1 BB: 1 P: 9	R: 5 E: 1 K: 0 S: 9	H: 7 LOB: 3 BB: 2 P: 17	R: 0 E: 0 K: 0 S: 4	H: 1 LOB: 1 BB: 0 P: 4	R: 1 E: 1 K: 0 S: 4	H: 1 LOB: 0 BB: 0 P: 4	R: 0 E: 0 K: 1 S: 5	H: 0 LOB: 0 BB: 0 P: 5	R: 0 E: 0 K: 1 S: 6	H: 1 LOB: 2 BB: 1 P: 10	R: 0 E: 0 K: 0 S: 3	H: 0 LOB: 0 BB: 0 P: 3	1B: 8 2B: 2 3B: 1 HR: 0	SF: 0 SAC: 0 DP: 0 HBP: 0	WP: 0 PB: 0 SB: 1 CS: 0	PA: 38							
<b>PITCHER</b>	IP	WLS	BF	H	R	ER	SO	BB	IBB	HBP	BLK	WP	HR	S	P	ERA	WHIP										
<b>Greg Harris, R</b> ERA: 4.67 (3, 1)	3.2	L	13	6	5	5	1	1	0	0	0	0	0	16	24	0.00	1.636										
<b>Bob Shirley, L</b> ERA: 5.08 (7, 1)	1.0		5	1	0	0	1	0	1	0	0	0	0	6	10	0.00	1.000										
<b>Joe Price, L</b> ERA: 3.34 (8, 1)	1.0		3	0	0	0	0	0	0	0	0	0	0	3	3	0.00	0.000										

AB	33
R	6
H	11
RBI	4
BB	4
SO	3
LOB	12









Batter	1	2	3	4	5	6	7	8	9	AB	R	H	RBI	BB	SO	LOB	TOP				
Paul Householder, S OBP: 0.257, SLG: 0.284 (1, 9)	G3		G3		F8		K		F9	5	0	1	0	0	1	3	<b>Cincinnati Reds @ San Diego Padres</b> Jack Murphy Stadium, San Diego, CA Wed Jun 09 1982, 10:05 PM EDT Att: 15,355 - Unknown				
Ron Oester, S OBP: 0.307, SLG: 0.361 (1, 4)	P6		G3		G4-6-3 BB		1-2 2-H 1B			3	0	1	1	1	0	1					
Dave Concepcion, R OBP: 0.342, SLG: 0.391 (1, 6)	1B			L9	G4-6-3		F9			4	0	1	0	0	0	4					
Dan Driessen, L OBP: 0.402, SLG: 0.513 (1, 3)	5-3			HR BB		F9 5-3 HBP	3-1			2	1	0	0	1	0	3					
Mike Vail, R OBP: 0.311, SLG: 0.483 Eddie Milner, L OBP: 0.316, SLG: 0.362 (7, 7)	K			K		5-3		6-3		3	0	0	0	0	2	2					
Cesar Cedeno, R OBP: 0.354, SLG: 0.424 (1, 8)	4-3			HR		F9		6-3		4	1	1	2	0	0	1					
Johnny Bench, R OBP: 0.298, SLG: 0.347 (1, 5)	4-3			HR		6-3		P6		4	1	1	1	0	0	1					
Mike O'Berry, R OBP: 0.365, SLG: 0.262 (1, 2)			F8	6-3		1B BB		K		3	1	0	0	1	1	0					
Tom Seaver, R OBP: 0.286, SLG: 0.381 Joe Price, R (9, 1) Tom Hume, R (9, 1)	K		K			1B		K		4	0	2	0	0	2	0					
				HR		1B				0	0	0	0	0	0	0					
				HR		2B				0	0	0	0	0	0	0					
<b>Inning Stats</b>	R: 0 E: 0 K: 0 S: 4	H: 1 LOB: 1 BB: 0 P: 4	R: 0 E: 0 K: 1 S: 5	H: 0 LOB: 0 BB: 0 P: 5	R: 0 E: 0 K: 1 S: 6	H: 1 LOB: 1 BB: 0 P: 6	R: 3 E: 0 K: 1 S: 7	H: 2 LOB: 0 BB: 1 P: 11	R: 0 E: 0 K: 0 S: 3	H: 0 LOB: 1 BB: 0 P: 4	R: 1 E: 0 K: 1 S: 7	H: 2 LOB: 2 BB: 1 P: 11	R: 0 E: 0 K: 0 S: 3	H: 0 LOB: 0 BB: 0 P: 3	R: 0 E: 0 K: 2 S: 7	H: 0 LOB: 0 BB: 0 P: 7	1B: 4 2B: 1 3B: 0 HR: 2	SF: 0 SAC: 0 DP: 1 HBP: 1	WP: 0 PB: 0 SB: 0 CS: 0	PA: 37	
<b>PITCHER</b>	IP WLS BF H R ER SO BB IBB HBP BLK WP HR S P ERA WHIP	IP WLS BF H R ER SO BB IBB HBP BLK WP HR S P ERA WHIP	IP WLS BF H R ER SO BB IBB HBP BLK WP HR S P ERA WHIP	IP WLS BF H R ER SO BB IBB HBP BLK WP HR S P ERA WHIP	IP WLS BF H R ER SO BB IBB HBP BLK WP HR S P ERA WHIP	IP WLS BF H R ER SO BB IBB HBP BLK WP HR S P ERA WHIP	IP WLS BF H R ER SO BB IBB HBP BLK WP HR S P ERA WHIP	IP WLS BF H R ER SO BB IBB HBP BLK WP HR S P ERA WHIP	IP WLS BF H R ER SO BB IBB HBP BLK WP HR S P ERA WHIP	IP WLS BF H R ER SO BB IBB HBP BLK WP HR S P ERA WHIP	IP WLS BF H R ER SO BB IBB HBP BLK WP HR S P ERA WHIP	IP WLS BF H R ER SO BB IBB HBP BLK WP HR S P ERA WHIP	IP WLS BF H R ER SO BB IBB HBP BLK WP HR S P ERA WHIP	IP WLS BF H R ER SO BB IBB HBP BLK WP HR S P ERA WHIP	IP WLS BF H R ER SO BB IBB HBP BLK WP HR S P ERA WHIP	IP WLS BF H R ER SO BB IBB HBP BLK WP HR S P ERA WHIP	IP WLS BF H R ER SO BB IBB HBP BLK WP HR S P ERA WHIP	IP WLS BF H R ER SO BB IBB HBP BLK WP HR S P ERA WHIP	IP WLS BF H R ER SO BB IBB HBP BLK WP HR S P ERA WHIP	IP WLS BF H R ER SO BB IBB HBP BLK WP HR S P ERA WHIP	IP WLS BF H R ER SO BB IBB HBP BLK WP HR S P ERA WHIP

AB 33  
R 4  
H 7  
RBI 4  
BB 3  
SO 6  
LOB 15



Batter	1	2	3	4	5	6	7	8	9	AB	R	H	RBI	BB	SO	LOB	BOTTOM				
Alan Wiggins, S OBP: 0.373, SLG: 0.353 (1, 7)	G3			5-3		E1 SF8 1B		F7		4	0	1	0	0	0	0	<b>Cincinnati Reds @ San Diego Padres</b> Jack Murphy Stadium, San Diego, CA Wed Jun 09 1982, 10:05 PM EDT Att: 15,355 - Unknown				
Gene Richards, L OBP: 0.313, SLG: 0.308 Floyd Chiffer, R (7, 1) Joe Lefebvre, L OBP: 0.271, SLG: 0.255 (9, PH)	6-3			6-3		SF8		2B		2	0	0	1	0	0	0					
Garry Templeton, S OBP: 0.294, SLG: 0.380 (1, 6)	F9			1B		G3		2B		4	1	2	1	0	0	1					
Ruppert Jones, L OBP: 0.447, SLG: 0.538 (1, 8)				K		G3 BB		F8		2	0	0	0	2	1	2					
Sixto Lezcano, R OBP: 0.352, SLG: 0.444 (1, 9)	F7				5-3	F2		1B		4	0	1	1	0	0	2					
Terry Kennedy, L OBP: 0.284, SLG: 0.434 (1, 2)	4-3				F8	G3		F8		4	0	0	0	0	0	2					
Luis Salazar, R OBP: 0.238, SLG: 0.286 (1, 5)				5-3		6-3		F7		4	0	0	0	0	0	2					
Tim Flannery, L OBP: 0.333, SLG: 0.368 (1, 4)				4-3		K		F7		3	0	0	0	0	1	0					
Juan Eichelberger, R OBP: 0.103, SLG: 0.143 Broderick Perkins, L OBP: 0.357, SLG: 0.342 (6, PH) (7, 3)	F8				P4	E SF8 1B		P6		1	0	0	0	0	0	0					
										2	1	1	0	0	0	0					
<b>Inning Stats</b>	R: 0 E: 0 K: 0 S: 3	H: 0 LOB: 0 BB: 0 P: 3	R: 0 E: 0 K: 0 S: 2	H: 0 LOB: 0 BB: 1 P: 6	R: 0 E: 0 K: 1 S: 3	H: 0 LOB: 0 BB: 0 P: 3	R: 0 E: 0 K: 1 S: 6	H: 1 LOB: 0 BB: 0 P: 6	R: 0 E: 0 K: 0 S: 3	H: 0 LOB: 1 BB: 0 P: 7	R: 1 E: 1 K: 1 S: 7	H: 2 LOB: 1 BB: 0 P: 7	R: 0 E: 0 K: 0 S: 3	H: 0 LOB: 0 BB: 0 P: 3	R: 2 E: 0 K: 0 S: 6	H: 3 LOB: 1 BB: 0 P: 6	1B: 4 2B: 2 3B: 0 HR: 0	SF: 1 SAC: 0 DP: 0 HBP: 0	WP: 0 PB: 0 SB: 0 CS: 1	PA: 34	
<b>PITCHER</b>	IP WLS BF H R ER SO BB IBB HBP BLK WP HR S P ERA WHIP	IP WLS BF H R ER SO BB IBB HBP BLK WP HR S P ERA WHIP	IP WLS BF H R ER SO BB IBB HBP BLK WP HR S P ERA WHIP	IP WLS BF H R ER SO BB IBB HBP BLK WP HR S P ERA WHIP	IP WLS BF H R ER SO BB IBB HBP BLK WP HR S P ERA WHIP	IP WLS BF H R ER SO BB IBB HBP BLK WP HR S P ERA WHIP	IP WLS BF H R ER SO BB IBB HBP BLK WP HR S P ERA WHIP	IP WLS BF H R ER SO BB IBB HBP BLK WP HR S P ERA WHIP	IP WLS BF H R ER SO BB IBB HBP BLK WP HR S P ERA WHIP	IP WLS BF H R ER SO BB IBB HBP BLK WP HR S P ERA WHIP	IP WLS BF H R ER SO BB IBB HBP BLK WP HR S P ERA WHIP	IP WLS BF H R ER SO BB IBB HBP BLK WP HR S P ERA WHIP	IP WLS BF H R ER SO BB IBB HBP BLK WP HR S P ERA WHIP	IP WLS BF H R ER SO BB IBB HBP BLK WP HR S P ERA WHIP	IP WLS BF H R ER SO BB IBB HBP BLK WP HR S P ERA WHIP	IP WLS BF H R ER SO BB IBB HBP BLK WP HR S P ERA WHIP	IP WLS BF H R ER SO BB IBB HBP BLK WP HR S P ERA WHIP	IP WLS BF H R ER SO BB IBB HBP BLK WP HR S P ERA WHIP	IP WLS BF H R ER SO BB IBB HBP BLK WP HR S P ERA WHIP	IP WLS BF H R ER SO BB IBB HBP BLK WP HR S P ERA WHIP	IP WLS BF H R ER SO BB IBB HBP BLK WP HR S P ERA WHIP

AB 31  
R 3  
H 6  
RBI 3  
BB 2  
SO 2  
LOB 9





Batter	1	2	3	4	5	6	7	8	9	AB	R	H	RBI	BB	SO	LOB	TOP			
Dickie Thon, R OBP: 0.283, SLG: 0.294 (1, 6)	0-0 5-3			0-0 6-3		0-0 5-3			0-0 5-3	4	0	0	0	0	0	0				
Tony Scott, S OBP: 0.293, SLG: 0.322 (1, 8)	0-0 6-3			0-0 F7			0-0 6-3			3	0	0	0	0	0	0				
Ray Knight, R OBP: 0.345, SLG: 0.452 (1, 5)	0-0 6-3			0-0 FC6-4 1B			0-0 4-3			3	0	1	0	0	0	0				
Phil Garner, R OBP: 0.302, SLG: 0.409 (1, 4)		0-0 F7		0-0 FC6-4 1-2			0-0 6-3			3	0	0	0	0	0	1				
Alan Knicely, R OBP: 0.289, SLG: 0.242 (1, 7)		0-0 L7			0-0 FC4-6 1B			0-0 F9		3	0	1	0	0	0	0				
Terry Puhl, L OBP: 0.309, SLG: 0.362 (1, 9)		0-3 K			0-0 FC4-6 G1-6-3 1-2			0-0 F9		3	0	0	0	0	1	1				
Danny Heep, L OBP: 0.301, SLG: 0.359 (1, 3)			0-0 F7		0-0 G1-6-3 1-2			0-0 4-3		3	0	0	0	0	0	1				
Luis Pujols, R OBP: 0.324, SLG: 0.324 (1, 2)			0-0 1-3			0-3 K			0-0 6-3	3	0	0	0	0	1	0				
Bob Knepper, L (1, 1)			0-0 F7			0-0 F8			0-0 F8	2	0	0	0	0	0	0				
Michael LaCoss, R (6, 1)										0	0	0	0	0	0	0				
Scott Loucks, R (9, PH)										1	0	0	0	0	0	0				
<b>Inning Stats</b>	R: 0 E: 0 K: 0 S: 3	H: 0 LOB: 0 BB: 0 P: 3	R: 0 E: 0 K: 1 S: 5	H: 0 LOB: 0 BB: 0 P: 5	R: 0 E: 0 K: 0 S: 3	H: 0 LOB: 1 BB: 0 P: 4	R: 0 E: 0 K: 0 S: 3	H: 1 LOB: 1 BB: 0 P: 3	R: 0 E: 0 K: 1 S: 5	H: 0 LOB: 0 BB: 0 P: 5	R: 0 E: 0 K: 0 S: 3	H: 0 LOB: 0 BB: 0 P: 3	R: 0 E: 0 K: 0 S: 3	H: 0 LOB: 0 BB: 0 P: 3	R: 0 E: 0 K: 0 S: 3	H: 0 LOB: 0 BB: 0 P: 3	1B: 2 2B: 0 3B: 0 HR: 0	SF: 0 SAC: 0 DP: 1 HBP: 0	WP: 0 PB: 0 SB: 0 CS: 0	PA: 28
<b>PITCHER</b> John Curtis, L ERA: 3.11 (1, 1)	IP: 9.0 WLS: W BF: 28 H: 2 R: 0 ER: 0 SO: 2 BB: 0 IBB: 0 HBP: 0 BLK: 0 WP: 0 HR: 0 S: 32 P: 32 ERA: 0.00 WHIP: 0.222															<b>PITCHER</b> John Curtis, L ERA: 3.11 (1, 1)	IP: 9.0 WLS: W BF: 28 H: 2 R: 0 ER: 0 SO: 2 BB: 0 IBB: 0 HBP: 0 BLK: 0 WP: 0 HR: 0 S: 32 P: 32 ERA: 0.00 WHIP: 0.222			

Houston Astros @ San Diego Padres  
Jack Murphy Stadium, San Diego, CA  
Thu Jun 10 1982, 6:33 AM EDT  
Att: 21,728 - Unknown

AB	28
R	0
H	2
RBI	0
BB	0
SO	2
LOB	3



Batter	1	2	3	4	5	6	7	8	9	AB	R	H	RBI	BB	SO	LOB	BOTTOM			
Alan Wiggins, S OBP: 0.369, SLG: 0.350 (1, 7)	0-0 6-3		0-0 S 1B		0-0 6-3	0-0 FC6-4 1-2				4	0	1	1	0	0	3				
Joe Pittman, R OBP: 0.143, SLG: 0.214 (1, 4)	0-0 1-3		0-0 6-3 1-2		0-0 1-3		0-0 6-3			4	0	0	0	0	0	1				
Garry Templeton, S OBP: 0.297, SLG: 0.380 (1, 6)	0-0 F2			0-0 1B E 1B	0-0 4-3		0-0 1B BB			3	2	1	0	1	0	0				
Ruppert Jones, L OBP: 0.444, SLG: 0.532 (1, 8)		0-3 K		0-0 E 1B		0-0 4-3	0-3 K			4	1	1	0	0	2	1				
Sixto Lezcano, R OBP: 0.355, SLG: 0.461 (1, 9)		0-0 5-3		0-0 F8		0-0 HR	0-0 1B			4	1	2	2	0	0	2				
Terry Kennedy, L OBP: 0.284, SLG: 0.435 (1, 2)		0-0 L4		0-0 E2 1H 2H 2B		0-0 F7	0-0 F7			4	0	1	2	0	0	1				
Kurt Bevacqua, R OBP: 0.333, SLG: 0.241 (1, 3)			0-0 1-3	0-0 P4		0-0 1B WP 1B		0-0 F8		4	0	1	0	0	0	1				
Luis Salazar, R OBP: 0.249, SLG: 0.294 (1, 5)			0-0 SH1-3 1B	0-0 2B	0-0 IBB		0-0 1B IBB		0-0 6-3	2	1	1	0	2	0	0				
John Curtis, L OBP: 0.250, SLG: 0.350 (1, 1)			0-0 SH1-3 2-3	0-0 K		0-0 FC6-4 1B		0-0 K		3	0	1	0	0	2	2				
<b>Inning Stats</b>	R: 0 E: 0 K: 0 S: 3	H: 0 LOB: 0 BB: 0 P: 3	R: 0 E: 0 K: 1 S: 5	H: 0 LOB: 0 BB: 0 P: 5	R: 1 E: 0 K: 0 S: 5	H: 2 LOB: 1 BB: 0 P: 5	R: 2 E: 1 K: 1 S: 8	H: 3 LOB: 2 BB: 1 P: 12	R: 0 E: 0 K: 0 S: 3	H: 0 LOB: 0 BB: 0 P: 3	R: 1 E: 0 K: 0 S: 6	H: 3 LOB: 3 BB: 1 P: 10	R: 1 E: 0 K: 1 S: 6	H: 1 LOB: 1 BB: 1 P: 10	R: 0 E: 0 K: 1 S: 5	H: 0 LOB: 0 BB: 0 P: 5	1B: 6 2B: 2 3B: 0 HR: 1	SF: 0 SAC: 1 DP: 0 HBP: 0	WP: 1 PB: 0 SB: 2 CS: 0	PA: 36
<b>PITCHER</b> Bob Knepper, L ERA: 4.9 (1, 1)	IP: 5.2 WLS: L BF: 27 H: 8 R: 4 ER: 4 SO: 2 BB: 0 IBB: 2 HBP: 0 BLK: 0 WP: 1 HR: 1 S: 29 P: 37 ERA: 6.35 WHIP: 1.412															<b>PITCHER</b> Michael LaCoss, R ERA: 3.19 (6, 1)	IP: 2.1 WLS: L BF: 9 H: 1 R: 1 ER: 1 SO: 2 BB: 1 IBB: 0 HBP: 0 BLK: 0 WP: 0 HR: 0 S: 12 P: 16 ERA: 3.86 WHIP: 0.857			

Houston Astros @ San Diego Padres  
Jack Murphy Stadium, San Diego, CA  
Thu Jun 10 1982, 6:33 AM EDT  
Att: 21,728 - Unknown

AB	32
R	5
H	9
RBI	5
BB	3
SO	4
LOB	11









Batter	1	2	3	4	5	6	7	8	9	AB	R	H	RBI	BB	SO	LOB	TOP			
Dickie Thon, R OBP: 0.260, SLG: 0.269 (1, 5)	F7			F8		1-3		4-3		4	0	0	0	0	0	0	Houston Astros @ San Diego Padres Jack Murphy Stadium, San Diego, CA Sat Jun 12, 1982, 10:05 PM EDT Att: 29,557 - Unknown			
Tony Scott, S OBP: 0.281, SLG: 0.309 (1, 8)	5-3			6-3		5-3		F7		4	0	0	0	0	0	0				
Ray Knight, R OBP: 0.346, SLG: 0.449 (1, 3)	F9			BB 1B		1B			F8	4	0	2	0	0	0	0				
Jose Cruz, L OBP: 0.326, SLG: 0.377 (1, 7)		L4		BB 1-2 BB		3-4-1			1B	3	0	1	0	1	0	1				
Phil Garner, R OBP: 0.296, SLG: 0.399 (1, 4)	F9			1-4-3			1-3		P6	4	0	0	0	0	0	3				
Alan Knicely, R OBP: 0.283, SLG: 0.225 (1, 9)	6-3				5-3		F9		2-3	4	0	0	0	0	0	1				
Luis Pujols, R OBP: 0.341, SLG: 0.325 (1, 2)			K		F8					3	0	1	0	0	1	0				
Craig Reynolds, L OBP: 0.304, SLG: 0.311 (1, 6)			G3		FC6-4 BB		K			2	0	0	0	1	1	1				
Vern Ruhle, R OBP: 0.267, SLG: 0.154 Scott Loucks, R OBP: 0.155, SLG: 0.056 George Cappuzzello, R (8, 1)			K		FC6-4			K		2	0	0	0	0	1	1				
					1-2					1	0	0	0	0	1	0				
										0	0	0	0	0	0	0				
<b>Inning Stats</b>	R: 0 E: 0 K: 0 S: 3	H: 0 LOB: 0 BB: 0 P: 3	R: 0 E: 0 K: 0 S: 3	H: 0 LOB: 0 BB: 0 P: 3	R: 0 E: 0 K: 2 S: 7	H: 0 LOB: 0 BB: 0 P: 7	R: 0 E: 0 K: 0 S: 4	H: 1 LOB: 2 BB: 1 P: 8	R: 0 E: 0 K: 0 S: 3	H: 0 LOB: 1 BB: 1 P: 7	R: 0 E: 0 K: 1 S: 6	H: 1 LOB: 1 BB: 0 P: 6	R: 0 E: 0 K: 1 S: 5	H: 0 LOB: 0 BB: 0 P: 5	R: 0 E: 0 K: 0 S: 4	H: 1 LOB: 1 BB: 0 P: 4	1B: 4 2B: 0 3B: 0 HR: 0	SF: 0 SAC: 0 DP: 0 HBP: 0	WP: 0 PB: 0 SB: 0 CS: 0	PA: 33
<b>PITCHER</b> Chris Welsh, L ERA: 3.64 (1, 1)	IP: 9.0 WLS: W BF: 33 H: 4 R: 0 ER: 0 SO: 4 BB: 2 IBB: 0 HBP: 0 BLK: 0 WP: 0 HR: 0 S: 39 P: 47 ERA: 0.00 WHIP: 0.667																			

Batter	1	2	3	4	5	6	7	8	9	AB	R	H	RBI	BB	SO	LOB	BOTTOM			
Alan Wiggins, S OBP: 0.348, SLG: 0.328 (1, 7)	1-3		4-3		K			K		4	0	0	0	0	2	1	Houston Astros @ San Diego Padres Jack Murphy Stadium, San Diego, CA Sat Jun 12, 1982, 10:05 PM EDT Att: 29,557 - Unknown			
Gene Richards, L OBP: 0.316, SLG: 0.315 (1, 3)	G1			F8 S 1B BB	F8			1B		3	1	1	0	1	0	0				
Garry Templeton, S OBP: 0.287, SLG: 0.366 (1, 6)	F8			F8		4-3		F9		4	0	0	0	0	0	2				
Ruppert Jones, L OBP: 0.433, SLG: 0.515 (1, 8)		G3		CS 1B		F7		L5		4	0	1	1	0	0	1				
Sixto Lezcano, R OBP: 0.359, SLG: 0.454 (1, 9)		6-3		3-H E5 E		F3				3	1	0	0	0	0	1				
Terry Kennedy, L OBP: 0.290, SLG: 0.453 (1, 2)		L9		2-H E9 3B			P6			3	1	1	1	0	0	0				
Luis Salazar, R OBP: 0.287, SLG: 0.344 (1, 5)			F3	HR			E5	1B		3	1	2	1	0	0	0				
Tim Flannery, L OBP: 0.326, SLG: 0.350 (1, 4)			6-3		3-1		F7			3	0	0	0	0	0	1				
Chris Welsh, L OBP: 0.333, SLG: 0.412 (1, 1)					4-3			K		3	0	1	0	0	1	1				
					2B															
<b>Inning Stats</b>	R: 0 E: 0 K: 0 S: 3	H: 0 LOB: 0 BB: 0 P: 3	R: 0 E: 0 K: 0 S: 3	H: 0 LOB: 0 BB: 0 P: 3	R: 0 E: 0 K: 0 S: 4	H: 1 LOB: 0 BB: 0 P: 4	R: 4 E: 2 K: 0 S: 6	H: 3 LOB: 0 BB: 1 P: 10	R: 0 E: 0 K: 1 S: 5	H: 0 LOB: 0 BB: 0 P: 5	R: 0 E: 0 K: 1 S: 3	H: 0 LOB: 0 BB: 0 P: 3	R: 0 E: 1 K: 1 S: 6	H: 1 LOB: 1 BB: 0 P: 6	R: 0 E: 0 K: 1 S: 6	H: 1 LOB: 1 BB: 0 P: 6	1B: 3 2B: 1 3B: 1 HR: 1	SF: 0 SAC: 0 DP: 0 HBP: 0	WP: 0 PB: 0 SB: 1 CS: 1	PA: 31
<b>PITCHER</b> Vern Ruhle, R ERA: 3.29 George Cappuzzello, L ERA: 2.84 (1, 1) (8, 1)	IP: 7.0 WLS: L BF: 27 H: 5 R: 4 ER: 1 SO: 2 BB: 1 IBB: 0 HBP: 0 BLK: 0 WP: 0 HR: 1 S: 30 P: 34 ERA: 1.29 WHIP: 0.857																			



Batter	1	2	3	4	5	6	7	8	9	AB	R	H	RBI	BB	SO	LOB	TOP					
Terry Puhl, L OBP: 0.307, SLG: 0.355 (1, 9)										4	0	0	0	1	0	1						
Phil Garner, R OBP: 0.298, SLG: 0.408 (1, 4)										5	2	2	0	0	0	3						
Ray Knight, R OBP: 0.347, SLG: 0.459 (1, 5)										4	1	1	2	1	0	0						
Jose Cruz, L OBP: 0.325, SLG: 0.374 (1, 7)										4	0	1	0	0	0	1						
Harry Spilman, L (1, 3)										4	0	0	0	0	0	4						
Denny Walling, L OBP: 0.265, SLG: 0.236 (7, 3)										0	0	0	0	0	0	0						
Alan Ashby, S OBP: 0.318, SLG: 0.430 (1, 2)										4	0	0	0	0	0	4						
Tony Scott, S OBP: 0.281, SLG: 0.308 (1, 8)										4	1	1	0	0	0	0						
Craig Reynolds, L OBP: 0.311, SLG: 0.319 (8, PR)										4	0	2	0	0	0	1						
Dickie Thon, R OBP: 0.260, SLG: 0.269 (8, 6)										0	0	0	0	0	0	0						
Nolan Ryan, R OBP: 0.233, SLG: 0.179 (1, 1)										2	0	1	1	0	1	0						
Danny Boone, L OBP: 0.200, SLG: 0.400 (8, PH)										0	0	0	0	0	0	0						
Danny Heep, L OBP: 0.301, SLG: 0.359 (8, PH)										1	0	0	0	0	0	1						
Alan Knicely, R OBP: 0.277, SLG: 0.220 (8, PH)										0	0	0	0	0	0	0						
Frank LaCorte, R (8, 1)										0	0	0	0	0	0	0						
<b>Inning Stats</b>	R: 2 E: 1 K: 0 S: 6	H: 2 LOB: 1 BB: 0 P: 6	R: 0 E: 0 K: 1 S: 5	H: 0 LOB: 0 BB: 0 P: 5	R: 1 E: 1 K: 0 S: 5	H: 1 LOB: 2 BB: 1 P: 9	R: 0 E: 0 K: 0 S: 4	H: 1 LOB: 2 BB: 1 P: 8	R: 0 E: 0 K: 0 S: 4	H: 1 LOB: 1 BB: 0 P: 4	R: 1 E: 0 K: 0 S: 5	H: 2 LOB: 1 BB: 0 P: 5	R: 0 E: 0 K: 0 S: 3	H: 0 LOB: 0 BB: 0 P: 3	R: 0 E: 0 K: 0 S: 4	H: 1 LOB: 1 BB: 0 P: 4	R: 0 E: 0 K: 0 S: 3	H: 0 LOB: 0 BB: 0 P: 3	1B: 6 2B: 0 3B: 1 HR: 1	SF: 0 SAC: 1 DP: 0 HBP: 0	WP: 1 PB: 0 SB: 3 CS: 0	PA: 39
<b>PITCHER</b>	IP WLS BF H R ER SO BB IBB HBP BLK WP HR S P ERA WHIP																					
John Montefusco, R ERA: 3.78 (1, 1)	7.2 W 35 8 4 4 1 2 0 0 0 1 1 35 43 4.70 1.304																					
Gary Lucas, L ERA: 4.45 (8, 1)	1.1 S 4 0 0 0 0 0 0 0 0 0 0 0 4 4 0.00 0.000																					

Houston Astros @ San Diego Padres  
Jack Murphy Stadium, San Diego, CA  
Sun Jun 13 1982, 6:33 AM EDT  
Att: 19,488 - Unknown

AB	36
R	4
H	8
RBI	3
BB	2
SO	1
LOB	15



Batter	1	2	3	4	5	6	7	8	9	AB	R	H	RBI	BB	SO	LOB	BOTTOM			
Alan Wiggins, S OBP: 0.352, SLG: 0.328 (1, 7)										3	2	1	1	1	1	0				
Gene Richards, L OBP: 0.339, SLG: 0.318 (1, 3)										2	1	1	1	2	0	0				
Broderick Perkins, L OBP: 0.397, SLG: 0.342 (8, 3)										0	0	0	0	0	0	0				
Garry Templeton, S OBP: 0.282, SLG: 0.359 (1, 6)										4	0	0	0	0	2	3				
Ruppert Jones, L OBP: 0.434, SLG: 0.530 (1, 8)										4	1	2	2	0	1	1				
Sixto Lezcano, R OBP: 0.361, SLG: 0.452 (1, 9)										3	0	1	0	1	1	0				
Terry Kennedy, L OBP: 0.284, SLG: 0.444 (1, 2)										4	0	0	0	0	1	4				
Luis Salazar, R OBP: 0.283, SLG: 0.339 (1, 5)										3	0	0	0	0	1	0				
Tim Flannery, L OBP: 0.326, SLG: 0.349 (1, 4)										3	1	1	0	0	1	0				
John Montefusco, R OBP: 0.154, SLG: 0.083 (1, 1)										2	0	0	0	0	1	0				
Gary Lucas, L (8, 1)										0	0	0	0	0	0	0				
<b>Inning Stats</b>	R: 1 E: 0 K: 2 S: 8	H: 1 LOB: 2 BB: 2 P: 16	R: 0 E: 0 K: 2 S: 7	H: 0 LOB: 0 BB: 0 P: 7	R: 1 E: 0 K: 3 S: 11	H: 2 LOB: 1 BB: 1 P: 15	R: 0 E: 0 K: 1 S: 5	H: 0 LOB: 0 BB: 0 P: 5	R: 0 E: 0 K: 0 S: 3	H: 0 LOB: 0 BB: 0 P: 3	R: 1 E: 0 K: 1 S: 6	H: 1 LOB: 0 BB: 0 P: 6	R: 2 E: 0 K: 0 S: 4	H: 2 LOB: 0 BB: 1 P: 8	R: 0 E: 0 K: 0 S: 3	H: 0 LOB: 0 BB: 0 P: 3	1B: 5 2B: 1 3B: 0 HR: 1	SF: 0 SAC: 1 DP: 1 HBP: 0	WP: 1 PB: 0 SB: 4 CS: 0	PA: 33
<b>PITCHER</b>	IP WLS BF H R ER SO BB IBB HBP BLK WP HR S P ERA WHIP																			
Nolan Ryan, R ERA: 4.76 (7, 1)	0.2 L 1 0 0 0 0 0 0 0 0 0 0 0 1 1 0.00 0.000																			
Danny Boone, L ERA: 5.98 (8, 1)	1.0 3 0 0 0 0 0 0 0 0 0 0 0 3 3 0.00 0.000																			

Houston Astros @ San Diego Padres  
Jack Murphy Stadium, San Diego, CA  
Sun Jun 13 1982, 6:33 AM EDT  
Att: 19,488 - Unknown

AB	28
R	5
H	6
RBI	4
BB	4
SO	9
LOB	8





Batter	1	2	3	4	5	6	7	8	9	10	11	AB	R	H	RBI	BB	SO	LOB	TOP									
Steve Sax, R OBP: 0.358, SLG: 0.355 (1, 4)												5	0	1	0	0	1	1										
Ken Landreaux, L OBP: 0.358, SLG: 0.391 (1, 8)												5	1	1	1	0	1	1										
Dusty Baker Jr., R OBP: 0.354, SLG: 0.484 (1, 7)												5	1	2	1	0	1	1										
Pedro Guerrero, R OBP: 0.364, SLG: 0.520 (1, 9) (10, 5) (11, 9)												5	0	0	0	0	1	2										
Steve Garvey, R OBP: 0.275, SLG: 0.422 (1, 3)												4	1	1	1	0	1	1										
Ron Cey, R OBP: 0.295, SLG: 0.340 Derrel Thomas, S OBP: 0.320, SLG: 0.333 (1, 5) (10, PR) (10, 6) (11, 5)												4	0	1	0	0	1	0										
Mike Scioscia, L OBP: 0.315, SLG: 0.297 (1, 2)												3	0	0	0	0	1	0										
Bill Russell, R OBP: 0.355, SLG: 0.351 Jorge Orta, L OBP: 0.328, SLG: 0.417 Steve Howe, L (1, 6) (10, PH) (10, 1)												3	1	1	0	0	1	0										
Fernando Valenzuela, L OBP: 0.145, SLG: 0.122 Rick Monday, L OBP: 0.416, SLG: 0.455 Mark Belanger, R OBP: 0.348, SLG: 0.333 (1, 1) (10, PH) (10, 9) (11, 6)												3	0	1	1	0	0	0										
<b>Inning Stats</b>	R: 0 E: 0 K: 0 S: 4	H: 1 LOB: 1 BB: 0 P: 4	R: 0 E: 0 K: 0 S: 3	H: 0 LOB: 0 BB: 0 P: 3	R: 0 E: 0 K: 0 S: 3	H: 0 LOB: 0 BB: 0 P: 3	R: 2 E: 0 K: 1 S: 7	H: 2 LOB: 0 BB: 0 P: 7	R: 1 E: 0 K: 1 S: 6	H: 2 LOB: 0 BB: 0 P: 6	R: 0 E: 0 K: 0 S: 3	H: 0 LOB: 0 BB: 0 P: 3	R: 0 E: 0 K: 1 S: 5	H: 0 LOB: 0 BB: 0 P: 5	R: 0 E: 0 K: 2 S: 8	H: 1 LOB: 1 BB: 0 P: 8	R: 0 E: 0 K: 0 S: 4	H: 1 LOB: 2 BB: 0 P: 4	R: 1 E: 0 K: 2 S: 8	H: 1 LOB: 0 BB: 0 P: 8	1B: 5 2B: 0 3B: 0 HR: 3	SF: 0 SAC: 1 DP: 1 HBP: 0	WP: 0 PB: 0 SB: 1 CS: 0	PA: 40				
<b>PITCHER</b>	IP 10.0	WLS 10	BF 36	H 7	R 3	ER 2	SO 6	BB 0	IBB 0	HBP 0	BLK 0	WP 0	HR 2	S 48	P 48	ERA 1.80	WHIP 0.700											
Juan Eichelberger, R ERA: 3.79 Eric Show, R ERA: 1.56 (1, 1) (11, 1)	1.0	L	4	1	1	1	2	0	0	0	0	0	0	1	8	8	9.00	1.000										

Los Angeles Dodgers @ San Diego Padres  
Jack Murphy Stadium, San Diego, CA  
Mon Jun 14 1982, 10:05 PM EDT  
Att: 49,973 - Unknown

livebaseballscorecards.com

AB 39  
R 4  
H 8  
RBI 4  
BB 0  
SO 8  
LOB 10



Batter	1	2	3	4	5	6	7	8	9	10	11	AB	R	H	RBI	BB	SO	LOB	BOTTOM								
Alan Wiggins, S OBP: 0.351, SLG: 0.328 (1, 7)												6	0	2	0	0	0	1									
Joe Pittman, R OBP: 0.290, SLG: 0.300 (1, 4)												6	2	3	0	0	0	1									
Garry Templeton, S OBP: 0.289, SLG: 0.364 (1, 6)												5	0	3	0	0	1	1									
Ruppert Jones, L OBP: 0.433, SLG: 0.525 (1, 8)												4	0	1	1	1	1	3									
Sixto Lezcano, R OBP: 0.368, SLG: 0.450 (1, 9)												3	0	1	1	2	0	3									
Terry Kennedy, L OBP: 0.282, SLG: 0.443 (1, 2)												5	1	1	0	0	2	5									
Luis Salazar, R OBP: 0.256, SLG: 0.330 (1, 5)												5	0	0	0	0	3	4									
Kurt Bevacqua, R OBP: 0.357, SLG: 0.524 (1, 3)												5	0	3	1	0	0	0									
Juan Eichelberger, R ERA: 2.59 Dave Edwards, R OBP: 0.227, SLG: 0.273 Eric Show, R (1, 1) (10, PH) (11, 1)												3	0	0	0	0	0	3									
<b>Inning Stats</b>	R: 1 E: 0 K: 0 S: 5	H: 2 LOB: 1 BB: 0 P: 5	R: 0 E: 0 K: 1 S: 6	H: 1 LOB: 1 BB: 0 P: 6	R: 0 E: 0 K: 1 S: 6	H: 1 LOB: 1 BB: 0 P: 6	R: 0 E: 0 K: 2 S: 8	H: 1 LOB: 2 BB: 1 P: 12	R: 0 E: 0 K: 0 S: 5	H: 2 LOB: 1 BB: 0 P: 5	R: 1 E: 0 K: 2 S: 9	H: 2 LOB: 2 BB: 1 P: 13	R: 0 E: 0 K: 0 S: 3	H: 1 LOB: 1 BB: 0 P: 3	R: 0 E: 0 K: 1 S: 6	H: 1 LOB: 1 BB: 1 P: 10	R: 0 E: 0 K: 0 S: 3	H: 0 LOB: 0 BB: 0 P: 3	R: 0 E: 0 K: 0 S: 3	H: 0 LOB: 0 BB: 0 P: 3	1B: 12 2B: 2 3B: 0 HR: 0	SF: 0 SAC: 2 DP: 0 HBP: 0	WP: 0 PB: 0 SB: 2 CS: 2	PA: 49			
<b>PITCHER</b>	IP 9.0	WLS 2	BF 42	H 14	R 3	ER 3	SO 7	BB 2	IBB 1	HBP 0	BLK 0	WP 0	HR 0	S 53	P 65	ERA 3.00	WHIP 1.778										
Fernando Valenzuela, L ERA: 2.04 Steve Howe, L (1, 1) (10, 1)	2.0	W	6	0	0	0	0	0	0	0	0	0	0	6	6	0.00	0.000										


Los Angeles Dodgers @ San Diego Padres  
Jack Murphy Stadium, San Diego, CA  
Mon Jun 14 1982, 10:05 PM EDT  
Att: 49,973 - Unknown

livebaseballscorecards.com

AB 43  
R 3  
H 14  
RBI 3  
BB 3  
SO 7  
LOB 21





Batter	1	2	3	4	5	6	7	8	9	AB	R	H	RBI	BB	SO	LOB	TOP					
Steve Sax, R OBP: 0.356, SLG: 0.353 (1, 4)	5-3		6-3-2 S BB		5-3		FC4-6 BB 1B		CS 1B	4	1	1	0	1	0	3	<b>Los Angeles Dodgers @ San Diego Padres</b> Jack Murphy Stadium, San Diego, CA Tue Jun 15 1982, 10:05 PM EDT Att: 32,849 - Unknown <a href="http://livebaseballscorecards.com">livebaseballscorecards.com</a>					
Bill Russell, R OBP: 0.356, SLG: 0.349 (1, 6)	F7		6-3-2 1-3F		5-3		1B BB		1B	4	0	1	0	1	0	1						
Dusty Baker Jr., R OBP: 0.363, SLG: 0.486 (1, 7)	HBP BB				S 1B				5-3	3	0	2	2	2	0	1						
Pedro Guerrero, R OBP: 0.362, SLG: 0.513 (1, 9)	1-2 HBP				F7		K		F2	3	0	0	0	0	1	4						
Steve Garvey, R OBP: 0.271, SLG: 0.415 (1, 3)	F6				K2-3		K		E6 CS	4	0	0	0	0	2	4						
Ron Cey, R OBP: 0.295, SLG: 0.352 (1, 5)					5-3				5-3	4	1	1	1	0	0	2						
Ron Roenicke, S OBP: 0.333, SLG: 0.360 (1, 8)									HR	4	0	1	0	0	2	0						
Steve Yeager, R OBP: 0.299, SLG: 0.344 (1, 2)									F2	3	1	1	0	1	0	1						
Jerry Reuss, L OBP: 0.281, SLG: 0.267 (1, 1)									6-3	3	0	1	0	0	0	0						
<b>Inning Stats</b>	R: 0 E: 0 K: 0 S: 3	H: 0 LOB: 2 BB: 1 P: 8	R: 0 E: 0 K: 1 S: 5	H: 0 LOB: 0 BB: 0 P: 5	R: 0 E: 0 K: 0 S: 2	H: 0 LOB: 0 BB: 1 P: 6	R: 0 E: 0 K: 1 S: 6	H: 1 LOB: 1 BB: 0 P: 6	R: 0 E: 0 K: 1 S: 6	H: 0 LOB: 1 BB: 1 P: 11	R: 3 E: 0 K: 0 S: 6	H: 3 LOB: 2 BB: 2 P: 14	R: 0 E: 1 K: 0 S: 4	H: 1 LOB: 1 BB: 0 P: 4	R: 0 E: 0 K: 0 S: 4	H: 2 LOB: 1 BB: 0 P: 4		1B: 6 2B: 2 3B: 0 HR: 1	SF: 0 SAC: 1 DP: 1 HBP: 1	WP: 0 PB: 0 SB: 2 CS: 2	PA: 39	
<b>PITCHER</b>	IP	WLS	BF	H	R	ER	SO	BB	IBB	HBP	BLK	WP	HR	S	P	ERA		WHIP				
John Curtis, L ERA: 3.19 (1, 1)	6.2	L	29	4	3	3	5	5	0	1	0	0	1	33	54	4.05		1.350				
Luis Delson, R ERA: 2.2 (7, 1)	1.1		6	2	0	0	0	0	0	0	0	0	0	6	6	0.00		1.500				
Dave Dravecky, L ERA: (9, 1)	1.0		4	2	0	0	0	0	0	0	0	0	0	4	4	0.00		2.000				

Batter	1	2	3	4	5	6	7	8	9	AB	R	H	RBI	BB	SO	LOB	BOTTOM				
Alan Wiggins, S OBP: 0.355, SLG: 0.333 (1, 7)	1-3		CS 1B							4	0	2	0	0	0	0	<b>Los Angeles Dodgers @ San Diego Padres</b> Jack Murphy Stadium, San Diego, CA Tue Jun 15 1982, 10:05 PM EDT Att: 32,849 - Unknown <a href="http://livebaseballscorecards.com">livebaseballscorecards.com</a>				
Joe Pittman, R OBP: 0.250, SLG: 0.333 (1, 4)	3-1 2B		CS 1-2		4-3		6-3		5-3	4	0	1	0	0	0	2					
Garry Templeton, S OBP: 0.284, SLG: 0.358 (1, 6)	3-1 2-3				K		L3		F9	4	0	0	0	0	1	1					
Ruppert Jones, L OBP: 0.430, SLG: 0.517 (1, 8)	6-3				6-3		G3		5-3 BB	3	0	0	0	1	0	1					
Sixto Lezcano, R OBP: 0.364, SLG: 0.447 (1, 9)							FC5 SH2-3 1B		K	4	0	1	0	0	1	1					
Terry Kennedy, L OBP: 0.278, SLG: 0.436 (1, 2)					4-3		SH2-3		K	3	0	0	0	0	2	1					
Luis Salazar, R OBP: 0.257, SLG: 0.330 (1, 5)					6-3		K		1B 1B	3	0	1	0	0	1	1					
Kurt Bevacqua, R OBP: 0.356, SLG: 0.306 (1, 3)					4-3				F9	2	0	0	0	1	0	1					
John Curtis, L OBP: 0.227, SLG: 0.318 (1, 1)									K	2	0	0	0	0	1	2					
Luis DeLeon, R OBP: 0.167, SLG: 0.333 (7, 1)									K	0	0	0	0	0	0	0					
Dave Edwards, R OBP: 0.217, SLG: 0.261 (6, PH)									K	1	0	0	0	0	1	1					
Dave Dravecky, R (9, 1)										0	0	0	0	0	0	0					
<b>Inning Stats</b>	R: 0 E: 0 K: 0 S: 4	H: 1 LOB: 1 BB: 0 P: 4	R: 0 E: 0 K: 0 S: 3	H: 0 LOB: 0 BB: 0 P: 3	R: 0 E: 0 K: 1 S: 5	H: 1 LOB: 0 BB: 0 P: 5	R: 0 E: 0 K: 1 S: 5	H: 0 LOB: 0 BB: 0 P: 5	R: 0 E: 0 K: 1 S: 6	H: 1 LOB: 2 BB: 1 P: 10	R: 0 E: 0 K: 2 S: 7	H: 0 LOB: 0 BB: 0 P: 7	R: 0 E: 0 K: 1 S: 7	H: 2 LOB: 2 BB: 0 P: 7	R: 0 E: 0 K: 1 S: 5	H: 0 LOB: 1 BB: 1 P: 9	1B: 4 2B: 1 3B: 0 HR: 0	SF: 0 SAC: 1 DP: 0 HBP: 0	WP: 0 PB: 0 SB: 0 CS: 1	PA: 34	
<b>PITCHER</b>	IP	WLS	BF	H	R	ER	SO	BB	IBB	HBP	BLK	WP	HR	S	P	ERA	WHIP				
Jerry Reuss, L ERA: 3.26 (1, 1)	9.0	W	33	5	0	0	7	1	1	0	0	0	0	45	53	0.00	0.667				



Batter	1	2	3	4	5	6	7	8	9	AB R H RBI BB SO LOB	TOP									
Steve Sax, R OBP: 0.359, SLG: 0.358 (1, 4)	F9		4-3		K		2B		1B	5 0 2 2 0 1 1	<b>Los Angeles Dodgers @ San Diego Padres</b> Jack Murphy Stadium, San Diego, CA Wed Jun 16 1982, 10:05 PM EDT Att: 31,463 - Unknown <a href="http://livebaseballscorecards.com">livebaseballscorecards.com</a>									
Bill Russell, R OBP: 0.357, SLG: 0.350 (1, 6)	WP 1B			F8		HR 1B	F8		F7	5 2 2 0 0 0 2										
Dusty Baker Jr., R OBP: 0.361, SLG: 0.495 (1, 7)	F6			HR		F9		1-4-3		4 1 1 1 0 0 2										
Pedro Guerrero, R OBP: 0.368, SLG: 0.528 (1, 9)	2H 1B			S BB		1H HR		F9		3 1 2 3 1 0 0										
Steve Garvey, R OBP: 0.267, SLG: 0.409 (1, 3)		4-3		F7		F7		5-3		4 0 0 0 0 0 1										
Ron Cey, R OBP: 0.298, SLG: 0.360 (1, 5)	F8			F7		3B		SH5-4 1B	BB	3 1 1 0 1 0 1										
Ron Roenicke, S OBP: 0.324, SLG: 0.345 (1, 8)	F3			6-3		F8		SH5-4 1B	BB	4 1 1 0 0 0 1										
Steve Yeager, R OBP: 0.296, SLG: 0.338 (1, 2)			5-3		SH3-4 1B		L6		F5	4 0 1 0 0 0 2										
Bob Welch, R OBP: 0.158, SLG: 0.167 (1, 1)			K		SH3-4		K		SH5-4	2 0 0 0 0 2 0										
<b>Inning Stats</b>	R: 1 E: 0 K: 0 S: 4	H: 2 LOB: 1 BB: 0 P: 4	R: 0 E: 0 K: 0 S: 3	H: 0 LOB: 0 BB: 0 P: 3	R: 0 E: 0 K: 1 S: 5	H: 0 LOB: 0 BB: 0 P: 5	R: 1 E: 0 K: 0 S: 4	H: 1 LOB: 1 BB: 1 P: 8	R: 0 E: 0 K: 1 S: 6	H: 3 LOB: 1 BB: 0 P: 6	R: 0 E: 0 K: 1 S: 6	H: 1 LOB: 0 BB: 0 P: 6	R: 0 E: 0 K: 0 S: 3	H: 0 LOB: 0 BB: 0 P: 3	R: 2 E: 0 K: 0 S: 5	H: 2 LOB: 1 BB: 1 P: 9	1B: 6 2B: 1 3B: 1 HR: 2	SF: 0 SAC: 2 DP: 0 HBP: 0	WP: 1 PB: 0 SB: 1 CS: 0	PA: 38
<b>PITCHER</b>	IP WLS BF H R ER SO BB IBB HBP BLK WP HR S P ERA WHIP																			
Tim Lollar, L ERA: 2.45 (1, 1)	6.0 L 25 7 4 4 2 1 0 0 0 0 1 2 28 32 6.00 1.333																			
Floyd Chiffer, R ERA: 2.25 (7, 1)	2.0 7 1 0 0 1 0 0 0 0 0 0 0 9 9 0.00 0.500																			
Dave Dravecky, L ERA: 9.0 (9, 1)	1.0 6 2 2 2 0 1 0 0 0 0 0 0 5 9 18.00 3.000																			

Batter	1	2	3	4	5	6	7	8	9	AB R H RBI BB SO LOB	BOTTOM									
Alan Wiggins, S OBP: 0.353, SLG: 0.326 (1, 7)	F7			CS BB		FC6-4			4-3	3 0 0 0 1 0 1	<b>Los Angeles Dodgers @ San Diego Padres</b> Jack Murphy Stadium, San Diego, CA Wed Jun 16 1982, 10:05 PM EDT Att: 31,463 - Unknown <a href="http://livebaseballscorecards.com">livebaseballscorecards.com</a>									
Gene Richards, L OBP: 0.326, SLG: 0.316 (1, 3)	1-3 1B			4-3		6-3		6-3		4 0 1 0 0 0 1										
Garry Templeton, S OBP: 0.283, SLG: 0.356 (1, 6)	1-3			K2-3		BB 1B		4-3		4 0 1 0 0 1 1										
Ruppert Jones, L OBP: 0.425, SLG: 0.510 (1, 8)		F9		G3		F7				3 0 0 0 0 0 1										
Sixto Lezcano, R OBP: 0.364, SLG: 0.442 (1, 9)		F4		F8		BB				2 0 0 0 1 0 0										
Terry Kennedy, L OBP: 0.275, SLG: 0.430 (1, 2)		4-3		F7		K				3 0 0 0 0 1 2										
Luis Salazar, R OBP: 0.254, SLG: 0.325 (1, 5)			K		K		F9			3 0 0 0 0 2 0										
Tim Flannery, L OBP: 0.326, SLG: 0.349 (1, 4)			F6		FC6-4 1B		F9			3 0 1 0 0 0 0										
Tim Lollar, L OBP: 0.361, SLG: 0.514 (6, PH)			F8		K		K			1 0 0 0 0 0 0										
Broderick Perkins, L OBP: 0.354, SLG: 0.339 (7, 1)										1 0 0 0 0 1 1										
Floyd Chiffer, R (7, 1)										0 0 0 0 0 0 0										
Joe Lefebvre, L OBP: 0.267, SLG: 0.250 (8, PH)										1 0 0 0 0 1 0										
Dave Dravecky, R (9, 1)										0 0 0 0 0 0 0										
<b>Inning Stats</b>	R: 0 E: 0 K: 0 S: 3	H: 1 LOB: 0 BB: 0 P: 3	R: 0 E: 0 K: 0 S: 3	H: 0 LOB: 0 BB: 0 P: 3	R: 0 E: 0 K: 1 S: 5	H: 0 LOB: 0 BB: 0 P: 5	R: 0 E: 0 K: 1 S: 4	H: 0 LOB: 0 BB: 1 P: 8	R: 0 E: 0 K: 2 S: 8	H: 1 LOB: 1 BB: 0 P: 8	R: 0 E: 0 K: 1 S: 6	H: 1 LOB: 2 BB: 1 P: 10	R: 0 E: 0 K: 1 S: 5	H: 0 LOB: 0 BB: 0 P: 5	R: 0 E: 0 K: 0 S: 3	H: 0 LOB: 0 BB: 0 P: 3	1B: 3 2B: 0 3B: 0 HR: 0	SF: 0 SAC: 0 DP: 0 HBP: 0	WP: 0 PB: 0 SB: 0 CS: 1	PA: 30
<b>PITCHER</b>	IP WLS BF H R ER SO BB IBB HBP BLK WP HR S P ERA WHIP																			
Bob Welch, R ERA: 3.24 (1, 1)	9.0 W 30 3 0 0 6 2 0 0 0 0 0 0 40 48 0.00 0.556																			



Batter	1	2	3	4	5	6	7	8	9	AB	R	H	RBI	BB	SO	LOB	TOP		
Alan Wiggins, S OBP: 0.342, SLG: 0.315 (1, 7)	G3			4-3		4-3		4-3	F9	5	0	0	0	0	0	2			
Gene Richards, L OBP: 0.331, SLG: 0.328 (1, 3)	1-3			1B		G3				4	1	2	0	0	0	0			
Garry Templeton, S OBP: 0.291, SLG: 0.369 (1, 6)	K			1B				2B		3	1	2	1	1	1	0			
Ruppert Jones, L OBP: 0.422, SLG: 0.509 (1, 8)		K		K				K		4	0	1	1	0	3	3			
Sixto Lezcano, R OBP: 0.366, SLG: 0.441 (1, 9)	F3							K		3	0	1	0	1	1	1			
Terry Kennedy, L OBP: 0.270, SLG: 0.422 (1, 2)	3-1			K					F7	4	0	0	0	0	2	5			
Luis Salazar, R OBP: 0.254, SLG: 0.323 (1, 5)			P4			F7		6-3		4	0	1	0	0	0	0			
Tim Flannery, L OBP: 0.323, SLG: 0.344 (1, 4)			K			6-3				4	0	1	0	0	2	0			
Chris Welsh, L Eric Show, R Broderick Perkins, L Floyd Chiffer, R Gary Lucas, L Joe Lefebvre, L (1, 1) (5, 1) (7, PH) (7, 1) (8, 1) (8, PH)			K			K			F8	2	0	0	0	0	0	2			
<b>Inning Stats</b>	R: 0 E: 0 K: 1 S: 5	H: 0 LOB: 0 BB: 0 P: 5	R: 0 E: 0 K: 1 S: 5	H: 0 LOB: 0 BB: 0 P: 5	R: 0 E: 0 K: 2 S: 7	H: 3 LOB: 3 BB: 0 P: 10	R: 0 E: 0 K: 1 S: 5	H: 0 LOB: 0 BB: 2 P: 5	R: 1 E: 0 K: 1 S: 6	H: 1 LOB: 2 BB: 2 P: 14	R: 0 E: 0 K: 1 S: 5	H: 0 LOB: 0 BB: 0 P: 5	R: 1 E: 0 K: 2 S: 9	H: 2 LOB: 1 BB: 0 P: 9	R: 0 E: 0 K: 0 S: 5	H: 2 LOB: 2 BB: 0 P: 5	1B: 5 2B: 2 3B: 1 HR: 0	SF: 0 SAC: 0 DP: 0 HBP: 0	WP: 0 PA: 37 PB: 0 SB: 0 CS: 0
<b>PITCHER</b> Nolan Ryan, R ERA: 4.5 (1, 1)	IP: 9.0 WLS: W BF: 37 H: 8 R: 2 ER: 2 SO: 11 BB: 2 IBB: 0 HBP: 0 BLK: 0 WP: 0 HR: 0 S: 57 P: 65 ERA: 2.00 WHIP: 1.111															<b>PITCHER</b>			

San Diego Padres @ Houston Astros  
Astrodome, Houston, TX  
Fri Jun 18 1982, 8:05 PM EDT  
Att: 16,488 - Unknown

AB	35
R	2
H	8
RBI	2
BB	2
SO	11
LOB	13



Batter	1	2	3	4	5	6	7	8	9	AB	R	H	RBI	BB	SO	LOB	BOTTOM		
Dickie Thon, R OBP: 0.287, SLG: 0.299 (1, 6)	6-3 1B 2B	F7			F7	6-3				4	1	1	0	0	0	0			
Tony Scott, S OBP: 0.288, SLG: 0.329 (1, 8)	6-3 2-3	5-3			BB 1B 1B	1-3				4	1	1	0	0	0	1			
Ray Knight, R OBP: 0.353, SLG: 0.453 (1, 3)	4-0 1B BB			6-3	1-2 1B BB			F9		3	2	1	0	1	0	0			
Jose Cruz, L OBP: 0.331, SLG: 0.371 (1, 7)	F7			G3	1B E BB					3	1	1	0	1	0	2			
Alan Knicely, R OBP: 0.294, SLG: 0.244 Kiko Garcia, R OBP: 0.233, SLG: 0.339 (1, 5) (6, 5)	BB 1B 1-2 3-H 1B			5-3	E 1B 1B			5-3		3	1	2	3	0	0	0			
Phil Garner, R OBP: 0.306, SLG: 0.408 (1, 4)	1-2 2-H 1B			G6-3 1B	1-3 1B			6-3		4	1	2	1	0	0	2			
Terry Puhl, L OBP: 0.313, SLG: 0.376 (1, 9)	4-0 FC6-4 BB			F7	2-H 3-H 1B				K	3	0	1	2	1	1	1			
Luis Pujols, R OBP: 0.313, SLG: 0.295 (1, 2)	FC6-4 1-2			G6-3 1-2	4-3			6-3		4	0	0	0	0	5				
Nolan Ryan, R OBP: 0.206, SLG: 0.156 (1, 1)		K			4-3			K		4	0	0	0	0	3	0			
<b>Inning Stats</b>	R: 2 E: 0 K: 0 S: 6	H: 3 LOB: 3 BB: 2 P: 14	R: 0 E: 0 K: 1 S: 5	H: 0 LOB: 0 BB: 0 P: 5	R: 0 E: 0 K: 0 S: 3	H: 0 LOB: 0 BB: 0 P: 3	R: 0 E: 0 K: 0 S: 3	H: 1 LOB: 0 BB: 0 P: 3	R: 5 E: 1 K: 0 S: 8	H: 4 LOB: 1 BB: 1 P: 12	R: 0 E: 0 K: 1 S: 5	H: 0 LOB: 0 BB: 0 P: 5	R: 0 E: 0 K: 2 S: 7	H: 1 LOB: 1 BB: 0 P: 4	R: 0 E: 0 K: 2 S: 7	H: 0 LOB: 0 BB: 0 P: 7	1B: 7 2B: 2 3B: 0 HR: 0	SF: 0 SAC: 0 DP: 1 HBP: 0	WP: 0 PA: 36 PB: 0 SB: 0 CS: 0
<b>PITCHER</b> Chris Welsh, L Eric Show, R Floyd Chiffer, R Gary Lucas, L (1, 1) (5, 1) (7, 1) (8, 1)	IP: 4.2 WLS: L BF: 23 H: 7 R: 6 ER: 4 SO: 1 BB: 3 IBB: 0 HBP: 0 BLK: 0 WP: 0 HR: 0 S: 22 P: 34 ERA: 7.71 WHIP: 2.143															<b>PITCHER</b>			

San Diego Padres @ Houston Astros  
Astrodome, Houston, TX  
Fri Jun 18 1982, 8:05 PM EDT  
Att: 16,488 - Unknown

AB	33
R	7
H	9
RBI	6
BB	3
SO	4
LOB	12





Batter	1	2	3	4	5	6	7	8	9	AB	R	H	RBI	BB	SO	LOB	TOP										
Alan Wiggins, S OBP: 0.337, SLG: 0.325	0-3 K		0-0 6-3			0-0 6-3	0-0 FC4-2 3B	0-0 P6		5	0	1	2	0	1	2											
Gene Richards, L OBP: 0.322, SLG: 0.319 Gary Lucas, L (7, 1)	0-0 4-3			0-0 3-1		0-0 F8	0-0 FC4-2 1B		0-0 P3	4	0	0	0	0	0	1											
Garry Templeton, S OBP: 0.293, SLG: 0.369	0-3 K			0-0 F7		0-0 G3	0-0 BB 1B		0-0 3B 1B	5	1	2	0	0	1	0											
Sixto Lezcano, R OBP: 0.375, SLG: 0.458		0-0 6-3		4-0 BB			0-0 2B		0-0 1B 3B	3	2	2	1	2	0	0											
Terry Kennedy, L OBP: 0.273, SLG: 0.421		0-0 6-3		0-3 K			0-0 1B		0-0 FC6-4 1B	5	1	2	1	0	1	4											
Luis Salazar, R OBP: 0.257, SLG: 0.335		0-0 3B			0-0 F8		0-0 E5 1B	0-0 6-3	0-3 K	5	1	2	1	0	1	1											
Joe Lefebvre, L OBP: 0.242, SLG: 0.224		0-0 4-3			0-0 G3		0-3 K2-3 1B	0-0 F7	0-0 FC6-4	5	0	0	0	0	1	4											
Tim Flannery, L OBP: 0.350, SLG: 0.366			0-0 B1-6-4 1B		0-0 1B		4-0 1B 3B IBB	0-0 1B		3	1	3	0	1	0	0											
John Montefusco, R OBP: 0.143, SLG: 0.077 Broderick Perkins, L OBP: 0.362, SLG: 0.348			0-0 B1-6-4		0-3 K		0-0 1-2 2-H 3-H 1B	0-0 1-3 1B	0-0 1B	2	0	0	0	0	1	2											
<b>Inning Stats</b>	R: 0 E: 0 K: 2 S: 7	H: 0 LOB: 0 BB: 0 P: 7	R: 0 E: 0 K: 0 S: 4	H: 1 LOB: 1 BB: 0 P: 4	R: 0 E: 0 K: 0 S: 3	H: 1 LOB: 0 BB: 0 P: 3	R: 0 E: 0 K: 1 S: 5	H: 0 LOB: 1 BB: 1 P: 9	R: 0 E: 0 K: 1 S: 6	H: 1 LOB: 1 BB: 0 P: 6	R: 0 E: 0 K: 0 S: 3	H: 0 LOB: 0 BB: 0 P: 3	R: 5 E: 1 K: 1 S: 11	H: 6 LOB: 3 BB: 2 P: 19	R: 0 E: 0 K: 0 S: 5	H: 2 LOB: 2 BB: 0 P: 5	R: 2 E: 0 K: 1 S: 8	H: 3 LOB: 1 BB: 0 P: 8	1B: 10 2B: 1 3B: 3 HR: 0	SF: 0 SAC: 0 DP: 1 HBP: 0	WP: 0 PB: 0 SB: 0 CS: 0	PA: 43					
<b>PITCHER</b>	IP	WLS	BF	H	R	ER	SO	BB	IBB	HBP	BLK	WP	HR	S	P	ERA	WHIP										
Joe Niekro, R ERA: 2.58	6.1	L	28	8	5	5	5	1	1	0	0	0	0	36	44	7.11	1.421										
Danny Boone, L ERA: 5.75	0.2		4	1	0	0	0	1	0	0	0	0	0	3	7	0.00	3.000										
Dave Smith, R ERA: 5.13	1.1		9	5	2	2	0	0	0	0	0	0	0	9	9	13.50	3.750										
Michael LaCoss, R ERA: 3.06	0.2		2	0	0	0	1	0	0	0	0	0	0	4	4	0.00	0.000										

San Diego Padres @ Houston Astros  
Astrodome, Houston, TX  
Sat Jun 19 1982, 8:05 PM EDT  
Att: 27,441 - Unknown

AB	40
R	7
H	14
RBI	7
BB	3
SO	6
LOB	14



Batter	1	2	3	4	5	6	7	8	9	AB	R	H	RBI	BB	SO	LOB	BOTTOM										
Dickie Thon, R OBP: 0.303, SLG: 0.318	1-0 S HBP		0-0 F9 SF9 2B		0-0 S 1B			0-3 K		3	1	2	0	0	1	0											
Terry Puhl, L OBP: 0.308, SLG: 0.369	0-0 F9 1-2		0-0 F9 2-3		0-0 F8		0-0 F8		0-0 F8	4	0	0	0	0	0	3											
Ray Knight, R OBP: 0.348, SLG: 0.448	0-0 F7		0-0 SF9 3-H		0-0 F8 1-2			0-0 6-3		3	0	0	1	0	0	2											
Jose Cruz, L OBP: 0.333, SLG: 0.373	0-0 4-3		0-0 1B		0-3 K		0-0 K		0-0 G5-4-3 1B	4	0	2	0	0	1	1											
Phil Garner, R OBP: 0.305, SLG: 0.403		0-0 F7	0-0 F9		4-0 CS BB		0-0 F7		0-0 F7	3	0	0	0	1	0	2											
Alan Ashby, S OBP: 0.308, SLG: 0.409		0-0 4-3		0-0 4-3		0-0 G3 1-2		0-0 G3		4	0	0	0	0	0	2											
Tony Scott, S OBP: 0.288, SLG: 0.329		0-0 1B		0-0 F8		0-0 6-3		0-0 6-3		3	0	1	0	0	0	0											
Art Howe, R OBP: 0.307, SLG: 0.333		0-0 1B		0-0 P6		0-0 P6		0-0 P6		3	0	1	0	0	0	0											
Joe Niekro, R OBP: 0.086, SLG: 0.143 Danny Boone, L OBP: 0.200, SLG: 0.400 Kiko Garcia, R OBP: 0.230, SLG: 0.333 Dave Smith, R OBP: 0.230, SLG: 0.333 Michael LaCoss, R OBP: 0.230, SLG: 0.333		0-0 F8		0-0 6-3		0-0 6-3		0-3 K		2	0	0	0	0	0	2											
<b>Inning Stats</b>	R: 0 E: 0 K: 0 S: 3	H: 0 LOB: 1 BB: 0 P: 4	R: 0 E: 0 K: 0 S: 5	H: 2 LOB: 2 BB: 0 P: 5	R: 1 E: 0 K: 0 S: 5	H: 2 LOB: 1 BB: 0 P: 5	R: 0 E: 0 K: 0 S: 3	H: 0 LOB: 0 BB: 0 P: 3	R: 0 E: 0 K: 0 S: 4	H: 1 LOB: 1 BB: 0 P: 4	R: 0 E: 0 K: 1 S: 4	H: 0 LOB: 0 BB: 1 P: 8	R: 0 E: 0 K: 1 S: 5	H: 0 LOB: 0 BB: 0 P: 5	R: 0 E: 0 K: 1 S: 5	H: 0 LOB: 0 BB: 0 P: 5	R: 0 E: 0 K: 0 S: 3	H: 1 LOB: 0 BB: 0 P: 3	1B: 5 2B: 1 3B: 0 HR: 0	SF: 1 SAC: 0 DP: 1 HBP: 1	WP: 0 PB: 0 SB: 2 CS: 1	PA: 33					
<b>PITCHER</b>	IP	WLS	BF	H	R	ER	SO	BB	IBB	HBP	BLK	WP	HR	S	P	ERA	WHIP										
John Montefusco, R ERA: 3.61	6.0	W	24	5	1	1	1	1	0	1	0	0	0	24	29	1.50	1.000										
Gary Lucas, L ERA: 3.93	3.0	S	9	1	0	0	2	0	0	0	0	0	0	13	13	0.00	0.333										

San Diego Padres @ Houston Astros  
Astrodome, Houston, TX  
Sat Jun 19 1982, 8:05 PM EDT  
Att: 27,441 - Unknown

AB	30
R	1
H	6
RBI	1
BB	1
SO	3
LOB	12

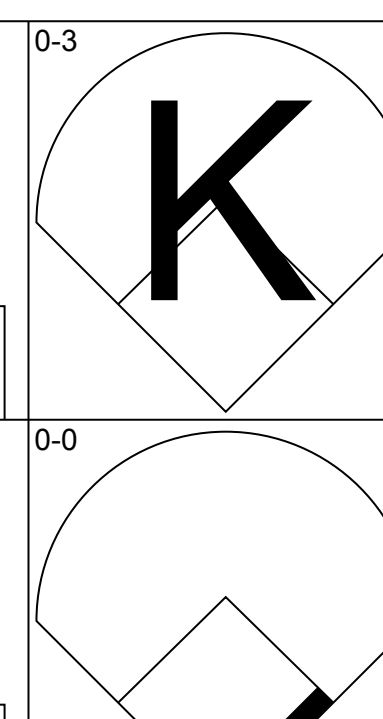
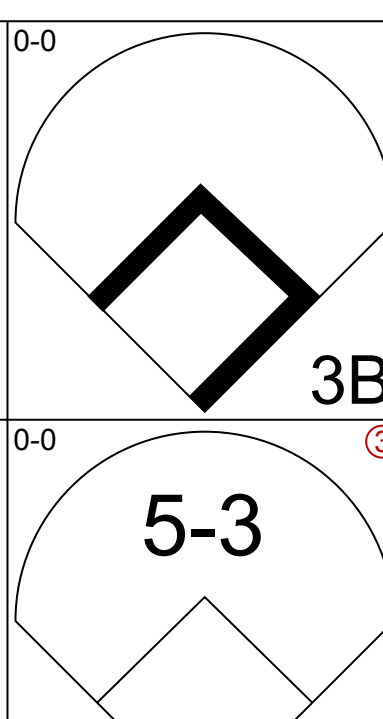
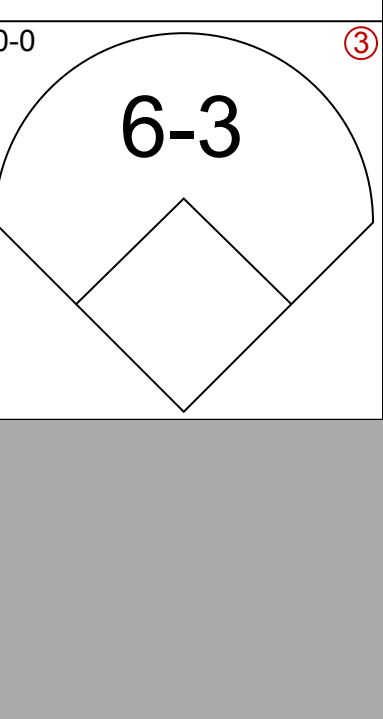
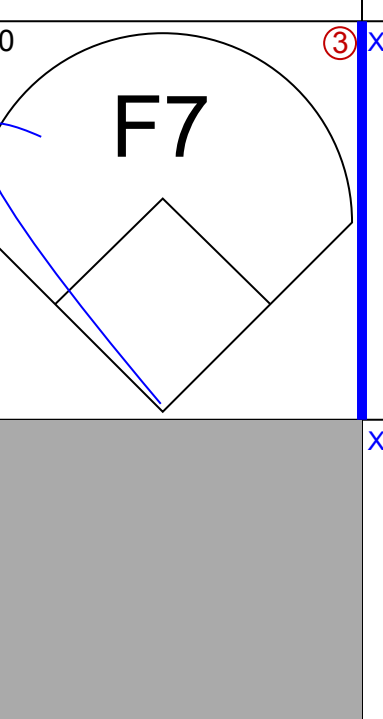
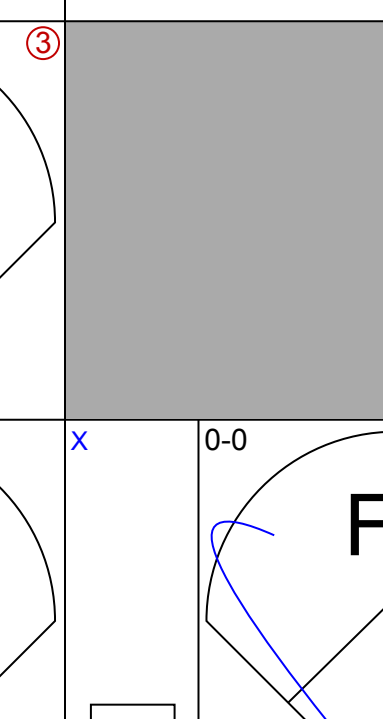
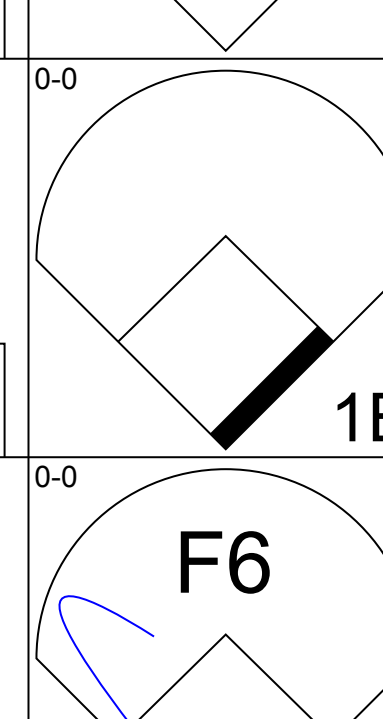
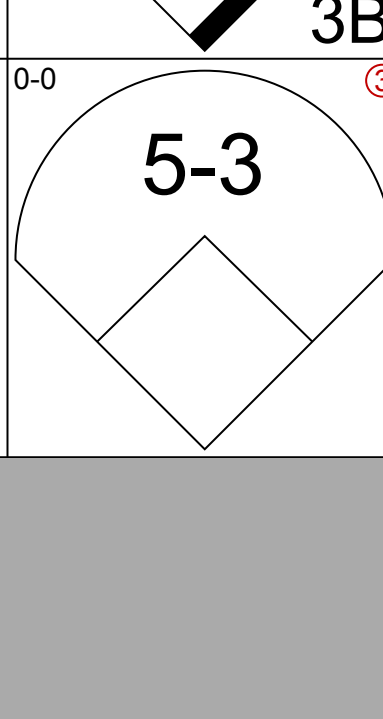
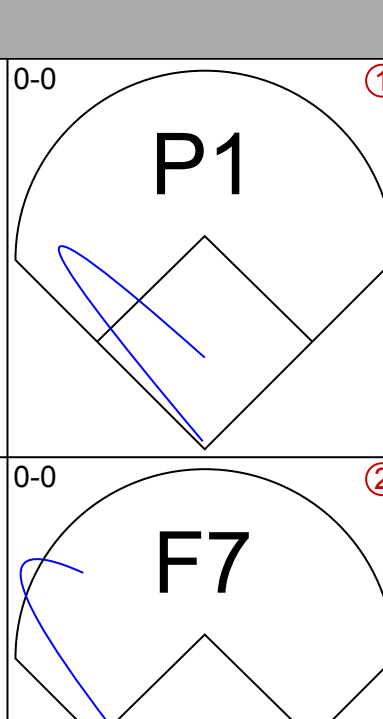
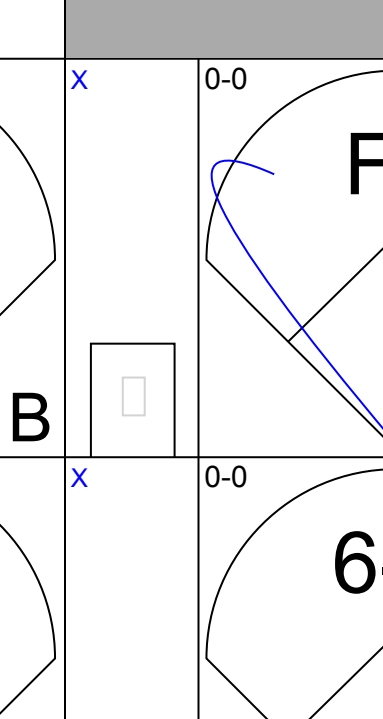
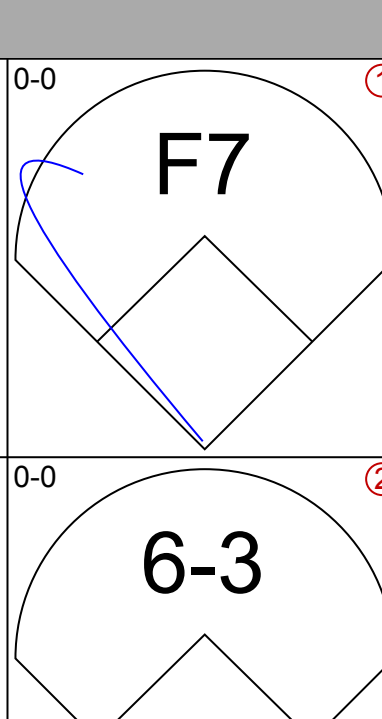
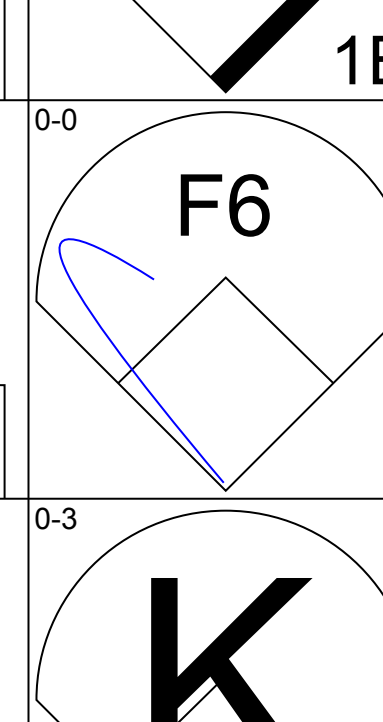
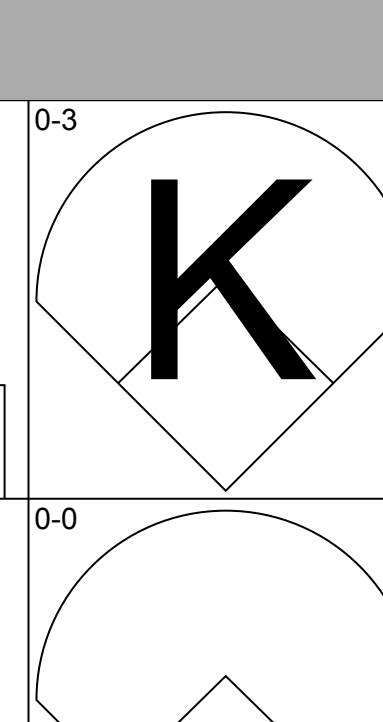
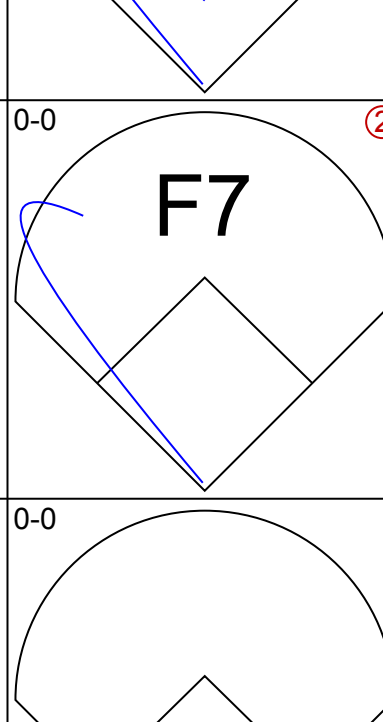
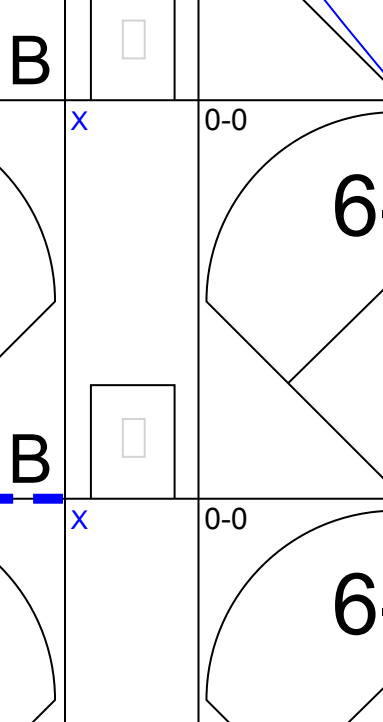
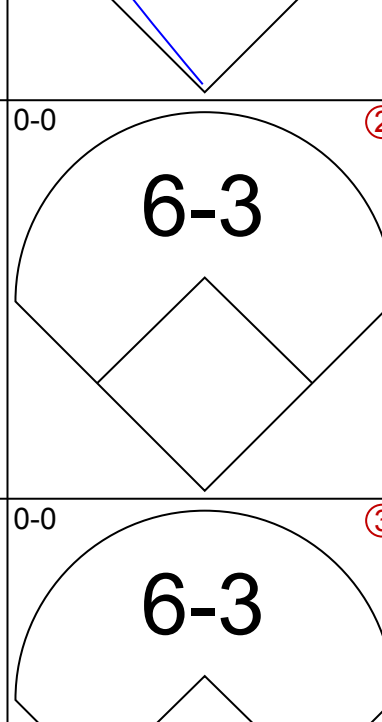
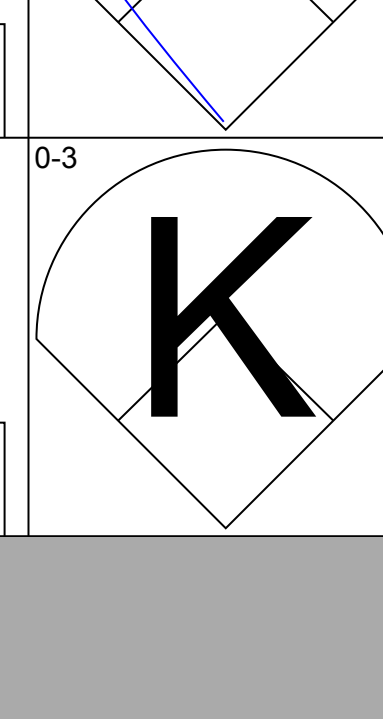
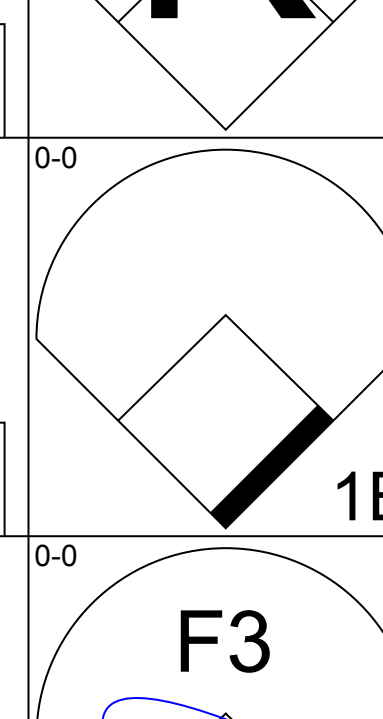
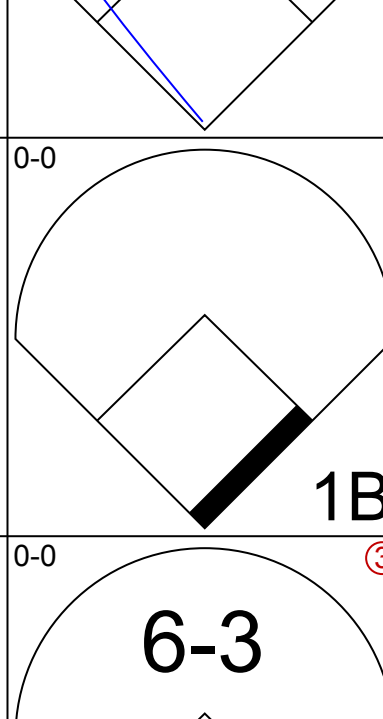
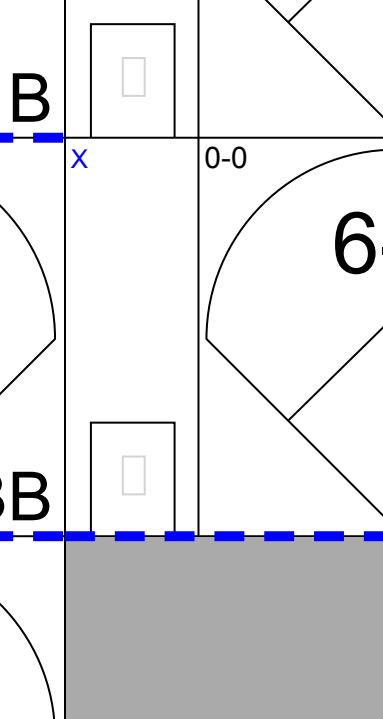
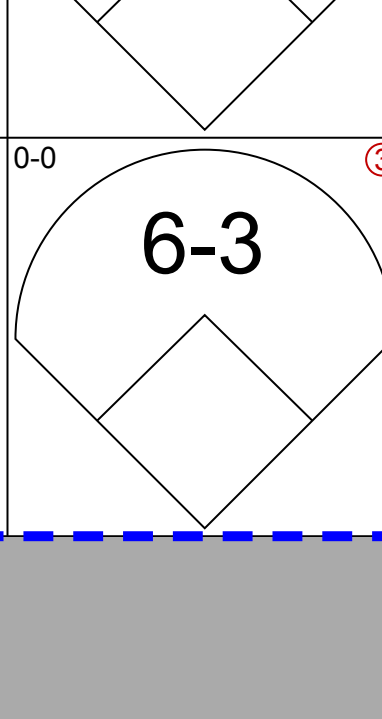
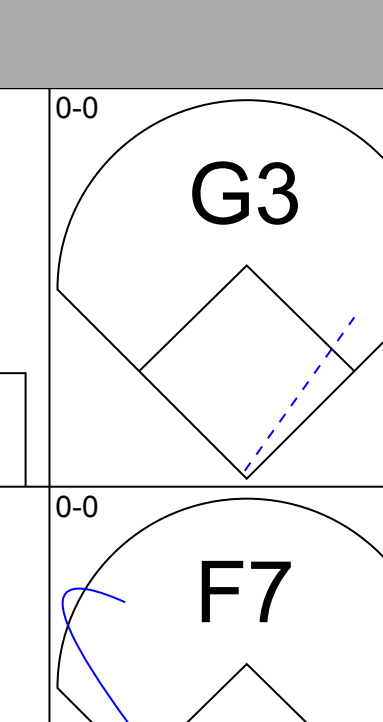
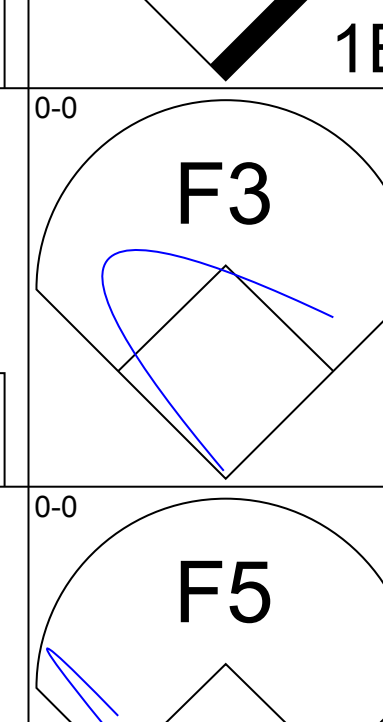
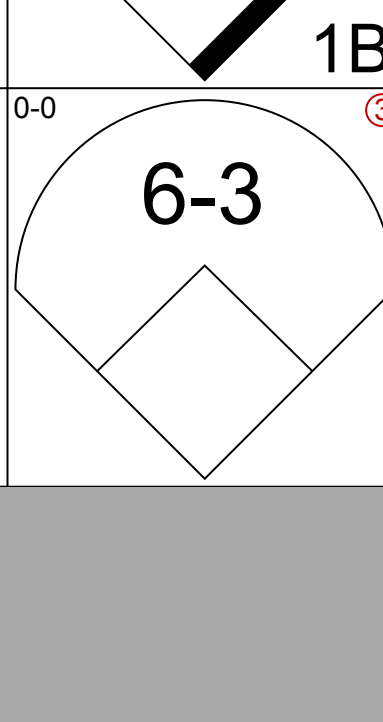
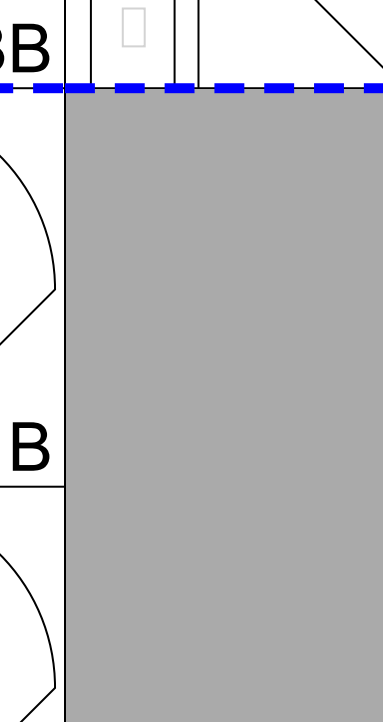

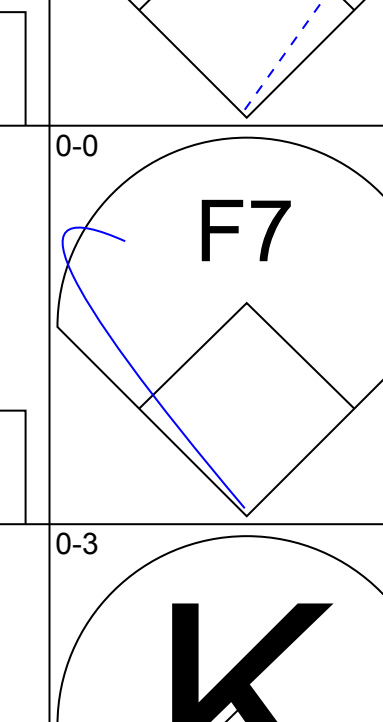
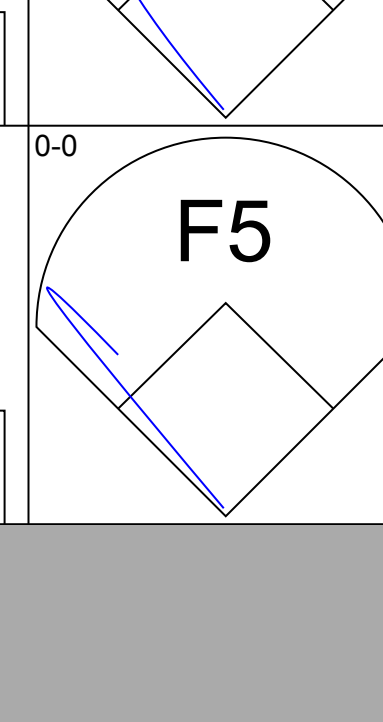
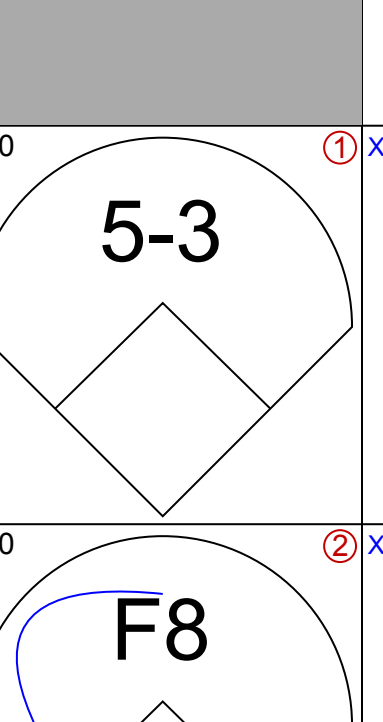
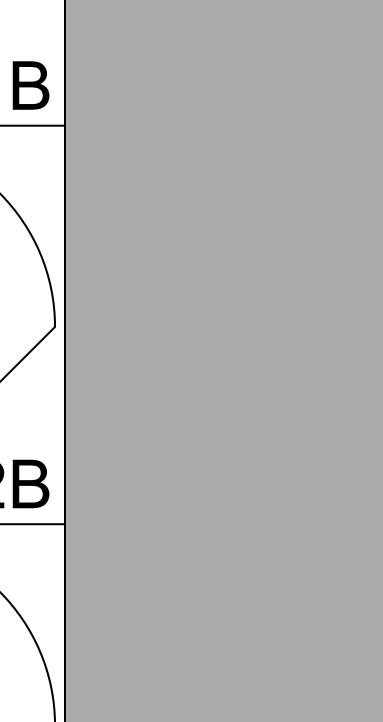
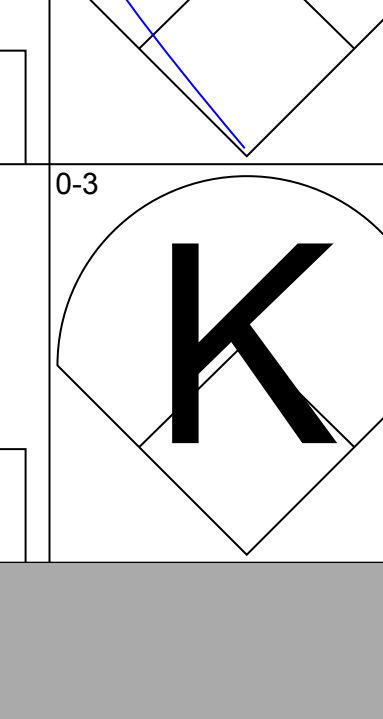
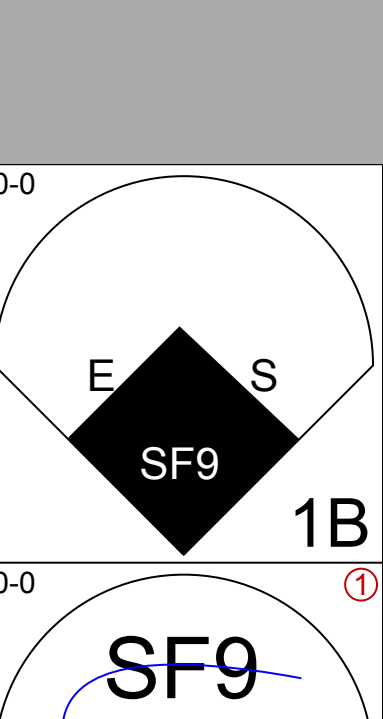
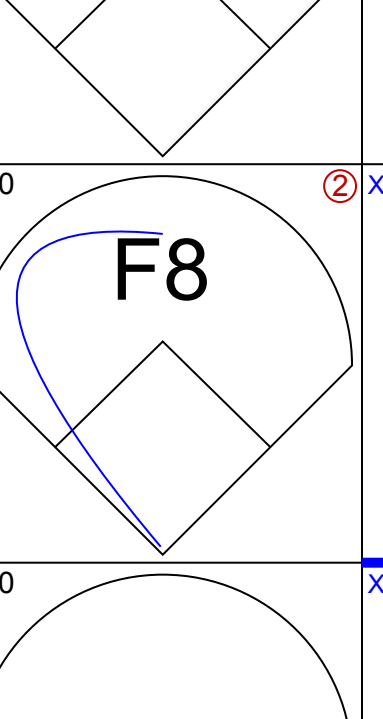

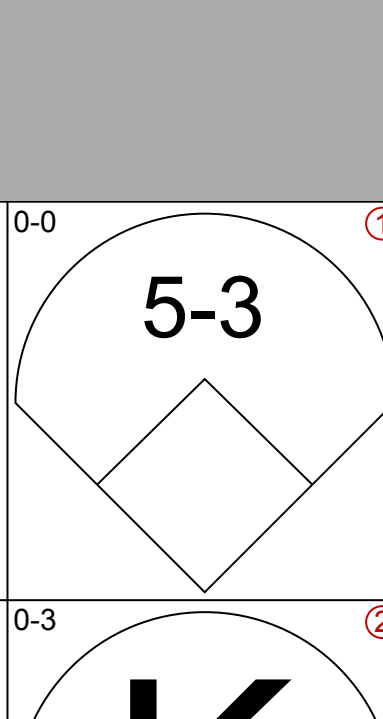
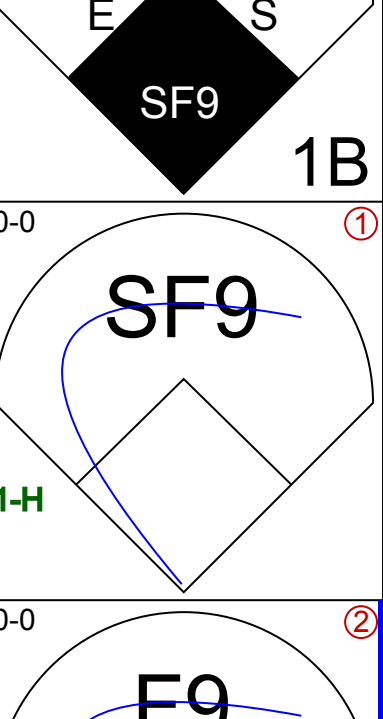
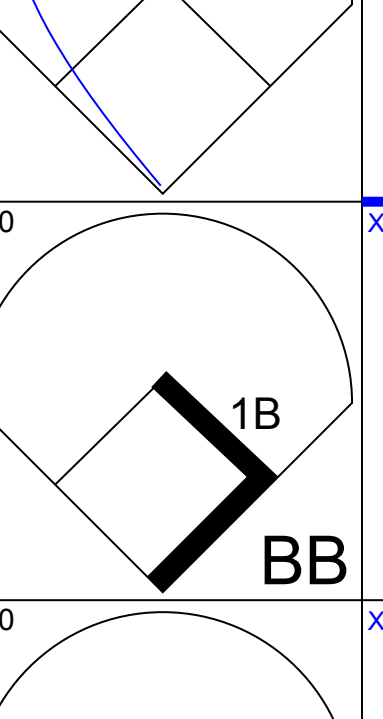
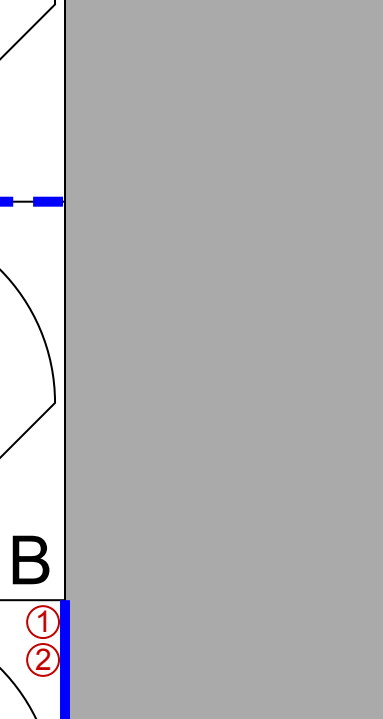

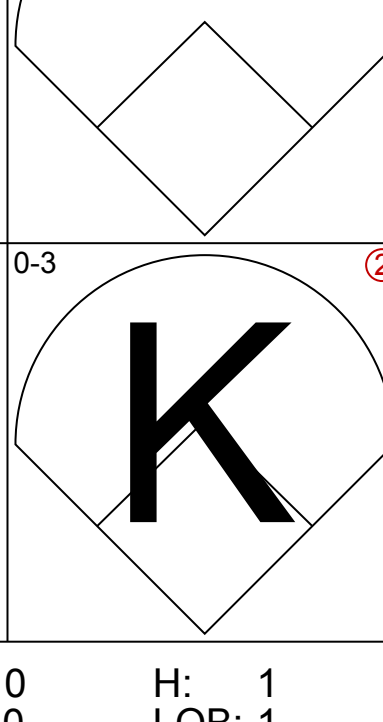
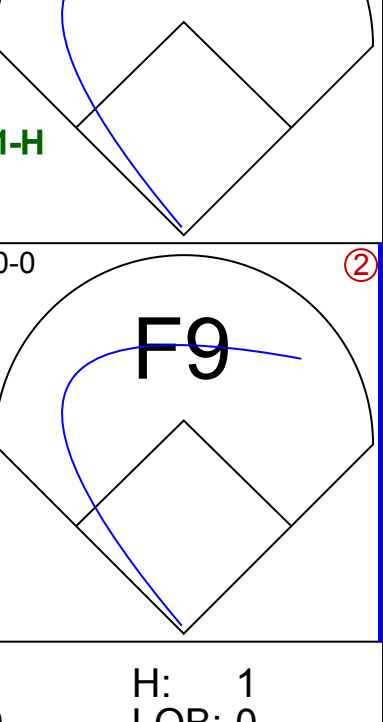
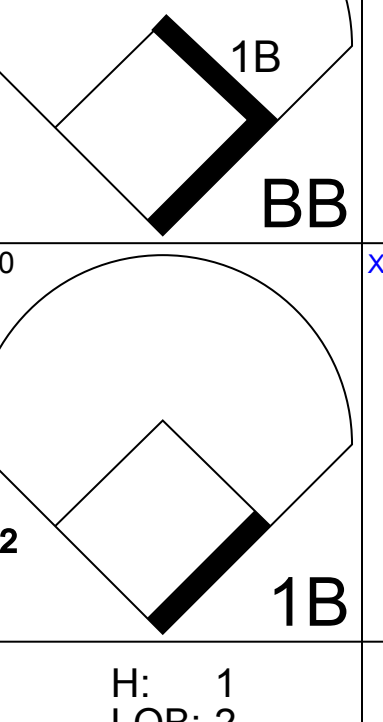
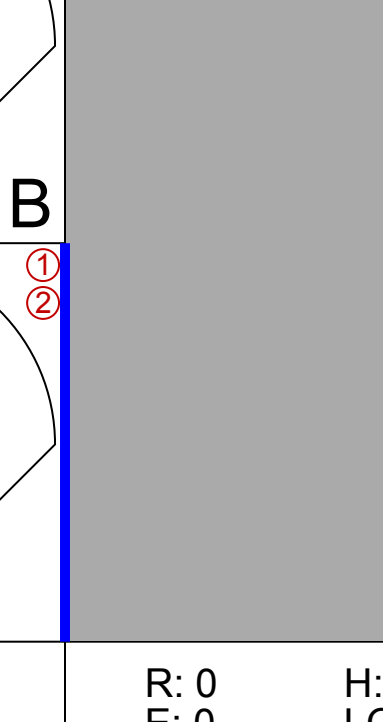




Batter	1	2	3	4	5	6	7	8	9	AB	R	H	RBI	BB	SO	LOB	TOP									
Alan Wiggins, S OBP: 0.327, SLG: 0.314 (1, 8)										5	0	0	0	0	0	3	<b>San Diego Padres @ Houston Astros</b> Astrodome, Houston, TX Sun Jun 20 1982, 8:05 PM EDT Att: 15,021 - Unknown <a href="http://livebaseballscorecards.com">livebaseballscorecards.com</a>									
Gene Richards, L OBP: 0.325, SLG: 0.317 (1, 7)										4	0	1	0	1	1	0										
Garry Templeton, S OBP: 0.295, SLG: 0.378 (1, 6)										5	1	2	0	0	1	2										
Sixto Lezcano, R OBP: 0.375, SLG: 0.466 (1, 9)									5	2	2	1	0	3	5											
Luis Salazar, R OBP: 0.257, SLG: 0.333 (1, 5)									4	0	1	0	0	0	2											
Kurt Bevacqua, R OBP: 0.354, SLG: 0.308 Broderick Perkins, L OBP: 0.359, SLG: 0.345 (1, 3) (8, PH) (8, 3)									3	1	1	1	0	0	2											
Joe Pittman, R OBP: 0.269, SLG: 0.346 Tim Flannery, L OBP: 0.352, SLG: 0.362 (6, PH) (6, 4)									0	0	0	0	0	0	0											
Steve Swisher, R OBP: 0.273, SLG: 0.300 Terry Kennedy, L OBP: 0.275, SLG: 0.422 (1, 2) (6, PH) (6, 2)									1	0	0	0	1	0	0											
Juan Eichelberger, R OBP: 0.143, SLG: 0.176 Eric Show, R OBP: 0.289, SLG: 0.362 Dave Dravecky, R OBP: 0.239, SLG: 0.220 (1, 1) (8, 1) (8, 1) (9, PH)									3	0	2	0	0	0	2											
<b>Inning Stats</b>	R: 0 E: 0 K: 1 S: 5	H: 0 LOB: 0 BB: 0 P: 5	R: 0 E: 0 K: 1 S: 5	H: 1 LOB: 0 BB: 0 P: 5	R: 0 E: 0 K: 0 S: 4	H: 1 LOB: 1 BB: 0 P: 4	R: 3 E: 0 K: 0 S: 7	H: 4 LOB: 2 BB: 1 P: 11	R: 0 E: 0 K: 1 S: 5	H: 0 LOB: 0 BB: 0 P: 5	R: 1 E: 0 K: 0 S: 4	H: 1 LOB: 1 BB: 1 P: 8	R: 0 E: 0 K: 1 S: 6	H: 1 LOB: 2 BB: 1 P: 10	R: 0 E: 0 K: 0 S: 3	H: 0 LOB: 0 BB: 0 P: 3		R: 0 E: 0 K: 1 S: 8	H: 3 LOB: 3 BB: 0 P: 8	1B: 8 2B: 2 3B: 1 HR: 0	SF: 0 SAC: 0 DP: 1 HBP: 0	WP: 1 PB: 0 SB: 1 CS: 0	PA: 40			
<b>PITCHER</b>	IP	WLS	BF	H	R	ER	SO	BB	IBB	HBP	BLK	WP	HR	S	P	ERA	WHIP									
Bob Knepper, L ERA: 4.97 Frank LaCorte, R ERA: 5.4 George Cappuzzello, L ERA: 2.61 Michael LaCoss, R ERA: 2.86	(1, 1) (4, 1) (6, 1) (7, 1)	3.2 2.0 1.0 2.1	17 8 5 10	6 1 1 3	3 1 0 0	3 1 0 0	2 1 0 2	1 1 0 0	0 0 0 0	0 0 0 0	0 0 0 0	0 0 0 0	0 0 1 0	0 0 4 14	20 9 4 14	24 13 8 14	7.36 4.50 0.00 0.00	1.909 1.000 2.000 1.286								

Batter	1	2	3	4	5	6	7	8	9	AB	R	H	RBI	BB	SO	LOB	BOTTOM								
Dickie Thon, R OBP: 0.315, SLG: 0.360 (1, 6)										4	2	3	3	0	0	0	<b>San Diego Padres @ Houston Astros</b> Astrodome, Houston, TX Sun Jun 20 1982, 8:05 PM EDT Att: 15,021 - Unknown <a href="http://livebaseballscorecards.com">livebaseballscorecards.com</a>								
Terry Puhl, L OBP: 0.310, SLG: 0.372 (1, 9)									4	1	2	1	0	1	2										
Ray Knight, R OBP: 0.345, SLG: 0.443 (1, 3)									3	0	0	2	1	0	5										
Jose Cruz, L OBP: 0.331, SLG: 0.366 (1, 7)									4	0	0	1	1	0	2										
Phil Garner, R OBP: 0.304, SLG: 0.398 (1, 4)									3	0	0	0	1	0	2										
Alan Ashby, S OBP: 0.312, SLG: 0.408 (1, 2)									3	1	1	0	1	0	1										
Tony Scott, S OBP: 0.289, SLG: 0.329 Michael LaCoss, R OBP: 0.250, SLG: 0.250 (1, 8) (7, 1)									3	1	1	0	0	0	1										
Art Howe, R OBP: 0.305, SLG: 0.325 (1, 5)									3	0	0	0	1	1	3										
Bob Knepper, L Frank LaCorte, R George Cappuzzello, R Denny Walling, L (1, 1) (4, 1) (6, 1) (7, 8)									1	0	0	0	0	0	3										
<b>Inning Stats</b>	R: 2 E: 0 K: 0 S: 5	H: 2 LOB: 0 BB: 0 P: 5	R: 1 E: 0 K: 0 S: 6	H: 3 LOB: 3 BB: 1 P: 10	R: 0 E: 0 K: 0 S: 3	H: 0 LOB: 0 BB: 0 P: 3	R: 0 E: 0 K: 0 S: 3	H: 0 LOB: 0 BB: 0 P: 3	R: 1 E: 1 K: 0 S: 4	H: 0 LOB: 0 BB: 0 P: 4	R: 0 E: 0 K: 0 S: 3	H: 0 LOB: 1 BB: 1 P: 7	R: 1 E: 0 K: 0 S: 5	H: 2 LOB: 2 BB: 1 P: 9	R: 3 E: 0 K: 2 S: 10	H: 3 LOB: 2 BB: 2 P: 18		R: 0 E: 0 K: 1 S: 8	H: 3 LOB: 2 BB: 0 P: 8	1B: 8 2B: 1 3B: 1 HR: 0	SF: 3 SAC: 0 DP: 0 HBP: 0	WP: 1 PB: 0 SB: 4 CS: 0	PA: 40		
<b>PITCHER</b>	IP	WLS	BF	H	R	ER	SO	BB	IBB	HBP	BLK	WP	HR	S	P	ERA	WHIP								
Juan Eichelberger, R ERA: 4.05 Eric Show, R ERA: 1.73 Dave Dravecky, L ERA: 6.75	(1, 1) (8, 1) (8, 1)	7.0 0.1 0.2	34 3 3	8 2 0	7 1 0	6 1 0	0 1 1	3 0 0	0 0 1	0 0 0	0 0 0	0 0 0	0 5 4	0 5 8	46 5 8	7.71 27.00 0.00	1.571 6.000 0.000								

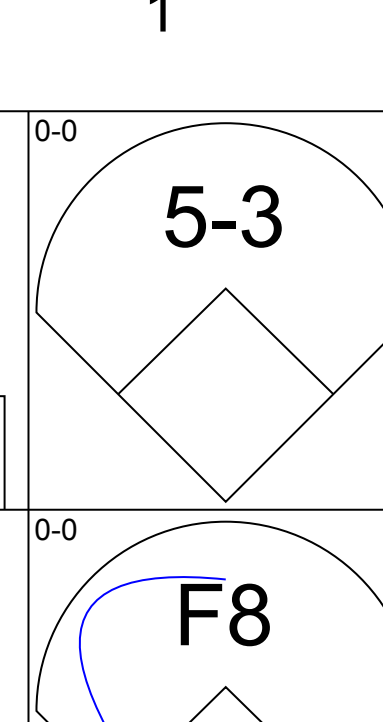
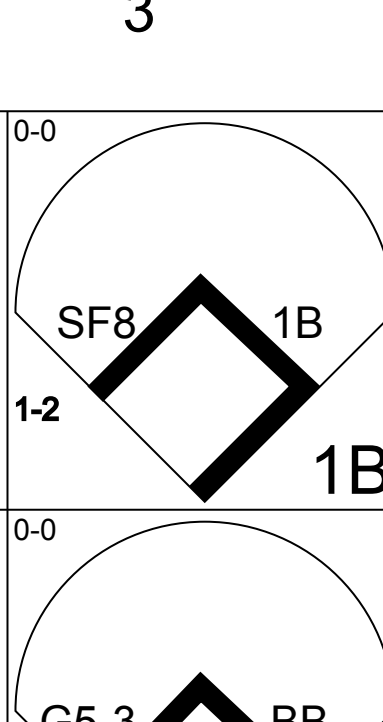
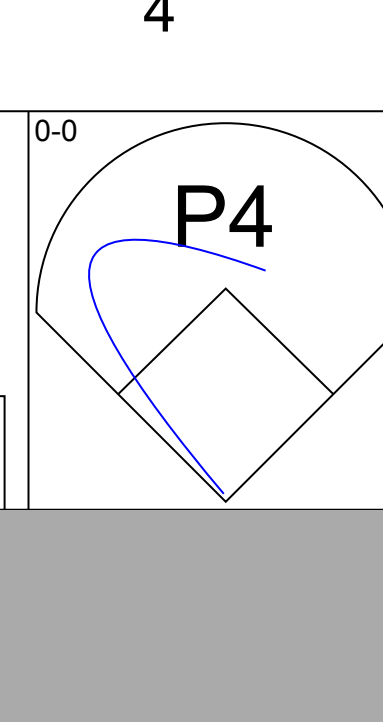
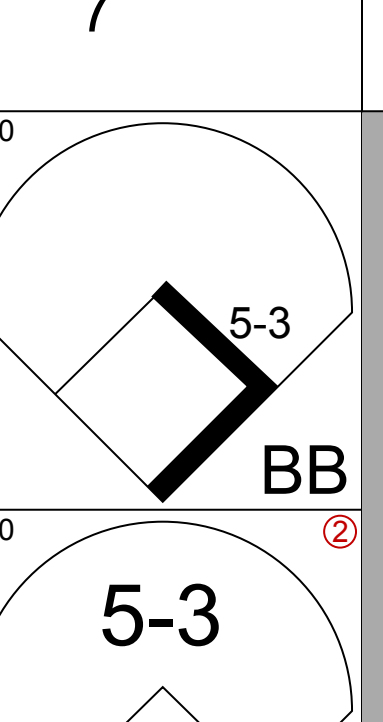
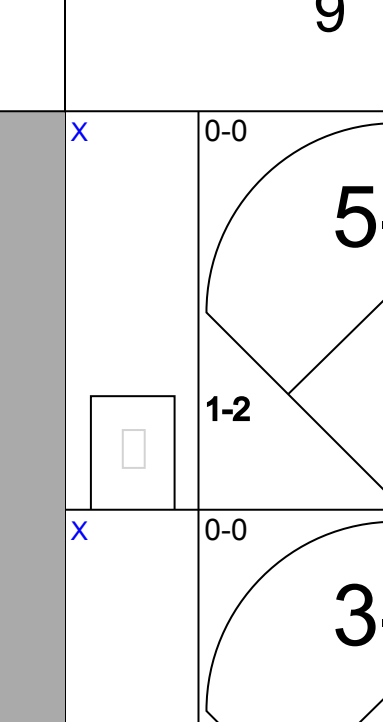
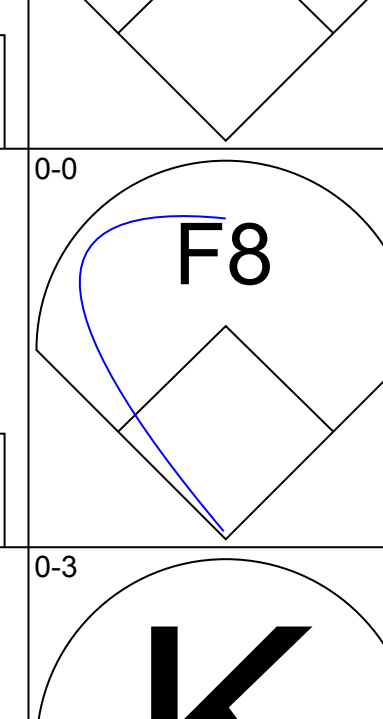
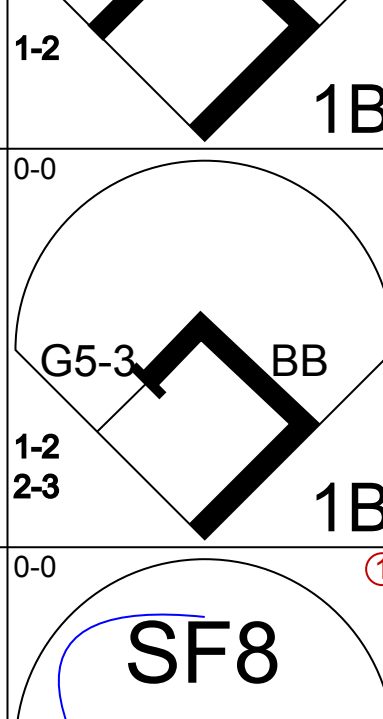
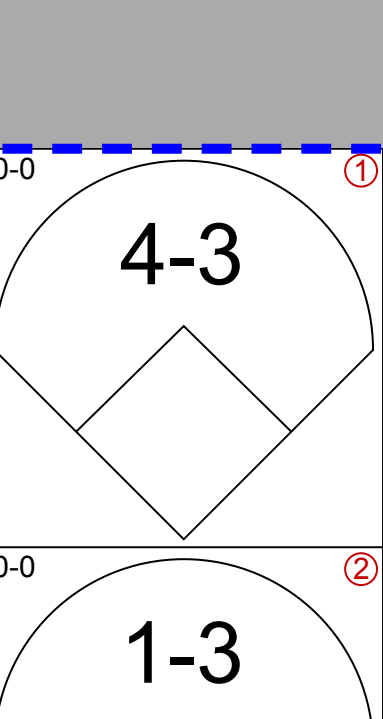
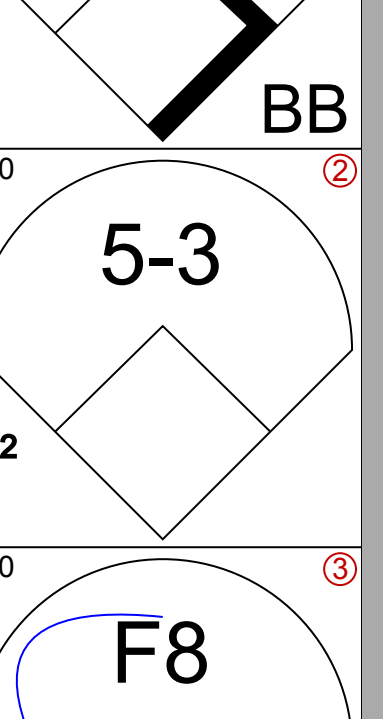
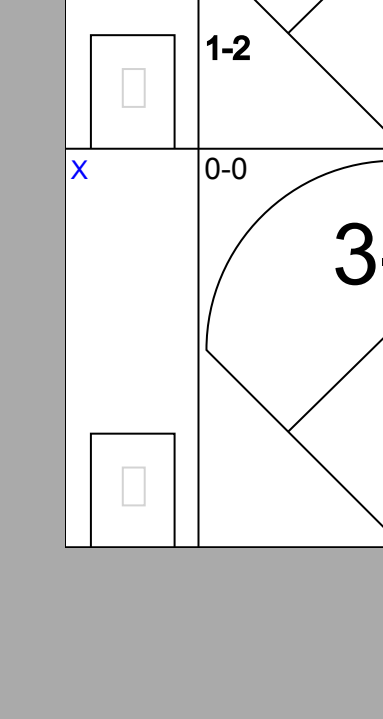
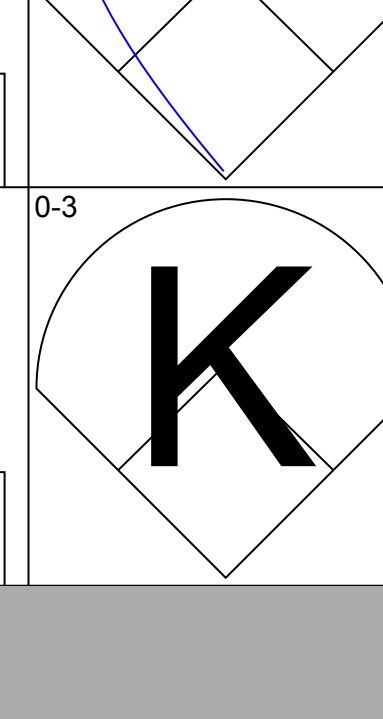
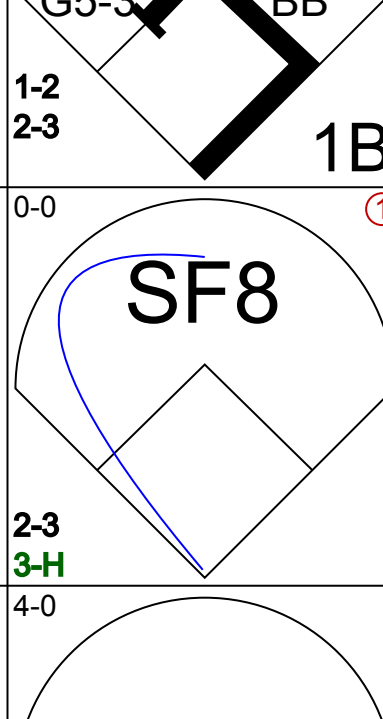
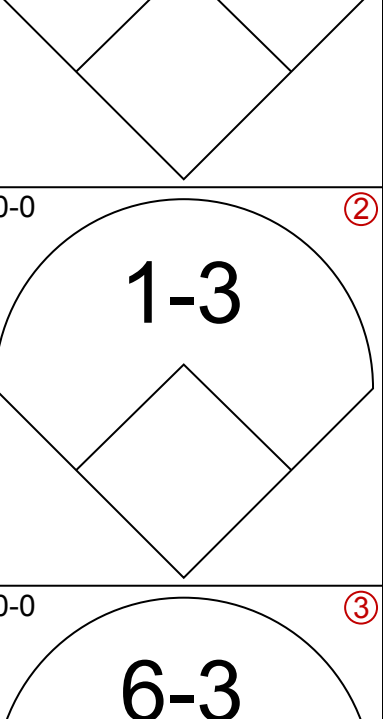
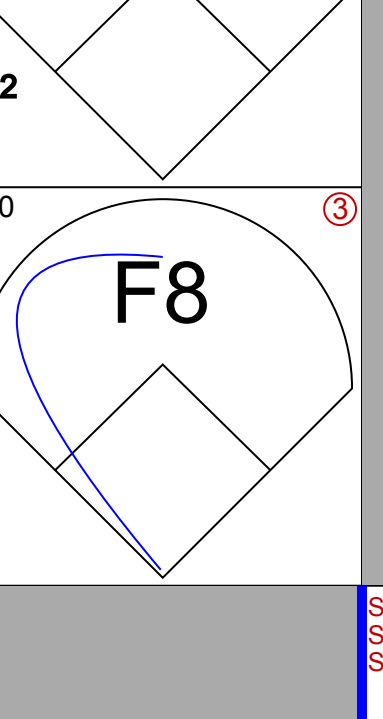
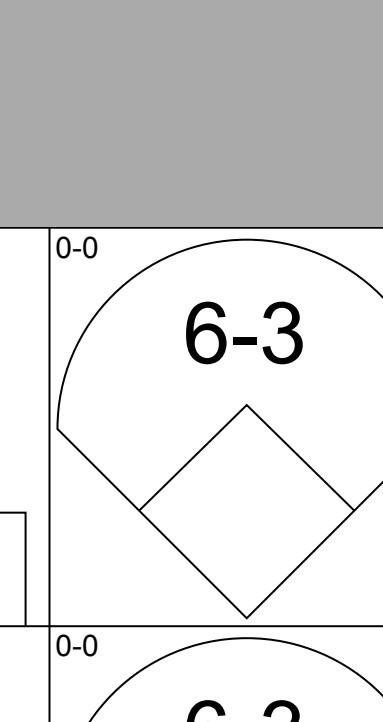
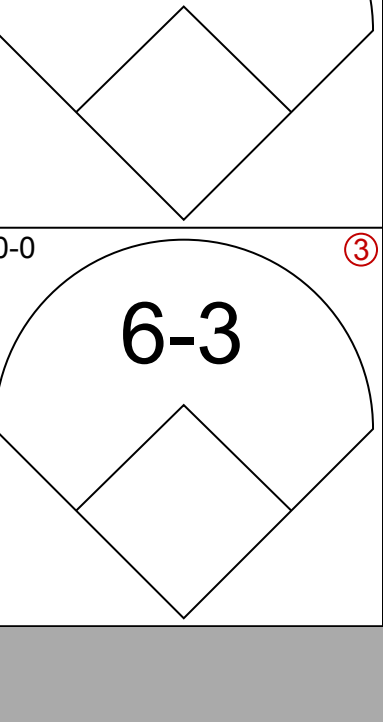
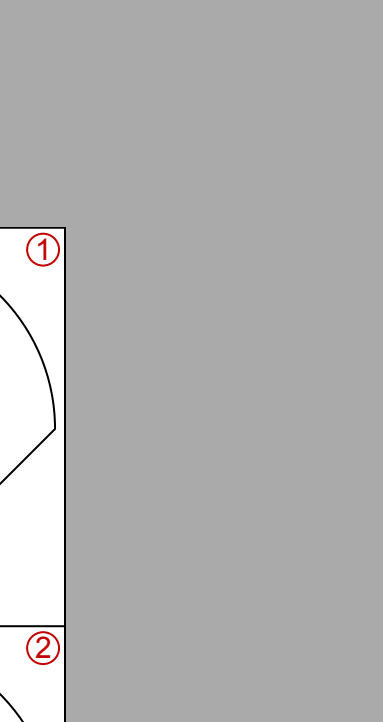
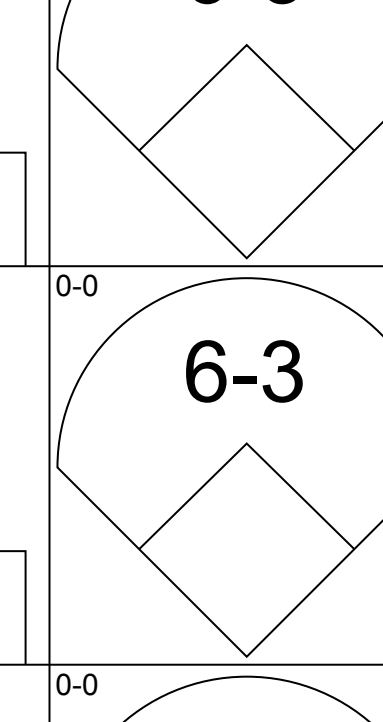
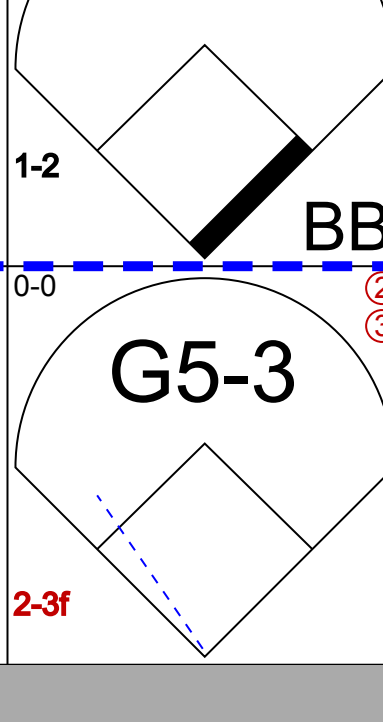
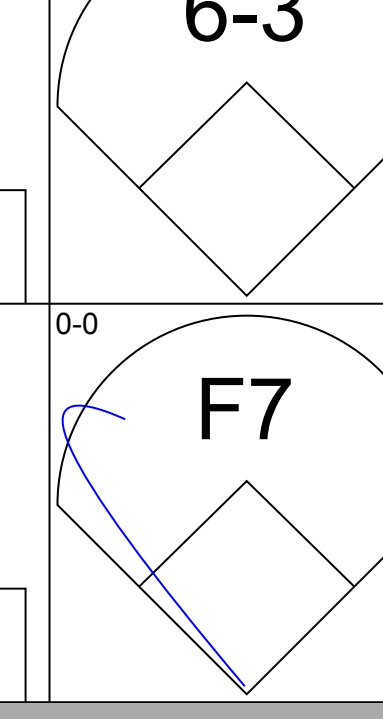
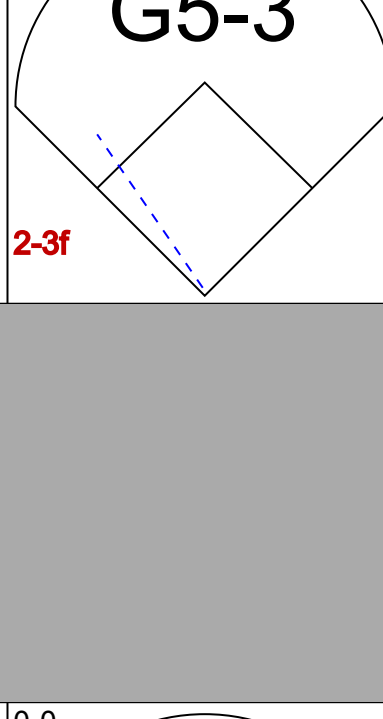
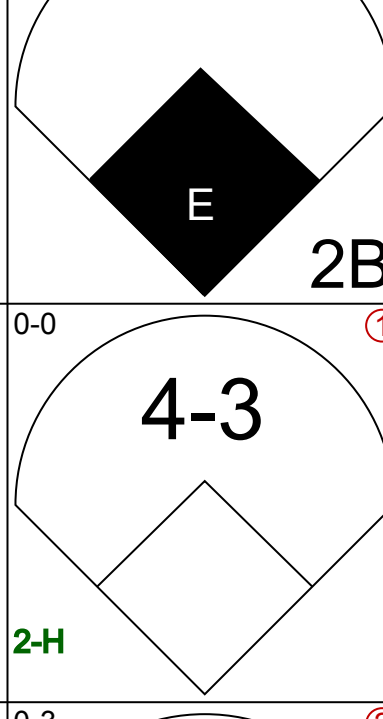
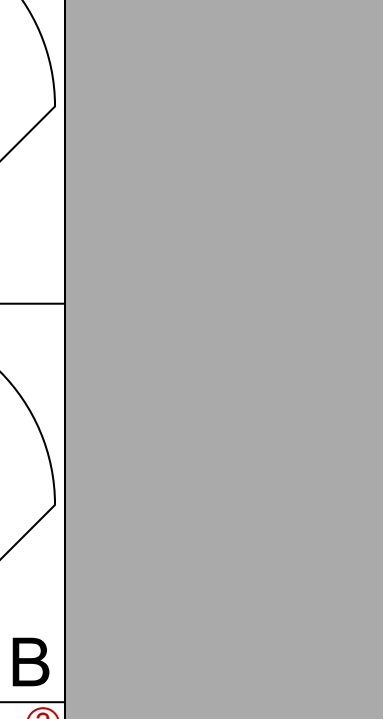
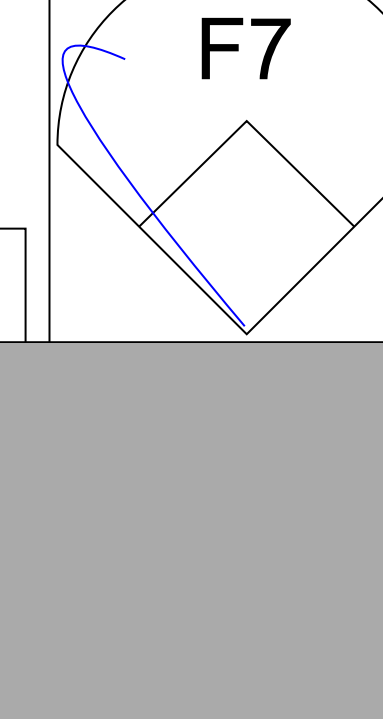

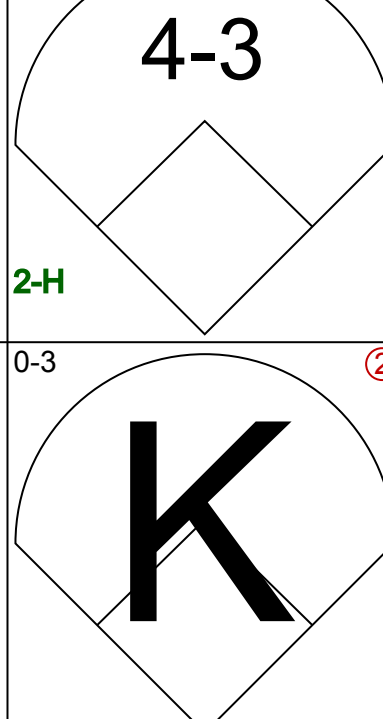
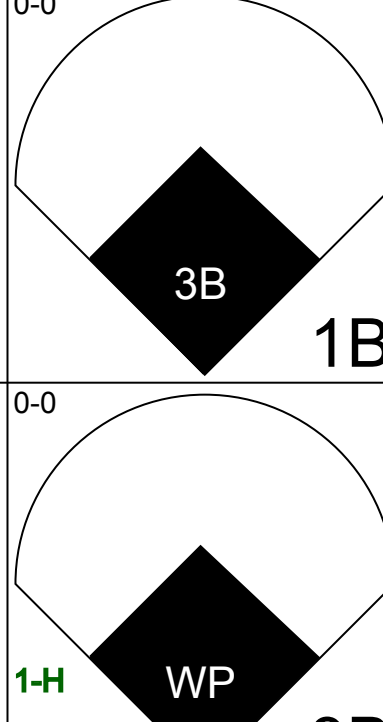
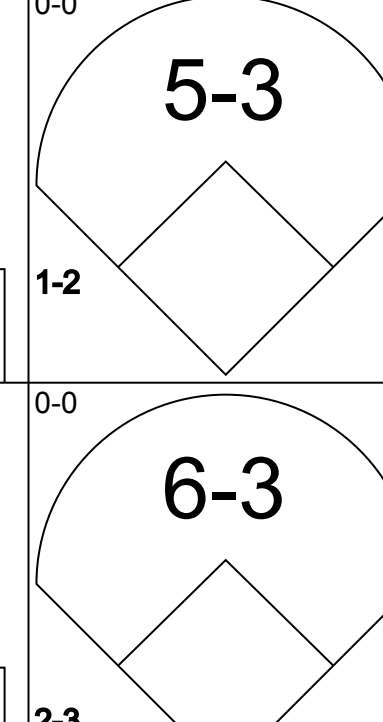
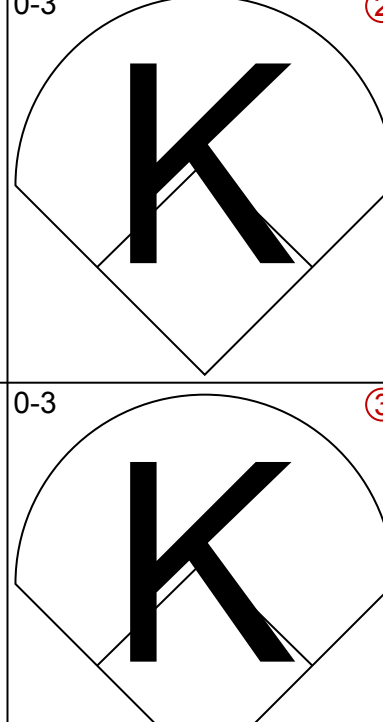
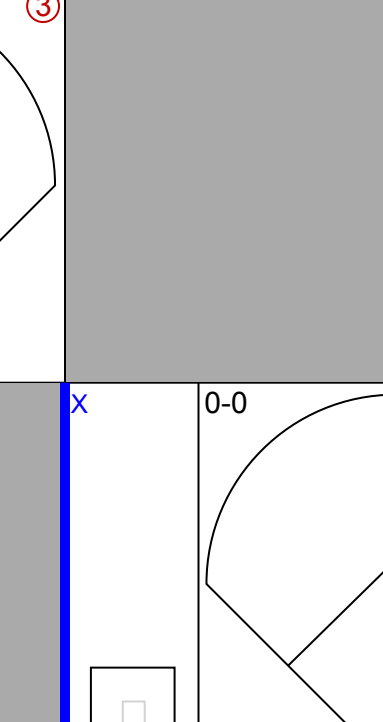
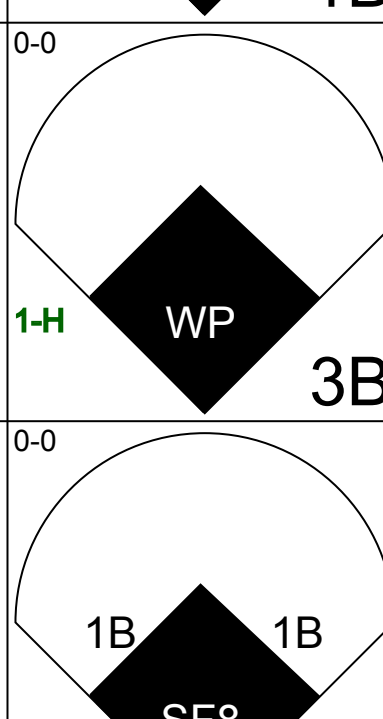
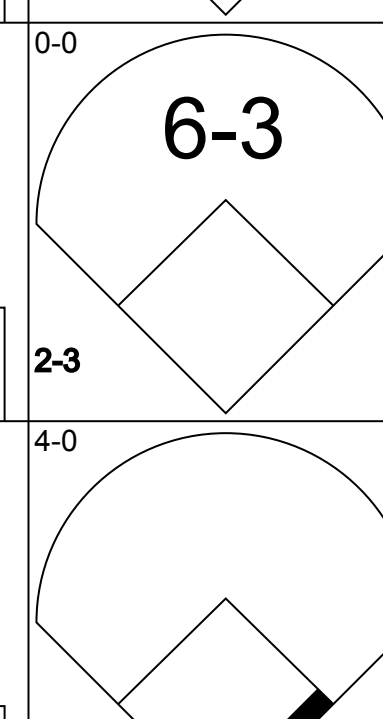

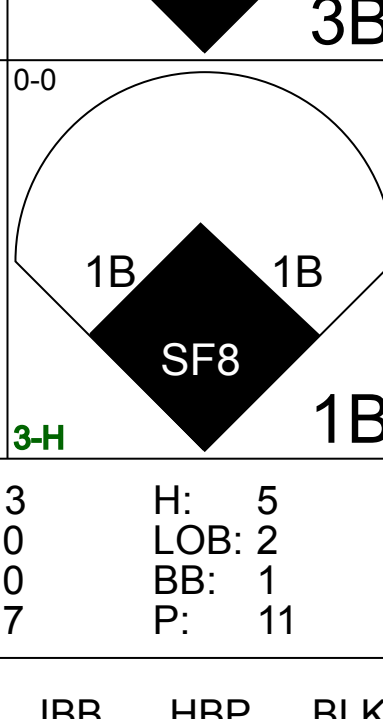
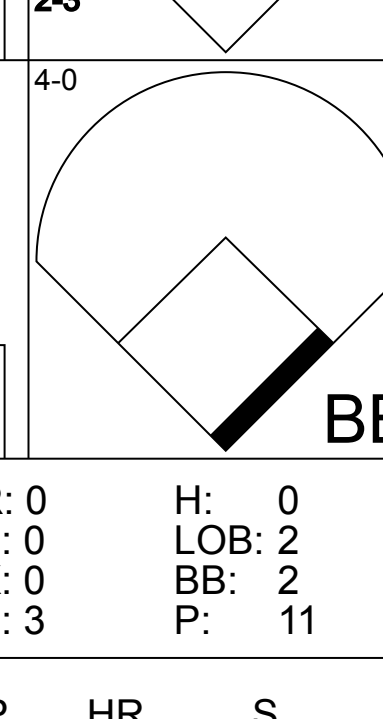
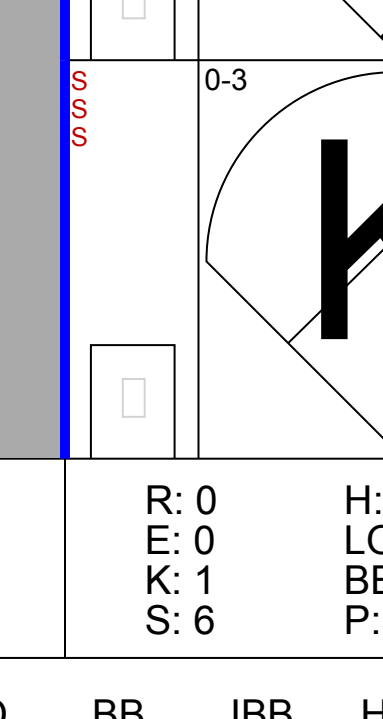
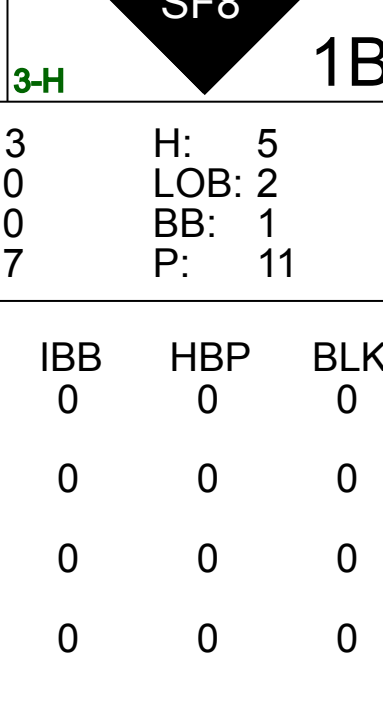
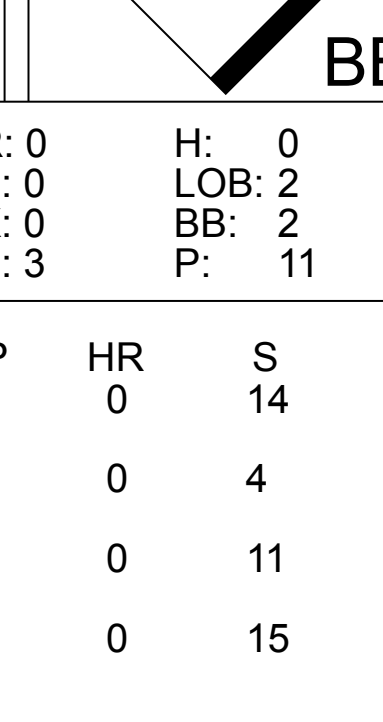
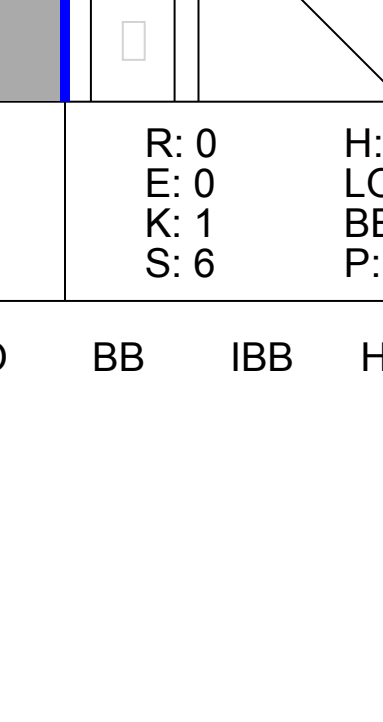
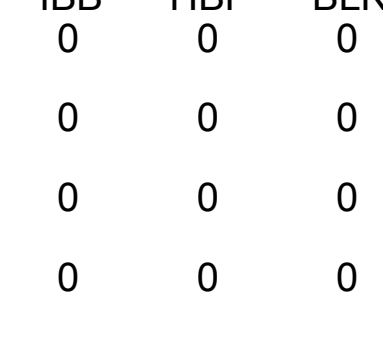




Batter	1	2	3	4	5	6	7	8	9	AB	R	H	RBI	BB	SO	LOB	TOP								
Gene Richards, L (1.7) OBP: 0.323, SLG: 0.329 Eric Show, R (7.1)										4	0	1	0	0	1	2									
Tim Flannery, L (1.4) OBP: 0.355, SLG: 0.364										5	1	2	0	0	0	1									
Garry Templeton, S (1.6) OBP: 0.293, SLG: 0.375										5	1	1	0	0	1	1									
Ruppert Jones, L (1.8) OBP: 0.426, SLG: 0.509										4	1	2	0	1	1	1									
Sixto Lezcano, R (1.9) OBP: 0.374, SLG: 0.462										4	1	1	1	0	0	2									
Terry Kennedy, L (1.2) OBP: 0.274, SLG: 0.423										4	1	1	2	0	0	1									
Luis Salazar, R (1.5) OBP: 0.298, SLG: 0.333										3	2	1	0	0	1	0									
Broderick Perkins, L (1.3) OBP: 0.363, SLG: 0.347										2	0	1	2	1	0	0									
John Curtis, L (1.1) Floyd Chiffer, R (3.1) Joe Lefebvre, L (5. PH) Luis DeLeon, R (5.1) Kurt Bevacqua, R (7. PH) Dave Edwards, R (8.7)										1	0	0	0	0	1	0									
<b>Inning Stats</b>	R: 0 E: 0 K: 2 S: 8	H: 1 LOB: 1 BB: 0 P: 8	R: 0 E: 0 K: 1 S: 5	H: 0 LOB: 0 BB: 0 P: 5	R: 0 E: 0 K: 1 S: 6	H: 1 LOB: 1 BB: 0 P: 6	R: 0 E: 0 K: 1 S: 6	H: 1 LOB: 1 BB: 0 P: 6	R: 1 E: 0 K: 0 S: 4	H: 1 LOB: 0 BB: 0 P: 4	R: 0 E: 0 K: 0 S: 4	H: 1 LOB: 1 BB: 0 P: 4	R: 0 E: 0 K: 0 S: 4	H: 1 LOB: 2 BB: 1 P: 8	R: 6 E: 1 K: 0 S: 8	H: 5 LOB: 0 BB: 1 P: 12	R: 0 E: 0 K: 0 S: 3	H: 0 LOB: 0 BB: 0 P: 3	1B: 9 2B: 2 3B: 1 HR: 0	SF: 1 SAC: 1 DP: 1 HBP: 0	WP: 1 PB: 1 SB: 1 CS: 0	PA: 40			
<b>PITCHER</b>	IP	WLS	BF	H	R	ER	SO	BB	IBB	HBP	BLK	WP	HR	S	P	ERA	WHIP								
Don Sutton, R (1.1) ERA: 3.18	7.0	30	8	3	2	5	1	0	0	0	0	0	0	39	43	2.57	1.286								
George Cappuzzello, L (8.1) ERA: 3.48	0.0	1	0	0	0	0	1	0	0	0	0	0	0	0	4	∞	∞								
Michael LaCoss, R (8.1) ERA: 3.63	0.0	L	3	2	3	3	0	0	0	0	0	0	0	3	3	∞	∞								
Danny Boone, L (8.1) ERA: 5.24	2.0	6	1	1	1	0	0	0	0	0	0	1	0	6	6	4.50	0.500								

San Diego Padres @ Houston Astros  
Astrodome, Houston, TX  
Mon Jun 21 1982, 8:05 PM EDT  
Att: 13,427 - Unknown

AB 36  
R 7  
H 11  
RBI 5  
BB 2  
SO 5  
LOB 9



Batter	1	2	3	4	5	6	7	8	9	AB	R	H	RBI	BB	SO	LOB	BOTTOM								
Dickie Thon, R (1.6) OBP: 0.318, SLG: 0.356										4	0	1	0	1	0	3									
Tony Scott, S (1.8) OBP: 0.287, SLG: 0.326										5	0	1	0	0	0	2									
Ray Knight, R (1.3) OBP: 0.341, SLG: 0.438										3	0	0	1	0	1	1									
Alan Knicely, R (1.9) OBP: 0.296, SLG: 0.234										2	0	0	0	1	0	0									
Terry Puhl, L (8.9) OBP: 0.308, SLG: 0.370										1	0	0	0	0	1	0									
Phil Garner, R (1.4) OBP: 0.303, SLG: 0.400										4	1	1	0	0	0	3									
Jose Cruz, L (1.7) OBP: 0.333, SLG: 0.366										3	0	1	0	1	0	0									
Art Howe, R (1.5) OBP: 0.304, SLG: 0.322										4	1	1	0	0	1	2									
Luis Pujols, R (1.2) OBP: 0.314, SLG: 0.340										3	1	1	1	0	1	1									
Alan Ashby, S (9. PH) OBP: 0.315, SLG: 0.411										1	0	1	0	0	0	0									
Don Sutton, R (1.1) OBP: 0.283, SLG: 0.222										2	1	1	0	1	0	0									
George Cappuzzello, R (8.1) Michael LaCoss, R (8.1) Danny Boone, L (8.1) Danny Heep, L (9. PH)										0	0	0	0	0	0	0									
<b>Inning Stats</b>	R: 0 E: 0 K: 1 S: 5	H: 0 LOB: 0 BB: 0 P: 5	R: 0 E: 0 K: 0 S: 3	H: 0 LOB: 0 BB: 0 P: 3	R: 3 E: 0 K: 0 S: 7	H: 5 LOB: 2 BB: 1 P: 11	R: 0 E: 0 K: 0 S: 3	H: 0 LOB: 2 BB: 2 P: 11	R: 0 E: 0 K: 2 S: 8	H: 1 LOB: 0 BB: 0 P: 8	R: 0 E: 0 K: 0 S: 3	H: 0 LOB: 1 BB: 1 P: 7	R: 0 E: 0 K: 1 S: 6	H: 1 LOB: 1 BB: 0 P: 6	R: 0 E: 0 K: 1 S: 6	H: 1 LOB: 1 BB: 0 P: 6	1B: 6 2B: 1 3B: 1 HR: 0	SF: 1 SAC: 0 DP: 1 HBP: 0	WP: 1 PB: 0 SB: 0 CS: 0	PA: 38					
<b>PITCHER</b>	IP	WLS	BF	H	R	ER	SO	BB	IBB	HBP	BLK	WP	HR	S	P	ERA	WHIP								
John Curtis, L (1.1) ERA: 3.45	2.1	13	5	3	3	1	1	0	0	0	0	0	0	14	18	11.57	2.571								
Floyd Chiffer, R (3.1) ERA: 2.03	1.2	6	0	0	0	0	2	0	0	0	0	0	0	4	12	0.00	1.200								
Luis DeLeon, R (5.1) ERA: 2.08	2.0	7	1	1	1	0	2	0	0	0	0	0	0	11	11	0.00	0.500								
Eric Show, R (7.1) ERA: 1.6	3.0	W	12	2	0	0	2	1	0	0	0	0	0	15	19	0.00	1.000								

San Diego Padres @ Houston Astros  
Astrodome, Houston, TX  
Mon Jun 21 1982, 8:05 PM EDT  
Att: 13,427 - Unknown

AB 33  
R 4  
H 8  
RBI 2  
BB 4  
SO 5  
LOB 13





Batter	1	2	3	4	5	6	7	8	9	AB	R	H	RBI	BB	SO	LOB	TOP								
Gene Richards, L (1, 7) OBP: 0.327, SLG: 0.329 Dave Edwards, R (7, 7) OBP: 0.208, SLG: 0.250	4-0 S 1B BB		1-3			1B E 1B	6-3		F8	3	1	1	0	1	0	1									
Joe Pittman, R (1, 4) OBP: 0.300, SLG: 0.367	4-3 1-2		6-3			F7 E 1B 1B	FC6-4			4	1	2	1	0	0	1									
Garry Templeton, S (1, 6) OBP: 0.293, SLG: 0.373	2H CS 1B			1-4-3		E5 F7 1B	FC6-4			4	1	1	1	1	0	2									
Ruppert Jones, L (1, 8) OBP: 0.423, SLG: 0.502	CS 1-2	K		4-3		F8		BB		3	0	0	0	1	1	2									
Sixto Lezcano, R (1, 9) OBP: 0.375, SLG: 0.471		2B 1B		3B		F7		P4		4	1	2	0	0	0	3									
Terry Kennedy, L (1, 2) OBP: 0.274, SLG: 0.420	F5		F9			2H 3H 1B		F9		4	0	1	2	0	0	3									
Luis Salazar, R (1, 5) OBP: 0.258, SLG: 0.336	1H 2B			6-3		F4		L6		4	0	1	1	0	0	2									
Kurt Bevacqua, R (1, 3) OBP: 0.358, SLG: 0.318 Broderick Perkins, L (7, 3) OBP: 0.360, SLG: 0.345	F8			6-3		F8		6-3 1B 1B	F8	3	1	1	0	0	0	1									
Tim Lollar, L (1, 1) OBP: 0.333, SLG: 0.474 Gary Lucas, L (7, 1) Floyd Chiffer, R (7, 1) Joe Lefebvre, L (9, PH) OBP: 0.232, SLG: 0.213			4-3			F7		K	F8	3	0	0	0	0	1	1									
<b>Inning Stats</b>	R: 0 E: 0 K: 0 S: 2	H: 1 LOB: 0 BB: 1 P: 6	R: 1 E: 0 K: 1 S: 7	H: 2 LOB: 1 BB: 0 P: 7	R: 0 E: 0 K: 0 S: 3	H: 0 LOB: 0 BB: 0 P: 3	R: 0 E: 0 K: 0 S: 4	H: 1 LOB: 1 BB: 0 P: 4	R: 0 E: 0 K: 0 S: 3	H: 0 LOB: 0 BB: 0 P: 3	R: 3 E: 1 K: 0 S: 7	H: 3 LOB: 1 BB: 0 P: 7	R: 1 E: 0 K: 1 S: 7	H: 2 LOB: 1 BB: 0 P: 7	R: 0 E: 0 K: 0 S: 3	H: 0 LOB: 1 BB: 1 P: 7	R: 0 E: 0 K: 0 S: 3	H: 0 LOB: 0 BB: 0 P: 3	1B: 7 2B: 1 3B: 1 HR: 0	SF: 0 SAC: 0 DP: 0 HBP: 0	WP: 0 PB: 0 SB: 1 CS: 1	PA: 38			
<b>PITCHER</b>	IP	WLS	BF	H	R	ER	SO	BB	IBB	HBP	BLK	WP	HR	S	P	ERA	WHIP								
Charlie Leibrandt, L (1, 1) ERA: 2.98	6.0		26	8	5	3	1	1	0	0	0	0	0	27	31	4.50	1.500								
Joe Price, L (7, 1) ERA: 2.91	1.0	W	4	1	0	0	1	0	0	0	0	0	0	6	6	0.00	1.000								
Tom Hume, R (8, 1) ERA: 2.06	2.0	S	7	0	0	0	0	1	0	0	0	0	0	6	10	0.00	0.500								

**San Diego Padres @ Cincinnati Reds**  
Riverfront Stadium, Cincinnati, OH  
Tue Jun 22 1982, 7:05 PM EDT  
Att: 14,101 - Unknown

AB	35
R	5
H	9
RBI	5
BB	2
SO	2
LOB	16



Batter	1	2	3	4	5	6	7	8	9	AB	R	H	RBI	BB	SO	LOB	BOTTOM								
Eddie Milner, L (1, 9) OBP: 0.340, SLG: 0.397	P6	FC4-6 1B			F7		E 2B			4	1	1	1	0	0	1									
Rafael Landestoy, S (1, 4) OBP: 0.318, SLG: 0.341	BLK 1B	1-2 1B			6-3		6-3			4	0	2	0	0	0	1									
Dan Driessen, L (1, 3) OBP: 0.382, SLG: 0.457	F8 1-2	P6			4-3		E 1B BB			3	1	0	0	1	0	3									
Cesar Cedeno, R (1, 8) OBP: 0.359, SLG: 0.483 Paul Householder, S (8, 9) OBP: 0.252, SLG: 0.287	L6		F9			1B 2B	E5 1B			4	1	1	0	0	0	2									
Mike Vail, R (1, 7) OBP: 0.294, SLG: 0.438 Tom Hume, R (8, 1)		K	P4			G4-3 1B	G4-3 1B			4	0	2	2	0	1	0									
Johnny Bench, R (1, 5) OBP: 0.303, SLG: 0.333		1B 2B	6-3			F9		1B		4	1	2	0	0	0	1									
Ron Oester, S (1, 6) OBP: 0.311, SLG: 0.351		2H 2B 1B			F9	G4-3		F9		4	1	1	1	0	0	2									
Alex Trevino, R (1, 2) OBP: 0.325, SLG: 0.287		1H SH 2B			F9		SH3-4 2B 1B		F9	4	2	2	1	0	0	1									
Charlie Leibrandt, R (1, 1) OBP: 0.214, SLG: 0.154 Joe Price, R (7, 1) German Barranca, L (7, PH) Duane Walker, L (8, 7) OBP: 0.304, SLG: 0.364		SH FC4-6			K		SH3-4 1B		4-3	1	0	0	1	0	1	0									
<b>Inning Stats</b>	R: 0 E: 0 K: 0 S: 4	H: 1 LOB: 1 BB: 0 P: 4	R: 3 E: 1 K: 1 S: 10	H: 4 LOB: 2 BB: 0 P: 10	R: 0 E: 0 K: 1 S: 5	H: 0 LOB: 0 BB: 0 P: 5	R: 0 E: 0 K: 0 S: 3	H: 0 LOB: 0 BB: 0 P: 3	R: 1 E: 0 K: 0 S: 4	H: 2 LOB: 0 BB: 0 P: 4	R: 3 E: 1 K: 0 S: 6	H: 3 LOB: 2 BB: 1 P: 10	R: 0 E: 0 K: 0 S: 4	H: 1 LOB: 1 BB: 0 P: 4	R: 0 E: 0 K: 0 S: 4	H: 0 LOB: 0 BB: 0 P: 4	1B: 7 2B: 4 3B: 0 HR: 0	SF: 0 SAC: 2 DP: 1 HBP: 0	WP: 0 PB: 0 SB: 0 CS: 0	PA: 36					
<b>PITCHER</b>	IP	WLS	BF	H	R	ER	SO	BB	IBB	HBP	BLK	WP	HR	S	P	ERA	WHIP								
Tim Lollar, L (1, 1) ERA: 2.73	6.1		27	8	5	5	2	0	0	0	1	0	0	31	31	7.11	1.263								
Gary Lucas, L (7, 1) ERA: 3.89	0.1	L	3	1	0	0	0	1	0	0	0	0	0	2	6	0.00	6.000								
Floyd Chiffer, R (7, 1) ERA: 1.93	1.1		6	2	2	0	0	0	0	0	0	0	0	6	6	0.00	1.500								

**San Diego Padres @ Cincinnati Reds**  
Riverfront Stadium, Cincinnati, OH  
Tue Jun 22 1982, 7:05 PM EDT  
Att: 14,101 - Unknown

AB	33
R	7
H	11
RBI	6
BB	1
SO	2
LOB	12





Batter	1	2	3	4	5	6	7	8	9	AB	R	H	RBI	BB	SO	LOB	TOP							
Gene Richards, L (1, 7) OBP: 0.341, SLG: 0.340	0-0 1B		0-0 6-3		4-0 BB			0-0 1B	0-0 1B	4	1	3	1	1	0	0	<b>San Diego Padres @ Cincinnati Reds</b> Riverfront Stadium, Cincinnati, OH Wed Jun 23 1982, 7:05 PM EDT Att: 14,004 - Unknown							
Tim Flannery, L (1, 4) OBP: 0.357, SLG: 0.365	0-0 P5		0-0 P6		0-0 F8			0-0 1B	0-0 1B	5	0	2	0	0	0	2								
Garry Templeton, S (1, 6) OBP: 0.292, SLG: 0.375	0-3 K			0-0 4-3 BLK		0-0 P3		0-3 K		4	1	1	0	0	2	3								
Ruppert Jones, L (1, 8) OBP: 0.420, SLG: 0.498	0-3 K			0-0 4-3		0-0 P6		0-0 1B	0-0 1B	4	0	1	1	0	1	2								
Sixto Lezcano, R (1, 9) Eric Show, R (8, 1) OBP: 0.374, SLG: 0.465		0-0 5-3		4-0 BLK S 1B BB		0-0 F7		0-0 P6		3	1	0	0	1	0	2								
Terry Kennedy, L (1, 2) OBP: 0.282, SLG: 0.430		0-0 1B		0-3 K		0-0 B5-6 2B		0-0 1B	0-0 1B	4	1	3	0	0	1	1								
Luis Salazar, R (1, 5) OBP: 0.258, SLG: 0.335		0-0 F7		0-0 PO 1B		0-0 B5-6 2B		0-0 P4		4	0	1	1	0	0	3								
Broderick Perkins, L (1, 3) OBP: 0.357, SLG: 0.341		0-3 K		0-0 PO 1B		0-0 5-3		0-0 1B 1B	0-0 1B 1B	4	0	1	0	0	1	1								
Chris Welsh, L (1, 1) Gary Lucas, L (7, 1) Dave Edwards, R (8, PH) Joe Lefebvre, L (8, 9) OBP: 0.273, SLG: 0.333			0-3 K		0-3 K			0-3 K	0-0 F7	2	0	0	0	0	2	0								
<b>Inning Stats</b>	R: 0 E: 0 K: 2 S: 8	H: 1 LOB: 1 BB: 0 P: 8	R: 0 E: 0 K: 1 S: 6	H: 1 LOB: 1 BB: 0 P: 6	R: 0 E: 0 K: 1 S: 5	H: 0 LOB: 0 BB: 0 P: 5	R: 2 E: 0 K: 1 S: 6	H: 2 LOB: 0 BB: 1 P: 10	R: 0 E: 0 K: 0 S: 3	H: 0 LOB: 1 BB: 0 P: 9	R: 0 E: 0 K: 0 S: 3	H: 0 LOB: 0 BB: 0 P: 3	R: 0 E: 0 K: 0 S: 3	H: 1 LOB: 0 BB: 0 P: 3	R: 1 E: 0 K: 2 S: 10	H: 3 LOB: 2 BB: 0 P: 10		R: 1 E: 0 K: 0 S: 6	H: 4 LOB: 2 BB: 0 P: 6	1B: 10 2B: 3 3B: 0 HR: 0	SF: 0 SAC: 0 DP: 1 HBP: 0	WP: 0 PB: 0 SB: 2 CS: 0	PA: 39	
<b>PITCHER</b>	IP WLS BF H R ER SO BB IBB HBP BLK WP HR S P ERA WHIP	1.1 6 20 3 2 2 4 2 0 0 0 0 0 0 26 34 0.00 1.500	5.2 20 3 2 2 4 2 0 0 0 0 0 0 0 9 9 3.18 0.882	0.2 5 3 1 1 2 0 0 0 0 0 0 0 0 7 7 13.50 4.500	1.1 W 7 4 1 1 0 0 0 0 0 0 0 0 7 7 6.75 3.000																			

AB 36  
R 4  
H 12  
RBI 3  
BB 2  
SO 8  
LOB 16



Batter	1	2	3	4	5	6	7	8	9	AB	R	H	RBI	BB	SO	LOB	BOTTOM							
Eddie Milner, L (1, 9) OBP: 0.343, SLG: 0.396	0-0 1-3		4-0 BB			0-0 G3		0-0 1B		3	0	1	2	1	0	0	<b>San Diego Padres @ Cincinnati Reds</b> Riverfront Stadium, Cincinnati, OH Wed Jun 23 1982, 7:05 PM EDT Att: 14,004 - Unknown							
Rafael Landestoy, S (1, 5) OBP: 0.292, SLG: 0.311	0-0 6-3		0-0 5-3			0-0 F7		0-0 4-3		4	0	0	0	0	0	3								
German Barranca, L (1, 4) OBP: 0.333, SLG: 0.486	4-0 BB			0-0 F9		0-0 3-1		4-0 SH3-4 HR BB		2	1	0	0	2	0	0								
Cesar Cedeno, R (1, 8) OBP: 0.363, SLG: 0.488	0-0 F8			4-0 BB		0-0 WP 1B 2B		0-0 SH3-4	0-0 1B	2	1	1	0	1	0	1								
Mike Vail, R (1, 7) Paul Householder, S (8, 9) OBP: 0.286, SLG: 0.426		0-0 4-3		0-3 K		0-3 K		0-0 HR	0-0 HR	3	0	0	0	0	2	2								
Dan Driessen, L (1, 3) OBP: 0.384, SLG: 0.453		0-3 K		0-0 F8		4-0 BB 1B BB		4-0 S BB		2	1	0	0	2	1	1								
Ron Oester, S (1, 6) OBP: 0.311, SLG: 0.349		0-0 F9			0-0 F9		0-0 BB 1B	0-0 F8		4	1	1	1	0	0	1								
Alex Trevino, R (1, 2) OBP: 0.324, SLG: 0.283			0-0 5-3		0-0 4-3		0-0 L6	4-0 BB		3	0	0	0	1	0	2								
Frank Pastore, R (1, 1) Bob Shirley, R (2, 1) Larry Blittner, L (7, PH) Joe Price, R (8, 1) Tom Hume, R (8, 1) OBP: 0.222, SLG: 0.231			0-0 5-3		0-0 5-3		4-0 1B BB	0-0 5-3		0	0	0	0	0	0	0								
<b>Inning Stats</b>	R: 0 E: 0 K: 0 S: 3	H: 0 LOB: 1 BB: 1 P: 7	R: 0 E: 0 K: 1 S: 5	H: 0 LOB: 0 BB: 0 P: 5	R: 0 E: 0 K: 0 S: 3	H: 0 LOB: 1 BB: 1 P: 7	R: 0 E: 0 K: 1 S: 5	H: 0 LOB: 0 BB: 1 P: 9	R: 0 E: 0 K: 0 S: 3	H: 0 LOB: 0 BB: 0 P: 3	R: 0 E: 0 K: 0 S: 3	H: 0 LOB: 0 BB: 0 P: 3	R: 3 E: 0 K: 1 S: 8	H: 3 LOB: 2 BB: 2 P: 16	R: 2 E: 0 K: 0 S: 4	H: 1 LOB: 2 BB: 3 P: 16		1B: 2 2B: 1 3B: 0 HR: 1	SF: 0 SAC: 1 DP: 0 HBP: 0	WP: 1 PB: 0 SB: 1 CS: 0	PA: 36			
<b>PITCHER</b>	IP WLS BF H R ER SO BB IBB HBP BLK WP HR S P ERA WHIP	6.2 1 28 3 3 3 3 3 0 0 0 0 0 0 29 49 4.05 1.200	0.1 1 0 0 0 0 0 0 0 0 0 0 0 0 1 1 0.00 0.000	1.0 L 7 1 2 2 0 3 0 0 0 0 0 1 4 18.00 4.000																				

AB 27  
R 5  
H 4  
RBI 5  
BB 8  
SO 3  
LOB 12














Batter	1	2	3	4	5	6	7	8	9	10	11	12	13	14	15	AB	R	H	RBI	BB	SO	LOB	TOP											
Alan Wiggins, S OBP: 0.326, SLG: 0.314 (1, 7)	4-3		1B		SH1-4	G3			1-6-3			FC1-6 1B			6-3	6	1	2	0	0	0	1												
Gene Richards, L OBP: 0.350, SLG: 0.373 (1, 3)	FC8-2		G3		HR					6-3		FC1-6 G4-6-3 1-2			FC6-2	4	1	4	1	0	0	0												
Luis Salazar, R OBP: 0.261, SLG: 0.350 (7, 5)	FC8-2		G3		HR										FC6-2	3	0	1	0	0	0	1												
Gary Templeton, S OBP: 0.292, SLG: 0.382 (1, 6)	FC8-2		G3		HR							G4-6-3 1-2			FC6-2 1-6-3 1B	6	2	2	2	1	0	4												
Ruppert Jones, L OBP: 0.410, SLG: 0.477 (1, 8)		F8	4-3		HR										FC6-2 1-6-3 1B	5	0	1	0	2	0	3												
Tim Flannery, L OBP: 0.333, SLG: 0.339 (1, 4)	F9				BB										FC6-2 1-6-3 1-2 3H	5	0	0	0	1	1	3												
Joe Pittman, R OBP: 0.281, SLG: 0.344 (15, 4)					BB				6-3						1-6-3	1	0	0	0	0	0	2												
Brodrick Perkins, L OBP: 0.376, SLG: 0.380 (7, 3)					G3											6	1	3	2	1	0	3												
Joe Lefebvre, L OBP: 0.218, SLG: 0.205 (7, 9)	4-3				HR										1B	7	0	0	0	0	2	4												
Steve Swisher, R OBP: 0.294, SLG: 0.500 (1, 2)					F6										K	6	1	2	1	0	1	0												
John Curtis, L OBP: 0.327, SLG: 0.366 (6, 1)					HR																													
Dave Dravecky, L OBP: 0.340, SLG: 0.340 (6, 1)																																		
Floyd Chiffer, R OBP: 0.323, SLG: 0.331 (6, 1)																																		
Kurt Beardsley, R OBP: 0.282, SLG: 0.304 (6, 1)																																		
Clayton Kershaw, R OBP: 0.325, SLG: 0.340 (6, 1)																																		
Luis DelLeon, R OBP: 0.279, SLG: 0.298 (14, 1)																																		
Soto Lezcano, R OBP: 0.279, SLG: 0.298 (14, 1)																																		
Eric Snow, R OBP: 0.279, SLG: 0.298 (14, 1)																																		
<b>Inning Stats</b>	R: 0 E: 0 K: 0 S: 3	H: 1 LOB: 0 BB: 0 P: 3	R: 0 E: 0 K: 0 S: 3	H: 0 LOB: 1 BB: 1 P: 7	R: 2 E: 0 K: 1 S: 8	H: 3 LOB: 1 BB: 0 P: 8	R: 1 E: 0 K: 0 S: 4	H: 1 LOB: 0 BB: 0 P: 4	R: 3 E: 1 K: 0 S: 5	H: 3 LOB: 1 BB: 2 P: 13	R: 0 E: 0 K: 0 S: 4	H: 1 LOB: 0 BB: 0 P: 4	R: 0 E: 0 K: 0 S: 3	H: 1 LOB: 0 BB: 0 P: 3	R: 0 E: 0 K: 1 S: 5	H: 0 LOB: 0 BB: 0 P: 5	R: 0 E: 0 K: 1 S: 5	H: 0 LOB: 0 BB: 0 P: 5	R: 0 E: 0 K: 0 S: 4	H: 1 LOB: 2 BB: 1 P: 8	R: 0 E: 0 K: 1 S: 5	H: 0 LOB: 0 BB: 0 P: 5	R: 0 E: 0 K: 0 S: 3	H: 1 LOB: 0 BB: 0 P: 3	R: 0 E: 0 K: 1 S: 6	H: 2 LOB: 1 BB: 0 P: 6	R: 0 E: 0 K: 1 S: 5	H: 0 LOB: 0 BB: 0 P: 5	R: 1 E: 0 K: 0 S: 7	H: 2 LOB: 2 BB: 1 P: 11	1B: 10 2B: 2 3B: 2 HR: 3	SF: 0 SAC: 1 DP: 2 HBP: 0	WP: 0 PB: 0 CS: 3	PA: 61

PITCHER	IP	WLS	BF	H	R	ER	SO	BB	IBB	HBP	BLK	WP	HR	S	P	ERA	WHIP	
Alan Fowkes, R ERA: 5.7	4.1		20	7	5	5	1	0	0	0	0	0	0	1	6	14	5.40	2.400
Fred Breining, R ERA: 3.46	5.1	1.2	8	2	1	1	0	2	0	0	0	0	0	1	6	14	5.40	2.400
Jim Barr, R ERA: 2.35	2.0		6	1	0	0	1	0	0	0	0	0	0	0	8	8	0.00	0.500
Greg Minton, R ERA: 2.41	9.1	3.0	11	1	0	0	2	0	1	0	0	0	0	14	18	0.00	0.333	
Gary Lavelle, L ERA: 2.87	12.1	4.0	L 16	5	1	1	3	0	1	0	0	0	0	21	25	2.25	1.250	

Batter	1	2	3	4	5	6	7	8	9	10	11	12	13	14	15	AB	R	H	RBI	BB	SO	LOB	BOTTOM									
Jim Wohlford, R OBP: 0.342, SLG: 0.380 (1, 7)	F9				FC5-4	F9					SH3-4				5	0	0	0	0	1	4											
Gary Lavelle, S OBP: 0.333, SLG: 0.500 (12, 1)					FC5-4 1-2										1	0	1	0	0	0	0											
Joe Morgan, L OBP: 0.397, SLG: 0.372 (1, 4)	SH1-3 BB		4-3							6-3		F8		1-3	4	0	0	0	3	0	1											
Chili Davis, S OBP: 0.325, SLG: 0.400 (1, 8)	SH1-3														6	1	3	0	0	2	2											
Jack Clark, R OBP: 0.337, SLG: 0.453 (1, 9)					HR										6	0	1	0	1	1	4											
Bob Brenly, R OBP: 0.388, SLG: 0.492 (1, 2)															3	2	1	2	0	0	3											
Milt May, L OBP: 0.335, SLG: 0.410 (8, 1)	F3														4	1	1	0	0	1	0											
Darrell Evans, L OBP: 0.355, SLG: 0.412 (1, 3)															6	0	1	0	1	0	1											
Tom O'Malley, L OBP: 0.311, SLG: 0.320 (1, 5)															6	1	2	1	0	1	2											
Johnnie L McMaster, R OBP: 0.251, SLG: 0.255 (1, 6)															6	1	2	3	0	0	1											
Champ Summers, L OBP: 0.216, SLG: 0.279 (15, 1)	F8														1	0	0	0	0	0	1											
Alan Fowkes, R ERA: 5.7															1	0	0	0	0	0	0											
Fred Breining, R ERA: 3.46															1	0	1	0	0	0	0											
Duane Kuiper, L ERA: 0.385															0	0	0	0	1	0	0											
Jim Barr, R ERA: 2.35															0	0	0	0	0	0	0											
Dave Dravecky, L ERA: 6.75															0	0	0	0	1	0	0											
Floyd Chiffer, R ERA: 1.95															0	0	0	0	0	0	0											
Gary Lucas, L ERA: 3.43															0	0	0	0	1	0	0											
Luis DelLeon, R ERA: 2.04															0	0	0	0	0	0	0											
Max Verasole, L ERA: 0.412															3	0	1	0	0	0	1											
<b>Inning Stats</b>	R: 0 E: 0 K: 0 S: 3	H: 0 LOB: 2 BB: 2 P: 11	R: 0 E: 0 K: 1 S: 5	H: 0 LOB: 0 BB: 0 P: 5	R: 0 E: 0 K: 0 S: 3	H: 0 LOB: 0 BB: 0 P: 3	R: 2 E: 0 K: 0 S: 5	H: 2 LOB: 0 BB: 0 P: 5	R: 0 E: 0 K: 1 S: 6	H: 1 LOB: 2 BB: 1 P: 10	R: 3 E: 0 K: 0 S: 6	H: 3 LOB: 1 BB: 1 P: 10	R: 0 E: 0 K: 0 S: 3	H: 0 LOB: 0 BB: 0 P: 5	R: 0 E: 0 K: 1 S: 5	H: 0 LOB: 0 BB: 0 P: 5	R: 0 E: 0 K: 0 S: 4	H: 1 LOB: 1 BB: 1 P: 4	R: 0 E: 0 K: 0 S: 4	H: 2 LOB: 2 BB: 1 P: 8	R: 0 E: 0 K: 0 S: 3	H: 0 LOB: 0 BB: 0 P: 3	R: 0 E: 0 K: 0 S: 4	H: 1 LOB: 1 BB: 0 P: 4	R: 0 E: 0 K: 1 S: 5	H: 0 LOB: 0 BB: 0 P: 5	R: 0 E: 0 K: 0 S: 4	H: 1 LOB: 1 BB: 0 P: 4	1B: 11 2B: 1 3B: 0 HR: 2	SF: 0 SAC: 3 DP: 0 HBP: 0	WP: 0 PB: 0 CS: 0	PA: 63

PITCHER	IP	WLS	BF	H	R	ER	SO	BB	IBB	HBP	BLK	WP	HR	S	P	ERA	WHIP	
John Curtis, L ERA: 3.76	1.1		5.2	6	5	5	2	0	0	0	0	0	0	2	27	39	7.94	1.588
Dave Dravecky, L ERA: 6.75	6.1	0.0	1	0	0	0	1	0	0	0	0	0	0	4	4			
Floyd Chiffer, R ERA: 1.95	6.1	2.1	10	2	1	1	2	1	1	0	0	0	0	12	20	3.86	1.286	
Gary Lucas, L ERA: 3.43	9.1	0.2	2	0	0	0	1	0	0	0	0	0	0	4	4	0.00	0.000	
Luis DelLeon, R ERA: 2.04	9.1	4.1	17	4	0	0	0	1	0	0	0	0	0	16	20	0.00	0.923	
<b>PITCHER</b>	Eric Snow, R ERA: 1.75	(14, 1)	2.0	7	2	0	0	0	0	0	0	0	0	1	1	7	7.94	1.588

San Diego Padres @ San Francisco Giants  
Candlestick Park, San Francisco, CA  
Sat Jun 26 1982, 6:33 AM EDT  
Att: 8,612 - Unknown



AB	55
R	7
H	16
RBI	6
BB	5
SO	7
LOB	22

San Diego Padres @ San Francisco Giants  
Candlestick Park, San Francisco, CA  
Sat Jun 26 1982, 6:33 AM EDT  
Att: 8,612 - Unknown



AB	53
R	6
H	14
RBI	6
BB	7
SO	6
LOB	20









Batter	1	2	3	4	5	6	7	8	9	AB	R	H	RBI	BB	SO	LOB	TOP					
Gene Richards, L (1.7) OBP: 0.347, SLG: 0.374	5-3 FC5-2 2B	G3		4-3			F8		G6-4-3	5	0	1	0	0	0	4	<b>San Diego Padres @ Los Angeles Dodgers</b> Dodger Stadium, Los Angeles, CA Mon Jun 28 1982, 7:05 PM PDT Att: 46,572 - Unknown <a href="http://livebaseballscorecards.com">livebaseballscorecards.com</a>					
Luis Salazar, R (1.5) OBP: 0.256, SLG: 0.343	5-3				L3		4-3			4	1	1	0	0	0	2						
Garry Templeton, S (1.6) OBP: 0.296, SLG: 0.391	FC5-2				F8					4	2	2	1	0	0	1						
Ruppert Jones, L (1.8) OBP: 0.411, SLG: 0.469	FC5-4 BB			1-3	K				G3	3	0	0	1	1	1	1						
Sixto Lezcano, R (1.9) OBP: 0.373, SLG: 0.461	FC5-4			5-3					G3	3	0	0	0	1	0	2						
Terry Kennedy, L (1.2) OBP: 0.286, SLG: 0.445										4	0	2	1	0	1	0						
Alan Wiggins, S (8, PR) OBP: 0.326, SLG: 0.314							F7			0	0	0	0	0	0	0						
Steve Swisher, R (8.2) OBP: 0.294, SLG: 0.500										0	0	0	0	0	0	0						
Kurt Bevacqua, R (1.3) OBP: 0.356, SLG: 0.327							P4		G5-3	4	1	1	0	0	0	3						
Joe Pittman, R (1.4) OBP: 0.270, SLG: 0.324									E4	3	0	1	0	0	0	1						
Chris Welsh, L (1.1) OBP: 0.304, SLG: 0.333										0	0	0	1	1	0	0						
Luis DeLeon, R (6.1) OBP: 0.143, SLG: 0.286										0	0	0	0	0	0	0						
Dave Edwards, R (7, PH) OBP: 0.192, SLG: 0.231										1	0	0	0	0	1	1						
Dave Dravecky, R (7.1) OBP: 0.333, SLG: 0.313										0	0	0	0	0	0	0						
Mario Ramirez, R (9, PH) OBP: 0.313, SLG: 0.313										1	0	0	0	0	0	1						
<b>Inning Stats</b>	R: 0 E: 0 K: 0 S: 4	H: 1 LOB: 2 BB: 1 P: 8	R: 0 E: 0 K: 0 S: 4	H: 1 LOB: 2 BB: 1 P: 8	R: 2 E: 0 K: 1 S: 7	H: 2 LOB: 0 BB: 0 P: 7	R: 1 E: 0 K: 0 S: 4	H: 1 LOB: 0 BB: 0 P: 4	R: 0 E: 0 K: 1 S: 5	H: 0 LOB: 0 BB: 0 P: 5	R: 0 E: 0 K: 0 S: 3	H: 0 LOB: 0 BB: 0 P: 3	R: 0 E: 0 K: 1 S: 6	H: 1 LOB: 1 BB: 0 P: 6	R: 1 E: 0 K: 0 S: 4	H: 2 LOB: 1 BB: 1 P: 8	R: 0 E: 1 K: 0 S: 3	H: 0 LOB: 0 BB: 0 P: 3	1B: 4 2B: 3 3B: 1 HR: 0	SF: 0 SAC: 2 DP: 2 HBP: 0	WP: 0 PB: 0 SB: 1 CS: 0	PA: 37
<b>PITCHER</b>	IP WLS BF H R ER SO BB IBB HBP BLK WP HR S P ERA WHIP																					
Fernando Valenzuela, L (1.1) ERA: 2.92	7.1 W 33 8 4 4 3 3 0 0 0 0 0 0 36 48 4.91 1.500																					
Steve Howe, L (8.1) ERA: 1.46	1.2 S 4 0 0 0 0 0 0 0 0 0 0 0 4 4 0.00 0.000																					

Batter	1	2	3	4	5	6	7	8	9	AB	R	H	RBI	BB	SO	LOB	BOTTOM						
Steve Sax, R (1.4) OBP: 0.360, SLG: 0.365	L6				1-3				L9	4	0	0	0	0	0	2	<b>San Diego Padres @ Los Angeles Dodgers</b> Dodger Stadium, Los Angeles, CA Mon Jun 28 1982, 7:05 PM PDT Att: 46,572 - Unknown <a href="http://livebaseballscorecards.com">livebaseballscorecards.com</a>						
Ron Roenicke, S (1.8) OBP: 0.352, SLG: 0.333	5-3				5-3					3	1	0	0	1	1	0							
Pedro Guerrero, R (1.9) OBP: 0.357, SLG: 0.524	F7									4	1	1	2	0	0	0							
Steve Garvey, R (1.3) OBP: 0.272, SLG: 0.415										3	0	1	0	0	0	0							
Ken Landreaux, L (6, PR) OBP: 0.350, SLG: 0.424										1	2	1	0	0	0	0							
Ron Cey, R (1.5) OBP: 0.338, SLG: 0.427										4	0	1	1	0	0	1							
Mike Marshall, R (1.7) OBP: 0.400, SLG: 0.400										4	1	2	0	0	0	1							
Steve Yeager, R (1.2) OBP: 0.323, SLG: 0.368										3	1	2	3	0	0	1							
Bill Russell, R (1.6) OBP: 0.357, SLG: 0.322										3	0	0	0	0	1	3							
Fernando Valenzuela, L (1.1) OBP: 0.137, SLG: 0.104										2	0	0	0	1	1	0							
Steve Howe, L (8.1) ERA: 1.46										0	0	0	0	0	0	0							
<b>Inning Stats</b>	R: 0 E: 0 K: 0 S: 3	H: 0 LOB: 0 BB: 0 P: 3	R: 2 E: 0 K: 0 S: 5	H: 2 LOB: 0 BB: 0 P: 5	R: 0 E: 0 K: 0 S: 3	H: 0 LOB: 0 BB: 0 P: 3	R: 0 E: 0 K: 0 S: 3	H: 0 LOB: 0 BB: 0 P: 3	R: 0 E: 0 K: 0 S: 4	H: 1 LOB: 2 BB: 1 P: 8	R: 3 E: 0 K: 1 S: 8	H: 3 LOB: 2 BB: 1 P: 12	R: 0 E: 0 K: 2 S: 7	H: 0 LOB: 0 BB: 0 P: 7	R: 1 E: 0 K: 0 S: 4	H: 2 LOB: 0 BB: 0 P: 4		R: 0 E: 0 K: 0 S: 4	H: 0 LOB: 0 BB: 0 P: 4	1B: 4 2B: 2 3B: 0 HR: 2	SF: 0 SAC: 0 DP: 0 HBP: 0	WP: 0 PB: 0 SB: 0 CS: 0	PA: 33
<b>PITCHER</b>	IP WLS BF H R ER SO BB IBB HBP BLK WP HR S P ERA WHIP																						
Chris Welsh, L (1.1) ERA: 4.33	5.0 L 22 5 5 5 0 2 0 0 0 0 0 0 20 28 9.00 1.400																						
Luis DeLeon, R (6.1) ERA: 1.99	1.0 4 1 0 0 1 0 0 0 0 0 0 6 6 0.00 1.000																						
Dave Dravecky, L (7.1) ERA: 5.79	2.0 7 2 1 1 2 0 0 0 0 0 0 0 11 11 4.50 1.000																						



Batter	1	2	3	4	5	6	7	8	9	10	AB	R	H	RBI	BB	SO	LOB	TOP			
Gene Richards, L (1, 7) OBP: 0.354, SLG: 0.377 Luis DeLeon, R (9, 1) OBP: 0.143, SLG: 0.286	1-3		4-3			1B		1B	1B	BB	4	1	2	0	1	0	1	<b>San Diego Padres @ Los Angeles Dodgers</b> Dodger Stadium, Los Angeles, CA Tue Jun 29 1982, 7:05 PM PDT Att: 47,361 - Unknown <a href="http://livebaseballscorecards.com">livebaseballscorecards.com</a>			
Luis Salazar, R (1, 5) OBP: 0.256, SLG: 0.342 Broderick Perkins, L (9, PH) OBP: 0.385, SLG: 0.381	K			6-3		1B		F9	1B	1B	4	0	1	0	0	1	1				
Garry Templeton, S (1, 6)	4-3				1B			4-3		1B	5	0	2	1	0	1	3				
Ruppert Jones, L (1, 8) Dave Dravecky, R (6, 1) Dave Edwards, R (9, PH) OBP: 0.214, SLG: 0.357	G3			K		K			HR	K	3	0	0	0	0	2	3				
Sixto Lezcano, R (1, 9) OBP: 0.377, SLG: 0.466	F9										5	2	3	0	0	0	1				
Terry Kennedy, L (1, 2) OBP: 0.238, SLG: 0.448	F9										5	2	2	0	0	0	1				
Kurt Bevacqua, R (1, 3) OBP: 0.349, SLG: 0.340 Alan Wiggins, S (9, PR) OBP: 0.330, SLG: 0.318			6-3					6-3			4	0	1	1	0	1	1				
Joe Pittman, R (1, 4) OBP: 0.238, SLG: 0.286			K					6-3			5	0	0	1	0	1	3				
John Montefusco, R (1, 1) OBP: 0.156, SLG: 0.100 Floyd Chiffer, R (3, 1) Mario Ramirez, R (6, PH) OBP: 0.273, SLG: 0.250								5-3			1	0	1	0	0	0	0				
Inning Stats	R: 0 E: 0 K: 1 S: 5	H: 0 LOB: 0 BB: 0 P: 5	R: 0 E: 0 K: 0 S: 3	H: 0 LOB: 0 BB: 0 P: 3	R: 0 E: 0 K: 1 S: 6	H: 1 LOB: 1 BB: 0 P: 6	R: 0 E: 0 K: 1 S: 5	H: 0 LOB: 0 BB: 0 P: 5	R: 0 E: 0 K: 2 S: 9	H: 2 LOB: 2 BB: 0 P: 9	R: 0 E: 0 K: 0 S: 4	H: 1 LOB: 1 BB: 0 P: 4	R: 0 E: 0 K: 0 S: 4	H: 1 LOB: 1 BB: 0 P: 4	R: 5 E: 0 K: 1 S: 11	H: 6 LOB: 2 BB: 1 P: 15	R: 2 E: 0 K: 0 S: 5		H: 3 LOB: 0 BB: 0 P: 5	1B: 11 2B: 4 3B: 0 HR: 1	SF: 0 SAC: 0 DP: 1 HBP: 0
PITCHER	IP	WLS	BF	H	R	ER	SO	BB	IBB	HBP	BLK	WP	HR	S	P	ERA	WHIP				
Jerry Reuss, L (1, 1) ERA: 3.29	8.0		34	10	4	4	6	0	0	0	0	0	0	1	46	4.50	1.250				
Terry Forster, L (9, 1) ERA: 4.08	0.2		3	0	0	0	0	1	0	0	0	0	0	2	6	0.00	1.500				
Tom Niedenfuer, R (9, 1) ERA: 4.74	0.1		3	2	1	1	1	0	0	0	0	0	0	5	5	27.00	6.000				
Steve Shirley, L (10, 1) ERA: 4.76	1.0	L	5	3	2	2	0	0	0	0	0	0	0	5	5	18.00	3.000				

Batter	1	2	3	4	5	6	7	8	9	10	AB	R	H	RBI	BB	SO	LOB	BOTTOM			
Steve Sax, R (1, 4) OBP: 0.358, SLG: 0.362	CS		K	4-3					P6		5	0	1	0	0	1	5	<b>San Diego Padres @ Los Angeles Dodgers</b> Dodger Stadium, Los Angeles, CA Tue Jun 29 1982, 7:05 PM PDT Att: 47,361 - Unknown <a href="http://livebaseballscorecards.com">livebaseballscorecards.com</a>			
Ken Landreaux, L (1, 8) OBP: 0.381, SLG: 0.421	K										4	1	1	0	0	2	2				
Dusty Baker Jr., R (1, 7) OBP: 0.354, SLG: 0.483	F7		HR						HBP		5	1	1	2	0	0	3				
Pedro Guerrero, R (1, 9) OBP: 0.351, SLG: 0.514	F8		K								5	0	0	0	0	1	0				
Ron Cey, R (1, 5) OBP: 0.342, SLG: 0.434	2B										5	1	3	0	0	0	0				
Steve Garvey, R (1, 3) OBP: 0.272, SLG: 0.414 Mike Marshall, R (3, 3) OBP: 0.444, SLG: 0.889	K										1	0	0	0	0	1	1				
Mike Scioscia, L (1, 2) OBP: 0.300, SLG: 0.283	2B										4	2	2	1	0	1	1				
Bill Russell, R (1, 6) OBP: 0.359, SLG: 0.325	5-3										4	0	2	1	0	0	1				
Jerry Reuss, L (1, 1) OBP: 0.268, SLG: 0.256 Terry Forster, L (9, 1) Tom Niedenfuer, R (9, 1)	K										3	0	1	0	0	1	0				
Rick Monday, L (9, PH) OBP: 0.413, SLG: 0.436 Steve Shirley, L (10, 1) OBP: 1.000, SLG: 1.000											0	0	0	0	0	0	0				
Inning Stats	R: 0 E: 0 K: 1 S: 5	H: 1 LOB: 1 BB: 0 P: 7	R: 1 E: 0 K: 1 S: 7	H: 2 LOB: 1 BB: 0 P: 7	R: 2 E: 0 K: 3 S: 11	H: 2 LOB: 0 BB: 0 P: 11	R: 1 E: 0 K: 0 S: 6	H: 4 LOB: 2 BB: 0 P: 6	R: 0 E: 0 K: 0 S: 3	H: 0 LOB: 0 BB: 0 P: 3	R: 0 E: 1 K: 1 S: 6	H: 0 LOB: 1 BB: 0 P: 6	R: 0 E: 0 K: 0 S: 3	H: 0 LOB: 0 BB: 0 P: 3	R: 1 E: 0 K: 1 S: 7	H: 2 LOB: 3 BB: 1 P: 12	R: 0 E: 0 K: 1 S: 6	H: 1 LOB: 1 BB: 0 P: 6	1B: 7 2B: 3 3B: 0 HR: 2	SF: 0 SAC: 0 DP: 0 HBP: 1	WP: 0 PA: 43
PITCHER	IP	WLS	BF	H	R	ER	SO	BB	IBB	HBP	BLK	WP	HR	S	P	ERA	WHIP				
John Montefusco, R (1, 1) ERA: 3.91	2.0		8	3	1	1	2	0	0	0	0	0	0	12	12	4.50	1.500				
Floyd Chiffer, R (3, 1) ERA: 2.46	3.0		14	6	3	3	3	0	0	0	0	0	2	20	20	9.00	2.000				
Dave Dravecky, L (6, 1) ERA: 3.52	3.0		10	0	0	0	1	0	0	0	0	0	0	12	12	0.00	0.000				
Luis DeLeon, R (9, 1) ERA: 2.11	2.0	W	11	3	1	1	2	0	1	1	0	0	0	13	18	4.50	1.500				











Batter	1	2	3	4	5	6	7	8	9	AB	R	H	RBI	BB	SO	LOB	TOP								
Joe Morgan, L (1, 4) OBP: 0.392, SLG: 0.397	G1		F5		F9		2B		HR	5	1	2	3	0	0	2	<b>San Francisco Giants @ San Diego Padres</b> Jack Murphy Stadium, San Diego, CA Fri Jul 02 1982, 10:05 PM EDT Unknown								
Johnnie LeMaster, R (1, 6) OBP: 0.259, SLG: 0.278	K			5-3		HR	F7		4-3	5	1	1	0	0	1	2									
Chili Davis, S (1, 8) OBP: 0.326, SLG: 0.396	K			F7		HR		F3	5-3	5	1	1	0	0	1	1									
Jack Clark, R (1, 9) OBP: 0.342, SLG: 0.450		F8				HR		4-3		4	1	2	3	0	0	0									
Jim Wohlford, R (1, 7) OBP: 0.333, SLG: 0.364	4-3					F9		6-3		4	0	0	0	0	1	1									
Darrell Evans, L (1, 3) OBP: 0.354, SLG: 0.436	4-3				HR		1-3		FC1-6	3	1	1	1	1	0	0									
Guy Sularz, R (1, 5) OBP: 0.288, SLG: 0.273			L4		F5		6-3		FC1-6	4	1	0	0	0	0	1									
Milt May, L (1, 2) OBP: 0.342, SLG: 0.415										4	0	3	0	0	0	0									
Max Venable, L (9, PR) OBP: 0.302, SLG: 0.390										0	1	0	0	0	0	0									
Greg Minton, S (9, PR) OBP: 0.143, SLG: 0.286										0	0	0	0	0	0	0									
Alan Fowlkes, R (1, 1) OBP: 0.235, SLG: 0.188										1	0	0	0	0	1	1									
Reggie Smith, S (5, PH) OBP: 0.317, SLG: 0.397										1	0	0	0	0	1	0									
Al Holland, R (5, PH) OBP: 0.050, SLG: 0.050										1	0	0	0	0	1	0									
Bob Brenly, R (9, PH) OBP: 0.363, SLG: 0.444										1	1	0	1	0	0	1									
<b>Inning Stats</b>	R: 0 E: 0 K: 2 S: 7	H: 0 LOB: 0 BB: 0 P: 7	R: 0 E: 0 K: 0 S: 3	H: 0 LOB: 0 BB: 0 P: 3	R: 0 E: 0 K: 1 S: 6	H: 1 LOB: 1 BB: 0 P: 6	R: 0 E: 0 K: 1 S: 6	H: 1 LOB: 1 BB: 0 P: 6	R: 1 E: 0 K: 0 S: 5	H: 2 LOB: 1 BB: 0 P: 5	R: 3 E: 0 K: 0 S: 6	H: 3 LOB: 0 BB: 0 P: 6	R: 0 E: 0 K: 1 S: 6	H: 1 LOB: 0 BB: 0 P: 6	R: 0 E: 0 K: 0 S: 3	H: 0 LOB: 0 BB: 0 P: 3	R: 4 E: 1 K: 0 S: 6	H: 2 LOB: 1 BB: 1 P: 10	1B: 5 2B: 2 3B: 0 HR: 3	SF: 0 SAC: 0 DP: 0 HBP: 0	WP: 0 PB: 0 SB: 0 CS: 0	PA: 39			
<b>PITCHER</b>	IP	WLS	BF	H	R	ER	SO	BB	IBB	HBP	BLK	WP	HR	S	P	ERA	WHIP								
John Curtis, L (1, 1) ERA: 3.86	5.0		21	6	3	3	4	0	0	0	0	0	1	29	29	5.40	1.200								
Floyd Chiffer, R (6, 1) ERA: 2.59	2.0		8	2	1	1	1	0	0	0	0	0	1	10	10	4.50	1.000								
Dave Dravecky, L (8, 1) ERA: 5.0	1.1	L	6	1	2	2	0	1	0	0	0	0	0	5	9	13.50	1.500								
Gary Lucas, L (9, 1) ERA: 3.48	0.2		4	1	2	1	0	0	0	0	0	0	1	4	4	13.50	1.500								

Batter	1	2	3	4	5	6	7	8	9	AB	R	H	RBI	BB	SO	LOB	BOTTOM									
Gene Richards, L (1, 7) OBP: 0.348, SLG: 0.369	1B	F7		K			6-3		4-3	5	1	1	0	0	1	3	<b>San Francisco Giants @ San Diego Padres</b> Jack Murphy Stadium, San Diego, CA Fri Jul 02 1982, 10:05 PM EDT Unknown									
Tim Flannery, L (1, 4) OBP: 0.324, SLG: 0.336	2B	3-1			F5		F7			4	1	1	0	0	0	1										
Garry Templeton, S (1, 6) OBP: 0.287, SLG: 0.376	FC		F7		F9			K		4	1	0	1	0	1	1										
Ruppert Jones, L (1, 8) OBP: 0.406, SLG: 0.476	2B		F7					HR		4	1	2	2	0	1	0										
Sixto Lezcano, R (1, 9) OBP: 0.374, SLG: 0.459	SF7		F7			FC6-4				1	0	0	1	2	0	0										
Alan Wiggins, S (8, PR) OBP: 0.319, SLG: 0.303						BB		S		0	0	0	0	0	0	0										
Terry Kennedy, L (1, 2) OBP: 0.289, SLG: 0.452	4-3			FC4-6		K		K		4	0	1	0	0	2	3										
Broderick Perkins, L (1, 3) OBP: 0.379, SLG: 0.393	4-3			FC4-6		K		K		4	0	0	0	0	2	5										
Luis Salazar, R (1, 5) OBP: 0.255, SLG: 0.337				F8		FC6-4			6-3	4	0	1	0	0	0	2										
John Curtis, L (1, 1) OBP: 0.269, SLG: 0.321										2	0	1	0	0	1	1										
Floyd Chiffer, R (6, 1) OBP: 0.269, SLG: 0.345										0	0	0	0	0	0	0										
Dave Edwards, R (7, PH) OBP: 0.269, SLG: 0.345										1	0	0	0	0	0	0										
Dave Dravecky, R (8, 1) OBP: 0.269, SLG: 0.345										0	0	0	0	0	0	0										
Gary Lucas, L (9, 1) OBP: 0.269, SLG: 0.345										0	0	0	0	0	0	0										
Joe Lefebvre, L (9, PH) OBP: 0.269, SLG: 0.217										1	0	0	0	0	0	0										
<b>Inning Stats</b>	R: 3 E: 0 K: 0 S: 7	H: 3 LOB: 1 BB: 0 P: 7	R: 0 E: 0 K: 1 S: 6	H: 1 LOB: 0 BB: 0 P: 6	R: 0 E: 0 K: 1 S: 7	H: 0 LOB: 0 BB: 0 P: 3	R: 0 E: 0 K: 1 S: 7	H: 2 LOB: 2 BB: 0 P: 7	R: 0 E: 0 K: 0 S: 5	H: 0 LOB: 0 BB: 0 P: 5	R: 0 E: 0 K: 2 S: 7	H: 0 LOB: 1 BB: 1 P: 11	R: 0 E: 0 K: 0 S: 3	H: 0 LOB: 0 BB: 0 P: 3	R: 1 E: 0 K: 3 S: 10	H: 1 LOB: 2 BB: 1 P: 14	R: 0 E: 0 K: 0 S: 3	H: 0 LOB: 0 BB: 0 P: 3	1B: 5 2B: 1 3B: 0 HR: 1	SF: 1 SAC: 0 DP: 0 HBP: 0	WP: 0 PB: 0 SB: 3 CS: 0	PA: 37				
<b>PITCHER</b>	IP	WLS	BF	H	R	ER	SO	BB	IBB	HBP	BLK	WP	HR	S	P	ERA	WHIP									
Alan Fowlkes, R (1, 1) ERA: 5.79	4.0		19	6	3	3	2	0	0	0	0	0	1	23	23	6.75	1.500									
Al Holland, L (5, 1) ERA: 3.51	4.0	W	15	1	1	1	6	2	0	0	0	0	0	1	25	33	2.25	0.750								
Greg Minton, R (9, 1) ERA: 2.21	1.0		3	0	0	0	0	0	0	0	0	0	0	3	3	0.00	0.000									

AB	38
R	8
H	10
RBI	8
BB	1
SO	5
LOB	10





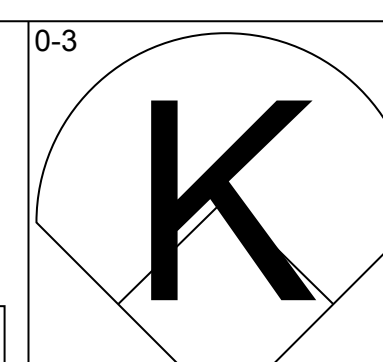
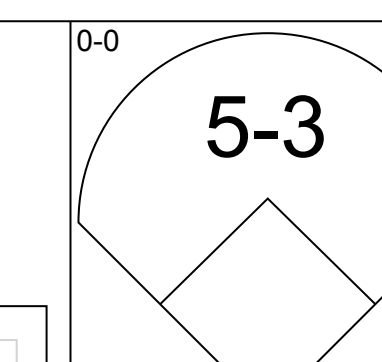
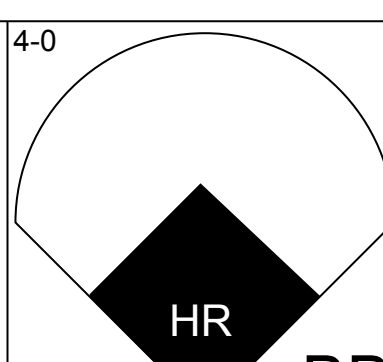

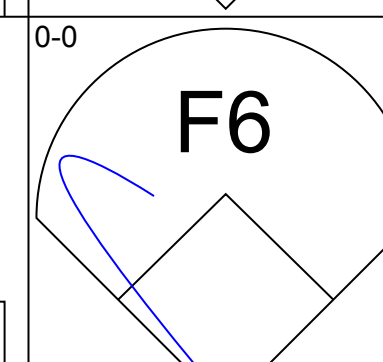
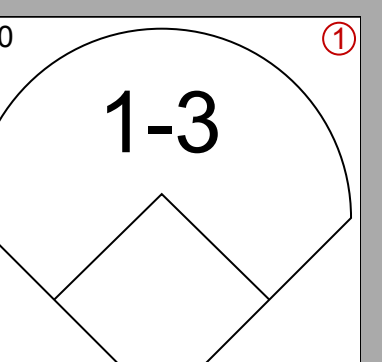
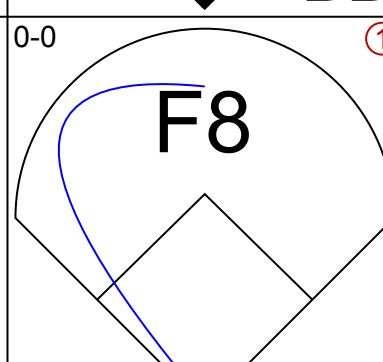
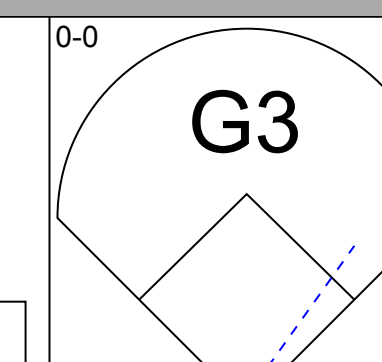
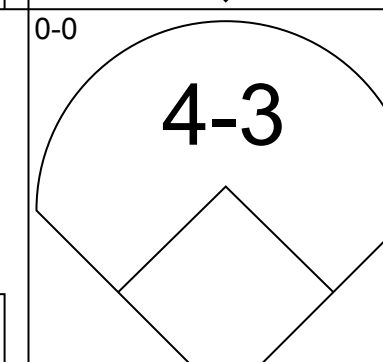
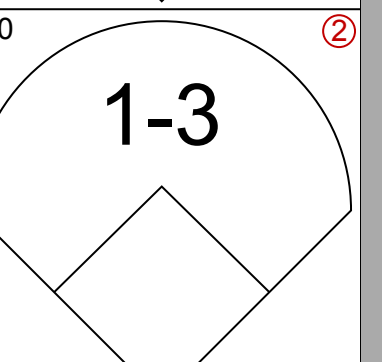
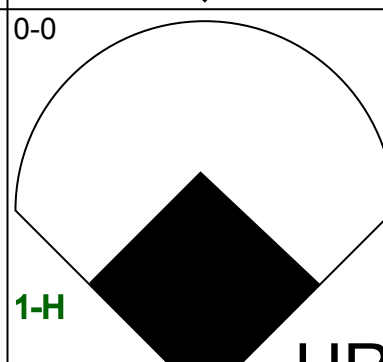
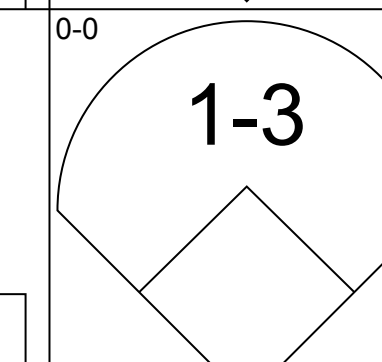
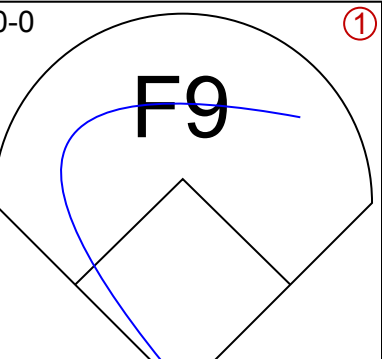
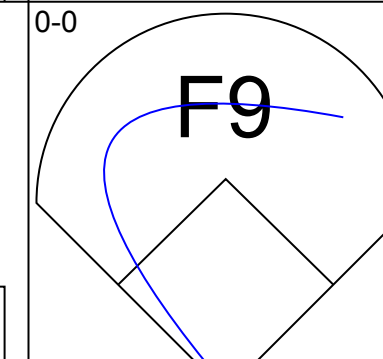
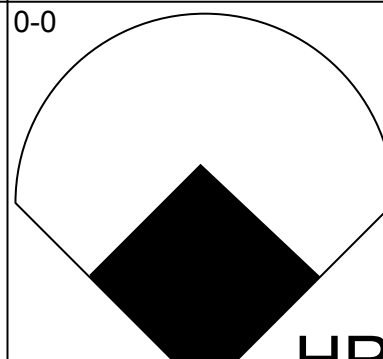
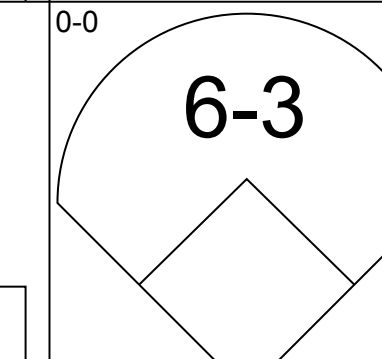
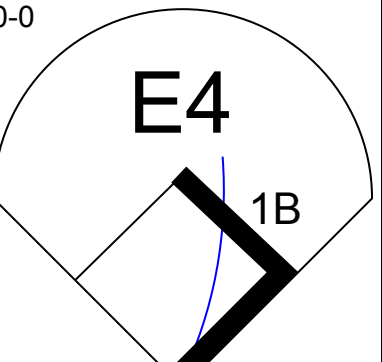
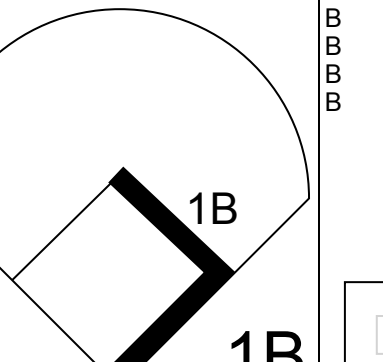
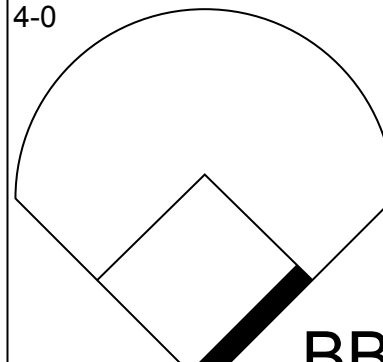
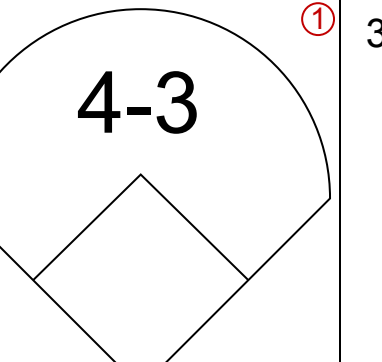
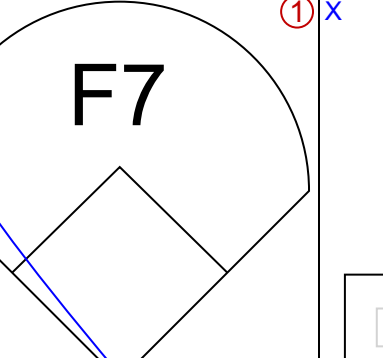
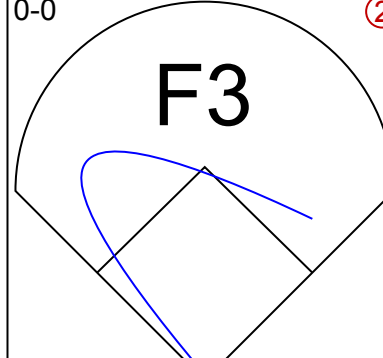
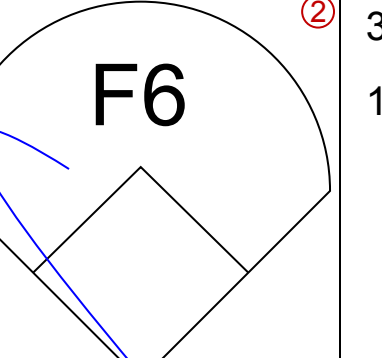
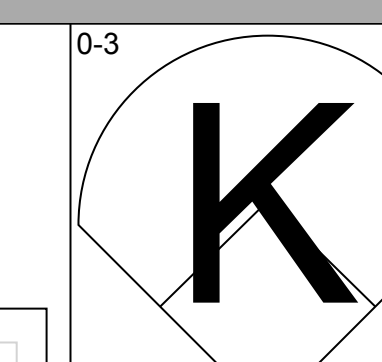
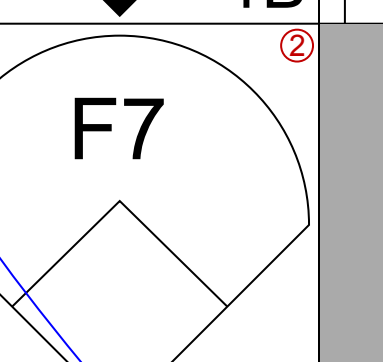
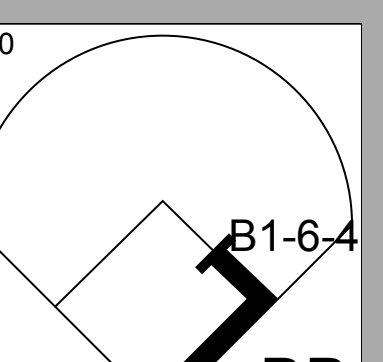
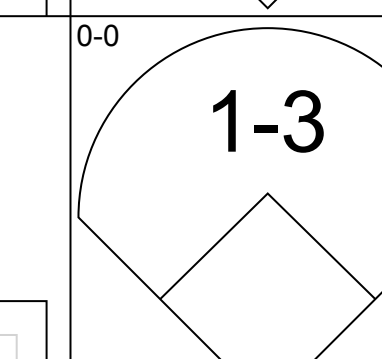
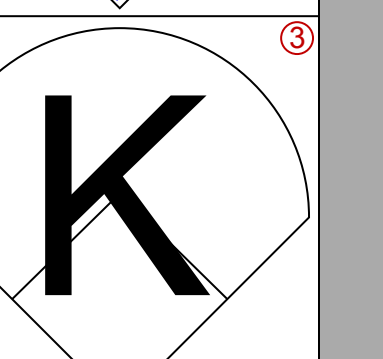
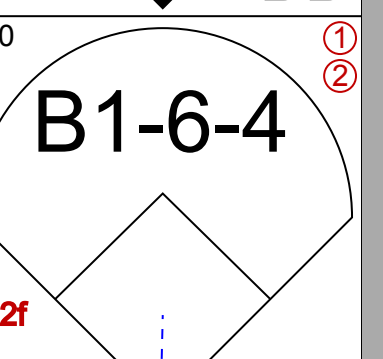
Batter	1	2	3	4	5	6	7	8	9	AB	R	H	RBI	BB	SO	LOB	TOP				
<b>Duane Kuiper, L</b> (1, 4) OBP: 0.393, SLG: 0.364	4-0 BB		0-3 K			0-0 1B	0-0 L6		0-0 FC6-4	3	0	1	0	1	1	0	<b>San Francisco Giants @ San Diego Padres</b> Jack Murphy Stadium, San Diego, CA Fri Jul 02 1982, 10:05 PM EDT Att: 26,120 - Unknown <a href="http://livebaseballscorecards.com">livebaseballscorecards.com</a>				
<b>Reggie Smith, S</b> (9, FH) OBP: 0.314, SLG: 0.394									1-2 2-3	1	0	0	0	0	0	2					
<b>Max Venable, L</b> (9, PR) OBP: 0.302, SLG: 0.390										0	0	0	0	0	0	0					
<b>Johnnie LeMaster, R</b> (1, 6) OBP: 0.297, SLG: 0.277	0-0 G6-4-3		0-0 L6			0-0 FC6-4	0-0 6-3		0-0 1-3	5	0	1	1	0	0	3					
<b>Chili Davis, S</b> (1, 8) OBP: 0.325, SLG: 0.397	0-0 6-3		0-0 1B			0-0 F9	0-0 4-3			4	1	1	0	0	0	2					
<b>Jack Clark, R</b> (1, 9) OBP: 0.345, SLG: 0.451		0-0 CS	0-0 1B			0-0 FC6-4			0-0 F8	4	0	2	1	0	0	2					
<b>Jim Wohlford, R</b> (1, 7) OBP: 0.332, SLG: 0.367	0-0 G6-4-3		0-0 L6			0-0 F4			0-0 F3	4	1	1	0	0	0	1					
<b>Darrell Evans, L</b> (1, 3) OBP: 0.352, SLG: 0.433	0-0 F9		0-0 F9			0-0 S			0-0 4-3	4	0	1	0	0	0	1					
<b>Bob Brenly, R</b> (1, 2) OBP: 0.369, SLG: 0.432	4-0 1B		0-0 F8			0-0 F3			4-0 FC6-4	2	0	0	0	0	2	0					
<b>Tom O'Malley, L</b> (1, 5) OBP: 0.340, SLG: 0.353	0-0 1B		0-0 3-1			4-0 IBB			0-0 F5	3	0	1	1	1	0	1					
<b>Rich Gale, R</b> (1, 1) OBP: 0.226, SLG: 0.286	0-3 K		0-3 K			0-3 K			4-0 FC6-4	3	0	0	0	0	3	4					
<b>Gary Lavelle, S</b> (7, 1) OBP: 0.333, SLG: 0.500										0	0	0	0	0	0	0					
<b>Joe Morgan, L</b> (9, PH) OBP: 0.394, SLG: 0.397									1-2 BB	0	0	0	0	1	0	0					
<b>Inning Stats</b>	R: 0 E: 0 K: 0 S: 2	H: 0 LOB: 0 BB: 1 P: 6	R: 1 E: 0 K: 1 S: 7	H: 3 LOB: 2 BB: 1 P: 11	R: 1 E: 0 K: 1 S: 7	H: 2 LOB: 1 BB: 0 P: 7	R: 0 E: 0 K: 0 S: 3	H: 0 LOB: 0 BB: 0 P: 3	R: 0 E: 0 K: 1 S: 7	H: 2 LOB: 2 BB: 0 P: 7	R: 0 E: 0 K: 0 S: 6	H: 1 LOB: 2 BB: 1 P: 10	R: 0 E: 0 K: 0 S: 3	H: 0 LOB: 0 BB: 0 P: 3	R: 0 E: 0 K: 0 S: 3	H: 0 LOB: 0 BB: 0 P: 11	1B: 6 2B: 2 HR: 0	SF: 0 SAC: 0 DP: 1 HBP: 0	WP: 0 PB: 0 SB: 1 CS: 1	PA: 38	
<b>PITCHER</b>	IP	WLS	BF	H	R	ER	SO	BB	IBB	HBP	BLK	WP	HR	S	P	ERA	WHIP				
<b>Tim Lollar, L</b> (1, 1) ERA: 2.67	8.0	W	34	8	2	2	4	3	1	0	0	0	0	38	54	2.25	1.375				
<b>Gary Lucas, L</b> (9, 1) ERA: 3.4	1.0	S	4	0	0	0	0	1	0	0	0	0	0	3	7	0.00	1.000				

Batter	1	2	3	4	5	6	7	8	9	AB	R	H	RBI	BB	SO	LOB	BOTTOM				
<b>Gene Richards, L</b> (1, 7) OBP: 0.346, SLG: 0.364	0-0 5-3		4-0 CS			0-0 3-1			0-0 F6	3	0	0	0	1	0	0	<b>San Francisco Giants @ San Diego Padres</b> Jack Murphy Stadium, San Diego, CA Fri Jul 02 1982, 10:05 PM EDT Att: 26,120 - Unknown <a href="http://livebaseballscorecards.com">livebaseballscorecards.com</a>				
<b>Alan Wiggins, S</b> (9, 7) OBP: 0.319, SLG: 0.303			0-0 BB							0	0	0	0	0	0	0					
<b>Tim Flannery, L</b> (1, 4) OBP: 0.331, SLG: 0.343	0-0 1B		0-0 CS		0-0 3-1				0-0 3B	3	1	2	0	0	0	0					
<b>Garry Templeton, S</b> (1, 6) OBP: 0.287, SLG: 0.382	0-3 K		0-0 1B		0-0 6-3				0-0 SF8	3	1	1	1	0	1	1					
<b>Ruppert Jones, L</b> (1, 8) OBP: 0.402, SLG: 0.472	0-0 G3		0-0 3B		0-0 4-3				0-0 SF8	2	0	0	1	0	0	1					
<b>Sixto Lezcano, R</b> (1, 9) OBP: 0.373, SLG: 0.457		0-0 G3-6-3	0-0 1B		0-0 5-3				0-0 F9	3	0	1	0	0	0	0					
<b>Terry Kennedy, L</b> (1, 2) OBP: 0.289, SLG: 0.462	0-0 G3-6-3		0-0 F8		0-0 F8				0-0 HR	3	1	1	1	0	0	1					
<b>Broderick Perkins, L</b> (1, 3) OBP: 0.371, SLG: 0.366	0-0 L3		0-0 F8		0-0 F8				0-0 4-3	3	0	0	0	0	0	0					
<b>Luis Salazar, R</b> (1, 5) OBP: 0.252, SLG: 0.333			0-0 2-3		0-0 F9				0-0 1-3	3	0	0	0	0	0	0					
<b>Tim Lollar, L</b> (1, 1) OBP: 0.304, SLG: 0.467	0-0 F6		0-0 F5		0-0 F5				0-0 F4	3	0	0	0	0	0	0					
<b>Gary Lucas, L</b> (9, 1) ERA: 2.92										0	0	0	0	0	0	0					
<b>Inning Stats</b>	R: 0 E: 0 K: 1 S: 6	H: 1 LOB: 1 BB: 0 P: 6	R: 0 E: 0 K: 0 S: 3	H: 1 LOB: 0 BB: 0 P: 3	R: 0 E: 0 K: 0 S: 2	H: 0 LOB: 0 BB: 1 P: 6	R: 0 E: 0 K: 0 S: 3	H: 0 LOB: 0 BB: 0 P: 3	R: 0 E: 0 K: 0 S: 3	H: 0 LOB: 0 BB: 0 P: 3	R: 3 E: 0 K: 0 S: 6	H: 3 LOB: 0 BB: 0 P: 6	R: 0 E: 0 K: 0 S: 3	H: 0 LOB: 0 BB: 0 P: 3	R: 0 E: 0 K: 0 S: 3	H: 0 LOB: 0 BB: 0 P: 3	1B: 3 2B: 0 3B: 1 HR: 1	SF: 1 SAC: 0 DP: 1 HBP: 0	WP: 0 PB: 0 SB: 0 CS: 1	PA: 29	
<b>PITCHER</b>	IP	WLS	BF	H	R	ER	SO	BB	IBB	HBP	BLK	WP	HR	S	P	ERA	WHIP				
<b>Rich Gale, R</b> (1, 1) ERA: 4.59	6.0	L	21	4	2	2	1	4	2	2	1	0	0	22	26	3.00	0.833				
<b>Gary Lavelle, L</b> (7, 1) ERA: 2.92	2.0	L	7	1	1	1	0	0	0	0	0	0	1	7	7	4.50	0.500				








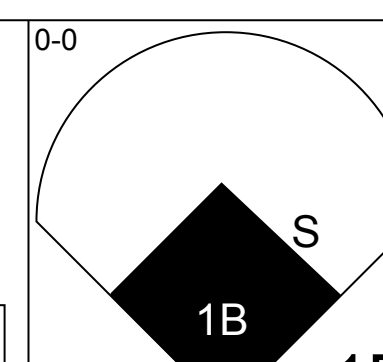
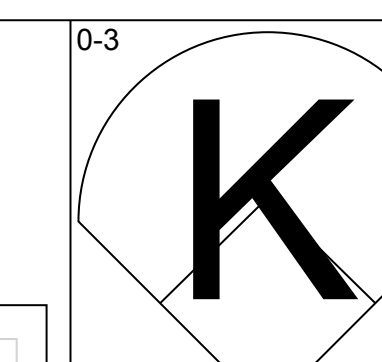
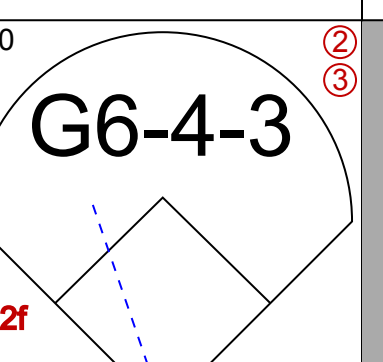
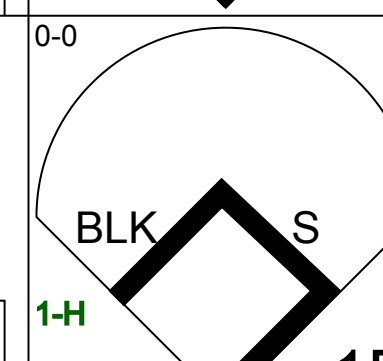
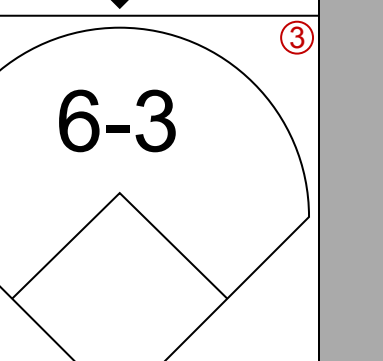
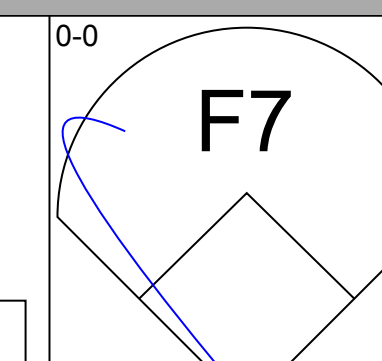
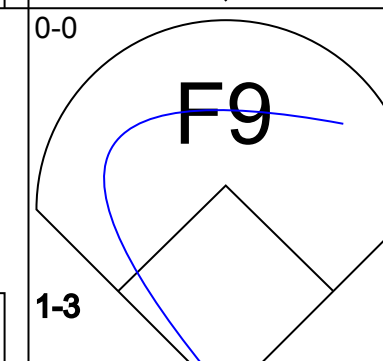
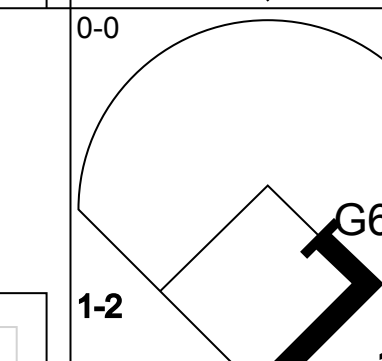
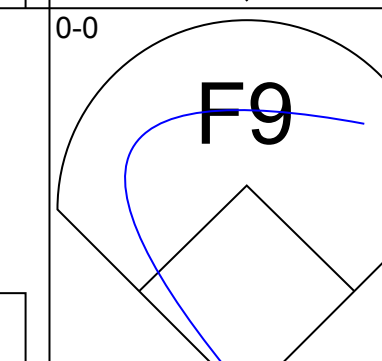
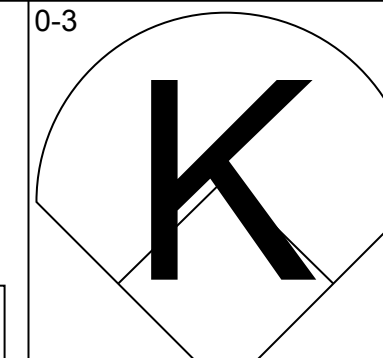
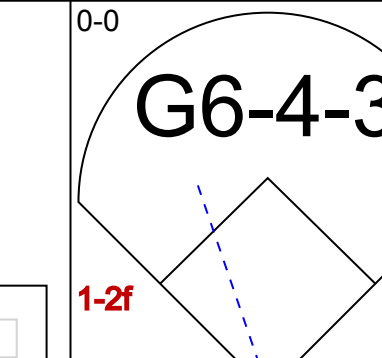
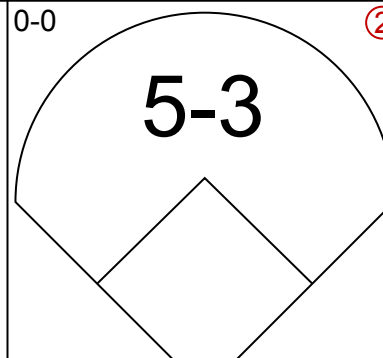
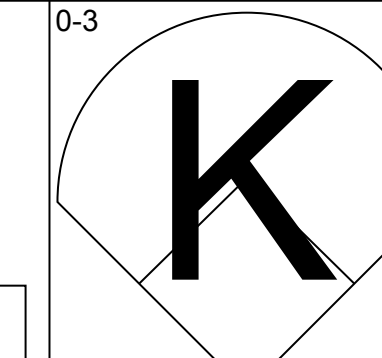
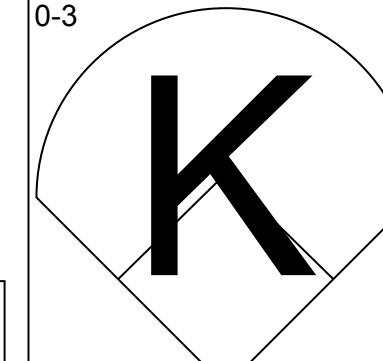
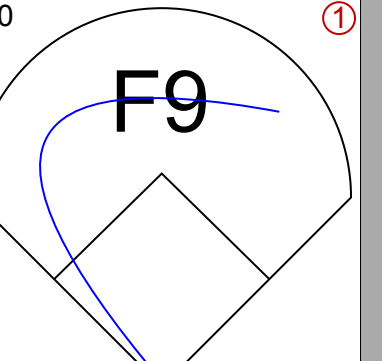
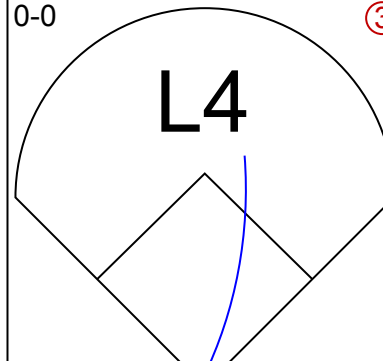
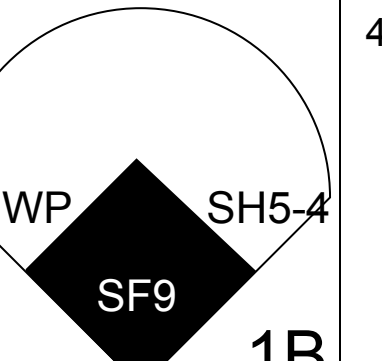
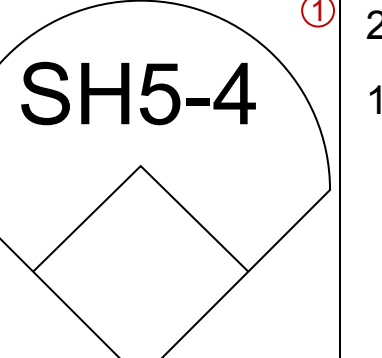
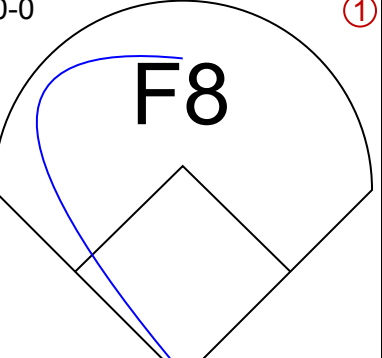
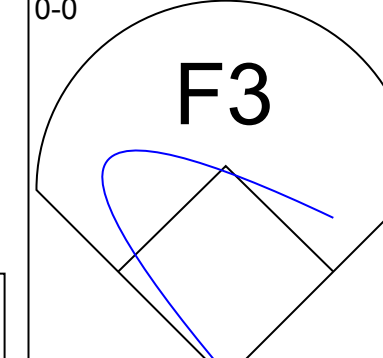
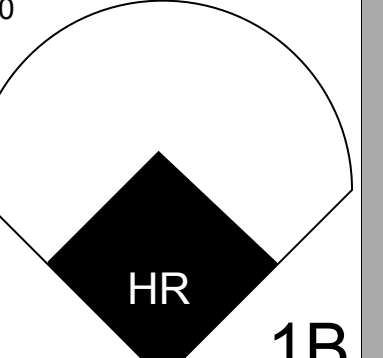
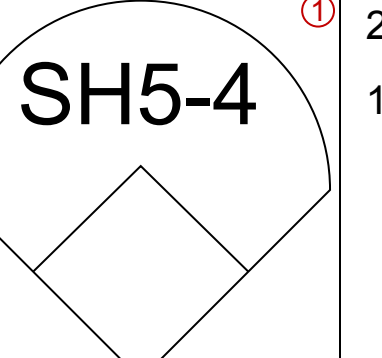
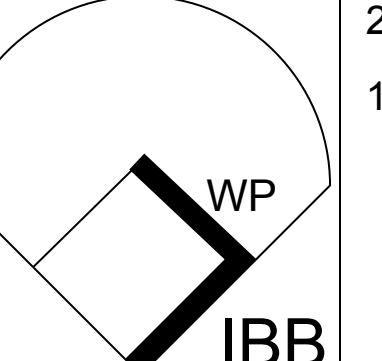
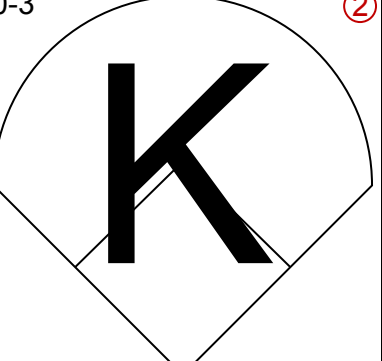
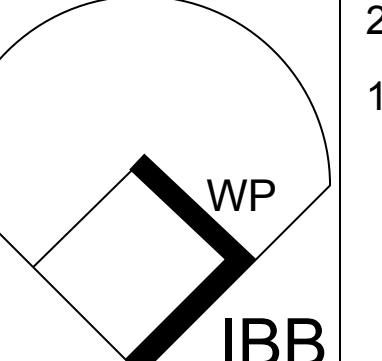
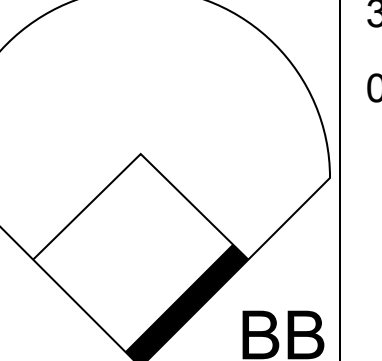
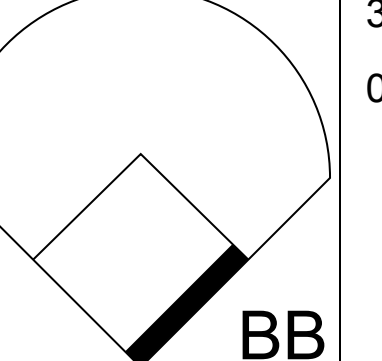
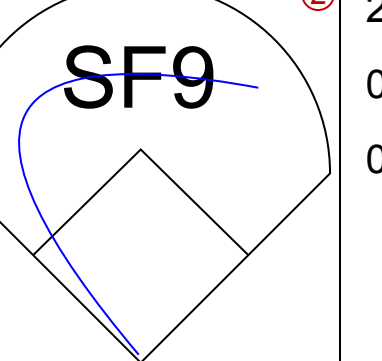
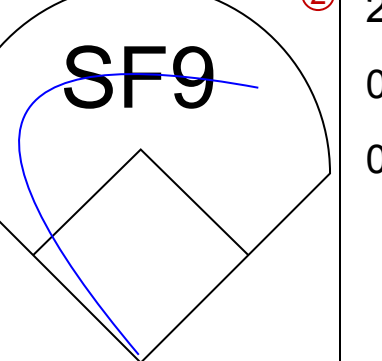
Batter	1	2	3	4	5	6	7	8	9	AB	R	H	RBI	BB	SO	LOB	TOP					
<b>Johnnie LeMaster, R</b> OBP: 0.258, SLG: 0.276 (1, 6)																	3 1 0 0 1 1 0					
<b>Max Venable, L</b> OBP: 0.260, SLG: 0.333 (1, 7)																	4 0 0 0 0 0 1					
<b>Chili Davis, S</b> OBP: 0.330, SLG: 0.419 (1, 8)																	4 1 1 2 0 0 0					
<b>Jack Clark, R</b> OBP: 0.345, SLG: 0.468 (1, 9)																	4 1 1 1 0 0 0					
<b>Milt May, L</b> OBP: 0.342, SLG: 0.410 (1, 2)																	3 0 1 0 1 0 0					
<b>Reggie Smith, S</b> OBP: 0.313, SLG: 0.389 (1, 3)																	3 0 1 0 0 0 2					
<b>Dave Bergman, L</b> OBP: 0.358, SLG: 0.348 (6, 3)																	1 0 0 0 0 0 0					
<b>Tom O'Malley, L</b> OBP: 0.337, SLG: 0.340 (1, 5)																	4 0 1 0 0 0 3					
<b>Greg Minton, S</b> OBP: 0.125, SLG: 0.250 (9, 1)																	0 0 0 0 0 0 0					
<b>Duane Kuiper, L</b> OBP: 0.393, SLG: 0.372 (1, 4)																	2 0 0 0 1 1 2					
<b>Atlee Hammaker, S</b> OBP: 0.074, SLG: 0.074 (1, 1)																	3 0 0 0 0 1 3					
<b>Guy Sularz, R</b> OBP: 0.288, SLG: 0.273 (9, 5)																	0 0 0 0 0 0 0					
<b>Inning Stats</b>	R: 0 E: 0 K: 1 S: 5	H: 0 LOB: 0 BB: 0 P: 5	R: 0 E: 1 K: 0 S: 4	H: 1 LOB: 1 BB: 0 P: 4	R: 0 E: 0 K: 1 S: 5	H: 0 LOB: 0 BB: 0 P: 5	R: 0 E: 0 K: 0 S: 3	H: 0 LOB: 0 BB: 0 P: 3	R: 0 E: 0 K: 1 S: 7	H: 2 LOB: 2 BB: 0 P: 7	R: 3 E: 0 K: 0 S: 5	H: 2 LOB: 1 BB: 2 P: 13	R: 0 E: 0 K: 0 S: 2	H: 0 LOB: 0 BB: 1 P: 6	R: 0 E: 0 K: 0 S: 3	H: 0 LOB: 0 BB: 0 P: 3	R: 0 E: 0 K: 0 S: 3	H: 0 LOB: 0 BB: 0 P: 3	1B: 3 2B: 0 3B: 0 HR: 2	SF: 0 SAC: 0 DP: 2 HBP: 0	WP: 0 PB: 0 SB: 0 CS: 0	PA: 34
<b>PITCHER</b>	IP	WLS	BF	H	R	ER	SO	BB	IBB	HBP	BLK	WP	HR	S	P	ERA	WHIP					
<b>John Montefusco, R</b> ERA: 3.98 (1, 1)	5.1		23	5	3	3	3	2	0	0	0	0	2	27	35	5.06	1.312					
<b>Dave Dravecky, L</b> ERA: 3.55 (6, 1)	3.2	W	11	0	0	0	0	1	0	0	0	0	0	10	14	0.00	0.273					

San Francisco Giants @ San Diego Padres  
Jack Murphy Stadium, San Diego, CA  
Sun Jul 04 1982, 6:33 AM EDT  
Att: 12,567 - Unknown

livebaseballscorecards.com

AB 31  
R 3  
H 5  
RBI 3  
BB 3  
SO 3  
LOB 11




Batter	1	2	3	4	5	6	7	8	9	AB	R	H	RBI	BB	SO	LOB	BOTTOM					
<b>Alan Wiggins, S</b> OBP: 0.321, SLG: 0.311 (1, 9)																	4 1 2 0 0 1 1					
<b>Gene Richards, L</b> OBP: 0.347, SLG: 0.361 (1, 7)																	4 0 2 1 0 0 1					
<b>Luis Salazar, R</b> OBP: 0.254, SLG: 0.333 (1, 5)																	4 0 1 0 0 0 1					
<b>Kurt Bevacqua, R</b> OBP: 0.324, SLG: 0.310 (1, 3)																	4 0 0 0 0 2 3					
<b>Dave Edwards, R</b> OBP: 0.212, SLG: 0.333 (1, 8)																	4 1 1 0 0 1 1					
<b>Joe Pittman, R</b> OBP: 0.285, SLG: 0.298 (1, 4)																	2 0 0 0 0 0 0					
<b>Tim Flannery, L</b> OBP: 0.329, SLG: 0.341 (6, 4)																	1 1 1 0 0 0 0					
<b>Mario Ramirez, R</b> OBP: 0.250, SLG: 0.227 (1, 6)																	2 0 0 0 0 1 0					
<b>Garry Templeton, S</b> OBP: 0.291, SLG: 0.392 (7, PH) (8, 6)																	1 1 1 2 1 0 0					
<b>Steve Swisher, R</b> OBP: 0.273, SLG: 0.429 (1, 2)																	3 0 1 0 0 1 0					
<b>Sixto Lezcano, R</b> OBP: 0.387, SLG: 0.445 (9, PH)																	0 0 0 0 1 0 0					
<b>John Montefusco, R</b> OBP: 0.147, SLG: 0.094 (1, 1)																	2 0 0 0 0 2 1					
<b>Dave Dravecky, R</b> (6, 1)																	0 0 0 0 1 0 0					
<b>Terry Kennedy, L</b> OBP: 0.288, SLG: 0.459 (9, PH)																	0 0 0 1 0 0 0					
<b>Inning Stats</b>	R: 1 E: 0 K: 2 S: 9	H: 2 LOB: 1 BB: 0 P: 9	R: 0 E: 0 K: 2 S: 8	H: 1 LOB: 1 BB: 0 P: 8	R: 0 E: 0 K: 1 S: 6	H: 2 LOB: 1 BB: 0 P: 6	R: 0 E: 0 K: 0 S: 3	H: 0 LOB: 0 BB: 0 P: 3	R: 0 E: 0 K: 1 S: 6	H: 1 LOB: 1 BB: 0 P: 6	R: 0 E: 0 K: 0 S: 3	H: 0 LOB: 0 BB: 0 P: 3	R: 2 E: 0 K: 1 S: 6	H: 2 LOB: 1 BB: 1 P: 10	R: 0 E: 0 K: 1 S: 5	H: 0 LOB: 0 BB: 0 P: 5	R: 1 E: 0 K: 0 S: 3	H: 1 LOB: 2 BB: 2 P: 11	1B: 7 2B: 1 3B: 0 HR: 1	SF: 1 SAC: 1 DP: 2 HBP: 0	WP: 1 PB: 0 SB: 2 CS: 0	PA: 36
<b>PITCHER</b>	IP	WLS	BF	H	R	ER	SO	BB	IBB	HBP	BLK	WP	HR	S	P	ERA	WHIP					
<b>Atlee Hammaker, L</b> ERA: 4.54 (1, 1)	8.1	L	34	9	4	4	8	1	1	0	1	0	1	48	56	4.32	1.200					
<b>Greg Minton, R</b> ERA: 2.1 (9, 1)	0.1		2	0	0	0	0	1	0	0	0	1	0	1	5	0.00	3.000					

San Francisco Giants @ San Diego Padres  
Jack Murphy Stadium, San Diego, CA  
Sun Jul 04 1982, 6:33 AM EDT  
Att: 12,567 - Unknown

livebaseballscorecards.com

AB 31  
R 4  
H 9  
RBI 4  
BB 3  
SO 8  
LOB 8





Batter	1	2	3	4	5	6	7	8	9	AB	R	H	RBI	BB	SO	LOB	TOP								
Gene Richards, L (1,7) OBP: 0.343, SLG: 0.357 Alan Wiggins, S (9,7) OBP: 0.321, SLG: 0.311	F8		K			3-1	BB 1B		FC2-6 1B SH1-3	5	2	1	0	0	1	1									
Tim Flannery, L (1,4) OBP: 0.331, SLG: 0.338	F8			G3		K	1B BB		SH1-3 1B	4	1	1	1	1	1	0									
Garry Templeton, S (1,6) OBP: 0.291, SLG: 0.390	F7			K		4-3	1B		SH1-3	4	0	1	3	0	1	0									
Ruppert Jones, L (1,8) OBP: 0.415, SLG: 0.489		F8 S 1B		F9			2B		HBP	4	1	3	1	0	0	0									
Sixto Lezcano, R (1,9) OBP: 0.364, SLG: 0.441	F8				P6				F8	5	1	1	1	0	0	5									
Terry Kennedy, L (1,2) OBP: 0.292, SLG: 0.471		K			HR		5-3		G5-4-3 1B	4	1	2	1	0	1	2									
Broderick Perkins, L (1,3) OBP: 0.359, SLG: 0.370	F3				F7		1B BB 1B		G5-4-3	4	1	1	0	0	0	2									
Luis Salazar, R (1,5) OBP: 0.254, SLG: 0.333			6-3				SF7		K	3	0	1	1	0	1	0									
Juan Eichelberger, R (1,1) OBP: 0.146, SLG: 0.300 Dave Dravecky, L (4,1) OBP: 0.292, SLG: 0.212 Joe Lefebvre, L (5,PH) OBP: 0.321, SLG: 0.322 Eric Show, R (7,1) OBP: 0.291, SLG: 0.293 Gary Lucas, L (9,1)			G3			K			FC2-6 1B	1	0	0	0	0	0	0									
<b>Inning Stats</b>	R: 0 E: 0 K: 0 S: 3	H: 0 LOB: 0 BB: 0 P: 3	R: 0 E: 0 K: 1 S: 6	H: 1 LOB: 1 BB: 0 P: 6	R: 0 E: 0 K: 1 S: 5	H: 0 LOB: 0 BB: 0 P: 5	R: 0 E: 0 K: 1 S: 5	H: 0 LOB: 0 BB: 0 P: 5	R: 1 E: 0 K: 1 S: 7	H: 2 LOB: 1 BB: 0 P: 7	R: 0 E: 0 K: 1 S: 5	H: 0 LOB: 0 BB: 0 P: 5	R: 6 E: 0 K: 0 S: 10	H: 7 LOB: 2 BB: 1 P: 14	R: 0 E: 0 K: 1 S: 5	H: 1 LOB: 0 BB: 0 P: 5	R: 1 E: 0 K: 0 S: 5	H: 2 LOB: 2 BB: 0 P: 6	1B: 11 2B: 1 3B: 0 HR: 1	SF: 1 SAC: 1 DP: 1 HBP: 1	WP: 0 PB: 0 SB: 1 CS: 0	PA: 41			
<b>PITCHER</b>	IP	WLS	BF	H	R	ER	SO	BB	IBB	HBP	BLK	WP	HR	S	P	ERA	WHIP								
Scott Sanderson, R (1,1) ERA: 3.03	6.2	L	29	8	7	7	5	1	0	0	0	0	1	38	42	9.45	1.350								
Jeff Reardon, R (7,1) ERA: 1.96	0.1		3	2	0	0	0	0	0	0	0	0	0	3	3	0.00	6.000								
Woodie Fryman, L (8,1) ERA: 4.91	2.0		9	3	1	1	1	0	0	1	0	0	0	10	11	4.50	1.500								

San Diego Padres @ Montreal Expos  
Olympic Stadium, Montreal, QB  
Mon Jul 05 1982, 7:05 PM EDT  
Att: 21,154 - Unknown

AB 37  
R 8  
H 13  
RBI 8  
BB 1  
SO 6  
LOB 11



Batter	1	2	3	4	5	6	7	8	9	AB	R	H	RBI	BB	SO	LOB	BOTTOM								
Tim Raines, S (1,7) OBP: 0.361, SLG: 0.380	1B SF8 BB		F7	L4			E S 1B			3	1	1	0	1	0	1									
Mike Gates, L (1,4) OBP: 0.284, SLG: 0.303	HR 1B		4-3		F7		P6			4	1	1	0	0	0	1									
Andre Dawson, R (1,8) OBP: 0.349, SLG: 0.488	F9		5-3		K			K		4	0	0	0	0	2	2									
Al Oliver, L (1,3) OBP: 0.394, SLG: 0.550	SF8			2B 2B	4-3			F7		3	1	1	1	0	0	0									
Gary Carter, R (1,2) OBP: 0.378, SLG: 0.561	HR			2B SF7 BB		G6-3 BB		F3		2	2	1	2	2	0	0									
Tim Wallach, R (1,5) OBP: 0.332, SLG: 0.458	F5			6-3 2B 2B		G6-3			FC4-6 BB	3	1	1	1	1	0	1									
Warren Cromartie, L (1,9) OBP: 0.342, SLG: 0.404		F5		SF7		4-3			FC4-6 G4-3	3	0	0	1	0	0	1									
Chris Speier, R (1,6) OBP: 0.299, SLG: 0.354		4-3		6-3			6-3		G4-3	4	0	0	0	0	0	2									
Scott Sanderson, R (1,1) OBP: 0.212, SLG: 0.226 Jeff Reardon, R (7,1) OBP: 0.200, SLG: 0.400 Brad Mills, L (7,PH) OBP: 0.273, SLG: 0.244 Woodie Fryman, R (8,1)		F9					F8			2	0	1	1	0	0	0									
<b>Inning Stats</b>	R: 3 E: 0 K: 0 S: 5	H: 2 LOB: 1 BB: 0 P: 9	R: 0 E: 0 K: 0 S: 3	H: 0 LOB: 0 BB: 0 P: 3	R: 0 E: 0 K: 0 S: 3	H: 0 LOB: 0 BB: 0 P: 3	R: 3 E: 0 K: 0 S: 6	H: 3 LOB: 1 BB: 1 P: 10	R: 0 E: 0 K: 1 S: 5	H: 0 LOB: 0 BB: 0 P: 5	R: 0 E: 0 K: 0 S: 2	H: 0 LOB: 0 BB: 1 P: 6	R: 0 E: 0 K: 1 S: 5	H: 0 LOB: 0 BB: 0 P: 5	R: 0 E: 0 K: 0 S: 2	H: 0 LOB: 0 BB: 1 P: 6	R: 0 E: 0 K: 0 S: 2	H: 0 LOB: 0 BB: 0 P: 6	1B: 2 2B: 3 3B: 0 HR: 1	SF: 2 SAC: 0 DP: 2 HBP: 0	WP: 0 PB: 0 SB: 2 CS: 0	PA: 35			
<b>PITCHER</b>	IP	WLS	BF	H	R	ER	SO	BB	IBB	HBP	BLK	WP	HR	S	P	ERA	WHIP								
Juan Eichelberger, R (1,1) ERA: 4.33	3.2		18	5	6	6	0	2	0	0	0	0	0	1	1	0.00	0.000								
Dave Dravecky, L (4,1) ERA: 3.46	0.1		1	0	0	0	0	0	0	0	0	0	0	1	1	0.00	0.000								
Floyd Chiffer, R (5,1) ERA: 2.61	2.0	W	6	0	0	0	1	1	0	0	0	0	0	7	11	0.00	0.500								
Eric Show, R (7,1) ERA: 2.1	2.0		8	1	0	0	1	1	0	0	0	0	0	9	13	0.00	1.000								
Gary Lucas, L (9,1) ERA: 3.16	1.0	S	2	0	0	0	0	0	0	0	0	0	0	2	2	0.00	0.000								

San Diego Padres @ Montreal Expos  
Olympic Stadium, Montreal, QB  
Mon Jul 05 1982, 7:05 PM EDT  
Att: 21,154 - Unknown

AB 29  
R 6  
H 6  
RBI 6  
BB 4  
SO 2  
LOB 8









Batter	1	2	3	4	5	6	7	8	9	AB	R	H	RBI	BB	SO	LOB	TOP			
Gene Richards, L (1.7) OBP: 0.347, SLG: 0.369 Dave Edwards, R (9.9) OBP: 0.212, SLG: 0.333	0-0 4-3	0-0 1B			0-0 F9	0-3 K		0-0 FC1-6 1B	5 0 2 2 0 1 2	0 0 0 0 0 0 0										
Tim Flannery, L (1.4) OBP: 0.323, SLG: 0.329	0-0 3-1	0-0 F5			0-0 6-3		0-0 L6	5 1 0 0 0 0 2	0 0 0 0 0 0 2											
Garry Templeton, S (1.6) OBP: 0.294, SLG: 0.386	4-0 S BB				0-0 F9		0-3 K	4 0 2 0 1 1 0	0 0 2 0 1 1 0											
Ruppert Jones, L (1.8) OBP: 0.419, SLG: 0.487	0-3 K				0-0 F8		4-0 1B	4 0 1 0 1 1 1	0 0 1 0 1 1 1											
Sixto Lezcano, R (1.9) OBP: 0.370, SLG: 0.438 Joe Lefebvre, L (2.9) OBP: 0.232, SLG: 0.205 Alan Wiggins, S (8. PH) OBP: 0.320, SLG: 0.310	4-0 1B BB				0-0 K		0-0 4-3	0 0 0 0 1 0 0	0 0 0 0 1 0 0											
Terry Kennedy, L (1.2) OBP: 0.293, SLG: 0.470	0-0 1B 1-2 1B				0-0 6-3 1B		0-3 K	5 2 3 0 0 1 2	0 0 0 0 1 0 0											
Broderick Perkins, L (1.3) OBP: 0.359, SLG: 0.371	0-0 1B 1-3 2-H 1B				0-0 F8		0-0 3-1	4 1 2 1 0 0 1	0 0 0 0 0 0 1											
Luis Salazar, R (1.5) OBP: 0.264, SLG: 0.335	0-0 1B G3 2-3 3-H 1B				0-0 6-3		1-0 1B HBP	3 1 1 1 0 0 2	0 0 0 0 0 0 2											
Tim Lollar, L (1.1) OBP: 0.294, SLG: 0.440 Eric Show, R (8.1) OBP: 0.091, SLG: 0.091 Gary Lucas, L (9.1) Luis DeLeon, R (9.1) OBP: 0.200, SLG: 0.222	0-0 G3				0-0 4-3		0-0 4-3	4 0 1 0 0 0 4	0 0 0 0 0 0 0											
<b>Inning Stats</b>	R: 0 E: 0 K: 1 S: 5	H: 0 LOB: 1 BB: 1 P: 9	R: 3 E: 0 K: 0 S: 6	H: 4 LOB: 1 BB: 1 P: 10	R: 0 E: 0 K: 1 S: 5	H: 0 LOB: 0 BB: 0 P: 5	R: 0 E: 0 K: 0 S: 4	H: 1 LOB: 1 BB: 0 P: 4	R: 0 E: 0 K: 0 S: 4	H: 1 LOB: 2 BB: 0 P: 8	R: 0 E: 0 K: 2 S: 8	H: 0 LOB: 0 BB: 0 P: 5	R: 1 E: 0 K: 0 S: 5	H: 2 LOB: 1 BB: 0 P: 5	R: 1 E: 0 K: 0 S: 6	H: 3 LOB: 2 BB: 0 P: 6	1B: 11 2B: 1 3B: 0 HR: 0	SF: 0 SAC: 1 DP: 0 HBP: 1	WP: 0 PA: 42 PB: 0 SB: 2 CS: 0	
<b>PITCHER</b>	IP WLS BF H R ER SO BB IBB HBP BLK WP HR S P ERA WHIP	IP WLS BF H R ER SO BB IBB HBP BLK WP HR S P ERA WHIP	IP WLS BF H R ER SO BB IBB HBP BLK WP HR S P ERA WHIP	IP WLS BF H R ER SO BB IBB HBP BLK WP HR S P ERA WHIP	IP WLS BF H R ER SO BB IBB HBP BLK WP HR S P ERA WHIP	IP WLS BF H R ER SO BB IBB HBP BLK WP HR S P ERA WHIP	IP WLS BF H R ER SO BB IBB HBP BLK WP HR S P ERA WHIP	IP WLS BF H R ER SO BB IBB HBP BLK WP HR S P ERA WHIP	IP WLS BF H R ER SO BB IBB HBP BLK WP HR S P ERA WHIP	IP WLS BF H R ER SO BB IBB HBP BLK WP HR S P ERA WHIP	IP WLS BF H R ER SO BB IBB HBP BLK WP HR S P ERA WHIP	IP WLS BF H R ER SO BB IBB HBP BLK WP HR S P ERA WHIP	IP WLS BF H R ER SO BB IBB HBP BLK WP HR S P ERA WHIP	IP WLS BF H R ER SO BB IBB HBP BLK WP HR S P ERA WHIP	IP WLS BF H R ER SO BB IBB HBP BLK WP HR S P ERA WHIP	IP WLS BF H R ER SO BB IBB HBP BLK WP HR S P ERA WHIP	IP WLS BF H R ER SO BB IBB HBP BLK WP HR S P ERA WHIP	IP WLS BF H R ER SO BB IBB HBP BLK WP HR S P ERA WHIP	IP WLS BF H R ER SO BB IBB HBP BLK WP HR S P ERA WHIP	
Marty Bystrom, R (1.1) ERA: 4.38 Sid Monge, L (6.1) ERA: 3.92 Sparky Lyle, L (8.1) ERA: 3.98 Tug McGraw, L (9.1) ERA:	5.0 L 23 6 3 3 2 3 0 0 0 0 0 0 24 36 5.40 1.800	2.0 8 1 0 0 3 0 0 1 0 0 0 0 13 14 0.00 0.500	1.1 8 4 2 2 0 0 0 0 0 0 0 0 8 8 13.50 3.000	0.2 3 1 0 0 0 0 0 0 0 0 0 0 3 3 0.00 1.500																

San Diego Padres @ Philadelphia Phillies  
Veterans Stadium, Philadelphia, PA  
Wed Jul 07 1982, 7:05 PM EDT  
Att: 26,695 - Unknown

AB	37
R	5
H	12
RBI	5
BB	3
SO	5
LOB	16



Batter	1	2	3	4	5	6	7	8	9	AB	R	H	RBI	BB	SO	LOB	BOTTOM			
Bob Dernier, R (1.8) OBP: 0.348, SLG: 0.335 George Vukovich, L (9. PH) OBP: 0.299, SLG: 0.392	0-0 6-3		0-0 6-3		4-0 S BB		0-0 1-2 1B		0-0 F8	3 0 1 0 1 0 0	1 0 0 0 0 0 1									
Pete Rose, S (1.3) OBP: 0.358, SLG: 0.371	4-0 BB		0-0 6-3		0-0 F9		0-0 6-3		0-3 K	4 0 0 0 1 1 3	0 0 0 0 1 1 3									
Gary Matthews, R (1.7) OBP: 0.348, SLG: 0.459	0-0 F9		0-0 6-3			0-3 K		0-0 HR	5 1 1 1 0 1 2	0 0 0 0 0 0 2										
Mike Schmidt, R (1.5) OBP: 0.425, SLG: 0.493	0-0 F4			4-0 FC1-6-4 BB		4-0 2B FC5-2 BB		0-0 HR	2 1 1 1 2 0 1	0 0 0 0 0 0 1										
Bo Diaz, R (1.2) OBP: 0.367, SLG: 0.522		0-0 2B 2B		0-0 F8		0-0 FC5-2 2B		0-0 4-3	4 1 2 0 0 0 1	0 0 0 0 0 0 1										
Bill Robinson, R (1.9) OBP: 0.294, SLG: 0.441		0-3 K		0-0 FC1-6-4		0-0 FC5-2		0-0 P3	4 0 0 0 0 1 4	0 0 0 0 0 1 4										
Manny Trillo, R (1.4) OBP: 0.310, SLG: 0.311		0-0 2B		0-0 F9		0-0 F9		0-0 2B	4 0 2 1 0 0 3	0 0 2 1 0 0 3										
Ivan De Jesus, R (1.6) OBP: 0.302, SLG: 0.299		0-0 F9			0-0 F8		0-0 F7	4 0 0 0 0 0 2	0 0 0 0 0 0 2											
Marty Bystrom, R (1.1) Garry Maddox, R (5. PH) Sid Monge, S (6.1) Ozzie Virgil, R (7. PH) Sparky Lyle, R (8.1) Tug McGraw, R (9.1) Greg Gross, L (9. PH) OBP: 0.366, SLG: 0.329	0-3 K		0-0 F8		0-0 F8		4-0 CS BB	1 0 0 0 0 1 1	0 0 0 0 0 0 0											
<b>Inning Stats</b>	R: 0 E: 0 K: 0 S: 3	H: 0 LOB: 1 BB: 1 P: 7	R: 1 E: 0 K: 2 S: 9	H: 2 LOB: 0 BB: 0 P: 9	R: 0 E: 0 K: 0 S: 3	H: 0 LOB: 0 BB: 0 P: 3	R: 0 E: 0 K: 0 S: 3	H: 0 LOB: 1 BB: 1 P: 7	R: 0 E: 0 K: 1 S: 6	H: 1 LOB: 2 BB: 1 P: 10	R: 0 E: 0 K: 0 S: 3	H: 1 LOB: 1 BB: 1 P: 7	R: 2 E: 0 K: 0 S: 6	H: 3 LOB: 1 BB: 0 P: 6	R: 0 E: 0 K: 1 S: 5	H: 0 LOB: 1 BB: 1 P: 9	1B: 1 2B: 4 3B: 0 HR: 2	SF: 0 SAC: 0 DP: 0 HBP: 0	WP: 0 PA: 39 PB: 0 SB: 1 CS: 1	
<b>PITCHER</b>	IP WLS BF H R ER SO BB IBB HBP BLK WP HR S P ERA WHIP	IP WLS BF H R ER SO BB IBB HBP BLK WP HR S P ERA WHIP	IP WLS BF H R ER SO BB IBB HBP BLK WP HR S P ERA WHIP	IP WLS BF H R ER SO BB IBB HBP BLK WP HR S P ERA WHIP	IP WLS BF H R ER SO BB IBB HBP BLK WP HR S P ERA WHIP	IP WLS BF H R ER SO BB IBB HBP BLK WP HR S P ERA WHIP	IP WLS BF H R ER SO BB IBB HBP BLK WP HR S P ERA WHIP	IP WLS BF H R ER SO BB IBB HBP BLK WP HR S P ERA WHIP	IP WLS BF H R ER SO BB IBB HBP BLK WP HR S P ERA WHIP	IP WLS BF H R ER SO BB IBB HBP BLK WP HR S P ERA WHIP	IP WLS BF H R ER SO BB IBB HBP BLK WP HR S P ERA WHIP	IP WLS BF H R ER SO BB IBB HBP BLK WP HR S P ERA WHIP	IP WLS BF H R ER SO BB IBB HBP BLK WP HR S P ERA WHIP	IP WLS BF H R ER SO BB IBB HBP BLK WP HR S P ERA WHIP	IP WLS BF H R ER SO BB IBB HBP BLK WP HR S P ERA WHIP	IP WLS BF H R ER SO BB IBB HBP BLK WP HR S P ERA WHIP	IP WLS BF H R ER SO BB IBB HBP BLK WP HR S P ERA WHIP	IP WLS BF H R ER SO BB IBB HBP BLK WP HR S P ERA WHIP	IP WLS BF H R ER SO BB IBB HBP BLK WP HR S P ERA WHIP	
Tim Lollar, L (1.1) ERA: 2.74 Eric Show, R (8.1) ERA: 2.05 Gary Lucas, L (9.1) ERA: 3.13 Luis DeLeon, R (9.1) ERA: 1.75	7.0 31 5 1 0 0 0 5 0 0 0 0 0 4 8 0.00 2.000	1.0 5 1 0 0 0 1 0 0 0 0 0 4 4 0.00 0.000	0.2 2 0 0 0 1 0 0 0 0 0 0 4 4 0.00 0.000	0.1 S 1 0 0 0 0 0 0 0 0 0 1 1 0.00 0.000																

San Diego Padres @ Philadelphia Phillies  
Veterans Stadium, Philadelphia, PA  
Wed Jul 07 1982, 7:05 PM EDT  
Att: 26,695 - Unknown

AB	33
R	3
H	7
RBI	3
BB	6
SO	4
LOB	18





Batter	1	2	3	4	5	6	7	8	9	AB	R	H	RBI	BB	SO	LOB	TOP				
Gene Richards, L (1, 7) OBP: 0.344, SLG: 0.363 Alan Wiggins, S (9, 7) OBP: 0.320, SLG: 0.310	E6 HR	6-3				F6			F8	4	1	0	0	1	0	2					
Tim Flannery, L (1, 4) OBP: 0.314, SLG: 0.318	F7		F7	3-1		4-3			1-3	5	0	0	0	0	0	3					
Garry Templeton, S (1, 6) OBP: 0.296, SLG: 0.394	K2-3								6-3	4	1	1	1	1	2	1					
Ruppert Jones, L (1, 8) OBP: 0.420, SLG: 0.496	HR					3-1			4-3	3	1	1	2	1	0	0					
Sixto Lezcano, R (1, 9) OBP: 0.365, SLG: 0.431	6-3		5-3			3-1			5-3	4	0	0	0	0	0	1					
Terry Kennedy, L (1, 2) OBP: 0.299, SLG: 0.477									K	4	1	3	0	0	1	0					
Broderick Perkins, L (1, 3) OBP: 0.362, SLG: 0.370									6-3	3	0	1	0	1	0	1					
Luis Salazar, R (1, 5) OBP: 0.271, SLG: 0.349									5-3	3	1	2	2	1	0	2					
John Montefusco, R (1, 1) OBP: 0.139, SLG: 0.088 Dave Dravecky, R (7, 1) Kurt Bevacqua, R (6, PH) Eric Show, R (8, 1) OBP: 0.091, SLG: 0.091									6-3	2	0	0	0	0	1	1					
<b>Inning Stats</b>	R: 2 E: 1 K: 1 S: 7	H: 1 LOB: 0 BB: 0 P: 7	R: 0 E: 0 K: 0 S: 4	H: 2 LOB: 2 BB: 1 P: 8	R: 0 E: 0 K: 0 S: 2	H: 0 LOB: 1 BB: 2 P: 10	R: 1 E: 0 K: 1 S: 7	H: 2 LOB: 2 BB: 1 P: 11	R: 1 E: 0 K: 0 S: 5	H: 2 LOB: 0 BB: 0 P: 3	R: 0 E: 0 K: 1 S: 5	H: 0 LOB: 0 BB: 0 P: 5	R: 1 E: 0 K: 1 S: 6	H: 1 LOB: 0 BB: 0 P: 6	R: 0 E: 0 K: 0 S: 3	H: 0 LOB: 0 BB: 0 P: 3	1B: 4 2B: 1 3B: 0 HR: 3	SF: 0 SAC: 1 DP: 0 HBP: 0	WP: 0 PB: 0 SB: 5 CS: 1	PA: 39	
<b>PITCHER</b>	IP	WLS	BF	H	R	ER	SO	BB	IBB	HBP	BLK	WP	HR	S	P	ERA	WHIP				
Mike Krukow, R (1, 1) ERA: 2.64	5.0	L	26	7	4	2	2	4	1	0	0	0	2	25	45	3.60	2.200				
Ed Farmer, R (6, 1) ERA: 7.25	2.0		6	0	0	0	1	0	0	0	0	0	0	8	8	0.00	0.000				
Sid Monge, L (8, 1) ERA: 3.86	2.0		7	1	1	1	1	0	0	0	0	0	1	9	9	4.50	0.500				

San Diego Padres @ Philadelphia Phillies  
Veterans Stadium, Philadelphia, PA  
Thu Jul 08 1982, 7:05 PM EDT  
Att: 24,765 - Unknown

AB	33
R	5
H	8
RBI	5
BB	5
SO	4
LOB	11



Batter	1	2	3	4	5	6	7	8	9	AB	R	H	RBI	BB	SO	LOB	BOTTOM					
Bob Dernier, R (1, 9) OBP: 0.347, SLG: 0.333	F8		4-3							4	0	1	1	0	0	1						
Pete Rose, S (1, 3) OBP: 0.357, SLG: 0.373										4	0	1	0	0	1	3						
Gary Matthews, R (1, 7) OBP: 0.347, SLG: 0.456	5-3		6-3							4	0	1	0	0	0	1						
Mike Schmidt, R (1, 5) OBP: 0.426, SLG: 0.489										2	0	0	0	2	1	1						
Bo Diaz, R (1, 2) OBP: 0.362, SLG: 0.514										4	0	0	0	0	1	3						
Gary Maddox, R (1, 8) OBP: 0.305, SLG: 0.428										4	0	0	0	0	0	0						
Manny Trillo, R (1, 4) OBP: 0.313, SLG: 0.312										3	2	1	0	0	0	0						
Ivan De Jesus, R (1, 6) OBP: 0.304, SLG: 0.303										3	1	1	1	1	0	1						
Mike Krukow, R (1, 1) OBP: 0.225, SLG: 0.250 George Yukovich, L (5, PH) Ed Farmer, R (6, 1) Greg Gross, L (7, PH) Sid Monge, S (8, 1)										1	0	0	0	0	0	1						
<b>Inning Stats</b>	R: 0 E: 0 K: 1 S: 6	H: 1 LOB: 2 BB: 1 P: 10	R: 1 E: 0 K: 0 S: 4	H: 2 LOB: 0 BB: 0 P: 4	R: 0 E: 0 K: 1 S: 5	H: 0 LOB: 0 BB: 0 P: 5	R: 0 E: 0 K: 0 S: 2	H: 0 LOB: 0 BB: 1 P: 6	R: 1 E: 0 K: 0 S: 4	H: 1 LOB: 1 BB: 1 P: 8	R: 0 E: 0 K: 0 S: 3	H: 1 LOB: 0 BB: 0 P: 3	R: 1 E: 0 K: 0 S: 4	H: 1 LOB: 2 BB: 1 P: 9	R: 0 E: 0 K: 1 S: 5	H: 0 LOB: 0 BB: 0 P: 5	R: 0 E: 0 K: 0 S: 3	H: 0 LOB: 0 BB: 0 P: 3	1B: 3 2B: 3 3B: 0 HR: 0	SF: 0 SAC: 0 DP: 2 HBP: 1	WP: 0 PB: 0 SB: 0 CS: 0	PA: 35
<b>PITCHER</b>	IP	WLS	BF	H	R	ER	SO	BB	IBB	HBP	BLK	WP	HR	S	P	ERA	WHIP					
John Montefusco, R (1, 1) ERA: 3.98	6.2	W	28	6	3	3	2	4	0	1	0	0	0	27	44	4.05	1.500					
Dave Dravecky, L (7, 1) ERA: 3.39	0.1		1	0	0	0	0	0	0	0	0	0	0	1	1	0.00	0.000					
Eric Show, R (8, 1) ERA: 1.98	2.0	S	6	0	0	0	1	0	0	0	0	0	0	8	8	0.00	0.000					

San Diego Padres @ Philadelphia Phillies  
Veterans Stadium, Philadelphia, PA  
Thu Jul 08 1982, 7:05 PM EDT  
Att: 24,765 - Unknown

AB	30
R	3
H	6
RBI	3
BB	4
SO	3
LOB	11









Batter	1	2	3	4	5	6	7	8	9	AB	R	H	RBI	BB	SO	LOB	TOP										
Alan Wiggins, S OBP: 0.318, SLG: 0.309 (1, 9)	6-3		4-3		1B E 1B		F7			4	1	1	0	0	0	1											
Gene Richards, L OBP: 0.340, SLG: 0.357 (1, 7)	P3		6-3		1B E7 1B			K		4	1	1	1	0	1	1											
Garry Templeton, S OBP: 0.299, SLG: 0.396 (1, 6)	2B			6-3	1B			4-3		4	0	2	1	0	0	0											
Ruppert Jones, L OBP: 0.418, SLG: 0.491 (1, 8)	K			F8	G3			K		4	0	0	0	0	2	2											
Terry Kennedy, L OBP: 0.304, SLG: 0.476 (1, 2)		F2					F9		K	4	0	1	0	0	1	0											
Broderick Perkins, L OBP: 0.361, SLG: 0.365 (1, 3)	F5			F9	1B		4-3		G4-6-3 1B	4	0	1	0	0	0	1											
Luis Salazar, R OBP: 0.284, SLG: 0.339 (1, 5)	P2				5-3		5-3		G4-6-3 1-2	4	0	0	0	0	0	1											
Tim Flannery, L OBP: 0.328, SLG: 0.329 (1, 4)			SH1-4 1B		1B 1B 1B		4-3			3	1	2	0	0	0	0											
Juan Eichelberger, R OBP: 0.143, SLG: 0.195 Dave Dravecky, R (5, 1)	SH1-4				F8		P5			1	0	0	0	0	0	1											
Eric Show, R OBP: 0.091, SLG: 0.091 Gary Lucas, L (6, 1)										0	0	0	0	0	0	0											
Luis DeLeon, R OBP: 0.200, SLG: 0.222 (7, 1)										1	0	0	0	0	0	0											
										0	0	0	0	0	0	0											
<b>Inning Stats</b>	R: 0 E: 0 K: 1 S: 6	H: 1 LOB: 1 BB: 0 P: 6	R: 0 E: 0 K: 0 S: 3	H: 0 LOB: 0 BB: 0 P: 3	R: 0 E: 0 K: 0 S: 4	H: 1 LOB: 1 BB: 0 P: 4	R: 0 E: 0 K: 0 S: 4	H: 1 LOB: 1 BB: 0 P: 4	R: 3 E: 1 K: 0 S: 7	H: 4 LOB: 1 BB: 0 P: 7	R: 0 E: 0 K: 0 S: 3	H: 0 LOB: 0 BB: 0 P: 3	R: 0 E: 0 K: 2 S: 7	H: 0 LOB: 0 BB: 0 P: 7	R: 0 E: 0 K: 1 S: 5	H: 1 LOB: 0 BB: 0 P: 5	1B: 7 2B: 1 3B: 0 HR: 0	SF: 0 SAC: 1 DP: 1 HBP: 0	WP: 0 PB: 0 SB: 0 CS: 0	PA: 34							
<b>PITCHER</b>	IP	WLS	BF	H	R	ER	SO	BB	IBB	HBP	BLK	WP	HR	S	P	ERA	WHIP										
Ed Lynch, R ERA: 3.65 (1, 1)	5.0		22	7	3	2	1	0	0	0	0	0	0	24	24	3.60	1.400										
Pat Zachry, R ERA: 4.42 (6, 1)	2.0	W	6	0	0	0	0	0	0	0	0	0	0	6	6	0.00	0.000										
Neil Allen, R ERA: 2.79 (8, 1)	2.0	S	6	1	0	0	3	0	0	0	0	0	0	12	12	0.00	0.500										

San Diego Padres @ New York Mets  
Shea Stadium, Flushing, NY  
Fri Jul 09 1982, 3:38 AM EDT  
Att: 16,546 - Unknown

AB 33  
R 3  
H 8  
RBI 2  
BB 0  
SO 4  
LOB 7



Batter	1	2	3	4	5	6	7	8	9	AB	R	H	RBI	BB	SO	LOB	BOTTOM										
Wally Backman, S OBP: 0.386, SLG: 0.362 (1, 4) (7, 5)	S 1B		F9		1-2 2-3 3-4 BB		6-3 SH1-3 HR BB	1-3		3	1	1	1	2	0	1											
Rusty Staub, L OBP: 0.302, SLG: 0.330 Neil Allen, R OBP: 0.333, SLG: 0.200 (1, 9) (8, 1)	F9			F9	4-3		SH1-3			3	0	0	0	0	0	4											
George Foster, R OBP: 0.345, SLG: 0.408 (1, 7)	5-3			G6-4-3 1B			6-3			4	1	2	2	0	0	2											
Dave Kingman, R OBP: 0.286, SLG: 0.450 (1, 3)	4-3			G6-4-3 1-2			F9	HR		4	1	1	2	0	0	2											
Joel Youngblood, R OBP: 0.275, SLG: 0.350 (1, 8) (7, 4)		P4			6-3		P4			4	0	1	0	0	0	0											
Ron Hodges, L OBP: 0.390, SLG: 0.451 (1, 2)	G3				E BB BB			F7		2	1	0	0	2	0	0											
Phil Mankowski, L OBP: 0.167, SLG: 0.176 Ellis Valentine, R OBP: 0.247, SLG: 0.350 (6, PH) (7, 8) (8, 9)	F8				E8 BB 1B		K	E4 5-3 3B		2	0	1	0	0	0	0											
Ron Gardenhire, R OBP: 0.277, SLG: 0.295 (1, 6)			F8		K		1-3	5-3		4	0	0	0	0	1	5											
Ed Lynch, R (1, 1)										1	0	0	0	0	1	0											
Mike Jorgensen, L OBP: 0.389, SLG: 0.333 Pat Zachry, R (5, PH) (6, 1)							SH1-3 BB			0	0	0	0	0	0	0											
John Stearns, R OBP: 0.357, SLG: 0.426 (7, PH)										1	1	1	0	0	0	0											
Mookie Wilson, S OBP: 0.319, SLG: 0.353 (8, 8)							SH1-3 6-3 1B	2H 3B		1	0	1	1	0	0	0											
<b>Inning Stats</b>	R: 0 E: 0 K: 0 S: 4	H: 1 LOB: 1 BB: 0 P: 4	R: 0 E: 0 K: 0 S: 3	H: 0 LOB: 0 BB: 0 P: 3	R: 0 E: 0 K: 1 S: 5	H: 0 LOB: 0 BB: 0 P: 5	R: 0 E: 0 K: 0 S: 3	H: 1 LOB: 0 BB: 0 P: 3	R: 1 E: 1 K: 1 S: 6	H: 1 LOB: 3 BB: 3 P: 18	R: 1 E: 0 K: 1 S: 7	H: 2 LOB: 2 BB: 1 P: 11	R: 3 E: 0 K: 0 S: 5	H: 2 LOB: 0 BB: 1 P: 9	R: 1 E: 1 K: 0 S: 5	H: 1 LOB: 1 BB: 0 P: 5	1B: 4 2B: 1 3B: 1 HR: 2	SF: 0 SAC: 1 DP: 1 HBP: 0	WP: 0 PB: 0 SB: 1 CS: 0	PA: 37							
<b>PITCHER</b>	IP	WLS	BF	H	R	ER	SO	BB	IBB	HBP	BLK	WP	HR	S	P	ERA	WHIP										
Juan Eichelberger, R ERA: 4.24 (1, 1)	4.2		19	3	1	1	2	3	0	0	0	0	0	20	32	1.93	1.286										
Dave Dravecky, L ERA: 3.29 (5, 1)	0.1		1	0	0	0	0	0	0	0	0	0	0	1	1	0.00	0.000										
Eric Show, R ERA: 2.12 (6, 1)	0.1		3	2	1	1	0	0	0	0	0	0	1	3	3	27.00	6.000										
Gary Lucas, L ERA: 3.45 (6, 1)	1.0	L	6	1	2	2	1	2	0	0	0	0	0	6	14	18.00	3.000										
Luis DeLeon, R ERA: 1.8 (7, 1)	1.2		8	2	2	1	0	0	0	0	0	0	1	8	8	5.40	1.200										

San Diego Padres @ New York Mets  
Shea Stadium, Flushing, NY  
Fri Jul 09 1982, 3:38 AM EDT  
Att: 16,546 - Unknown

AB 31  
R 6  
H 8  
RBI 6  
BB 5  
SO 3  
LOB 16





Batter	1	2	3	4	5	6	7	8	9	AB	R	H	RBI	BB	SO	LOB	TOP			
Alan Wiggins, S OBP: 0.316, SLG: 0.306 (1, 8)	F6		5-3		5-3		1B	FC4		5	2	1	0	0	0	2				
Gene Richards, L OBP: 0.353, SLG: 0.383 (1, 7)	S		HR		E		1B	1B		5	2	5	3	0	0	0				
Garry Templeton, S OBP: 0.295, SLG: 0.391 Dave Dravecky, R (8, 1)	K		K		E5		K	6-3		5	0	0	0	0	3	5				
Sixto Lezcano, R OBP: 0.360, SLG: 0.423 (1, 9)	E2				F2		K			5	0	1	1	0	1	2				
Kurt Bevacqua, R OBP: 0.329, SLG: 0.317 Broderick Perkins, L (7, PH) (7, 3)	K				BB		G3			3	1	1	0	0	1	3				
Luis Salazar, R OBP: 0.282, SLG: 0.337 (1, 5)					BB		F8			5	0	1	0	0	1	0				
Joe Pittman, R OBP: 0.275, SLG: 0.300 (1, 4)					1B		6-3			3	1	1	0	1	0	0				
Steve Swisher, R OBP: 0.240, SLG: 0.375 Joe Lefebvre, L (8, PH) (8, 2)					BB		K			3	0	0	0	0	2	3				
John Curtis, L OBP: 0.281, SLG: 0.344 Mario Ramirez, R OBP: 0.240, SLG: 0.217 Floyd Chiffer, R (7, 1)					K		6-3			1	0	0	0	0	0	0				
Terry Kennedy, L OBP: 0.306, SLG: 0.478 Tim Flannery, L OBP: 0.328, SLG: 0.329 (8, 6)					1B					2	0	1	1	0	0	0				
<b>Inning Stats</b>	R: 1 E: 1 K: 2 S: 9	H: 1 LOB: 1 BB: 0 P: 9	R: 0 E: 0 K: 0 S: 3	H: 0 LOB: 0 BB: 0 P: 3	R: 1 E: 0 K: 1 S: 6	H: 1 LOB: 0 BB: 0 P: 6	R: 1 E: 0 K: 1 S: 7	H: 3 LOB: 2 BB: 1 P: 11	R: 0 E: 1 K: 1 S: 5	H: 0 LOB: 0 BB: 0 P: 5	R: 1 E: 0 K: 1 S: 8	H: 3 LOB: 2 BB: 0 P: 8	R: 3 E: 0 K: 1 S: 9	H: 4 LOB: 1 BB: 0 P: 9	R: 0 E: 0 K: 0 S: 3	H: 0 LOB: 0 BB: 0 P: 3	1B: 12 2B: 0 3B: 0 HR: 1	SF: 0 SAC: 0 DP: 0 HBP: 0	WP: 0 PB: 0 SB: 2 CS: 0	PA: 42
<b>PITCHER</b>	IP WLS BF H R ER SO BB IBB HBP BLK WP HR S P ERA WHIP																			
Pete Falcone, L ERA: 3.58 (1, 1)	6.2 W 31 9 4 3 7 1 0 0 0 0 0 1 44 48 4.05 1.500																			
Neil Allen, R ERA: 3.29 (7, 1)	1.0 7 4 3 3 1 0 0 0 0 0 0 0 9 9 27.00 4.000																			
Terry Leach, R ERA: 2.35 (8, 1)	1.1 S 4 0 0 0 0 0 0 0 0 0 0 0 4 4 0.00 0.000																			

San Diego Padres @ New York Mets  
Shea Stadium, Flushing, NY  
Sat Jul 10 1982, 7:05 PM EDT  
Att: 51,515 - Unknown

AB 41  
R 7  
H 13  
RBI 6  
BB 1  
SO 8  
LOB 17



Batter	1	2	3	4	5	6	7	8	9	AB	R	H	RBI	BB	SO	LOB	BOTTOM	
Joel Youngblood, R OBP: 0.284, SLG: 0.359 (1, 4)	F9									4	1	2	2	0	0	0		
Rusty Staub, L OBP: 0.291, SLG: 0.316 Mookie Wilson, S OBP: 0.319, SLG: 0.353 (7, 8)	4-3									4	0	0	0	0	1	2		
George Foster, R OBP: 0.346, SLG: 0.408 (1, 7)	F8									5	1	2	0	0	1	1		
Dave Kingman, R OBP: 0.289, SLG: 0.459 Mike Jorgensen, L OBP: 0.397, SLG: 0.345 (8, 3)										3	2	1	1	1	0	2		
Ellis Valentine, R OBP: 0.257, SLG: 0.373 (7, 9)										1	1	1	1	0	0	0		
Ron Hodges, L OBP: 0.300, SLG: 0.453 (1, 2)										4	2	2	3	1	0	2		
Wally Backman, S OBP: 0.266, SLG: 0.361 Phil Mankowski, L OBP: 0.158, SLG: 0.176 (7, 5)										4	1	2	1	1	0	4		
Ron Gardenhire, R OBP: 0.280, SLG: 0.295 (1, 6)										3	0	1	0	0	0	2		
Pete Falcone, L OBP: 0.111, SLG: 0.139 Neil Allen, R OBP: 0.266, SLG: 0.167 Terry Leach, R (8, 1)										0	0	0	1	0	0	0		
<b>Inning Stats</b>	R: 0 E: 0 K: 0 S: 3	H: 2 LOB: 0 BB: 0 P: 4	R: 0 E: 0 K: 1 S: 6	H: 1 LOB: 1 BB: 0 P: 6	R: 5 E: 1 K: 0 S: 8	H: 4 LOB: 1 BB: 1 P: 12	R: 0 E: 0 K: 0 S: 3	H: 0 LOB: 0 BB: 0 P: 3	R: 2 E: 0 K: 2 S: 9	H: 2 LOB: 2 BB: 2 P: 17	R: 1 E: 1 K: 0 S: 5	H: 1 LOB: 2 BB: 0 P: 6	R: 1 E: 0 K: 0 S: 3	H: 0 LOB: 0 BB: 0 P: 3	1B: 9 2B: 1 3B: 0 HR: 2	SF: 1 SAC: 2 DP: 0 HBP: 1	WP: 0 PB: 0 SB: 1 CS: 1	PA: 42
<b>PITCHER</b>	IP WLS BF H R ER SO BB IBB HBP BLK WP HR S P ERA WHIP																	
John Curtis, L ERA: 3.77 (1, 1)	6.0 L 29 9 6 3 1 2 0 0 0 0 0 0 2 29 37 4.50 1.833																	
Floyd Chiffer, R ERA: 2.95 (7, 1)	1.0 7 2 2 2 2 2 0 0 0 0 0 0 9 17 18.00 4.000																	
Dave Dravecky, L ERA: 3.68 (8, 1)	1.0 6 1 1 1 0 0 0 0 1 0 0 0 5 6 9.00 1.000																	

San Diego Padres @ New York Mets  
Shea Stadium, Flushing, NY  
Sat Jul 10 1982, 7:05 PM EDT  
Att: 51,515 - Unknown

AB 34  
R 9  
H 12  
RBI 9  
BB 4  
SO 3  
LOB 18









Batter	1	2	3	4	5	6	7	8	9	AB	R	H	RBI	BB	SO	LOB	TOP				
Tim Raines, S OBP: 0.361, SLG: 0.371 (1, 7)	6-3		3-1	3-1			F9		4-3	5	0	0	0	0	0	1					
Mike Gates, L OBP: 0.337, SLG: 0.359 (1, 4)	K			1B	1B	F8	BB		BB	3	2	2	0	2	1	0					
Andre Dawson, R OBP: 0.342, SLG: 0.481 (1, 8)	6-3			1B	1B	K			P3	5	1	2	0	0	1	2					
Al Oliver, L OBP: 0.387, SLG: 0.531 (1, 3)		E6		1B	1B				E5	3	1	1	0	1	0	1					
Gary Carter, R OBP: 0.389, SLG: 0.583 (1, 2)	F9			2B	1B				G5-4-3	4	1	1	2	0	0	5					
Warren Cromartie, L OBP: 0.337, SLG: 0.395 (1, 9)	F7			SF8	1-3				F8	3	0	0	1	0	0	3					
Tim Wallach, R OBP: 0.323, SLG: 0.445 (1, 5)	L4			2B					F3	4	1	1	0	0	0	1					
Chris Speier, R OBP: 0.312, SLG: 0.357 (1, 6)				1B	2B				5-3	3	0	2	2	1	0	0					
Charlie Lea, R OBP: 0.195, SLG: 0.132 (1, 1)			B2-6-4	K					L3	4	0	0	0	0	1	3					
<b>Inning Stats</b>	R: 0 E: 0 K: 1 S: 5	H: 0 LOB: 0 BB: 0 P: 5	R: 0 E: 1 K: 0 S: 4	H: 0 LOB: 1 BB: 0 P: 4	R: 0 E: 0 K: 0 S: 3	H: 1 LOB: 0 BB: 0 P: 3	R: 5 E: 0 K: 1 S: 11	H: 6 LOB: 1 BB: 0 P: 11	R: 0 E: 0 K: 1 S: 5	H: 0 LOB: 2 BB: 2 P: 13	R: 1 E: 1 K: 0 S: 5	H: 2 LOB: 1 BB: 0 P: 5	R: 0 E: 0 K: 0 S: 3	H: 0 LOB: 0 BB: 0 P: 3	R: 0 E: 0 K: 0 S: 3	H: 0 LOB: 1 BB: 1 P: 7	1B: 7 2B: 2 3B: 0 HR: 0	SF: 1 SAC: 0 DP: 3 HBP: 0	WP: 0 PB: 0 SB: 0 CS: 0	PA: 39	
<b>PITCHER</b>	IP	WLS	BF	H	R	ER	SO	BB	IBB	HBP	BLK	WP	HR	S	P	ERA	WHIP				
John Montefusco, R ERA: 4.28 (1, 1)	3.1	L	16	6	5	5	1	0	0	0	0	0	0	18	18	13.50	1.800				
Juan Eichelberger, R ERA: 4.24 (4, 1)	0.0		0	1	0	0	0	0	0	0	0	0	0	1	1	∞	∞				
Dave Dravecky, L ERA: 2.79 (4, 1)	4.2		18	2	1	0	2	3	0	0	0	0	0	19	31	0.00	1.071				
Floyd Chiffer, R ERA: 2.8 (9, 1)	1.0		4	0	0	0	0	1	0	0	0	0	0	3	7	0.00	1.000				

**Montreal Expos @ San Diego Padres**  
**Jack Murphy Stadium, San Diego, CA**  
 Thu Jul 15 1982, 6:33 AM EDT  
 Att: 22,495 - Unknown

AB	34
R	6
H	9
RBI	5
BB	4
SO	3
LOB	16



Batter	1	2	3	4	5	6	7	8	9	AB	R	H	RBI	BB	SO	LOB	BOTTOM				
Gene Richards, L OBP: 0.352, SLG: 0.379 (1, 7)	CS		F7			F8		F8		3	0	0	0	1	0	0					
Tim Flannery, L OBP: 0.319, SLG: 0.320 (1, 4)	4-3		4-3			F7		K		4	0	0	0	0	1	1					
Garry Templeton, S OBP: 0.291, SLG: 0.389 (1, 6)	K					K			G3	4	0	0	0	0	2	0					
Ruppert Jones, L OBP: 0.414, SLG: 0.484 (1, 8)		G3		G3		WP	1B		K	4	1	1	0	0	1	0					
Sixto Lezcano, R OBP: 0.361, SLG: 0.423 (1, 9)		F8				F7		F7		3	0	0	0	1	0	1					
Terry Kennedy, L OBP: 0.305, SLG: 0.470 (1, 2)		WP		4-3		F8				2	0	0	0	1	0	2					
Broderick Perkins, L OBP: 0.355, SLG: 0.358 (1, 3)		F8				G3				3	0	1	1	0	0	1					
Luis Salazar, R OBP: 0.263, SLG: 0.346 (1, 5)						5-3				3	1	1	1	0	0	1					
John Montefusco, R OBP: 0.135, SLG: 0.086 (1, 1)			HR							1	0	0	0	0	1	0					
Juan Eichelberger, R OBP: 0.143, SLG: 0.195 (4, 1)			K			4-3				0	0	0	0	0	0	0					
Dave Dravecky, R (4, 1)										1	0	0	0	0	0	0					
Alan Wiggins, S OBP: 0.514, SLG: 0.304 (8, PH)									1-3	0	0	0	0	0	0	0					
Floyd Chiffer, R (9, 1)										0	0	0	0	0	0	0					
<b>Inning Stats</b>	R: 0 E: 0 K: 1 S: 4	H: 0 LOB: 1 BB: 1 P: 8	R: 0 E: 0 K: 0 S: 3	H: 0 LOB: 1 BB: 1 P: 7	R: 1 E: 0 K: 1 S: 6	H: 1 LOB: 0 BB: 0 P: 6	R: 0 E: 0 K: 0 S: 3	H: 0 LOB: 1 BB: 1 P: 7	R: 0 E: 0 K: 1 S: 5	H: 0 LOB: 0 BB: 0 P: 5	R: 1 E: 0 K: 0 S: 5	H: 2 LOB: 1 BB: 0 P: 5	R: 0 E: 0 K: 1 S: 5	H: 0 LOB: 0 BB: 0 P: 5	R: 0 E: 0 K: 1 S: 5	H: 0 LOB: 0 BB: 0 P: 5	1B: 2 2B: 0 3B: 0 HR: 1	SF: 0 SAC: 0 DP: 0 HBP: 0	WP: 3 PB: 0 SB: 0 CS: 1	PA: 32	
<b>PITCHER</b>	IP	WLS	BF	H	R	ER	SO	BB	IBB	HBP	BLK	WP	HR	S	P	ERA	WHIP				
Charlie Lea, R ERA: 3.28 (1, 1)	9.0	W	32	3	2	2	5	3	0	0	0	2	1	39	51	2.00	0.667				

**Montreal Expos @ San Diego Padres**  
**Jack Murphy Stadium, San Diego, CA**  
 Thu Jul 15 1982, 6:33 AM EDT  
 Att: 22,495 - Unknown

AB	29
R	2
H	3
RBI	2
BB	3
SO	5
LOB	6





Batter	1	2	3	4	5	6	7	8	9	AB	R	H	RBI	BB	SO	LOB	TOP		
Tim Raines, S (1, 7) OBP: 0.362, SLG: 0.375										5	1	2	1	0	0	4			
Mike Gates, L (1, 4) OBP: 0.340, SLG: 0.361										5	0	2	1	0	0	3			
Andre Dawson, R (1, 8) OBP: 0.337, SLG: 0.474										5	0	0	0	0	3	5			
Al Oliver, L (1, 3) OBP: 0.388, SLG: 0.531										4	1	2	0	0	0	1			
Gary Carter, R (1, 2) OBP: 0.385, SLG: 0.575										4	0	0	0	0	0	3			
Tim Wallach, R (1, 5) OBP: 0.322, SLG: 0.443										4	1	1	1	0	0	1			
Warren Cromartie, L (1, 9) OBP: 0.336, SLG: 0.393										4	0	1	1	0	2	1			
Chris Speier, R (1, 6) OBP: 0.315, SLG: 0.359										4	1	2	0	0	0	0			
Steve Rogers, R (1, 1) OBP: 0.283, SLG: 0.196										3	0	2	0	0	0	0			
Woodie Fryman, R (8, 1) OBP: 0.500, SLG: 0.500										1	0	1	0	0	0	0			
<b>Inning Stats</b>	R: 1 E: 0 K: 1 S: 7	H: 2 LOB: 1 BB: 0 P: 7	R: 0 E: 0 K: 0 S: 3	H: 0 LOB: 0 BB: 0 P: 3	R: 0 E: 0 K: 0 S: 4	H: 1 LOB: 1 BB: 0 P: 4	R: 0 E: 0 K: 1 S: 6	H: 1 LOB: 1 BB: 0 P: 6	R: 1 E: 0 K: 1 S: 7	H: 2 LOB: 2 BB: 0 P: 7	R: 0 E: 0 K: 0 S: 3	H: 0 LOB: 0 BB: 0 P: 3	R: 0 E: 0 K: 1 S: 5	H: 0 LOB: 0 BB: 0 P: 5	R: 0 E: 0 K: 1 S: 7	H: 2 LOB: 2 BB: 0 P: 7	1B: 12 2B: 2 3B: 0 HR: 0	SF: 0 SAC: 0 DP: 1 HBP: 0	WP: 1 PA: 39
<b>PITCHER</b>	IP WLS BF H R ER SO BB IBB HBP BLK WP HR S P ERA WHIP																		
Tim Lollar, L (1, 1) ERA: 2.85	6.0 L 28 11 4 4 3 0 0 0 0 0 1 0 34 34 6.00 1.833																		
Gary Lucas, L (7, 1) ERA: 3.31	2.0 6 0 0 0 1 0 0 0 0 0 0 0 8 8 0.00 0.000																		
Luis DeLeon, R (9, 1) ERA: 1.77	1.0 5 2 0 0 1 0 0 0 0 0 0 0 7 7 0.00 2.000																		

**Montreal Expos @ San Diego Padres**  
Jack Murphy Stadium, San Diego, CA  
Fri Jul 16 1982, 10:05 PM EDT  
Att: 19,288 - Unknown

AB 39  
R 4  
H 13  
RBI 4  
BB 0  
SO 5  
LOB 18



Batter	1	2	3	4	5	6	7	8	9	AB	R	H	RBI	BB	SO	LOB	BOTTOM		
Gene Richards, L (1, 7) OBP: 0.353, SLG: 0.377										4	1	1	1	1	0	3			
Tim Flannery, L (1, 4) OBP: 0.326, SLG: 0.328										5	0	3	0	0	0	0			
Garry Templeton, S (1, 6) OBP: 0.287, SLG: 0.384										5	0	0	0	0	2	3			
Ruppert Jones, L (1, 8) OBP: 0.411, SLG: 0.480										5	0	1	0	0	4	2			
Sixto Lezcano, R (1, 9) OBP: 0.362, SLG: 0.422										3	0	1	0	1	0	2			
Terry Kennedy, L (1, 2) OBP: 0.305, SLG: 0.467										4	0	1	0	0	1	4			
Broderick Perkins, L (1, 3) OBP: 0.353, SLG: 0.366										4	1	1	0	0	0	5			
Alan Wiggins, S (8, PR) OBP: 0.314, SLG: 0.304										0	0	0	0	0	0	0			
Luis Salazar, R (1, 5) OBP: 0.269, SLG: 0.352										4	1	3	1	0	1	0			
Tim Lollar, L (1, 1) OBP: 0.298, SLG: 0.482										2	0	0	0	0	0	1			
Kurt Bevacqua, R (6, PH) OBP: 0.324, SLG: 0.313										1	0	0	0	0	1	2			
Gary Lucas, L (7, 1) OBP: 0.324, SLG: 0.313										0	0	0	0	0	0	0			
Joe Pittman, R (8, PH) OBP: 0.288, SLG: 0.300										0	0	0	0	1	0	0			
Luis DeLeon, R (9, 1) OBP: 0.200, SLG: 0.222										0	0	0	0	0	0	0			
<b>Inning Stats</b>	R: 0 E: 0 K: 1 S: 7	H: 2 LOB: 2 BB: 0 P: 7	R: 2 E: 0 K: 0 S: 5	H: 3 LOB: 0 BB: 0 P: 5	R: 0 E: 1 K: 1 S: 7	H: 1 LOB: 3 BB: 1 P: 11	R: 0 E: 0 K: 1 S: 5	H: 0 LOB: 0 BB: 0 P: 5	R: 0 E: 0 K: 1 S: 7	H: 2 LOB: 2 BB: 0 P: 7	R: 1 E: 0 K: 1 S: 5	H: 1 LOB: 0 BB: 1 P: 9	R: 0 E: 0 K: 1 S: 7	H: 2 LOB: 3 BB: 1 P: 11	R: 0 E: 0 K: 2 S: 7	H: 0 LOB: 0 BB: 0 P: 7	1B: 10 2B: 0 3B: 1 HR: 0	SF: 0 SAC: 0 DP: 1 HBP: 0	WP: 0 PA: 41
<b>PITCHER</b>	IP WLS BF H R ER SO BB IBB HBP BLK WP HR S P ERA WHIP																		
Steve Rogers, R (1, 1) ERA: 2.21	7.0 W 31 11 4 3 3 6 2 0 0 0 0 0 41 49 3.86 1.571																		
Woodie Fryman, L (8, 1) ERA: 4.19	2.0 S 9 2 0 0 3 1 0 0 0 0 0 0 14 18 0.00 1.500																		

**Montreal Expos @ San Diego Padres**  
Jack Murphy Stadium, San Diego, CA  
Fri Jul 16 1982, 10:05 PM EDT  
Att: 19,288 - Unknown

AB 37  
R 3  
H 11  
RBI 2  
BB 3  
SO 9  
LOB 22









Batter	1	2	3	4	5	6	7	8	9	AB	R	H	RBI	BB	SO	LOB	TOP								
Tim Raines, S OBP: 0.358, SLG: 0.369 (1, 7)	4-3	2B 1B	6-3		6-3			FC3-6 2-3		5	1	1	1	0	0	2									
Mike Gates, L OBP: 0.340, SLG: 0.371 Frank Taveras, R OBP: 0.217, SLG: 0.235 (1, 4) (2, 4)	F8	1B FC4-6 2B	FC6-4 1B			P4		2-3		2	1	1	1	0	0	0									
Andre Dawson, R OBP: 0.334, SLG: 0.470 (1, 8)		FC4-6 1B	FC6-4			F3		6-3		5	0	2	1	0	0	2									
Al Oliver, L OBP: 0.395, SLG: 0.540 (1, 3)		FC4-6 BB 1B		4-3		HR			HR 1B	4	2	2	2	1	0	1									
Gary Carter, R OBP: 0.383, SLG: 0.581 (1, 2)	L8	BB 1B		5-3		L6			HR	5	1	2	2	0	0	2									
Tim Lincecum, R OBP: 0.326, SLG: 0.446 (1, 5)					P4					5	1	2	0	0	0	2									
Warren Cromartie, L OBP: 0.336, SLG: 0.393 (1, 9)					P5					4	1	1	0	1	0	1									
Chris Speier, R OBP: 0.312, SLG: 0.353 (1, 6)										4	1	1	0	0	0	4									
David Palmer, R Ray Burris, R OBP: 0.348, SLG: 0.300 (1, 1) (7, 1)		E6 1B 2B	5-3		SH1-4					2	1	0	0	0	0	1									
<b>Inning Stats</b>	R: 0 E: 0 K: 0 S: 4	H: 1 LOB: 2 BB: 1 P: 8	R: 6 E: 1 K: 0 S: 10	H: 6 LOB: 3 BB: 1 P: 15	R: 0 E: 0 K: 0 S: 4	H: 1 LOB: 1 BB: 0 P: 4	R: 0 E: 0 K: 0 S: 3	H: 0 LOB: 0 BB: 0 P: 3	R: 0 E: 0 K: 0 S: 4	H: 1 LOB: 1 BB: 0 P: 4	R: 1 E: 0 K: 0 S: 4	H: 1 LOB: 0 BB: 0 P: 4	R: 0 E: 0 K: 0 S: 3	H: 0 LOB: 0 BB: 0 P: 3	R: 0 E: 0 K: 0 S: 3	H: 0 LOB: 1 BB: 1 P: 7	R: 2 E: 0 K: 0 S: 6	H: 3 LOB: 1 BB: 0 P: 6	1B: 9 2B: 2 3B: 0 HR: 2	SF: 0 SAC: 1 DP: 0 HBP: 1	WP: 0 PB: 0 SB: 0 CS: 0	PA: 45			
<b>PITCHER</b>	IP	WLS	BF	H	R	ER	SO	BB	IBB	HBP	BLK	WP	HR	S	P	ERA	WHIP								
Chris Welsh, L ERA: 4.5 Dave Dravecky, L ERA: 3.22 (1, 1) (8, 1)	7.0	L	35	10	7	6	0	2	0	1	0	0	1	32	41	7.71	1.714								

Montreal Expos @ San Diego Padres  
Jack Murphy Stadium, San Diego, CA  
Sun Jul 18 1982, 6:33 AM EDT  
Att: 14,967 - Unknown

AB 40  
R 9  
H 13  
RBI 7  
BB 3  
SO 0  
LOB 17



Batter	1	2	3	4	5	6	7	8	9	AB	R	H	RBI	BB	SO	LOB	BOTTOM								
Alan Wiggins, S OBP: 0.308, SLG: 0.298 (1, 8)	5-3		6-3		K			6-3		4	0	0	0	0	1	1									
Gene Richards, L OBP: 0.346, SLG: 0.369 (1, 7)	4-3			K		5-3		F7		4	0	0	0	0	1	0									
Garry Templeton, S OBP: 0.289, SLG: 0.383 (1, 6)	4-3			FC4-6 BB 1B		G3		L6		4	1	1	0	0	0	0									
Sixto Lezcano, R OBP: 0.364, SLG: 0.430 (1, 9)						F9			F9	3	0	1	0	1	0	0									
Broderick Perkins, L OBP: 0.351, SLG: 0.363 (1, 3)		F8		FC4-6 1B						4	0	1	0	0	1	3									
Luis Salazar, R OBP: 0.273, SLG: 0.353 (1, 5)		G5-4-3								4	0	2	1	0	0	2									
Tim Flannery, L OBP: 0.323, SLG: 0.335 (1, 4)										4	1	1	0	0	0	4									
Steve Swisher, R OBP: 0.250, SLG: 0.346 (1, 2)										2	0	0	0	1	2	1									
Chris Welsh, L OBP: 0.345, SLG: 0.370 Kurt Bevacqua, R OBP: 0.316, SLG: 0.303 Dave Dravecky, R OBP: 0.316, SLG: 0.303 (1, 1) (7, PH) (8, 1)										2	0	0	1	0	0	0									
<b>Inning Stats</b>	R: 0 E: 0 K: 0 S: 3	H: 0 LOB: 0 BB: 0 P: 3	R: 0 E: 0 K: 0 S: 3	H: 1 LOB: 0 BB: 0 P: 3	R: 1 E: 0 K: 1 S: 6	H: 1 LOB: 0 BB: 0 P: 6	R: 1 E: 0 K: 1 S: 7	H: 2 LOB: 1 BB: 1 P: 11	R: 0 E: 1 K: 2 S: 7	H: 0 LOB: 1 BB: 0 P: 7	R: 0 E: 0 K: 0 S: 3	H: 0 LOB: 0 BB: 0 P: 3	R: 0 E: 0 K: 2 S: 8	H: 1 LOB: 2 BB: 1 P: 12	R: 0 E: 0 K: 0 S: 3	H: 0 LOB: 0 BB: 0 P: 3	R: 0 E: 0 K: 0 S: 4	H: 1 LOB: 1 BB: 0 P: 4	1B: 5 2B: 1 3B: 1 HR: 0	SF: 0 SAC: 0 DP: 2 HBP: 0	WP: 0 PB: 0 SB: 0 CS: 1	PA: 34			
<b>PITCHER</b>	IP	WLS	BF	H	R	ER	SO	BB	IBB	HBP	BLK	WP	HR	S	P	ERA	WHIP								
David Palmer, R ERA: 3.83 Ray Burris, R ERA: 4.5 (1, 1) (7, 1)	6.0	W	22	4	2	2	4	1	0	0	0	0	0	15	19	3.00	0.833								

Montreal Expos @ San Diego Padres  
Jack Murphy Stadium, San Diego, CA  
Sun Jul 18 1982, 6:33 AM EDT  
Att: 14,967 - Unknown

AB 32  
R 2  
H 6  
RBI 2  
BB 2  
SO 6  
LOB 13





Batter	1	2	3	4	5	6	7	8	9	AB	R	H	RBI	BB	SO	LOB	TOP										
<b>Bob Dernier, R</b> OBP: 0.337, SLG: 0.333 (1, 8)	L4		1B	6-3		F8		BB		4	1	1	0	1	0	3	<b>Philadelphia Phillies @ San Diego Padres</b> <b>Jack Murphy Stadium, San Diego, CA</b> Mon Jul 19 1982, 10:05 PM EDT Att: 33,558 - Unknown										
<b>Pete Rose, S</b> OBP: 0.352, SLG: 0.364 (1, 3)	1-3		1B	6-3				F8		5	2	2	0	0	0	2											
<b>Gary Matthews, R</b> OBP: 0.339, SLG: 0.452 (1, 7)	P4		G3			K			L8	5	1	1	2	0	2	1											
<b>Mike Schmidt, R</b> OBP: 0.431, SLG: 0.521 (1, 5)		HR	F9			L8			K	5	1	2	1	0	1	2											
<b>Bo Diaz, R</b> OBP: 0.351, SLG: 0.502 (1, 2)		HR	G3			P6			K	5	1	2	2	0	2	2											
<b>Bill Robinson, R</b> OBP: 0.288, SLG: 0.431 (1, 9)		HR	G3							3	0	1	1	0	1	1											
<b>George Vukovich, L</b> OBP: 0.324, SLG: 0.412 (7, PH)	K		G3							1	0	1	1	0	0	0											
<b>Manny Trillo, R</b> OBP: 0.315, SLG: 0.309 (1, 4)			F8	4-3		K			K	4	0	0	0	0	2	4											
<b>Ivan De Jesus, R</b> OBP: 0.322, SLG: 0.317 (1, 6)	1-6-3					E4			4-3	3	0	0	0	1	0	1											
<b>Mike Krukow, R</b> OBP: 0.209, SLG: 0.233 (1, 1)						SH1-3			6-3	0	0	0	0	0	0	0											
<b>Sid Monge, S</b> (2, 1)						SH1-3				2	1	0	0	1	1	1											
<b>Sparky Lyle, L</b> OBP: 0.667, SLG: 0.500 (8, 1)			1B							0	0	0	0	0	0	0											
<b>Ron Reed, R</b> OBP: 0.250, SLG: 0.429 (8, 1)			1B							0	0	0	0	0	0	0											
<b>Inning Stats</b>	R: 0 E: 0 K: 0 S: 3	H: 0 LOB: 0 BB: 0 P: 3	R: 2 E: 0 K: 1 S: 7	H: 2 LOB: 0 BB: 0 P: 7	R: 4 E: 0 K: 0 S: 7	H: 4 LOB: 1 BB: 1 P: 11	R: 0 E: 0 K: 1 S: 5	H: 0 LOB: 0 BB: 0 P: 9	R: 0 E: 0 K: 1 S: 5	H: 1 LOB: 2 BB: 0 P: 7	R: 1 E: 0 K: 3 S: 12	H: 3 LOB: 2 BB: 0 P: 12	R: 0 E: 0 K: 0 S: 3	H: 0 LOB: 0 BB: 1 P: 7	R: 0 E: 0 K: 2 S: 7	H: 0 LOB: 0 BB: 0 P: 7	1B: 6 2B: 2 3B: 0 HR: 2	SF: 0 SAC: 1 DP: 0 HBP: 0	WP: 0 PB: 0 SB: 3 CS: 0	PA: 41							
<b>PITCHER</b>	IP	WLS	BF	H	R	ER	SO	BB	IBB	HBP	BLK	WP	HR	S	P	ERA	WHIP										
<b>John Curtis, L</b> ERA: 4.23 (1, 1)	2.0	L	12	5	6	6	1	1	0	0	0	0	2	13	17	27.00	3.000										
<b>Floyd Chiffer, R</b> ERA: 2.52 (3, 1)	2.0		8	1	0	0	1	1	0	0	0	0	0	9	13	0.00	1.000										
<b>Eric Show, R</b> ERA: 2.04 (5, 1)	4.0		18	4	1	1	5	1	0	0	0	0	0	27	31	2.25	1.250										
<b>Luis DeLeon, R</b> ERA: 1.74 (9, 1)	1.0		3	0	0	0	2	0	0	0	0	0	0	7	7	0.00	0.000										

Batter	1	2	3	4	5	6	7	8	9	AB	R	H	RBI	BB	SO	LOB	BOTTOM										
<b>Gene Richards, L</b> OBP: 0.351, SLG: 0.371 (1, 7)	1B			L6			F8			4	1	2	0	1	0	0	<b>Philadelphia Phillies @ San Diego Padres</b> <b>Jack Murphy Stadium, San Diego, CA</b> Mon Jul 19 1982, 10:05 PM EDT Att: 33,558 - Unknown										
<b>Tim Flannery, L</b> OBP: 0.328, SLG: 0.337 (1, 4)	SH1-4			P6			F7			2	1	1	1	1	0	0											
<b>Joe Pittman, R</b> OBP: 0.278, SLG: 0.288 (7, PH)	SH1-4									1	0	0	0	0	0	0											
<b>Ruppert Jones, L</b> OBP: 0.405, SLG: 0.472 (8, PH)	SF8									1	0	0	0	0	0	2											
<b>Luis DeLeon, R</b> OBP: 0.200, SLG: 0.222 (9, 1)	1B									0	0	0	0	0	0	0											
<b>Gary Templeton, S</b> OBP: 0.288, SLG: 0.381 (1, 6)	SH1-4						F9			5	0	1	1	0	1	3											
<b>Sixto Lezcano, R</b> OBP: 0.365, SLG: 0.444 (1, 9)	SH1-4									4	1	2	1	0	0	3											
<b>Tony Gwynn, L</b> OBP: 0.400, SLG: 0.750 (1, 8)	SF8			L6						4	1	2	1	0	1	1											
<b>Terry Kennedy, L</b> OBP: 0.300, SLG: 0.457 (1, 2)	3-1									4	1	0	0	1	1	3											
<b>Broderick Perkins, L</b> OBP: 0.354, SLG: 0.366 (1, 3)										4	1	2	0	0	0	2											
<b>Luis Salazar, R</b> OBP: 0.272, SLG: 0.352 (1, 5)										4	0	1	1	0	0	2											
<b>John Curtis, L</b> OBP: 0.273, SLG: 0.333 (1, 1)										1	0	0	0	0	1	2											
<b>Floyd Chiffer, R</b> OBP: 0.295, SLG: 0.354 (3, 1)										0	0	0	0	0	0	0											
<b>Dave Edwards, R</b> OBP: 0.314, SLG: 0.394 (4, PH)										1	0	0	0	0	0	0											
<b>Eric Show, R</b> OBP: 0.667, SLG: 0.500 (5, 1)										1	0	0	0	0	0	0											
<b>Kurt Bevacqua, R</b> OBP: 0.322, SLG: 0.333 (8, PH)										1	0	1	0	0	0	0											
<b>Alan Wiggins, S</b> OBP: 0.208, SLG: 0.298 (8, PH)										0	0	0	0	0	0	0											
<b>Alan Wiggins, S</b> OBP: 0.208, SLG: 0.298 (9, 4)										0	0	0	0	0	0	0											
<b>Inning Stats</b>	R: 2 E: 0 K: 0 S: 6	H: 3 LOB: 1 BB: 0 P: 6	R: 1 E: 0 K: 2 S: 10	H: 3 LOB: 3 BB: 1 P: 14	R: 0 E: 0 K: 1 S: 6	H: 1 LOB: 1 BB: 0 P: 6	R: 0 E: 0 K: 0 S: 3	H: 0 LOB: 0 BB: 0 P: 3	R: 0 E: 0 K: 1 S: 6	H: 1 LOB: 1 BB: 0 P: 6	R: 0 E: 0 K: 1 S: 5	H: 0 LOB: 0 BB: 0 P: 5	R: 0 E: 0 K: 0 S: 3	H: 0 LOB: 0 BB: 0 P: 3	R: 3 E: 0 K: 0 S: 6	H: 3 LOB: 2 BB: 2 P: 14	R: 0 E: 0 K: 0 S: 4	H: 1 LOB: 1 BB: 0 P: 4	1B: 9 2B: 2 3B: 0 HR: 1	SF: 1 SAC: 1 DP: 0 HBP: 0	WP: 0 PB: 0 SB: 1 CS: 0	PA: 42					
<b>PITCHER</b>	IP	WLS	BF	H	R	ER	SO	BB	IBB	HBP	BLK	WP	HR	S	P	ERA	WHIP										
<b>Mike Krukow, R</b> ERA: 2.74 (1, 1)	1.1		10	6	3	3	1	0	0	0	0	0	1	29	37	4.76	1.059										
<b>Sid Monge, L</b> ERA: 3.92 (2, 1)	5.2	W	23	4	3	3	4	2	0	0	0	0	0	29	37	4.76	1.059										
<b>Sparky Lyle, L</b> ERA: 3.86 (8, 1)	0.2		4	1	0	0	0	1	0	0	0	0	0	3	7	0.00	3.000										
<b>Ron Reed, R</b> ERA: 2.95 (8, 1)	1.1	S	5	1	0	0	0	0	0	0	0	0	0	5	5	0.00	0.750										









Batter	1	2	3	4	5	6	7	8	9	AB	R	H	RBI	BB	SO	LOB	TOP					
<b>Bob Dernier, R</b> OBP: 0.335, SLG: 0.341 (1, 8)	0-0 4-3		0-0 5-3		0-0 F7		0-0 HR		0-0 5-3	5	1	2	0	0	2		<b>Philadelphia Phillies @ San Diego Padres</b> Jack Murphy Stadium, San Diego, CA Wed Jul 21 1982, 10:05 PM EDT Att: 16,984 - Unknown <a href="http://livebaseballscorecards.com">livebaseballscorecards.com</a>					
<b>Pete Rose, S</b> OBP: 0.350, SLG: 0.360 (1, 3)	0-0 6-3			0-0 HR 1B	4-0 BB		0-0 4-3		0-0 6-3	4	1	1	0	1	0	0						
<b>Gary Matthews, R</b> OBP: 0.334, SLG: 0.444 (1, 7)	0-3 K			0-0 HR 1B	0-0 F2		0-0 4-3		0-0 4-3	5	1	1	0	0	1	2						
<b>Mike Schmidt, R</b> OBP: 0.428, SLG: 0.527 <b>Dave Roberts, R</b> OBP: 0.233, SLG: 0.214 (8, 5)		0-3 K		0-0 HR		0-0 F8		0-0 HR 1B		4	2	2	3	0	1	0						
<b>Bo Diaz, R</b> OBP: 0.349, SLG: 0.506 (1, 2)		0-0 L8		0-0 F7		0-0 P4		0-0 HR		4	1	1	2	0	0	0						
<b>Bill Robinson, R</b> OBP: 0.289, SLG: 0.438 <b>George Vukovich, L</b> OBP: 0.322, SLG: 0.415 (8, PH) (8, 9)		0-0 F7		0-0 F9		0-0 2B		0-0 2B		3	0	1	0	0	0	0						
<b>Manny Trillo, R</b> OBP: 0.308, SLG: 0.302 (1, 4)			0-0 6-3	0-3 K		0-0 F9		0-3 K		4	0	0	0	0	2	2						
<b>Ivan De Jesus, R</b> OBP: 0.318, SLG: 0.311 (1, 6)			0-0 F8		0-0 P4		0-0 F7	0-0 6-3		4	0	0	0	0	0	1						
<b>Dick Ruthven, R</b> OBP: 0.111, SLG: 0.136 (1, 1)							0-0 E6 HR 1B	0-3 K		4	1	3	0	0	1	1						
<b>Inning Stats</b>	R: 0 E: 0 K: 1 S: 5	H: 0 LOB: 0 BB: 0 P: 5	R: 0 E: 0 K: 1 S: 5	H: 0 LOB: 0 BB: 0 P: 5	R: 0 E: 0 K: 0 S: 4	H: 1 LOB: 1 BB: 0 P: 4	R: 3 E: 0 K: 1 S: 8	H: 3 LOB: 0 BB: 0 P: 8	R: 0 E: 0 K: 0 S: 4	H: 1 LOB: 1 BB: 0 P: 4	R: 2 E: 1 K: 0 S: 5	H: 2 LOB: 0 BB: 0 P: 5	R: 2 E: 0 K: 2 S: 10	H: 3 LOB: 1 BB: 0 P: 10	R: 0 E: 0 K: 0 S: 3	H: 0 LOB: 0 BB: 0 P: 3		1B: 5 2B: 3 3B: 0 HR: 3	SF: 0 SAC: 0 DP: 0 HBP: 0	WP: 0 PB: 0 SB: 0 CS: 0	PA: 39	
<b>PITCHER</b>	IP	WLS	BF	H	R	ER	SO	BB	IBB	HBP	BLK	WP	HR	S	P	ERA	WHIP					
<b>Tim Lollar, L</b> ERA: 3.01	(1, 1)	7.0	L	30	8	5	5	3	1	0	0	0	0	2	35	39	6.43	1.286				
<b>Floyd Chiffer, R</b> ERA: 2.77	(8, 1)	2.0		9	3	2	2	2	0	0	0	0	0	1	13	13	9.00	1.500				

Batter	1	2	3	4	5	6	7	8	9	AB	R	H	RBI	BB	SO	LOB	BOTTOM					
<b>Gene Richards, L</b> OBP: 0.348, SLG: 0.375 (1, 7)	0-0 2B		0-0 1-3		0-3 K			0-0 1B SF9 2B		4	1	2	0	0	1	1	<b>Philadelphia Phillies @ San Diego Padres</b> Jack Murphy Stadium, San Diego, CA Wed Jul 21 1982, 10:05 PM EDT Att: 16,984 - Unknown <a href="http://livebaseballscorecards.com">livebaseballscorecards.com</a>					
<b>Tim Flannery, L</b> OBP: 0.327, SLG: 0.335 (1, 4)	0-0 L7		0-0 F7		0-0 1-3		0-0 SF9 1B		4	0	1	0	0	0	1							
<b>Garry Templeton, S</b> OBP: 0.284, SLG: 0.378 (1, 6)	0-0 6-3			0-0 4-3		0-0 4-3		0-0 L4		4	0	0	0	0	2							
<b>Sixto Lezcano, R</b> OBP: 0.368, SLG: 0.446 (1, 9)		0-0 FC3-6 1B		0-0 1B		0-0 FC4-6 1B		0-0 SF9 1-2 3-H		3	0	3	1	0	0	0						
<b>Tony Gwynn, L</b> OBP: 0.231, SLG: 0.333 (1, 8)		0-0 P1		0-0 1B		0-0 FC4-6 1-2		0-0 4-3		4	0	1	0	0	3							
<b>Terry Kennedy, L</b> OBP: 0.297, SLG: 0.459 (1, 2)		0-0 FC3-6 1B 1-2		0-0 F8		0-0 4-3		0-0 4-3		4	0	0	0	0	4							
<b>Broderick Perkins, L</b> OBP: 0.347, SLG: 0.358 (1, 3)		0-0 1B		0-0 4-3			0-0 L8		0-0 F7	4	0	1	0	0	2							
<b>Luis Salazar, R</b> OBP: 0.273, SLG: 0.354 (1, 5)		0-3 K			0-0 P4		0-0 5-3		0-0 6-3	4	0	0	0	0	1	2						
<b>Tim Lollar, L</b> OBP: 0.305, SLG: 0.474 <b>Joe Pittman, R</b> OBP: 0.288, SLG: 0.298 <b>Floyd Chiffer, R</b> (8, 1)			0-0 4-3		4-0 BB		0-0 3-1			1	0	0	0	1	0	0						
<b>Inning Stats</b>	R: 0 E: 0 K: 0 S: 3	H: 1 LOB: 0 BB: 0 P: 3	R: 0 E: 0 K: 1 S: 7	H: 2 LOB: 2 BB: 0 P: 7	R: 0 E: 0 K: 0 S: 3	H: 0 LOB: 0 BB: 0 P: 3	R: 0 E: 0 K: 0 S: 5	H: 2 LOB: 2 BB: 0 P: 5	R: 0 E: 0 K: 1 S: 5	H: 0 LOB: 1 BB: 1 P: 9	R: 0 E: 0 K: 0 S: 4	H: 1 LOB: 1 BB: 0 P: 4	R: 0 E: 0 K: 0 S: 3	H: 0 LOB: 0 BB: 0 P: 3	R: 1 E: 0 K: 0 S: 5	H: 2 LOB: 1 BB: 0 P: 5		R: 0 E: 0 K: 0 S: 3	H: 0 LOB: 0 BB: 0 P: 3	1B: 6 2B: 2 3B: 0 HR: 0	SF: 1 SAC: 0 DP: 0 HBP: 0	WP: 0 PB: 0 SB: 0 CS: 0
<b>PITCHER</b>	IP	WLS	BF	H	R	ER	SO	BB	IBB	HBP	BLK	WP	HR	S	P	ERA	WHIP					
<b>Dick Ruthven, R</b> ERA: 3.07	(1, 1)	9.0	W	35	8	1	1	2	1	0	0	0	0	0	38	42	1.00	1.000				



Batter	1	2	3	4	5	6	7	8	9	AB	R	H	RBI	BB	SO	LOB	TOP				
Mookie Wilson, S OBP: 0.320, SLG: 0.376	4-3		L6		K			F8	SF7	4	0	0	1	0	1	2					
Hubie Brooks, R OBP: 0.316, SLG: 0.326	G3		4-3			4-3		G3	1B	5	0	1	1	0	0	1					
Rusty Staub, L OBP: 0.296, SLG: 0.312	1B			WP	1B	4-3		1B	F7	5	0	4	1	0	0	2					
Dave Kingman, R OBP: 0.307, SLG: 0.489	1B			K	4-3	4-3		5-3		3	0	0	0	1	1	3					
Gary Rajsich, L OBP: 0.273, SLG: 0.326	F7			F8	G3				SF8	4	1	1	0	0	0	4					
Ron Hodges, L OBP: 0.390, SLG: 0.427		F3		K			G3		1B	3	1	0	0	1	1	1					
Wally Backman, S OBP: 0.389, SLG: 0.360		6-3			6-3		G6-4-3	1B	E1	3	1	0	0	1	0	2					
Ron Gardenhire, R OBP: 0.284, SLG: 0.300		6-3			6-3		G6-4-3	SF8		3	0	0	1	0	0	1					
Brent Gaff, R Ed Lynch, R Randy Jones, R Joel Youngblood, R Mike Scott, R Bob Bailor, R	4-3							G3	1B	1	0	0	0	1	0	0					
<b>Inning Stats</b>	R: 0 E: 0 K: 0 S: 4	H: 1 LOB: 2 BB: 1 P: 8	R: 0 E: 0 K: 0 S: 3	H: 0 LOB: 0 BB: 0 P: 3	R: 0 E: 0 K: 0 S: 3	H: 0 LOB: 0 BB: 0 P: 3	R: 0 E: 0 K: 2 S: 8	H: 1 LOB: 1 BB: 0 P: 8	R: 0 E: 0 K: 1 S: 5	H: 0 LOB: 1 BB: 1 P: 9	R: 0 E: 0 K: 0 S: 4	H: 1 LOB: 1 BB: 0 P: 4	R: 0 E: 0 K: 0 S: 2	H: 0 LOB: 0 BB: 1 P: 6	R: 1 E: 0 K: 0 S: 5	H: 2 LOB: 1 BB: 0 P: 5	R: 3 E: 1 K: 0 S: 6	H: 2 LOB: 2 BB: 1 P: 11	1B: 7 2B: 0 3B: 0 HR: 0	SF: 2 SAC: 0 DP: 1 HBP: 1	WP: 1 PA: 39
<b>PITCHER</b> Andy Hawkins, R ERA: 4.5	IP: 9.0 WLS: W BF: 39 H: 7 R: 4 ER: 2 SO: 3 BB: 4 IBB: 0 HBP: 1 BLK: 0 WP: 1 HR: 0 S: 40 P: 57 ERA: 2.00 WHIP: 1.222															<b>PITCHER</b>					

New York Mets @ San Diego Padres  
Jack Murphy Stadium, San Diego, CA  
Fri Jul 23 1982, 10:05 PM EDT  
Att: 13,868 - Unknown

AB 32  
R 4  
H 7  
RBI 4  
BB 4  
SO 3  
LOB 16





Batter	1	2	3	4	5	6	7	8	9	AB	R	H	RBI	BB	SO	LOB	BOTTOM		
Gene Richards, L OBP: 0.349, SLG: 0.373	4-3		1-3	4-3		BB	1B			4	0	1	1	1	0	1			
Tony Gwynn, L OBP: 0.333, SLG: 0.375	1B		4-3		E4	1B		1B	SF9	4	3	2	1	1	0	0			
Garry Templeton, S OBP: 0.291, SLG: 0.382	1B		F7		4-3	1B		HR		4	2	3	1	1	0	0			
Ruppert Jones, L OBP: 0.402, SLG: 0.465	F8			BB	4-3	K		K		4	1	0	0	1	2	8			
Sixto Lezcano, R OBP: 0.371, SLG: 0.448	1B			1B		4-3		SF9		3	1	2	3	1	0	3			
Terry Kennedy, L OBP: 0.301, SLG: 0.471	3-1			SF8	E7		4-3	HR		5	2	3	3	0	0	2			
Luis Salazar, R OBP: 0.278, SLG: 0.358		L9		SH3-4	K			BB		5	1	3	0	0	1	1			
Tim Flannery, L OBP: 0.329, SLG: 0.335		G3		SF8		BB	E3			3	1	1	1	1	0	1			
Andy Hawkins, R				SH3-4		F2	SH1-4			3	0	0	1	0	2	3			
<b>Inning Stats</b>	R: 1 E: 1 K: 0 S: 5	H: 2 LOB: 2 BB: 1 P: 9	R: 0 E: 0 K: 1 S: 5	H: 0 LOB: 0 BB: 0 P: 5	R: 0 E: 0 K: 0 S: 3	H: 0 LOB: 0 BB: 0 P: 3	R: 3 E: 0 K: 0 S: 5	H: 2 LOB: 1 BB: 2 P: 13	R: 2 E: 0 K: 1 S: 8	H: 3 LOB: 1 BB: 0 P: 8	R: 1 E: 0 K: 1 S: 7	H: 2 LOB: 2 BB: 2 P: 15	R: 1 E: 1 K: 0 S: 5	H: 2 LOB: 2 BB: 0 P: 5	R: 3 E: 0 K: 2 S: 11	H: 4 LOB: 2 BB: 1 P: 15	1B: 14 2B: 0 3B: 0 HR: 1	SF: 2 SAC: 2 DP: 0 HBP: 0	WP: 0 PA: 45
<b>PITCHER</b> Brent Gaff, R Ed Lynch, R Randy Jones, L Mike Scott, R	IP: 4.2 WLS: L BF: 23 H: 6 R: 6 ER: 5 SO: 1 BB: 3 IBB: 0 HBP: 0 BLK: 0 WP: 0 HR: 0 S: 22 P: 34 ERA: 9.64 WHIP: 1.929															<b>PITCHER</b>			

New York Mets @ San Diego Padres  
Jack Murphy Stadium, San Diego, CA  
Fri Jul 23 1982, 10:05 PM EDT  
Att: 13,868 - Unknown

AB 35  
R 11  
H 15  
RBI 11  
BB 6  
SO 5  
LOB 19





Batter	1	2	3	4	5	6	7	8	9	AB	R	H	RBI	BB	SO	LOB	TOP										
Mookie Wilson, S OBP: 0.316, SLG: 0.371 (1, 8)	L9		6-3		F8		1-3		K	5	0	0	0	0	1	4	<b>New York Mets @ San Diego Padres</b> Jack Murphy Stadium, San Diego, CA Sat Jul 24, 1982, 10:05 PM EDT Att: 17,978 - Unknown 										
Bob Bailor, R OBP: 0.325, SLG: 0.342 (1, 4)	BB		6-3		E4			FC5-4	1B	4	0	2	1	1	0	1											
George Foster, R OBP: 0.336, SLG: 0.401 Pete Falcone, L OBP: 0.105, SLG: 0.132 (1, 7)	5-3			HR	K			F3	F7	5	1	1	0	0	1	6											
Dave Kingman, R OBP: 0.307, SLG: 0.484 (1, 3)		F7		K		G6-4-3		FC5-4		3	0	0	0	1	1	2											
Ellis Valentine, R OBP: 0.268, SLG: 0.396 (1, 9)				HR		F7		F8		3	1	1	2	1	0	2											
John Stearns, R OBP: 0.350, SLG: 0.417 (1, 2)	L9			S		G6-4-3			1B	3	1	1	0	1	0	2											
Hubie Brooks, R OBP: 0.315, SLG: 0.324 (1, 5)	F9		5-3				E3		2B	4	1	1	0	0	0	2											
Ron Gardenhire, R OBP: 0.285, SLG: 0.304 Rusty Staub, L OBP: 0.302, SLG: 0.327 Wally Backman, S OBP: 0.389, SLG: 0.360 (1, 6)			5-3		4-3				1B	3	0	1	0	0	0	1											
Craig Swan, R OBP: 0.281, SLG: 0.200 Jesse Crisco, R OBP: 0.153 Neil Allen, R OBP: 0.167 Mike Jorgensen, R OBP: 0.153 Joel Youngblood, R OBP: 0.355, SLG: 0.345 (1, 1)					5-3				2B	3	0	1	0	0	0	1											
Inning Stats	R: 0 E: 0 K: 0 S: 2	H: 0 LOB: 0 BB: 1 P: 6	R: 0 E: 0 K: 0 S: 3	H: 0 LOB: 1 BB: 1 P: 7	R: 0 E: 0 K: 0 S: 4	H: 1 LOB: 1 BB: 0 P: 4	R: 2 E: 0 K: 1 S: 7	H: 2 LOB: 1 BB: 1 P: 11	R: 0 E: 1 K: 1 S: 6	H: 0 LOB: 0 BB: 0 P: 6	R: 0 E: 1 K: 0 S: 4	H: 1 LOB: 1 BB: 0 P: 4	R: 0 E: 0 K: 0 S: 4	H: 1 LOB: 1 BB: 0 P: 4	R: 2 E: 0 K: 1 S: 9	H: 4 LOB: 3 BB: 0 P: 9		1B: 3 2B: 4 3B: 1 HR: 1	SF: 0 SAC: 0 DP: 1 HBP: 0	WP: 0 PB: 0 SB: 1 CS: 2	PA: 39						
PITCHER	IP	WLS	BF	H	R	ER	SO	BB	IBB	HBP	BLK	WP	HR	S	P	ERA	WHIP										
Chris Welsh, L ERA: 4.41 (1, 1)	8.0		33	6	3	3	2	4	0	0	0	0	1	33	49	3.38	1.250										
Luis DeLeon, R ERA: 1.53 (9, 1)	0.0	L	2	2	0	0	0	0	0	0	0	0	0	2	2	∞	∞										
Gary Lucas, L ERA: 3.24 (9, 1)	1.0		4	1	1	1	1	0	0	0	0	0	0	6	6	9.00	1.000										
Batter	1	2	3	4	5	6	7	8	9	AB	R	H	RBI	BB	SO	LOB	BOTTOM										
Gene Richards, L OBP: 0.344, SLG: 0.368 Broderick Perkins, L OBP: 0.347, SLG: 0.358 (1, 3)	4-3		F2		F8		4-3		SH1-4	4	0	0	0	0	0	2	<b>New York Mets @ San Diego Padres</b> Jack Murphy Stadium, San Diego, CA Sat Jul 24, 1982, 10:05 PM EDT Att: 17,978 - Unknown 										
Tony Gwynn, L OBP: 0.348, SLG: 0.429 (1, 7)	1B		4-3					F7	1-3	5	1	2	0	0	0	2											
Garry Templeton, S OBP: 0.290, SLG: 0.380 (1, 6)			L7		F7			4-3	K	5	0	1	0	0	1	4											
Ruppert Jones, L OBP: 0.403, SLG: 0.466 (1, 8)					F7				S	4	1	2	1	0	0	0											
Sixto Lezcano, R OBP: 0.373, SLG: 0.445 (1, 9)					F5			F6	1B	2	1	0	0	2	0	0											
Terry Kennedy, L OBP: 0.304, SLG: 0.471 (1, 2)								F7	1B	4	0	2	1	0	0	2											
Luis Salazar, R OBP: 0.277, SLG: 0.356 (1, 5)			5-3		F9			4-3		4	0	1	1	0	0	1											
Tim Flannery, L OBP: 0.323, SLG: 0.328 (1, 4)			1-3					4-3	F8	4	0	0	0	0	0	2											
Chris Welsh, L OBP: 0.375, SLG: 0.379 Luis DeLeon, R OBP: 0.200, SLG: 0.222 Gary Lucas, L (1, 1)			5-3						1B	2	0	1	0	1	0	0											
Kurt Bevacqua, R OBP: 0.342, SLG: 0.324 Joe Pittman, R OBP: 0.298, SLG: 0.298 (9, PH)									BB	1	0	1	0	0	0	0											
Inning Stats	R: 1 E: 0 K: 0 S: 5	H: 3 LOB: 2 BB: 1 P: 9	R: 0 E: 0 K: 0 S: 3	H: 0 LOB: 0 BB: 0 P: 3	R: 0 E: 0 K: 0 S: 3	H: 0 LOB: 0 BB: 0 P: 3	R: 0 E: 0 K: 0 S: 4	H: 1 LOB: 1 BB: 0 P: 4	R: 0 E: 0 K: 0 S: 4	H: 1 LOB: 2 BB: 1 P: 8	R: 0 E: 0 K: 0 S: 3	H: 0 LOB: 0 BB: 0 P: 3	R: 0 E: 0 K: 0 S: 4	H: 1 LOB: 1 BB: 0 P: 4	R: 2 E: 0 K: 0 S: 6	H: 3 LOB: 2 BB: 1 P: 10	R: 0 E: 0 K: 1 S: 6	H: 1 LOB: 2 BB: 0 P: 6	1B: 9 2B: 1 3B: 0 HR: 0	SF: 0 SAC: 1 DP: 0 HBP: 0	WP: 0 PB: 0 SB: 1 CS: 1	PA: 39					
PITCHER	IP	WLS	BF	H	R	ER	SO	BB	IBB	HBP	BLK	WP	HR	S	P	ERA	WHIP										
Craig Swan, R ERA: 3.39 (8, 1)	7.2		32	7	3	3	0	3	0	0	0	0	0	29	41	3.52	1.304										
Jesse Crisco, L ERA: 3.21 (8, 1)	0.0		1	1	0	0	0	0	0	0	0	0	0	1	1	∞	∞										
Neil Allen, R ERA: 3.44 (8, 1)	0.1	W	2	1	0	0	0	0	0	0	0	0	0	2	2	0.00	3.000										
Pete Falcone, L ERA: 3.84 (9, 1)	1.0	S	4	1	0	0	1	0	0	0	0	0	0	6	6	0.00	1.000										



Batter	1	2	3	4	5	6	7	8	9	10	AB	R	H	RBI	BB	SO	LOB		
Mookie Wilson, S OBP: 0.315, SLG: 0.378 (1, 8)	0-0 6-3			0-0 G3		0-0 6-3			0-0 HR		4	1	1	1	0	0	0		
Bob Bailor, R OBP: 0.319, SLG: 0.335 (1, 4) (10, 6)	0-0 F8			0-0 E5 1B		0-0 6-3			0-0 F2		4	1	0	0	0	0	0		
George Foster, R OBP: 0.332, SLG: 0.397 (1, 7)	0-3 K			0-3 K 1-2		0-3 K			0-0 4-3		4	0	0	0	0	3	1		
Dave Kingman, R OBP: 0.306, SLG: 0.481 (1, 3)		0-3 K		0-0 1B		0-0 F8			0-0 2-3		4	0	1	1	0	1	0		
Mike Jorgensen, L OBP: 0.413, SLG: 0.356 (9, 3)				2-H 1B							0	0	0	0	0	0	0		
Ellis Valentine, R OBP: 0.266, SLG: 0.393 (1, 9)	0-0 4-3			0-0 1B		0-0 5-3			0-0 F7		4	0	1	0	0	0	0		
John Stearns, R OBP: 0.349, SLG: 0.413 (1, 2)	0-0 F5			0-0 L4		0-0 5-3			4-0 1B BB		3	0	0	0	1	0	2		
Hubie Brooks, R OBP: 0.314, SLG: 0.323 (1, 5)			0-3 K		0-0 1-3			0-0 4-3	0-0 1B G4-6-3		4	0	1	0	0	1	0		
Ron Gardenhire, R OBP: 0.282, SLG: 0.301 (1, 6)				0-0 F3		0-0 F7			0-0 1B		3	0	0	0	0	0	0		
Rusty Staub, L OBP: 0.299, SLG: 0.324 (10, PH)									0-0 G4-6-3		1	0	0	0	0	0	2		
Wally Backman, S OBP: 0.389, SLG: 0.360 (10, 4)									1-2 1B		0	0	0	0	0	0	0		
Charlie Puleo, R OBP: 0.158, SLG: 0.135 (1, 1)				0-0 1-3		0-3 K					3	0	0	0	0	2	0		
Pete Falcone, L OBP: 0.105, SLG: 0.132 (9, 1)											0	0	0	0	0	0	0		
Neil Allen, R OBP: 0.286, SLG: 0.167 (9, 1)											0	0	0	0	0	0	0		
<b>Inning Stats</b>	R: 0 E: 0 K: 1 S: 5	H: 0 LOB: 0 BB: 0 P: 5	R: 0 E: 0 K: 1 S: 5	H: 0 LOB: 0 BB: 0 P: 5	R: 0 E: 0 K: 1 S: 5	H: 0 LOB: 0 BB: 0 P: 5	R: 0 E: 0 K: 1 S: 5	H: 0 LOB: 0 BB: 0 P: 5	R: 0 E: 0 K: 1 S: 5	H: 0 LOB: 0 BB: 0 P: 5	R: 0 E: 0 K: 0 S: 3	H: 0 LOB: 0 BB: 0 P: 3	R: 0 E: 0 K: 0 S: 4	H: 1 LOB: 0 BB: 0 P: 4	R: 0 E: 0 K: 0 S: 3	H: 1 LOB: 1 BB: 1 P: 7	1B: 3 2B: 0 3B: 0 HR: 1	SF: 0 SAC: 0 DP: 1 HBP: 0	
<b>PITCHER</b>	IP 7.0	WLS 24	BF 2	H 2	R 1	ER 0	SO 6	BB 0	IBB 0	HBP 0	BLK 0	WP 0	HR 0	S 36	P 36	ERA 0.00	WHIP 0.286		
John Montefusco, R ERA: 3.78 (1, 1)																			
Luis DeLeon, R ERA: 1.89 (8, 1)																			

**TOP**

**New York Mets @ San Diego Padres**  
Jack Murphy Stadium, San Diego, CA

Sun Jul 25 1982, 6:33 AM EDT  
Att: 12,614 - Unknown

AB	34
R	2
H	4
RBI	2
BB	1
SO	7
LOB	5

WP: 0 PA: 35  
PB: 0  
SB: 1  
CS: 0

[livebaseballscorecards.com](http://livebaseballscorecards.com)

Batter	1	2	3	4	5	6	7	8	9	10	AB	R	H	RBI	BB	SO	LOB		
Gene Richards, L OBP: 0.342, SLG: 0.363 (1, 3)	0-0 6-3		0-0 1-3			0-0 E6 CS		0-0 L7		4-0 1B IBB	4	0	0	0	1	0	0		
Tony Gwynn, L OBP: 0.357, SLG: 0.423 (1, 7)	0-0 6-3		0-0 6-3			0-0 F6 1-2			0-0 SH2-4 1B	5	1	2	1	0	0	1			
Garry Templeton, S OBP: 0.267, SLG: 0.377 (1, 6)	0-3 K			0-0 5-3			0-0 5-3		0-0 SH2-4 1B	3	0	0	0	0	1	0			
Ruppert Jones, L OBP: 0.404, SLG: 0.466 (1, 8)		0-0 F8		0-0 F7		0-0 CS 1B		0-0 CS 1B	0-0 BB 1B	4	0	2	1	0	0	0			
Sixto Lezcano, R OBP: 0.273, SLG: 0.443 (1, 9)		4-0 BB BB BB		0-3 K			4-0 BB BB BB		4-0 2-H BB 1B	1	1	0	0	1	1	0			
Joe Lefebvre, L OBP: 0.248, SLG: 0.213 (7, 9)									1-2 BB	0	0	0	0	1	0	0			
Kurt Bevacqua, R OBP: 0.350, SLG: 0.324 (9, PH)									1-2 BB	0	0	0	0	1	0	0			
Dave Edwards, R OBP: 0.200, SLG: 0.314 (10, 9)									1-2 BB	0	0	0	0	0	0	0			
Terry Kennedy, L OBP: 0.309, SLG: 0.474 (1, 2)		0-0 1B		0-0 1B		0-0 L3 1B		0-0 1B	0-0 F9-6-3	4	0	3	0	0	0	2			
Luis Salazar, R OBP: 0.277, SLG: 0.355 (1, 5)		0-0 1B		0-0 L3		0-0 1-2 1B		0-0 1-3	0-0 6-3	4	0	1	1	0	0	3			
Tim Flannery, L OBP: 0.321, SLG: 0.323 (1, 4)		0-0 L3		0-0 L3		0-0 F8		0-3 K	0-0 1B BB	3	0	0	0	1	1	2			
Joe Pittman, R OBP: 0.288, SLG: 0.298 (10, PR)		0-0 L3		0-0 F8					0-0 1B BB	0	1	0	0	0	0	0			
John Montefusco, R OBP: 0.122, SLG: 0.077 (1, 1)			0-0 1-3						0-0 1B	2	0	0	0	0	0	0			
Luis DeLeon, R ERA: 3.64 (8, 1)									1-3 1B	1	0	1	0	0	0	0			
Broderick Perkins, L OBP: 0.350, SLG: 0.362 (10, PH)											1	0	1	0	0	0			
<b>Inning Stats</b>	R: 0 E: 0 K: 1 S: 5	H: 0 LOB: 0 BB: 0 P: 5	R: 1 E: 0 K: 0 S: 4	H: 2 LOB: 1 BB: 1 P: 8	R: 0 E: 0 K: 0 S: 3	H: 0 LOB: 0 BB: 0 P: 3	R: 0 E: 0 K: 1 S: 5	H: 0 LOB: 0 BB: 0 P: 5	R: 0 E: 0 K: 0 S: 4	H: 2 LOB: 2 BB: 1 P: 8	R: 0 E: 0 K: 1 S: 5	H: 0 LOB: 0 BB: 0 P: 5	R: 1 E: 0 K: 0 S: 4	H: 2 LOB: 1 BB: 1 P: 8	R: 1 E: 0 K: 0 S: 3	H: 2 LOB: 3 BB: 2 P: 11	1B: 9 2B: 3 3B: 0 HR: 0	SF: 0 SAC: 1 DP: 3 HBP: 0	
<b>PITCHER</b>	IP 8.1	WLS 30	BF 6	H 2	R 2	ER 0	SO 3	BB 2	IBB 0	HBP 0	BLK 0	WP 0	HR 0	S 34	P 42	ERA 2.16	WHIP 0.960		
Charlie Puleo, R ERA: 4.08 (1, 1)																			
Pete Falcone, L ERA: 3.64 (9, 1)																			
Neil Allen, R ERA: 3.55 (9, 1)																			

**BOTTOM**

**New York Mets @ San Diego Padres**  
Jack Murphy Stadium, San Diego, CA

Sun Jul 25 1982, 6:33 AM EDT  
Att: 12,614 - Unknown

AB	32
R	3
H	9
RBI	3
BB	5
SO	3
LOB	8

WP: 0 PA: 38  
PB: 0  
SB: 0  
CS: 2

[livebaseballscorecards.com](http://livebaseballscorecards.com)





Batter	1	2	3	4	5	6	7	8	9	AB	R	H	RBI	BB	SO	LOB	TOP				
Gene Richards, L (1,3) OBP: 0.341, SLG: 0.359	3-1		G4-6-3 BB		6-3		4-3			3	0	0	0	1	0	0	<b>San Diego Padres @ Atlanta Braves</b> Atlanta-Fulton County Stadium, Atlanta, GA Tue Jul 27 1982, 7:05 PM EDT Unknown				
Tony Gwynn, L (1,7) OBP: 0.375, SLG: 0.414			G4-6-3 1-2			HR	G3			3	1	1	0	1	0	2					
Garry Templeton, S (1,6) Joe Pittman, R (6,6) OBP: 0.288, SLG: 0.384 OBP: 0.283, SLG: 0.293	L6			P5		HR		F9		3	1	1	2	0	0	1					
Ruppert Jones, L (1,8) OBP: 0.403, SLG: 0.463		6-3		1B		K		6-3		4	0	1	0	0	1	0					
Sixto Lezcano, R (1,9) Broderick Perkins, L (6,9) OBP: 0.376, SLG: 0.442 OBP: 0.349, SLG: 0.350				F7		1B		F9		1	0	0	0	2	0	1					
Terry Kennedy, L (1,2) OBP: 0.308, SLG: 0.472				BB		BB		F9		1	0	0	0	0	0	0					
Luis Salazar, R (1,5) Joe Lefebvre, L (6,5) OBP: 0.277, SLG: 0.355 OBP: 0.245, SLG: 0.211				1B		BB		4-3		3	0	1	0	0	0	3					
Tim Flannery, L (1,4) OBP: 0.320, SLG: 0.319				BB		P4		F9		3	0	0	0	1	0	2					
Tim Lollar, L (1,1) Floyd Chiffer, R (3,1) Dave Edwards, R (7,PH) John Curtis, L (7,1) OBP: 0.300, SLG: 0.466 OBP: 0.194, SLG: 0.306 OBP: 0.273, SLG: 0.333				F9		4-3		P6		1	0	0	0	0	0	1					
<b>Inning Stats</b>	R: 0 E: 0 K: 0 S: 2	H: 0 LOB: 0 BB: 1 P: 6	R: 0 E: 0 K: 1 S: 5	H: 0 LOB: 1 BB: 2 P: 9	R: 0 E: 0 K: 0 S: 2	H: 0 LOB: 1 BB: 2 P: 10	R: 0 E: 0 K: 0 S: 5	H: 2 LOB: 2 BB: 0 P: 5	R: 0 E: 0 K: 1 S: 3	H: 0 LOB: 0 BB: 0 P: 3	R: 0 E: 0 K: 0 S: 3	H: 0 LOB: 0 BB: 0 P: 3	R: 0 E: 0 K: 0 S: 3	H: 0 LOB: 0 BB: 0 P: 3	R: 0 E: 0 K: 0 S: 3	H: 0 LOB: 0 BB: 0 P: 3		1B: 4 2B: 1 3B: 0 HR: 1	SF: 0 SAC: 0 DP: 2 HBP: 0	WP: 0 PB: 0 CS: 0	PA: 35
<b>PITCHER</b> Bob Walk, R (1,1) ERA: 4.23	IP: 9.0 WLS: W BF: 35 H: 5 R: 2 ER: 2 SO: 2 BB: 5 IBB: 0 HBP: 0 BLK: 0 WP: 0 HR: 1 S: 34 P: 54 ERA: 2.00 WHIP: 1.111															<b>PITCHER</b>					

Batter	1	2	3	4	5	6	7	8	9	AB	R	H	RBI	BB	SO	LOB	BOTTOM				
Rafael Ramirez, R (1,6) OBP: 0.311, SLG: 0.361	1-3			F9	F8			HR		5	1	2	2	0	0	2	<b>San Diego Padres @ Atlanta Braves</b> Atlanta-Fulton County Stadium, Atlanta, GA Tue Jul 27 1982, 7:05 PM EDT Unknown				
Glenn Hubbard, R (1,4) Randy Johnson, R (8,FR) OBP: 0.340, SLG: 0.372 OBP: 0.327, SLG: 0.341	K			HR	K		F8	BB	BB	4	1	1	0	1	2	0					
Dale Murphy, R (1,8) OBP: 0.385, SLG: 0.561				HR			4-1	FC6-2	BB	4	2	3	2	1	0	0					
Bob Horner, R (1,5) Bob Porter, L (8,FR) OBP: 0.384, SLG: 0.519 OBP: 0.231, SLG: 0.231				1B	1B		FC1-2	BB	BB	0	2	0	0	3	0	0					
Rufino Linares, R (1,9) OBP: 0.360, SLG: 0.426				G5-3	HBP		FC1-2	BB	BB	0	0	0	0	0	0	0					
Bob Watson, R (1,3) OBP: 0.292, SLG: 0.338				1B	1B		E5	FC1-2	F9	5	1	1	0	0	0	8					
Bruce Benedict, R (1,2) OBP: 0.293, SLG: 0.287				1B	1B		FC1-2	BB	1B	5	2	2	1	0	0	5					
Jerry Royster, R (1,7) OBP: 0.255, SLG: 0.196				G5-3	1B		1B	BB	BB	4	0	0	1	1	2	6					
Bob Walk, R (1,1) OBP: 0.286, SLG: 0.189				1-2	1B		1-2	2-3	3-H	4	0	2	1	0	1	1					
<b>Inning Stats</b>	R: 0 E: 0 K: 1 S: 6	H: 1 LOB: 2 BB: 1 P: 10	R: 1 E: 0 K: 1 S: 7	H: 3 LOB: 0 BB: 0 P: 7	R: 3 E: 0 K: 0 S: 5	H: 3 LOB: 1 BB: 1 P: 10	R: 0 E: 0 K: 1 S: 5	H: 0 LOB: 0 BB: 0 P: 5	R: 3 E: 1 K: 0 S: 6	H: 2 LOB: 2 BB: 2 P: 14	R: 0 E: 0 K: 2 S: 7	H: 0 LOB: 1 BB: 1 P: 11	R: 0 E: 0 K: 0 S: 5	H: 2 LOB: 2 BB: 2 P: 13	R: 2 E: 0 K: 0 S: 5	H: 2 LOB: 3 BB: 2 P: 13		1B: 8 2B: 1 3B: 0 HR: 2	SF: 1 SAC: 0 DP: 1 HBP: 2	WP: 0 PB: 0 CS: 0	PA: 43
<b>PITCHER</b> Tim Lollar, L (1,1) ERA: 3.21 Floyd Chiffer, R (3,1) ERA: 2.57 John Curtis, L (7,1) ERA: 4.32	IP: 2.0 WLS: L BF: 14 H: 6 R: 4 ER: 4 SO: 2 BB: 2 IBB: 0 HBP: 1 BLK: 0 WP: 0 HR: 1 S: 15 P: 24 ERA: 18.00 WHIP: 4.000															<b>PITCHER</b>					





Batter	1	2	3	4	5	6	7	8	9	10	AB	R	H	RBI	BB	SO	LOB	TOP								
Joe Pittman, R OBP: 0.292, SLG: 0.279 (1, 4)	4-0 1B BB	0-0 6-3		0-3 K		0-0 G6-4-3 1-2			4-0 1B BB		3	1	0	0	2	1	2	<b>San Diego Padres @ Atlanta Braves</b> Atlanta-Fulton County Stadium, Atlanta, GA Tue Jul 27 1982, 7:05 PM EDT Att: 32,151 - Unknown  <b>livebaseballscorecards.com</b>  <b>AB 36</b> <b>R 6</b> <b>H 9</b> <b>RBI 6</b> <b>BB 5</b> <b>SO 7</b> <b>LOB 15</b> 								
Tony Gwynn, L OBP: 0.432, SLG: 0.471 (1, 7)	0-0 1B SF9 1B		0-0 HR 1B		4-3 1B		0-0 G6-3 1B		0-0 1B		5	3	4	1	0	0	0									
Garry Templeton, S OBP: 0.284, SLG: 0.379 (1, 6)	0-0 F7		0-3 K		4-3		0-0 G6-3 1-2		0-0 F7		5	0	0	0	0	1	6									
Sixto Lezcano, R OBP: 0.376, SLG: 0.451 (1, 9)	0-0 1B		0-0 HR		P4		0-0 F7			0-0 P6	5	1	2	2	0	0	1									
Kurt Bevacqua, R OBP: 0.353, SLG: 0.314 (1, 3)	0-0 SF9		0-0 HR		4-0 1B BB		0-3 K		4-0 FC6-4 BB		2	0	0	1	2	1	0									
Ruppert Jones, L OBP: 0.400, SLG: 0.459 (1, 8)	0-0 F8		0-3 K		0-0 1-2 1B		0-0 K		0-0 F8		5	0	1	1	0	2	2									
Luis Salazar, R OBP: 0.274, SLG: 0.349 (1, 5)		0-0 4-3		0-3 K		0-0 5-3		0-3 K		0-0 FC6-4 1-2	5	0	0	0	0	2	3									
Steve Swisher, R OBP: 0.323, SLG: 0.500 Broderick Perkins, L OBP: 0.347, SLG: 0.358 Gary Lucas, L (9, 1)		0-0 SH1-4 1B		0-0 HR		4-0 G6-4-3 BB			0-0 F7		2	1	2	1	1	0	0									
Eric Show, R OBP: 0.297, SLG: 0.207 Dave Dravecky, L OBP: 0.244, SLG: 0.209 Joe Lefebvre, L OBP: 0.192, SLG: 0.200 Luis DelaCruz, R OBP: 0.192, SLG: 0.200 Terry Kennedy, L OBP: 0.207, SLG: 0.470 (9, 2)		0-0 SH1-4		0-0 5-3		0-0 F9			0-0 F7		1	0	0	0	0	0	0									
<b>Inning Stats</b>	R: 2 E: 0 K: 0 S: 5	H: 2 LOB: 1 BB: 1 P: 9	R: 0 E: 0 K: 0 S: 4	H: 1 LOB: 1 BB: 0 P: 4	R: 2 E: 0 K: 2 S: 9	H: 2 LOB: 0 BB: 0 P: 9	R: 1 E: 0 K: 2 S: 8	H: 1 LOB: 0 BB: 0 P: 8	R: 1 E: 1 K: 0 S: 5	H: 1 LOB: 2 BB: 1 P: 9	R: 0 E: 0 K: 0 S: 2	H: 0 LOB: 0 BB: 1 P: 6	R: 0 E: 0 K: 3 S: 9	H: 0 LOB: 0 BB: 0 P: 9	R: 0 E: 0 K: 0 S: 4	H: 1 LOB: 2 BB: 1 P: 8	R: 0 E: 0 K: 0 S: 3		H: 0 LOB: 1 BB: 1 P: 7	1B: 7 2B: 0 3B: 0 HR: 2	SF: 1 SAC: 1 DP: 2 HBP: 0	WP: 0 PA: 43				
<b>PITCHER</b>	IP 2.1	WLS 13	H 5	R 4	ER 4	SO 1	BB 1	IBB 0	HBP 0	BLK 0	WP 0	HR 1	S 14	P 18	ERA 15.43	WHIP 2.571										
Ken Dayley, L ERA: 4.55	4.2	18	3	2	1	3	2	0	0	0	0	1	22	30	1.93	1.071										
Pascual Perez, R ERA: 1.93	3.0	W 12	1	0	0	3	2	0	0	0	0	0	16	24	0.00	1.000										
Steve Bedrosian, R ERA: 1.46																										
Batter	1	2	3	4	5	6	7	8	9	10	AB	R	H	RBI	BB	SO	LOB	BOTTOM								
Rafael Ramirez, R OBP: 0.307, SLG: 0.357 (1, 6)	0-3 K		0-0 P6		0-0 FC1-6 6-3 1-2		0-0 6-3			0-0 SH3-4	4	0	0	0	0	1	1	<b>San Diego Padres @ Atlanta Braves</b> Atlanta-Fulton County Stadium, Atlanta, GA Tue Jul 27 1982, 7:05 PM EDT Att: 32,151 - Unknown  <b>livebaseballscorecards.com</b>  <b>AB 34</b> <b>R 8</b> <b>H 8</b> <b>RBI 8</b> <b>BB 2</b> <b>SO 7</b> <b>LOB 7</b> 								
Glenn Hubbard, R OBP: 0.344, SLG: 0.388 (1, 4)	0-0 WP SF7 2B		0-0 FC6-5 1B		0-0 6-3 1-2		0-0 P3		0-0 HR		5	2	3	2	0	0	1									
Claudell Washington, L OBP: 0.341, SLG: 0.384 (1, 9)	0-0 SF7 2-H		0-0 FC6-5 HR		0-3 K		0-3 K				3	1	0	1	0	2	2									
Dale Murphy, R OBP: 0.386, SLG: 0.568 (1, 8)	0-0 F8		0-0 HR		0-0 HR		0-0 5-3		0-0 1B		4	1	2	2	0	0	0									
Bob Horner, R OBP: 0.360, SLG: 0.513 (1, 5)		0-3 K		0-0 E5 HR		0-0 P5		0-3 K			4	1	0	0	0	2	1									
Chris Chambliss, L OBP: 0.323, SLG: 0.409 (1, 3)		0-0 F5		0-0 HR		0-0 F9			0-0 FC1-6 1B		4	1	2	2	0	0	0									
Biff Pocoroba, S OBP: 0.402, SLG: 0.482 Bruce Benedict, R OBP: 0.292, SLG: 0.286 (10, 2)		0-0 4-3		0-0 1-3			0-0 3-1		0-0 FC1-6 G6-3 1-2		3	0	0	0	0	0	0									
Larry Whisenton, L OBP: 0.362, SLG: 0.455 Rufino Linares, R OBP: 0.358, SLG: 0.423 (10, 7)			0-0 G3		0-3 K		0-0 HR		0-0 G6-3 1-2		3	1	1	1	0	1	0									
Ken Dayley, L OBP: 0.318, SLG: 0.250 Pascual Perez, R OBP: 0.214, SLG: 0.214 Bob Porter, L OBP: 0.214, SLG: 0.214 Steve Bedrosian, R OBP: 0.268, SLG: 0.196 (10, PH)			0-0 F8		4-0 FC1-6 BB		0-3 K		4-0 SH3-4 HR BB		0	0	0	0	0	0	0									
<b>Inning Stats</b>	R: 1 E: 0 K: 1 S: 6	H: 1 LOB: 0 BB: 0 P: 6	R: 0 E: 0 K: 1 S: 5	H: 0 LOB: 0 BB: 0 P: 5	R: 0 E: 0 K: 0 S: 3	H: 0 LOB: 0 BB: 0 P: 3	R: 4 E: 1 K: 1 S: 9	H: 3 LOB: 0 BB: 0 P: 9	R: 0 E: 0 K: 1 S: 5	H: 0 LOB: 1 BB: 1 P: 9	R: 0 E: 0 K: 0 S: 3	H: 0 LOB: 0 BB: 0 P: 3	R: 0 E: 0 K: 2 S: 8	H: 1 LOB: 1 BB: 0 P: 8	R: 0 E: 0 K: 0 S: 3	H: 1 LOB: 1 BB: 0 P: 3	R: 2 E: 0 K: 0 S: 2		H: 1 LOB: 0 BB: 1 P: 6	1B: 3 2B: 1 3B: 0 HR: 4	SF: 1 SAC: 1 DP: 1 HBP: 0	WP: 1 PA: 38				
<b>PITCHER</b>	IP 3.1	WLS 15	H 4	R 5	ER 4	SO 2	BB 1	IBB 0	HBP 0	BLK 0	WP 1	HR 2	S 19	P 19	ERA 10.80	WHIP 1.200										
Eric Show, R ERA: 2.45	1.2	6	0	0	0	2	1	0	0	0	0	0	9	13	0.00	0.600										
Dave Dravecky, L ERA: 3.0	3.0	11	2	1	1	3	0	0	0	0	0	1	17	17	3.00	0.667										
Luis DelaCruz, R ERA: 1.94	1.1	L 6	2	2	2	0	1	0	0	0	0	1	5	9	13.50	2.250										



Batter	1	2	3	4	5	6	7	8	9	AB	R	H	RBI	BB	SO	LOB	TOP		
Gene Richards, L (1, 3) OBP: 0.342, SLG: 0.355	4-0 FC4-6 BB	0-0 6-3			0-3 K			4-0 FC3-6 1B SF8 BB	0-0 G3	3	1	0	0	2	1	3			
Tony Gwynn, L (1, 7) (6, 8) OBP: 0.405, SLG: 0.436	0-0 FC4-6 FC4-6 1-2		0-0 1-3			0-0 F7		0-0 FC3-6 1B	0-0 4-3	5	0	1	1	0	0	2			
Garry Templeton, S (1, 6) OBP: 0.282, SLG: 0.375	0-0 FC4-6		0-0 F8			0-0 F8		0-0 FC3-6	0-0 4-3	4	1	0	0	0	0	3			
Joe Pittman, R (6, 6) OBP: 0.288, SLG: 0.274	0-0 FC4-6 HR		0-0 F8			0-0 F8		0-0 FC3-6 1-2 2-3	0-0 4-3	1	0	0	0	0	0	1			
Ruppert Jones, L (1, 8) OBP: 0.399, SLG: 0.467	0-0		0-3 K			0-0 4-1		0-0 SF8		3	1	1	2	0	1	0			
Joe Lefebvre, L (6, 7) OBP: 0.240, SLG: 0.209	0-0 HR		0-0 K			0-0 4-1		0-0 SF8		0	0	0	1	0	0	0			
Sixto Lezcano, R (1, 9) OBP: 0.377, SLG: 0.454	0-0			0-0 G1-6-3 1B			0-0 P4	0-0 4-3		4	0	2	0	0	0	1			
Terry Kennedy, L (1, 2) OBP: 0.309, SLG: 0.474	0-0 4-3			0-0 G1-6-3 1-2			0-0 2B		0-0 HR	4	1	2	0	0	0	2			
Luis Salazar, R (1, 5) OBP: 0.273, SLG: 0.357		0-0 F8		0-0 P4			0-0 6-3		0-0 HR	4	1	1	2	0	0	1			
Tim Flannery, L (1, 4) OBP: 0.326, SLG: 0.325					0-0 L6			4-0 BB	4-0 G3 4-3 BB	2	1	1	0	2	0	0			
Andy Hawkins, R (1, 1) Broderick Perkins, L (5, PH) Gary Lucas, L (5, 1) Kurt Bevacqua, R (7, PH) Dave Dravecky, R (7, 1) Dave Edwards, R (6, PH)		0-0 F8		0-0 1-3		0-0 1-3		0-3 K	4-0 4-3 G3 1-2 BB	1	0	0	0	0	0	1			
<b>Inning Stats</b>	R: 2 E: 0 K: 0 S: 5	H: 2 LOB: 1 BB: 1 P: 9	R: 0 E: 0 K: 0 S: 4	H: 1 LOB: 1 BB: 0 P: 4	R: 0 E: 0 K: 1 S: 5	H: 0 LOB: 0 BB: 0 P: 5	R: 0 E: 0 K: 0 S: 3	H: 1 LOB: 0 BB: 0 P: 3	R: 0 E: 0 K: 1 S: 5	H: 0 LOB: 0 BB: 0 P: 5	R: 0 E: 0 K: 0 S: 3	H: 1 LOB: 2 BB: 1 P: 10	R: 1 E: 0 K: 0 S: 4	H: 1 LOB: 1 BB: 1 P: 8	R: 3 E: 0 K: 0 S: 5	H: 2 LOB: 1 BB: 2 P: 13	1B: 3 2B: 3 3B: 0 HR: 2	SF: 1 SAC: 0 DP: 1 HBP: 0	WP: 0 PA: 39 CS: 0
<b>PITCHER</b>	IP WLS BF H R ER SO BB IBB HBP BLK WP HR S P ERA WHIP																		
Phil Niekro, R (1, 1) ERA: 3.27	7.0 W 27 5 2 2 3 2 0 0 0 0 1 31 39 2.57 1.000																		
Al Hrabosky, L (8, 1) ERA: 4.23	1.0 7 3 3 3 0 1 0 0 0 0 1 6 10 27.00 4.000																		
Gene Garber, R (9, 1) ERA: 2.15	1.0 S 5 0 1 1 0 2 0 0 0 0 0 3 11 9.00 2.000																		

San Diego Padres @ Atlanta Braves  
Atlanta-Fulton County Stadium, Atlanta, GA  
Wed Jul 28 1982, 7:05 PM EDT  
Att: 22,574 - Unknown

AB 33  
R 6  
H 8  
RBI 6  
BB 5  
SO 3  
LOB 16



Batter	1	2	3	4	5	6	7	8	9	AB	R	H	RBI	BB	SO	LOB	BOTTOM		
Rafael Ramirez, R (1, 6) OBP: 0.311, SLG: 0.358	0-0 4-3 1B		0-0 P3	4-0 1B BB		0-0 G6-4-3 1B		0-0 6-3		4	1	2	0	1	0	0			
Glenn Hubbard, R (1, 4) OBP: 0.345, SLG: 0.389	0-0 4-3 1-2		0-0 HR	0-0 1B 1-3 2-H		0-0 G6-4-3 1-2				4	1	2	1	0	0	2			
Claudell Washington, L (1, 9) OBP: 0.339, SLG: 0.390	0-0 P6		0-0 F9	0-0 G3		0-0 K				4	0	0	0	0	1	4			
Dale Murphy, R (1, 8) OBP: 0.389, SLG: 0.570	0-0 HR		0-0 HR		0-0 P4		0-0 F8 1B			4	2	3	1	0	0	0			
Bob Horner, R (1, 5) OBP: 0.384, SLG: 0.535	0-0 HR		0-0 HR		0-0 P3		0-0 1B			4	2	3	5	0	0	0			
Chris Chambliss, L (1, 3) OBP: 0.322, SLG: 0.410	0-0 F8		0-0 F2		0-0 3B 2B		0-0 F8			4	1	1	0	0	0	2			
Rufino Linares, R (1, 7) OBP: 0.355, SLG: 0.433		0-0 6-3		0-0 6-3		0-0 3B		0-0 F3		4	0	1	1	0	0	2			
Bruce Benedict, R (1, 2) OBP: 0.292, SLG: 0.283		0-0 4-3		4-0 SH3-4 1B BB		0-0 5-3		0-0 6-3		3	1	0	0	1	0	1			
Phil Niekro, R (1, 1) ERA: 3.27		0-0 5-3		0-0 SH3-4		0-0 5-3		0-0 4-3		2	0	0	0	0	0	0			
Al Hrabosky, L (8, 1) ERA: 3.54										1	0	0	0	0	0	0			
Gene Garber, R (9, 1) OBP: 0.100, SLG: 0.100										0	0	0	0	0	0	0			
<b>Inning Stats</b>	R: 3 E: 0 K: 0 S: 6	H: 3 LOB: 0 BB: 0 P: 6	R: 0 E: 0 K: 0 S: 3	H: 0 LOB: 0 BB: 0 P: 3	R: 3 E: 0 K: 0 S: 6	H: 3 LOB: 0 BB: 0 P: 6	R: 1 E: 0 K: 0 S: 4	H: 1 LOB: 2 BB: 2 P: 12	R: 1 E: 0 K: 0 S: 5	H: 2 LOB: 1 BB: 0 P: 5	R: 0 E: 0 K: 0 S: 3	H: 1 LOB: 0 BB: 0 P: 3	R: 0 E: 0 K: 1 S: 7	H: 2 LOB: 2 BB: 0 P: 7	R: 0 E: 0 K: 0 S: 3	H: 0 LOB: 0 BB: 0 P: 3	1B: 8 2B: 1 3B: 1 HR: 2	SF: 0 SAC: 1 DP: 1 HBP: 0	WP: 0 PA: 37 CS: 0
<b>PITCHER</b>	IP WLS BF H R ER SO BB IBB HBP BLK WP HR S P ERA WHIP																		
Andy Hawkins, R (1, 1) ERA: 7.31	4.0 L 21 7 7 7 0 0 0 0 0 0 0 8 8 15.75 2.250																		
Gary Lucas, L (5, 1) ERA: 3.54	2.0 8 3 1 1 0 0 0 0 0 0 0 8 8 4.50 1.500																		
Dave Dravecky, L (7, 1) ERA: 2.77	2.0 8 2 0 0 1 0 0 0 0 0 0 10 10 0.00 1.000																		

San Diego Padres @ Atlanta Braves  
Atlanta-Fulton County Stadium, Atlanta, GA  
Wed Jul 28 1982, 7:05 PM EDT  
Att: 22,574 - Unknown

AB 34  
R 8  
H 12  
RBI 8  
BB 2  
SO 1  
LOB 11





Batter	1	2	3	4	5	6	7	8	9	AB	R	H	RBI	BB	SO	LOB	TOP																			
Gene Richards, L (1,7) OBP: 0.344, SLG: 0.365	1-3		HR			G3		BB		3	1	1	1	1	0	0	<b>San Diego Padres @ Atlanta Braves</b> Atlanta-Fulton County Stadium, Atlanta, GA Thu Jul 29 1982, 7:05 PM EDT Att: 26,492 - Unknown																			
Tim Flannery, L (1,4) OBP: 0.328, SLG: 0.325 Kurt Bevacqua, R (8,PH) OBP: 0.345, SLG: 0.306 Gary Lucas, L (8,1)	4-3		FC6-4 1B			4-3		F9		3	0	1	0	0	0	0																				
Tony Gwynn, L (1,8) OBP: 0.391, SLG: 0.419	1B		FC6-4 1-2			4-3		F8		4	0	1	0	0	0	3																				
Sixto Lezcano, R (1,9) OBP: 0.376, SLG: 0.461	F8					P6		HR		4	1	1	1	0	0	1																				
Terry Kennedy, L (1,2) OBP: 0.309, SLG: 0.471			G3			L6		F7		4	0	1	0	0	0	0																				
Broderick Perkins, L (1,3) OBP: 0.340, SLG: 0.350	4-3		4-3			4-3		6-3		4	0	0	0	0	0	1																				
Luis Salazar, R (1,5) OBP: 0.273, SLG: 0.356	K					G4-3 1B		F8		4	0	1	0	0	1	1																				
Joe Pittman, R (1,6) OBP: 0.304, SLG: 0.292						G4-3 1B		FC4-6 1B		3	0	2	0	0	0	1																				
Chris Welsh, L (1,1) OBP: 0.353, SLG: 0.355 Joe Lefebvre, L (8,PH) OBP: 0.238, SLG: 0.207			K			G1		FC4-6 BB		2	0	0	0	0	1	1																				
										1	0	0	0	0	0	1																				
<b>Inning Stats</b>	R: 0 E: 0 K: 0 S: 4	H: 1 LOB: 1 BB: 0 P: 4	R: 0 E: 0 K: 1 S: 5	H: 0 LOB: 0 BB: 0 P: 5	R: 1 E: 0 K: 1 S: 7	H: 3 LOB: 1 BB: 0 P: 7	R: 0 E: 0 K: 0 S: 3	H: 0 LOB: 0 BB: 0 P: 3	R: 0 E: 0 K: 0 S: 3	H: 1 LOB: 0 BB: 0 P: 3	R: 1 E: 0 K: 0 S: 4	H: 1 LOB: 0 BB: 0 P: 4	R: 0 E: 0 K: 0 S: 4	H: 1 LOB: 2 BB: 1 P: 8	R: 0 E: 0 K: 0 S: 4	H: 1 LOB: 1 BB: 0 P: 4	1B: 6 2B: 0 3B: 0 HR: 2	SF: 0 SAC: 0 DP: 1 HBP: 0	WP: 0 PB: 0 SB: 0 CS: 1	PA: 34																
<b>PITCHER</b>	IP	WLS	BF	H	R	ER	SO	BB	IBB	HBP	BLK	WP	HR	S	P	ERA	WHIP	<b>PITCHER</b>		IP	WLS	BF	H	R	ER	SO	BB	IBB	HBP	BLK	WP	HR	S	P	ERA	WHIP
Rick Camp, R (1,1) ERA: 3.14	7.1	W	28	7	2	2	2	1	0	0	0	0	2	31	35	2.46	1.091																			
Carlos Diaz, L (8,1) ERA: 1.74	1.2	S	6	1	0	0	0	0	0	0	0	0	0	6	6	0.00	0.600																			

AB	33
R	2
H	8
RBI	2
BB	1
SO	2
LOB	11



Batter	1	2	3	4	5	6	7	8	9	AB	R	H	RBI	BB	SO	LOB	BOTTOM																			
Claudell Washington, L (1,9) OBP: 0.342, SLG: 0.381	1B E BB		4-3	CS BB		G6-4-3 1B				2	1	1	1	2	0	0	<b>San Diego Padres @ Atlanta Braves</b> Atlanta-Fulton County Stadium, Atlanta, GA Thu Jul 29 1982, 7:05 PM EDT Att: 26,492 - Unknown																			
Glenn Hubbard, R (1,4) OBP: 0.342, SLG: 0.385	F9		6-3	CS 1-2		G6-4-3 1-2				4	0	0	0	0	0	3																				
Dale Murphy, R (1,8) OBP: 0.393, SLG: 0.589	E6 1H 1B		HR			HR		K		4	2	3	2	0	1	0																				
Bob Horner, R (1,5) OBP: 0.380, SLG: 0.528	1-3		5-3			F7		5-3		4	0	0	0	0	0	1																				
Rufino Linares, R (1,7) OBP: 0.352, SLG: 0.428	4-3			6-3		1B		5-3		4	0	1	0	0	0	1																				
Chris Chambliss, L (1,3) OBP: 0.324, SLG: 0.412			6-3 1B	1B 3B 1B		K		K		4	1	2	0	0	2	1																				
Bruce Benedict, R (1,2) OBP: 0.294, SLG: 0.284	6-3 1-2			1B 3B 1B		1B HBP		5-3		3	2	1	0	0	0	1																				
Jerry Royster, R (1,6) OBP: 0.283, SLG: 0.260	6-3 2-3			1B 3B		1B		K		4	0	2	2	0	1	1																				
Rick Camp, R (1,1) Carlos Diaz, R (8,1)	K			5-3		K				3	0	0	0	0	2	4																				
										0	0	0	0	0	0	0																				
<b>Inning Stats</b>	R: 1 E: 1 K: 0 S: 4	H: 1 LOB: 1 BB: 1 P: 8	R: 0 E: 0 K: 1 S: 6	H: 1 LOB: 0 BB: 0 P: 6	R: 1 E: 0 K: 0 S: 4	H: 1 LOB: 0 BB: 0 P: 4	R: 2 E: 0 K: 0 S: 5	H: 3 LOB: 1 BB: 1 P: 9	R: 1 E: 0 K: 1 S: 7	H: 2 LOB: 1 BB: 0 P: 7	R: 1 E: 0 K: 1 S: 6	H: 2 LOB: 1 BB: 0 P: 7	R: 0 E: 0 K: 1 S: 5	H: 0 LOB: 0 BB: 0 P: 5	R: 0 E: 0 K: 2 S: 7	H: 0 LOB: 0 BB: 0 P: 7	1B: 7 2B: 0 3B: 1 HR: 2	SF: 0 SAC: 0 DP: 1 HBP: 1	WP: 0 PB: 0 SB: 0 CS: 1	PA: 36																
<b>PITCHER</b>	IP	WLS	BF	H	R	ER	SO	BB	IBB	HBP	BLK	WP	HR	S	P	ERA	WHIP	<b>PITCHER</b>		IP	WLS	BF	H	R	ER	SO	BB	IBB	HBP	BLK	WP	HR	S	P	ERA	WHIP
Chris Welsh, L (1,1) ERA: 4.54	7.0	L	32	10	6	5	4	2	0	1	0	0	2	37	46	6.43	1.714																			
Gary Lucas, L (8,1) ERA: 3.48	1.0		3	0	0	0	2	0	0	0	0	0	0	7	7	0.00	0.000																			





Batter	1	2	3	4	5	6	7	8	9	AB	R	H	RBI	BB	SO	LOB	TOP					
Gene Richards, L (1, 7) OBP: 0.343, SLG: 0.361	4-0 BB G4-6-3			5-3	F9			4-3		3	0	0	0	1	0	2						
Tony Gwynn, L (1, 8) OBP: 0.400, SLG: 0.413	0-0 G4-6-3 1-2f			1-3				G3-6 1B	4-0 BB BB	3	0	1	0	1	0	1						
Garry Templeton, S (1, 6) Joe Pittman, R (2, 6) OBP: 0.281, SLG: 0.374 OBP: 0.292, SLG: 0.279	0-3 K			K				G3-6 1-2f	0-0 F9	1	0	0	0	0	1	0						
Sixto Lezcano, R (1, 9) OBP: 0.377, SLG: 0.461		0-0 G4-6-3 1B			2B G3 1B	5-3			0-0 1-3	4	1	2	0	0	0	1						
Terry Kennedy, L (1, 2) OBP: 0.308, SLG: 0.471	0-0 G4-6-3 1-2f			G3 1B 2B				6-3	0-0 F7	4	1	1	0	0	0	2						
Broderick Perkins, L (1, 3) OBP: 0.336, SLG: 0.345	0-0 3-1			G3				4-3		3	0	0	1	0	0	1						
Luis Salazar, R (1, 5) OBP: 0.271, SLG: 0.353			0-3 K	2-3 3-H 6-3 K				5-3		3	0	0	0	0	2	1						
Tim Flannery, L (1, 4) OBP: 0.332, SLG: 0.327			0-0 F7		BB 1B				4-0 BB BB BB G4-6-3 BB	2	0	1	1	1	0	0						
John Montefusco, R (1, 1) Dave Dravecky, R (5, 1) Joe Lefebvre, L (8, PH) Gary Lucas, L (8, 1) OBP: 0.140, SLG: 0.075 OBP: 0.236, SLG: 0.204			0-3 K		3-H 4-0 BB			G4-6-3 1-2f		1	0	0	0	1	1	0						
<b>Inning Stats</b>	R: 0 E: 0 K: 1 S: 4	H: 0 LOB: 0 BB: 1 P: 8	R: 0 E: 0 K: 0 S: 3	H: 1 LOB: 0 BB: 0 P: 3	R: 0 E: 0 K: 2 S: 7	H: 0 LOB: 0 BB: 0 P: 7	R: 0 E: 0 K: 1 S: 5	H: 0 LOB: 0 BB: 0 P: 5	R: 2 E: 0 K: 1 S: 8	H: 3 LOB: 2 BB: 1 P: 12	R: 0 E: 0 K: 0 S: 3	H: 1 LOB: 0 BB: 0 P: 3	R: 0 E: 0 K: 0 S: 3	H: 0 LOB: 0 BB: 0 P: 3	R: 0 E: 0 K: 0 S: 2	H: 0 LOB: 0 BB: 1 P: 6	R: 0 E: 0 K: 0 S: 3	H: 0 LOB: 1 BB: 1 P: 7	1B: 4 2B: 1 3B: 0 HR: 0	SF: 0 SAC: 0 DP: 4 HBP: 0	WP: 0 PB: 0 SB: 0 CS: 0	PA: 32
<b>PITCHER</b> Bruce Berenyi, R (1, 1) ERA: 3.47	IP: 9.0 WLS: W BF: 32 H: 5 R: 2 ER: 2 SO: 5 BB: 4 IBB: 0 HBP: 0 BLK: 0 WP: 0 HR: 0 S: 38 P: 54 ERA: 2.00 WHIP: 1.000															<b>PITCHER</b>	IP: WLS: BF: H: R: ER: SO: BB: IBB: HBP: BLK: WP: HR: S: P: ERA: WHIP:					

San Diego Padres @ Cincinnati Reds  
Riverfront Stadium, Cincinnati, OH  
Fri Jul 30 1982, 7:05 PM EDT  
Att: 16,021 - Unknown

AB 28  
R 2  
H 5  
RBI 2  
BB 4  
SO 5  
LOB 11



Batter	1	2	3	4	5	6	7	8	9	AB	R	H	RBI	BB	SO	LOB	BOTTOM			
Tom Lawless, R (1, 4) OBP: 0.288, SLG: 0.259	0-3 K	0-3 K		0-0 FC6 1-2f				F9		4	0	0	0	0	2	4				
Eddie Milner, L (1, 7) OBP: 0.337, SLG: 0.391	0-0 6-3	0-0 F5			1B S 1B			4-3		4	1	1	0	0	0	3				
Dave Concepcion, R (1, 6) OBP: 0.340, SLG: 0.370	0-0 1B			F9	1B S 1B			5-3		4	1	2	0	0	0	0				
Larry Bittner, L (1, 3) OBP: 0.347, SLG: 0.400	0-0 4-3			G3	1B 1B 1B			K		4	0	1	1	0	1	1				
Cesar Cedeno, R (1, 8) OBP: 0.355, SLG: 0.434		0-3 K		L4	1B S 1B			P5		4	0	1	0	0	1	0				
Duane Walker, L (1, 9) Paul Householder, S (5, PH) OBP: 0.330, SLG: 0.383 OBP: 0.279, SLG: 0.367		0-0 1B S 1B		E3 1B G3 SF8				P5		2	2	1	0	0	0	0				
Wayne Krenchicki, L (1, 5) OBP: 0.317, SLG: 0.374		4-0 1B 1B BB		G3	1B S 1B			3-1		3	0	1	1	1	0	1				
Dave Vangorder, R (1, 2) OBP: 0.254, SLG: 0.281		0-0 1B		FC6 1B				3-1		4	0	2	0	0	1	3				
Bruce Berenyi, R (1, 1) OBP: 0.273, SLG: 0.326		0-0 1B		SF8				F2		3	0	1	2	0	0	3				
<b>Inning Stats</b>	R: 0 E: 0 K: 1 S: 6	H: 1 LOB: 1 BB: 0 P: 6	R: 1 E: 0 K: 2 S: 10	H: 3 LOB: 3 BB: 1 P: 14	R: 0 E: 0 K: 0 S: 3	H: 0 LOB: 0 BB: 0 P: 3	R: 1 E: 1 K: 0 S: 5	H: 1 LOB: 1 BB: 0 P: 5	R: 2 E: 0 K: 1 S: 10	H: 5 LOB: 3 BB: 0 P: 10	R: 0 E: 0 K: 0 S: 3	H: 0 LOB: 0 BB: 0 P: 3	R: 0 E: 0 K: 2 S: 7	H: 0 LOB: 0 BB: 0 P: 7	R: 0 E: 0 K: 0 S: 3	H: 0 LOB: 0 BB: 0 P: 3	1B: 10 2B: 0 3B: 0 HR: 0	SF: 1 SAC: 0 DP: 0 HBP: 0	WP: 0 PB: 0 SB: 2 CS: 0	PA: 36
<b>PITCHER</b> John Montefusco, R (1, 1) ERA: 3.88 Dave Dravecky, L (5, 1) ERA: 2.49 Gary Lucas, L (8, 1) ERA: 3.42	IP: 4.0 WLS: L BF: 23 H: 9 R: 4 ER: 3 SO: 3 BB: 1 IBB: 0 HBP: 0 BLK: 0 WP: 0 HR: 0 S: 28 P: 32 ERA: 6.75 WHIP: 2.500															<b>PITCHER</b>	IP: WLS: BF: H: R: ER: SO: BB: IBB: HBP: BLK: WP: HR: S: P: ERA: WHIP:			

San Diego Padres @ Cincinnati Reds  
Riverfront Stadium, Cincinnati, OH  
Fri Jul 30 1982, 7:05 PM EDT  
Att: 16,021 - Unknown

AB 34  
R 4  
H 10  
RBI 4  
BB 1  
SO 6  
LOB 18





Batter	1	2	3	4	5	6	7	8	9	AB	R	H	RBI	BB	SO	LOB	TOP			
Gene Richards, L (1, 7) OBP: 0.343, SLG: 0.362 Dave Edwards, R (9, 8) OBP: 0.216, SLG: 0.306										5	1	2	0	0	0	2				
Tony Gwynn, L (1, 8) OBP: 0.382, SLG: 0.392										5	1	1	0	0	1	4				
Garry Templeton, S (1, 6) OBP: 0.282, SLG: 0.377										5	1	2	0	0	3	3				
Sixto Lezcano, R (1, 9) OBP: 0.385, SLG: 0.491										4	2	4	5	1	0	0				
Terry Kennedy, L (1, 2) OBP: 0.304, SLG: 0.465										5	0	0	0	0	2	4				
Broderick Perkins, L (1, 3) OBP: 0.339, SLG: 0.345										3	0	1	0	1	0	1				
Joe Lefebvre, L (1, 5) OBP: 0.229, SLG: 0.198 Luis Salazar, R (8, PH) OBP: 0.270, SLG: 0.352										3	0	0	0	0	1	3				
Tim Flannery, L (1, 4) OBP: 0.326, SLG: 0.321										4	0	0	0	0	0	2				
Tim Lollar, L (1, 1) OBP: 0.333, SLG: 0.483 Floyd Chiffer, R (7, 1) Dave Dravecky, R (7, 1)										2	0	2	0	1	0	0				
<b>Inning Stats</b>	R: 3 E: 0 K: 3 S: 13	H: 4 LOB: 1 BB: 0 P: 13	R: 0 E: 0 K: 1 S: 6	H: 1 LOB: 1 BB: 0 P: 6	R: 1 E: 0 K: 0 S: 5	H: 2 LOB: 2 BB: 1 P: 9	R: 0 E: 0 K: 1 S: 5	H: 0 LOB: 1 BB: 1 P: 9	R: 0 E: 0 K: 1 S: 5	H: 2 LOB: 2 BB: 0 P: 5	R: 1 E: 0 K: 1 S: 6	H: 1 LOB: 0 BB: 0 P: 6	R: 0 E: 0 K: 0 S: 3	H: 0 LOB: 2 BB: 0 P: 3	R: 0 E: 0 K: 0 S: 4	H: 1 LOB: 2 BB: 1 P: 8	1B: 7 2B: 4 3B: 0 HR: 2	SF: 0 SAC: 0 DP: 1 HBP: 0	WP: 0 PB: 0 SB: 2 CS: 0	PA: 41
<b>PITCHER</b>	IP WLS BF H R ER SO BB IBB HBP BLK WP HR S P ERA WHIP																			
Tom Seaver, R (1, 1) ERA: 5.49	6.0 L 29 10 4 4 6 1 1 0 0 0 1 39 47 6.00 1.833																			
Joe Price, L (7, 1) ERA: 2.98	2.0 7 1 1 1 1 0 0 0 0 0 1 9 9 4.50 0.500																			
Brad Lesley, R (9, 1) ERA:	1.0 5 1 0 0 0 1 0 0 0 0 0 4 8 0.00 2.000																			

San Diego Padres @ Cincinnati Reds  
Riverfront Stadium, Cincinnati, OH  
Sat Jul 31 1982, 7:05 PM EDT  
Unknown

AB	38
R	5
H	12
RBI	5
BB	3
SO	7
LOB	19



Batter	1	2	3	4	5	6	7	8	9	AB	R	H	RBI	BB	SO	LOB	BOTTOM			
Tom Lawless, R (1, 4) OBP: 0.281, SLG: 0.241										4	1	0	0	1	1	5				
Paul Householder, S (1, 9) OBP: 0.277, SLG: 0.377										5	1	1	1	0	0	1				
Dave Concepcion, R (1, 6) OBP: 0.343, SLG: 0.373										3	1	1	0	2	0	0				
Cesar Cedeno, R (1, 8) OBP: 0.350, SLG: 0.427										5	0	0	0	0	0	4				
Johnny Bench, R (1, 3) OBP: 0.313, SLG: 0.374										3	0	2	2	1	1	1				
Mike Veil, R (1, 7) OBP: 0.285, SLG: 0.437 Eddie Milner, L (6, FR) OBP: 0.336, SLG: 0.390										3	0	1	0	0	0	3				
Ron Oester, S (1, 5) OBP: 0.294, SLG: 0.323										4	0	1	0	0	1	0				
Dave Vangorder, R (1, 2) OBP: 0.258, SLG: 0.283										3	0	1	0	0	0	0				
Tom Seaver, R (1, 1) OBP: 0.242, SLG: 0.258 Duane Walker, L (6, PH) OBP: 0.372, SLG: 0.383 Joe Price, R (7, 1) OBP: 0.333, SLG: 0.333 Rafael Landestoy, S (8, PH) OBP: 0.284, SLG: 0.265 Brad Lesley, R (9, 1)										1	0	0	0	1	1	1				
<b>Inning Stats</b>	R: 1 E: 0 K: 0 S: 4	H: 1 LOB: 2 BB: 2 P: 12	R: 0 E: 0 K: 0 S: 3	H: 0 LOB: 1 BB: 1 P: 7	R: 1 E: 0 K: 0 S: 4	H: 1 LOB: 1 BB: 1 P: 8	R: 0 E: 0 K: 3 S: 10	H: 1 LOB: 1 BB: 0 P: 10	R: 0 E: 0 K: 1 S: 5	H: 0 LOB: 1 BB: 1 P: 9	R: 1 E: 0 K: 0 S: 5	H: 2 LOB: 1 BB: 0 P: 5	R: 0 E: 0 K: 0 S: 3	H: 0 LOB: 1 BB: 1 P: 7	R: 0 E: 0 K: 0 S: 3	H: 0 LOB: 0 BB: 0 P: 3	1B: 4 2B: 2 3B: 0 HR: 1	SF: 1 SAC: 1 DP: 0 HBP: 0	WP: 0 PB: 0 SB: 0 CS: 0	PA: 40
<b>PITCHER</b>	IP WLS BF H R ER SO BB IBB HBP BLK WP HR S P ERA WHIP																			
Tim Lollar, L (1, 1) ERA: 3.31	6.1 W 30 6 4 4 4 5 0 0 0 0 1 33 53 5.68 1.737																			
Floyd Chiffer, R (7, 1) ERA: 2.59	0.1 2 1 0 0 0 0 0 0 0 0 0 2 2 0.00 3.000																			
Dave Dravecky, L (7, 1) ERA: 2.3	2.1 S 8 0 0 0 0 1 0 0 0 0 0 7 11 0.00 0.429																			

San Diego Padres @ Cincinnati Reds  
Riverfront Stadium, Cincinnati, OH  
Sat Jul 31 1982, 7:05 PM EDT  
Unknown

AB	32
R	4
H	7
RBI	4
BB	6
SO	4
LOB	16










Batter	1	2	3	4	5	6	7	8	9	AB	R	H	RBI	BB	SO	LOB	TOP			
Gene Richards, L (1.7) OBP: 0.345, SLG: 0.361										5	1	1	0	0	0	0				
Tony Gwynn, L (1.8) OBP: 0.385, SLG: 0.383										4	1	2	0	1	0	0				
Garry Templeton, S (1.6) OBP: 0.285, SLG: 0.383										5	1	1	0	0	1	2				
Sixto Lezcano, R (1.9) OBP: 0.391, SLG: 0.504										2	1	1	2	0	1	0				
Joe Lefebvre, L (3.9) OBP: 0.234, SLG: 0.214										2	1	1	0	0	1	0				
Terry Kennedy, L (1.2) OBP: 0.309, SLG: 0.474										4	1	3	2	0	0	0				
Joe Lansford, R (1.3) OBP: 0.500, SLG: 0.333										1	1	1	0	0	0	0				
Broderick Perkins, L (3.3) OBP: 0.339, SLG: 0.342										2	0	0	0	1	0	1				
Luis Salazar, R (1.5) OBP: 0.272, SLG: 0.349										3	0	1	0	1	1	3				
Joe Pittman, R (1.4) OBP: 0.296, SLG: 0.286										4	1	0	1	0	0	5				
John Curtis, L (1.1) OBP: 0.257, SLG: 0.314										2	0	0	1	0	1	0				
Floyd Chiffer, R (6.1)										1	0	0	0	0	1	1				
Luis DeLeon, R (9.1) OBP: 0.182, SLG: 0.200										0	0	0	0	0	0	0				
<b>Inning Stats</b>	R: 1 E: 0 K: 1 S: 6	H: 2 LOB: 0 BB: 0 P: 6	R: 3 E: 0 K: 0 S: 6	H: 3 LOB: 0 BB: 0 P: 6	R: 3 E: 0 K: 0 S: 6	H: 4 LOB: 1 BB: 1 P: 10	R: 0 E: 0 K: 0 S: 3	H: 0 LOB: 1 BB: 0 P: 7	R: 1 E: 0 K: 1 S: 7	H: 2 LOB: 0 BB: 0 P: 7	R: 0 E: 0 K: 2 S: 7	H: 0 LOB: 0 BB: 0 P: 7	R: 0 E: 0 K: 1 S: 5	H: 0 LOB: 1 BB: 1 P: 9	R: 0 E: 0 K: 0 S: 3	H: 0 LOB: 0 BB: 0 P: 3	1B: 7 2B: 4 3B: 0 HR: 0	SF: 0 SAC: 1 DP: 2 HBP: 0	WP: 0 PB: 0 SB: 1 CS: 0	PA: 39
<b>PITCHER</b>	IP WLS BF H R ER SO BB IBB HBP BLK WP HR S P ERA WHIP																			
Charlie Leibrandt, L (1.1) ERA: 5.18	2.0 L 14 9 7 6 1 0 0 0 0 0 0 0 0 0 16 16 27.00 4.500																			
Greg Harris, R (3.1) ERA: 4.59	4.0 15 2 1 1 2 2 0 0 0 0 0 0 0 0 17 25 2.25 1.000																			
Jim Kern, R (7.1) ERA: 2.65	2.0 7 0 0 0 3 1 0 0 0 0 0 0 0 0 12 16 0.00 0.500																			
Brad Lesley, R (9.1) ERA: 2.45	1.0 3 0 0 0 0 0 0 0 0 0 0 0 0 0 3 3 0.00 0.000																			
Batter	1	2	3	4	5	6	7	8	9	AB	R	H	RBI	BB	SO	LOB	BOTTOM			
Tom Lawless, R (1.4) OBP: 0.279, SLG: 0.242										4	0	1	0	0	0	6				
Wayne Krenchicki, L (9.3) OBP: 0.354, SLG: 0.372										1	1	1	0	0	0	0				
Eddie Milner, L (1.7) OBP: 0.338, SLG: 0.390										3	1	0	0	0	0	3				
Jim Kern, R (7.1)										0	0	0	0	0	0	0				
Dave Vangorder, R (9.2) OBP: 0.250, SLG: 0.274										0	0	0	0	0	0	0				
Dan Driessen, L (9.3) OBP: 0.394, SLG: 0.448										0	1	0	0	1	0	0				
Dave Concepcion, R (1.6) OBP: 0.346, SLG: 0.375										5	1	2	0	0	1	3				
Cesar Cedeno, R (1.8) OBP: 0.348, SLG: 0.425										1	0	0	0	0	2					
Duane Walker, L (3.7) OBP: 0.324, SLG: 0.380										3	0	0	1	1	1	4				
Johnny Bench, R (1.3) OBP: 0.313, SLG: 0.377										5	2	2	0	0	0	3				
Paul Householder, S (1.9) OBP: 0.279, SLG: 0.372										5	0	2	1	0	0	2				
Ron Oester, S (1.5) OBP: 0.291, SLG: 0.318										3	0	0	0	1	0	4				
Alex Trevino, R (1.2) OBP: 0.318, SLG: 0.307										4	0	2	2	0	0	0				
Brad Lesley, R (9.1) ERA: 2.59										0	0	0	0	0	0	0				
Charlie Leibrandt, R (1.1) OBP: 0.143, SLG: 0.100										0	0	0	0	0	0	0				
Greg Harris, S (3.1) OBP: 0.167, SLG: 0.167										1	0	0	0	0	1	1				
Larry Blittner, L (6.3) OBP: 0.356, SLG: 0.406										1	0	1	0	1	0	0				
<b>Inning Stats</b>	R: 0 E: 0 K: 0 S: 4	H: 2 LOB: 1 BB: 0 P: 4	R: 1 E: 0 K: 0 S: 5	H: 2 LOB: 2 BB: 1 P: 9	R: 1 E: 1 K: 1 S: 8	H: 2 LOB: 2 BB: 0 P: 8	R: 0 E: 1 K: 1 S: 5	H: 0 LOB: 0 BB: 0 P: 5	R: 0 E: 0 K: 0 S: 3	H: 0 LOB: 0 BB: 0 P: 3	R: 0 E: 0 K: 1 S: 4	H: 0 LOB: 0 BB: 1 P: 8	R: 0 E: 0 K: 0 S: 3	H: 0 LOB: 0 BB: 0 P: 3	R: 3 E: 1 K: 0 S: 6	H: 2 LOB: 1 BB: 1 P: 10	1B: 10 2B: 1 3B: 0 HR: 0	SF: 0 SAC: 2 DP: 3 HBP: 0	WP: 1 PB: 0 SB: 0 CS: 0	PA: 42
<b>PITCHER</b>	IP WLS BF H R ER SO BB IBB HBP BLK WP HR S P ERA WHIP																			
John Curtis, L (1.1) ERA: 4.28	5.1 W 27 9 3 3 2 2 2 0 0 0 0 0 0 0 29 37 3.38 2.062																			
Floyd Chiffer, R (6.1) ERA: 2.59	2.2 11 2 3 1 1 2 0 0 0 0 0 0 0 11 19 3.38 1.500																			
Luis DeLeon, R (9.1) ERA: 1.91	1.0 S 4 0 0 0 0 0 0 0 0 0 0 0 0 4 4 0.00 0.000																			


San Diego Padres @ Cincinnati Reds  
Riverfront Stadium, Cincinnati, OH  
Sun Aug 01 1982, 3:33 AM EDT  
Att: 15,461 - Unknown

AB 35  
R 8  
H 11  
RBI 6  
BB 3  
SO 6  
LOB 12



San Diego Padres @ Cincinnati Reds  
Riverfront Stadium, Cincinnati, OH  
Sun Aug 01 1982, 3:33 AM EDT  
Att: 15,461 - Unknown

AB 36  
R 6  
H 11  
RBI 4  
BB 4  
SO 3  
LOB 28





Batter	1	2	3	4	5	6	7	8	9	AB	R	H	RBI	BB	SO	LOB	TOP
Gene Richards, L (1, 7) OBP: 0.341, SLG: 0.357	0-0 4-3		0-0 1-3			0-0 L5		0-0 F7		4	0	0	0	0	0	1	
Tony Gwynn, L (1, 8) OBP: 0.377, SLG: 0.406	0-3 K			0-0 P4		0-0 WP 3B		0-0 F7		4	1	1	1	0	1	0	
Garry Templeton, S (1, 6) OBP: 0.282, SLG: 0.379	0-0 F7			0-0 6-3		0-0 F8		0-0 K		4	0	0	0	0	1	0	
Sixto Lezcano, R (1, 9) OBP: 0.392, SLG: 0.503		0-0 F8		0-0 6-3		4-0 SH2-3 WP BB		0-0 E6 1B		3	1	1	0	1	0	0	
Terry Kennedy, L (1, 2) OBP: 0.309, SLG: 0.472		0-0 1B 1B		0-0 4-3		0-0 SH2-3		0-3 K		3	1	1	0	0	1	1	
Broderick Perkins, L (1, 3) OBP: 0.339, SLG: 0.342		0-0 1B 1-2 2-1-5 1B		0-0 F2		0-0 L1				3	0	1	0	0	0	0	
Tim Flannery, L (1, 4) OBP: 0.326, SLG: 0.321		0-0 1-3 2-H 1B		0-0 F7		0-0 4-3				3	0	1	1	0	0	0	
Joe Lefebvre, L (1, 5) OBP: 0.237, SLG: 0.218		0-0 2-1-5	0-3 K		0-0 E 3B 1B		0-0 L3		0-0 2B 1 DP 0	3	1	1	0	0	1	0	
Andy Hawkins, R (1, 1) Gary Lucas, L (8, 1)			0-0 G3		0-0 SH3-4		0-3 K			2	0	0	0	0	1	0	
										0	0	0	0	0	0	0	
<b>Inning Stats</b>	R: 0 E: 0 K: 1 S: 5	H: 0 LOB: 0 BB: 0 P: 5	R: 1 E: 0 K: 0 S: 4	H: 3 LOB: 1 BB: 0 P: 4	R: 0 E: 0 K: 1 S: 5	H: 0 LOB: 0 BB: 0 P: 5	R: 0 E: 0 K: 0 S: 3	H: 0 LOB: 0 BB: 0 P: 3	R: 0 E: 0 K: 0 S: 3	H: 0 LOB: 0 BB: 1 P: 7	R: 0 E: 1 K: 2 S: 8	H: 0 LOB: 1 BB: 0 P: 8	R: 0 E: 1 K: 2 S: 8	H: 1 LOB: 1 BB: 0 P: 8	1B: 5 2B: 0 3B: 1 HR: 0	SF: 0 SAC: 2 DP: 0 HBP: 0	WP: 3 PA: 32 PB: 0 SB: 0 CS: 0
<b>PITCHER</b>	IP WLS BF H R ER SO BB IBB HBP BLK WP HR S P ERA WHIP																
Joe Niekro, R (1, 1) ERA: 2.99	8.0 W 29 5 4 4 3 1 0 0 0 0 2 0 33 37 4.50 0.750																
Dave Smith, R (9, 1) ERA: 4.71	1.0 S 4 1 0 0 2 0 0 0 0 0 0 0 8 8 0.00 1.000																

San Diego Padres @ Houston Astros  
Astrodome, Houston, TX  
Mon Aug 02 1982, 8:05 PM EDT  
Att: 13,302 - Unknown

AB	29
R	4
H	6
RBI	2
BB	1
SO	5
LOB	2



Batter	1	2	3	4	5	6	7	8	9	AB	R	H	RBI	BB	SO	LOB	BOTTOM
Dickie Thon, R (1, 6) OBP: 0.313, SLG: 0.394	0-0 6-3		4-0 1-2 BB			0-0 5-3		0-0 1B 3B		3	1	1	1	1	0	0	
Denny Walling, L (1, 8) OBP: 0.298, SLG: 0.286	0-3 K		0-0 F7			4-0 BLK 4-3 BB		0-0 1B 2B 1B		2	0	0	0	1	1	2	
Tony Scott, S (8, PH) OBP: 0.277, SLG: 0.311			0-0 F7					0-0 1B 2B 1B		1	1	1	1	0	0	0	
Ray Knight, R (1, 3) OBP: 0.365, SLG: 0.421	0-3 K		0-0 F9			0-0 4-3		0-0 2B 1B		4	1	1	0	0	1	3	
Jose Cruz, L (1, 7) OBP: 0.348, SLG: 0.397		0-0 6-3		0-0 5-3		0-0 F7		0-0 SF9 2B		4	1	1	2	0	0	1	
Danny Heep, L (1, 9) OBP: 0.319, SLG: 0.372		0-0 F7		0-0 CS 1B				0-0 SF9		3	0	1	1	0	0	0	
Dave Smith, R (9, 1) ERA: 4.71								0-0 1B		0	0	0	0	0	0	0	
Phil Garner, R (1, 4) OBP: 0.301, SLG: 0.426		0-0 F8		0-0 6-3		0-0 F7		0-0 CS 1B		4	0	1	0	0	0	1	
Alan Knicely, R (1, 2) OBP: 0.309, SLG: 0.314			0-0 E5 1B			0-0 5-3		0-0 CS		3	1	0	0	0	0	0	
Art Howe, R (1, 5) OBP: 0.315, SLG: 0.299			0-0 F4			0-0 6-3		0-0 3B 1B		3	1	1	0	0	0	1	
Joe Niekro, R (1, 1) ERA: 2.99			0-0 BB 1B			0-0 3-1		0-0 F9		2	0	1	1	0	0	0	
Harry Spillman, L (8, PH) OBP: 0.263, SLG: 0.421										1	0	0	0	0	0	1	
Terry Puhl, L (9, 9) OBP: 0.322, SLG: 0.381										0	0	0	0	0	0	0	
<b>Inning Stats</b>	R: 0 E: 0 K: 2 S: 7	H: 0 LOB: 0 BB: 0 P: 7	R: 0 E: 0 K: 0 S: 3	H: 0 LOB: 0 BB: 0 P: 3	R: 1 E: 1 K: 0 S: 5	H: 1 LOB: 2 BB: 1 P: 9	R: 0 E: 0 K: 0 S: 3	H: 1 LOB: 0 BB: 0 P: 3	R: 0 E: 0 K: 0 S: 3	H: 0 LOB: 1 BB: 1 P: 7	R: 0 E: 0 K: 0 S: 3	H: 0 LOB: 0 BB: 0 P: 3	R: 0 E: 0 K: 0 S: 8	H: 6 LOB: 0 BB: 0 P: 8	1B: 6 2B: 1 3B: 1 HR: 0	SF: 1 SAC: 0 DP: 0 HBP: 0	WP: 0 PA: 34 PB: 0 SB: 0 CS: 2
<b>PITCHER</b>	IP WLS BF H R ER SO BB IBB HBP BLK WP HR S P ERA WHIP																
Andy Hawkins, R (1, 1) ERA: 5.79	7.1 L 5 4 3 3 0 0 0 0 0 0 0 0 30 38 2.46 0.818																
Gary Lucas, L (8, 1) ERA: 3.7	0.2 L 5 4 3 3 0 0 0 0 0 0 0 5 5 40.50 6.000																

San Diego Padres @ Houston Astros  
Astrodome, Houston, TX  
Mon Aug 02 1982, 8:05 PM EDT  
Att: 13,302 - Unknown


AB	30
R	6
H	8
RBI	6
BB	2
SO	2
LOB	9










Batter	1	2	3	4	5	6	7	8	9	AB R H RBI BB SO LOB	TOP									
Tom Lawless, R (1,4) Wayne Krenchicki, L (8,PH) Wayne Krenchicki, L (8,4) (8,5)	5-3	K			G3 1B 2B		2B	1-3 2-H 3-H 1B		4 1 2 0 0 1 3 1 0 1 2 0 0 0	<p>Cincinnati Reds @ San Diego Padres</p> <p>Jack Murphy Stadium, San Diego, CA</p> <p>Thu Aug 05 1982, 10:05 PM EDT</p> <p>Att: 13,386 - Unknown</p> <p>livebaseballscorecards.com</p> <p>AB 34 R 4 H 9 RBI 4 BB 5 SO 4 LOB 16</p> 									
Eddie Milner, L (1,8) OBP: 0.337, SLG: 0.386	1B S 1B	4-3			G3		F9		4-3	5 0 1 0 0 0 5										
Dave Concepcion, R (1,6) OBP: 0.346, SLG: 0.382	L9				F8		FC6-4 IBB		F8	4 0 1 1 1 0 1										
Johnny Bench, R (1,5) Ron Oester, S (9,4) OBP: 0.289, SLG: 0.315	2-3 1B				K		FC6-4		F7	5 1 2 1 0 1 3 0 0 0 0 0 0 0										
Mike Vail, R (1,7) Duane Walker, L (8,7) OBP: 0.280, SLG: 0.413 OBP: 0.336, SLG: 0.385	K				F9		F8		L5	4 0 0 0 0 1 3 0 0 0 0 0 0 0										
Dan Driessen, L (1,3) OBP: 0.389, SLG: 0.434		CS BB			F7		3-1		BB 5-3 1B	3 1 1 0 1 0 0										
Paul Householder, S (1,9) OBP: 0.274, SLG: 0.364		SH BB 1-2 1B			F8		F7		5-3	4 0 1 0 0 0 1										
Dave Vangorder, R (1,2) OBP: 0.267, SLG: 0.246		SH BB 1-2 BB			F7		5-3		BB 1B IBB	2 1 0 0 2 0 0										
Tom Seaver, R (1,1) Rafael Landestoy, S (7,PH) Jim Kern, R (7,1) Brad Lesley, R (9,1)	SH 1-2 2-3				F9		K		1B 1-2 2-3 BB	1 0 0 0 0 0 0 1 0 0 0 0 1 0 0 0 0 0 1 0 0 0 0 0 0 0 0 0										
<b>Inning Stats</b>	R: 0 E: 0 K: 1 S: 7	H: 2 LOB: 2 BB: 0 P: 7	R: 0 E: 0 K: 1 S: 6	H: 1 LOB: 3 BB: 2 P: 14	R: 1 E: 0 K: 0 S: 4	H: 1 LOB: 0 BB: 0 P: 4	R: 0 E: 0 K: 0 S: 3	H: 0 LOB: 0 BB: 0 P: 3	R: 1 E: 0 K: 1 S: 7	H: 2 LOB: 1 BB: 0 P: 7		R: 0 E: 0 K: 0 S: 3	H: 0 LOB: 2 BB: 1 P: 10	R: 2 E: 0 K: 0 S: 4	H: 2 LOB: 2 BB: 2 P: 12	R: 0 E: 0 K: 0 S: 3	H: 0 LOB: 0 BB: 0 P: 3	1B: 6 2B: 2 3B: 0 HR: 1	SF: 0 SAC: 1 DP: 0 HBP: 0	WP: 0 PB: 0 SB: 1 CS: 1
<b>PITCHER</b>	IP WLS BF H R ER SO BB IBB HBP BLK WP HR S P ERA WHIP											IP WLS BF H R ER SO BB IBB HBP BLK WP HR S P ERA WHIP								
Tim Lollar, L (1,1) ERA: 3.38	7.2 L 36 8 4 4 4 3 2 0 0 0 1 39 59 4.70 1.435																			
Luis DeLeon, R (8,1) ERA: 1.93	1.1 4 1 0 0 0 0 0 0 0 0 0 0 4 4 0.00 0.750																			

Batter	1	2	3	4	5	6	7	8	9	AB R H RBI BB SO LOB	BOTTOM											
Gene Richards, L (1,7) OBP: 0.340, SLG: 0.359	3B		CS BB		K			6-3		3 0 1 0 1 1 1	<p>Cincinnati Reds @ San Diego Padres</p> <p>Jack Murphy Stadium, San Diego, CA</p> <p>Thu Aug 05 1982, 10:05 PM EDT</p> <p>Att: 13,386 - Unknown</p> <p>livebaseballscorecards.com</p> <p>AB 30 R 2 H 6 RBI 2 BB 6 SO 4 LOB 13</p> 											
Tim Flannery, L (1,4) OBP: 0.315, SLG: 0.309	4-3		4-3		1-3 1B		K		6-3	4 0 1 0 0 1 2 4 0 0 0 0 0 2												
Tony Gwynn, L (1,8) OBP: 0.381, SLG: 0.373	L3				6-3		L1-3		6-3													
Sixto Lezcano, R (1,9) OBP: 0.395, SLG: 0.499	K				6-3		WP BB		BB 1B BB	2 1 0 0 2 1 1												
Terry Kennedy, L (1,2) Dave Edwards, R (9,PR) OBP: 0.220, SLG: 0.300	4-3				P5		K		BB 1B 1B	4 0 1 0 0 1 1 0 0 0 0 0 0 0												
Broderick Perkins, L (1,3) Joe Pittman, R (9,PR) OBP: 0.280, SLG: 0.275	F8				F3		4-3		BB	4 0 1 1 0 0 0 0 0 0 0 0 0 0												
Joe Lefebvre, L (1,5) OBP: 0.250, SLG: 0.255	1B				6-3		F7		BB	3 0 1 0 1 0 0												
Luis Salazar, R (1,6) OBP: 0.278, SLG: 0.351	4-3				2B BB		BB		F7	2 1 0 0 2 0 3												
Tim Lollar, L (1,1) Luis DeLeon, R (8,1) Garry Templeton, S (9,PH)					G3		F7		6-3	3 0 1 1 0 0 1 0 0 0 0 0 0 0 1 0 0 0 0 0 2												
<b>Inning Stats</b>	R: 0 E: 0 K: 1 S: 6	H: 1 LOB: 1 BB: 0 P: 6	R: 0 E: 0 K: 0 S: 4	H: 1 LOB: 1 BB: 0 P: 4	R: 0 E: 0 K: 0 S: 2	H: 0 LOB: 0 BB: 1 P: 6	R: 0 E: 0 K: 0 S: 3	H: 0 LOB: 0 BB: 0 P: 3	R: 1 E: 0 K: 1 S: 6	H: 1 LOB: 1 BB: 1 P: 10		R: 0 E: 0 K: 1 S: 5	H: 1 LOB: 1 BB: 1 P: 9	R: 0 E: 0 K: 0 S: 3	H: 0 LOB: 1 BB: 1 P: 7	R: 0 E: 0 K: 1 S: 5	H: 0 LOB: 0 BB: 0 P: 5	R: 1 E: 0 K: 0 S: 4	H: 2 LOB: 2 BB: 2 P: 12	1B: 4 2B: 2 3B: 1 HR: 0	SF: 0 SAC: 0 DP: 1 HBP: 0	WP: 1 PB: 0 SB: 0 CS: 1
<b>PITCHER</b>	IP WLS BF H R ER SO BB IBB HBP BLK WP HR S P ERA WHIP											IP WLS BF H R ER SO BB IBB HBP BLK WP HR S P ERA WHIP										
Tom Seaver, R (1,1) ERA: 5.26	6.0 W 23 4 1 1 1 3 3 0 0 0 0 1 26 38 1.50 1.167																					
Jim Kern, R (7,1) ERA: 2.71	2.0 10 2 1 1 1 2 0 0 0 0 0 0 10 18 4.50 2.000																					
Brad Lesley, R (9,1) ERA: 2.84	1.0 S 3 0 0 0 0 0 1 0 0 0 0 0 2 6 0.00 1.000																					



Batter	1	2	3	4	5	6	7	8	9	AB	R	H	RBI	BB	SO	LOB	TOP			
Tom Lawless, R (1.4) Wayne Krenchicki, L (8, PH) Greg Harris, S (8, 1) OBP: 0.274, SLG: 0.269 OBP: 0.327, SLG: 0.375 OBP: 0.167, SLG: 0.167	0-0 6-3		0-0 P5			0-0 B1-3		0-0 G3		3	0	0	0	0	0	1	<p>Cincinnati Reds @ San Diego Padres</p> <p>Jack Murphy Stadium, San Diego, CA</p> <p>Fri Aug 06 1982, 10:05 PM EDT</p> <p>Att: 11,331 - Unknown</p>			
Eddie Milner, L (1.8) OBP: 0.336, SLG: 0.385	0-0 CS 1B			0-0 F9			0-3 K		0-3 K	4	0	1	0	0	2	0				
Dave Concepcion, R (1.6) OBP: 0.348, SLG: 0.382	0-0 F9 1-2			0-0 G6-3 1B			4-0 FC6-4 BB		0-0 G3	3	0	1	0	1	0	1				
Dan Driessen, L (1.3) OBP: 0.390, SLG: 0.435		0-0 G1-6-3 1B		0-0 G6-3 1-2			0-0 FC6-4 1B		0-0 FC5-4 1B	4	0	2	0	0	0	2				
Johnny Bench, R (1.5) OBP: 0.321, SLG: 0.385	0-0 G1-6-3 1-2				0-0 5-3		0-0 1B		0-0 FC5-4	4	0	1	0	0	0	2				
Duane Walker, L (1.7) OBP: 0.328, SLG: 0.374	0-0 F9				0-3 K		0-0 4-3			3	0	0	0	0	1	2				
Paul Householder, S (1.9) OBP: 0.271, SLG: 0.360			0-0 G3		0-0 F8			0-0 L8		3	0	0	0	0	0	0				
Dave Vangorder, R (1.2) Ron Oester, S (8, PH) OBP: 0.273, SLG: 0.254 OBP: 0.291, SLG: 0.317			0-0 SH1-3 1B		0-0 6-3			0-0 1B		2	0	1	0	0	0	0				
Bob Shirley, R (1.1) Larry Bittner, L (8, PH) Alex Trevino, R (8, 2) OBP: 0.105, SLG: 0.105 OBP: 0.355, SLG: 0.412 OBP: 0.314, SLG: 0.304			0-0 SH1-3		0-0 G3			0-0 F8		1	0	0	0	0	0	0				
			0-0 1-2							1	0	0	0	0	0	1				
										0	0	0	0	0	0	0				
<b>Inning Stats</b>	R: 0 E: 0 K: 0 S: 3	H: 1 LOB: 0 BB: 0 P: 3	R: 0 E: 0 K: 0 S: 3	H: 1 LOB: 0 BB: 0 P: 3	R: 0 E: 0 K: 0 S: 4	H: 1 LOB: 0 BB: 0 P: 4	R: 0 E: 0 K: 0 S: 3	H: 0 LOB: 0 BB: 0 P: 3	R: 0 E: 0 K: 1 S: 5	H: 0 LOB: 0 BB: 0 P: 5	R: 0 E: 0 K: 1 S: 6	H: 1 LOB: 2 BB: 1 P: 10	R: 0 E: 0 K: 0 S: 4	H: 1 LOB: 1 BB: 0 P: 4	R: 0 E: 0 K: 1 S: 6	H: 1 LOB: 1 BB: 0 P: 6	1B: 7 2B: 0 3B: 0 HR: 0	SF: 0 SAC: 1 DP: 2 HBP: 0	WP: 0 PB: 0 SB: 0 CS: 1	PA: 32
<b>PITCHER</b> Eric Show, R (1.1) ERA: 2.21	IP: 9.0 WLS: W BF: 32 H: 7 R: 0 ER: 0 SO: 3 BB: 1 IBB: 0 HBP: 0 BLK: 0 WP: 0 HR: 0 S: 37 P: 41 ERA: 0.00 WHIP: 0.889															<b>PITCHER</b>				

Batter	1	2	3	4	5	6	7	8	9	AB	R	H	RBI	BB	SO	LOB	BOTTOM	
Gene Richards, L (1.7) Dave Edwards, R (8, 8) OBP: 0.339, SLG: 0.358 OBP: 0.220, SLG: 0.300	0-0 SH3 1B	0-0 G4-6-3 1-2		0-0 FC4 1-2			0-3 K			4	0	1	0	0	1	4	<p>Cincinnati Reds @ San Diego Padres</p> <p>Jack Murphy Stadium, San Diego, CA</p> <p>Fri Aug 06 1982, 10:05 PM EDT</p> <p>Att: 11,331 - Unknown</p>	
Tony Gwynn, L (1.8) OBP: 0.388, SLG: 0.359	0-0 SH3 1-2		0-3 K		0-0 4-3		0-0 P6			3	0	0	0	0	1	0		
Garry Templeton, S (1.6) OBP: 0.281, SLG: 0.375	0-0 F9		0-0 1-3		0-0 P3		0-0 6-3			4	0	0	0	0	0	1		
Sixto Lezcano, R (1.9) OBP: 0.399, SLG: 0.497	4-0 IBB		4-0 FC5-4 BB		0-0 F8			4-0 BB		1	0	0	0	3	0	0		
Terry Kennedy, L (1.2) OBP: 0.306, SLG: 0.465	0-0 1-3		0-0 FC5-4 1-2			0-3 K		0-0 F7		4	0	0	0	0	1	4		
Joe Lansford, R (1.3) OBP: 0.536, SLG: 0.375		0-0 2B 1B		4-0 CS BB		0-0 F7		0-0 F9		3	1	1	0	1	0	1		
Luis Salazar, R (1.5) OBP: 0.283, SLG: 0.366		0-0 1-H 2B		0-0 1-2 1B		0-0 HR		0-0 4-3		4	1	3	2	0	0	1		
Joe Pittman, R (1.4) OBP: 0.287, SLG: 0.268		4-0 G4-6-3 BB		0-0 F9		0-0 E5				2	0	0	0	1	0	1		
Eric Show, R (1.1) OBP: 0.167, SLG: 0.167		0-3 K		0-0 FC4 1-2		0-0 G3				3	0	1	0	0	1	3		
										1B: 4 2B: 1 3B: 0 HR: 1								WP: 0 PB: 0 SB: 0 CS: 1
<b>PITCHER</b> Bob Shirley, L (1.1) Greg Harris, R (8, 1) ERA: 4.0 ERA: 4.5	IP: 7.0 WLS: L BF: 30 H: 6 R: 2 ER: 2 SO: 4 BB: 2 IBB: 2 HBP: 0 BLK: 0 WP: 0 HR: 1 S: 34 P: 50 ERA: 2.57 WHIP: 1.286															<b>PITCHER</b>		
	IP: 1.0 WLS: L BF: 4 H: 0 R: 0 ER: 0 SO: 0 BB: 1 IBB: 0 HBP: 0 BLK: 0 WP: 0 HR: 0 S: 3 P: 7 ERA: 0.00 WHIP: 1.000															<b>PITCHER</b>		

AB	30
R	0
H	7
RBI	0
BB	1
SO	3
LOB	10





Batter	1	2	3	4	5	6	7	8	9	AB	R	H	RBI	BB	SO	LOB	TOP			
Eddie Milner, L (1.8) OBP: 0.337, SLG: 0.386										4	0	2	0	0	0	2	<p>Cincinnati Reds @ San Diego Padres Jack Murphy Stadium, San Diego, CA Sat Aug 07 1982, 10:05 PM EDT Att: 20,890 - Unknown</p> <p>livebaseballscores.com</p>			
Duane Walker, L (1.7) OBP: 0.317, SLG: 0.360										4	0	0	0	0	1	3				
Dave Concepcion, R (1.6) OBP: 0.344, SLG: 0.378										4	0	0	0	0	1	0				
Dan Driessen, L (1.3) OBP: 0.391, SLG: 0.437										3	1	1	0	1	0	0				
Paul Householder, S (1.9) OBP: 0.287, SLG: 0.354										4	0	0	0	0	2	2				
Wayne Krenchicki, L (1.5) OBP: 0.327, SLG: 0.374 Johnny Bench, R (9, PH) OBP: 0.320, SLG: 0.384										3	0	1	1	0	0	0				
Ron Oester, S (1.4) OBP: 0.291, SLG: 0.317										3	0	1	0	0	0	1				
Dave Vangorder, R (1.2) OBP: 0.263, SLG: 0.243									3	0	0	0	0	2	1					
Mario Soto, R (1.1) OBP: 0.246, SLG: 0.246 Alex Trevino, R (8, PH) OBP: 0.313, SLG: 0.302 Brad Lesley, R (8, 1)									1	0	1	0	0	0	0	0				
										1	0	0	0	0	0	0				
										0	0	0	0	0	0	0				
<b>Inning Stats</b>	R: 0 E: 0 K: 0 S: 3	H: 1 LOB: 0 BB: 0 P: 3	R: 0 E: 0 K: 1 S: 5	H: 0 LOB: 0 BB: 0 P: 5	R: 0 E: 0 K: 1 S: 6	H: 1 LOB: 1 BB: 0 P: 6	R: 0 E: 0 K: 0 S: 3	H: 0 LOB: 0 BB: 0 P: 3	R: 0 E: 0 K: 1 S: 6	H: 1 LOB: 1 BB: 0 P: 6	R: 1 E: 0 K: 0 S: 5	H: 2 LOB: 1 BB: 0 P: 5	R: 0 E: 0 K: 1 S: 6	H: 1 LOB: 1 BB: 0 P: 6	R: 0 E: 0 K: 3 S: 9	H: 0 LOB: 1 BB: 1 P: 13	1B: 5 2B: 1 3B: 0 HR: 0	SF: 0 SAC: 1 DP: 0 HBP: 0	WP: 0 PB: 0 SB: 0 CS: 1	PA: 33
<b>PITCHER</b>	IP WLS BF H R ER SO BB IBB HBP BLK WP HR S P ERA WHIP																			
Andy Hawkins, R (1.1) ERA: 4.75	7.0 W 25 5 1 1 3 0 0 0 0 0 0 0 31 31 1.29 0.714																			
Gary Lucas, L (8, 1) ERA: 3.58	2.0 S 8 1 0 0 4 1 0 0 0 0 0 0 15 19 0.00 1.000																			


Batter	1	2	3	4	5	6	7	8	9	AB	R	H	RBI	BB	SO	LOB	BOTTOM			
Gene Richards, L (1.7) OBP: 0.335, SLG: 0.353 Gary Lucas, L (8, 1)										4	0	0	1	0	1	2	<p>Cincinnati Reds @ San Diego Padres Jack Murphy Stadium, San Diego, CA Sat Aug 07 1982, 10:05 PM EDT Att: 20,890 - Unknown</p> <p>livebaseballscores.com</p>			
Tony Gwynn, L (1.8) OBP: 0.383, SLG: 0.346										3	1	0	0	1	1	3				
Garry Templeton, S (1.6) OBP: 0.280, SLG: 0.374										4	0	1	1	0	2	3				
Terry Kennedy, L (1.2) OBP: 0.310, SLG: 0.470										3	1	2	0	1	1	1				
Luis Salazar, R (1.5) OBP: 0.286, SLG: 0.369										3	1	2	0	0	0	1				
Broderick Perkins, L (1.3) OBP: 0.336, SLG: 0.339										4	1	1	0	0	0	5				
Joe Lefebvre, L (1.9) OBP: 0.244, SLG: 0.248										3	0	0	1	0	0	3				
Tim Flannery, L (1.4) OBP: 0.318, SLG: 0.306										2	0	0	0	2	2	0				
Andy Hawkins, R (1.1) Kurt Bevacqua, R (7, PH) OBP: 0.348, SLG: 0.301 Dave Edwards, R (8, 8) OBP: 0.214, SLG: 0.293										2	0	0	0	0	1	0				
										1	0	0	0	0	0	3				
<b>Inning Stats</b>	R: 0 E: 0 K: 1 S: 5	H: 0 LOB: 0 BB: 0 P: 5	R: 2 E: 1 K: 1 S: 7	H: 1 LOB: 0 BB: 0 P: 7	R: 0 E: 0 K: 2 S: 7	H: 0 LOB: 0 BB: 0 P: 7	R: 0 E: 0 K: 0 S: 3	H: 1 LOB: 1 BB: 1 P: 7	R: 0 E: 0 K: 1 S: 5	H: 0 LOB: 0 BB: 0 P: 5	R: 1 E: 0 K: 1 S: 6	H: 1 LOB: 1 BB: 1 P: 10	R: 1 E: 0 K: 2 S: 9	H: 1 LOB: 3 BB: 2 P: 17	R: 0 E: 0 K: 0 S: 5	H: 2 LOB: 3 BB: 1 P: 9	1B: 5 2B: 1 3B: 0 HR: 0	SF: 0 SAC: 2 DP: 1 HBP: 0	WP: 0 PB: 0 SB: 1 CS: 0	PA: 36
<b>PITCHER</b>	IP WLS BF H R ER SO BB IBB HBP BLK WP HR S P ERA WHIP																			
Mario Soto, R (1.1) ERA: 2.55	7.0 L 30 4 4 3 8 3 1 0 0 0 0 0 42 58 3.86 1.000																			
Brad Lesley, R (8, 1) ERA: 2.45	1.0 6 2 0 0 0 0 0 1 0 0 0 0 0 5 9 0.00 2.000																			



Batter	1	2	3	4	5	6	7	8	9	AB	R	H	RBI	BB	SO	LOB	TOP	
Tom Lawless, R OBP: 0.264, SLG: 0.259 Ron Oester, S OBP: 0.291, SLG: 0.316 (8, 4)	F8		6-3			F8		F7		3	0	0	0	0	0	0		
Eddie Milner, L OBP: 0.339, SLG: 0.386 (1, 8)	K			CS 1B		L5-3 BB		F9		3	0	1	0	1	1	0		
Dave Concepcion, R OBP: 0.341, SLG: 0.374 (1, 6)	3-1			K 1-2		L5-3 1-2		5-3		4	0	0	0	0	1	2		
Johnny Bench, R OBP: 0.316, SLG: 0.378 (1, 5)		E7 1B		P4			K		K	4	1	0	0	0	2	0		
Mike Vail, R OBP: 0.281, SLG: 0.411 (1, 7)	6-3					1B 1B		K		3	0	1	0	0	1	1		
Dan Driessen, L OBP: 0.390, SLG: 0.436 (1, 3)						F9		F8		3	0	1	1	0	0	1		
Paul Householder, S OBP: 0.271, SLG: 0.357 (1, 9)						1-2 1B				3	0	2	0	0	0	1		
Alex Trevino, R OBP: 0.311, SLG: 0.300 Duane Walker, L OBP: 0.315, SLG: 0.357 Dave Vangorder, R OBP: 0.283, SLG: 0.243 (8, 2)			P6			F8		F5		2	0	0	0	0	0	2		
Frank Pastore, R OBP: 0.184, SLG: 0.189 Larry Bittner, L OBP: 0.353, SLG: 0.409 Joe Price, R OBP: 0.333, SLG: 0.333 Jim Kern, R (8, 1)			K			P3		F2		2	0	0	0	0	1	2		
<b>Inning Stats</b>	R: 0 E: 0 K: 1 S: 5	H: 0 LOB: 0 BB: 0 P: 5	R: 1 E: 1 K: 0 S: 4	H: 1 LOB: 0 BB: 0 P: 4	R: 0 E: 0 K: 1 S: 5	H: 0 LOB: 0 BB: 0 P: 5	R: 0 E: 0 K: 1 S: 5	H: 2 LOB: 2 BB: 0 P: 5	R: 0 E: 0 K: 2 S: 7	H: 0 LOB: 0 BB: 0 P: 7	R: 0 E: 0 K: 0 S: 4	H: 1 LOB: 1 BB: 0 P: 4	R: 0 E: 0 K: 1 S: 5	H: 0 LOB: 0 BB: 0 P: 5	1B: 5 2B: 1 3B: 0 HR: 0	SF: 0 SAC: 0 DP: 1 HBP: 0	WP: 0 PA: 31 PB: 0 SB: 0 CS: 2	
<b>PITCHER</b>	IP	WLS	BF	H	R	ER	SO	BB	IBB	HBP	BLK	WP	HR	S	P	ERA	WHIP	
Dave Dravecky, L ERA: 1.93	6.0	W	21	4	1	0	3	1	0	0	0	0	0	26	30	0.00	0.833	
Floyd Chiffer, R ERA: 2.53	2.0		7	1	0	0	2	0	0	0	0	0	0	11	11	0.00	0.500	
Gary Lucas, L ERA: 3.52	1.0	S	3	0	0	0	1	0	0	0	0	0	0	5	5	0.00	0.000	

Cincinnati Reds @ San Diego Padres  
Jack Murphy Stadium, San Diego, CA  
Sun Aug 08 1982, 6:33 AM EDT  
Att: 12,097 - Unknown


AB	30
R	1
H	5
RBI	1
BB	1
SO	6
LOB	12



Batter	1	2	3	4	5	6	7	8	9	AB	R	H	RBI	BB	SO	LOB	BOTTOM	
Gene Richards, L OBP: 0.337, SLG: 0.355 Dave Edwards, R OBP: 0.209, SLG: 0.286 (8, 8)	FC6-4 1B	L4-6		4-3				F2		4	0	2	0	0	0	3		
Tony Gwynn, L OBP: 0.358, SLG: 0.341 (8, 7)	FC6-4 1B		4-3		G3		4-3			4	0	1	0	0	0	1		
Garry Templeton, S OBP: 0.278, SLG: 0.370 (1, 6)	FC6-4 1B		6-3		F7		4-3			4	0	0	0	0	0	2		
Terry Kennedy, L OBP: 0.312, SLG: 0.470 (1, 2)	K		1B		K			FC1-8 1B		4	0	2	0	0	2	2		
Broderick Perkins, L OBP: 0.338, SLG: 0.341 (1, 3)	F8		1B			1B 1B		FC1-6 BB 1B FC		4	2	2	0	0	0	3		
Luis Salazar, R OBP: 0.288, SLG: 0.370 (1, 5)		1B SF9 1B	F8			F9		FC BB 1B		4	1	2	0	0	0	3		
Joe Lefebvre, L OBP: 0.262, SLG: 0.267 Sixto Lezcano, R OBP: 0.400, SLG: 0.497 (9, 9)		L4-6 SH 1B				1B 1B		FC BB		3	0	3	0	0	0	0		
Tim Flannery, L OBP: 0.318, SLG: 0.308 Joe Lantford, R OBP: 0.344, SLG: 0.297 Joe Pittman, R OBP: 0.287, SLG: 0.268 (9, 4)		SF9		F7		1B 1B		FC		2	0	1	2	0	0	1		
Dave Dravecky, R Kurt Bevacqua, R OBP: 0.344, SLG: 0.297 Floyd Chiffer, R Tim Lollar, L OBP: 0.328, SLG: 0.484 Gary Lucas, L (9, 1)		SH		K		G6-4-3 1B		K		1	0	0	0	0	1	1		
<b>Inning Stats</b>	R: 0 E: 0 K: 1 S: 7	H: 2 LOB: 2 BB: 0 P: 7	R: 1 E: 0 K: 0 S: 5	H: 2 LOB: 1 BB: 0 P: 5	R: 0 E: 0 K: 1 S: 6	H: 1 LOB: 1 BB: 0 P: 6	R: 0 E: 0 K: 0 S: 5	H: 0 LOB: 0 BB: 0 P: 5	R: 1 E: 0 K: 0 S: 5	H: 3 LOB: 1 BB: 0 P: 5	R: 0 E: 0 K: 0 S: 3	H: 1 LOB: 0 BB: 0 P: 3	R: 1 E: 0 K: 1 S: 8	H: 2 LOB: 3 BB: 1 P: 12	1B: 13 2B: 1 3B: 0 HR: 0	SF: 1 SAC: 1 DP: 2 HBP: 0	WP: 0 PA: 37 PB: 0 SB: 1 CS: 1	
<b>PITCHER</b>	IP	WLS	BF	H	R	ER	SO	BB	IBB	HBP	BLK	WP	HR	S	P	ERA	WHIP	
Frank Pastore, R ERA: 3.88		L	30	11	2	2	3	0	0	0	0	0	0	3	7	27.00	9.000	
Joe Price, L ERA: 3.12	0.1		4	2	1	1	0	1	0	0	0	0	0	3	7	27.00	9.000	
Jim Kern, R ERA: 2.69	0.2		3	0	0	0	1	0	0	0	0	0	0	5	5	0.00	0.000	

Cincinnati Reds @ San Diego Padres  
Jack Murphy Stadium, San Diego, CA  
Sun Aug 08 1982, 6:33 AM EDT  
Att: 12,097 - Unknown

AB	34
R	3
H	13
RBI	3
BB	1
SO	4
LOB	26





Batter	1	2	3	4	5	6	7	8	9	AB	R	H	RBI	BB	SO	LOB	TOP																		
Dickie Thon, R OBP: 0.317, SLG: 0.399 (1, 6)										5	2	2	0	0	0	1	<b>Houston Astros @ San Diego Padres</b> Jack Murphy Stadium, San Diego, CA Mon Aug 09 1982, 10:05 PM EDT Att: 9,288 - Unknown																		
Terry Puhl, L OBP: 0.329, SLG: 0.388 (1, 9)										4	0	1	1	1	0	1																			
Ray Knight, R OBP: 0.369, SLG: 0.419 (1, 3)										4	0	3	1	0	0	1																			
Jose Cruz, L OBP: 0.348, SLG: 0.396 (1, 7)										4	0	0	0	0	1	6																			
Phil Garner, R OBP: 0.304, SLG: 0.432 (1, 4)										4	0	1	0	0	0	3																			
Alan Ashby, S OBP: 0.323, SLG: 0.417 (1, 2)										4	2	2	2	0	1	1																			
Art Howe, R OBP: 0.320, SLG: 0.316 (1, 5)										4	0	0	0	0	1	1																			
Tony Scott, S OBP: 0.276, SLG: 0.311 (1, 8)										4	0	0	0	0	2	1																			
Don Sutton, R OBP: 0.194, SLG: 0.167 Bert Roberge, R (8, 1)										3	0	1	0	0	0	0																			
Harry Spilman, L OBP: 0.208, SLG: 0.333 Dave Smith, R (9, PH)										0	0	0	0	0	0	0																			
<b>Inning Stats</b>	R: 1 E: 0 K: 1 S: 7	H: 2 LOB: 1 BB: 0 P: 7	R: 0 E: 0 K: 1 S: 5	H: 0 LOB: 0 BB: 0 P: 5	R: 0 E: 0 K: 0 S: 5	H: 2 LOB: 2 BB: 0 P: 5	R: 1 E: 0 K: 1 S: 6	H: 1 LOB: 0 BB: 0 P: 6	R: 1 E: 0 K: 1 S: 5	H: 2 LOB: 2 BB: 1 P: 9	R: 1 E: 0 K: 0 S: 6	H: 1 LOB: 1 BB: 0 P: 4	R: 0 E: 0 K: 1 S: 6	H: 1 LOB: 1 BB: 0 P: 6	R: 0 E: 0 K: 0 S: 3	H: 0 LOB: 0 BB: 0 P: 3	1B: 6 2B: 1 3B: 1 HR: 2	SF: 0 SAC: 0 DP: 0 HBP: 0	WP: 0 PB: 0 SB: 1 CS: 0	PA: 38															
<b>PITCHER</b>	IP WLS BF H R ER SO BB IBB HBP BLK WP HR S P ERA WHIP																																		
John Montefusco, R ERA: 3.82 Juan Eichelberger, R ERA: 4.18	(1, 1) (8, 1)	7.0 L	31 31	9 9	4 4	4 4	4 4	1 0	0 0	0 0	0 0	0 0	0 0	0 0	2 9	38 9	42 9	5.14 0.00	1.429 0.500																

AB	37
R	4
H	10
RBI	4
BB	1
SO	5
LOB	15



Batter	1	2	3	4	5	6	7	8	9	AB	R	H	RBI	BB	SO	LOB	BOTTOM																		
Gene Richards, L OBP: 0.338, SLG: 0.362 (1, 7)										5	1	2	0	0	0	0	<b>Houston Astros @ San Diego Padres</b> Jack Murphy Stadium, San Diego, CA Mon Aug 09 1982, 10:05 PM EDT Att: 9,288 - Unknown																		
Tony Gwynn, L OBP: 0.354, SLG: 0.348 (1, 8)										4	0	1	1	0	0	1																			
Garry Templeton, S OBP: 0.275, SLG: 0.367 (1, 6)										4	0	0	0	0	0	2																			
Sixto Lezcano, R OBP: 0.403, SLG: 0.496 (1, 9)										1	0	0	0	3	0	0																			
Terry Kennedy, L OBP: 0.309, SLG: 0.465 (1, 2)										4	0	0	0	0	0	6																			
Broderick Perkins, L OBP: 0.337, SLG: 0.344 (1, 3)										4	1	1	0	0	0	0																			
Luis Salazar, R OBP: 0.290, SLG: 0.374 (1, 5)										4	1	2	0	0	0	0																			
Tim Flannery, L OBP: 0.317, SLG: 0.307 (1, 4)										4	0	1	0	0	0	2																			
John Montefusco, R OBP: 0.143, SLG: 0.109 Joe Lefebvre, L OBP: 0.250, SLG: 0.285 Juan Eichelberger, R OBP: 0.143, SLG: 0.195 Kurt Bevacqua, R OBP: 0.341, SLG: 0.297 (1, 1) (7, PH) (8, 1) (9, PH)										2	0	0	0	0	1	0																			
<b>Inning Stats</b>	R: 0 E: 1 K: 0 S: 4	H: 0 LOB: 2 BB: 1 P: 8	R: 0 E: 0 K: 0 S: 3	H: 0 LOB: 0 BB: 0 P: 3	R: 1 E: 0 K: 0 S: 5	H: 2 LOB: 2 BB: 1 P: 9	R: 0 E: 0 K: 0 S: 3	H: 1 LOB: 0 BB: 0 P: 3	R: 0 E: 0 K: 1 S: 5	H: 0 LOB: 0 BB: 0 P: 5	R: 0 E: 0 K: 0 S: 3	H: 0 LOB: 0 BB: 0 P: 3	R: 0 E: 0 K: 0 S: 4	H: 1 LOB: 1 BB: 0 P: 4	R: 0 E: 0 K: 0 S: 4	H: 1 LOB: 2 BB: 1 P: 8		R: 2 E: 1 K: 0 S: 5	H: 2 LOB: 0 BB: 0 P: 5	1B: 3 2B: 3 3B: 1 HR: 0	SF: 1 SAC: 0 DP: 0 HBP: 0	WP: 0 PB: 0 SB: 0 CS: 1	PA: 37												
<b>PITCHER</b>	IP WLS BF H R ER SO BB IBB HBP BLK WP HR S P ERA WHIP																																		
Don Sutton, R ERA: 3.03 Bert Roberge, R ERA: 7.84 Dave Smith, R ERA: 4.89	(1, 1) (8, 1) (9, 1)	7.2 W	31 31	5 5	1 1	1 1	1 1	3 0	0 0	0 0	0 0	0 0	0 0	0 0	1 1	30 42	30 42	1.17 1.043	1.043																

AB	33
R	3
H	7
RBI	2
BB	3
SO	1
LOB	12









Batter	1	2	3	4	5	6	7	8	9	AB	R	H	RBI	BB	SO	LOB	TOP							
Dickie Thon, R OBP: 0.318, SLG: 0.401 (1, 6)										5	1	1	0	0	0	3								
Terry Puhl, L OBP: 0.332, SLG: 0.388 (1, 9)										4	1	3	0	0	0	1								
Ray Knight, R OBP: 0.369, SLG: 0.420 (1, 3)										3	0	1	1	0	1	3								
Phil Garner, R OBP: 0.303, SLG: 0.436 (1, 4)										4	0	1	1	0	2	1								
Jose Cruz, L OBP: 0.342, SLG: 0.388 (1, 7)										4	0	0	0	0	1	3								
Alan Ashby, S OBP: 0.332, SLG: 0.435 (1, 2)										3	1	1	0	1	1	0								
Art Howe, R OBP: 0.315, SLG: 0.310 (1, 5)										4	0	1	0	0	2	1								
Tony Scott, S OBP: 0.272, SLG: 0.305 (1, 8)										4	0	0	0	0	0	2								
Nolan Ryan, R OBP: 0.210, SLG: 0.140 (1, 1)										3	0	1	1	1	1	0								
<b>Inning Stats</b>	R: 1 E: 0 K: 1 S: 6	H: 1 LOB: 0 BB: 0 P: 6	R: 1 E: 0 K: 0 S: 6	H: 3 LOB: 2 BB: 0 P: 6	R: 0 E: 0 K: 2 S: 8	H: 1 LOB: 1 BB: 0 P: 8	R: 0 E: 0 K: 1 S: 5	H: 0 LOB: 0 BB: 0 P: 5	R: 1 E: 0 K: 1 S: 8	H: 3 LOB: 2 BB: 0 P: 8	R: 0 E: 0 K: 1 S: 5	H: 0 LOB: 0 BB: 0 P: 5	R: 0 E: 0 K: 0 S: 3	H: 1 LOB: 1 BB: 1 P: 7	R: 0 E: 0 K: 1 S: 5	H: 0 LOB: 1 BB: 1 P: 9	R: 0 E: 0 K: 1 S: 5	H: 0 LOB: 0 BB: 0 P: 5	1B: 8 2B: 1 3B: 0 HR: 0	SF: 1 SAC: 0 DP: 1 HBP: 0	WP: 0 PB: 0 SB: 0 CS: 0	PA: 37		
<b>PITCHER</b>	IP	WLS	BF	H	R	ER	SO	BB	IBB	HBP	BLK	WP	HR	S	P	ERA	WHIP							
Eric Show, R ERA: 2.36 (1, 1)	6.0	L	26	8	3	3	6	0	0	0	0	0	0	38	38	4.50	1.333							
Juan Eichelberger, R ERA: 4.12 (7, 1)	2.0		8	1	0	0	1	2	0	0	0	0	0	8	16	0.00	1.500							
Chris Welsh, L ERA: 4.7 (9, 1)	1.0		3	0	0	0	1	0	0	0	0	0	0	5	5	0.00	0.000							

Houston Astros @ San Diego Padres  
Jack Murphy Stadium, San Diego, CA  
Wed Aug 11 1982, 10:05 PM EDT  
Att: 10,130 - Unknown

AB 34  
R 3  
H 9  
RBI 3  
BB 2  
SO 8  
LOB 14



Batter	1	2	3	4	5	6	7	8	9	AB	R	H	RBI	BB	SO	LOB	BOTTOM							
Gene Richards, L OBP: 0.333, SLG: 0.354 (1, 7)										3	0	0	0	1	0	0								
Tony Gwynn, L OBP: 0.336, SLG: 0.330 (1, 8)										4	0	0	0	0	1	1								
Luis Salazar, R OBP: 0.289, SLG: 0.370 (1, 6)										3	0	0	0	0	1	0								
Sixto Lezcano, R OBP: 0.398, SLG: 0.486 (1, 9)										3	0	0	0	1	0	0								
Terry Kennedy, L OBP: 0.313, SLG: 0.473 (1, 2)										4	0	1	0	0	2	3								
Broderick Perkins, L OBP: 0.339, SLG: 0.344 (1, 3)										2	0	0	0	1	1	1								
Joe Lefebvre, L OBP: 0.252, SLG: 0.256 (1, 5)										3	0	0	0	0	0	2								
Joe Pittman, R OBP: 0.286, SLG: 0.279 (1, 4)										3	0	0	0	0	1	1								
Eric Show, R OBP: 0.158, SLG: 0.158 (1, 1)										1	0	0	0	0	0	0								
Tim Flannery, L OBP: 0.312, SLG: 0.302 (6, PH)										1	0	0	0	0	0	0								
Juan Eichelberger, R OBP: 0.143, SLG: 0.155 (7, 1)										0	0	0	0	0	0	0								
Kurt Bevacqua, R OBP: 0.337, SLG: 0.293 (8, PH)										1	0	0	0	0	0	1								
Chris Welsh, L OBP: 0.333, SLG: 0.333 (9, 1)										0	0	0	0	0	0	0								
<b>Inning Stats</b>	R: 0 E: 0 K: 0 S: 3	H: 0 LOB: 0 BB: 0 P: 3	R: 0 E: 0 K: 0 S: 3	H: 0 LOB: 0 BB: 0 P: 3	R: 0 E: 0 K: 0 S: 3	H: 0 LOB: 0 BB: 0 P: 3	R: 0 E: 0 K: 0 S: 3	H: 0 LOB: 0 BB: 0 P: 3	R: 0 E: 0 K: 1 S: 6	H: 1 LOB: 1 BB: 0 P: 6	R: 0 E: 0 K: 1 S: 5	H: 0 LOB: 0 BB: 0 P: 5	R: 0 E: 1 K: 3 S: 10	H: 0 LOB: 1 BB: 0 P: 10	R: 0 E: 0 K: 0 S: 3	H: 0 LOB: 1 BB: 1 P: 7	R: 0 E: 0 K: 1 S: 4	H: 0 LOB: 2 BB: 2 P: 13	1B: 1 2B: 1 3B: 0 HR: 0	SF: 0 SAC: 0 DP: 1 HBP: 1	WP: 1 PB: 0 SB: 0 CS: 0	PA: 32		
<b>PITCHER</b>	IP	WLS	BF	H	R	ER	SO	BB	IBB	HBP	BLK	WP	HR	S	P	ERA	WHIP							
Nolan Ryan, R ERA: 3.47 (1, 1)	9.0	W	32	1	0	0	6	3	0	1	0	1	0	40	53	0.00	0.444							

Houston Astros @ San Diego Padres  
Jack Murphy Stadium, San Diego, CA  
Wed Aug 11 1982, 10:05 PM EDT  
Att: 10,130 - Unknown

AB 28  
R 0  
H 1  
RBI 0  
BB 3  
SO 6  
LOB 9





Batter	1	2	3	4	5	6	7	8	9	AB	R	H	RBI	BB	SO	LOB	TOP										
<b>Brett Butler, L</b> OBP: 0.307, SLG: 0.237 (1, 8)	0-0 1-3	0-0 FC5				0-0 1B BLK SF9 1B			0-0 G1-6-3	5	1	1	0	0	1	3	<b>Atlanta Braves @ San Diego Padres</b> Jack Murphy Stadium, San Diego, CA Thu Aug 12 1982, 6:33 AM EDT Att: 32,540 - Unknown										
<b>Rafael Ramirez, R</b> OBP: 0.300, SLG: 0.341 (1, 6)	4-0 BB		0-0 SH5-3 1B		0-0 WP 1-3 1B			0-0 G6-4-3 1B	4	0	3	0	1	0	0												
<b>Claudell Washington, L</b> OBP: 0.331, SLG: 0.385 (1, 9)	0-0 F9		0-0 SH5-3 1-3		0-3 K		0-3 K			3	0	0	0	0	2	4											
<b>Dale Murphy, R</b> OBP: 0.369, SLG: 0.539 (1, 7)	0-0 F9		0-3 K		0-0 SF9		0-0 G6-4-3			3	0	0	1	0	1	3											
<b>Chris Chambliss, L</b> OBP: 0.328, SLG: 0.410 (1, 3)		0-0 4-3	4-0 BB		3-H 4-0 WP IBB			0-0 2B		2	0	1	0	2	0	0											
<b>Glenn Hubbard, R</b> OBP: 0.339, SLG: 0.377 (1, 4)	0-0 2B		0-0 1-3		4-0 1-2 2-3 BB			0-0 F7		3	1	1	0	1	0	3											
<b>Biff Pocoroba, S</b> OBP: 0.351, SLG: 0.404 <b>Bob Watson, R</b> OBP: 0.291, SLG: 0.415 <b>Bruce Benedict, R</b> OBP: 0.285, SLG: 0.275 (5, 2)	0-0 F8		0-3 K		0-0 FC6-4 1-2 1-2			0-0 6-3		2	0	0	0	0	1	1											
<b>Jerry Royster, R</b> OBP: 0.327, SLG: 0.341 (1, 5)	0-0 FC5 1-H 2B		0-0 5-3		0-0 5-3			0-3 K		4	0	1	1	0	1	1											
<b>Bob Walk, R</b> OBP: 0.300, SLG: 0.205 <b>Carlos Diaz, R</b> (6, 1) <b>Rufino Linares, R</b> OBP: 0.347, SLG: 0.413 (9, PH)	4-0 BB		0-0 P6		0-3 K			0-0 G1-6-3 1B		2	0	0	0	1	1	0											
<b>Inning Stats</b>	R: 0 E: 0 K: 0 S: 3	H: 0 LOB: 1 BB: 1 P: 7	R: 1 E: 0 K: 0 S: 5	H: 2 LOB: 2 BB: 1 P: 9	R: 0 E: 0 K: 1 S: 6	H: 1 LOB: 2 BB: 1 P: 10	R: 0 E: 0 K: 1 S: 5	H: 0 LOB: 0 BB: 0 P: 5	R: 1 E: 0 K: 1 S: 7	H: 2 LOB: 3 BB: 2 P: 15	R: 0 E: 0 K: 1 S: 5	H: 1 LOB: 0 BB: 0 P: 5	R: 0 E: 0 K: 1 S: 6	H: 1 LOB: 1 BB: 0 P: 6	R: 0 E: 0 K: 0 S: 3	H: 1 LOB: 0 BB: 0 P: 3		1B: 6 2B: 2 3B: 0 HR: 0	SF: 1 SAC: 1 DP: 2 HBP: 0	WP: 1 PB: 0 SB: 2 CS: 0	PA: 38						
<b>PITCHER</b>	IP	WLS	BF	H	R	ER	SO	BB	IBB	HBP	BLK	WP	HR	S	P	ERA	WHIP										
<b>Andy Hawkins, R</b> ERA: 4.63 <b>Chris Welsh, L</b> ERA: 4.53	(1, 1) 4.2		24	5	2	2	3	4	1	0	1	1	0	25	45	3.86	1.929										

Batter	1	2	3	4	5	6	7	8	9	AB	R	H	RBI	BB	SO	LOB	BOTTOM										
<b>Tony Gwynn, L</b> OBP: 0.342, SLG: 0.356 (1, 8)	0-0 P6		0-3 K 1B		0-0 WP 2-H 2B					4	1	2	2	0	1	0	<b>Atlanta Braves @ San Diego Padres</b> Jack Murphy Stadium, San Diego, CA Thu Aug 12 1982, 6:33 AM EDT Att: 32,540 - Unknown										
<b>Joe Lefebvre, L</b> OBP: 0.252, SLG: 0.256 (1, 7)	0-0 P3		0-0 1-H 1B		0-0 F7 2-3					4	0	1	1	0	1	2											
<b>Garry Templeton, S</b> OBP: 0.271, SLG: 0.360 (1, 6)	0-0 3-1		0-0 P5		0-0 6-3		0-0 F9			4	0	0	0	0	0	1											
<b>Sixto Lezcano, R</b> OBP: 0.399, SLG: 0.484 (1, 9)		4-0 L3 BB		0-3 K		4-0 HR BB		0-3 K		2	1	0	0	2	2	0											
<b>Terry Kennedy, L</b> OBP: 0.312, SLG: 0.479 (1, 2)		0-0 F8		0-0 4-3		0-0 1-H HR		0-0 3-1		4	1	1	2	0	0	1											
<b>Luis Salazar, R</b> OBP: 0.289, SLG: 0.369 (1, 5)		0-0 L3		0-3 K		0-0 1-H 2B 1B		0-0 5-3		4	1	1	0	0	1	1											
<b>Broderick Perkins, L</b> OBP: 0.341, SLG: 0.346 (1, 3)			0-0 E9 WP 1B		0-0 F9		0-0 F5 1-2		0-0 1B	4	1	2	0	0	0	1											
<b>Tim Flannery, L</b> OBP: 0.315, SLG: 0.302 (1, 4)			0-3 K		0-0 SH2-4 2B 1B		4-0 2B IBB		0-0 F9	3	2	1	0	1	1	2											
<b>Andy Hawkins, R</b> <b>Chris Welsh, L</b> OBP: 0.342, SLG: 0.371 (5, 1)			0-3 K		0-0 SH2-4 1-2		0-0 1-H 2B 2B		0-0 F7	1	0	0	0	0	1	1											
<b>Inning Stats</b>	R: 0 E: 0 K: 0 S: 3	H: 0 LOB: 0 BB: 0 P: 3	R: 0 E: 0 K: 0 S: 2	H: 0 LOB: 0 BB: 1 P: 6	R: 2 E: 1 K: 3 S: 12	H: 2 LOB: 1 BB: 0 P: 12	R: 0 E: 0 K: 2 S: 7	H: 0 LOB: 0 BB: 0 P: 7	R: 1 E: 0 K: 0 S: 5	H: 2 LOB: 1 BB: 0 P: 5	R: 5 E: 0 K: 1 S: 9	H: 4 LOB: 1 BB: 2 P: 17	R: 0 E: 0 K: 1 S: 5	H: 0 LOB: 0 BB: 0 P: 5	R: 0 E: 0 K: 0 S: 4	H: 1 LOB: 1 BB: 0 P: 4		1B: 5 2B: 4 3B: 0 HR: 1	SF: 0 SAC: 1 DP: 1 HBP: 0	WP: 2 PB: 0 SB: 2 CS: 0	PA: 36						
<b>PITCHER</b>	IP	WLS	BF	H	R	ER	SO	BB	IBB	HBP	BLK	WP	HR	S	P	ERA	WHIP										
<b>Bob Walk, R</b> ERA: 4.6 <b>Carlos Diaz, L</b> ERA: 4.34	(1, 1) 5.2	L	27	7	8	7	5	2	1	0	0	2	0	13	46	0.00	0.857										



Batter	1	2	3	4	5	6	7	8	9	AB	R	H	RBI	BB	SO	LOB	TOP
Jerry Royster, R (1, 5) OBP: 0.321, SLG: 0.344	SH5-4 E 2B		6-3		FC6-5 BB		1-3		P4	5	1	1	0	0	0	1	
Rafael Ramirez, R (1, 6) OBP: 0.300, SLG: 0.340	SH5-4 2-3			F8	4-0 BB		P4			2	0	0	0	1	0	0	
Rufino Linares, R (1, 7) OBP: 0.339, SLG: 0.402	E4 CS		6-3		K			E3 G6-4-3 1B		4	0	0	1	0	1	2	
Dale Murphy, R (1, 8) OBP: 0.370, SLG: 0.538	K 1-2			6-3 S 3B				6-4-3 1B		4	1	2	0	0	1	1	
Bob Watson, R (1, 3) OBP: 0.299, SLG: 0.433		F7		1B 3B		2B BB		G6-4-3 1B		3	1	1	1	1	0	2	
Glenn Hubbard, R (1, 4) OBP: 0.338, SLG: 0.375	5-3			1B		F9		K		4	0	1	1	0	1	2	
Terry Harper, R (1, 9) OBP: 0.360, SLG: 0.328	K			F3		2B		G4-6-3 1B		4	0	2	0	0	1	1	
Biff Pocoroba, S (1, 2) OBP: 0.347, SLG: 0.407			P4		FC6-5 2B	K		G4-6-3		4	0	1	0	0	1	3	
Rick Camp, R (1, 1) Al Hrabosky, R (7, 1) Steve Bedrosian, R (7, 1) Chris Chambliss, L (9, PH) OBP: 0.330, SLG: 0.420	K			K		K	6-3	HR		3	0	0	0	0	2	1	
<b>Inning Stats</b>	R: 1 E: 1 K: 1 S: 6	H: 1 LOB: 1 BB: 0 P: 6	R: 0 E: 0 K: 1 S: 5	H: 0 LOB: 0 BB: 0 P: 5	R: 0 E: 0 K: 1 S: 5	H: 3 LOB: 1 BB: 0 P: 6	R: 0 E: 0 K: 2 S: 6	H: 1 LOB: 2 BB: 1 P: 10	R: 0 E: 1 K: 1 S: 6	H: 0 LOB: 1 BB: 0 P: 6	R: 0 E: 1 K: 1 S: 6	H: 2 LOB: 0 BB: 0 P: 4	R: 1 E: 0 K: 0 S: 4	H: 2 LOB: 0 BB: 0 P: 4	1B: 4 2B: 4 3B: 1 HR: 1	SF: 0 SAC: 1 DP: 3 HBP: 0	WP: 0 PA: 37 CS: 1
<b>PITCHER</b>	IP WLS BF H R ER SO BB IBB HBP BLK WP HR S P ERA WHIP																
Dave Dravecky, L (1, 1) ERA: 2.23	7.0 W 29 6 3 3 6 2 0 0 0 0 0 0 39 47 3.86 1.143																
Luis DeLeon, R (8, 1) ERA: 2.1	2.0 8 3 1 1 1 0 0 0 0 0 0 1 10 10 4.50 1.500																

Atlanta Braves @ San Diego Padres  
Jack Murphy Stadium, San Diego, CA  
Fri Aug 13, 1982, 10:05 PM EDT  
Att: 33,968 - Unknown

AB 34  
R 4  
H 9  
RBI 4  
BB 2  
SO 7  
LOB 13



Batter	1	2	3	4	5	6	7	8	9	AB	R	H	RBI	BB	SO	LOB	BOTTOM
Tony Gwynn, L (1, 8) OBP: 0.339, SLG: 0.352	4-3	4-3			P6		2B 1B			4	1	1	1	0	0	2	
Joe Lefebvre, L (1, 7) OBP: 0.254, SLG: 0.258	F9				4-3		2B 1B			3	1	1	0	0	0	0	
Kurt Bevacqua, R (7, PH) OBP: 0.344, SLG: 0.316			6-3 WP				2B			1	0	1	3	0	0	0	
Luis DeLeon, R (8, 1) OBP: 0.182, SLG: 0.200			1B				2B			0	0	0	0	0	0	0	
Garry Templeton, S (1, 6) OBP: 0.268, SLG: 0.357	5-3		6-3		6-3		K			4	0	0	0	0	1	3	
Terry Kennedy, L (1, 2) OBP: 0.311, SLG: 0.476		4-3 BB 1B	K		4-3		P4			4	1	1	0	0	1	2	
Sixto Lezcano, R (1, 9) OBP: 0.400, SLG: 0.485		F7	P6		L4-6 2B		FC6-4 BB			3	0	1	0	1	0	1	
Luis Salazar, R (1, 5) OBP: 0.291, SLG: 0.367		4-3 BB			L4-6 2B		FC6-4			2	1	0	0	2	0	3	
Broderick Perkins, L (1, 3) OBP: 0.341, SLG: 0.346					F9					3	0	1	0	0	0	3	
Joe Pittman, R (7, PH) OBP: 0.296, SLG: 0.279		4-3					2B 1B		F9	0	1	0	0	0	0	0	
Dave Edwards, R (8, 8) OBP: 0.205, SLG: 0.279		1-2 2-3			1-2		1B			1	0	0	0	0	0	0	
Tim Flannery, L (1, 4) OBP: 0.318, SLG: 0.306		1B IBB			FC1-5-6-1		1B 2B		K	3	1	1	0	1	1	1	
Dave Dravecky, R (1, 1) ERA: 3.26					6-3		2B BB		K	2	0	1	2	0	0	1	
Gene Richards, L (7, PH) ERA: 4.19							1B		K	0	1	0	0	1	0	0	
Joe Lansford, R (8, 3) OBP: 0.467, SLG: 0.300		1-3 2-4 3-H					2B BB		K	1	0	0	0	0	1	0	
<b>Inning Stats</b>	R: 0 E: 0 K: 0 S: 3	H: 0 LOB: 0 BB: 0 P: 3	R: 2 E: 0 K: 0 S: 5	H: 2 LOB: 2 BB: 2 P: 13	R: 1 E: 0 K: 1 S: 6	H: 1 LOB: 0 BB: 0 P: 6	R: 0 E: 0 K: 0 S: 3	H: 0 LOB: 1 BB: 1 P: 7	R: 0 E: 0 K: 0 S: 3	H: 1 LOB: 0 BB: 0 P: 3	R: 4 E: 0 K: 1 S: 9	H: 4 LOB: 2 BB: 2 P: 17	R: 0 E: 0 K: 2 S: 7	H: 0 LOB: 0 BB: 0 P: 7	1B: 5 2B: 4 3B: 0 HR: 0	SF: 0 SAC: 0 DP: 1 HBP: 0	WP: 2 PA: 36 CS: 0
<b>PITCHER</b>	IP WLS BF H R ER SO BB IBB HBP BLK WP HR S P ERA WHIP																
Rick Camp, R (1, 1) ERA: 3.26	6.0 L 26 6 6 6 1 0 0 0 0 0 0 25 37 9.00 1.333																
Al Hrabosky, L (7, 1) ERA: 4.19	0.0 2 1 0 0 0 1 0 0 0 0 0 0 1 5 ∞ ∞																
Steve Bedrosian, R (7, 1) ERA: 1.9	2.0 8 1 1 1 3 1 0 0 0 0 0 0 13 17 4.50 1.000																

Atlanta Braves @ San Diego Padres  
Jack Murphy Stadium, San Diego, CA  
Fri Aug 13, 1982, 10:05 PM EDT  
Att: 33,968 - Unknown

AB 31  
R 7  
H 8  
RBI 6  
BB 5  
SO 4  
LOB 16





Batter	1	2	3	4	5	6	7	8	9	AB	R	H	RBI	BB	SO	LOB	TOP		
<b>Brett Butler, L</b> OBP: 0.302, SLG: 0.232 <b>Rufino Linares, R</b> OBP: 0.343, SLG: 0.406	0-0 4-3	0-0 6-3		0-0 F6		0-0 F7		0-0 B2-4 1B		4	0	0	0	0	0	4	<b>Atlanta Braves @ San Diego Padres</b> Jack Murphy Stadium, San Diego, CA Sat Aug 14 1982, 10:05 PM EDT Att: 36,187 - Unknown		
<b>Glenn Hubbard, R</b> OBP: 0.341, SLG: 0.375	0-0 1B 1B	4-0 BB		0-0 4-3		4-0 BB		0-0 B2-4 1-2f		3	1	1	0	2	0	4			
<b>Claudell Washington, L</b> OBP: 0.330, SLG: 0.384 <b>Bob Watson, R</b> OBP: 0.296, SLG: 0.429 <b>Gene Garber, R</b> OBP: 0.100, SLG: 0.100	0-0 1B 1B	0-0 4-3			0-0 4-3		0-0 F7		0-0 5-3		4	1	1	0	0	4			
<b>Dale Murphy, R</b> OBP: 0.368, SLG: 0.535	0-0 S 1B 1B			0-0 5-3		0-0 F9		0-0 F7		0-0 P5		5	1	1	1	0		0	
<b>Bob Horner, R</b> OBP: 0.361, SLG: 0.503	0-3 K 1-2 2-3			0-3 F9		4-0 BB		0-0 F8		0-0 5-3		4	0	0	0	1		2	
<b>Chris Chambliss, L</b> OBP: 0.328, SLG: 0.417	0-0 S 1B			0-0 1-3		0-3 K		0-0 G3		0-3 K		5	0	1	2	0		2	
<b>Biff Pocoroba, S</b> OBP: 0.361, SLG: 0.409	0-0 F8 1-2					4-0 SH5-4 1B 1B		4-0 FC4-6 BB		4-0 BB E 1B BB		2	1	1	0	2		0	
<b>Rafael Ramirez, R</b> OBP: 0.302, SLG: 0.341		0-0 6-3 SH1-4 1B		0-0 SH5-4 1B		0-0 FC4-6 2B		0-0 E4 BB 1B		4	2	2	0	0	0	2		<b>AB 34</b> <b>R 6</b> <b>H 9</b> <b>RBI 6</b> <b>BB 6</b> <b>SO 3</b> <b>LOB 19</b>	
<b>Pascual Perez, R</b> <b>Larry Whisenton, L</b> <b>Donnie Moore, L</b> <b>Terry Harper, R</b>		0-0 SH1-4		0-0 SH5-4		0-0 1-2 2-3 2B		4-0 1B BB		0	0	0	0	0	0	0			
<b>Inning Stats</b>	R: 3 E: 0 K: 1 S: 9	H: 4 LOB: 1 BB: 0 P: 9	R: 0 E: 0 K: 0 S: 4	H: 1 LOB: 2 BB: 1 P: 8	R: 0 E: 0 K: 0 S: 3	H: 0 LOB: 0 BB: 0 P: 3	R: 0 E: 0 K: 0 S: 5	H: 2 LOB: 2 BB: 0 P: 5	R: 0 E: 0 K: 1 S: 5	H: 0 LOB: 1 BB: 1 P: 9	R: 0 E: 0 K: 0 S: 3	H: 0 LOB: 0 BB: 0 P: 3	R: 2 E: 1 K: 0 S: 4	H: 1 LOB: 1 BB: 2 P: 12	R: 0 E: 0 K: 1 S: 5	H: 0 LOB: 0 BB: 0 P: 5			1B: 8 2B: 2 3B: 0 HR: 0
<b>PITCHER</b>	IP WLS BF H R ER SO	IP WLS BF H R ER SO	IP WLS BF H R ER SO	IP WLS BF H R ER SO	IP WLS BF H R ER SO	IP WLS BF H R ER SO	IP WLS BF H R ER SO	IP WLS BF H R ER SO	IP WLS BF H R ER SO	IP WLS BF H R ER SO	IP WLS BF H R ER SO	IP WLS BF H R ER SO	IP WLS BF H R ER SO	IP WLS BF H R ER SO	IP WLS BF H R ER SO	IP WLS BF H R ER SO	ERA WHIP	ERA WHIP	

Batter	1	2	3	4	5	6	7	8	9	AB	R	H	RBI	BB	SO	LOB	BOTTOM		
<b>Tony Gwynn, L</b> OBP: 0.333, SLG: 0.345	0-0 1B E 1B	0-0 4-3		0-0 P6		0-0 P6		0-0 FC6-4 1B 1-2f		5	1	1	0	0	0	3	<b>Atlanta Braves @ San Diego Padres</b> Jack Murphy Stadium, San Diego, CA Sat Aug 14 1982, 10:05 PM EDT Att: 36,187 - Unknown		
<b>Joe Lefebvre, L</b> OBP: 0.280, SLG: 0.265 <b>Joe Pittman, R</b> OBP: 0.286, SLG: 0.279 <b>Dave Edwards, R</b> OBP: 0.222, SLG: 0.295	0-0 E9 2B 1B 1B			0-0 G3		0-0 F9		0-0 SH3-4 1B 1B		4	1	2	0	0	0	2			
<b>Garry Templeton, S</b> OBP: 0.268, SLG: 0.358	0-0 1B 1-3 2B			0-0 6-3		0-0 4-3		0-0 SH3-4 1-2		4	1	1	0	0	0	2			
<b>Terry Kennedy, L</b> OBP: 0.315, SLG: 0.477 <b>Dave Dravecky, R</b> OBP: 0.333, SLG: 0.200	0-0 P6			0-0 P6		0-0 F9		4-0 1B IBB		4	1	2	0	1	0	2			
<b>Sixto Lezcano, R</b> OBP: 0.402, SLG: 0.492	0-0 F8			0-0 3B		0-0 WP 1B		0-0 1-2 2-H 1B		5	0	3	2	0	0	3			
<b>Luis Salazar, R</b> OBP: 0.292, SLG: 0.365	0-0 1B			0-0 6-3		4-0 1-2 BB		0-0 P6		4	0	1	2	1	0	4			
<b>Broderick Perkins, L</b> OBP: 0.337, SLG: 0.341	0-0 G3			0-0 E6 FC1-5 1B		0-0 F9		0-0 3-1		4	0	0	0	0	0	5			
<b>Tim Flannery, L</b> OBP: 0.320, SLG: 0.310		0-0 1-3		0-0 FC1-5 1B		0-0 6-3		0-0 FC6-4 1B		4	0	2	0	0	0	0			
<b>John Montefusco, R</b> ERA: 3.93 <b>Floyd Chiffer, R</b> ERA: 2.49 <b>John Curtis, L</b> ERA: 4.26 <b>Juan Eichelberger, R</b> ERA: 4.15 <b>Gary Lucas, L</b> ERA: 3.41		0-0 F7		0-0 FC1-5		0-3 K		0-3 K		1	0	0	0	0	0	0			
<b>Inning Stats</b>	R: 3 E: 1 K: 0 S: 7	H: 4 LOB: 1 BB: 0 P: 7	R: 0 E: 0 K: 0 S: 3	H: 0 LOB: 0 BB: 0 P: 3	R: 1 E: 0 K: 0 S: 5	H: 2 LOB: 1 BB: 0 P: 5	R: 0 E: 0 K: 0 S: 4	H: 1 LOB: 2 BB: 1 P: 8	R: 0 E: 0 K: 1 S: 5	H: 0 LOB: 0 BB: 0 P: 5	R: 1 E: 0 K: 0 S: 5	H: 2 LOB: 2 BB: 1 P: 9	R: 0 E: 0 K: 1 S: 7	H: 2 LOB: 2 BB: 0 P: 7	R: 0 E: 0 K: 0 S: 3	H: 1 LOB: 1 BB: 0 P: 3		1B: 11 2B: 1 3B: 1 HR: 0	SF: 0 SAC: 1 DP: 1 HBP: 0
<b>PITCHER</b>	IP WLS BF H R ER SO	IP WLS BF H R ER SO	IP WLS BF H R ER SO	IP WLS BF H R ER SO	IP WLS BF H R ER SO	IP WLS BF H R ER SO	IP WLS BF H R ER SO	IP WLS BF H R ER SO	IP WLS BF H R ER SO	IP WLS BF H R ER SO	IP WLS BF H R ER SO	IP WLS BF H R ER SO	IP WLS BF H R ER SO	IP WLS BF H R ER SO	IP WLS BF H R ER SO	IP WLS BF H R ER SO	ERA WHIP	ERA WHIP	







Batter	1	2	3	4	5	6	7	8	9	AB	R	H	RBI	BB	SO	LOB	TOP																
Gene Richards, L (1,9) OBP: 0.336, SLG: 0.355										4	0	2	0	0	0	0	<b>San Diego Padres @ St. Louis Cardinals</b> Busch Stadium, St. Louis, MO Tue Aug 17 1982, 7:05 PM CDT Att: 27,679 - Unknown																
Tony Gwynn, L (1,8) OBP: 0.318, SLG: 0.322										4	0	0	0	0	0	3																	
Garry Templeton, S (1,6) OBP: 0.267, SLG: 0.356										4	0	1	0	0	0	0																	
Terry Kennedy, L (1,2) OBP: 0.317, SLG: 0.478										4	1	2	0	0	1	1																	
Joe Pittman, R (9, PR) OBP: 0.296, SLG: 0.279										0	0	0	0	0	0	0																	
Steve Swisher, R (9, 2) OBP: 0.308, SLG: 0.429										0	0	0	0	0	0	0																	
Joe Lefebvre, L (1,7) OBP: 0.253, SLG: 0.257										3	0	0	0	0	1	2																	
Luis Salazar, R (1,5) OBP: 0.293, SLG: 0.365										4	0	1	0	0	1	2																	
Broderick Perkins, L (1,3) OBP: 0.344, SLG: 0.348										4	1	1	1	0	0	3																	
Luis DeLeon, R (9, 1) OBP: 0.167, SLG: 0.182										0	0	0	0	0	0	0																	
Tim Flannery, L (1,4) OBP: 0.325, SLG: 0.317										4	0	2	1	0	1	3																	
Eric Show, R (1,1) OBP: 0.143, SLG: 0.143										2	0	0	0	0	1	1																	
Sixto Lezcano, R (7, PH) OBP: 0.406, SLG: 0.495										1	0	0	0	0	0	1																	
Gary Lucas, L (7, 1)										0	0	0	0	0	0	0																	
Joe Lansford, R (9, 3) OBP: 0.467, SLG: 0.300										0	0	0	0	0	0	0																	
<b>Inning Stats</b>	R: 0 E: 0 K: 0 S: 3	H: 1 LOB: 0 BB: 0 P: 3	R: 0 E: 0 K: 1 S: 5	H: 0 LOB: 0 BB: 0 P: 5	R: 0 E: 0 K: 0 S: 5	H: 2 LOB: 2 BB: 0 P: 5	R: 0 E: 0 K: 1 S: 6	H: 1 LOB: 1 BB: 0 P: 6	R: 0 E: 0 K: 2 S: 7	H: 0 LOB: 0 BB: 0 P: 7	R: 0 E: 0 K: 0 S: 3	H: 0 LOB: 0 BB: 0 P: 3	R: 2 E: 1 K: 1 S: 8	H: 3 LOB: 1 BB: 0 P: 8	R: 0 E: 0 K: 0 S: 3	H: 0 LOB: 0 BB: 0 P: 3	R: 0 E: 0 K: 0 S: 5	H: 2 LOB: 2 BB: 0 P: 5	1B: 7 2B: 2 3B: 0 HR: 0	SF: 0 SAC: 1 DP: 0 HBP: 0	WP: 0 PB: 0 SB: 1 CS: 1	PA: 35											
<b>PITCHER</b>	IP WLS BF H R ER SO BB IBB HBP BLK WP HR S P ERA WHIP																																
Joaquin Andujar, R (1,1) ERA: 2.78	8.0	31	8	2	2	5	0	0	0	0	0	0	0	41	41	2.25	1.000																
Bruce Sutter, R (9, 1) ERA: 3.3	1.0	W	4	1	0	0	0	0	0	0	0	0	0	4	4	0.00	1.000																

Batter	1	2	3	4	5	6	7	8	9	AB	R	H	RBI	BB	SO	LOB	BOTTOM																
Tom Herr, S (1,4) OBP: 0.347, SLG: 0.328										4	0	0	0	1	1	5	<b>San Diego Padres @ St. Louis Cardinals</b> Busch Stadium, St. Louis, MO Tue Aug 17 1982, 7:05 PM CDT Att: 27,679 - Unknown																
Lonnie Smith, R (1,7) OBP: 0.386, SLG: 0.436										3	0	0	0	2	0	2																	
Keith Hernandez, L (1,3) OBP: 0.378, SLG: 0.402										4	1	2	1	1	0	2																	
George Hendrick, R (1,9) OBP: 0.315, SLG: 0.448										3	0	0	1	0	0	1																	
Darrell Porter, L (1,2) OBP: 0.348, SLG: 0.410										3	0	0	0	1	0	0																	
Willie McGee, S (1,8) OBP: 0.345, SLG: 0.421										4	0	1	0	0	0	2																	
Ken Oberkfell, L (1,5) OBP: 0.334, SLG: 0.360										4	1	2	0	0	0	1																	
Ozzie Smith, S (1,6) OBP: 0.364, SLG: 0.344										2	1	2	1	2	0	0																	
Joaquin Andujar, S (1,1) OBP: 0.194, SLG: 0.236										2	0	1	0	0	0	2																	
Bruce Sutter, R (9, 1) ERA: 3.56										0	0	0	0	0	0	0																	
Mike Ramsey, S (9, 5) OBP: 0.332, SLG: 0.350										0	0	0	0	0	0	0																	
<b>Inning Stats</b>	R: 0 E: 0 K: 1 S: 4	H: 0 LOB: 0 BB: 1 P: 8	R: 0 E: 0 K: 0 S: 3	H: 0 LOB: 0 BB: 0 P: 3	R: 0 E: 0 K: 0 S: 3	H: 0 LOB: 1 BB: 1 P: 7	R: 0 E: 1 K: 0 S: 4	H: 0 LOB: 2 BB: 1 P: 8	R: 0 E: 0 K: 0 S: 5	H: 2 LOB: 2 BB: 0 P: 5	R: 1 E: 0 K: 0 S: 4	H: 1 LOB: 0 BB: 0 P: 4	R: 1 E: 0 K: 0 S: 5	H: 3 LOB: 2 BB: 1 P: 9	R: 0 E: 0 K: 0 S: 4	H: 1 LOB: 1 BB: 0 P: 4	R: 1 E: 0 K: 0 S: 2	H: 1 LOB: 3 BB: 3 P: 14	1B: 6 2B: 2 3B: 1 HR: 0	SF: 1 SAC: 2 DP: 1 HBP: 0	WP: 0 PB: 0 SB: 0 CS: 1	PA: 40											
<b>PITCHER</b>	IP WLS BF H R ER SO BB IBB HBP BLK WP HR S P ERA WHIP																																
Eric Show, R (1,1) ERA: 2.31	6.0	24	3	1	1	1	3	0	0	0	0	0	0	23	35	1.50	1.000																
Gary Lucas, L (7, 1) ERA: 3.56	2.1	L	13	4	2	2	2	1	0	0	0	0	0	10	22	7.71	2.571																
Luis DeLeon, R (9, 1) ERA: 2.12	0.0		2	1	0	0	1	0	0	0	0	0	0	1	5	∞	∞																





Batter	1	2	3	4	5	6	7	8	9	AB	R	H	RBI	BB	SO	LOB	TOP								
Tony Gwynn, L (1, 8) OBP: 0.323, SLG: 0.328	F7		6-3			G4-6-3 1B		1B		4	0	2	0	0	0	0	<b>San Diego Padres @ St. Louis Cardinals</b> Busch Stadium, St. Louis, MO Wed Aug 18 1982, 7:05 PM CDT Att: 26,888 - Unknown								
Joe Lefebvre, L (1, 7) OBP: 0.247, SLG: 0.250	L7			1-3		G4-6-3 1-2f		K		4	0	0	0	0	1	2									
Garry Templeton, S (1, 6) OBP: 0.289, SLG: 0.359	F7			FC5 1B				F7		4	0	2	0	0	0	1									
Terry Kennedy, L (1, 2) OBP: 0.317, SLG: 0.479		L8		P5 1-2		F9			WP 2B	4	1	1	0	0	0	2									
Sixto Lezcano, R (1, 9) OBP: 0.404, SLG: 0.491		P3			BB		1-3		L6 2-3	3	0	0	0	1	0	1									
Luis Salazar, R (1, 5) OBP: 0.297, SLG: 0.372				FC5 2-3f					4-3 3-H 2B	3	0	2	1	1	0	2									
Broderick Perkins, L (1, 3) OBP: 0.343, SLG: 0.346				4-3 1-2		G3-6-3 1B			4-3 2-3	4	0	1	0	0	0	3									
Tim Flannery, L (1, 4) OBP: 0.321, SLG: 0.312			P6		G3-6-3 1-2f		P6		G3	4	0	0	0	0	0	3									
Andy Hawkins, R (1, 1) Gene Richards, L (8, PH) Chris Welsh, L (8, 1) OBP: 0.335, SLG: 0.354 OBP: 0.342, SLG: 0.371			1-4-3			K		K		2	0	0	0	0	1	0									
										1	0	0	0	0	1	0									
										0	0	0	0	0	0	0									
<b>Inning Stats</b>	R: 0 E: 0 K: 0 S: 3	H: 0 LOB: 0 BB: 0 P: 3	R: 0 E: 0 K: 0 S: 3	H: 0 LOB: 1 BB: 1 P: 7	R: 0 E: 0 K: 0 S: 3	H: 0 LOB: 0 BB: 0 P: 3	R: 0 E: 0 K: 0 S: 4	H: 1 LOB: 2 BB: 1 P: 8	R: 0 E: 0 K: 1 S: 5	H: 1 LOB: 0 BB: 0 P: 5	R: 0 E: 0 K: 0 S: 4	H: 2 LOB: 1 BB: 0 P: 4	R: 0 E: 0 K: 0 S: 4	H: 1 LOB: 1 BB: 0 P: 4	R: 0 E: 0 K: 2 S: 8	H: 1 LOB: 1 BB: 0 P: 8	R: 1 E: 0 K: 0 S: 5	H: 2 LOB: 1 BB: 0 P: 5	1B: 4 2B: 4 3B: 0 HR: 0	SF: 0 SAC: 0 DP: 2 HBP: 0	WP: 1 PB: 0 SB: 2 CS: 0	PA: 35			
<b>PITCHER</b>	IP	WLS	BF	H	R	ER	SO	BB	IBB	HBP	BLK	WP	HR	S	P	ERA	WHIP								
Bob Forsch, R (1, 1) ERA: 3.71	8.0	W	31	7	1	1	3	2	0	0	0	0	0	35	43	1.12	1.125								
Bruce Sutter, R (9, 1) ERA: 3.25	1.0	S	4	1	0	0	0	0	0	0	0	1	0	4	4	0.00	1.000								

AB	33
R	1
H	8
RBI	1
BB	2
SO	3
LOB	14



Batter	1	2	3	4	5	6	7	8	9	AB	R	H	RBI	BB	SO	LOB	BOTTOM								
Tom Herr, S (1, 4) OBP: 0.349, SLG: 0.333	5-3		2B			4-3 1B		6-3		4	1	2	1	0	0	1	<b>San Diego Padres @ St. Louis Cardinals</b> Busch Stadium, St. Louis, MO Wed Aug 18 1982, 7:05 PM CDT Att: 26,888 - Unknown								
Lonnie Smith, R (1, 7) OBP: 0.385, SLG: 0.437	6-3		L4-6 2H 2B		K		K			4	0	1	1	0	2	2									
Keith Hernandez, L (1, 3) OBP: 0.377, SLG: 0.400			L4-6 2H 2B		4-3 1-2			K		3	0	0	0	1	1	2									
George Hendrick, R (1, 9) OBP: 0.315, SLG: 0.448	6-3		BB		F9			K2-3		4	0	1	0	0	1	2									
Darrell Porter, L (1, 2) OBP: 0.344, SLG: 0.404			K		4-3		1-3		K	4	0	0	0	0	2	1									
Willie McGee, S (1, 8) OBP: 0.348, SLG: 0.423					F8		CS 1B			3	0	2	0	0	0	0									
Ken Oberkfell, L (1, 5) OBP: 0.332, SLG: 0.357			F7		P5		F8 1-2			3	0	0	0	0	0	2									
Ozzie Smith, S (1, 6) OBP: 0.366, SLG: 0.347			F8					6-3 SH1-4 1B		3	0	2	0	0	0	1									
Bob Forsch, R (1, 1) Bruce Sutter, R (9, 1) David Green, R (9, 9) OBP: 0.267, SLG: 0.316 OBP: 0.200, SLG: 0.250 OBP: 0.357, SLG: 0.450					F8			SH1-4		2	1	1	0	0	0	1									
										0	0	0	0	0	0	0									
										0	0	0	0	0	0	0									
<b>Inning Stats</b>	R: 0 E: 0 K: 0 S: 3	H: 0 LOB: 1 BB: 1 P: 7	R: 0 E: 0 K: 1 S: 6	H: 1 LOB: 0 BB: 0 P: 6	R: 2 E: 0 K: 0 S: 6	H: 4 LOB: 1 BB: 0 P: 6	R: 0 E: 0 K: 0 S: 4	H: 1 LOB: 1 BB: 0 P: 4	R: 0 E: 0 K: 0 S: 3	H: 1 LOB: 1 BB: 0 P: 3	R: 0 E: 0 K: 1 S: 6	H: 1 LOB: 0 BB: 0 P: 6	R: 0 E: 0 K: 3 S: 9	H: 0 LOB: 0 BB: 0 P: 9	R: 0 E: 0 K: 0 S: 9	H: 0 LOB: 0 BB: 0 P: 9	1B: 5 2B: 5 3B: 0 HR: 0	SF: 0 SAC: 1 DP: 1 HBP: 0	WP: 0 PB: 0 SB: 0 CS: 1	PA: 32					
<b>PITCHER</b>	IP	WLS	BF	H	R	ER	SO	BB	IBB	HBP	BLK	WP	HR	S	P	ERA	WHIP								
Andy Hawkins, R (1, 1) ERA: 4.29	7.0	L	29	9	2	2	3	1	0	0	0	0	0	34	38	2.57	1.429								
Chris Welsh, L (8, 1) ERA: 4.49	1.0		3	0	0	0	3	0	0	0	0	0	0	9	9	0.00	0.000								





Batter	1	2	3	4	5	6	7	8	9	AB	R	H	RBI	BB	SO	LOB	TOP								
Gene Richards, L (1,7) OBP: 0.334, SLG: 0.353 Dave Edwards, R (8,8) OBP: 0.222, SLG: 0.295	0-0 4-3		0-0 L8		0-0 CS 1B			0-0 F5		4	0	1	0	0	0	1	<b>San Diego Padres @ St. Louis Cardinals</b> Busch Stadium, St. Louis, MO Thu Aug 19 1982, 7:05 PM CDT Att: 30,046 - Unknown								
Tony Gwynn, L (1,8) OBP: 0.328, SLG: 0.328 (8,7)	0-0 G3		4-0 1B E BB		0-0 F8 1-2			0-0 BB 1B		3	1	1	0	1	0	1									
Garry Templeton, S (1,6) OBP: 0.273, SLG: 0.361	0-0 1B		0-0 E9 PB 1B		0-0 F9			4-0 BB 1-2 BB		3	1	2	1	1	0	0									
Terry Kennedy, L (1,2) OBP: 0.314, SLG: 0.474	0-0 F8		0-0 L6 3-H		0-0 F9			0-3 BB K		4	0	0	0	0	1	3									
Sixto Lezcano, R (1,9) OBP: 0.403, SLG: 0.494		0-0 6-3		0-0 6-3 3B				0-0 G3		4	1	1	0	0	0	2									
Luis Salazar, R (1,5) OBP: 0.295, SLG: 0.368		0-0 5-3		0-0 6-3				0-3 S K		4	0	0	1	0	2	0									
Joe Lansford, R (1,3) OBP: 0.368, SLG: 0.214		0-0 4-3		0-0 5-3 3-H 6-0				0-0 K		4	0	0	0	0	0	0									
Tim Flannery, L (1,4) OBP: 0.323, SLG: 0.312			4-0 SH3-4 1B BB		0-0 F7			0-0 1B		3	1	1	0	1	0	0									
Dave Dravecky, R (1,1) OBP: 0.250, SLG: 0.143 Luis DeLeon, R (9,1) OBP: 0.167, SLG: 0.162			0-0 SH3-4 1-2		0-3 K			0-0 1-3		2	0	0	0	0	1	1									
										0	0	0	0	0	0	0									
<b>Inning Stats</b>	R: 0 E: 0 K: 0 S: 4	H: 1 LOB: 1 BB: 0 P: 4	R: 0 E: 0 K: 0 S: 3	H: 0 LOB: 0 BB: 0 P: 3	R: 3 E: 1 K: 0 S: 4	H: 1 LOB: 0 BB: 2 P: 12	R: 1 E: 0 K: 0 S: 4	H: 1 LOB: 0 BB: 0 P: 4	R: 0 E: 0 K: 1 S: 5	H: 0 LOB: 0 BB: 0 P: 5	R: 0 E: 0 K: 0 S: 3	H: 0 LOB: 1 BB: 0 P: 3	R: 0 E: 0 K: 1 S: 6	H: 1 LOB: 1 BB: 0 P: 6	R: 0 E: 0 K: 1 S: 6	H: 1 LOB: 2 BB: 0 P: 10	R: 0 E: 0 K: 1 S: 5	H: 0 LOB: 0 BB: 0 P: 5	1B: 5 2B: 0 3B: 1 HR: 0	SF: 0 SAC: 1 DP: 0 HBP: 0	WP: 0 PB: 1 SB: 0 CS: 1	PA: 35			
<b>PITCHER</b>	IP	WLS	BF	H	R	ER	SO	BB	IBB	HBP	BLK	WP	HR	S	P	ERA	WHIP								
John Stuper, R (1,1) ERA: 3.76	7.1	L	30	6	4	2	2	3	0	0	0	0	0	31	43	2.46	1.227								
Jim Kaat, L (8,1) ERA: 3.16	0.1		1	0	0	0	1	0	0	0	0	0	0	3	3	0.00	0.000								
Doug Bair, R (8,1) ERA: 2.66	1.1		4	0	0	0	1	0	0	0	0	0	0	6	6	0.00	0.000								

AB	31
R	4
H	6
RBI	2
BB	3
SO	4
LOB	8



Batter	1	2	3	4	5	6	7	8	9	AB	R	H	RBI	BB	SO	LOB	BOTTOM								
Tom Herr, S (1,4) OBP: 0.350, SLG: 0.336	0-0 6-3		0-0 1B 2H 2B		0-0 1-3			4-0 FC6-4 BB		3	0	1	1	1	0	0	<b>San Diego Padres @ St. Louis Cardinals</b> Busch Stadium, St. Louis, MO Thu Aug 19 1982, 7:05 PM CDT Att: 30,046 - Unknown								
Lonnie Smith, R (1,7) OBP: 0.384, SLG: 0.435	0-0 F8		0-0 2-3 1B		0-0 F8			0-0 FC6-4 1-2		4	0	1	0	0	0	1									
Keith Hernandez, L (1,3) OBP: 0.376, SLG: 0.400	0-0 2B		0-0 6-3		0-0 3-1			0-0 L7		4	0	1	0	0	0	1									
George Hendrick, R (1,9) OBP: 0.317, SLG: 0.449	0-0 6-3			0-0 E6 1B				0-0 5-3		4	1	2	0	0	0	1									
Gene Tenace, R (1,2) OBP: 0.510, SLG: 0.613		0-3 K		0-0 F8				0-0 F5		4	1	1	2	0	1	1									
David Green, R (1,8) OBP: 0.347, SLG: 0.438 Dane Iorg, L (9, FH) OBP: 0.365, SLG: 0.369		0-3 K		0-3 K				0-0 F8		3	0	0	0	0	2	1									
Ken Oberkfell, L (1,5) OBP: 0.329, SLG: 0.354 Doug Bair, R (8,1)		0-0 K		0-0 K				0-0 F8		1	0	0	0	0	0	0									
Darrell Porter, L (9, FH) OBP: 0.343, SLG: 0.403		0-0 G3		0-0 F7				0-0 4-3		3	0	0	0	0	0	0									
Ozzie Smith, S (1,6) OBP: 0.366, SLG: 0.347			0-0 SH1-4 2B 1B		0-0 3-1			0-0 E6 G1-6-3		3	1	1	0	0	0	0									
John Stuper, R (1,1) OBP: 0.200, SLG: 0.250 Jim Kaat, L (8,1) Mike Ramsey, S (8,5) OBP: 0.330, SLG: 0.348			0-0 SH1-4 1-2		0-0 4-3			0-0 G1-6-3 1-2		1	0	0	0	0	0	0									
										1	0	0	0	0	0	0									
<b>Inning Stats</b>	R: 0 E: 0 K: 0 S: 4	H: 1 LOB: 1 BB: 0 P: 4	R: 0 E: 0 K: 2 S: 7	H: 0 LOB: 0 BB: 0 P: 7	R: 1 E: 0 K: 0 S: 5	H: 3 LOB: 1 BB: 0 P: 5	R: 0 E: 1 K: 1 S: 6	H: 1 LOB: 1 BB: 0 P: 6	R: 0 E: 0 K: 0 S: 3	H: 0 LOB: 0 BB: 0 P: 3	R: 0 E: 0 K: 0 S: 3	H: 0 LOB: 0 BB: 0 P: 3	R: 0 E: 1 K: 0 S: 3	H: 0 LOB: 1 BB: 1 P: 7	R: 2 E: 0 K: 0 S: 5	H: 2 LOB: 2 BB: 0 P: 5	1B: 4 2B: 2 3B: 0 HR: 1	SF: 0 SAC: 1 DP: 1 HBP: 0	WP: 0 PB: 0 SB: 0 CS: 0	PA: 34					
<b>PITCHER</b>	IP	WLS	BF	H	R	ER	SO	BB	IBB	HBP	BLK	WP	HR	S	P	ERA	WHIP								
Dave Dravecky, L (1,1) ERA: 2.39	8.1	W	32	7	3	3	3	1	0	0	0	0	0	37	41	3.24	0.960								
Luis DeLeon, R (9,1) ERA: 2.1	0.2	S	2	0	0	0	0	0	0	0	0	0	0	2	2	0.00	0.000								

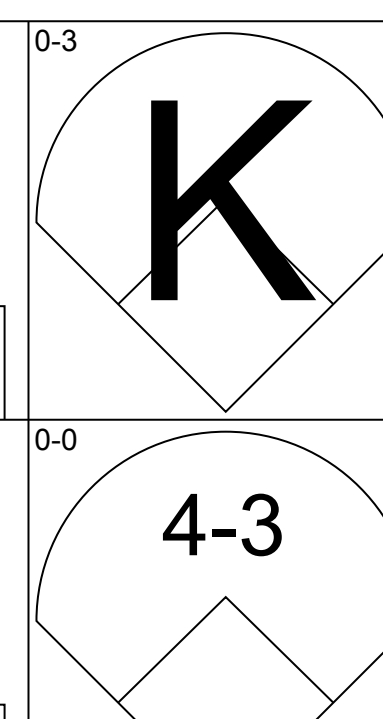
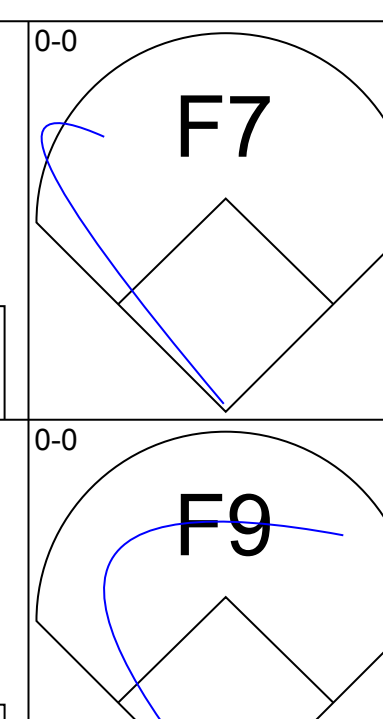
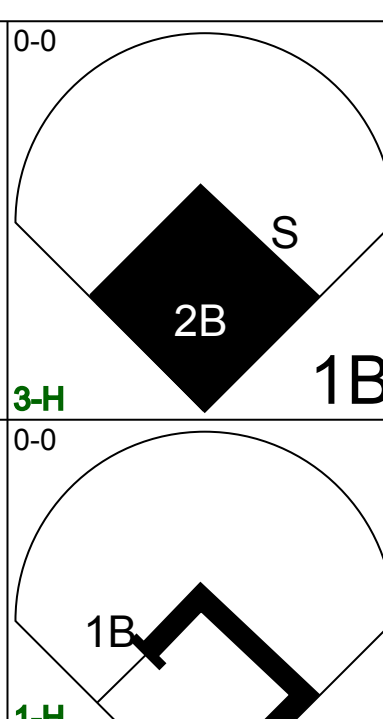
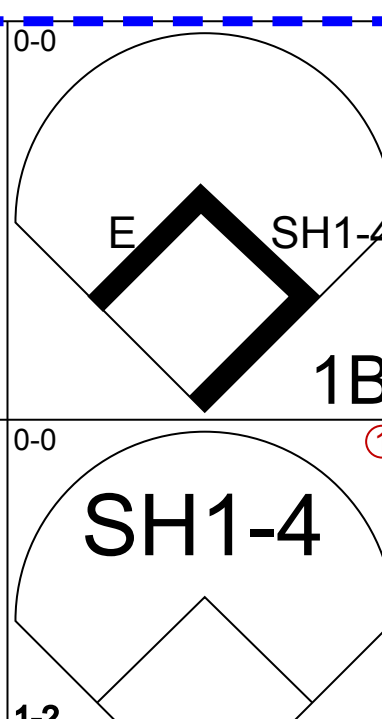
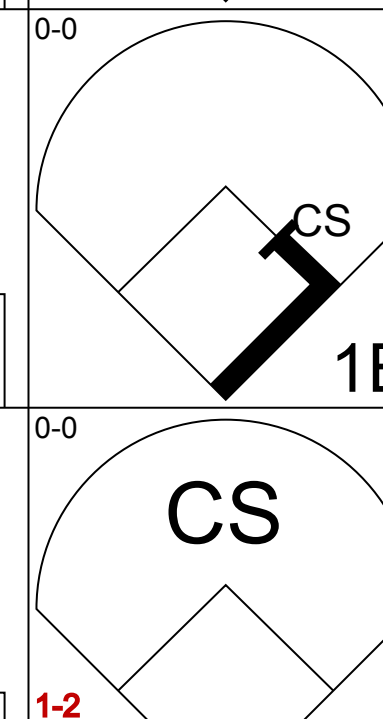
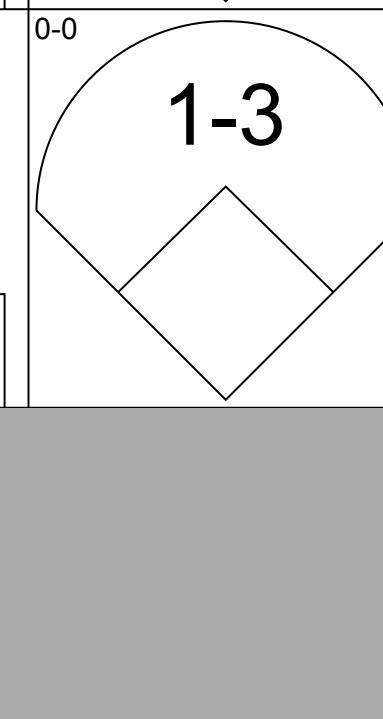
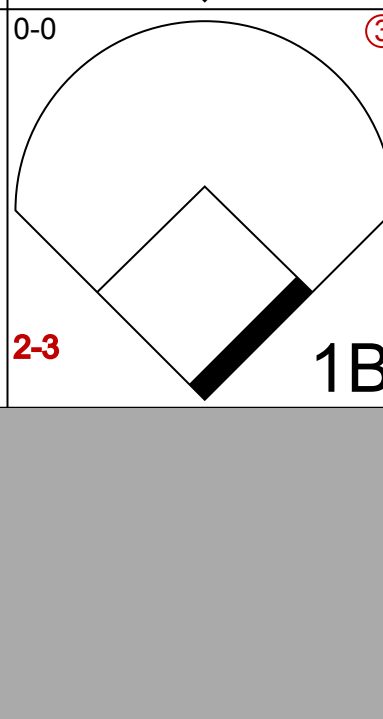
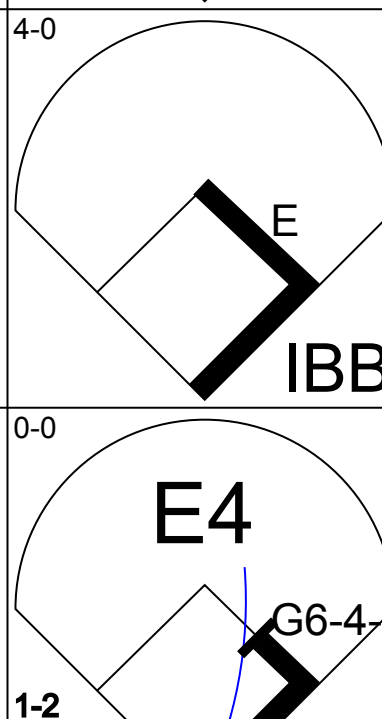



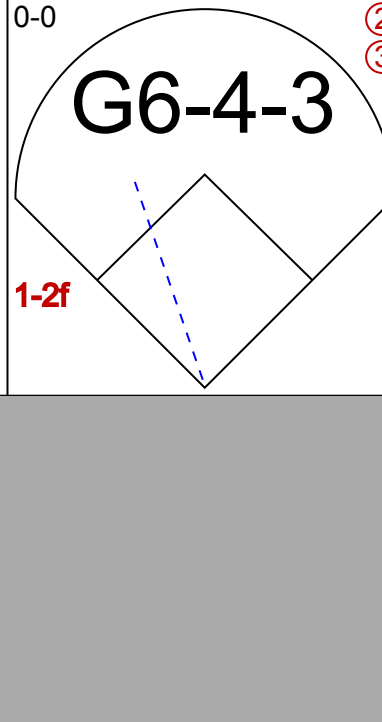



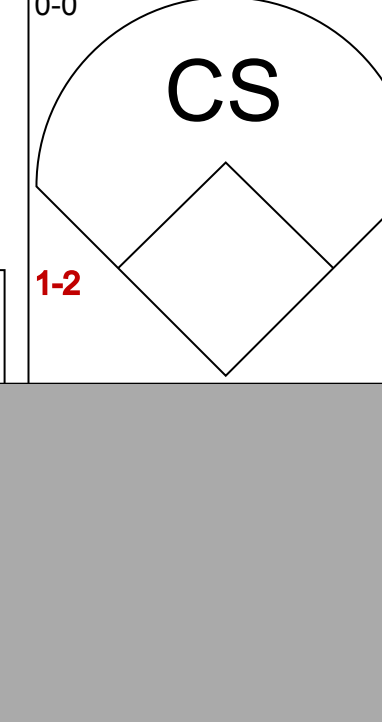




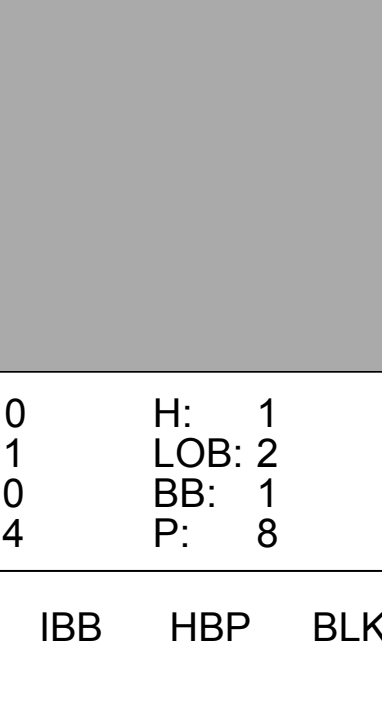
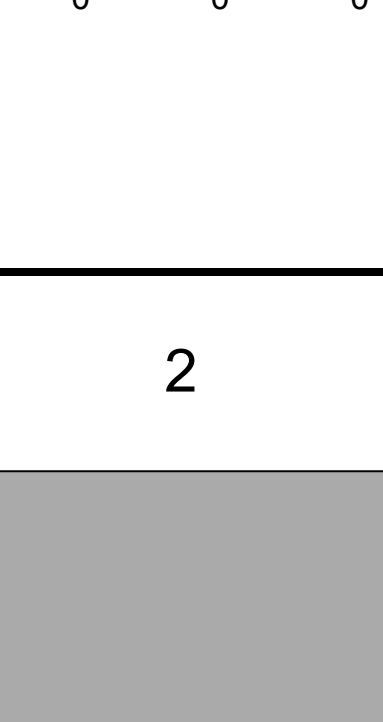
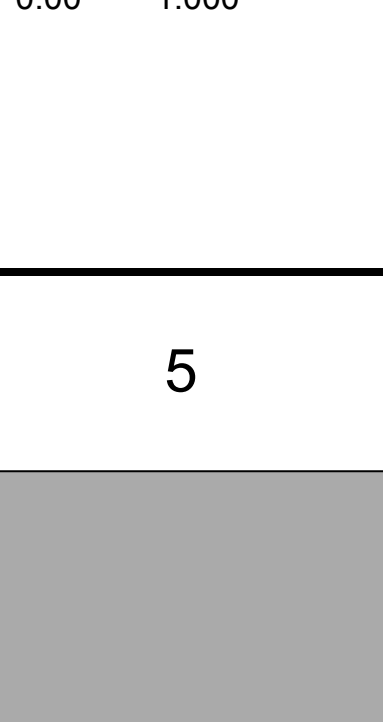
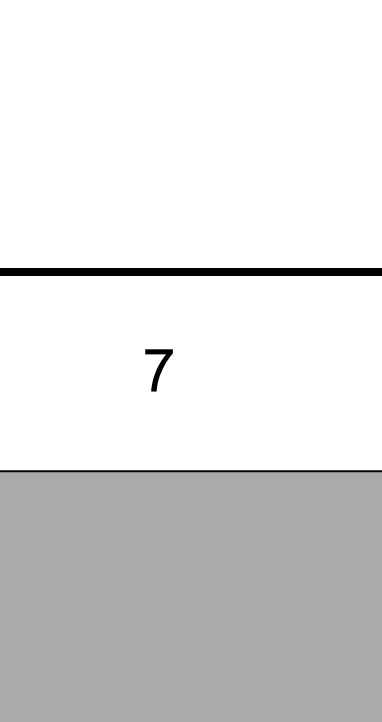
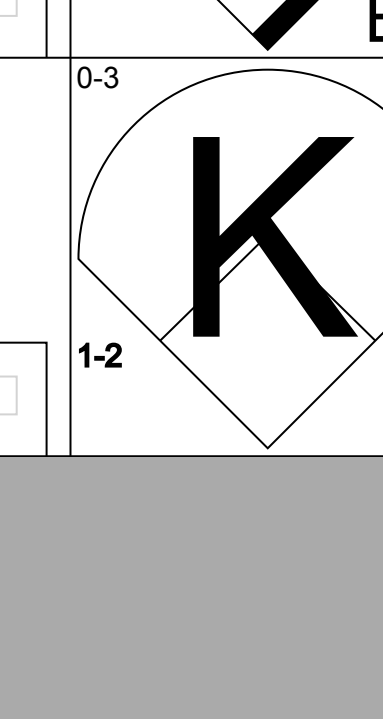
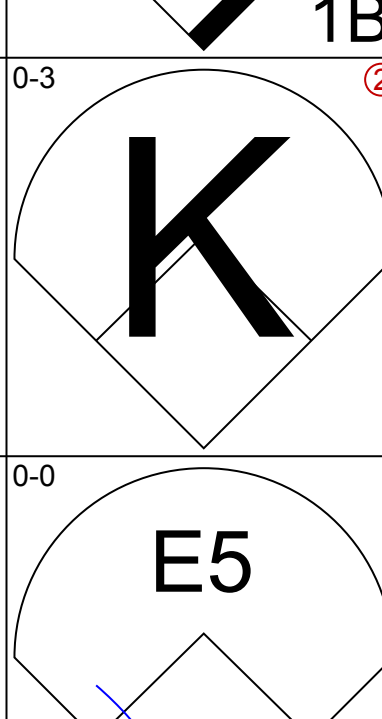
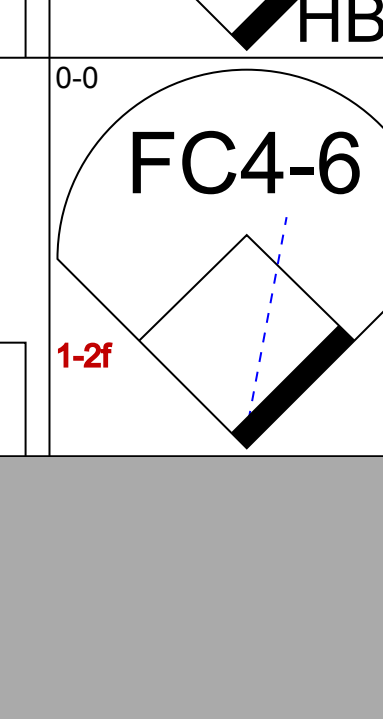
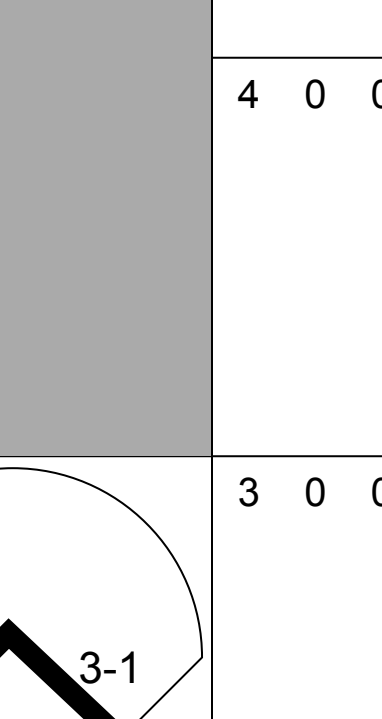

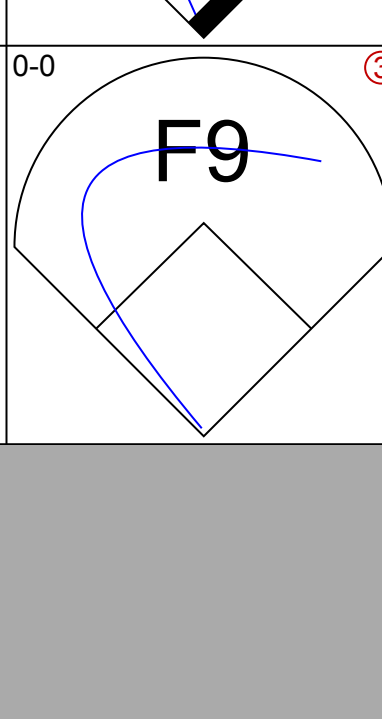








Batter	1	2	3	4	5	6	7	8	9	AB	R	H	RBI	BB	SO	LOB	TOP		
Gene Richards, L (1.7) OBP: 0.331, SLG: 0.349	G3		4-3		G3			G3		4	0	0	0	0	0	2	<b>San Diego Padres @ Chicago Cubs</b> Wrigley Field, Chicago, IL Fri Aug 20 1982, 3:33 AM CDT Att: 18,110 - Sunny - 76 F		
Tony Gwynn, L (1.8) OBP: 0.326, SLG: 0.326	CS 1B		4-3		F7			6-3		4	0	1	1	0	0	1			
Garry Templeton, S (1.6) OBP: 0.273, SLG: 0.360	1-2 1B		4-3					4-3		4	0	1	0	0	0	0			
Terry Kennedy, L (1.2) OBP: 0.311, SLG: 0.470	G3				F8					4	0	0	0	0	0	1			
Sixto Lezcano, R (1.9) OBP: 0.400, SLG: 0.489		K								4	0	0	0	0	2	0			
Luis Salazar, R (1.5) OBP: 0.294, SLG: 0.367		F7								4	0	1	0	0	0	0			
Joe Lansford, R (1.3) OBP: 0.364, SLG: 0.188		3B BB			L5			6-3		2	1	0	0	1	0	1			
Tim Flannery, L (1.4) OBP: 0.323, SLG: 0.320		1-H 3B						6-3		3	0	1	1	0	0	0			
John Montefusco, R (1.1) OBP: 0.154, SLG: 0.122										2	0	1	0	0	0	1			
Broderick Perkins, L (8. PH) OBP: 0.345, SLG: 0.352										1	1	1	0	0	0	0			
John Curtis, L (8.1) OBP: 0.297, SLG: 0.314								G3 6-3 2B		0	0	0	0	0	0	0			
<b>Inning Stats</b>	R: 0 E: 0 K: 0 S: 4	H: 2 LOB: 1 BB: 0 P: 4	R: 1 E: 0 K: 1 S: 6	H: 1 LOB: 1 BB: 1 P: 10	R: 0 E: 0 K: 0 S: 3	H: 0 LOB: 0 BB: 0 P: 3	R: 0 E: 0 K: 1 S: 6	H: 1 LOB: 1 BB: 0 P: 6	R: 0 E: 0 K: 0 S: 4	H: 0 LOB: 0 BB: 0 P: 3	R: 0 E: 0 K: 0 S: 3	H: 0 LOB: 0 BB: 0 P: 3	R: 0 E: 0 K: 0 S: 4	H: 0 LOB: 0 BB: 0 P: 4	R: 0 E: 0 K: 0 S: 3	H: 0 LOB: 0 BB: 0 P: 3	1B: 4 2B: 1 3B: 1 HR: 0	SF: 0 SAC: 0 DP: 0 HBP: 0	WP: 0 PA: 33 PB: 0 SB: 0 CS: 1
<b>PITCHER</b>	IP WLS BF H R ER SO BB IBB HBP BLK WP HR S P ERA WHIP																		
Randy Martz, R (1.1) ERA: 4.28	7.0 W 27 6 2 2 2 1 0 0 0 0 0 0 30 34 2.57 1.000																		
Willie Hernandez, L (8.1) ERA: 3.16	2.0 S 6 0 0 0 0 0 0 0 0 0 0 0 6 6 0.00 0.000																		

Batter	1	2	3	4	5	6	7	8	9	AB	R	H	RBI	BB	SO	LOB	BOTTOM		
Bump Wills, S (1.4) OBP: 0.331, SLG: 0.366	23 F8 SF9 2B		F7							4	1	2	0	0	0	0	<b>San Diego Padres @ Chicago Cubs</b> Wrigley Field, Chicago, IL Fri Aug 20 1982, 3:33 AM CDT Att: 18,110 - Sunny - 76 F		
Junior Kennedy, R (9.4) OBP: 0.297, SLG: 0.271								23 S 1B		0	0	0	0	0	0	0			
23 Ryne Sandberg, R (1.5) OBP: 0.300, SLG: 0.358	F8			2B S SF9 BB		P6		K2-3		3	1	0	0	1	1	2			
Bill Buckner, L (1.3) OBP: 0.341, SLG: 0.422	2-3 SF9			SF9 1-3 2B		F7		G3		3	0	1	1	0	0	1			
Leon Durham, L (1.9) OBP: 0.387, SLG: 0.529	3-H F8			SF9						2	0	0	1	0	0	0			
Jerry Morales, R (1.8) OBP: 0.313, SLG: 0.411		6-3			5-3			3-1		3	0	0	0	0	0	1			
Jay Johnstone, L (1.7) OBP: 0.359, SLG: 0.438			F7							3	1	1	0	0	0	1			
Jody Davis, R (1.2) OBP: 0.302, SLG: 0.377			P4					1B 2B		3	0	1	1	0	1	0			
Larry Bowa, S (1.6) OBP: 0.302, SLG: 0.306										3	0	0	0	0	1	1			
Randy Martz, L (1.1) OBP: 0.303, SLG: 0.276										2	0	0	0	0	1	0			
Willie Hernandez, L (8.1) ERA: 4.22			4-3							1	0	0	0	0	1	0			
<b>Inning Stats</b>	R: 1 E: 0 K: 0 S: 4	H: 1 LOB: 0 BB: 0 P: 4	R: 0 E: 0 K: 0 S: 3	H: 0 LOB: 0 BB: 0 P: 3	R: 0 E: 0 K: 0 S: 3	H: 0 LOB: 0 BB: 0 P: 3	R: 1 E: 0 K: 0 S: 4	H: 1 LOB: 1 BB: 1 P: 8	R: 0 E: 0 K: 3 S: 9	H: 0 LOB: 0 BB: 0 P: 9	R: 0 E: 0 K: 0 S: 3	H: 0 LOB: 0 BB: 0 P: 3	R: 1 E: 0 K: 0 S: 5	H: 2 LOB: 1 BB: 0 P: 5	R: 0 E: 0 K: 2 S: 8	H: 1 LOB: 1 BB: 0 P: 8	1B: 2 2B: 3 3B: 0 HR: 0	SF: 2 SAC: 0 DP: 0 HBP: 0	WP: 0 PA: 30 PB: 0 SB: 2 CS: 0
<b>PITCHER</b>	IP WLS BF H R ER SO BB IBB HBP BLK WP HR S P ERA WHIP																		
John Montefusco, R (1.1) ERA: 3.93	7.0 L 26 4 3 3 3 1 0 0 0 0 0 0 31 35 3.86 0.714																		
John Curtis, L (8.1) ERA: 4.22	1.0 4 1 0 0 2 0 0 0 0 0 0 0 8 8 0.00 1.000																		

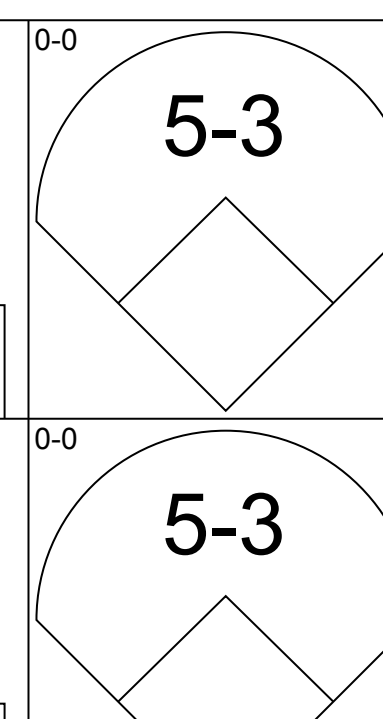
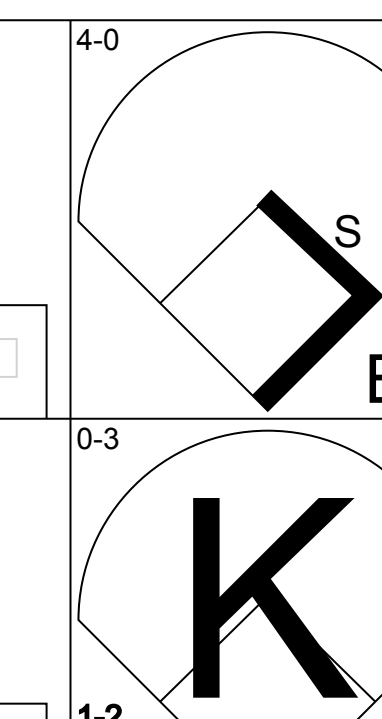
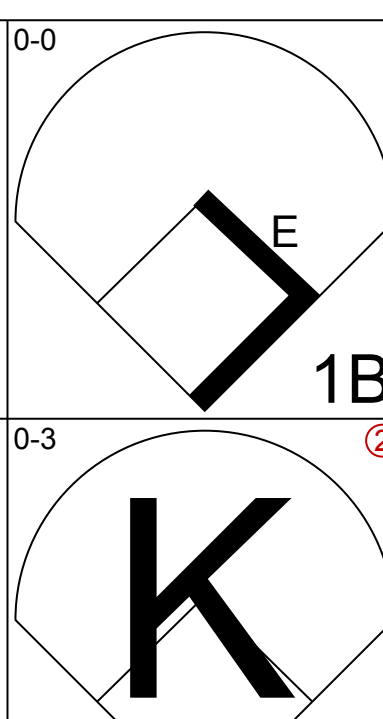
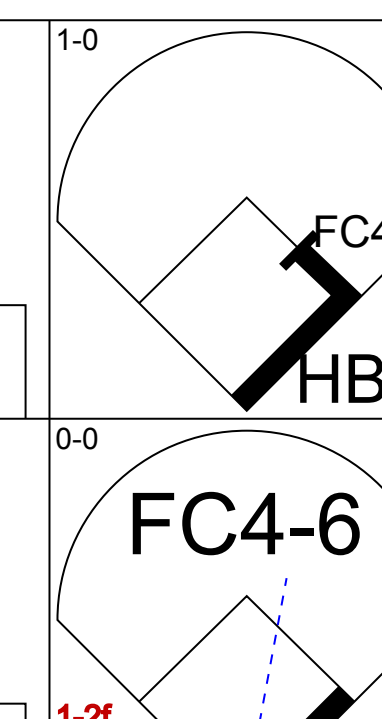
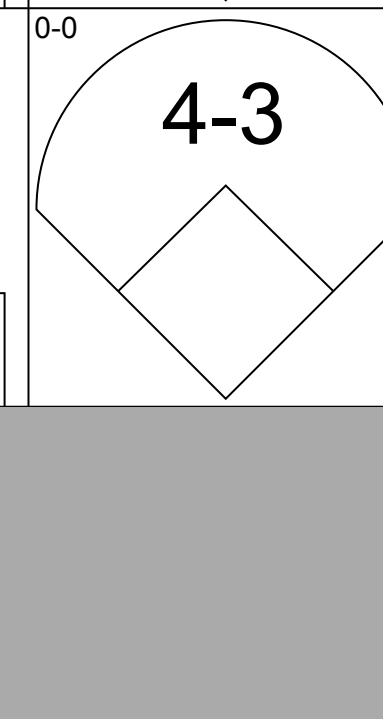

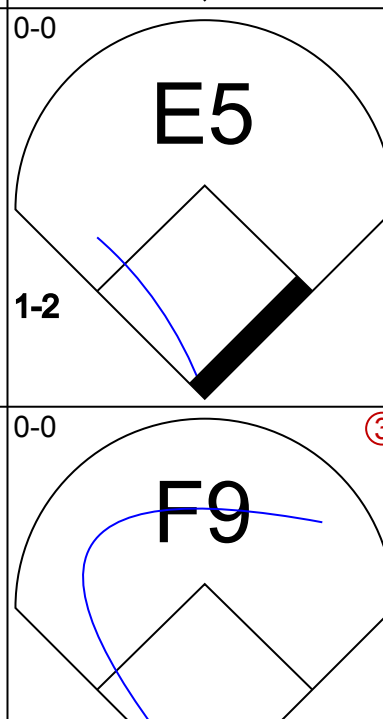


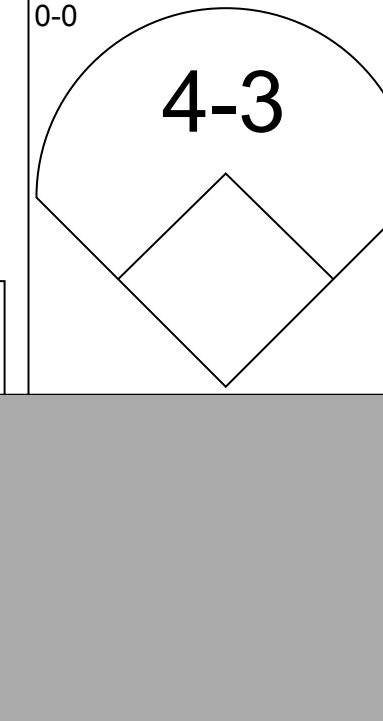

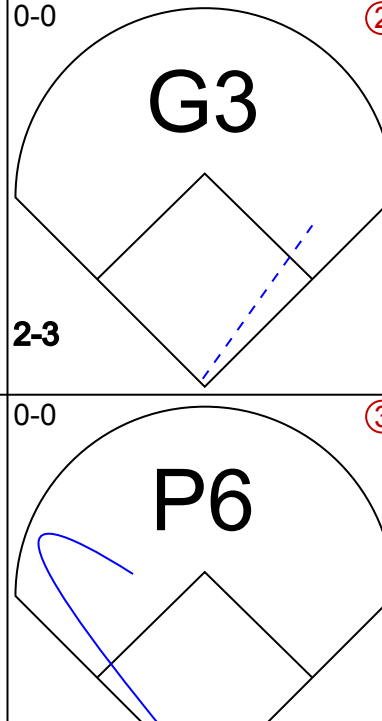



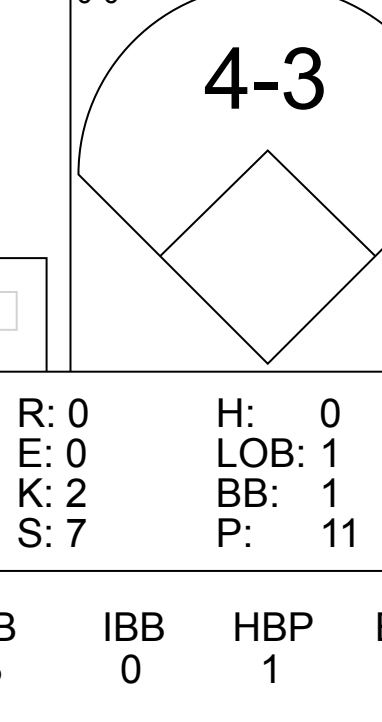







Batter	1	2	3	4	5	6	7	8	9	AB	R	H	RBI	BB	SO	LOB	TOP								
Gene Richards, L (1, 3) OBP: 0.332, SLG: 0.351										4	1	2	1	0	1	0									
Tony Gwynn, L (1, 7) OBP: 0.326, SLG: 0.333										3	0	1	1	0	0	0									
Garry Templeton, S (1, 6) OBP: 0.277, SLG: 0.362										3	0	2	0	1	0	0									
Terry Kennedy, L (1, 2) OBP: 0.308, SLG: 0.465										4	0	0	0	0	0	2									
Sixto Lezcano, R (1, 9) OBP: 0.398, SLG: 0.485										3	0	0	0	1	1	3									
Ruppert Jones, L (1, 8) OBP: 0.396, SLG: 0.463										3	0	0	0	0	0	1									
Luis Salazar, R (1, 5) OBP: 0.292, SLG: 0.365										3	0	0	0	0	0	0									
Tim Flannery, L (1, 4) OBP: 0.323, SLG: 0.324										3	1	1	0	0	0	0									
Tim Lollar, L (1, 1) OBP: 0.297, SLG: 0.437										3	0	0	0	0	1	1									
Luis DeLeon, R (9, 1) OBP: 0.167, SLG: 0.182										0	0	0	0	0	0	0									
Joe Lefebvre, L (9, 9) OBP: 0.247, SLG: 0.250										0	0	0	0	0	0	0									
<b>Inning Stats</b>	R: 0 E: 0 K: 1 S: 5	H: 1 LOB: 0 BB: 0 P: 5	R: 0 E: 0 K: 1 S: 5	H: 0 LOB: 0 BB: 0 P: 5	R: 0 E: 0 K: 0 S: 3	H: 0 LOB: 0 BB: 0 P: 3	R: 0 E: 0 K: 0 S: 3	H: 0 LOB: 0 BB: 0 P: 3	R: 0 E: 0 K: 0 S: 3	H: 0 LOB: 0 BB: 0 P: 3	R: 2 E: 0 K: 0 S: 6	H: 4 LOB: 2 BB: 0 P: 6	R: 0 E: 0 K: 0 S: 2	H: 0 LOB: 0 BB: 1 P: 6	R: 0 E: 0 K: 1 S: 5	H: 0 LOB: 0 BB: 0 P: 5	R: 0 E: 1 K: 0 S: 4	H: 1 LOB: 2 BB: 1 P: 8	1B: 4 2B: 2 3B: 0 HR: 0	SF: 0 SAC: 1 DP: 1 HBP: 0	WP: 0 PB: 0 SB: 1 CS: 2	PA: 34			
<b>PITCHER</b>	IP	WLS	BF	H	R	ER	SO	BB	IBB	HBP	BLK	WP	HR	S	P	ERA	WHIP								
Allen Ripley, R (1, 1) ERA: 3.82	6.0	L	21	5	2	2	2	0	0	0	0	0	0	25	25	3.00	0.833								
Bill Campbell, R (7, 1) ERA: 4.03	2.0		6	0	0	0	1	1	0	0	0	0	0	7	11	0.00	0.500								
Willie Hernandez, L (9, 1) ERA: 3.11	1.0		5	1	0	0	0	0	1	0	0	0	0	4	8	0.00	1.000								

San Diego Padres @ Chicago Cubs  
Wrigley Field, Chicago, IL  
Sat Aug 21 1982, 3:33 AM CDT  
Att: 32,365 - Sunny - 70 F

AB	29
R	2
H	6
RBI	2
BB	2
SO	3
LOB	7



Batter	1	2	3	4	5	6	7	8	9	AB	R	H	RBI	BB	SO	LOB	BOTTOM								
23 Ryne Sandberg, R (1, 5) OBP: 0.304, SLG: 0.359										2	0	1	0	1	0	0									
Larry Bowa, S (1, 6) OBP: 0.300, SLG: 0.303										4	0	0	0	0	2	3									
Bill Buckner, L (1, 3) OBP: 0.340, SLG: 0.419										3	0	0	0	1	0	1									
Keith Moreland, R (1, 7) OBP: 0.330, SLG: 0.405										3	0	0	0	0	1	2									
Scot Thompson, L (9, PH) OBP: 0.306, SLG: 0.342										1	0	0	0	0	0	1									
Leon Durham, L (1, 9) OBP: 0.386, SLG: 0.529										4	0	1	0	0	0	1									
Jerry Morales, R (1, 8) OBP: 0.313, SLG: 0.400										2	0	0	0	1	0	0									
Jay Johnstone, L (9, PH) OBP: 0.357, SLG: 0.435										1	0	0	0	0	0	1									
Jody Davis, R (1, 2) OBP: 0.300, SLG: 0.373										3	0	0	0	0	1	1									
Junior Kennedy, R (1, 4) OBP: 0.293, SLG: 0.267										3	0	0	0	0	1	0									
Allen Ripley, R (1, 1) OBP: 0.111, SLG: 0.111										1	0	0	0	0	0	0									
Steve Henderson, R (6, PH) OBP: 0.238, SLG: 0.353										1	0	0	0	0	0	0									
Bill Campbell, R (7, 1) ERA: 4.03										0	0	0	0	0	0	0									
Bump Willis, S (8, PH) OBP: 0.330, SLG: 0.365										1	0	0	0	0	1	0									
Willie Hernandez, L (9, 1) ERA: 3.11										0	0	0	0	0	0	0									
<b>Inning Stats</b>	R: 0 E: 0 K: 0 S: 3	H: 0 LOB: 0 BB: 0 P: 3	R: 0 E: 0 K: 1 S: 5	H: 1 LOB: 1 BB: 1 P: 9	R: 0 E: 0 K: 2 S: 7	H: 0 LOB: 1 BB: 1 P: 11	R: 0 E: 0 K: 1 S: 5	H: 0 LOB: 0 BB: 0 P: 5	R: 0 E: 0 K: 0 S: 3	H: 0 LOB: 0 BB: 0 P: 3	R: 0 E: 1 K: 1 S: 7	H: 1 LOB: 2 BB: 0 P: 7	R: 0 E: 0 K: 0 S: 3	H: 0 LOB: 0 BB: 0 P: 3	R: 0 E: 0 K: 1 S: 5	H: 0 LOB: 1 BB: 0 P: 6	R: 0 E: 0 K: 0 S: 3	H: 0 LOB: 1 BB: 1 P: 7	1B: 1 2B: 1 3B: 0 HR: 0	SF: 0 SAC: 0 DP: 0 HBP: 1	WP: 1 PB: 0 SB: 1 CS: 1	PA: 33			
<b>PITCHER</b>	IP	WLS	BF	H	R	ER	SO	BB	IBB	HBP	BLK	WP	HR	S	P	ERA	WHIP								
Tim Lollar, L (1, 1) ERA: 3.34	8.0	W	30	2	0	0	6	3	0	1	0	0	0	38	51	0.00	0.625								
Luis DeLeon, R (9, 1) ERA: 2.09	1.0	S	3	0	0	0	0	0	0	0	0	0	0	3	3	0.00	0.000								

San Diego Padres @ Chicago Cubs  
Wrigley Field, Chicago, IL  
Sat Aug 21 1982, 3:33 AM CDT  
Att: 32,365 - Sunny - 70 F

AB	29
R	0
H	2
RBI	0
BB	3
SO	6
LOB	10





Batter	1	2	3	4	5	6	7	8	9	AB	R	H	RBI	BB	SO	LOB	TOP			
Gene Richards, L (1,3) OBP: 0.331, SLG: 0.349	F7		3-1	4-3 E 1B		4-3		6-3		5	0	1	0	0	0	2	<b>San Diego Padres @ Chicago Cubs</b> Wrigley Field, Chicago, IL Sun Aug 22 1982, 3:33 AM CDT Att: 23,601 - Sunny - 74 F			
Tony Gwynn, L (1,7) OBP: 0.329, SLG: 0.372	F8		1B	3B		HR		1-3		5	2	2	1	0	0	3				
Garry Templeton, S (1,6) OBP: 0.278, SLG: 0.364	1B		HR	1B		4-3			K	5	2	2	1	0	1	2				
Terry Kennedy, L (1,2) OBP: 0.314, SLG: 0.477	2B		HR	1B		4-3			1B	4	2	3	3	1	1	0				
Sixto Lezcano, R (1,9) OBP: 0.400, SLG: 0.489	1B		HR	1B		IBB			2B	5	1	3	1	0	0	3				
Ruppert Jones, L (1,8) OBP: 0.396, SLG: 0.465		K		1B		4-3			1-3	5	0	2	1	0	1	1				
Luis Salazar, R (1,5) OBP: 0.289, SLG: 0.360		K	P3			6-3			K	5	0	0	0	0	2	3				
Tim Flannery, L (1,4) OBP: 0.326, SLG: 0.324			4-3			4-3				3	0	1	0	1	0	2				
Joe Pittman, R (8, PR) OBP: 0.296, SLG: 0.279			BB			2-3		6-3	4-3	0	0	0	0	0	0	0				
Eric Show, R (1,1) OBP: 0.125, SLG: 0.125								4-3		3	0	0	0	0	2	2				
Gary Lucas, L (6,1)								4-3		0	0	0	0	0	0	0				
Luis DeLeon, R (7,1) OBP: 0.167, SLG: 0.182								4-3		0	0	0	0	0	0	0				
Joe Lefebvre, L (8, PH) OBP: 0.245, SLG: 0.248								1-2		1	0	0	0	0	0	1				
John Curtis, L (8,1) OBP: 0.297, SLG: 0.314								1-2		0	0	0	0	0	0	0				
<b>Inning Stats</b>	R: 1 E: 0 K: 0 S: 5	H: 3 LOB: 2 P: 5	R: 0 E: 0 K: 3 S: 9	H: 0 LOB: 1 BB: 1 P: 13	R: 4 E: 1 K: 0 S: 8	H: 5 LOB: 1 BB: 0 P: 8	R: 0 E: 1 K: 0 S: 5	H: 1 LOB: 3 BB: 1 P: 9	R: 0 E: 0 K: 1 S: 6	H: 1 LOB: 0 BB: 0 P: 6	R: 0 E: 0 K: 0 S: 3	H: 0 LOB: 0 BB: 0 P: 3	R: 0 E: 0 K: 0 S: 4	H: 1 LOB: 2 BB: 0 P: 4	R: 1 E: 0 K: 2 S: 9	H: 2 LOB: 1 BB: 0 P: 9	1B: 7 2B: 4 3B: 1 HR: 2	SF: 0 SAC: 0 DP: 0 HBP: 0	WP: 0 PB: 0 SB: 0 CS: 0	PA: 43
<b>PITCHER</b>	IP WLS BF H R ER SO BB IBB HBP BLK WP HR S P ERA WHIP	IP WLS BF H R ER SO BB IBB HBP BLK WP HR S P ERA WHIP																		
Dickie Noles, R (1,1) ERA: 4.22	2.1 15 8 1 0 0 3 1 0 0 0 0 1 20 24 15.43 3.857																			
Mike Proby, R (3,1) ERA: 1.84	1.2 8 1 0 0 0 0 0 1 0 0 0 0 7 11 0.00 0.600																			
Bill Campbell, R (5,1) ERA: 4.04	2.0 8 2 1 1 2 0 0 0 0 0 0 1 12 12 4.50 1.000																			
Dick Tidrow, R (7,1) ERA: 3.4	1.1 W 5 1 0 0 0 0 0 0 0 0 0 0 5 5 0.00 0.750																			
Willie Hernandez, L (8,1) ERA: 3.18	1.1 6 2 1 1 1 0 0 0 0 0 0 0 8 8 6.75 1.500																			
<b>PITCHER</b>	IP WLS BF H R ER SO BB IBB HBP BLK WP HR S P ERA WHIP	IP WLS BF H R ER SO BB IBB HBP BLK WP HR S P ERA WHIP																		
Lee Smith, R (9,1) ERA: 3.13	0.1 S 1 0 0 0 1 0 0 0 0 0 0 0 1 3 0.00 0.000																			

AB	41
R	7
H	14
RBI	7
BB	2
SO	7
LOB	19



Batter	1	2	3	4	5	6	7	8	9	AB	R	H	RBI	BB	SO	LOB	BOTTOM			
Bump Willis, S (1,4) OBP: 0.331, SLG: 0.364	F7			4-3			6-3	1B		4	0	1	0	1	0	1	<b>San Diego Padres @ Chicago Cubs</b> Wrigley Field, Chicago, IL Sun Aug 22 1982, 3:33 AM CDT Att: 23,601 - Sunny - 74 F			
Junior Kennedy, R (9,4) OBP: 0.293, SLG: 0.267			1B					BB		0	0	0	0	0	0	0				
23 Ryne Sandberg, R (1,5) OBP: 0.303, SLG: 0.359	4-3		K			F9		P4		5	1	1	0	0	1	3				
Bill Buckner, L (1,3) OBP: 0.342, SLG: 0.420	G3			L4		HBP		1B		4	1	2	2	0	0	0				
Leon Durham, L (1,8) OBP: 0.386, SLG: 0.529		F7		2B		F9		1B		4	2	1	0	1	1	3				
Steve Henderson, R (1,7) OBP: 0.298, SLG: 0.357		E4		HR		F7		1B		3	1	1	1	0	0	1				
Scot Thompson, L (7, PH) OBP: 0.381, SLG: 0.359		G3		2B				1B		1	0	1	1	0	0	0				
Jay Johnstone, L (1,9) OBP: 0.360, SLG: 0.434		G3		HR		P4		1B		3	1	1	1	1	0	1				
Jody Davis, R (1,2) OBP: 0.302, SLG: 0.383		F9		HR				F7		4	1	2	3	0	0	2				
Larry Bowa, S (1,6) OBP: 0.299, SLG: 0.303			P6			P6		K		4	0	1	0	0	1	1				
Dickie Noles, R (1,1) OBP: 0.114, SLG: 0.143			F8			1-3		1B		0	0	0	0	0	0	0				
Mike Proby, R (3,1) OBP: 0.306, SLG: 0.400				F7						1	0	0	0	0	0	1				
Jerry Morales, R (4, PH) OBP: 0.310, SLG: 0.395										0	0	0	0	0	0	0				
Bill Campbell, R (5,1) ERA: 4.04										0	0	0	0	0	0	0				
Gary Woods, R (5, PH) OBP: 0.320, SLG: 0.387										1	0	0	0	0	0	1				
Dick Tidrow, R (7,1) ERA: 3.4										0	0	0	0	0	0	0				
Willie Hernandez, L (8,1) ERA: 3.18										0	1	0	0	1	0	0				
Lee Smith, R (9,1) ERA: 3.13										0	0	0	0	0	0	0				
<b>Inning Stats</b>	R: 0 E: 0 K: 0 S: 3	H: 0 LOB: 0 P: 3	R: 0 E: 1 K: 0 S: 4	H: 0 LOB: 1 BB: 0 P: 4	R: 0 E: 0 K: 1 S: 6	H: 1 LOB: 1 BB: 0 P: 6	R: 4 E: 0 K: 0 S: 7	H: 4 LOB: 1 BB: 1 P: 11	R: 0 E: 0 K: 0 S: 3	H: 0 LOB: 1 BB: 0 P: 4	R: 0 E: 0 K: 0 S: 4	H: 1 LOB: 0 BB: 0 P: 4	R: 3 E: 0 K: 0 S: 6	H: 4 LOB: 1 BB: 1 P: 10	R: 1 E: 0 K: 2 S: 8	H: 1 LOB: 2 BB: 2 P: 16	1B: 7 2B: 3 3B: 0 HR: 1	SF: 0 SAC: 0 DP: 0 HBP: 1	WP: 0 PB: 0 SB: 4 CS: 0	PA: 40
<b>PITCHER</b>	IP WLS BF H R ER SO BB IBB HBP BLK WP HR S P ERA WHIP	IP WLS BF H R ER SO BB IBB HBP BLK WP HR S P ERA WHIP																		
Eric Show, R (1,1) ERA: 2.55	5.0 23 5 4 4 1 1 0 1 0 0 0 0 1 23 28 7.20 1.200																			
Gary Lucas, L (6,1) ERA: 3.9	1.1 L 8 3 3 3 0 1 0 0 0 0 0 0 7 11 20.25 3.000																			
Luis DeLeon, R (7,1) ERA: 2.06	0.2 3 2 0 0 0 0 0 0 0 0 0 0 3 3 0.00 3.000																			
John Curtis, L (8,1) ERA: 4.27	1.0 6 1 1 1 1 2 2 0 0 0 0 0 0 8 16 9.00 3.000																			

AB	35
R	8
H	11
RBI	8
BB	4
SO	3
LOB	14





Batter	1	2	3	4	5	6	7	8	9	AB	R	H	RBI	BB	SO	LOB	TOP			
Gene Richards, L (1, 3) OBP: 0.337, SLG: 0.351										3	2	0	1	0	1		<b>San Diego Padres @ Pittsburgh Pirates</b> Three Rivers Stadium, Pittsburgh, PA Mon Aug 23 1982, 7:05 PM EDT Unknown			
Tony Gwynn, L (1, 7) OBP: 0.325, SLG: 0.366										5	1	1	1	0	0	5				
Garry Templeton, S (1, 6) OBP: 0.278, SLG: 0.363										4	1	1	2	0	0	2				
Terry Kennedy, L (1, 2) OBP: 0.315, SLG: 0.484										4	1	2	1	0	1	2				
Sixto Lezcano, R (1, 9) OBP: 0.399, SLG: 0.485										3	0	0	1	1	0	1				
Ruppert Jones, L (1, 8) OBP: 0.395, SLG: 0.466										4	0	1	1	0	1	2				
Luis Salazar, R (1, 5) OBP: 0.289, SLG: 0.359										4	0	1	0	0	3	3				
Joe Pittman, R (1, 4) OBP: 0.274, SLG: 0.267										4	0	0	0	0	1	3				
Andy Hawkins, R (1, 1) Dave Edwards, R (5, PH) Juan Eichelberger, L (5, 1) Broderick Pledger, L (7, PH) Gary Lucas, L (7, 1) Kurt Bavacua, R (8, PH)										1	0	0	0	0	1	0				
<b>Inning Stats</b>	R: 3 E: 0 K: 2 S: 11	H: 4 LOB: 1 BB: 0 P: 11	R: 0 E: 0 K: 1 S: 5	H: 0 LOB: 1 BB: 0 P: 6	R: 0 E: 0 K: 0 S: 3	H: 0 LOB: 0 BB: 0 P: 3	R: 0 E: 0 K: 0 S: 3	H: 1 LOB: 1 BB: 0 P: 3	R: 0 E: 0 K: 3 S: 10	H: 1 LOB: 2 BB: 1 P: 14	R: 3 E: 1 K: 0 S: 6	H: 2 LOB: 0 BB: 0 P: 6	R: 0 E: 0 K: 1 S: 5	H: 0 LOB: 0 BB: 0 P: 5	R: 0 E: 0 K: 0 S: 3	H: 1 LOB: 0 BB: 0 P: 3		1B: 7 2B: 2 3B: 0 HR: 1	SF: 0 SAC: 0 DP: 2 HBP: 1	WP: 0 PB: 0 SB: 1 CS: 1
<b>PITCHER</b>	IP WLS BF H R ER SO BB IBB HBP BLK WP HR S P ERA WHIP																			
John Candelaria, L (1, 1) ERA: 2.58	5.0 W 23 7 3 3 3 2 0 1 0 0 0 26 35 5.40 1.800																			
Rod Scurry, L (6, 1) ERA: 1.85	4.0 S 15 3 3 0 4 0 0 0 0 0 0 1 23 23 0.00 0.750																			

AB	35
R	6
H	10
RBI	6
BB	2
SO	7
LOB	19



Batter	1	2	3	4	5	6	7	8	9	AB	R	H	RBI	BB	SO	LOB	BOTTOM	
Omar Moreno, L (1, 8) OBP: 0.292, SLG: 0.311										5	1	1	0	0	0	2	<b>San Diego Padres @ Pittsburgh Pirates</b> Three Rivers Stadium, Pittsburgh, PA Mon Aug 23 1982, 7:05 PM EDT Unknown	
Johnny Ray, S (1, 4) OBP: 0.322, SLG: 0.400										4	0	0	0	1	0	2		
Bill Madlock, R (1, 5) OBP: 0.364, SLG: 0.479										4	1	2	2	0	0	1		
Jason Thompson, L (1, 3) OBP: 0.404, SLG: 0.522										2	2	1	2	2	0	1		
Richie Hebner, L (1, 9) OBP: 0.355, SLG: 0.436										3	1	0	0	0	0	1		
Lee Lacy, R (6, 9) OBP: 0.360, SLG: 0.389										1	0	0	0	0	0	2		
Mike Easler, L (1, 7) OBP: 0.345, SLG: 0.440										4	1	2	1	0	1	0		
Tony Peña, R (1, 2) OBP: 0.328, SLG: 0.428										4	1	1	0	0	0	1		
Dale Berra, R (1, 6) OBP: 0.313, SLG: 0.398										3	0	1	0	1	0	0		
John Candelaria, L (1, 1) OBP: 0.314, SLG: 0.289										2	0	1	2	0	0	1		
Rod Scurry, L (6, 1) OBP: 0.290, SLG: 0.350										2	1	1	0	0	1	0		
<b>Inning Stats</b>	R: 0 E: 0 K: 0 S: 3	H: 0 LOB: 1 BB: 1 P: 7	R: 0 E: 0 K: 0 S: 3	H: 0 LOB: 0 BB: 0 P: 3	R: 0 E: 0 K: 0 S: 8	H: 1 LOB: 2 BB: 1 P: 12	R: 2 E: 0 K: 0 S: 5	H: 3 LOB: 2 BB: 1 P: 10	R: 0 E: 0 K: 1 S: 5	H: 0 LOB: 0 BB: 0 P: 5	R: 0 E: 0 K: 1 S: 5	H: 0 LOB: 0 BB: 0 P: 5	R: 0 E: 0 K: 1 S: 5	H: 0 LOB: 0 BB: 0 P: 5	1B: 8 2B: 2 3B: 0 HR: 1	SF: 0 SAC: 0 DP: 1 HBP: 0	WP: 1 PB: 1 SB: 1 CS: 0	PA: 38
<b>PITCHER</b>	IP WLS BF H R ER SO BB IBB HBP BLK WP HR S P ERA WHIP																	
Andy Hawkins, R (1, 1) ERA: 4.7	4.0 L 19 6 4 4 0 1 1 0 0 0 1 0 11 19 9.00 3.000																	
Juan Eichelberger, R (5, 1) ERA: 4.22	2.0 13 4 4 2 0 2 0 0 0 0 0 0 11 19 9.00 3.000																	
Gary Lucas, L (7, 1) ERA: 3.78	2.0 6 0 0 0 2 0 0 0 0 0 0 0 10 10 0.00 0.000																	

AB	34
R	8
H	10
RBI	7
BB	4
SO	2
LOB	11





Batter	1	2	3	4	5	6	7	8	9	AB	R	H	RBI	BB	SO	LOB	TOP								
Gene Richards, L (1,7) Floyd Chiffer, R (9,1)	0-0 BB 1B		0-0 F9		0-0 G1			0-0 F5	0-0 P6	5	0	1	0	0	0	2									
Gary Templeton, S (1,6) OBP: 0.279, SLG: 0.363	4-0 BB 1B		0-0 F7		0-0 6-3			0-0 1B	0-0 F5	4	0	1	0	1	0	2									
Dave Edwards, R (1,8) Tony Gwynn, L (6,PH) OBP: 0.323, SLG: 0.364	0-0 L6-4-3 1-2 2-3			0-0 1-3		0-0 1-3		0-0 F9		3	0	0	0	0	0	2									
Kurt Bevacqua, R (1,3) OBP: 0.357, SLG: 0.325		4-0 1B BB		0-0 HR 1B		0-0 1B		0-0 5-3		3	2	2	0	1	0	1									
Sixto Lezcano, R (1,9) OBP: 0.400, SLG: 0.493		0-0 P6		0-0 HR		0-3 K 1B			0-0 SH1-4 1B	4	2	2	2	0	1	2									
Joe Lefebvre, L (1,5) OBP: 0.252, SLG: 0.255		0-0 1B		0-0 6-3		0-0 L4			0-0 SH1-4 1B	4	1	2	0	0	0	1									
Steve Swisher, R (1,2) OBP: 0.333, SLG: 0.432		0-0 1B		4-0 BB		0-3 K			0-0 SH1-4	2	0	1	1	1	1	0									
Tim Flannery, L (1,4) OBP: 0.325, SLG: 0.320		0-0 G6-4-3 3-H		0-0 F8		0-0 3-1			4-0 1B IBB	3	0	0	0	1	0	3									
Chris Welsh, L (1,1) Gary Lucas, L (6,1)			0-0 4-3		0-3 K		0-0 6-3		0-0 1B	2	0	0	0	0	1	0									
Luis DeLeon, R (8,1) Broderick Perkins, L (9,PH) Ruppert Jones, L (9,8)									1-3 2-H 3-H	0	0	0	0	0	0	0									
<b>Inning Stats</b>	R: 0 E: 0 K: 0 S: 2	H: 1 LOB: 0 BB: 1 P: 6	R: 1 E: 0 K: 0 S: 4	H: 2 LOB: 1 BB: 1 P: 8	R: 0 E: 0 K: 0 S: 3	H: 0 LOB: 0 BB: 0 P: 3	R: 2 E: 0 K: 0 S: 5	H: 2 LOB: 1 BB: 1 P: 9	R: 0 E: 0 K: 1 S: 5	H: 1 LOB: 0 BB: 0 P: 5	R: 0 E: 0 K: 1 S: 6	H: 0 LOB: 0 BB: 0 P: 6	R: 0 E: 0 K: 1 S: 5	H: 0 LOB: 0 BB: 0 P: 5	R: 0 E: 0 K: 0 S: 4	H: 1 LOB: 1 BB: 1 P: 4	R: 2 E: 0 K: 0 S: 6	H: 3 LOB: 2 BB: 1 P: 10	1B: 9 2B: 0 3B: 1 HR: 1	SF: 0 SAC: 1 DP: 1 HBP: 0	WP: 0 PB: 0 SB: 1 CS: 0	PA: 38			
<b>PITCHER</b>	IP	WLS	BF	H	R	ER	SO	BB	IBB	HBP	BLK	WP	HR	S	P	ERA	WHIP								
Ross Baumgarten, L (1,1) ERA: 6.55	4.0	L	17	5	3	3	0	3	0	0	0	0	1	14	26	6.75	2.000								
Randy Niemann, L (5,1) ERA: 4.99	3.0		10	1	0	0	3	0	0	0	0	0	0	16	16	0.00	0.333								
Enrique Romo, R (8,1) ERA: 4.44	2.0		11	4	2	2	0	0	1	0	0	0	0	10	14	9.00	2.000								

San Diego Padres @ Pittsburgh Pirates  
Three Rivers Stadium, Pittsburgh, PA  
Mon Aug 23 1982, 7:05 PM EDT  
Att: 9,194 - Unknown

AB 33  
R 5  
H 10  
RBI 5  
BB 4  
SO 3  
LOB 14



Batter	1	2	3	4	5	6	7	8	9	AB	R	H	RBI	BB	SO	LOB	BOTTOM								
Lee Lacy, R (1,7) OBP: 0.364, SLG: 0.391	0-0 E 1B		0-0 CS 1B		0-0 6-3	4-0 BB		0-0 F7		4	0	2	0	1	0	0									
Dale Berra, R (1,6) OBP: 0.311, SLG: 0.396	0-0 E8 1-2 G5-4-3		0-0 1-2 1B		0-0 5-3	0-0 F8		0-0 F7		5	0	1	0	0	0	3									
Jim Morrison, R (1,5) OBP: 0.284, SLG: 0.448	0-0 G5-4-3 1-2 2-3		0-0 F9		0-0 HR		0-0 FC1-6 1B		0-0 F5	5	1	2	1	0	0	3									
Jason Thompson, L (1,3) OBP: 0.406, SLG: 0.528	0-0 6-3		4-0 BB		4-0 BB		0-0 FC1-6 FC4-6		0-0 HR	3	2	1	1	2	0	2									
Dick Davis, R (1,9) Mike Easter, L (9,PH) OBP: 0.347, SLG: 0.442		0-0 6-3		0-0 F7		4-0 FC6-4 BB		0-0 E6 FC4-6		3	0	0	0	1	0	3									
Johnny Ray, S (1,4) OBP: 0.321, SLG: 0.400		0-0 2B		0-0 P4		0-0 FC6-4		0-0 FC4-6 1B		5	0	1	1	0	0	4									
Omar Moreno, L (1,8) Bill Madlock, R (7,PH) OBP: 0.395, SLG: 0.479		0-3 K		0-0 F7		0-0 F7		0-0 G3		3	0	0	0	0	1	1									
Steve Nicosia, R (1,2) Willie Stargell, L (7,PH) Enrique Romo, R (8,1) OBP: 0.333, SLG: 0.556		4-0 FC5-4 BB		0-0 1B		0-0 F8		0-3 K		2	0	1	0	1	0	0									
Ross Baumgarten, L (1,1) John Milner, L (4,PH) Randy Niemann, L (5,1) Tony Peña, R (8,2) OBP: 0.327, SLG: 0.426		0-0 FC5-4		0-0 4-3		0-0 BB 1B		0-0 5-3		1	0	0	0	0	0	0									
<b>Inning Stats</b>	R: 0 E: 1 K: 0 S: 4	H: 1 LOB: 1 BB: 0 P: 4	R: 0 E: 0 K: 1 S: 6	H: 1 LOB: 2 BB: 1 P: 10	R: 0 E: 0 K: 0 S: 4	H: 1 LOB: 1 BB: 0 P: 4	R: 1 E: 0 K: 0 S: 4	H: 1 LOB: 2 BB: 2 P: 12	R: 0 E: 0 K: 0 S: 4	H: 1 LOB: 2 BB: 1 P: 8	R: 1 E: 1 K: 1 S: 8	H: 2 LOB: 2 BB: 0 P: 8	R: 0 E: 0 K: 0 S: 3	H: 0 LOB: 0 BB: 0 P: 3	R: 1 E: 0 K: 0 S: 5	H: 2 LOB: 1 BB: 0 P: 5	1B: 8 2B: 1 3B: 0 HR: 2	SF: 0 SAC: 0 DP: 1 HBP: 0	WP: 0 PB: 0 SB: 0 CS: 1	PA: 43					
<b>PITCHER</b>	IP	WLS	BF	H	R	ER	SO	BB	IBB	HBP	BLK	WP	HR	S	P	ERA	WHIP								
Chris Welsh, L (1,1) ERA: 4.38	5.0	W	24	6	1	1	1	4	0	0	0	0	1	22	38	1.80	2.000								
Gary Lucas, L (6,1) ERA: 3.69	2.0		11	3	1	0	1	1	0	0	0	0	0	12	16	0.00	2.000								
Luis DeLeon, R (8,1) ERA: 2.03	1.0		3	0	0	0	0	0	0	0	0	0	0	3	3	0.00	0.000								
Floyd Chiffer, R (9,1) ERA: 2.58	1.0	S	5	2	1	1	0	0	0	0	0	0	1	5	5	9.00	2.000								

San Diego Padres @ Pittsburgh Pirates  
Three Rivers Stadium, Pittsburgh, PA  
Mon Aug 23 1982, 7:05 PM EDT  
Att: 9,194 - Unknown

AB 38  
R 3  
H 11  
RBI 3  
BB 5  
SO 2  
LOB 22









Batter	1	2	3	4	5	6	7	8	9	AB	R	H	RBI	BB	SO	LOB	TOP								
Gene Richards, L (1.7) OBP: 0.332, SLG: 0.351	K																5								
John Curtis, L (8.1) OBP: 0.257, SLG: 0.314																	0								
Floyd Chiffer, R (8.1)																	0								
Gary Templeton, S (1.6) OBP: 0.283, SLG: 0.362																	3								
Ruppert Jones, L (1.8) OBP: 0.394, SLG: 0.459																	5								
Terry Kennedy, L (1.2) OBP: 0.318, SLG: 0.482																	3								
Joe Pittman, R (8. PR) OBP: 0.274, SLG: 0.267																	0								
Tony Gwynn, L (8.7) OBP: 0.321, SLG: 0.361																	0								
Joe Lefebvre, L (8.7) OBP: 0.256, SLG: 0.255																	0								
Sixto Lezcano, R (1.9) OBP: 0.397, SLG: 0.496																	5								
Kurt Bevacqua, R (1.3) OBP: 0.381, SLG: 0.326																	4								
Luis Salazar, R (1.5) OBP: 0.290, SLG: 0.362																	3								
Tim Flannery, L (1.4) OBP: 0.325, SLG: 0.323																	3								
John Montefusco, R (1.1) OBP: 0.145, SLG: 0.115																	3								
Broderick Perkins, L (8. PH) OBP: 0.346, SLG: 0.356																	1								
Steve Swisher, R (8.2) OBP: 0.333, SLG: 0.432																	0								
<b>Inning Stats</b>	R: 0 E: 0 K: 2 S: 6	H: 0 LOB: 0 BB: 1 P: 10	R: 0 E: 0 K: 1 S: 5	H: 0 LOB: 1 BB: 1 P: 9	R: 1 E: 0 K: 1 S: 7	H: 2 LOB: 1 BB: 0 P: 7	R: 2 E: 1 K: 1 S: 8	H: 3 LOB: 1 BB: 0 P: 8	R: 0 E: 0 K: 0 S: 5	H: 0 LOB: 0 BB: 0 P: 5	R: 1 E: 0 K: 0 S: 5	H: 2 LOB: 1 BB: 0 P: 5	R: 0 E: 0 K: 1 S: 5	H: 0 LOB: 0 BB: 0 P: 5	R: 2 E: 2 K: 0 S: 7	H: 2 LOB: 3 BB: 1 P: 11	R: 0 E: 0 K: 1 S: 4	H: 0 LOB: 1 BB: 2 P: 12	1B: 5 2B: 3 3B: 1 HR: 0	SF: 0 SAC: 1 DP: 1 HBP: 0	WP: 1 PB: 0 SB: 2 CS: 1	PA: 41			
<b>PITCHER</b>	IP	WLS	BF	H	R	ER	SO	BB	IBB	HBP	BLK	WP	HR	S	P	ERA	WHIP								
Manny Sarmiento, R (1.1) ERA: 3.56	7.0		30	8	5	4	7	2	0	0	0	1	0	42	50	5.14	1.429								
Randy Niemann, L (8.1) ERA: 4.99	0.0		1	1	0	0	0	0	0	0	0	0	0	1	1	∞	∞								
Kent Tekulve, R (8.1) ERA: 2.78	2.0	W	10	0	1	0	1	1	2	0	0	0	0	9	21	0.00	0.500								

San Diego Padres @ Pittsburgh Pirates  
Three Rivers Stadium, Pittsburgh, PA  
Wed Aug 25 1982, 7:05 PM EDT  
Att: 9,485 - Unknown

AB 35  
R 6  
H 9  
RBI 6  
BB 5  
SO 8  
LOB 21



Batter	1	2	3	4	5	6	7	8	9	AB	R	H	RBI	BB	SO	LOB	BOTTOM								
Omar Moreno, L (1.8) OBP: 0.294, SLG: 0.314																	5								
Johnny Ray, S (1.4) OBP: 0.323, SLG: 0.403																	4								
Bill Madlock, R (1.5) OBP: 0.365, SLG: 0.484																	4								
Jim Morrison, R (9.5) OBP: 0.286, SLG: 0.448																	1								
Jason Thompson, L (1.3) OBP: 0.403, SLG: 0.523																	3								
Dale Berra, R (8. PR) OBP: 0.312, SLG: 0.394																	0								
John Milner, L (9.3) OBP: 0.286, SLG: 0.310																	0								
Richie Hebner, L (1.9) OBP: 0.353, SLG: 0.432																	3								
Lee Lacy, R (8.9) OBP: 0.365, SLG: 0.392																	1								
Mike Easter, L (1.7) OBP: 0.346, SLG: 0.443																	3								
Dick Davis, R (8. PH) OBP: 0.285, SLG: 0.414																	1								
Tony Peña, R (1.2) OBP: 0.326, SLG: 0.428																	4								
Jim Smith, R (1.6) OBP: 0.313, SLG: 0.333																	4								
Manny Sarmiento, R (1.1) ERA: 2.22, SLG: 0.176																	3								
Randy Niemann, L (8.1) ERA: 1.00, SLG: 1.000																	0								
Kent Tekulve, R (8.1) ERA: 2.63, SLG: 0.099																	0								
Willie Stargell, L (8. PH) OBP: 0.346, SLG: 0.424																	0								
John Candelaria, L (8. PR) OBP: 0.346, SLG: 0.256																	0								
Enrique Romo, R (8. PR) OBP: 0.333, SLG: 0.356																	0								
<b>Inning Stats</b>	R: 1 E: 0 K: 0 S: 6	H: 2 LOB: 2 BB: 0 P: 6	R: 0 E: 0 K: 0 S: 3	H: 0 LOB: 0 BB: 0 P: 3	R: 3 E: 2 K: 1 S: 9	H: 3 LOB: 1 BB: 0 P: 9	R: 1 E: 0 K: 0 S: 5	H: 2 LOB: 1 BB: 0 P: 5	R: 0 E: 0 K: 1 S: 5	H: 0 LOB: 0 BB: 0 P: 5	R: 0 E: 0 K: 0 S: 3	H: 0 LOB: 0 BB: 0 P: 3	R: 0 E: 0 K: 1 S: 7	H: 2 LOB: 1 BB: 0 P: 7	R: 1 E: 0 K: 0 S: 3	H: 2 LOB: 2 BB: 1 P: 7	1B: 8 2B: 3 3B: 0 HR: 0	SF: 1 SAC: 0 DP: 0 HBP: 0	WP: 0 PB: 0 SB: 1 CS: 0	PA: 39					
<b>PITCHER</b>	IP	WLS	BF	H	R	ER	SO	BB	IBB	HBP	BLK	WP	HR	S	P	ERA	WHIP								
John Montefusco, R (1.1) ERA: 3.87	7.0		30	7	5	2	2	0	0	0	0	0	0	34	34	2.57	1.000								
John Curtis, L (8.1) ERA: 4.34	0.1		3	2	1	1	0	0	0	0	0	0	0	3	3	27.00	6.000								
Floyd Chiffer, R (8.1) ERA: 2.63	1.0	L	6	2	1	1	1	1	0	0	0	0	0	7	11	9.00	3.000								

San Diego Padres @ Pittsburgh Pirates  
Three Rivers Stadium, Pittsburgh, PA  
Wed Aug 25 1982, 7:05 PM EDT  
Att: 9,485 - Unknown

AB 36  
R 7  
H 11  
RBI 7  
BB 1  
SO 3  
LOB 13






Batter	1	2	3	4	5	6	7	8	9	AB	R	H	RBI	BB	SO	LOB	TOP									
Tom Herr, S OBP: 0.340, SLG: 0.322 (1, 4)	F8		1-3			BB SF7 1B	4-3		6-3	5	1	1	1	0	0	2										
Lonnie Smith, R OBP: 0.387, SLG: 0.450 (1, 7)	4-3		2B			BB 1-2 1B	K		F8	5	0	2	0	0	1	0										
Keith Hernandez, L OBP: 0.384, SLG: 0.403 (1, 3)	L3		4-3			BB 1-2 2-3 BB	6-3		BB 1B	4	0	1	0	1	0	1										
George Hendrick, R OBP: 0.318, SLG: 0.448 Bruce Sutter, R OBP: 0.187, SLG: 0.200 (9, 1)	F7					PB 1B	SF7		BB 1-2 BB	3	0	2	1	1	0	0										
Gene Tenace, R OBP: 0.525, SLG: 0.659 Darrell Porter, L OBP: 0.341, SLG: 0.395 (5, PH) (5, 2)	BB BB		BB BB			L5	F8		F7	1	0	0	0	1	0	1										
Willie McGee, S OBP: 0.353, SLG: 0.434 (1, 8)	F8					F9			F9	4	0	1	0	0	0	2										
Ken Oberkfell, L OBP: 0.328, SLG: 0.348 (1, 5)	BB BB		BB BB			F8	G3-6-3 1B		F8	3	0	0	0	1	0	2										
Ozzie Smith, S OBP: 0.359, SLG: 0.338 (1, 6)	F5					S 1B BB	1B		2B	3	1	2	0	1	0	2										
Joaquin Andujar, S OBP: 0.192, SLG: 0.231 Jim Kaat, L OBP: 0.341, SLG: 0.420 (8, 1) (9, 9)			F3			K	1-2 1B		K	4	0	1	0	0	2	2										
<b>Inning Stats</b>	R: 0 E: 0 K: 0 S: 3	H: 0 LOB: 0 BB: 0 P: 3	R: 0 E: 0 K: 0 S: 3	H: 0 LOB: 2 BB: 2 P: 11	R: 0 E: 0 K: 0 S: 4	H: 1 LOB: 1 BB: 0 P: 4	R: 0 E: 0 K: 0 S: 4	H: 1 LOB: 1 BB: 0 P: 4	R: 2 E: 0 K: 1 S: 7	H: 2 LOB: 2 BB: 2 P: 15	R: 0 E: 0 K: 0 S: 5	H: 3 LOB: 2 BB: 0 P: 5	R: 0 E: 0 K: 1 S: 6	H: 1 LOB: 1 BB: 0 P: 6	R: 0 E: 0 K: 1 S: 6	H: 1 LOB: 1 BB: 0 P: 6	R: 0 E: 0 K: 0 S: 4	H: 1 LOB: 2 BB: 1 P: 8	1B: 8 2B: 2 3B: 0 HR: 0	SF: 1 SAC: 0 DP: 1 HBP: 0	WP: 0 PB: 1 SB: 1 CS: 0	PA: 41				
<b>PITCHER</b>	IP	WLS	BF	H	R	ER	SO	BB	IBB	HBP	BLK	WP	HR	S	P	ERA	WHIP									
Tim Lollar, L ERA: 3.38 Juan Eichelberger, R ERA: 4.19 John Curtis, L ERA: 4.26	(1, 1)	4.1	L	20	4	2	2	1	3	0	0	0	0	0	19	31	4.15	1.615								
	(5, 1)	2.2		12	4	0	0	1	1	0	0	0	0	0	13	17	0.00	1.875								
	(8, 1)	2.0		9	2	0	0	1	1	0	0	0	0	0	10	14	0.00	1.500								

St. Louis Cardinals @ San Diego Padres  
Jack Murphy Stadium, San Diego, CA  
Fri Aug 27 1982, 10:05 PM EDT  
Att: 15,891 - Cloudy - 69 F

livebaseballscorecards.com

AB 35  
R 2  
H 10  
RBI 2  
BB 5  
SO 3  
LOB 17




Batter	1	2	3	4	5	6	7	8	9	AB	R	H	RBI	BB	SO	LOB	BOTTOM									
Gene Richards, L OBP: 0.333, SLG: 0.352 (1, 7)	4-3		G6-3 1B							4	0	2	0	0	0	0										
Garry Templeton, S OBP: 0.281, SLG: 0.359 (1, 6)	K		G6-3 1-2							4	0	0	0	0	1	2										
Ruppert Jones, L OBP: 0.393, SLG: 0.455 (1, 8)	4-3		1-3							3	0	0	0	1	0	0										
Terry Kennedy, L OBP: 0.319, SLG: 0.481 (1, 2)										3	1	1	0	1	1	1										
Sixto Lezcano, R OBP: 0.394, SLG: 0.492 (1, 9)										4	0	0	0	0	1	2										
Rick Lancelotti, L (1, 3)										4	0	0	0	0	1	2										
Luis Salazar, R OBP: 0.296, SLG: 0.366 (1, 5)										3	0	3	0	1	0	0										
Tim Flannery, L OBP: 0.324, SLG: 0.322 (1, 4)										4	0	1	1	0	1	4										
Tim Lollar, L OBP: 0.293, SLG: 0.431 Juan Eichelberger, R OBP: 0.340, SLG: 0.190 Broderick Perkins, L OBP: 0.347, SLG: 0.354 John Curtis, L OBP: 0.287, SLG: 0.314 (1, 1) (5, 1) (7, PH) (8, 1)										1	0	0	0	0	1	2										
										1	0	0	0	0	0	0										
										1	0	0	0	0	0	1										
										0	0	0	0	0	0	0										
<b>Inning Stats</b>	R: 0 E: 0 K: 1 S: 5	H: 0 LOB: 0 BB: 0 P: 5	R: 1 E: 0 K: 3 S: 11	H: 2 LOB: 2 BB: 1 P: 15	R: 0 E: 0 K: 0 S: 3	H: 1 LOB: 0 BB: 0 P: 3	R: 0 E: 0 K: 0 S: 5	H: 2 LOB: 2 BB: 0 P: 5	R: 0 E: 0 K: 0 S: 3	H: 0 LOB: 0 BB: 0 P: 3	R: 0 E: 0 K: 1 S: 5	H: 0 LOB: 0 BB: 0 P: 5	R: 0 E: 0 K: 1 S: 6	H: 1 LOB: 1 BB: 0 P: 6	R: 0 E: 0 K: 0 S: 3	H: 1 LOB: 1 BB: 1 P: 7	R: 0 E: 0 K: 0 S: 3	H: 0 LOB: 1 BB: 1 P: 7	1B: 7 2B: 0 3B: 0 HR: 0	SF: 0 SAC: 0 DP: 1 HBP: 0	WP: 0 PB: 0 SB: 1 CS: 0	PA: 35				
<b>PITCHER</b>	IP	WLS	BF	H	R	ER	SO	BB	IBB	HBP	BLK	WP	HR	S	P	ERA	WHIP									
Joaquin Andujar, R ERA: 2.82 Jim Kaat, L ERA: 3.48 Bruce Sutter, R ERA: 3.14	(1, 1)	7.2	W	30	7	1	1	6	2	0	0	0	0	0	40	48	1.17	1.174								
	(8, 1)	0.1		1	0	0	0	0	0	0	0	0	0	1	1	0.00	0.000									
	(9, 1)	1.0	S	4	0	0	0	0	1	0	0	0	0	3	7	0.00	1.000									

St. Louis Cardinals @ San Diego Padres  
Jack Murphy Stadium, San Diego, CA  
Fri Aug 27 1982, 10:05 PM EDT  
Att: 15,891 - Cloudy - 69 F

livebaseballscorecards.com

AB 32  
R 1  
H 7  
RBI 1  
BB 3  
SO 6  
LOB 14





Batter	1	2	3	4	5	6	7	8	9	AB	R	H	RBI	BB	SO	LOB	TOP				
Tom Herr, S OBP: 0.340, SLG: 0.325 (1, 4)	1-3		K			F8	E9		F8	5	0	2	1	0	1	0					
Lonnie Smith, R OBP: 0.385, SLG: 0.447 (1, 7)	K			F8	1-3	6-3			1B	5	1	1	0	0	1	3					
Keith Hernandez, L OBP: 0.386, SLG: 0.404 (1, 3)				BB	BB	BB	4-3		1B	4	1	2	0	1	0	1					
George Hendrick, R OBP: 0.319, SLG: 0.444 (1, 9)	L4			4-3	BB	BB			1B	3	0	0	0	2	0	2					
Darrell Porter, L OBP: 0.342, SLG: 0.394 Gene Tenace, R OBP: 0.529, SLG: 0.651 (5, PH) (5, 2)	F8			4-3	BB	BB			P3	1	0	0	0	1	0	0					
Willie McGee, S OBP: 0.395, SLG: 0.430 Jim Kaat, L OBP: 0.327, SLG: 0.344 Doug Bair, R OBP: 0.327, SLG: 0.344 Mike Ramsey, S OBP: 0.327, SLG: 0.344 Jeff Laiti, R OBP: 0.292, SLG: 0.299 (1, 8) (8, 1) (7, PH) (7, 1) (8, PH)	B1			4-3	BB	K			K	3	0	0	1	0	1	5					
Ken Oberkfell, L OBP: 0.327, SLG: 0.347 (1, 5)	4-3			G3					G3	4	0	1	0	0	0	2					
Ozzie Smith, S OBP: 0.359, SLG: 0.337 (1, 6)			F8			2B			5-3	4	1	1	0	0	1	1					
Bob Forsch, R OBP: 0.250, SLG: 0.295 John Martin, S OBP: 0.167, SLG: 0.091 Steve Braun, L OBP: 0.386, SLG: 0.333 David Green, R OBP: 0.336, SLG: 0.413 (1, 1) (3, 1) (5, PH) (5, 8)	K					2B			L9	1	0	0	0	0	1	0					
<b>Inning Stats</b>	R: 0 E: 0 K: 1 S: 5	H: 0 LOB: 1 BB: 1 P: 9	R: 0 E: 0 K: 0 S: 3	H: 0 LOB: 0 BB: 0 P: 3	R: 0 E: 0 K: 2 S: 7	H: 0 LOB: 0 BB: 0 P: 7	R: 1 E: 0 K: 0 S: 4	H: 1 LOB: 2 BB: 2 P: 12	R: 2 E: 0 K: 1 S: 8	H: 3 LOB: 3 BB: 2 P: 16	R: 0 E: 0 K: 0 S: 3	H: 0 LOB: 0 BB: 1 P: 7	R: 0 E: 0 K: 0 S: 3	H: 0 LOB: 0 BB: 0 P: 3	R: 1 E: 1 K: 1 S: 8	H: 2 LOB: 2 BB: 0 P: 8	1B: 6 2B: 2 3B: 0 HR: 0	SF: 0 SAC: 0 DP: 0 HBP: 0	WP: 0 PB: 0 SB: 0 CS: 0	PA: 42	
<b>PITCHER</b>	IP WLS BF H R ER SO BB IBB HBP BLK WP HR S P ERA WHIP	IP WLS BF H R ER SO BB IBB HBP BLK WP HR S P ERA WHIP	IP WLS BF H R ER SO BB IBB HBP BLK WP HR S P ERA WHIP	IP WLS BF H R ER SO BB IBB HBP BLK WP HR S P ERA WHIP	IP WLS BF H R ER SO BB IBB HBP BLK WP HR S P ERA WHIP	IP WLS BF H R ER SO BB IBB HBP BLK WP HR S P ERA WHIP	IP WLS BF H R ER SO BB IBB HBP BLK WP HR S P ERA WHIP	IP WLS BF H R ER SO BB IBB HBP BLK WP HR S P ERA WHIP	IP WLS BF H R ER SO BB IBB HBP BLK WP HR S P ERA WHIP	IP WLS BF H R ER SO BB IBB HBP BLK WP HR S P ERA WHIP	IP WLS BF H R ER SO BB IBB HBP BLK WP HR S P ERA WHIP	IP WLS BF H R ER SO BB IBB HBP BLK WP HR S P ERA WHIP	IP WLS BF H R ER SO BB IBB HBP BLK WP HR S P ERA WHIP	IP WLS BF H R ER SO BB IBB HBP BLK WP HR S P ERA WHIP	IP WLS BF H R ER SO BB IBB HBP BLK WP HR S P ERA WHIP	IP WLS BF H R ER SO BB IBB HBP BLK WP HR S P ERA WHIP	IP WLS BF H R ER SO BB IBB HBP BLK WP HR S P ERA WHIP	IP WLS BF H R ER SO BB IBB HBP BLK WP HR S P ERA WHIP	IP WLS BF H R ER SO BB IBB HBP BLK WP HR S P ERA WHIP	IP WLS BF H R ER SO BB IBB HBP BLK WP HR S P ERA WHIP	IP WLS BF H R ER SO BB IBB HBP BLK WP HR S P ERA WHIP

St. Louis Cardinals @ San Diego Padres  
Jack Murphy Stadium, San Diego, CA  
Sun Aug 29 1982, 6:33 AM EDT  
Sunny - 79 F

AB	36
R	4
H	8
RBI	3
BB	6
SO	6
LOB	20



Batter	1	2	3	4	5	6	7	8	9	AB	R	H	RBI	BB	SO	LOB	BOTTOM				
Gene Richards, L OBP: 0.336, SLG: 0.355 (1, 7)	6-3		G3	E8		FC1-3-5				5	2	3	0	0	0	0					
Gary Templeton, S OBP: 0.280, SLG: 0.360 (1, 6)	4-3		1B	K		FC1-3-5			F8	5	2	1	0	0	1	4					
Ruppert Jones, L OBP: 0.393, SLG: 0.453 (1, 8)	1B		1B	K		K			F8	4	1	1	1	1	2	2					
Terry Kennedy, L OBP: 0.324, SLG: 0.483 (1, 2)	FC6-4		1B	2B		E7			4-3	4	2	3	1	1	0	0					
Sixto Lezcano, R OBP: 0.394, SLG: 0.493 (1, 9)	FC6-4		1B	F7		2B			K	5	1	2	2	0	1	3					
Luis Salazar, R OBP: 0.296, SLG: 0.365 (1, 5)			6-3	2B		K			F9	4	1	1	1	0	1	1					
Rick Lancelotti, L OBP: 0.125, SLG: 0.250 (1, 3)			G3	2B		3-1			3-1	4	0	1	3	0	0	0					
Tim Flannery, L OBP: 0.323, SLG: 0.321 (1, 4)			F7			6-3			5-3	4	0	1	0	0	0	1					
Eric Show, R OBP: 0.115, SLG: 0.115 John Curtis, L OBP: 0.297, SLG: 0.351 (1, 1) (5, 1)	F8		K			1B			1B	2	0	0	0	0	1	2					
<b>Inning Stats</b>	R: 0 E: 0 K: 0 S: 4	H: 1 LOB: 2 BB: 1 P: 8	R: 0 E: 0 K: 0 S: 4	H: 1 LOB: 0 BB: 0 P: 4	R: 5 E: 0 K: 1 S: 11	H: 6 LOB: 1 BB: 0 P: 11	R: 1 E: 1 K: 2 S: 8	H: 1 LOB: 1 BB: 1 P: 12	R: 0 E: 0 K: 1 S: 5	H: 0 LOB: 0 BB: 0 P: 5	R: 3 E: 1 K: 1 S: 9	H: 4 LOB: 1 BB: 0 P: 9	R: 0 E: 0 K: 0 S: 5	H: 2 LOB: 2 BB: 0 P: 5	R: 0 E: 0 K: 1 S: 5	H: 0 LOB: 0 BB: 0 P: 5	1B: 12 2B: 3 3B: 0 HR: 0	SF: 0 SAC: 0 DP: 0 HBP: 0	WP: 0 PB: 0 SB: 0 CS: 0	PA: 41	
<b>PITCHER</b>	IP WLS BF H R ER SO BB IBB HBP BLK WP HR S P ERA WHIP	IP WLS BF H R ER SO BB IBB HBP BLK WP HR S P ERA WHIP	IP WLS BF H R ER SO BB IBB HBP BLK WP HR S P ERA WHIP	IP WLS BF H R ER SO BB IBB HBP BLK WP HR S P ERA WHIP	IP WLS BF H R ER SO BB IBB HBP BLK WP HR S P ERA WHIP	IP WLS BF H R ER SO BB IBB HBP BLK WP HR S P ERA WHIP	IP WLS BF H R ER SO BB IBB HBP BLK WP HR S P ERA WHIP	IP WLS BF H R ER SO BB IBB HBP BLK WP HR S P ERA WHIP	IP WLS BF H R ER SO BB IBB HBP BLK WP HR S P ERA WHIP	IP WLS BF H R ER SO BB IBB HBP BLK WP HR S P ERA WHIP	IP WLS BF H R ER SO BB IBB HBP BLK WP HR S P ERA WHIP	IP WLS BF H R ER SO BB IBB HBP BLK WP HR S P ERA WHIP	IP WLS BF H R ER SO BB IBB HBP BLK WP HR S P ERA WHIP	IP WLS BF H R ER SO BB IBB HBP BLK WP HR S P ERA WHIP	IP WLS BF H R ER SO BB IBB HBP BLK WP HR S P ERA WHIP	IP WLS BF H R ER SO BB IBB HBP BLK WP HR S P ERA WHIP	IP WLS BF H R ER SO BB IBB HBP BLK WP HR S P ERA WHIP	IP WLS BF H R ER SO BB IBB HBP BLK WP HR S P ERA WHIP	IP WLS BF H R ER SO BB IBB HBP BLK WP HR S P ERA WHIP	IP WLS BF H R ER SO BB IBB HBP BLK WP HR S P ERA WHIP	IP WLS BF H R ER SO BB IBB HBP BLK WP HR S P ERA WHIP

St. Louis Cardinals @ San Diego Padres  
Jack Murphy Stadium, San Diego, CA  
Sun Aug 29 1982, 6:33 AM EDT  
Sunny - 79 F

AB	39
R	9
H	15
RBI	8
BB	2
SO	6
LOB	13













Batter	1	2	3	4	5	6	7	8	9	AB	R	H	RBI	BB	SO	LOB	TOP					
<b>Omar Moreno, L</b> (1, 8) OBP: 0.287, SLG: 0.306 <b>Dick Davis, R</b> (9, 9) OBP: 0.272, SLG: 0.396	F7		K		F7	1-3		4-3		5	0	0	0	0	1	2						
<b>Johnny Ray, S</b> (1, 4) OBP: 0.314, SLG: 0.391	F7		FC1-6 1B		6-3		L4		P4	5	0	0	0	0	0	1						
<b>Bill Madlock, R</b> (1, 5) OBP: 0.370, SLG: 0.485	F8				HR					4	1	3	0	1	0	0						
<b>Jason Thompson, L</b> (1, 3) OBP: 0.399, SLG: 0.532			F7							5	2	2	3	0	1	4						
<b>Richie Hebner, L</b> (1, 9) OBP: 0.358, SLG: 0.432 <b>Lee Lacy, R</b> (5, PR) OBP: 0.363, SLG: 0.392										2	1	2	0	1	0	0						
<b>Mike Easter, L</b> (1, 7) OBP: 0.352, SLG: 0.451										2	1	0	0	0	1	2						
<b>Mike Easter, L</b> (1, 7) OBP: 0.352, SLG: 0.451	F8									4	2	3	2	0	0	1						
<b>Tony Peña, R</b> (1, 2) OBP: 0.325, SLG: 0.432										4	0	0	0	0	2	5						
<b>Dale Berra, R</b> (1, 6) OBP: 0.306, SLG: 0.386										2	0	0	2	0	1	1						
<b>Manny Sarmiento, R</b> (1, 1) OBP: 0.225, SLG: 0.162										3	0	0	0	1	2	2						
<b>Inning Stats</b>	R: 0 E: 0 K: 0 S: 3	H: 0 LOB: 0 BB: 0 P: 3	R: 1 E: 0 K: 2 S: 9	H: 2 LOB: 1 BB: 0 P: 9	R: 0 E: 0 K: 1 S: 6	H: 1 LOB: 2 BB: 1 P: 10	R: 1 E: 0 K: 1 S: 7	H: 2 LOB: 1 BB: 0 P: 7	R: 4 E: 0 K: 0 S: 6	H: 3 LOB: 1 BB: 1 P: 10	R: 0 E: 0 K: 2 S: 5	H: 0 LOB: 0 BB: 0 P: 5	R: 0 E: 0 K: 2 S: 7	H: 0 LOB: 1 BB: 1 P: 11	R: 1 E: 1 K: 1 S: 7	H: 1 LOB: 1 BB: 0 P: 7	R: 0 E: 0 K: 0 S: 4	H: 1 LOB: 1 BB: 0 P: 4	1B: 5 2B: 2 3B: 0 HR: 3	SF: 2 SAC: 0 DP: 0 HBP: 0	WP: 0 PB: 0 SB: 2 CS: 0	PA: 41
<b>PITCHER</b>	IP	WLS	BF	H	R	ER	SO	BB	IBB	HBP	BLK	WP	HR	S	P	ERA	WHIP					
<b>John Montefusco, R</b> (1, 1) ERA: 4.08	5.0	L	25	8	6	6	4	2	0	0	0	0	3	31	39	10.80	2.000					
<b>Floyd Chiffer, R</b> (6, 1) ERA: 2.59	1.0		3	0	0	0	1	0	0	0	0	0	0	5	5	0.00	0.000					
<b>Gary Lucas, L</b> (7, 1) ERA: 3.55	3.0		13	2	1	0	3	1	0	0	0	0	0	18	22	0.00	1.000					

Pittsburgh Pirates @ San Diego Padres  
Jack Murphy Stadium, San Diego, CA  
Tue Aug 31 1982, 10:05 PM EDT  
Att: 7,826 - Unknown

AB 36  
R 7  
H 10  
RBI 7  
BB 3  
SO 8  
LOB 18



Batter	1	2	3	4	5	6	7	8	9	AB	R	H	RBI	BB	SO	LOB	BOTTOM				
<b>Gene Richards, L</b> (1, 7) OBP: 0.332, SLG: 0.350 <b>Gary Lucas, L</b> (7, 1) OBP: 0.265, SLG: 0.279	P6	P3			F8	4-3			K	4	0	0	0	0	0	3					
<b>Gary Templeton, S</b> (1, 6) OBP: 0.278, SLG: 0.354	K									5	0	2	0	0	1	0					
<b>Ruppert Jones, L</b> (1, 8) OBP: 0.398, SLG: 0.454	1B									4	0	2	0	1	0	1					
<b>Terry Kennedy, L</b> (1, 2) OBP: 0.320, SLG: 0.476										4	0	1	0	0	1	5					
<b>Sixto Lezcano, R</b> (1, 9) OBP: 0.386, SLG: 0.481	FC6-4									4	0	0	0	0	0	7					
<b>Rick Lancelotti, L</b> (1, 3) OBP: 0.167, SLG: 0.333										4	1	1	0	0	1	2					
<b>Luis Salazar, R</b> (1, 5) OBP: 0.292, SLG: 0.361										4	0	0	0	0	0	1					
<b>Tim Flannery, L</b> (1, 4) OBP: 0.325, SLG: 0.323										4	0	3	0	0	0	0					
<b>John Montefusco, R</b> (1, 1) OBP: 0.158, SLG: 0.113 <b>Floyd Chiffer, R</b> (6, 1) OBP: 0.343, SLG: 0.351										1	0	0	0	1	1	0					
<b>Inning Stats</b>	R: 0 E: 0 K: 1 S: 7	H: 2 LOB: 2 BB: 0 P: 7	R: 0 E: 0 K: 0 S: 4	H: 1 LOB: 2 BB: 1 P: 8	R: 0 E: 0 K: 1 S: 6	H: 0 LOB: 0 BB: 0 P: 10	R: 0 E: 0 K: 1 S: 5	H: 0 LOB: 0 BB: 0 P: 5	R: 0 E: 0 K: 0 S: 5	H: 2 LOB: 1 BB: 0 P: 5	R: 0 E: 0 K: 0 S: 4	H: 0 LOB: 1 BB: 0 P: 4	R: 0 E: 0 K: 0 S: 4	H: 1 LOB: 1 BB: 0 P: 4	R: 0 E: 0 K: 1 S: 5	H: 0 LOB: 0 BB: 0 P: 5	1B: 8 2B: 1 3B: 0 HR: 0	SF: 1 SAC: 0 DP: 0 HBP: 0	WP: 0 PB: 0 SB: 0 CS: 0	PA: 39	
<b>PITCHER</b>	IP	WLS	BF	H	R	ER	SO	BB	IBB	HBP	BLK	WP	HR	S	P	ERA	WHIP				
<b>Manny Sarmiento, R</b> (1, 1) ERA: 3.39	9.0	W	39	9	1	1	5	2	0	0	0	0	0	47	55	1.00	1.222				

Pittsburgh Pirates @ San Diego Padres  
Jack Murphy Stadium, San Diego, CA  
Tue Aug 31 1982, 10:05 PM EDT  
Att: 7,826 - Unknown

AB 36  
R 1  
H 9  
RBI 1  
BB 2  
SO 5  
LOB 20







Batter	1	2	3	4	5	6	7	8	9	AB	R	H	RBI	BB	SO	LOB	TOP	
Omar Moreno, L (1, 8) OBP: 0.287, SLG: 0.305	6-3		FC1-5 1B		FC5-4 1B		F8			4	0	1	0	0	0	1	<b>Pittsburgh Pirates @ San Diego Padres</b> Jack Murphy Stadium, San Diego, CA Wed Sep 01 1982, 10:05 PM EDT Att: 6,814 - Unknown	
Johnny Ray, S (1, 4) OBP: 0.314, SLG: 0.390	6-3		FC1-5 1B		FC6-4 1B		F7			4	0	1	0	0	0	2		
Bill Madlock, R (1, 5) OBP: 0.371, SLG: 0.485	BB		G6-4-3 1B		FC6-4 1-2		F3			3	0	1	0	1	0	2		
Jason Thompson, L (1, 3) OBP: 0.400, SLG: 0.538	1B		G6-4-3 1-2		HR		F7			4	1	2	1	0	0	3		
Richie Hebner, L (1, 9) OBP: 0.352, SLG: 0.424	F9			4-3		F8		F8		4	0	0	0	0	0	2		
Mike Easter, L (1, 7) OBP: 0.351, SLG: 0.451		F8		F8		1-3		B5-3 2B		4	0	1	0	0	0	0		
Tony Peña, R (1, 2) OBP: 0.325, SLG: 0.431	6-3		1-4-3			S 1B		B5-3 2-3		4	0	1	0	0	0	1		
Dale Berra, R (1, 6) OBP: 0.304, SLG: 0.382	1-4-3				F9	L6		K		4	0	0	0	0	1	2		
Rick Rhoden, R (1, 1) OBP: 0.278, SLG: 0.478			FC1-5 1B				F7		6-3	1	0	1	0	1	0	0		
Enrique Romo, R (6, 1) OBP: 0.333, SLG: 0.556										0	0	0	0	0	0	0		
John Milner, L (7, PH) OBP: 0.275, SLG: 0.295										1	0	0	0	0	0	0		
Rod Scurry, L (7, 1) OBP: 0.250, SLG: 0.350										0	0	0	0	0	0	0		
Lee Lacy, R (9, PH) OBP: 0.362, SLG: 0.391										1	0	0	0	0	0	1		
<b>Inning Stats</b>	R: 0 E: 0 K: 0 S: 4	H: 1 LOB: 2 BB: 1 P: 8	R: 0 E: 0 K: 0 S: 3	H: 0 LOB: 0 BB: 0 P: 3	R: 0 E: 0 K: 0 S: 5	H: 3 LOB: 2 BB: 0 P: 5	R: 0 E: 0 K: 0 S: 3	H: 0 LOB: 0 BB: 0 P: 3	R: 0 E: 0 K: 0 S: 4	H: 1 LOB: 2 BB: 1 P: 8	R: 0 E: 0 K: 0 S: 3	H: 0 LOB: 0 BB: 0 P: 3	R: 0 E: 0 K: 1 S: 6	H: 1 LOB: 1 BB: 0 P: 6	1B: 6 2B: 1 3B: 0 HR: 1	SF: 0 SAC: 0 DP: 1 HBP: 0	WP: 0 PB: 0 SB: 1 CS: 0	PA: 36
<b>PITCHER</b>	IP WLS BF H R ER SO BB IBB HBP BLK WP HR S P ERA WHIP																	
Juan Eichelberger, R (1, 1) ERA: 4.0	9.0 W 36 8 1 1 1 2 0 0 0 0 1 36 44 1.00 1.111																	

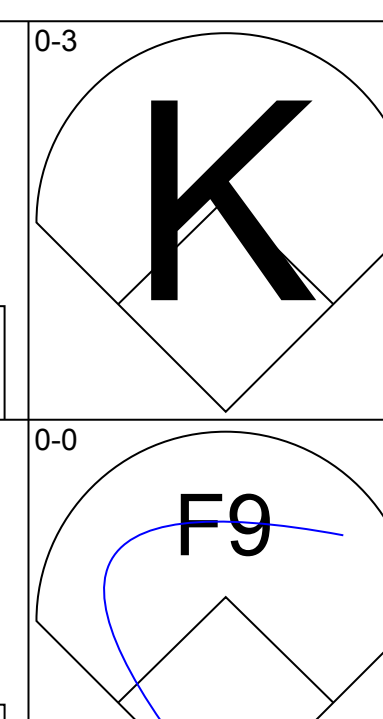
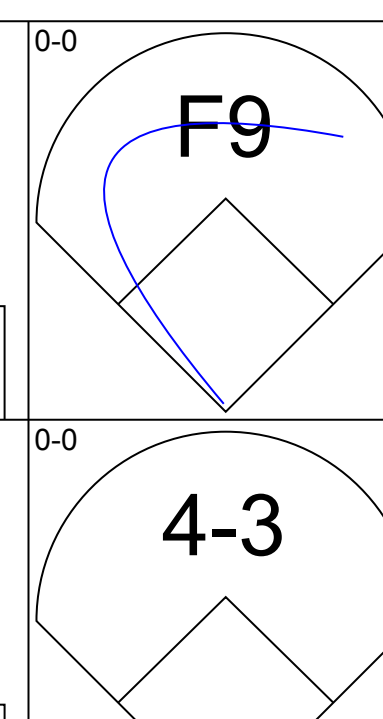
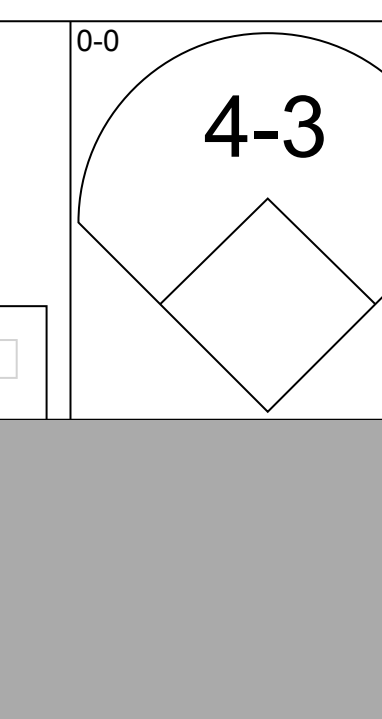
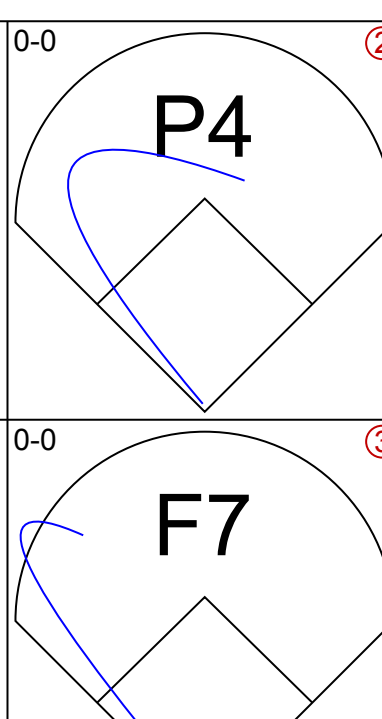
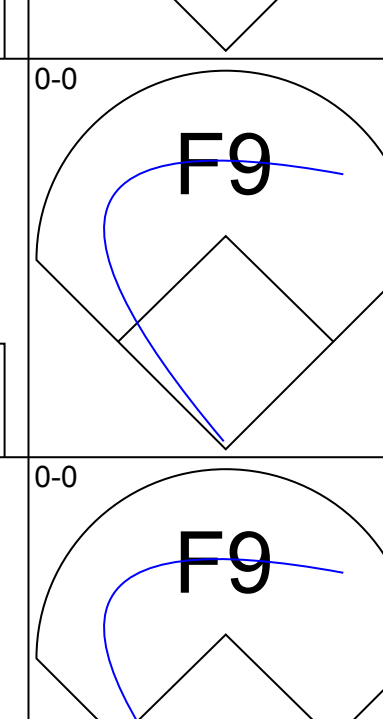
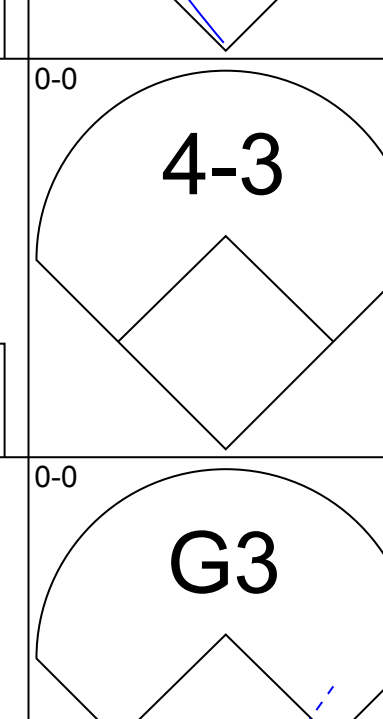
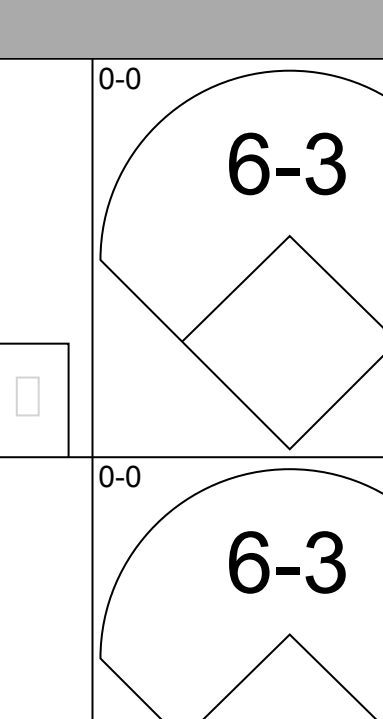
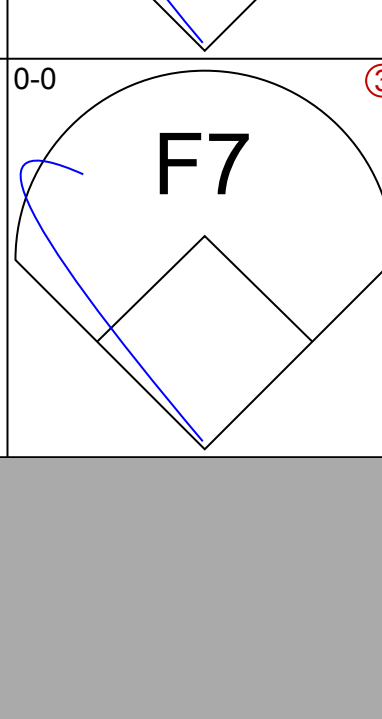
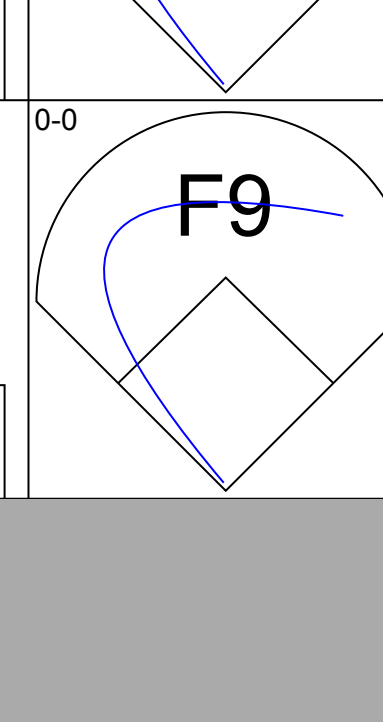
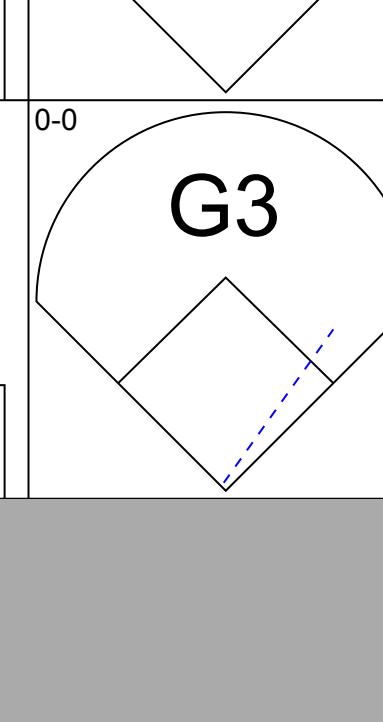
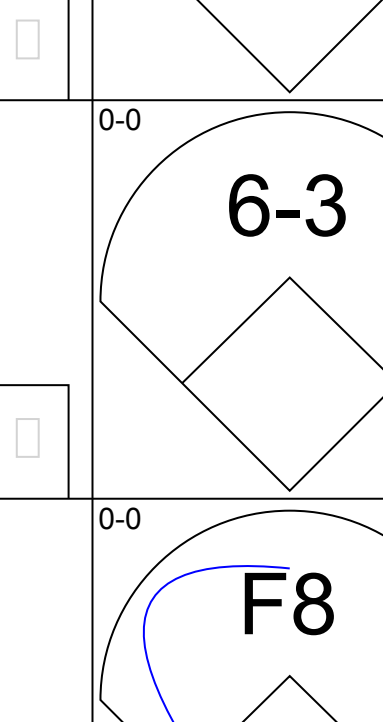
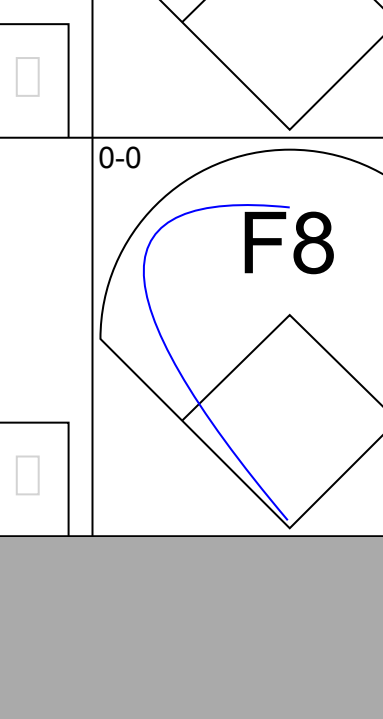
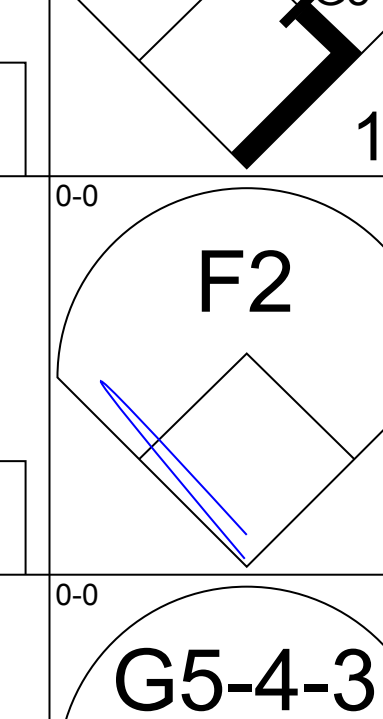
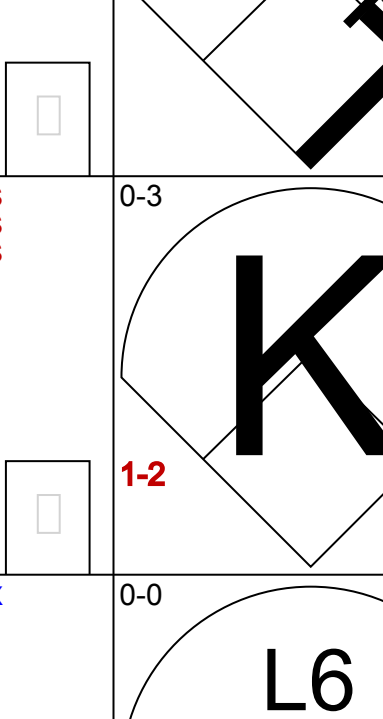
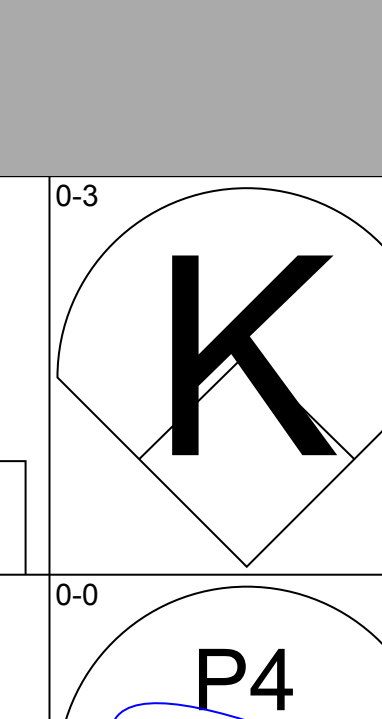
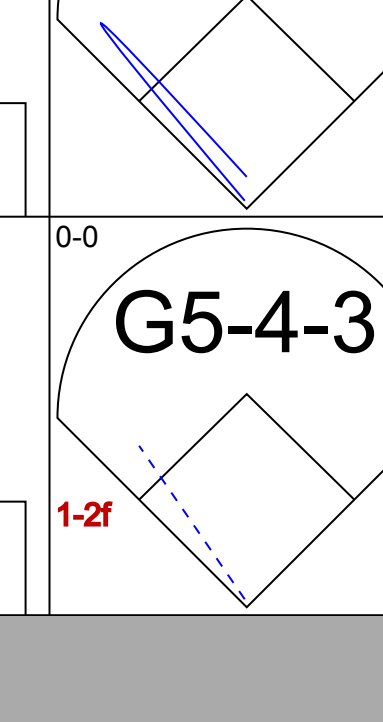
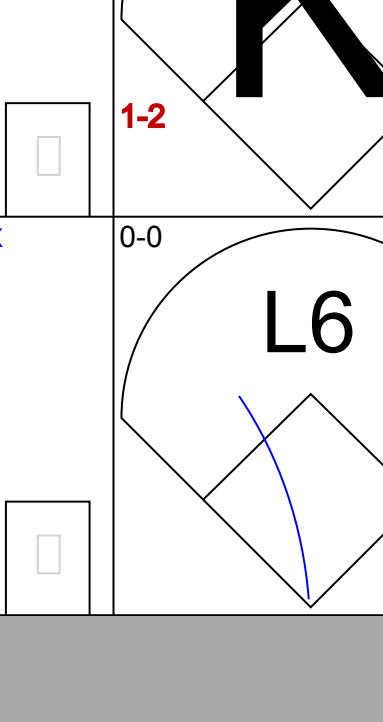
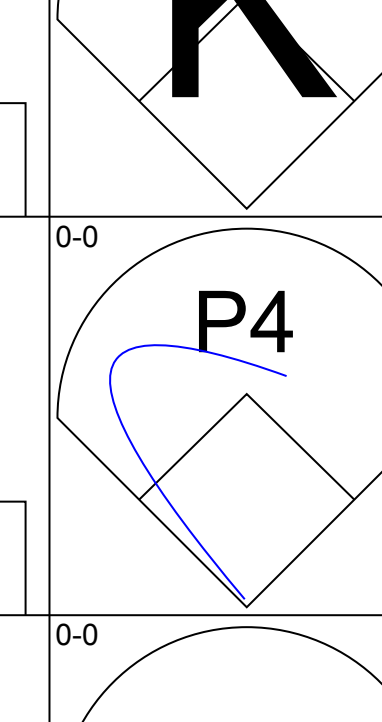
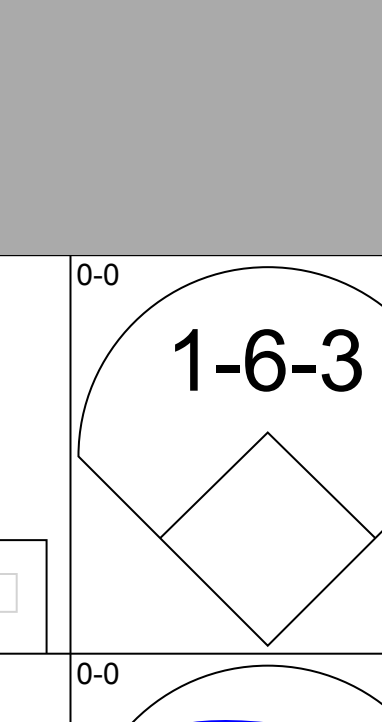
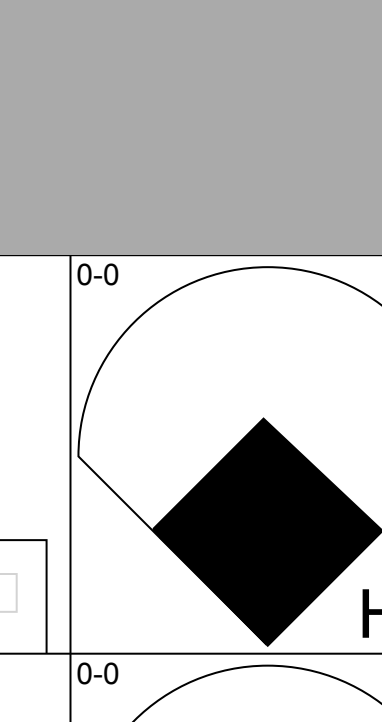
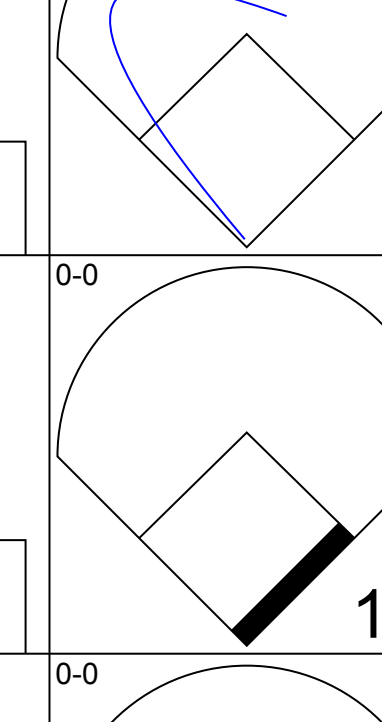
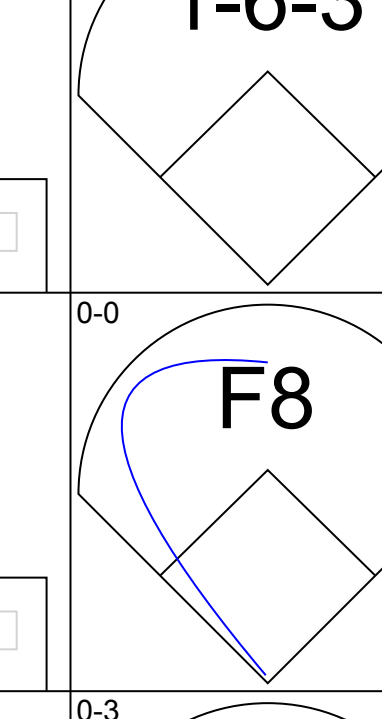
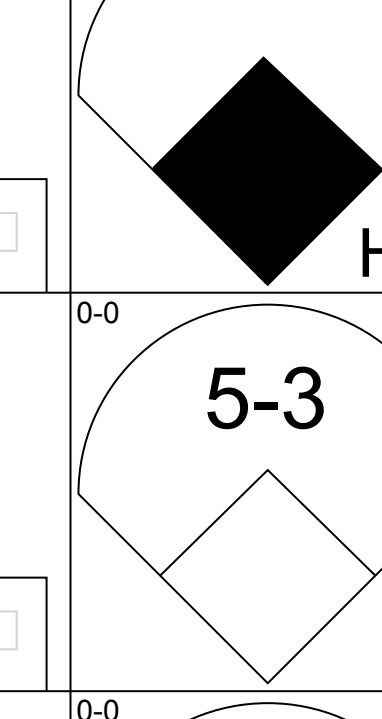
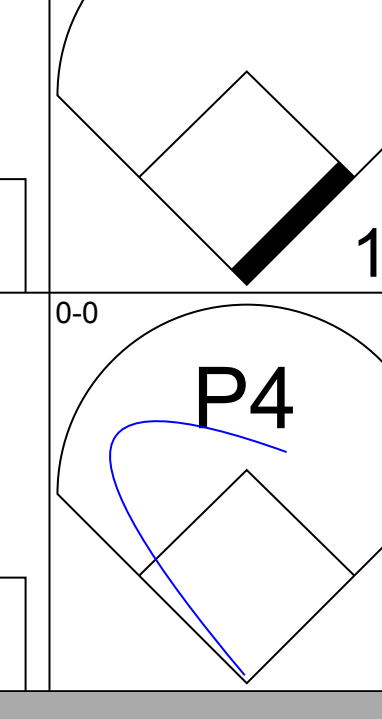
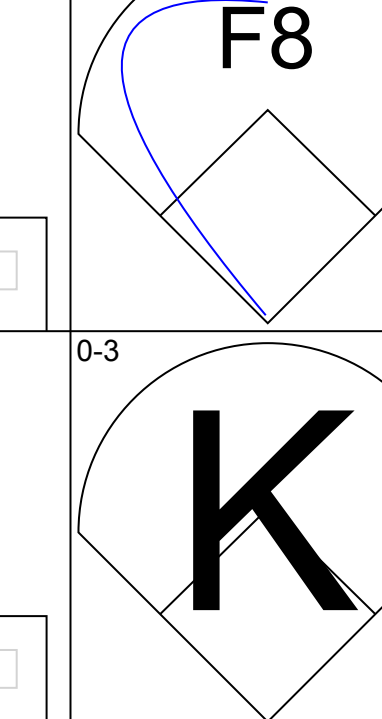
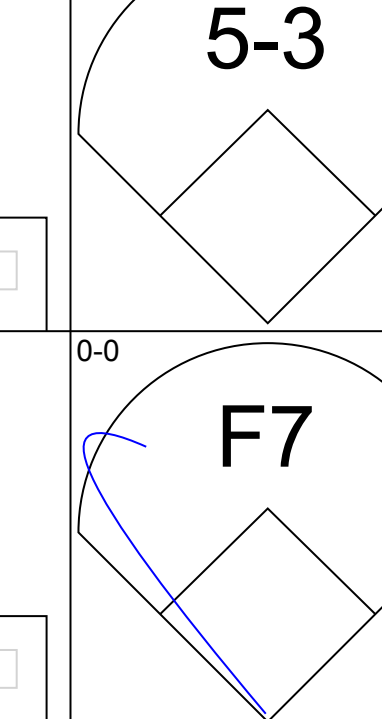
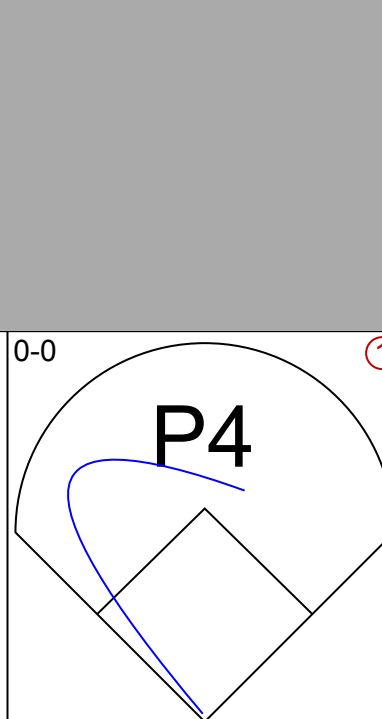
Batter	1	2	3	4	5	6	7	8	9	AB	R	H	RBI	BB	SO	LOB	BOTTOM			
Gene Richards, L (1, 7) OBP: 0.336, SLG: 0.350	4-3					SH2-4 1B	G3 1B			2	1	1	0	2	0	0	<b>Pittsburgh Pirates @ San Diego Padres</b> Jack Murphy Stadium, San Diego, CA Wed Sep 01 1982, 10:05 PM EDT Att: 6,814 - Unknown			
Dave Edwards, R (8, 7) OBP: 0.216, SLG: 0.300			1-3 1B			BB	BB			0	0	0	0	0	0	0				
Gary Templeton, S (1, 6) OBP: 0.280, SLG: 0.356	G3 CS 1B		6-3			SH2-4 1-2	G3 1B			3	0	2	0	0	0	2				
Ruppert Jones, L (1, 8) OBP: 0.396, SLG: 0.452	G3 1-3			4-3		1B 2-H 1B	G3 1-2 2-3			4	1	1	1	0	0	3				
Terry Kennedy, L (1, 2) OBP: 0.321, SLG: 0.475	CS 3-H	4-3		G3		1B 1-2 FC1-6-4 1B	BB			3	1	1	0	1	0	0				
Joe Lefebvre, L (1, 9) OBP: 0.270, SLG: 0.304		K		HR		FC1-6-4 1-2 2-H 1B	F8			4	1	2	2	0	1	3				
Rick Lancelotti, L (1, 3) OBP: 0.198, SLG: 0.313		L6			F8	FC1-6-4 1-2 2-3 1B		K		4	0	1	0	0	1	0				
Luis Salazar, R (1, 5) OBP: 0.290, SLG: 0.358			6-3			1-2 2-3 3-H 1B	FC1-6-4 1B	K2-3		4	0	0	1	0	1	2				
Tim Flannery, L (1, 4) OBP: 0.324, SLG: 0.322			1B 1B			F7	L4	E4		4	0	1	0	0	0	2				
Juan Eichelberger, R (1, 1) OBP: 0.128, SLG: 0.174			K					K2-3		4	0	0	0	0	4	2				
<b>Inning Stats</b>	R: 0 E: 0 K: 0 S: 3	H: 1 LOB: 0 BB: 0 P: 3	R: 0 E: 0 K: 1 S: 7	H: 0 LOB: 0 BB: 0 P: 5	R: 0 E: 0 K: 1 S: 7	H: 2 LOB: 2 BB: 0 P: 7	R: 1 E: 0 K: 0 S: 4	H: 1 LOB: 0 BB: 0 P: 4	R: 0 E: 0 K: 1 S: 5	H: 0 LOB: 0 BB: 0 P: 5	R: 3 E: 0 K: 0 S: 7	H: 4 LOB: 2 BB: 1 P: 11	R: 0 E: 0 K: 1 S: 6	H: 1 LOB: 3 BB: 2 P: 14	R: 0 E: 1 K: 3 S: 10	H: 0 LOB: 1 BB: 0 P: 10	1B: 8 2B: 0 3B: 0 HR: 1	SF: 0 SAC: 1 DP: 0 HBP: 0	WP: 0 PB: 0 SB: 1 CS: 1	PA: 37
<b>PITCHER</b>	IP WLS BF H R ER SO BB IBB HBP BLK WP HR S P ERA WHIP																			
Rick Rhoden, R (1, 1) ERA: 4.63	5.1 L 23 7 4 4 3 1 0 0 0 0 0 1 28 32 6.75 1.500																			
Enrique Romo, R (6, 1) ERA: 4.4	0.2 3 1 0 0 0 0 0 0 0 0 0 0 3 3 0.00 1.500																			
Rod Scurry, L (7, 1) ERA: 1.68	2.0 10 1 0 0 0 4 2 0 0 0 0 0 0 16 24 0.00 1.500																			

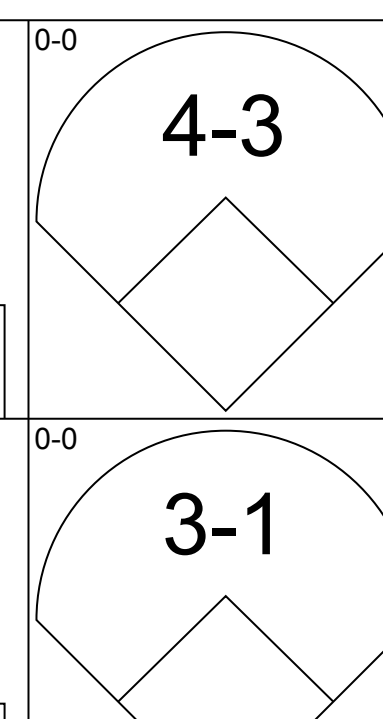

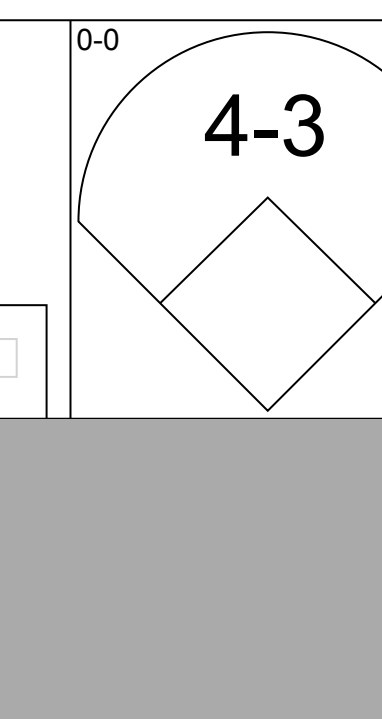
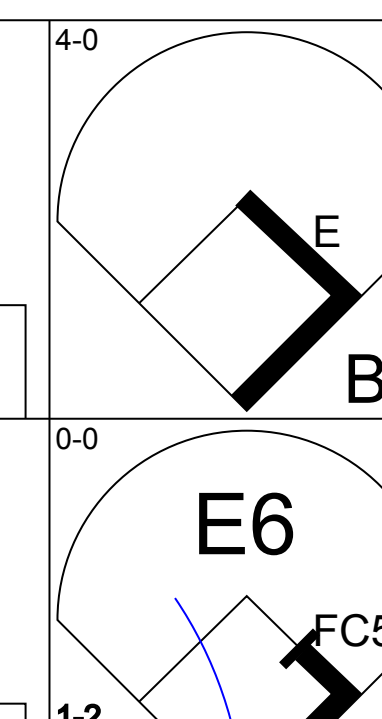
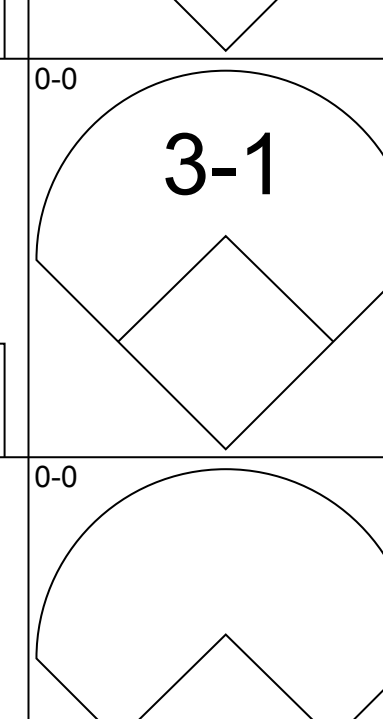
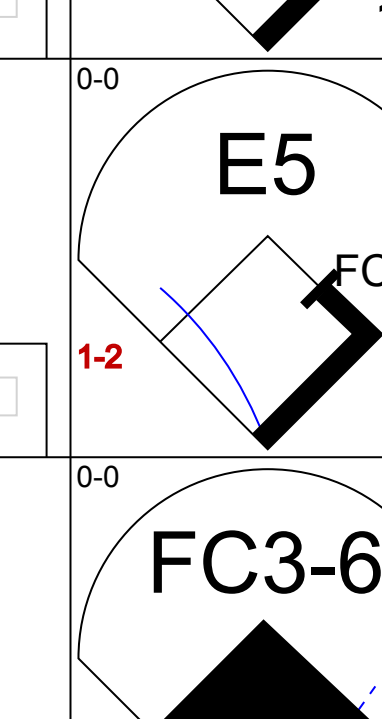
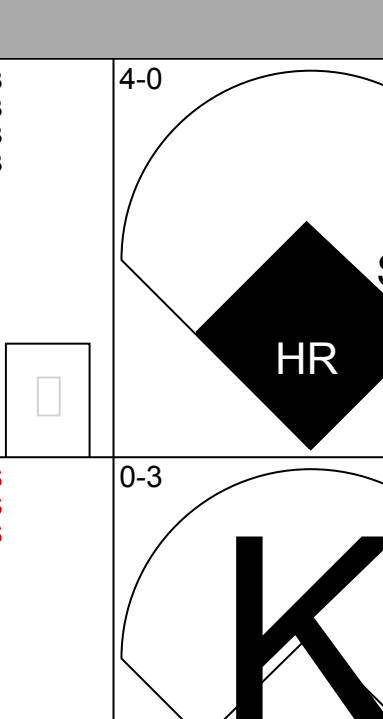
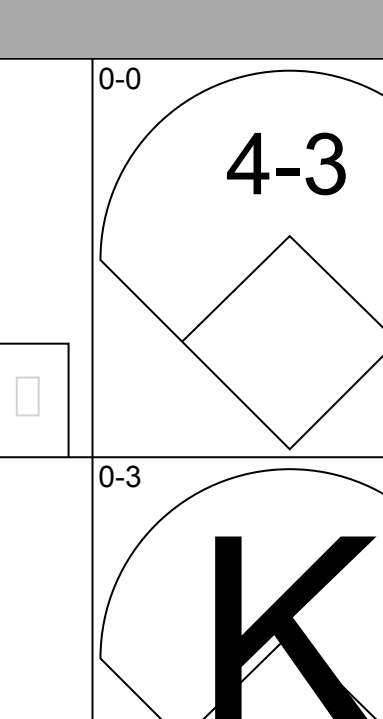
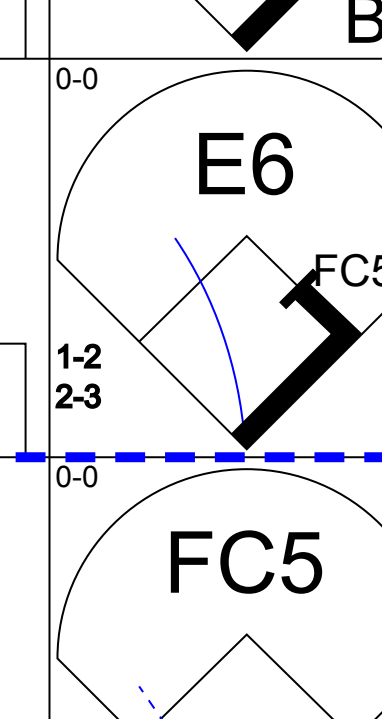
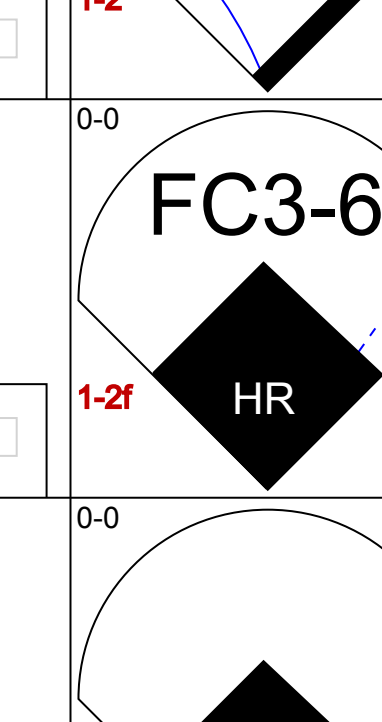
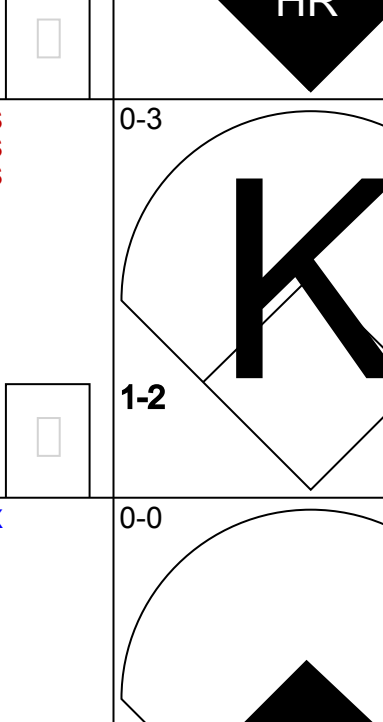
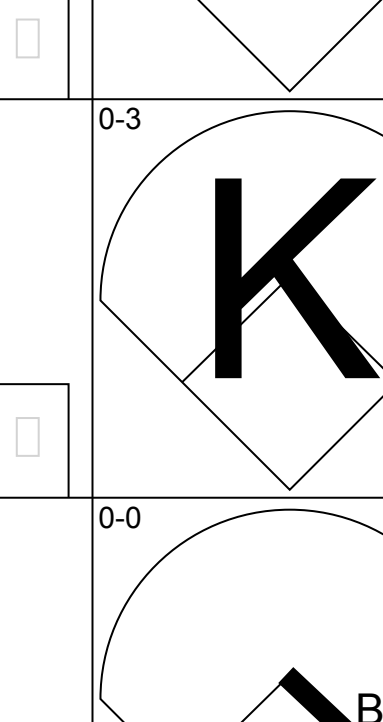
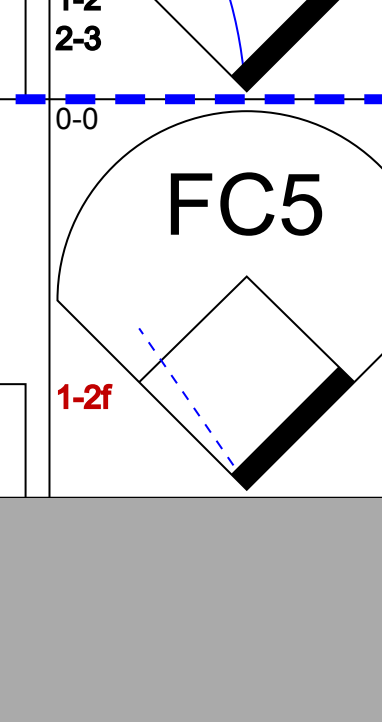
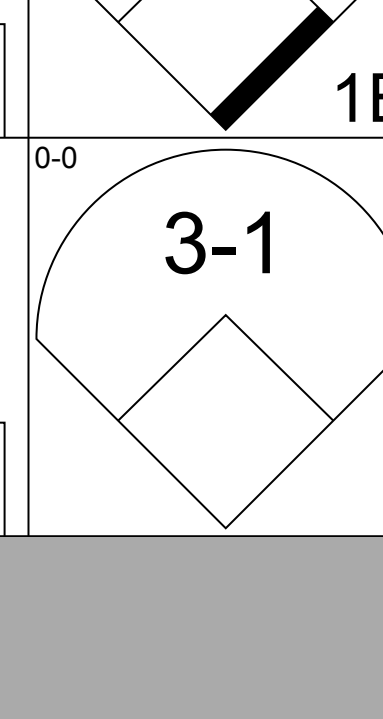
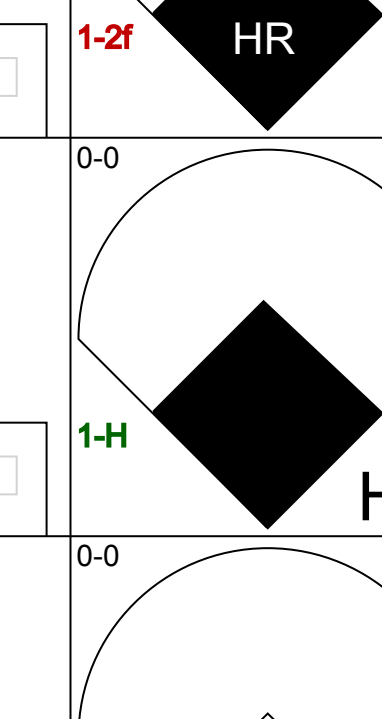
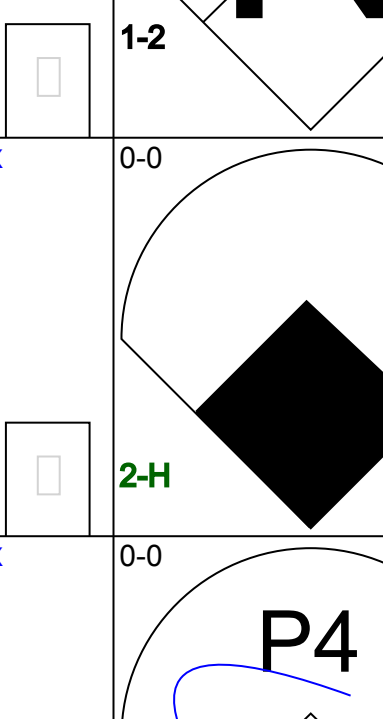
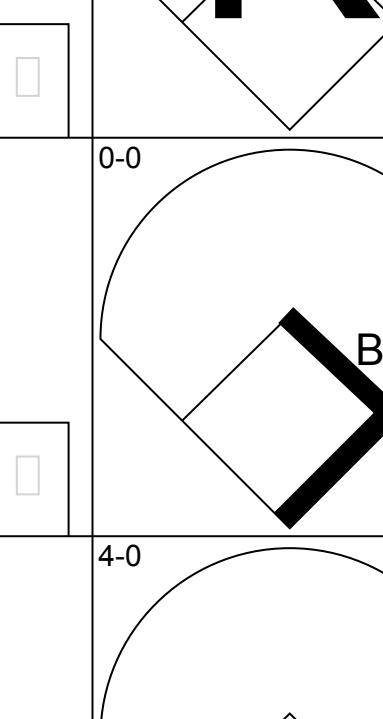
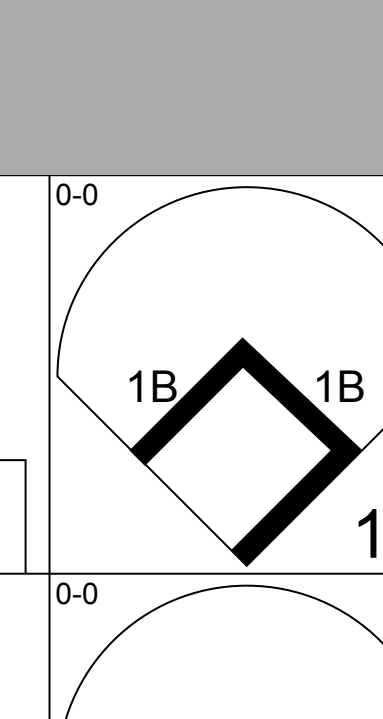
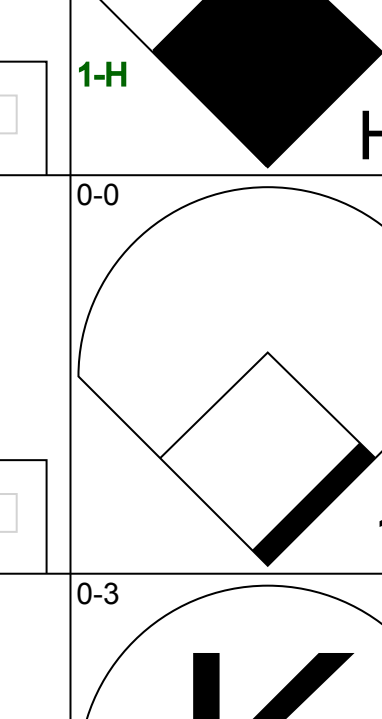
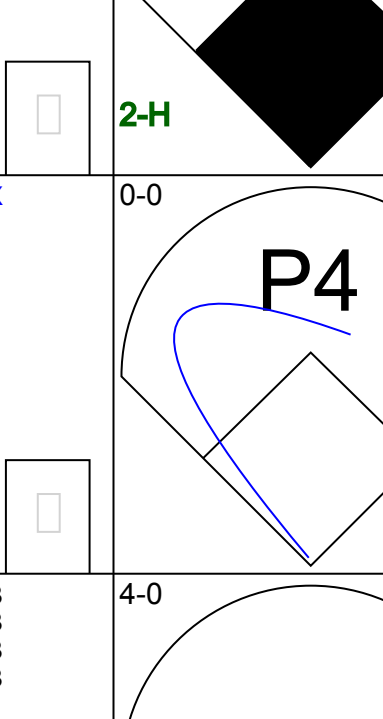
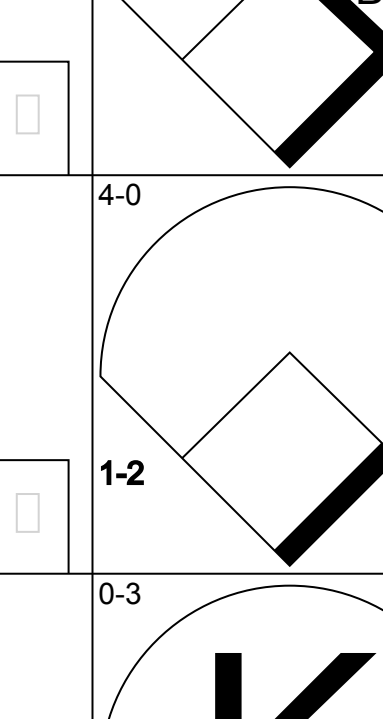
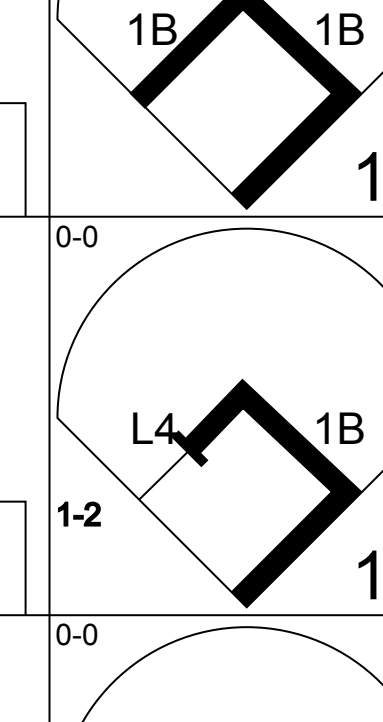
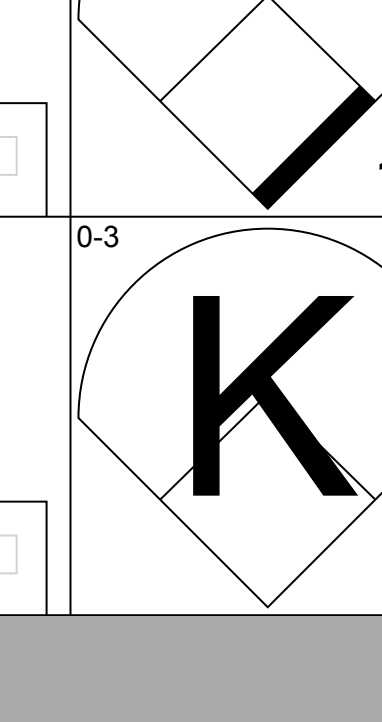
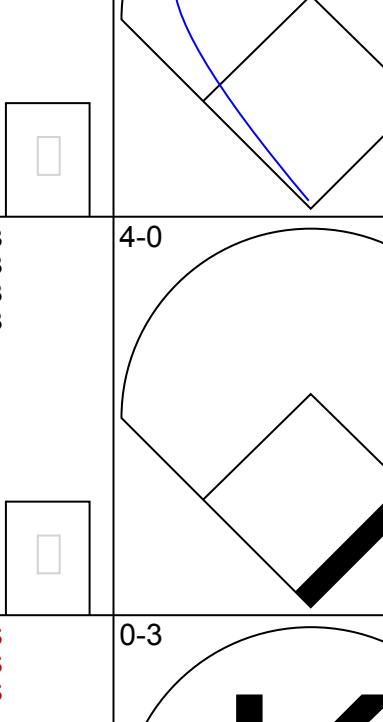
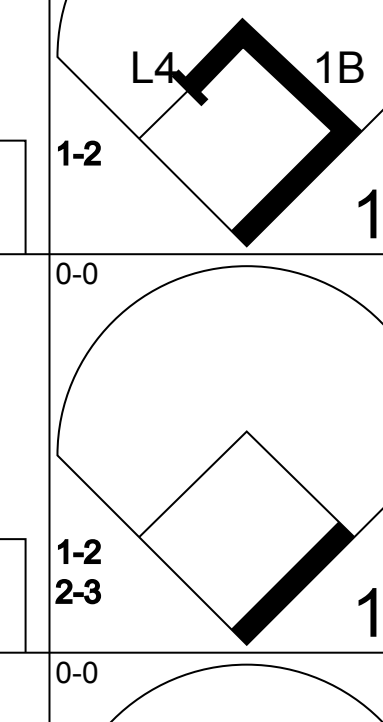
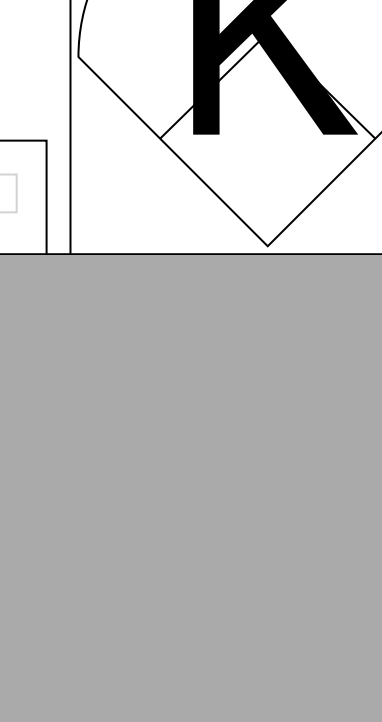
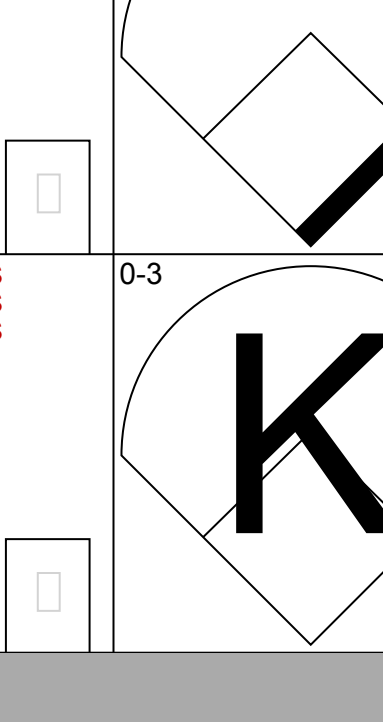
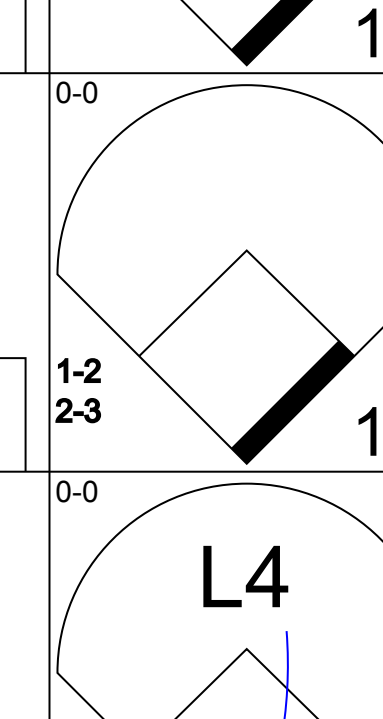
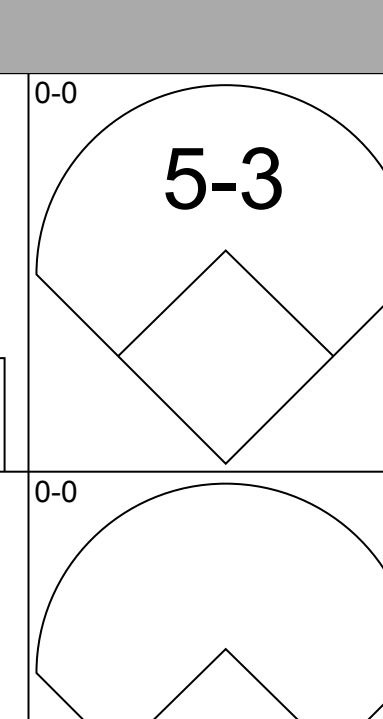
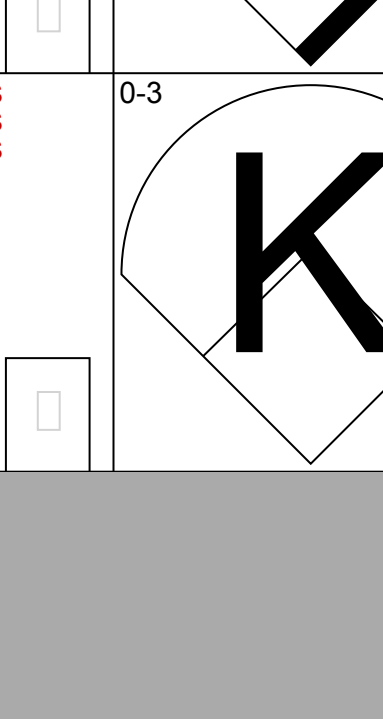
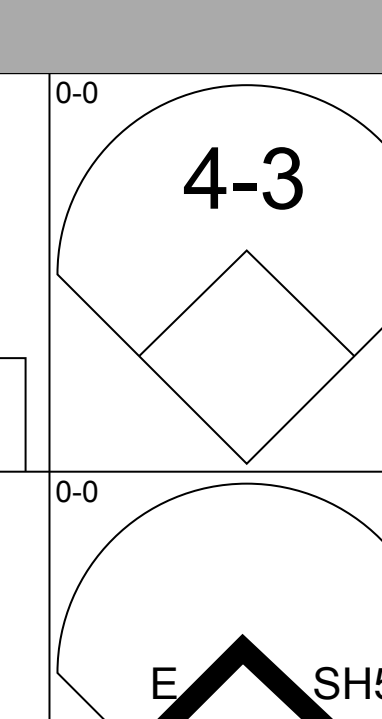
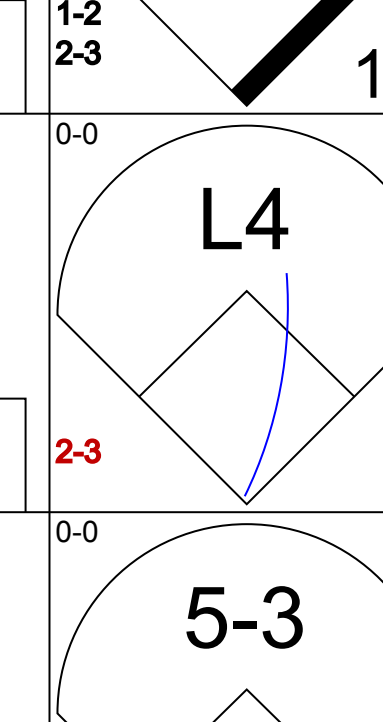
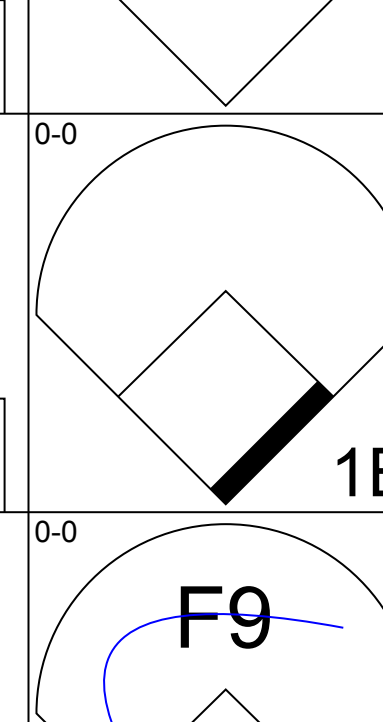
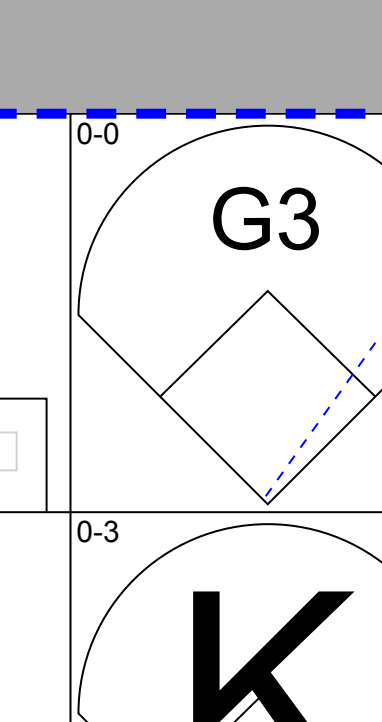
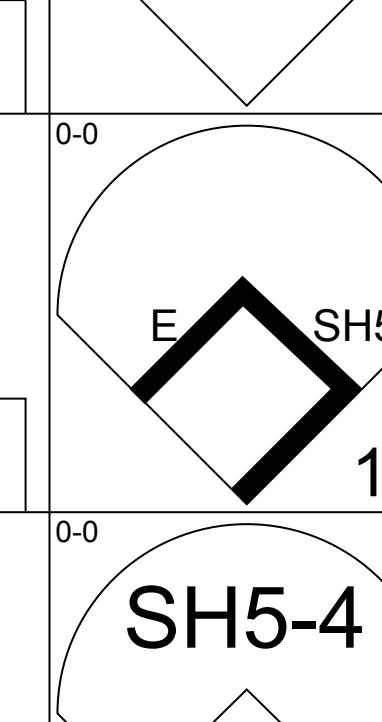
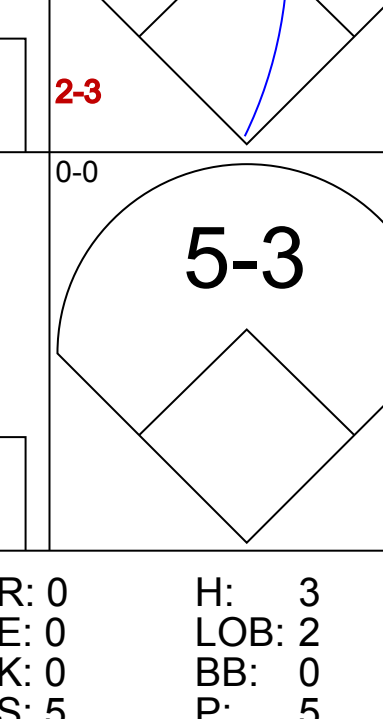
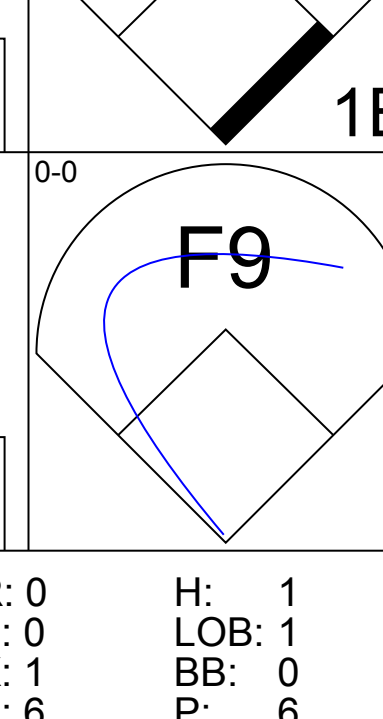
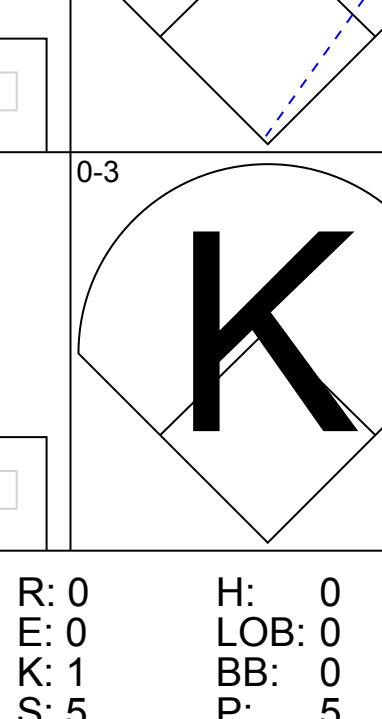
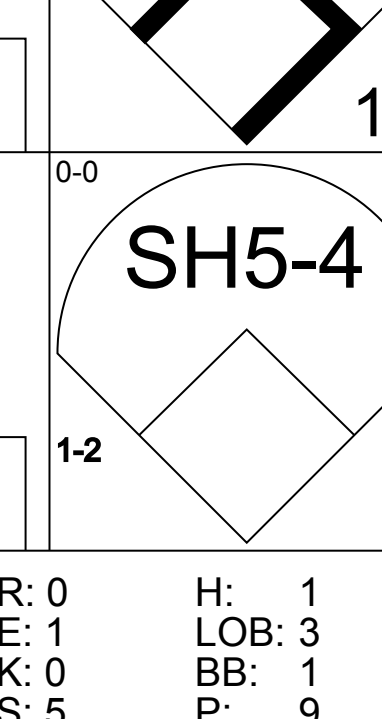


Batter	1	2	3	4	5	6	7	8	9	AB	R	H	RBI	BB	SO	LOB	TOP					
Mel Hall, L OBP: 0.250, SLG: 0.250 (1, 8)	F5		K			F8			G6-3	4	0	1	0	0	1	2	<p>Chicago Cubs @ San Diego Padres Jack Murphy Stadium, San Diego, CA Fri Sep 03 1982, 10:05 PM EDT Att: 9,458 - Sunny - 87 F</p> <p>livebaseballscorecards.com</p> <p>AB 28 R 0 H 5 RBI 0 BB 1 SO 2 LOB 9</p> 					
23 Ryne Sandberg, R OBP: 0.308, SLG: 0.364 (1, 4)	F8			6-3		G6-3			G6-3	4	0	0	0	0	0	3						
Bill Buckner, L OBP: 0.345, SLG: 0.429 (1, 3)	P6			F5					G5-4-3	3	0	1	0	0	0	0						
Leon Durham, L OBP: 0.385, SLG: 0.522 (1, 9)		3-1		F8					F7	3	0	0	0	0	0	1						
Pat Tabler, R OBP: 0.333, SLG: 0.333 (1, 5)		BB		K					G5-4-3	3	0	1	0	0	1	1						
Scot Thompson, L OBP: 0.388, SLG: 0.341 (1, 7)		G6-3		1-3					1-3	2	0	0	0	1	0	0						
Jody Davis, R OBP: 0.295, SLG: 0.375 (1, 2)		G6-3		L5					F8	3	0	0	0	0	0	2						
Larry Bowa, S OBP: 0.302, SLG: 0.302 (1, 6)				4-3					4-3	3	0	1	0	0	0	0						
Dickie Noles, R OBP: 0.106, SLG: 0.133 (1, 1)				4-3					F6	1	0	0	0	0	0	0						
Bump Willis, S OBP: 0.348, SLG: 0.379 (6, PH)										1	0	1	0	0	0	0						
Bill Campbell, R OBP: 0.350, SLG: 0.414 (6, PH)										0	0	0	0	0	0	0						
Jay Johnstone, L OBP: 0.350, SLG: 0.414 (9, PH)										1	0	0	0	0	0	0						
<b>Inning Stats</b>	R: 0 E: 0 K: 0 S: 3	H: 0 LOB: 0 BB: 0 P: 3	R: 0 E: 0 K: 0 S: 3	H: 1 LOB: 1 BB: 1 P: 7	R: 0 E: 0 K: 1 S: 5	H: 0 LOB: 0 BB: 0 P: 5	R: 0 E: 0 K: 0 S: 3	H: 0 LOB: 0 BB: 0 P: 3	R: 0 E: 0 K: 1 S: 5	H: 0 LOB: 0 BB: 0 P: 5	R: 0 E: 0 K: 0 S: 4	H: 2 LOB: 1 BB: 0 P: 4	R: 0 E: 0 K: 0 S: 3	H: 1 LOB: 0 BB: 0 P: 3	R: 0 E: 0 K: 0 S: 3	H: 0 LOB: 0 BB: 0 P: 3	R: 0 E: 0 K: 0 S: 3	H: 1 LOB: 0 BB: 0 P: 3	1B: 5 2B: 0 3B: 0 HR: 0	SF: 0 SAC: 0 DP: 4 HBP: 0	WP: 0 PB: 0 SB: 0 CS: 0	PA: 29
<b>PITCHER</b> Eric Show, R ERA: 2.48 (1, 1)	IP: 9.0 WLS: W BF: 29 H: 5 R: 0 ER: 0 SO: 2 BB: 1 IBB: 0 HBP: 0 BLK: 0 WP: 0 HR: 0 S: 32 P: 36 ERA: 0.00 WHIP: 0.667																					

Batter	1	2	3	4	5	6	7	8	9	AB	R	H	RBI	BB	SO	LOB	BOTTOM			
Gene Richards, L OBP: 0.337, SLG: 0.352 (1, 7)	F5		1B	S					F9	4	1	2	0	0	0	0	<p>Chicago Cubs @ San Diego Padres Jack Murphy Stadium, San Diego, CA Fri Sep 03 1982, 10:05 PM EDT Att: 9,458 - Sunny - 87 F</p> <p>livebaseballscorecards.com</p> <p>AB 30 R 3 H 8 RBI 2 BB 2 SO 5 LOB 10</p> 			
Gary Templeton, S OBP: 0.282, SLG: 0.357 (1, 6)	CS		2B	4-3					K	4	1	2	0	0	1	1				
Ruppert Jones, L OBP: 0.397, SLG: 0.451 (1, 8)	1B		2B	1-3					F9	3	1	1	0	1	0	2				
Terry Kennedy, L OBP: 0.325, SLG: 0.480 (1, 2)	E8		SF7	1-3					S	4	0	3	1	0	1	1				
Sixto Lezcano, R OBP: 0.385, SLG: 0.479 (1, 9)	HBP		SF7	3-H					K	2	0	0	1	0	2	1				
Rick Lancelotti, L OBP: 0.200, SLG: 0.263 (1, 3)	L9		2-3	4-0					K	3	0	0	0	1	0	3				
Luis Salazar, R OBP: 0.287, SLG: 0.355 (1, 5)		F8	3-H	4-0					3-1	4	0	0	0	0	0	2				
Tim Flannery, L OBP: 0.322, SLG: 0.319 (1, 4)		L7	BB	1-3					4-3	3	0	0	0	0	0	0				
Eric Show, R OBP: 0.103, SLG: 0.103 (1, 1)		6-3		1-3					K	3	0	0	0	0	1	0				
<b>Inning Stats</b>	R: 1 E: 1 K: 0 S: 5	H: 3 LOB: 2 BB: 0 P: 6	R: 0 E: 0 K: 0 S: 3	H: 0 LOB: 0 BB: 0 P: 3	R: 2 E: 0 K: 0 S: 6	H: 3 LOB: 2 BB: 1 P: 10	R: 0 E: 0 K: 0 S: 4	H: 1 LOB: 1 BB: 0 P: 4	R: 0 E: 0 K: 1 S: 6	H: 1 LOB: 1 BB: 0 P: 6	R: 0 E: 0 K: 1 S: 5	H: 0 LOB: 0 BB: 0 P: 5	R: 0 E: 0 K: 2 S: 7	H: 0 LOB: 1 BB: 1 P: 11	R: 0 E: 0 K: 1 S: 5	H: 0 LOB: 0 BB: 0 P: 5		1B: 7 2B: 1 3B: 0 HR: 0	SF: 1 SAC: 0 DP: 0 HBP: 1	WP: 0 PB: 0 SB: 2 CS: 1
<b>PITCHER</b> Dickie Noles, R ERA: 4.38 (1, 1)	IP: 5.0 WLS: L BF: 24 H: 8 R: 3 ER: 2 SO: 1 BB: 1 IBB: 0 HBP: 1 BLK: 0 WP: 0 HR: 0 S: 24 P: 29 ERA: 3.60 WHIP: 1.800																			
Bill Campbell, R ERA: 3.79 (6, 1)	IP: 3.0 WLS: L BF: 10 H: 0 R: 0 ER: 0 SO: 4 BB: 1 IBB: 0 HBP: 0 BLK: 0 WP: 0 HR: 0 S: 17 P: 21 ERA: 0.00 WHIP: 0.333																			



Batter	1	2	3	4	5	6	7	8	9	AB	R	H	RBI	BB	SO	LOB	TOP				
Steve Henderson, R (1, 7) OBP: 0.302, SLG: 0.350										4	0	0	0	0	1	0	<b>Chicago Cubs @ San Diego Padres</b> Jack Murphy Stadium, San Diego, CA Sat Sep 04 1982, 10:05 PM EDT Att: 13,440 - Unknown - 88 F				
23 Ryne Sandberg, R (1, 4) OBP: 0.306, SLG: 0.361										4	0	0	0	0	0	0					
Bill Buckner, L (1, 3) OBP: 0.343, SLG: 0.427										3	0	0	0	0	0	0					
Keith Moreland, R (1, 9) OBP: 0.333, SLG: 0.404										2	0	1	0	1	0	0					
Leon Durham, L (1, 8) OBP: 0.383, SLG: 0.519										3	0	0	0	0	2	2					
Pat Tabler, R (1, 5) OBP: 0.167, SLG: 0.167										3	0	0	0	0	0	1					
Jody Davis, R (1, 2) OBP: 0.297, SLG: 0.385										3	1	2	1	0	0	0					
Larry Bowa, S (1, 6) OBP: 0.300, SLG: 0.300										3	0	0	0	0	0	1					
Fergie Jenkins, R (1, 1) OBP: 0.164, SLG: 0.204										1	0	0	0	0	1	0					
Gary Woods, R (6, PH) OBP: 0.336, SLG: 0.383										1	0	0	0	0	0	0					
Ken Kravec, L (6, 1)										0	0	0	0	0	0	0					
Willie Hernandez, L (8, 1)										0	0	0	0	0	0	0					
Jerry Morales, R (9, PH) OBP: 0.310, SLG: 0.405										1	0	0	0	0	0	0					
<b>Inning Stats</b>	R: 0 E: 0 K: 1 S: 5	H: 0 LOB: 0 BB: 0 P: 5	R: 0 E: 0 K: 0 S: 3	H: 1 LOB: 0 BB: 0 P: 3	R: 0 E: 0 K: 1 S: 5	H: 0 LOB: 0 BB: 0 P: 5	R: 0 E: 0 K: 0 S: 3	H: 0 LOB: 0 BB: 0 P: 3	R: 0 E: 0 K: 1 S: 4	H: 0 LOB: 0 BB: 1 P: 8	R: 1 E: 0 K: 0 S: 4	H: 1 LOB: 0 BB: 0 P: 4	R: 0 E: 0 K: 0 S: 3	H: 0 LOB: 0 BB: 0 P: 3	R: 0 E: 0 K: 1 S: 6	H: 1 LOB: 1 BB: 0 P: 6	R: 0 E: 0 K: 0 S: 3	H: 0 LOB: 0 BB: 0 P: 3	1B: 2 2B: 0 3B: 0 HR: 1	SF: 0 SAC: 0 DP: 1 HBP: 0	WP: 0 PA: 29 ERA: 3.25 WHIP: 0.444

Batter	1	2	3	4	5	6	7	8	9	AB	R	H	RBI	BB	SO	LOB	BOTTOM				
Gene Richards, L (1, 7) OBP: 0.338, SLG: 0.351										4	0	1	0	1	1	1	<b>Chicago Cubs @ San Diego Padres</b> Jack Murphy Stadium, San Diego, CA Sat Sep 04 1982, 10:05 PM EDT Att: 13,440 - Unknown - 88 F				
Gary Templeton, S (1, 6) OBP: 0.281, SLG: 0.355										4	1	0	0	1	0	3					
Ruppert Jones, L (1, 8) OBP: 0.395, SLG: 0.447										5	1	1	0	0	2	5					
Terry Kennedy, L (1, 2) OBP: 0.328, SLG: 0.495										4	2	3	4	0	0	1					
Sixto Lezcano, R (1, 9) OBP: 0.388, SLG: 0.480										3	0	2	0	1	0	0					
Rick Lancelotti, L (1, 3) OBP: 0.281, SLG: 0.286										2	0	1	0	1	1	1					
Kurt Bevacqua, R (7, PH) OBP: 0.347, SLG: 0.333										1	0	0	0	0	1	2					
Luis Salazar, R (1, 5) OBP: 0.287, SLG: 0.354										4	0	1	0	0	1	1					
Tim Flannery, L (1, 4) OBP: 0.324, SLG: 0.322										4	0	2	0	0	0	3					
Tim Lollar, L (1, 1) OBP: 0.282, SLG: 0.413										3	0	0	0	0	1	3					
<b>Inning Stats</b>	R: 0 E: 0 K: 0 S: 4	H: 1 LOB: 1 BB: 0 P: 4	R: 0 E: 0 K: 0 S: 5	H: 3 LOB: 2 BB: 0 P: 5	R: 2 E: 1 K: 1 S: 8	H: 3 LOB: 1 BB: 0 P: 8	R: 0 E: 0 K: 1 S: 6	H: 1 LOB: 1 BB: 0 P: 6	R: 2 E: 0 K: 2 S: 8	H: 1 LOB: 2 BB: 2 P: 16	R: 0 E: 0 K: 1 S: 5	H: 0 LOB: 0 BB: 0 P: 5	R: 0 E: 0 K: 2 S: 8	H: 1 LOB: 2 BB: 1 P: 12	R: 0 E: 1 K: 0 S: 5	H: 1 LOB: 3 BB: 1 P: 9	R: 0 E: 0 K: 0 S: 5	H: 1 LOB: 3 BB: 1 P: 9	1B: 9 2B: 1 3B: 0 HR: 2	SF: 0 SAC: 1 DP: 1 HBP: 0	WP: 0 PA: 39 ERA: 3.34 WHIP: 1.500
Fergie Jenkins, R (1, 1) ERA: 3.34	IP: 5.0	WLS: L	BF: 25	H: 9	R: 4	ER: 2	SO: 4	BB: 2	IBB: 0	HBP: 0	BLK: 0	WP: 0	HR: 2	S: 31	P: 39	ERA: 3.60	WHIP: 2.200				
Ken Kravec, L (6, 1) ERA: 3.75	IP: 2.2	WLS: L	BF: 13	H: 2	R: 0	ER: 0	SO: 3	BB: 2	IBB: 0	HBP: 0	BLK: 0	WP: 0	HR: 0	S: 17	P: 25	ERA: 0.00	WHIP: 1.500				
Willie Hernandez, L (8, 1) ERA: 3.18	IP: 0.1	WLS: L	BF: 1	H: 0	R: 0	ER: 0	SO: 0	BB: 0	IBB: 0	HBP: 0	BLK: 0	WP: 0	HR: 0	S: 1	P: 1	ERA: 0.00	WHIP: 0.000				

AB	28
R	1
H	3
RBI	1
BB	1
SO	4
LOB	4



AB	34
R	4
H	11
RBI	4
BB	4
SO	7
LOB	20





Batter	1	2	3	4	5	6	7	8	9	AB	R	H	RBI	BB	SO	LOB	TOP										
<b>23 Ryne Sandberg, R</b> OBP: 0.305, SLG: 0.358 (1, 4)	F9		BB		E5 1B	1-3			5-3	4	1	0	0	1	0	0	<b>Chicago Cubs @ San Diego Padres</b> <b>Jack Murphy Stadium, San Diego, CA</b> Sun Sep 05 1982, 6:33 AM EDT Att: 36,693 - Sunny - 92 F										
<b>Mel Hall, L</b> OBP: 0.111, SLG: 0.111 (1, 8)	4-3		K		K	F7			G3	5	0	0	0	0	2	2											
<b>Bill Buckner, L</b> OBP: 0.346, SLG: 0.429 (1, 3)	1B		4-3		HR	1B			1B	5	1	3	1	0	0	1											
<b>Keith Moreland, R</b> OBP: 0.333, SLG: 0.410 <b>Lee Smith, R</b> OBP: 0.125, SLG: 0.267 (9, 1)	G3				FC1-5 BB	HR			F2	4	1	1	2	1	0	2											
<b>Jerry Morales, R</b> OBP: 0.330, SLG: 0.415 (1, 9)	F9				FC5 BB	HR			CS	3	1	2	0	1	0	0											
<b>Pat Tabler, R</b> OBP: 0.100, SLG: 0.100 (1, 5)	F3				FC1-5 1B	P3			1B	4	1	0	0	0	0	3											
<b>Jody Davis, R</b> OBP: 0.299, SLG: 0.389 (1, 2)	1B				FC5 1B	2B			P4	4	0	2	1	0	0	2											
<b>Larry Bowa, S</b> OBP: 0.301, SLG: 0.306 (1, 6)	K				F8	1B			3B	4	0	2	1	0	1	2											
<b>Randy Martz, L</b> OBP: 0.286, SLG: 0.222 <b>Mike Proly, R</b> OBP: 0.300, SLG: 0.400 <b>Jay Johnstone, L</b> OBP: 0.349, SLG: 0.413 <b>Willie Hernandez, L</b> <b>Gary Woods, R</b> OBP: 0.308, SLG: 0.383 (1, 1) (6, 1) (8, PH) (8, 1) (9, 7)	K				K	K			4-3	3	0	0	0	0	3	2											
<b>Inning Stats</b>	R: 0 E: 0 K: 0 S: 4	H: 1 LOB: 1 BB: 0 P: 4	R: 0 E: 0 K: 1 S: 6	H: 1 LOB: 1 BB: 0 P: 6	R: 0 E: 0 K: 2 S: 7	H: 0 LOB: 1 BB: 1 P: 11	R: 1 E: 0 K: 1 S: 6	H: 1 LOB: 2 BB: 2 P: 14	R: 4 E: 1 K: 1 S: 10	H: 4 LOB: 1 BB: 0 P: 10	R: 0 E: 0 K: 0 S: 5	H: 0 LOB: 0 BB: 0 P: 5	R: 0 E: 0 K: 0 S: 3	H: 1 LOB: 0 BB: 0 P: 3	R: 0 E: 0 K: 0 S: 4	H: 1 LOB: 1 BB: 0 P: 4	R: 0 E: 0 K: 0 S: 4	H: 1 LOB: 1 BB: 0 P: 4	1B: 7 2B: 1 3B: 1 HR: 1	SF: 0 SAC: 0 DP: 0 HBP: 0	WP: 0 PB: 0 SB: 2 CS: 1	PA: 41					
<b>PITCHER</b>	IP	WLS	BF	H	R	ER	SO	BB	IBB	HBP	BLK	WP	HR	S	P	ERA	WHIP										
<b>Dave Dravecky, L</b> ERA: 2.3	4.1	L	23	6	5	3	5	3	0	0	0	0	1	30	42	6.23	2.077										
<b>Floyd Chiffer, R</b> ERA: 2.57	0.2		3	1	0	0	0	0	0	0	0	0	0	3	3	0.00	1.500										
<b>Mike Griffin, R</b> ERA:	2.0		6	1	0	0	1	0	0	0	0	0	0	8	8	0.00	0.500										
<b>Andy Hawkins, R</b> ERA: 4.44	2.0		8	2	0	0	0	0	0	0	0	0	0	8	8	0.00	1.000										

**Chicago Cubs @ San Diego Padres**  
**Jack Murphy Stadium, San Diego, CA**  
 Sun Sep 05 1982, 6:33 AM EDT  
 Att: 36,693 - Sunny - 92 F

AB 37  
 R 5  
 H 10  
 RBI 5  
 BB 3  
 SO 6  
 LOB 15



Batter	1	2	3	4	5	6	7	8	9	AB	R	H	RBI	BB	SO	LOB	BOTTOM										
<b>Gene Richards, L</b> OBP: 0.337, SLG: 0.350 (1, 7)	4-3		1-2 1B		F2			5-3		4	0	1	0	0	0	1	<b>Chicago Cubs @ San Diego Padres</b> <b>Jack Murphy Stadium, San Diego, CA</b> Sun Sep 05 1982, 6:33 AM EDT Att: 36,693 - Sunny - 92 F										
<b>Gary Templeton, S</b> OBP: 0.281, SLG: 0.354 (1, 6)	4-3 1B		F7		P6			5-3		4	0	1	0	0	0	3											
<b>Ruppert Jones, L</b> OBP: 0.394, SLG: 0.444 (1, 8)	4-3 1-2		F8		1B FC6-4 BB			G3		3	1	0	0	1	0	3											
<b>Terry Kennedy, L</b> OBP: 0.327, SLG: 0.493 (1, 3)	F7				3-1			FC6-4 1B		4	0	1	0	0	1	1											
<b>Sixto Lezcano, R</b> OBP: 0.385, SLG: 0.476 (1, 9)			F7		6-3			FC6-4 G4-6-3		4	0	0	1	0	1	1											
<b>Luis Salazar, R</b> OBP: 0.287, SLG: 0.353 (1, 5)			P6		S 1B			G4-6-3		4	0	1	0	0	1	1											
<b>Tim Flannery, L</b> OBP: 0.321, SLG: 0.318 (1, 4)			P4		K			4-3		3	0	0	0	0	1	1											
<b>Steve Swisher, R</b> OBP: 0.313, SLG: 0.395 (1, 2)			L8		2B 1B			K		3	0	1	0	0	1	0											
<b>Dave Dravecky, R</b> ERA: 4.08 <b>Floyd Chiffer, R</b> <b>Broderick Perkins, L</b> <b>Mike Griffin, R</b> <b>Rick Lancelotti, L</b> <b>Andy Hawkins, R</b> (1, 1) (5, 1) (8, PH) (8, 1) (7, PH) (8, 1)			1B		1-3 2B			4-3		1	0	1	0	0	0	0											
<b>Inning Stats</b>	R: 0 E: 0 K: 0 S: 4	H: 1 LOB: 1 BB: 0 P: 4	R: 0 E: 0 K: 0 S: 3	H: 0 LOB: 0 BB: 0 P: 3	R: 0 E: 0 K: 0 S: 5	H: 2 LOB: 2 BB: 0 P: 5	R: 0 E: 0 K: 1 S: 6	H: 1 LOB: 1 BB: 0 P: 6	R: 0 E: 0 K: 0 S: 4	H: 2 LOB: 1 BB: 0 P: 4	R: 1 E: 0 K: 0 S: 3	H: 1 LOB: 0 BB: 1 P: 7	R: 0 E: 0 K: 1 S: 5	H: 0 LOB: 0 BB: 0 P: 5	R: 0 E: 0 K: 0 S: 3	H: 0 LOB: 0 BB: 0 P: 3	R: 0 E: 0 K: 3 S: 9	H: 0 LOB: 0 BB: 0 P: 9	1B: 6 2B: 1 3B: 0 HR: 0	SF: 0 SAC: 0 DP: 1 HBP: 0	WP: 0 PB: 0 SB: 1 CS: 0	PA: 33					
<b>PITCHER</b>	IP	WLS	BF	H	R	ER	SO	BB	IBB	HBP	BLK	WP	HR	S	P	ERA	WHIP										
<b>Randy Martz, R</b> ERA: 4.08	5.0	W	22	7	1	1	1	1	0	0	0	0	0	23	27	1.80	1.600										
<b>Mike Proly, R</b> ERA: 2.02	2.0		5	0	0	0	1	0	0	0	0	0	0	7	7	0.00	0.000										
<b>Willie Hernandez, L</b> ERA: 0.13	1.0		3	0	0	0	0	0	0	0	0	0	0	3	3	0.00	0.000										
<b>Lee Smith, R</b> ERA: 3.0	1.0		3	0	0	0	3	0	0	0	0	0	0	9	9	0.00	0.000										

**Chicago Cubs @ San Diego Padres**  
**Jack Murphy Stadium, San Diego, CA**  
 Sun Sep 05 1982, 6:33 AM EDT  
 Att: 36,693 - Sunny - 92 F

AB 32  
 R 1  
 H 7  
 RBI 1  
 BB 1  
 SO 5  
 LOB 11









Batter	1	2	3	4	5	6	7	8	9	AB	R	H	RBI	BB	SO	LOB	TOP					
Gene Richards, L (1, 7) OBP: 0.330, SLG: 0.343	K			G3	K		K		4-3	5	0	0	0	0	3	3	<b>San Diego Padres @ Houston Astros</b> Astrodome, Houston, TX Tue Sep 07 1982, 8:05 PM EDT Att: 11,085 - Unknown					
Gary Templeton, S (1, 6) OBP: 0.280, SLG: 0.357	K			1B	SF8		5-3			3	1	1	1	0	1	0						
Ruppert Jones, L (1, 8) OBP: 0.389, SLG: 0.437	K			1B	K				E6	4	1	1	0	0	2	2						
Terry Kennedy, L (1, 2) OBP: 0.327, SLG: 0.492				K					F7	3	0	1	0	0	2	2						
Dave Edwards, R (6, PR) OBP: 0.216, SLG: 0.300							SH1-3			0	0	0	0	0	0	0						
Steve Swisher, R (6, 2) OBP: 0.306, SLG: 0.386							1B			1	0	0	0	0	0	1						
Sixto Lezcano, R (1, 9) OBP: 0.386, SLG: 0.476	P3						SH1-3		1-3	4	0	2	1	0	0	1						
Joe Lefebvre, L (1, 5) OBP: 0.276, SLG: 0.305	4-3						1B			3	0	1	1	0	1	2						
Joe Lansford, R (1, 3) OBP: 0.346, SLG: 0.200				K			SH		5-3	4	1	1	0	0	2	4						
Joe Pittman, R (1, 4) OBP: 0.276, SLG: 0.263				6-3						0	0	0	0	0	0	0						
Juan Eichelberger, R (1, 1) OBP: 0.122, SLG: 0.167				K			SH			2	0	0	0	0	2	0						
Kurt Bevacqua, R (9, PH) OBP: 0.345, SLG: 0.330							1-2		4-3	1	0	0	0	0	0	0						
<b>Inning Stats</b>	R: 0 E: 0 K: 3 S: 9	H: 0 LOB: 0 BB: 0 P: 9	R: 0 E: 0 K: 1 S: 5	H: 0 LOB: 0 BB: 0 P: 5	R: 0 E: 0 K: 2 S: 7	H: 0 LOB: 0 BB: 0 P: 7	R: 1 E: 0 K: 2 S: 10	H: 3 LOB: 2 BB: 0 P: 10	R: 1 E: 0 K: 2 S: 10	H: 2 LOB: 2 BB: 0 P: 10	R: 0 E: 0 K: 0 S: 5	H: 2 LOB: 3 BB: 0 P: 5	R: 0 E: 0 K: 2 S: 7	H: 0 LOB: 0 BB: 0 P: 7	R: 1 E: 1 K: 1 S: 7	H: 1 LOB: 1 BB: 0 P: 7	R: 0 E: 0 K: 0 S: 3	H: 0 LOB: 0 BB: 0 P: 3	1B: 8 2B: 0 3B: 0 HR: 0	SF: 1 SAC: 2 DP: 0 HBP: 0	WP: 0 PB: 0 SB: 0 CS: 0	PA: 37
<b>PITCHER</b>	IP WLS BF H R ER SO BB IBB HBP BLK WP HR S P ERA WHIP																					
Frank DiPino, L (1, 1) ERA: 3.6	5.0 W 23 7 2 2 10 0 0 0 0 0 0 0 43 43 3.60 1.400																					
Danny Boone, L (6, 1) ERA: 4.28	4.0 S 14 1 1 0 3 0 0 0 0 0 0 0 20 20 0.00 0.250																					

AB 30  
R 3  
H 7  
RBI 3  
BB 0  
SO 13  
LOB 15



Batter	1	2	3	4	5	6	7	8	9	AB	R	H	RBI	BB	SO	LOB	BOTTOM			
Terry Puhl, L (1, 9) OBP: 0.333, SLG: 0.394	4-3		1-3		2B		F8			4	1	1	1	0	0	1	<b>San Diego Padres @ Houston Astros</b> Astrodome, Houston, TX Tue Sep 07 1982, 8:05 PM EDT Att: 11,085 - Unknown			
Dickie Thon, R (1, 6) OBP: 0.312, SLG: 0.391	3-1		E		6-3		K			4	1	2	2	0	1	0				
Ray Knight, R (1, 3) OBP: 0.355, SLG: 0.412	F8		3H		2B				F3	4	0	1	1	0	0	1				
Phil Garner, R (1, 5) OBP: 0.307, SLG: 0.421		1-3	4-3		5-3				6-3	4	0	0	0	0	0	2				
Jose Cruz, L (1, 7) OBP: 0.343, SLG: 0.375	F7				4-3		F9			4	0	1	0	0	0	0				
Alan Ashby, S (1, 2) OBP: 0.328, SLG: 0.433					P6				1B	3	0	1	0	1	0	1				
Kevin Bass, S (1, 8) OBP: 0.333, SLG: 0.200	K				F3		F7			3	0	0	0	0	1	2				
Bill Doran, S (1, 4) OBP: 0.333, SLG: 0.200			1-3		3B		K			2	2	1	0	1	1	1				
Frank DiPino, L (1, 1) OBP: 0.167, SLG: 0.333			K		P3		4-3			2	0	0	0	0	1	2				
Danny Boone, L (6, 1) OBP: 0.167, SLG: 0.333										1	0	0	0	0	0	0				
<b>Inning Stats</b>	R: 0 E: 0 K: 0 S: 3	H: 1 LOB: 1 BB: 0 P: 6	R: 2 E: 1 K: 1 S: 8	H: 3 LOB: 1 BB: 0 P: 8	R: 0 E: 0 K: 0 S: 3	H: 0 LOB: 0 BB: 0 P: 3	R: 2 E: 0 K: 0 S: 5	H: 2 LOB: 1 BB: 1 P: 9	R: 0 E: 0 K: 1 S: 5	H: 0 LOB: 1 BB: 1 P: 9	R: 0 E: 0 K: 1 S: 5	H: 0 LOB: 0 BB: 0 P: 5	R: 0 E: 0 K: 0 S: 4	H: 1 LOB: 1 BB: 0 P: 4	R: 0 E: 0 K: 0 S: 4	H: 1 LOB: 1 BB: 0 P: 4	1B: 4 2B: 2 3B: 1 HR: 0	SF: 0 SAC: 0 DP: 0 HBP: 0	WP: 0 PB: 0 SB: 1 CS: 0	PA: 33
<b>PITCHER</b>	IP WLS BF H R ER SO BB IBB HBP BLK WP HR S P ERA WHIP																			
Juan Eichelberger, R (1, 1) ERA: 3.96	8.0 L 33 7 4 3 4 2 0 0 0 0 0 0 39 47 3.38 1.125																			

AB 31  
R 4  
H 7  
RBI 4  
BB 2  
SO 4  
LOB 10





Batter	1	2	3	4	5	6	7	8	9	AB	R	H	RBI	BB	SO	LOB	TOP																									
<b>Garry Templeton, S</b> OBP: 0.283, SLG: 0.359	6-3		1B PB				6-3		1B	5	2	3	1	0	0	0	<b>San Diego Padres @ Cincinnati Reds</b> Riverfront Stadium, Cincinnati, OH Wed Sep 08 1982, 7:05 PM EDT Att: 8,029 - Unknown																									
<b>Joe Lefebvre, L</b> OBP: 0.280, SLG: 0.308	3-1		1B PB				F9		1B	5	1	2	2	0	1	1																										
<b>Ruppert Jones, L</b> OBP: 0.387, SLG: 0.433	4-3		F8				4-3		1B	4	1	0	0	1	0	2																										
<b>Terry Kennedy, L</b> OBP: 0.329, SLG: 0.492			F8						1B	4	1	2	1	1	1	1																										
<b>Sixto Lezcano, R</b> OBP: 0.384, SLG: 0.473	G3		5-3				F2		1B	5	0	1	1	0	0	3																										
<b>Broderick Perkins, L</b> OBP: 0.351, SLG: 0.370	1B 3B						1B		1B	5	1	2	0	0	0	3																										
<b>Rick Lancelotti, L</b> OBP: 0.250, SLG: 0.267	1B 3B						F8			4	1	1	0	0	1	2																										
<b>Dave Edwards, R</b> OBP: 0.216, SLG: 0.300	1B 3B						F8			0	0	0	0	0	0	0																										
<b>Tim Flannery, L</b> OBP: 0.322, SLG: 0.326	1B 3B								1B	4	1	3	3	0	1	0																										
<b>Eric Show, R</b> OBP: 0.094, SLG: 0.094	F9								1B	3	0	0	0	0	0	3																										
<b>Luis DeLeon, R</b> OBP: 0.167, SLG: 0.182							6-3			0	0	0	0	0	0	0																										
<b>Gene Richards, L</b> OBP: 0.332, SLG: 0.343							1-3			0	1	0	0	1	0	0																										
<b>Gary Lucas, L</b> ERA: 2.45									1B	0	0	0	0	0	0	0																										
<b>Gary Lucas, L</b> ERA: 4.79									BB	0	0	0	0	0	0	0																										
<b>Inning Stats</b>	R: 0 E: 0 K: 0 S: 3	H: 0 LOB: 0 BB: 0 P: 3	R: 2 E: 0 K: 1 S: 8	H: 3 LOB: 1 BB: 0 P: 8	R: 1 E: 0 K: 0 S: 5	H: 2 LOB: 1 BB: 0 P: 5	R: 0 E: 0 K: 1 S: 5	H: 0 LOB: 0 BB: 0 P: 5	R: 0 E: 0 K: 1 S: 6	H: 1 LOB: 1 BB: 0 P: 6	R: 1 E: 0 K: 0 S: 5	H: 2 LOB: 2 BB: 1 P: 9	R: 0 E: 0 K: 0 S: 3	H: 0 LOB: 0 BB: 0 P: 3	R: 0 E: 0 K: 0 S: 3	H: 1 LOB: 0 BB: 0 P: 3	R: 5 E: 0 K: 1 S: 9	H: 5 LOB: 1 BB: 2 P: 17	1B: 13 2B: 1 3B: 1 HR: 0	SF: 0 SAC: 0 DP: 2 HBP: 0	WP: 0 PB: 1 SB: 1 CS: 0	PA: 42																				
<b>PITCHER</b>	IP	WLS	BF	H	R	ER	SO	BB	IBB	HBP	BLK	WP	HR	S	P	ERA	WHIP	<b>PITCHER</b>								IP	WLS	BF	H	R	ER	SO	BB	IBB	HBP	BLK	WP	HR	S	P	ERA	WHIP
<b>Frank Pastore, R</b> ERA: 3.73	6.0		27	8	4	4	3	1	0	0	0	0	0	32	36	6.00	1.500																									
<b>Joe Price, L</b> ERA: 2.98	2.0	6	1	0	0	0	0	0	0	0	0	0	0	6	6	0.00	0.500																									
<b>Brad Lesley, R</b> ERA: 2.45	0.1	L	6	3	5	5	1	1	1	0	0	0	0	6	14	135.00	12.000																									
<b>Charlie Leibrandt, L</b> ERA: 4.79	0.2		3	2	0	0	0	0	0	0	0	0	0	3	3	0.00	3.000																									

AB 39  
R 9  
H 14  
RBI 8  
BB 3  
SO 4  
LOB 15



Batter	1	2	3	4	5	6	7	8	9	AB	R	H	RBI	BB	SO	LOB	BOTTOM																									
<b>Gary Redus, R</b> OBP: 0.333, SLG: 0.500	P3		5-3				FC6-4 1B		3B	5	1	2	0	0	0	2	<b>San Diego Padres @ Cincinnati Reds</b> Riverfront Stadium, Cincinnati, OH Wed Sep 08 1982, 7:05 PM EDT Att: 8,029 - Unknown																									
<b>Eddie Milner, L</b> OBP: 0.336, SLG: 0.381	G3								P4	4	0	1	1	0	0	1																										
<b>Mike O'Berry, R</b> OBP: 0.365, SLG: 0.262										0	0	0	0	0	0	0																										
<b>Mike Vall, R</b> OBP: 0.273, SLG: 0.389										1	0	0	0	0	0	1																										
<b>Dave Concepcion, R</b> OBP: 0.342, SLG: 0.374	5-3									5	1	1	0	0	2	2																										
<b>Larry Bittner, L</b> OBP: 0.371, SLG: 0.425	6-3									4	0	1	0	0	0	0																										
<b>Cesar Cedeno, R</b> OBP: 0.356, SLG: 0.432	F8									4	1	3	1	0	0	0																										
<b>Johnny Bench, R</b> OBP: 0.308, SLG: 0.383	5-3									3	1	1	2	1	1	2																										
<b>Ron Oester, S</b> OBP: 0.296, SLG: 0.342										3	0	1	0	0	1	4																										
<b>Joe Price, R</b> OBP: 0.333, SLG: 0.333										0	0	0	0	0	0	0																										
<b>Dan Driessen, L</b> OBP: 0.373, SLG: 0.413										1	0	0	0	0	0	0																										
<b>Brad Lesley, R</b> ERA: 2.45										0	0	0	0	0	0	0																										
<b>Charlie Leibrandt, R</b> OBP: 0.120, SLG: 0.083										0	0	0	0	0	0	0																										
<b>Dave Vangorder, R</b> OBP: 0.275, SLG: 0.239										2	0	0	0	0	1	1																										
<b>Duane Walker, L</b> OBP: 0.316, SLG: 0.354										2	0	0	0	0	1	0																										
<b>Frank Pastore, R</b> OBP: 0.189, SLG: 0.269										2	0	0	0	0	0	1																										
<b>Wayne Krenchicki, L</b> OBP: 0.320, SLG: 0.350										1	0	1	0	0	0	0																										
<b>Rafael Landestoy, S</b> OBP: 0.274, SLG: 0.284										1	0	0	0	0	0	0																										
<b>Inning Stats</b>	R: 0 E: 0 K: 0 S: 3	H: 0 LOB: 0 BB: 0 P: 3	R: 0 E: 0 K: 0 S: 3	H: 0 LOB: 0 BB: 0 P: 3	R: 0 E: 0 K: 0 S: 4	H: 1 LOB: 1 BB: 0 P: 4	R: 1 E: 0 K: 2 S: 10	H: 3 LOB: 2 BB: 0 P: 10	R: 0 E: 0 K: 1 S: 6	H: 1 LOB: 1 BB: 0 P: 6	R: 1 E: 0 K: 1 S: 6	H: 1 LOB: 2 BB: 1 P: 10	R: 1 E: 0 K: 2 S: 9	H: 2 LOB: 1 BB: 0 P: 9	R: 2 E: 0 K: 0 S: 5	H: 2 LOB: 0 BB: 0 P: 5	R: 0 E: 0 K: 0 S: 4	H: 1 LOB: 1 BB: 0 P: 4	1B: 9 2B: 0 3B: 1 HR: 1	SF: 0 SAC: 0 DP: 0 HBP: 0	WP: 0 PB: 0 SB: 2 CS: 0	PA: 39																				
<b>PITCHER</b>	IP	WLS	BF	H	R	ER	SO	BB	IBB	HBP	BLK	WP	HR	S	P	ERA	WHIP	<b>PITCHER</b>								IP	WLS	BF	H	R	ER	SO	BB	IBB	HBP	BLK	WP	HR	S	P	ERA	WHIP
<b>Eric Show, R</b> ERA: 2.55	7.1		32	9	3	3	6	1	0	0	0	0	0	43	47	3.68	1.364																									
<b>Luis DeLeon, R</b> ERA: 2.13	0.2	W	3	1	1	1	0	0	0	0	0	0	1	3	3	13.50	1.500																									
<b>Gary Lucas, L</b> ERA: 3.5	1.0		4	1	0	0	0	0	0	0	0	0	0	4	4	0.00	1.000																									





Batter	1	2	3	4	5	6	7	8	9	AB	R	H	RBI	BB	SO	LOB	TOP								
<b>Gary Templeton, S</b> OBP: 0.283, SLG: 0.357 (1, 6)	F7		G6-4-3		K		2B		L4	5	1	1	0	0	1	4	<b>San Diego Padres @ Cincinnati Reds</b> Riverfront Stadium, Cincinnati, OH Thu Sep 09 1982, 7:05 PM EDT Att: 7,292 - Unknown								
<b>Joe Lefebvre, L</b> OBP: 0.277, SLG: 0.310 (1, 5)	K			K	E6		HBP		4-3	5	0	1	2	0	2	1									
<b>Ruppert Jones, L</b> OBP: 0.388, SLG: 0.434 (1, 8)	K			4-3	K		HBP			3	1	1	0	1	2	2									
<b>Terry Kennedy, L</b> OBP: 0.329, SLG: 0.489 (1, 2)		L4		4-3		G3	HBP			3	0	0	0	0	0	1									
<b>Sixto Lezcano, R</b> OBP: 0.383, SLG: 0.471 (1, 9)	6-3					F9	G5-4-3			4	0	1	1	0	0	3									
<b>Broderick Perkins, L</b> OBP: 0.349, SLG: 0.369 (1, 3)	3-1			G3					P4	4	0	1	0	0	0	1									
<b>Gene Richards, L</b> OBP: 0.333, SLG: 0.346 (1, 7)										4	1	2	0	0	1	1									
<b>Luis DeLeon, R</b> OBP: 0.167, SLG: 0.182 (8, 1)			1B	1B	1B	4-3			K	0	0	0	0	0	0	0									
<b>Tim Flannery, L</b> OBP: 0.324, SLG: 0.328 (1, 4)							F7		G3	4	0	2	0	0	0	0									
<b>Tim Lollar, L</b> OBP: 0.284, SLG: 0.410 (1, 1)										3	1	1	0	0	2	4									
<b>Dave Edwards, R</b> OBP: 0.212, SLG: 0.294 (8, 7)			K		K		1B		6-3	1	0	0	0	0	0	0									
<b>Inning Stats</b>	R: 0 E: 0 K: 2 S: 7	H: 0 LOB: 0 BB: 0 P: 7	R: 0 E: 0 K: 0 S: 3	H: 0 LOB: 0 BB: 0 P: 3	R: 0 E: 0 K: 1 S: 6	H: 2 LOB: 1 BB: 0 P: 6	R: 1 E: 0 K: 1 S: 7	H: 2 LOB: 1 BB: 0 P: 7	R: 1 E: 1 K: 3 S: 12	H: 2 LOB: 2 BB: 0 P: 12	R: 0 E: 0 K: 0 S: 4	H: 1 LOB: 1 BB: 0 P: 4	R: 2 E: 0 K: 0 S: 5	H: 3 LOB: 2 BB: 1 P: 10	R: 0 E: 0 K: 1 S: 5	H: 0 LOB: 0 BB: 0 P: 5	R: 0 E: 0 K: 0 S: 3	H: 0 LOB: 0 BB: 0 P: 3	1B: 7 2B: 3 3B: 0 HR: 0	SF: 0 SAC: 0 DP: 2 HBP: 1	WP: 0 PB: 1 SB: 0 CS: 0	PA: 38			
<b>PITCHER</b>	IP	WLS	BF	H	R	ER	SO	BB	IBB	HBP	BLK	WP	HR	S	P	ERA	WHIP								
<b>Bruce Berenyi, R</b> ERA: 3.51 (1, 1)	6.1	L	30	10	4	3	7	0	1	0	0	0	0	43	47	4.26	1.579								
<b>Joe Price, L</b> ERA: 2.96 (7, 1)	0.2		2	0	0	0	0	0	0	1	0	0	0	1	2	0.00	0.000								
<b>Bill Scherrer, L</b> ERA: (8, 1)	2.0		6	0	0	0	1	0	0	0	0	0	0	8	8	0.00	0.000								

AB	36
R	4
H	10
RBI	3
BB	1
SO	8
LOB	17



Batter	1	2	3	4	5	6	7	8	9	AB	R	H	RBI	BB	SO	LOB	BOTTOM								
<b>Gary Redus, R</b> OBP: 0.231, SLG: 0.333 (1, 7)	6-3		K			F7		5-3		4	0	0	0	0	1	0	<b>San Diego Padres @ Cincinnati Reds</b> Riverfront Stadium, Cincinnati, OH Thu Sep 09 1982, 7:05 PM EDT Att: 7,292 - Unknown								
<b>Rafael Landestoy, S</b> OBP: 0.263, SLG: 0.286 (1, 5)	4-3		F8			S		F7		3	0	1	0	0	0	0									
<b>Dave Concepcion, R</b> OBP: 0.341, SLG: 0.375 (1, 6)	4-3					K		4-3		4	0	1	0	0	1	2									
<b>Cesar Cedeno, R</b> OBP: 0.353, SLG: 0.428 (1, 8)	F3					F8			K	4	0	0	0	0	1	3									
<b>Johnny Bench, R</b> OBP: 0.307, SLG: 0.379 (1, 3)		P3		FC8-6-5			FC4-6		5-3	3	0	0	0	1	0	1									
<b>Paul Householder, S</b> OBP: 0.264, SLG: 0.324 (1, 9)										3	0	1	0	0	1	1									
<b>Eddie Milner, L</b> OBP: 0.335, SLG: 0.380 (8, PH)		F9				K		F9		1	0	0	0	0	0	0									
<b>Ron Oester, S</b> OBP: 0.295, SLG: 0.340 (1, 4)		F9				F8		FC4-6		3	1	0	0	0	0	2									
<b>Alex Trevino, R</b> OBP: 0.305, SLG: 0.299 (1, 2)		3-1								3	0	2	1	0	0	1									
<b>Bruce Berenyi, R</b> OBP: 0.218, SLG: 0.259 (1, 1)										2	0	0	0	0	1	1									
<b>Joe Price, R</b> OBP: 0.333, SLG: 0.333 (7, 1)										0	0	0	0	0	0	0									
<b>Mike Vail, R</b> OBP: 0.272, SLG: 0.386 (7, PH)										1	0	0	0	0	0	1									
<b>Bill Scherrer, L</b> ERA: (8, 1)										0	0	0	0	0	0	0									
<b>Inning Stats</b>	R: 0 E: 0 K: 0 S: 3	H: 0 LOB: 1 BB: 0 P: 4	R: 0 E: 0 K: 0 S: 4	H: 1 LOB: 1 BB: 0 P: 4	R: 0 E: 0 K: 1 S: 5	H: 0 LOB: 0 BB: 0 P: 5	R: 0 E: 0 K: 0 S: 3	H: 1 LOB: 0 BB: 0 P: 3	R: 0 E: 0 K: 0 S: 6	H: 1 LOB: 1 BB: 0 P: 6	R: 1 E: 0 K: 0 S: 4	H: 1 LOB: 1 BB: 1 P: 8	R: 0 E: 0 K: 0 S: 3	H: 0 LOB: 0 BB: 0 P: 3	R: 0 E: 0 K: 1 S: 5	H: 0 LOB: 0 BB: 0 P: 5	1B: 2 2B: 3 3B: 1 HR: 0	SF: 0 SAC: 0 DP: 1 HBP: 1	WP: 0 PB: 0 SB: 2 CS: 0	PA: 33					
<b>PITCHER</b>	IP	WLS	BF	H	R	ER	SO	BB	IBB	HBP	BLK	WP	HR	S	P	ERA	WHIP								
<b>Tim Lollar, L</b> ERA: 3.18 (1, 1)	7.0	W	27	5	1	1	4	1	0	1	0	0	0	33	38	1.29	0.857								
<b>Luis DeLeon, R</b> ERA: 2.06 (8, 1)	2.0	S	6	0	0	0	1	0	0	0	0	0	0	8	8	0.00	0.000								





Batter	1	2	3	4	5	6	7	8	9	AB	R	H	RBI	BB	SO	LOB	TOP							
Johnnie LeMaster, R OBP: 0.269, SLG: 0.275 (1, 6)										5	0	1	0	0	0	6	<b>San Francisco Giants @ San Diego Padres</b> Jack Murphy Stadium, San Diego, CA Fri Sep 10 1982, 10:05 PM EDT Att: 13,341 - Unknown <a href="http://livebaseballscorecards.com">livebaseballscorecards.com</a>							
Joe Morgan, L OBP: 0.405, SLG: 0.445 (1, 4)										5	1	1	1	0	1	3								
Chili Davis, S OBP: 0.309, SLG: 0.406 (1, 8)										5	1	1	0	0	2	1								
Jack Clark, R OBP: 0.369, SLG: 0.473 (1, 9)										4	2	2	1	1	0	1								
Jim Wohlford, R OBP: 0.328, SLG: 0.345 Max Venable, L OBP: 0.252, SLG: 0.267 (1, 7) (9, 7)										3	1	1	0	1	0	1								
Darrell Evans, L OBP: 0.350, SLG: 0.416 (1, 3)										4	0	2	2	0	2	2								
Bob Brenly, R OBP: 0.362, SLG: 0.414 (1, 2)										4	0	1	1	0	0	3								
Tom O'Malley, L OBP: 0.336, SLG: 0.347 (1, 5)										3	0	1	0	1	1	2								
Fred Breining, R OBP: 0.304, SLG: 0.200 (1, 1)										3	0	1	0	0	2	3								
<b>Inning Stats</b>	R: 0 E: 0 K: 0 S: 4	H: 1 LOB: 1 BB: 0 P: 4	R: 0 E: 0 K: 1 S: 5	H: 0 LOB: 0 BB: 0 P: 5	R: 0 E: 0 K: 1 S: 5	H: 1 LOB: 0 BB: 0 P: 5	R: 2 E: 0 K: 1 S: 9	H: 4 LOB: 2 BB: 0 P: 9	R: 0 E: 0 K: 2 S: 7	H: 0 LOB: 0 BB: 0 P: 7	R: 1 E: 0 K: 0 S: 4	H: 1 LOB: 1 BB: 1 P: 8	R: 0 E: 0 K: 0 S: 4	H: 1 LOB: 1 BB: 0 P: 4	R: 2 E: 1 K: 2 S: 10	H: 3 LOB: 3 BB: 2 P: 18		R: 0 E: 0 K: 1 S: 5	H: 0 LOB: 0 BB: 0 P: 5	1B: 8 2B: 2 3B: 1 HR: 1	SF: 0 SAC: 1 DP: 2 HBP: 0	WP: 0 PB: 0 SB: 0 CS: 0	PA: 40	
<b>PITCHER</b>	IP WLS BF H R ER SO BB IBB HBP BLK WP HR S P ERA WHIP	7.1 L 32 9 5 5 6 2 0 0 0 0 1 42 50 6.14 1.500	0.0 3 2 0 0 0 1 0 0 0 0 0 2 6 ∞ ∞	0.2 2 0 0 0 1 0 0 0 0 0 0 4 4 0.00 0.000	1.0 3 0 0 0 1 0 0 0 0 0 0 5 5 0.00 0.000	<b>PITCHER</b>										IP WLS BF H R ER SO BB IBB HBP BLK WP HR S P ERA WHIP								
Dave Dravecky, L ERA: 2.64 Gary Lucas, L ERA: 3.5 Mike Griffin, R ERA: Floyd Chiffer, R ERA: 2.53 (1, 1) (8, 1) (8, 1) (9, 1)																								

Batter	1	2	3	4	5	6	7	8	9	AB	R	H	RBI	BB	SO	LOB	BOTTOM					
Garry Templeton, S OBP: 0.282, SLG: 0.355 (1, 6)										3	0	0	0	1	1	0	<b>San Francisco Giants @ San Diego Padres</b> Jack Murphy Stadium, San Diego, CA Fri Sep 10 1982, 10:05 PM EDT Att: 13,341 - Unknown <a href="http://livebaseballscorecards.com">livebaseballscorecards.com</a>					
Joe Lefebvre, L OBP: 0.277, SLG: 0.309 (1, 5)										4	0	1	0	0	0	1						
Ruppert Jones, L OBP: 0.384, SLG: 0.430 (1, 8)										4	1	0	0	0	1	2						
Terry Kennedy, L OBP: 0.328, SLG: 0.489 (1, 2)										4	0	1	1	0	0	0						
Sixto Lezcano, R OBP: 0.388, SLG: 0.474 (1, 9)										3	0	3	0	1	0	0						
Broderick Perkins, L OBP: 0.348, SLG: 0.367 (1, 3)										4	0	1	0	0	0	3						
Gene Richards, L OBP: 0.331, SLG: 0.344 (1, 7)										3	0	0	0	0	4							
Tim Flannery, L OBP: 0.321, SLG: 0.325 (1, 4)										3	0	0	0	0	0	1						
Dave Dravecky, R OBP: 0.250, SLG: 0.200 Gary Lucas, L Mike Griffin, R Rick Lancelotti, L OBP: 0.242, SLG: 0.258 Floyd Chiffer, R (1, 1) (8, 1) (8, 1) (8, PH) (9, 1)										2	0	0	0	0	0	0						
<b>Inning Stats</b>	R: 0 E: 0 K: 0 S: 2	H: 0 LOB: 0 BB: 1 P: 6	R: 0 E: 0 K: 0 S: 4	H: 1 LOB: 1 BB: 0 P: 4	R: 0 E: 0 K: 1 S: 5	H: 0 LOB: 0 BB: 0 P: 5	R: 1 E: 0 K: 0 S: 6	H: 4 LOB: 2 BB: 0 P: 6	R: 0 E: 0 K: 0 S: 3	H: 0 LOB: 0 BB: 0 P: 3	R: 0 E: 0 K: 0 S: 3	H: 0 LOB: 0 BB: 0 P: 3	R: 0 E: 0 K: 0 S: 4	H: 1 LOB: 1 BB: 0 P: 4	R: 0 E: 0 K: 0 S: 3	H: 0 LOB: 0 BB: 0 P: 3		R: 0 E: 0 K: 1 S: 5	H: 0 LOB: 1 BB: 1 P: 9	1B: 5 2B: 1 3B: 0 HR: 0	SF: 0 SAC: 0 DP: 1 HBP: 0	WP: 0 PB: 0 SB: 1 CS: 0
<b>PITCHER</b>	IP WLS BF H R ER SO BB IBB HBP BLK WP HR S P ERA WHIP	9.0 W 33 6 1 1 2 2 0 0 0 0 0 35 43 1.00 0.889	<b>PITCHER</b>										IP WLS BF H R ER SO BB IBB HBP BLK WP HR S P ERA WHIP									







Batter	1	2	3	4	5	6	7	8	9	10	11	12	13	14	15	16	AB	R	H	RBI	BB	SO	LOB	TOP				
Gene Richards, L OBP: 0.333, SLG: 0.350 (1.7)																	8	2	5	0	0	0	1					
Joe Lefebvre, L OBP: 0.290, SLG: 0.346 (1.5)																	8	1	6	2	0	0	1					
Ruppert Jones, L OBP: 0.381, SLG: 0.431 (1.8)																	7	0	0	1	0	2	8					
Terry Kennedy, L OBP: 0.328, SLG: 0.482 (1.2)																	5	0	1	0	3	0	3					
Ben Liddle, R OBP: 0.285, SLG: 0.322 (1.1)																	7	0	1	0	0	0	3					
Broderick Perkins, L OBP: 0.340, SLG: 0.368 (1.9)																	7	0	1	0	0	0	3					
Luis Salazar, R OBP: 0.286, SLG: 0.351 (1.6)																	7	0	1	0	0	1	1					
Tim Flannery, L OBP: 0.320, SLG: 0.324 (1.4)																	6	0	1	0	1	0	1					
Juan Eichelberger, R OBP: 0.118, SLG: 0.160 (8. PH)																	2	0	0	0	0	1	0					
Kurt Bevacqua, R OBP: 0.338, SLG: 0.317 (8.3)																	4	0	0	0	1	3	4					
<b>Inning Stats</b>	R: 0 E: 0 K: 1 S: 7	H: 2 LOB: 3 BB: 0 P: 6	R: 0 E: 0 K: 0 S: 3	H: 0 LOB: 0 BB: 0 P: 3	R: 2 E: 0 K: 1 S: 7	H: 2 LOB: 0 BB: 0 P: 7	R: 0 E: 0 K: 1 S: 5	H: 0 LOB: 0 BB: 0 P: 5	R: 0 E: 0 K: 1 S: 5	H: 0 LOB: 0 BB: 0 P: 3	R: 0 E: 0 K: 0 S: 3	H: 0 LOB: 0 BB: 0 P: 3	R: 1 E: 0 K: 1 S: 6	H: 3 LOB: 2 BB: 0 P: 8	R: 0 E: 0 K: 2 S: 8	H: 1 LOB: 1 BB: 0 P: 6	R: 0 E: 0 K: 0 S: 4	H: 1 LOB: 1 BB: 0 P: 4	R: 0 E: 0 K: 1 S: 6	H: 1 LOB: 2 BB: 1 P: 10	R: 0 E: 0 K: 0 S: 3	H: 0 LOB: 0 BB: 0 P: 3	R: 0 E: 0 K: 0 S: 4	H: 1 LOB: 3 BB: 2 P: 12	1B: 12 2B: 1 3B: 1 HR: 1	SF: 1 SAC: 0 DP: 1 HBP: 1	WP: 0 PB: 0 SB: 0 CS: 0	PA: 68
<b>PITCHER</b>	IP 7.1	WLS 29	BF 6	H 3	R 3	ER 3	SO 5	BB 0	IBB 0	HBP 0	BLK 0	WP 0	HR 0	S 38	P 39	ERA 3.68	WHIP 0.818											
Bob Welch, R ERA: 3.51 (8.1)	1.1	6	2	0	0	0	0	0	0	0	0	0	0	6	6	0.00	1.500											
Steve Howe, L ERA: 2.11 (9.1)	0.1	2	1	0	0	1	0	0	0	0	0	0	0	4	4	0.00	3.000											
Tom Niedenfuer, R ERA: 2.51 (10.1)	1.0	3	0	0	0	1	0	0	0	0	0	0	0	5	5	0.00	0.000											
Terry Forster, L ERA: 3.04 (11.1)	1.0	7	3	0	0	2	0	1	0	0	0	0	0	10	14	0.00	3.000											
Jerry Reuss, L ERA: 3.24 (12.1)	0.2	W	3	0	0	0	0	0	0	0	0	0	0	2	6	0.00	0.000											

San Diego Padres @ Los Angeles Dodgers  
Dodger Stadium, Los Angeles, CA  
Mon Sep 13 1962, 7:05 PM PDT  
Att. 37,512 - Unknown

AB 61  
R 15  
H 33  
RBI 3  
BB 5  
SO 10  
LOB 32



Batter	1	2	3	4	5	6	7	8	9	10	11	12	13	14	15	16	AB	R	H	RBI	BB	SO	LOB	BOTTOM				
Darrel Thomas, S OBP: 0.371, SLG: 0.344 (12.8)																	8	1	3	0	0	1	4					
Ken Landreth, S OBP: 0.285, SLG: 0.322 (11. PH)																		4	1	1	0	0	0	2				
Jorge Orta, L OBP: 0.118, SLG: 0.160 (13. PH)																		0	0	0	0	0	0	0				
Dusty Baker Jr., R OBP: 0.364, SLG: 0.474 (12.1)																		1	0	0	0	0	1	2				
Pedro Guerrero, R OBP: 0.386, SLG: 0.543 (7.5)																		6	0	2	2	1	0	3				
Steve Garvey, R OBP: 0.297, SLG: 0.426 (1.3)																		8	1	4	1	0	1	3				
Bob Ojeda, R OBP: 0.305, SLG: 0.336 (1.6)																		7	0	0	0	0	0	0				
Bill Russell, R OBP: 0.305, SLG: 0.336 (1.6)																	6	0	2	0	0	1	1					
Steve Yeager, R OBP: 0.285, SLG: 0.306 (1.2)																	6	0	0	0	0	3	3					
Bob Welch, R OBP: 0.165, SLG: 0.171 (8.9)																	1	1	0	0	1	0	1					
Rick Monday, L OBP: 0.386, SLG: 0.517 (11. PH)																	1	0	0	0	0	0	0					
Mike Marshall, R OBP: 0.333, SLG: 0.412 (12.9)																	2	0	1	0	1	0	0					
Jerry Reuss, L OBP: 0.254, SLG: 0.291 (16.1)																	0	0	0	0	0	0	0					
<b>Inning Stats</b>	R: 0 E: 0 K: 0 S: 4	H: 1 LOB: 1 BB: 0 P: 4	R: 0 E: 0 K: 0 S: 6	H: 1 LOB: 1 BB: 0 P: 6	R: 2 E: 1 K: 0 S: 6	H: 2 LOB: 2 BB: 1 P: 10	R: 0 E: 0 K: 0 S: 4	H: 1 LOB: 1 BB: 0 P: 4	R: 0 E: 0 K: 1 S: 6	H: 1 LOB: 2 BB: 1 P: 8	R: 0 E: 0 K: 0 S: 5	H: 0 LOB: 0 BB: 0 P: 5	R: 0 E: 0 K: 0 S: 3	H: 1 LOB: 2 BB: 1 P: 12	R: 0 E: 0 K: 0 S: 3	H: 0 LOB: 0 BB: 0 P: 3	R: 0 E: 0 K: 0 S: 3	H: 1 LOB: 2 BB: 1 P: 8	R: 0 E: 0 K: 0 S: 3	H: 0 LOB: 0 BB: 0 P: 3	R: 0 E: 0 K: 0 S: 3	H: 0 LOB: 2 BB: 1 P: 8	R: 1 E: 0 K: 0 S: 3	H: 1 LOB: 0 BB: 0 P: 3	1B: 14 2B: 0 3B: 0 HR: 1	SF: 1 SAC: 3 DP: 0 HBP: 1	WP: 0 PB: 0 SB: 1 CS: 0	PA: 68
<b>PITCHER</b>	IP 7.0	WLS 33	BF 10	H 3	R 2	ER 4	SO 4	BB 0	IBB 0	HBP 0	BLK 0	WP 0	HR 0	S 40	P 44	ERA 2.57	WHIP 1.571											
Juan Eichelberger, R ERA: 3.13 (8.1)	3.0	11	1	0	0	3	0	0	0	0	0	0	0	16	20	0.00	0.333											
Luis Delmon, R ERA: 2.01 (11.1)	0.1	3	2	0	0	0	0	0	0	0	0	0	0	3	3	0.00	6.000											
Gary Lucas, L ERA: 3.4 (11.1)	0.2	2	0	0	0	0	0	0	0	0	0	0	0	2	2	0.00	0.000											
Floyd Chaffer, R ERA: 2.31 (12.1)	2.0	8	1	0	0	2	1	0	0	0	0	0	0	11	15	0.00	1.000											
Andy Hawkins, R ERA: 4.13 (14.1)	1.0	1	0	0	0	0	0	0	0	0	0	0	0	1	3	3	13.50	1.500										
Chris Welsh, L ERA: 4.52 (16.1)	0.2	L	3	1	1	1	0	0	0	0	0	0	0	1	3	3												

San Diego Padres @ Los Angeles Dodgers  
Dodger Stadium, Los Angeles, CA  
Mon Sep 13 1962, 7:05 PM PDT  
Att. 37,512 - Unknown

AB 59  
R 15  
H 45  
RBI 4  
BB 4  
SO 9  
LOB 31





Batter	1	2	3	4	5	6	7	8	9	AB	R	H	RBI	BB	SO	LOB	TOP			
Gene Richards, L (1,7) OBP: 0.332, SLG: 0.349	1-3			K		CS 1B			F8	4	0	1	0	0	1	0	<b>San Diego Padres @ Los Angeles Dodgers</b> Dodger Stadium, Los Angeles, CA Tue Sep 14 1982, 7:05 PM PDT Att: 44,302 - Unknown <a href="http://livebaseballscorecards.com">livebaseballscorecards.com</a>			
Joe Lefebvre, L (1,5) OBP: 0.297, SLG: 0.349	4-3					CS			L5	4	0	2	0	0	0	0				
Kurt Bevacqua, R (1,9) OBP: 0.328, SLG: 0.306	K			F9					F8	4	0	0	0	0	1	2				
Terry Kennedy, L (1,3)				P3						3	0	1	0	0	0	1				
Luis Salazar, R (1,6) OBP: 0.285, SLG: 0.349						P6				3	0	0	0	0	1	1				
Ruppert Jones, L (1,8) OBP: 0.381, SLG: 0.430						G3				3	0	1	0	0	1	0				
Steve Swisher, R (1,2) OBP: 0.288, SLG: 0.362				F8		6-3			G2	3	0	0	0	0	0	1				
Joe Pittman, R (1,4) OBP: 0.275, SLG: 0.262				K						3	0	1	0	0	1	0				
Eric Show, R (1,1) OBP: 0.088, SLG: 0.088 (8, PH)				K						2	0	0	0	0	1	0				
Garry Templeton, S (8, PH) OBP: 0.281, SLG: 0.354						6-3				1	0	0	0	0	0	1				
Luis DeLeon, R (8,1) OBP: 0.167, SLG: 0.182									F3	0	0	0	0	0	0	0				
<b>Inning Stats</b>	R: 0 E: 0 K: 1 S: 5	H: 0 LOB: 0 BB: 0 P: 5	R: 0 E: 0 K: 1 S: 5	H: 0 LOB: 0 BB: 0 P: 5	R: 0 E: 0 K: 2 S: 7	H: 0 LOB: 0 BB: 0 P: 7	R: 0 E: 0 K: 1 S: 6	H: 1 LOB: 1 BB: 0 P: 6	R: 0 E: 0 K: 0 S: 3	H: 0 LOB: 0 BB: 0 P: 3	R: 0 E: 0 K: 0 S: 6	H: 2 LOB: 1 BB: 0 P: 6	R: 0 E: 0 K: 0 S: 4	H: 2 LOB: 1 BB: 0 P: 4	R: 0 E: 0 K: 0 S: 3	H: 0 LOB: 0 BB: 0 P: 3	1B: 6 2B: 0 3B: 0 HR: 0	SF: 0 SAC: 0 DP: 0 HBP: 0	WP: 0 PB: 0 SB: 0 CS: 1	PA: 31
<b>PITCHER</b> Fernando Valenzuela, L (1,1) ERA: 2.86	IP: 9.0 WLS: W BF: 30 H: 6 R: 0 ER: 0 SO: 6 BB: 0 IBB: 0 HBP: 0 BLK: 0 WP: 0 HR: 0 S: 42 P: 42 ERA: 0.00 WHIP: 0.667																			

Batter	1	2	3	4	5	6	7	8	9	AB	R	H	RBI	BB	SO	LOB	BOTTOM			
Derrel Thomas, S (1,4) OBP: 0.351, SLG: 0.323	4-3		G6-3			6-3		F7		4	0	0	0	0	0	1	<b>San Diego Padres @ Los Angeles Dodgers</b> Dodger Stadium, Los Angeles, CA Tue Sep 14 1982, 7:05 PM PDT Att: 44,302 - Unknown <a href="http://livebaseballscorecards.com">livebaseballscorecards.com</a>			
Ken Landreaux, L (1,8) OBP: 0.356, SLG: 0.420	2B					E4				4	1	3	0	0	0	0				
Dusty Baker Jr., R (1,7) OBP: 0.362, SLG: 0.470	K		P4			F8		F9		4	0	0	0	0	1	4				
Pedro Guerrero, R (1,9) OBP: 0.385, SLG: 0.544 (8,5)	2B					F8				3	0	1	1	0	0	1				
Steve Garvey, R (1,3) OBP: 0.298, SLG: 0.426	K					4-3		SH1-3 1B		3	0	1	0	0	1	1				
Ron Cey, R (1,5) OBP: 0.323, SLG: 0.424 (7, PH)			K			5-3		SH1-3		2	0	0	0	0	1	0				
Ron Roenicke, S (8,9) OBP: 0.358, SLG: 0.333								1-2		0	0	0	0	0	0	0				
Mike Scioscia, L (1,2) OBP: 0.305, SLG: 0.294			F7			G6-3 1B		K		3	0	1	0	0	1	1				
Bill Russell, R (1,6) OBP: 0.353, SLG: 0.333			F8			G6-3		4-3		3	0	0	0	0	0	2				
Fernando Valenzuela, L (1,1) OBP: 0.187, SLG: 0.207						1-3		4-3		3	0	1	0	0	0	0				
<b>Inning Stats</b>	R: 1 E: 0 K: 2 S: 9	H: 2 LOB: 1 BB: 0 P: 9	R: 0 E: 0 K: 1 S: 5	H: 0 LOB: 0 BB: 0 P: 5	R: 0 E: 0 K: 0 S: 4	H: 2 LOB: 1 BB: 0 P: 4	R: 0 E: 0 K: 0 S: 3	H: 0 LOB: 0 BB: 0 P: 3	R: 0 E: 1 K: 0 S: 4	H: 0 LOB: 1 BB: 0 P: 4	R: 0 E: 0 K: 1 S: 6	H: 1 LOB: 1 BB: 0 P: 6	R: 0 E: 0 K: 0 S: 4	H: 1 LOB: 1 BB: 0 P: 4	R: 0 E: 0 K: 0 S: 3	H: 0 LOB: 0 BB: 0 P: 3	1B: 4 2B: 2 3B: 1 HR: 0	SF: 0 SAC: 1 DP: 2 HBP: 0	WP: 0 PB: 0 SB: 0 CS: 0	PA: 30
<b>PITCHER</b> Eric Show, R (1,1) ERA: 2.49	IP: 7.0 WLS: L BF: 26 H: 6 R: 1 ER: 1 SO: 4 BB: 0 IBB: 0 HBP: 0 BLK: 0 WP: 0 HR: 0 S: 34 P: 34 ERA: 1.29 WHIP: 0.857																			
Luis DeLeon, R (8,1) ERA: 1.99	IP: 1.0 WLS: L BF: 4 H: 1 R: 0 ER: 0 SO: 0 BB: 0 IBB: 0 HBP: 0 BLK: 0 WP: 0 HR: 0 S: 4 P: 4 ERA: 0.00 WHIP: 1.000																			





Batter	1	2	3	4	5	6	7	8	9	AB	R	H	RBI	BB	SO	LOB	TOP
Gene Richards, L (1, 7) OBP: 0.329, SLG: 0.346	F7		F7			4-3		F7		4	0	0	0	0	0	0	
Joe Lefebvre, L (1, 5) OBP: 0.292, SLG: 0.342	3-1		L3			K			F8	4	0	0	0	0	1	0	
Ruppert Jones, L (1, 8) OBP: 0.379, SLG: 0.431	F7				F8				F8	4	0	1	0	0	0	0	
Terry Kennedy, L (1, 2) OBP: 0.326, SLG: 0.477		4-3			6-3				F8	4	0	0	0	0	0	1	
Broderick Perkins, L (1, 9) (7, 3) OBP: 0.337, SLG: 0.354		F8			P5					3	0	0	0	0	0	0	
Luis Salazar, R (1, 6) OBP: 0.285, SLG: 0.349						5-3			F9	3	0	1	0	0	0	0	
Kurt Bevacqua, R (1, 3) Gary Lucas, L (7, 1)		WP 1B				F9			F7	2	0	0	0	1	0	0	
Tim Flannery, L (1, 4) OBP: 0.320, SLG: 0.325									F7	3	0	1	0	0	0	2	
John Montefusco, R (1, 1) Rick Lancelotti, L (5, PH) Mike Griffin, R (5, 1) Tony Gwynn, L (7, 9) OBP: 0.155, SLG: 0.111 OBP: 0.216, SLG: 0.229 OBP: 0.316, SLG: 0.356			5-3			K			3-1	1	0	0	0	0	0	0	
										1	0	0	0	0	1	1	
										0	0	0	0	0	0	0	
										1	0	0	0	0	0	0	
<b>Inning Stats</b>	R: 0 E: 0 K: 0 S: 3	H: 0 LOB: 0 BB: 0 P: 3	R: 0 E: 0 K: 0 S: 4	H: 1 LOB: 2 BB: 1 P: 8	R: 0 E: 0 K: 0 S: 3	H: 0 LOB: 0 BB: 0 P: 3	R: 0 E: 0 K: 1 S: 6	H: 1 LOB: 1 BB: 0 P: 6	R: 0 E: 0 K: 0 S: 3	H: 0 LOB: 0 BB: 0 P: 3	R: 0 E: 0 K: 0 S: 3	H: 0 LOB: 0 BB: 0 P: 3	R: 0 E: 0 K: 0 S: 3	H: 0 LOB: 0 BB: 0 P: 3	1B: 2 2B: 1 3B: 0 HR: 0	SF: 0 SAC: 0 DP: 0 HBP: 0	WP: 1 PA: 31 PB: 0 SB: 0 CS: 0
<b>PITCHER</b> Burt Hooton, R (1, 1) ERA: 3.91	IP: 9.0 WLS: W BF: 31 H: 3 R: 0 ER: 0 SO: 2 BB: 1 IBB: 0 HBP: 0 BLK: 0 WP: 1 HR: 0 S: 34 P: 38 ERA: 0.00 WHIP: 0.444											<b>PITCHER</b>	IP: 9.0 WLS: W BF: 31 H: 3 R: 0 ER: 0 SO: 2 BB: 1 IBB: 0 HBP: 0 BLK: 0 WP: 1 HR: 0 S: 34 P: 38 ERA: 0.00 WHIP: 0.444				

San Diego Padres @ Los Angeles Dodgers  
Dodger Stadium, Los Angeles, CA  
Wed Sep 15 1982, 7:05 PM PDT  
Att: 40,343 - Unknown

AB	30
R	0
H	3
RBI	0
BB	1
SO	2
LOB	4



Batter	1	2	3	4	5	6	7	8	9	AB	R	H	RBI	BB	SO	LOB	BOTTOM
Derrel Thomas, S (1, 4) OBP: 0.346, SLG: 0.319	K	F7			6-3					4	0	1	0	0	1	1	
Ken Landreaux, L (1, 8) OBP: 0.353, SLG: 0.416	P5		L3		5-3					4	0	0	0	0	1	1	
Dusty Baker Jr., R (1, 7) OBP: 0.363, SLG: 0.471					F8				P4	3	1	1	0	1	0	1	
Pedro Guerrero, R (1, 9) Alex Taveras, R (9, 5) OBP: 0.384, SLG: 0.547	K					4-3			F8	4	1	1	2	0	1	2	
Steve Garvey, R (1, 3) OBP: 0.297, SLG: 0.424					6-3				F3	4	2	1	0	0	0	0	
Ron Cey, R (1, 5) Rick Monday, L (3, PH) Ron Roenicke, S (8, PH) OBP: 0.325, SLG: 0.425 OBP: 0.386, SLG: 0.514 OBP: 0.356, SLG: 0.331									K	1	1	1	0	0	0	0	
Bill Russell, R (1, 6) OBP: 0.352, SLG: 0.333					5-3				F9	1	0	0	0	1	1	0	
Steve Yeager, R (1, 2) OBP: 0.286, SLG: 0.307										3	0	1	1	0	0	2	
Burt Hooton, R (1, 1) OBP: 0.094, SLG: 0.219										3	0	0	0	0	0	3	
<b>Inning Stats</b>	R: 0 E: 0 K: 2 S: 8	H: 1 LOB: 1 BB: 0 P: 8	R: 2 E: 3 K: 0 S: 6	H: 2 LOB: 1 BB: 0 P: 6	R: 2 E: 0 K: 1 S: 6	H: 1 LOB: 0 BB: 1 P: 10	R: 0 E: 0 K: 0 S: 3	H: 0 LOB: 0 BB: 0 P: 3	R: 0 E: 0 K: 0 S: 5	H: 2 LOB: 2 BB: 1 P: 9	R: 0 E: 0 K: 1 S: 6	H: 1 LOB: 1 BB: 0 P: 6	R: 0 E: 0 K: 1 S: 5	H: 0 LOB: 0 BB: 0 P: 5	1B: 5 2B: 1 3B: 0 HR: 1	SF: 0 SAC: 0 DP: 0 HBP: 0	WP: 0 PA: 34 PB: 0 SB: 1 CS: 0
<b>PITCHER</b> John Montefusco, R (1, 1) Mike Griffin, R (5, 1) Gary Lucas, L (7, 1) ERA: 4.09 ERA: 1.23 ERA: 3.32	IP: 4.0 WLS: L BF: 18 H: 4 R: 4 ER: 2 SO: 3 BB: 1 IBB: 0 HBP: 0 BLK: 0 WP: 0 HR: 1 S: 23 P: 27 ERA: 4.50 WHIP: 1.250											<b>PITCHER</b>	IP: 4.0 WLS: L BF: 18 H: 4 R: 4 ER: 2 SO: 3 BB: 1 IBB: 0 HBP: 0 BLK: 0 WP: 0 HR: 1 S: 23 P: 27 ERA: 4.50 WHIP: 1.250				

San Diego Padres @ Los Angeles Dodgers  
Dodger Stadium, Los Angeles, CA  
Wed Sep 15 1982, 7:05 PM PDT  
Att: 40,343 - Unknown

AB	32
R	5
H	7
RBI	4
BB	2
SO	5
LOB	12





Batter	1	2	3	4	5	6	7	8	9	AB	R	H	RBI	BB	SO	LOB	TOP								
Gene Richards, L OBP: 0.331, SLG: 0.347	4-3			2B 6-3 1B		CS 1B		6-3		4	1	2	0	0	0	0									
Tony Gwynn, L OBP: 0.321, SLG: 0.367	K			6-3 1-3 2B		1-2			2B 1B	4	1	2	0	0	1	1									
Ruppert Jones, L OBP: 0.378, SLG: 0.431	K			1-3		P6			1B 2B	4	1	1	0	0	1	2									
Terry Kennedy, L OBP: 0.327, SLG: 0.480		F8		6-3				1B 2B	2B 1B	4	0	2	3	0	0	1									
Joe Lefebvre, L OBP: 0.286, SLG: 0.335	P6			4-3				1B 2B	1-3	4	0	0	0	0	1	2									
Broderick Perkins, L OBP: 0.336, SLG: 0.353	4-3				F8			G4-6-3 1B	F8	4	0	1	0	0	0	0									
Luis Salazar, R OBP: 0.283, SLG: 0.347			6-3		5-3			G4-6-3 1B		3	0	0	0	0	0	2									
Tim Flannery, L OBP: 0.320, SLG: 0.325			3-1			BLK 1B			1-3	3	0	1	0	0	0	0									
Tim Lollar, L OBP: 0.277, SLG: 0.400									3-1	2	0	0	0	0	2	1									
Andy Hawkins, R OBP: 0.271, SLG: 0.222										0	0	0	0	0	0	0									
Rick Lancelotti, L OBP: 0.211, SLG: 0.222										1	0	0	0	0	0	0									
Chris Welsh, L OBP: 0.311, SLG: 0.333										0	0	0	0	0	0	0									
<b>Inning Stats</b>	R: 0 E: 0 K: 2 S: 7	H: 0 LOB: 0 BB: 0 P: 7	R: 0 E: 0 K: 0 S: 3	H: 0 LOB: 0 BB: 0 P: 3	R: 0 E: 0 K: 1 S: 5	H: 0 LOB: 0 BB: 0 P: 5	R: 1 E: 0 K: 0 S: 5	H: 2 LOB: 1 BB: 0 P: 5	R: 0 E: 0 K: 1 S: 6	H: 1 LOB: 1 BB: 0 P: 6	R: 0 E: 0 K: 0 S: 3	H: 2 LOB: 1 BB: 0 P: 6	R: 0 E: 0 K: 1 S: 6	H: 0 LOB: 0 BB: 0 P: 3	R: 0 E: 0 K: 0 S: 3	H: 0 LOB: 0 BB: 0 P: 3	R: 2 E: 0 K: 0 S: 5	H: 3 LOB: 0 BB: 0 P: 5	1B: 6 2B: 3 3B: 0 HR: 0	SF: 0 SAC: 0 DP: 1 HBP: 0	WP: 0 PB: 0 SB: 0 CS: 1	PA: 33			
<b>PITCHER</b>	IP	WLS	BF	H	R	ER	SO	BB	IBB	HBP	BLK	WP	HR	S	P	ERA	WHIP								
Fred Breining, R ERA: 2.88	6.1	W	24	6	1	1	5	0	0	0	1	0	0	34	34	1.42	0.947								
Greg Minton, R ERA: 1.73	2.2	S	9	3	2	2	0	0	0	0	0	0	0	9	9	6.75	1.125								

San Diego Padres @ San Francisco Giants  
Candlestick Park, San Francisco, CA  
Thu Sep 16 1982, 10:05 PM EDT  
Att: 4,372 - Unknown

AB	33
R	3
H	9
RBI	3
BB	0
SO	5
LOB	9



Batter	1	2	3	4	5	6	7	8	9	AB	R	H	RBI	BB	SO	LOB	BOTTOM								
Chili Davis, S OBP: 0.310, SLG: 0.414	K		P6		6-3	HR		BB 1B BB		5	2	2	2	0	1	1									
Joe Morgan, L OBP: 0.445, SLG: 0.445	5-3		HBP 1B BB		BB BB BB	4-3		BB BB BB		2	2	0	0	3	0	0									
Jack Clark, R OBP: 0.372, SLG: 0.478			1B HBP		BB BB			1B SF9 BB	1B BB	1	2	1	0	3	0	0									
Darrell Evans, L OBP: 0.349, SLG: 0.409	G3		1B		F7			1B SF9	1B	5	1	3	4	0	0	3									
Dave Bergman, L OBP: 0.366, SLG: 0.417			1-2 2-H 3-H					1-2 2-H 3-H	1B	0	0	0	0	0	0	0									
Jeffrey Leonard, R OBP: 0.296, SLG: 0.403								SF9		2	0	1	1	1	1	2									
Max Venable, L OBP: 0.257, SLG: 0.271			K					1-2 2-H	1B	1	0	1	1	0	0	0									
Tom O'Malley, L OBP: 0.345, SLG: 0.354			F9		K			1B	F2	5	0	1	1	0	1	8									
Bob Brenly, R OBP: 0.353, SLG: 0.490	F8				K			F2	F8	5	0	1	0	0	1	3									
Johnnie LeMaster, R OBP: 0.289, SLG: 0.275	K		F8					4-3	K	5	0	0	0	0	2	5									
Fred Breining, R OBP: 0.346, SLG: 0.261										3	2	2	0	0	0	0									
Greg Minton, S OBP: 0.176, SLG: 0.250			HBP BB 1B		4-3			HR 1B	K	1	0	0	0	0	1	2									
<b>Inning Stats</b>	R: 0 E: 0 K: 1 S: 6	H: 1 LOB: 1 BB: 0 P: 6	R: 0 E: 0 K: 1 S: 6	H: 1 LOB: 0 BB: 0 P: 6	R: 2 E: 0 K: 1 S: 7	H: 2 LOB: 2 BB: 1 P: 12	R: 0 E: 0 K: 1 S: 5	H: 0 LOB: 0 BB: 0 P: 5	R: 0 E: 0 K: 1 S: 5	H: 0 LOB: 3 BB: 3 P: 17	R: 2 E: 0 K: 0 S: 5	H: 2 LOB: 2 BB: 0 P: 5	R: 2 E: 0 K: 2 S: 10	H: 3 LOB: 2 BB: 1 P: 14	R: 3 E: 0 K: 0 S: 6	H: 3 LOB: 2 BB: 2 P: 14	R: 0 E: 0 K: 0 S: 0	H: 0 LOB: 0 BB: 0 P: 0	1B: 9 2B: 2 3B: 0 HR: 1	SF: 1 SAC: 0 DP: 0 HBP: 1	WP: 0 PB: 0 SB: 0 CS: 0	PA: 44			
<b>PITCHER</b>	IP	WLS	BF	H	R	ER	SO	BB	IBB	HBP	BLK	WP	HR	S	P	ERA	WHIP								
Tim Lollar, L ERA: 3.35	6.0	L	31	7	6	6	5	5	0	1	0	0	0	9	9	0.00	2.000								
Andy Hawkins, R ERA: 4.09	1.0		5	2	0	0	2	0	0	0	0	0	0	9	9	0.00	2.000								
Chris Welsh, L ERA: 4.69	1.0		8	3	3	3	0	2	0	0	0	0	0	6	14	27.00	5.000								

San Diego Padres @ San Francisco Giants  
Candlestick Park, San Francisco, CA  
Thu Sep 16 1982, 10:05 PM EDT  
Att: 4,372 - Unknown

AB	35
R	9
H	12
RBI	9
BB	7
SO	7
LOB	24





Batter	1	2	3	4	5	6	7	8	9	AB	R	H	RBI	BB	SO	LOB	TOP		
Gene Richards, L (1, 7) OBP: 0.331, SLG: 0.348										5	1	2	0	0	1	2	<b>San Diego Padres @ San Francisco Giants</b> Candlestick Park, San Francisco, CA Fri Sep 17 1982, 10:05 PM EDT Att: 8,342 - Unknown		
Tony Gwynn, L (1, 9) OBP: 0.325, SLG: 0.383										4	1	2	1	0	1	1			
Ruppert Jones, L (1, 8) OBP: 0.375, SLG: 0.427										4	0	0	0	0	1	2			
Terry Kennedy, L (1, 2) OBP: 0.329, SLG: 0.485										3	2	1	2	1	1	1			
Joe Lefebvre, L (1, 5) OBP: 0.286, SLG: 0.333										4	0	1	0	0	0	1			
Broderick Perkins, L (1, 3) OBP: 0.335, SLG: 0.352										4	0	1	0	0	1	1			
Luis Salazar, R (1, 6) OBP: 0.283, SLG: 0.346										4	0	1	0	0	1	2			
Tim Flannery, L (1, 4) OBP: 0.322, SLG: 0.332										4	0	2	1	0	0	1			
Dave Dravecky, R (1, 1) OBP: 0.222, SLG: 0.176										2	0	0	0	0	0	2			
Gary Lucas, L (6, 1)										1	0	0	0	0	1	1			
<b>Inning Stats</b>	R: 0 E: 0 K: 2 S: 7	H: 0 LOB: 0 BB: 0 P: 7	R: 1 E: 0 K: 1 S: 7	H: 2 LOB: 2 BB: 1 P: 11	R: 3 E: 0 K: 0 S: 6	H: 3 LOB: 0 BB: 0 P: 6	R: 0 E: 0 K: 0 S: 3	H: 0 LOB: 1 BB: 0 P: 3	R: 0 E: 0 K: 1 S: 5	H: 2 LOB: 1 BB: 0 P: 5	R: 0 E: 0 K: 1 S: 6	H: 1 LOB: 1 BB: 0 P: 6	R: 0 E: 0 K: 1 S: 6	H: 1 LOB: 1 BB: 0 P: 6	R: 0 E: 0 K: 0 S: 4	H: 1 LOB: 1 BB: 0 P: 4	1B: 6 2B: 2 3B: 1 HR: 1	SF: 0 SAC: 1 DP: 0 HBP: 0	WP: 0 PA: 37 PB: 0 CS: 1
<b>PITCHER</b>	IP WLS BF H R ER SO BB IBB HBP BLK WP HR S P ERA WHIP																		
Bill Laskey, R (1, 1) ERA: 2.9	2.1 L 13 5 4 4 3 1 0 0 0 0 0 1 18 22 15.43 2.571																		
Mike Chris, L (3, 1) ERA: 5.25	4.2 16 3 0 0 3 0 0 0 0 0 0 0 22 22 0.00 0.643																		
Gary Lavelle, L (8, 1) ERA: 2.74	2.0 8 2 0 0 1 0 0 0 0 0 0 0 10 10 0.00 1.000																		

Batter	1	2	3	4	5	6	7	8	9	AB	R	H	RBI	BB	SO	LOB	BOTTOM				
Chili Davis, S (1, 8) OBP: 0.310, SLG: 0.413										4	0	1	0	0	0	1	<b>San Diego Padres @ San Francisco Giants</b> Candlestick Park, San Francisco, CA Fri Sep 17 1982, 10:05 PM EDT Att: 8,342 - Unknown				
Duane Kuiper, L (1, 4) OBP: 0.388, SLG: 0.353										4	1	2	0	0	0	2					
Gary Lavelle, S (8, 1) OBP: 0.167, SLG: 0.250										0	0	0	0	0	0	0					
Jack Clark, R (1, 9) OBP: 0.371, SLG: 0.482										4	1	1	1	0	0	2					
Darrell Evans, L (1, 3) OBP: 0.348, SLG: 0.407										4	0	1	0	0	3	1					
Jeffrey Leonard, R (1, 7) OBP: 0.295, SLG: 0.400										4	0	1	1	0	2	0					
Tom O'Malley, L (1, 5) OBP: 0.347, SLG: 0.367										4	0	2	0	0	0	2					
Bob Brenly, R (1, 2) OBP: 0.350, SLG: 0.396										4	0	1	0	0	2	4					
Johnnie LeMaster, R (1, 6) OBP: 0.287, SLG: 0.273										3	0	0	0	0	2	1					
Joe Morgan, L (8, PH) OBP: 0.404, SLG: 0.444										1	0	0	0	0	0	1					
Bill Laskey, R (1, 1) OBP: 0.136, SLG: 0.105										0	0	0	0	0	0	0					
Mike Chris, L (3, 1) ERA: 2.69										2	0	0	0	0	1	0					
Guy Sularz, R (7, PH) OBP: 0.276, SLG: 0.278										1	0	0	0	1	0	1					
<b>Inning Stats</b>	R: 0 E: 1 K: 1 S: 6	H: 1 LOB: 1 BB: 0 P: 6	R: 0 E: 0 K: 1 S: 6	H: 1 LOB: 1 BB: 0 P: 6	R: 0 E: 0 K: 1 S: 5	H: 1 LOB: 0 BB: 0 P: 5	R: 1 E: 0 K: 2 S: 9	H: 2 LOB: 1 BB: 0 P: 9	R: 0 E: 0 K: 0 S: 3	H: 0 LOB: 0 BB: 0 P: 3	R: 1 E: 0 K: 1 S: 8	H: 3 LOB: 2 BB: 0 P: 8	R: 0 E: 0 K: 1 S: 5	H: 0 LOB: 0 BB: 1 P: 9	R: 0 E: 0 K: 2 S: 7	H: 0 LOB: 0 BB: 0 P: 7	R: 0 E: 0 K: 1 S: 6	H: 1 LOB: 1 BB: 0 P: 6	1B: 6 2B: 2 3B: 1 HR: 1	SF: 0 SAC: 0 DP: 1 HBP: 0	WP: 0 PA: 36 PB: 0 CS: 0
<b>PITCHER</b>	IP WLS BF H R ER SO BB IBB HBP BLK WP HR S P ERA WHIP																				
Dave Dravecky, L (1, 1) ERA: 2.69	5.1 W 23 8 2 2 5 0 0 0 0 0 0 0 33 33 3.38 1.500																				
Gary Lucas, L (6, 1) ERA: 3.18	3.2 S 13 1 0 0 5 1 0 0 0 0 0 0 22 26 0.00 0.545																				





Batter	1	2	3	4	5	6	7	8	9	AB	R	H	RBI	BB	SO	LOB	TOP		
Gene Richards, L (1.7) OBP: 0.329, SLG: 0.345	5-3			P6		F8		6-3		4	0	0	0	0	0	0			
Tony Gwynn, L (1.9) OBP: 0.329, SLG: 0.386	5-3			E7 6-3 1B				1B 1B	4-3	4	1	2	0	0	0	0			
Ruppert Jones, L (1.8) OBP: 0.374, SLG: 0.426	G3			6-3				1B 1B	K	4	0	1	0	0	1	1			
Joe Lefebvre, L (1.5) OBP: 0.285, SLG: 0.332				F5				P6	K	4	0	1	0	0	1	3			
Broderick Perkins, L (1.3) OBP: 0.332, SLG: 0.348				F9		F7		K		3	0	0	0	0	1	3			
Luis Salazar, R (1.6) OBP: 0.283, SLG: 0.346				G1-6-3 1-2		5-3		1B		3	0	1	1	0	0	1			
Tim Flannery, L (1.4) OBP: 0.320, SLG: 0.330				F7		G3		1B	K	3	0	0	0	0	1	2			
Steve Swisher, R (1.2) OBP: 0.273, SLG: 0.340				K		K		K		3	0	0	0	0	3	0			
Juan Eichelberger, R (1.1) OBP: 0.113, SLG: 0.154				K		5-3		F9		2	0	0	0	0	1	0			
Kurt Bevacqua, R (8. PH) OBP: 0.326, SLG: 0.297										1	0	0	0	0	0	0			
Gary Lucas, L (8.1)										0	0	0	0	0	0	0			
<b>Inning Stats</b>	R: 0 E: 0 K: 0 S: 3	H: 0 LOB: 0 BB: 0 P: 3	R: 0 E: 0 K: 0 S: 3	H: 1 LOB: 0 BB: 0 P: 3	R: 0 E: 0 K: 2 S: 7	H: 0 LOB: 0 BB: 0 P: 7	R: 0 E: 1 K: 0 S: 4	H: 1 LOB: 1 BB: 0 P: 4	R: 0 E: 0 K: 1 S: 5	H: 0 LOB: 0 BB: 0 P: 5	R: 1 E: 0 K: 2 S: 10	H: 3 LOB: 2 BB: 0 P: 10	R: 0 E: 0 K: 1 S: 5	H: 0 LOB: 0 BB: 0 P: 5	R: 0 E: 0 K: 2 S: 7	H: 0 LOB: 0 BB: 0 P: 7	1B: 5 2B: 0 3B: 0 HR: 0	SF: 0 SAC: 0 DP: 1 HBP: 0	WP: 0 PA: 31 PB: 0 SB: 0 CS: 0
<b>PITCHER</b>	IP WLS BF H R ER SO BB IBB HBP BLK WP HR S P ERA WHIP	IP WLS BF H R ER SO BB IBB HBP BLK WP HR S P ERA WHIP																	
Rich Gale, R (1.1) ERA: 4.13	6.0	W	21	4	1	1	3	0	0	0	0	0	0	0	27	27	1.50	0.667	
Gary Lavelle, L (7.1) ERA: 2.65	3.0	S	10	1	0	0	5	0	0	0	0	0	0	0	20	20	0.00	0.333	

San Diego Padres @ San Francisco Giants  
Candlestick Park, San Francisco, CA  
Sat Sep 18 1982, 6:33 AM EDT  
Att: 35,888 - Unknown

AB	31
R	1
H	5
RBI	1
BB	0
SO	8
LOB	10



Batter	1	2	3	4	5	6	7	8	9	AB	R	H	RBI	BB	SO	LOB	BOTTOM		
Chili Davis, S (1.8) OBP: 0.309, SLG: 0.411	4-3		K		K		5-3 1B	F8		5	0	1	0	0	2	3			
Duane Kuiper, L (1.4) OBP: 0.390, SLG: 0.350	5-3 BB		5-3		1B BB		F8			2	0	0	0	2	0	2			
Jack Clark, R (1.9) OBP: 0.372, SLG: 0.481	G5-4-3 1-2			G5-4-3 1B BB	1B 2-H		5-3			3	1	1	0	1	0	2			
Darrell Evans, L (1.5) OBP: 0.351, SLG: 0.416		F7		G5-4-3 1B		HR	FC5-4 IBB			3	1	2	1	1	0	0			
Jeffrey Leonard, R (1.7) OBP: 0.294, SLG: 0.395			G5-4-3	G5-4-3 1-2 2-3		5-3	FC5-4			3	0	0	0	1	0	4			
Dave Bergman, L (1.3) OBP: 0.370, SLG: 0.446		F8		1B S		P6		HR		4	1	2	2	0	0	1			
Milt May, L (1.2) OBP: 0.316, SLG: 0.387		G3		K				4-3		4	1	1	1	0	1	2			
Guy Sularz, R (1.6) OBP: 0.294, SLG: 0.290					P4			SH1-4 1B		3	0	2	0	1	0	0			
Rich Gale, R (1.1) ERA: 3.9	7.0	L	32	7	3	3	5	6	1	0	0	0	0	0	35	63	3.86	1.857	
Gary Lucas, L (8.1) ERA: 3.25	1.0		5	2	1	1	0	0	0	0	0	0	0	0	5	5	9.00	2.000	
<b>Inning Stats</b>	R: 0 E: 0 K: 0 S: 2	H: 0 LOB: 1 BB: 1 P: 6	R: 0 E: 0 K: 0 S: 3	H: 0 LOB: 1 BB: 1 P: 7	R: 0 E: 0 K: 2 S: 7	H: 0 LOB: 1 BB: 1 P: 11	R: 1 E: 0 K: 1 S: 6	H: 2 LOB: 1 BB: 1 P: 10	R: 0 E: 0 K: 1 S: 5	H: 1 LOB: 2 BB: 2 P: 13	R: 2 E: 0 K: 1 S: 8	H: 3 LOB: 1 BB: 0 P: 8	R: 0 E: 0 K: 0 S: 4	H: 1 LOB: 2 BB: 1 P: 8	R: 1 E: 0 K: 0 S: 5	H: 2 LOB: 1 BB: 0 P: 5	1B: 6 2B: 0 3B: 0 HR: 3	SF: 0 SAC: 1 DP: 2 HBP: 0	WP: 0 PA: 37 PB: 0 SB: 1 CS: 0
<b>PITCHER</b>	IP WLS BF H R ER SO BB IBB HBP BLK WP HR S P ERA WHIP	IP WLS BF H R ER SO BB IBB HBP BLK WP HR S P ERA WHIP																	

San Diego Padres @ San Francisco Giants  
Candlestick Park, San Francisco, CA  
Sat Sep 18 1982, 6:33 AM EDT  
Att: 35,888 - Unknown

AB	29
R	4
H	9
RBI	4
BB	7
SO	5
LOB	16





Batter	1	2	3	4	5	6	7	8	9	10	11	AB	R	H	RBI	BB	SO	LOB	TOP			
Alan Wiggins, S OBP: 0.310, SLG: 0.300 (1, 8)	4-3	FC6-4			1-3 SH5-3 1B		FC1-6 1B		F2			5	1	2	0	0	0	3				
Tony Gwynn, L OBP: 0.333, SLG: 0.389 (1, 9)	1B SF8 1B				SH5-3		FC1-6 CS		K			4	1	2	0	0	1	2				
Kurt Bevacqua, R OBP: 0.321, SLG: 0.293 (1, 3)					1-3		F9			F9		5	0	1	1	0	0	3				
Terry Kennedy, L OBP: 0.329, SLG: 0.485 Steve Swisher, R OBP: 0.253, SLG: 0.327 (1, 2) (5, 2)	SF8				K				E4 F7-4 SH3-4			2	0	1	2	0	1	1				
Luis Salazar, R OBP: 0.281, SLG: 0.343 (1, 6)	K				K				SH3-4			4	0	0	0	0	2	3				
Joe Lefebvre, L OBP: 0.283, SLG: 0.326 (1, 5)					K							4	0	0	0	1	3	0				
George Hinshaw, R Broderick Perkins, L OBP: 0.331, SLG: 0.346 (1, 7) (8, PH) (8, 7)		5-3			F8				F7-4			3	0	0	0	0	0	0				
Joe Pittman, R OBP: 0.289, SLG: 0.271 (1, 4)					P4							4	0	2	0	1	0	0				
Eric Show, R OBP: 0.135, SLG: 0.135 Dave Dravecky, R OBP: 0.211, SLG: 0.167 Luis DeLeon, R OBP: 0.167, SLG: 0.182 (1, 1) (7, 1) (10, 1)									B3			3	1	2	0	0	1	1				
<b>Inning Stats</b>	R: 1 E: 0 K: 1 S: 7	H: 2 LOB: 1 BB: 0 P: 7	R: 0 E: 0 K: 1 S: 7	H: 2 LOB: 2 BB: 0 P: 7	R: 0 E: 0 K: 2 S: 8	H: 1 LOB: 1 BB: 0 P: 8	R: 0 E: 0 K: 1 S: 5	H: 0 LOB: 0 BB: 0 P: 5	R: 2 E: 0 K: 0 S: 6	H: 3 LOB: 1 BB: 0 P: 6	R: 0 E: 0 K: 0 S: 3	H: 1 LOB: 0 BB: 0 P: 3	R: 0 E: 1 K: 0 S: 3	H: 0 LOB: 1 BB: 1 P: 7	R: 0 E: 0 K: 1 S: 5	H: 0 LOB: 0 BB: 0 P: 5	R: 0 E: 0 K: 1 S: 5	H: 0 LOB: 0 BB: 0 P: 5	1B: 10 2B: 1 3B: 0 HR: 0	SF: 1 SAC: 2 DP: 1 HBP: 0	WP: 0 PB: 0 SB: 2 CS: 1	PA: 44
<b>PITCHER</b>	IP ERA WLS BF H R ER SO BB IBB HBP BLK WP HR S P ERA WHIP	<b>PITCHER</b>																				
Altee Hammaker, L ERA: 4.21 Greg Minton, R ERA: 1.78 Al Holland, L ERA: 3.12 (1, 1) (8, 1) (9, 1)	7.1 0.2 3.0	WLS 1 W	BF 33 10	H 10 0	R 3 0	ER 3 0	SO 6 0	BB 1 0	IBB 0 0	HBP 0 0	BLK 0 0	WP 0 0	HR 0 0	S 44 1	P 48 1	ERA 3.68 0.00	WHIP 1.500 0.000					

**San Diego Padres @ San Francisco Giants**  
Candlestick Park, San Francisco, CA  
Sun Sep 19 1982, 6:33 AM EDT  
Att: 11,566 - Unknown

livebaseballscorecards.com

AB 39  
R 3  
H 10  
RBI 3  
BB 2  
SO 9  
LOB 16



Batter	1	2	3	4	5	6	7	8	9	10	11	AB	R	H	RBI	BB	SO	LOB	BOTTOM	
Chili Davis, S OBP: 0.308, SLG: 0.409 (1, 8)	3-1	SF9					4-3	P6		3-1		4	0	0	1	1	0	2		
Duane Kuiper, L OBP: 0.303, SLG: 0.348 (1, 4)	F8				1-3							4	0	1	1	2	0	2		
Jack Clark, R OBP: 0.375, SLG: 0.480 (1, 9)												3	1	1	0	3	1	2		
Darrell Evans, L OBP: 0.352, SLG: 0.415 (1, 5) (8, 3)	F8				F7							4	0	1	0	1	1	3		
Dave Bergman, L OBP: 0.309, SLG: 0.439 Jim Wohlford, R OBP: 0.331, SLG: 0.339 Tom O'Malley, L OBP: 0.348, SLG: 0.368 (1, 3) (7, PH) (8, 5)												2	1	0	0	1	0	1		
Milt May, L OBP: 0.312, SLG: 0.383 Bob Brenly, R OBP: 0.354, SLG: 0.396 (1, 2) (8, PR) (9, 2)												0	0	0	0	1	0	0		
Max Venable, L OBP: 0.271, SLG: 0.279 (1, 7)												4	1	2	0	1	0	3		
Guy Sularz, R OBP: 0.295, SLG: 0.292 Joe Morgan, L OBP: 0.404, SLG: 0.443 Joe Pettini, R OBP: 0.237, SLG: 0.171 (1, 6) (8, PH) (9, 6)												3	1	1	1	0	1	2		
Altee Hammaker, S ERA: 2.57 Greg Minton, S ERA: 1.78 Jeffrey Leonard, R OBP: 0.237, SLG: 0.395 Al Holland, R OBP: 0.065, SLG: 0.065 (1, 1) (8, 1) (9, 1)	6.1 2.2 1.1	WLS 13 L	BF 30 7	H 3 2	R 3 0	ER 3 0	SO 4 2	BB 7 2	IBB 0 1	HBP 0 1	BLK 0 1	WP 0 0	HR 0 0	S 30 14	P 59 26	ERA 4.26 0.00	WHIP 1.579 1.500			

**San Diego Padres @ San Francisco Giants**  
Candlestick Park, San Francisco, CA  
Sun Sep 19 1982, 6:33 AM EDT  
Att: 11,566 - Unknown

livebaseballscorecards.com

AB 36  
R 4  
H 7  
RBI 4  
BB 11  
SO 7  
LOB 24





Batter	1	2	3	4	5	6	7	8	9	AB	R	H	RBI	BB	SO	LOB	TOP					
<b>Derrel Thomas, S</b> (1,4) OBP: 0.319, SLG: 0.286	L6			F8		1-3		1-3		4	0	0	0	0	0	2	<b>Los Angeles Dodgers @ San Diego Padres</b> Jack Murphy Stadium, San Diego, CA Tue Sep 21 1982, 10:05 PM EDT Att: 20,284 - Unknown <a href="http://livebaseballscorecards.com">livebaseballscorecards.com</a>					
<b>Ken Landreaux, L</b> (1,8) OBP: 0.349, SLG: 0.415	G3			2B			3-1		FC1-6 2B	4	0	2	0	0	0	0						
<b>Dusty Baker Jr., R</b> (1,7) OBP: 0.363, SLG: 0.467	K			F7			P5		FC1-6 BB	3	0	0	0	1	1	1						
<b>Pedro Guerrero, R</b> (1,9) OBP: 0.381, SLG: 0.547		P4		K					F8	4	0	1	0	0	1	3						
<b>Steve Garvey, R</b> (1,3)		L3			F9				FC1-6	4	0	0	0	0	1	3						
<b>Ron Cey, R</b> (1,5) OBP: 0.326, SLG: 0.434																						
<b>Mark Belanger, R</b> (8, PR) OBP: 0.283, SLG: 0.229					5-3																	
<b>Mike Marshall, R</b> (9, PH) OBP: 0.346, SLG: 0.416																						
<b>Bill Russell, R</b> (1,6) OBP: 0.349, SLG: 0.330				L1						2	0	0	0	0	0	0						
<b>Ron Roenicke, S</b> (8, PH) OBP: 0.362, SLG: 0.346					F7					1	0	1	0	0	0	0						
<b>Steve Yeager, R</b> (1,2) OBP: 0.284, SLG: 0.304																						
<b>Rick Monday, L</b> (8, PH) OBP: 0.376, SLG: 0.497				P4						2	0	1	0	0	0	0						
<b>Mike Scioscia, L</b> (8,2) OBP: 0.304, SLG: 0.293										1	0	0	0	0	0	2						
<b>Burt Hooton, R</b> (1,1) OBP: 0.091, SLG: 0.212										1	0	0	0	0	0	0						
<b>Jorge Orta, L</b> (6, PH) OBP: 0.301, SLG: 0.321										1	0	0	0	0	0	1						
<b>Terry Forster, L</b> (6,1) OBP: 0.143, SLG: 0.214										0	0	0	0	0	0	0						
<b>Greg Brock, L</b> (8, PH) OBP: 0.143, SLG: 0.214										1	0	0	0	0	0	2						
<b>Steve Howe, L</b> (8,1)										0	0	0	0	0	0	0						
<b>Inning Stats</b>	R: 0 E: 0 K: 1 S: 5	H: 0 LOB: 0 BB: 0 P: 5	R: 0 E: 0 K: 0 S: 3	H: 0 LOB: 0 BB: 0 P: 3	R: 0 E: 0 K: 0 S: 3	H: 0 LOB: 0 BB: 0 P: 3	R: 0 E: 0 K: 1 S: 6	H: 1 LOB: 1 BB: 0 P: 6	R: 0 E: 0 K: 0 S: 3	H: 0 LOB: 0 BB: 0 P: 3	R: 0 E: 0 K: 0 S: 3	H: 1 LOB: 0 BB: 0 P: 3	R: 0 E: 0 K: 1 S: 6	H: 1 LOB: 1 BB: 0 P: 6	R: 0 E: 0 K: 0 S: 5	H: 2 LOB: 2 BB: 0 P: 5	R: 0 E: 0 K: 1 S: 6	H: 1 LOB: 2 BB: 1 P: 10	1B: 4 2B: 3 3B: 0 HR: 0	SF: 0 SAC: 0 DP: 1 HBP: 0	WP: 0 PB: 0 SB: 0 CS: 0	PA: 33
<b>PITCHER</b>	IP	WLS	BF	H	R	ER	SO	BB	IBB	HBP	BLK	WP	HR	S	P	ERA	WHIP					
<b>John Montefusco, R</b> (1,1) ERA: 3.92	7.0	W	23	3	0	0	3	0	0	0	0	0	0	29	29	0.00	0.429					
<b>Luis DeLeon, R</b> (8,1) ERA: 2.02	2.0	S	10	3	0	0	1	1	0	0	0	0	0	11	15	0.00	2.000					

Batter	1	2	3	4	5	6	7	8	9	AB	R	H	RBI	BB	SO	LOB	BOTTOM					
<b>Alan Wiggins, S</b> (1,8) OBP: 0.305, SLG: 0.295	F7		6-3		6-3			5-3		4	0	0	0	0	0	1	<b>Los Angeles Dodgers @ San Diego Padres</b> Jack Murphy Stadium, San Diego, CA Tue Sep 21 1982, 10:05 PM EDT Att: 20,284 - Unknown <a href="http://livebaseballscorecards.com">livebaseballscorecards.com</a>					
<b>Gene Richards, L</b> (1,7) OBP: 0.326, SLG: 0.342	F8			4-3		F7				4	0	0	0	0	0	0						
<b>Dave Edwards, R</b> (9,8) OBP: 0.204, SLG: 0.283										0	0	0	0	0	0	0						
<b>Tony Gwynn, L</b> (1,9) OBP: 0.331, SLG: 0.382	P6			4-3		1B BB		6-3		3	0	0	0	1	0	0						
<b>Terry Kennedy, L</b> (1,2) OBP: 0.329, SLG: 0.484		4-3			P6					3	0	1	0	0	0	0						
<b>Joe Lefebvre, L</b> (1,5) OBP: 0.288, SLG: 0.327						1B FC5-4 BB		G4-6-3		2	1	1	0	1	0	2						
<b>Broderick Perkins, L</b> (1,3) OBP: 0.331, SLG: 0.346										3	0	1	0	0	0	1						
<b>Luis Salazar, R</b> (1,6) OBP: 0.280, SLG: 0.341										3	2	0	1	0	1	2						
<b>Joe Pittman, R</b> (8,6) OBP: 0.289, SLG: 0.271										0	0	0	0	0	0	0						
<b>Tim Flannery, L</b> (1,4) OBP: 0.320, SLG: 0.331										2	0	1	1	0	0	0						
<b>John Montefusco, R</b> (1,1) OBP: 0.150, SLG: 0.107										2	0	0	1	0	0	0						
<b>Luis DeLeon, R</b> (8,1) OBP: 0.167, SLG: 0.182										0	0	0	0	0	0	0						
<b>Inning Stats</b>	R: 0 E: 0 K: 0 S: 3	H: 0 LOB: 0 BB: 0 P: 3	R: 0 E: 0 K: 0 S: 4	H: 1 LOB: 1 BB: 0 P: 4	R: 0 E: 0 K: 0 S: 3	H: 0 LOB: 0 BB: 0 P: 3	R: 0 E: 0 K: 0 S: 3	H: 0 LOB: 0 BB: 0 P: 3	R: 2 E: 0 K: 0 S: 5	H: 2 LOB: 1 BB: 1 P: 9	R: 0 E: 0 K: 0 S: 3	H: 1 LOB: 1 BB: 1 P: 7	R: 1 E: 0 K: 1 S: 6	H: 0 LOB: 0 BB: 0 P: 6	R: 0 E: 0 K: 0 S: 3	H: 0 LOB: 0 BB: 0 P: 3		1B: 4 2B: 0 3B: 0 HR: 0	SF: 1 SAC: 1 DP: 1 HBP: 0	WP: 1 PB: 0 SB: 1 CS: 0	PA: 30	
<b>PITCHER</b>	IP	WLS	BF	H	R	ER	SO	BB	IBB	HBP	BLK	WP	HR	S	P	ERA		WHIP				
<b>Burt Hooton, R</b> (1,1) ERA: 3.89	5.0	L	19	3	2	2	0	1	0	0	0	0	0	18	22	3.60		0.800				
<b>Terry Forster, L</b> (6,1) ERA: 2.99	2.0		8	1	1	0	1	1	0	0	0	1	0	9	13	0.00	1.000					
<b>Steve Howe, L</b> (8,1) ERA: 2.08	1.0		3	0	0	0	0	0	0	0	0	0	0	3	3	0.00	0.000					



Batter	1	2	3	4	5	6	7	8	9	10	AB	R	H	RBI	BB	SO	LOB	TOP								
<b>Derrel Thomas, S</b> (1,4) X OBP: 0.306, SLG: 0.273	0-0 6-3			0-0 F8		0-3 K		0-0 5-3			4	0	0	0	0	1	1	<b>Los Angeles Dodgers @ San Diego Padres</b> Jack Murphy Stadium, San Diego, CA Wed Sep 22 1982, 10:05 PM EDT Att: 26,616 - Unknown <a href="http://livebaseballscorecards.com">livebaseballscorecards.com</a>								
<b>Bill Russell, R</b> (1,6) X OBP: 0.348, SLG: 0.331	0-0 P6			0-0 2B		0-0 P3		0-0 5-3		4	0	1	0	0	0	0	0									
<b>Dusty Baker Jr., R</b> (1,7) X OBP: 0.363, SLG: 0.465	0-0 5-3			0-0 F7		0-0 F8		0-0 E8		4	0	1	0	0	0	1	1									
<b>Pedro Guerrero, R</b> (1,8) X OBP: 0.379, SLG: 0.543		0-0 F9		0-0 P5				0-0 P4		4	0	0	0	0	0	2	2									
<b>Steve Garvey, R</b> (1,3) X OBP: 0.324, SLG: 0.420		0-3 K				0-0 F8		0-0 2B		4	0	1	0	0	1	1	1									
<b>Ron Cey, R</b> (1,5) X OBP: 0.324, SLG: 0.431		0-3 K				0-0 P4		0-0 6-3		4	0	0	0	0	1	0	0									
<b>Mike Marshall, R</b> (1,9) X OBP: 0.346, SLG: 0.446			0-3 K			0-0 HR		0-3 K		3	1	1	1	0	2	0	0									
<b>Ron Roenicke, S</b> (8,9) X OBP: 0.359, SLG: 0.344										1	0	0	0	0	0	0	0									
<b>Steve Yeager, R</b> (1,2) X OBP: 0.289, SLG: 0.324			0-0 P3			0-0 HR		0-0 4-3		4	0	2	0	0	1	0	0									
<b>Steve Howe, L</b> (10,1) X OBP: 0.324, SLG: 0.367						0-0 3B		0-3 K		0	0	0	0	0	0	0	0									
<b>Jerry Reuss, L</b> (1,1) X OBP: 0.250, SLG: 0.270			0-0 6-3			0-0 K		0-0 4-3		2	0	0	0	0	1	1	1									
<b>Jose Morales, R</b> (8, PH) X OBP: 0.324, SLG: 0.367										1	0	0	0	0	0	1	1									
<b>Tom Niedenfuer, R</b> (8,1) X OBP: 0.304, SLG: 0.293										0	0	0	0	0	0	0	0									
<b>Mike Scioscia, L</b> (10,2) X OBP: 0.304, SLG: 0.293										0	0	0	0	0	0	0	0									
<b>Inning Stats</b>	R: 0 E: 0 K: 0 S: 3	H: 0 LOB: 0 BB: 0 P: 3	R: 0 E: 0 K: 2 S: 7	H: 0 LOB: 0 BB: 0 P: 7	R: 0 E: 0 K: 1 S: 5	H: 0 LOB: 0 BB: 5 P: 5	R: 0 E: 0 K: 0 S: 4	H: 1 LOB: 1 BB: 0 P: 4	R: 1 E: 0 K: 1 S: 7	H: 2 LOB: 1 BB: 0 P: 7	R: 0 E: 0 K: 1 S: 5	H: 0 LOB: 0 BB: 0 P: 5	R: 0 E: 0 K: 0 S: 3	H: 1 LOB: 0 BB: 0 P: 3	R: 0 E: 0 K: 1 S: 6	H: 1 LOB: 1 BB: 0 P: 6	R: 0 E: 1 K: 0 S: 4	H: 1 LOB: 1 BB: 0 P: 4	R: 0 E: 0 K: 1 S: 5	H: 0 LOB: 0 BB: 0 P: 5	1B: 1 2B: 3 3B: 1 HR: 1	SF: 0 SAC: 0 DP: 0 HBP: 0	WP: 0 PB: 0 SB: 0 CS: 0	PA: 35		
<b>PITCHER</b>	IP 8.0	WLS 28	H 5	R 1	ER 1	SO 6	BB 0	IBB 0	HBP 0	BLK 0	WP 0	HR 1	S 40	P 40	ERA 1.12	WHIP 0.625										
<b>Tim Lollar, L</b> (1,1) X ERA: 3.27																										
<b>Luis DeLeon, R</b> (9,1) X ERA: 1.98	IP 2.0	WLS 7	H 1	R 0	ER 0	SO 1	BB 0	IBB 0	HBP 0	BLK 0	WP 0	HR 0	S 9	P 9	ERA 0.00	WHIP 0.500										

Batter	1	2	3	4	5	6	7	8	9	10	AB	R	H	RBI	BB	SO	LOB	BOTTOM								
<b>Alan Wiggins, S</b> (1,8) X OBP: 0.302, SLG: 0.292	0-0 G3			0-0 1-3		0-0 5-3		0-0 F5		0-0 1B	5	0	1	1	0	0	0	<b>Los Angeles Dodgers @ San Diego Padres</b> Jack Murphy Stadium, San Diego, CA Wed Sep 22 1982, 10:05 PM EDT Att: 26,616 - Unknown <a href="http://livebaseballscorecards.com">livebaseballscorecards.com</a>								
<b>Juan Bonilla, R</b> (1,4) X OBP: 0.331, SLG: 0.342	0-3 K			0-0 1-3		0-0 FC6-4		0-3 K		4	0	1	0	0	2	0	0									
<b>Gene Richards, L</b> (1,7) X OBP: 0.328, SLG: 0.343	0-0 5-3			0-0 1B		0-0 FC6-4		0-0 S		4	0	2	0	0	0	1	1									
<b>Luis DeLeon, R</b> (9,1) X OBP: 0.167, SLG: 0.182						1-2r		0-0 1B		0	0	0	0	0	0	0	0									
<b>Terry Kennedy, L</b> (1,2) X OBP: 0.482, SLG: 0.482		0-0 5-3		0-0 P6		0-0 4-3		0-3 K		2	0	0	0	0	0	1	2									
<b>Steve Swisher, R</b> (6,2) X OBP: 0.254, SLG: 0.315								1-2		2	0	0	0	0	1	2	0									
<b>Kurt Bevacqua, R</b> (1,3) X OBP: 0.319, SLG: 0.300		0-0 F8		0-0 1B		0-0 FC4-6		0-0 6-3		4	1	1	0	0	1	0	0									
<b>Joe Lefebvre, L</b> (1,5) X OBP: 0.292, SLG: 0.332		0-3 K		0-0 K		4-0 FC4-6		0-0 2B		3	0	1	0	1	2	0	0									
<b>George Hinshaw, R</b> (1,9) X OBP: 0.167, SLG: 0.167			0-3 K		0-0 K	0-0 FC4-6		0-3 K		3	0	1	0	0	2	1	0									
<b>Tony Gwynn, L</b> (9, PH) X OBP: 0.330, SLG: 0.380					1-2 2-3	0-0 1B		0-0 K		1	0	0	0	0	0	0	0									
<b>Joe Pittman, R</b> (1,6) X OBP: 0.297, SLG: 0.273			0-0 6-3		0-0 FC4-6	1-2 2-3 3-H		4-0 IBB		3	1	1	1	1	0	2	0									
<b>Tim Lollar, L</b> (1,1) X OBP: 0.267, SLG: 0.386			0-3 K		0-3 K	1-2 3-H		0-3 K		3	0	0	0	0	3	4	0									
<b>Brodrick Perkins, L</b> (9,7) X OBP: 0.331, SLG: 0.346										0	0	0	0	0	0	0	0									
<b>Inning Stats</b>	R: 0 E: 0 K: 1 S: 5	H: 0 LOB: 0 BB: 0 P: 5	R: 0 E: 0 K: 1 S: 5	H: 0 LOB: 0 BB: 0 P: 5	R: 0 E: 0 K: 2 S: 7	H: 0 LOB: 0 BB: 7 P: 7	R: 0 E: 0 K: 0 S: 4	H: 1 LOB: 1 BB: 0 P: 4	R: 1 E: 0 K: 1 S: 6	H: 2 LOB: 1 BB: 1 P: 10	R: 0 E: 0 K: 0 S: 4	H: 1 LOB: 1 BB: 0 P: 4	R: 0 E: 0 K: 2 S: 8	H: 1 LOB: 2 BB: 1 P: 12	R: 0 E: 0 K: 2 S: 8	H: 1 LOB: 1 BB: 0 P: 8	R: 0 E: 0 K: 2 S: 7	H: 0 LOB: 0 BB: 0 P: 7	R: 1 E: 0 K: 0 S: 3	H: 2 LOB: 1 BB: 0 P: 3	1B: 6 2B: 2 3B: 0 HR: 0	SF: 0 SAC: 1 DP: 0 HBP: 0	WP: 0 PB: 0 SB: 1 CS: 0	PA: 37		
<b>PITCHER</b>	IP 7.0	WLS 27	H 5	R 1	ER 1	SO 7	BB 1	IBB 0	HBP 0	BLK 0	WP 0	HR 0	S 39	P 47	ERA 1.29	WHIP 0.857										
<b>Jerry Reuss, L</b> (1,1) X ERA: 3.12																										
<b>Tom Niedenfuer, R</b> (8,1) X ERA: 2.52	IP 2.1	WLS 9	H 2	R 1	ER 1	SO 4	BB 0	IBB 0	HBP 0	BLK 0	WP 0	HR 0	S 17	P 17	ERA 3.86	WHIP 0.857										
<b>Steve Howe, L</b> (10,1) X ERA: 2.08	IP 0.0	WLS 1	H 1	R 0	ER 0	SO 0	BB 0	IBB 0	HBP 0	BLK 0	WP 0	HR 0	S 1	P 1	ERA ∞	WHIP ∞										



Batter	1	2	3	4	5	6	7	8	9	AB	R	H	RBI	BB	SO	LOB	TOP																
Alan Wiggins, S OBP: 0.306, SLG: 0.296 (1, 8)										4	1	2	1	0	0	2	<b>San Diego Padres @ Atlanta Braves</b> Atlanta-Fulton County Stadium, Atlanta, GA Fri Sep 24 1982, 7:05 PM EDT Att: 25,819 - Unknown																
Juan Bonilla, R OBP: 0.340, SLG: 0.353 (1, 4)										4	1	2	0	1	0	1																	
Garry Templeton, S OBP: 0.279, SLG: 0.352 Luis Salazar, R OBP: 0.279, SLG: 0.341 (7, 6)										3	0	0	1	0	0	3																	
Terry Kennedy, L OBP: 0.326, SLG: 0.481 Steve Swisher, R OBP: 0.246, SLG: 0.304 Rick Lancelotti, L OBP: 0.231, SLG: 0.243 (9, PH)										1	0	0	1	0	0	0																	
Gene Richards, L OBP: 0.328, SLG: 0.344 (1, 3)										5	1	2	0	0	1	2																	
Joe Lefebvre, L OBP: 0.287, SLG: 0.326 (1, 9)										4	0	0	0	0	1	2																	
Tony Gwynn, L OBP: 0.333, SLG: 0.382 (1, 7)										4	2	2	0	0	0	1																	
Tim Flannery, L OBP: 0.322, SLG: 0.331 (1, 5)										3	1	1	1	1	0	1																	
Dave Dravecky, R OBP: 0.220, SLG: 0.158 Mike Griffin, R OBP: 0.167, SLG: 0.182 Luis DeLeon, R OBP: 0.238, SLG: 0.325 Gary Lucas, L OBP: 0.238, SLG: 0.325 Floyd Chiffer, R OBP: 0.238, SLG: 0.325 Broderick Perkins, L OBP: 0.238, SLG: 0.325 Andy Hawkins, R OBP: 0.238, SLG: 0.325 (11, 1)										1	0	0	0	0	0	1																	
<b>Inning Stats</b>	R: 2 E: 0 K: 0 S: 5	H: 2 LOB: 0 BB: 0 P: 5	R: 2 E: 1 K: 0 S: 6	H: 2 LOB: 2 BB: 1 P: 10	R: 2 E: 1 K: 0 S: 6	H: 2 LOB: 2 BB: 1 P: 10	R: 0 E: 0 K: 0 S: 3	H: 0 LOB: 0 BB: 0 P: 3	R: 0 E: 0 K: 1 S: 6	H: 1 LOB: 1 BB: 0 P: 6	R: 0 E: 0 K: 1 S: 6	H: 1 LOB: 1 BB: 0 P: 6	R: 0 E: 0 K: 2 S: 7	H: 0 LOB: 0 BB: 0 P: 7	R: 0 E: 0 K: 1 S: 5	H: 0 LOB: 0 BB: 0 P: 5		R: 0 E: 0 K: 0 S: 5	H: 2 LOB: 2 BB: 0 P: 5	1B: 9 2B: 1 3B: 0 HR: 0	SF: 2 SAC: 2 DP: 0 HBP: 0	WP: 0 PB: 0 SB: 2 CS: 0	PA: 41										
<b>PITCHER</b>	IP WLS BF H R ER SO BB IBB HBP BLK WP HR S P ERA WHIP																																
Pascual Perez, R ERA: 3.38 Rick Mahler, R ERA: 4.14 Ken Dayley, L ERA: 4.54 Steve Bedrosian, R ERA: 2.18 (1, 1)	1.2	11	4	4	3	0	1	0	0	0	0	0	0	10	14	16.20	3.000																
(2, 1)	2.1	11	2	2	0	0	0	1	0	0	0	0	0	10	14	0.00	0.857																
(5, 1)	2.0	W	8	2	0	0	2	0	0	0	0	0	0	12	12	0.00	1.000																
(7, 1)	3.0	S	11	2	0	0	3	0	0	0	0	0	0	17	17	0.00	0.667																

Batter	1	2	3	4	5	6	7	8	9	AB	R	H	RBI	BB	SO	LOB	BOTTOM																	
Claudell Washington, L OBP: 0.331, SLG: 0.416 Brett Butler, L OBP: 0.291, SLG: 0.225 (1, 9)										5	2	3	2	0	1	0	<b>San Diego Padres @ Atlanta Braves</b> Atlanta-Fulton County Stadium, Atlanta, GA Fri Sep 24 1982, 7:05 PM EDT Att: 25,819 - Unknown																	
Rafael Ramirez, R OBP: 0.316, SLG: 0.377 (1, 6)										3	3	3	5	1	0	0																		
Dale Murphy, R OBP: 0.375, SLG: 0.513 (1, 8)										3	1	2	0	2	1	2																		
Bob Watson, R OBP: 0.321, SLG: 0.435 Chris Chambliss, L OBP: 0.336, SLG: 0.431 (6, PH)										3	0	1	0	0	0	2																		
Terry Harper, R OBP: 0.339, SLG: 0.302 (8, 9)										4	0	0	0	1	0	2																		
Jerry Royster, R OBP: 0.349, SLG: 0.383 (1, 5)										5	1	4	0	0	0	2																		
Glenn Hubbard, R OBP: 0.314, SLG: 0.351 (1, 4)										5	1	1	0	0	1	3																		
Bruce Benedict, R OBP: 0.310, SLG: 0.301 Matt Sinatro, R OBP: 0.197, SLG: 0.222 (2, 2)										0	0	0	0	0	0	0																		
Pascual Perez, R ERA: 3.38 Rick Mahler, R ERA: 4.14 Paul Nungesser, R ERA: 4.54 Ken Dayley, L ERA: 4.54 Steve Bedrosian, R ERA: 2.18 (11, 1)										0	0	0	0	0	0	0																		
<b>Inning Stats</b>	R: 1 E: 0 K: 1 S: 6	H: 1 LOB: 2 BB: 2 P: 14	R: 1 E: 0 K: 1 S: 8	H: 3 LOB: 0 BB: 0 P: 8	R: 0 E: 0 K: 1 S: 6	H: 1 LOB: 1 BB: 0 P: 6	R: 0 E: 0 K: 1 S: 5	H: 0 LOB: 0 BB: 0 P: 5	R: 2 E: 0 K: 0 S: 5	H: 3 LOB: 1 BB: 1 P: 9	R: 3 E: 0 K: 0 S: 6	H: 3 LOB: 1 BB: 1 P: 10	R: 4 E: 0 K: 0 S: 7	H: 4 LOB: 1 BB: 1 P: 11	R: 0 E: 0 K: 0 S: 4	H: 1 LOB: 1 BB: 0 P: 4		R: 0 E: 0 K: 0 S: 4	H: 1 LOB: 1 BB: 0 P: 4	1B: 13 2B: 0 3B: 1 HR: 2	SF: 1 SAC: 1 DP: 1 HBP: 0	WP: 0 PB: 2 SB: 1 CS: 0	PA: 44											
<b>PITCHER</b>	IP WLS BF H R ER SO BB IBB HBP BLK WP HR S P ERA WHIP																																	
Dave Dravecky, L ERA: 2.79 Mike Griffin, R ERA: 4.32 Luis DeLeon, R ERA: 1.97 Gary Lucas, L ERA: 3.43 Floyd Chiffer, R ERA: 2.71 (1, 1)	4.0	L	6	3	3	3	0	1	0	0	0	0	0	5	9	27.00	4.000																	
(5, 1)	1.0		6	3	3	3	0	1	0	0	0	0	0	5	9	27.00	4.000																	
(6, 1)	0.1		2	1	0	0	0	0	0	0	0	0	0	2	2	0.00	3.000																	
(6, 1)	0.2		4	2	2	2	0	0	0	0	0	0	0	4	4	27.00	3.000																	
(7, 1)	1.0		6	2	2	2	0	1	0	0	0	0	0	1	5	9	18.00	3.000																





Batter	1	2	3	4	5	6	7	8	9	AB	R	H	RBI	BB	SO	LOB	TOP		
Alan Wiggins, S OBP: 0.303, SLG: 0.294 (1, 8)										5	1	1	0	0	1	1			
Juan Bonilla, R OBP: 0.349, SLG: 0.364 (1, 4)										4	1	3	1	0	0	0			
Tony Gwynn, L OBP: 0.332, SLG: 0.385 (1, 9)										4	1	1	0	0	0	2			
Terry Kennedy, L OBP: 0.329, SLG: 0.494 (1, 3)										4	2	3	4	0	0	1			
Gene Richards, L OBP: 0.328, SLG: 0.343 (1, 7)										4	0	1	0	0	0	1			
Tim Flannery, L OBP: 0.321, SLG: 0.330 (1, 5)										4	1	1	0	0	0	1			
Joe Pittman, R OBP: 0.295, SLG: 0.272 (1, 6)										4	0	1	1	0	0	0			
Ron Tingley, R OBP: 0.333, SLG: 0.333 (9, PH)										3	0	1	0	0	2	0			
Juan Eichelberger, R OBP: 0.107, SLG: 0.145 Chris Welsh, L OBP: 0.311, SLG: 0.333 Joe Lefebvre, L OBP: 0.286, SLG: 0.324 (1, 1)										3	0	0	0	0	1	1			
<b>Inning Stats</b>	R: 1 E: 0 K: 0 S: 5	H: 3 LOB: 1 BB: 0 P: 5	R: 3 E: 0 K: 0 S: 6	H: 3 LOB: 0 BB: 0 P: 6	R: 0 E: 0 K: 1 S: 5	H: 0 LOB: 1 BB: 0 P: 5	R: 0 E: 0 K: 1 S: 5	H: 0 LOB: 1 BB: 0 P: 5	R: 0 E: 0 K: 0 S: 3	H: 1 LOB: 1 BB: 0 P: 4	R: 0 E: 0 K: 0 S: 3	H: 0 LOB: 0 BB: 0 P: 3	R: 0 E: 0 K: 1 S: 5	H: 0 LOB: 0 BB: 0 P: 5	1B: 9 2B: 1 3B: 0 HR: 2	SF: 0 SAC: 0 DP: 1 HBP: 0	WP: 0 PB: 0 SB: 2 CS: 0	PA: 37	
<b>PITCHER</b>	IP WLS BF H R ER SO BB IBB HBP BLK WP HR S P ERA WHIP																		
Tommy Boggs, R ERA: 3.54 Donnie Moore, R ERA: 4.21 Rick Mahler, R ERA: 4.14 Gene Garber, R ERA: 2.36 (1, 1)	2.1	14	9	5	5	2	0	0	0	0	0	0	0	0	1	18	18	19.29	3.857

San Diego Padres @ Atlanta Braves  
Atlanta-Fulton County Stadium, Atlanta, GA  
Sat Sep 25 1982, 7:05 PM EDT  
Att: 36,037 - Unknown

AB	37
R	6
H	12
RBI	6
BB	0
SO	5
LOB	7



Batter	1	2	3	4	5	6	7	8	9	AB	R	H	RBI	BB	SO	LOB	BOTTOM		
Claudell Washington, L OBP: 0.333, SLG: 0.423 Brett Butler, L OBP: 0.291, SLG: 0.225 (1, 9)										5	3	3	4	0	0	1			
Rafael Ramirez, R OBP: 0.317, SLG: 0.379 (1, 6)										5	1	2	2	0	0	2			
Dale Murphy, R OBP: 0.375, SLG: 0.517 (9, 7)										4	1	1	1	1	0	2			
Chris Chambliss, L OBP: 0.340, SLG: 0.431 (1, 3)										4	0	2	1	1	0	0			
Terry Harper, R OBP: 0.348, SLG: 0.308 (9, 9)										4	1	2	1	1	0	2			
Jerry Royster, R OBP: 0.343, SLG: 0.374 (1, 5)										5	1	0	0	0	1	6			
Glenn Hubbard, R OBP: 0.317, SLG: 0.350 (1, 4)										2	3	0	0	3	0	4			
Matt Sinatro, R OBP: 0.188, SLG: 0.211 (1, 2)										4	1	0	0	0	0	5			
Tommy Boggs, R OBP: 0.286, SLG: 0.286 Ken Smith, L OBP: 0.297, SLG: 0.325 Rick Mahler, R OBP: 0.342, SLG: 0.391 Larry Whitson, L OBP: 0.341, SLG: 0.403 Gene Garber, R OBP: 0.220, SLG: 0.143 (1, 1)										1	0	1	2	0	0	0			
<b>Inning Stats</b>	R: 1 E: 0 K: 0 S: 4	H: 1 LOB: 0 BB: 0 P: 4	R: 2 E: 1 K: 0 S: 5	H: 2 LOB: 1 BB: 1 P: 9	R: 0 E: 0 K: 0 S: 3	H: 0 LOB: 0 BB: 0 P: 3	R: 4 E: 0 K: 0 S: 7	H: 4 LOB: 1 BB: 1 P: 11	R: 0 E: 0 K: 1 S: 7	H: 2 LOB: 1 BB: 0 P: 7	R: 0 E: 0 K: 0 S: 2	H: 0 LOB: 0 BB: 1 P: 6	R: 4 E: 1 K: 1 S: 8	H: 2 LOB: 3 BB: 4 P: 24	1B: 9 2B: 1 3B: 0 HR: 2	SF: 0 SAC: 0 DP: 1 HBP: 0	WP: 0 PB: 0 SB: 5 CS: 0	PA: 43	
<b>PITCHER</b>	IP WLS BF H R ER SO BB IBB HBP BLK WP HR S P ERA WHIP																		
Juan Eichelberger, R ERA: 4.2 Chris Welsh, L ERA: 4.72 (1, 1)	7.0	36	11	10	1	1	5	0	0	0	0	0	0	0	0	33	53	12.86	2.143

San Diego Padres @ Atlanta Braves  
Atlanta-Fulton County Stadium, Atlanta, GA  
Sat Sep 25 1982, 7:05 PM EDT  
Att: 36,037 - Unknown

AB	36
R	12
H	12
RBI	12
BB	7
SO	2
LOB	22





Batter	1	2	3	4	5	6	7	8	9	AB	R	H	RBI	BB	SO	LOB	TOP			
Alan Wiggins, S OBP: 0.298, SLG: 0.289 (1, 8)	5-3		6-3		G3		FC6			4	0	0	0	0	0	2	<p>San Diego Padres @ Atlanta Braves Atlanta-Fulton County Stadium, Atlanta, GA</p> <p>Sun Sep 26 1982, 3:33 AM EDT Att: 38,941 - Unknown</p> <p>livebaseballscores.com</p>			
Gene Richards, L OBP: 0.331, SLG: 0.352 Dave Edwards, R OBP: 0.204, SLG: 0.283 (1, 7) (9, 8)	4-3 1B		IHR		1-2 1B			K		4	1	3	1	0	1	0				
Juan Bonilla, R OBP: 0.341, SLG: 0.354 (1, 4)	4-3		P4		4-3		L6			4	0	0	0	0	0	1				
Terry Kennedy, L OBP: 0.329, SLG: 0.494 (1, 3)	6-3				F7		F8			4	0	1	0	0	0	1				
Tony Gwynn, L OBP: 0.335, SLG: 0.381 (1, 9)		4-0 CS BB			F7		4-3		4-0 SH5-4 1B BB	2	1	0	0	2	0	1				
Tim Flannery, L OBP: 0.318, SLG: 0.327 (1, 5)	G3				F8		4-3		4-0 SH5-4	3	0	0	0	0	0	2				
Joe Pittman, R OBP: 0.302, SLG: 0.274 (1, 6)		4-0 CS IBB			6-3		E4 1B		4-0 SH5-4 1B	3	1	1	1	1	0	1				
Steve Swisher, R OBP: 0.238, SLG: 0.293 Broderick Perkins, L OBP: 0.328, SLG: 0.343 Ron Tingley, R OBP: 0.250, SLG: 0.250 (1, 2) (7, PH) (7, 2)	K				F9		4-3		4-0 5-3	2	0	0	0	0	1	2				
Eric Show, R OBP: 0.154, SLG: 0.154 Luis DeLeon, R OBP: 0.167, SLG: 0.182 Joe Lefebvre, L OBP: 0.289, SLG: 0.327 Gary Lucas, L (7, 1)			F3		G3 1B		4-3 1B		4-0 L4	2	0	1	0	0	0	0				
<b>Inning Stats</b>	R: 0 E: 0 K: 0 S: 4	H: 1 LOB: 1 BB: 0 P: 4	R: 0 E: 0 K: 1 S: 4	H: 0 LOB: 1 BB: 2 P: 12	R: 1 E: 0 K: 0 S: 4	H: 1 LOB: 0 BB: 0 P: 4	R: 0 E: 0 K: 0 S: 4	H: 1 LOB: 1 BB: 0 P: 4	R: 0 E: 0 K: 0 S: 3	H: 0 LOB: 0 BB: 0 P: 3	R: 1 E: 0 K: 0 S: 5	H: 1 LOB: 0 BB: 0 P: 5	R: 0 E: 0 K: 1 S: 5	H: 0 LOB: 0 BB: 0 P: 5	R: 1 E: 0 K: 0 S: 4	H: 1 LOB: 1 BB: 1 P: 8	1B: 5 2B: 1 3B: 0 HR: 1	SF: 0 SAC: 1 DP: 0 HBP: 0	WP: 0 PB: 0 SB: 2 CS: 2	PA: 36
<b>PITCHER</b> Rick Camp, R ERA: 3.35 (1, 1)	IP: 9.0 WLS: L BF: 36 H: 7 R: 3 ER: 2 SO: 2 BB: 2 IBB: 1 HBP: 0 BLK: 0 WP: 0 HR: 0 S: 37 P: 49 ERA: 2.00 WHIP: 1.000																			

Batter	1	2	3	4	5	6	7	8	9	AB	R	H	RBI	BB	SO	LOB	BOTTOM			
Claudell Washington, L OBP: 0.332, SLG: 0.421 (1, 9)	G3		F8		1-2 1B		F7		K	5	0	1	0	0	1	1	<p>San Diego Padres @ Atlanta Braves Atlanta-Fulton County Stadium, Atlanta, GA</p> <p>Sun Sep 26 1982, 3:33 AM EDT Att: 38,941 - Unknown</p> <p>livebaseballscores.com</p>			
Rafael Ramirez, R OBP: 0.315, SLG: 0.376 (1, 6)	K		F7		4-3		6-3		FC1-4	5	0	0	0	0	1	4				
Dale Murphy, R OBP: 0.377, SLG: 0.516 (1, 8)	K				S BB		1B SF7 BB		5-3	3	1	1	0	2	1	2				
Chris Chambliss, L OBP: 0.342, SLG: 0.438 (1, 3)					K		F8			4	1	2	1	0	1	2				
Terry Harper, R OBP: 0.338, SLG: 0.301 (1, 7)	K		F8		F8		SF7		K	3	0	0	1	0	2	1				
Jerry Royster, R OBP: 0.345, SLG: 0.377 (1, 5)			HBP 1B		F8		HBP 1B		E3 S	4	0	2	0	0	0	1				
Glenn Hubbard, R OBP: 0.320, SLG: 0.350 (1, 4)			G6-3 HBP		CS 1B		HBP 1B		F9	2	0	1	0	0	0	1				
Matt Sinatro, R OBP: 0.183, SLG: 0.205 Biff Pocoroba, S OBP: 0.320, SLG: 0.387 Larry Owen, R OBP: 0.333, SLG: 0.667 (1, 2) (6, PH) (7, 2)	G6-3				F7		F7		K	2	0	0	0	0	0	3				
Rick Camp, R OBP: 0.073, SLG: 0.051 Bob Watson, R OBP: 0.326, SLG: 0.435 Brett Butler, L OBP: 0.291, SLG: 0.225 (1, 1) (9, PH) (9, PR)			5-3		1B BB		K		FC1-4 S BB	2	0	0	0	1	1	3				
<b>Inning Stats</b>	R: 0 E: 0 K: 2 S: 7	H: 0 LOB: 0 BB: 0 P: 7	R: 1 E: 0 K: 1 S: 6	H: 2 LOB: 1 BB: 0 P: 7	R: 0 E: 0 K: 1 S: 5	H: 0 LOB: 1 BB: 1 P: 9	R: 0 E: 0 K: 0 S: 4	H: 2 LOB: 2 BB: 1 P: 8	R: 1 E: 0 K: 1 S: 7	H: 2 LOB: 3 BB: 1 P: 12	R: 0 E: 0 K: 0 S: 4	H: 1 LOB: 0 BB: 0 P: 4	R: 0 E: 1 K: 2 S: 8	H: 0 LOB: 1 BB: 0 P: 8	R: 0 E: 0 K: 1 S: 5	H: 0 LOB: 2 BB: 1 P: 9	1B: 6 2B: 0 3B: 0 HR: 1	SF: 1 SAC: 0 DP: 1 HBP: 2	WP: 0 PB: 0 SB: 3 CS: 1	PA: 39
<b>PITCHER</b> Eric Show, R ERA: 2.6 Luis DeLeon, R ERA: 1.96 Gary Lucas, L ERA: 3.31 (1, 1) (6, 1) (7, 1)	IP: 5.1 WLS: 2 BF: 25 H: 6 R: 2 ER: 2 SO: 2 BB: 3 IBB: 0 HBP: 0 BLK: 0 WP: 0 HR: 1 S: 28 P: 42 ERA: 3.38 WHIP: 1.688																			













Batter	1	2	3	4	5	6	7	8	9	10	AB	R	H	RBI	BB	SO	LOB									
<b>Gary Redus, R</b> OBP: 0.268, SLG: 0.379 (1, 7)	0-0 6-3		0-0 F7			0-0 SH1-3 1B		0-0 1B		0-3 K	5	0	2	0	0	1	2									
<b>Rafael Landestoy, S</b> OBP: 0.265, SLG: 0.260 <b>Larry Blitner, L</b> OBP: 0.376, SLG: 0.422 (10, PH)	4-0 BB		0-0 G4-3			0-0 SH1-3		0-0 1B		0-0 1B	2	0	0	0	1	0	2									
<b>Dave Concepcion, R</b> OBP: 0.338, SLG: 0.373 (1, 3)	0-0 F9			0-0 6-3		0-0 5-3			0-0 HR	0-3 K	5	1	1	1	0	1	3									
<b>Mike Vail, R</b> OBP: 0.274, SLG: 0.381 <b>Duane Walker, L</b> OBP: 0.293, SLG: 0.311 (9, PR)	0-3 K			0-0 L9		0-0 5-3			0-0 FC1-6 1B		4	0	1	0	0	1	2									
<b>Paul Householder, S</b> OBP: 0.294, SLG: 0.329 (1, 8)		0-0 F2			0-0 1B		0-0 L6		0-0 FC1-6 1B		4	0	1	0	0	0	1									
<b>Ron Oester, S</b> OBP: 0.304, SLG: 0.353 (10, 4)		0-0 6-3 1B			0-0 P6		0-0 1-3		0-0 G6-4-3 1B		4	0	2	0	0	0	1									
<b>Dave Vangorder, R</b> OBP: 0.286, SLG: 0.230 <b>Dan Driessen, L</b> OBP: 0.364, SLG: 0.412 <b>Mike O'Berry, R</b> OBP: 0.364, SLG: 0.267 (9, 2)		0-0 6-3				0-0 5-3		0-0 6-3		0-0 G6-4-3 1B	3	0	0	0	0	0	1									
<b>Tom Lawless, R</b> OBP: 0.242, SLG: 0.241 <b>Wayne Krenchicki, L</b> OBP: 0.322, SLG: 0.329 (10, PH)		0-3 K				0-0 6-3		0-3 K		0-0 SH3-4 1B	3	0	0	0	0	2	1									
<b>Bruce Bereniv, R</b> OBP: 0.238, SLG: 0.306 <b>Joe Price, R</b> OBP: 0.333, SLG: 0.333 <b>Brad Lesley, R</b> (10, 1)			0-0 G4-3 1B			0-3 K		0-0 6-3		0-0 SH3-4	3	0	1	0	0	1	0									
<b>Inning Stats</b>	R: 0 E: 0 K: 1 S: 5	H: 0 LOB: 1 BB: 1 P: 9	R: 0 E: 0 K: 1 S: 6	H: 1 LOB: 1 BB: 0 P: 6	R: 0 E: 0 K: 0 S: 3	H: 1 LOB: 0 BB: 0 P: 3	R: 0 E: 0 K: 0 S: 4	H: 1 LOB: 1 BB: 0 P: 4	R: 0 E: 0 K: 0 S: 3	H: 0 LOB: 0 BB: 0 P: 3	R: 0 E: 0 K: 1 S: 5	H: 1 LOB: 0 BB: 0 P: 5	R: 0 E: 0 K: 0 S: 4	H: 1 LOB: 1 BB: 0 P: 4	R: 0 E: 0 K: 0 S: 3	H: 0 LOB: 0 BB: 0 P: 3	R: 1 E: 0 K: 0 S: 5	H: 3 LOB: 2 BB: 0 P: 5	R: 1 E: 0 K: 2 S: 9	H: 2 LOB: 1 BB: 0 P: 9	1B: 9 2B: 0 3B: 0 HR: 1	SF: 0 SAC: 2 DP: 2 HBP: 0	WP: 0 PB: 0 SB: 0 CS: 0	PA: 39		
<b>PITCHER</b>	IP	WLS	BF	H	R	ER	SO	BB	IBB	HBP	BLK	WP	HR	S	P	ERA	WHIP									
<b>Dave Dravecky, L</b> ERA: 2.65	(1, 1)	8.1	33	8	1	1	4	1	0	0	0	0	0	1	40	44	1.08	1.080								
<b>Luis DeLeon, R</b> ERA: 1.97	(9, 1)	1.2	6	2	1	1	2	0	0	0	0	0	0	10	10	5.40	1.200									

**TOP**

**Cincinnati Reds @ San Diego Padres**  
Jack Murphy Stadium, San Diego, CA

Wed Sep 29 1982, 10:05 PM EDT  
Att: 4,931 - Unknown

AB	36
R	2
H	10
RBI	2
BB	1
SO	6
LOB	15

Batter	1	2	3	4	5	6	7	8	9	10	AB	R	H	RBI	BB	SO	LOB								
<b>Alan Wiggins, S</b> OBP: 0.295, SLG: 0.283 (9, 7)	0-0 B1-3		0-3 K		0-0 4-3			0-3 K		0-0 S 1B	5	1	1	0	0	2	0								
<b>Gene Richards, L</b> OBP: 0.338, SLG: 0.364 <b>George Hinshaw, R</b> OBP: 0.467, SLG: 0.333 (9, 9)	0-0 S 1B		0-0 1B			0-0 SH5-3 1B		0-0 1B 3B		4-0 1B IBB	4	1	4	0	0	0	0								
<b>Tony Gwynn, L</b> OBP: 0.338, SLG: 0.380 <b>Dave Edwards, R</b> OBP: 0.200, SLG: 0.276 <b>Rick Lancelotti, L</b> OBP: 0.225, SLG: 0.237 (10, PH)	0-3 K		0-0 4-3			0-0 SH5-3		0-0 S 1B		0-3 K	3	0	1	1	0	1	2								
<b>Terry Kennedy, L</b> OBP: 0.332, SLG: 0.493 (1, 3)	0-0 4-3			0-0 P4		0-3 K		0-0 1B		0-0 1B	5	0	2	2	0	1	2								
<b>Joe Lefebvre, L</b> OBP: 0.291, SLG: 0.329 (1, 5)		0-0 F7			0-0 1B		0-0 1B		0-3 K		4	0	2	0	0	1	1								
<b>Luis Salazar, R</b> OBP: 0.278, SLG: 0.340 (1, 6)		0-3 K			0-0 G6-4-3 1B			0-0 F8		0-3 K	4	0	1	0	0	2	0								
<b>Tim Flannery, L</b> OBP: 0.318, SLG: 0.326 (1, 4)		0-0 1B			0-0 G6-4-3			0-0 F5		0-0 F7	4	0	1	0	0	0	2								
<b>Ron Tingley, R</b> OBP: 0.143, SLG: 0.143 (1, 2)		0-0 P4			0-0 1-3			0-0 1B		0-0 F8	4	0	1	0	0	0	1								
<b>Dave Dravecky, R</b> OBP: 0.174, SLG: 0.136 <b>Luis DeLeon, R</b> OBP: 0.167, SLG: 0.182 <b>Broderick Perkins, L</b> OBP: 0.328, SLG: 0.343 <b>Joe Pittman, R</b> OBP: 0.299, SLG: 0.272 (10, PR)			0-0 5-3			0-3 K		0-0 F3		0-3 1B 1B	3	0	0	0	0	1	1								
<b>Inning Stats</b>	R: 0 E: 0 K: 1 S: 6	H: 1 LOB: 1 BB: 0 P: 6	R: 0 E: 0 K: 1 S: 6	H: 1 LOB: 1 BB: 0 P: 6	R: 0 E: 0 K: 1 S: 6	H: 1 LOB: 1 BB: 0 P: 6	R: 0 E: 0 K: 0 S: 4	H: 2 LOB: 2 BB: 0 P: 6	R: 0 E: 0 K: 0 S: 4	H: 1 LOB: 1 BB: 0 P: 4	R: 1 E: 0 K: 2 S: 9	H: 3 LOB: 1 BB: 0 P: 9	R: 0 E: 0 K: 1 S: 5	H: 0 LOB: 0 BB: 0 P: 5	R: 2 E: 0 K: 1 S: 6	H: 3 LOB: 2 BB: 1 P: 10	1B: 13 2B: 0 3B: 1 HR: 0	SF: 0 SAC: 1 DP: 1 HBP: 0	WP: 0 PB: 0 SB: 3 CS: 0	PA: 40					
<b>PITCHER</b>	IP	WLS	BF	H	R	ER	SO	BB	IBB	HBP	BLK	WP	HR	S	P	ERA	WHIP								
<b>Bruce Bereniv, R</b> ERA: 3.38	(1, 1)	7.1	30	10	1	1	6	0	0	0	0	0	0	42	42	1.23	1.364								
<b>Joe Price, L</b> ERA: 2.86	(8, 1)	1.2	5	1	0	0	2	0	0	0	0	0	0	9	9	0.00	0.600								
<b>Brad Lesley, R</b> ERA: 2.65	(10, 1)	0.1	5	3	2	2	1	0	1	0	0	0	0	6	10	54.00	9.000								


**BOTTOM**


**Cincinnati Reds @ San Diego Padres**  
Jack Murphy Stadium, San Diego, CA

Wed Sep 29 1982, 10:05 PM EDT  
Att: 4,931 - Unknown

AB	38
R	3
H	14
RBI	3
BB	1
SO	9
LOB	12



Batter	1	2	3	4	5	6	7	8	9	AB	R	H	RBI	BB	SO	LOB	TOP										
<b>Gary Redus, R</b> OBP: 0.250, SLG: 0.352 (1, 7)	0-3 K	0-3 K			0-0 F8	0-3 K		0-0 1-3		5	0	0	0	0	0	3	<b>Cincinnati Reds @ San Diego Padres</b> Jack Murphy Stadium, San Diego, CA Thu Sep 30 1982, 6:33 AM EDT Att: 6,886 - Unknown  <b>AB 34</b> <b>R 6</b> <b>H 10</b> <b>RBI 6</b> <b>BB 4</b> <b>SO 7</b> <b>LOB 11</b> 										
<b>Tom Lawless, R</b> OBP: 0.241, SLG: 0.235 (1, 4)	0-0 5-3		0-0 F8		4-0 SF7 BB	0-0 G3		0-3 K		4	1	0	0	1	1												
<b>Wayne Krenchicki, L</b> OBP: 0.334, SLG: 0.358 <b>Rafael Landestoy, S</b> OBP: 0.265, SLG: 0.260 (1, 5) (9, 5)	0-0 2B		0-0 L3		0-0 SF7 1-H		0-0 HR 1B		0-0 F5	4	1	2	1	0	0	0											
<b>Dan Driessen, L</b> OBP: 0.366, SLG: 0.421 (1, 3)	4-0 BB		0-0 F9		0-0 1B 2B		0-0 HR		0-0 1-3	4	2	2	2	1	0	0											
<b>Paul Householder, S</b> OBP: 0.264, SLG: 0.328 (1, 8)	0-3 K			0-0 3-1	0-0 S 1B		0-0 4-3		0-3 K	5	0	1	1	0	2	2											
<b>Duane Walker, L</b> OBP: 0.297, SLG: 0.325 (1, 9)		0-0 4-3		0-0 HR	0-0 F8 1-2		0-0 BB			3	1	1	1	1	0	1											
<b>Ron Oester, S</b> OBP: 0.307, SLG: 0.364 (1, 6)		0-0 SH2-4 1B		0-0 3-1 2B		0-0 HR		0-0 F8		4	1	3	1	0	0	1											
<b>Dave Vangorder, R</b> OBP: 0.273, SLG: 0.233 (1, 2)		0-0 SH2-4 1B		0-0 3-1	0-0 SH3-4 BB		0-3 K			3	0	1	0	1	1	2											
<b>Bill Scherrer, L</b> OBP: 0.667, SLG: 0.500 <b>Greg Harris, S</b> OBP: 0.213, SLG: 0.167 <b>Charlie Leibrandt, R</b> OBP: 0.115, SLG: 0.080 <b>Ben Hayes, R</b> (8, 1)	0-0 SH2-4 1-2 2-3		0-0 6-3		0-0 SH3-4 1-2		0-0 4-3			1	0	0	0	0	0	1											
<b>Inning Stats</b>	R: 0 E: 0 K: 2 S: 8	H: 1 LOB: 2 BB: 1 P: 12	R: 0 E: 0 K: 1 S: 7	H: 2 LOB: 2 BB: 0 P: 7	R: 0 E: 0 K: 0 S: 3	H: 0 LOB: 0 BB: 0 P: 3	R: 1 E: 0 K: 0 S: 5	H: 2 LOB: 1 BB: 0 P: 5	R: 2 E: 0 K: 1 S: 6	H: 1 LOB: 1 BB: 1 P: 10	R: 2 E: 0 K: 1 S: 7	H: 2 LOB: 1 BB: 1 P: 11	R: 0 E: 0 K: 1 S: 5	H: 0 LOB: 0 BB: 0 P: 5	R: 0 E: 0 K: 1 S: 5	H: 0 LOB: 0 BB: 0 P: 5	1B: 4 2B: 3 3B: 0 HR: 3	SF: 1 SAC: 2 DP: 0 HBP: 0	WP: 0 PB: 0 SB: 2 CS: 0	PA: 41							
<b>PITCHER</b>	IP	WLS	BF	H	R	ER	SO	BB	IBB	HBP	BLK	WP	HR	S	P	ERA	WHIP										
<b>Andy Hawkins, R</b> ERA: 4.1 (1, 1)	5.0		24	7	3	3	3	2	0	0	0	0	1	28	36	5.40	1.800										
<b>Floyd Chiffer, R</b> ERA: 2.99 (6, 1)	2.0	L	11	3	3	3	2	2	0	0	0	0	2	13	21	13.50	2.500										
<b>Gary Lucas, L</b> ERA: 3.24 (8, 1)	2.0		6	0	0	0	2	0	0	0	0	0	0	10	10	0.00	0.000										

Batter	1	2	3	4	5	6	7	8	9	AB	R	H	RBI	BB	SO	LOB	BOTTOM										
<b>Alan Wiggins, S</b> OBP: 0.301, SLG: 0.298 (1, 8)	0-0 E 6-3 1B		0-0 1B 3B		0-0 SF9 E 1B		0-0 G5-4-3 1-2		0-0 F5	5	2	3	0	0	0	2	<b>Cincinnati Reds @ San Diego Padres</b> Jack Murphy Stadium, San Diego, CA Thu Sep 30 1982, 6:33 AM EDT Att: 6,886 - Unknown  <b>AB 34</b> <b>R 4</b> <b>H 10</b> <b>RBI 4</b> <b>BB 2</b> <b>SO 3</b> <b>LOB 14</b> 										
<b>Gene Richards, L</b> OBP: 0.337, SLG: 0.364 (1, 7)	0-0 E7 1-3 1B		0-0 G4-3 1B		0-0 E1 1-2 2-3			0-0 F2	5	0	2	1	0	0	3												
<b>Luis Salazar, R</b> OBP: 0.276, SLG: 0.338 (1, 5) (9, 6)	0-0 6-3		0-0 G4-3 1-2		0-0 SF9 2-3 3-H			0-0 5-3	3	0	0	2	0	0	2												
<b>Terry Kennedy, L</b> OBP: 0.331, SLG: 0.491 (1, 3)	0-3 K			0-0 4-3	0-0 F7			0-0 BB 1B	4	0	1	0	0	1	3												
<b>Juan Bonilla, R</b> OBP: 0.324, SLG: 0.335 (1, 4)	0-0 5-3			0-0 L4		0-0 4-3		0-0 BB 1B	4	0	1	0	0	0	1												
<b>George Hinshaw, R</b> OBP: 0.389, SLG: 0.267 <b>Joe Lefebvre, L</b> OBP: 0.294, SLG: 0.329 (8, PH) (9, 5)		0-0 F9		0-0 5-3		0-0 F9		0-0 BB 1-2 2-3	3	0	0	0	0	0	0	0											
<b>Joe Pittman, R</b> OBP: 0.293 <b>Broderick Perkins, L</b> OBP: 0.327, SLG: 0.342 (8, PH) (9, 9)		0-0 5-3			0-0 SH1-3 S 2B 1B		0-3 K		0-0 P4	3	1	1	0	0	1	0											
<b>Ron Tingley, R</b> OBP: 0.125, SLG: 0.125 <b>Tim Flannery, L</b> OBP: 0.317, SLG: 0.325 (9, PH) (1, 2)		0-0 P4			0-0 SH1-3		0-0 F8		0-3 K	2	0	0	0	0	0	0											
<b>Andy Hawkins, R</b> <b>Kurt Bevacqua, R</b> ERA: 2.6 <b>Floyd Chiffer, R</b> ERA: 4.88 <b>Joe Lefebvre, L</b> OBP: 0.342, SLG: 0.182 <b>Gary Lucas, S</b> OBP: 0.338, SLG: 0.389 (8, PH) (9, PH)		0-0 F9			0-0 F9 3-H		4-0 G5-4-3 BB		0-0 2B	1	0	0	0	0	0	0											
<b>Inning Stats</b>	R: 1 E: 1 K: 1 S: 7	H: 2 LOB: 1 BB: 0 P: 7	R: 0 E: 0 K: 0 S: 3	H: 0 LOB: 0 BB: 0 P: 3	R: 1 E: 0 K: 0 S: 4	H: 2 LOB: 0 BB: 0 P: 4	R: 0 E: 0 K: 0 S: 3	H: 0 LOB: 0 BB: 0 P: 3	R: 2 E: 1 K: 0 S: 7	H: 3 LOB: 2 BB: 0 P: 7	R: 0 E: 0 K: 1 S: 5	H: 0 LOB: 0 BB: 0 P: 5	R: 0 E: 0 K: 0 S: 2	H: 0 LOB: 0 BB: 1 P: 6	R: 0 E: 0 K: 0 S: 5	H: 2 LOB: 3 BB: 1 P: 9	R: 0 E: 0 K: 1 S: 6	H: 1 LOB: 1 BB: 0 P: 6	1B: 7 2B: 2 3B: 1 HR: 0	SF: 1 SAC: 1 DP: 2 HBP: 0	WP: 0 PB: 0 SB: 1 CS: 0	PA: 38					
<b>PITCHER</b>	IP	WLS	BF	H	R	ER	SO	BB	IBB	HBP	BLK	WP	HR	S	P	ERA	WHIP										
<b>Bill Scherrer, L</b> ERA: 2.6 (1, 1)	2.0		20	7	4	2	1	0	0	0	0	0	0	22	22	4.15	1.615										
<b>Greg Harris, R</b> ERA: 4.88 (5, 1)	0.1		1	0	0	0	0	0	0	0	0	0	0	1	1	0.00	0.000										
<b>Charlie Leibrandt, L</b> ERA: 5.1 (5, 1)	3.0	W	11	2	0	0	1	1	0	0	0	0	0	12	16	0.00	1.000										
<b>Ben Hayes, R</b> ERA: 1.99 (8, 1)	1.1	S	6	1	0	0	1	1	0	0	0	0	0	7	11	0.00	1.500										



Batter	1	2	3	4	5	6	7	8	9	AB	R	H	RBI	BB	SO	LOB	TOP			
<b>Claudell Washington, L</b> OBP: 0.331, SLG: 0.416 (1, 9)										4	0	1	1	0	1	0	<b>Atlanta Braves @ San Diego Padres</b> Jack Murphy Stadium, San Diego, CA Fri Oct 01 1982, 10:05 PM EDT Att: 14,050 - Unknown			
<b>Rafael Ramirez, R</b> OBP: 0.318, SLG: 0.379 (1, 6)										3	0	0	0	1	0	1				
<b>Dale Murphy, R</b> OBP: 0.375, SLG: 0.507 (1, 8)										4	1	1	0	0	2	1				
<b>Chris Chambliss, L</b> OBP: 0.338, SLG: 0.434 (1, 3)										4	0	1	0	0	1	1				
<b>Terry Harper, R</b> OBP: 0.346, SLG: 0.329 (1, 7)										4	0	0	0	0	1	2				
<b>Jerry Royster, R</b> OBP: 0.352, SLG: 0.386 (1, 5)										4	0	1	1	0	1	1				
<b>Glenn Hubbard, R</b> OBP: 0.324, SLG: 0.349 (1, 4)										2	2	0	0	2	0	1				
<b>Bruce Benedict, R</b> OBP: 0.317, SLG: 0.307 (1, 2)										2	0	0	0	0	0	1				
<b>Phil Niekro, R</b> OBP: 0.193, SLG: 0.276 (1, 1)										3	1	1	2	0	0	1				
<b>Inning Stats</b>	R: 0 E: 0 K: 1 S: 4	H: 0 LOB: 0 BB: 1 P: 8	R: 0 E: 0 K: 0 S: 3	H: 0 LOB: 0 BB: 0 P: 3	R: 0 E: 0 K: 0 S: 3	H: 0 LOB: 0 BB: 0 P: 3	R: 0 E: 0 K: 0 S: 3	H: 0 LOB: 0 BB: 0 P: 3	R: 1 E: 0 K: 0 S: 4	H: 1 LOB: 1 BB: 1 P: 8	R: 0 E: 1 K: 1 S: 6	H: 1 LOB: 1 BB: 0 P: 6	R: 2 E: 0 K: 1 S: 6	H: 1 LOB: 0 BB: 1 P: 10	R: 1 E: 0 K: 2 S: 9	H: 2 LOB: 1 BB: 0 P: 9	1B: 3 2B: 1 3B: 0 HR: 1	SF: 0 SAC: 1 DP: 0 HBP: 0	WP: 0 PB: 0 SB: 2 CS: 1	PA: 34
<b>PITCHER</b>	IP WLS BF H R ER SO BB IBB HBP BLK WP HR S P ERA WHIP																			
<b>Eric Show, R</b> ERA: 2.64 (1, 1)	8.0 L 29 3 3 3 4 3 0 0 0 0 0 1 34 46 3.38 0.750																			
<b>Luis DeLeon, R</b> ERA: 2.04 (9, 1)	1.0 5 2 1 1 2 0 0 0 0 0 0 0 9 9 9.00 2.000																			

Batter	1	2	3	4	5	6	7	8	9	AB	R	H	RBI	BB	SO	LOB	BOTTOM			
<b>Alan Wiggins, S</b> OBP: 0.300, SLG: 0.301 (1, 8)										4	0	1	0	0	1	0	<b>Atlanta Braves @ San Diego Padres</b> Jack Murphy Stadium, San Diego, CA Fri Oct 01 1982, 10:05 PM EDT Att: 14,050 - Unknown			
<b>Juan Bonilla, R</b> OBP: 0.323, SLG: 0.333 (1, 4)										4	0	1	0	0	2	1				
<b>Gene Richards, L</b> OBP: 0.335, SLG: 0.361 (1, 7)										4	0	0	0	0	1	3				
<b>Terry Kennedy, L</b> OBP: 0.329, SLG: 0.487 (1, 3)										4	0	0	0	0	2	2				
<b>Luis Salazar, R</b> OBP: 0.275, SLG: 0.337 (1, 6)										3	0	0	0	0	1	2				
<b>Tony Gwynn, L</b> OBP: 0.338, SLG: 0.388 (1, 9)										3	0	1	0	0	0	0				
<b>Tim Flannery, L</b> OBP: 0.315, SLG: 0.323 (1, 5)										3	0	0	0	0	0	1				
<b>Ron Tingley, R</b> OBP: 0.191, SLG: 0.111 (1, 2)										2	0	0	0	0	0	0				
<b>Broderick Perkins, L</b> OBP: 0.326, SLG: 0.341 (8, PH)										1	0	0	0	0	0	0				
<b>Luis DeLeon, R</b> OBP: 0.197, SLG: 0.182 (9, 1)										0	0	0	0	0	0	0				
<b>Eric Show, R</b> OBP: 0.146, SLG: 0.146 (1, 1)										2	0	0	0	0	1	0				
<b>Joe Lefebvre, L</b> OBP: 0.292, SLG: 0.328 (8, PH)										1	0	0	0	0	0	0				
<b>Inning Stats</b>	R: 0 E: 0 K: 3 S: 11	H: 1 LOB: 2 BB: 0 P: 11	R: 0 E: 0 K: 0 S: 3	H: 0 LOB: 0 BB: 0 P: 3	R: 0 E: 0 K: 3 S: 9	H: 0 LOB: 0 BB: 0 P: 9	R: 0 E: 0 K: 0 S: 3	H: 0 LOB: 0 BB: 0 P: 3	R: 0 E: 0 K: 0 S: 4	H: 1 LOB: 1 BB: 0 P: 4	R: 0 E: 0 K: 2 S: 8	H: 1 LOB: 1 BB: 0 P: 8	R: 0 E: 0 K: 0 S: 3	H: 0 LOB: 0 BB: 0 P: 3	R: 0 E: 0 K: 0 S: 3	H: 0 LOB: 0 BB: 0 P: 3	1B: 2 2B: 1 3B: 0 HR: 0	SF: 0 SAC: 0 DP: 0 HBP: 0	WP: 0 PB: 0 SB: 0 CS: 0	PA: 31
<b>PITCHER</b>	IP WLS BF H R ER SO BB IBB HBP BLK WP HR S P ERA WHIP																			
<b>Phil Niekro, R</b> ERA: 3.61 (1, 1)	9.0 W 31 3 0 0 8 0 0 0 0 0 0 0 47 47 0.00 0.333																			



AB	30
R	4
H	5
RBI	4
BB	3
SO	6
LOB	9

AB	31
R	0
H	3
RBI	0
BB	0
SO	8
LOB	9

livebaseballscores.com



Batter	1	2	3	4	5	6	7	8	9	AB	R	H	RBI	BB	SO	LOB	TOP		
<b>Claudel Washington, L</b> OBP: 0.330, SLG: 0.418 (1.9)	3-1		SF9 3B		G3			1-3	FC6-4	5	1	1	0	0	0	2			
<b>Rafael Ramirez, R</b> OBP: 0.319, SLG: 0.381 (1.6)	F S BB		SF9		F7					2	0	1	1	1	0	0			
<b>Dale Murphy, R</b> OBP: 0.376, SLG: 0.508 (1.8)	K		3-H 2B			6-3 FC7-2 BB				2	0	1	0	2	1	1			
<b>Chris Chambliss, L</b> OBP: 0.338, SLG: 0.438 (1.3)	4-3					6-3 1B		6-3		4	1	1	1	0	0	4			
<b>Terry Harper, R</b> OBP: 0.344, SLG: 0.327 (1.7)		SH1-3 1B	5-3			FC7-2			F8	4	1	1	0	0	0	1			
<b>Jerry Royster, R</b> OBP: 0.352, SLG: 0.385 (1.5)		SH1-3 1B		6-3			F9		F8 WP 1B	3	1	1	0	0	0	0			
<b>Glenn Hubbard, R</b> OBP: 0.323, SLG: 0.348 (1.4)				F9				5-3	F8	4	0	1	1	0	0	1			
<b>Bruce Benedict, R</b> OBP: 0.316, SLG: 0.305 (1.2)		3-H K		5-3			F7			3	0	0	0	1	1	1			
<b>Pascual Perez, R</b> OBP: 0.286, SLG: 0.278 (1.1)										2	0	0	0	0	1	1			
<b>Steve Bedrosian, R</b> OBP: 0.074, SLG: 0.038 (6.1)										1	0	0	0	0	0	0			
<b>Bob Watson, R</b> OBP: 0.331, SLG: 0.426 (9. PH)										1	0	1	1	0	0	0			
<b>Albert Hall, S</b> (9. PR)										0	0	0	0	0	0	0			
<b>Gene Garber, R</b> OBP: 0.333, SLG: 0.133 (9.1)									1-2 3-H 1B	0	0	0	0	0	0	0			
<b>Inning Stats</b>	R: 0 E: 0 K: 1 S: 5	H: 0 LOB: 1 BB: 1 P: 9	R: 1 E: 0 K: 2 S: 9	H: 2 LOB: 1 BB: 0 P: 9	R: 2 E: 0 K: 0 S: 5	H: 3 LOB: 0 BB: 0 P: 5	R: 0 E: 0 K: 0 S: 3	H: 0 LOB: 0 BB: 0 P: 3	R: 0 E: 0 K: 0 S: 2	H: 0 LOB: 0 BB: 1 P: 6	R: 0 E: 0 K: 0 S: 3	H: 0 LOB: 0 BB: 0 P: 3	R: 0 E: 0 K: 0 S: 4	H: 1 LOB: 2 BB: 1 P: 8	R: 1 E: 0 K: 0 S: 5	H: 2 LOB: 2 BB: 1 P: 9	1B: 4 2B: 3 3B: 1 HR: 1	SF: 1 SAC: 1 DP: 1 HBP: 0	WP: 1 PA: 37 PB: 0 SB: 3 CS: 0
<b>PITCHER</b>	IP WLS BF H R ER SO BB IBB HBP BLK WP HR S P ERA WHIP																		
<b>John Montefusco, R</b> ERA: 4.0 (1.1)	3.0 L 14 5 3 3 3 1 0 0 0 0 0 1 19 23 9.00 2.000																		
<b>Mike Griffin, R</b> ERA: 3.48 (4.1)	2.0 6 0 0 0 0 0 0 0 0 0 0 0 6 6 0.00 0.000																		
<b>Floyd Chiffer, R</b> ERA: 2.95 (6.1)	1.0 3 0 0 0 0 0 1 0 0 0 0 0 2 6 0.00 1.000																		
<b>Gary Lucas, L</b> ERA: 3.24 (7.1)	3.0 14 3 1 1 0 0 0 2 0 0 0 1 0 12 3.00 1.000																		

Atlanta Braves @ San Diego Padres  
Jack Murphy Stadium, San Diego, CA  
Sat Oct 02, 1982, 10:05 PM EDT  
Att: 43,077 - Unknown

AB 31  
R 4  
H 8  
RBI 4  
BB 4  
SO 3  
LOB 11



Batter	1	2	3	4	5	6	7	8	9	AB	R	H	RBI	BB	SO	LOB	BOTTOM				
<b>Alan Wiggins, S</b> OBP: 0.295, SLG: 0.296 (1.8)	6-3		F8		4-3				FC4	4	0	0	0	0	1	0					
<b>Garry Templeton, S</b> OBP: 0.279, SLG: 0.352 (9. PH)										1	0	0	0	0	0	1					
<b>Juan Bonilla, R</b> OBP: 0.332, SLG: 0.343 (1.4)	FC5-4 1B		FC4-6 1B		1B					4	0	3	0	0	0	0					
<b>Gene Richards, L</b> OBP: 0.334, SLG: 0.360 (1.7)	FC5-4 1B		FC4-6 1B							4	0	1	0	0	0	2					
<b>Terry Kennedy, L</b> OBP: 0.328, SLG: 0.486 (1.3)				K	K				P6	4	0	1	0	0	2	2					
<b>Tony Gwynn, L</b> OBP: 0.337, SLG: 0.390 (1.9)	4-3									4	1	1	0	0	1	2					
<b>Joe Lefebvre, L</b> OBP: 0.292, SLG: 0.326 (1.5)										4	1	1	0	0	0	1					
<b>Tim Flannery, L</b> OBP: 0.316, SLG: 0.330 (1.6)										4	0	2	1	0	0	0					
<b>Ron Tingley, R</b> OBP: 0.100, SLG: 0.100 (1.2)										2	0	0	0	0	1	1					
<b>Broderick Perkins, L</b> OBP: 0.325, SLG: 0.340 (6. PH)										1	0	0	1	0	0	1					
<b>Luis Salazar, R</b> OBP: 0.274, SLG: 0.336 (7.6)										1	0	0	0	0	0	0					
<b>John Montefusco, R</b> OBP: 0.145, SLG: 0.100 (3. PH)										0	0	0	0	0	0	0					
<b>Rick Labrador, L</b> OBP: 0.220, SLG: 0.231 (4.1)										0	0	0	0	0	0	0					
<b>Mike Griffin, R</b> (4.1)										0	0	0	0	0	0	0					
<b>Dave Edwards, R</b> OBP: 0.350, SLG: 0.273 (5. PH)										0	0	0	0	0	0	0					
<b>Floyd Chiffer, R</b> (6.1)										0	0	0	0	0	0	0					
<b>Ruppert Jones, L</b> OBP: 0.370, SLG: 0.425 (6. PH)										0	0	0	0	0	1	0					
<b>Gary Lucas, L</b> (7.1)										0	0	0	0	0	0	0					
<b>Kurt Bevacqua, R</b> OBP: 0.333, SLG: 0.325 (9. PH)										1	0	1	0	0	0	0					
<b>Inning Stats</b>	R: 0 E: 0 K: 0 S: 5	H: 2 LOB: 2 BB: 0 P: 5	R: 0 E: 0 K: 1 S: 5	H: 0 LOB: 0 BB: 0 P: 5	R: 0 E: 0 K: 0 S: 4	H: 1 LOB: 1 BB: 0 P: 4	R: 1 E: 0 K: 1 S: 7	H: 2 LOB: 1 BB: 0 P: 7	R: 0 E: 0 K: 0 S: 7	H: 2 LOB: 2 BB: 0 P: 7	R: 1 E: 0 K: 0 S: 5	H: 2 LOB: 1 BB: 0 P: 5	R: 0 E: 0 K: 1 S: 5	H: 0 LOB: 0 BB: 0 P: 5	R: 0 E: 0 K: 0 S: 5	H: 0 LOB: 0 BB: 0 P: 5	R: 0 E: 0 K: 0 S: 4	H: 1 LOB: 1 BB: 0 P: 4	1B: 8 2B: 1 3B: 1 HR: 0	SF: 0 SAC: 0 DP: 0 HBP: 0	WP: 0 PA: 37 PB: 0 SB: 0 CS: 0
<b>PITCHER</b>	IP WLS BF H R ER SO BB IBB HBP BLK WP HR S P ERA WHIP																				
<b>Pascual Perez, R</b> ERA: 3.06 (1.1)	5.0 W 23 8 2 2 3 0 0 0 0 0 0 0 14 14 3.60 1.600																				
<b>Steve Bedrosian, R</b> ERA: 2.42 (6.1)	3.0 10 1 0 0 2 0 0 0 0 0 0 0 14 14 0.00 0.333																				
<b>Gene Garber, R</b> ERA: 2.34 (9.1)	1.0 S 4 1 0 0 0 0 0 0 0 0 0 0 4 4 0.00 1.000																				

Atlanta Braves @ San Diego Padres  
Jack Murphy Stadium, San Diego, CA  
Sat Oct 02, 1982, 10:05 PM EDT  
Att: 43,077 - Unknown

AB 37  
R 2  
H 10  
RBI 2  
BB 0  
SO 5  
LOB 11





Batter	1	2	3	4	5	6	7	8	9	AB	R	H	RBI	BB	SO	LOB	TOP					
Claudell Washington, L OBP: 0.330, SLG: 0.416 (1, 9)	0-3 K		0-3 K			4-0 BB BB	0-3 K			3	0	0	0	1	3	3	<p>Atlanta Braves @ San Diego Padres</p> <p>Jack Murphy Stadium, San Diego, CA</p> <p>Sun Oct 03 1982, 6:33 AM EDT</p> <p>Att: 19,412 - Unknown</p>					
Rafael Ramirez, R OBP: 0.319, SLG: 0.379 (1, 6)	0-3 K			0-0 F7		4-0 BB 1-2		0-3 K2-3		3	0	0	0	1	2	0						
Dale Murphy, R OBP: 0.376, SLG: 0.507 (1, 8)	4-0 BLK BB			0-0 P4		0-0 P3		4-0 G4-6-3 BB		2	0	0	0	2	0	2						
Bob Watson, R OBP: 0.327, SLG: 0.420 Chris Chambliss, L OBP: 0.337, SLG: 0.436 (6, PH) (6, 3)	0-3 K			0-0 6-3		0-0 F8		0-0 G4-6-3 1-2		2	0	0	0	0	1	1						
Terry Harper, R OBP: 0.347, SLG: 0.347 (1, 7)		0-0 5-3				0-0 HR		4-0 1B FC1-2 BB		3	1	1	1	1	0	0						
Jerry Royster, R OBP: 0.351, SLG: 0.383 (1, 5)		0-0 L3				0-3 K		0-0 FC1-2 1B 1-2		4	0	1	0	0	1	0						
Glenn Hubbard, R OBP: 0.324, SLG: 0.350 (1, 4)		0-0 P4				0-0 4-3		0-0 FC1-2 1B 1-2 2-3		4	0	2	0	0	0	0						
Bruce Benedict, R OBP: 0.315, SLG: 0.303 Ken Smith, L OBP: 0.363, SLG: 0.317 Rufino Linares, R OBP: 0.325, SLG: 0.377 Matt Sinatro, R OBP: 0.176, SLG: 0.198 (7, PH) (7, PH) (7, 2)			0-0 F7			0-0 F8		0-0 FC1-2 1B 1-2 2-3 3-H		2	0	0	0	0	0	0						
Rick Camp, R OBP: 0.370, SLG: 0.549 Donnie Moore, L OBP: 0.342, SLG: 0.241 Paul Runge, R OBP: 0.365, SLG: 0.503 Rick Mahler, R OBP: 0.321, SLG: 0.198 (5, 1) (5, 1) (7, PH) (7, 1)			0-3 K			0-0 F7		0-0 F9		1	0	0	0	0	1	0						
<b>Inning Stats</b>	R: 0 E: 0 K: 3 S: 9	H: 0 LOB: 1 BB: 1 P: 13	R: 0 E: 0 K: 0 S: 3	H: 0 LOB: 0 BB: 0 P: 3	R: 0 E: 0 K: 2 S: 7	H: 0 LOB: 0 BB: 0 P: 7	R: 0 E: 0 K: 0 S: 3	H: 0 LOB: 0 BB: 0 P: 3	R: 1 E: 0 K: 1 S: 6	H: 1 LOB: 0 BB: 0 P: 6	R: 0 E: 0 K: 0 S: 3	H: 0 LOB: 2 BB: 2 P: 11	R: 0 E: 0 K: 1 S: 4	H: 2 LOB: 3 BB: 1 P: 11	R: 0 E: 0 K: 0 S: 4	H: 0 LOB: 1 BB: 0 P: 8		R: 0 E: 0 K: 0 S: 4	H: 1 LOB: 1 BB: 0 P: 4	1B: 3 2B: 0 3B: 0 HR: 1	SF: 0 SAC: 0 DP: 1 HBP: 0	WP: 0 PB: 0 SB: 0 CS: 0
<b>PITCHER</b>	IP WLS BF H R ER SO BB IBB HBP BLK WP HR S P ERA WHIP	5.1 W 20 1 1 1 6 3 0 0 0 1 0 1 29 41 1.69 0.750	0.2 S 5 2 0 0 0 1 0 0 0 0 0 0 4 8 0.00 4.500	3.0 S 10 1 0 0 2 1 0 0 0 0 0 0 13 17 0.00 0.667	<b>PITCHER</b>										IP WLS BF H R ER SO BB IBB HBP BLK WP HR S P ERA WHIP							

AB	30
R	1
H	4
RBI	1
BB	5
SO	8
LOB	16



Batter	1	2	3	4	5	6	7	8	9	AB	R	H	RBI	BB	SO	LOB	BOTTOM	
Alan Wiggins, S OBP: 0.295, SLG: 0.303 (1, 8)	0-0 6-3		0-0 4-3			0-0 SF8 1-H 2-H 3-H 3B		0-0 F7		4	1	1	3	0	0	0	<p>Atlanta Braves @ San Diego Padres</p> <p>Jack Murphy Stadium, San Diego, CA</p> <p>Sun Oct 03 1982, 6:33 AM EDT</p> <p>Att: 19,412 - Unknown</p>	
Juan Bonilla, R OBP: 0.325, SLG: 0.335 (1, 4)	0-0 4-3			0-0 L8		0-0 4-3		0-0 P5		4	0	0	0	0	0	1		
Gene Richards, L OBP: 0.333, SLG: 0.359 (1, 7)	0-0 F8			0-3 K		0-0 SF8 3-H		4-0 CS BB		2	0	0	1	1	1	0		
Terry Kennedy, L OBP: 0.328, SLG: 0.486 (1, 2)		0-0 F5			0-0 2B	0-3 K		0-0 F8		4	0	1	0	0	1	1		
Joe Lefebvre, L OBP: 0.292, SLG: 0.326 (1, 5)		0-0 1-3 1B			0-0 3-1			0-0 G3		3	0	1	0	0	0	1		
Tony Gwynn, L OBP: 0.337, SLG: 0.389 (1, 9)		0-0 1-3				0-0 1B BB		0-0 F8		3	1	1	0	0	0	1		
Broderick Perkins, L OBP: 0.325, SLG: 0.340 (1, 3)		0-0 F7				0-0 BB BB 1B 1-2 3B		0-0 F9		3	1	1	0	0	0	1		
Tim Flannery, L OBP: 0.317, SLG: 0.330 (1, 6)			0-0 4-3			0-0 BB 3B 1B 1-2 2-3 3-H		0-0 3-1		3	1	1	0	0	0	0		
Tim Lollar, L OBP: 0.289, SLG: 0.388 Luis DeLeon, R OBP: 0.167, SLG: 0.182 Dave Dravecky, R OBP: 0.167, SLG: 0.130 (6, 1) (6, 1) (7, 1)			0-0 F9			4-0 BB 3B 1B		0-0 P5		1	0	0	1	1	0	0		
<b>Inning Stats</b>	R: 0 E: 0 K: 0 S: 3	H: 0 LOB: 0 BB: 0 P: 3	R: 0 E: 0 K: 0 S: 4	H: 1 LOB: 0 BB: 0 P: 4	R: 0 E: 0 K: 0 S: 3	H: 0 LOB: 0 BB: 0 P: 3	R: 0 E: 0 K: 1 S: 6	H: 1 LOB: 1 BB: 0 P: 6	R: 5 E: 0 K: 1 S: 9	H: 4 LOB: 0 BB: 1 P: 13	R: 0 E: 0 K: 0 S: 3	H: 0 LOB: 0 BB: 0 P: 3	R: 0 E: 0 K: 0 S: 2	H: 0 LOB: 0 BB: 1 P: 6	1B: 4 2B: 1 3B: 1 HR: 0	SF: 1 SAC: 0 DP: 0 HBP: 0		WP: 0 PB: 0 SB: 0 CS: 1
<b>PITCHER</b>	IP WLS BF H R ER SO BB IBB HBP BLK WP HR S P ERA WHIP	4.0 L 19 6 5 5 1 0 0 0 0 0 0 5 5 0.00 0.000	1.0 L 3 0 0 0 1 0 0 0 0 0 0 3 3 0.00 0.000	2.0 L 6 0 0 0 0 1 0 0 0 0 0 5 9 0.00 0.500	<b>PITCHER</b>										IP WLS BF H R ER SO BB IBB HBP BLK WP HR S P ERA WHIP			

