

San Diego Padres - 1983

Batter	1	2	3	4	5	6	7	8	9	AB	R	H	RBI	BB	SO	LOB	TOP										
Gene Richards, L (1, 7) OBP: 0.500, SLG: 0.250 Alan Wiggins, S (8, 7)	4-0 4-3 2B BB	0-0 FC4-6 BB 1B		0-0 4-3	0-0 1B WP E 1B	4-0 2B SF8 BB	0-0 F7			4 3 1 1 2 0 2 0 0 0 0 0 0 0																	
Juan Bonilla, R (1, 4) OBP: 0.333, SLG: 0.500	0-0 4-3 1-2	0-0 BB 1B		0-0 F8	0-0 F2	0-0 SF8 FC4-6 2B		0-0 L3	6 1 2 1 0 0 3																		
Steve Garvey, R (1, 3) OBP: 0.667, SLG: 0.750	4-0 2B BB	0-0 F8		0-0 2B	0-0 E BB 2B 1B	4-0 FC4-6 IBB		0-0 5-3	4 2 2 1 2 0 2																		
Terry Kennedy, L (1, 2) OBP: 0.667, SLG: 1.000	0-0 1-2 2B	4-0 1-2 BB		4-0 IBB	0-3 K	0-0 SF8		0-0 BB 1B	3 0 2 3 2 1 2																		
Sixto Lezcano, R (1, 9)	4-0 BB	0-0 F4		0-0 F8	4-0 1-2 2B BB	0-0 FC4-6		4-0 BB	3 1 0 1 3 0 6																		
Ruppert Jones, L (1, 8) OBP: 0.167, SLG: 0.167	0-3 K			0-3 K	0-0 1B 1B	0-0 F8		0-0 G3	6 2 1 0 0 2 6																		
Garry Templeton, S (1, 6) OBP: 0.750, SLG: 1.750 Tim Flannery, L (5, 6)		0-0 E1 2B 1B		0-0 HR	0-0 1B 1B		0-3 K		0-0 F6	4 3 3 4 0 0 0 2 0 0 0 0 1 0							AB 43 R 16 H 17 RBI 15 BB 10 SO 5 LOB 24										
Luis Salazar, R (1, 5) OBP: 0.667, SLG: 0.833		0-0 1B 2B		0-0 CS 1B	0-0 1B 1B		0-0 S 1B		0-0 F9	6 2 4 1 0 0 1																	
Tim Lollar, L (1, 1) OBP: 0.750, SLG: 0.667 Elias Sosa, R (6, 1) Mike Couchee, R (7, 1) Gary Lucas, L (8, 1)		0-0 FC4-6 1B		0-0 F6	0-0 WP 1B 1B	4-0 BB 2B BB	0-3 K		0-0 6-3	3 2 2 3 1 0 1 1 0 0 0 0 1 1 0 0 0 0 0 0 0 1 0 0 0 0 0 0																	
Inning Stats	R: 2 E: 0 K: 1 S: 5	H: 1 LOB: 1 BB: 3 P: 17	R: 2 E: 1 K: 0 S: 7	H: 3 LOB: 3 BB: 1 P: 11	R: 1 E: 0 K: 1 S: 6	H: 2 LOB: 0 BB: 0 P: 6	R: 0 E: 0 K: 0 S: 4	H: 1 LOB: 2 BB: 1 P: 8	R: 8 E: 1 K: 1 S: 13	H: 7 LOB: 1 BB: 1 P: 17	R: 3 E: 0 K: 0 S: 4	H: 1 LOB: 1 BB: 3 P: 16	R: 0 E: 0 K: 2 S: 8	H: 1 LOB: 1 BB: 0 P: 8	R: 0 E: 0 K: 0 S: 4	H: 1 LOB: 2 BB: 1 P: 8	R: 0 E: 0 K: 0 S: 3	H: 0 LOB: 0 BB: 0 P: 3	1B: 11 2B: 5 3B: 0 HR: 1	SF: 1 SAC: 0 DP: 0 HBP: 0	WP: 1 PB: 0 SB: 1 CS: 1	PA: 54					
PITCHER	IP	WLS	BF	H	R	ER	SO	BB	IBB	HBP	BLK	WP	HR	S	P	ERA	WHIP										
Mike Krukow, R (1, 1) ERA: 20.25	1.1	L	11	4	4	3	1	3	0	0	0	0	0	10	22	20.25	5.250										
Renie Martin, R (2, 1) ERA: 3.38	2.2		12	3	1	1	1	1	1	0	0	0	1	12	20	3.38	1.500										
Jim Barr, R (5, 1) ERA: 108.0	0.1		7	6	6	4	0	0	0	0	0	1	0	7	7	108.00	18.000										
Mike Chris, L (5, 1) ERA: 16.2	1.2		12	2	5	3	1	3	1	0	0	0	0	10	26	16.20	3.000										
Andy McGaffigan, R (7, 1) ERA:	2.0		9	2	0	0	2	1	0	0	0	0	0	12	16	0.00	1.500										
PITCHER	IP	WLS	BF	H	R	ER	SO	BB	IBB	HBP	BLK	WP	HR	S	P	ERA	WHIP										
Gary Lavelle, L (9, 1) ERA:	1.0		3	0	0	0	0	0	0	0	0	0	0	3	3	0.00	0.000										

San Diego Padres @ San Francisco Giants
Candlestick Park, San Francisco, CA
Tue Apr 05 1983, 6:33 AM EST
Att: 50,542 - Unknown

livebaseballscorecards.com



Batter	1	2	3	4	5	6	7	8	9	AB	R	H	RBI	BB	SO	LOB
Johnnie LeMaster, R (1, 6) OBP: 0.333, SLG: 0.333	0-0 F3		0-0 F9		0-0 1B 2B 1B	0-0 F7		0-0 1B 1B	0-0 5-3	6	2	2	0	0	0	1
Duane Kuiper, L (1, 4) OBP: 0.333, SLG: 0.333	0-0 1-3		0-3 K		0-0 1B 1B	0-0 4-3		0-0 1B 1B	0-3 K	6	1	2	0	0	2	1
Chili Davis, S (1, 8) OBP: 0.200, SLG: 0.800	0-0 1-3		0-3 K		0-3 K			0-3 K		5	1	1	1	0	3	5
Jack Clark, R (1, 9) OBP: 0.250, SLG: 0.500 Andy McGaffigan, R (7, 1) Champ Summers, L (8, PH) Gary Lavelle, S (9, 1)		0-0 F3		0-0 F9	0-0 1B 2B	0-0 F7		0-0 E9 1B 1B		4	1	1	1	0	0	0
Jeffrey Leonard, R (1, 7) OBP: 0.400, SLG: 0.400		0-0 1-3		0-0 F9	0-0 F2 1B			0-0 FC5-2-5 1B		5	2	2	2	0	0	2
Darrell Evans, L (1, 3) OBP: 0.800, SLG: 2.000		4-0 HR BB		0-0 HR	0-0 F2 1B			4-0 1B BB		3	2	2	2	2	0	1
Bob Brenly, R (1, 2) OBP: 0.600, SLG: 1.250		0-0 HR		4-0 1B BB	0-0 F9			0-0 1B		4	1	2	4	1	0	2
Tom O'Malley, L (1, 5) OBP: 0.400, SLG: 0.250		0-0 G3		0-0 1B	0-0 HR BB			0-0 F7		4	1	1	0	1	0	3
Mike Krukow, R (1, 1) Renie Martin, R (2, 1) Mike Vail, R (4, PH) Jim Barr, R (5, 1) Mike Chris, L (5, 1) Max Venable, L (6, PH)			0-0 2B		0-0 F9			0-0 HR		0	0	0	0	0	0	0

Inning Stats	R: 0	H: 0	E: 0	K: 3	S: 3	R: 2	H: 1	E: 0	K: 0	S: 4	R: 0	H: 1	E: 0	K: 2	S: 8	R: 1	H: 2	E: 0	K: 0	S: 5	R: 3	H: 4	E: 0	K: 1	S: 9	R: 3	H: 2	E: 0	K: 0	S: 5	R: 1	H: 2	E: 0	K: 0	S: 5	R: 3	H: 4	E: 1	K: 1	S: 9	R: 0	H: 0	E: 0	K: 1	S: 5	1B: 9	2B: 3	3B: 0	HR: 4	SF: 0	SAC: 0	DP: 0	HBP: 0	WP: 0	PA: 47
--------------	------	------	------	------	------	------	------	------	------	------	------	------	------	------	------	------	------	------	------	------	------	------	------	------	------	------	------	------	------	------	------	------	------	------	------	------	------	------	------	------	------	------	------	------	------	-------	-------	-------	-------	-------	--------	-------	--------	-------	--------

PITCHER	IP	WLS	BF	H	R	ER	SO	BB	IBB	HBP	BLK	WP	HR	S	P	ERA	WHIP
Tim Lollar, L (1, 1) ERA: 10.8	5.0		25	8	6	6	3	2	0	0	0	0	2	29	37	10.80	2.000
Elias Sosa, R (6, 1) ERA: 36.0	1.0		8	4	4	4	0	1	0	0	0	0	2	7	11	36.00	5.000
Mike Couchee, R (7, 1) ERA: 16.2	1.2		10	4	3	3	1	1	0	0	0	0	0	11	15	16.20	3.000
Gary Lucas, L (8, 1) ERA:	1.1	S	4	0	0	0	1	0	0	0	0	0	0	6	6	0.00	0.000

BOTTOM

San Diego Padres @ San Francisco Giants
Candlestick Park, San Francisco, CA

AB	43
R	13
H	16
RBI	13
BB	4
SO	5
LOB	18



PITCHER	IP	WLS	BF	H	R	ER	SO	BB	IBB	HBP	BLK	WP	HR	S	P	ERA	WHIP
---------	----	-----	----	---	---	----	----	----	-----	-----	-----	----	----	---	---	-----	------

Tue Apr 05 1983, 6:33 AM EST
Att. 50,542 - Unknown

livebaseballscorecards.com

Batter	1	2	3	4	5	6	7	8	9	AB R H RBI BB SO LOB	TOP	
Gene Richards, L (1, 7) OBP: 0.600, SLG: 0.875 Alan Wiggins, S (7, 7)	0-0 HR		0-0 1B 1B	0-0 S 1B		0-0 4-3			0-0 F9	4 2 3 1 0 0 0 1 0 0 0 0 0 1		
Juan Bonilla, R (1, 4) OBP: 0.273, SLG: 0.364	0-0 F8		0-0 2B 1B	0-0 4-3			0-0 F4		0-0 FC4-6	5 1 1 1 0 0 2		
Steve Garvey, R (1, 3) OBP: 0.400, SLG: 0.375	0-0 F5		0-0 F7		0-0 E6 1B		0-3 K			4 0 0 0 0 1 1		
Terry Kennedy, L (1, 2) OBP: 0.600, SLG: 0.667	0-0 1B		4-0 2B IBB		0-0 F5		0-0 L4			3 1 1 0 1 0 1		
Sixto Lezcano, R (1, 9) OBP: 0.400, SLG: 0.286	0-0 F8		0-0 1B 2B		0-0 L5			0-0 5-3		4 1 1 2 0 0 2		
Ruppert Jones, L (1, 8)		0-0 F7	0-0 S 1B		0-0 1-2 1B			0-0 1-3		4 0 2 1 0 0 0		
Garry Templeton, S (1, 6) OBP: 0.375, SLG: 0.875		0-0 6-3	0-0 G3		0-0 F8			0-0 G3		4 0 0 0 0 0 3		
Luis Salazar, R (1, 5) OBP: 0.400, SLG: 0.500		0-0 F9		0-0 5-3		0-0 5-3			0-0 F9	4 0 0 0 0 0 0		
Dave Dravecky, R (1, 1)			0-0 E6 1B 1B	0-0 F2		0-0 6-3			0-0 E6 FC4-6	4 0 0 0 0 0 0		
Inning Stats	R: 1 H: 2 E: 0 LOB: 1 K: 0 BB: 0 S: 5 P: 5	R: 0 H: 0 E: 0 LOB: 0 K: 0 BB: 0 S: 3 P: 3	R: 4 H: 4 E: 1 LOB: 1 K: 0 BB: 1 S: 7 P: 11	R: 0 H: 1 E: 0 LOB: 1 K: 0 BB: 0 S: 4 P: 4	R: 0 H: 1 E: 1 LOB: 2 K: 0 BB: 0 S: 5 P: 5	R: 0 H: 0 E: 0 LOB: 0 K: 0 BB: 0 S: 3 P: 3	R: 0 H: 0 E: 0 LOB: 0 K: 1 BB: 0 S: 5 P: 5	R: 0 H: 0 E: 0 LOB: 0 K: 0 BB: 0 S: 3 P: 3	R: 0 H: 0 E: 1 LOB: 1 K: 0 BB: 0 S: 4 P: 4	1B: 6 SF: 0 2B: 1 SAC: 0 3B: 0 DP: 0 HR: 1 HBP: 0	WP: 0 PA: 38 PB: 0 SB: 2 CS: 0	
PITCHER	IP WLS BF H R ER SO BB IBB HBP BLK WP HR S P ERA WHIP											
Bill Laskey, R (1, 1) ERA: 6.43	7.0 L 31 8 5 5 1 0 0 0 0 0 0 1 32 36 6.43 1.143											
Gary Lavelle, L (8, 1) ERA:	2.0 7 0 0 0 0 0 0 0 0 0 0 0 7 7 0.00 0.000											

San Diego Padres @ San Francisco Giants
 Candlestick Park, San Francisco, CA
 Wed Apr 06 1983, 9:05 PM EST
 Att. 8,929 - Unknown

AB	37
R	5
H	8
RBI	5
BB	1
SO	1
LOB	10



Batter	1	2	3	4	5	6	7	8	9	AB	R	H	RBI	BB	SO	LOB
Johnnie LeMaster, R (1, 6) OBP: 0.300, SLG: 0.400	0-0 F6		0-0 G3 HR 2B		0-0 F8		0-0 FC6-4			4	1	1	0	0	0	1
Duane Kuiper, L (1, 4) OBP: 0.200, SLG: 0.200	0-0 4-3		0-0 G3		0-0 1-3		0-0 F8			4	0	0	0	0	0	2
Chili Davis, S (1, 8) OBP: 0.222, SLG: 0.889	0-0 E9		0-0 HR		0-0 F8		0-0 F3			4	1	1	2	0	0	0
Jack Clark, R (1, 9) OBP: 0.250, SLG: 0.500	0-0 F4		0-0 F2		0-0 2B		0-0 F9			4	1	1	0	0	0	1
Jeffrey Leonard, R (1, 7) OBP: 0.444, SLG: 0.556		0-0 E S 1B	0-0 6-3		0-0 2B		0-0 F8			4	0	2	1	0	0	0
Darrell Evans, L (1, 3) OBP: 0.444, SLG: 0.857		0-0 L4		0-0 3-1		0-0 F7		0-0 L1		4	0	0	0	0	0	2
Bob Brenly, R (1, 2) OBP: 0.333, SLG: 0.625		0-0 F4		0-0 F8		0-0 F4		0-0 F9		4	0	0	0	0	0	2
Tom O'Malley, L (1, 5) OBP: 0.333, SLG: 0.143		4-0 BB		0-0 F6		0-0 F6		0-0 4-3		3	0	0	0	1	0	0
Bill Laskey, R (1, 1) Joel Youngblood, R (7, PH) Gary Lavelle, S (8, 1)		0-0 5-3		0-0 6-3		0-0 FC6-4 HBP				2	0	0	0	0	0	2
										0	0	0	0	0	0	0
										0	0	0	0	0	0	0

BOTTOM

San Diego Padres @ San Francisco Giants
 Candlestick Park, San Francisco, CA
 Wed Apr 06 1983, 9:05 PM EST
 Att. 8,929 - Unknown

livebaseballscorecards.com

AB	33
R	3
H	5
RBI	3
BB	1
SO	0
LOB	10



Inning Stats	R: 0 H: 0 E: 1 LOB: 1 K: 0 BB: 0 S: 4 P: 4	R: 0 H: 1 E: 0 LOB: 2 K: 0 BB: 1 S: 4 P: 8	R: 2 H: 2 E: 0 LOB: 0 K: 0 BB: 0 S: 5 P: 5	R: 0 H: 0 E: 0 LOB: 0 K: 0 BB: 0 S: 3 P: 3	R: 0 H: 0 E: 0 LOB: 0 K: 0 BB: 0 S: 3 P: 3	R: 1 H: 2 E: 0 LOB: 1 K: 0 BB: 0 S: 5 P: 5	R: 0 H: 0 E: 0 LOB: 1 K: 0 BB: 0 S: 3 P: 4	R: 0 H: 0 E: 0 LOB: 0 K: 0 BB: 0 S: 3 P: 3	R: 0 H: 0 E: 0 LOB: 0 K: 0 BB: 0 S: 3 P: 3	R: 0 H: 0 E: 0 LOB: 0 K: 0 BB: 0 S: 3 P: 3	1B: 1 SF: 0 2B: 3 SAC: 0 3B: 0 DP: 0 HR: 1 HBP: 1	WP: 0 PA: 35 PB: 0 SB: 1 CS: 0
PITCHER Dave Dravecky, L (1, 1) ERA: 3.0	IP 9.0 WLS W BF 35 H 5 R 3 ER 3 SO 0	BB 1 IBB 0 HBP 1 BLK 0	WP 0 HR 1 S 33 P 38	ERA 3.00 WHIP 0.667	PITCHER	IP WLS BF H R ER SO BB IBB HBP BLK WP HR S P ERA WHIP						

Batter	1	2	3	4	5	6	7	8	9	AB R H RBI BB SO LOB	TOP																									
Gene Richards, L (1, 7) OBP: 0.533, SLG: 0.667	0-0 G6-4-3 1B 1B		0-0 F8			4-0 E SF9 BB	0-0 6-3		0-0 G3	4 2 1 0 1 0 2																										
Juan Bonilla, R (1, 4) OBP: 0.333, SLG: 0.357	0-0 G6-4-3 1-2 1B		0-0 F7			4-0 SF9 E BB		0-3 K		3 0 1 0 1 1 0																										
Steve Garvey, R (1, 3) OBP: 0.357, SLG: 0.333	0-0 G6-4-3 1-2f 2-3		0-0 6-3			0-3 K		0-0 F8 1B		4 0 1 0 0 1 4																										
Terry Kennedy, L (1, 2) OBP: 0.571, SLG: 0.600	0-0 3-H 1B			0-0 3-1		0-0 E5 1-2 2-3		0-0 1-2 1B		4 0 2 1 0 0 2																										
Sixto Lezcano, R (1, 9) OBP: 0.286, SLG: 0.200	0-0 F3			0-0 F5		0-0 SF9 2-3 3-H		0-0 F8 2-3		3 0 0 1 0 0 3																										
Ruppert Jones, L (1, 8) OBP: 0.214, SLG: 0.214		0-0 6-3		0-0 4-3		0-0 F7		0-3 K		4 0 0 0 0 1 4																										
Garry Templeton, S (1, 6) OBP: 0.333, SLG: 0.667		0-3 K			0-3 K		0-0 6-3		0-0 G3-6 1B 1B	4 0 1 0 0 2 0																										
Luis Salazar, R (1, 5) OBP: 0.500, SLG: 0.571		0-0 1B			0-0 G2		0-0 E S 1B		0-0 1-2 G3-6 1B	4 0 3 0 0 0 0																										
Eric Show, R (1, 1)		0-3 K			0-3 K		0-0 F3		0-0 G3-6 1-2f 2-3	2 0 0 0 0 2 1																										
Joe Lefebvre, L (7, PH)										1 0 0 0 0 0 1																										
Floyd Chiffer, R (7, 1)										0 0 0 0 0 0 0																										
Gary Lucas, L (8, 1)										0 0 0 0 0 0 0																										
Jerry Turner, L (9, PH)										1 0 0 0 0 0 2																										
Inning Stats	R: 1 E: 0 K: 0 S: 5	H: 3 LOB: 1 BB: 0 P: 5	R: 0 E: 0 K: 2 S: 8	H: 1 LOB: 1 BB: 0 P: 8	R: 0 E: 0 K: 0 S: 3	H: 0 LOB: 0 BB: 0 P: 3	R: 0 E: 0 K: 0 S: 7	H: 0 LOB: 0 BB: 0 P: 7	R: 1 E: 1 K: 1 S: 6	H: 0 LOB: 2 BB: 2 P: 14	R: 0 E: 0 K: 0 S: 4	H: 1 LOB: 1 BB: 0 P: 4	R: 0 E: 0 K: 2 S: 9	H: 2 LOB: 2 BB: 0 P: 9	R: 0 E: 0 K: 0 S: 4	H: 2 LOB: 1 BB: 0 P: 4	1B: 9 2B: 0 3B: 0 HR: 0	SF: 1 SAC: 0 DP: 2 HBP: 0	WP: 0 PB: 0 SB: 1 CS: 0	PA: 37																
PITCHER	IP WLS BF H R ER SO BB IBB HBP BLK WP HR S P ERA WHIP																																			
Rick Camp, R (1, 1) ERA: 1.69	5.1		21	4	2	1	5	2	0	0	0	0	0	29	37	1.69	1.125																			
Pete Falcone, L (6, 1) ERA:	0.0		1	0	0	0	0	0	0	0	0	0	0	1	1	∞	∞																			
Rick Mahler, R (6, 1) ERA:	0.2		2	0	0	0	0	0	0	0	0	0	0	2	2	0.00	0.000																			
Steve Bedrosian, R (7, 1) ERA: 3.0	2.0	W	9	3	0	0	2	0	0	0	0	0	0	13	13	0.00	1.500																			
Gene Garber, R (9, 1) ERA:	1.0	S	4	2	0	0	0	0	0	0	0	0	0	4	4	0.00	2.000																			

San Diego Padres @ Atlanta Braves
Atlanta-Fulton County Stadium, Atlanta, GA

Fri Apr 08 1983, 6:05 PM EST
Att: 32,737 - Unknown

livebaseballscorecards.com

AB	34
R	2
H	9
RBI	2
BB	2
SO	7
LOB	19



Batter	1	2	3	4	5	6	7	8	9
Brett Butler, L (1, 8) OBP: 0.400, SLG: 0.429	0-0 CS 1B		0-0 6-3		0-0 FC4-6 1B		0-0 F9	0-0 4-3	
Rafael Ramirez, R (1, 6) OBP: 0.214, SLG: 0.214	0-0 F7 1-2		0-0 F9		0-0 FC4-6 1B		0-0 F9	0-0 6-3	
Claudell Washington, L (1, 9) OBP: 0.167, SLG: 0.273	0-0 1B 1B		0-3 K		0-0 FC4-6 1-2f 2-3		0-0 1B 2B		
Dale Murphy, R (1, 7) OBP: 0.417, SLG: 0.300	0-0 BB 1-3 1B			0-0 F6	0-0 1-3		0-0 FC6-4 2-3 1B		
Bob Horner, R (1, 5) BB BB BB	4-0 1-2 BB		0-3 K		4-0 BLK CI BB		0-0 FC6-4 1-2f		
Chris Chambliss, L (1, 3) OBP: 0.455, SLG: 0.667	0-0 F8		0-0 1B		0-1 CI 1-2 BLK		4-0 BB BB BB	4-0 1B 2B BB	
Glenn Hubbard, R (1, 4) OBP: 0.250, SLG: 0.182		0-0 F8			0-0 F4	0-3 K		0-0 2B 1-3 4-3 1B	
Bruce Benedict, R (1, 2) OBP: 0.500, SLG: 0.636		0-0 6-3			0-0 HBP 1B	0-0 F9		0-0 K 1-3 3-H 2B	
Rick Camp, R (1, 1) Pete Falcone, L (6, 1) Rick Mahler, R (6, 1) Biff Pocaroba, S (6, PH) Steve Bedrosian, R (7, 1) Ken Smith, L (8, PH) Bob Watson, R (8, PH) Gene Garber, R (9, 1)		0-0 F3			1-0 1B 1-2 1B HBP	0-0 F9		0-3 K	

Inning Stats	R: 0 E: 0 K: 5 S: 5	H: 3 LOB: 3 BB: 1 P: 9	R: 0 E: 0 K: 3 S: 3	H: 0 LOB: 0 BB: 3 P: 3	R: 0 E: 0 K: 1 S: 5	H: 0 LOB: 0 BB: 0 P: 5	R: 0 E: 0 K: 1 S: 5	H: 1 LOB: 1 BB: 0 P: 5	R: 2 E: 0 K: 0 S: 6	H: 3 LOB: 2 BB: 0 P: 7	R: 0 E: 1 K: 1 S: 6	H: 0 LOB: 2 BB: 1 P: 10	R: 0 E: 0 K: 0 S: 5	H: 2 LOB: 2 BB: 0 P: 5	R: 2 E: 0 K: 1 S: 7	H: 2 LOB: 1 BB: 1 P: 11
--------------	------------------------------	---------------------------------	------------------------------	---------------------------------	------------------------------	---------------------------------	------------------------------	---------------------------------	------------------------------	---------------------------------	------------------------------	----------------------------------	------------------------------	---------------------------------	------------------------------	----------------------------------

PITCHER	IP	WLS	BF	H	R	ER	SO	BB	IBB	HBP	BLK	WP	HR	S	P	ERA	WHIP
Eric Show, R (1, 1) ERA: 3.0	6.0		27	7	2	2	3	2	0	1	1	0	0	30	39	3.00	1.500
Floyd Chiffer, R (7, 1) ERA: 18.0	1.0	L	8	4	2	2	0	1	0	0	0	0	0	7	11	18.00	5.000
Gary Lucas, L (8, 1) ERA:	1.0		3	0	0	0	1	0	0	0	0	0	0	5	5	0.00	0.000

BOTTOM

San Diego Padres @ Atlanta Braves
Atlanta-Fulton County Stadium, Atlanta, GA

livebaseballscores.com

AB	33
R	4
H	11
RBI	4
BB	3
SO	4
LOB	20



1B: 9	SF: 0	WP: 0	PA: 38
2B: 2	SAC: 0	PB: 0	
3B: 0	DP: 0	SB: 0	
HR: 0	HBP: 1	CS: 1	

PITCHER	IP	WLS	BF	H	R	ER	SO	BB	IBB	HBP	BLK	WP	HR	S	P	ERA	WHIP
---------	----	-----	----	---	---	----	----	----	-----	-----	-----	----	----	---	---	-----	------

Fri Apr 08 1983, 6:05 PM EST
Att. 32,737 - Unknown

Batter	1	2	3	4	5	6	7	8	9	AB R H RBI BB SO LOB	TOP															
Gene Richards, L (1, 7) OBP: 0.400, SLG: 0.500	0-0 4-3		0-0 SF7		0-0 F8	0-0 4-3			0-0 4-3	4 0 0 1 0 0 1																
Juan Bonilla, R (1, 4) OBP: 0.450, SLG: 0.474	0-0 5-3		0-0 3-H 2-H 1B		0-0 WP 1-2 E 1B			0-0 FC3-5 1B	0-0 G6-4-3 1B	5 1 4 1 0 0 0																
Steve Garvey, R (1, 3) OBP: 0.316, SLG: 0.294	0-0 F9		0-0 F8		0-0 WP 1-2 2-H 1B			0-0 FC3-5 2-3	0-0 G6-4-3 1-2f	5 1 1 1 0 0 3																
Terry Kennedy, L (1, 2) OBP: 0.500, SLG: 0.500		0-0 3-4-1		0-0 F9	0-0 E3 G3 1-H 2-H			0-0 BB 1B		4 0 1 1 0 0 0																
Sixto Lezcano, R (1, 9) OBP: 0.389, SLG: 0.250		0-0 6-3		0-0 E 1B	4-0 BB BB BB BB BB G3 BB			4-0 1-2 BB		2 0 1 0 2 0 0																
Ruppert Jones, L (1, 8) OBP: 0.167, SLG: 0.167		0-0 F9		0-0 E3 1-2	0-0 G3 1-2 2-3			0-0 F8		4 0 0 0 0 0 5																
Garry Templeton, S (1, 6) OBP: 0.313, SLG: 0.563			0-0 SH5-4 SF7 1B 1B	0-0 F7	0-0 F5			0-0 F9		4 1 1 0 0 0 4																
Luis Salazar, R (1, 5) OBP: 0.444, SLG: 0.500			0-0 SH5-4 1-2 1B 1B	0-0 4-3		0-0 F7		0-0 F9		4 1 1 0 0 0 2																
John Montefusco, R (1, 1) Tim Flannery, L (5, PH) Chris Welsh, L (5, 1)			0-0 SH5-4 1-2 2-3		0-0 1B 1B	0-0 4-3		0-0 4-3		0 0 0 0 0 0 0 1 1 1 0 0 0 0 2 0 0 0 0 0 0																
Inning Stats	R: 0 E: 0 K: 0 S: 3	H: 0 LOB: 0 BB: 0 P: 3	R: 0 E: 0 K: 0 S: 3	H: 0 LOB: 0 BB: 0 P: 3	R: 2 E: 0 K: 0 S: 6	H: 3 LOB: 1 BB: 0 P: 6	R: 0 E: 1 K: 0 S: 5	H: 1 LOB: 2 BB: 0 P: 5	R: 3 E: 1 K: 0 S: 7	H: 3 LOB: 2 BB: 1 P: 11	R: 0 E: 0 K: 0 S: 3	H: 0 LOB: 0 BB: 0 P: 3	R: 0 E: 1 K: 0 S: 4	H: 2 LOB: 2 BB: 1 P: 8	R: 0 E: 0 K: 0 S: 3	H: 0 LOB: 0 BB: 0 P: 3	R: 0 E: 0 K: 0 S: 3	H: 1 LOB: 0 BB: 0 P: 3	1B: 10 2B: 1 3B: 0 HR: 0	SF: 1 SAC: 1 DP: 2 HBP: 0	WP: 1 PB: 0 SB: 0 CS: 0	PA: 39				
PITCHER	IP	WLS	BF	H	R	ER	SO	BB	IBB	HBP	BLK	WP	HR	S	P	ERA	WHIP									
Phil Niekro, R (1, 1) ERA: 6.35	4.1		23	7	5	4	0	1	0	0	0	1	0	22	26	8.31	1.846									
Pete Falcone, L (5, 1) ERA:	4.2	W	16	3	0	0	0	1	0	0	0	0	0	15	19	0.00	0.857									

San Diego Padres @ Atlanta Braves
Atlanta-Fulton County Stadium, Atlanta, GA

Sat Apr 09 1983, 3:33 AM EST
Att. 12,665 - Unknown

livebaseballscorecards.com

AB	35
R	5
H	10
RBI	4
BB	2
SO	0
LOB	15



Batter	1	2	3	4	5	6	7	8	9	AB	R	H	RBI	BB	SO	LOB
Brett Butler, L OBP: 0.474, SLG: 0.556 (1, 8) X	0-0 F7 X	0-0 2-H 1B X		0-0 G6-3 1B X			0-0 FC1-5 2B X			4	0	3	1	0	0	0
Rafael Ramirez, R OBP: 0.222, SLG: 0.222 (1, 6) X	0-0 1B 1B X	0-0 F8 X		0-0 G6-3 1-2f X			0-0 FC1-5 G4-6-3 2-3 X			4	1	1	0	0	0	3
Claudell Washington, L OBP: 0.188, SLG: 0.267 (1, 9) X	0-0 F7 X		0-0 S 1B X		0-0 F7 X		0-0 G4-6-3 1-2f X			4	0	1	0	0	0	2
Dale Murphy, R OBP: 0.375, SLG: 0.286 (1, 7) X	0-0 1-H HR 1B X		0-0 F9 X		0-0 G3 X			0-0 6-3 X		4	1	1	1	0	0	1
Bob Horner, R OBP: 0.438, SLG: 0.455 (1, 5) X	0-0 1-H HR X		0-0 5-3 X		0-0 1B X			0-0 6-3 X		4	1	2	2	0	0	1
Chris Chambliss, L OBP: 0.400, SLG: 0.500 (1, 3) X	0-0 F5 X		0-0 BB X		0-3 K X			0-0 F9 X		3	0	0	0	1	1	1
Glenn Hubbard, R OBP: 0.250, SLG: 0.200 (1, 4) X		0-0 1-3 X	0-0 F9 X		0-0 F9 X				0-0 E9 SH 1B X	4	1	1	0	0	0	2
Bruce Benedict, R OBP: 0.533, SLG: 0.857 (1, 2) X		0-0 SH1-4 1B X		0-0 HR X		0-0 5-3 X			0-0 SH 1B X	3	2	2	1	0	0	0
Phil Niekro, R OBP: 0.250, SLG: 0.250 (1, 1) X		0-0 SH1-4 X		0-0 F9 X		0-3 K X			0-0 1B X	1	0	0	0	0	0	0
Pete Falcone, L (5, 1) X		0-0 SH1-4 X							0-0 1B X	1	0	0	0	0	1	0
Bob Watson, R OBP: 0.500, SLG: 0.500 (9, PH) X		0-0 1-2 X							0-0 1B X	1	0	1	1	0	0	0

Inning Stats	R: 3	H: 3	LOB: 0	K: 0	S: 6	P: 6	R: 1	H: 2	LOB: 1	K: 0	S: 5	P: 5	R: 0	H: 1	LOB: 2	K: 0	S: 4	P: 8	R: 1	H: 2	LOB: 0	K: 0	S: 4	P: 4	R: 0	H: 1	LOB: 1	K: 1	S: 6	P: 6	R: 0	H: 0	LOB: 0	K: 1	S: 5	P: 5	R: 0	H: 1	LOB: 0	K: 0	S: 3	P: 3	R: 0	H: 0	LOB: 0	K: 0	S: 3	P: 3	R: 1	H: 2	LOB: 2	K: 0	S: 3	P: 3	1B: 9	SF: 0	2B: 1	SAC: 2	3B: 0	DP: 2	HR: 2	HBP: 0	WP: 0	PA: 36
--------------	------	------	--------	------	------	------	------	------	--------	------	------	------	------	------	--------	------	------	------	------	------	--------	------	------	------	------	------	--------	------	------	------	------	------	--------	------	------	------	------	------	--------	------	------	------	------	------	--------	------	------	------	------	------	--------	------	------	------	-------	-------	-------	--------	-------	-------	-------	--------	-------	--------

PITCHER	IP	WLS	BF	H	R	ER	SO	BB	IBB	HBP	BLK	WP	HR	S	P	ERA	WHIP
John Montefusco, R ERA: 11.25 (1, 1)	4.0		20	8	5	5	0	1	0	0	0	0	2	19	23	11.25	2.250
Chris Welsh, L ERA: (5, 1)	4.0	L	16	4	1	0	2	0	0	0	0	0	0	20	20	0.00	1.000

BOTTOM

San Diego Padres @ Atlanta Braves
Atlanta-Fulton County Stadium, Atlanta, GA

Sat Apr 09 1983, 3:33 AM EST
Att. 12,665 - Unknown

AB	33
R	6
H	12
RBI	6
BB	1
SO	2
LOB	10

livebaseballscores.com



Batter	1	2	3	4	5	6	7	8	9	AB R H RBI BB SO LOB	TOP	
Gene Richards, L (1, 7) OBP: 0.360, SLG: 0.400	0-0 F8		0-0 E4		0-0 4-3		H 1-0 HBP		0-0 F6	4 0 0 0 0 0 0		
Juan Bonilla, R (1, 4) OBP: 0.400, SLG: 0.417	0-0 5-3		0-0 1B		0-0 F9		0-0 4-3		0-0 F4	5 0 1 0 0 0 1		
Steve Garvey, R (1, 3) OBP: 0.348, SLG: 0.333	0-0 1B		0-0 F4		0-0 F8			0-0 1B 1B		4 1 2 0 0 0 1		
Terry Kennedy, L (1, 2) OBP: 0.455, SLG: 0.444 Alan Wiggins, S (8, PR) Doug Gwosdz, R (8, 2)	0-0 F7			0-3 K		0-0 4-3		0-0 SH1-3 1-2 G1-2-3 1B 1B	4 0 1 0 0 1 1 0 0 0 0 0 0 0 0 0 0 0 0 0 0			
Sixto Lezcano, R (1, 9) OBP: 0.364, SLG: 0.250		0-0 F6		0-0 E6 2B		0-0 6-3		0-0 SH1-3 1-2 2-H 1B	4 1 1 1 0 0 0			
Ruppert Jones, L (1, 8) OBP: 0.190, SLG: 0.190		0-0 4-3		0-0 E6 2B 1-2		0-0 1B		0-0 SH1-3 1-2 2-3	3 0 1 0 0 0 1			
Garry Templeton, S (1, 6) OBP: 0.316, SLG: 0.579 Luis DeLeon, R (6, 1) Jerry Turner, L (8, PH) Gary Lucas, L (8, 1)		0-0 4-3		0-0 2B 1-3 2-H		0-0 F7		4-0 IBB	3 0 1 1 0 0 1 0 0 0 0 0 0 0 0 0 0 0 1 0 0 0 0 0 0 0 0 0			
Luis Salazar, R (1, 5) OBP: 0.409, SLG: 0.455			0-0 E S 1B	0-3 K		0-0 1-3		0-0 G1-2-3 3-H	4 1 1 0 0 1 5			
Ed Whitson, R (1, 1) Tim Flannery, L (6, 6) OBP: 0.200, SLG: 0.200			0-0 F3 1-2	0-3 K		0-0 F7		0-3 K	2 0 0 0 0 1 3 2 0 0 0 0 1 0			
Inning Stats	R: 0 H: 1 E: 0 LOB: 1 K: 0 BB: 0 S: 4 P: 4	R: 0 H: 0 E: 0 LOB: 0 K: 0 BB: 0 S: 3 P: 3	R: 1 H: 2 E: 1 LOB: 1 K: 0 BB: 0 S: 5 P: 5	R: 1 H: 1 E: 2 LOB: 2 K: 3 BB: 0 S: 12 P: 12	R: 0 H: 0 E: 0 LOB: 0 K: 0 BB: 0 S: 3 P: 3	R: 0 H: 1 E: 0 LOB: 1 K: 0 BB: 0 S: 4 P: 4	R: 0 H: 0 E: 0 LOB: 1 K: 0 BB: 0 S: 3 P: 4	R: 1 H: 3 E: 0 LOB: 2 K: 1 BB: 1 S: 5 P: 9	R: 0 H: 0 E: 0 LOB: 0 K: 1 BB: 0 S: 5 P: 5	1B: 7 SF: 0 2B: 1 SAC: 1 3B: 0 DP: 1 HR: 0 HBP: 1	WP: 0 PA: 38 PB: 0 SB: 1 CS: 0	
PITCHER Craig McMurtry, R (1, 1) ERA: 2.57 Steve Bedrosian, R (8, 1) ERA: 1.8	IP WLS BF H R ER SO BB IBB HBP BLK WP HR S P ERA WHIP	7.0 W 32 8 3 2 3 0 0 1 0 0 0 0 37 38 2.57 1.143	2.0 S 6 0 0 0 1 0 1 0 0 0 0 0 7 11 0.00 0.000	PITCHER IP WLS BF H R ER SO BB IBB HBP BLK WP HR S P ERA WHIP								

San Diego Padres @ Atlanta Braves
Atlanta-Fulton County Stadium, Atlanta, GA

Sun Apr 10 1983, 3:33 AM EST
Att: 21,144 - Unknown

livebaseballscorecards.com

AB	35
R	3
H	8
RBI	2
BB	1
SO	4
LOB	13



Batter	1	2	3	4	5	6	7	8	9
Brett Butler, L (1, 8) OBP: 0.391, SLG: 0.455	0-0 4-3	0-0 F8			0-0 F9		0-0 F7		
Rafael Ramirez, R (1, 6) OBP: 0.227, SLG: 0.227	0-0 5-3		0-3 K		0-0 CS 1B		0-0 F6		
Claudell Washington, L (1, 9) OBP: 0.300, SLG: 0.500	4-0 S BB		0-0 1-3 3B		0-0 1-2 HR 2B		0-0 6-3		
Dale Murphy, R (1, 7) OBP: 0.400, SLG: 0.500	0-0 6-3 1-2		0-0 1-3		0-0 2-H HR		0-0 1B		
Bob Horner, R (1, 5) OBP: 0.400, SLG: 0.357		4-0 E G3 SF8 BB	0-0 F6		0-0 3-1		0-0 F5		
Chris Chambliss, L (1, 3) OBP: 0.368, SLG: 0.438		0-0 G3		0-0 F7		0-0 L4-3 1B	0-0 4-3		
Glenn Hubbard, R (1, 4) OBP: 0.316, SLG: 0.235		4-0 1B BB		0-0 CS 1B		0-0 L4-3			
Bruce Benedict, R (1, 2) OBP: 0.500, SLG: 0.800		0-0 SF8		4-0 1-2 BB		0-3 K			
Craig McMurtry, R (1, 1) OBP: 0.333, SLG: 0.333		0-0 3-H 1B		0-3 K		0-3 K			
Steve Bedrosian, R (8, 1)									

Inning Stats	R: 0 E: 0 K: 3	H: 0 LOB: 1 BB: 1 P: 7	R: 1 E: 1 K: 0 S: 4	H: 1 LOB: 2 BB: 2 P: 12	R: 1 E: 0 K: 1 S: 6	H: 1 LOB: 0 BB: 0 P: 6	R: 0 E: 0 K: 1 S: 5	H: 1 LOB: 1 BB: 1 P: 9	R: 2 E: 0 K: 0 S: 5	H: 3 LOB: 0 BB: 0 P: 5	R: 0 E: 0 K: 1 S: 5	H: 1 LOB: 0 BB: 0 P: 5	R: 0 E: 0 K: 1 S: 5	H: 0 LOB: 0 BB: 0 P: 5	R: 0 E: 0 K: 0 S: 4	H: 1 LOB: 1 BB: 0 P: 4
1B: 5 2B: 2 3B: 1 HR: 1	SF: 1 SAC: 0 DP: 1 HBP: 0	WP: 0 PA: 33														

PITCHER	IP	WLS	BF	H	R	ER	SO	BB	IBB	HBP	BLK	WP	HR	S	P	ERA	WHIP
Ed Whitson, R (1, 1) ERA: 7.2	5.0	L	23	6	4	4	2	4	0	0	0	0	1	23	39	7.20	2.000
Luis DeLeon, R (6, 1) ERA:	2.0		6	1	0	0	2	0	0	0	0	0	0	10	10	0.00	0.500
Gary Lucas, L (8, 1) ERA:	1.0		4	1	0	0	0	0	0	0	0	0	0	4	4	0.00	1.000

BOTTOM


San Diego Padres @ Atlanta Braves
Atlanta-Fulton County Stadium, Atlanta, GA

Sun Apr 10 1983, 3:33 AM EST
Att. 21,144 - Unknown

livebaseballscorecards.com

AB	28
R	4
H	8
RBI	4
BB	4
SO	4
LOB	8



Batter	1	2	3	4	5	6	7	8	9	AB R H RBI BB SO LOB	TOP							
Gene Richards, L (1, 7) OBP: 0.345, SLG: 0.375	0-0 F8		0-0 F8			0-0 F3			0-0 G4-6-3 1B	4 0 1 0 0 0 0	San Diego Padres @ Atlanta Braves Atlanta-Fulton County Stadium, Atlanta, GA Mon Apr 11 1983, 3:33 AM EST Att. 6,915 - Unknown livebaseballscorecards.com AB 30 R 0 H 5 RBI 0 BB 0 SO 6 LOB 9 							
Juan Bonilla, R (1, 4) OBP: 0.379, SLG: 0.393	0-0 1B		0-3 K			0-0 F9			0-0 G4-6-3 1-2f	4 0 1 0 0 1 1								
Steve Garvey, R (1, 3) OBP: 0.333, SLG: 0.320	0-0 G3 1-3 1B				0-0 E5 G4-6-3				0-0 F7	4 0 1 0 0 0 0								
Terry Kennedy, L (1, 2) OBP: 0.400, SLG: 0.381	0-0 G3 1-2				0-0 G4-6-3 1-2f					3 0 0 0 0 0 3								
Sixto Lezcano, R (1, 9) OBP: 0.320, SLG: 0.211	0-3 K				0-0 F8					3 0 0 0 0 2 2								
Ruppert Jones, L (1, 8) OBP: 0.208, SLG: 0.208			0-0 CS S 1B			0-3 K			0-0 6-3	3 0 1 0 0 1 0								
Garry Templeton, S (1, 6) OBP: 0.273, SLG: 0.500			0-3 K 1-2			0-0 F7			0-0 F7	3 0 0 0 0 1 1								
Luis Salazar, R (1, 5) OBP: 0.400, SLG: 0.440			0-3 K 2-3			0-0 6-3			0-0 1B	3 0 1 0 0 1 1								
Tim Lollar, L (1, 1) OBP: 0.500, SLG: 0.400					0-0 3-1				0-0 F5	2 0 0 0 0 0 0								
Floyd Chiffer, R (6, 1)										0 0 0 0 0 0 0								
Joe Lefebvre, L (8, PH)										1 0 0 0 0 0 1								
Mike Couchee, R (8, 1)										0 0 0 0 0 0 0								
Inning Stats	R: 0 E: 0 K: 1 S: 7	H: 2 LOB: 2 BB: 0 P: 7	R: 0 E: 0 K: 2 S: 7	H: 1 LOB: 1 BB: 0 P: 7	R: 0 E: 1 K: 1 S: 5	H: 0 LOB: 0 BB: 0 P: 5	R: 0 E: 0 K: 0 S: 3	H: 0 LOB: 0 BB: 0 P: 3	R: 0 E: 0 K: 1 S: 5	H: 0 LOB: 0 BB: 0 P: 5	R: 0 E: 0 K: 1 S: 4	H: 1 LOB: 1 BB: 0 P: 4	R: 0 E: 0 K: 0 S: 3	H: 1 LOB: 0 BB: 0 P: 3	1B: 5 2B: 1 3B: 0 HR: 0	SF: 0 SAC: 0 DP: 3 HBP: 0	WP: 0 PB: 0 SB: 1 CS: 1	PA: 30
PITCHER Pascual Perez, R (1, 1) ERA: 0.5	IP: 9.0 WLS: W BF: 30 H: 5 R: 0 ER: 0 SO: 6 BB: 0 IBB: 0 HBP: 0 BLK: 0 WP: 0 HR: 0 S: 42 P: 42 ERA: 0.00 WHIP: 0.556											PITCHER	IP: 9.0 WLS: W BF: 30 H: 5 R: 0 ER: 0 SO: 6 BB: 0 IBB: 0 HBP: 0 BLK: 0 WP: 0 HR: 0 S: 42 P: 42 ERA: 0.00 WHIP: 0.556					

Batter	1	2	3	4	5	6	7	8	9	AB	R	H	RBI	BB	SO	LOB
Brett Butler, L OBP: 0.370, SLG: 0.400 (1, 8) X	0-0 F5			X 0-0 F8	4-0 E BB		X 0-0 5-3			3	0	0	0	1	0	0
Rafael Ramirez, R OBP: 0.231, SLG: 0.231 (1, 6) X	0-0 L5-3 1B			X 0-0 6-3	0-0 E5		X 0-0 F8			4	0	1	0	0	0	1
Dale Murphy, R OBP: 0.375, SLG: 0.429 (1, 7) X	0-0 L5-3			B 4-0 1B BB	0-3 K		S 0-3 K			3	1	0	0	1	2	3
Bob Horner, R OBP: 0.417, SLG: 0.556 (1, 5)		S 0-3 K		X 0-0 1B 1B		X 0-0 HR		X 0-0 6-3		4	1	2	1	0	1	0
Terry Harper, R OBP: 0.750, SLG: 1.667 (1, 9)		B 4-0 K BB		X 0-0 1B 1B		X 0-0 HR		S 0-3 K		3	1	2	2	1	1	0
Chris Chambliss, L OBP: 0.364, SLG: 0.421 (1, 3)		S 0-3 K		X 0-0 F8		X 0-0 CS 1B				3	0	1	0	0	1	3
Glenn Hubbard, R OBP: 0.409, SLG: 0.278 (1, 4)			X 0-0 1B		B 4-0 SH1-3 E 6-3 BB	B 4-0 G6-3 BB				1	1	1	0	2	0	0
Bruce Benedict, R OBP: 0.429, SLG: 0.667 (1, 2)			X 0-0 F8		X 0-0 6-3	X 0-0 G6-3				3	0	0	0	0	0	2
Pascual Perez, R (1, 1)			S 0-3 K		X 0-0 SH1-3		S 0-3 K			2	0	0	0	0	2	0

Inning Stats	R: 0	H: 1	E: 0	LOB: 0	K: 0	S: 3	R: 0	H: 0	E: 0	LOB: 0	K: 2	S: 6	R: 0	H: 1	E: 0	LOB: 0	K: 1	S: 5	R: 1	H: 2	E: 0	LOB: 2	K: 0	S: 5	R: 1	H: 0	E: 1	LOB: 2	K: 1	S: 6	R: 2	H: 3	E: 0	LOB: 0	K: 0	S: 4	R: 0	H: 0	E: 0	LOB: 0	K: 1	S: 5	R: 0	H: 0	E: 0	LOB: 0	K: 2	S: 7	1B: 5	SF: 0	2B: 1	SAC: 1	3B: 0	DP: 2	HR: 2	HBP: 0	WP: 0	PA: 32
--------------	------	------	------	--------	------	------	------	------	------	--------	------	------	------	------	------	--------	------	------	------	------	------	--------	------	------	------	------	------	--------	------	------	------	------	------	--------	------	------	------	------	------	--------	------	------	------	------	------	--------	------	------	-------	-------	-------	--------	-------	-------	-------	--------	-------	--------

PITCHER	IP	WLS	BF	H	R	ER	SO	BB	IBB	HBP	BLK	WP	HR	S	P	ERA	WHIP
Tim Lollar, L ERA: 8.1 (1, 1)	5.0	L	24	7	4	3	4	4	0	0	0	0	2	28	44	5.40	2.200
Floyd Chiffer, R ERA: 6.0 (6, 1)	2.0		5	0	0	0	1	1	0	0	0	0	0	6	10	0.00	0.500
Mike Couchee, R ERA: 10.13 (8, 1)	1.0		3	0	0	0	2	0	0	0	0	0	0	7	7	0.00	0.000

BOTTOM

San Diego Padres @ Atlanta Braves
Atlanta-Fulton County Stadium, Atlanta, GA

livebaseballscores.com

AB	26
R	4
H	7
RBI	3
BB	5
SO	7
LOB	9



WP: 0	PA: 32
PB: 0	
SB: 0	
CS: 1	

PITCHER	IP	WLS	BF	H	R	ER	SO	BB	IBB	HBP	BLK	WP	HR	S	P	ERA	WHIP
---------	----	-----	----	---	---	----	----	----	-----	-----	-----	----	----	---	---	-----	------

Mon Apr 11 1983, 3:33 AM EST
Att. 6,915 - Unknown

Batter	1	2	3	4	5	6	7	8	9	AB R H RBI BB SO LOB	TOP
Johnnie LeMaster, R (1, 6) <small>OBP: 0.407, SLG: 0.391</small> 	4-0 		0-0 		0-3 		0-0 		0-0 	4 1 1 1 1 1 1	San Francisco Giants @ San Diego Padres Jack Murphy Stadium, San Diego, CA Tue Apr 12 1983, 9:05 PM EST Att: 45,397 - Unknown livebaseballscorecards.com
Duane Kuiper, L (1, 4) <small>OBP: 0.320, SLG: 0.273</small> 	0-3 		0-0 		0-0 		0-0 			4 0 0 0 0 1 3	
Chili Davis, S (1, 8) <small>OBP: 0.471, SLG: 1.200</small> 	0-0 			0-0 		4-0 		0-0 		3 3 3 3 1 0 0	
Jack Clark, R (1, 9) <small>OBP: 0.208, SLG: 0.292</small> 	0-0 			0-0 		0-0 		0-0 		4 0 1 0 0 0 2	
Jeffrey Leonard, R (1, 7) <small>OBP: 0.360, SLG: 0.435</small> 	0-0 			0-0 		0-0 		0-0 		3 0 0 1 0 0 2	
Darrell Evans, L (1, 3) <small>OBP: 0.280, SLG: 0.381</small> 		0-3 		0-3 		0-0 		0-0 		4 0 1 0 0 2 1	
Bob Brenly, R (1, 2) <small>OBP: 0.333, SLG: 0.591</small> 		0-0 			0-0 		4-0 		0-0 	3 2 1 0 1 0 1	
Tom O'Malley, L (1, 5) <small>OBP: 0.316, SLG: 0.200</small> 		0-3 			0-3 		0-0 		0-0 	4 0 0 0 0 2 2	
Fred Breining, R (1, 1) <small>OBP: 0.200, SLG: 0.200</small> Gary Lavelle, S (8, 1) Greg Minton, S (9, 1)			0-0 		0-0 		0-0 		0-0 	2 0 1 1 0 0 0 1 0 0 0 0 0 0 0 0 0 0 0 0 0	
Inning Stats	R: 2 H: 2 E: 0 LOB: 0 K: 1 BB: 1 S: 6 P: 10	R: 0 H: 0 E: 0 LOB: 0 K: 2 BB: 0 S: 7 P: 7	R: 0 H: 0 E: 0 LOB: 0 K: 0 BB: 0 S: 3 P: 3	R: 1 H: 1 E: 0 LOB: 0 K: 1 BB: 0 S: 6 P: 6	R: 1 H: 2 E: 0 LOB: 1 K: 2 BB: 0 S: 9 P: 9	R: 0 H: 0 E: 0 LOB: 1 K: 0 BB: 1 S: 3 P: 7	R: 1 H: 1 E: 0 LOB: 1 K: 0 BB: 1 S: 4 P: 8	R: 1 H: 2 E: 0 LOB: 1 K: 0 BB: 0 S: 5 P: 5	R: 0 H: 0 E: 0 LOB: 0 K: 0 BB: 0 S: 3 P: 3	1B: 5 SF: 1 2B: 1 SAC: 1 3B: 0 DP: 1 HR: 2 HBP: 0	WP: 1 PA: 37 PB: 0 SB: 1 CS: 0
PITCHER Dave Dravecky, L (1, 1) <small>ERA: 4.15</small> Elias Sosa, R (5, 1) <small>ERA: 14.73</small> Mike Couchee, R (7, 1) <small>ERA: 9.0</small> Chris Welsh, L (9, 1) <small>ERA:</small>	IP WLS BF H R ER SO BB IBB HBP BLK WP HR S P ERA WHIP 4.0 L 15 3 3 3 4 1 0 0 0 0 2 22 26 6.75 1.000 2.2 13 3 2 2 2 2 0 0 0 1 0 15 23 6.75 1.875 1.1 6 2 1 1 0 0 0 0 0 1 0 6 6 6.75 1.500 1.0 3 0 0 0 0 0 0 0 0 0 0 3 3 0.00 0.000	PITCHER IP WLS BF H R ER SO BB IBB HBP BLK WP HR S P ERA WHIP									



Batter	1	2	3	4	5	6	7	8	9	AB	R	H	RBI	BB	SO	LOB
Gene Richards, L (1, 7) OBP: 0.382, SLG: 0.393	4-0 BB		0-0 1B		0-0 F8		0-0 F8		0-0 2B 3-1 1B	4	1	2	0	1	0	1
Juan Bonilla, R (1, 4) OBP: 0.382, SLG: 0.424	0-0 F8		0-0 1B		0-0 F8		0-0 1-3		0-0 3-1 1B 2B	5	1	2	0	0	0	2
Steve Garvey, R (1, 3) OBP: 0.344, SLG: 0.467	0-0 F3		0-0 1-3		0-0 HR			0-0 1B 2B	0-0 5-3	5	2	2	1	0	0	4
Terry Kennedy, L (1, 2) OBP: 0.367, SLG: 0.346	0-0 F6			0-0 F8	0-3 K			0-0 1B 2B G1-6-3	0-0 3-1	5	0	1	2	0	1	2
Sixto Lezcano, R (1, 9) OBP: 0.367, SLG: 0.261		4-0 BB FC4-6		0-0 1B		0-0 F4		0-0 1B 2B G1-6-3	0-0 1B	4	0	2	1	1	0	1
Ruppert Jones, L (1, 8) OBP: 0.172, SLG: 0.172		0-0 L3		0-0 F7		0-0 F7		0-0 2B E6	0-0 F7	5	1	0	0	0	0	3
Garry Templeton, S (1, 6) OBP: 0.280, SLG: 0.480		0-0 FC4-6		0-0 E7 1B		0-0 4-3		0-0 2B E		3	0	1	0	0	0	1
Mike Couchee, R (7, 1)				1-3				1-H		0	0	0	0	0	0	0
Kurt Bevacqua, R (8, PH) OBP: 1.000, SLG: 2.000		1-2f		1B						1	0	1	1	0	0	0
Luis Salazar, R (1, 5) OBP: 0.379, SLG: 0.393		0-0 F8		4-0 IBB				0-0 6-3	0-0 E4	3	0	0	0	1	0	2
Dave Dravecky, R (1, 1)			0-0 5-3		0-0 F8			0-0 1B	0-0 4-3	1	0	0	0	0	0	0
Jerry Turner, L (4, PH)										1	0	0	0	0	0	3
Elias Sosa, R (5, 1)										0	0	0	0	0	0	0
Tim Flannery, L (7, 6) OBP: 0.286, SLG: 0.286										2	0	1	0	0	0	2
Chris Welsh, L (9, 1)										0	0	0	0	0	0	0

Inning Stats	R: 0	H: 0	E: 0	K: 0	S: 3	H: 0	LOB: 1	BB: 1	P: 7	R: 0	H: 0	E: 0	K: 0	S: 3	H: 2	LOB: 1	BB: 1	P: 7	R: 0	H: 2	E: 1	K: 0	S: 5	H: 2	LOB: 3	BB: 1	P: 9	R: 1	H: 1	E: 0	K: 1	S: 6	H: 0	LOB: 0	BB: 0	P: 3	R: 0	H: 0	E: 0	K: 0	S: 3	H: 0	LOB: 0	BB: 0	P: 3	R: 0	H: 1	E: 0	K: 0	S: 4	H: 1	LOB: 1	BB: 0	P: 4	R: 2	H: 3	E: 2	K: 0	S: 7	H: 3	LOB: 2	BB: 0	P: 7	R: 2	H: 3	E: 0	K: 0	S: 6	H: 3	LOB: 1	BB: 0	P: 6	1B: 8	2B: 3	3B: 0	HR: 1	SF: 0	SAC: 0	DP: 1	HBP: 0	WP: 0	PA: 42
--------------	------	------	------	------	------	------	--------	-------	------	------	------	------	------	------	------	--------	-------	------	------	------	------	------	------	------	--------	-------	------	------	------	------	------	------	------	--------	-------	------	------	------	------	------	------	------	--------	-------	------	------	------	------	------	------	------	--------	-------	------	------	------	------	------	------	------	--------	-------	------	------	------	------	------	------	------	--------	-------	------	-------	-------	-------	-------	-------	--------	-------	--------	-------	--------


PITCHER	IP	WLS	BF	H	R	ER	SO	BB	IBB	HBP	BLK	WP	HR	S	P	ERA	WHIP
Fred Breining, R (1, 1) ERA: 2.3	7.0	W	30	7	2	2	1	2	1	0	0	0	1	29	41	2.57	1.286
Gary Lavelle, L (8, 1) ERA: 1.69	1.0		7	3	2	1	0	0	0	0	0	0	0	7	7	9.00	3.000
Greg Minton, R (9, 1) ERA: 37.8	1.0	S	5	2	1	1	0	0	0	0	0	0	0	5	5	9.00	2.000

BOTTOM

San Francisco Giants @ San Diego Padres
Jack Murphy Stadium, San Diego, CA

Tue Apr 12 1983, 9:05 PM EST
 Att. 45,397 - Unknown

AB	39
R	5
H	12
RBI	5
BB	3
SO	1
LOB	21



PITCHER	IP	WLS	BF	H	R	ER	SO	BB	IBB	HBP	BLK	WP	HR	S	P	ERA	WHIP
---------	----	-----	----	---	---	----	----	----	-----	-----	-----	----	----	---	---	-----	------

Batter	1	2	3	4	5	6	7	8	9	AB R H RBI BB SO LOB	TOP	
Johnnie LeMaster, R (1, 6) <small>OBP: 0.419, SLG: 0.519</small>	0-0 		0-0 5-3 		0-0 		0-3 K 			4 1 2 1 0 1 1	San Francisco Giants @ San Diego Padres Jack Murphy Stadium, San Diego, CA Wed Apr 13 1983, 9:05 PM EST Att. 15,494 - Unknown livebaseballscorecards.com	
Duane Kuiper, L (1, 4) <small>OBP: 0.286, SLG: 0.240</small> Max Venable, L (8, PH) <small>OBP: 0.182, SLG: 0.727</small> Joe Pettini, R (8, 4)	0-0 F9 		0-0 F7 		0-0 F5 			0-0 F9 		3 0 0 0 0 0 1 1 0 0 0 0 0 0 0 0 0 0 0 0 0		
Chili Davis, S (1, 8) <small>OBP: 0.476, SLG: 1.105</small>	0-0 F8 		0-3 K 			0-0 		0-0 FC6-4 1B 		4 0 2 0 0 1 0		
Jack Clark, R (1, 9) <small>OBP: 0.286, SLG: 0.308</small>	4-0 			4-0 FC5-4 BB 		0-0 F8 		0-0 FC6-4 1B 		2 0 1 0 2 0 1		
Jeffrey Leonard, R (1, 7) <small>OBP: 0.310, SLG: 0.370</small>	0-0 F8 		0-0 FC5-4 1B 		0-0 F8 		0-0 FC6-4 		0-0 FC6 			4 0 0 0 0 0 5
Darrell Evans, L (1, 3) <small>OBP: 0.276, SLG: 0.360</small>		0-0 G3 		0-0 G4-6-3 1B 		0-0 F2 		0-0 FC6 		4 0 1 0 0 0 3		
Tom O'Malley, L (1, 5) <small>OBP: 0.318, SLG: 0.222</small> Joel Youngblood, R (9, PH)		0-0 FC2-6 1B 		0-0 G4-6-3 		0-0 F9 		0-0 6-3 		3 0 1 0 0 0 2 1 0 0 0 0 0 0		
Bob Brenly, R (1, 2) <small>OBP: 0.321, SLG: 0.538</small>		0-0 FC2-6 		0-3 K 		0-0 		0-0 FC4-6 1B 		4 0 1 0 0 1 1		
Atlee Hammaker, S (1, 1) Champ Summers, L (7, PH) <small>OBP: 0.250, SLG: 0.250</small> Renie Martin, R (7, 1) <small>OBP: 1.000, SLG: 2.000</small> Gary Lavelle, S (7, 1) Mike Vail, R (9, PH)		0-0 F7 		0-3 K 		0-0 FC4-6 		0-3 K 		2 0 0 0 0 1 1 1 0 0 0 0 0 1 0 0 0 0 0 0 0 0 0 0 0 0 0 0 1 0 0 0 0 1 0		
Inning Stats	R: 1 H: 1 E: 0 LOB: 1 K: 0 BB: 1 S: 4 P: 8	R: 0 H: 1 E: 0 LOB: 1 K: 0 BB: 0 S: 4 P: 4	R: 0 H: 0 E: 0 LOB: 0 K: 1 BB: 0 S: 5 P: 5	R: 0 H: 1 E: 0 LOB: 1 K: 0 BB: 1 S: 3 P: 7	R: 0 H: 1 E: 0 LOB: 1 K: 2 BB: 0 S: 8 P: 8	R: 0 H: 1 E: 0 LOB: 1 K: 0 BB: 0 S: 4 P: 4	R: 0 H: 1 E: 0 LOB: 1 K: 1 BB: 0 S: 6 P: 6	R: 0 H: 2 E: 0 LOB: 2 K: 0 BB: 0 S: 5 P: 5	R: 0 H: 0 E: 0 LOB: 0 K: 1 BB: 0 S: 5 P: 5	1B: 6 SF: 0 2B: 1 SAC: 0 3B: 0 DP: 1 HR: 1 HBP: 0		WP: 0 PA: 36 PB: 0 SB: 1 CS: 0
PITCHER Eric Show, R (1, 1) <small>ERA: 1.98</small> Gary Lucas, L (8, 1) <small>ERA:</small>	IP WLS BF H R ER SO BB IBB HBP BLK WP HR S P ERA WHIP 7.2 W 32 8 1 1 4 2 0 0 0 0 0 1 38 46 1.17 1.304 1.1 S 4 0 0 0 1 0 0 0 0 0 0 0 6 6 0.00 0.000											

Batter	1	2	3	4	5	6	7	8	9
Gene Richards, L (1, 7) OBP: 0.378, SLG: 0.387 Tim Flannery, L (8, 6) OBP: 0.250, SLG: 0.250	0-0 5-3			0-0 4-3 S 2B 1B		0-0 F7		0-0 1-3	
Juan Bonilla, R (1, 4) OBP: 0.342, SLG: 0.378	0-0 1-3			0-3 K 1-2		0-0 4-3		0-0 3-1	
Steve Garvey, R (1, 3) OBP: 0.314, SLG: 0.424	0-0 F8			0-0 4-3 2-3		0-3 K			
Sixto Lezcano, R (1, 9) OBP: 0.394, SLG: 0.346		0-0 1-3		0-0 1B 2B		0-0 1B FC5-2 1B			
Terry Kennedy, L (1, 2) OBP: 0.394, SLG: 0.379		0-0 3-1		0-0 1B		0-0 FC5 FC5-2 1B			
Kurt Bevacqua, R (1, 5) OBP: 0.250, SLG: 0.500 Alan Wiggins, S (8, 7)		0-0 F8		0-3 K		0-0 FC5-2 FC5			
Luis Salazar, R (1, 6) OBP: 0.344, SLG: 0.355			0-0 F9		0-0 F9	0-0 FC5 FC3-6			
Ruppert Jones, L (1, 8) OBP: 0.156, SLG: 0.156			0-0 G3		0-3 K	0-0 FC3-6			
Eric Show, R (1, 1) Gary Lucas, L (8, 1)			0-0 1-6-3		0-3 K		0-3 K		

Inning Stats	R: 0 E: 0 K: 0 S: 3	H: 0 LOB: 0 BB: 0 P: 3	R: 0 E: 0 K: 0 S: 3	H: 0 LOB: 0 BB: 0 P: 3	R: 0 E: 0 K: 0 S: 3	H: 0 LOB: 0 BB: 0 P: 3	R: 2 E: 0 K: 2 S: 10	H: 3 LOB: 1 BB: 0 P: 10	R: 0 E: 0 K: 2 S: 7	H: 0 LOB: 0 BB: 0 P: 7	R: 0 E: 0 K: 1 S: 5	H: 0 LOB: 0 BB: 0 P: 5	R: 0 E: 0 K: 0 S: 5	H: 0 LOB: 0 BB: 0 P: 5	R: 0 E: 0 K: 1 S: 5	H: 0 LOB: 0 BB: 0 P: 5
1B: 4 2B: 1 3B: 0 HR: 0	SF: 0 SAC: 0 DP: 0 HBP: 0	WP: 0 PB: 0 SB: 1 CS: 0	PA: 29													

PITCHER	IP	WLS	BF	H	R	ER	SO	BB	IBB	HBP	BLK	WP	HR	S	P	ERA	WHIP
Atlee Hammaker, L (1, 1) ERA: 3.0	6.0	L	21	3	2	2	5	0	0	0	0	0	0	31	31	3.00	0.500
Renie Martin, R (7, 1) ERA: 6.23	0.2		4	2	0	0	0	0	0	0	0	0	0	4	4	0.00	3.000
Gary Lavelle, L (7, 1) ERA: 1.35	1.1		4	0	0	0	1	0	0	0	0	0	0	6	6	0.00	0.000

BOTTOM

San Francisco Giants @ San Diego Padres
Jack Murphy Stadium, San Diego, CA

AB	29
R	2
H	5
RBI	2
BB	0
SO	6
LOB	9



WP	HR	S	P	ERA	WHIP
0	0	0	0	0.00	0.000

Wed Apr 13 1983, 9:05 PM EST
Att. 15,494 - Unknown

livebaseballscores.com

Batter	1	2	3	4	5	6	7	8	9	AB R H RBI BB SO LOB	TOP									
Johnnie LeMaster, R (1, 6) <small>OBP: 0.417, SLG: 0.467</small>	0-3 K		0-0 F2		0-0 5-3		4-0 FC3-6 BB		4-0 S 1B BB	3 1 0 0 2 1 0	San Francisco Giants @ San Diego Padres Jack Murphy Stadium, San Diego, CA Thu Apr 14 1983, 6:33 AM EST Att: 20,407 - Unknown									
Max Venable, L (1, 9) <small>OBP: 0.188, SLG: 0.533</small>	0-0 4-3		0-0 E1 S		1-0 1B HBP		0-0 FC3-6 WP 1B	0-3 K	4 2 0 0 0 1 2											
Chili Davis, S (1, 8) <small>OBP: 0.538, SLG: 1.043</small>	0-0 WP 1B		0-0 G3		0-0 8-4 1B		4-0 1B BB	0-0 1B	4 0 3 1 1 0 0											
Darrell Evans, L (1, 5) Jack Clark, R (9, PH) <small>OBP: 0.273, SLG: 0.345</small> <small>OBP: 0.276, SLG: 0.296</small>	0-0 G1		0-0 F8		0-0 8-4		0-0 FC6-4 1B	0-3 K	4 0 1 1 0 0 3 1 0 0 0 0 1 1											
Jeffrey Leonard, R (1, 7) <small>OBP: 0.303, SLG: 0.355</small>		0-0 F8 S 1B		0-3 K		0-0 6-3		0-0 FC6-4	4 1 1 0 0 1 2											
Dave Bergman, L (1, 3) <small>OBP: 0.800, SLG: 0.667</small>		0-0 F8		0-0 1B 1B		4-0 5-3 BB		0-0 G4-6-3 1B	3 0 2 0 1 0 1											
Milt May, L (1, 2) <small>OBP: 0.250, SLG: 0.250</small>		0-0 3-H 1B		0-3 K		0-0 5-3		0-0 G4-6-3	4 0 1 1 0 1 3											
Duane Kuiper, L (1, 4) <small>OBP: 0.281, SLG: 0.241</small>		0-0 F7		0-0 1-2 1B		0-0 4-3		0-0 F8	4 0 1 0 0 0 2											
Andy McGaffigan, R (1, 1) Mike Chris, L (5, 1) Mike Vail, R (7, PH) Jim Barr, R (7, 1) Tom O'Malley, L (9, PH) <small>OBP: 0.304, SLG: 0.211</small>		0-3 K		0-0 4-3			0-0 L4	0-0 G3	2 0 0 0 0 1 3 0 0 0 0 0 0 0 1 0 0 0 0 0 0 0 0 0 0 0 0 0 1 0 0 0 0 0 0											
Inning Stats	R: 0 E: 0 K: 1 S: 6	H: 1 LOB: 1 BB: 0 P: 6	R: 1 E: 0 K: 1 S: 7	H: 2 LOB: 1 BB: 0 P: 7	R: 1 E: 2 K: 0 S: 4	H: 0 LOB: 0 BB: 0 P: 4	R: 0 E: 0 K: 2 S: 9	H: 2 LOB: 2 BB: 0 P: 9	R: 0 E: 0 K: 0 S: 3	H: 0 LOB: 1 BB: 1 P: 7	R: 1 E: 0 K: 0 S: 4	H: 1 LOB: 2 BB: 2 P: 12	R: 0 E: 0 K: 0 S: 3	H: 1 LOB: 0 BB: 0 P: 3	R: 1 E: 0 K: 2 S: 8	H: 1 LOB: 1 BB: 1 P: 12	1B: 9 2B: 1 3B: 0 HR: 0	SF: 0 SAC: 0 DP: 2 HBP: 1	WP: 2 PB: 0 SB: 3 CS: 0	PA: 40
PITCHER	IP WLS BF H R ER SO BB IBB HBP BLK WP HR S P ERA WHIP																			
John Montefusco, R (1, 1) <small>ERA: 5.4</small>	6.0 W 26 6 2 1 4 1 0 1 0 32 37 1.50 1.167																			
Chris Welsh, L (7, 1) <small>ERA: 1.59</small>	0.2 5 1 1 1 0 2 0 0 0 1 0 3 11 13.50 4.500																			
Luis DeLeon, R (7, 1) <small>ERA: 2.25</small>	2.0 8 2 1 1 1 1 0 0 0 0 0 9 13 4.50 1.500																			
Gary Lucas, L (9, 1) <small>ERA:</small>	0.1 S 1 0 0 0 1 0 0 0 0 0 0 3 3 0.00 0.000																			

livebaseballscorecards.com

AB	35
R	4
H	9
RBI	3
BB	4
SO	6
LOB	17



Batter	1	2	3	4	5	6	7	8	9	AB	R	H	RBI	BB	SO	LOB
Gene Richards, L (1, 7) OBP: 0.375, SLG: 0.441 Chris Welsh, L (7, 1) Luis DeLeon, R (7, 1) Gary Lucas, L (9, 1)	0-0 F7 ①		0-0 G6-3 ①②		0-0 2B 3B		0-0 F2 ①			3	1	1	0	0	0	1
Juan Bonilla, R (1, 4) OBP: 0.357, SLG: 0.390	0-0 4-3 BLK HR 1B		0-0 1B		0-0 4-3		0-0 F3 ②			4	1	2	0	0	0	1
Steve Garvey, R (1, 3) OBP: 0.308, SLG: 0.432	0-0 4-3 ② 1-3		0-0 F7 ③		0-0 1B 2B 3-H		0-0 F9 ③			4	0	1	1	0	0	2
Terry Kennedy, L (1, 2) OBP: 0.432, SLG: 0.500	0-0 HR 3-H			4-0 1B HR BB		0-0 1B 2-H		0-0 F8 ①		3	2	2	2	1	0	0
Sixto Lezcano, R (1, 9) OBP: 0.405, SLG: 0.345	0-0 5-3 ③			0-0 HR 1B 1-2		4-0 IBB		0-0 6-3 ②		3	1	1	0	1	0	0
Ruppert Jones, L (1, 8) OBP: 0.167, SLG: 0.250		0-0 F5 ①		0-0 HR 1-H 2-H		0-0 F6 ③		0-0 G3 ③		4	1	1	3	0	0	2
Joe Lefebvre, L (1, 5)		0-0 K ②		0-0 G3 ①		0-0 4-3 ①				3	0	0	0	0	1	0
Luis Salazar, R (1, 6) OBP: 0.314, SLG: 0.324		0-0 6-3 ③		0-0 F9 ②		0-0 F4 ②				3	0	0	0	0	0	0
John Montefusco, R (1, 1) Alan Wiggins, S (6, PH) (7, 7)			4-0 G6-3 BB	0-3 K ③		0-0 F3 ③				1	0	0	0	1	1	0
										1	0	0	0	0	0	0

Inning Stats	R: 2	H: 2	E: 0	LOB: 0	K: 0	BB: 0	S: 5	P: 5	R: 0	H: 0	E: 0	LOB: 0	K: 1	BB: 0	S: 5	P: 5	R: 0	H: 1	E: 0	LOB: 1	K: 0	BB: 1	S: 3	P: 7	R: 3	H: 2	E: 0	LOB: 0	K: 1	BB: 1	S: 7	P: 11	R: 1	H: 3	E: 0	LOB: 2	K: 0	BB: 1	S: 5	P: 9	R: 0	H: 0	E: 0	LOB: 0	K: 0	BB: 0	S: 3	P: 3	R: 0	H: 0	E: 0	LOB: 0	K: 0	BB: 0	S: 3	P: 3	R: 0	H: 0	E: 0	LOB: 0	K: 0	BB: 0	S: 3	P: 3
--------------	------	------	------	--------	------	-------	------	------	------	------	------	--------	------	-------	------	------	------	------	------	--------	------	-------	------	------	------	------	------	--------	------	-------	------	-------	------	------	------	--------	------	-------	------	------	------	------	------	--------	------	-------	------	------	------	------	------	--------	------	-------	------	------	------	------	------	--------	------	-------	------	------

PITCHER	IP	WLS	BF	H	R	ER	SO	BB	IBB	HBP	BLK	WP	HR	S	P	ERA	WHIP
Andy McGaffigan, R (1, 1) ERA: 7.36	4.1	L	21	7	6	6	2	2	0	0	1	0	0	23	31	12.46	2.077
Mike Chris, L (5, 1) ERA: 5.4	1.2		6	1	0	0	0	0	1	0	0	0	0	5	9	0.00	0.600
Jim Barr, R (7, 1) ERA: 15.43	2.0		6	0	0	0	0	0	0	0	0	0	0	6	6	0.00	0.000

BOTTOM

San Francisco Giants @ San Diego Padres
Jack Murphy Stadium, San Diego, CA
 Thu Apr 14 1983, 6:33 AM EST
 Att. 20,407 - Unknown

AB	30
R	6
H	8
RBI	6
BB	3
SO	2
LOB	6



WP	HR	S	P	ERA	WHIP
0	0	0	0	0	0

Batter	1	2	3	4	5	6	7	8	9	AB R H RBI BB SO LOB	TOP		
Gene Richards, L (1, 7) OBP: 0.372, SLG: 0.459 Mike Couchee, R (4, 1) Alan Wiggins, S (7, PH) Floyd Chiffer, R (7, 1) Doug Gwosdz, R (9, PH)	0-0 4-3		0-0 1-3 2B	0-0 4-3			0-0 4-3		0-0 F8 2-3	3 0 1 0 0 0 2 0 0 0 0 0 0 0 1 0 0 0 0 0 0 0 0 0 0 0 0 0 1 0 0 0 0 0 2	San Diego Padres @ Los Angeles Dodgers Dodger Stadium, Los Angeles, CA Fri Apr 15 1983, 6:05 PM PST Att: 52,392 - Unknown livebaseballscorecards.com		
Juan Bonilla, R (1, 4) OBP: 0.362, SLG: 0.391	0-0 2B 1B		0-0 5-3		0-0 G4-6-3 1B		0-0 F9		0-0 F8	5 1 2 0 0 0 3			
Steve Garvey, R (1, 3) OBP: 0.279, SLG: 0.390	0-0 P3		0-0 1-3		0-0 G4-6-3 1-2f		0-0 F7			4 0 0 0 0 0 3			
Sixto Lezcano, R (1, 9) OBP: 0.439, SLG: 0.387	0-0 1-H 2B		0-3 K		4-0 2B BB		4-0 G3-6-1 BB			2 0 1 1 2 1 1			
Terry Kennedy, L (1, 2) OBP: 0.415, SLG: 0.500	0-3 K			0-0 4-3	0-0 1-H 2B		0-0 G3-6-1 1-2f		0-0 G3-6-1	4 0 1 0 0 1 2			
Kurt Bevacqua, R (1, 5) OBP: 0.375, SLG: 0.500 (4, 7)		0-0 G4-6-3 BB 1B		0-0 1B 1B		0-0 F8		0-0 5-3		4 1 2 0 0 0 0			
Garry Templeton, S (1, 6) OBP: 0.345, SLG: 0.481		4-0 BB BB BB G4-6-3 1-2 BB		0-0 1-2 1B 1B		4-0 BB BB BB 4-3 BB		0-0 5-3		2 0 1 0 2 0 0			
Ruppert Jones, L (1, 8) OBP: 0.175, SLG: 0.250		0-0 G4-6-3 1-2f 2-3		0-3 K		0-0 4-3		0-0 F8 1B 1B		4 0 1 0 0 1 5			
Ed Whitson, R (1, 1) Luis Salazar, R (4, PH) OBP: 0.342, SLG: 0.351 (4, 5)		0-0 4-3		0-0 1-2 2-H 1B		0-0 5-3		0-0 1-2 1B		1 0 0 0 0 0 1 3 0 2 1 0 0 1			
Inning Stats	R: 1 H: 2 E: 0 LOB: 1 K: 1 BB: 0 S: 7 P: 7	R: 0 H: 1 E: 0 LOB: 1 K: 0 BB: 1 S: 3 P: 7	R: 0 H: 1 E: 0 LOB: 1 K: 1 BB: 0 S: 6 P: 6	R: 1 H: 3 E: 0 LOB: 2 K: 1 BB: 0 S: 8 P: 8	R: 0 H: 2 E: 0 LOB: 2 K: 0 BB: 1 S: 3 P: 7	R: 0 H: 0 E: 0 LOB: 1 K: 0 BB: 1 S: 3 P: 7	R: 0 H: 0 E: 0 LOB: 0 K: 0 BB: 0 S: 3 P: 3	R: 0 H: 0 E: 0 LOB: 0 K: 0 BB: 1 S: 2 P: 6	R: 0 H: 2 E: 0 LOB: 2 K: 0 BB: 0 S: 5 P: 5	1B: 8 SF: 0 2B: 3 SAC: 0 3B: 0 DP: 3 HR: 0 HBP: 0	WP: 0 PA: 38 PB: 0 SB: 0 CS: 0		
PITCHER	IP WLS BF H R ER SO BB IBB HBP BLK WP HR S P ERA WHIP											PITCHER	IP WLS BF H R ER SO BB IBB HBP BLK WP HR S P ERA WHIP
Fernando Valenzuela, L (1, 1) ERA: 3.54 Joe Beckwith, R (9, 1) ERA:	8.2 W 37 11 2 2 3 4 0 0 0 0 0 39 55 2.08 1.731												

Batter	1	2	3	4	5	6	7	8	9	AB	R	H	RBI	BB	SO	LOB
Steve Sax, R (1, 4) OBP: 0.395, SLG: 0.294	0-0 2B	0-0 6-3		4-0 F9 S BB		4-0 1B BB		0-0 G3 1-2		3	1	1	0	2	0	2
Ken Landreaux, L (1, 8) OBP: 0.316, SLG: 0.394	0-0 E 2B 2-H	4-0 1B BB		0-0 F9 1-3		0-0 S 1B 1-3		0-3 K 2		4	1	2	1	1	1	2
Dusty Baker Jr., R (1, 7) OBP: 0.357, SLG: 0.371	0-0 6-3	0-0 1B 1-3 3-H		0-0 P3		0-0 F8 1-2		0-0 3-1 3		5	0	1	1	0	0	5
Pedro Guerrero, R (1, 5) OBP: 0.390, SLG: 0.684	0-0 E5 2-H	0-0 F8 3		0-0 L7 3			0-3 K 1			4	0	0	0	0	1	3
Greg Brock, L (1, 3) OBP: 0.266, SLG: 0.625	0-0 F7		0-0 HR		0-0 4-3 1		0-0 6-3 S 1B 1B			4	2	2	1	0	0	1
Bill Russell, R (1, 6) OBP: 0.297, SLG: 0.235	0-0 6-3 3		0-0 5-3 1		0-0 F8 2		0-0 6-3 2			2	0	0	0	0	0	1
Ron Roenicke, S (5, PH) OBP: 0.273, SLG: 0.300										2	0	0	0	0	0	1
Derrel Thomas, S (1, 9) OBP: 0.571, SLG: 0.556		0-0 2B 6-3 1B		0-0 1B		0-0 F8 3		0-0 S 1B 3-H		4	1	3	1	0	0	0
Mike Scioscia, L (1, 2) OBP: 0.222, SLG: 0.333		0-0 6-3 1B 1-3		0-0 F8 2		0-0 F7 1		0-0 4-3 3		4	1	1	0	0	0	2
Fernando Valenzuela, L (1, 1) OBP: 0.125, SLG: 0.125		0-0 6-3 1		0-0 F8 3		0-0 F7 2		0-1 CI G3		3	0	0	1	0	0	2
Joe Beckwith, L (9, 1)		2-3 3-H								0	0	0	0	0	0	0

Inning Stats	R: 2	H: 2	E: 1	K: 0	S: 6	LOB: 1	BB: 0	P: 6	R: 2	H: 3	E: 0	K: 0	S: 6	LOB: 2	BB: 1	P: 10	R: 1	H: 2	E: 0	K: 0	S: 5	LOB: 1	BB: 0	P: 5	R: 0	H: 0	E: 0	K: 0	S: 3	LOB: 1	BB: 1	P: 7	R: 0	H: 0	E: 0	K: 0	S: 3	LOB: 0	BB: 0	P: 3	R: 0	H: 1	E: 0	K: 0	S: 4	LOB: 2	BB: 1	P: 8	R: 1	H: 2	E: 0	K: 1	S: 7	LOB: 1	BB: 0	P: 7	R: 0	H: 0	E: 1	K: 1	S: 6	LOB: 1	BB: 0	P: 6
--------------	------	------	------	------	------	--------	-------	------	------	------	------	------	------	--------	-------	-------	------	------	------	------	------	--------	-------	------	------	------	------	------	------	--------	-------	------	------	------	------	------	------	--------	-------	------	------	------	------	------	------	--------	-------	------	------	------	------	------	------	--------	-------	------	------	------	------	------	------	--------	-------	------

PITCHER	IP	WLS	BF	H	R	ER	SO	BB	IBB	HBP	BLK	WP	HR	S	P	ERA	WHIP
Ed Whitson, R (1, 1) ERA: 9.0	3.0	L	18	7	5	4	0	1	0	0	0	0	1	17	21	12.00	2.667
Mike Couchee, R (4, 1) ERA: 5.14	3.0		12	1	0	0	0	2	0	0	0	0	0	10	18	0.00	1.000
Floyd Chiffer, R (7, 1) ERA: 5.4	2.0		9	2	1	1	2	0	0	0	0	0	0	13	13	4.50	1.000


BOTTOM

San Diego Padres @ Los Angeles Dodgers
 Dodger Stadium, Los Angeles, CA

Fri Apr 15 1983, 6:05 PM PST
 Att. 52,392 - Unknown

AB	35
R	6
H	10
RBI	5
BB	3
SO	2
LOB	19

WP: 0 PA: 39
 PB: 0
 SB: 4
 CS: 0



PITCHER	IP	WLS	BF	H	R	ER	SO	BB	IBB	HBP	BLK	WP	HR	S	P	ERA	WHIP
---------	----	-----	----	---	---	----	----	----	-----	-----	-----	----	----	---	---	-----	------

Batter	1	2	3	4	5	6	7	8	9	AB R H RBI BB SO LOB	TOP										
Gene Richards, L (1, 7) OBP: 0.375, SLG: 0.452	0-0 6-3	0-3 K		0-0 1-2 1B			0-0 1-2 1B		0-0 P6	5 0 2 0 0 1 0	San Diego Padres @ Los Angeles Dodgers Dodger Stadium, Los Angeles, CA Sat Apr 16 1983, 6:05 PM PST Att: 50,800 - Unknown livebaseballscorecards.com										
Juan Bonilla, R (1, 4) OBP: 0.346, SLG: 0.431	0-0 HR	0-0 4-3		0-0 3-1			0-0 F2		0-0 6-3	5 1 1 1 0 0 4											
Steve Garvey, R (1, 3) OBP: 0.298, SLG: 0.422	0-0 HR BB 1B			0-0 2B			0-0 F8		0-0 F2	4 1 2 0 0 0 2											
Sixto Lezcano, R (1, 9) OBP: 0.422, SLG: 0.353	4-0 1-2 HR BB			0-0 1-3			0-0 6-3		0-3 K	3 1 0 0 1 1 3											
Terry Kennedy, L (1, 2) OBP: 0.400, SLG: 0.550	0-0 1-H 2-H HR			0-0 1-3			0-3 K		0-0 F8	4 1 1 3 0 1 1											
Luis Salazar, R (1, 5) OBP: 0.310, SLG: 0.317	0-3 K			0-0 6-3			0-3 K		0-3 K	4 0 0 0 0 3 1											
Garry Templeton, S (1, 6) OBP: 0.303, SLG: 0.419	0-0 E4			0-0 4-3			0-0 6-3		0-0 G3	4 0 0 0 0 0 0											
Ruppert Jones, L (1, 8) OBP: 0.182, SLG: 0.318	0-0 4-3			0-0 F8			0-0 F9		0-0 HR	4 1 1 1 0 0 1											
Tim Lollar, L (1, 1) OBP: 0.429, SLG: 0.333 Elias Sosa, R (3, 1) Joe Lefebvre, L (4, PH) Floyd Chiffer, R (4, 1) Alan Wiggins, S (7, PH) Chris Welsh, L (7, 1) Jery Turner, L (9, PH)		0-0 P5		0-0 1B 1B			4-0 1B BB		0-0 F8	1 0 0 0 0 0 0 0 0 0 0 0 0 0 0 0 1 0 1 0 0 0 0 0 0 0 0 0 0 0 0 0 0 0 0 0 1 0 0 0 0 0 0 0 0 0 0 0 1 0 0 0 0 0 0 0											
Inning Stats	R: 4 E: 1 K: 1 S: 9	H: 3 LOB: 1 BB: 1 P: 13	R: 0 E: 0 K: 1 S: 5	H: 0 LOB: 0 BB: 0 P: 5	R: 0 E: 0 K: 0 S: 4	H: 1 LOB: 1 BB: 0 P: 4	R: 0 E: 0 K: 0 S: 5	H: 2 LOB: 2 BB: 0 P: 5	R: 0 E: 0 K: 1 S: 5	H: 0 LOB: 0 BB: 0 P: 5	R: 0 E: 0 K: 1 S: 6	H: 1 LOB: 2 BB: 1 P: 10	R: 0 E: 0 K: 1 S: 5	H: 0 LOB: 0 BB: 0 P: 5	R: 1 E: 0 K: 0 S: 4	H: 1 LOB: 0 BB: 0 P: 4	1B: 4 2B: 1 3B: 0 HR: 3	SF: 0 SAC: 0 DP: 0 HBP: 0	WP: 0 PB: 0 SB: 0 CS: 0	PA: 38	
PITCHER Jerry Reuss, L (1, 1) ERA: 2.86 Dave Stewart, R (7, 1) ERA: 2.79	IP 6.0 3.0	WLS W S	BF 28 10	H 7 1	R 4 1	ER 4 1	SO 4 2	BB 2 0	IBB 0 0	HBP 0 0	BLK 0 0	WP 0 0	HR 2 1	S 34 14	P 42 14	ERA 6.00 3.00	WHIP 1.500 0.333				



Batter	1	2	3	4	5	6	7	8	9
Steve Sax, R OBP: 0.438, SLG: 0.436 (1, 4)	0-0 1B		0-0 1B	0-0 1B	0-0 3B			0-0 6-3	
Ron Roenicke, S OBP: 0.200, SLG: 0.214 (1, 8) (7, 9)	0-0 F8		0-0 5-3	0-0 SH1-3	0-0 F8			0-0 6-3	
Dusty Baker Jr., R OBP: 0.362, SLG: 0.359 (1, 7)	4-0 BB		0-0 1B	0-0 E9				0-0 5-3	
Pedro Guerrero, R OBP: 0.356, SLG: 0.619 (1, 5)	0-3 K		0-0 F9	0-0 F9				0-0 F3	
Mike Marshall, R OBP: 0.273, SLG: 0.250 (1, 9)	0-3 K		0-0 E5	0-0 F8				0-3 K	
Greg Brock, L OBP: 0.311, SLG: 0.682 (1, 3)		0-0 SF9	0-0 2B		0-0 FC4-6			0-0 F2	
Steve Yeager, R OBP: 0.375, SLG: 0.630 (1, 2)		0-0 6-3	0-0 2B		0-3 K			0-0 HR	
Derrel Thomas, S OBP: 0.560, SLG: 0.526 (1, 6)		0-0 SF9	0-0 IBB		4-0 BB			0-0 4-3	
Jerry Reuss, L Dave Stewart, R Ken Landreaux, L OBP: 0.308, SLG: 0.382 (7, 8)		0-3 K	0-0 3-1		0-0 FC4-6			0-0 P5	

Inning Stats	R: 0	H: 1	E: 0	LOB: 2	K: 2	BB: 1	S: 8	P: 12
	R: 1	H: 1	E: 0	LOB: 0	K: 1	BB: 0	S: 6	P: 6
	R: 3	H: 4	E: 1	LOB: 3	K: 0	BB: 1	S: 8	P: 12
	R: 1	H: 1	E: 1	LOB: 1	K: 0	BB: 0	S: 5	P: 5
	R: 2	H: 2	E: 0	LOB: 1	K: 1	BB: 1	S: 7	P: 11
	R: 0	H: 0	E: 0	LOB: 0	K: 1	BB: 0	S: 5	P: 5
	R: 1	H: 1	E: 0	LOB: 0	K: 0	BB: 0	S: 4	P: 4
	R: 0	H: 0	E: 0	LOB: 0	K: 0	BB: 0	S: 3	P: 3

PITCHER	IP	WLS	BF	H	R	ER	SO	BB	IBB	HBP	BLK	WP	HR	S	P	ERA	WHIP
Tim Lollar, L ERA: 7.82 (1, 1)	2.2		15	5	4	2	3	1	0	0	0	0	0	20	24	6.75	2.250
Elias Sosa, R ERA: 13.5 (3, 1)	0.1		3	1	0	0	0	0	1	0	0	0	0	2	6	0.00	3.000
Floyd Chiffer, R ERA: 5.63 (4, 1)	3.0	L	14	3	3	2	2	1	0	0	0	0	0	17	21	6.00	1.333
Chris Welsh, L ERA: 2.35 (7, 1)	2.0		7	1	1	1	0	0	0	0	0	0	1	7	7	4.50	0.500

BOTTOM

San Diego Padres @ Los Angeles Dodgers
Dodger Stadium, Los Angeles, CA
 Sat Apr 16 1983, 6:05 PM PST
 Att. 50,800 - Unknown

AB	R	H	RBI	BB	SO	LOB
5	2	4	2	0	0	0
4	0	0	0	0	0	3
4	1	1	1	1	0	0
4	0	0	0	0	1	4
4	1	0	0	0	2	4
4	2	3	1	0	0	0
4	1	2	2	0	1	2
1	0	0	1	2	0	0
3	1	0	0	0	1	5
0	0	0	0	0	0	0
1	0	0	0	0	0	0

1B:	4	SF:	1	WP:	0	PA:	39
2B:	4	SAC:	1	PB:	0		
3B:	1	DP:	0	SB:	2		
HR:	1	HBP:	0	CS:	0		

AB 34
 R 8
 H 10
 RBI 7
 BB 3
 SO 5
 LOB 18



livebaseballscorecards.com

Batter	1	2	3	4	5	6	7	8	9	AB R H RBI BB SO LOB	TOP	
Gene Richards, L (1, 7) OBP: 0.365, SLG: 0.422 Alan Wiggins, S (8, 7)	0-3 K		0-0 4-3	0-0 FC1-4		4-0 IBB			4-0 2B BB	3 0 0 1 1 1 1 0 1 0 0 1 0 0		
Juan Bonilla, R (1, 4) OBP: 0.368, SLG: 0.464	0-0 F8 BB 1B		0-0 BLK 1B 1B	0-0 5-3		0-0 1-3			0-0 1B 2B	5 2 3 1 0 0 3		
Steve Garvey, R (1, 3) OBP: 0.327, SLG: 0.429	4-0 1-2 BB		0-0 BLK 1B	0-0 F3			0-0 F9		0-0 1B FC5 1B	4 2 2 1 1 0 1		
Terry Kennedy, L (1, 2) OBP: 0.420, SLG: 0.556	0-0 F8		0-0 FC6 1B		0-0 CS 1B		0-0 F3		0-0 1B FC5 1B	5 1 3 2 0 0 2		
Sixto Lezcano, R (1, 9) OBP: 0.380, SLG: 0.308	0-0 L8		0-0 P4		0-0 F6		0-0 F7		0-0 FC5 1B E	5 1 0 1 0 0 5		
Garry Templeton, S (1, 6) OBP: 0.269, SLG: 0.389		0-0 6-3	0-0 FC6		0-0 F6			0-3 K	0-0 E4 1B	5 0 1 0 0 1 2		
Ruppert Jones, L (1, 8) OBP: 0.224, SLG: 0.367		0-3 K		0-0 2B E 1B	0-0 CS	0-0 4-3 1B		0-0 2B	0-0 E4 FC4-6	5 1 3 1 0 1 1		
Tim Flannery, L (1, 5) OBP: 0.308, SLG: 0.385		0-0 1B		0-0 E FC1-4 2B		0-0 4-3		0-0 P6	0-0 FC4-6	5 1 2 0 0 0 3		
Dave Dravecky, R (1, 1)		0-3 K		0-0 E4 FC1-4		0-3 K		0-3 K	0-0 P4	5 0 0 0 0 3 5		
Inning Stats	R: 0 H: 1 E: 0 LOB: 2 K: 1 BB: 1 S: 6 P: 10	R: 0 H: 1 E: 0 LOB: 1 K: 2 BB: 0 S: 8 P: 8	R: 2 H: 3 E: 0 LOB: 1 K: 0 BB: 0 S: 6 P: 6	R: 2 H: 2 E: 1 LOB: 1 K: 0 BB: 0 S: 6 P: 6	R: 0 H: 1 E: 0 LOB: 0 K: 0 BB: 0 S: 3 P: 3	R: 0 H: 1 E: 0 LOB: 2 K: 1 BB: 1 S: 6 P: 10	R: 0 H: 0 E: 0 LOB: 0 K: 0 BB: 0 S: 3 P: 3	R: 0 H: 1 E: 0 LOB: 1 K: 2 BB: 0 S: 8 P: 8	R: 5 H: 4 E: 1 LOB: 1 K: 0 BB: 1 S: 8 P: 12	1B: 11 SF: 0 2B: 3 SAC: 0 3B: 0 DP: 0 HR: 0 HBP: 0	WP: 0 PA: 46 PB: 0 SB: 0 CS: 1	
PITCHER	IP WLS BF H R ER SO BB IBB HBP BLK WP HR S P ERA WHIP											
Bob Welch, R (1, 1) ERA: 6.75	3.1 L 19 7 4 4 3 1 0 0 0 1 0 0 24 28 10.80 2.400											
Pat Zachry, R (4, 1) ERA:	2.2 10 2 0 0 1 0 1 0 0 0 0 0 11 15 0.00 0.750											
Tom Niedenfuer, R (7, 1) ERA: 3.18	2.0 7 1 0 0 2 0 0 0 0 0 0 0 11 11 0.00 0.500											
Joe Beckwith, R (9, 1) ERA: 7.71	1.0 9 4 5 4 0 1 0 0 0 0 0 0 8 12 36.00 5.000											

San Diego Padres @ Los Angeles Dodgers
 Dodger Stadium, Los Angeles, CA
 Sun Apr 17 1983, 3:33 AM PST
 Att: 50,363 - Unknown

AB	42
R	9
H	14
RBI	7
BB	3
SO	6
LOB	23



Batter	1	2	3	4	5	6	7	8	9	AB R H RBI BB SO LOB
Steve Sax, R (1, 4) OBP: 0.404, SLG: 0.395	0-0 4-3		0-0 6-3			0-0 F8		0-3 K		4 0 0 0 0 1 2
Ken Landreaux, L (1, 8) OBP: 0.279, SLG: 0.342	0-0 F8		0-0 L1			0-0 F9		0-0 F2		4 0 0 0 0 0 2
Dusty Baker Jr., R (1, 7) OBP: 0.353, SLG: 0.349	0-0 1B				0-0 F7		0-0 P4		0-0 F8	4 0 1 0 0 0 0
Pedro Guerrero, R (1, 5) OBP: 0.347, SLG: 0.587	0-0 1B				0-3 K		0-0 5-3		0-0 F8	4 0 1 0 0 1 0
Mike Marshall, R (1, 9) OBP: 0.269, SLG: 0.250	0-3 K				0-0 P1		0-0 F9		0-0 1B	4 0 1 0 0 1 2
Greg Brock, L (1, 3) OBP: 0.286, SLG: 0.625		0-0 1-3			0-0 L8			0-0 6-3	0-0 5-3	4 0 0 0 0 0 1
Steve Yeager, R (1, 2) OBP: 0.371, SLG: 0.600		0-0 6-3			0-0 5-3			0-0 1B		3 1 1 0 0 0 0
Derrel Thomas, S (1, 6) OBP: 0.536, SLG: 0.500		0-0 5-3			0-3 K			0-0 1B		3 0 1 0 0 1 0
Bob Welch, R (1, 1) Pat Zachry, R (4, 1) Candy Maldonado, R (6, PH) Tom Niedener, R (7, 1) Jose Morales, R (8, PH) Alex Taveras, R (8, PR) Joe Beckwith, L (9, 1)			0-3 K			0-0 6-3		0-0 1B	1-2 3-H 1B	1 0 0 0 0 0 1 0 0 0 0 0 0 0 0 0 1 0 0 0 0 0 0 0 0 0 0 0 0 0 0 0 1 0 1 1 0

Inning Stats	R: 0 E: 0 K: 1 S: 7	H: 2 LOB: 2 BB: 0 P: 7	R: 0 E: 0 K: 0 S: 3	H: 0 LOB: 0 BB: 0 P: 3	R: 0 E: 0 K: 1 S: 5	H: 0 LOB: 0 BB: 0 P: 5	R: 0 E: 0 K: 1 S: 5	H: 0 LOB: 0 BB: 0 P: 5	R: 0 E: 0 K: 0 S: 3	H: 0 LOB: 0 BB: 0 P: 3	R: 0 E: 0 K: 1 S: 8	H: 3 LOB: 2 BB: 0 P: 8	R: 0 E: 0 K: 0 S: 4	H: 1 LOB: 1 BB: 0 P: 4	1B: 6 2B: 0 3B: 0 HR: 0	SF: 0 SAC: 0 DP: 0 HBP: 0	WP: 0 PB: 0 SB: 0 CS: 0	PA: 33
--------------	------------------------------	---------------------------------	------------------------------	---------------------------------	------------------------------	---------------------------------	------------------------------	---------------------------------	------------------------------	---------------------------------	------------------------------	---------------------------------	------------------------------	---------------------------------	----------------------------------	------------------------------------	----------------------------------	--------

PITCHER	IP	WLS	BF	H	R	ER	SO	BB	IBB	HBP	BLK	WP	HR	S	P	ERA	WHIP
Dave Dravecky, L (1, 1) ERA: 2.86	9.0	W	33	6	1	1	5	0	0	0	0	0	0	43	43	1.00	0.667


BOTTOM

San Diego Padres @ Los Angeles Dodgers
Dodger Stadium, Los Angeles, CA

Sun Apr 17 1983, 3:33 AM PST
Att. 50,363 - Unknown

livebaseballscorecards.com

AB	33
R	1
H	6
RBI	1
BB	0
SO	5
LOB	7



Batter	1	2	3	4	5	6	7	8	9	AB R H RBI BB SO LOB	TOP											
Brett Butler, L (1, 8) OBP: 0.302, SLG: 0.317	0-0 G3		0-0 2-3		0-0 1B	0-0 F1			0-0 F9	4 0 1 0 0 0 2	<p>Atlanta Braves @ San Diego Padres Jack Murphy Stadium, San Diego, CA Mon Apr 18 1983, 9:05 PM EST Att. 18,730 - Unknown</p>											
Rick Mahler, R (6, 1)									0 0 0 0 0 0 0													
Steve Bedrosian, R (8, 1)									0 0 0 0 0 0 0													
Biff Pocoroba, S (9, PH)									1 0 0 0 0 0 0													
Rafael Ramirez, R (1, 6) OBP: 0.292, SLG: 0.333	0-0 F8		0-0 E1		0-0 1B			0-0 F6	5 0 2 0 0 0 0													
Claudell Washington, L (1, 9) OBP: 0.270, SLG: 0.457	0-3 K		0-3 K		0-3 K			0-0 4-3	5 0 0 0 0 3 3													
Dale Murphy, R (1, 7) OBP: 0.400, SLG: 0.462		0-0 F5		0-0 1B		0-0 F8		0-0 5-3	4 0 1 0 0 0 2													
Bob Horner, R (1, 5) OBP: 0.386, SLG: 0.528								0-0 F3	4 1 2 0 0 0 1													
Chris Chambliss, L (1, 3) OBP: 0.378, SLG: 0.647								0-0 F2	4 0 1 0 0 0 3													
Glenn Hubbard, R (1, 4) OBP: 0.405, SLG: 0.444								0-0 K	3 1 2 2 1 1 1													
Bruce Benedict, R (1, 2) OBP: 0.375, SLG: 0.419			0-3 K		0-0 6-3			0-0 K	3 0 0 0 1 2 4													
Craig McMurtry, R (1, 1) OBP: 0.333, SLG: 0.333			0-0 E			0-0 4-3		0-0 FC6-4	0 0 0 0 0 0 0													
Randy Johnson, R (3, PH) OBP: 1.000, SLG: 1.500									1 1 1 0 0 0 0													
Pete Falcone, L (3, 1)									1 0 0 0 0 0 0													
Ken Smith, L (6, PH)									0 0 0 0 0 0 0													
Terry Harper, R (6, PH) OBP: 0.545, SLG: 0.778									2 0 0 0 0 1 3													
Inning Stats	R: 0 E: 0 K: 1 S: 5	H: 0 LOB: 0 BB: 0 P: 5	R: 0 E: 0 K: 1 S: 6	H: 1 LOB: 1 BB: 0 P: 6	R: 1 E: 1 K: 2 S: 9	H: 2 LOB: 1 BB: 0 P: 9	R: 0 E: 0 K: 0 S: 4	H: 1 LOB: 2 BB: 1 P: 8	R: 0 E: 0 K: 1 S: 7	H: 2 LOB: 2 BB: 0 P: 7	R: 2 E: 0 K: 1 S: 7	H: 2 LOB: 1 BB: 1 P: 11	R: 0 E: 0 K: 0 S: 3	H: 0 LOB: 0 BB: 0 P: 3	R: 0 E: 0 K: 1 S: 7	H: 2 LOB: 2 BB: 0 P: 7	R: 0 E: 0 K: 0 S: 3	H: 0 LOB: 0 BB: 0 P: 3	1B: 6 2B: 3 3B: 0 HR: 1	SF: 0 SAC: 0 DP: 0 HBP: 0	WP: 0 PB: 0 SB: 0 CS: 0	PA: 39
PITCHER	IP WLS BF H R ER SO BB IBB HBP BLK WP HR S P ERA WHIP																					
Eric Show, R (1, 1) ERA: 2.37	5.1 W 26 8 3 2 5 2 0 0 0 0 0 1 34 42 3.38 1.875																					
Chris Welsh, L (6, 1) ERA: 1.86	2.0 8 2 0 0 1 0 0 0 0 0 0 0 10 10 0.00 1.000																					
Luis DeLeon, R (8, 1) ERA: 1.59	1.2 S 5 0 0 0 1 0 0 0 0 0 0 0 7 7 0.00 0.000																					

livebaseballscorecards.com

AB	37
R	3
H	10
RBI	2
BB	2
SO	7
LOB	19



Batter	1	2	3	4	5	6	7	8	9
Gene Richards, L (1, 7) OBP: 0.375, SLG: 0.429 Alan Wiggins, S (7, 7) OBP: 0.500, SLG: 0.250	0-0 3-1 S 1B	0-0 CS 1B		0-3 K		0-0 E5 FC6-4		0-0 1B 1B	
Juan Bonilla, R (1, 4) OBP: 0.371, SLG: 0.459	0-0 3-1 1-3	0-0 1-2 1B			0-0 6-3	0-0 FC6-4		0-0 F8 1B 1B	
Steve Garvey, R (1, 3) OBP: 0.351, SLG: 0.481	4-0 G4-6-3 BB	0-0 F9			0-0 HR		4-0 2B 1B BB	0-0 F6	
Terry Kennedy, L (1, 2) OBP: 0.418, SLG: 0.560	0-0 G4-6-3 1-2f		0-3 K		0-0 4-3		0-0 1B SF9 2B	0-0 FC6-4 1B	
Sixto Lezcano, R (1, 9) OBP: 0.400, SLG: 0.310		4-0 1B 1B BB		0-0 F4		4-0 BB BB	0-0 G6-4-3 1B	0-0 F8	
Garry Templeton, S (1, 6) OBP: 0.279, SLG: 0.375		0-0 1B 1B 1-3		0-0 5-3		0-0 F4	0-0 SF9	0-0 FC6-4	
Ruppert Jones, L (1, 8) OBP: 0.245, SLG: 0.377		0-0 S 1B 1B 1-3 3-H				0-0 K	0-0 G6-4-3		
Tim Flannery, L (1, 5) OBP: 0.412, SLG: 0.563		0-0 SH3-4 1B 1-2 3-H		0-0 F9		4-0 E BB		0-0 1B 3B	
Eric Show, R (1, 1) Chris Welsh, L (6, 1) Luis DeLeon, R (8, 1) OBP: 0.500, SLG: 0.500		0-0 SH3-4		0-3 K		0-3 K		0-0 1B 1B	

Inning Stats	R: 0	H: 1	E: 0	K: 0	S: 3	L: 1	LOB: 1	BB: 1	P: 7	R: 4	H: 5	E: 0	K: 0	S: 7	R: 0	H: 0	E: 0	K: 1	S: 5	R: 0	H: 1	E: 0	K: 2	S: 8	R: 1	H: 1	E: 0	K: 0	S: 4	R: 0	H: 0	E: 1	K: 2	S: 8	R: 2	H: 2	E: 0	K: 0	S: 4	R: 3	H: 5	E: 0	K: 0	S: 8	R: 0	H: 2	E: 0	K: 0	S: 8
--------------	------	------	------	------	------	------	--------	-------	------	------	------	------	------	------	------	------	------	------	------	------	------	------	------	------	------	------	------	------	------	------	------	------	------	------	------	------	------	------	------	------	------	------	------	------	------	------	------	------	------

PITCHER	IP	WLS	BF	H	R	ER	SO	BB	IBB	HBP	BLK	WP	HR	S	P	ERA	WHIP
Craig McMurtry, R (1, 1) ERA: 6.0	2.0	L	12	6	4	4	0	2	0	0	0	0	0	10	18	18.00	4.000
Pete Falcone, L (3, 1) ERA: 1.13	3.0		12	2	1	1	3	1	0	0	0	0	1	17	21	3.00	1.000
Rick Mahler, R (6, 1) ERA: 6.35	2.0		12	4	4	4	2	2	0	0	0	0	0	14	22	18.00	3.000
Steve Bedrosian, R (8, 1) ERA: 5.4	1.0		6	3	1	1	0	0	0	0	0	0	0	6	6	9.00	3.000

BOTTOM

AB R H RBI BB SO LOB

4	0	2	2	0	1	2
1	1	1	1	0	0	0
5	0	2	1	0	0	3
3	2	1	1	2	0	3
5	1	2	1	0	1	2
3	1	1	1	2	0	2
4	1	1	1	0	0	3
4	1	2	1	0	1	1
3	2	2	1	1	0	1
1	0	0	0	0	1	1
1	0	0	0	0	1	1
1	1	1	0	0	0	0

AB 35
R 10
H 15
RBI 10
BB 5
SO 5
LOB 19



Atlanta Braves @ San Diego Padres
Jack Murphy Stadium, San Diego, CA
Mon Apr 18 1983, 9:05 PM EST
Att. 18,730 - Unknown

WP: 0 PA: 42
PB: 0
SB: 2
CS: 1

Batter	1	2	3	4	5	6	7	8	9	AB	R	H	RBI	BB	SO	LOB	TOP										
Brett Butler, L (1, 8) OBP: 0.286, SLG: 0.319	0-0 SH1-3 6-3 2B	0-0 G6-3		0-0 4-3		0-0 F4		0-0 4-3	0-0 F8	6	1	1	0	0	0	2											
Rafael Ramirez, R (1, 6) OBP: 0.288, SLG: 0.327	0-0 SH1-3 2-3		0-0 BLK 1B 1B	0-0 G3		0-0 3-1		0-0 5-3		4	1	1	0	0	0	0											
Claudell Washington, L (1, 9) OBP: 0.286, SLG: 0.421	4-0 S BB		0-0 F7 1-2	0-0 3-1		4-0 FC6-4 BB		0-0 E3		3	0	0	0	2	0	1											
Dale Murphy, R (1, 7) OBP: 0.380, SLG: 0.432	0-0 6-3		0-0 1B 1B		0-0 F9		0-0 FC6-4		0-0 6-3	5	1	1	2	0	0	3											
Terry Harper, R (9, 7) OBP: 0.545, SLG: 0.778	1-2 3-H		2-H		1-2		1-2f			0	0	0	0	0	0	0											
Bob Homer, R (1, 5) OBP: 0.388, SLG: 0.500	0-0 4-3		0-0 5-3		0-3 K		BB BB BB		0-0 HR 1B	4	0	1	0	1	1	2											
Randy Johnson, R (9, PR) OBP: 1.000, SLG: 1.500										0	1	0	0	0	0	0											
Chris Chambliss, L (1, 3) OBP: 0.425, SLG: 0.676										3	1	3	1	0	0	0											
Ken Smith, L (5, PR) OBP: 0.500, SLG: 2.000										2	2	1	2	0	0	1											
Glenn Hubbard, R (1, 4) OBP: 0.447, SLG: 0.564										3	2	2	2	2	0	1											
Bruce Benedict, R (1, 2) OBP: 0.422, SLG: 0.457										4	0	3	1	1	0	1											
Rick Camp, R (1, 1)										4	0	0	1	0	2	7											
Inning Stats	R: 1 E: 0 K: 0 S: 4	H: 1 LOB: 1 BB: 1 P: 8	R: 2 E: 0 K: 0 S: 4	H: 2 LOB: 0 BB: 1 P: 8	R: 2 E: 0 K: 0 S: 7	H: 4 LOB: 3 BB: 1 P: 11	R: 0 E: 0 K: 0 S: 3	H: 0 LOB: 0 BB: 0 P: 3	R: 2 E: 0 K: 1 S: 8	H: 3 LOB: 1 BB: 0 P: 8	R: 0 E: 0 K: 0 S: 3	H: 0 LOB: 1 BB: 1 P: 7	R: 0 E: 0 K: 1 S: 6	H: 1 LOB: 2 BB: 1 P: 10	R: 0 E: 1 K: 0 S: 4	H: 0 LOB: 1 BB: 0 P: 4	R: 2 E: 0 K: 1 S: 7	H: 2 LOB: 1 BB: 1 P: 11	1B: 9 2B: 2 3B: 0 HR: 2	SF: 1 SAC: 1 DP: 1 HBP: 0	WP: 0 PB: 0 SB: 1 CS: 0	PA: 46					
PITCHER	IP	WLS	BF	H	R	ER	SO	BB	IBB	HBP	BLK	WP	HR	S	P	ERA	WHIP										
John Montefusco, R (1, 1) ERA: 7.62	3.0	L	18	7	5	5	0	2	1	0	1	0	0	15	27	15.00	3.000										
Elias Sosa, R (4, 1) ERA: 12.0	2.0		9	3	2	2	1	0	0	0	0	0	1	11	11	9.00	1.500										
Floyd Chiffer, R (6, 1) ERA: 4.5	2.0		9	1	0	0	1	2	0	0	0	0	0	9	17	0.00	1.500										
Mike Couchee, R (8, 1) ERA: 6.0	2.0		10	2	2	2	1	1	0	0	0	0	1	11	15	9.00	1.500										

Atlanta Braves @ San Diego Padres
Jack Murphy Stadium, San Diego, CA
 Tue Apr 19 1983, 9:05 PM EST
 Att. 21,327 - Unknown

AB	38
R	9
H	13
RBI	9
BB	6
SO	3
LOB	18



Batter	1	2	3	4	5	6	7	8	9	AB R H RBI BB SO LOB	TOP
Gene Richards, L (1, 7) OBP: 0.338, SLG: 0.379 Alan Wiggins, S (7, 7) OBP: 0.500, SLG: 0.200	0-0 F8	0-0 L6-3			0-0 F7		0-0 1B		0-0 F8	4 0 1 0 0 0 1 1 0 0 0 0 0 1	San Diego Padres @ St. Louis Cardinals Busch Stadium, St. Louis, MO Fri Apr 22 1983, 6:05 PM CST Att. 16,410 - Unknown livebaseballscorecards.com
Juan Bonilla, R (1, 4) OBP: 0.352, SLG: 0.429	0-0 BB 1B		0-0 6-3		0-0 6-3		0-0 F9		0-0 5-3	5 0 1 0 0 0 2	
Steve Garvey, R (1, 3) OBP: 0.338, SLG: 0.492	0-0 F8		4-0 BB 2B		0-0 6-3			0-0 HR		3 2 1 1 1 0 1	
Terry Kennedy, L (1, 2) OBP: 0.444, SLG: 0.554	4-0 FC5-4 BB		0-0 P6		0-0 G3 1B		0-0 FC3-8 1B			3 0 2 0 1 0 1	
Sixto Lezcano, R (1, 9) OBP: 0.381, SLG: 0.306	0-0 FC5-4		0-0 2B		0-0 G3		0-0 F7			4 0 1 1 0 0 4	
Garry Templeton, S (1, 6) OBP: 0.265, SLG: 0.370		0-0 2B	0-0 L9		0-0 4-3		0-3 K			4 1 1 0 0 1 3	
Ruppert Jones, L (1, 8) OBP: 0.262, SLG: 0.393		0-0 E 2B		0-0 F7		0-0 1-3		0-0 FC3-6		4 1 1 1 0 0 2	
Tim Flannery, L (1, 5) OBP: 0.360, SLG: 0.458		0-0 E3 L6-3		0-0 G3		0-0 4-3		0-0 FC1-6 1B		4 0 1 0 0 0 0	
Dave Dravecky, R (1, 1)		0-3 K		0-0 G3		0-0 F7		0-0 FC1-6		4 0 0 0 0 1 2	
Inning Stats	R: 0 H: 1 E: 0 LOB: 2 K: 0 BB: 1 S: 4 P: 8	R: 2 H: 2 E: 1 LOB: 0 K: 1 BB: 0 S: 7 P: 7	R: 1 H: 1 E: 0 LOB: 1 K: 0 BB: 1 S: 4 P: 8	R: 0 H: 0 E: 0 LOB: 0 K: 0 BB: 0 S: 3 P: 3	R: 0 H: 0 E: 0 LOB: 0 K: 0 BB: 0 S: 3 P: 3	R: 0 H: 1 E: 0 LOB: 1 K: 0 BB: 0 S: 4 P: 4	R: 0 H: 1 E: 0 LOB: 1 K: 0 BB: 0 S: 4 P: 4	R: 1 H: 2 E: 0 LOB: 1 K: 1 BB: 0 S: 7 P: 7	R: 0 H: 1 E: 0 LOB: 1 K: 0 BB: 0 S: 4 P: 4	1B: 5 SF: 0 2B: 4 SAC: 0 3B: 0 DP: 1 HR: 1 HBP: 0	WP: 0 PA: 38 PB: 0 SB: 0 CS: 0
PITCHER	IP WLS BF H R ER SO BB IBB HBP BLK WP HR S P ERA WHIP										
Bob Forsch, R (1, 1) ERA: 2.82	8.0 L 34 8 4 3 2 2 0 0 0 0 0 1 36 44 3.38 1.250										
Jim Kaat, L (9, 1) ERA:	1.0 4 1 0 0 0 0 0 0 0 0 0 0 4 4 0.00 1.000										

Batter	1	2	3	4	5	6	7	8	9	AB	R	H	RBI	BB	SO	LOB
Lonnie Smith, R OBP: 0.350, SLG: 0.389 Jim Kaat, L (1, 7) (9, 1)	0-0 F9		0-0 5-3			0-0 F9		0-0 6-3		4	0	0	0	0	0	1
Ozzie Smith, S OBP: 0.395, SLG: 0.400 (1, 6)	0-0 PB 1B			0-0 5-3		0-0 F2			0-0 5-3	4	0	1	0	0	0	0
Keith Hernandez, L OBP: 0.316, SLG: 0.378 (1, 3)	0-3 K 1-2			0-0 6-3			0-0 F2		0-0 F7	4	0	0	0	0	1	1
George Hendrick, R OBP: 0.405, SLG: 0.714 (1, 9)	0-0 F7			0-0 F9			0-0 F9		0-0 1B 1B	4	0	1	0	0	0	1
David Green, R OBP: 0.368, SLG: 0.500 (1, 8)		0-3 K			0-0 G4-6-3 S 1B			0-0 5-3	0-0 1-2 1B	4	0	2	0	0	1	0
Darrell Porter, L OBP: 0.324, SLG: 0.406 (1, 2)		0-0 G3			4-0 BB BB BB			0-0 5-3 3B	0-0 1-3	3	1	1	0	1	0	2
Ken Oberkfell, L OBP: 0.235, SLG: 0.219 (1, 5)		0-0 6-3			0-0 G4-6-3 1-2 BB			0-0 5-3		3	0	0	1	0	0	2
Mike Ramsey, S OBP: 0.303, SLG: 0.345 (1, 4)			0-0 1-3		0-0 1-2 2-3			0-0 F9	0-0 3-H F9	3	0	0	0	0	0	1
Bob Forsch, R OBP: 0.143, SLG: 0.286 Tito Landrum, R OBP: 0.500, SLG: 1.000 (8, PH) (9, 7)			0-0 6-3			0-0 F7		0-0 3B		2	0	0	0	0	0	0
										1	0	1	0	0	0	0


Inning Stats	R: 0	H: 1	E: 0	LOB: 1	K: 1	BB: 0	S: 6	P: 6	R: 0	H: 0	E: 0	LOB: 0	K: 1	BB: 0	S: 5	P: 5	R: 0	H: 0	E: 0	LOB: 0	K: 0	BB: 0	S: 3	P: 3	R: 0	H: 1	E: 0	LOB: 1	K: 0	BB: 1	S: 3	P: 7	R: 0	H: 0	E: 0	LOB: 0	K: 0	BB: 0	S: 3	P: 3	R: 0	H: 0	E: 0	LOB: 0	K: 0	BB: 0	S: 3	P: 3	R: 1	H: 2	E: 0	LOB: 1	K: 0	BB: 0	S: 5	P: 5	R: 0	H: 2	E: 0	LOB: 2	K: 0	BB: 0	S: 5	P: 5	1B: 4	SF: 0	2B: 0	SAC: 0	3B: 2	DP: 1	HR: 0	HBP: 0	WP: 0	PA: 33
PITCHER Dave Dravecky, L ERA: 2.32 (1, 1)	IP	WLS	BF	H	R	ER	SO	BB	IBB	HBP	BLK	WP	HR	S	P	ERA	WHIP	IP	WLS	BF	H	R	ER	SO	BB	IBB	HBP	BLK	WP	HR	S	P	ERA	WHIP	IP	WLS	BF	H	R	ER	SO	BB	IBB	HBP	BLK	WP	HR	S	P	ERA	WHIP																							

BOTTOM

San Diego Padres @ St. Louis Cardinals
 Busch Stadium, St. Louis, MO
 Fri Apr 22 1983, 6:05 PM CST
 Att. 16,410 - Unknown

livebaseballscorecards.com

AB	32
R	1
H	6
RBI	1
BB	1
SO	2
LOB	8



Batter	1	2	3	4	5	6	7	8	9	AB R H RBI BB SO LOB	TOP						
Gene Richards, L (1, 7) OBP: 0.348, SLG: 0.403	0-0 G6-3 1B	0-0 G6-3			0-0 CS 2B		0-0 L8			4 0 2 0 0 0 2	San Diego Padres @ St. Louis Cardinals Busch Stadium, St. Louis, MO Sat Apr 23 1983, 6:05 PM CST Att: 40,938 - Unknown livebaseballscorecards.com						
Juan Bonilla, R (1, 4) OBP: 0.360, SLG: 0.452	0-0 G6-3		0-0 F7		4-0 WP BB			0-0 4-3 3B		3 1 1 0 1 0 1							
Steve Garvey, R (1, 3) OBP: 0.319, SLG: 0.460 Jerry Turner, L (8, 9)	0-0 4-3		0-0 F7		0-3 K			0-0 L5		4 0 0 0 0 1 2 0 0 0 0 0 0 0							
Terry Kennedy, L (1, 2) OBP: 0.448, SLG: 0.567 Doug Gwosdz, R (8, 2)		0-0 1B 3B 2B	0-0 1B		0-0 E7 G6-4-3			0-0 4-3		4 1 2 1 0 0 0 0 0 0 0 0 0 0							
Sixto Lezcano, R (1, 9) OBP: 0.373, SLG: 0.302 Luis DeLeon, R (8, 1) OBP: 0.500, SLG: 0.500		0-0 BB 3B 1B	0-0 5-3		0-0 G6-4-3			0-0 6-3		4 1 1 0 0 0 2 0 0 0 0 0 0 0							
Garry Templeton, S (1, 6) OBP: 0.250, SLG: 0.347 Joe Lefebvre, L (8, 5) OBP: 0.250, SLG: 0.250		0-3 K		0-0 6-3		0-0 G3		0-0 1-3		3 0 0 0 0 1 2 1 0 0 0 0 0 0							
Ruppert Jones, L (1, 8) OBP: 0.262, SLG: 0.375		4-0 3B BB		0-0 F7		0-3 K		0-0 4-3		3 1 0 0 1 1 0							
Tim Flannery, L (1, 5) OBP: 0.345, SLG: 0.500		0-0 1B 3B		0-0 F8		0-0 F8		0-0 F8		4 1 1 3 0 0 0							
Eric Show, R (1, 1) OBP: 0.143, SLG: 0.143 Chris Welsh, L (5, 1) Luis Salazar, R (7, PH) OBP: 0.333, SLG: 0.341 Gary Lucas, L (7, 1) Kurt Bevacqua, R (8, 3) OBP: 0.444, SLG: 0.667		0-0 G6-3 1B		0-0 1-3		0-0 1B				2 0 1 1 0 0 0 0 0 0 0 0 0 0 1 0 1 0 0 0 0 0 0 0 0 0 0 0 0 0 0 0 0 0 0							
Inning Stats	R: 0 H: 1 E: 0 LOB: 0 K: 0 BB: 0 S: 3 P: 3	R: 4 H: 4 E: 0 LOB: 0 K: 1 BB: 1 S: 8 P: 12	R: 0 H: 1 E: 0 LOB: 1 K: 0 BB: 0 S: 4 P: 4	R: 0 H: 0 E: 0 LOB: 0 K: 0 BB: 0 S: 3 P: 3	R: 0 H: 1 E: 0 LOB: 1 K: 1 BB: 1 S: 5 P: 9	R: 0 H: 0 E: 1 LOB: 0 K: 0 BB: 0 S: 3 P: 3	R: 0 H: 1 E: 0 LOB: 1 K: 1 BB: 0 S: 6 P: 6	R: 1 H: 1 E: 0 LOB: 0 K: 0 BB: 0 S: 4 P: 4	R: 0 H: 0 E: 0 LOB: 0 K: 0 BB: 0 S: 3 P: 3	1B: 5 SF: 0 2B: 2 SAC: 0 3B: 2 DP: 3 HR: 0 HBP: 0		WP: 1 PA: 35 PB: 0 SB: 0 CS: 1					
PITCHER	IP WLS BF H R ER SO BB IBB HBP BLK WP HR S P ERA WHIP																
John Stuper, R (1, 1) ERA: 4.91	3.0	14	6	4	4	1	1	0	0	0	0	0	0	15	19	12.00	2.333
John Martin, L (4, 1) ERA: 1.17	6.0	W	21	3	1	1	2	1	0	0	0	1	0	24	28	1.50	0.667

Batter	1	2	3	4	5	6	7	8	9
Lonnie Smith, R OBP: 0.333, SLG: 0.390 (1, 7)	0-0 P5		0-0 F7		0-0 5-3 1B 2B	0-0 P4		0-0 5-3	
Ozzie Smith, S OBP: 0.372, SLG: 0.425 (1, 6)	0-0 6-3			0-0 6-3	0-0 5-3		0-0 HR 3B	0-0 4-3	
Keith Hernandez, L OBP: 0.333, SLG: 0.463 (1, 3)	0-0 L4			0-0 3-1	0-0 1B		0-0 HR		
Darrell Porter, L OBP: 0.317, SLG: 0.371 (1, 2)		0-0 F7		4-0 HR BB	0-0 5-3		0-0 L8		
George Hendrick, R OBP: 0.463, SLG: 0.897 (1, 9)		0-0 FC6 1B		0-0 HR		0-0 HR	0-0 1B	0-0 1B	
Ken Oberkfell, L OBP: 0.263, SLG: 0.250 (1, 5)		0-0 L5		0-0 4-3		0-0 E WP 1B	0-0 1B	0-0 1B	
David Green, R OBP: 0.357, SLG: 0.459 (1, 8)		0-0 FC6 1-2f			4-0 S E BB	0-3 K 1-2	0-3 K		
Mike Ramsey, S OBP: 0.297, SLG: 0.313 (1, 4)			0-0 F7		4-0 SH1-3 1-2 2B BB	0-0 F7 2-3	0-0 F9		
John Stuper, R OBP: 1.000, SLG: 1.000 (1, 1) Gene Roof, S (3, PH) John Martin, S OBP: 0.500, SLG: 0.500 (4, 1)			0-0 5-3		0-0 SH1-3 1-3 2-H	0-0 1B 3-H		0-0 F7	

Inning Stats	R: 0	H: 0	E: 0	K: 0	S: 3	LOB: 0	BB: 0	P: 3	R: 0	H: 1	E: 0	K: 0	S: 4	LOB: 1	BB: 0	P: 4	R: 0	H: 0	E: 0	K: 0	S: 3	LOB: 0	BB: 0	P: 3	R: 2	H: 1	E: 0	K: 0	S: 4	LOB: 0	BB: 1	P: 8	R: 3	H: 2	E: 1	K: 0	S: 5	LOB: 1	BB: 2	P: 13	R: 2	H: 3	E: 1	K: 1	S: 8	LOB: 1	BB: 0	P: 8	R: 2	H: 4	E: 0	K: 1	S: 9	LOB: 2	BB: 0	P: 9	R: 0	H: 0	E: 0	K: 0	S: 3	LOB: 0	BB: 0	P: 3
--------------	------	------	------	------	------	--------	-------	------	------	------	------	------	------	--------	-------	------	------	------	------	------	------	--------	-------	------	------	------	------	------	------	--------	-------	------	------	------	------	------	------	--------	-------	-------	------	------	------	------	------	--------	-------	------	------	------	------	------	------	--------	-------	------	------	------	------	------	------	--------	-------	------

AB	R	H	RBI	BB	SO	LOB
5	1	1	1	0	0	1
5	1	1	0	0	0	1
4	1	2	3	0	0	0
3	1	0	0	1	0	1
4	2	4	3	0	0	0
4	1	2	0	0	0	1
3	1	0	0	1	2	4
3	1	0	0	1	0	3
0	0	0	0	0	0	0
1	0	0	0	0	0	0
2	0	1	1	0	0	0


PITCHER	IP	WLS	BF	H	R	ER	SO	BB	IBB	HBP	BLK	WP	HR	S	P	ERA	WHIP
Eric Show, R ERA: 3.86 (1, 1)	4.1	L	19	3	5	5	0	3	0	0	0	0	1	16	28	10.38	1.385
Chris Welsh, L ERA: 3.18 (5, 1)	1.2		9	4	2	2	1	0	0	0	0	1	1	11	11	10.80	2.400
Gary Lucas, L ERA: 3.0 (7, 1)	1.0		7	4	2	2	1	0	0	0	0	0	1	9	9	18.00	4.000
Luis DeLeon, R ERA: 1.35 (8, 1)	1.0		3	0	0	0	0	0	0	0	0	0	0	3	3	0.00	0.000

BOTTOM

San Diego Padres @ St. Louis Cardinals
 Busch Stadium, St. Louis, MO
 Sat Apr 23 1983, 6:05 PM CST
 Att. 40,938 - Unknown

AB	R	H	RBI	BB	SO	LOB
34	9	11	8	3	2	11

WP: 1 PA: 38
 PB: 0
 SB: 1
 CS: 0



Batter	1	2	3	4	5	6	7	8	9	AB R H RBI BB SO LOB	TOP											
Gene Richards, L (1, 7) OBP: 0.342, SLG: 0.385	0-0 F7		0-0 4-3		4-0 BB G6-4-3 1-2 BB			0-0 6-3		3 0 0 0 1 0 0												
Juan Bonilla, R (1, 4) OBP: 0.342, SLG: 0.429	0-0 L8			0-0 6-3	0-0 G6-4-3			0-0 4-3		4 0 0 0 0 0 2												
Steve Garvey, R (1, 3) OBP: 0.342, SLG: 0.470	4-0 BLK BB			0-0 FC3-6 BB 1B		0-0 G6-4-3 1B		0-3 K		3 0 2 0 1 1 0												
Sixto Lezcano, R (1, 9) OBP: 0.380, SLG: 0.304	0-0 5-3			4-0 FC3-6 BB	0-0 G6-4-3			0-0 FC3-6 1B		3 0 1 0 1 0 2												
Terry Kennedy, L (1, 2) OBP: 0.437, SLG: 0.540		4-0 G4-3 BB		0-0 FC3-6 BB	0-0 3-1			0-0 FC3-6 1B		3 0 0 0 1 0 3												
Garry Templeton, S (1, 6) OBP: 0.245, SLG: 0.340		0-0 G4-3		4-0 BB		0-3 K		0-3 K		1 0 0 0 0 0 1												
Kurt Bevacqua, R (3, 5) OBP: 0.455, SLG: 0.600		1-2f		1-2 BB						1 0 0 0 1 1 0												
Joe Lefebvre, L (9, PH) OBP: 0.222, SLG: 0.222		0-3 K		0-0 6-3			0-0 5-3	0-0 1B		1 0 0 0 0 1 1												
Ruppert Jones, L (1, 8) OBP: 0.261, SLG: 0.368										4 0 1 0 0 1 3												
Luis Salazar, R (1, 5) OBP: 0.354, SLG: 0.362			0-0 6-3		0-0 FC3-6 1B		0-0 1B	0-3 K		3 0 2 0 0 0 0												
Jerry Turner, L (9, PH)										1 0 0 0 0 1 2												
Andy Hawkins, R (1, 1)			0-0 6-3		0-0 FC3-6 1B		0-0 2-3			2 0 0 0 0 0 1												
Gary Lucas, L (6, 1)										0 0 0 0 0 0 0												
Doug Gwosdz, R (7, PH)										1 0 0 0 0 0 1												
Luis DeLeon, R (7, 1) OBP: 0.500, SLG: 0.500										0 0 0 0 0 0 0												
Inning Stats	R: 0 E: 0 K: 0 S: 3	H: 0 LOB: 1 BB: 1 P: 7	R: 0 E: 0 K: 1 S: 4	H: 0 LOB: 0 BB: 1 P: 8	R: 0 E: 0 K: 0 S: 3	H: 0 LOB: 0 BB: 0 P: 3	R: 0 E: 0 K: 0 S: 4	H: 1 LOB: 3 BB: 2 P: 12	R: 0 E: 0 K: 0 S: 3	H: 1 LOB: 1 BB: 1 P: 7	R: 0 E: 0 K: 0 S: 3	H: 1 LOB: 0 BB: 0 P: 3	R: 0 E: 0 K: 1 S: 6	H: 1 LOB: 1 BB: 0 P: 6	R: 0 E: 0 K: 1 S: 5	H: 0 LOB: 0 BB: 0 P: 5	R: 0 E: 0 K: 2 S: 9	H: 2 LOB: 2 BB: 0 P: 9	1B: 6 2B: 0 3B: 0 HR: 0	SF: 0 SAC: 0 DP: 3 HBP: 0	WP: 0 PB: 0 SB: 1 CS: 0	PA: 35
PITCHER	IP WLS BF H R ER SO BB IBB HBP BLK WP HR S P ERA WHIP																					
Dave LaPoint, L (1, 1) ERA: 1.37	7.1 W 28 4 0 0 2 5 0 0 0 0 0 0 27 47 0.00 1.227																					
Bruce Sutter, R (8, 1) ERA: 1.35	1.2 S 7 2 0 0 3 0 0 0 0 0 0 0 13 13 0.00 1.200																					

San Diego Padres @ St. Louis Cardinals
 Busch Stadium, St. Louis, MO
 Sun Apr 24 1983, 3:33 AM CDT
 Att: 27,059 - Unknown

livebaseballscorecards.com

AB	30
R	0
H	6
RBI	0
BB	5
SO	5
LOB	16



Batter	1	2	3	4	5	6	7	8	9
Lonnie Smith, R OBP: 0.367, SLG: 0.409 (1, 7)	0-0 5-3 1B		0-0 4-3			0-0 CS 1B	4-0 BB		
Ozzie Smith, S OBP: 0.362, SLG: 0.395 (1, 6)	0-0 5-3 1-2		0-0 L7			4-0 CS 1-2 BB	0-0 4-3		
Keith Hernandez, L OBP: 0.370, SLG: 0.489 (1, 3)	0-0 2-H 1B			0-0 E3 G3 1B		0-0 1-2 1B		0-3 K	
Darrell Porter, L OBP: 0.333, SLG: 0.368 (1, 2)	0-0 F2			0-0 G3 1-2		0-0 1-3 1B		4-0 1B BB	
George Hendrick, R OBP: 0.444, SLG: 0.833 (1, 9)	0-0 P6			0-0 E3 2-3		4-0 BB		0-3 K	
Ken Oberkfell, L OBP: 0.262, SLG: 0.250 (1, 5)		0-0 1-3		0-0 F9		0-0 G3		0-0 1-3 1B	
David Green, R OBP: 0.348, SLG: 0.439 (1, 8)		0-0 4-3			0-3 K		0-0 L8	0-0 1-2 3-H 1B	
Mike Ramsey, S OBP: 0.293, SLG: 0.306 (1, 4)		0-0 G3			0-0 4-3		0-0 FC4-6 1B	0-0 F8	
Dave LaPoint, L Bruce Sutter, R (8, 1)			0-3 K		0-0 1-3		0-0 FC4-6 1-2f		

Inning Stats	R: 1	H: 2	E: 0	K: 0	S: 5	LOB: 1	BB: 0	P: 5
	R: 0	H: 0	E: 0	K: 0	S: 3	LOB: 0	BB: 0	P: 3
	R: 0	H: 0	E: 0	K: 1	S: 5	LOB: 0	BB: 0	P: 5
	R: 0	H: 1	E: 1	K: 0	S: 4	LOB: 1	BB: 0	P: 4
	R: 0	H: 0	E: 0	K: 1	S: 5	LOB: 0	BB: 0	P: 5
	R: 0	H: 3	E: 0	K: 0	S: 4	LOB: 3	BB: 2	P: 12
	R: 0	H: 1	E: 1	K: 0	S: 4	LOB: 2	BB: 1	P: 8
	R: 1	H: 2	E: 0	K: 2	S: 9	LOB: 2	BB: 1	P: 13


PITCHER	IP	WLS	BF	H	R	ER	SO	BB	IBB	HBP	BLK	WP	HR	S	P	ERA	WHIP
Andy Hawkins, R ERA: 1.59 (1, 1)	5.2	L	23	6	1	1	2	2	0	0	0	0	0	25	33	1.59	1.412
Gary Lucas, L ERA: 2.84 (6, 1)	0.1		1	0	0	0	0	0	0	0	0	0	0	1	1	0.00	0.000
Luis DeLeon, R ERA: 2.08 (7, 1)	2.0		11	3	1	1	2	2	0	0	0	0	0	13	21	4.50	2.500

BOTTOM

San Diego Padres @ St. Louis Cardinals
 Busch Stadium, St. Louis, MO
 Sun Apr 24 1983, 3:33 AM CDT
 Att. 27,059 - Unknown

AB	31
R	2
H	9
RBI	2
BB	4
SO	4
LOB	15

livebaseballscorecards.com



1B: 9	SF: 0	WP: 0	PA: 35
2B: 0	SAC: 0	PB: 0	
3B: 0	DP: 0	SB: 0	
HR: 0	HBP: 0	CS: 2	

PITCHER	IP	WLS	BF	H	R	ER	SO	BB	IBB	HBP	BLK	WP	HR	S	P	ERA	WHIP
---------	----	-----	----	---	---	----	----	----	-----	-----	-----	----	----	---	---	-----	------

Batter	1	2	3	4	5	6	7	8	9	AB R H RBI BB SO LOB	TOP																
Gene Richards, L (1, 7) OBP: 0.351, SLG: 0.406 Gary Lucas, L (7, 1) Luis DeLeon, R (9, 1) OBP: 0.500, SLG: 0.500	0-0 2B 2B		0-0 4-3	0-0 3-1			0-0 1B 1B	0-3 K	0-0 E5	4 1 2 0 0 0 0 2 0 0 1 0 1 4 0 0 0 0 0 0 0																	
Juan Bonilla, R (1, 4) OBP: 0.365, SLG: 0.451	0-0 6-3 2H 2B		0-0 1-3			0-0 1B 1B	0-0 1B HR	4-0 FC5 IBB	0-0 G1-2-3	5 2 3 1 1 0 3																	
Steve Garvey, R (1, 3) OBP: 0.346, SLG: 0.507	0-0 6-3 2-3		0-0 1B 1B			0-3 K	0-0 HR	0-0 FC5		5 2 2 3 0 1 4																	
Terry Kennedy, L (1, 2) OBP: 0.447, SLG: 0.588	0-0 1-3		0-0 1B 1-2 1B			0-0 E1 1H 1B	0-0 HR	0-0 4-3		5 1 3 1 0 0 3																	
Sixto Lezcano, R (1, 9) OBP: 0.408, SLG: 0.339	4-0 BB		0-0 1-3 2-H 1B			4-0 G4-3 BB	0-3 K		0-0 1B 2B	3 1 2 1 2 1 0																	
Garry Templeton, S (1, 6) OBP: 0.259, SLG: 0.364	0-0 F2		0-0 F7			0-0 G4-3	0-0 2B		0-0 4-3 BB E 1B	5 1 2 1 0 0 6																	
Ruppert Jones, L (1, 8) OBP: 0.257, SLG: 0.347		0-3 K		0-0 F8		0-3 K	0-0 P4		4-0 E 4-3 G1-2-3 BB	4 0 0 0 1 2 1																	
Tim Flannery, L (1, 5) OBP: 0.353, SLG: 0.576		0-0 4-3		0-0 HR		0-0 4-3		0-0 2B FC5 1B	0-0 4-3	5 2 2 1 0 0 2																	
John Montefusco, R (1, 1) Alan Wiggins, S (7, 7) OBP: 0.600, SLG: 0.500		0-0 5-3		0-3 K		0-0 5-3		0-0 FC5 2B	4-0 E IBB	3 0 0 0 0 1 0 1 0 1 0 1 0 0																	
Inning Stats	R: 1 E: 0 K: 0 S: 5	H: 2 LOB: 2 BB: 1 P: 9	R: 0 E: 0 K: 1 S: 5	H: 0 LOB: 0 BB: 0 P: 5	R: 1 E: 0 K: 0 S: 6	H: 3 LOB: 2 BB: 0 P: 6	R: 1 E: 0 K: 1 S: 6	H: 1 LOB: 0 BB: 0 P: 6	R: 1 E: 1 K: 1 S: 6	H: 2 LOB: 1 BB: 1 P: 10	R: 0 E: 0 K: 1 S: 5	H: 0 LOB: 0 BB: 0 P: 5	R: 3 E: 0 K: 1 S: 9	H: 5 LOB: 1 BB: 0 P: 9	R: 1 E: 0 K: 1 S: 7	H: 2 LOB: 2 BB: 1 P: 11	R: 2 E: 1 K: 0 S: 5	H: 2 LOB: 2 BB: 2 P: 13	1B: 9 2B: 5 3B: 0 HR: 3	SF: 0 SAC: 0 DP: 2 HBP: 0	WP: 0 PB: 0 SB: 0 CS: 0	PA: 47					
PITCHER	IP	WLS	BF	H	R	ER	SO	BB	IBB	HBP	BLK	WP	HR	S	P	ERA	WHIP										
Chuck Rainey, R (1, 1) ERA: 3.32	5.0		24	8	4	3	3	2	0	0	0	0	1	28	36	5.40	2.000										
Craig Lefferts, L (6, 1) ERA: 3.0	1.1	L	7	4	3	3	1	0	0	0	0	0	2	9	9	20.25	3.000										
Bill Campbell, R (7, 1) ERA: 5.28	1.2		9	3	1	1	2	0	1	0	0	0	0	12	16	5.40	1.800										
Willie Hernandez, L (9, 1) ERA: 3.52	0.0		3	2	2	2	0	1	0	0	0	0	0	2	6	∞	∞										
Warren Brusstar, R (9, 1) ERA: 5.88	1.0		4	0	0	0	0	0	1	0	0	0	0	3	7	0.00	0.000										

San Diego Padres @ Chicago Cubs
 Wrigley Field, Chicago, IL
 Tue Apr 26 1983, 3:33 AM CDT
 Att: 9,835 - Sunny - 75 F

AB	42
R	10
H	17
RBI	9
BB	5
SO	6
LOB	23



WP	0	PA	47
PB	0		
SB	0		
CS	0		

ERA	5.40	WHIP	2.000
IP	5.0	WLS	0
BF	24	H	8
R	4	ER	3
SO	3	BB	1
IBB	0	HBP	0
BLK	0	WP	0
HR	1	S	28
P	36	ERA	5.40
WHIP	2.000		

Batter	1	2	3	4	5	6	7	8	9	10	AB R H RBI BB SO LOB	TOP
--------	---	---	---	---	---	---	---	---	---	----	----------------------	-----

Gene Richards, L (1, 7) <small>OBP: 0.354, SLG: 0.397</small>	0-0 			x 0-0 	x 0-0 			x 4-0 	x 0-0 			4 0 1 0 1 0 0	
	0-0 			x 0-0 	x 0-0 			x 0-0 	x 0-0 			5 1 2 0 0 0 1	
	0-0 			x 0-0 	x 0-0 			x 0-0 	x 0-0 			5 0 2 0 0 0 2	
	0-0 			x 0-0 	x 0-0 			x 0-0 	x 0-0 			5 1 2 0 0 0 2	
			x 0-0 	x 0-0 	x 0-0 	x 0-0 			x 4-0 	4 1 3 1 1 0 0			
			0-0 	x 0-0 	x 0-0 	x 0-0 			x 0-0 	5 0 0 0 0 0 6			
				x 0-3 	x 0-0 	x 0-0 			x 0-0 	4 1 2 3 1 1 0			
				Tim Flannery, L (1, 5) <small>OBP: 0.361, SLG: 0.571</small> Luis Salazar, R (6, PH) <small>OBP: 0.353, SLG: 0.347</small> (6, 5)	x 0-0 	x 0-0 			x 4-0 	x 0-3 	x 0-0 	2 0 1 0 0 0 0 2 0 0 0 1 1 2	
					x 0-0 	x 0-0 			x 0-0 	x 0-3 			2 0 0 0 0 0 1 0 0 0 0 0 0 0 1 0 0 0 0 0 3 0 0 0 0 0 0 0 1 0 0 0 0 1 0 0 0 0 0 0 0 0
									x 0-0 				

San Diego Padres @ Chicago Cubs
 Wrigley Field, Chicago, IL
 Wed Apr 27 1983, 3:33 AM CDT
 Att. 6,332 - Sunny - 61 F

AB	40
R	4
H	13
RBI	4
BB	4
SO	3
LOB	17



Inning Stats	Inning 1-6														Inning 7-9														Totals																																																																																																																																											
	R: 0	H: 1	E: 0	LOB: 1	K: 0	S: 4	R: 0	H: 0	E: 0	LOB: 0	K: 1	S: 5	R: 0	H: 1	E: 0	LOB: 1	K: 0	S: 4	R: 3	H: 4	E: 0	LOB: 1	K: 0	S: 7	R: 0	H: 1	E: 0	LOB: 1	K: 0	S: 4	R: 0	H: 2	E: 0	LOB: 2	K: 0	S: 8	R: 1	H: 3	E: 0	LOB: 2	K: 0	S: 5	R: 0	H: 0	E: 0	LOB: 0	K: 2	S: 7	R: 0	H: 1	E: 0	LOB: 0	K: 0	S: 3	R: 0	H: 0	E: 0	LOB: 2	K: 0	S: 3	1B: 11	2B: 0	3B: 0	HR: 1	SF: 0	SAC: 0	DP: 2	HBP: 0	WP: 0	PA: 44																																																																																																		
PITCHER	<table border="1" style="width:100%; border-collapse: collapse; font-size: small;"> <thead> <tr> <th>IP</th><th>WLS</th><th>BF</th><th>H</th><th>R</th><th>ER</th><th>SO</th><th>BB</th><th>IBB</th><th>HBP</th><th>BLK</th><th>WP</th><th>HR</th><th>S</th><th>P</th><th>ERA</th><th>WHIP</th></tr> </thead> <tbody> <tr> <td>Fergie Jenkins, R (1, 1) <small>ERA: 4.23</small></td> <td>5.1</td><td></td><td>25</td><td>9</td><td>3</td><td>3</td><td>1</td><td>0</td><td>0</td><td>0</td><td>0</td><td>1</td><td>27</td><td>27</td><td>5.06</td><td>1.688</td></tr> <tr> <td>Willie Hernandez, L (6, 1) <small>ERA: 3.52</small></td> <td>0.0</td><td>1</td><td>0</td><td>0</td><td>0</td><td>0</td><td>0</td><td>1</td><td>0</td><td>0</td><td>0</td><td>0</td><td>0</td><td>4</td><td>∞</td><td>∞</td></tr> <tr> <td>Mike Proly, R (6, 1) <small>ERA: 2.08</small></td> <td>1.1</td><td>5</td><td>2</td><td>1</td><td>1</td><td>0</td><td>1</td><td>0</td><td>0</td><td>0</td><td>0</td><td>0</td><td>4</td><td>8</td><td>6.75</td><td>2.250</td></tr> <tr> <td>Lee Smith, R (7, 1) <small>ERA:</small></td> <td>1.1</td><td>5</td><td>1</td><td>0</td><td>0</td><td>2</td><td>0</td><td>0</td><td>0</td><td>0</td><td>0</td><td>0</td><td>9</td><td>9</td><td>0.00</td><td>0.750</td></tr> <tr> <td>Bill Campbell, R (8, 1) <small>ERA: 4.67</small></td> <td>2.0</td><td>W</td><td>8</td><td>1</td><td>0</td><td>0</td><td>0</td><td>1</td><td>1</td><td>0</td><td>0</td><td>0</td><td>6</td><td>14</td><td>0.00</td><td>1.000</td></tr> </tbody> </table>														IP	WLS	BF	H	R	ER	SO	BB	IBB	HBP	BLK	WP	HR	S	P	ERA	WHIP	Fergie Jenkins, R (1, 1) <small>ERA: 4.23</small>	5.1		25	9	3	3	1	0	0	0	0	1	27	27	5.06	1.688	Willie Hernandez, L (6, 1) <small>ERA: 3.52</small>	0.0	1	0	0	0	0	0	1	0	0	0	0	0	4	∞	∞	Mike Proly, R (6, 1) <small>ERA: 2.08</small>	1.1	5	2	1	1	0	1	0	0	0	0	0	4	8	6.75	2.250	Lee Smith, R (7, 1) <small>ERA:</small>	1.1	5	1	0	0	2	0	0	0	0	0	0	9	9	0.00	0.750	Bill Campbell, R (8, 1) <small>ERA: 4.67</small>	2.0	W	8	1	0	0	0	1	1	0	0	0	6	14	0.00	1.000	<table border="1" style="width:100%; border-collapse: collapse; font-size: small;"> <thead> <tr> <th>IP</th><th>WLS</th><th>BF</th><th>H</th><th>R</th><th>ER</th><th>SO</th><th>BB</th><th>IBB</th><th>HBP</th><th>BLK</th><th>WP</th><th>HR</th><th>S</th><th>P</th><th>ERA</th><th>WHIP</th></tr> </thead> <tbody> <tr> <td>Pitcher</td> <td></td><td></td><td></td><td></td><td></td><td></td><td></td><td></td><td></td><td></td><td></td><td></td><td></td><td></td><td></td><td></td></tr> </tbody> </table>														IP	WLS	BF	H	R	ER	SO	BB	IBB	HBP	BLK	WP	HR	S	P	ERA	WHIP	Pitcher																				
IP	WLS	BF	H	R	ER	SO	BB	IBB	HBP	BLK	WP	HR	S	P	ERA	WHIP																																																																																																																																																								
Fergie Jenkins, R (1, 1) <small>ERA: 4.23</small>	5.1		25	9	3	3	1	0	0	0	0	1	27	27	5.06	1.688																																																																																																																																																								
Willie Hernandez, L (6, 1) <small>ERA: 3.52</small>	0.0	1	0	0	0	0	0	1	0	0	0	0	0	4	∞	∞																																																																																																																																																								
Mike Proly, R (6, 1) <small>ERA: 2.08</small>	1.1	5	2	1	1	0	1	0	0	0	0	0	4	8	6.75	2.250																																																																																																																																																								
Lee Smith, R (7, 1) <small>ERA:</small>	1.1	5	1	0	0	2	0	0	0	0	0	0	9	9	0.00	0.750																																																																																																																																																								
Bill Campbell, R (8, 1) <small>ERA: 4.67</small>	2.0	W	8	1	0	0	0	1	1	0	0	0	6	14	0.00	1.000																																																																																																																																																								
IP	WLS	BF	H	R	ER	SO	BB	IBB	HBP	BLK	WP	HR	S	P	ERA	WHIP																																																																																																																																																								
Pitcher																																																																																																																																																																								

San Diego Padres @ Chicago Cubs
 Wrigley Field, Chicago, IL
 Wed Apr 27 1983, 3:33 AM CDT
 Att: 6,332 - Sunny - 61 F

livebaseballscorecards.com

AB	39
R	5
H	13
RBI	5
BB	3
SO	7
LOB	14



WP:	1	PA:	44
PB:	0		
SB:	1		
CS:	0		

Batter	1	2	3	4	5	6	7	8	9	10	AB	R	H	RBI	BB	SO	LOB
Gary Woods, R (1.7) OBP: 0.242, SLG: 0.367	K	F9		F8			G5-3 SH1-4 BB		K		4	0	0	0	1	2	2
23 Ryne Sandberg, R (1.4) OBP: 0.206, SLG: 0.215	6-3		6-3		L4		SH1-4		E5		4	0	0	0	0	0	0
Bill Buckner, L (1.3) OBP: 0.239, SLG: 0.286	FC5-4 1B		4-3		4-3		IBB		F7		4	0	1	0	1	0	1
Ron Cey, R (1.5) OBP: 0.232, SLG: 0.190	FC5-4		5-3		F2		G5-3		K		5	0	0	0	0	1	5
Leon Durham, L (1.8) OBP: 0.435, SLG: 0.560		1B 1B 1B		L8		K		K		FC6-4 1B	5	1	2	0	0	2	0
Keith Moreland, R (1.9) OBP: 0.321, SLG: 0.460		1B				K		6-3		FC6-4 1B	3	2	2	0	0	1	0
Lee Smith, R (7.1)		1B		3B	2B					2B	0	0	0	0	0	0	0
Jerry Morales, R (8. PH) OBP: 0.231, SLG: 0.308		1B								1-2f 2B	2	1	0	0	0	0	1
Jody Davis, R (1.2) OBP: 0.340, SLG: 0.426		1B		SF8	3B			1B		2B	4	1	4	3	0	0	0
Tom Verzyer, R (8. PR)		1B						1B		1-2 1B	0	0	0	0	0	0	0
Steve Lake, R (9.2) OBP: 0.700, SLG: 1.300		1B						1B		1-2 1B	1	0	1	0	0	0	0
Larry Bowa, S (1.6) OBP: 0.279, SLG: 0.298		6-3		SF8		4-3				1-2 1B	4	0	2	2	0	0	2
Fergie Jenkins, R (1.1) OBP: 0.222, SLG: 0.444										1-3 2-H	2	0	1	0	0	1	1
Willie Hernandez, L (6.1)		K									0	0	0	0	0	0	0
Mike Proly, R (6.1)											0	0	0	0	0	0	0
Jay Johnstone, L (7.9)											0	0	0	0	1	0	0
Wayne Nordhagen, R (8. PH) OBP: 0.200, SLG: 0.389											1	0	0	0	0	0	2
Bill Campbell, R (9.1)											0	0	0	0	0	0	0

PITCHER	IP	WLS	BF	H	R	ER	SO	BB	IBB	HBP	BLK	WP	HR	S	P	ERA	WHIP
Dave Dravecky, L (1.1) ERA: 3.0	5.0		22	7	4	4	2	0	0	0	0	1	0	26	26	7.20	1.400
Floyd Chiffer, R (6.1) ERA: 3.75	2.0		9	1	0	0	2	2	1	0	0	0	0	10	22	0.00	1.500
Gary Lucas, L (8.1) ERA: 4.22	2.1	L	13	5	1	1	3	0	0	0	0	0	0	19	19	3.86	2.143

Inning Stats	R: 0	H: 1	E: 0	K: 1	S: 6	H: 1	LOB: 1	BB: 0	P: 6	R: 2	H: 3	E: 0	K: 1	S: 8	H: 0	LOB: 0	BB: 0	P: 3	R: 2	H: 3	E: 0	K: 0	S: 6	H: 0	LOB: 0	BB: 0	P: 3	R: 0	H: 1	E: 0	K: 2	S: 8	H: 0	LOB: 2	BB: 3	P: 14	R: 0	H: 2	E: 0	K: 1	S: 7	H: 0	LOB: 1	BB: 0	P: 8	R: 1	H: 3	E: 0	K: 0	S: 4	H: 3	LOB: 2	BB: 0	P: 4	1B: 9	SF: 1	2B: 3	3B: 1	HR: 0	SAC: 1	DP: 1	HBP: 0
--------------	------	------	------	------	------	------	--------	-------	------	------	------	------	------	------	------	--------	-------	------	------	------	------	------	------	------	--------	-------	------	------	------	------	------	------	------	--------	-------	-------	------	------	------	------	------	------	--------	-------	------	------	------	------	------	------	------	--------	-------	------	-------	-------	-------	-------	-------	--------	-------	--------

PITCHER	IP	WLS	BF	H	R	ER	SO	BB	IBB	HBP	BLK	WP	HR	S	P	ERA	WHIP
Dave Dravecky, L (1.1) ERA: 3.0	5.0		22	7	4	4	2	0	0	0	0	1	0	26	26	7.20	1.400
Floyd Chiffer, R (6.1) ERA: 3.75	2.0		9	1	0	0	2	2	1	0	0	0	0	10	22	0.00	1.500
Gary Lucas, L (8.1) ERA: 4.22	2.1	L	13	5	1	1	3	0	0	0	0	0	0	19	19	3.86	2.143

Batter	1	2	3	4	5	6	7	8	9	AB R H RBI BB SO LOB	TOP		
Alan Wiggins, S OBP: 0.571, SLG: 0.444 (1, 7) X	0-0 6-3 ①		0-0 6-3 ③			0-0 WP 1B S 1B		4-0 4-3 S BB		3 1 1 0 1 0 0			
Juan Bonilla, R OBP: 0.362, SLG: 0.433 (1, 4) X	0-0 4-3 ②			0-0 G3 ①		4-0 WP 1B BB		0-0 4-3 ①		3 1 0 0 1 0 1			
Steve Garvey, R OBP: 0.356, SLG: 0.494 (1, 3) X	0-0 5-3 ③			0-0 P3 ②		0-0 BB 1B 1B		4-0 G6-4-3 IBB		3 1 1 2 1 0 0			
Sixto Lezcano, R OBP: 0.424, SLG: 0.348 (1, 9) Joe Lefebvre, L OBP: 0.200, SLG: 0.200 (8, 9)		0-0 5-3 ①		0-0 F3 ③		4-0 1B BB		0-0 G6-4-3 ② ③		3 0 0 0 1 0 2 0 0 0 0 0 0 0			
Terry Kennedy, L OBP: 0.435, SLG: 0.558 (1, 2)		0-0 1-3 ②			0-0 4-3 ①	0-0 PB 1B		0-0 4-3 ①		4 0 1 1 0 0 0			
Kurt Bevacqua, R OBP: 0.462, SLG: 0.583 (1, 5) Tim Flannery, L OBP: 0.342, SLG: 0.541 (6, PH) (6, 5)		0-0 1B			0-0 6-3 ②	0-0 P6 ③		0-0 F8 ②		2 0 1 0 0 0 0 2 0 0 0 0 0 2			
Ruppert Jones, L OBP: 0.265, SLG: 0.388 (1, 8)		0-0 6-3 ③			0-0 5-3 ③		0-0 4-3 ①		0-0 1-3 ③	4 0 0 0 0 0 1			
Luis Salazar, R OBP: 0.333, SLG: 0.327 (1, 6)			0-0 6-3 ①			0-0 6-3 ①	0-0 F8 ②			3 0 0 0 0 0 0			
Eric Show, R OBP: 0.100, SLG: 0.100 (1, 1) Luis DeLeon, R OBP: 0.500, SLG: 0.500 (7, 1)			0-0 6-3 ②			0-3 K ②	0-0 1-3 ③			3 0 0 0 0 1 0 0 0 0 0 0 0 0			
Inning Stats	R: 0 H: 0 E: 0 LOB: 0 K: 0 BB: 0 S: 3 P: 3	R: 0 H: 1 E: 0 LOB: 1 K: 0 BB: 0 S: 4 P: 4	R: 0 H: 0 E: 0 LOB: 0 K: 0 BB: 0 S: 3 P: 3	R: 0 H: 0 E: 0 LOB: 0 K: 0 BB: 0 S: 3 P: 3	R: 0 H: 0 E: 0 LOB: 0 K: 0 BB: 0 S: 3 P: 3	R: 3 H: 3 E: 0 LOB: 2 K: 1 BB: 2 S: 8 P: 16	R: 0 H: 0 E: 0 LOB: 0 K: 0 BB: 0 S: 3 P: 3	R: 0 H: 0 E: 0 LOB: 1 K: 0 BB: 2 S: 2 P: 10	R: 0 H: 0 E: 0 LOB: 0 K: 0 BB: 0 S: 3 P: 3	1B: 4 SF: 0 2B: 0 SAC: 0 3B: 0 DP: 1 HR: 0 HBP: 0	WP: 1 PA: 34 PB: 1 SB: 2 CS: 0		
PITCHER	IP WLS BF H R ER SO BB IBB HBP BLK WP HR S P ERA WHIP											PITCHER	IP WLS BF H R ER SO BB IBB HBP BLK WP HR S P ERA WHIP
Steve Trout, L ERA: 5.11 (1, 1)	5.2 L 23 4 3 3 1 2 0 0 0 0 1 0 23 31 4.76 1.059												
Warren Brusstar, R ERA: 5.54 (6, 1)	0.1 1 0 0 0 0 0 0 0 0 0 0 0 1 1 0.00 0.000												
Mike Proly, R ERA: 1.42 (7, 1)	2.0 7 0 0 0 0 1 1 0 0 0 0 0 5 13 0.00 0.500												
Willie Hernandez, L ERA: 3.12 (9, 1)	1.0 3 0 0 0 0 0 0 0 0 0 0 0 0 3 3 0.00 0.000												

San Diego Padres @ Chicago Cubs
Wrigley Field, Chicago, IL
Thu Apr 28 1983, 3:33 AM CDT
Att: 3,383 - Sunny - 52 F

livebaseballscorecards.com

AB	30
R	3
H	4
RBI	3
BB	4
SO	1
LOB	6



Batter	1	2	3	4	5	6	7	8	9
Gary Woods, R (1, 7) OBP: 0.229, SLG: 0.344 Jay Johnstone, L (6, PH) Mike Proly, R (7, 1) Jerry Morales, R (8, PH) Willie Hernandez, L (9, 1)	0-0 G1			0-0 5-3		0-3 K		0-3 K	
23 Ryne Sandberg, R (1, 4) OBP: 0.208, SLG: 0.217	0-0 5-3			0-0 1-3		0-3 K		0-0 1B	
Bill Buckner, L (1, 3) OBP: 0.253, SLG: 0.288	0-0 L8			0-0 1-3			4-0 1B	0-0 1B	
Leon Durham, L (1, 8) OBP: 0.424, SLG: 0.537		0-0 3-1			0-0 6-3		0-0 1B	0-0 F2	
Ron Cey, R (1, 5) OBP: 0.247, SLG: 0.209		0-0 F9			0-0 5-3		0-0 1B		
Keith Moreland, R (1, 9) OBP: 0.316, SLG: 0.434		0-0 F9			0-0 P6		0-0 1B		
Jody Davis, R (1, 2) OBP: 0.316, SLG: 0.392			0-0 L7			0-0 4-3		0-3 K	
Larry Bowa, S (1, 6) Wayne Nordhagen, R (9, PH) OBP: 0.190, SLG: 0.368		0-0 4-3				0-0 1B	0-0 G4-3		0-0 F8
Steve Trout, L (1, 1) Warren Brusstar, R (6, 1) Scot Thompson, L (6, PH) OBP: 0.233, SLG: 0.310			0-0 6-3			0-0 E3		0-0 4-3	

AB	R	H	RBI	BB	SO	LOB
2	0	0	0	0	0	0
1	0	0	0	0	1	2
0	0	0	0	0	0	0
1	0	0	0	0	1	0
0	0	0	0	0	0	0

4	0	1	0	0	1	2
---	---	---	---	---	---	---

3	1	1	0	1	0	0
---	---	---	---	---	---	---

4	0	1	0	0	0	2
---	---	---	---	---	---	---

4	0	2	1	0	0	0
---	---	---	---	---	---	---

3	0	0	0	1	0	1
---	---	---	---	---	---	---

4	0	0	0	0	2	4
---	---	---	---	---	---	---

3	0	1	0	0	0	3
1	0	0	0	0	0	1

1	0	0	0	0	0	0
0	0	0	0	0	0	0
2	0	0	0	0	0	1

BOTTOM

San Diego Padres @ Chicago Cubs
 Wrigley Field, Chicago, IL
 Thu Apr 28 1983, 3:33 AM CDT
 Att. 3,383 - Sunny - 52 F

AB	33
R	1
H	6
RBI	1
BB	2
SO	5
LOB	16



Inning Stats															1B	2B	3B	HR	SF	SAC	DP	HBP	WP	PA	ERA	WHIP																						
R: 0	H: 0	E: 0	K: 0	S: 3	R: 0	H: 0	E: 0	K: 0	S: 3	R: 0	H: 0	E: 0	K: 0	S: 3	R: 0	H: 0	E: 0	K: 0	S: 3	R: 0	H: 1	E: 1	K: 2	S: 9	R: 1	H: 2	E: 0	K: 1	S: 6	R: 0	H: 2	E: 0	K: 1	S: 7	R: 0	H: 1	E: 0	K: 1	S: 6	1B: 6	SF: 0	2B: 0	3B: 0	HR: 0	WP: 0	PA: 35	ERA: 1.50	WHIP: 0.667
H: 0	LOB: 0	BB: 0	P: 3	H: 0	LOB: 0	BB: 0	P: 3	H: 0	LOB: 0	BB: 0	P: 3	H: 0	LOB: 0	BB: 0	P: 3	H: 1	LOB: 2	BB: 0	P: 9	H: 2	LOB: 2	BB: 2	P: 14	H: 2	LOB: 2	BB: 0	P: 7	H: 1	LOB: 1	BB: 0	P: 6	SF: 0	SAC: 0	DP: 1	HBP: 0	ERA: 3.38	WHIP: 1.333											
IP: 6.0	WLS: W	BF: 23	H: 3	R: 1	ER: 1	SO: 2	BB: 1	IBB: 0	HBP: 0	BLK: 0	WP: 0	HR: 0	S: 26	P: 30	ERA: 0.00	WHIP: 1.333	IP: 3.0	WLS: S	BF: 12	H: 3	R: 0	ER: 0	SO: 3	BB: 1	IBB: 0	HBP: 0	BLK: 0	WP: 0	HR: 0	S: 17	P: 21	ERA: 0.00	WHIP: 1.333															

IP	WLS	BF	H	R	ER	SO	BB	IBB	HBP	BLK	WP	HR	S	P	ERA	WHIP
6.0	W	23	3	1	1	2	1	0	0	0	0	0	26	30	1.50	0.667
3.0	S	12	3	0	0	3	1	0	0	0	0	0	17	21	0.00	1.333

Batter	1	2	3	4	5	6	7	8	9	AB R H RBI BB SO LOB	TOP		
Alan Wiggins, S (1, 7) X OBP: 0.526, SLG: 0.429	0-0 S 6-3 2B 1B		0-3 K	0-0 G4-6-3 1-2 1B		0-0 3-1 2-3		0-0 4-3		5 1 2 0 0 1 1			
Juan Bonilla, R (1, 4) X OBP: 0.364, SLG: 0.442	0-0 6-3 1-2		0-0 1B 1B	0-0 G4-6-3 1-2f 2-3		0-0 2B 2B		0-0 6-3		5 2 2 1 0 0 3			
Steve Garvey, R (1, 3) H OBP: 0.391, SLG: 0.530	1-0 S 2B HBP		0-0 1B 1B	0-0 1B 3-H		0-0 2B 2-H		0-0 2B 1B		4 3 4 2 0 0 0			
Sixto Lezcano, R (1, 9) X OBP: 0.433, SLG: 0.380	0-0 WP 1-H 2-H 2B		0-0 WP 1-2 2-H 1B	0-0 1-2 1B		0-3 K		0-0 F7		5 0 3 3 0 1 2			
Terry Kennedy, L (1, 2) S S S OBP: 0.444, SLG: 0.568	0-3 K 2-3		0-0 WP 1-2 2-H 1B		0-0 F9		4-0 BB		0-0 4-3 1-H 2B	4 0 2 2 1 1 1			
Luis Salazar, R (1, 5) S S S OBP: 0.339, SLG: 0.321	0-3 K		4-0 FC6-4 1-2 2-3 BB		0-0 CS 1B		0-0 F9		0-0 4-3 2-3	4 0 1 0 1 1 3			
Ruppert Jones, L (1, 8) S S S OBP: 0.250, SLG: 0.365		0-3 K	0-3 K		0-3 K 1-2		0-0 L5		0-0 F7	5 0 0 0 0 3 6			
Mario Ramirez, R (1, 6) X OBP: 0.200, SLG: 0.200		0-0 F8	0-0 FC6-4 1-2f			4-0 3-1 2B SH2-4 BB		0-0 F9		3 1 0 0 1 0 4			
Andy Hawkins, R (1, 1) X OBP: 0.200, SLG: 0.200		0-0 4-3		0-0 G4-6-3 1B 1B		0-0 SH2-4 1-2		0-0 F9		3 1 1 0 0 0 0			
Inning Stats	R: 2 H: 2 E: 0 LOB: 1 K: 2 BB: 0 S: 9 P: 10	R: 0 H: 0 E: 0 LOB: 0 K: 1 BB: 0 S: 5 P: 5	R: 2 H: 4 E: 0 LOB: 3 K: 2 BB: 1 S: 11 P: 15	R: 1 H: 4 E: 0 LOB: 1 K: 0 BB: 0 S: 5 P: 5	R: 0 H: 1 E: 0 LOB: 0 K: 1 BB: 0 S: 5 P: 5	R: 2 H: 2 E: 0 LOB: 1 K: 1 BB: 1 S: 7 P: 11	R: 0 H: 0 E: 0 LOB: 1 K: 0 BB: 1 S: 3 P: 7	R: 0 H: 0 E: 0 LOB: 0 K: 0 BB: 0 S: 3 P: 3	R: 1 H: 2 E: 0 LOB: 1 K: 0 BB: 0 S: 5 P: 5	1B: 11 SF: 0 2B: 4 SAC: 1 3B: 0 DP: 1 HR: 0 HBP: 1	WP: 2 PA: 43 PB: 0 SB: 2 CS: 1		
PITCHER	IP WLS BF H R ER SO BB IBB HBP BLK WP HR S P ERA WHIP											PITCHER	IP WLS BF H R ER SO BB IBB HBP BLK WP HR S P ERA WHIP
John Candelaria, L (1, 1) ERA: 4.6	5.0 L 25 11 5 5 6 1 0 1 0 2 0 35 40 9.00 2.400												
Manny Sarmiento, R (6, 1) ERA: 5.4	2.0 10 2 2 2 1 2 0 0 0 0 0 10 18 9.00 2.000												
Jim Winn, R (8, 1) ERA: 5.63	2.0 8 2 1 1 0 0 0 0 0 0 0 8 8 4.50 1.000												

San Diego Padres @ Pittsburgh Pirates
 Three Rivers Stadium, Pittsburgh, PA
 Sat Apr 30 1983, 3:33 AM EDT
 Overcast

AB	38
R	8
H	15
RBI	8
BB	3
SO	7
LOB	20



livebaseballscorecards.com

Batter	1	2	3	4	5	6	7	8	9	AB R H RBI BB SO LOB
Lee Lacy, R (1, 7) OBP: 0.347, SLG: 0.464	0-3 K		0-0 1B S		0-0 CS 1B		0-0 5-3		0-0 F7	5 0 2 0 0 1 1
Lee Mazzilli, S (1, 8) OBP: 0.386, SLG: 0.418	0-0 F8		0-0 F7		0-0 F5		0-0 L6			4 0 0 0 0 0 3
Bill Madlock, R (1, 5) OBP: 0.311, SLG: 0.328	0-0 F6		0-0		0-0 F7			0-0 F8		4 0 1 0 0 0 1
Jason Thompson, L (1, 3) OBP: 0.348, SLG: 0.500		0-3 K	0-3 K			0-0 F8		0-0 F5		4 0 0 0 0 2 2
Dave Parker, L (1, 9) OBP: 0.323, SLG: 0.367		0-0 2B	0-0 L5			0-0 2B		0-0 F9		4 2 2 0 0 0 2
Johnny Ray, S (1, 4) OBP: 0.290, SLG: 0.433		0-0 1B 2B		0-0 F4		0-0 F8 2B		0-0 E8 1B		4 2 3 2 0 0 0
Tony Peña, R (1, 2) OBP: 0.298, SLG: 0.302		0-0 1-3		0-0 4-3		0-0 F8 2B		0-0 4-3		4 0 0 0 0 0 3
Dale Berra, R (1, 6) OBP: 0.293, SLG: 0.415		0-0 1B		0-0 F9		0-0 F9		0-0 4-3		4 0 1 2 0 0 1
John Candelaria, L (1, 1) OBP: 0.091, SLG: 0.091 Steve Nicosia, R (5, PH) OBP: 0.111, SLG: 0.111 Manny Sarmiento, R (6, 1) Gene Tenace, R (7, PH) OBP: 0.125, SLG: 0.125 Jim Winn, R (8, 1) Mike Easter, L (9, PH) OBP: 0.419, SLG: 0.414		0-3 K			0-0 E7 1B		0-0 F4		0-0 1B	1 0 0 0 0 0 1 1 1 0 0 0 0 0 0 0 0 0 0 0 0 0 0 0 1 0 0 0 0 0 0 0 0 0 0 0 0 0 0 0 1 0 1 0 0 0 0 0

BOTTOM

San Diego Padres @ Pittsburgh Pirates
Three Rivers Stadium, Pittsburgh, PA
 Sat Apr 30 1983, 3:33 AM EDT
 Overcast

livebaseballscorecards.com

AB	37
R	4
H	10
RBI	4
BB	0
SO	4
LOB	14



Inning Stats	R: 0 H: 0 E: 0 K: 1 S: 5	R: 2 H: 3 E: 0 K: 2 S: 10	R: 0 H: 2 E: 0 K: 1 S: 7	R: 0 H: 0 E: 0 K: 0 S: 3	R: 0 H: 1 E: 1 K: 0 S: 4	R: 1 H: 2 E: 0 K: 0 S: 5	R: 0 H: 0 E: 0 K: 0 S: 3	R: 0 H: 0 E: 0 K: 0 S: 3	R: 1 H: 2 E: 1 K: 0 S: 5	R: 0 H: 2 E: 1 K: 0 S: 5	1B: 6 SF: 0 2B: 4 SAC: 0 3B: 0 DP: 0 HR: 0 HBP: 0	WP: 0 PA: 37 PB: 0 SB: 1 CS: 1
--------------	--------------------------	---------------------------	--------------------------	--------------------------	--------------------------	--------------------------	--------------------------	--------------------------	--------------------------	--------------------------	--	---

PITCHER	IP	WLS	BF	H	R	ER	SO	BB	IBB	HBP	BLK	WP	HR	S	P	ERA	WHIP
Andy Hawkins, R (1, 1) ERA: 2.45	9.0	W	37	10	4	3	4	0	0	0	0	0	0	45	45	3.00	1.111

Batter	1	2	3	4	5	6	7	8	9	AB R H RBI BB SO LOB	TOP									
Alan Wiggins, S (1, 7) OBP: 0.435, SLG: 0.333	0-0 6-3		0-0 F9		0-0 P1		0-0 G6-4-3			4 0 0 0 0 0 3										
Juan Bonilla, R (1, 4) OBP: 0.350, SLG: 0.424	0-3 K		0-0 6-3		0-0 G5-4-3			0-0 4-3		4 0 0 0 0 1 1										
Steve Garvey, R (1, 3) OBP: 0.396, SLG: 0.563	0-0 1B		0-0 F7			0-0 HR		0-3 K		4 1 2 1 0 1 0										
Sixto Lezcano, R (1, 9) OBP: 0.426, SLG: 0.373	0-3 K			0-3 K		0-0 F8		0-0 1B		4 0 1 0 0 2 1										
Luis Salazar, R (1, 5) OBP: 0.323, SLG: 0.305		0-0 5-3		0-0 6-3		0-3 K		0-0 4-3		3 0 0 0 0 1 0										
Terry Kennedy, L (8, PH) OBP: 0.440, SLG: 0.561										1 0 0 0 0 0 1										
Tim Flannery, L (8, 5) OBP: 0.342, SLG: 0.541										0 0 0 0 0 0 0										
Ruppert Jones, L (1, 8) OBP: 0.261, SLG: 0.356		4-0 BB		4-0 BB		0-0 F7			0-0 1-3	2 0 0 0 2 0 0										
Mario Ramirez, R (1, 6) OBP: 0.375, SLG: 0.167		0-0 F9		4-0 BB		4-0 BB		0-0 SH	0-3 K	3 0 1 0 1 1 1										
Doug Gwosdz, R (1, 2) OBP: 0.375, SLG: 0.167		4-0 BB		0-0 BB		1-2 BB		0-0 SH	0-0 6-3	2 0 0 0 1 1 2										
Chris Welsh, L (1, 1) OBP: 0.500, SLG: 0.500		0-0 F7		0-3 K		0-0 BB		0-0 G6-4-3		1 0 0 0 0 0 2										
Mike Couchee, R (4, 1) OBP: 0.500, SLG: 0.500										2 0 1 0 0 0 2										
Luis DeLeon, R (7, 1) OBP: 0.500, SLG: 0.500						0-0 G5-4-3		0-0 F1		0 0 0 0 0 0 0										
Inning Stats	R: 0 E: 0 K: 2 S: 8	H: 1 LOB: 1 BB: 0 P: 8	R: 0 E: 0 K: 0 S: 3	H: 0 LOB: 2 BB: 2 P: 11	R: 0 E: 0 K: 0 S: 3	H: 0 LOB: 2 BB: 2 P: 15	R: 0 E: 0 K: 2 S: 7	H: 1 LOB: 0 BB: 0 P: 3	R: 1 E: 0 K: 1 S: 6	H: 1 LOB: 0 BB: 0 P: 6	R: 0 E: 0 K: 0 S: 4	H: 1 LOB: 1 BB: 0 P: 4	R: 0 E: 0 K: 1 S: 6	H: 1 LOB: 1 BB: 0 P: 6	R: 0 E: 0 K: 1 S: 5	H: 0 LOB: 0 BB: 0 P: 5	1B: 4 2B: 0 3B: 0 HR: 1	SF: 0 SAC: 1 DP: 2 HBP: 0	WP: 0 PB: 0 SB: 0 CS: 0	PA: 35
PITCHER	IP WLS BF H R ER SO BB IBB HBP BLK WP HR S P ERA WHIP																			
Larry McWilliams, L (1, 1) ERA: 1.98	7.0 W 28 4 1 1 5 4 0 0 0 0 1 34 50 1.29 1.143																			
Kent Tekulve, R (8, 1) ERA: 1.04	0.2 3 1 0 0 1 0 0 0 0 0 0 5 5 0.00 1.500																			
Rod Scurry, L (8, 1) ERA: 0.71	1.1 S 4 0 0 0 1 0 0 0 0 0 0 6 6 0.00 0.000																			

San Diego Padres @ Pittsburgh Pirates
 Three Rivers Stadium, Pittsburgh, PA
 Sat Apr 30 1983, 7:05 PM EDT
 Att. 19,593 - Unknown

AB	30
R	1
H	5
RBI	1
BB	4
SO	7
LOB	13



BOTTOM

San Diego Padres @ Pittsburgh Pirates
Three Rivers Stadium, Pittsburgh, PA

Sat Apr 30 1983, 7:05 PM EDT
Att. 19,593 - Unknown

livebaseballscorecards.com

AB	31
R	2
H	6
RBI	2
BB	1
SO	1
LOB	16



WP:	1	PA:	34
PB:	0	SB:	0
CS:	0		

AB	R	H	RBI	BB	SO	LOB									
4	0	1	1	0	0	4									
4	0	0	0	0	0	3									
4	0	0	0	0	0	1									
4	0	1	0	0	1	0									
4	0	1	0	0	0	0									
4	0	1	0	0	0	2									
3	1	0	0	1	0	2									
2	0	1	1	0	0	2									
1	0	0	0	0	0	2									
1	1	1	0	0	0	0									
0	0	0	0	0	0	0									
0	0	0	0	0	0	0									
1B:	4	SF:	1	2B:	2	SAC:	1	3B:	0	DP:	0	HR:	0	HBP:	0

Batter	1	2	3	4	5	6	7	8	9								
Lee Lacy, R OBP: 0.342, SLG: 0.466 (1, 7)	0-0 5-3		0-0 FC5-4 WP 1-2f 2-3		0-0 4-3		0-0 2B										
Lee Mazzilli, S OBP: 0.365, SLG: 0.390 (1, 8)	0-0 F9		0-0 F9 1-2			0-0 L9	0-0 F7										
Bill Madlock, R OBP: 0.292, SLG: 0.306 (1, 5)	0-0 5-3			0-0 F8		0-0 F7	0-0 6-3										
Jason Thompson, L OBP: 0.342, SLG: 0.484 (1, 3)		0-3 K		0-0 L6		0-0 1B 1B		0-0 4-3									
Dave Parker, L OBP: 0.314, SLG: 0.353 (1, 9)		0-0 F9		0-0 F7		0-0 1B		0-0 4-3									
Tony Peña, R OBP: 0.295, SLG: 0.316 (1, 2)		0-0 F8			0-0 E5 4-3 E	0-0 6-3		0-0 2B									
Dale Berra, R OBP: 0.290, SLG: 0.393 (1, 6)			0-0 6-3		0-0 E4 1-2 4-3		4-0 SF8 BB	0-0 F3									
Johnny Ray, S OBP: 0.292, SLG: 0.435 (1, 4)			0-0 FC5-4 SH 1B		0-0 F5		0-0 SF8 1-H										
Larry McWilliams, L OBP: 0.300, SLG: 0.222 Mike Easter, L OBP: 0.436, SLG: 0.433 Kent Tekulve, R Rod Scurrey, L			0-0 SH FC5-4 1-2		0-0 4-3 1-2 2-3		0-0 2B 1B										
Inning Stats	R: 0 E: 0 K: 0 S: 3	H: 0 LOB: 0 BB: 0 P: 3	R: 0 E: 0 K: 1 S: 5	H: 0 LOB: 0 BB: 0 P: 5	R: 0 E: 1 K: 0 S: 5	H: 1 LOB: 2 BB: 0 P: 5	R: 0 E: 0 K: 0 S: 3	H: 0 LOB: 0 BB: 0 P: 3	R: 0 E: 0 K: 0 S: 5	H: 2 LOB: 2 BB: 0 P: 5	R: 2 E: 1 K: 0 S: 5	H: 2 LOB: 1 BB: 1 P: 9	R: 0 E: 0 K: 0 S: 4	H: 1 LOB: 1 BB: 0 P: 4			
PITCHER	IP	WLS	BF	H	R	ER	SO	BB	IBB	HBP	BLK	WP	HR	S	P	ERA	WHIP
Chris Welsh, L ERA: 2.51 Mike Couchee, R ERA: 4.5 Luis DeLeon, R ERA: 2.45	(1, 1) (4, 1) (7, 1)		11 13 10	1 2 3	0 0 2	0 0 2	1 0 0	0 0 1	0 0 0	0 0 0	0 0 0	1 0 0	0 0 0	13 13 9	13 13 13	0.00 0.00 9.00	0.333 0.667 2.000

Batter	1	2	3	4	5	6	7	8	9	AB R H RBI BB SO LOB	TOP										
Ozzie Smith, S (1, 6) OBP: 0.313, SLG: 0.315	0-0 4-3	0-0 FC6			0-0 1-3		0-0 SH1-4		4-0 BB	3 0 0 0 1 0 2											
Ken Oberkfell, L (1, 5) OBP: 0.324, SLG: 0.328	0-0 F8		0-0 1-3		0-0 4-3		0-3 K		4-0 BB	4 0 0 0 1 1 1											
Keith Hernandez, L (1, 3) OBP: 0.400, SLG: 0.575	0-0 1B		0-0 6-3			0-0 HR	0-3 K		0-0 G3	5 2 3 1 0 1 4											
George Hendrick, R (1, 9) OBP: 0.392, SLG: 0.662	0-0 BLK		0-0 6-3			0-0 1B		0-0 6-3		4 1 2 1 0 0 1											
Lonnie Smith, R (1, 7) OBP: 0.370, SLG: 0.466	0-0 L7		0-0 1-3			0-0 1B		0-0 6-3		4 0 1 0 0 0 2											
David Green, R (1, 8) OBP: 0.294, SLG: 0.381		0-0 FC1		0-0 6-3		0-0 FC6-4		0-3 K		4 0 1 1 0 1 1											
Darrell Porter, L (1, 2) OBP: 0.304, SLG: 0.300		0-3 K		0-0 P5		0-0 G3		0-0 PB		4 0 1 0 0 1 2											
Rafael Santana, R (9, PR) OBP: 0.500, SLG: 0.500		1-2 K		1-2 P5		1-2 G3		1-2 SH1-4		0 0 0 0 0 0 0											
Tom Herr, S (1, 4) OBP: 0.143, SLG: 0.143		0-0 FC1		0-0 4-3		0-0 6-3		0-0 SH1-4		3 0 0 0 0 0 2											
Bob Forsch, R (1, 1) OBP: 0.273, SLG: 0.455		0-0 FC6		0-3 K		0-0 SH1-4		0-0 F8		2 0 1 0 0 1 0											
John Martin, S (5, 1) OBP: 0.500, SLG: 0.500		1-2 1B						2-3 F8		0 0 0 0 0 0 0											
Willie McGee, S (7, PH) OBP: 0.397, SLG: 0.500										1 0 1 0 0 0 0											
Doug Bair, R (7, 1) OBP: 0.397, SLG: 0.500										0 0 0 0 0 0 0											
Dane Iorg, L (9, PH) OBP: 0.571, SLG: 0.800										0 0 0 0 0 0 0											
Mike Kattsey, S (9, PH) OBP: 0.317, SLG: 0.385										1 0 0 0 0 0 2											
Inning Stats	R: 1 E: 0 K: 0 S: 5	H: 2 LOB: 1 BB: 0 P: 5	R: 0 E: 0 K: 1 S: 7	H: 2 LOB: 2 BB: 0 P: 7	R: 0 E: 0 K: 0 S: 4	H: 1 LOB: 1 BB: 0 P: 4	R: 0 E: 0 K: 0 S: 3	H: 0 LOB: 0 BB: 0 P: 3	R: 0 E: 0 K: 1 S: 5	H: 0 LOB: 0 BB: 0 P: 5	R: 2 E: 0 K: 0 S: 6	H: 3 LOB: 1 BB: 0 P: 6	R: 0 E: 0 K: 2 S: 8	H: 1 LOB: 1 BB: 0 P: 8	R: 0 E: 0 K: 1 S: 5	H: 0 LOB: 0 BB: 0 P: 5	R: 0 E: 0 K: 0 S: 4	H: 1 LOB: 3 BB: 2 P: 12	1B: 7 2B: 2 3B: 0 HR: 1	SF: 0 SAC: 2 DP: 0 HBP: 0	WP: 0 PA: 39 PB: 1 SB: 2 CS: 0
PITCHER	IP WLS BF H R ER SO BB IBB HBP BLK WP HR S P ERA WHIP																				
Dave Dravecky, L (1, 1) ERA: 3.14	7.0 W 30 9 3 3 4 0 0 0 0 0 1 0 1 38 38 3.86 1.286																				
Luis DeLeon, R (8, 1) ERA: 2.25	1.1 5 1 0 0 1 0 0 0 0 0 0 0 7 7 0.00 0.750																				
Gary Lucas, L (9, 1) ERA: 3.97	0.2 S 4 0 0 0 0 2 0 0 0 0 0 0 2 10 0.00 3.000																				

St. Louis Cardinals @ San Diego Padres
 Jack Murphy Stadium, San Diego, CA
 Tue May 03 1983, 10:05 PM EDT
 Att: 16,842 - Unknown

livebaseballscorecards.com

AB	35
R	3
H	10
RBI	3
BB	2
SO	5
LOB	17



Batter	1	2	3	4	5	6	7	8	9	AB	R	H	RBI	BB	SO	LOB
Alan Wiggins, S OBP: 0.407, SLG: 0.318 (1, 7)	0-0 G3 BLK SF9 1B	0-0 F7		0-0 F7			0-0 P4			4	1	1	0	0	0	2
Juan Bonilla, R OBP: 0.346, SLG: 0.417 (1, 4)	0-0 G3 1-3		0-0 F9		0-0 F7			0-0 G5-4-3 1B		4	0	1	0	0	0	1
Steve Garvey, R OBP: 0.380, SLG: 0.544 (1, 3)	0-0 SF9 3-H		0-0 F9		0-0 F8			0-0 G5-4-3 1-2f		3	0	0	1	0	0	1
Terry Kennedy, L OBP: 0.432, SLG: 0.547 (1, 2)	0-0 FC5-4 1B		0-0 F8		0-0 4-3			0-0 4-3		4	0	1	0	0	0	0
Sixto Lezcano, R OBP: 0.423, SLG: 0.372 (1, 9)	0-0 FC5-4 1-2f			0-0 SH1-3 FC 1B			0-0 P4			3	1	1	0	0	0	1
Ruppert Jones, L OBP: 0.274, SLG: 0.360 (1, 8)		0-0 G1-6-3 1B		0-0 FC SH1-3 1B		4-0 BB BB BB		4-0 CS BB		2	2	1	0	1	0	1
Tim Flannery, L OBP: 0.350, SLG: 0.538 (1, 5)		0-0 G1-6-3 1B		0-0 SH1-3 1-2 2-3			0-0 F9			2	0	1	0	0	0	1
Mario Ramirez, R OBP: 0.364, SLG: 0.222 (1, 6)		0-0 G1-6-3 1-2f 2-3		0-0 SH1-4 2-H 3-H		0-0 CS 1-2	0-3 K 1-2			3	0	1	2	0	1	2
Dave Dravecky, R OBP: 0.059, SLG: 0.059 (1, 1)		0-0 1B		0-0 SH1-4 1-2			0-0 F7			1	0	1	1	0	0	0
Gene Richards, L OBP: 0.349, SLG: 0.392 (7, PH)										1	0	0	0	0	0	0
Luis DeLeon, R OBP: 0.500, SLG: 0.500 (8, 1)										0	0	0	0	0	0	0
Gary Lucas, L (9, 1)										0	0	0	0	0	0	0

Inning Stats	R: 1	H: 2	E: 0	K: 0	S: 5	H: 2	LOB: 1	BB: 0	P: 5	R: 1	H: 3	E: 0	K: 0	S: 5	R: 0	H: 0	E: 0	K: 0	S: 3	R: 2	H: 2	E: 0	K: 0	S: 6	R: 0	H: 0	E: 0	K: 0	S: 3	R: 0	H: 0	E: 0	K: 0	S: 2	R: 0	H: 0	E: 0	K: 1	S: 5	R: 0	H: 1	E: 0	K: 0	S: 3
--------------	------	------	------	------	------	------	--------	-------	------	------	------	------	------	------	------	------	------	------	------	------	------	------	------	------	------	------	------	------	------	------	------	------	------	------	------	------	------	------	------	------	------	------	------	------


PITCHER	IP	WLS	BF	H	R	ER	SO	BB	IBB	HBP	BLK	WP	HR	S	P	ERA	WHIP
Bob Forsch, R ERA: 4.13 (1, 1)	4.0	L	19	7	4	4	0	0	0	0	1	0	0	19	19	9.00	1.750
John Martin, L ERA: 1.54 (5, 1)	2.0		6	0	0	0	0	1	0	0	0	0	0	5	9	0.00	0.500
Doug Bair, R ERA: 3.48 (7, 1)	2.0		6	1	0	0	1	0	0	0	0	0	0	8	8	0.00	0.500

BOTTOM

St. Louis Cardinals @ San Diego Padres
Jack Murphy Stadium, San Diego, CA

Tue May 03 1983, 10:05 PM EDT
Att. 16,842 - Unknown

AB	27
R	4
H	8
RBI	4
BB	1
SO	1
LOB	9



WP	PA	ERA	WHIP
0	32		

Batter	1	2	3	4	5	6	7	8	9	AB R H RBI BB SO LOB	TOP
Ozzie Smith, S (1, 6) OBP: 0.310, SLG: 0.312 Rafael Santana, R (8, 6) OBP: 0.500, SLG: 0.500	0-0 1-3		0-0 4-3			0-0 BB 1-2 1B		0-3 K		4 0 1 0 0 1 1 0 0 0 0 0 0 0	St. Louis Cardinals @ San Diego Padres Jack Murphy Stadium, San Diego, CA Wed May 04 1983, 10:05 PM EDT Att: 17,119 - Unknown livebaseballscorecards.com
Ken Oberkfell, L (1, 5) OBP: 0.333, SLG: 0.329	4-0 G6-4-3 BB			0-0 6-3		0-0 F9		0-0 FC6-4 1B		3 0 1 0 1 0 2	
Lonnie Smith, R (1, 7) OBP: 0.376, SLG: 0.461	0-0 G6-4-3 1-2f			0-3 K		4-0 1-2 2-3 BB		0-0 FC6-4 1B		3 0 1 0 1 1 1	
Keith Hernandez, L (1, 3) OBP: 0.381, SLG: 0.545		0-0 6-3		0-0 4-3		0-0 F7		0-0 FC6-4 FC4-8 1-2f 2-3		4 0 0 0 0 0 5	
George Hendrick, R (1, 9) OBP: 0.390, SLG: 0.648 Dane Iorg, L (8, PH) OBP: 0.500, SLG: 0.667		0-0 F2			0-0 1B	0-3 K		0-0 FC4-6 1-2f		3 0 1 0 0 1 3 1 0 0 0 0 0 2	
Willie McGee, S (1, 8) OBP: 0.333, SLG: 0.438		0-3 K			0-0 F8		0-0 4-3		0-0 4-3 BLK 1B	4 0 1 0 0 1 1	
Darrell Porter, L (1, 2) OBP: 0.301, SLG: 0.297			0-3 K		0-0 F8		0-0 G3 1B		0-0 L3	4 0 1 0 0 1 2	
Mike Ramsey, S (1, 4) OBP: 0.306, SLG: 0.352 Eric Rasmussen, R (5, 1)			0-3 K		0-0 1-3		0-0 G3		0-0 4-3	2 0 0 0 0 1 1 0 0 0 0 0 0 0	
Steve Braun, L (7, PH)									0-0 4-3	1 0 0 0 0 0 1 0 0 0 0 0 0 0	
Jim Kaat, L (7, 1)									2-3	1 0 0 0 0 0 1	
Jamie Quirk, L (9, PH) OBP: 0.300, SLG: 0.500									0-3 K	1 0 1 0 0 0 0 2 0 0 0 1 1 2	
Joaquin Andujar, S (1, 1) OBP: 0.231, SLG: 0.231 Tom Herr, S (5, 4) OBP: 0.200, SLG: 0.111			0-0 1B			4-0 BB 1B BB		0-0 F8			
Inning Stats	R: 0 E: 0 K: 0 S: 2 H: 0 LOB: 0 BB: 1 P: 6	R: 0 E: 0 K: 1 S: 5 H: 0 LOB: 0 BB: 0 P: 5	R: 0 E: 0 K: 2 S: 8 H: 1 LOB: 1 BB: 0 P: 8	R: 0 E: 0 K: 1 S: 5 H: 0 LOB: 0 BB: 0 P: 5	R: 0 E: 0 K: 0 S: 4 H: 1 LOB: 1 BB: 0 P: 4	R: 0 E: 0 K: 1 S: 6 H: 1 LOB: 3 BB: 2 P: 14	R: 0 E: 0 K: 0 S: 4 H: 1 LOB: 1 BB: 0 P: 4	R: 0 E: 0 K: 1 S: 7 H: 2 LOB: 2 BB: 0 P: 7	R: 0 E: 0 K: 1 S: 6 H: 1 LOB: 1 BB: 0 P: 6	1B: 7 2B: 0 3B: 0 HR: 0 SF: 0 SAC: 0 DP: 1 HBP: 0	WP: 0 PB: 0 SB: 0 CS: 0 PA: 36
PITCHER Eric Show, R (1, 1) ERA: 2.58	IP: 9.0 WLS: W BF: 36 H: 7 R: 0 ER: 0 SO: 7 BB: 3 IBB: 0 HBP: 0 BLK: 1 WP: 0 HR: 0 S: 47 P: 59 ERA: 0.00 WHIP: 1.111										



Batter	1	2	3	4	5	6	7	8	9
Alan Wiggins, S OBP: 0.375, SLG: 0.370 (1, 7)	0-0 5-3	0-0 F7		0-0 5-3		0-0 WP 3B		0-3 K	
Juan Bonilla, R OBP: 0.351, SLG: 0.449 Luis Salazar, R OBP: 0.333, SLG: 0.317 (1, 4) (8, 5)	0-0 1B 3B		0-0 4-3 1B 2B		0-3 K	0-0 4-3 3-H		0-0 1B	
Steve Garvey, R OBP: 0.385, SLG: 0.543 Kurt Bevacqua, R OBP: 0.429, SLG: 0.538 (1, 3) (8, 3)	0-0 1B 3-H		0-0 4-3 2-3		0-0 6-3		0-0 2B 1B	0-0 4-3	
Terry Kennedy, L OBP: 0.434, SLG: 0.556 Doug Gwosdz, R (7, PR) (8, 2)	0-0 F7		0-0 1B 3-H		0-0 4-3		0-0 E 2B 1-H		
Sixto Lezcano, R OBP: 0.420, SLG: 0.370 Joe Lefebvre, L OBP: 0.273, SLG: 0.273 (1, 9) (7, 9)	0-0 F9		0-0 F8 3-H			0-0 2B 2B 1B	0-0 E3 4-3 1B 1B 3-H		
Ruppert Jones, L OBP: 0.273, SLG: 0.366 (1, 8)		0-0 1-3	0-0 F9			0-0 2B 2B 1-3	0-0 4-3 2-3		
Tim Flannery, L OBP: 0.386, SLG: 0.548 (1, 5) (8, 4)		0-0 E8 1B 1B		0-0 F8		4-0 2B 2B IBB	0-0 1B G4-6-3 1B 3-H		
Mario Ramirez, R OBP: 0.400, SLG: 0.385 (1, 6)		0-0 SH1-4 1B 3-H		0-0 L5		0-0 2B 1-H 2-H 3-H	0-0 G4-6-3 1-2f		
Eric Show, R OBP: 0.231, SLG: 0.308 (1, 1)		0-0 SH1-4 1-2		0-0 2B		0-0 1B		0-0 G3	

Inning Stats	R: 1	H: 2	E: 0	LOB: 1	K: 0	P: 5	R: 1	H: 2	E: 1	LOB: 1	K: 0	P: 5	R: 1	H: 2	E: 0	LOB: 1	K: 0	P: 5	R: 0	H: 1	E: 0	LOB: 1	K: 0	P: 4	R: 0	H: 0	E: 0	LOB: 0	K: 1	P: 5	R: 4	H: 5	E: 0	LOB: 0	K: 0	P: 10	R: 3	H: 4	E: 1	LOB: 1	K: 0	P: 6	R: 0	H: 1	E: 0	LOB: 1	K: 1	P: 6
1B: 10	SF: 0	2B: 5	SAC: 1	3B: 2	DP: 1	HR: 0	HBP: 0	WP: 1	PA: 39	CS: 0																																						

PITCHER	IP	WLS	BF	H	R	ER	SO	BB	IBB	HBP	BLK	WP	HR	S	P	ERA	WHIP
Joaquin Andujar, R ERA: 3.07 (1, 1)	4.0	L	19	7	3	2	0	0	0	0	0	0	0	19	19	4.50	1.750
Eric Rasmussen, R ERA: 9.53 (5, 1)	2.0		10	5	4	4	1	0	1	0	0	1	0	11	15	18.00	2.500
Jim Kaat, L ERA: 4.05 (7, 1)	2.0		10	5	3	2	1	0	0	0	0	0	0	12	12	9.00	2.500


BOTTOM

St. Louis Cardinals @ San Diego Padres
Jack Murphy Stadium, San Diego, CA

Wed May 04 1983, 10:05 PM EDT
Att. 17,119 - Unknown

livebaseballscorecards.com

AB	37
R	10
H	17
RBI	8
BB	1
SO	2
LOB	12



Batter	1	2	3	4	5	6	7	8	9	AB R H RBI BB SO LOB	TOP																													
Willie McGee, S (1, 8) OBP: 0.435, SLG: 0.500	0-3 K		0-0 BLK 1B		4-0 BB		0-0 1B		0-0 S 1B	4 2 3 0 1 1 0																														
Ken Oberkfell, L (1, 5) OBP: 0.361, SLG: 0.373	0-0 1B		0-0 L5-4 1B		0-0 F5		0-0 1B		0-0 1B	5 1 4 2 0 0 2																														
Lonnie Smith, R (1, 7) OBP: 0.378, SLG: 0.494	0-0 P4		0-0 1B		0-0 F7				0-0 5-3	5 1 2 1 0 0 4																														
Keith Hernandez, L (1, 3) OBP: 0.375, SLG: 0.531	0-0 1B		0-0 L5-4		0-0 L3				0-0 4-3	4 0 1 1 0 0 2																														
Dane Iorg, L (1, 9) OBP: 0.364, SLG: 0.444 David Green, R (8, PH) OBP: 0.290, SLG: 0.375	0-0 L8				0-0 F9				0-0 4-3	3 0 0 0 0 0 1 1 0 0 0 0 0 0																														
Jamie Quirk, L (1, 2) OBP: 0.286, SLG: 0.429		0-3 K			0-0 4-3				0-0 K	4 0 1 0 0 2 0																														
Tom Herr, S (1, 4) OBP: 0.214, SLG: 0.231 Bruce Sutter, R (8, 1)		0-0 2B			0-0 4-3				0-0 FC5-4 1B	4 0 1 0 0 0 1 0 0 0 0 0 0 0																														
Ozzie Smith, S (1, 6) OBP: 0.295, SLG: 0.296		0-0 F7			0-0 3-1				0-0 F8	4 0 0 0 0 0 0																														
Dave LaPoint, L (1, 1) OBP: 0.182, SLG: 0.182 Mike Ramsey, S (8, 4) OBP: 0.302, SLG: 0.345			0-0 4-3		0-0 BB 1B				0-3 K	3 0 2 0 0 0 0 1 0 0 0 0 1 0																														
Inning Stats	R: 1 E: 0 K: 1 S: 7	H: 2 LOB: 1 BB: 0 P: 7	R: 0 E: 0 K: 1 S: 5	H: 1 LOB: 0 BB: 0 P: 5	R: 1 E: 0 K: 0 S: 5	H: 3 LOB: 1 BB: 0 P: 5	R: 0 E: 0 K: 0 S: 3	H: 0 LOB: 0 BB: 0 P: 3	R: 0 E: 0 K: 0 S: 4	H: 1 LOB: 2 BB: 1 P: 8	R: 0 E: 0 K: 1 S: 5	H: 0 LOB: 0 BB: 0 P: 5	R: 0 E: 0 K: 0 S: 5	H: 3 LOB: 2 BB: 0 P: 5	R: 1 E: 0 K: 0 S: 5	H: 2 LOB: 1 BB: 0 P: 5	R: 1 E: 0 K: 1 S: 7	H: 2 LOB: 1 BB: 0 P: 7	1B: 11 2B: 3 3B: 0 HR: 1	SF: 0 SAC: 0 DP: 1 HBP: 0	WP: 0 PB: 0 SB: 1 CS: 0	PA: 39																		
PITCHER Andy Hawkins, R (1, 1) ERA: 2.49 Gary Lucas, L (8, 1) ERA: 4.73	IP 7.0	WLS L	BF 29	H 10	R 2	ER 2	SO 3	BB 1	IBB 0	HBP 0	BLK 1	WP 0	HR 0	S 34	P 38	ERA 2.57	WHIP 1.571						PITCHER	IP 2.0	WLS L	BF 10	H 4	R 2	ER 2	SO 1	BB 0	IBB 0	HBP 0	BLK 0	WP 0	HR 1	S 12	P 12	ERA 9.00	WHIP 2.000

St. Louis Cardinals @ San Diego Padres
Jack Murphy Stadium, San Diego, CA
Thu May 05 1983, 6:33 AM EDT
Att. 21,943 - Sunny

livebaseballscorecards.com

AB 38
R 4
H 14
RBI 4
BB 1
SO 4
LOB 10



BOTTOM

St. Louis Cardinals @ San Diego Padres
Jack Murphy Stadium, San Diego, CA
Thu May 05 1983, 6:33 AM EDT
Att. 21,943 - Sunny

livebaseballscorecards.com

AB	31
R	3
H	5
RBI	2
BB	6
SO	6
LOB	16



WP:	0	PA:	38
PB:	0		
SB:	1		
CS:	0		

AB R H RBI BB SO LOB

4	1	1	0	1	1	2
5	0	1	1	0	0	3
4	0	0	0	0	1	2
3	1	1	1	1	1	0
2	0	0	0	2	1	0
0	0	0	0	0	0	0
0	0	0	0	0	0	0
3	0	0	0	0	1	2
1	0	1	0	0	0	0
4	0	0	0	0	0	5
1	1	0	0	2	1	0
1	0	1	0	0	0	0
2	0	0	0	0	0	1
0	0	0	0	0	0	0
1	0	0	0	0	0	1

Batter	1	2	3	4	5	6	7	8	9
Alan Wiggins, S (1, 7) OBP: 0.378, SLG: 0.355	0-3 K		4-0 S BB			0-0 4-3 BLK E 1B	0-0 L6		0-0 4-3
Juan Bonilla, R (1, 4) OBP: 0.345, SLG: 0.438	0-0 F9		0-0 6-3			0-0 4-3	0-0 2-H 1B		0-0 6-3
Steve Garvey, R (1, 3) OBP: 0.370, SLG: 0.520	0-0 F9			0-0 F8		0-3 K	0-0 L8		
Sixto Lezcano, R (1, 9) OBP: 0.423, SLG: 0.405		0-0 HR		0-0 F9		4-0 E BB BB		0-3 K	
Terry Kennedy, L (1, 2) OBP: 0.437, SLG: 0.543		0-3 K		0-0 F8		4-0 E BB		4-0 1B BB	
Gene Richards, L (8, PR) OBP: 0.349, SLG: 0.392									
Doug Gwosdz, R (9, 2)									
Luis Salazar, R (1, 5) OBP: 0.318, SLG: 0.302		0-0 F2			0-3 K	0-0 E6		0-0 G3-6-3 1B	
Joe Lefebvre, L (8, PH) OBP: 0.333, SLG: 0.333						1-2 2-3 3-H		1-3	
Ruppert Jones, L (1, 8) OBP: 0.262, SLG: 0.351		0-0 P6			0-0 4-3	0-0 F7		0-0 G3-6-3 1B	
Mario Ramirez, R (1, 6) OBP: 0.444, SLG: 0.357			0-3 K		4-0 BB		4-0 SH3-4 1B BB		0-0 G3 1B
Tim Flannery, L (9, PH) OBP: 0.400, SLG: 0.558									
Andy Hawkins, R (1, 1) OBP: 0.143, SLG: 0.143			0-0 3-1		0-0 P6		0-0 SH3-4 1B		0-0 G3
Gary Lucas, L (8, 1)									
Jerry Turner, L (9, PH)									

Inning Stats	R: 0	H: 0	R: 1	H: 1	R: 0	H: 0	R: 0	H: 0	R: 1	H: 1	R: 1	H: 1	R: 0	H: 1	R: 0	H: 1	R: 0	H: 1	
E: 0	LOB: 0	E: 0	LOB: 0	E: 0	LOB: 1	E: 0	LOB: 0	E: 0	LOB: 3	E: 0	LOB: 1	E: 0	LOB: 2	E: 0	LOB: 1	E: 0	LOB: 2	E: 0	LOB: 1
K: 1	BB: 0	K: 1	BB: 0	K: 1	BB: 1	K: 0	BB: 0	K: 1	BB: 2	K: 0	BB: 1	K: 1	BB: 1	K: 1	BB: 1	K: 0	BB: 1	K: 0	BB: 0
S: 5	P: 5	S: 6	P: 6	S: 5	P: 9	S: 3	P: 3	S: 5	P: 15	S: 4	P: 8	S: 5	P: 9	S: 4	P: 4	S: 4	P: 9	S: 4	P: 4

PITCHER	IP	WLS	BF	H	R	ER	SO	BB	IBB	HBP	BLK	WP	HR	S	P	ERA	WHIP
Dave LaPoint, L (1, 1) ERA: 1.91	7.0		30	3	3	2	5	5	0	0	1	0	1	35	55	2.57	1.143
Bruce Sutter, R (8, 1) ERA: 2.51	2.0	W	8	2	0	0	1	1	0	0	0	0	0	9	13	0.00	1.500

PITCHER	IP	WLS	BF	H	R	ER	SO	BB	IBB	HBP	BLK	WP	HR	S	P	ERA	WHIP
Dave LaPoint, L (1, 1) ERA: 1.91	7.0		30	3	3	2	5	5	0	0	1	0	1	35	55	2.57	1.143
Bruce Sutter, R (8, 1) ERA: 2.51	2.0	W	8	2	0	0	1	1	0	0	0	0	0	9	13	0.00	1.500

Batter	1	2	3	4	5	6	7	8	9	AB	R	H	RBI	BB	SO	LOB	TOP										
23 Ryne Sandberg, R (1, 4) OBP: 0.263, SLG: 0.284	0-3 K	0-0 FC6-4			0-0 F9		0-0 FC6-5 S 2-H 1B			4	0	1	1	0	1	2											
Jerry Morales, R (1, 7) OBP: 0.174, SLG: 0.217	0-0 P6		0-0 L7		0-0 L6		0-0 FC6-5			4	0	0	0	0	0	2											
Bill Buckner, L (1, 3) OBP: 0.232, SLG: 0.268	0-0 HR 1B		0-0 L8			0-0 L8	0-0 P4			4	1	1	0	0	0	1											
Keith Moreland, R (1, 9) OBP: 0.329, SLG: 0.473	0-0 HR		0-0 5-3			4-0 FC6-4 1B BB		0-0 F8		3	1	1	2	1	0	0											
Leon Durham, L (1, 8) OBP: 0.412, SLG: 0.464	0-0 1B			0-0 F8		0-0 FC6-4 1-2 1B		0-0 F9		4	0	2	0	0	0	0											
Ron Cey, R (1, 5) OBP: 0.263, SLG: 0.221	0-3 K			4-0 G5-4-3 BB		0-0 FC6-4 1-2f 2-3		0-3 K		3	0	0	0	1	2	3											
Jody Davis, R (1, 2) OBP: 0.321, SLG: 0.431		0-3 K		0-0 G5-4-3 1-2f		0-0 FC6-4 1-2f			0-0 6-3	4	0	0	0	0	1	3											
Larry Bowa, S (1, 6) OBP: 0.314, SLG: 0.350					0-0 FC5-6 1B		4-0 SH3 23 1B BB		0-0 CS 3B	3	1	2	0	1	0	0											
Chuck Rainey, R (1, 1) OBP: 0.200, SLG: 0.111					0-0 FC5-6 1-2f		0-0 SH3		0-3 K	1	0	0	0	1	0	1											
Bill Campbell, R (7, 1)										0	0	0	0	0	0	0											
Lee Smith, R (8, 1)										1	0	0	0	0	1	1											
Inning Stats	R: 2 E: 0 K: 2 S: 10	H: 3 LOB: 1 BB: 0 P: 10	R: 0 E: 0 K: 1 S: 5	H: 0 LOB: 1 BB: 1 P: 9	R: 0 E: 0 K: 0 S: 3	H: 0 LOB: 0 BB: 0 P: 3	R: 0 E: 0 K: 0 S: 2	H: 0 LOB: 0 BB: 1 P: 6	R: 0 E: 0 K: 0 S: 4	H: 1 LOB: 1 BB: 0 P: 4	R: 0 E: 0 K: 0 S: 4	H: 1 LOB: 2 BB: 1 P: 8	R: 1 E: 0 K: 0 S: 4	H: 1 LOB: 1 BB: 1 P: 8	R: 0 E: 0 K: 1 S: 5	H: 0 LOB: 0 BB: 0 P: 5	R: 0 E: 0 K: 1 S: 5	H: 1 LOB: 0 BB: 0 P: 5	1B: 5 2B: 0 3B: 1 HR: 1	SF: 0 SAC: 1 DP: 1 HBP: 0	WP: 0 PB: 0 SB: 1 CS: 1	PA: 36					
PITCHER	IP	WLS	BF	H	R	ER	SO	BB	IBB	HBP	BLK	WP	HR	S	P	ERA	WHIP										
Tim Lollar, L (1, 1) ERA: 6.5	5.1	L	23	5	2	2	3	3	0	0	0	0	1	26	38	3.38	1.500										
Elias Sosa, R (6, 1) ERA: 10.8	0.2		2	0	0	0	0	0	0	0	0	0	0	2	2	0.00	0.000										
Floyd Chiffer, R (7, 1) ERA: 4.15	1.0		5	1	1	1	0	1	0	0	0	0	0	4	8	9.00	2.000										
Luis DeLeon, R (8, 1) ERA: 2.0	2.0		6	1	0	0	2	0	0	0	0	0	0	10	10	0.00	0.500										

Chicago Cubs @ San Diego Padres
 Jack Murphy Stadium, San Diego, CA
 Fri May 06 1983, 10:05 PM EDT
 Att. 18,373 - Unknown - 64 F

livebaseballscorecards.com

AB 31
 R 3
 H 7
 RBI 3
 BB 4
 SO 5
 LOB 13



Batter	1	2	3	4	5	6	7	8	9	AB	R	H	RBI	BB	SO	LOB
Alan Wiggins, S OBP: 0.366, SLG: 0.343 (1, 7)	0-0 1-3		0-0 5-3			0-0 4-3		0-0 F8 BB 1B		4	0	1	1	0	0	1
Juan Bonilla, R OBP: 0.342, SLG: 0.426 (1, 4)	0-0 6-3			0-0 5-3		0-0 1-3		4-0 F8 BB		3	0	0	0	1	0	0
Steve Garvey, R OBP: 0.366, SLG: 0.505 (1, 3)	0-0 L4			0-0 F9			4-0 FC6-4 1B WP BB	0-0 F8		3	1	0	0	1	0	2
Terry Kennedy, L OBP: 0.439, SLG: 0.537 (1, 2)		0-0 F8		0-0 F8			0-0 FC6-4 1-2 1B	4-0 IBB		3	0	1	0	1	0	0
Sixto Lezcano, R OBP: 0.407, SLG: 0.386 (1, 9)		0-0 1-3			0-0 F8		0-0 FC6-4 1-2 2-3 WP	0-0 F8		4	0	0	0	0	0	5
Ruppert Jones, L OBP: 0.262, SLG: 0.340 (1, 8)		0-0 6-3			0-3 K		4-0 1-2 3-H BB	0-0 P6		3	0	0	0	1	1	0
Tim Flannery, L OBP: 0.375, SLG: 0.522 (1, 5)			0-0 4-3		0-0 5-3		0-0 P4		0-0 4-3	3	0	0	0	0	0	2
Luis DeLeon, R OBP: 0.500, SLG: 0.500 (8, 1)										0	0	0	0	0	0	0
Jerry Turner, L (9, PH)										1	0	0	0	0	0	0
Mario Ramirez, R OBP: 0.500, SLG: 0.467 (1, 6)			4-0 BB			0-0 4-3 2B			0-0 4-3	1	1	1	0	1	0	0
Joe Lefebvre, L (7, PH) OBP: 0.286, SLG: 0.286 (8, 5)										2	0	0	0	0	0	2
Tim Lollar, L OBP: 0.375, SLG: 0.286 (1, 1)			0-0 F8			0-0 4-3		0-3 K		1	0	0	0	0	0	1
Elias Sosa, R (6, 1)										0	0	0	0	0	0	0
Gene Richards, L (6, PH) OBP: 0.345, SLG: 0.387 (7, 1)										1	0	0	0	0	0	1
Floyd Chiffer, R (7, 1)										0	0	0	0	0	0	0
Luis Salazar, R OBP: 0.313, SLG: 0.297 (8, 6)										1	0	0	0	0	1	0

Inning Stats	R: 0	H: 0	E: 0	K: 0	S: 3	H: 0	LOB: 0	BB: 0	P: 3	R: 0	H: 0	E: 0	K: 0	S: 3	H: 0	LOB: 1	BB: 1	P: 7	R: 0	H: 0	E: 0	K: 0	S: 3	H: 0	LOB: 0	BB: 0	P: 3	R: 0	H: 0	E: 0	K: 1	S: 5	H: 1	LOB: 0	BB: 0	P: 4	R: 1	H: 1	E: 0	K: 0	S: 4	H: 1	LOB: 2	BB: 2	P: 12	R: 0	H: 1	E: 0	K: 1	S: 6	H: 1	LOB: 3	BB: 2	P: 14	R: 0	H: 0	E: 0	K: 0	S: 3	H: 0	LOB: 0	BB: 0	P: 3	1B: 2	SF: 0	2B: 1	SAC: 0	3B: 0	DP: 0	HR: 0	HBP: 0	WP: 1	PA: 35
--------------	------	------	------	------	------	------	--------	-------	------	------	------	------	------	------	------	--------	-------	------	------	------	------	------	------	------	--------	-------	------	------	------	------	------	------	------	--------	-------	------	------	------	------	------	------	------	--------	-------	-------	------	------	------	------	------	------	--------	-------	-------	------	------	------	------	------	------	--------	-------	------	-------	-------	-------	--------	-------	-------	-------	--------	-------	--------


PITCHER	IP	WLS	BF	H	R	ER	SO	BB	IBB	HBP	BLK	WP	HR	S	P	ERA	WHIP
Chuck Rainey, R ERA: 2.86 (1, 1)	6.0	W	22	2	2	2	1	2	0	0	0	0	0	22	30	3.00	0.667
Bill Campbell, R ERA: 4.18 (7, 1)	1.0		4	0	0	0	0	1	0	0	0	1	0	3	7	0.00	1.000
Lee Smith, R ERA: (8, 1)	2.0	S	9	1	0	0	1	1	1	0	0	0	0	9	17	0.00	1.000

BOTTOM

Chicago Cubs @ San Diego Padres
Jack Murphy Stadium, San Diego, CA

Fri May 06 1983, 10:05 PM EDT
Att: 18,373 - Unknown - 64 F

AB	30
R	2
H	3
RBI	1
BB	5
SO	2
LOB	14



PITCHER	IP	WLS	BF	H	R	ER	SO	BB	IBB	HBP	BLK	WP	HR	S	P	ERA	WHIP
---------	----	-----	----	---	---	----	----	----	-----	-----	-----	----	----	---	---	-----	------

Batter	1	2	3	4	5	6	7	8	9	AB R H RBI BB SO LOB	TOP												
Larry Bowa, S OBP: 0.322, SLG: 0.357 (1, 6) X	0-0 2B 1B		0-0 1B		0-0 SH1-3 1-2		0-0 1-3		0-0 6-3	4 1 2 0 0 0 0													
Scot Thompson, L OBP: 0.270, SLG: 0.361 Jerry Morales, R OBP: 0.160, SLG: 0.200 (7, PH) (7, 7) X	0-0 2B 1-H		0-0 F7		0-0 F7		0-0 6-3		0-0 5-3	3 1 1 1 0 0 2 2 0 0 0 0 0 0													
Bill Buckner, L OBP: 0.233, SLG: 0.277 (1, 3) X	0-0 2B 2-H		0-0 F7		0-0 1-3		0-0 L7			4 0 1 1 0 0 2													
Leon Durham, L OBP: 0.416, SLG: 0.507 (1, 8) X	0-0 F7		0-0 F9			0-0 S 2B 1B		0-0 HR		4 2 2 1 0 0 2													
Keith Moreland, R OBP: 0.325, SLG: 0.455 (1, 9) X	0-0 F7			4-0 BB BB BB BB	G6-4-3 BB	0-3 K 1-2		0-0 5-3		3 0 0 0 1 1 2													
Ron Cey, R OBP: 0.273, SLG: 0.258 (1, 5) X	0-0 6-3			0-0 G6-4-3 1-2f	G6-4-3 1-2f	4-0 2B SF9 BB		0-0 HR		3 2 1 1 1 0 2													
Jody Davis, R OBP: 0.329, SLG: 0.447 (1, 2) X		0-0 G3		0-0 FC6-4 1B	FC6-4 1B	0-0 SF9 1-3 2-H		0-3 K		4 0 2 1 0 1 0													
Junior Kennedy, R (1, 4) X		0-3 K		0-0 FC6-4 1-2f	FC6-4 1-2f	0-0 SF9		0-0 L7		3 0 0 1 0 1 1													
Willie Hernandez, L OBP: 0.500, SLG: 0.500 Mike Proty, R (5, 1) Wayne Nordhagen, R OBP: 0.185, SLG: 0.320 Bill Campbell, R (6, 1) (6, 1) X		0-0 P6				0-0 SH1-3 1B			0-3 K	2 0 1 0 0 0 0 0 0 0 0 0 0 0 1 0 0 0 0 0 1 1 0 0 0 0 0 1 0													
Inning Stats	R: 2 E: 0 K: 0 S: 6	H: 3 LOB: 1 BB: 0 P: 6	R: 0 E: 0 K: 1 S: 5	H: 0 LOB: 0 BB: 0 P: 5	R: 0 E: 0 K: 0 S: 4	H: 1 LOB: 1 BB: 1 P: 4	R: 0 E: 0 K: 0 S: 3	H: 1 LOB: 1 BB: 1 P: 7	R: 0 E: 0 K: 1 S: 4	H: 1 LOB: 1 BB: 0 P: 4	R: 2 E: 0 K: 1 S: 7	H: 2 LOB: 1 BB: 1 P: 11	R: 0 E: 0 K: 0 S: 3	H: 0 LOB: 0 BB: 0 P: 3	R: 2 E: 0 K: 1 S: 7	H: 2 LOB: 0 BB: 0 P: 7	R: 0 E: 0 K: 1 S: 5	H: 0 LOB: 0 BB: 0 P: 5	1B: 5 2B: 3 3B: 0 HR: 2	SF: 1 SAC: 1 DP: 1 HBP: 0	WP: 0 PB: 0 SB: 1 CS: 0	PA: 38	
PITCHER John Montefusco, R ERA: 7.4 Elias Sosa, R ERA: 9.82 Gary Lucas, L ERA: 4.96	IP 5.1 0.2 3.0	WLS 2 L	BF 25 2 11	H 8 0 2	R 4 0 2	ER 4 0 2	SO 2 0 2	BB 2 0 0	IBB 0 0 0	HBP 0 0 0	BLK 0 0 0	WP 0 0 0	HR 0 0 2	S 27 2 15	P 35 2 15	ERA 6.75 0.00 6.00	WHIP 1.875 0.000 0.667						PITCHER IP WLS BF H R ER SO BB IBB HBP BLK WP HR S P ERA WHIP

Chicago Cubs @ San Diego Padres
 Jack Murphy Stadium, San Diego, CA
 Sat May 07 1983, 10:05 PM EDT
 Att. 47,208 - Unknown - 66 F

livebaseballscorecards.com

AB	34
R	6
H	10
RBI	6
BB	2
SO	4
LOB	12



Batter	1	2	3	4	5	6	7	8	9	AB R H RBI BB SO LOB	TOP																				
Gary Woods, R (1, 7) OBP: 0.250, SLG: 0.333	0-0 4-3			0-0 P1		0-0 SH 1B	0-0 F9			4 1 1 0 0 0 1																					
Larry Bowa, S (1, 6) OBP: 0.323, SLG: 0.391	0-0 F9			0-0 HR		0-0 SH 4-3 1B		0-0 5-3		3 2 1 1 0 0 0																					
Bill Buckner, L (1, 3) OBP: 0.224, SLG: 0.267	0-0 F6			0-0 P4		0-0 4-3		0-0 4-3		4 0 0 0 0 0 1																					
Keith Moreland, R (1, 9) OBP: 0.333, SLG: 0.481		0-0 1B		0-0 3B		0-3 K		0-0 F5		4 0 2 0 0 1 1																					
Ron Cey, R (1, 5) OBP: 0.282, SLG: 0.269		0-0 F7		0-0 F7		0-0 1B		0-0 1B		4 0 2 1 0 0 1																					
Jerry Morales, R (1, 8) OBP: 0.172, SLG: 0.207		0-3 K		0-3 K		0-0 F3		0-0 1B		4 0 1 0 0 2 1																					
Steve Lake, R (1, 2) OBP: 0.467, SLG: 0.867			0-0 6-3		0-0 P2		0-0 F7		0-0 G5-4-3	4 0 0 0 0 0 2																					
Junior Kennedy, R (1, 4) Wayne Nordhagen, R (9, PH) OBP: 0.154, SLG: 0.091 OBP: 0.179, SLG: 0.308			0-0 5-3		0-0 1B		0-0 F8		0-0 F9	3 0 1 0 0 0 0 1 0 0 0 0 0 1																					
Steve Trout, L (1, 1) Warren Brusstar, R (6, 1) Tom Verzyer, R (7, PH) Mike Proly, R (7, 1) Craig Lefferts, L (8, 1)			0-3 K		0-3 K		0-0 1B			2 0 0 0 0 2 1 0 0 0 0 0 0 0 1 0 1 0 0 0 0 0 0 0 0 0 0 0 0 0 0 0 0 0 0																					
Inning Stats	R: 0 E: 0 K: 0 S: 3	H: 0 LOB: 0 BB: 0 P: 3	R: 0 E: 0 K: 1 S: 5	H: 1 LOB: 0 BB: 0 P: 5	R: 0 E: 0 K: 1 S: 5	H: 0 LOB: 0 BB: 0 P: 5	R: 1 E: 0 K: 0 S: 5	H: 2 LOB: 1 BB: 0 P: 5	R: 0 E: 0 K: 2 S: 8	H: 1 LOB: 1 BB: 0 P: 8	R: 2 E: 1 K: 1 S: 8	H: 2 LOB: 1 BB: 0 P: 8	R: 0 E: 0 K: 0 S: 4	H: 1 LOB: 1 BB: 0 P: 4	R: 0 E: 0 K: 0 S: 3	H: 0 LOB: 0 BB: 0 P: 3	R: 0 E: 0 K: 0 S: 4	H: 2 LOB: 1 BB: 0 P: 4	1B: 7 2B: 0 3B: 1 HR: 1	SF: 0 SAC: 1 DP: 1 HBP: 0	WP: 0 PB: 0 SB: 0 CS: 0	PA: 35									
PITCHER Dave Dravecky, L (1, 1) ERA: 2.77	IP 9.0	WLS W	BF 35	H 9	R 3	ER 1	SO 5	BB 0	IBB 0	HBP 0	BLK 0	WP 0	HR 1	S 45	P 45	ERA 1.00	WHIP 1.000														
											PITCHER	IP	WLS	BF	H	R	ER	SO	BB	IBB	HBP	BLK	WP	HR	S	P	ERA	WHIP			

Chicago Cubs @ San Diego Padres
 Jack Murphy Stadium, San Diego, CA
 Sun May 08 1983, 6:33 AM EDT
 Att. 41,522 - Unknown - 69 F

livebaseballscorecards.com

AB 34
 R 3
 H 9
 RBI 2
 BB 0
 SO 5
 LOB 9



Batter	1	2	3	4	5	6	7	8	9
Alan Wiggins, S <small>OBP: 0.380, SLG: 0.349</small> (1, 8) BB (8, 7) BB	4-0 E 1B FC1-2-5-1 BB	0-0 L7			0-0 1B	0-0 2B 1B		0-0 5-3	
Juan Bonilla, R <small>OBP: 0.364, SLG: 0.447</small> (1, 4) X	0-0 E9 FC1-2-5-1 1B		4-0 G4-6-3 BB		0-0 1B 1B	0-0 F7 2B		0-0 1B 1B	
Steve Garvey, R <small>OBP: 0.380, SLG: 0.500</small> (1, 3) X	0-0 FC1-2-5-1 5-3 1-3 3-H		4-0 G4-6-3 BB		0-0 1B 1B	0-0 IBB		0-3 K	
Sixto Lezcano, R <small>OBP: 0.393, SLG: 0.371</small> (1, 9) X	0-0 5-3 1-2		0-0 G4-6-3 1-2f 2-3		0-0 1B	0-0 F7		0-0 1B	
Terry Kennedy, L <small>OBP: 0.422, SLG: 0.548</small> (1, 2) SSS	0-3 K		0-3 K		0-0 F5	0-3 K		0-3 K	
Kurt Bevacqua, R <small>OBP: 0.389, SLG: 0.438</small> Ruppert Jones, L <small>OBP: 0.252, SLG: 0.327</small> (8, 8)		0-3 K		0-0 L5		4-0 HR BB	0-0 P6		
Luis Salazar, R <small>OBP: 0.333, SLG: 0.361</small> (1, 5) X		0-0 F9		0-0 F9		0-0 HR 1B	0-0 1B 1B		
Mario Ramirez, R <small>OBP: 0.519, SLG: 0.450</small> (1, 6) X		0-0 1B 1B		0-0 F9		4-0 1B 2B SH1-4 BB	0-0 G6-4-3 1B		
Dave Dravecky, R <small>OBP: 0.100, SLG: 0.100</small> (1, 1) X		0-0 1B			0-0 1-3	0-0 SH1-4	0-0 G6-4-3		

Inning Stats	R: 0	H: 1	E: 1	K: 1	S: 6	LOB: 2	BB: 1	P: 10	R: 0	H: 2	E: 0	K: 1	S: 7	LOB: 2	BB: 0	P: 7	R: 0	H: 0	E: 0	K: 1	S: 4	LOB: 1	BB: 2	P: 12	R: 0	H: 0	E: 0	K: 0	S: 3	LOB: 0	BB: 0	P: 3	R: 1	H: 4	E: 0	K: 0	S: 6	LOB: 2	BB: 0	P: 6	R: 4	H: 3	E: 0	K: 1	S: 8	LOB: 2	BB: 3	P: 20	R: 0	H: 2	E: 0	K: 0	S: 4	LOB: 1	BB: 0	P: 4	R: 0	H: 2	E: 0	K: 2	S: 9	LOB: 2	BB: 0	P: 9
--------------	------	------	------	------	------	--------	-------	-------	------	------	------	------	------	--------	-------	------	------	------	------	------	------	--------	-------	-------	------	------	------	------	------	--------	-------	------	------	------	------	------	------	--------	-------	------	------	------	------	------	------	--------	-------	-------	------	------	------	------	------	--------	-------	------	------	------	------	------	------	--------	-------	------

1B: 12	SF: 0	WP: 0	PA: 41
2B: 1	SAC: 1	PB: 0	
3B: 0	DP: 2	SB: 0	
HR: 1	HBP: 0	CS: 0	

BOTTOM

Chicago Cubs @ San Diego Padres
Jack Murphy Stadium, San Diego, CA

Sun May 08 1983, 6:33 AM EDT
 Att: 41,522 - Unknown - 69 F

AB	34
R	5
H	14
RBI	5
BB	6
SO	6
LOB	22

PITCHER	IP	WLS	BF	H	R	ER	SO	BB	IBB	HBP	BLK	WP	HR	S	P	ERA	WHIP
Steve Trout, L <small>ERA: 4.58</small>	(1, 1)		5.0	8	3	3	3	4	0	0	0	0	1	27	43	5.40	2.400
Warren Brusstar, R <small>ERA: 6.19</small>	(6, 1)	L	7	2	2	2	1	1	1	0	0	0	0	7	15	18.00	3.000
Mike Proly, R <small>ERA: 1.93</small>	(7, 1)		1.2	8	4	0	1	0	0	0	0	0	0	10	10	0.00	2.400
Craig Lefferts, L <small>ERA: 2.4</small>	(8, 1)		0.1	1	0	0	1	0	0	0	0	0	0	3	3	0.00	0.000

Batter	1	2	3	4	5	6	7	8	9	10	11	12	13	14	AB R H RBI BB SO LOB	TOP																
Lee Mazzilli, S OBP: 0.402, SLG: 0.425 (1, 8)	0-3 K		0-3 K		0-0 1B		0-0 HR		0-0 1-3			4-0 BB		0-0 F5	6 2 2 2 1 2 0																	
Johnny Ray, S OBP: 0.302, SLG: 0.441 (1, 4)	0-0 2B		0-0 L4		0-0 1B		0-0 CS		0-0 F8			0-0 L7-2		0-0 2B	7 1 4 1 0 0 2																	
Bill Madlock, R OBP: 0.322, SLG: 0.329 (1, 5)	0-0 F7		0-0 F7		0-0 F5		0-0 CS		0-0 1B			0-0 G4-6-3		0-0 1B	4 0 1 0 0 0 2																	
Richie Hebner, L OBP: 0.364, SLG: 0.278 (8, 5)														0-0 IBB	2 1 2 0 1 0 0																	
Jason Thompson, L OBP: 0.356, SLG: 0.444 (1, 3)	0-0 2B			0-0 3-1		0-0 1B		0-0 1B	0-0 1B			0-0 G4-6-3		0-0 1B	7 0 5 2 0 0 1																	
Dave Parker, L OBP: 0.254, SLG: 0.302 (1, 9)	0-0 6-3			0-0 4-3		0-0 F6		0-3 K	0-3 K			0-0 G3		0-0 1B	7 0 1 0 0 1 6																	
Mike Easter, L OBP: 0.381, SLG: 0.375 (1, 7)		0-0 4-3		0-3 K		0-3 K		0-0 F8	0-0 F8			0-0 F8		0-3 K	4 0 0 0 0 2 3																	
Lee Lacy, R OBP: 0.330, SLG: 0.411 (8, 7)														0-3 K	2 0 0 0 0 1 3																	
Tony Peña, R OBP: 0.289, SLG: 0.353 (1, 2)		0-0												0-3 K	5 1 2 0 0 0 3																	
Kent Tekulve, R (11, 1)															0 0 0 0 0 0 0																	
Brian Harper, R OBP: 0.125, SLG: 0.533 (13, PH)															1 0 0 0 0 1 3																	
Manny Sarmiento, R (13, 1)															0 0 0 0 0 0 0																	
Dale Berra, R OBP: 0.267, SLG: 0.325 (1, 6)		0-0 F5												0-0 5-3	6 0 1 0 0 2 5																	
Larry McWilliams, L OBP: 0.200, SLG: 0.143 (1, 1)														0-0 SH3																		
Gene Tenace, R OBP: 0.091, SLG: 0.091 (9, PH)															2 0 0 0 0 1 1																	
Rod Scurry, L (9, 1)															1 0 0 0 0 0 0																	
Junior Ortiz, R (11, 2)															0 0 0 0 0 0 0																	
															1 0 0 0 0 0 0																	
Inning Stats	R: 0 E: 0 K: 1 S: 7	H: 2 LOB: 2 BB: 0 P: 7	R: 0 E: 0 K: 0 S: 4	H: 1 LOB: 1 BB: 0 P: 4	R: 0 E: 0 K: 1 S: 5	H: 0 LOB: 0 BB: 0 P: 5	R: 0 E: 0 K: 1 S: 5	H: 0 LOB: 0 BB: 0 P: 5	R: 2 E: 0 K: 0 S: 6	H: 3 LOB: 1 BB: 0 P: 6	R: 0 E: 0 K: 1 S: 6	H: 1 LOB: 1 BB: 0 P: 6	R: 1 E: 0 K: 2 S: 8	H: 2 LOB: 0 BB: 0 P: 8	R: 0 E: 0 K: 1 S: 7	H: 2 LOB: 2 BB: 0 P: 7	R: 0 E: 0 K: 1 S: 5	H: 0 LOB: 0 BB: 0 P: 5	R: 0 E: 0 K: 0 S: 3	H: 1 LOB: 0 BB: 0 P: 3	R: 0 E: 0 K: 0 S: 3	H: 0 LOB: 0 BB: 0 P: 3	R: 0 E: 0 K: 0 S: 3	H: 1 LOB: 1 BB: 1 P: 7	R: 0 E: 0 K: 2 S: 10	H: 3 LOB: 3 BB: 0 P: 10	R: 2 E: 0 K: 0 S: 5	H: 2 LOB: 1 BB: 1 P: 9	1B: 13 2B: 5 3B: 0 HR: 1	SF: 0 SAC: 2 DP: 2 HBP: 0	WP: 1 PB: 0 SB: 2 CS: 1	PA: 60
PITCHER	IP WLS BF H R ER SO BB IBB HBP BLK WP HR S P ERA WHIP																															
Eric Show, R ERA: 2.78 (1, 1)	7.0 29 9 3 3 6 0 0 0 0 0 0 1 41 41 3.86 1.286																															
Luis DeLeon, R ERA: 1.64 (8, 1)	4.0 14 3 0 0 2 0 0 0 0 0 0 0 18 18 0.00 0.750																															
Elias Sosa, R ERA: 7.71 (12, 1)	2.0 10 4 0 0 2 1 0 0 0 0 0 1 0 13 17 0.00 2.500																															
Mike Couchee, R ERA: 5.68 (14, 1)	0.2 L 4 1 2 2 0 0 1 0 0 0 0 0 3 7 27.00 1.500																															
Gary Lucas, L ERA: 4.86 (14, 1)	0.1 2 1 0 0 0 0 0 0 0 0 0 0 2 2 0.00 3.000																															

Pittsburgh Pirates @ San Diego Padres
Jack Murphy Stadium, San Diego, CA
 Mon May 09 1983, 10:05 PM EDT
 Att. 17,885 - Unknown

livebaseballscorecards.com

AB	55
R	5
H	18
RBI	5
BB	2
SO	10
LOB	29



Batter	1	2	3	4	5	6	7	8	9	10	11	12	13	14	AB	R	H	RBI	BB	SO	LOB
Alan Wiggins, S OBP: 0.357, SLG: 0.327 (1, 8)	0-0 G6-4-3 WP BB 1B		0-0 F7		0-0 SH1 1-2		0-0 FC4-6 1-2f CS			0-0 5-3	0-0 FC1-2 1-2 2-3 3-HF			0-0 G4-3 1-2f	6	1	1	0	0	0	5
Juan Bonilla, R OBP: 0.356, SLG: 0.430 (1, 4)	4-0 G6-4-3 BB		0-0 1-3		0-0 F8		0-0 CS 1-2	0-0 G3		0-0 1-3		0-0 3-1			5	0	0	0	1	0	1
Steve Garvey, R OBP: 0.386, SLG: 0.531 (1, 3)	0-0 G6-4-3 1-2f 2-3			0-0 1B SF9 2B	0-0 F2			0-0 HR		4-0 BB		0-0 E4 G1-4-3			5	2	2	1	1	0	3
Sixto Lezcano, R OBP: 0.390, SLG: 0.363 (1, 9)	4-0 BB			0-0 1B 2-3 1B	0-0 F2		0-0 1-3	0-3 K		0-3 K		0-0 G1-4-3 1-2f			5	0	1	0	1	2	2
Terry Kennedy, L OBP: 0.413, SLG: 0.533 Gene Richards, L OBP: 0.341, SLG: 0.382 Elias Sosa, R (12, 1) Tim Flannery, L OBP: 0.367, SLG: 0.511 (14, 5)	0-3 K			0-0 SF9	0-0 K		0-3 K	0-3 K			4-0 BB FC4-2 BB		0-0 4-3	3	0	0	1	1	3	1	
Kurt Bevacqua, R OBP: 0.417, SLG: 0.455 (1, 7)		0-3 K		0-0 1-2 1B	0-0 1B		0-0 1B	0-0 F9		0-0 F9	0-0 FC4-2 BB FC1-2 1B		0-3 K	6	0	3	0	0	2	0	
Luis Salazar, R OBP: 0.309, SLG: 0.333 Mike Couchee, R OBP: 0.500, SLG: 0.500 Gary Lucas, L (14, 1)		0-0 F8		0-3 K	0-3 K		0-3 K	0-0 F9		0-0 F9	0-3 K		0-0 F8	6	0	0	0	0	3	5	
Mario Ramirez, R OBP: 0.485, SLG: 0.375 (1, 6)		0-0 6-3		0-3 K	0-3 K		0-0 6-3	4-0 FC6-4 BB		4-0 FC6-4 BB	4-0 FC1-2 FC4-2 BB		0-3 K	4	0	0	0	2	2	2	
Eric Show, R OBP: 0.267, SLG: 0.333 Jerry Turner, R OBP: 0.182, SLG: 0.100 Luis Del Leon, R OBP: 0.333, SLG: 0.333 Doug Givofsz, R OBP: 0.284, SLG: 0.250 Joe Lefebvre, L OBP: 0.284, SLG: 0.250 (12, 2)			0-0 6-3		0-0 SH1 1B		0-0 FC4-6 1-2f	0-0 FC6-4 BB		0-0 FC6-4	0-0 FC4-2 FC1-2		4-0 G4-3 BB	2	0	1	0	0	0	0	

Inning Stats	R: 1	H: 1	E: 0	K: 1	S: 5	LOB: 1	BB: 2	P: 13	R: 0	H: 0	E: 0	K: 1	S: 5	LOB: 0	BB: 0	P: 5	R: 0	H: 0	E: 0	K: 0	S: 3	LOB: 0	BB: 0	P: 3	R: 1	H: 3	E: 0	K: 2	S: 10	LOB: 2	BB: 0	P: 10	R: 0	H: 1	E: 0	K: 0	S: 4	LOB: 1	BB: 0	P: 4	R: 0	H: 1	E: 0	K: 2	S: 8	LOB: 1	BB: 0	P: 8	R: 0	H: 1	E: 0	K: 0	S: 3	LOB: 0	BB: 0	P: 3	R: 1	H: 1	E: 0	K: 2	S: 8	LOB: 0	BB: 0	P: 8	R: 0	H: 0	E: 0	K: 0	S: 3	LOB: 1	BB: 1	P: 7	R: 0	H: 0	E: 0	K: 1	S: 5	LOB: 1	BB: 1	P: 9	R: 0	H: 1	E: 0	K: 1	S: 6	LOB: 3	BB: 2	P: 14	R: 0	H: 0	E: 1	K: 0	S: 3	LOB: 0	BB: 0	P: 3	R: 0	H: 0	E: 0	K: 1	S: 5	LOB: 0	BB: 0	P: 5	R: 0	H: 0	E: 0	K: 1	S: 5	LOB: 0	BB: 0	P: 5	R: 0	H: 0	E: 0	K: 1	S: 4	LOB: 0	BB: 1	P: 8	1B: 7	2B: 1	3B: 0	HR: 1	SF: 1	SAC: 1	DP: 3	HBP: 0	WP: 1	PA: 56
--------------	------	------	------	------	------	--------	-------	-------	------	------	------	------	------	--------	-------	------	------	------	------	------	------	--------	-------	------	------	------	------	------	-------	--------	-------	-------	------	------	------	------	------	--------	-------	------	------	------	------	------	------	--------	-------	------	------	------	------	------	------	--------	-------	------	------	------	------	------	------	--------	-------	------	------	------	------	------	------	--------	-------	------	------	------	------	------	------	--------	-------	------	------	------	------	------	------	--------	-------	-------	------	------	------	------	------	--------	-------	------	------	------	------	------	------	--------	-------	------	------	------	------	------	------	--------	-------	------	------	------	------	------	------	--------	-------	------	-------	-------	-------	-------	-------	--------	-------	--------	-------	--------

PITCHER	IP	WLS	BF	H	R	ER	SO	BB	IBB	HBP	BLK	WP	HR	S	P	ERA	WHIP
Larry McWilliams, L ERA: 2.09	(1, 1)	8.0	32	8	3	3	8	2	0	0	0	1	1	46	54	3.38	1.250
Rod Scurry, L ERA: 0.55	(8, 1)	2.1	12	1	0	0	2	4	0	0	0	0	0	12	28	0.00	2.143
Kent Tekulve, R ERA: 0.66	(11, 1)	1.2	5	0	0	0	0	0	0	0	0	0	0	5	5	0.00	0.000
Manny Sarmiento, R ERA: 3.95	(13, 1)	2.0	W 6	0	0	0	2	1	0	0	0	0	0	9	13	0.00	0.500

PITCHER	IP	WLS	BF	H	R	ER	SO	BB	IBB	HBP	BLK	WP	HR	S	P	ERA	WHIP

BOTTOM

Pittsburgh Pirates @ San Diego Padres
 Jack Murphy Stadium, San Diego, CA
 Mon May 09 1983, 10:05 PM EDT
 Att. 17,865 - Unknown

livebaseballscorecards.com

AB	R	H	RBI	BB	SO	LOB
46	3	9	2	7	12	23



Batter	1	2	3	4	5	6	7	8	9	AB R H RBI BB SO LOB	TOP											
Lee Mazzilli, S (1, 8) OBP: 0.396, SLG: 0.411	0-3 K		0-0 F6			4-0 1B SF8 BB		0-0 G4-6-3		3 1 0 0 1 1 2												
Johnny Ray, S (1, 4) OBP: 0.310, SLG: 0.454	0-0 2B		0-0 F8			0-0 1B		0-0 F5		4 0 2 0 0 0 1												
Richie Hebner, L (1, 5) OBP: 0.346, SLG: 0.250	0-0 F7			4-0 G4-6-3 BB BB		0-0 SF8		0-0 F8		2 0 0 1 1 0 1												
Jason Thompson, L (1, 3) OBP: 0.352, SLG: 0.430	0-3 K			4-0 G4-6-3 BB		0-3 K		0-0 F7		3 0 0 0 1 2 1												
Dave Parker, L (1, 9) OBP: 0.243, SLG: 0.288		0-0 6-3		0-0 G4-6-3			0-0 4-3			3 0 0 0 0 0 2												
Mike Easter, L (1, 7) OBP: 0.356, SLG: 0.349		0-0 F8		0-0 3-1			0-0 F8			3 0 0 0 0 0 1												
Tony Peña, R (1, 2) OBP: 0.280, SLG: 0.341		0-0 1-4-3			0-0 6-3		0-0 4-3			3 0 0 0 0 0 0												
Dale Berra, R (1, 6) OBP: 0.280, SLG: 0.341			0-0 SH3-4 2B		4-0 CS BB			0-3 K		2 0 1 0 1 1 0												
Lee Tunnell, R (1, 1)			0-0 SH3-4		0-0 4-3			1-0 G4-6-3 HBP		1 0 0 0 0 0 1												
Rod Scurry, L (6, 1)										0 0 0 0 0 0 0												
Gene Tenace, R (8, PH) OBP: 0.167, SLG: 0.091										0 0 0 0 0 0 0												
Manny Sarmiento, R (8, 1)										0 0 0 0 0 0 0												
Inning Stats	R: 0 E: 0 K: 2 S: 8	H: 1 LOB: 1 BB: 0 P: 8	R: 0 E: 0 K: 0 S: 3	H: 0 LOB: 0 BB: 0 P: 3	R: 0 E: 0 K: 0 S: 4	H: 1 LOB: 1 BB: 0 P: 4	R: 0 E: 0 K: 0 S: 2	H: 0 LOB: 1 BB: 2 P: 10	R: 0 E: 0 K: 0 S: 2	H: 0 LOB: 0 BB: 1 P: 6	R: 1 E: 0 K: 1 S: 5	H: 1 LOB: 0 BB: 1 P: 9	R: 0 E: 0 K: 0 S: 3	H: 0 LOB: 0 BB: 0 P: 3	R: 0 E: 0 K: 1 S: 4	H: 0 LOB: 0 BB: 0 P: 5	R: 0 E: 0 K: 0 S: 3	H: 0 LOB: 0 BB: 0 P: 3	1B: 1 2B: 2 3B: 0 HR: 0	SF: 1 SAC: 1 DP: 2 HBP: 1	WP: 0 PB: 0 SB: 0 CS: 1	PA: 31
PITCHER Andy Hawkins, R (1, 1) ERA: 2.05	IP: 9.0 WLS: W BF: 31 H: 3 R: 1 ER: 1 SO: 4 BB: 4 IBB: 0 HBP: 1 BLK: 0 WP: 0 HR: 0 S: 34 P: 51 ERA: 1.00 WHIP: 0.778											PITCHER	IP: 9.0 WLS: W BF: 31 H: 3 R: 1 ER: 1 SO: 4 BB: 4 IBB: 0 HBP: 1 BLK: 0 WP: 0 HR: 0 S: 34 P: 51 ERA: 1.00 WHIP: 0.778									

Pittsburgh Pirates @ San Diego Padres
Jack Murphy Stadium, San Diego, CA
Tue May 10 1983, 10:05 PM EDT
Att. 9,965 - Unknown

livebaseballscorecards.com

AB	24
R	1
H	3
RBI	1
BB	4
SO	4
LOB	9



Batter	1	2	3	4	5	6	7	8	9	AB	R	H	RBI	BB	SO	LOB
Alan Wiggins, S OBP: 0.328, SLG: 0.296 (1, 7)	0-0 6-3		0-0 F8		0-0 4-3		0-0 FC3-6 1B	0-0 F8		5	1	0	0	0	0	2
Juan Bonilla, R OBP: 0.364, SLG: 0.432 (1, 4)	0-0 1B WP 1B		0-0 6-3			4-0 FC4-6 BB FC6-4	0-0 1-2 2B 1B	0-0 F9		4	2	2	0	1	0	1
Steve Garvey, R OBP: 0.389, SLG: 0.526 (1, 3)	0-0 5-3 1-2		0-0 6-3			4-0 FC4-6 BB	0-0 1-2 2B 1B			3	1	1	1	1	0	1
Terry Kennedy, L OBP: 0.424, SLG: 0.550 (1, 2)	0-0 FC5-4 2-3 1B			0-0 FC1-5 1B		0-0 FC4-6 FC6-4	0-0 1-2 2-3 1B 2B			4	0	3	2	0	0	2
Joe Lefebvre, L OBP: 0.333, SLG: 0.263 (1, 9)	0-0 FC5-4 1-2f			0-0 FC1-5 1B		0-0 FC6-4 BB	4-0 1B BB			3	0	1	1	1	0	3
Ruppert Jones, L OBP: 0.252, SLG: 0.318 (1, 8)		0-3 K		0-0 FC1-5 G4-3		4-0 BB BB	0-0 F7			3	0	0	0	1	1	4
Tim Flannery, L OBP: 0.373, SLG: 0.510 (1, 5)		0-0		0-0 G4-3		4-0 BB BB	0-0			2	0	1	0	0	0	2
Kurt Bevacqua, R OBP: 0.440, SLG: 0.455 (6, PH)				0-0 G4-3 1-2f		1-2 2-3 BB	0-0			0	0	0	0	1	0	0
Luis Salazar, R OBP: 0.317, SLG: 0.342 (7, 5)						1-2 2-3 BB	0-0 1-2 2-H 1B			1	0	1	0	0	0	0
Mario Ramirez, R OBP: 0.459, SLG: 0.357 (1, 6)		0-0 FC5-4 1-2f			0-0 G3	0-3 K		0-0 SH3-4 1B		4	0	1	0	0	1	4
Andy Hawkins, R OBP: 0.200, SLG: 0.111 (1, 1)		0-0 2-3			0-0 6-3		4-0 FC3-6 BB	0-0 SH3-4		2	0	0	0	1	0	1


Inning Stats	R: 0	H: 2	E: 0	K: 0	S: 5	R: 0	H: 1	E: 0	K: 1	S: 6	R: 0	H: 0	E: 0	K: 0	S: 3	R: 0	H: 2	E: 0	K: 0	S: 4	R: 0	H: 0	E: 0	K: 0	S: 3	R: 1	H: 0	E: 0	K: 1	S: 5	R: 3	H: 4	E: 0	K: 0	S: 6	R: 0	H: 1	E: 0	K: 0	S: 4			
	LOB: 2	BB: 0	P: 5	LOB: 1	BB: 0	P: 6	LOB: 0	BB: 0	P: 3	LOB: 1	BB: 1	LOB: 0	BB: 0	P: 3	LOB: 3	BB: 4	LOB: 2	BB: 2	P: 14	LOB: 1	BB: 0	P: 4	LOB: 0	BB: 0	P: 4	LOB: 0	BB: 0	P: 4	LOB: 0	BB: 0	P: 4	LOB: 0	BB: 0	P: 4	LOB: 0	BB: 0	P: 4	LOB: 0	BB: 0	P: 4	LOB: 0	BB: 0	P: 4

PITCHER	IP	WLS	BF	H	R	ER	SO	BB	IBB	HBP	BLK	WP	HR	S	P	ERA	WHIP
Lee Tunnell, R ERA: 5.23 (1, 1)	5.2		24	5	1	1	1	3	0	0	0	1	0	23	35	1.59	1.412
Rod Scurry, L ERA: 2.04 (6, 1)	1.1	L	10	4	3	3	1	3	0	0	0	0	0	9	21	20.25	5.250
Manny Sarmiento, R ERA: 3.68 (8, 1)	1.0		4	1	0	0	0	0	0	0	0	0	0	4	4	0.00	1.000

BOTTOM

Pittsburgh Pirates @ San Diego Padres
Jack Murphy Stadium, San Diego, CA
 Tue May 10 1983, 10:05 PM EDT
 Att. 9,965 - Unknown

AB	31
R	4
H	10
RBI	4
BB	6
SO	2
LOB	20



WP	PA	ERA	WHIP
1	38		

Batter	1	2	3	4	5	6	7	8	9	AB R H RBI BB SO LOB	TOP	
Steve Sax, R (1, 4) OBP: 0.381, SLG: 0.404	0-0 2B		0-0 5-3			0-0 F9	0-0 F8		0-0 5-3	5 0 1 0 0 0 3	Los Angeles Dodgers @ San Diego Padres Jack Murphy Stadium, San Diego, CA Thu May 12 1983, 6:33 AM EDT Att: 36,469 - Unknown livebaseballscorecards.com	
Ron Roenicke, S (1, 8) OBP: 0.189, SLG: 0.200 (7, 9)	0-3 K		0-0 F3			0-3 K		0-0 SF8 6-3 1B	4 1 1 0 0 2 1			
Dusty Baker Jr., R (1, 7) OBP: 0.365, SLG: 0.477	4-0 BB			0-0 F8		0-0 HR 1B		0-0 6-3 1-2	3 1 1 0 1 0 1			
Pedro Guerrero, R (1, 5) OBP: 0.383, SLG: 0.580	0-0 F8			0-3 K		0-0 HR 1-H		0-0 SF8 2-H	3 1 1 3 0 1 2			
Mike Marshall, R (1, 9) OBP: 0.352, SLG: 0.416 Ken Landreaux, L (7, 8) OBP: 0.282, SLG: 0.459	0-3 K			0-3 K		0-3 K		0-0 5-3	3 0 0 0 0 3 2 1 0 0 0 0 0 0			
Greg Brock, L (1, 3) OBP: 0.379, SLG: 0.547		0-0 4-3			0-0 2B		0-0 P5		0-0 L3	4 0 1 0 0 0 0		
Steve Yeager, R (1, 2) OBP: 0.276, SLG: 0.426		0-0 F2			0-3 K		0-0 HR		0-0 2B 1B	4 1 2 1 0 1 0		
Bill Russell, R (1, 6) OBP: 0.349, SLG: 0.257		0-0 F7			0-0 1B		0-3 K		0-0 F9	4 0 1 0 0 1 1		
Fernando Valenzuela, L (1, 1) OBP: 0.190, SLG: 0.238 Dave Stewart, R (9, 1)			0-0 F8		0-0 4-3		0-0 1B		0-0 2B 1-3	4 0 2 0 0 0 1 0 0 0 0 0 0 0		
Inning Stats	R: 0 H: 1 E: 0 LOB: 2 K: 2 BB: 1 S: 8 P: 12	R: 0 H: 0 E: 0 LOB: 0 K: 0 BB: 0 S: 3 P: 3	R: 0 H: 0 E: 0 LOB: 0 K: 0 BB: 0 S: 3 P: 3	R: 0 H: 0 E: 0 LOB: 0 K: 2 BB: 0 S: 7 P: 7	R: 0 H: 2 E: 0 LOB: 1 K: 1 BB: 0 S: 6 P: 6	R: 2 H: 2 E: 0 LOB: 0 K: 2 BB: 0 S: 9 P: 9	R: 1 H: 2 E: 0 LOB: 1 K: 1 BB: 0 S: 7 P: 7	R: 1 H: 1 E: 0 LOB: 0 K: 0 BB: 0 S: 4 P: 4	R: 0 H: 2 E: 0 LOB: 2 K: 0 BB: 0 S: 5 P: 5	1B: 5 SF: 1 2B: 3 SAC: 0 3B: 0 DP: 0 HR: 2 HBP: 0	WP: 0 PA: 37 PB: 0 SB: 1 CS: 0	
PITCHER Tim Lollar, L (1, 1) ERA: 5.76 Luis DeLeon, R (8, 1) ERA: 1.88	IP WLS BF H R ER SO BB IBB HBP BLK WP HR S P ERA WHIP											PITCHER IP WLS BF H R ER SO BB IBB HBP BLK WP HR S P ERA WHIP



Batter	1	2	3	4	5	6	7	8	9	AB R H RBI BB SO LOB	TOP																						
Steve Sax, R (1, 4) OBP: 0.377, SLG: 0.398	0-0 F8		0-0 G5-4-3 1-2 3-H 1B		0-0 5-3		0-0 L5-3 1-2			4 0 1 1 0 0 1	Los Angeles Dodgers @ San Diego Padres Jack Murphy Stadium, San Diego, CA Fri May 13 1983, 10:05 PM EDT Att. 32,581 - Unknown livebaseballscorecards.com																						
Ron Roenicke, S (1, 8) OBP: 0.220, SLG: 0.256	0-0 5-3		0-0 G5-4-3 1-2 2-3		0-0 1B			0-0 2B		4 0 2 0 0 0 2																							
Dusty Baker Jr., R (1, 7) OBP: 0.354, SLG: 0.461	0-0 F8		0-0 4-3		0-0 P4			0-0 F3		4 0 0 0 0 0 3																							
Pedro Guerrero, R (1, 5) OBP: 0.379, SLG: 0.569		0-0 L6		0-0 1B 2B 1B		0-0 P3		0-0 5-3		4 1 1 0 0 0 2																							
Candy Maldonado, R (1, 9) OBP: 0.167, SLG: 0.167 Rick Monday, L (8, PH) OBP: 0.333, SLG: 0.067	0-0 F8			0-0 1-2 2B 1B		0-0 F9		0-3 K		3 1 1 0 0 0 0 1 0 0 0 0 1 1																							
Greg Brock, L (1, 3) OBP: 0.375, SLG: 0.532	0-0 F7			0-0 F8		4-0 BB G5-4-3			0-0 4-3	3 0 0 0 1 0 2																							
Steve Yeager, R (1, 2) OBP: 0.281, SLG: 0.451 Ken Landreaux, L (9, PH) OBP: 0.280, SLG: 0.455			0-0 1B E 1B	0-0 1-1 2-H 2B		0-0 G5-4-3 1-2		0-3 K		3 1 2 2 0 0 1 1 0 0 0 0 1 0																							
Bill Russell, R (1, 6) OBP: 0.356, SLG: 0.270			0-0 1-2 E 1B 1B	0-0 5-3			0-0 L5-3 1B		0-0 F7	4 1 2 0 0 0 1																							
Burt Hooton, R (1, 1) Pat Zachry, R (2, 1) Rafael Landestoy, S (3, PH) Joe Beckwith, L (3, 1) Mike Marshall, R (4, PH) Tom Niedzier, R (4, 1) Jose Morales, R (7, PH) Dave Stewart, R (7, 1)			0-0 G5-4-3 1-3 2-H 1B 1B	0-3 K			0-0 F9			0 0 0 0 0 0 0 0 0 0 0 0 0 0 1 0 1 0 0 0 0 0 0 0 0 0 0 0 1 0 0 0 0 1 1 0 0 0 0 0 0 0 1 0 0 0 0 0 1 0 0 0 0 0 0 0																							
Inning Stats	R: 0 E: 0 K: 0 S: 3	H: 0 LOB: 0 BB: 0 P: 3	R: 0 E: 0 K: 0 S: 3	H: 0 LOB: 0 BB: 0 P: 3	R: 2 E: 1 K: 0 S: 6	H: 4 LOB: 1 BB: 0 P: 6	R: 2 E: 0 K: 1 S: 8	H: 3 LOB: 1 BB: 0 P: 8	R: 0 E: 0 K: 0 S: 4	H: 1 LOB: 1 BB: 0 P: 4	R: 0 E: 0 K: 0 S: 2	H: 0 LOB: 0 BB: 1 P: 6	R: 0 E: 0 K: 0 S: 3	H: 1 LOB: 0 BB: 0 P: 3	R: 0 E: 0 K: 1 S: 6	H: 1 LOB: 1 BB: 0 P: 6	R: 0 E: 0 K: 1 S: 5	H: 0 LOB: 0 BB: 0 P: 5	1B: 8 2B: 3 3B: 0 HR: 0	SF: 0 SAC: 0 DP: 3 HBP: 0	WP: 0 PB: 0 SB: 0 CS: 0	PA: 35											
PITCHER Dave Dravecky, L (1, 1) ERA: 3.05 Luis DeLeon, R (8, 1) ERA: 1.73	IP 7.0	WLS W	BF 29	H 10	R 4	ER 4	SO 1	BB 1	IBB 0	HBP 0	BLK 0	WP 0	HR 0	S 30	P 34	ERA 5.14	WHIP 1.571																
											PITCHER	IP	WLS	BF	H	R	ER	SO	BB	IBB	HBP	BLK	WP	HR	S	P	ERA	WHIP					



Batter	1	2	3	4	5	6	7	8	9
Alan Wiggins, S <small>OBP: 0.329, SLG: 0.290</small> (1, 8) BB (7, 7) BB	4-0 S HR BB	0-0 S SF7 1B		0-0 F7 SF9 1B		0-0 G3		0-0 F8	
Gene Richards, L <small>OBP: 0.356, SLG: 0.432</small> Ruppert Jones, L <small>OBP: 0.252, SLG: 0.318</small> (1, 7) X (7, 8) X	0-0 1-H HR	0-0 1-2 BB 1B		0-0 F7 1-3		0-0 G1			
Juan Bonilla, R <small>OBP: 0.376, SLG: 0.431</small> (1, 4) X	0-0 1-3	4-0 1-2 2-3 BB		0-0 SF9 3-H		0-0 P4			
Steve Garvey, R <small>OBP: 0.379, SLG: 0.520</small> (1, 3) X	0-0 1-3	0-0 SF7		0-0 F7		0-0 F3			
Terry Kennedy, L <small>OBP: 0.406, SLG: 0.517</small> (1, 2) BB BB	4-0 HR BB	0-0 F9		0-0 F5		0-0 4-3			
Sixto Lezcano, R <small>OBP: 0.379, SLG: 0.373</small> Joe Lefebvre, L <small>OBP: 0.333, SLG: 0.263</small> (1, 9) X (8, 9) X	0-0 1-H HR		0-0 6-3		0-0 F7		0-0 P4		
Tim Flannery, L <small>OBP: 0.382, SLG: 0.509</small> (1, 5) X	0-0 1B		0-0 6-3		0-0 BB 1B		0-0 F8		
Mario Ramirez, R <small>OBP: 0.444, SLG: 0.303</small> (1, 6) X	0-0 F8		0-0 E6		4-0 1-2 BB		4-0 SH5-4 BB		
Dave Dravecky, R <small>OBP: 0.087, SLG: 0.087</small> Luis DeLeon, R <small>OBP: 0.333, SLG: 0.333</small> (1, 1) X (8, 1) X		0-0 F8	0-3 K		0-0 1-6-3		0-0 SH5-4 1-2		

Inning Stats	R: 4	H: 3	E: 0	K: 0	S: 6	LOB: 1	BB: 2	P: 14	R: 1	H: 2	E: 0	K: 0	S: 5	LOB: 2	BB: 1	P: 9	R: 0	H: 0	E: 1	K: 1	S: 6	LOB: 1	BB: 0	P: 6	R: 1	H: 1	E: 0	K: 0	S: 4	LOB: 0	BB: 0	P: 4	R: 0	H: 1	E: 0	K: 0	S: 4	LOB: 2	BB: 1	P: 8	R: 0	H: 0	E: 0	K: 0	S: 3	LOB: 0	BB: 0	P: 3	R: 0	H: 0	E: 0	K: 0	S: 3	LOB: 0	BB: 0	P: 3	R: 0	H: 0	E: 0	K: 0	S: 3	LOB: 1	BB: 1	P: 7
--------------	------	------	------	------	------	--------	-------	-------	------	------	------	------	------	--------	-------	------	------	------	------	------	------	--------	-------	------	------	------	------	------	------	--------	-------	------	------	------	------	------	------	--------	-------	------	------	------	------	------	------	--------	-------	------	------	------	------	------	------	--------	-------	------	------	------	------	------	------	--------	-------	------

AB	R	H	RBI	BB	SO	LOB	
4	3	2	0	1	0	1	
4	1	2	2	0	0	1	
0	0	0	0	0	0	0	
2	0	0	1	1	0	0	
3	0	0	1	0	0	0	
3	1	0	0	1	0	2	
4	1	1	2	0	0	0	
0	0	0	0	0	0	0	
4	0	2	0	0	0	0	
2	0	0	0	2	0	1	
3	0	0	0	0	1	3	
0	0	0	0	0	0	0	
1B: 5	SF: 2	2B: 0	SAC: 1	3B: 0	DP: 0	HR: 2	HBP: 0

BOTTOM

Los Angeles Dodgers @ San Diego Padres
Jack Murphy Stadium, San Diego, CA

Fri May 13 1983, 10:05 PM EDT
 Att. 32,581 - Unknown

livebaseballscorecards.com

AB	29
R	6
H	7
RBI	6
BB	5
SO	1
LOB	8



WP: 0	PA: 37
PB: 0	
SB: 3	
CS: 0	

PITCHER	IP	WLS	BF	H	R	ER	SO	BB	IBB	HBP	BLK	WP	HR	S	P	ERA	WHIP
Burt Hooton, R <small>ERA: 5.14</small>	(1, 1)	1.1	12	5	5	5	0	3	0	0	0	0	2	9	21	33.75	6.000
Pat Zachry, R <small>ERA: 4.5</small>	(2, 1)	0.2	2	0	0	0	0	0	0	0	0	0	0	2	2	0.00	0.000
Joe Beckwith, R <small>ERA: 4.09</small>	(3, 1)	1.0	4	0	0	0	1	0	0	0	0	0	0	6	6	0.00	0.000
Tom Niedenfuer, R <small>ERA: 2.25</small>	(4, 1)	3.0	12	2	1	1	0	1	0	0	0	0	0	11	15	3.00	1.000
Dave Stewart, R <small>ERA: 1.4</small>	(7, 1)	2.0	7	0	0	0	0	1	0	0	0	0	0	6	10	0.00	0.500

Batter	1	2	3	4	5	6	7	8	9	AB R H RBI BB SO LOB	TOP	
Steve Sax, R (1, 4) OBP: 0.373, SLG: 0.393	0-0 5-3	0-3 K			0-0 F9			0-0 3-1 BLK E 1B		4 1 1 0 0 1 0	Los Angeles Dodgers @ San Diego Padres Jack Murphy Stadium, San Diego, CA Sat May 14 1983, 10:05 PM EDT Att: 34,547 - Unknown livebaseballscorecards.com	
Ken Landreaux, L (1, 8) OBP: 0.279, SLG: 0.456	0-0 2B		0-0 4-3		0-0 F8			0-0 3-1		4 0 1 0 0 0 1		
Dusty Baker Jr., R (1, 7) OBP: 0.351, SLG: 0.449	4-0 BB		0-0 6-3		0-0 F8			0-3 K		3 0 0 0 1 1 1		
Pedro Guerrero, R (1, 5) OBP: 0.368, SLG: 0.550	0-3 K		0-0 F8		0-0 F7			0-0 E6 BB		4 0 0 0 0 1 2		
Greg Brock, L (1, 3) OBP: 0.379, SLG: 0.554	0-0 F8			0-0 HR			0-0 F9	4-0 1-2 BB		3 1 1 1 1 0 2		
Ron Roenicke, S (1, 9)		0-0 HR 1B		0-0 F3			0-0 G5-4-3 1B	0-0 6-3		4 1 2 0 0 0 2		
Mike Scioscia, L (1, 2) OBP: 0.400, SLG: 0.486		0-0 1-H HR		0-3 K			0-0 G5-4-3 1-2f	0-0 F4		2 1 1 2 0 1 0		
Steve Yeager, R (6, 2)				0-3 K						2 0 0 0 0 0 1		
Dave Anderson, R (1, 6)		0-0 F7		0-0 P4			4-0 BB	0-0 F8		3 0 0 0 1 0 0		
Jerry Reuss, L (1, 1) OBP: 0.227, SLG: 0.238		0-3 K			0-3 K		0-0 4-3	0-0 F7		4 0 0 0 0 2 1		
Inning Stats	R: 0 E: 0 K: 1 S: 6 H: 1 LOB: 2 BB: 1 P: 10	R: 2 E: 0 K: 2 S: 9 H: 2 LOB: 0 BB: 0 P: 9	R: 0 E: 0 K: 0 S: 3 H: 0 LOB: 0 BB: 0 P: 3	R: 1 E: 0 K: 1 S: 6 H: 1 LOB: 0 BB: 0 P: 6	R: 0 E: 0 K: 1 S: 5 H: 0 LOB: 0 BB: 0 P: 5	R: 0 E: 0 K: 0 S: 3 H: 0 LOB: 0 BB: 0 P: 3	R: 0 E: 0 K: 0 S: 3 H: 1 LOB: 1 BB: 1 P: 7	R: 1 E: 1 K: 1 S: 7 H: 1 LOB: 2 BB: 1 P: 11	R: 0 E: 0 K: 0 S: 3 H: 0 LOB: 0 BB: 0 P: 3	1B: 3 2B: 1 3B: 0 HR: 2 SF: 0 SAC: 0 DP: 1 HBP: 0	WP: 0 PB: 0 SB: 0 CS: 0 PA: 36	
PITCHER	IP WLS BF H R ER SO BB IBB HBP BLK WP HR S P ERA WHIP											
Eric Show, R (1, 1) ERA: 2.92	7.0 L 27 5 3 3 5 2 0 0 0 0 0 2 35 43 3.86 1.000											
Floyd Chiffer, R (8, 1) ERA: 3.86	1.0 6 1 1 0 1 1 0 0 1 0 0 7 11 0.00 2.000											
Mark Thurmond, L (9, 1) ERA:	1.0 3 0 0 0 0 0 0 0 0 0 0 3 3 0.00 0.000											

AB	33
R	4
H	6
RBI	3
BB	3
SO	6
LOB	10



Batter	1	2	3	4	5	6	7	8	9	AB R H RBI BB SO LOB
Alan Wiggins, S OBP: 0.324, SLG: 0.288 (1, 8)	0-0 5-3			0-0 6-3		0-0 FC6			0-0 1B	4 0 1 0 0 0 1
Gene Richards, L OBP: 0.351, SLG: 0.424 (1, 7)	0-0 6-3			0-0 2B 4-3 1B		0-0 1-4-3			0-3 K	4 1 1 0 0 1 2
Juan Bonilla, R OBP: 0.373, SLG: 0.433 (1, 4)	0-0 F9			0-0 4-3 1-3 2B			0-0 3-1		0-3 K	4 0 1 0 0 1 1
Steve Garvey, R OBP: 0.368, SLG: 0.504 (1, 3)		0-0 6-3		0-0 4-3		0-0 F8		0-0 F8	0-0 F8	4 0 0 1 0 0 2
Sixto Lezcano, R OBP: 0.370, SLG: 0.363 (1, 9)		0-0 5-3		0-0 4-3		0-0 F8				3 0 0 0 0 0 1
Terry Kennedy, L OBP: 0.397, SLG: 0.504 (1, 2)		0-3 K			0-3 K			0-0 5-3		3 0 0 0 0 2 0
Luis Salazar, R OBP: 0.315, SLG: 0.372 (1, 5)			0-3 K		0-0 F7			0-0 FC3-6 1B		3 0 1 0 0 1 0
Mario Ramirez, R OBP: 0.417, SLG: 0.278 (1, 6)			0-0 3-1		0-3 K			0-0 FC3-6		3 0 0 0 0 1 1
Eric Show, R OBP: 0.294, SLG: 0.353 (1, 1)			0-0 1-3			0-0 FC6 1B		0-0 1-3		2 0 1 0 0 0 0
Floyd Chiffer, R (8, 1)										0 0 0 0 0 0 0
Kurt Bevacqua, R (8, PH)										1 0 0 0 0 0 1
Mark Thurmond, L (9, 1)										0 0 0 0 0 0 0

Inning Stats	R: 0	H: 0	E: 0	LOB: 0	K: 0	BB: 0	S: 3	P: 3	R: 0	H: 0	E: 0	LOB: 0	K: 1	BB: 0	S: 5	P: 5	R: 0	H: 0	E: 0	LOB: 0	K: 2	BB: 0	S: 7	P: 7	R: 0	H: 1	E: 0	LOB: 0	K: 0	BB: 0	S: 3	P: 3	R: 0	H: 1	E: 0	LOB: 1	K: 0	BB: 0	S: 4	P: 4	R: 0	H: 1	E: 0	LOB: 1	K: 2	BB: 0	S: 8	P: 8	1B: 4	SF: 0	2B: 1	SAC: 0	3B: 0	DP: 0	HR: 0	HBP: 0	WP: 0	PA: 31
PITCHER Jerry Reuss, L (1, 1) ERA: 3.07	IP	WLS	BF	H	R	ER	SO	BB	IBB	HBP	BLK	WP	HR	S	P	ERA	WHIP	IP	WLS	BF	H	R	ER	SO	BB	IBB	HBP	BLK	WP	HR	S	P	ERA	WHIP	IP	WLS	BF	H	R	ER	SO	BB	IBB	HBP	BLK	WP	HR	S	P	ERA	WHIP							

BOTTOM

Los Angeles Dodgers @ San Diego Padres
Jack Murphy Stadium, San Diego, CA

Sat May 14 1983, 10:05 PM EDT
 Att. 34,547 - Unknown

livebaseballscorecards.com

AB	31
R	1
H	5
RBI	1
BB	0
SO	6
LOB	9



Batter	1	2	3	4	5	6	7	8	9	AB R H RBI BB SO LOB	TOP											
Steve Sax, R (1, 4) OBP: 0.370, SLG: 0.389	0-3 K		0-0 5-3			0-0 F7		0-0 S S 1B		4 0 1 0 0 1 0	Los Angeles Dodgers @ San Diego Padres Jack Murphy Stadium, San Diego, CA Sun May 15 1983, 6:33 AM EDT Att: 30,974 - Unknown livebaseballscorecards.com											
Ken Landreaux, L (1, 8) OBP: 0.286, SLG: 0.448	0-0 3-1		0-0 6-3			4-0 BB		4-0 S BB		2 0 0 0 2 0 0												
Dusty Baker Jr., R (1, 7) OBP: 0.341, SLG: 0.434	0-0 F8				0-0 6-3	0-0 F8		0-3 K		4 0 0 0 0 1 3												
Pedro Guerrero, R (1, 5) OBP: 0.371, SLG: 0.597		0-0 HR			0-0 E5 CS		0-0 HR	0-0 F8		4 2 2 2 0 0 2												
Greg Brock, L (1, 3) OBP: 0.390, SLG: 0.549		4-0 G3 BB			0-0 5-3 1-2		4-0 SH1-4 1B BB	4-0 FC4-6 IBB		1 1 0 0 3 0 1												
Ron Roenicke, S (1, 9) OBP: 0.229, SLG: 0.261		0-0 G3 1-2			0-0 4-3		0-0 SH1-4 1-2	0-0 FC4-6 1-2f		3 0 0 0 0 0 4												
Steve Yeager, R (1, 2) OBP: 0.282, SLG: 0.429		0-0 E5 G6-4-3			0-0 F7		0-0 2-H 1B		0-0 G3	4 0 1 1 0 0 1												
Bill Russell, R (1, 6) OBP: 0.341, SLG: 0.256		0-0 G6-4-3 1-2f			0-0 4-3		0-0 F9		0-0 F8	4 0 0 0 0 0 3												
Bob Welch, R (1, 1) OBP: 0.077, SLG: 0.154 Rick Monday, L (7, PH) OBP: 0.318, SLG: 0.063 Steve Howe, L (7, 1)			0-3 K			0-0 P6	0-3 K		0-3 K	2 0 0 0 0 1 0 1 0 0 0 0 1 1 1 0 0 0 0 1 0												
Inning Stats	R: 0 E: 0 K: 1 S: 5	H: 0 LOB: 0 BB: 0 P: 5	R: 1 E: 1 K: 0 S: 4	H: 1 LOB: 1 BB: 1 P: 8	R: 0 E: 0 K: 1 S: 5	H: 0 LOB: 0 BB: 0 P: 5	R: 0 E: 1 K: 0 S: 3	H: 0 LOB: 0 BB: 0 P: 3	R: 0 E: 0 K: 0 S: 3	H: 0 LOB: 0 BB: 0 P: 3	R: 0 E: 0 K: 0 S: 3	H: 0 LOB: 1 BB: 1 P: 7	R: 2 E: 0 K: 1 S: 7	H: 2 LOB: 1 BB: 1 P: 11	R: 0 E: 0 K: 1 S: 6	H: 1 LOB: 3 BB: 2 P: 14	R: 0 E: 0 K: 1 S: 5	H: 0 LOB: 0 BB: 0 P: 5	1B: 2 2B: 0 3B: 0 HR: 2	SF: 0 SAC: 1 DP: 1 HBP: 0	WP: 0 PB: 0 SB: 3 CS: 1	PA: 36
PITCHER	IP WLS BF H R ER SO BB IBB HBP BLK WP HR S P ERA WHIP																					
Andy Hawkins, R (1, 1) ERA: 2.39	7.0 L 28 4 3 3 3 3 3 0 0 0 0 2 31 43 3.86 1.000																					
Mark Thurmond, L (8, 1) ERA:	0.0 1 0 0 0 0 1 0 0 0 0 0 0 0 4 ∞ ∞																					
Luis DeLeon, R (8, 1) ERA: 1.67	1.0 4 0 0 0 1 0 1 0 0 0 0 0 5 9 0.00 0.000																					
Elias Sosa, R (9, 1) ERA: 6.97	1.0 3 0 0 0 1 0 0 0 0 0 0 0 5 5 0.00 0.000																					



BOTTOM

Los Angeles Dodgers @ San Diego Padres
Jack Murphy Stadium, San Diego, CA

AB 30
R 2
H 5
RBI 1
BB 2
SO 4
LOB 7



WP: 0 PA: 32
PB: 0
SB: 0
CS: 1

ERA 1.50 WHIP 1.000

ERA 0.00 WHIP 0.333

Sun May 15 1983, 6:33 AM EDT
Att. 30,974 - Unknown

AB R H RBI BB SO LOB

4 0 1 0 0 1 1

3 0 1 0 0 0 1

1 0 0 0 0 0 1

3 0 0 0 1 0 0

4 1 1 0 0 0 2

4 0 0 0 0 1 1

2 1 0 0 1 0 0

3 0 1 1 0 0 0

3 0 0 0 0 1 1

2 0 0 0 0 1 0

0 0 0 0 0 0 0

0 0 0 0 0 0 0

1 0 1 0 0 0 0

0 0 0 0 0 0 0

1B: 4 SF: 0
2B: 1 SAC: 0
3B: 0 DP: 1
HR: 0 HBP: 0

1B: 4 SF: 0
2B: 1 SAC: 0
3B: 0 DP: 1
HR: 0 HBP: 0

1B: 4 SF: 0
2B: 1 SAC: 0
3B: 0 DP: 1
HR: 0 HBP: 0


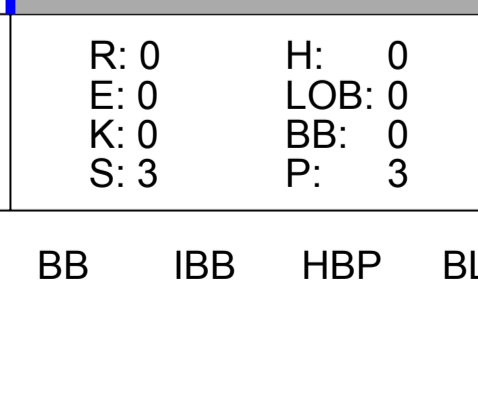

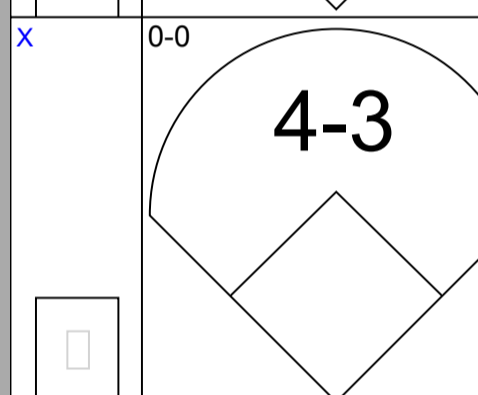
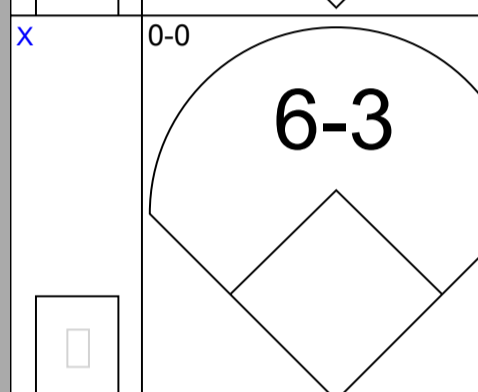
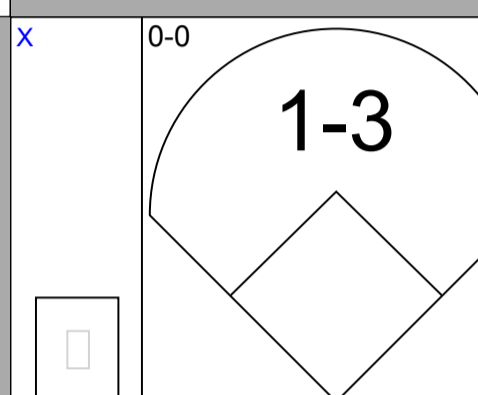

1B: 4 SF: 0
2B: 1 SAC: 0
3B: 0 DP: 1
HR: 0 HBP: 0

1B: 4 SF: 0
2B: 1 SAC: 0
3B: 0 DP: 1
HR: 0 HBP: 0

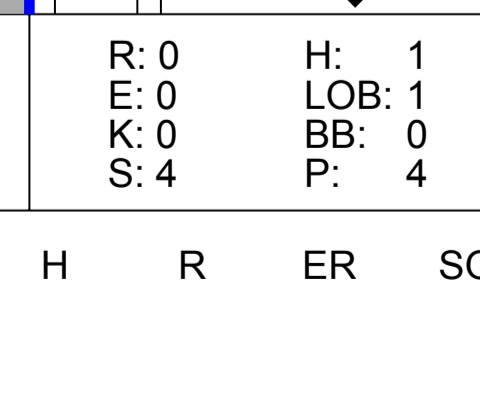
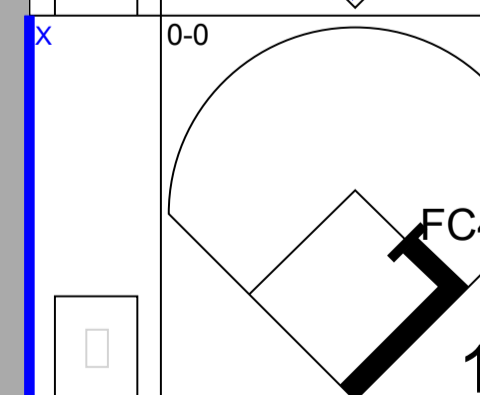
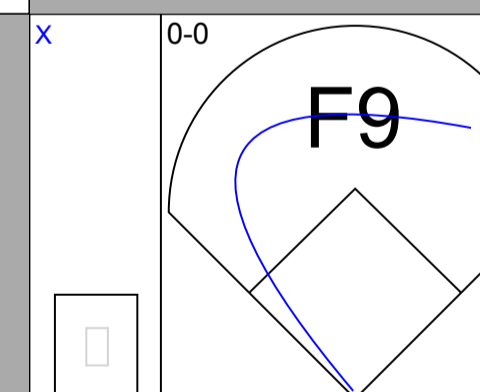

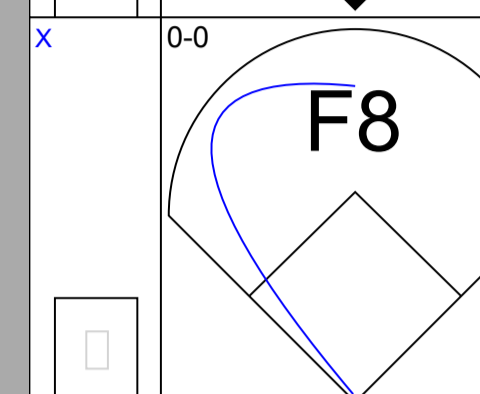
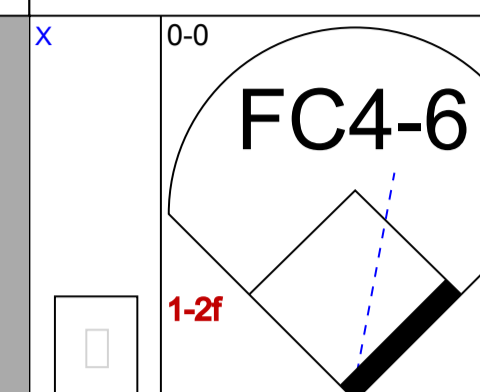
1B: 4 SF: 0
2B: 1 SAC: 0
3B: 0 DP: 1
HR: 0 HBP: 0

1B: 4 SF: 0
2B: 1 SAC: 0
3B: 0 DP: 1
HR: 0 HBP: 0

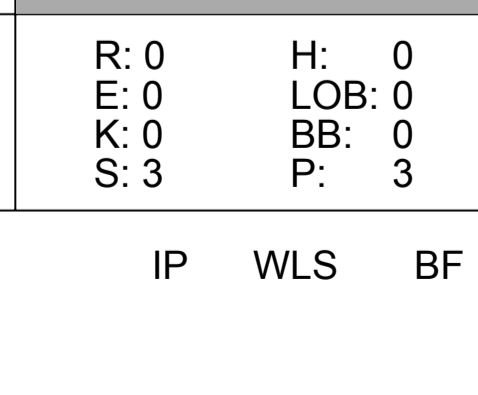

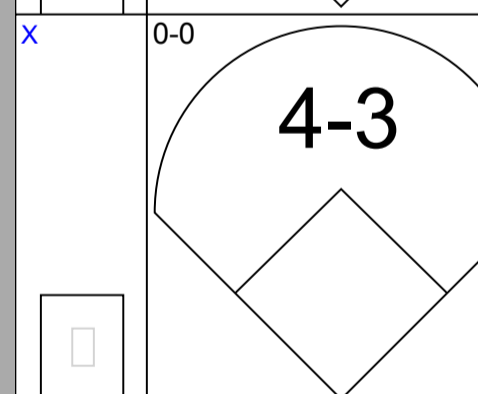
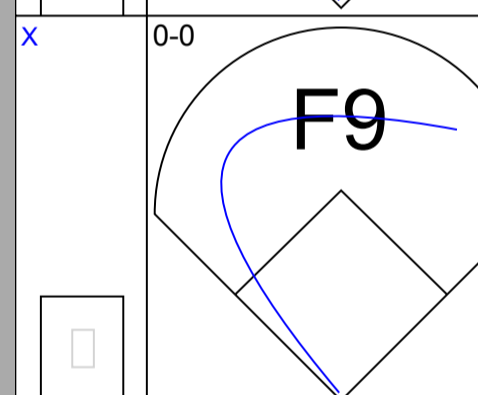
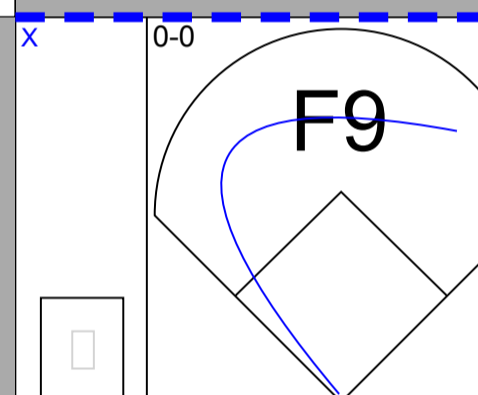

9



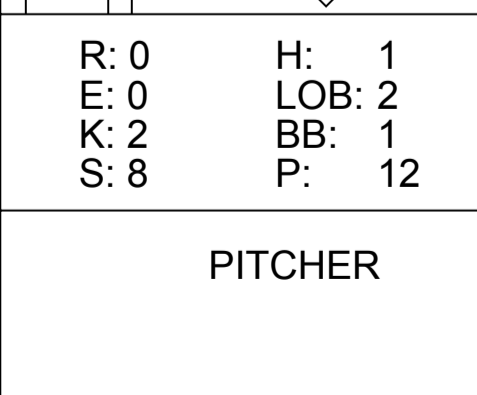
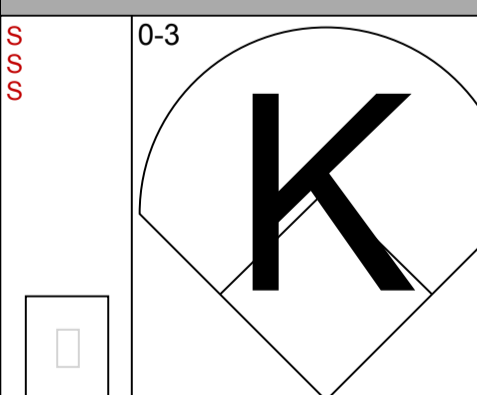

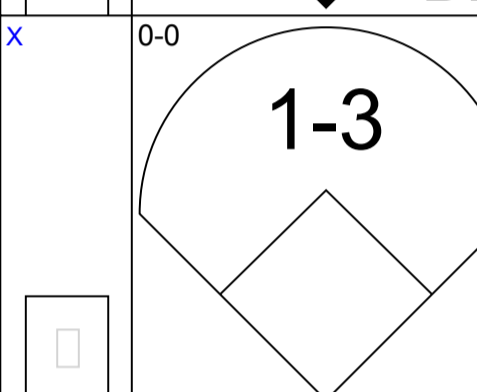
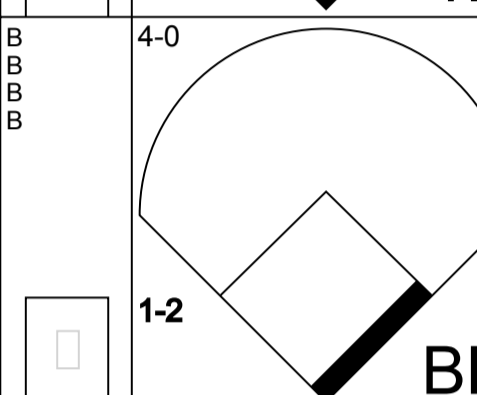
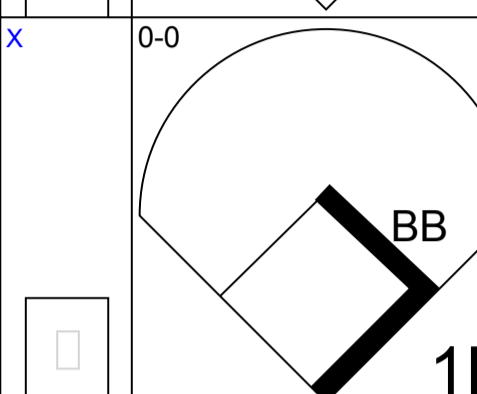
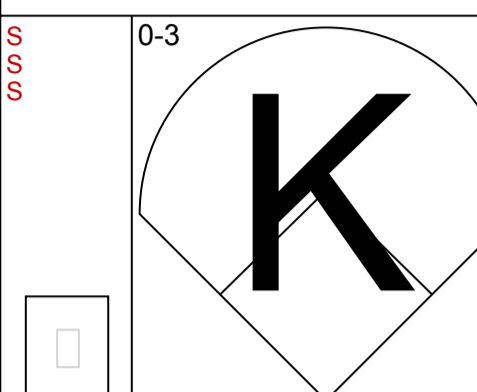
8




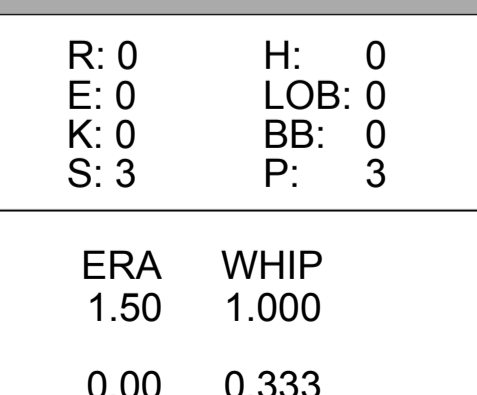

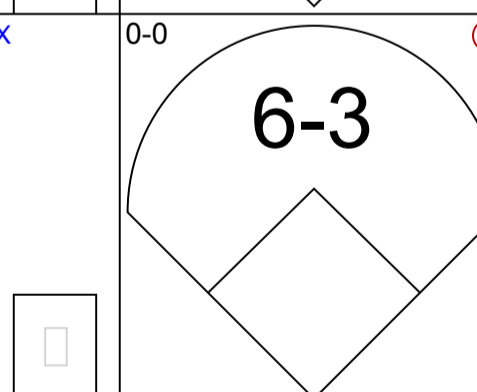
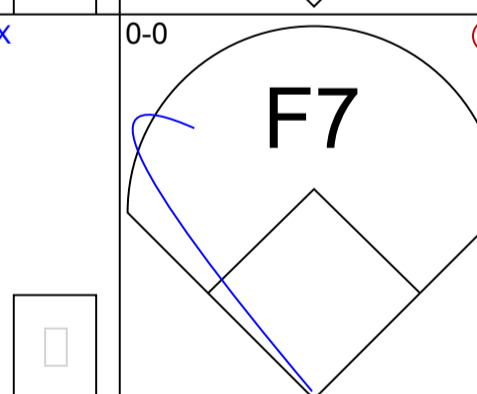
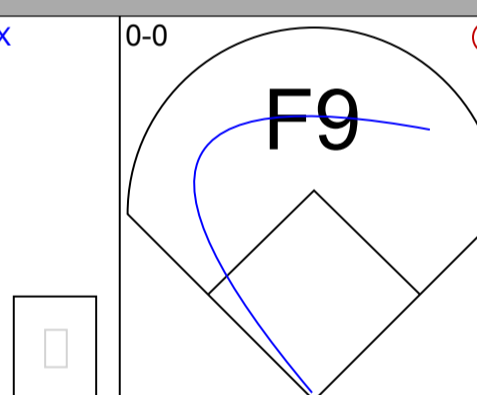

7




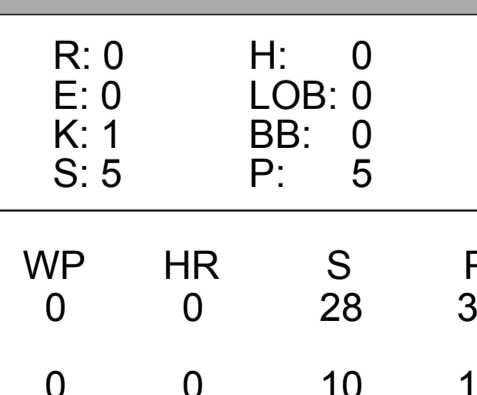

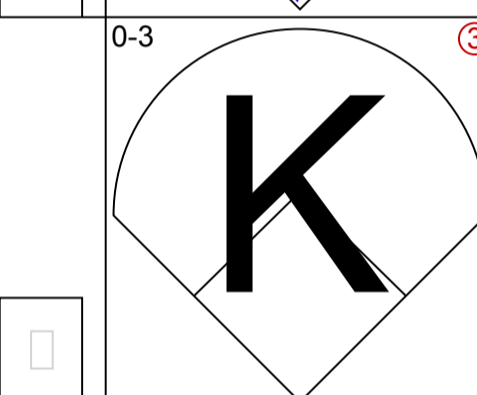
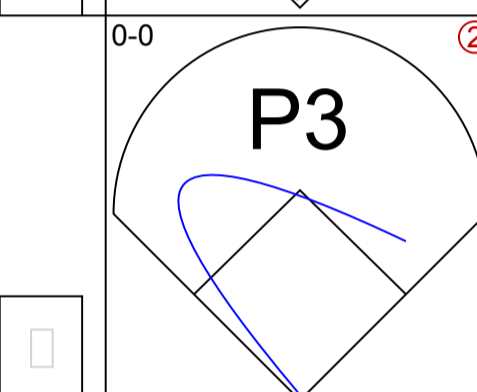
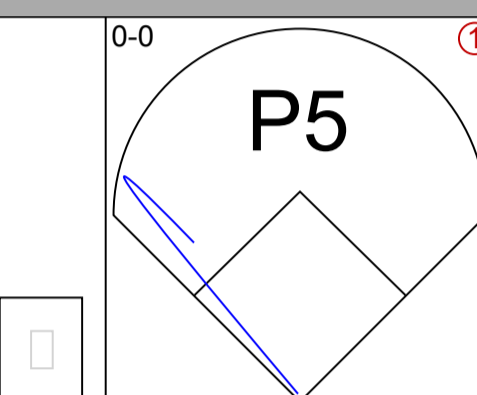

6




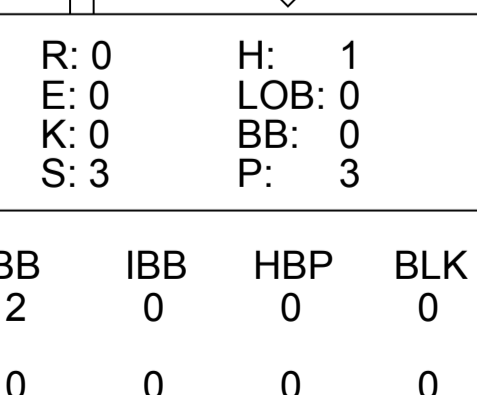
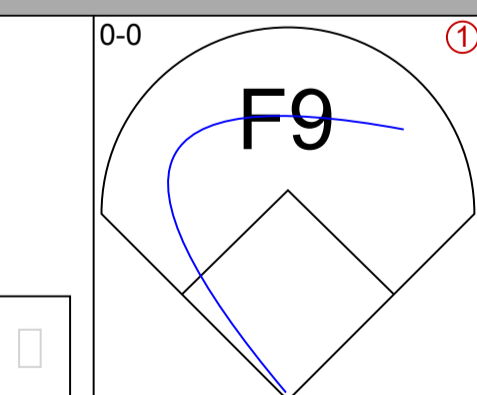

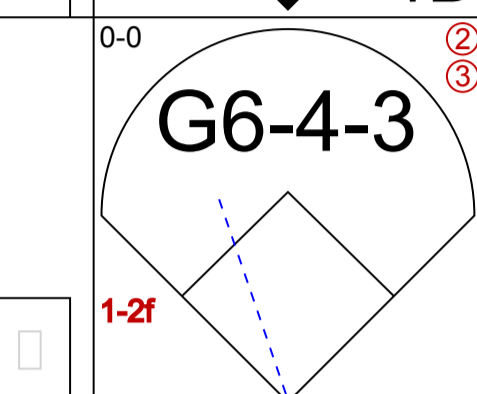
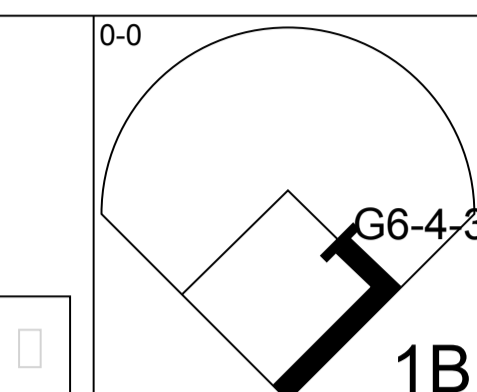
5




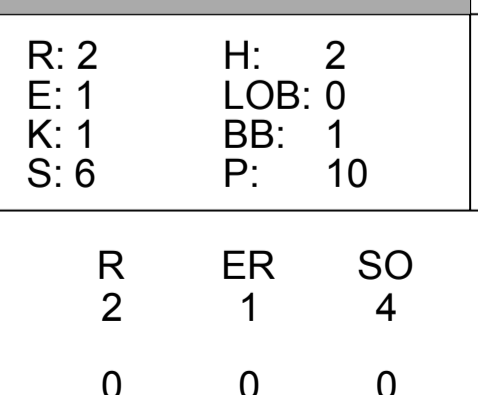

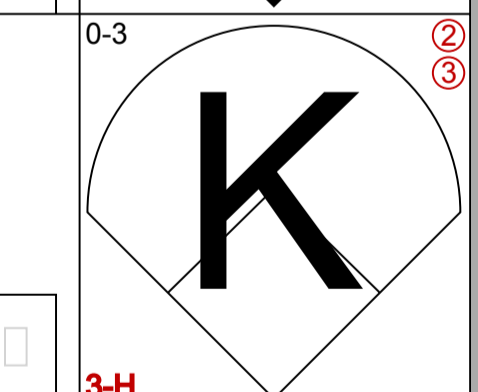
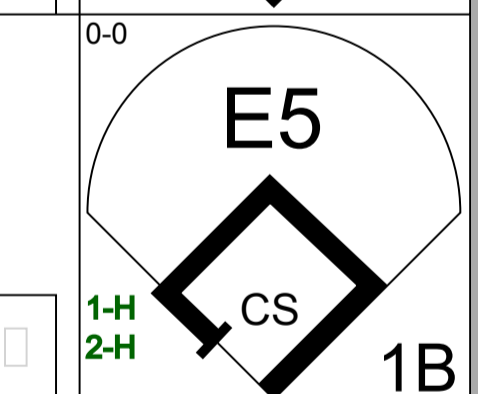
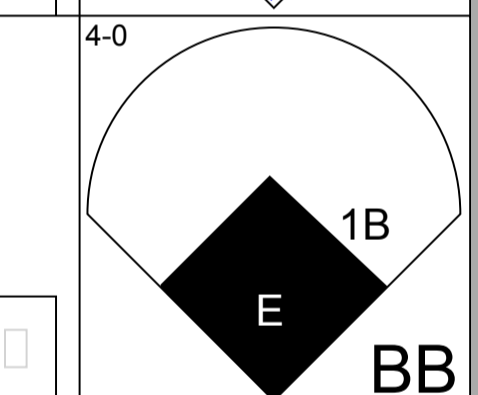
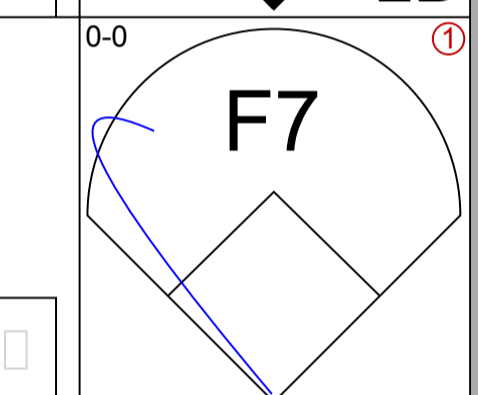
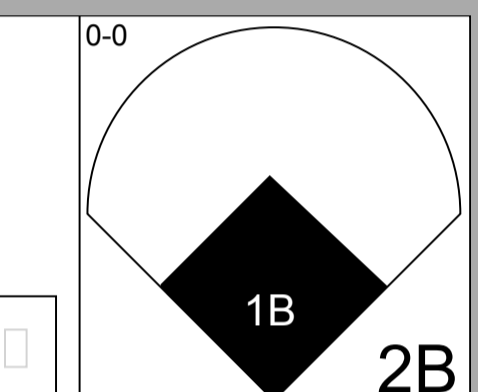

4




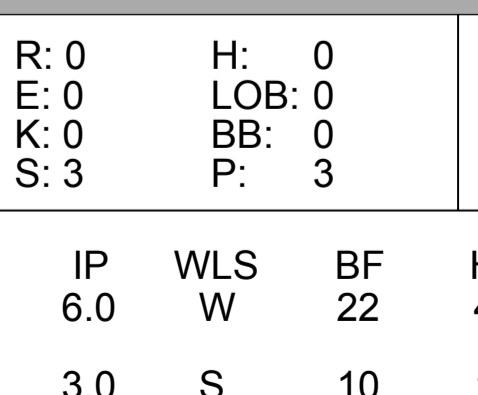

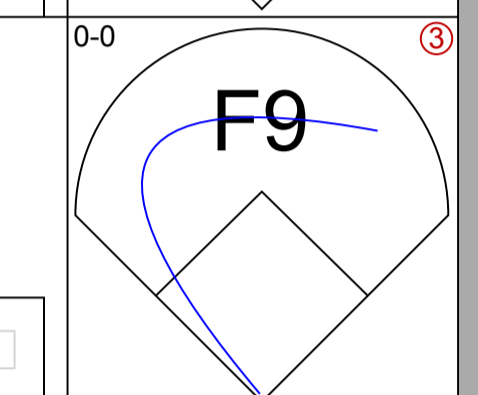
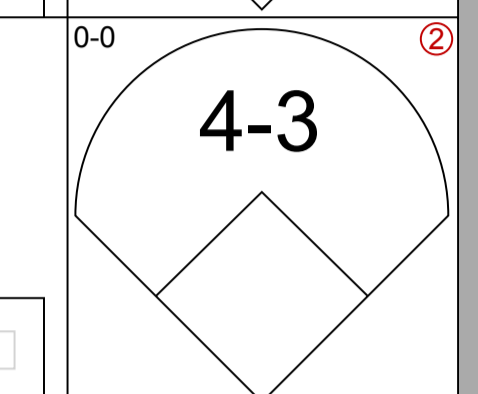
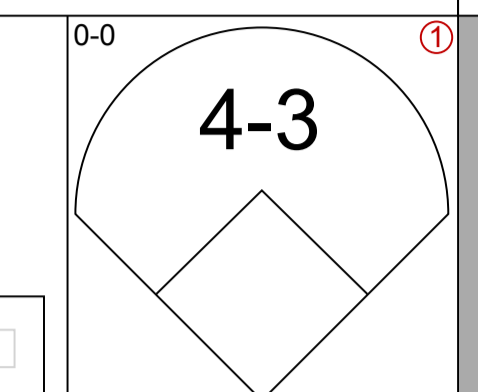
3



2



1



Batter

Alan Wiggins, S
OBP: 0.321, SLG: 0.286
(1, 8)
(7, 7)

Gene Richards, L
OBP: 0.351, SLG: 0.420
Ruppert Jones, L
OBP: 0.250, SLG: 0.315
(1, 7)
(7, 8)

Juan Bonilla, R
OBP: 0.369, SLG: 0.424
(1, 4)

Steve Garvey, R
OBP: 0.365, SLG: 0.504
(1, 3)

Terry Kennedy, L
OBP: 0.386, SLG: 0.488
(1, 2)

Sixto Lezcano, R
OBP: 0.370, SLG: 0.357
(1, 9)

Tim Flannery, L
OBP: 0.379, SLG: 0.500
(1, 5)

Mario Ramirez, R
OBP: 0.392, SLG: 0.256
(1, 6)

Andy Hawkins, R
OBP: 0.167, SLG: 0.091
Mark Thurmond, L
(8, 1)

Luis DeLeon, R
OBP: 0.333, SLG: 0.333
Doug Gwosdz, R
OBP: 0.286, SLG: 0.167
Elias Sosa, R
(9, 1)

Inning Stats

R: 0 H: 0
E: 0 LOB: 0
K: 0 BB: 0
S: 3 P: 3

R: 2 H: 2
E: 1 LOB: 0
K: 1 BB: 1
S: 6 P: 10

R: 0 H: 1
E: 0 LOB: 0
K: 0 BB: 0
S: 3 P: 3

R: 0 H: 0
E: 0 LOB: 0
K: 1 BB: 0
S: 5 P: 5

R: 0 H: 0
E: 0 LOB: 0
K: 0 BB: 0
S: 3 P: 3

R: 0 H: 1
E: 0 LOB: 2
K: 2 BB: 1
S: 8 P: 12

R: 0 H: 0
E: 0 LOB: 0
K: 0 BB: 0
S: 3 P: 3

R: 0 H: 1
E: 0 LOB: 1
K: 0 BB: 0
S: 4 P: 4

R: 0 H: 0
E: 0 LOB: 0
K: 0 BB: 0
S: 3 P: 3

PITCHER
Bob Welch, R (1, 1) 6.0 WLS 22 BF 4 H 2 ER 1 SO 4 BB 2 IBB 0 HBP 0 BLK 0 WP 0 HR 0 S 28 P 36 ERA 1.50 WHIP 1.000
Steve Howe, L (7, 1) 3.0 S 10 1 0 0 0 0 0 0 0 0 0 0 0 0 10 10 0.00 0.333

PITCHER
IP WLS BF H R ER SO BB IBB HBP BLK WP HR S P ERA WHIP

San Diego Padres @ New York Mets
 Shea Stadium, Flushing, NY
 Tue May 17 1983, 7:05 PM EDT
 Att. 7,550 - Unknown

livebaseballscorecards.com

AB	36
R	4
H	11
RBI	4
BB	4
SO	5
LOB	15



WP:	0	PA:	40
PB:	0		
SB:	0		
CS:	0		

AB R H RBI BB SO LOB

4	0	2	0	1	0	0
5	1	2	1	0	1	4
5	0	2	1	0	0	2
5	2	2	1	0	0	4
4	0	1	1	0	1	0
4	0	1	0	0	0	1
4	0	1	0	0	1	1
2	0	0	0	0	1	2
1	0	0	0	1	1	0
1	1	0	0	1	0	0
0	0	0	0	0	0	0
0	0	0	0	0	0	0
0	0	0	0	1	0	0
0	0	0	0	0	0	0
0	0	0	0	0	0	0
1	0	0	0	0	0	1

Batter	1	2	3	4	5	6	7	8	9										
Alan Wiggins, S (1, 8) OBP: 0.337, SLG: 0.297	0-0 F8		0-0 2B 1B		0-0 4-3		0-0 FC6-4 1B		4-0 1B BB										
Gene Richards, L (1, 7) OBP: 0.353, SLG: 0.452	0-0 4-3		0-0 2B		0-0 1B 3B		0-3 K		0-0 L9										
Juan Bonilla, R (1, 4) OBP: 0.370, SLG: 0.423	0-0 L9				0-0 FC6-4 1B		0-0 FC6-4 1-2f 2-3		0-0 1B										
Steve Garvey, R (1, 3) OBP: 0.366, SLG: 0.529		0-0 F8		0-0 HR	0-0 FC6-4 1-2f			0-0 1B 2B	0-0 F7										
Terry Kennedy, L (1, 2) OBP: 0.382, SLG: 0.481		0-0 L4		0-3 K		0-0 G3		0-0 1B G5-4-3 2-H											
Sixto Lezcano, R (1, 9) OBP: 0.366, SLG: 0.353		0-0 F7		0-0 1B 1B		0-0 L8		0-0 F7											
Garry Templeton, S (1, 6) OBP: 0.239, SLG: 0.328			0-3 K	0-0 1-2 1B		0-0 6-3		0-0 G5-4-3 1-2f											
Tim Flannery, L (1, 5) OBP: 0.367, SLG: 0.483			0-3 K	0-0 F7					4-0 1B BB BB										
Luis Salazar, R (7, PH) OBP: 0.319, SLG: 0.368									0-0 L8										
Tim Lollar, L (1, 1) OBP: 0.333, SLG: 0.200			4-0 1B 2B BB		0-0 4-3		4-0 FC6-4 1B BB		0-0 L8										
Mike Couchée, R (5, 1) OBP: 0.500, SLG: 0.500																			
Gary Lucas, L (6, 1)																			
Doug Gwosdz, R (7, PH) OBP: 0.375, SLG: 0.167																			
Elias Sosa, R (7, 1)																			
Mark Thurmond, L (8, 1)																			
Kurt Bevacqua, R (9, PH) OBP: 0.452, SLG: 0.400																			
Inning Stats	R: 0 H: 0 E: 0 K: 0 S: 3	H: 0 LOB: 0 BB: 0 P: 3	R: 0 H: 0 E: 0 K: 0 S: 3	H: 0 LOB: 0 BB: 0 P: 3	R: 1 H: 2 E: 0 K: 2 S: 8	H: 2 LOB: 2 BB: 1 P: 12	R: 1 H: 3 E: 0 K: 1 S: 8	H: 3 LOB: 2 BB: 0 P: 8	R: 1 H: 2 E: 0 K: 0 S: 5	H: 2 LOB: 1 BB: 0 P: 5	R: 0 H: 0 E: 0 K: 0 S: 3	H: 0 LOB: 0 BB: 0 P: 3	R: 0 H: 1 E: 0 K: 2 S: 8	H: 1 LOB: 2 BB: 1 P: 12	R: 1 H: 2 E: 0 K: 0 S: 4	H: 2 LOB: 0 BB: 0 P: 4	R: 0 H: 1 E: 0 K: 0 S: 4	H: 1 LOB: 3 BB: 2 P: 12	1B: 7 SF: 0 2B: 2 SAC: 0 3B: 1 DP: 1 HR: 1 HBP: 0
PITCHER	IP WLS BF H R ER SO BB IBB HBP BLK WP HR S P ERA WHIP																		
Tom Seaver, R (1, 1) ERA: 2.37	6.0 W 25 7 3 3 3 1 0 0 0 0 0 1 30 34 4.50 1.333																		
Jesse Orosco, L (7, 1) ERA: 0.78	2.2 13 3 1 1 2 3 0 0 0 0 0 0 14 26 3.38 2.250																		
Doug Sisk, R (9, 1) ERA: 3.6	0.1 S 2 1 0 0 0 0 0 0 0 0 0 0 2 2 0.00 3.000																		

Batter	1	2	3	4	5	6	7	8	9
Mookie Wilson, S OBP: 0.311, SLG: 0.378 (1, 8)	0-0 6-3	0-0 1-3			0-3 K		0-0 SF8 1B		
Hubie Brooks, R OBP: 0.320, SLG: 0.419 (1, 5)	0-0 2B 1B	0-0 3B			0-0 1-3 HR 2B		0-0 E5 1-2		
Darryl Strawberry, L OBP: 0.250, SLG: 0.424 (1, 9)	0-0 1B 1-3 BB 2B		0-0 F9		0-0 HR		0-3 K 1-2 2-3		
George Foster, R OBP: 0.320, SLG: 0.442 (1, 7)	0-3 K2-3		0-3 K		0-0 1-3		0-0 SF8		
Dave Kingman, R OBP: 0.245, SLG: 0.392 Mike Jorgensen, L OBP: 0.438, SLG: 0.615 (1, 3) (8, 3)	4-0 BB 1B BB		0-3 K		0-0 F7		0-3 K		
Brian Giles, R OBP: 0.342, SLG: 0.317 (1, 4)	0-0 BB 1-2 2-3 3-H 1B		0-3 K		4-0 BB S		4-0 BB S		
Ron Hodges, L OBP: 0.345, SLG: 0.254 (1, 2)	4-0 BB 1-2 2-3 3-H BB		0-3 K		0-0 F8		0-0 F8		
José Oquendo, S OBP: 0.368, SLG: 0.258 (1, 6)	0-0 F9		0-0 F8		0-3 K		0-3 K		
Tom Seaver, R OBP: 0.235, SLG: 0.438 Rusty Staub, L OBP: 0.400, SLG: 0.310 Jesse Orosco, R OBP: 0.250, SLG: 0.250 Doug Sisk, R (1, 1) (6, PH) (7, 1) (9, 1)		0-0 5-3			0-0 2B HR 1B		0-0 4-3		

Inning Stats	R: 2 E: 0 K: 1 S: 8	H: 3 LOB: 3 BB: 2 P: 16	R: 0 E: 0 K: 0 S: 3	H: 1 LOB: 1 BB: 0 P: 3	R: 0 E: 0 K: 2 S: 7	H: 0 LOB: 0 BB: 0 P: 7	R: 0 E: 0 K: 2 S: 7	H: 0 LOB: 0 BB: 0 P: 7	R: 3 E: 0 K: 1 S: 8	H: 3 LOB: 0 BB: 0 P: 8	R: 0 E: 0 K: 1 S: 5	H: 0 LOB: 1 BB: 1 P: 9	R: 1 E: 1 K: 2 S: 9	H: 1 LOB: 1 BB: 0 P: 9	R: 0 E: 0 K: 0 S: 2	H: 0 LOB: 1 BB: 1 P: 7
1B: 4 2B: 2 3B: 1 HR: 1	SF: 1 SAC: 0 DP: 0 HBP: 1	WP: 0 PB: 0 SB: 5 CS: 2														

PITCHER	IP	WLS	BF	H	R	ER	SO	BB	IBB	HBP	BLK	WP	HR	S	P	ERA	WHIP
Tim Lollar, L ERA: 6.44 (1, 1)	4.1	L	21	7	5	5	6	2	0	0	0	0	1	31	39	10.38	2.077
Mike Couchee, R ERA: 5.14 (5, 1)	1.1		5	0	0	0	1	0	0	0	0	0	0	6	10	0.00	0.750
Gary Lucas, L ERA: 4.76 (6, 1)	0.1		1	0	0	0	0	0	0	0	0	0	0	1	1	0.00	0.000
Elias Sosa, R ERA: 6.35 (7, 1)	1.0		6	1	1	0	2	1	0	0	0	0	0	9	13	0.00	2.000
Mark Thurmond, L ERA: (8, 1)	1.0		3	0	0	0	0	0	0	1	0	0	0	2	3	0.00	0.000

BOTTOM

San Diego Padres @ New York Mets
Shea Stadium, Flushing, NY
Tue May 17 1983, 7:05 PM EDT
Att. 7,550 - Unknown

AB	R	H	RBI	BB	SO	LOB
4	1	1	0	0	1	1
4	2	3	0	0	0	1
4	2	2	3	0	1	2
3	0	0	1	0	2	2
3	0	0	0	1	2	1
0	0	0	0	0	0	0
2	0	1	1	2	1	0
3	0	0	1	1	1	2
3	0	0	0	0	1	4
2	1	1	0	0	0	0
1	0	0	0	0	0	1
1	0	0	0	0	0	2
0	0	0	0	0	0	0

AB	30
R	6
H	8
RBI	6
BB	4
SO	9
LOB	16



WP	HR	S	P	ERA	WHIP
0	1	0	0	0	0
0	0	0	0	0	0
0	0	0	0	0	0
0	0	0	0	0	0

Batter	1	2	3	4	5	6	7	8	9	AB R H RBI BB SO LOB	TOP	
Alan Wiggins, S (1, 8) OBP: 0.326, SLG: 0.286	0-0 6-3		0-0 1-3			0-0 1-3		0-0 SH1-4		3 0 0 0 0 0 0	<p style="text-align: center;">San Diego Padres @ New York Mets Shea Stadium, Flushing, NY Wed May 18 1983, 7:05 PM EDT Att. 7,580 - Unknown</p>	
Gene Richards, L (1, 7) OBP: 0.368, SLG: 0.479	0-0 4-3 2B		4-0 E S BB			0-0 6-3		0-0 2-3 2B		3 0 2 0 1 0 0		
Juan Bonilla, R (1, 4) OBP: 0.361, SLG: 0.412	0-0 4-3 2-3		0-0 4-3 1-3			0-0 6-3		0-0 1-3		4 0 0 0 0 0 4		
Steve Garvey, R (1, 3) OBP: 0.363, SLG: 0.529	0-0 5-3			0-0 L1			0-0 4-3 2B	0-0 5-3		4 0 1 0 0 0 3		
Terry Kennedy, L (1, 2) OBP: 0.378, SLG: 0.474 Luis Salazar, R (9, PR) OBP: 0.319, SLG: 0.368		0-3 K		0-0 F8			0-0 4-3 2-3	0-0 1B 1B		4 0 1 0 0 1 1 0 0 0 0 0 0 0		
Sixto Lezcano, R (1, 9) OBP: 0.363, SLG: 0.350		0-0 FC4-6 1B		0-3 K			0-0 F4	0-0 F9		4 0 1 0 0 1 2		
Garry Templeton, S (1, 6) OBP: 0.225, SLG: 0.309		0-0 FC4-6 1-2f			0-0 3-1		0-0 1-3	0-0 L8		4 0 0 0 0 0 3		
Tim Flannery, L (1, 5) OBP: 0.375, SLG: 0.532		0-0 F8			0-0 3-1			0-0 HR 1B		4 1 2 1 0 0 1		
Dave Dravecky, R (1, 1) OBP: 0.115, SLG: 0.080 Jerry Turner, L (9, PH) OBP: 0.167, SLG: 0.091			0-3 K		0-0 F8			4-0 2B SH1-4 BB	0-0 F8	2 0 0 0 1 1 0 1 0 0 0 0 0 2		
Inning Stats	R: 0 H: 1 E: 0 LOB: 1 K: 0 BB: 0 S: 4 P: 4	R: 0 H: 1 E: 0 LOB: 1 K: 1 BB: 0 S: 6 P: 6	R: 0 H: 0 E: 0 LOB: 1 K: 1 BB: 1 S: 5 P: 9	R: 0 H: 0 E: 0 LOB: 0 K: 1 BB: 0 S: 5 P: 5	R: 0 H: 0 E: 0 LOB: 0 K: 0 BB: 0 S: 3 P: 3	R: 0 H: 0 E: 0 LOB: 0 K: 0 BB: 0 S: 3 P: 3	R: 0 H: 1 E: 0 LOB: 1 K: 0 BB: 0 S: 4 P: 4	R: 1 H: 2 E: 0 LOB: 2 K: 0 BB: 1 S: 5 P: 9	R: 0 H: 2 E: 0 LOB: 2 K: 0 BB: 0 S: 5 P: 5	1B: 3 SF: 0 2B: 3 SAC: 1 3B: 0 DP: 0 HR: 1 HBP: 0	WP: 0 PA: 36 PB: 0 SB: 1 CS: 0	
PITCHER	IP WLS BF H R ER SO BB IBB HBP BLK WP HR S P ERA WHIP											
Mike Torrez, R (1, 1) ERA: 4.8	8.0 W 32 6 1 1 3 2 0 0 0 0 0 1 36 44 1.12 1.000											
Doug Sisk, R (9, 1) ERA: 3.43	1.0 S 4 1 0 0 0 0 0 0 0 0 0 0 4 4 0.00 1.000											

livebaseballscorecards.com

AB	33
R	1
H	7
RBI	1
BB	2
SO	3
LOB	16



Batter	1	2	3	4	5	6	7	8	9
Mookie Wilson, S OBP: 0.316, SLG: 0.388 (1, 8)	0-0 4-3			0-0 6-3 1B 2B		0-0 6-3		0-0 SH3-4 1B	
Hubie Brooks, R OBP: 0.312, SLG: 0.408 (1, 5)	0-0 5-3			0-0 6-3		0-0 6-3		0-0 SH3-4	
Darryl Strawberry, L OBP: 0.275, SLG: 0.432 (1, 9)	0-3 K			0-0 F6		0-0 BB 1B 1B		0-0 CS 1B	
George Foster, R OBP: 0.326, SLG: 0.444 (1, 7)		0-0 4-3		0-0 1B		0-0 BB 1B		0-0 6-3	
Dave Kingman, R OBP: 0.248, SLG: 0.385 (1, 3)		0-0 F4		0-3 K		4-0 BB BB			
Mike Jorgensen, L OBP: 0.438, SLG: 0.615 (9, 3)						1-2 2-3 BB			
Brian Giles, R OBP: 0.342, SLG: 0.311 (1, 4)		0-0 1-3			4-0 BB BB BB	0-0 F7			
Ronn Reynolds, R OBP: 0.147, SLG: 0.067 (1, 2)			0-0 6-3		0-0 G5-4-3 BB		4-0 BB BB BB	0-0 B1-6-4 BB	
José Oquendo, S OBP: 0.366, SLG: 0.242 (1, 6)			0-3 K		4-0 BB		0-0 F7		
Mike Torrez, R OBP: 0.133, SLG: 0.133 (1, 1)			0-0 F3		0-0 6-3		0-0 B1-6-4		
Doug Sisk, R (9, 1)									

Inning Stats	R: 0	H: 0	E: 0	K: 1	S: 5	LOB: 0	BB: 0	P: 5
	0	0	0	0	0	0	0	3
	0	0	0	0	0	0	0	3
	0	0	0	1	0	0	0	5
	0	0	0	1	0	0	0	7
	0	0	0	0	0	0	0	10
	0	0	0	0	0	0	0	9
	0	0	0	0	0	0	0	6
	1	2	0	0	0	0	0	4

PITCHER	IP	WLS	BF	H	R	ER	SO	BB	IBB	HBP	BLK	WP	HR	S	P	ERA	WHIP
Dave Dravecky, L ERA: 2.96 (1, 1)	8.0	L	31	6	2	2	3	4	0	0	0	0	0	33	49	2.25	1.250

AB	R	H	RBI	BB	SO	LOB
4	2	2	0	0	0	0
3	0	0	0	0	0	1
4	0	2	1	0	1	1
4	0	2	1	0	0	1
2	0	0	0	1	1	1
0	0	0	0	0	0	0
2	0	0	0	1	0	3
2	0	0	0	1	0	1
2	0	0	0	1	1	1
3	0	0	0	0	0	2
0	0	0	0	0	0	0

WP	PA
0	31

AB	26
R	2
H	6
RBI	2
BB	4
SO	3
LOB	11



San Diego Padres @ New York Mets
 Shea Stadium, Flushing, NY
 Wed May 18 1983, 7:05 PM EDT
 Att. 7,580 - Unknown

livebaseballscores.com

Batter	1	2	3	4	5	6	7	8	9	AB R H RBI BB SO LOB	TOP
Alan Wiggins, S (1, 8) <small>OBP: 0.322, SLG: 0.275</small> <small>(9, 7)</small>	4-0 BB		0-0 4-3 BB			0-0 4-3 BB		0-3 K BB		3 0 0 0 1 1 1	
Juan Bonilla, R (1, 4) <small>OBP: 0.359, SLG: 0.404</small> <small>(1, 4)</small>	0-0 L4-6 1-3		0-0 L9 BB			4-0 G6-4-3 BB		0-0 6-3 BB		3 0 0 0 1 0 2	
Gene Richards, L (1, 7) <small>OBP: 0.364, SLG: 0.465</small> Ruppert Jones, L (9, 8) <small>OBP: 0.250, SLG: 0.315</small>	4-0 1B BB		0-0 3-1 BB			0-0 G6-4-3 1-2f		0-0 E4 FC4-6 BB FC4-6		3 2 0 0 1 0 1 0 0 0 0 0 0 0	
Steve Garvey, R (1, 3) <small>OBP: 0.373, SLG: 0.531</small> <small>(1, 3)</small>	0-0 1-3 1B		0-0 F2 BB			0-0 1B		4-0 1-2 BB		3 0 2 0 1 0 0	
Terry Kennedy, L (1, 2) <small>OBP: 0.368, SLG: 0.460</small> <small>(1, 2)</small>	0-3 K 1-2 3-H		0-0 F9 BB			0-0 F5 BB		0-0 FC4-6 1-2f 2-3		4 0 0 0 0 1 4	
Sixto Lezcano, R (1, 9) <small>OBP: 0.360, SLG: 0.354</small> Joe Lefebvre, L (9, PR) <small>OBP: 0.333, SLG: 0.263</small> <small>(9, 9)</small>		0-0 4-3 SF8 2B		0-0 F8 BB		0-0 F8 BB		0-0 FC4-6 1-2f 2-3 3-H		4 1 1 1 0 0 2 0 0 0 0 0 0 0	
Garry Templeton, S (1, 6) <small>OBP: 0.227, SLG: 0.306</small> <small>(1, 6)</small>		0-0 4-3 2-3		0-0 6-3 BB		0-0 F4 BB		0-0 1-2 1B		4 0 1 0 0 0 2	
Tim Flannery, L (1, 5) <small>OBP: 0.368, SLG: 0.523</small> <small>(1, 5)</small>		0-0 SF8 3-H		0-0 F9 BB		0-0 F9 BB		0-0 SH2-4 1B		3 0 1 1 0 0 2	
Eric Show, R (1, 1) <small>OBP: 0.263, SLG: 0.316</small> Luis DeLeon, R (7, 1) <small>OBP: 0.333, SLG: 0.333</small>		0-0 4-3 BB		0-3 K BB		0-0 SH2-4 1-2				2 0 0 0 0 1 0 0 0 0 0 0 0 0	
Inning Stats	R: 1 H: 1 E: 1 LOB: 1 K: 1 BB: 2 S: 5 P: 13	R: 1 H: 1 E: 0 LOB: 0 K: 0 BB: 0 S: 4 P: 4	R: 0 H: 0 E: 0 LOB: 0 K: 0 BB: 0 S: 3 P: 3	R: 0 H: 0 E: 0 LOB: 0 K: 0 BB: 0 S: 3 P: 3	R: 0 H: 0 E: 0 LOB: 0 K: 1 BB: 0 S: 5 P: 5	R: 0 H: 0 E: 0 LOB: 0 K: 0 BB: 1 S: 2 P: 6	R: 0 H: 1 E: 0 LOB: 1 K: 0 BB: 0 S: 4 P: 4	R: 0 H: 1 E: 1 LOB: 2 K: 0 BB: 1 S: 5 P: 9	1B: 4 SF: 1 2B: 2 SAC: 1 3B: 0 DP: 2 HR: 0 HBP: 0	WP: 0 PA: 35 PB: 0 SB: 1 CS: 0	
PITCHER Scott Holman, R (1, 1) <small>ERA: 4.44</small> Carlos Diaz, L (5, 1) <small>ERA: 3.44</small> Jesse Orosco, L (7, 1) <small>ERA: 0.72</small> Doug Sisk, R (9, 1) <small>ERA: 3.27</small>	IP WLS BF H R ER SO BB IBB HBP BLK WP HR S P ERA WHIP 4.0 L 15 2 2 1 1 2 0 0 0 0 0 0 15 23 2.25 1.000 2.0 6 0 0 0 1 1 0 0 0 0 0 0 7 11 0.00 0.500 2.0 8 2 0 0 1 0 0 0 0 0 0 0 10 10 0.00 1.000 1.0 6 1 1 0 0 1 0 0 0 0 0 0 5 9 0.00 2.000				PITCHER IP WLS BF H R ER SO BB IBB HBP BLK WP HR S P ERA WHIP 0.0 0 0 0 0 0 0 0 0 0 0 0 0 0 0 0.00 0.000 0.0 0 0 0 0 0 0 0 0 0 0 0 0 0 0 0.00 0.000 0.0 0 0 0 0 0 0 0 0 0 0 0 0 0 0 0.00 0.000 0.0 0 0 0 0 0 0 0 0 0 0 0 0 0 0 0.00 0.000						

San Diego Padres @ New York Mets
 Shea Stadium, Flushing, NY
 Thu May 19 1983, 7:05 PM EDT
 Att. 7,034 - Unknown

livebaseballscorecards.com

AB	29
R	3
H	5
RBI	2
BB	4
SO	3
LOB	14



BOTTOM

San Diego Padres @ New York Mets
Shea Stadium, Flushing, NY
Thu May 19 1983, 7:05 PM EDT
Att. 7,034 - Unknown

livebaseballscorecards.com

AB	33
R	2
H	7
RBI	2
BB	4
SO	6
LOB	29



WP: 0	PA: 40
PB: 0	
SB: 1	
CS: 0	

AB	R	H	RBI	BB	SO	LOB	
5	0	1	0	0	0	0	
4	0	1	0	1	2	1	
5	1	1	1	1	0	2	3
5	0	2	0	0	0	2	
2	1	1	0	2	0	0	
2	0	1	0	0	0	1	
4	0	0	0	0	1	8	
1	0	0	0	0	0	2	
0	0	0	0	1	0	0	
1	0	0	1	0	0	3	
1	0	0	0	0	0	2	
1	0	0	0	0	0	3	
0	0	0	0	0	0	0	
0	0	0	0	0	0	0	
1	0	0	0	0	1	1	
0	0	0	0	0	0	0	

Batter	1	2	3	4	5	6	7	8	9									
Mookie Wilson, S OBP: 0.312, SLG: 0.382 (1, 8)	0-0 L6		0-0 4-3		0-0 4-3		0-0 1B		0-0 4-3									
Hubie Brooks, R OBP: 0.315, SLG: 0.403 (1, 5)	0-0 1B		0-0 6-3		4-0 BB		0-3 1-2 K		0-3 K									
Darryl Strawberry, L OBP: 0.267, SLG: 0.476 (1, 9)	0-3 K		0-0 F7		0-0 G4-6-3 1-2f		0-3 K		0-0 HR									
George Foster, R OBP: 0.328, SLG: 0.443 (1, 7)	0-0 5-3			0-0 SH3 BB 1B		0-0 1B 1B		0-0 6-3	0-0 5-3									
Danny Heep, L OBP: 0.380, SLG: 0.487 (1, 3)		0-0 E6		4-0 SH3 BB 1-2		0-0 HBP 1B 1-3		4-0 1B SF8 BB										
Ron Hodges, L OBP: 0.356, SLG: 0.260 (1, 2)		0-0 L9		0-0 SH3 1-2 2-3		1-0 HBP 1B 1-2		0-0 1B 1-3										
Brian Giles, R OBP: 0.331, SLG: 0.300 (1, 4)		0-0 E1		0-0 F2 1-2		0-0 F6 1-2		0-3 K 1-3										
José Oquendo, S OBP: 0.357, SLG: 0.235 Rusty Staub, L OBP: 0.417, SLG: 0.310 Bob Bailor, R OBP: 0.250, SLG: 0.286 (5, 6)		0-0 F8		4-0 BB BB BB BB		0-0 F9 BB		0-0 SF8 3-H										
Scott Holman, R OBP: 0.333, SLG: 0.333 Mike Jorgensen, L OBP: 0.412, SLG: 0.571 Carlos Diaz, R OBP: 0.320, SLG: 0.238 Mark Bradley, R OBP: 0.320, SLG: 0.238 Jesse Orosco, R OBP: 0.250, SLG: 0.250 Dave Kingman, R OBP: 0.246, SLG: 0.381 Doug Sisk, R (9, 1)		0-0 1-3		0-0 F9		0-0 5-3		0-3 K										
Inning Stats	R: 0 E: 0 K: 1 S: 6	H: 1 LOB: 1 BB: 0 P: 6	R: 0 E: 2 K: 0 S: 5	H: 0 LOB: 2 BB: 0 P: 5	R: 0 E: 0 K: 0 S: 3	H: 0 LOB: 0 BB: 0 P: 3	R: 0 E: 0 K: 0 S: 4	H: 1 LOB: 3 BB: 2 P: 12	R: 0 E: 0 K: 0 S: 2	H: 0 LOB: 0 BB: 1 P: 6	R: 0 E: 0 K: 2 S: 8	H: 1 LOB: 1 BB: 0 P: 8	R: 1 E: 0 K: 2 S: 8	H: 1 LOB: 1 BB: 1 P: 12	R: 1 E: 0 K: 1 S: 6	H: 1 LOB: 0 BB: 0 P: 6	1B: 6 2B: 0 3B: 0 HR: 1	SF: 1 SAC: 1 DP: 1 HBP: 1

PITCHER	IP	WLS	BF	H	R	ER	SO	BB	IBB	HBP	BLK	WP	HR	S	P	ERA	WHIP
Eric Show, R ERA: 2.62 (1, 1)	6.0	W	28	5	0	0	1	3	0	1	0	0	0	26	39	0.00	1.333
Luis DeLeon, R ERA: 2.1 (7, 1)	3.0	S	12	2	2	2	5	1	0	0	0	0	1	21	25	6.00	1.000

Batter	1	2	3	4	5	6	7	8	9	AB R H RBI BB SO LOB	TOP	
Alan Wiggins, S (1, 8) <small>OBP: 0.316, SLG: 0.271</small> (7, 7)	0-0 B3		0-0 5-3		0-0 G5-4-3 1B		0-3 K	0-0 F8		5 0 1 0 0 1 1		
Juan Bonilla, R (1, 4) <small>OBP: 0.354, SLG: 0.398</small> (7, 7)	0-3 K			0-0 5-3	0-0 G5-4-3 1-2f		0-0 1B 1B		0-3 K	5 0 1 0 0 2 1		
Gene Richards, L (1, 7) <small>OBP: 0.377, SLG: 0.476</small> Joe Lefebvre, L (7, 9) <small>OBP: 0.318, SLG: 0.250</small> (7, 9)	0-0 4-3			0-0 FC5-4 1B		0-0 E 1B	0-0 E 1B		0-3 K	4 2 3 0 0 0 0 1 0 0 0 0 1 0		
Steve Garvey, R (1, 3) <small>OBP: 0.373, SLG: 0.524</small> (7, 7)		4-0 4-3 BB		0-0 FC5-4 1B		0-0 F8	0-0 E5 1B		0-0 1B	4 2 1 0 1 0 2		
Kurt Bevacqua, R (1, 9) <small>OBP: 0.486, SLG: 0.429</small> Ruppert Jones, L (7, PR) <small>OBP: 0.248, SLG: 0.312</small> (7, 8)		0-0 4-3 1-2		0-0 1B 1B		4-0 1B BB	0-0 1B	0-3 K	0-3 K	3 1 2 1 1 0 1 1 0 0 0 0 1 1		
Garry Templeton, S (1, 6) <small>OBP: 0.228, SLG: 0.303</small> (7, 7)		0-3 K2-3		0-0 1B		0-0 E6 1B	0-0 L7			4 0 1 1 0 1 4		
Luis Salazar, R (1, 5) <small>OBP: 0.337, SLG: 0.378</small> (7, 7)		0-0 5-3		4-0 IBB		0-0 1B		0-0 SH1-4 1B		3 0 2 2 1 0 1		
Doug Gwosdz, R (1, 2) <small>OBP: 0.250, SLG: 0.100</small> (7, 7)			0-0 F2	0-3 K		0-0 6-3		0-0 F7		4 0 0 0 0 1 6		
Andy Hawkins, R (1, 1) <small>OBP: 0.133, SLG: 0.071</small> (7, 7)			0-0 6-3		0-0 F8	0-0 5-3		0-0 SH1-4		3 0 0 0 0 0 2		
Inning Stats	R: 0 E: 0 K: 1 S: 5 H: 0 LOB: 0 BB: 0 P: 5	R: 0 E: 0 K: 1 S: 5 H: 0 LOB: 1 BB: 1 P: 9	R: 0 E: 0 K: 0 S: 3 H: 0 LOB: 0 BB: 0 P: 3	R: 1 E: 0 K: 1 S: 8 H: 3 LOB: 3 BB: 1 P: 12	R: 0 E: 0 K: 0 S: 3 H: 1 LOB: 0 BB: 0 P: 3	R: 2 E: 1 K: 0 S: 6 H: 2 LOB: 2 BB: 1 P: 10	R: 2 E: 1 K: 1 S: 8 H: 3 LOB: 1 BB: 0 P: 8	R: 0 E: 0 K: 0 S: 4 H: 1 LOB: 1 BB: 0 P: 4	R: 0 E: 0 K: 3 S: 10 H: 1 LOB: 1 BB: 0 P: 10	1B: 11 2B: 0 3B: 0 HR: 0 SF: 0 SAC: 1 DP: 1 HBP: 0	WP: 0 PB: 0 SB: 1 CS: 0 PA: 41	
PITCHER Steve Carlton, L (1, 1) <small>ERA: 2.4</small> Ron Reed, R (9, 1) <small>ERA: 2.21</small>	IP: 8.0 WLS: L BF: 37 H: 10 R: 5 ER: 4 SO: 4 BB: 2 IBB: 1 HBP: 0 BLK: 0 WP: 0 HR: 0 S: 42 P: 54 ERA: 4.50 WHIP: 1.500											PITCHER IP: 1.0 WLS: BF: 4 H: 1 R: 0 ER: 0 SO: 3 BB: 0 IBB: 0 HBP: 0 BLK: 0 WP: 0 HR: 0 S: 10 P: 10 ERA: 0.00 WHIP: 1.000

San Diego Padres @ Philadelphia Phillies
 Veterans Stadium, Philadelphia, PA
 Fri May 20 1983, 7:05 PM EDT
 Att: 26,607 - Unknown

AB	37
R	5
H	11
RBI	4
BB	3
SO	7
LOB	19



Batter	1	2	3	4	5	6	7	8	9	AB R H RBI BB SO LOB	TOP
Alan Wiggins, S OBP: 0.323, SLG: 0.292 (1, 9) X	0-0 E6 FC4-6 S 1B		0-0 F4-3			0-0 WP S 1B		0-0 CS 2B		4 1 2 0 0 0 0	San Diego Padres @ Montreal Expos Olympic Stadium, Montreal, QB Mon May 23 1983, 7:05 PM EDT Att: 19,314 - Unknown livebaseballscorecards.com
Juan Bonilla, R OBP: 0.352, SLG: 0.390 (1, 4) B B B	4-0 FC4-6 1-2 BB		0-0 F7			0-0 1-3		0-0 5-3 2-3		3 0 0 0 1 0 2	
Gene Richards, L OBP: 0.373, SLG: 0.477 (1, 7) X	0-0 FC4-6 1B 1-2f 2-3		0-0 3-1			0-0 G3		0-0 2B		4 0 1 0 0 0 3	
Steve Garvey, R OBP: 0.376, SLG: 0.520 (1, 3) X	0-0 1-2 3-H 1B			0-3 K		0-3 K		4-0 FC4 BB		3 0 1 1 1 2 1	
Terry Kennedy, L OBP: 0.359, SLG: 0.447 (1, 2) S S S	0-3 K			0-0 L8			0-0 G3	0-0 F6		4 0 0 0 0 1 3	
Garry Templeton, S OBP: 0.229, SLG: 0.313 (1, 6) X	0-0 G3			0-0 F4-3			0-0 2B	0-0 FC4 1-2f		4 0 1 0 0 0 3	
Ruppert Jones, L OBP: 0.250, SLG: 0.306 (1, 8)		0-3 K			0-0 F7		4-0 F4-6-3 IBB			2 0 0 0 1 1 0	
Tim Flannery, L OBP: 0.352, SLG: 0.500 (1, 5)		0-3 K			0-0 F9		0-0 F4-6-3 1-2			3 0 0 0 0 1 2	
Dave Dravecky, R OBP: 0.103, SLG: 0.071 (1, 1) Luis DeLeon, R OBP: 0.333, SLG: 0.333 (8, 1)		0-0 F4-3			0-0 F9			0-3 K		3 0 0 0 0 1 0 0 0 0 0 0 0 0	
Inning Stats	R: 1 H: 1 E: 1 LOB: 2 K: 1 BB: 1 S: 7 P: 11	R: 0 H: 0 E: 0 LOB: 0 K: 2 BB: 0 S: 7 P: 7	R: 0 H: 0 E: 0 LOB: 0 K: 0 BB: 0 S: 3 P: 3	R: 0 H: 0 E: 0 LOB: 0 K: 1 BB: 0 S: 5 P: 5	R: 0 H: 0 E: 0 LOB: 0 K: 0 BB: 0 S: 3 P: 3	R: 0 H: 1 E: 0 LOB: 1 K: 1 BB: 0 S: 6 P: 6	R: 0 H: 1 E: 0 LOB: 1 K: 0 BB: 1 S: 3 P: 7	R: 0 H: 1 E: 0 LOB: 0 K: 1 BB: 0 S: 5 P: 5	R: 0 H: 1 E: 0 LOB: 1 K: 0 BB: 1 S: 3 P: 7	1B: 2 SF: 0 2B: 3 SAC: 0 3B: 0 DP: 1 HR: 0 HBP: 0	WP: 1 PA: 33 PB: 0 SB: 2 CS: 1
PITCHER Bill Gullickson, R ERA: 4.22 (1, 1) Jeff Reardon, R ERA: 2.89 (9, 1)	IP WLS BF H R ER SO BB IBB HBP BLK WP HR S P ERA WHIP	8.1 W 31 5 1 0 6 2 1 0 0 1 0 40 52 0.00 0.840	0.2 S 2 0 0 0 0 0 0 0 0 0 0 0 2 2 0.00 0.000								

Batter	1	2	3	4	5	6	7	8	9
Tim Raines, S OBP: 0.363, SLG: 0.350 (1, 7)	0-3 K		0-0 5-3	0-0 6-3			4-0 BB		
Jim Wohlford, R OBP: 0.265, SLG: 0.382 (1, 9)	0-0 F8		0-0 1B 1B		0-0 5-3		0-0 F8		
Andre Dawson, R OBP: 0.321, SLG: 0.561 (1, 8)	0-0 6-3		0-0 F9		0-0 F4		0-0 F9		
Al Oliver, L OBP: 0.351, SLG: 0.451 (1, 3)		0-0 1B 2B	0-0 1B		0-0 F7			0-0 F7	
Terry Francona, L OBP: 0.176, SLG: 0.206 (9, 3)									
Gary Carter, R OBP: 0.310, SLG: 0.468 (1, 2)		0-0 BB BB 2-H 1B	0-0 5-3		0-3 K			0-0 HR 1B	
Tim Wallach, R OBP: 0.301, SLG: 0.425 (1, 5)		4-0 BB BB 1-2 BB		0-0 6-3		0-0 1B		0-0 1-H HR	
Chris Speier, R OBP: 0.295, SLG: 0.271 (1, 6)		0-0 F4		0-0 1B 2B		0-3 K		0-0 6-3	
Doug Flynn, R OBP: 0.245, SLG: 0.245 (1, 4)		4-0 BB BB 1-2 2-3 BB		0-0 SH1-3 1B		0-0 F9		0-3 K	
Bill Gullickson, R Jeff Reardon, R (9, 1)		0-0 G5-4-3 1-2f		0-0 SH1-3			0-3 K		

AB	R	H	RBI	BB	SO	LOB
3	0	0	0	1	1	2
4	0	1	0	0	0	1
4	0	0	0	0	0	2
4	1	2	0	0	0	0
0	0	0	0	0	0	0
4	1	2	1	0	1	2
3	1	2	2	1	0	0
4	0	1	0	0	1	3
3	0	1	0	1	1	1
2	0	0	0	0	1	3
0	0	0	0	0	0	0


AB	R	H	RBI	BB	SO	LOB
31	3	9	3	3	5	14

Inning Stats	R	H	E	K	S	P	IP	WLS	BF	H	R	ER	SO	BB	IBB	HBP	BLK	WP	HR	S	P	ERA	WHIP
1	0	0	0	1	5		7.1	L	32	8	2	2	4	3	0	0	0	0	0	37	49	2.46	1.500
2	1	2	0	0	4		0.2		3	1	1	1	1	0	0	0	0	0	1	5	5	13.50	1.500

San Diego Padres @ Montreal Expos
 Olympic Stadium, Montreal, QB
 Mon May 23 1983, 7:05 PM EDT
 Att. 19,314 - Unknown

livebaseballscorecards.com

WP: 0	PA: 35
PB: 0	CS: 0
SB: 0	



Batter	1	2	3	4	5	6	7	8	9	10	11	12	13	AB R H RBI BB SO LOB	TOP											
Alan Wiggins, S (1, 8) X OBP: 0.337, SLG: 0.304	0-0 1B F4-6-3 2B	4-0 1B 1B BB		0-0 SH1-4 1-2 2-3		4-0 CS BB			0-0 F3		0-0 F7			3 1 1 0 2 0 2												
Juan Bonilla, R (1, 4) X OBP: 0.351, SLG: 0.388	0-0 1B F4-6-3 2-3	0-0 1B 1B		0-3 K		0-0 CS 1-2	0-0 G3		0-0 5-3	0-0 FC6-4 1-2f				6 0 2 0 0 1 4												
Gene Richards, L (1, 7) X OBP: 0.371, SLG: 0.469	0-0 F4-6-3 1-2 2-3 3-H	0-0 1B		0-0 1-3			0-3 K		0-0 1B 1B		0-0 F8			6 0 2 1 0 1 3												
Steve Garvey, R (1, 3) X OBP: 0.381, SLG: 0.538	0-0 1B	0-0 F7			0-0 HR		0-0 F4-3		0-0 L7		0-0 E S 1B			6 1 3 1 0 0 4												
Kurt Bevacqua, R (1, 9) X OBP: 0.463, SLG: 0.394	0-0 F4-3		0-0 5-3		0-0 5-3		4-0 CS BB		0-0 1B 1B		0-3 K			5 0 1 0 1 1 2												
Terry Kennedy, L (1, 2) X OBP: 0.352, SLG: 0.432		4-0 FC1-6 BB SF9 BB		0-0 F6		0-0 F2	0-0 F8 1-2		0-0 F5		0-0 F8			5 1 0 0 1 0 4												
Garry Templeton, S (1, 6) X OBP: 0.247, SLG: 0.318		4-0 FC1-6 BB		0-3 K		0-0 CS 1B	0-3 K		0-0 SH3 1B					5 0 2 0 1 2 0												
Luis Salazar, R (1, 5) X OBP: 0.330, SLG: 0.368		0-0 FC1-6 1B S 1B 1-2f 2-3		0-0 SH1-4 S 1B		0-0 CS 1-2	0-0 F8		0-3 K		0-0 SH3			5 1 1 0 0 1 2												
Tim Lollar, L (1, 1) X Elias Sosa, R (5, 1) Gary Lucas, L (5, 1) Jerry Turner, L (9, PH) Sid Morige, S (9, 1) Mario Ramirez, R (11, PH) Luis Delgado, R (11, 1)		0-0 SF9		4-0 SH1-4 S 1B		0-0 G3	0-0 F7		4-0 FC6-4 BB					0 0 0 0 1 1 0 0 0 0 0 0 0 0 0 0 1 0 0 0 0 0 0 0 1 0 0 0 0 0 0 0 0 0 0 0 0 0 0 0 0 0 0 0 1 0 0 0 1 0 0 0 0 1 0 0												
Inning Stats	R: 1 E: 0 K: 0 S: 5	H: 3 LOB: 1 BB: 0 P: 5	R: 2 E: 0 K: 0 S: 5	H: 2 LOB: 3 BB: 3 P: 17	R: 0 E: 0 K: 1 S: 5	H: 0 LOB: 0 BB: 0 P: 5	R: 0 E: 0 K: 1 S: 6	H: 1 LOB: 2 BB: 1 P: 10	R: 1 E: 0 K: 0 S: 4	H: 2 LOB: 0 BB: 0 P: 4	R: 0 E: 0 K: 0 S: 2	H: 0 LOB: 0 BB: 1 P: 6	R: 0 E: 0 K: 1 S: 5	H: 0 LOB: 0 BB: 0 P: 5	R: 0 E: 0 K: 0 S: 5	H: 2 LOB: 2 BB: 0 P: 5	R: 0 E: 0 K: 0 S: 4	H: 1 LOB: 2 BB: 1 P: 8	R: 0 E: 0 K: 1 S: 6	H: 1 LOB: 1 BB: 0 P: 6	R: 0 E: 0 K: 1 S: 5	H: 0 LOB: 0 BB: 0 P: 5	1B: 10 2B: 1 3B: 0 HR: 1	SF: 1 SAC: 2 DP: 1 HBP: 0	WP: 0 PB: 0 SB: 3 CS: 3	PA: 56
PITCHER	IP WLS BF H R ER SO BB IBB HBP BLK WP HR S P ERA WHIP														IP WLS BF H R ER SO BB IBB HBP BLK WP HR S P ERA WHIP											
Chris Welsh, L (1, 1) ERA: 3.86	1.2	10	3	3	3	0	3	0	0	0	0	0	0	0	19	16.20	3.600									
Ray Burris, R (2, 1) ERA: 2.08	3.1	15	5	1	1	2	1	0	0	0	0	0	0	0	18	2.70	1.800									
Bryn Smith, R (6, 1) ERA: 2.75	4.0	12	0	0	0	3	2	0	0	0	0	0	0	0	16	0.00	0.500									
Dan Schatzeder, L (10, 1) ERA: 1.04	1.2	9	3	0	0	0	1	0	0	0	0	0	0	8	12	0.00	2.400									
Jeff Reardon, R (11, 1) ERA: 2.57	2.1	W	8	1	0	0	2	0	0	0	0	0	0	12	12	0.00	0.429									

San Diego Padres @ Montreal Expos
Olympic Stadium, Montreal, QB
Tue May 24 1983, 7:05 PM EDT
Att. 17,343 - Unknown

livebaseballscorecards.com

AB	44
R	4
H	12
RBI	3
BB	7
SO	7
LOB	21



Batter	1	2	3	4	5	6	7	8	9	10	11	12	13	AB R H RBI BB SO LOB
--------	---	---	---	---	---	---	---	---	---	----	----	----	----	----------------------

Tim Raines, S OBP: 0.379, SLG: 0.361 (1, 7)	4-0 G6-4-3 BB		4-0 1B BB		0-0 BB 1B 1B		0-0 S 1B		0-0 S 1B		0-0 SH3-4		0-0 G3	4 1 3 1 2 0 1
Jim Wohlford, R OBP: 0.250, SLG: 0.361 Warren Cromartie, L OBP: 0.351, SLG: 0.413 (5, PH) (6, 9)	0-0 G6-4-3 1-2r		0-0 F8		4-0 4-3 1B 1B BB		0-3 K		0-0 F7		4-0 IBB		0-0 1B	2 0 0 0 0 0 3 3 0 1 1 2 1 2
Andre Dawson, R OBP: 0.327, SLG: 0.558 (1, 8)	0-0 F8		0-0 1B		0-0 4-3 1B		0-0 6-3		0-0 BB SH5-3 1B		0-3 K			6 0 3 1 0 1 3
Al Oliver, L OBP: 0.340, SLG: 0.436 (1, 3)		0-0 F8		0-0 F7		0-0 4-3		0-3 K		0-0 SH5-3		0-3 K		5 0 0 0 0 2 5
Gary Carter, R OBP: 0.311, SLG: 0.452 (1, 2)		0-0 F8		0-0 F5		4-0 IBB		0-0 F8		4-0 BB IBB		0-0 F7		4 0 0 0 2 0 0
Tim Wallach, R OBP: 0.289, SLG: 0.407 (1, 5)		0-0 F4		0-3 K2-3		0-0 F3		0-0 6-3		0-0 F8		0-0 5-3		6 0 0 0 0 1 5
Chris Speier, R OBP: 0.321, SLG: 0.274 (1, 6)			4-0 CS 1B BB		0-0 2B BLK 1B		0-3 K		0-3 K		4-0 1B BB		4-0 BB	3 1 1 0 3 2 0
Doug Flynn, R OBP: 0.252, SLG: 0.261 Jeff Reardon, R (11, 1)			0-0 CS 1B 1B		0-0 BLK 1B 2B		0-0 F5		0-0 F7		0-0 F7		0-0 3-1	5 2 2 0 0 0 3 1 0 0 0 0 0 1
Chris Welsh, L OBP: 0.250, SLG: 0.143 Ray Burris, R OBP: 0.204, SLG: 0.500 Jerry White, S (5, PH) Bryn Smith, R (6, 1) Wallace Johnson, S OBP: 0.007, SLG: 0.000 Dan Schatzeder, L (10, 1) Bryan Little, S OBP: 0.357, SLG: 0.323 (11, 4)			0-0 1B BB		0-3 K		0-0 6-3		0-0 S 1B		4-0 SH3-4 BB		0-0 G3 1B	0 0 0 0 0 0 0 1 0 1 1 0 0 0 1 0 0 0 0 1 2 1 0 0 0 0 0 0 1 0 1 0 0 0 0 0 0 0 0 0 0 0 1 1 1 0 0 1 0 0

BOTTOM

San Diego Padres @ Montreal Expos

Olympic Stadium, Montreal, QB

Tue May 24 1983, 7:05 PM EDT
Att: 17,343 - Unknown

AB	44
R	5
H	13
RBI	4
BB	10
SO	8
LOB	25



Inning Stats	R: 0 E: 0 K: 0 S: 2	H: 0 LOB: 0 BB: 1 P: 6	R: 0 E: 0 K: 0 S: 3	H: 0 LOB: 0 BB: 0 P: 3	R: 1 E: 0 K: 0 S: 4	H: 3 LOB: 2 BB: 2 P: 12	R: 0 E: 0 K: 1 S: 5	H: 0 LOB: 0 BB: 0 P: 5	R: 3 E: 0 K: 1 S: 9	H: 4 LOB: 3 BB: 2 P: 17	R: 0 E: 0 K: 1 S: 5	H: 0 LOB: 0 BB: 0 P: 5	R: 0 E: 0 K: 1 S: 5	H: 0 LOB: 0 BB: 0 P: 5	R: 0 E: 0 K: 2 S: 8	H: 1 LOB: 1 BB: 0 P: 8	R: 0 E: 0 K: 1 S: 5	H: 0 LOB: 0 BB: 0 P: 5	R: 0 E: 0 K: 0 S: 4	H: 2 LOB: 1 BB: 0 P: 4	R: 0 E: 0 K: 0 S: 4	H: 1 LOB: 3 BB: 2 P: 12	R: 0 E: 0 K: 0 S: 7	H: 0 LOB: 2 BB: 2 P: 15	R: 0 E: 0 K: 0 S: 3	H: 0 LOB: 1 BB: 1 P: 7	R: 1 E: 0 K: 0 S: 3	H: 2 LOB: 1 BB: 0 P: 3	1B: 12 2B: 1 3B: 0 HR: 0	SF: 0 SAC: 2 DP: 1 HBP: 0	WP: 0 PB: 0 SB: 3 CS: 2	PA: 56
---------------------	------------------------------	---------------------------------	------------------------------	---------------------------------	------------------------------	----------------------------------	------------------------------	---------------------------------	------------------------------	----------------------------------	------------------------------	---------------------------------	------------------------------	---------------------------------	------------------------------	---------------------------------	------------------------------	---------------------------------	------------------------------	---------------------------------	------------------------------	----------------------------------	------------------------------	----------------------------------	------------------------------	---------------------------------	------------------------------	---------------------------------	-----------------------------------	------------------------------------	----------------------------------	--------

	PITCHER	IP	WLS	BF	H	R	ER	SO	BB	IBB	HBP	BLK	WP	HR	S	P	ERA	WHIP
Tim Lollar, L ERA: 6.68	(1, 1)	4.1		19	6	4	4	2	3	0	0	1	0	0	20	32	8.31	2.077
Elias Sosa, R ERA: 6.35	(5, 1)	0.0		2	1	0	0	0	1	0	0	0	0	0	1	5	∞	∞
Gary Lucas, L ERA: 3.92	(5, 1)	3.2		13	1	0	0	4	0	1	0	0	0	0	20	24	0.00	0.273
Sid Monge, L ERA: 5.93	(9, 1)	2.0		10	3	0	0	0	1	1	0	0	0	0	8	16	0.00	2.000
Luis DeLeon, R ERA: 2.45	(11, 1)	2.1	L	12	2	1	1	2	2	1	0	0	0	0	13	25	3.86	1.714

Batter	1	2	3	4	5	6	7	8	9	AB R H RBI BB SO LOB	TOP	
Alan Wiggins, S (1, 9) OBP: 0.343, SLG: 0.313	0-0 3-1		0-0 F7			0-0 1B			0-0 L6-4 1B	4 0 2 0 0 0 1	San Diego Padres @ Montreal Expos Olympic Stadium, Montreal, QB Wed May 25 1983, 7:05 PM EDT Att. 14,297 - Unknown livebaseballscorecards.com	
Juan Bonilla, R (1, 4) OBP: 0.349, SLG: 0.385	0-0 F9			0-0 F8		0-0 1B		0-3 K	4 0 1 0 0 1 1			
Gene Richards, L (1, 7) OBP: 0.367, SLG: 0.462	0-3 K			0-3 K		0-0 F7		0-0 1-2 1B	4 0 1 0 0 2 1			
Steve Garvey, R (1, 3) OBP: 0.372, SLG: 0.525		0-0 6-3		0-0 L9			0-0 F8	0-0 L6-4	4 0 0 0 0 0 2			
Terry Kennedy, L (1, 2) OBP: 0.352, SLG: 0.430		0-0 F7			0-0 G6-4-3 1B		0-0 4-3		3 0 1 0 0 0 0			
Garry Templeton, S (1, 6) OBP: 0.250, SLG: 0.318		0-0 G3			0-0 G6-4-3 1B		0-0 F9		3 0 1 0 0 0 0			
Ruppert Jones, L (1, 8) OBP: 0.252, SLG: 0.307			0-0 5-3 1B		0-0 G6-4-3			0-0 6-3	3 0 1 0 0 0 2			
Tim Flannery, L (1, 5) OBP: 0.338, SLG: 0.479			0-0 5-3		0-0 F5			0-0 F7	3 0 0 0 0 0 2			
Andy Hawkins, R (1, 1) OBP: 0.118, SLG: 0.063 Jerry Turner, L (8, PH) OBP: 0.143, SLG: 0.077 Sid Monge, S (8, 1)			0-3 K			0-0 4-3		0-0 3-1	2 0 0 0 0 1 1 1 0 0 0 0 0 0 0 0 0 0 0 0 0			
Inning Stats	R: 0 E: 0 K: 1 S: 5 H: 0 LOB: 0 BB: 0 P: 5	R: 0 E: 0 K: 0 S: 3 H: 0 LOB: 0 BB: 0 P: 3	R: 0 E: 0 K: 1 S: 6 H: 1 LOB: 1 BB: 0 P: 6	R: 0 E: 0 K: 1 S: 5 H: 0 LOB: 0 BB: 0 P: 5	R: 0 E: 0 K: 0 S: 4 H: 2 LOB: 1 BB: 0 P: 4	R: 0 E: 0 K: 0 S: 4 H: 2 LOB: 1 BB: 0 P: 4	R: 0 E: 0 K: 0 S: 3 H: 0 LOB: 0 BB: 0 P: 3	R: 0 E: 0 K: 0 S: 3 H: 0 LOB: 0 BB: 0 P: 3	R: 0 E: 0 K: 1 S: 6 H: 2 LOB: 1 BB: 0 P: 6	1B: 7 2B: 1 3B: 0 HR: 0 SF: 0 SAC: 0 DP: 2 HBP: 0	WP: 0 PB: 0 SB: 1 CS: 0 PA: 31	
PITCHER Steve Rogers, R (1, 1) ERA: 2.15	IP WLS BF H R ER SO BB IBB HBP BLK WP HR S P ERA WHIP											PITCHER IP WLS BF H R ER SO BB IBB HBP BLK WP HR S P ERA WHIP

AB	31
R	0
H	7
RBI	0
BB	0
SO	4
LOB	10



Batter	1	2	3	4	5	6	7	8	9	AB	R	H	RBI	BB	SO	LOB				
Tim Raines, S OBP: 0.374, SLG: 0.351 (1, 7)	0-0 B3	0-0 4-3		0-0 F8		4-0 1B BB		0-0 F8		4	0	0	0	1	0	4				
Bryan Little, S OBP: 0.368, SLG: 0.347 (1, 4)	0-0 4-3 1B		0-0 F7		0-0 B2	0-0 1B		0-0 2B		5	0	3	1	0	0	0				
Andre Dawson, R OBP: 0.325, SLG: 0.551 (1, 8)	0-0 1-2 1B		0-0 F5		0-0 6-3	0-0 F3				4	0	1	0	0	0	2				
Al Oliver, L OBP: 0.344, SLG: 0.441 (1, 3)	0-0 1-2 2-3		4-0 BB		0-0 2B		0-0 L3			3	0	1	0	1	0	2				
Gary Carter, R OBP: 0.301, SLG: 0.437 (1, 2)	0-0 F9		0-0 F2		0-0 F9		0-0 4-3			4	0	0	0	0	0	4				
Warren Cromartie, L OBP: 0.356, SLG: 0.435 (1, 9)		0-0 5-3		0-0 F7		0-0 4-3 1B 2B		0-0 2B		4	1	2	0	0	0	0				
Tim Wallach, R OBP: 0.301, SLG: 0.413 (1, 5)		0-0 1B 1B		0-0 SH3 BB 1B		0-0 4-3		4-0 IBB		3	0	2	0	1	0	1				
Chris Speier, R OBP: 0.341, SLG: 0.289 (1, 6)		0-0 SH1-3 1B		4-0 SH3 BB		0-0 WP SH3 1B		0-0 4-3		3	1	2	1	1	0	2				
Steve Rogers, R OBP: 0.160, SLG: 0.125 (1, 1)		0-0 SH1-3		0-0 SH3		0-0 SH3		0-0 6-3		1	0	0	0	0	0	0				
Inning Stats	R: 0 E: 0 K: 0 S: 5	H: 2 LOB: 2 BB: 0 P: 5	R: 0 E: 0 K: 0 S: 5	H: 2 LOB: 2 BB: 0 P: 5	R: 0 E: 0 K: 0 S: 3	H: 0 LOB: 1 BB: 1 P: 7	R: 0 E: 0 K: 0 S: 4	H: 1 LOB: 2 BB: 1 P: 8	R: 0 E: 0 K: 0 S: 4	H: 1 LOB: 1 BB: 0 P: 4	R: 2 E: 0 K: 0 S: 6	H: 3 LOB: 2 BB: 1 P: 10	R: 0 E: 0 K: 0 S: 4	H: 1 LOB: 2 BB: 1 P: 8	R: 0 E: 0 K: 0 S: 3	H: 1 LOB: 1 BB: 0 P: 3	1B: 7 2B: 4 3B: 0 HR: 0	SF: 0 SAC: 3 DP: 0 HBP: 0	WP: 1 PB: 0 SB: 0 CS: 0	PA: 38
PITCHER	IP WLS L	BF 35	H 10	R 2	ER 2	SO 0	BB 3	IBB 1	HBP 0	BLK 0	WP 1	HR 0	S 31	P 47	ERA 2.57	WHIP 1.857				
Andy Hawkins, R ERA: 2.01 (1, 1)	7.0																			
Sid Monge, L ERA: 5.52 (8, 1)	1.0	3	1	0	0	0	0	0	0	0	0	3	3	0.00	1.000					

BOTTOM

San Diego Padres @ Montreal Expos
 Olympic Stadium, Montreal, QB
 Wed May 25 1983, 7:05 PM EDT
 Att. 14,297 - Unknown

livebaseballscores.com

AB	31
R	2
H	11
RBI	2
BB	4
SO	0
LOB	15



Batter	1	2	3	4	5	6	7	8	9	AB R H RBI BB SO LOB	TOP																			
Mookie Wilson, S OBP: 0.291, SLG: 0.356 (1, 8) X	0-0 4-3 ①		0-0 F6 ③			0-0 FC6-4 ② 1-2f			0-3 K ①	4 0 0 0 0 1 1																				
Hubie Brooks, R OBP: 0.310, SLG: 0.370 (1, 5) X	0-0 5-3 ②			0-3 K ①		0-0 CS ③ 1-2	0-3 K ①		0-0 F9 ②	4 0 0 0 0 2 0																				
Dave Kingman, R OBP: 0.244, SLG: 0.419 (1, 3) X	0-0 F7 ③			4-0 BB G4-6-3			0-0 F4 ②		0-0 F7 ③	3 0 0 0 1 0 0																				
George Foster, R OBP: 0.317, SLG: 0.462 (1, 7) X		0-0 F7 ①		0-0 G4-6-3 ② 1-2f			0-0 BB 1B			3 0 1 0 0 0 1																				
Darryl Strawberry, L OBP: 0.217, SLG: 0.338 (1, 9) X		0-0 1-3 ②			0-0 4-3 ①		4-0 BB 1-2			2 0 0 0 1 0 0																				
Ron Hodges, L OBP: 0.375, SLG: 0.256 (1, 2) X		4-0 BB			0-0 F7 ②		0-0 1-3 ③			2 0 0 0 1 0 2																				
Brian Giles, R OBP: 0.307, SLG: 0.272 (1, 4) X		0-0 F6 ③			0-3 K ③			0-0 F9 ①		3 0 0 0 0 1 1																				
José Oquendo, S OBP: 0.382, SLG: 0.326 (1, 6) X			0-0 F3 ①			0-0 F9 ①		0-0 L3 ②		2 0 0 0 0 0 0																				
Mike Jorgensen, L OBP: 0.333, SLG: 0.444 (8, PH)										1 0 0 0 0 0 0																				
Carlos Diaz, R (8, 1)										0 0 0 0 0 0 0																				
Tom Seaver, R OBP: 0.286, SLG: 0.450 (1, 1) X		0-3 K ②				0-0 FC6-4 1B		0-0 F8 ③		2 0 1 0 0 1 0																				
Jesse Orosco, R OBP: 0.250, SLG: 0.250 (7, 1) X										0 0 0 0 0 0 0																				
Doug Sisk, R (7, 1) X										0 0 0 0 0 0 0																				
Bob Bailor, R OBP: 0.250, SLG: 0.265 (8, PH) (8, 6) X										1 0 0 0 0 0 0																				
Inning Stats	R: 0 E: 0 K: 0 S: 3	H: 0 LOB: 0 BB: 0 P: 3	R: 0 E: 0 K: 0 S: 3	H: 0 LOB: 1 BB: 1 P: 7	R: 0 E: 0 K: 1 S: 5	H: 0 LOB: 0 BB: 0 P: 5	R: 0 E: 0 K: 1 S: 4	H: 0 LOB: 0 BB: 1 P: 8	R: 0 E: 0 K: 1 S: 5	H: 0 LOB: 0 BB: 0 P: 5	R: 0 E: 0 K: 1 S: 6	H: 1 LOB: 2 BB: 1 P: 10	R: 0 E: 0 K: 0 S: 3	H: 0 LOB: 0 BB: 0 P: 3	R: 0 E: 0 K: 1 S: 5	H: 0 LOB: 0 BB: 0 P: 5	1B: 2 2B: 0 3B: 0 HR: 0	SF: 0 SAC: 0 DP: 1 HBP: 0	WP: 0 PB: 0 SB: 0 CS: 1	PA: 31										
PITCHER Eric Show, R ERA: 2.27 (1, 1)	IP 9.0	WLS W	BF 30	H 2	R 0	ER 0	SO 5	BB 3	IBB 0	HBP 0	BLK 0	WP 0	HR 0	S 37	P 49	ERA 0.00	WHIP 0.556													
											PITCHER	IP	WLS	BF	H	R	ER	SO	BB	IBB	HBP	BLK	WP	HR	S	P	ERA	WHIP		

New York Mets @ San Diego Padres
Jack Murphy Stadium, San Diego, CA
 Fri May 27 1983, 10:05 PM EDT
 Att. 14,233 - Unknown

livebaseballscorecards.com

AB 27
R 0
H 2
RBI 0
BB 3
SO 5
LOB 5



BOTTOM

New York Mets @ San Diego Padres
Jack Murphy Stadium, San Diego, CA
Fri May 27 1983, 10:05 PM EDT
Att. 14,233 - Unknown

livebaseballscorecards.com

AB 29
R 4
H 4
RBI 4
BB 5
SO 5
LOB 20



WP: 0 PA: 36
PB: 0
SB: 3
CS: 0

AB R H RBI BB SO LOB

4 1 1 2 0 0 1

2 1 0 0 1 0 1

2 0 0 0 2 0 3
0 0 0 0 0 0 0

4 0 0 1 0 1 5

2 0 1 1 1 0 2

4 0 0 0 0 2 5

4 1 1 0 0 0 2

4 1 1 0 0 0 0

3 0 0 0 1 2 1

1B: 4 SF: 1
2B: 0 SAC: 0
3B: 0 DP: 0
HR: 0 HBP: 1

Batter	1	2	3	4	5	6	7	8	9
Alan Wiggins, S OBP: 0.339, SLG: 0.310 (1, 8) (8, 7)	0-0 4-3 ①		0-0 L7 ②		0-0 4-3 ②		0-0 FC6-2 HBP E 1B 1-2 2-H 3-H		
Juan Bonilla, R OBP: 0.352, SLG: 0.381 (1, 4) BB BB	4-0 BB BB		0-0 4-3 ③		0-0 F8 ③		1-0 E FC6-2 HBP 1-2 2-3		
Gene Richards, L OBP: 0.371, SLG: 0.454 Ruppert Jones, L OBP: 0.252, SLG: 0.307 (1, 7) (8, 8) BB BB	4-0 1-2 BB			4-0 S BB		0-0 6-3 ①	0-0 FC6-2 E 1-2 2-3 3-H		
Steve Garvey, R OBP: 0.364, SLG: 0.512 (1, 3) X	0-0 F8 ②			0-0 F4 ①		0-3 K ②	0-0 E5 1-2 2-3 3-H		
Terry Kennedy, L OBP: 0.355, SLG: 0.430 (1, 2) X	0-0 1-3 ③			4-0 BB		0-0 1B	0-0 SF7 ②		
Sixto Lezcano, R OBP: 0.351, SLG: 0.344 (1, 9) S S		0-3 K ①		0-0 F8 ②		0-0 F8 ③	0-3 K ③		
Garry Templeton, S OBP: 0.250, SLG: 0.315 (1, 6) X		0-0 F7 ②		0-0 F8 ③			0-0 E 1B 1B	0-0 5-3	
Tim Flannery, L OBP: 0.333, SLG: 0.467 (1, 5) X		0-0 F5 ③			0-0 E6 S		0-0 E 1B 1B	0-0 4-3 ②	
Eric Show, R OBP: 0.261, SLG: 0.273 (1, 1) S S			0-3 K ①		0-0 B2 ①		4-0 HBP FC6-2 1B BB 1-2 2-3	0-3 K ③	

Inning Stats	R: 0	H: 0	E: 0	K: 3	S: 3	LOB: 2	BB: 2	P: 11	R: 0	H: 0	E: 0	K: 1	S: 5	LOB: 0	BB: 0	P: 5	R: 0	H: 0	E: 0	K: 1	S: 5	LOB: 0	BB: 0	P: 5	R: 0	H: 1	E: 0	K: 1	S: 6	LOB: 1	BB: 0	P: 6	R: 4	H: 3	E: 2	K: 1	S: 9	LOB: 2	BB: 1	P: 14	R: 0	H: 0	E: 0	K: 1	S: 5	LOB: 0	BB: 0	P: 5
--------------	------	------	------	------	------	--------	-------	-------	------	------	------	------	------	--------	-------	------	------	------	------	------	------	--------	-------	------	------	------	------	------	------	--------	-------	------	------	------	------	------	------	--------	-------	-------	------	------	------	------	------	--------	-------	------

PITCHER	IP	WLS	BF	H	R	ER	SO	BB	IBB	HBP	BLK	WP	HR	S	P	ERA	WHIP
Tom Seaver, R ERA: 2.66 (1, 1)	6.0	L	29	4	4	1	3	5	0	1	0	0	0	29	50	1.50	1.500
Jesse Orosco, L ERA: 0.98 (7, 1)	0.1		1	0	0	0	0	0	0	0	0	0	0	1	1	0.00	0.000
Doug Sisk, R ERA: 3.81 (7, 1)	0.2		3	0	0	0	1	0	0	0	0	0	0	5	5	0.00	0.000
Carlos Diaz, L ERA: 3.26 (8, 1)	1.0		3	0	0	0	1	0	0	0	0	0	0	5	5	0.00	0.000

PITCHER	IP	WLS	BF	H	R	ER	SO	BB	IBB	HBP	BLK	WP	HR	S	P	ERA	WHIP
---------	----	-----	----	---	---	----	----	----	-----	-----	-----	----	----	---	---	-----	------

Batter	1	2	3	4	5	6	7	8	9	AB R H RBI BB SO LOB	TOP												
Mookie Wilson, S OBP: 0.283, SLG: 0.346 (1, 8)	0-0 5-3		0-0 F4		0-0 6-3		0-0 FC6-4 CS		0-0 FC6	5 0 0 0 0 0 3													
Bob Bailor, R OBP: 0.250, SLG: 0.264 (1, 6) (8, 5)	0-0 HR 1B		0-0 F3			0-0 F7	0-0 CS	0-0 4-3		4 1 1 0 0 0 0													
Dave Kingman, R OBP: 0.252, SLG: 0.445 (1, 3)	0-0 F9 1-2			0-0 4-1 1B		0-0 HR		0-0 F7		4 1 2 1 0 0 1													
George Foster, R OBP: 0.327, SLG: 0.490 (1, 7)	0-0 HR		0-0 F8		0-0 3B 1B		0-0	0-0 1B		4 2 3 2 0 0 1													
Tucker Ashford, R OBP: 0.231, SLG: 0.273 Rusty Staub, L OBP: 0.390, SLG: 0.273 José Oquendo, S OBP: 0.382, SLG: 0.326 (1, 5) (8, PH) (8, 6)	0-0 P3		0-0 4-1 1-2		0-0 3B		0-0 F7			3 0 1 1 0 0 1 1 0 0 0 0 0 1 0 0 0 0 0 0 0													
Mark Bradley, R OBP: 0.333, SLG: 0.280 (1, 9)		0-0 F7		4-0 BB		0-0 5-3		0-0 SH1-3 2B		3 0 1 0 1 0 1													
Brian Giles, R OBP: 0.301, SLG: 0.266 (1, 4)		0-0 F3		0-0 5-3		0-0 F4		0-0 SH1-3 2-3		3 0 0 0 0 0 3													
Ronn Reynolds, R OBP: 0.245, SLG: 0.205 Ron Hodges, L OBP: 0.381, SLG: 0.256 (1, 2) (9, PH)		0-0 F6			0-0 6-3		0-0 F9		4-0 FC6 BB	3 0 0 0 0 0 0 0 0 0 0 1 0 0													
Mike Torrez, R OBP: 0.105, SLG: 0.105 Jesse Orosco, R OBP: 0.250, SLG: 0.250 Hubie Brooks, R OBP: 0.314, SLG: 0.374 Doug Sisk, R Darryl Strawberry, L OBP: 0.214, SLG: 0.333 (1, 1) (6, 1) (7, PH) (7, 1) (9, PH)			0-0 1-3		0-0 L6		0-0 FC6-4 1B		0-3 K	2 0 0 0 0 0 0 0 0 0 0 0 0 0 1 0 1 0 0 0 0 0 0 0 0 0 0 0 1 0 0 0 0 0 1 2													
Inning Stats	R: 2 E: 0 K: 0 S: 5	H: 2 LOB: 0 BB: 0 P: 5	R: 0 E: 0 K: 0 S: 3	H: 0 LOB: 0 BB: 0 P: 3	R: 0 E: 0 K: 0 S: 3	H: 1 LOB: 2 BB: 1 P: 8	R: 0 E: 0 K: 0 S: 3	H: 0 LOB: 0 BB: 0 P: 3	R: 2 E: 0 K: 0 S: 6	H: 3 LOB: 1 BB: 0 P: 6	R: 0 E: 0 K: 0 S: 3	H: 1 LOB: 0 BB: 0 P: 3	R: 0 E: 0 K: 0 S: 4	H: 1 LOB: 1 BB: 0 P: 4	R: 0 E: 0 K: 1 S: 6	H: 1 LOB: 2 BB: 1 P: 10	1B: 5 2B: 1 3B: 1 HR: 2	SF: 0 SAC: 1 DP: 0 HBP: 0	WP: 0 PB: 0 SB: 1 CS: 1	PA: 38			
PITCHER	IP WLS BF H R ER SO BB IBB HBP BLK WP HR S P ERA WHIP	IP WLS BF H R ER SO BB IBB HBP BLK WP HR S P ERA WHIP	IP WLS BF H R ER SO BB IBB HBP BLK WP HR S P ERA WHIP	IP WLS BF H R ER SO BB IBB HBP BLK WP HR S P ERA WHIP	IP WLS BF H R ER SO BB IBB HBP BLK WP HR S P ERA WHIP	IP WLS BF H R ER SO BB IBB HBP BLK WP HR S P ERA WHIP	IP WLS BF H R ER SO BB IBB HBP BLK WP HR S P ERA WHIP	IP WLS BF H R ER SO BB IBB HBP BLK WP HR S P ERA WHIP	IP WLS BF H R ER SO BB IBB HBP BLK WP HR S P ERA WHIP	IP WLS BF H R ER SO BB IBB HBP BLK WP HR S P ERA WHIP	IP WLS BF H R ER SO BB IBB HBP BLK WP HR S P ERA WHIP	IP WLS BF H R ER SO BB IBB HBP BLK WP HR S P ERA WHIP	IP WLS BF H R ER SO BB IBB HBP BLK WP HR S P ERA WHIP	IP WLS BF H R ER SO BB IBB HBP BLK WP HR S P ERA WHIP	IP WLS BF H R ER SO BB IBB HBP BLK WP HR S P ERA WHIP	IP WLS BF H R ER SO BB IBB HBP BLK WP HR S P ERA WHIP	IP WLS BF H R ER SO BB IBB HBP BLK WP HR S P ERA WHIP	IP WLS BF H R ER SO BB IBB HBP BLK WP HR S P ERA WHIP	IP WLS BF H R ER SO BB IBB HBP BLK WP HR S P ERA WHIP	IP WLS BF H R ER SO BB IBB HBP BLK WP HR S P ERA WHIP	IP WLS BF H R ER SO BB IBB HBP BLK WP HR S P ERA WHIP		
Dave Dravecky, L ERA: 3.1 (1, 1)	7.0 W 28	7 4 4 0 1 0 0 0 0 0 0 0 2 27 31 5.14 1.143																					
Luis DeLeon, R ERA: 2.36 (8, 1)	1.1 S 3	2 0 0 0 0 0 0 0 0 0 0 0 0 6 6 0.00 1.500																					
Gary Lucas, L ERA: 3.8 (9, 1)	0.2 S 3	0 0 0 0 0 0 0 1 1 0 0 0 0 4 8 0.00 1.500																					

New York Mets @ San Diego Padres
Jack Murphy Stadium, San Diego, CA
 Sat May 28 1983, 10:05 PM EDT
 Att: 26,595 - Unknown

livebaseballscorecards.com

AB	34
R	4
H	9
RBI	4
BB	2
SO	1
LOB	13



Batter	1	2	3	4	5	6	7	8	9	AB R H RBI BB SO LOB	TOP											
Mookie Wilson, S OBP: 0.283, SLG: 0.360 (1, 8) X	0-0 5-3 ①		0-3 K ③			0-0 1-H HR		0-3 K ①		4 1 1 2 0 2 1												
Bob Bailor, R OBP: 0.250, SLG: 0.263 (1, 4) X	0-0 G3 ②			0-0 F9 ①		0-0 E S 1B		0-0 F8 ②		4 1 1 0 0 0 0												
George Foster, R OBP: 0.320, SLG: 0.477 (1, 7) X	0-0 5-3 ③			0-3 K ②		0-3 K ①		0-0 5-3 ③		4 0 0 0 0 2 1												
Dave Kingman, R OBP: 0.252, SLG: 0.439 (1, 3) Mike Jorgensen, L OBP: 0.333, SLG: 0.444 (9, PR) (9, 3)		0-0 F8 ①		0-0 F8 ③		0-0 5-3 ②			0-0 CS 1B	4 0 1 0 0 0 1 0 0 0 0 0 0 0												
Hubie Brooks, R OBP: 0.319, SLG: 0.373 (1, 5)		0-3 K ②			0-0 F9 ①	0-0 S 1B			4-0 1B BB	3 0 1 1 1 1 0												
Mark Bradley, R OBP: 0.324, SLG: 0.276 (1, 9)		0-3 K ③			0-0 PB 5-3 1B	0-3 K ③			0-0 F4 ②	4 0 1 0 0 2 2												
José Oquendo, S OBP: 0.373, SLG: 0.320 (1, 6)			0-0 6-3 ①		0-0 5-3 ②		0-0 F3 ①		0-0 1-3 1B	4 0 1 0 0 0 1												
Ronn Reynolds, R OBP: 0.245, SLG: 0.191 (1, 2)			4-0 SH3 BB		0-0 F8 ③		0-0 F2 ②		0-0 4-3 ③	3 0 0 0 1 0 3												
Ed Lynch, R OBP: 0.286, SLG: 0.286 (1, 1) Jesse Orosco, R OBP: 0.250, SLG: 0.250 (9, 1)			0-0 SH3 ②			0-0 HR 1B		0-3 K ③		2 1 1 0 0 1 0 0 0 0 0 0 0 0												
Inning Stats	R: 0 E: 0 K: 0 S: 3	H: 0 LOB: 0 BB: 0 P: 3	R: 0 E: 0 K: 2 S: 7	H: 0 LOB: 0 BB: 0 P: 7	R: 0 E: 0 K: 1 S: 5	H: 0 LOB: 1 BB: 1 P: 9	R: 0 E: 0 K: 1 S: 5	H: 0 LOB: 0 BB: 0 P: 5	R: 0 E: 0 K: 0 S: 4	H: 1 LOB: 1 BB: 0 P: 4	R: 3 E: 0 K: 2 S: 11	H: 4 LOB: 1 BB: 0 P: 11	R: 0 E: 0 K: 1 S: 5	H: 0 LOB: 0 BB: 0 P: 5	R: 0 E: 0 K: 1 S: 5	H: 0 LOB: 0 BB: 0 P: 5	R: 0 E: 0 K: 0 S: 4	H: 2 LOB: 2 BB: 1 P: 8	1B: 6 2B: 0 3B: 0 HR: 1	SF: 0 SAC: 1 DP: 0 HBP: 0	WP: 0 PB: 1 SB: 2 CS: 1	PA: 35
PITCHER	IP WLS BF H R ER SO BB IBB HBP BLK WP HR S P ERA WHIP																					
Tim Lollar, L ERA: 6.52 (1, 1)	5.0 L 20 4 3 3 4 1 0 0 0 0 0 1 27 31 5.40 1.000																					
John Montefusco, R ERA: 6.84 (6, 1)	2.0 7 1 0 0 3 0 0 0 0 0 0 0 13 13 0.00 0.500																					
Sid Monge, L ERA: 4.86 (8, 1)	2.0 8 2 0 0 1 1 0 0 0 0 0 0 9 13 0.00 1.500																					

New York Mets @ San Diego Padres
Jack Murphy Stadium, San Diego, CA
 Sun May 29 1983, 6:33 AM EDT
 Att. 15,385 - Unknown

livebaseballscorecards.com

AB	32
R	3
H	7
RBI	3
BB	2
SO	8
LOB	9



BOTTOM

New York Mets @ San Diego Padres
Jack Murphy Stadium, San Diego, CA

Sun May 29 1983, 6:33 AM EDT
Att. 15,385 - Unknown

livebaseballscorecards.com

AB 31
R 2
H 7
RBI 2
BB 2
SO 3
LOB 11



WP: 0 PA: 35
PB: 0
SB: 1
CS: 1

AB R H RBI BB SO LOB

4	0	0	0	0	1	1
4	0	1	0	0	0	0
3	0	1	0	1	0	0
4	1	1	0	0	0	3
4	0	1	0	0	0	2
3	1	1	0	0	0	2
4	0	1	2	0	1	1
2	0	0	0	0	1	2
0	0	0	0	0	0	0
1	0	1	0	0	0	0
0	0	0	0	0	0	0

Batter	1	2	3	4	5	6	7	8	9
Alan Wiggins, S OBP: 0.339, SLG: 0.306 (1, 8)	0-3 K		0-0 F8		0-0 4-3		0-0 L7		
Juan Bonilla, R OBP: 0.351, SLG: 0.389 (1, 4)	0-0 F9		0-0 F9			0-0 3B		0-0 F9	
Gene Richards, L OBP: 0.379, SLG: 0.468 (1, 7)	0-0 L9		0-0 4-3			0-0 1B		4-0 BB	
Steve Garvey, R OBP: 0.354, SLG: 0.494 (1, 3)		0-0 1B		0-0 L4		0-0 1-3		0-0 G5-4-3	
Terry Kennedy, L OBP: 0.362, SLG: 0.430 (1, 2)		0-0 1B		0-0 F8		0-0 5-3		0-0 F5	
Sixto Lezcano, R OBP: 0.342, SLG: 0.333 (1, 9)		0-0 1B		0-0 E4		0-0 F7		0-0 F8	
Garry Templeton, S OBP: 0.260, SLG: 0.313 (1, 6)		0-0 1B		0-0 1B		0-3 K		0-0 F7	
Tim Flannery, L OBP: 0.341, SLG: 0.450 (1, 5)		0-0 BB		0-0 CS	0-0 F8	0-0 F8			
Tim Lollar, L OBP: 0.313, SLG: 0.167 John Montefusco, R (6, 1)		0-0 F8		0-0 K	0-3 K		0-0 1B		
Jerry Turner, L OBP: 0.200, SLG: 0.143 Sid Monge, S (8, 1)									

Inning Stats	R: 0	H: 0	E: 0	K: 1	S: 5	LOB: 0	BB: 0	P: 5
R: 1	H: 2	E: 0	K: 0	S: 5	LOB: 2	BB: 1	P: 9	
R: 0	H: 0	E: 0	K: 0	S: 3	LOB: 0	BB: 0	P: 3	
R: 1	H: 2	E: 1	K: 0	S: 4	LOB: 0	BB: 0	P: 4	
R: 0	H: 0	E: 0	K: 1	S: 5	LOB: 0	BB: 0	P: 5	
R: 0	H: 2	E: 0	K: 0	S: 5	LOB: 2	BB: 0	P: 5	
R: 0	H: 1	E: 0	K: 1	S: 6	LOB: 1	BB: 0	P: 6	
R: 0	H: 0	E: 0	K: 0	S: 2	LOB: 0	BB: 1	P: 6	
R: 0	H: 0	E: 0	K: 0	S: 3	LOB: 0	BB: 0	P: 3	

PITCHER	IP	WLS	BF	H	R	ER	SO	BB	IBB	HBP	BLK	WP	HR	S	P	ERA	WHIP
Ed Lynch, R ERA: 3.38 (1, 1)	8.0	W	31	7	2	1	3	2	0	0	0	0	0	35	43	1.12	1.125
Jesse Orosco, L ERA: 0.92 (9, 1)	1.0	S	3	0	0	0	0	0	0	0	0	0	0	3	3	0.00	0.000

Batter	1	2	3	4	5	6	7	8	9	AB R H RBI BB SO LOB	TOP	
Tim Raines, S (1, 7) X OBP: 0.393, SLG: 0.384 Terry Francona, L (6, 7) OBP: 0.162, SLG: 0.189	0-0 		0-0 		4-0 		0-0 		2 2 2 1 1 0 0 1 0 0 0 0 0 0			
Bryan Little, S (1, 6) B B B OBP: 0.385, SLG: 0.389	4-0 		0-0 		0-0 			0-0 		3 1 3 1 1 0 0		
Andre Dawson, R (1, 8) X OBP: 0.339, SLG: 0.552	0-0 		0-0 		0-0 			0-0 		4 0 2 1 0 0 2		
Al Oliver, L (1, 3) X OBP: 0.339, SLG: 0.429	0-0 		0-0 		0-0 			0-0 		4 0 0 0 0 0 5		
Gary Carter, R (1, 2) X OBP: 0.301, SLG: 0.414		0-0 		0-0 		0-0 		4-0 		3 0 0 0 1 0 0		
Warren Cromartie, L (1, 9) X OBP: 0.351, SLG: 0.433		0-0 		0-0 		0-0 		0-0 		4 0 0 0 0 0 2		
Tim Wallach, R (1, 5) X OBP: 0.306, SLG: 0.428		0-0 		0-0 		0-0 		0-0 		4 1 3 1 0 0 0		
Doug Flynn, R (1, 4) X OBP: 0.236, SLG: 0.260	0-0 		0-0 				0-0 		0-0 		4 0 0 0 0 0 2	
Steve Rogers, R (1, 1) X OBP: 0.138, SLG: 0.107			0-0 		0-0 		0-3 		0-0 		4 0 0 0 0 1 0	
Inning Stats	R: 0 H: 1 E: 0 LOB: 1 K: 0 BB: 1 S: 3 P: 7	R: 0 H: 1 E: 0 LOB: 1 K: 0 BB: 0 S: 4 P: 4	R: 1 H: 2 E: 0 LOB: 1 K: 0 BB: 0 S: 5 P: 5	R: 1 H: 1 E: 0 LOB: 0 K: 0 BB: 0 S: 4 P: 4	R: 2 H: 2 E: 0 LOB: 0 K: 0 BB: 1 S: 4 P: 8	R: 0 H: 0 E: 0 LOB: 0 K: 0 BB: 0 S: 3 P: 3	R: 0 H: 0 E: 0 LOB: 0 K: 1 BB: 0 S: 5 P: 5	R: 0 H: 2 E: 0 LOB: 2 K: 0 BB: 1 S: 4 P: 8	R: 0 H: 1 E: 0 LOB: 0 K: 0 BB: 0 S: 3 P: 3	1B: 7 SF: 0 2B: 0 SAC: 0 3B: 1 DP: 3 HR: 2 HBP: 0	WP: 0 PA: 36 PB: 0 SB: 0 CS: 1	
PITCHER	IP WLS BF H R ER SO BB IBB HBP BLK WP HR S P ERA WHIP											
Andy Hawkins, R (1, 1) ERA: 2.37 Gary Lucas, L (8, 1) ERA: 3.47	7.0 30 9 4 4 1 2 0 0 0 0 2 30 38 5.14 1.571											

Montreal Expos @ San Diego Padres
 Jack Murphy Stadium, San Diego, CA
 Mon May 30 1983, 10:05 PM EDT
 Att: 18,929 - Unknown

livebaseballscorecards.com

AB	33
R	4
H	10
RBI	4
BB	3
SO	1
LOB	11



Batter	1	2	3	4	5	6	7	8	9	AB	R	H	RBI	BB	SO	LOB
Alan Wiggins, S OBP: 0.336, SLG: 0.297 (1, 8)	0-0 B1		0-0 F4-3		4-0 FC5-4 BB			0-0 F4-3		3	0	0	0	1	0	0
Juan Bonilla, R OBP: 0.345, SLG: 0.381 (1, 4)	0-3 K			0-0 F9	0-0 FC5-4			0-0 F4-3		4	0	0	0	0	1	2
Gene Richards, L OBP: 0.368, SLG: 0.454 (1, 7)	0-0 F4-3			0-0 L9	0-0 F4-3			0-0 G3		4	0	0	0	0	0	2
Steve Garvey, R OBP: 0.362, SLG: 0.506 (1, 3)		0-0 2B 1B		0-0 1B 2B			0-0 F8		0-0 E BB 1B	4	3	3	0	0	0	0
Terry Kennedy, L OBP: 0.365, SLG: 0.438 (1, 2)		0-0 F4-3 1-H CS 2B		0-0 HR 1B			0-0 F8		0-0 BB E6 1-3	4	1	2	2	0	0	1
Sixto Lezcano, R OBP: 0.345, SLG: 0.355 (1, 9)		0-0 F4-3 2-3		0-0 HR			0-3 K		4-0 BB IBB	3	1	1	2	1	1	1
Tim Flannery, L OBP: 0.326, SLG: 0.429 (1, 5)		0-0 F4-3 3-H		0-0 B5-3			0-0 F4-3		0-0 F3	4	0	0	0	0	0	4
Mario Ramirez, R OBP: 0.400, SLG: 0.262 (1, 6)			0-0 F9		0-0 FC5-4 BB 1B		0-0 F7		0-3 K	3	0	1	0	0	0	0
Jerry Turner, L OBP: 0.188, SLG: 0.133 (9, PH)									1 0 0 0 0 1 3	1	0	0	0	0	1	3
Andy Hawkins, R OBP: 0.100, SLG: 0.053 (1, 1)			0-3 K		0-3 K		0-0 6-3		4-0 BB BB BB BB	3	0	0	0	0	2	1
Gary Lucas, L OBP: 0.256, SLG: 0.304 (8, 1)									1-2 2-3 3-H	0	0	0	0	0	0	0
Ruppert Jones, L OBP: 0.256, SLG: 0.304 (9, PH)									BB BB BB BB	0	0	0	1	1	0	0

Inning Stats	R: 0	H: 0	R: 1	H: 2	R: 0	H: 0	R: 3	H: 3	R: 0	H: 1	R: 0	H: 0	R: 0	H: 0	R: 1	H: 1	R: 0	H: 0	R: 0	H: 0	R: 1	H: 1	1B: 4	SF: 0	WP: 0	PA: 36
	E: 0	LOB: 0	E: 0	LOB: 0	E: 0	LOB: 0	E: 0	LOB: 0	E: 0	LOB: 2	E: 0	LOB: 0	E: 0	LOB: 0	E: 1	LOB: 3	E: 0	LOB: 0	E: 0	LOB: 0	E: 1	LOB: 3	2B: 2	SAC: 0	PB: 0	
	K: 1	BB: 0	K: 0	BB: 0	K: 1	BB: 0	K: 0	BB: 0	K: 0	BB: 1	K: 1	BB: 0	K: 0	BB: 0	K: 1	BB: 2	K: 0	BB: 0	K: 0	BB: 0	K: 1	BB: 2	3B: 0	DP: 0	SB: 0	
	S: 5	P: 5	S: 4	P: 4	S: 5	P: 5	S: 6	P: 6	S: 6	P: 10	S: 3	P: 5	S: 3	P: 3	S: 6	P: 14	S: 3	P: 3	S: 3	P: 3	S: 6	P: 14	HR: 1	HBP: 0	CS: 1	

PITCHER	IP	WLS	BF	H	R	ER	SO	BB	IBB	HBP	BLK	WP	HR	S	P	ERA	WHIP	PITCHER	IP	WLS	BF	H	R	ER	SO	BB	IBB	HBP	BLK	WP	HR	S	P	ERA	WHIP	
Steve Rogers, R ERA: 2.34 (1, 1)	8.2	L	36	7	5	4	5	2	1	0	0	0	1	43	55	4.15	1.038																			


BOTTOM

Montreal Expos @ San Diego Padres
Jack Murphy Stadium, San Diego, CA

Mon May 30 1983, 10:05 PM EDT
Att. 18,929 - Unknown

livebaseballscorecards.com

AB	33
R	5
H	7
RBI	5
BB	3
SO	5
LOB	14



Batter	1	2	3	4	5	6	7	8	9	AB R H RBI BB SO LOB	TOP																
Bryan Little, S (1, 6) OBP: 0.378, SLG: 0.407	0-0 F7		0-0 4-3	0-0 HR		0-3 K			0-0 4-3	5 1 1 3 0 1 0																	
Terry Francona, L (1, 7) OBP: 0.214, SLG: 0.286	0-0 1B		0-0 2B	0-0 2B			0-0 4-3		0-0 4-3	5 0 3 0 0 0 0																	
Andre Dawson, R (1, 8) OBP: 0.332, SLG: 0.540	0-3 K		0-0 F8	0-0 F7			0-0 F2			4 0 0 0 0 1 3																	
Al Oliver, L (1, 3) OBP: 0.337, SLG: 0.421	0-0 F8		4-0 BB		0-0 F5		0-0 4-3			3 0 0 0 1 0 1																	
Gary Carter, R (1, 2) OBP: 0.306, SLG: 0.423		0-0 F7	0-0 F4		0-0 G3 1B			0-0 F9 2B		4 0 2 0 0 0 2																	
Warren Cromartie, L (1, 9) OBP: 0.348, SLG: 0.427		0-0 F7		0-0 1B HR 1B	0-0 G3		0-0 F9			4 1 1 0 0 0 2																	
Tim Wallach, R (1, 5) OBP: 0.311, SLG: 0.426		4-0 1B BB		0-0 1-2 HR 1B	0-0 F2		0-3 K			3 1 1 0 1 1 2																	
Doug Flynn, R (1, 4) OBP: 0.237, SLG: 0.260		0-0 1-3 1B		0-0 F5		0-3 K		0-0 F3		4 0 1 0 0 1 3																	
Chris Welsh, L (1, 1) OBP: 0.182, SLG: 0.100		0-0 F3		0-0 F8		0-3 K			0-0 5-3	3 0 0 0 0 1 4																	
Jeff Reardon, R (7, 1)										0 0 0 0 0 0 0																	
Terry Crowley, L (9, PH)										1 0 0 0 0 0 0																	
Inning Stats	R: 0 E: 0 K: 1 S: 6	H: 1 LOB: 1 BB: 0 P: 6	R: 0 E: 0 K: 0 S: 4	H: 1 LOB: 2 BB: 1 P: 8	R: 0 E: 0 K: 0 S: 4	H: 1 LOB: 2 BB: 1 P: 8	R: 3 E: 0 K: 0 S: 7	H: 4 LOB: 1 BB: 0 P: 7	R: 0 E: 0 K: 0 S: 4	H: 1 LOB: 1 BB: 0 P: 4	R: 0 E: 0 K: 3 S: 9	H: 0 LOB: 0 BB: 0 P: 9	R: 0 E: 0 K: 0 S: 3	H: 0 LOB: 0 BB: 0 P: 3	R: 0 E: 0 K: 1 S: 6	H: 1 LOB: 1 BB: 0 P: 6	R: 0 E: 0 K: 0 S: 3	H: 0 LOB: 0 BB: 0 P: 3	1B: 5 2B: 3 3B: 0 HR: 1	SF: 0 SAC: 0 DP: 0 HBP: 0	WP: 0 PB: 0 SB: 0 CS: 0	PA: 38					
PITCHER	IP WLS BF H R ER SO BB IBB HBP BLK WP HR S P ERA WHIP																										
Ed Whitson, R (1, 1) ERA: 7.62	5.0		25	8	3	3	1	2	0	0	0	0	1	25	33	5.40	2.000										
Elias Sosa, R (6, 1) ERA: 5.4	2.0		6	0	0	0	3	0	0	0	0	0	0	12	12	0.00	0.000										
John Montefusco, R (8, 1) ERA: 6.35	2.0	W	7	1	0	0	1	0	0	0	0	0	0	9	9	0.00	0.500										

Montreal Expos @ San Diego Padres
Jack Murphy Stadium, San Diego, CA
 Tue May 31 1983, 10:05 PM EDT
 Att. 9,240 - Unknown

livebaseballscorecards.com

AB	36
R	3
H	9
RBI	3
BB	2
SO	5
LOB	17



Batter	1	2	3	4	5	6	7	8	9	AB	R	H	RBI	BB	SO	LOB	TOP										
Bryan Little, S OBP: 0.379, SLG: 0.415 (1, 6)	0-0 WP SF8 2B	0-0 CS 1B		0-0 4-3 1-2 2-3 3-H	0-3 K			0-0 5-3		5	1	2	1	0	1	3											
Terry Francona, L OBP: 0.191, SLG: 0.261 (1, 7) (9, 3)	0-0 SF8 2-H	0-0 F8 1-2		0-0 G3				0-0 3-1		4	0	0	1	0	0	3											
Andre Dawson, R OBP: 0.333, SLG: 0.541 (1, 8)	0-0 1B G3 1B			0-0 F7				0-0 F8		5	2	2	0	0	1	0											
Al Oliver, L OBP: 0.344, SLG: 0.426 Jim Wohlford, R OBP: 0.270, SLG: 0.378 (1, 3) (9, 7)	0-0 G3 1B 1B			0-0 G3				0-0 F7		5	2	3	1	0	0	0											
Gary Carter, R OBP: 0.302, SLG: 0.415 (1, 2)	0-0 G3 1-2 3-H			0-0 F7				0-0 F6		5	0	1	1	0	0	2											
Warren Cromartie, L OBP: 0.350, SLG: 0.422 (1, 9)	4-0 1B BB			0-0 4-3				0-0 4-3		4	1	1	0	1	1	2											
Tim Wallach, R OBP: 0.320, SLG: 0.452 (1, 5)	0-0 1-2 2-H 1B			0-0 1B 4-3 1B				0-3 K		4	2	3	4	0	1	0											
Doug Flynn, R OBP: 0.237, SLG: 0.260 (1, 4)	0-0 F7			0-0 4-3 1-2 1B				0-0 F7		4	0	1	0	0	0	2											
Scott Sanderson, R OBP: 0.188, SLG: 0.313 Ray Burris, R OBP: 0.500, SLG: 0.500 Jerry White, S OBP: 0.176, SLG: 0.067 Randy Lerch, L OBP: 0.750, SLG: 1.000 Bryn Smith, R (5, 1)		0-3 K		0-0 1-2 2-3 1B				0-0 6-3		1	0	0	0	0	1	0											
Inning Stats	R: 3 E: 0 K: 0 S: 7	H: 4 LOB: 2 BB: 1 P: 11	R: 0 E: 0 K: 1 S: 5	H: 1 LOB: 0 BB: 0 P: 5	R: 0 E: 0 K: 0 S: 3	H: 0 LOB: 0 BB: 0 P: 3	R: 1 E: 0 K: 0 S: 6	H: 3 LOB: 2 BB: 0 P: 6	R: 4 E: 0 K: 1 S: 10	H: 5 LOB: 1 BB: 0 P: 10	R: 0 E: 0 K: 2 S: 9	H: 2 LOB: 2 BB: 0 P: 9	R: 0 E: 0 K: 1 S: 5	H: 0 LOB: 0 BB: 0 P: 5	R: 0 E: 0 K: 0 S: 3	H: 0 LOB: 0 BB: 0 P: 3	R: 0 E: 0 K: 0 S: 3	H: 0 LOB: 0 BB: 0 P: 3	1B: 11 2B: 3 3B: 0 HR: 1	SF: 1 SAC: 0 DP: 0 HBP: 0	WP: 1 PB: 0 SB: 0 CS: 1	PA: 42					
PITCHER	IP	WLS	BF	H	R	ER	SO	BB	IBB	HBP	BLK	WP	HR	S	P	ERA	WHIP										
Eric Show, R ERA: 2.67 (1, 1)	3.1		18	8	4	4	1	1	0	0	0	1	0	19	23	10.80	2.700										
Elias Sosa, R ERA: 7.2 (4, 1)	1.2	L	10	5	4	4	1	0	0	0	0	0	1	12	12	21.60	3.000										
Sid Monge, L ERA: 4.34 (6, 1)	2.0		8	2	0	0	3	0	0	0	0	0	0	14	14	0.00	1.000										
Gary Lucas, L ERA: 3.2 (8, 1)	2.0		6	0	0	0	0	0	0	0	0	0	0	6	6	0.00	0.000										

Montreal Expos @ San Diego Padres
Jack Murphy Stadium, San Diego, CA
 Wed Jun 01 1983, 10:05 PM EDT
 Att: 11,180 - Unknown

livebaseballscorecards.com

AB 40
R 8
H 15
RBI 8
BB 1
SO 5
LOB 12



Batter	1	2	3	4	5	6	7	8	9	AB	R	H	RBI	BB	SO	LOB	
Gene Richards, L (1, 7) OBP: 0.359, SLG: 0.457	0-0 E1 F9 1B	0-0 HR		4-0 1B BB	0-0 L6		0-0 2-3			4	3	1	2	1	0	3	
Juan Bonilla, R (1, 4) OBP: 0.335, SLG: 0.369	0-0 F9 2-3	0-0 L7		0-0 BB 1B 1B		0-0 1-3		0-3 K		5	0	1	0	0	1	1	
Ruppert Jones, L (1, 8) OBP: 0.262, SLG: 0.303	0-0 1B 1B	4-0 BB		0-0 F7		0-0 6-3		0-0 6-3		4	1	1	1	1	0	2	
Steve Garvey, R (1, 3) OBP: 0.366, SLG: 0.519	0-0 1B 1-2 CS 1B	0-0 F7		0-0 L6		0-0 6-3		0-0 1B		5	0	2	0	0	0	3	
Terry Kennedy, L (1, 2) OBP: 0.374, SLG: 0.450	0-0 1-3 2-H 1B		4-0 1B BB	0-0 1-2 2-H 1B		0-0 6-3		0-0 F8		4	0	2	2	1	0	1	
Sixto Lezcano, R (1, 9) OBP: 0.339, SLG: 0.342	0-3 K 3-H		0-0 1B	4-0 1-2 2-3 BB		0-0 F4-3		0-3 K		4	0	1	0	1	2	2	
Luis Salazar, R (1, 5) OBP: 0.343, SLG: 0.388		0-0 S 1B 1B	0-3 K	0-3 K		0-0 BB BB 1B		0-0 F9		5	1	2	0	0	2	5	
Garry Templeton, S (1, 6) OBP: 0.259, SLG: 0.302		0-0 SH3 1-H HR 1B	0-0 F7		0-0 G3		4-0 BB BB		0-0 6-3		4	1	1	1	1	0	2
Eric Show, R (1, 1) OBP: 0.250, SLG: 0.261 Elias Sosa, R (4, 1) Jerry Turner, L (5, PH) OBP: 0.167, SLG: 0.118 Sid Monge, S (6, 1) Kurt Bevacqua, R (7, PH) OBP: 0.466, SLG: 0.412 Gary Lucas, L (8, 1)		0-0 SH3	0-3 K		0-3 K		4-0 BB BB		1-2 2-3 BB		1	0	0	0	0	1	2

BOTTOM

Montreal Expos @ San Diego Padres
Jack Murphy Stadium, San Diego, CA
 Wed Jun 01 1983, 10:05 PM EDT
 Att. 11,180 - Unknown

livebaseballscorecards.com

AB	37
R	6
H	11
RBI	6
BB	6
SO	7
LOB	21



Inning Stats	R: 2	H: 3	E: 1	LOB: 2	K: 1	S: 8	P: 8	R: 3	H: 3	E: 0	LOB: 1	K: 0	BB: 1	S: 6	P: 10	R: 0	H: 1	E: 0	LOB: 2	K: 2	BB: 1	S: 8	P: 12	R: 1	H: 2	E: 0	LOB: 3	K: 1	BB: 2	S: 7	P: 15	R: 0	H: 0	E: 0	LOB: 0	K: 1	BB: 0	S: 5	P: 5	R: 0	H: 0	E: 0	LOB: 0	K: 0	BB: 0	S: 3	P: 3	R: 0	H: 1	E: 0	LOB: 3	K: 0	BB: 2	S: 4	P: 12	R: 0	H: 1	E: 0	LOB: 1	K: 1	BB: 0	S: 6	P: 6	R: 0	H: 0	E: 0	LOB: 0	K: 1	BB: 0	S: 5	P: 5	1B: 10	SF: 0	2B: 1	SAC: 1	3B: 0	DP: 1	HR: 1	HBP: 0	WP: 0	PA: 44	PB: 0	SB: 1	CS: 1
--------------	------	------	------	--------	------	------	------	------	------	------	--------	------	-------	------	-------	------	------	------	--------	------	-------	------	-------	------	------	------	--------	------	-------	------	-------	------	------	------	--------	------	-------	------	------	------	------	------	--------	------	-------	------	------	------	------	------	--------	------	-------	------	-------	------	------	------	--------	------	-------	------	------	------	------	------	--------	------	-------	------	------	--------	-------	-------	--------	-------	-------	-------	--------	-------	--------	-------	-------	-------

PITCHER	IP	WLS	BF	H	R	ER	SO	BB	IBB	HBP	BLK	WP	HR	S	P	ERA	WHIP
Scott Sanderson, R (1, 1) ERA: 5.74	1.0		8	5	4	3	1	0	0	0	0	0	0	10	10	27.00	5.000
Ray Burris, R (2, 1) ERA: 2.03	2.0		10	2	1	1	2	2	0	0	0	0	1	12	20	4.50	2.000
Randy Lerch, L (4, 1) ERA: 3.98	1.0		7	2	1	1	1	2	0	0	0	0	0	7	15	9.00	4.000
Bryn Smith, R (5, 1) ERA: 2.57	5.0	W	19	2	0	0	3	2	0	0	0	0	0	23	31	0.00	0.800

Batter	1	2	3	4	5	6	7	8	9	AB R H RBI BB SO LOB	TOP	
Bob Dernier, R OBP: 0.240, SLG: 0.136 (1, 9) <small>BB BB</small>	4-0 BB		0-0 G6-3 1-2f		4-0 BB		0-0 F8 			2 0 0 0 2 0 1		
Pete Rose, S OBP: 0.320, SLG: 0.325 (1, 3) <small>X</small>	0-0 6-3 1-2		0-0 6-3 		0-0 4-3 			0-0 1-3 		4 0 0 0 0 0 3		
Gary Matthews, R OBP: 0.365, SLG: 0.404 (1, 7) <small>X</small>	0-0 1B			0-0 2B		0-0 HR		0-0 F8 		4 1 3 1 0 0 0		
Mike Schmidt, R OBP: 0.393, SLG: 0.483 (1, 5) <small>SS SS</small>	0-3 K 			0-0 1-3 		4-0 FC6-4 BB		0-3 K 		3 0 0 0 1 2 2		
Bo Diaz, R OBP: 0.303, SLG: 0.370 (1, 2) <small>X</small>		0-0 4-3 2B		0-0 6-3 		0-0 F9 		0-0 F9 		4 0 1 0 0 0 2		
Garry Maddox, R OBP: 0.306, SLG: 0.350 (1, 8) <small>X</small>		0-0 4-3 2-3		0-0 P6 		0-0 L6 		0-0 P4 		4 0 0 0 0 0 3		
Kiko Garcia, R OBP: 0.417, SLG: 0.364 (1, 4) Ron Reed, R (6, 1) Ozzie Virgil, R OBP: 0.162, SLG: 0.500 (9, PH)		0-3 K 			0-0 F2 		0-0 FC6-4 1-2f		0-0 5-3 		3 0 0 0 0 1 2 0 0 0 0 0 0 0 1 0 0 0 0 0 0	
Ivan De Jesus, R OBP: 0.286, SLG: 0.311 (1, 6) <small>X</small>		0-0 1-3 			0-0 2B			0-0 G1-6-3 G1-6-3 1B		3 0 2 0 0 0 1		
John Denny, R OBP: 0.185, SLG: 0.154 (1, 1) Ed Farmer, R (4, 1) Larry Milbourne, S OBP: 0.273, SLG: 0.275 (6, 4) <small>X</small>			0-0 G6-3 1B		0-0 P3 			0-0 G1-6-3 1-2f		1 0 1 0 0 0 0 1 0 0 0 0 0 1 1 0 0 0 0 0 1		
Inning Stats	R: 0 E: 0 K: 1 S: 5 H: 1 LOB: 1 BB: 1 P: 9	R: 0 E: 0 K: 1 S: 6 H: 1 LOB: 1 BB: 0 P: 6	R: 0 E: 0 K: 0 S: 3 H: 1 LOB: 0 BB: 0 P: 3	R: 0 E: 0 K: 0 S: 4 H: 1 LOB: 1 BB: 0 P: 4	R: 0 E: 0 K: 0 S: 4 H: 1 LOB: 2 BB: 1 P: 8	R: 1 E: 0 K: 0 S: 4 H: 1 LOB: 1 BB: 1 P: 8	R: 0 E: 0 K: 0 S: 3 H: 1 LOB: 0 BB: 0 P: 3	R: 0 E: 0 K: 1 S: 5 H: 0 LOB: 0 BB: 0 P: 5	R: 0 E: 0 K: 0 S: 3 H: 0 LOB: 0 BB: 0 P: 3	1B: 3 2B: 3 3B: 0 HR: 1 SF: 0 SAC: 0 DP: 2 HBP: 0	WP: 0 PB: 0 SB: 0 CS: 1 PA: 34	
PITCHER Dave Dravecky, L ERA: 2.89 (1, 1)	IP: 9.0 WLS: W BF: 34 H: 7 R: 1 ER: 1 SO: 3 BB: 3 IBB: 0 HBP: 0 BLK: 0 WP: 0 HR: 1 S: 37 P: 49 ERA: 1.00 WHIP: 1.111					PITCHER	IP: 9.0 WLS: W BF: 34 H: 7 R: 1 ER: 1 SO: 3 BB: 3 IBB: 0 HBP: 0 BLK: 0 WP: 0 HR: 1 S: 37 P: 49 ERA: 2.89 WHIP: 1.111					

Philadelphia Phillies @ San Diego Padres
Jack Murphy Stadium, San Diego, CA
Thu Jun 02 1983, 6:33 AM EDT
Att: 14,474 - Unknown

AB	31
R	1
H	7
RBI	1
BB	3
SO	3
LOB	16



Batter	1	2	3	4	5	6	7	8	9	AB	R	H	RBI	BB	SO	LOB	BOTTOM			
Alan Wiggins, S OBP: 0.351, SLG: 0.319 (1, 9)	0-0 6-3 CS 1B		0-0 4-3 F9 1B		0-0 4-3 1B	4-0 BB 1B IBB		0-0 6-3		4	2	3	0	1	0	0	Philadelphia Phillies @ San Diego Padres Jack Murphy Stadium, San Diego, CA Thu Jun 02 1983, 6:33 AM EDT Att. 14,474 - Unknown livebaseballscorecards.com			
Juan Bonilla, R OBP: 0.332, SLG: 0.361 (1, 4)	0-0 6-3 1-3		0-0 F9 1-2		0-0 1-3	4-0 BB 1B BB		0-3 K		4	0	0	0	1	1	3				
Gene Richards, L OBP: 0.357, SLG: 0.451 Ruppert Jones, L OBP: 0.262, SLG: 0.303 (1, 7) (7, 8)	0-0 1-3		0-0 4-3 2-3		0-0 4-3 2-3	0-0 1-2 2-H 3-H 1B				4	0	1	2	0	0	3				
Steve Garvey, R OBP: 0.384, SLG: 0.513 (1, 3)	0-0 F8		0-0 L5		0-0 1B 1B	0-3 K				4	0	1	1	0	1	4				
Terry Kennedy, L OBP: 0.376, SLG: 0.451 (1, 2)		0-0 FC5-4 1B		0-0 5-3		0-0 1-3 1B		0-0 P4		4	0	2	0	0	0	0				
Kevin McReynolds, R OBP: 0.250, SLG: 1.000 (1, 8) (7, 7)		0-0 FC5-4 1-2f S		0-0 F7		0-0 L7		0-0 HR		4	1	1	1	0	0	3				
Luis Salazar, R OBP: 0.339, SLG: 0.383 (1, 5)		0-0 F9 1-2		0-0 1B 1B		0-0 F9		0-0 P3		4	0	1	0	0	0	1				
Garry Templeton, S OBP: 0.276, SLG: 0.306 Mario Ramirez, R OBP: 0.400, SLG: 0.262 (1, 6) (9, 6)		4-0 IBB		0-0 S 1-3 1B		4-0 BB SH3-4 1B BB		0-3 K		2	1	1	0	2	1	0				
Dave Dravecky, R OBP: 0.143, SLG: 0.118 (1, 1)		0-3 K		0-3 K 1-2		0-0 SH3-4 1-2		0-0 F3		3	0	0	0	0	2	4				
Inning Stats	R: 0 E: 0 K: 0 S: 4	H: 1 LOB: 1 BB: 0 P: 4	R: 0 E: 0 K: 1 S: 6	H: 1 LOB: 2 BB: 1 P: 10	R: 0 E: 0 K: 0 S: 4	H: 1 LOB: 1 BB: 0 P: 4	R: 0 E: 0 K: 1 S: 7	H: 2 LOB: 2 BB: 0 P: 7	R: 1 E: 0 K: 0 S: 6	H: 3 LOB: 2 BB: 0 P: 6	R: 2 E: 0 K: 1 S: 6	H: 1 LOB: 2 BB: 3 P: 18	R: 1 E: 0 K: 1 S: 6	H: 1 LOB: 0 BB: 0 P: 6	R: 0 E: 0 K: 1 S: 5	H: 0 LOB: 0 BB: 0 P: 5		1B: 8 2B: 1 3B: 0 HR: 1	SF: 0 SAC: 1 DP: 0 HBP: 0	WP: 0 PB: 0 SB: 2 CS: 1
PITCHER	IP WLS BF H R ER SO	IP WLS BF H R ER SO	IP WLS BF H R ER SO	IP WLS BF H R ER SO	IP WLS BF H R ER SO	IP WLS BF H R ER SO	IP WLS BF H R ER SO	IP WLS BF H R ER SO	IP WLS BF H R ER SO	IP WLS BF H R ER SO	IP WLS BF H R ER SO	IP WLS BF H R ER SO	IP WLS BF H R ER SO	IP WLS BF H R ER SO	IP WLS BF H R ER SO	IP WLS BF H R ER SO	ERA WHIP	ERA WHIP		
John Denny, R ERA: 1.78 (1, 1)	3.0																0.00	1.000		
Ed Farmer, R ERA: 6.46 (4, 1)	2.2	L	15	5	3	3	1	1	1	0	0	0	0	0	0	0	10.12	2.250		
Ron Reed, R ERA: 2.39 (6, 1)	2.1		10	2	1	1	3	1	0	0	0	0	0	0	0	0	3.86	1.286		

Batter	1	2	3	4	5	6	7	8	9	AB R H RBI BB SO LOB	TOP																													
Pete Rose, S (1, 9) OBP: 0.317, SLG: 0.319	4-0 CS BB			X 0-0 6-3	X 0-0 F8		X 0-0 4-3	X 0-0 SF9		3 0 0 1 1 0 1																														
Joe Morgan, L (1, 4) OBP: 0.392, SLG: 0.293	X 0-0 L9			X 0-0 F9	X 0-3 K		X 0-0 1B BB	X 0-0 P6		4 0 0 0 1 1 3																														
Ed Farmer, R (8, 1)	1-2									0 0 0 0 0 0 0																														
Tug McGraw, R (8, 1)										0 0 0 0 0 0 0																														
Gary Matthews, R (1, 7) OBP: 0.372, SLG: 0.406	S S S 0-3 K			X 0-0 HR 1B	X 4-0 S BB		X 0-0 1-2 2-H 1B	X 0-0 L9		4 1 2 1 1 1 0																														
Mike Schmidt, R (1, 5) OBP: 0.399, SLG: 0.500		B B B B 4-0 G5-4-3 BB		X 0-0 HR 1B	X 4-0 1-2 BB		X 0-3 K	X 0-0 1-3		3 1 1 2 2 1 2																														
Tony Perez, R (1, 3) OBP: 0.320, SLG: 0.420		X 0-0 G5-4-3		X 0-0 HR	X 0-0 FC6-4		X 0-0 F3	X 0-0 1B 1B		5 1 2 1 0 0 5																														
Ozzie Virgil, R (1, 2) OBP: 0.231, SLG: 0.480		X 0-0 P3		X 0-0 BB BB 1B		S S S 0-3 K		X 4-0 SH3-4 BB SF9 BB		3 0 1 0 1 1 0																														
Larry Milbourne, S (8, PR) OBP: 0.286, SLG: 0.288								X 1-2 1B		1 1 1 0 0 0 0																														
Bob Demier, R (1, 8) OBP: 0.250, SLG: 0.125			X 0-0 F8	X 4-0 1-2 BB BB		X 0-0 6-3		X 0-3 SF9 SH3-4 BB		2 0 0 0 0 1 0 0																														
Willie Hernandez, L (8, 1) OBP: 0.067, SLG: 0.067										0 0 0 0 0 0 0 0																														
Al Holland, R (7, 1) OBP: 0.257, SLG: 0.228										0 0 0 0 0 1 0 0																														
Von Hayes, L (8, PH) OBP: 0.257, SLG: 0.228										0 0 0 0 0 1 0 0																														
Garry Maddox, R (9, PH) OBP: 0.304, SLG: 0.347										1 0 0 0 0 0 1 2																														
Ivan De Jesus, R (1, 6) OBP: 0.287, SLG: 0.306			X 0-0 B2	X 4-0 1-2 2-3 BB		X 0-0 F8		X 0-0 SH3-4		2 0 0 0 1 0 0																														
Larry Christenson, R (1, 1) OBP: 0.059, SLG: 0.118			S S S 0-3 K	X 0-0 F8			X 0-0 4-3 1B			2 0 0 0 0 1 3																														
Greg Gross, L (6, 8) OBP: 0.396, SLG: 0.409										1 1 1 0 0 0 0																														
Bo Diaz, R (8, PH) OBP: 0.307, SLG: 0.370										0 0 0 0 1 0 0																														
Inning Stats	R: 0 E: 0 K: 1 S: 4	H: 0 LOB: 0 BB: 1 P: 8	R: 0 E: 0 K: 0 S: 2	H: 0 LOB: 0 BB: 1 P: 6	R: 0 E: 0 K: 1 S: 5	H: 0 LOB: 0 BB: 0 P: 5	R: 3 E: 0 K: 0 S: 7	H: 4 LOB: 3 BB: 2 P: 15	R: 0 E: 0 K: 1 S: 5	H: 0 LOB: 2 BB: 2 P: 13	R: 0 E: 0 K: 1 S: 5	H: 0 LOB: 0 BB: 0 P: 5	R: 1 E: 0 K: 1 S: 7	H: 2 LOB: 2 BB: 1 P: 11	R: 1 E: 0 K: 0 S: 3	H: 0 LOB: 2 BB: 3 P: 15	R: 0 E: 0 K: 1 S: 7	H: 2 LOB: 2 BB: 0 P: 7	1B: 6 2B: 0 3B: 0 HR: 2	SF: 1 SAC: 1 DP: 1 HBP: 0	WP: 0 PB: 0 SB: 1 CS: 1	PA: 43																		
PITCHER	IP	WLS	BF	H	R	ER	SO	BB	IBB	HBP	BLK	WP	HR	S	P	ERA	WHIP						PITCHER	IP	WLS	BF	H	R	ER	SO	BB	IBB	HBP	BLK	WP	HR	S	P	ERA	WHIP
Tim Lollar, L (1, 1) ERA: 6.59	3.2		17	4	3	3	2	4	0	0	0	0	2	17	33	7.36	2.182																							
Elias Sosa, R (4, 1) ERA: 6.23	2.1		9	0	0	0	2	2	0	0	0	0	0	11	19	0.00	0.857																							
Luis DeLeon, R (7, 1) ERA: 2.6	0.1		4	2	1	1	0	1	0	0	0	0	0	3	7	27.00	9.000																							
John Montefusco, R (7, 1) ERA: 6.52	0.2		4	0	1	1	1	2	0	0	0	0	0	4	12	13.50	3.000																							
Gary Lucas, L (8, 1) ERA: 2.96	2.0	W	9	2	0	0	1	0	1	0	0	0	0	10	14	0.00	1.000																							

Philadelphia Phillies @ San Diego Padres
 Jack Murphy Stadium, San Diego, CA
 Fri Jun 03 1983, 10:05 PM EDT
 Att: 18,211 - Unknown

AB	31
R	5
H	8
RBI	5
BB	10
SO	6
LOB	16



Batter	1	2	3	4	5	6	7	8	9	AB	R	H	RBI	BB	SO	LOB	TOP										
Greg Gross, L (1, 9) OBP: 0.379, SLG: 0.375	4-0 BB BB		0-0 F8	0-0 F8		0-0 F7			0-0 F5	4	0	0	0	1	0	1											
Joe Morgan, L (1, 4) OBP: 0.385, SLG: 0.282	0-0 F3		4-0 2B SF8 BB		0-0 F8		0-0 F9		0-0 F7	4	1	0	0	1	0	1											
Gary Matthews, R (1, 7) OBP: 0.374, SLG: 0.411	0-0 F9		0-0 1-3 2B		4-0 BB E BB		0-0 4-3		0-0 F8	3	1	1	0	1	0	1											
Al Holland, R (7, 1)										0	0	0	0	0	0	0											
Larry Milbourne, S (9, PH) OBP: 0.281, SLG: 0.283										1	0	0	0	0	0	0											
Mike Schmidt, R (1, 5) OBP: 0.396, SLG: 0.493	4-0 1-2 BB		0-0 SF8		0-0 F9		0-0 6-3			2	0	0	1	1	0	1											
Tony Perez, R (1, 3) OBP: 0.318, SLG: 0.410	0-0 P4		0-3 K		4-0 E 1-2 BB				0-3 K	3	0	0	0	1	2	3											
Von Hayes, L (1, 8) OBP: 0.278, SLG: 0.270		0-0 3B		4-0 1-3 1B BB		0-0 E5		0-0 WP 1B		1	1	1	0	1	0	0											
Garry Maddox, R (5, PH) OBP: 0.307, SLG: 0.350						1-3 2-H				2	1	1	0	0	0	1											
Ozzie Virgil, R (1, 2) OBP: 0.233, SLG: 0.448		0-0 P4		0-0 1-3		0-0 6-3		0-0 S 1B		4	0	1	1	0	0	4											
Bob Dernier, R (8, PR) OBP: 0.250, SLG: 0.125				1-2				1-H		0	0	0	0	0	0	0											
Bo Diaz, R (8, 2) OBP: 0.307, SLG: 0.370										0	0	0	0	0	0	0											
Ivan De Jesus, R (1, 6) OBP: 0.288, SLG: 0.307		0-0 5-3		0-0 SH3-4 1B		0-3 K		0-0 F8		3	0	1	1	0	1	1											
Joe Lefebvre, L (8, PH) OBP: 0.286, SLG: 0.231				2-H				1-2		1	0	0	0	0	0	1											
Kiko Garcia, R (8, 6) OBP: 0.417, SLG: 0.364										0	0	0	0	0	0	0											
Marty Bystrom, R (1, 1) OBP: 0.333, SLG: 0.143		0-3 K		0-0 SH3-4		0-0 1-3		0-0 F7		2	0	0	0	0	1	1											
Pete Rose, S (7, 7) OBP: 0.315, SLG: 0.317				1-2						1	0	0	0	0	0	2											
Inning Stats	R: 0 E: 0 K: 0 S: 3	H: 0 LOB: 2 BB: 2 P: 11	R: 0 E: 0 K: 1 S: 6	H: 1 LOB: 1 BB: 0 P: 6	R: 1 E: 0 K: 1 S: 6	H: 1 LOB: 1 BB: 1 P: 10	R: 1 E: 0 K: 0 S: 4	H: 1 LOB: 1 BB: 1 P: 8	R: 1 E: 1 K: 0 S: 4	H: 0 LOB: 2 BB: 2 P: 12	R: 0 E: 0 K: 1 S: 5	H: 0 LOB: 0 BB: 0 P: 5	R: 0 E: 0 K: 0 S: 3	H: 0 LOB: 0 BB: 0 P: 3	R: 1 E: 0 K: 1 S: 7	H: 2 LOB: 2 BB: 0 P: 7	R: 0 E: 0 K: 0 S: 3	H: 0 LOB: 0 BB: 0 P: 3	1B: 3 2B: 1 3B: 1 HR: 0	SF: 1 SAC: 1 DP: 0 HBP: 0	WP: 1 PB: 0 SB: 1 CS: 0	PA: 39					
PITCHER	IP	WLS	BF	H	R	ER	SO	BB	IBB	HBP	BLK	WP	HR	S	P	ERA	WHIP										
Andy Hawkins, R (1, 1) ERA: 2.48	4.2		23	3	3	2	2	6	0	0	0	0	0	21	45	3.86	1.929										
Gary Lucas, L (5, 1) ERA: 2.93	0.1		2	0	0	0	0	0	0	0	0	0	0	2	2	0.00	0.000										
John Montefusco, R (6, 1) ERA: 6.1	2.0	W	6	0	0	0	1	0	0	0	0	0	0	8	8	0.00	0.000										
Luis DeLeon, R (8, 1) ERA: 2.78	1.0		5	2	1	1	1	0	0	0	0	1	0	7	7	9.00	2.000										
Sid Monge, L (9, 1) ERA: 4.12	1.0	S	3	0	0	0	0	0	0	0	0	0	0	3	3	0.00	0.000										

Philadelphia Phillies @ San Diego Padres
 Jack Murphy Stadium, San Diego, CA
 Sat Jun 04 1983, 10:05 PM EDT
 Att: 33,982 - Unknown

AB	31
R	4
H	5
RBI	3
BB	6
SO	4
LOB	17



Batter	1	2	3	4	5	6	7	8	9
Alan Wiggins, S OBP: 0.357, SLG: 0.328 (1, 9) (8, 7)	0-0 4-3		0-0 F2		0-0 G4-6-3 1B		0-0 1-3 S 1B		
Gene Richards, L OBP: 0.356, SLG: 0.449 (1, 7) (7, PH) Kurt Bevacqua, R OBP: 0.511, SLG: 0.444 (7, PR) Ruppert Jones, L OBP: 0.262, SLG: 0.303 (8, 8)	0-0 4-3		4-0 S 2B BB		0-0 G4-6-3 1-2f		0-0 1-H 3-H 1B		
Steve Garvey, R OBP: 0.373, SLG: 0.531 (1, 3)	0-3 K		0-0 1-H 3-H 2B			0-0 F8 2B	4-0 IBB		
Terry Kennedy, L OBP: 0.376, SLG: 0.448 (1, 2)		0-0 4-3	0-0 3-1			0-3 K	0-3 K		
Kevin McReynolds, R OBP: 0.167, SLG: 0.364 (1, 8) (8, 9)		0-0 F5		0-0 F9		4-0 BB	0-3 K		
Luis Salazar, R OBP: 0.333, SLG: 0.368 (1, 5)		0-3 K		0-3 K		0-0 F8 2-3		0-0 F9	
Tim Flannery, L OBP: 0.333, SLG: 0.466 (1, 4)			0-0 E 2B	0-0 3B		0-0 P4		0-0 F7	
Mario Ramirez, R OBP: 0.410, SLG: 0.292 (1, 6)			0-0 E2 2B 1B	0-0 4-3			0-0 1B 1B	0-0 F9	
Andy Hawkins, R OBP: 0.085, SLG: 0.050 (5, 1) Gary Lucas, L (5, PH) Jerry Turner, L OBP: 0.200, SLG: 0.158 (6, 1) John Montelusco, R (6, 1) Juan Bonilla, R OBP: 0.324, SLG: 0.353 (7, PH) Luis DeLeon, R OBP: 0.200, SLG: 0.200 (8, 1) Sid Monge, S (9, 1)			0-3 K		0-0 G3		0-3 K		

AB	R	H	RBI	BB	SO	LOB
4	1	2	0	0	0	1
2	1	0	0	1	0	1
1	0	1	2	0	0	0
0	0	0	0	0	0	0
3	0	2	2	1	1	0
4	0	0	0	0	2	4
3	0	0	0	1	1	2
4	0	0	0	0	2	2
4	1	2	0	0	0	2
4	2	2	1	0	0	1
1	0	0	0	0	1	1
0	0	0	0	0	0	0
0	0	0	0	0	0	0
0	0	0	0	0	0	0
0	0	0	0	0	0	0
1B: 5	SF: 0					
2B: 3	SAC: 0					
3B: 1	DP: 1					
HR: 0	HBP: 0					

BOTTOM

Philadelphia Phillies @ San Diego Padres
Jack Murphy Stadium, San Diego, CA
 Sat Jun 04 1983, 10:05 PM EDT
 Att. 33,982 - Unknown

livebaseballscorecards.com

AB	32
R	5
H	9
RBI	5
BB	3
SO	8
LOB	15



Inning Stats	R	H	E	K	S	P	IP	WLS	BF	H	R	ER	SO	BB	IBB	HBP	BLK	WP	HR	S	P	ERA	WHIP
	0	0	0	1	5	5	6.1	L	28	8	5	4	6	2	0	0	0	0	0	38	46	5.68	1.579
	0	0	0	1	5	5	1.2		7	1	0	0	2	0	1	0	0	0	0	10	14	0.00	0.600

WP	PA	ERA	WHIP
0	35		
0			
2			
0			

Batter	1	2	3	4	5	6	7	8	9	AB R H RBI BB SO LOB	TOP											
Joe Morgan, L (1, 4) OBP: 0.388, SLG: 0.318	0-0 P5		0-0 P5			0-0 FC 1B		0-0 HR		4 1 2 1 0 0 0	Philadelphia Phillies @ San Diego Padres Jack Murphy Stadium, San Diego, CA Sun Jun 05 1983, 6:33 AM EDT Att. 21,876 - Unknown livebaseballscorecards.com											
Pete Rose, S (1, 3) OBP: 0.309, SLG: 0.310	0-0 G3			0-0 F8		0-0 FC 1-2		0-0 F8		4 0 0 0 0 0 1												
Gary Matthews, R (1, 7) OBP: 0.366, SLG: 0.401	0-3 K			0-0 F9		0-0 F2		0-0 F8		4 0 0 0 0 1 2												
Bob Dernier, R (8, 7) OBP: 0.250, SLG: 0.125										0 0 0 0 0 0 0												
Mike Schmidt, R (1, 5) OBP: 0.393, SLG: 0.483		0-3 K		4-0 BB		0-3 K		0-0 F8		3 0 0 0 1 2 2												
Bo Diaz, R (1, 2) OBP: 0.299, SLG: 0.359		0-0 F8		0-0 5-3			0-0 F2		0-0 6-3	4 0 0 0 0 0 1												
Von Hayes, L (1, 9) OBP: 0.263, SLG: 0.254		0-0 F7			0-0 4-3		0-0 G3		0-3 K	4 0 0 0 0 1 0												
Garry Maddox, R (1, 8) OBP: 0.313, SLG: 0.379			0-0 HR		0-0 F2		0-0 1B 1B		0-0 6-3	4 1 2 1 0 0 0												
Ivan De Jesus, R (1, 6) OBP: 0.289, SLG: 0.308			0-0 6-3		0-0 5-3		0-0 1B 1-2 1B			3 0 1 0 0 0 0												
Charles Hudson, S (1, 1) OBP: 0.250, SLG: 0.250			0-3 K			0-0 4-3	0-0 P5			2 0 0 0 0 1 0												
Greg Gross, L (7, PH) OBP: 0.373, SLG: 0.367										1 0 0 0 0 0 2												
Al Holland, R (7, 1)										0 0 0 0 0 0 0												
Inning Stats	R: 0 E: 0 K: 1 S: 5	H: 0 LOB: 0 BB: 0 P: 5	R: 0 E: 0 K: 1 S: 5	H: 0 LOB: 0 BB: 0 P: 5	R: 1 E: 0 K: 1 S: 6	H: 1 LOB: 0 BB: 0 P: 6	R: 0 E: 0 K: 0 S: 3	H: 0 LOB: 1 BB: 1 P: 7	R: 0 E: 0 K: 0 S: 3	H: 0 LOB: 0 BB: 0 P: 3	R: 0 E: 0 K: 1 S: 7	H: 1 LOB: 2 BB: 0 P: 7	R: 0 E: 0 K: 0 S: 5	H: 2 LOB: 2 BB: 0 P: 5	R: 1 E: 0 K: 0 S: 4	H: 1 LOB: 0 BB: 0 P: 4	R: 0 E: 0 K: 1 S: 5	H: 0 LOB: 0 BB: 0 P: 5	1B: 3 2B: 0 3B: 0 HR: 2	SF: 0 SAC: 0 DP: 0 HBP: 0	WP: 0 PB: 0 SB: 0 CS: 0	PA: 34
PITCHER	IP WLS BF H R ER SO BB IBB HBP BLK WP HR S P ERA WHIP																					
Ed Whitson, R (1, 1) ERA: 5.57	8.0 L 31 5 2 2 4 1 0 0 0 0 0 2 38 42 2.25 0.750																					
Luis DeLeon, R (9, 1) ERA: 2.7	1.0 3 0 0 0 1 0 0 0 0 0 0 0 5 5 0.00 0.000																					



Batter	1	2	3	4	5	6	7	8	9	AB R H RBI BB SO LOB
Alan Wiggins, S (1, 8) OBP: 0.356, SLG: 0.323	4-0 CS BB		0-0 FC6-4 1-2f			0-0 1-3		0-0 SH3-4 1-2		2 0 0 0 1 0 1
Gene Richards, L (1, 7) OBP: 0.359, SLG: 0.457	0-3 K 1-2			0-0 1B 2B		0-0 BB 1B		0-0 F8		4 1 2 0 0 1 3
Steve Garvey, R (1, 3) OBP: 0.376, SLG: 0.528	0-0 6-3			0-0 2-H 1B		4-0 1-2 BB		0-3 K		3 0 1 1 1 1 2
Terry Kennedy, L (1, 2) OBP: 0.369, SLG: 0.438		0-0 F5		0-3 K		0-0 F7		0-3 K		4 0 0 0 0 2 2
Kevin McReynolds, R (1, 9) OBP: 0.125, SLG: 0.267		0-3 K		0-3 K			0-3 K		0-3 K	4 0 0 0 0 4 0
Luis Salazar, R (1, 5) OBP: 0.331, SLG: 0.364		0-0 1-3			0-0 E7 L1-6 1B		0-0 4-3		0-3 K	4 0 1 0 0 1 0
Tim Flannery, L (1, 4) OBP: 0.333, SLG: 0.456			0-0 F8		0-0 P6		4-0 BB			2 0 0 0 1 0 1
Mario Ramirez, R (1, 6) OBP: 0.391, SLG: 0.275			0-0 F3		0-0 L1-6 2-3		0-0 1-3			3 0 0 0 0 0 2
Ed Whitson, R (1, 1) OBP: 0.167, SLG: 0.167			0-0 FC6-4 1B			0-0 G3		0-0 SH3-4 1B		2 0 1 0 0 0 0
Juan Bonilla, R (8, PH) OBP: 0.327, SLG: 0.356										1 0 1 0 0 0 0
Ruppert Jones, L (8, PR) OBP: 0.262, SLG: 0.303										0 0 0 0 0 0 0
Luis DeLeon, R (9, 1) OBP: 0.200, SLG: 0.200										0 0 0 0 0 0 0

Inning Stats	R: 0 E: 0 K: 1 S: 4	H: 0 LOB: 0 BB: 1 P: 8	R: 0 E: 0 K: 1 S: 5	H: 0 LOB: 0 BB: 0 P: 5	R: 0 E: 0 K: 0 S: 4	H: 1 LOB: 1 BB: 0 P: 4	R: 1 E: 0 K: 2 S: 8	H: 2 LOB: 0 BB: 0 P: 8	R: 0 E: 1 K: 0 S: 3	H: 1 LOB: 0 BB: 0 P: 3	R: 0 E: 0 K: 0 S: 4	H: 1 LOB: 2 BB: 1 P: 8	R: 0 E: 0 K: 1 S: 5	H: 0 LOB: 1 BB: 1 P: 9	R: 0 E: 0 K: 1 S: 6	H: 1 LOB: 2 BB: 0 P: 6	R: 0 E: 0 K: 3 S: 9	H: 0 LOB: 0 BB: 0 P: 9	1B: 5 2B: 2 3B: 0 HR: 0	SF: 0 SAC: 1 DP: 1 HBP: 0	WP: 0 PB: 0 SB: 0 CS: 1	PA: 33
--------------	------------------------------	---------------------------------	------------------------------	---------------------------------	------------------------------	---------------------------------	------------------------------	---------------------------------	------------------------------	---------------------------------	------------------------------	---------------------------------	------------------------------	---------------------------------	------------------------------	---------------------------------	------------------------------	---------------------------------	----------------------------------	------------------------------------	----------------------------------	--------


PITCHER	IP	WLS	BF	H	R	ER	SO	BB	IBB	HBP	BLK	WP	HR	S	P	ERA	WHIP
Charles Hudson, R (1, 1) ERA: 2.25	6.0		22	5	1	1	4	2	0	0	0	0	0	28	36	1.50	1.167
Al Holland, L (7, 1) ERA: 2.41	3.0	W	11	1	0	0	5	1	0	0	0	0	0	20	24	0.00	0.667

BOTTOM

Philadelphia Phillies @ San Diego Padres
Jack Murphy Stadium, San Diego, CA

Sun Jun 05 1983, 6:33 AM EDT
Att. 21,876 - Unknown

AB	29
R	1
H	6
RBI	1
BB	3
SO	9
LOB	11



PITCHER	IP	WLS	BF	H	R	ER	SO	BB	IBB	HBP	BLK	WP	HR	S	P	ERA	WHIP
---------	----	-----	----	---	---	----	----	----	-----	-----	-----	----	----	---	---	-----	------

Batter	1	2	3	4	5	6	7	8	9	AB R H RBI BB SO LOB	TOP
Alan Wiggins, S (1, 8) OBP: 0.367, SLG: 0.331 (7, 7)	0-0 F8		0-0 FC5-2 1B		0-0 E 1B	4-0 1B CS BB		0-0 SH1-3		3 1 2 0 1 0 0	
Juan Bonilla, R (1, 4) OBP: 0.329, SLG: 0.357 (7, 7)	0-0 F3		0-0 FC5-2		0-0 F8 SF8 1B	0-0 1B		0-0 4-3		5 1 2 1 0 0 4	
Gene Richards, L (1, 7) OBP: 0.357, SLG: 0.452 Ruppert Jones, L (7, 8) OBP: 0.267, SLG: 0.303	0-0 CS 1B		0-0 4-3		0-0 E1 F8	0-0 CS	0-0 4-3	4-0 BB		4 0 1 0 0 0 4 0 0 0 0 1 0 0	
Steve Garvey, R (1, 3) OBP: 0.376, SLG: 0.529 (7, 7)	0-0 CS 1-2	0-0 5-3		0-0 1B SF8 1B	0-0 F8		0-0 1B 2B	0-0 F8		5 2 2 0 0 0 4	
Terry Kennedy, L (1, 2) OBP: 0.374, SLG: 0.441 (7, 7)		0-3 K		0-0 2B 1B	0-0 SF8		4-0 1B IBB	0-0 E 1B		3 1 2 1 1 1 0	
Kevin McReynolds, R (1, 9) OBP: 0.143, SLG: 0.250 (7, 7)		0-0 5-3		0-3 K	0-0 3-1		0-0 1-2 2-H 1B	0-0 E5 F8 1B E		5 1 1 1 0 1 4	
Tim Flannery, L (1, 5) OBP: 0.330, SLG: 0.446 Luis Salazar, R (8, 5) OBP: 0.336, SLG: 0.370			1-0 1B SH FC5-2 HBP	0-0 SF8		0-0 G3	0-3 K	0-0 P3 S 1B		2 0 0 1 0 1 2 1 0 1 1 0 0 0	
Mario Ramirez, R (1, 6) OBP: 0.377, SLG: 0.286 (7, 7)			0-0 F8	0-0 1-3 2B		0-0 P6	0-0 L8	0-0 F8		5 0 1 0 0 0 5	
Eric Show, R (1, 1) OBP: 0.286, SLG: 0.296 (7, 7)			0-0 SH FC5-2 1B	0-3 K		0-0 BB 1B		0-0 4-3 SH1-3 1B	0-0 P3	4 1 2 0 0 1 3	
Inning Stats	R: 0 H: 1 E: 0 LOB: 0 K: 0 BB: 0 S: 3 P: 3	R: 0 H: 0 E: 0 LOB: 0 K: 1 BB: 0 S: 5 P: 5	R: 0 H: 1 E: 0 LOB: 3 K: 0 BB: 0 S: 5 P: 6	R: 1 H: 3 E: 0 LOB: 2 K: 2 BB: 0 S: 10 P: 10	R: 2 H: 2 E: 1 LOB: 1 K: 0 BB: 0 S: 6 P: 6	R: 1 H: 2 E: 0 LOB: 1 K: 0 BB: 1 S: 4 P: 8	R: 1 H: 2 E: 0 LOB: 2 K: 1 BB: 1 S: 7 P: 11	R: 0 H: 1 E: 0 LOB: 2 K: 0 BB: 1 S: 4 P: 8	R: 2 H: 2 E: 1 LOB: 2 K: 0 BB: 0 S: 5 P: 5	1B: 12 SF: 2 2B: 2 SAC: 2 3B: 0 DP: 0 HR: 0 HBP: 1	WP: 0 PA: 47 PB: 0 SB: 1 CS: 2
PITCHER Mario Soto, R (1, 1) ERA: 2.37 Ted Power, R (8, 1) ERA: 4.87	IP WLS BF H R ER SO BB IBB HBP BLK WP HR S P ERA WHIP 7.0 L 35 11 5 3 4 1 1 1 0 0 0 0 40 49 3.86 1.714 2.0 10 3 2 0 0 1 0 0 0 0 0 0 9 13 0.00 2.000	PITCHER IP WLS BF H R ER SO BB IBB HBP BLK WP HR S P ERA WHIP									

San Diego Padres @ Cincinnati Reds
 Riverfront Stadium, Cincinnati, OH
 Tue Jun 07 1983, 7:05 PM EDT
 Att: 10,639 - Unknown

AB	37
R	7
H	14
RBI	5
BB	3
SO	4
LOB	26



San Diego Padres @ Cincinnati Reds

Riverfront Stadium, Cincinnati, OH

Wed Jun 08 1983, 7:05 PM EDT
Att. 9,640 - Unknown

AB	37
R	5
H	10
RBI	5
BB	5
SO	3
LOB	19



Batter	1	2	3	4	5	6	7	8	9	AB	R	H	RBI	BB	SO	LOB
Alan Wiggins, S (1, 7) OBP: 0.355, SLG: 0.319	0-0 5-3		0-0 F7		0-0 6-3		0-0 P6	0-0 L4		5	0	0	0	0	0	3
Juan Bonilla, R (1, 4) OBP: 0.322, SLG: 0.349	0-0 P6		0-0 4-3		0-0 1-3		0-0 4-3	0-0 FC6-4		5	0	0	0	0	0	3
Sixto Lezcano, R (1, 9) OBP: 0.344, SLG: 0.366	0-0 1B		0-0 L8			0-3 K	4-0 BB		0-0 HR	4	1	2	1	1	1	0
Steve Garvey, R (1, 3) OBP: 0.372, SLG: 0.519	0-0 4-3			0-0 F8		4-0 HR BB	0-0 1-3		0-0 F7	4	1	0	0	1	0	2
Terry Kennedy, L (1, 2) OBP: 0.375, SLG: 0.456		0-3 K		0-0 FC4-6 BB 1B		0-0 1-3		0-0 HR	0-0 5-3	5	1	2	1	0	1	1
Kevin McReynolds, R (1, 8) OBP: 0.231, SLG: 0.391		0-0 F7		4-0 FC4-6 BB		0-0 HR		4-0 1B 1B BB	0-0 F9	3	1	1	2	2	0	0
Luis Salazar, R (1, 5) OBP: 0.349, SLG: 0.390		0-0 2B 1B		0-0 FC4-6		0-0 2B		0-0 1B 1B		4	1	3	0	0	0	2
Mario Ramirez, R (1, 6) OBP: 0.397, SLG: 0.322		0-0 2B		0-0 P4		4-0 IBB		0-0 FC6-4 1B		3	0	2	1	1	0	2
Dave Dravecky, R (1, 1) OBP: 0.128, SLG: 0.105		0-0 F9			0-0 5-3		0-0 P4		0-3 K	4	0	0	0	0	1	6
Luis DeLeon, R (8, 1) OBP: 0.200, SLG: 0.200										0	0	0	0	0	0	0
Sid Monge, S (9, 1)										0	0	0	0	0	0	0

Inning	1	2	3	4	5	6	7	8	9	1B	SF	2B	SAC	3B	DP	HR	HBP	WP	PA
1	R: 0 E: 0 K: 0 S: 4	H: 1 LOB: 1 BB: 0 P: 4	R: 1 E: 0 K: 1 S: 7	H: 2 LOB: 1 BB: 0 P: 7	R: 0 E: 0 K: 0 S: 3	H: 0 LOB: 0 BB: 0 P: 3	R: 0 E: 0 K: 0 S: 3	H: 0 LOB: 0 BB: 0 P: 3	R: 2 E: 0 K: 1 S: 7	H: 2 LOB: 2 BB: 2 P: 15	R: 0 E: 0 K: 0 S: 3	H: 0 LOB: 1 BB: 1 P: 7	R: 1 E: 0 K: 1 S: 8	H: 3 LOB: 3 BB: 1 P: 12	R: 1 E: 0 K: 0 S: 4	H: 1 LOB: 0 BB: 0 P: 4	1B: 5 2B: 2 3B: 0 HR: 3	SF: 0 SAC: 0 DP: 0 HBP: 0	WP: 0 PA: 42

PITCHER	IP	WLS	BF	H	R	ER	SO	BB	IBB	HBP	BLK	WP	HR	S	P	ERA	WHIP
Joe Price, L (1, 1) ERA: 2.56	7.0	L	34	8	4	4	2	4	1	0	0	0	2	33	53	5.14	1.714
Ben Hayes, R (8, 1) ERA: 10.89	1.0		4	1	0	0	1	0	0	0	0	0	0	6	6	0.00	1.000
Bill Scherrer, L (9, 1) ERA: 3.38	1.0		4	1	1	1	0	0	0	0	0	0	1	4	4	9.00	1.000

Batter	1	2	3	4	5	6	7	8	9	AB R H RBI BB SO LOB	TOP											
Gene Richards, L (1, 7) OBP: 0.349, SLG: 0.440	0-0 6-3		0-0 5-3			0-3 K		0-0 F8		4 0 0 0 0 1 0	San Diego Padres @ Cincinnati Reds Riverfront Stadium, Cincinnati, OH Thu Jun 09 1983, 7:05 PM EDT Att. 9,552 - Unknown											
Juan Bonilla, R (1, 4) OBP: 0.321, SLG: 0.347	0-0 6-3		0-0 4-3			0-0 1B		0-0 4-3		4 0 1 0 0 0 0												
Sixto Lezcano, R (1, 9) OBP: 0.342, SLG: 0.363	0-0 1B			0-3 K2-3		0-0 F9		0-3 K		4 0 1 0 0 2 1												
Steve Garvey, R (1, 3) OBP: 0.366, SLG: 0.509	0-3 K			0-0 1-3		0-0 F9			0-0 1-3	4 0 0 0 0 1 2												
Terry Kennedy, L (1, 2) OBP: 0.373, SLG: 0.457		0-0 6-3		0-0 F8			0-0 1B 2B		0-0 6-3	4 1 1 0 0 0 0												
Kevin McReynolds, R (1, 8) OBP: 0.267, SLG: 0.423		0-0 2B			0-0 F8		0-3 K		4-0 BB	3 0 1 0 1 1 1												
Luis Salazar, R (1, 5) OBP: 0.353, SLG: 0.394		0-3 K			0-0 1B		0-0 FC1-6 1B		0-0 F9	4 0 2 1 0 1 2												
Mario Ramirez, R (1, 6) OBP: 0.385, SLG: 0.323		0-0 6-3			0-0 1B		0-3 K			3 0 1 0 0 1 2												
Andy Hawkins, R (1, 1) OBP: 0.091, SLG: 0.048			0-3 K			0-0 4-3		0-0 FC1-6		1 0 0 0 0 1 0												
Jerry Turner, L (5, PH) OBP: 0.190, SLG: 0.150										1 0 0 0 0 0 1												
Elias Sosa, R (5, 1)										0 0 0 0 0 0 0												
Ruppert Jones, L (7, PH) OBP: 0.265, SLG: 0.300										1 0 0 0 0 0 1												
John Montefusco, R (7, 1)										0 0 0 0 0 0 0												
Inning Stats	R: 0 E: 0 K: 1 S: 6	H: 1 LOB: 1 BB: 0 P: 6	R: 0 E: 0 K: 1 S: 6	H: 1 LOB: 1 BB: 0 P: 6	R: 0 E: 0 K: 1 S: 5	H: 0 LOB: 0 BB: 0 P: 5	R: 0 E: 0 K: 1 S: 5	H: 0 LOB: 0 BB: 0 P: 5	R: 0 E: 0 K: 1 S: 4	H: 2 LOB: 1 BB: 0 P: 4	R: 0 E: 0 K: 1 S: 6	H: 1 LOB: 1 BB: 0 P: 6	R: 1 E: 0 K: 2 S: 9	H: 2 LOB: 1 BB: 0 P: 9	R: 0 E: 0 K: 1 S: 5	H: 0 LOB: 0 BB: 0 P: 5	R: 0 E: 0 K: 0 S: 3	H: 0 LOB: 1 BB: 1 P: 7	1B: 5 2B: 2 3B: 0 HR: 0	SF: 0 SAC: 0 DP: 0 HBP: 0	WP: 0 PB: 0 SB: 0 CS: 0	PA: 34
PITCHER Bruce Berenyi, R (1, 1) ERA: 3.09	IP: 9.0 WLS: W BF: 34 H: 7 R: 1 ER: 1 SO: 8 BB: 1 IBB: 0 HBP: 0 BLK: 0 WP: 0 HR: 0 S: 49 P: 53 ERA: 1.00 WHIP: 0.889											PITCHER	IP: 9.0 WLS: W BF: 34 H: 7 R: 1 ER: 1 SO: 8 BB: 1 IBB: 0 HBP: 0 BLK: 0 WP: 0 HR: 0 S: 49 P: 53 ERA: 1.00 WHIP: 0.889									

livebaseballscorecards.com

AB	33
R	1
H	7
RBI	1
BB	1
SO	8
LOB	10



Batter	1	2	3	4	5	6	7	8	9
Gary Redus, R (1, 7) OBP: 0.351, SLG: 0.483	1-0 G6-4-3 HBP		0-0 L1		0-3 K	0-0 P6		0-0 1B	
Eddie Milner, L (1, 8) OBP: 0.346, SLG: 0.340	0-0 G6-4-3 1-2f		4-0 1-3 BB		0-0 1B 1B	0-0 L3-6 2-3		0-0 F7	
Dave Concepcion, R (1, 6) OBP: 0.306, SLG: 0.292	0-0 F8		0-0 1-3 1-2		0-0 G3 1B 1B		0-0 5-3		
Dan Driessen, L (1, 3) OBP: 0.374, SLG: 0.384		4-0 2B 2B BB		0-0 1B 1B	0-0 G3 1B		0-3 K		
Johnny Bench, R (5, 3) OBP: 0.335, SLG: 0.455					1-2 3-H				
Ron Oester, S (1, 4) OBP: 0.336, SLG: 0.455		0-0 1-3 2B		0-0 F7	0-0 G3		0-0 F8		
Paul Householder, S (1, 9) OBP: 0.330, SLG: 0.406		0-0 4-3 2B		0-0 1B 1B	0-0 3-1		0-0 F9		
Duane Walker, L (7, 9) OBP: 0.333, SLG: 0.434									
Wayne Krenchicki, L (1, 5) OBP: 0.362, SLG: 0.370		0-0 4-3		0-0 FC6-4 1B		0-0 2B 1B		0-0 SH3-4 1B	
Dann Bilardello, R (1, 2) OBP: 0.255, SLG: 0.347		0-0 FC6-2-5		0-3 K		0-0 2B 2B		4-0 SH3-4 1B BB	
Bruce Berenyi, R (1, 1) OBP: 0.208, SLG: 0.250		0-0 4-3		0-0 FC6-4		0-0 L3-6 2B		0-0 SH3-4	

Inning Stats	R: 0	H: 0	E: 0	K: 0	S: 2	LOB: 0	BB: 0	P: 3
	R: 2	H: 2	E: 0	K: 0	S: 5	LOB: 1	BB: 1	P: 9
	R: 0	H: 0	E: 0	K: 0	S: 2	LOB: 0	BB: 1	P: 6
	R: 1	H: 3	E: 0	K: 1	S: 8	LOB: 2	BB: 0	P: 8
	R: 1	H: 3	E: 0	K: 1	S: 8	LOB: 2	BB: 0	P: 8
	R: 2	H: 3	E: 0	K: 0	S: 5	LOB: 0	BB: 0	P: 5
	R: 0	H: 0	E: 0	K: 1	S: 5	LOB: 0	BB: 0	P: 5
	R: 2	H: 2	E: 0	K: 0	S: 5	LOB: 1	BB: 1	P: 9

PITCHER	IP	WLS	BF	H	R	ER	SO	BB	IBB	HBP	BLK	WP	HR	S	P	ERA	WHIP
Andy Hawkins, R (1, 1) ERA: 2.73	4.0	L	18	5	3	3	1	2	0	1	0	0	0	17	26	6.75	1.750
Elias Sosa, R (5, 1) ERA: 6.98	2.0		11	6	3	3	1	0	0	0	0	0	0	13	13	13.50	3.000
John Montefusco, R (7, 1) ERA: 6.27	2.0		9	2	2	2	1	1	0	0	0	0	0	10	14	9.00	1.500

BOTTOM

San Diego Padres @ Cincinnati Reds
Riverfront Stadium, Cincinnati, OH

Thu Jun 09 1983, 7:05 PM EDT
Att. 9,552 - Unknown

AB	R	H	RBI	BB	SO	LOB
4	0	1	2	0	1	1
4	1	1	0	1	0	3
4	0	1	0	0	0	1
1	2	1	0	1	0	0
2	0	1	1	0	1	0
4	1	1	0	0	0	3
3	0	2	2	0	0	2
1	0	0	0	0	0	0
4	2	3	1	0	0	1
3	2	1	0	1	1	3
3	0	1	2	0	0	3

AB	33
R	8
H	13
RBI	8
BB	3
SO	3
LOB	17

livebaseballscorecards.com



WP	PA
0	38

San Diego Padres @ Houston Astros
Astrodome, Houston, TX

Fri Jun 10 1983, 8:05 PM EDT
Att. 13,385 - Dome

livebaseballscorecards.com

AB	29
R	1
H	5
RBI	1
BB	2
SO	5
LOB	10



Batter	1	2	3	4	5	6	7	8	9	AB	R	H	RBI	BB	SO	LOB
Gene Richards, L (1, 7) OBP: 0.352, SLG: 0.438	0-0 6-3		0-0 1-3			4-0 6-3 BB		0-0 1-2 1B		3	1	1	0	1	0	1
Juan Bonilla, R (1, 4) OBP: 0.320, SLG: 0.345	0-0 F9			0-0 FC6-4 1B		0-0 6-3 1-H		0-0 G3		4	0	1	1	0	0	2
Sixto Lezcano, R (1, 9) OBP: 0.335, SLG: 0.354	0-3 K			0-0 FC6-4 1B 1-2f		0-3 K			0-3 K	4	0	0	0	0	3	1
Steve Garvey, R (1, 3) OBP: 0.364, SLG: 0.505		0-0 4-3		0-0 G4-6-3 1B 1-2			0-0 F8		0-3 K	4	0	1	0	0	1	0
Terry Kennedy, L (1, 2) OBP: 0.366, SLG: 0.448		0-0 4-3		0-0 G4-6-3 1-2f			0-0 F8		0-0 F7	4	0	0	0	0	0	2
Kevin McReynolds, R (1, 8) OBP: 0.242, SLG: 0.379		0-0 F7			0-0 6-3			0-3 K		3	0	0	0	0	1	0
Luis Salazar, R (1, 5) OBP: 0.368, SLG: 0.403			4-0 SH1-4 BB		0-0 CS 1B			0-0 1B 1B		2	0	2	0	1	0	0
Mario Ramirez, R (1, 6) OBP: 0.385, SLG: 0.313			0-0 F6		0-0 5-3 1-2			0-0 F6		2	0	0	0	0	0	2
Tim Flannery, L (8, PH) OBP: 0.327, SLG: 0.441										1	0	0	0	0	0	1
Ed Whitson, R (1, 1) OBP: 0.143, SLG: 0.143			0-0 SH1-4			0-0 G3		0-0 F5		1	0	0	0	0	0	0
Gary Lucas, L (6, 1)										0	0	0	0	0	0	0
Jerry Turner, L (8, PH) OBP: 0.182, SLG: 0.143										1	0	0	0	0	0	1
Luis DeLeon, R (8, 1) OBP: 0.200, SLG: 0.200										0	0	0	0	0	0	0

Inning Stats	R: 0	H: 0	E: 0	LOB: 0	K: 1	BB: 0	S: 5	P: 5	R: 0	H: 0	E: 0	LOB: 0	K: 0	BB: 0	S: 3	P: 3	R: 0	H: 0	E: 0	LOB: 1	K: 0	BB: 1	S: 3	P: 7	R: 0	H: 2	E: 0	LOB: 1	K: 0	BB: 0	S: 4	P: 4	R: 0	H: 1	E: 0	LOB: 0	K: 0	BB: 0	S: 3	P: 3	R: 1	H: 0	E: 0	LOB: 0	K: 1	BB: 1	S: 5	P: 9	R: 0	H: 0	E: 0	LOB: 0	K: 1	BB: 0	S: 5	P: 5	R: 0	H: 2	E: 0	LOB: 2	K: 0	BB: 0	S: 5	P: 5	R: 0	H: 0	E: 0	LOB: 0	K: 2	BB: 0	S: 7	P: 7	1B: 5	SF: 0	2B: 0	SAC: 1	3B: 0	DP: 1	HR: 0	HBP: 0	WP: 0	PA: 32
--------------	------	------	------	--------	------	-------	------	------	------	------	------	--------	------	-------	------	------	------	------	------	--------	------	-------	------	------	------	------	------	--------	------	-------	------	------	------	------	------	--------	------	-------	------	------	------	------	------	--------	------	-------	------	------	------	------	------	--------	------	-------	------	------	------	------	------	--------	------	-------	------	------	------	------	------	--------	------	-------	------	------	-------	-------	-------	--------	-------	-------	-------	--------	-------	--------

PITCHER	IP	WLS	BF	H	R	ER	SO	BB	IBB	HBP	BLK	WP	HR	S	P	ERA	WHIP
Michael LaCoss, R (1, 1) ERA: 4.85	5.1	W	19	3	1	0	1	2	0	0	0	0	0	19	27	0.00	0.938
Frank LaCorte, R (6, 1) ERA: 3.69	1.2		5	0	0	0	2	0	0	0	0	0	0	9	9	0.00	0.000
Bill Dawley, R (8, 1) ERA: 1.82	2.0	S	8	2	0	0	2	0	0	0	0	0	0	12	12	0.00	1.000

PITCHER	IP	WLS	BF	H	R	ER	SO	BB	IBB	HBP	BLK	WP	HR	S	P	ERA	WHIP
---------	----	-----	----	---	---	----	----	----	-----	-----	-----	----	----	---	---	-----	------

Batter	1	2	3	4	5	6	7	8	9
Omar Moreno, L OBP: 0.294, SLG: 0.342 (1, 8)	0-0 4-3 2B		0-3 K		0-0 F8		0-0 3-1		
Terry Puhl, L OBP: 0.315, SLG: 0.339 (1, 9)	0-0 4-3 2-3		0-3 K		0-0 F8		4-0 FC5-4 BB		
Dickie Thon, R OBP: 0.340, SLG: 0.438 (1, 6)	0-0 4-3			0-0 FC6-4 1B		0-0 2B 1B	0-0 FC5-4 1-2f		
Phil Garner, R OBP: 0.350, SLG: 0.415 (1, 5)	0-0 F9		0-0 FC6-4 2B		0-0 2B		0-3 K		
Jose Cruz, L OBP: 0.377, SLG: 0.408 (1, 7)		0-0 F7		0-0 2B		0-3 K	0-0 F9		
Ray Knight, R OBP: 0.361, SLG: 0.467 (1, 3)		0-0 4-3		0-3 K		4-0	0-0 5-3		
Denny Walling, L OBP: 0.184, SLG: 0.114 (9, 3)						IBB			
Alan Ashby, S OBP: 0.308, SLG: 0.479 (1, 2)		0-0 4-3		0-0 2-3		0-3 K			
Bill Doran, S OBP: 0.343, SLG: 0.279 (1, 4)			0-0 S 1B		4-0 PB BB	0-0 F2			
Michael LaCoss, R OBP: 0.069, SLG: 0.036 (1, 1)			0-3 K		0-0 F2		0-0 2B		
Frank LaCorte, R OBP: 0.167, SLG: 0.400 (6, 1)									
Bill Dawley, R OBP: 0.500, SLG: 0.500 (8, 1)									

AB	R	H	RBI	BB	SO	LOB
4	1	1	0	0	1	2
3	0	0	0	1	1	3
4	0	2	1	0	0	1
4	1	1	0	0	1	1
4	0	1	1	0	1	2
3	0	0	0	1	1	1
0	0	0	0	0	0	0
3	0	0	0	0	1	4
2	0	1	0	1	0	3
2	0	0	0	0	1	2
1	0	1	0	0	0	0
0	0	0	0	0	0	0

BOTTOM

San Diego Padres @ Houston Astros
Astrodome, Houston, TX
Fri Jun 10 1983, 8:05 PM EDT
Att. 13,385 - Dome

livebaseballscorecards.com

AB	30
R	2
H	7
RBI	2
BB	3
SO	7
LOB	19



1B: 3	SF: 0	WP: 0	PA: 33
2B: 4	SAC: 0	PB: 1	
3B: 0	DP: 0	SB: 1	
HR: 0	HBP: 0	CS: 0	

Inning Stats	R: 1	H: 1	E: 0	K: 0	S: 4	LOB: 0	BB: 0	P: 4	R: 0	H: 0	E: 0	K: 0	S: 3	LOB: 0	BB: 0	P: 3	R: 0	H: 1	E: 0	K: 3	S: 10	LOB: 1	BB: 0	P: 10	R: 1	H: 2	E: 0	K: 1	S: 7	LOB: 1	BB: 0	P: 7	R: 0	H: 0	E: 0	K: 0	S: 3	LOB: 1	BB: 1	P: 7	R: 0	H: 2	E: 0	K: 2	S: 9	LOB: 3	BB: 1	P: 13	R: 0	H: 1	E: 0	K: 0	S: 3	LOB: 1	BB: 1	P: 7	R: 0	H: 0	E: 0	K: 1	S: 5	LOB: 0	BB: 0	P: 5
PITCHER	IP	WLS	BF	H	R	ER	SO	BB	IBB	HBP	BLK	WP	HR	S	P	ERA	WHIP	PITCHER	IP	WLS	BF	H	R	ER	SO	BB	IBB	HBP	BLK	WP	HR	S	P	ERA	WHIP																													
Ed Whitson, R ERA: 5.19 (1, 1)	5.0	L	22	6	2	2	4	1	0	0	0	0	0	29	33	3.60	1.400	Gary Lucas, L ERA: 2.73 (6, 1)	2.0		8	1	0	0	2	1	1	0	0	0	0	10	18	0.00	1.000	Luis DeLeon, R ERA: 2.61 (8, 1)	1.0		3	0	0	0	1	0	0	0	0	0	5	5	0.00	0.000												

Batter	1	2	3	4	5	6	7	8	9	AB R H RBI BB SO LOB	TOP											
Gene Richards, L (1, 7) OBP: 0.353, SLG: 0.434 Alan Wiggins, S (7, 7) OBP: 0.353, SLG: 0.317	4-0 S 1B BB	0-0 FC4-6 BLK 1-2f		0-0 G3		0-0 G3 1B 1B	0-0 F9		0-0 6-3	4 2 1 0 1 0 3 1 0 0 0 0 0 0												
Tim Flannery, L (1, 4) OBP: 0.321, SLG: 0.423	0-3 K 1-2	0-0 F9		1-0 L4-3 HBP		0-0 G3		0-0 F7		4 0 0 0 0 1 4												
Steve Garvey, R (1, 3) OBP: 0.369, SLG: 0.502	0-0 BB 1B 2-H		1-0 1B SF9 HBP	0-0 L4-3		4-0 1B 1B IBB		0-0 E6 1B 1B		3 3 1 1 1 0 1												
Terry Kennedy, L (1, 2) OBP: 0.371, SLG: 0.451	0-0 F8		0-0 1B SF9 CS 1B		0-0 F6	0-0 1B 1B		0-0 1B 1B		5 0 3 2 0 0 1												
Kevin McReynolds, R (1, 8) OBP: 0.289, SLG: 0.424	0-0 BB 1B		0-0 SF9	0-0 1B	0-0 1B	0-0 1B		0-3 K		4 0 3 2 0 1 2												
Sixto Lezcano, R (1, 9) OBP: 0.342, SLG: 0.354	4-0 1-2 2-3 BB		4-0 1B 3B BB		0-0 F8		0-0 F7	0-0 FC6-4 1B		3 1 1 1 2 0 1												
Luis Salazar, R (1, 5) OBP: 0.362, SLG: 0.396	0-3 K		0-0 3B 1B	0-0 6-3		0-0 6-3	0-3 K	0-0 FC6-4		5 1 1 0 0 2 6												
Mario Ramirez, R (1, 6) OBP: 0.386, SLG: 0.362		0-0 1-3	0-0 1B 3B	0-0 1B 3B		0-0 5-3	0-0 2B		0-0 5-3	5 0 2 2 0 0 0												
Tim Lollar, L (1, 1) OBP: 0.316, SLG: 0.200 John Montefusco, R (4, 1) OBP: 0.333, SLG: 0.143 Sid Monge, S (8, 1)		0-0 FC4-6 1B	0-3 K			0-0 G3 1B 1B	4-0 BB		0-0 F8	2 0 1 0 0 1 1 1 1 1 0 1 0 0 1 0 0 0 0 0 0												
Inning Stats	R: 1 E: 0 K: 2 S: 9	H: 2 LOB: 3 BB: 2 P: 17	R: 0 E: 0 K: 0 S: 4	H: 1 LOB: 1 BB: 0 P: 4	R: 3 E: 0 K: 1 S: 7	H: 3 LOB: 1 BB: 1 P: 12	R: 0 E: 0 K: 0 S: 2	H: 0 LOB: 0 BB: 0 P: 3	R: 0 E: 0 K: 0 S: 4	H: 1 LOB: 1 BB: 0 P: 4	R: 3 E: 0 K: 0 S: 6	H: 4 LOB: 2 BB: 1 P: 10	R: 0 E: 0 K: 1 S: 6	H: 1 LOB: 2 BB: 1 P: 10	R: 1 E: 1 K: 1 S: 8	H: 2 LOB: 2 BB: 0 P: 8	R: 0 E: 0 K: 0 S: 3	H: 0 LOB: 0 BB: 0 P: 3	1B: 12 2B: 2 3B: 1 HR: 0	SF: 1 SAC: 0 DP: 1 HBP: 2	WP: 0 PA: 46 PB: 0 SB: 1 CS: 1	
PITCHER	IP WLS BF H R ER SO BB IBB HBP BLK WP HR S P ERA WHIP																					
Mike Scott, R (1, 1) ERA: 3.64	2.1		4 4 4 2 3 0 1 1 0 0 0 0 15 28 15.43 3.000																			
Vern Ruhle, R (3, 1) ERA: 4.31	3.2	L	17 7 3 3 1 0 1 1 0 0 0 0 17 22 7.36 1.909																			
Dave Smith, R (7, 1) ERA: 3.68	3.0		14 3 1 0 2 1 0 0 0 0 0 0 17 21 0.00 1.333																			

San Diego Padres @ Houston Astros
Astrodome, Houston, TX
Sat Jun 11 1983, 8:05 PM EDT
Att. 25,173 - Dome

livebaseballscorecards.com

AB 38
R 8
H 14
RBI 8
BB 5
SO 5
LOB 19



BOTTOM

San Diego Padres @ Houston Astros
Astrodome, Houston, TX

Sat Jun 11 1983, 8:05 PM EDT
Att. 25,173 - Dome

livebaseballscorecards.com

AB	36
R	4
H	9
RBI	4
BB	3
SO	5
LOB	15



WP: 0	PA: 40
PB: 0	SB: 0
CS: 0	

AB R H RBI BB SO LOB

5	1	2	0	0	1	0
4	1	2	1	0	0	0
0	0	0	0	0	0	0
1	0	0	0	0	0	1
4	1	1	0	1	0	2
4	1	1	1	0	1	2
3	0	0	0	1	1	2
3	0	1	1	1	0	3
4	0	1	1	0	0	1
4	0	1	0	0	0	3
1	0	0	0	0	0	0
1	0	0	0	0	1	0
1	0	0	0	0	0	0
1	0	0	0	0	1	1

1B: 8	SF: 0
2B: 1	SAC: 0
3B: 0	DP: 0
HR: 0	HBP: 1

Batter	1	2	3	4	5	6	7	8	9
Omar Moreno, L OBP: 0.296, SLG: 0.343 (1, 8)	0-0 F7 1		0-0 F9 1	0-0 2B 1B		0-3 K 2			0-0 1B
Kevin Bass, S OBP: 0.313, SLG: 0.416 Dave Smith, R (7, 1)	0-0 F8 2		0-0 BB 1B 1B	0-0 1-H 2B		0-0 G3 3			0-0 F8 1
Tim Tolman, R OBP: 0.350, SLG: 0.688 (9, PH)									
Dickie Thon, R OBP: 0.341, SLG: 0.434 (1, 6)	0-0 BB HBP 1B		4-0 BB 1B 1B	0-0 F7 2			0-0 F7 1		0-0 F7 2
Phil Garner, R OBP: 0.351, SLG: 0.412 (1, 5)	1-0 BB HBP		0-0 BB 1B 1B	0-3 K 3			0-0 F3 2		0-0 5-3 3
Jose Cruz, L OBP: 0.374, SLG: 0.402 (1, 7)	4-0 1-2 2-3 BB		0-3 K 2		0-0 4-3 1			0-0 G3 3	
Ray Knight, R OBP: 0.364, SLG: 0.464 (1, 3)	0-0 F4 3		0-0 BB 1B 1B		4-0 BB			0-0 5-3 1	
Alan Ashby, S OBP: 0.306, SLG: 0.473 (1, 2)		0-0 F9 1	0-0 BB 1B 1B		0-0 F7 2			0-0 5-3 2	
Bill Doran, S OBP: 0.341, SLG: 0.279 (1, 4)		0-0 4-3 2	0-0 5-3 3		0-0 G3 3			0-0 1B	
Mike Scott, R OBP: 0.187, SLG: 0.167 Vern Riffe, R OBP: 0.250, SLG: 0.100 Terry Puhl, L OBP: 0.313, SLG: 0.336 (6, PH) (7, 9) Tony Scott, S OBP: 0.240, SLG: 0.308 (8, PH) (9, 9)		0-0 5-3 3		0-3 K 1		0-0 4-3 1		0-3 K 3	

Inning Stats	R: 0 E: 0 K: 0 S: 4	H: 1 LOB: 3 BB: 1 P: 9	R: 0 E: 0 K: 0 S: 3	H: 0 LOB: 0 BB: 0 P: 3	R: 3 E: 0 K: 1 S: 9	H: 4 LOB: 2 BB: 1 P: 13	R: 1 E: 0 K: 2 S: 9	H: 2 LOB: 1 BB: 0 P: 9	R: 0 E: 0 K: 0 S: 3	H: 0 LOB: 1 BB: 1 P: 7	R: 0 E: 0 K: 1 S: 5	H: 0 LOB: 0 BB: 0 P: 5	R: 0 E: 0 K: 0 S: 3	H: 0 LOB: 0 BB: 0 P: 3	R: 0 E: 0 K: 1 S: 6	H: 1 LOB: 1 BB: 0 P: 6	R: 0 E: 0 K: 0 S: 4	H: 1 LOB: 1 BB: 0 P: 4	1B: 8 2B: 1 3B: 0 HR: 0	SF: 0 SAC: 0 DP: 0 HBP: 1	WP: 0 PB: 0 SB: 0 CS: 0	PA: 40
--------------	------------------------------	---------------------------------	------------------------------	---------------------------------	------------------------------	----------------------------------	------------------------------	---------------------------------	------------------------------	---------------------------------	------------------------------	---------------------------------	------------------------------	---------------------------------	------------------------------	---------------------------------	------------------------------	---------------------------------	----------------------------------	------------------------------------	----------------------------------	--------

PITCHER	IP	WLS	BF	H	R	ER	SO	BB	IBB	HBP	BLK	WP	HR	S	P	ERA	WHIP
Tim Lollar, L ERA: 6.9 (1, 1)	3.1		20	7	4	4	2	2	0	1	0	0	0	21	30	10.80	2.700
John Montefusco, R ERA: 5.65 (4, 1)	3.2	W	12	0	0	0	2	1	0	0	0	0	0	15	19	0.00	0.273
Sid Monge, L ERA: 3.57 (8, 1)	2.0		8	2	0	0	1	0	0	0	0	0	0	10	10	0.00	1.000

Batter	1	2	3	4	5	6	7	8	9	AB R H RBI BB SO LOB	TOP											
Gene Richards, L (1, 7) OBP: 0.351, SLG: 0.429	0-0 4-3		0-0 4-3		0-0 F7			0-0 FC6-4 1B		4 0 1 0 0 0 1	San Diego Padres @ Houston Astros Astrodome, Houston, TX Sun Jun 12 1983, 8:05 PM EDT Att. 14,950 - Dome											
Tim Flannery, L (1, 4) OBP: 0.321, SLG: 0.420 Ruppert Jones, L (8, PH) OBP: 0.263, SLG: 0.298 Juan Bonilla, R (8, 4) OBP: 0.320, SLG: 0.345	0-0 4-3			0-0 4-3		0-0 1B		0-0 F8		3 0 1 0 0 0 0 1 0 0 0 0 0 1 0 0 0 0 0 0 0												
Steve Garvey, R (1, 3) OBP: 0.363, SLG: 0.493	0-3 K			0-0 1-4-3		0-3 K		0-0 FC6-4 1-2f		4 0 0 0 0 2 2												
Terry Kennedy, L (1, 2) OBP: 0.373, SLG: 0.452		0-0 1B		0-0 1B		0-0 F8		0-3 K		4 0 2 0 0 1 1												
Kevin McReynolds, R (1, 8) OBP: 0.286, SLG: 0.405		0-3 K		0-0 1-2 1B		0-3 K		0-0 4-3		4 0 1 0 0 2 2												
Sixto Lezcano, R (1, 9) OBP: 0.335, SLG: 0.345		0-0 F6		0-0 F7		0-0 5-3		0-0 F8		4 0 0 0 0 0 3												
Luis Salazar, R (1, 5) OBP: 0.354, SLG: 0.387		0-3 K			0-0 F8		0-3 K			3 0 0 0 0 2 1												
Mario Ramirez, R (1, 6) OBP: 0.372, SLG: 0.347			0-0 1-3		0-0 E5		0-3 K			3 0 0 0 0 1 0												
Eric Show, R (1, 1) OBP: 0.267, SLG: 0.276 Jerry Turner, L (8, PH) OBP: 0.174, SLG: 0.136 Gary Lucas, L (8, 1)		0-3 K		0-3 K			0-3 K			2 0 0 0 0 2 1 1 0 0 0 0 1 0 0 0 0 0 0 0 0												
Inning Stats	R: 0 E: 0 K: 1 S: 5	H: 0 LOB: 0 BB: 0 P: 5	R: 0 E: 0 K: 2 S: 8	H: 1 LOB: 1 BB: 0 P: 8	R: 0 E: 0 K: 1 S: 5	H: 0 LOB: 0 BB: 0 P: 5	R: 0 E: 1 K: 1 S: 6	H: 0 LOB: 1 BB: 0 P: 6	R: 0 E: 0 K: 2 S: 8	H: 1 LOB: 1 BB: 0 P: 8		R: 0 E: 0 K: 2 S: 7	H: 0 LOB: 0 BB: 0 P: 7	R: 0 E: 0 K: 1 S: 6	H: 1 LOB: 1 BB: 0 P: 6	R: 0 E: 0 K: 1 S: 5	H: 0 LOB: 0 BB: 0 P: 5	1B: 5 2B: 0 3B: 0 HR: 0	SF: 0 SAC: 0 DP: 0 HBP: 0	WP: 0 PB: 0 SB: 0 CS: 0	PA: 33	
PITCHER Nolan Ryan, R (1, 1) ERA: 2.59	IP 9.0	WLS W	BF 33	H 5	R 0	ER 0	SO 11	BB 0	IBB 0	HBP 0	BLK 0	WP 0	HR 0	S 55	P 55	ERA 0.00	WHIP 0.556					ERA WHIP

AB	33
R	0
H	5
RBI	0
BB	0
SO	11
LOB	12



livebaseballscorecards.com

Batter	1	2	3	4	5	6	7	8	9	AB	R	H	RBI	BB	SO	LOB
Omar Moreno, L OBP: 0.295, SLG: 0.342 (1, 8)	0-0 F8 1B 1B	0-0 4-3 2-3		0-0 4-3		0-3 K				4	0	1	0	0	1	2
Terry Puhl, L OBP: 0.319, SLG: 0.341 (1, 9)	0-0 S 1-2 1B	0-0 F6			0-0 4-3		0-0 CS 1B			4	0	2	0	0	0	1
Dickie Thon, R OBP: 0.343, SLG: 0.440 (1, 6)	0-0 F8 2-3		0-0 2B		0-0 G3 1B		0-3 K 1-2			4	1	2	0	0	1	3
Phil Garner, R OBP: 0.349, SLG: 0.409 (1, 5)	0-3 K		0-0 1-3		0-0 G3		0-0 1B			4	0	1	0	0	1	4
Jose Cruz, L OBP: 0.381, SLG: 0.407 (1, 7)	4-0 FC6-4 BB		0-0 2B		4-0 IBB		0-0 F9			2	0	1	1	2	0	1
Ray Knight, R OBP: 0.362, SLG: 0.460 (1, 3)	0-0 FC6-4		0-3 K		0-0 F4					4	0	1	0	0	1	6
Denny Walling, L OBP: 0.184, SLG: 0.114 (8, PR) (9, 3)	1-2f									0	0	0	0	0	0	0
Alan Ashby, S OBP: 0.305, SLG: 0.473 (1, 2)		0-0 1B 2B		0-0 G3		0-0 4-3		0-0 2-3		4	1	1	0	0	0	2
Bill Doran, S OBP: 0.339, SLG: 0.278 (1, 4)		0-0 4-3 SH3-4 2-H 1B		0-0 G3		0-0 E6		0-0 5-3		4	0	1	1	0	0	2
Nolan Ryan, R OBP: 0.154, SLG: 0.083 (1, 1)		0-0 SH3-4		0-0 6-3		0-0 F8		0-3 K		3	0	0	0	0	1	3

Inning Stats	R: 0	H: 2	E: 0	LOB: 3	K: 1	BB: 1	S: 7	R: 1	H: 2	E: 0	LOB: 1	K: 0	BB: 0	S: 5	R: 1	H: 2	E: 0	LOB: 1	K: 1	BB: 0	S: 7	R: 0	H: 0	E: 0	LOB: 0	K: 0	BB: 0	S: 3	R: 0	H: 1	E: 1	LOB: 1	K: 1	BB: 0	S: 6	R: 0	H: 2	E: 0	LOB: 1	K: 1	BB: 0	S: 6	R: 0	H: 1	E: 0	LOB: 2	K: 1	BB: 0	S: 6	R: 0	H: 1	E: 0	LOB: 2	K: 1	BB: 0	S: 6
Eric Show, R ERA: 2.7 (1, 1)	IP	WLS	BF	H	R	ER	SO	BB	IBB	HBP	BLK	WP	HR	S	P	ERA	WHIP																																							
Gary Lucas, L ERA: 2.64 (8, 1)	1.0	4	1	0	0	1	0	0	0	0	0	0	0	6	6	0.00	1.000																																							


BOTTOM

San Diego Padres @ Houston Astros
Astrodome, Houston, TX


Sun Jun 12 1983, 8:05 PM EDT
Att. 14,950 - Dome

livebaseballscorecards.com

AB	33
R	2
H	10
RBI	2
BB	2
SO	5
LOB	24



WP: 0	PA: 36
PB: 0	
SB: 1	
CS: 1	

Batter	1	2	3	4	5	6	7	8	9	AB R H RBI BB SO LOB	TOP		
Gene Richards, L (1, 7) OBP: 0.346, SLG: 0.422 Kurt Bevacqua, R (8, PH) OBP: 0.500, SLG: 0.432 Sid Monge, S (8, 1)	0-0 4-3		0-0 F9			0-0 F4		0-0 F9		3 0 0 0 0 0 0 1 0 0 0 0 0 2 0 0 0 0 0 0 0	San Diego Padres @ Houston Astros Astrodome, Houston, TX Mon Jun 13 1983, 8:05 PM EDT Att. 11,897 - Dome livebaseballscorecards.com AB 31 R 0 H 3 RBI 0 BB 1 SO 4 LOB 7 		
Juan Bonilla, R (1, 4) OBP: 0.315, SLG: 0.339	0-0 6-3		0-0 F7			0-0 3-1		0-0 3-1		4 0 0 0 0 0 2			
Steve Garvey, R (1, 3) OBP: 0.357, SLG: 0.485	0-0 6-3		0-0 F7			0-0 F8			0-0 F4	4 0 0 0 0 0 0			
Terry Kennedy, L (1, 2) OBP: 0.367, SLG: 0.444		0-0 F8		0-0 F7			0-0 F8		0-3 K	4 0 0 0 0 1 0			
Kevin McReynolds, R (1, 8) OBP: 0.261, SLG: 0.366 (8, 7)		0-0 F8		0-0 F8			0-0 G2		0-3 K	4 0 0 0 0 1 0			
Sixto Lezcano, R (1, 9) OBP: 0.330, SLG: 0.339		0-0 E3 2B		0-0 2-3			0-0 4-3			3 0 0 0 0 0 0			
Luis Salazar, R (1, 5) OBP: 0.354, SLG: 0.393 (8, 6)		0-0 1-3 2B			0-0 F8			0-3 K2-3		3 0 1 0 0 1 0			
Mario Ramirez, R (1, 6) OBP: 0.375, SLG: 0.342 Tim Flannery, L (8, PH) OBP: 0.327, SLG: 0.426 (8, 5)		4-0 BB BB			0-3 K			0-0 1B 1B		1 0 0 0 1 1 0 1 0 1 0 0 0 0			
Dave Dravecky, R (1, 1) OBP: 0.122, SLG: 0.100 Ruppert Jones, L (8, PH) OBP: 0.269, SLG: 0.303 (8, 8)		0-0 2-3			0-0 1-3			0-0 1-2 1B		2 0 0 0 0 0 3 1 0 1 0 0 0 0			
Inning Stats	R: 0 H: 0 E: 0 LOB: 0 K: 0 BB: 0 S: 3 P: 3	R: 0 H: 1 E: 1 LOB: 3 K: 0 BB: 1 S: 5 P: 9	R: 0 H: 0 E: 0 LOB: 0 K: 0 BB: 0 S: 3 P: 3	R: 0 H: 0 E: 0 LOB: 0 K: 0 BB: 0 S: 3 P: 3	R: 0 H: 0 E: 0 LOB: 0 K: 1 BB: 0 S: 5 P: 5	R: 0 H: 0 E: 0 LOB: 0 K: 0 BB: 0 S: 3 P: 3	R: 0 H: 0 E: 0 LOB: 0 K: 0 BB: 0 S: 3 P: 3	R: 0 H: 2 E: 0 LOB: 2 K: 1 BB: 0 S: 7 P: 7	R: 0 H: 0 E: 0 LOB: 0 K: 2 BB: 0 S: 7 P: 7	1B: 2 SF: 0 2B: 1 SAC: 0 3B: 0 DP: 0 HR: 0 HBP: 0	WP: 0 PA: 32 PB: 0 SB: 0 CS: 0		
PITCHER	IP WLS BF H R ER SO BB IBB HBP BLK WP HR S P ERA WHIP											PITCHER	IP WLS BF H R ER SO BB IBB HBP BLK WP HR S P ERA WHIP
Joe Niekro, R (1, 1) ERA: 3.41	7.1 W 27 3 0 0 2 1 0 0 0 0 0 0 30 34 0.00 0.545												
Frank DiPino, L (8, 1) ERA: 2.17	1.2 S 5 0 0 0 2 0 0 0 0 0 0 0 9 9 0.00 0.000												

Batter	1	2	3	4	5	6	7	8	9
Omar Moreno, L OBP: 0.293, SLG: 0.347 (1, 8) X	0-0 1B 3B		0-3 K		0-3 K		0-0 F9	0-0 F8	
Kevin Bass, S OBP: 0.310, SLG: 0.420 Terry Puhl, L OBP: 0.319, SLG: 0.341 (1, 9) X (8, 9)	0-0 F9		0-3 K		0-0 2B		0-0 F8		
Dickie Thon, R OBP: 0.349, SLG: 0.442 (1, 6) X	0-0 6-3 1B			0-0 F8	4-0 IBB		0-0 1B 1B		
Phil Garner, R OBP: 0.347, SLG: 0.406 (1, 5) X	0-0 6-3 1-2 1B			0-0 5-3	0-0 F4		0-0 1-2 1B		
Jose Cruz, L OBP: 0.382, SLG: 0.411 (1, 7) X	0-0 F7			4-0 S 2B BB		0-0 F9 2B	0-0 F8		
Ray Knight, R OBP: 0.362, SLG: 0.463 Denny Walling, L OBP: 0.205, SLG: 0.139 (1, 3) (7, 3)		0-3 K		0-0 1-H 2B		0-0 F9 2-3	0-0 FC1-5 1B 1B		
Bill Doran, S OBP: 0.338, SLG: 0.274 (1, 4) X		0-0 5-3		4-0 FC6-4 BB		0-0 F6	0-0 F2		
Luis Pujols, R OBP: 0.320, SLG: 0.304 (1, 2) X		0-0 F8		0-0 FC6-4 1-2f		4-0 IBB	0-0 FC1-5 1B		
Joe Niekro, R OBP: 0.067, SLG: 0.067 Frank DiPino, L OBP: 0.250, SLG: 0.500 (1, 1) (8, 1)			0-0 F9		0-0 F8	0-0 F9	0-0 FC1-5 1-2 2-3f		

Inning Stats	R: 1 E: 0 K: 0 S: 5	H: 2 LOB: 1 BB: 0 P: 5	R: 0 E: 0 K: 1 S: 5	H: 0 LOB: 0 BB: 0 P: 5	R: 0 E: 0 K: 2 S: 7	H: 0 LOB: 0 BB: 0 P: 7	R: 1 E: 0 K: 0 S: 4	H: 1 LOB: 2 BB: 2 P: 12	R: 0 E: 0 K: 1 S: 6	H: 1 LOB: 2 BB: 1 P: 10	R: 0 E: 0 K: 0 S: 4	H: 1 LOB: 2 BB: 1 P: 8	R: 0 E: 0 K: 0 S: 5	H: 2 LOB: 2 BB: 0 P: 5	R: 0 E: 0 K: 0 S: 5	H: 2 LOB: 2 BB: 0 P: 5
--------------	------------------------------	---------------------------------	------------------------------	---------------------------------	------------------------------	---------------------------------	------------------------------	----------------------------------	------------------------------	----------------------------------	------------------------------	---------------------------------	------------------------------	---------------------------------	------------------------------	---------------------------------

PITCHER	IP	WLS	BF	H	R	ER	SO	BB	IBB	HBP	BLK	WP	HR	S	P	ERA	WHIP
Dave Dravecky, L ERA: 2.91 (1, 1)	7.0	L	32	7	2	2	4	2	2	0	0	0	0	36	52	2.57	1.286
Sid Monge, L ERA: 3.42 (8, 1)	1.0		5	2	0	0	0	0	0	0	0	0	0	5	5	0.00	2.000

BOTTOM

AB	R	H	RBI	BB	SO	LOB
5	1	1	0	0	2	2
4	0	1	0	0	1	1
0	0	0	0	0	0	0
3	0	2	1	1	0	0
4	0	1	0	0	0	3
3	1	1	0	1	0	3
3	0	1	1	0	1	1
1	0	1	0	0	0	0
3	0	0	0	1	0	2
3	0	1	0	1	0	2
3	0	0	0	0	0	2
1	0	0	0	0	0	2

AB 33
R 2
H 9
RBI 2
BB 4
SO 4
LOB 18

WP: 0 **PA: 37**
PB: 0
SB: 1
CS: 0

San Diego Padres @ Houston Astros
Astrodome, Houston, TX
Mon Jun 13 1983, 8:05 PM EDT
Att. 11,897 - Dome



WP	HR	S	P	ERA	WHIP
0	0	0	0	0.00	2.000

Batter	1	2	3	4	5	6	7	8	9	AB R H RBI BB SO LOB	TOP											
Eddie Milner, L (1, 8) OBP: 0.360, SLG: 0.340	0-0 SH4-3 E8 1B		0-0 CS 1B		4-0 BB		0-0 P5		0-0 FC5-2 1-2 2-3 3-Hf	4 1 2 1 1 0 4												
Tom Foley, L (1, 6) OBP: 0.371, SLG: 0.379 Dave Concepcion, R (8, PH) OBP: 0.300, SLG: 0.286	0-0 SH4-3 2-3		0-3 K 1-2		0-0 F8			0-0 P3	0-0 F8	2 0 0 0 0 1 3 2 0 0 0 0 0 3												
Paul Householder, S (1, 9) OBP: 0.328, SLG: 0.421	0-0 CS 1B			0-0 P6				0-3 K		4 0 1 1 0 1 2												
Cesar Cedeno, R (1, 3) OBP: 0.326, SLG: 0.413	0-0 F7 1-2			0-0 4-3 1B 2B				0-0 5-3		4 1 1 0 0 0 1												
Duane Walker, L (1, 7) OBP: 0.329, SLG: 0.431 Gary Redus, R (9, PH) OBP: 0.356, SLG: 0.487		0-0 6-3		0-0 4-3 2-3				0-0 F9	0-0 SH5-4 1B	3 0 0 0 0 0 1 1 1 1 0 0 0 0												
Ron Oester, S (1, 4) OBP: 0.333, SLG: 0.457		0-0 6-3		0-0 1B				0-0 P6	0-0 SH5-4 1-2	3 0 1 1 0 0 0												
Wayne Krenchicki, L (1, 5) OBP: 0.362, SLG: 0.339 Kelly Paris, R (9, PH) OBP: 0.255, SLG: 0.238		0-0 F7		0-0 F7				4-0 5-3 BB	4-0 SH FC5-2 IBB	2 0 0 0 0 1 0 1 0 0 0 0 0 1 0 0	AB 28 R 4 H 7 RBI 4 BB 5 SO 2 LOB 17											
Dann Bilardello, R (1, 2) OBP: 0.283, SLG: 0.349			4-0 SH3 1B BB		4-0 SH1-4 BB			0-0 5-3	0-0 FC5-2 SH 1B	2 1 1 1 2 0 1												
Bruce Berenyi, R (1, 1) OBP: 0.200, SLG: 0.240 Keefe Cato, R (7, 1) Bill Scherrer, L (9, 1) OBP: 0.500, SLG: 0.333		0-0 SH3		0-0 SH3				0-0 6-3	0-0 SH FC5-2	1 0 0 0 0 0 1 0 0 0 0 0 0 0 0 0 0 0 0 0 0												
Inning Stats	R: 1 E: 1 K: 0 S: 4	H: 2 LOB: 0 BB: 0 P: 4	R: 0 E: 0 K: 0 S: 3	H: 0 LOB: 0 BB: 0 P: 3	R: 1 E: 0 K: 1 S: 5	H: 1 LOB: 1 BB: 1 P: 9	R: 1 E: 0 K: 0 S: 5	H: 2 LOB: 1 BB: 0 P: 5	R: 0 E: 0 K: 0 S: 3	H: 0 LOB: 2 BB: 2 P: 11	R: 0 E: 0 K: 0 S: 3	H: 0 LOB: 0 BB: 0 P: 3	R: 0 E: 0 K: 0 S: 3	H: 0 LOB: 1 BB: 1 P: 7	R: 0 E: 0 K: 1 S: 5	H: 0 LOB: 0 BB: 0 P: 5	R: 1 E: 1 K: 0 S: 6	H: 2 LOB: 3 BB: 1 P: 10	1B: 6 2B: 2 3B: 0 HR: 0	SF: 0 SAC: 5 DP: 1 HBP: 0	WP: 0 PB: 0 SB: 0 CS: 2	PA: 38
PITCHER Andy Hawkins, R (1, 1) ERA: 2.83 Gary Lucas, L (8, 1) ERA: 2.76	IP 7.0 WLS BF 28 H 5 R 3 ER 3 SO 1 BB 4 IBB 0 HBP 0 BLK 0 WP 0 HR 0 S 26 P 42 ERA 3.86 WHIP 1.286	IP 2.0 WLS L BF 10 H 2 R 1 ER 1 SO 1 BB 0 IBB 1 HBP 0 BLK 0 WP 0 HR 0 S 11 P 15 ERA 4.50 WHIP 1.000											PITCHER IP WLS BF H R ER SO BB IBB HBP BLK WP HR S P ERA WHIP									

Cincinnati Reds @ San Diego Padres
 Jack Murphy Stadium, San Diego, CA
 Tue Jun 14 1983, 10:05 PM EDT
 Att. 13,416 - Unknown

livebaseballscorecards.com



Batter	1	2	3	4	5	6	7	8	9	AB	R	H	RBI	BB	SO	LOB
Alan Wiggins, S OBP: 0.350, SLG: 0.310 Gary Lucas, L (8, 1)	0-0 1-3		4-0 1B 1-2 2-3 BB		0-0 6-3		0-0 F5			3	0	0	0	1	0	3
Juan Bonilla, R OBP: 0.313, SLG: 0.338 (1, 4)	0-3 K		0-0 G6-4-3 1B 1-3 2-H 3-H			0-0 6-3	0-0 L6			4	0	1	2	0	1	2
Steve Garvey, R OBP: 0.352, SLG: 0.476 (1, 3)	0-0 P4		0-0 G6-4-3 1-2f			0-0 6-3		0-0 F7		4	0	0	0	0	0	2
Terry Kennedy, L OBP: 0.365, SLG: 0.440 (1, 2)		0-0 5-3		0-0 4-3		0-0 1B		0-0 4-3		4	0	1	0	0	0	0
Kevin McReynolds, R OBP: 0.240, SLG: 0.333 (1, 8) (8, 7)		0-0 5-3		0-0 F8		0-3 K		0-0 5-3		4	0	0	0	0	1	1
Sixto Lezcano, R OBP: 0.328, SLG: 0.337 (1, 9)		0-3 K		0-0 F7			0-0 SH1-4 1B		0-3 K	4	1	1	0	0	2	0
Luis Salazar, R OBP: 0.347, SLG: 0.385 (1, 5) (8, 6)			0-0 F9		0-0 6-3		0-0 SH1-4		0-3 K	3	0	0	0	0	1	0
Mario Ramirez, R OBP: 0.389, SLG: 0.342 Ruppert Jones, L (7, PH) OBP: 0.272, SLG: 0.306 (8, 8)			4-0 BB 1B BB		4-0 BB		0-0 BB 1B		0-3 K	0	1	0	0	2	0	0
Andy Hawkins, R OBP: 0.125, SLG: 0.045 Tim Flannery, L (7, PH) OBP: 0.333, SLG: 0.426 (8, 5)			4-0 1B BB		0-3 K		4-0 1-2 BB		4-0 K	2	0	1	0	0	1	1
			1-2 1B BB				1-2 BB			0	0	0	0	1	0	0

Inning Stats		R: 0	H: 0	R: 0	H: 0	R: 2	H: 1	R: 0	H: 0	R: 0	H: 1	R: 1	H: 2	R: 0	H: 0	R: 0	H: 0	1B: 4	SF: 0	WP: 0	PA: 35		
		E: 0	LOB: 0	E: 0	LOB: 0	E: 0	LOB: 1	E: 0	LOB: 1	E: 0	LOB: 1	E: 0	LOB: 2	E: 0	LOB: 0	E: 0	LOB: 0	2B: 0	SAC: 1	PB: 0			
		K: 1	BB: 0	K: 1	BB: 0	K: 0	BB: 3	K: 1	BB: 0	K: 0	BB: 1	K: 0	BB: 1	K: 0	BB: 0	K: 3	BB: 0	3B: 0	DP: 1	SB: 0			
		S: 5	P: 5	S: 5	P: 5	S: 3	P: 15	S: 3	P: 3	S: 5	P: 9	S: 5	P: 9	S: 3	P: 3	S: 9	P: 9	HR: 0	HBP: 0	CS: 0			
PITCHER	IP	WLS	BF	H	R	ER	SO	BB	IBB	HBP	BLK	WP	HR	S	P	ERA	WHIP					ERA	WHIP
Bruce Berenyi, R ERA: 3.17	(1, 1)	6.1	27	4	3	3	4	5	0	0	0	0	0	11	11	0.00	0.000						
Keefe Cato, R ERA:	(7, 1)	2.1	7	0	0	0	2	0	0	0	0	0	0	3	3	0.00	0.000						
Bill Scherrer, L ERA: 3.34	(9, 1)	0.1	1	0	0	0	1	0	0	0	0	0	0	3	3	0.00	0.000						

BOTTOM

Cincinnati Reds @ San Diego Padres
Jack Murphy Stadium, San Diego, CA
Tue Jun 14 1983, 10:05 PM EDT
Att. 13,416 - Unknown

livebaseballscorecards.com

AB	29
R	3
H	4
RBI	3
BB	5
SO	7
LOB	9



Batter	1	2	3	4	5	6	7	8	9	AB R H RBI BB SO LOB	TOP												
Eddie Milner, L (1, 8) OBP: 0.358, SLG: 0.338	0-0 F7			0-0 E8 SF7 1B		0-0 4-3		0-0 F8		4 1 1 0 0 0 1	Cincinnati Reds @ San Diego Padres Jack Murphy Stadium, San Diego, CA Wed Jun 15 1983, 10:05 PM EDT Att. 12,682 - Unknown livebaseballscorecards.com												
Duane Walker, L (1, 7) OBP: 0.312, SLG: 0.412	0-0 F7			0-0 SF7		0-0 F7		0-3 K	3 0 0 1 0 1 0														
Cesar Cedeno, R (1, 9) OBP: 0.318, SLG: 0.400	0-0 6-3			0-0 P4			0-0 F9	0-0 1-3	4 0 0 0 0 0 0														
Johnny Bench, R (1, 3) OBP: 0.329, SLG: 0.439		0-0 F9		0-0 F7			0-0 FC4-6 1B	4-0 BB	3 0 1 0 1 0 0														
Ron Oester, S (1, 4) OBP: 0.328, SLG: 0.448		0-0 4-3			0-0 F8		0-0 FC4-6 1-2f	0-0 P6	4 0 0 0 0 0 2														
Dave Concepcion, R (1, 6) OBP: 0.296, SLG: 0.282		0-0 4-3			0-0 F7		0-0 F8		3 0 0 0 0 0 1														
Wayne Krenchicki, L (1, 5) OBP: 0.375, SLG: 0.344			0-0 F7		0-0 1B		4-0 BB		2 0 1 0 1 0 0														
Dann Bilardello, R (1, 2) OBP: 0.278, SLG: 0.343			0-3 K		0-3 K		0-3 K		2 0 0 0 0 2 1														
Tom Foley, L (8, PH) OBP: 0.361, SLG: 0.367									1 0 0 0 0 1 1														
Alex Trevino, R (8, 2) OBP: 0.290, SLG: 0.305									0 0 0 0 0 0 0														
Charlie Puleo, R (1, 1) OBP: 0.133, SLG: 0.071			0-3 K			0-0 F8		0-0 F8	1 0 0 0 0 1 0														
Kelly Paris, R (6, PH) OBP: 0.250, SLG: 0.233									1 0 0 0 0 0 0														
Rich Gale, R (6, 1) OBP: 0.308, SLG: 0.273									0 0 0 0 0 0 0														
Paul Householder, S (8, PH) OBP: 0.325, SLG: 0.417									1 0 0 0 0 0 1														
Ben Hayes, R (8, 1)									0 0 0 0 0 0 0														
Inning Stats	R: 0 E: 0 K: 0 S: 3	H: 0 LOB: 0 BB: 0 P: 3	R: 0 E: 0 K: 0 S: 3	H: 0 LOB: 0 BB: 0 P: 3	R: 0 E: 0 K: 2 S: 7	H: 0 LOB: 0 BB: 0 P: 7	R: 1 E: 1 K: 0 S: 4	H: 1 LOB: 0 BB: 0 P: 4	R: 0 E: 0 K: 1 S: 6	H: 1 LOB: 1 BB: 0 P: 6	R: 0 E: 0 K: 0 S: 3	H: 0 LOB: 0 BB: 0 P: 3	R: 0 E: 0 K: 0 S: 4	H: 1 LOB: 1 BB: 0 P: 4	R: 0 E: 0 K: 1 S: 5	H: 0 LOB: 1 BB: 1 P: 9	R: 0 E: 0 K: 1 S: 5	H: 0 LOB: 1 BB: 1 P: 9	1B: 3 2B: 0 3B: 0 HR: 0	SF: 1 SAC: 0 DP: 0 HBP: 0	WP: 0 PB: 0 SB: 0 CS: 0	PA: 32	
PITCHER Ed Whitsom, R (1, 1) ERA: 3.86	IP 9.0	WLS W	BF 32	H 3	R 1	ER 0	SO 5	BB 2	IBB 0	HBP 0	BLK 0	WP 0	HR 0	S 40	P 48	ERA 0.00	WHIP 0.556						PITCHER IP WLS BF H R ER SO BB IBB HBP BLK WP HR S P ERA WHIP



Batter	1	2	3	4	5	6	7	8	9	AB R H RBI BB SO LOB
Alan Wiggins, S OBP: 0.348, SLG: 0.308 (1, 7)	0-0 4-3		0-0 4-3	0-0 G3			0-0 1B S 1B			4 0 1 0 0 0 2
Juan Bonilla, R OBP: 0.316, SLG: 0.338 (1, 4)	0-0 5-3		0-0 F9		0-0 G5-4-3 1B		4-0 1B 1-2 BB			3 0 1 0 1 0 0
Steve Garvey, R OBP: 0.354, SLG: 0.474 (1, 3)	1-0 HR HBP		0-3 K		0-0 G5-4-3 1-2f		0-0 G5-4-3 1B 1-2 2-3			3 1 1 0 0 1 1
Terry Kennedy, L OBP: 0.367, SLG: 0.455 (1, 2)	0-0 1-H HR			0-0 BB E 1B	0-3 K		0-3 K			4 2 2 2 0 2 3
Kevin McReynolds, R OBP: 0.259, SLG: 0.375 (1, 9)	0-0 P5			4-0 BB E 1B BB		0-0 3B	0-0 G5-4-3 1-2f			3 1 1 0 1 0 3
Ruppert Jones, L OBP: 0.264, SLG: 0.297 (1, 8)		0-0 E3 G3 1B		0-0 E8 1B		0-0 G3		0-0 F7		4 1 0 0 0 0 2
Luis Salazar, R OBP: 0.344, SLG: 0.381 (1, 6)		0-0 G3 1-2 1B		0-0 5-3		0-0 1-3		0-0 F9		4 0 1 0 0 0 3
Tim Flannery, L OBP: 0.348, SLG: 0.427 (1, 5)		0-0 G3 1-2f 2-3		4-0 1B IBB		4-0 IBB		0-0 1B		2 0 1 0 2 0 2
Ed Whitson, R OBP: 0.182, SLG: 0.182 (1, 1)		0-0 1-3		0-0 1-3 2-H 3-H 1B		0-0 4-3		0-3 K		4 0 1 2 0 1 4

Inning Stats	R: 2 E: 0 K: 0 S: 4	H: 1 LOB: 0 BB: 0 P: 5	R: 0 E: 1 K: 0 S: 4	H: 1 LOB: 1 BB: 0 P: 4	R: 0 E: 0 K: 1 S: 5	H: 0 LOB: 0 BB: 0 P: 5	R: 3 E: 1 K: 0 S: 5	H: 2 LOB: 1 BB: 2 P: 13	R: 0 E: 0 K: 1 S: 5	H: 1 LOB: 0 BB: 0 P: 5	R: 0 E: 0 K: 0 S: 4	H: 1 LOB: 2 BB: 1 P: 8	R: 0 E: 0 K: 1 S: 6	H: 2 LOB: 2 BB: 1 P: 10	R: 0 E: 0 K: 1 S: 6	H: 1 LOB: 1 BB: 0 P: 6	1B: 7 2B: 0 3B: 1 HR: 1	SF: 0 SAC: 0 DP: 4 HBP: 1	WP: 0 PB: 0 SB: 1 CS: 0	PA: 36
--------------	------------------------------	---------------------------------	------------------------------	---------------------------------	------------------------------	---------------------------------	------------------------------	----------------------------------	------------------------------	---------------------------------	------------------------------	---------------------------------	------------------------------	----------------------------------	------------------------------	---------------------------------	----------------------------------	------------------------------------	----------------------------------	--------

PITCHER	IP	WLS	BF	H	R	ER	SO	BB	IBB	HBP	BLK	WP	HR	S	P	ERA	WHIP	PITCHER	IP	WLS	BF	H	R	ER	SO	BB	IBB	HBP	BLK	WP	HR	S	P	ERA	WHIP					
Charlie Puleo, R ERA: 5.23 (1, 1)	5.0	L	22	5	5	4	2	1	1	0	0	0	1	23	32	7.20	1.200																							
Rich Gale, R ERA: 6.2 (6, 1)	2.0		10	3	0	0	1	1	1	0	0	0	0	10	18	0.00	2.000																							
Ben Hayes, R ERA: 10.13 (8, 1)	1.0		4	1	0	0	1	0	0	0	0	0	0	6	6	0.00	1.000																							

BOTTOM

Cincinnati Reds @ San Diego Padres
Jack Murphy Stadium, San Diego, CA
 Wed Jun 15 1983, 10:05 PM EDT
 Att. 12,682 - Unknown

AB	31
R	5
H	9
RBI	4
BB	4
SO	4
LOB	20

Batter	1	2	3	4	5	6	7	8	9	AB R H RBI BB SO LOB	TOP											
Kelly Paris, R (1, 5) OBP: 0.250, SLG: 0.217	0-3 (1) K		0-0 (3) F8			0-0 (3) F8		4-0 BB BB BB 1-2 2-3 BB BB		3 0 0 0 1 1 1	<p>Cincinnati Reds @ San Diego Padres</p> <p>Jack Murphy Stadium, San Diego, CA</p> <p>Thu Jun 16 1983, 6:33 AM EDT</p> <p>Att. 14,228 - Unknown</p>											
Paul Householder, S (1, 8) Ben Hayes, R (8, 1)	0-0 (2) 5-3			0-0 (1) P4			0-0 (1) 1B FC5-4-2-5 1B	4-0 BB BB 1-2 2-3 3-H BB		3 0 1 1 1 0 0 0 0 0 0 0 0 0												
Dave Concepcion, R (1, 6)	0-0 (3) 4-3			0-0 (2) L9			0-0 (1) 1B FC5-4-2-5 1B	0-0 (3) 4-3		4 0 1 0 0 0 3												
Johnny Bench, R (1, 3) OBP: 0.323, SLG: 0.431		0-3 (1) K		0-3 (3) K			0-0 (1) FC5-4-2-5 1-2 3-H 1B	0-0 (1) P6		4 0 0 0 0 2 2												
Cesar Cedeno, R (1, 9) OBP: 0.309, SLG: 0.388		0-0 (2) F7			0-0 (1) P3		0-0 (3) F9	0-3 (2) K		4 0 0 0 0 1 1												
Alan Knicely, R (1, 7) Duane Walker, L (9, PH) OBP: 0.321, SLG: 0.420		0-3 (3) K			4-0 BB BB BB BB G5-4-3 BB		4-0 BB BB BB BB BB BB BB BB BB	0-0 1B		1 1 0 0 2 1 0 1 0 1 0 0 0 0												
Ron Oester, S (1, 4) OBP: 0.322, SLG: 0.441			0-3 (1) K		0-0 (2) G5-4-3 1-2f			0-3 (1) K	0-0 (3) 4-3	4 0 0 0 0 2 3												
Dann Bilardello, R (1, 2) OBP: 0.271, SLG: 0.333			0-3 (2) K			0-0 (1) 5-3		0-3 (2) K		3 0 0 0 0 2 1												
Frank Pastore, R (1, 1) Gary Redus, R (8, PH) Mario Soto, R (8, PR) Keefe Cato, R (8, 1) Bill Scherrer, L (8, 1) Eddie Milner, L (8, 8)			0-0 2B			0-0 (2) F7		0-0 BB BB 1-2 1B		2 0 1 0 0 0 0 1 0 1 0												
Inning Stats	R: 0 E: 0 K: 1 S: 5	H: 0 LOB: 0 BB: 0 P: 5	R: 0 E: 0 K: 2 S: 7	H: 0 LOB: 0 BB: 0 P: 7	R: 0 E: 0 K: 2 S: 8	H: 1 LOB: 1 BB: 0 P: 8	R: 0 E: 0 K: 1 S: 5	H: 0 LOB: 0 BB: 0 P: 5	R: 0 E: 0 K: 0 S: 2	H: 0 LOB: 0 BB: 1 P: 6	R: 0 E: 0 K: 0 S: 3	H: 0 LOB: 0 BB: 0 P: 3	R: 0 E: 0 K: 0 S: 4	H: 2 LOB: 1 BB: 0 P: 4	R: 1 E: 0 K: 2 S: 8	H: 1 LOB: 3 BB: 3 P: 20	R: 0 E: 0 K: 1 S: 6	H: 1 LOB: 1 BB: 0 P: 6	1B: 4 2B: 1 3B: 0 HR: 0	SF: 0 SAC: 0 DP: 2 HBP: 0	WP: 0 PB: 0 SB: 0 CS: 0	PA: 34
PITCHER	IP WLS BF H R ER SO BB IBB HBP BLK WP HR S P ERA WHIP												PITCHER	IP WLS BF H R ER SO BB IBB HBP BLK WP HR S P ERA WHIP								
Tim Lollar, L (1, 1) ERA: 6.08	7.2 W 28 4 1 1 8 3 0 0 0 0 0 0 41 53 1.17 0.913																					
Sid Monge, L (8, 1) ERA: 3.42	0.0 1 0 0 0 0 1 0 0 0 0 0 0 0 4 ∞ ∞																					
John Montefusco, R (8, 1) ERA: 5.45	1.1 S 5 1 0 0 1 0 0 0 0 0 0 0 7 7 0.00 0.750																					

livebaseballscorecards.com

AB	30
R	1
H	5
RBI	1
BB	4
SO	9
LOB	11



Batter	1	2	3	4	5	6	7	8	9
Alan Wiggins, S (1, 7) OBP: 0.351, SLG: 0.304	0-0 6-3		0-0 F7		4-0 CS BB			4-0 1B FC5-4 BB	
Juan Bonilla, R (1, 4) OBP: 0.319, SLG: 0.338	0-3 K		1-0 HBP		0-0 CS	0-3 K		0-0 FC5-4 1B	
Steve Garvey, R (1, 3) OBP: 0.352, SLG: 0.483	0-0 4-3		0-0 F9			0-0 HR		0-0 FC5-4 BB 1B	
Terry Kennedy, L (1, 2) OBP: 0.365, SLG: 0.451		0-0 E3 F8		0-0 3-1		0-0 F8		0-0 BB 1B	
Kevin McReynolds, R (1, 9) OBP: 0.276, SLG: 0.373		0-0 1-3		0-0 FC4 1B		0-0 5-3		4-0 BB 1B	
Ruppert Jones, L (1, 8) OBP: 0.264, SLG: 0.295		0-0 F8		0-0 F7			0-0 E9 6-3 BLK 1B	0-3 K	
Luis Salazar, R (1, 6) OBP: 0.335, SLG: 0.371		0-0 F9		0-0 FC4			0-0 6-3	0-3 K	
Tim Flannery, L (1, 5) OBP: 0.339, SLG: 0.415			0-0 F7		0-0 3-1		0-0 F7		
Tim Lollar, L (1, 1) OBP: 0.318, SLG: 0.222			0-0 HBP 1B			0-0 F8		0-0 F9	
Sid Monge, S (8, 1)									
John Montefusco, R (8, 1) OBP: 0.333, SLG: 0.143									

Inning Stats	R: 0	H: 0	E: 0	K: 1	S: 5	R: 0	H: 0	E: 1	K: 0	S: 4	R: 0	H: 1	E: 0	K: 0	S: 4	R: 0	H: 1	E: 0	K: 0	S: 2	R: 1	H: 1	E: 0	K: 1	S: 6	R: 1	H: 1	E: 1	K: 0	S: 4	R: 1	H: 2	E: 0	K: 2	S: 9
	0	0	0	1	5	0	0	1	0	4	0	1	0	0	4	0	1	0	0	2	6	1	1	0	1	6	1	2	1	0	4	1	3	0	17

AB	R	H	RBI	BB	SO	LOB
2	1	0	0	2	0	1
3	0	1	0	0	2	0
4	1	1	2	0	0	3
4	0	1	0	0	0	0
3	0	1	0	1	0	1
4	1	1	0	0	1	5
4	0	0	0	0	1	6
3	0	0	0	0	0	0
3	0	1	0	0	0	0
0	0	0	0	0	0	0
0	0	0	0	0	0	0

PITCHER	IP	WLS	BF	H	R	ER	SO	BB	IBB	HBP	BLK	WP	HR	S	P	ERA	WHIP
Frank Pastore, R (1, 1) ERA: 5.16	7.0	L	27	4	2	1	2	1	0	1	1	0	1	29	34	1.29	0.714
Keefe Cato, R (8, 1) ERA: 2.45	0.1		3	1	1	1	0	1	0	0	0	0	0	2	6	27.00	6.000
Bill Scherrer, L (8, 1) ERA: 3.31	0.1		3	1	0	0	1	1	0	0	0	0	0	4	8	0.00	6.000
Ben Hayes, R (8, 1) ERA: 9.97	0.1		1	0	0	0	1	0	0	0	0	0	0	3	3	0.00	0.000

WP	HR	S	P	ERA	WHIP
0	1	4	17	1.29	0.714
0	0	0	0	27.00	6.000
0	0	0	8	0.00	6.000
0	0	3	3	0.00	0.000

BOTTOM


Cincinnati Reds @ San Diego Padres

Jack Murphy Stadium, San Diego, CA

Thu Jun 16 1983, 6:33 AM EDT

Att. 14,228 - Unknown

AB	30
R	3
H	6
RBI	2
BB	3
SO	4
LOB	16



Batter	1	2	3	4	5	6	7	8	9	AB R H RBI BB SO LOB	TOP											
Omar Moreno, L (1, 8) OBP: 0.291, SLG: 0.341	0-0 1B	0-0 3-1			0-0 4-3		0-3 K		0-3 K	5 0 1 0 0 2 1												
Terry Puhl, L (1, 9) OBP: 0.329, SLG: 0.360	0-0 1B		0-0 F6		0-0 F6		0-0 F8		0-0 G3	5 0 1 0 0 0 0												
Dickie Thon, R (1, 6) OBP: 0.344, SLG: 0.455	0-0 F8		0-0 HR		0-0 HR		0-0 HBP 1B		0-3 K	5 2 3 2 0 1 1												
Phil Garner, R (1, 5) OBP: 0.344, SLG: 0.395	4-0 1-2 BB		0-0 F8		0-0 4-3		1-0 1-2 HBP			2 0 0 0 1 0 0												
Jose Cruz, L (1, 7) OBP: 0.382, SLG: 0.430	0-0 1-3		0-0 CS 1B			0-0 F5	0-3 K			4 0 1 0 0 1 4												
Ray Knight, R (1, 3) OBP: 0.382, SLG: 0.455		0-0 2B	0-0 CS	4-0 G3-6 BB		0-0 F8		0-0 4-3		3 1 1 0 1 0 0												
Denny Walling, L (8, 3) OBP: 0.195, SLG: 0.132			1-2							0 0 0 0 0 0 0												
Alan Ashby, S (1, 2) OBP: 0.298, SLG: 0.451		0-0 2B		0-0 G3-6 BB		4-0 2B BB		0-0 4-3		3 1 1 1 1 0 1												
Bill Doran, S (1, 4) OBP: 0.344, SLG: 0.310		0-0 F9		4-0 BB		0-0 1-H 2B		0-0 3B		3 0 2 1 1 0 1												
Nolan Ryan, R (1, 1) OBP: 0.118, SLG: 0.063		0-3 K		0-0 L6		0-0 G3		0-3 K		4 0 0 0 0 2 4												
Bill Dawley, R (8, 1) OBP: 0.500, SLG: 0.500										0 0 0 0 0 0 0												
Inning Stats	R: 0 E: 0 K: 0 S: 4	H: 2 LOB: 2 BB: 1 P: 8	R: 1 E: 0 K: 1 S: 7	H: 2 LOB: 1 BB: 0 P: 7	R: 1 E: 0 K: 0 S: 4	H: 2 LOB: 0 BB: 0 P: 4	R: 0 E: 0 K: 0 S: 2	H: 0 LOB: 1 BB: 2 P: 10	R: 1 E: 0 K: 0 S: 4	H: 1 LOB: 0 BB: 0 P: 4	R: 1 E: 0 K: 0 S: 4	H: 1 LOB: 1 BB: 1 P: 8	R: 0 E: 0 K: 2 S: 8	H: 1 LOB: 2 BB: 0 P: 9	R: 0 E: 0 K: 1 S: 6	H: 1 LOB: 1 BB: 0 P: 6	R: 0 E: 0 K: 2 S: 7	H: 0 LOB: 0 BB: 0 P: 7	1B: 4 2B: 3 3B: 1 HR: 2	SF: 0 SAC: 0 DP: 1 HBP: 1	WP: 0 PB: 0 SB: 0 CS: 1	PA: 40
PITCHER	IP WLS BF H R ER SO BB IBB HBP BLK WP HR S P ERA WHIP																					
Eric Show, R (1, 1) ERA: 2.85	5.0 L 22 7 3 3 1 3 0 0 0 0 0 2 21 33 5.40 2.000																					
Elias Sosa, R (6, 1) ERA: 6.45	3.0 14 3 1 1 3 1 0 1 0 0 0 0 18 23 3.00 1.333																					
Luis DeLeon, R (9, 1) ERA: 2.54	1.0 3 0 0 0 2 0 0 0 0 0 0 0 7 7 0.00 0.000																					

Houston Astros @ San Diego Padres
Jack Murphy Stadium, San Diego, CA

Fri Jun 17 1983, 10:05 PM EDT
Att: 20,768 - Unknown

livebaseballscorecards.com

AB	34
R	4
H	10
RBI	4
BB	4
SO	6
LOB	12



Batter	1	2	3	4	5	6	7	8	9	10	11	AB R H RBI BB SO LOB	TOP	
Omar Moreno, L (1, 8) OBP: 0.286, SLG: 0.335	0-3 K ①		x 0-0 6-3 ③			x 0-0 4-3 ①		x 0-0 1-3 ③			x 0-0 4-3 ①	5 0 0 0 0 1 0	Houston Astros @ San Diego Padres Jack Murphy Stadium, San Diego, CA Sat Jun 18 1983, 10:05 PM EDT Att. 26,640 - Unknown	
Kevin Bass, S (1, 9) OBP: 0.292, SLG: 0.395	0-0 F4 ②			x 0-0 F9 ①		x 0-0 5-3 ②			x 0-0 F8 ①		x 0-0 6-3 ②	5 0 0 0 0 0 0		
Dickie Thon, R (1, 6) OBP: 0.341, SLG: 0.450	0-0 6-3 ③			x 0-0 1B 1B		x 0-0 F7 ③			x 0-0 4-3 ②		x 0-0 5-3 ③	5 0 1 0 0 0 0		
Phil Garner, R (1, 5) OBP: 0.246, SLG: 0.401		x 0-0 SH1-3 2B		x 0-0 1B 1B		x 0-0 F8 ①			x 0-0 F8 ③			4 0 2 0 0 0 0		
Jose Cruz, L (1, 7) OBP: 0.381, SLG: 0.433		x 0-0 SH1-3 2-3 ①		x 0-3 K ②		x 0-0 F8 ②				x 0-0 6-3 1B 2B		3 1 1 0 0 1 2		
Ray Knight, R (1, 3) OBP: 0.361, SLG: 0.451		x 0-3 K ②		x 0-0 5-3 ③		x 0-0 1B			x 0-0 F4 ①			4 0 1 0 0 1 4		
Bill Doran, S (1, 4) OBP: 0.339, SLG: 0.304		x 0-0 6-3 ③			x 0-0 F2 ①		x 0-0 F8 ③			x 0-0 6-3 ②		4 0 0 0 0 0 3		
Luis Pujols, R (1, 2) OBP: 0.304, SLG: 0.288			x 0-0 F3 ①			x 0-0 5-3 ②		x 0-0 4-3 ①		x 0-0 2-3 1B		4 0 1 1 0 0 0		
Joe Niekro, R (1, 1) OBP: 0.059, SLG: 0.059			x 0-0 F7 ②					x 0-0 F6 ②		x 0-0 3-H 1B ③		4 0 0 0 0 1 1		
Frank LaCorte, R (11, 1) OBP: 0.167, SLG: 0.400												0 0 0 0 0 0 0		
Frank DiPino, L (11, 1) OBP: 0.400, SLG: 0.500												0 0 0 0 0 0 0		
Inning Stats	R: 0 H: 0 E: 0 K: 1 S: 5	R: 0 H: 1 E: 0 K: 1 S: 6	R: 0 H: 0 E: 0 K: 0 S: 3	R: 0 H: 2 E: 0 K: 1 S: 7	R: 0 H: 0 E: 0 K: 1 S: 5	R: 0 H: 0 E: 0 K: 0 S: 3	R: 0 H: 1 E: 0 K: 0 S: 4	R: 0 H: 0 E: 0 K: 0 S: 3	R: 0 H: 0 E: 0 K: 0 S: 3	R: 1 H: 2 E: 0 K: 0 S: 5	R: 0 H: 0 E: 0 K: 0 S: 3	1B: 4 2B: 2 3B: 0 HR: 0	SF: 0 SAC: 1 DP: 0 HBP: 0	WP: 0 PA: 39 PB: 0 SB: 0 CS: 0
PITCHER Dave Dravecky, L (1, 1) ERA: 2.72	IP 11.0 WLS W BF 39 H 6 R 1 ER 1 SO 4 BB 0 IBB 0 HBP 0 BLK 0 WP 0 HR 0 S 47 P 47 ERA 0.82 WHIP 0.545													

AB	38
R	1
H	6
RBI	1
BB	0
SO	4
LOB	10



livebaseballscores.com

BOTTOM

Houston Astros @ San Diego Padres
Jack Murphy Stadium, San Diego, CA
Sat Jun 18 1983, 10:05 PM EDT
Att. 26,640 - Unknown

livebaseballscorecards.com

AB	37
R	2
H	8
RBI	2
BB	2
SO	3
LOB	8



WP:	0	PA:	40
PB:	0		
SB:	0		
CS:	0		

AB R H RBI BB SO LOB

4	0	0	0	0	0	1
5	0	1	0	0	1	1
4	0	2	0	1	0	1
5	0	1	1	0	1	2
3	1	1	1	1	1	0
4	0	0	0	0	0	2
4	0	1	0	0	0	0
4	0	0	0	0	0	1
3	0	1	0	0	0	0
1	1	1	0	0	0	0

11

SH5-4	1-2
4-3	2-3
1B	IBB
1B	1-2 3-H
HR	
F5	
F9	
4-3	
4-3	SH5-4
1B	1B

10

9

4-3	
K	
1B	
K	

8

7

F9	
BB	1B
F8	

6

F8	

5

4

1-3	
6-3	
P6	

3

4-3	

2

1

5-3	
G4-6-3	1B
G4-6-3	1-2f

Batter

Luis Salazar, R (1, 5)
Alan Wiggins, S (1, 7)
Steve Garvey, R (1, 3)
Terry Kennedy, L (1, 2)
Ruppert Jones, L (1, 8)
Garry Templeton, S (1, 6)
Kevin McReynolds, R (1, 9)
Juan Bonilla, R (1, 4)
Dave Dravecky, R (1, 1)
Tim Flannery, L (11, PH)

Inning Stats

R: 0	H: 1
E: 0	LOB: 0
K: 0	BB: 0
S: 3	P: 3

Inning Stats

R: 0	H: 0
E: 0	LOB: 0
K: 0	BB: 0
S: 3	P: 3

Inning Stats

R: 0	H: 1
E: 0	LOB: 1
K: 0	BB: 0
S: 4	P: 4

Inning Stats

R: 0	H: 0
E: 0	LOB: 0
K: 0	BB: 0
S: 3	P: 3

Inning Stats

R: 0	H: 0
E: 0	LOB: 0
K: 1	BB: 0
S: 5	P: 5

Inning Stats

R: 0	H: 0
E: 0	LOB: 0
K: 0	BB: 0
S: 3	P: 3

Inning Stats

R: 0	H: 1
E: 0	LOB: 2
K: 0	BB: 1
S: 4	P: 8

Inning Stats

R: 0	H: 1
E: 0	LOB: 0
K: 0	BB: 0
S: 3	P: 3

Inning Stats

R: 0	H: 1
E: 0	LOB: 1
K: 2	BB: 0
S: 8	P: 8

Inning Stats

R: 1	H: 1
E: 0	LOB: 0
K: 0	BB: 0
S: 4	P: 4

Inning Stats

R: 1	H: 2
E: 0	LOB: 2
K: 0	BB: 1
S: 4	P: 8

Inning Stats

1B: 6	SF: 0
2B: 1	SAC: 1
3B: 0	DP: 2
HR: 1	HBP: 0

PITCHER	IP	WLS	BF	H	R	ER	SO	BB	IBB	HBP	BLK	WP	HR	S	P	ERA	WHIP
Joe Niekro, R (1, 1)	10.0		35	6	1	1	3	1	0	0	0	0	1	40	44	0.90	0.700
Frank LaCorte, R (11, 1)	0.2	L	3	1	1	1	0	0	0	0	0	0	0	3	3	13.50	1.500
Frank DiPino, L (11, 1)	0.0		2	1	0	0	0	0	1	0	0	0	0	1	5	∞	∞

PITCHER	IP	WLS	BF	H	R	ER	SO	BB	IBB	HBP	BLK	WP	HR	S	P	ERA	WHIP
---------	----	-----	----	---	---	----	----	----	-----	-----	-----	----	----	---	---	-----	------

Batter	1	2	3	4	5	6	7	8	9	AB R H RBI BB SO LOB	BOTTOM
Luis Salazar, R (1, 5) <small>OBP: 0.335, SLG: 0.368</small>	0-0 SH1-4 6-3 1B		0-0 G3		0-0 1B 1B	0-0 1-2 1B		0-0 4-3		5 2 3 0 0 0 0	Houston Astros @ San Diego Padres Jack Murphy Stadium, San Diego, CA Sun Jun 19 1983, 6:33 AM EDT Att. 16,464 - Unknown livebaseballscorecards.com
Alan Wiggins, S (1, 7) <small>OBP: 0.350, SLG: 0.308</small>	0-0 SH1-4 1-2		4-0 BB		0-0 1-2 1B 1B	0-0 2-3		0-0 L5-4		2 1 1 0 1 0 2	
Steve Garvey, R (1, 3) <small>OBP: 0.354, SLG: 0.476</small>	0-0 6-3 2-H		0-0 F9		0-0 1-2 2-3 2B 1B		0-0 2B 1B			4 2 1 1 0 0 3	
Sixto Lezcano, R (1, 9) <small>OBP: 0.332, SLG: 0.337</small>	1-0 1B HBP		0-0 F8		0-0 1-2 2-H 3-H 2B 1B		0-3 K			3 1 1 2 0 1 2	
Kevin McReynolds, R (1, 8) <small>OBP: 0.257, SLG: 0.333</small>	0-0 1-2 1B			0-0 F9	0-0 F3		0-0 F9			4 0 1 0 0 0 3	
Garry Templeton, S (1, 6) <small>OBP: 0.282, SLG: 0.336</small>	0-0 F8			0-0 F9 2B	0-0 1-H 2-H 2B		0-0 1-H 2B			4 0 3 3 0 0 2	
Juan Bonilla, R (1, 4) <small>OBP: 0.305, SLG: 0.321</small>		0-0 6-3		0-0 F9 2-3	0-0 5-3		0-0 6-3			4 0 0 0 0 0 3	
Doug Gwosdz, R (1, 2) <small>OBP: 0.188, SLG: 0.071</small>		0-0 F7		0-0 F8		0-3 K		0-0 F3		4 0 0 0 0 1 1	
Andy Hawkins, R (1, 1) <small>OBP: 0.120, SLG: 0.043</small> Elias Sosa, R (4, 1) Sid Monge, S (6, 1) <small>OBP: 0.250, SLG: 0.250</small>		0-0 4-3			0-0 F3		0-0 L5-4 1B 1B		0-0 6-3	1 0 0 0 0 0 0 1 0 0 0 0 0 0 2 0 1 0 0 0 0	
Inning Stats	R: 1 H: 2 E: 1 LOB: 2 K: 0 BB: 0 S: 5 P: 6	R: 0 H: 0 E: 0 LOB: 0 K: 0 BB: 0 S: 3 P: 3	R: 0 H: 0 E: 0 LOB: 1 K: 0 BB: 1 S: 3 P: 7	R: 0 H: 1 E: 0 LOB: 1 K: 0 BB: 0 S: 4 P: 4	R: 4 H: 4 E: 1 LOB: 1 K: 0 BB: 0 S: 8 P: 8	R: 0 H: 2 E: 0 LOB: 1 K: 1 BB: 0 S: 6 P: 6	R: 1 H: 2 E: 0 LOB: 1 K: 1 BB: 0 S: 7 P: 7	R: 0 H: 0 E: 0 LOB: 0 K: 0 BB: 0 S: 3 P: 3	1B: 8 SF: 0 2B: 4 SAC: 1 3B: 0 DP: 1 HR: 0 HBP: 1	WP: 0 PA: 37 PB: 0 SB: 0 CS: 0	
PITCHER	IP WLS BF H R ER SO BB IBB HBP BLK WP HR S P ERA WHIP										
Bob Knepper, L (1, 1) <small>ERA: 2.97</small>	4.2 L 24 7 5 2 0 0 1 0 0 0 0 0 22 27 3.86 1.714										
Dave Smith, R (5, 1) <small>ERA: 3.48</small>	2.1 10 4 1 1 2 0 0 0 0 0 0 0 14 14 3.86 1.714										
Frank LaCorte, R (8, 1) <small>ERA: 3.67</small>	1.0 3 0 0 0 0 0 0 0 0 0 0 0 3 3 0.00 0.000										

Batter	1	2	3	4	5	6	7	8	9	AB R H RBI BB SO LOB	TOP
Luis Salazar, R (1, 5) OBP: 0.331, SLG: 0.369	0-0 L4		0-0 SF8 2B		0-0 F9		0-3 K		0-0 6-3	5 1 1 0 0 1 0	
Alan Wiggins, S (1, 7) OBP: 0.348, SLG: 0.307	0-3 K		0-0 4-3		0-0 F8		0-0 2B 1B			4 0 1 0 0 1 1	
Steve Garvey, R (1, 3) OBP: 0.352, SLG: 0.478	0-0 3-1		0-0 SF8		0-0 P4		0-0 1-H 2B			3 0 1 1 0 0 0	
Sixto Lezcano, R (1, 9) OBP: 0.340, SLG: 0.346		0-0 SH 1B FC4-6 1B	0-0 1B		0-0 2B E 1B		0-3 K			4 2 3 0 0 1 0	
Terry Kennedy, L (1, 2) OBP: 0.363, SLG: 0.444		0-0 FC4-6 SH 1-2 1B	0-0 F8		0-0 F5		0-0 FC6-4 1B			4 0 2 0 0 0 2	
Garry Templeton, S (1, 6) OBP: 0.263, SLG: 0.345		0-0 SH FC4-6 1-2 2-3		0-0 5-3		0-0 E9 SF9 2B		0-0 FC6-4 FC6-4 1-2f		3 1 1 0 0 0 1	
Kevin McReynolds, R (1, 8) OBP: 0.243, SLG: 0.318		0-3 K		0-0 F8		0-0 SF9		0-0 FC6-4 1-2f		3 0 0 1 0 1 4	
Juan Bonilla, R (1, 4) OBP: 0.304, SLG: 0.320		0-0 FC4-6 1-2f 2-3 3-H		0-0 1B		0-0 4-3		0-0 6-3		4 0 1 1 0 0 2	
Ed Whitson, R (1, 1) OBP: 0.133, SLG: 0.133		0-0 6-3		0-0 4-3		0-0 4-3		0-3 K		4 0 0 0 0 1 3	
John Montefusco, R (9, 1) OBP: 0.333, SLG: 0.143										0 0 0 0 0 0 0	
Inning Stats	R: 0 H: 0 E: 0 LOB: 0 K: 1 BB: 0 S: 5 P: 5	R: 1 H: 2 E: 1 LOB: 2 K: 1 BB: 0 S: 8 P: 8	R: 1 H: 2 E: 0 LOB: 1 K: 0 BB: 0 S: 5 P: 5	R: 0 H: 1 E: 0 LOB: 1 K: 0 BB: 0 S: 4 P: 4	R: 0 H: 0 E: 0 LOB: 0 K: 0 BB: 0 S: 3 P: 3	R: 2 H: 2 E: 1 LOB: 0 K: 0 BB: 0 S: 5 P: 5	R: 0 H: 2 E: 0 LOB: 2 K: 1 BB: 0 S: 6 P: 6	R: 0 H: 1 E: 0 LOB: 1 K: 1 BB: 0 S: 6 P: 6	R: 0 H: 0 E: 0 LOB: 0 K: 1 BB: 0 S: 5 P: 5	1B: 7 SF: 2 2B: 3 SAC: 1 3B: 0 DP: 0 HR: 0 HBP: 0	WP: 0 PA: 37 PB: 0 SB: 0 CS: 0
PITCHER	IP WLS BF H R ER SO BB IBB HBP BLK WP HR S P ERA WHIP										
Jerry Reuss, L (1, 1) ERA: 2.66	6.0 L 26 7 4 2 2 0 0 0 0 0 0 0 30 30 3.00 1.167										
Joe Beckwith, R (7, 1) ERA: 2.83	2.0 8 3 0 0 2 0 0 0 0 0 0 0 12 12 0.00 1.500										
Pat Zachry, R (9, 1) ERA: 2.16	1.0 3 0 0 0 1 0 0 0 0 0 0 0 5 5 0.00 0.000										

San Diego Padres @ Los Angeles Dodgers
 Dodger Stadium, Los Angeles, CA
 Mon Jun 20 1983, 7:05 PM PDT
 Att. 43,980 - Unknown

AB	34
R	4
H	10
RBI	3
BB	0
SO	5
LOB	13



Batter	1	2	3	4	5	6	7	8	9	AB	R	H	RBI	BB	SO	LOB
Steve Sax, R OBP: 0.351, SLG: 0.374 (1, 4)	0-0 5-3		0-0 1B			0-0 F9			4-0 1B BB	3	0	1	1	1	0	0
Ken Landreaux, L OBP: 0.314, SLG: 0.420 (1, 8)	0-0 6-3		0-0 F8			0-3 K			0-0 G5-4-3 1B	4	0	1	0	0	1	1
Dusty Baker Jr., R OBP: 0.306, SLG: 0.371 (1, 7)	0-3 K								0-0 P5	4	0	0	0	0	1	2
Pedro Guerrero, R OBP: 0.382, SLG: 0.502 (1, 5)		0-0 5-3							0-0 G5-4-3	4	0	0	0	0	1	2
Greg Brock, L OBP: 0.364, SLG: 0.442 (1, 3)		0-3 K							0-0 1-2	3	0	0	0	0	1	0
Mike Marshall, R OBP: 0.310, SLG: 0.399 (1, 9)		0-0 F8								3	0	1	0	0	0	0
Steve Yeager, R OBP: 0.289, SLG: 0.464 (1, 2)									0-0 6-3 2B	3	0	1	0	0	1	1
Bill Russell, R OBP: 0.355, SLG: 0.342 (1, 6)									0-0 FC6-4 1B SH3-4	3	1	0	0	0	0	2
Jerry Reuss, L OBP: 0.237, SLG: 0.222 (1, 1)									0-0 6-3	0	0	0	0	0	0	0
Ron Roenicke, S OBP: 0.260, SLG: 0.255 (6, PH)									0-0 F8	1	0	0	0	0	0	0
Joe Beckwith, L (7, 1)									0-0 6-3	0	0	0	0	0	0	0
Rick Monday, L OBP: 0.348, SLG: 0.411 (8, PH)									0-0 6-3	1	0	0	0	0	0	1
Pat Zachry, R (9, 1)										0	0	0	0	0	0	0

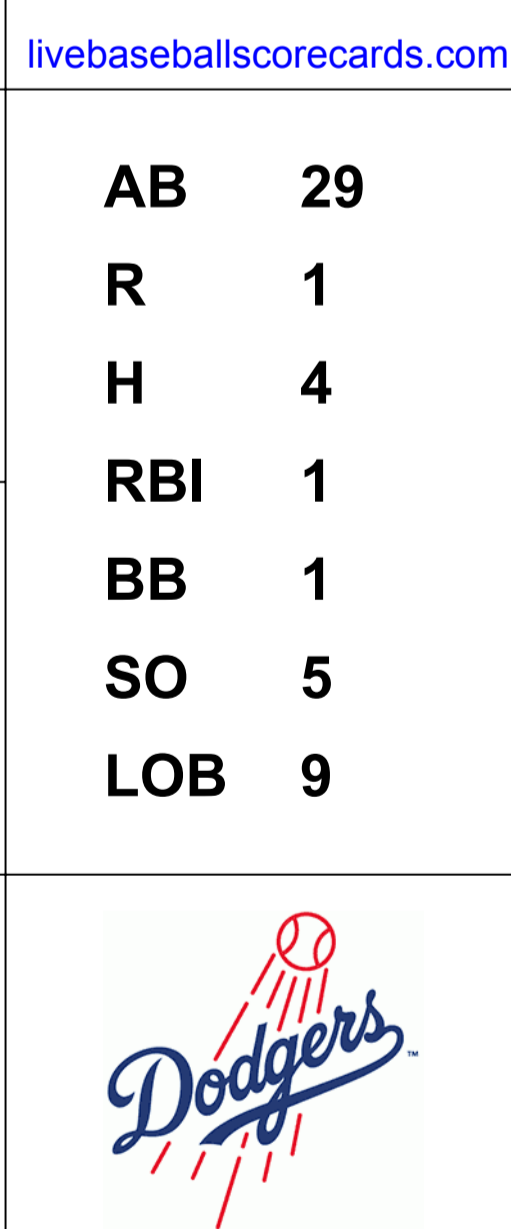
BOTTOM	
AB	29
R	1
H	4
RBI	1
BB	1
SO	5
LOB	9

Inning Stats	
R: 0 E: 0 K: 1 S: 5	H: 0 LOB: 0 BB: 0 P: 5
R: 0 E: 0 K: 1 S: 5	H: 0 LOB: 0 BB: 0 P: 5
R: 1 E: 0 K: 0 S: 5	H: 2 LOB: 1 BB: 0 P: 5
R: 0 E: 0 K: 1 S: 5	H: 0 LOB: 0 BB: 0 P: 5
R: 0 E: 0 K: 0 S: 3	H: 0 LOB: 0 BB: 0 P: 3
R: 0 E: 0 K: 1 S: 5	H: 0 LOB: 0 BB: 0 P: 5
R: 0 E: 0 K: 1 S: 6	H: 1 LOB: 1 BB: 0 P: 6
R: 0 E: 0 K: 0 S: 3	H: 1 LOB: 1 BB: 1 P: 7
1B: 3 2B: 1 3B: 0 HR: 0	SF: 0 SAC: 1 DP: 1 HBP: 0
WP: 0 PB: 0 SB: 0 CS: 0	PA: 31

PITCHER		IP	WLS	BF	H	R	ER	SO	BB	IBB	HBP	BLK	WP	HR	S	P	ERA	WHIP
Ed Whitson, R ERA: 3.35 (1, 1)	8.0	W	28	3	1	1	5	5	1	0	0	0	0	0	37	41	1.12	0.500
John Montefusco, R ERA: 5.31 (9, 1)	1.0	S	3	1	0	0	0	0	0	0	0	0	0	3	3	0.00	1.000	

PITCHER		IP	WLS	BF	H	R	ER	SO	BB	IBB	HBP	BLK	WP	HR	S	P	ERA	WHIP

San Diego Padres @ Los Angeles Dodgers
 Dodger Stadium, Los Angeles, CA
 Mon Jun 20 1983, 7:05 PM PDT
 Att. 43,980 - Unknown



Batter	1	2	3	4	5	6	7	8	9	AB R H RBI BB SO LOB	TOP									
Luis Salazar, R (1, 5) OBP: 0.330, SLG: 0.366	0-3 K		0-0 F9		0-0 S 1B		0-0 5-3			4 0 1 0 0 1 0	San Diego Padres @ Los Angeles Dodgers Dodger Stadium, Los Angeles, CA Tue Jun 21 1983, 7:05 PM PDT Att: 47,619 - Unknown livebaseballscorecards.com									
Alan Wiggins, S (1, 8) OBP: 0.356, SLG: 0.323	0-0 E 1B		0-0 CS 1B		0-3 K			0-0 4-3 2B		4 0 3 0 0 1 1										
Steve Garvey, R (1, 3) OBP: 0.351, SLG: 0.475	0-0 1-3		0-0 F6			0-0 F9 E 1B 1B		0-0 4-3		4 1 1 0 0 0 3										
Terry Kennedy, L (1, 2) OBP: 0.361, SLG: 0.438	0-0 F7			0-0 F9		0-0 F9		4-0 G6-3 IBB		3 0 0 0 1 0 2										
Sixto Lezcano, R (1, 9) OBP: 0.338, SLG: 0.341		4-0 E BB		0-0 6-3		0-0 L5		0-0 G6-3		3 0 0 0 1 0 3										
Garry Templeton, S (1, 6) OBP: 0.262, SLG: 0.341		0-0 F7		0-0 F9		0-0 1B		0-0 E4 CS		4 0 1 1 0 0 1										
Tony Gwynn, L (1, 7) OBP: 0.250, SLG: 0.250		0-3 K			0-0 4-3 S SF8 1B	0-0 G3		0-0 P6		4 1 1 0 0 1 3										
Juan Bonilla, R (1, 4) OBP: 0.300, SLG: 0.315		0-0 E4			0-0 4-3		0-3 K	0-3 K		4 0 0 0 0 2 3										
Tim Lollar, L (1, 1) OBP: 0.280, SLG: 0.200		0-3 K			0-0 SF8		0-0 3-1			2 0 0 1 0 1 2										
Luis DeLeon, R (9, 1) OBP: 0.200, SLG: 0.200										0 0 0 0 0 0 0										
Inning Stats	R: 0 E: 1 K: 1 S: 6	H: 1 LOB: 1 BB: 0 P: 6	R: 0 E: 1 K: 2 S: 8	H: 0 LOB: 2 BB: 1 P: 12	R: 0 E: 0 K: 0 S: 3	H: 1 LOB: 0 BB: 0 P: 3	R: 0 E: 0 K: 0 S: 3	H: 0 LOB: 0 BB: 0 P: 3	R: 1 E: 1 K: 0 S: 5	H: 2 LOB: 1 BB: 0 P: 5	R: 0 E: 0 K: 1 S: 5	H: 0 LOB: 0 BB: 0 P: 5	R: 0 E: 0 K: 0 S: 3	H: 1 LOB: 1 BB: 1 P: 7	R: 0 E: 1 K: 1 S: 5	H: 0 LOB: 0 BB: 0 P: 5	1B: 6 2B: 1 3B: 0 HR: 0	SF: 1 SAC: 0 DP: 1 HBP: 0	WP: 0 PB: 0 SB: 2 CS: 2	PA: 35
PITCHER	IP WLS BF H R ER SO BB IBB HBP BLK WP HR S P ERA WHIP																			
Alejandro Pena, R (1, 1) ERA: 1.88	6.0 L 25 6 2 1 4 1 0 0 0 0 0 0 32 36 1.50 1.167																			
Tom Niedenfuer, R (7, 1) ERA: 1.57	2.0 7 1 0 0 1 0 1 0 0 0 0 0 8 12 0.00 0.500																			
Dave Stewart, R (9, 1) ERA: 2.05	1.0 3 0 0 0 1 0 0 0 0 0 0 0 5 5 0.00 0.000																			

AB	32
R	2
H	7
RBI	2
BB	2
SO	6
LOB	18



Batter	1	2	3	4	5	6	7	8	9	AB	R	H	RBI	BB	SO	LOB
Steve Sax, R OBP: 0.346, SLG: 0.368 (1, 4)	0-0 5-3		0-0 G3			0-0 4-3		0-0 5-3		4	0	0	0	0	0	0
Bill Russell, R OBP: 0.358, SLG: 0.342 (1, 6)	4-0 BB			0-0 6-3		0-0 5-3			0-0 1B	3	0	1	0	1	0	0
Mike Marshall, R OBP: 0.304, SLG: 0.390 Rick Monday, L OBP: 0.343, SLG: 0.404 (1, 9) (9, PH)	0-3 K			0-0 4-3			0-3 K		0-0 F2	3	0	0	0	0	2	1
Pedro Guerrero, R OBP: 0.380, SLG: 0.496 (1, 5)	0-3 K			0-0 P6			0-3 F9 1B BB		0-0 F8	3	0	0	0	1	1	2
Dusty Baker Jr., R OBP: 0.305, SLG: 0.369 (1, 7)		0-0 4-3			0-3 K		0-0 1-2 1B		0-0 P4	4	0	1	0	0	1	1
Greg Brock, L OBP: 0.360, SLG: 0.436 (1, 3)		0-3 K			0-0 G1		0-0 F9			3	0	0	0	0	1	2
Steve Yeager, R OBP: 0.290, SLG: 0.459 (1, 2)		0-0 5-3			4-0 FC6-4 BB		0-0 5-3			2	0	0	0	1	0	2
Ron Roenicke, S OBP: 0.252, SLG: 0.248 (1, 8)			0-0 F9		0-0 FC6-4			0-0 F3		3	0	0	0	0	0	1
Alejandro Pena, R OBP: 0.063, SLG: 0.063 Derrel Thomas, S OBP: 0.397, SLG: 0.403 Tom Niedenfuer, R OBP: 0.273, SLG: 0.258 Rafael Landestoy, S OBP: 0.167, SLG: 0.167 (1, 1) (6, PH) (7, 1) (8, PH) (9, 1)			0-3 K			0-0 F2		0-0 F8		1	0	0	0	0	1	0

Inning Stats	R: 0	H: 0	E: 0	K: 2	S: 7	LOB: 1	BB: 1	P: 11	R: 0	H: 0	E: 0	K: 1	S: 5	LOB: 0	BB: 0	P: 5	R: 0	H: 0	E: 0	K: 1	S: 5	LOB: 0	BB: 0	P: 5	R: 0	H: 0	E: 0	K: 0	S: 3	LOB: 0	BB: 0	P: 3	R: 0	H: 1	E: 0	K: 1	S: 6	LOB: 2	BB: 1	P: 10	R: 0	H: 0	E: 0	K: 0	S: 3	LOB: 0	BB: 0	P: 3	R: 0	H: 1	E: 0	K: 0	S: 4	LOB: 1	BB: 0	P: 4	1B: 2	SF: 0	2B: 0	SAC: 0	3B: 0	DP: 0	HR: 0	HBP: 0	WP: 0	PA: 32
--------------	------	------	------	------	------	--------	-------	-------	------	------	------	------	------	--------	-------	------	------	------	------	------	------	--------	-------	------	------	------	------	------	------	--------	-------	------	------	------	------	------	------	--------	-------	-------	------	------	------	------	------	--------	-------	------	------	------	------	------	------	--------	-------	------	-------	-------	-------	--------	-------	-------	-------	--------	-------	--------

PITCHER	IP	WLS	BF	H	R	ER	SO	BB	IBB	HBP	BLK	WP	HR	S	P	ERA	WHIP
Tim Lollar, L ERA: 5.28 (1, 1)	8.0	W	29	2	0	0	6	3	0	0	0	0	0	38	50	0.00	0.625
Luis DeLeon, R ERA: 2.48 (9, 1)	1.0	S	3	0	0	0	0	0	0	0	0	0	0	3	3	0.00	0.000

BOTTOM

San Diego Padres @ Los Angeles Dodgers
Dodger Stadium, Los Angeles, CA
 Tue Jun 21 1983, 7:05 PM PDT
 Att. 47,619 - Unknown

livebaseballscorecards.com

AB	29
R	0
H	2
RBI	0
BB	3
SO	6
LOB	10



Batter	1	2	3	4	5	6	7	8	9	AB R H RBI BB SO LOB	TOP											
Luis Salazar, R (1, 5) OBP: 0.321, SLG: 0.356	0-0 F4		0-0 F8		0-0 5-3		0-0 L4	0-0 P4		5 0 0 0 0 0 4												
Alan Wiggins, S (1, 8) OBP: 0.363, SLG: 0.324	4-0 E 6-3 BB		0-0 F8			0-0 1B SH1 1B	0-0 L4		4-0 BB 1B BB	3 2 1 0 2 0 0												
Steve Garvey, R (1, 3) OBP: 0.352, SLG: 0.473	0-0 6-3			0-0 P4		0-0 SH1 E 1B	0-0 6-3		0-0 L4 BB 1B	5 1 2 1 0 0 0												
Terry Kennedy, L (1, 2) OBP: 0.354, SLG: 0.429	0-0 F5			0-3 K		0-0 P6		0-0 F9	0-0 F2	5 0 0 0 0 1 4												
Sixto Lezcano, R (1, 9) OBP: 0.345, SLG: 0.342		0-3 K		4-0 BB		0-0 SH1		0-0 1B 1B	4-0 1B BB	2 1 1 1 2 1 0												
Garry Templeton, S (1, 6) OBP: 0.279, SLG: 0.336		0-0 F7		0-0 4-3		0-0 E6 2B		0-0 1B 1B	0-0 L4	5 1 1 0 0 0 4												
Tony Gwynn, L (1, 7) OBP: 0.500, SLG: 0.625		0-0 1B			0-0 1-3	0-0 2B		0-0 1B		4 0 3 2 0 0 0												
Juan Bonilla, R (1, 4) OBP: 0.306, SLG: 0.317		0-0 5-3			0-0 SH5-4 1B	4-0 IBB		4-0 IBB		2 0 1 0 2 0 1												
Eric Show, R (1, 1) OBP: 0.242, SLG: 0.250 Gene Richards, L (8, PH) OBP: 0.342, SLG: 0.417 Gary Lucas, L (8, 1)			0-0 F8		0-0 SH5-4 1-2	0-0 F9		0-0 F5		2 0 0 0 0 0 2 1 0 0 0 0 0 3 0 0 0 0 0 0 0												
Inning Stats	R: 1 E: 1 K: 0 S: 3	H: 0 LOB: 0 BB: 1 P: 7	R: 0 E: 0 K: 1 S: 6	H: 1 LOB: 1 BB: 0 P: 6	R: 0 E: 0 K: 0 S: 3	H: 0 LOB: 0 BB: 0 P: 3	R: 0 E: 0 K: 1 S: 5	H: 0 LOB: 1 BB: 1 P: 9	R: 0 E: 0 K: 0 S: 4	H: 1 LOB: 1 BB: 0 P: 4	R: 3 E: 1 K: 0 S: 7	H: 3 LOB: 2 BB: 1 P: 11	R: 0 E: 0 K: 0 S: 3	H: 0 LOB: 0 BB: 0 P: 3	R: 1 E: 0 K: 0 S: 6	H: 3 LOB: 3 BB: 1 P: 10	R: 0 E: 0 K: 0 S: 3	H: 1 LOB: 2 BB: 2 P: 11	1B: 8 2B: 2 3B: 0 HR: 0	SF: 0 SAC: 2 DP: 1 HBP: 0	WP: 0 PB: 0 SB: 0 CS: 0	PA: 42
PITCHER	IP WLS BF H R ER SO BB IBB HBP BLK WP HR S P ERA WHIP																					
Bob Welch, R (1, 1) ERA: 2.68	7.0 L 30 5 4 1 2 2 1 0 0 0 0 31 43 1.29 1.000																					
Dave Stewart, R (8, 1) ERA: 2.19	1.0 8 3 1 1 0 1 1 0 0 0 0 6 14 9.00 4.000																					
Joe Beckwith, R (9, 1) ERA: 2.73	1.0 4 1 0 0 0 1 0 0 0 0 0 3 7 0.00 2.000																					

San Diego Padres @ Los Angeles Dodgers
 Dodger Stadium, Los Angeles, CA
 Wed Jun 22 1983, 7:05 PM PDT
 Att. 46,340 - Unknown

AB	34
R	5
H	9
RBI	4
BB	6
SO	2
LOB	18



WP: 0	PA: 42
PB: 0	
SB: 0	
CS: 0	

Batter	1	2	3	4	5	6	7	8	9	AB R H RBI BB SO LOB
Derrel Thomas, S OBP: 0.390, SLG: 0.394 (1, 4) (9, 8)	0-0 P4 ①		0-0 1-3 ③			0-0 6-3 ①		0-0 G4-6-3 1B		4 0 1 0 0 0 1
Ken Landreaux, L OBP: 0.310, SLG: 0.414 Rafael Landestoy, S OBP: 0.265, SLG: 0.250 (1, 8) (8, PH) (9, 4)	0-0 F8 ②			0-0 4-3 ①		0-0 4-3 ②		0-0 G4-6-3 1-2f		3 0 0 0 0 0 0 1 0 0 0 0 0 1
Rick Monday, L OBP: 0.329, SLG: 0.383 Mike Marshall, R OBP: 0.302, SLG: 0.388 (1, 9) (8, PH) (9, 9)	0-3 K ③			0-3 K ②		0-0 G3 ③		0-3 K ③		3 0 0 0 0 2 0 1 0 0 0 0 1 0
Pedro Guerrero, R OBP: 0.382, SLG: 0.506 (1, 5)		0-0 L5 ①		0-0 HR		4-0 F8 FC4-6 1B BB		0-3 K ①		3 2 1 1 1 1 0
Dusty Baker Jr., R OBP: 0.308, SLG: 0.369 (1, 7)		0-0 5-3 ②		4-0 BB		0-0 FC4-6 1-2 1B		0-3 K ②		3 0 1 0 1 1 0
Greg Brock, L OBP: 0.354, SLG: 0.428 (1, 3)		0-3 K ③		0-0 G3 ③		0-0 F8 2-3		0-0 4-3 ③		4 0 0 0 0 1 3
Bill Russell, R OBP: 0.352, SLG: 0.335 (1, 6)			0-0 5-3 ①		0-0 F7		0-0 FC4-6 1-2f 3-H BB			3 0 0 1 0 0 1
Gilberto Reyes, R OBP: 0.167, SLG: 0.333 Ron Roenicke, S OBP: 0.259, SLG: 0.248 Dave Stewart, R OBP: 0.167, SLG: 0.167 Joe Beckwith, L (1, 2) (7, PH) (8, 1) (9, 1)			0-0 K 2B		0-3 K ②		4-0 K 1-2 BB			2 0 1 0 0 1 0 0 0 0 0 1 0 0 0 0 0 0 0 0 0 0 0 0 0 0 0 0
Bob Welch, R OBP: 0.161, SLG: 0.290 Steve Yeager, R OBP: 0.289, SLG: 0.457 (1, 1) (7, PH) (8, 2)			0-3 K ②		0-3 K ③		0-3 K ③			2 0 0 0 0 2 1 1 0 0 0 0 1 2

Inning Stats	R: 0 E: 0 K: 1 S: 5	H: 0 LOB: 0 BB: 0 P: 5	R: 0 E: 0 K: 1 S: 5	H: 0 LOB: 0 BB: 0 P: 5	R: 0 E: 0 K: 1 S: 6	H: 1 LOB: 1 BB: 0 P: 6	R: 1 E: 0 K: 1 S: 6	H: 1 LOB: 1 BB: 1 P: 10	R: 0 E: 0 K: 2 S: 7	H: 0 LOB: 0 BB: 0 P: 7	R: 0 E: 0 K: 0 S: 3	H: 0 LOB: 0 BB: 0 P: 3	R: 1 E: 0 K: 1 S: 6	H: 1 LOB: 2 BB: 2 P: 14	R: 0 E: 0 K: 1 S: 5	H: 1 LOB: 0 BB: 0 P: 5	R: 0 E: 0 K: 2 S: 7	H: 0 LOB: 0 BB: 0 P: 7	1B: 2 2B: 1 3B: 0 HR: 1	SF: 0 SAC: 0 DP: 1 HBP: 0	WP: 0 PB: 0 SB: 0 CS: 0	PA: 33	
PITCHER	IP	WLS	BF	H	R	ER	SO	BB	IBB	HBP	BLK	WP	HR	S	P	ERA	WHIP						
Eric Show, R ERA: 2.83 Gary Lucas, L ERA: 2.6	(1, 1) (8, 1)	7.0 S	27 6	3 1	2 0	2 0	7 3	3 0	0 0	0 0	0 0	0 0	0 0	38 12	50 12	2.57 0.00	0.857 0.500						

BOTTOM

San Diego Padres @ Los Angeles Dodgers
Dodger Stadium, Los Angeles, CA

Wed Jun 22 1983, 7:05 PM PDT
Att. 46,340 - Unknown

AB	30
R	2
H	4
RBI	2
BB	3
SO	10
LOB	9



WP: 0	PA: 33
PB: 0	
SB: 0	
CS: 0	
ERA	WHIP

livebaseballscorecards.com

Batter	1	2	3	4	5	6	7	8	9	AB R H RBI BB SO LOB	TOP											
Luis Salazar, R (1, 5) OBP: 0.314, SLG: 0.348	0-0 F9		0-0 SH3		0-0 F7		0-0 E5		0-0 6-3	4 1 0 0 0 0 2	San Diego Padres @ Los Angeles Dodgers Dodger Stadium, Los Angeles, CA Thu Jun 23 1983, 3:33 AM PDT Att. 44,703 - Unknown livebaseballscorecards.com											
Alan Wiggins, S (1, 8) OBP: 0.364, SLG: 0.331	0-0 4-3		0-0 9-3 1B			0-0 6-3	0-0 2B	0-0 6-3	5 0 2 3 0 0 0													
Steve Garvey, R (1, 3) OBP: 0.349, SLG: 0.479	0-0 6-3		0-0 9-3 1-2f			0-0 HR	0-0 P5	0-0 5-3	5 1 1 1 0 0 2													
Sixto Lezcano, R (1, 9) OBP: 0.344, SLG: 0.340		0-0 HR 1B		0-0 5-3		0-3 K	0-3 K		4 1 1 0 0 2 1													
Garry Templeton, S (1, 6) OBP: 0.293, SLG: 0.371		0-0 HR		0-0 F9		0-0 1B		0-0 1B	4 1 3 2 0 0 0													
Mario Ramirez, R (8, PR) OBP: 0.389, SLG: 0.342		1-H HR		0-0 F9		0-0 1B		0-0 1B	0 0 0 0 0 0 0													
Tony Gwynn, L (1, 7) OBP: 0.333, SLG: 0.417		0-0 F7		0-3 K		0-0 6-3		0-3 K	4 0 0 0 0 2 2													
Ruppert Jones, L (9, 8) OBP: 0.270, SLG: 0.312		0-0 F7		0-3 K		0-0 6-3		0-3 K	0 0 0 0 0 0 0													
Juan Bonilla, R (1, 4) OBP: 0.313, SLG: 0.323		0-0 F4			0-0 SH2-3 1B		0-0 SH3-4 E 1B	0-0 1-3 1B	4 1 3 0 0 0 0													
Doug Gwosdz, R (1, 2) OBP: 0.200, SLG: 0.059		0-0 F8			0-0 F8		4-0 E 2B BB	0-3 K	3 1 0 0 1 1 3													
Dave Dravecky, R (1, 1) OBP: 0.156, SLG: 0.182			0-0 SH3 1B 2B		0-0 SH2-3		0-0 SH3-4	0-3 K	1 1 1 0 0 0 0													
Luis DeLeon, R (7, 1) OBP: 0.167, SLG: 0.167					0-0 SH2-3		0-0 SH3-4		1 0 0 0 0 1 2													
Gary Lucas, L (9, 1)					1-2 2-3		1-2 2-3		0 0 0 0 0 0 0													
Inning Stats	R: 0 E: 0 K: 0 S: 3	H: 0 LOB: 0 BB: 0 P: 3	R: 2 E: 0 K: 0 S: 5	H: 2 LOB: 0 BB: 0 P: 5	R: 1 E: 0 K: 0 S: 4	H: 2 LOB: 0 BB: 0 P: 4	R: 0 E: 0 K: 1 S: 5	H: 0 LOB: 0 BB: 0 P: 5	R: 0 E: 0 K: 1 S: 4	H: 1 LOB: 1 BB: 0 P: 4	R: 1 E: 0 K: 1 S: 7	H: 2 LOB: 1 BB: 0 P: 7	R: 3 E: 1 K: 1 S: 8	H: 2 LOB: 1 BB: 1 P: 12	R: 0 E: 0 K: 3 S: 11	H: 2 LOB: 2 BB: 0 P: 11	R: 0 E: 0 K: 0 S: 3	H: 0 LOB: 0 BB: 0 P: 3	1B: 7 2B: 3 3B: 0 HR: 2	SF: 0 SAC: 3 DP: 1 HBP: 0	WP: 0 PB: 0 SB: 0 CS: 0	PA: 39
PITCHER	IP WLS BF H R ER SO BB IBB HBP BLK WP HR S P ERA WHIP											PITCHER	IP WLS BF H R ER SO BB IBB HBP BLK WP HR S P ERA WHIP									
Fernando Valenzuela, L (1, 1) ERA: 3.39	6.1 L 29 9 7 6 2 1 0 0 0 0 2 32 36 8.53 1.579																					
Joe Beckwith, R (7, 1) ERA: 2.59	1.2 7 2 0 0 4 0 0 0 0 0 0 0 15 15 0.00 1.200																					
Ricky Wright, L (9, 1) ERA: 3.0	1.0 3 0 0 0 0 0 0 0 0 0 0 0 3 3 0.00 0.000																					

AB	35
R	7
H	11
RBI	6
BB	1
SO	6
LOB	12



Batter	1	2	3	4	5	6	7	8	9	AB R H RBI BB SO LOB
Derrel Thomas, S (1, 4) OBP: 0.390, SLG: 0.394	0-0 F3		0-0 F7		0-0 HR 1B		0-0 F7		0-0 SF8 1B	5 2 2 0 0 0 0
Ron Roenicke, S (1, 8) OBP: 0.274, SLG: 0.321	0-0 HR		0-3 K		0-0 HR		0-0 FC6-4 1B		0-0 F3	5 2 3 4 0 1 1
Dusty Baker Jr., R (1, 7) OBP: 0.306, SLG: 0.365	0-0 F8		0-0 F7		0-0 F8		0-0 FC6-4		0-0 FC4-6 1B	5 0 1 0 0 0 1
Pedro Guerrero, R (1, 5) OBP: 0.378, SLG: 0.502	0-0 5-3			0-0 1B	0-0 F7		0-0 5-3		0-0 SF8	4 0 1 1 0 0 1
Jose Morales, R (1, 3) OBP: 0.389, SLG: 0.667		0-0 G4-6-3 1B		0-0 F7		0-0 F9		0-0 F7	0-0 FC4-6	3 0 1 0 0 0 1
Greg Brock, L (7, 3) OBP: 0.352, SLG: 0.424										2 0 0 0 0 0 1
Steve Yeager, R (1, 2) OBP: 0.284, SLG: 0.450		0-0 G4-6-3		0-0 F7		0-0 P4		0-0 1B		3 0 0 0 0 0 2
Rafael Landestoy, S (8, PH) OBP: 0.286, SLG: 0.273								0-0 1B		1 0 1 0 0 0 0
Mike Marshall, R (1, 9) OBP: 0.307, SLG: 0.397		0-0 BB 1B		0-0 F7		0-0 2B		0-3 K		4 0 2 0 0 1 2
Dave Anderson, R (1, 6) OBP: 0.191, SLG: 0.227		4-0 BB			0-0 F8	4-0 IBB		0-0 1B		1 0 0 0 2 0 0
Ken Landreaux, L (8, PH) OBP: 0.313, SLG: 0.417								0-0 1B		1 0 1 0 0 0 0
Gilberto Reyes, R (9, 2) OBP: 0.167, SLG: 0.333		0-0 F8			0-0 HR 1B	0-0 P4		0-0 F2		0 0 0 0 0 0 0
Fernando Valenzuela, L (1, 1) OBP: 0.245, SLG: 0.354										3 1 1 0 0 0 4
Joe Beckwith, L (7, 1)										0 0 0 0 0 0 0
Rick Monday, L (8, PH) OBP: 0.324, SLG: 0.377										1 0 0 0 0 0 2
Ricky Wright, L (9, 1)										0 0 0 0 0 0 0

Inning Stats	R: 1	H: 1	E: 0	K: 0	S: 4	R: 0	H: 2	E: 0	K: 0	S: 4	R: 0	H: 0	E: 0	K: 1	S: 5	R: 0	H: 1	E: 0	K: 0	S: 4	R: 3	H: 3	E: 0	K: 0	S: 6	R: 0	H: 1	E: 0	K: 0	S: 4	R: 0	H: 2	E: 0	K: 1	S: 7	R: 1	H: 2	E: 0	K: 0	S: 5	1B: 10	SF: 1	2B: 1	3B: 0	HR: 2		
	LOB: 0	BB: 0	P: 4	ER: 0	SO: 1	BB: 1	LOB: 2	BB: 1	P: 8	ER: 0	SO: 1	BB: 0	LOB: 0	BB: 0	P: 5	ER: 0	LOB: 1	BB: 1	P: 4	ER: 0	LOB: 2	BB: 1	P: 8	ER: 0	LOB: 0	BB: 0	P: 6	ER: 0	LOB: 2	BB: 1	P: 8	ER: 0	LOB: 1	BB: 0	P: 4	ER: 0	LOB: 2	BB: 0	P: 7	ER: 0	LOB: 1	BB: 0	P: 5	SF: 1 <td>SAC: 0 <td>DP: 1 <td>HBP: 0 </td></td></td>	SAC: 0 <td>DP: 1 <td>HBP: 0 </td></td>	DP: 1 <td>HBP: 0 </td>	HBP: 0

PITCHER	IP	WLS	BF	H	R	ER	SO	BB	IBB	HBP	BLK	WP	HR	S	P	ERA	WHIP
Dave Dravecky, L (1, 1) ERA: 2.88	6.0	W	27	8	4	4	1	1	1	0	0	0	2	27	35	6.00	1.500
Luis DeLeon, R (7, 1) ERA: 2.53	2.2		13	5	1	1	1	0	0	0	0	0	0	15	15	3.38	1.875
Gary Lucas, L (9, 1) ERA: 2.57	0.1	S	1	0	0	0	0	0	0	0	0	0	0	1	1	0.00	0.000


BOTTOM

San Diego Padres @ Los Angeles Dodgers
Dodger Stadium, Los Angeles, CA


Thu Jun 23 1983, 3:33 AM PDT
 Att. 44,703 - Unknown

AB	38
R	5
H	13
RBI	5
BB	2
SO	2
LOB	15

WP: 0 PA: 41
 PB: 0
 SB: 0
 CS: 0



PITCHER	IP	WLS	BF	H	R	ER	SO	BB	IBB	HBP	BLK	WP	HR	S	P	ERA	WHIP
Dave Dravecky, L (1, 1) ERA: 2.88	6.0	W	27	8	4	4	1	1	1	0	0	0	2	27	35	6.00	1.500
Luis DeLeon, R (7, 1) ERA: 2.53	2.2		13	5	1	1	1	0	0	0	0	0	0	15	15	3.38	1.875
Gary Lucas, L (9, 1) ERA: 2.57	0.1	S	1	0	0	0	0	0	0	0	0	0	0	1	1	0.00	0.000

Batter	1	2	3	4	5	6	7	8	9	AB R H RBI BB SO LOB	TOP														
Luis Salazar, R OBP: 0.318, SLG: 0.357 (1, 5) X (3, 6)	0-0 2B		0-0 FC4-6 1B		0-0 F8			0-0 1-3		4 0 2 0 0 0 0	<p>San Diego Padres @ San Francisco Giants Candlestick Park, San Francisco, CA</p> <p>Fri Jun 24 1983, 10:05 PM EDT Att. 13,966 - Unknown</p> <p>livebaseballscorecards.com</p> <table border="1"> <tr><td>AB</td><td>29</td></tr> <tr><td>R</td><td>0</td></tr> <tr><td>H</td><td>2</td></tr> <tr><td>RBI</td><td>0</td></tr> <tr><td>BB</td><td>3</td></tr> <tr><td>SO</td><td>5</td></tr> <tr><td>LOB</td><td>11</td></tr> </table> 	AB	29	R	0	H	2	RBI	0	BB	3	SO	5	LOB	11
AB	29																								
R	0																								
H	2																								
RBI	0																								
BB	3																								
SO	5																								
LOB	11																								
Alan Wiggins, S OBP: 0.356, SLG: 0.324 (1, 8) X	0-0 F3		0-0 FC4-6 S 1-2f 2-3		0-0 4-3			0-0 4-3		4 0 0 0 0 0 3															
Steve Garvey, R OBP: 0.344, SLG: 0.472 (1, 3) S S S	0-3 K		0-3 K 1-2		0-0 5-3			0-0 4-3		4 0 0 0 0 2 3															
Terry Kennedy, L OBP: 0.353, SLG: 0.424 (1, 2)	4-0 FC5-4 IBB		0-0 F9		0-0 F6			0-0 P2		3 0 0 0 1 0 2															
Sixto Lezcano, R OBP: 0.338, SLG: 0.333 (1, 9) X	0-0 FC5-4 1-2f			0-3 K		0-0 F7		0-3 K		4 0 0 0 0 2 2															
Garry Templeton, S OBP: 0.291, SLG: 0.368 Elias Sosa, R (3, 1)		0-0 5-3		0-0 1-3			0-0 6-3			1 0 0 0 0 0 0															
Gene Richards, L OBP: 0.340, SLG: 0.415 (7, PH)										1 0 0 0 0 0 0															
Sid Monge, S OBP: 0.250, SLG: 0.250 (7, 1)										1 0 0 0 0 0 0															
Tony Gwynn, L OBP: 0.333, SLG: 0.357 (1, 7) X		0-0 G3		4-0 BB			0-0 6-3			2 0 0 0 1 0 0															
Juan Bonilla, R OBP: 0.309, SLG: 0.320 (1, 4) X		0-0 4-3		0-0 G3			0-0 G3			3 0 0 0 0 0 1															
Andy Hawkins, R OBP: 0.120, SLG: 0.043 Tim Flannery, L OBP: 0.344, SLG: 0.405 (3, PH) (3, 5)			4-0 FC4-6 1B BB		0-0 F9			0-3 K		0 0 0 0 0 0 0 2 0 0 0 1 1 0															
Inning Stats	R: 0 E: 0 K: 1 S: 6	H: 1 LOB: 2 BB: 1 P: 10	R: 0 E: 0 K: 0 S: 3	H: 0 LOB: 0 BB: 0 P: 3	R: 0 E: 0 K: 1 S: 6	H: 1 LOB: 2 BB: 1 P: 10	R: 0 E: 0 K: 1 S: 5	H: 0 LOB: 1 BB: 1 P: 9	R: 0 E: 0 K: 0 S: 3	H: 0 LOB: 0 BB: 0 P: 3	R: 0 E: 0 K: 0 S: 3	H: 0 LOB: 0 BB: 0 P: 3	R: 0 E: 0 K: 0 S: 3	H: 0 LOB: 0 BB: 0 P: 3	R: 0 E: 0 K: 1 S: 5	H: 0 LOB: 0 BB: 0 P: 5	R: 0 E: 0 K: 1 S: 5	H: 0 LOB: 0 BB: 0 P: 5	1B: 1 2B: 1 3B: 0 HR: 0	SF: 0 SAC: 0 DP: 0 HBP: 0	WP: 0 PB: 0 SB: 1 CS: 0	PA: 32			
PITCHER Mike Krukow, R ERA: 2.94 (1, 1)	IP: 9.0 WLS: W BF: 32 H: 2 R: 0 ER: 0 SO: 5 BB: 2 IBB: 1 HBP: 0 BLK: 0 WP: 0 HR: 0 S: 39 P: 51 ERA: 0.00 WHIP: 0.444											PITCHER	IP: 9.0 WLS: W BF: 32 H: 2 R: 0 ER: 0 SO: 5 BB: 2 IBB: 1 HBP: 0 BLK: 0 WP: 0 HR: 0 S: 39 P: 51 ERA: 0.00 WHIP: 0.444												

Batter	1	2	3	4	5	6	7	8	9
Johnnie LeMaster, R OBP: 0.385, SLG: 0.379	4-0 BB S	0-0 F6		0-0 FC5-4			0-0 6-3		
Tom O'Malley, L OBP: 0.363, SLG: 0.370	0-0 F6	0-0 1B		0-0 6-3			0-0 F9		
Darrell Evans, L OBP: 0.407, SLG: 0.603	4-0 BB G5-4-3	0-0 F9			0-0 1-3		0-3 K		
Jack Clark, R OBP: 0.345, SLG: 0.452	0-0 G5-4-3		0-0 SH3-4		0-0 F2		0-0 F9		
Chili Davis, S OBP: 0.314, SLG: 0.394		0-0 F6	0-0 SH3-4		0-0 1B		0-0 G3		
Jeffrey Leonard, R OBP: 0.290, SLG: 0.371		0-0 2B 1B	0-3 K		0-3 K		4-0 2B BB		
John Rabb, R OBP: 0.333, SLG: 0.667		0-0 1B E 2B	0-0 F5		0-3 K		0-0 2B		
Brad Wellman, R OBP: 0.303, SLG: 0.269		0-0 E WP 1B		0-0 6-3		0-0 6-3	0-0 L6		
Mike Krukow, R OBP: 0.346, SLG: 0.348		0-0 E6 WP 1B		0-0 FC5-4 1B		0-0 L5			

Inning Stats	R: 0	H: 0	E: 0	K: 2	S: 2	R: 4	H: 4	E: 1	K: 0	S: 8	R: 0	H: 1	E: 0	K: 1	S: 6	R: 0	H: 1	E: 0	K: 1	S: 4	R: 0	H: 0	E: 0	K: 1	S: 5	R: 0	H: 0	E: 0	K: 1	S: 5	R: 1	H: 1	E: 0	K: 0	S: 4
	0	0	0	2	2	4	4	1	0	8	0	1	0	1	6	0	0	0	0	4	0	0	0	0	5	1	1	0	0	0	1	1	0	0	4

PITCHER															PITCHER																				
IP	WLS	BF	H	R	ER	SO	BB	IBB	HBP	BLK	WP	HR	S	P	ERA	WHIP	IP	WLS	BF	H	R	ER	SO	BB	IBB	HBP	BLK	WP	HR	S	P	ERA	WHIP		
Andy Hawkins, R ERA: 2.96	(1, 1)	2.0	L	12	4	4	2	0	0	0	1	0	10	18	9.00	3.000																			
Elias Sosa, R ERA: 5.08	(3, 1)	4.0		15	3	0	0	3	0	0	0	0	21	21	0.00	0.750																			
Sid Monge, L ERA: 3.1	(7, 1)	2.0		8	1	1	1	1	0	0	0	0	9	13	4.50	1.000																			

AB R H RBI BB SO LOB

3	0	0	0	1	0	2
4	0	1	1	0	0	2
3	0	0	0	1	1	1
4	0	1	0	0	0	2
3	0	1	0	0	0	0
3	2	1	0	1	2	2
4	1	2	1	0	1	1
4	1	1	1	0	0	1
3	1	1	1	0	0	1

1B: 5	SF: 0	WP: 1	PA: 35
2B: 3	SAC: 1	PB: 0	
3B: 0	DP: 1	SB: 3	
HR: 0	HBP: 0	CS: 0	

San Diego Padres @ San Francisco Giants
 Candlestick Park, San Francisco, CA
 Fri Jun 24 1983, 10:05 PM EDT
 Att. 13,966 - Unknown

livebaseballscorecards.com

AB	31
R	5
H	8
RBI	4
BB	3
SO	4
LOB	12



Batter	1	2	3	4	5	6	7	8	9	AB R H RBI BB SO LOB	TOP															
Luis Salazar, R (1, 5) OBP: 0.320, SLG: 0.363	0-0 F8		0-0 F3		0-0 2B		0-0 FC5-2 1B		0-0 SH3-4 1B	5 0 2 0 0 0 2	San Diego Padres @ San Francisco Giants Candlestick Park, San Francisco, CA Sat Jun 25 1983, 6:33 AM EDT Att: 17,082 - Unknown livebaseballscorecards.com															
Alan Wiggins, S (1, 8) OBP: 0.351, SLG: 0.319 Kurt Bevacqua, R (7, PH) OBP: 0.511, SLG: 0.447 John Montefusco, R (7, 1) OBP: 0.333, SLG: 0.143 Gary Lucas, L (9, 1)	0-0 F8		0-0 F8		0-0 5-3		0-0 1B		0-0 SH3-4	3 0 0 0 0 0 1 1 0 1 1 0 0 0 0 0 0 0 0 0 0 0 0 0 0 0 0 0																
Steve Garvey, R (1, 3) OBP: 0.345, SLG: 0.473	0-0 BB 2B		0-0 F6		0-0 F7		0-3 K		4-0 IBB	4 0 1 0 1 1 2																
Terry Kennedy, L (1, 2) OBP: 0.354, SLG: 0.425	4-0 BB IBB			0-0 2B		0-3 K		0-0 F6	0-3 K	4 0 1 0 1 2 2																
Sixto Lezcano, R (1, 9) OBP: 0.336, SLG: 0.328	4-0 BB			0-3 K		0-3 K		0-0 6-3		3 0 0 0 1 2 1																
Garry Templeton, S (1, 6) OBP: 0.290, SLG: 0.365	0-0 F7			0-3 K			0-0 FC6-4 1B		0-0 E4 1B	4 1 1 0 0 1 4																
Tony Gwynn, L (1, 7) OBP: 0.316, SLG: 0.333		0-0 F8		0-0 F7		0-0 FC6-4 1B		0-0 1B		4 1 1 1 0 0 2																
Juan Bonilla, R (1, 4) OBP: 0.308, SLG: 0.319		0-0 F9			0-0 F9		0-0 FC5-2 1B		0-0 L4	4 0 1 0 0 0 1																
Ed Whitson, R (1, 1) OBP: 0.118, SLG: 0.118 Ruppert Jones, L (7, PH) OBP: 0.273, SLG: 0.314 (7, 8)		0-0 5-3			0-0 5-3		0-0 FC5-2 1B		0-3 K	2 0 0 0 0 0 0 2 1 1 1 0 1 0	SD															
Inning Stats	R: 0 H: 1 E: 0 LOB: 3 K: 0 BB: 2 S: 4 P: 12	R: 0 H: 0 E: 0 LOB: 0 K: 0 BB: 0 S: 3 P: 3	R: 0 H: 0 E: 0 LOB: 0 K: 0 BB: 0 S: 3 P: 3	R: 0 H: 1 E: 0 LOB: 1 K: 2 BB: 0 S: 8 P: 8	R: 0 H: 1 E: 0 LOB: 1 K: 0 BB: 0 S: 4 P: 4	R: 0 H: 0 E: 0 LOB: 0 K: 2 BB: 0 S: 7 P: 7	R: 2 H: 4 E: 0 LOB: 2 K: 1 BB: 0 S: 9 P: 9	R: 1 H: 1 E: 1 LOB: 1 K: 0 BB: 0 S: 5 P: 5	R: 0 H: 1 E: 0 LOB: 2 K: 2 BB: 1 S: 8 P: 12	1B: 6 SF: 0 2B: 3 SAC: 1 3B: 0 DP: 0 HR: 0 HBP: 0		WP: 0 PA: 40 PB: 0 SB: 1 CS: 0														
PITCHER	PITCHER													PITCHER												
Fred Breining, R (1, 1) ERA: 3.63	IP: 6.1 WLS: 3 BF: 27 H: 6 R: 2 ER: 2 SO: 4 BB: 1 IBB: 1 HBP: 0 BLK: 0 WP: 0 HR: 0 S: 33 P: 41 ERA: 2.84 WHIP: 1.105																									
Greg Minton, R (7, 1) ERA: 4.17	IP: 0.2 WLS: 0 BF: 3 H: 1 R: 0 ER: 0 SO: 1 BB: 0 IBB: 0 HBP: 0 BLK: 0 WP: 0 HR: 0 S: 5 P: 5 ERA: 0.00 WHIP: 1.500																									
Gary Lavelle, L (8, 1) ERA: 1.98	IP: 2.0 WLS: L BF: 10 H: 2 R: 1 ER: 0 SO: 2 BB: 0 IBB: 1 HBP: 0 BLK: 0 WP: 0 HR: 0 S: 13 P: 17 ERA: 0.00 WHIP: 1.000																									

Batter	1	2	3	4	5	6	7	8	9	AB	R	H	RBI	BB	SO	LOB
Johnnie LeMaster, R OBP: 0.390, SLG: 0.380	4-0 S 1B BB	4-0 BB		x 0-0 L4-3 1-2			x 0-0 CS 1B			2	1	1	0	2	0	1
Tom O'Malley, L OBP: 0.357, SLG: 0.363	0-3 K 1-2	0-0 G3			x 0-0 G3		0-0 CS 1-2	0-0 F7		4	0	0	0	0	1	4
Darrell Evans, L OBP: 0.405, SLG: 0.596	4-0 1B E BB		x 0-0 F5		x 0-0 F5		x 0-0 F8			3	1	0	0	1	0	0
Jack Clark, R OBP: 0.347, SLG: 0.452	0-0 E8 7-4 1-1 2-1 1B		x 0-0 BB 1B		x 0-0 6-3		x 0-0 F5			4	0	2	1	0	0	0
Chili Davis, S OBP: 0.309, SLG: 0.388	0-0 7-4 2-3f		0-3 K		x 0-0 F9			x 0-0 F1		4	0	0	0	0	1	2
Jeffrey Leonard, R OBP: 0.299, SLG: 0.373		x 0-0 1B 1B	4-0 1-2 BB		x 0-0 F7			4-0 G6-3 BB		2	0	1	0	2	0	0
Joel Youngblood, R OBP: 0.298, SLG: 0.448		x 0-0 S 1B	0-0 F5		x 0-0 F8			x 0-0 G6-3		3	0	1	0	0	0	2
Champ Summers, L (9, PH) OBP: 0.364, SLG: 0.188		1-3 K						1-2f		1	0	0	0	0	0	1
John Rabb, R OBP: 0.333, SLG: 0.583		x 0-0 F3		x 0-0 F7			x 0-0 8-3 1B			3	0	1	0	0	0	2
Fred Breining, R OBP: 0.200, SLG: 0.182		0-3 K		x 0-0 K			x 0-0 8-3			2	0	1	0	0	1	2
Greg Minton, S OBP: 0.333, SLG: 0.333										0	0	0	0	0	0	0
Milt May, L OBP: 0.310, SLG: 0.323										1	0	0	0	0	0	1
Gary Lavelle, S (8, 1)										0	0	0	0	0	0	0

Inning Stats	R: 2	H: 1	E: 1	K: 1	S: 5	LOB: 0	BB: 2	P: 13	R: 0	H: 2	E: 0	K: 1	S: 7	LOB: 3	BB: 1	P: 11	R: 0	H: 1	E: 0	K: 1	S: 6	LOB: 2	BB: 1	P: 10	R: 0	H: 1	E: 0	K: 0	S: 3	LOB: 0	BB: 0	P: 3	R: 0	H: 0	E: 0	K: 0	S: 3	LOB: 0	BB: 0	P: 3	R: 0	H: 2	E: 0	K: 0	S: 3	LOB: 0	BB: 0	P: 3	R: 0	H: 0	E: 0	K: 0	S: 2	LOB: 0	BB: 0	P: 3	R: 0	H: 0	E: 0	K: 0	S: 2	LOB: 0	BB: 1	P: 6	1B: 7	2B: 3	3B: 0	HR: 0	SF: 0	SAC: 0	DP: 4	HBP: 0	WP: 0	PB: 0	SB: 2	CS: 1	PA: 35
PITCHER	IP	WLS	BF	H	R	ER	SO	BB	IBB	HBP	BLK	WP	HR	S	P	ERA	WHIP																																																												
Ed Whitson, R ERA: 3.12	(1, 1)	6.0		25	5	2	1	3	4	0	0	0	0	27	43	1.50	1.500																																																												
John Montefusco, R ERA: 5.01	(7, 1)	2.1	W	8	2	0	0	1	0	0	0	0	0	7	11	0.00	1.286																																																												
Gary Lucas, L ERA: 2.52	(9, 1)	0.2	S	1	0	0	0	0	0	0	0	0	0	1	1	0.00	0.000																																																												


BOTTOM

San Diego Padres @ San Francisco Giants
Candlestick Park, San Francisco, CA

Sat Jun 25 1983, 6:33 AM EDT
Att. 17,082 - Unknown

livebaseballscorecards.com

AB	29
R	2
H	7
RBI	1
BB	5
SO	3
LOB	15



Batter	1	2	3	4	5	6	7	8	9	AB R H RBI BB SO LOB	TOP									
Luis Salazar, R (1, 5) OBP: 0.318, SLG: 0.361	0-3 K		0-0 F9			0-0 E6			0-0 FC9-6 1B	4 0 1 0 0 1 0	San Diego Padres @ San Francisco Giants Candlestick Park, San Francisco, CA Sun Jun 26 1983, 6:33 AM EDT Unknown livebaseballscorecards.com									
Juan Bonilla, R (1, 4) OBP: 0.304, SLG: 0.314	0-0 5-3			0-3 K		0-0 G6-4-3			0-0 FC9-6 1-2f	4 0 0 0 0 1 2										
Steve Garvey, R (1, 3) OBP: 0.347, SLG: 0.477	0-0 6-3			0-0 6-3 2B			0-0 G3 SH1-4 1B		0-0 F9	4 0 2 0 0 0 1										
Sixto Lezcano, R (1, 9) OBP: 0.332, SLG: 0.323		0-3 K		0-0 6-3 2-3			0-0 SH1-4 1-2		0-3 K	3 0 0 0 0 2 2										
Garry Templeton, S (1, 6) OBP: 0.291, SLG: 0.364		0-0 1B		0-0 F9			0-0 G3 2-3			3 0 1 0 0 0 2										
Kurt Bevacqua, R (1, 7) OBP: 0.480, SLG: 0.415		0-3 K			0-3 K		0-0 F8			3 0 0 0 0 2 2										
Kevin McReynolds, R (1, 8) OBP: 0.234, SLG: 0.304		0-3 K			0-3 K			0-3 K		3 0 0 0 0 3 1										
Doug Gwosdz, R (1, 2) OBP: 0.174, SLG: 0.050			0-0 5-3		0-0 F8			0-3 K		3 0 0 0 0 1 0										
Tim Lollar, L (1, 1) OBP: 0.259, SLG: 0.182			0-3 K			0-3 K		0-0 5-3		2 0 0 0 0 2 0										
Mario Ramirez, R (8, PH) OBP: 0.385, SLG: 0.338										1 0 0 0 0 0 0										
Andy Hawkins, R (8, 1) OBP: 0.120, SLG: 0.043										0 0 0 0 0 0 0										
Inning Stats	R: 0 E: 0 K: 1 S: 5	H: 0 LOB: 0 BB: 0 P: 5	R: 0 E: 0 K: 3 S: 10	H: 1 LOB: 1 BB: 0 P: 10	R: 0 E: 0 K: 1 S: 5	H: 0 LOB: 0 BB: 0 P: 5	R: 0 E: 0 K: 1 S: 6	H: 1 LOB: 1 BB: 0 P: 6	R: 0 E: 0 K: 2 S: 7	H: 0 LOB: 0 BB: 0 P: 7	R: 0 E: 0 K: 0 S: 4	H: 1 LOB: 1 BB: 0 P: 4	R: 0 E: 0 K: 2 S: 7	H: 0 LOB: 0 BB: 0 P: 7	R: 0 E: 0 K: 1 S: 6	H: 1 LOB: 1 BB: 0 P: 6	1B: 3 2B: 1 3B: 0 HR: 0	SF: 0 SAC: 1 DP: 1 HBP: 0	WP: 0 PB: 0 SB: 0 CS: 0	PA: 31
PITCHER Atlee Hammaker, L (1, 1) ERA: 1.52	IP: 9.0 WLS: W BF: 31 H: 4 R: 0 ER: 0 SO: 12 BB: 0 IBB: 0 HBP: 0 BLK: 0 WP: 0 HR: 0 S: 55 P: 55 ERA: 0.00 WHIP: 0.444											PITCHER	IP: WLS: BF: H: R: ER: SO: BB: IBB: HBP: BLK: WP: HR: S: P: ERA: WHIP:							



Batter	1	2	3	4	5	6	7	8	9	AB	R	H	RBI	BB	SO	LOB	
Johnnie LeMaster, R OBP: 0.388, SLG: 0.375 (1, 6) S S S	0-3 K ①		0-3 K ③			0-0 6-3 ③				3	0	0	0	0	2	0	
Darrell Evans, L OBP: 0.407, SLG: 0.595 (1, 3) B B B	4-0 BB			0-3 K ①			0-0 SH 2B 1B			2	1	1	0	1	1	0	
Jack Clark, R OBP: 0.347, SLG: 0.455 (1, 9) X	0-0 F3 ②			0-0 F4 ②			0-0 SH 2B			3	1	1	0	0	0	1	
Jeffrey Leonard, R OBP: 0.295, SLG: 0.367 (1, 7) X	0-0 F8 ③			0-0 G3 ③			0-0 F8 ①			3	0	0	0	0	0	3	
Chili Davis, S OBP: 0.307, SLG: 0.384 (1, 8) X		0-0 F9 ①			0-0 F9 ①		0-0 SH CS			2	0	0	1	0	0	0	
John Rabb, R OBP: 0.267, SLG: 0.467 (1, 2) X		0-0 1-3 ②			0-0 5-3 ②		0-0 F8 ② ③			3	0	0	0	0	0	1	
Tom O'Malley, L OBP: 0.352, SLG: 0.357 (1, 5) X		0-0 F7 ③			0-0 F8 ③					3	0	0	0	0	0	0	
Brad Wellman, R OBP: 0.293, SLG: 0.259 (1, 4) X			0-0 F4 ①			0-3 K ①				3	0	0	0	0	1	0	
Atlee Hammaker, S OBP: 0.125, SLG: 0.103 (1, 1) S S S			0-3 K ②			0-0 6-3 ②				3	0	0	0	0	1	0	
Inning Stats	R: 0 H: 0 E: 0 LOB: 1 K: 1 BB: 1 S: 5 P: 9	R: 0 H: 0 E: 0 LOB: 0 K: 0 BB: 0 S: 3 P: 3	R: 0 H: 0 E: 0 LOB: 0 K: 2 BB: 0 S: 7 P: 7	R: 0 H: 0 E: 0 LOB: 0 K: 1 BB: 0 S: 5 P: 5	R: 0 H: 0 E: 0 LOB: 0 K: 0 BB: 0 S: 3 P: 3	R: 0 H: 0 E: 0 LOB: 0 K: 1 BB: 0 S: 5 P: 5	R: 2 H: 2 E: 1 LOB: 0 K: 0 BB: 0 S: 5 P: 5	R: 0 H: 0 E: 0 LOB: 0 K: 0 BB: 0 S: 3 P: 3		1B: 1 SF: 0 2B: 1 SAC: 1 3B: 0 DP: 0 HR: 0 HBP: 0	WP: 0 PA: 27 PB: 0 SB: 0 CS: 1						
PITCHER Tim Lollar, L (1, 1) ERA: 4.87 Andy Hawkins, R (8, 1) ERA: 2.93	IP 7.0 WLS L BF 24 H 2 R 2 ER 1 SO 5 BB 1 IBB 0 HBP 0 BLK 0 WP 0 HR 0 S 33 P 37 ERA 1.29 WHIP 0.429	IP 1.0 WLS L BF 3 H 0 R 0 ER 0 SO 0 BB 0 IBB 0 HBP 0 BLK 0 WP 0 HR 0 S 3 P 3 ERA 0.00 WHIP 0.000															

BOTTOM

San Diego Padres @ San Francisco Giants
Candlestick Park, San Francisco, CA
Sun Jun 26 1983, 6:33 AM EDT
Unknown

livebaseballscorecards.com

AB	25
R	2
H	2
RBI	1
BB	1
SO	5
LOB	5



Batter	1	2	3	4	5	6	7	8	9	AB	R	H	RBI	BB	SO	LOB
Luis Salazar, R (1, 5) OBP: 0.320, SLG: 0.362	0-0 CS 1B		0-0 F8		0-0 F9	0-0 F9		0-0 CS 1B		5	0	2	0	0	0	1
Alan Wiggins, S (1, 9) OBP: 0.348, SLG: 0.312	0-0 4-3 1-2		4-0 2B BB		0-0 1-3		0-0 4-3	0-0 CS 1-2	0-0 5-3	4	1	0	0	1	0	1
Steve Garvey, R (1, 3) OBP: 0.348, SLG: 0.479	0-0 F7		0-0 F7		0-0 2B		0-0 4-3 1B		0-0 6-3	5	2	2	0	0	0	1
Terry Kennedy, L (1, 2) OBP: 0.354, SLG: 0.426		0-0 4-3	0-0 1-H 2B		4-0 2B IBB		0-0 4-3		0-0 G3	4	0	1	1	1	0	1
Ruppert Jones, L (1, 8) OBP: 0.280, SLG: 0.329		0-0 HBP 4-3 1B	0-0 F6		0-0 1-3 2-H 2B		0-0 WP 1B			3	0	2	1	0	0	1
Kurt Bevacqua, R (7, PH) OBP: 0.490, SLG: 0.429										1	0	1	1	0	0	0
Tony Gwynn, L (1, 7) OBP: 0.304, SLG: 0.318		0-0 4-3 1-2		0-3 K	0-0 1-3		0-0 WP 1B			4	0	1	0	0	1	3
Tim Flannery, L (1, 4) OBP: 0.352, SLG: 0.416		4-0 HBP IBB		0-0 2B		0-0 F8	0-0 4-3			2	0	1	0	1	0	0
Juan Bonilla, R (7, PH) OBP: 0.303, SLG: 0.313								1-2 2-3		1	0	0	0	0	0	2
Mario Ramirez, R (1, 6) OBP: 0.379, SLG: 0.325		1-0 1-2 2-3 HBP		0-3 K	0-0 F8			0-0 6-3		3	0	0	0	0	1	1
Eric Show, R (1, 1) OBP: 0.229, SLG: 0.235		0-3 K		0-3 K	0-0 2B			0-3 K		2	0	0	0	0	2	4
Sixto Lezcano, R (6, PH) OBP: 0.335, SLG: 0.332										1	0	1	0	0	0	0
Luis DeLeon, R (6, 1) OBP: 0.167, SLG: 0.167										0	0	0	0	0	0	0
Kevin McReynolds, R (8, PH) OBP: 0.231, SLG: 0.300										1	0	0	0	0	1	0
Sid Monge, S (8, 1) OBP: 0.250, SLG: 0.250										0	0	0	0	0	0	0

Inning Stats	R: 0	H: 1	R: 0	H: 1	R: 1	H: 1	R: 0	H: 1	R: 1	H: 2	R: 0	H: 1	R: 1	H: 3	R: 0	H: 1	R: 0	H: 0
	E: 0	LOB: 0	E: 0	LOB: 3	E: 0	LOB: 1	E: 0	LOB: 1	E: 0	LOB: 2	E: 0	LOB: 1	E: 0	LOB: 2	E: 0	LOB: 0	E: 0	LOB: 0
	K: 0	BB: 0	K: 1	BB: 1	K: 3	BB: 0	K: 0	BB: 1	K: 0	BB: 1	K: 3	BB: 0	K: 0	BB: 0	K: 1	BB: 0	K: 0	BB: 0
	S: 3	P: 3	S: 6	P: 11	S: 4	P: 8	S: 10	P: 10	S: 5	P: 9	S: 4	P: 4	S: 6	P: 6	S: 5	P: 5	S: 3	P: 3

PITCHER	IP	WLS	BF	H	R	ER	SO	BB	IBB	HBP	BLK	WP	HR	S	P	ERA	WHIP
Bill Laskey, R (1, 1) ERA: 4.67	6.0	W	28	7	2	2	4	1	2	1	0	0	0	32	45	3.00	1.333
Gary Lavelle, L (7, 1) ERA: 2.04	3.0	S	12	4	1	1	1	0	0	0	0	1	0	14	14	3.00	1.333

TOP

San Diego Padres @ San Francisco Giants
Candlestick Park, San Francisco, CA

Sun Jun 26 1983, 6:38 AM EDT
Att. 28,607 - Unknown

AB	36
R	3
H	11
RBI	3
BB	3
SO	5
LOB	15

WP: 1	PA: 41
PB: 0	
SB: 0	
CS: 2	
SF: 0	
SAC: 0	
DP: 0	
HBP: 1	

Batter	1	2	3	4	5	6	7	8	9	AB R H RBI BB SO LOB	TOP		
Steve Sax, R (1, 4) OBP: 0.346, SLG: 0.393	0-0 F9		0-0 4-3	0-0 BB HR 2B		0-0 4-3			0-0 FC6-5-4 S 1B	5 1 2 0 0 0 1	<p>Los Angeles Dodgers @ San Diego Padres</p> <p>Jack Murphy Stadium, San Diego, CA</p> <p>Tue Jun 28 1983, 10:05 PM EDT</p> <p>Att: 35,213 - Unknown</p> <p>livebaseballscorecards.com</p>		
Bill Russell, R (1, 6) OBP: 0.342, SLG: 0.314	0-0 4-3		4-0 BB	1-0 BB HR HBP		0-0 P5			0-0 FC6-5-4 1-3	3 1 0 0 1 0 1			
Dusty Baker Jr., R (1, 7) OBP: 0.304, SLG: 0.365 Tom Niedenfuer, R (7, 1)	0-0 F7		0-0 5-3	4-0 HR BB		0-0 P3			0-0 L6	3 1 0 1 1 0 2 1 0 0 0 0 0 1			
Pedro Guerrero, R (1, 5) OBP: 0.389, SLG: 0.538		0-0 SF8 3B		HR BB		0-3 K				3 3 2 4 1 1 0			
Mike Marshall, R (1, 3) OBP: 0.307, SLG: 0.429 Greg Brock, L (6, 3) OBP: 0.344, SLG: 0.413		0-3 K		HR		0-0 L5				3 1 1 2 0 1 1 1 0 0 0 0 0 0			
Ron Roenicke, S (1, 9) OBP: 0.275, SLG: 0.300		0-0 SF8		0-0 F8	0-3 K			0-3 K		3 0 0 1 0 2 0			
Steve Yeager, R (1, 2) OBP: 0.289, SLG: 0.473		0-0 F7		0-0 HR	0-0 5-3			4-0 G1-6-3 BB		3 1 1 1 1 0 0			
Derrel Thomas, S (1, 8) OBP: 0.396, SLG: 0.405			0-0 4-3 2B	4-0 2B BB BB	0-3 K			0-0 G1-6-3 1-2f		3 1 1 0 1 1 1			
Bob Welch, R (1, 1) OBP: 0.147, SLG: 0.265 Joe Beckwith, L (7, 1) Ricky Wright, L (7, 1) Rafael Landestoy, S (7, 7) OBP: 0.270, SLG: 0.257			0-0 F2	0-3 K		0-3 K			0-0 5-3	3 0 0 0 0 2 2 0 0 0 0 0 0 0 0 0 0 0 0 0 0 1 0 0 0 0 0 0			
Inning Stats	R: 0 H: 0 E: 0 LOB: 0 K: 0 BB: 0 S: 3 P: 3	R: 1 H: 1 E: 0 LOB: 0 K: 1 BB: 0 S: 6 P: 6	R: 0 H: 1 E: 0 LOB: 2 K: 0 BB: 1 S: 4 P: 8	R: 8 H: 4 E: 0 LOB: 0 K: 1 BB: 3 S: 9 P: 22	R: 0 H: 0 E: 0 LOB: 0 K: 2 BB: 0 S: 7 P: 7	R: 0 H: 0 E: 0 LOB: 0 K: 1 BB: 0 S: 5 P: 5	R: 0 H: 0 E: 0 LOB: 0 K: 1 BB: 0 S: 5 P: 5	R: 0 H: 0 E: 0 LOB: 0 K: 1 BB: 1 S: 4 P: 8	R: 0 H: 1 E: 0 LOB: 1 K: 0 BB: 0 S: 4 P: 4	1B: 1 SF: 1 2B: 2 SAC: 0 3B: 1 DP: 1 HR: 3 HBP: 1		WP: 0 PA: 39 PB: 0 SB: 1 CS: 0	
PITCHER	IP WLS BF H R ER SO BB IBB HBP BLK WP HR S P ERA WHIP											PITCHER	IP WLS BF H R ER SO BB IBB HBP BLK WP HR S P ERA WHIP
Dave Dravecky, L (1, 1) ERA: 3.22	3.2 L 19 5 6 6 2 3 0 0 0 0 0 2 20 32 14.73 2.182												
Elias Sosa, R (4, 1) ERA: 5.76	1.1 7 1 3 3 2 1 0 1 0 0 0 1 9 14 20.25 1.500												
John Montefusco, R (6, 1) ERA: 4.78	2.0 6 0 0 0 2 0 0 0 0 0 0 0 10 10 0.00 0.000												
Gary Lucas, L (8, 1) ERA: 2.39	2.0 7 1 0 0 1 1 0 0 0 0 0 0 8 12 0.00 1.000												



Batter	1	2	3	4	5	6	7	8	9	AB	R	H	RBI	BB	SO	LOB
Luis Salazar, R OBP: 0.322, SLG: 0.363 (1, 5)	0-0 5-3 ①		0-0 F9 ③			0-0 1-2 2-H 1B			0-0 WP SF8 1B	5	1	2	1	0	1	0
Alan Wiggins, S OBP: 0.343, SLG: 0.307 John Montefusco, R OBP: 0.333, SLG: 0.143 Gene Richards, L OBP: 0.342, SLG: 0.416 (1, 9) (6, 1) (7, PH) (8, 7)	0-0 6-3 ②			0-0 1-3 ①	0-0 3-1 ③				0-0 WP 1B	3	0	0	0	0	0	2
Steve Garvey, R OBP: 0.343, SLG: 0.471 (1, 3)	0-0 6-3 ③			0-0 5-3 ②		0-0 F9 ①			0-3 K ①	5	0	0	0	0	1	2
Terry Kennedy, L OBP: 0.356, SLG: 0.433 (1, 2)		0-0 4-3 2B		0-0 E8		0-0 1B 1B			0-0 SF8 ②	3	1	2	1	0	0	0
Ruppert Jones, L OBP: 0.275, SLG: 0.322 Kurt Bevacqua, R OBP: 0.481, SLG: 0.419 Gary Lucas, L (1, 8) (7, PH) (8, 1)		0-0 4-3 ①		0-0 4-3 ③		0-0 F8 ②			0-3 K ③	3	0	0	0	0	0	3
Garry Templeton, S OBP: 0.289, SLG: 0.361 (1, 6)			0-3 K ②			0-0 F9 ①			0-0 L3 ①	4	1	1	0	0	1	1
Tony Gwynn, L OBP: 0.333, SLG: 0.346 (1, 7) (8, 9)		0-0 6-3 ③			0-0 F7 ②	0-0 E2 1B			0-0 E4 1B	4	0	2	1	0	0	1
Tim Flannery, L OBP: 0.348, SLG: 0.410 (1, 4)			0-0 F7 ①			0-0 1B 1B			0-3 K ②	4	1	1	0	0	1	2
Dave Dravecky, R OBP: 0.152, SLG: 0.178 Elias Sosa, R Kevin McReynolds, R OBP: 0.235, SLG: 0.301 (1, 1) (4, 1) (5, PH) (6, 9) (8, 8)			0-3 K ②			0-0 1B 1B			0-3 E5 1B 1B ③	1	0	0	0	0	1	0
			0-0 K ③			1-2 1B			0-3 K ③	0	0	0	0	0	0	0
			0-0 K ③						0-3 K ③	3	1	1	0	0	1	1

Inning Stats	R: 0	H: 0	E: 0	K: 3	S: 3	R: 0	H: 1	E: 0	K: 1	S: 6	R: 0	H: 0	E: 0	K: 1	S: 5	R: 0	H: 0	E: 1	K: 0	S: 4	R: 1	H: 3	E: 0	K: 0	S: 6	R: 2	H: 3	E: 1	K: 0	S: 6	R: 2	H: 2	E: 1	K: 2	S: 10	R: 0	H: 1	E: 1	K: 2	S: 8	R: 0	H: 0	E: 0	K: 1	S: 5	1B: 9	SF: 1	2B: 1	SAC: 0	3B: 0	DP: 0	HR: 0	HBP: 0	WP: 1	PA: 39
--------------	------	------	------	------	------	------	------	------	------	------	------	------	------	------	------	------	------	------	------	------	------	------	------	------	------	------	------	------	------	------	------	------	------	------	-------	------	------	------	------	------	------	------	------	------	------	-------	-------	-------	--------	-------	-------	-------	--------	-------	--------

PITCHER	IP	WLS	BF	H	R	ER	SO	BB	IBB	HBP	BLK	WP	HR	S	P	ERA	WHIP
Bob Welch, R ERA: 2.7 (1, 1)	6.0	W	26	7	3	2	2	0	0	0	0	0	0	30	30	3.00	1.167
Joe Beckwith, R ERA: 3.21 (7, 1)	0.1		4	2	2	0	1	0	0	0	0	0	0	6	6	0.00	6.000
Ricky Wright, L ERA: 2.84 (7, 1)	0.1		1	0	0	0	0	0	0	0	0	1	0	1	1	0.00	0.000
Tom Niedenfuer, R ERA: 1.59 (7, 1)	2.1		8	1	0	0	4	0	0	0	0	0	0	16	16	0.00	0.429

BOTTOM

Los Angeles Dodgers @ San Diego Padres
Jack Murphy Stadium, San Diego, CA
Tue Jun 28 1983, 10:05 PM EDT
Att. 35,213 - Unknown

livebaseballscores.com

AB	38
R	5
H	10
RBI	4
BB	0
SO	7
LOB	13



Batter	1	2	3	4	5	6	7	8	9	AB R H RBI BB SO LOB	TOP									
Steve Sax, R (1, 4) OBP: 0.345, SLG: 0.391	0-0 5-3	0-0 CS 1B			0-0 F3			0-0 F9		4 0 1 0 0 0 1										
Bill Russell, R (1, 6) OBP: 0.335, SLG: 0.306 Dave Anderson, R (8, 6) OBP: 0.176, SLG: 0.208	0-0 E6 1B	0-0 CS 1-2	0-0 E5 CS		0-0 5-3 2-3			0-0 5-3		4 0 0 0 0 0 1 0 0 0 0 0 0 0										
Ron Roenicke, S (1, 7) OBP: 0.281, SLG: 0.301	0-0 1-2 1B		0-0 F8 1-2		0-0 5-3			4-0 BB		3 0 1 0 1 0 2										
Pedro Guerrero, R (1, 5) OBP: 0.385, SLG: 0.532 Dave Stewart, R (7, 1) OBP: 0.167, SLG: 0.167 Rick Monday, L (8, PH) OBP: 0.338, SLG: 0.415 Steve Howe, L (8, 1)	0-0 F8		0-0 L1		0-0 6-3			0-3 K		3 0 0 0 0 0 2 0 0 0 0 0 0 0 1 0 0 0 0 1 1 0 0 0 0 0 0 0										
Mike Marshall, R (1, 9) OBP: 0.306, SLG: 0.425	0-0 L5			0-0 FC5-4 1B		0-0 4-3		0-3 K		4 0 1 0 0 1 2										
Jose Morales, R (1, 3) OBP: 0.409, SLG: 0.636		0-0 3B 1B		0-0 FC5-4 1-2f		0-3 K		0-0 G5-4-3 1B		4 1 2 0 0 1 1										
Steve Yeager, R (1, 2) OBP: 0.236, SLG: 0.468 Gilberto Reyes, R (6, 2) OBP: 0.125, SLG: 0.250		0-0 P3		0-0 F8		0-0 4-3		0-0 G5-4-3 1-2f		2 0 0 0 0 0 2 2 0 0 0 0 0 1										
Derrel Thomas, S (1, 8) OBP: 0.394, SLG: 0.427		0-0 SH1-2-3 3B		0-0 FC5-4 1-2f		0-3 K				3 1 1 1 0 1 1										
Fernando Valenzuela, L (1, 1) OBP: 0.260, SLG: 0.388 Pat Zachry, R (5, 1) Rafael Landestoy, S (7, PH) OBP: 0.263, SLG: 0.250		0-0 SH1-2-3 3-H			0-0 5-3 2B		0-0 F8			1 0 1 1 0 0 0 0 0 0 0 0 0 0 1 0 0 0 0 0 0										
Inning Stats	R: 0 E: 1 K: 0 S: 5	H: 1 LOB: 2 BB: 0 P: 5	R: 2 E: 0 K: 0 S: 5	H: 3 LOB: 0 BB: 0 P: 5	R: 0 E: 1 K: 0 S: 3	H: 0 LOB: 0 BB: 0 P: 3	R: 0 E: 0 K: 0 S: 4	H: 1 LOB: 1 BB: 0 P: 4	R: 0 E: 0 K: 1 S: 5	H: 0 LOB: 0 BB: 0 P: 5	R: 0 E: 0 K: 1 S: 5	H: 0 LOB: 0 BB: 0 P: 5	R: 0 E: 0 K: 1 S: 5	H: 0 LOB: 1 BB: 1 P: 9	R: 0 E: 0 K: 1 S: 5	H: 1 LOB: 0 BB: 0 P: 5	1B: 5 2B: 1 3B: 1 HR: 0	SF: 0 SAC: 1 DP: 1 HBP: 0	WP: 0 PB: 0 SB: 0 CS: 2	PA: 35
PITCHER Mark Thurmond, L (1, 1) ERA: 1.64	IP: 9.0 WLS: W BF: 34 H: 7 R: 2 ER: 2 SO: 4 BB: 1 IBB: 0 HBP: 0 BLK: 0 WP: 0 HR: 0 S: 41 P: 45 ERA: 2.00 WHIP: 0.889											PITCHER	IP: 9.0 WLS: W BF: 34 H: 7 R: 2 ER: 2 SO: 4 BB: 1 IBB: 0 HBP: 0 BLK: 0 WP: 0 HR: 0 S: 41 P: 45 ERA: 2.00 WHIP: 0.889							

Los Angeles Dodgers @ San Diego Padres
 Jack Murphy Stadium, San Diego, CA
 Wed Jun 29 1983, 10:05 PM EDT
 Att: 36,545 - Unknown

AB	32
R	2
H	7
RBI	2
BB	1
SO	4
LOB	14



Batter	1	2	3	4	5	6	7	8	9
Luis Salazar, R OBP: 0.324, SLG: 0.380 (1, 5)	0-0 6-3 ①		0-0 SF8 ②		0-0 E4 1B BB 2-H	0-0 HR		0-0 1B 1-2	
Alan Wiggins, S OBP: 0.353, SLG: 0.316 (1, 8) (7, 9)	4-0 G5-4-3 BB		0-0 HR 1B 2-H		0-0 BB S WP 1B 2-3	0-0 1B		0-0 F4 ②	
Steve Garvey, R OBP: 0.347, SLG: 0.481 (1, 3)	0-0 G5-4-3 1-2f		0-0 HR 1-H		4-0 WP BB 1B 1-2	0-0 F4 ②		0-0 1B 1-3 2-H	
Sixto Lezcano, R OBP: 0.335, SLG: 0.328 Tony Gwynn, L OBP: 0.321, SLG: 0.333 (6, PH) (7, 7)		0-0 G3	0-0 5-3 ③		4-0 WP 1B 1-2 2-3 3-H	0-0 F7 ③			
Terry Kennedy, L OBP: 0.356, SLG: 0.432 Doug Gwosdz, R OBP: 0.167, SLG: 0.048 (5, PR) (6, 2)		0-0 F2 ②		0-0 4-3 ①	0-0 HR 1B 1-H 2-H 3-H		0-0 6-3 ①		
Kurt Bevacqua, R OBP: 0.473, SLG: 0.478 Ruppert Jones, L OBP: 0.273, SLG: 0.320 (7, 8)		0-0 5-3 ③		0-3 K ②	0-0 HR 1-H		0-0 L4 ②		
Garry Templeton, S OBP: 0.290, SLG: 0.361 Mario Ramirez, R OBP: 0.375, SLG: 0.321 (6, 6)			0-0 SH1-4 SF8 1B	0-0 1-3 ③	0-0 F8 ②		0-3 K ③		
Juan Bonilla, R OBP: 0.306, SLG: 0.316 (1, 4)			0-0 E6 SH1-4 1B 1-2		0-0 SH3-4 E 1B K		0-0 1B 1B		
Mark Thurmond, L (1, 1)			0-0 SH1-4 ①		0-0 SH3-4 ①	0-0 P4 ①		0-3 K ①	

Inning Stats	R: 0	H: 0	E: 0	LOB: 0	K: 0	BB: 1	S: 2	P: 6	R: 0	H: 0	E: 0	LOB: 0	K: 0	BB: 0	S: 3	R: 4	H: 3	E: 1	LOB: 0	K: 0	BB: 0	S: 7	P: 7	R: 0	H: 0	E: 0	LOB: 0	K: 1	BB: 0	S: 5	R: 7	H: 4	E: 1	LOB: 1	K: 1	BB: 2	S: 10	P: 18	R: 1	H: 2	E: 0	LOB: 1	K: 0	BB: 0	S: 5	R: 0	H: 0	E: 0	LOB: 0	K: 1	BB: 0	S: 5	R: 1	H: 3	E: 0	LOB: 2	K: 1	BB: 0	S: 7	P: 7
--------------	------	------	------	--------	------	-------	------	------	------	------	------	--------	------	-------	------	------	------	------	--------	------	-------	------	------	------	------	------	--------	------	-------	------	------	------	------	--------	------	-------	-------	-------	------	------	------	--------	------	-------	------	------	------	------	--------	------	-------	------	------	------	------	--------	------	-------	------	------

PITCHER	IP	WLS	BF	H	R	ER	SO	BB	IBB	HBP	BLK	WP	HR	S	P	ERA	WHIP
Fernando Valenzuela, L ERA: 3.63 (1, 1)	4.1	L	23	6	10	5	1	2	1	0	0	1	1	22	34	10.38	1.846
Pat Zachry, R ERA: 2.7 (5, 1)	1.2		8	3	2	2	1	0	0	0	0	0	2	10	10	10.80	1.800
Dave Stewart, R ERA: 2.15 (7, 1)	1.0		3	0	0	0	1	0	0	0	0	0	0	5	5	0.00	0.000
Steve Howe, L ERA: 0.39 (8, 1)	1.0		5	3	1	1	1	0	0	0	0	0	0	7	7	9.00	3.000

BOTTOM

Los Angeles Dodgers @ San Diego Padres
Jack Murphy Stadium, San Diego, CA

Wed Jun 29 1983, 10:05 PM EDT
Att. 36,545 - Unknown

AB	R	H	RBI	BB	SO	LOB
4	2	2	2	0	0	0
4	2	3	1	1	0	2
4	2	2	3	1	0	2
2	1	0	1	1	0	0
1	0	0	0	0	0	1
3	0	1	2	0	0	0
1	1	0	0	0	0	0
3	1	1	2	0	1	0
1	0	0	0	0	0	0
3	1	1	0	0	0	1
1	0	0	0	0	1	0
4	3	2	0	0	1	2
2	0	0	0	0	1	1

AB	33
R	13
H	12
RBI	11
BB	3
SO	4
LOB	9

livebaseballscorecards.com

AB 33
R 13
H 12
RBI 11
BB 3
SO 4
LOB 9

WP: 1 **PA: 39**
PB: 0
SB: 1
CS: 0



Batter	1	2	3	4	5	6	7	8	9	AB R H RBI BB SO LOB	TOP												
Steve Sax, R OBP: 0.342, SLG: 0.385 (1, 4)	0-0 6-3	0-0 E4 1B			0-0 F9		4-0 E S 1B BB		0-0 L5	4 1 0 0 1 0 2													
Derrel Thomas, S OBP: 0.404, SLG: 0.430 (1, 8)	4-0 1B BB	0-0 1-2 3-H 1B			0-0 F3		0-0 1-H 1B		0-0 FC4-6 1-2f	4 0 2 2 1 0 1													
Rick Monday, L OBP: 0.329, SLG: 0.391 (1, 7) (8, 9)	0-0 P6	0-0 P5			4-0 HR BB		0-3 K		0-0 L4	4 1 0 0 1 1 4													
Pedro Guerrero, R OBP: 0.387, SLG: 0.542 (1, 5)	0-0 1-H 1B				0-0 1-H HR		0-3 K			4 1 2 2 0 1 0													
Greg Brock, L OBP: 0.343, SLG: 0.410 (1, 3)		0-0 F8	0-0 P5		0-0 1B			0-0 F8		4 0 1 0 0 0 0													
Mike Marshall, R OBP: 0.310, SLG: 0.424 Steve Howe, L (8, 1)		4-0 BB 2B BB	0-3 K		0-0 F9			0-0 1B		3 1 1 0 1 1 1 0 0 0 0 0 0 0													
Steve Yeager, R OBP: 0.285, SLG: 0.462 (1, 2)		4-0 1-2 2B BB			0-0 6-3		0-0 6-3	0-0 F8		3 1 0 0 1 0 1													
Dave Anderson, R OBP: 0.185, SLG: 0.216 Bill Russell, R OBP: 0.333, SLG: 0.305 (8, 6) (8, 6)		0-0 F2			0-0 F8		0-0 L5-3 1B	0-0 P3		3 0 1 0 0 0 2 1 0 0 0 0 0 1													
Burt Hooton, R OBP: 0.200, SLG: 0.212 Joe Beckwith, L (5, 1) Ron Roenicke, S OBP: 0.279, SLG: 0.298 Tom Niedenfuer, R (6, 1) Dusty Baker Jr., R OBP: 0.306, SLG: 0.367 (8, 7)		0-0 E 1B 1-H 2-H 2B			0-0 F9		0-0 L5-3 1B		0-0 FC4-6 1B	2 1 1 2 0 0 0 0 0 0 0 0 0 0 1 0 0 0 0 0 1 0 0 0 0 0 0 0 1 0 1 0 0 0 0													
Inning Stats	R: 0 E: 0 K: 0 S: 3	H: 1 LOB: 2 BB: 1 P: 7	R: 3 E: 1 K: 0 S: 6	H: 2 LOB: 2 BB: 2 P: 14	R: 0 E: 0 K: 1 S: 5	H: 0 LOB: 0 BB: 0 P: 5	R: 0 E: 0 K: 0 S: 3	H: 0 LOB: 0 BB: 0 P: 3	R: 2 E: 0 K: 0 S: 5	H: 2 LOB: 1 BB: 1 P: 9	R: 0 E: 0 K: 0 S: 3	H: 1 LOB: 0 BB: 0 P: 3	R: 1 E: 0 K: 2 S: 7	H: 1 LOB: 0 BB: 1 P: 11	R: 0 E: 0 K: 0 S: 4	H: 1 LOB: 1 BB: 0 P: 4	R: 0 E: 0 K: 0 S: 4	H: 1 LOB: 1 BB: 0 P: 4	1B: 7 2B: 2 3B: 0 HR: 1	SF: 0 SAC: 0 DP: 1 HBP: 0	WP: 0 PB: 0 SB: 1 CS: 0	PA: 39	
PITCHER Ed Whitson, R ERA: 3.48 John Montefusco, R ERA: 4.6	IP 5.1 WLS W BF 13 H 3 R 1 ER 1 SO 2 BB 1 IBB 0 HBP 0 BLK 0 WP 0 HR 0 S 16 P 20 ERA 2.46 WHIP 1.091																						

Los Angeles Dodgers @ San Diego Padres
Jack Murphy Stadium, San Diego, CA
 Thu Jun 30 1983, 6:33 AM EDT
 Att: 41,914 - Unknown

AB	34
R	6
H	9
RBI	6
BB	5
SO	3
LOB	13



Batter	1	2	3	4	5	6	7	8	9	AB R H RBI BB SO LOB
Luis Salazar, R OBP: 0.326, SLG: 0.385 (1, 5)	0-0 E BB E 1B	0-0 G6-4-3 1-2f		0-0 F8			0-3 K		0-0 1-H 2B	5 1 2 1 0 1 2
Alan Wiggins, S OBP: 0.356, SLG: 0.321 (1, 8) (6, 9)	4-0 E E SF8 BB		0-0 E1 1B S HR		0-0 1B 2B		0-0 P3			3 3 1 0 1 0 0
Steve Garvey, R OBP: 0.346, SLG: 0.478 (1, 3)	0-0 F8 1-2 2-3		0-0 HR 1B		0-0 F4		0-0 P6			4 1 1 0 0 0 3
Terry Kennedy, L OBP: 0.351, SLG: 0.425 (1, 2)	0-0 E3 SF8 2-3 3-H		0-3 K		0-3 K		0-0 L1			4 0 0 1 0 2 4
Sixto Lezcano, R OBP: 0.339, SLG: 0.350 Ruppert Jones, L OBP: 0.272, SLG: 0.318 (1, 9) (5, PR) (6, 8)	0-0 SF8 1-2 3-H		0-0 HR		0-0 1B 2-H		0-0 4-3			2 1 2 5 0 0 0 1 0 0 0 0 0 0
Garry Templeton, S OBP: 0.283, SLG: 0.351 (1, 6)	0-0 6-3		0-0 1-3		0-0 G3		0-0 4-3			4 0 0 0 0 0 2
Tony Gwynn, L OBP: 0.313, SLG: 0.323 (1, 7)		0-0 FC3-6 1B	0-0 F7		0-0 4-3		0-0 5-3			4 0 1 0 0 0 0
Juan Bonilla, R OBP: 0.305, SLG: 0.315 (1, 4)		0-0 FC3-6 BB 1-2f		0-0 6-3		0-0 3-1		0-0 2B 1B		4 1 1 0 0 0 1
Ed Whitson, R OBP: 0.158, SLG: 0.111 John Montefusco, R OBP: 0.300, SLG: 0.125 Kurt Bevacqua, R OBP: 0.464, SLG: 0.468 (1, 1) (6, 1) (9, PH)		4-0 G6-4-3 BB	0-0 F3		0-3 K		0-3 K			1 0 0 0 1 0 0 1 0 0 0 0 1 0 1 0 0 0 0 1 1

Inning Stats	R: 2	H: 1	E: 2	K: 0	S: 5	LOB: 1	BB: 1	P: 9	R: 0	H: 1	E: 0	K: 0	S: 3	LOB: 1	BB: 1	P: 7	R: 3	H: 2	E: 1	K: 1	S: 8	LOB: 0	BB: 0	P: 8	R: 0	H: 0	E: 0	K: 0	S: 3	LOB: 0	BB: 0	P: 3	R: 1	H: 2	E: 0	K: 1	S: 7	LOB: 1	BB: 0	P: 7	R: 0	H: 0	E: 0	K: 1	S: 5	LOB: 0	BB: 0	P: 5	R: 0	H: 0	E: 0	K: 1	S: 5	LOB: 0	BB: 0	P: 5	R: 0	H: 0	E: 0	K: 0	S: 3	LOB: 0	BB: 0	P: 3	R: 1	H: 2	E: 0	K: 1	S: 6	LOB: 1	BB: 0	P: 6	1B: 5	SF: 1	2B: 2	SAC: 0	3B: 0	DP: 1	HR: 1	HBP: 0	WP: 0	PA: 37
--------------	------	------	------	------	------	--------	-------	------	------	------	------	------	------	--------	-------	------	------	------	------	------	------	--------	-------	------	------	------	------	------	------	--------	-------	------	------	------	------	------	------	--------	-------	------	------	------	------	------	------	--------	-------	------	------	------	------	------	------	--------	-------	------	------	------	------	------	------	--------	-------	------	------	------	------	------	------	--------	-------	------	-------	-------	-------	--------	-------	-------	-------	--------	-------	--------

PITCHER	IP	WLS	BF	H	R	ER	SO	BB	IBB	HBP	BLK	WP	HR	S	P	ERA	WHIP
Burt Hooton, R ERA: 3.12 (1, 1)	4.2		23	6	6	3	2	2	0	0	0	0	1	25	33	5.79	1.714
Joe Beckwith, R ERA: 3.18 (5, 1)	0.1		1	0	0	0	0	0	0	0	0	0	0	1	1	0.00	0.000
Tom Niedenfuer, R ERA: 1.51 (6, 1)	2.0		6	0	0	0	2	0	0	0	0	0	0	10	10	0.00	0.000
Steve Howe, L ERA: 0.72 (8, 1)	1.2	L	7	2	1	1	1	0	0	0	0	0	0	9	9	5.40	1.200

BOTTOM

Los Angeles Dodgers @ San Diego Padres
Jack Murphy Stadium, San Diego, CA

Thu Jun 30 1983, 6:33 AM EDT
 Att. 41,914 - Unknown

livebaseballscorecards.com

AB	34
R	7
H	8
RBI	7
BB	2
SO	5
LOB	13



Batter	1	2	3	4	5	6	7	8	9	AB R H RBI BB SO LOB	TOP											
Joel Youngblood, R (1, 5) OBP: 0.305, SLG: 0.443	4-0 BB 1B	0-0 1B		0-0 F9		0-0 4-3		0-0 5-3		4 1 1 0 1 0 2												
Darrell Evans, L (1, 3) OBP: 0.400, SLG: 0.571	0-0 F7	0-0 FC4-6 1B			0-0 1B BB SF8	0-0 F7			0-0 F9	5 1 2 0 0 0 1												
Jack Clark, R (1, 9) OBP: 0.350, SLG: 0.448	4-0 HBP 1B 1-2 BB	0-0 FC4-6			4-0 1B 1-2 BB	0-0 5-3			0-3 K	3 1 0 0 2 1 2												
Jeffrey Leonard, R (1, 8) OBP: 0.315, SLG: 0.411	0-0 HBP 1B 1-2 2-H		0-3 K		0-0 1B 1-2 2-3 BB		0-0 5-3		0-3 K	5 1 2 1 0 2 0												
Bob Brenly, R (1, 2) OBP: 0.276, SLG: 0.336	0-0 F9		0-0 F8		0-0 SF8		0-3 K			3 0 0 1 0 1 2												
Chris Smith, S (1, 7) OBP: 0.267, SLG: 0.154 Max Venable, L (7, 7) OBP: 0.264, SLG: 0.382	1-0 HBP		0-0 F9		0-0 1B 1-2 2-H		0-3 K			3 0 1 1 0 1 0 0 0 0 0 0 0 0												
Brad Wellman, R (1, 4) OBP: 0.306, SLG: 0.266	0-0 F4			0-0 4-3 5-3 1B	0-0 1B 1-2 2-H		0-0 F3			4 0 2 1 0 0 3	AB 35 R 4 H 9 RBI 4 BB 3 SO 6 LOB 16											
Joe Pettini, R (1, 6) OBP: 0.227, SLG: 0.179		0-0 5-3		0-0 5-3	0-0 F8		0-0 5-3			4 0 0 0 0 0 3												
Bill Laskey, R (1, 1) OBP: 0.275, SLG: 0.121 Jim Barr, R (8, 1) OBP: 0.143, SLG: 0.286		0-3 K		0-0 4-3	0-0 5-3		0-0 1B			4 0 1 0 0 1 3 0 0 0 0 0 0 0	GIANTS											
Inning Stats	R: 1 E: 0 K: 0 S: 4	H: 1 LOB: 3 BB: 2 P: 13	R: 0 E: 0 K: 1 S: 7	H: 2 LOB: 2 BB: 0 P: 7	R: 0 E: 0 K: 1 S: 5	H: 0 LOB: 0 BB: 0 P: 5	R: 0 E: 0 K: 0 S: 4	H: 1 LOB: 1 BB: 0 P: 4	R: 3 E: 0 K: 0 S: 7	H: 4 LOB: 2 BB: 1 P: 11	R: 0 E: 0 K: 0 S: 3	H: 0 LOB: 0 BB: 0 P: 3	R: 0 E: 0 K: 2 S: 7	H: 0 LOB: 0 BB: 0 P: 7	R: 0 E: 0 K: 0 S: 4	H: 1 LOB: 1 BB: 0 P: 4	R: 0 E: 0 K: 2 S: 7	H: 0 LOB: 0 BB: 0 P: 7	1B: 9 2B: 0 3B: 0 HR: 0	SF: 1 SAC: 0 DP: 0 HBP: 1	WP: 0 PB: 0 SB: 0 CS: 0	PA: 40
PITCHER	IP WLS BF H R ER SO BB IBB HBP BLK WP HR S P ERA WHIP																					
Tim Lollar, L (1, 1) ERA: 5.08	4.1 L 24 7 4 4 2 3 0 1 0 0 0 0 24 37 8.31 2.308																					
Luis DeLeon, R (5, 1) ERA: 2.38	0.2 3 1 0 0 0 0 0 0 0 0 0 0 3 3 0.00 1.500																					
Elias Sosa, R (6, 1) ERA: 5.4	2.0 6 0 0 0 2 0 0 0 0 0 0 0 10 10 0.00 0.000																					
Sid Monge, L (8, 1) ERA: 2.81	2.0 7 1 0 0 2 0 0 0 0 0 0 0 11 11 0.00 0.500																					

San Francisco Giants @ San Diego Padres
 Jack Murphy Stadium, San Diego, CA

Fri Jul 01 1983, 10:05 PM EDT
 Att: 15,090 - Unknown

livebaseballscorecards.com



Batter	1	2	3	4	5	6	7	8	9	AB	R	H	RBI	BB	SO	LOB
Luis Salazar, R OBP: 0.320, SLG: 0.378 (1, 5) X	0-0 6-3 ①		0-0 1-3 ②		0-0 F8 ②			0-0 5-3 ①		4	0	0	0	0	0	1
Alan Wiggins, S OBP: 0.350, SLG: 0.315 (1, 8) X	0-0 3-1 ②		0-0 4-3 ③		0-3 K ③			0-0 F9 ②		4	0	0	0	0	1	1
Steve Garvey, R OBP: 0.344, SLG: 0.485 (1, 3) X	0-0 5-3 ③			0-0 F3 ①		0-0 F6 ①		0-0 HR ①		4	1	1	1	0	0	0
Terry Kennedy, L OBP: 0.353, SLG: 0.430 Gene Richards, L OBP: 0.342, SLG: 0.416 Doug Gwosdz, R OBP: 0.167, SLG: 0.048 (1, 2) (8, PR) (9, 2)		0-0 4-3 ①		0-0 FC4-6 2B		0-0 4-3 ②		0-0 1B ②		4	0	2	0	0	0	0
Sixto Lezcano, R OBP: 0.341, SLG: 0.349 (1, 9) X		0-0 G6-3 1B		4-0 FC4-6 BB		0-0 F8 ③		0-3 K ③		3	0	1	0	1	1	1
Tony Gwynn, L OBP: 0.306, SLG: 0.343 (1, 7) X		0-0 G6-3 ② ③		0-0 FC4-6 BB			0-0 E8 4-3 2B		0-0 1-3 ①	4	1	1	0	0	0	3
Juan Bonilla, R OBP: 0.304, SLG: 0.311 (1, 4) X			0-0 E5 SH3 1B		4-0 1-2 BB		0-0 4-3 ①		0-0 F8 ②	3	1	0	1	1	0	0
Mario Ramirez, R OBP: 0.367, SLG: 0.313 Ruppert Jones, L OBP: 0.270, SLG: 0.315 (1, 6) (9, PH) X			0-0 SH3 ①		0-3 K ③		0-0 F9 ②		0-3 K ③	2	0	0	0	0	1	3
Tim Lollar, L OBP: 0.286, SLG: 0.217 Luis DelLeon, R OBP: 0.167, SLG: 0.167 Tim Flannery, L OBP: 0.346, SLG: 0.407 Elias Sosa, R OBP: 0.281, SLG: 0.349 Garry Templeton, S OBP: 0.250, SLG: 0.250 Sid Monge, S OBP: 0.250, SLG: 0.250 (1, 1) (5, 1) (5, PH) (6, 1) (7, PH) (8, 1) X			0-0 1-3 1B 3-H		0-0 F7 ①		0-3 K ③			1	0	1	1	0	0	0

Inning Stats	R: 0	H: 0	E: 0	K: 0	S: 3	P: 3	R: 0	H: 1	E: 0	K: 0	S: 3	P: 3	R: 1	H: 1	E: 1	K: 1	S: 5	R: 0	H: 1	E: 0	K: 1	S: 6	P: 14	R: 0	H: 0	E: 0	K: 1	S: 5	P: 5	R: 0	H: 0	E: 0	K: 0	S: 3	P: 3	R: 1	H: 1	E: 1	K: 1	S: 6	P: 6	R: 1	H: 2	E: 0	K: 1	S: 7	P: 7	R: 0	H: 0	E: 0	K: 1	S: 5	P: 5	1B: 3	2B: 2	3B: 0	HR: 1	SF: 0	SAC: 1	DP: 1	HBP: 0	WP: 0	PB: 0	SB: 0	CS: 0	PA: 35
PITCHER	IP	WLS	BF	H	R	ER	SO	BB	IBB	HBP	BLK	WP	HR	S	P	ERA	WHIP																																																	
Bill Laskey, R ERA: 4.5 (1, 1)	7.2	W	31	6	3	2	3	2	0	0	0	0	0	1	35	43	2.35	1.043																																																
Jim Barr, R ERA: 4.4 (8, 1)	1.1	S	4	0	0	0	2	0	0	0	0	0	0	0	8	8	0.00	0.000																																																

BOTTOM

San Francisco Giants @ San Diego Padres
Jack Murphy Stadium, San Diego, CA

livebaseballscorecards.com

AB	32
R	3
H	6
RBI	3
BB	2
SO	5
LOB	9



Fri Jul 01 1983, 10:05 PM EDT
Att. 15,090 - Unknown

Batter	1	2	3	4	5	6	7	8	9	10	AB	R	H	RBI	BB	SO	LOB	TOP																		
Johnnie LeMaster, R OBP: 0.364, SLG: 0.351 (1, 6)	0-0 L5		0-0 1B	0-0 F5			0-0 6-3		0-0 F3		5	0	1	0	0	0	2																			
Max Venable, L OBP: 0.262, SLG: 0.374 (1, 7)	0-0 F5		0-0 F9		0-0 F8		0-0 CS 1B		0-0 4-3		5	0	1	0	0	0	1																			
Darrell Evans, L OBP: 0.397, SLG: 0.563 (1, 3)	0-3 K			4-0 1B 2B BB	0-0 F6		0-0 F7 1-2		0-0 F8		4	1	0	0	1	1	1																			
Jack Clark, R OBP: 0.351, SLG: 0.445 (1, 9)		4-0 CS BB		0-0 2B 1-2 6-3 1B	0-0 F6		0-0 1-3		0-3 K		4	1	1	0	1	1	0																			
Jeffrey Leonard, R OBP: 0.322, SLG: 0.416 (1, 8)		4-0 WP 1-2 BB		0-0 1B 1-3 2-H 2B		4-0 SH1-3 BB		0-0 F9			2	1	1	1	2	0	0																			
Joel Youngblood, R OBP: 0.299, SLG: 0.432 (1, 4)		0-0 F3 1-2		0-0 6-3		0-0 SH1-3 1-2		0-0 F8			3	0	0	1	0	0	2																			
Tom O'Malley, L OBP: 0.341, SLG: 0.363 (1, 5)		0-0 1-3		0-3 K		0-0 L3		0-3 K			4	0	0	0	0	2	3																			
Bob Brenly, R OBP: 0.282, SLG: 0.336 (1, 2)			0-0 F3	0-0 2-H 1B 1B		4-0 IBB		0-3 K			3	1	1	1	1	1	0																			
Atlee Hammaker, S OBP: 0.159, SLG: 0.119 (1, 1)			0-3 K	0-0 2-H 1B		0-0 5-3		4-0 BB			3	0	1	1	1	1	2																			
Inning Stats	R: 0 E: 0 K: 1 S: 5	H: 0 LOB: 0 BB: 0 P: 5	R: 0 E: 0 K: 0 S: 2	H: 0 LOB: 1 BB: 2 P: 10	R: 0 E: 0 K: 1 S: 6	H: 1 LOB: 1 BB: 0 P: 6	R: 4 E: 0 K: 1 S: 9	H: 4 LOB: 1 BB: 1 P: 13	R: 0 E: 0 K: 0 S: 3	H: 0 LOB: 0 BB: 0 P: 3	R: 0 E: 0 K: 0 S: 3	H: 1 LOB: 0 BB: 0 P: 3	R: 0 E: 0 K: 0 S: 3	H: 0 LOB: 0 BB: 0 P: 3	R: 0 E: 0 K: 2 S: 7	H: 0 LOB: 1 BB: 1 P: 11	R: 0 E: 0 K: 1 S: 5	H: 0 LOB: 0 BB: 0 P: 5	1B: 5 2B: 1 3B: 0 HR: 0	SF: 0 SAC: 1 DP: 0 HBP: 0	WP: 1 PB: 0 SB: 0 CS: 2	PA: 40														
PITCHER	IP WLS BF H R ER SO BB IBB HBP BLK WP HR S P ERA WHIP																																			
Eric Show, R ERA: 3.27 (1, 1)	3.2		18	5	4	4	3	3	0	0	0	1	0	21	33	9.82	2.182																			
John Montefusco, R ERA: 4.29 (4, 1)	3.1		12	1	0	0	0	1	1	0	0	0	0	10	18	0.00	0.600																			
Luis DeLeon, R ERA: 2.28 (8, 1)	2.0		7	0	0	0	2	1	0	0	0	0	0	10	14	0.00	0.500																			
Gary Lucas, L ERA: 2.33 (10, 1)	1.0	W	3	0	0	0	1	0	0	0	0	0	0	5	5	0.00	0.000																			

San Francisco Giants @ San Diego Padres
 Jack Murphy Stadium, San Diego, CA
 Sat Jul 02 1983, 10:05 PM EDT
 Att. 18,177 - Unknown

AB	33
R	4
H	6
RBI	4
BB	6
SO	6
LOB	11



BOTTOM

San Francisco Giants @ San Diego Padres
Jack Murphy Stadium, San Diego, CA

Sat Jul 02 1983, 10:05 PM EDT
Att: 18,177 - Unknown

livebaseballscorecards.com

AB 37
R 5
H 12
RBI 2
BB 3
SO 3
LOB 17



WP: 2 PA: 43
PB: 0
SB: 0
CS: 0

AB R H RBI BB SO LOB

5 0 1 0 0 0 2

4 1 2 0 0 0 0

4 2 2 0 1 1 0

4 1 2 1 1 1 2

5 1 1 0 0 0 7

3 0 1 0 1 1 0

3 0 1 1 0 0 1

0 0 0 0 0 0 0

1 0 0 0 0 0 0
1 0 0 0 0 0 0
1 0 0 0 0 0 1
0 0 0 0 0 0 0
1 0 0 0 0 0 2
0 0 0 0 0 0 0

1B: 12 SF: 1
2B: 0 SAC: 2
3B: 0 DP: 3
HR: 0 HBP: 0

Batter	1	2	3	4	5	6	7	8	9	10
Luis Salazar, R (1, 5) OBP: 0.317, SLG: 0.374	0-0 5-3		0-0 F9		0-0 5-3			0-0 SH3-4 G1-2-3 1B	0-0 F9	
Alan Wiggins, S (1, 8) OBP: 0.352, SLG: 0.319	0-0 6-3		0-0 BLK 1B WP 1B		0-0 5-3			0-0 SH3-4		0-0 1B G1-2-3 1B
Steve Garvey, R (1, 3) OBP: 0.348, SLG: 0.485	0-0 L4		0-0 WP 1B BLK 1B			0-3 K		4-0 E IBB		0-0 G1-2-3 IBB E 1B
Sixto Lezcano, R (1, 9) OBP: 0.347, SLG: 0.352		0-0 SH1-4 WP 1B	0-0 FC4-6 1B			0-3 K		0-0 E6		4-0 E G1-2-3 IBB
Kurt Bevacqua, R (1, 7) OBP: 0.443, SLG: 0.442		0-0 WP 1B SH1-4 SF9	0-0 FC4-6 1B			0-0 5-3		0-0 G1-2-3		0-0 G1-2-3
Garry Templeton, S (1, 6) OBP: 0.287, SLG: 0.348		0-0 SH1-4		0-0 G5-4-3 1B			0-3 K		0-0 F8	4-0 E IBB
Bruce Bochy, R (1, 2) OBP: 0.250, SLG: 0.333		0-0 SF9		0-0 G5-4-3 1B			0-0 F8		0-0 1B	0-0 E6
Ruppert Jones, L (9, PR) OBP: 0.270, SLG: 0.315		2-H 3-H 0-0		1-2f					0-0 1B	1-2 2-3 3-H
Doug Gwosdz, R (10, 2) OBP: 0.160, SLG: 0.045									0-0 1B	
Juan Bonilla, R (1, 4) OBP: 0.307, SLG: 0.314		0-0 6-3							0-0 1B	
Eric Show, R (1, 1) OBP: 0.222, SLG: 0.229			0-0 5-3					0-0 F8		0-0 F7
John Montefusco, R (4, 1) OBP: 0.273, SLG: 0.111					0-0 6-3					
Gene Richards, L (7, PH) OBP: 0.340, SLG: 0.413										
Luis Delgado, R (8, 1) OBP: 0.167, SLG: 0.167										
Mario Ramirez, R (9, PH) OBP: 0.364, SLG: 0.309										
Gary Lucas, L (10, 1)										

Inning Stats	R: 0	H: 0	E: 0	K: 0	S: 3	R: 2	H: 2	E: 0	K: 0	S: 5	R: 2	H: 3	E: 0	K: 0	S: 6	R: 0	H: 1	E: 0	K: 0	S: 3	R: 0	H: 0	E: 0	K: 2	S: 7	R: 0	H: 1	E: 0	K: 1	S: 6	R: 0	H: 1	E: 1	K: 0	S: 4	R: 0	H: 2	E: 0	K: 0	S: 5	R: 1	H: 2	E: 1	K: 0	S: 4	1B: 12	SF: 1	2B: 0	3B: 0	HR: 0	WP: 2	PA: 43
	0	0	0	0	3	2	2	0	0	5	2	3	0	0	6	0	1	0	0	3	0	0	0	0	7	0	1	0	1	0	6	0	2	0	4	0	2	0	5	0	2	0	12	1	0	0	0	2	43			

PITCHER	IP	WLS	BF	H	R	ER	SO	BB	IBB	HBP	BLK	WP	HR	S	P	ERA	WHIP
Atlee Hammaker, L (1, 1) ERA: 1.7	9.2	L	43	12	5	4	3	0	3	0	1	2	0	46	58	3.72	1.241

Batter	1	2	3	4	5	6	7	8	9	AB R H RBI BB SO LOB	TOP																					
Johnnie LeMaster, R OBP: 0.360, SLG: 0.346 (1, 6) X	0-0 5-3 ①		0-0 F1 ②		0-3 K ③			0-0 F7 ①		4 0 0 0 0 1 2	San Francisco Giants @ San Diego Padres Jack Murphy Stadium, San Diego, CA Sun Jul 03 1983, 6:33 AM EDT Att. 20,391 - Unknown livebaseballscorecards.com																					
Darrell Evans, L OBP: 0.392, SLG: 0.554 (1, 5) X	0-0 F9 ②		0-0 F8 ③			0-3 K ①		0-0 G3 ②		4 0 0 0 0 1 1																						
Jack Clark, R OBP: 0.350, SLG: 0.442 (1, 9) X	0-0 F3 ③			0-0 F7 ①		0-0 1B		0-0 F4 ③		4 0 1 0 0 0 0																						
Jeffrey Leonard, R OBP: 0.325, SLG: 0.430 (1, 8) X		0-0 F9 ①		0-0 HR		0-0 F7 ②		0-0 PB 1B		4 1 2 1 0 0 1																						
Joel Youngblood, R OBP: 0.290, SLG: 0.419 (1, 7) X		0-0 E4 FC4-6		0-0 F7 ②		0-0 F8 ③		0-0 F9 ① 1-2		4 0 0 0 0 0 2																						
Rich Murray, R OBP: 0.222, SLG: 0.222 (1, 3) X		0-0 FC4-6 1-2f		0-3 K ③			0-3 K ①		0-0 F8 ②	4 0 0 0 0 2 2																						
John Rabb, R OBP: 0.211, SLG: 0.368 (1, 2) Bob Brenly, R OBP: 0.280, SLG: 0.333 (8, 2)		0-3 K ③			0-0 F6 ①		0-0 F2 ②		0-0 5-3 ③	3 0 0 0 0 1 1 1 0 0 0 0 0 1																						
Brad Wellman, R OBP: 0.315, SLG: 0.278 (1, 4) X			0-0 F2 ①		0-0 SH1-4 1B		0-0 1B			3 0 2 0 0 0 0																						
Mark Davis, L (1, 1) Tom O'Malley, L (7, PH) Andy McGaffigan, R (7, 1)			4-0 BB		0-0 SH1-4 ②		0-0 F7 ③			0 0 0 0 1 0 0 1 0 0 0 0 0 1 0 0 0 0 0 0 0																						
Inning Stats	R: 0 E: 0 K: 0 S: 3	H: 0 LOB: 0 BB: 0 P: 3	R: 0 E: 1 K: 1 S: 6	H: 0 LOB: 1 BB: 0 P: 6	R: 0 E: 0 K: 0 S: 3	H: 0 LOB: 1 BB: 1 P: 7	R: 1 E: 0 K: 1 S: 6	H: 1 LOB: 0 BB: 0 P: 6	R: 0 E: 0 K: 1 S: 6	H: 1 LOB: 1 BB: 0 P: 6		R: 0 E: 0 K: 1 S: 6	H: 1 LOB: 1 BB: 0 P: 6	R: 0 E: 0 K: 0 S: 3	H: 0 LOB: 0 BB: 0 P: 3	R: 0 E: 0 K: 0 S: 4	H: 1 LOB: 1 BB: 0 P: 4	1B: 4 2B: 0 3B: 0 HR: 1	SF: 0 SAC: 1 DP: 0 HBP: 0	WP: 0 PB: 1 SB: 0 CS: 0	PA: 34											
PITCHER Dave Dravecky, L (1, 1) ERA: 3.07	IP 9.0	WLS W	BF 34	H 5	R 1	ER 1	SO 5	BB 1	IBB 0	HBP 0	BLK 0	WP 0	HR 1	S 43	P 47	ERA 1.00	WHIP 0.667															
											PITCHER	IP	WLS	BF	H	R	ER	SO	BB	IBB	HBP	BLK	WP	HR	S	P	ERA	WHIP				



Batter	1	2	3	4	5	6	7	8	9
Luis Salazar, R OBP: 0.312, SLG: 0.367 (1, 5)	0-0 F7		0-0 1-3		0-3 K		0-3 K		
Alan Wiggins, S OBP: 0.350, SLG: 0.317 (1, 8) (7, 7)	0-0 5-3		0-3 K		0-0 HR 1-2 2-3 1B			0-0 6-3	
Steve Garvey, R OBP: 0.347, SLG: 0.492 (1, 3)	0-0 5-3		0-0 F8		0-0 HR 1-H 2-H 3-H			0-0 F9	
Sixto Lezcano, R OBP: 0.345, SLG: 0.350 (1, 9)		0-3 K		0-0 F3	0-3 K			0-0 1B	
Terry Kennedy, L OBP: 0.352, SLG: 0.425 (1, 2)		4-0 E BB BB		0-3 K		0-3 K		0-0 F8	
Kurt Bevacqua, R OBP: 0.438, SLG: 0.426 (1, 7) Ruppert Jones, L OBP: 0.270, SLG: 0.315 (7, 8)		4-0 E BB BB		0-0 6-3		0-0 1-3			
Garry Templeton, S OBP: 0.281, SLG: 0.342 (1, 6)		0-3 K			0-0 F7	0-0 F7			
Juan Bonilla, R OBP: 0.307, SLG: 0.314 (1, 4)		0-0 E6 1-2 2-3			0-0 1B BB HR 1B		0-0 6-3		
Dave Dravecky, R OBP: 0.163, SLG: 0.170 (1, 1)		0-3 K			4-0 1B BB HR BB		0-0 F2		

Inning Stats	R: 0	H: 0	E: 0	K: 0	S: 3	R: 0	H: 0	E: 1	K: 3	S: 10	R: 0	H: 0	E: 0	K: 1	S: 5	R: 0	H: 0	E: 0	K: 1	S: 5	R: 4	H: 3	E: 0	K: 2	S: 10	R: 0	H: 0	E: 0	K: 1	S: 5	R: 0	H: 1	E: 0	K: 0	S: 4
	LOB: 0	BB: 0	P: 3	LOB: 3	BB: 2	LOB: 0	BB: 0	LOB: 0	BB: 0	P: 5	LOB: 0	BB: 0	LOB: 0	BB: 0	P: 5	LOB: 0	BB: 0	LOB: 0	BB: 0	P: 5	LOB: 0	BB: 1	P: 14	LOB: 0	BB: 0	LOB: 0	BB: 0	P: 5	LOB: 1	BB: 0	P: 4	LOB: 1	BB: 0	P: 4	

PITCHER	IP	WLS	BF	H	R	ER	SO	BB	IBB	HBP	BLK	WP	HR	S	P	ERA	WHIP
Mark Davis, L ERA: 4.5 (1, 1)	6.0	L	25	3	4	4	8	3	0	0	0	0	1	38	50	6.00	1.000
Andy McGaffigan, R ERA: 4.12 (7, 1)	2.0		7	1	0	0	1	0	0	0	0	0	0	9	9	0.00	0.500

AB R H RBI BB SO LOB

4	0	0	0	0	2	2
4	1	1	0	0	1	0
4	1	1	4	0	0	0
4	0	1	0	0	2	0
3	0	0	0	1	2	1
2	0	0	0	1	0	0
0	0	0	0	0	0	0
3	0	0	0	0	1	2
3	1	1	0	0	0	2
2	1	0	0	1	1	3


WP	HR	S	P	ERA	WHIP
0	1	4	32		

San Francisco Giants @ San Diego Padres
Jack Murphy Stadium, San Diego, CA
 Sun Jul 03 1983, 6:33 AM EDT
 Att. 20,391 - Unknown

livebaseballscorecards.com

AB	29
R	4
H	4
RBI	4
BB	3
SO	9
LOB	10



Batter	1	2	3	4	5	6	7	8	9	AB R H RBI BB SO LOB	TOP											
Brad Wellman, R (1, 4) OBP: 0.310, SLG: 0.275	0-0 F8		0-0 F7		0-0 1B		0-0 F8		0-3 K	5 0 1 0 0 1 1	San Francisco Giants @ San Diego Padres Jack Murphy Stadium, San Diego, CA Mon Jul 04 1983, 10:05 PM EDT Att: 44,519 - Unknown livebaseballscorecards.com											
Darrell Evans, L (1, 3) OBP: 0.392, SLG: 0.552	0-0 F8			0-0 1-3	0-0 1B			0-0 HR	0-0 6-3	5 1 2 0 0 0 0												
Joel Youngblood, R (1, 7) OBP: 0.296, SLG: 0.466	0-0 F8			0-0 HR	0-0 G4-6-3			0-0 HR		4 2 2 3 0 0 2												
Jack Clark, R (1, 9) OBP: 0.355, SLG: 0.447		0-0 F8		0-0 1B		0-0 1B		0-0 1B		4 0 3 0 0 0 0												
Jeffrey Leonard, R (1, 8) OBP: 0.324, SLG: 0.427		0-3 K		0-3 K		0-3 K		0-0 1B		4 0 1 0 0 3 2												
Bob Brenly, R (1, 2) OBP: 0.286, SLG: 0.338		0-0 5-3		0-0 1B		0-3 K		0-0 1B		4 0 2 0 0 1 1												
Tom O'Malley, L (1, 5) OBP: 0.342, SLG: 0.361			0-0 G3	4-0 BB	0-0 BB	0-0 G3		0-0 F7		3 0 1 0 1 0 4												
Joe Pettini, R (1, 6) OBP: 0.213, SLG: 0.167			0-0 G3	0-0 5-3	0-0 5-3		0-0 F7	0-0 G6-4-3		3 0 0 0 0 0 4												
Rich Murray, R (8, PH) OBP: 0.200, SLG: 0.200			0-0 G3							1 0 0 0 0 0 3												
Johnnie LeMaster, R (8, 6) OBP: 0.360, SLG: 0.346			0-0 G3							0 0 0 0 0 0 0												
Mike Krukow, R (1, 1) OBP: 0.281, SLG: 0.286			0-0 5-3		0-3 K		0-3 K		0-0 1-3	3 0 0 0 0 2 1												
Gary Lavelle, S (7, 1) OBP: 0.260, SLG: 0.371										0 0 0 0 0 0 0												
Max Venable, L (9, PH)										1 0 0 0 0 0 0												
Inning Stats	R: 0 E: 0 K: 0 S: 3	H: 0 LOB: 0 BB: 0 P: 3	R: 0 E: 0 K: 1 S: 5	H: 0 LOB: 0 BB: 0 P: 5	R: 0 E: 0 K: 0 S: 4	H: 1 LOB: 1 BB: 0 P: 4	R: 1 E: 0 K: 1 S: 8	H: 3 LOB: 3 BB: 1 P: 12	R: 0 E: 0 K: 1 S: 6	H: 2 LOB: 1 BB: 0 P: 6	R: 0 E: 0 K: 2 S: 8	H: 1 LOB: 1 BB: 0 P: 8	R: 0 E: 0 K: 1 S: 5	H: 0 LOB: 0 BB: 0 P: 5	R: 2 E: 0 K: 0 S: 7	H: 5 LOB: 2 BB: 0 P: 7	R: 0 E: 0 K: 1 S: 5	H: 0 LOB: 0 BB: 0 P: 5	1B: 10 2B: 0 3B: 0 HR: 2	SF: 0 SAC: 0 DP: 2 HBP: 0	WP: 0 PB: 0 SB: 1 CS: 0	PA: 38
PITCHER	IP WLS BF H R ER SO BB IBB HBP BLK WP HR S P ERA WHIP																					
Mark Thurmond, L (1, 1) ERA: 1.69	5.0 W 22 7 1 1 3 1 0 0 0 0 0 1 27 31 1.80 1.600																					
Luis DeLeon, R (6, 1) ERA: 2.23	1.0 3 0 0 0 2 0 0 0 0 0 0 0 7 7 0.00 0.000																					
Sid Monge, L (7, 1) ERA: 3.0	1.0 4 1 1 1 1 0 0 0 0 0 0 0 6 6 9.00 1.000																					
Eric Show, R (8, 1) ERA: 3.35	0.0 4 4 1 1 0 0 0 0 0 0 0 1 4 4 ∞ ∞																					
Gary Lucas, L (8, 1) ERA: 2.21	2.0 S 5 0 0 0 1 0 0 0 0 0 0 0 7 7 0.00 0.000																					

Batter	1	2	3	4	5	6	7	8	9	AB	R	H	RBI	BB	SO	LOB	BOTTOM
Luis Salazar, R OBP: 0.305, SLG: 0.359 (1, 5)	0-0 6-3		0-0 3-1		0-0 5-3	0-3 K		0-0 5-3		5	0	0	0	0	1	3	San Francisco Giants @ San Diego Padres Jack Murphy Stadium, San Diego, CA Mon Jul 04 1983, 10:05 PM EDT Att. 44,519 - Unknown livebaseballscorecards.com
Alan Wiggins, S OBP: 0.357, SLG: 0.325 (1, 8)	0-0 BLK S 1B		0-0 1-3		0-0 E1 WP 1B		0-0 1B SF9 1B		4	1	3	0	0	0	0	0	
Steve Garvey, R OBP: 0.349, SLG: 0.492 (1, 3)	0-0 6-3		0-0 S 1B		0-3 K		0-0 1-3 3B 1B		4	2	2	0	0	1	2		
Terry Kennedy, L OBP: 0.354, SLG: 0.424 (1, 2)	4-0 BLK IBB		4-0 1B BB		0-0 F9		0-0 SF9		1	0	0	1	2	0	1		
Sixto Lezcano, R OBP: 0.351, SLG: 0.364 (1, 9)	0-3 K		0-0 1-2 2-3 1B		4-0 E 4-3 BB		0-0 1-H 3B		3	0	2	2	1	1	2		
Tony Gwynn, L OBP: 0.300, SLG: 0.359 (1, 7)		0-0 WP SF8 2B	0-3 K		0-0 4-3		0-3 K		4	1	1	0	0	2	4		
Garry Templeton, S OBP: 0.281, SLG: 0.335 (1, 6)		0-3 K		0-0 F9		4-0 E IBB		0-0 6-3		3	0	0	0	1	1	2	
Juan Bonilla, R OBP: 0.307, SLG: 0.312 (1, 4)		0-0 SF8		0-0 F8		4-0 1-2 2-3 IBB		0-3 K		2	0	0	1	1	1	0	
Mark Thumond, L (1, 1) Luis DeLeon, R (6, 1) Gene Richards, L (6, PH) Sid Mongie, S (7, 1) Eric Show, R (8, 1) Gary Lucas, L (8, 1)		0-0 1-3		0-0 4-3		0-0 F5		0-0 6-3		2	0	0	0	0	0	0	
Inning Stats	R: 0 H: 1 E: 0 LOB: 2 K: 1 BB: 1 S: 6 P: 10	R: 1 H: 1 E: 0 LOB: 0 K: 1 BB: 0 S: 6 P: 6	R: 1 H: 2 E: 0 LOB: 2 K: 1 BB: 1 S: 7 P: 11	R: 0 H: 0 E: 0 LOB: 0 K: 0 BB: 0 S: 3 P: 3	R: 0 H: 1 E: 1 LOB: 1 K: 1 BB: 0 S: 6 P: 6	R: 0 H: 0 E: 1 LOB: 3 K: 1 BB: 3 S: 5 P: 17	R: 2 H: 3 E: 0 LOB: 1 K: 1 BB: 0 S: 8 P: 8	R: 0 H: 0 E: 0 LOB: 0 K: 1 BB: 0 S: 5 P: 5	1B: 6 SF: 2 2B: 1 SAC: 0 3B: 1 DP: 0 HR: 0 HBP: 0	WP: 2 PA: 37 PB: 0 SB: 2 CS: 0							
PITCHER Mike Krukow, R (1, 1) ERA: 3.38 Gary Lavelle, L (7, 1) ERA: 2.05	IP WLS BF H R ER SO BB IBB HBP BLK WP HR S P ERA WHIP	6.0 L 30 7 4 4 5 2 3 0 1 2 0 35 55 6.00 1.500	2.0 7 1 0 0 2 0 0 0 0 0 0 11 11 0.00 0.500														



Batter	1	2	3	4	5	6	7	8	9	AB	R	H	RBI	BB	SO	LOB	TOP										
Tom Herr, S (1, 4) OBP: 0.367, SLG: 0.376 Jeff Lahti, R (7, 1) Andy Van Slyke, L (8, PH) OBP: 0.319, SLG: 0.421 Bruce Sutter, R (8, 1)	0-0 4-3		0-0 1-3		0-0 1-2 1B		0-0 F3	0-0 F8		4	0	1	0	0	0	1											
Willie McGee, S (1, 8) OBP: 0.345, SLG: 0.390	0-3 K		0-0 5-3		0-0 F8		4-0 1-2 FC6-4 BB		0-0 L6	4	0	0	0	1	1	2											
David Green, R (1, 9) OBP: 0.340, SLG: 0.411	0-0 F8			0-0 E5 4-3 BB 1B	0-3 K		0-0 FC6-4 1-2f		0-0 6-3	5	1	0	0	0	1	4											
George Hendrick, R (1, 3) OBP: 0.397, SLG: 0.537		0-0 6-3		4-0 1B 1-2 4-3 BB	0-3 K			0-0 E 1B 1B	0-0 P4	4	1	1	0	1	1	2											
Lonnie Smith, R (1, 7) OBP: 0.372, SLG: 0.430		0-0 F9 1B 1B		0-0 F8		0-0 F8		0-0 1B 1-2 E 1B		4	0	2	0	0	0	2											
Darrell Porter, L (1, 2) OBP: 0.343, SLG: 0.424		0-0 1-2 1B		0-0 4-3		0-3 K		0-0 1-3 2-H 1B		4	0	2	1	0	1	2											
Mike Ramsey, S (1, 6) OBP: 0.319, SLG: 0.337		0-0 F9 2-3		0-0 2-3 1B		0-0 F7		0-0 1-2 5-3		4	0	1	1	0	0	4											
Ken Oberkfell, L (1, 5) OBP: 0.356, SLG: 0.351 (7, 4)		0-0 L9		0-0 G3			0-0 F8	0-0 F4		4	0	0	0	0	0	6											
Neil Allen, R (1, 1) OBP: 0.130, SLG: 0.174 Floyd Rayford, R (7, PH) OBP: 0.229, SLG: 0.324 (7, 5)			0-0 G3		0-0 1B 1B		0-0 BB 1B	4-0 IBB		2	0	1	0	0	0	0											
Inning Stats	R: 0 E: 0 K: 1 S: 5	H: 0 LOB: 0 BB: 0 P: 5	R: 0 E: 0 K: 0 S: 5	H: 2 LOB: 2 BB: 0 P: 5	R: 0 E: 0 K: 0 S: 3	H: 0 LOB: 0 BB: 0 P: 3	R: 1 E: 1 K: 0 S: 5	H: 1 LOB: 2 BB: 1 P: 9	R: 0 E: 0 K: 2 S: 9	H: 2 LOB: 2 BB: 0 P: 9	R: 0 E: 0 K: 1 S: 5	H: 0 LOB: 0 BB: 0 P: 5	R: 0 E: 0 K: 0 S: 4	H: 1 LOB: 2 BB: 1 P: 8	R: 1 E: 1 K: 0 S: 6	H: 3 LOB: 3 BB: 1 P: 10	R: 0 E: 0 K: 0 S: 3	H: 0 LOB: 0 BB: 0 P: 3	1B: 9 2B: 0 3B: 0 HR: 0	SF: 0 SAC: 0 DP: 0 HBP: 0	WP: 0 PB: 0 SB: 0 CS: 0	PA: 40					
PITCHER	IP	WLS	BF	H	R	ER	SO	BB	IBB	HBP	BLK	WP	HR	S	P	ERA	WHIP										
Tim Lollar, L (1, 1) ERA: 4.74	7.0		31	7	2	1	4	2	0	0	0	0	0	37	45	1.29	1.286										
Gary Lucas, L (8, 1) ERA: 2.11	2.0	W	9	2	0	0	0	0	1	0	0	0	0	8	12	0.00	1.000										

St. Louis Cardinals @ San Diego Padres
Jack Murphy Stadium, San Diego, CA

AB	37
R	2
H	9
RBI	2
BB	3
SO	4
LOB	26



Fri Jul 08 1983, 10:05 PM EDT
Att. 23,166 - Unknown - 65 F

Batter	1	2	3	4	5	6	7	8	9	AB R H RBI BB SO LOB
Luis Salazar, R (1, 5) OBP: 0.300, SLG: 0.353 Gene Richards, L (9, PH) OBP: 0.342, SLG: 0.414	0-0 P3		0-0 F8	0-0 8-2			0-0 P4		0-0 1B	4 0 0 0 0 0 3 1 0 1 1 0 0 0
Alan Wiggins, S (1, 8) OBP: 0.360, SLG: 0.329	0-0 1B		0-0 E S 1B			0-0 4-3	0-0 4-3			4 1 2 0 0 0 1
Steve Garvey, R (1, 3) OBP: 0.345, SLG: 0.486	0-0 F7		0-0 F9			0-0 6-3		0-0 5-3		4 0 0 0 0 0 2
Terry Kennedy, L (1, 2) OBP: 0.356, SLG: 0.425	0-0 1B		0-0 1B			0-3 K		0-0 4-3		4 0 2 1 0 1 0
Sixto Lezcano, R (1, 9) OBP: 0.350, SLG: 0.362	0-0 5-3		0-3 K			0-3 K		0-0 1B		4 0 1 0 0 2 3
Garry Templeton, S (1, 6) OBP: 0.286, SLG: 0.339		0-0 1B		0-0 6-3		0-0 F7		0-0 1B		4 0 2 0 0 0 0
Tony Gwynn, L (1, 7) OBP: 0.341, SLG: 0.381		0-0 WP 1B		4-0 1B		0-0 CS 1B		0-0 F8		3 1 2 0 1 0 2
Juan Bonilla, R (1, 4) OBP: 0.306, SLG: 0.311		0-0 5-3		0-0 2B		0-0 CS		0-0 6-3		4 0 1 0 0 0 1
Tim Lollar, L (1, 1) OBP: 0.323, SLG: 0.308 Gary Lucas, L (8, 1) Ruppert Jones, L (9, PH) OBP: 0.274, SLG: 0.315		0-0 4-3		0-0 1B		0-0 1B		0-0 1B		3 0 2 1 0 0 1 0 0 0 0 0 0 0 0 1 0 0 1 0 0

Inning Stats	R: 0 E: 0 K: 5 S: 5	H: 2 LOB: 2 BB: 0 P: 5	R: 0 E: 0 K: 4 S: 4	H: 2 LOB: 1 BB: 0 P: 4	R: 1 E: 0 K: 1 S: 7	H: 2 LOB: 1 BB: 0 P: 7	R: 1 E: 0 K: 0 S: 4	H: 2 LOB: 1 BB: 1 P: 8	R: 0 E: 0 K: 1 S: 5	H: 0 LOB: 0 BB: 0 P: 5	R: 0 E: 0 K: 1 S: 5	H: 1 LOB: 0 BB: 0 P: 5	R: 0 E: 0 K: 0 S: 4	H: 1 LOB: 1 BB: 0 P: 4	R: 0 E: 0 K: 0 S: 5	H: 2 LOB: 2 BB: 0 P: 5	R: 1 E: 0 K: 0 S: 2	H: 1 LOB: 1 BB: 1 P: 6	1B: 12 2B: 2 3B: 0 HR: 0	SF: 0 SAC: 0 DP: 1 HBP: 0
--------------	------------------------------	---------------------------------	------------------------------	---------------------------------	------------------------------	---------------------------------	------------------------------	---------------------------------	------------------------------	---------------------------------	------------------------------	---------------------------------	------------------------------	---------------------------------	------------------------------	---------------------------------	------------------------------	---------------------------------	-----------------------------------	------------------------------------

PITCHER	IP	WLS	BF	H	R	ER	SO	BB	IBB	HBP	BLK	WP	HR	S	P	ERA	WHIP
Neil Allen, R (1, 1) ERA: 3.74	6.0		25	9	2	2	3	1	0	0	0	1	0	30	34	3.00	1.667
Jeff Lahti, R (7, 1) ERA: 2.53	1.0		4	1	0	0	0	0	0	0	0	0	0	4	4	0.00	1.000
Bruce Sutter, R (8, 1) ERA: 3.04	1.1	L	8	3	1	1	0	1	0	0	0	0	0	7	11	6.75	3.000

BOTTOM

St. Louis Cardinals @ San Diego Padres
Jack Murphy Stadium, San Diego, CA
 Fri Jul 08 1983, 10:05 PM EDT
 Att: 23,166 - Unknown - 65 F

livebaseballscorecards.com

AB	35
R	3
H	13
RBI	3
BB	2
SO	3
LOB	13



WP	1	PA	38
PB	0		
SB	2		
CS	1		

Batter	1	2	3	4	5	6	7	8	9	AB R H RBI BB SO LOB	TOP	
Lonnie Smith, R (1, 7) OBP: 0.374, SLG: 0.431 Andy Van Slyke, L (5, 7) OBP: 0.323, SLG: 0.423	0-0 5-3	0-0 1B 1-2 2-H		0-0 F8	0-0 2B 6-3 1B	0-0 L8			0-0 1B	4 2 2 1 0 0 0 2 0 1 0 0 0 1		
Willie McGee, S (1, 8) OBP: 0.345, SLG: 0.393	0-0 F8	0-0 F9		0-0 6-3 E 1B	0-0 2B 1-3 2-H			0-0 6-3	0-0 L6	6 1 2 1 0 0 3		
David Green, R (1, 9) OBP: 0.341, SLG: 0.411	0-0 E 2B 1B	0-0 2B 1B 1-H		0-0 6-3 1-3	0-0 6-3			0-3 K		5 2 2 3 0 1 2		
George Hendrick, R (1, 3) OBP: 0.397, SLG: 0.536	0-0 1B 2B 1-H	0-0 L9		0-0 E BB	0-3 K			0-0 L8		4 1 1 1 1 1 2		
Floyd Rayford, R (1, 5) OBP: 0.263, SLG: 0.361 Ken Oberkell, L (5, 5) OBP: 0.357, SLG: 0.353	4-0 1B BB	0-0 2B 1-H		0-0 E5 1-2 3-H		0-0 3B 1B		0-0 6-3		2 0 1 1 1 0 1 2 1 1 0 0 0 0		
Darrell Porter, L (1, 2) OBP: 0.342, SLG: 0.421 Mike Ramsey, S (6, 6) OBP: 0.325, SLG: 0.343	0-0 FC6-4 1B 1-2 2-H	0-0 F8		0-0 G3		0-3 K		0-0 L4-3 1B		4 0 1 1 0 1 4 1 0 1 0 0 0 0		
Tom Herr, S (1, 4) OBP: 0.368, SLG: 0.383	0-0 FC6-4 1-2f		0-0 F8		4-0 1B FC4-6 BB	0-0 1B 3B 1-H		0-0 L4-3 1-2		4 2 1 1 1 0 3		
Ozzie Smith, S (1, 6) OBP: 0.266, SLG: 0.267 Glenn Brummer, R (6, 2) OBP: 0.405, SLG: 0.471		0-0 E9 1B BB	0-0 CS 1B		0-0 FC4-6 1B 1-3	0-0 6-3		0-0 1-3		4 1 2 0 0 0 1 1 0 0 0 0 0 0		
Dave LaPoint, L (1, 1) OBP: 0.238, SLG: 0.135 Dave Rucker, L (8, 1) Steve Braun, L (9, PH) OBP: 0.439, SLG: 0.500 John Stuper, R (9, 1) OBP: 0.231, SLG: 0.200		4-0 F9 1B BB 1-2	0-3 K		0-0 FC4-6 1B 1-2f 3-H	0-0 1B		0-0 F7		3 2 1 2 1 1 2 0 0 0 0 0 0 0 1 0 0 0 0 0 0 0 0 0 0 0 0 0		
Inning Stats	R: 2 E: 1 K: 0 S: 6 H: 3 LOB: 2 BB: 1 P: 10	R: 4 E: 1 K: 0 S: 7 H: 3 LOB: 1 BB: 1 P: 11	R: 0 E: 0 K: 1 S: 5 H: 1 LOB: 0 BB: 0 P: 5	R: 1 E: 1 K: 0 S: 5 H: 1 LOB: 2 BB: 1 P: 9	R: 3 E: 0 K: 1 S: 8 H: 3 LOB: 1 BB: 1 P: 12	R: 2 E: 0 K: 1 S: 8 H: 3 LOB: 1 BB: 0 P: 8	R: 0 E: 0 K: 1 S: 5 H: 0 LOB: 0 BB: 0 P: 5	R: 0 E: 0 K: 0 S: 3 H: 1 LOB: 0 BB: 0 P: 3	R: 0 E: 0 K: 0 S: 4 H: 1 LOB: 1 BB: 0 P: 4	1B: 12 2B: 4 3B: 1 HR: 0 SF: 0 SAC: 0 DP: 1 HBP: 0	WP: 0 PB: 0 SB: 2 CS: 1 PA: 47	
PITCHER	IP WLS BF H R ER SO BB IBB HBP BLK WP HR S P ERA WHIP											
Dave Dravecky, L (1, 1) ERA: 3.29	2.0 L 15 6 6 4 0 2 0 0 0 0 0 0 13 21 18.00 4.000											
Elias Sosa, R (3, 1) ERA: 6.06	4.0 22 8 6 5 3 2 0 0 0 0 0 0 26 34 11.25 2.500											
Sid Monge, L (7, 1) ERA: 2.83	2.0 6 1 0 0 1 0 0 0 0 0 0 0 8 8 0.00 0.500											
John Montefusco, R (9, 1) ERA: 4.21	1.0 4 1 0 0 0 0 0 0 0 0 0 0 4 4 0.00 1.000											

St. Louis Cardinals @ San Diego Padres
Jack Murphy Stadium, San Diego, CA

Sat Jul 09 1983, 10:05 PM EDT
Att. 25,125 - Unknown - 70 F

AB	43
R	12
H	16
RBI	11
BB	4
SO	4
LOB	19



WP: 0	PA: 47
PB: 0	
SB: 2	
CS: 1	

ERA	WHIP

BOTTOM

St. Louis Cardinals @ San Diego Padres
Jack Murphy Stadium, San Diego, CA

Sat Jul 09 1983, 10:05 PM EDT
Att: 25,125 - Unknown - 70 F

livebaseballscorecards.com

AB	33
R	4
H	8
RBI	4
BB	4
SO	1
LOB	12



WP:	3	PA:	38
PB:	0		
SB:	0		
CS:	0		

AB R H RBI BB SO LOB

5	0	1	0	0	0	2
4	1	0	0	1	0	2
3	1	2	1	0	0	0
0	1	0	0	1	0	0
4	0	0	0	0	1	3
3	0	2	1	0	0	0
0	0	0	0	0	0	0
1	0	0	0	0	0	1
0	0	0	0	0	0	0
1	0	0	0	0	0	0
1	0	0	0	0	0	0
2	0	1	1	0	0	1
4	1	1	0	0	0	1
3	0	0	0	1	0	1
0	0	0	0	0	0	0
2	0	1	1	1	0	1

Batter	1	2	3	4	5	6	7	8	9
Luis Salazar, R OBP: 0.298, SLG: 0.350 (1, 5)	0-0 5-3 1		0-0 6-3 1		0-0 F8 3		0-0 1B		0-0 F8 2
Alan Wiggins, S OBP: 0.356, SLG: 0.323 (1, 8)	4-0 2B BB		0-0 P4 2			0-0 1-3 1	0-0 F7 3		0-0 1-3 3
Steve Garvey, R OBP: 0.348, SLG: 0.491 Doug Gwosdz, R OBP: 0.192, SLG: 0.045 (1, 3) (7, 2)	0-0 1B 2B 1-H		0-0 6-3 3			0-0 WP 1B 1B		4-0 2B BB	
Sixto Lezcano, R OBP: 0.345, SLG: 0.355 (1, 9)	0-0 5-3 2			0-0 6-3 1		0-0 F8 2		0-3 K 1	
Terry Kennedy, L OBP: 0.359, SLG: 0.428 Sid Monge, S OBP: 0.250, SLG: 0.250 Bruce Bochy, R OBP: 0.200, SLG: 0.250 John Montefusco, R OBP: 0.273, SLG: 0.111 (1, 2) (7, 1) (8, PH) (9, 1)	0-0 1B 2-H			0-0 4-3 2		0-0 WP 1B 1-H		0-0 F9 2	
Garry Templeton, S OBP: 0.284, SLG: 0.337 Elias Sosa, R (3, 1) Kurt Bevacqua, R OBP: 0.439, SLG: 0.446 (6, PH) (7, 3)		0-0 4-3 1		0-0 4-3 3		0-0 5-3 3		0-0 1-H 2B	
Tony Gwynn, L OBP: 0.333, SLG: 0.391 (1, 7)		0-0 4-3 2			0-0 6-3 1		0-0 4-3 SF8 2B	0-0 F5 3	
Juan Bonilla, R OBP: 0.305, SLG: 0.308 (1, 4)		4-0 BB			0-0 F9 2		0-0 4-3 1		0-0 4-3 1
Dave Dravecky, R OBP: 0.163, SLG: 0.170 Mario Ramirez, R OBP: 0.369, SLG: 0.337 (1, 1) (2, PH) (3, 6)		0-0 F9 3			0-0 3B		0-0 SF8 2		4-0 BB

Inning Stats	R: 1	H: 2	E: 0	K: 0	S: 4	H: 2	LOB: 2	BB: 1	P: 8	R: 0	H: 0	E: 0	K: 0	S: 3	H: 0	LOB: 0	BB: 0	P: 3	R: 0	H: 0	E: 0	K: 0	S: 3	H: 0	LOB: 0	BB: 0	P: 3	R: 0	H: 1	E: 0	K: 0	S: 4	H: 2	LOB: 1	BB: 0	P: 4	R: 1	H: 2	E: 0	K: 0	S: 5	H: 2	LOB: 1	BB: 0	P: 5	R: 1	H: 2	E: 0	K: 0	S: 5	H: 1	LOB: 1	BB: 0	P: 5	R: 1	H: 1	E: 0	K: 1	S: 6	H: 1	LOB: 1	BB: 1	P: 10	R: 0	H: 0	E: 0	K: 0	S: 3	H: 0	LOB: 1	BB: 1	P: 7	1B: 4	2B: 3	3B: 1	HR: 0	SF: 1	SAC: 0	DP: 0	HBP: 0	WP: 3	PB: 0	SB: 0	CS: 0
--------------	------	------	------	------	------	------	--------	-------	------	------	------	------	------	------	------	--------	-------	------	------	------	------	------	------	------	--------	-------	------	------	------	------	------	------	------	--------	-------	------	------	------	------	------	------	------	--------	-------	------	------	------	------	------	------	------	--------	-------	------	------	------	------	------	------	------	--------	-------	-------	------	------	------	------	------	------	--------	-------	------	-------	-------	-------	-------	-------	--------	-------	--------	-------	-------	-------	-------

PITCHER	IP	WLS	BF	H	R	ER	SO	BB	IBB	HBP	BLK	WP	HR	S	P	ERA	WHIP
Dave LaPoint, L ERA: 3.38 (1, 1)	7.0		29	7	3	3	0	2	0	0	0	2	0	27	35	3.86	1.286
Dave Rucker, L ERA: 16.2 (8, 1)	1.0		5	1	1	1	1	1	0	0	0	0	0	6	10	9.00	2.000
John Stuper, R ERA: 4.41 (9, 1)	1.0		4	0	0	0	0	1	0	0	0	0	0	3	7	0.00	1.000

Batter	1	2	3	4	5	6	7	8	9	AB R H RBI BB SO LOB	TOP																															
Lonnie Smith, R OBP: 0.371, SLG: 0.431 (1, 7) X	0-0 5-3 1			X 0-0 5-3 1		X 0-0 2B 3		X 0-0 FC6-4 1-2f 3	0-3 K 3	5 0 1 0 0 1 3																																
Willie McGee, S OBP: 0.340, SLG: 0.387 (1, 8) X	0-0 L6 2		X 0-0 5-3 2		X 0-0 F7 3				0-0 4-3 1	4 0 0 0 0 0 1																																
David Green, R OBP: 0.336, SLG: 0.405 Steve Braun, L OBP: 0.452, SLG: 0.571 Bruce Sutter, R (9, 1) (9, 1)	0-0 3-1 3		X 0-0 6-3 3		X 0-0 3-1 1				0-0 1B 3B	3 0 0 0 0 0 0 1 1 1 0 0 0 0 0 0 0 0 0 0 0																																
George Hendrick, R OBP: 0.401, SLG: 0.543 (1, 3)		X 0-0 FC3-6 1B 1		X 0-0 1-3 1		X 0-0 FC1-4 2B 2		X 0-0 FC1-4 2B 2	0-0 1B 1B E 1B 3-H	4 1 3 1 0 0 0 2 0 0 0 1 0 2 1 1 1 0 0 0 0																																
Floyd Rayford, R OBP: 0.268, SLG: 0.342 Andy Van Slyke, L OBP: 0.330, SLG: 0.430 (9, 9) (9, 9)		X 0-0 FC3-6 FC5-4 1-2f 2		X 0-0 BB BB BB 2		X 0-0 FC1-4 BB 2		X 0-0 FC1-4 2-3 3	0-0 E 2B 1B 1-2	4 1 1 0 0 0 3																																
Tom Herr, S OBP: 0.366, SLG: 0.381 (1, 4)		X 0-0 FC5-4 CS 1-2f 2		X 0-0 F8 2		X 0-0 F9 3		X 0-0 F9 3	0-0 E2 2B 1B 1-3 2-H	4 1 1 0 0 0 3																																
Glenn Brummer, R OBP: 0.390, SLG: 0.474 (1, 2)	0-0 CS 1-2 3	X 0-0 5-3 1	0-0 5-3 1	0-0 K 3	0-3 K 3			X 0-0 L4 1	0-0 FC6-5 2B 2-H 3-H	4 0 1 2 0 1 1																																
Ozzie Smith, S OBP: 0.282, SLG: 0.263 (1, 6)		X 0-0 F9 2	0-0 F9 2	X 0-0 5-3 1	X 0-0 5-3 1			X 0-3 K 2	0-0 FC6-5 S 2	4 0 0 0 0 1 1																																
Joaquin Andujar, S OBP: 0.133, SLG: 0.156 Darrell Porter, L OBP: 0.344, SLG: 0.424 Mike Ramsey, S OBP: 0.395, SLG: 0.343 Dave Vonohlen, L (8, 1) Ken Oberkfell, L OBP: 0.359, SLG: 0.353 (9, 9) (8, 9)		0-3 K 3	0-3 K 3	0-3 K 2	0-3 K 2			X 0-0 FC6-4 1B 3	4-0 BB 1-2	2 0 0 0 0 2 0 1 0 1 0 1 0 0																																
Inning Stats	R: 0 E: 0 K: 0 S: 3	H: 0 LOB: 0 BB: 0 P: 3	R: 0 E: 0 K: 0 S: 3	H: 1 LOB: 0 BB: 0 P: 3	R: 0 E: 0 K: 1 S: 5	H: 0 LOB: 0 BB: 0 P: 5	R: 0 E: 0 K: 0 S: 3	H: 0 LOB: 0 BB: 0 P: 3	R: 0 E: 0 K: 1 S: 5	H: 0 LOB: 1 BB: 1 P: 9	R: 0 E: 0 K: 1 S: 6	H: 1 LOB: 1 BB: 0 P: 6	R: 0 E: 0 K: 0 S: 4	H: 1 LOB: 1 BB: 0 P: 4	R: 0 E: 0 K: 1 S: 6	H: 1 LOB: 1 BB: 0 P: 6	R: 4 E: 1 K: 1 S: 10	H: 5 LOB: 2 BB: 1 P: 14	1B: 5 2B: 3 3B: 1 HR: 0	SF: 0 SAC: 0 DP: 0 HBP: 0	WP: 0 PB: 0 SB: 1 CS: 1	PA: 38																				
PITCHER	IP	WLS	BF	H	R	ER	SO	BB	IBB	HBP	BLK	WP	HR	S	P	ERA	WHIP																									
Mark Thurmond, L ERA: 1.14 (1, 1)	7.2		27	4	0	0	4	1	0	0	0	0	0	34	38	0.00	0.652																									
Luis DeLeon, R ERA: 2.39 (8, 1)	0.2		4	2	2	2	0	0	0	0	0	0	0	4	4	27.00	3.000																									
Gary Lucas, L ERA: 2.49 (9, 1)	0.2	L	6	3	2	1	1	1	0	0	0	0	0	7	11	13.50	6.000																									

St. Louis Cardinals @ San Diego Padres
 Jack Murphy Stadium, San Diego, CA
 Sun Jul 10 1983, 6:33 AM EDT
 Att. 15,301 - Sunny - 84 F

AB	35
R	4
H	9
RBI	3
BB	2
SO	5
LOB	11



Batter	1	2	3	4	5	6	7	8	9	AB	R	H	RBI	BB	SO	LOB
Alan Wiggins, S OBP: 0.355, SLG: 0.318 (1, 8) (7, 7)	0-0 1-3	0-0 PO	4-0 1B BB		0-0 6-3			0-0 6-3		3	0	0	0	1	0	0
Gene Richards, L OBP: 0.342, SLG: 0.413 Ruppert Jones, L OBP: 0.273, SLG: 0.313 (1, 7) (7, 8)	0-0 1-3		0-0 1B S			0-0 F7		0-0 4-3		3	0	1	0	0	0	0
Steve Garvey, R OBP: 0.349, SLG: 0.491 (1, 3)	0-0 1B 1B		0-0 F8			0-0 5-3		0-0 3B 1B		4	1	2	0	0	0	1
Terry Kennedy, L OBP: 0.364, SLG: 0.443 (1, 2)	0-0 1B FC6-4		0-3 K			0-0 2B		0-0 3B 1-H		4	0	3	1	0	1	1
Tony Gwynn, L OBP: 0.308, SLG: 0.360 (1, 9)	0-0 FC6-4			0-0 1-3		0-0 4-3		0-0 5-3		4	0	0	0	0	0	4
Garry Templeton, S OBP: 0.283, SLG: 0.353 (1, 6)		0-0 HR		0-3 K			0-0 E5 SH1-3		0-0 L9	4	1	1	1	0	1	0
Juan Bonilla, R OBP: 0.305, SLG: 0.308 (1, 4)		0-0 PO SH1-4 1B		0-3 K			0-0 SH1-3		0-3 K	3	0	1	0	0	2	0
Tim Flannery, L OBP: 0.336, SLG: 0.393 (1, 5)		0-0 P6			0-0 6-3		0-0 L6		0-3 K2-3	4	0	0	0	0	1	2
Mark Thurmond, L Luis DeLeon, R Gary Lucas, L (1, 1) (8, 1) (9, 1)		0-0 SH1-4			0-0 1-3		0-0 1-3			2	0	0	0	0	0	1

Inning Stats	R: 0	H: 2	E: 0	K: 5	S: 5	R: 1	H: 2	E: 0	K: 4	S: 4	R: 0	H: 1	E: 0	K: 1	S: 5	R: 0	H: 0	E: 0	K: 2	S: 7	R: 0	H: 0	E: 0	K: 3	S: 3	R: 0	H: 1	E: 0	K: 4	S: 4	R: 1	H: 2	E: 0	K: 5	S: 5	R: 0	H: 0	E: 0	K: 7	S: 7
	LOB: 2	BB: 0	P: 5			LOB: 0	BB: 0	P: 4			LOB: 0	BB: 0	P: 3			LOB: 1	BB: 0	P: 4			LOB: 1	BB: 0	P: 4			LOB: 1	BB: 0	P: 5			LOB: 0	BB: 0	P: 7			LOB: 0	BB: 0	P: 7		

PITCHER	IP	WLS	BF	H	R	ER	SO	BB	IBB	HBP	BLK	WP	HR	S	P	ERA	WHIP
Joaquin Andujar, R ERA: 3.9 (1, 1)	7.0		27	6	1	1	3	1	0	0	0	0	1	32	36	1.29	1.000
Dave Vonohlen, L ERA: 3.45 (8, 1)	1.0	W	5	2	1	1	0	0	0	0	0	0	0	5	5	9.00	2.000
Bruce Sutter, R ERA: 2.98 (9, 1)	1.0	S	3	0	0	0	2	0	0	0	0	0	0	7	7	0.00	0.000

BOTTOM

St. Louis Cardinals @ San Diego Padres
Jack Murphy Stadium, San Diego, CA

Sun Jul 10 1983, 6:33 AM EDT
 Att: 15,301 - Sunny - 84 F

AB	32
R	2
H	8
RBI	2
BB	1
SO	5
LOB	9



Batter	1	2	3	4	5	6	7	8	9	AB R H RBI BB SO LOB	TOP																
Mel Hall, L (1, 8) OBP: 0.352, SLG: 0.440 Jerry Morales, R (9, PH) OBP: 0.215, SLG: 0.258	0-0 HR	0-0 FC6-4 1-2f			0-0 HR		0-0 1B		0-3 K	4 2 3 2 0 0 2 1 0 0 0 0 1 0																	
23 Ryne Sandberg, R (1, 4) OBP: 0.327, SLG: 0.391	0-0 F9		0-0 2B 1B		0-0 P6		0-0 6-3		0-0 5-3	5 1 1 1 0 0 1																	
Bill Buckner, L (1, 3) OBP: 0.299, SLG: 0.446	0-0 L6		0-0 2B		0-0 1-6-3		0-0 4-3			4 0 1 1 0 0 1																	
Leon Durham, L (1, 7) OBP: 0.411, SLG: 0.544	0-0 6-3		0-3 K		0-0 4-3			0-0 4-3		4 0 0 0 0 1 1																	
Ron Cey, R (1, 5) OBP: 0.317, SLG: 0.404		0-0 F8	0-0 F9		0-3 K			0-0 1B 1B		4 0 1 0 0 1 1																	
Keith Moreland, R (1, 9) OBP: 0.357, SLG: 0.490		0-0 F8	0-3 K		0-3 K			0-0 F8		4 0 0 0 0 2 2																	
Jody Davis, R (1, 2) OBP: 0.302, SLG: 0.498		0-0 HR		0-3 K		0-0 F3		0-0 FC6-4 1B		4 1 2 1 0 1 0																	
Larry Bowa, S (1, 6) OBP: 0.285, SLG: 0.331		0-0 1B 1B		0-0 4-3			0-0 L3	0-0 FC6-4		4 0 1 0 0 0 2																	
Fergie Jenkins, R (1, 1) OBP: 0.270, SLG: 0.324 Tom Verzer, R (2, PH) OBP: 0.178, SLG: 0.200 Craig Lefferts, L (2, 1) OBP: 0.133, SLG: 0.071 Scott Thompson, L (7, PH) OBP: 0.227, SLG: 0.259 Warren Brusstar, R (7, 1) OBP: 0.376, SLG: 0.457 Jay Johnstone, L (9, PH) OBP: 0.326, SLG: 0.384		0-0 FC6-4 1B		0-0 F7			0-0 1B 23 6-3 1B	0-0 F9		0 0 0 0 0 0 0 1 0 1 0 0 0 0 1 0 0 0 0 0 0 1 1 1 0 0 0 0 0 0 0 0 0 0 0 0 0 0 0 0 0 0 1 0 0 0 0 0 0																	
Inning Stats	R: 1 E: 0 K: 0 S: 4	H: 1 LOB: 0 BB: 0 P: 4	R: 1 E: 0 K: 0 S: 6	H: 3 LOB: 2 BB: 0 P: 6	R: 1 E: 0 K: 2 S: 9	H: 2 LOB: 1 BB: 0 P: 9	R: 0 E: 0 K: 1 S: 5	H: 0 LOB: 0 BB: 0 P: 5	R: 1 E: 0 K: 0 S: 4	H: 1 LOB: 0 BB: 0 P: 4	R: 0 E: 0 K: 2 S: 7	H: 0 LOB: 0 BB: 0 P: 7	R: 1 E: 0 K: 0 S: 5	H: 2 LOB: 1 BB: 0 P: 5	R: 0 E: 0 K: 0 S: 5	H: 2 LOB: 2 BB: 0 P: 5	R: 0 E: 0 K: 1 S: 5	H: 0 LOB: 0 BB: 0 P: 5	1B: 7 2B: 1 3B: 0 HR: 3	SF: 0 SAC: 0 DP: 0 HBP: 0	WP: 0 PB: 0 SB: 0 CS: 0	PA: 38					
PITCHER	IP WLS BF H R ER SO BB IBB HBP BLK WP HR S P ERA WHIP																										
Ed Whitson, R (1, 1) ERA: 3.86	4.0	W	19	7	4	4	3	0	0	0	0	0	3	25	25	9.00	1.750										
John Montefusco, R (5, 1) ERA: 4.07	4.0	W	16	4	1	1	2	0	0	0	0	0	0	20	20	2.25	1.000										
Sid Monge, L (9, 1) ERA: 2.75	1.0	S	3	0	0	0	1	0	0	0	0	0	0	5	5	0.00	0.000										

Chicago Cubs @ San Diego Padres
Jack Murphy Stadium, San Diego, CA

Mon Jul 11 1983, 10:05 PM EDT
Att. 22,418 - Sunny - 90 F

livebaseballscorecards.com

AB	38
R	5
H	11
RBI	5
BB	0
SO	6
LOB	10



Batter	1	2	3	4	5	6	7	8	9	AB	R	H	RBI	BB	SO	LOB
Alan Wiggins, S OBP: 0.361, SLG: 0.320 (1, 8)	4-0 S 1B BB	4-0 6-3 SH1-4 BB		0-0 P6			0-0 BLK 5-3 1B			2	1	1	0	2	0	0
Tony Gwynn, L OBP: 0.291, SLG: 0.340 (1, 7)	0-3 K 1-3	0-0 SH1-4 1-2		0-0 4-3			0-0 5-3 1-2			3	0	0	0	0	1	2
Steve Garvey, R OBP: 0.348, SLG: 0.488 (1, 3)	0-0 2B 1B 3-H	0-0 6-3 2-3				0-0 F8	0-3 K 2-3			4	1	1	1	0	1	2
Terry Kennedy, L OBP: 0.362, SLG: 0.438 (1, 2)	0-0 F8	0-0 4-3				0-0 F9	4-0 IBB			3	0	0	0	1	0	2
Sixto Lezcano, R OBP: 0.347, SLG: 0.359 (1, 9)	0-0 BB HR 1-H 2B		0-0 4-3			4-0 BB	0-3 K			3	1	1	1	1	1	2
Garry Templeton, S OBP: 0.283, SLG: 0.347 (1, 6)	4-0 BB HR BB		0-3 K			0-0 F9	0-3 K			3	1	0	0	1	2	1
Juan Bonilla, R OBP: 0.308, SLG: 0.309 (1, 4)	4-0 HR 1-2 2-3 BB		0-0 1B			0-0 P4	0-0 3-1			3	1	1	0	1	0	0
Tim Flannery, L OBP: 0.333, SLG: 0.413 (1, 5)	0-0 HR 1-H 2-H 3-H		0-3 K			0-0 G3	0-0 4-3			4	1	1	4	0	1	1
Ed Whitson, R OBP: 0.143, SLG: 0.100 John Montefusco, R OBP: 0.250, SLG: 0.100 Sid Monge, S OBP: 0.250, SLG: 0.250 (1, 1) (5, 1) (9, 1)	0-3 K		0-3 K			0-3 K				2	0	0	0	0	2	0

Inning Stats	R: 6	H: 3	LOB: 0	K: 2	S: 10	P: 22	R: 0	H: 0	LOB: 1	K: 0	S: 3	P: 7	R: 0	H: 1	LOB: 1	K: 2	S: 8	P: 8	R: 0	H: 0	LOB: 0	K: 1	S: 5	P: 5	R: 0	H: 1	LOB: 2	K: 2	S: 8	P: 12	R: 0	H: 0	LOB: 0	K: 1	S: 5	P: 5
--------------	------	------	--------	------	-------	-------	------	------	--------	------	------	------	------	------	--------	------	------	------	------	------	--------	------	------	------	------	------	--------	------	------	-------	------	------	--------	------	------	------

PITCHER	IP	WLS	BF	H	R	ER	SO	BB	IBB	HBP	BLK	WP	HR	S	P	ERA	WHIP
Fergie Jenkins, R ERA: 4.5 (1, 1)	1.0	L	9	3	6	6	2	3	0	0	0	0	1	10	22	54.00	6.000
Craig Lefferts, L ERA: 3.09 (2, 1)	5.0		18	1	0	0	4	2	0	0	0	0	0	24	32	0.00	0.600
Warren Brusstar, R ERA: 2.45 (7, 1)	2.0		8	1	0	0	3	0	1	0	1	0	0	13	17	0.00	0.500

BOTTOM

Chicago Cubs @ San Diego Padres
Jack Murphy Stadium, San Diego, CA
 Mon Jul 11 1983, 10:05 PM EDT
 Att: 22,418 - Sunny - 90 F

AB	28
R	6
H	5
RBI	6
BB	6
SO	9
LOB	10



1B:	3	SF:	0	WP:	0	PA:	35
2B:	1	SAC:	1	PB:	0		
3B:	0	DP:	0	SB:	2		
HR:	1	HBP:	0	CS:	0		

livebaseballscorecards.com

Batter	1	2	3	4	5	6	7	8	9	AB R H RBI BB SO LOB	TOP													
Mel Hall, L (1, 8) OBP: 0.343, SLG: 0.429	0-0 3-1		0-0 F8		0-0 FC4-6		0-3 K			4 0 0 1 0 1 1														
23 Ryne Sandberg, R (1, 4) OBP: 0.323, SLG: 0.387	0-3 K		0-0 6-3		0-0 4-3			0-0 F9		4 0 0 0 0 1 1														
Bill Buckner, L (1, 3) OBP: 0.302, SLG: 0.450	0-0 1B		0-0 L7			0-0 6-3 SF8 2B		0-0 6-3		4 1 2 0 0 0 0														
Leon Durham, L (1, 7) OBP: 0.404, SLG: 0.534	0-3 K			0-3 K		0-0 E6 6-3		0-0 6-3		4 0 0 0 0 2 2														
Ron Cey, R (1, 5) OBP: 0.316, SLG: 0.412		0-0 HR		0-0 G3		0-0 6-3		0-0 6-3		4 1 1 1 0 0 2														
Keith Moreland, R (1, 9) OBP: 0.353, SLG: 0.484		0-0 4-3		0-3 K		0-0 SF8		0-0 5-3		3 0 0 1 0 1 0														
Jody Davis, R (1, 2) OBP: 0.301, SLG: 0.492		0-0 6-3			1-0 1B FC4-6 HBP	0-3 K		0-0 F8		3 1 0 0 0 1 1														
Larry Bowa, S (1, 6) OBP: 0.299, SLG: 0.334		0-0 1B			0-0 FC4-6 1B		0-0 F9			3 0 2 0 0 0 0														
Dickie Noles, R (1, 1) OBP: 0.077, SLG: 0.077		0-3 K			0-3 K		0-0 L7			2 0 0 0 0 2 3														
Mike Proly, R (6, 1)										0 0 0 0 0 0 0														
Scot Thompson, L (7, PH) OBP: 0.225, SLG: 0.256										1 0 0 0 0 0 0														
Bill Campbell, R (7, 1)										0 0 0 0 0 0 0														
Inning Stats	R: 0 E: 0 K: 2 S: 8	H: 1 LOB: 1 BB: 0 P: 8	R: 1 E: 0 K: 1 S: 7	H: 2 LOB: 1 BB: 0 P: 7	R: 0 E: 0 K: 0 S: 3	H: 0 LOB: 0 BB: 0 P: 3	R: 0 E: 0 K: 2 S: 7	H: 0 LOB: 0 BB: 0 P: 7	R: 1 E: 0 K: 1 S: 6	H: 1 LOB: 1 BB: 0 P: 7	R: 1 E: 1 K: 1 S: 7	H: 1 LOB: 1 BB: 0 P: 7	R: 0 E: 0 K: 1 S: 5	H: 0 LOB: 0 BB: 0 P: 5	R: 0 E: 0 K: 0 S: 3	H: 0 LOB: 0 BB: 0 P: 3	R: 0 E: 0 K: 0 S: 3	H: 0 LOB: 0 BB: 0 P: 3	R: 0 E: 0 K: 0 S: 3	H: 0 LOB: 0 BB: 0 P: 3	1B: 3 2B: 1 3B: 0 HR: 1	SF: 1 SAC: 0 DP: 0 HBP: 1	WP: 0 PB: 0 SB: 0 CS: 0	PA: 34
PITCHER Eric Show, R (1, 1) ERA: 3.25	IP: 9.0 WLS: W BF: 34 H: 5 R: 3 ER: 2 SO: 8 BB: 0 IBB: 0 HBP: 1 BLK: 0 WP: 0 HR: 1 S: 49 P: 50 ERA: 2.00 WHIP: 0.556																				PITCHER Eric Show, R (1, 1) ERA: 3.25	IP: 9.0 WLS: W BF: 34 H: 5 R: 3 ER: 2 SO: 8 BB: 0 IBB: 0 HBP: 1 BLK: 0 WP: 0 HR: 1 S: 49 P: 50 ERA: 2.00 WHIP: 0.556		

Chicago Cubs @ San Diego Padres
Jack Murphy Stadium, San Diego, CA

Tue Jul 12 1983, 10:05 PM EDT
Att. 13,850 - Unknown - 85 F

livebaseballscorecards.com

AB	32
R	3
H	5
RBI	3
BB	0
SO	8
LOB	10



Batter	1	2	3	4	5	6	7	8	9
Alan Wiggins, S OBP: 0.359, SLG: 0.319 (1, 8)	0-0 F7		0-0 6-3			0-0 E4 1B	0-3 K		
Tony Gwynn, L OBP: 0.271, SLG: 0.316 (1, 7)	0-0 1-3		0-0 6-3			0-0 L7	0-0 F8		
Steve Garvey, R OBP: 0.350, SLG: 0.486 (1, 3)	4-0 BB			0-3 K		0-0 HR 1B	0-0 F3		
Terry Kennedy, L OBP: 0.361, SLG: 0.435 (1, 2)	0-0 G3			0-0 G3		0-0 HR 1B		0-0 3-1	
Sixto Lezcano, R OBP: 0.353, SLG: 0.376 (1, 9)		0-0 G6-4-3 1B		4-0 BB		0-0 HR		0-0 1-3	
Garry Templeton, S OBP: 0.282, SLG: 0.345 (1, 6)		0-0 G6-4-3 1-2f		0-0 4-3		0-0 WP 1B		0-0 4-3	
Juan Bonilla, R OBP: 0.311, SLG: 0.312 (1, 4)		0-0 1B			0-0 F9	0-0 1B 1-H			
Tim Flannery, L OBP: 0.326, SLG: 0.403 (1, 5)		0-0 L4			0-0 F8	0-0 F8			
Eric Show, R OBP: 0.205, SLG: 0.211 (1, 1)			0-0 1-3		0-3 K	0-0 4-3			

Inning Stats	R: 0	H: 0	E: 0	K: 0	S: 3	R: 0	H: 2	E: 0	K: 0	S: 4	R: 0	H: 0	E: 0	K: 0	S: 3	R: 0	H: 0	E: 0	K: 1	S: 5	R: 0	H: 0	E: 0	K: 1	S: 5	R: 5	H: 6	E: 1	K: 0	S: 9	R: 0	H: 0	E: 0	K: 1	S: 5	R: 0	H: 0	E: 0	K: 0	S: 3
	LOB: 1	BB: 1	P: 7	LOB: 1	BB: 0	P: 4	LOB: 0	BB: 0	P: 3	LOB: 1	BB: 1	P: 9	LOB: 0	BB: 0	P: 5	LOB: 1	BB: 0	P: 9	LOB: 0	BB: 0	LOB: 0	BB: 0	P: 3	LOB: 0	BB: 0	LOB: 0	BB: 0	P: 5	LOB: 1	BB: 0	P: 9	LOB: 0	BB: 0	P: 3	LOB: 0	BB: 0	P: 3	LOB: 0	BB: 0	P: 3

PITCHER	IP	WLS	BF	H	R	ER	SO	BB	IBB	HBP	BLK	WP	HR	S	P	ERA	WHIP
Dickie Noles, R ERA: 5.79 (1, 1)	5.1	L	24	7	5	5	2	2	0	0	0	0	1	26	34	8.44	1.688
Mike Proly, R ERA: 3.54 (6, 1)	0.2		3	1	0	0	0	0	0	0	0	1	0	3	3	0.00	1.500
Bill Campbell, R ERA: 3.36 (7, 1)	2.0		6	0	0	0	1	0	0	0	0	0	0	8	8	0.00	0.000


BOTTOM

Chicago Cubs @ San Diego Padres
Jack Murphy Stadium, San Diego, CA

Tue Jul 12 1983, 10:05 PM EDT
 Att: 13,850 - Unknown - 85 F

AB	R	H	RBI	BB	SO	LOB
4	1	1	0	0	1	0
4	0	0	0	0	0	1
3	1	1	0	1	1	0
4	1	1	1	0	0	1
3	1	2	3	1	0	0
4	1	1	0	0	0	2
3	0	2	1	0	0	0
3	0	0	0	0	0	2
3	0	0	0	0	1	1

AB	31
R	5
H	8
RBI	5
BB	2
SO	3
LOB	7



WP	HR	S	P	ERA	WHIP
1	1	3	3	8.44	1.688
0	0	0	0	0.00	1.500
0	0	1	8	0.00	0.000

Batter	1	2	3	4	5	6	7	8	9	AB R H RBI BB SO LOB	TOP
Gary Woods, R (1, 8) <small>OBP: 0.316, SLG: 0.352</small> Warren Brusstar, R (7, 1) Steve Lake, R (9, PH) <small>OBP: 0.345, SLG: 0.464</small> Jay Johnstone, L (9, PH) <small>OBP: 0.373, SLG: 0.453</small>	0-3 	0-0 			0-0 		0-0 	0-3 	4 0 0 0 0 1 1 0 0 0 0 0 0 0 0 0 0 0 0 0 0 1 0 0 0 0 1 1		
23 Ryne Sandberg, R (1, 4) <small>OBP: 0.324, SLG: 0.396</small>	0-0 		0-0 		0-0 		0-0 	0-0 	5 1 2 1 0 0 1		
Bill Buckner, L (1, 3) <small>OBP: 0.300, SLG: 0.446</small>	0-0 		0-0 		0-0 		0-0 	0-0 	5 0 1 0 0 0 2		
Ron Cey, R (1, 5) <small>OBP: 0.323, SLG: 0.419</small> Junior Kennedy, R (9, PR) <small>OBP: 0.167, SLG: 0.136</small>	0-0 		4-0 		0-0 			0-3 	0-0 	4 0 3 1 1 1 0 0 0 0 0 0 0 0	
Leon Durham, L (1, 7) <small>OBP: 0.400, SLG: 0.524</small>	4-0 		0-0 		0-3 			0-3 	0-0 	4 0 0 0 1 2 4	
Keith Moreland, R (1, 9) <small>OBP: 0.355, SLG: 0.493</small>	0-0 			0-0 		0-0 		4-0 		3 1 1 1 1 0 3	
Jody Davis, R (1, 2) <small>OBP: 0.300, SLG: 0.488</small>		0-0 		0-0 		0-0 		0-0 		4 0 1 0 0 0 1	
Larry Bowa, S (1, 6) <small>OBP: 0.298, SLG: 0.333</small>		0-0 		0-0 		0-0 			0-0 	4 1 1 0 0 0 1	
Chuck Rainey, R (1, 1) <small>OBP: 0.235, SLG: 0.133</small> Craig Lefferts, L (6, 1) <small>OBP: 0.133, SLG: 0.071</small> Jerry Morales, R (7, PH) <small>OBP: 0.224, SLG: 0.281</small> (7, 8)		4-0 		0-0 		0-0 		0-0 	1 0 0 0 1 0 0 0 0 0 0 0 0 0 2 1 1 1 0 0 0		
Inning Stats	R: 0 H: 2 E: 0 LOB: 3 K: 1 BB: 1 S: 7 P: 11	R: 0 H: 0 E: 0 LOB: 1 K: 0 BB: 1 S: 3 P: 7	R: 0 H: 0 E: 0 LOB: 1 K: 0 BB: 1 S: 3 P: 7	R: 1 H: 2 E: 0 LOB: 0 K: 0 BB: 0 S: 4 P: 4	R: 1 H: 2 E: 0 LOB: 1 K: 1 BB: 0 S: 7 P: 7	R: 0 H: 0 E: 0 LOB: 0 K: 0 BB: 0 S: 3 P: 3	R: 0 H: 1 E: 0 LOB: 1 K: 0 BB: 0 S: 4 P: 4	R: 0 H: 0 E: 0 LOB: 1 K: 2 BB: 1 S: 7 P: 11	R: 2 H: 3 E: 1 LOB: 2 K: 1 BB: 0 S: 9 P: 9	1B: 6 SF: 0 2B: 2 SAC: 0 3B: 0 DP: 1 HR: 2 HBP: 0	WP: 0 PA: 41 PB: 0 SB: 0 CS: 0
PITCHER Tim Lollar, L (1, 1) <small>ERA: 4.62</small> Luis DeLeon, R (9, 1) <small>ERA: 2.36</small> Gary Lucas, L (9, 1) <small>ERA: 2.47</small>	IP WLS BF H R ER SO BB IBB HBP BLK WP HR S P ERA WHIP 8.0 W 36 9 4 3 4 4 0 0 0 0 0 2 40 56 3.38 1.625 0.2 4 1 0 0 1 0 0 0 0 0 0 0 6 6 0.00 1.500 0.1 S 1 0 0 0 0 0 0 0 0 0 0 0 0 1 1 0.00 0.000	PITCHER IP WLS BF H R ER SO BB IBB HBP BLK WP HR S P ERA WHIP									

Chicago Cubs @ San Diego Padres
 Jack Murphy Stadium, San Diego, CA
 Wed Jul 13 1983, 10:05 PM EDT
 Att. 15,503 - Unknown - 81 F

livebaseballscorecards.com

AB	37
R	4
H	10
RBI	4
BB	4
SO	5
LOB	14



Batter	1	2	3	4	5	6	7	8	9	AB	R	H	RBI	BB	SO	LOB
Alan Wiggins, S OBP: 0.357, SLG: 0.315 (1, 8) X	0-0 5-3 ①		4-0 SH3 1-2 1B BB		0-0 6-3 ①		0-0 1-3 ②			3	1	0	0	1	0	0
Juan Bonilla, R OBP: 0.311, SLG: 0.312 (1, 4) X	0-0 5-3 1B		0-0 SH3 ①		0-3 K ②		0-3 K ③			3	0	1	0	0	2	0
Steve Garvey, R OBP: 0.349, SLG: 0.484 (1, 3) X	0-0 5-3 ②		0-0 2-H 3-H 1B		0-0 6-3 ③			0-0 F7 ①		4	0	1	2	0	0	1
Terry Kennedy, L OBP: 0.360, SLG: 0.436 (1, 2) X	0-0 3-1 ③		0-0 L7 ②		0-0 G3 ①			0-0 2B		4	0	1	0	0	0	2
Sixto Lezcano, R OBP: 0.351, SLG: 0.378 (1, 9) X		0-0 F9 ①	0-0 P6 ③		0-0 E 2B			0-0 F2 ②		4	1	1	0	0	0	2
Garry Templeton, S OBP: 0.286, SLG: 0.348 (1, 6) X		0-0 G3 ②		0-0 3-1 S SH5-3 1B		0-0 E8 1B 1B		0-0 4-3 ③		4	2	2	1	0	0	1
Tony Gwynn, L OBP: 0.290, SLG: 0.333 (1, 7) X		0-0 E7 1B		0-0 3-1 1-3 1B		0-0 8-4-3 1B				3	0	2	1	0	0	1
Tim Flannery, L OBP: 0.322, SLG: 0.397 (1, 5) X		0-0 4-3 ③		0-0 SH5-3 ②		0-0 8-4-3 ③				2	0	0	1	0	0	2
Tim Lollar, L OBP: 0.324, SLG: 0.286 (1, 1) X			4-0 SH3 BB 1B BB		0-0 G3 ③					2	1	0	0	1	1	0
Luis DeLeon, R OBP: 0.167, SLG: 0.167 (9, 1) X										0	0	0	0	0	0	0
Gary Lucas, L (9, 1) X										0	0	0	0	0	0	0

Inning Stats	R: 0	H: 1	E: 0	K: 0	S: 4	LOB: 1	BB: 0	P: 4	R: 0	H: 1	E: 1	K: 0	S: 4	LOB: 1	BB: 0	P: 4	R: 2	H: 1	E: 0	K: 0	S: 4	LOB: 0	BB: 0	P: 4	R: 0	H: 0	E: 0	K: 1	S: 5	LOB: 0	BB: 0	P: 5	R: 2	H: 3	E: 1	K: 0	S: 5	LOB: 0	BB: 0	P: 5	R: 0	H: 0	E: 0	K: 2	S: 7	LOB: 0	BB: 0	P: 7	R: 0	H: 1	E: 0	K: 0	S: 4	LOB: 1	BB: 0	P: 4
PITCHER	IP	WLS	BF	H	R	ER	SO	BB	IBB	HBP	BLK	WP	HR	S	P	ERA	WHIP																																							
Chuck Rainey, R ERA: 4.21 (1, 1)	5.1	L	24	6	5	5	1	2	0	0	0	0	0	24	32	8.44	1.500																																							
Craig Lefferts, L ERA: 3.05 (6, 1)	0.2		2	1	0	0	0	0	0	0	0	0	0	2	2	0.00	1.500																																							
Warren Brusstar, R ERA: 2.35 (7, 1)	2.0		7	1	0	0	2	0	0	0	0	0	0	11	11	0.00	0.500																																							

BOTTOM

Chicago Cubs @ San Diego Padres
Jack Murphy Stadium, San Diego, CA
Wed Jul 13 1983, 10:05 PM EDT
Att: 15,503 - Unknown - 81 F

livebaseballscores.com

AB	29
R	5
H	8
RBI	5
BB	2
SO	3
LOB	9



WP: 0	PA: 33
PB: 0	
SB: 1	
CS: 0	

Batter	1	2	3	4	5	6	7	8	9	AB R H RBI BB SO LOB	TOP																															
Lee Lacy, R (1, 8) OBP: 0.330, SLG: 0.427	0-0 1B		0-0 4-3			0-0 1B	0-0 1B		0-0 2B	4 0 3 1 0 0 0																																
Mike Easler, L (9, PH) OBP: 0.364, SLG: 0.451	CS 1B					1B	2-H 1B		1-2 2-H 2B	1 1 1 1 0 0 0																																
Brian Harper, R (1, 7) OBP: 0.164, SLG: 0.380	0-0 F4		0-0 6-3			0-0 F4	0-0 F7		0-0 SH1-4	4 0 0 0 0 0 3																																
Marvell Wynne, L (7, 8) OBP: 0.328, SLG: 0.400	1-2 F4								1-2 2-3 SH1-4	0 0 0 0 0 0 0																																
Bill Madlock, R (1, 5) OBP: 0.381, SLG: 0.448	0-0 1B			0-0 F4		0-0 1B		0-0 1B PB FC6-4	4-0 2B IBB	4 2 3 0 1 0 0																																
Jason Thompson, L (1, 3) OBP: 0.394, SLG: 0.435	0-3 K			0-3 K		0-3 K		0-0 F5	0-0 SF9	4 0 0 1 0 3 4																																
Jim Morrison, R (1, 4) OBP: 0.354, SLG: 0.597		0-0 6-3		0-0 F2			0-0 1B 2B	0-0 FC6-4	0-0 2B	3 1 1 0 0 0 0																																
Johnny Ray, S (7, 4) OBP: 0.333, SLG: 0.393							1B	2-3 1B	1-H 3-H 2B	2 0 2 2 0 0 0																																
Dave Parker, L (1, 9) OBP: 0.297, SLG: 0.360		0-0 FC6-4 1B		0-0 5-3			0-0 F2	0-0 FC6-4	0-0 4-3	5 0 1 1 0 0 3																																
Tony Peña, R (1, 2) OBP: 0.314, SLG: 0.364		0-0 F9		0-0 6-3			0-0 2B 1B	0-0 FC6		4 1 1 0 0 0 2																																
Dale Berra, R (1, 6) OBP: 0.318, SLG: 0.384		0-0 FC6-4		0-0 F3			0-0 1B 2B		0-0 1B 1B	4 2 2 2 0 0 1																																
Larry McWilliams, L (1, 1) OBP: 0.146, SLG: 0.149			0-0 5-3			0-3 K	0-0 1-3		0-0 SH1-4 1B	3 0 0 0 0 0 1 1																																
Kent Tekulve, R (7, 1) Rod Scurry, L (7, 1) Cecilio Guante, R (8, 1) Lee Mazzilli, S (9, PH) Lee Mazzilli, S (9, PH) Jim Bibby, R (9, 1) OBP: 0.400, SLG: 0.387 OBP: 0.133, SLG: 0.133									1-2 SF9 1B	0 0 0 0 0 0 0 0																																
Inning Stats	R: 0 E: 0 K: 1 S: 6	H: 2 LOB: 1 BB: 0 P: 6	R: 0 E: 0 K: 0 S: 4	H: 1 LOB: 1 BB: 0 P: 4	R: 0 E: 0 K: 0 S: 3	H: 0 LOB: 0 BB: 0 P: 3	R: 0 E: 0 K: 1 S: 5	H: 0 LOB: 0 BB: 0 P: 5	R: 0 E: 0 K: 0 S: 3	H: 0 LOB: 0 BB: 0 P: 3	R: 0 E: 0 K: 2 S: 9	H: 2 LOB: 2 BB: 0 P: 9	R: 3 E: 0 K: 0 S: 7	H: 4 LOB: 1 BB: 0 P: 7	R: 1 E: 0 K: 0 S: 5	H: 2 LOB: 1 BB: 0 P: 5	R: 4 E: 0 K: 0 S: 7	H: 4 LOB: 1 BB: 1 P: 11	1B: 13 2B: 2 3B: 0 HR: 0	SF: 1 SAC: 1 DP: 0 HBP: 0	WP: 0 PB: 1 SB: 0 CS: 1	PA: 42																				
PITCHER	IP	WLS	BF	H	R	ER	SO	BB	IBB	HBP	BLK	WP	HR	S	P	ERA	WHIP								PITCHER	IP	WLS	BF	H	R	ER	SO	BB	IBB	HBP	BLK	WP	HR	S	P	ERA	WHIP
Dave Dravecky, L (1, 1) ERA: 3.31	7.1		32	11	4	3	4	0	0	0	0	0	0	40	40	3.68	1.500																									
Sid Monge, L (8, 1) ERA: 3.19	0.2		4	2	2	2	0	0	0	0	0	0	0	4	4	27.00	3.000																									
John Montefusco, R (9, 1) ERA: 4.2	0.1	L	2	1	0	0	0	0	0	0	0	0	0	2	2	0.00	3.000																									
Gary Lucas, L (9, 1) ERA: 2.64	0.2		4	1	2	2	0	0	1	0	0	0	0	3	7	27.00	1.500																									

Pittsburgh Pirates @ San Diego Padres
 Jack Murphy Stadium, San Diego, CA
 Thu Jul 14 1983, 6:33 AM EDT
 Att: 17,001 - Unknown

livebaseballscorecards.com

AB	39
R	8
H	15
RBI	8
BB	1
SO	4
LOB	14



Batter	1	2	3	4	5	6	7	8	9	AB	R	H	RBI	BB	SO	LOB
Alan Wiggins, S OBP: 0.362, SLG: 0.325 (1, 8)	0-0 5-3		0-0 F9		0-0 FC3-6 1B		0-0 1B 1B	0-0 S FC5-2 2B		5	1	3	0	0	0	0
Juan Bonilla, R OBP: 0.315, SLG: 0.315 (1, 4)	0-0 6-3		0-0 1B		0-0 FC3-6		0-0 1B HR 1B	4-0 FC5-2 S BB		4	1	2	0	1	0	2
Steve Garvey, R OBP: 0.352, SLG: 0.482 (1, 3)	4-0 BB		0-0 F8		0-0 5-3		0-0 E9 HR 1B	4-0 FC5-2 IBB		3	1	1	1	2	0	3
Sixto Lezcano, R OBP: 0.345, SLG: 0.370 (1, 9)	0-0 L9		0-3 K		0-3 K		0-3 K	0-0 FC5-2		5	0	0	0	0	3	7
Garry Templeton, S OBP: 0.299, SLG: 0.370 (1, 6)		0-0 3B		4-0 G6-4-3 BB		0-0 2B	4-0 HR IBB	0-0 F7		3	2	2	0	2	0	3
Luis Salazar, R OBP: 0.295, SLG: 0.346 (1, 5)		0-3 K		0-0 F8		0-0 L9	0-0 HR		0-0 F7	3	0	0	0	0	1	3
Gene Richards, L OBP: 0.342, SLG: 0.413 (7, PH)										0	0	0	0	0	0	0
Kurt Bevacqua, R OBP: 0.448, SLG: 0.509 (7, PH)										1	1	1	4	0	0	0
Tim Flannery, L OBP: 0.320, SLG: 0.394 (8, 5)										1	0	0	0	0	0	0
Bruce Bochy, R OBP: 0.222, SLG: 0.375 (1, 2)		0-0 F9		0-0 G6-4-3		0-0 2B	0-0 F8		0-0 F9	4	0	1	1	0	0	2
Ruppert Jones, L OBP: 0.271, SLG: 0.311 (9, PH)										1	0	0	0	0	0	0
Tony Gwynn, L OBP: 0.313, SLG: 0.333 (1, 7)		4-0 BB				0-0 FC3-6 1B	4-0 IBB	0-0 6-3		3	0	1	0	2	0	0
Dave Dravecky, R OBP: 0.154, SLG: 0.160 (1, 1)			0-3 K		0-3 K		0-0 F7		0-0 G3	3	0	0	0	0	2	5
Sid Monge, S OBP: 0.200, SLG: 0.200 (8, 1)										1	0	0	0	0	0	0
John Montefusco, R OBP: 0.250, SLG: 0.100 (9, 1)										0	0	0	0	0	0	0
Gary Lucas, L OBP: 0.250, SLG: 0.100 (9, 1)										0	0	0	0	0	0	0

Inning Stats	R: 0	H: 0	E: 0	K: 3	S: 3	R: 0	H: 1	E: 0	K: 2	S: 8	R: 0	H: 1	E: 0	K: 1	S: 6	R: 0	H: 0	E: 0	K: 0	S: 2	R: 0	H: 2	E: 0	K: 1	S: 7	R: 1	H: 2	E: 0	K: 1	S: 7	R: 5	H: 4	E: 1	K: 1	S: 9	R: 0	H: 1	E: 0	K: 0	S: 4	R: 0	H: 0	E: 0	K: 0	S: 3	1B: 6	2B: 3	3B: 1	SF: 0	SAC: 0	DP: 1	HBP: 0	WP: 0	PA: 44
PITCHER	IP	WLS	BF	H	R	ER	SO	BB	IBB	HBP	BLK	WP	HR	S	P	ERA	WHIP																																					
Larry McWilliams, L ERA: 3.09 (1, 1)	6.0		29	8	3	3	5	3	1	0	0	0	0	35	51	4.50	1.833																																					
Kent Tekulve, R ERA: 2.31 (7, 1)	0.1		3	1	0	0	1	0	1	0	0	0	0	4	8	0.00	3.000																																					
Rod Scurry, L ERA: 5.49 (7, 1)	1.0		7	2	3	3	0	1	1	0	0	0	1	5	13	27.00	3.000																																					
Cecilio Guante, R ERA: 2.95 (8, 1)	0.2	W	2	0	0	0	0	0	0	0	0	0	0	2	2	0.00	0.000																																					
Jim Bibby, R ERA: 8.47 (9, 1)	1.0	S	3	0	0	0	0	0	0	0	0	0	0	3	3	0.00	0.000																																					

BOTTOM

Pittsburgh Pirates @ San Diego Padres
Jack Murphy Stadium, San Diego, CA

Thu Jul 14 1983, 6:33 AM EDT
Att. 17,001 - Unknown

livebaseballscorecards.com

AB	37
R	6
H	11
RBI	6
BB	7
SO	6
LOB	25



Batter	1	2	3	4	5	6	7	8	9	AB R H RBI BB SO LOB	TOP	
Lee Lacy, R OBP: 0.338, SLG: 0.431 (1, 8) BB (8, 7)	4-0 FC5-4 BB			x 0-0 S 1B		0-3 K		x 0-0 FC1-5 1B		3 0 2 0 1 1 0		
Brian Harper, R OBP: 0.156, SLG: 0.360 Kent Tekulve, R (8, 1)	0-0 FC5-4 G6-4-3 1-2f		x 0-0 F8	x 0-0 F4				x 0-0 FC1-5 G6-4-3 1-2 2-3f		4 0 0 0 0 0 4 0 0 0 0 0 0 0		
Bill Madlock, R OBP: 0.379, SLG: 0.443 (1, 5)	0-0 G6-4-3 1-2f		BB BB BB BB 0-0 BB	4-0 BB			x 0-0 F7	x 0-0 G6-4-3 1-2f		3 0 0 0 1 0 3		
Jason Thompson, L OBP: 0.390, SLG: 0.429 (1, 3)		x 0-0 L6	x 0-0 F5	x 0-0 F5			x 0-0 F6	SS 0-3 K		4 0 0 0 0 1 2		
Jim Morrison, R OBP: 0.362, SLG: 0.636 Johnny Ray, S OBP: 0.333, SLG: 0.393 (9, 4)		x 0-0 G3	x 0-0 F5				x 0-0 HR 1B	x 0-0 HR		4 2 2 1 0 0 2 0 0 0 0 0 0 0		
Dave Parker, L OBP: 0.297, SLG: 0.370 (1, 9)		x 0-0 F2		x 0-0 F8			x 0-0 HR 1-H	x 0-0 L6		4 1 1 2 0 0 0		
Tony Peña, R OBP: 0.317, SLG: 0.377 (1, 2)			x 0-0 4-3	x 0-0 F8			x 0-0 1B	x 0-0 HR		4 1 2 1 0 0 0		
Dale Berra, R OBP: 0.314, SLG: 0.379 (1, 6)			x 0-0 F3	x 0-0 6-3			x 0-0 F8	x 0-0 F8		4 0 0 0 0 0 1		
Rick Rhoden, R OBP: 0.120, SLG: 0.140 Lee Mazzilli, S OBP: 0.402, SLG: 0.387 Manny Sarmiento, R (8, 1) John Candelaria, L OBP: 0.263, SLG: 0.176 Marvell Wynne, L OBP: 0.328, SLG: 0.400 (8, 8)			x 0-0 1-3			0-3 K		BB BB BB 4-0 FC1-5 1B BB		2 0 0 0 0 1 0 0 0 0 0 1 0		
Inning Stats	R: 0 H: 0 E: 0 LOB: 0 K: 0 BB: 1 S: 2 P: 6	R: 0 H: 0 E: 0 LOB: 0 K: 0 BB: 0 S: 3 P: 3	R: 0 H: 0 E: 0 LOB: 0 K: 0 BB: 0 S: 3 P: 3	R: 0 H: 1 E: 0 LOB: 2 K: 0 BB: 1 S: 4 P: 8	R: 0 H: 0 E: 0 LOB: 0 K: 0 BB: 0 S: 3 P: 3	R: 0 H: 0 E: 0 LOB: 0 K: 2 BB: 0 S: 7 P: 7	R: 2 H: 3 E: 0 LOB: 1 K: 0 BB: 0 S: 6 P: 6	R: 0 H: 1 E: 0 LOB: 1 K: 0 BB: 1 S: 3 P: 7	R: 2 H: 2 E: 0 LOB: 0 K: 1 BB: 0 S: 7 P: 7	1B: 4 SF: 0 2B: 0 SAC: 0 3B: 0 DP: 2 HR: 3 HBP: 0	WP: 0 PA: 35 PB: 0 SB: 1 CS: 0	
PITCHER Mark Thurmond, L ERA: 1.93 (1, 1)	IP WLS BF H R ER SO BB IBB HBP BLK WP HR S P ERA WHIP	9.0 L 35 7 4 4 3 3 0 0 0 0 0 3 38 50 4.00 1.111										

Pittsburgh Pirates @ San Diego Padres
Jack Murphy Stadium, San Diego, CA
Fri Jul 15 1983, 10:05 PM EDT
Att: 15,601 - Unknown

livebaseballscorecards.com

AB	32
R	4
H	7
RBI	4
BB	3
SO	3
LOB	12



Batter	1	2	3	4	5	6	7	8	9	AB	R	H	RBI	BB	SO	LOB
Alan Wiggins, S OBP: 0.360, SLG: 0.324 (1, 8)	0-0 6-3		0-0 G3		0-0 6-3			0-0 4-3 1B		4	0	1	0	0	0	1
Juan Bonilla, R OBP: 0.317, SLG: 0.317 (1, 4)	0-0 S E 1B		0-0 4-3		0-0 3-H 1B			0-0 4-3 1-2		4	1	2	1	0	0	1
Steve Garvey, R OBP: 0.354, SLG: 0.481 (1, 3)	0-0 S 1-2 1B		0-0 1-3		0-0 F9			4-0 IBB		3	0	1	0	1	0	1
Terry Kennedy, L OBP: 0.355, SLG: 0.430 (1, 2)	0-3 K 1-3 2-H			0-0 E3 FC4-6 1B			0-0 F9	0-3 K		4	0	0	0	0	2	3
Sixto Lezcano, R OBP: 0.344, SLG: 0.368 (1, 9)	0-3 K			0-0 FC4-6 1-2 1B			0-0 6-3	0-0 F9		4	0	1	0	0	1	3
Garry Templeton, S OBP: 0.299, SLG: 0.367 (1, 6)		0-0 E S 1B		0-0 FC4-6 1-2 2-3 1B			0-0 L8		0-0 4-3	4	0	1	0	0	0	2
Tony Gwynn, L OBP: 0.296, SLG: 0.313 (1, 7)		0-0 L7 1-3		0-0 FC5-2-5-2-1-4 1-2 3-H			0-0 4-3		0-0 4-3	4	0	0	0	0	0	3
Tim Flannery, L OBP: 0.325, SLG: 0.393 (1, 5)		0-3 K			0-0 6-3 SH1-4 1B			0-0 F8	4-0 BB	3	1	1	0	1	1	1
Mark Thurmond, L Ruppert Jones, L (9, PH) OBP: 0.269, SLG: 0.309 (1, 1)		0-0 5-3			0-0 SH1-4 1-2			0-0 6-3	0-0 L9	2	0	0	0	0	0	1

Inning Stats	R: 1	H: 2	E: 0	K: 2	S: 9	LOB: 1	BB: 0	P: 9	R: 0	H: 1	E: 0	K: 1	S: 6	LOB: 1	BB: 0	P: 6	R: 0	H: 0	E: 0	K: 0	S: 3	LOB: 0	BB: 0	P: 3	R: 0	H: 1	E: 1	K: 0	S: 4	LOB: 1	BB: 0	P: 4	R: 1	H: 2	E: 0	K: 0	S: 5	LOB: 1	BB: 0	P: 5	R: 0	H: 0	E: 0	K: 0	S: 3	LOB: 0	BB: 0	P: 3	R: 0	H: 0	E: 0	K: 0	S: 3	LOB: 0	BB: 0	P: 3	R: 0	H: 1	E: 0	K: 1	S: 6	LOB: 2	BB: 1	P: 10	R: 0	H: 0	E: 0	K: 0	S: 3	LOB: 1	BB: 1	P: 7	1B: 7	2B: 1	3B: 0	HR: 0	SF: 0	SAC: 1	DP: 1	HBP: 0	WP: 0	PB: 0	SB: 4	CS: 0	PA: 36
--------------	------	------	------	------	------	--------	-------	------	------	------	------	------	------	--------	-------	------	------	------	------	------	------	--------	-------	------	------	------	------	------	------	--------	-------	------	------	------	------	------	------	--------	-------	------	------	------	------	------	------	--------	-------	------	------	------	------	------	------	--------	-------	------	------	------	------	------	------	--------	-------	-------	------	------	------	------	------	--------	-------	------	-------	-------	-------	-------	-------	--------	-------	--------	-------	-------	-------	-------	--------

PITCHER	IP	WLS	BF	H	R	ER	SO	BB	IBB	HBP	BLK	WP	HR	S	P	ERA	WHIP
Rick Rhoden, R ERA: 3.39 (1, 1)	7.0		27	6	2	1	3	0	0	0	0	0	0	33	33	1.29	0.857
Manny Sarmiento, R ERA: 2.88 (8, 1)	0.1		3	1	0	0	0	0	1	0	0	0	0	2	6	0.00	3.000
John Candelaria, L ERA: 4.25 (8, 1)	0.1		1	0	0	0	1	0	0	0	0	0	0	3	3	0.00	0.000
Kent Tekulve, R ERA: 2.25 (8, 1)	1.1	W	5	0	0	0	0	1	0	0	0	0	0	4	8	0.00	0.750

BOTTOM

Pittsburgh Pirates @ San Diego Padres
Jack Murphy Stadium, San Diego, CA
 Fri Jul 15 1983, 10:05 PM EDT
 Att. 15,601 - Unknown

livebaseballscorecards.com

AB	33
R	2
H	7
RBI	1
BB	2
SO	4
LOB	17



Batter	1	2	3	4	5	6	7	8	9	AB R H RBI BB SO LOB	TOP	
Marvell Wynne, L (1, 8) <small>OBP: 0.331, SLG: 0.394</small>	0-3 K		4-0 L4-3 BB		0-0 F8		0-0 1B 1B		0-0 4-3	4 0 1 0 1 1 0	Pittsburgh Pirates @ San Diego Padres Jack Murphy Stadium, San Diego, CA Sat Jul 16 1983, 10:05 PM EDT Att: 26,414 - Unknown	
Johnny Ray, S (1, 4) <small>OBP: 0.331, SLG: 0.399</small>	0-0 F2		0-0 L4-3 1-2		0-0 HR		0-0 F7		0-0 F9	5 1 1 1 0 0 2		
Bill Madlock, R (1, 5) <small>OBP: 0.383, SLG: 0.446</small>	0-0 L5		0-0 1B 1B		0-0 F4		0-0 1-2 1B		0-0 1B 1B	5 0 3 0 0 0 0		
Jason Thompson, L (1, 3) <small>OBP: 0.393, SLG: 0.443</small>		0-0 HR	0-0 1-2 1B		0-0 F5		0-3 K		0-0 1-2 1B	5 1 3 1 0 1 2		
Mike Easler, L (1, 7) <small>OBP: 0.364, SLG: 0.450</small> Lee Lacy, R (8, PH) <small>OBP: 0.340, SLG: 0.431</small> (8, 7)	0-3 K		0-0 F7			0-0 G4-6-3 1B		0-0 S 1B	0-0 F9	3 0 1 0 0 1 2 2 0 1 0 0 0 2		
Dave Parker, L (1, 9) <small>OBP: 0.292, SLG: 0.364</small>		0-0 L7		0-0 L4		0-0 F8		0-0 F9 1-2		4 0 0 0 0 0 2		
Tony Peña, R (1, 2) <small>OBP: 0.316, SLG: 0.375</small>		0-0 1B 1B		0-0 6-3		0-0 G4-6-3 1-2		0-3 K		4 0 1 0 0 1 2		
Dale Berra, R (1, 6) <small>OBP: 0.320, SLG: 0.382</small>		0-0 1-2 1B		0-0 1B		0-0 6-3		4-0 6-3 IBB		3 0 2 0 1 0 0		
Don Robinson, R (1, 1) <small>OBP: 0.222, SLG: 0.556</small> Rod Scurry, L (7, 1) Kent Tekulve, R (9, 1)		0-0 F7		0-0 F6		0-0 HR		0-0 6-3		3 1 1 1 0 0 3 1 0 0 0 0 0 2 0 0 0 0 0 0 0		
Inning Stats	R: 0 H: 0 E: 0 LOB: 0 K: 1 BB: 0 S: 5 P: 5	R: 1 H: 3 E: 0 LOB: 2 K: 1 BB: 0 S: 8 P: 8	R: 0 H: 2 E: 0 LOB: 2 K: 0 BB: 1 S: 4 P: 8	R: 0 H: 1 E: 0 LOB: 1 K: 0 BB: 0 S: 4 P: 4	R: 1 H: 1 E: 0 LOB: 0 K: 0 BB: 0 S: 4 P: 4	R: 0 H: 1 E: 0 LOB: 0 K: 0 BB: 0 S: 3 P: 3	R: 1 H: 3 E: 0 LOB: 2 K: 1 BB: 0 S: 8 P: 8	R: 0 H: 1 E: 0 LOB: 2 K: 1 BB: 1 S: 6 P: 10	R: 0 H: 2 E: 0 LOB: 2 K: 0 BB: 0 S: 5 P: 5	1B: 11 SF: 0 2B: 1 SAC: 0 3B: 0 DP: 2 HR: 3 HBP: 0		WP: 0 PA: 41 PB: 0 SB: 1 CS: 0
PITCHER Ed Whitson, R (1, 1) <small>ERA: 3.86</small> Gary Lucas, L (8, 1) <small>ERA: 2.53</small>	IP WLS BF H R ER SO BB IBB HBP BLK WP HR S P ERA WHIP 7.0 L 31 11 3 3 3 1 0 0 0 0 3 36 40 3.86 1.714											IP WLS BF H R ER SO BB IBB HBP BLK WP HR S P ERA WHIP 2.0 10 3 0 0 1 0 1 0 0 0 0 0 11 15 0.00 1.500

livebaseballscorecards.com

AB	39
R	3
H	14
RBI	3
BB	2
SO	4
LOB	17



Batter	1	2	3	4	5	6	7	8	9	AB R H RBI BB SO LOB
Alan Wiggins, S (1, 7) OBP: 0.354, SLG: 0.317	0-0 4-3 	0-0 FC4-6 			0-0 6-3 		0-0 5-3 		0-0 L6-4 	5 0 0 0 0 0 4
Juan Bonilla, R (1, 4) OBP: 0.317, SLG: 0.314	0-0 5-3 		0-3 K 		4-0 BB 		0-0 5-3 			3 0 0 0 1 1 1
Steve Garvey, R (1, 3) OBP: 0.353, SLG: 0.481	0-0 		0-0 L8 		0-3 K2-3 			0-3 K 		4 1 1 0 0 2 1
Terry Kennedy, L (1, 2) OBP: 0.357, SLG: 0.430	4-0 		0-0 		0-0 F6 			0-3 K 		3 0 1 0 1 1 0
Sixto Lezcano, R (1, 9) OBP: 0.346, SLG: 0.380	0-0 E5 		0-0 F3 		0-0 HR 			4-0 BB 		3 1 1 1 1 0 2
Garry Templeton, S (1, 6) OBP: 0.293, SLG: 0.359	0-0 F8 			0-3 K 		0-0 1-3 		0-3 K 		4 0 0 0 0 2 3
Ruppert Jones, L (1, 8) OBP: 0.271, SLG: 0.310		0-0 F7 		0-0 3-1 		0-0 		0-0 F8 		3 0 1 0 0 0 0
Luis Salazar, R (9, PH) OBP: 0.294, SLG: 0.344						0-0 CS 				1 0 0 0 0 0 0
Tim Flannery, L (1, 5) OBP: 0.325, SLG: 0.387		0-0 4-3 		0-0 4-3 		0-0 CS 		0-0 		2 0 0 0 1 0 0
Bruce Bochy, R (9, PH) OBP: 0.300, SLG: 0.444						1-2 		4-0 WP 		1 0 1 0 0 0 0
Tony Gwynn, L (9, PR) OBP: 0.296, SLG: 0.313								BB 		0 0 0 0 0 0 0
Ed Whitson, R (1, 1) OBP: 0.174, SLG: 0.136		0-0 			0-3 K 		0-3 K 		0-0 	2 0 1 0 0 1 0
Gene Richards, L (7, PH) OBP: 0.340, SLG: 0.411									1-2 	1 0 0 0 0 1 1
Gary Lucas, L (8, 1)										0 0 0 0 0 0 0
Kurt Bevacqua, R (9, PH) OBP: 0.456, SLG: 0.517		FC4-6 							1-2 	1 0 1 0 0 0 0

Inning Stats	R: 1	H: 1	E: 1	K: 0	S: 5	LOB: 2	BB: 1	P: 9	R: 0	H: 1	E: 0	K: 0	S: 4	LOB: 1	BB: 0	P: 4	R: 0	H: 1	E: 0	K: 1	S: 6	LOB: 1	BB: 0	P: 6	R: 0	H: 0	E: 0	K: 1	S: 5	LOB: 0	BB: 0	P: 5	R: 0	H: 0	E: 0	K: 2	S: 7	LOB: 1	BB: 1	P: 11	R: 1	H: 2	E: 0	K: 0	S: 4	LOB: 0	BB: 0	P: 4	R: 0	H: 0	E: 0	K: 1	S: 5	LOB: 1	BB: 1	P: 9	R: 0	H: 0	E: 0	K: 3	S: 9	LOB: 1	BB: 1	P: 13	R: 0	H: 2	E: 0	K: 0	S: 4	LOB: 2	BB: 0	P: 4	R: 0	H: 0	E: 0	K: 0	S: 4	LOB: 0	BB: 0	P: 4	R: 0	H: 2	E: 0	K: 1	S: 4	LOB: 2	BB: 0	P: 4	1B: 5	SF: 0	2B: 2	SAC: 0	3B: 0	DP: 1	HR: 1	HBP: 0	WP: 1	PA: 38
--------------	------	------	------	------	------	--------	-------	------	------	------	------	------	------	--------	-------	------	------	------	------	------	------	--------	-------	------	------	------	------	------	------	--------	-------	------	------	------	------	------	------	--------	-------	-------	------	------	------	------	------	--------	-------	------	------	------	------	------	------	--------	-------	------	------	------	------	------	------	--------	-------	-------	------	------	------	------	------	--------	-------	------	------	------	------	------	------	--------	-------	------	------	------	------	------	------	--------	-------	------	-------	-------	-------	--------	-------	-------	-------	--------	-------	--------

PITCHER	IP	WLS	BF	H	R	ER	SO	BB	IBB	HBP	BLK	WP	HR	S	P	ERA	WHIP
Don Robinson, R (1, 1) ERA: 3.81	6.0	W	26	5	2	1	4	3	0	0	0	0	1	31	43	1.50	1.333
Rod Scurry, L (7, 1) ERA: 5.18	2.1		9	1	0	0	4	1	0	0	0	1	0	16	20	0.00	0.857
Kent Tekulve, R (9, 1) ERA: 2.22	0.2	S	2	1	0	0	0	0	0	0	0	0	0	2	2	0.00	1.500


BOTTOM

Pittsburgh Pirates @ San Diego Padres
Jack Murphy Stadium, San Diego, CA

Sat Jul 16 1983, 10:05 PM EDT
Att. 26,414 - Unknown

livebaseballscorecards.com

AB	33
R	2
H	7
RBI	1
BB	4
SO	8
LOB	12



Batter	1	2	3	4	5	6	7	8	9	AB R H RBI BB SO LOB	TOP
Marvell Wynne, L (1, 8) <small>OBP: 0.325, SLG: 0.386</small>	0-0 3-1 	0-0 4-3 2-3 		0-3 K 		0-0 1B		0-3 K 		5 0 1 1 0 2 2	
Johnny Ray, S (1, 4) <small>OBP: 0.329, SLG: 0.396</small>	0-0 HBP 1B 	0-0 4-3 		0-0 F8 		0-0 F8 		0-0 F4 		5 1 1 0 0 0 3	
Bill Madlock, R (1, 5) <small>OBP: 0.385, SLG: 0.446</small> Richie Hebner, L (2, 5) <small>OBP: 0.341, SLG: 0.386</small>	1-0 1B 1B 1-2 HBP 		0-0 S HR 1B 		0-3 K 		0-0 4-3 	0-0 F9 		0 0 0 0 0 0 0 4 1 1 0 0 1 0	
Jason Thompson, L (1, 3) <small>OBP: 0.395, SLG: 0.455</small>	0-0 1B 1B 1-2 2-H 		0-0 1-H HR 		0-0 4-3 		0-0 4-3 	0-0 FC6 1B 		5 1 3 3 0 0 0	
Mike Easler, L (1, 7) <small>OBP: 0.360, SLG: 0.444</small>	0-0 F8 		0-3 K 		0-0 F8 		0-0 1B	0-0 FC6 		5 0 1 0 0 1 3	
Dave Parker, L (1, 9) <small>OBP: 0.299, SLG: 0.370</small>	0-0 1-2 2-3 1B		0-0 FC4-6 1B 			0-0 FC3-6 1B 	0-0 F8 		4 0 3 0 0 0 1		
Tony Peña, R (1, 2) <small>OBP: 0.311, SLG: 0.370</small>	0-0 4-3 		0-0 FC4-6 		0-0 FC3-6 CS 		0-0 6-3 		4 0 0 0 0 0 5		
Dale Berra, R (1, 6) <small>OBP: 0.325, SLG: 0.387</small>		0-0 4-3 SH2-4 1B 	0-0 5-3 		0-0 1-2 BB 1B 		0-0 1B		4 1 3 0 0 0 1		
Lee Tunnell, R (1, 1) <small>OBP: 0.154, SLG: 0.120</small> Lee Mazzilli, S (6, PH) <small>OBP: 0.405, SLG: 0.387</small> Manny Sarmiento, R (6, 1) Kent Tekulve, R (9, 1)		0-0 SH2-4 		0-3 K 		4-0 BB 		0-0 F3 		1 0 0 0 0 1 0 0 0 0 0 1 0 0 1 0 0 0 0 0 1 0 0 0 0 0 0 0	
Inning Stats	R: 1 H: 3 E: 0 LOB: 3 K: 0 BB: 0 S: 6 P: 7	R: 0 H: 1 E: 0 LOB: 1 K: 0 BB: 0 S: 4 P: 4	R: 2 H: 3 E: 1 LOB: 1 K: 1 BB: 0 S: 8 P: 8	R: 0 H: 0 E: 0 LOB: 0 K: 2 BB: 0 S: 7 P: 7	R: 0 H: 0 E: 0 LOB: 0 K: 1 BB: 0 S: 5 P: 5	R: 1 H: 3 E: 0 LOB: 2 K: 0 BB: 1 S: 5 P: 9	R: 0 H: 1 E: 0 LOB: 1 K: 0 BB: 0 S: 4 P: 4	R: 0 H: 1 E: 0 LOB: 1 K: 1 BB: 0 S: 4 P: 4	R: 0 H: 1 E: 0 LOB: 1 K: 0 BB: 0 S: 4 P: 4	1B: 12 SF: 0 2B: 0 SAC: 1 3B: 0 DP: 0 HR: 1 HBP: 1	WP: 0 PA: 41 PB: 0 SB: 1 CS: 1
PITCHER Eric Show, R (1, 1) <small>ERA: 3.38</small> Sid Monge, L (7, 1) <small>ERA: 2.95</small>	IP WLS BF H R ER SO BB IBB HBP BLK WP HR S P ERA WHIP 6.0 L 29 10 4 4 4 1 0 1 0 0 1 35 40 6.00 1.833										

Pittsburgh Pirates @ San Diego Padres
 Jack Murphy Stadium, San Diego, CA
 Sun Jul 17 1983, 6:33 AM EDT
 Att: 17,897 - Unknown

livebaseballscorecards.com

AB	38
R	4
H	13
RBI	4
BB	1
SO	5
LOB	16



Batter	1	2	3	4	5	6	7	8	9	AB R H RBI BB SO LOB
Alan Wiggins, S (1, 7) OBP: 0.358, SLG: 0.315	4-0 1B BB		4-0 F9 S 4-3 BB	0-0 1-3			0-0 4-3		4-0 FC5 FC3-2 IBB	2 2 0 0 3 0 1
Juan Bonilla, R (1, 4) OBP: 0.320, SLG: 0.314	0-0 1B 1-2 1B		4-0 1-2 4-3 BB		4-0 G1-6-3 BB		0-0 F4		0-0 FC3-2	3 0 1 0 2 0 3
Steve Garvey, R (1, 3) OBP: 0.351, SLG: 0.477	0-0 1-2 2-H 1B		0-0 F9		0-0 G1-6-3		0-0 F3		0-0 FC5	5 0 1 1 0 0 6
Terry Kennedy, L (1, 2) OBP: 0.356, SLG: 0.427	0-0 L3 1-2		0-0 4-3		0-0 1B			0-3 K		4 0 1 1 0 1 3
Sixto Lezcano, R (1, 9) OBP: 0.341, SLG: 0.374	0-3 K		0-0 5-3		0-0 1-3			0-0 F8		4 0 0 0 0 1 3
Garry Templeton, S (1, 6) OBP: 0.292, SLG: 0.357		0-0 4-3		0-0 FC4-6 1B		0-3 K		0-0 6-3		4 0 1 0 0 1 0
Ruppert Jones, L (1, 8) OBP: 0.264, SLG: 0.302		0-3 K2-3		0-0 FC4-6 CS 1-2f		0-0 E7		0-0 4-3		4 0 0 0 0 1 1
Tim Flannery, L (1, 5) OBP: 0.335, SLG: 0.411		0-0		0-0 1B 2B		0-3 K		0-0 1B FC3-2 2B		4 1 3 0 0 1 1 0 0 0 0 0 0 0
Luis Salazar, R (9, PR) OBP: 0.294, SLG: 0.344										
Eric Show, R (1, 1) OBP: 0.220, SLG: 0.225		0-3 K		0-0 1B		0-0 1-3		0-0 FC3-2 1B		2 0 1 1 0 1 1 1 0 0 0 0 0 1 0 0 0 0 0 0 0 1 0 1 0 0 0 0
Gene Richards, L (6, PH) OBP: 0.338, SLG: 0.409										
Sid Monge, S (7, 1) OBP: 0.200, SLG: 0.200										
Kurt Bevacqua, R (9, PH) OBP: 0.464, SLG: 0.525										

Inning Stats	R: 1 E: 0 K: 1 S: 6	H: 2 LOB: 1 BB: 1 P: 10	R: 0 E: 0 K: 2 S: 8	H: 1 LOB: 1 BB: 0 P: 8	R: 1 E: 0 K: 0 S: 3	H: 0 LOB: 1 BB: 2 P: 11	R: 1 E: 0 K: 0 S: 5	H: 3 LOB: 1 BB: 0 P: 5	R: 0 E: 0 K: 0 S: 3	H: 1 LOB: 1 BB: 1 P: 7	R: 0 E: 1 K: 2 S: 8	H: 0 LOB: 1 BB: 0 P: 8	R: 0 E: 0 K: 0 S: 3	H: 0 LOB: 0 BB: 0 P: 3	R: 0 E: 0 K: 1 S: 5	H: 0 LOB: 0 BB: 0 P: 5	R: 0 E: 0 K: 0 S: 5	H: 2 LOB: 3 BB: 1 P: 9	1B: 7 2B: 3 3B: 0 HR: 0	SF: 0 SAC: 0 DP: 2 HBP: 0	WP: 0 PB: 0 SB: 1 CS: 1	PA: 39
--------------	------------------------------	----------------------------------	------------------------------	---------------------------------	------------------------------	----------------------------------	------------------------------	---------------------------------	------------------------------	---------------------------------	------------------------------	---------------------------------	------------------------------	---------------------------------	------------------------------	---------------------------------	------------------------------	---------------------------------	----------------------------------	------------------------------------	----------------------------------	--------

PITCHER	IP	WLS	BF	H	R	ER	SO	BB	IBB	HBP	BLK	WP	HR	S	P	ERA	WHIP
Lee Tunnell, R (1, 1) ERA: 4.83	5.0	W	23	7	3	3	3	4	0	0	0	0	0	25	41	5.40	2.200
Manny Sarmiento, R (6, 1) ERA: 2.73	3.1		12	1	0	0	3	0	0	0	0	0	0	18	18	0.00	0.300
Kent Tekulve, R (9, 1) ERA: 2.19	0.2	S	4	1	0	0	0	0	1	0	0	0	0	3	7	0.00	1.500

BOTTOM

Pittsburgh Pirates @ San Diego Padres
Jack Murphy Stadium, San Diego, CA
 Sun Jul 17 1983, 6:33 AM EDT
 Att. 17,897 - Unknown

livebaseballscorecards.com

AB	34
R	3
H	9
RBI	3
BB	5
SO	6
LOB	20



Batter	1	2	3	4	5	6	7	8	9	AB R H RBI BB SO LOB	TOP
Alan Wiggins, S (1, 9) OBP: 0.357, SLG: 0.313	0-0 L9			0-0 4-3		0-3 K			0-0 1B	4 0 1 0 0 1 0	
Juan Bonilla, R (1, 4) OBP: 0.320, SLG: 0.311	4-0 G5-4-3 BB			0-0 4-3			0-0 F8		0-0 5-3	3 0 0 0 1 0 1	
Steve Garvey, R (1, 3) OBP: 0.348, SLG: 0.473	0-0 G5-4-3 1-2f			0-0 6-3			0-0 F7			3 0 0 0 0 0 1	
Terry Kennedy, L (1, 2) OBP: 0.353, SLG: 0.423		0-0 5-3			0-0 F9		0-3 K			3 0 0 0 0 1 0	
Garry Templeton, S (1, 6) OBP: 0.288, SLG: 0.352		0-0 4-3			0-0 1-3			0-0 L6		3 0 0 0 0 0 0	
Ruppert Jones, L (1, 8) OBP: 0.271, SLG: 0.309		0-0 CS 1B			0-0 1B			0-0 3-1		3 0 2 0 0 0 0	
Tony Gwynn, L (1, 7) OBP: 0.284, SLG: 0.300		0-0 CS 1-2	0-0 1-3		0-0 F8			0-0 4-3		3 0 0 0 0 0 1	
Tim Flannery, L (1, 5) OBP: 0.328, SLG: 0.403			0-0 6-3			0-0 F7			0-0 F8	3 0 0 0 0 0 0	
Tim Lollar, L (1, 1) OBP: 0.306, SLG: 0.267 Gene Richards, L (9, PH) OBP: 0.337, SLG: 0.406			0-0 4-3			0-0 F8			0-3 K	2 0 0 0 0 0 0 1 0 0 0 0 1 0	
Inning Stats	R: 0 E: 0 K: 0 S: 2 H: 0 LOB: 0 BB: 1 P: 6	R: 0 E: 0 K: 0 S: 3 H: 1 LOB: 0 BB: 0 P: 3	R: 0 E: 0 K: 0 S: 3 H: 0 LOB: 0 BB: 0 P: 3	R: 0 E: 0 K: 0 S: 3 H: 0 LOB: 0 BB: 0 P: 3	R: 0 E: 0 K: 0 S: 4 H: 1 LOB: 1 BB: 0 P: 4	R: 0 E: 0 K: 1 S: 5 H: 0 LOB: 0 BB: 0 P: 5	R: 0 E: 0 K: 1 S: 5 H: 0 LOB: 0 BB: 0 P: 5	R: 0 E: 0 K: 0 S: 3 H: 0 LOB: 0 BB: 0 P: 3	R: 0 E: 0 K: 1 S: 6 H: 1 LOB: 1 BB: 0 P: 6	1B: 3 2B: 0 3B: 0 HR: 0 SF: 0 SAC: 0 DP: 1 HBP: 0	WP: 0 PB: 0 SB: 0 CS: 1 PA: 30
PITCHER Neil Allen, R (1, 1) ERA: 3.5	IP: 9.0 WLS: W BF: 29 H: 3 R: 0 ER: 0 SO: 3 BB: 1 IBB: 0 HBP: 0 BLK: 0 WP: 0 HR: 0 S: 34 P: 38 ERA: 0.00 WHIP: 0.444	PITCHER IP WLS BF H R ER SO BB IBB HBP BLK WP HR S P ERA WHIP									

San Diego Padres @ St. Louis Cardinals
 Busch Stadium, St. Louis, MO
 Tue Jul 19 1983, 7:05 PM CDT
 Att. 31,395 - Unknown

AB	28
R	0
H	3
RBI	0
BB	1
SO	3
LOB	3



WP: 0	PA: 30
PB: 0	
SB: 0	
CS: 1	

Batter	1	2	3	4	5	6	7	8	9	AB	R	H	RBI	BB	SO	LOB
Lonnie Smith, R (1, 7) OBP: 0.369, SLG: 0.426 Andy Van Slyke, L (8, 7) OBP: 0.325, SLG: 0.416	0-0 FC1-4-2 S 1B		0-0 F8		0-0 F8		0-0 F8			4	0	1	0	0	0	1
Willie McGee, S (1, 8) OBP: 0.330, SLG: 0.371	0-0 FC1-4-2 S 1-3 6-3		0-3 K			4-0 BB 2B BB	0-3 K			3	2	0	0	1	2	2
David Green, R (1, 9) OBP: 0.350, SLG: 0.419	0-0 6-3 2-H			0-0 F9		4-0 2B 1-2 BB		0-0 F7		3	0	0	1	1	0	0
George Hendrick, R (1, 3) OBP: 0.396, SLG: 0.521	0-0 6-3			0-0 5-3		0-0 P4		4-0 BB BB		3	0	0	0	1	0	2
Floyd Rayford, R (1, 5) OBP: 0.278, SLG: 0.471 Ken Oberkfell, L (6, PR) OBP: 0.353, SLG: 0.348 (7, 5)		0-0 F8		0-0 F8		0-0 BB BB BB BB 2B		4-0 BB BB BB BB BB G5-4-3 1-2 BB		3	0	1	1	0	0	0
Tom Herr, S (1, 4) OBP: 0.380, SLG: 0.382 Mike Ramsey, S (9, 4) OBP: 0.331, SLG: 0.343		0-0 F8			4-0 HR BB	4-0 IBB		0-0 BB BB BB BB G5-4-3 1-2		2	1	0	0	2	0	2
Darrell Porter, L (1, 2) OBP: 0.330, SLG: 0.419		0-0 G3			0-3 K	0-3 K				3	0	0	0	0	2	4
Ozzie Smith, S (1, 6) OBP: 0.287, SLG: 0.302			4-0 S BB		0-0 1-H HR	0-0 6-3				2	1	1	2	1	0	3
Neil Allen, R (1, 1) OBP: 0.115, SLG: 0.154			0-3 S S S K		0-3 S S S K		0-0 6-3			3	0	0	0	0	2	1

Inning Stats	R: 1 H: 1 E: 0 LOB: 0 K: 0 BB: 0 S: 4 P: 4	R: 0 H: 0 E: 0 LOB: 0 K: 0 BB: 0 S: 3 P: 3	R: 0 H: 0 E: 0 LOB: 1 K: 2 BB: 1 S: 7 P: 11	R: 0 H: 0 E: 0 LOB: 0 K: 0 BB: 0 S: 3 P: 3	R: 2 H: 1 E: 0 LOB: 0 K: 2 BB: 1 S: 8 P: 12	R: 1 H: 1 E: 0 LOB: 3 K: 1 BB: 3 S: 6 P: 18	R: 0 H: 0 E: 0 LOB: 0 K: 1 BB: 0 S: 5 P: 5	R: 0 H: 0 E: 0 LOB: 1 K: 0 BB: 2 S: 2 P: 10			1B: 1 SF: 0 2B: 1 SAC: 0 3B: 0 DP: 1 HR: 1 HBP: 0	WP: 0 PA: 33 PB: 0 SB: 3 CS: 0
	PITCHER Tim Lollar, L (1, 1) ERA: 4.61	IP WLS BF H R ER SO BB IBB HBP BLK WP HR S P ERA WHIP	8.0 L 33 3 4 4 6 6 1 0 0 0 1 38 66 4.50 1.125		PITCHER	IP WLS BF H R ER SO BB IBB HBP BLK WP HR S P ERA WHIP						

BOTTOM

San Diego Padres @ St. Louis Cardinals

Busch Stadium, St. Louis, MO

Tue Jul 19 1983, 7:05 PM CDT
Att. 31,395 - Unknown

livebaseballscorecards.com

AB	26
R	4
H	3
RBI	4
BB	7
SO	6
LOB	15



Batter	1	2	3	4	5	6	7	8	9	AB R H RBI BB SO LOB	TOP																					
Luis Salazar, R (1, 5) OBP: 0.297, SLG: 0.359	0-0 6-3			0-0 4-3 PB SF9 1B	0-0 FC6-4			0-0 HR		4 2 2 1 0 0 2	San Diego Padres @ St. Louis Cardinals Busch Stadium, St. Louis, MO Wed Jul 20 1983, 7:05 PM CDT Att. 23,671 - Unknown livebaseballscorecards.com																					
Alan Wiggins, S (1, 7) OBP: 0.352, SLG: 0.309	0-0 F7			0-0 4-3		0-0 F8		0-0 4-3		4 0 0 0 0 0 1																						
Steve Garvey, R (1, 3) OBP: 0.344, SLG: 0.469	0-3 K			0-0 SF9		0-0 F9		0-0 1-3		3 0 0 1 0 1 0																						
Sixto Lezcano, R (1, 9) OBP: 0.340, SLG: 0.370		0-0 E6 G4-6-3		4-0 BB		0-3 K		0-3 K		3 0 0 0 1 2 0																						
Terry Kennedy, L (1, 2) OBP: 0.351, SLG: 0.421 Gene Richards, L (9, PR) OBP: 0.337, SLG: 0.406 Doug Gwosdz, R (9, 2) OBP: 0.192, SLG: 0.045		0-0 G4-6-3		0-0 G3		0-0 4-1		0-0 1B HR 1B		4 0 1 0 0 0 2 0 1 0 0 0 0 0 0 0 0 0 0 0 0																						
Garry Templeton, S (1, 6) OBP: 0.287, SLG: 0.350		0-0 F8		0-0 6-3		0-0 F9		0-0 1-2 HR 1B		4 1 1 0 0 0 0																						
Ruppert Jones, L (1, 8) OBP: 0.282, SLG: 0.337		0-3 K		0-0 1B 1B		0-0 1B		0-0 1-H 2-H HR		4 1 3 3 0 1 0																						
Juan Bonilla, R (1, 4) OBP: 0.316, SLG: 0.308		0-0 6-3		0-0 F7		0-0 4-3		0-0 6-3		4 0 0 0 0 0 3																						
Dave Dravecky, R (1, 1) OBP: 0.184, SLG: 0.160 Tony Gwynn, L (3, PH) OBP: 0.280, SLG: 0.296 Elias Sosa, R (3, 1) OBP: 0.364, SLG: 0.520 Bruce Bochy, R (5, PH) OBP: 0.250, SLG: 0.100 John Montefusco, R (5, 1) OBP: 0.250, SLG: 0.100 Mario Ramirez, R (8, PH) OBP: 0.365, SLG: 0.333 Luis DelMonico, R (8, 1) OBP: 0.143, SLG: 0.143 Sid Monge, S (9, 1) OBP: 0.200, SLG: 0.200		0-0 F7		0-0 FC6-4 1B		0-3 K		0-3 K		0 0 0 0 0 0 0 1 0 0 0 0 0 0 0 0 0 0 0 0 0 1 0 0 1 0 0 0 0 0 0 0 0 0 0 1 0 0 0 0 0 1 1 0 0 0 0 1 1 0 0 0 0 0 0 0																						
Inning Stats	R: 0 E: 0 K: 1 S: 5	H: 0 LOB: 0 BB: 0 P: 5	R: 0 E: 1 K: 0 S: 3	H: 0 LOB: 0 BB: 0 P: 3	R: 0 E: 0 K: 1 S: 5	H: 0 LOB: 0 BB: 0 P: 5	R: 1 E: 0 K: 0 S: 4	H: 1 LOB: 1 BB: 1 P: 8	R: 0 E: 0 K: 0 S: 5	H: 2 LOB: 2 BB: 0 P: 5		R: 0 E: 0 K: 1 S: 5	H: 0 LOB: 0 BB: 0 P: 5	R: 0 E: 0 K: 0 S: 4	H: 1 LOB: 1 BB: 0 P: 4	R: 1 E: 0 K: 1 S: 6	H: 1 LOB: 0 BB: 0 P: 6	R: 3 E: 0 K: 2 S: 10	H: 3 LOB: 1 BB: 0 P: 10	1B: 6 2B: 0 3B: 0 HR: 2	SF: 1 SAC: 0 DP: 1 HBP: 0	WP: 0 PB: 1 SB: 0 CS: 0	PA: 36									
PITCHER Dave LaPoint, L (1, 1) ERA: 3.26 Bruce Sutter, R (8, 1) ERA: 3.93	IP 7.1	WLS L	BF 28	H 5	R 2	ER 1	SO 4	BB 1	IBB 0	HBP 0	BLK 0	WP 0	HR 1	S 35	P 39	ERA 1.23	WHIP 0.818															
											PITCHER	IP	WLS	BF	H	R	ER	SO	BB	IBB	HBP	BLK	WP	HR	S	P	ERA	WHIP				



BOTTOM

San Diego Padres @ St. Louis Cardinals
Busch Stadium, St. Louis, MO
Wed Jul 20 1983, 7:05 PM CDT
Att. 23,671 - Unknown

livebaseballscorecards.com

AB 32
R 4
H 9
RBI 4
BB 5
SO 5
LOB 14



WP: 0 PA: 39
PB: 0
SB: 4
CS: 0

AB R H RBI BB SO LOB

3	1	3	2	1	0	0
1	0	1	0	0	0	0
4	0	0	1	0	1	4
5	0	1	1	0	1	1
4	0	0	0	0	0	1
2	0	0	0	0	1	1
1	0	1	0	1	0	0
4	0	0	0	0	1	5
2	2	1	0	2	0	0
2	0	0	0	0	0	1
0	0	0	0	0	0	0
1	0	0	0	0	0	1

1B: 8 SF: 1
2B: 2 SAC: 1
3B: 0 DP: 2
HR: 0 HBP: 0

Batter	1	2	3	4	5	6	7	8	9
Lonnie Smith, R (1, 7) OBP: 0.378, SLG: 0.438 Andy Van Slyke, L (9, 7) OBP: 0.331, SLG: 0.422	0-0 S 1B	0-0 2-H 3-H 2B			4-0 L7-4 S BB		0-0 1B		0-0 1-3 1B
Willie McGee, S (1, 8) OBP: 0.325, SLG: 0.366	0-3 K 1-2	0-0 5-3			0-0 L7-4 1-3		0-0 F7		0-0 SF9 3-H
David Green, R (1, 9) OBP: 0.347, SLG: 0.414	0-0 2-H S 1B		0-0 5-3		0-3 K			0-0 1-3	0-0 5-3
George Hendrick, R (1, 3) OBP: 0.391, SLG: 0.515	0-0 P6 1-2		0-0 F8			0-0 F7		0-0 G3	
Floyd Rayford, R (1, 5) OBP: 0.288, SLG: 0.453 Ken Oberkfell, L (6, 5) OBP: 0.357, SLG: 0.350	0-3 K		0-0 5-3		4-0 1B BB			0-0 1B 1B	
Tom Herr, S (1, 4) OBP: 0.385, SLG: 0.385 Mike Ramsey, S (8, PR) OBP: 0.331, SLG: 0.343 (9, 4)		4-0 SH1-4 2B BB		0-3 K		0-0 G4-6-3 1B		0-0 1B 1B	
Darrell Porter, L (1, 2) OBP: 0.326, SLG: 0.412		0-0 F5		0-3 K		0-0 G4-6-3 1-2f		0-0 F5	
Ozzie Smith, S (1, 6) OBP: 0.292, SLG: 0.303		4-0 SH1-4 2B BB		4-0 S BB		0-0 F8		0-0 1B SF9 1B	
Dave LaPoint, L (1, 1) OBP: 0.239, SLG: 0.146 Bruce Sutter, R (8, 1)		0-0 SH1-4		0-0 4-3			0-0 6-3		0-0 F7
Steve Braun, L (9, PH) OBP: 0.467, SLG: 0.595 Bill Lyons, R (9, PH)		1-2 2-3		1-2					

Inning Stats	R: 1	H: 2	E: 0	K: 2	S: 9	H: 2	LOB: 1	BB: 0	P: 9	R: 2	H: 1	E: 0	K: 0	S: 4	R: 0	H: 0	E: 0	K: 0	S: 3	R: 0	H: 0	E: 0	K: 2	S: 7	R: 0	H: 0	E: 0	K: 1	S: 4	R: 0	H: 1	E: 0	K: 0	S: 5	R: 0	H: 2	E: 0	K: 0	S: 5	R: 1	H: 2	E: 0	K: 0	S: 5
--------------	------	------	------	------	------	------	--------	-------	------	------	------	------	------	------	------	------	------	------	------	------	------	------	------	------	------	------	------	------	------	------	------	------	------	------	------	------	------	------	------	------	------	------	------	------

PITCHER	IP	WLS	BF	H	R	ER	SO	BB	IBB	HBP	BLK	WP	HR	S	P	ERA	WHIP
Dave Dravecky, L (1, 1) ERA: 3.45	2.0		11	3	3	3	2	2	0	0	0	0	0	13	21	13.50	2.500
Elias Sosa, R (3, 1) ERA: 5.73	2.0		7	0	0	0	2	1	0	0	0	0	0	10	14	0.00	0.500
John Montefusco, R (5, 1) ERA: 3.99	3.0		11	2	0	0	1	2	0	0	0	0	0	11	19	0.00	1.333
Luis DeLeon, R (8, 1) ERA: 2.49	1.0	W	6	3	1	1	0	0	0	0	0	0	0	6	6	9.00	3.000
Sid Monge, L (9, 1) ERA: 2.88	1.0	S	4	1	0	0	0	0	0	0	0	0	0	4	4	0.00	1.000

PITCHER	IP	WLS	BF	H	R	ER	SO	BB	IBB	HBP	BLK	WP	HR	S	P	ERA	WHIP
---------	----	-----	----	---	---	----	----	----	-----	-----	-----	----	----	---	---	-----	------

Batter	1	2	3	4	5	6	7	8	9	AB R H RBI BB SO LOB	TOP	
Luis Salazar, R OBP: 0.299, SLG: 0.357 (1, 5) X	0-0 F3		0-0 5-3		1-0 CS HBP		0-0 S 1B		0-0 E6	4 0 1 0 0 0 0		
Alan Wiggins, S OBP: 0.353, SLG: 0.308 (1, 7) X	0-0 1B SF8 1B		0-0 F8		4-0 1B S 2B BB		0-0 5-3 1-2		0-3 K	4 2 1 0 1 1 2		
Steve Garvey, R OBP: 0.346, SLG: 0.469 (1, 3) X	0-0 BB 1B		0-0 F3		0-0 1-3 2B 1B		0-0 G3			4 1 2 0 0 0 1		
Terry Kennedy, L OBP: 0.353, SLG: 0.426 (1, 2) X	0-0 SF8			0-0 4-3		0-0 1-H 3-H 2B		0-0 FC1-5 SH1-4 1B		3 0 2 3 0 0 0		
Sixto Lezcano, R OBP: 0.340, SLG: 0.367 (1, 9) B B B	4-0 1-2 BB			0-3 K		0-3 K		0-0 SH1-4 1-2		2 0 0 0 1 2 1		
Garry Templeton, S OBP: 0.286, SLG: 0.345 (1, 6) X	0-0 L4			4-0 S BB		0-0 F7		0-0 FC1-5 CS		3 0 0 0 1 0 3		
Ruppert Jones, L OBP: 0.286, SLG: 0.337 (1, 8) X		0-0 F8		4-0 FC6-4 BB		0-0 F7		0-0 CS	0-0 SH5-4 E 1B	3 1 1 0 1 0 0		
Juan Bonilla, R OBP: 0.314, SLG: 0.305 (1, 4)		0-3 K		0-0 FC6-4		0-0 1-3			0-0 SH5-4	3 0 0 0 0 1 2		
Luis DeLeon, R OBP: 0.143, SLG: 0.143 (6, 1)				1-2					1-2	0 0 0 0 0 0 0		
Mark Thurmond, L Tim Flannery, L OBP: 0.325, SLG: 0.397 (1, 1) (6, 4) X		0-0 4-3				0-0 1-3		0-0 L8	0-0 6-3	2 0 0 0 0 0 0 2 0 0 0 0 0 1		
Inning Stats	R: 1 H: 2 E: 0 LOB: 2 K: 0 BB: 1 S: 5 P: 9	R: 0 H: 0 E: 0 LOB: 0 K: 1 BB: 0 S: 5 P: 5	R: 0 H: 0 E: 0 LOB: 0 K: 1 BB: 0 S: 3 P: 3	R: 0 H: 0 E: 0 LOB: 2 K: 1 BB: 2 S: 5 P: 13	R: 2 H: 2 E: 0 LOB: 1 K: 1 BB: 1 S: 6 P: 11	R: 0 H: 0 E: 0 LOB: 0 K: 0 BB: 0 S: 3 P: 3	R: 0 H: 1 E: 0 LOB: 1 K: 0 BB: 0 S: 4 P: 4	R: 0 H: 1 E: 0 LOB: 0 K: 0 BB: 0 S: 3 P: 3	R: 1 H: 1 E: 1 LOB: 1 K: 1 BB: 0 S: 7 P: 7	1B: 6 SF: 1 2B: 1 SAC: 2 3B: 0 DP: 0 HR: 0 HBP: 1	WP: 0 PA: 39 PB: 0 SB: 3 CS: 2	
PITCHER Joaquin Andujar, R ERA: 3.97 (1, 1) Dave Rucker, L ERA: 10.34 (9, 1) Jeff Lahti, R ERA: 2.52 (9, 1)	IP WLS BF H R ER SO BB IBB HBP BLK WP HR S P ERA WHIP											PITCHER IP WLS BF H R ER SO BB IBB HBP BLK WP HR S P ERA WHIP

San Diego Padres @ St. Louis Cardinals
 Busch Stadium, St. Louis, MO
 Thu Jul 21 1983, 7:05 PM CDT
 Att. 22,289 - Unknown

AB	30
R	4
H	7
RBI	3
BB	4
SO	4
LOB	10



livebaseballscorecards.com

Batter	1	2	3	4	5	6	7	8	9	AB	R	H	RBI	BB	SO	LOB
Lonnie Smith, R OBP: 0.376, SLG: 0.435 (1, 7)	0-0 6-3			0-0 G4-6-3 1B		0-0 6-3		0-0 F9		4	1	1	0	0	0	1
Tom Herr, S OBP: 0.387, SLG: 0.382 (1, 4)	0-0 6-3			4-0 1-3 BB		4-0 BB		0-0 4-3		2	0	0	0	2	0	1
David Green, R OBP: 0.343, SLG: 0.409 (1, 9) Andy Van Slyke, L OBP: 0.328, SLG: 0.417 (9, PH)	0-0 6-3			0-0 G4-6-3 1-2f 3-H		0-0 F3		0-0 F8		3	0	0	0	0	0	2
George Hendrick, R OBP: 0.387, SLG: 0.508 (1, 3)		0-0 1-3		0-0 F8		0-3 K		0-0 6-3		4	0	0	0	0	1	1
Willie McGee, S OBP: 0.324, SLG: 0.364 (1, 8)		0-0 6-3			0-0 1B		0-0 4-3		0-0 6-3	4	1	1	0	0	0	0
Floyd Rayford, R OBP: 0.259, SLG: 0.436 (1, 5) Ken Oberkfell, L OBP: 0.356, SLG: 0.349 (7, PH) (8, 5)		0-0 P4			0-0 F5 1-2		0-0 F9			2	0	0	0	0	0	1
Darrell Porter, L OBP: 0.326, SLG: 0.411 (1, 2)			0-3 K		0-0 1B		0-3 K			3	0	1	1	0	2	0
Ozzie Smith, S OBP: 0.289, SLG: 0.300 (1, 6)			0-0 5-3		0-0 F7			0-0 F8		3	0	0	0	0	0	1
Joaquin Andujar, S OBP: 0.120, SLG: 0.140 (1, 1) Steve Braun, L OBP: 0.478, SLG: 0.605 (8, PH) Mike Ramsey, S OBP: 0.331, SLG: 0.343 (8, PR) Dave Rucker, L (9, 1) Jeff Lahti, R (9, 1)			0-0 5-3		0-0 1-3			0-0 1B		2	0	0	0	0	0	1


Inning Stats	R: 0	H: 0	E: 0	K: 0	S: 3	R: 0	H: 0	E: 0	K: 0	S: 3	R: 0	H: 0	E: 0	K: 1	S: 5	R: 1	H: 1	E: 0	K: 0	S: 3	R: 1	H: 2	E: 0	K: 0	S: 5	R: 0	H: 0	E: 0	K: 1	S: 5	R: 0	H: 0	E: 0	K: 0	S: 4	R: 0	H: 1	E: 0	K: 0	S: 3	R: 0	H: 0	E: 0	K: 0	S: 3	1B: 4	SF: 0	2B: 0	3B: 0	HR: 0	SAC: 0	DP: 1	HBP: 0	WP: 0	PB: 0	SB: 2	CS: 0	PA: 32
--------------	------	------	------	------	------	------	------	------	------	------	------	------	------	------	------	------	------	------	------	------	------	------	------	------	------	------	------	------	------	------	------	------	------	------	------	------	------	------	------	------	------	------	------	------	------	-------	-------	-------	-------	-------	--------	-------	--------	-------	-------	-------	-------	--------

PITCHER	IP	WLS	BF	H	R	ER	SO	BB	IBB	HBP	BLK	WP	HR	S	P	ERA	WHIP
Mark Thurmond, L ERA: 1.89 (1, 1)	5.1	W	20	3	2	1	1	2	0	0	0	0	0	20	28	1.69	0.938
Luis DeLeon, R ERA: 2.32 (6, 1)	3.2	S	12	1	0	0	2	0	0	0	0	0	0	16	16	0.00	0.273

BOTTOM

San Diego Padres @ St. Louis Cardinals
 Busch Stadium, St. Louis, MO
 Thu Jul 21 1983, 7:05 PM CDT
 Att. 22,289 - Unknown

AB	30
R	2
H	4
RBI	1
BB	2
SO	3
LOB	8



Batter	1	2	3	4	5	6	7	8	9	AB R H RBI BB SO LOB	TOP																										
Luis Salazar, R (1, 5) OBP: 0.293, SLG: 0.350	0-0 F7		0-0 F8		0-0 P3		0-0 L9		0-3 K	5 0 0 0 0 1 3																											
Alan Wiggins, S (1, 7) OBP: 0.357, SLG: 0.325	0-0 S 2B		0-0 2-H 2B			0-0 4-3	0-0 2B		0-0 1-3	5 0 3 1 0 0 1																											
Steve Garvey, R (1, 3) OBP: 0.343, SLG: 0.464	0-3 K 2-3		0-0 F9			0-0 E2 2B E	0-0 F7			4 1 0 0 0 1 3																											
Terry Kennedy, L (1, 2) OBP: 0.355, SLG: 0.433	0-0 G3			0-0 4-3		0-0 E 1-3 2B		0-0 1B G6-4-3 2B		4 1 2 0 0 0 1																											
Sixto Lezcano, R (1, 9) OBP: 0.342, SLG: 0.366		0-3 K		0-3 K		4-0 E BB		0-0 G6-4-3 1B		3 0 1 0 1 2 0																											
Garry Templeton, S (1, 6) OBP: 0.261, SLG: 0.338		0-0 F8		0-0 6-3		0-0 E4 FC6-4		0-0 G6-4-3		4 0 0 1 0 0 3																											
Ruppert Jones, L (1, 8) OBP: 0.283, SLG: 0.333		0-3 K			0-0 4-3	0-0 F3		0-0 F8		2 0 0 0 0 1 0																											
Kurt Bevacqua, R (6, PH) OBP: 0.451, SLG: 0.508										2 0 0 0 0 0 3																											
Juan Bonilla, R (1, 4) OBP: 0.316, SLG: 0.305			1-0 SH3-4 2B HBP		0-0 6-3	0-0 FC6-4		0-0 FC6-4 1B		3 1 1 0 0 0 3																											
Ed Whitson, R (1, 1) OBP: 0.174, SLG: 0.136			0-0 SH3-4		0-0 1B		0-0 F8		0-0 FC6-4	0 0 0 0 0 0 0																											
Bruce Bochy, R (5, PH) OBP: 0.417, SLG: 0.545										1 0 0 1 0 0 0 0																											
Gary Lucas, L (5, 1)										0 0 0 0 0 0 0 0																											
Mario Ramirez, R (7, PH) OBP: 0.362, SLG: 0.329										1 0 0 0 0 0 0 0																											
Elias Sosa, R (7, 1)										0 0 0 0 0 0 0 0																											
Doug Gwosdz, R (9, PH) OBP: 0.185, SLG: 0.043										1 0 0 0 0 0 0 1																											
Inning Stats	R: 0 E: 0 K: 1 S: 6	H: 1 LOB: 1 BB: 0 P: 6	R: 0 E: 0 K: 2 S: 7	H: 0 LOB: 0 BB: 0 P: 7	R: 1 E: 0 K: 0 S: 4	H: 1 LOB: 1 BB: 0 P: 5	R: 0 E: 0 K: 1 S: 5	H: 0 LOB: 0 BB: 0 P: 5	R: 0 E: 0 K: 0 S: 4	H: 1 LOB: 1 BB: 0 P: 4	R: 1 E: 2 K: 0 S: 6	H: 1 LOB: 3 BB: 1 P: 10	R: 0 E: 0 K: 0 S: 4	H: 1 LOB: 1 BB: 0 P: 4	R: 1 E: 0 K: 0 S: 4	H: 2 LOB: 0 BB: 0 P: 4	R: 0 E: 0 K: 1 S: 6	H: 1 LOB: 1 BB: 0 P: 6	1B: 3 2B: 5 3B: 0 HR: 0	SF: 0 SAC: 1 DP: 1 HBP: 1	WP: 0 PB: 0 SB: 1 CS: 0	PA: 38															
PITCHER	IP WLS BF H R ER SO BB IBB HBP BLK WP HR S P ERA WHIP																																				
Fergie Jenkins, R (1, 1) ERA: 4.72	5.1		22	4	2	1	4	0	0	1	0	0	0	29	30	1.69	0.750																				
Warren Brusstar, R (6, 1) ERA: 2.2	0.0		2	0	0	0	0	1	0	0	0	0	0	1	5	∞	∞																				
Craig Lefferts, L (6, 1) ERA: 3.1	3.2	W	14	4	1	1	1	0	0	0	0	0	0	16	16	2.46	1.091																				

San Diego Padres @ Chicago Cubs
Wrigley Field, Chicago, IL
Fri Jul 22 1983, 3:33 AM CDT
Att. 26,281 - Sunny - 95 F

livebaseballscorecards.com

AB 35
R 3
H 8
RBI 2
BB 1
SO 5
LOB 18



Batter	1	2	3	4	5	6	7	8	9
Mel Hall, L OBP: 0.350, SLG: 0.417 (1, 8)	F9		F8		FC4-6 23 BB 2-H	E6 23 1B		3-1	
23 Ryne Sandberg, R OBP: 0.326, SLG: 0.399 (1, 4)	4-3 S 1B			P4	FC4-6 BB				
Bill Buckner, L OBP: 0.301, SLG: 0.453 (1, 3)	4-3 1-3			HR	FC4-6 1-2f 2-3	L6			
Ron Cey, R OBP: 0.329, SLG: 0.420 (1, 5)	F8			BB HBP	K	6-3			
Leon Durham, L OBP: 0.394, SLG: 0.498 (1, 7)		4-3		K		4-3	F9		
Keith Moreland, R OBP: 0.351, SLG: 0.480 (1, 9)		K		1-2 BB		1B WP 1B	F9		
Jody Davis, R OBP: 0.319, SLG: 0.521 (1, 2)		K		K		1B 1B 1B	F3		
Larry Bowa, S OBP: 0.309, SLG: 0.340 (1, 6)			4-3		SH1-4 1B BB	1B E 1B		K	
Fergie Jenkins, R OBP: 0.282, SLG: 0.316 (1, 1)			F9		SH1-4	E 23 1B 1B		G3	
Warren Brusstar, R ERA: 3.35 (6, 1)									
Craig Lefferts, L OBP: 0.176, SLG: 0.125 (6, 1)									

Inning Stats	R: 0	H: 1	E: 0	K: 0	S: 4	P: 4	R: 0	H: 0	E: 0	K: 2	S: 7	R: 0	H: 0	E: 0	K: 0	S: 3	R: 1	H: 1	E: 0	K: 2	S: 8	R: 1	H: 1	E: 0	K: 1	S: 6	R: 5	H: 6	E: 1	K: 0	S: 9	R: 0	H: 0	E: 0	K: 0	S: 3	R: 0	H: 0	E: 0	K: 1	S: 5				
	LOB: 1	BB: 0		LOB: 0	BB: 0		LOB: 2	BB: 1	LOB: 2	BB: 2		LOB: 0	BB: 0	LOB: 1	BB: 0		LOB: 1	BB: 0	LOB: 0	BB: 0		LOB: 0	BB: 0	LOB: 0	BB: 0	LOB: 1	BB: 0	LOB: 0	BB: 0		LOB: 0	BB: 0	LOB: 0	BB: 0		LOB: 0	BB: 0	LOB: 0	BB: 0		LOB: 0	BB: 0	LOB: 0	BB: 0	

PITCHER	IP	WLS	BF	H	R	ER	SO	BB	IBB	HBP	BLK	WP	HR	S	P	ERA	WHIP
Ed Whitson, R ERA: 3.76 (1, 1)	4.0		16	2	1	1	4	1	0	0	0	0	1	22	27	2.25	0.750
Gary Lucas, L ERA: 3.35 (5, 1)	2.0	L	15	7	6	5	1	2	0	0	0	1	0	15	23	22.50	4.500
Elias Sosa, R ERA: 5.45 (7, 1)	2.0		6	0	0	0	1	0	0	0	0	0	0	8	8	0.00	0.000


BOTTOM

San Diego Padres @ Chicago Cubs
Wrigley Field, Chicago, IL
Fri Jul 22 1983, 3:33 AM CDT
Att: 26,281 - Sunny - 95 F

AB	R	H	RBI	BB	SO	LOB
5	1	2	2	0	0	0
3	0	2	2	1	0	0
4	1	1	1	0	0	4
3	0	0	0	0	1	4
4	0	0	0	0	1	1
3	1	1	0	1	1	0
4	1	1	0	0	2	2
3	2	1	1	1	1	0
1	0	0	0	0	0	0
0	0	0	0	0	0	0
2	1	1	0	0	0	0

AB	32
R	7
H	9
RBI	6
BB	3
SO	6
LOB	11

WP: 1 PA: 37
PB: 0
SB: 1
CS: 0



1B	2B	3B	HR	SF	SAC	DP	HBP	WP	HR	S	P	ERA	WHIP
8	0	0	1	0	0	0	1	1	0	0	0	2.25	0.750

Batter	1	2	3	4	5	6	7	8	9	AB R H RBI BB SO LOB	TOP											
Luis Salazar, R (1, 5) OBP: 0.293, SLG: 0.356	0-0 4-3		0-0 4-3		0-0 F9		0-0 3B			4 0 1 2 0 0 0												
Alan Wiggins, S (1, 7) OBP: 0.359, SLG: 0.325	0-0 1B			0-0 F8		0-0 F8	4-0 BB			3 0 1 0 1 0 0												
Steve Garvey, R (1, 3) OBP: 0.339, SLG: 0.459	0-0 G6-4-3 1-2f		0-3 K		0-0 F8	0-0 1-3				4 0 0 0 0 1 3												
Terry Kennedy, L (1, 2) OBP: 0.356, SLG: 0.442		0-0 F7		0-0 HR		4-0 BB		0-0 4-3		3 1 1 1 1 0 0												
Sixto Lezcano, R (1, 9) OBP: 0.344, SLG: 0.366		0-0 1B		4-0 2B BB		0-0 L8		0-3 K		3 1 1 0 1 1 1												
Garry Templeton, S (1, 6) OBP: 0.261, SLG: 0.341		0-0 F8		0-0 2B			0-0 4-3	0-0 4-3		4 0 1 1 0 0 1												
Ruppert Jones, L (1, 8) OBP: 0.277, SLG: 0.326		0-0 G3		0-0 L9			0-0 4-3		0-0 5-3	4 0 0 0 0 0 2												
Juan Bonilla, R (1, 4) OBP: 0.315, SLG: 0.303			0-0 5-3		0-0 6-3		4-0 1B 3B BB		0-0 F9	3 1 0 0 1 0 0												
Eric Show, R (1, 1) OBP: 0.227, SLG: 0.233			0-3 K		0-0 6-3		0-0 3B 1B		0-0 P5	3 1 1 0 0 1 0												
Tony Gwynn, L (9, PH) OBP: 0.276, SLG: 0.292										1 0 0 0 0 0 0												
John Montefusco, R (9, 1) OBP: 0.250, SLG: 0.100										0 0 0 0 0 0 0												
Inning Stats	R: 0 E: 0 K: 0 S: 3	H: 1 LOB: 0 BB: 0 P: 3	R: 0 E: 0 K: 0 S: 4	H: 1 LOB: 1 BB: 0 P: 4	R: 0 E: 0 K: 1 S: 5	H: 0 LOB: 0 BB: 0 P: 5	R: 2 E: 0 K: 1 S: 7	H: 2 LOB: 1 BB: 1 P: 11	R: 0 E: 0 K: 0 S: 3	H: 0 LOB: 0 BB: 0 P: 3	R: 0 E: 0 K: 0 S: 3	H: 0 LOB: 1 BB: 1 P: 7	R: 2 E: 0 K: 0 S: 5	H: 2 LOB: 2 BB: 2 P: 13	R: 0 E: 0 K: 1 S: 5	H: 0 LOB: 0 BB: 0 P: 5	R: 0 E: 0 K: 0 S: 3	H: 0 LOB: 0 BB: 0 P: 3	1B: 3 2B: 1 3B: 1 HR: 1	SF: 0 SAC: 0 DP: 1 HBP: 0	WP: 0 PB: 0 SB: 0 CS: 0	PA: 36
PITCHER	IP WLS BF H R ER SO BB IBB HBP BLK WP HR S P ERA WHIP																					
Dickie Noles, R (1, 1) ERA: 4.84	6.2 L 28 6 4 4 2 3 0 0 0 0 0 1 29 41 5.40 1.350																					
Warren Brusstar, R (7, 1) ERA: 2.15	1.1 5 0 0 0 1 1 0 0 0 0 0 0 6 10 0.00 0.750																					
Bill Campbell, R (9, 1) ERA: 3.16	1.0 3 0 0 0 0 0 0 0 0 0 0 0 3 3 0.00 0.000																					

San Diego Padres @ Chicago Cubs
 Wrigley Field, Chicago, IL
 Sat Jul 23 1983, 3:33 AM CDT
 Att. 32,224 - Overcast - 82 F

livebaseballscorecards.com

AB	32
R	4
H	6
RBI	4
BB	4
SO	3
LOB	7



Batter	1	2	3	4	5	6	7	8	9	AB R H RBI BB SO LOB	TOP
Luis Salazar, R (1, 5) OBP: 0.289, SLG: 0.352	0-0 5-6-3		0-3 K			0-0 SH1-4		0-3 K		3 0 0 0 0 2 0	
Alan Wiggins, S (1, 7) OBP: 0.360, SLG: 0.331	0-3 K			0-0 1B 2B		0-0 4-3		0-0 4-3 1B		4 1 2 0 0 1 1	
Steve Garvey, R (1, 3) OBP: 0.338, SLG: 0.457	0-0 6-3			0-0 G6-3 1B		0-3 K		0-0 4-3		4 0 1 1 0 1 2	
Terry Kennedy, L (1, 2) OBP: 0.355, SLG: 0.448		0-0 HR		0-0 G6-3 1-2f		0-0 L7		0-0 F7		4 1 1 1 0 0 2	
Sixto Lezcano, R (1, 9) OBP: 0.340, SLG: 0.361		0-0 5-3		0-0 F8		0-0 3-1		0-0 F2		4 0 0 0 0 0 1	
Garry Templeton, S (1, 6) OBP: 0.281, SLG: 0.341		0-0 4-3			0-0 F7		0-0 FC4-6 1B			3 0 1 0 0 0 0	
Ruppert Jones, L (1, 8) OBP: 0.273, SLG: 0.320		0-0 4-1			0-3 K		0-0 FC4-6			3 0 0 0 0 1 1	
Juan Bonilla, R (1, 4) OBP: 0.313, SLG: 0.300			0-0 F8		0-0 5-3			0-0 4-3		3 0 0 0 0 0 0	
Tim Lollar, L (1, 1) OBP: 0.316, SLG: 0.281			0-0 4-3			0-0 4-3 SH1-4 1B		0-0 4-3		2 0 1 0 0 0 0	
Tim Flannery, L (8, PH) OBP: 0.323, SLG: 0.395										1 0 0 0 0 0 0	
Elias Sosa, R (8, 1)										0 0 0 0 0 0 0	
Inning Stats	R: 0 H: 0 E: 0 LOB: 0 K: 1 BB: 0 S: 5 P: 5	R: 1 H: 1 E: 0 LOB: 0 K: 0 BB: 0 S: 4 P: 4	R: 0 H: 0 E: 0 LOB: 0 K: 1 BB: 0 S: 5 P: 5	R: 1 H: 2 E: 0 LOB: 0 K: 0 BB: 0 S: 4 P: 4	R: 0 H: 0 E: 0 LOB: 0 K: 1 BB: 0 S: 5 P: 5	R: 0 H: 1 E: 0 LOB: 1 K: 1 BB: 0 S: 6 P: 6	R: 0 H: 1 E: 0 LOB: 1 K: 0 BB: 0 S: 4 P: 4	R: 0 H: 0 E: 0 LOB: 0 K: 1 BB: 0 S: 5 P: 5	R: 0 H: 1 E: 0 LOB: 1 K: 0 BB: 0 S: 4 P: 4	1B: 4 SF: 0 2B: 1 SAC: 1 3B: 0 DP: 1 HR: 1 HBP: 0	WP: 0 PA: 32 PB: 0 SB: 0 CS: 0
PITCHER Chuck Rainey, R (1, 1) ERA: 3.99 Lee Smith, R (9, 1) ERA: 1.19	IP WLS BF H R ER SO BB IBB HBP BLK WP HR S P ERA WHIP										
	8.0 W 29 6 2 2 5 0 0 0 0 0 0 1 39 39 2.25 0.750										
	1.0 S 3 0 0 0 0 0 0 0 0 0 0 0 0 3 3 0.00 0.000										

San Diego Padres @ Chicago Cubs
Wrigley Field, Chicago, IL
Sun Jul 24 1983, 3:33 AM CDT
Att. 34,127 - Sunny - 76 F

livebaseballscorecards.com

AB	31
R	2
H	6
RBI	2
BB	0
SO	5
LOB	7



Batter	1	2	3	4	5	6	7	8	9	AB	R	H	RBI	BB	SO	LOB
23 Ryne Sandberg, R (1, 4) OBP: 0.322, SLG: 0.391	0-0 F3		0-0 L9-3			0-0 5-3		4-0 SF7 BB		3	1	0	0	1	0	1
Bill Buckner, L (1, 3) OBP: 0.300, SLG: 0.448	0-0 F8			0-0 P6		0-0 BB 2B 1B		0-0 F8		4	1	1	0	0	0	1
Keith Moreland, R (1, 9) OBP: 0.346, SLG: 0.471	0-0 F8			0-0 5-3		4-0 BB 2B		0-0 E4 SF7		3	1	0	0	1	0	1
Ron Cey, R (1, 5) OBP: 0.330, SLG: 0.435		0-0 HR		0-0 F7		0-0 1B 2B		0-0 SF7		3	2	2	4	0	0	0
Jody Davis, R (1, 2) OBP: 0.318, SLG: 0.514		4-0 FC1-6 BB		0-0 F7		0-0 1B		0-0 F3		3	0	1	1	1	0	1
Mel Hall, L (1, 8) OBP: 0.352, SLG: 0.430		0-0 FC1-6 CS		4-0 BB			0-3 K			2	0	0	0	1	1	1
Jerry Morales, R (1, 7) OBP: 0.230, SLG: 0.271		0-0 F8		0-3 K			4-0 G3 BB			2	0	0	0	1	1	2
Larry Bowa, S (1, 6) OBP: 0.306, SLG: 0.336			0-3 K		0-3 K		0-0 G3			3	0	0	0	0	2	2
Chuck Rainey, R (1, 1) Lee Smith, R (9, 1) OBP: 0.256, SLG: 0.147			4-0 BB		4-0 4-3		0-0 6-3			2	0	0	0	1	0	1

Inning Stats	R: 0	H: 0	E: 0	K: 0	S: 3	R: 1	H: 1	E: 0	K: 0	S: 3	R: 0	H: 0	E: 0	K: 1	S: 4	R: 0	H: 0	E: 0	K: 2	S: 7	R: 3	H: 3	E: 0	K: 0	S: 5	R: 0	H: 0	E: 0	K: 1	S: 5	R: 1	H: 0	E: 1	K: 0	S: 4
	LOB: 0	BB: 0	P: 3	LOB: 0	BB: 1	LOB: 0	BB: 0	LOB: 0	BB: 1	P: 7	LOB: 0	BB: 0	LOB: 0	BB: 1	P: 8	LOB: 1	BB: 1	LOB: 1	BB: 1	P: 11	LOB: 1	BB: 1	LOB: 1	BB: 1	P: 9	LOB: 1	BB: 1	LOB: 1	BB: 1	P: 8	LOB: 1	BB: 1	LOB: 1	BB: 1	P: 8


PITCHER	IP	WLS	BF	H	R	ER	SO	BB	IBB	HBP	BLK	WP	HR	S	P	ERA	WHIP
Tim Lollar, L (1, 1) ERA: 4.65	7.0	L	27	4	4	4	4	5	0	0	0	0	1	30	50	5.14	1.286
Elias Sosa, R (8, 1) ERA: 5.31	1.0		5	0	1	0	0	1	0	0	0	0	0	4	8	0.00	1.000

BOTTOM

San Diego Padres @ Chicago Cubs
 Wrigley Field, Chicago, IL
 Sun Jul 24 1983, 3:33 AM CDT
 Att. 34,127 - Sunny - 76 F

livebaseballscorecards.com

AB	25
R	5
H	4
RBI	5
BB	6
SO	4
LOB	10



WP: 0	PA: 32
PB: 0	
SB: 1	
CS: 1	

Batter	1	2	3	4	5	6	7	8	9	AB R H RBI BB SO LOB	TOP	
Luis Salazar, R (1, 5) OBP: 0.291, SLG: 0.353	0-0 4-3		0-0 1B S 2B 1B		0-3 K		0-3 K		0-0 FC5-4 1B	5 1 2 0 0 2 0		
Alan Wiggins, S (1, 7) OBP: 0.361, SLG: 0.332	0-3 K		0-0 2B 1-3 1B			0-0 BB 2B 1B	0-0 4-3		0-3 K	5 1 2 0 0 2 1		
Steve Garvey, R (1, 3) OBP: 0.341, SLG: 0.460	0-0 1B		0-0 2B 1-2 2B			4-0 2B 1-2 1B BB	0-3 K		0-0 FC5-4 1-2f	4 1 2 1 1 1 1		
Terry Kennedy, L (1, 2) OBP: 0.357, SLG: 0.452 Luis DeLeon, R (8, PR) OBP: 0.143, SLG: 0.143 Doug Gwosdz, R (8, 2) OBP: 0.185, SLG: 0.043	0-0 F5		0-3 K			0-0 1B 1-3 2-H 2B		0-0 FC3-6 BB 1B		4 0 2 1 0 1 2 0 0 0 0 0 0 0 0 0 0 0 0 0 0		
Sixto Lezcano, R (1, 9) OBP: 0.345, SLG: 0.362		0-3 K		0-0 G4-6-3 1B		4-0 1B BB		4-0 FC3-6 1-2 BB		2 0 1 0 2 1 0		
Garry Templeton, S (1, 6) OBP: 0.261, SLG: 0.339		0-0 F8		0-0 G4-6-3 1-2f		0-0 1B 1-2 2-3 3-H		0-0 F3		4 0 1 1 0 0 3		
Ruppert Jones, L (1, 8) OBP: 0.278, SLG: 0.324		0-0 FC4-6 1B		0-0 CS 1B		0-3 K		0-0 FC3-6 1-2f 2-3 FC6-4		4 0 2 0 0 1 5		
Juan Bonilla, R (1, 4) OBP: 0.310, SLG: 0.297 Kurt Bevacqua, R (8, PH) OBP: 0.444, SLG: 0.500 Sid Monge, S (8, 1) OBP: 0.200, SLG: 0.200		0-0 FC4-6 1-2f		0-0 CS 1-2		0-0 6-3 K	0-3 K	0-0 FC6-4 1-2f		3 0 0 0 0 1 4 1 0 0 0 0 0 2 0 0 0 0 0 0 0		
Dave Dravecky, R (1, 1) OBP: 0.148, SLG: 0.154 Tony Gwynn, L (6, PH) OBP: 0.273, SLG: 0.288 John Montefusco, R (6, 1) OBP: 0.250, SLG: 0.100 Tim Flannery, L (8, 4) OBP: 0.321, SLG: 0.392			0-0 F8		0-3 K	0-3 K		0-0 F7		2 0 0 0 0 1 0 1 0 0 0 0 1 3 0 0 0 0 0 0 0 1 0 0 0 0 0 0		
Inning Stats	R: 0 H: 1 E: 0 LOB: 1 K: 1 BB: 0 S: 6 P: 6	R: 0 H: 1 E: 0 LOB: 1 K: 1 BB: 0 S: 6 P: 6	R: 1 H: 3 E: 0 LOB: 1 K: 1 BB: 0 S: 7 P: 7	R: 0 H: 2 E: 0 LOB: 0 K: 0 BB: 0 S: 3 P: 3	R: 0 H: 0 E: 0 LOB: 0 K: 2 BB: 0 S: 7 P: 7	R: 2 H: 3 E: 0 LOB: 3 K: 3 BB: 2 S: 12 P: 20	R: 0 H: 0 E: 0 LOB: 0 K: 2 BB: 0 S: 7 P: 7	R: 0 H: 1 E: 0 LOB: 2 K: 0 BB: 1 S: 4 P: 8	R: 0 H: 1 E: 0 LOB: 1 K: 1 BB: 0 S: 6 P: 6	1B: 10 SF: 0 2B: 2 SAC: 0 3B: 0 DP: 1 HR: 0 HBP: 0	WP: 0 PA: 40 PB: 0 SB: 1 CS: 1	
PITCHER Rick Rhoden, R (1, 1) ERA: 3.45 Cecilio Guante, R (6, 1) ERA: 2.68	IP WLS BF H R ER SO BB IBB HBP BLK WP HR S P ERA WHIP	5.0 W 24 10 3 3 5 2 0 0 0 0 0 0 32 40 5.40 2.400	4.0 S 15 2 0 0 6 1 0 0 0 0 0 0 26 30 0.00 0.750	PITCHER IP WLS BF H R ER SO BB IBB HBP BLK WP HR S P ERA WHIP								

San Diego Padres @ Pittsburgh Pirates
 Three Rivers Stadium, Pittsburgh, PA
 Mon Jul 25 1983, 7:05 PM EDT
 Att: 12,161 - Unknown

livebaseballscorecards.com

AB	36
R	3
H	12
RBI	3
BB	3
SO	11
LOB	21



Batter	1	2	3	4	5	6	7	8	9	AB R H RBI BB SO LOB	TOP									
Luis Salazar, R (1, 5) OBP: 0.297, SLG: 0.361	0-0 G1-4-3 1B	0-0 F7		0-0 E5 1B		0-0 1-3			0-0 G3 1B 2B	5 1 3 0 0 0 2										
Alan Wiggins, S (1, 7) OBP: 0.358, SLG: 0.330	0-0 G1-4-3 1B	0-0 6-3		0-0 F8		0-0 6-3			0-0 G3	5 0 1 0 0 0 4										
Steve Garvey, R (1, 3) OBP: 0.342, SLG: 0.459	0-0 G1-4-3 1-2f 2-3		0-0 WP E 1B		0-0 F8		0-0 F9		0-0 E 1B	5 1 2 1 0 0 2										
Terry Kennedy, L (1, 2) OBP: 0.355, SLG: 0.451	0-0 F8		0-0 F8		0-0 1B 2B		0-3 K		0-0 E6 FC6-4	5 1 1 0 0 1 3										
Sixto Lezcano, R (1, 9) OBP: 0.343, SLG: 0.356		4-0 1B HR BB		0-0 E5		0-0 F3		0-0 6-3	0-0 F2	4 1 0 0 1 0 3										
Garry Templeton, S (1, 6) OBP: 0.263, SLG: 0.341		0-0 1B HR		0-3 K		0-0 2-H 1B		0-0 4-3	0-0 FC6-4	5 1 2 1 0 1 3										
Ruppert Jones, L (1, 8) OBP: 0.277, SLG: 0.339		0-0 HR		0-0 4-3		0-0 4-3		0-0 F8		4 1 1 3 0 0 2										
Juan Bonilla, R (1, 4) OBP: 0.309, SLG: 0.300		0-0 F3		0-0 6-3		0-0 L6		0-0 2B		4 0 1 0 0 0 0										
Mark Thurmond, L (1, 1) OBP: 0.154, SLG: 0.231		0-0 2B		0-0 F8		0-0 1-3 1B		0-3 K		3 0 2 0 0 0 0										
Luis DeLeon, R (7, 1) OBP: 0.125, SLG: 0.125										1 0 0 0 0 1 1										
Inning Stats	R: 0 E: 0 K: 0 S: 4	H: 2 LOB: 1 BB: 0 P: 4	R: 3 E: 0 K: 0 S: 6	H: 3 LOB: 1 BB: 1 P: 10	R: 1 E: 1 K: 1 S: 7	H: 1 LOB: 1 BB: 0 P: 7	R: 0 E: 1 K: 0 S: 4	H: 1 LOB: 1 BB: 0 P: 4	R: 1 E: 0 K: 0 S: 5	H: 2 LOB: 1 BB: 0 P: 5	R: 0 E: 0 K: 1 S: 5	H: 0 LOB: 0 BB: 0 P: 5	R: 0 E: 0 K: 1 S: 6	H: 1 LOB: 1 BB: 0 P: 6	R: 1 E: 1 K: 0 S: 6	H: 2 LOB: 2 BB: 0 P: 6	1B: 8 2B: 4 3B: 0 HR: 1	SF: 0 SAC: 0 DP: 1 HBP: 0	WP: 1 PB: 0 SB: 0 CS: 0	PA: 42
PITCHER	IP WLS BF H R ER SO BB IBB HBP BLK WP HR S P ERA WHIP																			
Don Robinson, R (1, 1) ERA: 4.73	1.0 L 7 4 3 3 0 1 0 0 0 0 0 1 6 10 27.00 5.000																			
Jim Bibby, R (2, 1) ERA: 7.71	5.0 22 6 2 1 1 0 0 0 0 0 1 0 24 24 1.80 1.200																			
Rod Scurry, L (7, 1) ERA: 5.25	2.0 7 1 0 0 2 0 0 0 0 0 0 0 11 11 0.00 0.500																			
Manny Sarmiento, R (9, 1) ERA: 3.26	1.0 6 2 1 1 0 0 0 0 0 0 0 0 6 6 9.00 2.000																			

San Diego Padres @ Pittsburgh Pirates
 Three Rivers Stadium, Pittsburgh, PA
 Tue Jul 26 1983, 7:05 PM EDT
 Unknown

AB	41
R	6
H	13
RBI	5
BB	1
SO	3
LOB	20



livebaseballscorecards.com

Batter	1	2	3	4	5	6	7	8	9	AB R H RBI BB SO LOB	BOTTOM									
Lee Lacy, R OBP: 0.345, SLG: 0.432 (1, 8)										5 1 4 0 0 0 1	San Diego Padres @ Pittsburgh Pirates Three Rivers Stadium, Pittsburgh, PA Tue Jul 26 1983, 7:05 PM EDT Unknown									
Brian Harper, R OBP: 0.200, SLG: 0.473 (1, 7)										4 0 1 0 0 0 3										
Bill Madlock, R OBP: 0.387, SLG: 0.459 (1, 5)										4 0 3 1 0 0 1										
Jim Morrison, R OBP: 0.364, SLG: 0.558 (1, 4)										3 0 0 0 0 1 2										
Dave Parker, L OBP: 0.316, SLG: 0.414 (1, 9)										3 0 1 0 1 0 0										
Tony Peña, R OBP: 0.323, SLG: 0.376 (1, 2)										2 0 0 0 1 0 3										
Rod Scurry, L (7, 1)										0 0 0 0 0 0 0										
Mike Easler, L OBP: 0.365, SLG: 0.439 (8, PH)										1 0 0 0 0 0 0										
Manny Sarmiento, R (9, 1)										0 0 0 0 0 0 0										
Gene Tenace, R OBP: 0.288, SLG: 0.184 (1, 3) (7, 2)										4 0 0 0 0 0 5										
Dale Berra, R OBP: 0.328, SLG: 0.384 (1, 6)										4 0 1 0 0 0 0										
Don Robinson, R OBP: 0.167, SLG: 0.417 (1, 1)										0 0 0 0 0 0 0										
Jim Bibby, R OBP: 0.118, SLG: 0.118 (2, 1)										2 0 0 0 0 0 0										
Lee Mazzilli, S OBP: 0.387, SLG: 0.366 (7, 3)										2 0 0 0 0 1 1										
Inning Stats	R: 1 E: 0 K: 0 S: 6	H: 3 LOB: 3 BB: 1 P: 10	R: 0 E: 0 K: 0 S: 4	H: 1 LOB: 1 BB: 0 P: 4	R: 0 E: 0 K: 0 S: 4	H: 2 LOB: 2 BB: 1 P: 8	R: 0 E: 0 K: 0 S: 4	H: 1 LOB: 1 BB: 0 P: 4	R: 0 E: 0 K: 0 S: 3	H: 0 LOB: 0 BB: 0 P: 3	R: 0 E: 0 K: 0 S: 4	H: 1 LOB: 1 BB: 0 P: 4	R: 0 E: 0 K: 1 S: 5	H: 0 LOB: 0 BB: 0 P: 5	R: 0 E: 0 K: 1 S: 6	H: 1 LOB: 1 BB: 0 P: 6	1B: 9 2B: 1 3B: 0 HR: 0	SF: 0 SAC: 1 DP: 2 HBP: 0	WP: 0 PB: 0 SB: 1 CS: 0	PA: 37
PITCHER	IP WLS BF H R ER SO	WLS W S 11	H R ER SO	H R ER SO	WLS W S 11	H R ER SO	H R ER SO	WLS W S 11	H R ER SO	WLS W S 11	H R ER SO	H R ER SO	H R ER SO	H R ER SO	H R ER SO	H R ER SO	ERA WHIP	ERA WHIP		
Mark Thurmond, L ERA: 1.84 (1, 1)	6.0		8	1	1	0											1.50	1.500		
Luis DeLeon, R ERA: 2.2 (7, 1)	3.0		2	0	0	2											0.00	0.667		

San Diego Padres @ Pittsburgh Pirates

Three Rivers Stadium, Pittsburgh, PA

Tue Jul 26 1983, 7:05 PM EDT

Unknown

AB 34
R 1
H 10
RBI 1
BB 2
SO 2
LOB 16



livebaseballscorecards.com

Batter	1	2	3	4	5	6	7	8	9	AB R H RBI BB SO LOB	TOP																								
Luis Salazar, R (1, 5) OBP: 0.293, SLG: 0.356	0-3 K			0-3 K		0-0 L8		0-0 5-3		4 0 0 0 0 2 2																									
Alan Wiggins, S (1, 9) OBP: 0.355, SLG: 0.326	0-0 6-3			0-3 K		0-0 4-3		0-0 1-3		3 0 0 1 0 1 0																									
Gary Lucas, L (6, 1)										0 0 0 0 0 0 0																									
Terry Kennedy, L (8, PH) OBP: 0.354, SLG: 0.450										1 0 0 0 0 0 1																									
John Montefusco, R (8, 1) OBP: 0.250, SLG: 0.100										0 0 0 0 0 0 0																									
Gene Richards, L (1, 7) OBP: 0.330, SLG: 0.398	0-0 F9			0-3 K		0-0 6-3		0-0 F8		4 0 0 0 0 1 1																									
Steve Garvey, R (1, 3) OBP: 0.343, SLG: 0.460		0-0 L6				0-0 G3 1B		0-0 1-3		2 1 1 0 0 0 0																									
Kurt Bevacqua, R (5, 3) OBP: 0.432, SLG: 0.484									0-0 E9 2B	2 1 0 0 0 0 0																									
Garry Templeton, S (1, 6) OBP: 0.285, SLG: 0.342		0-0 G6-4-3 1B				0-0 G3		0-0 3B		2 0 1 0 0 0 1																									
Mario Ramirez, R (5, 6) OBP: 0.364, SLG: 0.345									0-0 6-3	2 1 1 0 0 0 1																									
Ruppert Jones, L (1, 8) OBP: 0.286, SLG: 0.363		0-0 G6-4-3				0-0 1B		0-0 3B		4 1 3 3 0 0 1																									
Bruce Bochy, R (1, 2) OBP: 0.313, SLG: 0.429			0-0 5-3			0-0 F4		0-0 5-3		3 0 0 1 0 0 2																									
Tim Flannery, L (1, 4) OBP: 0.314, SLG: 0.382			0-0 F8			0-0 6-3		0-0 L7		4 0 0 0 0 0 2																									
Ed Whitson, R (1, 1) OBP: 0.167, SLG: 0.130			0-3 K						0-0 E4	1 0 0 0 0 1 0																									
Elias Sosa, R (4, 1)										0 0 0 0 0 0 0																									
Tony Gwynn, L (6, PH) (6, 9)						0-0 WP 4-3 1B				2 1 1 0 0 0 0																									
Inning Stats	R: 0 E: 0 K: 1 S: 5	H: 0 LOB: 0 BB: 0 P: 5	R: 0 E: 0 K: 0 S: 3	H: 1 LOB: 0 BB: 0 P: 3	R: 0 E: 0 K: 1 S: 5	H: 0 LOB: 0 BB: 0 P: 5	R: 0 E: 0 K: 3 S: 9	H: 0 LOB: 0 BB: 0 P: 9	R: 1 E: 0 K: 0 S: 5	H: 2 LOB: 1 BB: 0 P: 5	R: 1 E: 0 K: 0 S: 4	H: 1 LOB: 0 BB: 0 P: 4	R: 1 E: 0 K: 0 S: 5	H: 2 LOB: 1 BB: 0 P: 5	R: 0 E: 1 K: 0 S: 4	H: 0 LOB: 1 BB: 0 P: 4	R: 2 E: 1 K: 0 S: 5	H: 1 LOB: 0 BB: 0 P: 5	1B: 4 2B: 2 3B: 1 HR: 0	SF: 1 SAC: 0 DP: 1 HBP: 0	WP: 3 PB: 0 SB: 0 CS: 0	PA: 35													
PITCHER Lee Tunnell, R (1, 1) ERA: 4.5	IP 9.0	WLS W	BF 35	H 7	R 5	ER 3	SO 5	BB 0	IBB 0	HBP 0	BLK 0	WP 2	HR 0	S 45	P 45	ERA 3.00	WHIP 0.778	PITCHER	IP	WLS	BF	H	R	ER	SO	BB	IBB	HBP	BLK	WP	HR	S	P	ERA	WHIP

San Diego Padres @ Pittsburgh Pirates
 Three Rivers Stadium, Pittsburgh, PA

AB	34
R	5
H	7
RBI	5
BB	0
SO	5
LOB	11



Tue Jul 26 1983, 7:05 PM EDT
 Att. 20,660 - Unknown

livebaseballscorecards.com

Batter	1	2	3	4	5	6	7	8	9
Marvell Wynne, L (1, 8) <small>OBP: 0.316, SLG: 0.382</small>	0-0 	0-0 F8 		0-0 		0-0 2B 		0-3 K 	
Johnny Ray, S (1, 4) <small>OBP: 0.333, SLG: 0.414</small>	0-0 F6 	0-0 1-H HR 		4-0 6-3 BB 		0-0 1-H 2B 		0-0 	
Bill Madlock, R (1, 5) <small>OBP: 0.387, SLG: 0.468</small>	0-0 2-3 BB E 	0-0 2-H HR 		0-0 6-3 		0-0 F8 		0-0 F9 	
Jason Thompson, L (1, 3) <small>OBP: 0.403, SLG: 0.451</small>	4-0 1-2 E BB 	0-0 F5 		0-3 K 		0-3 K 			
Dave Parker, L (1, 9) <small>OBP: 0.312, SLG: 0.410</small>	0-0 3-H SF8 		0-3 K HR 		0-0 F7 		0-0 F8 		
Mike Easler, L (1, 7) <small>OBP: 0.371, SLG: 0.461</small>	0-0 1-H 2-H E8 		0-0 1-H HR 		0-0 G3 		0-0 FC6-4 1B 		
Tony Peña, R (1, 2) <small>OBP: 0.319, SLG: 0.371</small>	0-0 4-3 		0-3 K 		0-0 F8 		0-3 K 		
Dale Berra, R (1, 6) <small>OBP: 0.324, SLG: 0.379</small>		0-0 F8 	0-3 K 		0-0 4-3 		0-0 FC6-4 		
Lee Tunnell, R (1, 1) <small>OBP: 0.161, SLG: 0.133</small>		0-0 2B 	0-0 L8 		0-3 K 		0-3 K 		

Inning Stats	R: 3	H: 3	E: 1	K: 0	S: 6	LOB: 1	BB: 1	P: 10
	R: 3	H: 3	E: 0	K: 0	S: 6	LOB: 0	BB: 0	P: 6
	R: 2	H: 1	E: 0	K: 3	S: 11	LOB: 0	BB: 0	P: 11
	R: 1	H: 1	E: 0	K: 1	S: 6	LOB: 1	BB: 1	P: 10
	R: 0	H: 0	E: 0	K: 0	S: 3	LOB: 0	BB: 0	P: 3
	R: 1	H: 2	E: 0	K: 2	S: 9	LOB: 1	BB: 0	P: 9
	R: 0	H: 1	E: 0	K: 1	S: 6	LOB: 1	BB: 0	P: 6
	R: 0	H: 1	E: 0	K: 2	S: 8	LOB: 1	BB: 0	P: 8

PITCHER	IP	WLS	BF	H	R	ER	SO	BB	IBB	HBP	BLK	WP	HR	S	P	ERA	WHIP
Ed Whitson, R (1, 1) <small>ERA: 4.73</small>	3.0	L	20	8	9	9	3	2	0	0	0	1	3	24	32	27.00	3.333
Elias Sosa, R (4, 1) <small>ERA: 5.06</small>	2.0		6	0	0	0	1	0	0	0	0	0	0	8	8	0.00	0.000
Gary Lucas, L (6, 1) <small>ERA: 3.4</small>	2.0		9	3	1	1	3	0	0	0	0	0	0	15	15	4.50	1.500
John Montefusco, R (8, 1) <small>ERA: 3.73</small>	1.0		4	1	0	0	2	0	0	0	0	0	0	8	8	0.00	1.000

BOTTOM

San Diego Padres @ Pittsburgh Pirates
 Three Rivers Stadium, Pittsburgh, PA

Tue Jul 26 1983, 7:05 PM EDT
 Att. 20,660 - Unknown

AB	R	H	RBI	BB	SO	LOB
5	3	3	1	0	1	1
4	1	3	2	1	0	1
5	2	2	2	0	0	3
3	1	0	0	1	2	2
3	1	0	1	0	1	1
4	1	3	4	0	0	0
4	0	0	0	0	2	2
4	0	0	0	0	1	1
4	1	1	0	0	2	0

AB	36
R	10
H	12
RBI	10
BB	2
SO	9
LOB	11

WP	HR	S	P	ERA	WHIP
1	3	0	39		
0	0	0			
1	0	0			
0	0	0			

Batter	1	2	3	4	5	6	7	8	9	AB R H RBI BB SO LOB	TOP											
Luis Salazar, R (1, 5) OBP: 0.289, SLG: 0.351	0-3 K			0-3 K			x 0-0 F4		x 0-0 F4	4 0 0 0 0 2 0	San Diego Padres @ Pittsburgh Pirates Three Rivers Stadium, Pittsburgh, PA Wed Jul 27 1983, 7:05 PM EDT Att: 18,793 - Unknown livebaseballscorecards.com											
Alan Wiggins, S (1, 7) OBP: 0.354, SLG: 0.325	0-0 F8			0-0 L6			x 0-0 1B		x 0-0 4-3	4 0 1 0 0 0 0												
Steve Garvey, R (1, 3) OBP: 0.342, SLG: 0.457	0-0 F3			0-0 G3			x 0-0 F8		x 0-0 2B 1B	4 1 1 0 0 0 1												
Terry Kennedy, L (1, 2) OBP: 0.354, SLG: 0.447 Doug Gwosdz, R (8, 2) OBP: 0.214, SLG: 0.125		B B B B 4-0 G4-6-3 BB			x 0-0 F8		x 0-0 5-3		x 0-0 2B 1-H 2B	2 0 0 0 1 0 1 1 0 1 1 0 0 0												
Sixto Lezcano, R (1, 9) OBP: 0.338, SLG: 0.351		x 0-0 F9		S S 0-3 K			x 0-0 F4	x 0-0 F8	4 0 0 0 0 1 2													
Garry Templeton, S (1, 6) OBP: 0.282, SLG: 0.338		x 0-0 G4-6-3 1-2f		x 0-0 4-3			x 0-0 F7		3 0 0 0 0 0 1													
Ruppert Jones, L (1, 8) OBP: 0.287, SLG: 0.359			x 0-0 F6		S S 0-3 K		B B B 4-0 1B BB		2 0 0 0 1 1 0													
Juan Bonilla, R (1, 4) OBP: 0.310, SLG: 0.300			x 0-0 3-1		x 0-0 5-3		x 0-0 1-2 1B		3 0 1 0 0 0 0													
Eric Show, R (1, 1) OBP: 0.217, SLG: 0.222 Elias Sosa, R (7, 1) Tim Flannery, L (8, PH) OBP: 0.312, SLG: 0.379 Sid Monge, S (8, 1) OBP: 0.200, SLG: 0.200			S S 0-3 K		S S 0-3 K		S S 0-3 K		2 0 0 0 0 2 0 0 0 0 0 0 0 0 1 0 0 0 0 1 2 0 0 0 0 0 0 0													
Inning Stats	R: 0 E: 0 K: 1 S: 5	H: 0 LOB: 0 BB: 0 P: 5	R: 0 E: 0 K: 0 S: 2	H: 0 LOB: 0 BB: 1 P: 6	R: 0 E: 0 K: 1 S: 5	H: 0 LOB: 0 BB: 0 P: 5	R: 0 E: 0 K: 1 S: 5	H: 0 LOB: 0 BB: 0 P: 5	R: 0 E: 0 K: 2 S: 7	H: 0 LOB: 0 BB: 0 P: 7	R: 0 E: 0 K: 0 S: 4	H: 1 LOB: 1 BB: 0 P: 4	R: 0 E: 0 K: 1 S: 6	H: 1 LOB: 2 BB: 1 P: 10	R: 1 E: 0 K: 0 S: 5	H: 2 LOB: 1 BB: 0 P: 5	1B: 3 2B: 1 3B: 0 HR: 0	SF: 0 SAC: 0 DP: 1 HBP: 0	WP: 0 PB: 0 SB: 0 CS: 0	PA: 32		
PITCHER Jose DeLeon, R (1, 1) ERA: 1.59	IP 9.0	WLS W	BF 32	H 4	R 1	ER 1	SO 7	BB 2	IBB 0	HBP 0	BLK 0	WP 0	HR 0	S 44	P 52	ERA 1.00	WHIP 0.667				ERA 1.00	WHIP 0.667

AB	30
R	1
H	4
RBI	1
BB	2
SO	7
LOB	7



Batter	1	2	3	4	5	6	7	8	9	AB	R	H	RBI	BB	SO	LOB
Marvell Wynne, L (1, 8) OBP: 0.319, SLG: 0.389	0-0 HR 1B	0-3 K			0-0 4-3		0-0 HR 2B	0-0 F7		5	2	2	0	0	1	0
Johnny Ray, S (1, 4) OBP: 0.337, SLG: 0.435	0-0 HR 1-H	0-0 F7			0-0 G5-4-3 1B		0-0 HR	0-0 5-3		5	2	3	4	0	0	0
Bill Madlock, R (1, 5) OBP: 0.391, SLG: 0.470 Jim Morrison, R (8, 5) OBP: 0.370, SLG: 0.563	0-0 BB 1B		0-0 G4-6-3 1B		0-0 G5-4-3 1-2f		1-0 BB 1B HBP	0-0 FC4-6 1B		3	2	2	0	0	0	1
Jason Thompson, L (1, 3) OBP: 0.401, SLG: 0.446	0-3 K		0-0 G4-6-3 1-2f		0-0 F2		4-0 1B BB	0-0 FC4-6 1-2f		4	1	0	0	1	1	3
Dave Parker, L (1, 9) OBP: 0.314, SLG: 0.411 Lee Lacy, R (7, PR) OBP: 0.345, SLG: 0.432 (8, 9)	0-0 F8		0-0 4-3		0-0 1B S		0-0 G3 1B 1-3 2-H			4	1	2	1	0	0	1
Mike Easler, L (1, 7) OBP: 0.376, SLG: 0.463	4-0 1B 1-2 BB		0-0 G3		0-0 HR 1B 1-H		0-0 G3 1B 1-2 3-H			3	1	2	2	1	0	0
Tony Peña, R (1, 2) OBP: 0.324, SLG: 0.386	0-0 1B 1-2 2-H		0-0 1B		0-0 HR 1B 1-H		0-0 G3 1B 1-2 2-3			4	1	3	3	0	0	2
Dale Berra, R (1, 6) OBP: 0.323, SLG: 0.376	0-0 L7		0-0 L8		0-0 L4		4-0 G4-6-3 IBB			3	0	0	0	1	0	3
Jose DeLeon, R (1, 1)		0-3 K		0-3 K		0-3 K	0-0 G4-6-3 1-2f			4	0	0	0	0	3	4

Inning Stats	R: 3	H: 4	E: 0	LOB: 2	K: 1	S: 9	P: 13	R: 0	H: 0	E: 0	LOB: 0	K: 2	S: 7	R: 0	H: 1	E: 0	LOB: 0	K: 0	S: 3	R: 0	H: 1	E: 0	LOB: 1	K: 1	S: 6	R: 0	H: 1	E: 0	LOB: 0	K: 0	S: 3	R: 3	H: 3	E: 0	LOB: 0	K: 1	S: 8	R: 4	H: 4	E: 0	LOB: 3	K: 0	S: 6	R: 0	H: 1	E: 0	LOB: 1	K: 0	S: 4	P: 4
--------------	------	------	------	--------	------	------	-------	------	------	------	--------	------	------	------	------	------	--------	------	------	------	------	------	--------	------	------	------	------	------	--------	------	------	------	------	------	--------	------	------	------	------	------	--------	------	------	------	------	------	--------	------	------	------

PITCHER	IP	WLS	BF	H	R	ER	SO	BB	IBB	HBP	BLK	WP	HR	S	P	ERA	WHIP
Eric Show, R (1, 1) ERA: 3.56	6.0	L	27	10	6	6	5	1	0	0	0	0	2	36	40	9.00	1.833
Elias Sosa, R (7, 1) ERA: 5.77	1.0		9	4	4	4	0	1	1	1	0	0	1	6	15	36.00	5.000
Sid Monge, L (8, 1) ERA: 3.16	1.0		4	1	0	0	0	0	0	0	0	0	0	4	4	0.00	1.000

BOTTOM

San Diego Padres @ Pittsburgh Pirates
 Three Rivers Stadium, Pittsburgh, PA
 Wed Jul 27 1983, 7:05 PM EDT
 Att. 18,793 - Unknown

AB	36
R	10
H	15
RBI	10
BB	3
SO	5
LOB	14



1B	2B	3B	HR	SF	SAC	DP	HBP	WP	HR	S	P	ERA	WHIP
11	1	0	3	0	0	3	1	0	0	0	0	0	0

Batter	1	2	3	4	5	6	7	8	9	AB R H RBI BB SO LOB	TOP											
Rafael Ramirez, R (1, 6) OBP: 0.330, SLG: 0.350	0-0 4-3			0-0 5-3		0-0 F4		0-0 F7		4 0 0 0 0 0 3												
Jerry Royster, R (1, 7) OBP: 0.363, SLG: 0.410	0-0 F4			0-3 K			0-0 F5	0-0 2B		4 0 1 1 0 1 0												
Dale Murphy, R (1, 8) OBP: 0.404, SLG: 0.543	0-0 1-3			0-3 K			0-0 F8 2B	4-0 BB		3 0 1 0 1 1 0												
Bob Homer, R (1, 5) Gene Garber, R (8, 1) OBP: 0.385, SLG: 0.529		0-0 F4		0-0 F9		0-0 F8		0-3 K		4 0 0 0 0 1 4 0 0 0 0 0 0 0												
Bob Watson, R (1, 3) Larry Owen, R (8, 2) OBP: 0.443, SLG: 0.553		0-0 6-3		0-0 F9		0-0 F4		0-0 F6		3 0 0 0 0 0 1 1 0 0 0 0 0 0												
Terry Harper, R (1, 9) OBP: 0.339, SLG: 0.392		0-0 F6		0-0 4-3			0-0 F9	0-0 1B		4 0 1 0 0 0 0												
Glenn Hubbard, R (1, 4) Mike Jorgensen, L (8, 3) OBP: 0.342, SLG: 0.408			0-0 F5		0-0 F9		0-0 SH 3B	0-0 F8		3 1 1 0 0 0 0 1 0 0 0 0 0 1												
Bruce Benedict, R (1, 2) Chris Chambliss, L (8, PH) Brett Butler, L (8, PR) OBP: 0.384, SLG: 0.516			0-0 4-3		0-0 2-3		4-0 SH 2B BB	4-0 1-2 IBB		2 0 0 0 0 0 0 0 0 0 0 1 0 0 0 1 0 0 1 0 0												
Pascual Perez, R (1, 1) Randy Johnson, R (8, PH) OBP: 0.170, SLG: 0.154			0-0 F4		4-0 BB		0-0 SH 2B	0-0 F7		1 0 0 0 1 0 0 1 0 0 1 0 0 2												
Inning Stats	R: 0 E: 0 K: 0 S: 3	H: 0 LOB: 0 BB: 0 P: 3	R: 0 E: 0 K: 0 S: 3	H: 0 LOB: 0 BB: 0 P: 3	R: 0 E: 0 K: 2 S: 7	H: 0 LOB: 0 BB: 0 P: 7	R: 0 E: 0 K: 0 S: 3	H: 0 LOB: 1 BB: 1 P: 7	R: 0 E: 0 K: 0 S: 4	H: 1 LOB: 1 BB: 0 P: 4	R: 2 E: 0 K: 1 S: 8	H: 2 LOB: 3 BB: 2 P: 16	R: 0 E: 0 K: 0 S: 4	H: 1 LOB: 2 BB: 1 P: 8	1B: 1 2B: 2 3B: 1 HR: 0	SF: 0 SAC: 1 DP: 0 HBP: 0	WP: 0 PB: 0 SB: 1 CS: 0	PA: 36				
PITCHER	IP WLS BF H R ER SO BB IBB HBP BLK WP HR S P ERA WHIP																					
Tim Lollar, L (1, 1) ERA: 4.49	7.2	L	30	3	2	2	2	3	0	0	0	0	0	0	31	43	2.35	0.783				
Luis DeLeon, R (8, 1) ERA: 2.15	1.1		6	1	0	0	1	0	1	0	0	0	0	7	11	0.00	0.750					

Atlanta Braves @ San Diego Padres
Jack Murphy Stadium, San Diego, CA
Fri Jul 29 1983, 10:05 PM EDT
Unknown

AB 31
R 2
H 4
RBI 2
BB 4
SO 3
LOB 11



livebaseballscorecards.com

Batter	1	2	3	4	5	6	7	8	9	AB	R	H	RBI	BB	SO	LOB	BOTTOM				
Tony Gwynn, L (1, 7) x OBP: 0.277, SLG: 0.291	0-0 FC4-6 1B		0-0 4-3		0-0 3-1		0-0 4-3			4	0	1	0	0	0	0	Atlanta Braves @ San Diego Padres Jack Murphy Stadium, San Diego, CA Fri Jul 29 1983, 10:05 PM EDT Unknown				
Alan Wiggins, S (1, 9) x OBP: 0.356, SLG: 0.325	0-0 FC4-6 1B		0-0 1B			0-3 K		4-0 SH1-4 BB		3	1	1	0	1	1	1					
Steve Garvey, R (1, 3) x Kurt Bevacqua, R (2, 3) OBP: 0.344, SLG: 0.459 OBP: 0.434, SLG: 0.485	0-0 1B 1-2 1B		0-3 K			0-0 G3 WP 1B		0-0 SH1-4		1	0	1	0	0	0	0					
Terry Kennedy, L (1, 2) x OBP: 0.352, SLG: 0.443	0-0 F5			0-3 K		4-0 G3 BB		0-0 1-3		3	0	0	0	1	1	3					
Ruppert Jones, L (1, 8) x OBP: 0.286, SLG: 0.357	0-0 1B			0-0 F7		0-0 G3		0-0 4-3		4	0	1	1	0	0	3					
Garry Templeton, S (1, 6) x OBP: 0.289, SLG: 0.342	0-0 2-1	0-0 1B		0-0 1B		4-0 IBB			0-0 6-3	3	0	2	0	1	0	0					
Luis Salazar, R (1, 5) OBP: 0.285, SLG: 0.346		0-3 K		0-0 F9		0-0 F9			0-0 5-3	4	0	0	0	0	1	4					
Tim Flannery, L (1, 4) OBP: 0.310, SLG: 0.372		0-0 1-3			0-0 F7		0-3 K		1-0 HBP	3	0	0	0	0	1	0					
Tim Lollar, L (1, 1) Luis DeLeon, R (8, 1) Gene Richards, L (9, PH) OBP: 0.293, SLG: 0.257 OBP: 0.125, SLG: 0.125 OBP: 0.329, SLG: 0.396			0-0 G3		0-3 K		0-3 K		0-0 F9	3	0	0	0	0	2	0					
										0	0	0	0	0	0	0					
										1	0	0	0	0	0	1					
Inning Stats	R: 1 E: 0 K: 0 S: 5	H: 3 LOB: 2 BB: 0 P: 5	R: 0 E: 0 K: 1 S: 5	H: 1 LOB: 0 BB: 0 P: 5	R: 0 E: 0 K: 1 S: 6	H: 1 LOB: 1 BB: 0 P: 6	R: 0 E: 0 K: 1 S: 6	H: 0 LOB: 0 BB: 0 P: 5	R: 0 E: 0 K: 1 S: 6	H: 1 LOB: 3 BB: 2 P: 14	R: 0 E: 0 K: 2 S: 7	H: 0 LOB: 0 BB: 0 P: 7	R: 0 E: 0 K: 0 S: 3	H: 0 LOB: 1 BB: 1 P: 7	R: 0 E: 0 K: 0 S: 3	H: 0 LOB: 1 BB: 0 P: 4	1B: 7 2B: 0 3B: 0 HR: 0	SF: 0 SAC: 1 DP: 0 HBP: 1	WP: 1 PB: 0 SB: 0 CS: 0	PA: 36	
PITCHER Pascual Perez, R (1, 1) ERA: 2.79	IP: 7.0 WLS: W BF: 29 H: 7 R: 1 ER: 1 SO: 7	IP: 2.0 WLS: S BF: 8 H: 0 R: 0 ER: 0 SO: 0	IP: 1.0 WLS: W BF: 1 H: 1 R: 0 ER: 0 SO: 0	IP: 1.0 WLS: W BF: 1 H: 1 R: 0 ER: 0 SO: 0	IP: 1.0 WLS: W BF: 1 H: 1 R: 0 ER: 0 SO: 0	IP: 1.0 WLS: W BF: 1 H: 1 R: 0 ER: 0 SO: 0	IP: 1.0 WLS: W BF: 1 H: 1 R: 0 ER: 0 SO: 0	IP: 1.0 WLS: W BF: 1 H: 1 R: 0 ER: 0 SO: 0	IP: 1.0 WLS: W BF: 1 H: 1 R: 0 ER: 0 SO: 0	IP: 1.0 WLS: W BF: 1 H: 1 R: 0 ER: 0 SO: 0	IP: 1.0 WLS: W BF: 1 H: 1 R: 0 ER: 0 SO: 0	IP: 1.0 WLS: W BF: 1 H: 1 R: 0 ER: 0 SO: 0	IP: 1.0 WLS: W BF: 1 H: 1 R: 0 ER: 0 SO: 0	IP: 1.0 WLS: W BF: 1 H: 1 R: 0 ER: 0 SO: 0	IP: 1.0 WLS: W BF: 1 H: 1 R: 0 ER: 0 SO: 0	IP: 1.0 WLS: W BF: 1 H: 1 R: 0 ER: 0 SO: 0	IP: 1.0 WLS: W BF: 1 H: 1 R: 0 ER: 0 SO: 0	ERA: 1.29 WHIP: 1.143	ERA: 0.00 WHIP: 0.500		

AB	31
R	1
H	7
RBI	1
BB	3
SO	7
LOB	13



livebaseballscorecards.com

Batter	1	2	3	4	5	6	7	8	9	10	11	12	AB R H RBI BB SO LOB	TOP												
Brett Butler, L OBP: 0.352, SLG: 0.407 (1, 7)	0-0 4-3	0-0 F8		0-0 FC5 4-3 1-2 3-H 1B	0-0 F5		0-0 FC6-2		0-0 G4-6-3			0-3 K	7 0 1 1 0 1 9													
Rafael Ramirez, R OBP: 0.327, SLG: 0.346 (1, 6)	0-0 E6 1B 2B		0-0 F8	0-0 4-3		0-0 6-3	0-0 F9			0-0 6-3		0-0 WP 1B	7 1 1 0 0 0 5													
Claudell Washington, L OBP: 0.334, SLG: 0.425 (1, 9)	0-0 1-2 2B 1B		0-0 1B 2B	4-0 1B IBB		0-0 1-3		0-3 K		0-0 4-3		0-0 WP 1B	6 1 3 0 1 1 0													
Dale Murphy, R OBP: 0.405, SLG: 0.542 (1, 8)	0-0 1-H 2-H 2B		0-0 1B 2B	0-0 FC5 G6-4-3 1B		0-0 4-3		0-0 5-3		0-0 6-3		4-0 1-2 2-3 BB	6 0 2 2 1 0 3													
Bob Horner, R OBP: 0.383, SLG: 0.527 (1, 5)	0-0 5-3		0-0 G6-4-3		0-0 4-3 2B		0-0 E6 1B FC1-2 1B				0-3 K	0-0 F8	7 0 2 0 0 1 6 0 0 0 0 0 0 0													
Donnie Moore, L OBP: 0.571, SLG: 0.571 (12, 1)			0-0 1-2f																							
Chris Chambliss, L OBP: 0.384, SLG: 0.516 (1, 3)	0-0 F9			0-0 1-6-3 E 2B	0-0 4-3		0-0 FC1-2 1B 1B		0-0 F8		0-3 K		6 2 2 0 0 1 3													
Biff Pocoroba, S OBP: 0.342, SLG: 0.458 (1, 2)		0-0 F7		0-0 1-6-3	0-0 4-3		0-0 1B FC1-2 FC6-2 1B		0-0 4-3		4-0 BB		3 0 0 0 0 0 2 1 0 1 0 0 0 0 1 0 0 0 1 0 0													
Bob Watson, R OBP: 0.449, SLG: 0.558 (7, PH)				2-3																						
Bruce Benedict, R OBP: 0.369, SLG: 0.340 (7, 2)																										
Jerry Royster, R OBP: 0.362, SLG: 0.400 (1, 4)	0-0 6-3		0-0 6-3	0-0 E6 1B 1B	4-0 BB BB		0-0 FC1-2 FC6-2 1B		4-0 1B BB		0-0 F6		4 1 0 0 2 0 4													
Ken Dayley, L OBP: 0.288, SLG: 0.167 (1, 1)		0-0		0-0	4-0 BB BB		0-0		0-0			0-0 F6	2 0 2 0 1 0 0 0 0 0 0 0 0 0 1 0 1 1 0 0 0 0 0 0 0 0 0 0 1 0 1 0 0 0 0 0 0 0 0 0 0 0 1 0 0 0 0 0 0													
Rick Camp, R OBP: 0.066, SLG: 0.063 (5, 1)																										
Randy Johnson, R OBP: 0.486, SLG: 0.487 (7, PH)																										
Steve Bedrosian, R OBP: 0.486, SLG: 0.487 (7, 1)																										
Terry Harper, R OBP: 0.343, SLG: 0.396 (9, PH)				4-3 1B	4-0 BB BB		0-0 FC6-2		0-0 G4-6-3																	
Terry Forster, L OBP: 0.150, SLG: 1.000 (9, 1)																										
Glenn Hubbard, R OBP: 0.341, SLG: 0.407 (12, PH)				1-3 1B	1-2 BB		1-2 2-3 3-H 1B		1-2 1B																	
Inning Stats	R: 2 E: 1 K: 0 S: 6	H: 2 LOB: 1 BB: 0 P: 6	R: 0 E: 0 K: 0 S: 4	H: 1 LOB: 1 BB: 0 P: 4	R: 0 E: 0 K: 0 S: 4	H: 2 LOB: 1 BB: 0 P: 4	R: 2 E: 1 K: 0 S: 7	H: 3 LOB: 3 BB: 1 P: 11	R: 0 E: 0 K: 0 S: 4	H: 1 LOB: 3 BB: 2 P: 12	R: 0 E: 0 K: 0 S: 3	H: 0 LOB: 0 BB: 0 P: 3	R: 1 E: 1 K: 0 S: 7	H: 3 LOB: 3 BB: 0 P: 7	R: 0 E: 0 K: 1 S: 6	H: 1 LOB: 1 BB: 0 P: 6	R: 0 E: 0 K: 0 S: 3	H: 0 LOB: 0 BB: 0 P: 3	R: 0 E: 0 K: 2 S: 7	H: 0 LOB: 1 BB: 1 P: 11	R: 0 E: 0 K: 1 S: 7	H: 2 LOB: 3 BB: 1 P: 11	1B: 12 2B: 4 3B: 0 HR: 0	SF: 0 SAC: 0 DP: 2 HBP: 0	WP: 1 PB: 0 SB: 0 CS: 0	PA: 59
PITCHER	IP WLS BF H R ER SO BB IBB HBP BLK WP HR S P ERA WHIP																									
John Montefusco, R ERA: 3.74 (1, 1)	4.2	27	9	4	2	0	2	2	1	0	0	0	0	0	0	0	3.86	2.357								
Gary Lucas, L ERA: 3.29 (5, 1)	4.1	19	5	1	1	1	1	0	0	0	0	0	0	0	0	0	2.08	1.385								
Luis DeLeon, R ERA: 2.08 (10, 1)	2.0	7	0	0	0	2	1	0	0	0	0	0	0	0	0	0	0.00	0.500								
Sid Monge, L ERA: 3.09 (12, 1)	1.0	W 6	2	0	0	1	1	0	0	0	1	0	0	0	0	0	0.00	3.000								

Atlanta Braves @ San Diego Padres
 Jack Murphy Stadium, San Diego, CA
 Fri Jul 29 1983, 10:05 PM EDT
 Att. 33,132 - Unknown

AB	53
R	5
H	16
RBI	4
BB	6
SO	4
LOB	32



Batter	1	2	3	4	5	6	7	8	9	10	11	12
Luis Salazar, R OBP: 0.292, SLG: 0.361 (1, 5)	4-0 BB E S BB	0-0 HR 2H 3H			0-0 1B BB 1B	0-0 F4			0-0 F8			0-0 SH3-4 1B
Alan Wiggins, S OBP: 0.353, SLG: 0.321 (1, 9)	0-3 K 1-2	0-0 6-3			4-0 1B BB 1B		0-0 5-3		0-0 F6			0-0 SH3-4 1-2
Kurt Bevacqua, R OBP: 0.427, SLG: 0.472 (1, 3)	0-0 F8		0-0 F8		0-0 4-3 1B 1-2 2-3 1B		0-3 K			0-0 F7		0-0 1B 2H
Bruce Bochy, R OBP: 0.276, SLG: 0.375 Terry Kennedy, L OBP: 0.352, SLG: 0.443 (5, PH) (6, 2)	0-0 E6 2-3		0-3 K		0-0 4-3 1B 1-2 2-3 3-4		0-0 4-3			0-3 K		
Garry Templeton, S OBP: 0.287, SLG: 0.339 (1, 6)	0-0 1-3		0-0 F9		4-3			0-0 F7		0-0 S 1B		
Ruppert Jones, L OBP: 0.284, SLG: 0.350 (1, 8)		4-0 SH1-4 HR BB BB		0-0 4-3	0-0 3-1			0-3 K		0-0 F6 1-2		
Tony Gwynn, L OBP: 0.273, SLG: 0.277 (1, 7)		4-0 SH1-4 HR BB		0-0 6-3		0-0 6-3		0-0 1-3			0-0 4-3	
Juan Bonilla, R OBP: 0.308, SLG: 0.299 (1, 4)		0-0 F9		0-0 G3		0-0 1B			0-0 5-3		0-0 4-3	
John Montefusco, R OBP: 0.250, SLG: 0.100 Gary Lucas, L (5, 1) Mario Ramirez, R OBP: 0.370, SLG: 0.345 Luis Delgado, R OBP: 0.125, SLG: 0.125 Gene Richards, L OBP: 0.327, SLG: 0.394 Sid Mincey, S OBP: 0.200, SLG: 0.200 (12, 1)		0-0 SH1-4 1-2 2-3			0-3 K	0-3 K			4-0 BB		0-0 5-3	

Inning Stats	R: 0	H: 0	E: 1	LOB: 2	K: 1	S: 6	R: 3	H: 1	E: 0	LOB: 0	K: 0	S: 4	R: 0	H: 0	E: 0	LOB: 0	K: 1	S: 5	R: 0	H: 0	E: 0	LOB: 0	K: 0	S: 3	R: 2	H: 3	E: 0	LOB: 2	K: 1	S: 8	R: 0	H: 1	E: 0	LOB: 1	K: 1	S: 6	R: 0	H: 0	E: 0	LOB: 0	K: 1	S: 5	R: 0	H: 0	E: 0	LOB: 0	K: 1	S: 5	R: 0	H: 0	E: 0	LOB: 0	K: 0	S: 3	R: 0	H: 1	E: 0	LOB: 1	K: 1	S: 6	R: 0	H: 0	E: 0	LOB: 0	K: 0	S: 3	R: 0	H: 0	E: 0	LOB: 0	K: 0	S: 3	R: 1	H: 2	E: 0	LOB: 1	K: 0	S: 3	1B: 7	2B: 0	3B: 0	HR: 1	SF: 0	SAC: 2	DP: 0	HBP: 0	WP: 0	PA: 48
--------------	------	------	------	--------	------	------	------	------	------	--------	------	------	------	------	------	--------	------	------	------	------	------	--------	------	------	------	------	------	--------	------	------	------	------	------	--------	------	------	------	------	------	--------	------	------	------	------	------	--------	------	------	------	------	------	--------	------	------	------	------	------	--------	------	------	------	------	------	--------	------	------	------	------	------	--------	------	------	------	------	------	--------	------	------	-------	-------	-------	-------	-------	--------	-------	--------	-------	--------

PITCHER	IP	WLS	BF	H	R	ER	SO	BB	IBB	HBP	BLK	WP	HR	S	P	ERA	WHIP
Ken Dayley, L ERA: 4.74 (1, 1)	4.1		20	2	5	5	3	4	0	0	0	0	1	22	38	10.38	1.385
Rick Camp, R ERA: 3.69 (5, 1)	1.2		8	3	0	0	1	0	0	0	0	0	0	10	10	0.00	1.800
Steve Bedrosian, R ERA: 3.0 (7, 1)	2.0		6	0	0	0	2	0	0	0	0	0	0	10	10	0.00	0.000
Terry Forster, L ERA: 2.2 (9, 1)	3.0		11	1	0	0	1	1	0	0	0	0	0	12	16	0.00	0.667
Donnie Moore, R ERA: 3.38 (12, 1)	0.1	L	3	2	1	1	0	0	0	0	0	0	0	3	3	27.00	6.000

BOTTOM

Atlanta Braves @ San Diego Padres
Jack Murphy Stadium, San Diego, CA

Fri Jul 29 1983, 10:05 PM EDT
Att: 33,132 - Unknown

AB	R	H	RBI	BB	SO	LOB
5	3	3	3	1	0	2
4	1	0	0	1	1	2
6	0	2	1	0	1	1
2	0	0	0	0	1	1
3	0	1	2	0	1	0
5	0	1	0	0	0	4
4	1	0	0	1	1	3
4	1	0	0	1	0	0
5	0	1	0	0	0	2
0	0	0	0	0	0	0
2	0	0	0	0	2	1
0	0	0	0	1	0	0
0	0	0	0	0	0	0
1	0	0	0	0	0	0
0	0	0	0	0	0	0

AB 41
R 6
H 8
RBI 6
BB 5
SO 7
LOB 16



Batter	1	2	3	4	5	6	7	8	9	AB R H RBI BB SO LOB	TOP	
Rafael Ramirez, R (1, 6) OBP: 0.326, SLG: 0.345 Brett Butler, L (8, 7) OBP: 0.351, SLG: 0.406	0-0 5-3		0-0 5-3 1B		0-0 F3		0-0 E6 1B		0-0 6-3	4 1 1 0 0 0 0 1 0 0 0 0 0 0		
Jerry Royster, R (1, 7) OBP: 0.363, SLG: 0.400	0-0 6-3		0-0 5-3		0-0 5-3		0-0 1B		0-0 1B	5 0 2 2 0 0 1		
Dale Murphy, R (1, 8) OBP: 0.402, SLG: 0.537	0-0 F9		0-3 K		0-0 5-3		0-0 4-3		0-0 1B	5 0 1 0 0 1 2		
Bob Homer, R (1, 5) OBP: 0.382, SLG: 0.523		0-0 6-3		4-0 2B BB		0-0 4-3		0-0 F3		3 1 0 0 1 0 0		
Bob Watson, R (1, 3) OBP: 0.441, SLG: 0.580 Mike Jorgensen, L (8, 3) OBP: 0.310, SLG: 0.367		0-0 HR		0-3 K		0-0 F7		0-0 F3		4 1 1 1 0 1 1 0 0 0 0 0 0 0		
Terry Harper, R (1, 9) OBP: 0.352, SLG: 0.411		0-0 F7		0-0 2B		0-0 1B		0-0 1B		4 1 3 1 0 0 0		
Glenn Hubbard, R (1, 4) OBP: 0.343, SLG: 0.406		0-0 5-3		4-0 BB BB		0-0 5-3		0-0 1B		3 0 1 1 1 0 1		
Bruce Benedict, R (1, 2) OBP: 0.373, SLG: 0.344			0-0 1B SH1-4 5-3 1B	4-0 BB BB BB	4-0 G6-4-3 1-2 BB		0-0 1B B3-6-4	0-0 FC4-6 1-2f		3 1 2 0 1 0 1		
Phil Niekro, R (1, 1) OBP: 0.190, SLG: 0.175			0-0 SH1-4	0-0 K: 1 BB: 3 P: 7	0-0 G6-4-3 1-2f		0-0 B3-6-4 1-2f		0-3 K	3 0 0 0 0 1 4		
Inning Stats	R: 0 E: 0 K: 0 S: 3 H: 0 LOB: 0 P: 3	R: 1 E: 0 K: 0 S: 4 H: 1 LOB: 0 P: 4	R: 1 E: 0 K: 1 S: 7 H: 2 LOB: 1 P: 7	R: 1 E: 0 K: 1 S: 5 H: 1 LOB: 2 P: 17	R: 0 E: 0 K: 0 S: 3 H: 0 LOB: 0 P: 3	R: 0 E: 0 K: 0 S: 4 H: 1 LOB: 1 P: 4	R: 1 E: 1 K: 0 S: 5 H: 2 LOB: 1 P: 5	R: 1 E: 0 K: 0 S: 5 H: 2 LOB: 1 P: 5	R: 0 E: 0 K: 1 S: 6 H: 2 LOB: 2 P: 6	1B: 9 2B: 1 3B: 0 HR: 1 SF: 0 SAC: 1 DP: 2 HBP: 0	WP: 0 PB: 0 SB: 4 CS: 0 PA: 39	
PITCHER	IP WLS BF H R ER SO BB IBB HBP BLK WP HR S P ERA WHIP											
Dave Dravecky, L (1, 1) ERA: 3.67	3.1 L 17 4 3 3 2 3 0 0 0 0 0 1 18 30 8.10 2.100											
Elias Sosa, R (4, 1) ERA: 5.32	3.2 13 3 1 0 0 0 0 0 0 0 0 0 13 13 0.00 0.818											
Ed Whitson, R (8, 1) ERA: 4.72	2.0 9 4 1 1 1 0 0 0 0 0 0 0 11 11 4.50 2.000											

Atlanta Braves @ San Diego Padres
Jack Murphy Stadium, San Diego, CA

Sat Jul 30 1983, 10:05 PM EDT
Att: 24,111 - Unknown

livebaseballscorecards.com

AB	35
R	5
H	11
RBI	5
BB	3
SO	3
LOB	10



Batter	1	2	3	4	5	6	7	8	9	AB	R	H	RBI	BB	SO	LOB
Luis Salazar, R OBP: 0.289, SLG: 0.356 (1, 5)	0-0 2-3		0-0 F9		0-0 F6		0-3 K			4	0	0	0	0	1	1
Tony Gwynn, L OBP: 0.272, SLG: 0.276 (1, 7)	0-0 4-3		0-0 1B		0-0 E1		0-0 6-3			4	0	1	0	0	0	0
Kurt Bevacqua, R OBP: 0.430, SLG: 0.467 (1, 3)	0-0 HR		0-3 K		4-0 BB			0-0 1-3		3	1	1	0	1	1	2
Terry Kennedy, L OBP: 0.354, SLG: 0.452 (1, 2)	0-0 HR		0-0 1B		0-0 F8			0-0 F5		4	1	2	2	0	0	1
Sixto Lezcano, R OBP: 0.334, SLG: 0.346 (1, 9)	0-3 K			0-0 F5		0-0 F3		0-0 6-3		4	0	0	0	0	1	0
Garry Templeton, S OBP: 0.287, SLG: 0.337 (1, 6)		0-0 6-3		0-0 F6		0-0 4-3			0-0 1B	4	0	1	0	0	0	0
Ruppert Jones, L OBP: 0.288, SLG: 0.350 (1, 8)		0-3 K		4-0 BB		0-0 1B			0-3 K	3	0	1	0	1	2	1
Juan Bonilla, R OBP: 0.308, SLG: 0.296 (1, 4)		0-0 4-3		4-0 BB		0-0 F4			0-0 4-3	3	0	0	0	1	0	2
Dave Dravecky, R OBP: 0.164, SLG: 0.154 (1, 1)			4-0 1B		0-3 K		0-0 F5		0-0 F8	0	0	0	0	1	0	0
Elias Sosa, R (4, 1)										1	0	0	0	0	1	2
Mario Ramirez, R (7, PH)										1	0	0	0	0	0	0
Ed Whitson, R (8, 1)										0	0	0	0	0	0	0
Tim Flannery, L (9, PH)										1	0	0	0	0	0	1

Inning Stats	R: 2	H: 2	R: 0	H: 0	R: 0	H: 2	R: 0	H: 0	R: 0	H: 1	R: 0	H: 0	R: 0	H: 1	R: 0	H: 1	1B: 5	SF: 0	WP: 0	PA: 36
	E: 0	LOB: 0	E: 0	LOB: 0	E: 0	LOB: 2	E: 0	LOB: 2	E: 1	LOB: 1	E: 0	LOB: 1	E: 0	LOB: 0	E: 0	LOB: 1	2B: 0	SAC: 0	PB: 0	
	K: 1	BB: 0	K: 1	BB: 0	K: 1	BB: 1	K: 1	BB: 2	K: 0	BB: 1	K: 1	BB: 0	K: 1	BB: 0	K: 1	BB: 0	3B: 0	DP: 0	SB: 1	
	S: 7	P: 7	S: 5	P: 5	S: 6	P: 10	S: 5	P: 13	S: 3	P: 7	S: 5	P: 5	S: 3	P: 3	S: 6	P: 6	HR: 1	HBP: 0	CS: 1	

PITCHER	IP	WLS	BF	H	R	ER	SO	BB	IBB	HBP	BLK	WP	HR	S	P	ERA	WHIP										
Phil Niekro, R (1, 1)	9.0	W	36	6	2	2	6	4	0	0	0	0	1	44	60	2.00	1.111										

BOTTOM

Atlanta Braves @ San Diego Padres
Jack Murphy Stadium, San Diego, CA

Sat Jul 30 1983, 10:05 PM EDT
 Att. 24,111 - Unknown

livebaseballscorecards.com

AB	32
R	2
H	6
RBI	2
BB	4
SO	6
LOB	10

Batter	1	2	3	4	5	6	7	8	9	AB R H RBI BB SO LOB	TOP											
Brett Butler, L (1, 7) OBP: 0.352, SLG: 0.404	0-0 F8		0-0 4-3 1B		4-0 1B BB		0-0 6-3		0-0 F9 1-2	4 1 1 0 1 0 1												
Jerry Royster, R (1, 6) OBP: 0.364, SLG: 0.393	0-0 E6 BB		0-0 4-3 1-3		4-0 1B BB		0-0 F8		4-0 BB	3 0 0 0 2 0 1												
Dale Murphy, R (1, 8) OBP: 0.402, SLG: 0.534	4-0 1-2 BB BB		0-3 K		0-0 1-3 2-H 1B BB		0-0 F8		0-0 F3	4 0 1 1 1 1 3												
Bob Homer, R (1, 5) OBP: 0.383, SLG: 0.519	4-0 1-2 2-3 BB BB		0-0 F9		4-0 1-2 BB BB		0-3 K			2 0 0 0 2 1 1												
Chris Chambliss, L (1, 3) OBP: 0.385, SLG: 0.524	0-3 K			4-0 G6-4-3 1B BB		0-0 F7		0-0 HR		3 1 1 1 1 1 6												
Terry Harper, R (1, 9) OBP: 0.356, SLG: 0.410	0-0 FC6-4 1-2f			0-0 1-2 G6-4-3 1B		0-3 K		4-0 BB		3 0 1 0 1 1 3												
Glenn Hubbard, R (1, 4) OBP: 0.339, SLG: 0.401		0-0 5-3		0-0 G6-4-3 1-2f 2-3f		0-0 5-3		0-0 5-3		4 0 0 0 0 0 3												
Bruce Benedict, R (1, 2) OBP: 0.373, SLG: 0.344		0-0 6-3			0-0 B3-4-6 1B		0-0 4-3		0-0 F8	3 0 1 0 0 0 0												
Terry Forster, L (6, 1) OBP: 0.750, SLG: 1.000										0 0 0 0 0 0 0												
Biff Pocoroba, S (9, PH) OBP: 0.338, SLG: 0.452										1 0 0 0 0 0 0												
Craig McMurtry, R (1, 1) OBP: 0.120, SLG: 0.064		0-0 F3			0-0 B3-4-6 1-2f		0-0 F7		4-0 E BB	2 0 0 0 0 0 1												
Donnie Moore, L (5, 1) OBP: 0.571, SLG: 0.571										0 0 0 0 0 0 0												
Larry Owen, R (6, 2) OBP: 0.067, SLG: 0.067										1 0 0 0 0 0 0												
Mike Jorgensen, L (9, PH) OBP: 0.322, SLG: 0.367										0 0 0 0 1 0 0												
Inning Stats	R: 0 E: 1 K: 1 S: 6	H: 0 LOB: 3 BB: 2 P: 14	R: 0 E: 0 K: 0 S: 3	H: 0 LOB: 0 BB: 0 P: 3	R: 0 E: 0 K: 1 S: 6	H: 1 LOB: 1 BB: 1 P: 6	R: 0 E: 0 K: 0 S: 2	H: 1 LOB: 0 BB: 1 P: 6	R: 1 E: 0 K: 0 S: 4	H: 2 LOB: 3 BB: 3 P: 16	R: 0 E: 0 K: 1 S: 5	H: 0 LOB: 0 BB: 0 P: 5	R: 0 E: 0 K: 0 S: 3	H: 0 LOB: 0 BB: 0 P: 3	R: 1 E: 0 K: 1 S: 6	H: 1 LOB: 1 BB: 1 P: 10	R: 0 E: 1 K: 0 S: 3	H: 0 LOB: 2 BB: 2 P: 11	1B: 4 2B: 0 3B: 1 HR: 1	SF: 0 SAC: 0 DP: 1 HBP: 0	WP: 0 PB: 0 SB: 3 CS: 0	PA: 39
PITCHER	IP WLS BF H R ER SO BB IBB HBP BLK WP HR S P ERA WHIP																					
Mark Thurmond, L (1, 1) ERA: 1.92	7.2 W 33 5 2 2 4 7 0 0 0 0 0 1 34 62 2.35 1.565																					
Luis DeLeon, R (8, 1) ERA: 2.04	1.0 5 0 0 0 0 2 0 0 0 0 0 0 3 11 0.00 2.000																					
John Montefusco, R (9, 1) ERA: 3.72	0.1 S 1 0 0 0 0 0 0 0 0 0 0 0 1 1 0.00 0.000																					

Atlanta Braves @ San Diego Padres
Jack Murphy Stadium, San Diego, CA

Sun Jul 31 1983, 6:33 AM EDT
Att: 13,865 - Unknown

livebaseballscorecards.com

AB	30
R	2
H	5
RBI	2
BB	9
SO	4
LOB	19



Batter	1	2	3	4	5	6	7	8	9
Bobby Brown, S OBP: 0.600, SLG: 1.250 (1, 7)	0-0 3-1		0-0 HR		4-0 SH5-3 1B	0-0 E8 1-3 2B 1B		0-0 F8	
Garry Templeton, S OBP: 0.287, SLG: 0.337 (1, 6) Mario Ramirez, R OBP: 0.367, SLG: 0.341 (7, 6)	0-0 S 1B		0-0 F6		0-0 SH5-3 1-3	0-0 1-3 2-3			
Ruppert Jones, L OBP: 0.292, SLG: 0.354 (1, 8)	0-3 K 1-2		0-0 F9		4-0 BB 1B BB	0-0 2B			
Terry Kennedy, L OBP: 0.358, SLG: 0.450 (1, 2)	4-0 BB		4-0 FC6-4 BB		4-0 1B BB	0-0 F8			
Kurt Bevacqua, R OBP: 0.411, SLG: 0.443 (1, 3)	0-0 F8		0-0 FC6-4 1-2f		0-3 K		0-0 F9		
Tony Gwynn, L OBP: 0.292, SLG: 0.289 (1, 9)		0-0 BLK 1B		4-0 1B BB	0-0 1-3 2-H 3-H 1B		0-0 F6		
Luis Salazar, R OBP: 0.288, SLG: 0.355 (1, 5)		0-0 F9 1-2		0-0 G6-3 1B	0-0 F9		0-3 K		
Tim Flannery, L OBP: 0.307, SLG: 0.366 (1, 4)		0-0 F7		0-0 F6		0-0 SH1-4 E 1B		0-0 4-3	
Mark Thurmond, L OBP: 0.133, SLG: 0.200 (1, 1) Luis DeLeon, R OBP: 0.111, SLG: 0.111 (8, 1) John Montefusco, R OBP: 0.250, SLG: 0.100 (9, 1)		0-3 K		0-0 G6-3 1-2f	0-0 SH1-4		0-3 K2-3		

Inning Stats	R: 0 E: 0 K: 1 S: 6	H: 1 LOB: 2 BB: 1 P: 10	R: 0 E: 0 K: 1 S: 6	H: 1 LOB: 1 BB: 0 P: 6	R: 1 E: 0 K: 0 S: 4	H: 1 LOB: 1 BB: 1 P: 8	R: 0 E: 0 K: 0 S: 3	H: 1 LOB: 1 BB: 1 P: 7	R: 2 E: 0 K: 1 S: 6	H: 1 LOB: 2 BB: 3 P: 18	R: 0 E: 1 K: 0 S: 6	H: 3 LOB: 1 BB: 0 P: 6	R: 0 E: 0 K: 1 S: 5	H: 0 LOB: 0 BB: 0 P: 5	R: 0 E: 0 K: 1 S: 5	H: 0 LOB: 0 BB: 0 P: 5
--------------	------------------------------	----------------------------------	------------------------------	---------------------------------	------------------------------	---------------------------------	------------------------------	---------------------------------	------------------------------	----------------------------------	------------------------------	---------------------------------	------------------------------	---------------------------------	------------------------------	---------------------------------

PITCHER														PITCHER																				
IP	WLS	BF	H	R	ER	SO	BB	IBB	HBP	BLK	WP	HR	S	P	ERA	WHIP	IP	WLS	BF	H	R	ER	SO	BB	IBB	HBP	BLK	WP	HR	S	P	ERA	WHIP	
Craig McMurtry, R ERA: 3.2 (1, 1)	4.1	L	22	4	3	3	2	6	0	0	0	1	20	44	6.23	2.308																		
Donnie Moore, R ERA: 3.69 (5, 1)	1.0		6	3	2	1	0	0	0	0	0	0	8	8	18.00	3.000																		
Terry Forster, L ERA: 2.09 (6, 1)	2.2		9	1	0	0	2	0	0	0	0	0	13	13	0.00	0.375																		

BOTTOM

AB R H RBI BB SO LOB

4	3	2	2	1	0	0
3	0	1	0	0	0	1
0	0	0	0	0	0	0
3	1	1	1	1	1	1
1	0	0	0	3	0	1
4	0	0	0	0	1	6
3	0	2	2	1	0	0
4	0	1	0	0	1	3
4	1	1	0	0	0	3
2	0	0	0	0	1	3
1	0	0	0	0	1	0
0	0	0	0	0	0	0

AB 29
R 5
H 8
RBI 5
BB 6
SO 5
LOB 18



Atlanta Braves @ San Diego Padres
Jack Murphy Stadium, San Diego, CA

Sun Jul 31 1983, 6:33 AM EDT
Att. 13,865 - Unknown

livebaseballscorecards.com

WP: 0 PA: 37
PB: 0
SB: 2
CS: 0

Batter	1	2	3	4	5	6	7	8	9	10	AB R H RBI BB SO LOB
Omar Moreno, L (1, 8) OBP: 0.283, SLG: 0.330 Tim Tolman, R (7, PH) OBP: 0.276, SLG: 0.458 Frank DiPino, L (7, 1) OBP: 0.400, SLG: 0.500 Craig Reynolds, L (9, 4) OBP: 0.308, SLG: 0.353	0-0 4-3		0-0 F4		0-0 F9		4-0 BB		0-0 CS 1B	3 0 0 0 0 0 0	
Terry Puhl, L (1, 9) OBP: 0.361, SLG: 0.454	0-0 HR		0-0 CS 1B		0-0 1B SF8 1B		0-0 4-3		0-3 K 1-2	5 2 3 1 0 1 3	
Dickie Thon, R (1, 6) OBP: 0.357, SLG: 0.477	4-0 BB		0-0 CS 1-2	0-0 F8		0-0 SF8 S 1B 1-3		0-0 F7		3 0 1 0 1 0 0	
Phil Garner, R (1, 5) OBP: 0.323, SLG: 0.374	0-3 K		0-0 4-3		0-0 SF8 1-3 3-H		4-0 CS BB			2 0 0 1 1 1 1	
Jose Cruz, L (1, 7) OBP: 0.392, SLG: 0.452	0-0 5-3		0-0 HR 1B		0-0 F9		0-0 F8			4 1 1 0 0 0 3	
Ray Knight, R (1, 3) OBP: 0.378, SLG: 0.483		0-0 F8		0-0 HR 1-H		0-0 F7		0-0 CS 1-2	0-0 5-3	4 1 1 2 0 0 1	
Alan Ashby, S (1, 2) OBP: 0.297, SLG: 0.421		0-0 G3		0-3 K		4-0 4-3 BB		0-3 K		3 0 0 0 1 2 0	
Bill Doran, S (1, 4) OBP: 0.365, SLG: 0.329 Bill Dawley, R (9, 1) OBP: 0.333, SLG: 0.333		0-0 F7		0-0 5-3		0-0 4-3		0-0 F8		4 0 0 0 0 0 1 0 0 0 0 0 0 0	
Bob Knepper, L (1, 1) OBP: 0.196, SLG: 0.306 Kevin Bass, S (7, PH) OBP: 0.271, SLG: 0.345			0-0 F8		0-0 4-3		0-3 K		0-0 F9	2 0 0 0 0 0 0 2 0 0 0 0 1 1	

Houston Astros @ San Diego Padres
 Jack Murphy Stadium, San Diego, CA
 Mon Aug 01 1983, 10:05 PM EDT
 Att: 9,055 - Unknown

livebaseballscores.com

AB	33
R	4
H	7
RBI	4
BB	4
SO	5
LOB	10



Inning Stats	R: 1 E: 0 K: 1 S: 6	H: 1 LOB: 1 BB: 1 P: 10	R: 0 E: 0 K: 0 S: 3	H: 0 LOB: 0 BB: 0 P: 3	R: 0 E: 0 K: 0 S: 3	H: 1 LOB: 0 BB: 0 P: 3	R: 2 E: 0 K: 1 S: 7	H: 2 LOB: 0 BB: 0 P: 7	R: 0 E: 0 K: 0 S: 3	H: 0 LOB: 0 BB: 0 P: 3	R: 1 E: 0 K: 0 S: 5	H: 2 LOB: 1 BB: 0 P: 5	R: 0 E: 0 K: 1 S: 5	H: 0 LOB: 2 BB: 2 P: 13	R: 0 E: 0 K: 0 S: 2	H: 0 LOB: 0 BB: 1 P: 6	R: 0 E: 0 K: 1 S: 5	H: 0 LOB: 0 BB: 0 P: 5	R: 0 E: 0 K: 1 S: 5	H: 1 LOB: 0 BB: 0 P: 5	1B: 5 2B: 0 3B: 0 HR: 2	SF: 1 SAC: 0 DP: 0 HBP: 0	WP: 0 PB: 0 SB: 1 CS: 3	PA: 40
--------------	------------------------------	----------------------------------	------------------------------	---------------------------------	------------------------------	---------------------------------	------------------------------	---------------------------------	------------------------------	---------------------------------	------------------------------	---------------------------------	------------------------------	----------------------------------	------------------------------	---------------------------------	------------------------------	---------------------------------	------------------------------	---------------------------------	----------------------------------	------------------------------------	----------------------------------	--------

PITCHER	IP	WLS	BF	H	R	ER	SO	BB	IBB	HBP	BLK	WP	HR	S	P	ERA	WHIP
Eric Show, R (1, 1) ERA: 3.67	6.0		25	6	4	4	2	2	0	0	0	0	2	27	35	6.00	1.333
Sid Monge, L (7, 1) ERA: 2.96	2.0		7	0	0	0	1	2	0	0	0	0	0	7	15	0.00	1.000
Luis DeLeon, R (9, 1) ERA: 1.98	2.0	W	6	1	0	0	2	0	0	0	0	0	0	10	10	0.00	0.500

PITCHER	IP	WLS	BF	H	R	ER	SO	BB	IBB	HBP	BLK	WP	HR	S	P	ERA	WHIP
Eric Show, R (1, 1) ERA: 3.67	6.0		25	6	4	4	2	2	0	0	0	0	2	27	35	6.00	1.333
Sid Monge, L (7, 1) ERA: 2.96	2.0		7	0	0	0	1	2	0	0	0	0	0	7	15	0.00	1.000
Luis DeLeon, R (9, 1) ERA: 1.98	2.0	W	6	1	0	0	2	0	0	0	0	0	0	10	10	0.00	0.500

Batter	1	2	3	4	5	6	7	8	9	10	11	12	AB R H RBI BB SO LOB	TOP												
Omar Moreno, L (1, 8) OBP: 0.282, SLG: 0.329 Tim Tolman, R (10, PH) OBP: 0.267, SLG: 0.440 Vern Ruhle, R (10, 1) OBP: 0.200, SLG: 0.077	0-0 4-3 S SF8 1B		0-0 L6		0-0 4-3			0-0 6-3		0-0 F9		0-0 F8	4 1 1 0 0 0 1 1 0 0 0 0 0 0 1 0 0 0 0 0 1													
Terry Puhl, L (1, 9) OBP: 0.358, SLG: 0.449	0-0 4-3 1-3			0-0 FC6-5 S 1B				0-0 F8		0-0 5-3		0-0 L1	5 0 1 0 0 0 1													
Dickie Thon, R (1, 6) OBP: 0.358, SLG: 0.476	0-0 SF8 3-H			0-0 FC6-5 1B 1-3 4-3 1B				0-0 F8 1B		0-0 F8		4-0 FC5-4 BB	3 1 1 1 1 0 1													
Phil Garner, R (1, 5) OBP: 0.322, SLG: 0.372	0-0 5-3			0-0 4-3 1B 1-3				0-0 F8 1-2		0-0 F2		0-0 FC5-4 1-2f	5 0 1 0 0 0 2													
Jose Cruz, L (1, 7) OBP: 0.389, SLG: 0.447		0-0 F7		0-0 4-3 1-2 3-H				0-0 F4		4-0 1B BB		0-3 K	4 0 0 1 1 1 3													
Ray Knight, R (1, 3) OBP: 0.381, SLG: 0.485 Denny Walling, L (12, PR) OBP: 0.284, SLG: 0.349		0-0 1B		0-0 F5			0-3 K		0-0 1B			0-0 SH1 HR 1B	5 0 3 0 0 1 1 0 1 0 0 0 0 0													
Alan Ashby, S (1, 2) OBP: 0.291, SLG: 0.412		0-0 3-1			0-0 F7		0-0 F8		0-0 G3			0-0 SH1 1-2	4 0 0 0 0 0 2													
Bill Doran, S (1, 4) OBP: 0.366, SLG: 0.338			0-0 F8		4-0 SH1-4 BB		0-0 F8			0-0 6-3		0-0 HR 2-H	4 1 1 2 2 1 0 0													
Mike Madden, L (1, 1) Dave Smith, R (9, 1) Frank DiPino, L (9, 1) OBP: 0.400, SLG: 0.500 Tony Scott, S (10, PH) OBP: 0.252, SLG: 0.287			0-3 K		0-0 SH1-4 1-2		0-3 K			0-3 K		0-0 6-3	2 0 0 0 0 0 2 0 0 0 0 0 0 0 0 0 0 0 0 0 0 0 0 0 2 0 0 0 0 0 1 1													
Inning Stats	R: 1 E: 0 K: 0 S: 4	H: 1 LOB: 0 BB: 0 P: 4	R: 0 E: 0 K: 0 S: 3	H: 1 LOB: 0 BB: 0 P: 3	R: 0 E: 0 K: 1 S: 5	H: 0 LOB: 0 BB: 0 P: 5	R: 1 E: 0 K: 0 S: 5	H: 2 LOB: 1 BB: 0 P: 5	R: 0 E: 0 K: 0 S: 3	H: 0 LOB: 1 BB: 1 P: 7	R: 0 E: 0 K: 1 S: 5	H: 0 LOB: 0 BB: 0 P: 5	R: 0 E: 0 K: 1 S: 5	H: 0 LOB: 0 BB: 0 P: 5	R: 0 E: 0 K: 1 S: 5	H: 0 LOB: 1 BB: 1 P: 9	R: 2 E: 0 K: 0 S: 5	H: 2 LOB: 1 BB: 0 P: 5	1B: 7 2B: 0 3B: 0 HR: 1	SF: 1 SAC: 2 DP: 0 HBP: 0	WP: 0 PB: 0 SB: 3 CS: 0	PA: 46				
PITCHER	IP WLS BF H R ER SO BB IBB HBP BLK WP HR S P ERA WHIP																									
Ed Whitson, R (1, 1) ERA: 4.48	8.0	29	5	2	2	3	1	0	0	0	0	0	0	0	0	0	0	0	0	0	0	0	0	0	2.25	0.750
John Montefusco, R (9, 1) ERA: 3.67	1.0	5	1	0	0	0	1	0	0	0	0	0	0	0	0	0	0	0	0	0	0	0	0	0	0.00	2.000
Gary Lucas, L (10, 1) ERA: 3.18	2.0	7	0	0	0	2	1	0	0	0	0	0	0	0	0	0	0	0	0	0	0	0	0	0	0.00	0.500
Sid Monge, L (12, 1) ERA: 3.28	1.0	L 5	2	2	2	0	0	0	0	0	0	0	0	0	0	0	0	0	0	0	0	0	0	0	18.00	2.000

Houston Astros @ San Diego Padres
Jack Murphy Stadium, San Diego, CA
Tue Aug 02 1983, 10:05 PM EDT
Att. 10,444 - Unknown

AB	40
R	4
H	8
RBI	4
BB	3
SO	5
LOB	13



Batter	1	2	3	4	5	6	7	8	9	10	11	12	AB	R	H	RBI	BB	SO	LOB
Bobby Brown, S OBP: 0.471, SLG: 0.786 (1, 7) X	0-0 4-3 BB		4-0 BB		0-0 6-3			0-0 6-3		0-0 1-3		0-0 F8	5	0	0	0	1	0	0
Juan Bonilla, R OBP: 0.308, SLG: 0.301 (1, 4) X	0-0 4-3		4-0 BB			0-0 G3		0-0 4-3		0-0 E5		0-0 F9	5	0	0	0	1	0	0
Kurt Bevacqua, R OBP: 0.390, SLG: 0.409 (1, 3) (10, 5) X	0-0 F8		0-0 5-3			0-0 4-3			0-0 FC3-6 1B		0-0 F9		5	0	1	0	0	0	3
Sixto Lezcano, R OBP: 0.332, SLG: 0.341 (1, 9) Ruppert Jones, L OBP: 0.297, SLG: 0.356 (9, PH) (10, 3) (11, 8) X		0-0 6-3		0-3 K		0-0 G3			0-0 FC3-6 F8 1B 1-2f		0-0 SH1-4 1B		3	0	0	0	0	1	0
Terry Kennedy, L OBP: 0.357, SLG: 0.446 (1, 2) Luis DeLeon, R OBP: 0.111, SLG: 0.111 (9, PR) Alan Wiggins, S OBP: 0.353, SLG: 0.321 (10, 8) (11, 3) X		4-0 BB		0-0 F5		0-3 K			0-0 1B 1-2 WP 1B		0-0 SH1-4 1-2		3	0	1	0	1	1	0
Luis Salazar, R OBP: 0.292, SLG: 0.359 (1, 5) (10, 6) X		0-3 K		0-0 2B		0-0 6-3			0-0 F8 2-3		0-0 6-3 2-3		5	0	1	0	0	1	4
Tony Gwynn, L OBP: 0.314, SLG: 0.316 (1, 8) (10, 9) X		0-3 K		0-3 K		0-0 FC6-4 1B			0-0 WP 1B 1-3 3-H		4-0 IBB		4	0	2	1	1	2	2
Mario Ramirez, R OBP: 0.348, SLG: 0.319 (1, 6) Tim Flannery, L OBP: 0.317, SLG: 0.386 (9, PH) Bruce Soddy, R OBP: 0.297, SLG: 0.333 (9, PH) Gary Lucas, L (10, 1) Tim Lollar, L OBP: 0.286, SLG: 0.250 (11, PH) Sid Monge, S OBP: 0.200, SLG: 0.200 (12, 1) X		0-0 6-3		0-0 5-3		0-0 FC6-4 1-2f			0-0 K 1-2 3-H		0-0 F6		3	0	0	0	0	0	1
Ed Whitson, R OBP: 0.154, SLG: 0.120 (1, 1) Garry Templeton, S OBP: 0.287, SLG: 0.336 (8, PH) John Montefusco, R OBP: 0.250, SLG: 0.100 (9, 1) Doug Gwosdz, R OBP: 0.200, SLG: 0.115 (10, 2) X		0-0 4-3		0-0 4-3		0-3 K			0-0 6-3		0-0 F8		2	0	0	0	0	0	0

Inning Stats	R: 0	H: 0	E: 0	K: 3	LOB: 0	P: 3	R: 0	H: 0	E: 0	K: 2	LOB: 1	P: 7	R: 0	H: 0	E: 0	K: 3	LOB: 2	P: 11	R: 0	H: 1	E: 0	K: 2	LOB: 1	P: 8	R: 0	H: 0	E: 0	K: 3	LOB: 0	P: 3	R: 0	H: 1	E: 0	K: 1	LOB: 1	P: 6	R: 0	H: 0	E: 0	K: 5	LOB: 0	P: 5	R: 2	H: 3	E: 0	K: 1	LOB: 2	P: 8	R: 0	H: 0	E: 1	K: 0	LOB: 1	P: 4	R: 0	H: 1	E: 0	K: 0	LOB: 2	P: 8	R: 0	H: 0	E: 0	K: 0	LOB: 0	P: 3	1B: 5	2B: 1	3B: 0	HR: 0	SF: 0	SAC: 1	DP: 0	HBP: 0	WP: 1	PA: 47
--------------	------	------	------	------	--------	------	------	------	------	------	--------	------	------	------	------	------	--------	-------	------	------	------	------	--------	------	------	------	------	------	--------	------	------	------	------	------	--------	------	------	------	------	------	--------	------	------	------	------	------	--------	------	------	------	------	------	--------	------	------	------	------	------	--------	------	------	------	------	------	--------	------	-------	-------	-------	-------	-------	--------	-------	--------	-------	--------

PITCHER	IP	WLS	BF	H	R	ER	SO	BB	IBB	HBP	BLK	WP	HR	S	P	ERA	WHIP
Mike Madden, L ERA: 1.69 (1, 1)	8.0		30	3	1	1	6	3	0	0	0	0	0	39	51	1.12	0.750
Dave Smith, R ERA: 3.18 (9, 1)	0.2		4	2	0	0	0	0	0	0	0	0	0	4	4	0.00	3.000
Frank DiPino, L ERA: 2.96 (9, 1)	0.1		1	0	1	1	1	0	0	0	0	1	0	3	3	27.00	0.000
Vern Ruhle, R ERA: 4.48 (10, 1)	3.0	W	12	1	0	0	0	0	1	0	0	0	0	11	15	0.00	0.333


BOTTOM

Houston Astros @ San Diego Padres
Jack Murphy Stadium, San Diego, CA

Tue Aug 02 1983, 10:05 PM EDT
Att: 10,444 - Unknown

livebaseballscorecards.com

AB	42
R	2
H	6
RBI	1
BB	4
SO	7
LOB	14



Batter	1	2	3	4	5	6	7	8	9	AB R H RBI BB SO LOB	TOP											
Bill Doran, S OBP: 0.368, SLG: 0.341 (1, 4) X	0-0 CS 1B	0-0 L6			0-0 SH3 1-2		0-0 CS 1B			3 0 2 0 0 0 3	Houston Astros @ San Diego Padres Jack Murphy Stadium, San Diego, CA Wed Aug 03 1983, 10:05 PM EDT Att: 13,286 - Unknown livebaseballscorecards.com											
Terry Puhl, L OBP: 0.360, SLG: 0.453 (1, 8) X (9, 9)	0-0 1-2 3B 1B	0-0 F8			0-0 F5		0-0 CS 1-2	0-0 4-3 2B		4 1 2 0 0 0 4												
Dickie Thon, R OBP: 0.357, SLG: 0.479 (1, 6) X	0-0 1-H 3B		0-0 P4		0-0 4-3			0-0 P4		4 0 1 1 0 0 2												
Phil Garner, R OBP: 0.319, SLG: 0.368 (1, 5) S S	0-3 K		0-0 F7		0-0 F4			0-0 4-3 2-3		4 0 0 0 0 1 2												
Jose Cruz, L OBP: 0.388, SLG: 0.444 (1, 7) X	0-0 F7		0-3 K		0-3 K			4-0 FC5-4 IBB		3 0 0 0 1 2 1												
Ray Knight, R OBP: 0.390, SLG: 0.485 (1, 3)		0-0 1B 2B		0-0 L6		0-0 E3		0-0 FC5-4 1-2f		4 0 1 0 0 0 2												
Kevin Bass, S OBP: 0.270, SLG: 0.342 Tony Scott, S OBP: 0.252, SLG: 0.287 (1, 9) X (9, 8)		0-0 2-3 BB 1B		0-0 L5		0-3 K		0-0 F9		4 0 1 0 0 1 1 0 0 0 0 0 0 0												
George Bjorkman, R OBP: 0.368, SLG: 0.391 (1, 2)		4-0 BB 1-2 BB		0-0 F7		0-0 F8		0-0 P4		3 0 0 0 1 0 0												
Nolan Ryan, R OBP: 0.089, SLG: 0.047 (1, 1)		0-3 K		4-0 SH3 BB		0-0 6-3		0-3 K		3 0 0 0 1 2 3												
Inning Stats	R: 1 E: 0 K: 1 S: 7	H: 3 LOB: 1 BB: 0 P: 7	R: 0 E: 0 K: 1 S: 7	H: 2 LOB: 3 BB: 1 P: 11	R: 0 E: 0 K: 1 S: 5	H: 0 LOB: 0 BB: 0 P: 5	R: 0 E: 0 K: 0 S: 3	H: 0 LOB: 0 BB: 0 P: 3	R: 0 E: 0 K: 0 S: 3	H: 0 LOB: 1 BB: 1 P: 7	R: 0 E: 1 K: 2 S: 8	H: 0 LOB: 1 BB: 0 P: 8	R: 0 E: 0 K: 0 S: 3	H: 1 LOB: 0 BB: 0 P: 3	R: 0 E: 0 K: 0 S: 4	H: 1 LOB: 2 BB: 1 P: 8	R: 0 E: 0 K: 1 S: 5	H: 0 LOB: 0 BB: 0 P: 5	1B: 4 2B: 2 3B: 1 HR: 0	SF: 0 SAC: 1 DP: 0 HBP: 0	WP: 0 PB: 0 SB: 0 CS: 2	PA: 37
PITCHER	IP WLS BF H R ER SO BB IBB HBP BLK WP HR S P ERA WHIP																					
Tim Lollar, L ERA: 4.3 (1, 1)	7.0 L 28 6 1 1 5 2 0 0 0 0 0 0 36 44 1.29 1.143																					
Luis DeLeon, R ERA: 1.92 (8, 1)	2.0 8 1 0 0 1 0 1 0 0 0 0 0 9 13 0.00 0.500																					



Batter	1	2	3	4	5	6	7	8	9	AB	R	H	RBI	BB	SO	LOB
Bobby Brown, S OBP: 0.429, SLG: 0.647 (1, 7) X	0-0 P4 ①		0-3 K ③			0-3 K ②			4-0 CS BB	3	0	0	0	1	2	1
Alan Wiggins, S OBP: 0.358, SLG: 0.320 (1, 8) BBB	4-0 F5 BB			4-0 4-3 BB		0-3 K ③			4-0 S BB ②	1	0	0	0	3	1	0
Garry Templeton, S OBP: 0.283, SLG: 0.331 (1, 6) X	0-0 F5 ② ③			0-0 4-3 ①			0-0 F8 ①		0-0 F8 ③	4	0	0	0	0	0	3
Terry Kennedy, L OBP: 0.357, SLG: 0.444 (1, 2) BBB		4-0 G6-4-3 BB		0-3 K ②		0-3 K ②				2	0	0	0	1	2	1
Ruppert Jones, L OBP: 0.297, SLG: 0.352 (1, 3)		0-3 K ①		0-0 P4 ③			4-0 CS BB			2	0	0	0	1	1	2
Luis DeLeon, R OBP: 0.111, SLG: 0.111 (8, 1)										0	0	0	0	0	0	0
Tony Gwynn, L OBP: 0.306, SLG: 0.307 (1, 9) X		0-0 G6-4-3 ② ③			0-0 F8 ①		0-0 CS ③ X	0-0 G3 ①		3	0	0	0	0	0	1
Luis Salazar, R OBP: 0.289, SLG: 0.356 (1, 5) X			0-0 F8 ①		0-0 F7 ②			0-3 K ②		3	0	0	0	0	1	0
Tim Flannery, L OBP: 0.311, SLG: 0.366 (1, 4) X			0-0 WP 1B		0-0 F5 ③			0-3 K ③		3	0	1	0	0	1	0
Tim Lollar, L OBP: 0.273, SLG: 0.237 (1, 1) SSS			0-3 K ②			0-0 G3 ①			0-3 K ①	2	0	0	0	0	1	1
Kurt Bevacqua, R OBP: 0.386, SLG: 0.404 (8, 3) SSS			1-2 K							1	0	0	0	0	1	0

Inning Stats	R: 0	H: 0	R: 0	H: 0	R: 0	H: 1	R: 0	H: 0	R: 0	H: 0	R: 0	H: 0	R: 0	H: 0	R: 0	H: 0	R: 0	H: 0	R: 0	H: 0	1B: 1	SF: 0	WP: 1	PA: 31			
	E: 0	LOB: 0	E: 0	LOB: 0	E: 0	LOB: 1	E: 0	LOB: 0	E: 0	LOB: 0	E: 0	LOB: 0	E: 0	LOB: 0	E: 0	LOB: 0	E: 0	LOB: 1	E: 0	LOB: 1	2B: 0	SAC: 0	PB: 0				
	K: 0	BB: 1	K: 1	BB: 1	K: 2	BB: 0	K: 1	BB: 1	K: 0	BB: 0	K: 1	BB: 1	K: 2	BB: 0	K: 1	BB: 2	K: 1	BB: 2	K: 1	BB: 2	3B: 0	DP: 1	SB: 1				
	S: 2	P: 6	S: 4	P: 8	S: 8	P: 8	S: 5	P: 9	S: 3	P: 3	S: 7	P: 7	S: 4	P: 8	S: 7	P: 7	S: 4	P: 12	S: 4	P: 7	HR: 0	HBP: 0	CS: 2				
PITCHER Nolan Ryan, R ERA: 2.24 (1, 1)	IP: 9.0	WLS: W	BF: 30	H: 1	R: 0	ER: 0	SO: 10	BB: 6	IBB: 0	HBP: 0	BLK: 0	WP: 1	HR: 0	S: 44	P: 68	ERA: 0.00	WHIP: 0.778										

BOTTOM

Houston Astros @ San Diego Padres
Jack Murphy Stadium, San Diego, CA

Wed Aug 03 1983, 10:05 PM EDT
Att. 13,286 - Unknown

livebaseballscorecards.com

AB	24
R	0
H	1
RBI	0
BB	6
SO	10
LOB	9



Batter	1	2	3	4	5	6	7	8	9	AB R H RBI BB SO LOB	TOP
Bill Doran, S OBP: 0.367, SLG: 0.339 (1, 4) X	0-0 CS 1B		0-0 FC6-4 G4-6-3 1-2f			0-0 F7		0-0 5-3		4 0 1 0 0 0 2	
Terry Puhl, L OBP: 0.358, SLG: 0.448 (1, 8) B B B	4-0 CS BB		0-0 G4-6-3 1-2f			0-0 F9		0-0 F9		3 0 0 0 1 0 1	
Dickie Thon, R OBP: 0.358, SLG: 0.486 (1, 6) X	0-0 1B 1B			0-0 F8		0-0 F6		0-0 HR		4 1 2 1 0 0 0	
Phil Garner, R OBP: 0.321, SLG: 0.377 (1, 5) X	0-0 1-2 1B			0-0 HR		0-0 5-3		0-0 F8		4 1 2 1 0 0 0	
Jose Cruz, L OBP: 0.384, SLG: 0.439 (1, 7) X	0-0 F7			0-0 1-4-3		0-0 F8		0-0 4-3		4 0 0 0 0 0 2	
Ray Knight, R OBP: 0.377, SLG: 0.481 (1, 3) X		0-0 F8		0-3 K		0-3 K				3 0 0 0 0 2 0	
Kevin Bass, S OBP: 0.284, SLG: 0.333 (1, 9)		0-3 K			0-0 6-3			0-0 F7		3 0 0 0 0 1 0	
George Bjorkman, R OBP: 0.367, SLG: 0.375 (1, 2)		0-3 K			0-3 K			4-0 FC5-4 BB		2 0 0 0 1 2 0	
Joe Niekro, R OBP: 0.113, SLG: 0.115 (1, 1)			0-0 FC6-4 1B			0-0 F9		0-0 FC5-4 1-2f		2 0 1 0 0 0 0	
Tim Tolman, R OBP: 0.258, SLG: 0.423 (8, PH)										1 0 0 0 0 0 1	
Michael LaCoss, R OBP: 0.091, SLG: 0.063 (8, 1)										0 0 0 0 0 0 0	
Inning Stats	R: 0 H: 3 E: 0 LOB: 2 K: 0 BB: 1 S: 4 P: 8	R: 0 H: 0 E: 0 LOB: 0 K: 2 BB: 0 S: 7 P: 7	R: 0 H: 1 E: 0 LOB: 0 K: 0 BB: 0 S: 3 P: 3	R: 1 H: 1 E: 0 LOB: 0 K: 1 BB: 0 S: 6 P: 6	R: 0 H: 0 E: 0 LOB: 0 K: 1 BB: 0 S: 5 P: 5	R: 0 H: 0 E: 0 LOB: 0 K: 0 BB: 0 S: 3 P: 3	R: 0 H: 0 E: 0 LOB: 0 K: 1 BB: 0 S: 5 P: 5	R: 0 H: 0 E: 0 LOB: 1 K: 0 BB: 1 S: 3 P: 7	R: 1 H: 1 E: 0 LOB: 0 K: 0 BB: 0 S: 4 P: 4	1B: 4 SF: 0 2B: 0 SAC: 0 3B: 0 DP: 1 HR: 2 HBP: 0	WP: 0 PA: 32 PB: 0 SB: 0 CS: 2
PITCHER	IP WLS BF H R ER SO BB IBB HBP BLK WP HR S P ERA WHIP										
Dave Dravecky, L ERA: 3.56 (1, 1)	7.1 W 26 5 1 1 5 2 0 0 0 0 0 1 34 42 1.23 0.955										
Gary Lucas, L ERA: 3.24 (8, 1)	1.2 S 6 1 1 1 0 0 0 0 0 0 0 1 6 6 5.40 0.600										

Houston Astros @ San Diego Padres
Jack Murphy Stadium, San Diego, CA


Thu Aug 04 1983, 6:33 AM EDT
Att: 10,516 - Unknown

livebaseballscorecards.com

AB 30
R 2
H 6
RBI 2
BB 2
SO 5
LOB 6



Batter	1	2	3	4	5	6	7	8	9	AB	R	H	RBI	BB	SO	LOB
Bobby Brown, S OBP: 0.400, SLG: 0.550 (1, 7)	0-3 K		0-0 1-3		4-0 BB	0-0 F8				3	0	0	0	1	1	2
Alan Wiggins, S OBP: 0.357, SLG: 0.317 (1, 8)	0-0 1-3			0-0 L5	4-0 BB		0-0 F7			3	0	0	0	1	0	0
Garry Templeton, S OBP: 0.278, SLG: 0.326 (1, 6)	0-0 F8			0-0 6-3	0-0 G3		0-0 F7			4	0	0	0	0	0	3
Terry Kennedy, L OBP: 0.356, SLG: 0.441 (1, 2)		0-0 6-3		0-0 1B		0-0 6-3	0-0 F9			4	0	1	0	0	0	0
Ruppert Jones, L OBP: 0.301, SLG: 0.355 (1, 3)		0-0 G4-6-3 1B		0-0 F7		0-0 1B HR		0-0 1-3		4	1	2	0	0	0	1
Tony Gwynn, L OBP: 0.313, SLG: 0.314 (1, 9)		0-0 G4-6-3			0-0 1B WP	0-0 1B HR		0-0 1-3		4	2	2	0	0	0	1
Luis Salazar, R OBP: 0.294, SLG: 0.370 (1, 5)			0-0 G3 S 1B		0-0 F8	0-0 HR		0-0 1B		4	1	3	3	0	0	1
Tim Flannery, L OBP: 0.316, SLG: 0.365 (1, 4)			0-0 G3		0-0 BB WP 1B	4-0 SH2-4 BB		0-0 F5		3	0	1	0	1	0	2
Dave Dravecky, R OBP: 0.158, SLG: 0.148 (1, 1)			0-0 6-3		0-3 K	0-0 SH2-4				2	0	0	0	0	1	2
Gary Lucas, L (8, 1)					1-2 3-H	1-2				0	0	0	0	0	0	0

BOTTOM	
AB	31
R	4
H	9
RBI	3
BB	3
SO	2
LOB	12
	

Inning	1B	2B	3B	HR	SF	SAC	DP	HBP	WP	HR	S	P	ERA	WHIP
1B: 8	SF: 0	2B: 0	SAC: 1	3B: 0	DP: 1	HR: 1	HBP: 0	WP: 1	HR: 1	S: 32	P: 44	ERA: 5.14	WHIP: 1.571	
WP: 1	PA: 35	PB: 0	SB: 1	CS: 0										

PITCHER	IP	WLS	BF	H	R	ER	SO	BB	IBB	HBP	BLK	WP	HR	S	P	ERA	WHIP
Joe Niekro, R ERA: 3.42 (1, 1)	7.0	L	31	8	4	4	2	3	0	0	0	1	1	32	44	5.14	1.571
Michael LaCoss, R ERA: 4.97 (8, 1)	1.0		4	1	0	0	0	0	0	0	0	0	0	4	4	0.00	1.000

Houston Astros @ San Diego Padres
Jack Murphy Stadium, San Diego, CA
 Thu Aug 04 1983, 6:33 AM EDT
 Att. 10,516 - Unknown

livebaseballscorecards.com

Batter	1	2	3	4	5	6	7	8	9	AB R H RBI BB SO LOB	TOP																		
Gary Redus, R (1, 7) OBP: 0.349, SLG: 0.436	0-0 5-3		0-3 K		0-0 P4		0-0 E5 WP 1B S		0-0 F8	5 1 0 0 0 1 2	Cincinnati Reds @ San Diego Padres Jack Murphy Stadium, San Diego, CA Fri Aug 05 1983, 10:05 PM EDT Att. 11,319 - Unknown livebaseballscorecards.com																		
Dave Concepcion, R (1, 6) OBP: 0.313, SLG: 0.295	0-0 5-3			0-0 G3	0-0 6-3		0-0 4-3	0-0 1B	5 0 1 0 0 0 2																				
Paul Householder, S (1, 8) OBP: 0.325, SLG: 0.366	0-0 L6			0-0 E5 1B SF9		0-0 1B 1B	0-3 K	0-0 P6	5 2 1 0 0 1 1																				
Cesar Cedeno, R (1, 9) OBP: 0.303, SLG: 0.360		0-3 K		0-0 1B S	0-0 1B 1B	0-0 1B 1B	0-0 1B		4 1 3 1 0 1 0																				
Dan Driessen, L (1, 3) OBP: 0.388, SLG: 0.446		0-0 6-3		4-0 1B BB	4-0 1B BB	0-3 K			2 0 0 0 2 1 1																				
Nick Esasky, R (1, 5) OBP: 0.306, SLG: 0.465		0-3 K		0-0 SF9	0-0 F7		0-3 K		3 0 0 1 0 2 3																				
Dann Bilardello, R (1, 2) OBP: 0.279, SLG: 0.354			0-0 5-3	0-0 L9	0-3 K		0-0 4-3 2B		4 0 1 0 0 1 5																				
Kelly Paris, R (1, 4) OBP: 0.310, SLG: 0.284 Ron Oester, S (6, PH) OBP: 0.309, SLG: 0.388 (6, 4)			0-0 SH3-4 1B		0-0 P6	0-0 1B 1B		0-0 4-3	2 0 1 0 0 0 0 2 0 1 2 0 0 1																				
Bruce Berenyi, R (1, 1) OBP: 0.194, SLG: 0.250 Duane Walker, L (6, PH) OBP: 0.333, SLG: 0.410 Ted Power, R (6, 1) Bill Scherrer, L (7, 1) OBP: 0.200, SLG: 0.111			0-0 SH3-4		0-0 2B	0-0 1B 1B		0-3 K	1 0 1 0 0 0 0 1 0 1 0 0 0 0 0 0 0 0 0 0 0 1 0 0 0 0 1 1																				
Inning Stats	R: 0 E: 0 K: 0 S: 3	H: 0 LOB: 0 BB: 0 P: 3	R: 0 E: 0 K: 2 S: 7	H: 0 LOB: 0 BB: 0 P: 7	R: 0 E: 0 K: 1 S: 6	H: 1 LOB: 1 BB: 0 P: 6	R: 1 E: 1 K: 0 S: 5	H: 1 LOB: 2 BB: 1 P: 9	R: 0 E: 0 K: 0 S: 4	H: 1 LOB: 1 BB: 0 P: 4		R: 2 E: 0 K: 1 S: 8	H: 4 LOB: 2 BB: 1 P: 12	R: 1 E: 1 K: 2 S: 9	H: 1 LOB: 1 BB: 0 P: 9	R: 0 E: 0 K: 2 S: 8	H: 1 LOB: 1 BB: 0 P: 8	R: 0 E: 0 K: 0 S: 3	H: 1 LOB: 0 BB: 0 P: 3	1B: 8 2B: 2 3B: 0 HR: 0	SF: 1 SAC: 1 DP: 0 HBP: 0	WP: 1 PB: 0 SB: 2 CS: 0	PA: 39						
PITCHER	IP WLS BF H R ER SO BB IBB HBP BLK WP HR S P ERA WHIP												PITCHER	IP WLS BF H R ER SO BB IBB HBP BLK WP HR S P ERA WHIP															
Mark Thurmond, L (1, 1) ERA: 2.06	5.0		23	5	3	2	3	2	0	0	0	0	0	0	27	35	3.60	1.400											
Luis DeLeon, R (6, 1) ERA: 1.89	1.0		4	2	0	0	1	0	0	0	0	0	0	6	6	0.00	2.000												
Elias Sosa, R (7, 1) ERA: 5.01	3.0	L	12	3	1	0	4	0	0	0	0	1	0	20	20	0.00	1.000												



Batter	1	2	3	4	5	6	7	8	9	AB	R	H	RBI	BB	SO	LOB
Alan Wiggins, S OBP: 0.357, SLG: 0.316 (1, 8)	0-3 K	4-0 BB		0-0 2-3 1B			0-0 4-3		0-3 K	4	0	1	0	1	2	0
Garry Templeton, S OBP: 0.277, SLG: 0.323 (1, 6)	0-3 K	0-3 K		0-0 G3			0-0 1B 1B		0-0 5-3	5	0	1	0	0	2	4
Bobby Brown, S OBP: 0.379, SLG: 0.500 (1, 7)	0-0 G3			0-0 F5		0-0 F7	0-0 1-2 1B			4	0	1	0	0	0	0
Terry Kennedy, L OBP: 0.357, SLG: 0.442 (1, 2)		0-0 HR 1B	0-0 4-3 1B		0-0 G3		0-0 F9			4	1	2	0	0	0	2
Ruppert Jones, L OBP: 0.301, SLG: 0.369 (1, 3)		0-0 HR	0-0 4-3		0-0 G3		0-0 F9			3	1	1	2	0	0	1
Kurt Bevacqua, R OBP: 0.382, SLG: 0.400 (7, PH) (8, 3)		1-H HR	1-2 4-3							1	0	0	0	0	0	2
Tony Gwynn, L OBP: 0.302, SLG: 0.303 (1, 9)		0-0 4-3	0-3 K			0-0 6-3		0-0 4-3		4	0	0	0	0	1	1
Luis Salazar, R OBP: 0.294, SLG: 0.367 (1, 5)		1-0 2B HBP		0-0 F8		0-0 F9		0-0 F8		3	1	0	0	0	0	0
Juan Bonilla, R OBP: 0.312, SLG: 0.308 (1, 4)		0-0 2B		0-0 1B SH5-3 1B		0-0 FC6-4 1B		0-0 5-3		4	0	3	1	0	0	0
Mark Thurmond, L OBP: 0.125, SLG: 0.188 (1, 1)		0-0 5-3		0-0 SH5-3		0-0 FC6-4		0-0 5-3		1	0	0	0	0	0	1
Luis DeLeon, R OBP: 0.111, SLG: 0.111 (6, 1)				1-2						0	0	0	0	0	0	0
Gene Richards, L OBP: 0.325, SLG: 0.392 (6, PH)										1	0	0	0	0	0	1
Elias Sosa, R (7, 1)										0	0	0	0	0	0	0
Sixto Lezcano, R OBP: 0.331, SLG: 0.340 (9, PH)										1	0	0	0	0	0	0

Inning Stats	R: 0	H: 0	E: 0	K: 2	S: 7	H: 0	LOB: 0	BB: 0	P: 7	R: 3	H: 3	E: 0	K: 1	S: 8	R: 0	H: 1	E: 0	K: 1	S: 6	R: 0	H: 2	E: 0	K: 0	S: 5	R: 0	H: 0	E: 0	K: 0	S: 3	R: 0	H: 1	E: 0	K: 0	S: 4	R: 0	H: 2	E: 0	K: 0	S: 5	R: 0	H: 0	E: 0	K: 0	S: 3	R: 0	H: 0	E: 0	K: 1	S: 5	R: 0	H: 0	E: 0	K: 1	S: 5	1B: 7	SF: 0	2B: 1	SAC: 1	3B: 0	DP: 0	HR: 1	HBP: 1	WP: 0	PA: 38
--------------	------	------	------	------	------	------	--------	-------	------	------	------	------	------	------	------	------	------	------	------	------	------	------	------	------	------	------	------	------	------	------	------	------	------	------	------	------	------	------	------	------	------	------	------	------	------	------	------	------	------	------	------	------	------	------	-------	-------	-------	--------	-------	-------	-------	--------	-------	--------

PITCHER	IP	WLS	BF	H	R	ER	SO	BB	IBB	HBP	BLK	WP	HR	S	P	ERA	WHIP
Bruce Berenyi, R ERA: 4.07 (1, 1)	5.0		23	6	3	3	4	1	0	1	0	0	1	29	34	5.40	1.400
Ted Power, R ERA: 3.94 (6, 1)	1.1	W	7	3	0	0	0	0	0	0	0	0	0	7	7	0.00	2.250
Bill Scherrer, L ERA: 3.15 (7, 1)	2.2	S	8	0	0	0	1	0	0	0	0	0	0	10	10	0.00	0.000

BOTTOM

Cincinnati Reds @ San Diego Padres
Jack Murphy Stadium, San Diego, CA
Fri Aug 05 1983, 10:05 PM EDT
Att. 11,319 - Unknown

livebaseballscorecards.com

AB	35
R	3
H	9
RBI	3
BB	1
SO	5
LOB	12



Batter	1	2	3	4	5	6	7	8	9	AB R H RBI BB SO LOB	TOP		
Eddie Milner, L (1, 8) OBP: 0.363, SLG: 0.385	0-0 4-3 E 2B		0-0 4-3 S 1B		0-0 F8		4-0 WP BB BB		0-0 SF8 1B 1-2	4 1 3 0 1 0 0			
Dave Concepcion, R (1, 6) OBP: 0.314, SLG: 0.295 Tom Foley, L (9, PH) OBP: 0.290, SLG: 0.304	0-0 4-3 2-3		0-0 4-3 1-3			0-0 BB 2B 1B	4-0 WP BB		0-0 1B 1-2 2-3	3 1 1 0 1 0 2 1 0 1 0 0 0 0			
Cesar Cedeno, R (1, 9) OBP: 0.308, SLG: 0.362	0-0 E7 1B 3-H		4-0 BB			4-0 2B BB 1-2	0-3 K 1-2 2-3		0-0 SF8 2-3 3-H	2 0 1 2 2 1 2			
Dan Driessen, L (1, 3) OBP: 0.385, SLG: 0.445	0-0 F8 3-H		0-0 G3			0-0 2B 1-3 2-H		0-0 P5	0-3 K	5 0 1 1 0 1 5			
Johnny Bench, R (1, 2) OBP: 0.297, SLG: 0.395 Dann Bilardello, R (8, 2) OBP: 0.279, SLG: 0.354	0-0 5-3			0-0 F7		0-0 P6		0-3 K		4 0 0 0 0 1 3 0 0 0 0 0 0 0			
Duane Walker, L (1, 7) OBP: 0.331, SLG: 0.401		0-0 4-3		0-0 4-3		4-0 G6-4-3 IBB		0-0 4-3		3 0 0 0 1 0 0			
Nick Esasky, R (1, 5) OBP: 0.305, SLG: 0.479		0-0 5-3		0-0 F7		0-0 G6-4-3 1-2f			0-0 HR	4 1 1 1 0 0 3			
Ron Oester, S (1, 4) OBP: 0.306, SLG: 0.384		0-0 1-3			0-0 F8		0-3 K		0-0 4-3	4 0 0 0 0 1 0			
Charlie Puleo, R (1, 1) OBP: 0.200, SLG: 0.097 Bill Scherrer, L (7, 1) OBP: 0.200, SLG: 0.111 Tom Hume, R (8, 1) Ben Hayes, R (8, 1) Paul Householder, S (9, PH) OBP: 0.328, SLG: 0.366			0-0 4-3		0-0 F9		0-3 K		1-0 1B SF8 HBP	3 0 0 0 0 1 0 1 0 0 0 0 0			
Inning Stats	R: 1 E: 1 K: 0 S: 5 H: 2 LOB: 1 BB: 0 P: 5	R: 0 E: 0 K: 0 S: 3 H: 0 LOB: 0 BB: 0 P: 3	R: 0 E: 0 K: 0 S: 4 H: 1 LOB: 2 BB: 1 P: 8	R: 0 E: 0 K: 0 S: 3 H: 0 LOB: 0 BB: 0 P: 3	R: 0 E: 0 K: 0 S: 3 H: 0 LOB: 0 BB: 0 P: 3	R: 1 E: 0 K: 0 S: 4 H: 2 LOB: 2 BB: 2 P: 12	R: 0 E: 0 K: 3 S: 9 H: 0 LOB: 2 BB: 2 P: 17	R: 0 E: 0 K: 1 S: 5 H: 0 LOB: 0 BB: 0 P: 5	R: 2 E: 0 K: 1 S: 8 H: 3 LOB: 2 BB: 0 P: 9	1B: 5 2B: 2 3B: 0 HR: 1 SF: 1 SAC: 0 DP: 1 HBP: 1	WP: 1 PB: 0 SB: 1 CS: 0 PA: 40		
PITCHER	IP WLS BF H R ER SO BB IBB HBP BLK WP HR S P ERA WHIP											PITCHER	IP WLS BF H R ER SO BB IBB HBP BLK WP HR S P ERA WHIP
Eric Show, R (1, 1) ERA: 3.59	8.0 W 33 5 2 2 4 4 1 0 0 1 0 36 56 2.25 1.125												
Luis DeLeon, R (9, 1) ERA: 2.13	1.0 7 3 2 2 1 0 0 1 0 0 1 8 9 18.00 3.000												

Cincinnati Reds @ San Diego Padres
 Jack Murphy Stadium, San Diego, CA
 Sat Aug 06 1983, 10:05 PM EDT
 Unknown

livebaseballscorecards.com

AB	33
R	4
H	8
RBI	4
BB	5
SO	5
LOB	15



Batter	1	2	3	4	5	6	7	8	9	AB R H RBI BB SO LOB	TOP
Eddie Milner, L (1, 8) OBP: 0.362, SLG: 0.391	0-0 3-1		0-0 HR	0-3 K			0-0 F8			4 1 1 1 0 1 1	Cincinnati Reds @ San Diego Padres Jack Murphy Stadium, San Diego, CA Sat Aug 06 1983, 10:05 PM EDT Att: 13,237 - Unknown livebaseballscorecards.com
Dave Concepcion, R (1, 6) OBP: 0.311, SLG: 0.292	0-3 K		0-3 K			0-3 K	0-0 F9			4 0 0 0 0 3 0	
Cesar Cedeno, R (1, 9) OBP: 0.308, SLG: 0.357	0-3 K		0-0 5-3			4-0 6-3 BB		0-0 F3		3 0 0 0 1 1 0	
Dan Driessen, L (1, 3) OBP: 0.386, SLG: 0.454		0-0 1B 2B	0-0 1B 2B			0-0 6-3 1-2		0-0 F8		4 1 2 0 0 0 1	
Nick Esasky, R (1, 5) OBP: 0.304, SLG: 0.473		0-3 K	0-0 1B 2-H			0-0 F9		0-0 E5		4 0 1 1 0 1 2	
Duane Walker, L (1, 7) OBP: 0.323, SLG: 0.390		0-0 6-3	0-0 L6			0-0 6-3		0-0 4-3		4 0 0 0 0 0 3	
Ron Oester, S (1, 4) OBP: 0.308, SLG: 0.385		0-0 2-3 1B		0-0 F8		0-0 G5-4-3 1B		0-0 G3		4 0 2 0 0 0 0	
Dann Bilardello, R (1, 2) OBP: 0.283, SLG: 0.354		4-0 1B IBB		0-0 SH3-4 1B		0-0 G5-4-3 1-2f		0-0 P6		3 0 1 0 1 0 1	
Joe Price, R (1, 1) OBP: 0.163, SLG: 0.100 Ted Power, R (3, 1) Rich Gale, R (4, 1) Paul Householder, S (7, PH) Ben Hayes, R (7, 1) Gary Redus, R (9, PH) OBP: 0.348, SLG: 0.435	0-3 K		0-0 SH3-4 1-2			0-0 F7		0-3 K		1 0 0 0 0 0 1 3 0 0 0 0 0 0 0 0 0 0 0 0 0 0 0 0 1 0 0 0 0 0 0 0 0 0 0 0 0 0 0 0 1 0 0 0 0 0 1 0	
Inning Stats	R: 0 E: 0 K: 2 S: 7 H: 0 LOB: 0 BB: 0 P: 7	R: 0 E: 0 K: 2 S: 9 H: 2 LOB: 3 BB: 1 P: 13	R: 2 E: 0 K: 1 S: 8 H: 3 LOB: 1 BB: 0 P: 8	R: 0 E: 0 K: 1 S: 6 H: 1 LOB: 1 BB: 0 P: 6	R: 0 E: 0 K: 1 S: 5 H: 0 LOB: 1 BB: 1 P: 9	R: 0 E: 0 K: 0 S: 3 H: 1 LOB: 0 BB: 0 P: 3	R: 0 E: 0 K: 0 S: 3 H: 0 LOB: 0 BB: 0 P: 3	R: 0 E: 1 K: 0 S: 4 H: 0 LOB: 1 BB: 0 P: 4	R: 0 E: 0 K: 1 S: 5 H: 0 LOB: 0 BB: 0 P: 5	1B: 4 2B: 2 3B: 0 HR: 1 SF: 0 SAC: 1 DP: 1 HBP: 0	WP: 0 PB: 0 SB: 0 CS: 0 PA: 36
PITCHER John Montefusco, R (1, 1) ERA: 3.48	IP 9.0 WLS W BF 36 H 7 R 2 ER 2 SO 8 BB 1 IBB 1 HBP 0 BLK 0 WP 0 HR 1 S 50 P 58 ERA 2.00 WHIP 0.889										



Batter	1	2	3	4	5	6	7	8	9
Bobby Brown, S (1, 7) OBP: 0.436, SLG: 0.594	0-3 K		0-0 F8	0-3 K			4-0 1B BB	0-0 G3 1B	
Garry Templeton, S (1, 6) OBP: 0.279, SLG: 0.324	0-3 K		0-0 E 1B		0-3 K		0-0 1B S 1B	0-0 G3	
Sixto Lezcano, R (1, 9) OBP: 0.329, SLG: 0.338	0-0 F9		0-0 E6 L3		0-0 6-3		0-0 FC6-4 1B	0-3 K	
Kurt Bevacqua, R (1, 3) OBP: 0.378, SLG: 0.398		0-0 F2	0-0 L3		4-0 BB		0-0 F8		
Tony Gwynn, L (1, 8) OBP: 0.328, SLG: 0.356		0-0 F8		0-0 1B 3B	0-0 F7		0-0 FC6-4 1B		
Luis Salazar, R (1, 5) OBP: 0.297, SLG: 0.380		0-0 HR		0-0 3B 1B		0-0 6-3	0-0 FC6-4		
Juan Bonilla, R (1, 4) OBP: 0.319, SLG: 0.314		4-0 1B BB		0-0 G1 3B		0-0 F8	4-0 FC6-4 IBB		
Doug Gwosdz, R (1, 2) OBP: 0.235, SLG: 0.167		0-0 1B		0-0 P4		0-0 1B	0-0 FC6-4		
John Montefusco, R (1, 1) OBP: 0.188, SLG: 0.071		0-0 P4		0-0 G1		0-3 K		0-3 K	

AB	R	H	RBI	BB	SO	LOB
4	1	1	0	1	2	0
5	1	2	0	0	2	1
5	0	1	1	0	1	2
3	0	0	0	1	0	4
4	1	2	1	0	0	1
4	2	2	2	0	0	2
2	1	1	1	2	0	0
4	0	2	0	0	0	4
4	0	0	1	0	2	3

BOTTOM

Cincinnati Reds @ San Diego Padres
Jack Murphy Stadium, San Diego, CA
 Sat Aug 06 1983, 10:05 PM EDT
 Att. 13,237 - Unknown

livebaseballscorecards.com

AB	35
R	6
H	11
RBI	6
BB	4
SO	7
LOB	17



Inning	R	H	E	K	S	P	BB	IBB	HBP	BLK	WP	HR	S	P	ERA	WHIP
1	0	0	0	2	7	0	1	0	0	0	0	0	14	18	3.86	1.714
2	1	2	0	9	5	0	0	0	0	0	0	0	14	20	0.00	0.667
3	0	1	1	4	7	0	1	1	0	0	0	0	14	22	9.00	2.500
4	3	3	0	8	8	0	0	0	0	0	0	1	5	5	40.50	4.500
5	0	0	0	9	7	0	0	0	0	0	0	0	14	20	0.00	0.667
6	0	1	0	6	6	0	0	0	0	0	0	0	14	22	9.00	2.500
7	2	3	0	14	14	0	0	0	0	0	0	0	14	22	9.00	2.500
8	0	1	0	8	8	0	0	0	0	0	0	0	14	22	9.00	2.500
9	0	0	0	3	3	0	0	0	0	0	0	0	14	22	9.00	2.500

PITCHER	IP	WLS	BF	H	R	ER	SO	BB	IBB	HBP	BLK	WP	HR	S	P	ERA	WHIP
Joe Price, L (1, 1) ERA: 2.77	2.1		11	3	1	1	2	1	0	0	0	0	1	14	18	3.86	1.714
Ted Power, R (3, 1) ERA: 4.23	0.2	L	5	3	3	3	0	0	0	0	0	0	0	5	5	40.50	4.500
Rich Gale, R (4, 1) ERA: 5.52	3.0		11	1	0	0	3	1	0	0	0	0	0	16	20	0.00	0.667
Ben Hayes, R (7, 1) ERA: 6.1	2.0		12	4	2	2	2	1	1	0	0	0	0	14	22	9.00	2.500

WP	PA
0	39

Batter	1	2	3	4	5	6	7	8	9	AB R H RBI BB SO LOB	TOP											
Paul Householder, S OBP: 0.321, SLG: 0.358 (1, 8) X	0-0 4-3 ①		0-0 P6 ③		0-0 G3 ③		0-0 G3 ③			4 0 0 0 0 0 1												
Duane Walker, L OBP: 0.321, SLG: 0.386 (1, 7) X	0-0 4-3 ②			0-0 P6 ①		0-0 WP 1B ①		0-3 K ①		4 1 1 0 0 1 0												
Cesar Cedeno, R OBP: 0.307, SLG: 0.356 (1, 9) X	0-0 5-3 ③			0-0 5-3 ②		0-0 E5 1B ①		0-0 6-3 ②		4 0 1 0 0 0 0												
Dan Driessen, L OBP: 0.391, SLG: 0.456 (1, 3) X		0-0 G3-6-3 1B ①		0-0 1B ①		4-0 HR BB ①		0-0 4-3 ③		3 1 2 0 1 0 0												
Nick Esasky, R OBP: 0.303, SLG: 0.468 (1, 5) S S S		0-3 K ①		0-3 K ③		0-3 K ②			0-0 5-3 1B ①	4 0 1 0 0 3 3												
Ron Oester, S OBP: 0.310, SLG: 0.394 (1, 4) X		0-0 G3-6-3 ② ③			0-0 HR 1B ①	0-0 HR ①			0-0 F7 ①	4 2 2 2 0 0 2												
Dann Bilardello, R OBP: 0.278, SLG: 0.347 (1, 2) S S S			0-3 K ①		0-0 F5 ①	0-0 P4 ③			0-0 5-3 ②	4 0 0 0 0 1 2												
Tom Foley, L OBP: 0.273, SLG: 0.283 (1, 6) X			0-0 F8 ②		0-3 K ②				0-0 F9 ③	4 0 0 0 0 2 2												
Frank Pastore, R OBP: 0.171, SLG: 0.250 (1, 1) X			0-0 E5 ①		0-0 HR ①				0-0 6-3 ②	3 1 1 2 0 0 0												
Inning Stats	R: 0 E: 0 K: 0 S: 3	H: 0 LOB: 0 BB: 0 P: 3	R: 0 E: 0 K: 1 S: 5	H: 1 LOB: 0 BB: 0 P: 5	R: 0 E: 1 K: 1 S: 6	H: 0 LOB: 1 BB: 0 P: 6	R: 0 E: 0 K: 1 S: 6	H: 1 LOB: 1 BB: 0 P: 6	R: 2 E: 0 K: 1 S: 7	H: 2 LOB: 0 BB: 0 P: 7	R: 3 E: 1 K: 1 S: 7	H: 3 LOB: 0 BB: 1 P: 11	R: 0 E: 0 K: 1 S: 5	H: 0 LOB: 0 BB: 0 P: 5	R: 0 E: 0 K: 1 S: 5	H: 0 LOB: 0 BB: 0 P: 5	R: 0 E: 0 K: 0 S: 4	H: 1 LOB: 1 BB: 0 P: 4	1B: 6 2B: 0 3B: 0 HR: 2	SF: 0 SAC: 0 DP: 1 HBP: 0	WP: 1 PB: 0 SB: 0 CS: 0	PA: 35
PITCHER	IP WLS BF H R ER SO BB IBB HBP BLK WP HR S P ERA WHIP																					
Ed Whitson, R ERA: 4.69 (1, 1)	6.0 L 25 7 5 5 5 1 0 0 0 1 2 34 38 7.50 1.333																					
Elias Sosa, R ERA: 4.82 (7, 1)	2.0 6 0 0 0 2 0 0 0 0 0 0 10 10 0.00 0.000																					
Gary Lucas, L ERA: 3.19 (9, 1)	1.0 4 1 0 0 0 0 0 0 0 0 0 4 4 0.00 1.000																					

Cincinnati Reds @ San Diego Padres
 Jack Murphy Stadium, San Diego, CA
 Sun Aug 07 1983, 6:33 AM EDT
 Att: 12,919 - Unknown

livebaseballscorecards.com

AB	34
R	5
H	8
RBI	4
BB	1
SO	7
LOB	10



Batter	1	2	3	4	5	6	7	8	9	AB	R	H	RBI	BB	SO	LOB
Bobby Brown, S OBP: 0.419, SLG: 0.583 (1, 7)	0-0 P6		0-0 FC4-6		0-0 F8			0-0 1B 2B		4	1	1	1	0	0	1
Garry Templeton, S OBP: 0.275, SLG: 0.319 (1, 6)	0-0 F7		0-0 4-3			0-0 4-3		0-0 F7		4	0	0	0	0	0	2
Ruppert Jones, L OBP: 0.306, SLG: 0.391 (1, 8)	0-0 1B 3B		0-0 F9			0-0 4-3		0-0 1B		4	1	2	1	0	0	1
Terry Kennedy, L OBP: 0.355, SLG: 0.435 (1, 2)	0-0 1B			0-0 F8		0-0 3-1		0-0 4-3		4	0	1	1	0	0	1
Kurt Bevacqua, R OBP: 0.374, SLG: 0.386 (1, 3)	0-0 F9			0-0 BB			0-0 5-3		0-0 F7	3	0	0	0	1	0	1
Tony Gwynn, L OBP: 0.326, SLG: 0.347 (1, 9)		0-0 6-3		0-0 F8			0-0 F9		0-0 BB	3	0	0	0	1	0	1
Luis Salazar, R OBP: 0.294, SLG: 0.377 (1, 5)		0-0 P4		0-0 6-3			0-0 5-3		0-0 BB	3	0	0	0	0	0	1
Gene Richards, L OBP: 0.326, SLG: 0.391 (9, PH)									0-0 G1-6-3	1	0	0	0	0	0	1
Juan Bonilla, R OBP: 0.319, SLG: 0.317 (1, 4)		0-0 4-3			0-0 6-3			0-0 2B 2B		3	1	1	0	0	0	0
Ed Whitson, R OBP: 0.179, SLG: 0.148 (1, 1)			0-0		0-3 K			0-3 K		2	0	1	0	0	1	0
Elias Sosa, R (7, 1)										0	0	0	0	0	0	0
Tim Flannery, L OBP: 0.312, SLG: 0.361 (8, PH)										1	0	0	0	0	1	1
Gary Lucas, L (9, 1)										0	0	0	0	0	0	0


Inning Stats	R: 1 E: 0 K: 0 S: 5	H: 2 LOB: 1 BB: 0 P: 5	R: 0 E: 0 K: 0 S: 3	H: 0 LOB: 0 BB: 0 P: 3	R: 0 E: 0 K: 0 S: 4	H: 1 LOB: 1 BB: 0 P: 4	R: 0 E: 0 K: 0 S: 3	H: 0 LOB: 1 BB: 1 P: 7	R: 0 E: 0 K: 1 S: 5	H: 0 LOB: 0 BB: 0 P: 5	R: 0 E: 0 K: 0 S: 3	H: 0 LOB: 0 BB: 0 P: 3	R: 0 E: 0 K: 0 S: 3	H: 0 LOB: 0 BB: 0 P: 3	R: 2 E: 0 K: 1 S: 8	H: 3 LOB: 1 BB: 0 P: 8	R: 0 E: 0 K: 0 S: 2	H: 0 LOB: 0 BB: 1 P: 6	1B: 3 2B: 2 3B: 1 HR: 0	SF: 0 SAC: 0 DP: 1 HBP: 0	WP: 0 PB: 0 SB: 0 CS: 0	PA: 34								
PITCHER Frank Pastore, R ERA: 5.16 (1, 1)	IP 9.0	WLS W	BF 34	H 6	R 3	ER 3	SO 2	BB 2	IBB 0	HBP 0	BLK 0	WP 0	HR 0	S 36	P 44	ERA 3.00	WHIP 0.889													
											PITCHER	IP	WLS	BF	H	R	ER	SO	BB	IBB	HBP	BLK	WP	HR	S	P	ERA	WHIP		

BOTTOM

Cincinnati Reds @ San Diego Padres
Jack Murphy Stadium, San Diego, CA
 Sun Aug 07 1983, 6:33 AM EDT
 Att. 12,919 - Unknown

livebaseballscorecards.com

AB	32
R	3
H	6
RBI	3
BB	2
SO	2
LOB	10



Batter	1	2	3	4	5	6	7	8	9	AB R H RBI BB SO LOB	TOP											
Bobby Brown, S OBP: 0.404, SLG: 0.600 (1, 7) X	0-0 1-3		0-0 E4 CS			0-0 PB 3B		0-3 K		4 1 1 0 0 1 1												
Alan Wiggins, S OBP: 0.359, SLG: 0.316 (1, 3) X	0-0 G3 S WP 1B		0-0 CS 1-2	0-0 F5		4-0 S 1B BB		0-0 4-3		3 2 1 0 1 0 1												
Tony Gwynn, L OBP: 0.323, SLG: 0.344 (1, 9) X	0-0 G3 1-3			0-0 L3		0-0 S 1B			0-0 4-3	4 0 1 1 0 0 1												
Terry Kennedy, L OBP: 0.354, SLG: 0.432 (1, 2) X	0-0 F9 3-H			0-0 4-3		0-0 F8 1-2			4-0 BB	3 0 0 0 1 0 1												
Ruppert Jones, L OBP: 0.302, SLG: 0.384 (1, 8) S S		0-3 K			0-3 K		0-3 K		0-0 F8	4 0 0 0 0 3 1												
Luis Salazar, R OBP: 0.291, SLG: 0.372 (1, 5) X		0-0 6-3			0-3 K		0-0 F9		0-0 5-3	4 0 0 0 0 1 1												
Garry Templeton, S OBP: 0.272, SLG: 0.315 (1, 6) X		0-0 1-3			0-0 G3		0-3 K			3 0 0 0 0 1 0												
Tim Flannery, L OBP: 0.313, SLG: 0.360 (1, 4) X			0-0 F4			0-0 F9		0-0 FC5-6 1B		3 0 1 0 0 0 0												
Tim Lollar, L OBP: 0.261, SLG: 0.225 (1, 1) X			0-0 1-5-3			0-0 F7		0-0 FC5-6 1-2f		2 0 0 0 0 0 0												
Sid Monge, S OBP: 0.167, SLG: 0.167 (7, 1) X										1 0 0 0 0 0 1												
Inning Stats	R: 1 E: 0 K: 0 S: 4	H: 1 LOB: 0 BB: 0 P: 4	R: 0 E: 0 K: 1 S: 5	H: 0 LOB: 0 BB: 0 P: 5	R: 0 E: 1 K: 0 S: 3	H: 0 LOB: 0 BB: 0 P: 3	R: 0 E: 0 K: 0 S: 3	H: 0 LOB: 0 BB: 0 P: 3	R: 0 E: 0 K: 2 S: 7	H: 0 LOB: 0 BB: 0 P: 7	R: 2 E: 0 K: 0 S: 5	H: 2 LOB: 1 BB: 1 P: 9	R: 0 E: 0 K: 2 S: 7	H: 0 LOB: 0 BB: 0 P: 7	R: 0 E: 0 K: 1 S: 6	H: 1 LOB: 1 BB: 0 P: 6	R: 0 E: 0 K: 0 S: 3	H: 0 LOB: 1 BB: 1 P: 7	1B: 3 2B: 0 3B: 1 HR: 0	SF: 0 SAC: 0 DP: 0 HBP: 0	WP: 1 PB: 1 SB: 3 CS: 1	PA: 34
PITCHER	IP WLS BF H R ER SO BB IBB HBP BLK WP HR S P ERA WHIP																					
Joe Niekro, R ERA: 3.46 (1, 1)	5.2 L 21 3 3 3 3 1 0 0 0 1 0 26 30 4.76 0.706																					
Frank DiPino, L ERA: 2.87 (6, 1)	1.1 4 0 0 0 2 0 0 0 0 0 0 8 8 0.00 0.000																					
Dave Smith, R ERA: 3.06 (8, 1)	2.0 8 1 0 0 1 1 0 0 0 0 0 9 13 0.00 1.000																					

San Diego Padres @ Houston Astros
 Astrodome, Houston, TX
 Tue Aug 09 1983, 8:05 PM EDT
 Att. 17,390 - Dome

livebaseballscorecards.com

AB 31
R 3
H 4
RBI 1
BB 2
SO 6
LOB 7



Batter	1	2	3	4	5	6	7	8	9	AB	R	H	RBI	BB	SO	LOB
Bill Doran, S OBP: 0.367, SLG: 0.335 (1, 4)	0-0 F2	0-0 4-3			0-0 P6		0-0 F9			4	0	0	0	0	0	2
Terry Puhl, L OBP: 0.346, SLG: 0.428 (1, 8)	0-0 4-3		0-0 F9		0-3 K			0-0 F2		4	0	0	0	0	1	0
Dickie Thon, R OBP: 0.356, SLG: 0.478 (1, 6)	0-0 1B		0-0 4-3			0-0 G3 1B		0-0 1B		4	0	3	0	0	0	0
Phil Garner, R OBP: 0.320, SLG: 0.371 (1, 5)	0-0 F7		0-0 1B			0-3 K 1-2		0-0 F9		4	0	1	0	0	1	3
Jose Cruz, L OBP: 0.382, SLG: 0.446 (1, 7)		0-0 HR 1B	0-3 K			0-0 G3 2-3		0-3 K		4	1	1	0	0	2	3
Ray Knight, R OBP: 0.368, SLG: 0.467 (1, 3)		0-0 F8 1-2		0-0 4-3		0-0 F9			0-0 F7	4	0	0	0	0	0	2
Kevin Bass, S OBP: 0.262, SLG: 0.352 (1, 9)		0-0 HR 2-H		0-0 F9			0-0 F8		0-0 F6	4	1	1	2	0	0	0
George Bjorkman, R OBP: 0.365, SLG: 0.360 (1, 2)		4-0 SH1-4 BB		0-3 K			0-3 K		0-0 F5	2	0	0	0	1	2	0
Tim Tolman, R OBP: 0.242, SLG: 0.393 (9, PH)										1	0	0	0	0	0	0
Joe Niekro, R OBP: 0.111, SLG: 0.113 (1, 1)		0-0 SH1-4			0-3 K					0	0	0	0	0	0	0
Frank DiPino, L OBP: 0.400, SLG: 0.500 (6, 1)										0	0	0	0	0	0	0
Tony Scott, S OBP: 0.256, SLG: 0.287 (7, PH)										0	0	0	0	1	0	0
Dave Smith, R (8, 1)										0	0	0	0	0	0	0

BOTTOM

San Diego Padres @ Houston Astros
Astrodome, Houston, TX
Tue Aug 09 1983, 8:05 PM EDT
Att. 17,390 - Dome

livebaseballscorecards.com

AB	32
R	2
H	6
RBI	2
BB	2
SO	7
LOB	10



Inning Stats	R: 0	H: 1	E: 0	K: 0	S: 4	H: 1	LOB: 1	BB: 0	P: 4	R: 2	H: 2	E: 0	K: 0	S: 5	H: 2	LOB: 1	BB: 1	P: 9	R: 0	H: 1	E: 0	K: 1	S: 6	H: 0	LOB: 0	BB: 0	P: 6	R: 0	H: 0	E: 0	K: 2	S: 7	H: 0	LOB: 0	BB: 0	P: 7	R: 0	H: 1	E: 0	K: 1	S: 6	H: 1	LOB: 1	BB: 0	P: 6	R: 0	H: 0	E: 0	K: 1	S: 5	H: 0	LOB: 1	BB: 1	P: 9	R: 0	H: 1	E: 0	K: 1	S: 6	H: 1	LOB: 1	BB: 0	P: 6	R: 0	H: 1	E: 0	K: 1	S: 6	H: 0	LOB: 0	BB: 0	P: 6	R: 0	H: 0	E: 0	K: 0	S: 3	H: 0	LOB: 0	BB: 0	P: 3	1B: 5	SF: 0	2B: 0	SAC: 1	3B: 0	DP: 0	HR: 1	HBP: 0	WP: 0	PA: 35
PITCHER	IP	WLS	BF	H	R	ER	SO	BB	IBB	HBP	BLK	WP	HR	S	P	ERA	WHIP																																																																										
Tim Lollar, L ERA: 4.21 (1, 1)	6.2	W	27	5	2	2	6	2	0	0	0	0	1	37	45	2.70	1.050																																																																										
Sid Monge, L ERA: 3.12 (7, 1)	2.1	S	8	1	0	0	1	0	0	0	0	0	0	10	10	0.00	0.429																																																																										

Batter	1	2	3	4	5	6	7	8	9	10	11	12	13	14	AB	R	H	RBI	BB	SO	LOB	TOP												
Bobby Brown, S OBP: 0.396, SLG: 0.556 (1, 7)	F7			BB BB BB 4-0		6-3		G3		1B			F3		5	0	1	0	1	0	2													
Alan Wiggins, S OBP: 0.356, SLG: 0.313 (1, 3) (8, 8)	6-3			1-3		F8		1B		4-3			6-3		6	0	1	2	0	0	2													
Tony Gwynn, L OBP: 0.334, SLG: 0.333 (8, 11) Gary Lucas, L OBP: 0.324, SLG: 0.389 (11, PH) Gene Richards, L OBP: 0.167, SLG: 0.167 (11, 11) Sid Monge, S OBP: 0.200, SLG: 0.383 (13, PH) Ruppert Jones, L OBP: 0.111, SLG: 0.111 (13, 11)	5-3			F9		5-3		F7				4-3	4-3		4	0	0	0	0	0	2													
Sixto Lezcano, R OBP: 0.330, SLG: 0.338 (1, 9)		F8		5-3				E6		1B			L6		6	0	2	0	0	0	1													
Terry Kennedy, L OBP: 0.350, SLG: 0.426 (1, 2)		F8			F9			G6-3		SH1-4			F6		5	0	0	0	0	0	2													
Luis Salazar, R OBP: 0.286, SLG: 0.366 (1, 5)		5-3			5-3			F8		4-3			F9		6	0	0	0	0	0	2													
Garry Templeton, S OBP: 0.274, SLG: 0.317 (1, 6)			2-3					K		5-3					5	1	2	0	0	1	1													
Juan Bonilla, R OBP: 0.319, SLG: 0.320 (1, 4) Tim Flannery, L OBP: 0.314, SLG: 0.362 (10, PH) (10, 4)			F7					FC1-6		F8			L3		3	1	1	1	0	0	1													
Dave Dravecky, R OBP: 0.155, SLG: 0.145 (1, 1) Bruce Bochy, R OBP: 0.238, SLG: 0.316 (5, PH) Elias Sosa, R (5, 1) Kurt Bevacqua, R OBP: 0.373, SLG: 0.385 (8, PH) (8, 3)			K					1B		F9			L3		2	0	1	0	0	0	0													
Inning Stats	R: 0 E: 0 K: 3 S: 3	H: 0 LOB: 0 BB: 3 P: 3	R: 0 E: 0 K: 3 S: 3	H: 0 LOB: 0 BB: 0 P: 3	R: 0 E: 0 K: 1 S: 5	H: 0 LOB: 0 BB: 5 P: 5	R: 0 E: 0 K: 1 S: 3	H: 0 LOB: 1 BB: 1 P: 7	R: 1 E: 0 K: 0 S: 5	H: 2 LOB: 1 BB: 0 P: 5	R: 0 E: 0 K: 3 S: 3	H: 1 LOB: 0 BB: 0 P: 3	R: 0 E: 0 K: 0 S: 3	H: 1 LOB: 0 BB: 0 P: 3	R: 0 E: 0 K: 3 S: 6	H: 3 LOB: 1 BB: 6 P: 6	R: 0 E: 1 K: 1 S: 6	H: 0 LOB: 1 BB: 0 P: 6	R: 0 E: 0 K: 0 S: 4	H: 1 LOB: 1 BB: 0 P: 4	R: 0 E: 0 K: 0 S: 4	H: 1 LOB: 1 BB: 0 P: 4	R: 0 E: 0 K: 0 S: 3	H: 1 LOB: 0 BB: 3 P: 3	R: 0 E: 0 K: 0 S: 3	H: 0 LOB: 0 BB: 0 P: 3	R: 0 E: 0 K: 0 S: 3	H: 0 LOB: 0 BB: 0 P: 3	R: 0 E: 0 K: 0 S: 3	H: 0 LOB: 0 BB: 0 P: 3	1B: 8 2B: 2 3B: 0 HR: 0	SF: 0 SAC: 1 DP: 2 HBP: 0	WP: 0 PB: 0 SB: 1 CS: 0	PA: 51
PITCHER	IP	WLS	BF	H	R	ER	SO	BB	IBB	HBP	BLK	WP	HR	S	P	ERA	WHIP																	
Bob Knepper, L ERA: 3.49 (1, 1)	7.1		27	5	3	3	1	1	0	0	0	0	0	28	32	3.68	0.818																	
Frank DiPino, L ERA: 2.77 (8, 1)	1.2		7	1	0	0	1	0	0	0	0	0	0	9	9	0.00	0.600																	
Bill Dawley, R ERA: 2.58 (10, 1)	4.0		14	3	0	0	0	0	0	0	0	0	0	14	14	0.00	0.750																	
Vern Ruhle, R ERA: 4.36 (14, 1)	1.0	W	3	0	0	0	0	0	0	0	0	0	0	3	3	0.00	0.000																	

San Diego Padres @ Houston Astros
Astrodome, Houston, TX
Wed Aug 10 1983, 8:05 PM EDT
Att. 12,605 - Dome

livebaseballscorecards.com

AB	49
R	3
H	9
RBI	3
BB	1
SO	2
LOB	15



Batter	1	2	3	4	5	6	7	8	9	10	11	12	13	14	AB R H RBI BB SO LOB	BOTTOM
Tony Scott, S (1, 8) OBP: 0.269, SLG: 0.295	0-0 CS 1B		0-0 F7		0-0 FC5 S 1B		4-0 S BB		0-3 K			0-0 E8 SH5-4 FC4-2 1B		0-0 3-1	6 0 3 0 1 1 2	San Diego Padres @ Houston Astros Astrodome, Houston, TX Wed Aug 10 1983, 8:05 PM EDT Att. 12,605 - Dome
Bill Doran, S (1, 4) OBP: 0.367, SLG: 0.333	0-0 F9		0-0 FC5-4 1B		4-0 BB FC5 1-2 BB		0-0 F9		0-0 FC5			0-0 SH5-4		0-0 4-3	5 0 1 0 1 0 4	
Dickie Thon, R (1, 6) OBP: 0.357, SLG: 0.483	0-0 1B 1-2 2B 1B		0-0 FC5-4 1-2f S		0-0 FC5 1-2 BB		0-0 F7					4-0 L6		0-0 HR	6 2 2 1 1 0 4	
Phil Garner, R (1, 5) OBP: 0.322, SLG: 0.370	0-0 1-3 2B 1B		0-0 F8		4-0 G6-4-3 1-2 BB							4-0 FC4-2 1-2 IBB			4 1 1 0 2 0 1	
Jose Cruz, L (1, 7) OBP: 0.381, SLG: 0.447	0-0 1-H 3-H 2B			0-0 1-3 1B								4-0 FC4-2 1-2 IBB			6 1 2 2 0 0 6	
Ray Knight, R (1, 3) OBP: 0.365, SLG: 0.462	0-0 5-3			0-0 F7								0-0 F8			4 0 0 0 0 1 2	
Denny Walling, L (9, 3) OBP: 0.284, SLG: 0.333												0-0 F7			2 0 0 0 0 0 3	
Kevin Bass, S (1, 9) OBP: 0.256, SLG: 0.344		0-0 F8		0-0 1-3											3 0 0 0 0 0 1	
Terry Puhl, L (7, 9) OBP: 0.346, SLG: 0.425				1-2											2 0 0 0 1 1 0	
Vern Ruhle, R (14, 1) OBP: 0.200, SLG: 0.077												4-0 BB			0 0 0 0 0 0 0	
Alan Ashby, S (1, 2) OBP: 0.304, SLG: 0.421		0-0 6-3		0-0								0-3 K			3 0 1 1 1 0 0	
Craig Reynolds, L (9, PR) OBP: 0.308, SLG: 0.353				1B								0-3 K			0 0 0 0 0 0 0	
George Bjorkman, R (10, 2) OBP: 0.354, SLG: 0.346				2-H 1B								4-0 FC5 1B BB			2 0 0 0 0 2 1	
Bob Knepper, L (11, 11) OBP: 0.250, SLG: 0.302		0-0 F9		0-0								0-0 4-3			3 0 1 0 0 1 0	
Frank DiPino, L (8, 11) OBP: 0.460, SLG: 0.500				1-3 1B								0-3 K			0 0 0 0 0 0 0	
Tim Lincecum, R (9, PH) OBP: 0.296, SLG: 0.414												0-3 K			1 0 1 0 0 0 0	
Bill Dawley, R (10, 11) OBP: 0.200, SLG: 0.200															1 0 0 0 0 0 1	
Harry Sainman, L (13, PH) OBP: 0.221, SLG: 0.271				1-3 1B											1 0 0 0 0 1 0	

Inning Stats	R: 2	H: 4	E: 0	LOB: 1	K: 0	BB: 0	S: 6	P: 6	R: 0	H: 0	E: 0	LOB: 0	K: 0	BB: 0	S: 3	P: 3	R: 0	H: 1	E: 0	LOB: 1	K: 0	BB: 0	S: 4	P: 4	R: 1	H: 3	E: 0	LOB: 2	K: 0	BB: 0	S: 5	P: 5	R: 0	H: 1	E: 0	LOB: 2	K: 0	BB: 2	S: 3	P: 11	R: 0	H: 0	E: 0	LOB: 0	K: 0	BB: 0	S: 3	P: 3	R: 0	H: 0	E: 0	LOB: 0	K: 1	BB: 1	S: 5	P: 9	R: 0	H: 0	E: 0	LOB: 0	K: 1	BB: 1	S: 6	P: 10	R: 0	H: 0	E: 0	LOB: 0	K: 0	BB: 0	S: 3	P: 3	R: 0	H: 0	E: 0	LOB: 1	K: 1	BB: 1	S: 5	P: 9	R: 0	H: 1	E: 1	LOB: 3	K: 0	BB: 2	S: 4	P: 12	R: 0	H: 0	E: 0	LOB: 0	K: 3	BB: 0	S: 9	P: 9	R: 1	H: 1	E: 0	LOB: 0	K: 0	BB: 0	S: 3	P: 3	1B: 10	SF: 0	2B: 1	SAC: 1	3B: 0	DP: 1	HR: 1	HBP: 0	WP: 0	PA: 57
PITCHER																																																																																																																		
Dave Dravecky, L (1, 1) ERA: 3.64	IP	WLS	BF	H	R	ER	SO	BB	IBB	HBP	BLK	WP	HR	S	P	ERA	WHIP																																																																																																	
Elias Sosa, R (5, 1) ERA: 4.55	3.0		12	1	0	0	1	3	0	0	0	0	0	11	23	0.00	1.333																																																																																																	
Gary Lucas, L (8, 1) ERA: 3.03	3.0		11	1	0	0	2	1	0	0	0	0	0	14	18	0.00	0.667																																																																																																	
Sid Monge, L (11, 1) ERA: 3.0	2.0		10	1	0	0	1	1	2	0	0	0	0	9	21	0.00	1.000																																																																																																	
Luis DeLeon, R (13, 1) ERA: 2.21	1.2	L	6	1	1	1	3	0	0	0	0	0	0	1	12	5.40	0.600																																																																																																	



Batter	1	2	3	4	5	6	7	8	9	AB R H RBI BB SO LOB	TOP												
Bobby Brown, S OBP: 0.397, SLG: 0.531 (1, 7) (7, 8)	0-0 F8		4-0 FC3-6 1B BB	0-3 K			0-0 S 1B		0-0 4-3	4 1 1 0 1 1 2													
Alan Wiggins, S OBP: 0.352, SLG: 0.309 Ed Whitson, R OBP: 0.179, SLG: 0.148 Gary Lucas, L (8, 1)	0-0 5-3		0-0 F8 1-2		0-0 5-3		0-0 F7 1-2			4 0 0 0 0 0 2 0 0 0 0 0 0 0 0 0 0 0 0 0 0													
Garry Templeton, S OBP: 0.281, SLG: 0.321 (1, 6)	0-0 1B 1B		4-0 FC3-6 BB		0-0 4-3			0-0 S 1B		3 0 2 0 1 0 0													
Terry Kennedy, L OBP: 0.349, SLG: 0.425 (1, 2)	0-0 1-3 1B		0-0 FC3-6 1B 1-2f 2-3		0-0 G3			0-0 F9 1-2		4 0 1 0 0 0 3													
Tony Gwynn, L OBP: 0.312, SLG: 0.331 (1, 9)	0-0 4-3		0-0 1-2 3-H 1B		0-0 4-3			0-0 F6		4 0 1 1 0 0 3													
Ruppert Jones, L OBP: 0.300, SLG: 0.378 (1, 8) (7, 3)		4-0 L9-3 BB	0-0 F8		0-0 4-3			0-0 F3		3 0 0 0 1 0 3													
Tim Flannery, L OBP: 0.308, SLG: 0.354 (1, 5)		0-0 L9-3 1-2		0-0 G3		0-3 K		0-0 F7		4 0 0 0 0 1 1													
Juan Bonilla, R OBP: 0.323, SLG: 0.322 (1, 4)		0-0 1B		4-0 FC3-6 BB			0-0 6-3		0-0 1B	3 0 2 0 1 0 0													
Mark Thurmond, L OBP: 0.111, SLG: 0.167 Gene Richards, L OBP: 0.321, SLG: 0.385 (7, PH) (7, 7)		0-0 2-3		0-0 FC3-6 1-2f			0-0 F9		0-0 F7	2 0 0 0 0 0 2 2 0 0 0 0 0 1													
Inning Stats	R: 0 E: 0 K: 0 S: 5	H: 2 LOB: 2 BB: 0 P: 5	R: 0 E: 0 K: 0 S: 3	H: 1 LOB: 1 BB: 1 P: 7	R: 1 E: 0 K: 0 S: 4	H: 1 LOB: 2 BB: 2 P: 12	R: 0 E: 0 K: 1 S: 5	H: 0 LOB: 1 BB: 1 P: 9	R: 0 E: 0 K: 0 S: 3	H: 0 LOB: 0 BB: 0 P: 3	R: 0 E: 0 K: 1 S: 5	H: 0 LOB: 0 BB: 0 P: 5	R: 0 E: 0 K: 0 S: 4	H: 1 LOB: 1 BB: 0 P: 4	R: 0 E: 0 K: 0 S: 4	H: 1 LOB: 1 BB: 0 P: 4	R: 0 E: 0 K: 0 S: 4	H: 1 LOB: 1 BB: 0 P: 4	1B: 7 2B: 1 3B: 0 HR: 0	SF: 0 SAC: 0 DP: 1 HBP: 0	WP: 0 PB: 0 SB: 3 CS: 0	PA: 37	
PITCHER Mike Scott, R ERA: 3.46 Dave Smith, R ERA: 2.95	IP WLS BF H R ER SO BB IBB HBP BLK WP HR S P ERA WHIP	(1, 1) 7.0 W 29 5 1 1 2 4 0 0 0 0 0 0 29 45 1.29 1.286	(8, 1) 2.0 S 8 2 0 0 0 0 0 0 0 0 0 0 8 8 0.00 1.000																				

San Diego Padres @ Houston Astros
Astrodome, Houston, TX
Thu Aug 11 1983, 8:05 PM EDT
Att. 15,120 - Dome

livebaseballscorecards.com

AB	33
R	1
H	7
RBI	1
BB	4
SO	2
LOB	17



San Diego Padres @ Cincinnati Reds
Riverfront Stadium, Cincinnati, OH

Fri Aug 12 1983, 7:05 PM EDT
Att: 13,611 - Unknown

livebaseballscorecards.com

AB	34
R	5
H	10
RBI	5
BB	2
SO	4
LOB	11



WP	1	PA	37
PB	0		
SB	0		
CS	4		

Batter	1	2	3	4	5	6	7	8	9	AB	R	H	RBI	BB	SO	LOB
Bobby Brown, S (1, 7) OBP: 0.403, SLG: 0.519	4-0 CS BB		0-0 FC4-6 1B 1-2 2-H		0-0 L3		0-0 E5 WP 1B			3	0	1	1	1	0	0
Alan Wiggins, S (1, 3) OBP: 0.351, SLG: 0.308 Luis DeLeon, R (7, 1) OBP: 0.111, SLG: 0.111	0-0 F9 1-2		0-0 FC4-6 2B 1-2f 2-3		0-0 L8		0-0 WP 1B 1-2			4	1	1	0	0	0	3
Garry Templeton, S (1, 6) OBP: 0.280, SLG: 0.323	0-3 K		0-0 2B 1-H 3-H		0-0 F7		0-0 4-3 1-2 2-3			4	0	1	2	0	1	2
Terry Kennedy, L (1, 2) OBP: 0.345, SLG: 0.420		0-3 K	0-0 F7		0-0 P6		0-0 5-3			4	0	0	0	0	1	1
Tony Gwynn, L (1, 9) OBP: 0.310, SLG: 0.328		0-0 5-3		0-0 2B 1B 1B		0-0 F7		0-0 4-3		4	1	1	0	0	0	0
Ruppert Jones, L (1, 8) OBP: 0.299, SLG: 0.376		0-0 CS 1B		0-0 P5		0-3 K		0-0 4-3		4	0	1	0	0	1	1
Tim Flannery, L (1, 5) OBP: 0.317, SLG: 0.370	0-0 CS 1-2		0-0 F8		0-0 1B CS 2B		0-0 G3 6-3 2B		4-0 G4-6-3 BB	3	1	2	0	1	0	0
Juan Bonilla, R (1, 4) OBP: 0.325, SLG: 0.324			0-0 1B 1B		0-0 CS 1B		0-0 G3		0-0 G4-6-3	4	1	2	1	0	0	2
Eric Show, R (1, 1) OBP: 0.226, SLG: 0.216 Ed Whitson, R (5, 1) OBP: 0.179, SLG: 0.148 Sid Monge, S (6, 1) OBP: 0.167, SLG: 0.167 Kurt Bevacqua, R (7, PH) OBP: 0.367, SLG: 0.377	0-0 FC4-6 2B 1B		0-0 1B 1B		0-0 4-3		0-0 6-3		0-3 K	2	1	1	0	0	0	2
										0	0	0	0	0	0	0
										2	0	0	1	0	1	0

Inning Stats	R: 0	H: 0	E: 0	K: 1	S: 4	P: 8	R: 0	H: 1	E: 0	K: 1	S: 5	P: 5	R: 3	H: 4	E: 0	K: 0	S: 7	P: 7	R: 1	H: 3	E: 0	K: 0	S: 5	P: 5	R: 0	H: 0	E: 0	K: 0	S: 3	P: 3	R: 0	H: 0	E: 0	K: 1	S: 5	P: 5	R: 1	H: 2	E: 1	K: 0	S: 6	P: 6	R: 0	H: 0	E: 0	K: 0	S: 3	P: 3	R: 0	H: 0	E: 0	K: 1	S: 4	P: 8	1B: 7	SF: 0	2B: 3	SAC: 0	3B: 0	DP: 1	HR: 0	HBP: 0	WP: 1	PA: 37
--------------	------	------	------	------	------	------	------	------	------	------	------	------	------	------	------	------	------	------	------	------	------	------	------	------	------	------	------	------	------	------	------	------	------	------	------	------	------	------	------	------	------	------	------	------	------	------	------	------	------	------	------	------	------	------	-------	-------	-------	--------	-------	-------	-------	--------	-------	--------

PITCHER	IP	WLS	BF	H	R	ER	SO	BB	IBB	HBP	BLK	WP	HR	S	P	ERA	WHIP
Frank Pastore, R (1, 1) ERA: 5.27	6.0	W	25	9	5	5	3	1	0	0	0	0	0	30	34	7.50	1.667
Tom Hume, R (7, 1) ERA: 5.83	3.0	S	11	1	0	0	1	1	0	0	0	1	0	12	16	0.00	0.667

PITCHER	IP	WLS	BF	H	R	ER	SO	BB	IBB	HBP	BLK	WP	HR	S	P	ERA	WHIP
---------	----	-----	----	---	---	----	----	----	-----	-----	-----	----	----	---	---	-----	------

Batter	1	2	3	4	5	6	7	8	9
Eddie Milner, L OBP: 0.363, SLG: 0.402 (1, 8) X	0-0 1B 2B	0-0 4-3			0-0 3B 1B	0-0 FC5-4 1B		0-0 P5	
Gary Redus, R OBP: 0.351, SLG: 0.441 (1, 7) X	0-0 6-3		0-0 1B 1B		0-0 1B 3B	0-0 FC5-4 1B			
Dave Concepcion, R OBP: 0.312, SLG: 0.293 (1, 6) X	0-0 CS 1B		0-0 WP BB 6-3 1B		0-0 6-3	0-0 1B			
Dan Driessen, L OBP: 0.402, SLG: 0.460 (1, 3) X	0-0 FC6-4 1B		4-0 6-3 WP BB 1B		0-0 E 1B	0-0 F9			
Cesar Cedeno, R OBP: 0.306, SLG: 0.355 (1, 9) X	0-0 FC6-4		0-0 6-3		0-0 E4		0-3 K		
Nick Esasky, R OBP: 0.323, SLG: 0.473 (1, 5) X		0-0 E6 1B FC5-4	0-3 K		0-0 F8		0-3 K		
Ron Oester, S OBP: 0.308, SLG: 0.389 (1, 4) X		0-0 FC5-4 1B		0-0 4-3	0-0 G3		0-0 F9		
Dann Bilardello, R OBP: 0.268, SLG: 0.348 (1, 2) X		0-0 FC5-4 SH1-4		0-0 5-3		0-0 L6		0-0 F2	
Frank Pastore, R OBP: 0.186, SLG: 0.244 (1, 1) X		0-0 SH1-4		0-3 K		4-0 FC5-4 1B BB		0-3 K	
Tom Hume, R (7, 1)									

Inning Stats	R: 1	H: 3	E: 0	K: 0	S: 5	LOB: 1	BB: 0	P: 5	R: 1	H: 1	E: 1	K: 0	S: 5	LOB: 1	BB: 0	P: 5	R: 1	H: 2	E: 0	K: 1	S: 6	LOB: 1	BB: 1	P: 10	R: 0	H: 0	E: 0	K: 1	S: 5	LOB: 0	BB: 0	P: 5	R: 2	H: 3	E: 1	K: 0	S: 7	LOB: 2	BB: 0	P: 7	R: 1	H: 2	E: 0	K: 0	S: 5	LOB: 2	BB: 1	P: 9	R: 0	H: 0	E: 0	K: 2	S: 7	LOB: 0	BB: 0	P: 7	R: 0	H: 0	E: 0	K: 1	S: 5	LOB: 0	BB: 0	P: 5
--------------	------	------	------	------	------	--------	-------	------	------	------	------	------	------	--------	-------	------	------	------	------	------	------	--------	-------	-------	------	------	------	------	------	--------	-------	------	------	------	------	------	------	--------	-------	------	------	------	------	------	------	--------	-------	------	------	------	------	------	------	--------	-------	------	------	------	------	------	------	--------	-------	------

PITCHER	IP	WLS	BF	H	R	ER	SO	BB	IBB	HBP	BLK	WP	HR	S	P	ERA	WHIP
Eric Show, R ERA: 3.72 (1, 1)	4.1	L	22	9	5	4	2	1	0	0	0	1	0	25	29	8.31	2.308
Ed Whitson, R ERA: 4.95 (5, 1)	1.1		8	2	1	1	0	1	0	0	0	0	0	7	11	6.75	2.250
Sid Monge, L ERA: 2.98 (6, 1)	0.1		1	0	0	0	0	0	0	0	0	0	0	1	1	0.00	0.000
Luis DeLeon, R ERA: 2.14 (7, 1)	2.0		6	0	0	0	3	0	0	0	0	0	0	12	12	0.00	0.000

AB R H RBI BB SO LOB

5	2	3	0	0	0	1
4	1	2	1	0	0	3
4	1	3	2	0	0	1
3	0	2	1	1	0	2
4	0	0	1	0	1	3
4	1	0	0	0	2	3
4	0	1	0	0	0	2
4	0	0	1	0	0	1
1	1	0	0	1	1	0
1	0	0	0	0	1	0

1B: 9	SF: 0	WP: 1	PA: 37
2B: 1	SAC: 1	PB: 0	
3B: 1	DP: 0	SB: 1	
HR: 0	HBP: 0	CS: 1	

AB	R	H	RBI	BB	SO	LOB	ERA	WHIP
34	6	11	6	2	5	16		

San Diego Padres @ Cincinnati Reds
Riverfront Stadium, Cincinnati, OH
Fri Aug 12 1983, 7:05 PM EDT
Att. 13,611 - Unknown

livebaseballscorecards.com



Batter	1	2	3	4	5	6	7	8	9	AB R H RBI BB SO LOB	TOP	
Bobby Brown, S (1, 7) OBP: 0.394, SLG: 0.500	0-0 SH1-4 1B PB 1B		0-3 K		0-0 4-3			0-0 F5		4 1 1 0 0 1 1		
Alan Wiggins, S (1, 3) OBP: 0.351, SLG: 0.309	0-0 SH1-4 1-2		0-0 E 1B		0-0 4-3		0-0 4-3	0-0 F7		3 0 1 0 0 0 1		
Tony Gwynn, L (1, 9) OBP: 0.315, SLG: 0.333	0-0 PB 2-3 1B		0-0 4-3 1-3		0-0 4-3		0-0 4-3		0-0 FC4-6 1B	4 0 2 0 0 0 1		
Terry Kennedy, L (1, 2) OBP: 0.342, SLG: 0.416	0-3 K 1-2 3-H			0-0 F5		0-0 P4		0-0 F2		4 0 0 0 0 1 2		
Ruppert Jones, L (1, 8) OBP: 0.298, SLG: 0.373	0-3 K			0-0 1B		0-0 F8		0-0 P4		4 0 1 0 0 1 2		
Kurt Bevacqua, R (1, 5) OBP: 0.355, SLG: 0.364		0-0 F8		0-0 F8		0-3 K		0-0 FC4-6 1-2f		4 0 0 0 0 1 2		
Tim Flannery, L (1, 6) OBP: 0.312, SLG: 0.364		0-3 K		0-3 K		0-0 4-3				3 0 0 0 0 2 1		
Juan Bonilla, R (1, 4) OBP: 0.325, SLG: 0.323		0-0 F7			0-0 L5			4-0 FC4-6 BB		2 0 0 0 1 0 0		
John Montefusco, R (1, 1) OBP: 0.167, SLG: 0.063 Gene Richards, L (8, PH) OBP: 0.320, SLG: 0.383 Elias Sosa, R (8, 1)			0-0 6-3		0-3 K			0-0 FC4-6 1-2f		2 0 0 0 0 1 0 1 0 0 0 0 0 1 0 0 0 0 0 0 0		
Inning Stats	R: 1 H: 2 E: 0 LOB: 1 K: 2 BB: 0 S: 9 P: 9	R: 0 H: 0 E: 0 LOB: 0 K: 1 BB: 0 S: 5 P: 5	R: 0 H: 1 E: 1 LOB: 1 K: 1 BB: 0 S: 6 P: 6	R: 0 H: 1 E: 0 LOB: 1 K: 1 BB: 0 S: 6 P: 6	R: 0 H: 0 E: 0 LOB: 0 K: 1 BB: 0 S: 5 P: 5	R: 0 H: 0 E: 0 LOB: 0 K: 0 BB: 0 S: 3 P: 3	R: 0 H: 0 E: 0 LOB: 0 K: 1 BB: 0 S: 5 P: 5	R: 0 H: 0 E: 0 LOB: 1 K: 0 BB: 1 S: 3 P: 7	R: 0 H: 1 E: 0 LOB: 1 K: 0 BB: 0 S: 4 P: 4	1B: 5 SF: 0 2B: 0 SAC: 1 3B: 0 DP: 0 HR: 0 HBP: 0	WP: 0 PA: 33 PB: 1 SB: 0 CS: 0	
PITCHER Jeff Russell, R (1, 1) ERA:	IP WLS BF H R ER SO BB IBB HBP BLK WP HR S P ERA WHIP	9.0 W 33 5 1 0 7 1 0 0 0 0 0 0 46 50 0.00 0.667										

San Diego Padres @ Cincinnati Reds
Riverfront Stadium, Cincinnati, OH
Sat Aug 13 1983, 7:05 PM EDT
Att: 18,259 - Unknown

livebaseballscorecards.com

AB	31
R	1
H	5
RBI	0
BB	1
SO	7
LOB	11



Batter	1	2	3	4	5	6	7	8	9
Eddie Milner, L OBP: 0.362, SLG: 0.398 (1, 8) X	0-0 F9	0-0 FC6-4			4-0 1B BB	0-0 4-3		0-0 L8	
Gary Redus, R OBP: 0.348, SLG: 0.436 (1, 7) X	0-0 6-3		0-3 K		0-0 F5	0-3 K			
Dave Concepcion, R OBP: 0.315, SLG: 0.298 (1, 6) X	0-0 S 1B		0-0 BB 1B		0-0 S 1B		0-0 4-3		
Dan Driessen, L OBP: 0.403, SLG: 0.457 (1, 3) B B B	4-0 1-2 BB		4-0 FC6-4 BB		0-0 P6		0-0 F8		
Paul Householder, S OBP: 0.320, SLG: 0.357 (1, 9) X	0-0 4-3		0-0 L7		4-0 IBB		0-0 2B		
Nick Esasky, R OBP: 0.317, SLG: 0.463 (1, 5) X		0-0 L6	0-0 FC6-4		0-3 K		0-0 L7		
Ron Oester, S OBP: 0.310, SLG: 0.398 (1, 4) X		0-0 HR		0-3 K		0-0 4-3		0-0 SH3-4 1B	
Dann Bilardello, R OBP: 0.268, SLG: 0.346 (1, 2) S S S		0-3 K		0-0 5-3		0-0 2B 1B		0-0 L8	
Jeff Russell, R OBP: 0.667, SLG: 1.000 (1, 1) B B B B		4-0 FC6-4 BB		0-0 5-3		0-0 2B		0-0 SH3-4	

Inning Stats	R: 0	H: 1	E: 0	K: 0	S: 4	LOB: 2	BB: 1	P: 8
	R: 1	H: 1	E: 0	K: 1	S: 6	LOB: 1	BB: 1	P: 10
	R: 0	H: 1	E: 0	K: 1	S: 6	LOB: 2	BB: 1	P: 10
	R: 0	H: 0	E: 0	K: 1	S: 5	LOB: 0	BB: 0	P: 5
	R: 1	H: 1	E: 0	K: 1	S: 6	LOB: 2	BB: 2	P: 14
	R: 1	H: 2	E: 0	K: 1	S: 7	LOB: 1	BB: 0	P: 7
	R: 0	H: 1	E: 0	K: 0	S: 4	LOB: 1	BB: 0	P: 4
	R: 0	H: 1	E: 0	K: 0	S: 4	LOB: 1	BB: 0	P: 4

PITCHER	IP	WLS	BF	H	R	ER	SO	BB	IBB	HBP	BLK	WP	HR	S	P	ERA	WHIP
John Montefusco, R ERA: 3.51 (1, 1)	7.0	L	33	7	3	3	5	4	1	0	0	0	1	38	58	3.86	1.571
Elias Sosa, R ERA: 4.47 (8, 1)	1.0		4	1	0	0	0	0	0	0	0	0	0	4	4	0.00	1.000

AB R H RBI BB SO LOB

4	1	0	0	1	0	3
4	0	0	0	0	2	2
4	0	3	1	0	0	0
2	0	0	0	2	0	1
3	0	1	0	1	0	4
4	0	0	0	0	1	5
4	1	2	1	0	1	0
4	1	1	0	0	1	1
2	0	1	1	1	0	0

AB	R	H	RBI	BB	SO	LOB
31	3	8	3	5	5	16



San Diego Padres @ Cincinnati Reds
Riverfront Stadium, Cincinnati, OH
Sat Aug 13 1983, 7:05 PM EDT
Att. 18,259 - Unknown

livebaseballscores.com

WP	HR	S	P	ERA	WHIP
0	0	0	0	0	0

San Diego Padres @ Cincinnati Reds
Riverfront Stadium, Cincinnati, OH

Sun Aug 14 1983, 3:33 AM EDT
Att. 14,867 - Unknown

AB	42
R	10
H	15
RBI	10
BB	6
SO	5
LOB	19



WP:	0	PA:	51
PB:	0		
SB:	4		
CS:	0		

Batter	1	2	3	4	5	6	7	8	9	10	AB	R	H	RBI	BB	SO	LOB	
Alan Wiggins, S (1, 7) OBP: 0.353, SLG: 0.310	0-0 4-3 2B 1B		0-0 4-3		4-0 BB BB	0-0 G3		0-0 6-3 S 1B	0-0 4-3		5	1	2	1	1	0	3	
Juan Bonilla, R (1, 4) OBP: 0.323, SLG: 0.320	0-0 5-3 1-2		0-0 5-3		0-0 F8	0-0 FC6-4 1B		0-0 6-3		0-0 F8	6	0	1	1	0	0	3	
Garry Templeton, S (1, 6) Ed Whitson, R (6, 1) Bobby Brown, S (8, PH) Luis Delaera, R (8, 1) Sixto Lezcano, R (10, PH) Luis Salazar, R (10, PR) Gary Lucas, L (10, 1)	0-0 4-3 2-3		0-0 P4		4-0 1-2 BB	0-0 FC6-4 1-2f		4-0 BB BB		4-0 S 1B BB	3	0	0	0	0	1	0	2
Terry Kennedy, L (1, 3) OBP: 0.344, SLG: 0.427	0-0 3-H 2B			0-0 HR	0-3 K		0-0 F9	0-0 F7		0-0 1B 1B	6	1	3	3	0	1	4	
Tony Gwynn, L (1, 9) OBP: 0.323, SLG: 0.336	0-0 L3			0-0 G3		4-0 1B SF7 BB	0-0 1B SF9 1B		0-0 G3	0-0 1-2 G4-6-3 1B	5	2	2	0	1	0	1	
Ruppert Jones, L (1, 8) OBP: 0.303, SLG: 0.377		0-0 G3		0-3 K		0-0 1B 2B 1B	0-0 S 1B		0-0 S 1B	0-0 1-2f G4-6-3	6	2	3	0	0	1	2	
Tim Flannery, L (1, 5) OBP: 0.314, SLG: 0.362		0-0 F8		1-0 HBP		0-0 SF7	0-0 SF9		4-0 1B 1-2 IBB		1	0	0	2	1	0	0	
Bruce Bochy, R (1, 2) OBP: 0.231, SLG: 0.292		0-0 F2		0-3 K		0-0 2B G3 1B	0-0 4-3		0-0 F7		5	1	1	0	0	1	4	
Tim Lollar, L (1, 1) Gene Richards, L (5, PH) Elias Sosa, R (5, 1) Kurt Bevacqua, R (6, PH)			0-0 HR		0-3 K	0-0 G3 1B 2B		0-3 K	0-0 1-3 2-H 1B		1	1	1	1	0	0	0	
											1	0	0	0	0	1	0	
											0	0	0	0	0	0	0	
											3	1	2	2	0	1	0	

Inning Stats	R: 1	H: 2	E: 0	LOB: 1	K: 0	BB: 0	S: 5	P: 5	R: 0	H: 0	E: 0	LOB: 0	K: 0	BB: 0	S: 3	P: 3	R: 1	H: 1	E: 0	LOB: 0	K: 0	BB: 0	S: 4	P: 4	R: 1	H: 1	E: 0	LOB: 1	K: 2	BB: 0	S: 8	P: 9	R: 0	H: 2	E: 0	LOB: 2	K: 2	BB: 2	S: 7	P: 15	R: 4	H: 4	E: 0	LOB: 1	K: 0	BB: 1	S: 7	P: 11	R: 1	H: 2	E: 0	LOB: 1	K: 0	BB: 0	S: 5	P: 5	R: 0	H: 1	E: 0	LOB: 2	K: 1	BB: 1	S: 6	P: 10	R: 1	H: 2	E: 0	LOB: 2	K: 0	BB: 1	S: 5	P: 9	R: 1	H: 2	E: 0	LOB: 2	K: 0	BB: 1	S: 4	P: 8	R: 1	H: 2	E: 0	LOB: 2	K: 0	BB: 1	S: 4	P: 8	1B: 11	SF: 2	2B: 2	SAC: 0	3B: 0	DP: 1	HR: 2	HBP: 1	WP: 0	PA: 51
--------------	------	------	------	--------	------	-------	------	------	------	------	------	--------	------	-------	------	------	------	------	------	--------	------	-------	------	------	------	------	------	--------	------	-------	------	------	------	------	------	--------	------	-------	------	-------	------	------	------	--------	------	-------	------	-------	------	------	------	--------	------	-------	------	------	------	------	------	--------	------	-------	------	-------	------	------	------	--------	------	-------	------	------	------	------	------	--------	------	-------	------	------	------	------	------	--------	------	-------	------	------	--------	-------	-------	--------	-------	-------	-------	--------	-------	--------

PITCHER	IP	WLS	BF	H	R	ER	SO	BB	IBB	HBP	BLK	WP	HR	S	P	ERA	WHIP
Mario Soto, R (1, 1) ERA: 2.65	5.0		24	5	5	5	4	3	0	0	0	0	0	28	41	9.00	1.600
Ted Power, R (6, 1) ERA: 4.43	0.1		3	2	0	0	0	0	0	0	0	0	0	3	3	0.00	6.000
Bill Scherrer, L (6, 1) ERA: 3.29	0.2		3	1	2	2	0	0	0	0	0	0	0	3	3	27.00	1.500
Ben Hayes, R (7, 1) ERA: 6.04	1.0		5	2	1	1	0	0	0	0	0	0	0	5	5	9.00	2.000
Tom Hume, R (8, 1) ERA: 5.93	2.1	L	14	4	2	2	1	2	1	0	0	0	0	13	25	7.71	2.571
PITCHER	IP	WLS	BF	H	R	ER	SO	BB	IBB	HBP	BLK	WP	HR	S	P	ERA	WHIP
Rich Gale, R (10, 1) ERA: 5.47	0.2		2	1	0	0	0	0	0	0	0	0	0	2	2	0.00	1.500

San Diego Padres @ Cincinnati Reds
 Riverfront Stadium, Cincinnati, OH

Sun Aug 14 1983, 3:33 AM EDT
 Att: 14,867 - Unknown

livebaseballscorecards.com

AB	37
R	9
H	12
RBI	9
BB	9
SO	5
LOB	13



WP: 0	PA: 49
PB: 0	
SB: 1	
CS: 3	

Batter	1	2	3	4	5	6	7	8	9	10	AB	R	H	RBI	BB	SO	LOB
Kelly Paris, R OBP: 0.300, SLG: 0.275 (1, 4)	X 0-0 CS 1B	X 0-0 P3		X 0-3 K		X 0-3 K		X 0-0 L6		X 0-3 K	6	0	1	0	0	3	2
Gary Redus, R OBP: 0.347, SLG: 0.430 (1, 7)	X 0-0 F2 1-2	X 0-0 6-3		X 4-0 2B BB		X 4-0 E S BB		X 0-0 F7		X 0-0 P4	4	1	0	0	2	0	2
Dave Concepcion, R OBP: 0.321, SLG: 0.307 (1, 6)	B 4-0 HR BB	X 0-0 FC6-4 1B		X 0-0 1B 2B 1-H 2-H		X 0-0 5-3 1-3		X 0-0	X 0-0 1B SF8 2B		4	2	3	2	1	0	1
Johnny Bench, R OBP: 0.301, SLG: 0.413 (1, 3)	X 0-0 HR	X 0-0 FC6-4		X 0-0 1B		X 0-0	X 0-0 4-3		X 0-0	X 0-0 FC5-4 1B	1	1	1	2	0	0	0
Duane Walker, L OBP: 0.329, SLG: 0.393 (2, 9)	X 1-H HR	X 1-2f		X 2-3 1B		X 0-0	X 0-0	X 0-0 F7	X 0-0	X 0-0 SF8 1B	4	0	2	0	0	0	1
Cesar Cedeno, R OBP: 0.305, SLG: 0.351 (1, 9) (2, 3) (10, 8)	B 4-0 HR BB		X 0-0 F2	X 0-0 F7		X 0-0	X 0-0	X 0-0 F7	X 0-0	X 0-0 SF8	3	1	0	1	1	0	2
Nick Esasky, R OBP: 0.324, SLG: 0.461 (1, 5)	X 0-0 HR 1B		X 0-3 K		X 4-0 L4-6 G3 BB		X 4-0	X 4-0 BB 1B BB	X 0-0 FC5-4	X 0-0 1-2f	3	2	1	0	2	1	1
Paul Householder, S OBP: 0.325, SLG: 0.370 (1, 8)	X 0-0		X 4-0		X 0-0 G3		X 0-0	X 4-0 CS 1B BB	X 0-3 K		3	1	1	3	2	1	2
Rich Gale, R OBP: 0.222, SLG: 0.188 (10, 1)	X 1-H 2-H HR		X 4-0		X 1-2		X 1-2	X 1-2	X 1-2	X 1-2	0	0	0	0	0	0	0
Alex Trevino, R OBP: 0.272, SLG: 0.265 (1, 2)	X 0-0		X 0-0	X 0-0	X 0-0	X 0-0	X 0-0	X 0-0	X 0-0	X 0-0	3	0	1	0	0	0	1
Ron Oester, S OBP: 0.311, SLG: 0.399 (7, PH)	X 0-0		X 0-0	X 0-0	X 0-0	X 0-0	X 0-0	X 0-0	X 0-0	X 0-0	1	0	1	1	0	0	0
Tom Hume, R (8, 1)	X 0-0		X 0-0	X 0-0	X 0-0	X 0-0	X 0-0	X 0-0	X 0-0	X 0-0	0	0	0	0	0	0	0
Alan Knicely, R OBP: 0.319, SLG: 0.284 (10, 3)	X 0-0 1B		X 1-2	X 2-3	X 1-2	X 2-3	X 1-2	X 1-2	X 1-2	X 1-2	1	0	0	0	0	0	0
Mario Soto, R OBP: 0.169, SLG: 0.203 (1, 1)	X 0-0 5-3		X 0-0	X 0-0	X 0-0	X 0-0	X 0-0	X 0-0	X 0-0	X 0-0	2	1	1	0	0	0	1
Ted Power, R (6, 1)	X 0-0		X 0-0	X 0-0	X 0-0	X 0-0	X 0-0	X 0-0	X 0-0	X 0-0	0	0	0	0	0	0	0
Bill Scherrer, L OBP: 0.200, SLG: 0.111 (6, 1)	X 0-0		X 0-0	X 0-0	X 0-0	X 0-0	X 0-0	X 0-0	X 0-0	X 0-0	0	0	0	0	0	0	0
Eddie Milner, L OBP: 0.361, SLG: 0.397 (6, PH)	X 0-0		X 0-0	X 0-0	X 0-0	X 0-0	X 0-0	X 0-0	X 0-0	X 0-0	1	0	0	0	0	0	0
Ben Hayes, R (7, 1)	X 0-0		X 0-0	X 0-0	X 0-0	X 0-0	X 0-0	X 0-0	X 0-0	X 0-0	0	0	0	0	0	0	0
Dann Bizarrello, R OBP: 0.270, SLG: 0.344 (7, PH)	X 0-0		X 0-0	X 0-0	X 0-0	X 0-0	X 0-0	X 0-0	X 0-0	X 0-0	1	0	0	0	1	0	0
Tom Foley, L OBP: 0.273, SLG: 0.283 (8, 2)	X 0-0		X 0-0	X 0-0	X 0-0	X 0-0	X 0-0	X 0-0	X 0-0	X 0-0	0	0	0	0	0	0	0
Tom Foley, L OBP: 0.273, SLG: 0.283 (10, PR)	X 0-0		X 0-0	X 0-0	X 0-0	X 0-0	X 0-0	X 0-0	X 0-0	X 0-0	0	0	0	0	0	0	0

Inning Stats	R: 5	H: 5	E: 0	K: 0	S: 7	H: 5	LOB: 1	BB: 2	P: 15	R: 0	H: 1	E: 0	K: 0	S: 4	H: 1	LOB: 1	BB: 0	P: 4	R: 0	H: 0	E: 0	K: 1	S: 4	H: 0	LOB: 0	BB: 1	P: 8	R: 2	H: 3	E: 0	K: 1	S: 8	H: 3	LOB: 2	BB: 1	P: 12	R: 0	H: 0	E: 0	K: 0	S: 2	H: 0	LOB: 0	BB: 1	P: 6	R: 0	H: 0	E: 0	K: 1	S: 5	H: 0	LOB: 1	BB: 1	P: 9	R: 1	H: 1	E: 0	K: 0	S: 3	H: 1	LOB: 1	BB: 2	P: 11	R: 0	H: 0	E: 0	K: 0	S: 3	H: 0	LOB: 0	BB: 0	P: 3	R: 1	H: 2	E: 0	K: 1	S: 7	H: 2	LOB: 1	BB: 0	P: 7	R: 0	H: 0	E: 0	K: 1	S: 5	H: 0	LOB: 1	BB: 1	P: 9	1B: 8	SF: 1	2B: 3	3B: 0	HR: 2	SAC: 0	DP: 1	HBP: 0	WP: 0	PA: 49
--------------	------	------	------	------	------	------	--------	-------	-------	------	------	------	------	------	------	--------	-------	------	------	------	------	------	------	------	--------	-------	------	------	------	------	------	------	------	--------	-------	-------	------	------	------	------	------	------	--------	-------	------	------	------	------	------	------	------	--------	-------	------	------	------	------	------	------	------	--------	-------	-------	------	------	------	------	------	------	--------	-------	------	------	------	------	------	------	------	--------	-------	------	------	------	------	------	------	------	--------	-------	------	-------	-------	-------	-------	-------	--------	-------	--------	-------	--------

PITCHER	IP	WLS	BF	H	R	ER	SO	BB	IBB	HBP	BLK	WP	HR	S	P	ERA	WHIP
Tim Lollar, L ERA: 4.57 (1, 1)	4.0		23	9	7	7	2	4	0	0	0	0	2	23	39	15.75	3.250
Elias Sosa, R ERA: 4.4 (5, 1)	1.0		3	0	0	0	0	1	0	0	0	0	0	2	6	0.00	1.000
Ed Whitson, R ERA: 4.94 (6, 1)	2.0		9	1	1	1	1	3	0	0	0	0	0	8	20	4.50	2.000
Luis DeLeon, R ERA: 2.21 (8, 1)	2.0	W	8	2	1	1	1	0	0	0	0	0	0	10	10	4.50	1.000
Gary Lucas, L ERA: 2.95 (10, 1)	1.0	S	4	0	0	0	1	1	0	0	0	0	0	5	9	0.00	1.000

PITCHER	IP	WLS	BF	H	R	ER	SO	BB	IBB	HBP	BLK	WP	HR	S	P	ERA	WHIP
Tim Lollar, L ERA: 4.57 (1, 1)	4.0		23	9	7	7	2	4	0	0	0	0	2	23	39	15.75	3.250
Elias Sosa, R ERA: 4.4 (5, 1)	1.0		3	0	0	0	0	1	0	0	0	0	0	2	6	0.00	1.000
Ed Whitson, R ERA: 4.94 (6, 1)	2.0		9	1	1	1	1	3	0	0	0	0	0	8	20	4.50	2.000
Luis DeLeon, R ERA: 2.21 (8, 1)	2.0	W	8	2	1	1	1	0	0	0	0	0	0	10	10	4.50	1.000
Gary Lucas, L ERA: 2.95 (10, 1)	1.0	S	4	0	0	0	1	1	0	0	0	0	0	5	9	0.00	1.000

Batter	1	2	3	4	5	6	7	8	9	AB R H RBI BB SO LOB	TOP
Alan Wiggins, S (1, 7) <small>OBP: 0.356, SLG: 0.310</small>	4-0 	0-0 F7 			4-0 FC4-6 BB 	0-0 G5-4-3 1B 			0-3 K 	3 1 1 0 2 1 0	
Juan Bonilla, R (1, 4) <small>OBP: 0.324, SLG: 0.320</small>	0-0 C1-6-3 1-3 1B 		0-0 F4 		0-0 FC4-6 BB 1-2f 1B 	0-0 G5-4-3 1-2f 			4-0 4-3 1B BB 	4 2 1 0 1 0 2	
Garry Templeton, S (1, 6) <small>OBP: 0.288, SLG: 0.328</small>	0-0 G1-6-3 1-2 3-H 1B 		0-0 FC6-4 1B 		0-0 1B BB 3-1 1B 			0-0 F2 	0-0 4-3 1B 	5 1 4 1 0 0 0	
Terry Kennedy, L (1, 3) <small>OBP: 0.345, SLG: 0.425</small>	0-0 G1-6-3 1-2f 2-3 		0-0 FC6-4 E 1-2f 		4-0 3-1 1B BB 1-2 2-3 			0-0 FC4-6 1B 	0-0 4-3 	4 0 1 0 1 0 5	
Tony Gwynn, L (1, 9) <small>OBP: 0.325, SLG: 0.338</small>	0-0 1B 3-H 1B 		0-0 E5 1-2 		0-0 3-1 1B 1-2 2-3 3-H 			0-0 FC4-6 1-2f 	0-0 6-3 	5 0 2 2 0 0 4	
Ruppert Jones, L (1, 8) <small>OBP: 0.302, SLG: 0.375</small>	0-0 1-2 1B 		0-0 K 		0-0 3-1 			0-0 4-3 	0-0 	4 0 1 1 0 1 5	
Tim Flannery, L (1, 5) <small>OBP: 0.318, SLG: 0.358</small>	0-0 4-3 			0-0 F8 		4-0 IBB 			1-0 G6-4-3 HBP 	2 0 0 0 1 0 2	
Doug Gwosdz, R (1, 2) <small>OBP: 0.211, SLG: 0.147</small>		0-3 K 		0-3 K 		0-3 K 			0-0 G6-4-3 1-2f 	4 0 0 0 0 3 4	
Dave Dravecky, R (1, 1) <small>OBP: 0.145, SLG: 0.136</small>		0-0 F8 		0-0 4-3 		0-3 K 			0-3 K 	4 0 0 0 0 2 0	
Inning Stats	R: 2 H: 4 E: 0 LOB: 2 K: 0 BB: 1 S: 6 P: 10	R: 0 H: 0 E: 0 LOB: 0 K: 1 BB: 0 S: 5 P: 5	R: 0 H: 1 E: 1 LOB: 2 K: 1 BB: 0 S: 7 P: 7	R: 0 H: 0 E: 0 LOB: 0 K: 1 BB: 0 S: 5 P: 5	R: 2 H: 2 E: 0 LOB: 3 K: 1 BB: 3 S: 7 P: 19	R: 0 H: 1 E: 0 LOB: 0 K: 1 BB: 0 S: 5 P: 5	R: 0 H: 1 E: 0 LOB: 1 K: 0 BB: 0 S: 4 P: 4	R: 0 H: 0 E: 0 LOB: 0 K: 1 BB: 0 S: 4 P: 5	R: 0 H: 1 E: 0 LOB: 2 K: 1 BB: 1 S: 6 P: 10	1B: 10 SF: 0 2B: 0 SAC: 0 3B: 0 DP: 3 HR: 0 HBP: 1	WP: 0 PA: 41 PB: 0 SB: 1 CS: 0
PITCHER Craig McMurtry, R (1, 1) <small>ERA: 3.27</small> Ken Dayley, L (6, 1) <small>ERA: 4.23</small> Terry Forster, L (9, 1) <small>ERA: 2.12</small>	IP WLS BF H R ER SO BB IBB HBP BLK WP HR S P ERA WHIP 5.0 L 26 7 4 4 4 3 1 0 0 0 0 30 46 7.20 2.000 3.0 10 2 0 0 2 0 0 1 0 0 0 13 14 0.00 0.667 1.0 5 1 0 0 1 1 0 0 0 0 0 6 10 0.00 2.000	PITCHER IP WLS BF H R ER SO BB IBB HBP BLK WP HR S P ERA WHIP 0 0 0 0 0 0 0 0 0 0 0 0 0 0 0.00 0.000 0 0 0 0 0 0 0 0 0 0 0 0 0 0 0.00 0.000 0 0 0 0 0 0 0 0 0 0 0 0 0 0 0.00 0.000									

San Diego Padres @ Atlanta Braves
 Atlanta-Fulton County Stadium, Atlanta, GA

Mon Aug 15 1983, 7:05 PM EDT
 Att: 35,893 - Unknown

AB	35
R	4
H	10
RBI	4
BB	5
SO	7
LOB	22



Batter	1	2	3	4	5	6	7	8	9
Rafael Ramirez, R OBP: 0.328, SLG: 0.357 (1, 6)	0-0 6-3 ①		0-0 5-3 ②		0-0 3-1 ③			4-0 BB	
Jerry Royster, R OBP: 0.339, SLG: 0.376 (1, 7) (6, 5)	0-0 1B		0-0 F8 ③		0-0 1-3 ①			0-0 F4 ③	
Terry Forster, L OBP: 0.750, SLG: 1.000 (9, 1)									
Dale Murphy, R OBP: 0.400, SLG: 0.537 (1, 8)	0-0 F7 ②			4-0 1B BB		0-0 F9 ②			0-0 5-3 ①
Bob Horner, R OBP: 0.383, SLG: 0.528 (1, 5) Brett Butler, L OBP: 0.348, SLG: 0.407 (6, 7)	0-0 6-3 ③			0-0 1-3 G4-6-3 1B		0-0 F7 ③			0-0 G6-4-3 1B
Bob Watson, R OBP: 0.429, SLG: 0.574 (1, 3)		0-0 F6 ①		0-0 F9 ①		0-0 F8 ①			0-0 G6-4-3 ② ③ 1-2f
Brad Komminsk, R (1, 9)		4-0 G1-6-3 BB		0-0 G4-6-3 ② ③ 1-2f		0-0 F7 ②			
Glenn Hubbard, R OBP: 0.329, SLG: 0.383 (1, 4)		0-0 G1-6-3 ② ③ 1-2f			0-0 F8 ①		0-0 5-3 ③		
Bruce Benedict, R OBP: 0.388, SLG: 0.347 (1, 2) Larry Owen, R OBP: 0.118, SLG: 0.118 (4, 2)			0-0 SH1-4 1B		0-0 1B			0-0 F7 ①	
Craig McMurtry, R OBP: 0.130, SLG: 0.078 (1, 1) Gerald Perry, L OBP: 0.300, SLG: 0.400 (5, PH) Ken Dayley, L OBP: 0.280, SLG: 0.182 (6, 1) Randy Johnson, R OBP: 0.432, SLG: 0.405 (8, PH) (9, 5)			0-0 SH1-4 ① 1-2		0-3 K ②			0-0 F5 ②	

Inning Stats	R: 0 E: 0 K: 0 S: 4	H: 1 LOB: 1 BB: 0 P: 4	R: 0 E: 0 K: 0 S: 2	H: 0 LOB: 0 BB: 1 P: 6	R: 0 E: 0 K: 0 S: 4	H: 1 LOB: 1 BB: 0 P: 4	R: 0 E: 0 K: 0 S: 3	H: 1 LOB: 1 BB: 1 P: 7	R: 0 E: 0 K: 1 S: 6	H: 1 LOB: 1 BB: 0 P: 6	R: 0 E: 0 K: 0 S: 3	H: 0 LOB: 0 BB: 0 P: 3	R: 0 E: 0 K: 0 S: 3	H: 0 LOB: 0 BB: 0 P: 3	R: 0 E: 0 K: 0 S: 3	H: 1 LOB: 1 BB: 1 P: 7	R: 0 E: 0 K: 0 S: 3	H: 0 LOB: 0 BB: 0 P: 3
	1B: 5 2B: 0 3B: 0 HR: 0	SF: 0 SAC: 1 DP: 3 HBP: 0	WP: 0 PA: 32															

PITCHER	IP	WLS	BF	H	R	ER	SO	BB	IBB	HBP	BLK	WP	HR	S	P	ERA	WHIP
Dave Dravecky, L ERA: 3.45 (1, 1)	9.0	W	32	5	0	0	1	3	0	0	0	0	0	31	43	0.00	0.889


BOTTOM

San Diego Padres @ Atlanta Braves
Atlanta-Fulton County Stadium, Atlanta, GA

Mon Aug 15 1983, 7:05 PM EDT
Att. 35,893 - Unknown

livebaseballscorecards.com

AB 28
R 0
H 5
RBI 0
BB 3
SO 1
LOB 13



Batter	1	2	3	4	5	6	7	8	9	10	AB	R	H	RBI	BB	SO	LOB	TOP			
Bobby Brown, S OBP: 0.394, SLG: 0.483 (1, 7)	0-0 F7		0-0 4-3 S 1B		0-0 4-3		0-0 4-3			0-0 SH1-4 1-2	4	0	1	0	0	0	0				
Alan Wiggins, S OBP: 0.359, SLG: 0.318 (1, 3)	0-0 E9 2B		0-0 4-3			0-0 2B S 1B		0-0 4-3		0-0 SF7 1B	5	1	3	0	0	0	1				
Garry Templeton, S OBP: 0.287, SLG: 0.327 (1, 6)	0-3 K		0-0 F8			0-0 F7		0-0 CS 1B		0-0 SF7 1-2 3-H	4	0	1	1	0	1	3				
Terry Kennedy, L OBP: 0.346, SLG: 0.426 (1, 2)	0-0 5-3			0-0 4-3		0-0 1B 2B		0-0 F9		0-0 IBB	4	1	1	0	1	0	2				
Tony Gwynn, L OBP: 0.339, SLG: 0.348 (1, 9)		0-0 1B 1B		0-0 4-3 1B		0-0 1B IBB		0-0 CS 1-2	0-0 S 1B	0-0 F9	4	0	3	0	1	0	2				
Ruppert Jones, L OBP: 0.301, SLG: 0.373 (1, 8)		0-0 F4		0-0 4-3		0-0 1B G4-6-3		0-0 F7 1-2			4	0	1	2	0	0	3				
Tim Flannery, L OBP: 0.317, SLG: 0.356 (1, 5)		0-0 1B		0-0 F8		0-0 G4-6-3 1-2		0-0 F5			4	0	1	0	0	0	4				
Juan Bonilla, R OBP: 0.321, SLG: 0.316 (1, 4)		0-0 3-1			0-0 5-3		0-0 6-3		0-0 G3		4	0	0	0	0	0	2				
Mark Thurmond, L OBP: 0.095, SLG: 0.143 (1, 1) Luis DeLeon, R OBP: 0.111, SLG: 0.111 (7, 1) Sid Monge, S OBP: 0.167, SLG: 0.167 (9, 1) Gene Richards, L OBP: 0.321, SLG: 0.384 (10, PH) Gary Lucas, L OBP: 0.179, SLG: 0.148 (10, 1) Ed Whitson, R			0-0 F7		0-0 3-1		0-0 F7			0-0 1B SH1-4 SF7 1B	3	0	0	0	0	0	0	0			
Inning Stats	R: 0 E: 1 K: 1 S: 6	H: 1 LOB: 1 BB: 0 P: 6	R: 0 E: 0 K: 0 S: 4	H: 2 LOB: 1 BB: 0 P: 4	R: 0 E: 0 K: 0 S: 4	H: 1 LOB: 1 BB: 0 P: 4	R: 0 E: 0 K: 0 S: 3	H: 0 LOB: 0 BB: 0 P: 3	R: 2 E: 0 K: 0 S: 5	H: 3 LOB: 1 BB: 1 P: 9	R: 0 E: 0 K: 0 S: 3	H: 0 LOB: 0 BB: 0 P: 3	R: 0 E: 0 K: 0 S: 4	H: 1 LOB: 1 BB: 0 P: 4	R: 1 E: 0 K: 0 S: 5	H: 2 LOB: 2 BB: 1 P: 9	1B: 10 2B: 2 3B: 0 HR: 0	SF: 1 SAC: 1 DP: 1 HBP: 0	WP: 0 PB: 0 SB: 3 CS: 1	PA: 42	
PITCHER Pascual Perez, R ERA: 3.16 Steve Bedrosian, R ERA: 2.88	IP 8.0	WLS L	BF 31	H 9	R 2	ER 2	SO 1	BB 0	IBB 1	HBP 0	BLK 0	WP 0	HR 0	S 32	P 36	ERA 2.25	WHIP 1.125				
	IP 2.0	WLS L	BF 10	H 3	R 1	ER 1	SO 0	BB 0	IBB 1	HBP 0	BLK 0	WP 0	HR 0	S 9	P 13	ERA 4.50	WHIP 1.500				

San Diego Padres @ Atlanta Braves
Atlanta-Fulton County Stadium, Atlanta, GA

Tue Aug 16 1983, 3:33 AM EDT
Att. 21,936 - Unknown

livebaseballscorecards.com

AB 37
R 3
H 12
RBI 3
BB 2
SO 1
LOB 17



BOTTOM

San Diego Padres @ Atlanta Braves
 Atlanta-Fulton County Stadium, Atlanta, GA
 Tue Aug 16 1983, 3:33 AM EDT
 Att: 21,936 - Unknown

livebaseballscorecards.com

AB 33
 R 2
 H 7
 RBI 2
 BB 3
 SO 3
 LOB 14



AB	R	H	RBI	BB	SO	LOB
3	1	1	1	1	1	0
4	0	1	0	1	0	2
5	0	2	1	0	0	3
4	0	0	0	0	0	4
4	0	1	0	0	0	1
3	0	0	0	0	1	0
3	0	0	0	1	1	1
3	0	1	0	0	1	1
1	0	0	0	0	0	1
0	0	0	0	0	0	0
1	0	0	0	0	0	0
1	1	1	0	0	0	0
0	0	0	0	0	0	0
1	0	0	0	0	0	0

Batter	1	2	3	4	5	6	7	8	9	10
Brett Butler, L (1, 7) OBP: 0.348, SLG: 0.407	F6		G3			2B 1B		SF9		BB
Rafael Ramirez, R (1, 6) OBP: 0.329, SLG: 0.356	CS BB			1-3		F9		E 1B		F4
Dale Murphy, R (1, 8) OBP: 0.400, SLG: 0.537	6-3					1B		E6 G6-4-3		F4
Bob Watson, R (1, 3) OBP: 0.415, SLG: 0.552		F4		F8		F4		G6-4-3 1-2f		
Brad Komminsk, R (1, 9) OBP: 0.300, SLG: 0.125		1-3		F4			SH1-4 1B		F2	
Jerry Royster, R (1, 5) OBP: 0.335, SLG: 0.371		4-3			F7		SH1-4 1-2		K	
Glenn Hubbard, R (1, 4) OBP: 0.328, SLG: 0.380			K		F3		F8		BB	
Biff Pocoroba, S (1, 2) OBP: 0.319, SLG: 0.407				SH3-4 1B			F2		F6	
Terry Harper, R (9, PH) OBP: 0.342, SLG: 0.393					K					
Larry Owen, R (10, 2) OBP: 0.118, SLG: 0.118										
Pascual Perez, R (1, 1) OBP: 0.167, SLG: 0.138				SH3-4		1-3		SF9 3B		F7
Claudell Washington, L (8, PH) OBP: 0.327, SLG: 0.420										
Steve Bedrosian, R (9, 1)										
Randy Johnson, R (10, PH) OBP: 0.422, SLG: 0.395										

Inning	R	H	E	K	S	WLS	BF	H	R	ER	SO	BB	IBB	HBP	BLK	WP	HR	S	P	ERA	WHIP	
1	0	0	0	0	2		6	0	0	0	0	0	0	0	0	0	0	0	26	30	1.50	1.000
2	0	0	0	0	3		3	0	0	0	0	0	0	0	0	0	0	1	1	3.38	1.125	
3	0	1	0	1	6		6	1	0	0	0	0	0	0	0	0	0	1	1	0.00	0.000	
4	0	0	0	0	5		5	0	0	0	0	0	0	0	0	0	0	2	6	0.00	1.500	
5	0	0	0	0	5		5	0	0	0	0	0	0	0	0	0	0	1	1	0.00	0.000	
6	1	2	0	0	5		5	0	0	0	0	0	0	0	0	0	0	1	5	0.00	1.000	
7	0	1	0	0	4		4	0	0	0	0	0	0	0	0	0	0	2	4	0.00	0.000	
8	1	2	0	0	5		5	0	0	0	0	0	0	0	0	0	0	1	5	0.00	1.000	
9	0	0	0	0	9		9	0	0	0	0	0	0	0	0	0	0	1	9	0.00	1.000	
10	0	0	0	0	7		7	0	0	0	0	0	0	0	0	0	0	1	7	0.00	1.000	

PITCHER	IP	WLS	BF	H	R	ER	SO	BB	IBB	HBP	BLK	WP	HR	S	P	ERA	WHIP
Mark Thurmond, L (1, 1) ERA: 2.1	6.0		23	5	1	1	2	1	0	0	0	0	0	26	30	1.50	1.000
Luis DeLeon, R (7, 1) ERA: 2.25	2.2		11	2	1	1	1	1	0	0	0	0	0	12	16	3.38	1.125
Sid Monge, L (9, 1) ERA: 2.96	0.1	W	1	0	0	0	0	0	0	0	0	0	0	1	1	0.00	0.000
Gary Lucas, L (10, 1) ERA: 2.92	0.2		3	0	0	0	0	1	0	0	0	0	0	2	6	0.00	1.500
Ed Whitson, R (10, 1) ERA: 4.92	0.1	S	1	0	0	0	0	0	0	0	0	0	0	1	1	0.00	0.000

WP: 0 PA: 39
 PB: 0
 SB: 0
 CS: 1

Batter	1	2	3	4	5	6	7	8	9	AB R H RBI BB SO LOB	TOP			
Greg Gross, L (1, 7) OBP: 0.405, SLG: 0.397	4-0 BB G4-6-3	0-0 FC6-4 1-2f			0-0 4-3		4-0 BB		0-0 1B FC4-6 1B	3 1 1 0 2 0 3				
Pete Rose, S (1, 3) OBP: 0.331, SLG: 0.308 Bob Dernier, R (9, PR) OBP: 0.284, SLG: 0.290	0-0 G4-6-3 1-2f		0-0 6-3		0-3 K		0-0 3-1		0-0 FC4-6 1B	5 0 1 1 0 1 3 0 0 0 0 0 0 0				
Joe Morgan, L (1, 4) OBP: 0.354, SLG: 0.356	0-0 F5		0-0 3-1			4-0 S BB		0-0 HR	0-0 FC4-6 E BB 1-2f	4 1 1 2 1 0 1				
Mike Schmidt, R (1, 5) OBP: 0.386, SLG: 0.496		0-0 5-3	0-3 K			0-3 K		0-0 5-3	4-0 FC5 E BB 1-2	4 0 0 0 1 2 1				
Joe Lefebvre, L (1, 9) OBP: 0.426, SLG: 0.612 Tony Perez, R (9, PH) OBP: 0.314, SLG: 0.397		0-0 BB 1B 1B		0-0 4-3		0-0 L9		4-0 BB	0-0 E6 1-2 2-3	3 1 1 0 1 0 1 1 0 0 0 0 0 2				
Garry Maddox, R (1, 8) OBP: 0.333, SLG: 0.404		0-0 1B BB 1B		4-0 6-3 BB		0-0 F5		0-0 F2	0-0 FC5 2-3f	4 0 1 0 1 0 5				
Bo Diaz, R (1, 2) OBP: 0.299, SLG: 0.367		4-0 1B BB		0-0 6-3		0-0 E5 SH1-4		0-0 F9		3 0 0 0 1 0 2				
Ivan De Jesus, R (1, 6) OBP: 0.328, SLG: 0.319		0-0 FC6-4 1B 1-2 2-3 3-H		0-0 5-3		0-0 SH1-4			0-0 F7	3 0 1 1 0 0 1				
Charles Hudson, S (1, 1) OBP: 0.200, SLG: 0.135 Von Hayes, L (7, PH) OBP: 0.333, SLG: 0.380 Willie Hernandez, L (7, 1) OBP: 0.500, SLG: 0.500 Ron Reed, R (8, 1) OBP: 0.200, SLG: 0.200 Gary Matthews, R (9, PH) OBP: 0.365, SLG: 0.390		0-3 K		0-3 K		0-0 6-3			0-0 1B 1B	2 0 0 0 0 2 3 1 0 0 0 0 0 1 0 0 0 0 0 0 0 0 0 0 0 0 0 0 1 1 1 0 0 0 0				
Inning Stats	R: 0 E: 0 K: 0 S: 2 H: 0 LOB: 0 BB: 1 P: 6	R: 1 E: 0 K: 1 S: 8 H: 3 LOB: 3 BB: 1 P: 12	R: 0 E: 0 K: 1 S: 5 H: 0 LOB: 0 BB: 0 P: 5	R: 0 E: 0 K: 0 S: 3 H: 0 LOB: 1 BB: 1 P: 7	R: 0 E: 0 K: 2 S: 7 H: 0 LOB: 0 BB: 0 P: 7	R: 0 E: 0 K: 1 S: 5 H: 0 LOB: 1 BB: 1 P: 9	R: 0 E: 1 K: 0 S: 4 H: 0 LOB: 2 BB: 1 P: 8	R: 1 E: 0 K: 0 S: 4 H: 1 LOB: 1 BB: 1 P: 8	R: 2 E: 1 K: 0 S: 7 H: 3 LOB: 3 BB: 1 P: 11	1B: 6 2B: 0 3B: 0 HR: 1 SF: 0 SAC: 1 DP: 1 HBP: 0	WP: 0 PB: 0 SB: 1 CS: 0 PA: 42			
PITCHER	IP WLS BF H R ER SO BB IBB HBP BLK WP HR S P ERA WHIP												PITCHER	IP WLS BF H R ER SO BB IBB HBP BLK WP HR S P ERA WHIP
Eric Show, R (1, 1) ERA: 3.66	5.0 W 21 3 1 1 4 4 0 0 0 0 0 0 25 41 1.80 1.400													
Luis DeLeon, R (6, 1) ERA: 2.5	3.1 16 3 3 3 1 2 0 0 0 0 0 1 16 24 8.10 1.500													
Sid Monge, L (9, 1) ERA: 2.94	0.1 2 1 0 0 0 0 0 0 0 0 0 0 2 2 0.00 3.000													
Ed Whitson, R (9, 1) ERA: 4.92	0.0 1 0 0 0 0 1 0 0 0 0 0 0 0 4 ∞ ∞													
Gary Lucas, L (9, 1) ERA: 2.91	0.1 S 2 0 0 0 0 0 0 0 0 0 0 0 2 2 0.00 0.000													

Philadelphia Phillies @ San Diego Padres
 Jack Murphy Stadium, San Diego, CA
 Wed Aug 17 1983, 10:05 PM EDT
 Att: 14,657 - Unknown

AB	34
R	4
H	7
RBI	4
BB	7
SO	5
LOB	23



Batter	1	2	3	4	5	6	7	8	9	AB	R	H	RBI	BB	SO	LOB
--------	---	---	---	---	---	---	---	---	---	----	---	---	-----	----	----	-----

Bobby Brown, S (1, 7) OBP: 0.400, SLG: 0.492 Sixto Lezcano, R (7, PR) OBP: 0.331, SLG: 0.338 (8, 9)	0-0 E4 		4-0 		0-0 P3 		0-0 			3	0	1	2	1	0	1
Alan Wiggins, S (1, 3) OBP: 0.358, SLG: 0.317	0-0 4-3 		0-0 		0-3 K 		0-0 5-3 			4	1	1	0	0	1	3
Garry Templeton, S (1, 6) OBP: 0.292, SLG: 0.333	0-0 		0-0 		0-0 P6 		4-0 			3	1	2	1	1	0	0
Terry Kennedy, L (1, 2) OBP: 0.347, SLG: 0.427	0-0 		0-0 L9 		0-0 4-3 		0-0 			4	0	2	2	0	0	1
Tony Gwynn, L (1, 9) OBP: 0.337, SLG: 0.358 (8, 7)	0-0 4-3 			0-3 K 		0-0 	0-3 K 			4	0	1	0	0	2	4
Ruppert Jones, L (1, 8) OBP: 0.297, SLG: 0.367		0-3 K 		0-0 3-1 		0-0 G3 		0-0 6-3 		4	0	0	0	0	1	1
Tim Flannery, L (1, 5) OBP: 0.314, SLG: 0.352 Luis Salazar, R (7, PH) OBP: 0.284, SLG: 0.364 (8, 5)		0-3 K 		0-0 F7 			0-3 K 	0-0 F8 		2	0	0	0	0	1	0
Juan Bonilla, R (1, 4) OBP: 0.323, SLG: 0.321		0-0 L7 			0-0 		0-0 	0-0 F9 		4	1	2	0	0	0	0
Eric Show, R (1, 1) OBP: 0.218, SLG: 0.208 Luis DeLeon, R (6, 1) OBP: 0.200, SLG: 0.200 Sid Monge, S (9, 1) OBP: 0.167, SLG: 0.167 Ed Whitson, R (9, 1) OBP: 0.179, SLG: 0.148 Gary Lucas, L (9, 1)			0-0 L4 		0-0 		0-0 			2	0	0	0	0	0	1

Inning Stats	R: 1	H: 2	R: 0	H: 0	R: 1	H: 2	R: 0	H: 0	R: 0	H: 1	R: 3	H: 4	R: 0	H: 0	1B: 6	SF: 0
	E: 1	LOB: 1	E: 0	LOB: 0	E: 0	LOB: 1	E: 0	LOB: 0	E: 0	LOB: 1	E: 0	LOB: 3	E: 0	LOB: 0	2B: 3	SAC: 0
	K: 0	BB: 0	K: 2	BB: 0	K: 0	BB: 1	K: 1	BB: 0	K: 1	BB: 0	K: 2	BB: 1	K: 0	BB: 0	3B: 1	DP: 0
	S: 5	P: 5	S: 7	P: 7	S: 4	P: 8	S: 5	P: 5	S: 6	P: 6	S: 11	P: 15	S: 3	P: 3	HR: 0	HBP: 0

PITCHER	IP	WLS	BF	H	R	ER	SO	BB	IBB	HBP	BLK	WP	HR	S	P	ERA	WHIP
Charles Hudson, R (1, 1) ERA: 3.25	6.0	L	24	6	2	2	4	1	0	0	0	0	0	31	35	3.00	1.167
Willie Hernandez, L (7, 1) ERA: 3.28	1.0		8	4	3	3	2	0	1	0	0	0	0	11	15	27.00	4.000
Ron Reed, R (8, 1) ERA: 3.0	1.0		3	0	0	0	0	0	0	0	0	0	0	3	3	0.00	0.000

BOTTOM

Philadelphia Phillies @ San Diego Padres
 Jack Murphy Stadium, San Diego, CA
 Wed Aug 17 1983, 10:05 PM EDT
 Att. 14,657 - Unknown

AB	33
R	5
H	10
RBI	5
BB	2
SO	6
LOB	11



WP	PA	ERA	WHIP
0	35		
0			
1			
2			

Batter	1	2	3	4	5	6	7	8	9	10	AB R H RBI BB SO LOB	TOP																	
Greg Gross, L (1, 7) <small>S</small> <small>OBP: 0.400, SLG: 0.392</small> Gary Matthews, R (6, PH) <small>S</small> <small>OBP: 0.370, SLG: 0.394</small> (6, 7)	0-3 K ①		0-0 4-3 ③			4-0 1B SF8 BB		0-0 1B 1B	0-0 1B 1B 1-2 2-3		2 0 0 0 0 1 1 2 2 2 0 1 0 0	Philadelphia Phillies @ San Diego Padres Jack Murphy Stadium, San Diego, CA Thu Aug 18 1983 6:33 AM EDT Att: 9,755 - Unknown																	
Pete Rose, S (1, 3) <small>X</small> <small>OBP: 0.332, SLG: 0.309</small>	0-0 5-3 ②			0-0 4-3 ①		0-0 S 1B		0-0 1B 1B	0-0 L7 ②		5 0 2 0 0 0 3																		
Joe Morgan, L (1, 4) <small>X</small> <small>OBP: 0.353, SLG: 0.356</small> Kiko Garcia, R (8, PR) <small>OBP: 0.360, SLG: 0.473</small> (8, 4)	0-0 4-3 ③			0-3 K ②		0-0 SF8 ①		0-0 1B 1B	0-0 4-3 ③		3 0 1 2 0 1 0 1 0 0 0 0 0 3																		
Mike Schmidt, R (1, 5) <small>OBP: 0.386, SLG: 0.494</small>		0-0 P4 ①		4-0 S BB		0-3 K ②		0-0 F3 ①		0-0 FC6 SH5-4 1B	4 0 1 0 1 1 3																		
Joe Lefebvre, L (1, 9) <small>OBP: 0.416, SLG: 0.596</small> Al Holland, R (8, 1) Bob Demier, R (10, PH) <small>OBP: 0.284, SLG: 0.290</small> Ron Reed, R (10, 1) <small>OBP: 0.200, SLG: 0.200</small>		0-3 K ②		0-3 K ③		0-3 K ③		0-3 K ②		0-0 SH5-4 ①	4 0 0 0 0 4 4 0																		
Garry Maddox, R (1, 8) <small>OBP: 0.327, SLG: 0.396</small>		0-0 6-3 ③				0-0 E3 5-3 1B		0-0 F7 ①		0-0 FC6 ②	5 1 0 0 0 0 3																		
Bo Diaz, R (1, 2) <small>OBP: 0.301, SLG: 0.374</small>			0-0 P4 ①		0-0 5-3 ①		0-0 F8 ②		4-0 1B SH1-4 BB	0-0 HR 1-H	4 1 1 2 1 0 1																		
Ivan De Jesus, R (1, 6) <small>OBP: 0.332, SLG: 0.324</small>			0-0 SH1-4 1B		0-0 1B 2-H		0-0 FC6-4 1B		0-0 SH1-4 ①	0-0 F8 ③	4 0 3 0 0 0 0																		
John Denny, R (1, 1) <small>OBP: 0.180, SLG: 0.167</small> Von Hayes, L (8, 9) <small>OBP: 0.335, SLG: 0.380</small>			0-0 SH1-4 ②		0-0 6-3 ③		0-0 FC6-4 ③		4-0 1B IBB		2 0 0 0 0 0 2 0 0 0 0 1 0 0																		
Inning Stats	R: 0 E: 0 K: 1 S: 5	H: 0 LOB: 0 BB: 0 P: 5	R: 0 E: 0 K: 1 S: 5	H: 0 LOB: 0 BB: 0 P: 5	R: 0 E: 0 K: 0 S: 4	H: 1 LOB: 1 BB: 0 P: 4	R: 0 E: 0 K: 2 S: 7	H: 0 LOB: 1 BB: 1 P: 11	R: 0 E: 1 K: 0 S: 4	H: 1 LOB: 1 BB: 0 P: 4	R: 1 E: 0 K: 2 S: 8		H: 1 LOB: 1 BB: 1 P: 12	R: 0 E: 0 K: 0 S: 4	H: 1 LOB: 1 BB: 0 P: 4	R: 1 E: 0 K: 1 S: 8	H: 3 LOB: 2 BB: 0 P: 8	R: 0 E: 0 K: 0 S: 4	H: 1 LOB: 3 BB: 2 P: 12	R: 2 E: 0 K: 0 S: 5	H: 2 LOB: 0 BB: 0 P: 5	1B: 9 2B: 0 3B: 0 HR: 1	SF: 1 SAC: 3 DP: 0 HBP: 0	WP: 0 PB: 0 SB: 2 CS: 0	PA: 44				
PITCHER	IP WLS BF H R ER SO BB IBB HBP BLK WP HR S P ERA WHIP												PITCHER	IP WLS BF H R ER SO BB IBB HBP BLK WP HR S P ERA WHIP															
John Montefusco, R (1, 1) <small>ERA: 3.36</small>	3.2		13	1	0	0	3	1	0	0	0	0	0	0	18	22	0.00	0.545											
Sid Monge, L (4, 1) <small>ERA: 2.93</small>	3.1		14	3	1	1	3	1	0	0	0	0	0	0	19	23	2.70	1.200											
Ed Whitson, R (8, 1) <small>ERA: 4.96</small>	1.0		7	3	1	1	1	1	0	0	0	0	0	0	8	12	9.00	4.000											
Elias Sosa, R (9, 1) <small>ERA: 4.32</small>	1.0		5	1	0	0	0	0	1	0	0	0	0	0	4	8	0.00	1.000											
Gary Lucas, L (10, 1) <small>ERA: 3.14</small>	1.0	L	5	2	2	2	0	0	0	0	0	0	0	0	1	5	18.00	2.000											

AB	36
R	4
H	10
RBI	4
BB	4
SO	7
LOB	20



BOTTOM

Philadelphia Phillies @ San Diego Padres
Jack Murphy Stadium, San Diego, CA
Thu Aug 18 1983, 6:33 AM EDT
Att. 9,755 - Unknown

livebaseballscorecards.com

AB 37
R 2
H 8
RBI 2
BB 6
SO 9
LOB 22



WP: 1 PA: 44
PB: 0
SB: 3
CS: 1

Batter	1	2	3	4	5	6	7	8	9	10	AB	R	H	RBI	BB	SO	LOB
Gene Richards, L (1, 7) OBP: 0.323, SLG: 0.385	X 0-0 CS 1B		X 0-0 P6		X 0-0 4-3		X 0-0 1B 1B		X 0-0 E5 2B		5	1	2	0	0	0	1
Alan Wiggins, S (1, 3) OBP: 0.359, SLG: 0.321	0-3 K 1-2		X 0-0 4-3		X 0-0 4-3		X 0-0 1-3 1B		X 0-0 1-H 2B		5	0	2	1	0	1	2
Garry Templeton, S (1, 6) OBP: 0.291, SLG: 0.329	X 0-0 4-3			X 0-0 E3 BB		X 0-3 K	X 0-0 F7		4-0 S IBB		4	0	0	0	1	1	1
Terry Kennedy, L (1, 2) OBP: 0.348, SLG: 0.425		X 0-0 3-1		4-0 BB 1-2 BB		X 0-0 2B 1B		X 0-3 K	X 0-3 K 1-2 2-3		4	0	1	0	1	2	2
Tony Gwynn, L (1, 9) OBP: 0.333, SLG: 0.360		X 0-0 G3		0-3 K		X 0-0 L8		X 0-0 1B 2B	X 0-0 5-3		5	1	1	0	0	1	5
Ruppert Jones, L (1, 8) OBP: 0.301, SLG: 0.372		4-0 BB BB BB		X 0-0 L8		X 0-0 1-3 2B		X 0-0 2-H FC4-6 1B		X 0-0 F9	2	0	1	0	1	0	2
Sixto Lezcano, R (8, PH) OBP: 0.332, SLG: 0.339		4-0 WP BB		X 0-0 L8		X 0-0 1-3 2B		X 0-0 2-H FC4-6 1B		X 0-0 F9	2	0	1	1	0	0	0
Tim Flannery, L (1, 5) OBP: 0.318, SLG: 0.351		4-0 BB BB BB		X 0-0 4-3		X 4-0 FC6 IBB		X 0-0 F5		X 0-0 F8	1	0	0	0	2	0	2
Kurt Bevacqua, R (8, PH) OBP: 0.357, SLG: 0.374		1-2 BB		X 0-0 4-3		X 4-0 FC6 IBB		X 0-0 F5		X 0-0 F8	2	0	0	0	0	0	1
Juan Bonilla, R (1, 4) OBP: 0.321, SLG: 0.318		0-3 K		4-0 SH2-4 BB		X 0-0 1-2f FC6		X 0-0 1-2f FC4-6		X 0-0 K	4	0	0	0	1	2	6
John Montefusco, R (1, 1) OBP: 0.168, SLG: 0.059			X 0-3 K		X 0-0 SH2-4		X 0-3 K		X 0-0 L6		1	0	0	0	0	1	0
Sid Monge, S (4, 1) OBP: 0.167, SLG: 0.167											0	0	0	0	0	0	0
Luis Salazar, R (7, PH) OBP: 0.283, SLG: 0.363											1	0	0	0	0	1	0
Ed Whitson, R (8, 1) OBP: 0.179, SLG: 0.148											0	0	0	0	0	0	0
Elias Sosa, R (9, 1) OBP: 0.345, SLG: 0.316											0	0	0	0	0	0	0
Mario Ramirez, R (10, 1) OBP: 0.345, SLG: 0.316											1	0	0	0	0	0	0
Gary Lucas, L (10, 1)											0	0	0	0	0	0	0

Inning Stats	R: 0	H: 1	E: 0	LOB: 0	K: 1	S: 5	P: 5	R: 0	H: 0	E: 0	LOB: 2	K: 1	BB: 2	S: 5	P: 13	R: 0	H: 0	E: 0	LOB: 0	K: 1	BB: 0	S: 5	P: 5	R: 0	H: 0	E: 1	LOB: 2	K: 1	BB: 1	S: 6	P: 10	R: 0	H: 0	E: 0	LOB: 1	K: 0	BB: 1	S: 3	P: 7	R: 0	H: 2	E: 0	LOB: 3	K: 1	BB: 1	S: 7	P: 11	R: 0	H: 2	E: 0	LOB: 1	K: 1	BB: 0	S: 6	P: 6	R: 1	H: 2	E: 0	LOB: 1	K: 1	BB: 0	S: 7	P: 7	R: 1	H: 1	E: 1	LOB: 2	K: 1	BB: 1	S: 7	P: 11	R: 0	H: 0	E: 0	LOB: 0	K: 1	BB: 0	S: 5	P: 5
1B: 5	SF: 0	2B: 3	SAC: 1	3B: 0	DP: 0	HR: 0	HBP: 0	WP: 1	PA: 44																																																																						

PITCHER	IP	WLS	BF	H	R	ER	SO	BB	IBB	HBP	BLK	WP	HR	S	P	ERA	WHIP
John Denny, R (1, 1) ERA: 2.39	7.1		32	6	1	1	7	4	1	0	0	1	0	41	61	1.23	1.364
Al Holland, L (8, 1) ERA: 2.26	1.2	W	9	2	1	0	1	0	1	0	0	0	0	10	14	0.00	1.200
Ron Reed, R (10, 1) ERA: 2.95	1.0	S	3	0	0	0	1	0	0	0	0	0	0	5	5	0.00	0.000

Batter	1	2	3	4	5	6	7	8	9	AB R H RBI BB SO LOB	TOP		
Tim Raines, S (1, 7) <small>OBP: 0.387, SLG: 0.425</small>	0-3 		4-0 		1-0 		4-0 		0-0 	2 1 0 1 2 1 1			
Manny Trillo, R (1, 4) Angel Salazar, R (9, PR) <small>OBP: 0.319, SLG: 0.332</small> <small>OBP: 0.333, SLG: 0.333</small>	0-0 		0-0 		0-3 		0-0 		0-0 	5 0 3 1 0 1 3			
Al Oliver, L (1, 3) <small>OBP: 0.352, SLG: 0.413</small>	0-0 		0-0 		0-0 			0-0 	0-0 	0 0 0 0 0 0 0			
Gary Carter, R (1, 2) <small>OBP: 0.335, SLG: 0.460</small>	0-0 		0-0 					0-0 	0-0 	5 0 2 1 0 0 3			
Tim Wallach, R (1, 5) <small>OBP: 0.356, SLG: 0.478</small>		0-0 	0-3 			0-0 		0-0 		4 0 1 0 0 0 2			
Jim Wohlford, R (1, 8) <small>OBP: 0.303, SLG: 0.368</small>		0-0 		0-0 		0-0 		0-0 		4 1 2 1 0 1 2			
Mike Vail, R (1, 9) Warren Cromartie, L (9, PH) <small>OBP: 0.304, SLG: 0.338</small> <small>OBP: 0.341, SLG: 0.381</small>		0-0 		0-0 		0-0 		0-0 	0-0 	3 1 0 0 1 0 1			
Doug Flynn, R (1, 6) Terry Crowley, L (9, PH) <small>OBP: 0.249, SLG: 0.274</small> <small>OBP: 0.375, SLG: 0.172</small>		0-0 		0-0 		0-0 		0-0 	0-0 	3 0 0 0 0 0 1			
Ray Burris, R (1, 1) Dan Schatzeder, L (5, 1) Chris Speier, R (7, PH) Bob James, R (7, 1) Andre Dawson, R (9, PH) <small>OBP: 0.289, SLG: 0.306</small> <small>OBP: 0.200, SLG: 0.200</small> <small>OBP: 0.327, SLG: 0.324</small> <small>OBP: 0.346, SLG: 0.567</small>		0-0 	0-0 		4-0 		0-0 		0-0 	1 0 0 0 1 0 0			
Inning Stats	R: 0 H: 2 E: 0 LOB: 1 K: 1 BB: 0 S: 6 P: 6	R: 0 H: 1 E: 0 LOB: 1 K: 0 BB: 0 S: 4 P: 4	R: 1 H: 3 E: 0 LOB: 2 K: 1 BB: 1 S: 7 P: 11	R: 0 H: 0 E: 0 LOB: 0 K: 0 BB: 0 S: 3 P: 3	R: 0 H: 0 E: 0 LOB: 1 K: 1 BB: 1 S: 4 P: 9	R: 1 H: 1 E: 0 LOB: 0 K: 0 BB: 0 S: 4 P: 4	R: 0 H: 0 E: 0 LOB: 1 K: 0 BB: 1 S: 3 P: 7	R: 0 H: 0 E: 0 LOB: 0 K: 0 BB: 0 S: 3 P: 3	R: 3 H: 3 E: 0 LOB: 1 K: 0 BB: 1 S: 6 P: 10	1B: 8 SF: 1 2B: 1 SAC: 0 3B: 0 DP: 2 HR: 1 HBP: 1	WP: 1 PA: 39 PB: 0 SB: 0 CS: 0		
PITCHER	IP WLS BF H R ER SO BB IBB HBP BLK WP HR S P ERA WHIP											PITCHER	IP WLS BF H R ER SO BB IBB HBP BLK WP HR S P ERA WHIP
Tim Lollar, L (1, 1) <small>ERA: 4.5</small>	8.0 W 33 7 3 3 3 4 0 1 0 1 1 34 51 3.38 1.375												
Luis DeLeon, R (9, 1) <small>ERA: 2.7</small>	0.2 5 3 2 2 0 0 0 0 0 0 0 5 5 27.00 4.500												
Sid Monge, L (9, 1) <small>ERA: 2.91</small>	0.1 S 1 0 0 0 0 0 0 0 0 0 0 1 1 0.00 0.000												

Montreal Expos @ San Diego Padres
 Jack Murphy Stadium, San Diego, CA
 Fri Aug 19 1983, 10:05 PM EDT
 Att. 12,947 - Unknown

livebaseballscorecards.com

AB	33
R	5
H	10
RBI	5
BB	4
SO	3
LOB	14



Batter	1	2	3	4	5	6	7	8	9	AB	R	H	RBI	BB	SO	LOB
Gene Richards, L (1, 7) OBP: 0.330, SLG: 0.396	0-0 FC1-6 2B		0-3 K		0-0 E 1B 1B		0-0 2B 1B			4	1	3	1	0	1	1
Alan Wiggins, S (1, 3) OBP: 0.363, SLG: 0.331	0-0 FC1-6 CS 2-3		0-0 E4 3B		0-0 E 1B		0-0 2B 1B			4	2	3	2	0	0	1
Garry Templeton, S (1, 6) OBP: 0.287, SLG: 0.325	0-0 F6-3 1-2		0-0 F7		0-0 E3 1-2 2-3		0-3 K			4	0	0	0	0	1	5
Terry Kennedy, L (1, 2) OBP: 0.349, SLG: 0.427		4-0 BB		0-0 F7	0-0 F5		0-0 2B			3	0	1	2	1	0	3
Tony Gwynn, L (1, 9) OBP: 0.326, SLG: 0.351		0-0 F9		0-0 F6-3	0-0 F6-3		0-3 K			4	0	0	0	0	1	5
Ruppert Jones, L (1, 8) OBP: 0.297, SLG: 0.366		0-0 F6		0-0 F7		0-0 4-3		0-0 1-3		4	0	0	0	0	0	1
Tim Flannery, L (1, 5) OBP: 0.317, SLG: 0.348		0-0 G3			0-0 S 1B 1B	0-0 4-3		0-0 F6-3		4	1	1	0	0	0	1
Juan Bonilla, R (1, 4) OBP: 0.323, SLG: 0.318			0-0 S E 1B		4-0 S 1B 1B BB	0-0 5-3		0-3 K		3	2	1	0	1	1	0
Tim Lollar, L (1, 1) OBP: 0.260, SLG: 0.295			0-3 K		0-0 F6		0-0 4-3			3	0	0	0	0	1	3
Luis DeLeon, R (9, 1) OBP: 0.200, SLG: 0.200										0	0	0	0	0	0	0
Sid Monge, S (9, 1) OBP: 0.167, SLG: 0.167										0	0	0	0	0	0	0

Inning Stats	R: 0	H: 1	E: 0	K: 0	S: 3	LOB: 0	BB: 0	P: 3	R: 0	H: 0	E: 0	K: 0	S: 3	LOB: 1	BB: 1	P: 7	R: 2	H: 2	E: 1	K: 2	S: 9	LOB: 0	BB: 0	P: 9	R: 0	H: 0	E: 0	K: 0	S: 3	LOB: 0	BB: 0	P: 3	R: 2	H: 3	E: 1	K: 0	S: 7	LOB: 3	BB: 1	P: 11	R: 0	H: 0	E: 0	K: 0	S: 3	LOB: 0	BB: 0	P: 3	R: 2	H: 3	E: 0	K: 2	S: 10	LOB: 1	BB: 0	P: 10	R: 0	H: 0	E: 0	K: 1	S: 5	LOB: 0	BB: 0	P: 5
1B: 6	SF: 0	2B: 2	SAC: 0	3B: 1	DP: 0	HR: 0	HBP: 0	WP: 0	PA: 35	PB: 0	SB: 2	CS: 1	1B: 6	SF: 0	2B: 2	SAC: 0	3B: 1	DP: 0	HR: 0	HBP: 0	WP: 0	PA: 35	PB: 0	SB: 2	CS: 1																																							

PITCHER	IP	WLS	BF	H	R	ER	SO	BB	IBB	HBP	BLK	WP	HR	S	P	ERA	WHIP
Ray Burris, R (1, 1) ERA: 3.15	4.1	L	21	6	4	3	2	2	0	0	0	0	0	23	31	6.23	1.846
Dan Schatzeder, L (5, 1) ERA: 3.06	1.2		5	0	0	0	0	0	0	0	0	0	0	5	5	0.00	0.000
Bob James, R (7, 1) ERA: 4.74	2.0		9	3	2	2	3	0	0	0	0	0	0	15	15	9.00	1.500

Montreal Expos @ San Diego Padres
Jack Murphy Stadium, San Diego, CA
 Fri Aug 19 1983, 10:05 PM EDT
 Att. 12,947 - Unknown

AB	33
R	6
H	9
RBI	5
BB	2
SO	5
LOB	20



Batter	1	2	3	4	5	6	7	8	9	AB R H RBI BB SO LOB	TOP											
Tim Raines, S (1, 7) <small>OBP: 0.383, SLG: 0.421</small>	0-0 4-3	0-0 FC6-4			0-3 K		0-0 6-3		0-3 K	5 0 0 0 0 2 2	Montreal Expos @ San Diego Padres Jack Murphy Stadium, San Diego, CA Sun Aug 21 1983, 6:33 AM EDT Unknown											
Manny Trillo, R (1, 4) <small>OBP: 0.317, SLG: 0.330</small> Angel Salazar, R (9, 6) <small>OBP: 0.333, SLG: 0.333</small>	0-3 K		0-0 G6-4-3 1B		0-0 F7		0-0 F8		0-0 F9	5 0 1 0 0 1 1 0 0 0 0 0 0 0												
Andre Dawson, R (1, 8) <small>OBP: 0.348, SLG: 0.571</small>	4-0 1B BB		0-3 K		0-0 F8			0-0 1B SF8 2B	0-0 1B 2B	4 3 2 0 1 1 1												
Gary Carter, R (1, 2) <small>OBP: 0.340, SLG: 0.463</small>	0-0 1B 1-2 1B		0-0 G6-4-3			0-0 S 1B		1-0 SF8 1B FC5-2 HBP	0-0 1B	4 0 3 1 0 0 1												
Al Oliver, L (1, 3) <small>OBP: 0.355, SLG: 0.413</small>	0-0 FC6-4 1-3 2-H 1B			1-0 1B HBP		0-3 K		0-0 FC5-2 1-2 2-3 1B	0-3 K	4 0 2 1 0 2 2												
Tim Wallach, R (1, 5) <small>OBP: 0.353, SLG: 0.475</small>	0-0 FC6-4			0-0 F8		0-0 F9		0-0 SF8		3 0 0 1 0 0 4												
Jim Wohlford, R (1, 9) <small>OBP: 0.301, SLG: 0.364</small>		0-0 4-3		0-0 F8		0-0 5-3		0-0 FC5-2 1-2 1B		4 0 1 0 0 0 2												
Doug Flynn, R (1, 6) <small>OBP: 0.251, SLG: 0.277</small> (9, 4)		0-0 F4 FC6-4		0-0 FC6-4 1-2 1B		0-0 SH1-4 1B		0-0 FC5-2		4 0 2 0 0 0 3												
Charlie Lea, R (1, 1) <small>OBP: 0.125, SLG: 0.093</small>		0-0 F2		0-0 FC6-4		0-0 SH1-4		0-3 K		3 0 0 0 0 1 6												
Inning Stats	R: 1 E: 0 K: 1 S: 7	H: 2 LOB: 2 BB: 1 P: 11	R: 0 E: 1 K: 0 S: 4	H: 0 LOB: 1 BB: 0 P: 4	R: 0 E: 0 K: 1 S: 5	H: 1 LOB: 0 BB: 0 P: 5	R: 0 E: 0 K: 0 S: 4	H: 1 LOB: 2 BB: 0 P: 5	R: 0 E: 0 K: 1 S: 5	H: 0 LOB: 0 BB: 0 P: 5	R: 0 E: 0 K: 1 S: 6	H: 1 LOB: 1 BB: 0 P: 6	R: 0 E: 0 K: 0 S: 4	H: 1 LOB: 1 BB: 0 P: 4	R: 1 E: 0 K: 1 S: 8	H: 3 LOB: 3 BB: 0 P: 9	R: 1 E: 0 K: 2 S: 9	H: 2 LOB: 1 BB: 0 P: 9	1B: 9 2B: 2 3B: 0 HR: 0	SF: 1 SAC: 1 DP: 1 HBP: 2	WP: 0 PB: 0 SB: 1 CS: 0	PA: 41
PITCHER Dave Dravecky, L (1, 1) <small>ERA: 3.42</small> Gary Lucas, L (8, 1) <small>ERA: 3.09</small> Ed Whitson, R (9, 1) <small>ERA: 5.0</small>	IP WLS BF H R ER SO BB IBB HBP BLK WP HR S P ERA WHIP	7.0 L 31 7 2 2 4 1 0 2 0 0 0 36 42 2.57 1.143	1.0 5 2 0 0 1 0 0 0 0 0 7 7 0.00 2.000	1.0 5 2 1 1 2 0 0 0 0 0 9 9 9.00 2.000	PITCHER IP WLS BF H R ER SO BB IBB HBP BLK WP HR S P ERA WHIP	7.0 L 31 7 2 2 4 1 0 2 0 0 0 36 42 2.57 1.143	1.0 5 2 0 0 1 0 0 0 0 0 0 7 7 0.00 2.000	1.0 5 2 1 1 2 0 0 0 0 0 0 9 9 9.00 2.000	7.0 L 31 7 2 2 4 1 0 2 0 0 0 36 42 2.57 1.143	1.0 5 2 0 0 1 0 0 0 0 0 7 7 0.00 2.000	1.0 5 2 1 1 2 0 0 0 0 0 9 9 9.00 2.000											

livebaseballscorecards.com


AB	36
R	3
H	11
RBI	3
BB	1
SO	7
LOB	22



Batter	1	2	3	4	5	6	7	8	9	AB	R	H	RBI	BB	SO	LOB
Bobby Brown, S OBP: 0.405, SLG: 0.493 (1, 7)	0-0 1B		0-0 F8			0-0 F6-3		0-0 FC6-4 1B		4	0	2	0	0	0	0
Alan Wiggins, S OBP: 0.362, SLG: 0.331 (1, 3)	0-0 F6-3		0-0 F7			0-0 F9		0-0 FC6-4 1B		4	0	1	0	0	0	1
Garry Templeton, S OBP: 0.267, SLG: 0.324 (1, 6)	0-0 F7				0-0 F4-6-3 1B	0-0 F7		0-0 FC6-4		4	0	1	0	0	0	3
Terry Kennedy, L OBP: 0.348, SLG: 0.424 (1, 2)	4-0 BB			0-3 K			0-0 G3	0-3 K		3	0	0	0	1	2	3
Tony Gwynn, L OBP: 0.324, SLG: 0.349 (1, 9)	0-0 F8			0-0 F4-6-3			0-0 FC4-6 1B		0-0 5-3	4	0	1	0	0	0	3
Ruppert Jones, L OBP: 0.303, SLG: 0.375 (1, 8)		0-0 F8			0-0 CS 1B		0-0 FC4-6 1B		0-0 2B	4	0	3	0	0	0	0
Luis Salazar, R OBP: 0.282, SLG: 0.360 (1, 5)		0-0 F3			0-3 K		0-0 FC4-6		0-3 K	2	0	0	0	0	1	1
Gene Richards, L OBP: 0.329, SLG: 0.394 (7, PH)						1-2 K		1-2f 2-3 FC1-6-4		1	0	0	0	0	0	2
Mario Ramirez, R OBP: 0.342, SLG: 0.313 (8, 5)								1-2f 2-3 FC1-6-4		1	0	0	0	0	1	1
Juan Bonilla, R OBP: 0.322, SLG: 0.319 (1, 4)			0-0 F4			0-0 2B			0-3 K	4	0	1	0	0	1	3
Dave Dravecky, R OBP: 0.141, SLG: 0.131 (1, 1)					0-0 3-1					2	0	0	0	0	0	1
Gary Lucas, L (8, 1)						0-0 4-3				0	0	0	0	0	0	0
Sixto Lezcano, R OBP: 0.331, SLG: 0.338 (8, PH)										1	0	0	0	0	0	0
Ed Whitson, R OBP: 0.179, SLG: 0.148 (9, 1)										0	0	0	0	0	0	0

Inning Stats	R: 0	H: 1	E: 0	LOB: 2	K: 0	BB: 1	S: 4	P: 8	R: 0	H: 0	E: 0	LOB: 0	K: 0	BB: 0	S: 3	P: 3	R: 0	H: 0	E: 0	LOB: 0	K: 0	BB: 0	S: 3	P: 3	R: 0	H: 1	E: 0	LOB: 0	K: 1	BB: 0	S: 5	P: 5	R: 0	H: 2	E: 0	LOB: 1	K: 1	BB: 0	S: 6	P: 6	R: 0	H: 0	E: 0	LOB: 0	K: 0	BB: 0	S: 3	P: 3	R: 0	H: 2	E: 0	LOB: 2	K: 0	BB: 0	S: 5	P: 5	R: 0	H: 2	E: 0	LOB: 2	K: 1	BB: 0	S: 7	P: 7	R: 0	H: 1	E: 0	LOB: 1	K: 2	BB: 0	S: 8	P: 8
Charlie Lea, R ERA: 3.03 (1, 1)	IP	WLS	BF	H	R	ER	SO	BB	IBB	HBP	BLK	WP	HR	S	P	ERA	WHIP	IP	WLS	BF	H	R	ER	SO	BB	IBB	HBP	BLK	WP	HR	S	P	ERA	WHIP	IP	WLS	BF	H	R	ER	SO	BB	IBB	HBP	BLK	WP	HR	S	P	ERA	WHIP																					

BOTTOM	
Montreal Expos @ San Diego Padres Jack Murphy Stadium, San Diego, CA Sun Aug 21 1983, 6:33 AM EDT Unknown	
AB 34	
R 0	
H 9	
RBI 0	
BB 1	
SO 5	
LOB 18	



WP: 0	PA: 35
PB: 0	
SB: 1	
CS: 1	

Batter	1	2	3	4	5	6	7	8	9	AB R H RBI BB SO LOB	TOP
Tim Raines, S (1, 7) <small>OBP: 0.384, SLG: 0.424</small>	0-0 E6 <small>4-3 S</small> 2B	0-0 FC6-4 <small>1-2f</small>			0-0 G3 SF7 2B		0-0 G5-4-3 1B			4 2 2 0 0 0 2	Montreal Expos @ San Diego Padres Jack Murphy Stadium, San Diego, CA Sun Aug 21 1983, 6:38 AM EDT Att: 15,890 - Unknown
Angel Salazar, R (1, 6) <small>OBP: 0.143, SLG: 0.143</small>	0-3 K <small>1-2</small>		0-0 4-3		0-0 G3 <small>2-3</small>		0-0 G5-4-3 <small>1-2f</small>			4 0 0 0 0 1 3	
Andre Dawson, R (1, 8) <small>OBP: 0.347, SLG: 0.568</small>	0-0 4-3 <small>2-3</small>		0-0 F7		0-0 SF7 <small>3-H</small>		4-0 FC3-6 BB			2 0 0 1 1 0 1	
Gary Carter, R (1, 2) <small>OBP: 0.339, SLG: 0.463</small>	0-0 2B <small>3-H</small>		0-0 L7		0-0 5-3		0-3 K			4 0 1 1 0 1 1	
Al Oliver, L (1, 3) <small>OBP: 0.352, SLG: 0.410</small>	0-0 F7			0-0 1-3		0-0 4-3	0-0 FC3-6 <small>1-2f</small>			4 0 0 0 0 0 2	
Tim Wallach, R (1, 5) <small>OBP: 0.352, SLG: 0.473</small>		0-0 1B 1B		0-0 F3		0-0 4-3	0-3 K			4 0 1 0 0 1 1	
Jim Wohlford, R (1, 9) <small>OBP: 0.321, SLG: 0.392</small> Warren Cromartie, L (9, PH) <small>OBP: 0.340, SLG: 0.380</small>		0-0 FC6-4 1B <small>1-2</small>		0-0 1B 1B		0-0 2B	0-3 K			3 0 3 0 0 0 0 1 0 0 0 0 1 0	
Doug Flynn, R (1, 4) <small>OBP: 0.252, SLG: 0.277</small> Terry Francona, L (9, PH) <small>OBP: 0.215, SLG: 0.243</small>		0-0 F7		0-0 1B <small>1-2</small>		0-3 K	0-0 4-3			3 0 1 0 0 1 3 1 0 0 0 0 0 0	
Bill Gullickson, R (1, 1) <small>OBP: 0.113, SLG: 0.119</small> Chris Speier, R (7, PH) <small>OBP: 0.325, SLG: 0.323</small> Bob James, R (7, 1) Terry Crowley, L (9, PH) <small>OBP: 0.366, SLG: 0.167</small>		0-0 B1		0-3 K		0-0 F8	0-0 F8			2 0 0 0 0 1 4 1 0 0 0 0 0 0 0 0 0 0 0 0 0 1 0 0 0 0 0 0	
Inning Stats	R: 1 H: 1 E: 1 LOB: 1 K: 1 BB: 0 S: 7 P: 7	R: 0 H: 2 E: 0 LOB: 2 K: 0 BB: 0 S: 5 P: 5	R: 0 H: 0 E: 0 LOB: 0 K: 0 BB: 0 S: 3 P: 3	R: 0 H: 2 E: 0 LOB: 2 K: 1 BB: 0 S: 7 P: 7	R: 1 H: 1 E: 0 LOB: 0 K: 0 BB: 0 S: 4 P: 4	R: 0 H: 1 E: 0 LOB: 1 K: 1 BB: 0 S: 6 P: 6	R: 0 H: 1 E: 0 LOB: 0 K: 0 BB: 0 S: 3 P: 3	R: 0 H: 0 E: 0 LOB: 1 K: 2 BB: 1 S: 7 P: 11	R: 0 H: 0 E: 0 LOB: 0 K: 1 BB: 0 S: 5 P: 5	1B: 5 SF: 1 2B: 3 SAC: 0 3B: 0 DP: 1 HR: 0 HBP: 0	
PITCHER Mark Thurmond, L (1, 1) <small>ERA: 2.02</small> Luis DeLeon, R (8, 1) <small>ERA: 2.63</small>	IP WLS BF H R ER SO BB IBB HBP BLK WP HR S P ERA WHIP 7.0 W 30 8 2 1 3 1 0 0 0 0 0 0 35 39 1.29 1.286										

livebaseballscorecards.com

AB	34
R	2
H	8
RBI	2
BB	1
SO	6
LOB	17



Batter	1	2	3	4	5	6	7	8	9
Bobby Brown, S OBP: 0.398, SLG: 0.479 (1, 7) X	0-0 F7	0-0 F7			0-0 S 1B			0-3 K	
Alan Wiggins, S OBP: 0.358, SLG: 0.327 (1, 3) X	0-0 5-3		0-0 F7		0-0 F4-3 1-2			0-0 F4-3	
Tony Gwynn, L OBP: 0.328, SLG: 0.352 (1, 9) X	0-0 E6 1B		0-0 F7			0-0 E SF9 1B		0-0 6-3	
Ruppert Jones, L OBP: 0.303, SLG: 0.375 (1, 8) X	0-0 CS 1B		0-0 F9			0-0 G3 1-3			
Kurt Bevacqua, R OBP: 0.356, SLG: 0.371 (1, 5) X	0-0 F 1-2	4-0 E HR BB		0-3 K		0-0 SF9 3-H			
Luis Salazar, R OBP: 0.282, SLG: 0.360 (1, 6) X		0-0 E7 HR		0-0 G6-3 1B		0-0 5-3			
Juan Bonilla, R OBP: 0.320, SLG: 0.317 (1, 4) X		0-3 K		0-0 G6-3 1-2f			0-3 K		
Doug Gwosdz, R OBP: 0.220, SLG: 0.243 (1, 2) X		0-0 HR 1-H 2-H			0-3 K		0-3 K		
Mark Thurmond, L OBP: 0.083, SLG: 0.125 (1, 1) X		0-0 6-3			0-0 F4-3			0-0 F4-3	
Luis DeLeon, R OBP: 0.200, SLG: 0.200 (8, 1) X									

Inning Stats	R: 1	H: 2	E: 1	K: 0	S: 4	LOB: 0	BB: 0	P: 4
	R: 3	H: 1	E: 1	K: 1	S: 7	LOB: 0	BB: 1	P: 11
	R: 0	H: 0	E: 0	K: 0	S: 3	LOB: 0	BB: 0	P: 3
	R: 0	H: 1	E: 0	K: 1	S: 5	LOB: 0	BB: 0	P: 5
	R: 0	H: 1	E: 0	K: 1	S: 6	LOB: 1	BB: 0	P: 6
	R: 1	H: 1	E: 1	K: 0	S: 4	LOB: 0	BB: 0	P: 4
	R: 0	H: 0	E: 0	K: 2	S: 7	LOB: 0	BB: 0	P: 7
	R: 0	H: 0	E: 0	K: 1	S: 5	LOB: 0	BB: 0	P: 5

PITCHER	IP	WLS	BF	H	R	ER	SO	BB	IBB	HBP	BLK	WP	HR	S	P	ERA	WHIP
Bill Gullickson, R ERA: 3.83 (1, 1)	6.0	L	25	6	5	2	3	1	0	0	0	0	1	29	33	3.00	1.167
Bob James, R ERA: 4.39 (7, 1)	2.0		6	0	0	0	3	0	0	0	0	0	0	12	12	0.00	0.000

BOTTOM

Montreal Expos @ San Diego Padres
Jack Murphy Stadium, San Diego, CA
 Sun Aug 21 1983, 6:38 AM EDT
 Att. 15,890 - Unknown

AB	29
R	5
H	6
RBI	5
BB	1
SO	6
LOB	7



4	0	1	0	0	1	0
4	0	0	0	0	0	1
4	2	2	0	0	0	0
3	0	1	1	0	0	1
2	1	0	1	1	1	1
3	1	1	0	0	0	1
3	0	0	0	0	2	3
3	1	1	3	0	2	0
3	0	0	0	0	0	0
0	0	0	0	0	0	0

1B: 5	SF: 1	WP: 0	PA: 31
2B: 0	SAC: 0	PB: 0	
3B: 0	DP: 1	SB: 1	
HR: 1	HBP: 0	CS: 1	

Batter	1	2	3	4	5	6	7	8	9	AB R H RBI BB SO LOB	TOP											
Danny Heep, L (1, 8) OBP: 0.324, SLG: 0.406	0-0 F7		0-3 K		0-0 6-3			0-0 F8		4 0 0 0 0 1 0												
Hubie Brooks, R (1, 5) OBP: 0.301, SLG: 0.339	0-0 6-3		0-0 4-3			0-3 K		0-0 5-3		4 0 0 0 0 1 0												
Keith Hernandez, L (1, 3) OBP: 0.376, SLG: 0.417	0-0 5-3		0-0 1B			0-3 K			0-0 4-3	4 0 1 0 0 1 0												
George Foster, R (1, 7) OBP: 0.300, SLG: 0.432		0-0 HR 1B	0-3 K			0-0 6-3			0-0 F7	4 1 1 0 0 1 1												
Darryl Strawberry, L (1, 9) OBP: 0.313, SLG: 0.477		0-0 HR		0-0 G3			0-0 HR		0-0 E5	4 2 2 3 0 0 0												
Ron Hodges, L (1, 2) OBP: 0.370, SLG: 0.286		0-0 G4-3 1B		0-0 5-3			0-0 F9		0-3 K	4 0 1 0 0 1 1												
Bob Bailor, R (1, 6) OBP: 0.298, SLG: 0.304		0-0 G4-3		0-0 4-3			0-0 F8			3 0 0 0 0 0 1												
Brian Giles, R (1, 4) OBP: 0.304, SLG: 0.288		0-0 1B			0-0 1-3		0-0 6-3			3 0 1 0 0 0 0												
Carlos Diaz, R (7, 1)										0 0 0 0 0 0 0												
Craig Swan, R (1, 1) OBP: 0.077, SLG: 0.077		0-0 F8			0-3 K			0-0 F6		2 0 0 0 0 1 1												
José Oquendo, S (7, 6) OBP: 0.269, SLG: 0.259										1 0 0 0 0 0 0												
Inning Stats	R: 0 E: 0 K: 0 S: 3	H: 0 LOB: 0 BB: 0 P: 3	R: 2 E: 0 K: 0 S: 6	H: 4 LOB: 1 BB: 0 P: 6	R: 0 E: 0 K: 2 S: 8	H: 1 LOB: 1 BB: 0 P: 8	R: 0 E: 0 K: 0 S: 3	H: 0 LOB: 0 BB: 0 P: 3	R: 0 E: 0 K: 1 S: 5	H: 0 LOB: 0 BB: 0 P: 5	R: 0 E: 0 K: 2 S: 7	H: 0 LOB: 0 BB: 0 P: 7	R: 1 E: 0 K: 0 S: 4	H: 1 LOB: 0 BB: 0 P: 4	R: 0 E: 0 K: 0 S: 3	H: 0 LOB: 0 BB: 0 P: 3	R: 0 E: 1 K: 1 S: 6	H: 0 LOB: 1 BB: 0 P: 6	1B: 4 2B: 0 3B: 0 HR: 2	SF: 0 SAC: 0 DP: 1 HBP: 0	WP: 0 PB: 0 SB: 0 CS: 0	PA: 33
PITCHER	IP WLS BF H R ER SO BB IBB HBP BLK WP HR S P ERA WHIP																					
Eric Show, R (1, 1) ERA: 3.67	7.0 W 26 6 3 3 5 0 0 0 0 0 2 36 36 3.86 0.857																					
Luis DeLeon, R (8, 1) ERA: 2.57	2.0 S 7 0 0 0 1 0 0 0 0 0 0 9 9 0.00 0.000																					

New York Mets @ San Diego Padres
Jack Murphy Stadium, San Diego, CA
 Mon Aug 22 1983, 10:05 PM EDT
 Att: 22,060 - Unknown

AB	33
R	3
H	6
RBI	3
BB	0
SO	6
LOB	4



WP: 0	PA: 33
PB: 0	
SB: 0	
CS: 0	

ERA	WHIP
3.67	0.857
2.57	0.000

livebaseballscorecards.com

Batter	1	2	3	4	5	6	7	8	9	AB	R	H	RBI	BB	SO	LOB
Bobby Brown, S OBP: 0.402, SLG: 0.493 (1, 7)	0-0 1B S G4-3 1B	0-0 G3			0-0 F9		0-0 2B			4	1	2	0	0	0	1
Alan Wiggins, S OBP: 0.364, SLG: 0.333 (1, 3)	0-0 G4-3 1-3 1B		0-0 S SF8 2B		4-0 E S BB		4-0 G6-4-3 BB			2	1	2	0	2	0	0
Garry Templeton, S OBP: 0.267, SLG: 0.321 (1, 6)	0-0 G4-3 1-2f 3-H 1B		0-0 F7 2-3		4-0 1-3 BB		0-0 G6-4-3 1-2f			3	0	0	0	1	0	4
Terry Kennedy, L OBP: 0.347, SLG: 0.423 (1, 2)	0-0 1B		0-0 SF8		0-0 1-3			0-3 K		3	0	1	1	0	1	2
Tony Gwynn, L OBP: 0.326, SLG: 0.356 (1, 9)	0-0 1-3		0-0 3-H 4-3		0-0 2B			0-0 5-3		4	0	1	0	0	0	1
Ruppert Jones, L OBP: 0.302, SLG: 0.384 (1, 8)		0-0 F7		0-0 F9		0-0 HR		0-0 1-3		4	1	1	1	0	0	0
Luis Salazar, R OBP: 0.283, SLG: 0.369 (1, 5)		0-0 HR		0-0 F9		0-0 6-3				3	1	1	1	0	0	0
Juan Bonilla, R OBP: 0.318, SLG: 0.315 (1, 4)		0-0 F6		0-0 F9		0-0 4-3				3	0	0	0	0	0	0
Eric Show, R OBP: 0.228, SLG: 0.218 (1, 1) Gene Richards, L OBP: 0.328, SLG: 0.393 (7, PH) Luis DeLeon, R OBP: 0.200, SLG: 0.200 (8, 1)		0-0 1B		0-3 K		0-0 4-3				2	0	1	0	0	1	0
										1	0	0	0	0	0	0
										0	0	0	0	0	0	0

Inning Stats	R: 1	H: 3	E: 0	K: 5	S: 5	LOB: 1	BB: 0	P: 5	R: 1	H: 2	E: 0	K: 5	S: 5	LOB: 1	BB: 0	P: 5	R: 1	H: 1	E: 0	K: 0	S: 4	LOB: 0	BB: 0	P: 4	R: 0	H: 0	E: 0	K: 0	S: 3	LOB: 0	BB: 0	P: 3	R: 0	H: 0	E: 0	K: 1	S: 5	LOB: 2	BB: 2	P: 13	R: 1	H: 2	E: 0	K: 0	S: 4	LOB: 0	BB: 0	P: 4	R: 0	H: 1	E: 0	K: 0	S: 3	LOB: 1	BB: 1	P: 7	R: 0	H: 0	E: 0	K: 1	S: 5	LOB: 0	BB: 0	P: 5
--------------	------	------	------	------	------	--------	-------	------	------	------	------	------	------	--------	-------	------	------	------	------	------	------	--------	-------	------	------	------	------	------	------	--------	-------	------	------	------	------	------	------	--------	-------	-------	------	------	------	------	------	--------	-------	------	------	------	------	------	------	--------	-------	------	------	------	------	------	------	--------	-------	------


PITCHER	IP	WLS	BF	H	R	ER	SO	BB	IBB	HBP	BLK	WP	HR	S	P	ERA	WHIP
Craig Swan, R ERA: 5.32 (1, 1)	6.1	L	29	9	4	4	1	3	0	0	0	0	2	28	40	5.68	1.895
Carlos Diaz, L ERA: 2.14 (7, 1)	1.2		4	0	0	0	1	0	0	0	0	0	0	6	6	0.00	0.000

BOTTOM

New York Mets @ San Diego Padres
Jack Murphy Stadium, San Diego, CA

Mon Aug 22 1983, 10:05 PM EDT
Att. 22,060 - Unknown

AB	29
R	4
H	9
RBI	3
BB	3
SO	2
LOB	8



WP	PA	ERA	WHIP
0	33		

Batter	1	2	3	4	5	6	7	8	9	AB R H RBI BB SO LOB	TOP											
Mookie Wilson, S OBP: 0.301, SLG: 0.353 (1, 8) X	0-0 1B S E 1B		0-0 5-3		0-0 F6		0-0 1-2 1B	0-3 K		5 1 2 0 0 1 1												
Hubie Brooks, R OBP: 0.300, SLG: 0.337 (1, 5) X	0-0 1-3 2B E 1B		0-0 F4		0-0 F8		0-0 PO	0-0 1B 1B	0-0 F7	5 2 1 0 0 0 0												
Keith Hernandez, L OBP: 0.380, SLG: 0.422 (1, 3) S S S	0-3 K 1-2 3-H			0-0 G6-4-3 1B		0-0 5-3 1B 1B		0-0 1B 1B	0-0 G5-4-3 1B	5 1 4 0 0 1 1												
George Foster, R OBP: 0.299, SLG: 0.429 (1, 7) S S S	0-3 K			0-0 G6-4-3 1-2f		0-0 5-3 1-2		0-0 1-3 3-H 1B 1B	0-0 G5-4-3 1-2f	5 1 1 1 0 1 4												
Darryl Strawberry, L OBP: 0.318, SLG: 0.481 (1, 9) X	0-0 2-H 2B			4-0 S BB		4-0 1B IBB		0-0 4-3		2 0 1 1 2 0 2												
Ron Hodges, L OBP: 0.369, SLG: 0.287 (1, 2)		0-0 4-3		0-0 G3		0-0 1-2 2-H 1B		4-0 1B HR IBB		3 0 1 0 0 0 1 0 1 0 0 1 0 0 0 0 0 0 0 0 0												
Mark Bradley, R OBP: 0.307, SLG: 0.333 (8, PH)																						
Bob Bailor, R OBP: 0.298, SLG: 0.304 (8, 6)																						
Brian Giles, R OBP: 0.301, SLG: 0.285 (1, 4) X		0-0 5-3		0-0 5-3		0-0 5-3		0-3 K	0-0 F7	4 0 0 0 0 1 3												
José Oquendo, S OBP: 0.266, SLG: 0.256 (1, 6)			0-0 6-3		0-0 K2-3		0-0 5-3		0-0 1-2 2-H 3-H HR 1B	3 0 0 0 0 1 0 1 1 1 2 0 0 0 0 0 0 0 0 0 0												
Dave Kingman, R OBP: 0.271, SLG: 0.397 (8, PH)																						
Junior Ortiz, R OBP: 0.242, SLG: 0.237 (8, 2)																						
Walt Terrell, L OBP: 0.231, SLG: 0.600 (1, 1) S S S			0-3 K		0-0 2B		0-0 PO 1B 1B	0-0 1-H 2-H HR		4 1 3 3 0 1 0												
Inning Stats	R: 2 E: 1 K: 2 S: 9	H: 3 LOB: 1 BB: 0 P: 9	R: 0 E: 0 K: 0 S: 3	H: 0 LOB: 0 BB: 0 P: 3	R: 0 E: 0 K: 1 S: 5	H: 0 LOB: 0 BB: 0 P: 5	R: 0 E: 0 K: 0 S: 3	H: 1 LOB: 1 BB: 1 P: 7	R: 0 E: 0 K: 1 S: 6	H: 1 LOB: 1 BB: 0 P: 6	R: 0 E: 0 K: 0 S: 4	H: 2 LOB: 2 BB: 1 P: 8	R: 0 E: 0 K: 1 S: 6	H: 2 LOB: 1 BB: 0 P: 6	R: 6 E: 1 K: 1 S: 10	H: 4 LOB: 0 BB: 1 P: 14	R: 0 E: 0 K: 0 S: 3	H: 1 LOB: 0 BB: 0 P: 3	1B: 11 2B: 2 3B: 0 HR: 1	SF: 0 SAC: 0 DP: 2 HBP: 0	WP: 0 PB: 0 SB: 2 CS: 0	PA: 41
PITCHER	IP WLS BF H R ER SO BB IBB HBP BLK WP HR S P ERA WHIP																				PITCHER	IP WLS BF H R ER SO BB IBB HBP BLK WP HR S P ERA WHIP
John Montefusco, R ERA: 3.3 (1, 1)	7.0 L 28 9 2 2 5 1 1 0 0 0 0 36 44 2.57 1.429																					
Gary Lucas, L ERA: 3.04 (8, 1)	1.0 9 4 6 0 1 0 0 1 0 0 0 1 10 14 0.00 4.000																					
Elias Sosa, R ERA: 4.25 (9, 1)	1.0 3 1 0 0 0 0 0 0 0 0 0 0 3 3 0.00 1.000																					

New York Mets @ San Diego Padres
 Jack Murphy Stadium, San Diego, CA
 Tue Aug 23 1983, 10:05 PM EDT
 Att. 8,578 - Unknown

livebaseballscorecards.com

AB	37
R	8
H	14
RBI	7
BB	3
SO	6
LOB	12



Batter	1	2	3	4	5	6	7	8	9	AB	R	H	RBI	BB	SO	LOB
Bobby Brown, S OBP: 0.396, SLG: 0.481 (1, 7)	0-0 L4		0-0 G3			0-0 E8 5-3 1B		0-0 1-3		4	0	1	0	0	0	1
Alan Wiggins, S OBP: 0.361, SLG: 0.330 (1, 3)	0-0 F8			0-0 G3		0-0 5-3			0-0 F9	4	0	0	0	0	0	1
Garry Templeton, S OBP: 0.286, SLG: 0.320 (1, 6)	0-0 F4			0-0 1-3		0-3 K			0-0 1B 1B	4	1	1	0	0	1	1
Terry Kennedy, L OBP: 0.351, SLG: 0.426 (1, 2)		0-0 G3-6-3 1B		0-0 F6			0-0 G6-4-3 1B		0-0 WP 1B 1B	4	1	3	0	0	0	0
Tony Gwynn, L OBP: 0.330, SLG: 0.359 (1, 9)		0-0 G3-6-3 1-2f			0-0 FC5 BB 1B		0-0 G6-4-3 1-2f		0-0 WP 1B 1B	4	1	2	1	0	0	2
Ruppert Jones, L OBP: 0.305, SLG: 0.381 (1, 8)		4-0 BB BB BB		4-0 BB		4-0 FC5 BB		0-0 G3	0-3 K	2	0	0	0	2	1	2
Luis Salazar, R OBP: 0.285, SLG: 0.370 (1, 5)		0-0 F4			0-0 FC5 G4-6-3 1-2 2-3f			0-0 4-3 1B	0-0 1-H 2-H 1B	4	0	2	2	0	0	3
Juan Bonilla, R OBP: 0.315, SLG: 0.312 (1, 4)			0-0 5-3		0-0 G4-6-3 1-2f			0-0 F9	0-0 4-3	4	0	0	0	0	0	4
John Montefusco, R OBP: 0.143, SLG: 0.053 (1, 1)			0-3 K			0-0 F4		0-0 4-3		2	0	0	0	0	1	0
Gary Lucas, L (8, 1)										0	0	0	0	0	0	0
Gene Richards, L OBP: 0.326, SLG: 0.391 (8, PH)										1	0	0	0	0	0	1
Elias Sosa, R (9, 1)										0	0	0	0	0	0	0


Inning Stats	R: 0	H: 0	E: 0	K: 0	S: 3	R: 0	H: 1	E: 0	K: 0	S: 3	R: 0	H: 0	E: 0	K: 1	S: 5	R: 0	H: 0	E: 0	K: 0	S: 3	R: 0	H: 1	E: 0	K: 0	S: 3	R: 0	H: 1	E: 1	K: 1	S: 6	R: 0	H: 1	E: 0	K: 0	S: 3	R: 0	H: 1	E: 0	K: 0	S: 4	R: 3	H: 4	E: 0	K: 1	S: 9	1B: 9	SF: 0	2B: 0	SAC: 0	3B: 0	DP: 3	HR: 0	HBP: 0	WP: 1	PA: 35
Walt Terrell, R ERA: 3.58 (1, 1)	IP	WLS	BF	H	R	ER	SO	BB	IBB	HBP	BLK	WP	HR	S	P	ERA	WHIP													IP	WLS	BF	H	R	ER	SO	BB	IBB	HBP	BLK	WP	HR	S	P	ERA	WHIP									

BOTTOM

New York Mets @ San Diego Padres
Jack Murphy Stadium, San Diego, CA

Tue Aug 23 1983, 10:05 PM EDT
Att. 8,578 - Unknown

AB	33
R	3
H	9
RBI	3
BB	2
SO	3
LOB	15



WP	PA
1	35

Batter	1	2	3	4	5	6	7	8	9	AB R H RBI BB SO LOB	TOP														
Mookie Wilson, S OBP: 0.303, SLG: 0.354 (1, 8)	0-3 K			0-0 1B G4-6-3		0-0 2B 1B			0-0 6-3	4 2 2 0 0 1 0															
Hubie Brooks, R OBP: 0.301, SLG: 0.341 (1, 5)	0-0 4-3			0-0 1B G4-6-3		0-0 2B 1H			0-3 K	4 0 2 1 0 1 0															
Keith Hernandez, L OBP: 0.381, SLG: 0.421 (1, 3)	0-0 1B			0-0 1B G4-6-3		0-0 F8			4-0 BB	3 0 1 0 1 0 2															
George Foster, R OBP: 0.298, SLG: 0.428 (1, 7)				0-0 1B G4-6-3					0-3 K	4 0 1 0 0 1 1															
Darryl Strawberry, L OBP: 0.315, SLG: 0.476 (1, 9)				0-3 K		0-3 K			0-0 4-3	3 0 0 0 0 2 1															
Bob Bailor, R OBP: 0.295, SLG: 0.300 (1, 4) (8, 6)				0-0 1B G4-6-3		0-0 4-3			0-0 5-3	3 0 0 0 0 0 1															
Junior Ortiz, R OBP: 0.244, SLG: 0.240 (1, 2)				0-3 K		0-0 F5			0-0 1B G4-6-3	3 0 1 0 0 1 0															
José Oquendo, S OBP: 0.267, SLG: 0.258 Mark Bradley, R OBP: 0.304, SLG: 0.330 Brian Giles, R OBP: 0.301, SLG: 0.285 (1, 6) (8, PH) (8, 4)				0-0 5-3		0-0 1B CS			0-0 1B G4-6-3	2 0 1 0 0 0 0 1 0 0 0 0 0 1 0 0 0 0 0 0 0															
Tom Seaver, R OBP: 0.222, SLG: 0.260 Dave Kingman, R OBP: 0.270, SLG: 0.396 Jesse Orosco, R OBP: 0.250, SLG: 0.273 (1, 1) (8, PH) (8, 1)				0-3 K		0-3 K			0-3 K	2 0 0 0 0 2 1 1 0 0 0 0 1 0 0 0 0 0 0 0 0															
Inning Stats	R: 0 E: 0 K: 1 S: 5	H: 1 LOB: 1 BB: 0 P: 5	R: 0 E: 0 K: 1 S: 5	H: 1 LOB: 0 BB: 0 P: 5	R: 0 E: 0 K: 2 S: 7	H: 0 LOB: 0 BB: 0 P: 7	R: 1 E: 0 K: 0 S: 4	H: 2 LOB: 0 BB: 0 P: 4	R: 0 E: 0 K: 1 S: 5	H: 0 LOB: 0 BB: 0 P: 5	R: 1 E: 0 K: 1 S: 7	H: 3 LOB: 1 BB: 0 P: 7	R: 0 E: 0 K: 0 S: 3	H: 0 LOB: 0 BB: 0 P: 3	R: 0 E: 0 K: 1 S: 5	H: 1 LOB: 0 BB: 0 P: 5	R: 0 E: 0 K: 2 S: 7	H: 0 LOB: 1 BB: 1 P: 11	1B: 7 2B: 1 3B: 0 HR: 0	SF: 0 SAC: 0 DP: 3 HBP: 0	WP: 0 PB: 0 SB: 0 CS: 1	PA: 31			
PITCHER	IP	WLS	BF	H	R	ER	SO	BB	IBB	HBP	BLK	WP	HR	S	P	ERA	WHIP								
Tim Lollar, L ERA: 4.35 (1, 1)	8.2	W	30	8	2	2	8	1	0	0	0	0	0	45	49	2.08	1.038								
Luis DeLeon, R ERA: 2.56 (9, 1)	0.1	S	1	0	0	0	1	0	0	0	0	0	0	3	3	0.00	0.000								

New York Mets @ San Diego Padres
Jack Murphy Stadium, San Diego, CA
 Wed Aug 24 1983, 10:05 PM EDT
 Att: 13,889 - Unknown

livebaseballscorecards.com

AB	30
R	2
H	8
RBI	1
BB	1
SO	9
LOB	7



Batter	1	2	3	4	5	6	7	8	9	AB	R	H	RBI	BB	SO	LOB
--------	---	---	---	---	---	---	---	---	---	----	---	---	-----	----	----	-----

Bobby Brown, S OBP: 0.400, SLG: 0.494 (1, 7)	0-0 4-3	0-0 F9			0-0 4-3 1B 2B		0-0 CS 1B			4	1	2	0	0	0	1
Alan Wiggins, S OBP: 0.365, SLG: 0.332 (1, 3)	0-0 S 1B		0-0 S 1B		0-0 4-3		4-0 S BB			3	1	2	0	1	0	1
Tony Gwynn, L OBP: 0.328, SLG: 0.356 (1, 9)	0-0 F7		0-0 F7		0-0 WP 1B		0-0 L3			4	0	1	1	0	0	3
Terry Kennedy, L OBP: 0.350, SLG: 0.425 (1, 2)	0-0 1B		0-0 F7		0-0 F5		0-0 F9			4	0	1	1	0	0	2
Ruppert Jones, L OBP: 0.304, SLG: 0.377 (1, 8)	0-0 F8		0-0 G2		4-0 3-1 S BB		0-0 4-3			3	0	0	0	1	0	2
Garry Templeton, S OBP: 0.286, SLG: 0.319 (1, 6)		0-3 K		0-0 G3		0-0 3-1		0-0 1B 1B		4	0	1	0	0	1	1
Luis Salazar, R OBP: 0.287, SLG: 0.374 (1, 5)		0-0 3-1 3B 2B		0-0 F8		0-3 K		0-0 1-2 1B		4	1	2	0	0	1	1
Juan Bonilla, R OBP: 0.313, SLG: 0.309 (1, 4)		0-0 3-1		0-0 F8		0-0 F8		0-0 F8		4	0	0	0	0	0	4
Tim Lollar, L OBP: 0.264, SLG: 0.340 (1, 1)		0-0 3B		0-0 F8		0-3 K				3	0	1	1	0	1	0
Luis DeLeon, R OBP: 0.200, SLG: 0.200 (9, 1)										0	0	0	0	0	0	0

Inning Stats	R: 1	H: 2	E: 0	LOB: 1	K: 0	S: 5	R: 1	H: 2	E: 0	LOB: 1	K: 1	S: 7	R: 0	H: 1	E: 0	LOB: 1	K: 0	S: 4	R: 0	H: 0	E: 0	LOB: 0	K: 0	S: 3	R: 1	H: 2	E: 0	LOB: 1	K: 0	S: 5	R: 0	H: 0	E: 0	LOB: 1	K: 1	S: 5	R: 0	H: 1	E: 0	LOB: 1	K: 1	S: 5	R: 0	H: 2	E: 0	LOB: 2	K: 0	S: 5
--------------	------	------	------	--------	------	------	------	------	------	--------	------	------	------	------	------	--------	------	------	------	------	------	--------	------	------	------	------	------	--------	------	------	------	------	------	--------	------	------	------	------	------	--------	------	------	------	------	------	--------	------	------

PITCHER	IP	WLS	BF	H	R	ER	SO	BB	IBB	HBP	BLK	WP	HR	S	P	ERA	WHIP
Tom Seaver, R ERA: 3.71 (1, 1)	7.0	L	30	8	3	3	3	2	0	0	0	1	0	34	42	3.86	1.429
Jesse Orosco, L ERA: 1.16 (8, 1)	1.0		5	2	0	0	0	0	0	0	0	0	0	5	5	0.00	2.000

BOTTOM

New York Mets @ San Diego Padres
Jack Murphy Stadium, San Diego, CA
 Wed Aug 24 1983, 10:05 PM EDT
 Att. 13,889 - Unknown

AB	33
R	3
H	10
RBI	3
BB	2
SO	3
LOB	15



WP	PA	3B	SF	SAC	DP	HBP
1	35	1	0	0	0	0

Batter	1	2	3	4	5	6	7	8	9	AB R H RBI BB SO LOB	TOP													
Bobby Brown, S (1, 7) OBP: 0.390, SLG: 0.511	0-0 F7		0-0 G3			0-0 HR		0-0 F8	0-0 1-3	5 1 1 2 0 0 1														
Alan Wiggins, S (1, 3) OBP: 0.361, SLG: 0.329	0-0 F3			0-0 4-3		0-0 F8		0-0 F4-3		4 0 0 0 0 0 0														
Tony Gwynn, L (1, 9) OBP: 0.332, SLG: 0.356	0-0 4-3			0-0 1-3		0-0 WP 1B		4-0 BB		3 0 1 0 1 0 0														
Terry Kennedy, L (1, 2) OBP: 0.347, SLG: 0.421		0-3 K		0-0 F6-3		0-0 F8		0-0 F8		4 0 0 0 0 1 2														
Ruppert Jones, L (1, 8) OBP: 0.307, SLG: 0.389					0-0 F8		0-0 3-1		0-0 HR	4 1 2 1 0 0 0														
Garry Templeton, S (1, 6) OBP: 0.285, SLG: 0.318					0-3 K			0-3 K	0-3 K	4 0 1 0 0 2 1														
Luis Salazar, R (1, 5) OBP: 0.287, SLG: 0.376					0-3 K2-3			0-0 F9		4 1 1 0 0 1 2														
Juan Bonilla, R (1, 4) OBP: 0.314, SLG: 0.311				0-0 G3		0-0 HR		0-0 1B	0-0 5-3 2B	4 1 2 0 0 0 1														
Dave Dravecky, R Bruce Bochy, C Elias Sosa, R Mario Ramirez, R Gary Lucas, L Gene Richards, L Sid Mott, S Ed Whitson, R Kurt Bevacqua, R				0-3 K		0-0 F7		0-0 F6	0-0 3-H 1B	0 0 0 0 0 0 0 1 0 0 0 0 0 1 0 1 0 0 0 0 0 0 0 1 0 0 0 0 0 0 0 0 0 0 0 0 0 0 0 1 0 1 0 0 1 1 0 0 0														
Inning Stats	R: 0 E: 0 K: 0 S: 3	H: 0 LOB: 0 BB: 0 P: 3	R: 0 E: 0 K: 1 S: 6	H: 1 LOB: 1 BB: 0 P: 6	R: 0 E: 0 K: 1 S: 5	H: 0 LOB: 0 BB: 0 P: 5	R: 0 E: 0 K: 0 S: 3	H: 0 LOB: 0 BB: 0 P: 3	R: 0 E: 0 K: 2 S: 7	H: 0 LOB: 0 BB: 0 P: 7	R: 2 E: 0 K: 0 S: 6	H: 3 LOB: 1 BB: 0 P: 6	R: 0 E: 0 K: 0 S: 5	H: 2 LOB: 2 BB: 0 P: 5	R: 0 E: 0 K: 0 S: 3	H: 0 LOB: 1 BB: 1 P: 7	R: 2 E: 0 K: 1 S: 8	H: 3 LOB: 1 BB: 0 P: 8	1B: 6 2B: 1 3B: 0 HR: 2	SF: 0 SAC: 0 DP: 0 HBP: 0	WP: 1 PB: 0 SB: 0 CS: 0	PA: 37		
PITCHER Bill Gullickson, R (1, 1) ERA: 3.84	IP 9.0	WLS W	BF 37	H 9	R 4	ER 4	SO 5	BB 1	IBB 0	HBP 0	BLK 0	WP 1	HR 2	S 46	P 50	ERA 4.00	WHIP 1.111						PITCHER IP WLS BF H R ER SO BB IBB HBP BLK WP HR S P ERA WHIP	

San Diego Padres @ Montreal Expos
Olympic Stadium, Montreal, QB
 Fri Aug 26 1983, 7:05 PM EDT
 Att: 30,814 - Unknown

livebaseballscorecards.com

AB	36
R	4
H	9
RBI	4
BB	1
SO	5
LOB	10



Batter	1	2	3	4	5	6	7	8	9	AB R H RBI BB SO LOB	TOP											
Bobby Brown, S (1, 7) OBP: 0.381, SLG: 0.495	0-3 K		0-0 G3	0-0 F8			0-0 F7		0-0 2B SF8 1B	5 1 1 0 0 1 5												
Alan Wiggins, S (1, 3) OBP: 0.362, SLG: 0.332	0-0 S 1B		0-0 1-3			0-0 F7	0-0 F6-3		0-0 1-3 2B	5 0 2 0 0 0 2												
Tony Gwynn, L (1, 9) OBP: 0.335, SLG: 0.356 Sixto Lezcano, R (9, PH) OBP: 0.331, SLG: 0.338	0-0 F8		0-0 4-3			0-0 F6-4-3 1B		4-0 2B 1B BB	0-0 SF8 3-H	3 1 1 0 1 0 2 0 0 0 1 0 0 0												
Terry Kennedy, L (1, 2) OBP: 0.345, SLG: 0.421	0-0 F5			0-0 4-3	0-0 F6-4-3			0-0 1-3 1B 2B	0-0 4-3	5 1 1 0 0 0 3												
Ruppert Jones, L (1, 8) OBP: 0.306, SLG: 0.388		0-0 F8		0-0 FC2-5 1B 1B		0-3 K		0-3 K		4 0 1 0 0 2 2												
Garry Templeton, S (1, 6) OBP: 0.291, SLG: 0.326		0-0 2B		0-0 BB FC2-5 1B 1B		0-0 F9		0-0 2-H 3-H 1B		4 1 3 2 0 0 0												
Luis Salazar, R (1, 5) OBP: 0.284, SLG: 0.372		0-0 F6-3		0-0 FC2-5 1B BB 1-2 2-3f		0-0 4-3		0-0 F3		4 0 0 0 0 0 4												
Juan Bonilla, R (1, 4) OBP: 0.316, SLG: 0.313		0-0 F6-3		4-0 BB 1-2 2-3 BB			0-0 F9 2B	0-0 5-3		3 0 1 0 1 0 2												
Mark Thurmond, L (1, 1) OBP: 0.120, SLG: 0.125 Gene Richards, L (4, PH) OBP: 0.326, SLG: 0.392 Ed Whitson, R (4, 1) OBP: 0.176, SLG: 0.148 Tim Flannery, L (7, PH) OBP: 0.316, SLG: 0.347 Luis DelLeon, R (7, 1) OBP: 0.200, SLG: 0.200 Mario Ramirez, R (9, PH) OBP: 0.336, SLG: 0.306			4-0 G3 BB	0-0 1-2 2-3 3-H 1B			0-0 F9 2-3	0-3 K		0 0 0 0 1 0 0 1 0 1 1 0 0 0 0 0 0 0 0 0 0 1 0 0 0 0 0 1 0 0 0 0 0 0 0 1 0 0 0 0 1 0												
Inning Stats	R: 0 E: 0 K: 1 S: 6	H: 1 LOB: 1 BB: 0 P: 6	R: 0 E: 0 K: 0 S: 4	H: 1 LOB: 1 BB: 0 P: 4	R: 0 E: 0 K: 0 S: 3	H: 0 LOB: 1 BB: 1 P: 7	R: 1 E: 0 K: 0 S: 6	H: 3 LOB: 3 BB: 1 P: 10	R: 0 E: 0 K: 0 S: 3	H: 1 LOB: 0 BB: 0 P: 3	R: 0 E: 0 K: 1 S: 5	H: 0 LOB: 0 BB: 0 P: 5	R: 0 E: 0 K: 0 S: 4	H: 1 LOB: 1 BB: 0 P: 4	R: 2 E: 0 K: 1 S: 7	H: 2 LOB: 1 BB: 1 P: 11	R: 1 E: 0 K: 1 S: 7	H: 2 LOB: 1 BB: 0 P: 7	1B: 7 2B: 4 3B: 0 HR: 0	SF: 1 SAC: 0 DP: 1 HBP: 0	WP: 0 PB: 0 SB: 1 CS: 0	PA: 40
PITCHER	IP WLS BF H R ER SO BB IBB HBP BLK WP HR S P ERA WHIP																					
Charlie Lea, R (1, 1) ERA: 3.09	8.1 W 38 11 4 4 4 3 0 0 0 0 0 0 43 55 4.32 1.680																					
Dan Schatzeder, L (9, 1) ERA: 3.04	0.2 S 2 0 0 0 0 0 0 0 0 0 0 0 0 2 2 0.00 0.000																					

San Diego Padres @ Montreal Expos
Olympic Stadium, Montreal, QB
Sat Aug 27 1983, 7:05 PM EDT
Att: 33,359 - Unknown

livebaseballscorecards.com

AB	36
R	4
H	11
RBI	4
BB	3
SO	4
LOB	21



Batter	1	2	3	4	5	6	7	8	9	AB R H RBI BB SO LOB	TOP	
Bobby Brown, S (1, 7) OBP: 0.376, SLG: 0.485	0-0 4-3		0-0 F8			0-0 4-3			0-0 F4-6-3 1B	4 0 1 0 0 0 0		
Alan Wiggins, S (1, 3) (2, 8) OBP: 0.363, SLG: 0.337	0-0 2B			0-3 K		0-0 F8			0-0 F4-6-3 1B	4 0 2 0 0 1 0		
Tony Gwynn, L (1, 9) OBP: 0.333, SLG: 0.354	0-0 F6-3			0-0 F6-3		0-0 4-3 1B			0-0 F4-6-3 1-2 2-3	4 0 1 0 0 0 3		
Terry Kennedy, L (1, 2) OBP: 0.343, SLG: 0.417	0-0 F8			0-0 F6		0-0 4-3 1-2			0-0 G3	4 0 0 0 0 0 3		
Ruppert Jones, L (1, 8) Kurt Bevacqua, R (2, 3) OBP: 0.308, SLG: 0.390 OBP: 0.363, SLG: 0.373		0-0 CS 1B			0-0 4-3		0-0 BB BB			1 0 1 0 0 0 0 1 0 0 0 1 0 0		
Garry Templeton, S (1, 6) OBP: 0.288, SLG: 0.324		0-0 L5 1-2			0-0 4-3		0-0 G3			3 0 0 0 0 0 3		
Luis Salazar, R (1, 5) OBP: 0.282, SLG: 0.369		0-0 F9			0-0 F7			0-0 F4		3 0 0 0 0 0 0		
Juan Bonilla, R (1, 4) OBP: 0.314, SLG: 0.311			0-0 F6-3			0-0 4-3		0-0 F8		3 0 0 0 0 0 0		
Eric Show, R (1, 1) OBP: 0.220, SLG: 0.211 Gary Lucas, L (7, 1) Gene Richards, L (8, PH) OBP: 0.326, SLG: 0.390 Sid Monge, S (8, 1) OBP: 0.167, SLG: 0.167			0-0 F9			0-0 F3		0-0 3-1		2 0 0 0 0 0 0 0 0 0 0 0 0 0 1 0 0 0 0 0 0 0 0 0 0 0 0 0		
Inning Stats	R: 0 E: 0 K: 0 S: 4 H: 1 LOB: 1 BB: 0 P: 4	R: 0 E: 0 K: 0 S: 3 H: 1 LOB: 0 BB: 0 P: 3	R: 0 E: 0 K: 0 S: 3 H: 0 LOB: 0 BB: 0 P: 3	R: 0 E: 0 K: 1 S: 5 H: 0 LOB: 0 BB: 0 P: 5	R: 0 E: 0 K: 0 S: 3 H: 0 LOB: 0 BB: 0 P: 3	R: 0 E: 0 K: 0 S: 3 H: 0 LOB: 0 BB: 0 P: 3	R: 0 E: 0 K: 0 S: 4 H: 1 LOB: 2 BB: 1 P: 8	R: 0 E: 0 K: 0 S: 3 H: 0 LOB: 0 BB: 0 P: 3	R: 0 E: 0 K: 0 S: 4 H: 2 LOB: 1 BB: 0 P: 4	1B: 4 2B: 1 3B: 0 HR: 0 SF: 0 SAC: 0 DP: 1 HBP: 0	WP: 0 PB: 0 SB: 0 CS: 1 PA: 31	
PITCHER Steve Rogers, R (1, 1) ERA: 2.93	IP WLS BF H R ER SO BB IBB HBP BLK WP HR S P ERA WHIP											PITCHER IP WLS BF H R ER SO BB IBB HBP BLK WP HR S P ERA WHIP

San Diego Padres @ Montreal Expos
Olympic Stadium, Montreal, QB
 Sun Aug 28 1983, 3:33 AM EDT
 Att: 43,168 - Unknown

livebaseballscorecards.com

AB	30
R	0
H	5
RBI	0
BB	1
SO	1
LOB	9



Batter	1	2	3	4	5	6	7	8	9	AB R H RBI BB SO LOB	TOP											
Bobby Brown, S (1, 7) OBP: 0.377, SLG: 0.500	0-3 K		0-0 1-2 1B		0-0 1-H 2B 3B		0-0 L6		0-0 F8	5 1 2 1 0 1 0	San Diego Padres @ Philadelphia Phillies Veterans Stadium, Philadelphia, PA Mon Aug 29 1983, 7:05 PM EDT Unknown livebaseballscorecards.com											
Alan Wiggins, S (1, 8) OBP: 0.366, SLG: 0.343	0-0 L8		0-3 K		0-0 3-H 2B		0-0 3B 1B	0-0 E S 1B	5 1 3 1 0 1 2													
Kurt Bevacqua, R (1, 3) OBP: 0.357, SLG: 0.366	0-3 K2-3			0-0 CS 1B	0-0 5-3		0-3 K 1-2	0-0 1-3	5 0 1 0 0 2 3													
Sixto Lezcano, R (1, 9) OBP: 0.329, SLG: 0.342		0-0 L6		0-3 1-2 K		0-0 F3	0-0 2-H HR 3B	0-0 F4	5 1 1 1 0 1 2													
Luis Salazar, R (1, 5) OBP: 0.284, SLG: 0.378		0-0 5-3		0-0 1B E 1B		0-3 K	0-0 3-H HR		4 2 2 2 0 1 0													
Garry Templeton, S (1, 6) OBP: 0.290, SLG: 0.328		0-0 L4		0-0 E5 1-H 1B		0-0 2B	0-0 L4		4 0 2 0 0 0 0													
Juan Bonilla, R (1, 4) OBP: 0.313, SLG: 0.311			0-0 4-3		0-0 L4 L5		0-0 1B 1B		4 0 1 0 0 0 1													
Doug Gwosdz, R (1, 2) OBP: 0.222, SLG: 0.244			0-0 F7		0-3 K		0-3 K	0-0 1-2 1B	4 0 1 0 0 2 0													
Tim Lollar, L (1, 1) OBP: 0.273, SLG: 0.347			0-0 1B 1B		0-0 E4 3B		0-3 K	0-3 K2-3	2 1 1 0 0 0 0													
Luis DeLeon, R (6, 1) OBP: 0.167, SLG: 0.167									2 0 0 0 0 2 2													
Inning Stats	R: 0 E: 0 K: 2 S: 7	H: 0 LOB: 0 BB: 0 P: 7	R: 0 E: 0 K: 0 S: 3	H: 0 LOB: 0 BB: 0 P: 3	R: 0 E: 0 K: 1 S: 7	H: 2 LOB: 2 BB: 0 P: 7	R: 1 E: 1 K: 1 S: 6	H: 3 LOB: 1 BB: 0 P: 6	R: 2 E: 1 K: 1 S: 8	H: 2 LOB: 1 BB: 0 P: 8	R: 0 E: 0 K: 1 S: 6	H: 1 LOB: 1 BB: 0 P: 6	R: 0 E: 0 K: 2 S: 7	H: 0 LOB: 0 BB: 0 P: 7	R: 3 E: 0 K: 2 S: 12	H: 5 LOB: 2 BB: 0 P: 12	R: 0 E: 0 K: 0 S: 4	H: 1 LOB: 1 BB: 0 P: 4	1B: 9 2B: 2 3B: 2 HR: 1	SF: 0 SAC: 0 DP: 0 HBP: 0	WP: 0 PB: 0 SB: 2 CS: 1	PA: 40
PITCHER	IP WLS BF H R ER SO BB IBB HBP BLK WP HR S P ERA WHIP												PITCHER	IP WLS BF H R ER SO BB IBB HBP BLK WP HR S P ERA WHIP								
Steve Carlton, L (1, 1) ERA: 2.92	8.0 L 36 13 6 3 10 0 0 0 0 0 0 1 56 56 3.38 1.625																					
Ron Reed, R (9, 1) ERA: 3.17	1.0 4 1 0 0 0 0 0 0 0 0 0 0 4 4 0.00 1.000																					



Batter	1	2	3	4	5	6	7	8	9
Juan Samuel, R (1, 4) OBP: 0.273, SLG: 0.300 Greg Gross, L (9, PH) OBP: 0.392, SLG: 0.376	0-0 F8 S 2B 1B	0-0 F9			0-0 F3		0-3 K		0-0 F8
Pete Rose, S (1, 3) OBP: 0.318, SLG: 0.292	0-0 6-3 1-2		0-0 6-3		0-0 6-3		0-0 4-3		0-0 G3
Gary Matthews, R (1, 7) OBP: 0.363, SLG: 0.390	0-0 F8 2-3		4-0 BB BB		0-3 K			0-0 1B 2B	
Mike Schmidt, R (1, 5) OBP: 0.392, SLG: 0.498	0-0 1B 2B		4-0 BB BB		4-0 1B BB			0-0 2B 1B	
Garry Maddox, R (1, 8) OBP: 0.333, SLG: 0.399	0-0 2-H 1B		0-0 F7		0-3 K			0-0 5-3 1-2	
Bo Diaz, R (1, 2) OBP: 0.292, SLG: 0.372 Charles Hudson, S (8, PR) OBP: 0.186, SLG: 0.125 Ozzie Virgil, R (9, 2) OBP: 0.258, SLG: 0.357	0-0 F9		0-3 K		0-0 5-3 1-2			0-0 2-H 2B	
Ivan De Jesus, R (1, 6) OBP: 0.327, SLG: 0.316		0-3 K		0-0 F9		0-0 2-H 1B		0-3 K	
Bob Dernier, R (1, 9) OBP: 0.288, SLG: 0.290 Joe Lefebvre, L (6, PH) OBP: 0.407, SLG: 0.562 (7, 9)		4-0 SH5-3 BB		0-3 K		0-0 P5		0-3 K	
Steve Carlton, L (1, 1) OBP: 0.202, SLG: 0.253 Ron Reed, R (9, 1) OBP: 0.200, SLG: 0.200 Joe Morgan, L (9, PH) OBP: 0.349, SLG: 0.356		0-0 SH5-3 1-2		0-3 K			0-3 K		0-3 K

Inning Stats	R: 2	H: 3	E: 0	LOB: 1	K: 0	S: 6	R: 0	H: 0	E: 0	LOB: 1	K: 1	S: 5	R: 0	H: 0	E: 0	LOB: 2	K: 1	S: 5	R: 0	H: 0	E: 0	LOB: 0	K: 2	S: 7	R: 0	H: 0	E: 0	LOB: 0	K: 1	S: 5	R: 1	H: 1	E: 0	LOB: 1	K: 1	S: 6	R: 0	H: 0	E: 0	LOB: 0	K: 2	S: 7	R: 2	H: 3	E: 0	LOB: 1	K: 2	S: 10	R: 0	H: 0	E: 0	LOB: 0	K: 1	S: 5	R: 0	H: 0	E: 0	LOB: 0	K: 1	S: 5	1B: 4	2B: 3	3B: 0	HR: 0	SF: 0	SAC: 1	DP: 0	HBP: 0	WP: 0	PA: 38
--------------	------	------	------	--------	------	------	------	------	------	--------	------	------	------	------	------	--------	------	------	------	------	------	--------	------	------	------	------	------	--------	------	------	------	------	------	--------	------	------	------	------	------	--------	------	------	------	------	------	--------	------	-------	------	------	------	--------	------	------	------	------	------	--------	------	------	-------	-------	-------	-------	-------	--------	-------	--------	-------	--------

PITCHER	IP	WLS	BF	H	R	ER	SO	BB	IBB	HBP	BLK	WP	HR	S	P	ERA	WHIP
Tim Lollar, L (1, 1) ERA: 4.39	5.0		22	3	3	3	5	4	0	0	0	0	0	28	44	5.40	1.400
Luis DeLeon, R (6, 1) ERA: 2.89	4.0	W	16	4	2	2	6	0	0	0	0	0	0	28	28	4.50	1.000

BOTTOM

San Diego Padres @ Philadelphia Phillies
Veterans Stadium, Philadelphia, PA
Mon Aug 29 1983, 7:05 PM EDT
Unknown

AB	33
R	5
H	7
RBI	5
BB	4
SO	11
LOB	14



WP	PA	ERA	WHIP
0	38		

Batter	1	2	3	4	5	6	7	8	9	AB R H RBI BB SO LOB	TOP	
Gene Richards, L (1, 7) OBP: 0.325, SLG: 0.387 Sixto Lezcano, R (9, PH) OBP: 0.328, SLG: 0.341	0-0 6-3		0-0 4-3 1B	0-0 FC4-6			0-3 K2-3		0-0 6-3	4 1 1 0 0 1 1 1 0 0 0 0 0 1		
Alan Wiggins, S (1, 3) OBP: 0.368, SLG: 0.343	4-0 1B S 1B BB		0-0 4-3		0-0 F6			0-0 4-3 1B	4-0 S BB	3 1 1 0 2 0 1		
Bobby Brown, S (1, 8) OBP: 0.370, SLG: 0.486	0-0 1B 1-3 E 1B		0-0 4-3		0-0 F9			0-3 K	0-0 F3	5 1 1 0 0 1 4		
Terry Kennedy, L (1, 2) OBP: 0.344, SLG: 0.418	0-0 1-2 E 1B		0-0 1B		0-0 F9			0-0 4-3		4 0 2 2 0 0 1		
Tony Gwynn, L (1, 9) OBP: 0.336, SLG: 0.353	0-0 E4 1-2 2-H G4-6-3		0-0 1-3 1B		4-0 FC4-6 BB			0-0 F7		3 0 1 0 1 0 2		
Garry Templeton, S (1, 6) OBP: 0.290, SLG: 0.328	0-0 G4-6-3 1-2f		0-0 4-3		0-0 FC4-6 CS				0-0 HR 1B	4 1 1 0 0 0 3		
Luis Salazar, R (1, 5) OBP: 0.286, SLG: 0.390		0-0 5-3		0-0 G1 1B 2B		0-0 P4			0-0 HR 1-H	4 2 2 2 0 0 1		
Tim Flannery, L (1, 4) OBP: 0.312, SLG: 0.342 Juan Bonilla, R (9, PH) OBP: 0.313, SLG: 0.310		0-0 F8		0-0 G1		0-0 CS	0-0 F9		0-0 F8	3 0 0 0 0 0 1 1 0 0 0 0 0 0		
Elias Sosa, R (1, 1) OBP: 0.143, SLG: 0.143 Sid Monge, S (6, 1) OBP: 0.143, SLG: 0.143 Kurt Bevacqua, R (9, PH) OBP: 0.362, SLG: 0.379		0-0 6-3		0-0 FC4-6 1B			0-3 K		0-0 6-3 2B	2 0 1 1 0 0 0 1 0 0 0 0 1 0 1 0 1 0 0 0 0		
Inning Stats	R: 2 H: 2 E: 1 LOB: 1 K: 0 BB: 1 S: 5 P: 9	R: 0 H: 0 E: 0 LOB: 0 K: 0 BB: 0 S: 3 P: 3	R: 1 H: 3 E: 0 LOB: 2 K: 0 BB: 0 S: 5 P: 5	R: 1 H: 2 E: 0 LOB: 1 K: 0 BB: 0 S: 5 P: 5	R: 0 H: 0 E: 0 LOB: 0 K: 0 BB: 0 S: 3 P: 3	R: 0 H: 0 E: 0 LOB: 0 K: 0 BB: 1 S: 2 P: 6	R: 0 H: 0 E: 0 LOB: 0 K: 2 BB: 0 S: 7 P: 7	R: 0 H: 1 E: 0 LOB: 1 K: 1 BB: 0 S: 6 P: 6	R: 2 H: 3 E: 0 LOB: 2 K: 0 BB: 1 S: 6 P: 10	1B: 8 SF: 0 2B: 2 SAC: 0 3B: 0 DP: 1 HR: 1 HBP: 0	WP: 0 PA: 40 PB: 0 SB: 2 CS: 1	
PITCHER	IP WLS BF H R ER SO BB IBB HBP BLK WP HR S P ERA WHIP											
Steve Comer, R (1, 1) ERA: 4.5	6.0 W 25 7 4 3 0 2 0 0 0 0 0 0 23 31 4.50 1.500											
Willie Hernandez, L (7, 1) ERA: 3.32	2.1 11 4 2 2 3 0 0 0 0 0 0 1 17 17 7.71 1.714											
Al Holland, L (9, 1) ERA: 2.48	0.2 S 3 0 0 0 0 1 0 0 0 0 0 0 2 6 0.00 1.500											

San Diego Padres @ Philadelphia Phillies
Veterans Stadium, Philadelphia, PA
Mon Aug 29 1983, 7:05 PM EDT
Att: 25,789 - Unknown

AB	36
R	6
H	11
RBI	5
BB	3
SO	3
LOB	15



Batter	1	2	3	4	5	6	7	8	9
Greg Cross, L OBP: 0.393, SLG: 0.373 (1, 7)	0-0 F7		4-0 BB		0-0 1B	0-0 F7		0-0 L7	
Juan Samuel, R OBP: 0.296, SLG: 0.375 (1, 4)	0-0 2B 3B		0-0 G4-6-3		0-3 K		4-0 HR BB	0-0 F8	
Mike Schmidt, R OBP: 0.394, SLG: 0.512 (1, 5)	0-3 K		0-0 F8			0-0 HR	0-0 HR	4-0 1B BB	
Joe Lefebvre, L OBP: 0.411, SLG: 0.566 Al Holland, R (9, 1)	0-0 2B			0-0 4-3		4-0 BB 1B 2B BB	0-0 L5	0-0 1B	
Tony Perez, R OBP: 0.307, SLG: 0.374 (1, 3)	0-0 F8			0-0 5-3		0-0 2B 1B	0-0 E6 BB HBP	0-0 F7	
Von Hayes, L OBP: 0.338, SLG: 0.384 (1, 8) (9, 9)		0-0 F7		0-0 P6		4-0 2B BB	0-0 F9		
Ozzie Virgil, R OBP: 0.266, SLG: 0.365 (1, 2)		0-0 L1			0-0 6-3	0-0 SH1 2B	1-0 BB HBP		
Kiko Garcia, R OBP: 0.348, SLG: 0.437 (1, 6)		0-0 E6			4-0 SH3 1B BB	0-0 SH1	4-0 BB		
Steve Comer, S Pete Rose, S Willie Hernandez, L Bob Dernier, R		0-0 4-3			0-0 SH3	0-0 F3	0-3 K		

Inning Stats		R: 1	H: 2	E: 0	K: 1	S: 7	R: 0	H: 0	E: 1	K: 0	S: 4	R: 0	H: 0	E: 0	K: 0	S: 2	R: 0	H: 0	E: 0	K: 0	S: 3	R: 1	H: 1	E: 0	K: 1	S: 6	R: 4	H: 3	E: 0	K: 0	S: 6	R: 2	H: 1	E: 1	K: 1	S: 7	R: 0	H: 1	E: 0	K: 0	S: 4
PITCHER		IP	WLS	BF	H	R	ER	SO	BB	IBB	HBP	BLK	WP	HR	S	P	ERA	WHIP	PITCHER		IP	WLS	BF	H	R	ER	SO	BB	IBB	HBP	BLK	WP	HR	S	P	ERA	WHIP				
Elias Sosa, R ERA: 4.41	(1, 1)	5.0		21	4	3	3	2	2	0	0	0	0	1	23	31	5.40	1.200	Sid Monge, L ERA: 4.01		(6, 1)	3.0	L	20	4	5	5	1	5	0	1	0	0	1	16	37	15.00	3.000			

BOTTOM


San Diego Padres @ Philadelphia Phillies
Veterans Stadium, Philadelphia, PA

Mon Aug 29 1983, 7:05 PM EDT
Att. 25,789 - Unknown

AB	R	H	RBI	BB	SO	LOB
4	0	1	1	1	0	1
4	2	1	0	1	1	2
4	2	2	3	1	1	1
4	1	2	1	1	0	0
0	0	0	0	0	0	0
5	1	1	0	0	0	3
3	1	0	0	1	0	1
3	0	1	3	0	0	0
1	1	0	0	2	0	0
1	0	0	0	0	0	1
1	0	0	0	0	1	3
0	0	0	0	0	0	0

AB	31
R	8
H	8
RBI	8
BB	7
SO	3
LOB	13

WP: 0 PA: 41
PB: 0
SB: 0
CS: 0



livebaseballscorecards.com

Batter	1	2	3	4	5	6	7	8	9	AB R H RBI BB SO LOB	TOP										
Gene Richards, L (1, 7) OBP: 0.324, SLG: 0.385	0-0 6-3		0-0 4-3		0-0 FC4-6 1B			0-0 3-1		4 0 1 0 0 0 0											
Alan Wiggins, S (1, 3) OBP: 0.369, SLG: 0.344	0-0 F7		0-0 1B		0-0 FC4-6 1-2f			0-0 G3-6-3 1B		4 0 2 0 0 0 1											
Bobby Brown, S (1, 8) OBP: 0.366, SLG: 0.473	4-0 BB		0-3 K		0-3 K			0-0 G3-6-3 1-2f		3 0 0 0 1 2 3											
Terry Kennedy, L (1, 2) OBP: 0.343, SLG: 0.416	0-0 4-3		0-0 4-3		0-0 6-3			0-0 G4-6-3 1B		4 0 1 0 0 0 2											
Tony Gwynn, L (1, 9) OBP: 0.335, SLG: 0.351		0-0 E 1B		0-3 K		0-0 E4 G4-3		0-0 G4-6-3 1-2f		4 0 1 0 0 1 1											
Garry Templeton, S (1, 6) OBP: 0.290, SLG: 0.330		0-0 F8		0-0 2B		0-0 G4-3 1-2f		0-3 K		4 0 1 0 0 1 2											
Luis Salazar, R (1, 5) OBP: 0.284, SLG: 0.387		0-3 K		0-3 K		0-0 F9				3 0 0 0 0 2 2											
Juan Bonilla, R (1, 4) OBP: 0.311, SLG: 0.308		0-0 E4 1-2		0-0 6-3		0-0 3-1				3 0 0 0 0 0 2											
Andy Hawkins, R (1, 1) OBP: 0.120, SLG: 0.043		0-3 K			0-0 F7		0-3 K			0 0 0 0 0 0 0											
Mario Ramirez, R (2, PH) OBP: 0.333, SLG: 0.303										1 0 0 0 0 1 2											
Gary Lucas, L (2, 1)										1 0 0 0 0 0 0											
Bruce Bochy, R (7, PH) OBP: 0.214, SLG: 0.269										1 0 0 0 0 1 0											
Sid Monge, S (7, 1) OBP: 0.143, SLG: 0.143										0 0 0 0 0 0 0											
Inning Stats	R: 0 E: 0 K: 0 S: 3	H: 0 LOB: 1 BB: 1 P: 7	R: 0 E: 1 K: 2 S: 9	H: 1 LOB: 2 BB: 0 P: 9	R: 0 E: 0 K: 1 S: 6	H: 1 LOB: 1 BB: 0 P: 6	R: 0 E: 0 K: 2 S: 8	H: 1 LOB: 1 BB: 0 P: 8	R: 0 E: 1 K: 1 S: 3	H: 0 LOB: 0 BB: 0 P: 3	R: 0 E: 0 K: 1 S: 5	H: 0 LOB: 0 BB: 0 P: 5	R: 0 E: 0 K: 0 S: 3	H: 1 LOB: 0 BB: 0 P: 3	R: 0 E: 0 K: 1 S: 5	H: 1 LOB: 0 BB: 0 P: 5	1B: 5 2B: 1 3B: 0 HR: 0	SF: 0 SAC: 0 DP: 3 HBP: 0	WP: 0 PB: 0 SB: 0 CS: 0	PA: 33	
PITCHER Kevin Gross, R (1, 1) ERA: 3.16	IP: 9.0 WLS: W BF: 33 H: 6 R: 0 ER: 0 SO: 8 BB: 1 IBB: 0 HBP: 0 BLK: 0 WP: 0 HR: 0 S: 48 P: 52 ERA: 0.00 WHIP: 0.778																			PITCHER	IP: 9.0 WLS: W BF: 33 H: 6 R: 0 ER: 0 SO: 8 BB: 1 IBB: 0 HBP: 0 BLK: 0 WP: 0 HR: 0 S: 48 P: 52 ERA: 0.00 WHIP: 0.778

San Diego Padres @ Philadelphia Phillies
Veterans Stadium, Philadelphia, PA
Tue Aug 30 1983, 7:05 PM EDT
Unknown

AB	32
R	0
H	6
RBI	0
BB	1
SO	8
LOB	15



WP: 0	PA: 33
PB: 0	
SB: 0	
CS: 0	

Batter	1	2	3	4	5	6	7	8	9
Joe Morgan, L OBP: 0.350, SLG: 0.355 Juan Samuel, R OBP: 0.276, SLG: 0.346									
Greg Gross, L OBP: 0.390, SLG: 0.370									
Mike Schmidt, R OBP: 0.392, SLG: 0.508 Kiko Garcia, R OBP: 0.348, SLG: 0.437									
Joe Lefebvre, L OBP: 0.408, SLG: 0.557									
Tony Perez, R OBP: 0.317, SLG: 0.380									
Von Hayes, L OBP: 0.337, SLG: 0.383									
Bo Diaz, R OBP: 0.294, SLG: 0.374									
Ivan De Jesus, R OBP: 0.324, SLG: 0.312									
Kevin Gross, R OBP: 0.160, SLG: 0.167									

Inning Stats	R: 5	H: 3	E: 1	K: 1	S: 9	L: 3	LOB: 2	BB: 2	P: 18	R: 1	H: 1	E: 1	K: 0	S: 4	L: 1	LOB: 1	BB: 1	P: 8	R: 0	H: 0	E: 0	K: 2	S: 7	L: 0	LOB: 0	BB: 0	P: 7	R: 0	H: 0	E: 0	K: 0	S: 3	L: 0	LOB: 0	BB: 0	P: 3	R: 0	H: 0	E: 0	K: 0	S: 3	L: 0	LOB: 1	BB: 1	P: 7	R: 0	H: 0	E: 0	K: 1	S: 5	L: 0	LOB: 0	BB: 0	P: 5	R: 0	H: 1	E: 0	K: 0	S: 3	L: 2	LOB: 1	BB: 0	P: 4
--------------	------	------	------	------	------	------	--------	-------	-------	------	------	------	------	------	------	--------	-------	------	------	------	------	------	------	------	--------	-------	------	------	------	------	------	------	------	--------	-------	------	------	------	------	------	------	------	--------	-------	------	------	------	------	------	------	------	--------	-------	------	------	------	------	------	------	------	--------	-------	------

PITCHER	IP	WLS	BF	H	R	ER	SO	BB	IBB	HBP	BLK	WP	HR	S	P	ERA	WHIP
Andy Hawkins, R ERA: 3.21	(1, 1)	1.0	L	10	3	5	3	1	2	0	0	0	0	9	18	27.00	5.000
Gary Lucas, L ERA: 3.24	(2, 1)	5.0		18	1	1	0	3	2	0	0	0	0	22	30	0.00	0.600
Sid Monge, L ERA: 3.88	(7, 1)	2.0		7	3	0	0	0	0	0	0	0	0	7	7	0.00	1.500

BOTTOM

AB	R	H	RBI	BB	SO	LOB
1	1	0	0	1	0	2
2	0	0	0	0	0	0
4	0	1	0	0	0	1
3	0	0	0	1	1	2
0	0	0	0	0	0	0
3	2	0	0	1	0	2
2	1	2	0	1	0	0
4	1	1	2	0	0	3
4	1	2	1	0	1	1
4	0	0	0	0	0	1
3	0	1	0	0	2	0

AB	30
R	6
H	7
RBI	3
BB	4
SO	4
LOB	12



WP	PA	ERA	WHIP
0	35		

San Diego Padres @ Philadelphia Phillies
Veterans Stadium, Philadelphia, PA
 Tue Aug 30 1983, 7:05 PM EDT
 Unknown

livebaseballscorecards.com

Batter	1	2	3	4	5	6	7	8	9	AB R H RBI BB SO LOB	TOP		
Bobby Brown, S (1, 7) OBP: 0.375, SLG: 0.496	0-0 FC1-5 S 1B		0-0 F9 E 1B	0-0 1-H 3B	0-3 K			0-0 4-3		5 1 3 1 0 1 3			
Alan Wiggins, S (1, 8) OBP: 0.368, SLG: 0.343	0-0 FC1-5 S 1-3		0-0 S HR 1B	0-0 4-3			0-3 K	0-0 F8		4 1 1 0 0 1 2 1 0 0 0 0 0 0			
Ruppert Jones, L (6, 8) OBP: 0.307, SLG: 0.388													
Kurt Bevacqua, R (1, 3) OBP: 0.356, SLG: 0.367	4-0 1-2 BB		0-0 F9 2-3	0-0 6-3			0-0 6-3	0-0 L9		4 0 0 0 1 0 3			
Sixto Lezcano, R (1, 9) OBP: 0.332, SLG: 0.358	0-0 P6		0-0 1-H 3-H HR	0-0 P4			0-0 3B 1B	0-0 F9 2B		5 2 3 2 0 0 3			
Luis Salazar, R (1, 5) OBP: 0.283, SLG: 0.390	0-0 P4		0-0 6-3		0-0 6-3	0-0 1-H 3B		0-0 F9 2-3		5 0 1 1 0 0 3			
Juan Bonilla, R (1, 4) OBP: 0.310, SLG: 0.307		0-0 6-3	0-0 L8		0-0 1B 1B		0-0 4-3	0-0 5-3		5 0 1 0 0 0 2			
Bruce Bochy, R (1, 2) OBP: 0.242, SLG: 0.290		0-3 K		0-0 3B 1B	0-0 1-3 BB 1B			0-0 F9	0-0 P6	5 1 2 0 0 1 1			
Mario Ramirez, R (1, 6) OBP: 0.339, SLG: 0.324		4-0 BB		0-0 1-H 1B 3B	0-3 K			0-0 F8		3 1 1 1 1 1 2			
Ed Whitson, R (1, 1) OBP: 0.219, SLG: 0.167		0-0 L8		0-0 3-H 3B 1B	4-0 BB BB BB			0-3 K		3 1 1 1 1 1 1 0 0 0 0 0 0 0			
Luis DeLeon, R (8, 1) OBP: 0.167, SLG: 0.167													
Inning Stats	R: 0 E: 0 K: 0 S: 4 H: 1 LOB: 2 BB: 1 P: 8	R: 0 E: 0 K: 0 S: 5 H: 0 LOB: 1 BB: 1 P: 9	R: 3 E: 0 K: 0 S: 6 H: 3 LOB: 0 BB: 0 P: 6	R: 3 E: 0 K: 0 S: 7 H: 4 LOB: 1 BB: 0 P: 7	R: 0 E: 0 K: 1 S: 9 H: 2 LOB: 3 BB: 1 P: 13	R: 1 E: 0 K: 1 S: 7 H: 2 LOB: 1 BB: 0 P: 7	R: 0 E: 0 K: 1 S: 5 H: 0 LOB: 0 BB: 0 P: 5	R: 0 E: 0 K: 0 S: 3 H: 0 LOB: 0 BB: 0 P: 3	R: 0 E: 0 K: 0 S: 4 H: 1 LOB: 1 BB: 0 P: 4	1B: 8 2B: 1 3B: 3 HR: 1 SF: 0 SAC: 0 DP: 0 HBP: 0	WP: 0 PB: 0 SB: 4 CS: 0 PA: 43		
PITCHER	IP WLS BF H R ER SO BB IBB HBP BLK WP HR S P ERA WHIP											PITCHER	IP WLS BF H R ER SO BB IBB HBP BLK WP HR S P ERA WHIP
Tug McGraw, L (1, 1) ERA: 3.7	3.0 L 15 4 3 3 1 2 0 0 0 0 0 1 15 23 9.00 2.000												
Ron Reed, R (4, 1) ERA: 3.53	3.0 18 8 4 4 3 1 0 0 0 0 0 0 23 27 12.00 3.000												
Larry Andersen, R (7, 1) ERA: 2.51	2.0 6 0 0 0 1 0 0 0 0 0 0 0 8 8 0.00 0.000												
Willie Hernandez, L (9, 1) ERA: 3.29	1.0 4 1 0 0 0 0 0 0 0 0 0 0 4 4 0.00 1.000												

San Diego Padres @ Philadelphia Phillies
Veterans Stadium, Philadelphia, PA
 Tue Aug 30 1983, 7:05 PM EDT
 Att: 27,790 - Unknown

AB	40
R	7
H	13
RBI	6
BB	3
SO	5
LOB	20



livebaseballscorecards.com

BOTTOM

San Diego Padres @ Philadelphia Phillies
Veterans Stadium, Philadelphia, PA
 Tue Aug 30 1983, 7:05 PM EDT
 Att. 27,790 - Unknown

livebaseballscorecards.com

AB	32
R	5
H	7
RBI	5
BB	0
SO	6
LOB	4



WP:	0	PA:	34
PB:	0	SB:	0
CS:	1		

AB R H RBI BB SO LOB

4	0	0	0	0	1	2
3	0	0	1	0	0	0
0	0	0	0	0	0	0
4	3	3	2	0	1	1
4	1	1	1	0	2	0
4	0	0	0	0	0	1
4	0	0	1	0	0	0
3	0	1	0	0	1	0
3	1	1	0	0	1	0
0	0	0	0	0	0	0
1	0	0	0	0	0	0
0	0	0	0	0	0	0
1	0	0	0	0	0	0
0	0	0	0	0	0	0
1	0	1	0	0	0	0

Batter	1	2	3	4	5	6	7	8	9
Joe Morgan, L (1, 4) OBP: 0.347, SLG: 0.350	0-0 4-3 		0-0 F5 			0-0 4-3 		0-3 K 	
Pete Rose, S (1, 3) OBP: 0.315, SLG: 0.290 Willie Hernandez, L (9, 1) OBP: 0.455, SLG: 0.455	0-0 4-3 			0-0 L8 		0-0 F8 		0-0 SF9 	
Mike Schmidt, R (1, 5) OBP: 0.395, SLG: 0.525	0-0 			0-0 			0-0 2B 1B 	0-3 K 	
Joe Lefebvre, L (1, 7) OBP: 0.406, SLG: 0.556	0-3 K 			0-0 G3 			0-0 4-3 1-H 6-3 2B 	0-3 K 	
Von Hayes, L (1, 9) OBP: 0.333, SLG: 0.378		0-0 5-3 		0-0 4-3 			0-0 4-3 	0-0 L8 	
Garry Maddox, R (1, 8) OBP: 0.329, SLG: 0.393		0-0 F9 			0-0 6-3 		0-0 6-3 	0-0 F9 	
Ozzie Virgil, R (1, 2) OBP: 0.268, SLG: 0.364		0-0 CS 1B 			0-3 K 		0-0 6-3 		
Kiko Garcia, R (1, 6) OBP: 0.348, SLG: 0.434		0-0 CS 1-2 	0-0 4-3 		0-3 K 			0-0 1B SF9 1B 	
Tug McGraw, R (1, 1) OBP: 0.333, SLG: 0.333 Bob Derrier, R (3, PH) OBP: 0.287, SLG: 0.289 Ron Reed, R (4, 1) OBP: 0.200, SLG: 0.200 Greg Gross, L (6, PH) OBP: 0.386, SLG: 0.367 Larry Andersen, R (7, 1) OBP: 0.520, SLG: 0.382 Tony Perez, R (8, PH) OBP: 0.320, SLG: 0.382			0-0 F7 			0-0 L6 		0-0 1-3 1B 	

Inning Stats	R: 1	H: 1	E: 0	LOB: 0	K: 1	BB: 0	S: 6	R: 0	H: 1	E: 0	LOB: 0	K: 0	BB: 0	S: 3	R: 0	H: 0	E: 0	LOB: 0	K: 0	BB: 0	S: 3	R: 1	H: 1	E: 0	LOB: 0	K: 0	BB: 0	S: 4	R: 0	H: 0	E: 0	LOB: 0	K: 2	BB: 0	S: 7	R: 0	H: 0	E: 0	LOB: 0	K: 0	BB: 0	S: 3	R: 2	H: 2	E: 0	LOB: 0	K: 0	BB: 0	S: 5	R: 1	H: 2	E: 0	LOB: 1	K: 2	BB: 0	S: 9	R: 0	H: 0	E: 0	LOB: 0	K: 1	BB: 0	S: 5	1B: 4	SF: 1	2B: 1	SAC: 0	3B: 0	DP: 0	HR: 2	HBP: 0	WP: 0	PA: 34
--------------	------	------	------	--------	------	-------	------	------	------	------	--------	------	-------	------	------	------	------	--------	------	-------	------	------	------	------	--------	------	-------	------	------	------	------	--------	------	-------	------	------	------	------	--------	------	-------	------	------	------	------	--------	------	-------	------	------	------	------	--------	------	-------	------	------	------	------	--------	------	-------	------	-------	-------	-------	--------	-------	-------	-------	--------	-------	--------

PITCHER	IP	WLS	BF	H	R	ER	SO	BB	IBB	HBP	BLK	WP	HR	S	P	ERA	WHIP
Ed Whitson, R (1, 1) ERA: 4.91	7.0	W	26	6	5	5	3	0	0	0	0	0	2	32	32	6.43	0.857
Luis DeLeon, R (8, 1) ERA: 2.83	2.0	S	7	1	0	0	3	0	0	0	0	0	0	13	13	0.00	0.500

Batter	1	2	3	4	5	6	7	8	9	AB R H RBI BB SO LOB	TOP
--------	---	---	---	---	---	---	---	---	---	----------------------	-----

Bobby Brown, S OBP: 0.361, SLG: 0.475 (1, 7)	0-3 K	0-0 F7			0-0 L9		0-3 K	0-3 K		5 0 0 0 0 3 4		
Alan Wiggins, S OBP: 0.369, SLG: 0.343 (1, 3)	0-0 4-3		0-0 6-3		4-0 3-1 S BB		0-0 F5		0-0 PB 1B	4 0 1 0 1 0 0		
Tony Gwynn, L OBP: 0.332, SLG: 0.348 (1, 9) (9, 8)	0-0 1B		0-0 1-3		0-0 3-1 1-3		0-0 4-3		0-3 K 1-2	5 0 1 0 0 1 2		
Terry Kennedy, L OBP: 0.342, SLG: 0.415 Doug Gwosdz, R OBP: 0.217, SLG: 0.238 (1, 2) (8, PR) (8, 2)	0-0 G3		0-0 P4		0-0 F7			0-0 SH5-4 E SF8 1B	0-0 F3	4 0 1 0 0 0 2 1 1 0 0 0 0 1		
Ruppert Jones, L OBP: 0.310, SLG: 0.391 Sixto Lezcano, R OBP: 0.331, SLG: 0.356 (1, 8) (9, PH) (9, 9)			0-0 WP FC6 2B		4-0 FC6-4 BB		0-0 4-3		0-0 E5 SF8 SH5-4 1-2	0-0 F8	3 1 1 0 1 0 1 0 0 0 0 0 0 0	
Garry Templeton, S OBP: 0.290, SLG: 0.332 (1, 6)		0-3 K		0-0 FC6-4 S 1-2f		0-0 FC3-6 2B		0-0 SH5-4		3 0 1 0 0 1 2		
Luis Salazar, R OBP: 0.285, SLG: 0.388 (1, 5)		0-0 FC6 2B 2-H		0-0 F8 1-2		4-0 FC3-6 BB		4-0 SF8 IBB		2 1 0 1 2 0 1		
Juan Bonilla, R OBP: 0.311, SLG: 0.310 (1, 4)		0-0 G3 1-H 2B		4-0 IBB		0-0 FC3-6 1-2f 2-3		0-0 SF8 1-2 2-3 3-H 4-0		2 0 1 2 1 0 2		
Mark Thurmond, L OBP: 0.111, SLG: 0.115 Gene Richards, L OBP: 0.322, SLG: 0.383 Andy Hawkins, R OBP: 0.150, SLG: 0.043 Kurt Bevacqua, R OBP: 0.391, SLG: 0.367 Elias Sosa, R OBP: 0.143, SLG: 0.143 Gary Lucas, L (1, 1) (8, PH) (6, 1) (8, PH) (8, 1) (8, 1)		0-0 G3 2-3		0-3 K		0-0 5-3				2 0 0 0 0 1 3 1 0 0 0 0 0 2 0 0 0 0 0 0 0 0 0 0 0 1 0 0 0 0 0 0 0 0 0 0 0 0 0 0 0 0		

San Diego Padres @ Philadelphia Phillies
Veterans Stadium, Philadelphia, PA
Wed Aug 31 1983, 7:05 PM EDT
Att: 21,547 - Unknown

AB	32
R	3
H	6
RBI	3
BB	6
SO	6
LOB	20



Inning Stats	R: 0	H: 1	R: 2	H: 2	R: 0	H: 0	R: 0	H: 0	R: 0	H: 1	R: 0	H: 0	R: 1	H: 1	R: 0	H: 1	1B: 3	SF: 1	WP: 1	PA: 41
	E: 0	LOB: 1	E: 0	LOB: 1	E: 0	LOB: 0	E: 0	LOB: 2	E: 0	LOB: 2	E: 0	LOB: 1	E: 1	LOB: 3	E: 0	LOB: 1	2B: 3	SAC: 1	PB: 1	
	K: 1	BB: 0	K: 1	BB: 0	K: 0	BB: 0	K: 1	BB: 2	K: 0	BB: 1	K: 1	BB: 0	K: 1	BB: 2	K: 1	BB: 0	3B: 0	DP: 0	SB: 2	
	S: 6	P: 6	S: 8	P: 8	S: 3	P: 3	S: 5	P: 13	S: 3	P: 7	S: 5	P: 5	S: 7	P: 15	S: 6	P: 6	HR: 0	HBP: 0	CS: 0	

PITCHER	IP	WLS	BF	H	R	ER	SO	BB	IBB	HBP	BLK	WP	HR	S	P	ERA	WHIP
Charles Hudson, R ERA: 3.56 (1, 1)	7.0		30	4	2	2	4	3	1	0	0	1	0	34	50	2.57	1.000
Al Holland, L ERA: 2.41 (8, 1)	2.0	W	11	2	1	0	2	0	2	0	0	0	0	13	21	0.00	1.000

Batter	1	2	3	4	5	6	7	8	9	AB	R	H	RBI	BB	SO	LOB
Juan Samuel, R (1, 4) OBP: 0.281, SLG: 0.357 Joe Morgan, L (8, PH) OBP: 0.348, SLG: 0.352 (9, 4)	0-3 K		0-0 CS 1B		0-0 SF8			0-0 E S FC6-4 1B		2	0	1	1	0	1	0
Gary Matthews, R (1, 7) OBP: 0.362, SLG: 0.394	0-0 5-3		0-0 F9		0-0 3-H 1-H 3B			0-3 K		4	0	1	1	0	1	2
Mike Schmidt, R (1, 5) OBP: 0.396, SLG: 0.522	4-0 BB		0-0 F9		0-0 F8			4-0 FC6-4 BB		2	0	0	0	2	0	1
Tony Perez, R (1, 3) OBP: 0.315, SLG: 0.376	0-0 P4			0-0 6-3			0-0 F8	0-0 FC6-4		4	0	0	1	0	0	2
Garry Maddox, R (1, 8) OBP: 0.327, SLG: 0.391		0-0 FC8-4 1B		0-0 F7			0-3 K	0-0 5-3		4	0	1	0	0	1	1
Bo Diaz, R (1, 2) OBP: 0.291, SLG: 0.370		0-0 F9		0-3 K			0-0 6-3		0-0 5-3	4	0	0	0	0	1	1
Ivan De Jesus, R (1, 6) OBP: 0.325, SLG: 0.314		0-0 FC8-4 1B			0-0 1B SF8 1B			0-3 K	0-0 2B 1B 1B	4	2	2	0	0	1	1
Bob Dernier, R (1, 9) OBP: 0.293, SLG: 0.296 Joe Lefebvre, L (7, PH) OBP: 0.406, SLG: 0.560 (8, 9)		0-0 1-2 1B			0-0 S 3B 1B		0-0 P4	0-0 1B 2B	0-0 1B 2B	2	1	2	0	0	0	0
Charles Hudson, S (1, 1) OBP: 0.178, SLG: 0.119 Greg Gross, L (7, PH) OBP: 0.386, SLG: 0.365 Al Holland, R (8, 1) Pete Rose, S (9, PH) OBP: 0.317, SLG: 0.291		0-3 K			0-3 K		0-0 5-3	0-0 2-3 3-H 1B	0-0 1B	2	0	0	0	0	2	4

Inning Stats	R: 0	H: 0	E: 0	K: 1	S: 5	R: 0	H: 2	E: 0	K: 1	S: 7	R: 0	H: 1	E: 0	K: 0	S: 3	R: 0	H: 0	E: 0	K: 1	S: 5	R: 2	H: 3	E: 0	K: 1	S: 8	R: 0	H: 0	E: 0	K: 1	S: 5	R: 0	H: 0	E: 0	K: 1	S: 5	R: 1	H: 1	E: 0	K: 1	S: 6	R: 1	H: 3	E: 0	K: 0	S: 4	1B: 8	2B: 1	3B: 1	HR: 0	SF: 1	SAC: 0	DP: 0	HBP: 0	WP: 0	PA: 36
--------------	------	------	------	------	------	------	------	------	------	------	------	------	------	------	------	------	------	------	------	------	------	------	------	------	------	------	------	------	------	------	------	------	------	------	------	------	------	------	------	------	------	------	------	------	------	-------	-------	-------	-------	-------	--------	-------	--------	-------	--------

PITCHER	IP	WLS	BF	H	R	ER	SO	BB	IBB	HBP	BLK	WP	HR	S	P	ERA	WHIP
Mark Thurmond, L (1, 1) ERA: 2.37	5.0		21	6	2	2	4	1	0	0	0	0	0	28	32	3.60	1.400
Andy Hawkins, R (6, 1) ERA: 3.14	2.0		6	0	0	0	2	0	0	0	0	0	0	10	10	0.00	0.000
Elias Sosa, R (8, 1) ERA: 4.46	1.1	L	8	3	2	1	1	1	0	0	0	0	0	9	13	6.75	3.000
Gary Lucas, L (9, 1) ERA: 3.24	0.0		1	1	0	0	0	0	0	0	0	0	0	1	1	∞	∞

BOTTOM

San Diego Padres @ Philadelphia Phillies
Veterans Stadium, Philadelphia, PA
Wed Aug 31 1983, 7:05 PM EDT
Att. 21,547 - Unknown

AB	33
R	4
H	10
RBI	4
BB	2
SO	7
LOB	12



PITCHER	IP	WLS	BF	H	R	ER	SO	BB	IBB	HBP	BLK	WP	HR	S	P	ERA	WHIP
---------	----	-----	----	---	---	----	----	----	-----	-----	-----	----	----	---	---	-----	------

Batter	1	2	3	4	5	6	7	8	9	AB R H RBI BB SO LOB	TOP											
Bobby Brown, S (1, 7) OBP: 0.355, SLG: 0.460	0-0 F8		4-0 BB		0-0 F7		0-0 F8		0-0 F9	4 0 0 0 1 0 0												
Alan Wiggins, S (1, 3) OBP: 0.369, SLG: 0.343	0-0 1B		0-0 L8		0-0 5-3			0-0 1B	0-0 5-3	5 1 2 0 0 0 1												
Tony Gwynn, L (1, 9) OBP: 0.339, SLG: 0.357	0-0 1B		4-0 BB			0-0 HR		0-0 L5		3 1 2 0 1 0 1												
Terry Kennedy, L (1, 2) OBP: 0.344, SLG: 0.422	0-0 G3-6-1		0-0 FC6-4			0-0 HR		0-0 1B		4 1 2 3 0 0 4												
Ruppert Jones, L (1, 8) OBP: 0.312, SLG: 0.391		0-0 L7		4-0 BB		0-0 1-3		0-0 1B		3 0 1 0 1 0 0												
Garry Templeton, S (1, 6) OBP: 0.269, SLG: 0.331		0-0 1B		0-0 FC6-4		0-0 3-1		0-0 E5		4 0 1 0 0 0 3												
Luis Salazar, R (1, 5) OBP: 0.285, SLG: 0.386		0-3 K		0-0 1B		0-3 K		0-3 K		4 0 1 0 0 3 4												
Juan Bonilla, R (1, 4) OBP: 0.309, SLG: 0.307		0-0 L6		0-0 G5-4-3		0-0 G5-4-3		0-0 FC5-4		4 0 0 0 0 0 6												
Eric Show, R (1, 1) OBP: 0.213, SLG: 0.203			0-0 L4		0-0 F6		0-3 K		0-3 K	2 0 0 0 0 0 0												
Mario Ramirez, R (7, PH) OBP: 0.336, SLG: 0.320										1 0 0 0 0 1 0												
Sid Monge, S (7, 1) OBP: 0.143, SLG: 0.143										0 0 0 0 0 0 0												
Elias Sosa, R (7, 1) OBP: 0.143, SLG: 0.143										0 0 0 0 0 0 0												
Kurt Bevacqua, R (9, PH) OBP: 0.358, SLG: 0.364										1 0 0 0 0 1 0												
Inning Stats	R: 0 E: 0 K: 0 S: 4	H: 2 LOB: 1 BB: 0 P: 4	R: 0 E: 0 K: 1 S: 6	H: 1 LOB: 1 BB: 0 P: 6	R: 0 E: 0 K: 0 S: 3	H: 0 LOB: 2 BB: 2 P: 11	R: 0 E: 0 K: 0 S: 3	H: 1 LOB: 1 BB: 1 P: 7	R: 0 E: 0 K: 0 S: 3	H: 0 LOB: 0 BB: 0 P: 3	R: 2 E: 0 K: 1 S: 7	H: 2 LOB: 0 BB: 0 P: 7	R: 0 E: 0 K: 1 S: 5	H: 0 LOB: 0 BB: 0 P: 5	R: 1 E: 2 K: 1 S: 9	H: 3 LOB: 3 BB: 0 P: 9	R: 0 E: 0 K: 1 S: 5	H: 0 LOB: 0 BB: 0 P: 5	1B: 7 2B: 1 3B: 0 HR: 1	SF: 0 SAC: 0 DP: 2 HBP: 0	WP: 0 PB: 0 SB: 1 CS: 0	PA: 38
PITCHER	IP WLS BF H R ER SO BB IBB HBP BLK WP HR S P ERA WHIP																					
Walt Terrell, R (1, 1) ERA: 3.84	7.0 W 28 6 2 2 3 3 0 0 0 0 0 1 31 43 2.57 1.286																					
Jesse Orosco, L (8, 1) ERA: 1.26	2.0 10 3 1 1 2 0 0 0 0 0 0 0 14 14 4.50 1.500																					

San Diego Padres @ New York Mets
Shea Stadium, Flushing, NY

livebaseballscorecards.com

AB	35
R	3
H	9
RBI	3
BB	3
SO	5
LOB	19



Fri Sep 02 1983, 7:05 PM EDT
Att. 9,624 - Unknown

Batter	1	2	3	4	5	6	7	8	9	AB R H RBI BB SO LOB
Mookie Wilson, S OBP: 0.301, SLG: 0.358 (1, 8)	0-0 F8	0-0 1-2 1B		0-3 K			0-0 4-3 HR 2B	0-3 K		5 1 2 0 0 2 2
Hubie Brooks, R OBP: 0.299, SLG: 0.332 (1, 5)	0-3 K	0-0 F9			0-0 4-3		0-0 4-3	0-0 F9		5 0 0 0 0 1 4
Keith Hernandez, L OBP: 0.391, SLG: 0.436 (1, 3)	4-0 BB		0-0 3B 1B		0-0 1B 1B		0-3 K			3 1 2 0 1 1 1
George Foster, R OBP: 0.295, SLG: 0.415 (1, 7)	0-3 K		0-0 F4		0-0 F4		4-0 HR IBB			3 1 0 0 1 1 3
Darryl Strawberry, L OBP: 0.313, SLG: 0.494 (1, 9)		4-0 CS BB	0-0 1-H SH1-3 3B		0-0 1-3 1B		0-0 1-H 3-H HR			3 2 3 4 1 0 0
Bob Bailor, R OBP: 0.294, SLG: 0.298 (1, 4)		0-0 1-2 2B 1B	0-0 SH1-3		0-0 L4		0-0 S 1B			3 1 2 1 0 0 2
Jesse Orosco, R OBP: 0.308, SLG: 0.333 (8, 1)			3-H							0 0 0 0 0 0 0
Junior Ortiz, R OBP: 0.252, SLG: 0.255 (1, 2)		0-3 K	0-3 K			0-0 5-3	0-0 4-3			4 0 0 0 0 2 2
José Oquendo, S OBP: 0.280, SLG: 0.268 (1, 6)		0-0 2-H 1B 2B		0-0 L8		0-0 6-3		0-0 K 1B 1B		4 1 2 1 0 0 0
Walt Terrell, L OBP: 0.258, SLG: 0.567 (1, 1)		0-0 2-H 1B 1B		0-0 4-3		0-0 5-3		0-0 1-2 1B		3 0 1 1 0 0 0
Brian Giles, R OBP: 0.305, SLG: 0.284 (8, 4)										1 0 1 0 0 0 0

Inning Stats	R: 0 E: 0 K: 2 S: 7	H: 0 LOB: 1 BB: 1 P: 11	R: 2 E: 0 K: 1 S: 8	H: 4 LOB: 2 BB: 1 P: 12	R: 2 E: 0 K: 1 S: 7	H: 2 LOB: 0 BB: 0 P: 7	R: 0 E: 0 K: 1 S: 5	H: 0 LOB: 0 BB: 0 P: 5	R: 0 E: 0 K: 0 S: 5	H: 2 LOB: 2 BB: 0 P: 5	R: 0 E: 0 K: 0 S: 3	H: 0 LOB: 0 BB: 0 P: 3	R: 3 E: 0 K: 1 S: 8	H: 3 LOB: 1 BB: 1 P: 12	R: 0 E: 0 K: 1 S: 6	H: 2 LOB: 1 BB: 0 P: 6	1B: 9 2B: 2 3B: 1 HR: 1	SF: 0 SAC: 1 DP: 0 HBP: 0	WP: 0 PB: 0 SB: 2 CS: 1	PA: 38
--------------	------------------------------	----------------------------------	------------------------------	----------------------------------	------------------------------	---------------------------------	------------------------------	---------------------------------	------------------------------	---------------------------------	------------------------------	---------------------------------	------------------------------	----------------------------------	------------------------------	---------------------------------	----------------------------------	------------------------------------	----------------------------------	--------

PITCHER	IP	WLS	BF	H	R	ER	SO	BB	IBB	HBP	BLK	WP	HR	S	P	ERA	WHIP
Eric Show, R ERA: 3.83 (1, 1)	6.0	L	27	8	4	4	5	2	0	0	0	0	0	35	43	6.00	1.667
Sid Monge, L ERA: 4.26 (7, 1)	0.2		6	3	3	3	1	0	1	0	0	0	1	7	11	40.50	4.500
Elias Sosa, R ERA: 4.37 (7, 1)	1.1		5	2	0	0	1	0	0	0	0	0	0	7	7	0.00	1.500

BOTTOM

San Diego Padres @ New York Mets
Shea Stadium, Flushing, NY
Fri Sep 02 1983, 7:05 PM EDT
Att. 9,624 - Unknown

livebaseballscorecards.com

AB	34
R	7
H	13
RBI	7
BB	3
SO	7
LOB	14



Batter	1	2	3	4	5	6	7	8	9	10	11	12	13	14	15	AB R H RBI BB SO LOB	TOP																	
Bobby Brown, S OBP: 0.345, SLG: 0.443 (1, 7) S S	0-3 K		0-0 3-1		0-0 L8		0-0 1B			0-3 K			0-3 K		0-0 6-3	7 0 1 0 0 3 0																		
Alan Wiggins, S OBP: 0.170, SLG: 0.343 (1, 3) B B B	4-0 1B S BB		0-0 E4			0-0 G3 S 1B	0-0 5-3			0-0 6-3			0-0 4-3		0-0 4-3	3 2 1 0 0 1 0 1 0 0 0 0 0 0 0 0 1 0 0 0 0 0 0 0 0 0 0 0 0 0 0 0 1 0 0 0 0 0 0 0 0 0 0 0 0 0 0 0																		
Tim Flannery, L OBP: 0.170, SLG: 0.340 (13, PH) S	0-0 BB HBP 1B		0-0 L6			0-0 F8		0-0 L5			0-0 5-3		4-0 CS BB		0-0 F7	6 0 1 0 1 0 2																		
Terry Kennedy, L OBP: 0.344, SLG: 0.418 (1, 2) H	1-0 BB HBP		0-0 1-3			0-0 G3		0-0 L6			0-0 4-3		0-0 CS		4-0 FC1-6 BB	4 0 0 0 1 0 2 0 0 0 0 0 0 0 0																		
Doug Gwosdz, R OBP: 0.217, SLG: 0.238 (14, PR) (14, 2) B B B	1-2 BB HBP					0-0 1-3		0-0 F4			0-0 G3				0-0 FC1-6 BB	5 0 1 2 1 0 1																		
Ruppert Jones, L OBP: 0.312, SLG: 0.387 (1, 8) B B B	4-0 1-2 2-3 3-H BB					0-0 1-3		0-0 S 1B			0-0 G3				0-0 FC1-6 WP 1B	6 0 2 0 0 0 4																		
Garry Templeton, S OBP: 0.290, SLG: 0.332 (1, 6) X	0-0 G4-6-3					0-0 1-3				0-0 6-3			0-0 4-3 SH1-4 1B		0-0 WP 1B	4 1 1 0 1 1 2																		
Luis Salazar, R OBP: 0.286, SLG: 0.385 (1, 5) X			0-0 F8			0-0 6-3		0-0 6-3 WP 1B		4-0 L4-6 S BB			0-0 SH1-4		0-3 K	5 0 0 0 1 0 3																		
Juan Bonilla, R OBP: 0.307, SLG: 0.304 (1, 4) X			0-0 4-3			0-0 4-3		0-0 4-3		0-0 L4-6			0-0 4-3		4-0 FC6-4 IBB	2 0 0 0 0 0 0 0 0 0 0 0 0 0 4 0 0 0 0 0 5																		
Tim Lollar, L OBP: 0.263, SLG: 0.333 (1, 1) X			0-0 4-3			0-0 4-3		0-0 6-3		0-0 6-3			0-0 4-3		0-0 FC6-4																			
Gene Richards, L OBP: 0.322, SLG: 0.383 (7, PH) X															1-2 K																			
Kurt Bevacqua, R OBP: 0.349, SLG: 0.353 (7, 3) X															1-2 K																			
Inning Stats	R: 1 E: 0 K: 1 S: 5	H: 1 LOB: 2 BB: 2 P: 14	R: 0 E: 0 K: 0 S: 3	H: 0 LOB: 0 BB: 0 P: 3	R: 0 E: 2 K: 0 S: 4	H: 0 LOB: 1 BB: 0 P: 4	R: 0 E: 0 K: 0 S: 3	H: 0 LOB: 0 BB: 0 P: 3	R: 0 E: 0 K: 0 S: 3	H: 0 LOB: 0 BB: 0 P: 3	R: 1 E: 0 K: 0 S: 5	H: 2 LOB: 1 BB: 0 P: 5	R: 0 E: 0 K: 0 S: 3	H: 0 LOB: 0 BB: 0 P: 3	R: 0 E: 0 K: 1 S: 4	H: 1 LOB: 1 BB: 0 P: 4	R: 0 E: 0 K: 1 S: 4	H: 0 LOB: 0 BB: 1 P: 8	R: 0 E: 0 K: 1 S: 6	H: 1 LOB: 3 BB: 2 P: 14	R: 0 E: 0 K: 0 S: 3	H: 0 LOB: 0 BB: 0 P: 3	1B: 7 2B: 1 3B: 0 HR: 0	SF: 0 SAC: 1 DP: 2 HBP: 1	WP: 2 PB: 0 SB: 4 CS: 1	PA: 58								
PITCHER	IP WLS BF H R ER SO BB IBB HBP BLK WP HR S P ERA WHIP																																	
Tom Seaver, R ERA: 3.76 (1, 1)	6.1																																	
Jesse Orosco, L ERA: 1.22 (7, 1)	2.2																																	
Carlos Diaz, L ERA: 2.23 (10, 1)	2.0																																	
Doug Sisk, R ERA: 2.31 (12, 1)	2.0																																	
Tom Gorman, L ERA: 4.7 (14, 1)	2.0	W																																

San Diego Padres @ New York Mets
Shea Stadium, Flushing, NY
Sat Sep 03 1983, 7:05 PM EDT
Att: 33,492 - Unknown

livebaseballscorecards.com

AB 49
R 3
H 7
RBI 2
BB 6
SO 4
LOB 20



Batter	1	2	3	4	5	6	7	8	9	AB R H RBI BB SO LOB	TOP											
Bobby Brown, S (1, 7) OBP: 0.336, SLG: 0.433 Kurt Bevacqua, R (9, PH) OBP: 0.346, SLG: 0.351	0-0 F7		0-0 4-3		0-0 SF9		0-0 F9		0-0 6-3	3 0 0 1 0 0 0 1 0 0 0 0 0 0												
Alan Wiggins, S (1, 3) OBP: 0.367, SLG: 0.340	0-0 4-3		0-3 K		0-0 4-3		0-0 F9			4 0 0 1 0 1 1												
Tony Gwynn, L (1, 9) OBP: 0.340, SLG: 0.359	0-0 4-3			0-0 1-3	0-0 HR			0-0 1B		4 2 2 1 0 0 0												
Terry Kennedy, L (1, 2) OBP: 0.347, SLG: 0.426		4-0 1B BB		0-0 F6	0-0 HR			0-0 1B		3 1 2 3 1 0 0												
Ruppert Jones, L (1, 8) OBP: 0.309, SLG: 0.382		0-0 L7		0-0 F7	0-0 4-3			0-0 G6-4-3		4 0 0 0 0 0 2												
Garry Templeton, S (1, 6) OBP: 0.295, SLG: 0.334		0-0 1B			0-0 1B	0-0 4-3		4-0 BB		3 1 2 0 1 0 0												
Luis Salazar, R (1, 5) OBP: 0.286, SLG: 0.383		0-0 F8			0-0 E7	0-0 F6		0-0 F8		4 1 1 0 0 0 3												
Juan Bonilla, R (1, 4) OBP: 0.307, SLG: 0.304		0-0 F9			0-0 SF9	0-0 6-3			0-0 6-3	4 1 1 1 0 0 2												
Andy Hawkins, R (1, 1) OBP: 0.115, SLG: 0.042 Gene Richards, L (5, PH) OBP: 0.325, SLG: 0.383 Sid Monge, S (5, 1) OBP: 0.111, SLG: 0.111 Elias Sosa, R (9, 1) OBP: 0.143, SLG: 0.143			0-0 6-3		4-0 1B BB		0-0 3-1		0-0 1-3	1 0 0 0 0 0 0 0 1 0 0 1 0 0 2 0 0 0 0 0 0 0 0 0 0 0 0 0												
Inning Stats	R: 0 E: 0 K: 0 S: 3	H: 0 LOB: 0 BB: 0 P: 3	R: 0 E: 0 K: 0 S: 4	H: 1 LOB: 2 BB: 1 P: 8	R: 0 E: 0 K: 1 S: 5	H: 0 LOB: 0 BB: 0 P: 5	R: 0 E: 0 K: 0 S: 3	H: 0 LOB: 0 BB: 0 P: 3	R: 6 E: 1 K: 0 S: 8	H: 5 LOB: 0 BB: 1 P: 12	R: 0 E: 0 K: 0 S: 3	H: 0 LOB: 0 BB: 0 P: 3	R: 0 E: 0 K: 0 S: 3	H: 0 LOB: 0 BB: 0 P: 3	R: 1 E: 0 K: 0 S: 4	H: 2 LOB: 1 BB: 1 P: 8	R: 0 E: 0 K: 0 S: 3	H: 0 LOB: 0 BB: 0 P: 3	1B: 6 2B: 1 3B: 0 HR: 1	SF: 1 SAC: 0 DP: 1 HBP: 0	WP: 0 PB: 0 SB: 0 CS: 0	PA: 37
PITCHER	IP WLS BF H R ER SO BB IBB HBP BLK WP HR S P ERA WHIP												PITCHER	IP WLS BF H R ER SO BB IBB HBP BLK WP HR S P ERA WHIP								
Ed Lynch, R (1, 1) ERA: 3.88	4.2 L 22 6 6 6 1 2 0 0 0 0 0 1 22 30 11.57 1.714																					
Carlos Diaz, L (5, 1) ERA: 2.19	1.1 4 0 0 0 0 0 0 0 0 0 0 0 4 4 0.00 0.000																					
Scott Holman, R (7, 1) ERA: 3.84	2.0 8 2 1 1 0 1 0 0 0 0 0 0 7 11 4.50 1.500																					
Tom Gorman, L (9, 1) ERA: 4.58	1.0 3 0 0 0 0 0 0 0 0 0 0 0 0 3 3 0.00 0.000																					

San Diego Padres @ New York Mets
Shea Stadium, Flushing, NY
Sun Sep 04 1983, 3:33 AM EDT
Att. 9,191 - Unknown

livebaseballscorecards.com

AB	33
R	7
H	8
RBI	7
BB	3
SO	1
LOB	8



Batter	1	2	3	4	5	6	7	8	9	AB	R	H	RBI	BB	SO	LOB
Mookie Wilson, S OBP: 0.302, SLG: 0.357 (1, 8)	0-3 K	0-0 L1		0-3 K		4-0 2B BB		0-0 F1		4	1	0	0	1	2	3
Hubie Brooks, R OBP: 0.303, SLG: 0.342 (1, 5)	0-0 FC3-6 1B		0-0 1B E 1B	0-0 F6		0-0 1-H 2-H 2B		0-0 F9		5	1	3	2	0	0	0
Keith Hernandez, L OBP: 0.394, SLG: 0.440 (1, 3)	0-0 FC3-6 1-2f		0-0 BB E SF9 1B		0-0 F7	0-0 4-3		4-0 G5-4-3 BB		4	1	1	0	1	0	2
George Foster, R OBP: 0.294, SLG: 0.409 (1, 7)	0-3 K		0-0 E6 BB 1-2 3-H		0-0 F9		0-0 F3	0-0 G5-4-3 1-2f		5	0	0	1	0	1	3
Darryl Strawberry, L OBP: 0.315, SLG: 0.489 (1, 9)		0-0 2B 1B 1B	0-3 K		0-0 F6		0-0 F6			4	1	2	0	0	1	2
Ron Hodges, L OBP: 0.379, SLG: 0.291 (1, 2)		0-0 1B 2B	4-0 1-2 2-3 BB		0-0 F9		0-3 K			3	0	1	0	1	1	1
Bob Bailor, R OBP: 0.299, SLG: 0.300 (1, 4) (4, 6)		0-0 S 1B	0-0 SF9		0-0 BLK 2B 1B		4-0 1-3 BB			2	1	2	2	1	0	0
José Oquendo, S OBP: 0.275, SLG: 0.263 Rusty Staub, L OBP: 0.383, SLG: 0.404 Brian Giles, R OBP: 0.301, SLG: 0.281 (1, 6) (3, PH) (4, 4)	0-3 K	0-3 K	0-0 F4		0-0 F7		0-0 F8			1	0	0	0	0	1	2
Ed Lynch, R OBP: 0.184, SLG: 0.167 Carlos Diaz, R OBP: 0.266, SLG: 0.389 Dave Kingman, R OBP: 0.250, SLG: 0.250 Scott Holman, R OBP: 0.286, SLG: 0.337 Mark Bradley, R OBP: 0.290, SLG: 0.250 Tom Gorman, L OBP: 0.290, SLG: 0.250 (1, 1) (5, 1) (6, PH) (7, 1) (8, PH) (9, 1)	0-3 K	0-3 K	0-0 F9		0-0 F7		0-0 1-3			2	0	0	0	0	1	2

Inning Stats	R: 0	H: 1	E: 0	LOB: 1	K: 2	BB: 0	S: 8	P: 8
	R: 1	H: 3	E: 0	LOB: 2	K: 2	BB: 0	S: 10	P: 10
	R: 2	H: 2	E: 1	LOB: 2	K: 1	BB: 1	S: 8	P: 12
	R: 0	H: 0	E: 0	LOB: 0	K: 1	BB: 0	S: 5	P: 5
	R: 0	H: 1	E: 0	LOB: 1	K: 0	BB: 0	S: 4	P: 4
	R: 2	H: 2	E: 0	LOB: 1	K: 0	BB: 1	S: 5	P: 9
	R: 0	H: 0	E: 0	LOB: 0	K: 1	BB: 0	S: 5	P: 5
	R: 0	H: 0	E: 0	LOB: 1	K: 0	BB: 1	S: 3	P: 7
	R: 0	H: 0	E: 0	LOB: 0	K: 0	BB: 1	S: 2	P: 6

PITCHER	IP	WLS	BF	H	R	ER	SO	BB	IBB	HBP	BLK	WP	HR	S	P	ERA	WHIP
Andy Hawkins, R ERA: 3.2 (1, 1)	4.0		20	6	3	2	6	1	0	0	0	0	0	31	35	4.50	1.750
Sid Monge, L ERA: 4.13 (5, 1)	4.1	W	19	3	2	2	1	3	0	0	1	0	0	18	30	4.15	1.385
Elias Sosa, R ERA: 4.44 (9, 1)	0.2	S	1	0	0	0	0	0	0	0	0	0	0	1	1	0.00	0.000

BOTTOM

San Diego Padres @ New York Mets
Shea Stadium, Flushing, NY

Sun Sep 04 1983, 3:33 AM EDT
Att. 9,191 - Unknown

AB	35
R	5
H	9
RBI	5
BB	4
SO	7
LOB	21



1B	2B	3B	HR	SF	SAC	DP	HBP
7	2	0	0	1	0	1	0

WP	PA	ERA	WHIP
0	40		

Batter	1	2	3	4	5	6	7	8	9	AB R H RBI BB SO LOB
--------	---	---	---	---	---	---	---	---	---	----------------------

Bobby Brown, S (1, 7) <small>OBP: 0.331, SLG: 0.420</small> Ruppert Jones, L (8, 8) <small>OBP: 0.309, SLG: 0.382</small>	4-0 		0-0 	0-0 		0-3 		0-3 		4 1 0 0 1 2 3 0 0 0 0 0 0 0
Alan Wiggins, S (1, 8) <small>OBP: 0.366, SLG: 0.337</small> (8, 7)	0-0 		4-0 	0-0 		0-0 		0-0 	3 1 0 0 1 0 2	
Kurt Bevacqua, R (1, 3) <small>OBP: 0.348, SLG: 0.353</small>	0-3 		0-0 	0-0 			0-0 	0-3 	5 1 2 0 0 2 1	
Terry Kennedy, L (1, 2) <small>OBP: 0.349, SLG: 0.434</small>	0-0 		0-0 		0-0 		0-0 	0-0 	5 2 3 2 0 0 1	
Garry Templeton, S (1, 6) <small>OBP: 0.299, SLG: 0.340</small>	0-3 		0-0 		0-3 		0-0 	0-0 	5 0 3 1 0 2 1	
Luis Salazar, R (1, 5)		0-0 	4-0 		0-3 		0-0 	0-0 	4 0 0 0 1 1 3	
Tony Gwynn, L (1, 9) <small>OBP: 0.340, SLG: 0.358</small>		0-0 	0-0 			0-0 		0-0 	3 0 1 1 0 0 0	
Juan Bonilla, R (1, 4) <small>OBP: 0.310, SLG: 0.304</small>		4-0 	4-0 			0-0 		0-0 	2 0 1 0 2 0 0	
Mark Thurmond, L (1, 1) <small>OBP: 0.129, SLG: 0.103</small> Gary Lucas, L (9, 1)		0-0 	0-0 			0-3 		4-0 	3 0 0 0 1 1 6 0 0 0 0 0 0 0	

TOP

San Diego Padres @ Los Angeles Dodgers
 Dodger Stadium, Los Angeles, CA

Mon Sep 05 1983, 7:05 PM PDT
 Att: 49,849 - Unknown

AB	34
R	5
H	10
RBI	4
BB	6
SO	8
LOB	17



Inning Stats	R: 1	H: 0	E: 1	K: 2	S: 8	P: 12	R: 0	H: 0	E: 0	K: 0	S: 3	P: 7	R: 3	H: 3	E: 0	K: 0	S: 6	P: 18	R: 0	H: 0	E: 0	K: 0	S: 3	P: 3	R: 0	H: 0	E: 0	K: 2	S: 7	P: 7	R: 0	H: 2	E: 0	K: 2	S: 9	P: 9	R: 0	H: 3	E: 0	K: 0	S: 4	P: 4	R: 0	H: 0	E: 0	K: 1	S: 5	P: 9	R: 1	H: 2	E: 0	K: 1	S: 7	P: 7	1B: 8	2B: 1	3B: 0	HR: 1	SF: 0	SAC: 2	DP: 1	HBP: 0	WP: 1	PA: 42
--------------	------	------	------	------	------	-------	------	------	------	------	------	------	------	------	------	------	------	-------	------	------	------	------	------	------	------	------	------	------	------	------	------	------	------	------	------	------	------	------	------	------	------	------	------	------	------	------	------	------	------	------	------	------	------	------	-------	-------	-------	-------	-------	--------	-------	--------	-------	--------

PITCHER	IP	WLS	BF	H	R	ER	SO	BB	IBB	HBP	BLK	WP	HR	S	P	ERA	WHIP
Fernando Valenzuela, L (1, 1) <small>ERA: 3.92</small>	7.0	L	33	8	4	4	6	3	2	0	0	1	0	40	60	5.14	1.571
Joe Beckwith, R (8, 1) <small>ERA: 3.71</small>	2.0		9	2	1	1	2	1	0	0	0	0	1	12	16	4.50	1.500

PITCHER	IP	WLS	BF	H	R	ER	SO	BB	IBB	HBP	BLK	WP	HR	S	P	ERA	WHIP
---------	----	-----	----	---	---	----	----	----	-----	-----	-----	----	----	---	---	-----	------

Batter	1	2	3	4	5	6	7	8	9	AB	R	H	RBI	BB	SO	LOB
Steve Sax, R OBP: 0.343, SLG: 0.354 (1, 4)	0-0 P4		4-0 1B BB		0-0 F3			0-0 5-3		3	0	0	0	1	0	0
Bill Russell, R OBP: 0.318, SLG: 0.309 (1, 6)	0-0 F7		0-0 BB 1B				0-0 5-3	0-0 4-3		4	0	1	0	0	0	0
Dusty Baker Jr., R OBP: 0.352, SLG: 0.405 (1, 7)	0-0 5-3		4-0 BB				0-0 HBP 1B	0-0 P4		3	0	1	0	1	0	0
Pedro Guerrero, R OBP: 0.367, SLG: 0.532 (1, 5)		0-0 5-3	0-3 K				0-3 K		0-0 HR	4	1	1	1	0	2	4
Mike Marshall, R OBP: 0.350, SLG: 0.430 (1, 3)		0-0 5-3		0-0 G6-4-3 1B			1-0 HBP		0-0 FC5-4 1B	3	0	2	0	0	0	0
Candy Maldonado, R OBP: 0.241, SLG: 0.296 (1, 9)		0-0 E3		0-0 G6-4-3			0-3 K		0-0 FC5-4	3	0	0	0	0	1	3
Jose Morales, R OBP: 0.300, SLG: 0.487 (9, PH)				1-2f						1	0	0	0	0	0	1
Cecil Espy, S (9, PR)										0	0	0	0	0	0	0
Derrel Thomas, S OBP: 0.343, SLG: 0.341 (1, 8)			0-0 1B G6-4-3 1B		0-0 6-3			0-0 6-3	0-0 FC5-4	4	1	1	0	0	0	1
Jack Fimple, R OBP: 0.267, SLG: 0.344 (1, 2)			0-0 G6-4-3 1B		0-0 F8			0-0 L3 1B	0-3 K	2	0	1	0	0	0	0
German Rivera, R OBP: 0.500, SLG: 0.667 (7, PH)			1-3 1B							1	0	1	0	0	0	0
Steve Yeager, R OBP: 0.281, SLG: 0.400 (8, 2)										1	0	0	0	0	1	1
Fernando Valenzuela, L OBP: 0.220, SLG: 0.288 (1, 1)			0-0 G6-4-3		0-0 G3			0-0 L3		2	0	0	0	0	0	1
R.J. Reynolds, S (7, PH)			1-2f 3-H							1	0	0	0	0	0	1
Joe Beckwith, L (8, 1)										0	0	0	0	0	0	0

Inning Stats	R: 0	H: 0	E: 0	K: 0	S: 3	R: 0	H: 0	E: 1	K: 0	S: 3	R: 0	H: 3	E: 0	K: 1	S: 7	R: 0	H: 1	E: 0	K: 0	S: 3	R: 0	H: 0	E: 0	K: 2	S: 8	R: 0	H: 1	E: 0	K: 0	S: 3	R: 0	H: 0	E: 0	K: 0	S: 3	R: 1	H: 2	E: 0	K: 1	S: 7	1B: 7	2B: 1	3B: 0	HR: 1	SF: 0	SAC: 0	DP: 3	HBP: 1	WP: 0	PA: 35
--------------	------	------	------	------	------	------	------	------	------	------	------	------	------	------	------	------	------	------	------	------	------	------	------	------	------	------	------	------	------	------	------	------	------	------	------	------	------	------	------	------	-------	-------	-------	-------	-------	--------	-------	--------	-------	--------

PITCHER	IP	WLS	BF	H	R	ER	SO	BB	IBB	HBP	BLK	WP	HR	S	P	ERA	WHIP
Mark Thurmond, L ERA: 2.36 (1, 1)	8.0	W	32	8	2	2	3	2	0	1	0	0	1	35	44	2.25	1.250
Gary Lucas, L ERA: 3.08 (9, 1)	1.0	S	3	0	0	0	1	0	0	0	0	0	0	5	5	0.00	0.000

BOTTOM

San Diego Padres @ Los Angeles Dodgers
 Dodger Stadium, Los Angeles, CA

Mon Sep 05 1983, 7:05 PM PDT
 Att. 49,849 - Unknown

livebaseballscorecards.com

AB	32
R	2
H	8
RBI	1
BB	2
SO	4
LOB	12



Batter	1	2	3	4	5	6	7	8	9	AB R H RBI BB SO LOB	TOP											
Bobby Brown, S (1, 7) OBP: 0.333, SLG: 0.420 Ruppert Jones, L (8, 8) OBP: 0.309, SLG: 0.382	0-0 CS 1B		0-0 1-3		0-0 1B FC5-2 1B	0-0 G3		0-3 K		5 0 2 0 0 1 1 0 0 0 0 0 0 0												
Alan Wiggins, S (1, 8) OBP: 0.366, SLG: 0.338 (8, 7)	0-0 5-3 1-2		0-0 5-3		0-0 1-3 HR 1B		0-0 S E 1B		0-0 6-3	5 2 2 0 0 0 1												
Kurt Bevacqua, R (1, 3) OBP: 0.344, SLG: 0.354	0-0 5-3		0-0 1B 2B		0-0 1-2 HR		0-3 K		0-0 6-3	5 2 1 0 0 1 3												
Terry Kennedy, L (1, 2) OBP: 0.351, SLG: 0.442		0-0 3-1	0-0 2-H 1B		0-0 1-H 2-H HR		0-3 K		0-0 1B	5 1 3 4 0 1 1												
Garry Templeton, S (1, 6) OBP: 0.298, SLG: 0.339		0-0 HR 1B	0-0 5-3		0-0 F9		0-0 E5 BLK		0-0 F7	5 1 1 0 0 0 2												
Luis Salazar, R (1, 5) OBP: 0.287, SLG: 0.387		0-0 1-H HR		0-0 F8		0-3 K		4-0 1-2 IBB		3 1 1 2 1 1 0												
Tony Gwynn, L (1, 9) OBP: 0.339, SLG: 0.361		0-0 G3		0-0 P4		0-0 1B 2B		0-0 4-3		4 1 1 0 0 0 2												
Juan Bonilla, R (1, 4) OBP: 0.312, SLG: 0.308		0-0 2B		0-3 K		0-0 2-H FC2-6 1B		0-0 6-3		4 0 2 1 0 1 0												
Ed Whitson, R (1, 1) OBP: 0.194, SLG: 0.147		0-0 5-3		0-0 1-3		0-0 1-2f FC2-6		0-3 K		4 0 0 0 0 1 2												
Inning Stats	R: 0 E: 0 K: 0 S: 3	H: 1 LOB: 0 BB: 0 P: 3	R: 2 E: 0 K: 0 S: 6	H: 3 LOB: 1 BB: 0 P: 6	R: 1 E: 0 K: 0 S: 5	H: 2 LOB: 1 BB: 0 P: 5	R: 0 E: 0 K: 1 S: 5	H: 0 LOB: 0 BB: 0 P: 5	R: 3 E: 0 K: 0 S: 6	H: 3 LOB: 0 BB: 0 P: 6	R: 1 E: 0 K: 1 S: 7	H: 2 LOB: 1 BB: 0 P: 7	R: 1 E: 1 K: 2 S: 9	H: 1 LOB: 2 BB: 1 P: 13	R: 0 E: 0 K: 2 S: 7	H: 0 LOB: 0 BB: 0 P: 7	R: 0 E: 0 K: 0 S: 4	H: 1 LOB: 1 BB: 0 P: 4	1B: 8 2B: 3 3B: 0 HR: 2	SF: 0 SAC: 0 DP: 0 HBP: 0	WP: 0 PB: 0 SB: 2 CS: 1	PA: 41
PITCHER	IP WLS BF H R ER SO BB IBB HBP BLK WP HR S P ERA WHIP																					
Rick Honeycutt, L (1, 1) ERA: 2.61	5.0 L 23 9 6 6 1 0 0 0 0 1 0 2 25 25 10.80 1.800																					
Burt Hooton, R (6, 1) ERA: 4.07	1.1 7 3 2 1 2 0 0 0 0 0 0 0 11 11 6.75 2.250																					
Rich Rodas, L (7, 1) ERA:	0.2 4 0 0 0 1 0 1 0 1 0 0 5 9 0.00 0.000																					
Pat Zachry, R (8, 1) ERA: 1.8	2.0 7 1 0 0 2 0 0 0 0 0 0 0 11 11 0.00 0.500																					

San Diego Padres @ Los Angeles Dodgers
Dodger Stadium, Los Angeles, CA
 Tue Sep 06 1983, 7:05 PM PDT
 Att: 41,264 - Unknown

AB	40
R	8
H	13
RBI	7
BB	1
SO	6
LOB	12



WP	0
PA	41

Batter	1	2	3	4	5	6	7	8	9	AB	R	H	RBI	BB	SO	LOB
Steve Sax, R OBP: 0.343, SLG: 0.353 (1, 4)	0-0 5-3		0-0 F3			0-0 F8 1B HR	0-0 6-3			4	1	1	0	0	0	3
Bill Russell, R OBP: 0.318, SLG: 0.308 (1, 6)	0-0 6-3		0-0 P5			0-0 1-2 HR 1B		0-0 6-3		4	1	1	0	0	0	2
Dusty Baker Jr., R OBP: 0.349, SLG: 0.402 (1, 7)	0-0 1-3			0-0 L7		0-0 F8		0-0 G3		4	0	0	0	0	0	2
Pedro Guerrero, R OBP: 0.366, SLG: 0.529 (1, 5)		0-0 5-3		0-0 P6		0-0 F9		0-0 1B		4	0	1	0	0	0	2
Ken Landreaux, L OBP: 0.332, SLG: 0.471 (1, 8)		0-0 F8		0-0 4-3		0-0 HR		0-3 K		2	0	0	0	0	0	0
R.J. Reynolds, S OBP: 0.111, SLG: 0.500 (6, PH) (7, 8)										2	1	1	3	0	1	1
Mike Marshall, R OBP: 0.347, SLG: 0.426 (1, 9)		0-0 F8			0-0 F9	0-3 K			0-0 L6	4	0	0	0	0	1	0
Greg Brock, L OBP: 0.324, SLG: 0.398 (1, 3)			4-0 SH5-4 1B BB		0-0 1B		0-0 4-3		0-0 L7	3	0	1	0	1	0	0
Jack Fimple, R OBP: 0.276, SLG: 0.350 (1, 2)			0-0 SH5-4 1B		0-0 F8		0-0 5-3 1B		0-3 K	4	0	2	0	0	1	1
Rick Honeycutt, L OBP: 0.125, SLG: 0.125 (5, PH)			0-0 SH5-4		0-0 L7		0-0 5-3			0	0	0	0	0	0	0
Burt Hooton, R OBP: 0.216, SLG: 0.208 (6, 1)										1	0	0	0	0	0	1
Rich Rodas, L OBP: 0.216, SLG: 0.208 (7, 1)										0	0	0	0	0	0	0
Cecil Espy, S OBP: 0.500, SLG: 0.500 (8, 1)			1-2 2-3							1	0	0	0	0	0	1
										0	0	0	0	0	0	0

Inning Stats	R: 0	H: 0	E: 0	LOB: 0	K: 0	BB: 0	S: 3	P: 3	R: 0	H: 0	E: 0	LOB: 0	K: 0	BB: 0	S: 3	P: 3	R: 0	H: 1	E: 0	LOB: 2	K: 0	BB: 1	S: 4	P: 8	R: 0	H: 0	E: 0	LOB: 0	K: 0	BB: 0	S: 3	P: 3	R: 0	H: 1	E: 0	LOB: 1	K: 0	BB: 0	S: 4	P: 4	R: 3	H: 3	E: 1	LOB: 0	K: 1	BB: 0	S: 8	P: 8	R: 0	H: 1	E: 0	LOB: 1	K: 0	BB: 0	S: 4	P: 4	R: 0	H: 1	E: 0	LOB: 1	K: 1	BB: 0	S: 6	P: 6	R: 0	H: 0	E: 0	LOB: 0	K: 1	BB: 0	S: 5	P: 5	1B: 6	SF: 0	2B: 0	SAC: 1	3B: 0	DP: 0	HR: 1	HBP: 0	WP: 0	PA: 35	PB: 0	SB: 0	CS: 0
PITCHER Ed Whitson, R ERA: 4.76 (1, 1)	IP	WLS	BF	H	R	ER	SO	BB	IBB	HBP	BLK	WP	HR	S	P	ERA	WHIP	IP	WLS	BF	H	R	ER	SO	BB	IBB	HBP	BLK	WP	HR	S	P	ERA	WHIP	IP	WLS	BF	H	R	ER	SO	BB	IBB	HBP	BLK	WP	HR	S	P	ERA	WHIP																																		


BOTTOM

San Diego Padres @ Los Angeles Dodgers
Dodger Stadium, Los Angeles, CA

Tue Sep 06 1983, 7:05 PM PDT
 Att. 41,264 - Unknown

livebaseballscorecards.com

AB	33
R	3
H	7
RBI	3
BB	1
SO	3
LOB	13



Batter	1	2	3	4	5	6	7	8	9	AB	R	H	RBI	BB	SO	LOB				
Bobby Brown, S OBP: 0.344, SLG: 0.435 (1, 7) (7, 8)	0-0 3-1			0-0 2B		0-0 1B 1B	0-0 4-3 SF7 1B			4	2	3	1	0	0	0				
Alan Wiggins, S OBP: 0.365, SLG: 0.336 (1, 3)	0-3 K			0-0 6-3		4-0 1B 1B BB	0-0 4-3			3	1	0	1	1	1	2				
Tony Gwynn, L OBP: 0.337, SLG: 0.361 (1, 9)	0-0 F8			0-0 1-3		0-0 1B WP 1B	0-0 SF7			3	1	1	2	0	0	1				
Terry Kennedy, L OBP: 0.351, SLG: 0.447 (1, 2)		0-3 K		0-3 K		0-0 P6	0-0 HR			4	1	1	1	0	2	3				
Garry Templeton, S OBP: 0.297, SLG: 0.338 (1, 6)		0-0 6-3			0-3 K	0-0 WP 1B	0-3 K			4	0	1	1	0	2	0				
Ruppert Jones, L OBP: 0.309, SLG: 0.380 Sid Monge, S OBP: 0.100, SLG: 0.100 (1, 8) (7, 1)		0-3 K			0-0 L9	4-0 BB		0-3 K		2	0	0	0	1	1	0				
Luis Salazar, R OBP: 0.286, SLG: 0.393 (1, 5)			0-0 5-3		0-0 HR	0-0 L6		0-3 K		4	1	1	1	0	1	2				
Juan Bonilla, R OBP: 0.311, SLG: 0.306 (1, 4)			0-0 F9		0-0 1-3		4-0 2B 1B BB	0-0 5-3		3	1	0	0	1	0	0				
Eric Show, R OBP: 0.210, SLG: 0.200 Elias Sosa, R OBP: 0.143, SLG: 0.143 Gene Richards, L OBP: 0.327, SLG: 0.389 (1, 1) (6, 1) (6, PH) (7, 7)			0-3 K			0-0 G3	0-0 1B 4-3 2B			1	0	0	0	0	1	0				
Inning Stats	R: 0 E: 0 K: 1 S: 5	H: 0 LOB: 0 BB: 0 P: 5	R: 0 E: 0 K: 2 S: 7	H: 0 LOB: 0 BB: 0 P: 7	R: 0 E: 0 K: 1 S: 5	H: 0 LOB: 0 BB: 0 P: 5	R: 0 E: 0 K: 1 S: 6	H: 1 LOB: 1 BB: 0 P: 6	R: 1 E: 0 K: 1 S: 6	H: 1 LOB: 0 BB: 0 P: 6	R: 3 E: 0 K: 0 S: 6	H: 3 LOB: 2 BB: 2 P: 14	R: 4 E: 0 K: 1 S: 8	H: 3 LOB: 0 BB: 1 P: 12	R: 0 E: 0 K: 2 S: 7	H: 0 LOB: 0 BB: 0 P: 7	1B: 4 2B: 2 3B: 0 HR: 2	SF: 1 SAC: 0 DP: 0 HBP: 0	WP: 1 PB: 0 SB: 1 CS: 0	PA: 35

BOTTOM

Houston Astros @ San Diego Padres
Jack Murphy Stadium, San Diego, CA
Wed Sep 07 1983, 10:05 PM EDT
Att. 8,274 - Unknown

AB	31
R	8
H	8
RBI	7
BB	3
SO	9
LOB	8



PITCHER	IP	WLS	BF	H	R	ER	SO	BB	IBB	HBP	BLK	WP	HR	S	P	ERA	WHIP
Nolan Ryan, R ERA: 2.6 (1, 1)	6.0		27	6	6	6	6	3	0	0	0	1	1	36	48	9.00	1.500
Frank DiPino, L ERA: 2.61 (7, 1)	2.0	L	8	2	2	2	3	0	0	0	0	0	1	14	14	9.00	1.000

livebaseballscores.com

Batter	1	2	3	4	5	6	7	8	9	10	AB	R	H	RBI	BB	SO	LOB	TOP						
Bill Doran, S (1, 4) OBP: 0.383, SLG: 0.373 Craig Reynolds, L (3, 4) OBP: 0.250, SLG: 0.270	4-0 	0-0 F9 		0-0 4-3 		0-0 4-3 			0-0 F7 	0-0 F8 	1	0	0	0	1	0	3							
Terry Puhl, L (1, 8) OBP: 0.358, SLG: 0.446	0-0 SH2-3 	0-0 G1-2-3 			0-3 K 		0-0 4-3 		0-0 	0-0 4-3 	5	0	1	0	0	1	4							
Dickie Thon, R (1, 6) OBP: 0.346, SLG: 0.467	0-0 			4-0 		4-0 		0-0 5-3 	4-0 		2	0	1	0	3	0	0							
Phil Garner, R (1, 5) OBP: 0.316, SLG: 0.356	0-3 K 			0-3 K 		4-0 		0-0 6-3 	0-3 K 		4	0	0	0	1	3	5							
Jose Cruz, L (1, 7) OBP: 0.385, SLG: 0.473	0-3 K 			0-0 		0-3 K 			0-0 6-3 	4-0 	4	0	1	0	1	2	3							
Ray Knight, R (1, 3) OBP: 0.355, SLG: 0.452		0-0 		0-0 5-3 		0-0 5-3 		0-0 	0-0 FC6-4 		5	1	2	0	0	4								
Kevin Bass, S (1, 9) OBP: 0.244, SLG: 0.335		0-0 		0-0 6-3 		0-0 5-3 		0-0 F8 		0-0 F7 	5	0	1	0	0	0	1							
George Bjorkman, R (1, 2) OBP: 0.386, SLG: 0.352		4-0 		0-0 F5 		4-0 		4-0 		0-0 	2	2	1	0	3	0	0							
Mike Scott, R (1, 1) OBP: 0.190, SLG: 0.220 Tim Tolman, R (8, PH) OBP: 0.256, SLG: 0.364 Mike Madden, L (8, 1) OBP: 0.111, SLG: 0.059 Denny Walling, L (10, PH) OBP: 0.352, SLG: 0.429 Vern Ruhle, R (10, 1) OBP: 0.250, SLG: 0.118		4-0 		0-0 		0-0 		0-0 F7 		0-0 	2	0	2	2	1	0	0							
Inning Stats	R: 0 E: 0 K: 2 S: 8	H: 1 LOB: 2 BB: 1 P: 12	R: 1 E: 0 K: 0 S: 4	H: 2 LOB: 2 BB: 2 P: 12	R: 0 E: 0 K: 1 S: 5	H: 1 LOB: 1 BB: 1 P: 9	R: 0 E: 0 K: 0 S: 4	H: 1 LOB: 1 BB: 0 P: 4	R: 0 E: 0 K: 2 S: 6	H: 0 LOB: 1 BB: 2 P: 14	R: 1 E: 0 K: 0 S: 4	H: 1 LOB: 1 BB: 1 P: 8	R: 0 E: 0 K: 0 S: 3	H: 0 LOB: 0 BB: 0 P: 3	R: 0 E: 0 K: 0 S: 4	H: 1 LOB: 2 BB: 1 P: 8	R: 0 E: 0 K: 1 S: 6	H: 1 LOB: 3 BB: 2 P: 14	R: 1 E: 0 K: 0 S: 5	H: 2 LOB: 1 BB: 0 P: 5	1B: 6 2B: 4 3B: 0 HR: 0	SF: 0 SAC: 1 DP: 1 HBP: 0	WP: 2 PB: 1 SB: 3 CS: 2	PA: 47
PITCHER Tim Lollar, L (1, 1) ERA: 4.35 Gary Lucas, L (6, 1) ERA: 2.99 Luis DeLeon, R (9, 1) ERA: 2.77	IP 5.2 2.1 2.0	WLS 27 9 L 11	BF 27 9 11	H 6 1 3	R 2 0 1	ER 2 0 1	SO 5 0 1	BB 7 0 1	IBB 0 0 0	HBP 0 0 0	BLK 0 0 0	WP 2 0 0	HR 0 0 0	S 30 8 11	P 58 12 19	ERA 3.18 0.00 4.50	WHIP 2.294 0.429 2.000							

Houston Astros @ San Diego Padres
 Jack Murphy Stadium, San Diego, CA
 Thu Sep 08 1983, 6:33 AM EDT
 Att: 7,858 - Unknown

livebaseballscorecards.com

AB 36
R 3
H 10
RBI 3
BB 10
SO 6
LOB 25



Batter	1	2	3	4	5	6	7	8	9	AB R H RBI BB SO LOB	TOP
Eddie Milner, L (1, 8) OBP: 0.351, SLG: 0.374	1-0 CS HBP		0-3 K		0-0 P4			0-0 F8		3 0 0 0 0 1 1	
Gary Redus, R (1, 7) OBP: 0.350, SLG: 0.444	0-0 F2			0-0 F8		0-0 F8		0-0 F8		4 0 0 0 0 0 1	
Paul Householder, S (1, 9) OBP: 0.318, SLG: 0.377	0-0 G3			0-0 2B		0-0 G3			0-0 F2	4 0 1 0 0 0 0	
Dan Driessen, L (1, 3) OBP: 0.394, SLG: 0.426		4-0 BB		4-0 BB		0-0 6-3			0-0 F8	1 0 0 0 2 0 0	
Bill Scherrer, L (6, 1) OBP: 0.182, SLG: 0.100										0 0 0 0 0 0 0	
Ted Power, R (7, 1)										0 0 0 0 0 0 0	
Duane Walker, L (9, PH) OBP: 0.298, SLG: 0.342										1 0 0 0 0 0 0	
Nick Esasky, R (1, 5) OBP: 0.322, SLG: 0.434		0-3 K		0-0 F8			0-0 E7 2B		0-3 K	4 1 1 0 0 2 3	
Ron Oester, S (1, 4) OBP: 0.309, SLG: 0.378		0-0 G1-6-3		0-0 FC6-4			0-0 4-3			3 0 0 0 0 0 3	
Dann Bilardello, R (1, 2) OBP: 0.258, SLG: 0.357			0-0 6-3		0-0 HR		0-0 P4			3 1 1 1 0 0 0	
Tom Foley, L (1, 6) OBP: 0.262, SLG: 0.260			0-0 SH3-4 1B		0-0 F7		0-0 6-3			3 0 1 0 0 0 0	
Charlie Puleo, R (1, 1) OBP: 0.188, SLG: 0.114			0-0 SH3-4		0-3 K			0-0 6-3		1 0 0 0 0 1 0	
Skeeter Barnes, R (6, 3)			1-2 K							1 0 0 0 0 0 0	
Inning Stats	R: 0 E: 0 K: 0 S: 2 H: 0 LOB: 0 BB: 0 P: 3	R: 0 E: 0 K: 1 S: 4 H: 0 LOB: 0 BB: 1 P: 8	R: 0 E: 0 K: 1 S: 6 H: 1 LOB: 1 BB: 0 P: 6	R: 0 E: 0 K: 0 S: 4 H: 1 LOB: 2 BB: 1 P: 8	R: 1 E: 0 K: 1 S: 6 H: 1 LOB: 0 BB: 0 P: 6	R: 0 E: 0 K: 0 S: 3 H: 0 LOB: 0 BB: 0 P: 3	R: 1 E: 1 K: 0 S: 4 H: 1 LOB: 0 BB: 0 P: 4	R: 0 E: 0 K: 0 S: 3 H: 0 LOB: 0 BB: 0 P: 3	R: 0 E: 0 K: 1 S: 5 H: 0 LOB: 0 BB: 0 P: 5	1B: 1 2B: 2 3B: 0 HR: 1 SF: 0 SAC: 1 DP: 1 HBP: 1	WP: 0 PB: 0 SB: 0 CS: 1 PA: 32
PITCHER Andy Hawkins, R (1, 1) ERA: 3.0	IP: 9.0 WLS: W BF: 32 H: 4 R: 2 ER: 1 SO: 4 BB: 2 IBB: 0 HBP: 1 BLK: 0 WP: 0 HR: 1 S: 37 P: 46 ERA: 1.00 WHIP: 0.667										

Cincinnati Reds @ San Diego Padres
 Jack Murphy Stadium, San Diego, CA
 Fri Sep 09 1983, 10:05 PM EDT
 Att. 14,745 - Unknown

livebaseballscorecards.com

AB 28
 R 2
 H 4
 RBI 1
 BB 2
 SO 4
 LOB 8



Batter	1	2	3	4	5	6	7	8	9
Bobby Brown, S OBP: 0.339, SLG: 0.442 (1, 7) X	0-0 F8 ①		0-0 E4 CS		4-0 1B BB	0-0 HR		0-0 F8 ①	
Alan Wiggins, S OBP: 0.365, SLG: 0.336 (1, 3) X	0-0 1B		0-0 F8 ① ②		0-0 1B SF8 1B	0-0 FC4-6 1B		0-3 K ②	
Tony Gwynn, L OBP: 0.333, SLG: 0.355 (1, 9) X	0-0 F7 ②		0-0 4-3		0-0 1B	0-0 FC4-6 2B		0-3 K ③	
Kevin McReynolds, R OBP: 0.235, SLG: 0.316 (1, 8) X	0-0 L9 ③			0-0 5-3 ①	0-0 SF8	0-0 2B			
Terry Kennedy, L OBP: 0.351, SLG: 0.445 (1, 2)		4-0 E BB		0-0 2B	4-0 IBB		0-3 K ③		
Luis Salazar, R OBP: 0.286, SLG: 0.390 (1, 5) X		0-0 F8 ①		0-0 F7 ②	0-0 P4 ③		0-0 E6 1B G3-6-3		
Garry Templeton, S OBP: 0.296, SLG: 0.336 (1, 6) X		0-0 FC4 ②		0-3 K		0-0 HR 1B	0-0 G3-6-3 1B		
Juan Bonilla, R OBP: 0.314, SLG: 0.314 (1, 4) X		4-0 BB			0-0 1B SH3-4 1B	0-3 K 1-2	0-0 G3-6-3 ① ②		
Andy Hawkins, R OBP: 0.138, SLG: 0.038 (1, 1) X		0-0 F9 ③			0-0 SH3-4 1-2	4-0 HR BB	0-0 6-3 ③		

Inning Stats	R: 0	H: 1	E: 0	K: 0	S: 4	LOB: 1	BB: 0	P: 4
	R: 0	H: 0	E: 1	K: 0	S: 3 <td>LOB: 2</td> <td>BB: 2</td> <td>P: 11 </td>	LOB: 2	BB: 2	P: 11
	R: 0	H: 0	E: 1	K: 0	S: 3 <td>LOB: 0</td> <td>BB: 0</td> <td>P: 3 </td>	LOB: 0	BB: 0	P: 3
	R: 0	H: 1	E: 0	K: 1	S: 6 <td>LOB: 1</td> <td>BB: 0</td> <td>P: 6 </td>	LOB: 1	BB: 0	P: 6
	R: 3	H: 3	E: 0	K: 0	S: 6 <td>LOB: 2</td> <td>BB: 2</td> <td>P: 14 </td>	LOB: 2	BB: 2	P: 14
	R: 4	H: 4	E: 0	K: 2	S: 11 <td>LOB: 1</td> <td>BB: 1</td> <td>P: 15 </td>	LOB: 1	BB: 1	P: 15
	R: 1	H: 2	E: 1	K: 0	S: 4 <td>LOB: 0</td> <td>BB: 0</td> <td>P: 4 </td>	LOB: 0	BB: 0	P: 4
	R: 0	H: 0	E: 0	K: 2	S: 7 <td>LOB: 0</td> <td>BB: 0</td> <td>P: 7 </td>	LOB: 0	BB: 0	P: 7

PITCHER	IP	WLS	BF	H	R	ER	SO	BB	IBB	HBP	BLK	WP	HR	S	P	ERA	WHIP
Charlie Puleo, R ERA: 4.81 (1, 1)	5.1	L	27	6	5	5	2	4	1	0	0	0	0	26	46	8.44	1.875
Bill Scherrer, L ERA: 3.0 (6, 1)	0.2		5	3	2	2	1	0	0	0	0	0	1	7	7	27.00	4.500
Ted Power, R ERA: 4.35 (7, 1)	2.0		7	2	1	0	2	0	0	0	0	0	0	11	11	0.00	1.000

AB R H RBI BB SO LOB

4	2	1	3	1	0	0
5	1	3	0	0	1	1
5	1	1	2	0	1	2
3	0	1	2	0	0	1
2	0	1	0	2	1	1
4	1	1	0	0	0	4
4	1	2	0	0	1	2
3	1	1	0	1	1	2
2	1	0	0	1	0	2

1B: 8	SF: 1	WP: 0	PA: 39
2B: 2	SAC: 1	PB: 0	
3B: 0	DP: 1	SB: 1	
HR: 1	HBP: 0	CS: 1	

Cincinnati Reds @ San Diego Padres
Jack Murphy Stadium, San Diego, CA
 Fri Sep 09 1983, 10:05 PM EDT
 Att. 14,745 - Unknown

livebaseballscorecards.com

AB	32
R	8
H	11
RBI	7
BB	5
SO	5
LOB	15



Batter	1	2	3	4	5	6	7	8	9	AB R H RBI BB SO LOB	TOP											
Gary Redus, R (1, 7) OBP: 0.353, SLG: 0.446	0-0 F8		0-0 1B		0-0 F9		0-0 1B		0-0 1B	5 1 3 1 0 0 0												
Skeeter Barnes, R (1, 3) OBP: 0.300, SLG: 0.125 Dan Driessen, L (8, 3) OBP: 0.396, SLG: 0.427	0-0 1B		0-0 F8		0-0 5-3		0-0 F8		0-0 1B	4 0 1 0 0 0 4 1 0 1 1 0 0 0												
Dave Concepcion, R (1, 6) OBP: 0.304, SLG: 0.282	0-0 G4-6-3		0-0 6-3		0-0 G3		0-0 4-3		0-0 F9	5 0 0 0 0 0 6												
Cesar Cedeno, R (1, 9) OBP: 0.297, SLG: 0.350 Eddie Milner, L (8, 8) OBP: 0.350, SLG: 0.373		0-0 P2		0-0 G3		0-0 1-3		0-0 F8	0-0 F8	4 0 0 0 0 0 0 1 0 0 0 0 0 1												
Paul Householder, S (1, 8) OBP: 0.323, SLG: 0.392 Johnny Bench, R (9, PH) OBP: 0.302, SLG: 0.421 Tom Hume, R (9, 1)		0-0 P3		0-0 HR		0-0 1B 2B		4-0 CS BB	0-3 K	3 2 2 1 1 0 0 1 0 0 0 0 1 1 0 0 0 0 0 0 0												
Nick Esasky, R (1, 5) OBP: 0.325, SLG: 0.433		0-0 5-3		0-3 K		0-0 1B		4-0 BB 1B BB		3 0 1 1 1 1 0												
Dann Bilardello, R (1, 2) OBP: 0.265, SLG: 0.367			0-0 SH5-4 1B 2B		0-0 1B		0-3 K	0-0 BB 1B		4 1 3 0 0 1 1												
Kelly Paris, R (1, 4) OBP: 0.314, SLG: 0.275			4-0 1B SH5-4 BB		0-3 K		0-0 F8 1B 1B	4-0 1-2 2-3 BB		2 0 1 0 2 1 1												
Jeff Russell, R (1, 1) OBP: 0.200, SLG: 0.429 Bill Scherrer, L (8, 1) OBP: 0.182, SLG: 0.100 Dallas Williams, L (9, 9) OBP: 0.133, SLG: 0.071			0-0 SH5-4		0-3 K		0-3 K	0-0 F3		3 0 0 0 0 2 4 0 0 0 0 0 0 0 0 0 0 0 0 0 0												
Inning Stats	R: 0 E: 0 K: 0 S: 3	H: 1 LOB: 0 BB: 0 P: 3	R: 0 E: 0 K: 0 S: 3	H: 0 LOB: 0 BB: 0 P: 3	R: 1 E: 0 K: 0 S: 5	H: 2 LOB: 2 BB: 1 P: 9	R: 1 E: 0 K: 2 S: 9	H: 2 LOB: 1 BB: 0 P: 9	R: 0 E: 0 K: 1 S: 5	H: 0 LOB: 0 BB: 0 P: 5	R: 1 E: 0 K: 1 S: 7	H: 2 LOB: 1 BB: 0 P: 7	R: 0 E: 0 K: 1 S: 7	H: 2 LOB: 2 BB: 0 P: 7	R: 0 E: 0 K: 0 S: 3	H: 1 LOB: 3 BB: 3 P: 15	R: 1 E: 0 K: 1 S: 7	H: 2 LOB: 1 BB: 0 P: 7	1B: 9 2B: 2 3B: 0 HR: 1	SF: 0 SAC: 1 DP: 1 HBP: 0	WP: 0 PB: 0 SB: 2 CS: 1	PA: 41
PITCHER	IP WLS BF H R ER SO BB IBB HBP BLK WP HR S P ERA WHIP																					
Mark Thurmond, L (1, 1) ERA: 2.49	6.0 L 25 7 3 3 4 1 0 0 0 0 1 32 36 4.50 1.333																					
Greg Booker, R (7, 1) ERA:	1.2 10 3 0 0 1 3 0 0 0 0 0 9 21 0.00 3.600																					
Floyd Chiffer, R (8, 1) ERA: 3.77	0.1 1 0 0 0 0 0 0 0 0 0 0 1 1 0.00 0.000																					
Steve Fireovid, R (9, 1) ERA: 9.0	1.0 5 2 1 1 1 0 0 0 0 0 0 7 7 9.00 2.000																					

Cincinnati Reds @ San Diego Padres

Jack Murphy Stadium, San Diego, CA

Sun Sep 11 1983, 6:33 AM EDT
Att: 18,947 - Unknown

livebaseballscorecards.com

AB	36
R	4
H	12
RBI	4
BB	4
SO	6
LOB	18



Batter	1	2	3	4	5	6	7	8	9
Bobby Brown, S (1, 7) OBP: 0.343, SLG: 0.439	0-0 B1		0-0 G3			4-0 FC4-6 BB		0-0 2B 1-2 1B	
Alan Wiggins, S (1, 3) OBP: 0.365, SLG: 0.334 Ruppert Jones, L (8, PH) OBP: 0.305, SLG: 0.375 Joe Lansford, R (8, PH) (9, 3)	0-0 P5			4-0 CS BB		0-0 FC4-6 G4-6-3 1-2f		0-3 K	
Tony Gwynn, L (1, 9) OBP: 0.340, SLG: 0.363	0-0 1B			4-0 1-2 BB		0-0 G4-6-3 1-2f		0-0 1-3 2-H 2B	
Terry Kennedy, L (1, 2) OBP: 0.348, SLG: 0.442	0-3 K			0-0 F7			0-0 F5	0-0 L3	
Kevin McReynolds, R (1, 8) OBP: 0.247, SLG: 0.363		0-0 P3		0-0 F9			0-0 FC4 1B		0-0 HR
Garry Templeton, S (1, 6) OBP: 0.296, SLG: 0.335		0-0 5-3			0-0 FC1-4 1B		0-0 FC4 1-2f	0-3 K	
Luis Salazar, R (1, 5) OBP: 0.283, SLG: 0.386		0-3 K			0-0 F9		0-0 P7	0-0 5-3	
Juan Bonilla, R (1, 4) OBP: 0.312, SLG: 0.311			0-0 F3		0-0 FC1-4 1-2f		0-0 F9	0-0 P4	
Mark Thurmond, L (1, 1) OBP: 0.121, SLG: 0.097 Greg Booker, R (7, 1) Floyd Chiffer, R (8, 1) Gene Richards, L (8, PH) OBP: 0.329, SLG: 0.391 Steve Fireovid, S (9, 1)			0-0 P7		0-0 4-3			0-0 2B 1B 1B	

AB	R	H	RBI	BB	SO	LOB
3	0	1	0	1	0	0
2	0	0	0	1	0	1
0	0	0	0	0	0	0
1	0	0	0	0	1	2
3	0	2	1	1	0	1
4	0	0	0	0	1	4
4	1	2	1	0	0	1
4	0	1	0	0	1	1
4	0	0	0	0	1	2
4	0	0	0	0	0	1
2	0	0	0	0	0	1
0	0	0	0	0	0	0
0	0	0	0	0	0	0
1	1	1	0	0	0	0
0	0	0	0	0	0	0

BOTTOM

Cincinnati Reds @ San Diego Padres
Jack Murphy Stadium, San Diego, CA
 Sun Sep 11 1983, 6:33 AM EDT
 Att. 18,947 - Unknown

livebaseballscorecards.com

AB	32
R	2
H	7
RBI	2
BB	3
SO	4
LOB	14



Inning Stats	R: 0	H: 1	E: 0	K: 1	S: 6	LOB: 1	BB: 0	P: 6	R: 0	H: 0	E: 0	K: 1	S: 5	LOB: 0	BB: 0	P: 5	R: 0	H: 0	E: 0	K: 0	S: 3	LOB: 0	BB: 0	P: 3	R: 0	H: 0	E: 0	K: 0	S: 2	LOB: 1	BB: 2	P: 10	R: 0	H: 1	E: 0	K: 0	S: 4	LOB: 1	BB: 0	P: 4	R: 0	H: 0	E: 0	K: 0	S: 2	LOB: 0	BB: 1	P: 6	R: 0	H: 1	E: 0	K: 0	S: 4	LOB: 1	BB: 0	P: 4	R: 1	H: 3	E: 0	K: 1	S: 8	LOB: 2	BB: 0	P: 8	R: 1	H: 1	E: 0	K: 1	S: 6	LOB: 0	BB: 0	P: 6	1B: 5	SF: 0	2B: 1	SAC: 0	3B: 0	DP: 1	HR: 1	HBP: 0	WP: 0	PA: 35
--------------	------	------	------	------	------	--------	-------	------	------	------	------	------	------	--------	-------	------	------	------	------	------	------	--------	-------	------	------	------	------	------	------	--------	-------	-------	------	------	------	------	------	--------	-------	------	------	------	------	------	------	--------	-------	------	------	------	------	------	------	--------	-------	------	------	------	------	------	------	--------	-------	------	------	------	------	------	------	--------	-------	------	-------	-------	-------	--------	-------	-------	-------	--------	-------	--------

PITCHER	IP	WLS	BF	H	R	ER	SO	BB	IBB	HBP	BLK	WP	HR	S	P	ERA	WHIP
Jeff Russell, R (1, 1) ERA: 2.03	7.1	W	28	5	1	1	2	3	0	0	0	0	0	29	41	1.23	1.091
Bill Scherrer, L (8, 1) ERA: 2.97	0.2		3	1	0	0	1	0	0	0	0	0	0	5	5	0.00	1.500
Tom Hume, R (9, 1) ERA: 5.43	1.0	S	4	1	1	1	1	0	0	0	0	0	1	6	6	9.00	1.000

Batter	1	2	3	4	5	6	7	8	9	AB R H RBI BB SO LOB	TOP										
Johnnie LeMaster, R (1, 6) OBP: 0.321, SLG: 0.311	4-0 BB G6-3		0-3 K			0-3 K		0-0 5-3		3 0 0 0 1 2 1	San Francisco Giants @ San Diego Padres Jack Murphy Stadium, San Diego, CA Tue Sep 13 1983, 10:05 PM EDT Att. 7,612 - Unknown livebaseballscorecards.com										
Max Venable, L (1, 9) OBP: 0.297, SLG: 0.393	0-0 F5		0-0 HR			0-0 4-3		4-0 BB		3 1 1 2 1 0 1											
Dan Gladden, R (1, 8) OBP: 0.292, SLG: 0.381	0-0 G6-3		0-3 K			0-0 6-3		0-0 FC4-6 1B		4 0 1 0 0 1 1											
Darrell Evans, L (1, 5) OBP: 0.384, SLG: 0.532		0-3 K			0-0 1-3		0-0 F7	0-0 FC4-6 1B		4 0 0 0 0 1 2											
Jeffrey Leonard, R (1, 7) OBP: 0.327, SLG: 0.477		0-3 K			0-3 K		0-0 HR	0-0 F9		4 1 1 1 0 2 0											
Joel Youngblood, R (1, 4) OBP: 0.350, SLG: 0.473		0-0 1B			0-0 F8		0-0 1B	4-0 CS BB		3 0 2 0 1 0 0											
Chris Smith, S (1, 3) OBP: 0.324, SLG: 0.355		0-0 G3			0-0 F8		0-0 F8	0-3 K		4 0 0 0 0 1 3											
Jeff Ransom, R (1, 2)			0-0 F4		0-0 F8		0-3 K			3 0 0 0 0 1 1											
Scott Garrelts, R (1, 1) OBP: 0.333, SLG: 0.333			0-0 HR 1B		0-3 K			0-0 F8		2 1 1 0 0 1 0											
Randy Lerch, L (7, 1) OBP: 0.300, SLG: 0.333										0 0 0 0 0 0 0											
Dave Bergman, L (8, PH) OBP: 0.386, SLG: 0.452										1 0 0 0 0 0 0											
Greg Minton, S (8, 1) OBP: 0.545, SLG: 0.600										0 0 0 0 0 0 0											
Inning Stats	R: 0 E: 0 K: 0 S: 2 H: 0 LOB: 0 BB: 1 P: 6	R: 0 E: 0 K: 2 S: 8 H: 1 LOB: 1 BB: 0 P: 8	R: 2 E: 0 K: 2 S: 9 H: 2 LOB: 0 BB: 0 P: 9	R: 0 E: 0 K: 1 S: 5 H: 0 LOB: 0 BB: 0 P: 5	R: 0 E: 0 K: 1 S: 5 H: 0 LOB: 0 BB: 0 P: 5	R: 0 E: 0 K: 1 S: 5 H: 0 LOB: 0 BB: 0 P: 5	R: 1 E: 0 K: 1 S: 7 H: 2 LOB: 1 BB: 0 P: 7	R: 0 E: 0 K: 0 S: 4 H: 1 LOB: 2 BB: 1 P: 8	R: 0 E: 0 K: 1 S: 4 H: 0 LOB: 1 BB: 1 P: 8	1B: 4 2B: 1 3B: 0 HR: 2 SF: 0 SAC: 0 DP: 2 HBP: 0	WP: 0 PB: 0 SB: 0 CS: 1 PA: 34										
PITCHER	IP WLS BF H R ER SO BB IBB HBP BLK WP HR S P ERA WHIP																				
Ed Whitson, R (1, 1) ERA: 4.68	7.2	30	6	3	3	8	2	0	0	0	0	0	2	44	52	3.52	1.043				
Sid Monge, L (8, 1) ERA: 3.89	1.1	W	4	0	0	0	1	1	0	0	0	0	0	5	9	0.00	0.750				



Batter	1	2	3	4	5	6	7	8	9	AB	R	H	RBI	BB	SO	LOB
Bobby Brown, S (1, 7) OBP: 0.344, SLG: 0.438	0-0 6-3 1B		0-0 HR 1B		0-0 G3		0-0 F4		0-0 FC2-6 1B	5	1	2	0	0	0	0
Alan Wiggins, S (1, 3) OBP: 0.363, SLG: 0.333	0-0 G3		0-3 K 1-2		0-0 S 1B		0-0 4-3		0-0 FC2-6 E S 1B	5	1	1	0	0	1	2
Tony Gwynn, L (1, 9) OBP: 0.345, SLG: 0.365	0-0 BLK 1B		0-0 F7		0-0 F8		0-0 1-2 1B		4-0 1B IBB 1-3 IBB	4	0	2	0	1	0	2
Terry Kennedy, L (1, 2) OBP: 0.351, SLG: 0.447	0-0 6-3 1-2		0-0 HR		4-0 IBB		0-3 K		4-0 1B 1-2 IBB	3	1	1	2	2	1	2
Kevin McReynolds, R (1, 8) OBP: 0.255, SLG: 0.365		0-0 F9	0-0 F8		0-0 F5			0-0 SH5-4 1B	0-0 1-2-3 3-H 1B	5	0	2	1	0	0	2
Garry Templeton, S (1, 6) OBP: 0.296, SLG: 0.335		0-0 4-3		0-0 6-3		0-0 S 1B		0-0 SH5-4 1-2		3	0	1	0	0	0	0
Luis Salazar, R (1, 5) OBP: 0.285, SLG: 0.394		0-0 HR		0-0 S 1B 1B		0-0 F8 1-2		0-0 F9		4	1	2	1	0	0	2
Juan Bonilla, R (1, 4) OBP: 0.312, SLG: 0.312		0-0 1B		0-0 F2 1-2		0-0 F8		0-0 G3		3	0	1	0	0	0	2
Gene Richards, L (8, PH) OBP: 0.328, SLG: 0.390		0-0 1B		0-0 F7		0-0 1-3				1	0	0	0	0	0	1
Edwin Rodriguez, R (9, 4)		0-0 F4		0-0 2-H 1B						0	0	0	0	0	0	0
Ed Whitson, R (1, 1) OBP: 0.205, SLG: 0.162										3	0	1	0	0	0	2
Sid Monge, S (8, 1) OBP: 0.100, SLG: 0.100										0	0	0	0	0	0	0
Ruppert Jones, L (9, PH) OBP: 0.304, SLG: 0.374										1	0	0	0	0	0	0

Inning Stats	R: 0	H: 1	E: 0	K: 0	S: 4	H: 1	LOB: 1	BB: 0	P: 4	R: 1	H: 2	E: 0	K: 0	S: 5	H: 2	LOB: 0	BB: 0	P: 7	R: 0	H: 2	E: 0	K: 1	S: 7	H: 2	LOB: 2	BB: 0	P: 4	R: 0	H: 1	E: 0	K: 0	S: 4	H: 1	LOB: 1	BB: 0	P: 4	R: 0	H: 1	E: 0	K: 1	S: 6	H: 1	LOB: 1	BB: 0	P: 6	R: 0	H: 1	E: 0	K: 0	S: 4	H: 1	LOB: 1	BB: 0	P: 4	R: 1	H: 2	E: 0	K: 0	S: 4	H: 2	LOB: 3	BB: 2	P: 12	1B: 11	SF: 0	2B: 0	SAC: 1	3B: 0	DP: 0	HR: 2	HBP: 0	WP: 0	PA: 41
--------------	------	------	------	------	------	------	--------	-------	------	------	------	------	------	------	------	--------	-------	------	------	------	------	------	------	------	--------	-------	------	------	------	------	------	------	------	--------	-------	------	------	------	------	------	------	------	--------	-------	------	------	------	------	------	------	------	--------	-------	------	------	------	------	------	------	------	--------	-------	-------	--------	-------	-------	--------	-------	-------	-------	--------	-------	--------

PITCHER	IP	WLS	BF	H	R	ER	SO	BB	IBB	HBP	BLK	WP	HR	S	P	ERA	WHIP
Scott Garrelts, R (1, 1) ERA: 2.45	6.2		30	10	3	3	1	0	0	0	1	0	0	31	35	4.05	1.500
Randy Lerch, L (7, 1) ERA: 6.6	0.1		1	0	0	0	1	0	0	0	0	0	0	3	3	0.00	0.000
Greg Minton, R (8, 1) ERA: 3.53	1.2	L	10	3	1	1	0	0	2	0	0	0	0	8	16	5.40	1.800


BOTTOM

San Francisco Giants @ San Diego Padres
Jack Murphy Stadium, San Diego, CA

Tue Sep 13 1983, 10:05 PM EDT
Att. 7,612 - Unknown

livebaseballscorecards.com

AB	37
R	4
H	13
RBI	4
BB	3
SO	2
LOB	15



Batter	1	2	3	4	5	6	7	8	9	AB R H RBI BB SO LOB	TOP																
Johnnie LeMaster, R (1, 6) <small>OBP: 0.321, SLG: 0.311</small> Guy Sularz, R (6, PH) <small>OBP: 0.167, SLG: 0.167</small>	0-0 F9		0-0 1B		0-3 K	0-0 F3		0-0 F9		3 0 1 0 0 1 0 2 0 0 0 0 0 4	San Francisco Giants @ San Diego Padres Jack Murphy Stadium, San Diego, CA Wed Sep 14 1983, 10:05 PM EDT Att: 19,763 - Unknown San Francisco Giants																
Max Venable, L (1, 9) <small>OBP: 0.300, SLG: 0.390</small>	0-0 1B		1-0 HBP		0-0 4-3		0-3 K		0-0 3-1	4 0 1 0 0 1 0																	
Dan Gladden, R (1, 8) <small>OBP: 0.241, SLG: 0.308</small>	0-0 5-3		0-0 FC1-2-5		0-0 F4		0-0 5-3		0-0 F8	5 0 0 0 0 0 3																	
Darrell Evans, L (1, 5) <small>OBP: 0.384, SLG: 0.529</small>	4-0 BB		0-3 K		4-0 FC6-4 BB		0-0 F7		0-0 4-3	3 0 0 0 2 1 2																	
Jeffrey Leonard, R (1, 7) <small>OBP: 0.325, SLG: 0.473</small>	0-3 K		0-0 5-3		0-0 FC6-4 1B		0-0 5-3			4 1 0 0 0 1 3																	
Joel Youngblood, R (1, 4) <small>OBP: 0.351, SLG: 0.473</small>		0-0 5-3		0-0 1B		0-0 6-3		0-0 1B 2B		4 1 2 0 0 0 1																	
Chris Smith, S (1, 3) <small>OBP: 0.342, SLG: 0.353</small>		0-3 K		0-0 F7		1-0 1B E HBP		0-0 2B 1B		3 1 1 0 0 1 1																	
Jeff Ransom, R (1, 2) <small>OBP: 0.143, SLG: 0.143</small>		0-3 K		0-0 F7		0-0 1B E		0-3 K		4 0 1 1 0 2 3																	
Mike Krukow, R (1, 1) <small>OBP: 0.262, SLG: 0.333</small> Dave Bergman, L (6, PH) <small>OBP: 0.384, SLG: 0.448</small> Andy McGaffigan, R (6, 1) <small>OBP: 0.097, SLG: 0.133</small> Chili Davis, S (8, PH) <small>OBP: 0.308, SLG: 0.353</small> Gary Lavelle, S (8, 1)			0-0 1B		0-0 HR	0-0 E7		0-0 2B		2 1 2 1 0 0 0 1 0 0 0 0 0 1 0 0 0 0 0 0 0 1 0 1 1 0 0 0 0 0 0 0 0 0 0																	
Inning Stats	R: 0 E: 0 K: 1 S: 6	H: 1 LOB: 2 BB: 1 P: 10	R: 0 E: 0 K: 2 S: 7	H: 0 LOB: 0 BB: 0 P: 7	R: 0 E: 0 K: 1 S: 6	H: 2 LOB: 2 BB: 0 P: 7	R: 0 E: 0 K: 0 S: 4	H: 1 LOB: 1 BB: 0 P: 4	R: 1 E: 0 K: 1 S: 6	H: 1 LOB: 0 BB: 0 P: 6	R: 2 E: 1 K: 0 S: 5	H: 1 LOB: 2 BB: 1 P: 10	R: 0 E: 0 K: 1 S: 5	H: 0 LOB: 0 BB: 0 P: 5	R: 1 E: 0 K: 1 S: 8	H: 3 LOB: 2 BB: 0 P: 8	R: 0 E: 0 K: 0 S: 3	H: 0 LOB: 0 BB: 0 P: 3	1B: 7 2B: 1 3B: 0 HR: 1	SF: 0 SAC: 0 DP: 0 HBP: 2	WP: 0 PB: 0 SB: 2 CS: 0	PA: 40					
PITCHER Eric Show, R (1, 1) <small>ERA: 4.04</small> Gary Lucas, L (6, 1) <small>ERA: 2.98</small>	IP 5.2	WLS W	BF 26	H 6	R 3	ER 2	SO 5	BB 2	IBB 0	HBP 2	BLK 0	WP 0	HR 1	S 32	P 42	ERA 3.18	WHIP 1.412										
					PITCHER Eric Show, R (1, 1) <small>ERA: 4.04</small> Gary Lucas, L (6, 1) <small>ERA: 2.98</small>	IP 3.1	WLS S	BF 14	H 3	R 1	ER 1	SO 2	BB 0	IBB 0	HBP 0	BLK 0	WP 0	HR 0	S 18	P 18	ERA 2.70	WHIP 0.900					

AB	36
R	4
H	9
RBI	3
BB	2
SO	7
LOB	18



Batter	1	2	3	4	5	6	7	8	9
Bobby Brown, S (1, 7) Joe Lansford, R (8, 3)	0-0 L6		0-0 1B		0-0 1B		0-0 1B		
Alan Wiggins, S (1, 3) (8, 7)	0-0 F7		0-0 1B		4-0 1B FC6 BB		0-0 F8		
Tony Gwynn, L (1, 9) OBP: 0.351, SLG: 0.372	0-0 1B		0-0 G3		0-0 1B FC6		0-0 1B G5-4-3		
Terry Kennedy, L (1, 2) Doug Gwosdz, R (5, PR) (6, 2)	0-0 G3			0-3 K	0-0 1B FC6		0-0 G5-4-3		
Kevin McReynolds, R (1, 8) OBP: 0.265, SLG: 0.364		0-0 5-3		0-0 5-3	0-0 1B		4-0 1B SH5-4 BB		
Garry Templeton, S (1, 6) OBP: 0.296, SLG: 0.335		0-3 K		0-0 1B E	0-0 4-3		0-0 SH5-4		
Luis Salazar, R (1, 5) OBP: 0.285, SLG: 0.392		0-0 F7		0-0 1B E5		0-0 F8	4-0 1B BB		
Juan Bonilla, R (1, 4) OBP: 0.311, SLG: 0.311			0-0 5-3	0-0 6-3		0-0 1-3	0-0 1B		
Eric Show, R (1, 1) Gary Lucas, L (6, 1)			0-0 F2		0-3 K	0-0 4-3	0-0 F6		

AB	R	H	RBI	BB	SO	LOB
4	3	3	0	0	0	0
0	0	0	0	0	0	0
3	1	1	1	1	0	1
4	0	3	2	0	0	1
3	0	0	1	0	1	2
1	0	0	0	0	0	1
3	1	1	0	1	0	0
3	1	1	0	0	1	2
3	1	0	0	1	0	0
4	0	1	1	0	0	1
2	0	0	0	0	1	0
2	0	0	0	0	0	0


BOTTOM

San Francisco Giants @ San Diego Padres
Jack Murphy Stadium, San Diego, CA

Wed Sep 14 1983, 10:05 PM EDT
Att. 19,763 - Unknown

livebaseballscorecards.com

AB	32
R	7
H	10
RBI	5
BB	3
SO	3
LOB	8



Inning Stats		R: 0	H: 1	E: 0	K: 0	S: 4	R: 0	H: 0	E: 0	K: 1	S: 5	R: 1	H: 2	E: 0	K: 0	S: 5	R: 1	H: 1	E: 1	K: 1	S: 7	R: 2	H: 3	E: 0	K: 1	S: 8	R: 0	H: 0	E: 0	K: 0	S: 3	R: 1	H: 2	E: 0	K: 0	S: 4	R: 2	H: 1	E: 0	K: 0	S: 3																			
PITCHER		IP	WLS	BF	H	R	ER	SO	BB	IBB	HBP	BLK	WP	HR	S	P	ERA	WHIP	PITCHER																		IP	WLS	BF	H	R	ER	SO	BB	IBB	HBP	BLK	WP	HR	S	P	ERA	WHIP							
Mike Krukow, R (1, 1) ERA: 3.7	5.0	L	24	7	4	3	3	3	1	0	0	0	0	0	29	33	5.40	1.600																																										
Andy McGaffigan, R (6, 1) ERA: 4.6	2.0		7	2	1	1	0	0	0	0	0	0	0	0	7	7	4.50	1.000																																										
Gary Lavelle, L (8, 1) ERA: 2.61	1.0		5	1	2	2	0	0	2	0	0	0	0	0	3	11	18.00	3.000																																										

WP: 1	PA: 36
PB: 0	SB: 4
CS: 0	

Batter	1	2	3	4	5	6	7	8	9	AB R H RBI BB SO LOB	TOP																													
Bobby Brown, S (1, 7) OBP: 0.346, SLG: 0.435	0-0 3-1 		0-3 K 			0-0 F4 		0-3 K 		4 0 0 0 0 2 1																														
Alan Wiggins, S (1, 3) OBP: 0.365, SLG: 0.336	0-0 E S 1B 		0-0 1-3 			0-0 2B 		0-0 1-3 		4 0 2 0 0 0 1																														
Tony Gwynn, L (1, 9) OBP: 0.349, SLG: 0.370	0-0 1-3 			0-0 F3 1B 		0-0 F8 		0-0 F7 		4 0 1 0 0 0 2																														
Kevin McReynolds, R (1, 8) OBP: 0.255, SLG: 0.348	0-0 E6 PO 2-3 			0-0 F3 1-2 		0-0 F9 		0-0 F6 		4 0 0 0 0 0 3																														
Garry Templeton, S (1, 6) OBP: 0.296, SLG: 0.335	0-0 PO 1-2 	0-0 G3 		0-0 1B 			0-0 1-3 			3 0 1 0 0 0 0																														
Luis Salazar, R (1, 5) OBP: 0.283, SLG: 0.389		0-3 K 		0-0 F9 			0-0 5-3 			3 0 0 0 0 1 1																														
Bruce Bochy, R (1, 2) OBP: 0.237, SLG: 0.333		0-3 K 			0-0 F9 		0-0 F9 			3 0 0 0 0 1 0																														
Juan Bonilla, R (1, 4) OBP: 0.310, SLG: 0.309			0-3 K 			0-0 F9 		0-0 F8 		3 0 0 0 0 1 0																														
Tim Lollar, L (1, 1) OBP: 0.279, SLG: 0.333			4-0 BB 			0-0 3-1 		0-0 4-3 		1 0 0 0 1 0 0																														
Floyd Chiffer, R (5, 1)										0 0 0 0 0 0 0																														
Dennis Rasmussen, L (6, 1)										0 0 0 0 0 0 0																														
Gene Richards, L (8, PH) OBP: 0.327, SLG: 0.388										1 0 0 0 0 0 0																														
Greg Booker, R (8, 1)										0 0 0 0 0 0 0																														
Inning Stats	R: 0 E: 1 K: 0 S: 4	H: 1 LOB: 1 BB: 0 P: 4	R: 0 E: 0 K: 2 S: 7	H: 0 LOB: 0 BB: 0 P: 7	R: 0 E: 0 K: 2 S: 7	H: 0 LOB: 1 BB: 1 P: 11	R: 0 E: 0 K: 0 S: 4	H: 2 LOB: 1 BB: 0 P: 4	R: 0 E: 0 K: 0 S: 3	H: 0 LOB: 0 BB: 0 P: 3	R: 0 E: 0 K: 0 S: 4	H: 1 LOB: 1 BB: 0 P: 4	R: 0 E: 0 K: 0 S: 3	H: 0 LOB: 0 BB: 0 P: 3	R: 0 E: 0 K: 1 S: 5	H: 0 LOB: 0 BB: 0 P: 5	R: 0 E: 0 K: 0 S: 3	H: 0 LOB: 0 BB: 0 P: 3	1B: 3 2B: 1 3B: 0 HR: 0	SF: 0 SAC: 0 DP: 0 HBP: 0	WP: 0 PB: 0 SB: 1 CS: 0	PA: 32																		
PITCHER Craig McMurtry, R (1, 1) ERA: 3.32	IP 9.0	WLS W	BF 31	H 4	R 0	ER 0	SO 5	BB 1	IBB 0	HBP 0	BLK 0	WP 0	HR 0	S 40	P 44	ERA 0.00	WHIP 0.556						PITCHER	IP 9.0	WLS W	BF 31	H 4	R 0	ER 0	SO 5	BB 1	IBB 0	HBP 0	BLK 0	WP 0	HR 0	S 40	P 44	ERA 0.00	WHIP 0.556

San Diego Padres @ Atlanta Braves
Atlanta-Fulton County Stadium, Atlanta, GA

Fri Sep 16 1983, 7:05 PM EDT
Att: 29,062 - Unknown

livebaseballscorecards.com

AB	30
R	0
H	4
RBI	0
BB	1
SO	5
LOB	8



Batter	1	2	3	4	5	6	7	8	9	AB	R	H	RBI	BB	SO	LOB
Brett Butler, L (1, 7) OBP: 0.339, SLG: 0.393	0-0 F5		0-0 F7		0-0 1B 1B	0-0 F9		0-0 FC5-4 1B		5	1	2	0	0	0	1
Jerry Royster, R (1, 5) OBP: 0.321, SLG: 0.350	0-3 K		0-0 5-3		0-0 1B 1B	0-0 1-3		0-0 F7		5	1	1	0	0	1	3
Rafael Ramirez, R (1, 6) OBP: 0.339, SLG: 0.373	0-0 1B 1B		0-0 3-1		0-0 6-3 1B 1B		0-3 K	0-0 FC5-4 1-2f		5	1	2	1	0	1	2
Dale Murphy, R (1, 8) OBP: 0.407, SLG: 0.566	0-0 1-2 1B			0-0 6-3 2B 2B	0-0 1-2 2-H 1B 1B		0-0 S 1B			4	2	4	1	0	0	0
Bob Watson, R (1, 3) OBP: 0.389, SLG: 0.507 Mike Jorgensen, L (8, 3) OBP: 0.342, SLG: 0.388	0-0 F7			0-0 6-3 2-3	0-3 K		0-0 F9			4	0	0	0	0	1	6
Brad Komminsk, R (1, 9) OBP: 0.375, SLG: 0.300		0-0 F9		0-0 2B 2B	0-0 6-3		4-0 BB BB BB			3	1	1	1	1	0	2
Bruce Benedict, R (1, 2) OBP: 0.386, SLG: 0.342		0-0 F4		0-0 2-H 2B	0-0 2-H 3-H 1B		0-0 1-3			4	0	2	3	0	0	2
Glenn Hubbard, R (1, 4) OBP: 0.331, SLG: 0.387		4-0 BB		0-0 5-3		0-0 E7 1B		4-0 1B BB		2	0	1	0	2	0	1
Craig McMurtry, R (1, 1) OBP: 0.108, SLG: 0.065	0-3 K		0-3 K		0-3 K			0-3 K		4	0	0	0	0	4	4

Inning Stats		R: 0	H: 2	R: 0	H: 0	R: 0	H: 0	R: 2	H: 3	R: 4	H: 5	R: 0	H: 1	R: 0	H: 1	R: 0	H: 1	R: 0	H: 1
		E: 0	LOB: 2	E: 0	LOB: 1	E: 0	LOB: 0	E: 0	LOB: 1	E: 0	LOB: 1	E: 1	LOB: 1	E: 0	LOB: 2	E: 0	LOB: 2	E: 0	LOB: 2
		K: 1	BB: 0	K: 1	BB: 1	K: 0	BB: 0	K: 1	BB: 0	K: 1	BB: 0	K: 1	BB: 0	K: 1	BB: 1	K: 1	BB: 1	K: 1	BB: 1
		S: 7	P: 7	S: 5	P: 9	S: 3	P: 3	S: 8	P: 8	S: 9	P: 9	S: 6	P: 6	S: 6	P: 10	S: 6	P: 10	S: 6	P: 10
1B: 10	SF: 0	WP: 0	PA: 39																
2B: 3	SAC: 0	PB: 0																	
3B: 0	DP: 0	SB: 1																	
HR: 0	HBP: 0	CS: 0																	


BOTTOM

San Diego Padres @ Atlanta Braves
Atlanta-Fulton County Stadium, Atlanta, GA

Fri Sep 16 1983, 7:05 PM EDT
Att. 29,062 - Unknown

livebaseballscorecards.com

AB	36
R	6
H	13
RBI	6
BB	3
SO	7
LOB	21



PITCHER	IP	WLS	BF	H	R	ER	SO	BB	IBB	HBP	BLK	WP	HR	S	P	ERA	WHIP
Tim Lollar, L (1, 1) ERA: 4.52	4.0	L	21	8	5	5	3	1	0	0	0	0	0	26	30	11.25	2.250
Floyd Chiffer, R (5, 1) ERA: 4.11	1.0		4	2	1	1	1	0	0	0	0	0	0	6	6	9.00	2.000
Dennis Rasmussen, L (6, 1) ERA:	2.0		9	2	0	0	2	1	0	0	0	0	0	12	16	0.00	1.500
Greg Booker, R (8, 1) ERA:	1.0		5	1	0	0	1	1	0	0	0	0	0	6	10	0.00	2.000

Batter	1	2	3	4	5	6	7	8	9	AB R H RBI BB SO LOB	TOP	
Bobby Brown, S (1, 7) OBP: 0.344, SLG: 0.428 Joe Lansford, R (9, 3)	0-3 K		0-0 F5		0-0 F9			4-0 S 3B S BB		3 1 0 0 1 1 1 0 0 0 0 0 0 0		
Alan Wiggins, S (1, 3) OBP: 0.364, SLG: 0.336	0-0 4-3		0-0 4-3			0-0 E 1B		0-0 F9		4 0 1 0 0 0 1		
Tony Gwynn, L (1, 9) OBP: 0.351, SLG: 0.369	0-0 1B			0-0 3-1		0-0 F8		4-0 S 3B S BB		3 1 1 0 1 0 1		
Kevin McReynolds, R (1, 8) OBP: 0.255, SLG: 0.344	0-3 K			0-0 1-3 1B		0-0 F2		0-3 K		4 0 1 0 0 2 4		
Garry Templeton, S (1, 6) OBP: 0.296, SLG: 0.339		0-0 1-3		0-0 1-3		0-0 1-3		0-0 3B		4 0 1 2 0 0 2		
Luis Salazar, R (1, 5) OBP: 0.280, SLG: 0.385		0-0 6-3		0-3 K			0-3 K	0-3 K		4 0 0 0 0 3 2		
Juan Bonilla, R (1, 4) OBP: 0.311, SLG: 0.311		0-0 1B			0-0 4-3		0-0 1B		0-0 1-3	4 0 2 0 0 0 0	AB 32 R 2 H 6 RBI 2 BB 3 SO 7 LOB 14	
Doug Gwosdz, R (1, 2) OBP: 0.216, SLG: 0.217		0-0 5-3			4-0 SH1-4 BB		0-0 F5		0-3 K	3 0 0 0 1 1 2		
Andy Hawkins, R (1, 1) OBP: 0.133, SLG: 0.037 Ruppert Jones, L (7, PH) OBP: 0.303, SLG: 0.373 Luis DeLeon, R (7, 1) OBP: 0.154, SLG: 0.154 Gary Lucas, L (9, 1)			0-0 6-3		0-0 SH1-4		0-0 F8		0-0 F9	1 0 0 0 0 0 0 1 0 0 0 0 0 1 1 0 0 0 0 0 0 0 0 0 0 0 0 0		
Inning Stats	R: 0 H: 1 E: 0 LOB: 1 K: 2 BB: 0 S: 8 P: 8	R: 0 H: 1 E: 0 LOB: 1 K: 0 BB: 0 S: 4 P: 4	R: 0 H: 0 E: 0 LOB: 0 K: 0 BB: 0 S: 3 P: 3	R: 0 H: 1 E: 0 LOB: 1 K: 1 BB: 0 S: 6 P: 6	R: 0 H: 0 E: 0 LOB: 1 K: 0 BB: 1 S: 3 P: 7	R: 0 H: 1 E: 1 LOB: 1 K: 0 BB: 0 S: 4 P: 4	R: 0 H: 1 E: 0 LOB: 1 K: 1 BB: 0 S: 6 P: 6	R: 2 H: 1 E: 0 LOB: 1 K: 2 BB: 2 S: 8 P: 16	R: 0 H: 0 E: 0 LOB: 0 K: 1 BB: 0 S: 5 P: 5	1B: 5 SF: 0 2B: 0 SAC: 1 3B: 1 DP: 0 HR: 0 HBP: 0	WP: 0 PA: 36 PB: 0 SB: 3 CS: 0	
PITCHER	IP WLS BF H R ER SO BB IBB HBP BLK WP HR S P ERA WHIP											
Len Barker, R (1, 1) ERA: 4.91	7.1 L 30 5 2 2 4 3 0 0 0 0 0 0 35 47 2.46 1.091											
Steve Bedrosian, R (8, 1) ERA: 3.63	0.2 3 1 0 0 2 0 0 0 0 0 0 0 7 7 0.00 1.500											
Gene Garber, R (9, 1) ERA: 4.34	1.0 3 0 0 0 1 0 0 0 0 0 0 0 5 5 0.00 0.000											

San Diego Padres @ Atlanta Braves
Atlanta-Fulton County Stadium, Atlanta, GA

Sat Sep 17 1983, 3:33 AM EDT
Att: 35,031 - Unknown

livebaseballscorecards.com



Batter	1	2	3	4	5	6	7	8	9	AB	R	H	RBI	BB	SO	LOB
Brett Butler, L (1, 7) OBP: 0.340, SLG: 0.394	0-0 1B		0-0 E9 4-3 1B			0-0 F4		0-3 K 1-2		4	0	2	0	0	1	1
Jerry Royster, R (1, 5) OBP: 0.316, SLG: 0.345	0-0 4-3		0-0 4-3			0-0 F6			0-0 F6	4	0	0	0	0	0	1
Rafael Ramirez, R (1, 6) OBP: 0.337, SLG: 0.371	0-0 5-3		0-0 F7			0-0 F8			0-0 4-3	4	0	0	0	0	0	1
Dale Murphy, R (1, 8) OBP: 0.406, SLG: 0.563		0-3 K		0-0 E5 G3-6-3		0-0 5-3			0-0 1B	4	0	1	0	0	1	0
Chris Chambliss, L (1, 3) OBP: 0.365, SLG: 0.487		0-0 4-3 1B		0-0 G3-6-3 1-2f		0-0 F8			0-0 F2	3	1	1	0	0	0	1
Bob Watson, R (9, PH) OBP: 0.386, SLG: 0.504		0-0 2B		0-0 1-2f		0-0 K			0-0 F2	1	0	0	0	0	0	1
Brad Komminsk, R (1, 9) OBP: 0.333, SLG: 0.261		0-0 4-3		0-0 5-3		0-3 K				3	0	0	0	0	1	1
Bruce Benedict, R (1, 2) OBP: 0.386, SLG: 0.342		0-0 1B		0-3 K				0-0 F9		3	0	1	1	0	1	0
Glenn Hubbard, R (1, 4) OBP: 0.329, SLG: 0.385		0-0 6-3		0-0 5-3		0-0 K		0-3 K		3	0	0	0	0	1	1
Len Barker, R (1, 1) OBP: 0.143, SLG: 0.143		0-3 K		0-3 K				0-0 1B		2	0	0	0	0	2	0
Steve Bedrosian, R (8, 1) OBP: 0.125, SLG: 0.125										0	0	0	0	0	0	0
Mike Jorgensen, L (8, PH) OBP: 0.350, SLG: 0.397										1	0	1	0	0	0	0
Albert Hall, S (8, PR)										0	0	0	0	0	0	0
Gene Garber, R (9, 1)										0	0	0	0	0	0	0

Inning Stats	R: 0	H: 1	E: 0	K: 0	S: 3	H: 1	LOB: 0	BB: 0	P: 3	R: 1	H: 2	E: 0	K: 1	S: 7	H: 1	LOB: 1	BB: 0	P: 7	R: 0	H: 0	E: 1	K: 1	S: 6	H: 0	LOB: 0	BB: 0	P: 3	R: 0	H: 0	E: 0	K: 2	S: 7	H: 0	LOB: 0	BB: 0	P: 7	R: 0	H: 0	E: 0	K: 0	S: 3	H: 0	LOB: 0	BB: 0	P: 3	R: 0	H: 0	E: 0	K: 1	S: 5	H: 0	LOB: 0	BB: 0	P: 5	R: 0	H: 1	E: 1	K: 2	S: 8	H: 1	LOB: 2	BB: 0	P: 8	R: 0	H: 1	E: 0	K: 0	S: 4	H: 1	LOB: 1	BB: 0	P: 4	1B: 5	SF: 0	2B: 1	SAC: 0	3B: 0	DP: 1	HR: 0	HBP: 0	WP: 0	PA: 32
--------------	------	------	------	------	------	------	--------	-------	------	------	------	------	------	------	------	--------	-------	------	------	------	------	------	------	------	--------	-------	------	------	------	------	------	------	------	--------	-------	------	------	------	------	------	------	------	--------	-------	------	------	------	------	------	------	------	--------	-------	------	------	------	------	------	------	------	--------	-------	------	------	------	------	------	------	------	--------	-------	------	-------	-------	-------	--------	-------	-------	-------	--------	-------	--------

PITCHER	IP	WLS	BF	H	R	ER	SO	BB	IBB	HBP	BLK	WP	HR	S	P	ERA	WHIP
Andy Hawkins, R (1, 1) ERA: 2.91	6.0		21	4	1	1	4	0	0	0	0	0	0	29	29	1.50	0.667
Luis DeLeon, R (7, 1) ERA: 2.7	2.2	W	10	2	0	0	3	0	0	0	0	0	0	16	16	0.00	0.750
Gary Lucas, L (9, 1) ERA: 2.96	0.1	S	1	0	0	0	0	0	0	0	0	0	0	1	1	0.00	0.000

BOTTOM

San Diego Padres @ Atlanta Braves
Atlanta-Fulton County Stadium, Atlanta, GA

AB	32
R	1
H	6
RBI	1
BB	0
SO	7
LOB	7



WP	PA	ERA	WHIP
0	32		

Sat Sep 17 1983, 3:33 AM EDT
Att. 35,031 - Unknown

livebaseballscores.com

Batter	1	2	3	4	5	6	7	8	9	10	11	12	13	AB R H RBI BB SO LOB	TOP								
Bobby Brown, S OBP: 0.354, SLG: 0.433 Joe Lansford, R (13, 3)	F5		1B			1B		1B		1B		K		5 1 3 0 1 1 0 0 0 0 0 0 0 0	San Diego Padres @ Atlanta Braves Atlanta-Fulton County Stadium, Atlanta, GA Sun Sep 18 1983, 3:33 AM EDT Att. 25,476 - Unknown livebaseballscorecards.com								
Alan Wiggins, S OBP: 0.363, SLG: 0.333 (13, 7)	4-3			4-3		1B		K		SH1-4			F7	4 0 0 0 1 1 2									
Tony Gwynn, L OBP: 0.358, SLG: 0.374 (1, 9)	4-3			CS 1B		1B		SH1-3 IBB		F7			WP HR 1B	5 1 3 1 1 0 1									
Kevin McReynolds, R OBP: 0.248, SLG: 0.333 Gene Richards, L OBP: 0.327, SLG: 0.388 Kurt Bevacqua, R OBP: 0.338, SLG: 0.349 Ruppert Jones, L OBP: 0.305, SLG: 0.383 (8, PH) (8, PH) (8, 8)		K		1-2 K		F7		SH1-3		F8			HR	3 0 0 0 0 2 3 0 0 0 0 0 0 0 0 0 0 1 0 0 0 2 1 1 2 0 0 1									
Garry Templeton, S OBP: 0.297, SLG: 0.339 (1, 6)		FC6-4 1B				G3		1-3 SH1-4 1B				F6		F9		6 0 2 0 0 1 2							
Luis Salazar, R OBP: 0.284, SLG: 0.388 (1, 5)		FC6-4 FC5-4 1-2f				K		SH1-4					CS 1B	5 0 3 0 0 1 1									
Juan Bonilla, R OBP: 0.309, SLG: 0.309 Luis DeLeon, R OBP: 0.143, SLG: 0.143 Tim Flannery, L OBP: 0.308, SLG: 0.338 Elias Sosa, R OBP: 0.143, SLG: 0.143 Gary Lucas, L (11, 1) (11, 1)		FC5-4 1-2f				6-3		1-3		K			K	3 0 0 0 0 0 2 1 0 0 0 0 1 1 1 0 0 0 0 1 1 0 0 0 0 0 0 0 1 0 0 0 0 1 1									
Doug Gwosdz, R OBP: 0.200, SLG: 0.200 Mario Ramirez, R OBP: 0.331, SLG: 0.314 Bruce Bochy, R OBP: 0.237, SLG: 0.333 (1, 2) (12, PH) (12, 2)			K			F7		1-3		K			F5	4 0 0 0 0 2 2 1 0 0 0 0 0 0 0 0 0 0 0 0 0									
Mark Thurmond, L OBP: 0.114, SLG: 0.091 Edwin Rodriguez, R OBP: 0.333, SLG: 0.333 (1, 1) (7, 4)			6-3			4-3		1B SH1-3 1B		4-3			K	2 0 0 0 0 0 0 3 1 1 0 0 1 1									
Inning Stats	R: 0 E: 0 K: 0 S: 3	H: 0 LOB: 0 BB: 0 P: 3	R: 0 E: 0 K: 1 S: 6	H: 1 LOB: 1 BB: 0 P: 6	R: 0 E: 0 K: 1 S: 5	H: 1 LOB: 1 BB: 0 P: 5	R: 0 E: 0 K: 1 S: 5	H: 0 LOB: 0 BB: 0 P: 5	R: 1 E: 0 K: 0 S: 4	H: 1 LOB: 2 BB: 2 P: 12	R: 0 E: 0 K: 2 S: 8	H: 1 LOB: 1 BB: 0 P: 8	R: 0 E: 0 K: 1 S: 5	H: 1 LOB: 0 BB: 0 P: 5		R: 0 E: 0 K: 2 S: 8	H: 0 LOB: 0 BB: 0 P: 7	R: 2 E: 0 K: 1 S: 8	H: 3 LOB: 1 BB: 0 P: 8	1B: 12 2B: 0 3B: 0 HR: 1	SF: 0 SAC: 3 DP: 0 HBP: 0	WP: 1 PB: 0 SB: 3 CS: 2	PA: 52
PITCHER	IP WLS BF H R ER SO BB IBB HBP BLK WP HR S P ERA WHIP															IP WLS BF H R ER SO BB IBB HBP BLK WP HR S P ERA WHIP							
Pascual Perez, R ERA: 3.6 (1, 1)	7.0																						
Gene Garber, R ERA: 4.47 (8, 1)	0.1																						
Terry Forster, L ERA: 1.84 (8, 1)	2.2																						
Steve Bedrosian, R ERA: 3.57 (11, 1)	2.0																						
Ken Dayley, L ERA: 4.24 (13, 1)	1.0																						

Batter	1	2	3	4	5	6	7	8	9	10	11	12	13	AB R H RBI BB SO LOB
Brett Butler, L OBP: 0.344, SLG: 0.398 (1, 7)	0-0 G3 1B 2B		0-0 F8		4-0 BB			0-0 CS 1B		0-0 G3		0-0 S 1B		5 1 3 0 1 0 1
Jerry Royster, R OBP: 0.311, SLG: 0.339 (1, 5)	0-0 G3		0-0 6-3		0-0 G3			0-0 F5		4-0 IBB		0-0 F8		4 0 0 0 0 0 5
Biff Poceroba, S OBP: 0.319, SLG: 0.371 (10, PH)	2-3							1-2				1-2		0 0 0 0 1 0 0
Randy Johnson, R OBP: 0.365, SLG: 0.319 (10, PR)														1 0 0 0 0 0 2
Rafael Ramirez, R OBP: 0.339, SLG: 0.376 (1, 6)	0-0 BLK 1B			0-0 F8		0-3 K		0-0 HR		0-3 K		4-0 BB		5 1 2 2 1 2 2
Dale Murphy, R OBP: 0.403, SLG: 0.558 (1, 8)	0-3 K			0-0 6-3		0-0 F9		0-3 K			4-0 S BB	0-0 F3		5 0 0 0 1 2 4
Bob Watson, R OBP: 0.378, SLG: 0.490 (1, 3)	0-3 K			0-0 F3		0-0 1B			0-3 K		0-0 F3		0-0 5-3	6 0 1 0 0 2 2
Brad Kominski, R OBP: 0.290, SLG: 0.222 (1, 9)		0-0 F9			0-0 F6		0-0 F9		0-3 K		0-3 K		0-0 F9	4 0 0 0 0 1 1
Claudell Washington, L OBP: 0.317, SLG: 0.408 (11, PH)									0-3 K		0-0 K		0-0 F9	0 0 0 0 0 0 0
Terry Harper, R OBP: 0.340, SLG: 0.397 (11, PH)									0-3 K		1-2 K		2 0 0 0 0 1 1	
Bruce Benedict, R OBP: 0.388, SLG: 0.344 (1, 2)		0-0 F7			0-0 FC3-6 1B		0-0 G5-4-3 1B				0-0 K		0-0 F8	3 0 2 0 0 0 0
Albert Hall, S (7, PR)														0 0 0 0 0 0 0
Matt Sinatro, R (8, 2)											1-4-3			3 0 0 0 0 1 1
Glenn Hubbard, R OBP: 0.330, SLG: 0.384 (1, 4)		0-0 5-3			0-0 BB FC3-6 1B		0-0 G5-4-3			0-0 F6		4-0 1B SH3-4 BB		4 0 1 0 1 0 1
Pascual Perez, R OBP: 0.189, SLG: 0.145 (1, 1)			0-0 1-3		0-0 FC3-6		0-3 K			0-0 G3 1B		0-0 SH3-4		2 0 0 0 0 0 2
Mike Jorgensen, L OBP: 0.246, SLG: 0.391 (7, PH)														1 0 0 0 0 0 1 1
Gene Garber, R (8, 1)														0 0 0 0 0 0 0 0
Terry Forster, L OBP: 0.571, SLG: 0.714 (8, 1)														0 0 0 0 0 0 0 0
Gerald Perry, R OBP: 0.468, SLG: 0.593 (10, PH)														1 0 1 0 0 0 0 0
Steve Bedrosian, R OBP: 1.129, SLG: 0.125 (11, 1)														0 0 0 0 0 0 0 0
Paul Runge, R (12, PH)														0 0 0 0 0 0 0 0
Ken Dayley, L OBP: 0.276, SLG: 0.192 (13, 1)														0 0 0 0 0 0 0 0

Inning Stats	R: 1	H: 2	E: 0	LOB: 1	K: 2	S: 9	P: 9	R: 0	H: 0	E: 0	LOB: 0	K: 0	BB: 0	S: 3	P: 3	R: 0	H: 0	E: 0	LOB: 0	K: 0	BB: 0	S: 3	P: 3	R: 0	H: 2	E: 0	LOB: 3	K: 1	BB: 1	S: 5	P: 9	R: 0	H: 1	E: 0	LOB: 1	K: 1	BB: 0	S: 5	P: 5	R: 1	H: 2	E: 0	LOB: 0	K: 1	BB: 0	S: 6	P: 6	R: 0	H: 0	E: 0	LOB: 0	K: 3	BB: 0	S: 9	P: 9	R: 0	H: 1	E: 0	LOB: 2	K: 1	BB: 1	S: 6	P: 10	R: 0	H: 0	E: 0	LOB: 1	K: 1	BB: 1	S: 5	P: 9	R: 0	H: 1	E: 0	LOB: 3	K: 0	BB: 2	S: 4	P: 12	R: 0	H: 0	E: 0	LOB: 0	K: 0	BB: 0	S: 3	P: 3	1B: 8	SF: 0	WP: 0	PA: 52
Mark Thurmond, L ERA: 2.43 (1, 1)	IP: 6.0	WLS: 24	H: 5	R: 1	ER: 1	SO: 3	BB: 1	IBB: 0	HBP: 0	BLK: 1	WP: 0	HR: 0	S: 29	P: 33	ERA: 1.50	WHIP: 1.000																																																																											
Luis DeLeon, R ERA: 2.68 (7, 1)	IP: 4.0	WLS: 15	H: 4	R: 1	ER: 1	SO: 6	BB: 0	IBB: 1	HBP: 0	BLK: 0	WP: 0	HR: 1	S: 26	P: 30	ERA: 2.25	WHIP: 1.000																																																																											
Elias Sosa, R ERA: 4.35 (11, 1)	IP: 0.1	WLS: 2	H: 0	R: 0	ER: 0	SO: 0	BB: 1	IBB: 0	HBP: 0	BLK: 0	WP: 0	HR: 0	S: 5	P: 5	ERA: 0.00	WHIP: 3.000																																																																											
Gary Lucas, L ERA: 2.87 (11, 1)	IP: 2.2	WLS: 11	H: 1	R: 0	ER: 0	SO: 1	BB: 2	IBB: 0	HBP: 0	BLK: 0	WP: 0	HR: 0	S: 11	P: 19	ERA: 0.00	WHIP: 1.125																																																																											


BOTTOM

San Diego Padres @ Atlanta Braves
Atlanta-Fulton County Stadium, Atlanta, GA

Sun Sep 18 1983, 3:33 AM EDT
Att: 25,476 - Unknown

livebaseballscorecards.com

AB	46
R	2
H	10
RBI	2
BB	5
SO	10
LOB	23



Batter	1	2	3	4	5	6	7	8	9	AB R H RBI BB SO LOB	TOP
Bobby Brown, S (1, 7) OBP: 0.356, SLG: 0.431 Joe Lansford, R (8, 3)	0-0 SH1-3 S 4-3 1B		0-0 F8		4-0 CS BB			0-3 K		3 1 1 0 1 1 0 0 0 0 0 0 0 0	
Alan Wiggins, S (1, 3) OBP: 0.362, SLG: 0.333 (8, 7)	0-0 SH1-3 1-3		0-0 6-3		0-0 F7 1-2			0-0 S PB 1B		3 1 1 0 0 0 1	
Tony Gwynn, L (1, 9) OBP: 0.356, SLG: 0.369	0-0 4-3 3-H		0-0 F8		0-0 4-3			4-0 1-H BB		3 0 0 1 1 0 0	
Terry Kennedy, L (1, 2) OBP: 0.348, SLG: 0.443	0-0 3-1			0-0 1B WP FC6-4 1B		0-0 F7		0-0 F8		4 1 1 0 0 0 1	
Kevin McReynolds, R (1, 8) OBP: 0.257, SLG: 0.340		0-0 E 6-3 1B		0-0 FC6-4 1-3 1B		0-0 F8		0-0 F9		4 1 2 0 0 0 1	
Garry Templeton, S (1, 6) OBP: 0.294, SLG: 0.336		0-0 E6 6-3 1-3		0-0 FC6-4 WP 1-2f 3-H		0-3 K		0-0 F8		4 0 0 1 0 1 2	
Luis Salazar, R (1, 5) OBP: 0.284, SLG: 0.385		0-0 6-3 1-2 3-H		4-0 G4-6-3 BB		0-0 F7		0-0 F4		3 0 0 1 1 0 1	
Juan Bonilla, R (1, 4) OBP: 0.311, SLG: 0.310		0-0 F9 3-H		0-0 G4-6-3 1-2f		0-0 1B		0-0 1B		4 0 2 0 0 0 3	
Ed Whitson, R (1, 1) OBP: 0.195, SLG: 0.154 Sid Monge, S (6, 1) OBP: 0.091, SLG: 0.091 Floyd Chiffer, R (7, 1)		0-0 L1		0-0 F3		0-3 K		0-3 K		2 0 0 0 0 0 1 1 0 0 0 0 1 1 1 0 0 0 0 1 1	
Inning Stats	R: 1 H: 1 E: 0 LOB: 0 K: 0 BB: 0 S: 4 P: 4	R: 1 H: 1 E: 1 LOB: 1 K: 0 BB: 0 S: 5 P: 5	R: 0 H: 0 E: 0 LOB: 0 K: 0 BB: 0 S: 3 P: 3	R: 1 H: 2 E: 0 LOB: 1 K: 0 BB: 1 S: 4 P: 8	R: 0 H: 0 E: 0 LOB: 0 K: 0 BB: 1 S: 2 P: 6	R: 0 H: 0 E: 0 LOB: 0 K: 2 BB: 0 S: 8 P: 8	R: 1 H: 1 E: 0 LOB: 1 K: 1 BB: 1 S: 6 P: 10	R: 0 H: 1 E: 0 LOB: 1 K: 1 BB: 0 S: 6 P: 6	1B: 7 SF: 0 2B: 0 SAC: 1 3B: 0 DP: 1 HR: 0 HBP: 0	WP: 2 PA: 36 PB: 1 SB: 3 CS: 1	
PITCHER Scott Garrelts, R (1, 1) ERA: 2.61 Randy Lerch, L (7, 1) ERA: 6.36	IP WLS BF H R ER SO BB IBB HBP BLK WP HR S P ERA WHIP	6.0 L 23 4 3 2 0 2 2 0 0 0 2 0 21 29 3.00 1.000	3.0 13 3 1 1 4 1 0 0 0 0 0 0 20 24 3.00 1.333		PITCHER IP WLS BF H R ER SO BB IBB HBP BLK WP HR S P ERA WHIP						

San Diego Padres @ San Francisco Giants
 Candlestick Park, San Francisco, CA
 Mon Sep 19 1983, 10:05 PM EDT
 Att. 2,486 - Unknown

AB	32
R	4
H	7
RBI	3
BB	3
SO	4
LOB	12



livebaseballscorecards.com

Batter	1	2	3	4	5	6	7	8	9	AB R H RBI BB SO LOB
Dan Gladden, R OBP: 0.265, SLG: 0.323 (1, 8)	0-0 F8	0-0 BB S 1B		0-0 5-3			0-0 CS 1B		0-0 F3	5 0 2 0 0 0 0
Tom O'Malley, L OBP: 0.342, SLG: 0.326 (1, 5)	0-0 2B FC6-5 1B	4-0 BB 1-2 BB			0-3 K		4-0 1-2 BB			2 1 1 0 2 1 0
Joel Youngblood, R OBP: 0.353, SLG: 0.479 (1, 4)	0-0 FC6-5 1-3 2B	4-0 1-2 2-3 BB			0-0 F4		0-0 L6			3 0 1 0 1 0 1
Jeffrey Leonard, R OBP: 0.321, SLG: 0.466 (1, 7)	0-0 FC6-5 2B	0-3 K			0-0 F7		0-3 K			4 1 0 1 0 2 5
Chili Davis, S OBP: 0.305, SLG: 0.351 (1, 9)	0-0 1-H 2B		0-0 F5			0-0 F8		0-3 K		4 0 1 1 0 1 0
Chris Smith, S OBP: 0.333, SLG: 0.324 (1, 3)	4-0 BB		0-0 G3			0-0 F7		0-0 F7		3 0 0 0 1 0 0
Bob Brenly, R OBP: 0.304, SLG: 0.357 (1, 2)	0-0 F9		0-0 1-3			4-0 1B 1B BB		0-0 F9		3 0 0 0 1 0 2
Joe Pettini, R OBP: 0.225, SLG: 0.188 (6, PH)		0-0 F6		0-0 F8		0-0 1B 1-2 1B		0-0 6-3		2 0 0 0 0 0 0
Dave Bergman, L OBP: 0.392, SLG: 0.457 (6, PR)										1 0 1 0 0 0 0
Guy Sularz, R OBP: 0.167, SLG: 0.167 (7, 6)										0 0 0 0 0 0 0
Duane Kuiper, L OBP: 0.350, SLG: 0.284 (9, PH)										1 0 0 0 0 0 0
Scott Garrelts, R OBP: 0.200, SLG: 0.200 (6, PH)		0-3 K		0-0 F2		0-0 1-2 2-H 1B		0-0 F6		2 0 0 0 0 1 0
Max Venable, L OBP: 0.303, SLG: 0.393 (7, 1)										1 0 1 0 0 0 0
Randy Lerch, L OBP: 0.300, SLG: 0.333 (9, PH)										0 0 0 0 0 0 0
Darrell Evans, L OBP: 0.384, SLG: 0.523 (9, PH)										1 0 0 0 0 0 0

Inning Stats	R: 2 E: 0 K: 0 S: 6	H: 3 LOB: 2 BB: 1 P: 10	R: 0 E: 0 K: 2 S: 8	H: 1 LOB: 3 BB: 2 P: 16	R: 0 E: 0 K: 0 S: 3	H: 0 LOB: 0 BB: 0 P: 3	R: 0 E: 0 K: 0 S: 3	H: 0 LOB: 0 BB: 0 P: 3	R: 0 E: 0 K: 1 S: 5	H: 2 LOB: 2 BB: 1 P: 8	R: 0 E: 0 K: 1 S: 5	H: 1 LOB: 1 BB: 1 P: 9	R: 0 E: 0 K: 1 S: 5	H: 0 LOB: 0 BB: 0 P: 5	R: 0 E: 0 K: 0 S: 3	H: 0 LOB: 0 BB: 0 P: 3	1B: 5 2B: 2 3B: 0 HR: 0	SF: 0 SAC: 0 DP: 0 HBP: 0	WP: 0 PB: 0 SB: 2 CS: 1	PA: 37
--------------	------------------------------	----------------------------------	------------------------------	----------------------------------	------------------------------	---------------------------------	------------------------------	---------------------------------	------------------------------	---------------------------------	------------------------------	---------------------------------	------------------------------	---------------------------------	------------------------------	---------------------------------	----------------------------------	------------------------------------	----------------------------------	--------

PITCHER	IP	WLS	BF	H	R	ER	SO	BB	IBB	HBP	BLK	WP	HR	S	P	ERA	WHIP
Ed Whitson, R ERA: 4.62 (1, 1)	5.2		26	5	2	2	3	4	0	0	0	0	0	28	44	3.18	1.588
Sid Monge, L ERA: 3.86 (6, 1)	0.2		3	2	0	0	0	1	0	0	0	0	0	2	6	0.00	4.500
Floyd Chiffer, R ERA: 3.5 (7, 1)	2.2	S	8	0	0	0	2	0	0	0	0	0	0	12	12	0.00	0.000

BOTTOM

San Diego Padres @ San Francisco Giants
Candlestick Park, San Francisco, CA

livebaseballscorecards.com

AB	32
R	2
H	7
RBI	2
BB	5
SO	5
LOB	8



WP	HR	S	P	ERA	WHIP
0	0	0	0	0.00	0.000

Mon Sep 19 1983, 10:05 PM EDT
Att. 2,486 - Unknown

Batter	1	2	3	4	5	6	7	8	9	AB R H RBI BB SO LOB	TOP												
Bobby Brown, S OBP: 0.356, SLG: 0.429 Gerry Davis, R (6, 9)	0-0 6-3			0-0 E4 4-3 SF9 1B		0-0 F7		0-0 6-3		3 1 1 0 0 0 1 1 0 0 0 0 0 0	San Diego Padres @ San Francisco Giants Candlestick Park, San Francisco, CA Tue Sep 20 1983, 10:05 PM EDT Att. 4,341 - Unknown livebaseballscorecards.com												
Alan Wiggins, S OBP: 0.362, SLG: 0.333 Joe Lansford, R OBP: 0.500, SLG: 0.500 (6, 3)	0-0 4-3			0-0 4-3		0-0		0-0 1B		3 0 1 0 0 0 1 1 0 1 0 0 0 0													
Tony Gwynn, L OBP: 0.355, SLG: 0.369 (6, 7)	0-0 5-3			0-0 SF9		0-0 F7		0-0 1B		3 0 1 1 0 0 2													
Terry Kennedy, L OBP: 0.346, SLG: 0.440 Bruce Bochy, R OBP: 0.231, SLG: 0.324 (6, 2)			0-0 F7		0-0 4-3		0-0 F8		0-0 F3	3 0 0 0 0 0 2 1 0 0 0 0 0 2													
Kevin McReynolds, R OBP: 0.265, SLG: 0.346 (1, 8)			0-0 G4-6-3 1B		0-0 6-3		0-0 E 1B		0-0 F8	4 0 2 0 0 0 0													
Garry Templeton, S OBP: 0.292, SLG: 0.333 Edwin Rodriguez, R OBP: 0.250, SLG: 0.250 (7, 6)			0-0 G4-6-3 1-2f		0-0 4-3		0-0 L6 1-3		0-0 4-3	3 0 0 0 0 0 2 1 0 0 0 0 0 0													
Luis Salazar, R OBP: 0.284, SLG: 0.386 George Hinshaw, R (6, 5)			0-0 F9		0-0 1B		0-3 K		0-0 F8	2 0 1 0 0 0 0 2 0 0 0 0 1 1													
Juan Bonilla, R OBP: 0.310, SLG: 0.309 Marty Decker, R (7, 1)			0-0 4-3		0-0 L4		0-0 F8			2 0 0 0 0 0 1 0 0 0 0 0 0 0													
Eric Show, R OBP: 0.203, SLG: 0.194 Dennis Rasmussen, L Greg Booker, R Steve Fireovid, S Tim Flannery, L Ruppert Jones, L OBP: 0.304, SLG: 0.382 (7, PH)			0-3 K				0-0 1B 1B		0-0 F8	0 0 0 0 0 0 0 1 0 0 0 0 0 1 0 0 0 0 0 0 0 0 0 0 0 0 0 0 2 0 1 0 0 0 0 1 0 0 0 0 0 1													
Inning Stats	R: 0 E: 0 K: 0 S: 3	H: 0 LOB: 0 BB: 0 P: 3	R: 0 E: 0 K: 0 S: 3	H: 1 LOB: 0 BB: 0 P: 3	R: 0 E: 0 K: 1 S: 5	H: 0 LOB: 0 BB: 0 P: 5	R: 1 E: 1 K: 0 S: 4	H: 1 LOB: 0 BB: 0 P: 4	R: 0 E: 0 K: 0 S: 4	H: 1 LOB: 1 BB: 0 P: 4		R: 0 E: 0 K: 0 S: 5	H: 2 LOB: 2 BB: 0 P: 5	R: 0 E: 1 K: 1 S: 6	H: 1 LOB: 1 BB: 0 P: 6	R: 0 E: 0 K: 0 S: 5	H: 2 LOB: 2 BB: 0 P: 5	R: 0 E: 0 K: 0 S: 3	H: 0 LOB: 0 BB: 0 P: 3	1B: 8 2B: 0 3B: 0 HR: 0	SF: 1 SAC: 0 DP: 1 HBP: 0	WP: 0 PB: 0 SB: 0 CS: 0	PA: 34
PITCHER Mark Calvert, R ERA: 4.22 Andy McGaffigan, R ERA: 4.49	IP 6.0 3.0	WLS W S	BF 22 12	H 5 3	R 1 0	ER 0 0	SO 1 1	BB 0 0	IBB 0 0	HBP 0 0	BLK 0 0	WP 0 0	HR 0 0	S 24 14	P 24 14	ERA 0.00 0.00	WHIP 0.833 1.000						PITCHER IP WLS BF H R ER SO BB IBB HBP BLK WP HR S P ERA WHIP




Batter	1	2	3	4	5	6	7	8	9	AB	R	H	RBI	BB	SO	LOB
Dan Gladden, R OBP: 0.308, SLG: 0.303 (1, 8)	4-0 BB 1B BB BB	4-0 BB BB		0-0 F8	0-0 5-3			4-0 BB BB BB		2	1	0	0	3	0	0
Tom O'Malley, L OBP: 0.345, SLG: 0.336 (1, 5) Guy Sularz, R OBP: 0.167, SLG: 0.167 (9, 5)	0-0 BB 1B 1-2	0-0 F8		0-0 HR		4-0 BB BB BB		0-3 K		4	2	2	1	1	1	3
Joel Youngblood, R OBP: 0.354, SLG: 0.476 (1, 4)	4-0 BB 1B 1-2 2-3		0-0 E6	0-0 CS 1B		0-0 8-6		0-0 F7		4	1	1	0	1	0	3
Darrell Evans, L OBP: 0.384, SLG: 0.521 (1, 3) Andy McGaffigan, R OBP: 0.097, SLG: 0.133 (7, 1)	0-0 BB 1B 4-3		0-0 F9	0-0 F2		0-0 4-3				4	0	1	2	0	0	2
Chili Davis, S OBP: 0.307, SLG: 0.351 (1, 9)	4-0 BB 1B 1-2 4-3		0-3 K		0-0 1B E 1B			0-3 K		3	1	1	0	1	2	1
Max Venable, L OBP: 0.306, SLG: 0.395 (1, 7)	0-0 BB 1B 4-3		0-0 2B 1B		0-0 1-3 S 4-3 1B			0-0 G3		4	2	2	1	0	0	2
Bob Brenly, R OBP: 0.306, SLG: 0.360 (1, 2)	0-0 BB 1B F4		0-0 1H 2B		4-0 BB BB BB 4-3 WP 4-3 BB			0-0 6-3		3	1	1	1	1	0	2
Joe Pettini, R OBP: 0.240, SLG: 0.194 (1, 6)		0-3 BB BB BB	0-0 K	4-0 BB		0-0 4-3		0-0 WP F9 1B		3	0	1	1	1	1	1
Mark Calvert, R (1, 1) Dave Bergman, L (7, 3)		0-0 BB BB BB	0-3 F7	0-3 K		0-0 4-3		0-0 F9		3	0	0	0	0	1	3
										1	0	0	0	0	0	1

Inning Stats	R: 2	H: 2	E: 0	K: 0	S: 4	LOB: 2	BB: 3	P: 16	R: 0	H: 0	E: 0	K: 1	S: 5	LOB: 1	BB: 1	P: 9	R: 2	H: 2	E: 1	K: 2	S: 10	LOB: 2	BB: 1	P: 14	R: 1	H: 2	E: 0	K: 0	S: 4	LOB: 0	BB: 0	P: 4	R: 3	H: 2	E: 0	K: 0	S: 5	LOB: 0	BB: 1	P: 9	R: 0	H: 0	E: 0	K: 1	S: 5	LOB: 0	BB: 0	P: 6	R: 0	H: 0	E: 0	K: 1	S: 5	LOB: 0	BB: 0	P: 5	R: 0	H: 1	E: 0	K: 1	S: 6	LOB: 2	BB: 1	P: 10
--------------	------	------	------	------	------	--------	-------	-------	------	------	------	------	------	--------	-------	------	------	------	------	------	-------	--------	-------	-------	------	------	------	------	------	--------	-------	------	------	------	------	------	------	--------	-------	------	------	------	------	------	------	--------	-------	------	------	------	------	------	------	--------	-------	------	------	------	------	------	------	--------	-------	-------

AB	R	H	RBI	BB	SO	LOB						
2	1	0	0	3	0	0						
4	2	2	1	1	1	3						
0	0	0	0	0	0	0						
4	1	1	0	1	0	3						
4	0	1	2	0	0	2						
0	0	0	0	0	0	0						
3	1	1	0	1	2	1						
4	2	2	1	0	0	2						
3	1	1	1	1	0	2						
3	0	1	1	1	1	1						
3	0	0	0	0	1	3						
1	0	0	0	0	0	1						
1B: 7	2B: 2	3B: 0	HR: 1	SF: 0	SAC: 0	DP: 1	HBP: 0	WP: 2	PB: 0	SB: 3	CS: 1	PA: 39

San Diego Padres @ San Francisco Giants
Candlestick Park, San Francisco, CA
Tue Sep 20 1983, 10:05 PM EDT
Att. 4,341 - Unknown

AB	31
R	8
H	9
RBI	6
BB	8
SO	5
LOB	18



PITCHER	IP	WLS	BF	H	R	ER	SO	BB	IBB	HBP	BLK	WP	HR	S	P	ERA	WHIP
Eric Show, R (1, 1) ERA: 4.13	0.1	L	4	2	2	2	0	2	0	0	0	0	0	2	10	54.00	12.000
Dennis Rasmussen, L (1, 1) ERA:	2.2		14	2	2	0	3	3	0	0	0	0	0	17	29	0.00	1.875
Greg Booker, R (4, 1) ERA: 9.82	1.0		7	4	4	4	0	1	0	0	0	0	1	6	10	36.00	5.000
Steve Fireovid, R (5, 1) ERA: 3.0	2.0		6	0	0	0	0	1	0	0	0	1	0	5	9	0.00	0.500
Marty Decker, R (7, 1) ERA:	2.0		8	1	0	0	2	1	0	0	0	1	0	11	15	0.00	1.000

Batter	1	2	3	4	5	6	7	8	9	AB R H RBI BB SO LOB	TOP											
Bobby Brown, S (1, 7) OBP: 0.354, SLG: 0.426 Ruppert Jones, L (9, 8) OBP: 0.304, SLG: 0.382	0-3 K		0-0 FC6-4			0-0 FC6 1B		0-0 E5 WP HR		4 1 1 0 0 1 1 0 0 0 0 0 0 0	San Diego Padres @ San Francisco Giants Candlestick Park, San Francisco, CA Wed Sep 21 1983, 6:33 AM EDT Att. 5,294 - Unknown											
Alan Wiggins, S (1, 3) OBP: 0.362, SLG: 0.333 Joe Lansford, R (8, PH) OBP: 0.667, SLG: 1.667 Floyd Chiffer, R (8, 1) Gary Lucas, L (9, 1)	0-0 F8			0-0 BB S 1B		0-0 FC6 1B		0-0 HR		3 1 1 0 0 0 1 1 1 1 2 0 0 0 0 0 0 0 0 0 0 0 0 0 0 0 0 0												
Tony Gwynn, L (1, 9) OBP: 0.357, SLG: 0.369	0-0 4-3			4-0 BB 1-3		0-0 S 1B		0-3 K		3 0 1 1 1 1 0												
Kevin McReynolds, R (1, 8) OBP: 0.256, SLG: 0.333		0-0 6-3		0-0 F6		0-0 F9			0-0 F3	4 0 0 0 0 0 2												
Terry Kennedy, L (1, 2) OBP: 0.346, SLG: 0.439 George Hinshaw, R (9, PR) Doug Gwosdz, R (9, 2) OBP: 0.200, SLG: 0.200		0-3 K		0-3 K			0-3 K		0-0 FC6-4 1B	4 0 1 0 0 0 3 1 0 0 0 0 0 0 0 0 0 0 0 0 0 0												
Garry Templeton, S (1, 6) OBP: 0.269, SLG: 0.330		0-0 F8			0-0 6-3		0-0 6-3		0-0 FC6-4 WP 2B	4 1 0 0 0 0 1												
Luis Salazar, R (1, 5) OBP: 0.286, SLG: 0.389			0-0 CS 1B		0-0 5-3		0-0 F7		0-0 2B	4 0 2 1 0 0 0												
Juan Bonilla, R (1, 4) OBP: 0.308, SLG: 0.307			0-0 F7		0-0 6-3			0-0 4-3	0-0 5-3	4 0 0 0 0 0 3												
Tim Lollar, L (1, 1) OBP: 0.286, SLG: 0.339 Kurt Bevacqua, R (8, PH) OBP: 0.337, SLG: 0.347			0-0 FC6-4 1B			0-0 4-3		0-0 F8		2 0 1 0 0 0 0 1 0 0 0 0 0 0												
Inning Stats	R: 0 E: 0 K: 1 S: 5	H: 0 LOB: 0 BB: 0 P: 5	R: 0 E: 0 K: 1 S: 5	H: 0 LOB: 0 BB: 0 P: 5	R: 0 E: 0 K: 0 S: 4	H: 2 LOB: 1 BB: 0 P: 4	R: 0 E: 0 K: 1 S: 5	H: 1 LOB: 1 BB: 1 P: 9	R: 0 E: 0 K: 0 S: 3	H: 0 LOB: 0 BB: 0 P: 3		R: 1 E: 1 K: 0 S: 5	H: 2 LOB: 1 BB: 0 P: 5	R: 0 E: 0 K: 1 S: 5	H: 0 LOB: 0 BB: 0 P: 5	R: 2 E: 1 K: 1 S: 7	H: 1 LOB: 0 BB: 0 P: 7	R: 1 E: 0 K: 0 S: 5	H: 2 LOB: 2 BB: 0 P: 5	1B: 6 2B: 1 3B: 0 HR: 1	SF: 0 SAC: 0 DP: 0 HBP: 0	WP: 2 PB: 0 SB: 2 CS: 1
PITCHER	IP WLS BF H R ER SO BB IBB HBP BLK WP HR S P ERA WHIP																					
Mark Davis, L (1, 1) ERA: 3.72 Gary Lavelle, L (9, 1) ERA: 2.67	8.0 30 6 3 0 5 1 0 0 0 1 1 39 43 0.00 0.875																					
	1.0 5 2 1 1 0 0 0 0 0 1 0 5 5 9.00 2.000																					

AB	34
R	4
H	8
RBI	4
BB	1
SO	5
LOB	9



livebaseballscorecards.com

Batter	1	2	3	4	5	6	7	8	9	AB	R	H	RBI	BB	SO	LOB
Dan Gladden, R OBP: 0.279, SLG: 0.270 (1, 8)	0-0 F8		0-3 K			0-0 F8		0-3 K		4	0	0	0	0	2	0
Brad Wellman, R OBP: 0.299, SLG: 0.249 (1, 4)	0-3 K			0-0 G3		4-0 BB CS		0-3 K		3	0	0	0	1	2	0
Joel Youngblood, R OBP: 0.356, SLG: 0.485 (1, 5)	0-3 K			0-0 HR 1B		0-0 HR 1-2		0-0 F8		4	2	2	1	0	1	0
Jeffrey Leonard, R OBP: 0.324, SLG: 0.474 (1, 7)		0-0 S 1B		0-0 HR 1-H		0-0 1B		0-0 F9		4	1	3	2	0	0	0
Chili Davis, S OBP: 0.306, SLG: 0.350 (1, 9)		0-3 K 1-2		0-3 K		0-0 F3		0-0 HR 1B		4	1	1	0	0	2	2
Chris Smith, S OBP: 0.311, SLG: 0.300 Dave Bergman, L OBP: 0.383, SLG: 0.481 (1, 3) (8, 3)		0-0 5-3		0-3 K			0-3 K		0-0 HR 1-H	3	0	0	0	0	2	1
Bob Brenly, R OBP: 0.303, SLG: 0.356 (1, 2)		0-3 K			0-3 K		0-0 F8			1	1	1	2	0	0	0
Guy Sularz, R OBP: 0.111, SLG: 0.111 (1, 6)			0-0 G1		0-0 F9		0-3 K		0-0 HR	3	0	0	0	0	1	0
Mark Davis, L OBP: 0.250, SLG: 0.200 Tom O'Malley, L OBP: 0.344, SLG: 0.335 Gary Lavelle, S (8, PH) (9, 1)			0-3 K		0-3 K			0-0 F8		2	0	0	0	0	2	0
										1	0	0	0	0	0	0
										0	0	0	0	0	0	0

Inning Stats		R: 0	H: 0	R: 0	H: 1	R: 0	H: 0	R: 2	H: 2	R: 0	H: 0	R: 1	H: 2	R: 0	H: 0	R: 0	H: 0	R: 2	H: 2	1B: 4	SF: 0	WP: 0	PA: 33			
		E: 0	LOB: 0	E: 0	LOB: 1	E: 0	LOB: 0	E: 0	LOB: 0	E: 0	LOB: 0	E: 0	LOB: 1	E: 0	LOB: 0	E: 0	LOB: 0	E: 0	LOB: 0	2B: 0	SAC: 0	PB: 0				
		K: 2	BB: 0	K: 2	BB: 0	K: 2	BB: 0	K: 2	BB: 0	K: 2	BB: 0	K: 0	BB: 1	K: 2	BB: 0	K: 2	BB: 0	K: 0	BB: 0	3B: 0	DP: 0	SB: 1				
		S: 7	P: 7	S: 8	P: 8	S: 7	P: 7	S: 9	P: 9	S: 7	P: 7	S: 4	P: 8	S: 7	P: 7	S: 7	P: 7	S: 4	P: 4	HR: 3	HBP: 0	CS: 1				
PITCHER	IP	WLS	BF	H	R	ER	SO	BB	IBB	HBP	BLK	WP	HR	S	P	ERA	WHIP						ERA	WHIP		
Tim Lollar, L ERA: 4.49 (1, 1)	7.0		26	5	3	3	12	1	0	0	0	0	2	49	53	3.86	0.857									
Floyd Chiffer, R ERA: 3.66 (8, 1)	1.2		6	1	1	1	2	0	0	0	0	0	0	10	10	5.40	0.600									
Gary Lucas, L ERA: 2.98 (9, 1)	0.0	L	1	1	1	1	0	0	0	0	0	0	1	1	1	∞	∞									

BOTTOM

San Diego Padres @ San Francisco Giants
Candlestick Park, San Francisco, CA

Wed Sep 21 1983, 6:33 AM EDT
Att. 5,294 - Unknown

AB	32
R	5
H	7
RBI	5
BB	1
SO	14
LOB	4



Batter	1	2	3	4	5	6	7	8	9	AB	R	H	RBI	BB	SO	LOB	TOP								
Bobby Brown, S (1, 7) OBP: 0.360, SLG: 0.427 Joe Lansford, R (9, 3) OBP: 0.667, SLG: 1.667	0-3 K			0-0 BB 1B 2B 1B	0-0 1-2 HR 1B		4-0 1B BB 2B BB	0-0 F8		4	3	2	0	1	1	1									
Alan Wiggins, S (1, 3) OBP: 0.362, SLG: 0.332 (9, 7)	0-0 6-3			0-0 1-2 BB 1B	0-0 P6		4-0 1-2 1B BB	0-0 FC6-4 E S		4	2	1	0	1	0	3									
Tony Gwynn, L (1, 9) OBP: 0.364, SLG: 0.383	0-0 F9			4-0 1-2 2-3 2B 4-3 BB	0-0 1-H 2-H HR		0-0 1-2 2-3 2B 1B	4-0 1-3 BB		3	3	2	3	2	0	0									
Terry Kennedy, L (1, 2) OBP: 0.344, SLG: 0.438 Doug Gwosdz, R (8, 2) OBP: 0.200, SLG: 0.200		0-0 4-3		0-0 1-3 2-H 3-H 2B	0-3 K		0-3 K	0-0 F8		5	0	1	2	0	2	5									
Ruppert Jones, L (1, 8) OBP: 0.305, SLG: 0.394		0-3 K		0-0 3-H 4-3		0-3 K	0-0 1-H 2-H 3-H 1B 2B		0-0 HR	5	2	2	5	0	2	1									
Garry Templeton, S (1, 6) OBP: 0.268, SLG: 0.329		0-0 6-3		0-3 K		0-0 E5 G3	0-0 2-H 1B		0-0 F7	5	0	1	1	0	1	1									
Luis Salazar, R (1, 5) OBP: 0.283, SLG: 0.385			0-3 K	0-0 F5		0-0 G3	0-3 K		0-0 L6	5	0	0	0	0	2	3									
Juan Bonilla, R (1, 4) OBP: 0.307, SLG: 0.305			0-0 1-3		0-0 E6 FC5-6	4-0 IBB	0-0 4-3		0-0 4-3	4	0	0	0	1	0	1									
Mark Thurmond, L (1, 1) OBP: 0.105, SLG: 0.083 Luis DeLeon, R (6, 1) OBP: 0.200, SLG: 0.143 Sid Monge, S (9, 1) OBP: 0.091, SLG: 0.091			0-3 K		0-0 FC5-6 1B 1-2f HR	0-0 P4		4-0 FC6-4 BB		3	1	0	0	0	1	3									
Inning Stats	R: 0 E: 0 K: 1 S: 5	H: 0 LOB: 0 BB: 0 P: 5	R: 0 E: 0 K: 1 S: 5	H: 0 LOB: 0 BB: 0 P: 5	R: 0 E: 0 K: 2 S: 7	H: 0 LOB: 0 BB: 0 P: 7	R: 3 E: 0 K: 1 S: 8	H: 3 LOB: 1 BB: 1 P: 12	R: 3 E: 1 K: 1 S: 8	H: 2 LOB: 0 BB: 0 P: 8	R: 0 E: 1 K: 1 S: 6	H: 0 LOB: 2 BB: 1 P: 10	R: 4 E: 0 K: 2 S: 10	H: 3 LOB: 1 BB: 2 P: 18	R: 0 E: 0 K: 0 S: 3	H: 0 LOB: 2 BB: 2 P: 11	R: 1 E: 0 K: 0 S: 4	H: 1 LOB: 0 BB: 0 P: 4	1B: 5 2B: 2 3B: 0 HR: 2	SF: 0 SAC: 0 DP: 0 HBP: 0	WP: 0 PB: 0 SB: 1 CS: 0	PA: 44			
PITCHER	IP	WLS	BF	H	R	ER	SO	BB	IBB	HBP	BLK	WP	HR	S	P	ERA	WHIP								
Mario Soto, R (1, 1) ERA: 2.69	6.0		27	5	6	3	7	1	1	0	0	0	1	39	47	4.50	1.000								
Ben Hayes, R (7, 1) ERA: 6.24	0.0	L	2	0	2	2	0	2	0	0	0	0	0	0	8	∞	∞								
Ted Power, R (7, 1) ERA: 4.61	3.0		15	4	3	3	2	2	0	0	0	0	1	17	25	9.00	2.000								

San Diego Padres @ Cincinnati Reds
 Riverfront Stadium, Cincinnati, OH
 Fri Sep 23 1983, 7:05 PM EDT
 Att. 6,635 - Unknown

livebaseballscorecards.com

AB	38
R	11
H	9
RBI	11
BB	6
SO	9
LOB	18



Batter	1	2	3	4	5	6	7	8	9	AB R H RBI BB SO LOB
Gary Redus, R (1, 7) OBP: 0.351, SLG: 0.445	0-0 F8		0-0 F8		0-0 F9		0-3 K		0-0 HR	5 1 1 2 0 1 1
Kelly Paris, R (1, 6) OBP: 0.312, SLG: 0.274 Eddie Milner, L (9, PH) OBP: 0.349, SLG: 0.377 Alan Knicely, R (9, PH) OBP: 0.327, SLG: 0.316	0-0 L6		0-0 1B		0-0 P6		0-3 K		0-3 K	4 1 1 0 0 1 1 0 0 0 0 0 0 0 1 0 0 0 0 1 0
Cesar Cedeno, R (1, 9) OBP: 0.301, SLG: 0.354	0-0 F8		0-0 1B		0-0 6-3		0-0 5-3		0-0 WP	5 0 2 1 0 0 0
Nick Esasky, R (1, 5) OBP: 0.329, SLG: 0.452		0-0 5-3	0-0 F8		0-0 1B		4-0 4-3		0-0 F9	4 1 1 0 1 0 2
Paul Householder, S (1, 8) OBP: 0.327, SLG: 0.389		0-0 6-3		0-3 K		0-0 1B		0-0 4-3		4 1 1 0 0 1 1
Skeeter Barnes, R (1, 3) OBP: 0.313, SLG: 0.154		0-3 K		0-0 CS		0-0 F8		0-0 F8		4 0 1 0 0 1 3
Alex Trevino, R (1, 2) OBP: 0.290, SLG: 0.304 Steve Christmas, L (8, PH) OBP: 0.200, SLG: 0.125			0-0 P4		0-0 F7		0-0 E8		0-0 F2	3 1 1 1 0 0 1 1 0 0 0 0 0 1
Ron Oester, S (1, 4) OBP: 0.318, SLG: 0.387			4-0 SH		0-0 FC4-6		0-0 2H		0-0 HR	3 2 3 2 1 0 0
Mario Soto, R (1, 1) OBP: 0.140, SLG: 0.165 Duane Walker, L (6, PH) OBP: 0.292, SLG: 0.333 Ben Hayes, R (7, 1) Ted Power, R (7, 1) Dallas Williams, L (9, PH) OBP: 0.095, SLG: 0.050			0-0 SH		0-0 FC4-6		0-0 F8		0-0 P4	1 1 0 0 0 0 1 1 0 0 0 0 0 1 0 0 0 0 0 0 0 0 0 0 0 0 0 0 1 0 0 0 0 0 1

Inning Stats	R: 0	H: 0	E: 0	K: 0	S: 3	LOB: 0	BB: 0	P: 3	R: 0	H: 0	E: 0	K: 1	S: 5	LOB: 0	BB: 0	P: 5	R: 3	H: 2	E: 1	K: 0	S: 6	LOB: 1	BB: 1	P: 10	R: 0	H: 1	E: 0	K: 1	S: 5	LOB: 0	BB: 0	P: 5	R: 0	H: 1	E: 0	K: 0	S: 4	LOB: 1	BB: 0	P: 4	R: 3	H: 4	E: 1	K: 0	S: 7	LOB: 1	BB: 0	P: 7	R: 0	H: 0	E: 0	K: 2	S: 7	LOB: 0	BB: 0	P: 7	R: 0	H: 0	E: 0	K: 0	S: 3	LOB: 1	BB: 1	P: 7	R: 2	H: 3	E: 0	K: 1	S: 8	LOB: 1	BB: 0	P: 8	1B: 9	SF: 0	2B: 1	SAC: 1	3B: 0	DP: 0	HR: 1	HBP: 0	WP: 1	PA: 40
--------------	------	------	------	------	------	--------	-------	------	------	------	------	------	------	--------	-------	------	------	------	------	------	------	--------	-------	-------	------	------	------	------	------	--------	-------	------	------	------	------	------	------	--------	-------	------	------	------	------	------	------	--------	-------	------	------	------	------	------	------	--------	-------	------	------	------	------	------	------	--------	-------	------	------	------	------	------	------	--------	-------	------	-------	-------	-------	--------	-------	-------	-------	--------	-------	--------

PITCHER	IP	WLS	BF	H	R	ER	SO	BB	IBB	HBP	BLK	WP	HR	S	P	ERA	WHIP
Mark Thurmond, L (1, 1) ERA: 2.63	5.2		25	7	6	4	2	1	0	0	0	0	0	28	32	6.35	1.412
Luis DeLeon, R (6, 1) ERA: 2.78	2.2	W	12	3	2	2	2	1	0	0	0	0	1	15	19	6.75	1.500
Sid Monge, L (9, 1) ERA: 3.82	0.2		3	1	0	0	1	0	0	0	0	1	0	5	5	0.00	1.500

BOTTOM

San Diego Padres @ Cincinnati Reds
Riverfront Stadium, Cincinnati, OH
Fri Sep 23 1983, 7:05 PM EDT
Att. 6,635 - Unknown

livebaseballscorecards.com

AB	37
R	8
H	11
RBI	6
BB	2
SO	5
LOB	13



Batter	1	2	3	4	5	6	7	8	9	AB R H RBI BB SO LOB	TOP							
Bobby Brown, S (1, 7) OBP: 0.356, SLG: 0.418	4-0 4-3 3B S BB	0-3 K	0-0 F7	0-3 K	0-0 F8	0-0 FC6-4	4 1 0 0 1 2 4											
Alan Wiggins, S (1, 3) OBP: 0.361, SLG: 0.329	0-3 K	4-0 1-2 BB	0-0 4-3	0-0 4-3	0-0 4-3	0-0 FC6-4	4 0 0 0 1 1 3											
Tony Gwynn, L (1, 9) OBP: 0.363, SLG: 0.381	0-0 4-3	0-3 K2-3	0-0 4-3	0-0 1B	0-0 F8	0-0 F8	4 0 1 0 0 1 3											
Terry Kennedy, L (1, 2) OBP: 0.344, SLG: 0.436	4-0 3B BB	0-0 4-3	0-0 F7	0-0 F7	0-0 F7	0-0 F7	3 1 0 0 1 0 1											
Ruppert Jones, L (1, 8) OBP: 0.304, SLG: 0.399	0-0 1-H 3-H 3B	0-0 F7	0-0 F8	0-0 F8	0-3 K	0-3 K	4 0 1 2 0 1 1											
Garry Templeton, S (1, 6) OBP: 0.290, SLG: 0.329	4-0 S BB	0-0 FC5-4 1B	0-0 4-3	0-0 4-3	0-3 K	0-3 K	3 0 1 0 1 1 1											
Luis Salazar, R (1, 5) OBP: 0.281, SLG: 0.381	0-0 F8	0-0 FC5-4	0-0 F9	0-0 F8	0-0 F8	0-0 F8	4 0 0 0 0 0 3											
Juan Bonilla, R (1, 4) OBP: 0.306, SLG: 0.304	0-0 6-3	0-0 1B	0-0 5-3	0-0 L6	0-0 L6	0-0 L6	4 0 1 0 0 0 0											
Ed Whitson, R (1, 1) OBP: 0.227, SLG: 0.190	0-0 K	0-0 E5	0-0 K	0-0 K	0-0 K	0-0 K	3 0 2 0 0 1 1											
Gene Richards, L (9, PH) OBP: 0.325, SLG: 0.386	0-0 BB	0-0 1B	0-0 K	0-0 K	0-0 K	0-0 K	1 0 0 0 0 0 0											
Sid Monge, S (9, 1) OBP: 0.091, SLG: 0.091	0-0 1B	0-0 K	0-0 K	0-0 K	0-0 K	0-0 K	0 0 0 0 0 0 0											
Floyd Chiffer, R (9, 1)	0-0 1B	0-0 K	0-0 K	0-0 K	0-0 K	0-0 K	0 0 0 0 0 0 0											
Inning Stats	R: 2 E: 0 K: 1 S: 6	H: 1 LOB: 2 BB: 3 P: 18	R: 0 E: 0 K: 2 S: 8	H: 1 LOB: 2 BB: 1 P: 12	R: 0 E: 0 K: 0 S: 4	H: 1 LOB: 1 BB: 0 P: 4	R: 0 E: 0 K: 1 S: 6	H: 1 LOB: 1 BB: 0 P: 6	R: 0 E: 0 K: 0 S: 3	H: 0 LOB: 0 BB: 0 P: 3	R: 0 E: 0 K: 2 S: 7	H: 0 LOB: 0 BB: 0 P: 7	R: 0 E: 1 K: 0 S: 4	H: 0 LOB: 1 BB: 0 P: 4	1B: 5 2B: 0 3B: 1 HR: 0	SF: 0 SAC: 0 DP: 0 HBP: 0	WP: 0 PB: 0 SB: 2 CS: 0	PA: 38
PITCHER Bruce Berenyi, R (1, 1) ERA: 3.68	IP: 9.0 WLS: W BF: 38 H: 6 R: 2 ER: 2 SO: 7 BB: 4 IBB: 0 HBP: 0 BLK: 0 WP: 0 HR: 0 S: 48 P: 64 ERA: 2.00 WHIP: 1.111											PITCHER IP: WLS: BF: H: R: ER: SO: BB: IBB: HBP: BLK: WP: HR: S: P: ERA: WHIP:						

San Diego Padres @ Cincinnati Reds
Riverfront Stadium, Cincinnati, OH
Sat Sep 24 1983, 3:33 AM EDT
Att. 9,615 - Unknown

livebaseballscorecards.com

AB	34
R	2
H	6
RBI	2
BB	4
SO	7
LOB	17



Batter	1	2	3	4	5	6	7	8	9	AB R H RBI BB SO LOB
Eddie Milner, L (1, 8) OBP: 0.347, SLG: 0.374	0-0 F7	0-0 F8			0-0 FC3-6			0-0 F7		4 0 0 0 0 0 1
Gary Redus, R (1, 7) OBP: 0.350, SLG: 0.442	4-0 3B BB		0-0 F8		0-0 F9			0-3 K		3 1 0 0 1 1 1
Ron Oester, S (1, 4) OBP: 0.318, SLG: 0.390	0-0 1B 3B		0-0 3-1		0-0 F7			0-0 L3		4 1 1 1 0 0 1
Dan Driessen, L (1, 3) OBP: 0.396, SLG: 0.419	0-3 K		0-0 F7			0-0 FC4-6 1B		4-0 FC3-6 BB		3 0 1 0 1 1 1
Paul Householder, S (1, 9) OBP: 0.327, SLG: 0.385	4-0 1B BB			0-3 K		0-0 FC4-6 CS		0-0 FC3-6 BB		3 1 0 0 1 1 2
Skeeter Barnes, R (1, 5) OBP: 0.350, SLG: 0.188	0-0 1B		0-0 F7		0-0 K		0-3 K	4-0 1B BB		3 0 1 1 1 1 1
Dann Bilardello, R (1, 2) OBP: 0.259, SLG: 0.354 Duane Walker, L (9, PH) OBP: 0.291, SLG: 0.332	0-0 L7		0-0 1B				0-3 K	0-0 F8		3 0 1 0 0 1 2 1 0 0 0 0 0 2
Tom Foley, L (1, 6) OBP: 0.277, SLG: 0.279 Johnny Bench, R (9, PH) OBP: 0.308, SLG: 0.433		0-0 F9		0-0 F7			0-0 4-3	0-0 1B		3 0 0 0 0 0 1 1 0 1 1 0 0 0
Bruce Berenyi, R (1, 1) OBP: 0.226, SLG: 0.283		0-0 F9			0-0 FC3-6 1B		0-0 F9			3 0 1 0 0 0 0

Inning Stats	R: 2 E: 0 K: 1 S: 7	H: 2 LOB: 2 BB: 2 P: 15	R: 0 E: 0 K: 0 S: 3	H: 0 LOB: 0 BB: 0 P: 3	R: 0 E: 0 K: 0 S: 3	H: 0 LOB: 0 BB: 0 P: 3	R: 0 E: 0 K: 1 S: 6	H: 1 LOB: 1 BB: 0 P: 6	R: 0 E: 0 K: 0 S: 4	H: 1 LOB: 1 BB: 0 P: 4	R: 0 E: 0 K: 1 S: 5	H: 1 LOB: 0 BB: 0 P: 5	R: 0 E: 0 K: 1 S: 5	H: 0 LOB: 0 BB: 0 P: 5	R: 0 E: 0 K: 1 S: 5	H: 0 LOB: 0 BB: 0 P: 5	R: 1 E: 0 K: 0 S: 3	H: 1 LOB: 2 BB: 2 P: 11	1B: 5 2B: 0 3B: 1 HR: 0	SF: 0 SAC: 0 DP: 0 HBP: 0	WP: 0 PB: 0 SB: 1 CS: 1	PA: 35
--------------	------------------------------	----------------------------------	------------------------------	---------------------------------	------------------------------	---------------------------------	------------------------------	---------------------------------	------------------------------	---------------------------------	------------------------------	---------------------------------	------------------------------	---------------------------------	------------------------------	---------------------------------	------------------------------	----------------------------------	----------------------------------	------------------------------------	----------------------------------	--------

PITCHER	IP	WLS	BF	H	R	ER	SO	BB	IBB	HBP	BLK	WP	HR	S	P	ERA	WHIP
Ed Whitson, R (1, 1) ERA: 4.48	8.0		30	5	2	2	5	2	0	0	0	0	0	38	46	2.25	0.875
Sid Monge, L (9, 1) ERA: 3.93	0.1	L	3	0	1	1	0	2	0	0	0	0	0	1	9	27.00	6.000
Floyd Chiffer, R (9, 1) ERA: 3.6	0.1		2	1	0	0	0	0	0	0	0	0	0	2	2	0.00	3.000

BOTTOM

San Diego Padres @ Cincinnati Reds
Riverfront Stadium, Cincinnati, OH

Sat Sep 24 1983, 3:33 AM EDT
Att. 9,615 - Unknown

AB	31
R	3
H	6
RBI	3
BB	4
SO	5
LOB	12



PITCHER	IP	WLS	BF	H	R	ER	SO	BB	IBB	HBP	BLK	WP	HR	S	P	ERA	WHIP
Ed Whitson, R (1, 1) ERA: 4.48	8.0		30	5	2	2	5	2	0	0	0	0	0	38	46	2.25	0.875
Sid Monge, L (9, 1) ERA: 3.93	0.1	L	3	0	1	1	0	2	0	0	0	0	0	1	9	27.00	6.000
Floyd Chiffer, R (9, 1) ERA: 3.6	0.1		2	1	0	0	0	0	0	0	0	0	0	2	2	0.00	3.000

Batter	1	2	3	4	5	6	7	8	9	AB R H RBI BB SO LOB	TOP	
Bobby Brown, S (1, 7) OBP: 0.353, SLG: 0.410	0-0 F7		0-0 P3		0-0 F7		4-0 BB		0-0 FC5-4 1-2f 2-3	4 0 0 0 1 0 3	San Diego Padres @ Cincinnati Reds Riverfront Stadium, Cincinnati, OH Sun Sep 25 1983, 3:33 AM EDT Att. 21,483 - Unknown livebaseballscorecards.com	
Alan Wiggins, S (1, 3) OBP: 0.360, SLG: 0.327 Dennis Rasmussen, L (7, 1) Kurt Bevacqua, R (9, PH) OBP: 0.335, SLG: 0.345	0-3 K		0-0 FC4-6 1-2f S		4-0 1B S SF9 BB	0-0 P4		0-0 F9	3 1 0 0 1 1 3 0 0 0 0 0 0 0 1 0 0 0 0 0 2			
Tony Gwynn, L (1, 9) OBP: 0.365, SLG: 0.382	0-0 4-3		0-0 3-1		0-0 1B S 1B		0-0 1B		4 0 2 0 0 0 1			
Terry Kennedy, L (1, 2) OBP: 0.343, SLG: 0.435		0-0 F9		0-0 P4		0-0 SF9 1-2 3-H		0-0 1B G6-4-3	3 0 1 1 0 0 0			
Ruppert Jones, L (1, 8) OBP: 0.307, SLG: 0.401		0-0 2B		4-0 2B S BB		0-0 F7		0-0 2-3	3 1 1 0 1 0 3			
Garry Templeton, S (1, 6) OBP: 0.290, SLG: 0.330		0-0 F9		0-0 2B 6-3 1-H		0-3 K2-3		0-0 G6-4-3 1-2f	4 0 1 1 0 1 4			
Luis Salazar, R (1, 5) OBP: 0.281, SLG: 0.379		4-0 FC6-4 BB		0-0 6-3 2-3		0-0 F7		0-0 F8	3 0 0 0 1 0 1			
Edwin Rodriguez, R (1, 4) OBP: 0.375, SLG: 0.429		0-0 FC6-4 1-2f		0-0 P4		0-0 2B		4-0 FC5-4 E BB	3 0 1 0 1 0 2			
Andy Hawkins, R (1, 1) OBP: 0.156, SLG: 0.036 Joe Lansford, R (7, PH) OBP: 0.400, SLG: 1.000 (7, 3)			4-0 FC4-6 BB		0-0 4-3		0-0 L3	0-0 E4 FC5-4 1-2	1 0 0 0 1 0 0 2 0 0 0 0 0 2			
Inning Stats	R: 0 E: 0 K: 1 S: 5 H: 0 LOB: 0 BB: 0 P: 5	R: 0 E: 0 K: 0 S: 4 H: 1 LOB: 2 BB: 1 P: 8	R: 0 E: 0 K: 0 S: 3 H: 0 LOB: 1 BB: 1 P: 7	R: 1 E: 0 K: 0 S: 3 H: 1 LOB: 0 BB: 1 P: 7	R: 0 E: 0 K: 0 S: 3 H: 0 LOB: 0 BB: 0 P: 3	R: 1 E: 0 K: 1 S: 6 H: 1 LOB: 1 BB: 1 P: 10	R: 0 E: 0 K: 0 S: 4 H: 1 LOB: 2 BB: 1 P: 8	R: 0 E: 0 K: 0 S: 4 H: 2 LOB: 1 BB: 0 P: 4	R: 0 E: 1 K: 0 S: 4 H: 0 LOB: 2 BB: 1 P: 8	1B: 3 2B: 3 3B: 0 HR: 0 SF: 1 SAC: 0 DP: 1 HBP: 0	WP: 0 PB: 0 SB: 4 CS: 0 PA: 38	
PITCHER Charlie Puleo, R (1, 1) ERA: 4.9 Bill Scherrer, L (7, 1) ERA: 2.82	IP: 6.2 WLS: W BF: 28 H: 4 R: 2 ER: 2 SO: 2 BB: 5 IBB: 0 HBP: 0 BLK: 0 WP: 0 HR: 0 S: 27 P: 47 ERA: 2.70 WHIP: 1.350	IP: 2.1 WLS: S BF: 10 H: 2 R: 0 ER: 0 SO: 0 BB: 1 IBB: 0 HBP: 0 BLK: 0 WP: 0 HR: 0 S: 9 P: 13 ERA: 0.00 WHIP: 1.286	PITCHER									IP: 0 WLS: 0 BF: 0 H: 0 R: 0 ER: 0 SO: 0 BB: 0 IBB: 0 HBP: 0 BLK: 0 WP: 0 HR: 0 S: 0 P: 0 ERA: 0.00 WHIP: 0.00

AB	31
R	2
H	6
RBI	2
BB	6
SO	2
LOB	21



Batter	1	2	3	4	5	6	7	8	9	AB	R	H	RBI	BB	SO	LOB
Eddie Milner, L (1, 8) OBP: 0.346, SLG: 0.375	0-0 4-3		0-0 1-3		0-0 F8		0-0 S 1B 2B			4	1	1	0	0	0	0
Gary Redus, R (1, 7) OBP: 0.347, SLG: 0.438	0-0 F8		0-3 K			0-0 F9	0-3 K			4	0	0	0	0	2	1
Ron Oester, S (1, 4) OBP: 0.319, SLG: 0.389	0-0 G3			4-0 BB		0-0 3-1	0-0 G1-6-3 1B			3	0	1	1	1	0	0
Dan Driessen, L (1, 3) OBP: 0.395, SLG: 0.420		0-0 F8		0-0 6-3		0-0 BB 2B	0-0 G1-6-3			4	1	1	0	0	0	2
Paul Householder, S (1, 9) OBP: 0.331, SLG: 0.384		0-0 G3		4-0 BB		4-0 BB 2B IBB		4-0 CS S BB		1	1	0	0	3	0	0
Skeeter Barnes, R (1, 5) OBP: 0.417, SLG: 0.389		0-0 HR		0-0 F7		4-0 2B BB		4-0 1-3 BB		2	1	1	1	2	0	2
Dann Bilardello, R (1, 2) OBP: 0.263, SLG: 0.370		0-0 HR		0-0 F8		0-0 1-3 2-H 3-H 2B		0-0 F9		4	1	2	3	0	0	3
Tom Foley, L (1, 6) OBP: 0.276, SLG: 0.270		0-0 F7			0-3 K		4-0 IBB		0-0 F7		3	0	0	0	1	1
Charlie Puleo, R (1, 1) OBP: 0.173, SLG: 0.104			0-3 K			0-0 6-3				3	0	0	0	0	2	3
Bill Scherrer, L (7, 1) OBP: 0.167, SLG: 0.091							0-3 K			0	0	0	0	0	0	0

Inning Stats	R: 0	H: 0	E: 0	K: 0	S: 3	R: 2	H: 2	E: 0	K: 0	S: 5	R: 0	H: 0	E: 0	K: 2	S: 7	R: 0	H: 0	E: 0	K: 0	S: 3	R: 0	H: 0	E: 0	K: 1	S: 5	R: 2	H: 2	E: 0	K: 1	S: 7	R: 1	H: 2	E: 0	K: 1	S: 6	R: 0	H: 0	E: 0	K: 0	S: 2
	LOB: 0	BB: 0	P: 3	LOB: 0	BB: 0	P: 5	LOB: 0	BB: 0	P: 7	LOB: 2	BB: 2	P: 11	LOB: 0	BB: 0	P: 5	LOB: 3	BB: 3	P: 19	LOB: 0	BB: 0	P: 6	LOB: 1	BB: 2	P: 10	LOB: 0	BB: 0	P: 6	LOB: 0	BB: 0	P: 6	LOB: 0	BB: 0	P: 6	LOB: 1	BB: 2	P: 10	LOB: 0	BB: 0	P: 6	

PITCHER	IP	WLS	BF	H	R	ER	SO	BB	IBB	HBP	BLK	WP	HR	S	P	ERA	WHIP
Andy Hawkins, R (1, 1) ERA: 3.08	6.0	L	27	4	4	4	4	3	2	0	0	0	2	30	50	6.00	1.167
Dennis Rasmussen, L (7, 1) ERA: 1.35	2.0		8	2	1	1	1	2	0	0	0	0	0	8	16	4.50	2.000

BOTTOM

San Diego Padres @ Cincinnati Reds
Riverfront Stadium, Cincinnati, OH

Sun Sep 25 1983, 3:33 AM EDT
Att. 21,483 - Unknown

AB	28
R	5
H	6
RBI	5
BB	7
SO	5
LOB	12

livebaseballscorecards.com



WP	PA	3B	SF	SAC	DP	HBP	CS
0	35	0	0	0	1	0	1

Batter	1	2	3	4	5	6	7	8	9	AB R H RBI BB SO LOB	TOP												
Bobby Brown, S (1, 7) OBP: 0.345, SLG: 0.400	0-0 3-1		0-0 F7		0-0 6-3		0-0 4-3		0-0 F9	5 0 0 0 0 0 0													
Alan Wiggins, S (1, 3) OBP: 0.359, SLG: 0.326	0-0 FC4-6 1B		0-0 L6		0-0 6-3		0-0 F7			4 0 1 0 0 0 0													
Tony Gwynn, L (1, 9) OBP: 0.363, SLG: 0.381	0-0 FC4-6 1B 1-2f		0-3 K		0-0 1B		0-0 F7			4 0 1 0 0 1 1													
Terry Kennedy, L (1, 2) OBP: 0.344, SLG: 0.436	0-0 1-3 1B			0-0 E 1B SF7 1B		0-0 G3		0-0 G3		4 1 2 0 0 0 1													
Kevin McReynolds, R (1, 8) OBP: 0.256, SLG: 0.330	0-0 F4			0-0 F7		0-0 SH5-4 4-3 1B 1B		0-0 G3		4 1 1 0 0 0 3													
Garry Templeton, S (1, 6) OBP: 0.294, SLG: 0.334		0-0 1-3		0-0 E 1B		0-0 4-3 SH5-4 1B		0-0 FC6 1B		4 1 3 0 0 0 0													
George Hinshaw, R (1, 5) Ruppert Jones, L (8, PH) Edwin Rodriguez, R (8, 5) OBP: 0.306, SLG: 0.400 OBP: 0.375, SLG: 0.429		0-0 5-3		0-0 E3 E 1B 1-2 2-3		0-0 SH5-4 1-2 2-3		0-0 FC6 1-2f		2 0 0 0 0 0 2 1 0 0 0 0 0 1 0 0 0 0 0 0 0													
Juan Bonilla, R (1, 4) OBP: 0.306, SLG: 0.303		4-0 FC5-4 BB		0-0 SF7 1-2 2-H 3-H		0-0 4-3 2-3 3-H		0-0 L6		2 0 0 2 1 0 1													
Eric Show, R Mario Ramirez, S Steve Fireovid, S Joe Langford, R Greg Booker, R Kurt Bevacqua, R Marty Decker, R Gary Lucas, L Tim Flannery, L		0-0 FC5-4 1-2f		0-3 K		0-0 F8		0-0 6-3		0 0 0 0 0 0 0 1 0 0 0 0 0 0 1 0 0 0 0 0 0 0 0 1 0 0 0 0 0 0 1 0 0 0 0 0 0 0 0 1 0 0 0 0 0 0 0 0 0 0 0 0 0 0 0 1 0 0 0 0 0 0 0													
Inning Stats	R: 0 E: 0 K: 0 S: 5	H: 2 LOB: 2 BB: 0 P: 5	R: 0 E: 0 K: 0 S: 3	H: 0 LOB: 1 BB: 1 P: 7	R: 0 E: 0 K: 1 S: 5	H: 0 LOB: 0 BB: 0 P: 5	R: 2 E: 2 K: 1 S: 8	H: 2 LOB: 1 BB: 0 P: 8	R: 0 E: 0 K: 0 S: 4	H: 1 LOB: 1 BB: 0 P: 4	R: 1 E: 0 K: 0 S: 5	H: 2 LOB: 1 BB: 0 P: 5	R: 0 E: 0 K: 0 S: 3	H: 0 LOB: 0 BB: 0 P: 3	R: 0 E: 0 K: 0 S: 4	H: 1 LOB: 1 BB: 0 P: 4	R: 0 E: 0 K: 0 S: 3	H: 0 LOB: 0 BB: 0 P: 3	1B: 8 2B: 0 3B: 0 HR: 0	SF: 1 SAC: 1 DP: 0 HBP: 0	WP: 0 PB: 0 SB: 0 CS: 0	PA: 37	
PITCHER Mike Madden, L (1, 1) ERA: 2.73 Vern Ruhle, R (7, 1) ERA: 3.64	IP WLS BF H R ER SO BB IBB HBP BLK WP HR S P ERA WHIP	6.0 W 27 7 3 1 2 1 0 0 0 0 0 0 30 34 1.50 1.333	3.0 S 10 1 0 0 0 0 0 0 0 0 0 0 10 10 0.00 0.333																				

San Diego Padres @ Houston Astros
Astrodome, Houston, TX
Mon Sep 26 1983, 8:05 PM EDT
Att. 5,828 - Dome

livebaseballscorecards.com

AB	34
R	3
H	8
RBI	2
BB	1
SO	2
LOB	12



BOTTOM

San Diego Padres @ Houston Astros
Astrodome, Houston, TX
Mon Sep 26 1983, 8:05 PM EDT
Att: 5,828 - Dome

livebaseballscorecards.com

AB 33
R 5
H 10
RBI 5
BB 3
SO 3
LOB 17



WP: 0 PA: 37
PB: 0
SB: 1
CS: 0

AB	R	H	RBI	BB	SO	LOB
5	1	2	0	0	1	4
3	1	1	0	1	0	1
4	1	1	1	0	0	2
4	1	2	1	0	0	0
4	1	2	2	0	0	1
4	0	1	1	0	1	2
0	0	0	0	0	0	0
4	0	1	0	0	0	3
2	0	0	0	2	1	1
1	0	0	0	0	0	0
1	0	0	0	0	0	1
1	0	0	0	0	0	2

Batter	1	2	3	4	5	6	7	8	9							
Bill Doran, S OBP: 0.367, SLG: 0.362 (1, 4)	0-0 BB 1B	0-0 G3		0-0 1B 1B		0-3 K		0-0 F9								
Terry Puhl, L OBP: 0.348, SLG: 0.432 (1, 9)	4-0 1B 1B BB	0-0 4-3		0-0 1B 1B			0-0 F6									
Dickie Thon, R OBP: 0.343, SLG: 0.463 (1, 6)	0-0 1B 1B 1-2 2-H		0-0 6-3	0-0 L5			0-0 F8									
Jose Cruz, L OBP: 0.390, SLG: 0.474 (1, 7)	0-0 1B 1-3 2-H		0-0 E4 2B 1B		0-0 6-3		0-0 1-3									
Denny Walling, L OBP: 0.348, SLG: 0.444 (1, 3)	0-0 6-3 1-2 3-H		0-0 2B		0-0 F7			0-0 1B 3B								
Phil Garner, R OBP: 0.313, SLG: 0.360 Craig Reynolds, L OBP: 0.247, SLG: 0.247 (1, 5) (9, 5)	0-0 F7		0-0 F6		0-3 K			0-0 FC3-5 S 1B								
Jerry Mumphrey, S OBP: 0.357, SLG: 0.416 (1, 8)	0-0 F7		0-0 4-3			0-0 E 1B		0-0 F7								
Alan Ashby, S OBP: 0.300, SLG: 0.395 (1, 2)		4-0 SH1-4 BB		0-0 L5		0-3 K 1-3		4-0 FC3-5 BB								
Mike Madden, L OBP: 0.091, SLG: 0.048 Kevin Bass, S OBP: 0.250, SLG: 0.339 Vern Ruhle, R OBP: 0.227, SLG: 0.105 (1, 1) (6, PH) (7, 1)		0-0 SH1-4		0-0 6-3		0-0 L6		0-0 FC3-5 1-2 2-3f								
Inning Stats	R: 3 E: 0 K: 0 S: 6	H: 3 LOB: 1 BB: 1 P: 10	R: 0 E: 0 K: 0 S: 3	H: 0 LOB: 1 BB: 1 P: 7	R: 1 E: 1 K: 0 S: 5	H: 2 LOB: 1 BB: 0 P: 5	R: 0 E: 0 K: 0 S: 5	H: 0 LOB: 2 BB: 0 P: 5	R: 0 E: 1 K: 2 S: 8	H: 1 LOB: 1 BB: 0 P: 8	R: 0 E: 0 K: 0 S: 3	H: 0 LOB: 0 BB: 0 P: 3	R: 1 E: 0 K: 0 S: 5	H: 2 LOB: 2 BB: 1 P: 9	1B: 8 2B: 1 3B: 1 HR: 0	SF: 0 SAC: 1 DP: 0 HBP: 0

PITCHER	IP	WLS	BF	H	R	ER	SO	BB	IBB	HBP	BLK	WP	HR	S	P	ERA	WHIP
Eric Show, R ERA: 4.25 (1, 1)	1.0	L	7	3	3	3	0	1	0	0	0	0	0	6	10	27.00	4.000
Steve Fireovid, R ERA: 1.8 (2, 1)	2.0		9	2	1	0	0	1	0	0	0	0	0	8	12	0.00	1.500
Greg Booker, R ERA: 6.35 (4, 1)	2.0		8	2	0	0	1	0	0	0	0	0	0	10	10	0.00	1.000
Marty Decker, R ERA: 1.93 (6, 1)	2.2		12	3	1	1	2	1	0	0	0	0	0	15	19	3.38	1.500
Gary Lucas, L ERA: 2.97 (8, 1)	0.1		1	0	0	0	0	0	0	0	0	0	0	1	1	0.00	0.000

Batter	1	2	3	4	5	6	7	8	9	AB R H RBI BB SO LOB	TOP					
Alan Wiggins, S (1, 3) OBP: 0.361, SLG: 0.328	0-0 3-1 S 4-3 1B	H 1-0 2-3 HBP		X 0-0 E4 SF9 PB 1-2 2-H			X 0-0 F7		X 0-0 G4-6-3 1B	4 1 2 0 0 0 1						
Juan Bonilla, R (1, 4) OBP: 0.305, SLG: 0.303	0-0 3-1 1-3	0-0 F4		X 0-0 SF9 1-3 2-H			X 0-0 FC6-4 1B		X 0-0 G4-6-3 1-2f	4 0 1 1 0 0 5						
Tony Gwynn, L (1, 7) OBP: 0.358, SLG: 0.375	0-0 4-3 3-H		X 0-0 4-3	X 0-0 4-3			X 0-0 FC6-4 1-2f			4 0 0 1 0 0 2						
Garry Templeton, S (1, 6) OBP: 0.291, SLG: 0.331	0-0 4-3		X 0-0 F9		X 0-0 5-3		X 0-0 5-3			4 0 0 0 0 0 1						
Kevin McReynolds, R (1, 8) OBP: 0.248, SLG: 0.319		X 0-0 F9	X 0-0 F7		X 0-0 F4		X 0-0 6-3			4 0 0 0 0 0 0						
Gerry Davis, R (1, 9) OBP: 0.200, SLG: 0.400		X 0-0 F9 E 2B		S S S 0-3 K	S S S 0-3 K		X 0-0 F4			4 1 1 0 0 2 0						
George Hinshaw, R (1, 5) OBP: 0.250, SLG: 0.250		X 0-0 F9 2-3		X 0-0 BB 1B 1B		S S 0-3 K	X 0-0 1B			4 1 2 0 0 1 1						
Doug Gwosdz, R (1, 2) OBP: 0.220, SLG: 0.192		BB 4-0 HBP E BB		BB 4-0 1B E BB		S S S 0-3 K	X 0-0 F7			2 1 0 0 2 1 1						
Tim Lollar, L (1, 1) OBP: 0.292, SLG: 0.345		X 0-0 E4		X 0-0 PB E SF9 1B		X 0-0 F7		X 0-0 F9		2 1 1 1 0 0 1						
Greg Booker, R (4, 1)										0 0 0 0 0 0 0						
Bruce Bochy, R (6, PH) OBP: 0.225, SLG: 0.316										1 0 0 0 0 0 0						
Sid Monge, S (6, 1) OBP: 0.091, SLG: 0.091										0 0 0 0 0 0 0						
Kurt Bevacqua, R (9, PH) OBP: 0.331, SLG: 0.340										1 0 0 0 0 0 0						
Inning Stats	R: 1 H: 1 E: 0 LOB: 0 K: 0 BB: 0 S: 4 P: 4	R: 1 H: 1 E: 1 LOB: 3 K: 0 BB: 1 S: 5 P: 10	R: 0 H: 0 E: 0 LOB: 0 K: 0 BB: 0 S: 3 P: 3	R: 3 H: 2 E: 1 LOB: 1 K: 1 BB: 1 S: 8 P: 12	R: 0 H: 0 E: 0 LOB: 0 K: 1 BB: 0 S: 5 P: 5	R: 0 H: 0 E: 0 LOB: 0 K: 2 BB: 0 S: 7 P: 7	R: 0 H: 1 E: 0 LOB: 1 K: 0 BB: 0 S: 4 P: 4	R: 0 H: 1 E: 0 LOB: 1 K: 0 BB: 0 S: 4 P: 4	R: 0 H: 1 E: 0 LOB: 0 K: 0 BB: 0 S: 3 P: 3	1B: 6 SF: 1 2B: 1 SAC: 0 3B: 0 DP: 1 HR: 0 HBP: 1	WP: 0 PA: 38 PB: 1 SB: 1 CS: 0					
PITCHER	IP WLS BF H R ER SO BB IBB HBP BLK WP HR S P ERA WHIP															
Jeff Heathcock, R (1, 1) ERA: 4.05	4.0	21	4	5	2	1	2	0	1	0	0	0	20	29	4.50	1.500
Bob Knepper, L (5, 1) ERA: 3.28	5.0	W	17	3	0	0	3	0	0	0	0	0	23	23	0.00	0.600

San Diego Padres @ Houston Astros
Astrodome, Houston, TX
Tue Sep 27 1983, 8:05 PM EDT
Att. 6,239 - Unknown

livebaseballscorecards.com

AB	34
R	5
H	7
RBI	3
BB	2
SO	4
LOB	12



Batter	1	2	3	4	5	6	7	8	9	AB	R	H	RBI	BB	SO	LOB
Bill Doran, S OBP: 0.369, SLG: 0.363 (1, 4)	0-0 E 2B 1B	0-0 1B		0-0 SH3 1-2		4-0 1B BB	0-0 FC5 1-2 2-3f			3	1	2	0	1	0	2
Kevin Bass, S OBP: 0.254, SLG: 0.337 (1, 9)	0-0 E6 2B 1B	0-0 F9		4-0 2B HR BB		0-0 SH1-3 1B		0-0 6-3		4	2	1	0	1	0	2
Dickie Thon, R OBP: 0.345, SLG: 0.465 (1, 6)	0-0 F4		4-0 1B 2B BB	0-0 HR 2B		0-0 F9		0-0 1B 1B		4	2	2	0	1	0	4
Phil Garner, R OBP: 0.313, SLG: 0.361 (1, 5)	0-0 1B WP 2B		0-0 F9	0-0 5-3		0-0 SH1-3		0-0 F7		3	1	1	1	0	0	3
Bob Knepper, L OBP: 0.206, SLG: 0.297 (5, 1)	1-3 3-H		0-0 F9	0-0 5-3		1-2		0-0 F7		1	0	0	0	0	0	1
Jerry Mumphrey, S OBP: 0.362, SLG: 0.428 (1, 8)	0-0 S 1B		0-0 2B 1B	0-0 HR		0-0 5-3		0-0 1B		5	1	4	4	0	0	2
Tony Scott, S OBP: 0.261, SLG: 0.288 (1, 7)	0-0 L6 1-2		0-3 K	0-0 F7			0-0 FC5 2B	0-3 K		5	0	1	0	0	2	6
Tim Tolman, R OBP: 0.244, SLG: 0.359 (1, 3)	0-3 K2-3		0-0 K 1-3 2-H		0-0 F4		0-0 F8			4	0	1	1	0	1	2
George Bjorkman, R OBP: 0.365, SLG: 0.338 (1, 2)		0-3 K	0-0 F7		0-0 F8		4-0 FC5 BB			3	0	0	0	1	1	2
Jeff Heathcock, R (1, 1)		0-3 K		4-0 PB SH3 WP BB		0-0 6-3		0-0 F5		1	0	0	0	0	1	0
Craig Reynolds, L (4, PH) (5, 5)										2	1	0	0	1	0	2

Inning Stats	R: 3	H: 3	LOB: 1	K: 1	S: 9	P: 9	R: 0	H: 1	LOB: 1	K: 2	S: 8	P: 8	R: 1	H: 2	LOB: 2	K: 1	S: 7	P: 11	R: 4	H: 2	LOB: 0	K: 0	S: 5	P: 13	R: 0	H: 0	LOB: 0	K: 0	S: 3	P: 3	R: 0	H: 1	LOB: 2	K: 0	S: 4	P: 8	R: 0	H: 1	LOB: 2	K: 0	S: 4	P: 8	R: 0	H: 2	LOB: 2	K: 1	S: 7	P: 7
--------------	------	------	--------	------	------	------	------	------	--------	------	------	------	------	------	--------	------	------	-------	------	------	--------	------	------	-------	------	------	--------	------	------	------	------	------	--------	------	------	------	------	------	--------	------	------	------	------	------	--------	------	------	------

PITCHER	IP	WLS	BF	H	R	ER	SO	BB	IBB	HBP	BLK	WP	HR	S	P	ERA	WHIP
Tim Lollar, L ERA: 4.61 (1, 1)	3.1	L	20	6	6	4	4	3	0	0	0	2	0	25	37	10.80	2.700
Greg Booker, R ERA: 7.36 (4, 1)	1.2		7	2	2	2	0	0	0	0	0	0	1	7	7	10.80	1.200
Sid Monge, L ERA: 3.78 (6, 1)	3.0		15	4	0	0	1	2	0	0	0	0	0	15	23	0.00	2.000

BOTTOM

San Diego Padres @ Houston Astros
Astrodome, Houston, TX

Tue Sep 27 1983, 8:05 PM EDT
Att. 6,239 - Unknown

livebaseballscorecards.com

AB	35
R	8
H	12
RBI	6
BB	5
SO	5
LOB	26



WP: 2	PA: 42
PB: 1	
SB: 1	
CS: 0	

Batter	1	2	3	4	5	6	7	8	9	10	11	12	13	14	AB	R	H	RBI	BB	SO	LOB	TOP						
Steve Sax, R OBP: 0.340, SLG: 0.349 (1, 4)	E6 6-3 1B	5-3			G4-6-3 1-2f			SH2-4 1-2		F8			K 0-3		5	1	1	0	0	1	5	Los Angeles Dodgers @ San Diego Padres Jack Murphy Stadium, San Diego, CA Wed Sep 28 1983, 10:05 PM EDT Att: 23,588 - Unknown livebaseballscorecards.com						
Ken Landreaux, L OBP: 0.325, SLG: 0.450 German Rivera, R OBP: 0.400, SLG: 0.429 Cecil Espy, S OBP: 0.333, SLG: 0.333 (1, 8)	6-3		F9		K			L3-6 2-3			K		F8		5	0	0	1	0	2	1							
Dusty Baker Jr, R OBP: 0.344, SLG: 0.394 R.J. Reynolds, S OBP: 0.255, SLG: 0.353 (1, 7)	6-3		4-3						K						4	0	0	0	0	2	0							
Pedro Guerrero, R OBP: 0.369, SLG: 0.528 (1, 5)	5-3		6-3						K						2	0	0	0	0	0	0							
Mike Marshall, R OBP: 0.349, SLG: 0.439 (1, 3)		K			SH5-4 SH1-3 2B										4	0	0	0	1	1	0							
Bill Russell, R OBP: 0.305, SLG: 0.288 Pat Zachry, R OBP: 0.500, SLG: 0.500 (1, 6)	5-3		SH5-4		CS 1B		1-3								4	0	0	0	0	0	0							
Jack Fimple, R OBP: 0.305, SLG: 0.376 (1, 2)		2B	SH1-3		CS 1B		1-3			L4					4	1	1	1	0	0	0							
Derrel Thomas, S OBP: 0.344, SLG: 0.381 (1, 9)		2B	SH1-3		CS 1B					4-3			F8		4	1	2	1	1	0	0							
Jerry Reuss, L OBP: 0.301, SLG: 0.310 Tom Niedenfuer, R (10, 1)		2B	SH1-3		CS 1B										4	0	3	1	0	0	0							
Dave Anderson, R OBP: 0.254, SLG: 0.245 Jose Morales, R OBP: 0.282, SLG: 0.468 Alex Taveras, R (13, 6)		2B	SH1-3		CS 1B										0	0	0	0	0	0	0							
		2B	SH1-3		CS 1B										0	0	0	0	0	0	0							
		2B	SH1-3		CS 1B										0	0	0	0	0	0	1							
		2B	SH1-3		CS 1B										0	0	0	0	0	0	0							
Inning Stats	R: 1 E: 1 S: 4	H: 1 LOB: 0 BB: 4 P: 4	R: 1 E: 0 K: 1 S: 7	H: 2 LOB: 2 BB: 1 P: 11	R: 0 E: 0 K: 0 S: 3	H: 0 LOB: 0 BB: 0 P: 3	R: 1 E: 0 K: 0 S: 4	H: 1 LOB: 0 BB: 0 P: 4	R: 0 E: 0 K: 1 S: 5	H: 1 LOB: 0 BB: 0 P: 5	R: 0 E: 0 K: 1 S: 5	H: 0 LOB: 0 BB: 0 P: 5	R: 0 E: 0 K: 2 S: 7	H: 0 LOB: 0 BB: 0 P: 7	R: 1 E: 0 K: 0 S: 5	H: 2 LOB: 1 BB: 0 P: 5	R: 0 E: 0 K: 1 S: 4	H: 0 LOB: 0 BB: 1 P: 8	R: 0 E: 0 K: 0 S: 3	H: 0 LOB: 0 BB: 0 P: 3	R: 0 E: 0 K: 1 S: 6		H: 1 LOB: 1 BB: 0 P: 6	R: 0 E: 0 K: 0 S: 1	H: 0 LOB: 0 BB: 0 P: 1	1B: 4 2B: 4 3B: 1 HR: 1	SF: 0 SAC: 3 DP: 2 HBP: 0	WP: 0 PB: 0 SB: 0 CS: 2
PITCHER	IP	WLS	BF	H	R	ER	SO	BB	IBB	HBP	BLK	WP	HR	S	P	ERA	WHIP											
Mark Thurmond, L ERA: 2.65 (1, 1)	6.0		23	6	3	2	3	0	1	0	0	0	0	28	32	3.00	1.000											
Floyd Chiffer, R ERA: 3.43 (7, 1)	1.0		3	0	0	0	0	0	0	0	0	0	0	3	3	0.00	0.000											
Luis DeLeon, R ERA: 2.73 (8, 1)	2.0		6	0	0	0	2	0	0	0	0	0	0	10	10	0.00	0.000											
Eric Show, R ERA: 4.25 (10, 1)	2.0		8	2	1	1	1	1	0	0	0	0	1	9	13	4.50	1.500											
Gary Lucas, L ERA: 2.9 (12, 1)	2.0		7	1	0	0	1	0	0	0	0	0	0	9	9	0.00	0.500											
PITCHER	IP	WLS	BF	H	R	ER	SO	BB	IBB	HBP	BLK	WP	HR	S	P	ERA	WHIP											
Sid Monge, L ERA: 3.76 (14, 1)	0.1		1	0	0	0	0	0	0	0	0	0	0	1	1	0.00	0.000											

AB	43
R	4
H	9
RBI	4
BB	2
SO	7
LOB	8




Batter	1	2	3	4	5	6	7	8	9
Bobby Brown, S (1, 7) OBP: 0.338, SLG: 0.389	0-3 K		0-0 4-3		0-3 K			0-0 F8	
Alan Wiggins, S (1, 3) OBP: 0.362, SLG: 0.327	0-0 3-1 BLK 1B			4-0 S 1B 4-3 BB		0-0 3-1		0-0 SH1-3	
Tony Gwynn, L (1, 9) OBP: 0.356, SLG: 0.372 Luis DeLeon, R (9, 1) OBP: 0.200, SLG: 0.143	0-0 3-1			0-0 4-3		0-0 F9		0-0 1B 1B	
Terry Kennedy, L (1, 2) OBP: 0.344, SLG: 0.434	0-3 K			0-3 K		0-0 1B		1-0 1B 1B HBP	
Garry Templeton, S (1, 6) OBP: 0.294, SLG: 0.335		0-0 5-3		0-0 1B		0-0 4-3		0-0 1B 1B	
Kevin McReynolds, R (1, 8) OBP: 0.259, SLG: 0.315		0-0 5-3		0-0 F7		0-3 K		0-0 1B 1B	
Luis Salazar, R (1, 5) OBP: 0.282, SLG: 0.379		0-0 F8			0-0 4-3 2B	0-0 5-3		0-0 E7 WP 1B	
Juan Bonilla, R (1, 4) OBP: 0.303, SLG: 0.300 Sid Monge, S (8, 1) OBP: 0.091, SLG: 0.091 Ruppert Jones, L (8, PH) OBP: 0.309, SLG: 0.399			0-0 4-3		0-0 4-3	0-0 6-3		4-0 WP BB	
Ed Whitson, R (1, 1) OBP: 0.217, SLG: 0.182 Tim Flannery, L (8, 4) OBP: 0.310, SLG: 0.338			0-0 G3		0-0 2-3			SH1-3 1B 1B	

AB	R	H	RBI	BB	SO	LOB
4	0	0	0	0	2	2
2	1	1	0	1	0	0
4	1	1	1	0	0	2
0	0	0	0	0	0	0
3	1	1	0	0	2	2
4	1	2	1	0	0	1
4	1	1	2	0	1	1
4	1	2	1	0	0	0
3	0	0	0	0	0	1
0	0	0	0	0	0	0
0	0	0	0	1	0	0
2	0	0	0	0	0	1
2	1	1	0	0	0	1

BOTTOM

Los Angeles Dodgers @ San Diego Padres
Jack Murphy Stadium, San Diego, CA
 Thu Sep 29 1983, 10:05 PM EDT
 Unknown

AB	32
R	7
H	9
RBI	5
BB	2
SO	5
LOB	11



Inning Stats	R: 0	H: 1	E: 0	LOB: 1	K: 2	BB: 0	S: 8	P: 8
Inning Stats	R: 0	H: 1	E: 0	LOB: 1	K: 2	BB: 0	S: 8	P: 8
	R: 0	H: 0	E: 0	LOB: 0	K: 0	BB: 0	S: 3	P: 3
	R: 0	H: 0	E: 0	LOB: 0	K: 0	BB: 0	S: 3	P: 3
	R: 1	H: 1	E: 0	LOB: 1	K: 1	BB: 1	S: 6	P: 10
	R: 0	H: 1	E: 0	LOB: 1	K: 1	BB: 0	S: 6	P: 6
	R: 0	H: 1	E: 0	LOB: 1	K: 0	BB: 0	S: 4	P: 4
	R: 0	H: 0	E: 0	LOB: 0	K: 1	BB: 0	S: 5	P: 5
	R: 6	H: 5	E: 1	LOB: 1	K: 0	BB: 1	S: 8	P: 13

PITCHER	IP	WLS	BF	H	R	ER	SO	BB	IBB	HBP	BLK	WP	HR	S	P	ERA	WHIP
Bob Welch, R (1, 1) ERA: 2.65	7.0		26	4	1	1	5	1	0	0	1	0	0	35	39	1.29	0.714
Joe Beckwith, R (8, 1) ERA: 3.55	0.2	L	4	2	2	2	0	0	0	0	0	0	0	4	4	27.00	3.000
Rick Honeycutt, L (8, 1) ERA: 3.05	0.0		2	1	0	0	0	0	0	1	0	0	0	1	2	∞	∞
Pat Zachry, R (8, 1) ERA: 2.62	0.0		2	2	3	3	0	0	0	0	0	0	0	2	2	∞	∞
Rich Rodas, L (8, 1) ERA:	0.1		2	0	1	0	0	1	0	0	0	2	0	1	5	0.00	3.000

WP	HR	S	P	ERA	WHIP
WP: 2	HR: 0	S: 0	P: 36	ERA: 2.65	WHIP: 0.714
PB: 0	SAC: 1	DP: 0	CS: 0		
SB: 1	HBP: 1				
CS: 0					

Batter	1	2	3	4	5	6	7	8	9	AB R H RBI BB SO LOB	TOP											
Steve Sax, R (1, 4) OBP: 0.341, SLG: 0.348	0-3 K		0-0 S 1B		4-0 S BB		0-0 L1		0-0 1-2 1B	4 0 2 0 1 1 0												
Bill Russell, R (1, 6) OBP: 0.302, SLG: 0.286	0-0 6-3		0-0 P1 1-2		0-3 K 1-2			0-0 E8 1B	0-0 F9	5 0 1 0 0 1 4												
Rick Monday, L (1, 7) OBP: 0.354, SLG: 0.403	0-3 K		0-3 K			0-0 G1		0-0 F7		4 0 0 0 0 2 2												
Pedro Guerrero, R (1, 5) OBP: 0.371, SLG: 0.530		0-0 WP 2B	0-0 F9			0-0 1B 1B		0-0 F2		4 0 2 0 0 0 2												
Ken Landreaux, L (1, 8) OBP: 0.324, SLG: 0.449		0-0 F7		0-3 K		0-0 1-2 1B		0-3 K		4 0 1 0 0 2 2												
Mike Marshall, R (1, 9) OBP: 0.350, SLG: 0.438		1-0 WP HBP		0-0 F7		0-3 K			4-0 G3-6-1 BB	2 0 0 0 0 1 2												
Pat Zachry, R (7, 1) OBP: 0.500, SLG: 0.500										0 0 0 0 0 0 0												
Sid Bream, L (9, PH) OBP: 0.273, SLG: 0.200										0 0 0 0 1 0 0												
Rafael Landestoy, S (9, PR) OBP: 0.215, SLG: 0.274										0 0 0 0 0 0 0												
Greg Brock, L (1, 3) OBP: 0.341, SLG: 0.397		4-0 1-2 2-3 IBB		0-0 3-1		0-0 6-3		0-0 G3-6-1	1-2	3 0 0 0 1 0 3												
Steve Yeager, R (1, 2) OBP: 0.259, SLG: 0.385		0-3 K					0-0 5-3		0-0 HR	2 0 1 0 0 1 3												
R.J. Reynolds, S (7, PH) OBP: 0.259, SLG: 0.340										1 0 0 0 0 0 0												
Gilberto Reyes, R (7, 2) OBP: 0.200, SLG: 0.241										0 0 0 0 0 0 0												
Jose Morales, R (9, PH) OBP: 0.300, SLG: 0.531										1 1 1 1 0 0 0												
Alejandro Pena, R (1, 1) OBP: 0.100, SLG: 0.150		0-3 K					0-0 G5-4-3		4-0 1B BB	2 0 0 0 0 1 4												
Derrel Thomas, S (7, PH) (7, 9) OBP: 0.345, SLG: 0.379							0-3 K			1 0 0 0 1 1 0												
Inning Stats	R: 0 E: 0 K: 2 S: 7	H: 0 LOB: 0 BB: 0 P: 7	R: 0 E: 0 K: 2 S: 8	H: 1 LOB: 3 BB: 1 P: 13	R: 0 E: 0 K: 1 S: 6	H: 1 LOB: 1 BB: 0 P: 6	R: 0 E: 0 K: 1 S: 5	H: 0 LOB: 0 BB: 0 P: 5	R: 0 E: 0 K: 1 S: 5	H: 1 LOB: 1 BB: 1 P: 9	R: 0 E: 0 K: 1 S: 7	H: 2 LOB: 2 BB: 0 P: 7	R: 0 E: 0 K: 1 S: 5	H: 0 LOB: 0 BB: 0 P: 5	R: 0 E: 1 K: 1 S: 6	H: 1 LOB: 1 BB: 0 P: 6	R: 1 E: 0 K: 0 S: 4	H: 2 LOB: 2 BB: 2 P: 12	1B: 6 2B: 1 3B: 0 HR: 1	SF: 0 SAC: 0 DP: 2 HBP: 1	WP: 1 PB: 0 SB: 2 CS: 0	PA: 38
PITCHER	IP WLS BF H R ER SO BB IBB HBP BLK WP HR S P ERA WHIP																					
Andy Hawkins, R (1, 1) ERA: 2.93	8.2 W 36 7 1 1 10 3 1 1 0 1 1 51 68 1.04 1.154																					
Luis DeLeon, R (9, 1) ERA: 2.7	0.1 S 2 1 0 0 0 0 0 0 0 0 0 0 2 2 0.00 3.000																					

Los Angeles Dodgers @ San Diego Padres
 Jack Murphy Stadium, San Diego, CA
 Thu Sep 29 1983, 10:05 PM EDT
 Att. 20,230 - Unknown

AB	33
R	1
H	8
RBI	1
BB	4
SO	10
LOB	22



Batter	1	2	3	4	5	6	7	8	9
Bobby Brown, S (1, 7) OBP: 0.333, SLG: 0.384 Ruppert Jones, L (7, 8) OBP: 0.308, SLG: 0.398	0-0 4-3		0-0 P6		0-3 K		0-3 K		
Alan Wiggins, S (1, 3) OBP: 0.361, SLG: 0.325	0-3 K		0-0 1-3			4-0 S SH1-3 SF6 BB	0-0 4-3		
Tony Gwynn, L (1, 9) OBP: 0.356, SLG: 0.372	0-0 1B			0-0 6-3		0-0 SH1-3 1-2	0-0 3-1		
Terry Kennedy, L (1, 2) OBP: 0.346, SLG: 0.439	0-0 F5			0-0 HR		4-0 S 1B IBB	0-0 F7		
Kevin McReynolds, R (1, 8) OBP: 0.266, SLG: 0.315		0-0 1B		0-0 F8		4-0 1B E IBB	0-0 4-3		
Luis Salazar, R (1, 6) OBP: 0.281, SLG: 0.378		0-0 F9		0-0 1-3		0-0 SF6	0-0 CS 1B		
Tim Flannery, L (1, 5) OBP: 0.310, SLG: 0.338		0-3 K			0-3 K	0-0 E 1B	0-0 CS		
Juan Bonilla, R (1, 4) OBP: 0.301, SLG: 0.298		0-0 5-3			0-0 6-3	0-0 E5			
Andy Hawkins, R (1, 1) OBP: 0.171, SLG: 0.065 Luis DeLeon, R (9, 1) OBP: 0.200, SLG: 0.143			0-3 K			0-0 1B	0-3 K		

Inning Stats	R: 0 E: 0 K: 1 S: 6	H: 1 LOB: 1 BB: 0 P: 6	R: 0 E: 0 K: 1 S: 6	H: 1 LOB: 1 BB: 0 P: 6	R: 0 E: 0 K: 1 S: 5	H: 0 LOB: 0 BB: 0 P: 5	R: 1 E: 0 K: 0 S: 4	H: 1 LOB: 0 BB: 0 P: 4	R: 0 E: 0 K: 2 S: 8	H: 1 LOB: 1 BB: 0 P: 8	R: 3 E: 1 K: 1 S: 7	H: 1 LOB: 2 BB: 3 P: 19	R: 0 E: 0 K: 1 S: 5	H: 0 LOB: 0 BB: 0 P: 5	R: 0 E: 0 K: 0 S: 3	H: 1 LOB: 0 BB: 0 P: 3
1B: 5	SF: 1	2B: 0	SAC: 1	3B: 0	DP: 0	HR: 1	HBP: 0									

PITCHER	IP	WLS	BF	H	R	ER	SO	BB	IBB	HBP	BLK	WP	HR	S	P	ERA	WHIP
Alejandro Pena, R (1, 1) ERA: 2.75	6.0	L	27	5	4	3	6	1	2	0	0	0	1	36	48	4.50	1.000
Pat Zachry, R (7, 1) ERA: 2.54	2.0		6	1	0	0	1	0	0	0	0	0	0	8	8	0.00	0.500

BOTTOM

Los Angeles Dodgers @ San Diego Padres
Jack Murphy Stadium, San Diego, CA
 Thu Sep 29 1983, 10:05 PM EDT
 Att. 20,230 - Unknown

AB	28
R	4
H	6
RBI	3
BB	3
SO	7
LOB	8



WP	PA	ERA	WHIP
0	34		

Batter	1	2	3	4	5	6	7	8	9	AB R H RBI BB SO LOB	TOP
Brett Butler, L (1, 7) OBP: 0.343, SLG: 0.394	0-0 CS 1B	4-0 BB			0-0 G6-4-3 1B			0-0 G3		3 0 2 0 1 0 0	Atlanta Braves @ San Diego Padres Jack Murphy Stadium, San Diego, CA Fri Sep 30 1983, 10:05 PM EDT Att. 9,736 - Unknown
Glenn Hubbard, R (1, 4) OBP: 0.334, SLG: 0.402	0-3 K	0-3 K			0-0 G6-4-3			0-0 F8		4 0 0 0 0 2 5	
Claudell Washington, L (1, 9) OBP: 0.321, SLG: 0.406	4-0 S HR BB				0-3 K			0-0 F4		3 1 1 0 1 1 0	
Dale Murphy, R (1, 8) OBP: 0.396, SLG: 0.545	0-0 1-H HR				0-0 4-3			0-0 FC4-6 1B		4 1 1 2 0 1 1	
Chris Chambliss, L (1, 3) OBP: 0.366, SLG: 0.481	0-0 F7				0-0 6-3			0-0 1B		4 0 1 0 0 1 0	
Rafael Ramirez, R (1, 6) OBP: 0.338, SLG: 0.369					0-3 K			0-0 F2		4 0 0 0 0 1 1	
Bruce Benedict, R (1, 2) OBP: 0.387, SLG: 0.342					0-0 F9			0-3 K		3 0 0 0 1 1 0	
Randy Johnson, R (1, 5) OBP: 0.350, SLG: 0.299					0-3 K			0-0 1-3		3 0 0 0 1 1 0	
Phil Niekro, R (1, 1) OBP: 0.194, SLG: 0.215 Gerald Perry, L (7, PH) OBP: 0.432, SLG: 0.531 Donnie Moore, L (7, 1) OBP: 0.500, SLG: 0.500					0-3 K			0-0 F7		2 0 1 0 0 1 0 1 0 0 0 0 0 1 0 0 0 0 0 0 0	
Inning Stats	R: 2 H: 2 E: 0 LOB: 0 K: 1 BB: 1 S: 6 P: 10	R: 0 H: 1 E: 0 LOB: 3 K: 1 BB: 2 S: 6 P: 14	R: 0 H: 0 E: 0 LOB: 0 K: 1 BB: 0 S: 5 P: 5	R: 0 H: 0 E: 0 LOB: 0 K: 2 BB: 0 S: 7 P: 7	R: 0 H: 1 E: 0 LOB: 0 K: 1 BB: 0 S: 5 P: 5	R: 0 H: 1 E: 0 LOB: 1 K: 1 BB: 0 S: 6 P: 6	R: 0 H: 1 E: 0 LOB: 0 K: 1 BB: 0 S: 5 P: 5	R: 0 H: 1 E: 0 LOB: 1 K: 0 BB: 0 S: 4 P: 4	R: 0 H: 0 E: 0 LOB: 0 K: 1 BB: 0 S: 5 P: 5	1B: 6 SF: 0 2B: 1 SAC: 0 3B: 0 DP: 2 HR: 1 HBP: 0	WP: 0 PA: 34 PB: 0 SB: 1 CS: 2
PITCHER	IP WLS BF H R ER SO BB IBB HBP BLK WP HR S P ERA WHIP										
Eric Show, R (1, 1) ERA: 4.17 Gary Lucas, L (9, 1) ERA: 2.87	8.0 W 31 7 2 2 8 3 0 0 0 0 1 44 56 2.25 1.250										

livebaseballscorecards.com

AB	31
R	2
H	7
RBI	2
BB	3
SO	9
LOB	9



Batter	1	2	3	4	5	6	7	8	9
Bobby Brown, S OBP: 0.332, SLG: 0.381 Gary Lucas, L (9, 1)	0-0 5-3 SF8 1B		0-3 K			0-0 F7		0-0 F9	
Alan Wiggins, S OBP: 0.359, SLG: 0.323 (1, 3)	0-0 5-3 1-3		0-0 F8			0-0 F9			
Tony Gwynn, L OBP: 0.356, SLG: 0.373 (1, 9) (9, 7)	0-0 SF8 3-H		0-0 F7			0-0 1B			
Terry Kennedy, L OBP: 0.344, SLG: 0.436 (1, 2)	0-3 K			0-0 F4		0-0 F2			
Garry Templeton, S OBP: 0.294, SLG: 0.335 (1, 6)		0-0 6-3		0-0 4-3			0-0 FC6-4 1B		
Kevin McReynolds, R OBP: 0.274, SLG: 0.341 (1, 8) (9, 9)		0-0 HR		4-0 CS BB			0-0 FC6-4 L3		
Luis Salazar, R OBP: 0.282, SLG: 0.378 (1, 5)		0-0 F7		0-0 CS 1-2	0-0 G5-4-3 1B		0-0 L3 1-2		
Juan Bonilla, R OBP: 0.301, SLG: 0.304 (1, 4)		0-0 HR			0-0 G5-4-3		0-0 6-3		
Eric Show, R OBP: 0.197, SLG: 0.188 Ruppert Jones, L OBP: 0.307, SLG: 0.396 (8, PH) (9, 8)		0-0 5-3			0-0 5-3		0-0 4-3		

Inning Stats	R: 1	H: 1	E: 0	K: 1	S: 6	LOB: 0	BB: 0	P: 6
	R: 2	H: 2	E: 0	K: 0	S: 5	LOB: 0	BB: 0	P: 5
	R: 0	H: 0	E: 0	K: 1	S: 5	LOB: 0	BB: 0	P: 5
	R: 0	H: 0	E: 0	K: 0	S: 2	LOB: 0	BB: 1	P: 6
	R: 0	H: 1	E: 0	K: 0	S: 3	LOB: 0	BB: 0	P: 3
	R: 0	H: 1	E: 0	K: 0	S: 4	LOB: 1	BB: 0	P: 4
	R: 0	H: 1	E: 0	K: 0	S: 3	LOB: 0	BB: 0	P: 3
	R: 0	H: 0	E: 0	K: 0	S: 3	LOB: 0	BB: 0	P: 3

PITCHER	IP	WLS	BF	H	R	ER	SO	BB	IBB	HBP	BLK	WP	HR	S	P	ERA	WHIP
Phil Niekro, R ERA: 3.97 Donnie Moore, R ERA: 3.67	6.0	L	22	5	3	3	2	1	0	0	0	0	2	25	29	4.50	1.000
	2.0		6	1	0	0	0	0	0	0	0	0	0	6	6	0.00	0.500

BOTTOM

AB R H RBI BB SO LOB

4	1	1	0	0	1	0
0	0	0	0	0	0	0
3	0	0	0	0	0	1
2	0	1	1	0	0	0
3	0	0	0	0	1	1
3	0	1	0	0	0	0
2	1	1	1	1	0	1
3	0	1	0	0	0	1
3	1	1	1	0	0	1
2	0	0	0	0	0	0
1	0	0	0	0	0	0

AB 26
R 3
H 6
RBI 3
BB 1
SO 2
LOB 5



WP: 0 PA: 29
PB: 0
SB: 0
CS: 1

ERA WHIP

Atlanta Braves @ San Diego Padres
Jack Murphy Stadium, San Diego, CA
 Fri Sep 30 1983, 10:05 PM EDT
 Att. 9,736 - Unknown

livebaseballscorecards.com

Batter	1	2	3	4	5	6	7	8	9	10	AB R H RBI BB SO LOB	TOP																
Rafael Ramirez, R (1, 6) OBP: 0.337, SLG: 0.368 Paul Zuvella, R (4, 6)	0-0 5-3			0-0 F7		0-0 F4		1-0 G6-4-3 HBP		0-0 F3	2 0 0 0 0 0 0 2 0 0 0 0 0 0																	
Bruce Benedict, R (1, 2) OBP: 0.385, SLG: 0.348	0-0 6-3			0-0 6-3		0-0 HR		0-0 F5		0-0 F8	5 1 1 1 0 0 1																	
Dale Murphy, R (1, 8) OBP: 0.394, SLG: 0.541 Jeff Dedmon, L (8, 1) Pete Falcone, L (8, 1) OBP: 0.111, SLG: 0.115	0-3 K			0-3 K		0-0 4-3		0-0 G6-4-3 1-2f			4 0 0 0 0 2 1 0 0 0 0 0 0 0 0 0 0 0 0 0 0																	
Brad Komminsk, R (1, 9) OBP: 0.317, SLG: 0.278 Claudell Washington, L (9, PH) OBP: 0.322, SLG: 0.413		0-3 K		0-3 K		0-0 F7			0-0 HR		3 0 0 0 0 2 0 1 1 1 1 0 0 0																	
Terry Harper, R (1, 7) OBP: 0.338, SLG: 0.391 Mike Jorgensen, L (9, PH) OBP: 0.345, SLG: 0.389	0-0 5-3			0-3 K			0-0 5-3		0-3 K		3 0 0 0 0 1 0 1 0 0 0 0 1 0																	
Gerald Perry, L (1, 3) OBP: 0.439, SLG: 0.514	0-0 F8			0-0 BB 1B 1B		4-0 WP 1B BB		0-3 K			3 1 1 0 1 1 0																	
Paul Runge, R (1, 4) OBP: 0.600, SLG: 0.500		0-3 K		0-0 BB 1-2 1B		0-0 1-H 1B		4-0 BB			3 0 2 1 1 1 0																	
Randy Johnson, R (1, 5) OBP: 0.348, SLG: 0.293		0-0 F9		4-0 BB 1-2 2-3 BB		0-0 F4		0-0 1-3			3 0 0 0 1 0 2																	
Steve Bedrosian, R (1, 1) OBP: 0.105, SLG: 0.105 Brett Butler, L (8, 8) OBP: 0.343, SLG: 0.393		0-3 K		0-0 F8		0-0 4-3			0-3 K		3 0 0 0 0 1 4 1 0 0 0 0 1 0																	
Inning Stats	R: 0 E: 0 K: 1 S: 5	H: 0 LOB: 0 BB: 0 P: 5	R: 0 E: 0 K: 1 S: 5	H: 0 LOB: 0 BB: 0 P: 5	R: 0 E: 0 K: 2 S: 7	H: 0 LOB: 0 BB: 0 P: 7	R: 0 E: 0 K: 1 S: 5	H: 0 LOB: 0 BB: 0 P: 5	R: 0 E: 0 K: 2 S: 9	H: 2 LOB: 3 BB: 1 P: 13	R: 1 E: 0 K: 0 S: 4	H: 1 LOB: 0 BB: 0 P: 4	R: 1 E: 0 K: 0 S: 4	H: 1 LOB: 1 BB: 1 P: 8	R: 0 E: 0 K: 0 S: 2	H: 0 LOB: 0 BB: 0 P: 3	R: 1 E: 0 K: 2 S: 8	H: 1 LOB: 1 BB: 1 P: 12	R: 0 E: 0 K: 1 S: 5	H: 0 LOB: 0 BB: 0 P: 5	1B: 3 2B: 0 3B: 0 HR: 2	SF: 0 SAC: 0 DP: 1 HBP: 1	WP: 1 PB: 0 SB: 0 CS: 0	PA: 38				
PITCHER	IP WLS BF H R ER SO BB IBB HBP BLK WP HR S P ERA WHIP												PITCHER	IP WLS BF H R ER SO BB IBB HBP BLK WP HR S P ERA WHIP														
Dennis Rasmussen, L (1, 1) ERA: 1.98	7.0		27	4	2	2	7	2	0	0	0	1	1	39	47	2.57	0.857											
Marty Decker, R (8, 1) ERA: 2.7	2.0		8	1	1	1	2	1	0	1	0	0	1	10	15	4.50	1.000											
Sid Monge, L (10, 1) ERA: 3.7	1.0	W	3	0	0	0	1	0	0	0	0	0	0	5	5	0.00	0.000											

Atlanta Braves @ San Diego Padres
Jack Murphy Stadium, San Diego, CA

Sat Oct 01 1983, 10:05 PM EDT
Att: 9,153 - Unknown

livebaseballscorecards.com

AB	34
R	3
H	5
RBI	3
BB	3
SO	10
LOB	8



BOTTOM

Atlanta Braves @ San Diego Padres
Jack Murphy Stadium, San Diego, CA

Sat Oct 01 1983, 10:05 PM EDT
Att. 9,153 - Unknown

livebaseballscorecards.com

AB	39
R	4
H	13
RBI	4
BB	3
SO	11
LOB	21



AB	R	H	RBI	BB	SO	LOB
4	0	3	0	1	0	0
2	0	0	0	0	1	1
1	0	0	0	0	0	2
0	0	0	0	0	0	0
1	0	0	0	0	1	1
0	0	0	0	0	0	0
4	1	1	0	1	1	2
4	0	0	0	0	1	3
1	1	0	0	0	0	0
5	1	3	1	0	0	1
4	1	2	1	1	0	0
5	0	4	2	0	1	2
2	0	0	0	0	2	3
1	0	0	0	0	1	1
1	0	0	0	0	0	1
2	0	0	0	0	1	3
1	0	0	0	0	1	1
1	0	0	0	0	1	0

Batter	1	2	3	4	5	6	7	8	9	10
Alan Wiggins, S (1, 7) OBP: 0.363, SLG: 0.327 (9, 3)	0-0 S 1B		4-3 1B		0-0 CS SH1-3 1B		4-0 BB		0-0 CS 1B	
Edwin Rodriguez, R (1, 4) OBP: 0.300, SLG: 0.333 (7, PH)	0-3 K		6-3		0-0 SH1-3		0-0 F5		0-3 K	
Bobby Brown, S (8, 1)	1-2 K				1-2				1-2	
Kurt Bevacqua, R (9, PH)										
Sid Monge, S (10, 1)										
Kevin McReynolds, R (1, 8) OBP: 0.278, SLG: 0.338	0-0 F7		4-0 FC4-6 BB		0-3 K			0-0 S 1B 1B		0-0 F2
Terry Kennedy, L (1, 3) OBP: 0.342, SLG: 0.433 (9, 7)	0-0 F7		0-0 FC4-6		0-0 F8			0-3 K		0-0 E6 1B 1B 1B
Luis Salazar, R (1, 6) OBP: 0.285, SLG: 0.387		0-0 HR		0-0 S 1B		0-0 6-3		0-0 F9		0-0 1B 1B 1B
Gerry Davis, R (1, 9) OBP: 0.500, SLG: 0.583		0-0 F8		4-0 BB		0-0 F4		0-0 S 2B 1B		0-0 1B 1B
George Hinshaw, R (1, 5) OBP: 0.462, SLG: 0.538		0-0 1B		0-3 K		0-0 K		0-0 S 1B 2B		0-0 1B
Doug Gwosdz, R (1, 2) OBP: 0.210, SLG: 0.182 (7, PH)		0-3 K		0-3 K		0-3 K		0-0 S 1B 2B		0-0 1B
Ruppert Jones, L (8, 4) OBP: 0.309, SLG: 0.336		0-3 K		0-0 F5		0-3 K		0-0 G3		0-3 K2-3
Dennis Rasmussen, L (1, 1) Garry Templeton, S (7, PH) Bruce Bochy, R (8, 2) OBP: 0.220, SLG: 0.308		0-3 K								

Inning Stats	R: 0	H: 1	E: 0	K: 1	S: 6	P: 6	R: 1	H: 2	E: 0	K: 2	S: 9	P: 9	R: 0	H: 0	E: 0	K: 0	S: 3	R: 0	H: 1	E: 0	K: 2	S: 8	P: 12	R: 0	H: 0	E: 0	K: 0	S: 3	R: 0	H: 0	E: 0	K: 0	S: 3	R: 0	H: 1	E: 0	K: 2	S: 8	P: 12	R: 2	H: 3	E: 0	K: 1	S: 8	P: 8	R: 0	H: 1	E: 0	K: 2	S: 7	P: 7	R: 1	H: 3	E: 1	K: 0	S: 5	P: 5	1B: 11	SF: 0	2B: 1	SAC: 1	3B: 0	DP: 0	HR: 1	HBP: 0	WP: 0	PA: 43
--------------	------	------	------	------	------	------	------	------	------	------	------	------	------	------	------	------	------	------	------	------	------	------	-------	------	------	------	------	------	------	------	------	------	------	------	------	------	------	------	-------	------	------	------	------	------	------	------	------	------	------	------	------	------	------	------	------	------	------	--------	-------	-------	--------	-------	-------	-------	--------	-------	--------

PITCHER	IP	WLS	BF	H	R	ER	SO	BB	IBB	HBP	BLK	WP	HR	S	P	ERA	WHIP
Steve Bedrosian, R (1, 1) ERA: 3.6	7.0		29	6	1	1	8	3	0	0	0	0	1	42	54	1.29	1.286
Jeff Dedmon, R (8, 1) ERA: 13.5	0.2		5	3	2	1	0	0	0	0	0	0	0	7	7	27.00	4.500
Pete Falcone, L (8, 1) ERA: 3.63	1.2	L	9	4	1	1	2	0	0	0	0	0	0	13	13	5.40	2.400

Batter	1	2	3	4	5	6	7	8	9	AB R H RBI BB SO LOB	TOP		
Albert Hall, S (1, 7) (8, 8)	0-0 6-3		4-0 FC4-6 BB		0-0 F6		0-0 G3			3 0 0 0 1 0 1			
Paul Zuvella, R (1, 6) BBB	4-0 FC4-6 BB		0-0 FC4-6 1-2f		4-0 1B BB		0-3 K			2 0 0 0 2 1 2			
Brett Butler, L (1, 8) OBP: 0.344, SLG: 0.393 Dale Murphy, R (8, PH) OBP: 0.393, SLG: 0.540 Brad Komminsk, R (8, 7) OBP: 0.317, SLG: 0.278	0-0 FC4-6 PC S 1-2f			4-0 1B BB	0-0 1B BB			0-3 K		2 1 1 1 1 0 1 1 0 0 0 0 1 0 0 0 0 0 0 0 0			
Gerald Perry, L (1, 3) OBP: 0.422, SLG: 0.487	0-0 PO 1-3	0-0 F5		0-0 6-3 1B 1B	0-3 K		0-0 F3			4 1 1 0 0 1 2			
Terry Harper, R (1, 9) OBP: 0.332, SLG: 0.383		0-0 F4		0-3 K	0-0 FC4-6 1-2f		0-0 4-3			4 0 0 0 0 1 4			
Randy Johnson, R (1, 5) OBP: 0.345, SLG: 0.292		0-0 F9		0-0 6-3 1B 1B 3-H		0-0 F8		0-0 F7		4 1 1 1 0 0 0			
Paul Runge, R (1, 4) OBP: 0.333, SLG: 0.250			0-3 K	0-0 6-3	0-0 6-3		0-3 K			4 0 0 0 0 2 2			
Matt Sinatro, R (1, 2) OBP: 0.286, SLG: 0.167			0-0 SH2-4 1B	0-0 SH2-4 1B 2-H 3-H		0-0 F8		0-0 F9		4 0 2 2 0 0 0			
Ken Dayley, L (1, 1) OBP: 0.306, SLG: 0.219 Tony Brizzolara, R (8, 1)			0-0 SH2-4		0-0 BB 1B		0-3 K			2 1 1 0 0 1 0 0 0 0 0 0 0 0			
Inning Stats	R: 0 E: 0 K: 0 S: 2 H: 0 LOB: 0 BB: 1 P: 6	R: 0 E: 0 K: 0 S: 3 H: 0 LOB: 0 BB: 0 P: 3	R: 0 E: 0 K: 1 S: 6 H: 1 LOB: 2 BB: 1 P: 10	R: 3 E: 0 K: 1 S: 7 H: 3 LOB: 1 BB: 1 P: 11	R: 1 E: 0 K: 1 S: 7 H: 2 LOB: 2 BB: 1 P: 11	R: 0 E: 0 K: 0 S: 3 H: 0 LOB: 0 BB: 0 P: 3	R: 0 E: 0 K: 2 S: 7 H: 0 LOB: 0 BB: 0 P: 7	R: 0 E: 0 K: 1 S: 5 H: 0 LOB: 0 BB: 0 P: 5	R: 0 E: 0 K: 1 S: 5 H: 0 LOB: 0 BB: 0 P: 5	1B: 6 2B: 0 3B: 0 HR: 0 SF: 0 SAC: 1 DP: 0 HBP: 0	WP: 0 PB: 0 SB: 1 CS: 0 PA: 36		
PITCHER	IP WLS BF H R ER SO BB IBB HBP BLK WP HR S P ERA WHIP											PITCHER	IP WLS BF H R ER SO BB IBB HBP BLK WP HR S P ERA WHIP
Greg Booker, R (1, 1) ERA: 7.71	4.1 L 21 6 4 4 2 4 0 0 0 0 0 0 21 37 8.31 2.308												
Floyd Chiffer, R (5, 1) ERA: 3.18	1.2 5 0 0 0 1 0 0 0 0 0 0 0 7 7 0.00 0.000												
Marty Decker, R (7, 1) ERA: 2.08	2.0 6 0 0 0 3 0 0 0 0 0 0 0 12 12 0.00 0.000												
Luis DeLeon, R (9, 1) ERA: 2.68	1.0 3 0 0 0 1 0 0 0 0 0 0 0 5 5 0.00 0.000												

Atlanta Braves @ San Diego Padres
Jack Murphy Stadium, San Diego, CA

Sun Oct 02 1983, 6:33 AM EDT
Att. 15,959 - Unknown

livebaseballscorecards.com

AB	30
R	4
H	6
RBI	4
BB	4
SO	7
LOB	12



Batter	1	2	3	4	5	6	7	8	9	AB	R	H	RBI	BB	SO	LOB
Alan Wiggins, S (1, 7) OBP: 0.360, SLG: 0.324	0-0 5-3			0-0 F8			0-0 G3	0-3 K		4	0	0	0	0	1	1
Edwin Rodriguez, R (1, 4) OBP: 0.231, SLG: 0.250	0-3 K			0-0 6-3			0-0 F9		0-0 E S 1B	3	0	0	0	0	1	0
Bobby Brown, S (9, PH) OBP: 0.333, SLG: 0.382										1	0	1	0	0	0	0
Kurt Bevacqua, R (1, 3) OBP: 0.320, SLG: 0.327	0-0 F4			0-0 F7			0-0 F3		0-3 K 1-2	4	0	0	0	0	1	1
Kevin McReynolds, R (1, 8) OBP: 0.277, SLG: 0.343		0-0 F9			0-0 F8			0-0 1B 1B 2B	0-0 E3 FC6	4	1	1	0	0	0	1
Garry Templeton, S (1, 6) OBP: 0.294, SLG: 0.335		0-0 G3			0-0 G5-4-3 1B			0-0 1B BB	0-0 F5	2	0	1	0	0	0	0
Mario Ramirez, R (5, PR) OBP: 0.326, SLG: 0.308								2-3 1B 1B		0	0	0	0	0	0	0
Terry Kennedy, L (8, PH) OBP: 0.342, SLG: 0.434										2	1	1	0	0	0	2
Gerry Davis, R (1, 9) OBP: 0.444, SLG: 0.467		0-3 K			0-0 G5-4-3 1-2f			4-0 1B E BB	0-0 FC6 1-2f	3	1	0	0	1	1	3
George Hinshaw, R (1, 5) OBP: 0.438, SLG: 0.500			0-0 F5			0-3 K		0-0 E8 G3 1B		3	0	1	2	0	1	0
Bruce Bochy, R (1, 2) OBP: 0.205, SLG: 0.286			0-3 K				0-0 F3	0-0 F1		3	0	0	0	0	1	1
Greg Booker, R (1, 1) Floyd Chiffer, R (5, 1) Joe Lansford, R (6, PH) Marty Decker, R (7, 1) Ruppert Jones, L (8, PH) Luis DeLeon, R (9, 1)			0-0 F9				0-3 K	0-0 G3		1	0	0	0	0	0	0

Inning Stats	R: 0	H: 0	E: 0	K: 1	S: 5	R: 0	H: 0	E: 0	K: 1	S: 5	R: 0	H: 0	E: 0	K: 0	S: 3	R: 0	H: 1	E: 0	K: 0	S: 3	R: 0	H: 0	E: 0	K: 2	S: 7	R: 0	H: 0	E: 0	K: 0	S: 3	R: 3	H: 3	E: 1	K: 1	S: 8	R: 0	H: 1	E: 1	K: 1	S: 7	1B: 4	2B: 1	3B: 0	HR: 0	SF: 0	SAC: 0	DP: 1	HBP: 0	WP: 0	PB: 0	SB: 1	CS: 0	PA: 33													
PITCHER	IP	WLS	BF	H	R	ER	SO	BB	IBB	HBP	BLK	WP	HR	S	P	ERA	WHIP																			IP	WLS	BF	H	R	ER	SO	BB	IBB	HBP	BLK	WP	HR	S	P	ERA	WHIP														
Ken Dayley, L (1, 1) ERA: 4.3	7.0	W	24	3	3	2	5	1	0	0	0	0	0	33	37	2.57	0.571																																																	
Tony Brizzolara, R (8, 1) ERA: 3.54	2.0	S	9	2	0	0	2	0	0	0	0	0	0	13	13	0.00	1.000																																																	

BOTTOM

Atlanta Braves @ San Diego Padres
Jack Murphy Stadium, San Diego, CA

Sun Oct 02 1983, 6:33 AM EDT
 Att. 15,959 - Unknown

livebaseballscorecards.com

AB	32
R	3
H	5
RBI	2
BB	1
SO	7
LOB	10

