

San Diego Padres - 1984

Batter	1	2	3	4	5	6	7	8	9	AB R H RBI BB SO LOB	TOP	
Marvell Wynne, L (1, 8) OBP: 0.750, SLG: 1.750	0-0 6-3 3B		0-0 2B			0-0 2B			0-0 F6	4 1 3 0 0 0 0		
Johnny Ray, S (1, 4)	0-0 6-3		0-0 F7			0-0 F8			0-0 F8	4 0 0 1 0 0 2		
Bill Madlock, R (1, 5)	0-0 6-3				0-0 F8				0-0 F9	4 0 0 0 0 0 1		
Jason Thompson, L (1, 3)	0-0 4-3				0-0 F5				4-0 G6-4-3 BB	2 0 0 0 1 0 0		
Amos Otis, R (1, 7)		0-0 F6			0-3 K				0-0 G6-4-3 1-2f	3 0 0 0 0 1 1		
Tony Peña, R (1, 2)		0-3 K			0-3 K				0-0 6-3	3 0 0 0 0 2 0		
Doug Frobel, L (1, 9)		0-3 K			0-0 F4				0-3 K	3 0 0 0 0 2 0		
Dale Berra, R (1, 6)			0-0 F4		0-0 F3				0-0 1-3	3 0 0 0 0 0 0		
Rick Rhoden, R (1, 1) Lee Mazzilli, S (8, PH) Rod Scurry, L (8, 1)			0-0 F7			0-0 F2			0-0 F5	2 0 0 0 0 0 0 1 0 0 0 0 0 0 0 0 0 0 0 0 0		
Inning Stats	R: 1 H: 1 E: 0 LOB: 0 K: 0 BB: 0 S: 4 P: 4	R: 0 H: 0 E: 0 LOB: 0 K: 2 BB: 0 S: 7 P: 7	R: 0 H: 1 E: 0 LOB: 1 K: 0 BB: 0 S: 4 P: 4	R: 0 H: 0 E: 0 LOB: 0 K: 1 BB: 0 S: 5 P: 5	R: 0 H: 0 E: 0 LOB: 0 K: 1 BB: 0 S: 5 P: 5	R: 0 H: 1 E: 0 LOB: 1 K: 0 BB: 0 S: 4 P: 4	R: 0 H: 0 E: 0 LOB: 0 K: 0 BB: 1 S: 2 P: 6	R: 0 H: 0 E: 0 LOB: 0 K: 1 BB: 0 S: 5 P: 5	R: 0 H: 0 E: 0 LOB: 0 K: 0 BB: 0 S: 3 P: 3	1B: 0 SF: 0 2B: 2 SAC: 0 3B: 1 DP: 1 HR: 0 HBP: 0	WP: 0 PA: 30 PB: 0 SB: 0 CS: 0	
PITCHER Eric Show, R (1, 1) ERA: 1.29 Rich Gossage, R (8, 1) ERA:	IP WLS BF H R ER SO BB IBB HBP BLK WP HR S P ERA WHIP											PITCHER IP WLS BF H R ER SO BB IBB HBP BLK WP HR S P ERA WHIP
	7.0 W 24 3 1 1 4 1 0 0 0 0 0 0 31 35 1.29 0.571											

Pittsburgh Pirates @ San Diego Padres
 Jack Murphy Stadium, San Diego, CA
 Tue Apr 03 1984, 9:05 PM EST
 Att. 44,553 - Unknown

livebaseballscorecards.com

AB	29
R	1
H	3
RBI	1
BB	1
SO	5
LOB	4



Batter	1	2	3	4	5	6	7	8	9
Alan Wiggins, S OBP: 0.250, SLG: 0.500 (1, 4)	0-0 2B	0-0 F8			0-3 K		0-0 F3		
Tony Gwynn, L OBP: 0.250, SLG: 0.500 (1, 9)	0-0 G3 2B	0-0 F8			0-0 1-3			0-0 F6	
Graig Nettles, L (1, 5)	0-0 G3 2-3		0-0 G3			0-0 F6		0-0 F2	
Steve Garvey, R (1, 3)	4-0 G3 BB		0-0 4-3			0-0 1-3		0-0 F7	
Terry Kennedy, L OBP: 0.333, SLG: 0.333 (1, 2)	0-0 G3 1-2 3-H		0-0 F4			0-0 HR 1B			
Carmelo Martinez, R OBP: 0.333, SLG: 1.333 (1, 7)	0-0 F7			0-3 K		0-0 HR			
Kevin McReynolds, R OBP: 0.333, SLG: 1.333 (1, 8)		0-0 HR			0-0 F8		0-3 K		
Garry Templeton, S OBP: 0.333, SLG: 0.333 (1, 6)		0-0 5-3 1B			0-0 6-3		0-0 4-3		
Eric Show, R Bobby Brown, S (7, PH) Rich Gossage, R (8, 1)		0-0 5-3			0-0 F2		0-3 K		

Inning Stats	R: 2	H: 2	E: 0	LOB: 1	K: 0	S: 5	R: 1	H: 2	E: 0	LOB: 1	K: 0	S: 5	R: 0	H: 0	E: 0	LOB: 0	K: 0	S: 3	R: 0	H: 0	E: 0	LOB: 0	K: 1	S: 5	R: 0	H: 2	E: 0	LOB: 0	K: 1	S: 7	R: 0	H: 0	E: 0	LOB: 0	K: 1	S: 5	R: 0	H: 0	E: 0	LOB: 0	K: 0	S: 3									
PITCHER	IP	WLS	BF	H	R	ER	SO	BB	IBB	HBP	BLK	WP	HR	S	P	ERA	WHIP													PITCHER	IP	WLS	BF	H	R	ER	SO	BB	IBB	HBP	BLK	WP	HR	S	P	ERA	WHIP				
Rick Rhoden, R ERA: 6.43	(1, 1)	7.0	L	28	6	5	5	4	1	0	0	0	0	2	35	39	6.43	1.000																																	
Rod Scurry, L ERA:	(8, 1)	1.0		3	0	0	0	0	0	0	0	0	0	0	3	3	0.00	0.000																																	

BOTTOM


Pittsburgh Pirates @ San Diego Padres
Jack Murphy Stadium, San Diego, CA

Tue Apr 03 1984, 9:05 PM EST
 Att. 44,553 - Unknown

AB	R	H	RBI	BB	SO	LOB
4	1	1	0	0	1	1
4	1	1	1	0	0	1
4	0	0	0	0	0	1
3	0	0	0	1	0	0
3	1	1	1	0	0	1
3	1	1	2	0	1	1
3	1	1	1	0	1	0
3	0	1	0	0	0	0
2	0	0	0	0	0	1
1	0	0	0	0	1	0
0	0	0	0	0	0	0

AB	30
R	5
H	6
RBI	5
BB	1
SO	4
LOB	6

WP: 0 PA: 31
 PB: 0
 SB: 0
 CS: 0



Batter	1	2	3	4	5	6	7	8	9	AB R H RBI BB SO LOB	TOP																								
Marvell Wynne, L (1, 8) OBP: 0.444, SLG: 0.889	0-0 G3		0-0 1B	0-3 K		0-0 3-1		0-0 F5		5 1 1 0 0 1 0																									
Johnny Ray, S (1, 4) OBP: 0.444, SLG: 0.444	0-0 4-3 BLK 1B		0-0 F8 1B 1-3 HR 1B	0-0 S 1B 1B		0-0 1B 1B		0-0 F9		5 2 4 0 0 0 0																									
Bill Madlock, R (1, 5) OBP: 0.333, SLG: 0.250	0-0 4-3		0-0 BB 1-2 HR 1B	4-0 1B 1-2 BB		0-0 1B		0-0 F9		4 1 2 1 1 0 1																									
Jason Thompson, L (1, 3) OBP: 0.250, SLG: 0.143	0-0 6-3		0-0 F8	0-0 FC5-4 1-3 2-H 1B		0-3 K		0-0 4-3		5 0 1 1 0 1 5																									
Amos Otis, R (1, 7) OBP: 0.375, SLG: 0.429		0-0 SH 1B	4-0 1-2 HR BB	0-0 FC5-4		0-0 5-3		0-0 2B		4 1 2 0 1 0 4																									
Tony Peña, R (1, 2)		0-0 SH 1-2	0-3 K		4-0 BB		0-3 K		0-3 K	3 0 0 0 1 3 4																									
Doug Frobel, L (1, 9) OBP: 0.143, SLG: 0.571		0-0 F7	0-0 1-H 2-H 3-H HR		0-0 F7		0-0 2-3			4 1 1 4 0 0 3																									
Dale Berra, R (1, 6)		0-0 F8	0-0 F8		0-0 F9		0-3 K			4 0 0 0 0 1 3																									
Jose DeLeon, R (1, 1)		0-3 K		0-0 1-3		0-0 F4		0-3 K		2 0 0 0 0 1 2																									
Rod Scurry, L (4, 1)										0 0 0 0 0 0 0																									
Lee Tunnell, R (4, 1)										1 0 0 0 0 0 1																									
Lee Lacy, R (8, PH)										1 0 0 0 0 1 0																									
Cecilio Guante, R (8, 1)										0 0 0 0 0 0 0																									
Inning Stats	R: 0 E: 0 K: 0 S: 4	H: 1 LOB: 1 BB: 0 P: 4	R: 0 E: 1 K: 1 S: 7	H: 1 LOB: 2 BB: 0 P: 7	R: 5 E: 0 K: 1 S: 9	H: 4 LOB: 0 BB: 1 P: 13	R: 1 E: 0 K: 1 S: 7	H: 2 LOB: 2 BB: 1 P: 11	R: 0 E: 0 K: 0 S: 3	H: 0 LOB: 1 BB: 1 P: 7	R: 0 E: 0 K: 2 S: 7	H: 0 LOB: 0 BB: 0 P: 7	R: 0 E: 0 K: 1 S: 5	H: 0 LOB: 0 BB: 0 P: 5	R: 0 E: 0 K: 1 S: 6	H: 1 LOB: 1 BB: 0 P: 6	1B: 9 2B: 1 3B: 0 HR: 1	SF: 0 SAC: 1 DP: 0 HBP: 0	WP: 0 PB: 0 SB: 1 CS: 0	PA: 42															
PITCHER	IP WLS BF H R ER SO BB IBB HBP BLK WP HR S P ERA WHIP																																		
Andy Hawkins, R (1, 1) ERA: 15.0	3.0		6	5	5	2	1	0	0	1	0	1	20	24	15.00	2.333																			
Dave Dravecky, L (4, 1) ERA: 9.0	1.0		6	2	1	1	1	0	0	0	0	0	7	11	9.00	3.000																			
Mark Thurmond, L (5, 1) ERA:	1.2		8	2	0	0	1	1	0	0	0	0	9	13	0.00	1.800																			
Luis DeLeon, R (6, 1) ERA:	2.1	W	7	0	0	0	3	0	0	0	0	0	13	13	0.00	0.000																			
Rich Gossage, R (9, 1) ERA:	1.0	S	4	1	0	0	1	0	0	0	0	0	6	6	0.00	1.000																			

Pittsburgh Pirates @ San Diego Padres
Jack Murphy Stadium, San Diego, CA

Thu Apr 05 1984, 6:33 AM EST
Att: 19,361 - Unknown

livebaseballscorecards.com

AB	38
R	6
H	11
RBI	6
BB	3
SO	8
LOB	23



Batter	1	2	3	4	5	6	7	8	9
Alan Wiggins, S (1, 4) OBP: 0.222, SLG: 0.250	0-0 6-3		0-0 E3 F8 WP HR	4-0 BB BB 1B BB	0-0 4-3			0-0 F6	
Tony Gwynn, L (1, 9) OBP: 0.444, SLG: 0.429	4-0 CS BB		0-0 F7	4-0 BB BB 1B BB		0-0 FC6-4 SF8 1B		0-0 F7	
Graig Nettles, L (1, 5) OBP: 0.222, SLG: 0.125	0-0 4-3		0-0 F8	4-0 1B BB		0-0 FC6-4 1B		0-3 K	
Steve Garvey, R (1, 3) OBP: 0.375, SLG: 0.714		0-3 K2-3	0-0 HR	0-0 1B		0-0 FC6-4 SF8			
Terry Kennedy, L (1, 2) OBP: 0.286, SLG: 0.200		4-0 1B 1B BB	0-0 F9	0-0 F4		0-0 SF8			
Carmelo Martinez, R (1, 7) OBP: 0.429, SLG: 0.833		0-0 1B 1B		0-0 F5		0-0 F6			
Kevin McReynolds, R (1, 8) OBP: 0.286, SLG: 0.714		0-0 1B		0-0 F3	0-0 6-3		0-0 F9		
Garry Templeton, S (1, 6) OBP: 0.429, SLG: 0.429		0-0 F6		0-0 BB BB 1B	0-0 SH1-3 1B		0-0 6-3		
Andy Hawkins, R (1, 1) Dave Dravecky, R (4, 1) Champ Summers, L (4, PH) Mark Thurmond, L (5, 1) Luis DeLeon, R (6, 1) Rich Gossage, R (9, 1)		0-0 F8		4-0 BB BB 1B BB	0-0 SH1-3		0-0 6-3		

Inning Stats	R: 0 E: 0 K: 0 S: 2	H: 0 LOB: 0 BB: 1 P: 6	R: 0 E: 0 K: 1 S: 7	H: 2 LOB: 3 BB: 1 P: 11	R: 2 E: 1 K: 0 S: 5	H: 1 LOB: 0 BB: 0 P: 5	R: 5 E: 0 K: 0 S: 5	H: 2 LOB: 2 BB: 5 P: 25	R: 0 E: 0 K: 0 S: 4	H: 1 LOB: 1 BB: 0 P: 4	R: 1 E: 0 K: 0 S: 5	H: 2 LOB: 1 BB: 0 P: 5	R: 0 E: 0 K: 0 S: 3	H: 0 LOB: 0 BB: 0 P: 3	R: 0 E: 0 K: 1 S: 5	H: 0 LOB: 0 BB: 0 P: 5
--------------	------------------------------	---------------------------------	------------------------------	----------------------------------	------------------------------	---------------------------------	------------------------------	----------------------------------	------------------------------	---------------------------------	------------------------------	---------------------------------	------------------------------	---------------------------------	------------------------------	---------------------------------

PITCHER	IP	WLS	BF	H	R	ER	SO	BB	IBB	HBP	BLK	WP	HR	S	P	ERA	WHIP
Jose DeLeon, R (1, 1) ERA: 10.8	3.1		19	4	6	4	1	5	0	0	0	1	1	16	36	10.80	2.700
Rod Scurry, L (4, 1) ERA: 9.0	0.0	L	2	0	0	0	0	2	0	0	0	0	0	0	8	∞	∞
Lee Tunnell, R (4, 1) ERA: 2.45	3.2		15	4	2	2	0	0	0	0	0	0	0	15	15	4.91	1.091
Cecilio Guante, R (8, 1) ERA:	1.0		3	0	0	0	1	0	0	0	0	0	0	5	5	0.00	0.000

AB R H RBI BB SO LOB

4	2	0	1	1	0	1
3	2	1	1	2	0	1
4	0	1	1	1	1	2
4	1	2	4	0	1	2
2	0	0	1	1	0	2
3	1	1	0	1	0	3
4	0	1	0	0	0	1
4	1	2	0	0	0	3
1	0	0	0	0	0	3
0	0	0	0	0	0	0
0	1	0	0	1	0	0
0	0	0	0	0	0	0
0	0	0	0	0	0	0
1	0	0	0	0	0	0
0	0	0	0	0	0	0

AB	30
R	8
H	8
RBI	8
BB	7
SO	2
LOB	18



WP	PA
1	39

PITCHER	IP	WLS	BF	H	R	ER	SO	BB	IBB	HBP	BLK	WP	HR	S	P	ERA	WHIP
---------	----	-----	----	---	---	----	----	----	-----	-----	-----	----	----	---	---	-----	------

Pittsburgh Pirates @ San Diego Padres
Jack Murphy Stadium, San Diego, CA
 Thu Apr 05 1984, 6:33 AM EST
 Att. 19,361 - Unknown

livebaseballscorecards.com

Batter	1	2	3	4	5	6	7	8	9	AB	R	H	RBI	BB	SO	LOB	TOP											
Gary Woods, R (1, 8) OBP: 0.250, SLG: 0.250 Dickie Noles, R (7, 1) Richie Hebner, L (9, PH) Lee Smith, R (9, 1)	0-0 WP 2B 1B		0-3 K		0-0 F4		0-0 G6-4-3 1-2f		4-0 BB 1-2 2-3 3-H	4	1	1	0	0	1	3												
23 Ryne Sandberg, R (1, 4) OBP: 0.333, SLG: 0.500	0-0 F9		4-0 1B BB		0-0 F7			0-0 F7	0-3 K	4	0	0	0	1	1	4												
Gary Matthews, R (1, 7) OBP: 0.571, SLG: 0.400	0-0 F9 1-2		0-0 1B		0-0 F8			0-3 K		4	0	1	0	0	1	1												
Ron Cey, R (1, 5) OBP: 0.357, SLG: 0.615	0-0 2-H 2B		0-0 F6		0-0 F8			0-3 K		4	0	1	1	0	1	1												
Keith Moreland, R (1, 9) OBP: 0.444, SLG: 0.750 (9, 2)	4-0 BB			0-3 K		0-0 5-3			0-0 2B BB 1B	3	1	1	0	1	1	0												
Jody Davis, R (1, 2) OBP: 0.482, SLG: 0.583 Bob Demier, R (7, PR) Steve Lake, R (7, 2) Leon Durham, L (9, PH) Mel Hall, L (9, 9) OBP: 0.364, SLG: 0.125 OBP: 0.200, SLG: 0.200	0-0 F8			4-0 BB		0-0 SH1-3 HBP 1B			0-0 F8	2	0	1	0	1	0	2												
Bill Buckner, L (1, 3)		0-0 F8		0-0 F5		1-0 SH1-3 HBP			0-0 F4	3	0	0	0	0	0	2												
Tom Verzyer, R (1, 6) OBP: 0.167, SLG: 0.167 Larry Bowa, S (9, PH) (9, 6)		0-0 F9		0-0 6-3		0-0 SH1-3			0-0 BB 2B	2	0	0	0	0	0	1												
Scott Sanderson, R (1, 1) Henry Cotto, R (7, PH) (7, 8)		0-3 K			0-0 F9		0-0 SH1-3 BB		4-0 BB IBB	2	0	0	0	0	1	0												
Inning Stats	R: 1 E: 0 K: 0 S: 5	H: 2 LOB: 2 BB: 1 P: 9	R: 0 E: 0 K: 1 S: 5	H: 0 LOB: 0 BB: 0 P: 5	R: 0 E: 0 K: 1 S: 5	H: 1 LOB: 1 BB: 1 P: 9	R: 0 E: 0 K: 1 S: 5	H: 0 LOB: 1 BB: 1 P: 9	R: 0 E: 0 K: 0 S: 3	H: 0 LOB: 0 BB: 0 P: 3	R: 0 E: 0 K: 0 S: 3	H: 1 LOB: 2 BB: 1 P: 8	R: 0 E: 0 K: 2 S: 7	H: 0 LOB: 0 BB: 0 P: 7	R: 1 E: 0 K: 1 S: 7	H: 2 LOB: 3 BB: 2 P: 15	1B: 4 2B: 2 3B: 0 HR: 0	SF: 0 SAC: 1 DP: 1 HBP: 1	WP: 1 PB: 0 SB: 0 CS: 0	PA: 38								
PITCHER	IP	WLS	BF	H	R	ER	SO	BB	IBB	HBP	BLK	WP	HR	S	P	ERA	WHIP											
Tim Lollar, L (1, 1) ERA: 1.42	6.1		27	4	1	1	3	4	0	1	0	1	0	28	45	1.42	1.263											
Craig Lefferts, L (7, 1) ERA:	0.2		1	0	0	0	0	0	0	0	0	0	0	1	1	0.00	0.000											
Luis DeLeon, R (8, 1) ERA: 2.7	1.0		4	1	1	1	2	0	0	0	0	0	0	8	8	9.00	1.000											
Sid Monge, L (9, 1) ERA:	1.0	W	6	1	0	0	1	1	1	0	0	0	0	6	14	0.00	2.000											
PITCHER	IP	WLS	BF	H	R	ER	SO	BB	IBB	HBP	BLK	WP	HR	S	P	ERA	WHIP											

Chicago Cubs @ San Diego Padres
Jack Murphy Stadium, San Diego, CA

Fri Apr 06 1984, 9:05 PM EST

Att. 15,835 - Unknown

AB 30
R 2
H 6
RBI 2
BB 6
SO 6
LOB 15



WP: 1 PA: 38
PB: 0
SB: 0
CS: 0

ERA WHIP

Batter	1	2	3	4	5	6	7	8	9	AB	R	H	RBI	BB	SO	LOB
Alan Wiggins, S (1, 4) OBP: 0.154, SLG: 0.167	0-0 B2-3	0-0 4-3			0-0 B2-3		0-0 5-3			4	0	0	0	0	0	2
Tony Gwynn, L (1, 9) OBP: 0.385, SLG: 0.364	0-0 F5		0-0 4-3		0-0 4-3 1B		0-0 F5			4	0	1	0	0	0	0
Graig Nettles, L (1, 5) OBP: 0.231, SLG: 0.167	0-0 1B		0-0 F7		0-0 4-3 1-2		0-0 F9			4	0	1	0	0	0	1
Steve Garvey, R (1, 3) OBP: 0.250, SLG: 0.455	0-0 F8		0-0 F8		0-0 1-3			0-0 F4		4	0	0	0	0	0	2
Terry Kennedy, L (1, 2) OBP: 0.273, SLG: 0.222		0-3 K			0-0 F3		0-0 4-3 1B		0-0 F8	4	0	1	0	0	1	0
Carmelo Martinez, R (1, 7) OBP: 0.273, SLG: 0.500		0-0 2-3			0-0 5-3		0-0 F7		0-0 F4	4	0	0	0	0	0	1
Kevin McReynolds, R (1, 8) OBP: 0.364, SLG: 0.636		0-0 1B 1B 1B			0-0 2B 1B		0-0 4-3 1-2		0-0 4-3	4	2	2	0	0	0	1
Garry Templeton, S (1, 6) OBP: 0.636, SLG: 0.700		0-0 1B 1B			0-0 1-3 2B		4-0 IBB		0-0 2B 1B	3	1	3	1	1	0	0
Tim Lollar, L (1, 1) OBP: 0.333, SLG: 0.333		0-0			0-0 F2		0-3 K		0-0 2B	3	0	1	1	0	1	3
Craig Lefferts, L (7, 1)										0	0	0	0	0	0	0
Luis DeLeon, R (8, 1)										0	0	0	0	0	0	0
Sid Monge, S (9, 1)										0	0	0	0	0	0	0
Champ Summers, L (9, PH) OBP: 1.000, SLG: 2.000		1-3 3-H 1B							1-H	1	0	1	1	0	0	0

Inning Stats	R: 0	H: 1	E: 0	LOB: 1	K: 0	BB: 0	S: 4	P: 4	R: 1	H: 3	E: 0	LOB: 2	K: 1	BB: 0	S: 8	P: 8	R: 0	H: 0	E: 0	LOB: 0	K: 0	BB: 0	S: 3	P: 3	R: 1	H: 2	E: 0	LOB: 1	K: 0	BB: 0	S: 5	P: 5	R: 0	H: 1	E: 0	LOB: 1	K: 0	BB: 0	S: 4	P: 4	R: 0	H: 1	E: 0	LOB: 2	K: 1	BB: 1	S: 6	P: 10	R: 0	H: 0	E: 0	LOB: 0	K: 0	BB: 0	S: 3	P: 3	R: 0	H: 0	E: 0	LOB: 0	K: 0	BB: 0	S: 3	P: 3	R: 1	H: 2	E: 0	LOB: 1	K: 0	BB: 0	S: 3	P: 3	1B: 8	SF: 0	2B: 2	SAC: 0	3B: 0	DP: 0	HR: 0	HBP: 0	WP: 0	PA: 36
--------------	------	------	------	--------	------	-------	------	------	------	------	------	--------	------	-------	------	------	------	------	------	--------	------	-------	------	------	------	------	------	--------	------	-------	------	------	------	------	------	--------	------	-------	------	------	------	------	------	--------	------	-------	------	-------	------	------	------	--------	------	-------	------	------	------	------	------	--------	------	-------	------	------	------	------	------	--------	------	-------	------	------	-------	-------	-------	--------	-------	-------	-------	--------	-------	--------

PITCHER	IP	WLS	BF	H	R	ER	SO	BB	IBB	HBP	BLK	WP	HR	S	P	ERA	WHIP
Scott Sanderson, R (1, 1) ERA: 3.0	6.0		27	8	2	2	2	0	0	0	0	0	0	30	34	3.00	1.333
Dickie Noles, R (7, 1) ERA:	2.0		6	0	0	0	0	0	0	0	0	0	0	6	6	0.00	0.000
Lee Smith, R (9, 1) ERA: 7.71	0.1	L	3	2	1	1	0	0	0	0	0	0	0	3	3	27.00	6.000

BOTTOM

Chicago Cubs @ San Diego Padres
Jack Murphy Stadium, San Diego, CA
Fri Apr 06 1984, 9:05 PM EST
Att. 15,835 - Unknown

livebaseballscores.com

AB	35
R	3
H	10
RBI	3
BB	1
SO	2
LOB	10



Batter	1	2	3	4	5	6	7	8	9	AB R H RBI BB SO LOB	TOP																								
Henry Cotto, R (1, 8) OBP: 0.429, SLG: 0.200 Jay Johnstone, L (8, 8) (8, 8)	0-0 F4	0-0 1-3		0-0 E4		0-0 CS		0-0 FC4-6		4 0 1 0 0 0 3 1 0 0 0 0 0 2																									
23 Ryne Sandberg, R (1, 4) OBP: 0.350, SLG: 0.647	0-0 HR		0-0 F9	0-0 SF8		0-0 CS	0-0 6-3		4-0 BB 1B BB	3 2 1 2 1 0 0																									
Bill Buckner, L (1, 3) OBP: 0.333, SLG: 0.250	0-0 FC5-4 1B		0-0 6-3	0-0 4-3			0-0 F5		0-0 BB 1-2 1B	5 1 2 0 0 0 2																									
Ron Cey, R (1, 5) OBP: 0.316, SLG: 0.500	0-0 FC5-4 BB 1-2f		0-3 K		0-0 F2		0-0 1B		0-0 F7	5 0 1 0 0 0 1 3																									
Gary Matthews, R (1, 7) OBP: 0.579, SLG: 0.385	4-0 1-2 BB			0-0 E 1B 1B	0-0 E6		0-0 F8		4-0 BB 1-2 2-3 BB	3 1 1 0 2 0 1																									
Mel Hall, L (1, 9) OBP: 0.286, SLG: 0.286 Keith Moreland, R (5, PH) OBP: 0.417, SLG: 0.600 (5, 9)	0-0 F7			0-0 E 1B 1B	0-0 F9		4-0 BB BB	0-0 F9	2 1 1 0 0 0 2 2 0 0 0 1 0 4																										
Jody Davis, R (1, 2) OBP: 0.389, SLG: 0.471		0-0 5-3		0-0 F9	0-0 F4			0-3 K	0-0 FC6-4 1B	5 0 1 2 0 1 4																									
Larry Bowa, S (1, 6) OBP: 0.556, SLG: 0.875 Richie Hebner, L (8, PH) Tom Verzyer, R (8, 6) OBP: 0.143, SLG: 0.143		4-0 SH2-3 BB		0-0 E 23 SF8 1B		0-0 6-3		0-0 F9	0-0 FC6-4	2 1 0 0 1 0 2 1 0 0 0 0 0 1 1 0 0 0 0 0 2																									
Steve Trout, L (1, 1) OBP: 1.000, SLG: 1.000 Porfi Altamirano, R (5, 1) Leon Durham, L (8, PH) OBP: 0.417, SLG: 0.125 Rich Bardi, R (8, 1)		0-0 SH2-3		0-0 E 1B	0-0 1-3		4-0 BB			1 0 1 2 0 0 0 1 0 0 0 0 0 0 0 0 0 0 1 0 0 0 0 0 0 0 0 0																									
Inning Stats	R: 1 H: 2 E: 0 LOB: 2 K: 0 BB: 1 S: 5 P: 9	R: 0 H: 0 E: 0 LOB: 1 K: 0 BB: 1 S: 3 P: 7	R: 0 H: 0 E: 0 LOB: 0 K: 1 BB: 0 S: 5 P: 5	R: 3 H: 3 E: 2 LOB: 2 K: 0 BB: 0 S: 8 P: 8	R: 0 H: 0 E: 1 LOB: 1 K: 0 BB: 0 S: 4 P: 4	R: 0 H: 1 E: 0 LOB: 0 K: 0 BB: 0 S: 3 P: 3	R: 0 H: 1 E: 0 LOB: 1 K: 0 BB: 0 S: 4 P: 4	R: 0 H: 0 E: 0 LOB: 2 K: 1 BB: 2 S: 5 P: 13	R: 2 H: 2 E: 0 LOB: 2 K: 0 BB: 2 S: 5 P: 13	1B: 8 SF: 1 2B: 0 SAC: 1 3B: 0 DP: 0 HR: 1 HBP: 0	WP: 0 PA: 45 PB: 0 SB: 0 CS: 1																								
PITCHER	IP WLS BF H R ER SO BB IBB HBP BLK WP HR S P ERA WHIP											PITCHER	IP WLS BF H R ER SO BB IBB HBP BLK WP HR S P ERA WHIP																						
Ed Whitson, R (1, 1) ERA: 6.75	4.0																																		
Dave Dravecky, L (5, 1) ERA: 2.25	3.0	W	11	2	0	0	0	0	0	0	0	0	0	11	11	0.00	0.667																		
Rich Gossage, R (8, 1) ERA: 3.6	2.0	S	12	2	2	2	1	4	0	0	0	0	0	10	26	9.00	3.000																		

Chicago Cubs @ San Diego Padres
Jack Murphy Stadium, San Diego, CA
 Sat Apr 07 1984, 9:05 PM EST
 Att: 27,799 - Unknown

AB	36
R	6
H	9
RBI	6
BB	6
SO	2
LOB	26



Batter	1	2	3	4	5	6	7	8	9	AB	R	H	RBI	BB	SO	LOB
Luis Salazar, R OBP: 0.200, SLG: 0.200 (1, 5)	0-0 F8		0-0 E S E 1B	0-0 F9		0-0 F9		0-0 5-3		5	1	1	0	0	0	3
Alan Wiggins, S OBP: 0.167, SLG: 0.235 (1, 4)	0-0 F4		0-0 E7 1-H CS		0-0 SH2-3 1B 2B	0-0 G3		0-0 6-3		5	1	1	0	0	0	0
Tony Gwynn, L OBP: 0.438, SLG: 0.385 (1, 9)	4-0 BB		0-0 6-3 1-2		0-0 SH2-3		0-0 S 1B 3B 1B			2	1	1	0	1	0	1
Steve Garvey, R OBP: 0.313, SLG: 0.467 (1, 3)	0-0 F3			0-0 6-3	0-0 1B 2B 1B		0-0 1-2 3B 1B			4	2	2	1	0	0	1
Terry Kennedy, L OBP: 0.333, SLG: 0.385 (1, 2)		0-0 G4-6-3 1B 1B		0-0 1B 2B	0-0 F8		0-0 F7			4	1	2	0	0	0	3
Carmelo Martinez, R OBP: 0.400, SLG: 0.571 (1, 7)		0-0 G4-6-3 1-2 1B		0-0 4-3 1B 1B	0-0 1-2 2B 1B		0-3 K 1-2 2-3			4	1	3	1	0	1	2
Kevin McReynolds, R OBP: 0.467, SLG: 0.867 (1, 8)		0-0 G4-6-3 1-2f 2-3		0-0 4-3 1B 1B	0-0 1-2 1H 2-H 2B		0-0 3B			4	0	3	4	0	0	2
Garry Templeton, S OBP: 0.467, SLG: 0.500 (1, 6)	0-0 F8		0-0 F8	0-0 4-3 1-2 2-3 1B	0-0 F7		0-0 1-3			4	0	0	0	0	0	5
Ed Whitson, R (1, 1)			0-0 6-3	4-0 BB		0-0 F6		0-0 F9		1	0	0	0	0	0	0
Kurt Bevacqua, R (4, PH)										0	0	0	0	1	0	0
Dave Dravecky, R (5, 1)										1	0	0	0	0	0	0
Rich Gossage, R (8, 1)										1	0	0	0	0	0	0

Inning Stats	R: 0	H: 0	E: 0	K: 0	S: 3	R: 0	H: 2	E: 0	K: 0	S: 4	R: 1	H: 1	E: 1	K: 0	S: 4	R: 1	H: 3	E: 0	K: 0	S: 6	R: 3	H: 4	E: 0	K: 0	S: 7	R: 0	H: 0	E: 0	K: 0	S: 3	R: 2	H: 3	E: 0	K: 1	S: 8	R: 0	H: 0	E: 0	K: 0	S: 3
	LOB: 1	BB: 1	P: 7	LOB: 1	BB: 0	P: 4	LOB: 0	BB: 0	P: 4	LOB: 3	BB: 1	P: 10	LOB: 1	BB: 0	P: 7	LOB: 0	BB: 0	P: 3	LOB: 1	BB: 0	P: 8	LOB: 0	BB: 0	P: 3	LOB: 0	BB: 0	P: 3	LOB: 0	BB: 0	P: 3	SF: 0	SAC: 1	DP: 1	HBP: 0	WP: 0	PB: 0	SB: 3	CS: 1		


PITCHER	IP	WLS	BF	H	R	ER	SO	BB	IBB	HBP	BLK	WP	HR	S	P	ERA	WHIP
Steve Trout, L ERA: 7.71 (1, 1)	4.2	L	24	9	5	4	0	2	0	0	0	0	0	22	30	7.71	2.357
Porfi Altamirano, R ERA: 7.71 (5, 1)	2.1		11	4	2	2	1	0	0	0	0	0	0	13	13	7.71	1.714
Rich Bordi, R ERA: (8, 1)	1.0		3	0	0	0	0	0	0	0	0	0	0	3	3	0.00	0.000

BOTTOM

Chicago Cubs @ San Diego Padres
Jack Murphy Stadium, San Diego, CA

Sat Apr 07 1984, 9:05 PM EST
 Att. 27,799 - Unknown

AB	35
R	7
H	13
RBI	6
BB	2
SO	1
LOB	17



Batter	1	2	3	4	5	6	7	8	9	10	AB R H RBI BB SO LOB	TOP													
Henry Cotto, R (1, 8) OBP: 0.538, SLG: 0.400	0-0 6-3		0-0 E5 BB 1B		0-0 FC4-6 23 FC4-6 1B		0-0 23 5-3 2B 1B		1-0 FC6-2 23 SH BB HBP 1-2	0-0 E6 23 3B	5 3 3 0 0 0 0	Chicago Cubs @ San Diego Padres Jack Murphy Stadium, San Diego, CA Sun Apr 08 1984, 6:33 AM EST Att. 24,285 - Unknown													
23 Ryne Sandberg, R (1, 4) OBP: 0.360, SLG: 0.667	0-3 K		4-0 BB BB		0-0 FC4-6 BB 1-2f 3-H		0-0 5-3 1-2		0-0 SH BB FC6-2 1-2 2-3	0-0 S 3B 1-H	4 2 1 2 1 1 2														
Gary Matthews, R (1, 7) OBP: 0.652, SLG: 0.533	0-0		4-0		4-0		0-0		0-0 FC6-2 BB BB 1-2 2-3	0-0	2 0 2 1 2 0 0														
Tim Stoddard, R (7, 1)											0 0 0 0 0 0 0														
Tom Veryzer, R (8, 6) OBP: 0.222, SLG: 0.222	PB WP 1B		1-2 2-3 BB		1-2 BB		2-H 2B		1-2 2-3 3-Hf BB BB 1-2 2-3 3-H		2 0 1 0 0 0 3														
Lee Smith, R (8, 1)											1 0 0 0 0 1 1														
Leon Durham, L (1, 3) OBP: 0.375, SLG: 0.091	4-0 BB		0-0 F5		0-0 F8		0-3 K		4-0 BB BB 1-2 2-3 3-H	0-0 F9	3 0 0 0 1 1 6														
Keith Moreland, R (9, PH) OBP: 0.462, SLG: 0.600	1-3 BB										0 0 0 1 1 0 0														
Bill Buckner, L (9, 3) OBP: 0.300, SLG: 0.222											1 0 0 0 0 0 1														
Ron Cey, R (1, 5) OBP: 0.292, SLG: 0.409	0-0 F5		0-0 FC4 1-2f		0-0 F8				0-3 K BB BB 1-2 2-3 3-H	4-0 G4-6-3 BB	4 0 0 1 1 1 7														
Mel Hall, L (1, 9) OBP: 0.333, SLG: 0.583		0-0 CS 1B		0-0 4-3		0-0 F7		0-0 HR	0-0 G4-6-3 1-2f		5 1 2 1 0 0 3														
Steve Lake, R (1, 2) OBP: 0.200, SLG: 0.200		0-0 5-3 1-2		0-0 6-3		0-0 F8		0-0 F9		0-0 SH1-3 E 1B	5 1 1 0 0 0 1														
Larry Bowa, S (1, 6) OBP: 0.385, SLG: 0.583		0-0 F6		0-0 4-3		0-0 4-3		0-0 1-3		0-3 K	4 0 0 0 0 0 0														
Dick Ruthven, R (1, 1) OBP: 0.167, SLG: 0.333			0-0 6-3		0-0		0-0 6-3		0-0 23 SH HBP FC6-2 1B	0-0 SH1-3	3 1 1 0 0 0 0														
Gary Woods, R (7, 7) OBP: 0.250, SLG: 0.250											0 0 0 0 0 0 0														
Jay Johnstone, L (9, PH) OBP: 0.500, SLG: 0.500											1 0 1 0 0 0 0														
Bob Demier, R (9, PR) OBP: 0.600, SLG: 0.500											0 0 0 0 0 0 0														
Inning Stats	R: 0 E: 0 K: 1 S: 6	H: 1 LOB: 2 BB: 1 P: 10	R: 0 E: 0 K: 0 S: 3	H: 1 LOB: 0 BB: 0 P: 3	R: 0 E: 1 K: 0 S: 4	H: 1 LOB: 3 BB: 2 P: 12	R: 0 E: 0 K: 0 S: 3	H: 0 LOB: 0 BB: 0 P: 3	R: 1 E: 0 K: 0 S: 5	H: 2 LOB: 1 BB: 1 P: 9	R: 0 E: 0 K: 0 S: 3	H: 0 LOB: 0 BB: 0 P: 3	R: 1 E: 0 K: 1 S: 7	H: 2 LOB: 1 BB: 0 P: 7	R: 0 E: 0 K: 1 S: 6	H: 1 LOB: 0 BB: 0 P: 6	R: 2 E: 1 K: 0 S: 4	H: 1 LOB: 3 BB: 2 P: 13	R: 3 E: 1 K: 1 S: 9	H: 3 LOB: 1 BB: 0 P: 9	1B: 8 2B: 2 3B: 1 HR: 1	SF: 0 SAC: 2 DP: 1 HBP: 1	WP: 1 PB: 1 SB: 1 CS: 1	PA: 49	
PITCHER	IP 6.2	WLS 30	BF 7	H 2	R 2	ER 2	SO 1	BB 4	IBB 0	HBP 0	BLK 0	WP 1	HR 0	S 28	P 44	ERA 2.70	WHIP 1.650								
Eric Show, R (1, 1) ERA: 1.98	1.0	L	7	3	3	0	1	0	0	0	0	0	0	3	3	0.00	0.000								
Craig Lefferts, L (7, 1) ERA:	1.1		8	2	3	2	1	0	0	1	0	0	1	9	10	13.50	1.500								
Luis DeLeon, R (8, 1) ERA: 5.79	0.0		2	0	0	0	0	2	0	0	0	0	0	0	8	∞	∞								
Sid Monge, L (9, 1) ERA:	0.2		1	0	0	0	0	0	0	0	0	0	0	1	1	0.00	0.000								
Dave Dravecky, L (9, 1) ERA: 1.93																									
PITCHER	IP 1.0	WLS L	BF 7	H 3	R 3	ER 0	SO 1	BB 0	IBB 0	HBP 0	BLK 0	WP 0	HR 0	S 9	P 9	ERA 0.00	WHIP 3.000								
Mark Thurmond, L (10, 1) ERA:																									

livebaseballscorecards.com

AB	40
R	8
H	12
RBI	6
BB	6
SO	4
LOB	24



BOTTOM

Chicago Cubs @ San Diego Padres
Jack Murphy Stadium, San Diego, CA

Sun Apr 08 1984, 6:33 AM EST
Att: 24,285 - Unknown

livebaseballscorecards.com

AB 39
R 5
H 12
RBI 5
BB 5
SO 5
LOB 18



WP: 1 PA: 45
PB: 0
SB: 0
CS: 1

AB R H RBI BB SO LOB

4 2 1 0 1 0 0

4 0 0 1 1 1 3

0 0 0 0 0 0 0

5 1 2 1 0 0 3

4 0 2 1 1 0 4

4 0 2 0 1 1 2

0 0 0 0 0 0 0

4 0 0 0 0 1 4

5 0 1 0 0 1 1

2 0 0 0 0 1 0
0 0 0 0 0 0 0
1 1 1 0 0 0 0
0 0 0 0 0 0 0
0 0 0 0 0 0 0
0 0 0 0 0 0 0
2 1 1 0 0 0 1

1B: 9 SF: 0
2B: 2 SAC: 1
3B: 1 DP: 2
HR: 0 HBP: 0

Batter	1	2	3	4	5	6	7	8	9	10
Alan Wiggins, S (1, 4) OBP: 0.217, SLG: 0.238	4-3		4-3		6-3		3B 1B		FC3-6 BB 6-3 BB	
Tony Gwynn, L (1, 9) OBP: 0.476, SLG: 0.529	4-3		1B			4-3	3B		FC3-6 BB 1-2 2-3	
Graig Nettles, L (1, 5) OBP: 0.222, SLG: 0.125 Luis Salazar, R (9, PR) OBP: 0.200, SLG: 0.200	E6 1B		K2-3			F6	IBB		FC3-6 6-3	
Steve Garvey, R (1, 3) OBP: 0.333, SLG: 0.500	1B			F3		2B	F3		6-3	
Terry Kennedy, L (1, 2) OBP: 0.400, SLG: 0.471	4-3			BB 1B		1B 2B	F9		IBB	
Carmelo Martinez, R (1, 7) OBP: 0.450, SLG: 0.556 Mark Thurmond, L (10, 1)		5-3		G6-4-3 BB		FC6-4 1B		SH2-3 BLK CS 1B	K	
Kevin McReynolds, R (1, 8) OBP: 0.368, SLG: 0.684		F5		G6-4-3		FC6-4		SH2-3	K	
Garry Templeton, S (1, 6) OBP: 0.400, SLG: 0.421		F7			1-3		F8		K	G6-4-3 1B
Eric Show, R (1, 1) Craig Lefferts, L (7, 1) Tim Flannery, L (7, PH) Luis DelLeon, R (8, 1) Sid Monge, S (9, 1) Dave Dravecky, R (9, 1) Bobby Brown, S (9, PH) OBP: 0.333, SLG: 0.333			K		4-3		3B 1B		BB WP FC3-6 1B	G6-4-3

Inning Stats	R: 0	H: 1	R: 0	H: 0	R: 0	H: 1	R: 0	H: 0	R: 1	H: 3	R: 2	H: 3	R: 0	H: 1	R: 2	H: 1	R: 0	H: 1
	E: 1	LOB: 2	E: 0	LOB: 0	E: 0	LOB: 1	E: 0	LOB: 0	E: 0	LOB: 2	E: 0	LOB: 2	E: 0	LOB: 0	E: 0	LOB: 2	E: 0	LOB: 0
	K: 0	BB: 0	K: 0	BB: 0	K: 2	BB: 0	K: 0	BB: 0	K: 0	BB: 0	K: 0	BB: 1	K: 1	BB: 0	K: 1	BB: 3	K: 1	BB: 0
	S: 5	P: 5	S: 3	P: 3	S: 8	P: 8	S: 3	P: 3	S: 6	P: 6	S: 6	P: 10	S: 5	P: 5	S: 6	P: 18	S: 5	P: 5

PITCHER	IP	WLS	BF	H	R	ER	SO	BB	IBB	HBP	BLK	WP	HR	S	P	ERA	WHIP
Dick Ruthven, R (1, 1) ERA: 3.29	6.1		28	8	3	3	2	1	0	0	0	0	0	31	35	4.26	1.421
Tim Stoddard, R (7, 1) ERA: 2.25	0.2		5	2	0	0	0	0	1	0	0	0	0	4	8	0.00	3.000
Lee Smith, R (8, 1) ERA: 6.75	3.0	W	12	2	2	2	3	2	1	0	1	1	0	15	27	6.00	1.333

Batter	1	2	3	4	5	6	7	8	9	AB R H RBI BB SO LOB	TOP											
Lonnie Smith, R (1, 7) OBP: 0.414, SLG: 0.360	0-0 F9		0-0 2B		0-0 4-3		0-0 F7			4 0 1 1 0 0 1												
Willie McGee, S (1, 8) OBP: 0.321, SLG: 0.407	0-3 K		0-3 K		0-0 1B			0-0 4-3		4 0 1 0 0 2 0												
Tom Herr, S (1, 4) OBP: 0.444, SLG: 0.348	0-0 F7			0-0 1B	0-0 4-3			0-0 1B		4 1 2 0 0 0 1												
George Hendrick, R (1, 9) OBP: 0.300, SLG: 0.222		0-0 F8		0-0 1B	0-0 6-3	0-0 F7		0-0 F6		4 0 0 0 0 0 2												
David Green, R (1, 3) OBP: 0.304, SLG: 0.455		0-3 K		0-0 F9		0-0 G3		0-0 FC6-4		4 0 0 0 0 1 2												
Andy Van Slyke, L (1, 5) OBP: 0.462, SLG: 0.667		0-0 F9		0-0 1B		0-0 4-3			0-0 5-3	3 0 1 1 0 0 0												
Jeff Lahti, R (6, 1) OBP: 1.000, SLG: 1.000				0-0 BB						0 0 0 0 0 0 0												
Dave Rucker, L (8, 1)				2-H 1B						0 0 0 0 0 0 0												
Tito Landrum, R (9, PH) OBP: 0.364, SLG: 0.222										1 0 0 0 0 0 0												
Darrell Porter, L (1, 2) OBP: 0.450, SLG: 0.706			0-0 2B	0-0 BB	4-0 BB	0-0 F5		0-0 E4		3 1 1 0 1 0 0	AB 34											
Ozzie Smith, S (1, 6) OBP: 0.480, SLG: 0.500			0-0 2B	0-0 BB	0-0 F9		0-0 FC1-6		0-0 F7	4 1 2 1 0 0 3	R 3											
Bob Forsch, R (1, 1)			0-0 SH1-3		0-3 K		0-0 FC1-6		0-0 F9	1 0 0 0 0 1 0	H 8											
Art Howe, R (6, 5) OBP: 0.200, SLG: 0.200										2 0 0 0 0 0 2	RBI 3											
											BB 1											
											SO 4											
											LOB 11											
Inning Stats	R: 0 E: 0 K: 1 S: 5	H: 0 LOB: 0 BB: 0 P: 5	R: 0 E: 0 K: 1 S: 5	H: 0 LOB: 0 BB: 0 P: 5	R: 2 E: 0 K: 1 S: 7	H: 3 LOB: 0 BB: 0 P: 7	R: 1 E: 0 K: 0 S: 5	H: 2 LOB: 2 BB: 1 P: 9	R: 0 E: 0 K: 1 S: 6	H: 1 LOB: 1 BB: 0 P: 6	R: 0 E: 0 K: 0 S: 3	H: 0 LOB: 0 BB: 0 P: 3	R: 0 E: 0 K: 0 S: 4	H: 1 LOB: 1 BB: 0 P: 4	R: 0 E: 0 K: 0 S: 4	H: 1 LOB: 1 BB: 0 P: 4	R: 0 E: 1 K: 0 S: 4	H: 0 LOB: 1 BB: 0 P: 4	1B: 5 2B: 3 3B: 0 HR: 0	SF: 0 SAC: 1 DP: 0 HBP: 0	WP: 0 PB: 0 SB: 0 CS: 0	PA: 36
PITCHER	IP WLS BF H R ER SO BB IBB HBP BLK WP HR S P ERA WHIP																					
Andy Hawkins, R (1, 1) ERA: 9.0	5.0 W 21 6 3 3 4 1 0 0 0 0 0 28 32 5.40 1.400																					
Dave Dravecky, L (6, 1) ERA: 1.04	4.0 S 15 2 0 0 0 0 0 0 0 0 0 15 15 0.00 0.500																					

St. Louis Cardinals @ San Diego Padres
 Jack Murphy Stadium, San Diego, CA
 Tue Apr 10 1984, 9:05 PM EST
 Att. 15,115 - Unknown

AB	34
R	3
H	8
RBI	3
BB	1
SO	4
LOB	11



Batter	1	2	3	4	5	6	7	8	9	AB R H RBI BB SO LOB	TOP									
Lonnie Smith, R (1, 7) OBP: 0.412, SLG: 0.367	0-0 4-3		0-0 F7		0-0 F7		0-0 1B		0-0 HR	5 1 2 0 0 0 0										
Tito Landrum, R (1, 8) OBP: 0.333, SLG: 0.231 Steve Braun, L (9, PH)	0-0 6-3		0-0 WP 1B		0-0 F9		0-0 F8		0-0 F9	4 0 1 0 0 0 1 1 0 0 0 0 0 1										
Tom Herr, S (1, 4) OBP: 0.469, SLG: 0.481	0-0 F8		0-0 5-3			4-0 F8 1B FC1-6 BB	0-0 1B		0-0 HR	4 2 2 2 1 0 1										
George Hendrick, R (1, 9) OBP: 0.333, SLG: 0.286		0-0 BB 1B 1B	0-0 F8			0-0 FC1-6 1B	0-0 6-3		0-0 5-3	5 0 2 0 0 0 3										
David Green, R (1, 3) OBP: 0.357, SLG: 0.519		0-0 BB 1B		0-0 7-5 2B		0-0 F8		0-0 BB 1B	0-0 F3	5 0 3 0 0 0 2										
Art Howe, R (1, 5) OBP: 0.143, SLG: 0.143		0-3 K		0-0 6-3		0-0 FC1-6 HR		0-0 F3		4 1 0 1 0 1 5										
Darrell Porter, L (1, 2) OBP: 0.458, SLG: 0.800		0-0 F7		4-0 BB		0-0 HR		0-0 F5		3 1 1 2 1 0 3										
Ozzie Smith, S (1, 6) OBP: 0.481, SLG: 0.476 Ricky Horton, L (4, 1) Bill Lyons, R (6, PH) Dave Rucker, L (6, 1) Andy Van Slyke, L (8, PH) Bruce Sutter, R (8, 1)		4-0 BB BB BB BB		0-0 7-5		0-0 5-3		4-0 BB BB BB		1 0 0 0 0 1 0 2 0 0 0 0 0 0 0 0 1 0 1 0 0 0 0 0 0 0 0 0 0										
Joaquin Andujar, S (1, 1) Mike Ramsey, S (4, 6)		0-3 K		0-0 6-3			0-0 5-3		0-0 F7	1 0 0 0 0 1 3 3 0 0 0 0 0 2										
Inning Stats	R: 0 E: 0 K: 0 S: 3	H: 0 LOB: 0 BB: 0 P: 3	R: 0 E: 0 K: 2 S: 9	H: 2 LOB: 3 BB: 1 P: 13	R: 0 E: 0 K: 0 S: 4	H: 1 LOB: 1 BB: 1 P: 4	R: 0 E: 0 K: 0 S: 3	H: 0 LOB: 0 BB: 0 P: 3	R: 3 E: 0 K: 0 S: 5	H: 2 LOB: 0 BB: 1 P: 9	R: 0 E: 0 K: 0 S: 5	H: 2 LOB: 2 BB: 0 P: 5	R: 0 E: 0 K: 0 S: 4	H: 1 LOB: 2 BB: 1 P: 8	R: 2 E: 0 K: 0 S: 5	H: 2 LOB: 0 BB: 0 P: 5	1B: 8 2B: 2 3B: 0 HR: 2	SF: 0 SAC: 0 DP: 1 HBP: 0	WP: 1 PA: 41 PB: 0 SB: 0 CS: 0	
PITCHER	IP WLS BF H R ER SO BB IBB HBP BLK WP HR S P ERA WHIP																			
Tim Lollar, L (1, 1) ERA: 2.92	6.0 W 26 6 3 3 2 3 0 0 0 1 1 27 39 4.50 1.500																			
Craig Lefferts, L (7, 1) ERA:	2.0 10 3 0 0 0 1 0 0 0 0 0 9 13 0.00 2.000																			
Rich Gossage, R (9, 1) ERA: 6.0	1.0 5 2 2 2 0 0 0 0 0 0 0 1 5 5 18.00 2.000																			

St. Louis Cardinals @ San Diego Padres
Jack Murphy Stadium, San Diego, CA

livebaseballscorecards.com

AB	37
R	5
H	11
RBI	5
BB	4
SO	2
LOB	23



Wed Apr 11 1984, 9:05 PM EST
Att: 15,835 - Unknown

Batter	1	2	3	4	5	6	7	8	9
Alan Wiggins, S (1, 4) <small>OBP: 0.226, SLG: 0.214</small> Rich Gossage, R (9, 1)	0-0 F7	0-0 1-3		4-0 1B BB		0-0 SH1-3		0-0 1B	
Tony Gwynn, L (1, 9) <small>OBP: 0.433, SLG: 0.480</small>	4-0 1B BB	0-0 E7 HR 2B		0-0 1B HBP		0-0 6-3		0-0 3-1	
Graig Nettles, L (1, 5) <small>OBP: 0.231, SLG: 0.261</small>	0-0 6-3	0-0 HR		1-0 HBP		0-0 F7			
Steve Garvey, R (1, 3) <small>OBP: 0.276, SLG: 0.393</small>	0-0 1B	0-3 K		0-0 F7			0-0 6-3		
Terry Kennedy, L (1, 2) <small>OBP: 0.444, SLG: 0.478</small>	0-0 F7		0-0 F6		0-0 F9		0-0 PB 5-3 1B		
Carmelo Martinez, R (1, 7) <small>OBP: 0.370, SLG: 0.560</small>		0-3 K	0-0 F4		0-0 5-3		0-0 5-3		
Kevin McReynolds, R (1, 8) <small>OBP: 0.385, SLG: 0.640</small>		4-0 1B HR BB	0-3 K		0-3 K		0-0 F6		
Garry Templeton, S (1, 6) <small>OBP: 0.444, SLG: 0.462</small>		0-0 1B HR		0-0 F9		0-0 SH1-3 BB 1B		0-0 1-3	
Tim Lollar, L (1, 1) <small>OBP: 0.400, SLG: 1.000</small> Kurt Bevacqua, R (6, PH) Craig Lefferts, L (7, 1) Tim Flannery, L (8, PH) <small>OBP: 0.500, SLG: 0.500</small>		0-0 HR		0-3 K		4-0 SH1-3 BB		0-0 4-3	

Inning Stats	R: 1	H: 1	E: 0	K: 0	S: 4	LOB: 1	BB: 1	P: 8
	R: 5	H: 4	E: 1	K: 2	S: 11	LOB: 0	BB: 1	P: 15
	R: 0	H: 0	E: 0	K: 1	S: 5	LOB: 0	BB: 0	P: 5
	R: 1	H: 1	E: 0	K: 1	S: 6	LOB: 2	BB: 1	P: 11
	R: 0	H: 0	E: 0	K: 1	S: 5	LOB: 0	BB: 0	P: 5
	R: 0	H: 1	E: 0	K: 0	S: 4	LOB: 2	BB: 1	P: 8
	R: 0	H: 1	E: 0	K: 0	S: 4	LOB: 1	BB: 0	P: 4
	R: 0	H: 1	E: 0	K: 0	S: 4	LOB: 1	BB: 0	P: 4

PITCHER															PITCHER																				
IP	WLS	BF	H	R	ER	SO	BB	IBB	HBP	BLK	WP	HR	S	P	ERA	WHIP	IP	WLS	BF	H	R	ER	SO	BB	IBB	HBP	BLK	WP	HR	S	P	ERA	WHIP		
Joaquin Andujar, R (1, 1)	3.2	L	20	6	7	7	4	3	0	0	0	2	25	37	17.18	2.455																			
Ricky Horton, L (4, 1)	1.1		5	0	0	0	1	0	0	1	0	0	6	7	0.00	0.000																			
Dave Rucker, L (6, 1)	2.0		9	2	0	0	0	1	0	0	0	0	8	12	0.00	1.500																			
Bruce Sutter, R (8, 1)	1.0		4	1	0	0	0	0	0	0	0	0	4	4	0.00	1.000																			

BOTTOM

3	1	1	0	1	0	0
0	0	0	0	0	0	0
4	2	2	1	1	0	3
3	1	1	2	0	0	3
4	0	1	1	0	1	2
4	0	1	0	0	0	1
4	0	0	0	0	1	1
3	1	0	0	1	2	1
4	1	2	0	0	0	0
2	1	1	3	0	1	0
0	0	0	0	1	0	0
0	0	0	0	0	0	0
1	0	0	0	0	0	0

AB	32
R	7
H	9
RBI	7
BB	4
SO	5
LOB	11



WP: 0	PA: 38
PB: 1	
SB: 3	
CS: 0	

St. Louis Cardinals @ San Diego Padres
Jack Murphy Stadium, San Diego, CA
 Wed Apr 11 1984, 9:05 PM EST
 Att. 15,835 - Unknown

livebaseballscorecards.com

Batter	1	2	3	4	5	6	7	8	9	AB R H RBI BB SO LOB	TOP											
Claudell Washington, L OBP: 0.400, SLG: 0.481 (1, 9)	0-0 F9		0-0 F8		4-0 IBB			4-0 BB		2 0 0 0 2 0 1												
Rafael Ramirez, R OBP: 0.250, SLG: 0.200 (1, 6)	0-0 1-3			0-0 F9	0-0 F8			0-0 G5-4-3		4 0 0 0 0 0 3												
Dale Murphy, R OBP: 0.250, SLG: 0.207 (1, 8)	0-3 K			0-0 2B		0-0 6-3		0-0 4-3		4 0 1 0 0 1 0												
Chris Chambliss, L OBP: 0.143, SLG: 0.296 (1, 3)		0-0 F8		0-3 K		0-0 F7			0-0 F6	4 0 0 0 0 1 1												
Bob Horner, R OBP: 0.219, SLG: 0.179 (1, 5)		0-0 F8		0-0 6-3		0-0 1B			0-0 F9	4 0 1 0 0 0 1												
Gerald Perry, L OBP: 0.385, SLG: 0.333 (1, 7)		0-0 F8			0-0 F8 1B 2B		0-0 4-3		0-0 4-3	4 1 1 0 0 0 1												
Glenn Hubbard, R OBP: 0.393, SLG: 0.478 (1, 4)			0-0 G3 2B		0-0 F8 2-3		0-0 F7			3 0 1 0 0 0 1												
Bruce Benedict, R OBP: 0.296, SLG: 0.423 (1, 2)			0-0 G3		0-0 SH1-4 1B		0-0 F3			3 0 1 1 0 0 1												
Pete Falcone, L (1, 1)			0-3 K		0-0 SH1-4		0-0 1-3			2 0 0 0 0 1 1												
Donnie Moore, L (8, 1)										0 0 0 0 0 0 0												
Rick Mahler, R (8, 1)										0 0 0 0 0 0 0												
Inning Stats	R: 0 E: 0 K: 1 S: 5	H: 0 LOB: 0 BB: 0 P: 5	R: 0 E: 0 K: 0 S: 3	H: 0 LOB: 0 BB: 0 P: 3	R: 0 E: 0 K: 1 S: 6	H: 1 LOB: 1 BB: 0 P: 6	R: 0 E: 0 K: 1 S: 6	H: 1 LOB: 1 BB: 0 P: 6	R: 1 E: 0 K: 0 S: 5	H: 2 LOB: 2 BB: 1 P: 9	R: 0 E: 0 K: 0 S: 4	H: 1 LOB: 1 BB: 0 P: 4	R: 0 E: 0 K: 0 S: 3	H: 0 LOB: 0 BB: 0 P: 3	R: 0 E: 0 K: 0 S: 2	H: 0 LOB: 0 BB: 1 P: 6	R: 0 E: 0 K: 0 S: 3	H: 0 LOB: 0 BB: 0 P: 3	1B: 2 2B: 3 3B: 0 HR: 0	SF: 0 SAC: 1 DP: 1 HBP: 0	WP: 0 PB: 0 SB: 0 CS: 0	PA: 33
PITCHER	IP WLS BF H R ER SO BB IBB HBP BLK WP HR S P ERA WHIP																					
Ed Whitson, R (1, 1) ERA: 3.27	7.0 W 27 5 1 1 3 0 1 0 0 0 0 0 32 36 1.29 0.714																					
Dave Dravecky, L (8, 1) ERA: 0.84	2.0 S 6 0 0 0 0 1 0 0 0 0 0 0 5 9 0.00 0.500																					

Atlanta Braves @ San Diego Padres
 Jack Murphy Stadium, San Diego, CA
 Thu Apr 12 1984, 9:05 PM EST
 Att. 12,419 - Unknown

livebaseballscorecards.com

AB 30
 R 1
 H 5
 RBI 1
 BB 2
 SO 3
 LOB 10



Batter	1	2	3	4	5	6	7	8	9	AB	R	H	RBI	BB	SO	LOB
Garry Templeton, S (1, 6) OBP: 0.419, SLG: 0.433	0-0 F7		0-0 5-3		0-3 K		0-0 CS			4	0	1	1	0	1	0
Alan Wiggins, S (1, 4) OBP: 0.229, SLG: 0.250	0-0 E6		0-0 1-3			0-0 1B	0-0 F8			4	1	1	0	0	0	1
Tony Gwynn, L (1, 9) OBP: 0.471, SLG: 0.517	0-0 E1		0-0 1B			0-0 1B	0-0 CS	0-0 1B		4	1	3	0	0	0	0
Steve Garvey, R (1, 3) OBP: 0.273, SLG: 0.375	0-0 F7		0-3 K2-3			0-0 FC5-2-6		0-0 2B		4	1	1	0	0	1	4
Terry Kennedy, L (1, 2) OBP: 0.419, SLG: 0.481	0-0 F9			0-0 4-3		0-0 F4		0-0 2B		4	1	1	2	0	0	3
Carmelo Martinez, R (1, 7) OBP: 0.355, SLG: 0.517		0-3 K		0-0 F7		0-3 K		0-0 1B		4	0	1	0	0	2	2
Kevin McReynolds, R (1, 8) OBP: 0.400, SLG: 0.724		0-0 FC6-4		0-0 6-3			0-0 HR	0-0 G6-4-3		4	1	2	1	0	0	1
Luis Salazar, R (1, 5) OBP: 0.222, SLG: 0.222		0-0 F2		0-0 1-3		0-0 1B	0-0 SH1-4	0-0 5-3		4	1	1	0	0	0	1
Ed Whitson, R (1, 1) Dave Dravecky, R (8, 1)		0-0 FC6-4		0-0 F6			0-0 SH1-4			2	0	0	0	0	0	1

Inning Stats	R: 1	H: 0	E: 2	K: 0	S: 5	H: 0	LOB: 1	BB: 0	P: 5	R: 0	H: 1	E: 0	K: 1	S: 6	H: 1	LOB: 1	BB: 0	P: 6	R: 0	H: 0	E: 0	K: 1	S: 3	H: 0	LOB: 0	BB: 0	P: 3	R: 0	H: 0	E: 0	K: 1	S: 5	H: 2	LOB: 2	BB: 0	P: 7	R: 2	H: 3	E: 0	K: 0	S: 5	H: 4	LOB: 0	BB: 0	P: 6	R: 3	H: 4	E: 0	K: 0	S: 6
1B: 8	SF: 0	2B: 2	SAC: 1	3B: 0	DP: 1	HR: 1	HBP: 0	WP: 1	PA: 36																																									

PITCHER	IP	WLS	BF	H	R	ER	SO	BB	IBB	HBP	BLK	WP	HR	S	P	ERA	WHIP
Pete Falcone, L (1, 1) ERA: 5.02	7.0	L	30	8	4	3	4	0	0	0	0	0	1	38	38	3.86	1.143
Donnie Moore, R (8, 1) ERA: 12.0	0.0		3	3	2	2	0	0	0	0	0	1	0	3	3	∞	∞
Rick Mahler, R (8, 1) ERA: 2.08	1.0		2	0	0	0	0	0	0	0	0	0	0	2	2	0.00	0.000

BOTTOM

Atlanta Braves @ San Diego Padres
Jack Murphy Stadium, San Diego, CA

Thu Apr 12 1984, 9:05 PM EST
 Att. 12,419 - Unknown

livebaseballscorecards.com

AB	34
R	6
H	11
RBI	4
BB	0
SO	4
LOB	13



Batter	1	2	3	4	5	6	7	8	9	AB R H RBI BB SO LOB	TOP	
Claudell Washington, L OBP: 0.359, SLG: 0.419 (1, 9)	0-3 K		0-0 1-3		0-3 K			0-3 K		4 0 0 0 0 3 1	Atlanta Braves @ San Diego Padres Jack Murphy Stadium, San Diego, CA Fri Apr 13 1984, 9:05 PM EST Att. 22,614 - Unknown	
Rafael Ramirez, R OBP: 0.278, SLG: 0.235 (1, 6)	0-0 5-3 1B			0-3 K		0-0 WP 1B		0-0 4-3		4 0 2 0 0 1 0		
Dale Murphy, R OBP: 0.222, SLG: 0.182 (1, 8)	0-0 5-3 1-2			0-0 1-3		0-0 F8		0-0 5-3		4 0 0 0 0 0 2		
Chris Chambliss, L OBP: 0.156, SLG: 0.267 (1, 3)	0-0 G3			4-0 HR BB		0-3 K 1-2		0-0 G3		3 1 0 0 0 1 1 2		
Bob Horner, R OBP: 0.250, SLG: 0.313 (1, 5)		0-0 F8		0-0 HR		0-0 F8		0-0 FC4-6 1B		4 1 2 2 0 0 1		
Gerald Perry, L OBP: 0.367, SLG: 0.292 (1, 7)		0-0 6-3		0-0 4-3			4-0 G1-6-3 BB		0-0 FC4-6 1-2f			3 0 0 0 0 1 0 1
Glenn Hubbard, R OBP: 0.344, SLG: 0.407 (1, 4)		0-3 K			0-0 F8		0-0 G1-6-3 1-2f		0-0 4-3			4 0 0 0 0 0 1 2
Bruce Benedict, R OBP: 0.333, SLG: 0.448 (1, 2)			0-0 5-3		0-0 SH1-3 1B		0-0 1B					3 0 2 0 0 0 0 0
Len Barker, R (1, 1) Steve Bedrosian, R (8, 1)			0-3 K		0-0 SH1-3 1-2		0-3 K					2 0 0 0 0 0 2 1 0 0 0 0 0 0 0 0
Inning Stats	R: 0 H: 1 E: 0 LOB: 1 K: 1 BB: 0 S: 6 P: 6	R: 0 H: 0 E: 0 LOB: 0 K: 1 BB: 0 S: 5 P: 5	R: 0 H: 0 E: 0 LOB: 0 K: 1 BB: 0 S: 5 P: 5	R: 2 H: 1 E: 0 LOB: 0 K: 1 BB: 1 S: 6 P: 10	R: 0 H: 1 E: 0 LOB: 1 K: 1 BB: 0 S: 6 P: 6	R: 0 H: 1 E: 0 LOB: 1 K: 1 BB: 0 S: 6 P: 6	R: 0 H: 1 E: 0 LOB: 1 K: 1 BB: 1 S: 5 P: 9	R: 0 H: 0 E: 0 LOB: 0 K: 1 BB: 0 S: 5 P: 5	R: 0 H: 1 E: 0 LOB: 1 K: 0 BB: 0 S: 4 P: 4	1B: 5 SF: 0 2B: 0 SAC: 1 3B: 0 DP: 1 HR: 1 HBP: 0	WP: 1 PA: 34 PB: 0 SB: 0 CS: 0	
PITCHER Eric Show, R (1, 1) ERA: 2.18 Rich Gossage, R (8, 1) ERA: 4.5	IP WLS BF H R ER SO BB IBB HBP BLK WP HR S P ERA WHIP											PITCHER IP WLS BF H R ER SO BB IBB HBP BLK WP HR S P ERA WHIP

livebaseballscorecards.com

AB	31
R	2
H	6
RBI	2
BB	2
SO	8
LOB	10



Batter	1	2	3	4	5	6	7	8	9
Alan Wiggins, S (1, 4) OBP: 0.231, SLG: 0.250	0-0 6-3			0-0 1-3		0-0 1-3		0-0 1B	
Tony Gwynn, L (1, 9) OBP: 0.474, SLG: 0.576	0-0 4-3			0-0 SF8 3B			0-0 1B SF8 1B	0-3 K 1-2	
Graig Nettles, L (1, 5) OBP: 0.241, SLG: 0.280 Luis Salazar, R (7, PR) OBP: 0.300, SLG: 0.300	0-0 G3			0-0 SF8 3-H			0-0 1B SF8 1B	0-0 1B	
Steve Garvey, R (1, 3) OBP: 0.243, SLG: 0.343		0-0 F7		0-0 F9			0-0 SF8	0-0 F8	
Terry Kennedy, L (1, 2) OBP: 0.412, SLG: 0.467		0-0 F2			0-0 1-3		0-0 1-3 1B		
Carmelo Martinez, R (1, 7) OBP: 0.324, SLG: 0.484		0-0 F8			0-0 5-3		0-0 SF8		
Kevin McReynolds, R (1, 8) OBP: 0.364, SLG: 0.656			0-0 6-4-3		0-0 G3		0-0 F8		
Garry Templeton, S (1, 6) OBP: 0.412, SLG: 0.424			0-3 K			0-0 E3 B3-6-4		0-0 SH1-3 1B	
Eric Show, R (1, 1) Rich Gossage, R (8, 1)			0-3 K			0-0 B3-6-4 1-2f		0-0 SH1-3	

AB	R	H	RBI	BB	SO	LOB
4	1	1	1	0	0	0
4	2	2	0	0	1	1
2	0	1	1	0	0	0
1	1	1	1	0	0	0
3	0	0	1	0	0	1
3	0	1	0	0	0	0
2	0	0	1	0	0	0
3	0	0	0	0	0	1
3	1	1	0	0	1	0
2	0	0	0	0	1	1
0	0	0	0	0	0	0


BOTTOM

Atlanta Braves @ San Diego Padres
Jack Murphy Stadium, San Diego, CA

Fri Apr 13 1984, 9:05 PM EST
 Att. 22,614 - Unknown

livebaseballscorecards.com

AB	27
R	5
H	7
RBI	5
BB	0
SO	3
LOB	4



Inning Stats		R: 0	H: 0	E: 0	LOB: 0	K: 0	BB: 0	S: 3	P: 3
R: 0	H: 0	E: 0	LOB: 0	K: 0	BB: 0	S: 3	P: 3		
R: 0	H: 0	E: 0	LOB: 0	K: 2	BB: 0	S: 7	P: 7		
R: 1	H: 1	E: 0	LOB: 0	K: 0	BB: 0	S: 4	P: 4		
R: 0	H: 0	E: 0	LOB: 0	K: 0	BB: 0	S: 3	P: 3		
R: 0	H: 0	E: 1	LOB: 0	K: 0	BB: 0	S: 3	P: 3		
R: 2	H: 3	E: 0	LOB: 1	K: 0	BB: 0	S: 6	P: 6		
R: 2	H: 3	E: 0	LOB: 1	K: 1	BB: 0	S: 8	P: 8		

PITCHER		IP	WLS	BF	H	R	ER	SO	BB	IBB	HBP	BLK	WP	HR	S	P	ERA	WHIP
Len Barker, R (1, 1)	ERA: 4.34	7.1	L	28	6	5	5	2	0	0	0	0	0	0	32	32	6.14	0.818
Steve Bedrosian, R (8, 1)	ERA:	0.2		3	1	0	0	1	0	0	0	0	0	0	5	5	0.00	1.500

WP	PA	ERA	WHIP
0	31		
0			
1			
0			

Batter	1	2	3	4	5	6	7	8	9	AB R H RBI BB SO LOB	TOP		
Claudell Washington, L OBP: 0.364, SLG: 0.417 (1, 9)	0-0 S 1B		0-0 F7		0-0 G3		0-0 CS 1B		0-0 F7	5 0 2 0 0 0 1			
Rafael Ramirez, R OBP: 0.300, SLG: 0.263 (1, 6)	0-0 6-3 1-2			0-0 BB 1B	0-0 F8		0-0 CS 1-2	0-0 3-1 HR 1B		4 2 2 0 0 0 2			
Dale Murphy, R OBP: 0.250, SLG: 0.278 (1, 8)	0-3 K2-3			4-0 BB BB BB BB G6-4-3 1-2 E BB		0-0 HR		0-0 3-1 1-2		3 1 1 1 1 1 2			
Bob Homer, R OBP: 0.275, SLG: 0.444 (1, 5)	0-0 F3			0-0 E6 1-2 2-H G6-4-3		0-0 F9 2B		0-0 HR 2-H		4 1 2 2 0 0 2			
Bob Watson, R (1, 3) Mike Jorgensen, L (8, 3) OBP: 0.250, SLG: 0.500			0-0 1-3	0-0 G6-4-3 1-2f 2-3		0-0 F8		0-3 K		4 0 0 0 0 1 3 0 0 0 0 0 0 0			
Glenn Hubbard, R OBP: 0.361, SLG: 0.500 (1, 4)			0-0 F9	4-0 BB BB BB BB BB		0-0 F9 2-3		0-0 HR		3 1 1 1 1 0 1			
Gerald Perry, L (1, 7) Albert Hall, S (8, 7) OBP: 0.324, SLG: 0.250			0-0 6-3	0-0 4-1		0-0 F9		0-0 4-3		4 0 0 0 0 0 3 0 0 0 0 0 0 0			
Matt Sinatro, R (1, 2)			0-0 F8		0-0 4-3		0-0 F7		0-0 F8	4 0 0 0 0 0 0			
Rick Camp, R (1, 1) Jeff Dedmon, L (6, 1) OBP: 0.500, SLG: 0.500			0-3 K		0-0 G3 1B		0-0 6-3		0-0 F7	2 0 1 0 0 1 0 2 0 0 0 0 0 0			
Inning Stats	R: 0 E: 0 K: 1 S: 6 H: 1 LOB: 1 BB: 0 P: 6	R: 0 E: 0 K: 0 S: 3 H: 0 LOB: 0 BB: 0 P: 3	R: 0 E: 0 K: 1 S: 5 H: 0 LOB: 0 BB: 0 P: 5	R: 1 E: 1 K: 0 S: 4 H: 1 LOB: 2 BB: 2 P: 12	R: 0 E: 0 K: 0 S: 4 H: 1 LOB: 1 BB: 0 P: 4	R: 1 E: 0 K: 0 S: 5 H: 2 LOB: 1 BB: 0 P: 5	R: 0 E: 0 K: 0 S: 3 H: 1 LOB: 0 BB: 0 P: 3	R: 3 E: 0 K: 1 S: 8 H: 3 LOB: 0 BB: 0 P: 8	R: 0 E: 0 K: 0 S: 3 H: 0 LOB: 0 BB: 0 P: 3	1B: 5 2B: 1 3B: 0 HR: 3 SF: 0 SAC: 0 DP: 1 HBP: 0	WP: 0 PB: 0 SB: 1 CS: 1 PA: 38		
PITCHER	IP WLS BF H R ER SO BB IBB HBP BLK WP HR S P ERA WHIP											PITCHER	IP WLS BF H R ER SO BB IBB HBP BLK WP HR S P ERA WHIP
Mark Thurmond, L (1, 1) ERA: 1.04	6.0 L 25 5 2 1 2 2 0 0 0 0 0 1 27 35 1.50 1.167												
Craig Lefferts, L (7, 1) ERA: 2.25	1.0 4 2 1 1 0 0 0 0 0 0 0 0 4 4 9.00 2.000												
Luis DeLeon, R (8, 1) ERA: 7.94	1.0 5 2 2 2 1 0 0 0 0 0 0 2 7 7 18.00 2.000												
Sid Monge, L (9, 1) ERA:	1.0 3 0 0 0 0 0 0 0 0 0 0 0 3 3 0.00 0.000												

Atlanta Braves @ San Diego Padres
Jack Murphy Stadium, San Diego, CA

Sat Apr 14 1984, 9:05 PM EST
Att: 46,322 - Unknown

livebaseballscorecards.com

AB	35
R	5
H	9
RBI	4
BB	2
SO	3
LOB	14



Batter	1	2	3	4	5	6	7	8	9	AB	R	H	RBI	BB	SO	LOB
Alan Wiggins, S (1, 4) OBP: 0.279, SLG: 0.282	0-0 6-3		0-0 1B			4-0 1B BB		0-0 1B		3	1	2	0	1	0	0
Tony Gwynn, L (1, 9) OBP: 0.476, SLG: 0.568	0-0 1B		0-0 F8			0-0 1B		0-0 4-3		4	0	2	1	0	0	2
Graig Nettles, L (1, 5) OBP: 0.273, SLG: 0.259	0-0 G6-4-3			4-0 BB		4-0 BB			0-0 F4	2	0	0	0	2	0	1
Steve Garvey, R (1, 3) OBP: 0.220, SLG: 0.308		0-0 F7		0-0 F8		0-0 G1-4-3			0-0 1-3	4	0	0	0	0	0	3
Terry Kennedy, L (1, 2) OBP: 0.368, SLG: 0.412		0-0 6-3		0-0 G4-6-3			0-0 6-3		0-0 4-3	4	0	0	0	0	0	1
Carmelo Martinez, R (1, 7) OBP: 0.324, SLG: 0.455		4-0 BB			0-0 F4		0-0 F3			2	0	0	0	1	0	0
Kevin McReynolds, R (1, 8) OBP: 0.333, SLG: 0.600		0-0 F4			0-0 4-3		0-3 K			3	0	0	0	0	1	1
Garry Templeton, S (1, 6) OBP: 0.378, SLG: 0.389			0-0 5-3		0-0 1-4-3			0-0 5-3		3	0	0	0	0	0	0
Mark Thurmond, L (1, 1) Tim Flannery, L (6, PH) Craig Lefferts, L (7, 1) Luis DeLeon, R (8, 1) Champ Summers, L (8, PH) Sid Monge, S (9, 1)			0-3 K			0-0 F5		0-0 4-3		1	0	0	0	0	1	0

Inning Stats	R: 0	H: 1	E: 0	LOB: 0	K: 0	BB: 0	S: 3	P: 3	R: 0	H: 0	E: 0	LOB: 1	K: 0	BB: 1	S: 3	P: 7	R: 0	H: 1	E: 0	LOB: 1	K: 1	BB: 0	S: 6	P: 6	R: 0	H: 0	E: 0	LOB: 0	K: 0	BB: 1	S: 2	P: 6	R: 0	H: 0	E: 0	LOB: 0	K: 0	BB: 0	S: 3	P: 3	R: 1	H: 1	E: 0	LOB: 1	K: 0	BB: 2	S: 3	P: 11	R: 0	H: 0	E: 0	LOB: 0	K: 1	BB: 0	S: 5	P: 5	R: 0	H: 1	E: 0	LOB: 1	K: 0	BB: 0	S: 4	P: 4	R: 0	H: 0	E: 0	LOB: 0	K: 0	BB: 0	S: 3	P: 3	1B: 4	SF: 0	2B: 0	SAC: 0	3B: 0	DP: 3	HR: 0	HBP: 0	WP: 0	PA: 32
--------------	------	------	------	--------	------	-------	------	------	------	------	------	--------	------	-------	------	------	------	------	------	--------	------	-------	------	------	------	------	------	--------	------	-------	------	------	------	------	------	--------	------	-------	------	------	------	------	------	--------	------	-------	------	-------	------	------	------	--------	------	-------	------	------	------	------	------	--------	------	-------	------	------	------	------	------	--------	------	-------	------	------	-------	-------	-------	--------	-------	-------	-------	--------	-------	--------

PITCHER	IP	WLS	BF	H	R	ER	SO	BB	IBB	HBP	BLK	WP	HR	S	P	ERA	WHIP
Rick Camp, R (1, 1) ERA: 1.35	5.1	W	20	3	1	1	1	3	0	0	0	0	0	19	31	1.69	1.125
Jeff Dedmon, R (6, 1) ERA:	3.2	S	12	1	0	0	1	1	0	0	0	0	0	13	17	0.00	0.545

BOTTOM


Atlanta Braves @ San Diego Padres
Jack Murphy Stadium, San Diego, CA

Sat Apr 14 1984, 9:05 PM EST
 Att. 46,322 - Unknown

livebaseballscorecards.com

AB	28
R	1
H	4
RBI	1
BB	4
SO	2
LOB	8



Batter	1	2	3	4	5	6	7	8	9	AB R H RBI BB SO LOB	TOP																									
Claudell Washington, L OBP: 0.367, SLG: 0.488 (1, 9)	0-0 G3	0-0 HR	0-0 1B			0-3 K		0-3 K		5 1 2 4 0 2 2																										
Rafael Ramirez, R OBP: 0.289, SLG: 0.279 (1, 6)	0-0 2B	0-0 5-3	0-3 K			0-3 K		0-0 F3		5 0 1 0 0 2 2																										
Dale Murphy, R OBP: 0.289, SLG: 0.350 (1, 8)	4-0 BB	0-0 3B			0-0 1B	0-0 6-3		0-0 F5		4 0 2 0 1 0 0																										
Chris Chambliss, L OBP: 0.162, SLG: 0.235 (1, 3)	0-0 E6	4-0 BB			0-0 F7		0-0 F6	0-0 F5		4 0 0 0 1 0 2																										
Bob Horner, R OBP: 0.250, SLG: 0.400 (1, 5)	0-3 K	0-0 F6			0-0 F3		0-0 5-3			4 0 0 0 0 1 5																										
Gerald Perry, L OBP: 0.289, SLG: 0.219 (1, 7)	0-0 F5		0-0 G3			0-0 G3		0-0 F3		4 0 0 0 0 0 3																										
Glenn Hubbard, R OBP: 0.400, SLG: 0.500 (1, 4)		0-0 SH3-4 HR 1B	4-0 E 1B BB		4-0 WP BB		0-0 4-3			2 2 1 0 2 0 0	AB 34 R 4 H 7 RBI 4 BB 5 SO 5 LOB 19																									
Bruce Benedict, R OBP: 0.353, SLG: 0.438 (1, 2) Matt Sinatro, R (8, PR) (8, 2)		4-0 SH3-4 HR BB	0-0 F4		0-0 F7		0-0 1-3 1B			3 1 1 0 1 0 2 0 0 0 0 0 0 0																										
Craig McMurtry, R (1, 1) Rick Mahler, R (3, 1) Jerry Royster, R (5, PH) Donnie Moore, L (5, 1) Bob Watson, R (8, PH) Steve Bedrosian, R (8, 1)		0-0 SH3-4	0-0 E4 1B		0-0 F9		0-0 1-3			1 0 0 0 0 0 0 1 0 0 0 0 0 0 0 0 1 0 0 0 0 0 0 1 0 0 0 0 0 0 0 0 1 0 0 0 0 0 0 1 0 0 0 0 0 0 0 0																										
Inning Stats	R: 0 E: 1 K: 1 S: 7	H: 1 LOB: 3 BB: 1 P: 11	R: 3 E: 0 K: 0 S: 6	H: 3 LOB: 2 BB: 2 P: 14	R: 1 E: 1 K: 1 S: 7	H: 1 LOB: 2 BB: 1 P: 11	R: 0 E: 0 K: 0 S: 3	H: 1 LOB: 0 BB: 0 P: 3	R: 0 E: 0 K: 2 S: 7	H: 0 LOB: 1 BB: 1 P: 7	R: 0 E: 0 K: 0 S: 3	H: 0 LOB: 0 BB: 0 P: 3	R: 0 E: 0 K: 1 S: 6	H: 1 LOB: 2 BB: 0 P: 6	R: 0 E: 0 K: 0 S: 3	H: 0 LOB: 0 BB: 0 P: 3	1B: 4 2B: 1 3B: 1 HR: 1	SF: 0 SAC: 1 DP: 0 HBP: 0	WP: 1 PB: 0 SB: 1 CS: 0	PA: 40																
PITCHER	IP WLS BF H R ER SO BB IBB HBP BLK WP HR S P ERA WHIP																																			
Andy Hawkins, R (1, 1) ERA: 9.9	2.0		14	4	3	3	1	3	0	0	0	0	1	13	25	13.50	3.500																			
Sid Monge, L (3, 1) ERA:	3.0	W	13	2	1	0	1	2	0	0	0	1	0	13	21	0.00	1.333																			
Dave Dravecky, L (6, 1) ERA: 0.66	3.0		10	1	0	0	3	0	0	0	0	0	0	16	16	0.00	0.333																			
Rich Gossage, R (9, 1) ERA: 4.0	1.0	S	3	0	0	0	0	0	0	0	0	0	0	3	3	0.00	0.000																			

Atlanta Braves @ San Diego Padres
 Jack Murphy Stadium, San Diego, CA
 Sun Apr 15 1984, 6:33 AM EST
 Att: 27,973 - Unknown

livebaseballscorecards.com

Batter	1	2	3	4	5	6	7	8	9
Alan Wiggins, S (1, 4) Rich Gossage, R (9, 1)	0-0 G3	0-0 3-1		0-0 4-3		0-0 CS 1B		0-0 6-3	
Tony Gwynn, L (1, 9) OBP: 0.478, SLG: 0.561	0-0 E S 2B 1B	0-0 3-H 1B		0-0 F7		0-0 4-3 1-2			
Graig Nettles, L (1, 5) OBP: 0.297, SLG: 0.323	0-0 1-H 2B		0-0 BB 1B	0-3 K			0-0 F3		
Steve Garvey, R (1, 3) OBP: 0.200, SLG: 0.279	0-0 F4		0-0 F9		0-0 6-3		0-0 F2		
Terry Kennedy, L (1, 2) OBP: 0.381, SLG: 0.389	4-0 BB BB BB		4-0 BB 1B E BB		0-3 K		0-0 E3 1B		
Carmelo Martinez, R (1, 7) OBP: 0.366, SLG: 0.486	0-3 K		0-0 E7 SF9 1B		0-0 1B		0-0 1-3 1B		
Kevin McReynolds, R (1, 8) Luis Salazar, R (8, 8) OBP: 0.300, SLG: 0.300		0-3 K	0-0 SF9		0-0 F9		0-3 K		
Garry Templeton, S (1, 6) OBP: 0.390, SLG: 0.425		0-0 1B 2B	0-0 1B			0-0 6-3		0-3 K	
Andy Hawkins, R (1, 1) Bobby Brown, S (2, PH) Sid Mongie, S (3, 1) Dave Dravecky, R (8, 1) Tim Flannery, L (8, PH) OBP: 0.297, SLG: 0.250		0-0 3-1 1B 1B	0-0 1-3			0-0 4-3		0-3 K	

Inning Stats	R: 1	H: 2	E: 0	K: 1	S: 7	LOB: 2	BB: 11	P: 11
	R: 2	H: 3	E: 0	K: 1	S: 7	LOB: 1	BB: 0	P: 7
	R: 3	H: 3	E: 1	K: 0	S: 6	LOB: 1	BB: 1	P: 10
	R: 0	H: 0	E: 0	K: 1	S: 5	LOB: 0	BB: 0	P: 5
	R: 0	H: 1	E: 0	K: 1	S: 6	LOB: 1	BB: 0	P: 6
	R: 0	H: 1	E: 0	K: 0	S: 4	LOB: 1	BB: 0	P: 4
	R: 0	H: 1	E: 1	K: 1	S: 7	LOB: 2	BB: 0	P: 7
	R: 0	H: 0	E: 0	K: 2	S: 7	LOB: 0	BB: 0	P: 7

PITCHER	IP	WLS	BF	H	R	ER	SO	BB	IBB	HBP	BLK	WP	HR	S	P	ERA	WHIP
Craig McMurtry, R (1, 1) ERA: 4.15	2.1	L	15	7	6	4	2	2	0	0	0	0	0	17	25	15.43	3.857
Rick Mahler, R (3, 1) ERA: 1.5	1.2		6	1	0	0	1	0	0	0	0	0	0	8	8	0.00	0.600
Donnie Moore, R (5, 1) ERA: 6.0	3.0		13	3	0	0	2	0	0	0	0	0	0	17	17	0.00	1.000
Steve Bedrosian, R (8, 1) ERA:	1.0		3	0	0	0	2	0	0	0	0	0	0	7	7	0.00	0.000

BOTTOM

AB	R	H	RBI	BB	SO	LOB
5	0	1	0	0	0	1
0	0	0	0	0	0	0
4	1	2	1	0	0	1
4	1	2	1	0	1	0
4	0	0	0	0	0	2
2	1	0	0	2	1	0
4	1	3	1	0	1	2
3	0	0	1	0	2	3
0	0	0	0	0	0	0
4	1	2	0	0	1	0
0	0	0	0	0	0	0
1	1	1	1	0	0	0
1	0	0	0	0	0	1
1	0	0	0	0	0	0
1	0	0	0	0	1	0

AB	34
R	6
H	11
RBI	5
BB	2
SO	7
LOB	10



WP	PA
0	37
0	
1	
0	
1	
0	
1	

Atlanta Braves @ San Diego Padres
Jack Murphy Stadium, San Diego, CA
 Sun Apr 15 1984, 6:33 AM EST
 Att. 27,973 - Unknown

livebaseballscorecards.com

Batter	1	2	3	4	5	6	7	8	9	AB R H RBI BB SO LOB	TOP											
Luis Salazar, R (1, 5) OBP: 0.333, SLG: 0.333	0-3 K2-3		0-0 CS	0-0 CS 1B	0-0 5-3		0-0 BB 1B		0-0 F6	5 0 2 0 0 1 0	San Diego Padres @ San Francisco Giants Candlestick Park, San Francisco, CA Tue Apr 17 1984, 9:05 PM EST Att. 13,998 - Unknown livebaseballscorecards.com											
Alan Wiggins, S (1, 4) OBP: 0.302, SLG: 0.277	0-0 5-3			0-0 S BLK 1B	4-0 S BB		4-0 BB BB		0-0 F7	3 1 1 0 2 0 0												
Tony Gwynn, L (1, 9) OBP: 0.480, SLG: 0.535	0-0 4-3			4-0 BB 1B BB	4-0 BB BB		0-0 F4			2 1 0 0 2 0 3												
Steve Garvey, R (1, 3) OBP: 0.204, SLG: 0.277		0-3 K		0-0 BB BB 1B	0-0 1-3		0-0 4-3			4 0 1 1 0 1 5												
Terry Kennedy, L (1, 2) OBP: 0.370, SLG: 0.375		0-0 F8		0-0 F6		0-0 6-3		0-0 FC3-6 1B		4 0 1 0 0 0 2												
Carmelo Martinez, R (1, 7) OBP: 0.378, SLG: 0.475		0-0 F3		4-0 BB BB		0-0 F7		0-0 FC3-6 1B		3 0 1 0 1 0 0												
Kevin McReynolds, R (1, 8) OBP: 0.285, SLG: 0.512			0-3 K	4-0 BB BB		0-0 F7		0-0 FC3-6 G6-4-3		3 0 0 1 1 1 2												
Garry Templeton, S (1, 6) OBP: 0.378, SLG: 0.409			0-0 CS 1B	0-0 G3		0-0 4-3		0-0 G6-4-3		4 0 1 0 0 0 5												
Tim Lollar, L (1, 1) OBP: 0.375, SLG: 0.750			0-3 K		0-3 K		0-0 BB 1B		0-3 K	3 0 1 0 0 2 1												
Luis DeLeon, R (7, 1)										0 0 0 0 0 0 0												
Dave Dravecky, R (7, 1)										0 0 0 0 0 0 0												
Rich Gossage, R (7, 1)										1 0 0 0 0 1 0												
Inning Stats	R: 0 E: 0 K: 1 S: 5	H: 0 LOB: 0 BB: 0 P: 5	R: 0 E: 0 K: 1 S: 5	H: 0 LOB: 0 BB: 0 P: 5	R: 0 E: 0 K: 2 S: 7	H: 1 LOB: 0 BB: 0 P: 7	R: 2 E: 0 K: 0 S: 5	H: 3 LOB: 3 BB: 3 P: 17	R: 0 E: 0 K: 1 S: 5	H: 0 LOB: 2 BB: 2 P: 13	R: 0 E: 0 K: 0 S: 3	H: 0 LOB: 0 BB: 0 P: 3	R: 0 E: 0 K: 0 S: 5	H: 2 LOB: 3 BB: 1 P: 9	R: 0 E: 0 K: 0 S: 4	H: 2 LOB: 1 BB: 0 P: 4	R: 0 E: 0 K: 1 S: 5	H: 0 LOB: 0 BB: 0 P: 5	1B: 8 2B: 0 3B: 0 HR: 0	SF: 0 SAC: 0 DP: 1 HBP: 0	WP: 0 PB: 0 SB: 2 CS: 2	PA: 39
PITCHER	IP WLS BF H R ER SO BB IBB HBP BLK WP HR S P ERA WHIP																					
Mark Davis, L (1, 1) ERA: 4.26	3.2 L 15 4 2 2 4 2 0 0 0 1 0 0 21 29 4.91 1.636																					
Renie Martin, R (4, 1) ERA: 4.7	2.2 13 2 0 0 1 3 0 0 0 0 0 0 12 24 0.00 1.875																					
Greg Minton, R (7, 1) ERA: 6.75	1.2 7 2 0 0 0 1 0 0 0 0 0 0 6 10 0.00 1.800																					
Gary Lavelle, L (9, 1) ERA: 1.46	1.0 3 0 0 0 0 1 0 0 0 0 0 0 5 5 0.00 0.000																					

AB	32
R	2
H	8
RBI	2
BB	6
SO	6
LOB	18



Batter	1	2	3	4	5	6	7	8	9	AB	R	H	RBI	BB	SO	LOB
Johnnie LeMaster, R (1, 6) Gene Richards, L (7, PH) Fran Mullins, R (8, 6)	0-0 F9		4-0 BB		0-0 F7		4-0 BB			2	0	0	0	1	0	1
Manny Trillo, R (1, 4)	0-0 F8		0-0 1-3		0-0 FC6-4		0-0 F7			4	0	0	0	0	0	4
Jack Clark, R (1, 9)	4-0 1B BB		0-3 K		0-0 F8			0-3 K		3	0	0	0	1	2	2
Al Oliver, L (1, 3)	0-0 WP 1B			0-0 2B 1B		0-0 F2		0-0 F8		4	0	2	0	0	0	0
Jeffrey Leonard, R (1, 7) (7, 8)	0-0 F8			0-0 2B		0-0 F9		4-0 BB		3	1	1	0	1	0	2
Chili Davis, S (1, 8) Greg Minton, S (7, 1) Scott Thompson, L (8, PH) Gary Lavelle, S (9, 1)		0-0 F9		0-0 2B		4-0 CS BB		0-3 K		2	0	1	1	1	0	0
Joel Youngblood, R (1, 5)		0-0 4-3		0-0 5-3		0-0 CS			0-0 F9	4	0	1	0	0	0	1
Bob Brenly, R (1, 2) Duane Kuiper, L (7, PH) Steve Nicosia, R (8, 2)		0-0 F9		0-0 G3			0-0 F9		0-0 F4	2	0	0	0	0	0	1
Mark Davis, L (1, 1) Renie Martin, R (4, 1) Dusty Baker Jr., R (7, 7)			0-0 5-3		0-0 FC6-4 1B		0-3 K		0-3 K	1	0	0	0	0	0	0

Inning Stats	R: 0	H: 1	E: 0	LOB: 2	K: 0	P: 8	R: 0	H: 0	E: 0	LOB: 0	K: 0	P: 3	R: 0	H: 0	E: 0	LOB: 1	K: 1	P: 9	R: 1	H: 3	E: 0	LOB: 1	K: 0	P: 5	R: 0	H: 1	E: 0	LOB: 1	K: 0	P: 4	R: 0	H: 0	E: 0	LOB: 0	K: 0	P: 6	R: 0	H: 1	E: 0	LOB: 2	K: 1	P: 10	R: 0	H: 0	E: 0	LOB: 1	K: 2	P: 11	R: 0	H: 0	E: 0	LOB: 0	K: 1	P: 5	1B: 4	2B: 2	3B: 0	SF: 0	SAC: 0	DP: 0	HBP: 0	WP: 1	PB: 1	SB: 0	CS: 1	PA: 37
--------------	------	------	------	--------	------	------	------	------	------	--------	------	------	------	------	------	--------	------	------	------	------	------	--------	------	------	------	------	------	--------	------	------	------	------	------	--------	------	------	------	------	------	--------	------	-------	------	------	------	--------	------	-------	------	------	------	--------	------	------	-------	-------	-------	-------	--------	-------	--------	-------	-------	-------	-------	--------

PITCHER	IP	WLS	BF	H	R	ER	SO	BB	IBB	HBP	BLK	WP	HR	S	P	ERA	WHIP
Tim Lollar, L (1, 1) ERA: 2.45	6.0		24	5	1	1	1	3	0	0	0	1	0	23	35	1.50	1.333
Luis DeLeon, R (7, 1) ERA: 7.11	0.2		3	1	0	0	1	0	0	0	0	0	0	5	5	0.00	1.500
Dave Dravecky, L (7, 1) ERA: 0.66	0.0		1	0	0	0	0	1	0	0	0	0	0	4	∞	∞	
Rich Gossage, R (7, 1) ERA: 3.18	2.1	S	8	0	0	0	3	1	0	0	0	0	0	13	17	0.00	0.429


BOTTOM

San Diego Padres @ San Francisco Giants
Candlestick Park, San Francisco, CA

Tue Apr 17 1984, 9:05 PM EST
Att. 13,998 - Unknown

livebaseballscorecards.com

AB	31
R	1
H	6
RBI	1
BB	5
SO	5
LOB	14



Batter	1	2	3	4	5	6	7	8	9	AB R H RBI BB SO LOB	TOP									
Alan Wiggins, S (1, 4) OBP: 0.281, SLG: 0.255	0-0 3-1			0-0 5-3		0-0 4-3			0-0 5-3	4 0 0 0 0 0 0	San Diego Padres @ Los Angeles Dodgers Dodger Stadium, Los Angeles, CA Thu Apr 19 1984, 6:05 PM PST Att. 46,595 - Unknown livebaseballscorecards.com									
Tony Gwynn, L (1, 9) OBP: 0.500, SLG: 0.543	0-0 4-3			1-0 FC4-6 HBP		0-0 G4-6-3 1B		0-0 4-3 1B	3 0 2 0 0 0 0											
Graig Nettles, L (1, 5) OBP: 0.268, SLG: 0.286	0-0 3-1			0-0 F7		0-0 G4-6-3 1-2f		0-0 4-3 1-2	4 0 0 0 0 0 3											
Steve Garvey, R (1, 3) OBP: 0.189, SLG: 0.255		0-0 1-3		0-0 FC4-6 1-2f		0-0 6-3		0-0 F9	4 0 0 0 0 0 2											
Terry Kennedy, L (1, 2) OBP: 0.347, SLG: 0.349		0-0 4-3		0-3 K		0-0 6-3		0-0 6-3	3 0 0 0 0 1 0											
Carmelo Martinez, R (1, 7) OBP: 0.375, SLG: 0.465		0-3 K		0-0 CS 1B		0-3 K		0-3 K	3 0 1 0 0 2 0											
Kevin McReynolds, R (1, 8) OBP: 0.298, SLG: 0.500			0-0 6-3		0-3 K 1-2		0-0 1B 1B		3 0 1 0 0 1 1											
Garry Templeton, S (1, 6) OBP: 0.375, SLG: 0.404			0-3 K		0-0 6-3		0-0 1B 1-3 1B		3 0 1 0 0 1 0											
Ed Whitson, R (1, 1)			0-0 4-3		0-3 K		0-0 F8		1 0 0 0 0 0 0											
Tim Flannery, L (6, PH) OBP: 0.200, SLG: 0.200									1 0 0 0 0 1 0											
Sid Monge, S (6, 1)									0 0 0 0 0 0 0											
Champ Summers, L (8, PH) OBP: 0.600, SLG: 1.500									1 0 0 0 0 0 2											
Craig Lefferts, L (8, 1)									0 0 0 0 0 0 0											
Inning Stats	R: 0 E: 0 K: 0 S: 3	H: 0 LOB: 0 BB: 0 P: 3	R: 0 E: 0 K: 1 S: 5	H: 0 LOB: 0 BB: 0 P: 5	R: 0 E: 0 K: 1 S: 5	H: 0 LOB: 1 BB: 0 P: 4	R: 0 E: 0 K: 2 S: 7	H: 1 LOB: 1 BB: 0 P: 7	R: 0 E: 0 K: 1 S: 5	H: 0 LOB: 0 BB: 0 P: 5	R: 0 E: 0 K: 0 S: 3	H: 1 LOB: 0 BB: 0 P: 3	R: 0 E: 0 K: 1 S: 7	H: 2 LOB: 2 BB: 0 P: 7	R: 0 E: 0 K: 0 S: 4	H: 1 LOB: 1 BB: 0 P: 4	1B: 5 2B: 1 3B: 0 HR: 0	SF: 0 SAC: 0 DP: 2 HBP: 1	WP: 0 PB: 0 SB: 0 CS: 1	PA: 31
PITCHER Alejandro Pena, R (1, 1) ERA: 1.17	IP: 9.0 WLS: W BF: 31 H: 5 R: 0 ER: 0 SO: 6 BB: 0 IBB: 0 HBP: 1 BLK: 0 WP: 0 HR: 0 S: 42 P: 43 ERA: 0.00 WHIP: 0.556																			

AB	30
R	0
H	5
RBI	0
BB	0
SO	6
LOB	8



Batter	1	2	3	4	5	6	7	8	9
Steve Sax, R (1, 4) OBP: 0.415, SLG: 0.489	0-0 F5		0-0 F8 1B		0-0 HR			0-0 E6 1B SF7	
Terry Whitfield, L (1, 9) Candy Maldonado, R (8, PH) OBP: 0.375, SLG: 0.375	0-3 K		0-0 F8 1-2		0-0 1B			0-0 4-3 BLK 1-3 1B	
Ken Landreaux, L (1, 8) OBP: 0.321, SLG: 0.354	0-0 E4			0-0 4-3		0-0 8-3 1B		0-0 SF7 3-H	
Pedro Guerrero, R (1, 5) OBP: 0.259, SLG: 0.255	0-0 F3			0-0 FC5-4 1B		0-0 9-3 1-2f		0-0 4-3 1-3	
Mike Marshall, R (1, 7) OBP: 0.298, SLG: 0.415		0-0 F9		0-0 FC5-4 BB 1-2f		0-3 K		0-0 F8	
Greg Brock, L (1, 3) OBP: 0.222, SLG: 0.317		4-0 1B BB		4-0 FC5-4 BB 1-2		0-0 HR			
Dave Anderson, R (1, 6) OBP: 0.172, SLG: 0.172		0-0 F9		0-0 FC5-4 1-2f		0-0 F8			
Mike Scioscia, L (1, 2) OBP: 0.371, SLG: 0.300		0-0 1B 1-H			0-0 3-1		0-0 G3		
Alejandro Pena, R (1, 1) OBP: 0.143, SLG: 0.143			0-0 6-3		0-0 4-3		0-0 F9		

Inning Stats	R: 0	H: 0	E: 1	K: 1	S: 6	LOB: 1	BB: 0	P: 6
	R: 1	H: 1	E: 0	K: 0	S: 3	LOB: 1	BB: 1	P: 7
	R: 0	H: 1	E: 0	K: 0	S: 3	LOB: 1	BB: 0	P: 3
	R: 0	H: 1	E: 0	K: 0	S: 4	LOB: 2	BB: 1	P: 8
	R: 1	H: 2	E: 0	K: 0	S: 4	LOB: 1	BB: 0	P: 4
	R: 0	H: 1	E: 0	K: 1	S: 5	LOB: 0	BB: 0	P: 5
	R: 1	H: 1	E: 0	K: 0	S: 4	LOB: 0	BB: 0	P: 4
	R: 1	H: 1	E: 1	K: 0	S: 5	LOB: 1	BB: 0	P: 5

PITCHER	IP	WLS	BF	H	R	ER	SO	BB	IBB	HBP	BLK	WP	HR	S	P	ERA	WHIP
Ed Whitson, R (1, 1) ERA: 3.38	5.0	L	20	5	2	2	1	2	0	0	0	0	1	20	28	3.60	1.400
Sid Monge, L (6, 1) ERA: 1.29	2.0		7	2	1	1	1	0	0	0	0	0	1	9	9	4.50	1.000
Craig Lefferts, L (8, 1) ERA: 1.8	1.0		5	1	1	0	0	0	0	0	1	0	0	5	5	0.00	1.000

BOTTOM


San Diego Padres @ Los Angeles Dodgers
Dodger Stadium, Los Angeles, CA

Thu Apr 19 1984, 6:05 PM PST
 Att. 46,595 - Unknown

AB	R	H	RBI	BB	SO	LOB
4	2	2	1	0	0	0
3	0	1	0	0	1	1
1	0	1	0	0	0	0
3	0	1	1	0	0	0
4	0	1	0	0	0	3
4	0	0	0	0	1	2
1	2	1	1	2	0	0
3	0	0	0	0	0	3
3	0	1	1	0	0	0
3	0	0	0	0	0	0

1B: 6	SF: 1	WP: 0	PA: 32
2B: 1	SAC: 0	PB: 0	
3B: 0	DP: 1	SB: 1	
HR: 2	HBP: 0	CS: 1	

livebaseballscorecards.com



Batter	1	2	3	4	5	6	7	8	9	AB R H RBI BB SO LOB	TOP											
Luis Salazar, R (1, 5) OBP: 0.263, SLG: 0.263	0-3 K		0-0 F9		0-0 1-3			0-0 3-1		4 0 0 0 0 1 1	San Diego Padres @ Los Angeles Dodgers Dodger Stadium, Los Angeles, CA Fri Apr 20 1984, 6:05 PM PST Att: 50,916 - Unknown livebaseballscorecards.com											
Alan Wiggins, S (1, 4) OBP: 0.279, SLG: 0.241	0-0 F8			4-0 CS BB		0-0 6-3		0-0 F3		3 0 0 0 1 0 0												
Tony Gwynn, L (1, 9) OBP: 0.500, SLG: 0.540	0-0 1B			0-0 G5-4-3 1B		0-0 F7		0-0 4-3		4 0 2 0 0 0 0												
Steve Garvey, R (1, 3) OBP: 0.193, SLG: 0.241	0-3 K			0-0 G5-4-3 1-2f		4-0 BB		0-0 F8		3 0 0 0 1 1 2												
Terry Kennedy, L (1, 2) OBP: 0.340, SLG: 0.340		0-0 G1-4-3 1B			0-3 K	0-0 F5		0-0 F7		4 0 1 0 0 1 1												
Carmelo Martinez, R (1, 7) OBP: 0.373, SLG: 0.444		0-0 G1-4-3 1-2f			4-0 2B BB		0-0 F3			2 1 0 0 1 0 1												
Kevin McReynolds, R (1, 8) OBP: 0.300, SLG: 0.511		0-0 1-3			0-0 2B 1-H		0-0 F8			3 1 1 1 0 0 0												
Garry Templeton, S (1, 6) OBP: 0.373, SLG: 0.420			0-0 1-3		0-0 2B 2-H		0-0 3-1			3 0 1 1 0 0 0												
Eric Show, R (1, 1) Sid Monge, S (4, 1) Kurt Bevacqua, R (5, PH) Luis DeLeon, R (5, 1) Mario Ramirez, R (8, PH) Craig Lefferts, L (8, 1)			0-3 K		0-3 K			0-3 K		1 0 0 0 0 1 0 0 0 0 0 0 0 0 1 0 0 0 0 1 1 0 0 0 0 0 0 0 1 0 0 0 0 1 0 0 0 0 0 0 0 0												
Inning Stats	R: 0 E: 0 K: 2 S: 8	H: 1 LOB: 1 BB: 0 P: 8	R: 0 E: 0 K: 0 S: 3	H: 1 LOB: 0 BB: 0 P: 3	R: 0 E: 0 K: 1 S: 5	H: 0 LOB: 0 BB: 0 P: 5	R: 0 E: 0 K: 0 S: 2	H: 1 LOB: 0 BB: 1 P: 6	R: 2 E: 0 K: 2 S: 9	H: 2 LOB: 1 BB: 1 P: 13	R: 0 E: 0 K: 0 S: 3	H: 0 LOB: 1 BB: 1 P: 7	R: 0 E: 0 K: 0 S: 3	H: 0 LOB: 0 BB: 0 P: 3	R: 0 E: 0 K: 1 S: 5	H: 0 LOB: 0 BB: 0 P: 5	R: 0 E: 0 K: 0 S: 3	H: 0 LOB: 0 BB: 0 P: 3	1B: 3 2B: 2 3B: 0 HR: 0	SF: 0 SAC: 0 DP: 2 HBP: 0	WP: 0 PB: 0 SB: 0 CS: 1	PA: 32
PITCHER Fernando Valenzuela, L (1, 1) ERA: 5.04	IP: 9.0 WLS: W BF: 32 H: 5 R: 2 ER: 2 SO: 6 BB: 3 IBB: 0 HBP: 0 BLK: 0 WP: 0 HR: 0 S: 41 P: 53 ERA: 2.00 WHIP: 0.889											PITCHER IP: WLS: BF: H: R: ER: SO: BB: IBB: HBP: BLK: WP: HR: S: P: ERA: WHIP										



Batter	1	2	3	4	5	6	7	8	9	AB	R	H	RBI	BB	SO	LOB
Steve Sax, R OBP: 0.414, SLG: 0.471 (1, 4)	0-0 F9		0-0 1-3	4-0 1-2 BB		0-0 4-3	0-0 1B			4	0	1	2	1	0	0
Terry Whitfield, L OBP: 0.326, SLG: 0.500 (1, 9)	0-0 6-3		0-0 HR	0-0 F8		0-3 K	0-0 1B			5	1	2	1	0	1	3
Ken Landreaux, L OBP: 0.345, SLG: 0.412 (1, 8)	4-0 BB BB		0-0 4-3		0-0 HR	1-0 HBP	0-0 F7			3	1	1	1	1	0	2
Pedro Guerrero, R OBP: 0.270, SLG: 0.273 German Rivera, R OBP: 0.231, SLG: 0.333 (1, 5) (9, 5)	4-0 FC6-4 1-2 BB		0-3 K		0-0 WP 1B 2B	0-3 K		0-0 6-3		4	1	1	0	1	2	1
Mike Marshall, R OBP: 0.274, SLG: 0.379 (1, 7)	0-0 FC6-4 1-2f			0-3 K	0-3 K		0-0 5-3	0-0 3-1		5	0	0	0	0	2	3
Greg Brock, L OBP: 0.280, SLG: 0.422 (1, 3)		0-0 SH2-4 SF7 1B		4-0 1B BB	0-0 F9 S 1B		0-0 HR	0-0 F7		4	3	3	2	1	0	0
Bill Russell, R OBP: 0.323, SLG: 0.286 (1, 6)		0-0 SH2-4 2-3		0-0 5-3	0-0 F9		0-0 SH1-3 1B 2B			3	1	1	0	0	0	2
Mike Scioscia, L OBP: 0.410, SLG: 0.300 (1, 2)		0-0 SF7 3-H		4-0 1B IBB	4-0 IBB		4-0 SH1-3 1B IBB			0	1	0	1	3	0	0
Fernando Valenzuela, L OBP: 0.375, SLG: 0.375 (1, 1)		0-3 K2-3		0-0 1B BB	0-0 F5		0-0 SH1-3 1-2 2-3			3	0	1	1	0	1	2

Inning Stats	R: 0	H: 0	E: 0	K: 0	S: 3	R: 1	H: 1	E: 1	K: 1	S: 6	R: 1	H: 1	E: 0	K: 1	S: 6	R: 1	H: 1	E: 0	K: 1	S: 6	R: 2	H: 3	E: 0	K: 2	S: 7	R: 0	H: 0	E: 0	K: 0	S: 7	R: 3	H: 4	E: 0	K: 0	S: 7	R: 0	H: 0	E: 0	K: 0	S: 3
	LOB: 2	BB: 2	P: 11	LOB: 0	BB: 0	P: 6	LOB: 3	BB: 3	P: 18	LOB: 2	BB: 1	P: 12	LOB: 1	BB: 0	P: 8	LOB: 2	BB: 1	P: 11	LOB: 0	BB: 0	P: 3	LOB: 0	BB: 0	P: 3	LOB: 0	BB: 0	P: 3	LOB: 0	BB: 0	P: 3	LOB: 0	SAC: 2	DP: 0	HBP: 1	1B: 5	SF: 1	2B: 2	3B: 0	HR: 3	

PITCHER	IP	WLS	BF	H	R	ER	SO	BB	IBB	HBP	BLK	WP	HR	S	P	ERA	WHIP
Eric Show, R ERA: 2.59 (1, 1)	3.2	L	19	3	3	2	3	4	1	0	0	0	1	20	40	4.91	1.909
Sid Monge, L ERA: 1.23 (4, 1)	0.1		1	0	0	0	0	0	0	0	0	0	0	1	1	0.00	0.000
Luis DeLeon, R ERA: 9.64 (5, 1)	3.0		19	7	5	5	3	0	2	1	0	1	2	22	31	15.00	2.333
Craig Lefferts, L ERA: 1.5 (8, 1)	1.0		3	0	0	0	0	0	0	0	0	0	0	3	3	0.00	0.000


BOTTOM

San Diego Padres @ Los Angeles Dodgers
 Dodger Stadium, Los Angeles, CA

Fri Apr 20 1984, 6:05 PM PST
 Att. 50,916 - Unknown

AB	31
R	8
H	10
RBI	8
BB	7
SO	6
LOB	13

WP: 1 PA: 42
 PB: 0
 SB: 2
 CS: 0



PITCHER	IP	WLS	BF	H	R	ER	SO	BB	IBB	HBP	BLK	WP	HR	S	P	ERA	WHIP
Eric Show, R ERA: 2.59 (1, 1)	3.2	L	19	3	3	2	3	4	1	0	0	0	1	20	40	4.91	1.909
Sid Monge, L ERA: 1.23 (4, 1)	0.1		1	0	0	0	0	0	0	0	0	0	0	1	1	0.00	0.000
Luis DeLeon, R ERA: 9.64 (5, 1)	3.0		19	7	5	5	3	0	2	1	0	1	2	22	31	15.00	2.333
Craig Lefferts, L ERA: 1.5 (8, 1)	1.0		3	0	0	0	0	0	0	0	0	0	0	3	3	0.00	0.000

Batter	1	2	3	4	5	6	7	8	9	AB R H RBI BB SO LOB	TOP											
Luis Salazar, R (1, 5) OBP: 0.280, SLG: 0.280	0-0 1B 1B	0-0 FC5-4 1-2f	0-0 4-3			0-0 FC4-6 1B	0-0 F6		0-0 FC6 1-2f	6 1 2 0 0 0 5												
Alan Wiggins, S (1, 4) OBP: 0.273, SLG: 0.237	0-0 1B S 1B		0-0 6-3		0-0 F7	0-0 FC4-6 1B	0-0 4-3			5 2 1 0 0 0 2												
Tony Gwynn, L (1, 9) OBP: 0.508, SLG: 0.564	0-0 F7		0-0 1B 2B		0-0 4-3	0-0 1B 1-3 1B		0-0 1B S 1B		5 3 3 0 0 0 2												
Steve Garvey, R (1, 3) OBP: 0.226, SLG: 0.271	0-0 F9		0-0 WP E 1B		0-0 6-3	0-0 1B 1-3 3-H 1B		0-0 G4-6-3 1B		5 1 3 3 0 0 2												
Terry Kennedy, L (1, 2) OBP: 0.345, SLG: 0.346	0-0 S 1-3 2-H 1B		0-0 E4 1-H 2B		0-0 F6	0-0 1-3 3-H 1B		0-0 G4-6-3 1-2f		5 1 2 2 0 0 1												
Carmelo Martinez, R (1, 7) OBP: 0.357, SLG: 0.440	0-0 F5 2-3 3-H		0-0 1B 2B		0-0 4-3	0-0 F4		0-0 4-3		5 1 1 1 0 0 3												
Kevin McReynolds, R (1, 8) OBP: 0.309, SLG: 0.538		0-0 F8	0-0 S 1B		0-0 3B	0-3 K			0-0 F9	5 0 2 1 0 1 2												
Garry Templeton, S (1, 6) OBP: 0.375, SLG: 0.407		0-0 4-3	0-0 F8 1-2		4-0 IBB		0-0 S 1B		0-3 K	4 0 1 0 1 1 1												
Mark Thurmond, L (1, 1) OBP: 0.500, SLG: 0.333		0-0 FC5-4 1B	4-0 BB		0-3 K		0-3 K		4-0 FC6 BB	2 0 1 0 1 1 2												
Dave Dravecky, R (6, 1)										1 0 0 0 0 1 1												
Rich Gossage, R (8, 1)										0 0 0 0 1 0 0												
Inning Stats	R: 2 E: 0 K: 0 S: 6	H: 3 LOB: 1 BB: 0 P: 6	R: 0 E: 0 K: 0 S: 4	H: 1 LOB: 1 BB: 0 P: 4	R: 4 E: 1 K: 0 S: 8	H: 4 LOB: 2 BB: 1 P: 12	R: 0 E: 0 K: 0 S: 3	H: 0 LOB: 0 BB: 0 P: 3	R: 0 E: 0 K: 1 S: 6	H: 1 LOB: 2 BB: 1 P: 10	R: 2 E: 0 K: 1 S: 9	H: 4 LOB: 2 BB: 0 P: 9	R: 0 E: 0 K: 1 S: 6	H: 1 LOB: 1 BB: 0 P: 6	R: 1 E: 0 K: 0 S: 4	H: 2 LOB: 0 BB: 0 P: 4	R: 0 E: 0 K: 1 S: 5	H: 0 LOB: 1 BB: 1 P: 9	1B: 13 2B: 2 3B: 1 HR: 0	SF: 0 SAC: 0 DP: 1 HBP: 0	WP: 1 PB: 0 SB: 5 CS: 0	PA: 46
PITCHER	IP WLS BF H R ER SO BB IBB HBP BLK WP HR S P ERA WHIP																					
Jerry Reuss, L (1, 1) ERA: 6.6	2.1 L 16 8 6 5 0 0 0 0 0 0 1 0 16 16 19.29 3.429																					
Burt Hooton, R (3, 1) ERA: 2.53	2.2 11 1 0 0 1 1 1 0 0 0 0 0 11 19 0.00 0.750																					
Pat Zachry, R (6, 1) ERA: 4.5	1.0 7 4 2 2 1 0 0 0 0 0 0 0 9 9 18.00 4.000																					
Orel Hershiser, R (7, 1) ERA: 4.82	2.0 8 3 1 1 1 0 0 0 0 0 0 0 10 10 4.50 1.500																					
Carlos Diaz, L (9, 1) ERA: 4.26	1.0 4 0 0 0 0 1 1 0 0 0 0 0 5 9 0.00 1.000																					

San Diego Padres @ Los Angeles Dodgers
 Dodger Stadium, Los Angeles, CA
 Sat Apr 21 1984, 3:33 AM PST
 Att: 43,784 - Unknown

AB	43
R	9
H	16
RBI	7
BB	3
SO	4
LOB	21



WP: 1	PA: 46
-------	--------

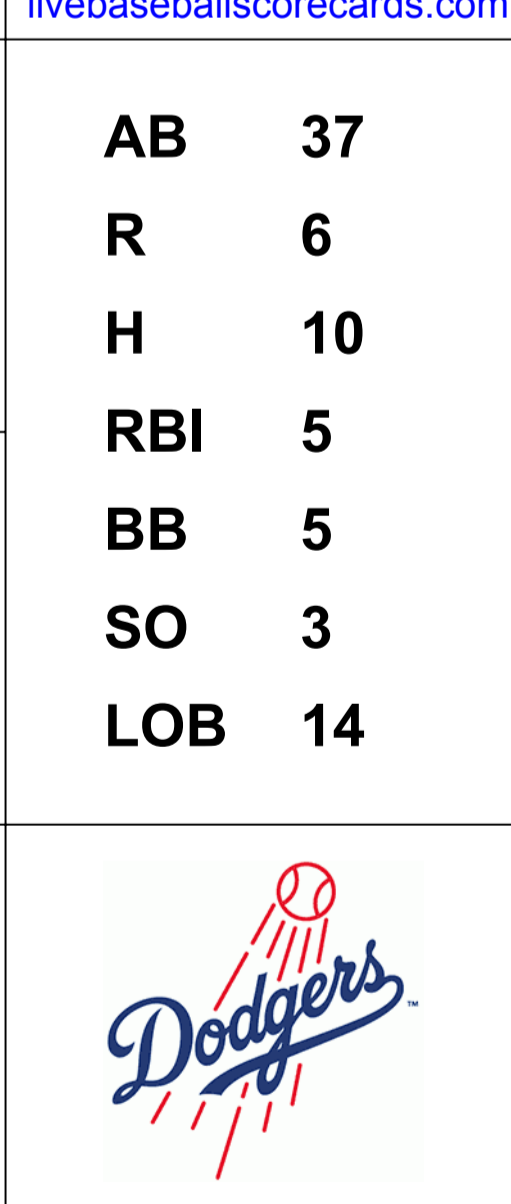
Batter	1	2	3	4	5	6	7	8	9	AB R H RBI BB SO LOB
Steve Sax, R OBP: 0.413, SLG: 0.455 (1, 4)	0-0 E6 SH1-4 BLK 4-3	0-0 FC5-4 1-2f			0-0 5-3 1-2	0-0 FC6-4 1B 1-3 2-H		4-0 1B BLK BB		4 2 1 1 1 0 2
Bill Russell, R OBP: 0.361, SLG: 0.290 (1, 6)	4-0 4-3 SH1-4 1-2 BB		0-0 F5		4-0 1B BB	0-0 FC6-4 1B 1-2f		0-0 BLK 1B 1-3 3-H		3 0 1 1 2 0 2
Ken Landreaux, L OBP: 0.344, SLG: 0.407 (1, 8)	0-0 SH1-4		0-0 G1-5-3		0-0 1B 1-2 2-H		0-0 F9	0-3 K 1-2 3-H		3 0 1 1 0 0 0
Jose Morales, R OBP: 0.600, SLG: 0.500 (8, PH)										0 0 0 0 0 0 0
Terry Whitfield, L OBP: 0.319, SLG: 0.488 (8, PH)	1-2 2-3									1 0 0 0 0 1 1
Pedro Guerrero, R OBP: 0.250, SLG: 0.250 (1, 5)	0-0 4-3		0-0 5-3		0-0 F8		0-0 F9		0-3 K	5 0 0 1 0 1 3
Mike Marshall, R OBP: 0.284, SLG: 0.371 (1, 7)	4-0 BB			0-3 K		0-0 F3	0-0 1B		0-0 F9	4 0 1 0 1 1 0
Greg Brock, L OBP: 0.291, SLG: 0.480 (1, 3)	0-0 F5		0-0 F9		0-0 HR		0-0 F4		0-0 FC6-4 1B	5 1 2 1 0 0 3
Steve Yeager, R OBP: 0.227, SLG: 0.227 (1, 2)		0-0 F7		0-0 5-3		0-0 5-3		0-0 F6	0-0 FC6-4	4 0 0 0 0 0 0
Rick Monday, L OBP: 0.143, SLG: 0.143 (9, PH)									1-2f BLK	1 0 0 0 0 0 1
Candy Maldonado, R OBP: 0.450, SLG: 0.500 (1, 9)		0-0 6-3			0-0 FC5-4 1B	0-0 1B 1B		0-0 WP 1B 2B		4 2 3 0 0 0 0
Jerry Reuss, L OBP: 0.071, SLG: 0.500 (3, 1)		4-0 FC5-4			0-0 FC5-4 1B 1-2f	0-0 1B 1B		0-0 F4		0 0 0 0 0 1 0 0
Burt Hooton, R OBP: 0.214, SLG: 0.308 (5, PH)										0 0 0 0 0 0 0 0
Pat Zachry, R OBP: 0.214, SLG: 0.308 (6, 1)										1 1 0 0 0 0 0 1
Rafael Landestoy, S OBP: 0.233, SLG: 0.286 (6, PH)										0 0 0 0 0 0 0 0
Orel Hershiser, R OBP: 0.167, SLG: 0.167 (7, 1)										1 0 0 1 0 0 0 0
Dave Anderson, R OBP: 0.167, SLG: 0.167 (8, PH)										0 0 0 0 0 0 0 0
Carlos Diaz, R OBP: 0.167, SLG: 0.167 (9, 1)										1 0 0 0 0 0 0 1
										0 0 0 0 0 0 0 0

BOTTOM	
AB	37
R	6
H	10
RBI	5
BB	5
SO	3
LOB	14

Inning Stats	R	H	E	K	S	P	WP	HR	S	P	ERA	WHIP
1	1	0	1	0	4	2	0	0	0	0	4.76	1.588
2	0	0	0	0	3	7	0	0	0	0	0.00	0.750
3	0	0	0	0	3	5	0	0	0	0	0.00	0.750
4	0	0	0	1	5	9	0	0	0	0	0.00	0.750
5	1	2	0	0	2	9	0	0	0	0	9.00	2.500
6	2	4	0	0	7	7	0	0	0	0	9.00	2.500
7	0	1	0	0	4	4	0	0	0	0	0.00	0.750
8	2	2	0	1	11	7	0	0	0	0	0.00	0.750
9	0	1	0	1	6	6	0	0	0	0	0.00	0.750
TOTAL	6	10	1	3	43	43	0	0	0	0	9.00	2.500

WP: 1 PA: 43
PB: 0
SB: 0
CS: 0

San Diego Padres @ Los Angeles Dodgers
Dodger Stadium, Los Angeles, CA
Sat Apr 21 1984, 3:33 AM PST
Att. 43,784 - Unknown



PITCHER	IP	WLS	BF	H	R	ER	SO	BB	IBB	HBP	BLK	WP	HR	S	P	ERA	WHIP
Mark Thurmond, L ERA: 2.51 (1, 1)	5.2	W	27	5	4	3	1	4	0	0	1	0	1	25	41	4.76	1.588
Dave Dravecky, L ERA: 1.72 (6, 1)	2.0		11	4	2	2	0	1	0	0	0	1	0	10	14	9.00	2.500
Rich Gossage, R ERA: 2.84 (8, 1)	1.1	S	5	1	0	0	2	0	0	0	1	0	0	9	9	0.00	0.750

Batter	1	2	3	4	5	6	7	8	9	AB R H RBI BB SO LOB	TOP												
Luis Salazar, R OBP: 0.267, SLG: 0.300 (1, 5)	0-0 F8	0-0 G6-4-3			0-0 F9		0-0 6-3		0-0 2B	5 0 1 0 0 0 2													
Alan Wiggins, S OBP: 0.268, SLG: 0.234 (1, 4)	0-0 S E 1B		0-0 5-3		0-0 6-3		0-0 F7	0-0 F8	5 1 1 0 0 0 1														
Tony Gwynn, L OBP: 0.508, SLG: 0.561 Bobby Brown, S OBP: 0.333, SLG: 0.333 (1, 9) (4, 9)	0-3 K 1-2		0-0 1B 1B		0-3 K		0-0 F9		2 0 1 0 0 1 1 2 0 0 0 0 1 0														
Steve Garvey, R OBP: 0.231, SLG: 0.274 Kurt Bevacqua, R (1, 3) (6, 3)	0-0 E4 2-H		0-0 G4-6-3 1B		0-0 F8		0-0 6-3		3 0 1 0 0 0 0 1 0 0 0 0 0 0														
Terry Kennedy, L OBP: 0.333, SLG: 0.333 Doug Gwosdz, R (1, 2) (4, 2)	0-3 K		0-0 G4-6-3		0-3 K		0-3 K	0-3 K	2 0 0 0 0 1 3 2 0 0 0 0 2 0														
Carmelo Martinez, R OBP: 0.367, SLG: 0.453 (1, 7)		0-0 1B 2B		0-0 F7		0-0 F4		4-0 1B HR BB	3 2 1 0 1 0 0														
Kevin McReynolds, R OBP: 0.356, SLG: 0.625 (1, 8)		0-0 1B SF9 1B		0-0 HR		0-0 5-3 1B		0-0 1-2 HR 1B	4 3 4 2 0 0 0														
Garry Templeton, S OBP: 0.379, SLG: 0.411 Luis DeLeon, R (1, 6) (4, 1)		0-0 G6-4-3 1B		0-0 6-3		0-3 K		0-0 F2	2 0 1 0 0 0 0 0 0 0 0 0 0 0 1 0 0 0 0 1 1 0 0 0 0 0 0 0 1 0 0 0 0 0 2														
Champ Summers, L OBP: 0.500, SLG: 1.200 Craig Lefferts, L (7, PH) (7, 1)		1-3 1B		0-0 6-3		0-0 5-3		0-0 HR	0 0 0 1 0 0 0 0 0 0 0 0 0 0 3 1 1 3 0 0 1														
Tim Flannery, L OBP: 0.167, SLG: 0.167 (9, PH)		0-0 SF9		0-0 F9																			
Tim Lollar, L OBP: 0.333, SLG: 0.750 Sid Monge, S (1, 1) (2, 1)																							
Mario Ramirez, R OBP: 0.250, SLG: 1.000 (4, PH) (4, 6)																							
Inning Stats	R: 1 E: 1 K: 2 S: 9	H: 1 LOB: 1 BB: 0 P: 9	R: 2 E: 0 K: 0 S: 5	H: 3 LOB: 0 BB: 0 P: 5	R: 0 E: 0 K: 0 S: 4	H: 2 LOB: 1 BB: 0 P: 4	R: 1 E: 0 K: 0 S: 4	H: 1 LOB: 0 BB: 0 P: 4	R: 0 E: 0 K: 1 S: 5	H: 0 LOB: 0 BB: 0 P: 5	R: 0 E: 0 K: 1 S: 6	H: 1 LOB: 1 BB: 0 P: 6	R: 0 E: 0 K: 0 S: 3	H: 0 LOB: 0 BB: 0 P: 3	R: 3 E: 0 K: 1 S: 8	H: 3 LOB: 1 BB: 1 P: 12	1B: 7 2B: 2 3B: 0 HR: 2	SF: 1 SAC: 0 DP: 2 HBP: 0	WP: 0 PB: 0 SB: 1 CS: 0	PA: 38			
PITCHER Rick Honeycutt, L ERA: 1.64 Burt Hooton, R ERA: 4.26	IP 7.0 2.0	WLS W 10	BF 28 10	H 8 3	R 4 3	ER 3 3	SO 5 1	BB 0 1	IBB 0 0	HBP 0 0	BLK 0 0	WP 0 0	HR 1 1	S 38 11	P 38 15	ERA 3.86 13.50	WHIP 1.143 2.000						

San Diego Padres @ Los Angeles Dodgers
Dodger Stadium, Los Angeles, CA
Sun Apr 22 1984, 3:33 AM PST
Att: 47,938 - Unknown

AB	36
R	7
H	11
RBI	6
BB	1
SO	6
LOB	11



Batter	1	2	3	4	5	6	7	8	9
Steve Sax, R OBP: 0.406, SLG: 0.475 Burt Hooton, R (8, 1)									
Dave Anderson, R OBP: 0.194, SLG: 0.278 (1, 6)									
Ken Landreaux, L OBP: 0.348, SLG: 0.386 Bill Russell, R OBP: 0.351, SLG: 0.281 (1, 8) (7, 8)									
Mike Marshall, R OBP: 0.329, SLG: 0.515 (1, 7)									
Candy Maldonado, R OBP: 0.520, SLG: 0.583 (1, 9)									
Greg Brock, L OBP: 0.333, SLG: 0.547 (1, 3)									
Steve Yeager, R OBP: 0.259, SLG: 0.296 (1, 2)									
German Rivera, R OBP: 0.316, SLG: 0.471 (1, 5)									
Rick Honeycutt, L OBP: 0.091, SLG: 0.091 Jose Morales, R OBP: 0.500, SLG: 0.400 Rafael Landestoy, S OBP: 0.333, SLG: 0.286 (1, 1) (7, PH) (8, 4)									

AB	R	H	RBI	BB	SO	LOB
6	3	2	0	0	0	1
0	0	0	0	0	0	0
6	2	2	1	0	3	2
3	2	0	0	2	1	3
1	0	0	0	0	0	0
6	3	5	6	0	1	0
4	2	3	1	0	0	2
3	2	2	2	2	1	2
5	1	2	4	0	2	6
4	0	2	1	1	0	2
4	0	0	0	0	1	6
1	0	0	0	0	1	0
0	0	0	0	0	0	0

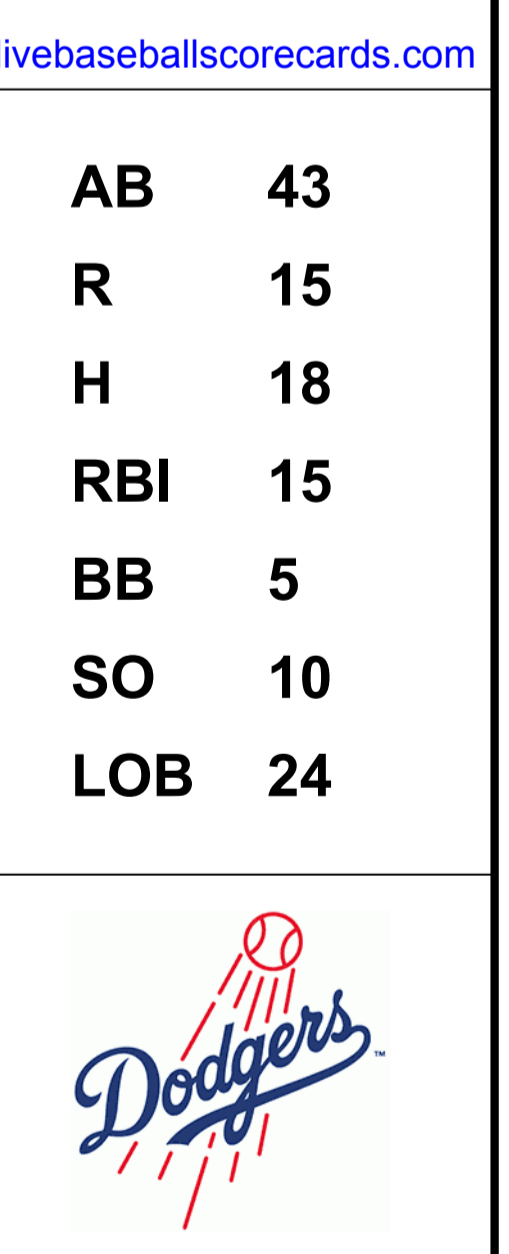
AB	R	H	RBI	BB	SO	LOB
43	15	18	15	5	10	24

Inning Stats	R	H	E	K	S	LOB	BB	P
1	6	5	0	12	5	1	2	20
2	2	2	0	0	5	3	3	17
3	4	6	0	0	9	2	0	9
4	3	4	1	2	12	2	0	12
5	0	0	0	5	5	0	0	5
6	0	1	0	2	9	2	0	9
7	0	0	0	5	5	0	0	5
8	0	0	0	7	7	0	0	7
9	0	0	0	0	0	0	0	0

PITCHER	IP	WLS	BF	H	R	ER	SO	BB	IBB	HBP	BLK	WP	HR	S	P	ERA	WHIP
Tim Lollar, L ERA: 6.05 (1, 1)	1.0	L	12	6	8	8	2	3	0	0	0	1	1	13	25	72.00	9.000
Sid Monge, L ERA: 4.82 (2, 1)	2.0		15	7	4	4	0	1	1	0	0	0	2	13	21	18.00	4.000
Luis DeLeon, R ERA: 8.76 (4, 1)	3.0		16	5	3	2	5	0	0	1	0	0	1	25	26	6.00	1.667
Craig Lefferts, L ERA: 1.13 (7, 1)	2.0		6	0	0	0	3	0	0	0	0	0	0	12	12	0.00	0.000

PITCHER	IP	WLS	BF	H	R	ER	SO	BB	IBB	HBP	BLK	WP	HR	S	P	ERA	WHIP
1B	7																
2B	7																
3B	0																
HR	4																
SF	0																
SAC	0																
DP	0																
HBP	1																
WP	1																
PA	49																

San Diego Padres @ Los Angeles Dodgers
Dodger Stadium, Los Angeles, CA
 Sun Apr 22 1984, 3:33 AM PST
 Att. 47,938 - Unknown



livebaseballscorecards.com

Batter	1	2	3	4	5	6	7	8	9	AB R H RBI BB SO LOB	TOP																
Gene Richards, L (1, 7) OBP: 0.500, SLG: 0.364 Joe Pittman, R (9, PH) OBP: 0.143, SLG: 0.167	0-0 4-3		4-0 SH2-4 1B BB	0-0 F8			0-0 6-3		0-0 G6-4-3 1-2f	3 1 0 0 1 0 0 1 0 0 0 0 0 1	San Francisco Giants @ San Diego Padres Jack Murphy Stadium, San Diego, CA Mon Apr 23 1984, 9:05 PM EST Att. 25,569 - Unknown livebaseballscorecards.com																
Manny Trillo, R (1, 4) OBP: 0.370, SLG: 0.523	0-0 F6		4-0 1B SH2-4 1B BB		0-0 F6		4-0 BB		0-0 6-3	3 1 0 0 2 0 0																	
Chili Davis, S (1, 9) OBP: 0.309, SLG: 0.377	0-0 6-3		0-0 SH2-4	1-2 2-3	4-0 BB		0-0 F2			2 0 0 0 1 0 1																	
Al Oliver, L (1, 3) OBP: 0.254, SLG: 0.259		0-0 BB 1B FC1-2 1B	0-0 1B	2-3 3-H	0-0 F7		0-0 6-3			4 0 2 1 0 0 1																	
Jeffrey Leonard, R (1, 8) OBP: 0.349, SLG: 0.500		0-0 FC1-2 BB 1B	0-0 F8		0-3 K		0-0 6-3			4 0 1 0 0 1 3																	
Joel Youngblood, R (1, 5) OBP: 0.371, SLG: 0.351		4-0 FC1-2 BB 1B	0-0 FC6-4 1B		0-0 F5		0-0 BB 1B			3 0 2 1 1 0 0																	
Steve Nicosia, R (1, 2) OBP: 0.200, SLG: 0.389 Greg Minton, S (7, 1)		0-3 K	0-0 FC6-4	1-2 2-3 3-H	0-0 F5		4-0 BB 1B			3 0 0 0 0 1 5 0 0 0 0 1 0 0																	
Johnnie LeMaster, R (1, 6) OBP: 0.286, SLG: 0.311		0-0 FC1-2		1-2 2-3 3-H	0-0 F9		0-3 BB 1B			4 0 0 0 0 1 5																	
Jeff Robinson, R (1, 1) OBP: 0.100, SLG: 0.100 Frank Williams, R (4, 1) John Rabb, R (7, PH) OBP: 0.636, SLG: 0.889		0-3 K		0-3 K	0-0 F5		0-3 K		0-0 G6-4-3 1B	2 0 0 0 0 2 3 0 0 0 0 0 0 0 2 0 1 0 0 1 0																	
Inning Stats	R: 0 E: 0 K: 0 S: 3	H: 0 LOB: 0 BB: 0 P: 3	R: 0 E: 0 K: 2 S: 9	H: 2 LOB: 3 BB: 1 P: 13	R: 2 E: 0 K: 0 S: 5	H: 2 LOB: 2 BB: 2 P: 13	R: 0 E: 0 K: 1 S: 5	H: 0 LOB: 0 BB: 0 P: 5	R: 0 E: 0 K: 1 S: 5	H: 0 LOB: 1 BB: 1 P: 9		R: 0 E: 0 K: 0 S: 3	H: 0 LOB: 0 BB: 0 P: 3	R: 0 E: 0 K: 1 S: 5	H: 0 LOB: 1 BB: 1 P: 9	R: 0 E: 0 K: 1 S: 6	H: 1 LOB: 2 BB: 1 P: 10	R: 0 E: 0 K: 0 S: 3	H: 1 LOB: 0 BB: 0 P: 3	1B: 6 2B: 0 3B: 0 HR: 0	SF: 0 SAC: 1 DP: 1 HBP: 0	WP: 0 PB: 0 SB: 0 CS: 0	PA: 38				
PITCHER Andy Hawkins, R (1, 1) ERA: 6.5 Dave Dravecky, L (9, 1) ERA: 1.62	IP 8.0	WLS W	BF 35	H 5	R 2	ER 2	SO 6	BB 6	IBB 0	HBP 0	BLK 0	WP 0	HR 0	S 41	P 65	ERA 2.25	WHIP 1.375										



Batter	1	2	3	4	5	6	7	8	9	AB	R	H	RBI	BB	SO	LOB
Alan Wiggins, S OBP: 0.289, SLG: 0.250 (1, 4)	0-0 FC3 S SF8 1B		0-0 1B 1B	4-0 HR BB	0-0 4-3		0-0 F7			4	3	2	0	1	0	0
Tony Gwynn, L OBP: 0.514, SLG: 0.557 (1, 9)	4-0 FC3 1-2 BB		0-0 1B 1B	0-0 6-3	0-0 BLK 1B		0-0 1-3			4	1	2	0	1	0	1
Graig Nettles, L OBP: 0.263, SLG: 0.375 (1, 5)	0-0 FC3 1-2f 2-3		0-0 1B E 1B	0-0 HR 2-H	0-0 F9		0-0 3-1			5	2	2	3	0	0	3
Steve Garvey, R OBP: 0.229, SLG: 0.273 (1, 3)	0-0 SF8		0-0 E SF7 1B	0-3 K		0-0 1-3		0-0 6-3		4	1	1	2	0	1	0
Terry Kennedy, L OBP: 0.323, SLG: 0.373 (1, 2)	0-3 K		0-0 E3	0-0 HR		0-0 5-3		0-0 1-3		5	1	1	1	0	1	2
Carmelo Martinez, R OBP: 0.375, SLG: 0.436 (1, 7)		0-0 F3	0-0 1-3	4-0 1B BB		4-0 1B BB				2	0	0	0	2	0	2
Kevin McReynolds, R OBP: 0.365, SLG: 0.627 (1, 8)		0-0 5-3	0-0 SF7	0-0 1B		0-0 1B				3	0	2	1	0	0	0
Garry Templeton, S OBP: 0.387, SLG: 0.407 (1, 6)		0-0 1B	4-0 IBB	0-0 G3		0-0 G3				3	0	1	0	1	0	4
Andy Hawkins, R Dave Dravecky, R (9, 1)		0-3 K	0-0 F8		0-3 K		0-0 6-3			4	0	0	0	0	2	3
										0	0	0	0	0	0	0

Inning Stats	R: 1	H: 1	E: 0	LOB: 1	K: 1	BB: 1	S: 6	P: 10	R: 0	H: 1	E: 0	LOB: 1	K: 1	BB: 0	S: 6	P: 6	R: 4	H: 4	E: 1	LOB: 2	K: 0	BB: 1	S: 8	P: 12	R: 3	H: 3	E: 0	LOB: 2	K: 1	BB: 2	S: 8	P: 16	R: 0	H: 1	E: 0	LOB: 1	K: 1	BB: 0	S: 6	P: 6	R: 0	H: 1	E: 0	LOB: 2	K: 0	BB: 1	S: 4	P: 8	R: 0	H: 0	E: 0	LOB: 0	K: 0	BB: 0	S: 3	P: 3	R: 0	H: 0	E: 0	LOB: 0	K: 0	BB: 0	S: 3	P: 3
--------------	------	------	------	--------	------	-------	------	-------	------	------	------	--------	------	-------	------	------	------	------	------	--------	------	-------	------	-------	------	------	------	--------	------	-------	------	-------	------	------	------	--------	------	-------	------	------	------	------	------	--------	------	-------	------	------	------	------	------	--------	------	-------	------	------	------	------	------	--------	------	-------	------	------

PITCHER	IP	WLS	BF	H	R	ER	SO	BB	IBB	HBP	BLK	WP	HR	S	P	ERA	WHIP
Jeff Robinson, R ERA: 2.82 (1, 1)	3.1	L	21	7	7	5	2	2	1	0	0	0	1	22	34	13.50	2.700
Frank Williams, R ERA: 5.4 (4, 1)	2.2		14	4	1	1	2	2	0	0	1	0	1	16	24	3.38	2.250
Greg Minton, R ERA: 6.17 (7, 1)	2.0		6	0	0	0	0	0	0	0	0	0	0	6	6	0.00	0.000


BOTTOM

San Francisco Giants @ San Diego Padres
Jack Murphy Stadium, San Diego, CA

Mon Apr 23 1984, 9:05 PM EST
 Att. 25,569 - Unknown

livebaseballscorecards.com

AB	34
R	8
H	11
RBI	7
BB	5
SO	4
LOB	15



WP: 0	PA: 41
PB: 0	SB: 1
CS: 0	

Batter	1	2	3	4	5	6	7	8	9	AB R H RBI BB SO LOB	TOP									
Johnnie LeMaster, R OBP: 0.283, SLG: 0.292 (1, 6) X	0-0 6-3		0-0 4-3		0-0 5-3			4-0 BB 1B BB		3 1 0 0 1 0 2	San Francisco Giants @ San Diego Padres Jack Murphy Stadium, San Diego, CA Tue Apr 24 1984, 9:05 PM EST Att: 12,341 - Unknown livebaseballscorecards.com									
Manny Trillo, R OBP: 0.377, SLG: 0.515 (1, 4) SSS	0-3 K			0-0 G1-6-3 1B 1B		0-0 F4		4-0 BB 1B BB	3 0 1 0 1 1 0											
Jack Clark, R OBP: 0.406, SLG: 0.475 (1, 9) X	0-0 F6			0-0 G1-6-3 1-2 1B		0-0 6-3		0-0 1-2 2-H 1B	4 0 2 1 0 0 0											
Al Oliver, L OBP: 0.254, SLG: 0.246 (1, 3)		4-0 BB BB BB BB		0-0 G1-6-3 1-2f 2-3		0-0 G3		0-0 F8	3 0 0 0 1 0 4											
Jeffrey Leonard, R OBP: 0.343, SLG: 0.475 (1, 7) X		0-0 G1-6-3 1-2f		4-0 BB BB BB BB			0-3 K	0-0 6-3	3 0 0 0 1 1 1											
Chili Davis, S OBP: 0.288, SLG: 0.351 (1, 8) SSS		0-3 K		0-0 G3			0-0 F9	0-0 F7	4 0 0 0 0 1 2											
Joel Youngblood, R OBP: 0.348, SLG: 0.328 (1, 5) X			0-0 F7		0-0 F7		0-0 4-3	0-0 5-3	4 0 0 0 0 0 0											
Bob Brenly, R OBP: 0.375, SLG: 0.361 (1, 2) X			0-0 4-3		0-0 E 1B			0-0 8-3 1B	3 0 2 0 0 0 0											
Mike Krukow, R OBP: 0.200, SLG: 0.200 (1, 1) X			0-0 1B		0-0 4-3 1-2		0-0 8-3 1-2f		2 0 1 0 0 0 1											
Duane Kuiper, L OBP: 0.313, SLG: 0.167 (8, PH)									1 0 0 0 0 0 1											
Renie Martin, R OBP: 0.667, SLG: 0.667 (8, 1)									0 0 0 0 0 0 0											
Inning Stats	R: 0 E: 0 K: 1 S: 5	H: 0 LOB: 0 BB: 0 P: 5	R: 0 E: 0 K: 1 S: 4	H: 0 LOB: 0 BB: 1 P: 8	R: 0 E: 0 K: 0 S: 4	H: 1 LOB: 1 BB: 0 P: 4	R: 0 E: 1 K: 0 S: 4	H: 2 LOB: 2 BB: 1 P: 8	R: 0 E: 0 K: 0 S: 3	H: 0 LOB: 0 BB: 0 P: 3	R: 0 E: 0 K: 1 S: 5	H: 0 LOB: 0 BB: 0 P: 5	R: 1 E: 0 K: 0 S: 4	H: 2 LOB: 2 BB: 2 P: 12	R: 0 E: 0 K: 0 S: 3	H: 0 LOB: 0 BB: 0 P: 3	1B: 6 2B: 1 3B: 0 HR: 0	SF: 0 SAC: 0 DP: 3 HBP: 0	WP: 0 PB: 0 SB: 0 CS: 0	PA: 34
PITCHER	IP WLS BF H R ER SO BB IBB HBP BLK WP HR S P ERA WHIP																			
Ed Whitson, R ERA: 2.66 (1, 1)	7.2 W 30 6 1 1 3 4 0 0 0 0 0 0 32 48 1.17 1.304																			
Craig Lefferts, L ERA: 0.96 (8, 1)	1.1 4 0 0 0 0 0 0 0 0 0 0 0 0 4 4 0.00 0.000																			



Batter	1	2	3	4	5	6	7	8	9	AB R H RBI BB SO LOB
Alan Wiggins, S OBP: 0.288, SLG: 0.239 (1, 4)	4-0 2B FC6-4 BB	0-0 F5		0-3 K			0-0 4-3			3 1 0 0 1 1 0
Tony Gwynn, L OBP: 0.527, SLG: 0.585 (1, 9)	0-0 FC6-4 1-3 1B 2B	0-0 G4-1 1B		0-0 G3			0-0 1B			4 1 3 0 0 0 0
Graig Nettles, L OBP: 0.260, SLG: 0.349 (1, 5)	4-0 FC6-4 BB	0-0 G4-1 1-2		0-3 K			0-0 F4			3 0 0 0 1 1 2
Steve Garvey, R OBP: 0.216, SLG: 0.257 (1, 3)	0-0 FC6-4 1B FC5-4 1-2f 2-3 3-H	0-0 F5		0-3 K			0-3 K2-3			4 1 0 1 0 2 4
Terry Kennedy, L OBP: 0.319, SLG: 0.365 (1, 2)	0-0 FC5-4 1-3 3-H HR 1B		0-0 F2		0-0 F8		0-0 F8			4 1 1 1 0 0 0
Carmelo Martinez, R OBP: 0.368, SLG: 0.414 (1, 7)	4-0 FC5-4 1-2 BB		0-0 F4		0-0 F9		0-0 F3			3 0 0 0 1 0 0
Kevin McReynolds, R OBP: 0.373, SLG: 0.607 (1, 8)	0-0 FC5-4 1-2f 2-3 3-H HR		4-0 1B BB		0-0 F4		4-0 1B BB			2 1 0 1 2 0 2
Garry Templeton, S OBP: 0.409, SLG: 0.476 (1, 6)	0-0 HR		0-0 FC6-4 1-2 1B		0-0 G3		0-0 1B			4 1 3 3 0 0 0
Ed Whitson, R (1, 1)	0-3 K		0-0 FC6-4 1-2f		0-0 G3		0-3 K			3 0 0 0 0 1 2
Craig Lefferts, L (8, 1)										1 0 0 0 0 1 2

Inning Stats	R: 6	H: 3	LOB: 0	K: 1	S: 8	P: 20	R: 0	H: 1	LOB: 1	K: 0	S: 4	P: 4	R: 0	H: 1	LOB: 2	K: 0	S: 4	P: 8	R: 0	H: 0	LOB: 0	K: 2	S: 7	P: 7	R: 0	H: 0	LOB: 0	K: 1	S: 5	P: 5	R: 0	H: 1	LOB: 1	K: 1	S: 6	P: 6	R: 0	H: 1	LOB: 2	K: 1	S: 6	P: 10	1B: 5	SF: 0	2B: 1	SAC: 0	3B: 0	DP: 0	HR: 1	HBP: 0	WP: 0	PA: 36
PITCHER	IP	WLS	BF	H	R	ER	SO	BB	IBB	HBP	BLK	WP	HR	S	P	ERA	WHIP																																			
Mike Krukow, R ERA: 5.46 (1, 1)	7.0	L	31	6	6	6	5	4	0	0	0	0	1	37	53	7.71	1.429																																			
Renie Martin, R ERA: 4.76 (8, 1)	1.0		5	1	0	0	1	1	0	0	0	0	0	6	10	0.00	2.000																																			


BOTTOM

San Francisco Giants @ San Diego Padres
Jack Murphy Stadium, San Diego, CA

Tue Apr 24 1984, 9:05 PM EST
Att. 12,341 - Unknown

livebaseballscorecards.com

AB	31
R	6
H	7
RBI	6
BB	5
SO	6
LOB	12



Batter	1	2	3	4	5	6	7	8	9	AB R H RBI BB SO LOB	TOP
Gene Richards, L (1, 7) OBP: 0.469, SLG: 0.320	0-0 4-3		4-0 3-1 S BB		0-3 K			0-3 K		3 0 0 0 1 2 0	San Francisco Giants @ San Diego Padres Jack Murphy Stadium, San Diego, CA Wed Apr 25 1984, 9:05 PM EST Att. 13,059 - Unknown livebaseballscorecards.com
Manny Trillo, R (1, 4) OBP: 0.383, SLG: 0.521	4-0 1B BB		0-3 K 1-2			0-0 2B		0-0 F8		3 0 1 0 1 1 1	
Al Oliver, L (1, 3) OBP: 0.254, SLG: 0.246	0-0 1-3 BB 1B		0-0 3-1 2-3			0-0 B1		0-0 1-3		4 0 1 0 0 0 2	
Jack Clark, R (1, 9) OBP: 0.397, SLG: 0.452	4-0 1-2 BB		0-0 6-3			0-0 F8		0-0 F9		3 0 0 0 1 0 2	
Jeffrey Leonard, R (1, 8) OBP: 0.324, SLG: 0.446	0-3 K			0-0 F8		0-0 4-3		0-3 K		4 0 0 0 0 2 4	
Joel Youngblood, R (1, 5) OBP: 0.343, SLG: 0.323	0-3 K			0-0 5-3			0-0 G6-4-3 1B	0-3 K		4 0 1 0 0 2 3	
Bob Brenly, R (1, 2) OBP: 0.349, SLG: 0.333		0-0 F7		0-0 F1			0-0 G6-4-3 1-2			3 0 0 0 0 0 1	
Johnnie LeMaster, R (1, 6) OBP: 0.286, SLG: 0.280		0-0 F7			0-0 F6		4-0 BB			2 0 0 0 1 0 0	
Bill Laskey, R (1, 1) Scot Thompson, L (7, PH) Greg Minton, S (7, 1)		0-3 K			0-0 4-3		0-0 6-3			2 0 0 0 0 1 0 1 0 0 0 0 0 1 0 0 0 0 0 0 0	
Inning Stats	R: 0 H: 1 E: 0 LOB: 3 K: 2 BB: 2 S: 8 P: 16	R: 0 H: 0 E: 0 LOB: 0 K: 1 BB: 0 S: 5 P: 5	R: 0 H: 0 E: 0 LOB: 1 K: 1 BB: 1 S: 5 P: 9	R: 0 H: 0 E: 0 LOB: 0 K: 0 BB: 0 S: 3 P: 3	R: 0 H: 0 E: 0 LOB: 0 K: 1 BB: 0 S: 5 P: 5	R: 0 H: 1 E: 0 LOB: 1 K: 0 BB: 0 S: 4 P: 4	R: 0 H: 1 E: 0 LOB: 1 K: 0 BB: 1 S: 3 P: 7	R: 0 H: 0 E: 0 LOB: 0 K: 1 BB: 0 S: 5 P: 5	R: 0 H: 0 E: 0 LOB: 0 K: 2 BB: 0 S: 7 P: 7	1B: 2 SF: 0 2B: 1 SAC: 0 3B: 0 DP: 1 HR: 0 HBP: 0	
PITCHER	IP WLS BF H R ER SO BB IBB HBP BLK WP HR S P ERA WHIP										
Eric Show, R (1, 1) ERA: 2.01	7.0 W 27 3 0 0 5 4 0 0 0 0 0 0 33 49 0.00 1.000										
Rich Gossage, R (8, 1) ERA: 2.45	2.0 S 6 0 0 0 3 0 0 0 0 0 0 0 12 12 0.00 0.000										



Batter	1	2	3	4	5	6	7	8	9
Alan Wiggins, S (1, 4) OBP: 0.274, SLG: 0.227	0-0 G3		0-0 6-3			0-0 F9	0-0 4-3		
Tony Gwynn, L (1, 9) OBP: 0.526, SLG: 0.623	0-0 F5		0-0 HR			0-0 CS 1B		0-0 4-3	
Graig Nettles, L (1, 5) OBP: 0.259, SLG: 0.319	0-0 3-1		0-0 5-3			0-0 E4 1-2		0-0 F7	
Steve Garvey, R (1, 3) OBP: 0.231, SLG: 0.260		0-0 PB 1B		0-0 F7		0-0 5-3		4-0 BB 1B BB	
Terry Kennedy, L (1, 2) OBP: 0.315, SLG: 0.358		0-0 F6		0-0 F5			0-0 4-3	0-0 FC6 1B 1-2	
Carmelo Martinez, R (1, 7) OBP: 0.361, SLG: 0.393		4-0 BB BB 1-2 BB		0-0 F5			0-0 E6 HR	0-0 FC6 1-2	
Kevin McReynolds, R (1, 8) OBP: 0.371, SLG: 0.641		0-0 F7			0-0 1-3		0-0 1-H HR		
Garry Templeton, S (1, 6) OBP: 0.406, SLG: 0.470		0-0 4-3			0-3 K		0-0 S 1B		
Eric Show, R (1, 1) Champ Summers, L (7, PH) Rich Gossage, R (8, 1)			0-0 F7		0-0 1-3		0-3 S 1-2 K		


AB	R	H	RBI	BB	SO	LOB
4	0	0	0	0	0	1
4	1	2	1	0	0	0
4	0	0	0	0	0	1
3	0	1	0	1	0	1
4	0	1	0	0	0	1
3	1	0	0	1	0	2
3	1	1	2	0	0	2
3	0	1	0	0	1	2
2	0	0	0	0	0	0
1	0	0	0	0	1	1
0	0	0	0	0	0	0

BOTTOM

San Francisco Giants @ San Diego Padres
Jack Murphy Stadium, San Diego, CA

Wed Apr 25 1984, 9:05 PM EST
 Att. 13,059 - Unknown

AB	31
R	3
H	6
RBI	3
BB	2
SO	2
LOB	11



Inning Stats		R: 0	H: 0	E: 0	K: 0	S: 3	R: 0	H: 1	E: 0	K: 0	S: 4	R: 0	H: 1	E: 0	K: 0	S: 4	R: 0	H: 0	E: 0	K: 0	S: 3	R: 0	H: 0	E: 0	K: 1	S: 5	R: 0	H: 1	E: 1	K: 0	S: 4	R: 2	H: 2	E: 1	K: 1	S: 8	R: 0	H: 1	E: 0	K: 0	S: 4
PITCHER	IP	WLS	BF	H	R	ER	SO	BB	IBB	HBP	BLK	WP	HR	S	P	ERA	WHIP																								
Bill Laskey, R (1, 1) ERA: 2.12	6.0	L	22	3	1	1	1	1	0	0	0	0	1	23	27	1.50	0.667																								
Greg Minton, R (7, 1) ERA: 5.93	2.0		11	3	2	1	1	1	0	0	0	0	1	12	16	4.50	2.000																								

WP	PA	33
1B:	4	SF: 0
2B:	0	SAC: 0
3B:	0	DP: 0
HR:	2	HBP: 0
WP:	0	ERA
PB:	1	WHIP
SB:	1	
CS:	1	

Batter	1	2	3	4	5	6	7	8	9	AB R H RBI BB SO LOB	TOP																		
Steve Sax, R OBP: 0.391, SLG: 0.429 (1, 4)	0-0 6-3		0-0 E5 FC6-4		0-0 6-3		0-0 F4	0-0 5-3		5 0 0 0 0 0 0																			
Bill Russell, R OBP: 0.347, SLG: 0.286 (1, 8) (7, 6)	0-0 CS 1B		0-0 FC6-4 1-2f		0-0 4-3		4-0 1B HR BB	0-0 F9		4 1 1 0 1 0 1																			
Candy Maldonado, R OBP: 0.500, SLG: 0.543 (1, 9)	0-0 F8 1-2			0-0 BB 2B 1B	0-0 1B		0-0 HR 1B		0-0 5-3	5 2 3 0 0 0 1																			
Pedro Guerrero, R OBP: 0.301, SLG: 0.352 (1, 5)		0-0 WP 1B		4-0 2B 1-2 SF7 BB	0-0 5-3		0-0 HR 1-2 1-2 2-H	4-0 G6-3 BB		3 2 2 3 2 0 1																			
Mike Marshall, R OBP: 0.337, SLG: 0.561 (1, 7)		0-3 K 1-2		0-0 2B		0-0 F9	0-0 HR		0-0 G6-3 1-2f	5 1 2 2 0 1 2																			
Steve Yeager, R OBP: 0.289, SLG: 0.297 (1, 2)		0-0 5-3		0-0 F3		0-3 K	4-0 G3 BB			3 0 0 0 1 1 3																			
Greg Brock, L OBP: 0.284, SLG: 0.455 (1, 3)		0-0 4-3		0-0 SF7 3-H		0-0 PB 1B	0-0 G3			3 0 1 1 0 0 2																			
Dave Anderson, R OBP: 0.300, SLG: 0.304 Tom Niedenfuer, R (7, 1)			0-0 F8	4-0 FC6-4 IBB		4-0 BB	0-3 K			2 0 0 0 2 1 1 0 0 0 0 0 0 0																			
Burt Hooton, R (1, 1)			0-0 F8	0-0 FC6-4		0-0 F9		0-0 F5		2 0 0 0 0 0 2 1 0 0 0 0 0 2 0 0 0 0 0 0 0 0 0 0 0 0 0 0 1 0 0 0 0 0 0																			
Jose Morales, R OBP: 0.429, SLG: 0.333 (6, PH)																													
Orel Hershiser, R (6, 1)																													
Carlos Diaz, R (6, 1)																													
Ken Landreaux, L OBP: 0.342, SLG: 0.365 (7, 8)																													
Inning Stats	R: 0 E: 0 K: 0 S: 3	H: 1 LOB: 0 BB: 0 P: 3	R: 0 E: 0 K: 1 S: 6	H: 1 LOB: 1 BB: 0 P: 6	R: 0 E: 1 K: 0 S: 4	H: 0 LOB: 1 BB: 0 P: 4	R: 2 E: 0 K: 0 S: 5	H: 2 LOB: 2 BB: 2 P: 13	R: 0 E: 0 K: 1 S: 4	H: 1 LOB: 1 BB: 0 P: 4	R: 0 E: 0 K: 1 S: 6	H: 1 LOB: 2 BB: 1 P: 10	R: 4 E: 0 K: 1 S: 8	H: 3 LOB: 1 BB: 2 P: 16	R: 0 E: 0 K: 0 S: 3	H: 0 LOB: 0 BB: 0 P: 3	R: 0 E: 0 K: 0 S: 2	H: 0 LOB: 0 BB: 1 P: 6	1B: 6 2B: 1 3B: 0 HR: 2	SF: 1 SAC: 0 DP: 1 HBP: 0	WP: 1 PB: 1 SB: 0 CS: 1	PA: 41							
PITCHER	IP WLS BF H R ER SO BB IBB HBP BLK WP HR S P ERA WHIP																												
Mark Thurmond, L ERA: 2.7 (1, 1)	5.2		26	6	2	2	2	2	2	1	0	0	1	0	27	39	3.18	1.412											
Dave Dravecky, L ERA: 3.63 (6, 1)	0.2	L	7	3	4	4	0	2	0	0	0	0	0	2	5	13	54.00	7.500											
Craig Lefferts, L ERA: 0.82 (7, 1)	1.2		5	0	0	0	1	0	0	0	0	0	0	0	7	7	0.00	0.000											
Sid Monge, L ERA: 4.35 (9, 1)	1.0		3	0	0	0	0	1	0	0	0	0	0	0	2	6	0.00	1.000											

Los Angeles Dodgers @ San Diego Padres
Jack Murphy Stadium, San Diego, CA

Thu Apr 26 1984, 6:33 AM EST
Att: 39,609 - Unknown

livebaseballscorecards.com

AB	34
R	6
H	9
RBI	6
BB	6
SO	3
LOB	15



BOTTOM

Los Angeles Dodgers @ San Diego Padres
Jack Murphy Stadium, San Diego, CA

Thu Apr 26 1984, 6:33 AM EST
Att. 39,609 - Unknown

livebaseballscorecards.com

AB	35
R	5
H	9
RBI	5
BB	7
SO	4
LOB	18



WP:	0	PA:	43
PB:	0		
SB:	2		
CS:	2		

Batter	1	2	3	4	5	6	7	8	9	AB	R	H	RBI	BB	SO	LOB						
Alan Wiggins, S (1, 4)	0-0 F9 S SF7 1B		0-0 G1	0-0 1-2 3-H 1B		4-0 1B BB		4-0 CS E BB		3	1	2	1	2	0	0						
Tony Gwynn, L (1, 9)	4-0 F9 1-2 BB		0-0 E S 1B	0-0 F6		0-0 1-3 2-H 1B		0-0 E4 CS 1-2 BB		4	0	2	1	1	0	3						
Graig Nettles, L (1, 5)	0-0 F9 1-2 2-3		4-0 1-3 BB		0-0 4-3	0-0 F8		0-0 F7 1-2 2-3		4	0	0	0	1	0	6						
Steve Garvey, R (1, 3)	0-0 SF7 3-H		0-0 F7		0-0 G1-6-3 1B		0-0 6-3		0-0 F3	4	0	1	1	0	0	2						
Terry Kennedy, L (1, 2)	0-0 F8			0-0 E3 G6-4-3	0-0 G1-6-3		0-0 F3		0-0 F5	5	0	0	0	0	0	2						
Carmelo Martinez, R (1, 7)		0-0 F3		0-0 G6-4-3 1-2f		0-0 HR	4-0 1B BB	4-0 BB BB	4-0 BB BB	3	1	1	1	2	0	1						
Luis Salazar, R (9, PR)										0	0	0	0	0	0	0						
Kevin McReynolds, R (1, 8)		0-3 K		0-0 1B 2B		0-3 K	0-0 1-2 1B	0-0 BB BB	0-3 K	5	1	2	0	0	3	1						
Garry Templeton, S (1, 6)		0-0 F7		4-0 1B 1B IBB		0-0 E5 FC1-6	0-3 K			3	1	0	0	1	1	2						
Mark Thurmond, L (1, 1)			0-0 4-3		0-0 1B 1B		0-0 FC1-6 1B		0-0 F7	2	0	1	1	0	0	0						
Dave Dravecky, R (6, 1)										1	1	0	0	0	0	1						
Craig Lefferts, L (7, 1)										0	0	0	0	0	0	0						
Tim Flannery, L (8, PH)										1	0	0	0	0	0	0						
Sid Monge, S (9, 1)										0	0	0	0	0	0	0						
Inning Stats	R: 1 E: 0 K: 0 S: 4	H: 1 LOB: 1 BB: 1 P: 8	R: 0 E: 0 K: 1 S: 5	H: 0 LOB: 0 BB: 0 P: 5	R: 0 E: 0 K: 0 S: 4	H: 1 LOB: 2 BB: 1 P: 8	R: 2 E: 1 K: 0 S: 6	H: 3 LOB: 2 BB: 1 P: 10	R: 0 E: 0 K: 0 S: 3	H: 1 LOB: 0 BB: 0 P: 3	R: 2 E: 1 K: 1 S: 8	H: 2 LOB: 2 BB: 1 P: 12	R: 0 E: 0 K: 1 S: 6	H: 1 LOB: 2 BB: 1 P: 10	R: 0 E: 1 K: 0 S: 3	H: 0 LOB: 1 BB: 1 P: 7	R: 0 E: 0 K: 1 S: 5	H: 0 LOB: 1 BB: 1 P: 9	1B: 7 2B: 1 3B: 0 HR: 1	SF: 1 SAC: 0 DP: 2 HBP: 0	WP: 0 PB: 0 SB: 2 CS: 2	PA: 43
PITCHER	IP	WLS	BF	H	R	ER	SO	BB	IBB	HBP	BLK	WP	HR	S	P	ERA	WHIP					
Burt Hooton, R (1, 1)	5.0		23	6	3	3	3	1	2	1	0	0	0	22	34	5.40	1.600					
Orel Hershiser, R (6, 1)	0.2		6	2	2	1	1	1	0	0	0	0	1	7	11	13.50	4.500					
Carlos Diaz, L (6, 1)	1.0	W	5	1	0	0	0	1	0	0	0	0	0	4	8	0.00	2.000					
Tom Niedenfuer, R (7, 1)	2.1	S	9	0	0	0	2	2	0	0	0	0	0	11	19	0.00	0.857					

Batter	1	2	3	4	5	6	7	8	9	AB R H RBI BB SO LOB	TOP	
Steve Sax, R (1, 4) OBP: 0.389, SLG: 0.418	0-0 5-3		4-0 SH3 BB		0-0 F4					2 0 0 0 1 0 1	Los Angeles Dodgers @ San Diego Padres Jack Murphy Stadium, San Diego, CA Fri Apr 27 1984, 9:05 PM EST Att. 34,222 - Unknown livebaseballscorecards.com	
Bill Russell, R (1, 8) OBP: 0.353, SLG: 0.295	0-0 1B		0-0 SH3		0-3 K					2 0 1 0 0 1 1		
Candy Maldonado, R (1, 9) OBP: 0.487, SLG: 0.514	4-0 BB BB BB FC5-4 BB		0-0 1-4 2-3f		0-0 6-3					2 0 0 0 1 0 1		
Pedro Guerrero, R (1, 3) OBP: 0.302, SLG: 0.351	0-0 F4			0-0 S 1B		0-0 F9				3 0 1 0 0 0 2		
Mike Marshall, R (1, 7) OBP: 0.326, SLG: 0.541	0-0 FC5-4 1-2f			0-0 6-3 1-2		0-0 5-3				3 0 0 0 0 0 3		
Steve Yeager, R (1, 2) OBP: 0.293, SLG: 0.375		0-0 HR		0-0 6-3		0-0 F7				3 1 1 1 0 0 1		
German Rivera, R (1, 5) OBP: 0.280, SLG: 0.364		0-0 5-3		0-0 F8		0-0 F3				3 0 0 0 0 0 1		
Dave Anderson, R (1, 6) OBP: 0.321, SLG: 0.298		0-3 K			4-0 BB BB BB FC1-6 BB		4-0 BB BB BB BB			1 0 0 0 2 1 0		
Rick Honeycutt, L (1, 1) OBP: 0.077, SLG: 0.077		0-0 4-3			0-0 FC1-6 1-2f					2 0 0 0 0 0 1		
Inning Stats	R: 0 H: 1 E: 0 LOB: 2 K: 0 BB: 1 S: 4 P: 8	R: 1 H: 1 E: 0 LOB: 0 K: 1 BB: 0 S: 6 P: 6	R: 0 H: 0 E: 0 LOB: 0 K: 0 BB: 1 S: 2 P: 6	R: 0 H: 1 E: 0 LOB: 1 K: 0 BB: 0 S: 4 P: 4	R: 0 H: 0 E: 0 LOB: 1 K: 1 BB: 1 S: 5 P: 9	R: 0 H: 0 E: 0 LOB: 0 K: 0 BB: 0 S: 3 P: 3	R: 0 H: 0 E: 0 LOB: 1 K: 0 BB: 1 S: 2 P: 6			1B: 2 SF: 0 2B: 1 SAC: 1 3B: 0 DP: 1 HR: 1 HBP: 0	WP: 0 PA: 26 PB: 0 SB: 2 CS: 0	
PITCHER Tim Lollar, L (1, 1) ERA: 4.85	IP WLS BF H R ER SO BB IBB HBP BLK WP HR S P ERA WHIP											PITCHER IP WLS BF H R ER SO BB IBB HBP BLK WP HR S P ERA WHIP
	6.2 L 26 3 1 1 2 4 0 0 0 0 1 26 42 1.35 1.050											

AB	21
R	1
H	3
RBI	1
BB	4
SO	2
LOB	11



Batter	1	2	3	4	5	6	7	8	9	AB	R	H	RBI	BB	SO	LOB
--------	---	---	---	---	---	---	---	---	---	----	---	---	-----	----	----	-----

Luis Salazar, R <small>OBP: 0.273, SLG: 0.303</small> (1, 5) X	0-0 6-3 			0-0 		0-0 6-3 				3	0	1	0	0	0	0
Alan Wiggins, S <small>OBP: 0.300, SLG: 0.241</small> (1, 4) X	0-0 G3 			0-0 SH1-3 						1	0	0	0	0	0	0
Tony Gwynn, L <small>OBP: 0.518, SLG: 0.600</small> (1, 9) X	0-0 4-3 			0-0 G3 						2	0	0	0	0	0	1
Steve Garvey, R <small>OBP: 0.224, SLG: 0.253</small> (1, 3)		0-0 1-3 		0-0 5-3 						2	0	0	0	0	0	1
Terry Kennedy, L <small>OBP: 0.288, SLG: 0.324</small> (1, 2)		0-0 5-3 			0-0 F5 					2	0	0	0	0	0	0
Carmelo Martinez, R <small>OBP: 0.367, SLG: 0.424</small> (1, 7)		0-0 1-3 			0-0 4-3 					2	0	0	0	0	0	0
Kevin McReynolds, R <small>OBP: 0.364, SLG: 0.620</small> (1, 8)			0-0 6-3 		0-0 F1 					2	0	0	0	0	0	0
Garry Templeton, S <small>OBP: 0.387, SLG: 0.437</small> (1, 6)			0-3 K 			0-0 4-3 				2	0	0	0	0	1	0
Tim Lollar, L <small>OBP: 0.273, SLG: 0.600</small> (1, 1)			0-3 K 			0-0 1-3 				2	0	0	0	0	1	0

Inning Stats	R: 0 E: 0 K: 0 S: 3	H: 0 LOB: 0 BB: 0 P: 3	R: 0 E: 0 K: 0 S: 3	H: 0 LOB: 0 BB: 0 P: 3	R: 0 E: 0 K: 2 S: 7	H: 0 LOB: 0 BB: 0 P: 7	R: 0 E: 0 K: 0 S: 4	H: 1 LOB: 1 BB: 0 P: 4	R: 0 E: 0 K: 0 S: 3	H: 0 LOB: 0 BB: 0 P: 3	R: 0 E: 0 K: 0 S: 3	H: 0 LOB: 0 BB: 0 P: 3	R: 0 E: 0 K: 0 S: 3	H: 0 LOB: 0 BB: 0 P: 3	R: 0 E: 0 K: 0 S: 3	H: 0 LOB: 0 BB: 0 P: 3	1B: 1 2B: 0 3B: 0 HR: 0	SF: 0 SAC: 1 DP: 0 HBP: 0	WP: 0 PB: 0 SB: 0 CS: 0	PA: 19
---------------------	------------------------------	---------------------------------	------------------------------	---------------------------------	------------------------------	---------------------------------	------------------------------	---------------------------------	------------------------------	---------------------------------	------------------------------	---------------------------------	------------------------------	---------------------------------	------------------------------	---------------------------------	----------------------------------	------------------------------------	----------------------------------	--------

PITCHER Rick Honeycutt, L <small>ERA: 1.38</small> (1, 1)	IP	WLS	BF	H	R	ER	SO	BB	IBB	HBP	BLK	WP	HR	S	P	ERA	WHIP																	
	6.0	W	19	1	0	0	2	0	0	0	0	0	0	23	23	0.00	0.167																	
	PITCHER																	IP	WLS	BF	H	R	ER	SO	BB	IBB	HBP	BLK	WP	HR	S	P	ERA	WHIP

BOTTOM

Los Angeles Dodgers @ San Diego Padres
 Jack Murphy Stadium, San Diego, CA
 Fri Apr 27 1984, 9:05 PM EST
 Att. 34,222 - Unknown

AB	18
R	0
H	1
RBI	0
BB	0
SO	2
LOB	2



WP: 0	PA: 19
PB: 0	SB: 0
CS: 0	

livebaseballscores.com

Batter	1	2	3	4	5	6	7	8	9	AB R H RBI BB SO LOB	TOP
Steve Sax, R (1, 4) OBP: 0.394, SLG: 0.434	0-0 1B 2B	0-0 F8			0-0 6-3			0-0 1B		4 1 2 0 0 0 1	Los Angeles Dodgers @ San Diego Padres Jack Murphy Stadium, San Diego, CA Sat Apr 28 1984, 10:05 PM EST Att: 42,576 - Unknown livebaseballscorecards.com
Terry Whitfield, L (1, 9) OBP: 0.321, SLG: 0.558	0-0 F8		0-0 2B		0-0 3-1			0-0 F8		4 0 1 0 0 0 2	
Pedro Guerrero, R (1, 5) OBP: 0.300, SLG: 0.338	4-0 1B BB		0-0 6-3		0-0 F4			0-0 F8		3 0 0 0 1 0 2	
Mike Marshall, R (1, 7) OBP: 0.323, SLG: 0.528	0-0 FC5-4 1B 1-2 2-H		0-0 F8		0-0 F8			0-0 F6		4 0 1 1 0 0 2	
Franklin Stubbs, L (1, 3)	0-0 F9		0-3 K		0-3 K			0-0 F6		4 0 0 0 0 2 3	
Candy Maldonado, R (1, 8) OBP: 0.442, SLG: 0.463	0-0 FC5-4 1-2f		0-0 G3		0-0 F3			0-0 F6		4 0 0 0 0 0 2	
Mike Scioscia, L (1, 2) OBP: 0.413, SLG: 0.286		0-0 F8	0-3 K		4-0 BB			4-0 BB		2 0 0 0 2 1 0	
Bill Russell, R (1, 6) OBP: 0.345, SLG: 0.292		0-0 SH1-4 1B	0-0 F4		0-0 F9			0-0 F7		4 0 1 0 0 0 2	
Bob Welch, R (1, 1) Rick Monday, L (7, PH) Carlos Diaz, R (7, 1)		0-0 SH1-4	0-0 5-3		0-0 F7					1 0 0 0 0 0 0 1 0 0 0 0 0 1 0 0 0 0 0 0 0	
Inning Stats	R: 1 H: 2 E: 0 LOB: 2 K: 0 BB: 1 S: 5 P: 9	R: 0 H: 1 E: 0 LOB: 1 K: 0 BB: 0 S: 4 P: 4	R: 0 H: 1 E: 0 LOB: 1 K: 1 BB: 0 S: 6 P: 6	R: 0 H: 0 E: 0 LOB: 0 K: 1 BB: 0 S: 5 P: 5	R: 0 H: 0 E: 0 LOB: 0 K: 0 BB: 0 S: 3 P: 3	R: 0 H: 0 E: 0 LOB: 0 K: 1 BB: 0 S: 5 P: 5	R: 0 H: 0 E: 0 LOB: 1 K: 0 BB: 1 S: 3 P: 7	R: 0 H: 1 E: 0 LOB: 1 K: 0 BB: 0 S: 4 P: 4	R: 0 H: 0 E: 0 LOB: 1 K: 0 BB: 1 S: 3 P: 7	1B: 3 SF: 0 2B: 2 SAC: 1 3B: 0 DP: 0 HR: 0 HBP: 0	WP: 0 PA: 35 PB: 0 SB: 0 CS: 0
PITCHER Andy Hawkins, R (1, 1) ERA: 4.85 Rich Gossage, R (9, 1) ERA: 2.3	IP WLS BF H R ER SO BB IBB HBP BLK WP HR S P ERA WHIP	8.0 W 31 5 1 1 3 2 0 0 0 0 0 0 35 43 1.12 0.875	1.0 4 0 0 0 0 1 0 0 0 0 0 0 3 7 0.00 1.000								



Batter	1	2	3	4	5	6	7	8	9
Alan Wiggins, S OBP: 0.290, SLG: 0.232 (1, 4)	0-0 6-3		0-0 4-3		0-0 SH3-4		0-3 K		
Tony Gwynn, L OBP: 0.506, SLG: 0.582 (1, 9)	0-0 4-3		0-0 6-3		0-0 BB 2B 1B		0-0 F9		
Graig Nettles, L OBP: 0.270, SLG: 0.296 (1, 5)	0-0 E4 HR		0-0 G3		4-0 BB BB BB BB 1-2 2B BB		0-0 1B		
Steve Garvey, R OBP: 0.236, SLG: 0.313 (1, 3)	0-0 1-H HR			0-3 K	0-0 2B		0-3 K		
Terry Kennedy, L OBP: 0.286, SLG: 0.312 (1, 2)	0-0 G3			0-0 G3	4-0 IBB		0-3 K		
Carmelo Martinez, R OBP: 0.361, SLG: 0.406 (1, 7)		0-0 F3		4-0 BB BB	0-0 F2		0-0 F7		
Kevin McReynolds, R OBP: 0.370, SLG: 0.649 (1, 8)		0-0 F8		4-0 BB 1-2 BB		0-3 K	0-0 HR		
Garry Templeton, S OBP: 0.380, SLG: 0.419 (1, 6)		4-0 BB		0-3 K		0-0 3-1	0-0 F8		
Andy Hawkins, R OBP: 0.111, SLG: 0.111 (1, 1)		0-0 F3			0-0 SH3-4 1B 1B		0-0 F8		
Rich Gossage, R (9, 1)									

AB	R	H	RBI	BB	SO	LOB
3	0	0	0	0	1	0
4	1	1	0	0	0	0
3	2	1	0	1	0	0
4	1	2	4	0	2	1
3	0	0	0	1	1	0
3	0	0	0	1	0	2
3	1	1	1	1	1	0
3	0	0	0	1	1	2
3	0	1	0	0	0	1
0	0	0	0	0	0	0

Los Angeles Dodgers @ San Diego Padres
Jack Murphy Stadium, San Diego, CA
 Sat Apr 28 1984, 10:05 PM EST
 Att. 42,576 - Unknown

livebaseballscorecards.com

AB	29
R	5
H	6
RBI	5
BB	5
SO	6
LOB	6



Inning Stats		R	H	E	K	S	H: 1		LOB: 0		BB: 0		P: 5	
R: 2		0	0	0	0	3	H: 0		LOB: 1		BB: 1		P: 7	
E: 1		0	0	0	0	3	H: 0		LOB: 0		BB: 0		P: 3	
K: 0		0	0	0	0	3	H: 0		LOB: 2		BB: 2		P: 15	
S: 5		0	0	0	0	3	H: 3		LOB: 2		BB: 2		P: 13	
R: 0		0	0	0	0	3	H: 0		LOB: 0		BB: 0		P: 5	
E: 0		0	0	0	0	3	H: 1		LOB: 1		BB: 0		P: 8	
K: 1		0	0	0	0	3	H: 1		LOB: 0		BB: 0		P: 6	
S: 5		0	0	0	0	3	H: 1		LOB: 0		BB: 0		P: 6	

PITCHER		IP	WLS	BF	H	R	ER	SO	BB	IBB	HBP	BLK	WP	HR	S	P	ERA	WHIP
Bob Welch, R	(1, 1)	6.0	L	27	4	4	2	3	4	1	0	0	0	1	28	48	3.00	1.333
Carlos Diaz, L	(7, 1)	2.0		8	2	1	1	3	0	0	0	0	0	1	14	14	4.50	1.000

WP	PA	3B	SF	SAC	DP	HBP
0	35	0	0	1	0	0
0		0	0	0	0	0
0		2	0	0	0	0

Batter	1	2	3	4	5	6	7	8	9	AB R H RBI BB SO LOB	TOP											
Steve Sax, R (1, 4) OBP: 0.384, SLG: 0.414	0-0 1-3		0-0 F9		0-0 F6		0-0 5-3		4-0 E BB	4 1 0 1 1 0 2	Los Angeles Dodgers @ San Diego Padres Jack Murphy Stadium, San Diego, CA Sun Apr 29 1984, 6:33 AM EDT Att: 36,147 - Unknown livebaseballscorecards.com											
Terry Whitfield, L (1, 8) OBP: 0.311, SLG: 0.526	0-3 K		0-0 F8		0-0 WP 1B		0-3 K	0-0 E7	5 0 1 0 0 2 1													
Rick Monday, L (1, 3) OBP: 0.182, SLG: 0.182 Candy Maldonado, R (8, PH) OBP: 0.422, SLG: 0.442	0-3 K			0-0 5-3 PB 1B	0-0 F5		0-0 6-3	0-3 K	3 1 1 0 0 1 1 2 0 0 0 0 1 1													
Pedro Guerrero, R (1, 5) OBP: 0.287, SLG: 0.321 German Rivera, R (9, 5) OBP: 0.280, SLG: 0.364		0-3 K		0-0 5-3		0-0 6-3			4 0 0 0 0 2 1 0 0 0 0 0 0 0													
Mike Marshall, R (1, 7) OBP: 0.330, SLG: 0.559		0-0 HR		0-0 F4		0-0 F9		0-0 BB SH1-4 BB 1B	4 2 2 1 0 0 0													
Franklin Stubbs, L (1, 9) OBP: 0.280, SLG: 0.364		0-0 F8		4-0 WP BB BB		0-0 F4		0-0 SH1-4	2 0 0 0 1 0 0													
Mike Scioscia, L (1, 2) OBP: 0.420, SLG: 0.270		0-3 K		4-0 WP BB		0-0 G3		4-0 BB E BB	2 1 0 0 2 1 0													
Dave Anderson, R (1, 6) OBP: 0.316, SLG: 0.280			0-0 F9	0-0 F8		0-0 E6		4-0 E BB	3 1 0 0 1 0 2													
Alejandro Pena, R (1, 1) OBP: 0.231, SLG: 0.231			0-0 1B		0-3 K		0-0 1-3	0-3 K	4 0 1 0 0 2 4													
Inning Stats	R: 0 E: 0 K: 2 S: 7	H: 0 LOB: 0 BB: 0 P: 7	R: 1 E: 0 K: 2 S: 8	H: 1 LOB: 0 BB: 0 P: 8	R: 0 E: 0 K: 0 S: 4	H: 1 LOB: 1 BB: 0 P: 4	R: 1 E: 0 K: 0 S: 4	H: 1 LOB: 2 BB: 2 P: 12	R: 0 E: 0 K: 1 S: 6	H: 1 LOB: 1 BB: 0 P: 6	R: 0 E: 0 K: 0 S: 3	H: 0 LOB: 0 BB: 0 P: 3	R: 0 E: 1 K: 0 S: 4	H: 0 LOB: 1 BB: 0 P: 4	R: 0 E: 0 K: 2 S: 7	H: 0 LOB: 0 BB: 0 P: 7	R: 4 E: 1 K: 2 S: 9	H: 1 LOB: 1 BB: 3 P: 21	1B: 4 2B: 0 3B: 0 HR: 1	SF: 0 SAC: 1 DP: 0 HBP: 0	WP: 2 PB: 1 SB: 0 CS: 0	PA: 39
PITCHER	IP WLS BF H R ER SO BB IBB HBP BLK WP HR S P ERA WHIP																					
Ed Whitson, R (1, 1) ERA: 2.64	7.0 L 28 4 2 2 5 2 0 0 0 0 2 1 36 44 2.57 0.857																					
Craig Lefferts, L (8, 1) ERA: 0.75	1.0 3 0 0 0 2 0 0 0 0 0 0 0 7 7 0.00 0.000																					
Dave Dravecky, L (9, 1) ERA: 4.08	0.1 4 1 3 1 0 2 0 0 0 0 0 0 2 10 27.00 9.000																					
Luis DeLeon, R (9, 1) ERA: 8.31	0.2 4 0 1 0 2 1 0 0 0 0 0 0 7 11 0.00 1.500																					

AB	33
R	6
H	5
RBI	2
BB	5
SO	9
LOB	12



Batter	1	2	3	4	5	6	7	8	9	AB R H RBI BB SO LOB
Alan Wiggins, S (1, 4) OBP: 0.289, SLG: 0.233	0-0 1-3		0-0 F7			0-0 G6-4-3			0-0 FC4-6 1B	4 0 1 0 0 0 1
Tony Gwynn, L (1, 9) OBP: 0.495, SLG: 0.578	0-0 F8			0-0 2B		0-0 F7			0-0 FC4-6 1-2f	4 0 1 0 0 0 1
Graig Nettles, L (1, 5) OBP: 0.254, SLG: 0.276	0-0 F8			0-0 G3			0-3 K		0-0 F2	4 0 0 0 0 1 2
Steve Garvey, R (1, 3) OBP: 0.237, SLG: 0.310		0-0 1B		0-0 F4			0-0 6-3		0-0 F2	4 0 1 0 0 0 2
Terry Kennedy, L (1, 2) OBP: 0.276, SLG: 0.300		0-0 F8		0-0 4-3			0-0 G3			3 0 0 0 0 0 2
Kevin McReynolds, R (1, 8) OBP: 0.357, SLG: 0.623		0-0 F8			0-3 K			0-3 K		3 0 0 0 0 0 2 1
Carmelo Martinez, R (1, 7) OBP: 0.360, SLG: 0.403		0-0 F7			0-0 G4-6-3 1B			0-3 K		3 0 1 0 0 1 1
Garry Templeton, S (1, 6) OBP: 0.378, SLG: 0.416			0-3 K		0-0 G4-6-3			0-0 1B		3 0 1 0 0 1 1
Ed Whitson, R (1, 1)			0-0 6-3			0-0 E4 G6-4-3		0-3 K		2 0 0 0 0 0 0
Craig Lefferts, L (8, 1)										0 0 0 0 0 0 0
Champ Summers, L (8, PH) OBP: 0.375, SLG: 0.857										1 0 0 0 0 1 1
Dave Dravecky, R (9, 1)										0 0 0 0 0 0 0
Luis DeLeon, R (9, 1)										0 0 0 0 0 0 0

Inning Stats	R: 0	H: 0	E: 0	K: 0	S: 3	R: 0	H: 1	E: 0	K: 0	S: 4	R: 0	H: 0	E: 0	K: 1	S: 5	R: 0	H: 1	E: 0	K: 1	S: 5	R: 0	H: 0	E: 0	K: 1	S: 5	R: 0	H: 1	E: 0	K: 3	S: 10	R: 0	H: 1	E: 0	K: 0	S: 4	R: 0	H: 1	E: 0	K: 0	S: 4	1B: 4	SF: 0	2B: 1	SAC: 0	3B: 0	DP: 2	HR: 0	HBP: 0	WP: 0	PA: 31	
	0	0	0	0	3	0	1	0	0	4	0	0	0	1	5	0	0	0	0	0	5	0	0	0	0	5	0	1	0	10	0	1	0	0	4	0	1	0	0	4	4	0	1	0	2	0	0	0	0	0	31

PITCHER	IP	WLS	BF	H	R	ER	SO	BB	IBB	HBP	BLK	WP	HR	S	P	ERA	WHIP	PITCHER	IP	WLS	BF	H	R	ER	SO	BB	IBB	HBP	BLK	WP	HR	S	P	ERA	WHIP													
Alejandro Pena, R (1, 1) ERA: 1.41	9.0	W	31	5	0	0	6	0	0	0	0	0	0	43	43	0.00	0.556																															

BOTTOM

Los Angeles Dodgers @ San Diego Padres
 Jack Murphy Stadium, San Diego, CA
 Sun Apr 29 1984, 6:33 AM EDT
 Att. 36,147 - Unknown

livebaseballscorecards.com

AB	31
R	0
H	5
RBI	0
BB	0
SO	6
LOB	12



Batter	1	2	3	4	5	6	7	8	9	AB R H RBI BB SO LOB	TOP											
Alan Wiggins, S (1, 4) OBP: 0.294, SLG: 0.242	0-0 1-3		0-0 6-3		0-0 1-3		0-0 FC6 1-2 1B		0-0 1-2 1B	5 0 2 0 0 0 1												
Tony Gwynn, L (1, 9) OBP: 0.480, SLG: 0.552	0-0 4-3		0-0 F7		4-0 BB G3-6-3		0-0 FC6 1-2f		0-0 G3	4 0 0 0 1 0 5												
Graig Nettles, L (1, 5) OBP: 0.254, SLG: 0.262	0-0 F6			4-0 BB 1B BB	0-0 G3-6-3 1-2f			0-3 K		3 1 0 0 1 1 1												
Steve Garvey, R (1, 3) OBP: 0.247, SLG: 0.322		0-0 F9 2B		4-0 1B 1-2 2B BB		0-0 4-3		0-0 4-3		3 1 1 0 1 0 0												
Terry Kennedy, L (1, 2) OBP: 0.297, SLG: 0.321		0-0 F9 2-3		0-0 2B 1-3 2-H FC1-5 1B		0-0 G6-4-3 1B		0-0 1B		4 0 3 1 0 0 1												
Kevin McReynolds, R (1, 8) OBP: 0.352, SLG: 0.617		0-3 K		0-0 FC1-5 1-3 3-H SF7 2B		0-0 G6-4-3 1-2f		0-0 F9		4 1 1 1 0 1 3												
Carmelo Martinez, R (1, 7) OBP: 0.344, SLG: 0.382		0-0 5-3		0-0 FC1-5 2-3 3-H		0-3 K		0-3 K		4 0 0 0 0 2 3												
Garry Templeton, S (1, 6) OBP: 0.372, SLG: 0.405			4-0 SH3-4 BB	0-0 SF7 3-H		0-3 K		0-0 4-3		2 0 0 1 1 1 0												
Eric Show, R (1, 1) OBP: 0.091, SLG: 0.091			0-0 SH3-4	0-3 K		0-0 1B 1B		0-0 1B 1B		2 0 1 0 0 1 1												
Rich Gossage, R (7, 1) OBP: 0.500, SLG: 0.333			1-2 SH3-4							1 0 1 0 0 0 0												
Inning Stats	R: 0 E: 0 K: 0 S: 3	H: 0 LOB: 0 BB: 0 P: 3	R: 0 E: 0 K: 1 S: 6	H: 1 LOB: 1 BB: 0 P: 6	R: 0 E: 0 K: 0 S: 3	H: 0 LOB: 1 BB: 1 P: 7	R: 3 E: 0 K: 1 S: 7	H: 2 LOB: 1 BB: 2 P: 15	R: 0 E: 0 K: 0 S: 2	H: 0 LOB: 0 BB: 1 P: 6	R: 0 E: 0 K: 0 S: 3	H: 1 LOB: 0 BB: 0 P: 3	R: 0 E: 0 K: 2 S: 9	H: 2 LOB: 2 BB: 0 P: 9	R: 0 E: 0 K: 1 S: 6	H: 1 LOB: 1 BB: 0 P: 6	R: 0 E: 0 K: 1 S: 7	H: 2 LOB: 2 BB: 0 P: 7	1B: 7 2B: 2 3B: 0 HR: 0	SF: 1 SAC: 1 DP: 2 HBP: 0	WP: 0 PB: 0 SB: 0 CS: 0	PA: 38
PITCHER	IP WLS BF H R ER SO BB IBB HBP BLK WP HR S P ERA WHIP																					
Craig McMurtry, R (1, 1) ERA: 3.58	5.0 L 21 3 3 3 2 4 0 0 0 0 0 0 21 37 5.40 1.400																					
Jeff Dedmon, R (6, 1) ERA: 0.92	3.0 12 4 0 0 3 0 0 0 0 0 0 0 18 18 0.00 1.333																					
Steve Bedrosian, R (9, 1) ERA: 0.73	1.0 5 2 0 0 1 0 0 0 0 0 0 0 7 7 0.00 2.000																					

San Diego Padres @ Atlanta Braves
Atlanta-Fulton County Stadium, Atlanta, GA

Tue May 01 1984, 7:05 PM EDT
Att: 10,748 - Unknown

livebaseballscorecards.com

AB 32
R 3
H 9
RBI 3
BB 4
SO 6
LOB 15



Batter	1	2	3	4	5	6	7	8	9
Claudell Washington, L (1, 9) OBP: 0.434, SLG: 0.610	0-0 E BLK G4-6-3 1B		0-0 CS 1B			0-0 G3		0-0 1B 1B	
Rafael Ramirez, R (1, 6) OBP: 0.323, SLG: 0.307	0-0 E4 G4-6-3 1-3		0-3 K 1-2			0-0 F9		0-0 1B 1-2 1B	
Gerald Perry, L (1, 7) OBP: 0.347, SLG: 0.293	0-0 G4-6-3 1-2f 3-H				0-0 F8		0-0 4-3	0-0 G6-4-3 1-3 2-H 1B	
Dale Murphy, R (1, 8) OBP: 0.326, SLG: 0.451	0-0 G3				0-0 F6		4-0 FC6-4 BB	0-0 G6-4-3 1-2f	
Chris Chambliss, L (1, 3) OBP: 0.259, SLG: 0.351		0-0 6-3		0-0 F8		0-0 F4		0-0 F7	
Glenn Hubbard, R (1, 4) OBP: 0.414, SLG: 0.448		4-0 FC5-4 BB			0-0 5-3		0-0 FC6-4 1B 1-2f	0-0 F8	
Jerry Royster, R (1, 5) OBP: 0.194, SLG: 0.265		0-3 K			0-0 2B		0-0 S 1B	0-0 F8	
Bruce Benedict, R (1, 2) OBP: 0.286, SLG: 0.281		0-0 FC5-4 1-2f			0-0 6-3		0-3 K 1-2		
Craig McMurtry, R (1, 1) OBP: 0.091, SLG: 0.091			0-0 G3		0-0 F8			0-0 3-1	
Mike Jorgensen, L (5, PH) OBP: 0.250, SLG: 0.375									
Jeff Dedmon, L (6, 1)									
Albert Hall, S (8, PH) OBP: 0.167, SLG: 0.136									
Steve Bedrosian, R (9, 1)									

AB	R	H	RBI	BB	SO	LOB
4	2	3	0	0	0	0
4	0	1	0	0	1	2
4	0	1	1	0	0	1
3	0	0	0	1	0	2
4	0	0	0	0	0	1
3	0	0	0	1	0	1
4	0	2	0	0	1	1
3	0	0	0	0	1	4
1	0	0	0	0	0	0
1	0	0	0	0	0	1
0	0	0	0	0	0	0
1	0	0	0	0	0	0
0	0	0	0	0	0	0

BOTTOM

San Diego Padres @ Atlanta Braves
Atlanta-Fulton County Stadium, Atlanta, GA

Tue May 01 1984, 7:05 PM EDT
Att. 10,748 - Unknown

AB	32
R	2
H	7
RBI	1
BB	2
SO	3
LOB	13

Braves

WP: 0	PA: 34
PB: 0	
SB: 1	
CS: 1	

Inning Stats		R: 1	H: 1	E: 1	K: 0	S: 4	R: 0	H: 0	E: 0	K: 1	S: 5	R: 0	H: 1	E: 0	K: 1	S: 5	R: 0	H: 0	E: 0	K: 0	S: 3	R: 0	H: 1	E: 0	K: 0	S: 4	R: 0	H: 0	E: 0	K: 1	S: 6	R: 1	H: 3	E: 0	K: 0	S: 5	R: 0	H: 0	E: 0	K: 0	S: 3	1B: 6	SF: 0	2B: 1	3B: 0	HR: 0	WP: 0	PA: 34
Eric Show, R (1, 1) ERA: 1.89	IP: 6.2	WLS: W	BF: 25	H: 4	R: 1	ER: 1	SO: 2	BB: 2	IBB: 0	HBP: 0	BLK: 1	WP: 0	HR: 0	S: 27	P: 35	ERA: 1.35	WHIP: 0.900																															
Rich Gossage, R (7, 1) ERA: 2.5	IP: 2.1	WLS: S	BF: 9	H: 3	R: 1	ER: 1	SO: 1	BB: 0	IBB: 0	HBP: 0	BLK: 0	WP: 0	HR: 0	S: 11	P: 11	ERA: 3.86	WHIP: 1.286																															

Batter	1		2		3		4		5		6		7		8		9		AB	R	H	RBI	BB	SO	LOB	TOP										
Luis Salazar, R (1, 5) OBP: 0.278, SLG: 0.306 Graig Nettles, L (6, PH) OBP: 0.274, SLG: 0.333 (6, 5)	0-0 G3		0-0 1B	0-3 K	0-0 1B	4-0 1-2 BB	0-0 1B	0-0 1-3	0-0 1B	0-0 BB	0-0 BB	0-0 HR	0-0 BB	0-0 FC5-4 1B	0-0 6-3	0-0 FC5-4 1B	0-0 5-3 1B	0-0 5-3	3	0	1	0	0	1	1	2	1	0	0	0	0					
Alan Wiggins, S (1, 4) OBP: 0.308, SLG: 0.245	4-0 FC5-4 BB		0-0 1B	0-0 1-2 1B	0-0 1B	0-0 1B	0-0 HR	0-0 FC1-6 1B	0-0 BB	0-0 BB	0-0 BB	4-0 BB	0-0 1-2	0-0 1-2	0-0 1B	0-0 1-2	0-0 1-2	0-0 1-2	3	0	1	0	2	0	1											
Tony Gwynn, L (1, 9) OBP: 0.466, SLG: 0.533	0-0 F8		0-0 F7			0-0 4-3	0-0 4-3													5	0	1	0	0	0	5										
Steve Garvey, R (1, 3) OBP: 0.265, SLG: 0.330	0-0 FC5-4 1-2f		0-0 G3	0-0 HR	0-0 1B	0-0 FC1-6 1B	0-0 HR	0-0 FC1-6 1B	0-0 1B	0-0 1B	0-0 BB	0-0 K	0-0 K	0-0 5-3	0-0 5-3	0-0 K	0-0 FC5	0-0 5-3	4	1	2	0	1	0	2											
Terry Kennedy, L (1, 2) OBP: 0.292, SLG: 0.315			0-0 G3	0-3 K	0-3 K	0-0 FC1-6 1B	0-0 HR	0-0 FC1-6 1B	0-0 1B	0-0 1B	0-0 K	0-0 K	0-0 K	0-3 K	0-3 K	0-3 K	0-3 FC5	0-3 K	5	1	1	0	0	2	3											
Kevin McReynolds, R (1, 8) OBP: 0.355, SLG: 0.640			0-3 K	0-0 HR	0-0 HR	0-0 1B	0-0 1B	0-0 1B	0-0 1B	0-0 1B	0-0 1B	0-0 F9	0-0 F9	0-0 F9	0-0 F9	0-0 F9	0-0 F9	0-0 F9	5	1	2	3	0	1	2											
Carmelo Martinez, R (1, 7) OBP: 0.340, SLG: 0.388			0-3 K	0-0 K	0-0 K	0-0 K	0-0 K	0-0 K	0-0 K	0-0 K	0-0 K	0-0 K	0-0 K	0-0 K	0-0 K	0-0 K	0-0 K	0-0 K	4	1	1	0	0	2	3											
Garry Templeton, S (1, 6) OBP: 0.356, SLG: 0.386			0-0 F2	0-0 6-3	0-0 6-3	0-0 6-3	0-0 6-3	0-0 6-3	0-0 6-3	0-0 6-3	0-0 6-3	0-0 6-3	0-0 6-3	0-0 6-3	0-0 6-3	0-0 6-3	0-0 6-3	0-0 6-3	4	0	0	0	0	1	1											
Tim Lollar, L (1, 1) OBP: 0.308, SLG: 0.583			0-3 K	0-0 K	0-0 K	0-0 K	0-0 K	0-0 K	0-0 K	0-0 K	0-0 K	0-0 K	0-0 K	0-0 K	0-0 K	0-0 K	0-0 K	0-0 K	2	0	1	1	0	1	0											
Luis DeLeon, R (4, 1) OBP: 0.125, SLG: 0.125			0-0 K	0-0 K	0-0 K	0-0 K	0-0 K	0-0 K	0-0 K	0-0 K	0-0 K	0-0 K	0-0 K	0-0 K	0-0 K	0-0 K	0-0 K	0-0 K	0	0	0	0	0	0	0											
Tim Flannery, L (6, PH) OBP: 0.125, SLG: 0.125			0-0 K	0-0 K	0-0 K	0-0 K	0-0 K	0-0 K	0-0 K	0-0 K	0-0 K	0-0 K	0-0 K	0-0 K	0-0 K	0-0 K	0-0 K	0-0 K	1	0	0	0	0	0	0											
Dave Dravecky, R (6, 1) OBP: 0.500, SLG: 0.333			0-0 K	0-0 K	0-0 K	0-0 K	0-0 K	0-0 K	0-0 K	0-0 K	0-0 K	0-0 K	0-0 K	0-0 K	0-0 K	0-0 K	0-0 K	0-0 K	0	0	0	0	0	0	0											
Rich Gossage, R (8, 1)			0-0 K	0-0 K	0-0 K	0-0 K	0-0 K	0-0 K	0-0 K	0-0 K	0-0 K	0-0 K	0-0 K	0-0 K	0-0 K	0-0 K	0-0 K	0-0 K	0	0	0	0	0	0	0											
Inning Stats	R: 0 E: 0 K: 0 S: 3	H: 0 LOB: 1 BB: 1 P: 7	R: 0 E: 0 K: 2 S: 7	H: 0 LOB: 0 BB: 0 P: 7	R: 0 E: 0 K: 1 S: 7	H: 2 LOB: 2 BB: 0 P: 7	R: 4 E: 0 K: 1 S: 10	H: 5 LOB: 1 BB: 0 P: 10	R: 0 E: 0 K: 0 S: 5	H: 2 LOB: 2 BB: 0 P: 5	R: 0 E: 0 K: 1 S: 6	H: 1 LOB: 2 BB: 1 P: 10	R: 0 E: 0 K: 2 S: 7	H: 0 LOB: 1 BB: 1 P: 11	R: 1 E: 0 K: 0 S: 4	H: 1 LOB: 0 BB: 0 P: 4	R: 0 E: 0 K: 1 S: 6	H: 1 LOB: 1 BB: 0 P: 6	1B: 9 2B: 1 3B: 0 HR: 2	SF: 0 SAC: 0 DP: 0 HBP: 0	WP: 0 PA: 42	CS: 0														
PITCHER	IP	WLS	BF	H	R	ER	SO	BB	IBB	HBP	BLK	WP	HR	S	P	ERA	WHIP	PITCHER IP WLS BF H R ER SO BB IBB HBP BLK WP HR S P ERA WHIP																		
Pete Falcone, L (1, 1) ERA: 4.02	3.0		16	6	4	4	3	1	0	0	0	0	1	21	25	12.00	2.333																			
Rick Mahler, R (4, 1) ERA: 0.69	1.0		4	1	0	0	1	0	0	0	0	0	0	6	6	0.00	1.000																			
Jeff Dedmon, R (5, 1) ERA: 0.83	2.0		10	3	0	0	1	1	0	0	0	0	0	11	15	0.00	2.000																			
Steve Bedrosian, R (7, 1) ERA: 1.26	2.0	W	8	1	1	1	2	1	0	0	0	0	1	11	15	4.50	1.000																			
Terry Forster, L (9, 1) ERA:	1.0	S	4	1	0	0	1	0	0	0	0	0	0	6	6	0.00	1.000																			

San Diego Padres @ Atlanta Braves
Atlanta-Fulton County Stadium, Atlanta, GA

Thu May 03 1984, 7:05 PM EDT
Att. 8,072 - Unknown

AB	39
R	5
H	12
RBI	5
BB	3
SO	8
LOB	18



Batter	1	2	3	4	5	6	7	8	9
Claudell Washington, L (1, 9) OBP: 0.452, SLG: 0.635	0-0 F5	0-0 2B		4-0 BB		4-0 BB		0-0 1B	
Jerry Royster, R (1, 5) OBP: 0.175, SLG: 0.237 Steve Bedrosian, R (7, 1)	0-0 1-3	0-3 K		0-3 K		0-0		0-0 1B	
Mike Jorgensen, L (8, PH) OBP: 0.333, SLG: 0.444 Terry Forster, L (9, 1)								2-H	
Dale Murphy, R (1, 8) OBP: 0.320, SLG: 0.448	0-0 WP 2B		0-0 F8		0-3 K	0-0 G6-4-3		0-0 1-3	
Chris Chambliss, L (1, 3) OBP: 0.259, SLG: 0.346	0-0 4-3		0-0 F7		0-0 1B		0-0 4-3		
Terry Harper, R (1, 7) OBP: 0.345, SLG: 0.269		0-0 1B	0-0 CS		0-0 F7		0-0 F2		
Rafael Ramirez, R (1, 6) OBP: 0.330, SLG: 0.308		0-0 F8	0-0 CS	4-0 1B	0-0 1B	0-0 F9			
Glenn Hubbard, R (1, 4) OBP: 0.419, SLG: 0.468		0-0 SH1-4 2B		0-3 K	0-0 6-3		0-0 SH1-4 2B		
Alex Trevino, R (1, 2) OBP: 0.357, SLG: 0.250		4-0 SH1-4 2B		0-0 G3		4-0 BB	0-0 SH1-4		
Pete Falcone, L (1, 1) OBP: 0.280, SLG: 0.400 Rick Mathier, R (4, 1) Bob Watson, R (4, PH) OBP: 0.167, SLG: 0.118 Jeff Dedmon, L (5, 1) Paul Runge, R (6, PH) Gerald Perry, L (8, PH) OBP: 0.340, SLG: 0.293 Randy Johnson, R (9, 5)		0-0 SH1-4	0-0 SH1-4	0-0 G3		0-0 SH	0-0 SF9		

AB	R	H	RBI	BB	SO	LOB
3	1	2	2	2	0	0
4	0	0	0	0	2	6
0	0	0	0	0	0	0
1	0	1	1	0	0	0
0	0	0	0	0	0	0
5	0	1	0	0	1	4
4	0	1	0	0	0	1
4	1	2	0	0	0	1
3	1	1	0	1	0	1
4	2	2	1	0	1	3
1	1	1	0	2	0	0
0	0	0	0	0	0	0
0	0	0	0	0	0	0
1	0	0	1	0	0	1
0	0	0	0	0	0	0
0	0	0	1	0	0	0
0	0	0	0	0	0	0

AB	R	H	RBI	BB	SO	LOB
30	6	11	6	5	4	17

Inning Stats	R: 0	H: 1	E: 0	K: 0	S: 4	LOB: 1	BB: 0	P: 4
R: 3	H: 3	E: 0	K: 1	S: 8	LOB: 1	BB: 1	P: 12	
R: 0	H: 1	E: 0	K: 0	S: 3	LOB: 0	BB: 0	P: 3	
R: 1	H: 1	E: 0	K: 2	S: 8	LOB: 2	BB: 2	P: 16	
R: 0	H: 2	E: 0	K: 1	S: 7	LOB: 2	BB: 0	P: 7	
R: 0	H: 0	E: 1	K: 0	S: 3	LOB: 2	BB: 2	P: 11	
R: 0	H: 0	E: 0	K: 0	S: 3	LOB: 0	BB: 0	P: 3	
R: 2	H: 3	E: 0	K: 0	S: 6	LOB: 1	BB: 0	P: 6	

BOTTOM

San Diego Padres @ Atlanta Braves
Atlanta-Fulton County Stadium, Atlanta, GA

Thu May 03 1984, 7:05 PM EDT
Att. 8,072 - Unknown

livebaseballscores.com

WP: 1 PA: 40
PB: 0
SB: 1
CS: 1

PITCHER	IP	WLS	BF	H	R	ER	SO	BB	IBB	HBP	BLK	WP	HR	S	P	ERA	WHIP
Tim Lollar, L (1, 1) ERA: 5.46	3.2		19	6	4	4	2	3	0	0	0	1	0	20	32	9.82	2.455
Luis DeLeon, R (4, 1) ERA: 7.53	1.1		6	2	0	0	2	0	0	0	0	0	0	10	10	0.00	1.500
Dave Dravecky, L (6, 1) ERA: 4.12	2.0		9	1	1	1	0	2	0	0	0	0	0	7	15	4.50	1.500
Rich Gossage, R (8, 1) ERA: 2.84	1.0	L	5	2	1	1	0	0	0	0	0	0	0	5	5	9.00	2.000



Batter	1	2	3	4	5	6	7	8	9	AB R H RBI BB SO LOB	TOP	
Alan Wiggins, S (1, 4) OBP: 0.297, SLG: 0.235 Champ Summers, L (9, PH) OBP: 0.444, SLG: 1.000 Carmelo Martinez, R (9, PR) OBP: 0.340, SLG: 0.388 Sid Monge, S (9, 1)	0-0 4-3		0-0 4-3		0-0 G3		0-0 FC6-4 1B BLK		0-0 2B	4 1 0 0 0 0 1 1 0 1 1 0 0 0 0 0 0 0 0 0 0 0 0 0 0 0 0 0		
Tony Gwynn, L (1, 9) OBP: 0.472, SLG: 0.531	0-0 F7		0-0 CS 1B		0-0 4-3		0-0 SF7 1B		4-0 IBB	4 1 2 1 1 0 0		
Bobby Brown, S (1, 7) OBP: 0.364, SLG: 0.400	0-0 1B		0-0 CS 1-2	0-0 1B 1B	0-3 K		0-0 SF7 1-H		0-0 F7	4 1 2 1 0 1 2		
Steve Garvey, R (1, 3) OBP: 0.262, SLG: 0.323	0-0 F7			0-0 1B 1-2 1B		0-0 F8	0-0 F8		0-0 F7	5 1 1 0 0 0 3		
Terry Kennedy, L (1, 2) OBP: 0.300, SLG: 0.323		0-3 K		0-0 1B SF9 1B		0-0 1B 1B		0-0 4-3		4 1 2 1 0 1 0		
Kevin McReynolds, R (1, 8) OBP: 0.371, SLG: 0.644		0-0 BB 1B		0-0 SF9 1B		0-0 FC6-4 1B		0-0 F8		4 0 3 1 0 0 0		
Graig Nettles, L (1, 5) OBP: 0.286, SLG: 0.328 Luis Salazar, R (8, PR) OBP: 0.278, SLG: 0.306 (8, 5)		4-0 BB BB BB BB		0-0 SF9 1B		0-0 F8		4-0 CS BB		1 0 0 1 2 0 2 0 0 0 0 0 0 0		
Garry Templeton, S (1, 6) OBP: 0.351, SLG: 0.379		0-0 G4-6-3 BB		0-0 K		0-0 FC6-4		0-0 CS	0-0 SH1-3 2B 1B	4 1 1 0 0 1 5		
Andy Hawkins, R (1, 1) OBP: 0.167, SLG: 0.167 Luis DeLeon, R (7, 1) Craig Lefferts, L (7, 1) Tim Flannery, L (9, PH) OBP: 0.125, SLG: 0.125 (9, 4)			0-0 F7	0-0 4-3			0-0 FC6-4 1B		0-0 SH1-3	3 0 1 0 0 0 1 0		
Inning Stats	R: 0 H: 1 E: 0 LOB: 1 K: 0 BB: 0 S: 4 P: 4	R: 0 H: 1 E: 0 LOB: 1 K: 1 BB: 1 S: 5 P: 9	R: 0 H: 1 E: 0 LOB: 0 K: 0 BB: 0 S: 3 P: 3	R: 3 H: 4 E: 0 LOB: 1 K: 1 BB: 0 S: 9 P: 9	R: 0 H: 0 E: 0 LOB: 0 K: 1 BB: 0 S: 5 P: 5	R: 0 H: 2 E: 0 LOB: 2 K: 0 BB: 0 S: 5 P: 5	R: 2 H: 2 E: 0 LOB: 0 K: 0 BB: 0 S: 5 P: 5	R: 0 H: 0 E: 0 LOB: 1 K: 0 BB: 1 S: 2 P: 6	R: 1 H: 2 E: 0 LOB: 2 K: 0 BB: 1 S: 5 P: 9	1B: 12 SF: 2 2B: 1 SAC: 1 3B: 0 DP: 1 HR: 0 HBP: 0	WP: 0 PA: 42 PB: 0 SB: 1 CS: 2	
PITCHER Scott Sanderson, R (1, 1) ERA: 2.42 Lee Smith, R (8, 1) ERA: 3.18	IP WLS BF H R ER SO BB IBB HBP BLK WP HR S P ERA WHIP	7.0 31 11 5 4 3 1 0 0 1 0 0 36 40 5.14 1.714	2.0 W 9 2 1 1 0 1 1 0 0 0 0 7 15 4.50 1.500	PITCHER IP WLS BF H R ER SO BB IBB HBP BLK WP HR S P ERA WHIP								

San Diego Padres @ Chicago Cubs
 Wrigley Field, Chicago, IL
 Fri May 04 1984, 3:33 AM CDT
 Att. 6,533 - Unknown

livebaseballscorecards.com

AB 34
 R 6
 H 13
 RBI 6
 BB 3
 SO 3
 LOB 14



BOTTOM

San Diego Padres @ Chicago Cubs
Wrigley Field, Chicago, IL
Fri May 04 1984, 3:33 AM CDT
Att. 6,533 - Unknown

AB 30
R 7
H 6
RBI 6
BB 9
SO 4
LOB 14



WP: 0 PA: 42
PB: 0
SB: 0
CS: 0

AB R H RBI BB SO LOB

3 2 1 0 2 1 0

4 1 2 1 1 0 1

3 1 0 1 0 1 2
0 0 0 0 0 0 0

3 1 1 1 2 0 1

1 0 0 1 2 1 0
0 0 0 0 0 0 0
1 0 0 0 0 0 3

3 0 1 1 0 0 1
1 0 0 1 1 0 2

4 0 0 0 0 0 3

4 1 1 0 0 0 1

2 0 0 0 0 0 0
1 1 0 0 1 1 0

1B: 4 SF: 2
2B: 0 2B: 1 SAC: 1
3B: 1 DP: 0
HR: 1 HBP: 0

Batter	1	2	3	4	5	6	7	8	9
Bob Demier, R (1, 8) OBP: 0.397, SLG: 0.333	0-0 E 23 BB 1B	0-3 K			0-0 4-3		4-0 SF7 23 1B 1-2 SF7 2-3 BB		4-0 SH3 23 E FC3-2 BB
23 Ryne Sandberg, R (1, 4) OBP: 0.349, SLG: 0.468	4-0 FC5-4 1-2 BB		0-0 6-3		0-0 3B		0-0 BB 1-2 BB 2-3 1B		0-0 E4 FC3-2 SH3 1-2 BB
Gary Matthews, R (1, 7) OBP: 0.430, SLG: 0.431 Gary Woods, R (8, 7) OBP: 0.417, SLG: 0.591	0-0 FC5-4 6-3 1B 1-2f 2-H		0-0 4-3		0-3 K		0-0 SF7 2-3 3-H		0-0 SH3 1-2 2-3
Leon Durham, L (1, 3) OBP: 0.385, SLG: 0.485	0-0 6-3 2-3		0-0 F8			0-0 HR	4-0 1-2 BB		4-0 BB FC3-2 IBB
Ron Cey, R (1, 5) OBP: 0.326, SLG: 0.456 Lee Smith, R (8, 1)	4-0 1B BB				4-0 BB	0-3 K	0-0 SF7 3-H		0-0 FC3-2 BB
Bill Buckner, L (9, PH) OBP: 0.281, SLG: 0.241									1-2 2-3 3-H
Mel Hall, L (1, 9) OBP: 0.333, SLG: 0.426 Keith Moreland, R (7, PH) OBP: 0.304, SLG: 0.320	0-0 1-2 3-H 1B		0-0 F7		0-0 F7	0-0 F7	0-0 F8		4-0 1-2 2-3 3-H BB
Jody Davis, R (1, 2) OBP: 0.360, SLG: 0.364	0-0 F7		0-0 F9		0-0 5-3			0-0 6-3	
Larry Bowa, S (1, 6) OBP: 0.279, SLG: 0.302		0-0 3-1		0-0 5-3			0-0 BB 23 1B BB 1B	0-0 L6	
Scott Sanderson, R (1, 1) OBP: 0.118, SLG: 0.063 Richie Hebner, L (7, PH) OBP: 0.667, SLG: 0.846		0-0 F3			0-0 F9		4-0 23 1B BB 1-2 SF7 BB	0-3 K	

Inning Stats	R: 2	H: 2	E: 1	LOB: 2	K: 0	BB: 2	S: 5	P: 13	R: 0	H: 0	E: 0	LOB: 0	K: 1	BB: 0	S: 5	P: 5	R: 0	H: 0	E: 0	LOB: 0	K: 0	BB: 0	S: 3	P: 3	R: 0	H: 0	E: 0	LOB: 1	K: 0	BB: 1	S: 3	P: 7	R: 0	H: 1	E: 0	LOB: 1	K: 1	BB: 0	S: 6	P: 6	R: 1	H: 1	E: 0	LOB: 0	K: 1	BB: 0	S: 6	P: 6	R: 3	H: 2	E: 0	LOB: 2	K: 0	BB: 3	S: 5	P: 17	R: 0	H: 0	E: 0	LOB: 0	K: 1	BB: 0	S: 5	P: 5	R: 1	H: 0	E: 1	LOB: 3	K: 0	BB: 3	S: 3	P: 15	1B: 4	SF: 2	2B: 0	SAC: 1	3B: 1	DP: 0	HR: 1	HBP: 0
--------------	------	------	------	--------	------	-------	------	-------	------	------	------	--------	------	-------	------	------	------	------	------	--------	------	-------	------	------	------	------	------	--------	------	-------	------	------	------	------	------	--------	------	-------	------	------	------	------	------	--------	------	-------	------	------	------	------	------	--------	------	-------	------	-------	------	------	------	--------	------	-------	------	------	------	------	------	--------	------	-------	------	-------	-------	-------	-------	--------	-------	-------	-------	--------

PITCHER	IP	WLS	BF	H	R	ER	SO	BB	IBB	HBP	BLK	WP	HR	S	P	ERA	WHIP
Andy Hawkins, R (1, 1) ERA: 5.34	6.0		28	5	6	5	3	5	0	0	0	0	1	29	49	7.50	1.667
Luis DeLeon, R (7, 1) ERA: 7.36	0.1		2	1	0	0	0	0	0	0	0	0	0	2	2	0.00	3.000
Craig Lefferts, L (7, 1) ERA: 0.66	1.2		6	0	0	0	1	1	0	0	0	0	0	7	11	0.00	0.600
Sid Monge, L (9, 1) ERA: 4.09	0.2	L	6	0	1	0	0	2	1	0	0	0	0	3	15	0.00	3.000

Batter	1	2	3	4	5	6	7	8	9	10	AB R H RBI BB SO LOB	TOP															
Alan Wiggins, S (1, 4) OBP: 0.299, SLG: 0.233	4-0 BB BB		x 0-0 F8		x 0-0 4-3		x 0-0 FC5-4 BB BB		x 0-0 E 1B 1B	x 0-0 F7	5 1 1 1 1 0 4	San Diego Padres @ Chicago Cubs Wrigley Field, Chicago, IL Sat May 05 1984, 3:33 AM CDT Att. 28,441 - Unknown															
Tony Gwynn, L (1, 9) OBP: 0.478, SLG: 0.525	4-0 G5-4-3 BB		x 0-0 4-3		x 0-0 6-3		4-0 BB BB		x 0-0 E7 1B 1B		3 1 1 1 2 0 1																
Carmelo Martinez, R (1, 7) OBP: 0.354, SLG: 0.386	0-0 F9			x 0-0 5-3		4-0 BB BB		4-0 1-2 2-3 BB	x 0-0 G4-6-3 1B		3 0 1 2 2 0 2																
Steve Garvey, R (1, 3) Craig Leferts, L (9, 1)	0-0 G5-4-3		x 0-0 F8		x 0-0 F9		4-0 1-2 BB		x 0-0 G4-6-3		4 0 0 0 1 0 6 0 0 0 0 0 0 0																
Kevin McReynolds, R (1, 8) OBP: 0.373, SLG: 0.663		0-3 K		x 0-0 HR		0-3 K		x 0-0 WP 1B	x 0-0 6-3		5 1 2 1 0 2 2																
Graig Nettles, L (1, 5) Garry Templeton, S (10, PR)	1-0 FC1-4 HBP		x 0-0 G3		x 0-3 K		x 0-0 F7		x 0-0 FC5-4 1B		4 0 1 0 0 1 3 0 0 0 0 0 0 0																
Mario Ramirez, R (1, 6) Champ Summers, L (8, PH) Luis Salazar, R (8, 6)	0-0 FC1-4		x 0-0 K		x 0-0 SH2-4 4-3 1B 1B		0-3 K		x 0-0 FC5-4 G3		3 1 1 0 0 1 3 1 0 0 0 0 1 1 1 0 0 0 0 0 1																
Doug Gwosdz, R (1, 2) Terry Kennedy, L (8, PH)	0-3 K		x 0-0 K		x 0-0 4-3 SH2-4 1-2 1B		4-0 FC5-4 BB		x 0-0 G3		2 0 1 0 1 1 1 2 0 0 0 0 0 2																
Ed Whitson, R (1, 1) Tim Flannery, L (7, PH) Dave Dravecky, R (7, 1) Bobby Brown, S (9, PH)	0-0 4-3		x 0-0 4-3		x 0-0 SH2-4		x 0-0 F8		4-0 E 1B BB	x 4-0 BB BB	1 0 0 0 0 0 0 1 0 0 0 0 0 1 0 0 0 0 0 0 0 0 1 0 0 2 0 0																
Inning Stats	R: 0 E: 0 K: 0 S: 2	H: 0 LOB: 1 BB: 2 P: 10	R: 0 E: 0 K: 7 S: 7	H: 0 LOB: 1 BB: 0 P: 8	R: 0 E: 0 K: 0 S: 3	H: 0 LOB: 0 BB: 0 P: 3	R: 1 E: 0 K: 0 S: 4	H: 1 LOB: 0 BB: 0 P: 4	R: 1 E: 0 K: 0 S: 5	H: 2 LOB: 1 BB: 0 P: 5	R: 0 E: 0 K: 3 S: 9		H: 0 LOB: 2 BB: 2 P: 17	R: 0 E: 0 K: 0 S: 3	H: 0 LOB: 3 BB: 3 P: 15	R: 0 E: 0 K: 1 S: 6	H: 1 LOB: 1 BB: 0 P: 6	R: 3 E: 1 K: 0 S: 5	H: 3 LOB: 0 BB: 1 P: 9	R: 0 E: 0 K: 0 S: 4	H: 1 LOB: 2 BB: 1 P: 8	1B: 7 2B: 0 3B: 0 HR: 1	SF: 0 SAC: 1 DP: 2 HBP: 1	WP: 1 PB: 0 SB: 0 CS: 0	PA: 46		
PITCHER	IP WLS BF H R ER SO BB IBB HBP BLK WP HR S P ERA WHIP														IP WLS BF H R ER SO BB IBB HBP BLK WP HR S P ERA WHIP												
Steve Trout, L (1, 1) ERA: 2.54	5.0																										
Tim Stoddard, R (6, 1) ERA: 2.19	1.2	8	0	0	0	3	3	0	0	0	0	0	11	23	0.00	1.800											
Lee Smith, R (7, 1) ERA: 4.42	1.1	9	4	3	3	1	1	0	0	0	1	0	10	14	20.25	3.750											
Warren Brusstar, R (9, 1) ERA: 1.13	2.0	W 7	1	0	0	0	1	0	0	0	0	0	6	10	0.00	1.000											

AB 35
 R 5
 H 8
 RBI 5
 BB 9
 SO 6
 LOB 27



Batter	1	2	3	4	5	6	7	8	9	10	AB	R	H	RBI	BB	SO	LOB							
Bob Dernier, R (1, 8) OBP: 0.403, SLG: 0.346	0-0 5-3		0-0 23 PB 23 3B 1B		0-0 SH5-3		0-0 23 BLK 23 S 23 CS 1B		0-0 1-3		4	1	2	0	0	0	0							
23 Ryne Sandberg, R (1, 4) OBP: 0.360, SLG: 0.495	0-3 K		0-0 1-H 3B		0-3 K		0-0 PB 1B		0-0	0-0 BB SH 1B	5	1	3	1	0	2	1							
Gary Matthews, R (1, 7) Henry Cotto, R (8, 7) OBP: 0.412, SLG: 0.408 OBP: 0.314, SLG: 0.226	0-0 F8		0-0 1-3		0-0 F8		0-3 K		0-0	0-0 SH 1B BB	4	0	0	0	0	1	3							
Leon Durham, L (1, 3) OBP: 0.410, SLG: 0.556		0-0 E S 1B	0-3 K		0-0	0-0 HR		0-0 6-3 2B		4-0 BB BB BB 1-2 2-3 1B	4	2	3	1	1	1	1							
Ron Cey, R (1, 5) OBP: 0.320, SLG: 0.440	0-3 K		0-0 F5		0-0	0-0 E6 FC4-6		0-0 L3		0-0 1-2 2-3 3-H 1B	5	0	1	1	0	1	3							
Mel Hall, L (1, 9) Lee Smith, R (7, 1) Warren Brusstar, R (9, 1) OBP: 0.333, SLG: 0.421		0-0 HR 1B		0-3 K		0-3 K		0-0 6-3 2-3			3	1	1	1	0	2	1							
Jody Davis, R (1, 2) OBP: 0.356, SLG: 0.395	0-0 1-H HR		0-0 6-3		0-0 6-3		0-0 F7		0-0 4-3		4	1	1	2	0	0	2							
Larry Bowa, S (1, 6) OBP: 0.264, SLG: 0.284	0-0 4-3		0-0 4-3		0-0 4-3		0-0 FC4-6 1-2f		0-0 F9		4	0	0	0	0	0	1							
Steve Trout, L (1, 1) Tim Stoddard, R (6, 1) Keith Moreland, R (7, 9) OBP: 0.333, SLG: 0.286	0-3 K		0-0 E4 SH5-3		0-0	0-0 F9		0-0 4-3		0-0	2	0	0	0	0	1	0							
											0	0	0	0	0	0	0							
											2	0	0	0	0	0	0							
											2	0	0	0	0	0	0							
Inning Stats	R: 0 E: 0 K: 1 S: 5	H: 0 LOB: 0 BB: 0 P: 5	R: 3 E: 0 K: 2 S: 10	H: 3 LOB: 0 BB: 0 P: 10	R: 1 E: 0 K: 1 S: 7	H: 2 LOB: 1 BB: 0 P: 7	R: 0 E: 0 K: 1 S: 5	H: 0 LOB: 0 BB: 0 P: 5	R: 0 E: 1 K: 1 S: 6	H: 0 LOB: 1 BB: 0 P: 6	R: 1 E: 1 K: 1 S: 7	H: 1 LOB: 1 BB: 0 P: 7	R: 0 E: 0 K: 1 S: 6	H: 2 LOB: 1 BB: 0 P: 6	R: 0 E: 0 K: 1 S: 4	H: 1 LOB: 1 BB: 0 P: 4	R: 0 E: 0 K: 0 S: 3	H: 0 LOB: 0 BB: 0 P: 3	R: 1 E: 1 K: 0 S: 3	H: 2 LOB: 3 BB: 1 P: 7	1B: 7 2B: 1 3B: 1 HR: 2	SF: 0 SAC: 2 DP: 0 HBP: 0	WP: 0 PB: 2 SB: 2 CS: 1	PA: 41


PITCHER	IP	WLS	BF	H	R	ER	SO	BB	IBB	HBP	BLK	WP	HR	S	P	ERA	WHIP
Ed Whitson, R (1, 1) ERA: 3.44	6.0		26	6	5	5	7	0	0	0	0	0	2	40	40	7.50	1.000
Dave Dravecky, L (7, 1) ERA: 3.74	2.0		8	3	0	0	1	0	0	0	1	0	0	10	10	0.00	1.500
Craig Leferts, L (9, 1) ERA: 1.23	1.0	L	7	2	1	1	0	1	0	0	0	0	0	6	10	9.00	3.000

BOTTOM

San Diego Padres @ Chicago Cubs
 Wrigley Field, Chicago, IL
 Sat May 05 1984, 3:33 AM CDT
 Att: 28,441 - Unknown

livebaseballscorecards.com

AB	38
R	6
H	11
RBI	6
BB	1
SO	8
LOB	13



Batter	1	2	3	4	5	6	7	8	9	AB R H RBI BB SO LOB	TOP									
Garry Templeton, S OBP: 0.354, SLG: 0.391 (1, 6) X	0-0 5-3	0-0 F7		0-0 E 2B		0-0 L7		0-0 1B 1B		5 1 2 0 0 0 2										
Alan Wiggins, S OBP: 0.303, SLG: 0.234 (1, 4) X	0-0 F7		4-0 SH1-3 S WP BB	0-0 E3 S		0-0 4-3		0-0 1B		4 1 1 2 1 0 1										
Tony Gwynn, L OBP: 0.479, SLG: 0.515 (1, 9) X	0-0 G3		0-0 SH1-3	4-0 G4-6-3 IBB			4-0 1B SF9 BB	0-0 F8		2 1 0 0 2 0 1										
Steve Garvey, R OBP: 0.265, SLG: 0.308 (1, 3)		0-0 1-3	4-0 1B E BB	0-3 K			0-0 1B 1B	0-3 K		4 1 1 0 1 2 4										
Terry Kennedy, L OBP: 0.290, SLG: 0.313 (1, 2)		0-0 4-3	0-0 FC4-6 1B 1B	0-0 G4-6-3			0-0 SF9	0-0 4-3		4 1 1 1 0 0 4										
Kevin McReynolds, R OBP: 0.364, SLG: 0.640 (1, 8)		0-0 1B 1B	0-0 E5 FC4-6		0-0 5-3		0-3 K		0-0 4-3	5 1 1 0 0 1 2										
Graig Nettles, L OBP: 0.299, SLG: 0.329 (1, 5)		0-0 1B 1B	0-0 FC4-6 1B		0-0 P6		0-0 1B		0-3 K	5 1 2 0 0 1 2										
Carmelo Martinez, R OBP: 0.365, SLG: 0.391 (1, 7)		4-0 1B BB	0-0 1B 1B		0-0 F9		0-3 K		0-0 1B	4 0 2 1 1 1 2										
Eric Show, R OBP: 0.143, SLG: 0.143 (1, 1)		0-0 1B	0-3 K			0-0 L7		0-0 1B 1B	0-0 F9	3 0 1 2 0 1 2										
Tim Flannery, L OBP: 0.200, SLG: 0.200 (8, PH)										1 1 1 0 0 0 0										
Rich Gossage, R OBP: 0.400, SLG: 0.250 (8, 1)										1 0 0 0 0 0 1										
Inning Stats	R: 0 E: 0 K: 0 S: 3	H: 0 LOB: 0 BB: 0 P: 3	R: 2 E: 0 K: 0 S: 6	H: 3 LOB: 2 BB: 1 P: 10	R: 3 E: 1 K: 1 S: 8	H: 2 LOB: 2 BB: 2 P: 16	R: 0 E: 1 K: 1 S: 6	H: 1 LOB: 2 BB: 1 P: 10	R: 0 E: 0 K: 0 S: 3	H: 0 LOB: 0 BB: 0 P: 3	R: 1 E: 0 K: 2 S: 9	H: 2 LOB: 2 BB: 1 P: 13	R: 2 E: 0 K: 1 S: 8	H: 3 LOB: 1 BB: 0 P: 8	R: 0 E: 0 K: 1 S: 6	H: 1 LOB: 1 BB: 0 P: 6	1B: 11 2B: 1 3B: 0 HR: 0	SF: 1 SAC: 1 DP: 1 HBP: 0	WP: 1 PB: 0 SB: 3 CS: 0	PA: 45
PITCHER	IP WLS BF H R ER SO BB IBB HBP BLK WP HR S P ERA WHIP																			
Dick Ruthven, R ERA: 5.63 (1, 1)	3.0 L 20 6 5 3 1 3 0 0 0 1 0 19 31 9.00 3.000																			
Dickie Noles, R ERA: 5.54 (4, 1)	4.0 15 2 1 1 3 1 1 0 0 0 0 19 27 2.25 0.750																			
Rich Bordi, R ERA: 5.14 (8, 1)	2.0 10 4 2 2 2 0 0 0 0 0 0 14 14 9.00 2.000																			

San Diego Padres @ Chicago Cubs
Wrigley Field, Chicago, IL
Sun May 06 1984, 3:33 AM CDT
Att: 31,700 - Unknown

livebaseballscorecards.com

AB	38
R	8
H	12
RBI	6
BB	5
SO	6
LOB	21



BOTTOM

San Diego Padres @ Chicago Cubs
 Wrigley Field, Chicago, IL
 Sun May 06 1984, 3:33 AM CDT
 Att. 31,700 - Unknown

AB	35
R	5
H	10
RBI	5
BB	3
SO	3
LOB	17



WP:	0	PA:	40
PB:	0	SB:	1
CS:	0		

AB	R	H	RBI	BB	SO	LOB
5	0	1	0	0	0	2
4	2	1	0	1	0	2
5	0	1	0	0	1	4
5	1	2	3	0	0	2
3	1	2	0	1	0	1
4	1	2	1	0	0	1
3	0	1	1	1	0	3
2	0	0	0	0	0	1
1	0	0	0	0	0	1
0	0	0	0	0	0	0
1	0	0	0	0	1	0
1	0	0	0	0	1	0
0	0	0	0	0	0	0
1	0	0	0	0	0	0

Batter	1	2	3	4	5	6	7	8	9
Bob Demier, R OBP: 0.388, SLG: 0.333 (1, 8)	0-0 FC1-6 1B	0-0 5-3		0-0 6-3			0-0 6-3		0-0 P6
Larry Bowa, S OBP: 0.273, SLG: 0.282 (1, 6)	0-0 FC1-6 4-3 1-2f HR	0-0 1B			4-0 S 1B BB		0-0 F7		0-0 F7
Bill Buckner, L OBP: 0.270, SLG: 0.235 (1, 7)	0-0 4-3 1-2	0-0 F7			0-3 K 1-2			0-0 L3	0-0 1B
Leon Durham, L OBP: 0.409, SLG: 0.584 (1, 3)	0-0 HR		0-0 5-3		0-0 G5-4-3 1B			0-0 F8	0-0 F8
Richie Hebner, L OBP: 0.682, SLG: 0.813 (1, 5)	0-0 2B 1B		4-0 BB		0-0 G5-4-3 1-2f			0-0 BLK 2B 1B	
Mel Hall, L OBP: 0.344, SLG: 0.459 (1, 9)	0-0 1-3 2B		0-0 F8			0-0 F7		0-0 1-H 1B 2B	
Jody Davis, R OBP: 0.362, SLG: 0.393 (1, 2)	0-0 6-3		0-0 P6			4-0 G4-6-3 BB		0-0 2-H 1B	
Tom Veryzer, R OBP: 0.235, SLG: 0.188 (1, 4)		1-0 1B SH1-4 HBP		0-0 6-3		0-0 G4-6-3 1-2f		0-0 F7	
Ron Cey, R OBP: 0.316, SLG: 0.435 (8, PH)									
Gary Woods, R OBP: 0.417, SLG: 0.591 (9, 4)									
Dick Ruthven, R OBP: 0.385, SLG: 0.615 (1, 1)		0-0 SH1-4		0-3 K			0-3 K2-3		0-0 E5 1B
Dickie Noles, R (4, 1)									
Gary Matthews, R OBP: 0.408, SLG: 0.403 (7, PH)									
Rich Bordi, R (8, 1)									
Henry Cotto, R OBP: 0.306, SLG: 0.219 (9, PH)									

Inning Stats	R: 2	H: 4	E: 0	K: 0	S: 7	H: 4	LOB: 2	BB: 0	P: 7	R: 0	H: 1	E: 0	K: 0	S: 4	R: 0	H: 0	E: 0	K: 0	S: 3	R: 0	H: 0	E: 0	K: 1	S: 5	R: 1	H: 1	E: 0	K: 1	S: 5	R: 0	H: 0	E: 0	K: 0	S: 2	R: 0	H: 0	E: 0	K: 1	S: 5	R: 2	H: 3	E: 0	K: 0	S: 6	R: 0	H: 1	E: 1	K: 0	S: 5	1B: 7	2B: 2	3B: 0	HR: 1	SF: 0	SAC: 1	DP: 2	HBP: 1	WP: 0	PA: 40
--------------	------	------	------	------	------	------	--------	-------	------	------	------	------	------	------	------	------	------	------	------	------	------	------	------	------	------	------	------	------	------	------	------	------	------	------	------	------	------	------	------	------	------	------	------	------	------	------	------	------	------	-------	-------	-------	-------	-------	--------	-------	--------	-------	--------

PITCHER	IP	WLS	BF	H	R	ER	SO	BB	IBB	HBP	BLK	WP	HR	S	P	ERA	WHIP
Eric Show, R ERA: 2.2 (1, 1)	7.0	W	29	6	3	3	3	3	3	0	0	0	1	31	44	3.86	1.286
Rich Gossage, R ERA: 3.43 (8, 1)	2.0		11	4	2	2	0	0	0	0	1	0	0	11	11	9.00	2.000

PITCHER	IP	WLS	BF	H	R	ER	SO	BB	IBB	HBP	BLK	WP	HR	S	P	ERA	WHIP
---------	----	-----	----	---	---	----	----	----	-----	-----	-----	----	----	---	---	-----	------

Batter	1	2	3	4	5	6	7	8	9	AB R H RBI BB SO LOB	TOP											
Garry Templeton, S OBP: 0.340, SLG: 0.375 (1, 6)	0-3 K		0-0 4-3			0-3 K	0-0 F8			4 0 0 0 0 2 2	San Diego Padres @ St. Louis Cardinals Busch Stadium, St. Louis, MO Wed May 09 1984, 7:05 PM CDT Att. 14,734 - Unknown livebaseballscorecards.com											
Alan Wiggins, S OBP: 0.310, SLG: 0.236 (1, 4)	0-0 S 1B		0-0 5-3			4-0 FC6-4 BB		0-0 6-3		3 0 1 0 1 0 1												
Tony Gwynn, L OBP: 0.463, SLG: 0.495 (1, 9)	0-0 F7			0-0 4-3		0-0 FC6-4 3B		0-0 F7		4 1 0 0 0 0 2												
Steve Garvey, R OBP: 0.264, SLG: 0.324 (1, 3)	0-0 F9			0-0 6-3		0-0 HR 3B		0-0 F9		4 1 1 1 0 0 1												
Terry Kennedy, L OBP: 0.288, SLG: 0.340 (1, 2)		0-3 K		0-0 F9		0-0 HR		0-0 F7		4 1 1 2 0 1 0												
Kevin McReynolds, R OBP: 0.351, SLG: 0.615 (1, 8)		0-0 6-3			0-0 F9	0-0 6-3		0-0 F8		4 0 0 0 0 0 0												
Graig Nettles, L OBP: 0.308, SLG: 0.342 (1, 5)		0-0 6-3			4-0 BB		0-0 2B	0-0 F8		3 0 1 0 1 0 0												
Carmelo Martinez, R OBP: 0.364, SLG: 0.389 (1, 7)			0-0 SH1-4 1B		0-3 K		0-0 5-3			3 0 1 0 0 1 2												
Mark Thurmond, L OBP: 0.375, SLG: 0.286 Rich Gossage, R OBP: 0.400, SLG: 0.250 (1, 1) (8, 1)			0-0 SH1-4		0-0 4-3		0-0 6-3			2 0 0 0 0 0 2 0 0 0 0 0 0 0												
Inning Stats	R: 0 E: 0 K: 1 S: 6	H: 1 LOB: 1 BB: 0 P: 6	R: 0 E: 0 K: 1 S: 5	H: 0 LOB: 0 BB: 0 P: 5	R: 0 E: 0 K: 0 S: 4	H: 1 LOB: 1 BB: 0 P: 4	R: 0 E: 0 K: 0 S: 3	H: 0 LOB: 0 BB: 0 P: 3	R: 0 E: 0 K: 1 S: 5	H: 0 LOB: 1 BB: 1 P: 9	R: 3 E: 0 K: 1 S: 7	H: 2 LOB: 0 BB: 1 P: 11	R: 0 E: 0 K: 0 S: 4	H: 1 LOB: 1 BB: 0 P: 4	R: 0 E: 0 K: 0 S: 3	H: 0 LOB: 0 BB: 0 P: 3	R: 0 E: 0 K: 0 S: 3	H: 0 LOB: 0 BB: 0 P: 3	1B: 2 2B: 1 3B: 1 HR: 1	SF: 0 SAC: 1 DP: 0 HBP: 0	WP: 0 PB: 0 SB: 1 CS: 0	PA: 34
PITCHER	IP WLS BF H R ER SO BB IBB HBP BLK WP HR S P ERA WHIP																					
John Stuper, R ERA: 7.15 Neil Allen, R ERA: 4.13 Dave Rucker, L ERA: 0.77	(1, 1) (7, 1) (9, 1)	6.0 2.0 1.0	L	24 7 3	4 1 0	3 0 0	3 0 0	4 0 0	2 0 0	0 0 0	0 0 0	0 0 0	1 7 3	30 7 3	38 7 3	4.50 0.00 0.00	1.000 0.500 0.000					



Batter	1	2	3	4	5	6	7	8	9	AB R H RBI BB SO LOB
--------	---	---	---	---	---	---	---	---	---	----------------------

Tom Herr, S OBP: 0.379, SLG: 0.324 (1, 4)	0-0 6-3			0-0 1B SF8 1B	0-0 F9			0-0 4-3		4 1 1 0 0 0 1
Ozzie Smith, S OBP: 0.351, SLG: 0.305 (1, 6)	0-0 1-3			0-0 SF8 S 1B FC		0-0 6-3		0-0 F8		4 1 1 0 0 0 0
Lonnie Smith, R OBP: 0.422, SLG: 0.431 (1, 7)	0-0 F8			0-0 SF8		0-0 6-3		0-3 K		3 0 0 1 0 1 0
George Hendrick, R OBP: 0.253, SLG: 0.284 (1, 9)		0-3 K		4-0 E BB		0-0 1B		0-3 K		3 0 1 0 1 2 0
David Green, R OBP: 0.350, SLG: 0.429 (1, 3)		0-0 F9		0-0 FC		0-0 1-3		0-0 F9		4 0 0 1 0 0 2
Willie McGee, S OBP: 0.300, SLG: 0.348 (1, 8)		0-0 PO 1B		0-0 G6-4-3			0-3 K			3 0 1 0 0 1 2
Art Howe, R OBP: 0.256, SLG: 0.256 (1, 5)	0-0 PO		0-0 F6		0-0 F7		0-0 6-3			3 0 0 0 0 0 0
Glenn Brummer, R OBP: 0.292, SLG: 0.391 (1, 2)			0-0 1-3		4-0 SH5-4 BB		0-0 4-3			2 0 0 0 1 0 0
John Stuper, R (1, 1)			0-0 6-3		0-0 SH5-4			0-0 4-3		1 0 0 0 0 0 0
Neil Allen, R (7, 1)					1-2					0 0 0 0 0 0 0
Steve Braun, L (8, PH)										1 0 0 0 0 0 0
Dave Rucker, L (9, 1)										0 0 0 0 0 0 0

Inning Stats	R: 0	H: 0	E: 0	K: 0	S: 3	R: 0	H: 1	E: 0	K: 1	S: 5	R: 0	H: 0	E: 0	K: 0	S: 3	R: 2	H: 2	E: 1	K: 0	S: 5	R: 0	H: 0	E: 0	K: 0	S: 3	R: 0	H: 1	E: 0	K: 1	S: 5	R: 0	H: 0	E: 0	K: 0	S: 3	R: 0	H: 0	E: 0	K: 2	S: 7	R: 0	H: 0	E: 0	K: 0	S: 3	1B: 4	SF: 1	2B: 0	SAC: 1	3B: 0	DP: 1	HR: 0	HBP: 0	WP: 0	PA: 33
--------------	------	------	------	------	------	------	------	------	------	------	------	------	------	------	------	------	------	------	------	------	------	------	------	------	------	------	------	------	------	------	------	------	------	------	------	------	------	------	------	------	------	------	------	------	------	-------	-------	-------	--------	-------	-------	-------	--------	-------	--------

PITCHER	IP	WLS	BF	H	R	ER	SO	BB	IBB	HBP	BLK	WP	HR	S	P	ERA	WHIP
Mark Thurmond, L (1, 1)	7.0	W	26	4	2	2	2	2	2	0	0	0	0	28	36	2.57	0.857
Rich Gossage, R (8, 1)	2.0	S	6	0	0	0	2	0	0	0	0	0	0	10	10	0.00	0.000

BOTTOM

San Diego Padres @ St. Louis Cardinals
 Busch Stadium, St. Louis, MO
 Wed May 09 1984, 7:05 PM CDT
 Att. 14,734 - Unknown

livebaseballscorecards.com

AB	28
R	2
H	4
RBI	2
BB	2
SO	4
LOB	5



Batter	1	2	3	4	5	6	7	8	9	AB R H RBI BB SO LOB	TOP										
Garry Templeton, S OBP: 0.327, SLG: 0.360 (1, 6)	0-0 2-3		0-0 FC1-6			0-3 K		0-0 4-3		4 0 0 0 0 1 2											
Alan Wiggins, S OBP: 0.302, SLG: 0.230 (1, 4)	0-3 K		0-0 1-5			0-0 SH4-3		0-0 F7		3 0 0 0 0 1 2											
Tony Gwynn, L OBP: 0.464, SLG: 0.495 (1, 9)	0-0 1-3			0-0 6-3		0-0 6-3		0-0 1B		4 0 2 0 0 0 1											
Steve Garvey, R OBP: 0.264, SLG: 0.322 (1, 3)		0-0 1-3		0-0 6-3		0-0 5-3		0-0 1B		4 0 1 0 0 0 2											
Terry Kennedy, L OBP: 0.287, SLG: 0.330 (1, 2)		0-0 F7		4-0 BB		0-0 4-3		0-3 K		3 0 0 0 1 1 2											
Kevin McReynolds, R OBP: 0.348, SLG: 0.602 (1, 8)		0-0 1B		0-0 F7		0-0 F8		0-0 F8		4 0 1 0 0 0 3											
Graig Nettles, L OBP: 0.298, SLG: 0.329 (1, 5)		0-0 F6			0-0 4-3		0-0 F7			3 0 0 0 0 0 1											
Bobby Brown, S OBP: 0.438, SLG: 0.462 (1, 7)			0-0 E1		0-0 4-3		0-0 F9			3 0 1 0 0 0 0											
Tim Lollar, L OBP: 0.333, SLG: 0.538 (1, 1)			4-0 2B		0-0 4-3		0-3 K			1 0 0 0 1 0 0											
Tim Flannery, L OBP: 0.182, SLG: 0.182 (8, PH)										1 0 0 0 0 1 0											
Floyd Chiffer, R (8, 1)										0 0 0 0 0 0 0											
Inning Stats	R: 0 E: 0 K: 1 S: 5	H: 0 LOB: 0 BB: 0 P: 5	R: 0 E: 0 K: 0 S: 4	H: 1 LOB: 1 BB: 0 P: 4	R: 0 E: 1 K: 0 S: 3	H: 1 LOB: 1 BB: 1 P: 7	R: 0 E: 0 K: 0 S: 3	H: 0 LOB: 0 BB: 0 P: 3	R: 0 E: 0 K: 1 S: 6	H: 0 LOB: 1 BB: 0 P: 6	R: 0 E: 0 K: 0 S: 3	H: 0 LOB: 0 BB: 0 P: 3	R: 0 E: 0 K: 1 S: 5	H: 0 LOB: 0 BB: 0 P: 5	R: 0 E: 0 K: 1 S: 7	H: 2 LOB: 2 BB: 0 P: 7	1B: 4 2B: 3 3B: 0 HR: 0	SF: 0 SAC: 1 DP: 2 HBP: 0	WP: 1 PB: 0 SB: 0 CS: 0	PA: 33	
PITCHER Joaquin Andujar, R ERA: 2.73 (1, 1)	IP 9.0	WLS W	BF 33	H 5	R 0	ER 0	SO 4	BB 2	IBB 0	HBP 0	BLK 0	WP 1	HR 0	S 39	P 47	ERA 0.00	WHIP 0.778				
PITCHER	IP	WLS	BF	H	R	ER	SO	BB	IBB	HBP	BLK	WP	HR	S	P	ERA	WHIP				

San Diego Padres @ St. Louis Cardinals
 Busch Stadium, St. Louis, MO
 Thu May 10 1984, 7:05 PM CDT
 Att. 20,926 - Unknown

AB	30
R	0
H	5
RBI	0
BB	2
SO	4
LOB	13



WP	1
PB	0
SB	0
CS	0

livebaseballscorecards.com

Batter	1	2	3	4	5	6	7	8	9	AB R H RBI BB SO LOB	TOP																	
Juan Samuel, R (1, 4) OBP: 0.357, SLG: 0.417	0-0 6-3		0-0 F8		0-0 F8			0-3 K	0-0 S 1B	5 0 1 0 0 1 0																		
Von Hayes, L (1, 8) OBP: 0.366, SLG: 0.506 Kiko Garcia, R (9, 6)	0-0 4-3			0-3 K		0-0 G3		0-0 HR 1B	0-0 F8 1-3	5 1 1 0 0 1 1 0 0 0 0 0 0 0																		
Mike Schmidt, R (1, 5) OBP: 0.401, SLG: 0.614	0-0 6-3			4-0 BB BB		0-0 G3		0-0 HR 1B		3 1 1 2 1 0 0																		
Joe Lefebvre, L (1, 9) OBP: 0.367, SLG: 0.398		0-0 3-1		4-0 BB BB		0-3 K		0-0 F7		3 0 0 0 1 1 0																		
Glenn Wilson, R (1, 7) OBP: 0.302, SLG: 0.423		0-3 K		0-0 F8			0-0 1B 1B	0-0 4-3		4 0 1 0 0 1 2																		
Len Matuszek, L (1, 3) OBP: 0.351, SLG: 0.432 Garry Maddox, R (9, PH) OBP: 0.326, SLG: 0.368		0-0 HR		0-0 F5			0-0 1-3 1B		0-0 G3	3 1 2 1 0 0 2 1 0 0 0 0 0 0																		
Ozzie Virgil, R (1, 2) OBP: 0.403, SLG: 0.742		0-0 5-3			0-0 HR		0-0 5-3		0-0 HR 1B	4 2 2 1 0 0 1																		
Ivan De Jesus, R (1, 6) OBP: 0.257, SLG: 0.245 Sixto Lezcano, R (9, PH) OBP: 0.424, SLG: 0.694 Greg Gross, L (9, 3) OBP: 0.417, SLG: 0.375			0-3 K		0-0 6-3		4-0 IBB		0-0 HR 1B	2 0 0 0 1 1 0 1 1 1 2 0 0 0 0 0 0 0 0 0 0																		
Steve Carlton, L (1, 1) OBP: 0.118, SLG: 0.118 Tim Corcoran, L (7, PH) OBP: 0.500, SLG: 0.333 Kevin Gross, R (7, 1) Al Holland, R (8, 1)			0-0 G1		0-0 G3		0-0 4-3		0-0 5-3	2 0 0 0 0 0 0 1 0 0 0 0 0 2 0 0 0 0 0 0 0 1 0 0 0 0 0 0																		
Inning Stats	R: 0 E: 0 K: 0 S: 3	H: 0 LOB: 0 BB: 0 P: 3	R: 1 E: 0 K: 1 S: 6	H: 1 LOB: 0 BB: 0 P: 6	R: 0 E: 0 K: 1 S: 5	H: 0 LOB: 0 BB: 0 P: 5	R: 0 E: 0 K: 1 S: 5	H: 0 LOB: 2 BB: 2 P: 13	R: 1 E: 0 K: 0 S: 4	H: 1 LOB: 0 BB: 0 P: 4	R: 0 E: 0 K: 1 S: 5	H: 0 LOB: 0 BB: 0 P: 5	R: 0 E: 0 K: 0 S: 4	H: 2 LOB: 2 BB: 1 P: 8	R: 2 E: 0 K: 1 S: 7	H: 2 LOB: 0 BB: 0 P: 7	R: 2 E: 0 K: 0 S: 6	H: 3 LOB: 1 BB: 0 P: 6	1B: 5 2B: 0 3B: 0 HR: 4	SF: 0 SAC: 0 DP: 0 HBP: 0	WP: 0 PB: 0 SB: 2 CS: 0	PA: 38						
PITCHER	IP WLS BF H R ER SO BB IBB HBP BLK WP HR S P ERA WHIP																											
Eric Show, R (1, 1) ERA: 2.25	7.0		27	4	2	2	4	2	1	0	0	0	0	2	32	44	2.57	0.857										
Rich Gossage, R (8, 1) ERA: 3.75	1.0		5	2	2	2	1	0	0	0	0	0	0	1	7	7	18.00	2.000										
Dave Dravecky, L (9, 1) ERA: 4.37	1.0	L	6	3	2	2	0	0	0	0	0	0	0	1	6	6	18.00	3.000										

Philadelphia Phillies @ San Diego Padres
 Jack Murphy Stadium, San Diego, CA
 Fri May 11 1984, 10:05 PM EDT
 Att: 18,009 - Unknown

livebaseballscorecards.com

AB	35
R	6
H	9
RBI	6
BB	3
SO	5
LOB	8



Batter	1	2	3	4	5	6	7	8	9	AB	R	H	RBI	BB	SO	LOB
Tony Gwynn, L (1, 9) OBP: 0.450, SLG: 0.478	0-0 1-3		0-0 6-3	0-0 6-3		0-0 6-3		0-0 SH5-3		4	0	0	0	0	0	4
Alan Wiggins, S (1, 4) OBP: 0.313, SLG: 0.239	0-0 CS 1B		4-0 1B BB		0-0 F9		0-0 E SH3-4 2B 1B	0-0 F9		4	2	2	0	1	0	1
Luis Salazar, R (1, 7) OBP: 0.268, SLG: 0.293 Dave Dravecky, R (9, 1)	0-0 1B 1-3 1B		0-3 K 1-2		0-0 F7		0-0 SH3-4 1-2	0-0 F9		4	0	1	0	0	1	2
Steve Garvey, R (1, 3) OBP: 0.277, SLG: 0.342	0-0 1-3 1B		0-0 2-H 1B		0-0 2B		0-0 E5 2B 1B		0-0 F9	5	1	3	1	0	0	1
Terry Kennedy, L (1, 2) OBP: 0.283, SLG: 0.333	0-0 4-3		0-0 F3		0-0 1-3		0-0 1-3 3-H 1B 2B		0-0 F8	5	1	1	1	0	0	4
Kevin McReynolds, R (1, 8) OBP: 0.350, SLG: 0.593		0-0 6-3		0-0 E5 SH5-4		0-0 1B FC3-2 1B		0-0 2-H 3-H 1B	0-0 5-3	5	0	2	2	0	0	0
Graig Nettles, L (1, 5) OBP: 0.296, SLG: 0.325		0-0 F8		0-3 K		0-0 SH3-4 FC3-2 1B		0-0 F9		4	0	1	0	0	1	2
Garry Templeton, S (1, 6) OBP: 0.333, SLG: 0.365		0-0 WP 1B		0-0 SH5-4 1B		0-0 FC3-2 SH3-4		0-0 F7		4	0	2	0	0	0	3
Eric Show, R (1, 1) OBP: 0.133, SLG: 0.133 Rich Gossage, R (8, 1) OBP: 0.400, SLG: 0.250 Tim Flannery, L (8, PH) OBP: 0.182, SLG: 0.182 Kurt Bevacqua, R (8, PH)		0-3 K 1-2		0-0 SH5-4 1-2 2-3		0-0 SH3-4 1-2 2-3		0-0 E6 SH5-3		1	0	0	0	0	1	1

Inning Stats	R: 0	H: 3	E: 0	K: 0	S: 5	LOB: 2	BB: 0	P: 5	R: 0	H: 1	E: 0	K: 1	S: 6	LOB: 1	BB: 0	P: 6	R: 1	H: 1	E: 0	K: 1	S: 6	LOB: 1	BB: 1	P: 10	R: 0	H: 1	E: 1	K: 1	S: 7	LOB: 2	BB: 0	P: 7	R: 0	H: 2	E: 0	K: 0	S: 5	LOB: 2	BB: 0	P: 5	R: 3	H: 3	E: 1	K: 0	S: 7	LOB: 1	BB: 0	P: 7	R: 0	H: 0	E: 1	K: 0	S: 4	LOB: 1	BB: 0	P: 4	R: 0	H: 0	E: 0	K: 0	S: 3	LOB: 0	BB: 0	P: 3	1B: 10	SF: 0	2B: 2	SAC: 4	3B: 0	DP: 0	HR: 0	HBP: 0	WP: 1	PA: 42
--------------	------	------	------	------	------	--------	-------	------	------	------	------	------	------	--------	-------	------	------	------	------	------	------	--------	-------	-------	------	------	------	------	------	--------	-------	------	------	------	------	------	------	--------	-------	------	------	------	------	------	------	--------	-------	------	------	------	------	------	------	--------	-------	------	------	------	------	------	------	--------	-------	------	--------	-------	-------	--------	-------	-------	-------	--------	-------	--------

PITCHER	IP	WLS	BF	H	R	ER	SO	BB	IBB	HBP	BLK	WP	HR	S	P	ERA	WHIP
Steve Carlton, L (1, 1) ERA: 2.7	6.0		28	9	1	1	3	1	0	0	0	1	0	33	37	1.50	1.667
Kevin Gross, R (7, 1) ERA: 1.27	1.0		7	3	3	2	0	0	0	0	0	0	0	7	7	18.00	3.000
Al Holland, L (8, 1) ERA: 2.49	2.0	W	7	0	0	0	0	0	0	0	0	0	0	7	7	0.00	0.000

BOTTOM

Philadelphia Phillies @ San Diego Padres
Jack Murphy Stadium, San Diego, CA
 Fri May 11 1984, 10:05 PM EDT
 Att. 18,009 - Unknown

AB	37
R	4
H	12
RBI	4
BB	1
SO	3
LOB	18



PITCHER	IP	WLS	BF	H	R	ER	SO	BB	IBB	HBP	BLK	WP	HR	S	P	ERA	WHIP
---------	----	-----	----	---	---	----	----	----	-----	-----	-----	----	----	---	---	-----	------

Batter	1	2	3	4	5	6	7	8	9	AB R H RBI BB SO LOB	TOP											
Juan Samuel, R (1, 4) OBP: 0.354, SLG: 0.412	0-3 K		0-3 K			0-0 6-3 S 1B		0-0 3-1		4 0 1 0 0 2 2	Philadelphia Phillies @ San Diego Padres Jack Murphy Stadium, San Diego, CA Sat May 12 1984, 10:05 PM EDT Att: 36,916 - Unknown livebaseballscorecards.com											
Von Hayes, L (1, 8) OBP: 0.351, SLG: 0.483	0-0 F8			0-0 F6		0-0 6-3		0-0 F5		4 0 0 0 0 0 2												
Mike Schmidt, R (1, 5) OBP: 0.404, SLG: 0.610	0-3 K			0-0 CS 1B		0-0 F6		0-0 FC4-6 1B		4 0 2 0 0 1 1												
Joe Lefebvre, L (1, 9) OBP: 0.347, SLG: 0.379		0-3 K		0-0 F8		0-0 F8		0-0 FC4-6 1-2f HR		4 1 0 0 0 1 3												
Glenn Wilson, R (1, 7) OBP: 0.291, SLG: 0.406		0-0 F3		0-0 CS 1-2	0-0 1-3		0-0 4-3	0-3 K		4 0 0 0 0 1 1												
Len Matuszek, L (1, 3) OBP: 0.347, SLG: 0.459 Al Holland, R (9, 1)		0-0 F6			0-0 F3		0-0 F8	0-0 HR		4 1 1 2 0 0 0 0 0 0 0 0 0 0												
Ozzie Virgil, R (1, 2) OBP: 0.408, SLG: 0.723			H 1-0 CS HBP		0-0 E7 1B		0-0 6-3	0-0 F5		3 1 1 0 0 0 0												
Ivan De Jesus, R (1, 6) OBP: 0.267, SLG: 0.257			0-3 K 1-2		0-0 K 2-H 1B			0-0 3-1 SH3-4 1B		3 0 2 1 0 1 1												
Marty Bystrom, R (1, 1) OBP: 0.500, SLG: 0.750 Bill Campbell, R (8, 1) Greg Gross, L (9, 3) OBP: 0.417, SLG: 0.375			0-0 2B		0-0 F7			0-0 SH3-4 1-2		2 0 1 0 0 0 1 0 0 0 0 0 0 0 0 0 0 0 0 0 0												
Inning Stats	R: 0 E: 0 K: 2 S: 7	H: 0 LOB: 0 BB: 0 P: 7	R: 0 E: 0 K: 1 S: 5	H: 0 LOB: 0 BB: 0 P: 5	R: 0 E: 0 K: 2 S: 7	H: 1 LOB: 1 BB: 0 P: 8	R: 0 E: 0 K: 0 S: 3	H: 1 LOB: 0 BB: 0 P: 3	R: 1 E: 1 K: 0 S: 5	H: 2 LOB: 1 BB: 0 P: 5		R: 0 E: 0 K: 0 S: 4	H: 1 LOB: 1 BB: 0 P: 4	R: 0 E: 0 K: 0 S: 3	H: 0 LOB: 0 BB: 0 P: 3	R: 0 E: 0 K: 0 S: 4	H: 1 LOB: 1 BB: 0 P: 4	R: 2 E: 0 K: 1 S: 7	H: 2 LOB: 0 BB: 0 P: 7	1B: 6 2B: 2 3B: 0 HR: 1	SF: 0 SAC: 1 DP: 1 HBP: 1	WP: 0 PB: 0 SB: 1 CS: 2
PITCHER Andy Hawkins, R (1, 1) ERA: 4.61	IP 9.0	WLS L	BF 34	H 8	R 3	ER 2	SO 6	BB 0	IBB 0	HBP 1	BLK 0	WP 0	HR 1	S 45	P 46	ERA 2.00	WHIP 0.889					



Batter	1	2	3	4	5	6	7	8	9	AB	R	H	RBI	BB	SO	LOB
Tony Gwynn, L (1, 9) OBP: 0.455, SLG: 0.474	0-0 F7		0-0 SF8 BB 1B		0-0 F8		4-0 FC4-6 BB		4-0 FC1-6 BB	3	0	1	0	2	0	0
Alan Wiggins, S (1, 4) Luis Salazar, R (9, PH) OBP: 0.312, SLG: 0.233 OBP: 0.262, SLG: 0.286	0-0 5-3		4-0 S BB			0-0 F6	0-0 FC4-6		0-0 FC1-6 1B	3	0	0	0	1	0	2
Graig Nettles, L (1, 5) OBP: 0.301, SLG: 0.333	0-0 1-3		0-0 SF8			0-0 FC3-6 1B		0-0 F7	0-0 1-3 1B	4	0	2	2	0	0	0
Steve Garvey, R (1, 3) OBP: 0.281, SLG: 0.344		0-3 K	0-0 4-3			0-0 FC3-6 1B		0-0 G3 BB 1B	0-0 F8	5	0	2	0	0	1	4
Terry Kennedy, L (1, 2) OBP: 0.290, SLG: 0.342		0-0 2B		0-0 F7		0-0 FC3-6 1B		4-0 G3 BB		3	0	1	0	1	0	2
Kevin McReynolds, R (1, 8) OBP: 0.339, SLG: 0.573		0-0 F3		0-0 5-3		0-0 F9		0-0 G3		4	0	0	0	0	0	5
Bobby Brown, S (1, 7) OBP: 0.350, SLG: 0.353		0-3 K		0-0 4-3			0-0 F8	0-0 4-3		4	0	0	0	0	1	3
Garry Templeton, S (1, 6) OBP: 0.322, SLG: 0.352			0-3 K2-3		0-3 K2-3		0-0 4-3		0-0 E6 1B	4	1	0	0	0	2	0
Andy Hawkins, R (1, 1) Kurt Bevacqua, R (9, PH) OBP: 0.267, SLG: 0.267			0-0 BB 1B SF8 1B		0-3 K		0-0 BB 1B		0-0 1-2-3	3	1	2	0	0	1	0

Inning Stats	R: 0	H: 0	E: 0	K: 0	S: 3	LOB: 0	BB: 0	P: 3	R: 0	H: 1	E: 0	K: 2	S: 8	LOB: 1	BB: 0	P: 8	R: 1	H: 2	E: 0	K: 1	S: 7	LOB: 2	BB: 1	P: 11	R: 0	H: 0	E: 0	K: 0	S: 3	LOB: 0	BB: 0	P: 3	R: 0	H: 2	E: 0	K: 2	S: 7	LOB: 0	BB: 0	P: 7	R: 0	H: 2	E: 0	K: 0	S: 5	LOB: 2	BB: 0	P: 5	R: 0	H: 1	E: 0	K: 0	S: 4	LOB: 2	BB: 1	P: 8	R: 0	H: 1	E: 0	K: 0	S: 4	LOB: 2	BB: 1	P: 8	R: 1	H: 1	E: 1	K: 0	S: 5	LOB: 2	BB: 1	P: 9	1B: 7	SF: 1	2B: 1	3B: 0	HR: 0	SAC: 0	DP: 0	HBP: 0	WP: 0	PA: 40
--------------	------	------	------	------	------	--------	-------	------	------	------	------	------	------	--------	-------	------	------	------	------	------	------	--------	-------	-------	------	------	------	------	------	--------	-------	------	------	------	------	------	------	--------	-------	------	------	------	------	------	------	--------	-------	------	------	------	------	------	------	--------	-------	------	------	------	------	------	------	--------	-------	------	------	------	------	------	------	--------	-------	------	-------	-------	-------	-------	-------	--------	-------	--------	-------	--------

PITCHER	IP	WLS	BF	H	R	ER	SO	BB	IBB	HBP	BLK	WP	HR	S	P	ERA	WHIP
Marty Bystrom, R (1, 1) ERA: 6.0	7.0		29	6	1	1	5	2	0	0	0	0	0	37	45	1.29	1.143
Bill Campbell, R (8, 1) ERA: 3.18	1.0	W	5	1	0	0	0	1	0	0	0	0	0	4	8	0.00	2.000
Al Holland, L (9, 1) ERA: 2.38	1.0	S	6	1	1	0	0	1	0	0	0	0	0	5	9	0.00	2.000

BOTTOM

Philadelphia Phillies @ San Diego Padres
Jack Murphy Stadium, San Diego, CA
 Sat May 12 1984, 10:05 PM EDT
 Att. 36,916 - Unknown

AB	35
R	2
H	8
RBI	2
BB	4
SO	5
LOB	19



WP	HR	S	P	ERA	WHIP
0	0	0	0	0.00	1.143

Batter	1	2	3	4	5	6	7	8	9	AB R H RBI BB SO LOB	TOP													
Juan Samuel, R OBP: 0.362, SLG: 0.437 (1, 4) X	0-0 F8		4-0 S E BB		0-0 HR	0-0 1B		0-3 K		4 2 2 3 1 1 1														
Von Hayes, L OBP: 0.363, SLG: 0.489 (1, 8) X (9, 7)	0-0 S 1B 1B		0-0 S SF8 1B		0-0 F8	0-0 1-3		0-0 G5-4-3 1B		5 2 3 1 0 0 1														
Mike Schmidt, R OBP: 0.403, SLG: 0.603 Kiko Garcia, R (1, 5) X (6, 5)	0-0 S 1B 1B		0-3 K		0-3 K		4-0 WP FC5-4 BB	0-0 G5-4-3		3 0 1 1 0 2 1 1 1 0 0 1 0 2														
Joe Lefebvre, L OBP: 0.358, SLG: 0.375 Garry Maddox, R OBP: 0.318, SLG: 0.359 (1, 9) X (9, PH) (9, 8)	0-0 F4		0-0 SF8		1-0 HBP		4-0 FC5-4 WP 1-2 BB		0-0 F8	1 0 0 1 1 0 1 1 0 0 0 0 0 0														
Glenn Wilson, R OBP: 0.287, SLG: 0.396 Larry Andersen, R (1, 7) X (9, 1)	0-0 1-2 1B		0-3 K		0-3 K		0-3 K		0-0 4-3	5 0 1 0 0 3 3 0 0 0 0 0 0 0														
Len Matuszek, L OBP: 0.353, SLG: 0.489 Sixto Lezcano, R OBP: 0.417, SLG: 0.680 (1, 3) X (9, PH) (9, 9)	0-0 F4			0-0 HR		0-0 F9	4-0 FC5-4 IBB		0-0 F8	3 1 1 1 1 0 2 1 0 0 0 0 0 0														
Ozzie Virgil, R OBP: 0.400, SLG: 0.696 (1, 2) X		0-0 F8		0-0 F8		0-0 SH3-4 1B 1B	0-0 FC5-4			4 1 1 1 0 0 2														
Ivan De Jesus, R OBP: 0.267, SLG: 0.257 (1, 6) X		0-0 G3		0-0 6-3		0-0 SH3-4 1B 1B	0-0 F8			4 1 1 0 0 0 2														
John Denny, R OBP: 0.235, SLG: 0.235 Greg Gross, L OBP: 0.432, SLG: 0.375 Tug McGraw, R Tim Corcoran, L OBP: 0.500, SLG: 0.333 (1, 1) (8, PH) (8, 1) (9, 3) X		0-0 5-3		0-0 6-3		0-0 SH3-4	4-0 1B BB			2 0 0 0 0 0 0 0 0 0 0 1 0 0 0 0 0 0 0 0 0 0 0 0 0 0 0 0														
Inning Stats	R: 1 E: 0 K: 0 S: 6	H: 3 LOB: 2 BB: 0 P: 6	R: 0 E: 0 K: 0 S: 3	H: 0 LOB: 0 BB: 0 P: 3	R: 2 E: 1 K: 2 S: 8	H: 1 LOB: 0 BB: 1 P: 12	R: 1 E: 0 K: 0 S: 4	H: 1 LOB: 0 BB: 0 P: 4	R: 1 E: 0 K: 2 S: 8	H: 1 LOB: 1 BB: 0 P: 9	R: 2 E: 0 K: 0 S: 6	H: 3 LOB: 1 BB: 0 P: 6	R: 1 E: 0 K: 1 S: 5	H: 0 LOB: 2 BB: 3 P: 17	R: 0 E: 0 K: 1 S: 5	H: 1 LOB: 1 BB: 1 P: 9	R: 0 E: 0 K: 0 S: 3	H: 0 LOB: 0 BB: 0 P: 3	1B: 8 2B: 0 3B: 0 HR: 2	SF: 1 SAC: 1 DP: 1 HBP: 1	WP: 1 PB: 0 SB: 2 CS: 0	PA: 42		
PITCHER	IP WLS BF H R ER SO BB IBB HBP BLK WP HR S P ERA WHIP	Ed Whitson, R ERA: 3.89 (1, 1) Sid Monge, L ERA: 6.0 (6, 1) Floyd Chiffer, R ERA: 15.0 (7, 1) Dave Dravecky, L ERA: 4.18 (9, 1)	IP WLS BF H R ER SO BB IBB HBP BLK WP HR S P ERA WHIP																					

Philadelphia Phillies @ San Diego Padres
 Jack Murphy Stadium, San Diego, CA
 Sun May 13 1984, 6:33 AM EDT
 Att: 38,645 - Unknown

AB	34
R	8
H	10
RBI	8
BB	5
SO	6
LOB	15



WP	1	PA	42
PB	0		
SB	2		
CS	0		

PITCHER	IP	WLS	BF	H	R	ER	SO	BB	IBB	HBP	BLK	WP	HR	S	P	ERA	WHIP
Ed Whitson, R	5.0	L	23	6	5	4	4	1	0	1	0	0	2	29	34	7.20	1.400
Sid Monge, L	1.0		8	3	3	3	0	2	0	0	0	0	0	6	14	27.00	5.000
Floyd Chiffer, R	2.0		8	1	0	0	2	1	1	0	0	1	0	10	18	0.00	1.000
Dave Dravecky, L	1.0		3	0	0	0	0	0	0	0	0	0	0	3	3	0.00	0.000

Batter	1	2	3	4	5	6	7	8	9	AB	R	H	RBI	BB	SO	LOB
Tony Gwynn, L (1, 9) OBP: 0.457, SLG: 0.475	0-0 4-3		0-3 K			0-0 FC1-6 1B		0-0 2B 1B		4	1	2	0	0	1	0
Alan Wiggins, S (1, 4) OBP: 0.310, SLG: 0.242	0-0 4-3			0-0 1-3		0-0 FC1-6 1B		0-0 2B 2B		4	1	1	1	0	0	1
Graig Nettles, L (1, 5) OBP: 0.299, SLG: 0.330	0-0 4-3			0-0 4-3		0-0 1B		0-0 F7		4	0	1	0	0	0	1
Steve Garvey, R (1, 3) OBP: 0.283, SLG: 0.367 Kurt Bevacqua, R (8, PH) OBP: 0.429, SLG: 0.400 (9, 3)		0-0 5-3		0-0 HR		0-3 K		0-0 2B		3	1	1	1	0	1	2
Terry Kennedy, L (1, 2) OBP: 0.291, SLG: 0.336 Dave Dravecky, R (9, 1)		4-0 BB		0-3 K		0-0 G3		0-0 F4		2	0	0	0	1	1	2
Kevin McReynolds, R (1, 8) OBP: 0.336, SLG: 0.562		0-0 F7			0-0 FC6-4 1B		0-0 6-3		0-0 4-3	4	0	1	0	0	0	1
Bobby Brown, S (1, 7) OBP: 0.333, SLG: 0.333		0-0 4-3			0-0 F9		0-0 F7		0-0 1B	4	0	1	0	0	0	2
Garry Templeton, S (1, 6) OBP: 0.311, SLG: 0.339			0-0 4-3		0-0 FC6-4		0-0 F6		0-3 K	4	0	0	0	0	1	2
Ed Whitson, R (1, 1) Champ Summers, L (5, PH) OBP: 0.364, SLG: 0.800 Sid Mongie, S (6, 1) Floyd Chiffer, R (7, 1) Doug Gwosdz, R (7, 2) Luis Salazar, R (8, PH) OBP: 0.256, SLG: 0.279			0-0 5-3		0-3 K		0-0 F9		0-3 K	1	0	0	0	0	0	0

Inning Stats	R: 0	H: 0	E: 0	K: 0	S: 3	LOB: 0	BB: 0	P: 3	R: 0	H: 0	E: 0	K: 0	S: 3	LOB: 1	BB: 1	P: 7	R: 0	H: 0	E: 0	K: 1	S: 5	LOB: 0	BB: 0	P: 5	R: 1	H: 1	E: 0	K: 1	S: 6	LOB: 0	BB: 0	P: 6	R: 0	H: 1	E: 0	K: 1	S: 6	LOB: 1	BB: 0	P: 6	R: 0	H: 2	E: 0	K: 0	S: 7	LOB: 2	BB: 0	P: 7	R: 0	H: 0	E: 0	K: 0	S: 3	LOB: 0	BB: 0	P: 3	R: 2	H: 3	E: 0	K: 0	S: 6	LOB: 1	BB: 0	P: 6	R: 0	H: 1	E: 0	K: 2	S: 8	LOB: 1	BB: 0	P: 8	1B: 5	SF: 0	2B: 2	SAC: 0	3B: 0	DP: 0	HR: 1	HBP: 0	WP: 0	PA: 36
--------------	------	------	------	------	------	--------	-------	------	------	------	------	------	------	--------	-------	------	------	------	------	------	------	--------	-------	------	------	------	------	------	------	--------	-------	------	------	------	------	------	------	--------	-------	------	------	------	------	------	------	--------	-------	------	------	------	------	------	------	--------	-------	------	------	------	------	------	------	--------	-------	------	------	------	------	------	------	--------	-------	------	-------	-------	-------	--------	-------	-------	-------	--------	-------	--------

PITCHER	IP	WLS	BF	H	R	ER	SO	BB	IBB	HBP	BLK	WP	HR	S	P	ERA	WHIP
John Denny, R (1, 1) ERA: 1.67	7.0	W	26	4	1	1	4	1	0	0	0	0	1	33	37	1.29	0.714
Tug McGraw, L (8, 1) ERA: 3.38	1.0		6	3	2	2	0	0	0	0	0	0	0	6	6	18.00	3.000
Larry Andersen, R (9, 1) ERA: 3.38	1.0		4	1	0	0	2	0	0	0	0	0	0	8	8	0.00	1.000


BOTTOM

Philadelphia Phillies @ San Diego Padres
Jack Murphy Stadium, San Diego, CA

Sun May 13 1984, 6:33 AM EDT
 Att. 38,645 - Unknown

livebaseballscorecards.com

AB	35
R	3
H	8
RBI	3
BB	1
SO	6
LOB	14



Batter	1	2	3	4	5	6	7	8	9	10	AB R H RBI BB SO LOB	TOP															
Doug Flynn, R (1, 4) OBP: 0.320, SLG: 0.333	0-3 K2-3		4-0 1B BB	0-0 F6-3	0-3 K			0-0 SH3-4 FC5-2 2B	0-0 F6-3		5 1 1 0 1 2 2	Montreal Expos @ San Diego Padres Jack Murphy Stadium, San Diego, CA Mon May 14 1984, 10:05 PM EDT Att: 9,389 - Unknown															
Terry Francona, L (1, 3) OBP: 0.403, SLG: 0.469 Miguel Dilone, S (10, PR) OBP: 0.333, SLG: 0.409 Bobby Ramos, R (10, 2) OBP: 0.192, SLG: 0.091	0-0 BB BB 1B		0-0 F6	0-0 HR 1B			0-0 F7	0-0 SH3-4	0-0 2B 1B	5 1 3 0 0 0 1 0 1 0 0 0 0 0 0 0 0 0 0 0 0																	
Tim Raines, S (1, 8) OBP: 0.442, SLG: 0.511	0-3 K		0-0 1B HR 1B	0-0 HR 1B	1-H HR		0-3 K	4-0 FC5-2 S BB	0-0 1-H 2B	5 2 3 3 1 2 1																	
Andre Dawson, R (1, 9) OBP: 0.360, SLG: 0.420	4-0 BB BB 1-2 BB		0-0 HR 1B	0-0 E5 2B	1-2 2-H HR 1B		0-0 F9	0-0 FC5-2 S	1-3 3-H F8	5 1 1 1 1 0 4																	
Gary Carter, R (1, 2) OBP: 0.379, SLG: 0.480 (10, 3)	4-0 FC5-4 BB 1-2 2-3		0-0 HR 1B	0-0 2B	1-H 2-H HR	1-3 2B		0-0 F4	1-2 IBB	4 1 2 3 2 0 2																	
Tim Wallach, R (1, 5) OBP: 0.363, SLG: 0.522	0-0 FC5-4 1-2f		0-0 F3	0-0 F9			0-0 FC6-4 1B	0-3 K	1-0 1-2 HBP	5 0 1 0 0 1 8																	
Jim Wohlford, R (1, 7) OBP: 0.360, SLG: 0.500		0-0 F7	0-0 3B		0-0 F8		0-0 FC6-4 1B 1-2f	0-0 SH1-4 1B	0-0 F4	6 0 2 0 0 0 4																	
Angel Salazar, R (1, 6) OBP: 0.163, SLG: 0.221		0-0 F8	0-3 K2-3		0-0 6-3		0-0 1B	0-0 SH1-4	0-0 F8	5 0 1 0 0 1 4																	
Bill Gullickson, R (1, 1) OBP: 0.167, SLG: 0.167 Andy McGarrigan, R (6, 1) Chris Speier, R (7, PH) OBP: 0.250, SLG: 0.250 Gary Lucas, L (7, 1) Greg Harris, S (8, 1) Pete Rose, S (9, PH) OBP: 0.374, SLG: 0.343 Jeff Reardon, R (9, 1)		0-3 K		0-0 5-3		0-0 1B	0-0 F8	0-3 K		3 0 1 0 0 1 0 0 0 0 0 0 0 0 1 0 0 0 0 0 2 0 0 0 0 0 0 0 0 0 0 0 0 0 0 1 0 0 0 0 1 1 0 0 0 0 0 0 0																	
Inning Stats	R: 0 E: 0 K: 2 S: 8	H: 1 LOB: 3 BB: 2 P: 16	R: 0 E: 0 K: 1 S: 5	H: 0 LOB: 0 BB: 0 P: 5	R: 4 E: 0 K: 1 S: 9	H: 4 LOB: 1 BB: 1 P: 13	R: 2 E: 1 K: 0 S: 7	H: 3 LOB: 2 BB: 0 P: 7	R: 0 E: 0 K: 1 S: 6	H: 1 LOB: 1 BB: 0 P: 6	R: 0 E: 0 K: 1 S: 5		H: 0 LOB: 0 BB: 0 P: 5	R: 0 E: 0 K: 0 S: 5	H: 2 LOB: 2 BB: 0 P: 5	R: 0 E: 0 K: 1 S: 6	H: 1 LOB: 3 BB: 2 P: 14	R: 0 E: 0 K: 1 S: 6	H: 1 LOB: 1 BB: 0 P: 6	R: 1 E: 1 K: 0 S: 6	H: 2 LOB: 3 BB: 0 P: 7	1B: 9 2B: 3 3B: 1 HR: 2	SF: 0 SAC: 2 DP: 0 HBP: 1	WP: 0 PB: 0 SB: 2 CS: 0	PA: 53		
PITCHER	IP WLS BF H R ER SO BB IBB HBP BLK WP HR S P ERA WHIP	IP WLS BF H R ER SO BB IBB HBP BLK WP HR S P ERA WHIP	IP WLS BF H R ER SO BB IBB HBP BLK WP HR S P ERA WHIP	IP WLS BF H R ER SO BB IBB HBP BLK WP HR S P ERA WHIP	IP WLS BF H R ER SO BB IBB HBP BLK WP HR S P ERA WHIP	IP WLS BF H R ER SO BB IBB HBP BLK WP HR S P ERA WHIP	IP WLS BF H R ER SO BB IBB HBP BLK WP HR S P ERA WHIP	IP WLS BF H R ER SO BB IBB HBP BLK WP HR S P ERA WHIP	IP WLS BF H R ER SO BB IBB HBP BLK WP HR S P ERA WHIP	IP WLS BF H R ER SO BB IBB HBP BLK WP HR S P ERA WHIP	IP WLS BF H R ER SO BB IBB HBP BLK WP HR S P ERA WHIP	IP WLS BF H R ER SO BB IBB HBP BLK WP HR S P ERA WHIP	IP WLS BF H R ER SO BB IBB HBP BLK WP HR S P ERA WHIP	IP WLS BF H R ER SO BB IBB HBP BLK WP HR S P ERA WHIP	IP WLS BF H R ER SO BB IBB HBP BLK WP HR S P ERA WHIP	IP WLS BF H R ER SO BB IBB HBP BLK WP HR S P ERA WHIP	IP WLS BF H R ER SO BB IBB HBP BLK WP HR S P ERA WHIP	IP WLS BF H R ER SO BB IBB HBP BLK WP HR S P ERA WHIP	IP WLS BF H R ER SO BB IBB HBP BLK WP HR S P ERA WHIP	IP WLS BF H R ER SO BB IBB HBP BLK WP HR S P ERA WHIP	IP WLS BF H R ER SO BB IBB HBP BLK WP HR S P ERA WHIP	IP WLS BF H R ER SO BB IBB HBP BLK WP HR S P ERA WHIP	IP WLS BF H R ER SO BB IBB HBP BLK WP HR S P ERA WHIP	IP WLS BF H R ER SO BB IBB HBP BLK WP HR S P ERA WHIP	IP WLS BF H R ER SO BB IBB HBP BLK WP HR S P ERA WHIP	IP WLS BF H R ER SO BB IBB HBP BLK WP HR S P ERA WHIP	IP WLS BF H R ER SO BB IBB HBP BLK WP HR S P ERA WHIP
Mark Thurmond, L (1, 1) ERA: 4.11	3.2		8	6	6	4	3	28	40	14.73	3.000																
Floyd Chiffer, R (4, 1) ERA: 8.44	2.1		8	1	0	2	0	0	12	0.00	0.429																
Craig Lefferts, L (7, 1) ERA: 1.08	2.0		11	3	0	1	1	1	19	0.00	2.000																
Dave Dravecky, L (9, 1) ERA: 4.21	2.0	L	11	3	1	1	1	0	12	4.50	1.500																

AB	45
R	7
H	15
RBI	7
BB	5
SO	8
LOB	29



Batter	1	2	3	4	5	6	7	8	9	10	AB	R	H	RBI	BB	SO	LOB
Tony Gwynn, L (1, 9) OBP: 0.441, SLG: 0.456	F4-3		F4-3			F4 1B E	F4-3		F7		5	1	0	1	0	0	0
Alan Wiggins, S (1, 4) OBP: 0.320, SLG: 0.279	F6			F6-4-3 1B		3-H E 1-2 1B			1-3		5	2	3	1	0	0	0
Graig Nettles, L (1, 5) OBP: 0.288, SLG: 0.316	F4-3			F6-4-3 1-2		K	F4			F4	4	0	0	0	0	1	3
Bobby Brown, S (7, PR) OBP: 0.333, SLG: 0.333											0	0	0	0	0	0	0
Mario Ramirez, R (8, 6) OBP: 0.250, SLG: 0.625											1	0	0	0	0	0	0
Steve Garvey, R (1, 3) OBP: 0.280, SLG: 0.361		5-3		5-3		E9 1-3 2-H 1B	F6			F2	5	1	1	1	0	0	1
Terry Kennedy, L (1, 2) OBP: 0.295, SLG: 0.364										F9	5	1	2	3	0	1	0
Kevin McReynolds, R (1, 8) OBP: 0.333, SLG: 0.552		5-3									4	0	1	0	0	1	1
Carmelo Martinez, R (1, 7) OBP: 0.360, SLG: 0.376		5-3									3	0	0	0	1	0	1
Garry Templeton, S (1, 6) OBP: 0.303, SLG: 0.330											3	0	0	0	0	0	3
Craig Leferts, L (7, 1)											0	0	0	0	0	0	0
Champ Summers, L (8, PH) OBP: 0.333, SLG: 0.727											1	0	0	0	0	1	1
Dave Dravecky, R (9, 1)											0	0	0	0	0	0	0
Mark Thurmond, L (1, 1) OBP: 0.333, SLG: 0.250											1	0	0	0	0	0	0
Floyd Chiffer, R (4, 1)											0	0	0	0	0	0	0
Tim Flannery, L (6, PH) OBP: 0.250, SLG: 0.417											1	1	1	0	0	0	0
Luis Salazar, R (7, PH) OBP: 0.244, SLG: 0.267											2	0	0	0	0	0	0

Inning Stats	R: 0	H: 0	E: 0	K: 0	S: 3	R: 1	H: 1	E: 0	K: 0	S: 4	R: 0	H: 0	E: 0	K: 0	S: 3	R: 0	H: 1	E: 0	K: 2	S: 8	R: 4	H: 4	E: 2	K: 1	S: 10	R: 1	H: 1	E: 1	K: 0	S: 5	R: 0	H: 1	E: 0	K: 1	S: 6	R: 0	H: 0	E: 0	K: 0	S: 3	R: 0	H: 0	E: 0	K: 0	S: 3	R: 0	H: 0	E: 0	K: 0	S: 3	1B: 5	SF: 0	2B: 0	3B: 1	HR: 2	WP: 0	PA: 41
--------------	------	------	------	------	------	------	------	------	------	------	------	------	------	------	------	------	------	------	------	------	------	------	------	------	-------	------	------	------	------	------	------	------	------	------	------	------	------	------	------	------	------	------	------	------	------	------	------	------	------	------	-------	-------	-------	-------	-------	-------	--------

PITCHER	IP	WLS	BF	H	R	ER	SO	BB	IBB	HBP	BLK	WP	HR	S	P	ERA	WHIP
Bill Gullickson, R (1, 1) ERA: 6.82	5.1		23	6	5	3	3	0	0	0	0	0	1	29	29	5.06	1.125
Andy McGaffigan, R (6, 1) ERA: 1.17	0.2		3	0	0	0	0	1	0	0	0	0	0	2	6	0.00	1.500
Gary Lucas, L (7, 1) ERA: 2.75	1.1		7	2	1	1	0	0	0	0	0	0	1	7	7	6.75	1.500
Greg Harris, R (8, 1) ERA: 2.63	0.2		2	0	0	0	1	0	0	0	0	0	0	4	4	0.00	0.000
Jeff Reardon, R (9, 1) ERA: 1.4	2.0	W	6	0	0	0	0	0	0	0	0	0	0	6	6	0.00	0.000

BOTTOM

Montreal Expos @ San Diego Padres
Jack Murphy Stadium, San Diego, CA
 Mon May 14 1984, 10:05 PM EDT
 Att. 9,389 - Unknown

livebaseballscorecards.com

AB	40
R	6
H	8
RBI	6
BB	1
SO	4
LOB	10



Batter	1	2	3	4	5	6	7	8	9	AB R H RBI BB SO LOB	TOP									
Doug Flynn, R (1, 4) OBP: 0.333, SLG: 0.345	0-0 F9		0-0 F8		0-0 FC4-6 2B	0-0 1B		0-0 1B		5 1 2 1 0 0 2	Montreal Expos @ San Diego Padres Jack Murphy Stadium, San Diego, CA Tue May 15 1984, 10:05 PM EDT Att: 11,025 - Unknown									
Terry Francona, L (1, 3) OBP: 0.411, SLG: 0.487	0-0 1-3		0-0 BB 1B		0-0 1-H 3-H 2B	0-0 1-2 1B		0-0 3-H SF7		4 0 3 3 0 0 0										
Tim Raines, S (1, 8) OBP: 0.440, SLG: 0.504	0-0 1B		4-0 1-2 BB		0-0 F8	0-0 F4		0-0 F7		4 0 1 0 1 0 4										
Andre Dawson, R (1, 9) OBP: 0.354, SLG: 0.419	0-3 K		0-0 F9		0-0 F4		0-0 F9		0-0 2B	5 0 1 0 0 1 4										
Gary Carter, R (1, 2) OBP: 0.373, SLG: 0.466		0-0 F3		0-0 F4		4-0 BB 2B BB	0-0 G3		0-0 F7	4 1 0 0 1 0 1										
Tim Wallach, R (1, 5) OBP: 0.351, SLG: 0.504		0-3 K		0-0 F5		0-0 F8	0-0 E6		0-3 K	5 0 0 0 0 2 2										
Jim Wohlford, R (1, 7) OBP: 0.367, SLG: 0.464		0-0 1B		0-3 K		4-0 1-2 2B BB	0-0 F4		0-0 1-3	4 1 1 0 1 1 2										
Angel Salazar, R (1, 6) OBP: 0.170, SLG: 0.219 Chris Speier, R (6, PH) OBP: 0.231, SLG: 0.231		0-0 F7			4-0 FC4-6 2B BB	0-0 F2		0-3 K		1 1 0 0 1 0 1 2 0 0 0 0 1 2										
Bryn Smith, R (1, 1) OBP: 0.333, SLG: 0.214 Pete Rose, S (6, PH) OBP: 0.379, SLG: 0.359 Dan Schatzeder, L (6, 1) OBP: 0.200, SLG: 0.200			0-0 F6		4-0 1-2 FC4-6 BB	0-0 1-H 2-H 1B 2B		0-0 1B SF7 1B		1 0 0 0 1 0 0 1 1 1 2 0 0 0 1 1 1 0 0 0 0										
Inning Stats	R: 0 E: 0 K: 1 S: 6	H: 1 LOB: 1 BB: 0 P: 6	R: 0 E: 0 K: 1 S: 6	H: 1 LOB: 1 BB: 0 P: 6	R: 0 E: 0 K: 0 S: 4	H: 0 LOB: 0 BB: 0 P: 5	R: 2 E: 0 K: 0 S: 4	H: 1 LOB: 1 BB: 2 P: 12	R: 3 E: 0 K: 0 S: 6	H: 3 LOB: 2 BB: 2 P: 14		R: 0 E: 1 K: 0 S: 4	H: 0 LOB: 1 BB: 0 P: 4	R: 1 E: 0 K: 1 S: 7	H: 2 LOB: 1 BB: 0 P: 7	R: 0 E: 0 K: 1 S: 6	H: 1 LOB: 1 BB: 0 P: 6	1B: 7 2B: 3 3B: 0 HR: 0	SF: 1 SAC: 0 DP: 0 HBP: 0	WP: 0 PB: 0 SB: 0 CS: 0
PITCHER	IP WLS BF H R ER SO BB IBB HBP BLK WP HR S P ERA WHIP																			
Tim Lollar, L (1, 1) ERA: 5.27	6.0 L 30 7 5 5 3 5 0 0 0 0 0 0 31 51 7.50 2.000																			
Floyd Chiffer, R (7, 1) ERA: 7.38	2.0 9 2 1 1 1 0 0 0 0 0 0 0 11 11 4.50 1.000																			
Craig Lefferts, L (9, 1) ERA: 1.02	1.0 4 1 0 0 0 1 0 0 0 0 0 0 6 6 0.00 1.000																			

livebaseballscorecards.com

AB	37
R	6
H	10
RBI	6
BB	5
SO	5
LOB	18



Batter	1	2	3	4	5	6	7	8	9	AB	R	H	RBI	BB	SO	LOB
Tony Gwynn, L (1, 9) OBP: 0.439, SLG: 0.454	0-0 3-1	0-0 1-2 1B		0-0 SH1-4 1B	0-0 F7			0-0 3-1		5	0	2	0	0	0	2
Alan Wiggins, S (1, 4) OBP: 0.318, SLG: 0.278	0-0 1B	0-3 K		0-0 SH1-4 1-2		0-0 5-3		0-0 6-3		4	0	1	0	0	1	2
Graig Nettles, L (1, 5) OBP: 0.264, SLG: 0.310	0-0 F7		0-0 FC6-4 1B	0-0 G3		0-0 1-3		0-0 F9		5	0	1	0	0	0	2
Steve Garvey, R (1, 3) OBP: 0.277, SLG: 0.355	0-0 1-3 1B		0-0 FC6-4 1-2f 1B	0-0 5-3		0-0 5-3		0-0 F7		5	0	1	0	0	0	2
Terry Kennedy, L (1, 2) OBP: 0.292, SLG: 0.357	0-0 F8		0-0 1-2 1B		0-0 F2		0-0 F3		0-3 K	5	0	1	0	0	1	2
Kevin McReynolds, R (1, 8) OBP: 0.338, SLG: 0.550		0-0 1B FC4-6 1B	0-0 F9		0-0 5-3		0-0 K 1B			4	1	2	0	0	0	2
Carmelo Martinez, R (1, 7) OBP: 0.357, SLG: 0.371		0-0 1-3 FC4-6 1B	0-0 F5		0-0 E5 1B		0-3 K 1-2			4	1	1	0	0	1	3
Garry Templeton, S (1, 6) OBP: 0.310, SLG: 0.336		0-0 F9		0-0 HR 1B	0-0 1B 1-2 1B		0-0 F9			4	1	2	0	0	0	3
Tim Lollar, L (1, 1) OBP: 0.389, SLG: 0.750		0-0 FC4-6 1B		0-0 HR	0-0 1B			0-0 F7		3	1	2	4	0	0	1
Floyd Chiffer, R (7, 1)										0	0	0	0	0	0	0
Kurt Bevacqua, R (8, PH) OBP: 0.375, SLG: 0.333										1	0	0	0	0	0	0
Craig Lefferts, L (9, 1)		1-2f 3-H		1-H	1-3 2-H					0	0	0	0	0	0	0


Inning Stats	R: 0	H: 2	E: 0	K: 0	S: 5	R: 1	H: 3	E: 0	K: 1	S: 8	R: 0	H: 2	E: 0	K: 0	S: 5	R: 2	H: 3	E: 0	K: 0	S: 6	R: 1	H: 2	E: 1	K: 0	S: 6	R: 0	H: 0	E: 0	K: 0	S: 3	R: 0	H: 1	E: 0	K: 1	S: 6	R: 0	H: 0	E: 0	K: 0	S: 3	R: 0	H: 0	E: 0	K: 1	S: 5	1B: 12	SF: 0	2B: 0	SAC: 1	3B: 0	DP: 0	HR: 1	HBP: 0	WP: 0	PA: 41
PITCHER	IP	WLS	BF	H	R	ER	SO	BB	IBB	HBP	BLK	WP	HR	S	P	ERA	WHIP																																						
Bryn Smith, R (1, 1) ERA: 2.98	5.0	W	28	12	4	3	1	0	0	0	0	0	0	30	30	5.40	2.400																																						
Dan Schatzeder, L (6, 1) ERA: 2.53	4.0	S	13	1	0	0	2	0	0	0	0	0	0	17	17	0.00	0.250																																						

BOTTOM

Montreal Expos @ San Diego Padres
Jack Murphy Stadium, San Diego, CA
 Tue May 15 1984, 10:05 PM EDT
 Att. 11,025 - Unknown

livebaseballscorecards.com

AB	40
R	4
H	13
RBI	4
BB	0
SO	3
LOB	19



Batter	1	2	3	4	5	6	7	8	9	AB R H RBI BB SO LOB	TOP											
Pete Rose, S (1, 7) OBP: 0.392, SLG: 0.374 Derrel Thomas, S (7, PR) OBP: 0.308, SLG: 0.375 (7, 7)	0-0 1B		0-0 5-3		0-0 2-H 1B		0-0 BB 1B		0-0 SH3-4	4 0 3 2 0 0 0 0 0 0 0 0 0 0												
Bryan Little, S (1, 4) OBP: 0.383, SLG: 0.374	0-0 F9		0-0 F7		0-0 G3		0-0 BB 1B		0-0 F5	5 0 1 0 0 0 3												
Tim Raines, S (1, 8) OBP: 0.439, SLG: 0.493	0-0 F7			4-0 BB		0-0 4-3	4-0 FC6-4 BB		0-0 6-3	3 0 0 1 2 0 2												
Andre Dawson, R (1, 9) OBP: 0.345, SLG: 0.406	0-0 F6			0-0 F7		0-0 4-3	0-0 F6			4 0 0 0 0 0 5												
Gary Carter, R (1, 2) OBP: 0.370, SLG: 0.455		0-3 K		0-0 F9		4-0 FC5-4 BB	0-0 FC6-4			3 0 0 0 1 1 4												
Tim Wallach, R (1, 5) OBP: 0.348, SLG: 0.497		0-0 5-3		0-3 K		0-0 FC5-4		0-0 G5-4-3 1B		4 0 1 0 0 1 2												
Terry Francona, L (1, 3) OBP: 0.422, SLG: 0.504		0-0 1B			0-0 SH1-4 1B		0-0 1B 2B		0-0 F1	4 2 3 0 0 0 1												
Angel Salazar, R (1, 6) OBP: 0.167, SLG: 0.214 Chris Speier, R (7, PH) OBP: 0.214, SLG: 0.214 (7, 6) Jeff Reardon, R (8, 1)		0-0 4-3			0-3 K		0-0 F9	0-0 G5-4-3		2 0 0 0 0 1 2 2 0 0 0 0 0 2 0 0 0 0 0 0 0												
Charlie Lea, R (1, 1) OBP: 0.087, SLG: 0.045 Gary Lucas, L (8, 1) Doug Flynn, R (8, 6) OBP: 0.355, SLG: 0.367			0-0 F7		0-0 SH1-4		0-0 1B 1B BB 1B		0-0 SH3-4 1B	2 1 1 0 0 0 0 0 0 0 0 0 0 0 1 0 1 0 0 0 0												
Inning Stats	R: 0 E: 0 K: 0 S: 4	H: 1 LOB: 1 BB: 0 P: 4	R: 0 E: 0 K: 1 S: 6	H: 1 LOB: 1 BB: 0 P: 6	R: 0 E: 0 K: 0 S: 3	H: 0 LOB: 0 BB: 0 P: 3	R: 0 E: 0 K: 1 S: 5	H: 0 LOB: 1 BB: 1 P: 9	R: 1 E: 0 K: 1 S: 7	H: 2 LOB: 1 BB: 0 P: 7	R: 0 E: 0 K: 0 S: 3	H: 0 LOB: 1 BB: 1 P: 7	R: 2 E: 0 K: 0 S: 7	H: 4 LOB: 3 BB: 1 P: 11	R: 0 E: 0 K: 0 S: 3	H: 1 LOB: 0 BB: 0 P: 3	R: 0 E: 0 K: 0 S: 4	H: 1 LOB: 1 BB: 0 P: 4	1B: 9 2B: 1 3B: 0 HR: 0	SF: 0 SAC: 2 DP: 1 HBP: 0	WP: 0 PB: 0 SB: 0 CS: 0	PA: 39
PITCHER	IP WLS BF H R ER SO BB IBB HBP BLK WP HR S P ERA WHIP																					
Eric Show, R (1, 1) ERA: 2.47	6.1 L 30 8 3 3 3 3 3 0 0 0 0 0 0 33 45 4.26 1.737																					
Floyd Chiffer, R (7, 1) ERA: 6.75	0.2 2 0 0 0 0 0 0 0 0 0 0 0 0 2 2 0.00 0.000																					
Dave Dravecky, L (8, 1) ERA: 3.9	2.0 7 2 0 0 0 0 0 0 0 0 0 0 0 7 7 0.00 1.000																					

Montreal Expos @ San Diego Padres
Jack Murphy Stadium, San Diego, CA
 Wed May 16 1984, 10:05 PM EDT
 Att: 11,462 - Unknown

livebaseballscorecards.com

AB	34
R	3
H	10
RBI	3
BB	3
SO	3
LOB	21



BOTTOM

Montreal Expos @ San Diego Padres
Jack Murphy Stadium, San Diego, CA
Wed May 16 1984, 10:05 PM EDT
Att. 11,462 - Unknown

livebaseballscorecards.com

AB 36
R 2
H 9
RBI 2
BB 0
SO 4
LOB 17



WP: 0 PA: 36
PB: 0
SB: 3
CS: 0

AB R H RBI BB SO LOB

4 1 2 1 0 0 1

4 0 2 1 0 0 1

4 0 0 0 0 0 3

4 0 0 0 0 1 2

4 0 1 0 0 1 1

4 0 1 0 0 1 0

4 0 1 0 0 1 2

4 0 1 0 0 0 3

2 1 1 0 0 0 2
0 0 0 0 0 0 0
1 0 0 0 0 0 1
0 0 0 0 0 0 0
0 0 0 0 0 0 0
1 0 0 0 0 0 1

1B: 7 SF: 0
2B: 2 SAC: 0
3B: 0 DP: 0
HR: 0 HBP: 0

Batter	1	2	3	4	5	6	7	8	9
Alan Wiggins, S (1, 4) OBP: 0.323, SLG: 0.285	0-0 G3 S 1B		0-0 F8		0-0 2-H 1B		0-0 1-2 F5		
Tony Gwynn, L (1, 9) OBP: 0.441, SLG: 0.455	0-0 G3 1-3		0-0 G3		0-0 2-H 1B			0-0 S 1B	
Graig Nettles, L (1, 5) OBP: 0.275, SLG: 0.298	0-0 4-3		0-0 4-3		0-0 1-3			0-0 1-2 F9	
Steve Garvey, R (1, 3) OBP: 0.270, SLG: 0.345	0-0 F7			0-3 K		0-0 5-3		0-0 F5	
Terry Kennedy, L (1, 2) OBP: 0.291, SLG: 0.354		0-0 FC1-5 1B		0-3 K		0-0 F5		0-0 F9	
Kevin McReynolds, R (1, 8) OBP: 0.336, SLG: 0.541		0-0 FC1-5 1B		0-0 6-3		0-0 F6		0-3 K	
Carmelo Martinez, R (1, 7) OBP: 0.353, SLG: 0.376		0-0 F8		0-3 K			0-0 F7		0-0 2B
Garry Templeton, S (1, 6) OBP: 0.308, SLG: 0.333		0-0 FC1-5 1-2 2-3f		0-0 F8		0-0 FC3-6 1B		0-0 F6-3	
Eric Show, R (1, 1) OBP: 0.176, SLG: 0.235 Floyd Chirfer, R (7, 1) OBP: 0.308, SLG: 0.667 Champ Summers, L (7, PH) OBP: 0.333, SLG: 0.333 Bobby Brown, S (7, PR) OBP: 0.333, SLG: 0.333 Dave Dravecky, R (8, 1) OBP: 0.231, SLG: 0.385 Tim Flannery, L (9, PH)		0-0 5-3			0-0 1B 2B		0-0 1-2f FC3-6 S		0-0 F9

Inning Stats	R: 0	H: 1	E: 0	K: 0	S: 4	LOB: 1	BB: 0	P: 4
	R: 0	H: 2	E: 0	K: 0	S: 5	LOB: 2	BB: 0	P: 5
	R: 0	H: 0	E: 0	K: 0	S: 3	LOB: 0	BB: 0	P: 3
	R: 0	H: 0	E: 0	K: 2	S: 7	LOB: 0	BB: 0	P: 7
	R: 2	H: 3	E: 0	K: 1	S: 8	LOB: 1	BB: 0	P: 8
	R: 0	H: 0	E: 0	K: 0	S: 3	LOB: 0	BB: 0	P: 3
	R: 0	H: 1	E: 0	K: 0	S: 4	LOB: 2	BB: 0	P: 4
	R: 0	H: 1	E: 0	K: 1	S: 6	LOB: 1	BB: 0	P: 6

PITCHER	IP	WLS	BF	H	R	ER	SO	BB	IBB	HBP	BLK	WP	HR	S	P	ERA	WHIP
Charlie Lea, R (1, 1) ERA: 3.02	7.0	W	29	8	2	2	3	0	0	0	0	0	0	35	35	2.57	1.143
Gary Lucas, L (8, 1) ERA: 2.7	0.1		1	0	0	0	0	0	0	0	0	0	0	1	1	0.00	0.000
Jeff Reardon, R (8, 1) ERA: 1.29	1.2	S	6	1	0	0	1	0	0	0	0	0	0	8	8	0.00	0.600

Batter	1	2	3	4	5	6	7	8	9	AB R H RBI BB SO LOB	TOP																								
Pete Rose, S (1, 7) OBP: 0.384, SLG: 0.366	0-0 F7		0-0 FC5-2 BB SF6 1B		0-0 5-3		0-0 F7		0-0 5-3	5 1 1 0 0 0 3																									
Bryan Little, S (1, 4) OBP: 0.377, SLG: 0.362	0-0 4-3		4-0 FC5-2 BB		0-3 K		0-0 F9		0-0 F2	4 0 0 0 1 1 4																									
Tim Raines, S (1, 8) OBP: 0.435, SLG: 0.486	0-0 F7		0-0 FC5-2				0-0 F9		0-0 4-3 1B	4 0 1 0 0 0 3																									
Andre Dawson, R (1, 9) OBP: 0.336, SLG: 0.397		0-0 F3	0-0 SF6				0-0 F4		0-0 F4	3 0 0 1 0 0 1																									
Terry Francona, L (1, 3) OBP: 0.417, SLG: 0.496		0-0 HR 1B	0-0 F4				0-0 G3		0-0 4-3	4 1 1 0 0 0 3																									
Tim Wallach, R (1, 5) OBP: 0.358, SLG: 0.527		0-0 HR			0-0 F7		0-0 E 2B		1-0 HBP	3 2 2 2 0 0 0																									
Doug Flynn, R (1, 6) OBP: 0.400, SLG: 0.412		0-0 G5-4-3 1B			0-0 G5-4-3 1B		0-0 E7 1B		0-0 F7	4 0 3 0 0 0 2																									
Bobby Ramos, R (1, 2) OBP: 0.200, SLG: 0.115		0-0 G5-4-3			0-0 G5-4-3		0-0 F4		0-0 S 1B	4 0 1 0 0 0 3																									
Miguel Dilone, S (9, PR) OBP: 0.333, SLG: 0.409		1-2f			1-2f				0-0 F7 1B	0 0 0 0 0 0 0																									
Steve Rogers, R (1, 1) OBP: 0.222, SLG: 0.333			0-0 BB 1B FC5-2 1B		0-0 F4		4-0 BB		0-0 F7	1 0 1 0 0 0 0																									
Chris Speier, R (5, PH) OBP: 0.207, SLG: 0.207										1 0 0 0 0 0 0																									
Greg Harris, S (5, 1)										0 0 0 0 0 0 0																									
Jim Wohlford, R (7, PH) OBP: 0.387, SLG: 0.454										0 0 0 0 1 0 0																									
Andy McGaffigan, R (7, 1)										0 0 0 0 0 0 0																									
Gary Lucas, L (8, 1)										0 0 0 0 0 0 0																									
Gary Carter, R (9, PH) OBP: 0.368, SLG: 0.452										1 0 0 0 0 0 1																									
Inning Stats	R: 0 E: 0 K: 0 S: 3	H: 0 LOB: 0 BB: 0 P: 3	R: 2 E: 0 K: 0 S: 5	H: 3 LOB: 0 BB: 0 P: 5	R: 1 E: 0 K: 0 S: 5	H: 2 LOB: 2 BB: 1 P: 9	R: 0 E: 0 K: 0 S: 3	H: 1 LOB: 0 BB: 0 P: 3	R: 0 E: 0 K: 1 S: 5	H: 0 LOB: 0 BB: 0 P: 5	R: 0 E: 0 K: 0 S: 3	H: 0 LOB: 0 BB: 0 P: 3	R: 1 E: 1 K: 0 S: 5	H: 2 LOB: 2 BB: 1 P: 9	R: 0 E: 0 K: 0 S: 4	H: 1 LOB: 2 BB: 0 P: 5	R: 0 E: 0 K: 0 S: 4	H: 1 LOB: 2 BB: 0 P: 4	1B: 8 2B: 1 3B: 0 HR: 1	SF: 1 SAC: 0 DP: 2 HBP: 1	WP: 0 PB: 0 SB: 1 CS: 0	PA: 38													
PITCHER	IP WLS BF H R ER SO BB IBB HBP BLK WP HR S P ERA WHIP																																		
Andy Hawkins, R (1, 1) ERA: 5.02	2.0		10	5	3	3	0	0	0	0	0	1	10	10	13.50	2.500																			
Sid Monge, L (3, 1) ERA: 5.54	1.0		4	0	0	0	0	1	0	0	0	0	3	7	0.00	1.000																			
Dave Dravecky, L (4, 1) ERA: 3.77	3.1		13	3	1	1	1	1	0	0	0	0	14	18	2.70	1.200																			
Rich Gossage, R (7, 1) ERA: 3.51	1.2	W	7	1	0	0	0	0	0	1	0	0	6	7	0.00	0.600																			
Craig Lefferts, L (9, 1) ERA: 0.96	1.0	S	4	1	0	0	0	0	0	0	0	0	4	4	0.00	1.000																			

Montreal Expos @ San Diego Padres
Jack Murphy Stadium, San Diego, CA
 Thu May 17 1984, 6:33 AM EDT
 Att: 17,066 - Unknown

livebaseballscorecards.com

AB	34
R	4
H	10
RBI	3
BB	2
SO	1
LOB	20



Batter	1	2	3	4	5	6	7	8	9
Alan Wiggins, S OBP: 0.338, SLG: 0.293 (1, 4)	0-0 S S FC5-2 1B	0-0 1-3		4-0 4-3 S SF8 BB		0-0 K S 1B		4-0 E S 1B BB	
Tony Gwynn, L OBP: 0.446, SLG: 0.453 (1, 9)	4-0 FC5-2 S 1-2 1B BB	0-0 4-3		0-0 4-3		4-0 CS 1-2 BB		0-0 1-H 1B	
Graig Nettles, L OBP: 0.268, SLG: 0.292 (1, 5)	4-0 FC5-2 1-2 2-3 1B BB	4-0		4-0		0-3 K 1-2 2-3		0-0 F5 1-2	
Steve Garvey, R OBP: 0.269, SLG: 0.352 (1, 3)	0-0 FC5-2 1-2 2-3 1B	0-0 F7		0-0 SF8			0-0 E 2B		
Terry Kennedy, L OBP: 0.290, SLG: 0.351 (1, 2)	0-0 BB 1-2 2-H 3-H 1B		0-0 F8	0-3 K		0-3 K			
Kevin McReynolds, R OBP: 0.333, SLG: 0.533 (1, 8)	0-0 F7		0-0 BB 1B		0-3 K		0-0 E7 2-3		
Carmelo Martinez, R OBP: 0.366, SLG: 0.385 (1, 7)	0-0 BB 1-2 2-H 1B		0-0 BB 1-2 1B		4-0 FC4-6 BB		0-3 K2-3		
Garry Templeton, S OBP: 0.313, SLG: 0.328 (1, 6)	4-0 BB 1-2 2-3 BB		4-0 BB 1-2 2-3 BB		0-0 FC4-6 1-2f		0-0 G3		
Andy Hawkins, R OBP: 0.250, SLG: 0.250 Sid Monge, S OBP: 0.320, SLG: 0.318 Bobby Brown, S OBP: 0.400, SLG: 0.250 Dave Dravecky, R OBP: 0.214, SLG: 0.357 Rich Gossage, R OBP: 0.400, SLG: 0.250 Tim Flannery, L OBP: 0.214, SLG: 0.357 Craig Lefferts, L	0-0 F8		0-0 3		0-0 5-3		0-3 K		


Inning Stats	R: 3	H: 3	E: 0	K: 0	S: 6	LOB: 3	BB: 3	P: 18	R: 0	H: 0	E: 0	K: 0	S: 3	LOB: 1	BB: 1	P: 7	R: 0	H: 2	E: 0	K: 0	S: 4	LOB: 2	BB: 1	P: 8	R: 1	H: 0	E: 0	K: 1	S: 5	LOB: 1	BB: 2	P: 13	R: 0	H: 0	E: 0	K: 1	S: 5	LOB: 1	BB: 1	P: 9	R: 0	H: 1	E: 0	K: 1	S: 4	LOB: 1	BB: 1	P: 8	R: 0	H: 1	E: 1	K: 2	S: 8	LOB: 1	BB: 0	P: 8	R: 1	H: 1	E: 0	K: 1	S: 6	LOB: 1	BB: 1	P: 10
--------------	------	------	------	------	------	--------	-------	-------	------	------	------	------	------	--------	-------	------	------	------	------	------	------	--------	-------	------	------	------	------	------	------	--------	-------	-------	------	------	------	------	------	--------	-------	------	------	------	------	------	------	--------	-------	------	------	------	------	------	------	--------	-------	------	------	------	------	------	------	--------	-------	-------

AB	R	H	RBI	BB	SO	LOB
3	2	2	0	2	0	0
3	1	1	1	2	0	1
2	1	0	0	3	1	3
3	1	1	1	0	0	4
4	0	1	2	0	2	2
4	0	1	0	0	1	3
3	0	2	1	1	1	1
2	0	0	0	2	0	1
1	0	0	0	0	0	3
0	0	0	0	0	0	0
1	0	0	0	0	0	3
1	0	0	0	0	0	1
0	0	0	0	0	0	0
1	0	0	0	0	1	0
0	0	0	0	0	0	0

BOTTOM

Montreal Expos @ San Diego Padres
Jack Murphy Stadium, San Diego, CA
 Thu May 17 1984, 6:33 AM EDT
 Att. 17,066 - Unknown

AB	28
R	5
H	8
RBI	5
BB	10
SO	6
LOB	22



PITCHER	IP	WLS	BF	H	R	ER	SO	BB	IBB	HBP	BLK	WP	HR	S	P	ERA	WHIP
Steve Rogers, R ERA: 7.11 (1, 1)	4.0		23	5	4	4	1	7	0	0	0	0	0	18	46	9.00	3.000
Greg Harris, R ERA: 2.3 (5, 1)	2.0		7	1	0	0	2	2	0	0	0	0	0	9	17	0.00	1.500
Andy McGaffigan, R ERA: 1.09 (7, 1)	1.2	L	7	1	1	0	3	1	0	0	0	0	0	12	16	0.00	1.200
Gary Lucas, L ERA: 2.66 (8, 1)	0.1		2	1	0	0	0	0	0	0	0	0	0	2	2	0.00	3.000

Batter	1	2	3	4	5	6	7	8	9	AB R H RBI BB SO LOB	TOP											
Wally Backman, S (1, 4) OBP: 0.357, SLG: 0.299	0-3 K		4-0 BB			0-0 2B SF8 1B	0-0 6-3		0-0 F7	4 1 1 0 1 1 2												
José Oquendo, S (1, 6) OBP: 0.289, SLG: 0.198 Danny Heep, L (6, PH) OBP: 0.310, SLG: 0.444 Ron Gardenhire, R (6, 6) OBP: 0.221, SLG: 0.205	4-0 K2 BB		0-0 6-3			0-0 1-3 HR 2B	0-3 K			1 0 0 0 1 0 2 1 1 1 0 0 0 0 1 0 0 0 0 1 1												
Keith Hernandez, L (1, 3) OBP: 0.357, SLG: 0.388	0-3 K2 1-2f				0-0 F7	0-0 SF8		0-0 4-3		3 0 0 1 0 1 1												
George Foster, R (1, 7) OBP: 0.281, SLG: 0.460		0-3 K		4-0 BB		0-0 3-H 2-H HR		0-3 K		3 1 1 2 1 2 0												
Darryl Strawberry, L (1, 9) OBP: 0.392, SLG: 0.504		0-3 K		0-0 F2		0-0 F8		0-3 K		4 0 0 0 0 2 1												
Mookie Wilson, S (1, 8) OBP: 0.326, SLG: 0.349		0-0 G3		0-0 4-3		4-0 BB		4-0 F9 S 1B BB		2 1 0 0 2 0 1												
Hubie Brooks, R (1, 5) OBP: 0.358, SLG: 0.423			0-0 6-3		0-0 G5-4-3 1B	0-0 6-3		0-3 K		4 0 1 0 0 1 2												
Mike Fitzgerald, R (1, 2) OBP: 0.353, SLG: 0.279			0-0 SH1-4 1B		0-0 G5-4-3 1-2f		4-0 6-3 BB		0-0 F9	3 0 1 0 1 0 2												
Dwight Gooden, R (1, 1) OBP: 0.063, SLG: 0.067 Tom Gorman, L (5, 1) Jerry Martin, R (7, PH) Brent Gaff, R (7, 1) Rusty Staub, L (9, PH) Kelvin Chapman, R (9, PR) OBP: 0.353, SLG: 0.438			0-0 SH1-4		0-3 K		0-0 F9		0-0 3-H 1B	1 0 0 0 0 0 1 0 0 0 0 0 0 0 0 0 1 0 0 0 0 0 0 1 0 0 0 0 0 0 0 0 1 0 1 1 0 0 0 0 0 0 0 0 0 0 0 0												
Inning Stats	R: 0 E: 0 K: 2 S: 6	H: 0 LOB: 1 BB: 1 P: 10	R: 0 E: 0 K: 2 S: 7	H: 0 LOB: 0 BB: 0 P: 7	R: 0 E: 0 K: 0 S: 4	H: 1 LOB: 2 BB: 1 P: 8	R: 0 E: 0 K: 0 S: 3	H: 0 LOB: 1 BB: 1 P: 7	R: 0 E: 0 K: 1 S: 5	H: 1 LOB: 0 BB: 0 P: 5	R: 3 E: 0 K: 0 S: 6	H: 3 LOB: 1 BB: 1 P: 10	R: 0 E: 0 K: 1 S: 5	H: 0 LOB: 1 BB: 1 P: 9	R: 0 E: 0 K: 2 S: 7	H: 0 LOB: 0 BB: 0 P: 7	R: 1 E: 0 K: 1 S: 6	H: 1 LOB: 1 BB: 1 P: 10	1B: 4 2B: 2 3B: 0 HR: 1	SF: 1 SAC: 1 DP: 2 HBP: 0	WP: 0 PB: 0 SB: 1 CS: 0	PA: 37
PITCHER	IP WLS BF H R ER SO BB IBB HBP BLK WP HR S P ERA WHIP																					
Ed Whitson, R (1, 1) ERA: 3.99	5.2 W 24 5 3 3 5 4 0 0 0 0 1 30 46 4.76 1.588																					
Craig Lefferts, L (6, 1) ERA: 0.92	1.0 4 0 0 0 0 1 0 0 0 0 0 3 7 0.00 1.000																					
Rich Gossage, R (7, 1) ERA: 3.54	2.1 S 9 1 1 1 4 1 0 0 0 0 0 16 20 3.86 0.857																					

New York Mets @ San Diego Padres
Jack Murphy Stadium, San Diego, CA
 Fri May 18 1984, 10:05 PM EDT
 Att: 17,319 - Unknown

livebaseballscorecards.com

AB	29
R	4
H	6
RBI	4
BB	6
SO	9
LOB	13



Batter	1	2	3	4	5	6	7	8	9
Alan Wiggins, S OBP: 0.341, SLG: 0.299 (1, 4)	0-0 4-3		0-0 6-3		0-0 4-3 S 1B		0-0 E6 1B		
Tony Gwynn, L OBP: 0.441, SLG: 0.461 (1, 9)	0-0 6-3			0-0 2B 3B	0-3 K		0-0 E6 1-2		
Bobby Brown, S OBP: 0.310, SLG: 0.346 (1, 8)	0-0 F8			0-0 BB 1B 2B	0-0 4-3		0-0 4-3		
Steve Garvey, R OBP: 0.269, SLG: 0.349 (1, 3)		0-0 G3		0-3 K	0-0 1B			0-0 6-3	
Terry Kennedy, L OBP: 0.295, SLG: 0.358 (1, 2)		0-3 K		4-0 BB 1B BB	0-0 F7			0-0 WP SF7 2B	
Graig Nettles, L OBP: 0.287, SLG: 0.284 (1, 5)		0-3 K		0-3 K		0-0 G3		4-0 SF7 WP IBB	
Carmelo Martinez, R OBP: 0.362, SLG: 0.377 (1, 7)			0-3 K	4-0 1B BB		0-3 K		0-0 SF7	
Garry Templeton, S OBP: 0.326, SLG: 0.331 (1, 6)			4-0 S BB	0-0 S BB		0-0 F9		4-0 FC6 IBB	
Ed Whitson, R Craig Lefferts, L Rich Gossage, R			0-3 K	0-3 K			0-0 4-3	0-0 FC6	

AB R H RBI BB SO LOB

4	1	2	0	0	0	1
4	1	1	0	0	1	2
4	1	1	1	0	0	2
4	0	1	1	0	1	1
3	2	1	0	1	1	1
3	0	0	0	1	2	2
2	0	0	1	1	2	0
2	0	1	2	2	0	0
2	0	0	0	0	2	3
0	0	0	0	0	0	0
2	0	0	0	0	0	2

1B: 4	SF: 1	WP: 1	PA: 36
2B: 2	SAC: 0	PB: 0	
3B: 1	DP: 0	SB: 2	
HR: 0	HBP: 0	CS: 0	

PITCHER	IP	WLS	BF	H	R	ER	SO	BB	IBB	HBP	BLK	WP	HR	S	P	ERA	WHIP
Dwight Gooden, R ERA: 4.15 (1, 1)	4.2	L	22	5	4	4	8	3	0	0	0	0	0	35	47	7.71	1.714
Tom Gorman, L ERA: 5.06 (5, 1)	1.1		4	0	0	0	1	0	0	0	0	0	0	6	6	0.00	0.000
Brent Gaff, R ERA: 2.57 (7, 1)	2.0		10	2	1	1	0	0	2	0	0	1	0	8	16	4.50	1.000

New York Mets @ San Diego Padres
Jack Murphy Stadium, San Diego, CA
 Fri May 18 1984, 10:05 PM EDT
 Att. 17,319 - Unknown

livebaseballscorecards.com

AB	30
R	5
H	7
RBI	5
BB	5
SO	9
LOB	14



Batter	1	2	3	4	5	6	7	8	9	AB R H RBI BB SO LOB	TOP									
Kelvin Chapman, R (1, 4) OBP: 0.286, SLG: 0.350	0-0 6-3	0-0 F1			0-0 4-3		0-0 F7			4 0 0 0 0 0 2										
José Oquendo, S (1, 6) OBP: 0.287, SLG: 0.200	0-0 1-3		0-0 F9		0-0 1B		0-0 6-3			4 1 1 0 0 0 0										
Keith Hernandez, L (1, 3) OBP: 0.361, SLG: 0.392	0-0 G3		0-0 1B		0-0 1B		0-0 6-3			4 0 2 1 0 0 0										
George Foster, R (1, 7) OBP: 0.273, SLG: 0.447		0-0 F9	0-0 F5		0-0 L1-4		0-0 F8			4 0 0 0 0 0 2										
Darryl Strawberry, L (1, 9) OBP: 0.388, SLG: 0.496		0-0 1B	0-0 4-3		0-3 K		0-3 K			4 1 1 0 0 2 1										
Mookie Wilson, S (1, 8) OBP: 0.324, SLG: 0.346		0-0 1B		0-0 F9		0-0 4-3		0-0 6-3		4 1 1 0 0 0 0										
Hubie Brooks, R (1, 5) OBP: 0.369, SLG: 0.429		0-0 1B	0-0 1B	0-0 1B	4-0 BB		4-0 BB		0-0 4-3	3 0 2 2 1 0 0	AB 32									
Mike Fitzgerald, R (1, 2) OBP: 0.382, SLG: 0.289		4-0 BB	4-0 BB	4-0 BB	4-0 BB	0-0 1B	0-0 1B		0-0 1-3	2 0 1 0 2 0 0	R 3									
Ed Lynch, R (1, 1) OBP: 0.250, SLG: 0.250		0-0 SH1-3	0-0 SH1-3	0-0 G1-6-3	0-0 BB	0-0 F8			0-0 4-3	2 0 0 0 0 0 4	H 8									
Tim Leary, R (7, 1) OBP: 0.286, SLG: 0.714										0 0 0 0 0 0 0	RBI 3									
Tom Gorman, L (7, 1)										0 0 0 0 0 0 0	BB 3									
Jerry Martin, R (9, PH)		1-2 2-3		1-2f						1 0 0 0 0 0 0	SO 2									
Inning Stats	R: 0 E: 0 K: 0 S: 3	H: 0 LOB: 0 BB: 0 P: 3	R: 2 E: 0 K: 0 S: 6	H: 3 LOB: 2 BB: 1 P: 10	R: 0 E: 0 K: 0 S: 4	H: 1 LOB: 1 BB: 1 P: 7	R: 1 E: 0 K: 0 S: 4	H: 2 LOB: 0 BB: 0 P: 4	R: 0 E: 0 K: 1 S: 6	H: 1 LOB: 2 BB: 1 P: 10	R: 0 E: 0 K: 0 S: 3	H: 0 LOB: 0 BB: 0 P: 3	R: 0 E: 0 K: 1 S: 5	H: 0 LOB: 0 BB: 0 P: 5	R: 0 E: 0 K: 0 S: 3	H: 0 LOB: 0 BB: 0 P: 3	1B: 8 2B: 1 3B: 0 HR: 0	SF: 0 SAC: 1 DP: 2 HBP: 0	WP: 0 PB: 0 SB: 3 CS: 0	PA: 36
PITCHER	IP WLS BF H R ER SO BB IBB HBP BLK WP HR S P ERA WHIP																			
Mark Thurmond, L (1, 1) ERA: 4.17	6.0 W 27 8 3 3 1 3 0 0 0 0 0 0 26 38 4.50 1.833																			
Dave Dravecky, L (7, 1) ERA: 3.44	3.0 S 9 0 0 0 1 0 0 0 0 0 0 0 11 11 0.00 0.000																			

New York Mets @ San Diego Padres
Jack Murphy Stadium, San Diego, CA
 Sat May 19 1984, 10:05 PM EDT
 Att. 20,017 - Unknown

livebaseballscorecards.com



Batter	1	2	3	4	5	6	7	8	9
Alan Wiggins, S (1, 4) OBP: 0.345, SLG: 0.299	0-0 1-3			0-0 4-3		0-0 1B HR	1-0 1B HBP		
Tony Gwynn, L (1, 9) OBP: 0.442, SLG: 0.483	0-0 4-3			0-0 G3		0-0 1B HR	0-0 1B 1B		
Bobby Brown, S (1, 8) OBP: 0.303, SLG: 0.333	0-3 K			0-0 4-3		0-0 4-3	0-0 1B 1B		
Steve Garvey, R (1, 3) OBP: 0.268, SLG: 0.346		0-0 F4			0-0 1B FC4-6	0-0 4-3	0-0 F6		
Terry Kennedy, L (1, 2) OBP: 0.294, SLG: 0.376		0-3 K			0-0 1B FC4-6		0-0 HR F8		
Graig Nettles, L (1, 5) OBP: 0.278, SLG: 0.274		0-0 F8			0-0 1B G4-6-3		0-0 F6	0-0 F6	
Carmelo Martinez, R (1, 7) OBP: 0.366, SLG: 0.418			0-0 F7			0-0 HR	0-0 1B 2B	0-0 F4	
Garry Templeton, S (1, 6) OBP: 0.326, SLG: 0.331			0-3 K			0-3 K	0-0 1B 1B		
Mark Thurmond, L (1, 1) OBP: 0.300, SLG: 0.222			0-0 F8			0-0 1B HR	0-3 K		
Tim Flannery, L (6, PH) OBP: 0.267, SLG: 0.400									
Dave Dravecky, R (7, 1)									

AB	R	H	RBI	BB	SO	LOB
3	2	1	0	0	0	0
4	1	2	4	0	0	0
4	0	1	1	0	1	0
4	0	1	0	0	0	2
4	1	1	1	0	1	1
4	0	0	0	0	0	1
4	2	2	1	0	0	0
3	1	1	1	0	2	0
1	0	0	0	0	0	0
1	1	1	0	0	0	0
1	0	0	0	0	1	1

BOTTOM

New York Mets @ San Diego Padres
Jack Murphy Stadium, San Diego, CA
 Sat May 19 1984, 10:05 PM EDT
 Att. 20,017 - Unknown

AB	33
R	8
H	10
RBI	8
BB	0
SO	5
LOB	5



Inning Stats	R: 0	H: 0	E: 0	K: 1	S: 5	LOB: 0	BB: 0	P: 5	R: 0	H: 0	E: 0	K: 1	S: 5	LOB: 0	BB: 0	P: 5	R: 0	H: 0	E: 0	K: 0	S: 3	LOB: 0	BB: 0	P: 3	R: 0	H: 1	E: 0	K: 0	S: 3	LOB: 0	BB: 0	P: 3	R: 4	H: 4	E: 0	K: 1	S: 9	LOB: 0	BB: 0	P: 9	R: 4	H: 5	E: 0	K: 1	S: 10	LOB: 2	BB: 0	P: 11	R: 0	H: 0	E: 0	K: 0	S: 3	LOB: 0	BB: 0	P: 3
1B: 6	SF: 0	2B: 1	SAC: 0	3B: 0	DP: 1	HR: 3	HBP: 1	WP: 0	PA: 34	PB: 0	SB: 0	CS: 0																																												

PITCHER	IP	WLS	BF	H	R	ER	SO	BB	IBB	HBP	BLK	WP	HR	S	P	ERA	WHIP
Ed Lynch, R (1, 1) ERA: 3.44	6.0	L	22	5	4	4	4	0	0	0	0	0	2	30	30	6.00	0.833
Tim Leary, R (7, 1) ERA: 4.65	0.2		6	3	4	4	1	0	0	1	0	0	1	7	8	54.00	4.500
Tom Gorman, L (7, 1) ERA: 4.05	1.1		6	2	0	0	0	0	0	0	0	0	0	6	6	0.00	1.500

PITCHER	IP	WLS	BF	H	R	ER	SO	BB	IBB	HBP	BLK	WP	HR	S	P	ERA	WHIP
Ed Lynch, R (1, 1) ERA: 3.44	6.0	L	22	5	4	4	4	0	0	0	0	0	2	30	30	6.00	0.833
Tim Leary, R (7, 1) ERA: 4.65	0.2		6	3	4	4	1	0	0	1	0	0	1	7	8	54.00	4.500
Tom Gorman, L (7, 1) ERA: 4.05	1.1		6	2	0	0	0	0	0	0	0	0	0	6	6	0.00	1.500

New York Mets @ San Diego Padres
 Jack Murphy Stadium, San Diego, CA

Sun May 20 1984, 6:33 AM EDT
 Att: 20,263 - Unknown

livebaseballscorecards.com

AB	35
R	2
H	9
RBI	2
BB	8
SO	8
LOB	22



WP	1	PA	43
PB	0		
SB	0		
CS	2		

Batter	1	2	3	4	5	6	7	8	9	10	AB	R	H	RBI	BB	SO	LOB
Alan Wiggins, S (1, 4) OBP: 0.358, SLG: 0.302	FC3-6 1B			F7 1B	1B BB		1B BB		1-2 BB		2	0	1	0	3	0	0
Tony Gwynn, L (1, 9) OBP: 0.447, SLG: 0.483	FC3-6 CS			1B BB	1-2 2-3 1B		1-3 1B		0-0 F1		4	0	2	1	1	0	3
Bobby Brown, S (1, 8) OBP: 0.297, SLG: 0.324	F8			1-3 1B	0-0 G1-2-3		0-0 F8		0-0 F7		4	0	1	0	0	0	6
Kurt Bevacqua, R (9, PH) OBP: 0.333, SLG: 0.286	1-2			1-3 1B	3-Hr						1	0	0	0	0	0	2
Steve Garvey, R (1, 3) OBP: 0.260, SLG: 0.335		0-3 K		0-0 F4		0-0 4-3		0-3 K		0-0 6-3	5	0	0	0	0	2	2
Carmelo Martinez, R (1, 7) OBP: 0.376, SLG: 0.416		0-0 E5 L6 1B		0-3 K		0-0 F4		4-0 BB		4-0 FC5-4 BB	3	0	1	0	2	1	2
Garry Templeton, S (1, 6) OBP: 0.322, SLG: 0.341		0-0 L6		0-0 F8		0-0 3B		0-3 K		0-0 FC5-4 FC4-6	5	0	1	0	0	1	3
Tim Flannery, L (1, 5) OBP: 0.316, SLG: 0.389			0-0 CS 1B		4-0 WP 1B BB		0-0 6-3		0-0 G3		3	1	1	0	1	0	2
Kevin McReynolds, R (10, PH) OBP: 0.331, SLG: 0.529					1B BB				0-0 FC4-6		1	0	0	0	0	0	1
Bruce Bochy, R (1, 2) OBP: 0.250, SLG: 0.250		0-3 K		0-3 K		0-0 F7		0-3 K		0-3 K	4	1	1	1	0	2	1
Tim Lollar, L (1, 1) OBP: 0.381, SLG: 0.684			0-3 K		0-0 BB 1B 1B		0-3 K		4-0 BB		3	0	1	0	0	2	0
Rich Gossage, R (9, 1) OBP: 0.286, SLG: 0.167					1B BB						0	0	0	0	0	0	0
Graig Nettles, L (9, PH) OBP: 0.284, SLG: 0.274					1-2 G1-2-3 1B						0	0	0	0	1	0	0
Mario Ramirez, R (9, PR) OBP: 0.250, SLG: 0.625											0	0	0	0	0	0	0
Craig Lefferts, L (10, 1) OBP: 0.250, SLG: 0.625											0	0	0	0	0	0	0

Inning Stats	R: 0	H: 1	E: 0	K: 0	S: 3	R: 0	H: 1	E: 1	K: 1	S: 5	R: 0	H: 1	E: 0	K: 2	S: 7	R: 0	H: 1	E: 0	K: 1	S: 6	R: 2	H: 3	E: 0	K: 0	S: 5	R: 0	H: 1	E: 0	K: 0	S: 4	R: 0	H: 1	E: 0	K: 1	S: 6	R: 0	H: 0	E: 0	K: 2	S: 7	R: 0	H: 0	E: 0	K: 1	S: 5	R: 0	H: 0	E: 0	K: 0	S: 3	R: 0	H: 0	E: 0	K: 0	S: 3	1B: 8	SF: 0	2B: 2	SAC: 0	3B: 1	DP: 3	HR: 0	HBP: 0	WP: 1	PA: 43
--------------	------	------	------	------	------	------	------	------	------	------	------	------	------	------	------	------	------	------	------	------	------	------	------	------	------	------	------	------	------	------	------	------	------	------	------	------	------	------	------	------	------	------	------	------	------	------	------	------	------	------	------	------	------	------	------	-------	-------	-------	--------	-------	-------	-------	--------	-------	--------

PITCHER	IP	WLS	BF	H	R	ER	SO	BB	IBB	HBP	BLK	WP	HR	S	P	ERA	WHIP
Mike Torrez, R (1, 1) ERA: 6.11	5.0		21	7	2	2	4	3	0	0	0	1	0	26	38	3.60	2.000
Brent Gaff, R (6, 1) ERA: 2.0	2.0		9	2	0	0	1	1	0	0	0	0	0	10	14	0.00	1.500
Doug Sisk, R (8, 1) ERA: 0.64	1.1		7	0	0	0	3	3	0	0	0	0	0	10	22	0.00	2.250
Jesse Orosco, L (9, 1) ERA: 2.29	1.2	W	6	0	0	0	0	1	0	0	0	0	0	5	9	0.00	0.600

Batter	1	2	3	4	5	6	7	8	9	AB R H RBI BB SO LOB	TOP	
Alan Wiggins, S (1, 4) OBP: 0.350, SLG: 0.294	0-0 F9		0-0 F3		0-3 K			0-3 K		4 0 0 0 0 2 0	San Diego Padres @ Montreal Expos Olympic Stadium, Montreal, QB Tue May 22 1984, 7:05 PM EDT Att. 19,847 - Unknown	
Tony Gwynn, L (1, 9) OBP: 0.443, SLG: 0.474	0-0 4-3		4-0 FC6-4 BB			0-0 F7		0-0 4-3		3 0 0 0 1 0 0		
Graig Nettles, L (1, 5) OBP: 0.297, SLG: 0.304 Bobby Brown, S (8, PR) OBP: 0.297, SLG: 0.324 Tim Flannery, L (8, 5) OBP: 0.316, SLG: 0.389	0-0 HR		0-0 F7			4-0 FC5-4 BB		4-0 FC6-4 BB		2 1 1 1 2 0 1 0 0 0 0 0 0 0 0 0 0 0 0 0 0		
Steve Garvey, R (1, 3) OBP: 0.260, SLG: 0.333	0-0 1B		0-0 FC6-4 1-2f			0-0 FC5-4 1-2f		0-0 FC6-4 1-2f		4 0 1 0 0 0 3		
Terry Kennedy, L (1, 2) OBP: 0.287, SLG: 0.366	0-0 F9			0-0 F7		0-0 F7			0-0 3-1	4 0 0 0 0 0 2		
Kevin McReynolds, R (1, 8) OBP: 0.329, SLG: 0.526		0-0 4-3		0-0 F9			0-0 F9 F3 2B		0-0 F8	4 1 1 0 0 0 0		
Carmelo Martinez, R (1, 7) OBP: 0.364, SLG: 0.402		0-3 K		0-0 5-3			0-0 F9 2-3		0-0 F8	4 0 0 0 0 1 1		
Garry Templeton, S (1, 6) OBP: 0.322, SLG: 0.341		0-0 1B			0-0 F4		0-0 F3 3-H			3 0 1 1 0 0 0		
Eric Show, R (1, 1) OBP: 0.150, SLG: 0.200		0-0 F3			0-3 K		0-0 F3			3 0 0 0 0 1 1		
Inning Stats	R: 1 E: 0 K: 0 S: 5 H: 2 LOB: 1 BB: 0 P: 5	R: 0 E: 0 K: 1 S: 6 H: 1 LOB: 1 BB: 0 P: 6	R: 0 E: 0 K: 0 S: 3 H: 0 LOB: 1 BB: 1 P: 7	R: 0 E: 0 K: 0 S: 3 H: 0 LOB: 0 BB: 0 P: 3	R: 0 E: 0 K: 2 S: 7 H: 0 LOB: 0 BB: 0 P: 7	R: 0 E: 0 K: 0 S: 3 H: 0 LOB: 1 BB: 1 P: 7	R: 1 E: 0 K: 0 S: 4 H: 1 LOB: 0 BB: 0 P: 4	R: 0 E: 0 K: 1 S: 5 H: 0 LOB: 1 BB: 1 P: 9	R: 0 E: 0 K: 0 S: 3 H: 0 LOB: 0 BB: 0 P: 3	1B: 2 2B: 1 3B: 0 HR: 1 SF: 0 SAC: 0 DP: 0 HBP: 0	WP: 0 PB: 0 SB: 0 CS: 0 PA: 34	
PITCHER Charlie Lea, R (1, 1) ERA: 2.89	IP: 9.0 WLS: W BF: 34 H: 4 R: 2 ER: 2 SO: 4 BB: 3 IBB: 0 HBP: 0 BLK: 0 WP: 0 HR: 1 S: 39 P: 51 ERA: 2.00 WHIP: 0.778											PITCHER IP: WLS: BF: H: R: ER: SO: BB: IBB: HBP: BLK: WP: HR: S: P: ERA: WHIP

livebaseballscorecards.com

AB	31
R	2
H	4
RBI	2
BB	3
SO	4
LOB	8



Batter	1	2	3	4	5	6	7	8	9
Miguel Dilone, S (1, 7) OBP: 0.314, SLG: 0.380 Derrel Thomas, S (8, 7) OBP: 0.276, SLG: 0.333	0-0 6-3		0-0 4-3 1B		0-0 4-3		0-0 5-3		
Bryan Little, S (1, 4) OBP: 0.378, SLG: 0.352	0-0 F4		0-0 4-3 1-2		0-0 F3			4-0 6-3 SH3-1 BB	
Tim Raines, S (1, 8) OBP: 0.443, SLG: 0.484	4-0 BB BB		0-0 4-3		4-0 6-3 HR BB			0-0 SH3-1 1-2	
Andre Dawson, R (1, 9) OBP: 0.329, SLG: 0.374	4-0 1-2 BB		0-0 4-3		0-0 6-3 1-2			0-0 6-3 2-3	
Gary Carter, R (1, 2) OBP: 0.364, SLG: 0.493	0-0 F2		0-0 F7		0-0 HR 2-H			0-0 F8	
Tim Wallach, R (1, 5) OBP: 0.339, SLG: 0.497		0-3 K	0-0 3B 2B		0-0 F3			0-0 F3	
Terry Francona, L (1, 3) OBP: 0.407, SLG: 0.500		0-0 F3	0-0 3B		0-0 1-3			0-0 F4	
Doug Flynn, R (1, 6) OBP: 0.353, SLG: 0.347		0-0 F8	0-0 F6-3					0-0 4-3	
Charlie Lea, R (1, 1) OBP: 0.077, SLG: 0.040			0-0 6-3		0-3 K				

AB	R	H	RBI	BB	SO	LOB
4	0	1	0	0	0	0
0	0	0	0	0	0	0
3	0	0	0	1	0	1
1	1	0	0	2	0	1
3	0	0	0	1	0	2
4	1	1	2	0	0	3
3	1	1	0	0	1	0
3	0	1	1	0	0	0
3	0	0	0	0	0	1
3	0	0	0	0	1	0

BOTTOM

San Diego Padres @ Montreal Expos
Olympic Stadium, Montreal, QB
Tue May 22 1984, 7:05 PM EDT
Att. 19,847 - Unknown

livebaseballscorecards.com

AB	27
R	3
H	4
RBI	3
BB	4
SO	2
LOB	8



1B:	1	SF:	0
2B:	1	SAC:	1
3B:	1	DP:	0
HR:	1	HBP:	0

WP:	0	PA:	32
PB:	0		
SB:	0		
CS:	0		

Inning Stats	R	H	E	K	S	R	H	E	K	S	R	H	E	K	S	R	H	E	K	S	R	H	E	K	S	R	H	E	K	S	ERA	WHIP
Eric Show, R (1, 1) ERA: 2.58	0	0	0	0	3	0	0	0	0	5	0	0	0	0	4	0	0	0	0	5	0	0	0	0	0	0	0	0	0	0	3.38	1.000

Batter	1	2	3	4	5	6	7	8	9	10	11	AB R H RBI BB SO LOB	TOP			
Alan Wiggins, S OBP: 0.352, SLG: 0.297 (1, 4)												5 0 2 0 0 0 2	San Diego Padres @ Montreal Expos Olympic Stadium, Montreal, QB Wed May 23 1984, 7:05 PM EDT Att: 8,573 - Unknown			
Tony Gwynn, L OBP: 0.436, SLG: 0.462 (1, 9)												5 0 0 0 1 0 2				
Graig Nettles, L OBP: 0.303, SLG: 0.305 Bobby Brown, S OBP: 0.297, SLG: 0.324 Tim Flannery, L OBP: 0.300, SLG: 0.368 (1, 5)												3 0 1 0 1 0 0 0 0 0 0 0 0 0 1 0 0 0 0 1 2				
Steve Garvey, R OBP: 0.258, SLG: 0.329 (1, 3)												5 0 1 0 0 1 1				
Terry Kennedy, L OBP: 0.284, SLG: 0.360 (1, 2)												5 0 1 0 0 1 3				
Kevin McReynolds, R OBP: 0.331, SLG: 0.544 (1, 8)												5 1 2 1 0 1 3				
Carmelo Martinez, R OBP: 0.359, SLG: 0.388 (1, 7)												4 1 0 0 1 0 3				
Garry Templeton, S OBP: 0.320, SLG: 0.338 (1, 6)												4 0 1 0 0 0 1				
Andy Hawkins, R OBP: 0.263, SLG: 0.263 Champ Summers, L (10, PH) OBP: 0.286, SLG: 0.615 Dave Dravecky, R (10, 1)												3 0 1 1 0 1 1 1 0 0 0 0 0 0 0 0 0 0 0 0 0				
Inning Stats	R: 0 H: 0 E: 0 LOB: 0 K: 0 BB: 0 S: 3 P: 3	R: 0 H: 1 E: 0 LOB: 1 K: 1 BB: 0 S: 6 P: 6	R: 0 H: 1 E: 0 LOB: 0 K: 1 BB: 0 S: 5 P: 5	R: 0 H: 1 E: 0 LOB: 1 K: 0 BB: 0 S: 4 P: 4	R: 1 H: 1 E: 0 LOB: 1 K: 0 BB: 1 S: 4 P: 8	R: 0 H: 0 E: 0 LOB: 0 K: 0 BB: 0 S: 3 P: 3	R: 0 H: 1 E: 0 LOB: 0 K: 0 BB: 0 S: 3 P: 3	R: 0 H: 1 E: 0 LOB: 1 K: 0 BB: 0 S: 4 P: 4	R: 0 H: 1 E: 0 LOB: 2 K: 1 BB: 1 S: 6 P: 10	R: 0 H: 1 E: 0 LOB: 2 K: 1 BB: 1 S: 6 P: 10	R: 1 H: 1 E: 0 LOB: 0 K: 1 BB: 0 S: 6 P: 6	1B: 8 SF: 0 2B: 0 SAC: 0 3B: 0 DP: 1 HR: 1 HBP: 0		WP: 1 PA: 44 PB: 0 SB: 1 CS: 1		
PITCHER	IP WLS BF H R ER SO BB IBB HBP BLK WP HR S P ERA WHIP															
Steve Rogers, R ERA: 5.67 (1, 1)	8.0	30	6	1	1	2	1	0	0	0	1	0	32	36	1.12	0.875
Jeff Reardon, R ERA: 1.07 (9, 1)	2.0	10	2	0	0	2	1	1	0	0	0	0	12	20	0.00	1.500
Andy McGaffigan, R ERA: 1.37 (11, 1)	1.0	L 4	1	1	1	1	0	0	0	0	0	1	6	6	9.00	1.000

livebaseballscorecards.com

AB	41
R	2
H	9
RBI	2
BB	3
SO	5
LOB	18



BOTTOM

San Diego Padres @ Montreal Expos
Olympic Stadium, Montreal, QB

Wed May 23 1984, 7:05 PM EDT
Att: 8,573 - Unknown

livebaseballscorecards.com

AB 38
R 1
H 9
RBI 1
BB 3
SO 6
LOB 14



WP: 0 PA: 41
PB: 0
SB: 0
CS: 0

AB R H RBI BB SO LOB

5	0	0	0	0	0	3
5	0	1	0	0	2	1
4	0	1	0	1	1	1
5	0	0	0	0	1	3
4	0	1	0	0	0	0
1	0	0	0	0	0	1
4	0	2	0	0	1	0
2	1	1	1	2	0	0
3	0	1	0	0	0	2
1	0	0	0	0	0	3
0	0	0	0	0	0	0
2	0	1	0	0	1	0
1	0	1	0	0	0	0
0	0	0	0	0	0	0
1	0	0	0	0	0	0
0	0	0	0	0	0	0

Batter	1	2	3	4	5	6	7	8	9	10	11
Bryan Little, S (1, 4) OBP: 0.367, SLG: 0.340	L5		F2		F8			L5		B2-3	
Terry Francona, L (1, 3) OBP: 0.400, SLG: 0.497	2B		K			K		F5		6-3	
Tim Raines, S (1, 8) OBP: 0.442, SLG: 0.478	G4-3 BB			K		3-1		F7			G6-4-3 1B
Andre Dawson, R (1, 9) OBP: 0.320, SLG: 0.362	G4-3			F8		F5			6-3		K
Gary Carter, R (1, 2) OBP: 0.362, SLG: 0.487		F4		F2			6-3			BB F7-2 1B	G6-4-3
Derrel Thomas, S (9, PR) OBP: 0.267, SLG: 0.321											
Tim Wallach, R (1, 5) OBP: 0.343, SLG: 0.497		BB 1B			F6			K		BB 1B	
Mike Stenhouse, L (1, 7) OBP: 0.545, SLG: 0.714			F6-4-3 BB		1-3			HR		BB 1B	
Doug Flynn, R (1, 6) OBP: 0.352, SLG: 0.346								F4-3		F7-2	
Pete Rose, S (9, PH) OBP: 0.376, SLG: 0.353			F6-4-3		E 1B						
Bobby Ramos, R (10, 2) OBP: 0.212, SLG: 0.107											
Steve Rogers, R (1, 1) OBP: 0.273, SLG: 0.364											
Miguel Dilone, S (8, PH) OBP: 0.327, SLG: 0.431			K		E5					F8	
Jeff Reardon, R (9, 1)											
Jim Wohlford, R (10, PH) OBP: 0.395, SLG: 0.486											
Andy McGaffigan, R (11, 1)											
Inning Stats	R: 0 H: 1 E: 0 K: 0 S: 3	R: 0 H: 1 E: 0 K: 0 S: 3	R: 0 H: 0 E: 0 K: 2 S: 7	R: 0 H: 0 E: 0 K: 1 S: 5	R: 0 H: 2 E: 1 K: 0 S: 5	R: 0 H: 0 E: 0 K: 1 S: 5	R: 1 H: 1 E: 0 K: 1 S: 6	R: 0 H: 1 E: 0 K: 0 S: 4	R: 0 H: 2 E: 0 K: 0 S: 4	R: 0 H: 0 E: 0 K: 1 S: 5	R: 0 H: 1 E: 0 K: 1 S: 5

PITCHER	IP	WLS	BF	H	R	ER	SO	BB	IBB	HBP	BLK	WP	HR	S	P	ERA	WHIP
Andy Hawkins, R (1, 1) ERA: 4.33	9.0		35	8	1	1	5	3	0	0	0	0	1	42	54	1.00	1.222
Dave Dravecky, L (10, 1) ERA: 3.25	2.0	W	6	1	0	0	1	0	0	0	0	0	0	8	8	0.00	0.500

Batter	1	2	3	4	5	6	7	8	9	AB R H RBI BB SO LOB	TOP									
Alan Wiggins, S (1, 4) OBP: 0.353, SLG: 0.301	0-0 3B 1B	0-0 4-3		0-0 4-3		0-3 K		0-0 G3-6-3 2-3 1B		5 1 2 0 0 1 1										
Tony Gwynn, L (1, 9) OBP: 0.440, SLG: 0.478	0-0 1B 3B		0-0 1B 1-3 1B	0-0 1B SF9 1B		0-3 K		0-0 G3-6-3 1-2f		5 3 3 1 0 1 3										
Graig Nettles, L (1, 5) OBP: 0.320, SLG: 0.350	0-0 HBP 1B		0-0 1-3 1-2	0-0 1-3 1B		0-0 1-2 1B			0-0 HR	5 1 4 2 0 0 1										
Steve Garvey, R (1, 3) OBP: 0.262, SLG: 0.329	1-0 1-2 HBP		0-0 1B 2-3 1B	0-0 SF9 3-H		0-0 F9			0-3 K	3 1 1 1 0 1 2										
Terry Kennedy, L (1, 2) OBP: 0.281, SLG: 0.355	0-0 F9		0-0 1-3 2B 1B	0-0 F7			0-0 4-3		0-0 4-3	5 1 1 1 0 0 3										
Kevin McReynolds, R (1, 8) OBP: 0.327, SLG: 0.533	0-0 F9		0-0 1-2 2B 1B		0-0 F9		0-0 F9		0-0 6-3	5 0 1 1 0 0 2										
Carmelo Martinez, R (1, 7) OBP: 0.349, SLG: 0.376	0-0 F8		0-3 K		0-0 L4		0-0 6-3			4 0 0 0 0 1 4										
Garry Templeton, S (1, 6) OBP: 0.318, SLG: 0.342		0-0 4-3	0-0 1-3 2B		0-0 5-3			0-0 4-3		4 0 1 1 0 0 0										
Ed Whitson, R (1, 1) OBP: 0.063, SLG: 0.063						0-0 1B 1B				3 0 1 0 0 0 2										
Craig Lefferts, L (6, 1) OBP: 0.500, SLG: 1.000		0-0 F3	0-0 L4					0-0 1B 2B		1 0 1 0 0 0 0										
Rich Gossage, R (9, 1) OBP: 0.286, SLG: 0.167										0 0 0 0 0 0 0										
Inning Stats	R: 2 E: 0 K: 0 S: 6	H: 3 LOB: 2 BB: 0 P: 7	R: 0 E: 0 K: 0 S: 3	H: 0 LOB: 0 BB: 0 P: 3	R: 3 E: 0 K: 1 S: 10	H: 5 LOB: 2 BB: 0 P: 10	R: 1 E: 0 K: 0 S: 5	H: 2 LOB: 1 BB: 0 P: 5	R: 0 E: 0 K: 2 S: 9	H: 2 LOB: 2 BB: 0 P: 9	R: 0 E: 0 K: 0 S: 3	H: 0 LOB: 0 BB: 0 P: 3	R: 0 E: 0 K: 0 S: 4	H: 2 LOB: 1 BB: 0 P: 4	R: 1 E: 0 K: 1 S: 6	H: 1 LOB: 0 BB: 0 P: 6	1B: 11 2B: 2 3B: 1 HR: 1	SF: 1 SAC: 0 DP: 1 HBP: 1	WP: 0 PB: 0 SB: 0 CS: 0	PA: 42
PITCHER	IP WLS BF H R ER SO BB IBB HBP BLK WP HR S P ERA WHIP																			
Charles Hudson, R (1, 1) ERA: 5.23	2.1 L 15 7 5 5 0 0 0 0 1 0 0 0 14 15 19.29 3.000																			
Tug McGraw, L (3, 1) ERA: 3.38	2.2 11 3 1 1 1 0 0 0 0 0 0 0 13 13 3.38 1.125																			
Larry Andersen, R (6, 1) ERA: 2.08	2.0 8 2 0 0 2 0 0 0 0 0 0 0 12 12 0.00 1.000																			
Kevin Gross, R (8, 1) ERA: 1.67	2.0 8 3 1 1 1 0 0 0 0 0 0 1 10 10 4.50 1.500																			

San Diego Padres @ Philadelphia Phillies
Veterans Stadium, Philadelphia, PA
Fri May 25 1984, 7:05 PM EDT
Att: 25,964 - Unknown

AB	40
R	7
H	15
RBI	7
BB	0
SO	4
LOB	18



WP	0	PA	42
PB	0		
SB	0		
CS	0		

ERA	WHIP

livebaseballscorecards.com

BOTTOM

San Diego Padres @ Philadelphia Phillies
Veterans Stadium, Philadelphia, PA
Fri May 25 1984, 7:05 PM EDT
Att. 25,964 - Unknown

livebaseballscorecards.com

AB	33
R	3
H	9
RBI	2
BB	3
SO	5
LOB	14



WP	0	PA	37
PB	0		
SB	1		
CS	0		

AB R H RBI BB SO LOB

4 1 2 1 0 0 1

3 0 1 1 0 0 1
1 0 0 0 0 0 1

4 0 0 0 0 0 2

4 1 1 0 0 1 0

2 0 1 0 2 0 0

3 0 1 0 1 1 1

4 0 2 0 0 0 4

4 1 0 0 0 1 3

0 0 0 0 0 0 0
1 0 1 0 0 0 0
1 0 0 0 0 0 0
0 0 0 0 0 0 0
1 0 0 0 0 1 0
0 0 0 0 0 0 0
1 0 0 0 0 1 1

1B: 8 SF: 1
2B: 1 SAC: 0
3B: 0 DP: 2
HR: 0 HBP: 0

Batter	1	2	3	4	5	6	7	8	9
Juan Samuel, R OBP: 0.365, SLG: 0.497 (1, 4)	0-0 4-3 ①		0-0 SF9 ②		0-0 1B S		0-0 2B		0-0 5-3 ③
Greg Gross, L OBP: 0.490, SLG: 0.429 Garry Maddox, R OBP: 0.333, SLG: 0.327 (7, PH) (8, 8)	0-0 F7 ②		0-0 F8 ③		0-0 1B 1-H		0-0 F7 ②		
Mike Schmidt, R OBP: 0.394, SLG: 0.552 (1, 5)	0-0 P3 ③			0-0 F8 ①	0-0 F8 ③		0-0 P4 ③		
Joe Lefebvre, L OBP: 0.338, SLG: 0.324 (1, 9) (8, 7)		0-3 K ①		0-0 F5 ②		0-0 1B BB G6-4-3		0-0 4-3 ①	
Len Matuszek, L OBP: 0.379, SLG: 0.529 (1, 3)		4-0 BB G4-6-3		4-0 BB 1B		0-0 1B BB G6-4-3		0-0 4-3 ②	
Von Hayes, L OBP: 0.341, SLG: 0.419 (1, 8) (8, 9)		0-0 G4-6-3 ② ③ 1-2f		0-0 1B 1-3		4-0 BB 1-2 2-3 G6-4-3		0-3 K ③	
Ozzie Virgil, R OBP: 0.357, SLG: 0.542 (1, 2)			0-0 FC4-6 1B	0-0 F7 ③		0-0 G6-4-3 ① ② 1-2f 2-3 3-H		0-0 E 1B	
Ivan De Jesus, R OBP: 0.272, SLG: 0.250 (1, 6)			0-0 FC4-6 1B SF9 1-2f		0-0 F3 ① S	0-3 K ③		0-0 L4 ① 1-3	
Charles Hudson, S OBP: 0.187, SLG: 0.222 Tug McGraw, R OBP: 1.000, SLG: 1.000 Glenn Wilson, R OBP: 0.279, SLG: 0.384 Larry Andersen, R OBP: 0.366, SLG: 0.545 Luis Aguayo, R OBP: 0.366, SLG: 0.545 Kevin Gross, R OBP: 0.526, SLG: 0.500 (1, 1) (3, 1) (5, PH) (6, 1) (7, PH) (8, 1) (9, PH)			0-0 1B		0-0 F9 ②		0-3 K ①		0-3 K ② S

Inning Stats	R: 0 H: 0 E: 0 K: 3 S: 3	R: 0 H: 0 E: 0 K: 1 S: 4	R: 1 H: 2 E: 0 K: 0 S: 5	R: 0 H: 1 E: 0 K: 0 S: 4	R: 1 H: 2 E: 0 K: 0 S: 5	R: 1 H: 2 E: 0 K: 1 S: 6	R: 0 H: 1 E: 0 K: 1 S: 6	R: 0 H: 0 E: 0 K: 1 S: 5	R: 0 H: 1 E: 1 K: 1 S: 6
--------------	--------------------------	--------------------------	--------------------------	--------------------------	--------------------------	--------------------------	--------------------------	--------------------------	--------------------------

PITCHER	IP	WLS	BF	H	R	ER	SO	BB	IBB	HBP	BLK	WP	HR	S	P	ERA	WHIP
Ed Whitson, R ERA: 4.13 (1, 1)	5.0		23	7	3	3	1	2	0	0	0	0	0	23	31	5.40	1.800
Craig Lefferts, L ERA: 0.76 (6, 1)	3.0		10	1	0	0	3	1	0	0	0	0	0	15	19	0.00	0.667
Rich Gossage, R ERA: 3.6 (9, 1)	1.0		4	1	0	0	1	0	0	0	0	0	0	6	6	0.00	1.000

Batter	1	2	3	4	5	6	7	8	9	AB R H RBI BB SO LOB	TOP											
Alan Wiggins, S (1, 4) OBP: 0.346, SLG: 0.293	0-3 K		0-0 F7		0-0 E7			0-0 L6		4 0 0 0 0 1 1	San Diego Padres @ Philadelphia Phillies Veterans Stadium, Philadelphia, PA Sat May 26 1984, 7:05 PM EDT Att: 32,898 - Unknown											
Tony Gwynn, L (1, 9) OBP: 0.436, SLG: 0.470	0-3 K		4-0 1B BB		0-0 4-3			0-0 1-3		3 0 0 1 1 1 1												
Graig Nettles, L (1, 5) OBP: 0.325, SLG: 0.349	0-0 4-3		0-0 1B		0-3 K			1-0 HBP		3 0 1 0 0 1 1												
Steve Garvey, R (1, 3) OBP: 0.262, SLG: 0.328		0-0 E 1B	0-0 3					0-0 L6		4 1 1 0 0 0 3												
Terry Kennedy, L (1, 2) OBP: 0.275, SLG: 0.346		0-0 E4 G3 1B		0-0 6-3				0-0 F8		4 0 0 0 0 0 1												
Kevin McReynolds, R (1, 8) OBP: 0.325, SLG: 0.526		0-0 G3 1B		0-0 5-3				0-0 F8		4 0 1 1 0 0 0												
Carmelo Martinez, R (1, 7) OBP: 0.340, SLG: 0.364		0-0 F7		0-3 K				0-0 L6		4 0 0 0 0 2 2												
Garry Templeton, S (1, 6) OBP: 0.313, SLG: 0.336		0-0 G3			0-0 5-3			0-3 K2-3		3 0 0 0 0 1 2												
Mark Thurmond, L (1, 1) OBP: 0.333, SLG: 0.364 Champ Summers, L (7, PH) OBP: 0.267, SLG: 0.571 Dave Dravecky, R (7, 1)		0-0 L4			0-0 E 4-3 2B			0-0 5-3		2 1 1 0 0 0 2 1 0 0 0 0 0 0 0 0 0 0 0 0 0												
Inning Stats	R: 0 E: 0 K: 2 S: 7	H: 0 LOB: 0 BB: 0 P: 7	R: 1 E: 1 K: 0 S: 6	H: 2 LOB: 2 BB: 0 P: 6	R: 0 E: 0 K: 0 S: 3	H: 1 LOB: 1 BB: 1 P: 7	R: 0 E: 0 K: 1 S: 5	H: 0 LOB: 0 BB: 0 P: 5	R: 1 E: 1 K: 1 S: 7	H: 1 LOB: 1 BB: 0 P: 7	R: 0 E: 0 K: 0 S: 3	H: 0 LOB: 0 BB: 0 P: 3	R: 0 E: 0 K: 2 S: 7	H: 0 LOB: 0 BB: 0 P: 7	R: 0 E: 0 K: 0 S: 3	H: 0 LOB: 1 BB: 0 P: 4	R: 0 E: 0 K: 0 S: 3	H: 0 LOB: 0 BB: 0 P: 3	1B: 3 2B: 2 3B: 0 HR: 0	SF: 0 SAC: 0 DP: 1 HBP: 1	WP: 0 PB: 0 SB: 0 CS: 0	PA: 34
PITCHER	IP WLS BF H R ER SO BB IBB HBP BLK WP HR S P ERA WHIP																					
Marty Bystrom, R (1, 1) ERA: 3.33	5.0 W 21 4 2 0 4 1 0 0 0 0 0 0 28 32 0.00 1.000																					
Bill Campbell, R (6, 1) ERA: 2.93	2.0 6 0 0 0 2 0 0 0 0 0 0 0 10 10 0.00 0.000																					
Al Holland, L (8, 1) ERA: 1.65	2.0 7 0 0 0 0 0 0 0 1 0 0 0 6 7 0.00 0.000																					

AB	32
R	2
H	4
RBI	2
BB	1
SO	6
LOB	13



WP: 0	PA: 34
PB: 0	
SB: 0	
CS: 0	

livebaseballscorecards.com

Batter	1	2	3	4	5	6	7	8	9	AB	R	H	RBI	BB	SO	LOB
Juan Samuel, R OBP: 0.361, SLG: 0.489 (1, 4)	0-0 6-3	0-0 F9			0-0 CS 1B		0-0 5-3	0-3 K		5	0	1	0	0	1	1
Garry Maddox, R OBP: 0.344, SLG: 0.339 (1, 8)	0-0 BB 4-3 1B		0-0 6-3		0-0 5-3		0-0 HR 1B			4	2	2	0	0	0	1
Mike Schmidt, R OBP: 0.396, SLG: 0.548 (1, 5)	4-0 4-3 1-2 2B BB		0-3 K		0-0 F8		0-0 HR 1B			3	2	1	0	1	1	0
Sixto Lezcano, R OBP: 0.380, SLG: 0.585 (1, 9)	4-0 1-2 2-3 2B BB		0-0 6-3		0-0 5-3		0-0 HR			3	2	1	3	1	0	0
Glenn Wilson, R OBP: 0.285, SLG: 0.394 (1, 7)	0-0 4-3			0-0 S 1B		0-0 2B	0-0 F8			4	0	2	1	0	0	2
AI Holland, R (8, 1)	1-2 2-3 3-H				0-3 K 1-2					0	0	0	0	0	0	0
Len Matuszek, L OBP: 0.382, SLG: 0.533 (1, 3)	0-0 2B			0-3 K 1-2		0-3 K		1-0 1B SF8 HBP		3	1	1	2	0	2	2
Ozzie Virgil, R OBP: 0.361, SLG: 0.536 (1, 2)	0-0 6-3			0-0 6-3		4-0 FC6-4 IBB		0-0 1B		3	0	1	0	1	0	2
Ivan De Jesus, R OBP: 0.272, SLG: 0.247 (1, 6)			0-0 6-3		4-0 IBB		0-0 FC6-4		0-0 SF8	2	0	0	1	1	0	2
Marty Bystrom, R OBP: 0.250, SLG: 0.375 (1, 1)			0-0 F7		0-0 L6			0-0 F7		2	0	0	0	0	0	2
Bill Campbell, R (6, 1)										0	0	0	0	0	0	0
Luis Aguayo, R OBP: 0.357, SLG: 0.500 (7, PH)										1	0	0	0	0	0	0
Joe Lefebvre, L OBP: 0.336, SLG: 0.321 (8, 7)										1	0	0	0	0	0	1

Inning Stats	R: 3	H: 2	E: 0	LOB: 1	K: 0	BB: 2	S: 5	P: 13	R: 0	H: 0	E: 0	LOB: 0	K: 0	BB: 0	S: 3	P: 3	R: 0	H: 0	E: 0	LOB: 0	K: 1	BB: 1	S: 5	P: 5	R: 0	H: 1	E: 0	LOB: 2	K: 1	BB: 1	S: 6	P: 10	R: 0	H: 1	E: 0	LOB: 0	K: 0	BB: 0	S: 3	P: 3	R: 0	H: 1	E: 0	LOB: 2	K: 1	BB: 1	S: 6	P: 10	R: 3	H: 3	E: 0	LOB: 0	K: 0	BB: 0	S: 6	P: 6	R: 1	H: 1	E: 0	LOB: 1	K: 1	BB: 0	S: 6	P: 7
--------------	------	------	------	--------	------	-------	------	-------	------	------	------	--------	------	-------	------	------	------	------	------	--------	------	-------	------	------	------	------	------	--------	------	-------	------	-------	------	------	------	--------	------	-------	------	------	------	------	------	--------	------	-------	------	-------	------	------	------	--------	------	-------	------	------	------	------	------	--------	------	-------	------	------

PITCHER	IP	WLS	BF	H	R	ER	SO	BB	IBB	HBP	BLK	WP	HR	S	P	ERA	WHIP
Mark Thurmond, L ERA: 4.22 (1, 1)	6.0	L	26	5	3	3	3	2	2	0	0	0	0	28	44	4.50	1.167
Dave Dravecky, L ERA: 4.03 (7, 1)	2.0		11	4	4	4	1	0	0	1	0	0	1	12	13	18.00	2.000

BOTTOM

San Diego Padres @ Philadelphia Phillies
Veterans Stadium, Philadelphia, PA
 Sat May 26 1984, 7:05 PM EDT
 Att. 32,898 - Unknown

AB	31
R	7
H	9
RBI	7
BB	4
SO	4
LOB	13

WP: 0 PA: 37
 PB: 0
 SB: 1
 CS: 1



PITCHER	IP	WLS	BF	H	R	ER	SO	BB	IBB	HBP	BLK	WP	HR	S	P	ERA	WHIP
---------	----	-----	----	---	---	----	----	----	-----	-----	-----	----	----	---	---	-----	------

Batter	1	2	3	4	5	6	7	8	9	AB R H RBI BB SO LOB	TOP											
Alan Wiggins, S (1, 4) OBP: 0.349, SLG: 0.310	0-0 5-3			0-0 G4-3 BB 1B	0-0 6-3			0-0 3-1 3B		4 1 2 1 0 0 1												
Tony Gwynn, L (1, 9) OBP: 0.438, SLG: 0.464	4-0 F9 BB			4-0 G4-3 1-2 BB		0-0 1-3		0-0 3-1		2 0 0 1 2 0 1												
Graig Nettles, L (1, 5) OBP: 0.316, SLG: 0.338	0-0 F9 1-2			0-0 G4-3 1-2f 2-3		0-0 F7		0-0 G3		4 0 0 0 0 0 4												
Steve Garvey, R (1, 3) OBP: 0.262, SLG: 0.331		0-0 F9		0-0 4-3		0-0 6-3			0-0 2B	4 0 1 0 0 0 1												
Kevin McReynolds, R (1, 8) OBP: 0.323, SLG: 0.531		0-3 K			0-0 HR 3B		0-0 F9		0-0 G3	4 1 1 0 0 1 1												
Carmelo Martinez, R (1, 7) OBP: 0.338, SLG: 0.383		0-0 6-3			0-0 HR		0-0 5-3		0-0 5-3	4 1 1 2 0 0 1												
Garry Templeton, S (1, 6) OBP: 0.311, SLG: 0.340			0-3 K		0-0 4-3 2B		0-0 1-3		0-0 6-3	4 0 1 0 0 1 1												
Bruce Bochy, R (1, 2) OBP: 0.286, SLG: 0.429			0-3 K		0-0 4-3			0-0 SH2-4 3B 2B		3 0 1 0 0 1 1												
Bobby Brown, S (8, PR) OBP: 0.297, SLG: 0.324			0-3 K		0-0 2-3					0 1 0 0 0 0 0												
Terry Kennedy, L (8, 2) OBP: 0.275, SLG: 0.346			0-3 K		0-3 K			0-0 SH2-4		0 0 0 0 0 0 0												
Tim Lollar, L (1, 1) OBP: 0.348, SLG: 0.619			0-3 K							2 0 0 0 0 2 1												
Craig Lefferts, L (7, 1) OBP: 0.500, SLG: 1.000										0 0 0 0 0 0 0												
Inning Stats	R: 0 E: 0 K: 0 S: 2	H: 0 LOB: 0 BB: 1 P: 6	R: 0 E: 0 K: 1 S: 5	H: 0 LOB: 0 BB: 0 P: 5	R: 0 E: 0 K: 3 S: 9	H: 0 LOB: 0 BB: 0 P: 9	R: 0 E: 0 K: 0 S: 3	H: 1 LOB: 1 BB: 1 P: 7	R: 2 E: 0 K: 1 S: 8	H: 3 LOB: 1 BB: 0 P: 8	R: 0 E: 0 K: 0 S: 3	H: 0 LOB: 0 BB: 0 P: 3	R: 0 E: 0 K: 0 S: 3	H: 0 LOB: 0 BB: 0 P: 3	R: 2 E: 0 K: 0 S: 5	H: 2 LOB: 1 BB: 0 P: 5	R: 0 E: 0 K: 0 S: 4	H: 1 LOB: 1 BB: 0 P: 4	1B: 1 2B: 3 3B: 2 HR: 1	SF: 0 SAC: 1 DP: 1 HBP: 0	WP: 0 PB: 0 SB: 0 CS: 0	PA: 34
PITCHER	IP WLS BF H R ER SO BB IBB HBP BLK WP HR S P ERA WHIP																					
Jerry Koosman, L (1, 1) ERA: 3.47	6.0 L 22 4 2 2 5 2 0 0 0 0 0 1 30 38 3.00 1.000																					
Larry Andersen, R (7, 1) ERA: 3.0	2.0 8 2 2 2 0 0 0 0 0 0 0 0 8 8 9.00 1.000																					
Tug McGraw, L (9, 1) ERA: 3.18	1.0 4 1 0 0 0 0 0 0 0 0 0 0 4 4 0.00 1.000																					

San Diego Padres @ Philadelphia Phillies
Veterans Stadium, Philadelphia, PA
Sun May 27 1984, 3:33 AM EDT
Att. 34,352 - Unknown

livebaseballscorecards.com

AB	31
R	4
H	7
RBI	4
BB	2
SO	5
LOB	12



Batter	1	2	3	4	5	6	7	8	9	AB	R	H	RBI	BB	SO	LOB
Juan Samuel, R OBP: 0.353, SLG: 0.476 (1, 4)	0-3 K		0-0 5-3		0-0 E5		0-3 K		0-0 F7	5	0	0	0	0	2	1
Garry Maddox, R OBP: 0.348, SLG: 0.333 (1, 8)	0-0 S 1B		4-0 S BB		0-0 5-3		0-0 F8		0-0 L6	4	0	1	0	1	0	2
Mike Schmidt, R OBP: 0.393, SLG: 0.540 (1, 5)	0-3 K		0-0 6-3		0-3 K		0-0 1B			4	0	1	0	0	2	3
Sixto Lezcano, R OBP: 0.373, SLG: 0.559 (1, 9)	0-0 5-3		0-0 5-3		4-0 BB		0-0 F9			3	0	0	0	1	0	3
Glenn Wilson, R OBP: 0.284, SLG: 0.390 (1, 7)		0-0 F9 S 1B		0-3 K	0-3 K				0-0 L4	4	0	1	0	0	2	2
Len Matuszek, L OBP: 0.372, SLG: 0.516 (1, 3)		0-0 F3		0-0 F8		0-0 L6		0-0 4-3		4	0	0	0	0	0	1
John Wockenfuss, R OBP: 0.354, SLG: 0.317 (1, 2)		4-0 BB BB		0-0 E5		4-0 BB BB		0-0 4-3		2	0	0	0	2	0	0
Ivan De Jesus, R OBP: 0.277, SLG: 0.255 (1, 6)		0-0 F9		4-0 IBB		0-3 K		0-0 2B		3	0	1	0	1	1	3
Jerry Koosman, R OBP: 0.105, SLG: 0.056 (1, 1)		0-3 K		0-0 F7		0-0 L6		0-0 L3		2	0	0	0	0	1	4
Ozzie Virgil, R OBP: 0.358, SLG: 0.532 (6, PH)										1	0	0	0	0	0	1
Larry Andersen, R (7, 1)										0	0	0	0	0	0	0
Tug McGraw, R OBP: 1.000, SLG: 1.000 (9, 1)										0	0	0	0	0	0	0
Luis Aguayo, R OBP: 0.333, SLG: 0.462 (9, PH)										1	0	0	0	0	0	1

Inning Stats	R: 0	H: 1	R: 0	H: 1	R: 0	H: 0	R: 0	H: 0	R: 0	H: 1	R: 0	H: 0	R: 0	H: 0	R: 0	H: 1	R: 0	H: 1	1B: 3	SF: 0	WP: 0	PA: 38
	E: 0	LOB: 1	E: 0	LOB: 2	E: 0	LOB: 1	E: 1	LOB: 2	E: 0	LOB: 1	E: 0	LOB: 1	E: 0	LOB: 0	E: 0	LOB: 1	E: 0	LOB: 1	2B: 1	SAC: 0	PB: 0	
	K: 2	BB: 0	K: 1	BB: 1	K: 0	BB: 1	K: 1	BB: 1	K: 1	BB: 1	K: 0	BB: 0	K: 0	BB: 0	K: 0	BB: 0	K: 0	BB: 0	3B: 0	DP: 0	SB: 3	
	S: 8	P: 8	S: 6	P: 10	S: 3	P: 7	S: 6	P: 10	S: 5	P: 9	S: 6	P: 6	S: 3	P: 3	S: 4	P: 4	S: 4	P: 4	HR: 0	HBP: 0	CS: 0	

PITCHER	IP	WLS	BF	H	R	ER	SO	BB	IBB	HBP	BLK	WP	HR	S	P	ERA	WHIP
Tim Lollar, L ERA: 4.13 (1, 1)	6.0	W	27	2	0	0	7	4	1	0	0	0	0	36	56	0.00	1.000
Craig Lefferts, L ERA: 0.68 (7, 1)	3.0	S	11	2	0	0	1	0	0	0	0	0	0	13	13	0.00	0.667

BOTTOM

San Diego Padres @ Philadelphia Phillies
Veterans Stadium, Philadelphia, PA

Sun May 27 1984, 3:33 AM EDT
Att. 34,352 - Unknown

livebaseballscorecards.com

AB	33
R	0
H	4
RBI	0
BB	5
SO	8
LOB	21



Batter	1	2	3	4	5	6	7	8	9	AB R H RBI BB SO LOB	TOP					
Alan Wiggins, S (1, 4) OBP: 0.347, SLG: 0.305	0-0 F8		0-0 SH5-3		0-0 6-3		4-0 CS BB		0-3 K	3 0 0 0 1 1 0						
Tony Gwynn, L (1, 9) OBP: 0.431, SLG: 0.468	0-0 6-3		0-0 6-3			0-0 4-3 3B	0-0 CS	0-0 3-1	0-0 6-3	5 1 1 1 0 0 0						
Graig Nettles, L (1, 5) OBP: 0.327, SLG: 0.341	0-0 FC4-6 1B		4-0 FC6 BB			0-0 4-3		4-0 1B E BB		2 1 1 1 2 0 0						
Steve Garvey, R (1, 3) OBP: 0.267, SLG: 0.335	0-0 FC4-6 1-2f		0-0 FC6 1-2f			0-0 E1 1B		0-0 E 1B		4 2 2 0 0 0 2						
Terry Kennedy, L (1, 2) OBP: 0.280, SLG: 0.346		0-0 3-1		0-0 F7		0-0 2-H 1B		4-0 E IBB		3 0 1 1 1 0 0						
Kevin McReynolds, R (1, 8) OBP: 0.316, SLG: 0.516		0-3 K		0-0 F9		0-0 F9		0-0 E5		4 0 0 1 0 1 2						
Carmelo Martinez, R (1, 7) OBP: 0.335, SLG: 0.375		4-0 BB		0-0 6-3		0-0 F7		0-0 F2		3 0 0 0 1 0 3						
Garry Templeton, S (1, 6) OBP: 0.304, SLG: 0.331		0-3 K			0-3 K		0-0 F7	0-0 F7		4 0 0 0 0 2 3						
Eric Show, R (1, 1) OBP: 0.174, SLG: 0.217			0-0 WP SH5-3 6-3 1B		0-3 K		0-0 4-3		0-0 L4	3 1 1 0 0 1 0						
Rich Gossage, R (8, 1) OBP: 0.250, SLG: 0.143										1 0 0 0 0 0 0						
Inning Stats	R: 0 H: 1 E: 0 LOB: 1 K: 0 BB: 0 S: 4 P: 4	R: 0 H: 0 E: 0 LOB: 1 K: 2 BB: 1 S: 7 P: 11	R: 1 H: 1 E: 0 LOB: 1 K: 0 BB: 1 S: 4 P: 8	R: 0 H: 0 E: 0 LOB: 0 K: 0 BB: 0 S: 3 P: 3	R: 0 H: 0 E: 0 LOB: 0 K: 2 BB: 0 S: 7 P: 7	R: 2 H: 3 E: 1 LOB: 1 K: 0 BB: 0 S: 6 P: 6	R: 0 H: 0 E: 0 LOB: 0 K: 0 BB: 1 S: 2 P: 6	R: 2 H: 1 E: 1 LOB: 2 K: 0 BB: 2 S: 5 P: 13	R: 0 H: 0 E: 0 LOB: 0 K: 1 BB: 0 S: 5 P: 5	1B: 5 SF: 0 2B: 0 SAC: 1 3B: 1 DP: 0 HR: 0 HBP: 0	WP: 1 PA: 39 PB: 0 SB: 0 CS: 1					
PITCHER	IP WLS BF H R ER SO BB IBB HBP BLK WP HR S P ERA WHIP															
Ron Darling, R (1, 1) ERA: 4.61	6.0	25	5	3	3	4	2	0	0	0	1	0	31	39	4.50	1.167
Brent Gaff, R (7, 1) ERA: 2.57	3.0	L	13	1	2	1	1	2	1	0	0	0	12	24	3.00	1.000

San Diego Padres @ New York Mets
 Shea Stadium, Flushing, NY
 Mon May 28 1984, 3:33 AM EDT
 Att: 36,204 - Unknown

livebaseballscorecards.com

AB	32
R	5
H	6
RBI	4
BB	5
SO	5
LOB	10



Batter	1	2	3	4	5	6	7	8	9	AB	R	H	RBI	BB	SO	LOB	BOTTOM			
Wally Backman, S OBP: 0.351, SLG: 0.298 (1, 4)	0-0 6-3	0-0 F8			0-0 1-3		0-0 6-3			4	0	0	0	0	0	0	San Diego Padres @ New York Mets Shea Stadium, Flushing, NY Mon May 28 1984, 3:33 AM EDT Att. 36,204 - Unknown			
Mookie Wilson, S OBP: 0.319, SLG: 0.363 (1, 8)	0-0 1B		0-0 4-3		0-0 1B			0-0 HR		4	1	3	1	0	0	0				
Keith Hernandez, L OBP: 0.374, SLG: 0.384 (1, 3)	0-3 K		0-0 1B		4-0 1B			0-0 F7		3	0	1	0	1	1	1				
George Foster, R OBP: 0.268, SLG: 0.443 (1, 7)	0-3 K		0-0 L6		0-0 FC5-4			0-3 K		4	0	0	0	0	2	4				
Darryl Strawberry, L OBP: 0.363, SLG: 0.451 (1, 9)		0-0 1B	0-0 F8			0-0 F7		0-0 L6		4	1	1	0	0	0	1				
Hubie Brooks, R OBP: 0.373, SLG: 0.447 (1, 5)		0-0 1B		0-0 4-3		0-0 F9		4-0 BB		3	0	1	0	0	0	0				
Brent Gaff, R (7, 1)		1-3 1B								0	0	0	0	0	0	0				
Rusty Staub, L (9, PH) OBP: 0.435, SLG: 0.400		1-3 1B								0	0	0	0	0	1	0				
Kelvin Chapman, R (9, PR) OBP: 0.371, SLG: 0.367		1-3 1B								0	0	0	0	0	0	0				
Mike Fitzgerald, R OBP: 0.329, SLG: 0.333 (1, 2)		0-0 2B	0-0 F7		0-0 F7			0-0 F7		4	1	1	1	0	0	1				
Ron Gardenhire, R OBP: 0.234, SLG: 0.225 (1, 6)		0-0 SF8	0-0 F9			0-0 6-3		0-0 F9		4	1	1	1	0	0	1				
Ron Darling, R OBP: 0.056, SLG: 0.059 (1, 1)		0-0 SF8			0-0 L4		0-0 6-3		0-0 4-3	1	0	0	1	0	0	0				
José Oquendo, S OBP: 0.261, SLG: 0.182 (7, 6)		0-0 SF8								1	0	0	0	0	0	0				
Danny Heep, L (9, PH) OBP: 0.314, SLG: 0.438		0-0 SF8								1	0	0	0	0	0	1				
Inning Stats	R: 0 E: 0 K: 2 S: 8	H: 1 LOB: 1 BB: 0 P: 8	R: 3 E: 0 K: 0 S: 6	H: 4 LOB: 0 BB: 0 P: 6	R: 0 E: 0 K: 0 S: 4	H: 1 LOB: 1 BB: 0 P: 4	R: 0 E: 0 K: 0 S: 3	H: 0 LOB: 0 BB: 0 P: 3	R: 0 E: 0 K: 0 S: 3	H: 0 LOB: 0 BB: 0 P: 3	R: 0 E: 0 K: 0 S: 3	H: 0 LOB: 0 BB: 0 P: 3	R: 1 E: 0 K: 1 S: 6	H: 1 LOB: 0 BB: 0 P: 6	R: 0 E: 0 K: 0 S: 3	H: 0 LOB: 1 BB: 1 P: 7	1B: 6 2B: 1 3B: 0 HR: 1	SF: 1 SAC: 0 DP: 0 HBP: 0	WP: 0 PB: 0 SB: 1 CS: 0	PA: 36
PITCHER Eric Show, R ERA: 2.7 (1, 1)	IP: 7.0 WLS: W BF: 28 H: 7 R: 3 ER: 3 SO: 2 BB: 0 IBB: 1 HBP: 0 BLK: 0 WP: 0 HR: 0 S: 31 P: 35 ERA: 3.86 WHIP: 1.000																			
Rich Gossage, R ERA: 3.66 (8, 1)	IP: 2.0 WLS: S BF: 8 H: 1 R: 1 ER: 1 SO: 1 BB: 1 IBB: 0 HBP: 0 BLK: 0 WP: 0 HR: 1 S: 9 P: 13 ERA: 4.50 WHIP: 1.000																			

livebaseballscorecards.com

AB	33
R	4
H	8
RBI	4
BB	2
SO	3
LOB	9



Batter 1 2 3 4 5 6 7 8 9 AB R H RBI BB SO LOB TOP

Alan Wiggins, S <small>(1, 4) OBP: 0.348, SLG: 0.307</small> 								5 1 2 1 0 1 1
Tony Gwynn, L <small>(1, 9) OBP: 0.436, SLG: 0.477</small> 								5 0 3 2 0 0 2
Graig Nettles, L <small>(1, 5) OBP: 0.329, SLG: 0.338</small> 								4 0 1 1 1 1 2
Steve Garvey, R <small>(1, 3) OBP: 0.265, SLG: 0.332</small> 								5 1 1 0 0 2 4
Terry Kennedy, L <small>(1, 2) OBP: 0.283, SLG: 0.343</small> 								4 0 1 0 1 1 4
Kevin McReynolds, R <small>(1, 8) OBP: 0.313, SLG: 0.509</small> 								5 0 1 0 0 0 3
Carmelo Martinez, R <small>(1, 7) OBP: 0.343, SLG: 0.374</small> 								3 1 1 1 1 1 2
Garry Templeton, S <small>(1, 6) OBP: 0.312, SLG: 0.340</small> 								5 2 3 0 0 1 2
<small>Andy Hawkins, R Champ Summers, L Greg Booker, R Sid Monge, S Floyd Chaffler, R Tim Lincecum, L Dave Drabek, R Bobby Brown, S Craig Lefferts, L Kurt Bevacqua, R</small>								<pre> 1 0 0 0 0 0 1 1 1 1 1 2 0 1 1 1 0 0 0 0 0 0 0 0 0 0 0 0 0 1 0 0 0 0 0 0 2 0 0 0 0 0 0 0 0 1 0 0 0 0 0 1 2 </pre>

San Diego Padres @ San Francisco Giants
 Candlestick Park, San Francisco, CA
 Fri Jun 01 1984, 10:05 PM EDT
 Att: 10,087 - Unknown

AB	41
R	7
H	15
RBI	7
BB	3
SO	9
LOB	25



Inning Stats	R: 1 H: 2 E: 0 K: 0 S: 5	H: 2 LOB: 1 BB: 0 P: 5	R: 0 H: 1 E: 0 K: 3 S: 10	H: 1 LOB: 1 BB: 0 P: 10	R: 0 H: 1 E: 0 K: 1 S: 6	H: 1 LOB: 2 BB: 1 P: 10	R: 3 H: 2 E: 1 K: 1 S: 8	H: 2 LOB: 1 BB: 0 P: 9	R: 0 H: 1 E: 0 K: 1 S: 6	H: 1 LOB: 1 BB: 0 P: 6	R: 2 H: 4 E: 0 K: 1 S: 8	H: 4 LOB: 1 BB: 0 P: 8	R: 0 H: 1 E: 0 K: 0 S: 3	H: 1 LOB: 2 BB: 2 P: 11	R: 0 H: 0 E: 0 K: 0 S: 3	H: 0 LOB: 0 BB: 0 P: 3	R: 1 H: 3 E: 0 K: 2 S: 10	H: 3 LOB: 2 BB: 0 P: 10	1B: 13 SF: 0 2B: 2 SAC: 0 3B: 0 DP: 1 HR: 0 HBP: 1	WP: 1 PA: 45 PB: 0 SB: 3 CS: 0
---------------------	--------------------------	------------------------	---------------------------	-------------------------	--------------------------	-------------------------	--------------------------	------------------------	--------------------------	------------------------	--------------------------	------------------------	--------------------------	-------------------------	--------------------------	------------------------	---------------------------	-------------------------	---	-----------------------------------

PITCHER	IP	WLS	BF	H	R	ER	SO	BB	IBB	HBP	BLK	WP	HR	S	P	ERA	WHIP
Mike Krukow, R (1, 1) ERA: 4.76	1.1		7	3	1	1	1	0	0	0	0	0	0	9	9	6.75	2.250
Frank Williams, R (2, 1) ERA: 4.76	3.2	W	20	6	5	3	5	1	0	1	1	1	0	28	33	7.36	1.909
Scott Garrelts, R (6, 1) ERA: 3.78	1.0		5	2	0	0	1	1	0	0	0	0	0	6	10	0.00	3.000
Greg Minton, R (7, 1) ERA: 5.17	3.0	S	13	4	1	1	2	1	0	0	0	0	0	16	20	3.00	1.667

Batter	1	2	3	4	5	6	7	8	9
Chili Davis, S OBP: 0.335, SLG: 0.482 (1, 8)	0-0 F8	0-0 S E 1B		0-0 1B 2B 1B	0-0 WP 3B		0-3 K		
Johnnie LeMaster, R OBP: 0.257, SLG: 0.246 (1, 6)	0-0 1B SF9	0-0 E5		0-0 2B 1B	0-3 K		0-3 K		
Jeffrey Leonard, R OBP: 0.366, SLG: 0.436 (1, 7)	0-0 1B	4-0 FC6-4 BB		0-0 1B 2B	4-0 WP BB		0-0 6-3		
Jack Clark, R OBP: 0.427, SLG: 0.569 (1, 9)	0-0 SF9	0-0 F2		0-3 K	0-0 F7		0-0 HR		
Al Oliver, L OBP: 0.324, SLG: 0.354 (1, 3)	0-0 F5	0-0 FC6-4		0-0 S 1B			0-3 K		
Scott Thompson, L OBP: 0.375, SLG: 0.318 (9, 3)				2-3 3-H 1B					
Joel Youngblood, R OBP: 0.317, SLG: 0.308 (1, 5)		0-3 K	0-0 5-3	0-3 K	0-3 K		0-0 BLK 1B		
Fran Mullins, R OBP: 0.364, SLG: 0.444 (7, 5)									
Bob Brenly, R OBP: 0.431, SLG: 0.487 (1, 2)		0-0 CI E 1B	0-0 FC5-4 1B	0-0 F7	0-0 FC5-4 CS		4-0 1B BB		
Brad Wellman, R OBP: 0.750, SLG: 1.000 (1, 4)		0-1 CI E 1B	0-0 FC5-4		0-0 WP 3B 1B		0-0 6-3 2B	0-0 1B	
Mike Krukow, R OBP: 0.200, SLG: 0.158 (1, 1)		0-0 E1	0-3 K		0-3 K		0-0 6-3	0-0 4-3	
Frank Williams, R (2, 1)									
Scott Garrelts, R OBP: 0.167, SLG: 0.167 (6, 1)		1-3 2-H E			1-2 K		2-3		
Greg Minton, S (7, 1)									

Inning Stats	R: 1	H: 2	E: 0	K: 0	S: 5	LOB: 1	BB: 0	P: 5	R: 4	H: 2	E: 3	K: 1	S: 10	LOB: 2	BB: 1	P: 14	R: 0	H: 1	E: 0	K: 1	S: 6	LOB: 1	BB: 0	P: 6	R: 2	H: 4	E: 0	K: 2	S: 11	LOB: 2	BB: 0	P: 11	R: 2	H: 2	E: 0	K: 2	S: 9	LOB: 1	BB: 1	P: 13	R: 0	H: 1	E: 0	K: 1	S: 5	LOB: 0	BB: 0	P: 5	R: 0	H: 1	E: 0	K: 2	S: 8	LOB: 1	BB: 0	P: 8	R: 2	H: 3	E: 0	K: 1	S: 8	LOB: 2	BB: 1	P: 12
--------------	------	------	------	------	------	--------	-------	------	------	------	------	------	-------	--------	-------	-------	------	------	------	------	------	--------	-------	------	------	------	------	------	-------	--------	-------	-------	------	------	------	------	------	--------	-------	-------	------	------	------	------	------	--------	-------	------	------	------	------	------	------	--------	-------	------	------	------	------	------	------	--------	-------	-------

PITCHER															PITCHER																						
IP	WLS	BF	H	R	ER	SO	BB	IBB	HBP	BLK	WP	HR	S	P	ERA	WHIP	IP	WLS	BF	H	R	ER	SO	BB	IBB	HBP	BLK	WP	HR	S	P	ERA	WHIP				
Andy Hawkins, R (1, 1)	3.0	L	18	5	5	1	2	1	0	0	0	0	21	25	3.00	2.000	Craig Lefferts, L (7, 1)	2.0		11	4	2	2	3	1	0	0	0	1	16	20	9.00	2.500				
Greg Booker, R (4, 1)	0.1		4	3	2	1	0	0	0	0	0	0	6	6	54.00	9.000																					
Sid Monge, L (4, 1)	0.0		1	1	0	0	0	0	0	0	0	0	1	1	∞	∞																					
Floyd Chiffer, R (4, 1)	1.2		8	2	2	3	1	0	0	0	2	0	13	17	10.80	1.800																					
Dave Dravecky, L (6, 1)	1.0		3	1	0	1	0	0	0	0	0	0	5	5	0.00	1.000																					

BOTTOM

San Diego Padres @ San Francisco Giants
Candlestick Park, San Francisco, CA

Fri Jun 01 1984, 10:05 PM EDT
Att. 10,087 - Unknown

AB	R	H	RBI	BB	SO	LOB
5	3	3	2	0	1	1
5	2	2	0	0	2	2
3	0	2	1	2	0	0
4	1	1	2	0	1	5
5	0	2	1	0	1	3
0	0	0	0	0	0	0
4	0	0	0	0	3	3
1	1	1	0	0	0	0
4	1	2	0	1	0	3
4	2	3	1	0	0	1
0	0	0	0	0	0	0
3	1	0	0	0	2	3
0	0	0	0	0	0	0
2	0	0	0	0	0	3

AB	40
R	11
H	16
RBI	7
BB	3
SO	10
LOB	24

GIANTS

1B:	12	SF:	1	WP:	2	PA:	46
2B:	2	SAC:	0	PB:	0		
3B:	1	DP:	0	SB:	2		
HR:	1	HBP:	0	CS:	1		

Batter	1	2	3	4	5	6	7	8	9	10	AB R H RBI BB SO LOB
Alan Wiggins, S (1, 4) OBP: 0.344, SLG: 0.304	0-3 K FC3-6		0-0 4-3		0-0 FC5-2 1B	0-0 F8		0-0 FC6-4			5 0 1 0 0 1 4
Tony Gwynn, L (1, 9) OBP: 0.440, SLG: 0.481	0-0 FC3-6 1B		0-0 E S 1B		0-0 FC5-2 1B		0-0 5-3		0-3 K		5 0 3 1 0 1 0
Graig Nettles, L (1, 5) OBP: 0.331, SLG: 0.343	0-0 FC3-6 G6-4-3		4-0 BB		0-0 F8		0-0 1B 2B		0-0 F9		4 0 1 0 1 0 5
Steve Garvey, R (1, 3) OBP: 0.263, SLG: 0.328	0-0 G6-4-3		0-0 F7		0-0 FC5-2		0-0 2B 1B		0-0 6-3		5 0 1 0 0 0 7
Terry Kennedy, L (1, 2) OBP: 0.281, SLG: 0.339		0-0 F8		0-3 K		0-0 4-3		0-3 K		0-0 SH1-3 SF7 1B	5 0 1 0 0 2 5
Bobby Brown, S (10, PR) OBP: 0.289, SLG: 0.314											0 1 0 0 0 0 0
Bruce Bochy, R (10, 2) OBP: 0.286, SLG: 0.429											0 0 0 0 0 0 0
Kevin McReynolds, R (1, 8) OBP: 0.317, SLG: 0.523		0-0 F8		0-0 HR		4-0 2B BB		0-0 F8		0-0 SH1-3	3 1 1 1 1 0 2
Carmelo Martinez, R (1, 7) OBP: 0.339, SLG: 0.378		0-0 F6		0-0 1-3		0-0 1-3 2B		0-0 F4		0-0 SF7	4 0 1 1 0 0 0
Garry Templeton, S (1, 6) OBP: 0.315, SLG: 0.341			0-0 4-3 SH1-3 1B		0-0 4-3		0-3 K		0-0 FC6-4 1B		5 1 2 0 0 1 3
Mark Thurmond, L (1, 1) OBP: 0.333, SLG: 0.357			0-0 SH1-3		0-0 1B 1B		0-0 4-3		0-3 K		3 0 1 0 0 1 3
Rich Gossage, R (9, 1) OBP: 0.250, SLG: 0.143					0-0 FC5-2 1B						0 0 0 0 0 0 0

Inning Stats	R: 0	H: 1	R: 0	H: 0	R: 1	H: 2	R: 0	H: 3	R: 0	H: 1	R: 0	H: 2	R: 0	H: 1	R: 0	H: 0	R: 1	H: 1	1B: 9	SF: 1	WP: 0	PA: 44
E: 0	LOB: 1	E: 0	LOB: 0	E: 0	LOB: 2	E: 0	LOB: 3	E: 0	LOB: 2	E: 0	LOB: 1	E: 0	LOB: 0	E: 0	LOB: 1	E: 0	LOB: 1	E: 0	LOB: 1	2B: 2 <td>SAC: 2 <td>PB: 1 </td></td>	SAC: 2 <td>PB: 1 </td>	PB: 1
K: 1	BB: 0	K: 0	BB: 0	K: 0	BB: 1	K: 0	BB: 0	K: 1	BB: 1	K: 1	BB: 0	K: 1	BB: 0	K: 1	BB: 0	K: 0	BB: 0	K: 0	BB: 0	3B: 0	DP: 1 <td>SB: 3</td>	SB: 3
S: 6	P: 6	S: 3	P: 3	S: 5	P: 9	S: 6	P: 6	S: 6	P: 6	S: 6	P: 6	S: 7	P: 7	S: 6	P: 6	S: 5	P: 5	S: 4	P: 4	HR: 1	HBP: 0	CS: 0

PITCHER	IP	WLS	BF	H	R	ER	SO	BB	IBB	HBP	BLK	WP	HR	S	P	ERA	WHIP
Jeff Robinson, R (1, 1) ERA: 3.52	5.0		25	8	2	2	2	2	0	0	0	0	1	27	35	3.60	2.000
Jeff Cornell, R ERA:	1.0		3	0	0	0	1	0	0	0	0	0	0	5	5	0.00	0.000
Gary Lavelle, L (7, 1) ERA: 3.31	3.0		12	3	0	0	3	0	0	0	0	0	0	18	18	0.00	1.000
Scott Garrelts, R (10, 1) ERA: 4.08	1.0	L	4	1	1	1	0	0	0	0	0	0	0	4	4	9.00	1.000

TOP

San Diego Padres @ San Francisco Giants

Candlestick Park, San Francisco, CA

Sat Jun 02 1984, 6:33 AM EDT
Att. 12,662 - Unknown

AB	39
R	3
H	12
RBI	3
BB	2
SO	6
LOB	29



Batter	1	2	3	4	5	6	7	8	9	10	AB	R	H	RBI	BB	SO	LOB	BOTTOM										
Chili Davis, S OBP: 0.332, SLG: 0.471 (1, 8) BB	4-0 G4-6-3 BB		x 0-0 F4			x 0-0 F9			0-3 K	0-3 K2-3	4	0	0	0	1	2	4	San Diego Padres @ San Francisco Giants Candlestick Park, San Francisco, CA Sat Jun 02 1984, 6:33 AM EDT Att: 12,662 - Unknown livebaseballscorecards.com										
Johnnie LeMaster, R OBP: 0.252, SLG: 0.241 (1, 6) Al Oliver, L OBP: 0.328, SLG: 0.364 (9, PH) Gene Richards, L OBP: 0.358, SLG: 0.268 (9, PR) Scott Garrelts, R OBP: 0.167, SLG: 0.167 (10, 1) 1-2f	0-0 G4-6-3			0-0 6-3		0-0 1-3			0-0 2B		3	0	0	0	0	0	1											
Jeffrey Leonard, R OBP: 0.358, SLG: 0.424 (1, 7) 1-2f	0-0 6-3			0-0 6-3			0-0 5-3		0-3 K		4	0	0	0	0	1	2											
Jack Clark, R OBP: 0.429, SLG: 0.571 (1, 9) BB		x 0-0 F9		4-0 FC6-4 BB			0-0 F8		0-0 2B		3	0	1	2	1	0	0											
Bob Brenly, R OBP: 0.418, SLG: 0.472 (1, 3) 1-2f		x 0-0 4-3		0-0 FC6-4			0-0 F4		0-3 K		4	0	0	0	0	1	2											
Steve Nicosia, R OBP: 0.238, SLG: 0.333 (1, 2) Scot Thompson, L OBP: 0.360, SLG: 0.304 (10, PH)		x 0-0 4-3			x 0-0 F9			0-3 K		x 0-0 F7	3	0	0	0	0	1	0											
Brad Wellman, R OBP: 0.625, SLG: 0.667 (1, 4) BB			x 0-0 F7		x 0-0 5-3			4-0 G6-4-3 BB		4-0 S BB	2	0	0	0	2	0	0											
Fran Mullins, R OBP: 0.385, SLG: 0.476 (1, 5) (10, 6)			x 0-0 6-3 2B		0-3 K			0-0 G6-4-3 1-2f		4-0 1-2 BB	3	0	1	0	1	1	1											
Jeff Robinson, R OBP: 0.042, SLG: 0.042 (1, 1) Jeff Cornell, S (6, 1) Duane Kuiper, L OBP: 0.222, SLG: 0.180 (6, PH) Gary Lavette, S (7, 1) Joel Youngblood, R OBP: 0.319, SLG: 0.306 (9, PH) (10, 5)			x 0-0 6-3 2-3		x 0-0 F7			4-0 2B 2B BB		0-3 K	1	0	0	0	0	0	1											
Inning Stats	R: 0 H: 0 E: 0 LOB: 0 K: 0 BB: 1 S: 2 P: 6	R: 0 H: 0 E: 0 LOB: 0 K: 0 BB: 0 S: 3 P: 3	R: 0 H: 1 E: 0 LOB: 1 K: 0 BB: 0 S: 4 P: 4	R: 0 H: 0 E: 0 LOB: 1 K: 0 BB: 1 S: 3 P: 7	R: 0 H: 0 E: 0 LOB: 0 K: 1 BB: 0 S: 5 P: 5	R: 0 H: 0 E: 0 LOB: 0 K: 0 BB: 0 S: 3 P: 3	R: 0 H: 0 E: 0 LOB: 0 K: 1 BB: 0 S: 3 P: 3	R: 0 H: 0 E: 0 LOB: 0 K: 1 BB: 1 S: 4 P: 8	R: 2 H: 2 E: 0 LOB: 1 K: 3 BB: 1 S: 11 P: 15	R: 0 H: 0 E: 0 LOB: 2 K: 2 BB: 2 S: 7 P: 15	1B: 0 SF: 0 2B: 3 SAC: 0 3B: 0 DP: 2 HR: 0 HBP: 0	WP: 0 PA: 37 PB: 0 SB: 1 CS: 0																
PITCHER	IP WLS BF H R ER SO BB IBB HBP BLK WP HR S P ERA WHIP																											
Mark Thurmond, L ERA: 3.73 (1, 1)	8.0	27	1	1	1	2	4	0	0	0	0	0	27	43	1.12	0.625												
Rich Gossage, R ERA: 3.71 (9, 1)	2.0	10	2	1	1	5	2	0	0	0	0	0	18	26	4.50	2.000												



Batter	1	2	3	4	5	6	7	8	9	AB R H RBI BB SO LOB	TOP																	
Alan Wiggins, S (1, 4) OBP: 0.343, SLG: 0.303	0-0 4-3		0-0 FC4-6			0-0 F6	0-0 1B	0-0 SH1-3		4 1 1 1 0 0 1	San Diego Padres @ San Francisco Giants Candlestick Park, San Francisco, CA Sun Jun 03 1984, 6:33 AM EDT Unknown																	
Tim Flannery, L (1, 5) OBP: 0.346, SLG: 0.400	0-0 4-3			0-0 F4		0-0 1B	0-0 1B	0-3 K		5 2 2 1 0 1 0																		
Tony Gwynn, L (1, 9) OBP: 0.443, SLG: 0.484	0-0 6-3			0-0 1B		0-0 1B	0-0 1B		0-0 F7	5 2 3 1 0 0 0																		
Steve Garvey, R (1, 3) OBP: 0.267, SLG: 0.330		0-0 F7		0-0 G6-4-3		0-0 1B	0-0 1B		0-3 K	5 0 2 2 0 1 1																		
Terry Kennedy, L (1, 2) OBP: 0.279, SLG: 0.333		0-0 F9			0-0 3-1	0-0 SF7	4-0 1B		0-0 4-3	3 0 0 1 1 0 0																		
Kevin McReynolds, R (1, 8) OBP: 0.321, SLG: 0.526		0-0 5-3			0-0 5-3	0-0 2B	0-0 1B			4 0 2 1 0 0 0																		
Carmelo Martinez, R (1, 7) OBP: 0.343, SLG: 0.381			0-0 F7		0-0 1B		0-0 1B			4 1 2 0 0 1 3																		
Garry Templeton, S (1, 6) OBP: 0.319, SLG: 0.351			0-0 4-3		0-0 1B		0-0 F7	0-0 SH1-3		4 1 2 0 0 0 1																		
Tim Lollar, L (1, 1) OBP: 0.333, SLG: 0.542			4-0 FC4-6		0-0 F3		0-0 F6	0-0 6-3		3 0 0 0 1 0 4																		
Floyd Chiffer, R (8, 1)										0 0 0 0 0 0 0																		
Dave Dravecky, R (8, 1)										0 0 0 0 0 0 0																		
Inning Stats	R: 0 E: 0 K: 0 S: 3	H: 0 LOB: 0 BB: 0 P: 3	R: 0 E: 0 K: 0 S: 3	H: 0 LOB: 0 BB: 1 P: 7	R: 0 E: 0 K: 0 S: 3	H: 1 LOB: 0 BB: 0 P: 3	R: 0 E: 0 K: 0 S: 5	H: 2 LOB: 2 BB: 0 P: 5	R: 2 E: 0 K: 0 S: 6	H: 4 LOB: 2 BB: 0 P: 6	R: 4 E: 0 K: 1 S: 11	H: 6 LOB: 3 BB: 1 P: 15	R: 1 E: 0 K: 1 S: 6	H: 1 LOB: 0 BB: 0 P: 6	R: 0 E: 0 K: 1 S: 5	H: 0 LOB: 0 BB: 0 P: 5	1B: 12 2B: 2 3B: 0 HR: 0	SF: 1 SAC: 1 DP: 1 HBP: 0	WP: 0 PB: 0 SB: 0 CS: 0	PA: 41								
PITCHER	IP WLS BF H R ER SO BB IBB HBP BLK WP HR S P ERA WHIP																											
Bill Laskey, R (1, 1) ERA: 2.9	5.2		23	6	2	2	0	1	0	0	0	0	0	22	26	3.18	1.235											
Jeff Cornell, R (6, 1) ERA: 15.43	1.1	L	11	7	4	4	1	0	1	0	0	0	0	12	16	27.00	5.250											
Frank Williams, R (8, 1) ERA: 4.75	2.0		7	1	1	1	2	0	0	0	0	0	0	11	11	4.50	0.500											

AB	37
R	7
H	14
RBI	7
BB	2
SO	3
LOB	10



WP	0
PA	41

ERA	
WHIP	

Batter	1	2	3	4	5	6	7	8	9	AB	R	H	RBI	BB	SO	LOB
Chili Davis, S OBP: 0.333, SLG: 0.466 (1, 8)	0-3 K		0-0 F4		0-0 1B		0-3 K		4-0 BB	4	0	1	0	1	2	1
Johnnie LeMaster, R OBP: 0.252, SLG: 0.236 (1, 6)	0-3 K			0-0 6-3	0-0 F7			4-0 HR	0-0 F3	3	1	0	0	1	1	1
Bob Brenly, R OBP: 0.415, SLG: 0.468 (9, PH)								BB		1	0	0	0	0	0	1
Al Oliver, L OBP: 0.324, SLG: 0.359 (1, 3)	0-0 1B			0-0 F8		0-0 F7		0-0 F2	0-0 4-3	5	0	1	0	0	0	2
Jack Clark, R OBP: 0.430, SLG: 0.588 (1, 9)	0-0 F3			0-0 HR	0-0 F9			0-0 HR		4	2	2	2	0	0	1
Jeffrey Leonard, R OBP: 0.361, SLG: 0.446 (1, 7)		0-3 K		0-0 HR		0-0 1B		0-3 K		4	1	2	2	0	2	0
Joel Youngblood, R OBP: 0.323, SLG: 0.328 (1, 5)		0-3 K		0-0 1B		0-0 F8		0-0 HR		4	1	2	1	0	1	1
Steve Nicosia, R OBP: 0.261, SLG: 0.349 (1, 2)		0-0 4-3		0-0 F8			0-0 FC5-4	0-0 1B	0-0 1B	4	0	2	0	0	0	1
Brad Wellman, R OBP: 0.455, SLG: 0.444 (1, 4)			0-3 K		0-0 F4		0-0 FC5-4	0-0 4-3		3	0	0	0	0	1	1
Scot Thompson, L OBP: 0.346, SLG: 0.292 (8, PH)							1-2f			1	0	0	0	0	0	1
Fran Mullins, R OBP: 0.385, SLG: 0.476 (9, 4)										0	0	0	0	0	0	0
Bill Laskey, R OBP: 0.083, SLG: 0.043 (1, 1)			0-3 K		0-3 K		0-0 F7		0-0 F7	2	0	0	0	0	2	0
Jeff Cornell, S (6, 1)										0	0	0	0	0	0	0
Dusty Baker Jr., R OBP: 0.419, SLG: 0.429 (7, PH)										1	0	0	0	0	0	1
Frank Williams, R (8, 1)										0	0	0	0	0	0	0
John Rabb, R OBP: 0.444, SLG: 0.478 (9, PH)										1	0	0	0	0	0	0

Inning Stats	R: 0	H: 1	E: 0	K: 2	S: 8	H: 0	LOB: 1	BB: 0	P: 8	R: 0	H: 0	E: 0	K: 2	S: 7	R: 0	H: 0	E: 0	K: 2	S: 7	R: 2	H: 3	E: 0	K: 0	S: 6	R: 0	H: 1	E: 0	K: 1	S: 6	R: 0	H: 1	E: 0	K: 0	S: 4	R: 0	H: 1	E: 1	K: 1	S: 6	R: 3	H: 3	E: 0	K: 1	S: 8	R: 0	H: 0	E: 0	K: 0	S: 3	1B: 7	2B: 0	3B: 0	HR: 3	SF: 0	SAC: 0	DP: 0	HBP: 0	WP: 0	PB: 0	SB: 1	CS: 0	PA: 39
--------------	------	------	------	------	------	------	--------	-------	------	------	------	------	------	------	------	------	------	------	------	------	------	------	------	------	------	------	------	------	------	------	------	------	------	------	------	------	------	------	------	------	------	------	------	------	------	------	------	------	------	-------	-------	-------	-------	-------	--------	-------	--------	-------	-------	-------	-------	--------


PITCHER	IP	WLS	BF	H	R	ER	SO	BB	IBB	HBP	BLK	WP	HR	S	P	ERA	WHIP
Tim Lollar, L ERA: 4.22 (1, 1)	7.1	W	31	8	4	4	8	1	0	0	0	0	2	46	50	4.91	1.227
Floyd Chiffer, R ERA: 8.1 (8, 1)	0.1		3	2	1	1	1	0	0	0	0	0	1	5	5	27.00	6.000
Dave Dravecky, L ERA: 3.79 (8, 1)	1.1	S	5	0	0	0	0	1	0	0	0	0	0	4	8	0.00	0.750

BOTTOM

San Diego Padres @ San Francisco Giants
Candlestick Park, San Francisco, CA

Sun Jun 03 1984, 6:33 AM EDT
Unknown

AB	37
R	5
H	10
RBI	5
BB	2
SO	9
LOB	11



livebaseballscores.com

Batter	1	2	3	4	5	6	7	8	9	AB R H RBI BB SO LOB	TOP														
Alan Wiggins, S (1, 4) OBP: 0.344, SLG: 0.302	0-0 F5		0-0 G4-6-3		4-0 CS BB		0-3 K		0-0 BB 1B	4 1 1 0 1 1 1															
Tim Flannery, L (1, 5) OBP: 0.333, SLG: 0.448	0-0 6-3			0-0 FC5 3B	0-0 4-3			0-0 4-3	4-0 1B BB	4 1 1 0 0 0 1 0 0 0 0 1 0 0 0 0 0 0 0 0 0															
Bobby Brown, S (9, PH) OBP: 0.308, SLG: 0.314					1-2				1-2 2-3																
Rich Gossage, R (9, 1) OBP: 0.250, SLG: 0.143																									
Tony Gwynn, L (1, 9) OBP: 0.447, SLG: 0.481	4-0 PB BB			4-0 E FC5 1B BB		0-0 3-1		0-0 4-3	0-0 S 1B	3 1 1 2 2 0 0															
Kevin McReynolds, R (1, 8) OBP: 0.317, SLG: 0.519	0-3 K			0-0 FC5 FC6-4 1B		0-0 F4		0-0 1B	1-3 2-H 3-H 0-0 F4	5 0 1 1 0 1 4															
Kurt Bevacqua, R (1, 3) OBP: 0.357, SLG: 0.333		0-0 F5		0-0 FC6-4 1B		0-0 HR 1B		0-0 F3		4 1 2 1 0 0 1 0 0 0 0 0 0 0															
Mario Ramirez, R (9, 5) OBP: 0.250, SLG: 0.625				1-2 3-H																					
Carmelo Martinez, R (1, 7) OBP: 0.346, SLG: 0.404		0-0 F6		0-0 F7		0-0 HR			0-0 1B WP SF8 1B	4 2 2 2 0 0 2															
Garry Templeton, S (1, 6) OBP: 0.317, SLG: 0.349					0-0 FC6-4		0-3 K		0-0 SF8 1B	4 0 1 0 0 1 2															
Bruce Bochy, R (1, 2) OBP: 0.182, SLG: 0.300			0-3 K	0-0 F4			0-3 K		0-0 SF8	3 0 0 1 0 2 2															
Eric Show, R (1, 1) OBP: 0.154, SLG: 0.192			0-0 E6		0-0 5-3		0-0 6-3		0-0 BB 1B 1B	3 0 0 0 0 0 0 1 1 1 0 0 0 0															
Steve Garvey, R (9, PH) OBP: 0.270, SLG: 0.333																									
Inning Stats	R: 0 E: 0 K: 1 S: 5	H: 0 LOB: 1 BB: 1 P: 9	R: 0 E: 0 K: 0 S: 3	H: 0 LOB: 0 BB: 0 P: 3	R: 0 E: 1 K: 1 S: 5	H: 0 LOB: 0 BB: 0 P: 5	R: 2 E: 1 K: 0 S: 6	H: 2 LOB: 2 BB: 1 P: 10	R: 0 E: 0 K: 0 S: 2	H: 0 LOB: 0 BB: 1 P: 6	R: 2 E: 0 K: 1 S: 7	H: 2 LOB: 0 BB: 0 P: 7	R: 0 E: 0 K: 2 S: 7	H: 0 LOB: 0 BB: 0 P: 7	R: 0 E: 0 K: 0 S: 4	H: 1 LOB: 1 BB: 0 P: 4	R: 3 E: 0 K: 0 S: 7	H: 5 LOB: 2 BB: 1 P: 11	1B: 8 2B: 0 3B: 1 HR: 1	SF: 1 SAC: 0 DP: 1 HBP: 0	WP: 1 PB: 1 SB: 1 CS: 1	PA: 40			
PITCHER	IP	WLS	BF	H	R	ER	SO	BB	IBB	HBP	BLK	WP	HR	S	P	ERA	WHIP								
Mark Grant, R (1, 1) ERA: 6.19	7.0		28	4	4	3	5	3	0	0	0	0	1	35	47	3.86	1.000								
Gary Lavelle, L (8, 1) ERA: 3.93	1.2	L	11	6	3	3	0	1	0	0	0	1	0	10	14	16.20	4.200								
Greg Minton, R (9, 1) ERA: 5.12	0.1		1	0	0	0	0	0	0	0	0	0	0	1	1	0.00	0.000								

San Diego Padres @ San Francisco Giants
Candlestick Park, San Francisco, CA

Sun Jun 03 1984, 6:38 AM EDT
Att: 22,863 - Unknown

AB	35
R	7
H	10
RBI	7
BB	4
SO	5
LOB	13



Batter	1	2	3	4	5	6	7	8	9	AB	R	H	RBI	BB	SO	LOB
Chili Davis, S OBP: 0.340, SLG: 0.486 (1, 8)	0-0 F2 1B	0-0 2-H 1B			0-0 4-3		0-0 BLK SH3-4 1B	0-0 HR		5	2	3	2	0	0	0
Johnnie LeMaster, R OBP: 0.258, SLG: 0.238 (1, 6)	0-0 1B	0-0 F8			4-0 BB		0-0 SH3-4 1-2	0-0 F7		3	0	1	0	1	0	1
Jeffrey Leonard, R OBP: 0.351, SLG: 0.431 (1, 7)	0-0 F9		0-3 K		0-0 F3		0-3 K 2-3		0-3 K	5	0	0	0	0	3	3
Jack Clark, R OBP: 0.426, SLG: 0.577 (1, 9)	0-3 K		0-0 F9		0-0 5-3		4-0 1B BB		0-0 F7	3	0	0	0	1	1	2
John Rabb, R OBP: 0.444, SLG: 0.478 (7, PR)										0	0	0	0	0	0	0
Gary Lavelle, S (8, 1)										0	0	0	0	0	0	0
Greg Minton, S (9, 1)										0	0	0	0	0	0	0
Al Oliver, L OBP: 0.322, SLG: 0.357 (9, PH)										1	0	0	0	0	0	0
Scott Thompson, L OBP: 0.387, SLG: 0.321 (1, 3)		4-0 1-3 1B BB		0-0 F3		0-0 2B 1B	0-0 1-3 3-H 1B		0-0 5-3	4	2	2	1	1	0	0
Joel Youngblood, R OBP: 0.327, SLG: 0.328 (1, 5)		0-0 1-2 1B 1B		0-0 F7		0-0 F7	4-0 1-2 BB			3	1	1	0	1	0	1
Bob Brenly, R OBP: 0.411, SLG: 0.469 (1, 2)		0-0 1-3		0-0 6-3		0-0 2B	0-0 F5			4	0	1	1	0	0	5
Brad Wellman, R OBP: 0.467, SLG: 0.462 (1, 4)		0-0 SH1-4 1B		0-0 1B		0-0 6-3		0-0 F7		4	1	2	2	0	0	1
Mark Grant, R (1, 1)		0-0 SH1-4		0-3 K		0-3 K		0-0 F6		2	0	0	0	0	2	2
Fran Mullins, R OBP: 0.370, SLG: 0.455 (8, 5)		1-2								1	0	0	0	0	0	0

Inning Stats	R: 0	H: 1	E: 0	K: 1	S: 6	H: 3	LOB: 1	R: 3	H: 3	E: 0	K: 0	S: 6	H: 0	LOB: 0	R: 0	H: 1	E: 0	K: 1	S: 6	H: 0	LOB: 1	R: 0	H: 0	E: 0	K: 0	S: 3	H: 2	LOB: 1	R: 1	H: 2	E: 0	K: 1	S: 7	H: 2	LOB: 3	R: 1	H: 1	E: 0	K: 0	S: 4	H: 0	LOB: 0	R: 0	H: 0	E: 0	K: 1	S: 5	1B: 8	SF: 0	2B: 1	SAC: 2	3B: 0	DP: 0	HR: 1	HBP: 0	WP: 0	PA: 41
--------------	------	------	------	------	------	------	--------	------	------	------	------	------	------	--------	------	------	------	------	------	------	--------	------	------	------	------	------	------	--------	------	------	------	------	------	------	--------	------	------	------	------	------	------	--------	------	------	------	------	------	-------	-------	-------	--------	-------	-------	-------	--------	-------	--------

PITCHER	IP	WLS	BF	H	R	ER	SO	BB	IBB	HBP	BLK	WP	HR	S	P	ERA	WHIP
Eric Show, R ERA: 3.1 (1, 1)	8.0	W	38	10	6	6	5	4	0	0	1	0	1	44	60	6.75	1.750
Rich Gossage, R ERA: 3.6 (9, 1)	1.0	S	3	0	0	0	1	0	0	0	0	0	0	5	5	0.00	0.000

BOTTOM

San Diego Padres @ San Francisco Giants
Candlestick Park, San Francisco, CA
Sun Jun 03 1984, 6:38 AM EDT
Att. 22,863 - Unknown

livebaseballscorecards.com

AB	35
R	6
H	10
RBI	6
BB	4
SO	6
LOB	15



Batter	1	2	3	4	5	6	7	8	9	AB R H RBI BB SO LOB	TOP											
Bill Doran, S (1, 6) <small>OBP: 0.280, SLG: 0.285</small> Enos Cabell, R (7, PH) <small>OBP: 0.338, SLG: 0.449</small> Joe Sambito, L (7, 1)	0-0 F8			0-0 CS 1B		0-0 1B 1B	0-3 K			3 0 2 0 0 0 0												
Jim Pankovits, R (1, 4) <small>OBP: 0.391, SLG: 0.455</small> (7, 6)	0-0 F7			0-3 K 1-2		0-3 K		0-0 2B		4 0 1 0 0 2 2												
Harry Spilman, L (1, 3) <small>OBP: 0.371, SLG: 0.448</small>	0-0 F7			0-0 4-3		0-0 1-3 1B		0-3 K		4 0 1 0 0 1 1												
Jose Cruz, L (1, 7) <small>OBP: 0.322, SLG: 0.335</small>					4-0 BB S BB	0-3 K		0-3 K		3 0 0 0 1 3 3												
Jerry Mumphy, S (1, 8) <small>OBP: 0.348, SLG: 0.356</small>					0-0 F8	0-3 K		0-3 K		4 0 0 0 0 2 4												
Ray Knight, R (1, 5) <small>OBP: 0.255, SLG: 0.302</small>					0-0 F9		0-0 5-3		0-0 F7	4 0 0 0 0 0 1												
Terry Puhl, L (1, 9) <small>OBP: 0.323, SLG: 0.315</small> Kevin Bass, S (7, PH) <small>OBP: 0.288, SLG: 0.331</small> (7, 9)				0-0 F6	4-0 BB BB 1-2 BB		0-0 F6		0-0 4-3	1 0 0 0 1 0 0 2 0 0 0 0 0 0												
Mark Bailey, S (1, 2) <small>OBP: 0.286, SLG: 0.265</small>				0-3 K	4-0 BB BB 1-2 2-3 BB		0-0 E6 BB		0-0 F9	3 0 0 0 1 1 0												
Mike Scott, R (1, 1) <small>OBP: 0.167, SLG: 0.176</small> Bill Dawley, R (6, 1) Phil Garner, R (7, PH) <small>OBP: 0.273, SLG: 0.222</small> (7, 4)				0-3 K	0-3 K		4-0 1-2 BB			2 0 0 0 0 2 3 0 0 0 0 0 0 0 0 0 0 0 1 0 0												
Inning Stats	R: 0 E: 0 K: 0 S: 3	H: 0 LOB: 0 BB: 0 P: 3	R: 0 E: 0 K: 1 S: 5	H: 0 LOB: 0 BB: 0 P: 5	R: 0 E: 0 K: 2 S: 7	H: 0 LOB: 0 BB: 0 P: 7	R: 0 E: 0 K: 1 S: 5	H: 1 LOB: 0 BB: 0 P: 5	R: 0 E: 0 K: 1 S: 5	H: 0 LOB: 3 BB: 3 P: 17	R: 0 E: 0 K: 3 S: 11	H: 2 LOB: 2 BB: 0 P: 11	R: 0 E: 1 K: 1 S: 6	H: 0 LOB: 2 BB: 1 P: 10	R: 0 E: 0 K: 3 S: 10	H: 1 LOB: 1 BB: 0 P: 10	R: 0 E: 0 K: 0 S: 3	H: 0 LOB: 0 BB: 0 P: 3	1B: 3 2B: 1 3B: 0 HR: 0	SF: 0 SAC: 0 DP: 0 HBP: 0	WP: 0 PB: 0 SB: 1 CS: 1	PA: 35
PITCHER	IP WLS BF H R ER SO BB IBB HBP BLK WP HR S P ERA WHIP													PITCHER	IP WLS BF H R ER SO BB IBB HBP BLK WP HR S P ERA WHIP							
Ed Whitson, R (1, 1) <small>ERA: 3.75</small> Dave Dravecky, L (6, 1) <small>ERA: 3.48</small>	5.1 W 21 3 0 0 6 3 0 0 0 0 0 30 42 0.00 1.125														3.2 S 14 1 0 0 6 1 0 0 0 0 0 25 29 0.00 0.545							

Houston Astros @ San Diego Padres
Jack Murphy Stadium, San Diego, CA
Mon Jun 04 1984, 10:05 PM EDT
Att. 9,922 - Unknown

livebaseballscorecards.com

AB	31
R	0
H	4
RBI	0
BB	4
SO	12
LOB	16




Batter	1	2	3	4	5	6	7	8	9	AB	R	H	RBI	BB	SO	LOB
Alan Wiggins, S OBP: 0.342, SLG: 0.297 (1, 4)	0-3 K		0-0 3-1		4-0 CS BB		0-0 F4			3	0	0	0	1	1	1
Tim Flannery, L OBP: 0.324, SLG: 0.424 (1, 5)	0-0 G3		0-0 E4		0-0 CS	0-0 1B S 1B	0-0 4-3			4	1	1	0	0	0	1
Tony Gwynn, L OBP: 0.443, SLG: 0.477 (1, 9)	0-0 1B S 1B		0-0 F8			0-0 F7		0-3 K		4	1	1	0	0	1	2
Steve Garvey, R OBP: 0.279, SLG: 0.342 (1, 3)	0-0 1B 1-H			0-0 1B 1B		0-0 1B SF9 1B		0-0 F2		4	1	3	1	0	0	0
Terry Kennedy, L OBP: 0.278, SLG: 0.331 (1, 2)	0-0 G3			0-0 F8		0-0 1B		0-0 F3		4	0	1	1	0	0	2
Kevin McReynolds, R OBP: 0.318, SLG: 0.519 (1, 8)		0-0 F9		0-0 G6-4-3 1B		0-0 SF9				2	0	1	1	0	0	0
Carmelo Martinez, R OBP: 0.341, SLG: 0.396 (1, 7)		0-3 K		0-0 G6-4-3 1-2f		0-3 K				3	0	0	0	0	2	3
Garry Templeton, S OBP: 0.317, SLG: 0.348 (1, 6)		0-0 F7			0-0 F8		0-0 SH5-3 1B			3	0	1	0	0	0	0
Ed Whitson, R OBP: 0.056, SLG: 0.056 (1, 1) Dave Dravecky, R (6, 1)			0-3 K		0-0 6-3		0-0 SH5-3			2	0	0	0	0	1	0
										0	0	0	0	0	0	0

Inning Stats	R: 1	H: 2	E: 0	LOB: 1	K: 1	P: 7	R: 0	H: 0	E: 0	LOB: 0	K: 1	P: 5	R: 0	H: 0	E: 1	LOB: 1	K: 1	P: 6	R: 0	H: 2	E: 0	LOB: 1	K: 0	P: 4	R: 0	H: 0	E: 0	LOB: 0	K: 0	P: 6	R: 2	H: 3	E: 0	LOB: 1	K: 1	P: 8	R: 0	H: 1	E: 0	LOB: 1	K: 0	P: 4	R: 0	H: 0	E: 0	LOB: 0	K: 1	P: 5		

BOTTOM

Houston Astros @ San Diego Padres
Jack Murphy Stadium, San Diego, CA
 Mon Jun 04 1984, 10:05 PM EDT
 Att. 9,922 - Unknown

AB	29
R	3
H	8
RBI	3
BB	1
SO	5
LOB	9



WP: 0	PA: 33
PB: 0	
SB: 2	
CS: 1	

PITCHER	IP	WLS	BF	H	R	ER	SO	BB	IBB	HBP	BLK	WP	HR	S	P	ERA	WHIP
Mike Scott, R ERA: 5.34 (1, 1)	5.1	L	23	7	3	3	3	1	0	0	0	0	0	28	32	5.06	1.500
Bill Dawley, R ERA: 2.29 (6, 1)	0.2		2	0	0	0	1	0	0	0	0	0	0	4	4	0.00	0.000
Joe Sambito, L ERA: 2.25 (7, 1)	2.0		7	1	0	0	1	0	0	0	0	0	0	9	9	0.00	0.500

Batter	1	2	3	4	5	6	7	8	9	AB R H RBI BB SO LOB	TOP											
Bill Doran, S (1, 4) OBP: 0.273, SLG: 0.277	0-0 F2		0-0 F9			0-0 F7		0-0 4-3		4 0 0 0 0 0 0												
Craig Reynolds, L (1, 6) OBP: 0.297, SLG: 0.399	0-0 F5			0-0 G1 BLK 1B		0-0 F6			0-0 F9	4 0 1 0 0 0 0												
Enos Cabell, R (1, 3) OBP: 0.336, SLG: 0.438	0-0 F8			0-0 G1 1-3		0-0 6-3			4-0 1B BB	3 0 0 0 1 0 1												
Jose Cruz, L (1, 7) OBP: 0.321, SLG: 0.330		4-0 BB G5-4-3		0-0 F2			0-0 1-3		0-0 F3	3 0 0 0 1 0 2												
Jerry Mumphy, S (1, 8) OBP: 0.350, SLG: 0.359		0-0 G5-4-3 1-2f		0-3 K			0-0 1B		0-0 1B	4 0 2 0 0 1 2												
Ray Knight, R (1, 5) OBP: 0.255, SLG: 0.296		4-0 BB			0-0 6-3		0-0 F9		0-0 F9	3 0 0 0 1 0 3												
Terry Puhl, L (1, 9) OBP: 0.314, SLG: 0.304		0-0 F7			0-0 4-3		0-0 F8			3 0 0 0 0 0 2												
Alan Ashby, S (1, 2) OBP: 0.292, SLG: 0.246			0-0 F8		4-0 BB			0-0 5-3		2 0 0 0 1 0 0												
Vern Ruhle, R (1, 1) Denny Walling, L (5, PH) Michael LaCoss, R (5, 1) Kevin Bass, S (8, PH) Dave Smith, R (8, 1)			0-3 K		0-0 4-3			0-3 K		1 0 0 0 0 1 0 1 0 0 0 0 0 1 0 0 0 0 0 0 0 1 0 0 0 0 1 0 0 0 0 0 0 0 0												
Inning Stats	R: 0 E: 0 K: 0 S: 3	H: 0 LOB: 0 BB: 0 P: 3	R: 0 E: 0 K: 0 S: 2	H: 0 LOB: 1 BB: 2 P: 10	R: 0 E: 0 K: 1 S: 5	H: 0 LOB: 0 BB: 5	R: 0 E: 0 K: 1 S: 6	H: 1 LOB: 1 BB: 0 P: 6	R: 0 E: 0 K: 0 S: 3	H: 0 LOB: 1 BB: 1 P: 7	R: 0 E: 0 K: 0 S: 3	H: 0 LOB: 0 BB: 0 P: 3	R: 0 E: 0 K: 0 S: 4	H: 1 LOB: 1 BB: 0 P: 4	R: 0 E: 0 K: 1 S: 5	H: 0 LOB: 0 BB: 0 P: 5	R: 0 E: 0 K: 0 S: 4	H: 1 LOB: 2 BB: 1 P: 8	1B: 3 2B: 0 3B: 0 HR: 0	SF: 0 SAC: 0 DP: 1 HBP: 0	WP: 0 PB: 0 SB: 0 CS: 0	PA: 33
PITCHER Andy Hawkins, R (1, 1) ERA: 3.66	IP 9.0	WLS W	BF 33	H 3	R 0	ER 0	SO 3	BB 4	IBB 0	HBP 0	BLK 1	WP 0	HR 0	S 35	P 51	ERA 0.00	WHIP 0.778					

Houston Astros @ San Diego Padres
 Jack Murphy Stadium, San Diego, CA
 Tue Jun 05 1984, 10:05 PM EDT
 Att: 11,799 - Unknown

livebaseballscorecards.com

AB 29
 R 0
 H 3
 RBI 0
 BB 4
 SO 3
 LOB 11



Batter	1	2	3	4	5	6	7	8	9	10	AB R H RBI BB SO LOB	TOP										
Bill Doran, S OBP: 0.278, SLG: 0.278 (1, 4) (7, 6)	F5		F8		SH2-4						3 1 1 0 1 0 0											
Craig Reynolds, L OBP: 0.298, SLG: 0.398 (1, 6) (7, PH) Jim Pankovits, R OBP: 0.370, SLG: 0.435 (7, 1) Denny Walling, L OBP: 0.300, SLG: 0.333 (10, 3) (10, 5)	4-3		K				F3				3 0 1 0 0 1 0 1 0 0 0 0 0 2 0 0 0 0 0 0 0 0 0 0 0 1 0 0											
Enos Cabell, R OBP: 0.340, SLG: 0.440 (1, 3) Jerry Mumphy, S OBP: 0.349, SLG: 0.358 (10, PH) Dave Smith, R (10, 1) Harry Spilman, L OBP: 0.371, SLG: 0.448 (10, 3)					G6-3			F9			4 0 2 0 0 0 2 1 0 0 0 0 0 2 0 0 0 0 0 0 0 0 0 0 0 0 0 0											
Jose Cruz, L OBP: 0.323, SLG: 0.332 (1, 7)	CS		4-3					F8			5 1 2 1 0 0 1											
Ray Knight, R OBP: 0.253, SLG: 0.293 (1, 5) Frank DiPino, L (10, 1)					F9			F8			5 1 1 0 0 0 2 0 0 0 0 0 0 0											
Tony Scott, S OBP: 0.353, SLG: 0.286 (1, 8)			G3		1-3						4 0 0 0 0 1 2											
Terry Puhl, L OBP: 0.330, SLG: 0.323 (1, 9)											4 0 3 1 0 0 0											
Alan Ashby, S OBP: 0.279, SLG: 0.233 (1, 2)			5-3		5-3						3 0 0 1 0 1 2											
Mike Madden, L OBP: 0.400, SLG: 0.400 (1, 1) Phil Garner, R OBP: 0.269, SLG: 0.219 (7, PH) (7, 4)			K								2 0 1 0 0 1 1 2 0 0 0 0 1 1											
Inning Stats	R: 0 E: 0 K: 0 S: 3	H: 1 LOB: 0 BB: 0 P: 3	R: 2 E: 0 K: 1 S: 8	H: 3 LOB: 1 BB: 0 P: 8	R: 0 E: 0 K: 1 S: 6	H: 1 LOB: 1 BB: 0 P: 6	R: 0 E: 0 K: 0 S: 4	H: 1 LOB: 1 BB: 0 P: 4	R: 0 E: 0 K: 1 S: 5	H: 0 LOB: 0 BB: 0 P: 5	R: 0 E: 0 K: 1 S: 3	H: 0 LOB: 0 BB: 0 P: 3	R: 0 E: 0 K: 1 S: 5	H: 0 LOB: 0 BB: 0 P: 5	R: 1 E: 0 K: 0 S: 5	H: 2 LOB: 2 BB: 1 P: 9	1B: 11 2B: 0 3B: 0 HR: 0	SF: 0 SAC: 2 DP: 1 HBP: 0	WP: 1 PB: 0 SB: 0 CS: 1	PA: 42		
PITCHER	IP WLS BF H R ER SO BB IBB HBP BLK WP HR S P ERA WHIP																					
Mark Thurmond, L ERA: 3.76 (1, 1)	4.1		8	2	2	2	0	0	0	0	0	0	24	24	4.15	1.846						
Craig Lefferts, L ERA: 1.19 (5, 1)	1.2		4	0	0	0	1	0	0	0	0	0	6	6	0.00	0.000						
Dave Dravecky, L ERA: 3.33 (7, 1)	2.0		8	1	0	0	1	1	0	0	0	0	9	13	0.00	1.000						
Rich Gossage, R ERA: 3.65 (9, 1)	2.0	W	9	2	1	1	1	0	1	0	0	1	0	10	14	4.50	1.000					

Houston Astros @ San Diego Padres
 Jack Murphy Stadium, San Diego, CA
 Wed Jun 06 1984, 10:05 PM EDT
 Att. 11,087 - Unknown

livebaseballscorecards.com

AB	37
R	3
H	11
RBI	3
BB	2
SO	5
LOB	15



BOTTOM

Houston Astros @ San Diego Padres
Jack Murphy Stadium, San Diego, CA

Wed Jun 06 1984, 10:05 PM EDT
Att: 11,087 - Unknown

livebaseballscorecards.com

AB	35
R	4
H	8
RBI	3
BB	3
SO	5
LOB	8



AB R H RBI BB SO LOB

3	1	1	0	2	0	1
1	0	0	0	0	0	0
0	0	0	0	0	0	0
0	0	0	0	0	0	0
1	0	1	0	0	0	0

4	0	0	0	0	1	1
4	0	1	0	0	0	0
4	0	1	0	0	2	1
4	1	1	1	0	0	2
4	0	1	0	0	1	0
4	0	0	0	0	1	2

4	0	1	0	0	0	0
4	0	1	0	0	2	1
4	1	1	1	0	0	2
4	0	1	0	0	1	0
4	0	0	0	0	1	2

0	0	0	0	1	0	0
0	0	0	0	0	0	0
1	0	0	0	0	0	0
0	0	0	0	0	0	0
2	1	1	0	0	0	0

0	0	0	0	1	0	0
0	0	0	0	0	0	0
1	0	0	0	0	0	0
0	0	0	0	0	0	0
2	1	1	0	0	0	0

1B:	5	SF:	0
2B:	1	SAC:	0
3B:	0	DP:	1
HR:	2	HBP:	0

WP:	0	PA:	38
PB:	0		
SB:	1		
CS:	1		

WP:	0	PA:	38
PB:	0		
SB:	1		
CS:	1		

WP:	0	PA:	38
PB:	0		
SB:	1		
CS:	1		

WP:	0	PA:	38
PB:	0		
SB:	1		
CS:	1		

Batter	1	2	3	4	5	6	7	8	9	10
Alan Wiggins, S (1, 4) OBP: 0.342, SLG: 0.297	0-0 CS 2B		0-0 FC6-4 1-2f			4-0 HR BB		0-0 F5		4-0 E 1B
Mario Ramirez, R (1, 5) OBP: 0.273, SLG: 0.818	0-0 F8			0-0 F9		0-0 HR		0-0 F8		0-0 E5 1B
Graig Nettles, L (8, PH) OBP: 0.329, SLG: 0.340										
Rich Gossage, R (9, 1) OBP: 0.250, SLG: 0.143										
Champ Summers, L (10, PH) OBP: 0.313, SLG: 0.667										
Kurt Bevacqua, R (10, PH) OBP: 0.400, SLG: 0.385										
Tony Gwynn, L (1, 9) OBP: 0.441, SLG: 0.467	0-3 K 2-3			0-0 F8		0-0 F6			0-0 F7	
Steve Garvey, R (1, 3) OBP: 0.278, SLG: 0.343		0-0 G6-4-3 1B		0-0 6-3			0-0 F8		0-0 6-3	
Terry Kennedy, L (1, 2) OBP: 0.277, SLG: 0.324		0-3 K			0-3 K		0-0 1B 1B		0-0 F8	
Kevin McReynolds, R (1, 8) OBP: 0.315, SLG: 0.539		0-0 G6-4-3 1-2f		0-0 F4		0-0 F9				0-0 HR
Carmelo Martinez, R (1, 7) OBP: 0.339, SLG: 0.398			0-0 F2		0-0 F6		0-0 1-2 1B			0-3 K
Garry Templeton, S (1, 6) OBP: 0.306, SLG: 0.335			0-3 K			0-0 F3	0-0 F4			0-0 6-3
Mark Thurmond, L (1, 1) OBP: 0.378, SLG: 0.357			4-0 FC6-4 BB			0-0 F8		0-0 G3		0-0 1B S E 1B
Craig Lefferts, L (5, 1) OBP: 0.500, SLG: 1.000										
Bobby Brown, S (6, PH) OBP: 0.300, SLG: 0.306										
Dave Dravecky, R (7, 1) OBP: 0.350, SLG: 0.513										
Tim Flannery, L (8, PH) OBP: 0.350, SLG: 0.513										

Inning Stats	R: 0	H: 1	R: 0	H: 1	R: 0	H: 0	R: 0	H: 0	R: 2	H: 1	R: 0	H: 2	R: 0	H: 0	R: 0	H: 0	R: 2	H: 3
	E: 0	LOB: 0	E: 0	LOB: 0	E: 0	LOB: 0	E: 0	LOB: 0	E: 0	LOB: 0	E: 0	LOB: 2	E: 0	LOB: 0	E: 0	LOB: 0	E: 1	LOB: 2
	K: 1	BB: 0	K: 1	BB: 0	K: 0	BB: 0	K: 0	BB: 0	K: 0	BB: 1	K: 0	BB: 0	K: 0	BB: 0	K: 0	BB: 0	K: 1	BB: 1
	S: 5	P: 5	S: 5	P: 5	S: 5	P: 9	S: 3	P: 3	S: 5	P: 5	S: 4	P: 8	S: 5	P: 5	S: 3	P: 3	S: 7	P: 11

PITCHER	IP	WLS	BF	H	R	ER	SO	BB	IBB	HBP	BLK	WP	HR	S	P	ERA	WHIP
Mike Madden, L (1, 1) ERA: 3.86	6.0		21	3	2	2	4	2	0	0	0	0	1	27	35	3.00	0.833
Bill Dawley, R (7, 1) ERA: 1.99	3.0		11	2	0	0	0	0	0	0	0	0	0	11	11	0.00	0.667
Dave Smith, R (10, 1) ERA: 2.61	0.2	L	5	2	2	1	1	0	1	0	0	0	1	6	10	13.50	3.000
Frank DiPino, L (10, 1) ERA: 3.86	0.0		1	1	0	0	0	0	0	0	0	0	0	1	1	∞	∞

Batter	1	2	3	4	5	6	7	8	9	AB R H RBI BB SO LOB	TOP									
Eddie Milner, L OBP: 0.343, SLG: 0.366 (1, 8) X	0-0 F9 ① X	0-0 4-3 ①		0-0 G3 ① X	0-0 F9 ③		0-0 G3 ③ X	0-0 4-3 ③		6 0 0 0 0 0 2										
Ron Oester, S OBP: 0.261, SLG: 0.267 (1, 4) X	0-0 F9 ② X	0-0 3-1 ②		0-0 WP BB 1B		0-0 6-3 ①		0-0 F6 ① X	0-0 F8 ①	6 0 1 0 0 0 0										
Duane Walker, L OBP: 0.487, SLG: 0.746 Gary Redus, R OBP: 0.366, SLG: 0.423 (1, 7) X (6, 7)	0-0 HR 1B	0-0 1B		4-0 WP BB 1-2		4-0 1B PB BB		4-0 1B S 3B BB	K	2 1 2 0 2 0 0 1 1 0 0 1 1 0										
Dave Parker, L OBP: 0.329, SLG: 0.391 (1, 9) X	0-0 1-H HR	0-3 K ③		0-0 G3 ②		0-3 K ②		4-0 1B 1-2 3B BB	0-0 E 1B	5 3 2 2 1 2 4										
Wayne Krenchicki, L OBP: 0.368, SLG: 0.531 (1, 3) B (6, 5) B	4-0 HR BB			0-0 F9 ①		0-0 BB 1B		0-0 F9 ② X	0-0 E 1-2 1B	4 1 2 0 2 0 2										
Nick Esasky, R OBP: 0.277, SLG: 0.378 Keefe Cato, R OBP: 1.000, SLG: 1.000 (1, 5) X (6, 1)	0-0 1-H HR			0-0 PB 1B		4-0 BB 1B		0-0 1-2 3B 1B	0-0 E8 1-3 2-H 1B	3 1 2 2 1 1 3 2 1 2 1 0 0 0										
Brad Gulden, L OBP: 0.248, SLG: 0.298 (1, 2) B B B	4-0 HR BB			0-0 F5 ②		0-3 K ③		0-0 1-H 2-H 3-H 1B 3B	0-0 F8 ③	5 2 1 3 1 1 6										
Tom Foley, L OBP: 0.322, SLG: 0.410 (1, 6) X	0-0 1-H HR			4-0 SH1-4 1-2 BB 1B		0-0 K 1B		0-0 3-H 3B 1B		4 2 3 3 1 1 0										
Bruce Berenyi, R OBP: 0.067, SLG: 0.067 Dave Concepcion, R OBP: 0.318, SLG: 0.357 (1, 1) X (6, 3)	0-0 1-3 ③			0-0 6-3 ③		0-0 SH1-4 ②		0-3 K ② X	0-0 1-H 3B	2 0 0 0 0 0 2 2 0 1 1 0 1 0										
Inning Stats	R: 6 E: 0 K: 0 S: 7	H: 4 LOB: 0 BB: 2 P: 15	R: 0 E: 0 K: 1 S: 6	H: 1 LOB: 1 BB: 0 P: 6	R: 0 E: 0 K: 0 S: 4	H: 1 LOB: 2 BB: 1 P: 8	R: 0 E: 0 K: 1 S: 6	H: 1 LOB: 3 BB: 2 P: 14	R: 0 E: 0 K: 2 S: 8	H: 1 LOB: 3 BB: 2 P: 16	R: 0 E: 0 K: 2 S: 7	H: 0 LOB: 0 BB: 0 P: 7	R: 5 E: 0 K: 0 S: 7	H: 4 LOB: 1 BB: 2 P: 15	R: 1 E: 1 K: 1 S: 8	H: 3 LOB: 2 BB: 0 P: 8	1B: 11 2B: 0 3B: 2 HR: 3	SF: 0 SAC: 1 DP: 0 HBP: 0	WP: 1 PB: 2 SB: 1 CS: 0	PA: 52
PITCHER	IP WLS BF H R ER SO BB IBB HBP BLK WP HR S P ERA WHIP																			
Eric Show, R ERA: 3.72 (1, 1)	1.0 L 9 4 0 6 0 2 2 0 0 0 0 3 7 15 54.00 6.000																			
Greg Booker, R ERA: 4.15 (2, 1)	4.0 19 4 0 0 2 2 1 0 0 1 0 20 32 0.00 1.500																			
Sid Monge, L ERA: 4.8 (6, 1)	2.0 9 1 0 0 4 2 0 0 0 0 0 15 23 0.00 1.500																			
Floyd Chiffer, R ERA: 11.25 (8, 1)	2.0 15 7 6 6 1 2 0 0 0 0 0 15 23 27.00 4.500																			

Cincinnati Reds @ San Diego Padres
 Jack Murphy Stadium, San Diego, CA
 Thu Jun 07 1984, 6:33 AM EDT
 Att. 15,507 - Unknown

livebaseballscorecards.com

AB	42
R	12
H	16
RBI	12
BB	9
SO	7
LOB	19



Batter	1	2	3	4	5	6	7	8	9	AB R H RBI BB SO LOB	TOP											
Gary Redus, R (1, 7) OBP: 0.363, SLG: 0.415	0-3 K		0-3 K		4-0 BB 1-2 BB		0-0 F4			3 0 0 0 1 2 0												
Eddie Milner, L (1, 8) OBP: 0.346, SLG: 0.365	0-0 1B		4-0 BB		0-3 K		0-0 4-3			3 0 1 0 1 1 2												
Dave Concepcion, R (1, 3) OBP: 0.317, SLG: 0.352	0-3 K		0-0 F9		4-0 BB 1-2 2-3			0-0 F9		3 0 0 0 1 1 2												
Dave Parker, L (1, 9) OBP: 0.332, SLG: 0.393	0-0 1B			0-0 BB 1B		0-0 F6		0-0 F7		4 0 2 0 0 0 3												
Nick Esasky, R (1, 5) OBP: 0.267, SLG: 0.363	0-3 K			0-3 K		0-0 F8		0-3 K		4 0 0 0 0 3 3												
Dann Bilardello, R (1, 2) OBP: 0.338, SLG: 0.301		0-3 K		4-0 BB G6-4-3		0-0 F4			0-3 K	3 0 0 0 1 2 0												
Tom Lawless, R (1, 4) OBP: 0.297, SLG: 0.293		0-3 K		0-0 G6-4-3 1-2f		0-0 1B			0-0 5-3	4 0 1 0 0 1 2												
Tom Foley, L (1, 6) OBP: 0.328, SLG: 0.402		0-0 F3			4-0 BB BB BB		0-0 G3		4-0 BB	2 0 0 0 2 0 1												
Joe Price, R (1, 1) OBP: 0.222, SLG: 0.235			0-0 6-3		0-0 F9			0-3 K		1 0 0 0 0 0 0												
Ron Oester, S (5, PH) OBP: 0.260, SLG: 0.266										1 0 0 0 0 0 1												
Bill Scherrer, L (5, 1)										0 0 0 0 0 0 0												
Wayne Krenchicki, L (7, PH) OBP: 0.359, SLG: 0.515										1 0 0 0 0 0 1												
John Franco, L (7, 1)										0 0 0 0 0 0 0												
Dan Driessen, L (8, PH) OBP: 0.368, SLG: 0.434										1 0 0 0 0 1 1												
Inning Stats	R: 0 E: 0 K: 3 S: 11	H: 2 LOB: 2 BB: 0 P: 11	R: 0 E: 0 K: 2 S: 7	H: 0 LOB: 0 BB: 0 P: 7	R: 0 E: 0 K: 1 S: 5	H: 0 LOB: 1 BB: 1 P: 9	R: 0 E: 0 K: 1 S: 5	H: 1 LOB: 1 BB: 1 P: 9	R: 0 E: 0 K: 1 S: 5	H: 0 LOB: 3 BB: 3 P: 17	R: 0 E: 0 K: 0 S: 4	H: 1 LOB: 1 BB: 0 P: 4	R: 0 E: 0 K: 1 S: 5	H: 0 LOB: 0 BB: 0 P: 5	R: 0 E: 0 K: 1 S: 5	H: 0 LOB: 0 BB: 0 P: 5	R: 0 E: 0 K: 2 S: 7	H: 0 LOB: 1 BB: 1 P: 11	1B: 4 2B: 0 3B: 0 HR: 0	SF: 0 SAC: 0 DP: 1 HBP: 0	WP: 0 PB: 0 SB: 0 CS: 0	PA: 36
PITCHER Tim Lollar, L (1, 1) ERA: 3.7	IP: 9.0 WLS: W BF: 36 H: 4 R: 0 ER: 0 SO: 12 BB: 6 IBB: 0 HBP: 0 BLK: 0 WP: 0 HR: 0 S: 54 P: 78 ERA: 0.00 WHIP: 1.111											PITCHER	IP: 9.0 WLS: W BF: 36 H: 4 R: 0 ER: 0 SO: 12 BB: 6 IBB: 0 HBP: 0 BLK: 0 WP: 0 HR: 0 S: 54 P: 78 ERA: 0.00 WHIP: 1.111									

Cincinnati Reds @ San Diego Padres
 Jack Murphy Stadium, San Diego, CA
 Fri Jun 08 1984, 10:05 PM EDT
 Att: 14,002 - Unknown

livebaseballscorecards.com

AB	30
R	0
H	4
RBI	0
BB	6
SO	12
LOB	15



Batter	1	2	3	4	5	6	7	8	9	AB	R	H	RBI	BB	SO	LOB
Alan Wiggins, S OBP: 0.343, SLG: 0.297 (1, 4)	0-0 F6	0-0 CS 1B		0-0 F3			0-0 1B			4	0	2	0	0	0	0
Tony Gwynn, L OBP: 0.435, SLG: 0.459 (1, 9)	0-0 FC9-6 1B	0-0 F8		0-0 F7			0-0 1B			4	0	2	0	0	0	2
Graig Nettles, L OBP: 0.326, SLG: 0.327 (1, 5)	0-0 FC9-6 2B		0-0 4-3	0-0 F6			4-0 1B			3	1	0	0	1	0	1
Steve Garvey, R OBP: 0.277, SLG: 0.344 (1, 3)	0-0 3B		0-0 F8		0-0 F8		0-3 K			4	1	1	1	0	1	3
Terry Kennedy, L OBP: 0.286, SLG: 0.347 (1, 2)	0-0 3B		0-0 1B		0-0 F7		0-3 K			4	1	2	1	0	1	3
Kevin McReynolds, R OBP: 0.317, SLG: 0.526 (1, 8)	4-0 BB		4-0 1B		0-0 6-3		0-0 F8			2	1	0	0	2	0	3
Carmelo Martinez, R OBP: 0.335, SLG: 0.387 (1, 7)	0-0 F9		0-0 1B		0-0 5-3			0-0 F9		4	1	1	1	0	0	2
Garry Templeton, S OBP: 0.303, SLG: 0.332 (1, 6)		0-0 F8		0-0 E7		0-0 F9		0-0 6-3		4	1	1	1	0	0	0
Tim Lollar, L OBP: 0.355, SLG: 0.571 (1, 1)		0-0 1B		0-0 1B		0-0 4-3		0-0 F9		4	0	2	2	0	0	0

Inning Stats	R: 2	H: 3	E: 0	LOB: 2	K: 0	BB: 1	S: 6	P: 10	R: 0	H: 2	E: 0	LOB: 1	K: 0	BB: 0	S: 4	P: 4	R: 4	H: 4	E: 1	LOB: 1	K: 0	BB: 1	S: 6	P: 10	R: 0	H: 0	E: 0	LOB: 0	K: 0	BB: 0	S: 3	P: 3	R: 0	H: 0	E: 0	LOB: 0	K: 0	BB: 0	S: 3	P: 3	R: 0	H: 2	E: 0	LOB: 3	K: 2	BB: 1	S: 9	P: 13	R: 0	H: 0	E: 0	LOB: 0	K: 0	BB: 0	S: 3	P: 3
--------------	------	------	------	--------	------	-------	------	-------	------	------	------	--------	------	-------	------	------	------	------	------	--------	------	-------	------	-------	------	------	------	--------	------	-------	------	------	------	------	------	--------	------	-------	------	------	------	------	------	--------	------	-------	------	-------	------	------	------	--------	------	-------	------	------

PITCHER	IP	WLS	BF	H	R	ER	SO	BB	IBB	HBP	BLK	WP	HR	S	P	ERA	WHIP
Joe Price, L ERA: 5.7 (1, 1)	4.0	L	21	9	6	5	0	2	0	0	0	0	0	19	27	11.25	2.750
Bill Scherrer, L ERA: 5.58 (5, 1)	2.0		6	0	0	0	0	0	0	0	0	0	0	6	6	0.00	0.000
John Franco, L ERA: 3.76 (7, 1)	2.0		9	2	0	0	2	1	0	0	0	0	0	12	16	0.00	1.500

BOTTOM

Cincinnati Reds @ San Diego Padres
Jack Murphy Stadium, San Diego, CA
 Fri Jun 08 1984, 10:05 PM EDT
 Att. 14,002 - Unknown

AB	33
R	6
H	11
RBI	6
BB	3
SO	2
LOB	14



1B	8	SF	0	WP	0	PA	36
2B	2	SAC	0	PB	0		
3B	1	DP	0	SB	0		
HR	0	HBP	0	CS	1		

Batter	1	2	3	4	5	6	7	8	9	AB R H RBI BB SO LOB	TOP											
Gary Redus, R (1, 7) OBP: 0.366, SLG: 0.410	0-0 F7		0-0 F5			4-0 1B 4-3 BB	4-0 FC6-4 1-2 BB			2 1 0 0 2 0 1	Cincinnati Reds @ San Diego Padres Jack Murphy Stadium, San Diego, CA Sat Jun 09 1984, 10:05 PM EDT Att: 48,805 - Unknown											
Ron Oester, S (1, 4) Bill Scherrer, L (7, 1) OBP: 0.260, SLG: 0.266	0-0 4-3			0-0 6-3		0-0 1B 4-3 1B	0-0 FC6-4 1-2f			4 0 1 1 0 0 2 0 0 0 0 0 0 0												
Duane Walker, L (1, 8) OBP: 0.488, SLG: 0.731	0-0 5-3			0-0 1B G4-6-3		0-0 F6		0-0 1B G1-6-3		4 0 2 0 0 0 2												
Dave Parker, L (1, 9) OBP: 0.331, SLG: 0.390		0-0 1B G4-6-3		0-0 1B G4-6-3 1-2f		0-0 4-3		0-0 F5		4 0 1 1 0 0 3												
Dave Concepcion, R (1, 6) OBP: 0.316, SLG: 0.350		0-0 1B G4-6-3 1-2f			0-0 1-3	0-0 1B 2-3		0-0 G1-6-3 1-2f		4 0 1 0 0 0 2												
Dan Driessen, L (1, 3) John Franco, L (6, 1) Tom Foley, L (7, 4) OBP: 0.387, SLG: 0.432	0-0 F8				0-0 1B	0-3 K			0-0 F3	3 0 1 0 0 1 2 0 0 0 0 0 0 0 1 0 0 0 0 0 0												
Nick Esasky, R (1, 5) OBP: 0.267, SLG: 0.358			0-0 1B SH1-4		0-0 F9		0-3 K		0-0 F7	4 0 1 0 0 1 1												
Brad Gulden, L (1, 2) OBP: 0.257, SLG: 0.299			0-0 F8		0-0 F7		4-0 BB BB		0-0 1B	3 0 1 0 1 0 2												
Jeff Russell, R (1, 1) Keefe Cato, R (5, 1) Wayne Krenchicki, L (6, PH) OBP: 0.200, SLG: 0.250			0-0 SH1-4			0-0 1B 2B			0-0 F8	0 0 0 0 0 0 0 0 0 0 0 0 0 0 3 1 1 0 0 0 2												
Inning Stats	R: 0 E: 0 K: 0 S: 3	H: 0 LOB: 0 BB: 0 P: 3	R: 0 E: 0 K: 0 S: 3	H: 1 LOB: 0 BB: 0 P: 3	R: 0 E: 0 K: 0 S: 4	H: 1 LOB: 1 BB: 0 P: 4	R: 0 E: 0 K: 0 S: 3	H: 1 LOB: 0 BB: 0 P: 3	R: 0 E: 0 K: 0 S: 4	H: 1 LOB: 1 BB: 0 P: 4		R: 2 E: 0 K: 1 S: 8	H: 3 LOB: 2 BB: 1 P: 12	R: 0 E: 0 K: 1 S: 5	H: 0 LOB: 2 BB: 2 P: 13	R: 0 E: 0 K: 0 S: 3	H: 1 LOB: 0 BB: 0 P: 3	R: 0 E: 0 K: 0 S: 4	H: 1 LOB: 1 BB: 0 P: 4	1B: 8 2B: 1 3B: 0 HR: 0	SF: 0 SAC: 1 DP: 3 HBP: 0	WP: 0 PB: 0 SB: 0 CS: 0
PITCHER Ed Whitson, R (1, 1) ERA: 3.69 Craig Lefferts, L (6, 1) ERA: 1.07	IP: 5.2 WLS: W BF: 23 H: 7 R: 2 ER: 2 SO: 0 BB: 1	IP: 3.1 WLS: S BF: 13 H: 2 R: 0 ER: 0 SO: 2 BB: 2	IP: 4.0 WLS: S BF: 15 H: 4 R: 0 ER: 0 SO: 4 BB: 2	IP: 4.0 WLS: S BF: 15 H: 4 R: 0 ER: 0 SO: 4 BB: 2	IP: 4.0 WLS: S BF: 15 H: 4 R: 0 ER: 0 SO: 4 BB: 2	IP: 4.0 WLS: S BF: 15 H: 4 R: 0 ER: 0 SO: 4 BB: 2	IP: 4.0 WLS: S BF: 15 H: 4 R: 0 ER: 0 SO: 4 BB: 2	IP: 4.0 WLS: S BF: 15 H: 4 R: 0 ER: 0 SO: 4 BB: 2	IP: 4.0 WLS: S BF: 15 H: 4 R: 0 ER: 0 SO: 4 BB: 2	IP: 4.0 WLS: S BF: 15 H: 4 R: 0 ER: 0 SO: 4 BB: 2	IP: 4.0 WLS: S BF: 15 H: 4 R: 0 ER: 0 SO: 4 BB: 2	IP: 4.0 WLS: S BF: 15 H: 4 R: 0 ER: 0 SO: 4 BB: 2	IP: 4.0 WLS: S BF: 15 H: 4 R: 0 ER: 0 SO: 4 BB: 2	IP: 4.0 WLS: S BF: 15 H: 4 R: 0 ER: 0 SO: 4 BB: 2	IP: 4.0 WLS: S BF: 15 H: 4 R: 0 ER: 0 SO: 4 BB: 2	IP: 4.0 WLS: S BF: 15 H: 4 R: 0 ER: 0 SO: 4 BB: 2	IP: 4.0 WLS: S BF: 15 H: 4 R: 0 ER: 0 SO: 4 BB: 2	IP: 4.0 WLS: S BF: 15 H: 4 R: 0 ER: 0 SO: 4 BB: 2	IP: 4.0 WLS: S BF: 15 H: 4 R: 0 ER: 0 SO: 4 BB: 2	IP: 4.0 WLS: S BF: 15 H: 4 R: 0 ER: 0 SO: 4 BB: 2	ERA: 3.18 WHIP: 1.412	ERA: 0.00 WHIP: 1.200

livebaseballscores.com

AB	32
R	2
H	9
RBI	2
BB	3
SO	2
LOB	17



Batter	1	2	3	4	5	6	7	8	9	AB	R	H	RBI	BB	SO	LOB
Alan Wiggins, S OBP: 0.346, SLG: 0.305 Kurt Bevacqua, R OBP: 0.438, SLG: 0.429 (1, 4) (7, PH) (8, 3)	0-0 4-3		0-0 F7		0-0 2B	0-0 1B	0-0 1B	0-0 1B		4	2	2	0	0	0	0
Tony Gwynn, L OBP: 0.436, SLG: 0.464 Bobby Brown, S OBP: 0.310, SLG: 0.316 (1, 9) (7, PH) (8, 9)	0-0 1-3		0-0 F7		0-0 HR	0-0 1B	0-0 1B	0-0 1B		4	2	2	2	0	0	0
Graig Nettles, L OBP: 0.328, SLG: 0.351 (1, 5)	0-0 PB HR BB 1B		0-0 4-3		0-0 HR	0-0 SF8	0-0 F7			4	2	2	3	0	0	2
Steve Garvey, R OBP: 0.285, SLG: 0.353 Tim Flannery, L OBP: 0.356, SLG: 0.488 (1, 3) (8, 4)	4-0 1-2 HR PB BB			0-0 F9	0-0 2B	0-0 1B		0-0 4-3		3	1	2	1	1	0	0
Terry Kennedy, L OBP: 0.288, SLG: 0.364 (1, 2)	0-0 1-H 2-H HR			0-0 FC5-4 1B	0-0 F6	0-0 F7		0-0 E3		5	1	2	3	0	0	2
Kevin McReynolds, R OBP: 0.310, SLG: 0.512 (1, 8)	0-0 G1-6-3			0-0 FC5-4 2B	0-0 F8		0-0 E6 1B	0-0 F9		5	2	0	0	0	0	3
Carmelo Martinez, R OBP: 0.332, SLG: 0.387 (1, 7)		0-0 5-3		0-0 1-H 2B	0-3 K		0-3 K	0-0 F4		5	0	1	1	0	2	3
Garry Templeton, S OBP: 0.312, SLG: 0.342 Mario Ramirez, R OBP: 0.273, SLG: 0.818 (1, 6) (7, PR) (8, 6)		0-0 F6		4-0 IBB		0-0 FC1-5 2B	0-0 1B	0-0 1B		3	0	2	0	1	0	0
Ed Whitson, R OBP: 0.050, SLG: 0.050 Craig Lefferts, L OBP: 0.250, SLG: 0.500 (1, 1) (6, 1)		0-0 G3		0-0 6-3		0-0 FC1-5 2B	0-3 K			2	0	0	0	0	0	2


Inning Stats	R: 3	H: 2	E: 0	K: 0	S: 5	LOB: 0	BB: 1	P: 9	R: 0	H: 0	E: 0	K: 0	S: 3	LOB: 0	BB: 0	P: 3	R: 0	H: 0	E: 0	K: 0	S: 3	LOB: 0	BB: 0	P: 3	R: 1	H: 2	E: 0	K: 0	S: 5	LOB: 2	BB: 1	P: 9	R: 3	H: 4	E: 0	K: 1	S: 9	LOB: 1	BB: 0	P: 7	R: 2	H: 3	E: 1	K: 2	S: 11	LOB: 2	BB: 0	P: 11	R: 0	H: 0	E: 1	K: 0	S: 4	LOB: 1	BB: 0	P: 4
--------------	------	------	------	------	------	--------	-------	------	------	------	------	------	------	--------	-------	------	------	------	------	------	------	--------	-------	------	------	------	------	------	------	--------	-------	------	------	------	------	------	------	--------	-------	------	------	------	------	------	-------	--------	-------	-------	------	------	------	------	------	--------	-------	------

PITCHER	IP	WLS	BF	H	R	ER	SO	BB	IBB	HBP	BLK	WP	HR	S	P	ERA	WHIP
Jeff Russell, R ERA: 4.61 (1, 1)	4.0	L	20	6	6	6	0	1	1	0	0	0	1	18	26	13.50	1.750
Keefe Cato, R ERA: 1.93 (5, 1)	1.0		5	2	1	1	1	0	0	0	0	0	1	7	7	9.00	2.000
John Franco, L ERA: 4.5 (6, 1)	1.2		12	6	5	3	2	0	0	0	0	0	0	16	16	16.20	3.600
Bill Scherrer, L ERA: 5.34 (7, 1)	1.1		6	1	0	0	0	0	0	0	0	0	0	6	6	0.00	0.750

BOTTOM

Cincinnati Reds @ San Diego Padres
Jack Murphy Stadium, San Diego, CA
 Sat Jun 09 1984, 10:05 PM EDT
 Att. 48,805 - Unknown

AB	40
R	12
H	15
RBI	12
BB	2
SO	3
LOB	15



WP: 0	PA: 43
PB: 1	
SB: 0	
CS: 0	

livebaseballscorecards.com

Batter	1	2	3	4	5	6	7	8	9	AB R H RBI BB SO LOB	TOP																
Eddie Milner, L (1, 8) OBP: 0.342, SLG: 0.358										4 1 0 0 1 0 2																	
Ron Oester, S (1, 4) OBP: 0.263, SLG: 0.265										4 1 1 0 1 1 0																	
Duane Walker, L (1, 7) OBP: 0.471, SLG: 0.710										2 0 0 1 0 1 1																	
Gary Redus, R (6, PH) OBP: 0.362, SLG: 0.406										2 0 0 0 0 1 0																	
Dave Parker, L (1, 9) OBP: 0.328, SLG: 0.386										5 1 1 0 0 0 1																	
Dan Driessen, L (1, 3) OBP: 0.387, SLG: 0.426										4 1 1 0 1 0 0																	
Wayne Krenchicki, L (1, 5) OBP: 0.391, SLG: 0.526										2 1 1 1 2 0 1																	
Dann Bilardello, R (1, 2) OBP: 0.336, SLG: 0.293										3 0 0 0 1 0 5																	
Ted Power, R (7, 1)										0 0 0 0 0 0 0																	
Tom Foley, L (1, 6) OBP: 0.341, SLG: 0.409										2 0 2 2 1 0 0																	
Dave Concepcion, R (7, PH) OBP: 0.314, SLG: 0.348										1 0 0 0 0 0 2																	
Tom Hume, R (1, 1) OBP: 0.273, SLG: 0.200										3 0 1 1 0 0 4																	
Bob Owchinko, L (5, 1)										0 0 0 0 0 0 0																	
Brad Gulden, L (7, 2) OBP: 0.255, SLG: 0.296										1 0 0 0 0 0 0																	
Inning Stats	R: 5 E: 0 K: 0 S: 7	H: 4 LOB: 2 BB: 3 P: 19	R: 0 E: 0 K: 2 S: 7	H: 0 LOB: 0 BB: 0 P: 7	R: 0 E: 0 K: 0 S: 4	H: 1 LOB: 2 BB: 1 P: 8	R: 0 E: 0 K: 2 S: 3	H: 0 LOB: 1 BB: 1 P: 7	R: 0 E: 0 K: 0 S: 5	H: 2 LOB: 2 BB: 0 P: 5	R: 0 E: 0 K: 1 S: 5	H: 0 LOB: 0 BB: 0 P: 5	R: 0 E: 0 K: 0 S: 3	H: 0 LOB: 2 BB: 2 P: 11	R: 0 E: 0 K: 0 S: 3	H: 0 LOB: 0 BB: 0 P: 3	R: 0 E: 0 K: 0 S: 3	H: 0 LOB: 0 BB: 0 P: 3	R: 0 E: 0 K: 0 S: 3	H: 0 LOB: 0 BB: 0 P: 3	1B: 7 2B: 0 3B: 0 HR: 0	SF: 1 SAC: 0 DP: 0 HBP: 0	WP: 0 PB: 0 SB: 0 CS: 0	PA: 41			
PITCHER	IP	WLS	BF	H	R	ER	SO	BB	IBB	HBP	BLK	WP	HR	S	P	ERA	WHIP										
Andy Hawkins, R (1, 1) ERA: 4.31	0.2		9	4	5	5	0	3	0	0	0	0	0	6	18	67.50	10.500										
Floyd Chiffer, R (1, 1) ERA: 7.94	5.0	W	20	3	0	0	2	1	1	0	0	0	0	22	30	0.00	0.800										
Dave Dravecky, L (6, 1) ERA: 3.1	3.1	S	12	0	0	0	1	2	0	0	0	0	0	12	20	0.00	0.600										

Cincinnati Reds @ San Diego Padres
Jack Murphy Stadium, San Diego, CA
Sun Jun 10 1984, 6:33 AM EDT
Att: 18,723 - Unknown

livebaseballscorecards.com

AB	33
R	5
H	7
RBI	5
BB	7
SO	3
LOB	16



Batter	1	2	3	4	5	6	7	8	9
Alan Wiggins, S OBP: 0.343, SLG: 0.300 (1, 4)	0-0 F7	0-0 5-3		0-0 1-3		4-0 BB		0-0 F8	
Tony Gwynn, L OBP: 0.437, SLG: 0.484 (1, 9)	0-0 WP S 2B		0-0 F7		0-0 HR	0-0 F7			
Bobby Brown, S OBP: 0.326, SLG: 0.452 (1, 7)	0-3 K S HR 2-3		0-0 HR		0-0 SF9 3B		0-0 F7		
Steve Garvey, R OBP: 0.285, SLG: 0.351 (1, 3)	0-0 F6		0-0 1B 1B		0-0 5-3		0-0 1-3		
Graig Nettles, L OBP: 0.337, SLG: 0.403 (1, 5)	0-0 HR 1-H 3-H		0-0 FC4 1B 1-2		0-0 SF9		0-0 HR		
Kevin McReynolds, R OBP: 0.309, SLG: 0.505 (1, 8)	4-0 FC1-4-6 BB		0-0 F9		0-0 3-1		0-0 F4		
Garry Templeton, S OBP: 0.311, SLG: 0.340 (1, 6)	0-0 FC1-4-6 1-2f		0-0 FC4 1-2f		0-3 K		0-0 E 1B		
Bruce Bochy, R OBP: 0.200, SLG: 0.286 (1, 2)		0-0 F7		0-0 CS 1B		0-0 F5		0-0 F6	
Andy Hawkins, R OBP: 0.217, SLG: 0.217 (1, 1)		0-0 4-3		0-3 K 1-2		4-0 BB BB		0-3 K 1-2	
Floyd Chiffer, R (1, 1)									
Dave Dravecky, R (6, 1)									

AB	R	H	RBI	BB	SO	LOB
4	0	0	0	1	0	1
4	2	2	1	0	0	2
4	3	2	1	0	1	1
4	0	1	0	0	0	3
3	2	3	4	0	0	0
3	0	0	0	1	0	2
4	0	1	0	0	1	3
4	0	1	0	0	0	1
0	0	0	0	0	0	0
2	0	0	0	0	1	1
1	0	0	0	1	1	1

AB	33
R	7
H	10
RBI	6
BB	3
SO	4
LOB	15

WP	PA
1	37
PB	0
SB	2
CS	1

Inning Stats	R	H	E	K	S	R	H	E	K	S	R	H	E	K	S	R	H	E	K	S	R	H	E	K	S
	3	2	0	8	12	0	0	0	0	3	1	3	0	0	6	0	1	0	1	5	2	2	0	0	5
	0	1	0	1	12	0	0	0	0	3	0	0	0	0	3	0	1	0	1	5	0	0	0	0	5
	0	0	0	0	6	0	0	0	0	6	0	0	0	0	6	0	1	0	1	5	0	0	0	0	5
	0	0	0	0	6	0	0	0	0	6	0	0	0	0	6	0	1	0	1	5	0	0	0	0	5

PITCHER	IP	WLS	BF	H	R	ER	SO	BB	IBB	HBP	BLK	WP	HR	S	P	ERA	WHIP
Tom Hume, R ERA: 5.83 (1, 1)	4.0	L	21	8	6	6	2	1	0	0	0	1	3	24	28	13.50	2.250
Bob Owchinko, L ERA: 2.88 (5, 1)	2.0		8	0	0	0	1	2	0	0	0	0	0	8	16	0.00	1.000
Ted Power, R ERA: 3.65 (7, 1)	2.0		8	2	1	1	1	0	0	0	0	0	1	10	10	4.50	1.000

Cincinnati Reds @ San Diego Padres
Jack Murphy Stadium, San Diego, CA
 Sun Jun 10 1984, 6:33 AM EDT
 Att. 18,723 - Unknown

livebaseballscorecards.com



Batter	1	2	3	4	5	6	7	8	9	AB R H RBI BB SO LOB	TOP																
Albert Hall, S OBP: 0.308, SLG: 0.325 (1, 7) X	0-0 6-3		0-0 G4-6-3 1B 1-2 1B		0-0 G3	0-3 K			0-0 S 1B	5 1 2 0 0 1 2																	
Randy Johnson, R OBP: 0.379, SLG: 0.481 (1, 5) X	0-0 6-3		0-0 G4-6-3 1B 1-2 2-3		0-3 K			0-0 F4	0-0 F8	5 0 1 0 0 1 1																	
Rafael Ramirez, R OBP: 0.335, SLG: 0.362 (1, 6) X	0-0 1B		0-0 G4-6-3 1-2f 2-3 3-H		0-0 F8			0-0 F8		4 0 1 0 0 0 2																	
Dale Murphy, R OBP: 0.343, SLG: 0.488 (1, 8) X	0-0 1-3 1B		0-0 1B 3-H		0-0 HR 1B			0-0 F7		4 1 3 1 0 0 0																	
Gerald Perry, L OBP: 0.388, SLG: 0.419 (1, 3) S S S	0-3 K		0-0 1-2 1B		0-0 G4-6-3 1-2			0-3 K		4 0 1 0 0 2 3																	
Brad Komminsk, R OBP: 0.212, SLG: 0.306 (1, 9) X		0-0 4-3	0-0 4-3		0-0 HR			0-0 F4		4 1 1 2 0 0 2																	
Glenn Hubbard, R OBP: 0.329, SLG: 0.393 (1, 4) S S S		0-3 K		0-0 G1-6-3 1B		0-0 F4		0-0 F4		4 0 1 0 0 1 0																	
Alex Trevino, R OBP: 0.333, SLG: 0.373 (1, 2) X		0-0 F8		0-0 G1-6-3 1-2f		0-0 1B 1B			0-0 5-3	4 0 1 0 0 0 1																	
Pete Falcone, L OBP: 0.214, SLG: 0.286 (1, 1) X			0-0 1B G4-6-3 1B		0-3 K			0-3 K		4 1 2 0 0 2 0																	
Steve Bedrosian, R OBP: 0.286, SLG: 0.286 (9, 1) X						0-0 1B				0 0 0 0 0 0 0																	
Inning Stats	R: 0 E: 0 K: 1 S: 7	H: 2 LOB: 2 BB: 0 P: 7	R: 0 E: 0 K: 1 S: 5	H: 0 LOB: 0 BB: 0 P: 5	R: 2 E: 0 K: 0 S: 7	H: 5 LOB: 2 BB: 0 P: 7	R: 0 E: 0 K: 1 S: 5	H: 1 LOB: 0 BB: 0 P: 5	R: 0 E: 0 K: 1 S: 5	H: 0 LOB: 0 BB: 0 P: 5	R: 2 E: 0 K: 1 S: 9	H: 4 LOB: 2 BB: 0 P: 9	R: 0 E: 0 K: 0 S: 3	H: 0 LOB: 0 BB: 0 P: 3	R: 0 E: 0 K: 1 S: 5	H: 0 LOB: 0 BB: 0 P: 5	R: 0 E: 0 K: 1 S: 6	H: 1 LOB: 1 BB: 0 P: 6	1B: 12 2B: 0 3B: 0 HR: 1	SF: 0 SAC: 0 DP: 2 HBP: 0	WP: 0 PA: 38 PB: 0 SB: 1 CS: 0						
PITCHER	IP WLS BF H R ER SO BB IBB HBP BLK WP HR S P ERA WHIP																										
Mark Thurmond, L ERA: 4.01 (1, 1)	5.2		27	12	4	4	4	0	0	0	0	0	1	35	35	6.35	2.118										
Craig Lefferts, L ERA: 1.0 (6, 1)	2.1		7	0	0	0	2	0	0	0	0	0	0	11	11	0.00	0.000										
Dave Dravecky, L ERA: 3.04 (9, 1)	1.0	W	4	1	0	0	1	0	0	0	0	0	0	6	6	0.00	1.000										

Atlanta Braves @ San Diego Padres
Jack Murphy Stadium, San Diego, CA

Mon Jun 11 1984, 10:05 PM EDT
Att. 9,271 - Unknown

livebaseballscorecards.com

AB	38
R	4
H	13
RBI	3
BB	0
SO	7
LOB	11



Batter	1	2	3	4	5	6	7	8	9	AB	R	H	RBI	BB	SO	LOB
Alan Wiggins, S OBP: 0.341, SLG: 0.299 (1, 4)	0-0 2B 2B 1B	0-0 5-3			0-0 2-3			0-0 5-3		4	1	1	0	0	0	0
Tony Gwynn, L OBP: 0.438, SLG: 0.489 (1, 9)	0-0 2B 2B		0-0 FC5-2 1B		0-0 F8			0-0 G3		4	1	2	0	0	0	0
Graig Nettles, L OBP: 0.340, SLG: 0.397 (1, 5)	0-0 F3		0-0 2-3			4-0 G6-3 BB			4-0 1B BB	2	0	0	0	2	0	3
Luis Salazar, R OBP: 0.244, SLG: 0.267 (9, PR)			1-3							0	1	0	0	0	0	0
Steve Garvey, R OBP: 0.284, SLG: 0.346 (1, 3)	4-0 2B FC5 IBB		0-0 FC5-2		0-0 F5			0-3 K		3	1	0	0	1	1	3
Terry Kennedy, L OBP: 0.288, SLG: 0.366 (1, 2)	0-0 FC5 2B		0-0 F9		0-0 G6-3			0-0 4-3		4	0	1	2	0	0	3
Kevin McReynolds, R OBP: 0.312, SLG: 0.505 (1, 8)	0-0 FC5			0-0 CS 1B			0-0 F8		0-0 1B S	4	1	2	2	0	0	1
Bobby Brown, S OBP: 0.320, SLG: 0.435 (1, 7)	0-0 F6		0-3 K		0-0 4-3			0-0 1B		4	0	1	1	0	1	2
Garry Templeton, S OBP: 0.307, SLG: 0.335 (1, 6)			0-0 F8		0-0 F8			0-0 5-3		3	0	0	0	0	0	0
Mark Thurmond, L OBP: 0.333, SLG: 0.313 (1, 1)			0-0 F7				0-0 4-3		0-0 F6	2	0	0	0	0	0	0
Craig Lefferts, L OBP: 0.250, SLG: 0.500 (6, 1)										0	0	0	0	0	0	0
Carmelo Martinez, R OBP: 0.330, SLG: 0.385 (8, PH)										1	0	0	0	0	0	0
Dave Dravecky, R (9, 1)										0	0	0	0	0	0	0

Inning Stats	R: 3	H: 3	E: 0	K: 0	S: 6	LOB: 1	BB: 1	P: 10	R: 0	H: 0	E: 0	K: 0	S: 3	LOB: 0	BB: 0	P: 3	R: 0	H: 1	E: 0	K: 1	S: 5	LOB: 0	BB: 0	P: 4	R: 0	H: 0	E: 0	K: 0	S: 3	LOB: 0	BB: 0	P: 3	R: 0	H: 0	E: 0	K: 0	S: 2	LOB: 0	BB: 1	P: 6	R: 0	H: 0	E: 0	K: 0	S: 3	LOB: 0	BB: 0	P: 3	R: 0	H: 0	E: 0	K: 0	S: 3	LOB: 0	BB: 0	P: 3	R: 2	H: 2	E: 0	K: 1	S: 6	LOB: 1	BB: 1	P: 10
PITCHER	IP	WLS	BF	H	R	ER	SO	BB	IBB	HBP	BLK	WP	HR	S	P	ERA	WHIP																																															
Pete Falcone, L (1, 1) ERA: 4.39	8.0		30	5	4	4	1	2	1	0	0	0	0	29	41	4.50	0.875																																															
Steve Bedrosian, R (9, 1) ERA: 1.31	0.2	L	4	2	1	1	1	0	0	0	0	0	0	6	6	13.50	3.000																																															


BOTTOM

Atlanta Braves @ San Diego Padres
Jack Murphy Stadium, San Diego, CA

Mon Jun 11 1984, 10:05 PM EDT
 Att. 9,271 - Unknown

livebaseballscorecards.com

AB	31
R	5
H	7
RBI	5
BB	3
SO	2
LOB	12



WP	PA	ERA	WHIP
0	34		

Batter	1	2	3	4	5	6	7	8	9	10	11	12	AB	R	H	RBI	BB	SO	LOB	TOP										
Rafael Ramirez, R OBP: 0.339, SLG: 0.366 (1, 6)	0-0 CS 1B	0-0 HBP 1B			0-0 F8	0-0 F8			0-0 F9			0-0 S 1B	6	0	3	1	0	0	1											
Randy Johnson, R OBP: 0.376, SLG: 0.464 (1, 5)	0-0 F6	1-0 HBP 1B			0-0 3-1			0-0 1B		0-0 F7		0-3 K	5	0	1	0	0	1	2											
Gerald Perry, L OBP: 0.380, SLG: 0.407 (1, 7) (8, 3)	0-0 4-3	0-0 F8			0-0 WP E 1B			0-0 F7		0-0 6-3		0-0 4-3	6	1	1	0	0	0	4											
Dale Murphy, R OBP: 0.344, SLG: 0.492 (1, 8)		0-0 1B 3B	0-3 K		4-0 E 1B BB			0-0 F9		0-0 F7			4	2	1	0	1	1	0											
Chris Chambliss, L OBP: 0.341, SLG: 0.363 (1, 3) Albert Hall, S OBP: 0.304, SLG: 0.321 (8, PR) (8, 7)		0-1 CI BB SF8 1B	0-0 F6		0-0 1B 1B			0-0 9-3 1B		0-0 F7			3	2	2	1	0	0	0											
Brad Komminsk, R OBP: 0.246, SLG: 0.321 (1, 9)		0-0 FC5-6 BB 1B	4-0 CS BB		0-0 1B 1B			0-0 9-3		0-3 K			4	0	2	2	1	1	1											
Glenn Hubbard, R OBP: 0.330, SLG: 0.395 (1, 4)		4-0 FC5-6 1B BB	0-0 CS	0-0 F2	0-0 CS	0-0 F7		0-0 F5		0-0 2B			4	1	1	0	1	0	1											
Bruce Benedict, R OBP: 0.297, SLG: 0.286 (1, 2)		0-0 SF8		0-3 K		4-0 BB		0-0 F8		0-0 4-3			3	0	0	1	1	1	1											
Pascual Perez, R OBP: 0.150, SLG: 0.250 (1, 1) Jerry Royster, R OBP: 0.293, SLG: 0.287 (6, PH) Terry Forster, L OBP: 0.667, SLG: 0.667 (6, 1) Terry Harper, R OBP: 0.250, SLG: 0.254 (12, PH) Steve Bedrosian, R OBP: 0.286, SLG: 0.286 (12, 1)		0-0 FC5-6 1B		0-0 1-3		0-3 K		0-3 K		0-3 K		0-0 F9	2	0	0	0	0	0	2											
Inning Stats	R: 0 E: 0 K: 0 S: 3	H: 1 LOB: 0 BB: 0 P: 3	R: 3 E: 1 K: 0 S: 7	H: 3 LOB: 3 BB: 1 P: 12	R: 0 E: 0 K: 1 S: 4	H: 0 LOB: 0 BB: 1 P: 8	R: 0 E: 0 K: 1 S: 5	H: 0 LOB: 0 BB: 0 P: 5	R: 3 E: 1 K: 0 S: 5	H: 3 LOB: 0 BB: 1 P: 9	R: 0 E: 0 K: 1 S: 5	H: 0 LOB: 1 BB: 1 P: 9	R: 0 E: 0 K: 0 S: 3	H: 1 LOB: 0 BB: 0 P: 3	R: 0 E: 0 K: 0 S: 3	H: 1 LOB: 1 BB: 0 P: 3	R: 0 E: 0 K: 1 S: 5	H: 0 LOB: 0 BB: 0 P: 5	R: 0 E: 0 K: 0 S: 3	H: 0 LOB: 0 BB: 0 P: 3	R: 0 E: 0 K: 1 S: 6	H: 1 LOB: 1 BB: 0 P: 6	R: 0 E: 0 K: 1 S: 6	H: 1 LOB: 1 BB: 0 P: 6	R: 0 E: 0 K: 1 S: 6	H: 1 LOB: 1 BB: 0 P: 6	1B: 9 2B: 2 3B: 1 HR: 0	SF: 1 SAC: 0 DP: 1 HBP: 1	WP: 1 PB: 0 SB: 1 CS: 3	PA: 50
PITCHER	IP	WLS	BF	H	R	E	SO	BB	IBB	HBP	BLK	WP	HR	S	P	ERA	WHIP													
Eric Show, R ERA: 3.97 (1, 1)	6.0		28	7	6	5	3	4	0	1	0	1	0	29	46	7.50	1.833													
Rich Gossage, R ERA: 3.21 (7, 1)	5.0		16	3	0	0	2	0	0	0	0	0	0	20	20	0.00	0.600													
Craig Lefferts, L ERA: 0.97 (12, 1)	1.0	W	4	1	0	0	1	0	0	0	0	0	0	6	6	0.00	1.000													

Atlanta Braves @ San Diego Padres
Jack Murphy Stadium, San Diego, CA
Tue Jun 12 1984, 10:05 PM EDT
Att. 19,920 - Unknown


livebaseballscorecards.com


AB	41
R	6
H	11
RBI	5
BB	4
SO	6
LOB	13



Batter	1	2	3	4	5	6	7	8	9	10	11	12	AB	R	H	RBI	BB	SO	LOB	BOTTOM								
Alan Wiggins, S OBP: 0.345, SLG: 0.301 (1, 4)	0-0 K 3B 1B	0-3 K			0-3 K		0-0 SH S 1B		0-0 6-3			4-0 S 1B BB	5	2	2	0	1	2	0									
Tony Gwynn, L OBP: 0.441, SLG: 0.498 (1, 9)	0-0 2B 3B	0-0 F8			0-0 BB 1B 1B		0-0 SH G6-4-3 1-3		0-0 G3			4-0 1B IBB	4	2	2	1	1	0	0									
Graig Nettles, L OBP: 0.345, SLG: 0.404 (1, 5)	0-0 1B 2B		0-3 K		4-0 E 1B FC4-6 BB		0-3 K		0-0 F5			0-0 1B	5	2	2	2	1	2	2									
Steve Garvey, R OBP: 0.290, SLG: 0.352 (1, 3)	0-0 2B 1B		0-0 5-3		0-0 E8 FC4-6 1B		0-0 G6-4-3 1-2f		0-0 1B				5	1	3	2	0	0	2									
Terry Kennedy, L OBP: 0.291, SLG: 0.374 Luis Salazar, R OBP: 0.244, SLG: 0.267 Bruce Bochy, R OBP: 0.186, SLG: 0.267 (1, 2)	0-0 2B		0-3 K		0-0 FC4-6 1-2f 3-H		0-0 CS 1B		0-0 F7				4	0	2	2	0	1	1									
Kevin McReynolds, R OBP: 0.310, SLG: 0.498 (1, 8)	0-0 6-3			0-0 FC3-6 1B	0-0 5-3		0-0 F9 1-2		0-0 E6 SH3				5	0	1	0	0	0	3									
Bobby Brown, S OBP: 0.236, SLG: 0.400 (1, 7)	0-3 K			0-0 FC3-6 CS 1-2f		0-0 4-3		0-0 F9		0-0 SH3			4	0	0	0	0	1	3									
Garry Templeton, S OBP: 0.309, SLG: 0.333 (1, 6)	0-0 5-3			0-0 1B		0-0 4-3			0-0 F8			4-0 G6-4-3 IBB	4	0	1	0	1	0	1									
Eric Show, R OBP: 0.143, SLG: 0.179 Carmelo Martinez, R OBP: 0.339, SLG: 0.383 Rich Gossage, R OBP: 0.222, SLG: 0.125 Kurt Bevacqua, R OBP: 0.412, SLG: 0.400 Craig Lefferts, L OBP: 0.250, SLG: 0.500 (1, 1)		0-3 K		0-3 K		0-0 1-3			0-0 3-1		0-0 G6-4-3 1-2f		2	0	0	0	0	2	1									
Inning Stats	R: 4 E: 0 K: 1 S: 10	H: 5 LOB: 1 BB: 0 P: 10	R: 0 E: 0 K: 2 S: 7	H: 0 LOB: 0 BB: 0 P: 7	R: 0 E: 0 K: 2 S: 7	H: 0 LOB: 0 BB: 0 P: 7	R: 0 E: 0 K: 1 S: 6	H: 2 LOB: 1 BB: 0 P: 6	R: 2 E: 1 K: 1 S: 7	H: 2 LOB: 1 BB: 1 P: 11	R: 0 E: 0 K: 0 S: 3	H: 0 LOB: 0 BB: 0 P: 3	R: 0 E: 0 K: 1 S: 6	H: 1 LOB: 1 BB: 0 P: 6	R: 0 E: 0 K: 0 S: 3	H: 1 LOB: 1 BB: 0 P: 3	R: 0 E: 0 K: 0 S: 3	H: 0 LOB: 0 BB: 0 P: 3	R: 0 E: 0 K: 0 S: 4	H: 1 LOB: 1 BB: 0 P: 4	R: 0 E: 1 K: 0 S: 3	H: 0 LOB: 1 BB: 1 P: 7	R: 1 E: 0 K: 0 S: 1	H: 1 LOB: 2 BB: 2 P: 9	1B: 10 2B: 2 3B: 1 HR: 0	SF: 0 SAC: 2 DP: 2 HBP: 0	WP: 0 PB: 0 SB: 3 CS: 2	PA: 48
PITCHER	IP	WLS	BF	H	R	ER	SO	BB	IBB	HBP	BLK	WP	HR	S	P	ERA	WHIP											
Pascual Perez, R ERA: 4.45 (1, 1)	5.0		24	9	6	5	7	1	0	0	0	0	0	37	41	9.00	2.000											
Terry Forster, L ERA: 1.23 (6, 1)	6.0		21	3	0	0	1	0	1	0	0	0	0	22	26	0.00	0.500											
Steve Bedrosian, R ERA: 1.57 (12, 1)	0.0	L	3	1	1	1	0	1	1	0	0	0	0	1	9	∞	∞											

Atlanta Braves @ San Diego Padres
 Jack Murphy Stadium, San Diego, CA
 Tue Jun 12 1984, 10:05 PM EDT
 Att: 19,920 - Unknown

AB	42
R	7
H	13
RBI	7
BB	4
SO	8
LOB	16
	

Batter	1	2	3	4	5	6	7	8	9	AB R H RBI BB SO LOB	TOP	
Johnnie LeMaster, R (1, 6) <small>OBP: 0.272, SLG: 0.282</small>	0-0 5-3			0-0 HR	0-0 5-3		0-3 K		0-0 2B	5 1 2 1 0 1 0	<p>San Francisco Giants @ San Diego Padres Jack Murphy Stadium, San Diego, CA</p> <p>Thu Jun 14 1984, 6:33 AM EDT Att: 17,310 - Unknown</p> <hr/> <p>AB 36 R 5 H 10 RBI 5 BB 3 SO 7 LOB 11</p> <p></p>	
Chili Davis, S (1, 8) <small>OBP: 0.332, SLG: 0.474</small>	0-0 F8			6-3 E 2B		0-0 CS 1B	0-0 F9		0-3 K	5 1 2 0 0 1 1		
Al Oliver, L (1, 3) <small>OBP: 0.336, SLG: 0.363</small> Scot Thompson, L (8, 3) <small>OBP: 0.376, SLG: 0.324</small>	0-3 K			6-3 2-3		0-3 K 1-2		0-0 6-3	0-0 6-3	4 0 0 0 0 2 2 1 0 0 0 0 0 1		
Jack Clark, R (1, 9) <small>OBP: 0.426, SLG: 0.545</small>				0-0 F6		4-0 HR BB		0-3 K		3 1 0 0 1 2 1		
Jeffrey Leonard, R (1, 7) <small>OBP: 0.362, SLG: 0.459</small>				0-0 F4 1B		0-0 HR 1B		4-0 1B BB		3 2 2 3 1 0 0		
Joel Youngblood, R (1, 5) <small>OBP: 0.339, SLG: 0.381</small>				0-0 F3 1B		4-0 1B BB		0-0 1B 1B		3 0 2 0 1 0 0		
Bob Brenly, R (1, 2) <small>OBP: 0.415, SLG: 0.458</small>				0-0 F4	0-0 5-3	0-0 1-2 1B		0-0 1-3 1B		4 0 2 1 0 0 2		
Brad Wellman, R (1, 4) <small>OBP: 0.339, SLG: 0.388</small>				0-0 F9		0-3 K		0-0 F5		4 0 0 0 0 1 4		
Mark Davis, L (1, 1) <small>OBP: 0.095, SLG: 0.190</small> Gary Lavelle, S (9, 1)			0-0 4-3		0-0 1-3		0-0 3-1		0-0 4-3	4 0 0 0 0 0 0 0 0 0 0 0 0 0		
Inning Stats	R: 0 H: 0 E: 0 LOB: 0 K: 1 BB: 0 S: 5 P: 5	R: 0 H: 0 E: 0 LOB: 0 K: 1 BB: 0 S: 5 P: 5	R: 0 H: 0 E: 0 LOB: 0 K: 0 BB: 0 S: 3 P: 3	R: 2 H: 4 E: 1 LOB: 2 K: 0 BB: 0 S: 7 P: 7	R: 0 H: 0 E: 0 LOB: 0 K: 0 BB: 0 S: 3 P: 3	R: 2 H: 3 E: 0 LOB: 2 K: 2 BB: 2 S: 9 P: 17	R: 0 H: 0 E: 0 LOB: 0 K: 1 BB: 0 S: 5 P: 5	R: 1 H: 2 E: 0 LOB: 2 K: 1 BB: 1 S: 7 P: 11	R: 0 H: 1 E: 0 LOB: 1 K: 1 BB: 0 S: 6 P: 6	1B: 6 SF: 0 2B: 2 SAC: 0 3B: 0 DP: 0 HR: 2 HBP: 0		WP: 0 PA: 39 PB: 0 SB: 0 CS: 1
PITCHER Tim Lollar, L (1, 1) <small>ERA: 3.87</small> Greg Booker, R (7, 1) <small>ERA: 3.38</small> Floyd Chiffer, R (8, 1) <small>ERA: 7.58</small>	IP WLS BF H R ER SO BB IBB HBP BLK WP HR S P ERA WHIP 6.0 L 26 7 4 4 4 2 0 0 0 0 0 2 32 40 6.00 1.500											

Batter	1	2	3	4	5	6	7	8	9	AB R H RBI BB SO LOB
Alan Wiggins, S (1, 4) OBP: 0.346, SLG: 0.307	0-0 4-3 		0-0 		0-0 F9 		0-0 F7 		0-0 	5 0 2 0 0 0 1
Tony Gwynn, L (1, 9) OBP: 0.440, SLG: 0.493	4-0 		0-0 4-3 			0-0 F6 		0-0 	0-0 3-1 	4 0 1 0 1 0 3
Bobby Brown, S (1, 7) OBP: 0.276, SLG: 0.370	0-0 FC5-4 		0-0 F8 			0-0 F9 		0-0 FC4-6 		4 0 0 0 0 0 3
Steve Garvey, R (1, 3) OBP: 0.294, SLG: 0.356	0-0 F3 			0-0 F5 		0-0 		4-0 		3 0 1 0 1 0 1
Terry Kennedy, L (1, 2) OBP: 0.286, SLG: 0.367		0-3 K 		0-0 F9 		0-0 F8 		0-3 K 		4 0 0 0 0 2 3
Kevin McReynolds, R (1, 8) OBP: 0.304, SLG: 0.488		0-0 F6 		0-0 F7 			0-3 K 	0-0 FC6-4 		4 0 0 0 0 1 2
Garry Templeton, S (1, 6) OBP: 0.312, SLG: 0.333		0-0 			0-0 F8 		0-0 4-3 		4-0 	3 0 1 0 1 0 0
Luis Salazar, R (1, 5) OBP: 0.265, SLG: 0.286		0-3 K 			0-0 		0-0 		0-0 F5 	4 1 2 0 0 1 2
Tim Lollar, L (1, 1) OBP: 0.333, SLG: 0.533			0-3 K 		0-0 G3 		0-0 		0-0 F8 	2 0 0 0 0 1 1
Greg Booker, R (7, 1)										0 0 0 0 0 0 0
Kurt Bevacqua, R (7, PH) OBP: 0.444, SLG: 0.625										1 1 1 2 0 0 0
Floyd Chiffer, R (8, 1)										0 0 0 0 0 0 0
Carmelo Martinez, R (9, PH) OBP: 0.327, SLG: 0.381					1-2 		1-H 			1 0 0 0 0 0 1

BOTTOM

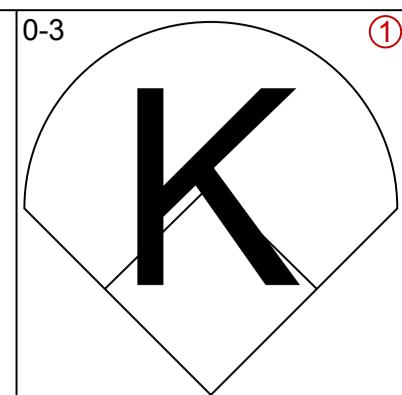
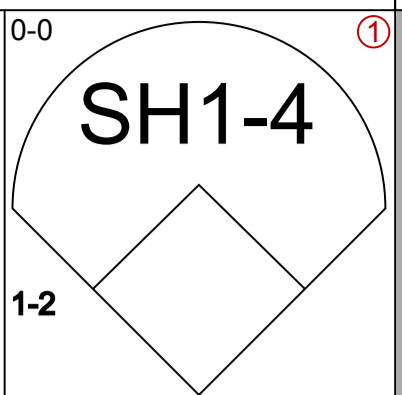
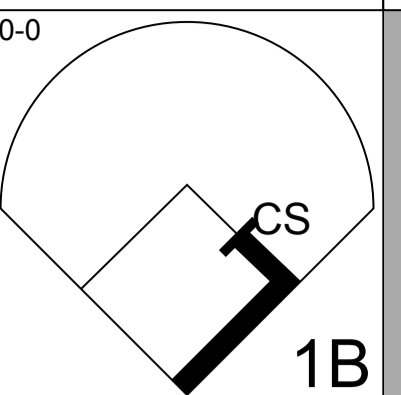
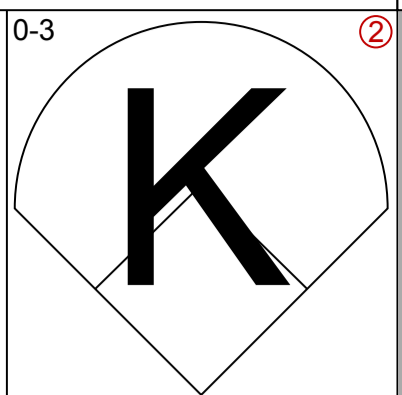
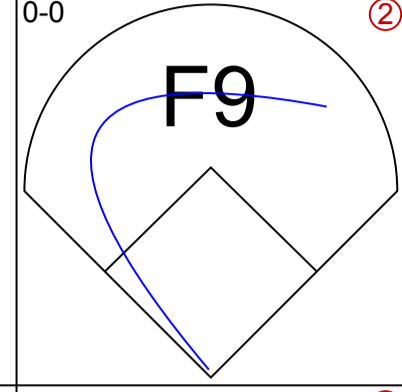
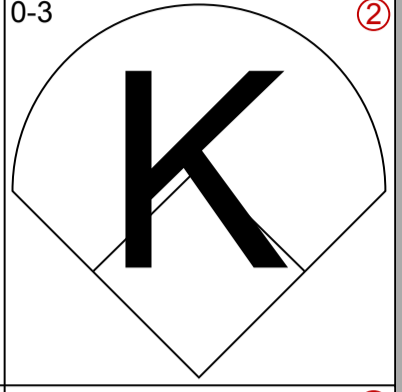
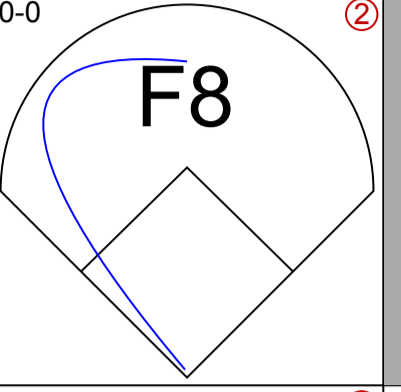
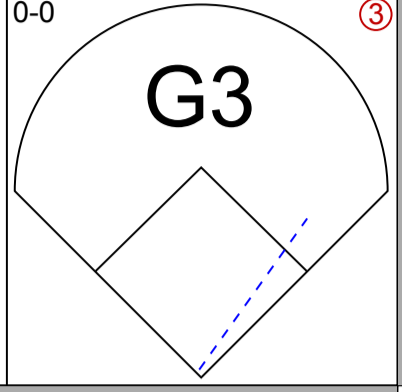
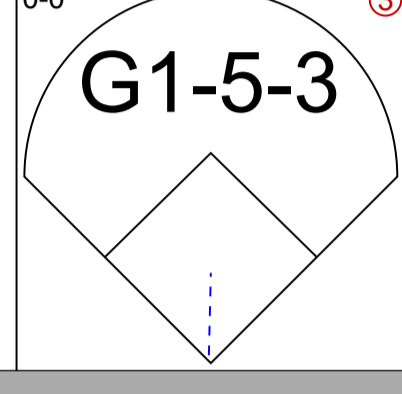
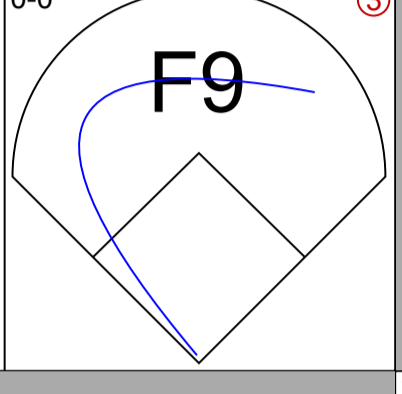
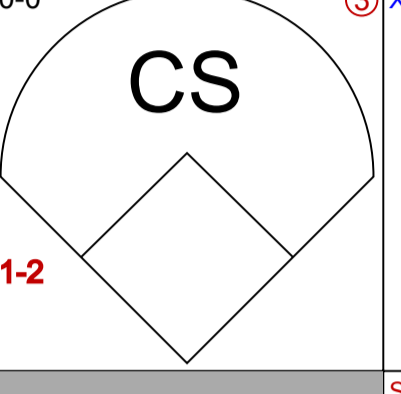
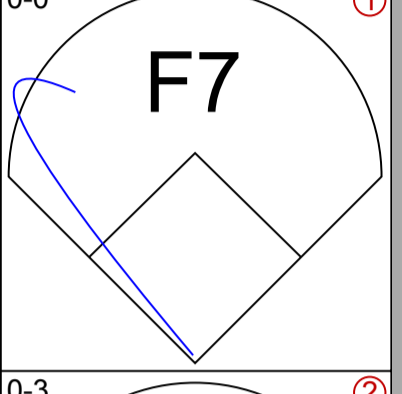
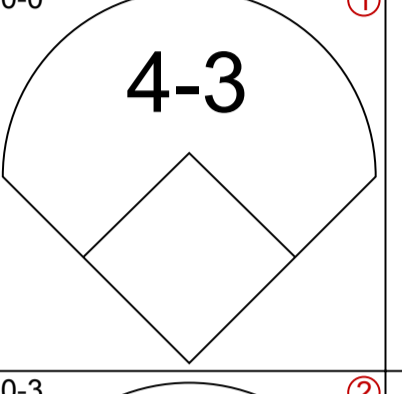
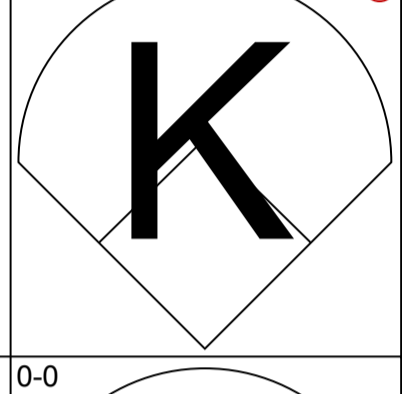
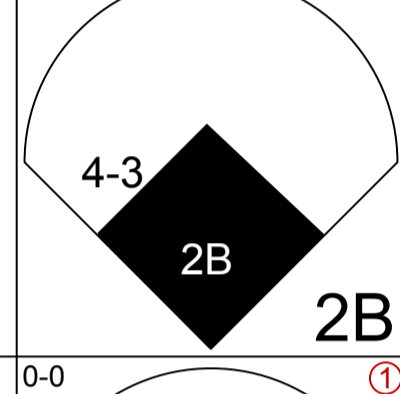
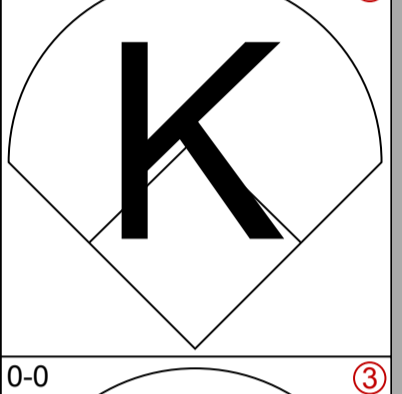
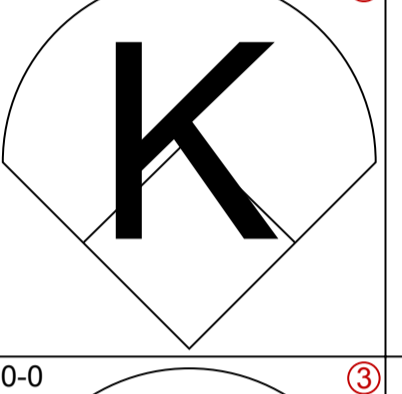
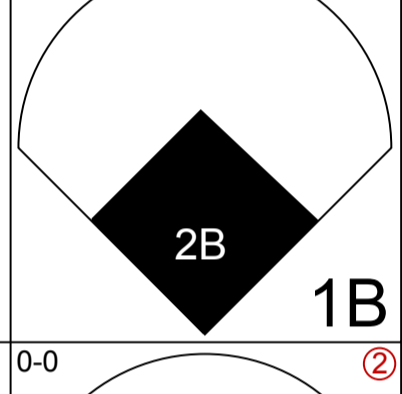
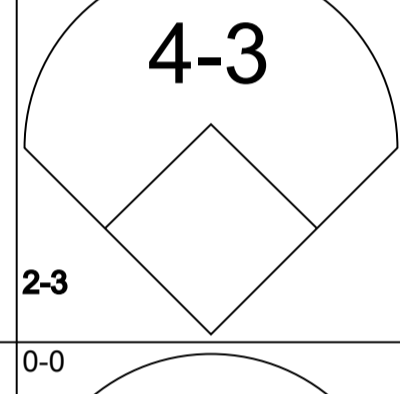
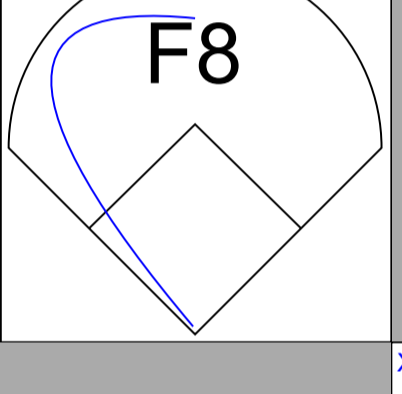
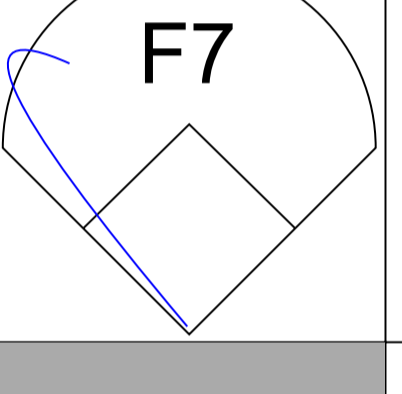
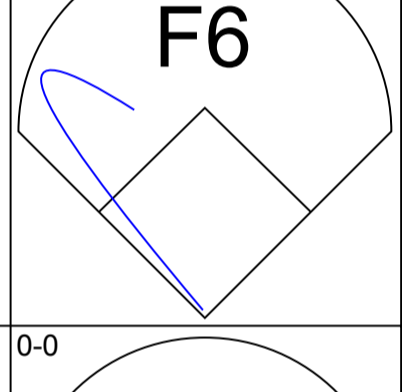
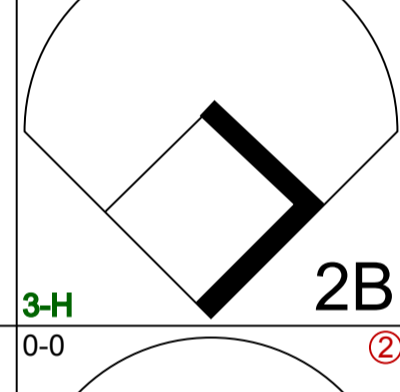
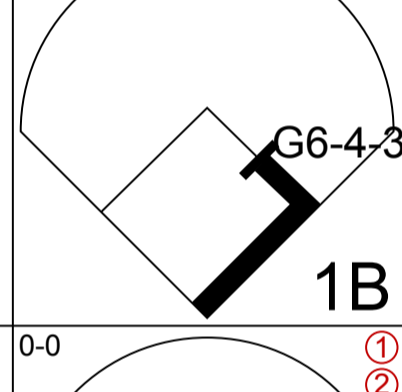
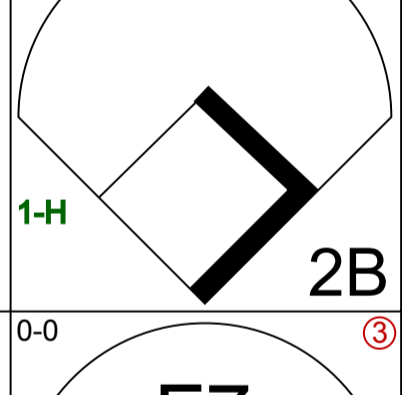
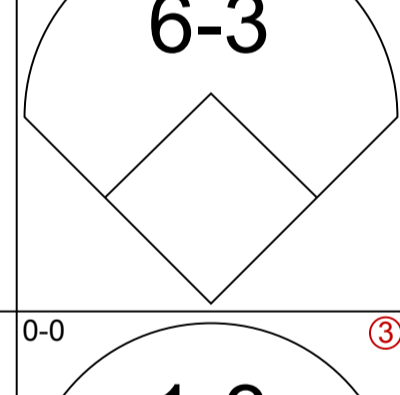
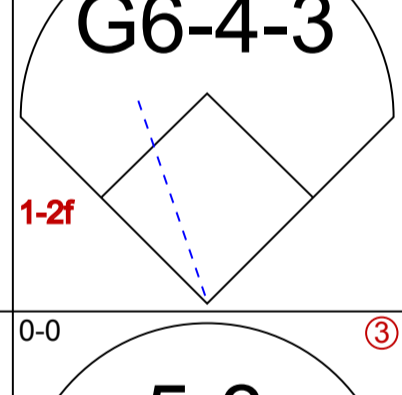
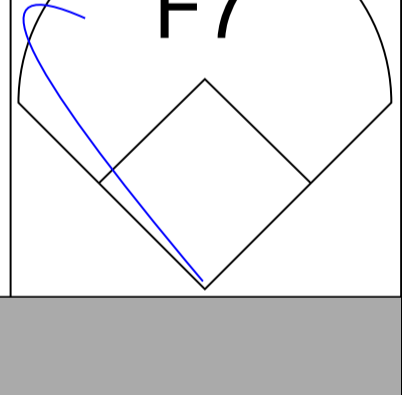
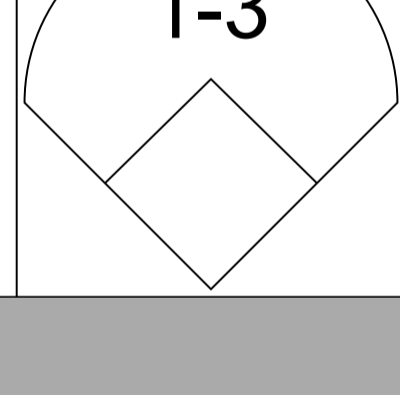
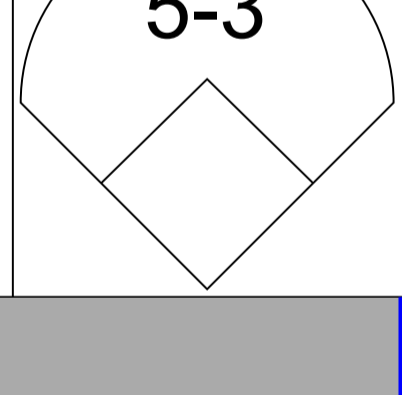
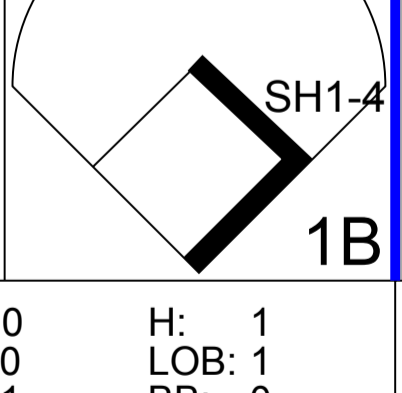
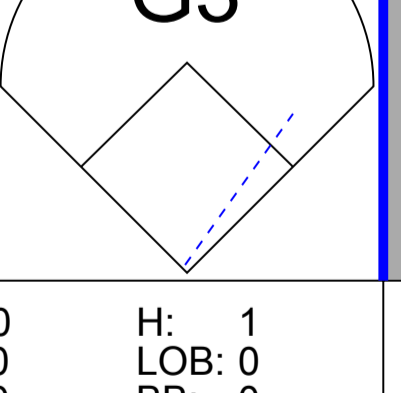
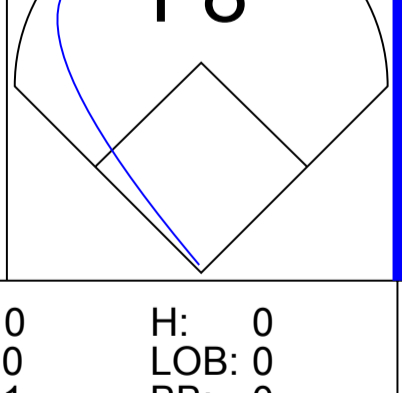
San Francisco Giants @ San Diego Padres
Jack Murphy Stadium, San Diego, CA
 Thu Jun 14 1984, 6:33 AM EDT
 Att. 17,310 - Unknown

livebaseballscorecards.com

AB	35
R	2
H	8
RBI	2
BB	3
SO	5
LOB	17



Inning Stats		R: 0	H: 0	E: 0	K: 0	S: 3	H: 0	LOB: 1	BB: 1	P: 7	R: 0	H: 1	E: 0	K: 2	S: 8	H: 1	LOB: 1	BB: 0	P: 8	R: 0	H: 1	E: 0	K: 1	S: 6	H: 1	LOB: 1	BB: 0	P: 6	R: 0	H: 0	E: 0	K: 0	S: 3	R: 0	H: 0	E: 0	K: 0	S: 3	R: 0	H: 1	E: 0	K: 0	S: 4	R: 0	H: 1	E: 0	K: 0	S: 4	R: 2	H: 2	E: 0	K: 1	S: 7	H: 1	LOB: 0	BB: 0	P: 7	R: 0	H: 1	E: 0	K: 1	S: 6	H: 1	LOB: 2	BB: 1	P: 10	R: 0	H: 1	E: 0	K: 0	S: 4	H: 1	LOB: 2	BB: 1	P: 8	1B: 5	SF: 0	2B: 2	SAC: 0	3B: 0	DP: 0	HR: 1	HBP: 0	WP: 0	PA: 38	PB: 0	SB: 0	CS: 0	WP: 0	PA: 38	ERA	WHIP
PITCHER	IP	WLS	BF	H	R	ER	SO	BB	IBB	HBP	BLK	WP	HR	S	P	ERA	WHIP																																																																											
Mark Davis, L (1, 1) ERA: 4.3	8.0	W	34	7	2	2	5	3	0	0	0	0	1	41	53	2.25	1.250																																																																											
Gary Lavelle, L (9, 1) ERA: 3.19	1.0	S	4	1	0	0	0	0	0	0	0	0	0	4	4	0.00	1.000																																																																											

Batter	1	2	3	4	5	6	7	8	9	AB R H RBI BB SO LOB	TOP
Johnnie LeMaster, R (1, 6) <small>OBP: 0.273, SLG: 0.283</small>										3 0 1 0 0 2 0	San Francisco Giants @ San Diego Padres Jack Murphy Stadium, San Diego, CA Fri Jun 15 1984, 10:05 PM EDT Att. 20,353 - Unknown
Gene Richards, L (1, 9) <small>OBP: 0.349, SLG: 0.270</small>										4 0 0 0 0 1 2	
Chili Davis, S (1, 8) <small>OBP: 0.327, SLG: 0.466</small>										4 0 0 0 0 0 1	
Jeffrey Leonard, R (1, 7) <small>OBP: 0.360, SLG: 0.460</small>										4 1 1 0 0 3 0	
Al Oliver, L (1, 3) <small>OBP: 0.335, SLG: 0.361</small>										4 1 1 0 0 0 1	
Joel Youngblood, R (1, 5) <small>OBP: 0.343, SLG: 0.390</small>										3 0 2 1 0 0 1	
Bob Brenly, R (1, 2) <small>OBP: 0.414, SLG: 0.462</small>										3 0 1 1 0 0 2	
Brad Wellman, R (1, 4) <small>OBP: 0.322, SLG: 0.365</small>										3 0 0 0 0 0 2	
Jeff Robinson, R (1, 1) <small>OBP: 0.071, SLG: 0.071</small> Scott Garrelts, R (3, 1) <small>OBP: 0.111, SLG: 0.111</small> Duane Kuiper, L (5, PH) <small>OBP: 0.179, SLG: 0.179</small> Jeff Cornell, S (5, 1) <small>OBP: 0.429, SLG: 0.418</small> Dusty Baker Jr., R (8, PH) <small>OBP: 0.200, SLG: 0.111</small> Frank Williams, R (8, 1)										1 0 1 0 0 0 0 0 0 0 0 0 0 0 1 0 0 0 0 0 0 0 0 0 0 0 0 0 1 0 0 0 0 0 0 0 0 0 0 0 0 0	
Inning Stats	R: 0 H: 0 E: 0 LOB: 0 K: 1 BB: 0 S: 5 P: 5	R: 1 H: 2 E: 0 LOB: 1 K: 1 BB: 0 S: 7 P: 7	R: 0 H: 1 E: 0 LOB: 1 K: 1 BB: 0 S: 6 P: 6	R: 1 H: 2 E: 0 LOB: 1 K: 0 BB: 0 S: 5 P: 5	R: 0 H: 1 E: 0 LOB: 0 K: 0 BB: 0 S: 3 P: 3	R: 0 H: 0 E: 0 LOB: 0 K: 1 BB: 0 S: 5 P: 5	R: 0 H: 1 E: 0 LOB: 0 K: 0 BB: 0 S: 3 P: 3	R: 0 H: 0 E: 0 LOB: 0 K: 1 BB: 0 S: 5 P: 5	R: 0 H: 0 E: 0 LOB: 0 K: 1 BB: 0 S: 5 P: 5	1B: 4 SF: 0 2B: 3 SAC: 1 3B: 0 DP: 1 HR: 0 HBP: 0	WP: 0 PA: 33 PB: 0 SB: 0 CS: 1
PITCHER Ed Whitson, R (1, 1) <small>ERA: 3.58</small> Rich Gossage, R (8, 1) <small>ERA: 3.07</small>	IP WLS BF H R ER SO BB IBB HBP BLK WP HR S P ERA WHIP 7.0 W 26 7 2 2 4 0 0 0 0 0 0 0 34 34 2.57 1.000 2.0 S 6 0 0 0 2 0 0 0 0 0 0 0 10 10 0.00 0.000										

livebaseballscorecards.com

AB	31
R	2
H	7
RBI	2
BB	0
SO	6
LOB	9



BOTTOM

San Francisco Giants @ San Diego Padres
Jack Murphy Stadium, San Diego, CA

livebaseballscores.com

AB 33
R 3
H 10
RBI 3
BB 2
SO 3
LOB 21



WP: 0 PA: 37
PB: 0
SB: 0
CS: 0

ERA WHIP

Fri Jun 15 1984, 10:05 PM EDT
Att. 20,353 - Unknown

AB R H RBI BB SO LOB

5	0	0	0	0	0	0	3
4	1	2	0	0	0	1	
3	1	1	2	1	0	2	
4	0	1	0	0	0	1	
3	1	2	0	0	0	2	
4	0	1	0	0	1	2	
3	0	2	0	0	0	1	
4	0	1	0	0	1	4	
2	0	0	1	1	1	5	
1	0	0	0	0	0	0	

1B: 7 SF: 0
2B: 1 SAC: 0
3B: 1 DP: 1
HR: 1 HBP: 2

IP WLS BF H R ER SO BB IBB HBP BLK WP HR S P ERA WHIP

Batter	1	2	3	4	5	6	7	8	9
Alan Wiggins, S OBP: 0.340, SLG: 0.301 (1, 4)	F7	FC4-6		4-3		F6		6-3	
Tony Gwynn, L OBP: 0.441, SLG: 0.506 (1, 9)			HR	F7		FC4-6			
Graig Nettles, L OBP: 0.348, SLG: 0.421 (1, 5)	FC1-2-5-6-5-1		HR	1B		F6			
Steve Garvey, R OBP: 0.293, SLG: 0.354 (1, 3)	F8		1-3				6-3		
Terry Kennedy, L OBP: 0.294, SLG: 0.371 (1, 2)		1B HBP FC4-6 1B	1B 1B				FC5-4 HBP		
Kevin McReynolds, R OBP: 0.303, SLG: 0.484 (1, 8)		K	1B		5-3		F8		
Carmelo Martinez, R OBP: 0.335, SLG: 0.385 (1, 7)		FC4-6 1B HBP	1-2 2-3 1B			G6-4-3 1B	FC5-4		
Garry Templeton, S OBP: 0.311, SLG: 0.332 (1, 6)			F8		G6-4-3			K	
Ed Whitson, R OBP: 0.087, SLG: 0.045 (1, 1)		FC4-6						4-3	
Rich Gossage, R OBP: 0.200, SLG: 0.111 (8, 1)			K			FC4-6 BB			

Inning Stats

PITCHER	IP	WLS	BF	H	R	ER	SO	BB	IBB	HBP	BLK	WP	HR	S	P	ERA	WHIP
Jeff Robinson, R ERA: 4.25 (1, 1)	2.1	L	15	7	3	3	1	0	0	0	0	0	1	16	17	11.57	3.000
Scott Garrelts, R ERA: 5.79 (3, 1)	1.2		8	2	0	0	1	1	0	0	0	0	0	9	13	0.00	1.800
Jeff Cornell, R ERA: 5.84 (5, 1)	3.0		11	1	0	0	0	1	0	1	0	0	0	9	14	0.00	0.667
Frank Williams, R ERA: 3.89 (8, 1)	1.0		3	0	0	0	1	0	0	0	0	0	0	5	5	0.00	0.000

Batter	1	2	3	4	5	6	7	8	9	AB R H RBI BB SO LOB	TOP	
Johnnie LeMaster, R OBP: 0.271, SLG: 0.281 (1, 6)	0-0 F7		0-3 K		0-0 FC HR 1B		0-3 K		0-0 F9	5 1 1 0 0 2 0	San Francisco Giants @ San Diego Padres Jack Murphy Stadium, San Diego, CA Sat Jun 16 1984, 10:05 PM EDT Att: 48,375 - Unknown livebaseballscorecards.com	
Gene Richards, L OBP: 0.352, SLG: 0.291 (1, 9)	0-0 HR 2B		0-0 F9		0-0 FC HR 1-2		0-3 K		0-0 1B 1B	5 2 2 0 0 1 1		
Chili Davis, S OBP: 0.328, SLG: 0.490 (1, 8)	0-0 HR 2-H		0-0 F7		0-0 HR 1-H 2-H		0-0 4-3		0-0 F8	5 2 2 5 0 0 1		
Jeffrey Leonard, R OBP: 0.361, SLG: 0.459 (1, 7)	0-3 K			0-0 SH5-4 1B 4-3 1B	0-0 6-3			0-0 5-3	0-0 1B 1-3	5 1 2 0 0 1 0		
Al Oliver, L OBP: 0.338, SLG: 0.361 (1, 3) Scot Thompson, L OBP: 0.368, SLG: 0.314 (8, 3)	4-0 FC6-4 BB			0-0 4-3 SH5-4 1-2 1B	0-0 4-3			0-0 F7	0-0 F9	3 0 1 0 1 0 0 1 0 0 0 0 0 2		
Joel Youngblood, R OBP: 0.347, SLG: 0.391 (1, 5)	0-0 FC6-4 1-2f			0-0 SH5-4 1-2 2-3		4-0 G6-3 BB BB		0-0 1B S 1B		2 0 1 0 1 0 1		
Steve Nicosia, R OBP: 0.355, SLG: 0.421 (1, 2)		0-0 F8		0-0 4-3 2-3 3-H		4-0 G6-3 BB 1-2 BB		0-0 BB 1B 1-3		3 0 1 1 1 0 1		
Brad Wellman, R OBP: 0.317, SLG: 0.345 (1, 4)		0-3 K		0-0 F9		0-0 G6-3 1-2f 2-3		4-0 BB 1-2 BB		3 0 0 0 1 1 3		
Bill Laskey, R OBP: 0.094, SLG: 0.065 (1, 1) Gary Lavelle, S (8, 1) Greg Minton, S (8, 1)		0-0 F9		0-0 1-3	0-0 1-3		0-0 1-3	0-0 5-3		4 0 0 0 0 0 4 0 0 0 0 0 0 0 0 0 0 0 0 0 0		
Inning Stats	R: 2 E: 0 K: 1 S: 7 H: 2 LOB: 1 BB: 1 P: 11	R: 0 E: 0 K: 1 S: 5 H: 0 LOB: 0 BB: 0 P: 5	R: 0 E: 0 K: 1 S: 5 H: 0 LOB: 0 BB: 0 P: 5	R: 1 E: 0 K: 0 S: 5 H: 2 LOB: 1 BB: 0 P: 5	R: 3 E: 0 K: 0 S: 6 H: 2 LOB: 0 BB: 0 P: 6	R: 0 E: 0 K: 0 S: 2 H: 0 LOB: 1 BB: 2 P: 10	R: 0 E: 0 K: 2 S: 7 H: 0 LOB: 0 BB: 0 P: 7	R: 0 E: 0 K: 0 S: 5 H: 2 LOB: 3 BB: 1 P: 9	R: 0 E: 0 K: 0 S: 5 H: 2 LOB: 2 BB: 0 P: 5	1B: 7 2B: 1 3B: 0 HR: 2 SF: 0 SAC: 1 DP: 1 HBP: 0	WP: 0 PA: 41 PB: 0 SB: 1 CS: 0	
PITCHER	IP WLS BF H R ER SO BB IBB HBP BLK WP HR S P ERA WHIP											
Andy Hawkins, R (1, 1) ERA: 4.78	5.0 L 23 6 6 6 3 1 0 0 0 0 0 2 28 32 10.80 1.400											
Greg Booker, R (6, 1) ERA: 2.45	2.0 7 0 0 0 2 2 0 0 0 0 0 0 9 17 0.00 1.000											
Floyd Chiffer, R (8, 1) ERA: 6.86	2.0 11 4 0 0 0 1 0 0 0 0 0 0 10 14 0.00 2.500											



BOTTOM

San Francisco Giants @ San Diego Padres
Jack Murphy Stadium, San Diego, CA

livebaseballscorecards.com

AB 35
R 3
H 10
RBI 3
BB 0
SO 4
LOB 13



WP: 1 PA: 36
PB: 0
SB: 0
CS: 0

Sat Jun 16 1984, 10:05 PM EDT
Att. 48,375 - Unknown

AB R H RBI BB SO LOB

4 0 0 0 0 0 1

4 1 3 1 0 0 0

4 0 2 0 0 0 1

4 0 2 1 0 1 2

4 0 0 0 0 0 5

4 1 1 0 0 0 1

3 0 1 1 0 1 1

4 0 0 0 0 1 1

2 1 1 0 0 1 0

0 0 0 0 0 0 0

1 0 0 0 0 0 0

0 0 0 0 0 0 0

1 0 0 0 0 0 1

1B: 7 SF: 1
2B: 2 SAC: 0
3B: 1 DP: 1
HR: 0 HBP: 0

Batter	1	2	3	4	5	6	7	8	9
Alan Wiggins, S (1, 4) OBP: 0.335, SLG: 0.296	0-0 G3		0-0 F7		0-0 1-3			0-0 6-3	
Tony Gwynn, L (1, 9) OBP: 0.446, SLG: 0.515	0-0 6-3		0-0 1B 1B 1B		0-0 G4-3 1B			0-0 1B 2B	
Graig Nettles, L (1, 5) OBP: 0.351, SLG: 0.423	0-0 F4		0-0 1B 1B		0-0 G4-3 1-2f			0-0 2-3 1B	
Steve Garvey, R (1, 3) OBP: 0.296, SLG: 0.361		0-0 2B	0-0 1-2 3-H 1B		0-0 F7			0-3 K	
Terry Kennedy, L (1, 2) OBP: 0.289, SLG: 0.364	0-0 F6		0-0 F5		0-0 F8			0-0 4-3	
Kevin McReynolds, R (1, 8) OBP: 0.303, SLG: 0.489	0-0 F4			0-0 SF8 3B	0-0 F4			0-0 5-3	
Carmelo Martinez, R (1, 7) OBP: 0.333, SLG: 0.385	0-3 K			0-0 SF8 3-H	0-0 5-3			0-0 1B	
Garry Templeton, S (1, 6) OBP: 0.306, SLG: 0.326			0-0 4-3	0-0 F6	0-0 5-3			0-3 K	
Andy Hawkins, R (1, 1) OBP: 0.240, SLG: 0.240			0-0 1B 1B	0-3 K	0-0 F8			0-0 F8	
Greg Booker, R (6, 1)									
Tim Flannery, L (7, PH) OBP: 0.348, SLG: 0.477									
Floyd Chiffer, R (8, 1)									
Champ Summers, L (9, PH) OBP: 0.333, SLG: 0.647									

Inning Stats	R: 0	H: 0	E: 0	K: 0	S: 3	R: 0	H: 1	E: 0	K: 1	S: 6	R: 2	H: 4	E: 0	K: 0	S: 7	R: 1	H: 1	E: 0	K: 1	S: 6	R: 0	H: 1	E: 0	K: 0	S: 3	R: 0	H: 0	E: 0	K: 0	S: 3	R: 0	H: 2	E: 0	K: 1	S: 7	R: 0	H: 1	E: 0	K: 1	S: 6
	LOB: 0	BB: 0	P: 3	LOB: 1	BB: 0	P: 6	LOB: 2	BB: 0	P: 7	LOB: 0	BB: 0	P: 6	LOB: 0	BB: 0	P: 6	LOB: 0	BB: 0	P: 3	LOB: 0	BB: 0	P: 3	LOB: 0	BB: 0	P: 3	LOB: 0	BB: 0	P: 3	LOB: 2	BB: 0	P: 7	LOB: 1	BB: 0	P: 6	LOB: 0	SAC: 0	DP: 1	HBP: 0			

PITCHER	IP	WLS	BF	H	R	ER	SO	BB	IBB	HBP	BLK	WP	HR	S	P	ERA	WHIP
Bill Laskey, R (1, 1) ERA: 3.39	7.1	W	29	8	3	3	2	0	0	0	0	1	0	33	33	3.68	1.091
Gary Lavelle, L (8, 1) ERA: 3.19	0.0		1	1	0	0	0	0	0	0	0	0	0	1	1	∞	∞
Greg Minton, R (8, 1) ERA: 4.6	1.2	S	6	1	0	0	2	0	0	0	0	0	0	10	10	0.00	0.600

Batter	1	2	3	4	5	6	7	8	9	10	11	12	13	14	15	AB	R	H	RBI	BB	SO	LOB	TOP
Johnnie LeMaster, R <small>OBP: 0.281, SLG: 0.291</small> <small>(1, 6)</small>																7	2	4	0	0	1	1	
Al Oliver, L <small>OBP: 0.336, SLG: 0.358</small> Scot Thompson, L <small>OBP: 0.368, SLG: 0.314</small> <small>(15, PR)</small> <small>(15, 3)</small>																7	0	2	2	0	1	3	
Chili Davis, S <small>OBP: 0.323, SLG: 0.480</small> <small>(1, 8)</small>																7	0	1	0	0	1	3	
Jack Clark, R <small>OBP: 0.426, SLG: 0.536</small> Gene Richards, L <small>OBP: 0.352, SLG: 0.291</small> Duane Kuiper, L <small>OBP: 0.217, SLG: 0.179</small> <small>(15, PR)</small> <small>(15, 4)</small>																5	1	1	0	2	1	1	
Jeffrey Leonard, R <small>OBP: 0.358, SLG: 0.458</small> <small>(1, 7)</small>																7	1	2	2	0	0	3	
Joel Youngblood, R <small>OBP: 0.345, SLG: 0.392</small> <small>(15, 9)</small>																7	0	2	0	0	0	3	
Bob Brenly, R <small>OBP: 0.415, SLG: 0.454</small> <small>(1, 2)</small>																5	0	1	1	2	1	3	
Brad Weisman, R <small>OBP: 0.303, SLG: 0.328</small> Dusty Baker Jr., R <small>OBP: 0.423, SLG: 0.411</small> Fran Mullins, R <small>OBP: 0.282, SLG: 0.324</small> <small>(9, PH)</small> <small>(9, 4)</small> <small>(15, 5)</small>																3	0	0	0	0	0	3	
Mike Krukow, R <small>OBP: 0.200, SLG: 0.167</small> John Rice, R <small>OBP: 0.387, SLG: 0.407</small> <small>(7, PH)</small> Gary Lavelle, S <small>OBP: 0.167, SLG: 0.091</small> Randy Larson, L <small>OBP: 0.500, SLG: 0.333</small> Frank Williams, R <small>OBP: 0.182, SLG: 0.100</small> <small>(15, 1)</small> <small>(7, PH)</small> <small>(7, 1)</small> <small>(9, 1)</small> <small>(15, 1)</small> <small>(15, 1)</small>																2	0	0	0	0	1	0	
Inning Stats	R: 0 H: 0 E: 0 LOB: 0 K: 1 BB: 0 S: 5 P: 5	R: 0 H: 1 E: 0 LOB: 2 K: 0 BB: 1 S: 4 P: 8	R: 0 H: 0 E: 0 LOB: 0 K: 2 BB: 0 S: 7 P: 7	R: 2 H: 3 E: 0 LOB: 1 K: 0 BB: 0 S: 6 P: 6	R: 0 H: 1 E: 0 LOB: 0 K: 0 BB: 0 S: 3 P: 3	R: 0 H: 0 E: 0 LOB: 1 K: 0 BB: 1 S: 3 P: 7	R: 0 H: 0 E: 0 LOB: 0 K: 1 BB: 0 S: 5 P: 5	R: 1 H: 2 E: 0 LOB: 0 K: 0 BB: 0 S: 4 P: 4	R: 0 H: 0 E: 0 LOB: 1 K: 0 BB: 1 S: 3 P: 7	R: 0 H: 1 E: 0 LOB: 1 K: 0 BB: 0 S: 4 P: 4	R: 0 H: 0 E: 0 LOB: 0 K: 1 BB: 0 S: 5 P: 5	R: 0 H: 0 E: 0 LOB: 0 K: 1 BB: 0 S: 5 P: 5	R: 0 H: 2 E: 0 LOB: 2 K: 0 BB: 1 S: 4 P: 8	R: 0 H: 1 E: 1 LOB: 1 K: 1 BB: 0 S: 6 P: 6	R: 2 H: 3 E: 2 LOB: 3 K: 2 BB: 0 S: 11 P: 11	1B: 12 SF: 0 2B: 2 SAC: 0 3B: 0 DP: 3 HR: 0 HBP: 0	WP: 0 PA: 61 PB: 0 SB: 2 CS: 1						
PITCHER Mark Thurmond, L <small>ERA: 3.97</small> <small>(1, 1)</small> Dave Dravecky, L <small>ERA: 2.98</small> <small>(6, 1)</small> Rich Gossage, R <small>ERA: 2.93</small> <small>(10, 1)</small> Craig Lefferts, L <small>ERA: 1.32</small> <small>(12, 1)</small>	IP WLS BF H R ER SO BB IBB HBP BLK WP HR S P ERA WHIP 5.0 0 20 5 2 2 3 1 0 0 0 0 0 0 29 3.60 1.200 4.0 0 15 2 1 1 1 2 0 0 1 0 0 15 2.25 1.000 2.0 0 7 1 0 0 1 0 0 0 0 0 0 9 0.00 0.500 4.0 L 19 6 2 2 4 1 0 0 0 0 0 0 26 4.50 1.750	PITCHER IP WLS BF H R ER SO BB IBB HBP BLK WP HR S P ERA WHIP 0 0 0 0 0 0 0 0 0 0 0 0 0 0 0 0 0 0																					

San Francisco Giants @ San Diego Padres
 Jack Murphy Stadium, San Diego, CA
 Sun Jun 17 1984, 6:33 AM EDT
 Att: 24,183 - Unknown

livebaseballscorecards.com

AB	57
R	5
H	14
RBI	5
BB	4
SO	9
LOB	22



Batter	1	2	3	4	5	6	7	8	9	10	11	12	13	14	15	AB	R	H	RBI	BB	SO	LOB										
Alan Wiggins, S OBP: 0.326, SLG: 0.287	F7	E5		FC6-4		4-3			K		SH		6-3		6-3	7	0	0	0	0	1	3										
Tony Gwynn, L OBP: 0.451, SLG: 0.513	E BB 1B	6-3							FC5-2 IBB		G1-2-3 IBB		G3		F8	5	0	2	0	3	0	2										
Greg Nettles, L Kurt Bevacqua, R Rich Grossage, R Charlie Summers, L Craig Lerner, S Craig Brown, S Bobby Brown, S	E BB			K		K		G6-4-3	FC5-2 IBB		G1-2-3		E 1B		K	3	0	0	0	0	1	2	3									
Steve Garvey, R OBP: 0.288, SLG: 0.351	E6 G1-6-3			F8		F8		6-3	FC5-2		F7		E5 1B			7	0	0	0	0	0	8										
Terry Kennedy, L Ed Whitson, R Bruce Bochy, R	G1-6-3					K		4-3	4-3				FC6-4 1B		F8	6	1	2	1	0	1	6										
Kevin McReynolds, R OBP: 0.302, SLG: 0.491				F4				5-3			F7		F7		4-3	7	1	2	0	0	0	1										
Carmelo Martinez, R OBP: 0.341, SLG: 0.407									FC4-6 1B		F6		FC6-4 1B		K	7	1	4	2	0	1	1										
Garry Templeton, S OBP: 0.305, SLG: 0.321				1-6-3				FC4-6			5-3		FC6-4		S 1B	6	0	1	0	1	0	3										
Mark Thurmond, L Dave Dravecky, R Luis Salazar, R						6-3			PB FC5-2 2B		SH G1-2-3 1B		F8		6-3	2	0	1	0	0	1	1										
Inning Stats	R: 0 E: 1 K: 0 S: 4	H: 1 LOB: 2 BB: 1 P: 8	R: 1 E: 1 K: 1 S: 7	H: 2 LOB: 2 BB: 1 P: 11	R: 1 E: 0 K: 1 S: 6	H: 1 LOB: 0 BB: 0 P: 6	R: 1 E: 0 K: 1 S: 7	H: 2 LOB: 2 BB: 1 P: 11	R: 0 E: 0 K: 0 S: 6	H: 1 LOB: 1 BB: 0 P: 6	R: 0 E: 0 K: 0 S: 3	H: 1 LOB: 0 BB: 0 P: 3	R: 0 E: 0 K: 0 S: 4	H: 1 LOB: 1 BB: 0 P: 4	R: 0 E: 0 K: 1 S: 6	H: 1 LOB: 3 BB: 2 P: 14	R: 0 E: 0 K: 0 S: 3	H: 0 LOB: 0 BB: 0 P: 3	R: 0 E: 0 K: 0 S: 4	H: 1 LOB: 2 BB: 1 P: 8	R: 0 E: 0 K: 0 S: 5	H: 2 LOB: 2 BB: 0 P: 5	R: 0 E: 1 K: 0 S: 5	H: 1 LOB: 2 BB: 0 P: 5	R: 0 E: 0 K: 1 S: 6	H: 1 LOB: 1 BB: 0 P: 6	R: 0 E: 0 K: 1 S: 5	H: 0 LOB: 0 BB: 0 P: 5	1B: 11 2B: 1 3B: 1 HR: 2	SF: 0 SAC: 1 DP: 3 HBP: 0	WP: 0 PB: 1 SB: 3 CS: 1	PA: 66

San Francisco Giants @ San Diego Padres
 Jack Murphy Stadium, San Diego, CA
 Sun Jun 17 1984, 6:33 AM EDT
 Att. 24,183 - Unknown

AB	59
R	3
H	15
RBI	3
BB	6
SO	7
LOB	36



PITCHER	IP	WLS	BF	H	R	ER	SO	BB	IBB	HBP	BLK	WP	HR	S	P	ERA	WHIP
Mike Krukow, R ERA: 5.63	6.0		28	7	3	3	3	0	0	0	0	0	0	11	45	4.50	1.667
Gary Lavelle, L ERA: 3.02	2.1		11	3	0	0	1	0	2	0	0	0	0	11	19	0.00	1.286
Greg Minton, R ERA: 4.26	3.2		15	3	0	0	0	0	1	0	0	0	0	14	18	0.00	0.818
Randy Lerch, L ERA: 3.62	0.2		4	1	0	0	0	0	0	0	0	0	0	4	4	0.00	1.500
Frank Williams, R ERA: 3.69	2.1	W	8	1	0	0	2	0	0	0	0	0	0	12	12	0.00	0.429

Batter	1	2	3	4	5	6	7	8	9	AB R H RBI BB SO LOB	TOP		
Alan Wiggins, S OBP: 0.326, SLG: 0.288 (1, 4) X	0-0 5-3		0-0 CS 1B		0-0 SH1-3 1-2		0-0 F3			3 0 1 0 0 0 0			
Tony Gwynn, L OBP: 0.459, SLG: 0.519 (1, 9) X	0-0 1B 1B		4-0 FC6-4 BB 1-2		0-0 E 1B 2-3			0-0 CS 1B		3 0 3 0 1 0 0			
Steve Garvey, R OBP: 0.288, SLG: 0.350 (1, 3) X	0-0 G5-4-3 1B 1-2		0-0 F3		0-0 SF7 1-3			0-0 6-3 1-2		3 0 1 1 0 0 2			
Kevin McReynolds, R OBP: 0.297, SLG: 0.483 (1, 8) X	0-0 G5-4-3 1-2f		0-0 FC6-4 1-2f		0-0 6-3			0-0 6-3		4 0 0 0 0 0 4			
Graig Nettles, L OBP: 0.347, SLG: 0.411 (1, 5) X		0-0 1B 2B 1B		0-0 G4-1		0-0 F3		0-0 F7		4 1 1 0 0 0 0			
Terry Kennedy, L OBP: 0.290, SLG: 0.374 (1, 2) X		0-0 2B CS 1B 1-2		0-3 K S S S		0-0 4-3		0-0 F7		4 0 1 0 0 1 0			
Carmelo Martinez, R OBP: 0.344, SLG: 0.415 (1, 7) X		0-0 CS 2B 1-3 2-H		0-0 1B		0-3 K S S S		0-0 F6		4 0 2 1 0 1 0			
Garry Templeton, S OBP: 0.305, SLG: 0.321 (1, 6) X		0-3 K S S S		0-0 F3			0-0 G3-6-3 1B			3 0 1 0 0 1 3			
Eric Show, R OBP: 0.161, SLG: 0.194 (1, 1) X		0-0 F8 2-3 3-H			0-0 1B SH1-3 SF7 1B		0-0 G3-6-3 1-2f			3 1 1 0 0 0 3			
Inning Stats	R: 0 E: 0 K: 0 S: 4 H: 2 LOB: 1 BB: 0 P: 4	R: 1 E: 0 K: 1 S: 7 H: 3 LOB: 1 BB: 0 P: 7	R: 0 E: 0 K: 0 S: 3 H: 1 LOB: 1 BB: 1 P: 7	R: 0 E: 0 K: 1 S: 6 H: 1 LOB: 1 BB: 0 P: 6	R: 1 E: 1 K: 0 S: 5 H: 2 LOB: 1 BB: 0 P: 5	R: 0 E: 0 K: 1 S: 5 H: 0 LOB: 0 BB: 0 P: 5	R: 0 E: 0 K: 0 S: 3 H: 1 LOB: 0 BB: 0 P: 3	R: 0 E: 0 K: 0 S: 3 H: 1 LOB: 0 BB: 0 P: 3	R: 0 E: 0 K: 0 S: 3 H: 0 LOB: 0 BB: 0 P: 3	1B: 10 2B: 1 3B: 0 HR: 0 SF: 1 SAC: 1 DP: 2 HBP: 0	WP: 0 PB: 0 SB: 0 CS: 4 PA: 34		
PITCHER	IP WLS BF H R ER SO BB IBB HBP BLK WP HR S P ERA WHIP											PITCHER	IP WLS BF H R ER SO BB IBB HBP BLK WP HR S P ERA WHIP
Bob Knepper, L ERA: 2.59 (1, 1)	6.0 L 25 9 2 2 3 1 0 0 0 0 0 0 30 34 3.00 1.667												
Vern Ruhle, R ERA: 2.94 (7, 1)	2.0 6 2 0 0 0 0 0 0 0 0 0 0 6 6 0.00 1.000												
Joe Sambito, L ERA: 1.35 (9, 1)	1.0 3 0 0 0 0 0 0 0 0 0 0 0 3 3 0.00 0.000												

San Diego Padres @ Houston Astros
Astrodome, Houston, TX
Tue Jun 19 1984, 8:05 PM EDT
Att. 12,765 - Unknown

livebaseballscorecards.com

AB	31
R	2
H	11
RBI	2
BB	1
SO	3
LOB	12



Batter	1	2	3	4	5	6	7	8	9	AB R H RBI BB SO LOB
Phil Garner, R (1, 4) OBP: 0.295, SLG: 0.282	0-0 F7		0-0 F8			0-0 F7			0-0 4-3	4 0 0 0 0 0 0
Craig Reynolds, L (1, 6) OBP: 0.286, SLG: 0.396	0-0 F3			0-0 F8		0-0 3-1			0-0 F9	4 0 0 0 0 0 0
Enos Cabell, R (1, 3) OBP: 0.343, SLG: 0.429	0-0 1-3			0-0 F8			0-0 F3 1B		0-0 6-3	4 0 1 0 0 0 0
Jose Cruz, L (1, 7) OBP: 0.313, SLG: 0.360		0-3 K		4-0 BB		0-0 F3				2 0 0 0 1 1 1
Jerry Mumphrey, S (1, 8) OBP: 0.355, SLG: 0.381		0-0 4-3 1B		0-3 K		0-0 F6				3 0 1 0 0 1 2
Ray Knight, R (1, 5) OBP: 0.276, SLG: 0.332		0-0 4-3			0-0 F8		0-0 4-3			3 0 0 0 0 0 2
Terry Puhl, L (1, 9) OBP: 0.362, SLG: 0.385		0-0 6-3			0-0 4-3		0-0 4-3		0-0 F8	3 0 0 0 0 0 1
Mark Bailey, S (1, 2) OBP: 0.273, SLG: 0.240			0-3 K		0-0 4-3			0-0 F5		2 0 0 0 0 1 0
Harry Spilman, L (8, PH) OBP: 0.352, SLG: 0.341										1 0 0 0 0 0 0
Bob Knepper, L (1, 1) OBP: 0.229, SLG: 0.258			0-3 K			0-0 6-3		0-0 3-1		1 0 0 0 0 1 0
Kevin Bass, S (6, PH) OBP: 0.265, SLG: 0.325										1 0 0 0 0 0 0
Vern Ruhle, R (7, 1)										0 0 0 0 0 0 0
Bill Doran, S (8, PH) OBP: 0.283, SLG: 0.283										1 0 0 0 0 0 0
Joe Sambito, L (9, 1)										0 0 0 0 0 0 0

Inning Stats	R: 0 E: 0 K: 0 S: 3	H: 0 LOB: 0 BB: 0 P: 3	R: 0 E: 0 K: 1 S: 6	H: 1 LOB: 1 BB: 0 P: 6	R: 0 E: 0 K: 2 S: 7	H: 0 LOB: 0 BB: 0 P: 7	R: 0 E: 0 K: 1 S: 5	H: 0 LOB: 1 BB: 1 P: 9	R: 0 E: 0 K: 0 S: 3	H: 0 LOB: 0 BB: 0 P: 3	R: 0 E: 0 K: 0 S: 3	H: 0 LOB: 0 BB: 0 P: 3	R: 0 E: 0 K: 0 S: 3	H: 0 LOB: 0 BB: 0 P: 3	R: 0 E: 0 K: 0 S: 3	H: 0 LOB: 0 BB: 0 P: 3	1B: 2 2B: 0 3B: 0 HR: 0	SF: 0 SAC: 0 DP: 0 HBP: 0	WP: 0 PB: 0 SB: 0 CS: 0	PA: 30
--------------	------------------------------	---------------------------------	------------------------------	---------------------------------	------------------------------	---------------------------------	------------------------------	---------------------------------	------------------------------	---------------------------------	------------------------------	---------------------------------	------------------------------	---------------------------------	------------------------------	---------------------------------	----------------------------------	------------------------------------	----------------------------------	--------


PITCHER	IP	WLS	BF	H	R	ER	SO	BB	IBB	HBP	BLK	WP	HR	S	P	ERA	WHIP
Eric Show, R (1, 1) ERA: 3.61	9.0	W	30	2	0	0	4	1	0	0	0	0	0	37	41	0.00	0.333

BOTTOM

San Diego Padres @ Houston Astros
Astrodome, Houston, TX

Tue Jun 19 1984, 8:05 PM EDT
Att. 12,765 - Unknown

AB	29
R	0
H	2
RBI	0
BB	1
SO	4
LOB	6



Batter	1	2	3	4	5	6	7	8	9	AB R H RBI BB SO LOB	TOP											
Alan Wiggins, S (1, 4) OBP: 0.331, SLG: 0.291	0-0 F9	4-0 BB		0-0 SF8 1B		0-0 3B 1B		0-0 F4		4 1 2 1 1 0 0												
Tony Gwynn, L (1, 9) OBP: 0.454, SLG: 0.522	0-0 F5	0-0 4-3		0-0 SF8		0-0 1B 3B		0-0 6-3		4 1 1 2 0 0 3												
Steve Garvey, R (1, 3) OBP: 0.290, SLG: 0.349	4-0 BB		0-0 4-3	0-0 F8		0-0 FC6-4 1B		0-0 6-3		4 0 1 1 1 0 2												
Kevin McReynolds, R (1, 8) OBP: 0.291, SLG: 0.473	0-0 F8		0-3 K		0-0 F8	0-0 FC6-4 CS		0-0 6-3		5 0 0 0 0 1 2												
Graig Nettles, L (1, 5) OBP: 0.339, SLG: 0.400		0-0 F5	0-3 K		0-0 F9	0-0 F5		0-0 1-3		5 0 0 0 0 1 1												
Terry Kennedy, L (1, 2) OBP: 0.301, SLG: 0.383		4-0 3B BB		0-0 BB 1B	0-0 1B		0-0 G3-6 1B			3 2 3 0 1 0 0												
Carmelo Martinez, R (1, 7) OBP: 0.342, SLG: 0.408		0-0 F8		4-0 1B SF8 BB	0-0 F8		0-0 F7			3 1 0 0 1 0 3												
Garry Templeton, S (1, 6) OBP: 0.309, SLG: 0.330		0-0 1-H 3B		4-0 SF8 1B BB		0-0 F7	0-0 G3-6			3 0 1 1 1 0 1												
Tim Lollar, L (1, 1) OBP: 0.361, SLG: 0.594		4-0 BB BB		0-3 K		0-0 E4 3B		0-0 F9		2 1 1 0 1 1 3												
Dave Dravecky, R (7, 1)										1 0 0 0 0 0 0												
Inning Stats	R: 0 E: 0 K: 0 S: 3	H: 0 LOB: 1 BB: 1 P: 7	R: 1 E: 0 K: 0 S: 4	H: 1 LOB: 3 BB: 3 P: 16	R: 0 E: 0 K: 2 S: 7	H: 0 LOB: 0 BB: 0 P: 7	R: 2 E: 0 K: 1 S: 7	H: 2 LOB: 2 BB: 2 P: 15	R: 0 E: 0 K: 0 S: 4	H: 1 LOB: 1 BB: 0 P: 4	R: 3 E: 1 K: 0 S: 7	H: 4 LOB: 1 BB: 0 P: 7	R: 0 E: 0 K: 0 S: 3	H: 1 LOB: 0 BB: 0 P: 3	R: 0 E: 0 K: 0 S: 3	H: 0 LOB: 0 BB: 0 P: 3	R: 0 E: 0 K: 0 S: 3	H: 0 LOB: 0 BB: 0 P: 3	1B: 6 2B: 0 3B: 3 HR: 0	SF: 1 SAC: 0 DP: 1 HBP: 0	WP: 0 PB: 0 SB: 0 CS: 1	PA: 41
PITCHER	IP WLS BF H R ER SO BB IBB HBP BLK WP HR S P ERA WHIP																					
Mike Madden, L (1, 1) ERA: 4.24	3.0 L 17 2 3 3 2 6 0 0 0 0 0 0 15 39 9.00 2.667																					
Bill Dawley, R (4, 1) ERA: 2.48	4.0 18 7 3 3 1 0 0 0 0 0 0 0 20 20 6.75 1.750																					
Joe Sambito, L (8, 1) ERA: 1.26	1.0 3 0 0 0 0 0 0 0 0 0 0 0 3 3 0.00 0.000																					
Frank DiPino, L (9, 1) ERA: 3.98	1.0 3 0 0 0 0 0 0 0 0 0 0 0 3 3 0.00 0.000																					

San Diego Padres @ Houston Astros
 Astrodome, Houston, TX
 Wed Jun 20 1984, 8:05 PM EDT
 Att. 12,543 - Unknown

AB	34
R	6
H	9
RBI	5
BB	6
SO	3
LOB	15



WP: 0	PA: 41
PB: 0	
SB: 0	
CS: 1	

Batter	1	2	3	4	5	6	7	8	9	AB R H RBI BB SO LOB	TOP									
Alan Wiggins, S (1, 4) OBP: 0.325, SLG: 0.286	0-3 K		0-0 4-3		0-0 6-3		0-0 FC4-6	0-0 4-3		5 0 0 0 0 1 2	San Diego Padres @ Houston Astros Astrodome, Houston, TX Thu Jun 21 1984, 8:05 PM EDT Att. 12,934 - Unknown									
Tony Gwynn, L (1, 9) OBP: 0.453, SLG: 0.520	0-0 F3		0-0 4-3		0-0 4-3 S 1B		0-0 FC4-6		0-0 1B 1B	5 0 2 0 0 0 1										
Steve Garvey, R (1, 3) OBP: 0.288, SLG: 0.346	0-0 5-3			0-0 1B E 1B	0-0 4-3		0-0 F7		0-3 K	5 1 1 0 0 1 3										
Graig Nettles, L (1, 5) OBP: 0.345, SLG: 0.402		0-0 E3 1B 1B		0-0 1-3 E 1-2 1B	0-3 K			4-0 1B E BB	0-0 F8	4 2 2 0 1 1 2										
Terry Kennedy, L (1, 2) OBP: 0.299, SLG: 0.379		0-0 4-3		0-3 K		0-0 3-1		0-0 E6 E 1B FC4-6	0-0 1B	5 1 1 0 0 1 4										
Kevin McReynolds, R (1, 8) OBP: 0.293, SLG: 0.473		0-0 CS 1B		0-0 E6 1-3		0-0 4-3		0-0 FC4-6 E 1-2 2-3 1B	0-3 K	2 0 1 1 0 0 1 3 1 1 0 0 1 2										
Bobby Brown, S (5, 8) OBP: 0.274, SLG: 0.362				1-2 2-H																
Carmelo Martinez, R (1, 7) OBP: 0.345, SLG: 0.407		4-0 BB BB BB		0-0 1-3		0-0 1B		0-0 E5 FC4-6		3 0 1 1 1 0 4										
Garry Templeton, S (1, 6) OBP: 0.309, SLG: 0.328		0-0 F8		4-0 IBB		0-3 K		0-0 FC4-6 1-2 2-3 3-H 1-6-3		2 0 0 0 1 1 2 0 0 0 0 0 0 0 1 0 0 1 0 0 2 0 0 0 0 0 0 0										
Greg Booker, R (6, 1)																				
Champ Summers, L (8, PH) OBP: 0.300, SLG: 0.579																				
Floyd Chiffer, R (8, 1)																				
Ed Whitson, R (1, 1) OBP: 0.080, SLG: 0.042			0-0 F4		0-0 F9		4-0 FC4-6 BB		0-0 1-6-3	2 0 0 0 0 0 3 0 0 0 0 0 0 0 1 0 0 1 1 0 1										
Craig Lefferts, L (5, 1) OBP: 0.400, SLG: 0.600																				
Tim Flannery, L (6, 6) OBP: 0.354, SLG: 0.467																				
Inning Stats	R: 0 E: 0 K: 1 S: 5	H: 0 LOB: 0 BB: 0 P: 5	R: 1 E: 1 K: 0 S: 4	H: 2 LOB: 1 BB: 1 P: 8	R: 0 E: 0 K: 0 S: 3	H: 0 LOB: 0 BB: 0 P: 3	R: 1 E: 1 K: 1 S: 8	H: 2 LOB: 3 BB: 1 P: 12	R: 0 E: 0 K: 1 S: 6	H: 1 LOB: 1 BB: 0 P: 6	R: 0 E: 0 K: 0 S: 3	H: 0 LOB: 1 BB: 1 P: 7	R: 3 E: 2 K: 0 S: 6	H: 1 LOB: 1 BB: 1 P: 10	R: 0 E: 0 K: 2 S: 9	H: 2 LOB: 2 BB: 0 P: 9	1B: 9 2B: 0 3B: 0 HR: 0	SF: 0 SAC: 0 DP: 0 HBP: 0	WP: 0 PB: 0 SB: 1 CS: 1	PA: 42
PITCHER	IP WLS BF H R ER SO BB IBB HBP BLK WP HR S P ERA WHIP																			
Joe Niekro, R (1, 1) ERA: 3.0	5.0 W 22 5 2 0 3 1 1 0 0 0 0 0 26 34 0.00 1.200																			
Michael LaCoss, R (6, 1) ERA: 2.82	4.0 S 20 4 3 0 3 2 0 0 0 0 0 0 24 32 0.00 1.500																			

livebaseballscorecards.com

AB	38
R	5
H	9
RBI	4
BB	4
SO	6
LOB	27



Batter	1	2	3	4	5	6	7	8	9	AB	R	H	RBI	BB	SO	LOB
Bill Doran, S OBP: 0.287, SLG: 0.284 (1, 4) (9, 6)	0-0 CS 1B		0-0 4-3		0-0 SH 1B 1B	4-0 1B 1B BB	0-0 3-1			3	2	1	1	1	0	2
Craig Reynolds, L OBP: 0.289, SLG: 0.393 Phil Garner, R OBP: 0.300, SLG: 0.278 (1, 6) (8, PR) (9, 4)	0-0 F8		0-0 F3		0-0 1B 1B	0-0 1B 1B		4-0 1B 1B BB		4	2	2	0	1	0	1
Harry Spilman, L OBP: 0.339, SLG: 0.326 Enos Cabell, R OBP: 0.346, SLG: 0.429 (1, 3) (5, PH) (6, 3)	0-0 F8 1-2			0-0 F3	0-0 1B 1B	0-0 1B 1B		0-0 1B 1B		2	0	0	0	0	0	1
Jose Cruz, L OBP: 0.317, SLG: 0.363 (1, 7)		0-0 5-3		0-0 F9	0-0 1B SF8 1B	0-0 1B 1B		0-0 1B FC4-2 1B		5	1	3	3	0	0	0
Jerry Mumphrey, S OBP: 0.358, SLG: 0.381 (1, 8)		0-0 F3 S 1B		4-0 BB	0-0 1B S 1B	0-0 4-3		0-0 FC4-2 1B 1B		4	1	3	2	1	0	2
Ray Knight, R OBP: 0.279, SLG: 0.330 (1, 5)		0-0 F3 1-3		0-0 F9	0-0 SF8 3-H		0-0 6-3	4-0 1B FC4-2 BB		3	0	0	1	1	0	2
Terry Puhl, L OBP: 0.369, SLG: 0.383 (1, 9)		4-0 BB			0-0 1B F8		0-0 SH5-3 1B 1B	0-0 FC4-2 1B		4	1	2	0	1	0	4
Mark Bailey, S OBP: 0.279, SLG: 0.242 (1, 2)		0-3 K			0-3 K	0-3 K	0-0 SH5-3 1B	0-0 G6-4-3 1B		5	0	2	1	0	3	3
Joe Niekro, R OBP: 0.176, SLG: 0.152 Denny Walling, L OBP: 0.327, SLG: 0.357 Michael LaCoss, R (1, 1) (5, PH) (6, 1)			0-0 F4		0-0 SH 3B	0-0 F4	0-0 SH5-3	0-0 G6-4-3		1	0	0	0	0	0	0
										1	1	1	1	0	0	0
										2	0	0	0	0	0	3

Inning Stats	R: 0	H: 1	R: 0	H: 1	R: 0	H: 0	R: 0	H: 0	R: 6	H: 6	R: 2	H: 3	R: 0	H: 2	R: 3	H: 4
	E: 0	LOB: 0	E: 0	LOB: 2	E: 0	LOB: 0	E: 0	LOB: 1	E: 0	LOB: 1	E: 0	LOB: 2	E: 0	LOB: 2	E: 0	LOB: 3
	K: 0	BB: 0	K: 1	BB: 1	K: 0	BB: 0	K: 0	BB: 1	K: 1	BB: 0	K: 1	BB: 1	K: 0	BB: 0	K: 0	BB: 2
	S: 3	P: 3	S: 6	P: 10	S: 3	P: 3	S: 3	P: 7	S: 12	P: 12	S: 8	P: 12	S: 5	P: 5	S: 6	P: 14

PITCHER	IP	WLS	BF	H	R	ER	SO	BB	IBB	HBP	BLK	WP	HR	S	P	ERA	WHIP
Ed Whitson, R ERA: 3.86 (1, 1)	4.1	L	20	5	4	4	2	2	0	0	0	0	0	22	30	8.31	1.615
Craig Lefferts, L ERA: 2.13 (5, 1)	1.1		9	4	4	4	1	1	0	0	0	0	0	10	14	27.00	3.750
Greg Booker, R ERA: 2.08 (6, 1)	1.1		8	4	0	0	0	0	0	0	0	0	0	8	8	0.00	3.000
Floyd Chiffer, R ERA: 7.77 (8, 1)	1.0		8	4	3	3	0	2	0	0	0	0	0	6	14	27.00	6.000

BOTTOM

San Diego Padres @ Houston Astros
Astrodome, Houston, TX

Thu Jun 21 1984, 8:05 PM EDT
Att. 12,934 - Unknown

AB	37
R	11
H	17
RBI	11
BB	5
SO	3
LOB	18

WP: 0 PA: 45
PB: 0
SB: 2
CS: 1



PITCHER	IP	WLS	BF	H	R	ER	SO	BB	IBB	HBP	BLK	WP	HR	S	P	ERA	WHIP
Ed Whitson, R ERA: 3.86 (1, 1)	4.1	L	20	5	4	4	2	2	0	0	0	0	0	22	30	8.31	1.615
Craig Lefferts, L ERA: 2.13 (5, 1)	1.1		9	4	4	4	1	1	0	0	0	0	0	10	14	27.00	3.750
Greg Booker, R ERA: 2.08 (6, 1)	1.1		8	4	0	0	0	0	0	0	0	0	0	8	8	0.00	3.000
Floyd Chiffer, R ERA: 7.77 (8, 1)	1.0		8	4	3	3	0	2	0	0	0	0	0	6	14	27.00	6.000

San Diego Padres @ Cincinnati Reds
 Riverfront Stadium, Cincinnati, OH

Fri Jun 22 1984, 7:05 PM EDT
 Att. 23,552 - Unknown

AB	36
R	7
H	10
RBI	7
BB	6
SO	3
LOB	15



WP:	0	PA:	43
PB:	0		
SB:	1		
CS:	1		

Batter	1	2	3	4	5	6	7	8	9	AB	R	H	RBI	BB	SO	LOB
Alan Wiggins, S (1, 4) OBP: 0.323, SLG: 0.284	0-0 3-1	0-0 CS 1B		0-3 K		0-0 F7		0-0 F7		5	0	1	0	0	1	1
Tony Gwynn, L (1, 9) OBP: 0.449, SLG: 0.512	0-0 F8	0-0 CS	0-0 6-3	0-0 4-3						4	1	0	0	1	0	1
Rich Gossage, R (8, 1) OBP: 0.200, SLG: 0.111		1-2					4-0 BB 1B BB	0-0 4-3		0	0	0	0	0	0	0
Steve Garvey, R (1, 3) OBP: 0.294, SLG: 0.360	0-0 HR 1B		0-0 HR		0-0 F7		4-0 1B 1-2 BB BB		0-0 6-3	4	2	2	1	1	0	0
Graig Nettles, L (1, 5) OBP: 0.346, SLG: 0.415	0-0 1-H HR		0-0 F7		4-0 BB BB		0-0 F6		0-0 4-3	4	1	1	2	1	0	2
Terry Kennedy, L (1, 2) OBP: 0.309, SLG: 0.387	0-0 1B 2B		0-0 E7 1B 1B		4-0 1-2 BB BB		0-0 F5		4-0 BB	3	2	2	0	2	0	2
Bobby Brown, S (1, 8) OBP: 0.299, SLG: 0.381	0-0 2-H S 1B		0-0 2-H 1B 1B		0-0 F7		0-0 1-3 2-H 1B		0-0 F9	5	1	3	3	0	0	3
Carmelo Martinez, R (1, 7) OBP: 0.343, SLG: 0.404	0-0 1-2 F9		0-0 2-H 1B		0-0 F8		0-3 K			4	0	1	1	0	1	5
Garry Templeton, S (1, 6) OBP: 0.304, SLG: 0.322		0-0 F7	0-0 4-3		0-0 F3		0-0 5-3			4	0	0	0	0	0	1
Andy Hawkins, R (1, 1) OBP: 0.222, SLG: 0.222		0-0 5-3		0-0 F6		0-3 K		4-0 BB		2	0	0	0	0	0	0
Dave Dravecky, R (4, 1)										1	0	0	0	0	1	0
Mario Ramirez, R (8, PH) OBP: 0.333, SLG: 0.818										0	0	0	0	1	0	0
Luis Salazar, R (8, 8) OBP: 0.283, SLG: 0.321										0	0	0	0	0	0	0

Batter	1	2	3	4	5	6	7	8	9									
Inning Stats	R: 3 E: 0 K: 0 S: 7	H: 4 LOB: 1 BB: 0 P: 7	R: 0 E: 0 K: 0 S: 3	H: 1 LOB: 0 BB: 0 P: 3	R: 3 E: 1 K: 0 S: 7	H: 4 LOB: 1 BB: 0 P: 7	R: 0 E: 0 K: 1 S: 5	H: 0 LOB: 0 BB: 0 P: 5	R: 0 E: 0 K: 1 S: 5	H: 0 LOB: 0 BB: 0 P: 5	R: 1 E: 0 K: 1 S: 6	H: 1 LOB: 2 BB: 2 P: 14	R: 0 E: 0 K: 0 S: 3	H: 0 LOB: 1 BB: 1 P: 7	R: 0 E: 0 K: 0 S: 3	H: 0 LOB: 1 BB: 1 P: 7	1B: 7 2B: 1 3B: 0 HR: 2	SF: 0 SAC: 0 DP: 0 HBP: 0

PITCHER	IP	WLS	BF	H	R	ER	SO	BB	IBB	HBP	BLK	WP	HR	S	P	ERA	WHIP
Frank Pastore, R (1, 1) ERA: 4.93	2.2		16	9	6	5	0	0	0	0	0	0	2	16	16	16.88	3.375
Bill Scherrer, L (3, 1) ERA: 4.99	1.1		4	0	0	0	1	0	0	0	0	0	0	6	6	0.00	0.000
Tom Hume, R (5, 1) ERA: 5.26	2.0		8	0	0	0	1	2	0	0	0	0	0	8	16	0.00	1.000
Bob Owchinko, L (7, 1) ERA: 3.26	2.0		10	1	1	1	1	3	0	0	0	0	0	9	21	4.50	2.000
John Franco, L (9, 1) ERA: 3.74	1.0	W	4	0	0	0	0	1	0	0	0	0	0	3	7	0.00	1.000

Batter	1	2	3	4	5	6	7	8	9	AB	R	H	RBI	BB	SO	LOB
Eddie Milner, L OBP: 0.357, SLG: 0.378 (1, 8)	4-0 BB 2B		4-0 BB BB	4-0 BB BB		4-0 BB BB		0-0 BB 3B		1	1	1	3	4	0	0
Ron Oester, S OBP: 0.263, SLG: 0.270 John Franco, L (9, 1)	0-0 BB E 2B		0-0 BB G6-4-3	0-0 BB FC6		0-0 BB FC5		0-0 BB F6		5	1	1	1	0	0	8
Duane Walker, L OBP: 0.429, SLG: 0.670 (1, 7)	0-0 BB 4-3			0-0 BB HR		0-0 BB F8		0-0 BB F7		4	2	1	1	1	0	1
Dave Parker, L OBP: 0.323, SLG: 0.399 (1, 9)	0-0 BB E4			0-0 BB 1B		0-3 BB K		0-0 BB 4-3		5	1	2	1	0	1	0
Dave Concepcion, R OBP: 0.296, SLG: 0.329 (1, 6)	0-0 BB G6-4-3			0-0 BB FC5-2		0-0 BB F5		0-3 BB K		4	0	1	1	0	1	1
Dan Driessen, L OBP: 0.380, SLG: 0.392 (1, 3)			4-0 BB G4-3	4-0 BB FC5-2		0-0 BB 1B		4-0 BB 1B		1	2	1	0	3	0	0
Nick Esasky, R OBP: 0.293, SLG: 0.373 (1, 5)			0-0 BB F9	4-0 BB FC5-2		0-3 BB K		0-0 BB F8		3	0	0	0	1	1	3
Brad Gulden, L OBP: 0.252, SLG: 0.301 Dann Bilardello, R OBP: 0.306, SLG: 0.298 (5, 2)			0-0 BB G4-3	0-3 BB K		0-0 BB F9		0-3 BB K		1	0	0	0	0	0	1
Frank Pastore, R OBP: 0.042, SLG: 0.042 Bill Scherrer, L (3, 1)			0-3 BB K	0-0 BB FC5-2		4-0 BB FC5		0-0 BB 3B		0	0	0	0	0	0	0
Tony Perez, R OBP: 0.274, SLG: 0.325 Tom Hume, R OBP: 0.273, SLG: 0.200 Tom Lawless, R OBP: 0.319, SLG: 0.305 Bob Owchinko, L (7, 1)				1-2 2-3 3-H		1-2 2-3 BB		1-2 2-3 BB		1	1	1	0	0	0	0
Wayne Krenchicki, L OBP: 0.339, SLG: 0.438 (8, 4)										0	0	0	0	0	0	0

Inning Stats	R: 2	H: 1	E: 1	K: 0	P: 8	LOB: 0	BB: 1	S: 4	R: 0	H: 0	E: 0	K: 0	P: 8	LOB: 0	BB: 1	S: 6	R: 0	H: 0	E: 0	K: 1	P: 8	LOB: 0	BB: 1	S: 4	R: 0	H: 0	E: 0	K: 1	P: 8	LOB: 0	BB: 1	S: 8	R: 0	H: 0	E: 0	K: 1	P: 8	LOB: 0	BB: 1	S: 5	R: 0	H: 0	E: 0	K: 1	P: 5	LOB: 0	BB: 0	S: 6	R: 0	H: 1	E: 0	K: 1	P: 14	LOB: 3	BB: 2	S: 7	R: 0	H: 0	E: 0	K: 1	P: 5	LOB: 0	BB: 0	S: 5	R: 2	H: 2	E: 0	K: 1	P: 11	LOB: 1	BB: 1	S: 7	R: 1	H: 1	E: 1	K: 0	P: 5	LOB: 1	BB: 1	S: 1	1B: 4	SF: 0	2B: 2	SAC: 0	3B: 1	DP: 3	HR: 1	HBP: 0	WP: 0	PA: 40
PITCHER	IP	WLS	BF	H	R	ER	SO	BB	IBB	HBP	BLK	WP	HR	S	P	ERA	WHIP																																																																									
Andy Hawkins, R ERA: 5.2 (1, 1)	3.0		15	4	5	5	1	4	0	0	0	0	0	13	29	15.00	2.667																																																																									
Dave Dravecky, L ERA: 2.64 (4, 1)	4.0		17	1	0	0	4	4	0	0	0	0	0	21	37	0.00	1.250																																																																									
Rich Gossage, R ERA: 3.26 (8, 1)	1.0	L	8	3	3	2	1	2	0	0	0	0	0	8	16	18.00	5.000																																																																									

BOTTOM

San Diego Padres @ Cincinnati Reds
Riverfront Stadium, Cincinnati, OH
Fri Jun 22 1984, 7:05 PM EDT
Att. 23,552 - Unknown

livebaseballscorecards.com

AB	30
R	8
H	8
RBI	7
BB	10
SO	6
LOB	22



Batter	1	2	3	4	5	6	7	8	9	AB R H RBI BB SO LOB	TOP											
Alan Wiggins, S (1, 4) OBP: 0.325, SLG: 0.284	0-0 F7	0-0 1B		0-0 FC6-4			4-0 1B SF7 BB		0-3 K	4 1 1 2 1 1 2												
Tony Gwynn, L (1, 9) OBP: 0.445, SLG: 0.506	0-0 F8	0-0 F9			0-0 F3		0-0 1-3 E 1B		0-0 4-3	5 0 1 0 0 0 1												
Steve Garvey, R (1, 3) OBP: 0.292, SLG: 0.358	0-0 WP 1B		0-0 F8		0-0 F7		0-0 SF7		0-0 F7	4 0 1 1 0 0 0												
Graig Nettles, L (1, 5) OBP: 0.345, SLG: 0.417	0-3 K		0-0 F8		0-0 2B		0-0 F5			4 0 1 0 0 1 2												
Terry Kennedy, L (1, 2) OBP: 0.308, SLG: 0.382		4-0 1B 5-3 BB	0-0 F7		0-0 4-3		0-3 K			3 1 0 0 1 1 2												
Bobby Brown, S (1, 8) OBP: 0.282, SLG: 0.358		0-0 5-3		0-0 F8		0-0 1-3		0-0 F7		4 0 0 0 0 0 1												
Carmelo Martinez, R (1, 7) OBP: 0.354, SLG: 0.429		4-0 1-3 1B BB		4-0 1B BB		0-0 HR		0-0 3-1 2B		2 2 2 1 2 0 0												
Garry Templeton, S (1, 6) OBP: 0.303, SLG: 0.321		0-0 1-3 1B		0-0 F7		0-0 F3		0-0 3-1		4 1 1 1 0 0 2												
Mario Ramirez, R (8, 6) OBP: 0.333, SLG: 0.818		1-2 2-H 1B		0-0 F7		0-0 F3		2-3		0 0 0 0 0 0 0												
Mark Thurmond, L (1, 1) OBP: 0.333, SLG: 0.318		0-0 1-3		0-0 FC6-4 1B		0-0 F1		0-0 6-3		4 0 1 0 0 0 3												
Rich Gossage, R (9, 1) OBP: 0.200, SLG: 0.111		1-2 2-3								0 0 0 0 0 0 0												
Inning Stats	R: 0 E: 0 K: 1 S: 6	H: 1 LOB: 1 BB: 0 P: 6	R: 3 E: 0 K: 0 S: 5	H: 2 LOB: 1 BB: 2 P: 13	R: 0 E: 0 K: 0 S: 3	H: 0 LOB: 0 BB: 0 P: 3	R: 0 E: 0 K: 0 S: 4	H: 1 LOB: 2 BB: 1 P: 8	R: 0 E: 0 K: 0 S: 4	H: 1 LOB: 1 BB: 0 P: 4	R: 1 E: 0 K: 0 S: 4	H: 1 LOB: 0 BB: 0 P: 4	R: 1 E: 1 K: 1 S: 6	H: 1 LOB: 1 BB: 1 P: 10	R: 0 E: 0 K: 0 S: 4	H: 1 LOB: 1 BB: 0 P: 4	R: 0 E: 0 K: 1 S: 5	H: 0 LOB: 0 BB: 0 P: 5	1B: 5 2B: 2 3B: 0 HR: 1	SF: 1 SAC: 0 DP: 0 HBP: 0	WP: 1 PB: 0 SB: 0 CS: 0	PA: 39
PITCHER	IP WLS BF H R ER SO BB IBB HBP BLK WP HR S P ERA WHIP																					
Charlie Puleo, R (1, 1) ERA: 4.5	5.0 L 23 5 3 3 1 3 0 0 0 1 0 22 34 5.40 1.600																					
Bob Owchinko, L (6, 1) ERA: 3.55	1.0 6 2 2 2 0 1 0 0 0 0 1 5 9 18.00 3.000																					
Ted Power, R (7, 1) ERA: 3.38	2.0 7 1 0 0 1 0 0 0 0 0 0 9 9 0.00 0.500																					
Bill Scherrer, L (9, 1) ERA: 4.87	1.0 3 0 0 0 1 0 0 0 0 0 0 5 5 0.00 0.000																					

San Diego Padres @ Cincinnati Reds
Riverfront Stadium, Cincinnati, OH
Sat Jun 23 1984, 7:05 PM EDT
Att. 22,192 - Unknown

livebaseballscorecards.com

AB	34
R	5
H	8
RBI	5
BB	4
SO	3
LOB	13



BOTTOM

San Diego Padres @ Cincinnati Reds
Riverfront Stadium, Cincinnati, OH
Sat Jun 23 1984, 7:05 PM EDT
Att. 22,192 - Unknown

livebaseballscorecards.com

AB	33
R	2
H	6
RBI	1
BB	0
SO	1
LOB	10



WP : 0	PA : 34
PB : 0	
SB : 0	
CS : 0	

AB R H RBI BB SO LOB

4	0	0	0	0	0	3
3	0	0	0	0	0	2
0	0	0	0	0	0	0
0	0	0	0	0	0	0
1	0	0	0	0	0	0
0	0	0	0	0	0	0
4	0	0	0	0	0	1
3	0	0	0	0	0	0
1	1	1	0	0	0	0
4	0	1	1	0	0	0
4	0	1	0	0	1	1
4	0	1	0	0	0	2
3	1	1	0	0	0	1
0	0	0	0	0	0	0
2	0	1	0	0	0	0

Batter	1	2	3	4	5	6	7	8	9
Eddie Milner, L (1, 8) OBP: 0.351, SLG: 0.371	0-0 4-3 x		0-0 3-1 x		0-0 F3 x			0-0 F2 x	
Tom Lawless, R (1, 4) OBP: 0.304, SLG: 0.290	0-0 6-3 x		0-0 E4 x		0-0 F8 x			0-0 F9 x	
Bob Owchinko, L (6, 1)									
Ted Power, R (7, 1)									
Tony Perez, R (8, PH) OBP: 0.271, SLG: 0.321									
Bill Scherrer, L (9, 1)									
Cesar Cedeno, R (1, 7) OBP: 0.366, SLG: 0.485	0-0 F9 x		0-0 F8 x			0-0 F4 x			0-0 1-3 x
Dave Parker, L (1, 9) OBP: 0.320, SLG: 0.394		0-0 F6 x		0-0 3-1 x		0-0 4-3 x			0-0 1B x
Duane Walker, L (7, 7) OBP: 0.434, SLG: 0.697									3B
Dave Concepcion, R (1, 6) OBP: 0.295, SLG: 0.328		0-0 6-3 x		0-0 F4 x		0-0 6-3 x			0-0 1B x
Nick Esasky, R (1, 5) OBP: 0.292, SLG: 0.377			0-0 2B x	0-0 F4 x			0-0 F8 x	0-3 K x	
Dan Driessen, L (1, 3) OBP: 0.378, SLG: 0.389		0-0 F9 x			0-0 1B x		0-0 4-3 x	0-0 F9 x	
Dann Bilardello, R (1, 2) OBP: 0.307, SLG: 0.299			0-0 3-1 SH1-4 x		0-0 F6 x		0-0 6-3 x		
Charlie Puleo, R (1, 1) OBP: 0.265, SLG: 0.272					0-0 1B x			0-0 F9 x	
Ron Oester, S (5, PH) OBP: 0.265, SLG: 0.272			0-0 SH1-4 x		0-0 1B x				

Inning Stats	R: 0 E: 0 K: 0 S: 3	H: 0 LOB: 0 BB: 0 P: 3	R: 0 E: 0 K: 0 S: 4	H: 1 LOB: 1 BB: 0 P: 4	R: 1 E: 1 K: 0 S: 5	H: 1 LOB: 1 BB: 0 P: 5	R: 0 E: 0 K: 0 S: 3	H: 0 LOB: 0 BB: 0 P: 3	R: 0 E: 0 K: 0 S: 5	H: 2 LOB: 2 BB: 0 P: 5	R: 0 E: 0 K: 0 S: 3	H: 0 LOB: 0 BB: 0 P: 3	R: 0 E: 0 K: 0 S: 3	H: 0 LOB: 0 BB: 0 P: 3	R: 0 E: 0 K: 0 S: 3	H: 0 LOB: 0 BB: 0 P: 3	R: 1 E: 0 K: 1 S: 7	H: 2 LOB: 1 BB: 0 P: 7	1B: 4 2B: 1 3B: 1 HR: 0	SF: 0 SAC: 1 DP: 0 HBP: 0
---------------------	------------------------------	---------------------------------	------------------------------	---------------------------------	------------------------------	---------------------------------	------------------------------	---------------------------------	------------------------------	---------------------------------	------------------------------	---------------------------------	------------------------------	---------------------------------	------------------------------	---------------------------------	------------------------------	---------------------------------	----------------------------------	------------------------------------

PITCHER	IP	WLS	BF	H	R	ER	SO	BB	IBB	HBP	BLK	WP	HR	S	P	ERA	WHIP
Mark Thurmond, L (1, 1) ERA: 3.54	8.0	W	29	4	1	0	0	0	0	0	0	0	0	29	29	0.00	0.500
Rich Gossage, R (9, 1) ERA: 3.38	1.0		5	2	1	1	1	0	0	0	0	0	0	7	7	9.00	2.000

PITCHER	IP	WLS	BF	H	R	ER	SO	BB	IBB	HBP	BLK	WP	HR	S	P	ERA	WHIP
---------	----	-----	----	---	---	----	----	----	-----	-----	-----	----	----	---	---	-----	------

San Diego Padres @ Cincinnati Reds

Riverfront Stadium, Cincinnati, OH
 Sun Jun 24 1984, 3:33 AM EDT
 Att. 19,183 - Unknown

livebaseballscorecards.com

AB	47
R	8
H	11
RBI	8
BB	5
SO	9
LOB	15



Batter	1	2	3	4	5	6	7	8	9	10	11	12	13	AB R H RBI BB SO LOB
Alan Wiggins, S OBP: 0.325, SLG: 0.285 (1, 4)	5-3 ①		F8 ②			F2 ①		5-3 ①		CS 1B ①			SF7 BB 1B ①	6 1 2 0 0 0 0
Tony Gwynn, L OBP: 0.446, SLG: 0.502 (1, 9)	4-3 ②		K ③			2B 1B ①		1B 1B BB ①		3-1 ② ③			BB 3B IBB IBB ①	4 3 1 0 2 1 1
Steve Garvey, R OBP: 0.296, SLG: 0.366 (1, 3)	1B ①					1-H 2B ①		1B 1B ①					SF7 ①	5 0 3 2 0 0 0
Carmelo Martinez, R OBP: 0.350, SLG: 0.422 (1, 7)	K ③					F5 ②		G6-3 1B ② ③					K ②	6 0 1 1 0 3 4
Graig Nettles, L OBP: 0.340, SLG: 0.406 (1, 5)			F2 ①			F8 ③		G6-3 ② ③					F3 ③	5 1 0 0 1 0 3
Luis Salazar, R OBP: 0.305, SLG: 0.328 (1, 8)			F3 ②			1B ①							6-3 ①	5 1 2 1 1 0 0
Mario Ramirez, R OBP: 0.267, SLG: 0.643 Tim Flannery, L OBP: 0.353, SLG: 0.500 (9, PH) (9, 6)	K2-3 ③					K ①		K 1-2 ①		F7 ②			F2 ②	3 0 0 0 0 3 2 3 0 1 3 0 0 0
Bruce Bochy, R OBP: 0.150, SLG: 0.211 Terry Kennedy, L OBP: 0.305, SLG: 0.377 (9, PH) (9, 2)			F2 ①			F9 ②		K ②		4-3 ③			K ③	3 0 0 0 0 1 2 3 0 0 0 0 1 1
Eric Show, R OBP: 0.182, SLG: 0.303 Kurt Bevacqua, R OBP: 0.458, SLG: 0.588 Craig Littlefield, L OBP: 0.400, SLG: 0.600 Garry Templeton, S OBP: 0.360, SLG: 0.319 Dave Dravovsky, R OBP: 0.360, SLG: 0.319 Bobby Brown, S OBP: 0.282, SLG: 0.358 Rich Crossmore, R OBP: 0.200, SLG: 0.111 (1, 1) (7, PH) (7, 1) (10, PH) (10, 1) (13, PH) (13, 1)			HR ①			F6 ③		5-3 ③		F9 ①			1B SF7 BB ①	2 1 1 1 0 0 1 1 0 0 0 0 0 1 0 0 0 0 0 0 0 1 0 0 0 0 0 0 0 0 0 0 0 0 0 0 1 0 0 0 1 0 0 0 0 0 0 0 0 0

Inning Stats	R: 0	H: 1	R: 0	H: 0	R: 1	H: 1	R: 0	H: 1	R: 1	H: 2	R: 0	H: 1	R: 1	H: 2	R: 0	H: 0	R: 0	H: 1	R: 0	H: 0	R: 0	H: 0	R: 5	H: 2	1B: 8	SF: 1	WP: 0	PA: 53
	E: 0	LOB: 1	E: 0	LOB: 0	E: 0	LOB: 0	E: 0	LOB: 1	E: 0	LOB: 1	E: 0	LOB: 0	E: 0	LOB: 1	E: 0	LOB: 0	E: 0	LOB: 0	E: 0	LOB: 0	E: 0	LOB: 0	E: 0	LOB: 1	2B: 1	SAC: 0	PB: 0	
	K: 1	BB: 0	K: 1	BB: 0	K: 1	BB: 0	K: 2	BB: 0	K: 0	BB: 1	K: 0	BB: 0	K: 0	BB: 1	K: 1	BB: 0	K: 1	BB: 0	K: 0	BB: 0	K: 1	BB: 0	K: 1	BB: 4	3B: 1	DP: 1	SB: 1	
	S: 6	P: 6	S: 5	P: 5	S: 6	P: 6	S: 3	P: 3	S: 6	P: 6	S: 5	P: 5	S: 8	P: 8	S: 3	P: 3	S: 3	P: 3	S: 5	P: 5	S: 5	P: 5	S: 7	P: 23	HR: 1	HBP: 0	CS: 1	

PITCHER	IP	WLS	BF	H	R	ER	SO	BB	IBB	HBP	BLK	WP	HR	S	P	ERA	WHIP
Joe Price, L ERA: 4.99 (1, 1)	7.1		30	7	3	3	6	1	0	0	0	0	1	41	45	3.68	1.091
Ted Power, R ERA: 3.28 (8, 1)	1.2		5	1	0	0	0	0	0	0	0	0	5	5	0.00	0.600	
John Franco, L ERA: 3.44 (10, 1)	3.0		9	1	0	0	2	0	0	0	0	0	13	13	0.00	0.333	
Tom Hume, R ERA: 6.04 (13, 1)	0.2	L	8	2	5	5	1	2	2	0	0	0	6	22	67.50	6.000	
Bill Scherrer, L ERA: 4.83 (13, 1)	0.1		1	0	0	0	0	0	0	0	0	0	1	1	0.00	0.000	

Batter	1	2	3	4	5	6	7	8	9	10	11	12	13
Eddie Milner, L OBP: 0.362, SLG: 0.388 (1, 8)	0-0 HR	4-0 E BB			4-0 CS BB		0-0 F8			0-0 CS 1B		4-0 BB	
Ron Oester, S OBP: 0.262, SLG: 0.266 (1, 4)	0-0 F7	0-0 E7 PO			4-0 BB		0-3 K			0-3 K		0-0 5-3	
Tom Hume, R OBP: 0.273, SLG: 0.200 (13, 1)		1-H 2-H			1-2 BB								
Bill Scherrer, L (13, 1)													
Duane Walker, L OBP: 0.429, SLG: 0.667 (1, 7)	4-0 S BB	0-0 PO	0-3 K		0-0 F7		0-0 F7	4-0 G3-6 BB		0-3 K			0-0 F9
Dave Parker, L OBP: 0.320, SLG: 0.388 (1, 9)	0-0 F7				0-0 F7			0-0 G3-6			0-0 F8		4-0 BB
Dan Driessen, L OBP: 0.371, SLG: 0.377 (1, 3)	4-0 BB							0-3 K			0-0 3-1		0-0 F7
Nick Esasky, R OBP: 0.287, SLG: 0.369 (1, 5)	0-0 F6								0-0 F8		0-0 F8		0-3 K
Wayne Krenchicki, L OBP: 0.339, SLG: 0.438 (8, 5)													
Dave Concepcion, R OBP: 0.292, SLG: 0.324 (9, PH)													
Brad Gulden, L OBP: 0.246, SLG: 0.293 (1, 2)		0-0 4-3			0-0 F4		0-0 F3			0-0 F6			0-3 K
Dann Bilardello, R OBP: 0.303, SLG: 0.295 (9, PH)													
Tom Foley, L OBP: 0.348, SLG: 0.407 (1, 6)		4-0 SH3 E BB			0-0 F7		0-0 SH3-4 1B			0-0 1B		0-0 2B 1B	
Joe Price, R OBP: 0.208, SLG: 0.182 (1, 1)		0-0 SH3			0-0 F8		0-0 SH3-4			0-0 F6		0-0 2B	
Ted Power, R OBP: 0.303, SLG: 0.481 (8, PH)													
Cesar Cedeno, R OBP: 0.270, SLG: 0.342 (12, PH)													
John Franco, L OBP: 0.304, SLG: 0.290 (10, 1)													
Tony Perez, R OBP: 0.270, SLG: 0.342 (12, PH)													
Tom Lawless, R OBP: 0.304, SLG: 0.290 (13, 4)													

Inning Stats	R: 1	H: 1	E: 0	LOB: 2	K: 0	S: 4	R: 2	H: 0	E: 1	LOB: 0	K: 0	S: 3	R: 0	H: 0	E: 0	LOB: 1	K: 1	S: 5	R: 0	H: 0	E: 0	LOB: 0	K: 0	S: 3	R: 0	H: 0	E: 0	LOB: 1	K: 0	S: 2	R: 0	H: 0	E: 0	LOB: 0	K: 1	S: 4	R: 0	H: 1	E: 0	LOB: 1	K: 1	S: 6	R: 0	H: 0	E: 0	LOB: 0	K: 1	S: 4	R: 0	H: 1	E: 0	LOB: 1	K: 0	S: 4	R: 0	H: 1	E: 0	LOB: 1	K: 2	S: 7	R: 0	H: 0	E: 0	LOB: 0	K: 0	S: 3	R: 0	H: 2	E: 0	LOB: 2	K: 1	S: 6	R: 0	H: 0	E: 0	LOB: 1	K: 1	S: 5	R: 0	H: 0	E: 0	LOB: 1	K: 1	S: 5	1B: 4	SF: 0	2B: 2	3B: 0	HR: 1	SAC: 2	DP: 2	HBP: 0	WP: 0	PA: 52
--------------	------	------	------	--------	------	------	------	------	------	--------	------	------	------	------	------	--------	------	------	------	------	------	--------	------	------	------	------	------	--------	------	------	------	------	------	--------	------	------	------	------	------	--------	------	------	------	------	------	--------	------	------	------	------	------	--------	------	------	------	------	------	--------	------	------	------	------	------	--------	------	------	------	------	------	--------	------	------	------	------	------	--------	------	------	------	------	------	--------	------	------	-------	-------	-------	-------	-------	--------	-------	--------	-------	--------


PITCHER	IP	WLS	BF	H	R	ER	SO	BB	IBB	HBP	BLK	WP	HR	S	P	ERA	WHIP
Eric Show, R ERA: 3.48 (1, 1)	6.0		25	1	3	1	1	7	0	0	0	0	1	20	48	1.50	1.333
Craig Lefferts, L ERA: 1.99 (7, 1)	3.0		11	2	0	0	2	1	0	0	0	0	0	14	18	0.00	1.000
Dave Dravecky, L ERA: 2.52 (10, 1)	3.0	W	11	3	0	0	3	1	0	0	0	0	0	16	20	0.00	1.333
Rich Gossage, R ERA: 3.31 (13, 1)	1.0		4	0	0	0	1	1	0	0	0	0	0	5	9	0.00	1.000

BOTTOM

San Diego Padres @ Cincinnati Reds
Riverfront Stadium, Cincinnati, OH

Sun Jun 24 1984, 3:33 AM EDT
Att: 19,183 - Unknown

AB	39
R	3
H	6
RBI	1
BB	10
SO	7
LOB	17



PITCHER	IP	WLS	BF	H	R	ER	SO	BB	IBB	HBP	BLK	WP	HR	S	P	ERA	WHIP
---------	----	-----	----	---	---	----	----	----	-----	-----	-----	----	----	---	---	-----	------

Batter	1	2	3	4	5	6	7	8	9	AB	R	H	RBI	BB	SO	LOB	TOP
Alan Wiggins, S OBP: 0.326, SLG: 0.284 (1, 4) BB	4-0 BB 4-3	0-0 6-3			0-3 K	0-0 SH1-3	0-0 E5		0-0 1B	4	0	1	0	1	1	1	
Tony Gwynn, L OBP: 0.444, SLG: 0.496 (1, 9) X	0-0 4-3 1-2		0-0 4-3		0-0 E1 HR	4-0 FC6-4 IBB	0-0 F3		0-0 1B	5	1	1	0	1	0	2	
Steve Garvey, R OBP: 0.300, SLG: 0.369 (1, 3) X	0-0 E 1B		0-0 1-3		0-0 HR	0-0 FC6-4		0-0 1B	0-0 F5	6	2	3	0	0	0	4	
Carmelo Martinez, R OBP: 0.351, SLG: 0.435 (1, 7) X	0-0 E5 1B		0-0 6-3		0-0 HR	0-3 K		0-0 1B		5	2	2	3	0	1	3	
Terry Kennedy, L OBP: 0.314, SLG: 0.395 (1, 2) H	1-0 1B 1-2 HBP			0-0 HR	0-0 FC6-4 1B		0-0 1B	0-0 F8		4	2	3	1	0	0	2	
Luis Salazar, R OBP: 0.344, SLG: 0.365 (1, 8) X	0-0 CS 1B			0-0 F8	0-0 FC6-4 1B		0-0 1B	0-0 G6-3 1B		5	0	4	2	0	0	0	
Garry Templeton, S OBP: 0.308, SLG: 0.329 (1, 6) X	0-0 CS 1-2	0-0 1B		0-0 2B	0-0 FC6-4		0-0 HR	0-0 G6-3		5	1	3	1	0	0	5	
Mario Ramirez, R OBP: 0.235, SLG: 0.563 Graig Nettles, L OBP: 0.340, SLG: 0.420 (5, PH) (5, 5)		0-0 F3		0-0 6-3	0-3 K		0-0 HR		0-0 4-3	2	0	0	0	0	0	2	
Tim Lollar, L OBP: 0.350, SLG: 0.556 Craig Lefferts, L OBP: 0.333, SLG: 0.500 (7, 1) (7, 1)		0-0 F3		0-3 K		0-0 FC6-4 SH1-3 1B	0-0 F9		0-0 F4	4	0	1	0	0	1	2	
Inning Stats	R: 2 E: 1 K: 0 S: 4 H: 2 LOB: 1 BB: 1 P: 9	R: 0 E: 0 K: 0 S: 4 H: 1 LOB: 1 BB: 0 P: 4	R: 0 E: 0 K: 0 S: 3 H: 0 LOB: 0 BB: 0 P: 3	R: 1 E: 0 K: 1 S: 7 H: 2 LOB: 1 BB: 0 P: 7	R: 3 E: 1 K: 2 S: 12 H: 4 LOB: 2 BB: 0 P: 12	R: 0 E: 0 K: 1 S: 6 H: 1 LOB: 2 BB: 1 P: 10	R: 3 E: 1 K: 0 S: 7 H: 4 LOB: 1 BB: 0 P: 7	R: 0 E: 0 K: 0 S: 5 H: 3 LOB: 2 BB: 0 P: 5	R: 0 E: 0 K: 0 S: 5 H: 2 LOB: 2 BB: 0 P: 5	1B: 15 2B: 1 3B: 0 HR: 3 SF: 0 SAC: 1 DP: 1 HBP: 1	WP: 0 PA: 49 PB: 0 SB: 0 CS: 1						
PITCHER	IP WLS BF H R ER SO BB IBB HBP BLK WP HR S P ERA WHIP	IP WLS BF H R ER SO BB IBB HBP BLK WP HR S P ERA WHIP	IP WLS BF H R ER SO BB IBB HBP BLK WP HR S P ERA WHIP	IP WLS BF H R ER SO BB IBB HBP BLK WP HR S P ERA WHIP	IP WLS BF H R ER SO BB IBB HBP BLK WP HR S P ERA WHIP	IP WLS BF H R ER SO BB IBB HBP BLK WP HR S P ERA WHIP	IP WLS BF H R ER SO BB IBB HBP BLK WP HR S P ERA WHIP	IP WLS BF H R ER SO BB IBB HBP BLK WP HR S P ERA WHIP	IP WLS BF H R ER SO BB IBB HBP BLK WP HR S P ERA WHIP	IP WLS BF H R ER SO BB IBB HBP BLK WP HR S P ERA WHIP							
Rick Honeycutt, L ERA: 2.87 (1, 1)	4.0																
Pat Zachry, R ERA: 3.16 (5, 1)	2.0	L															
Carlos Diaz, L ERA: 4.82 (7, 1)	1.0																
Burt Hooton, R ERA: 4.78 (8, 1)	1.0																
Ken Howell, R ERA: (9, 1)	1.0																

San Diego Padres @ Los Angeles Dodgers
 Dodger Stadium, Los Angeles, CA
 Mon Jun 25 1984, 7:05 PM PDT
 Att: 36,629 - Unknown

AB	44
R	9
H	19
RBI	9
BB	2
SO	4
LOB	23



BOTTOM

San Diego Padres @ Los Angeles Dodgers
Dodger Stadium, Los Angeles, CA
Mon Jun 25 1984, 7:05 PM PDT
Att. 36,629 - Unknown

livebaseballscorecards.com

AB	36
R	4
H	9
RBI	3
BB	6
SO	5
LOB	23



WP:	1	PA:	42
PB:	0		
SB:	1		
CS:	0		

AB R H RBI BB SO LOB

5 0 1 0 0 1 2

3 0 0 0 2 0 0

5 0 0 0 0 0 3

4 1 1 0 1 1 2

4 2 2 0 1 0 3

5 0 1 0 0 2 5

3 1 2 1 1 0 1

3 0 1 1 1 0 4

1B:	8	SF:	0
2B:	1	SAC:	0
3B:	0	DP:	0
HR:	0	HBP:	0

1B: 8 SF: 0

2B: 1 SAC: 0

3B: 0 DP: 0

HR: 0 HBP: 0

Batter	1	2	3	4	5	6	7	8	9
Steve Sax, R OBP: 0.311, SLG: 0.313 (1, 4)	0-0 6-3 1		0-0 F9 1		0-3 K 1		0-0 E6 1B 1	0-0 5-3 3	
Bill Russell, R OBP: 0.343, SLG: 0.352 (1, 8)	0-0 L5 2		0-0 5-3 2		0-0 F7 2		4-0 FC5-4 BB 2	4-0 1B BB 2	
Ken Landreaux, L OBP: 0.330, SLG: 0.380 (1, 7)	0-0 F2 3		0-0 F7 3		0-0 4-3 3		0-0 F9 2	0-0 F7 1	
Pedro Guerrero, R OBP: 0.334, SLG: 0.414 (1, 5)		0-3 K 1		4-0 E S WP BB 1		0-0 5-3 1	0-0 FC5-4 1-2f 3	0-0 1-2 1B 2	
Mike Marshall, R OBP: 0.355, SLG: 0.517 (1, 3)		4-0 1B BB 1		0-0 F9 1-2 1		0-0 2B 2		0-0 BB 1B 1	0-0 F8 2
Steve Yeager, R OBP: 0.308, SLG: 0.358 (1, 2)		0-0 1B 1-2 1B 1		0-3 K 2		0-3 K 2		0-0 F6 1 1	0-0 F7 3
Candy Maldonado, R OBP: 0.348, SLG: 0.422 (1, 9)		0-0 1-2 2-H 1B 1		0-0 E6 WP 1B 2-3 1B 1		4-0 BB 2		0-0 F7 2	
Dave Anderson, R OBP: 0.325, SLG: 0.293 (1, 6)		0-0 F4 2		0-0 FC5-4 1B 2-H 3-H 1B 1		0-0 F7 3		4-0 1B 1-2 BB 1	
Rick Honeycutt, L Mike Vail, R Pat Zachry, R Carlos Diaz, R Bob Baker, R Burt Hooton, R R.J. Reynolds, S Terry Whitfield, L Ken Howell, R		0-3 K 3		0-0 FC5-4 1-2f 3		0-0 F4 1		0-0 1-3 2-H 1B 1	

Inning Stats	R: 0	H: 0	E: 0	LOB: 0	K: 0	BB: 0	S: 3	P: 3	R: 1	H: 2	E: 0	LOB: 2	K: 2	BB: 1	S: 9	P: 13	R: 0	H: 0	E: 0	LOB: 0	K: 0	BB: 0	S: 3	P: 3	R: 2	H: 2	E: 1	LOB: 1	K: 1	BB: 1	S: 7	P: 11	R: 0	H: 0	E: 0	LOB: 0	K: 1	BB: 0	S: 5	P: 5	R: 0	H: 1	E: 0	LOB: 2	K: 1	BB: 1	S: 6	P: 10	R: 0	H: 1	E: 1	LOB: 2	K: 0	BB: 1	S: 4	P: 8	R: 1	H: 2	E: 0	LOB: 2	K: 0	BB: 1	S: 5	P: 9	R: 0	H: 1	E: 0	LOB: 2	K: 0	BB: 1	S: 4	P: 8	R: 0	H: 1	E: 0	LOB: 2	K: 0	BB: 1	S: 4	P: 8	R: 0	H: 1	E: 0	LOB: 2	K: 0	BB: 1	S: 4	P: 8
--------------	------	------	------	--------	------	-------	------	------	------	------	------	--------	------	-------	------	-------	------	------	------	--------	------	-------	------	------	------	------	------	--------	------	-------	------	-------	------	------	------	--------	------	-------	------	------	------	------	------	--------	------	-------	------	-------	------	------	------	--------	------	-------	------	------	------	------	------	--------	------	-------	------	------	------	------	------	--------	------	-------	------	------	------	------	------	--------	------	-------	------	------	------	------	------	--------	------	-------	------	------

PITCHER	IP	WLS	BF	H	R	ER	SO	BB	IBB	HBP	BLK	WP	HR	S	P	ERA	WHIP
Tim Lollar, L ERA: 3.74 (1, 1)	6.1	W	29	6	3	2	5	4	0	0	0	1	0	35	51	2.84	1.579
Craig Lefferts, L ERA: 2.06 (7, 1)	2.2		13	3	1	1	0	2	0	0	0	0	0	11	19	3.38	1.875

PITCHER	IP	WLS	BF	H	R	ER	SO	BB	IBB	HBP	BLK	WP	HR	S	P	ERA	WHIP
Tim Lollar, L ERA: 3.74 (1, 1)	6.1	W	29	6	3	2	5	4	0	0	0	1	0	35	51	2.84	1.579
Craig Lefferts, L ERA: 2.06 (7, 1)	2.2		13	3	1	1	0	2	0	0	0	0	0	11	19	3.38	1.875

Batter	1	2	3	4	5	6	7	8	9	AB R H RBI BB SO LOB	TOP											
Alan Wiggins, S (1, 4) OBP: 0.324, SLG: 0.283	0-0 4-3		0-0 CS 1B	0-3 K		0-0 6-3		0-0 F9		5 0 1 0 0 1 2	San Diego Padres @ Los Angeles Dodgers Dodger Stadium, Los Angeles, CA Tue Jun 26 1984, 7:05 PM PDT Att: 48,287 - Unknown livebaseballscorecards.com											
Tony Gwynn, L (1, 9) OBP: 0.446, SLG: 0.496	0-0 5-3		0-0 1B 1-2 1B		0-0 1-3	4-0 1B E IBB		0-0 1B		4 2 2 0 1 0 0												
Steve Garvey, R (1, 3) OBP: 0.305, SLG: 0.373	0-0 6-3		0-0 1B 1-3 1B		0-0 BB 1B	0-0 E7 1-H 2-H 1B		0-0 F2		5 1 3 1 0 0 1												
Graig Nettles, L (1, 5) OBP: 0.337, SLG: 0.415		0-0 6-3	0-0 FC6-4 1-3 3-H 1B		0-0 F7	0-0 F7		0-3 K		5 0 1 1 0 1 3												
Terry Kennedy, L (1, 2) OBP: 0.312, SLG: 0.389		0-0 E6 FC4-6 1B	0-3 K		4-0 1B 1-2 BB		0-0 F9		0-0 F3	4 1 0 0 1 1 2												
Carmelo Martinez, R (1, 7) OBP: 0.355, SLG: 0.439		0-0 FC4-6 1-2 1B	0-0 FC6-4 1-2f		0-0 1-2 2-H 1B		0-0 1B 1B		0-0 6-3	5 0 3 1 0 0 2												
Luis Salazar, R (1, 8) OBP: 0.319, SLG: 0.338		0-0 FC4-6 1B 1-2f 2-3		0-3 K	0-0 1-3		0-3 K		0-3 K	5 0 0 0 0 3 5												
Garry Templeton, S (1, 6) OBP: 0.318, SLG: 0.340		0-0 1-3 3-H 1B		0-0 SH1-4 1B		0-0 SH1-4 1B		0-0 1-2 1B		4 1 4 1 0 0 0												
Ed Whitson, R (1, 1) OBP: 0.074, SLG: 0.038		0-3 K		0-0 SH1-4 1-2		0-0 SH1-4 1-2		0-0 F4		2 0 0 0 0 1 4												
Rich Gossage, R (8, 1) OBP: 0.200, SLG: 0.111										0 0 0 0 0 0 0												
Inning Stats	R: 0 E: 0 K: 0 S: 3	H: 0 LOB: 0 BB: 0 P: 3	R: 1 E: 1 K: 1 S: 8	H: 2 LOB: 2 BB: 0 P: 8	R: 1 E: 0 K: 1 S: 8	H: 4 LOB: 2 BB: 0 P: 8	R: 0 E: 0 K: 2 S: 8	H: 1 LOB: 1 BB: 0 P: 8	R: 1 E: 0 K: 0 S: 5	H: 2 LOB: 2 BB: 1 P: 9	R: 2 E: 1 K: 0 S: 5	H: 2 LOB: 1 BB: 1 P: 9	R: 0 E: 0 K: 1 S: 7	H: 2 LOB: 2 BB: 0 P: 7	R: 0 E: 0 K: 1 S: 6	H: 1 LOB: 1 BB: 0 P: 6	R: 0 E: 0 K: 1 S: 5	H: 0 LOB: 0 BB: 0 P: 5	1B: 14 2B: 0 3B: 0 HR: 0	SF: 0 SAC: 2 DP: 0 HBP: 0	WP: 0 PB: 0 SB: 0 CS: 1	PA: 43
PITCHER	IP WLS BF H R ER SO BB IBB HBP BLK WP HR S P ERA WHIP																				PITCHER	IP WLS BF H R ER SO BB IBB HBP BLK WP HR S P ERA WHIP
Bob Welch, R (1, 1) ERA: 3.59	6.0 L 31 11 5 3 4 1 1 0 0 0 0 37 45 4.50 2.000																					
Burt Hooton, R (7, 1) ERA: 4.68	1.0 5 2 0 0 1 0 0 0 0 0 0 0 7 7 0.00 2.000																					
Carlos Diaz, L (8, 1) ERA: 4.5	2.0 7 1 0 0 2 0 0 0 0 0 0 0 11 11 0.00 0.500																					

AB	39
R	5
H	14
RBI	4
BB	2
SO	7
LOB	19



Batter	1	2	3	4	5	6	7	8	9	AB	R	H	RBI	BB	SO	LOB
Steve Sax, R OBP: 0.314, SLG: 0.313 (1, 4)	0-0 4-3 1B		0-0 1B		0-0 1-3			4-0 1B BB		3	0	1	0	1	0	0
Franklin Stubbs, L OBP: 0.271, SLG: 0.392 (1, 9)	0-3 K		0-0 F8			0-3 K		0-0 F4		4	0	0	0	0	2	2
Ken Landreaux, L OBP: 0.333, SLG: 0.379 (1, 8)	4-0 BB			0-0 F9		0-0 F3		0-0 1-3 1B		3	0	1	0	1	0	0
Pedro Guerrero, R OBP: 0.337, SLG: 0.419 (1, 5)	0-0 F4			0-0 1B 2B		0-0 1B FC4-6		0-0 F2		4	0	2	0	0	0	3
Mike Marshall, R OBP: 0.353, SLG: 0.512 (1, 7)		0-0 4-3		0-0 1B 2-3		0-0 FC4-6 1-2f		0-0 F8		4	0	1	0	0	0	3
Mike Scioscia, L OBP: 0.367, SLG: 0.333 (1, 2)		0-0 5-3		0-0 F6			0-0 E6 G4-6-3		0-0 F9		4	0	0	0	0	2
Greg Brock, L OBP: 0.319, SLG: 0.458 (1, 3)		0-0 F8		0-0 F3			0-0 G4-6-3 1-2f		0-0 4-3		4	0	0	0	0	3
Bill Russell, R OBP: 0.340, SLG: 0.349 (1, 6)			0-0 F3		0-0 F4		0-0 1B		0-0 6-3		4	0	1	0	0	0
Bob Welch, R OBP: 0.143, SLG: 0.077 (7, 1)			0-3 K		0-0 5-3		0-0 3-1				2	0	0	0	0	1
Terry Whitfield, L OBP: 0.280, SLG: 0.355 (7, PH)											0	0	0	0	0	0
Carlos Diaz, R (8, 1)											1	0	0	0	0	1
Carlos Diaz, R (8, 1)											0	0	0	0	0	0

Inning Stats	R: 0	H: 0	E: 0	LOB: 1	K: 1	BB: 1	S: 5	R: 0	H: 0	E: 0	LOB: 0	K: 0	BB: 0	S: 3	R: 0	H: 1	E: 0	LOB: 1	K: 1	BB: 0	S: 6	R: 0	H: 2	E: 0	LOB: 2	K: 0	BB: 0	S: 5	R: 0	H: 0	E: 0	LOB: 0	K: 0	BB: 0	S: 3	R: 0	H: 1	E: 0	LOB: 1	K: 1	BB: 0	S: 6	R: 0	H: 1	E: 1	LOB: 1	K: 0	BB: 0	S: 4	R: 0	H: 1	E: 0	LOB: 2	K: 0	BB: 1	S: 4	R: 0	H: 0	E: 0	LOB: 0	K: 0	BB: 0	S: 3	1B: 5	SF: 0	2B: 1	SAC: 0	3B: 0	DP: 1	HR: 0	HBP: 0	WP: 0	PA: 35
--------------	------	------	------	--------	------	-------	------	------	------	------	--------	------	-------	------	------	------	------	--------	------	-------	------	------	------	------	--------	------	-------	------	------	------	------	--------	------	-------	------	------	------	------	--------	------	-------	------	------	------	------	--------	------	-------	------	------	------	------	--------	------	-------	------	------	------	------	--------	------	-------	------	-------	-------	-------	--------	-------	-------	-------	--------	-------	--------

PITCHER	IP	WLS	BF	H	R	ER	SO	BB	IBB	HBP	BLK	WP	HR	S	P	ERA	WHIP
Ed Whitson, R ERA: 3.51 (1, 1)	7.1	W	30	6	0	0	3	2	0	0	0	0	0	34	42	0.00	1.091
Rich Gossage, R ERA: 3.2 (8, 1)	1.2		5	0	0	0	0	0	0	0	0	0	0	5	5	0.00	0.000

BOTTOM

San Diego Padres @ Los Angeles Dodgers
 Dodger Stadium, Los Angeles, CA
 Tue Jun 26 1984, 7:05 PM PDT
 Att. 48,287 - Unknown

livebaseballscorecards.com

AB	33
R	0
H	6
RBI	0
BB	2
SO	3
LOB	14



Batter	1	2	3	4	5	6	7	8	9	AB R H RBI BB SO LOB	TOP											
Alan Wiggins, S (1, 4) OBP: 0.326, SLG: 0.286	0-0 G6-3 1B		0-0 FC4-6 1B			0-0 1-3 1-2f			0-0 F3	4 0 2 0 0 0 1												
Tony Gwynn, L (1, 9) OBP: 0.441, SLG: 0.489	0-0 G6-3 1-2f		0-0 FC4-6 1-2f			0-3 K			0-0 3-1	4 0 0 0 0 1 3												
Steve Garvey, R (1, 3) OBP: 0.304, SLG: 0.371	0-3 K								0-0 WP 2B 1B	4 1 1 0 0 2 0												
Carmelo Martinez, R (1, 7) OBP: 0.354, SLG: 0.440		0-0 4-3							0-0 1B 2B	4 1 1 1 0 2 0												
Graig Nettles, L (1, 5) OBP: 0.340, SLG: 0.413		0-0 4-3							0-0 1B 2B 1B	3 1 1 1 1 1 0												
Terry Kennedy, L (1, 2) OBP: 0.311, SLG: 0.387		0-3 K							0-0 HBP 1B 1B	4 1 1 0 0 3 1												
Luis Salazar, R (1, 8) OBP: 0.306, SLG: 0.324			0-3 K						0-0 HBP 1B	3 0 0 0 0 1 0												
Champ Summers, L (9, PH) OBP: 0.333, SLG: 0.579						0-0 6-3			1-0 1B 1-2 HBP	0 0 0 0 0 0 0	AB 32											
Tim Flannery, L (9, PR) OBP: 0.353, SLG: 0.500										0 0 0 0 0 0 0	R 4											
Garry Templeton, S (1, 6) OBP: 0.318, SLG: 0.340			0-3 K			0-0 F9			0-0 S 1B	3 0 1 0 0 1 0	H 8											
Bobby Brown, S (9, PH) OBP: 0.301, SLG: 0.368									1-3 2-H 3-H 1B	1 0 1 2 0 0 0	RBI 4											
Dave Dravecky, R (1, 1)			4-0 1B BB						0-0 G4-6-3 1B	0 0 0 0 0 1 0 0	BB 3											
Mario Ramirez, R (8, PH) OBP: 0.278, SLG: 0.563						4-0 1-3 BB			0-3 K	0 0 0 0 0 1 0 0	SO 12											
Andy Hawkins, R (8, 1) OBP: 0.222, SLG: 0.222									1-2 K	0 0 0 0 0 0 0 0	LOB 8											
Kurt Bevacqua, R (8, PH) OBP: 0.429, SLG: 0.556										1 0 0 0 0 0 0 1												
Greg Booker, R (8, 1)										0 0 0 0 0 0 0 0												
Kevin McReynolds, R (9, PH) OBP: 0.292, SLG: 0.471										1 0 0 0 0 0 1 2												
Inning Stats	R: 0 E: 0 K: 1 S: 5	H: 1 LOB: 0 BB: 0 P: 5	R: 0 E: 0 K: 1 S: 5	H: 0 LOB: 0 BB: 0 P: 5	R: 0 E: 0 K: 2 S: 8	H: 1 LOB: 2 BB: 1 P: 12	R: 0 E: 0 K: 2 S: 7	H: 0 LOB: 0 BB: 0 P: 7	R: 0 E: 0 K: 1 S: 5	H: 0 LOB: 0 BB: 0 P: 5	R: 0 E: 0 K: 1 S: 4	H: 0 LOB: 0 BB: 1 P: 8	R: 0 E: 0 K: 3 S: 9	H: 0 LOB: 1 BB: 1 P: 13	R: 0 E: 0 K: 0 S: 3	H: 1 LOB: 0 BB: 0 P: 3	R: 4 E: 0 K: 1 S: 10	H: 5 LOB: 3 BB: 0 P: 11	1B: 7 2B: 2 3B: 0 HR: 0	SF: 0 SAC: 0 DP: 3 HBP: 1	WP: 1 PB: 0 SB: 1 CS: 0	PA: 36
PITCHER	IP WLS BF H R ER SO BB IBB HBP BLK WP HR S P ERA WHIP																					
Fernando Valenzuela, L (1, 1) ERA: 2.97	8.2 W 33 7 4 4 11 3 0 0 0 1 0 52 64 4.15 1.154																					
Tom Niedenfuer, R (9, 1) ERA: 1.72	0.1 S 3 1 0 0 1 0 0 0 1 0 0 0 4 5 0.00 3.000																					

San Diego Padres @ Los Angeles Dodgers
 Dodger Stadium, Los Angeles, CA
 Wed Jun 27 1984, 7:05 PM PDT
 Att: 49,132 - Unknown

AB	32
R	4
H	8
RBI	4
BB	3
SO	12
LOB	8



Batter	1	2	3	4	5	6	7	8	9	AB R H RBI BB SO LOB	TOP		
Lonnie Smith, R OBP: 0.370, SLG: 0.385 (1, 7) X	0-0 HR		0-0 F7		0-0 F9		0-0 1-H 2-H 2B		0-0 F9	5 1 2 3 0 0 1			
Ozzie Smith, S OBP: 0.337, SLG: 0.317 (1, 6) X Mike Jorgensen, L OBP: 0.304, SLG: 0.317 (9, PH)	0-0 6-3		0-0 2B 1B		0-0 1-3		0-0 F8		0-0 3-1	4 0 1 0 0 0 2 1 0 0 0 0 0 0			
Willie McGee, S OBP: 0.310, SLG: 0.364 (1, 8) X	0-0 6-3		0-0 1-3 2B		0-0 F4		0-3 K			4 0 1 0 0 1 2			
George Hendrick, R OBP: 0.313, SLG: 0.376 (1, 9) B B B	4-0 BB		0-0 F5		0-0 F5		0-0 6-3		0-0 6-3	3 0 0 0 1 0 2			
David Green, R OBP: 0.289, SLG: 0.335 (1, 3) X	0-0 F4			0-3 K		0-0 F9		0-0 FC3-6 BB 1B		4 0 1 0 0 1 1			
Tom Herr, S OBP: 0.334, SLG: 0.336 (1, 4) X		0-0 G4-6-3 1B		0-0 2B		0-0 6-3		4-0 BB BB BB BB FC3-6 BB		3 0 2 0 1 0 0			
Andy Van Slyke, L OBP: 0.358, SLG: 0.337 (1, 5) X		0-0 G4-6-3 1-2f		0-0 F8			4-0 BB BB BB BB 1B 2B BB	0-0 FC3-6 S		3 1 0 0 1 0 4			
Glenn Brummer, R OBP: 0.244, SLG: 0.279 (1, 2) Art Howe, R OBP: 0.292, SLG: 0.244 (7, PH) Dave Rucker, L (7, 1) Steve Braun, L OBP: 0.350, SLG: 0.269 (8, PH) Dave Vonohlen, L (8, 1)		0-3 K2-3		0-3 K			0-0 F8	0-0 F8		2 0 0 0 0 2 1 1 0 0 0 0 0 1 0 0 0 0 0 0 0 1 0 0 0 0 0 2 0 0 0 0 0 0 0			
Ken Dayley, L OBP: 0.500, SLG: 0.500 (1, 1) Neil Allen, R OBP: 0.214, SLG: 0.357 (1, 1) Tito Landrum, R OBP: 0.367, SLG: 0.370 (7, PH) Mark Salas, L OBP: 0.222, SLG: 0.333 (7, 2)			0-0 F3		0-0 1-3 1B		0-0 1-2 2B 1B		0-0 F7	0 0 0 0 0 0 0 2 0 1 0 0 0 0 1 1 1 0 0 0 0 1 0 0 0 0 0 0			
Inning Stats	R: 1 H: 1 E: 0 LOB: 1 K: 0 BB: 1 S: 4 P: 8	R: 0 H: 1 E: 0 LOB: 0 K: 1 BB: 0 S: 5 P: 5	R: 0 H: 2 E: 0 LOB: 2 K: 0 BB: 0 S: 5 P: 5	R: 0 H: 1 E: 0 LOB: 1 K: 2 BB: 0 S: 8 P: 8	R: 0 H: 1 E: 0 LOB: 1 K: 0 BB: 0 S: 4 P: 4	R: 0 H: 0 E: 0 LOB: 0 K: 0 BB: 0 S: 3 P: 3	R: 2 H: 2 E: 0 LOB: 1 K: 1 BB: 1 S: 7 P: 11	R: 0 H: 1 E: 0 LOB: 2 K: 0 BB: 1 S: 4 P: 8	R: 0 H: 0 E: 0 LOB: 0 K: 0 BB: 0 S: 3 P: 3	1B: 5 SF: 0 2B: 3 SAC: 0 3B: 0 DP: 1 HR: 1 HBP: 0	WP: 0 PA: 38 PB: 0 SB: 1 CS: 0		
PITCHER	IP WLS BF H R ER SO BB IBB HBP BLK WP HR S P ERA WHIP											PITCHER	IP WLS BF H R ER SO BB IBB HBP BLK WP HR S P ERA WHIP
Mark Thurmond, L ERA: 3.6 (1, 1)	6.1 W 27 7 3 3 3 2 0 0 0 0 0 1 31 39 4.26 1.421												
Luis DeLeon, R ERA: 7.04 (7, 1)	0.2 3 1 0 0 1 0 0 0 0 0 0 0 5 5 0.00 1.500												
Rich Gossage, R ERA: 3.08 (8, 1)	2.0 8 1 0 0 0 1 0 0 0 0 0 0 7 11 0.00 1.000												

St. Louis Cardinals @ San Diego Padres
 Jack Murphy Stadium, San Diego, CA
 Thu Jun 28 1984, 10:05 PM EDT
 Att. 14,097 - Unknown

AB	35
R	3
H	9
RBI	3
BB	3
SO	4
LOB	16



Batter	1	2	3	4	5	6	7	8	9
Alan Wiggins, S OBP: 0.330, SLG: 0.295 (1, 4)	0-0 2B 1B 2B	0-0 FC6-4 1B 3-H	0-0 1B 1-2 2-H 3-H			0-3 K		0-0 6-3	
Tony Gwynn, L OBP: 0.437, SLG: 0.488 (1, 9)	0-0 1B 2B 2-3	0-0 FC6-4 1-2f			0-0 F8	0-0 F7		0-0 4-3	
Steve Garvey, R OBP: 0.310, SLG: 0.376 (1, 3)	0-0 FC4-6 1B 2-H 3-H		0-0 2B 3-1 1B		0-0 4-3		0-0 2B 1B		
Carmelo Martinez, R OBP: 0.356, SLG: 0.443 (1, 7)	4-0 FC4-6 BB		0-0 F6 1B		0-0 5-3		0-0 1B 2B 1-H		
Terry Kennedy, L OBP: 0.313, SLG: 0.392 (1, 2)	0-0 FC4-6 1B 1-2f 2-3		0-0 3-1 1B 2B 1-3		0-0 6-3		0-0 1B 3-H		
Kevin McReynolds, R OBP: 0.303, SLG: 0.478 (1, 8)	0-0 1B 1-2 3-H		4-0 1B 3-1 IBB		0-0 1B		0-0 E7 1B		
Luis Salazar, R OBP: 0.301, SLG: 0.319 (3, PH) Graig Nettles, L OBP: 0.336, SLG: 0.408 (4, 5)	0-3 K		0-0 3-1 1-2 2-3 3-H		0-0 F8		0-3 K		
Garry Templeton, S OBP: 0.321, SLG: 0.344 (1, 6)		0-0 SH1-4 CS 2B	4-0 1B 1B IBB		0-3 K		0-0 6-3		
Mark Thurmond, L OBP: 0.346, SLG: 0.333 (1, 1) Luis DeLeon, R OBP: 0.182, SLG: 0.100 (7, 1) Rich Gossage, R OBP: 0.182, SLG: 0.100 (8, 1)		0-0 SH1-4 2-3	0-0 1B 1-2 2-3 3-H			0-0 4-3		0-0 F8	

Inning Stats	R: 2	H: 4	E: 0	K: 1	S: 8	LOB: 2	BB: 1	P: 12	R: 0	H: 2	E: 0	K: 0	S: 4	LOB: 1	BB: 0	P: 4	R: 3	H: 4	E: 0	K: 0	S: 6	LOB: 2	BB: 2	P: 14	R: 0	H: 0	E: 0	K: 0	S: 3	LOB: 0	BB: 0	P: 3	R: 0	H: 1	E: 0	K: 1	S: 6	LOB: 1	BB: 0	P: 6	R: 0	H: 0	E: 0	K: 1	S: 5	LOB: 0	BB: 0	P: 5	R: 2	H: 4	E: 1	K: 1	S: 8	LOB: 1	BB: 0	P: 8	R: 0	H: 0	E: 0	K: 0	S: 3	LOB: 0	BB: 0	P: 3
--------------	------	------	------	------	------	--------	-------	-------	------	------	------	------	------	--------	-------	------	------	------	------	------	------	--------	-------	-------	------	------	------	------	------	--------	-------	------	------	------	------	------	------	--------	-------	------	------	------	------	------	------	--------	-------	------	------	------	------	------	------	--------	-------	------	------	------	------	------	------	--------	-------	------


PITCHER	IP	WLS	BF	H	R	ER	SO	BB	IBB	HBP	BLK	WP	HR	S	P	ERA	WHIP
Ken Dayley, L ERA: 7.99 (1, 1)	0.2	L	6	4	2	2	0	1	0	0	0	0	0	5	9	27.00	7.500
Neil Allen, R ERA: 4.38 (1, 1)	5.1		23	7	3	3	3	0	2	0	0	0	0	27	35	5.06	1.312
Dave Rucker, L ERA: 2.51 (7, 1)	1.0		6	4	2	2	1	0	0	0	0	0	0	8	8	18.00	4.000
Dave Vonohlen, L ERA: (8, 1)	1.0		3	0	0	0	0	0	0	0	0	0	0	3	3	0.00	0.000

BOTTOM

St. Louis Cardinals @ San Diego Padres
Jack Murphy Stadium, San Diego, CA

Thu Jun 28 1984, 10:05 PM EDT
 Att. 14,097 - Unknown

AB	34
R	7
H	15
RBI	7
BB	3
SO	4
LOB	12



WP	HR	S	P	ERA	WHIP
0	0	0	0	0	0
0	0	0	0	0	0
1	0	0	0	0	0

Batter	1	2	3	4	5	6	7	8	9	AB R H RBI BB SO LOB	TOP
Lonnie Smith, R (1, 7) OBP: 0.371, SLG: 0.386 David Green, R (9, 9) OBP: 0.289, SLG: 0.335	0-3 		0-0 		0-0 	0-0 			0-0 	5 0 2 2 0 1 1 0 0 0 0 0 0 0	
Tom Herr, S (1, 4) OBP: 0.332, SLG: 0.333	0-3 		0-0 		0-0 		0-0 	0-0 	0-0 	5 1 1 0 0 1 1	
Willie McGee, S (1, 8) OBP: 0.311, SLG: 0.362	0-0 		4-0 		0-0 		0-0 	0-0 	0-0 	4 0 1 1 1 0 1	
Darrell Porter, L (1, 2) OBP: 0.381, SLG: 0.408		0-0 	0-0 		0-3 		0-0 		0-0 	4 0 1 0 0 1 3	
Steve Braun, L (1, 9) OBP: 0.344, SLG: 0.268 Tito Landrum, R (8, PR) OBP: 0.367, SLG: 0.370		0-0 		0-0 		0-3 		0-0 	0-0 	4 0 1 0 0 1 1 0 0 0 0 0 0 0	
Mike Jorgensen, L (1, 3) OBP: 0.360, SLG: 0.364		0-0 		0-0 		4-0 		0-0 	0-0 	3 1 3 0 1 0 0	
Art Howe, R (1, 5) OBP: 0.290, SLG: 0.244		0-0 		0-0 		0-0 		0-0 	0-0 	4 1 1 0 0 0 5	
Ozzie Smith, S (1, 6) OBP: 0.339, SLG: 0.317			4-0 		0-0 		0-0 	0-0 	0-0 	3 1 1 1 1 0 2	
Ricky Horton, L (1, 1) OBP: 0.200, SLG: 0.111			0-0 		4-0 		0-0 		0-0 	1 1 0 0 1 0 0	
Inning Stats	R: 0 H: 0 E: 0 LOB: 0 K: 2 BB: 0 S: 7 P: 7	R: 0 H: 2 E: 0 LOB: 2 K: 0 BB: 0 S: 4 P: 4	R: 1 H: 1 E: 0 LOB: 2 K: 0 BB: 2 S: 4 P: 12	R: 0 H: 1 E: 0 LOB: 0 K: 0 BB: 0 S: 3 P: 3	R: 2 H: 2 E: 1 LOB: 1 K: 1 BB: 1 S: 7 P: 11	R: 2 H: 3 E: 0 LOB: 2 K: 1 BB: 1 S: 7 P: 11	R: 0 H: 0 E: 0 LOB: 0 K: 0 BB: 0 S: 3 P: 3	R: 0 H: 2 E: 0 LOB: 2 K: 0 BB: 0 S: 4 P: 4	R: 0 H: 0 E: 1 LOB: 1 K: 0 BB: 0 S: 4 P: 4	1B: 10 SF: 0 2B: 1 SAC: 2 3B: 0 DP: 2 HR: 0 HBP: 0	WP: 1 PA: 39 PB: 0 SB: 0 CS: 0
PITCHER Eric Show, R (1, 1) ERA: 3.7 Andy Hawkins, R (7, 1) ERA: 5.1	IP WLS BF H R ER SO BB IBB HBP BLK WP HR S P ERA WHIP 6.0 L 28 9 5 5 4 4 0 0 0 1 0 32 48 7.50 2.167 3.0 11 2 0 0 0 0 0 0 0 0 0 0 11 11 0.00 0.667	PITCHER IP WLS BF H R ER SO BB IBB HBP BLK WP HR S P ERA WHIP									

St. Louis Cardinals @ San Diego Padres
 Jack Murphy Stadium, San Diego, CA
 Fri Jun 29 1984, 10:05 PM EDT
 Att: 45,468 - Unknown

AB	33
R	5
H	11
RBI	4
BB	4
SO	4
LOB	14



Batter	1	2	3	4	5	6	7	8	9	AB R H RBI BB SO LOB
Alan Wiggins, S (1, 4) OBP: 0.329, SLG: 0.294	0-0 F4			0-0 F4			0-3 K		0-0 G4-6-3 1-2 1B	4 0 1 0 0 1 0
Tony Gwynn, L (1, 9) OBP: 0.432, SLG: 0.481	0-0 F7			0-0 F8			0-0 6-3		0-0 G4-6-3 1-2f	4 0 0 0 0 0 2
Steve Garvey, R (1, 3) OBP: 0.307, SLG: 0.372	0-3 K			0-0 F9			0-0 5-3			3 0 0 0 0 1 0
Carmelo Martinez, R (1, 7) OBP: 0.356, SLG: 0.439		0-0 F4			4-0 G1-6-3 BB			0-3 K		2 0 0 0 1 1 0
Terry Kennedy, L (1, 2) OBP: 0.310, SLG: 0.388		0-3 K			0-0 G1-6-3 1-2f			0-0 F5		3 0 0 0 0 1 1
Kevin McReynolds, R (1, 8) OBP: 0.303, SLG: 0.480		0-0 6-3			0-0 1-3			0-0 2B		3 0 1 0 0 0 0
Graig Nettles, L (1, 5) OBP: 0.332, SLG: 0.402			0-0 6-3			0-0 F6		0-0 6-3		3 0 0 0 0 0 1
Garry Templeton, S (1, 6) OBP: 0.318, SLG: 0.340			0-3 K			0-0 F4			0-0 6-3	3 0 0 0 0 1 0
Eric Show, R (1, 1) OBP: 0.176, SLG: 0.294			0-0 F3			0-0 6-3			4-0 1B BB	1 0 0 0 0 0 0
Luis Salazar, R (6, PH) OBP: 0.297, SLG: 0.315										1 0 0 0 0 0 0
Andy Hawkins, R (7, 1) OBP: 0.222, SLG: 0.222										0 0 0 0 0 0 0
Kurt Bevacqua, R (9, PH) OBP: 0.455, SLG: 0.556										0 0 0 0 1 0 0

Inning Stats	R: 0	H: 0	E: 0	K: 1	S: 5	R: 0	H: 0	E: 0	K: 1	S: 5	R: 0	H: 0	E: 0	K: 0	S: 3	R: 0	H: 0	E: 0	K: 0	S: 2	R: 0	H: 0	E: 0	K: 0	S: 3	R: 0	H: 0	E: 0	K: 1	S: 5	R: 0	H: 1	E: 0	K: 1	S: 6	R: 0	H: 1	E: 0	K: 0	S: 3	1B: 1	2B: 1	3B: 0	HR: 0	SF: 0	SAC: 0	DP: 2	HBP: 0	WP: 0	PB: 0	SB: 0	CS: 0	PA: 29
PITCHER Ricky Horton, L (1, 1) ERA: 1.42	IP	WLS	BF	H	R	ER	SO	BB	IBB	HBP	BLK	WP	HR	S	P	ERA	WHIP															IP	WLS	BF	H	R	ER	SO	BB	IBB	HBP	BLK	WP	HR	S	P	ERA	WHIP					


BOTTOM

St. Louis Cardinals @ San Diego Padres
Jack Murphy Stadium, San Diego, CA

Fri Jun 29 1984, 10:05 PM EDT
 Att. 45,468 - Unknown

livebaseballscorecards.com

AB	27
R	0
H	2
RBI	0
BB	2
SO	5
LOB	4



Batter	1	2	3	4	5	6	7	8	9	AB R H RBI BB SO LOB	TOP											
Lonnie Smith, R (1, 7) <small>OBP: 0.365, SLG: 0.379</small> Tito Landrum, R (9, 7) <small>OBP: 0.367, SLG: 0.370</small>	0-3 K		0-3 K		0-3 K	0-0 F4			0-0 E6 2B	5 1 0 0 0 3 3 0 0 0 0 0 0 0												
Tom Herr, S (1, 4) <small>OBP: 0.343, SLG: 0.354</small>	0-0 2B		0-0 3B		4-0 BB G6-4-3			4-0 BB FC6-4	0-0 1B 2B 1-H	3 1 3 1 2 0 0												
Willie McGee, S (1, 8) <small>OBP: 0.309, SLG: 0.359</small>	0-0 F7		0-3 K		0-0 G6-4-3 1-2f			0-0 FC6-4 1-2f	0-0 1B 2B CS 1B 2-H	5 0 1 1 0 1 5												
George Hendrick, R (1, 9) <small>OBP: 0.319, SLG: 0.379</small>	4-0 BB		4-0 BB			0-0 1B SF7 2B		0-0 F2	0-0 F7 1-2	3 1 1 0 2 0 2												
David Green, R (1, 3) Bruce Sutter, R (7, 1)	0-0 F6		0-0 F9			0-0 1B BB 1B 2-3		0-0 F8		4 1 1 0 0 0 5 0 0 0 0 0 0 0												
Art Howe, R (1, 5) <small>OBP: 0.289, SLG: 0.235</small>		0-0 F5		0-0 6-3		4-0 1B BB 1-2		0-0 F3		3 0 0 0 1 0 0												
Darrell Porter, L (1, 2) <small>OBP: 0.374, SLG: 0.402</small>		0-0 F7		0-0 4-3		0-0 SF7		0-0 5-3		3 0 0 1 0 0 0												
Ozzie Smith, S (1, 6) <small>OBP: 0.341, SLG: 0.320</small>		0-0 1B		0-0 F5		0-0 1B 1-3 2-H		0-0 F8		4 0 2 1 0 0 0												
Joaquin Andujar, S (1, 1) <small>OBP: 0.216, SLG: 0.244</small> Dave Vonohlen, L (6, 1) Jeff Lahti, R (7, 1) <small>OBP: 0.500, SLG: 0.500</small> Mike Jorgensen, L (7, 3) <small>OBP: 0.353, SLG: 0.356</small>		0-0 F5		4-0 BB BB		0-0 F5		0-0 4-3		2 0 0 0 1 0 3 0 0 0 0 0 0 0 0 0 0 0 0 0 0 1 0 0 0 0 0 0												
Inning Stats	R: 0 E: 0 K: 1 S: 6	H: 1 LOB: 2 BB: 1 P: 10	R: 0 E: 0 K: 0 S: 4	H: 1 LOB: 1 BB: 0 P: 4	R: 0 E: 0 K: 2 S: 8	H: 1 LOB: 2 BB: 1 P: 12	R: 0 E: 0 K: 0 S: 3	H: 0 LOB: 0 BB: 0 P: 3	R: 0 E: 0 K: 1 S: 4	H: 0 LOB: 1 BB: 2 P: 12	R: 2 E: 0 K: 0 S: 6	H: 3 LOB: 2 BB: 1 P: 10	R: 0 E: 0 K: 0 S: 3	H: 0 LOB: 1 BB: 1 P: 7	R: 0 E: 0 K: 0 S: 3	H: 0 LOB: 0 BB: 0 P: 3	R: 2 E: 1 K: 0 S: 5	H: 2 LOB: 0 BB: 0 P: 5	1B: 4 2B: 3 3B: 1 HR: 0	SF: 1 SAC: 0 DP: 1 HBP: 0	WP: 0 PB: 0 SB: 0 CS: 1	PA: 40
PITCHER	IP WLS BF H R ER SO BB IBB HBP BLK WP HR S P ERA WHIP																					
Tim Lollar, L (1, 1) <small>ERA: 3.66</small> Craig Lefferts, L (8, 1) <small>ERA: 2.02</small> Luis DeLeon, R (9, 1) <small>ERA: 7.16</small>	7.0 L 32 6 2 2 4 6 0 0 0 0 0 0 34 58 2.57 1.714																					
	1.0 3 0 0 0 0 0 0 0 0 0 0 0 3 3 0.00 0.000																					
	1.0 5 2 2 1 0 0 0 0 0 0 0 0 5 5 9.00 2.000																					

St. Louis Cardinals @ San Diego Padres
 Jack Murphy Stadium, San Diego, CA
 Sat Jun 30 1984, 10:05 PM EDT
 Att: 31,432 - Unknown

livebaseballscorecards.com

AB	33
R	4
H	8
RBI	4
BB	6
SO	4
LOB	18



BOTTOM

St. Louis Cardinals @ San Diego Padres
Jack Murphy Stadium, San Diego, CA

livebaseballscorecards.com

AB 29
R 1
H 6
RBI 0
BB 2
SO 1
LOB 10



WP: 1 PA: 33
PB: 0
SB: 0
CS: 2

Sat Jun 30 1984, 10:05 PM EDT
Att. 31,432 - Unknown

Batter	1	2	3	4	5	6	7	8	9	AB	R	H	RBI	BB	SO	LOB
Alan Wiggins, S (1, 4) OBP: 0.334, SLG: 0.298	0-0 BB 1B		0-0 F7			4-0 BB		0-0 CS 1B		3	0	2	0	1	0	0
Tony Gwynn, L (1, 9) OBP: 0.432, SLG: 0.479	4-0 G6-4-3 BB			0-0 1-3		0-0 F7		0-0 CS 1B		3	0	1	0	1	0	1
Steve Garvey, R (1, 3) OBP: 0.303, SLG: 0.368	0-0 G6-4-3			0-0 6-3		0-0 1-3		0-0 CS 1B	0-0 4-3	4	0	0	0	0	0	2
Graig Nettles, L (1, 5) OBP: 0.329, SLG: 0.398		0-0 4-3		0-0 4-3			0-0 1B WP 1B		0-0 6-3	2	0	0	0	0	0	0
Luis Salazar, R (7, PH) OBP: 0.303, SLG: 0.320										2	1	1	0	0	0	0
Terry Kennedy, L (1, 2) OBP: 0.309, SLG: 0.386		0-0 4-3			0-0 5-3		0-0 WP 1B		0-0 F5	4	0	1	0	0	0	0
Kevin McReynolds, R (1, 8) OBP: 0.303, SLG: 0.482		0-0 2B			0-0 6-3		0-0 F6			3	0	1	0	0	0	2
Carmelo Martinez, R (1, 7) OBP: 0.356, SLG: 0.435		0-0 F8			1-0 HBP		0-0 F2			2	0	0	0	0	0	3
Garry Templeton, S (1, 6) OBP: 0.314, SLG: 0.336			0-0 6-3		0-0 F7		0-3 K			3	0	0	0	0	1	2
Tim Lollar, L (1, 1) OBP: 0.333, SLG: 0.526			0-0 F7			0-0 F7		0-0 F6		2	0	0	0	0	0	0
Craig Lefferts, L (8, 1) OBP: 0.333, SLG: 0.500										0	0	0	0	0	0	0
Tim Flannery, L (8, PH) OBP: 0.346, SLG: 0.490										1	0	0	0	0	0	0
Luis DeLeon, R (9, 1)										0	0	0	0	0	0	0

Inning	R	H	E	K	S	P	WLS	BF	H	R	ER	SO	BB	IBB	HBP	BLK	WP	HR	S	P	ERA	WHIP
1	0	1	0	2	6	19		19	2	0	0	0	0	0	0	0	0	0	16	25	0.00	0.750
2	0	1	0	0	4	4		4	2	1	1	0	0	0	0	0	0	0	4	4	13.50	3.000
3	0	0	0	0	2	2		2	0	0	0	0	0	0	0	0	0	0	2	2	0.00	0.000
4	0	0	0	0	7	7	S	7	2	0	0	1	0	0	0	0	1	0	9	9	0.00	0.857

PITCHER	IP	WLS	BF	H	R	ER	SO	BB	IBB	HBP	BLK	WP	HR	S	P	ERA	WHIP
Joaquin Andujar, R (1, 1) ERA: 2.98	5.1		19	2	0	0	0	0	0	0	0	0	0	16	25	0.00	0.750
Dave Vonohlen, L (6, 1) ERA: 1.04	0.2		4	2	1	1	0	0	0	0	0	0	0	4	4	13.50	3.000
Jeff Lahti, R (7, 1) ERA: 3.27	0.2		2	0	0	0	0	0	0	0	0	0	0	2	2	0.00	0.000
Bruce Sutter, R (7, 1) ERA: 1.48	2.1	S	7	2	0	0	1	0	0	0	0	1	0	9	9	0.00	0.857

Batter	1	2	3	4	5	6	7	8	9	AB R H RBI BB SO LOB	TOP											
Lonnie Smith, R (1, 7) OBP: 0.360, SLG: 0.373	0-0 F4		0-0 F8			0-0 6-3	0-3 K			4 0 0 0 0 1 3												
Tom Herr, S (1, 4) OBP: 0.348, SLG: 0.361	0-3 K			0-0 G3-6 1B		0-0 E9 2B		4-0 BB		3 0 2 0 1 1 0												
Willie McGee, S (1, 8) OBP: 0.305, SLG: 0.354	0-0 F9			0-0 F6		0-0 F6		0-0 F8		4 0 0 0 0 0 3												
Darrell Porter, L (1, 2) OBP: 0.368, SLG: 0.394		0-0 F8		0-0 G3-6 1-2f		0-3 K		0-0 F8		4 0 0 0 0 1 3												
George Hendrick, R (1, 9) OBP: 0.318, SLG: 0.377		0-0 F9			0-0 G5-4-3 1B		0-0 F7	0-0 F9		4 0 1 0 0 0 1												
Mike Jorgensen, L (1, 3) OBP: 0.345, SLG: 0.347		0-0 F7			0-0 G5-4-3 1-2 1B		0-0 4-3		0-3 K2-3	4 0 1 0 0 1 0												
Art Howe, R (1, 5) OBP: 0.290, SLG: 0.230			0-0 6-3		0-0 G5-4-3 1-2f 2-3		4-0 BB 1B		0-0 L4-3 1B	2 1 0 0 1 0 2	AB 32											
Andy Van Slyke, L (9, PH) OBP: 0.361, SLG: 0.341										1 0 1 0 0 0 0	R 1											
Ozzie Smith, S (1, 6) OBP: 0.347, SLG: 0.328			0-0 2B		1-0 HBP		0-0 S 1B		0-0 L4-3	3 0 2 0 0 0 1	H 8											
Dave LaPoint, L (1, 1) OBP: 0.074, SLG: 0.074			0-0 F7		0-0 5-3		0-0 1-2 2-H 1B			2 0 0 0 0 0 0 3	RBI 1											
Jeff Lahti, R (6, 1) OBP: 0.500, SLG: 0.500										0 0 0 0 0 0 0 0	BB 2											
Steve Braun, L (7, PH) OBP: 0.284, SLG: 0.281										1 0 1 1 0 0 0 0	SO 4											
Ricky Horton, L (7, PR) OBP: 0.200, SLG: 0.111										0 0 0 0 0 0 0 0	LOB 16											
Dave Voronohien, L (7, 1) OBP: 0.250, SLG: 0.250										0 0 0 0 0 0 0 0												
Ralph Citarella, R (7, 1) OBP: 0.250, SLG: 0.250										0 0 0 0 0 0 0 0												
Inning Stats	R: 0 E: 0 K: 1 S: 5	H: 0 LOB: 0 BB: 0 P: 5	R: 0 E: 0 K: 0 S: 3	H: 0 LOB: 0 BB: 0 P: 3	R: 0 E: 0 K: 0 S: 4	H: 1 LOB: 1 BB: 0 P: 4	R: 0 E: 0 K: 0 S: 3	H: 1 LOB: 0 BB: 0 P: 3	R: 0 E: 0 K: 0 S: 4	H: 2 LOB: 2 BB: 0 P: 5	R: 0 E: 1 K: 1 S: 6	H: 1 LOB: 1 BB: 0 P: 6	R: 1 E: 0 K: 1 S: 7	H: 2 LOB: 2 BB: 1 P: 11	R: 0 E: 0 K: 0 S: 3	H: 0 LOB: 1 BB: 1 P: 7	R: 0 E: 0 K: 1 S: 5	H: 1 LOB: 0 BB: 0 P: 5	1B: 6 2B: 3 3B: 0 HR: 0	SF: 0 SAC: 0 DP: 3 HBP: 1	WP: 0 PB: 0 SB: 1 CS: 0	PA: 35
PITCHER	IP WLS BF H R ER SO BB IBB HBP BLK WP HR S P ERA WHIP																					
Ed Whitson, R (1, 1) ERA: 3.35	6.2 W 26 6 1 1 2 1 0 1 0 0 0 0 28 33 1.35 1.050																					
Rich Gossage, R (7, 1) ERA: 2.95	2.1 S 9 2 0 0 2 1 0 0 0 0 0 0 12 16 0.00 1.286																					

St. Louis Cardinals @ San Diego Padres
 Jack Murphy Stadium, San Diego, CA
 Sun Jul 01 1984, 6:33 AM EDT
 Att: 17,664 - Unknown

livebaseballscorecards.com



Batter	1	2	3	4	5	6	7	8	9	AB R H RBI BB SO LOB
Alan Wiggins, S OBP: 0.336, SLG: 0.296 (1, 4)	4-0 S 1B BB		0-0 F5		4-0 G6-3 BB		0-0 FC1-6 1B 1-2f			2 1 0 0 2 0 1
Tony Gwynn, L OBP: 0.436, SLG: 0.483 (1, 9)	0-0 S 1-2 1B		0-0 1B 1B		0-0 G6-3 1-2f		0-0 1B 1-3 1B			4 0 3 0 0 0 1
Steve Garvey, R OBP: 0.306, SLG: 0.367 (1, 3)	0-0 F8		0-0 F7		4-0 SH BB SF7		0-0 1-2 3-H 1B			3 1 1 1 1 0 3
Carmelo Martinez, R OBP: 0.358, SLG: 0.434 (1, 7)	0-3 K 1-2 2-3		0-0 1B		4-0 1B SH BB		0-3 K			3 1 1 0 1 2 4
Kevin McReynolds, R OBP: 0.300, SLG: 0.477 (1, 8)	0-0 5-3		0-0 F9		0-0 SH 1B 1-2 2-3		0-3 K			3 0 0 0 0 1 6
Luis Salazar, R OBP: 0.308, SLG: 0.325 Graig Nettles, L OBP: 0.331, SLG: 0.396 (6, PH) (7, 5)		0-3 K		0-0 G5-4-3 1B		0-3 K		4-0 BB		2 0 1 0 0 1 0 1 0 0 0 1 1 3
Garry Templeton, S OBP: 0.313, SLG: 0.336 (1, 6)		0-0 S 1B		0-0 G5-4-3 1-2f		0-0 SF7 3-H		0-0 F6		3 0 1 1 0 0 2
Bruce Bochy, R OBP: 0.167, SLG: 0.217 (1, 2)		0-0 F7 1-2		0-3 K		0-0 1B 1-3 2-H		0-0 F4		4 0 1 1 0 1 2
Ed Whitson, R OBP: 0.069, SLG: 0.036 Rich Gossage, R OBP: 0.231, SLG: 0.167 (7, 1)		0-0 5-3		0-0 5-3		0-0 5-3		0-0 FC1-6 1B		2 0 0 0 0 0 1 2 0 1 0 0 1 1


Inning Stats	R: 0 E: 0 K: 1 S: 6	H: 1 LOB: 2 BB: 1 P: 10	R: 0 E: 0 K: 1 S: 6	H: 1 LOB: 1 BB: 0 P: 6	R: 0 E: 0 K: 0 S: 5	H: 2 LOB: 2 BB: 0 P: 5	R: 0 E: 0 K: 1 S: 5	H: 1 LOB: 0 BB: 0 P: 5	R: 0 E: 0 K: 0 S: 2	H: 0 LOB: 0 BB: 1 P: 6	R: 2 E: 1 K: 1 S: 6	H: 1 LOB: 2 BB: 2 P: 14	R: 1 E: 0 K: 2 S: 10	H: 3 LOB: 2 BB: 0 P: 10	R: 0 E: 0 K: 1 S: 5	H: 0 LOB: 1 BB: 1 P: 9	1B: 9 2B: 0 3B: 0 HR: 0	SF: 1 SAC: 1 DP: 2 HBP: 0	WP: 0 PB: 0 SB: 3 CS: 0	PA: 36
--------------	------------------------------	----------------------------------	------------------------------	---------------------------------	------------------------------	---------------------------------	------------------------------	---------------------------------	------------------------------	---------------------------------	------------------------------	----------------------------------	-------------------------------	----------------------------------	------------------------------	---------------------------------	----------------------------------	------------------------------------	----------------------------------	--------

PITCHER	IP	WLS	BF	H	R	ER	SO	BB	IBB	HBP	BLK	WP	HR	S	P	ERA	WHIP
Dave LaPoint, L ERA: 3.75 (1, 1)	5.0	L	22	5	2	0	3	4	0	0	0	0	0	24	40	0.00	1.800
Jeff Lahti, R ERA: 3.19 (6, 1)	1.0		4	1	0	0	1	0	0	0	0	0	0	6	6	0.00	1.000
Dave Vonohlen, L ERA: 2.0 (7, 1)	0.1		3	2	1	1	0	0	0	0	0	0	0	3	3	27.00	6.000
Ralph Citarella, R ERA: 5.14 (7, 1)	1.2		7	1	0	0	3	1	0	0	0	0	0	12	16	0.00	1.200

BOTTOM

St. Louis Cardinals @ San Diego Padres
Jack Murphy Stadium, San Diego, CA
 Sun Jul 01 1984, 6:33 AM EDT
 Att. 17,664 - Unknown

AB	29
R	3
H	9
RBI	3
BB	5
SO	7
LOB	24



Batter	1	2	3	4	5	6	7	8	9	AB R H RBI BB SO LOB	TOP											
Bob Dernier, R (1, 8) OBP: 0.405, SLG: 0.393	0-0 23 3-1 2B		0-3 K			0-0 23 1B		0-0 F5		4 1 2 0 0 1 1												
23 Ryne Sandberg, R (1, 4) OBP: 0.392, SLG: 0.577	0-0 3-1			0-0 5-3		0-0 1B		0-0 F8		4 0 1 0 0 0 2												
Gary Matthews, R (1, 7) OBP: 0.395, SLG: 0.378	0-3 K			0-0 F6		0-0 CS 1B		0-0 F8		4 0 1 1 0 1 1												
Keith Moreland, R (1, 3) OBP: 0.335, SLG: 0.412	0-3 K			0-3 K		0-3 K		0-0 F7		4 0 0 0 0 3 3												
Jody Davis, R (1, 2) OBP: 0.374, SLG: 0.518		0-0 1-3			0-0 F9		0-3 K		0-0 F7	4 0 0 0 0 1 0												
Ron Cey, R (1, 5) OBP: 0.308, SLG: 0.405		0-0 F7			4-0 5-3 WP BB		0-0 F8			2 0 0 0 1 0 0												
Gary Woods, R (1, 9) OBP: 0.367, SLG: 0.472		0-3 K			0-0 5-3		0-0 F7			3 0 0 0 0 1 1												
Larry Bowa, S (1, 6) OBP: 0.289, SLG: 0.298			0-3 K		0-0 F9			0-0 1B		3 0 1 0 0 1 1												
Rick Reuschel, R (1, 1) OBP: 0.259, SLG: 0.360			0-0 5-3			0-0 6-3		0-0 F7		2 0 0 0 0 0 0												
George Frazier, R (7, 1)										0 0 0 0 0 0 0												
Thad Bosley, L (7, 9)										0 0 0 0 0 0 0												
Henry Cotto, R (8, PH) OBP: 0.311, SLG: 0.281										1 0 0 0 0 0 1												
Inning Stats	R: 0 E: 0 K: 2 S: 8	H: 1 LOB: 1 BB: 0 P: 8	R: 0 E: 0 K: 1 S: 5	H: 0 LOB: 0 BB: 0 P: 5	R: 0 E: 0 K: 2 S: 7	H: 0 LOB: 0 BB: 0 P: 7	R: 0 E: 0 K: 1 S: 5	H: 0 LOB: 0 BB: 0 P: 5	R: 0 E: 0 K: 0 S: 3	H: 0 LOB: 1 BB: 1 P: 7	R: 1 E: 0 K: 1 S: 7	H: 3 LOB: 1 BB: 0 P: 7	R: 0 E: 0 K: 1 S: 5	H: 0 LOB: 0 BB: 0 P: 5	R: 0 E: 0 K: 0 S: 4	H: 1 LOB: 1 BB: 0 P: 4	R: 0 E: 0 K: 0 S: 3	H: 0 LOB: 0 BB: 0 P: 3	1B: 4 2B: 1 3B: 0 HR: 0	SF: 0 SAC: 0 DP: 0 HBP: 0	WP: 1 PB: 0 SB: 0 CS: 1	PA: 32
PITCHER	IP WLS BF H R ER SO BB IBB HBP BLK WP HR S P ERA WHIP																					
Dave Dravecky, L (1, 1) ERA: 2.39	6.0 W 22 4 1 1 7 1 0 0 0 1 0 35 39 1.50 0.833																					
Luis DeLeon, R (7, 1) ERA: 6.75	1.0 3 0 0 0 1 0 0 0 0 0 0 5 5 0.00 0.000																					
Craig Lefferts, L (8, 1) ERA: 1.94	2.0 7 1 0 0 0 0 0 0 0 0 0 7 7 0.00 0.500																					

Chicago Cubs @ San Diego Padres
 Jack Murphy Stadium, San Diego, CA
 Mon Jul 02 1984, 10:05 PM EDT
 Att: 13,444 - Unknown

livebaseballscorecards.com

AB	31
R	1
H	5
RBI	1
BB	1
SO	8
LOB	10



Batter	1	2	3	4	5	6	7	8	9
Alan Wiggins, S (1, 4) <small>OBP: 0.338, SLG: 0.296</small>	4-0 		0-0 1-3 		0-0 G3 		0-0 		
Tony Gwynn, L (1, 9) <small>OBP: 0.437, SLG: 0.483</small>	0-0 		0-0 4-3 			0-0 F7 	0-0 E7 		
Steve Garvey, R (1, 3) <small>OBP: 0.305, SLG: 0.366</small>	0-0 		0-0 4-3 			0-0 E3 	0-0 		
Graig Nettles, L (1, 5) <small>OBP: 0.330, SLG: 0.394</small>	0-0 			0-0 F9 		0-0 F7 	0-0 F7 		
Terry Kennedy, L (1, 2) <small>OBP: 0.312, SLG: 0.385</small>	0-0 4-3 			0-0 1-3 		0-0 E1 	4-0 		
Kevin McReynolds, R (1, 8) <small>OBP: 0.299, SLG: 0.473</small>		0-0 F6 		0-0 5-3 		0-0 	0-3 K 		
Carmelo Martinez, R (1, 7) <small>OBP: 0.353, SLG: 0.427</small>		0-3 K 			0-0 5-3 	0-0 FC6-4 		0-0 6-3 	
Garry Templeton, S (1, 6) <small>OBP: 0.319, SLG: 0.346</small>		0-0 			0-0 		0-0 	0-0 4-3 	
Dave Dravecky, R (1, 1) Luis DeLeon, R (7, 1) Tim Flannery, L (7, PH) Craig Lefferts, L (8, 1)		0-3 K 			0-0 SH1-4 		4-0 	0-3 K 	

Inning Stats	R: 1	H: 2	E: 0	K: 0	S: 4	H: 2	LOB: 1	BB: 1	P: 8	R: 0	H: 1	E: 0	K: 2	S: 8	H: 0	LOB: 1	BB: 0	P: 8	R: 0	H: 0	E: 0	K: 0	S: 3	H: 0	LOB: 0	BB: 0	P: 3	R: 0	H: 0	E: 0	K: 0	S: 3	R: 0	H: 1	E: 0	K: 0	S: 4	R: 1	H: 2	E: 2	K: 0	S: 6	H: 2	LOB: 2	BB: 0	P: 6	R: 3	H: 4	E: 1	K: 1	S: 8	H: 4	LOB: 2	BB: 2	P: 16	R: 0	H: 0	E: 0	K: 1	S: 5	H: 0	LOB: 0	BB: 0	P: 5
--------------	------	------	------	------	------	------	--------	-------	------	------	------	------	------	------	------	--------	-------	------	------	------	------	------	------	------	--------	-------	------	------	------	------	------	------	------	------	------	------	------	------	------	------	------	------	------	--------	-------	------	------	------	------	------	------	------	--------	-------	-------	------	------	------	------	------	------	--------	-------	------

PITCHER	IP	WLS	BF	H	R	ER	SO	BB	IBB	HBP	BLK	WP	HR	S	P	ERA	WHIP
Rick Reuschel, R (1, 1) <small>ERA: 5.63</small>	6.0	L	26	7	3	2	2	1	0	0	0	0	0	29	33	3.00	1.333
George Frazier, R (7, 1) <small>ERA: 4.02</small>	2.0		10	3	2	2	2	1	1	0	0	0	0	12	20	9.00	2.000

BOTTOM

Chicago Cubs @ San Diego Padres
Jack Murphy Stadium, San Diego, CA


Mon Jul 02 1984, 10:05 PM EDT
 Att. 13,444 - Unknown

AB	R	H	RBI	BB	SO	LOB
3	2	1	0	1	0	1
4	0	2	1	0	0	0
4	1	1	0	0	0	2
4	0	1	1	0	0	2
3	0	1	0	1	0	1
4	0	1	1	0	1	2
4	0	0	0	0	1	2
4	1	3	0	0	0	0
1	0	0	0	0	1	1
0	0	0	0	0	0	0
0	1	0	0	1	0	0
1	0	0	0	0	1	0

AB	32
R	5
H	10
RBI	3
BB	3
SO	4
LOB	11

1B	9	SF	0	WP	0	PA	36
2B	1	SAC	1	PB	1		
3B	0	DP	1	SB	0		
HR	0	HBP	0	CS	0		

PITCHER	IP	WLS	BF	H	R	ER	SO	BB	IBB	HBP	BLK	WP	HR	S	P	ERA	WHIP
---------	----	-----	----	---	---	----	----	----	-----	-----	-----	----	----	---	---	-----	------

Batter	1	2	3	4	5	6	7	8	9	AB R H RBI BB SO LOB	TOP									
Bob Dernier, R (1, 8) OBP: 0.403, SLG: 0.391	0-0 5-3		0-0 F6	0-0 1B			0-0 F8			4 0 1 1 0 0 0										
23 Ryne Sandberg, R (1, 4) OBP: 0.390, SLG: 0.573	0-0 5-3		0-0 1B	0-0 F6			0-0 6-3			4 1 1 0 0 0 2										
Gary Matthews, R (1, 7) OBP: 0.393, SLG: 0.373 Gary Woods, R (9, 7) OBP: 0.367, SLG: 0.472	0-0 6-3		4-0 1B	0-3 K			0-3 K			3 0 0 0 1 2 0 0 0 0 0 0 0 0										
Keith Moreland, R (1, 3) OBP: 0.343, SLG: 0.432		0-0 HR	0-0 1B	0-0 6-3			4-0 BB			3 1 2 2 1 0 0										
Jody Davis, R (1, 2) OBP: 0.369, SLG: 0.510		0-0 F9	0-0 F7	0-0 F5			0-0 F5			4 0 0 0 0 0 3										
Ron Cey, R (1, 5) OBP: 0.307, SLG: 0.400		4-0 BB		0-0 F6			0-0 4-3			3 0 0 0 1 0 1										
Henry Cotto, R (1, 9) OBP: 0.292, SLG: 0.262		0-0 FC5-4	0-0 5-3	0-0 F7			0-0 F7		0-3 K	4 0 0 0 0 1 1	AB 33 R 3 H 6 RBI 3 BB 3 SO 6 LOB 8									
Larry Bowa, S (1, 6) OBP: 0.288, SLG: 0.297		0-0 F9	0-0 1B	0-3 K			0-3 K		0-0 F5	4 1 1 0 0 1 1										
Steve Trout, L (1, 1) OBP: 0.189, SLG: 0.167 Tim Stoddard, R (6, 1) OBP: 0.125, SLG: 0.125			0-0 5-3	0-0 1B			0-3 K		0-3 K	2 0 1 0 0 0 0 2 0 0 0 0 2 0										
Inning Stats	R: 0 E: 0 K: 0 S: 3	H: 0 LOB: 0 BB: 0 P: 3	R: 1 E: 0 K: 0 S: 4	H: 1 LOB: 1 BB: 1 P: 8	R: 1 E: 0 K: 0 S: 5	H: 2 LOB: 2 BB: 1 P: 9	R: 1 E: 0 K: 0 S: 6	H: 3 LOB: 2 BB: 0 P: 6	R: 0 E: 0 K: 1 S: 5	H: 0 LOB: 0 BB: 0 P: 5	R: 0 E: 0 K: 1 S: 5	H: 0 LOB: 0 BB: 0 P: 5	R: 0 E: 0 K: 1 S: 5	H: 0 LOB: 1 BB: 1 P: 9	R: 0 E: 0 K: 2 S: 7	H: 0 LOB: 0 BB: 0 P: 7	1B: 5 2B: 0 3B: 0 HR: 1	SF: 0 SAC: 0 DP: 0 HBP: 0	WP: 0 PB: 0 SB: 0 CS: 0	PA: 36
PITCHER	IP WLS BF H R ER SO BB IBB HBP BLK WP HR S P ERA WHIP																			
Mark Thurmond, L (1, 1) ERA: 3.76	3.2 L 19 6 3 3 0 2 0 0 0 0 0 1 17 25 7.36 2.182																			
Andy Hawkins, R (4, 1) ERA: 4.89	3.1 10 0 0 0 3 0 0 0 0 0 0 0 16 16 0.00 0.000																			
Luis DeLeon, R (8, 1) ERA: 6.05	2.0 7 0 0 0 3 1 0 0 0 0 0 0 12 16 0.00 0.500																			

Chicago Cubs @ San Diego Padres
 Jack Murphy Stadium, San Diego, CA
 Tue Jul 03 1984, 10:05 PM EDT
 Att. 20,287 - Unknown

livebaseballscorecards.com

Batter	1	2	3	4	5	6	7	8	9	AB	R	H	RBI	BB	SO	LOB
Alan Wiggins, S (1, 4) OBP: 0.340, SLG: 0.299 Bobby Brown, S (9, PH) OBP: 0.311, SLG: 0.368	0-0 4-3 BLK SF9 1B		0-3 K		0-0 HBP 1B		0-3 K		4-0 FC5-4 BB	4	1	2	0	0	2	0
Tony Gwynn, L (1, 9) OBP: 0.434, SLG: 0.477	0-0 4-3 1-3		0-0 G3		1-0 HBP 1B		0-0 6-3		0-0 FC5-4	4	0	0	0	0	0	3
Steve Garvey, R (1, 3) OBP: 0.304, SLG: 0.365	0-0 SF9				0-0 K WP 1B				0-3 K	3	0	1	1	0	2	0
Kevin McReynolds, R (1, 8) OBP: 0.302, SLG: 0.477	0-3 K				0-0 1B E 1B		0-0 F9		0-0 2B	4	1	2	0	0	1	2
Terry Kennedy, L (1, 2) OBP: 0.311, SLG: 0.383					0-0 F8 E 1B				0-3 K	4	0	1	0	0	2	1
Carmelo Martinez, R (1, 7) OBP: 0.351, SLG: 0.424					0-0 E1 FC6-4 1B				0-3 K	4	0	1	1	0	1	2
Luis Salazar, R (1, 5) OBP: 0.313, SLG: 0.329 Graig Nettles, L (6, PH) OBP: 0.327, SLG: 0.390 Ed Whitson, R (9, PR) OBP: 0.069, SLG: 0.036					0-0 F8 2-3				0-0 E1 FC5-4	2	0	1	0	0	0	2
Garry Templeton, S (1, 6) OBP: 0.315, SLG: 0.341					0-0 FC6-4 1-2f				0-0 FC5-4 BB	2	0	0	0	0	0	0
Mark Thurmond, L (1, 1) OBP: 0.333, SLG: 0.320 Andy Hawkins, R (4, 1) OBP: 0.214, SLG: 0.214 Tim Flannery, L (7, PH) OBP: 0.352, SLG: 0.480 Luis DeLeon, R (8, 1) Champ Summers, L (9, PH) OBP: 0.318, SLG: 0.550					0-0 5-3				0-3 K	4	0	0	0	0	0	0
					0-0 4-3				0-0 F9	1	0	0	0	0	0	0

Inning Stats	R: 1	H: 1	E: 0	K: 1	S: 6	R: 0	H: 1	E: 0	K: 0	S: 4	R: 0	H: 0	E: 0	K: 1	S: 5	R: 1	H: 2	E: 1	K: 1	S: 8	R: 0	H: 2	E: 0	K: 0	S: 4	R: 0	H: 1	E: 0	K: 1	S: 6	R: 0	H: 0	E: 0	K: 3	S: 10	R: 0	H: 1	E: 1	K: 1	S: 6	1B: 7	SF: 1	2B: 1	3B: 0	HR: 0	WP: 1	PA: 38
	LOB: 0	BB: 0	P: 6	LOB: 1	BB: 0	P: 4	LOB: 2	BB: 0	P: 8	LOB: 2	BB: 0	P: 5	LOB: 1	BB: 0	P: 6	LOB: 0	LOB: 0	LOB: 1	BB: 0	P: 10	LOB: 2	BB: 1	HR: 0	SAC: 0	DP: 0	HBP: 1	WP: 1 <td>PA: 38</td>	PA: 38																			

PITCHER	IP	WLS	BF	H	R	ER	SO	BB	IBB	HBP	BLK	WP	HR	S	P	ERA	WHIP
Steve Trout, L (1, 1) ERA: 3.13	5.0	W	22	6	2	2	3	0	0	1	1	1	0	27	28	3.60	1.200
Tim Stoddard, R (6, 1) ERA: 2.44	4.0	S	16	2	0	0	6	1	0	0	0	0	0	27	31	0.00	0.750

BOTTOM

Chicago Cubs @ San Diego Padres
 Jack Murphy Stadium, San Diego, CA
 Tue Jul 03 1984, 10:05 PM EDT
 Att. 20,287 - Unknown

livebaseballscorecards.com

AB	35
R	2
H	8
RBI	2
BB	1
SO	9
LOB	17



Batter	1	2	3	4	5	6	7	8	9	AB	R	H	RBI	BB	SO	LOB
Alan Wiggins, S (1, 4) OBP: 0.337, SLG: 0.296 Bobby Brown, S (8, PH) OBP: 0.307, SLG: 0.362 Luis DeLeon, R (9, 1)	0-3 K		0-0 G3		0-3 K			0-0 9-3		3	0	0	0	0	2	2
Tony Gwynn, L (1, 9) OBP: 0.431, SLG: 0.472	0-0 F5			0-0 5-3		4-0 PO BB			0-0 4-3	3	0	0	0	1	0	0
Steve Garvey, R (1, 3) Luis Salazar, R (9, PR) OBP: 0.313, SLG: 0.329	0-0 F9			0-0 FC4-6 1B		0-0 F8			0-0 1B 1B	4	0	2	0	0	0	1
Graig Nettles, L (1, 5) Mario Ramirez, R (9, PR) OBP: 0.278, SLG: 0.563		0-0 E6 G6-4-3		0-0 FC4-6 2B 1-2f		0-0 F8			0-0 1B G4-6-3 1B 1-3	4	0	1	0	0	0	2
Terry Kennedy, L (1, 2) OBP: 0.310, SLG: 0.385		0-3 K		0-0 2B 1-H		0-0 PO 1-2	0-0 4-3		0-0 G4-6-3 1-2f	4	0	1	0	0	1	3
Kevin McReynolds, R (1, 8) OBP: 0.302, SLG: 0.479		0-0 G6-4-3 1-2f			0-0 2B 6-3		0-0 5-3			3	1	1	0	0	0	1
Carmelo Martinez, R (1, 7) OBP: 0.347, SLG: 0.419			0-0 F2		0-0 6-3 2-3		0-0 F3			3	0	0	0	0	0	1
Garry Templeton, S (1, 6) OBP: 0.315, SLG: 0.344			0-0 2B		0-0 F6			0-0 1-3		3	0	1	0	0	0	1
Eric Show, R (1, 1) OBP: 0.171, SLG: 0.296 Champ Summers, L (5, PH) OBP: 0.304, SLG: 0.524 Ed Whitson, R (5, PR) OBP: 0.059, SLG: 0.036 Craig Lefferts, L (8, 1) OBP: 0.286, SLG: 0.429 Tim Flannery, L (8, PH) OBP: 0.364, SLG: 0.490 (9, 4)			0-0 F9		0-0 E1 3-H			0-0 1B 9-3		1	0	0	0	0	0	1

R: 0	H: 0	R: 0	H: 0	R: 0	H: 2	R: 1	H: 1	R: 0	H: 0	R: 0	H: 0	R: 0	H: 1	R: 0	H: 2	1B: 4	SF: 0	WP: 0	PA: 33
E: 0	LOB: 0	E: 1	LOB: 0	E: 0	LOB: 2	E: 1	LOB: 1	E: 0	LOB: 0	E: 0	LOB: 0	E: 0	LOB: 0	E: 0	LOB: 2	2B: 4	SAC: 0	PB: 0	
K: 1	BB: 0	K: 1	BB: 0	K: 0	BB: 0	K: 1	BB: 0	K: 0	BB: 1	K: 0	BB: 0	K: 0	BB: 0	K: 0	BB: 0	3B: 0	DP: 3	SB: 0	
S: 5	P: 5	S: 5	P: 5	S: 4	P: 4	S: 7	P: 7	S: 2	P: 6	S: 3	P: 3	S: 3	P: 3	S: 4	P: 4	HR: 0	HBP: 0	CS: 0	

PITCHER												PITCHER																					
IP	WLS	BF	H	R	ER	SO	BB	IBB	HBP	BLK	WP	HR	S	P	ERA	WHIP	IP	WLS	BF	H	R	ER	SO	BB	IBB	HBP	BLK	WP	HR	S	P	ERA	WHIP
Rick Sutcliffe, R (1, 1) ERA: 4.37	8.1	W	31	7	1	0	3	1	0	0	0	0	36	40	0.00	0.960	Lee Smith, R (9, 1) ERA: 4.35	0.2	S	1	0	0	0	0	0	0	0	0	0	1	1	0.00	0.000

BOTTOM

Chicago Cubs @ San Diego Padres
 Jack Murphy Stadium, San Diego, CA

Wed Jul 04 1984, 10:05 PM EDT
 Att. 52,134 - Unknown

AB	31
R	1
H	7
RBI	0
BB	1
SO	3
LOB	13



WP: 0	PA: 33
PB: 0	
SB: 0	
CS: 0	

livebaseballscores.com

Batter	1	2	3	4	5	6	7	8	9	AB R H RBI BB SO LOB	TOP			
Marvell Wynne, L (1, 8) <small>OBP: 0.327, SLG: 0.346</small>										4 0 0 0 0 1 4				
Lee Lacy, R (1, 9) <small>OBP: 0.342, SLG: 0.440</small>										4 0 1 1 0 0 1				
Bill Madlock, R (1, 5) <small>OBP: 0.299, SLG: 0.322</small>										4 0 0 0 0 0 2				
Jason Thompson, L (1, 3) <small>OBP: 0.351, SLG: 0.419</small>										4 0 1 0 0 0 0				
Tony Peña, R (1, 2) <small>OBP: 0.323, SLG: 0.416</small>										4 0 1 0 0 0 1				
Amos Otis, R (1, 7) <small>OBP: 0.220, SLG: 0.213</small>										4 0 0 0 0 2 2				
Jim Morrison, R (1, 4) <small>OBP: 0.229, SLG: 0.315</small> Lee Mazzilli, S (8, PH) <small>OBP: 0.346, SLG: 0.311</small> Rod Scurry, L (8, 1)										2 0 0 0 0 0 0				
Dale Berra, R (1, 6) <small>OBP: 0.273, SLG: 0.294</small> Benny Distefano, L (8, PH) <small>OBP: 0.250, SLG: 0.382</small>										0 0 0 0 2 0 0				
Jose DeLeon, R (1, 1) <small>OBP: 0.097, SLG: 0.100</small> Johnny Ray, S (8, PH) <small>OBP: 0.350, SLG: 0.385</small> Ron Wotus, R (8, PR) <small>OBP: 0.500, SLG: 0.500</small>										1 0 0 0 0 1 1				
Inning Stats	R: 0 H: 0 E: 0 LOB: 0 K: 1 BB: 0 S: 5 P: 5	R: 0 H: 1 E: 0 LOB: 0 K: 0 BB: 0 S: 3 P: 3	R: 0 H: 0 E: 0 LOB: 1 K: 1 BB: 1 S: 5 P: 9	R: 0 H: 0 E: 0 LOB: 0 K: 0 BB: 0 S: 3 P: 3	R: 0 H: 0 E: 0 LOB: 0 K: 1 BB: 0 S: 5 P: 5	R: 0 H: 0 E: 0 LOB: 1 K: 0 BB: 1 S: 3 P: 7	R: 0 H: 1 E: 0 LOB: 1 K: 0 BB: 0 S: 4 P: 4	R: 1 H: 3 E: 0 LOB: 2 K: 0 BB: 0 S: 6 P: 6	R: 0 H: 0 E: 0 LOB: 0 K: 1 BB: 0 S: 5 P: 5	1B: 5 SF: 0 2B: 0 SAC: 1 3B: 0 DP: 1 HR: 0 HBP: 0	WP: 0 PA: 33 PB: 0 SB: 0 CS: 0			
PITCHER Tim Lollar, L (1, 1) <small>ERA: 3.42</small> Rich Gossage, R (8, 1) <small>ERA: 3.0</small>	IP: 7.0 WLS: 2 BF: 24 H: 2 R: 0 ER: 0 SO: 3 BB: 2 IBB: 0 HBP: 0 BLK: 0 WP: 0 HR: 0 S: 28 P: 36 ERA: 0.00 WHIP: 0.571													
						PITCHER IP: 2.0 WLS: 1 BF: 9 H: 3 R: 1 ER: 1 SO: 1 BB: 0 IBB: 0 HBP: 0 BLK: 0 WP: 0 HR: 0 S: 11 P: 11 ERA: 4.50 WHIP: 1.500								

Pittsburgh Pirates @ San Diego Padres
 Jack Murphy Stadium, San Diego, CA
 Thu Jul 05 1984, 6:33 AM EDT
 Att: 14,907 - Unknown

AB	30
R	1
H	5
RBI	1
BB	2
SO	4
LOB	12



WP: 0	PA: 33
PB: 0	
SB: 0	
CS: 0	

Batter	1	2	3	4	5	6	7	8	9	AB	R	H	RBI	BB	SO	LOB	
Alan Wiggins, S OBP: 0.341, SLG: 0.296 (1, 4) BBB	4-0 S 2B BB		0-3 K2-3 ①		0-0 CS 1B		0-0 F9 ②		4-0 BB BB BB BB BB 1-2 2-3	3	1	1	0	2	1	1	
Tony Gwynn, L OBP: 0.431, SLG: 0.472 (1, 9) X	0-0 2B 1-H 2B		0-0 5-3 ②		0-0 F8 1-2		0-0 4-3 ③		4-0 BB BB BB BB BB 1-2 2-3 3-H	4	0	1	2	1	0	2	
Steve Garvey, R OBP: 0.306, SLG: 0.366 (1, 3) SSS	0-3 K ①		0-0 F9 ③			0-0 BB 1B		0-0 6-3 ①		4	0	1	0	0	1	1	
Graig Nettles, L OBP: 0.330, SLG: 0.393 (1, 5) X	0-0 2B 2-3 2B			0-3 K ①		4-0 BB 1-2 BB		0-3 K ②		2	0	1	0	1	1	0	
Luis Salazar, R OBP: 0.309, SLG: 0.325 (8, PH) (9, 5)										1	0	0	0	0	1	0	
Terry Kennedy, L OBP: 0.306, SLG: 0.379 (1, 2) SSS	0-3 K ②			0-3 K ②		0-0 F6 ①		0-3 K ③		4	0	0	0	0	3	4	
Kevin McReynolds, R OBP: 0.302, SLG: 0.480 (1, 8) X	0-0 6-3 ③			0-0 2B		0-0 F8 ②			0-3 K ①	4	0	1	0	0	1	4	
Carmelo Martinez, R OBP: 0.349, SLG: 0.415 (1, 7) X		0-0 F8 ①		4-0 BB BB BB BB		0-0 F7 ③			4-0 BB WP BB BB	2	1	0	0	2	0	2	
Garry Templeton, S OBP: 0.314, SLG: 0.343 (1, 6) X		0-0 G3 ②		0-0 G3 ③			0-0 SH1-4 1B		0-3 K ②	4	0	1	0	0	1	3	
Tim Lollar, L OBP: 0.318, SLG: 0.500 (1, 1) X		0-0 F7 ③			0-0 F8 ①			0-0 SH1-4 1B		4-0 BB BB BB BB BB 1-2 BB BB	2	0	0	0	0	0	0
Tim Flannery, L OBP: 0.364, SLG: 0.490 (7, PH)										0	0	0	0	0	0	0	
Rich Gossage, R OBP: 0.231, SLG: 0.167 (8, 1)										0	0	0	0	0	0	0	
Kurt Bevacqua, R OBP: 0.478, SLG: 0.556 (9, PH)										0	0	0	0	1	0	0	

Inning Stats		R: 1	H: 2	E: 0	K: 2	S: 9	R: 0	H: 0	E: 0	K: 0	S: 3	R: 0	H: 0	E: 0	K: 1	S: 5	R: 0	H: 1	E: 0	K: 2	S: 8	R: 0	H: 1	E: 0	K: 0	S: 3	R: 0	H: 1	E: 0	K: 0	S: 4	R: 0	H: 0	E: 0	K: 2	S: 7	R: 1	H: 0	E: 0	K: 2	S: 6
PITCHER		IP	WLS	BF	H	R	ER	SO	BB	IBB	HBP	BLK	WP	HR	S	P	ERA	WHIP																							
Jose DeLeon, R ERA: 2.79 (1, 1)		7.0		29	6	1	1	5	3	0	0	0	0	0	36	48	1.29	1.286																							
Rod Scurrey, L ERA: 3.42 (8, 1)		1.2	L	9	0	1	1	4	4	0	0	0	1	0	13	29	5.40	2.400																							

BOTTOM


Pittsburgh Pirates @ San Diego Padres
Jack Murphy Stadium, San Diego, CA

Thu Jul 05 1984, 6:33 AM EDT
Att. 14,907 - Unknown

AB	30
R	2
H	6
RBI	2
BB	7
SO	9
LOB	17

livebaseballscorecards.com



Batter	1	2	3	4	5	6	7	8	9	AB R H RBI BB SO LOB	TOP	
Marvell Wynne, L (1, 8) OBP: 0.326, SLG: 0.345	0-0 6-3		0-0 F8			0-0 1B		0-0 F7		4 1 1 0 0 0 0		
Lee Lacy, R (1, 7) OBP: 0.340, SLG: 0.436	0-0 F8		0-3 K			0-0 1B		0-3 K		4 1 1 0 0 2 0		
Bill Madlock, R (1, 5) OBP: 0.299, SLG: 0.321	0-0 E4		0-0 F8			0-0 1B		0-0 F8		4 0 1 1 0 0 0		
Jason Thompson, L (1, 3) OBP: 0.353, SLG: 0.432	0-0 F7			0-0 1B		0-0 G3-6-1		0-0 HR		4 1 2 1 0 0 2		
Tony Peña, R (1, 2) OBP: 0.326, SLG: 0.417		0-0 1B		0-3 K		0-0 1-3		0-0 FC4-6		4 0 2 0 0 1 1		
Benny Distefano, L (1, 9) OBP: 0.250, SLG: 0.373		0-0 F6		0-0 G4-6-3		0-0 1B		0-0 FC4-6		4 0 1 0 0 0 3		
Ron Wotus, R (1, 4) OBP: 0.200, SLG: 0.200 Milt May, L (9, PH) OBP: 0.327, SLG: 0.326		0-0 FC6-4			0-0 6-3		0-0 F4		0-0 4-1	3 0 0 0 0 0 2 1 0 0 0 0 0 1	AB 34 R 3 H 9 RBI 2 BB 0 SO 4 LOB 12	
Dale Berra, R (1, 6) OBP: 0.274, SLG: 0.294		0-0 1B			0-0 F9		0-0 G6-3			3 0 1 0 0 0 1		
Rick Rhoden, R (1, 1) OBP: 0.250, SLG: 0.289 Don Robinson, R (5, 1) OBP: 0.444, SLG: 0.533 Lee Mazzilli, S (8, PH) OBP: 0.344, SLG: 0.309 Ray Krawczyk, R (8, 1)		0-0 1-3			0-0 F8			0-3 K		2 0 0 0 0 0 2 0 0 0 0 0 0 0 1 0 0 0 0 1 0 0 0 0 0 0 0 0		
Inning Stats	R: 0 H: 0 E: 1 LOB: 1 K: 0 BB: 0 S: 4 P: 4	R: 0 H: 2 E: 0 LOB: 2 K: 0 BB: 0 S: 5 P: 5	R: 0 H: 0 E: 0 LOB: 0 K: 1 BB: 0 S: 5 P: 5	R: 0 H: 1 E: 0 LOB: 0 K: 1 BB: 0 S: 5 P: 5	R: 0 H: 0 E: 0 LOB: 0 K: 0 BB: 0 S: 3 P: 3	R: 2 H: 3 E: 0 LOB: 0 K: 0 BB: 0 S: 5 P: 5	R: 0 H: 1 E: 0 LOB: 0 K: 0 BB: 0 S: 3 P: 3	R: 0 H: 0 E: 0 LOB: 0 K: 2 BB: 0 S: 7 P: 7	R: 1 H: 2 E: 0 LOB: 1 K: 0 BB: 0 S: 5 P: 5	1B: 8 SF: 0 2B: 0 SAC: 0 3B: 0 DP: 3 HR: 1 HBP: 0	WP: 0 PA: 34 PB: 0 SB: 0 CS: 0	
PITCHER Ed Whitson, R (1, 1) ERA: 3.32	IP WLS BF H R ER SO BB IBB HBP BLK WP HR S P ERA WHIP	9.0 W 34 9 3 3 4 0 0 0 0 0 1 42 42 3.00 1.000										

Pittsburgh Pirates @ San Diego Padres
Jack Murphy Stadium, San Diego, CA

Fri Jul 06 1984, 10:05 PM EDT
Att: 18,368 - Unknown

livebaseballscorecards.com

Batter	1	2	3	4	5	6	7	8	9
Alan Wiggins, S (1, 4) <small>OBP: 0.340, SLG: 0.296</small> Mario Ramirez, R (7, 6) <small>OBP: 0.263, SLG: 0.529</small>	0-0 4-3 1B		0-0 6-3		0-3 K	0-0 4-3		0-0 6-3 1-2	
Tony Gwynn, L (1, 9) <small>OBP: 0.432, SLG: 0.473</small> Tim Flannery, L (7, 4) <small>OBP: 0.375, SLG: 0.500</small>	0-0 F7		0-0 1-3		0-0 1B 1B	0-0 1B		0-0 2-3 1B	
Steve Garvey, R (1, 3) <small>OBP: 0.306, SLG: 0.365</small> Kurt Bevacqua, R (6, PH) <small>OBP: 0.440, SLG: 0.500</small> (7, 3)	0-0 4-3 1-2		0-3 K		0-0 1B SF7 1B	0-3 K		0-0 F8	
Graig Nettles, L (1, 5) <small>OBP: 0.332, SLG: 0.392</small>		0-0 G3		4-0 HR BB BB	0-0 2B 1B 1B	0-3 K			
Terry Kennedy, L (1, 2) <small>OBP: 0.305, SLG: 0.377</small>		0-0 5-3		4-0 HR BB	0-0 SF7 3-H		0-0 F8		
Kevin McReynolds, R (1, 8) <small>OBP: 0.304, SLG: 0.484</small>		0-0 BB BB 1B		0-0 F9	0-0 1B 2B		0-0 F8		
Carmelo Martinez, R (1, 7) <small>OBP: 0.355, SLG: 0.428</small>		4-0 BB 1-2 BB		0-0 1-H 2-H HR	4-0 1B BB		0-0 F9		
Garry Templeton, S (1, 6) <small>OBP: 0.318, SLG: 0.344</small> Bobby Brown, S (7, 9) <small>OBP: 0.303, SLG: 0.357</small>		4-0 1-2 2-3 BB		0-0 3-1	0-0 1B		0-3 K		
Ed Whitson, R (1, 1) <small>OBP: 0.091, SLG: 0.063</small>		0-3 K		0-0 1-3	0-0 4-3		0-0 1B WP 1B		

AB	R	H	RBI	BB	SO	LOB
4	0	1	0	0	1	0
1	0	0	0	0	0	1
4	1	2	0	0	0	1
1	0	1	0	0	0	0
3	1	1	0	0	1	1
2	0	0	0	0	1	3
3	2	1	1	1	1	1
2	1	0	1	1	0	0
4	1	2	0	0	0	2
2	1	1	3	2	0	0
2	0	1	2	1	0	0
1	0	0	0	0	1	0
4	0	1	0	0	1	5

BOTTOM

Pittsburgh Pirates @ San Diego Padres
Jack Murphy Stadium, San Diego, CA
 Fri Jul 06 1984, 10:05 PM EDT
 Att. 18,368 - Unknown

livebaseballscorecards.com

AB	33
R	7
H	11
RBI	7
BB	5
SO	6
LOB	14



Inning Stats	R: 0	H: 1	E: 0	LOB: 0	K: 0	BB: 0	S: 3	P: 3
	R: 0	H: 1	E: 0	LOB: 3	K: 1	BB: 2	S: 6	P: 14
	R: 0	H: 0	E: 0	LOB: 0	K: 1	BB: 0	S: 5	P: 5
	R: 3	H: 1	E: 0	LOB: 0	K: 0	BB: 2	S: 4	P: 12
	R: 4	H: 5	E: 0	LOB: 2	K: 1	BB: 1	S: 10	P: 14
	R: 0	H: 1	E: 0	LOB: 1	K: 2	BB: 0	S: 8	P: 8
	R: 0	H: 0	E: 0	LOB: 0	K: 0	BB: 0	S: 3	P: 3
	R: 0	H: 2	E: 0	LOB: 2	K: 1	BB: 0	S: 7	P: 7

PITCHER	IP	WLS	BF	H	R	ER	SO	BB	IBB	HBP	BLK	WP	HR	S	P	ERA	WHIP
Rick Rhoden, R (1, 1) <small>ERA: 3.21</small>	4.1	L	22	6	6	6	3	4	0	0	0	0	1	24	40	12.46	2.308
Don Robinson, R (5, 1) <small>ERA: 4.13</small>	2.2		12	3	1	1	2	1	0	0	0	0	0	15	19	3.38	1.500
Ray Krawczyk, R (8, 1) <small>ERA: 3.38</small>	1.0		5	2	0	0	1	0	0	0	0	1	0	7	7	0.00	2.000

WP	PA	ERA	WHIP
1	39		
0			
0			
0			

Batter	1	2	3	4	5	6	7	8	9	AB R H RBI BB SO LOB	TOP
Marvell Wynne, L (1, 8) <small>OBP: 0.323, SLG: 0.341</small>	0-0 		0-0 			0-0 		0-0 		4 0 0 0 0 0 0	
Lee Lacy, R (1, 9) <small>OBP: 0.343, SLG: 0.435</small> (7, 7)	0-0 			0-0 		0-0 		4-0 		3 0 1 0 1 0 0	
Bill Madlock, R (1, 5) <small>OBP: 0.298, SLG: 0.320</small>	0-0 			0-0 		0-0 		0-0 	0-0 	4 0 1 0 0 0 1	
Jason Thompson, L (1, 3) <small>OBP: 0.348, SLG: 0.425</small>	0-0 			0-0 		0-0 			0-0 	4 0 0 0 0 0 2	
Tony Peña, R (1, 2) <small>OBP: 0.325, SLG: 0.415</small>		0-0 			0-0 		0-0 		0-0 	4 0 1 0 0 0 0	
Jim Morrison, R (1, 4) <small>OBP: 0.232, SLG: 0.315</small>		0-3 			0-0 		0-0 			3 0 1 0 0 1 0	
Brian Harper, R (1, 7) <small>OBP: 0.275, SLG: 0.200</small> Doug Frobel, L (7, PR) <small>OBP: 0.240, SLG: 0.336</small> (7, 9)		0-3 			0-0 		0-0 			3 0 1 0 0 1 0 0 0 0 0 0 0 0	
Dale Berra, R (1, 6) <small>OBP: 0.271, SLG: 0.291</small>			0-0 		0-0 		0-0 			3 0 0 0 0 0 3	
Larry McWilliams, L (1, 1) <small>OBP: 0.147, SLG: 0.147</small> Lee Mazzilli, S (8, PH) <small>OBP: 0.343, SLG: 0.307</small> Kent Tekulve, R (8, 1)			0-0 		0-0 		0-0 	0-0 		2 0 0 0 0 0 2 1 0 0 0 0 0 0 0 0 0 0 0 0 0	
Inning Stats	R: 0 H: 1 E: 0 LOB: 1 K: 0 BB: 0 S: 4 P: 4	R: 0 H: 1 E: 0 LOB: 0 K: 2 BB: 0 S: 7 P: 7	R: 0 H: 0 E: 0 LOB: 0 K: 0 BB: 0 S: 3 P: 3	R: 0 H: 0 E: 0 LOB: 0 K: 0 BB: 0 S: 3 P: 3	R: 0 H: 2 E: 0 LOB: 2 K: 0 BB: 0 S: 5 P: 5	R: 0 H: 1 E: 0 LOB: 1 K: 0 BB: 0 S: 4 P: 4	R: 0 H: 0 E: 1 LOB: 2 K: 0 BB: 0 S: 4 P: 4	R: 0 H: 0 E: 0 LOB: 0 K: 0 BB: 1 S: 2 P: 6	R: 0 H: 0 E: 0 LOB: 0 K: 0 BB: 0 S: 3 P: 3	1B: 5 SF: 0 2B: 0 SAC: 0 3B: 0 DP: 0 HR: 0 HBP: 0	WP: 0 PA: 33 PB: 0 SB: 1 CS: 1
PITCHER Dave Dravecky, L (1, 1) <small>ERA: 2.21</small> Luis DeLeon, R (7, 1) <small>ERA: 5.48</small> Rich Gossage, R (8, 1) <small>ERA: 2.9</small>	IP WLS BF H R ER SO BB IBB HBP BLK WP HR S P ERA WHIP 6.0 W 22 5 0 0 2 0 0 0 0 0 0 0 26 26 0.00 0.833 1.0 4 0 0 0 0 0 0 0 0 0 0 0 4 4 0.00 0.000 2.0 S 6 0 0 0 0 0 1 0 0 0 0 0 5 9 0.00 0.500	PITCHER IP WLS BF H R ER SO BB IBB HBP BLK WP HR S P ERA WHIP									

Pittsburgh Pirates @ San Diego Padres
 Jack Murphy Stadium, San Diego, CA
 Sat Jul 07 1984, 10:05 PM EDT
 Att: 28,995 - Unknown

livebaseballscorecards.com

AB 31
R 0
H 5
RBI 0
BB 1
SO 2
LOB 8



Batter	1	2	3	4	5	6	7	8	9	AB	R	H	RBI	BB	SO	LOB
Alan Wiggins, S OBP: 0.342, SLG: 0.296 (1, 4)	0-0 G4-6-3 1B		4-0 1B E BB	0-0 F4			0-3 K			3	1	1	0	1	1	2
Tony Gwynn, L OBP: 0.433, SLG: 0.473 (1, 9)	0-0 G4-6-3 1-2f		0-0 E8 1B				0-0 4-3	0-0 CS 1B		4	0	2	0	0	0	1
Steve Garvey, R OBP: 0.309, SLG: 0.365 (1, 3)	0-0 BB 1B		0-0 F1				0-0 F9	4-0 G1-6-3 BB 1-2		3	0	1	0	1	0	1
Kevin McReynolds, R OBP: 0.307, SLG: 0.480 (1, 8)	4-0 1-2 BB		4-0 IBB				0-0 4-3	0-0 G1-6-3 1-2f		2	0	0	0	2	0	1
Terry Kennedy, L OBP: 0.303, SLG: 0.373 (1, 2)	0-3 K		0-0 F9				0-3 K			3	0	0	0	0	2	4
Carmelo Martinez, R OBP: 0.351, SLG: 0.423 (1, 7)		0-3 K		0-0 F1			0-0 5-3			3	0	0	0	0	1	0
Luis Salazar, R OBP: 0.310, SLG: 0.325 (1, 5)		0-0 5-3		0-0 FC6-5 BB 1B			0-3 K			3	0	1	0	0	1	0
Garry Templeton, S OBP: 0.318, SLG: 0.342 (1, 6)		0-0 5-3		4-0 FC6-5 BB 1-2			0-3 K			2	0	0	0	1	1	0
Dave Dravecky, R (1, 1)			0-0 F9		0-0 FC6-5		0-0 5-3			2	0	0	0	0	0	2
Luis DeLeon, R (7, 1)										0	0	0	0	0	0	0
Kurt Bevacqua, R (7, PH)										1	0	0	0	0	0	0
Rich Gossage, R (8, 1)				1-2 2-3f						0	0	0	0	0	0	0
Inning Stats	R: 0 E: 0 K: 1 S: 6	H: 2 LOB: 2 BB: 1 P: 10	R: 0 E: 0 K: 1 S: 5	H: 0 LOB: 0 BB: 0 P: 5	R: 1 E: 1 K: 0 S: 4	H: 1 LOB: 2 BB: 2 P: 12	R: 0 E: 0 K: 0 S: 4	H: 1 LOB: 2 BB: 1 P: 8	R: 0 E: 0 K: 2 S: 7	H: 0 LOB: 0 BB: 0 P: 7	R: 0 E: 0 K: 2 S: 7	H: 0 LOB: 0 BB: 0 P: 7	R: 0 E: 0 K: 0 S: 2	H: 1 LOB: 0 BB: 1 P: 6	1B: 5 2B: 0 3B: 0 HR: 0	SF: 0 SAC: 0 DP: 2 HBP: 0
PITCHER	IP WLS BF H R ER SO	IP WLS BF H R ER SO	IP WLS BF H R ER SO	IP WLS BF H R ER SO	IP WLS BF H R ER SO	IP WLS BF H R ER SO	IP WLS BF H R ER SO	IP WLS BF H R ER SO	IP WLS BF H R ER SO	IP WLS BF H R ER SO	IP WLS BF H R ER SO	IP WLS BF H R ER SO	IP WLS BF H R ER SO	IP WLS BF H R ER SO	IP WLS BF H R ER SO	IP WLS BF H R ER SO
Larry McWilliams, L (1, 1) ERA: 2.88	7.0	28	4	1	0	6	3	1	0	0	0	0	0	0	0	0
Kent Tekulve, R (8, 1) ERA: 3.27	1.0	3	1	0	0	0	1	0	0	0	0	0	0	0	0	0

BOTTOM

Pittsburgh Pirates @ San Diego Padres
Jack Murphy Stadium, San Diego, CA

Sat Jul 07 1984, 10:05 PM EDT
 Att. 28,995 - Unknown

livebaseballscorecards.com

AB	26
R	1
H	5
RBI	0
BB	5
SO	6
LOB	11



WP: 0	PA: 31
PB: 0	
SB: 0	
CS: 1	

Batter	1	2	3	4	5	6	7	8	9	AB R H RBI BB SO LOB	TOP
Lee Lacy, R OBP: 0.349, SLG: 0.439 (1, 9) (7, 7)	0-0 1-3 SH5-3 1B		0-0 F8		0-0 1B 1B		0-0 F5		0-0 E8 1-H 1B	5 0 3 0 0 0 2	Pittsburgh Pirates @ San Diego Padres Jack Murphy Stadium, San Diego, CA Sun Jul 08 1984, 6:33 AM EDT Att: 17,950 - Unknown
Dale Berra, R OBP: 0.274, SLG: 0.298 (1, 6)	0-0 SH5-3 1-2		0-0 F9		0-0 1B 1B		0-0 1B 2B	0-3 K	4 0 2 1 0 1 1		
Tony Peña, R OBP: 0.332, SLG: 0.419 (1, 2)	4-0 1-3 BB			0-0 FC6-4 BB SF9 1B	0-0 1-2 1B		0-0 1B	0-0 F2	4 1 3 1 1 0 1		
Jason Thompson, L OBP: 0.347, SLG: 0.421 (1, 3)	0-0 1-3 1-2 2-3			4-0 FC6-4 BB		0-0 G3	0-0 4-3		3 0 0 0 1 0 4		
Bill Madlock, R OBP: 0.295, SLG: 0.316 (1, 5)	0-0 F4			0-0 FC6-4 1-2f 2-3		0-0 5-3		0-0 F7	4 0 0 0 0 0 4		
Brian Harner, R OBP: 0.256, SLG: 0.189 (1, 7)		0-0 F8		0-0 SF9		0-0 F3		0-0 F7	2 0 0 1 0 0 0		
Doug Frobel, L OBP: 0.239, SLG: 0.333 (7, 9)									1 0 0 0 0 0 0		
Jim Morrison, R OBP: 0.235, SLG: 0.316 (1, 4)		0-3 K		0-0 F9				0-3 K	3 1 1 0 0 1 1		
Ron Wotus, R OBP: 0.167, SLG: 0.167 (7, 4)							0-0 SH1-3 2B 1B		1 0 0 0 0 1 0		
Marvell Wynne, L OBP: 0.320, SLG: 0.338 (1, 8)		0-0 3-1			0-0 6-3		0-0 SH1-3		3 0 0 0 0 0 0		
John Candelaria, L OBP: 0.229, SLG: 0.242 (1, 1)			0-0 G3		0-3 K		1-0 2B 1B HBP		2 0 0 0 0 1 0		
Amos Otis, R OBP: 0.220, SLG: 0.213 (7, PH)									0 0 0 0 0 0 0		
Lee Mazzilli, S OBP: 0.346, SLG: 0.307 (7, PH)									0 1 0 0 0 0 0		
Don Robinson, R OBP: 0.474, SLG: 0.563 (7, 1)									1 1 1 0 0 0 0		
Kent Tekulve, R (9, 1)									0 0 0 0 0 0 0		
Inning Stats	R: 0 H: 1 E: 0 LOB: 2 K: 0 BB: 1 S: 4 P: 8	R: 0 H: 0 E: 0 LOB: 0 K: 1 BB: 0 S: 5 P: 5	R: 0 H: 0 E: 0 LOB: 0 K: 0 BB: 0 S: 3 P: 3	R: 1 H: 1 E: 0 LOB: 1 K: 0 BB: 1 S: 4 P: 8	R: 0 H: 3 E: 0 LOB: 2 K: 1 BB: 0 S: 7 P: 7	R: 0 H: 0 E: 0 LOB: 0 K: 0 BB: 0 S: 3 P: 3	R: 2 H: 3 E: 0 LOB: 2 K: 0 BB: 0 S: 6 P: 7	R: 0 H: 0 E: 0 LOB: 0 K: 1 BB: 0 S: 5 P: 5	R: 1 H: 2 E: 1 LOB: 1 K: 1 BB: 0 S: 7 P: 7	1B: 9 SF: 1 2B: 1 SAC: 2 3B: 0 DP: 0 HR: 0 HBP: 1	WP: 0 PA: 39 PB: 0 SB: 0 CS: 0
PITCHER	IP WLS BF H R ER SO BB IBB HBP BLK WP HR S P ERA WHIP										
Mark Thurmond, L ERA: 3.7 (1, 1)	6.1 L 26 6 2 2 2 2 2 0 0 0 0 0 0 28 36 2.84 1.263										
Luis DeLeon, R ERA: 5.82 (7, 1)	0.1 4 2 1 1 0 0 0 0 1 0 0 0 0 3 4 27.00 6.000										
Craig Lefferts, L ERA: 1.76 (7, 1)	2.1 9 2 1 0 2 0 0 0 0 0 0 0 0 13 13 0.00 0.857										

livebaseballscorecards.com

AB	33
R	4
H	10
RBI	3
BB	2
SO	4
LOB	13



Batter	1	2	3	4	5	6	7	8	9	AB	R	H	RBI	BB	SO	LOB											
Alan Wiggins, S OBP: 0.343, SLG: 0.314 (1, 4)	0-0 HR		0-0 G3			0-3 K			0-0 1B 3B	4	2	2	1	0	1	0											
Tony Gwynn, L OBP: 0.433, SLG: 0.474 (1, 9)	0-0 1B			0-0 4-3			0-0 4-3		0-0 1B 1B	4	1	2	1	0	0	0											
Steve Garvey, R OBP: 0.308, SLG: 0.364 (1, 3)	0-0 1-2f G6-4-3			0-0 F8			0-0 5-3		0-0 1-2 1B 1B	4	0	1	0	0	0	1											
Kevin McReynolds, R OBP: 0.306, SLG: 0.477 (1, 8)	0-0 F8			0-0 F4			0-3 K2-3		0-0 1-2 2-H 1B	4	0	1	1	0	1	0											
Carmelo Martinez, R OBP: 0.350, SLG: 0.420 (1, 7)		0-0 9-6 1B			0-0 F6			0-3 K	0-0 F8	4	0	1	0	0	1	2											
Luis Salazar, R OBP: 0.299, SLG: 0.314 (1, 5)		0-0 F8			0-0 6-3			0-0 5-3		3	0	0	0	0	0	1											
Garry Templeton, S OBP: 0.315, SLG: 0.338 (1, 6)		0-0 1-2f 9-6			0-0 6-3			0-3 K		3	0	0	0	0	1	1											
Bruce Bochy, R OBP: 0.154, SLG: 0.200 (1, 2)			0-3 K			0-0 F6			0-0 4-3	2	0	0	0	0	1	0											
Tim Flannery, L OBP: 0.368, SLG: 0.491 (9, PH)										1	0	0	0	0	0	0											
Mark Thurmond, L OBP: 0.310, SLG: 0.296 (1, 1)			0-3 K			0-3 K			0-0 F2	2	0	0	0	0	2	0											
Luis DeLeon, R (7, 1)										0	0	0	0	0	0	0											
Craig Lefferts, L OBP: 0.286, SLG: 0.429 (7, 1)										0	0	0	0	0	0	0											
Bobby Brown, S OBP: 0.299, SLG: 0.352 (9, PH)										1	0	0	0	0	0	0											
Inning Stats	R: 1 E: 0 K: 0 S: 4	H: 2 LOB: 0 BB: 0 P: 4	R: 0 E: 0 K: 0 S: 3	H: 1 LOB: 0 BB: 0 P: 3	R: 0 E: 0 K: 2 S: 7	H: 0 LOB: 0 BB: 0 P: 7	R: 0 E: 0 K: 0 S: 3	H: 0 LOB: 0 BB: 0 P: 3	R: 0 E: 0 K: 2 S: 7	H: 0 LOB: 0 BB: 0 P: 7	R: 0 E: 0 K: 1 S: 5	H: 0 LOB: 0 BB: 0 P: 5	R: 0 E: 0 K: 2 S: 7	H: 0 LOB: 0 BB: 0 P: 7	R: 2 E: 0 K: 0 S: 7	H: 4 LOB: 2 BB: 0 P: 7	1B: 5 2B: 1 3B: 1 HR: 1	SF: 0 SAC: 0 DP: 2 HBP: 0	WP: 0 PB: 0 SB: 0 CS: 0	PA: 32							
PITCHER	IP	WLS	BF	H	R	ER	SO	BB	IBB	HBP	BLK	WP	HR	S	P	ERA	WHIP										
John Candelaria, L ERA: 2.52 (1, 1)	6.0	W	19	3	1	1	4					0	1	27	27	1.50	0.500										
Don Robinson, R ERA: 4.24 (7, 1)	2.2		10	2	2	2	3	0	0	0	0	0	0	16	16	6.75	0.750										
Kent Tekulve, R ERA: 3.24 (9, 1)	0.1	S	3	2	0	0	0	0	0	0	0	0	0	3	3	0.00	6.000										

BOTTOM

Pittsburgh Pirates @ San Diego Padres
Jack Murphy Stadium, San Diego, CA

Sun Jul 08 1984, 6:33 AM EDT
 Att. 17,950 - Unknown

livebaseballscorecards.com

AB	32
R	3
H	7
RBI	3
BB	0
SO	7
LOB	5



Batter	1	2	3	4	5	6	7	8	9	AB R H RBI BB SO LOB	TOP													
Alan Wiggins, S (1, 4) OBP: 0.342, SLG: 0.311	0-0 6-3			0-0 4-3	4-0 1B BB		0-3 K			3 0 0 0 1 1 0														
Tony Gwynn, L (1, 9) OBP: 0.434, SLG: 0.474	0-0 G3			0-0 1B SF8	0-0 1B S			0-0 4-3		4 1 2 1 0 0 0														
Steve Garvey, R (1, 3) OBP: 0.307, SLG: 0.362	0-0 F9			0-0 1B	0-0 1-3			0-0 F4		4 0 1 0 0 0 2														
Graig Nettles, L (1, 5) OBP: 0.327, SLG: 0.387		0-0 F8		0-0 SF8		0-3 K		0-0 F9		3 0 0 1 0 1 0														
Terry Kennedy, L (1, 2) OBP: 0.299, SLG: 0.368		0-0 L5		0-0 6-3		0-0 5-3		0-3 K		4 0 0 0 0 1 1														
Kevin McReynolds, R (1, 8) OBP: 0.306, SLG: 0.464		0-0 F9			0-0 E5 1B 1B G4-6-3			0-0 F9		4 2 1 1 0 0 0														
Carmelo Martinez, R (1, 7) OBP: 0.349, SLG: 0.418				0-3 K	0-0 G4-6-3 1B 1B	0-3 K		0-0 F9		4 1 1 0 0 2 0														
Garry Templeton, S (1, 6) OBP: 0.315, SLG: 0.338				0-0 6-3	0-0 G4-6-3 1B		0-0 F7			3 0 1 0 0 0 0														
Eric Show, R (1, 1) OBP: 0.158, SLG: 0.263				0-3 K	0-0 G4-6-3		0-0 F6			3 0 0 0 0 1 2														
Craig Lefferts, L (7, 1) OBP: 0.286, SLG: 0.429					1-2 2-3 3-H					0 0 0 0 0 0 0														
Inning Stats	R: 0 E: 0 K: 0 S: 3	H: 0 LOB: 0 BB: 0 P: 3	R: 0 E: 0 K: 0 S: 3	H: 0 LOB: 0 BB: 0 P: 3	R: 0 E: 0 K: 2 S: 7	H: 0 LOB: 0 BB: 0 P: 7	R: 1 E: 0 K: 0 S: 5	H: 2 LOB: 1 BB: 0 P: 5	R: 2 E: 1 K: 0 S: 6	H: 3 LOB: 2 BB: 1 P: 10	R: 1 E: 0 K: 2 S: 8	H: 1 LOB: 0 BB: 0 P: 8	R: 0 E: 0 K: 1 S: 5	H: 0 LOB: 0 BB: 0 P: 5	R: 0 E: 0 K: 0 S: 3	H: 0 LOB: 0 BB: 0 P: 3	R: 0 E: 0 K: 1 S: 5	H: 0 LOB: 0 BB: 0 P: 5	R: 0 E: 0 K: 1 S: 5	H: 0 LOB: 0 BB: 0 P: 5	1B: 5 2B: 0 3B: 0 HR: 1	SF: 1 SAC: 0 DP: 1 HBP: 0	WP: 0 PB: 0 SB: 1 CS: 0	PA: 34
PITCHER	IP WLS BF H R ER SO BB IBB HBP BLK WP HR S P ERA WHIP																					PITCHER	IP WLS BF H R ER SO BB IBB HBP BLK WP HR S P ERA WHIP	
Joaquin Andujar, R (1, 1) ERA: 2.88	7.0 L 28 6 4 2 5 1 0 0 0 0 0 1 37 41 2.57 1.000																							
Dave Rucker, L (8, 1) ERA: 1.99	2.0 6 0 0 0 1 0 0 0 0 0 0 0 8 8 0.00 0.000																							

San Diego Padres @ St. Louis Cardinals
 Busch Stadium, St. Louis, MO
 Thu Jul 12 1984, 7:05 PM CDT
 Att: 27,419 - Unknown

AB	32
R	4
H	6
RBI	3
BB	1
SO	6
LOB	5



WP: 0	PA: 34
-------	--------

Batter	1	2	3	4	5	6	7	8	9	AB	R	H	RBI	BB	SO	LOB
Lonnie Smith, R OBP: 0.358, SLG: 0.364 (1, 7)	0-0 6-3		0-3 K		0-3 K					3	0	0	0	1	2	2
Tom Herr, S OBP: 0.336, SLG: 0.340 (1, 4)	0-0 2-3 1B		0-0 F9				0-0 4-3		0-0 L5	4	0	1	0	0	0	3
Mike Jorgensen, L OBP: 0.323, SLG: 0.321 (1, 3) Art Howe, R OBP: 0.305, SLG: 0.233 (8, PH) (9, 3)	0-0 2-3 1-2			0-0 F9			0-0 3-1		4-0 G4-6-3 BB	3	0	0	0	0	0	1
Darrell Porter, L OBP: 0.361, SLG: 0.404 (1, 2)	0-0 F2			0-0 F5			0-0 F8		0-0 G4-6-3 1-2f	4	0	0	0	0	0	2
George Hendrick, R OBP: 0.301, SLG: 0.365 (1, 9)		0-0 L5		0-3 K				0-0 6-3	0-0 F4	4	0	0	0	0	1	0
Andy Van Slyke, L OBP: 0.349, SLG: 0.337 (1, 5)		0-0 3-1			0-0 4-3			4-0 BB FC4-6 BB	0-3 K	3	1	0	0	1	1	0
David Green, R OBP: 0.304, SLG: 0.355 (1, 8)		4-0 BB			0-0 1B 1B			0-0 FC4-6 BB 1-2 1B	0-0 F3	3	0	2	0	1	0	0
Ozzie Smith, S OBP: 0.343, SLG: 0.334 (1, 6)		0-0 F8			0-0 F9			4-0 FC4-6 BB 1-2 2-3 BB	0-0 F2	3	0	0	0	1	0	2
Joaquin Andujar, S OBP: 0.218, SLG: 0.245 (1, 1) Steve Braun, L OBP: 0.361, SLG: 0.286 (7, PH) Tito Landrum, R OBP: 0.357, SLG: 0.375 (7, PH) Dave Rucker, L (8, 1)			0-0 F7			0-0 1B		0-0 FC4-6 BB 1-2f 2-3 3-H		2	0	1	0	0	0	0

Inning Stats	R: 0	H: 1	E: 0	K: 0	S: 4	LOB: 1	BB: 0	P: 4	R: 0	H: 0	E: 0	K: 0	S: 3	LOB: 1	BB: 1	P: 7	R: 0	H: 0	E: 0	K: 1	S: 5	LOB: 0	BB: 0	P: 5	R: 0	H: 0	E: 0	K: 1	S: 5	LOB: 0	BB: 0	P: 5	R: 0	H: 2	E: 0	K: 1	S: 7	LOB: 2	BB: 0	P: 7	R: 0	H: 0	E: 0	K: 0	S: 3	LOB: 0	BB: 0	P: 3	R: 1	H: 1	E: 0	K: 0	S: 4	LOB: 3	BB: 3	P: 16	R: 0	H: 0	E: 0	K: 0	S: 2	LOB: 0	BB: 1	P: 6	R: 0	H: 0	E: 0	K: 1	S: 5	LOB: 0	BB: 0	P: 5	1B: 4	2B: 0	3B: 0	HR: 0	SF: 0	SAC: 0	DP: 1	HBP: 0	WP: 0	PB: 0	SB: 0	CS: 0	PA: 35
PITCHER	IP	WLS	BF	H	R	ER	SO	BB	IBB	HBP	BLK	WP	HR	S	P	ERA	WHIP																																																																				
Eric Show, R ERA: 3.58 (1, 1)	6.1	W	26	4	1	1	3	3	0	0	0	0	0	29	41	1.42	1.105																																																																				
Craig Lefferts, L ERA: 1.68 (7, 1)	2.2	S	9	0	0	0	1	2	0	0	0	0	0	9	17	0.00	0.750																																																																				

BOTTOM

San Diego Padres @ St. Louis Cardinals
 Busch Stadium, St. Louis, MO

Thu Jul 12 1984, 7:05 PM CDT
 Att. 27,419 - Unknown

AB	30
R	1
H	4
RBI	1
BB	5
SO	4
LOB	12



WP	HR	S	P	ERA	WHIP
0	0	0	0	0.00	0.750

Batter	1	2	3	4	5	6	7	8	9	10	AB R H RBI BB SO LOB	TOP										
Alan Wiggins, S (1, 4) OBP: 0.343, SLG: 0.313	0-0 F6		0-0 1B BLK 2B		4-0 BB		0-0 5-3		0-0 6-3		4 1 1 1 1 0 0	San Diego Padres @ St. Louis Cardinals Busch Stadium, St. Louis, MO Fri Jul 13 1984, 7:05 PM CDT Att. 29,954 - Unknown livebaseballscorecards.com										
Tony Gwynn, L (1, 9) OBP: 0.434, SLG: 0.473	0-0 FC1-6-5 BLK 1B		0-0 S BLK 1B		0-0 8-4		0-0 3-1		0-0 3-1		5 0 2 0 0 0 1											
Steve Garvey, R (1, 3) OBP: 0.306, SLG: 0.363	0-0 FC1-6-5 WP 1-3		0-3 K		0-0 WP 2B		0-0 6-3		0-3 K		5 0 1 0 0 2 2											
Kevin McReynolds, R (1, 8) OBP: 0.304, SLG: 0.478	0-0 F9 1-2		0-0 6-3		4-0 WP IBB		0-3 K		0-0 F9		4 0 0 0 1 1 2											
Terry Kennedy, L (1, 2) OBP: 0.304, SLG: 0.371		4-0 CS BB		0-0 FC6-4 1B		0-3 K		0-0 S E 1B		0-0 G3	3 0 2 0 1 1 2 1 1 0 0 0 0 0											
Tim Flannery, L (8, PR) OBP: 0.362, SLG: 0.481																						
Carmelo Martinez, R (1, 7) OBP: 0.350, SLG: 0.417		0-3 K 1-2		0-3 K		0-0 FC3-6 1B		0-0 E5 1B 1B		0-3 K	5 1 2 1 0 3 2											
Luis Salazar, R (1, 5) OBP: 0.289, SLG: 0.303		0-0 F9		0-0 FC6-4 1B		0-0 F9		0-0 4-3		0-0 4-3	3 0 0 0 0 0 2 1 0 0 0 0 0 2 0 0 0 0 0 0 0											
Bobby Brown, S (8, PH) OBP: 0.295, SLG: 0.347																						
Bruce Bochy, R (8, 2) OBP: 0.154, SLG: 0.200																						
Garry Templeton, S (1, 6) OBP: 0.321, SLG: 0.347			0-0 SH1-4 2B		0-0 1-2 1B		0-0 FC3-6		0-0 1B		4 1 3 1 0 0 1											
Ed Whitson, R (1, 1) OBP: 0.088, SLG: 0.059			0-0 SH1-4		0-3 K		0-0 F8		0-3 K		2 0 0 0 0 1 3 0 0 0 0 0 0 0 0 0 0 0 0 0 0 1 0 0 0 0 1 1 0 0 0 0 0 0 0 0 0 0 0 0 0 0											
Craig Leferts, L (6, 1) OBP: 0.295, SLG: 0.429																						
Andy Hawkins, R (6, 1) OBP: 0.214, SLG: 0.214																						
Champ Summers, L (8, PH) OBP: 0.292, SLG: 0.500																						
Rich Gossage, R (8, 1) OBP: 0.237, SLG: 0.167																						
Luis Delson, R (9, 1)																						
Inning Stats	R: 0 E: 0 K: 0 S: 4	H: 1 LOB: 1 BB: 0 P: 4	R: 0 E: 0 K: 1 S: 4	H: 0 LOB: 0 BB: 1 P: 8	R: 2 E: 0 K: 1 S: 8	H: 3 LOB: 1 BB: 0 P: 8	R: 0 E: 0 K: 2 S: 9	H: 2 LOB: 2 BB: 0 P: 9	R: 0 E: 0 K: 1 S: 5	H: 1 LOB: 1 BB: 2 P: 13	R: 0 E: 0 K: 0 S: 3	H: 0 LOB: 0 BB: 0 P: 3	R: 2 E: 1 K: 2 S: 10	H: 3 LOB: 1 BB: 0 P: 10	R: 0 E: 0 K: 1 S: 5	H: 0 LOB: 0 BB: 0 P: 5	R: 0 E: 0 K: 1 S: 5	H: 0 LOB: 0 BB: 0 P: 5	1B: 8 2B: 4 3B: 0 HR: 0	SF: 0 SAC: 1 DP: 1 HBP: 0	WP: 2 PB: 0 SB: 2 CS: 1	PA: 42
PITCHER	IP WLS BF H R ER SO BB IBB HBP BLK WP HR S P ERA WHIP																					
Ricky Horton, L (1, 1) ERA: 2.33	7.0	30	8	2	2	5	2	1	0	0	2	0	0	37	49	2.57	1.429					
Bruce Sutter, R (8, 1) ERA: 1.52	2.0	9	3	2	1	3	0	0	0	0	0	0	0	15	15	4.50	1.500					
Neil Allen, R (10, 1) ERA: 3.93	1.0	3	0	0	0	1	0	0	0	0	0	0	0	5	5	0.00	0.000					

Batter	1	2	3	4	5	6	7	8	9	10	AB R H RBI BB SO LOB	BOTTOM
Tom Herr, S OBP: 0.334, SLG: 0.338 (1, 4)											5 0 1 0 0 0 2	San Diego Padres @ St. Louis Cardinals Busch Stadium, St. Louis, MO Fri Jul 13 1984, 7:05 PM CDT Att: 29,954 - Unknown livebaseballscorecards.com
Andy Van Slyke, L OBP: 0.351, SLG: 0.340 (1, 5)											4 2 2 1 0 0 0	
Steve Braun, L OBP: 0.368, SLG: 0.288 Bruce Sutter, R (8, 1)											3 0 1 0 1 0 1 0 0 0 0 0 0 0 1 0 0 0 0 0 0 0 0 0 0 0 0 0	
George Hendrick, R OBP: 0.300, SLG: 0.362 (1, 9)											5 2 1 2 0 0 4	
Darrell Porter, L OBP: 0.358, SLG: 0.399 (1, 2)											5 0 1 0 0 1 5	
Mike Jorgensen, L OBP: 0.328, SLG: 0.316 Tito Landrum, R OBP: 0.370, SLG: 0.388 (6, PH) (7, 8)											1 0 0 0 1 0 0 3 1 2 1 0 1 0	
David Green, R OBP: 0.297, SLG: 0.346 (7, 3)											5 0 0 0 0 2 5	
Ozzie Smith, S OBP: 0.345, SLG: 0.334 Chris Speier, R OBP: 0.189, SLG: 0.216 (5, PH) (6, 6)											0 0 0 0 0 0 0 4 1 1 3 0 1 2	
Ricky Horton, L OBP: 0.200, SLG: 0.143 Lonnie Smith, R OBP: 0.361, SLG: 0.364 (7, PH) (8, 7)											2 0 0 0 0 0 1 0 1 0 0 2 0 0	

Inning Stats	R: 1 E: 0 K: 0 S: 5	H: 3 LOB: 1 BB: 0 P: 5	R: 0 E: 0 K: 1 S: 5	H: 0 LOB: 1 BB: 0 P: 6	R: 0 E: 0 K: 0 S: 3	H: 0 LOB: 0 BB: 0 P: 3	R: 0 E: 0 K: 1 S: 5	H: 0 LOB: 1 BB: 1 P: 9	R: 0 E: 0 K: 1 S: 5	H: 0 LOB: 0 BB: 0 P: 5	R: 2 E: 0 K: 0 S: 7	H: 4 LOB: 2 BB: 0 P: 7	R: 0 E: 1 K: 0 S: 4	H: 0 LOB: 3 BB: 2 P: 12	R: 0 E: 0 K: 1 S: 5	H: 0 LOB: 0 BB: 0 P: 5	R: 1 E: 0 K: 0 S: 3	H: 0 LOB: 0 BB: 1 P: 7	R: 3 E: 1 K: 1 S: 7	H: 2 LOB: 0 BB: 0 P: 7	1B: 8 2B: 0 3B: 0 HR: 1	SF: 0 SAC: 0 DP: 0 HBP: 1	WP: 0 PB: 0 SB: 2 CS: 0	PA: 44
---------------------	------------------------------	---------------------------------	------------------------------	---------------------------------	------------------------------	---------------------------------	------------------------------	---------------------------------	------------------------------	---------------------------------	------------------------------	---------------------------------	------------------------------	----------------------------------	------------------------------	---------------------------------	------------------------------	---------------------------------	------------------------------	---------------------------------	----------------------------------	------------------------------------	----------------------------------	--------

PITCHER	IP	WLS	BF	H	R	ER	SO	BB	IBB	HBP	BLK	WP	HR	S	P	ERA	WHIP
Ed Whitson, R ERA: 3.41 (1, 1)	5.1		23	6	3	3	3	1	0	1	0	0	0	27	32	5.06	1.312
Craig Lefferts, L ERA: 1.68 (6, 1)	0.0		1	1	0	0	0	0	0	0	0	0	0	1	1	∞	∞
Andy Hawkins, R ERA: 4.79 (6, 1)	1.2		8	0	0	0	0	2	0	0	0	0	0	6	14	0.00	1.200
Rich Gossage, R ERA: 2.97 (8, 1)	1.2		6	0	1	1	1	1	0	0	0	0	0	7	11	5.40	0.600
Luis DeLeon, R ERA: 5.66 (9, 1)	1.0	L	6	2	3	0	1	0	0	0	0	0	1	8	8	0.00	2.000



Batter	1	2	3	4	5	6	7	8	9	AB R H RBI BB SO LOB	TOP											
Alan Wiggins, S (1, 4) OBP: 0.346, SLG: 0.315	0-0 6-3		0-0 FC5-4 1B		0-3 K		4-0 2B 6-3 BB		0-0 1B FC4-2 1B	4 1 2 0 1 1 1	San Diego Padres @ St. Louis Cardinals Busch Stadium, St. Louis, MO Sat Jul 14 1984, 7:05 PM CDT Att: 41,260 - Unknown											
Tony Gwynn, L (1, 9) OBP: 0.436, SLG: 0.478	0-3 K		0-0 FC5-4 1-2f		0-0	0-0 CS 1B	0-0 1-3 2-H 2B		0-0 1-3 1B	5 0 3 1 0 1 1												
Steve Garvey, R (1, 3) OBP: 0.304, SLG: 0.363	0-0 6-3			0-0 5-3		0-0 E G5-2-3 2B	0-0 6-3		0-0 FC4-2 FC3-4	5 0 1 1 0 0 2												
Kevin McReynolds, R (1, 8) OBP: 0.302, SLG: 0.471		0-0 6-3		0-0 F9		4-0 E BB	0-0 6-3		0-0 FC3-4 1-2f	4 0 0 0 1 0 2												
Carmelo Martinez, R (1, 7) OBP: 0.348, SLG: 0.413		4-0 WP S BB		0-0 6-3		0-0 E5 1-2 2-3		0-0 6-3		3 0 0 0 1 0 2												
Luis Salazar, R (1, 5) OBP: 0.290, SLG: 0.326		0-3 K		0-0	0-0	0-0 G5-2-3		0-0 F7		3 1 1 0 0 1 4												
Greg Booker, R (6, 1)										0 0 0 0 0 0 0												
Tim Flannery, L (8, PH) OBP: 0.356, SLG: 0.473		1-3 K			1B 3B					1 0 0 0 0 0 0												
Garry Templeton, S (1, 6) OBP: 0.316, SLG: 0.342		0-0 6-3		0-0 4-3			0-0 6-3	0-0 4-3		4 0 0 0 0 0 2												
Andy Hawkins, R (8, 1) OBP: 0.214, SLG: 0.214										0 0 0 0 0 0 0												
Bruce Bochy, R (1, 2) OBP: 0.207, SLG: 0.321			0-0 6-3		0-0		0-0 2B 3B		4-0 HR BB	3 1 2 1 0 0 0												
Bobby Brown, S (9, PH) OBP: 0.304, SLG: 0.347										0 1 0 0 1 0 0												
Tim Lollar, L (1, 1) OBP: 0.304, SLG: 0.476			0-0 G3		0-3 K		0-0 2B 2B		0-0 1-H HR	2 0 0 0 0 1 1												
Mario Ramirez, R (6, 5) OBP: 0.300, SLG: 0.611										1 1 1 1 0 0 0												
Graig Nettles, L (9, PH) OBP: 0.330, SLG: 0.403										1 1 1 2 0 0 0												
Inning Stats	R: 0 E: 0 K: 1 S: 5	H: 0 LOB: 0 BB: 0 P: 5	R: 0 E: 0 K: 1 S: 5	H: 0 LOB: 1 BB: 1 P: 9	R: 0 E: 0 K: 0 S: 4	H: 1 LOB: 1 BB: 0 P: 4	R: 0 E: 0 K: 0 S: 3	H: 0 LOB: 0 BB: 0 P: 3	R: 1 E: 0 K: 2 S: 9	H: 2 LOB: 1 BB: 0 P: 9	R: 0 E: 1 K: 0 S: 4	H: 2 LOB: 2 BB: 1 P: 8	R: 3 E: 0 K: 0 S: 6	H: 3 LOB: 1 BB: 1 P: 10	R: 0 E: 0 K: 0 S: 3	H: 0 LOB: 0 BB: 0 P: 3	R: 2 E: 0 K: 0 S: 5	H: 3 LOB: 1 BB: 1 P: 9	1B: 5 2B: 3 3B: 2 HR: 1	SF: 0 SAC: 0 DP: 1 HBP: 0	WP: 1 PB: 0 SB: 1 CS: 1	PA: 40
PITCHER	IP WLS BF H R ER SO BB IBB HBP BLK WP HR S P ERA WHIP																				IP WLS BF H R ER SO BB IBB HBP BLK WP HR S P ERA WHIP	
Dave LaPoint, L (1, 1) ERA: 3.69	6.1 W 28 7 4 4 4 3 0 0 0 1 0 33 45 5.68 1.579																					
Dave Vonohlen, L (7, 1) ERA: 1.26	0.0 1 1 0 0 0 0 0 0 0 0 0 0 1 1 ∞ ∞																					
Jeff Lahti, R (7, 1) ERA: 3.35	1.2 6 0 1 1 0 1 0 0 0 0 0 0 5 9 5.40 0.600																					
Bruce Sutter, R (9, 1) ERA: 1.63	1.0 S 5 3 1 1 0 0 0 0 0 0 1 5 5 9.00 3.000																					

livebaseballscorecards.com

AB	36
R	6
H	11
RBI	6
BB	4
SO	4
LOB	15



Batter	1	2	3	4	5	6	7	8	9	AB R H RBI BB SO LOB	TOP									
Alan Wiggins, S (1, 4) OBP: 0.348, SLG: 0.318	0-0 F5		0-0 F8	0-0 E2			0-0 1B			4 0 2 2 0 0 1	San Diego Padres @ St. Louis Cardinals Busch Stadium, St. Louis, MO Sun Jul 15 1984, 3:33 AM CDT Att. 33,205 - Unknown livebaseballscorecards.com									
Tony Gwynn, L (1, 9) OBP: 0.434, SLG: 0.475	0-0 F7		0-0 G3	0-0 F7			0-0 1B			4 0 1 0 0 0 2										
Steve Garvey, R (1, 3) Kurt Bevacqua, R (9, 3) OBP: 0.306, SLG: 0.368 OBP: 0.423, SLG: 0.476	0-0 6-3			0-0 E	0-0 L6-3		0-0 G6-4-3			4 1 2 0 0 0 2 0 0 0 0 0 0 0										
Graig Nettles, L (1, 5) OBP: 0.325, SLG: 0.396		0-0 F5		0-0 E3	0-0 L6-3		0-0 4-3			4 1 0 0 0 0 1										
Terry Kennedy, L (1, 2) OBP: 0.304, SLG: 0.372		0-3 K		0-0 1B	0-0 F7		0-0 4-3			4 1 1 0 0 1 0										
Bobby Brown, S (1, 8) OBP: 0.289, SLG: 0.329		0-3 K		0-0 F3		0-0 G3		0-0 F6		4 0 0 0 0 1 2										
Carmelo Martinez, R (1, 7) OBP: 0.347, SLG: 0.421			0-0 HR	0-0 5-3		0-0 F3		0-0 F9		4 1 1 1 0 0 2										
Tim Flannery, L (1, 6) OBP: 0.365, SLG: 0.466			0-0 SH5-4	4-0 1B		0-0 F9		0-3 K		3 1 1 0 1 1 0										
Dave Dravecky, R (1, 1) OBP: 0.150, SLG: 0.056			0-0 SH5-4	0-0 E		0-0 1-3		0-0 6-3		3 1 1 1 0 0 0										
Inning Stats	R: 0 E: 0 K: 0 S: 3	H: 0 LOB: 0 BB: 0 P: 3	R: 0 E: 0 K: 2 S: 7	H: 0 LOB: 0 BB: 0 P: 7	R: 1 E: 0 K: 0 S: 5	H: 2 LOB: 1 BB: 0 P: 5	R: 5 E: 2 K: 0 S: 8	H: 4 LOB: 1 BB: 1 P: 12	R: 0 E: 0 K: 0 S: 3	H: 1 LOB: 0 BB: 0 P: 3	R: 0 E: 0 K: 0 S: 3	H: 0 LOB: 0 BB: 0 P: 3	R: 0 E: 0 K: 0 S: 3	H: 0 LOB: 0 BB: 0 P: 3	R: 0 E: 0 K: 1 S: 5	H: 0 LOB: 0 BB: 0 P: 5	1B: 6 2B: 3 3B: 0 HR: 1	SF: 0 SAC: 1 DP: 2 HBP: 0	WP: 0 PB: 0 SB: 0 CS: 0	PA: 36
PITCHER	IP WLS BF H R ER SO BB IBB HBP BLK WP HR S P ERA WHIP																			
Kurt Kepshire, R (1, 1) ERA: 1.8	3.2 L 19 6 6 2 2 0 1 0 0 0 0 1 22 26 4.91 1.636																			
Dave Rucker, L (4, 1) ERA: 1.84	3.1 11 3 0 0 0 0 0 0 0 0 0 0 11 11 0.00 0.900																			
Dave Vonohlen, L (8, 1) ERA: 1.1	2.0 6 0 0 0 0 1 0 0 0 0 0 0 8 8 0.00 0.000																			

Batter	1	2	3	4	5	6	7	8	9	AB R H RBI BB SO LOB
Lonnie Smith, R (1, 7) OBP: 0.360, SLG: 0.365	0-0 F7		0-3 K		0-0 5-3			0-0 SF8 2B		4 1 1 0 0 1 2
Tom Herr, S (1, 4) OBP: 0.332, SLG: 0.336	0-0 F3		0-0 5-3			0-0 5-3		0-0 F9 2-3		4 0 0 0 0 0 3
Tito Landrum, R (1, 8) OBP: 0.333, SLG: 0.351	0-3 K			0-0 F6		0-0 4-3		0-0 SF8 3-H		3 0 0 1 0 1 0
George Hendrick, R (1, 9) OBP: 0.302, SLG: 0.363		0-0 F7		0-0 1B 1B		0-0 2B		4-0 BB		3 0 2 0 1 0 0
David Green, R (1, 3) OBP: 0.304, SLG: 0.356		0-0 F4		0-0 1-2 1B		0-0 6-3		0-3 K		4 0 1 0 0 1 2
Art Howe, R (1, 5) OBP: 0.301, SLG: 0.265		0-0 6-3		0-0 F3			0-0 F8		0-0 5-3	4 0 0 0 0 0 2
Chris Speier, R (1, 6) OBP: 0.200, SLG: 0.211			0-0 1B 1B	0-0 5-3			0-0 F5		0-0 6-3	4 0 1 0 0 0 2
Glenn Brummer, R (1, 2) OBP: 0.260, SLG: 0.277			0-0 SH1-3 1B		0-0 5-3		4-0 BB		0-0 6-3	3 0 1 0 1 0 0
Kurt Kepshire, L (1, 1)			0-0 SH1-3		0-0 F6		0-0 F7			0 0 0 0 0 0 0
Dave Rucker, L (4, 1)										1 0 0 0 0 0 0
Darrell Porter, L (7, PH) OBP: 0.356, SLG: 0.403										1 0 0 0 0 0 1
Dave Vonohlen, L (8, 1)										0 0 0 0 0 0 0

Inning Stats	R: 0	H: 0	E: 0	K: 1	S: 5	LOB: 0	BB: 0	P: 5	R: 0	H: 0	E: 0	K: 0	S: 3	LOB: 0	BB: 0	P: 3	R: 0	H: 2	E: 0	K: 1	S: 7	LOB: 2	BB: 0	P: 7	R: 0	H: 2	E: 0	K: 0	S: 5	LOB: 2	BB: 0	P: 5	R: 0	H: 0	E: 0	K: 0	S: 3	LOB: 0	BB: 0	P: 3	R: 0	H: 1	E: 0	K: 0	S: 4	LOB: 1	BB: 0	P: 4	R: 0	H: 0	E: 0	K: 0	S: 3	LOB: 1	BB: 1	P: 7	R: 1	H: 1	E: 0	K: 1	S: 6	LOB: 1	BB: 1	P: 10	R: 0	H: 0	E: 0	K: 0	S: 3	LOB: 0	BB: 0	P: 3	1B: 4	2B: 2	3B: 0	HR: 0	SF: 1	SAC: 1	DP: 0	HBP: 0	WP: 0	PB: 0	SB: 0	CS: 0	PA: 35	ERA	WHIP
PITCHER Dave Dravecky, L (1, 1) ERA: 2.09	IP	WLS	BF	H	R	ER	SO	BB	IBB	HBP	BLK	WP	HR	S	P	ERA	WHIP																	IP	WLS	BF	H	R	ER	SO	BB	IBB	HBP	BLK	WP	HR	S	P	ERA	WHIP																																					


BOTTOM

San Diego Padres @ St. Louis Cardinals
 Busch Stadium, St. Louis, MO

Sun Jul 15 1984, 3:33 AM CDT
 Att. 33,205 - Unknown

livebaseballscorecards.com

AB	31
R	1
H	6
RBI	1
BB	2
SO	3
LOB	12



Batter	1	2	3	4	5	6	7	8	9	AB R H RBI BB SO LOB	TOP
Alan Wiggins, S (1, 4) OBP: 0.349, SLG: 0.317	0-0 L4		4-0 1B BB		0-0 4-3 1B		0-0 F8		0-0 4-3	4 1 1 0 1 0 2	San Diego Padres @ Chicago Cubs Wrigley Field, Chicago, IL Mon Jul 16 1984, 3:33 AM CDT Att: 23,642 - Unknown livebaseballscorecards.com
Tony Gwynn, L (1, 9) OBP: 0.432, SLG: 0.472	0-0 F8		0-0 1B		0-0 4-3			0-0 3-1		4 0 1 0 0 0 2	
Steve Garvey, R (1, 3) OBP: 0.303, SLG: 0.364	0-0 5-3		0-0 1-3		0-0 6-3			0-0 L3		4 0 0 0 0 0 2	
Graig Nettles, L (1, 5) OBP: 0.321, SLG: 0.389		0-0 G3		0-0 F7		0-3 K		0-0 1-3		4 0 0 0 0 1 0	
Terry Kennedy, L (1, 2) OBP: 0.306, SLG: 0.372		0-0 HR 1B		0-0 F8		4-0 FC3-6 BB		0-0 3-1		3 1 1 0 1 0 0	
Bobby Brown, S (1, 8) Luis Salazar, R (8, 8) OBP: 0.302, SLG: 0.380 OBP: 0.298, SLG: 0.333		0-0 HR		0-0 S 1B		0-0 FC3-6		0-0 4-3 S 1B		3 1 2 2 0 0 1 1 1 1 0 0 0 0	
Carmelo Martinez, R (1, 7) OBP: 0.343, SLG: 0.415		0-0 P6		0-0 6-3		0-3 K		0-0 4-3		4 0 0 0 0 1 3	
Garry Templeton, S (1, 6) OBP: 0.316, SLG: 0.339		0-0 G3		0-0 K		0-3 K		4-0 1B IBB		3 0 0 0 1 2 0	
Mark Thurmond, L (1, 1) Rich Gossage, R (9, 1) OBP: 0.333, SLG: 0.323 OBP: 0.231, SLG: 0.167			0-0 6-3		0-0 4-3 1B		0-0 4-3	0-0 1B		4 0 2 1 0 0 0 0 0 0 0 0 0 0	
Inning Stats	R: 0 H: 0 E: 0 LOB: 0 K: 0 BB: 0 S: 3 P: 3	R: 2 H: 2 E: 0 LOB: 0 K: 0 BB: 0 S: 5 P: 5	R: 1 H: 1 E: 0 LOB: 0 K: 0 BB: 1 S: 3 P: 7	R: 0 H: 1 E: 0 LOB: 1 K: 0 BB: 0 S: 4 P: 4	R: 0 H: 2 E: 0 LOB: 2 K: 1 BB: 0 S: 7 P: 7	R: 0 H: 0 E: 0 LOB: 1 K: 2 BB: 1 S: 7 P: 11	R: 0 H: 0 E: 0 LOB: 0 K: 1 BB: 0 S: 5 P: 5	R: 0 H: 0 E: 0 LOB: 0 K: 0 BB: 0 S: 3 P: 3	R: 1 H: 2 E: 0 LOB: 2 K: 0 BB: 1 S: 5 P: 9	1B: 7 SF: 0 2B: 0 SAC: 0 3B: 0 DP: 0 HR: 1 HBP: 0	
PITCHER Dick Ruthven, R (1, 1) ERA: 5.34 George Frazier, R (9, 1) ERA: 4.11	IP WLS BF H R ER SO BB IBB HBP BLK WP HR S P ERA WHIP										
	8.0 L 31 6 3 3 4 2 0 0 0 0 0 1 37 45 3.38 1.000										
	1.0 6 2 1 1 0 0 1 0 0 0 0 0 5 9 9.00 2.000										

Batter	1	2	3	4	5	6	7	8	9	AB	R	H	RBI	BB	SO	LOB
Bob Demier, R (1, 8) OBP: 0.388, SLG: 0.373 George Frazier, R (9, 1)	0-0 F9		0-0 1B			0-3 K		0-0 F8		4	0	1	0	0	1	0
23 Ryne Sandberg, R (1, 4) OBP: 0.378, SLG: 0.549	0-0 F8		0-0 5-3			0-0 F9			4-0 BB	3	0	0	0	1	0	1
Gary Matthews, R (1, 7) OBP: 0.393, SLG: 0.373	0-0 6-3				0-0 F9				0-3 K	4	0	0	0	0	1	1
Keith Moreland, R (1, 3) OBP: 0.333, SLG: 0.420		0-0 5-3		0-0 G6-4-3 1B		0-0 F9			4-0 BB	3	0	1	0	1	0	0
Jody Davis, R (1, 2) OBP: 0.357, SLG: 0.495		4-0 BB		0-0 G6-4-3 1-2f		0-0 2B			0-3 K	3	0	1	0	1	1	3
Ron Cey, R (1, 5) OBP: 0.306, SLG: 0.399		0-0 F8			0-3 K		0-0 F3		0-0 F8	4	0	0	0	0	1	4
Gary Woods, R (1, 9) OBP: 0.365, SLG: 0.500		0-3 K			0-0 1-3		0-0 5-3			3	0	0	0	0	1	2
Larry Bowa, S (1, 6) OBP: 0.279, SLG: 0.286			0-0 5-3		0-0 FC6-4 1B			0-0 6-3		3	0	1	0	0	0	0
Dick Ruthven, R (1, 1) OBP: 0.250, SLG: 0.400 Henry Cotto, R (8, PH) OBP: 0.300, SLG: 0.262 (9, 8)			0-0 5-3		0-0 FC6-4 1-2f			0-0 2-3		2	0	0	0	0	0	1
										1	0	0	0	0	0	0


Inning Stats	R: 0 E: 0 K: 0 S: 3	H: 0 LOB: 0 BB: 0 P: 3	R: 0 E: 0 K: 1 S: 5	H: 0 LOB: 1 BB: 1 P: 9	R: 0 E: 0 K: 0 S: 4	H: 1 LOB: 1 BB: 0 P: 4	R: 0 E: 0 K: 0 S: 3	H: 1 LOB: 0 BB: 0 P: 3	R: 0 E: 0 K: 1 S: 6	H: 1 LOB: 1 BB: 0 P: 6	R: 0 E: 0 K: 1 S: 5	H: 0 LOB: 0 BB: 0 P: 5	R: 0 E: 0 K: 0 S: 4	H: 1 LOB: 1 BB: 0 P: 4	R: 0 E: 0 K: 0 S: 3	H: 0 LOB: 0 BB: 0 P: 3	R: 0 E: 0 K: 2 S: 7	H: 0 LOB: 2 BB: 2 P: 15	1B: 3 2B: 1 3B: 0 HR: 0	SF: 0 SAC: 0 DP: 1 HBP: 0															
PITCHER	IP	WLS	BF	H	R	ER	SO	BB	IBB	HBP	BLK	WP	HR	S	P	ERA	WHIP	IP	WLS	BF	H	R	ER	SO	BB	IBB	HBP	BLK	WP	HR	S	P	ERA	WHIP	
Mark Thurmond, L (1, 1) ERA: 3.4	8.0	W	29	4	0	0	3	2	0	0	0	0	0	33	41	0.00	0.750																		
Rich Gossage, R (9, 1) ERA: 2.92	1.0		4	0	0	0	2	1	0	0	0	0	0	7	11	0.00	1.000																		

BOTTOM

San Diego Padres @ Chicago Cubs
 Wrigley Field, Chicago, IL
 Mon Jul 16 1984, 3:33 AM CDT
 Att. 23,642 - Unknown

livebaseballscorecards.com

AB	30
R	0
H	4
RBI	0
BB	3
SO	5
LOB	12



WP: 0 PA: 33
 PB: 0
 SB: 0
 CS: 0

Batter	1	2	3	4	5	6	7	8	9	AB R H RBI BB SO LOB	TOP		
Alan Wiggins, S OBP: 0.347, SLG: 0.316 (1, 4) X	0-0 1B 5-3 1B	0-0 5-3		0-0 SF9		0-0 6-3	0-0 G3			4 1 1 1 0 0 5			
Tony Gwynn, L OBP: 0.431, SLG: 0.471 (1, 9) X	0-0 1-3 1B		0-0 4-3	0-0 4-3		0-0 2-3 2B 1B		0-0 F8		5 1 2 1 0 0 1			
Steve Garvey, R OBP: 0.304, SLG: 0.375 (1, 3) X	0-0 1-2 3-H 1B		0-0 4-3		0-0 HR	0-0 1-H 2B		0-0 4-3		5 1 2 3 0 0 1			
Kevin McReynolds, R OBP: 0.304, SLG: 0.471 (1, 8) B B B B	4-0 FC6-4 BB		0-0 2B		0-0 F8	0-0 F8		0-3 K		4 0 1 0 1 1 1			
Terry Kennedy, L OBP: 0.301, SLG: 0.366 (1, 2) S S S	0-3 K		0-0 4-3		0-0 4-3		0-0 4-3		0-0 F7	5 0 0 0 0 1 3			
Carmelo Martinez, R OBP: 0.344, SLG: 0.416 (1, 7) X	0-0 FC6-4 1-2f			0-0 1B 5-3 2B	4-0 BB		0-0 6-3		0-0 F9	4 1 1 0 1 0 2			
Graig Nettles, L OBP: 0.322, SLG: 0.387 (1, 5) X		0-0 E3 FC4-6		0-0 1B 5-3 SF9 1B	0-0 P6		4-0 1B WP BB		0-0 F8	4 1 1 0 1 0 1			
Garry Templeton, S OBP: 0.318, SLG: 0.339 (1, 6) X		0-0 FC4-6 SH1-3 1-2f		0-0 1-2 3-H 1B		0-0 6-3 SH1-4 1B	4-0 1B IBB			3 1 1 1 1 0 2			
Eric Show, R OBP: 0.200, SLG: 0.300 (1, 1)		0-0 SH1-3		0-0 1B		0-0 SH1-4				2 0 2 0 0 0 0			
Rich Gossage, R OBP: 0.231, SLG: 0.167 (8, 1)										0 0 0 0 0 0 0			
Inning Stats	R: 1 H: 2 E: 0 LOB: 2 K: 1 BB: 1 S: 7 P: 11	R: 0 H: 0 E: 1 LOB: 1 K: 0 BB: 0 S: 4 P: 4	R: 0 H: 1 E: 0 LOB: 1 K: 0 BB: 0 S: 4 P: 4	R: 2 H: 3 E: 1 LOB: 1 K: 0 BB: 0 S: 6 P: 6	R: 1 H: 1 E: 0 LOB: 1 K: 0 BB: 1 S: 4 P: 8	R: 2 H: 3 E: 0 LOB: 1 K: 0 BB: 0 S: 6 P: 6	R: 0 H: 1 E: 0 LOB: 3 K: 0 BB: 2 S: 4 P: 12	R: 0 H: 0 E: 0 LOB: 0 K: 1 BB: 0 S: 5 P: 5	R: 0 H: 0 E: 0 LOB: 0 K: 0 BB: 0 S: 3 P: 3	1B: 7 SF: 1 2B: 3 SAC: 2 3B: 0 DP: 0 HR: 1 HBP: 0	WP: 1 PA: 43 PB: 0 SB: 1 CS: 0		
PITCHER	IP WLS BF H R ER SO BB IBB HBP BLK WP HR S P ERA WHIP											PITCHER	IP WLS BF H R ER SO BB IBB HBP BLK WP HR S P ERA WHIP
Steve Trout, L ERA: 3.4 (1, 1)	5.2 L 30 10 6 6 1 2 0 0 0 0 0 1 30 38 9.53 2.118												
Rich Bordi, R ERA: 2.89 (6, 1)	0.1 1 0 0 0 0 0 0 0 0 0 0 0 1 1 0.00 0.000												
Warren Brusstar, R ERA: 3.86 (7, 1)	1.0 6 1 0 0 0 1 1 0 0 1 0 4 12 0.00 2.000												
George Frazier, R ERA: 3.99 (8, 1)	2.0 6 0 0 0 0 1 0 0 0 0 0 0 8 8 0.00 0.000												

San Diego Padres @ Chicago Cubs
Wrigley Field, Chicago, IL
Tue Jul 17 1984, 3:33 AM CDT
Att: 29,499 - Unknown

livebaseballscorecards.com

AB 36
R 6
H 11
RBI 6
BB 4
SO 2
LOB 16



Batter	1	2	3	4	5	6	7	8	9	AB	R	H	RBI	BB	SO	LOB
Bob Demier, R (1, 8) OBP: 0.386, SLG: 0.372	0-0 6-3		0-0 FC1-2			0-3 K		0-0 23 F8 23 S 4-3 1B		4	1	1	0	0	1	1
23 Ryne Sandberg, R (1, 4) OBP: 0.376, SLG: 0.546	0-0 5-3		0-0 P4			0-0 BB BB 1B		0-0 F8		4	0	1	0	0	0	2
Gary Matthews, R (1, 7) OBP: 0.391, SLG: 0.369	0-0 F9				0-0 5-3			0-0 4-3		3	0	0	1	1	0	0
Leon Durham, L (1, 3) OBP: 0.397, SLG: 0.518		0-0 L6			4-0 G6-4-3 BB			0-0 HR 1B		2	1	1	0	2	0	0
Keith Moreland, R (1, 2) OBP: 0.336, SLG: 0.447		0-0 HR			0-0 G6-4-3			0-0 F7		4	2	2	3	0	0	4
Ron Cey, R (1, 5) OBP: 0.305, SLG: 0.401		0-3 K			0-0 6-3			0-0 F9 4-3 2B		4	1	1	0	0	1	0
Thad Bosley, L (1, 9) OBP: 0.269, SLG: 0.227		0-0 F9			0-3 K			0-0 F9		4	0	0	0	0	1	1
Dave Owen, S (1, 6) Jay Johnstone, L (9, PH) OBP: 0.328, SLG: 0.358 OBP: 0.393, SLG: 0.392			0-0 FC1-2 3B			0-0 F7		0-0 4-3		3	0	1	1	0	0	0
Steve Trout, L (1, 1) Rich Bordi, R (6, 1) Henry Cotto, R (6, PH) Warren Brusstar, R (7, 1) Gary Woods, R (7, PH) George Frazier, R (8, 1) Jody Davis, R (9, PH) OBP: 0.171, SLG: 0.150 OBP: 0.077, SLG: 0.077 OBP: 0.296, SLG: 0.258 OBP: 0.353, SLG: 0.200 OBP: 0.360, SLG: 0.492 OBP: 0.396, SLG: 0.493			0-0 4-3			0-0 6-3		0-0 6-3		1	0	0	0	0	0	1


Inning Stats	R: 0	H: 0	E: 0	K: 0	S: 3	R: 1	H: 1	E: 0	K: 1	S: 6	R: 0	H: 1	E: 0	K: 0	S: 4	R: 0	H: 0	E: 0	K: 1	S: 5	R: 0	H: 1	E: 0	K: 1	S: 6	R: 1	H: 1	E: 0	K: 0	S: 4	R: 3	H: 3	E: 0	K: 0	S: 6	R: 0	H: 0	E: 0	K: 2	S: 7	1B: 3	SF: 0	2B: 1	SAC: 0	3B: 1	DP: 1	HR: 2	HBP: 0	WP: 0	PA: 36
Eric Show, R (1, 1) ERA: 3.65	7.2	WLS	W	BF	H	R	ER	SO	BB	IBB	HBP	BLK	WP	HR	S	P	ERA	WHIP																																
Rich Gossage, R (8, 1) ERA: 3.0	1.1	S	5	1	1	1	2	0	0	0	0	0	0	1	9	9	6.75	0.750																																

BOTTOM

San Diego Padres @ Chicago Cubs
 Wrigley Field, Chicago, IL
 Tue Jul 17 1984, 3:33 AM CDT
 Att. 29,499 - Unknown

livebaseballscorecards.com

AB	33
R	5
H	7
RBI	5
BB	3
SO	5
LOB	9



Batter	1	2	3	4	5	6	7	8	9	AB R H RBI BB SO LOB	TOP																					
Alan Wiggins, S (1, 4) OBP: 0.343, SLG: 0.313	0-0 4-3		0-0 F8		0-3 K			0-0 F7		4 0 0 0 0 1 1																						
Tony Gwynn, L (1, 9) OBP: 0.430, SLG: 0.469	0-0 3-1		0-0 4-3			0-0 6-3		0-0 G6-4-3 1B		4 0 1 0 0 0 0																						
Steve Garvey, R (1, 3) OBP: 0.301, SLG: 0.371	0-0 F8		0-0 F8			0-0 E5		0-0 G6-4-3 1-2f		4 0 0 0 0 0 1																						
Terry Kennedy, L (1, 2) OBP: 0.298, SLG: 0.361		0-0 4-3		0-3 K		0-0 F7		0-0 F8		4 0 0 0 0 1 1																						
Graig Nettles, L (1, 5) OBP: 0.324, SLG: 0.389		0-0 2B 1B		0-0 3-1		0-0 F9		0-0 6-3 1B		4 0 2 0 0 0 1																						
Kevin McReynolds, R (1, 8) OBP: 0.303, SLG: 0.472		0-0 1-3 2B		0-0 F8			0-0 F9		0-0 6-3 1-2	4 0 1 0 0 0 1																						
Carmelo Martinez, R (1, 7) OBP: 0.345, SLG: 0.428		0-0 F8			0-0 1B		0-0 HR		0-0 6-3	4 1 2 1 0 0 3																						
Garry Templeton, S (1, 6) OBP: 0.318, SLG: 0.337		4-0 BB			0-3 K		0-3 K			2 0 0 0 1 2 1																						
Ed Whitson, R (1, 1) OBP: 0.086, SLG: 0.059		0-3 K			0-3 K		0-0 F9			0 0 0 0 0 0 0																						
Champ Summers, L (2, PH) OBP: 0.280, SLG: 0.478										1 0 0 0 0 1 3																						
Greg Booker, R (2, 1)										0 0 0 0 0 0 0																						
Bobby Brown, S (5, PH) OBP: 0.299, SLG: 0.375										1 0 0 0 0 1 1																						
Luis DeLeon, R (5, 1)										0 0 0 0 0 0 0																						
Tim Flannery, L (7, PH) OBP: 0.359, SLG: 0.458										1 0 0 0 0 0 0																						
Craig Lefferts, L (7, 1) OBP: 0.286, SLG: 0.429										0 0 0 0 0 0 0																						
Inning Stats	R: 0 E: 0 K: 0 S: 3	H: 0 LOB: 0 BB: 0 P: 3	R: 0 E: 0 K: 1 S: 7	H: 2 LOB: 3 BB: 1 P: 11	R: 0 E: 0 K: 0 S: 3	H: 0 LOB: 0 BB: 0 P: 3	R: 0 E: 0 K: 1 S: 5	H: 0 LOB: 0 BB: 0 P: 5	R: 0 E: 0 K: 3 S: 10	H: 1 LOB: 1 BB: 0 P: 10	R: 0 E: 1 K: 0 S: 4	H: 0 LOB: 1 BB: 0 P: 4	R: 1 E: 0 K: 1 S: 6	H: 1 LOB: 0 BB: 0 P: 6	R: 0 E: 0 K: 0 S: 3	H: 1 LOB: 0 BB: 0 P: 3	R: 0 E: 0 K: 0 S: 4	H: 1 LOB: 1 BB: 0 P: 4	1B: 4 2B: 1 3B: 0 HR: 1	SF: 0 SAC: 0 DP: 1 HBP: 0	WP: 0 PB: 0 SB: 0 CS: 0	PA: 34										
PITCHER Rick Sutcliffe, R (1, 1) ERA: 4.22	IP 9.0	WLS W	BF 34	H 6	R 1	ER 1	SO 6	BB 1	IBB 0	HBP 0	BLK 0	WP 0	HR 1	S 45	P 49	ERA 1.00	WHIP 0.778															
											PITCHER	IP	WLS	BF	H	R	ER	SO	BB	IBB	HBP	BLK	WP	HR	S	P	ERA	WHIP				

San Diego Padres @ Chicago Cubs
Wrigley Field, Chicago, IL
Wed Jul 18 1984, 3:33 AM CDT
Att: 27,471 - Unknown

livebaseballscorecards.com

AB	33
R	1
H	6
RBI	1
BB	1
SO	6
LOB	13



Batter	1	2	3	4	5	6	7	8	9	AB	R	H	RBI	BB	SO	LOB
Bob Demier, R OBP: 0.389, SLG: 0.375 (1, 8)	0-0 23 3B 1B	0-0 SH1-3 1-2		0-0 23 1B 1-2 3-H 1B			0-0 F7			3	1	2	1	0	0	0
23 Ryne Sandberg, R OBP: 0.377, SLG: 0.551 (1, 4)	0-0 1-H 2B 3B	0-0 F7		0-0 1-2 2-H 1B			0-0 F8			4	1	2	1	0	0	1
Gary Matthews, R OBP: 0.368, SLG: 0.365 (1, 7) Gary Woods, R OBP: 0.368, SLG: 0.492 (8, 7)	0-0 F9		0-0 4-3		0-0 L4			4-0 G2-5-3 1B BB		3	0	0	0	0	0	1
Leon Durham, L OBP: 0.398, SLG: 0.522 (1, 3)	0-0 1B 2B		0-0 5-3		0-0 6-3			0-0 1-2 G2-5-3 1B		4	1	2	1	0	0	0
Keith Moreland, R OBP: 0.335, SLG: 0.444 (1, 9)	0-0 2-H 1B		0-0 G3		0-0 4-3			0-0 1-2 2-3f G2-5-3		4	0	1	1	0	0	2
Jody Davis, R OBP: 0.355, SLG: 0.488 (1, 2)	0-0 L4			4-0 FC1-4 BB		0-0 L4		0-0 3-1		3	0	0	0	1	0	2
Ron Cey, R OBP: 0.302, SLG: 0.396 (1, 5)	0-0 F8			0-3 K		0-0 L4				3	0	0	0	0	1	2
Dave Owen, S OBP: 0.313, SLG: 0.339 (1, 6)		0-3 K		0-0 FC1-4 1B 1-2f 1B		0-0 3-1				3	1	0	0	0	1	1
Rick Sutcliffe, L OBP: 0.150, SLG: 0.200 (1, 1)		0-0 SH1-3 1B		0-0 23 1B 1-3 1B			0-0 F7			3	0	2	0	0	0	0

Inning Stats	R: 3	H: 4	E: 0	LOB: 1	K: 0	P: 7	R: 0	H: 1	E: 0	LOB: 1	K: 1	P: 6	R: 0	H: 0	E: 0	LOB: 0	K: 0	P: 3	R: 1	H: 3	E: 0	LOB: 2	K: 1	P: 11	R: 0	H: 0	E: 0	LOB: 0	K: 0	P: 3	R: 0	H: 0	E: 0	LOB: 0	K: 0	P: 3	R: 0	H: 1	E: 0	LOB: 1	K: 0	P: 7		
	S: 7	BB: 0	S: 6	BB: 0	S: 3	S: 3	S: 7	S: 3	S: 3	S: 3	S: 3	S: 3	S: 3	S: 3	S: 3	S: 3	S: 3	S: 3	S: 3	S: 3	S: 3	S: 3	S: 3	S: 3	S: 3	S: 3	S: 3	S: 3	S: 3	S: 3	S: 3	S: 3	S: 3	S: 3	S: 3	S: 3	S: 3	S: 3	S: 3	S: 3	S: 3	S: 3	S: 3	S: 3

PITCHER	IP	WLS	BF	H	R	ER	SO	BB	IBB	HBP	BLK	WP	HR	S	P	ERA	WHIP
Ed Whitson, R ERA: 3.63 (1, 1)	1.0	L	7	4	3	3	0	0	0	0	0	0	0	7	7	27.00	4.000
Greg Booker, R ERA: 1.88 (2, 1)	3.0		13	4	1	1	2	1	0	0	0	0	0	16	20	3.00	1.667
Luis DeLeon, R ERA: 5.11 (5, 1)	2.0		6	0	0	0	0	0	0	0	0	0	0	6	6	0.00	0.000
Craig Lefferts, L ERA: 1.62 (7, 1)	2.0		7	1	0	0	0	1	0	0	0	0	0	6	10	0.00	1.000

BOTTOM

San Diego Padres @ Chicago Cubs
Wrigley Field, Chicago, IL
Wed Jul 18 1984, 3:33 AM CDT
Att. 27,471 - Unknown

livebaseballscorecards.com

AB	30
R	4
H	9
RBI	4
BB	2
SO	2
LOB	9



WP: 0	PA: 33
PB: 0	
SB: 0	
CS: 0	

Batter	1	2	3	4	5	6	7	8	9	AB R H RBI BB SO LOB	TOP	
Alan Wiggins, S (1, 4) OBP: 0.342, SLG: 0.312	0-0 G4-6-3 1B		0-0 F8			0-0 F7			0-0 4-3	4 0 1 0 0 0 0	San Diego Padres @ Pittsburgh Pirates Three Rivers Stadium, Pittsburgh, PA Thu Jul 19 1984, 7:05 PM EDT Att: 10,048 - Unknown livebaseballscorecards.com	
Tony Gwynn, L (1, 9) OBP: 0.425, SLG: 0.463	0-0 G4-6-3 1-2f			0-0 L5		0-0 P6		0-0 5-3	4 0 0 0 0 0 1			
Steve Garvey, R (1, 3) OBP: 0.298, SLG: 0.367	0-0 F7			0-0 5-3		0-0 4-3		0-0 F9	4 0 0 0 0 0 0			
Carmelo Martinez, R (1, 7) OBP: 0.345, SLG: 0.425		0-0 P4		4-0 FC4-6 BB		0-0 F9			2 0 0 0 1 0 0			
Kevin McReynolds, R (1, 8) OBP: 0.303, SLG: 0.469		4-0 BB BB BB		0-0 FC4-6 1-2f		0-0 F8			2 0 0 0 1 0 1			
Terry Kennedy, L (1, 2) OBP: 0.295, SLG: 0.358		0-0 3 1-2f			0-0 F7		0-3 K		3 0 0 0 0 1 1			
Luis Salazar, R (1, 5) OBP: 0.299, SLG: 0.365			0-0 HR		0-0 P3		0-0 5-3		3 1 1 1 0 0 0			
Garry Templeton, S (1, 6) OBP: 0.318, SLG: 0.337			0-0 F9		0-0 1B		0-0 4-3		3 0 1 0 0 0 0			
Tim Lollar, L (1, 1) OBP: 0.292, SLG: 0.455 Kurt Bevacqua, R (8, PH) OBP: 0.407, SLG: 0.455 Greg Booker, R (8, 1)			0-3 K		0-3 K		0-0 5-3		2 0 0 0 0 2 1 1 0 0 0 0 0 0 0 0 0 0 0 0 0			
Inning Stats	R: 0 H: 1 E: 0 LOB: 0 K: 0 BB: 0 S: 3 P: 3	R: 0 H: 0 E: 0 LOB: 0 K: 0 BB: 1 S: 2 P: 6	R: 1 H: 1 E: 0 LOB: 0 K: 1 BB: 0 S: 6 P: 6	R: 0 H: 0 E: 0 LOB: 1 K: 0 BB: 1 S: 3 P: 7	R: 0 H: 1 E: 0 LOB: 1 K: 1 BB: 0 S: 6 P: 6	R: 0 H: 0 E: 0 LOB: 0 K: 0 BB: 0 S: 3 P: 3	R: 0 H: 0 E: 0 LOB: 0 K: 1 BB: 0 S: 5 P: 5	R: 0 H: 0 E: 0 LOB: 0 K: 0 BB: 0 S: 3 P: 3	R: 0 H: 0 E: 0 LOB: 0 K: 0 BB: 0 S: 3 P: 3	1B: 2 SF: 0 2B: 1 SAC: 0 3B: 0 DP: 2 HR: 1 HBP: 0	WP: 0 PA: 30 PB: 0 SB: 0 CS: 0	
PITCHER John Candelaria, L (1, 1) ERA: 2.32	IP WLS BF H R ER SO BB IBB HBP BLK WP HR S P ERA WHIP	9.0 W 30 3 1 1 3 2 0 0 0 0 0 1 34 42 1.00 0.556										

San Diego Padres @ Pittsburgh Pirates
 Three Rivers Stadium, Pittsburgh, PA
 Thu Jul 19 1984, 7:05 PM EDT
 Att: 10,048 - Unknown

AB	28
R	1
H	3
RBI	1
BB	2
SO	3
LOB	4



Batter	1	2	3	4	5	6	7	8	9	AB	R	H	RBI	BB	SO	LOB
Lee Lacy, R OBP: 0.339, SLG: 0.419 (1, 9) SS (8, 7)	0-3 K ①		X 0-0 1B ①		X 0-0 F8 ①		X 0-0 6-3 ①			4	0	1	0	0	1	0
Jim Morrison, R OBP: 0.285, SLG: 0.430 Doug Frobel, L OBP: 0.253, SLG: 0.364 (1, 4) X (8, 9)	0-0 6-3 1B		X 0-0 F5 ②		X 0-0 5-3 ②		X 0-0 P4 ②			4	0	1	0	0	0	1
Bill Madlock, R OBP: 0.309, SLG: 0.340 (1, 5) X	0-0 6-3 1-2 ②		X 0-0 P4 ②		X 0-0 F7 ③		X 0-0 P6 ③			4	0	0	0	0	0	2
Jason Thompson, L OBP: 0.340, SLG: 0.394 (1, 3) X	0-0 F7 ③		X 0-0 L6 ③		SS 0-3 K ①		X 0-0 F7 ①			4	0	0	0	0	1	2
Tony Peña, R OBP: 0.352, SLG: 0.448 (1, 2) X		X 0-0 F8 ①		X 0-0 HR ①		X 0-0 6-3 ②		X 0-0 G3 ②		4	1	1	1	0	0	0
Brian Harper, R OBP: 0.237, SLG: 0.189 Johnny Ray, S OBP: 0.353, SLG: 0.384 (1, 7) X (8, 4)		X 0-0 4-3 ②		X 0-0 1B ①		X 0-0 5-3 ③		X 0-0 BB 1B 1B		3	0	1	0	0	0	0
Dale Berra, R OBP: 0.286, SLG: 0.334 (1, 6) X		X 0-0 2B ①		X 0-0 F8 ①		X 0-0 HR ①		BB BB BB 4-0 1B BB 1-2		3	1	2	1	1	0	1
Marvell Wynne, L OBP: 0.314, SLG: 0.342 (1, 8) BB BB BB		X 4-0 BB ②		X 0-0 F8 ②		X 0-0 HR 3B ②		X 0-0 1B 1-3 2-H		3	1	2	1	1	0	1
John Candelaria, L OBP: 0.214, SLG: 0.300 (1, 1) X		X 0-0 F3 ③		X 0-0 F8 ③		X 0-0 HR 3-H ③		X 0-0 F7 ③		4	1	1	2	0	0	5


Inning Stats		R: 0	H: 1	R: 0	H: 1	R: 0	H: 1	R: 1	H: 2	R: 0	H: 0	R: 3	H: 3	R: 1	H: 2	1B: 5	SF: 0	WP: 0	PA: 36
		E: 0	LOB: 1	E: 0	LOB: 2	E: 0	LOB: 1	E: 0	LOB: 1	E: 0	LOB: 0	E: 0	LOB: 0	E: 0	LOB: 2	2B: 1	SAC: 0	PB: 0	
		K: 1	BB: 0	K: 0	BB: 1	K: 0	BB: 0	K: 0	BB: 0	K: 1	BB: 0	K: 0	BB: 0	K: 0	BB: 1	3B: 1	DP: 0	SB: 0	
		S: 6	P: 6	S: 4	P: 8	S: 4	P: 4	S: 5	P: 5	S: 3	P: 3	S: 6	P: 6	S: 5	P: 9	HR: 3	HBP: 0	CS: 0	
PITCHER	IP	WLS	BF	H	R	ER	SO	BB	IBB	HBP	BLK	WP	HR	S	P	ERA	WHIP		
Tim Lollar, L ERA: 3.82 (1, 1)	7.0	L	30	8	4	4	2	1	0	0	0	0	3	33	37	5.14	1.286		
Greg Booker, R ERA: 2.35 (8, 1)	1.0		6	2	1	1	0	1	0	0	0	0	0	5	9	9.00	3.000		

BOTTOM

San Diego Padres @ Pittsburgh Pirates
 Three Rivers Stadium, Pittsburgh, PA
 Thu Jul 19 1984, 7:05 PM EDT
 Att. 10,048 - Unknown

livebaseballscorecards.com

AB	34
R	5
H	10
RBI	5
BB	2
SO	2
LOB	12



Batter	1	2	3	4	5	6	7	8	9	AB R H RBI BB SO LOB	TOP	
Alan Wiggins, S (1, 4) OBP: 0.342, SLG: 0.314	0-0 G3		0-0 P6			0-0 SH5-3 SF9 2B		0-0 FC1-6 FC5-4		4 1 1 0 0 0 1	San Diego Padres @ Pittsburgh Pirates Three Rivers Stadium, Pittsburgh, PA Fri Jul 20 1984, 7:05 PM EDT Unknown	
Tony Gwynn, L (1, 9) OBP: 0.427, SLG: 0.465	0-0 CS 1B		0-0 1B			0-0 SH5-3 2-3		0-0 FC5-4 PO		3 0 2 0 0 0 1		
Steve Garvey, R (1, 3) OBP: 0.298, SLG: 0.366	0-0 6-3 1-2		0-0 P3			0-0 E5		0-0 PO 1-2	0-0 1B SF9 1B	4 1 1 0 0 0 3		
Graig Nettles, L (1, 5) OBP: 0.327, SLG: 0.396		0-0 5-3 2B		0-0 G3		0-0 SF9			0-0 1B SF8 1B	3 1 2 1 0 0 0		
Carmelo Martinez, R (1, 7) OBP: 0.341, SLG: 0.421		0-0 5-3 2-3		0-3 K		0-0 F9			0-0 SF9	3 0 0 1 0 1 2		
Terry Kennedy, L (1, 2) OBP: 0.298, SLG: 0.358 Luis Salazar, R (9, PR) OBP: 0.299, SLG: 0.365		4-0 BB		0-0 5-3			0-0 G3		0-0 3-H 1B	3 0 1 0 1 0 0 0 0 0 0 0 0 0		
Bobby Brown, S (1, 8) OBP: 0.286, SLG: 0.361		0-3 K			0-0 F8		0-0 4-3		0-0 SF8	3 0 0 1 0 1 2		
Garry Templeton, S (1, 6) OBP: 0.315, SLG: 0.333		0-3 K			0-0 G3		0-3 K		0-3 K	3 0 0 0 0 2 2		
Dave Dravecky, R (1, 1) OBP: 0.136, SLG: 0.050 Luis DeLeon, R (7, 1) OBP: 0.369, SLG: 0.467 Tim Flannery, L (7, 6) OBP: 0.269, SLG: 0.458			0-0 6-3		0-0 F9			0-0 FC1-6 1B		2 0 0 0 0 0 0 0 0 0 0 0 0 0 1 0 1 0 0 0 0 1 0 0 0 0 1 1		
Inning Stats	R: 0 H: 1 E: 0 LOB: 0 K: 0 BB: 0 S: 3 P: 3	R: 0 H: 1 E: 0 LOB: 2 K: 2 BB: 1 S: 8 P: 12	R: 0 H: 1 E: 0 LOB: 1 K: 0 BB: 0 S: 4 P: 4	R: 0 H: 0 E: 0 LOB: 0 K: 1 BB: 0 S: 5 P: 5	R: 0 H: 0 E: 0 LOB: 0 K: 0 BB: 0 S: 3 P: 3	R: 1 H: 1 E: 1 LOB: 1 K: 0 BB: 0 S: 5 P: 5	R: 0 H: 0 E: 0 LOB: 0 K: 1 BB: 0 S: 5 P: 5	R: 0 H: 1 E: 0 LOB: 0 K: 0 BB: 0 S: 3 P: 3	R: 2 H: 3 E: 0 LOB: 1 K: 1 BB: 0 S: 8 P: 8	1B: 6 SF: 3 2B: 2 SAC: 1 3B: 0 DP: 0 HR: 0 HBP: 0		WP: 0 PA: 36 PB: 0 SB: 0 CS: 1
PITCHER	IP WLS BF H R ER SO BB IBB HBP BLK WP HR S P ERA WHIP											
Rick Rhoden, R (1, 1) ERA: 3.07	8.0 W 31 7 3 2 4 1 0 0 0 0 0 0 38 42 2.25 1.000											
Don Robinson, R (9, 1) ERA: 4.01	1.0 S 4 1 0 0 1 0 0 0 0 0 0 0 6 6 0.00 1.000											

AB	30
R	3
H	8
RBI	3
BB	1
SO	5
LOB	12



Batter	1	2	3	4	5	6	7	8	9	AB	R	H	RBI	BB	SO	LOB
Lee Lacy, R OBP: 0.333, SLG: 0.412 (1, 9) (7, 7)	0-0 5-3	0-0 F9			0-0 6-3	0-0 FC6-4				4	0	0	0	0	0	3
Jim Morrison, R OBP: 0.299, SLG: 0.462 Johnny Ray, S OBP: 0.353, SLG: 0.384 (1, 4) (8, 4)	4-0 BB FC BB		0-0 F7		0-0 CS 1B		0-0 HR			3	1	2	1	1	0	0
Bill Madlock, R OBP: 0.306, SLG: 0.336 (1, 5)	0-0 FC BB 1-2		0-0 5-3		0-0 F9		0-0 5-3			4	0	0	0	0	0	2
Jason Thompson, L OBP: 0.344, SLG: 0.396 (1, 3)	4-0 BB BB BB 1-2 2-3		0-0 CS 1B 1B		0-0 CS 1-2	0-0 SH3-4 1B 1B	0-3 K			3	1	2	0	1	1	0
Tony Peña, R OBP: 0.354, SLG: 0.449 (1, 2)	0-3 K		0-0 1B		0-0 1B	0-0 1B SH3-4 1B	0-0 F9			4	1	2	0	0	1	3
Brian Harper, R OBP: 0.230, SLG: 0.182 Doug Frobel, L OBP: 0.257, SLG: 0.388 (1, 7) (7, 9)	0-0 F5		0-0 P5		0-0 SH3-4			0-0 HR		2	0	0	0	0	0	5
Dale Berra, R OBP: 0.286, SLG: 0.333 (1, 6)		0-0 6-3		0-0 6-3		0-3 K		0-0 F7 6-3 1B		4	0	1	0	0	1	2
Marvell Wynne, L OBP: 0.316, SLG: 0.342 (1, 8)		4-0 BB BB BB 1B BB		0-0 F9		0-0 1B 2-3 3-H 1B		0-0 6-3		3	0	1	1	1	0	1
Rick Rhoden, R OBP: 0.255, SLG: 0.289 Don Robinson, R OBP: 0.429, SLG: 0.500 (1, 1) (9, 1)		0-0 1B		0-0 4-3		0-0 FC6-4 1B		0-0 F7		4	0	2	1	0	0	1
Inning Stats	R: 0 E: 0 K: 1 S: 6	H: 0 LOB: 3 BB: 2 P: 14	R: 0 E: 0 K: 0 S: 3	H: 1 LOB: 1 BB: 1 P: 7	R: 0 E: 0 K: 0 S: 5	H: 2 LOB: 2 BB: 0 P: 5	R: 0 E: 0 K: 0 S: 3	H: 1 LOB: 0 BB: 0 P: 3	R: 2 E: 0 K: 1 S: 9	H: 4 LOB: 2 BB: 0 P: 9	R: 1 E: 0 K: 1 S: 6	H: 1 LOB: 0 BB: 0 P: 6	R: 1 E: 0 K: 0 S: 4	H: 2 LOB: 0 BB: 0 P: 4	1B: 9 2B: 0 3B: 0 HR: 2	SF: 0 SAC: 1 DP: 0 HBP: 0

BOTTOM

San Diego Padres @ Pittsburgh Pirates
Three Rivers Stadium, Pittsburgh, PA
 Fri Jul 20 1984, 7:05 PM EDT
 Unknown

livebaseballscorecards.com

AB	32
R	4
H	11
RBI	4
BB	3
SO	3
LOB	17



PITCHER	IP	WLS	BF	H	R	ER	SO	BB	IBB	HBP	BLK	WP	HR	S	P	ERA	WHIP
Dave Dravecky, L ERA: 2.24 (1, 1)	6.0	L	29	9	3	3	2	3	0	0	0	0	1	30	42	4.50	2.000
Luis DeLeon, R ERA: 5.06 (7, 1)	2.0		7	2	1	1	1	0	0	0	0	0	1	9	9	4.50	1.000

WP: 0	PA: 37
PB: 0	
SB: 0	
CS: 1	

Batter	1	2	3	4	5	6	7	8	9	AB R H RBI BB SO LOB	TOP											
Alan Wiggins, S OBP: 0.343, SLG: 0.316 (1, 4) X	0-0 L4 1B 1B		0-0 4-3			0-0 6-3		0-0 1-2 HR 1B		4 1 2 0 0 0 0	San Diego Padres @ Pittsburgh Pirates Three Rivers Stadium, Pittsburgh, PA Fri Jul 20 1984, 7:05 PM EDT Att: 18,007 - Unknown livebaseballscorecards.com											
Tony Gwynn, L OBP: 0.430, SLG: 0.477 (1, 9) X	0-0 1-2 1B		0-0 F9			0-0 1B		0-0 1-H 2-H HR		4 1 3 3 0 0 0												
Steve Garvey, R OBP: 0.295, SLG: 0.362 (1, 3) X	0-0 L4 2-3			0-0 P4		0-0 P4		0-0 4-3		4 0 0 0 0 0 4												
Carmelo Martinez, R OBP: 0.340, SLG: 0.418 (1, 7) X	0-0 4-3			0-0 G5-4-3 1B			0-0 F9		0-0 6-3	4 0 1 0 0 0 1												
Kevin McReynolds, R OBP: 0.303, SLG: 0.464 (1, 8)		BB BB BB BB	4-0 FC6-4 BB		0-0 G5-4-3 1-2f		0-0 F3		0-0 5-3	3 0 0 0 1 0 1												
Luis Salazar, R OBP: 0.287, SLG: 0.350 (1, 5) X			0-0 F8			0-0 F9		0-0 L3	0-0 F9	4 0 0 0 0 0 1												
Mario Ramirez, R OBP: 0.261, SLG: 0.524 (1, 6) X			0-0 FC6-4 1-2f		0-3 K			0-0 6-3		3 0 0 0 0 1 1												
Bruce Bochy, R OBP: 0.219, SLG: 0.323 (1, 2)			0-0 5-3		0-0 F7			0-0 FC6-4 1B		3 0 1 0 0 0 1												
Ed Whitson, R OBP: 0.086, SLG: 0.059 (8, PR)										0 0 0 0 0 0 0												
Terry Kennedy, L OBP: 0.298, SLG: 0.358 (8, 2)										0 0 0 0 0 0 0												
Andy Hawkins, R OBP: 0.200, SLG: 0.200 (1, 1)			0-3 K			0-0 F7		0-0 FC6-4 1B 1-2f HR		2 0 0 0 0 1 0												
Kurt Bevacqua, R OBP: 0.393, SLG: 0.435 (8, PH)										1 1 0 0 0 0 1												
Craig Lefferts, L OBP: 0.286, SLG: 0.429 (8, 1)										0 0 0 0 0 0 0												
Rich Gossage, R OBP: 0.231, SLG: 0.167 (8, 1)										0 0 0 0 0 0 0												
Inning Stats	R: 0 E: 0 K: 0 S: 4	H: 2 LOB: 1 BB: 0 P: 4	R: 0 E: 0 K: 0 S: 3	H: 0 LOB: 1 BB: 1 P: 7	R: 0 E: 0 K: 1 S: 5	H: 0 LOB: 0 BB: 0 P: 5	R: 0 E: 0 K: 1 S: 5	H: 1 LOB: 0 BB: 0 P: 3	R: 0 E: 0 K: 1 S: 5	H: 0 LOB: 0 BB: 0 P: 5	R: 0 E: 0 K: 0 S: 4	H: 1 LOB: 1 BB: 0 P: 4	R: 0 E: 0 K: 0 S: 3	H: 0 LOB: 0 BB: 0 P: 3	R: 3 E: 0 K: 0 S: 6	H: 3 LOB: 1 BB: 0 P: 6	R: 0 E: 0 K: 0 S: 3	H: 0 LOB: 0 BB: 0 P: 3	1B: 6 2B: 1 3B: 0 HR: 1	SF: 0 SAC: 0 DP: 2 HBP: 0	WP: 0 PB: 0 SB: 0 CS: 0	PA: 33
PITCHER	IP WLS BF H R ER SO BB IBB HBP BLK WP HR S P ERA WHIP																					
John Tudor, L ERA: 3.38 (1, 1)	8.0 L 30 7 3 3 2 1 0 0 0 0 0 1 33 37 3.38 1.000																					
Kent Tekulve, R ERA: 3.1 (9, 1)	1.0 3 0 0 0 0 0 0 0 0 0 0 0 3 3 0.00 0.000																					

San Diego Padres @ Pittsburgh Pirates
 Three Rivers Stadium, Pittsburgh, PA
 Fri Jul 20 1984, 7:05 PM EDT
 Att: 18,007 - Unknown

AB	32
R	3
H	7
RBI	3
BB	1
SO	2
LOB	10




Batter	1	2	3	4	5	6	7	8	9	AB	R	H	RBI	BB	SO	LOB	BOTTOM
Marvell Wynne, L (1, 8) x OBP: 0.318, SLG: 0.346	0-0 L5 ①		0-0 4-3 ②			0-0 F8 BB 1B		0-0 1B 2B		4	1	2	0	0	0	0	San Diego Padres @ Pittsburgh Pirates Three Rivers Stadium, Pittsburgh, PA Fri Jul 20 1984, 7:05 PM EDT Att. 18,007 - Unknown
Lee Mazzilli, S (1, 7) S Lee Lacy, R (7, 7) S	0-3 K ②		0-0 F9 ③			0-0 F9 ①		0-3 K ①		3	0	0	0	0	1	1	
Johnny Ray, S (1, 4) B B B	4-0 CS BB				0-3 K ①	4-0 1-2 BB		0-0 F8 ②		2	0	0	0	2	1	1	
Jason Thompson, L (1, 3) 1-2 Benny Distefano, L (9, 3)	0-0 CS ③ x	0-0 F8 ①		0-0 4-3 ②		0-0 F8 ②		4-0 1B BB		3	0	0	0	1	0	2	
Jim Morrison, R (1, 5)		0-0 4-3 1B 2B		0-0 F9 ③		0-0 F7 ③		0-0 1-2 2-H 1B		4	1	2	1	0	0	2	
Milt May, L (1, 2) Tony Peña, R (8, 2)		0-0 4-3 ②			0-0 F8 ①		0-0 F9 ① x	0-0 F8 ③		3	0	0	0	0	0	1	
Doug Frobel, L (1, 9)		0-0 2-3 1B			0-0 F7 ②		0-3 K ②		0-3 K ①	4	0	1	1	0	2	0	
Dale Berra, R (1, 6) S S		0-3 3-H K ③			0-0 E6 ②		0-0 1B ②		0-0 P4 ②	4	0	1	0	0	1	1	
John Tudor, L (1, 1) S S Kent Tekulve, R (9, 1) Bill Madlock, R (9, PH) S			0-0 F7 ①		0-3 K ③		0-3 K ③		0-0 F8 ③	3	0	0	0	0	2	2	
										0	0	0	0	0	0	0	
										1	0	0	0	0	0	0	
Inning Stats	R: 0 H: 0 E: 0 K: 1 S: 4	R: 1 H: 2 E: 0 K: 1 S: 7	R: 0 H: 0 E: 0 K: 0 S: 3	R: 0 H: 0 E: 0 K: 1 S: 5	R: 0 H: 0 E: 1 K: 1 S: 6	R: 0 H: 1 E: 0 K: 0 S: 4	R: 0 H: 1 E: 0 K: 2 S: 8	R: 1 H: 2 E: 0 K: 1 S: 7	R: 0 H: 0 E: 0 K: 1 S: 5	1B: 4 2B: 2 3B: 0 HR: 0	SF: 0 SAC: 0 DP: 0 HBP: 0	WP: 0 PB: 0 SB: 0 CS: 1	PA: 37	ERA	WHIP		
PITCHER Andy Hawkins, R (1, 1) ERA: 4.47	IP: 7.0 WLS: W BF: 27 H: 4 R: 1 ER: 1 SO: 6 BB: 2 IBB: 0 HBP: 0 BLK: 0 WP: 0 HR: 0 S: 37 P: 45 ERA: 1.29 WHIP: 0.857																
Craig Lefferts, L (8, 1) ERA: 1.75	0.2 4 1 1 1 1 1 0 0 0 0 0 5 9 13.50 3.000																
Rich Gossage, R (8, 1) ERA: 2.94	1.1 S 5 1 0 0 1 0 0 0 0 0 0 7 7 0.00 0.750																

livebaseballscorecards.com

AB 33
R 2
H 6
RBI 2
BB 3
SO 8
LOB 13



Batter	1	2	3	4	5	6	7	8	9	AB R H RBI BB SO LOB	TOP												
Alan Wiggins, S OBP: 0.344, SLG: 0.317 (1, 4) X	0-0 E6 BB S 2B	0-0 P4		0-0 4-3 S 1B		0-0 F8		0-0 S 1B		5 2 2 0 0 0 0	San Diego Padres @ Pittsburgh Pirates Three Rivers Stadium, Pittsburgh, PA Sat Jul 21 1984, 7:05 PM EDT Att. 11,593 - Unknown livebaseballscorecards.com AB 38 R 6 H 11 RBI 6 BB 5 SO 8 LOB 18 												
Tony Gwynn, L OBP: 0.430, SLG: 0.476 (1, 9) X	0-0 BB 1-2 2B 1B	0-0 F9		0-0 4-3 1-3 1B		0-0 6-3 1B		0-3 K 1-3		5 1 2 0 0 1 2													
Steve Garvey, R OBP: 0.296, SLG: 0.361 (1, 3) B B B	4-0 BB 1-2 2-3 2B BB	0-3 K		0-0 WP 1B		0-0 6-3 1-2		0-0 P4		4 1 1 1 1 1 2													
Graig Nettles, L OBP: 0.331, SLG: 0.399 (1, 5) X	0-0 BB 1-H 2-H 3-H 2B 2B		0-3 S S K	4-0 3-H 1-2 G3-6-1 BB		4-0 BB BB		0-3 K		3 1 1 3 2 2 0													
Terry Kennedy, L OBP: 0.299, SLG: 0.356 (1, 2) S S S	0-3 K		4-0 BB 1B	0-0 G3-6-1 1-2f		0-0 G3		0-0 FC5-4 1B		4 1 1 0 1 1 5													
Carmelo Martinez, R OBP: 0.335, SLG: 0.411 (1, 7) X	0-0 F8		0-0 5-3 1-2		0-0 5-3		0-0 G6-3		0-3 K	5 0 0 0 0 1 3													
Kevin McReynolds, R OBP: 0.304, SLG: 0.466 (1, 8) X	0-0 BB 2-H 2B		0-0 1B 2-H 1B		0-0 1-3		0-0 4-3		0-0 FC5-4 1-2f	5 0 2 2 0 0 1													
Garry Templeton, S OBP: 0.320, SLG: 0.337 (1, 6) X	4-0 FC4-6 IBB		0-0 1B		0-0 6-3					3 0 2 0 1 0 0													
Mark Thurmond, L OBP: 0.306, SLG: 0.294 (1, 1) X	0-0 FC4-6 1-2f		0-3 K		0-0 1-3			0-3 K		3 0 0 0 0 1 5													
Craig Lefferts, L OBP: 0.250, SLG: 0.375 (6, 1)										1 0 0 0 0 1 0													
Rich Gossage, R OBP: 0.231, SLG: 0.167 (9, 1)										0 0 0 0 0 0 0													
Inning Stats	R: 4 E: 1 K: 1 S: 9	H: 3 LOB: 2 BB: 2 P: 17	R: 0 E: 0 K: 1 S: 5	H: 0 LOB: 0 BB: 0 P: 5	R: 1 E: 0 K: 2 S: 9	H: 2 LOB: 2 BB: 1 P: 13	R: 1 E: 0 K: 0 S: 4	H: 2 LOB: 1 BB: 1 P: 8	R: 0 E: 0 K: 0 S: 4	H: 1 LOB: 1 BB: 0 P: 4	R: 0 E: 0 K: 0 S: 4	H: 1 LOB: 2 BB: 1 P: 8	R: 0 E: 0 K: 0 S: 3	H: 0 LOB: 0 BB: 0 P: 3	R: 0 E: 0 K: 2 S: 8	H: 1 LOB: 1 BB: 0 P: 8	R: 0 E: 0 K: 2 S: 8	H: 1 LOB: 1 BB: 0 P: 8	R: 0 E: 0 K: 2 S: 8	H: 1 LOB: 1 BB: 0 P: 8	1B: 9 2B: 2 3B: 0 HR: 0	SF: 0 SAC: 0 DP: 1 HBP: 0	WP: 1 PA: 43 PB: 0 SB: 4 CS: 0
PITCHER	IP WLS BF H R ER SO BB IBB HBP BLK WP HR S P ERA WHIP																						
Bob Walk, R ERA: 2.61 (1, 1)	2.0 L 12 3 4 2 2 1 1 0 0 0 0 0 14 22 9.00 2.000																						
Jim Winn, R ERA: 9.0 (3, 1)	2.0 11 4 2 2 2 2 0 0 0 1 0 13 21 9.00 3.000																						
Jeff Zaske, R ERA: (5, 1)	2.0 9 2 0 0 0 1 0 0 0 0 0 8 12 0.00 1.500																						
Rod Scurry, L ERA: 2.89 (7, 1)	3.0 11 2 0 0 4 0 0 0 0 0 0 19 19 0.00 0.667																						

BOTTOM

San Diego Padres @ Pittsburgh Pirates
 Three Rivers Stadium, Pittsburgh, PA

Sat Jul 21 1984, 7:05 PM EDT
 Att. 11,593 - Unknown

livebaseballscorecards.com

AB	36
R	4
H	12
RBI	4
BB	2
SO	4
LOB	14



WP:	1	PA:	38
PB:	0		
SB:	1		
CS:	0		

AB R H RBI BB SO LOB

5 2 2 1 0 0 0

5 0 0 0 0 2 1

4 0 2 1 0 0 0

2 1 0 0 2 0 1

4 1 1 0 0 0 2

4 0 1 0 0 1 4

4 0 2 2 0 1 1

4 0 4 0 0 0 0

0 0 0 0 0 0 0
 1 0 0 0 0 0 1
 0 0 0 0 0 0 0
 1 0 0 0 0 0 2
 0 0 0 0 0 0 0
 1 0 0 0 0 0 1
 0 0 0 0 0 0 0
 1 0 0 0 0 0 1

1B: 10 SF: 0
 2B: 1 SAC: 0
 3B: 0 DP: 2
 HR: 1 HBP: 0

Batter	1	2	3	4	5	6	7	8	9
Lee Lacy, R OBP: 0.333, SLG: 0.422 (1, 9)	0-0 S 1B		0-0 6-3		0-0 F9		0-0 5-3		0-0 HR K
Jim Morrison, R OBP: 0.294, SLG: 0.452 (1, 4)	0-3 K 1-2		0-0 5-3		0-0 F8		0-0 F8		0-3 K
Bill Madlock, R OBP: 0.307, SLG: 0.337 (1, 5)	0-0 3-1 2-H BB 1B		0-0 1B		0-0 F7		0-0 F7		
Jason Thompson, L OBP: 0.345, SLG: 0.390 (1, 3)	4-0 1-2 3-1 BB		0-0 5-3		4-0 WP 1B BB		0-0 3-1		
Tony Peña, R OBP: 0.352, SLG: 0.445 (1, 2)	0-0 3-1 1-2 2-3		0-0 6-3		0-0 1B WP 1B		0-0 F9		
Brian Harper, R OBP: 0.231, SLG: 0.186 (1, 7)	0-3 K		0-0 F7		0-0 P6 1-2 2-3		0-0 1B		
Dale Berra, R OBP: 0.288, SLG: 0.334 (1, 6)		0-3 K	0-0 2B 1B		0-0 1B 2-H 3-H 1B		0-0 F8		
Marvell Wynne, L OBP: 0.324, SLG: 0.355 (1, 8)		0-0 G4-6-3 1B	0-0 1-3 2B		0-0 1B		0-0 G6-4-3 1B		
Bob Walk, R (1, 1) Rick Rhoden, R (2, PH) Jim Winn, R (3, 1) Lee Mazzilli, S (4, PH) Jeff Zaske, R (5, 1) Johnny Ray, S (6, PH) Rod Scurry, L (7, 1) Ron Wotus, R (9, PH)		0-0 G4-6-3 1-2f	0-0 P4		0-0 F7		0-0 F7		0-0 G6-4-3 1-2f

Inning Stats	R: 1	H: 2	E: 0	K: 2	S: 9	LOB: 2	BB: 1	P: 13	R: 0	H: 1	E: 0	K: 1	S: 5	LOB: 0	BB: 0	P: 5	R: 0	H: 1	E: 0	K: 0	S: 4	LOB: 1	BB: 0	P: 4	R: 0	H: 2	E: 0	K: 0	S: 5	LOB: 2	BB: 0	P: 5	R: 0	H: 0	E: 0	K: 0	S: 3	LOB: 0	BB: 0	P: 3	R: 2	H: 3	E: 0	K: 0	S: 5	LOB: 1	BB: 1	P: 9	R: 0	H: 0	E: 0	K: 0	S: 3	LOB: 0	BB: 0	P: 3	R: 0	H: 1	E: 0	K: 0	S: 4	LOB: 1	BB: 0	P: 4	R: 1	H: 2	E: 0	K: 1	S: 6	LOB: 0	BB: 0	P: 6	1B: 10	SF: 0	2B: 1	SAC: 0	3B: 0	DP: 2	HR: 1	HBP: 0	WP: 1	PA: 38
--------------	------	------	------	------	------	--------	-------	-------	------	------	------	------	------	--------	-------	------	------	------	------	------	------	--------	-------	------	------	------	------	------	------	--------	-------	------	------	------	------	------	------	--------	-------	------	------	------	------	------	------	--------	-------	------	------	------	------	------	------	--------	-------	------	------	------	------	------	------	--------	-------	------	------	------	------	------	------	--------	-------	------	--------	-------	-------	--------	-------	-------	-------	--------	-------	--------

PITCHER	IP	WLS	BF	H	R	ER	SO	BB	IBB	HBP	BLK	WP	HR	S	P	ERA	WHIP
Mark Thurmond, L (1, 1) ERA: 3.48	5.1	W	25	8	3	3	3	2	0	0	0	1	0	29	37	5.06	1.875
Craig Lefferts, L (6, 1) ERA: 1.8	3.1		12	4	1	1	0	0	0	0	0	0	1	12	12	2.70	1.200
Rich Gossage, R (9, 1) ERA: 2.92	0.1	S	1	0	0	0	1	0	0	0	0	0	0	3	3	0.00	0.000

Batter	1	2	3	4	5	6	7	8	9	AB R H RBI BB SO LOB	TOP																
Bobby Brown, S (1, 7) OBP: 0.305, SLG: 0.372	4-0 E S 4-3 BB		0-0 F7			0-0 WP S 2B 1B		0-0 S 1B		3 2 2 0 1 0 0	San Diego Padres @ Pittsburgh Pirates Three Rivers Stadium, Pittsburgh, PA Sun Jul 22 1984, 3:33 AM EDT Unknown																
Tony Gwynn, L (1, 9) OBP: 0.426, SLG: 0.472	0-0 4-3 1-H		0-0 F8			0-0 1-3 1-2		0-0 SF8 3-H		3 0 0 2 0 0 1																	
Steve Garvey, R (1, 3) OBP: 0.296, SLG: 0.362	0-0 5-3		0-3 K			0-0 1B 2B		0-0 P6		4 1 1 1 0 1 1																	
Graig Nettles, L (1, 5) OBP: 0.333, SLG: 0.398	0-0 6-3					0-0 P4		0-0 G4-6-3 1B		3 0 1 1 1 0 0																	
Terry Kennedy, L (1, 2) OBP: 0.296, SLG: 0.352		0-3 K				0-0 G3		0-0 G4-6-3 F7		4 0 0 0 0 1 3																	
Kevin McReynolds, R (1, 8) OBP: 0.303, SLG: 0.465		0-3 K				0-0 F7		0-0 L5		1 0 0 0 0 1 0																	
Luis Salazar, R (4, PH) OBP: 0.279, SLG: 0.340									0-0 6-3	3 0 0 0 0 0 0																	
Garry Templeton, S (1, 6) OBP: 0.323, SLG: 0.342									0-0 K 1B 1B	4 1 2 0 0 1 0																	
Tim Flannery, L (1, 4) OBP: 0.362, SLG: 0.453									0-0 E9 1B 1B	4 0 1 0 0 0 1																	
Ed Whitson, R (1, 1) OBP: 0.081, SLG: 0.056									0-0 4-3	2 0 0 0 0 0 1																	
Dave Dravecky, R (7, 1) OBP: 0.174, SLG: 0.143										1 1 1 0 0 0 0																	
Greg Harris, S (8, 1)									0-0 1B SF8 2B	1 0 0 0 0 1 1																	
Inning Stats	R: 1 E: 0 K: 0 S: 3	H: 0 LOB: 0 BB: 1 P: 7	R: 1 E: 1 K: 2 S: 9	H: 2 LOB: 1 BB: 0 P: 9	R: 0 E: 0 K: 1 S: 5	H: 0 LOB: 0 BB: 0 P: 5	R: 0 E: 0 K: 1 S: 5	H: 0 LOB: 0 BB: 0 P: 5	R: 2 E: 0 K: 0 S: 5	H: 3 LOB: 0 BB: 0 P: 5	R: 0 E: 0 K: 0 S: 3	H: 0 LOB: 0 BB: 0 P: 3	R: 1 E: 0 K: 0 S: 5	H: 2 LOB: 2 BB: 1 P: 9	R: 0 E: 0 K: 1 S: 6	H: 1 LOB: 1 BB: 0 P: 6	1B: 5 2B: 3 3B: 0 HR: 0	SF: 1 SAC: 0 DP: 1 HBP: 0	WP: 1 PB: 0 SB: 3 CS: 0	PA: 36							
PITCHER	IP	WLS	BF	H	R	ER	SO	BB	IBB	HBP	BLK	WP	HR	S	P	ERA	WHIP										
Jose DeLeon, R (1, 1) ERA: 2.91	8.0	L	32	7	5	4	4	2	0	0	0	1	0	38	46	4.50	1.125										
Jeff Zaske, R (9, 1) ERA:	1.0		4	1	0	0	1	0	0	0	0	0	0	6	6	0.00	1.000										

livebaseballscorecards.com

AB	33
R	5
H	8
RBI	4
BB	2
SO	5
LOB	8



Batter	1	2	3	4	5	6	7	8	9	AB	R	H	RBI	BB	SO	LOB
Marvell Wynne, L (1, 8) OBP: 0.323, SLG: 0.356	0-0 F8		0-0 F7			0-3 K		0-0 F7		4	0	1	0	0	1	1
Lee Mazzilli, S (1, 7) OBP: 0.358, SLG: 0.350 Jeff Zaske, R (9, 1)	0-3 K		0-0 P6			0-0 F8		0-0 F7		4	0	0	0	0	1	2
Bill Madlock, R (1, 5) OBP: 0.306, SLG: 0.334	0-3 K				0-3 K	0-0 1-3				3	0	0	0	1	2	0
Jason Thompson, L (1, 3) OBP: 0.344, SLG: 0.388		0-3 K		0-0 3-1			0-0 1B		0-0 F8	4	0	1	0	0	1	1
Tony Peña, R (1, 2) OBP: 0.348, SLG: 0.440		0-0 4-3		0-0 1-3			0-0 F7		0-0 F9	4	0	0	0	0	0	2
Johnny Ray, S (1, 4) OBP: 0.356, SLG: 0.382		0-0 F7			0-0 1B		0-0 1B		0-0 F7	4	0	2	0	0	0	1
Doug Frobeld, L (1, 9) OBP: 0.260, SLG: 0.405 Lee Lacy, R (7, PH) OBP: 0.332, SLG: 0.421			0-0 HR		0-3 K		0-3 K		0-3 K	2	1	1	1	0	1	1
Dale Berra, R (1, 6) OBP: 0.285, SLG: 0.331			0-0 E5		0-0 F9		0-0 F8			3	0	0	0	0	0	3
Jose DeLeon, R (1, 1) OBP: 0.079, SLG: 0.081 Benny Distefano, L (8, PH) OBP: 0.250, SLG: 0.355			0-0 SH1-4		0-0 1-3			0-0 F9		1	0	0	0	0	0	1

Inning Stats	R: 0	H: 0	E: 0	K: 2	S: 7	R: 0	H: 0	E: 0	K: 1	S: 5	R: 1	H: 1	E: 1	K: 0	S: 5	R: 0	H: 0	E: 0	K: 1	S: 5	R: 0	H: 1	E: 0	K: 1	S: 6	R: 0	H: 0	E: 0	K: 1	S: 5	R: 0	H: 2	E: 0	K: 1	S: 7	R: 0	H: 1	E: 0	K: 0	S: 3	R: 0	H: 0	E: 0	K: 0	S: 3	R: 0	H: 0	E: 0	K: 0	S: 3
	LOB: 0	BB: 0	P: 7			LOB: 0	BB: 0	P: 5			LOB: 1	BB: 0	P: 5			LOB: 2	BB: 0	P: 7			LOB: 0	BB: 0	P: 3			LOB: 1	BB: 1	P: 7			LOB: 0	BB: 0	P: 3			LOB: 1	BB: 1	P: 7			LOB: 1	BB: 1	P: 7							


PITCHER	IP	WLS	BF	H	R	ER	SO	BB	IBB	HBP	BLK	WP	HR	S	P	ERA	WHIP
Ed Whitson, R (1, 1) ERA: 3.51	6.1	W	24	4	1	1	6	0	0	0	0	0	1	36	36	1.42	0.632
Dave Dravecky, L (7, 1) ERA: 2.23	0.2		2	0	0	0	1	0	0	0	0	0	0	4	4	0.00	0.000
Greg Harris, R (8, 1) ERA: 1.83	2.0		7	1	0	0	0	1	0	0	0	0	0	6	10	0.00	1.000

BOTTOM

San Diego Padres @ Pittsburgh Pirates
 Three Rivers Stadium, Pittsburgh, PA

Sun Jul 22 1984, 3:33 AM EDT
 Unknown

AB	31
R	1
H	5
RBI	1
BB	1
SO	7
LOB	14



WP	PA	ERA	WHIP
0	33		

Batter	1	2	3	4	5	6	7	8	9	10	11	AB R H RBI BB SO LOB	TOP																
Alan Wiggins, S OBP: 0.340, SLG: 0.313 (1, 4)	0-0 4-3		0-0 F8			0-0 6-3		0-0 4-3		0-0 4-3		5 0 0 0 0 0 0	San Diego Padres @ Pittsburgh Pirates Three Rivers Stadium, Pittsburgh, PA Sun Jul 22 1984, 3:38 AM EDT Att. 22,971 - Unknown																
Tony Gwynn, L OBP: 0.423, SLG: 0.468 (1, 9)	0-0 G5-4-3 1B			0-0 6-3		0-0 5-3		0-0 6-3		0-0 6-3		5 0 1 0 0 0 0																	
Kurt Bevacqua, R OBP: 0.364, SLG: 0.370 (1, 3)	0-0 G5-4-3 1-2f			0-3 K		0-3 K		4-0 2B BB			0-0 F2	4 0 0 0 1 2 1																	
Carmelo Martinez, R OBP: 0.336, SLG: 0.413 (1, 7)		0-0 F9		0-0 5-3		4-0 BB SH3 BB		0-0 1-3 2B			0-3 K	4 0 1 0 1 1 0																	
Bobby Brown, S OBP: 0.299, SLG: 0.364 Rich Gossage, R OBP: 0.267, SLG: 0.214 (7, 1)		0-3 K		0-3 K		0-0 SH3 1-2		0-0 6-3			0-0 1B 1B	2 0 0 0 0 2 0 2 0 1 0 0 0 2																	
Luis Salazar, R OBP: 0.294, SLG: 0.340 (7, 8)		0-0 5-3		4-0 1B SH BB		4-0 BB IBB		0-0 F9			0-0 1-2 1B	3 1 1 0 2 0 0																	
Bruce Bochy, R OBP: 0.222, SLG: 0.314 Terry Kennedy, L OBP: 0.295, SLG: 0.351 (11, 2)			0-0 6-3		0-0 G5-3 SH 1B		0-0 F8		0-3 K		0-0 4-3	4 0 1 0 0 1 2 1 0 0 0 0 0 2																	
Mario Ramirez, R OBP: 0.280, SLG: 0.500 Tim Flannery, L OBP: 0.357, SLG: 0.446 (9, 6)			0-0 F8		0-0 SH 1-2 3-H BB		4-0 BB BB BB		0-3 K			1 0 0 1 1 0 0 1 0 0 0 0 1 0																	
Eric Show, R OBP: 0.214, SLG: 0.381 Steve Garvey, R OBP: 0.296, SLG: 0.362 Graig Nettles, L OBP: 0.331, SLG: 0.395 (7, 5)			0-0 HR		0-0 G5-3 2-3f		0-0 F9			0-0 3-1		2 1 1 1 0 0 2 0 0 0 0 0 0 0 2 0 0 0 0 0 3																	
Inning Stats	R: 0 E: 0 K: 3	H: 1 LOB: 0 BB: 0 P: 3	R: 0 E: 0 K: 1 S: 5	H: 0 LOB: 0 BB: 0 P: 5	R: 1 E: 0 K: 0 S: 4	H: 1 LOB: 0 BB: 0 P: 4	R: 0 E: 0 K: 1 S: 5	H: 0 LOB: 0 BB: 0 P: 5	R: 1 E: 0 K: 1 S: 6	H: 1 LOB: 1 BB: 1 P: 10	R: 0 E: 0 K: 0 S: 3	H: 0 LOB: 3 BB: 3 P: 15		R: 0 E: 0 K: 0 S: 4	H: 1 LOB: 2 BB: 1 P: 8	R: 0 E: 0 K: 2 S: 7	H: 0 LOB: 0 BB: 0 P: 7	R: 0 E: 0 K: 0 S: 3	H: 0 LOB: 2 BB: 0 P: 3	R: 0 E: 0 K: 1 S: 7	H: 2 LOB: 2 BB: 0 P: 7	1B: 4 2B: 1 3B: 0 HR: 1	SF: 0 SAC: 2 DP: 2 HBP: 0	WP: 0 PB: 0 SB: 0 CS: 0	PA: 43				
PITCHER	IP WLS BF H R ER SO BB IBB HBP BLK WP HR S P ERA WHIP													IP WLS BF H R ER SO BB IBB HBP BLK WP HR S P ERA WHIP															
Larry McWilliams, L ERA: 2.65 (1, 1)	6.2	26	3	2	2	4	3	1	0	0	0	0	0	1	30	46	2.70	0.900											
Don Robinson, R ERA: 3.99 (7, 1)	0.1	1	0	0	0	0	0	0	0	0	0	0	0	0	1	1	0.00	0.000											
Rod Scurrey, L ERA: 2.63 (8, 1)	0.2	4	1	0	0	0	1	0	0	0	0	0	0	0	3	7	0.00	3.000											
Kent Tekulve, R ERA: 2.96 (8, 1)	2.1	7	0	0	0	2	0	0	0	0	0	0	0	0	11	11	0.00	0.000											
Jim Winn, R ERA: 6.0 (11, 1)	1.0	W	5	2	0	0	1	0	0	0	0	0	0	0	7	7	0.00	2.000											

AB	36
R	2
H	6
RBI	2
BB	5
SO	7
LOB	12



livebaseballscores.com

Batter	1	2	3	4	5	6	7	8	9	10	11	AB R H RBI BB SO LOB	BOTTOM
--------	---	---	---	---	---	---	---	---	---	----	----	----------------------	--------

Marvell Wynne, L (1, 8) <small>OBP: 0.322, SLG: 0.354</small>												5 0 1 0 0 0 2	San Diego Padres @ Pittsburgh Pirates Three Rivers Stadium, Pittsburgh, PA <small>Sun Jul 22 1984, 3:38 AM EDT</small> <small>Att. 22,971 - Unknown</small>
---	--	--	--	--	--	--	--	--	--	--	--	---------------	--

Lee Mazzilli, S (1, 7) <small>OBP: 0.356, SLG: 0.344</small>												3 0 0 0 1 1 1	San Diego Padres @ Pittsburgh Pirates Three Rivers Stadium, Pittsburgh, PA <small>Sun Jul 22 1984, 3:38 AM EDT</small> <small>Att. 22,971 - Unknown</small>
--	--	--	--	--	--	--	--	--	--	--	--	---------------	--

Rod Scurry, L (8, 1) Kent Tekulve, R (8, 1) Jim Morrison, R (10, PH) <small>OBP: 0.292, SLG: 0.449</small> Jim Winn, R (11, 1)												0 0 0 0 0 0 0	San Diego Padres @ Pittsburgh Pirates Three Rivers Stadium, Pittsburgh, PA <small>Sun Jul 22 1984, 3:38 AM EDT</small> <small>Att. 22,971 - Unknown</small>
--	--	--	--	--	--	--	--	--	--	--	--	---------------	--

Bill Madlock, R (1, 5) <small>OBP: 0.305, SLG: 0.332</small>												5 1 1 0 0 2 1	San Diego Padres @ Pittsburgh Pirates Three Rivers Stadium, Pittsburgh, PA <small>Sun Jul 22 1984, 3:38 AM EDT</small> <small>Att. 22,971 - Unknown</small>
--	--	--	--	--	--	--	--	--	--	--	--	---------------	--

Jason Thompson, L (1, 3) <small>OBP: 0.347, SLG: 0.401</small>												5 1 3 1 0 1 0	San Diego Padres @ Pittsburgh Pirates Three Rivers Stadium, Pittsburgh, PA <small>Sun Jul 22 1984, 3:38 AM EDT</small> <small>Att. 22,971 - Unknown</small>
--	--	--	--	--	--	--	--	--	--	--	--	---------------	--

Johnny Ray, S (1, 4) <small>OBP: 0.356, SLG: 0.386</small>												5 0 2 0 0 0 2	San Diego Padres @ Pittsburgh Pirates Three Rivers Stadium, Pittsburgh, PA <small>Sun Jul 22 1984, 3:38 AM EDT</small> <small>Att. 22,971 - Unknown</small>
--	--	--	--	--	--	--	--	--	--	--	--	---------------	--

Milt May, L (1, 2) <small>OBP: 0.339, SLG: 0.302</small> John Tudor, L (8, PR) <small>OBP: 0.283, SLG: 0.289</small> Tony Peña, R (9, 2) <small>OBP: 0.350, SLG: 0.440</small>												3 0 0 1 1 0 3	San Diego Padres @ Pittsburgh Pirates Three Rivers Stadium, Pittsburgh, PA <small>Sun Jul 22 1984, 3:38 AM EDT</small> <small>Att. 22,971 - Unknown</small>
--	--	--	--	--	--	--	--	--	--	--	--	---------------	--

Doug Fobel, L (1, 9) <small>OBP: 0.258, SLG: 0.405</small>												5 0 1 1 0 4 3	San Diego Padres @ Pittsburgh Pirates Three Rivers Stadium, Pittsburgh, PA <small>Sun Jul 22 1984, 3:38 AM EDT</small> <small>Att. 22,971 - Unknown</small>
--	--	--	--	--	--	--	--	--	--	--	--	---------------	--

Dale Berra, R (1, 6) <small>OBP: 0.288, SLG: 0.333</small>												4 0 2 0 0 0 0	San Diego Padres @ Pittsburgh Pirates Three Rivers Stadium, Pittsburgh, PA <small>Sun Jul 22 1984, 3:38 AM EDT</small> <small>Att. 22,971 - Unknown</small>
--	--	--	--	--	--	--	--	--	--	--	--	---------------	--

Larry McWilliams, L (1, 1) <small>OBP: 0.143, SLG: 0.143</small> Don Robinson, R (7, 1) <small>OBP: 0.429, SLG: 1.500</small> Benny Distefano, L (7, PH) <small>OBP: 0.246, SLG: 0.349</small> (8, 7)												1 0 0 0 0 0 0	San Diego Padres @ Pittsburgh Pirates Three Rivers Stadium, Pittsburgh, PA <small>Sun Jul 22 1984, 3:38 AM EDT</small> <small>Att. 22,971 - Unknown</small>
--	--	--	--	--	--	--	--	--	--	--	--	---------------	--

Inning Stats R: 0 H: 2 E: 0 LOB: 2 K: 1 BB: 1 S: 6 P: 10 R: 0 H: 0 E: 0 LOB: 0 K: 1 BB: 0 S: 5 P: 5 R: 0 H: 0 E: 0 LOB: 0 K: 0 BB: 0 S: 3 P: 3 R: 0 H: 1 E: 0 LOB: 1 K: 0 BB: 0 S: 4 P: 4 R: 0 H: 1 E: 0 LOB: 1 K: 1 BB: 0 S: 6 P: 6 R: 1 H: 3 E: 0 LOB: 2 K: 1 BB: 0 S: 8 P: 8 R: 0 H: 1 E: 0 LOB: 1 K: 1 BB: 0 S: 6 P: 6 R: 1 H: 1 E: 0 LOB: 1 K: 2 BB: 1 S: 8 P: 12 R: 0 H: 0 E: 0 LOB: 0 K: 0 BB: 0 S: 3 P: 3 R: 0 H: 0 E: 0 LOB: 0 K: 1 BB: 0 S: 5 P: 5 R: 1 H: 1 E: 0 LOB: 1 K: 0 BB: 1 S: 2 P: 6	AB 38 R 3 H 10 RBI 3 BB 3 SO 8 LOB 12		WP: 0 PA: 43 PB: 0 SB: 0 CS: 1 1B: 7 SF: 0 2B: 2 SAC: 2 3B: 0 DP: 0 HR: 1 HBP: 0
---	--	--	---

PITCHER Eric Show, R (1, 1) <small>ERA: 3.55</small> Rich Gossage, R (7, 1) <small>ERA: 3.0</small>	IP WLS BF H R ER SO BB IBB HBP BLK WP HR S P ERA WHIP 6.0 25 7 1 1 4 1 0 0 0 0 0 32 36 1.50 1.333 4.1 L 18 3 2 2 4 2 0 0 0 0 1 24 32 4.15 1.154	PITCHER IP WLS BF H R ER SO BB IBB HBP BLK WP HR S P ERA WHIP
--	---	---

Batter	1	2	3	4	5	6	7	8	9	AB R H RBI BB SO LOB	TOP									
Gary Redus, R (1, 8) OBP: 0.357, SLG: 0.390	0-0 F6		0-0 HR			0-0 F2		0-0 E5 4-3 S SF7		4 2 1 2 0 0 0	Cincinnati Reds @ San Diego Padres Jack Murphy Stadium, San Diego, CA Tue Jul 24 1984, 10:05 PM EDT Att. 18,381 - Unknown									
Dan Driessen, L (1, 3) OBP: 0.380, SLG: 0.438	0-3 K		0-0 F5			4-0 BB G6-4-3		0-0 4-3		3 0 0 0 1 1 1										
Cesar Cedeno, R (1, 7) OBP: 0.301, SLG: 0.418	0-0 F8		0-3 K			0-0 G6-4-3 1-2f		0-0 SF7		3 0 0 1 0 1 1										
Dave Parker, L (1, 9) OBP: 0.309, SLG: 0.391 Duane Walker, L (8, 9) OBP: 0.405, SLG: 0.544		0-3 K		0-0 CS 1B			0-0 2B	0-0 4-3		4 1 2 0 0 1 0 0 0 0 0 0 0 0										
Dave Concepcion, R (1, 6) OBP: 0.303, SLG: 0.326		0-0 1B		0-0 G4-6-3 1-2 1B			0-0 FC1-4 2B 2-H	0-0 1B		4 0 4 1 0 0 0										
Nick Esasky, R (1, 5) OBP: 0.295, SLG: 0.377 Wayne Krenchicki, L (7, 5) OBP: 0.316, SLG: 0.440		0-0 F4		0-0 G4-6-3 1-2f			0-0 6-3	0-0 G5-3 1B 1-3		3 0 0 0 0 0 3 1 0 1 0 0 0 0										
Ron Oester, S (1, 4) OBP: 0.278, SLG: 0.275		0-0 5-3					0-0 F9	0-0 FC1-4		3 0 0 0 1 0 2										
Dave Vangorder, R (1, 2) OBP: 0.296, SLG: 0.240			0-0 SH1-4 HR 1B				0-0 F2	4-0 IBB		3 1 1 0 1 0 2										
Mario Soto, R (1, 1) OBP: 0.218, SLG: 0.345			0-0 SH1-4				0-0 F6	0-0 6-3		2 0 0 0 0 0 2										
Inning Stats	R: 0 E: 0 K: 1 S: 5	H: 0 LOB: 0 BB: 0 P: 5	R: 0 E: 0 K: 1 S: 6	H: 1 LOB: 1 BB: 0 P: 6	R: 2 E: 0 K: 1 S: 7	H: 2 LOB: 0 BB: 0 P: 7	R: 0 E: 0 K: 0 S: 3	H: 2 LOB: 0 BB: 0 P: 3	R: 0 E: 0 K: 0 S: 2	H: 0 LOB: 0 BB: 1 P: 6		R: 1 E: 0 K: 0 S: 5	H: 2 LOB: 2 BB: 1 P: 9	R: 1 E: 1 K: 0 S: 4	H: 0 LOB: 0 BB: 0 P: 4	R: 0 E: 0 K: 0 S: 3	H: 2 LOB: 1 BB: 1 P: 7	1B: 6 2B: 2 3B: 0 HR: 1	SF: 1 SAC: 1 DP: 3 HBP: 0	WP: 0 PB: 0 SB: 1 CS: 1
PITCHER	IP WLS BF H R ER SO BB IBB HBP BLK WP HR S P ERA WHIP																			
Tim Lollar, L (1, 1) ERA: 3.83	7.0 L 27 7 3 3 3 1 1 0 0 0 1 31 39 3.86 1.143																			
Greg Booker, R (8, 1) ERA: 2.08	2.0 8 2 1 0 0 0 1 0 0 0 0 7 11 0.00 1.000																			

livebaseballscorecards.com

AB	30
R	4
H	9
RBI	4
BB	3
SO	3
LOB	11



Batter	1	2	3	4	5	6	7	8	9	AB R H RBI BB SO LOB
--------	---	---	---	---	---	---	---	---	---	----------------------

Alan Wiggins, S <small>OBP: 0.338, SLG: 0.311</small> (1, 4) X	0-0 3-1 		0-0 F8 			0-0 E9 	0-0 6-3 		0-0 G3 	5 0 1 0 0 0 4
Tony Gwynn, L <small>OBP: 0.419, SLG: 0.463</small> (1, 9) X	0-0 6-3 		0-0 4-3 			0-0 G3 		0-0 F7 		4 0 0 0 0 0 2
Steve Garvey, R <small>OBP: 0.295, SLG: 0.364</small> (1, 3) X	0-0 F7 			0-0 6-3 		0-0 F3 		0-0 		4 1 1 0 0 0 1
Graig Nettles, L <small>OBP: 0.327, SLG: 0.390</small> (1, 5) X		0-0 F8 		0-0 F8 		0-3 K 		0-0 F4 		4 0 0 0 0 1 2
Terry Kennedy, L <small>OBP: 0.297, SLG: 0.351</small> (1, 2) X		0-0 G3 		0-0 F2 			0-0 	4-0 		3 0 1 0 1 0 0
Carmelo Martinez, R <small>OBP: 0.338, SLG: 0.414</small> Luis Salazar, R <small>OBP: 0.294, SLG: 0.340</small> (8, PR) (9, 8) X		0-0 E5 			0-0 G6-4-3 		0-0 F8 	0-0 		4 0 2 1 0 0 1 0 0 0 0 0 0 0
Bobby Brown, S <small>OBP: 0.297, SLG: 0.359</small> (1, 8) (9, 7) X		0-0 6-3 		0-0 F9 			0-0 	0-0 2-3 		4 0 1 0 0 0 4
Garry Templeton, S <small>OBP: 0.322, SLG: 0.339</small> (1, 6) X			0-0 F8 		0-0 G6-4-3 		1-0 		0-0 1-3 	3 0 0 0 0 0 1
Tim Lollar, L <small>OBP: 0.320, SLG: 0.455</small> Champ Summers, L <small>OBP: 0.259, SLG: 0.440</small> Greg Booker, R <small>OBP: 0.352, SLG: 0.439</small> (7, PH) (8, 1) (9, PH) X			4-0 			4-0 	0-0 F9 		0-0 F6 	0 1 0 0 2 0 0 1 0 0 0 0 0 3 0 0 0 0 0 0 0 1 0 0 0 0 0 0

Inning Stats	R: 0	H: 0	E: 0	K: 0	S: 3	R: 0	H: 0	E: 1	K: 0	S: 4	R: 0	H: 0	E: 0	K: 0	S: 3	R: 0	H: 0	E: 0	K: 0	S: 3	R: 0	H: 1	E: 0	K: 0	S: 3	R: 1	H: 1	E: 1	K: 1	S: 6	R: 0	H: 2	E: 0	K: 0	S: 5	R: 1	H: 2	E: 0	K: 0	S: 5	R: 0	H: 0	E: 0	K: 0	S: 3	1B: 5	SF: 0	2B: 1	SAC: 0	3B: 0	DP: 1	HR: 0	HBP: 1	WP: 0	PA: 37
--------------	------	------	------	------	------	------	------	------	------	------	------	------	------	------	------	------	------	------	------	------	------	------	------	------	------	------	------	------	------	------	------	------	------	------	------	------	------	------	------	------	------	------	------	------	------	-------	-------	-------	--------	-------	-------	-------	--------	-------	--------

PITCHER	IP	WLS	BF	H	R	ER	SO	BB	IBB	HBP	BLK	WP	HR	S	P	ERA	WHIP	PITCHER	IP	WLS	BF	H	R	ER	SO	BB	IBB	HBP	BLK	WP	HR	S	P	ERA	WHIP														
Mario Soto, R <small>ERA: 3.4</small>	(1, 1)	9.0	37	6	2	1	1	3	0	1	0	0	0	35	48	1.00	1.000																																

BOTTOM

Cincinnati Reds @ San Diego Padres

Jack Murphy Stadium, San Diego, CA

Tue Jul 24 1984, 10:05 PM EDT
Att. 18,381 - Unknown

AB	33
R	2
H	6
RBI	1
BB	3
SO	1
LOB	18



WP: 0	PA: 37
PB: 0	
SB: 0	
CS: 0	

Batter	1	2	3	4	5	6	7	8	9	AB R H RBI BB SO LOB	TOP																									
Gary Redus, R OBP: 0.355, SLG: 0.392 (1, 8)	0-0 6-3		0-0 F5		0-0 2B		0-0 F5		0-0 SH1-4	4 0 1 0 0 0 1																										
Dave Concepcion, R OBP: 0.304, SLG: 0.327 (1, 6)	0-0		0-0 L6-3		0-0 6-3		0-0 4-3		0-0	5 1 2 1 0 0 2																										
Tom Foley, L OBP: 0.339, SLG: 0.400 (9, 6)	1B 1B		1-2						2-H 1B 1B	0 0 0 0 0 0 0																										
Cesar Cedeno, R OBP: 0.314, SLG: 0.425 (1, 7)	0-0 1B 1-2 1B			4-0 1B SF7 BB		0-0 5-3		0-0 S 1B	0-0 1B	4 1 3 0 1 0 0																										
Dave Parker, L OBP: 0.312, SLG: 0.396 (1, 9)	0-0 G1-6-3 1-3 2-H 1B			0-0 CS 1B		0-0 3B 2B		0-0 F6	0-0 4-3	5 1 3 1 0 0 2																										
Tony Perez, R OBP: 0.277, SLG: 0.337 (1, 3)	0-0 G1-6-3			0-0 SF7		0-0 F7		0-0 F4		2 0 0 1 0 0 3																										
Dan Driessen, L OBP: 0.378, SLG: 0.436 (6, 3)	1-2f			3-H						1 0 0 0 0 0 0																										
Nick Esasky, R OBP: 0.299, SLG: 0.389 (1, 5)		0-3 K		0-0		0-0		0-0 E5 1B		4 1 2 1 0 1 0																										
John Franco, L (8, 1)				0-0		0-0				0 0 0 0 0 0 0																										
Ted Power, R (8, 1)				1-2 1B		2-H 1B 3B				0 0 0 0 0 0 0																										
Bob Owchinko, L OBP: 0.231, SLG: 0.182 (8, 1)										0 0 0 0 0 0 0																										
Brad Lesley, R OBP: 0.500, SLG: 0.500 (9, 1)										0 0 0 0 0 0 0																										
Ron Oester, S OBP: 0.281, SLG: 0.278 (1, 4)		0-0 4-3		0-0 F6		0-0 BB 1B		0-0 L4-3 1B		4 0 2 1 0 0 1																										
Dave Vangorder, R OBP: 0.290, SLG: 0.214 (1, 2)		0-0 6-3				0-0 F9		0-0 L4-3		3 0 0 0 1 0 2																										
Jay Tibbs, R OBP: 0.125, SLG: 0.125 (1, 1)			0-0			0-0 F9				3 0 1 0 0 0 2																										
Wayne Krenchicki, L OBP: 0.323, SLG: 0.447 (8, 5)			L6-3 1B			0-0 4-3			0-0 SH1-4 1B 1B	1 1 1 0 0 0 0																										
Inning Stats	R: 1 E: 0 K: 0 S: 5	H: 3 LOB: 1 BB: 0 P: 5	R: 0 E: 0 K: 1 S: 5	H: 0 LOB: 0 BB: 0 P: 5	R: 0 E: 0 K: 0 S: 3	H: 1 LOB: 0 BB: 0 P: 3	R: 1 E: 0 K: 0 S: 4	H: 2 LOB: 1 BB: 1 P: 8	R: 0 E: 0 K: 0 S: 4	H: 1 LOB: 1 BB: 0 P: 4	R: 2 E: 0 K: 0 S: 6	H: 3 LOB: 2 BB: 1 P: 10	R: 0 E: 0 K: 0 S: 4	H: 1 LOB: 1 BB: 0 P: 4	R: 0 E: 1 K: 0 S: 4	H: 1 LOB: 1 BB: 0 P: 4	R: 1 E: 0 K: 0 S: 5	H: 3 LOB: 1 BB: 0 P: 5	1B: 12 2B: 4 3B: 1 HR: 0	SF: 1 SAC: 1 DP: 3 HBP: 0	WP: 0 PB: 0 SB: 2 CS: 1	PA: 40														
PITCHER	IP WLS BF H R ER SO BB IBB HBP BLK WP HR S P ERA WHIP																				PITCHER	IP WLS BF H R ER SO BB IBB HBP BLK WP HR S P ERA WHIP														
Dave Dravecky, L ERA: 2.42 (1, 1)	7.0	31	11	4	4	1	2	0	0	0	0	0	0	31	39	5.14	1.857																			
Craig Lefferts, L ERA: 1.77 (8, 1)	1.0	4	1	0	0	0	0	0	0	0	0	0	0	4	4	0.00	1.000																			
Rich Gossage, R ERA: 3.09 (9, 1)	1.0	W 5	3	1	1	0	0	0	0	0	0	0	0	5	5	9.00	3.000																			

Cincinnati Reds @ San Diego Padres
 Jack Murphy Stadium, San Diego, CA
 Wed Jul 25 1984, 10:05 PM EDT
 Att: 16,248 - Unknown

AB	36
R	5
H	15
RBI	5
BB	2
SO	1
LOB	13



BOTTOM

Cincinnati Reds @ San Diego Padres
Jack Murphy Stadium, San Diego, CA
Wed Jul 25 1984, 10:05 PM EDT
Att. 16,248 - Unknown

livebaseballscorecards.com

AB 37
R 6
H 13
RBI 6
BB 3
SO 2
LOB 17



WP: 0 PA: 41
PB: 0
SB: 2
CS: 0

AB R H RBI BB SO LOB

5 1 2 0 0 0 0

5 2 4 1 0 0 0

5 2 2 0 0 0 3

2 0 0 0 1 0 2

3 0 0 1 0 0 1

3 0 0 0 1 0 1

4 0 1 0 0 0 2

2 0 0 0 0 0 2
1 0 0 0 0 0 0
0 0 0 0 0 0 0
0 0 0 0 0 0 0
1 0 0 0 0 1 3
0 0 0 0 0 0 0

1B: 11 SF: 1
2B: 1 SAC: 0
3B: 0 DP: 1
HR: 1 HBP: 0

Batter	1	2	3	4	5	6	7	8	9
Alan Wiggins, S (1, 4) OBP: 0.339, SLG: 0.313	0-0 S 1B		0-0 1B 1B		0-0 G3		0-0 6-3		0-0 6-3
Tony Gwynn, L (1, 9) OBP: 0.424, SLG: 0.468	0-0 1B G6-4-3		0-0 1B 1-2		0-0 6-3			0-0 1B 1B	0-0 BB 1B 2B 1B
Steve Garvey, R (1, 3) OBP: 0.296, SLG: 0.364	0-0 G6-4-3 1-2f		0-0 F8		0-0 F8			0-0 1B 1B SF9	0-0 2B 1B
Graig Nettles, L (1, 5) OBP: 0.327, SLG: 0.387 Kurt Bevacqua, R (8, PH) OBP: 0.353, SLG: 0.357 Bruce Bochy, R (9, 2) OBP: 0.243, SLG: 0.314	4-0 BB		0-0 4-3		0-0 4-3			0-3 K	4-0 2B BB
Terry Kennedy, L (1, 2) OBP: 0.302, SLG: 0.364 Luis Salazar, R (8, PR) OBP: 0.300, SLG: 0.355	0-0 F5			0-0 F8 E 1B		0-0 HR		0-0 1B 1B S	0-0 2B
Carmelo Martinez, R (1, 7) OBP: 0.334, SLG: 0.410		0-0 G3		0-0 F4		0-0 F3		0-0 SF9	
Bobby Brown, S (1, 8) OBP: 0.295, SLG: 0.347		0-0 F4		0-0 E3 1-2		0-0 4-3		4-0 1B BB	
Garry Templeton, S (1, 6) OBP: 0.321, SLG: 0.337		0-0 F5		0-0 F8 2-3		0-0 4-3		0-0 1B	
Dave Dravecky, R (1, 1) OBP: 0.180, SLG: 0.130 Tim Flaherty, L (7, PH) OBP: 0.347, SLG: 0.433 Craig Lefferts, L (8, 1) OBP: 0.250, SLG: 0.375 Champ Summers, L (8, PH) OBP: 0.200, SLG: 0.460 Kevin McReynolds, R (8, PH) OBP: 0.300, SLG: 0.463 Rich Gossage, R (9, 1) OBP: 0.267, SLG: 0.214			0-0 G3		0-0 4-3		0-0 F8	0-3 K	

Inning Stats	R: 1 E: 0 K: 0 S: 4	H: 2 LOB: 1 BB: 1 P: 8	R: 0 E: 0 K: 0 S: 3	H: 0 LOB: 0 BB: 0 P: 3	R: 0 E: 0 K: 0 S: 5	H: 2 LOB: 2 BB: 0 P: 5	R: 0 E: 1 K: 0 S: 5	H: 1 LOB: 2 BB: 0 P: 5	R: 0 E: 0 K: 0 S: 3	H: 0 LOB: 0 BB: 0 P: 3	R: 1 E: 0 K: 0 S: 4	H: 1 LOB: 0 BB: 0 P: 4	R: 0 E: 0 K: 0 S: 3	H: 0 LOB: 0 BB: 0 P: 3	R: 2 E: 0 K: 2 S: 11	H: 4 LOB: 3 BB: 1 P: 15	R: 2 E: 0 K: 0 S: 4	H: 3 LOB: 2 BB: 1 P: 8
1B: 11 SF: 1 2B: 1 SAC: 0 3B: 0 DP: 1 HR: 1 HBP: 0	WP: 0 PA: 41 PB: 0 SB: 2 CS: 0																	

PITCHER	IP	WLS	BF	H	R	ER	SO	BB	IBB	HBP	BLK	WP	HR	S	P	ERA	WHIP
Jay Tibbs, R (1, 1) ERA: 2.38	7.0		28	6	2	2	0	1	0	0	0	0	1	27	31	2.57	1.000
John Franco, L (8, 1) ERA: 2.82	0.1		4	3	2	2	1	0	0	0	0	0	0	6	6	54.00	9.000
Ted Power, R (8, 1) ERA: 3.1	0.1		3	1	0	0	0	1	0	0	0	0	0	2	6	0.00	6.000
Bob Owchinko, L (8, 1) ERA: 4.85	0.2	L	4	2	2	2	1	0	0	0	0	0	0	6	6	27.00	3.000
Brad Lesley, R (9, 1) ERA: 5.54	0.0		2	1	0	0	0	1	0	0	0	0	0	1	5	∞	∞

Batter	1	2	3	4	5	6	7	8	9	AB R H RBI BB SO LOB	TOP							
Gary Redus, R (1, 8) OBP: 0.361, SLG: 0.402	0-0 L5-3 1B			x 0-0 F8		x 0-0 6-3 5-3 2B		x 0-0 1B		4 1 3 0 0 0 0	<p>Cincinnati Reds @ San Diego Padres Jack Murphy Stadium, San Diego, CA Thu Jul 26 1984, 6:33 AM EDT Att: 20,924 - Unknown</p>							
Ron Oester, S (1, 4) OBP: 0.277, SLG: 0.274	0-0 L5-3 1-2		x 0-0 F8		x 0-0 6-3		x 0-0 F7		4 0 0 1 0 0 3									
Cesar Cedeno, R (1, 7) OBP: 0.307, SLG: 0.416	0-0 F7		x 0-0 5-3		x 0-0 5-3		x 0-0 F8		4 0 0 1 0 0 1									
Dave Parker, L (1, 9) OBP: 0.309, SLG: 0.392		x 0-0 F7		x 0-0 F5		x 0-0 F9		0-3 K	4 0 0 0 0 1 0									
Nick Esasky, R (1, 5) OBP: 0.298, SLG: 0.386		x 0-0 6-3		x 0-0 1B		x 0-0 6-3		x 0-0 F9	4 0 1 0 0 0 0									
Tony Perez, R (1, 3) OBP: 0.284, SLG: 0.343		0-3 K		x 0-0 2B 1B		x 0-0 F9		x 0-0 1B	4 0 2 0 0 1 0									
Dave Vangorder, R (1, 2) OBP: 0.314, SLG: 0.281			x 0-0 6-3		x 0-0 1-3 2B		x 0-0 1B	0-3 K	4 0 2 0 0 1 1									
Tom Foley, L (1, 6) OBP: 0.333, SLG: 0.392			x 0-0 4-3		x 0-0 F5		x 0-0 F3		3 0 0 0 0 0 3									
Jeff Russell, R (1, 1) OBP: 0.225, SLG: 0.194			x 0-0 F8		x 0-0 2B 6-3 1B		x 0-0 G3		1 0 0 0 0 0 0									
Bob Ojchicko, L (3, 1) OBP: 0.231, SLG: 0.182									0 0 0 0 0 0 0									
Dave Concepcion, R (6, PH) OBP: 0.000, SLG: 0.000									1 1 1 0 0 0 0									
Keele Cato, R (6, 1) OBP: 0.000, SLG: 0.500									0 0 0 0 0 0 0									
John Franco, L (6, 1) OBP: 0.320, SLG: 0.442									0 0 0 0 0 0 0									
Wayne Krenchicki, L (8, PH) OBP: 0.320, SLG: 0.442									1 0 0 0 0 0 0									
Brad Lesley, R (8, 1) OBP: 0.500, SLG: 0.500									0 0 0 0 0 0 0									
Inning Stats	R: 0 E: 0 K: 0 S: 3	H: 1 LOB: 0 BB: 0 P: 3	R: 0 E: 0 K: 1 S: 5	H: 0 LOB: 0 BB: 0 P: 5	R: 0 E: 0 K: 0 S: 3	H: 0 LOB: 0 BB: 0 P: 3	R: 0 E: 0 K: 0 S: 5	H: 3 LOB: 2 BB: 0 P: 5	R: 2 E: 0 K: 0 S: 5	H: 2 LOB: 0 BB: 0 P: 5	R: 0 E: 0 K: 0 S: 4	H: 1 LOB: 1 BB: 0 P: 4	R: 0 E: 0 K: 2 S: 8	H: 1 LOB: 1 BB: 0 P: 8	1B: 7 2B: 3 3B: 0 HR: 0	SF: 0 SAC: 0 DP: 1 HBP: 0	WP: 0 PB: 0 SB: 0 CS: 0	PA: 34
PITCHER	IP WLS BF H R ER SO BB IBB HBP BLK WP HR S P ERA WHIP																	
Mark Thurmond, L (1, 1) ERA: 3.43	7.0 W 26 7 2 2 1 0 0 0 0 0 0 0 28 28 2.57 1.000																	
Greg Harris, R (8, 1) ERA: 1.66	2.0 8 2 0 0 2 0 0 0 0 0 0 0 12 12 0.00 1.000																	

livebaseballscorecards.com

AB	34
R	2
H	9
RBI	2
BB	0
SO	3
LOB	8



Batter	1	2	3	4	5	6	7	8	9	AB	R	H	RBI	BB	SO	LOB
Alan Wiggins, S (1, 4) Tim Flannery, L (7, 4) OBP: 0.338, SLG: 0.313 OBP: 0.347, SLG: 0.433	0-0 E 1B		0-0 E5 S 1B		0-0 E5 1B FC5-4	0-0 SF8 3-H				3	3	1	1	0	0	0
Tony Gwynn, L (1, 9) Bobby Brown, S (6, PR) OBP: 0.427, SLG: 0.473 OBP: 0.295, SLG: 0.347	0-0 E7 1-3 1B		0-0 1-H 1B		0-0 F7	0-0 2B				4	1	3	1	0	0	1
Steve Garvey, R (1, 3) Kurt Bevacqua, R (7, 3) OBP: 0.298, SLG: 0.365 OBP: 0.353, SLG: 0.357	0-0 G4-3 2-H 3-H 1B		0-0 F9		0-0 FC5-4 1-3 1B	0-0 5-3				4	0	2	2	0	0	2
Graig Nettles, L (1, 5) Luis Salazar, R (7, 5) OBP: 0.324, SLG: 0.382 OBP: 0.297, SLG: 0.352	0-0 F7		0-0 F7		0-0 FC5-4 1-2f 3-H		0-0 F8			3	0	0	1	0	0	3
Terry Kennedy, L (1, 2) Greg Harris, S (8, 1) OBP: 0.299, SLG: 0.360	0-0 G4-3 1-2f		0-3 K		0-3 K		0-3 K			4	0	0	0	0	3	3
Carmelo Martinez, R (1, 7) OBP: 0.339, SLG: 0.422		0-0 1B 3B		0-0 F9 2B		4-0 1B 2B BB		0-0 6-3		3	2	2	0	1	0	0
Kevin McReynolds, R (1, 8) OBP: 0.305, SLG: 0.464		0-0 CS 1B 3-H		0-0 F9 2-3		0-0 2B 1-3 SH1-3 1B		0-0 F3		4	1	2	1	0	0	1
Garry Templeton, S (1, 6) Mario Ramirez, R (7, 6) OBP: 0.324, SLG: 0.344 OBP: 0.269, SLG: 0.478		0-0 G1-6-3 1-2 1B		0-3 K		0-0 SH1-3 1-3 SF8 3-H 2B		0-0 F7		3	1	2	1	0	1	1
Mark Thurmond, L (1, 1) Bruce Bochy, R (8, 2) OBP: 0.289, SLG: 0.278 OBP: 0.237, SLG: 0.306		0-0 G1-6-3 1-2f 2-3		0-0 F7		0-0 SH1-3 2-3 3-H		0-0 5-3		2	0	0	1	0	0	3

Inning Stats	R: 2	H: 3	E: 1	K: 0	S: 5	LOB: 0	BB: 0	P: 5	R: 1	H: 3	E: 0	K: 0	S: 4	LOB: 0	BB: 0	P: 4	R: 1	H: 1	E: 1	K: 1	S: 7	LOB: 1	BB: 0	P: 7	R: 0	H: 1	E: 0	K: 1	S: 6	LOB: 1	BB: 0	P: 6	R: 1	H: 1	E: 1	K: 1	S: 7	LOB: 1	BB: 0	P: 7	R: 3	H: 3	E: 0	K: 0	S: 6	LOB: 1	BB: 1	P: 10	R: 0	H: 0	E: 0	K: 1	S: 5	LOB: 0	BB: 0	P: 5	R: 0	H: 0	E: 0	K: 0	S: 3	LOB: 0	BB: 0	P: 3
--------------	------	------	------	------	------	--------	-------	------	------	------	------	------	------	--------	-------	------	------	------	------	------	------	--------	-------	------	------	------	------	------	------	--------	-------	------	------	------	------	------	------	--------	-------	------	------	------	------	------	------	--------	-------	-------	------	------	------	------	------	--------	-------	------	------	------	------	------	------	--------	-------	------

PITCHER	IP	WLS	BF	H	R	ER	SO	BB	IBB	HBP	BLK	WP	HR	S	P	ERA	WHIP
Jeff Russell, R (1, 1) ERA: 3.84	2.0	L	11	7	4	3	0	0	0	0	0	0	0	11	11	13.50	3.500
Bob Owchinko, L (3, 1) ERA: 4.63	3.0		12	2	1	0	3	0	0	0	0	0	0	18	18	0.00	0.667
Keefe Cato, R (6, 1) ERA: 8.04	0.2		6	3	3	3	0	1	0	0	0	0	0	5	9	40.50	6.000
John Franco, L (6, 1) ERA: 2.75	1.1		4	0	0	0	1	0	0	0	0	0	0	6	6	0.00	0.000
Brad Lesley, R (8, 1) ERA: 5.14	1.0		3	0	0	0	0	0	0	0	0	0	0	3	3	0.00	0.000

BOTTOM

Cincinnati Reds @ San Diego Padres
Jack Murphy Stadium, San Diego, CA


Thu Jul 26 1984, 6:33 AM EDT
Att. 20,924 - Unknown

livebaseballscorecards.com

AB	33
R	8
H	12
RBI	8
BB	1
SO	4
LOB	14



WP	PA	ERA	WHIP
0	36		

Batter	1	2	3	4	5	6	7	8	9	AB R H RBI BB SO LOB	TOP	
Bill Doran, S (1, 4) OBP: 0.335, SLG: 0.336	0-0 E 1B	4-0 S 1B BB		0-0 4-3 1B		0-0 E4 1-3 L4-3		0-0 F9 2-3		4 2 2 0 1 0 2		
Craig Reynolds, L (1, 6) OBP: 0.285, SLG: 0.373	0-0 E4 1-3 1B	0-0 F8		0-0 4-3 1-2		0-0 L4-3 1-2		0-0 F5		5 1 0 0 0 0 6		
Denny Walling, L (1, 5) OBP: 0.311, SLG: 0.358 Phil Garner, R (6, PH) OBP: 0.317, SLG: 0.333	0-0 F5	4-0 1B 1-2 BB		0-0 F4		0-0 F8		0-0 F9		2 0 0 0 1 0 3 2 0 0 0 0 0 1		
Jose Cruz, L (1, 7) OBP: 0.380, SLG: 0.459	0-0 5-3 2-H 3-H 1B	0-0 1-2 2-H 1B		0-3 K		0-0 FC6-4 1B		0-0 F6		5 0 3 3 0 1 0		
Jerry Mumphy, S (1, 8) OBP: 0.353, SLG: 0.388	4-0 5-3 1-2 BB	0-0 F6		0-0 F8		0-3 K		0-0 F6		4 0 0 0 1 1 3		
Enos Cabell, R (1, 3) OBP: 0.330, SLG: 0.396	0-0 5-3 1-2 2-3		0-0 4-3		0-0 1B 1B		0-3 K			4 0 1 0 0 1 3		
Terry Puhl, L (1, 9) OBP: 0.369, SLG: 0.418 Julio Solano, R (5, 1) Jim Pankovits, R (7, PH) OBP: 0.295, SLG: 0.357 Dave Smith, R (7, 1) Joe Sambito, L (8, 1)	4-0 1B BB		0-0 F9		0-0 1-3 1B		0-0 FC6-4 1-2f			2 0 1 0 1 0 0 0 0 0 0 0 0 0 1 0 0 0 0 0 1 0 0 0 0 0 0 0 0 0 0 0 0 0 0	AB 37 R 3 H 9 RBI 3 BB 4 SO 5 LOB 24	
Mark Bailey, S (1, 2) OBP: 0.301, SLG: 0.351	0-0 F4		0-3 K		0-0 F8		0-0 F7			4 0 0 0 0 1 5		
Bob Knepper, L (1, 1) OBP: 0.212, SLG: 0.213 Vern Ruhle, R (5, 1) OBP: 0.214, SLG: 0.083 Kevin Bass, S (5, 9) OBP: 0.271, SLG: 0.333		0-0 F7		0-3 K		0-0 E 1B		0-0 F9 2B		2 0 0 0 0 1 0 0 0 0 0 0 0 0 2 0 2 0 0 0 0		
Inning Stats	R: 2 E: 1 K: 0 S: 6 H: 2 LOB: 3 BB: 2 P: 14	R: 1 E: 0 K: 0 S: 4 H: 1 LOB: 2 BB: 2 P: 12	R: 0 E: 0 K: 1 S: 5 H: 0 LOB: 0 BB: 0 P: 5	R: 0 E: 0 K: 1 S: 6 H: 1 LOB: 1 BB: 0 P: 6	R: 0 E: 0 K: 1 S: 7 H: 2 LOB: 2 BB: 0 P: 7	R: 0 E: 1 K: 0 S: 4 H: 1 LOB: 1 BB: 0 P: 4	R: 0 E: 0 K: 2 S: 8 H: 1 LOB: 1 BB: 0 P: 8	R: 0 E: 0 K: 0 S: 4 H: 1 LOB: 1 BB: 0 P: 4	R: 0 E: 0 K: 0 S: 3 H: 0 LOB: 0 BB: 0 P: 3	1B: 8 2B: 2 3B: 0 HR: 0 SF: 0 SAC: 0 DP: 1 HBP: 0	WP: 0 PB: 0 SB: 2 CS: 0 PA: 41	
PITCHER	IP WLS BF H R ER SO BB IBB HBP BLK WP HR S P ERA WHIP											
Ed Whitson, R (1, 1) ERA: 3.43	5.0 W 27 7 3 1 3 4 0 0 0 0 0 0 29 45 1.80 2.200											
Craig Lefferts, L (6, 1) ERA: 1.67	4.0 S 14 2 0 0 2 0 0 0 0 0 0 0 18 18 0.00 0.500											

Houston Astros @ San Diego Padres
Jack Murphy Stadium, San Diego, CA

Fri Jul 27 1984, 10:05 PM EDT
Att: 28,868 - Unknown

livebaseballscorecards.com

Batter	1	2	3	4	5	6	7	8	9
Alan Wiggins, S OBP: 0.336, SLG: 0.311 (1, 4)	0-0 4-3 WP 1B		0-0 1B		0-0 4-3	0-0 F5		0-0 4-3	
Tony Gwynn, L OBP: 0.430, SLG: 0.476 (1, 9)	0-0 2B 1B		0-0 F8		0-0 1B SF7 1B		0-0 3B 1B		
Steve Garvey, R OBP: 0.303, SLG: 0.374 (1, 3)	0-0 F7		0-0 1-H 1B		0-0 1B 1-3 1B		0-0 1-H 3B HR		
Carmelo Martinez, R OBP: 0.338, SLG: 0.424 (1, 7)	0-0 1-3 2B		0-0 F8		0-0 SF7		0-0 F5		
Terry Kennedy, L OBP: 0.298, SLG: 0.359 (1, 2)	0-0 F9			0-0 6-3	0-0 1-3 1B		0-0 4-3		
Kevin McReynolds, R OBP: 0.307, SLG: 0.474 (1, 8)		0-0 F9		0-0 HR 1B	0-0 F7		0-0 3-H HR		
Luis Salazar, R OBP: 0.304, SLG: 0.384 (1, 5)		0-3 K		0-0 1-H HR		0-0 G3 1B	0-0 F5		
Garry Templeton, S OBP: 0.320, SLG: 0.339 (1, 6)		0-0 F9		0-0 F4		0-0 G3		0-0 F9	
Ed Whitson, R OBP: 0.077, SLG: 0.053 Craig Lefferts, L OBP: 0.200, SLG: 0.300 (6, 1)			0-3 K	0-0 F7		0-0 G3		0-0 G3	

Inning Stats	R: 0 E: 0 K: 0 S: 5	H: 2 LOB: 2 BB: 0 P: 5	R: 0 E: 0 K: 1 S: 5	H: 0 LOB: 0 BB: 0 P: 5	R: 1 E: 0 K: 1 S: 7	H: 2 LOB: 1 BB: 0 P: 7	R: 2 E: 0 K: 0 S: 5	H: 2 LOB: 0 BB: 0 P: 5	R: 1 E: 0 K: 0 S: 6	H: 3 LOB: 2 BB: 0 P: 6	R: 0 E: 0 K: 0 S: 4	H: 1 LOB: 1 BB: 0 P: 4	R: 3 E: 0 K: 0 S: 6	H: 3 LOB: 0 BB: 0 P: 6	R: 0 E: 0 K: 0 S: 3	H: 0 LOB: 0 BB: 0 P: 3
1B: 9 2B: 1 3B: 1 HR: 2	SF: 1 SAC: 0 DP: 0 HBP: 0	WP: 1 PB: 0 SB: 0 CS: 0	PA: 37													


PITCHER	IP	WLS	BF	H	R	ER	SO	BB	IBB	HBP	BLK	WP	HR	S	P	ERA	WHIP
Bob Knepper, L ERA: 2.91 (1, 1)	4.0		18	6	3	3	2	0	0	0	0	1	1	22	22	6.75	1.500
Vern Ruhle, R ERA: 4.44 (5, 1)	0.2	L	5	3	1	1	0	0	0	0	0	0	0	5	5	13.50	4.500
Julio Solano, R ERA: 1.54 (5, 1)	1.1		5	1	0	0	0	0	0	0	0	0	0	5	5	0.00	0.750
Dave Smith, R ERA: 2.6 (7, 1)	1.0		6	3	3	3	0	0	0	0	0	0	1	6	6	27.00	3.000
Joe Sambito, L ERA: 2.12 (8, 1)	1.0		3	0	0	0	0	0	0	0	0	0	0	3	3	0.00	0.000

BOTTOM

Houston Astros @ San Diego Padres
Jack Murphy Stadium, San Diego, CA
 Fri Jul 27 1984, 10:05 PM EDT
 Att. 28,868 - Unknown

livebaseballscorecards.com

AB	36
R	7
H	13
RBI	7
BB	0
SO	2
LOB	12



Batter	1	2	3	4	5	6	7	8	9	AB	R	H	RBI	BB	SO	LOB	TOP					
Bill Doran, S (1, 4) OBP: 0.335, SLG: 0.334 Phil Garner, R (5, 4) OBP: 0.323, SLG: 0.333	0-0 4-3		4-0 1B 1B BB	0-0 F8		1-0 HBP		4-0 BB		2	1	0	0	1	0	2						
Craig Reynolds, L (1, 6) OBP: 0.286, SLG: 0.371	0-0 F6		0-0 1B 1-3 2-H 1B		4-0 G6-3 BB	0-0 F7		0-0 F5		4	0	1	1	1	0	3						
Denny Walling, L (1, 5) OBP: 0.314, SLG: 0.360	0-0 F7		0-0 BB 1-3 3-H 1B		0-0 G6-3 1-2f		0-0 1B 1B		0-3 K	5	0	2	1	0	1	1						
Jose Cruz, L (1, 7) OBP: 0.385, SLG: 0.462		0-0 4-3	4-0 1-2 BB		0-0 1B		0-0 1B		0-0 FC4-6 1B	4	0	3	0	1	0	0						
Jerry Mumphy, S (1, 8) OBP: 0.351, SLG: 0.383		4-0 G6-4-3 BB	0-0 6-3		0-0 F6		0-0 F7		0-0 FC4-6 1-2f	4	0	0	0	1	0	7						
Enos Cabell, R (1, 3) OBP: 0.324, SLG: 0.389		0-0 G6-4-3 1-2f		0-0 F4		0-0 5-3		0-0 F5		0-0 F8	5	0	0	0	0	4						
Terry Puhl, L (1, 9) OBP: 0.371, SLG: 0.429			0-0 6-3	4-0 1B BB		0-0 HR		0-3 K		3	1	1	1	1	1	2						
Alan Ashby, S (1, 2) OBP: 0.319, SLG: 0.313			4-0 SH3-4 1B BB	0-0 1-3 1B		0-0 SH1-4 1B		0-0 F7		3	1	2	0	1	0	0						
Joe Niekro, R (1, 1) OBP: 0.167, SLG: 0.151			0-0 SH3-4	0-3 K		0-0 SH1-4		0-0 6-3		2	0	0	0	0	1	2						
Inning Stats	R: 0 E: 0 K: 0 S: 3	H: 0 LOB: 0 BB: 0 P: 3	R: 0 E: 0 K: 0 S: 2	H: 0 LOB: 0 BB: 1 P: 6	R: 2 E: 0 K: 0 S: 5	H: 2 LOB: 3 BB: 3 P: 17	R: 0 E: 0 K: 1 S: 6	H: 1 LOB: 2 BB: 1 P: 10	R: 0 E: 0 K: 0 S: 3	H: 1 LOB: 1 BB: 1 P: 7	R: 1 E: 0 K: 0 S: 5	H: 2 LOB: 2 BB: 0 P: 6	R: 0 E: 0 K: 1 S: 7	H: 2 LOB: 2 BB: 0 P: 7	R: 0 E: 0 K: 0 S: 3	H: 0 LOB: 1 BB: 1 P: 7	R: 0 E: 0 K: 1 S: 6	H: 1 LOB: 1 BB: 0 P: 6	1B: 8 2B: 0 3B: 0 HR: 1	SF: 0 SAC: 2 DP: 2 HBP: 1	WP: 0 PB: 0 SB: 0 CS: 0	PA: 42
Andy Hawkins, R (1, 1) ERA: 4.38 Greg Booker, R (9, 1) ERA: 1.96	IP	WLS	BF	H	R	ER	SO	BB	IBB	HBP	BLK	WP	HR	S	P	ERA	WHIP					
	8.0	L	38	8	3	3	2	7	0	1	0	0	1	34	63	3.38	1.875					
	1.0		4	1	0	0	1	0	0	0	0	0	0	6	6	0.00	1.000					

Houston Astros @ San Diego Padres
 Jack Murphy Stadium, San Diego, CA
 Sat Jul 28 1984, 10:05 PM EDT
 Unknown

livebaseballscorecards.com

AB	32
R	3
H	9
RBI	3
BB	7
SO	3
LOB	21



Batter	1	2	3	4	5	6	7	8	9	AB	R	H	RBI	BB	SO	LOB
Alan Wiggins, S OBP: 0.336, SLG: 0.309 (1, 4)	0-3 K		0-0 F9		0-0 6-3			4-0 BB		3	0	0	0	1	1	1
Tony Gwynn, L OBP: 0.428, SLG: 0.474 (1, 9)	0-0 G3		0-0 1B			0-0 4-3		0-0 G3		4	0	1	0	0	0	1
Steve Garvey, R OBP: 0.300, SLG: 0.371 (1, 3)	0-0 F8		0-0 5-3			0-0 4-3			0-0 F7	4	0	0	0	0	0	1
Graig Nettles, L OBP: 0.323, SLG: 0.380 (1, 5)		0-0 1B E 1B		0-0 3-1		0-0 4-3			0-0 F8	4	1	1	0	0	0	0
Terry Kennedy, L OBP: 0.298, SLG: 0.358 (1, 2)		0-0 FC5-4 1B		0-0 F5			0-3 K		0-0 F8	4	0	1	0	0	1	0
Carmelo Martinez, R OBP: 0.335, SLG: 0.420 (1, 7)		0-0 FC5-4 1-2f 3-H		0-0 5-3			0-3 K			3	0	0	0	0	1	1
Kevin McReynolds, R OBP: 0.304, SLG: 0.469 (1, 8)		0-3 K			0-0 6-3			0-0 F9		3	0	0	0	0	1	1
Garry Templeton, S OBP: 0.320, SLG: 0.339 (1, 6)		0-0 4-3			0-0 G3			0-0 G1-6-3 1B		3	0	1	0	0	0	1
Andy Hawkins, R OBP: 0.219, SLG: 0.219 (1, 1)			0-0 F6			0-0 1B		0-0 G1-6-3 1-2f		2	0	1	0	0	0	0
Bobby Brown, S OBP: 0.292, SLG: 0.344 (8, PH)										1	0	0	0	0	0	1
Greg Booker, R (9, 1)										0	0	0	0	0	0	0

Inning Stats	R: 0	H: 0	E: 0	K: 1	S: 5	R: 1	H: 2	E: 1	K: 1	S: 7	R: 0	H: 1	E: 0	K: 0	S: 4	R: 0	H: 0	E: 0	K: 0	S: 3	R: 0	H: 1	E: 0	K: 0	S: 4	R: 0	H: 0	E: 0	K: 2	S: 7	R: 0	H: 1	E: 0	K: 0	S: 3	R: 0	H: 0	E: 0	K: 0	S: 3	R: 0	H: 0	E: 0	K: 0	S: 3	1B: 5	2B: 0	3B: 0	HR: 0	SF: 0	SAC: 0	DP: 1	HBP: 0	WP: 0	PB: 0	SB: 0	CS: 0	PA: 32
PITCHER Joe Niekro, R ERA: 2.59 (1, 1)	IP	WLS	BF	H	R	ER	SO	BB	IBB	HBP	BLK	WP	HR	S	P	ERA	WHIP													IP	WLS	BF	H	R	ER	SO	BB	IBB	HBP	BLK	WP	HR	S	P	ERA	WHIP												


BOTTOM

Houston Astros @ San Diego Padres
Jack Murphy Stadium, San Diego, CA

Sat Jul 28 1984, 10:05 PM EDT
 Unknown

livebaseballscorecards.com

AB	31
R	1
H	5
RBI	0
BB	1
SO	4
LOB	7



Batter	1	2	3	4	5	6	7	8	9	AB R H RBI BB SO LOB	TOP	
Kevin Bass, S (1, 8) OBP: 0.276, SLG: 0.341	0-0 4-3 2B		0-0 F7			0-0 1B			0-3 K	4 0 2 0 0 1 1		
Craig Reynolds, L (1, 6) OBP: 0.283, SLG: 0.367	0-0 4-3		0-0 F9			0-0 F9			0-0 G3	4 0 0 0 0 0 3		
Denny Walling, L (1, 5) OBP: 0.312, SLG: 0.357	0-0 1B			0-0 F7		0-0 F8			0-0 F8	4 0 1 0 0 0 1		
Jose Cruz, L (1, 7) OBP: 0.384, SLG: 0.460	0-0 F5			0-0 F8			4-0 G4-6-3 BB			2 0 0 0 1 0 1		
Phil Gamar, R (1, 4) OBP: 0.319, SLG: 0.329		0-0 4-3		0-3 K		0-0 F8				3 0 0 0 0 1 1		
Terry Puhl, L (1, 9) OBP: 0.367, SLG: 0.424		0-0 F4			0-0 F3		0-0 G4-6-3 1-2f			3 0 0 0 0 0 1		
Ray Knight, R (1, 3) OBP: 0.257, SLG: 0.286		0-0 F6			0-0 F8			0-0 6-3		3 0 0 0 0 0 0		
Mark Bailey, S (1, 2) OBP: 0.302, SLG: 0.355			0-0 2B		0-0 4-3			0-3 K		3 0 1 0 0 1 0		
Nolan Ryan, R (1, 1) OBP: 0.190, SLG: 0.200			0-3 K			0-3 K		0-0 4-3		2 0 0 0 0 2 1		
Jerry Mumphrey, S (8, PH) OBP: 0.351, SLG: 0.382										1 0 0 0 0 0 0		
Frank DiPino, L (8, 1)										0 0 0 0 0 0 0		
Inning Stats	R: 0 E: 0 K: 0 S: 4 H: 2 LOB: 1 BB: 0 P: 4	R: 0 E: 0 K: 0 S: 3 H: 0 LOB: 0 BB: 0 P: 3	R: 0 E: 0 K: 1 S: 6 H: 1 LOB: 1 BB: 0 P: 6	R: 0 E: 0 K: 1 S: 5 H: 0 LOB: 0 BB: 0 P: 5	R: 0 E: 0 K: 0 S: 3 H: 0 LOB: 0 BB: 0 P: 3	R: 0 E: 0 K: 1 S: 6 H: 1 LOB: 1 BB: 0 P: 6	R: 0 E: 0 K: 0 S: 2 H: 0 LOB: 0 BB: 1 P: 6	R: 0 E: 0 K: 1 S: 5 H: 0 LOB: 0 BB: 0 P: 5	R: 0 E: 0 K: 1 S: 5 H: 0 LOB: 0 BB: 0 P: 5	1B: 2 2B: 2 3B: 0 HR: 0 SF: 0 SAC: 0 DP: 1 HBP: 0	WP: 0 PB: 0 SB: 0 CS: 0 PA: 30	
PITCHER	IP WLS BF H R ER SO BB IBB HBP BLK WP HR S P ERA WHIP											
Eric Show, R (1, 1) ERA: 3.42	5.1 W 19 4 0 0 3 0 0 0 0 0 0 0 25 25 0.00 0.750											
Rich Gossage, R (6, 1) ERA: 2.93	3.2 S 11 0 0 0 2 1 0 0 0 0 0 0 14 18 0.00 0.273											

Houston Astros @ San Diego Padres
Jack Murphy Stadium, San Diego, CA

Sat Jul 28 1984, 10:05 PM EDT
Att: 34,730 - Unknown

livebaseballscorecards.com

AB	29
R	0
H	4
RBI	0
BB	1
SO	5
LOB	9



Batter	1	2	3	4	5	6	7	8	9	AB	R	H	RBI	BB	SO	LOB		
Alan Wiggins, S OBP: 0.333, SLG: 0.306 (1, 4)	0-0 6-3		0-0 5-3		0-0 4-3			0-0 1-3		4	0	0	0	0	0	0		
Tony Gwynn, L OBP: 0.425, SLG: 0.470 (1, 9)	0-0 6-3		0-0 F7			0-3 K				3	0	0	0	0	1	0		
Steve Garvey, R OBP: 0.300, SLG: 0.370 (1, 3)	0-3 K			0-0 1B		0-0 F9				3	0	1	0	0	1	0		
Carmelo Martinez, R OBP: 0.332, SLG: 0.416 (1, 7)		0-3 K		0-0 F9		0-0 F8				3	0	0	0	0	1	1		
Kevin McReynolds, R OBP: 0.305, SLG: 0.468 (1, 8)		0-0 1B		0-3 K			0-0 G3			3	0	1	0	0	1	1		
Tim Flannery, L OBP: 0.347, SLG: 0.429 (1, 6)		0-0 F8		0-0 1B			0-0 F5			3	0	1	0	0	0	1		
Luis Salazar, R OBP: 0.297, SLG: 0.374 (1, 5)		0-3 K		0-3 K			0-0 F8			3	0	0	0	0	2	3		
Bruce Bochy, R OBP: 0.244, SLG: 0.333 (1, 2)			0-0 BLK		0-0 F8			0-0 E7		3	1	1	0	0	0	0		
Eric Show, R OBP: 0.205, SLG: 0.364 (1, 1)			0-3 K		0-3 K			0-3 K		2	0	0	0	0	2	1		
Rich Gossage, R OBP: 0.250, SLG: 0.200 (6, 1)			2-3 K							1	0	0	0	0	1	0		
Inning Stats	R: 0 E: 0 K: 1 S: 5	H: 0 LOB: 0 BB: 0 P: 5	R: 0 E: 0 K: 2 S: 8	H: 1 LOB: 1 BB: 0 P: 8	R: 1 E: 0 K: 1 S: 6	H: 1 LOB: 0 BB: 0 P: 6	R: 0 E: 0 K: 2 S: 9	H: 2 LOB: 2 BB: 0 P: 9	R: 0 E: 0 K: 1 S: 5	H: 0 LOB: 0 BB: 0 P: 5	R: 0 E: 0 K: 1 S: 5	H: 0 LOB: 0 BB: 0 P: 5	R: 0 E: 0 K: 0 S: 3	H: 0 LOB: 0 BB: 0 P: 3	R: 0 E: 1 K: 1 S: 5	H: 0 LOB: 0 BB: 0 P: 5	R: 0 E: 1 K: 1 S: 5	H: 0 LOB: 0 BB: 0 P: 5
PITCHER	IP WLS L	WLS L	BF H R	ER SO	BB IBB HBP BLK	WP HR	S P	ERA WHIP	PITCHER	IP WLS L	BF H R	ER SO	BB IBB HBP BLK	WP HR	S P	ERA WHIP		
Nolan Ryan, R ERA: 2.89 (1, 1)	7.0		25 4 1	0 8	0 0 0 0	0 0	41 41	0.00 0.571	Frank DiPino, L ERA: 3.18 (8, 1)	1.0	3	0	0	0	1	0	0	0

BOTTOM

Houston Astros @ San Diego Padres
Jack Murphy Stadium, San Diego, CA

Sat Jul 28 1984, 10:05 PM EDT
 Att. 34,730 - Unknown

livebaseballscorecards.com

AB	28
R	1
H	4
RBI	0
BB	0
SO	9
LOB	7



WP: 0	PA: 28
PB: 1	
SB: 0	
CS: 0	

Batter	1	2	3	4	5	6	7	8	9	AB R H RBI BB SO LOB	TOP																				
Kevin Bass, S OBP: 0.271, SLG: 0.335 (1, 9) X	0-0 5-3 ①		0-3 K ③			0-0 F8 ①			0-0 F7 ①	4 0 0 0 0 1 1																					
Enos Cabell, R OBP: 0.330, SLG: 0.390 (1, 3) S S S	0-3 K ②			0-0 FC6-4 1B		4-0 CS BB			4-0 BB BB	2 0 1 0 2 1 0																					
Phil Garner, R OBP: 0.314, SLG: 0.322 (1, 4) X	0-0 F9			0-0 F9		0-0 5-3 ② ③			0-0 F8 ②	4 0 0 0 0 0 3																					
Jose Cruz, L OBP: 0.383, SLG: 0.456 (1, 7) X		0-0 F7 ①		0-0 FC6-4 S 1-2f		0-0 6-3 ①			4-0 BB 1-2	3 0 0 0 1 0 1																					
Jerry Mumphy, S OBP: 0.347, SLG: 0.378 (1, 8) X		0-0 F3 ②		0-3 K 1-2 ③		0-0 6-3 ②			0-0 F3 ③	4 0 0 0 0 1 3																					
Ray Knight, R OBP: 0.255, SLG: 0.282 (1, 5) S S S		0-3 K ③			0-0 G3 ①				0-0 6-3 ③	3 0 0 0 0 1 0																					
Alan Ashby, S OBP: 0.328, SLG: 0.317 (1, 2) X			0-0 SH1-3 1B		4-0 BB				0-3 K ①	2 0 1 0 1 1 0																					
Bert Pena, R OBP: 0.231, SLG: 0.167 (1, 6) S S S			0-3 K ①		0-0 F7 ②				4-0 G5-4-3 BB	2 0 0 0 1 1 2																					
Michael LaCoss, R OBP: 0.111, SLG: 0.176 Joe Sambito, L (6, 1)			0-0 SH1-3 ②		0-3 K ③				0-0 G5-4-3 ② ③	1 0 0 0 0 1 1																					
Jim Pankovits, R OBP: 0.289, SLG: 0.349 Vern Ruhle, R OBP: 0.214, SLG: 0.083 (8, 1)			1-2 K ①						1-2f K ② ③	0 0 0 0 0 0 0																					
Inning Stats	R: 0 E: 0 K: 1 S: 5	H: 0 LOB: 0 BB: 0 P: 5	R: 0 E: 0 K: 1 S: 5	H: 0 LOB: 0 BB: 0 P: 5	R: 0 E: 0 K: 2 S: 8	H: 1 LOB: 1 BB: 0 P: 8	R: 0 E: 0 K: 1 S: 6	H: 1 LOB: 1 BB: 0 P: 6	R: 0 E: 0 K: 1 S: 5	H: 0 LOB: 1 BB: 1 P: 9	R: 0 E: 0 K: 0 S: 2	H: 0 LOB: 0 BB: 1 P: 6	R: 0 E: 0 K: 0 S: 3	H: 0 LOB: 0 BB: 0 P: 3	R: 0 E: 0 K: 1 S: 4	H: 0 LOB: 0 BB: 1 P: 8	R: 0 E: 0 K: 0 S: 3	H: 0 LOB: 2 BB: 2 P: 11	1B: 2 2B: 0 3B: 0 HR: 0	SF: 0 SAC: 1 DP: 1 HBP: 0	WP: 0 PB: 0 SB: 1 CS: 1	PA: 32									
PITCHER Tim Lollar, L ERA: 3.57 (1, 1)	IP 9.0	WLS W	BF 32	H 2	R 0	ER 0	SO 7	BB 5	IBB 0	HBP 0	BLK 0	WP 0	HR 0	S 41	P 61	ERA 0.00	WHIP 0.778														
											PITCHER	IP	WLS	BF	H	R	ER	SO	BB	IBB	HBP	BLK	WP	HR	S	P	ERA	WHIP			

Houston Astros @ San Diego Padres
Jack Murphy Stadium, San Diego, CA

Sun Jul 29 1984, 6:33 AM EDT
Att. 23,084 - Unknown

livebaseballscorecards.com

AB	26
R	0
H	2
RBI	0
BB	5
SO	7
LOB	12



Batter	1	2	3	4	5	6	7	8	9
Alan Wiggins, S (1, 4) OBP: 0.332, SLG: 0.303 Tim Flannery, L (8, 4) OBP: 0.342, SLG: 0.423	4-0 CS BB	0-0 4-3			0-0 F8	0-0 E5		0-0 L3-6 1-2	
Tony Gwynn, L (1, 9) OBP: 0.428, SLG: 0.473 Luis Salazar, R (8, 5) OBP: 0.294, SLG: 0.371	0-0 4-3 1-2 S 1B		0-0 L1-3 1B			WP 1B 1B K		0-0 G3	
Steve Garvey, R (1, 3) OBP: 0.302, SLG: 0.379 Mario Ramirez, R (8, 6) OBP: 0.269, SLG: 0.478	0-0 4-3 1-3		0-0 F9			WP 2B 1B HR	0-0 HR		
Graig Nettles, L (1, 5) OBP: 0.323, SLG: 0.378 Kurt Bevacqua, R (7, PH) OBP: 0.371, SLG: 0.379	4-0 1B BB		0-0 L1-3 1-2			S S K	0-0 BB 1B 1B		
Terry Kennedy, L (1, 2) OBP: 0.300, SLG: 0.357	0-0 1-2 3-H 1B			0-0 5-3		4-0 2B 1-2 2-3 HR IBB	0-0 F6		
Carmelo Martinez, R (1, 7) OBP: 0.334, SLG: 0.418	0-0 F7			0-0 1-3		0-0 HR 2B	4-0 1B 1-2 BB		
Kevin McReynolds, R (1, 8) OBP: 0.310, SLG: 0.468		4-0 5-3 BB		0-3 K		4-0 HR IBB	0-0 1-3 2-H 1B		
Garry Templeton, S (1, 6) OBP: 0.320, SLG: 0.347 Bobby Brown, S (8, 9) OBP: 0.292, SLG: 0.344		0-3 K			0-0 6-3	0-0 HR	0-0 F8		
Tim Lollar, L (1, 1) OBP: 0.315, SLG: 0.438		0-0 5-3 1-2			0-3 K	0-3 K		0-0 L3-6 1B	

Inning Stats	R: 1	H: 2	E: 0	K: 0	S: 4	LOB: 2	BB: 2	P: 12
	R: 0	H: 0	E: 0	K: 1	S: 5 <td>LOB: 1</td> <td>BB: 1</td> <td>P: 9 </td>	LOB: 1	BB: 1	P: 9
	R: 0	H: 1	E: 0	K: 0	S: 3 <td>LOB: 0</td> <td>BB: 0</td> <td>P: 3 </td>	LOB: 0	BB: 0	P: 3
	R: 0	H: 0	E: 0	K: 1	S: 5 <td>LOB: 0</td> <td>BB: 0</td> <td>P: 5 </td>	LOB: 0	BB: 0	P: 5
	R: 0	H: 0	E: 0	K: 1	S: 5 <td>LOB: 0</td> <td>BB: 0</td> <td>P: 5 </td>	LOB: 0	BB: 0	P: 5
	R: 6	H: 4	E: 1	K: 3	S: 14 <td>LOB: 1</td> <td>BB: 2</td> <td>P: 22 </td>	LOB: 1	BB: 2	P: 22
	R: 2	H: 3	E: 0	K: 0	S: 5 <td>LOB: 1</td> <td>BB: 1</td> <td>P: 9 </td>	LOB: 1	BB: 1	P: 9
	R: 0	H: 1	E: 0	K: 0	S: 3 <td>LOB: 0</td> <td>BB: 0</td> <td>P: 3 </td>	LOB: 0	BB: 0	P: 3

PITCHER	IP	WLS	BF	H	R	ER	SO	BB	IBB	HBP	BLK	WP	HR	S	P	ERA	WHIP
Michael LaCoss, R (1, 1) ERA: 3.63	5.1	L	26	7	7	7	4	3	2	0	0	1	1	29	49	11.81	1.875
Joe Sambito, L (6, 1) ERA: 2.59	1.2		9	3	2	2	2	1	0	0	0	0	1	12	16	10.80	2.400
Vern Ruhle, R (8, 1) ERA: 4.38	1.0		3	1	0	0	0	0	0	0	0	0	0	3	3	0.00	1.000

AB R H RBI BB SO LOB

3	0	0	0	1	0	1
1	0	0	0	0	0	1
4	2	3	0	0	1	1
1	0	0	0	0	0	0
4	2	2	1	0	0	2
0	0	0	0	0	0	0
2	0	0	0	1	1	3
1	1	1	0	0	0	0
3	1	1	1	1	0	1
3	1	1	2	1	0	2
2	1	1	1	2	1	0
4	1	1	4	0	1	2
0	0	0	0	0	0	0
4	0	1	0	0	2	1

1B: 8	SF: 0	WP: 1	PA: 38
2B: 3	SAC: 0	PB: 0	
3B: 0	DP: 2	SB: 1	
HR: 2	HBP: 0	CS: 1	
WP: 1	PA: 38	ERA	WHIP

Houston Astros @ San Diego Padres
 Jack Murphy Stadium, San Diego, CA
 Sun Jul 29 1984, 6:33 AM EDT
 Att. 23,084 - Unknown

livebaseballscorecards.com

AB	32
R	9
H	11
RBI	9
BB	6
SO	6
LOB	14



Batter	1	2	3	4	5	6	7	8	9	AB R H RBI BB SO LOB	TOP
Steve Sax, R (1, 4) <small>OBP: 0.297, SLG: 0.306</small> Franklin Stubbs, L (7, PH) <small>OBP: 0.288, SLG: 0.382</small> (7, 3)	0-0 6-3 			0-0 F9 			0-0 F8 		0-0 F4 	2 0 0 0 0 0 0 2 0 0 0 0 0 0	Los Angeles Dodgers @ San Diego Padres Jack Murphy Stadium, San Diego, CA Mon Jul 30 1984, 10:05 PM EDT Att: 40,568 - Unknown AB 27 R 0 H 1 RBI 0 BB 4 SO 4 LOB 10
Bill Russell, R (1, 8) <small>OBP: 0.358, SLG: 0.349</small> (7, 4)	0-0 F7 			0-0 5-3 			0-0 2B	4-0 BB	3 0 1 0 1 0 0		
R.J. Reynolds, S (1, 7) <small>OBP: 0.309, SLG: 0.358</small> (7, 8)	0-0 F8 			0-0 F8 			4-0 BB	0-3 K 	3 0 0 0 1 1 1		
Mike Marshall, R (1, 3) <small>OBP: 0.333, SLG: 0.488</small> (7, 7)		0-0 5-3 			0-0 6-3 		0-0 F7 	0-0 F4 	4 0 0 0 0 0 3		
Candy Maldonado, R (1, 9) <small>OBP: 0.335, SLG: 0.392</small>		0-0 5-3 			0-3 K 		0-0 F7 		3 0 0 0 0 1 2		
Steve Yeager, R (1, 2) <small>OBP: 0.299, SLG: 0.315</small>		0-3 K 			0-3 K 			0-0 F9 	3 0 0 0 0 2 0		
German Rivera, R (1, 5) <small>OBP: 0.333, SLG: 0.429</small>			4-0 FC6-4 BB		0-0 F8 		4-0 BB		1 0 0 0 2 0 0		
Dave Anderson, R (1, 6) <small>OBP: 0.348, SLG: 0.330</small>			0-0 FC6-4 G4-6-3		0-0 5-3 		0-0 F9 		3 0 0 0 0 0 2		
Fernando Valenzuela, L (1, 1) <small>OBP: 0.176, SLG: 0.275</small> Pat Zachry, R (5, 1) <small>OBP: 0.250, SLG: 0.267</small> (6, PH) Bob Bailor, R (6, 1) <small>OBP: 0.118, SLG: 0.063</small> (8, PH) Mike Vail, R (8, PH) <small>OBP: 0.385, SLG: 0.273</small> (8, 1)			0-0 G4-6-3 		0-0 6-3 		0-0 F8 		1 0 0 0 0 0 1 0 0 0 0 0 0 0 1 0 0 0 0 0 0 0 0 0 0 0 0 0 1 0 0 0 0 0 1 0 0 0 0 0 0 0		
Inning Stats	R: 0 H: 0 E: 0 LOB: 0 K: 0 BB: 0 S: 3 P: 3	R: 0 H: 0 E: 0 LOB: 0 K: 1 BB: 0 S: 5 P: 5	R: 0 H: 0 E: 0 LOB: 0 K: 0 BB: 1 S: 2 P: 6	R: 0 H: 0 E: 0 LOB: 0 K: 0 BB: 0 S: 3 P: 3	R: 0 H: 0 E: 0 LOB: 0 K: 2 BB: 0 S: 7 P: 7	R: 0 H: 0 E: 0 LOB: 0 K: 0 BB: 0 S: 3 P: 3	R: 0 H: 1 E: 0 LOB: 2 K: 0 BB: 1 S: 4 P: 8	R: 0 H: 0 E: 0 LOB: 1 K: 0 BB: 1 S: 3 P: 7	R: 0 H: 0 E: 0 LOB: 1 K: 1 BB: 1 S: 5 P: 9	1B: 0 SF: 0 2B: 1 SAC: 0 3B: 0 DP: 1 HR: 0 HBP: 0	WP: 0 PA: 31 PB: 0 SB: 0 CS: 0
PITCHER Dave Dravecky, L (1, 1) <small>ERA: 2.23</small>	IP WLS BF H R ER SO BB IBB HBP BLK WP HR S P ERA WHIP 9.0 W 31 1 0 0 4 4 0 0 0 0 0 0 35 51 0.00 0.556						PITCHER IP WLS BF H R ER SO BB IBB HBP BLK WP HR S P ERA WHIP				

Batter	1	2	3	4	5	6	7	8	9
Alan Wiggins, S <small>(1, 4)</small> <small>OBP: 0.335, SLG: 0.306</small>	4-0 	4-0 			0-0 	0-0 6-3 	0-0 4-3 		
Tony Gwynn, L <small>(1, 9)</small> <small>OBP: 0.428, SLG: 0.472</small>	0-0 6-3 	0-0 F7 			0-0 	0-0 E6 		0-0 	
Steve Garvey, R <small>(1, 3)</small> <small>OBP: 0.301, SLG: 0.378</small> Kurt Bevacqua, R <small>(7, 3)</small> <small>OBP: 0.389, SLG: 0.400</small>	0-0 	0-0 F8 			0-3 	0-0 F8 		0-0 	
Carmelo Martinez, R <small>(1, 7)</small> <small>OBP: 0.338, SLG: 0.422</small>	0-0 		0-3 		4-0 	0-3 		0-0 	
Terry Kennedy, L <small>(1, 2)</small> <small>OBP: 0.299, SLG: 0.364</small>	0-3 		0-0 		0-0 		0-0 	0-0 	
Kevin McReynolds, R <small>(1, 8)</small> <small>OBP: 0.314, SLG: 0.476</small>	0-0 		0-3 		0-0 		4-0 	4-0 	
Luis Salazar, R <small>(1, 5)</small> <small>OBP: 0.290, SLG: 0.364</small>	0-3 			0-0 	0-0 		0-0 	0-0 	
Garry Templeton, S <small>(1, 6)</small> <small>OBP: 0.321, SLG: 0.346</small>		0-0 		0-3 	4-0 		0-0 	0-0 	
Dave Dravecky, R <small>(1, 1)</small> <small>OBP: 0.179, SLG: 0.192</small>		0-0 		0-0 	0-3 		0-0 		

Inning Stats	R: 4	H: 3	E: 0	K: 2	S: 10	LOB: 0	BB: 1	P: 14	R: 0	H: 1	E: 0	K: 0	S: 4	LOB: 2	BB: 1	P: 8	R: 0	H: 0	E: 0	K: 2	S: 7	LOB: 0	BB: 0	P: 7	R: 0	H: 0	E: 0	K: 1	S: 5	LOB: 0	BB: 0	P: 5	R: 4	H: 3	E: 1	K: 2	S: 11	LOB: 2	BB: 2	P: 19	R: 0	H: 0	E: 1	K: 1	S: 6	LOB: 1	BB: 0	P: 6	R: 1	H: 2	E: 0	K: 0	S: 5	LOB: 2	BB: 1	P: 9	R: 3	H: 3	E: 0	K: 0	S: 6	LOB: 1	BB: 1	P: 10
--------------	------	------	------	------	-------	--------	-------	-------	------	------	------	------	------	--------	-------	------	------	------	------	------	------	--------	-------	------	------	------	------	------	------	--------	-------	------	------	------	------	------	-------	--------	-------	-------	------	------	------	------	------	--------	-------	------	------	------	------	------	------	--------	-------	------	------	------	------	------	------	--------	-------	-------

PITCHER															PITCHER																		
IP	WLS	BF	H	R	ER	SO	BB	IBB	HBP	BLK	WP	HR	S	P	ERA	WHIP	IP	WLS	BF	H	R	ER	SO	BB	IBB	HBP	BLK	WP	HR	S	P	ERA	WHIP
Fernando Valenzuela, L	(1, 1)	4.2	L	25	7	8	5	6	3	0	0	0	0	0	9.64	2.143	Fernando Valenzuela, L	(1, 1)	4.2	L	25	7	8	5	6	3	0	0	0	0	0	9.64	2.143
Pat Zachry, R	(5, 1)	0.1		2	0	0	0	1	0	1	0	0	0	0	0.00	0.000	Pat Zachry, R	(5, 1)	0.1		2	0	0	0	1	0	1	0	0	0	0	0.00	0.000
Burt Hooton, R	(6, 1)	2.0		10	2	1	1	1	1	0	0	0	0	1	4.50	1.500	Burt Hooton, R	(6, 1)	2.0		10	2	1	1	1	1	0	0	0	0	1	4.50	1.500
Jerry Reuss, L	(8, 1)	1.0		7	3	3	3	0	1	0	0	0	0	0	27.00	4.000	Jerry Reuss, L	(8, 1)	1.0		7	3	3	3	0	1	0	0	0	0	0	27.00	4.000

BOTTOM

AB	R	H	RBI	BB	SO	LOB
3	2	1	0	2	0	2
5	2	2	1	0	0	3
4	1	1	1	0	1	4
1	1	1	0	0	0	0
4	3	2	1	1	2	1
5	1	1	2	0	1	5
3	2	1	3	2	1	0
5	0	1	1	0	1	2
4	0	1	0	1	1	2
3	0	1	0	0	1	2

AB 37
R 12
H 12
RBI 9
BB 6
SO 8
LOB 21



Los Angeles Dodgers @ San Diego Padres
Jack Murphy Stadium, San Diego, CA
 Mon Jul 30 1984, 10:05 PM EDT
 Att. 40,568 - Unknown

livebaseballscorecards.com

Batter	1	2	3	4	5	6	7	8	9	AB R H RBI BB SO LOB	TOP
Dave Anderson, R (1, 6) OBP: 0.346, SLG: 0.329	0-0 SH1-4 1B		0-3 K		0-0 5-3		0-0 4-3			4 0 1 0 0 1 0	Los Angeles Dodgers @ San Diego Padres Jack Murphy Stadium, San Diego, CA Tue Jul 31 1984, 10:05 PM EDT Att: 35,704 - Unknown
Bill Russell, R (1, 8) OBP: 0.358, SLG: 0.349	0-0 SH1-4 1-2		0-0 F7		0-0 F4		0-0 1B			3 0 1 0 0 0 0	
Candy Maldonado, R (1, 9) OBP: 0.339, SLG: 0.397	4-0 BB		0-0 2B		0-0 1-3		0-0 F4			3 0 1 0 1 0 1	
Mike Marshall, R (1, 7) OBP: 0.332, SLG: 0.483	0-0 F9		4-0 BB		0-0 G3		0-3 K			3 0 0 0 1 1 2	
Steve Yeager, R (1, 2) OBP: 0.299, SLG: 0.311 Mike Scioscia, L (8, PH) OBP: 0.391, SLG: 0.345	0-0 F4		0-0 4-3		4-0 1B BB		0-0 4-3			2 0 0 0 1 0 4 1 0 0 0 0 0 0	
German Rivera, R (1, 5) OBP: 0.341, SLG: 0.435 Ken Landreaux, L (8, PH) OBP: 0.325, SLG: 0.375		0-0 G3 1B		0-3 K		0-0 1-2 1B		0-0 G3		3 0 2 0 0 1 0 1 0 0 0 0 0 0	
Franklin Stubbs, L (1, 3) OBP: 0.283, SLG: 0.374		0-0 G3 1-2		0-0 3-1		0-0 F7		0-3 K		4 0 0 0 0 1 3	
Bob Bailor, R (1, 4) OBP: 0.296, SLG: 0.269		0-0 F8		0-0 1B 1B		0-0 F6		0-3 K		3 0 1 0 0 0 3 1 0 0 0 0 1 0	
Greg Brock, L (9, PH) OBP: 0.305, SLG: 0.427		0-0 F7		0-0 1B		0-0 6-3		0-3 K		2 0 1 0 0 0 1 1 0 0 0 0 0 0 0 0 0 0 0 0 0 1 0 0 0 0 1 0	
Rick Honeycutt, L (1, 1) OBP: 0.188, SLG: 0.152 Steve Sax, R (7, PH) OBP: 0.296, SLG: 0.305 Ken Howell, R (7, 1) Terry Whitfield, L (9, PH) OBP: 0.285, SLG: 0.344		0-0 F7		1-3 1B							
Inning Stats	R: 0 H: 1 E: 0 LOB: 2 K: 0 BB: 1 S: 4 P: 8	R: 0 H: 1 E: 0 LOB: 1 K: 0 BB: 0 S: 4 P: 4	R: 0 H: 1 E: 0 LOB: 2 K: 1 BB: 1 S: 6 P: 10	R: 0 H: 2 E: 0 LOB: 2 K: 1 BB: 0 S: 6 P: 6	R: 0 H: 0 E: 0 LOB: 0 K: 0 BB: 0 S: 3 P: 3	R: 0 H: 1 E: 0 LOB: 2 K: 0 BB: 1 S: 4 P: 8	R: 0 H: 1 E: 0 LOB: 1 K: 0 BB: 0 S: 4 P: 4	R: 0 H: 0 E: 0 LOB: 0 K: 1 BB: 0 S: 9 P: 9	R: 0 H: 0 E: 0 LOB: 0 K: 3 BB: 0 S: 9 P: 9	1B: 6 SF: 0 2B: 1 SAC: 1 3B: 0 DP: 0 HR: 0 HBP: 0	WP: 0 PA: 36 PB: 0 SB: 0 CS: 0
PITCHER Mark Thurmond, L (1, 1) ERA: 3.22 Rich Gossage, R (8, 1) ERA: 2.85	IP WLS BF H R ER SO BB IBB HBP BLK WP HR S P ERA WHIP	7.0 W 30 7 0 0 2 3 0 0 0 0 0 0 31 43 0.00 1.429	2.0 S 6 0 0 0 4 0 0 0 0 0 0 0 14 14 0.00 0.000	PITCHER IP WLS BF H R ER SO BB IBB HBP BLK WP HR S P ERA WHIP							

livebaseballscorecards.com

AB	32
R	0
H	7
RBI	0
BB	3
SO	6
LOB	14



Batter	1	2	3	4	5	6	7	8	9
Alan Wiggins, S OBP: 0.334, SLG: 0.304 (1, 4)	0-0 6-3		4-0 BB 1-2 G6-4-3		0-0 F8			0-0 3-1	
Tony Gwynn, L OBP: 0.426, SLG: 0.470 (1, 9)	0-0 4-3		0-0 G6-4-3 1-2f			0-0 6-3 1B		0-0 3-1	
Steve Garvey, R OBP: 0.299, SLG: 0.375 (1, 3)	0-0 5-3			0-0 F9		0-0 6-3 1-2			
Carmelo Martinez, R OBP: 0.340, SLG: 0.421 (1, 7)		0-0 G3		4-0 BLK 1B BB		4-0 G4-6-3 IBB			
Terry Kennedy, L OBP: 0.296, SLG: 0.361 (1, 2)		0-3 K		0-3 K 1-2		0-0 G4-6-3 1-2f			
Kevin McReynolds, R OBP: 0.317, SLG: 0.481 (1, 8)		0-0 2B		0-0 CS 1B 2-H		0-0 F8			
Luis Salazar, R OBP: 0.283, SLG: 0.355 (1, 5)		0-0 F9		0-0 CS 1-2	0-0 F9		0-0 F8		
Garry Templeton, S OBP: 0.321, SLG: 0.346 (1, 6)			0-0 6-3		0-0 E4 1B		0-3 K		
Mark Thurmond, L OBP: 0.300, SLG: 0.289 (1, 1)			0-0 BB 1B		0-0 F7			0-3 K	
Rich Gossage, R OBP: 0.235, SLG: 0.188 (8, 1)									

Inning Stats	R: 0	H: 0	E: 0	K: 0	S: 3	LOB: 0	BB: 0	P: 3
	R: 0	H: 1	E: 0	K: 1	S: 6	LOB: 1	BB: 0	P: 6
	R: 0	H: 1	E: 0	K: 0	S: 3	LOB: 1	BB: 1	P: 7
	R: 1	H: 1	E: 0	K: 1	S: 5	LOB: 0	BB: 1	P: 9
	R: 0	H: 1	E: 1	K: 0	S: 4	LOB: 1	BB: 0	P: 4
	R: 0	H: 1	E: 0	K: 0	S: 3	LOB: 1	BB: 1	P: 7
	R: 0	H: 0	E: 0	K: 1	S: 5	LOB: 0	BB: 0	P: 5
	R: 0	H: 0	E: 0	K: 1	S: 5	LOB: 0	BB: 0	P: 5

PITCHER	IP	WLS	BF	H	R	ER	SO	BB	IBB	HBP	BLK	WP	HR	S	P	ERA	WHIP
Rick Honeycutt, L ERA: 2.86 (1, 1)	6.0	L	23	5	1	1	2	2	1	0	1	0	0	24	36	1.50	1.167
Ken Howell, R ERA: 4.5 (7, 1)	2.0		6	0	0	0	2	0	0	0	0	0	0	10	10	0.00	0.000

AB R H RBI BB SO LOB

3	0	0	0	1	0	1
4	0	1	0	0	0	2
3	0	0	0	0	0	1
1	1	0	0	2	0	0
3	0	0	0	0	2	3
3	0	2	1	0	0	0
3	0	0	0	0	0	1
3	0	1	0	0	1	0
2	0	1	0	0	0	1
1	0	0	0	0	1	0

1B: 4	SF: 0	WP: 0	PA: 30
2B: 1	SAC: 0	PB: 0	
3B: 0	DP: 2	SB: 0	
HR: 0	HBP: 0	CS: 1	

WP: 0 PA: 30
PB: 0
SB: 0
CS: 1

Los Angeles Dodgers @ San Diego Padres
Jack Murphy Stadium, San Diego, CA
Tue Jul 31 1984, 10:05 PM EDT
Att. 35,704 - Unknown

livebaseballscorecards.com

AB	26
R	1
H	5
RBI	1
BB	3
SO	4
LOB	9



Batter	1	2	3	4	5	6	7	8	9	AB R H RBI BB SO LOB	TOP																		
Steve Sax, R (1, 4) OBP: 0.299, SLG: 0.307	0-0 F9		0-0 F8		0-0 SF7 FC 1B			0-0 1B		4 1 2 0 0 0 0	Los Angeles Dodgers @ San Diego Padres Jack Murphy Stadium, San Diego, CA Wed Aug 01 1984, 10:05 PM EDT Att: 39,076 - Unknown livebaseballscorecards.com																		
Ed Amelung, L (1, 9) OBP: 0.200, SLG: 0.200	0-0 F8		0-0 E4		0-0 FC CS			0-3 K		4 0 0 1 0 1 2																			
Ken Landreaux, L (1, 8) OBP: 0.325, SLG: 0.380 Mike Marshall, R (8, PH) OBP: 0.332, SLG: 0.482	0-0 2B		0-0 F9		0-0 SF7 3-H			0-3 K		2 0 1 1 0 0 1 1 0 0 0 0 1 1																			
Greg Brock, L (1, 3) OBP: 0.299, SLG: 0.418 Tony Brewer, R (8, PH)	0-3 K		0-0 1-3		0-0 CS 1-2	0-0 F7		0-0 F9		3 0 0 0 0 1 2 1 0 0 0 0 0 1																			
Mike Scioscia, L (1, 2) OBP: 0.392, SLG: 0.364		0-0 HR		0-0 4-3		0-0 G4-6-3 1B		0-0 F6		4 1 2 1 0 0 0																			
Terry Whitfield, L (1, 7) OBP: 0.282, SLG: 0.351 Candy Maldonado, R (6, 7) OBP: 0.342, SLG: 0.400		0-0 G6-4-3 1B		0-0 G5-4-3 1B		0-0 G4-6-3 1B 1-2f		0-0 1B		3 0 2 0 0 0 1 1 0 1 0 0 0 0 0 0 0 0 0 0 0																			
Bob Bailor, R (9, PR) OBP: 0.296, SLG: 0.269		0-0 G6-4-3 1B		0-0 G5-4-3 1-2f				0-3 K		3 0 1 0 0 0 1 1 0 0 0 0 1 1																			
German Rivera, R (1, 5) OBP: 0.341, SLG: 0.432 Franklin Stubbs, L (9, PH) OBP: 0.282, SLG: 0.372		0-0 G6-4-3 1B		0-0 6-3			0-0 F8		0-3 F6			4 0 0 0 0 0 3																	
Dave Anderson, R (1, 6) OBP: 0.340, SLG: 0.322		0-0 G6-4-3 1-2f 2-3		0-0 5-3		0-0 1B FC 2B		0-0 6-3		3 1 1 0 0 0 1																			
Alejandro Pena, R (1, 1) OBP: 0.158, SLG: 0.182																													
Inning Stats	R: 0 E: 0 K: 1 S: 6	H: 1 LOB: 1 BB: 0 P: 6	R: 1 E: 0 K: 0 S: 5	H: 3 LOB: 1 BB: 0 P: 5	R: 0 E: 1 K: 0 S: 4	H: 0 LOB: 1 BB: 0 P: 4	R: 0 E: 0 K: 0 S: 3	H: 1 LOB: 0 BB: 0 P: 3	R: 2 E: 0 K: 0 S: 5	H: 2 LOB: 0 BB: 0 P: 5	R: 0 E: 0 K: 0 S: 3	H: 1 LOB: 0 BB: 0 P: 3	R: 0 E: 0 K: 0 S: 8	H: 1 LOB: 1 BB: 0 P: 8	R: 0 E: 0 K: 1 S: 6	H: 1 LOB: 1 BB: 0 P: 6	1B: 7 2B: 2 3B: 0 HR: 1	SF: 1 SAC: 0 DP: 3 HBP: 0	WP: 0 PB: 0 SB: 0 CS: 1	PA: 36									
PITCHER	IP WLS BF H R ER SO BB IBB HBP BLK WP HR S P ERA WHIP																												
Ed Whitson, R (1, 1) ERA: 3.46	7.0		27	8	3	3	1	0	0	0	0	0	0	1	29	29	3.86	1.143											
Craig Lefferts, L (8, 1) ERA: 1.64	1.1	W	5	1	0	0	2	0	0	0	0	0	0	9	9	0.00	0.750												
Rich Gossage, R (9, 1) ERA: 2.83	0.2	S	3	1	0	0	1	0	0	0	0	0	0	5	5	0.00	1.500												



Batter	1	2	3	4	5	6	7	8	9
Alan Wiggins, S OBP: 0.332, SLG: 0.302 (1, 4)	0-0 4-3	0-0 G3			0-0 4-3		0-0 SH3-4		
Tony Gwynn, L OBP: 0.425, SLG: 0.468 (1, 9)	0-0 6-3				0-0 E6		0-0 4-3		
Steve Garvey, R OBP: 0.301, SLG: 0.376 (1, 3)	0-0 F4				0-0 F9		0-0 CS		
Graig Nettles, L OBP: 0.322, SLG: 0.376 (1, 5)					0-0 F4		0-0 CS	0-0 G3	
Terry Kennedy, L OBP: 0.293, SLG: 0.357 (1, 2)					0-0 F7		0-0 F9	0-0 3-4-1	
Carmelo Martinez, R OBP: 0.342, SLG: 0.420 (1, 7)					0-0 F6		0-3 K	0-0 2B	
Kevin McReynolds, R OBP: 0.324, SLG: 0.499 (1, 8)					0-0 HR		0-0 1B	0-0 2B	
Garry Templeton, S OBP: 0.320, SLG: 0.343 (1, 6)					0-0 F7		0-3 K	4-0 IBB	
Ed Whitson, R OBP: 0.073, SLG: 0.050 (1, 1)					0-0 6-3		4-0 1B	0-0 F6	
Tim Flannery, L OBP: 0.351, SLG: 0.423 (7, PH)									
Craig Lefferts, L OBP: 0.182, SLG: 0.273 (8, 1)									
Rich Gossage, R OBP: 0.235, SLG: 0.188 (9, 1)									

AB	R	H	RBI	BB	SO	LOB
3	0	0	0	0	0	3
4	0	1	0	0	0	1
4	0	2	1	0	0	1
4	1	1	0	0	1	2
4	0	0	0	0	0	2
3	1	1	0	1	1	0
4	1	4	3	0	0	0
3	0	0	0	1	2	4
2	0	0	0	0	0	3
0	1	0	0	1	0	0
1	0	0	0	0	0	2
0	0	0	0	0	0	0

AB	32
R	4
H	9
RBI	4
BB	3
SO	4
LOB	18

Inning Stats	R	H	E	K	S	P	IP	WLS	BF	H	R	ER	SO	BB	IBB	HBP	BLK	WP	HR	S	P	ERA	WHIP
	0	0	0	0	3		8.0	L	36	9	4	3	4	2	1	0	0	0	1	41	53	3.38	1.375

Los Angeles Dodgers @ San Diego Padres
Jack Murphy Stadium, San Diego, CA
 Wed Aug 01 1984, 10:05 PM EDT
 Att. 39,076 - Unknown

livebaseballscorecards.com

WP: 0	PA: 37
PB: 0	
SB: 0	
CS: 1	



Batter	1	2	3	4	5	6	7	8	9	AB R H RBI BB SO LOB	TOP											
Alan Wiggins, S (1, 4) OBP: 0.331, SLG: 0.301	0-0 F8		0-0 1B			0-0 F7		0-0 F7		4 0 1 1 0 0 0	San Diego Padres @ Houston Astros Astrodome, Houston, TX Fri Aug 03 1984, 8:05 PM EDT Att: 16,456 - Unknown livebaseballscorecards.com											
Tony Gwynn, L (1, 9) OBP: 0.423, SLG: 0.466	0-0 4-3		0-0 F7			0-0 4-3		0-0 1B		4 0 1 0 0 0 2												
Steve Garvey, R (1, 3) OBP: 0.298, SLG: 0.373	0-0 F3		0-0 4-3			0-0 E4		0-0 G5-4-3		4 0 0 0 0 0 3												
Graig Nettles, L (1, 5) OBP: 0.319, SLG: 0.371		0-0 4-3		0-3 K		0-0 F3			0-0 F4	4 0 0 0 0 1 1												
Terry Kennedy, L (1, 2) OBP: 0.293, SLG: 0.354		0-0 F8		0-0 F3			4-0 BB		0-0 F8	3 0 0 0 1 0 0												
Carmelo Martinez, R (1, 7) OBP: 0.341, SLG: 0.418		0-0 F7		0-3 K		0-0 G6-4-3			0-0 BLK	4 0 1 0 0 1 1												
Kevin McReynolds, R (1, 8) OBP: 0.326, SLG: 0.507			0-0 1B		0-0 F6		0-0 HR		0-0 6-3	4 2 2 1 0 0 1												
Garry Templeton, S (1, 6) OBP: 0.320, SLG: 0.343			0-3 K		0-0 1-3		0-0 1B		0-0 FC5-4	3 0 1 0 0 1 1												
Eric Show, R (1, 1) OBP: 0.217, SLG: 0.370 Greg Booker, R (6, 1) Champ Summers, L (7, PH) OBP: 0.250, SLG: 0.423 Greg Harris, S (7, 1)			0-0 1B		0-3 K		0-0 FC5-4		0-0 FC5-4	2 0 1 0 0 1 0 0 0 0 0 0 0 0 1 0 0 0 0 0 1 0 0 0 0 0 0 0												
Inning Stats	R: 0 E: 0 K: 0 S: 3	H: 0 LOB: 0 BB: 0 P: 3	R: 0 E: 0 K: 0 S: 3	H: 0 LOB: 0 BB: 0 P: 3	R: 1 E: 0 K: 1 S: 8	H: 3 LOB: 2 BB: 0 P: 8	R: 0 E: 0 K: 2 S: 7	H: 0 LOB: 0 BB: 0 P: 7	R: 0 E: 0 K: 1 S: 5	H: 0 LOB: 0 BB: 0 P: 5	R: 0 E: 1 K: 0 S: 4	H: 0 LOB: 1 BB: 0 P: 4	R: 1 E: 0 K: 0 S: 4	H: 2 LOB: 1 BB: 1 P: 8	R: 0 E: 0 K: 0 S: 3	H: 1 LOB: 0 BB: 0 P: 3	R: 0 E: 0 K: 0 S: 4	H: 1 LOB: 1 BB: 0 P: 4	1B: 6 2B: 0 3B: 0 HR: 1	SF: 0 SAC: 0 DP: 2 HBP: 0	WP: 0 PB: 0 SB: 0 CS: 0	PA: 34
PITCHER Nolan Ryan, R (1, 1) ERA: 2.83	IP: 9.0 WLS: W BF: 34 H: 7 R: 2 ER: 2 SO: 4 BB: 1 IBB: 0 HBP: 0 BLK: 1 WP: 0 HR: 1 S: 41 P: 45 ERA: 2.00 WHIP: 0.889											PITCHER	IP: 9.0 WLS: W BF: 34 H: 7 R: 2 ER: 2 SO: 4 BB: 1 IBB: 0 HBP: 0 BLK: 1 WP: 0 HR: 1 S: 41 P: 45 ERA: 2.00 WHIP: 0.889									



Batter	1	2	3	4	5	6	7	8	9
Phil Garner, R OBP: 0.333, SLG: 0.339 (1, 4)	0-0 1B 2B		0-0 F4			1-0 BB 1B HBP	0-0 1B		
Craig Reynolds, L OBP: 0.286, SLG: 0.369 (1, 6)	0-0 1B SF7 2-H		0-0 CS 1B			0-0 1B 1B	0-0 F9		
Denny Walling, L OBP: 0.314, SLG: 0.357 (1, 5)	0-0 1-3 4-3 1B		0-0 F9			0-0 F8		0-0 F8	
Jose Cruz, L OBP: 0.383, SLG: 0.454 (1, 7)	0-0 SF7 3-H		0-0 CS 1-2	4-0 7-3 BB		4-0 FC4-6 1B BB 1-2 2-3		0-0 HR 3B	
Jerry Mumphrey, S OBP: 0.351, SLG: 0.386 (1, 8)	0-0 4-3 1-2			0-0 F8		0-0 FC4-6 1B 1-2 2-H 3-H		0-0 HR	
Enos Cabell, R OBP: 0.319, SLG: 0.385 (1, 3)	0-0 F7			0-0 7-3 1-2f		0-0 FC4-6 FC4-6 1-2f 2-3		0-0 5-3	
Terry Puhl, L OBP: 0.370, SLG: 0.412 (1, 9)		0-0 F1			0-0 F4	0-0 FC4-6 1-2f		4-0 WP BB	
Mark Bailey, S OBP: 0.298, SLG: 0.343 (1, 2)		0-0 F7			0-0 F8		0-0 F5	0-3 K	
Nolan Ryan, R OBP: 0.178, SLG: 0.186 (1, 1)		0-0 F8			0-0 1-3		0-3 K		

Inning Stats	R: 2 E: 0 K: 0 S: 6	H: 3 LOB: 1 BB: 0 P: 6	R: 0 E: 0 K: 0 S: 3	H: 0 LOB: 0 BB: 0 P: 3	R: 0 E: 0 K: 0 S: 3	H: 1 LOB: 0 BB: 0 P: 3	R: 0 E: 0 K: 0 S: 2	H: 0 LOB: 0 BB: 1 P: 6	R: 0 E: 0 K: 0 S: 3	H: 0 LOB: 0 BB: 0 P: 3	R: 2 E: 0 K: 0 S: 5	H: 2 LOB: 2 BB: 1 P: 10	R: 0 E: 0 K: 1 S: 6	H: 1 LOB: 1 BB: 0 P: 6	R: 2 E: 0 K: 1 S: 7	H: 2 LOB: 1 BB: 1 P: 11
--------------	------------------------------	---------------------------------	------------------------------	---------------------------------	------------------------------	---------------------------------	------------------------------	---------------------------------	------------------------------	---------------------------------	------------------------------	----------------------------------	------------------------------	---------------------------------	------------------------------	----------------------------------

PITCHER	IP	WLS	BF	H	R	ER	SO	BB	IBB	HBP	BLK	WP	HR	S	P	ERA	WHIP
Eric Show, R ERA: 3.54 (1, 1)	5.1	L	23	6	4	4	0	2	0	0	0	0	0	20	29	6.75	1.500
Greg Booker, R ERA: 1.89 (6, 1)	0.2		2	0	0	0	0	0	0	0	0	0	0	2	2	0.00	0.000
Greg Harris, R ERA: 2.28 (7, 1)	2.0		10	3	2	2	2	1	0	0	0	1	1	13	17	9.00	2.000

BOTTOM

San Diego Padres @ Houston Astros
Astrodome, Houston, TX

Fri Aug 03 1984, 8:05 PM EDT
Att. 16,456 - Unknown

AB	R	H	RBI	BB	SO	LOB
3	2	2	0	0	0	0
4	2	3	1	0	0	1
4	0	1	0	0	0	3
1	1	1	1	2	0	0
4	1	2	4	0	0	2
4	0	0	0	0	0	4
3	0	0	0	1	0	2
4	0	0	0	0	1	1
3	0	0	0	0	1	0

AB	30
R	6
H	9
RBI	6
BB	3
SO	2
LOB	13

livebaseballscorecards.com

WP	PA
1	36
PB	0
SB	0
CS	1



Batter	1	2	3	4	5	6	7	8	9	AB R H RBI BB SO LOB	TOP											
Alan Wiggins, S (1, 4) OBP: 0.333, SLG: 0.300	4-0 1B BB		4-0 S BB		0-3 K		0-0 4-3			2 2 0 0 2 1 0												
Tony Gwynn, L (1, 9) OBP: 0.428, SLG: 0.476	0-0 FC3-6 1B CS 1B		4-0 G5-4-3 BB			0-0 F3 1B 1B		0-0 HR		3 2 3 1 1 0 0												
Steve Garvey, R (1, 3) OBP: 0.298, SLG: 0.371	0-0 FC3-6 1B		0-0 G5-4-3 BB			0-0 F3		0-0 F7		4 0 1 1 0 0 3												
Graig Nettles, L (1, 5) OBP: 0.318, SLG: 0.367	0-0 FC3-6 CS 1-2f 2-3		0-3 K 3-H			4-0 1B G5-4-3 BB		0-0 1-3		3 1 0 0 1 1 2												
Terry Kennedy, L (1, 2) OBP: 0.293, SLG: 0.352	0-3 K 1-2 3-H			0-0 F5		0-0 G5-4-3 1B		0-0 E4 FC6-4		4 0 1 1 0 1 2												
Carmelo Martinez, R (1, 7) OBP: 0.338, SLG: 0.413		0-0 4-3		0-0 F8		0-0 G5-4-3 1-2 3-H		0-0 FC6-4 1-2f		4 0 0 1 0 0 2												
Kevin McReynolds, R (1, 8) OBP: 0.323, SLG: 0.501		0-0 F9		0-3 K		0-0 5-3		0-3 K		4 0 0 0 0 2 1												
Garry Templeton, S (1, 6) OBP: 0.319, SLG: 0.345		0-0 2B			0-0 5-3		0-0 3-1		0-0 F5	4 0 1 0 0 0 0												
Tim Lollar, L (1, 1) OBP: 0.298, SLG: 0.412		0-3 K			0-0 4-3		0-3 K		0-3 K	3 0 0 0 0 2 1												
Craig Lefferts, L (7, 1) OBP: 0.167, SLG: 0.250										1 0 0 0 0 1 0												
Inning Stats	R: 1 E: 0 K: 1 S: 6	H: 2 LOB: 2 BB: 1 P: 10	R: 0 E: 0 K: 1 S: 6	H: 1 LOB: 1 BB: 0 P: 6	R: 1 E: 0 K: 1 S: 4	H: 0 LOB: 0 BB: 2 P: 12	R: 0 E: 0 K: 1 S: 5	H: 0 LOB: 0 BB: 0 P: 5	R: 0 E: 0 K: 1 S: 5	H: 0 LOB: 0 BB: 0 P: 5	R: 2 E: 0 K: 0 S: 5	H: 2 LOB: 1 BB: 1 P: 9	R: 0 E: 0 K: 1 S: 5	H: 0 LOB: 0 BB: 0 P: 5	R: 1 E: 1 K: 0 S: 5	H: 1 LOB: 1 BB: 0 P: 5	R: 0 E: 0 K: 2 S: 7	H: 0 LOB: 0 BB: 0 P: 7	1B: 4 2B: 2 3B: 0 HR: 1	SF: 0 SAC: 0 DP: 2 HBP: 0	WP: 0 PB: 0 SB: 2 CS: 2	PA: 36
PITCHER	IP WLS BF H R ER SO BB IBB HBP BLK WP HR S P ERA WHIP																					
Michael LaCoss, R (1, 1) ERA: 3.83	5.1 L 22 4 4 4 5 4 0 0 0 0 0 0 28 44 6.75 1.500																					
Joe Sambito, L (6, 1) ERA: 2.59	0.0 1 1 0 0 0 0 0 0 0 0 0 0 1 1 ∞ ∞																					
Julio Solano, R (6, 1) ERA: 2.05	1.2 5 0 0 0 1 0 0 0 0 0 0 0 7 7 0.00 0.000																					
Vern Ruhle, R (8, 1) ERA: 4.44	1.0 5 1 1 1 0 0 0 0 0 0 1 5 5 9.00 1.000																					
Bill Dawley, R (9, 1) ERA: 1.71	1.0 3 0 0 0 2 0 0 0 0 0 0 0 7 7 0.00 0.000																					

San Diego Padres @ Houston Astros
 Astrodome, Houston, TX
 Sat Aug 04 1984, 8:05 PM EDT
 Att: 19,842 - Unknown

livebaseballscorecards.com

AB	32
R	5
H	6
RBI	4
BB	4
SO	8
LOB	11



Batter	1	2	3	4	5	6	7	8	9	AB R H RBI BB SO LOB	BOTTOM
Bill Doran, S <small>OBP: 0.345, SLG: 0.351</small> (1, 4)	0-0 F6	4-0 FC6-4 BB			0-0 F4		4-0 FC6-4 BB		0-0 3B 1B	3 1 1 0 2 0 0	San Diego Padres @ Houston Astros Astrodome, Houston, TX Sat Aug 04 1984, 8:05 PM EDT Att. 19,842 - Unknown
Kevin Bass, S <small>OBP: 0.270, SLG: 0.332</small> (1, 8)	0-0 6-3	0-0 FC6-4 1-2f			0-0 F8		0-0 F6	0-0 F3	5 0 0 0 0 0 6		
Phil Garner, R <small>OBP: 0.335, SLG: 0.347</small> (1, 5)	4-0 1B BB		0-0 5-3		0-0 F7		0-0 FC6-4 1-2f 2-3	0-0 SF8 3B	4 1 1 1 1 0 2		
Jose Cruz, L <small>OBP: 0.381, SLG: 0.452</small> (1, 7)	0-0 1-3 1B		0-0 6-3		0-0 4-3	0-0 6-3	0-0 SF8	0-0 SF8	4 0 1 1 0 0 2		
Ray Knight, R <small>OBP: 0.260, SLG: 0.287</small> (1, 3)	0-0 F2		0-0 F8		0-0 F8		0-0 1B 1B	0-0 1B 1B	5 0 2 0 0 0 2		
Terry Puhl, L <small>OBP: 0.370, SLG: 0.412</small> (1, 9)		0-0 F9		0-0 FC6-4 1B	0-0 1B 1B		0-0 F4	0-0 F8	5 0 2 0 0 0 2		
Mark Bailey, S <small>OBP: 0.305, SLG: 0.347</small> (1, 2)		4-0 SH3-4 1B BB		0-0 F7	0-0 1B 1B		0-0 FC6-4 1B		3 0 2 0 1 0 1		
Craig Reynolds, L <small>OBP: 0.286, SLG: 0.368</small> Jim Pankovits, R <small>OBP: 0.306, SLG: 0.383</small> (8, PH) (9, 6)		0-0 SH3-4 1-2 1B		0-0 FC6-4 1-2f	0-0 F8		0-0 F4		3 0 1 0 0 0 3 1 0 0 0 0 0 2		
Michael LaCoss, R <small>OBP: 0.116, SLG: 0.167</small> Joe Sambilo, L <small>OBP: 0.214, SLG: 0.083</small> Julio Solano, R <small>OBP: 0.321, SLG: 0.385</small> Enos Cabell, R <small>OBP: 0.359, SLG: 0.385</small> Vern Ruhle, R <small>OBP: 0.359, SLG: 0.385</small> Jerry Mumphrey, S <small>OBP: 0.250, SLG: 0.750</small> Bill Dawley, R <small>OBP: 0.250, SLG: 0.750</small> (1, 1) (6, 1) (6, 1) (7, PH) (8, 1) (8, PH) (9, 1)		0-0 SH3-4		0-3 K		4-0 FC6-4 BB BB	0-0 FC6-4 1-2f		1 0 0 0 0 0 1 1 0 1 0 0 0 0 0 0 0 0 0 0 1 0 0 0 0 0 0 2 0 0 0 0 0 0 0 0		
Inning Stats	R: 0 H: 1 E: 0 LOB: 2 K: 0 BB: 1 S: 4 P: 8	R: 0 H: 1 E: 0 LOB: 3 K: 0 BB: 2 S: 4 P: 12	R: 0 H: 0 E: 0 LOB: 0 K: 0 BB: 0 S: 3 P: 3	R: 0 H: 1 E: 0 LOB: 1 K: 1 BB: 0 S: 6 P: 6	R: 0 H: 0 E: 0 LOB: 0 K: 0 BB: 0 S: 3 P: 3	R: 0 H: 2 E: 0 LOB: 2 K: 0 BB: 0 S: 5 P: 5	R: 0 H: 0 E: 0 LOB: 2 K: 0 BB: 2 S: 3 P: 11	R: 0 H: 2 E: 0 LOB: 2 K: 0 BB: 0 S: 5 P: 5	R: 2 H: 3 E: 0 LOB: 1 K: 0 BB: 0 S: 6 P: 6	1B: 9 SF: 1 2B: 0 SAC: 1 3B: 1 DP: 0 HR: 0 HBP: 0	
PITCHER Tim Lollar, L <small>ERA: 3.42</small> Craig Lefferts, L <small>ERA: 1.82</small>	IP WLS BF H R ER SO BB IBB HBP BLK WP HR S P ERA WHIP (1, 1) 6.0 W 28 5 0 0 1 5 0 0 0 0 0 0 45 0.00 1.667 (7, 1) 3.0 S 14 5 2 2 0 0 0 0 0 0 0 0 14 6.00 1.667										

AB	35
R	2
H	10
RBI	2
BB	5
SO	1
LOB	23



WP	0	PA	42
PB	0		
SB	0		
CS	0		

ERA	WHIP
-----	------

Batter	1	2	3	4	5	6	7	8	9	AB	R	H	RBI	BB	SO	LOB	TOP										
Alan Wiggins, S (1, 4) OBP: 0.332, SLG: 0.304 Tim Flannery, L (6, 4) OBP: 0.346, SLG: 0.417	0-3 K		0-0 1-3	0-0 F3		0-0 2B 3B		0-3 K		4	1	1	0	0	1	1											
Tony Gwynn, L (1, 9) OBP: 0.429, SLG: 0.479 Bobby Brown, S (6, 9) OBP: 0.290, SLG: 0.340	0-3 K		0-0 F7		0-0 BLK 1B 1B	0-0 WP HR		0-0 G6-4-3		4	2	2	1	0	1	0											
Steve Garvey, R (1, 3) OBP: 0.302, SLG: 0.382 Kurt Bevacqua, R (6, 3) OBP: 0.376, SLG: 0.387	0-0 4-3		0-0 1B		0-0 BLK 1B	0-0 HR			0-0 6-3	4	2	3	2	0	0	0											
Graig Nettles, L (1, 5) OBP: 0.316, SLG: 0.362		0-0 4-3		4-0 BB PB BB	0-0 F7	0-0 F7			0-0 F7	4	1	0	0	1	0	2											
Terry Kennedy, L (1, 2) OBP: 0.297, SLG: 0.353 Bruce Bochy, R (6, 2) OBP: 0.262, SLG: 0.350		0-0 2B SF9 1B		4-0 PB BB 1B BB	4-0 1B IBB	0-0 F3			0-0 BB 1B	2	2	1	0	2	0	0											
Carmelo Martinez, R (1, 7) OBP: 0.341, SLG: 0.416		0-0 1-3 2B		4-0 PB BB 1B BB	0-0 F5		0-0 5-3		4-0 FC5-4 BB	3	1	1	0	2	0	3											
Kevin McReynolds, R (1, 8) OBP: 0.323, SLG: 0.501 Luis Salazar, R (7, PH) OBP: 0.279, SLG: 0.349 (7, 8)		0-0 SF9		0-3 K2-3	0-0 1B	0-0 F8		0-0 F8	0-0 FC5-4	2	0	1	3	0	1	2											
Garry Templeton, S (1, 6) OBP: 0.319, SLG: 0.343 Mario Ramirez, R (6, 6) OBP: 0.259, SLG: 0.458		3-H 4-0 IBB		0-0 K 2-3 3-H	0-0 4-3	0-0 4-3		0-0 F9		2	0	0	0	1	0	4											
Dave Dravecky, R (1, 1) OBP: 0.200, SLG: 0.214 Andy Hawkins, R (4, 1) OBP: 0.235, SLG: 0.235	0-3 K		0-0 1B		0-0 K 2-H 3-H	0-3 K		0-0 G6-4-3 1B		2	0	1	2	0	1	2											
Inning Stats	R: 0 E: 0 K: 2 S: 7	H: 0 LOB: 0 BB: 0 P: 7	R: 1 E: 0 K: 1 S: 7	H: 2 LOB: 2 BB: 1 P: 11	R: 0 E: 0 K: 0 S: 3	H: 1 LOB: 1 BB: 0 P: 3	R: 3 E: 0 K: 1 S: 6	H: 1 LOB: 1 BB: 3 P: 18	R: 2 E: 0 K: 0 S: 6	H: 3 LOB: 2 BB: 1 P: 10	R: 3 E: 0 K: 1 S: 8	H: 3 LOB: 0 BB: 0 P: 8	R: 0 E: 0 K: 0 S: 3	H: 0 LOB: 0 BB: 0 P: 3	R: 0 E: 0 K: 1 S: 5	H: 1 LOB: 0 BB: 0 P: 5	R: 0 E: 0 K: 0 S: 4	H: 1 LOB: 2 BB: 1 P: 8	1B: 8 2B: 2 3B: 1 HR: 1	SF: 1 SAC: 0 DP: 1 HBP: 0	WP: 1 PB: 1 SB: 0 CS: 0	PA: 43					
PITCHER	IP	WLS	BF	H	R	ER	SO	BB	IBB	HBP	BLK	WP	HR	S	P	ERA	WHIP										
Joe Niekro, R (1, 1) ERA: 2.69	4.0	L	19	4	4	3	4	3	1	0	0	0	0	23	39	6.75	1.750										
Bill Dawley, R (5, 1) ERA: 2.43	1.1		11	6	5	5	1	0	1	0	1	1	1	12	16	33.75	4.500										
Julio Solano, R (6, 1) ERA: 2.0	0.2		2	0	0	0	0	0	0	0	0	0	0	2	2	0.00	0.000										
Joe Sambito, L (7, 1) ERA: 2.43	2.0		6	1	0	0	1	0	0	0	0	0	0	8	8	0.00	0.500										
Vern Ruhle, R (9, 1) ERA: 4.39	1.0		5	1	0	0	0	1	0	0	0	0	0	4	8	0.00	2.000										

San Diego Padres @ Houston Astros
 Astrodome, Houston, TX
 Sun Aug 05 1984, 8:05 PM EDT
 Att: 11,637 - Unknown

AB	36
R	9
H	12
RBI	8
BB	6
SO	6
LOB	18



WP	1
PA	43

ERA	6.75
WHIP	1.750

BOTTOM

San Diego Padres @ Houston Astros
Astrodome, Houston, TX
Sun Aug 05 1984, 8:05 PM EDT
Att. 11,637 - Unknown

livebaseballscorecards.com

AB	37
R	5
H	10
RBI	2
BB	4
SO	3
LOB	23



WP:	1	PA:	42
PB:	0	SB:	0
CS:	0		

AB R H RBI BB SO LOB

4	2	1	0	1	0	3
5	1	1	0	0	1	2
5	0	2	1	0	0	1
4	0	2	1	1	0	3
5	0	0	0	0	1	5
5	2	2	0	0	0	2
2	0	1	0	1	1	1
3	0	0	0	1	0	3
1	0	0	0	0	0	1
1	0	0	0	0	0	2
0	0	0	0	0	0	0
0	0	0	0	0	0	0
1	0	1	0	0	0	0
0	0	0	0	0	0	0
1	0	0	0	0	0	0
0	0	0	0	0	0	0

1B:	5	SF:	0
2B:	5	SAC:	0
3B:	0	DP:	1
HR:	0	HBP:	1

WP:	1	PA:	42
PB:	0	SB:	0
CS:	0		

Batter	1	2	3	4	5	6	7	8	9
Bill Doran, S (1, 4) OBP: 0.345, SLG: 0.350	0-0 2B 1B		0-0 F6 1	0-0 4-3		0-0 F7 3			4-0 1B E BB
Kevin Bass, S (1, 8) OBP: 0.268, SLG: 0.333	0-0 F6		0-0 4-3 2B 2B		0-3 K 1		0-0 F7 1		0-0 F8 1
Phil Garner, R (1, 5) OBP: 0.336, SLG: 0.352	0-0 4-3 1-H 2B		0-0 4-3 2		0-0 F8 2		0-0 6-3 2		0-0 1-2 E 1B
Jose Cruz, L (1, 7) OBP: 0.384, SLG: 0.455	0-0 4-3 2-3		0-0 2-3 2B		4-0 BB		0-0 1B		0-0 F4 2
Ray Knight, R (1, 3) OBP: 0.255, SLG: 0.282	0-0 F8		0-0 3-H 0-3 K		0-0 F3 3		0-0 4-3 3		0-0 E4 1-2 2-H
Terry Puhl, L (1, 9) OBP: 0.371, SLG: 0.415		0-0 F6 1		0-0 BB HBP G4-3 1B		0-0 F8 1		0-0 F9 WP 2B	0-0 1-3 3
Alan Ashby, S (1, 2) OBP: 0.347, SLG: 0.336		0-0 2B		1-0 G4-3 BB 1-2 HBP		4-0 1B BB		0-3 K 1	
Craig Reynolds, L (1, 6) OBP: 0.286, SLG: 0.365		0-0 F8 2		4-0 1-2 2-3 G4-3 BB		0-0 F7 2		0-0 F9 2	
Joe Niekro, R (1, 1) OBP: 0.158, SLG: 0.143		0-0 6-3 3		0-0 G4-3 1-2 2-3 3-H		0-0 1B		0-0 F5 3	
Enos Cabell, R (4, PH) OBP: 0.320, SLG: 0.383									
Bill Dawley, R (5, 1) OBP: 0.250, SLG: 0.750									
Julio Solano, R (6, 1) OBP: 0.052, SLG: 0.396									
Jerry Mumphy, S (6, PH) OBP: 0.300, SLG: 0.375									
Joe Sambito, L (7, 1) OBP: 0.300, SLG: 0.375									
Jim Pankovits, R (8, PH) OBP: 0.214, SLG: 0.083									
Vern Kutler, R (9, 1) OBP: 0.214, SLG: 0.083									

Inning Stats	R: 1	H: 2	R: 0	H: 1	R: 0	H: 0	R: 0	H: 1	R: 1	H: 1	R: 0	H: 1	R: 1	H: 1	R: 1	H: 1
	E: 0	LOB: 1	E: 0	LOB: 1	E: 0	LOB: 1	E: 0	LOB: 2	E: 0	LOB: 0	E: 1	LOB: 2	E: 1	LOB: 2	E: 1	LOB: 2
	K: 0	BB: 0	K: 0	BB: 0	K: 1	BB: 1	K: 0	BB: 1	K: 0	BB: 0	K: 0	BB: 1	K: 1	BB: 0	K: 0	BB: 1
	S: 5	P: 5	S: 4	P: 4	S: 7	P: 7	S: 3	P: 8	S: 4	P: 4	S: 5	P: 9	S: 6	P: 6	S: 5	P: 9

PITCHER	IP	WLS	BF	H	R	ER	SO	BB	IBB	HBP	BLK	WP	HR	S	P	ERA	WHIP
Dave Dravecky, L (1, 1) ERA: 2.41	3.0		17	6	3	3	1	1	0	1	0	0	0	17	22	9.00	2.333
Andy Hawkins, R (4, 1) ERA: 4.21	6.0	W	25	4	2	1	2	3	0	0	0	1	0	26	38	1.50	1.167

Batter	1	2	3	4	5	6	7	8	9	AB R H RBI BB SO LOB	TOP
Alan Wiggins, S (1, 4) <small>OBP: 0.331, SLG: 0.302</small>	0-0 			0-0 		0-0 		4-0 		3 0 0 0 1 0 0	San Diego Padres @ Cincinnati Reds Riverfront Stadium, Cincinnati, OH Mon Aug 06 1984, 7:05 PM EDT Att: 10,798 - Unknown
Tony Gwynn, L (1, 9) <small>OBP: 0.429, SLG: 0.478</small>	0-0 			0-0 		4-0 		0-0 		3 0 1 0 1 0 1	
Steve Garvey, R (1, 3) <small>OBP: 0.304, SLG: 0.383</small>	0-3 			0-0 		0-0 		0-0 		4 0 2 0 0 1 1	
Carmelo Martinez, R (1, 7) <small>OBP: 0.337, SLG: 0.411</small>		0-0 		0-0 		0-3 		0-0 		4 0 0 0 0 1 4	
Terry Kennedy, L (1, 2) <small>OBP: 0.297, SLG: 0.352</small>		0-0 			0-0 	0-3 		0-0 		4 0 1 0 0 1 2	
Kevin McReynolds, R (1, 8) <small>OBP: 0.322, SLG: 0.501</small>		0-0 			0-0 		0-0 	0-0 		4 1 1 0 0 0 1	
Luis Salazar, R (1, 5) <small>OBP: 0.278, SLG: 0.346</small>			0-0 		0-0 		0-0 	0-0 		4 0 1 1 0 0 1	
Garry Templeton, S (1, 6) <small>OBP: 0.321, SLG: 0.343</small>			0-0 		0-0 		0-3 	4-0 		3 0 1 0 1 1 0	
Mark Thurmond, L (1, 1) <small>OBP: 0.286, SLG: 0.275</small> Mario Ramirez, R (8, PH) <small>OBP: 0.250, SLG: 0.440</small> Rich Gossage, R (8, 1) <small>OBP: 0.222, SLG: 0.176</small>			0-3 		0-0 		0-0 	0-0 		2 0 0 0 0 1 2 1 0 0 0 0 0 0 1 0 0 0 0 0 2	
Inning Stats	R: 0 H: 0 E: 0 LOB: 0 K: 1 BB: 0 S: 5 P: 5	R: 0 H: 0 E: 0 LOB: 0 K: 0 BB: 0 S: 3 P: 3	R: 0 H: 0 E: 0 LOB: 0 K: 1 BB: 0 S: 5 P: 5	R: 0 H: 2 E: 0 LOB: 1 K: 0 BB: 0 S: 4 P: 4	R: 0 H: 2 E: 0 LOB: 2 K: 0 BB: 0 S: 5 P: 5	R: 0 H: 1 E: 0 LOB: 2 K: 2 BB: 1 S: 8 P: 12	R: 0 H: 0 E: 0 LOB: 0 K: 1 BB: 0 S: 5 P: 5	R: 0 H: 0 E: 0 LOB: 1 K: 0 BB: 1 S: 3 P: 7	R: 1 H: 2 E: 0 LOB: 2 K: 0 BB: 1 S: 5 P: 9	1B: 6 SF: 0 2B: 2 SAC: 0 3B: 0 DP: 1 HR: 0 HBP: 0	WP: 0 PA: 36 PB: 0 SB: 0 CS: 0
PITCHER Joe Price, L (1, 1) <small>ERA: 4.04</small>	IP: 9.0 WLS: L BF: 36 H: 7 R: 1 ER: 1 SO: 5 BB: 2 IBB: 1 HBP: 0 BLK: 0 WP: 0 HR: 0 S: 43 P: 55 ERA: 1.00 WHIP: 1.000										

livebaseballscorecards.com

AB	33
R	1
H	7
RBI	1
BB	3
SO	5
LOB	14



Batter	1	2	3	4	5	6	7	8	9	AB R H RBI BB SO LOB
Gary Redus, R (1, 8) OBP: 0.344, SLG: 0.382 Eddie Milner, L (8, 8) OBP: 0.361, SLG: 0.387	0-0 4-3		0-0 F2		4-0 FC6-4 BB			0-0 F8		2 0 0 0 1 0 0 1 0 0 0 0 0 0
Dave Concepcion, R (1, 6) OBP: 0.300, SLG: 0.325	0-0 2B			0-0 6-3	0-0 FC6-4			0-0 F3		4 0 1 0 0 0 3
Cesar Cedeno, R (1, 7) OBP: 0.306, SLG: 0.393	0-0 F9			0-0 5-3		0-0 5-3			0-3 K	4 0 0 0 0 1 1
Dave Parker, L (1, 9) OBP: 0.318, SLG: 0.394	0-0 4-3			0-0 BB		0-0 4-3			0-3 K	3 0 0 0 1 1 1
Nick Esasky, R (1, 3) OBP: 0.293, SLG: 0.368		0-0 F8		0-0 1-3		0-0 F3			0-0 F5	4 0 0 0 0 0 1
Skeeter Barnes, R (1, 5) OBP: 0.190, SLG: 0.105		0-0 F8			0-0 F8		0-0 F9			3 0 0 0 0 0 0
Dave Vangorder, R (1, 2) OBP: 0.269, SLG: 0.213		0-0 5-3			0-0 BB 1B		0-0 F8			3 0 1 0 0 0 0
Tom Foley, L (1, 4) OBP: 0.296, SLG: 0.337			0-0 1-3		0-0 F5		0-0 F8			3 0 0 0 0 0 1
Joe Price, R (1, 1) OBP: 0.225, SLG: 0.211			0-0 F3		0-0 BB 1B			0-3 K		3 0 1 0 0 1 0

Inning Stats	R: 0 E: 0 K: 0 S: 4	H: 1 LOB: 1 BB: 0 P: 4	R: 0 E: 0 K: 0 S: 3	H: 0 LOB: 0 BB: 0 P: 3	R: 0 E: 0 K: 0 S: 3	H: 0 LOB: 0 BB: 0 P: 3	R: 0 E: 0 K: 0 S: 3	H: 0 LOB: 1 BB: 1 P: 7	R: 0 E: 0 K: 0 S: 5	H: 2 LOB: 3 BB: 1 P: 9	R: 0 E: 0 K: 0 S: 3	H: 0 LOB: 0 BB: 0 P: 3	R: 0 E: 0 K: 1 S: 5	H: 0 LOB: 0 BB: 0 P: 5	R: 0 E: 0 K: 2 S: 7	H: 0 LOB: 0 BB: 0 P: 7	1B: 2 2B: 1 3B: 0 HR: 0	SF: 0 SAC: 0 DP: 0 HBP: 0	WP: 0 PB: 0 SB: 0 CS: 0	PA: 32
--------------	------------------------------	---------------------------------	------------------------------	---------------------------------	------------------------------	---------------------------------	------------------------------	---------------------------------	------------------------------	---------------------------------	------------------------------	---------------------------------	------------------------------	---------------------------------	------------------------------	---------------------------------	----------------------------------	------------------------------------	----------------------------------	--------

PITCHER	IP	WLS	BF	H	R	ER	SO	BB	IBB	HBP	BLK	WP	HR	S	P	ERA	WHIP
Mark Thurmond, L (1, 1) ERA: 3.04	7.0		26	3	0	0	0	2	0	0	0	0	0	24	32	0.00	0.714
Rich Gossage, R (8, 1) ERA: 2.76	2.0	W	6	0	0	0	3	0	0	0	0	0	0	12	12	0.00	0.000

BOTTOM

San Diego Padres @ Cincinnati Reds
Riverfront Stadium, Cincinnati, OH
Mon Aug 06 1984, 7:05 PM EDT
Att. 10,798 - Unknown

livebaseballscorecards.com

AB	30
R	0
H	3
RBI	0
BB	2
SO	3
LOB	7



Batter	1	2	3	4	5	6	7	8	9	AB R H RBI BB SO LOB	TOP																									
Alan Wiggins, S (1, 4) OBP: 0.334, SLG: 0.306	0-0 2B 1B		4-0 CS BB	0-0 1-3 2B		0-0 F7			0-0 E4 1B	4 2 2 1 1 0 0	San Diego Padres @ Cincinnati Reds Riverfront Stadium, Cincinnati, OH Tue Aug 07 1984, 7:05 PM EDT Att: 11,767 - Unknown																									
Tony Gwynn, L (1, 9) OBP: 0.431, SLG: 0.480	0-0 SH3 2B		4-0 1B BB	0-0 6-3			0-0 4-1	0-0 1B	0-0 1B	4 2 2 2 1 0 2																										
Steve Garvey, R (1, 3) OBP: 0.305, SLG: 0.384	0-0 SH3		0-0 1B BB		0-0 G4-6-3 1B		0-3 K	0-0 F8	0-0 F8	4 0 2 1 0 1 1																										
Graig Nettles, L (1, 5) OBP: 0.314, SLG: 0.359	0-0 F9		0-0 1B BB		0-0 G4-6-3 1B		0-0 F9	0-3 K	0-3 K	5 0 1 1 0 1 2																										
Terry Kennedy, L (1, 2) OBP: 0.294, SLG: 0.348	0-0 4-3		0-0 G6-4-3 1B		0-0 F9			0-0 6-3		4 0 0 0 0 0 2																										
Kevin McReynolds, R (1, 8) OBP: 0.321, SLG: 0.497		0-0 F9		0-0 5-3		4-0 HR BB		0-0 F7		3 1 0 0 1 0 0																										
Bobby Brown, S (1, 7) OBP: 0.297, SLG: 0.386		0-3 K		0-0 4-3		0-0 HR		0-0 2B		4 1 2 2 0 1 0																										
Garry Templeton, S (1, 6) OBP: 0.324, SLG: 0.348		0-0		0-0		0-0		0-3 K		3 1 2 0 0 0 0																										
Kurt Bevacqua, R (8, PH) OBP: 0.368, SLG: 0.375				1B 2B		4-3				1 0 0 0 0 1 1																										
Mario Ramirez, R (8, 6) OBP: 0.250, SLG: 0.440				2B						0 0 0 0 0 0 0																										
Ed Whitson, R (1, 1) OBP: 0.093, SLG: 0.071		0-0 F8		0-0		0-0 F3		0-3 K		2 0 1 0 0 0 1																										
Greg Booker, R (5, 1)										1 0 0 0 0 0 0																										
Craig Lefferts, L (6, 1) OBP: 0.167, SLG: 0.250				2B 1B						0 0 0 0 0 0 0																										
Carmelo Martinez, R (9, PH) OBP: 0.337, SLG: 0.410										1 0 0 0 0 1 0																										
Greg Harris, S (9, 1)										0 0 0 0 0 0 0																										
Inning Stats	R: 2 E: 0 K: 0 S: 5	H: 2 LOB: 0 BB: 0 P: 5	R: 0 E: 0 K: 1 S: 6	H: 1 LOB: 1 BB: 0 P: 6	R: 1 E: 0 K: 0 S: 3	H: 2 LOB: 1 BB: 2 P: 11	R: 1 E: 0 K: 0 S: 6	H: 3 LOB: 2 BB: 0 P: 6	R: 0 E: 0 K: 0 S: 3	H: 1 LOB: 0 BB: 0 P: 3	R: 2 E: 0 K: 0 S: 4	H: 1 LOB: 0 BB: 1 P: 8	R: 0 E: 0 K: 1 S: 5	H: 0 LOB: 0 BB: 0 P: 5	R: 0 E: 0 K: 1 S: 6	H: 1 LOB: 1 BB: 0 P: 6	R: 1 E: 1 K: 2 S: 9	H: 1 LOB: 1 BB: 0 P: 9	1B: 7 2B: 4 3B: 0 HR: 1	SF: 0 SAC: 1 DP: 2 HBP: 0	WP: 0 PB: 0 SB: 2 CS: 1	PA: 40														
PITCHER	IP WLS BF H R ER SO BB IBB HBP BLK WP HR S P ERA WHIP																																			
Andy McGaffigan, R (1, 1) ERA: 3.14	3.2		19	8	4	4	1	2	0	0	0	0	0	19	27	9.82	2.727																			
Bob Owchinko, L (4, 1) ERA: 4.35	1.1		4	1	0	0	0	0	0	0	0	0	0	4	4	0.00	0.750																			
Brad Lesley, R (6, 1) ERA: 5.19	1.0		5	1	2	2	0	1	0	0	0	0	1	4	8	18.00	2.000																			
John Franco, L (7, 1) ERA: 2.48	2.1		10	2	1	0	3	0	0	0	0	0	0	16	16	0.00	0.857																			
Ted Power, R (9, 1) ERA: 3.09	0.2	W	2	0	0	0	1	0	0	0	0	0	0	4	4	0.00	0.000																			

livebaseballscorecards.com

AB	36
R	7
H	12
RBI	7
BB	3
SO	5
LOB	9



BOTTOM

San Diego Padres @ Cincinnati Reds
Riverfront Stadium, Cincinnati, OH

AB	35
R	8
H	13
RBI	8
BB	4
SO	4
LOB	14



WP:	0	PA:	43
PB:	0	SB:	1
CS:	0		

Tue Aug 07 1984, 7:05 PM EDT
Att. 11,767 - Unknown

livebaseballscorecards.com

AB R H RBI BB SO LOB

4 2 1 0 1 0 2

5 0 2 3 0 0 1

4 1 3 1 1 0 0

5 2 2 2 0 1 4

4 1 1 1 0 0 3

4 0 2 0 0 0 0

3 0 0 1 1 2 2

4 0 1 0 0 0 1

1B:	9	SF:	1
2B:	2	SAC:	2
3B:	0	DP:	0
HR:	2	HBP:	1

WP:	0	PA:	43
PB:	0	SB:	1
CS:	0		

Batter	1	2	3	4	5	6	7	8	9
Gary Redus, R OBP: 0.345, SLG: 0.383 (1, 7)	0-0 F3	0-0 F8			0-0 3-1 1B	4-0 2B BB		0-0 5-3	
Ron Oester, S OBP: 0.288, SLG: 0.290 (1, 4)	0-0 1B		0-0 4-3		0-0 3-1	0-0 2B BB		0-0 F8	
Eric Davis, R OBP: 0.297, SLG: 0.364 (1, 8)	0-0 1B		0-0 FC5-4 1B		0-0 HR 1B	4-0 S BB		0-0 1-3	
Dave Parker, L OBP: 0.319, SLG: 0.401 (1, 9)	0-0 F7		0-3 K		0-0 HR	0-0 4-3		0-0 HBP SH SF9 1B	
Dave Concepcion, R OBP: 0.299, SLG: 0.332 (1, 5)	0-0 5-3		0-0 FC5-4		0-0 F3		0-0 HR	0-0 SH HBP	
Brad Gulden, L OBP: 0.267, SLG: 0.319 (1, 2)		0-0 6-3		0-0 F8		0-0 1B	0-0 1B	1-0 HBP	
Nick Esasky, R OBP: 0.291, SLG: 0.363 (1, 3)		4-0 SH3 1B BB		0-3 K	0-3 K		0-0 F9	0-0 SF9	
Tom Foley, L OBP: 0.295, SLG: 0.335 (1, 6)		0-0 SH3 1B		0-0 F8		0-0 3-1	0-0 F7		
Andy McGaffigan, R Bob Owchinko, L Eddie Milner, L Brad Lesley, R Wayne Krenchicki, L John Franco, L Ted Power, R		0-0 SH3			4-0 2B 3-1 BB	0-0 2B 1B	0-3 K		

Inning Stats	R: 0	H: 2	E: 0	K: 5	LOB: 2	BB: 0	P: 5	R: 0	H: 1	E: 0	K: 4	S: 4	LOB: 2	BB: 1	P: 8	R: 0	H: 1	E: 0	K: 1	S: 6	LOB: 1	BB: 0	P: 6	R: 0	H: 0	E: 0	K: 1	S: 5	LOB: 0	BB: 0	P: 5	R: 4	H: 4	E: 0	K: 1	S: 9	LOB: 1	BB: 1	P: 13	R: 2	H: 2	E: 0	K: 0	S: 4	LOB: 1	BB: 2	P: 12	R: 1	H: 2	E: 0	K: 1	S: 7	LOB: 1	BB: 0	P: 7	R: 0	H: 0	E: 0	K: 0	S: 3	LOB: 0	BB: 0	P: 3	R: 1	H: 1	E: 1	K: 0	S: 3	LOB: 2	BB: 0	P: 4	1B: 9	SF: 1	2B: 2	SAC: 2	3B: 0	DP: 0	HR: 2	HBP: 1	WP: 0	PA: 43
PITCHER	IP	WLS	BF	H	R	ER	SO	BB	IBB	HBP	BLK	WP	HR	S	P	ERA	WHIP																																																																
Ed Whitson, R ERA: 3.62 (1, 1)	4.1		22	7	4	4	2	2	0	0	0	0	0	24	32	8.31	2.077																																																																
Greg Booker, R ERA: 2.7 (5, 1)	1.0		6	2	2	2	1	1	0	0	0	0	0	7	11	18.00	3.000																																																																
Craig Lefferts, L ERA: 1.87 (6, 1)	2.2		11	3	1	1	1	1	0	0	0	0	1	12	16	3.38	1.500																																																																
Greg Harris, R ERA: 2.25 (9, 1)	0.1	L	4	1	1	0	0	0	0	1	0	0	0	3	4	0.00	3.000																																																																

Batter	1	2	3	4	5	6	7	8	9	AB R H RBI BB SO LOB	TOP
Alan Wiggins, S (1, 4) <small>OBP: 0.333, SLG: 0.304</small>	0-0 		0-0 			4-0 	0-0 			3 0 0 0 1 0 2	San Diego Padres @ Cincinnati Reds Riverfront Stadium, Cincinnati, OH Wed Aug 08 1984, 7:05 PM EDT Att: 11,222 - Unknown
Tony Gwynn, L (1, 9) <small>OBP: 0.429, SLG: 0.481</small>	0-0 			0-0 		0-0 		0-0 		4 1 1 0 0 0 1	
Steve Garvey, R (1, 3) Luis Salazar, R (8, PR) <small>OBP: 0.307, SLG: 0.387</small> <small>OBP: 0.276, SLG: 0.346</small>	0-0 			0-0 		0-0 		0-0 		4 0 2 1 0 0 1 0 0 0 0 0 0 0	
Graig Nettles, L (1, 5) <small>OBP: 0.314, SLG: 0.358</small>		0-0 		0-0 		0-0 		0-0 		4 0 1 0 0 0 2	
Terry Kennedy, L (1, 2) <small>OBP: 0.291, SLG: 0.345</small>		0-3 		0-0 		0-0 		0-3 		4 0 0 0 0 2 5	
Bobby Brown, S (1, 8) <small>OBP: 0.296, SLG: 0.381</small>		0-0 		0-0 			0-0 		0-0 	4 0 1 0 0 0 1	
Carmelo Martinez, R (1, 7) <small>OBP: 0.336, SLG: 0.408</small>		0-0 			0-0 		0-0 		0-3 	4 0 1 0 0 1 1	
Garry Templeton, S (1, 6) Kevin McReynolds, R (9, PH) Mario Ramirez, R (9, 6) <small>OBP: 0.322, SLG: 0.345</small> <small>OBP: 0.323, SLG: 0.507</small> <small>OBP: 0.250, SLG: 0.440</small>			0-0 		0-0 		0-0 		0-0 	3 0 0 0 0 0 1 1 1 1 1 0 0 0 0 0 0 0 0 0 0	
Eric Show, R (1, 1) Champ Summers, L (9, PH) Rich Gossage, R (9, 1) <small>OBP: 0.224, SLG: 0.354</small> <small>OBP: 0.241, SLG: 0.407</small> <small>OBP: 0.222, SLG: 0.176</small>			0-3 		0-0 		1-0 		0-3 	2 0 0 0 0 1 0 1 0 0 0 0 1 0 0 0 0 0 0 0 0	
Inning Stats	R: 0 H: 0 E: 0 LOB: 0 K: 0 BB: 0 S: 3 P: 3	R: 0 H: 1 E: 0 LOB: 1 K: 1 BB: 0 S: 6 P: 6	R: 0 H: 0 E: 0 LOB: 0 K: 1 BB: 0 S: 5 P: 5	R: 1 H: 2 E: 0 LOB: 1 K: 0 BB: 0 S: 5 P: 5	R: 0 H: 0 E: 0 LOB: 0 K: 0 BB: 0 S: 3 P: 3	R: 0 H: 1 E: 0 LOB: 2 K: 0 BB: 1 S: 4 P: 8	R: 0 H: 1 E: 0 LOB: 2 K: 0 BB: 0 S: 4 P: 5	R: 0 H: 1 E: 0 LOB: 2 K: 1 BB: 0 S: 6 P: 6	R: 1 H: 1 E: 0 LOB: 0 K: 2 BB: 0 S: 8 P: 8	1B: 4 SF: 0 2B: 2 SAC: 0 3B: 0 DP: 0 HR: 1 HBP: 1	
PITCHER Mario Soto, R (1, 1) <small>ERA: 3.12</small>	IP WLS BF H R ER SO BB IBB HBP BLK WP HR S P ERA WHIP 9.0 W 36 7 2 2 5 1 0 1 0 0 1 44 49 2.00 0.889										

livebaseballscorecards.com

AB	34
R	2
H	7
RBI	2
BB	1
SO	5
LOB	14



Batter	1	2	3	4	5	6	7	8	9	AB	R	H	RBI	BB	SO	LOB
Gary Redus, R OBP: 0.343, SLG: 0.381 (1, 7) X	0-0 F2 ①		0-0 F8 ③		0-0 S 1B			0-0 6-3 ①		4	0	1	0	0	0	0
Ron Oester, S OBP: 0.287, SLG: 0.292 (1, 4) X	0-0 F8 ②			0-0 F8 WP 2B	0-0 F9 ③			0-0 4-3 ②		4	1	1	0	0	0	1
Eric Davis, R OBP: 0.296, SLG: 0.388 (1, 8) X	0-0 F8 ③			0-3 K ①		0-0 F8 ①		0-0 HR		4	1	1	1	0	1	1
Dave Parker, L OBP: 0.319, SLG: 0.399 (1, 9) X		0-0 F3 ①		0-0 F8 ②		0-0 F4 ②		4-0 S BB		3	0	0	0	1	0	1
Dave Concepcion, R OBP: 0.299, SLG: 0.330 (1, 5) X		0-0 F8 ②		4-0 BB BB		0-0 F4 ③		0-0 6-3 ③		3	0	0	0	1	0	1
Brad Gulden, L OBP: 0.276, SLG: 0.325 (1, 2) X		0-0 1B		4-0 BB BB	1-2 3-H BB ③		0-0 SH5-4 1B		0-0 F5 ①	3	0	2	0	1	0	0
Nick Esasky, R OBP: 0.291, SLG: 0.363 (1, 3) X		0-3 K ③		0-3 K ③		0-0 SH5-4 ①		0-0 HR 1B		3	0	1	0	0	2	3
Eddie Milner, L OBP: 0.363, SLG: 0.387 (9, PR) X						1-2 ①				0	1	0	0	0	0	0
Tom Foley, L OBP: 0.294, SLG: 0.349 (1, 6) X			0-0 F6 ①		0-0 F7 ①		0-0 F8 ②		0-0 HR	4	1	1	2	0	0	1
Mario Soto, R OBP: 0.194, SLG: 0.306 (1, 1) X			0-3 K ②		0-0 4-3 ②		0-0 F2 ③			3	0	0	0	0	1	1

BOTTOM

San Diego Padres @ Cincinnati Reds
Riverfront Stadium, Cincinnati, OH
Wed Aug 08 1984, 7:05 PM EDT
Att. 11,222 - Unknown

livebaseballscorecards.com

AB	31
R	4
H	7
RBI	3
BB	3
SO	4
LOB	9



Inning Stats	R: 0	H: 0	E: 0	K: 0	S: 3	LOB: 0	BB: 0	P: 3	R: 0	H: 1	E: 0	K: 1	S: 6	LOB: 1	BB: 0	P: 6	R: 0	H: 0	E: 0	K: 1	S: 5	LOB: 0	BB: 0	P: 5	R: 1	H: 1	E: 0	K: 2	S: 8	LOB: 2	BB: 2	P: 16	R: 0	H: 1	E: 0	K: 0	S: 4	LOB: 1	BB: 0	P: 4	R: 0	H: 0	E: 0	K: 0	S: 3	LOB: 0	BB: 0	P: 3	R: 0	H: 1	E: 0	K: 0	S: 4	LOB: 1	BB: 0	P: 4	R: 1	H: 1	E: 0	K: 0	S: 4	LOB: 1	BB: 1	P: 8	R: 2	H: 2	E: 0	K: 0	S: 3	LOB: 1	BB: 0	P: 3	1B: 4	SF: 0	2B: 1	SAC: 1	3B: 0	DP: 0	HR: 2	HBP: 0	WP: 1	PA: 35	PB: 0	SB: 2	CS: 0	ERA	WHIP
Eric Show, R ERA: 3.47 (1, 1)	IP: 8.0	WLS: 32	BF: 5	H: 2	R: 2	ER: 2	SO: 4	BB: 3	IBB: 0	HBP: 0	BLK: 0	WP: 1	HR: 1	S: 37	P: 49	ERA: 2.25	WHIP: 1.000																																																																						
Rich Gossage, R ERA: 2.97 (9, 1)	IP: 0.1	WLS: L	BF: 3	H: 2	R: 2	ER: 2	SO: 0	BB: 0	IBB: 0	HBP: 0	BLK: 0	WP: 0	HR: 1	S: 3	P: 3	ERA: 54.00	WHIP: 6.000																																																																						

Batter	1	2	3	4	5	6	7	8	9	AB R H RBI BB SO LOB	TOP												
Alan Wiggins, S (1, 4) OBP: 0.333, SLG: 0.303 Bobby Brown, S (5, 9) OBP: 0.302, SLG: 0.387	0-0 4-3		4-0 1B BB		0-3 K		0-0 G6-3 1B			2 0 0 0 1 1 1 1 0 1 0 0 0 0													
Tony Gwynn, L (1, 9) OBP: 0.429, SLG: 0.480 Mario Ramirez, R (5, 6) OBP: 0.241, SLG: 0.423	0-0 4-3		0-0 1B		0-0 F7		0-0 G6-3			3 0 1 0 0 0 1 1 0 0 0 0 0 2													
Steve Garvey, R (1, 3) OBP: 0.305, SLG: 0.385 Kurt Bevacqua, R (6, 3) OBP: 0.359, SLG: 0.364	0-0 6-3		0-3 K		0-0 F8		0-0 1-3			3 0 0 0 0 1 2 1 0 0 0 0 0 0													
Kevin McReynolds, R (1, 8) OBP: 0.322, SLG: 0.504		0-0 5-3		0-0 F5		0-0 1B 1B		0-0 F8		4 0 1 0 0 0 0													
Carmelo Martinez, R (1, 7) OBP: 0.335, SLG: 0.404		0-0 4-3		0-0 6-3		0-0 F7		4-0 BB		3 0 0 0 1 0 1													
Tim Flannery, L (1, 5) OBP: 0.366, SLG: 0.419 (5, 4)		4-0 BB		4-0 BB		0-0 FC6-4 1B		0-0 F8		2 0 1 0 2 0 1													
Garry Templeton, S (1, 6) OBP: 0.320, SLG: 0.343 Luis Salazar, R (5, 5) OBP: 0.274, SLG: 0.341		0-3 K		0-0 F3		0-0 FC6-4		0-0 F9		2 0 0 0 0 1 2 2 0 0 0 0 0 2													
Bruce Bochy, R (1, 2) OBP: 0.239, SLG: 0.318			0-0 4-3		0-0 F6		0-0 6-3		0-0 F7	4 0 0 0 0 0 0													
Tim Lollar, L (1, 1) OBP: 0.305, SLG: 0.404 Champ Summers, L (7, PH) OBP: 0.267, SLG: 0.429 Greg Booker, R (7, 1) Terry Kennedy, L (9, PH) OBP: 0.290, SLG: 0.344			0-0 G1-6-3		4-0 BB		0-0 1B 1B		0-0 F6	1 0 0 0 1 0 0 1 0 1 0 0 0 0 0 0 0 0 0 0 0 1 0 0 0 0 0 0													
Inning Stats	R: 0 E: 0 K: 0 S: 3	H: 0 LOB: 0 BB: 0 P: 3	R: 0 E: 0 K: 1 S: 5	H: 0 LOB: 1 BB: 1 P: 9	R: 0 E: 0 K: 1 S: 6	H: 1 LOB: 2 BB: 1 P: 10	R: 0 E: 0 K: 0 S: 3	H: 0 LOB: 1 BB: 1 P: 7	R: 0 E: 0 K: 1 S: 5	H: 0 LOB: 1 BB: 1 P: 9	R: 0 E: 0 K: 0 S: 5	H: 2 LOB: 2 BB: 0 P: 5	R: 0 E: 0 K: 0 S: 4	H: 2 LOB: 1 BB: 0 P: 4	R: 0 E: 0 K: 0 S: 3	H: 0 LOB: 1 BB: 1 P: 7	R: 0 E: 0 K: 0 S: 3	H: 0 LOB: 0 BB: 0 P: 3	1B: 5 2B: 0 3B: 0 HR: 0	SF: 0 SAC: 0 DP: 1 HBP: 0	WP: 0 PB: 0 SB: 0 CS: 0	PA: 36	
PITCHER Jeff Russell, R (1, 1) ERA: 3.54	IP: 9.0 WLS: W BF: 36 H: 5 R: 0 ER: 0 SO: 3 BB: 5 IBB: 0 HBP: 0 BLK: 0 WP: 0 HR: 0 S: 37 P: 57 ERA: 0.00 WHIP: 1.111																						

San Diego Padres @ Cincinnati Reds
 Riverfront Stadium, Cincinnati, OH
 Thu Aug 09 1984, 7:05 PM EDT
 Att: 10,881 - Unknown

livebaseballscorecards.com

AB 31
R 0
H 5
RBI 0
BB 5
SO 3
LOB 12



Batter	1	2	3	4	5	6	7	8	9
Gary Redus, R OBP: 0.350, SLG: 0.382 (1, 7) X	0-0 E 1B	4-0 BB S HR BB		0-0 F5		4-0 WP 1B 1-2 BB		4-0 G3-6-1 1-2 BB	
Ron Oester, S OBP: 0.289, SLG: 0.292 (1, 4) X	0-0 E4 1B	4-0 BB 1-2 HR BB		0-3 K		0-0 WP 1-2 2-H 1B		0-0 G3-6-1 1-2f	
Eric Davis, R OBP: 0.303, SLG: 0.381 (1, 8) S (7, 9) S	0-3 K	4-0 1-2 HR 2-3 BB			0-0 F7	4-0 1-2 BB 2-3 BB			
Dave Parker, L OBP: 0.320, SLG: 0.406 (1, 9) X Eddie Milner, L OBP: 0.363, SLG: 0.387 (7, 8)	0-0 BB 1B	0-0 HR			0-0 4-3	0-0 5-3			
Dave Concepcion, R OBP: 0.300, SLG: 0.328 (1, 5) B B B B	4-0 1B 1-2 BB	0-0 5-3			4-0 BB BB		0-0 6-3		
Nick Esasky, R OBP: 0.291, SLG: 0.361 (1, 3) X	0-0 1-3 2-H 1B		0-0 F8		0-0 F9		0-0 F6		
Dave Vangorder, R OBP: 0.250, SLG: 0.196 (1, 2) X	0-0 F9		0-3 K		0-0 6-3	0-0 4-3			
Tom Foley, L OBP: 0.298, SLG: 0.352 (1, 6)		0-0 F7	0-0 F7		0-0 BB 1B		0-0 BB 1B		
Jeff Russell, R OBP: 0.217, SLG: 0.171 (1, 1)		0-3 K		0-0 5-3		0-3 K		0-0 F4	

Inning Stats	R: 3	H: 3	LOB: 1	K: 1	P: 12	R: 4	H: 1	LOB: 0	K: 1	P: 18	R: 0	H: 0	LOB: 0	K: 1	P: 5	R: 0	H: 0	LOB: 1	K: 0	P: 7	R: 1	H: 2	LOB: 3	K: 1	P: 15	R: 0	H: 0	LOB: 0	K: 0	P: 3	R: 0	H: 1	LOB: 1	K: 0	P: 7	
	1B: 6	2B: 0	3B: 0	HR: 1	SF: 0	SAC: 0	DP: 1	HBP: 0	WP: 1	PA: 38																										

PITCHER	IP	WLS	BF	H	R	ER	SO	BB	IBB	HBP	BLK	WP	HR	S	P	ERA	WHIP
Tim Lollar, L ERA: 3.71 (1, 1)	6.0	L	31	6	8	7	5	7	0	0	0	1	1	34	62	10.50	2.167
Greg Booker, R ERA: 2.45 (7, 1)	2.0		7	1	0	0	0	1	0	0	0	0	0	6	10	0.00	1.000


BOTTOM

San Diego Padres @ Cincinnati Reds
Riverfront Stadium, Cincinnati, OH

Thu Aug 09 1984, 7:05 PM EDT
Att. 10,881 - Unknown

livebaseballscorecards.com

AB	30
R	8
H	7
RBI	7
BB	8
SO	5
LOB	10



Batter	1	2	3	4	5	6	7	8	9	AB R H RBI BB SO LOB	TOP									
Alan Wiggins, S (1, 4) OBP: 0.331, SLG: 0.300 Carmelo Martinez, R (9, PH) OBP: 0.337, SLG: 0.404 Luis Salazar, R (9, PR) OBP: 0.274, SLG: 0.341	0-0 6-3		0-0 4-3		0-0 B5		0-0 SF8		4-0 BB 1-2	3 0 0 1 0 0 0 0 0 0 0 1 0 0 0 0 0 0 0 0 0										
Tony Gwynn, L (1, 9) OBP: 0.429, SLG: 0.481	0-0 E 1B		0-0 F7		0-0 F7		0-0 E9 2B		0-0 G3	5 0 2 0 0 0 2										
Steve Garvey, R (1, 3) OBP: 0.305, SLG: 0.384	0-0 E6 1-2		0-3 K		0-0 1B		0-0 5-3			4 0 1 0 0 1 2										
Graig Nettles, L (1, 5) OBP: 0.313, SLG: 0.356	0-0 F2			0-0 5-3 BB 1B	0-0 F2			0-3 K		4 0 1 0 0 1 3										
Terry Kennedy, L (1, 2) OBP: 0.290, SLG: 0.341	0-0 4-3			4-0 5-3 BB 1-2	0-0 F7			0-0 4-3		3 0 0 0 1 0 2										
Kevin McReynolds, R (1, 8) OBP: 0.319, SLG: 0.459		0-0 B1-3		0-0 5-3		0-0 5-3		0-0 F3		4 0 0 0 0 0 2										
Bobby Brown, S (1, 7) OBP: 0.292, SLG: 0.373			0-0 F8	0-3 K		0-0 6-3			0-3 K	4 0 0 0 0 2 2										
Garry Templeton, S (1, 6) OBP: 0.327, SLG: 0.352				4-0 IBB			0-0 SF8 3B		4-0 FC3-6 BB	2 1 2 0 2 0 0										
Dave Dravecky, R (1, 1) OBP: 0.188, SLG: 0.200 Tim Flannery, L (7, PH) OBP: 0.361, SLG: 0.413 Greg Booker, R (7, 1) Champ Summers, L (9, PH) OBP: 0.258, SLG: 0.414 Ed Whitson, R (9, PR) OBP: 0.093, SLG: 0.071			0-0 6-3		0-0 4-3		0-0 F7		0-0 FC3-6 BB 1-2f	2 0 0 0 0 0 4 1 0 0 0 0 0 1 0 0 0 0 0 0 0 1 0 0 0 0 0 1 0 0 0 0 0 0 0										
Inning Stats	R: 0 E: 1 K: 0 S: 5	H: 1 LOB: 2 BB: 0 P: 5	R: 0 E: 0 K: 0 S: 4	H: 1 LOB: 1 BB: 0 P: 4	R: 0 E: 0 K: 1 S: 5	H: 0 LOB: 0 BB: 0 P: 5	R: 0 E: 0 K: 1 S: 6	H: 1 LOB: 3 BB: 2 P: 14	R: 0 E: 0 K: 0 S: 4	H: 0 LOB: 0 BB: 0 P: 3	R: 1 E: 1 K: 0 S: 5	H: 2 LOB: 1 BB: 0 P: 5	R: 0 E: 0 K: 1 S: 5	H: 0 LOB: 0 BB: 0 P: 5	R: 0 E: 0 K: 1 S: 5	H: 0 LOB: 2 BB: 2 P: 13	1B: 4 2B: 1 3B: 1 HR: 0	SF: 1 SAC: 0 DP: 0 HBP: 0	WP: 0 PB: 0 SB: 0 CS: 0	PA: 38
Steve Bedrosian, R (1, 1) ERA: 2.17 Donnie Moore, R (9, 1) ERA: 2.47	IP: 8.1 WLS: W BF: 35 H: 6 R: 1 ER: 1 SO: 4 BB: 2 IBB: 1 HBP: 0 BLK: 0 WP: 0 HR: 0 S: 40 P: 52 ERA: 1.08 WHIP: 0.960	IP: 0.2 WLS: S BF: 3 H: 0 R: 0 ER: 0 SO: 0 BB: 1 IBB: 0 HBP: 0 BLK: 0 WP: 0 HR: 0 S: 2 P: 6 ERA: 0.00 WHIP: 1.500																		
																	San Diego Padres @ Atlanta Braves Atlanta-Fulton County Stadium, Atlanta, GA Fri Aug 10 1984, 7:05 PM EDT Unknown			

livebaseballscorecards.com

AB	33
R	1
H	6
RBI	1
BB	4
SO	4
LOB	19



Batter	1	2	3	4	5	6	7	8	9	AB	R	H	RBI	BB	SO	LOB
Jerry Royster, R OBP: 0.262, SLG: 0.293 (1, 5)	4-0 BB 6-3	0-0 F7		0-0 CS 1B			0-0 6-3			3	0	1	0	1	0	2
Rafael Ramirez, R OBP: 0.295, SLG: 0.313 (1, 6)	0-0 6-3		0-0 F8	0-0 SF8			0-0 1B			3	0	1	1	0	0	1
Claudell Washington, L OBP: 0.409, SLG: 0.514 (1, 9)	4-0 BB		0-0 HR	0-0 CS 1-2	0-0 G3		0-0 F7			3	1	1	1	1	0	1
Dale Murphy, R OBP: 0.358, SLG: 0.519 (1, 8)	0-0 F4		0-0 HR		0-0 F4			0-0 6-3		4	1	1	1	0	0	2
Bob Watson, R OBP: 0.303, SLG: 0.368 Chris Chambliss, L OBP: 0.360, SLG: 0.384 (8, PH) (9, 3)	0-0 L5				0-0 1-3			4-0 WP BB		3	0	1	0	0	0	2
Brad Komminsk, R OBP: 0.267, SLG: 0.301 (1, 7)		0-0 F4	0-0 F8			0-0 F7		0-3 K		4	0	0	0	0	1	2
Glenn Hubbard, R OBP: 0.340, SLG: 0.387 (1, 4)		0-0 SH3 HBP 1B	0-3 K			0-0 F7		0-0 5-3		4	0	1	0	0	1	2
Bruce Benedict, R OBP: 0.323, SLG: 0.318 (1, 2)		1-0 SH3 HBP		4-0 1B S SF8 BB		0-0 F7				1	1	0	0	1	0	0
Steve Bedrosian, R OBP: 0.133, SLG: 0.133 Donnie Moore, L (9, 1)		0-0 SH3		0-0 6-3			0-3 K			2	0	0	0	0	1	1

Inning Stats		R: 0	H: 0	E: 0	K: 0	S: 3	R: 0	H: 1	E: 0	K: 0	S: 4	R: 2	H: 3	E: 0	K: 1	S: 8	R: 1	H: 1	E: 0	K: 0	S: 3	R: 0	H: 0	E: 0	K: 0	S: 3	R: 0	H: 0	E: 0	K: 1	S: 6	R: 0	H: 0	E: 0	K: 1	S: 5	R: 0	H: 0	E: 0	K: 1	S: 5									
IP	WLS	BF	H	R	ER	SO	BB	IBB	HBP	BLK	WP	HR	S	P	ERA	WHIP													IP	WLS	BF	H	R	ER	SO	BB	IBB	HBP	BLK	WP	HR	S	P	ERA	WHIP					
Dave Dravecky, L ERA: 2.51 (1, 1)	6.0	L	26	5	3	3	1	3	0	0	0	0	2	37	4.50	1.333																																		
Greg Booker, R ERA: 2.25 (7, 1)	2.0		8	1	0	0	2	1	0	0	0	1	0	15	0.00	1.000																																		

BOTTOM

San Diego Padres @ Atlanta Braves
Atlanta-Fulton County Stadium, Atlanta, GA

Fri Aug 10 1984, 7:05 PM EDT
Unknown

livebaseballscorecards.com

AB	27
R	3
H	6
RBI	3
BB	4
SO	3
LOB	13

Braves

WP: 1	PA: 35
PB: 0	
SB: 1	
CS: 1	

Batter	1	2	3	4	5	6	7	8	9	AB R H RBI BB SO LOB	TOP	
Alan Wiggins, S OBP: 0.333, SLG: 0.302 (1, 4) X	0-0 CS 1B		0-0 S 2B 1B	4-0 BB		0-0 4-3	0-0 3-1		0-0 3-1	5 1 2 1 1 0 3		
Tony Gwynn, L OBP: 0.427, SLG: 0.477 (1, 9) X	0-0 6-3 1-2		4-0 3-H 2B 1-2 SF7 BB	0-0 3-1		0-0 F8		4-0 CS BB	0-0 F8	4 1 0 0 2 0 5		
Steve Garvey, R OBP: 0.308, SLG: 0.390 (1, 3) X	0-0 F7		0-0 1-3 2-H 2B		0-0 6-3		0-0 2B 2B	0-0 1-2 1B 1B		5 2 3 1 0 0 0		
Kevin McReynolds, R OBP: 0.325, SLG: 0.505 (1, 8)		4-0 BB	0-0 2-4-3 BB SF7		0-0 CS 1B		0-0 3B 2B	0-0 1-3 1B 1B		3 1 3 2 1 0 0		
Carmelo Martinez, R OBP: 0.340, SLG: 0.413 (1, 7)	0-0 2-4-3 1-2f		0-0 3-H F6		0-0 1-2 1B 1B		0-0 2-H 5-3 3B	0-0 1-3 1B		5 2 3 2 0 0 2		
Luis Salazar, R OBP: 0.271, SLG: 0.336 (1, 5)	0-0 6-3		0-0 F6		0-0 1-2 1B 1B		0-0 2-H 5-3 3B	0-0 3-H 1B		5 0 1 0 0 0 3		
Garry Templeton, S OBP: 0.330, SLG: 0.354 (1, 6)			0-0 2B 1B		0-0 6-3		4-0 5-3 IBB	0-3 K		4 1 2 0 1 1 3		
Bruce Bochy, R OBP: 0.294, SLG: 0.438 (1, 2)			0-0 SH3-4 1-H 1B 2B		4-0 SH1-4 BB		0-0 SH1-4 1B	0-0 HR		4 2 3 3 1 0 1		
Andy Hawkins, R OBP: 0.257, SLG: 0.235 Rich Gossage, R OBP: 0.211, SLG: 0.167 (1, 1) (7, 1)			0-0 SH3-4 2-3		0-0 SH1-4 1-2 2-3		0-0 SH1-4 1-2	4-0 BB	0-3 K	0 0 0 0 1 0 0 1 0 0 0 0 1 0		
Inning Stats	R: 0 E: 0 K: 0 S: 3 H: 1 LOB: 0 BB: 0 P: 3	R: 0 E: 0 K: 0 S: 2 H: 0 LOB: 0 BB: 1 P: 6	R: 4 E: 0 K: 0 S: 7 H: 4 LOB: 1 BB: 1 P: 11	R: 0 E: 0 K: 0 S: 4 H: 1 LOB: 3 BB: 2 P: 12	R: 1 E: 1 K: 0 S: 5 H: 3 LOB: 1 BB: 0 P: 5	R: 0 E: 0 K: 0 S: 4 H: 1 LOB: 1 BB: 0 P: 4	R: 3 E: 0 K: 0 S: 6 H: 3 LOB: 2 BB: 2 P: 14	R: 1 E: 0 K: 1 S: 7 H: 3 LOB: 2 BB: 1 P: 11	R: 1 E: 0 K: 1 S: 6 H: 1 LOB: 0 BB: 0 P: 6	1B: 11 2B: 5 3B: 1 HR: 1 SF: 1 SAC: 3 DP: 1 HBP: 0	WP: 0 PB: 0 SB: 1 CS: 3 PA: 47	
PITCHER	IP WLS BF H R ER SO BB IBB HBP BLK WP HR S P ERA WHIP	IP WLS BF H R ER SO BB IBB HBP BLK WP HR S P ERA WHIP	IP WLS BF H R ER SO BB IBB HBP BLK WP HR S P ERA WHIP	IP WLS BF H R ER SO BB IBB HBP BLK WP HR S P ERA WHIP	IP WLS BF H R ER SO BB IBB HBP BLK WP HR S P ERA WHIP	IP WLS BF H R ER SO BB IBB HBP BLK WP HR S P ERA WHIP	IP WLS BF H R ER SO BB IBB HBP BLK WP HR S P ERA WHIP	IP WLS BF H R ER SO BB IBB HBP BLK WP HR S P ERA WHIP	IP WLS BF H R ER SO BB IBB HBP BLK WP HR S P ERA WHIP	IP WLS BF H R ER SO BB IBB HBP BLK WP HR S P ERA WHIP	IP WLS BF H R ER SO BB IBB HBP BLK WP HR S P ERA WHIP	
Pete Falcone, L ERA: 4.46 (1, 1)	2.1 L											
Craig McMurtry, R ERA: 4.74 (3, 1)	3.2											
Terry Forster, L ERA: 2.7 (7, 1)	0.0											
Gene Garber, R ERA: 3.46 (7, 1)	1.0											
Tony Brizzolara, R ERA: 6.43 (8, 1)	2.0											

San Diego Padres @ Atlanta Braves
Atlanta-Fulton County Stadium, Atlanta, GA

Fri Aug 10 1984, 7:05 PM EDT
Att: 41,287 - Unknown

livebaseballscorecards.com

AB 36
R 10
H 17
RBI 9
BB 7
SO 2
LOB 17



Batter	1	2	3	4	5	6	7	8	9	AB	R	H	RBI	BB	SO	LOB
Jerry Royster, R (1, 7) OBP: 0.262, SLG: 0.292 Tony Brizzolara, R (8, 1)	0-0 6-3		0-0 F8			0-3 K	0-0 1B			4	0	1	2	0	1	1
Alex Trevino, R (1, 2) OBP: 0.290, SLG: 0.336	4-0 BB			0-0 F9		0-0 F4	0-0			3	0	0	0	0	1	0
Claudell Washington, L (1, 9) OBP: 0.407, SLG: 0.520	0-3 K			0-0 HR		0-0 F9		0-0 F5		4	1	1	1	0	1	2
Dale Murphy, R (1, 8) OBP: 0.355, SLG: 0.514	0-3 K			0-0 2-3			0-0 F7	0-0 F8		4	0	0	0	0	1	1
Chris Chambliss, L (1, 3) OBP: 0.359, SLG: 0.381		0-0 4-3		0-0 F8			4-0 E 1B BB	0-3 K		3	1	0	0	1	1	0
Rafael Ramirez, R (1, 6) OBP: 0.295, SLG: 0.312		0-3 K			0-0 6-3		0-0 BB E 1B 1B	0-3 K		4	1	1	0	0	2	0
Glenn Hubbard, R (1, 4) OBP: 0.337, SLG: 0.383		0-3 K			0-0 F9		0-0 E7 BB 1B	0-0 5-3		4	1	0	0	0	1	2
Randy Johnson, R (1, 5) OBP: 0.360, SLG: 0.420			0-0 F2		0-0 4-3		0-0 F9	0-0 6-3		4	0	0	0	0	0	3
Pete Falcone, L (1, 1) OBP: 0.219, SLG: 0.281 Craig McMurtrey, R (3, 1) OBP: 0.146, SLG: 0.154 Albert Hall, S (6, PH) OBP: 0.290, SLG: 0.289 Terry Forster, L (7, 1) OBP: 0.667, SLG: 0.667 Gene Garber, R (7, 1) OBP: 0.100, SLG: 0.100 Gerald Perry, L (7, PH) OBP: 0.372, SLG: 0.352			0-3 K			0-0 1B	4-0 1B BB			0	0	0	0	0	0	0

Inning Stats	R: 0	H: 0	E: 0	K: 2	S: 7	R: 0	H: 0	E: 0	K: 2	S: 7	R: 0	H: 0	E: 0	K: 1	S: 5	R: 1	H: 1	E: 0	K: 0	S: 4	R: 0	H: 0	E: 0	K: 0	S: 3	R: 0	H: 1	E: 0	K: 1	S: 6	R: 3	H: 2	E: 1	K: 0	S: 6	R: 0	H: 0	E: 0	K: 1	S: 5	R: 0	H: 0	E: 0	K: 1	S: 5	R: 0	H: 0	E: 0	K: 1	S: 5	1B: 3	2B: 0	3B: 0	HR: 1	SF: 0	SAC: 0	DP: 0	HBP: 0	WP: 0	PA: 35
PITCHER	IP	WLS	BF	H	R	ER	SO	BB	IBB	HBP	BLK	WP	HR	S	P	ERA	WHIP																																											
Andy Hawkins, R (1, 1) ERA: 4.04	6.2	W	28	4	4	1	6	3	0	0	0	0	0	1	37	1.35	1.050																																											
Rich Gossage, R (7, 1) ERA: 2.89	2.1	S	7	0	0	0	2	0	0	0	0	0	0	11	11	0.00	0.000																																											

BOTTOM

San Diego Padres @ Atlanta Braves
Atlanta-Fulton County Stadium, Atlanta, GA

Fri Aug 10 1984, 7:05 PM EDT
Att. 41,287 - Unknown

livebaseballscorecards.com

AB 32
R 4
H 4
RBI 4
BB 3
SO 8
LOB 12



Batter	1	2	3	4	5	6	7	8	9	AB R H RBI BB SO LOB	TOP		
Alan Wiggins, S (1, 4) OBP: 0.334, SLG: 0.303	0-0 G6-3 1B		0-0 4-3			0-0 1B S G4-3-6 1B		0-0 F3		4 1 2 0 0 0 0			
Tony Gwynn, L (1, 9) OBP: 0.426, SLG: 0.475	0-0 G6-3 1-2f				0-0 F8	0-0 1-3 G4-3-6 1B		0-0 F7		4 0 1 0 0 0 1			
Steve Garvey, R (1, 3) OBP: 0.305, SLG: 0.387	0-0 F8				0-3 K	0-0 G4-3-6		0-0 4-3		4 0 0 0 0 1 1			
Graig Nettles, L (1, 5) OBP: 0.318, SLG: 0.369		0-0 1B			0-0 HR	4-0 BB		0-0 E3 F8 SF		3 1 2 1 1 0 0 0 1 0 0 0 0 0			
Tim Flannery, L (9, PR) OBP: 0.361, SLG: 0.413 (9, 5)													
Terry Kennedy, L (1, 2) OBP: 0.289, SLG: 0.340		0-0 1B			0-0 F7	0-0 1-3		0-0 F8 2-3		4 0 1 0 0 0 2			
Kevin McReynolds, R (1, 8) OBP: 0.322, SLG: 0.501		0-0 F7			0-0 5-3	0-0 5-3		0-0 SF		3 0 0 1 0 0 1			
Bobby Brown, S (1, 7) OBP: 0.301, SLG: 0.398		0-3 K			0-0 FC5-4 1B	0-0 None 3B		0-0 6-3		3 1 2 0 0 1 1 1 0 0 0 0 0 1			
Luis Salazar, R (7, 7) OBP: 0.270, SLG: 0.333													
Garry Templeton, S (1, 6) OBP: 0.328, SLG: 0.351			0-3 K		0-0 FC5-4 FC4 1-2f	0-0 FC4 1-2f		0-0 3-1		3 0 0 1 0 1 1			
Mark Thurmond, L (1, 1) OBP: 0.267, SLG: 0.256			0-0 F3							3 0 0 0 0 0 1			
Craig Lefferts, L (8, 1) OBP: 0.167, SLG: 0.250										0 0 0 0 0 0 0			
Inning Stats	R: 0 H: 1 E: 0 LOB: 0 K: 0 BB: 0 S: 3 P: 3	R: 0 H: 2 E: 0 LOB: 1 K: 1 BB: 0 S: 6 P: 6	R: 0 H: 0 E: 0 LOB: 0 K: 1 BB: 0 S: 5 P: 5	R: 1 H: 1 E: 0 LOB: 0 K: 1 BB: 0 S: 6 P: 6	R: 0 H: 1 E: 0 LOB: 1 K: 0 BB: 0 S: 4 P: 4	R: 1 H: 2 E: 0 LOB: 1 K: 0 BB: 1 S: 4 P: 8	R: 1 H: 1 E: 0 LOB: 0 K: 0 BB: 0 S: 4 P: 4	R: 0 H: 0 E: 0 LOB: 0 K: 0 BB: 0 S: 3 P: 3	R: 1 H: 0 E: 1 LOB: 1 K: 0 BB: 0 S: 4 P: 4	1B: 6 SF: 1 2B: 0 SAC: 0 3B: 1 DP: 2 HR: 1 HBP: 0	WP: 0 PA: 34 PB: 0 SB: 1 CS: 0		
PITCHER	IP WLS BF H R ER SO BB IBB HBP BLK WP HR S P ERA WHIP											PITCHER	IP WLS BF H R ER SO BB IBB HBP BLK WP HR S P ERA WHIP
Rick Mahler, R (1, 1) ERA: 2.64	7.0 L 27 8 3 3 3 1 0 0 0 0 0 1 32 36 3.86 1.286												
Gene Garber, R (8, 1) ERA: 3.36	2.0 7 0 1 0 0 0 0 0 0 0 0 0 7 7 0.00 0.000												

San Diego Padres @ Atlanta Braves
Atlanta-Fulton County Stadium, Atlanta, GA

Sat Aug 11 1984, 7:05 PM EDT
Att: 45,099 - Unknown

livebaseballscorecards.com

AB 32
R 4
H 8
RBI 3
BB 1
SO 3
LOB 9



Batter	1	2	3	4	5	6	7	8	9	AB	R	H	RBI	BB	SO	LOB
Jerry Royster, R OBP: 0.262, SLG: 0.297 (1, 4)	0-0 2B		0-0 F7		0-0 F3			0-0 F9		4	0	1	0	0	0	0
Rafael Ramirez, R OBP: 0.292, SLG: 0.310 (1, 6)	0-0 1-3		0-0 F6		0-0 F8			0-0 F9		4	0	0	0	0	0	1
Claudell Washington, L OBP: 0.405, SLG: 0.515 (1, 9)	0-0 L6		4-0 BB		0-0 F7			0-0 1-3		3	0	0	0	1	0	1
Dale Murphy, R OBP: 0.354, SLG: 0.510 (1, 8)	4-0 FC6-4 BB		0-3 K		0-0 5-3			0-0 F4		3	0	0	0	1	1	1
Bob Watson, R OBP: 0.288, SLG: 0.347 (1, 3)	0-0 FC6-4 1-2f		0-0 4-3		0-0 4-3			0-0 F8		4	0	0	0	0	0	2
Rufino Linares, R OBP: 0.303, SLG: 0.483 (1, 7)		0-0 6-3		0-0 1B 1B			0-0 HR	0-0 F7		4	1	2	1	0	0	0
Randy Johnson, R OBP: 0.359, SLG: 0.418 (1, 5)		0-0 E5		0-0 G6-4-3 1B			0-0 1-3			3	0	1	0	0	0	0
Bruce Benedict, R OBP: 0.319, SLG: 0.314 (1, 2)		0-0 F8		0-0 G6-4-3 1-2f			0-0 F8			3	0	0	0	0	0	3
Rick Mahler, R OBP: 0.319, SLG: 0.370 (1, 1)		0-0 F6		0-0 F8			0-0 6-3			2	0	0	0	0	0	1
Brad Komminsk, R OBP: 0.266, SLG: 0.299 (7, PH)										1	0	0	0	0	0	0
Gene Garber, R OBP: 0.100, SLG: 0.100 (8, 1)										0	0	0	0	0	0	0

BOTTOM

San Diego Padres @ Atlanta Braves
Atlanta-Fulton County Stadium, Atlanta, GA

Sat Aug 11 1984, 7:05 PM EDT
Att. 45,099 - Unknown

livebaseballscorecards.com

AB	31
R	1
H	4
RBI	1
BB	2
SO	1
LOB	9



Inning Stats	R: 0	H: 1	E: 0	K: 0	S: 4	R: 0	H: 0	E: 1	K: 0	S: 4	R: 0	H: 0	E: 0	K: 1	S: 5	R: 0	H: 2	E: 0	K: 0	S: 4	R: 0	H: 0	E: 0	K: 0	S: 3	R: 1	H: 1	E: 0	K: 0	S: 4	R: 0	H: 0	E: 0	K: 0	S: 3	R: 0	H: 0	E: 0	K: 0	S: 3	R: 0	H: 0	E: 0	K: 0	S: 3									
IP	7.0	2.0																																																				
WLS	W	S																																																				
BF	27	6																																																				
H	4	0																																																				
R	1	0																																																				
ER	1	0																																																				
SO	1	0																																																				
BB	0	0																																																				
IBB	0	0																																																				
HBP	0	0																																																				
BLK	0	0																																																				
WP	0	0																																																				
HR	1	0																																																				
S	27	6																																																				
P	35	6																																																				
ERA	1.29	0.00																																																				
WHIP	0.857	0.000																																																				

WP	0	PA	33
PB	0		
SB	0		
CS	0		

Batter	1	2	3	4	5	6	7	8	9	AB R H RBI BB SO LOB	TOP			
Alan Wiggins, S (1, 4) OBP: 0.335, SLG: 0.304	1-0 G6-4-3 HBP		x 0-0 4-3			x 0-0 G4-6-3 1B		x 0-0 E1 FC3-6		3 0 1 0 0 0 1	<p>San Diego Padres @ Atlanta Braves Atlanta-Fulton County Stadium, Atlanta, GA</p> <p>Sun Aug 12 1984, 3:33 AM EDT Att: 23,912 - Unknown</p>			
Tony Gwynn, L (1, 9) OBP: 0.423, SLG: 0.471	x 0-0 G6-4-3 1-2f		x 0-0 6-3			x 0-0 F9		x 0-0 FC3-6 PB		4 0 0 0 0 0 4				
Steve Garvey, R (1, 3) OBP: 0.305, SLG: 0.386	x 0-0 BB 1B			x 0-0 6-3		x 0-0 G4-6-3 1-2f		x 0-0 F3		4 0 1 0 0 0 3				
Graig Nettles, L (1, 5) OBP: 0.322, SLG: 0.379 Mario Ramirez, R (9, PR) OBP: 0.241, SLG: 0.423	B B B B 4-0 1-2 BB		S S S 0-3 K				x 0-0 HR	H 1-0 2B SF8 HBP		2 1 1 1 1 1 0 0 1 0 0 0 0 0				
Terry Kennedy, L (1, 2) OBP: 0.289, SLG: 0.342	x 0-0 4-3		x 0-0 F5				x 0-0 6-3	x 0-0 SF8 SF7 2B		4 1 1 0 0 0 2				
Kevin McReynolds, R (1, 8) OBP: 0.319, SLG: 0.497		x 0-0 5-3				x 0-0 F9		x 0-0 SF8		3 0 0 1 0 0 0				
Bobby Brown, S (1, 7) OBP: 0.294, SLG: 0.388 Carmelo Martinez, R (8, 7) OBP: 0.339, SLG: 0.413		x 0-0 F7				x 0-0 F8		x 0-0 SF7		3 0 0 0 0 0 0 0 0 0 1 0 0 0				
Garry Templeton, S (1, 6) OBP: 0.329, SLG: 0.353		x 0-0 6-3				x 0-0 1B		x 0-0 FC3-6 E 1B		4 0 2 0 0 0 1				
Ed Whitson, R (1, 1) OBP: 0.091, SLG: 0.070 Greg Booker, R (4, 1) Greg Harris, S (6, 1) Tim Flannery, L (8, PH) OBP: 0.357, SLG: 0.408 Craig Lefferts, L (8, 1) OBP: 0.167, SLG: 0.250 Rich Cossaboe, R (8, 1) OBP: 0.211, SLG: 0.167			x 0-0 F8			x 0-0 F3		x 0-0 F8		1 0 0 0 0 0 0 1 0 0 0 0 0 1 0 0 0 0 0 0 0 1 0 0 0 0 0 1 0 0 0 0 0 0 0 0 0 0 0 0 0 0				
Inning Stats	R: 0 H: 1 E: 0 LOB: 2 K: 0 BB: 1 S: 3 P: 8	R: 0 H: 0 E: 0 LOB: 0 K: 0 BB: 0 S: 3 P: 3	R: 0 H: 0 E: 0 LOB: 0 K: 0 BB: 0 S: 3 P: 3	R: 0 H: 0 E: 0 LOB: 0 K: 1 BB: 0 S: 5 P: 5	R: 0 H: 1 E: 0 LOB: 1 K: 0 BB: 0 S: 4 P: 4	R: 0 H: 1 E: 0 LOB: 0 K: 0 BB: 0 S: 3 P: 3	R: 1 H: 1 E: 0 LOB: 0 K: 0 BB: 0 S: 4 P: 4	R: 0 H: 1 E: 1 LOB: 2 K: 0 BB: 0 S: 5 P: 5	R: 2 H: 1 E: 0 LOB: 1 K: 0 BB: 0 S: 4 P: 5	1B: 4 SF: 2 2B: 1 SAC: 0 3B: 0 DP: 2 HR: 1 HBP: 2	WP: 0 PA: 35 PB: 1 SB: 0 CS: 0			
PITCHER	IP WLS BF H R ER SO BB IBB HBP BLK WP HR S P ERA WHIP												PITCHER	IP WLS BF H R ER SO BB IBB HBP BLK WP HR S P ERA WHIP
Pascual Perez, R (1, 1) ERA: 3.76	8.0 W 30 5 1 1 1 1 1 0 1 0 0 1 30 35 1.12 0.750													
Donnie Moore, R (9, 1) ERA: 2.66	0.0 1 0 1 1 0 0 0 0 1 0 0 0 0 1 ∞ ∞													
Gene Garber, R (9, 1) ERA: 3.44	1.0 4 1 1 1 0 0 0 0 0 0 0 0 4 4 9.00 1.000													

livebaseballscorecards.com

AB	30
R	3
H	6
RBI	3
BB	1
SO	1
LOB	13



Batter	1	2	3	4	5	6	7	8	9
Jerry Royster, R OBP: 0.266, SLG: 0.301 (1, 5)	0-0 F5	0-0 2-H 1B		0-0 1-H 1B		0-3 K		0-3 K	
Glenn Hubbard, R OBP: 0.335, SLG: 0.378 (1, 4)	4-0 HR BB	0-3 K		0-0 F4		0-3 K		0-0 6-3	
Claudell Washington, L OBP: 0.404, SLG: 0.521 (1, 9)	0-0 1-H HR		0-0 F9	0-0 F7			0-3 K		
Dale Murphy, R OBP: 0.355, SLG: 0.509 (1, 8)	0-0 4-3 1B		4-0 1B BB		0-0 F9		0-3 K		
Chris Chambliss, L OBP: 0.361, SLG: 0.382 (1, 3)	0-0 4-3		0-0 1-2 1B		0-0 F7		0-0 WP 1B		
Rufino Linares, R OBP: 0.324, SLG: 0.452 (1, 7)	0-0 F7		0-3 K		4-0 2B BB		4-0 1-2 BB		
Rafael Ramirez, R OBP: 0.294, SLG: 0.313 (1, 6)		0-0 WP 1B	0-0 4-3		0-0 PB 1-H 2B		0-0 F7		
Bruce Benedict, R OBP: 0.314, SLG: 0.308 (1, 2)		0-0 F4		0-0 6-3	0-0 F6		0-0 F9		
Pascual Perez, R OBP: 0.176, SLG: 0.130 (1, 1)		0-3 K		4-0 WP 1B		0-0 1-3		1-0 S	
Brad Komminsk, R OBP: 0.266, SLG: 0.299 (8, PR)									
Donnie Moore, L (9, 1)									
Gene Garber, R OBP: 0.100, SLG: 0.100 (9, 1)									

Inning Stats	R: 2	H: 2	E: 0	LOB: 1	K: 0	P: 9	R: 1	H: 2	E: 0	LOB: 1	K: 2	P: 9	R: 0	H: 1	E: 0	LOB: 2	K: 1	P: 10	R: 1	H: 1	E: 0	LOB: 1	K: 0	P: 8	R: 0	H: 0	E: 0	LOB: 0	K: 2	P: 7	R: 0	H: 1	E: 0	LOB: 2	K: 2	P: 12	R: 0	H: 0	E: 0	LOB: 2	K: 1	P: 6			
	S: 5	BB: 1					S: 9	BB: 0					S: 6	BB: 1			S: 4	BB: 1		S: 4	BB: 0			S: 7	BB: 0		S: 8	BB: 1			S: 5	BB: 0			S: 8	BB: 1			S: 5	BB: 0					

PITCHER														PITCHER																																							
IP	WLS	BF	H	R	ER	SO	BB	IBB	HBP	BLK	WP	HR	S	P	ERA	WHIP	IP	WLS	BF	H	R	ER	SO	BB	IBB	HBP	BLK	WP	HR	S	P	ERA	WHIP																				
Ed Whitson, R ERA: 3.81 (1, 1)	3.1	L	18	5	4	4	3	3	0	0	0	1	1	21	33	10.80	2.400																																				
Greg Booker, R ERA: 2.45 (4, 1)	1.2		8	2	1	1	0	1	0	0	0	1	0	7	11	5.40	1.800																																				
Greg Harris, R ERA: 2.08 (6, 1)	2.0		8	1	0	0	4	1	0	0	0	1	0	15	19	0.00	1.000																																				
Craig Lefferts, L ERA: 1.82 (8, 1)	0.1		2	0	0	0	0	0	0	1	0	0	0	1	2	0.00	0.000																																				
Rich Gossage, R ERA: 2.87 (8, 1)	0.2		2	0	0	0	1	0	0	0	0	0	0	4	4	0.00	0.000																																				

BOTTOM

San Diego Padres @ Atlanta Braves
Atlanta-Fulton County Stadium, Atlanta, GA

Sun Aug 12 1984, 3:33 AM EDT
Att. 23,912 - Unknown

AB	R	H	RBI	BB	SO	LOB
5	0	2	2	0	2	1
4	1	0	0	1	2	4
4	1	1	2	0	1	1
3	0	1	0	1	1	0
4	0	2	0	0	0	1
2	1	0	0	2	1	3
4	1	2	1	0	0	4
4	0	0	0	0	0	2
2	1	0	0	1	1	1
0	0	0	0	0	0	0
0	0	0	0	0	0	0
0	0	0	0	0	0	0

AB	32
R	5
H	8
RBI	5
BB	5
SO	8
LOB	17

WP: 3 PA: 38
PB: 1
SB: 2
CS: 0

1B: 6 SF: 0
2B: 1 SAC: 0
3B: 0 DP: 0
HR: 1 HBP: 1

PITCHER																	
IP	WLS	BF	H	R	ER	SO	BB	IBB	HBP	BLK	WP	HR	S	P	ERA	WHIP	
Ed Whitson, R ERA: 3.81 (1, 1)	3.1	L	18	5	4	4	3	3	0	0	0	1	1	21	33	10.80	2.400
Greg Booker, R ERA: 2.45 (4, 1)	1.2		8	2	1	1	0	1	0	0	0	1	0	7	11	5.40	1.800
Greg Harris, R ERA: 2.08 (6, 1)	2.0		8	1	0	0	4	1	0	0	0	1	0	15	19	0.00	1.000
Craig Lefferts, L ERA: 1.82 (8, 1)	0.1		2	0	0	0	0	0	0	1	0	0	0	1	2	0.00	0.000
Rich Gossage, R ERA: 2.87 (8, 1)	0.2		2	0	0	0	1	0	0	0	0	0	0	4	4	0.00	0.000

Batter	1	2	3	4	5	6	7	8	9	AB R H RBI BB SO LOB	TOP	
Jeff Stone, L (1, 7) <small>OBP: 0.404, SLG: 0.512</small> Sixto Lezcano, R (7, PH) <small>OBP: 0.365, SLG: 0.498</small> (7, 9)	0-0 F8		0-0 E 1-3 1B		0-0 F9		0-3 K			3 0 1 0 0 0 1 1 0 0 0 0 0 11	Philadelphia Phillies @ San Diego Padres Jack Murphy Stadium, San Diego, CA Tue Aug 14 1984, 10:05 PM EDT Att: 23,799 - Unknown livebaseballscorecards.com	
Greg Gross, L (1, 9) <small>OBP: 0.408, SLG: 0.357</small> John Wockenfuss, R (7, PH) <small>OBP: 0.359, SLG: 0.432</small> Larry Andersen, R (7, 1)	4-0 1B BB		0-0 1-3		0-0 F7		0-0 G6-4-3			2 0 0 0 1 0 2 1 0 0 0 0 0 1 0 0 0 0 0 0 0		
Juan Samuel, R (1, 4) <small>OBP: 0.330, SLG: 0.457</small>	0-0 F9		0-0 F9			0-0 S 1B		0-0 F9		4 1 1 0 0 0 2		
Von Hayes, L (1, 8) <small>OBP: 0.364, SLG: 0.465</small>	0-0 1-3 1B		0-0 G3		0-0 1-H 1B		4-0 BB			3 0 2 1 1 0 1		
Mike Schmidt, R (1, 5) <small>OBP: 0.371, SLG: 0.481</small>	0-0 F2			0-0 F7		0-0 F4		0-3 K		4 0 0 0 0 1 4		
Len Matuszek, L (1, 3) <small>OBP: 0.337, SLG: 0.448</small>		0-0 F6		0-0 F9		4-0 FC6-4 BB		0-3 K		3 0 0 0 1 1 1		
Ozzie Virgil, R (1, 2) <small>OBP: 0.322, SLG: 0.470</small>			0-0 HR		0-3 K		0-3 K		4 1 1 1 0 2 2			
Ivan De Jesus, R (1, 6) <small>OBP: 0.327, SLG: 0.311</small>		0-3 K			0-0 SH3-4 1B	0-0 FC6-4		0-3 K		4 0 1 0 0 2 2		
Jerry Koosman, R (1, 1) <small>OBP: 0.111, SLG: 0.094</small> Glenn Wilson, R (7, PH) <small>OBP: 0.279, SLG: 0.385</small> (7, 7)		0-0 5-3			0-0 SH3-4		4-0 G6-4-3 BB		0-0 1-3	1 0 0 0 0 0 0 1 0 0 0 1 0 0		
Inning Stats	R: 0 H: 1 E: 0 LOB: 2 K: 0 BB: 1 S: 4 P: 8	R: 1 H: 1 E: 0 LOB: 0 K: 1 BB: 0 S: 6 P: 6	R: 0 H: 1 E: 1 LOB: 1 K: 0 BB: 0 S: 4 P: 4	R: 0 H: 0 E: 0 LOB: 0 K: 1 BB: 0 S: 5 P: 5	R: 0 H: 1 E: 0 LOB: 1 K: 0 BB: 0 S: 4 P: 4	R: 1 H: 2 E: 0 LOB: 2 K: 1 BB: 1 S: 7 P: 11	R: 0 H: 0 E: 0 LOB: 0 K: 1 BB: 1 S: 4 P: 8	R: 0 H: 0 E: 0 LOB: 1 K: 2 BB: 1 S: 7 P: 11	R: 0 H: 0 E: 0 LOB: 0 K: 1 BB: 0 S: 5 P: 5	1B: 5 SF: 0 2B: 0 SAC: 1 3B: 0 DP: 1 HR: 1 HBP: 0	WP: 0 PA: 36 PB: 0 SB: 2 CS: 0	
PITCHER Eric Show, R (1, 1) <small>ERA: 3.45</small> Craig Lefferts, L (7, 1) <small>ERA: 1.75</small>	IP WLS BF H R ER SO BB IBB HBP BLK WP HR S P ERA WHIP 6.0 W 27 6 2 2 3 3 0 0 0 0 1 30 42 3.00 1.500 3.0 S 9 0 0 0 4 1 0 0 0 0 0 0 16 20 0.00 0.333											PITCHER IP WLS BF H R ER SO BB IBB HBP BLK WP HR S P ERA WHIP

Philadelphia Phillies @ San Diego Padres
 Jack Murphy Stadium, San Diego, CA
 Tue Aug 14 1984, 10:05 PM EDT
 Att: 23,799 - Unknown
livebaseballscorecards.com

AB	31
R	2
H	6
RBI	2
BB	4
SO	7
LOB	17



Batter	1	2	3	4	5	6	7	8	9
Alan Wiggins, S OBP: 0.338, SLG: 0.304 (1, 4)	0-0 E S 1B	4-0 S E BB		H 1-0 HBP		X 0-0 5-3 1-2		X 0-0 G3	
Tony Gwynn, L OBP: 0.421, SLG: 0.469 (1, 9)	0-0 F4 1-2	0-0 E4 1B 1B		S 0-3 K		X 0-0 6-3			
Steve Garvey, R OBP: 0.306, SLG: 0.387 (1, 3)	0-0 E7 1B	0-0 1B		X 0-0 4-3		X 0-0 1B			
Kevin McReynolds, R OBP: 0.318, SLG: 0.493 (1, 8)	4-0 FC5 1B IBB	0-0 F6		X 0-0 6-3		S 0-3 K			
Terry Kennedy, L OBP: 0.289, SLG: 0.341 (1, 2)	0-0 FC5 1B 1-2 2-H 3-H		X 0-0	S 0-3 K		X 0-0 F9			
Carmelo Martinez, R OBP: 0.340, SLG: 0.412 (1, 7)	0-0 FC5 1-2 2-3f		X 0-0 1B	S 4-0 BB		X 0-0 F8			
Luis Salazar, R OBP: 0.264, SLG: 0.326 (1, 5)	0-3 K		S 0-3 K	X 0-0 5-3		X 0-0 6-3			
Tim Flannery, L OBP: 0.353, SLG: 0.403 (8, PH) (9, 5)									
Garry Templeton, S OBP: 0.326, SLG: 0.349 (1, 6)		X 0-0 6-3	X 0-0 1-3			X 0-0 F9		X 0-0 4-3	
Eric Show, R OBP: 0.231, SLG: 0.353 (1, 1)		S 0-3 K		S 0-3 K		X 0-0 5-3 1B		X 0-0 1B	
Craig Lefferts, L OBP: 0.231, SLG: 0.308 (7, 1)									


Inning Stats	R: 2	H: 2	E: 1	LOB: 2	K: 1	BB: 1	S: 8	P: 12
	R: 1	H: 2	E: 1	LOB: 2	K: 1	BB: 1	S: 7	P: 11
	R: 0	H: 1	E: 0	LOB: 1	K: 1	BB: 0	S: 6	P: 6
	R: 0	H: 0	E: 0	LOB: 1	K: 2	BB: 0	S: 7	P: 8
	R: 0	H: 0	E: 0	LOB: 1	K: 1	BB: 1	S: 5	P: 9
	R: 0	H: 1	E: 0	LOB: 1	K: 1	BB: 0	S: 4	P: 4
	R: 0	H: 1	E: 0	LOB: 1	K: 1	BB: 0	S: 6	P: 6
	R: 0	H: 1	E: 0	LOB: 1	K: 0	BB: 0	S: 4	P: 4

AB	R	H	RBI	BB	SO	LOB
3	2	1	0	1	0	2
4	0	1	1	0	1	3
4	1	2	0	0	0	2
3	0	0	0	1	1	3
4	0	1	2	0	1	1
3	0	1	0	1	0	3
3	0	0	0	0	2	4
1	0	0	0	0	0	0
4	0	0	0	0	0	1
3	0	1	0	0	2	0
1	0	1	0	0	0	0

BOTTOM

Philadelphia Phillies @ San Diego Padres
Jack Murphy Stadium, San Diego, CA
 Tue Aug 14 1984, 10:05 PM EDT
 Att. 23,799 - Unknown

AB	33
R	3
H	8
RBI	3
BB	3
SO	7
LOB	19



1B:	8	SF:	0	WP:	0	PA:	37
2B:	0	SAC:	0	PB:	0		
3B:	0	DP:	0	SB:	2		
HR:	0	HBP:	1	CS:	0		

PITCHER	IP	WLS	BF	H	R	ER	SO	BB	IBB	HBP	BLK	WP	HR	S	P	ERA	WHIP
Jerry Koosman, L ERA: 2.8 (1, 1)	6.0	L	29	6	3	2	6	2	1	1	0	0	0	37	50	3.00	1.333
Larry Andersen, R ERA: 1.67 (7, 1)	2.0		8	2	0	0	1	0	0	0	0	0	0	10	10	0.00	1.000

Batter	1	2	3	4	5	6	7	8	9	AB R H RBI BB SO LOB	TOP											
Juan Samuel, R (1, 4) OBP: 0.329, SLG: 0.455	0-3 K		0-0 1-3			0-0 1B		0-0 F3		4 0 1 0 0 1 0												
Von Hayes, L (1, 8) OBP: 0.363, SLG: 0.462	0-0 F7			0-0 F6		0-0 1B		0-3 K		4 0 1 0 0 1 0												
Mike Schmidt, R (1, 5) OBP: 0.370, SLG: 0.486	0-3 K			0-0 6-3		0-0 F5			0-0 HR	4 1 1 1 0 1 2												
Sixto Lezcano, R (1, 9) OBP: 0.363, SLG: 0.493		0-0 6-3		0-0 1B		0-0 F9			0-0 F7	4 0 1 0 0 0 2												
John Wockenfuss, R (1, 3) OBP: 0.363, SLG: 0.430		0-0 1B		0-3 K			0-0 5-3		4-0 2B 1B BB	3 1 1 0 1 1 1												
Glenn Wilson, R (1, 7) OBP: 0.276, SLG: 0.382		0-3 K			0-0 6-3		0-0 F8		0-0 1B BB	3 0 0 0 0 1 1												
Len Matuszek, L (9, PH) OBP: 0.340, SLG: 0.455									1-3 1B 2B	1 1 1 0 0 0 0												
Bo Diaz, R (1, 2) OBP: 0.256, SLG: 0.307		0-3 K			0-3 K		0-0 1B		0-0 F6	3 0 1 0 0 2 1												
Tim Corcoran, L (9, PH) OBP: 0.437, SLG: 0.510										1 0 0 0 0 0 2												
Ozzie Virgil, R (9, 2) OBP: 0.322, SLG: 0.470										0 0 0 0 0 0 0												
Ivan De Jesus, R (1, 6) OBP: 0.324, SLG: 0.308			0-0 F8		0-0 5-3		0-0 1B		0-0 1B	3 0 0 0 0 0 1												
Greg Gross, L (9, PH) OBP: 0.412, SLG: 0.361										1 0 1 2 0 0 0												
Shane Rawley, R (1, 1) OBP: 0.091, SLG: 0.048			0-0 F3			0-0 F8		0-0 5-3	0-3 K	1 0 0 0 0 0 0												
Luis Aguayo, R (8, PH) OBP: 0.368, SLG: 0.455										1 0 0 0 0 0 0												
Bill Campbell, R (6, 1) OBP: 0.368, SLG: 0.455										0 0 0 0 0 0 0												
Kiko Garcia, R (8, PH) OBP: 0.283, SLG: 0.288										1 0 0 0 0 0 0												
Tug McGraw, R (8, 1) OBP: 1.000, SLG: 1.000										0 0 0 0 0 0 0												
Jeff Stone, L (9, PH) OBP: 0.400, SLG: 0.506										1 0 0 0 0 1 1												
Al Holland, R (9, 1) OBP: 0.400, SLG: 0.506										0 0 0 0 0 0 0												
Inning Stats	R: 0 E: 0 K: 2 S: 7	H: 0 LOB: 0 BB: 0 P: 7	R: 0 E: 0 K: 2 S: 8	H: 1 LOB: 1 BB: 0 P: 8	R: 0 E: 0 K: 0 S: 3	H: 0 LOB: 0 BB: 0 P: 3	R: 0 E: 0 K: 1 S: 6	H: 1 LOB: 1 BB: 0 P: 6	R: 0 E: 0 K: 1 S: 5	H: 0 LOB: 0 BB: 0 P: 5	R: 0 E: 0 K: 0 S: 5	H: 2 LOB: 2 BB: 0 P: 5	R: 0 E: 0 K: 0 S: 4	H: 1 LOB: 1 BB: 0 P: 4	R: 0 E: 0 K: 1 S: 5	H: 0 LOB: 0 BB: 0 P: 5	R: 3 E: 0 K: 1 S: 8	H: 3 LOB: 1 BB: 1 P: 12	1B: 6 2B: 1 3B: 0 HR: 1	SF: 0 SAC: 0 DP: 0 HBP: 0	WP: 0 PB: 0 SB: 0 CS: 0	PA: 36
PITCHER	IP WLS BF H R ER SO BB IBB HBP BLK WP HR S P ERA WHIP																					
Tim Lollar, L (1, 1) ERA: 3.62	8.1		32	6	2	2	7	1	0	0	0	0	1	45	49	2.16	0.840					
Rich Gossage, R (9, 1) ERA: 2.95	0.2	W	4	2	1	1	1	0	0	0	0	0	0	6	6	13.50	3.000					

Philadelphia Phillies @ San Diego Padres
 Jack Murphy Stadium, San Diego, CA
 Wed Aug 15 1984, 10:05 PM EDT
 Att: 21,078 - Unknown

AB	35
R	3
H	8
RBI	3
BB	1
SO	8
LOB	11



Batter	1	2	3	4	5	6	7	8	9	AB	R	H	RBI	BB	SO	LOB
Luis Salazar, R OBP: 0.257, SLG: 0.317 (1, 5)	0-0 6-3		0-0 F9		0-0 4-3			0-0 6-3		4	0	0	0	0	0	0
Tony Gwynn, L OBP: 0.420, SLG: 0.471 (1, 9)	0-0 F4			0-0 F5		0-0 F6			0-0 1B	4	1	1	0	0	0	0
Steve Garvey, R OBP: 0.308, SLG: 0.393 (1, 3)	0-0 5-3			0-0 HR		0-0 F2			4-0 1B IBB	3	1	1	1	1	0	0
Kevin McReynolds, R OBP: 0.322, SLG: 0.503 (1, 8)		0-0 HR		0-0 G3 WP		0-0 F7			4-0 1B IBB	3	2	2	1	1	0	0
Terry Kennedy, L OBP: 0.286, SLG: 0.338 (1, 2)		0-3 K		0-0 G3			0-3 K		0-3 K	4	0	0	0	0	3	4
Carmelo Martinez, R OBP: 0.342, SLG: 0.411 (1, 7)		0-0 F9		4-0 BB		0-0 5-3			0-0 1B	3	0	1	1	1	0	0
Garry Templeton, S OBP: 0.324, SLG: 0.346 (1, 6)		0-3 K		0-3 K		0-0 F4				3	0	0	0	0	2	1
Mario Ramirez, R OBP: 0.219, SLG: 0.379 (1, 4)			0-0 F9		0-0 F9			0-3 K		3	0	0	0	0	1	0
Tim Lollar, L OBP: 0.290, SLG: 0.382 Rich Gossage, R OBP: 0.211, SLG: 0.167 (9, 1)			0-0 F3		0-0 F4			0-3 K		3	0	0	0	0	1	0
										0	0	0	0	0	0	0

BOTTOM	
Philadelphia Phillies @ San Diego Padres Jack Murphy Stadium, San Diego, CA Wed Aug 15 1984, 10:05 PM EDT Att. 21,078 - Unknown	
AB 30 R 4 H 5 RBI 3 BB 3 SO 7 LOB 5	

Inning Stats																																							
R	H	E	K	S	R	H	E	K	S	R	H	E	K	S	R	H	E	K	S	R	H	E	K	S	R	H	E	K	S										
0	0	0	3	3	1	1	0	8	8	0	0	0	7	7	0	0	0	5	13	0	0	0	0	0	1	2	0	1	2	0	0	0	0	0	0	0	0	0	0
0	0	0	3	3	1	1	0	8	8	0	0	0	7	7	0	0	0	5	13	0	0	0	0	0	1	2	0	1	2	0	0	0	0	0	0	0	0	0	0

PITCHER																
IP	WLS	BF	H	R	ER	SO	BB	IBB	HBP	BLK	WP	HR	S	P	ERA	WHIP
5.0		19	3	3	3	3	1	0	0	0	1	2	24	28	5.40	0.800
2.0		6	0	0	0	1	0	0	0	0	0	0	8	8	0.00	0.000
1.0		3	0	0	0	2	0	0	0	0	0	0	7	7	0.00	0.000
0.1	L	5	2	1	1	1	0	2	0	0	0	0	5	13	27.00	6.000

PITCHER																
IP	WLS	BF	H	R	ER	SO	BB	IBB	HBP	BLK	WP	HR	S	P	ERA	WHIP
5.0		19	3	3	3	3	1	0	0	0	1	2	24	28	5.40	0.800
2.0		6	0	0	0	1	0	0	0	0	0	0	8	8	0.00	0.000
1.0		3	0	0	0	2	0	0	0	0	0	0	7	7	0.00	0.000
0.1	L	5	2	1	1	1	0	2	0	0	0	0	5	13	27.00	6.000

Philadelphia Phillies @ San Diego Padres
 Jack Murphy Stadium, San Diego, CA
 Thu Aug 16 1984, 6:33 AM EDT
 Att: 23,125 - Unknown

AB	39
R	8
H	13
RBI	7
BB	7
SO	5
LOB	24



WP	1	PA	46
PB	0		
SB	2		
CS	0		

Batter	1	2	3	4	5	6	7	8	9	AB	R	H	RBI	BB	SO	LOB
Juan Samuel, R (1, 4) OBP: 0.327, SLG: 0.456	0-0 F8		0-0 F8	0-0 E6		0-0	0-0 F9		0-0 6-3	6	0	1	2	0	0	6
Greg Gross, L (1, 9) OBP: 0.400, SLG: 0.349	0-0 F5		0-0 F7	0-0 G4-6-3		0-0 F7		0-0 F7		5	0	0	0	0	0	4
Von Hayes, L (1, 8) OBP: 0.368, SLG: 0.471				0-0 G3	0-0 1B		4-0	0-0		4	2	3	0	1	0	0
Mike Schmidt, R (1, 5) OBP: 0.375, SLG: 0.506	4-0			0-0	0-0 4-3		0-0	0-0		4	2	3	3	1	0	1
Tim Corcoran, L (1, 7) OBP: 0.444, SLG: 0.519	0-3			0-0	0-0		4-0	0-0		3	1	2	0	1	1	2
Glenn Wilson, R (7, PR) OBP: 0.276, SLG: 0.380	K			0-0	0-0		BB	BB		1	0	0	0	0	0	2
Len Matuszek, L (1, 3) OBP: 0.341, SLG: 0.451		0-3		0-0	0-0		4-0	0-3		4	1	1	1	1	2	3
Sixto Lezcano, R (8, 9) OBP: 0.363, SLG: 0.493				BB	BB		BB	BB		0	0	0	0	0	0	0
Ozzie Virgil, R (1, 2) OBP: 0.321, SLG: 0.466		0-0		0-0	0-0		0-0	0-0		5	1	1	0	0	1	2
Ivan De Jesus, R (1, 6) OBP: 0.328, SLG: 0.311		0-0		0-0	4-0		4-0	0-0		3	1	1	0	2	1	2
John Denny, R (1, 1) OBP: 0.258, SLG: 0.233		0-0		0-0	0-0		0-0	0-0		3	0	1	1	1	0	1
John Wockenfuss, R (9, PH) OBP: 0.361, SLG: 0.426			5-3				0-0	0-0		1	0	0	0	0	0	1
Kevin Gross, R (9, 1) OBP: 0.083, SLG: 0.043				0-0	1-2		1-3	1-2		0	0	0	0	0	0	0

Inning Stats	R	H	E	K	S	P	R	H	E	K	S	P	R	H	E	K	S	P	R	H	E	K	S	P	R	H	E	K	S	P	R	H	E	K	S	P
	0	1	0	1	6	10	0	0	0	1	5	12	0	2	0	4	8	4	1	1	0	2	8	24	0	1	2	0	4	7	24	0	1	1	0	1

PITCHER	IP	WLS	BF	H	R	ER	SO	BB	IBB	HBP	BLK	WP	HR	S	P	ERA	WHIP
Andy Hawkins, R (1, 1) ERA: 4.24	3.1	L	18	6	4	4	2	2	0	0	0	0	1	20	28	10.80	2.400
Greg Booker, R (4, 1) ERA: 2.54	2.2		11	3	1	1	0	1	0	0	0	0	0	10	14	3.38	1.500
Greg Harris, R (7, 1) ERA: 2.89	2.0		13	3	3	3	3	4	0	0	0	1	1	15	31	13.50	3.500
Craig Leferts, L (9, 1) ERA: 1.73	1.0		4	1	0	0	0	0	0	0	0	0	0	4	4	0.00	1.000

Batter	1	2	3	4	5	6	7	8	9	AB R H RBI BB SO LOB	TOP											
Tim Raines, S OBP: 0.393, SLG: 0.412 (1, 8)	0-0 6-3	0-0 3B 1B		0-0 1B 1B		0-0 4-3			0-0 G3	5 2 2 2 0 0 0												
Derrel Thomas, S OBP: 0.337, SLG: 0.365 (1, 6) (8, 7)	0-0 1-3	0-0 3B		0-0 1B		0-0 4-3		0-0 1B 1B	5 1 3 2 0 0 0													
Andre Dawson, R OBP: 0.292, SLG: 0.379 (1, 9)	0-0 HR	0-0 6-3		0-0 5-3		0-0 6-3		0-0 1B 1-2	5 1 1 1 0 0 3													
Gary Carter, R OBP: 0.355, SLG: 0.508 (1, 3)	0-0 F8			0-0 HR		0-0 FC5-4 1B		0-0 1B 1-3 2-H	5 1 3 2 0 1 0													
Tim Wallach, R OBP: 0.328, SLG: 0.455 (1, 5)		0-0 F6		0-0 F6-3 1B		0-0 FC5-4 1-2f		0-0 F5-3 1B	5 0 2 0 0 0 3													
Jim Wohlford, R OBP: 0.327, SLG: 0.376 Rene Gonzales, R (8, 6)		0-0 1B E 1B		0-0 F7		0-0 FC5-4 1-2f		0-0 F7	4 1 1 0 0 0 3 0 0 0 0 0 0 0													
Doug Flynn, R OBP: 0.283, SLG: 0.297 (1, 4)		0-0 SH3-1 1-3 1B 1B		0-0 F6-3 1-2		0-0 F8		0-0 F5-3 1-2	4 1 1 0 0 0 3													
Bobby Ramos, R OBP: 0.216, SLG: 0.209 (1, 2)		0-0 E4 SH3-1 1-2 1B		0-0 5-3		0-0 F8		0-0 6-3	4 1 0 1 0 0 2													
Steve Rogers, R OBP: 0.194, SLG: 0.235 Jeff Reardon, R (8, 1)		0-0 SH3-1 1-2 2-3		0-0 6-3		0-0 F3		0-3 K	2 0 0 0 0 0 0 1 0 0 0 0 1 0													
Inning Stats	R: 1 E: 0 K: 0 S: 4	H: 1 LOB: 0 BB: 0 P: 4	R: 4 E: 1 K: 0 S: 8	H: 4 LOB: 1 BB: 0 P: 8	R: 1 E: 0 K: 0 S: 4	H: 2 LOB: 0 BB: 0 P: 4	R: 1 E: 0 K: 0 S: 5	H: 2 LOB: 1 BB: 0 P: 5	R: 0 E: 1 K: 0 S: 4	H: 1 LOB: 1 BB: 0 P: 4	R: 0 E: 0 K: 0 S: 3	H: 0 LOB: 0 BB: 0 P: 3	R: 0 E: 0 K: 1 S: 5	H: 0 LOB: 0 BB: 0 P: 5	R: 0 E: 0 K: 0 S: 4	H: 1 LOB: 1 BB: 0 P: 4	R: 1 E: 1 K: 1 S: 8	H: 2 LOB: 2 BB: 0 P: 8	1B: 10 2B: 0 3B: 1 HR: 2	SF: 0 SAC: 1 DP: 1 HBP: 0	WP: 0 PB: 0 SB: 2 CS: 0	PA: 41
PITCHER	IP WLS BF H R ER SO BB IBB HBP BLK WP HR S P ERA WHIP												PITCHER	IP WLS BF H R ER SO BB IBB HBP BLK WP HR S P ERA WHIP								
Mark Thurmond, L ERA: 3.05 (1, 1)	1.2 L 11 5 5 2 0 0 0 0 0 0 0 1 11 11 10.80 3.000																					
Greg Booker, R ERA: 2.84 (2, 1)	3.1 14 5 2 2 0 0 0 0 0 0 0 1 14 14 5.40 1.500																					
Greg Harris, R ERA: 2.7 (6, 1)	2.0 6 0 0 0 1 0 0 0 0 0 0 0 8 8 0.00 0.000																					
Andy Hawkins, R ERA: 4.17 (8, 1)	2.0 10 3 1 0 1 0 0 0 0 0 0 0 12 12 0.00 1.500																					

Montreal Expos @ San Diego Padres
Jack Murphy Stadium, San Diego, CA
 Fri Aug 17 1984, 10:05 PM EDT
 Att. 17,136 - Unknown

livebaseballscorecards.com

AB	40
R	8
H	13
RBI	8
BB	0
SO	2
LOB	14



BOTTOM

Montreal Expos @ San Diego Padres
Jack Murphy Stadium, San Diego, CA
Fri Aug 17 1984, 10:05 PM EDT
Att. 17,136 - Unknown

livebaseballscorecards.com

AB	32
R	4
H	8
RBI	4
BB	6
SO	3
LOB	13



WP:	0	PA:	38
PB:	0		
SB:	0		
CS:	1		

AB R H RBI BB SO LOB

3 1 1 0 2 0 2

5 1 2 1 0 0 2

4 0 0 0 0 0 2

2 2 2 3 2 0 0

4 0 0 0 0 1 2

4 0 1 0 0 1 1

4 0 2 0 0 1 2

1B:	5	SF:	0
2B:	0	SAC:	0
3B:	1	DP:	2
HR:	2	HBP:	0

1B:	5	SF:	0
2B:	0	SAC:	0
3B:	1	DP:	2
HR:	2	HBP:	0

WP:	0	PA:	38
PB:	0		
SB:	0		
CS:	1		

1B:	5	SF:	0
2B:	0	SAC:	0
3B:	1	DP:	2
HR:	2	HBP:	0

Batter	1	2	3	4	5	6	7	8	9
Alan Wiggins, S OBP: 0.342, SLG: 0.310 (1, 4)	0-0 5-3 BB		4-0 F5-4-3 BB			0-0 1B 3B	0-0 FC6-4 1-2f		4-0 BB BB
Tony Gwynn, L OBP: 0.420, SLG: 0.470 (1, 9)	0-0 F4-3		0-0 F5-4-3 1-2			0-0 CS 1B		0-0 HR 1B	0-0 G3
Steve Garvey, R OBP: 0.304, SLG: 0.387 (1, 3)	0-0 6-3			0-0 6-3		0-0 F4 1-2		0-0 F9	
Graig Nettles, L OBP: 0.332, SLG: 0.411 (1, 5)		4-0 FC6-4 BB		0-0 HR		4-0 BB		0-0 1-H HR	
Kevin McReynolds, R OBP: 0.318, SLG: 0.495 (1, 8)		0-0 FC6-4 BB 1-2f		0-0 G3		0-0 F9		0-3 K	
Terry Kennedy, L OBP: 0.284, SLG: 0.334 (1, 2)		0-3 K		0-0 F9			0-0 F8	0-0 1B	
Carmelo Martinez, R OBP: 0.338, SLG: 0.404 (1, 7)		4-0 1-2 BB			0-0 F4		0-0 F8	0-0 F3	
Garry Templeton, S OBP: 0.326, SLG: 0.346 (1, 6)		0-3 K			0-0 F4-3		0-0 BB 1B		0-0 F6-4-3 1B
Mark Thumond, L OBP: 0.287, SLG: 0.256 (2, 1)			0-0 F4-3		0-0 5-3		4-0 BB FC6-4		0-0 F6-4-3 1-2
Greg Bookser, R (5, PH)									
Tim Flannery, L OBP: 0.356, SLG: 0.405 (6, 1)									
Greg Harris, S (7, PH)									
Bobby Brown, S OBP: 0.262, SLG: 0.378 (8, 1)									
Andy Hawkins, R OBP: 0.250, SLG: 0.229 (9, PH)									
Kurt Bevacqua, R OBP: 0.341, SLG: 0.343									

Inning Stats	R: 0	H: 0	E: 0	K: 0	S: 3	LOB: 0	BB: 0	P: 3	R: 0	H: 0	E: 0	K: 0	S: 2	LOB: 0	BB: 1	P: 6	R: 1	H: 1	E: 0	K: 0	S: 4	LOB: 0	BB: 0	P: 4	R: 0	H: 0	E: 0	K: 0	S: 3	LOB: 0	BB: 0	P: 3	R: 1	H: 2	E: 0	K: 0	S: 4	LOB: 1	BB: 1	P: 8	R: 0	H: 1	E: 0	K: 0	S: 4	LOB: 2	BB: 1	P: 8	R: 2	H: 3	E: 0	K: 1	S: 8	LOB: 1	BB: 0	P: 8	R: 0	H: 1	E: 0	K: 0	S: 3	LOB: 1	BB: 1	P: 7	1B: 5	SF: 0	2B: 0	SAC: 0	3B: 1	DP: 2	HR: 2	HBP: 0	WP: 0	PA: 38
--------------	------	------	------	------	------	--------	-------	------	------	------	------	------	------	--------	-------	------	------	------	------	------	------	--------	-------	------	------	------	------	------	------	--------	-------	------	------	------	------	------	------	--------	-------	------	------	------	------	------	------	--------	-------	------	------	------	------	------	------	--------	-------	------	------	------	------	------	------	--------	-------	------	-------	-------	-------	--------	-------	-------	-------	--------	-------	--------

PITCHER	IP	WLS	BF	H	R	ER	SO	BB	IBB	HBP	BLK	WP	HR	S	P	ERA	WHIP
Steve Rogers, R ERA: 5.1 (1, 1)	7.2	W	33	7	4	4	3	5	0	0	0	0	2	34	54	4.70	1.565
Jeff Reardon, R ERA: 2.71 (8, 1)	1.1	S	5	1	0	0	0	1	0	0	0	0	0	4	8	0.00	1.500

Batter	1	2	3	4	5	6	7	8	9	AB R H RBI BB SO LOB	TOP		
Tim Raines, S OBP: 0.397, SLG: 0.417 (1, 8) X	0-0 PB S 1B		0-0 S 1B		0-0 1-3 1B		0-0 3-1		0-0 S 1B	5 1 4 0 0 0 0			
Max Venable, L OBP: 0.378, SLG: 0.559 (1, 7) S S S	0-3 K		0-3 K		0-0 F5			0-0 HR 1B	0-0 5-3	5 1 1 0 0 2 5			
Andre Dawson, R OBP: 0.294, SLG: 0.388 (1, 9) S S S	0-3 K		0-0 1-H 1B		0-0 F8			0-0 1-H HR		4 1 2 3 0 1 3			
Gary Carter, R OBP: 0.354, SLG: 0.506 (1, 2) S S S	0-3 1-3 K		0-3 K			0-0 1B		0-0 F7		4 0 1 0 0 2 2			
Dan Driessen, L OBP: 0.364, SLG: 0.427 (1, 3) X		0-0 2B		0-0 4-3		0-0 F5		0-0 F7		4 0 1 0 0 0 1			
Tim Wallach, R OBP: 0.327, SLG: 0.451 (1, 5) S S S		0-3 K		0-0 5-3		0-0 F8		4-0 BB		3 0 0 0 1 1 2			
Derrel Thomas, S OBP: 0.330, SLG: 0.357 (1, 6) X			0-0 F7		0-0 F5		0-0 F8		0-3 K	4 0 0 0 0 1 3 0 0 0 0 0 0 0			
Rene Gonzales, R (8, 6)													
Doug Flynn, R OBP: 0.283, SLG: 0.296 (1, 4) S S S		0-3 K			0-0 1B 1B		0-0 F1-3		0-0 F6-3	4 0 1 0 0 1 1			
Joe Hesketh, R (1, 1) X			0-0 F5		0-3 K				0-0 5-3	3 0 0 0 0 2 1 1 0 0 0 0 0 0			
Jeff Reardon, R (8, 1) S S S													
Inning Stats	R: 0 H: 1 E: 0 LOB: 1 K: 3 BB: 0 S: 10 P: 10	R: 0 H: 1 E: 0 LOB: 1 K: 2 BB: 0 S: 8 P: 8	R: 1 H: 2 E: 0 LOB: 1 K: 2 BB: 0 S: 9 P: 9	R: 0 H: 0 E: 0 LOB: 0 K: 0 BB: 0 S: 3 P: 3	R: 0 H: 2 E: 0 LOB: 2 K: 1 BB: 0 S: 7 P: 7	R: 0 H: 1 E: 0 LOB: 1 K: 0 BB: 0 S: 4 P: 4	R: 0 H: 0 E: 0 LOB: 0 K: 1 BB: 0 S: 5 P: 5	R: 2 H: 2 E: 0 LOB: 1 K: 1 BB: 1 S: 7 P: 11	R: 0 H: 1 E: 0 LOB: 1 K: 0 BB: 0 S: 4 P: 4	1B: 8 SF: 0 2B: 1 SAC: 0 3B: 0 DP: 0 HR: 1 HBP: 0	WP: 0 PA: 38 PB: 1 SB: 3 CS: 0		
PITCHER	IP WLS BF H R ER SO BB IBB HBP BLK WP HR S P ERA WHIP											PITCHER	IP WLS BF H R ER SO BB IBB HBP BLK WP HR S P ERA WHIP
Ed Whitson, R ERA: 3.78 (1, 1)	8.0 L 34 9 3 3 10 1 0 0 0 0 0 1 53 57 3.38 1.250												
Craig Lefferts, L ERA: 1.71 (9, 1)	1.0 4 1 0 0 0 0 0 0 0 0 0 0 4 4 0.00 1.000												

Montreal Expos @ San Diego Padres
Jack Murphy Stadium, San Diego, CA
 Sun Aug 19 1984, 6:33 AM EDT
 Att: 21,697 - Unknown

livebaseballscorecards.com

AB	37
R	3
H	10
RBI	3
BB	1
SO	10
LOB	18



Batter	1	2	3	4	5	6	7	8	9	AB	R	H	RBI	BB	SO	LOB
Alan Wiggins, S OBP: 0.343, SLG: 0.314 (1, 4)	0-0 3-1 1B		0-0 SH1-3 CS 2B		0-0 F7			0-0 F9		4	0	2	0	0	0	1
Tony Gwynn, L OBP: 0.419, SLG: 0.469 (1, 9)	0-0 3-1 1-2		0-0 SH1-3 2-3			0-0 F4-6-3 1B		0-0 F4 1-2		3	0	1	0	0	0	2
Steve Garvey, R OBP: 0.301, SLG: 0.384 (1, 3)	0-0 5-3		0-0 E5 FC6-4			0-0 F4-6-3 1-2		0-3 K		4	0	0	0	0	1	4
Kevin McReynolds, R OBP: 0.315, SLG: 0.490 (1, 8)		0-0 E5 1B	0-0 FC6-4 1-2f 3-H			0-0 F9		0-0 FC6-5 2-3f		4	0	0	0	0	0	4
Carmelo Martinez, R OBP: 0.337, SLG: 0.402 (1, 7)		0-0 BB 1-3 1B		0-0 5-3			0-3 K2-3		0-0 F5	4	0	1	0	0	1	0
Terry Kennedy, L OBP: 0.283, SLG: 0.333 (1, 2)		0-3 K		0-3 K			0-3 K		0-0 1B	4	0	1	0	0	3	2
Luis Salazar, R OBP: 0.261, SLG: 0.315 (1, 5)		4-0 BB		0-0 F8			0-0 S 1B		0-3 K	2	0	1	0	1	0	0
Tim Flannery, L OBP: 0.352, SLG: 0.400 (9, PH)		1-2 BB							0-0 K	1	0	0	0	0	1	1
Garry Templeton, S OBP: 0.323, SLG: 0.343 (1, 6)		0-3 K		0-0 6-3			0-3 K		0-0 F5	4	0	0	0	0	2	5
Ed Whitson, R OBP: 0.087, SLG: 0.067 (1, 1)		0-0 5-3		0-0 F3				4-0 FC6-5 E BB		2	0	0	0	0	0	3
Kurt Bevacqua, R OBP: 0.357, SLG: 0.343 (8, PH)										0	0	0	0	1	0	0
Craig Lefferts, L OBP: 0.231, SLG: 0.308 (9, 1)										0	0	0	0	0	0	0

Inning Stats	R: 0	H: 1	E: 0	LOB: 0	K: 0	BB: 0	S: 3	R: 0	H: 1	E: 1	LOB: 3	K: 2	BB: 1	S: 9	R: 0	H: 1	E: 1	LOB: 1	K: 0	BB: 0	S: 4	R: 0	H: 0	E: 0	LOB: 0	K: 1	BB: 1	S: 5	R: 0	H: 0	E: 0	LOB: 0	K: 0	BB: 0	S: 3	R: 0	H: 1	E: 0	LOB: 0	K: 3	BB: 0	S: 10	R: 0	H: 0	E: 1	LOB: 2	K: 1	BB: 1	S: 6	R: 0	H: 1	E: 0	LOB: 1	K: 1	BB: 0	S: 6	R: 0	H: 1	E: 0	LOB: 1	K: 1	BB: 0	S: 6	1B: 5	SF: 0	2B: 1	SAC: 1	3B: 0	DP: 1	HR: 0	HBP: 0	WP: 0	PA: 35
--------------	------	------	------	--------	------	-------	------	------	------	------	--------	------	-------	------	------	------	------	--------	------	-------	------	------	------	------	--------	------	-------	------	------	------	------	--------	------	-------	------	------	------	------	--------	------	-------	-------	------	------	------	--------	------	-------	------	------	------	------	--------	------	-------	------	------	------	------	--------	------	-------	------	-------	-------	-------	--------	-------	-------	-------	--------	-------	--------

PITCHER	IP	WLS	BF	H	R	ER	SO	BB	IBB	HBP	BLK	WP	HR	S	P	ERA	WHIP
Joe Hesketh, L ERA: 1.17 (1, 1)	7.1	W	29	5	0	0	6	2	0	0	0	0	0	39	47	0.00	0.955
Jeff Reardon, R ERA: 2.65 (8, 1)	1.2	S	6	1	0	0	2	0	0	0	0	0	0	10	10	0.00	0.600

BOTTOM

Montreal Expos @ San Diego Padres
 Jack Murphy Stadium, San Diego, CA
 Sun Aug 19 1984, 6:33 AM EDT
 Att. 21,697 - Unknown

livebaseballscorecards.com

AB	32
R	0
H	6
RBI	0
BB	2
SO	8
LOB	22



Batter	1	2	3	4	5	6	7	8	9	AB R H RBI BB SO LOB	TOP									
Wally Backman, S (1, 4) OBP: 0.353, SLG: 0.336	0-0 F7		0-0 1B		0-0 F8			0-0 4-3		4 0 1 0 0 0 0										
Mookie Wilson, S (1, 8) OBP: 0.300, SLG: 0.383	0-0 5-3 1B		0-0 F5			0-3 K		0-0 F8		4 0 1 0 0 1 1										
Keith Hernandez, L (1, 3) OBP: 0.407, SLG: 0.425	0-0 5-3 1-2			0-0 G3		4-0 BB BB		0-0 F3		3 0 0 0 1 0 1										
Darryl Strawberry, L (1, 9) OBP: 0.345, SLG: 0.445	0-0 F9			4-0 1B FC5-4 BB		4-0 1-2 BB		4-0 G6-4-3 BB		1 1 0 0 3 0 1										
George Foster, R (1, 7) OBP: 0.295, SLG: 0.431		0-0 G6-4-3 1B		0-0 FC5-4 1-3 1B		0-3 K		0-0 G6-4-3 1-2f		4 0 2 0 0 1 3										
Hubie Brooks, R (1, 5) OBP: 0.349, SLG: 0.413		0-0 G6-4-3 1-2f		0-0 FC5-4 1-2f 3-H		0-0 F9		0-3 K		4 0 0 1 0 1 4										
Rafael Santana, R (1, 6) OBP: 0.325, SLG: 0.374			0-3 K2-3		0-0 F4		0-0 G3-6 1B			3 0 1 0 0 1 1										
Ron Hodges, L (1, 2) OBP: 0.346, SLG: 0.247			0-0 4-3		0-0 F4		0-0 G3-6 1-2f			3 0 0 0 0 0 1										
Sid Fernandez, L (1, 1) OBP: 0.105, SLG: 0.105			0-0 1-3		0-0 F7		0-0 F9			2 0 0 0 0 0 0										
Danny Heep, L (7, PH) OBP: 0.314, SLG: 0.329										1 0 0 0 0 0 0										
Wes Gardner, R (7, 1)										0 0 0 0 0 0 0										
Inning Stats	R: 0 E: 0 K: 0 S: 4	H: 1 LOB: 1 BB: 0 P: 4	R: 0 E: 0 K: 1 S: 5	H: 1 LOB: 0 BB: 0 P: 5	R: 0 E: 0 K: 0 S: 4	H: 1 LOB: 1 BB: 0 P: 4	R: 1 E: 0 K: 0 S: 4	H: 1 LOB: 1 BB: 1 P: 8	R: 0 E: 0 K: 2 S: 7	H: 0 LOB: 2 BB: 2 P: 15	R: 0 E: 0 K: 0 S: 3	H: 1 LOB: 0 BB: 0 P: 3	R: 0 E: 0 K: 0 S: 3	H: 0 LOB: 0 BB: 0 P: 3	R: 0 E: 0 K: 1 S: 4	H: 0 LOB: 0 BB: 1 P: 8	1B: 5 2B: 0 3B: 0 HR: 0	SF: 0 SAC: 0 DP: 3 HBP: 0	WP: 0 PB: 0 SB: 0 CS: 0	PA: 33
PITCHER	IP WLS BF H R ER SO BB IBB HBP BLK WP HR S P ERA WHIP																			
Eric Show, R (1, 1) ERA: 3.34	8.0 W 31 5 1 1 3 4 0 0 0 0 0 0 33 49 1.12 1.125																			
Rich Gossage, R (9, 1) ERA: 2.92	1.0 S 2 0 0 0 1 0 0 0 0 0 0 0 4 4 0.00 0.000																			

New York Mets @ San Diego Padres
Jack Murphy Stadium, San Diego, CA
 Mon Aug 20 1984, 10:05 PM EDT
 Att: 50,869 - Unknown

livebaseballscorecards.com

AB	29
R	1
H	5
RBI	1
BB	4
SO	4
LOB	12



Batter	1	2	3	4	5	6	7	8	9	AB	R	H	RBI	BB	SO	LOB
Alan Wiggins, S OBP: 0.344, SLG: 0.322 (1, 4)	0-0 PB S 6-3 1B		0-0 F4		0-0 HR		0-0 4-3			4	2	2	1	0	0	1
Tony Gwynn, L OBP: 0.418, SLG: 0.468 (1, 9)	0-0 6-3 1-H		0-0 1-2 1B		0-0 F8		0-0 4-3			4	0	1	1	0	0	0
Steve Garvey, R OBP: 0.299, SLG: 0.381 (1, 3)	0-0 F9		0-3 K		0-0 F9			0-3 K		4	0	0	0	0	2	2
Kevin McReynolds, R OBP: 0.315, SLG: 0.492 (1, 8)	0-0 6-3			0-0 SF8 3B		0-0 6-3		0-0 F5		4	1	1	0	0	0	0
Carmelo Martinez, R OBP: 0.336, SLG: 0.400 (1, 7)		0-0 F4		0-0 SF8		0-0 G3		4-0 BB		2	0	0	1	1	0	0
Luis Salazar, R OBP: 0.255, SLG: 0.307 (1, 5)		0-0 F8		0-0 F9		0-0 F8		0-0 F7		4	0	0	0	0	0	1
Terry Kennedy, L OBP: 0.284, SLG: 0.333 (1, 2)		0-0 F9		0-0 E3 BB		0-0 1B				3	0	1	0	0	0	0
Mario Ramirez, R OBP: 0.278, SLG: 0.387 (1, 6)			4-0 FC3-6 BB	4-0 1-2 BB		0-3 K				1	0	0	0	2	1	1
Eric Show, R OBP: 0.218, SLG: 0.333 (1, 1)			0-0 FC3-6 1B	0-3 K						3	0	0	0	0	2	3
Rich Gossage, R OBP: 0.211, SLG: 0.167 (9, 1)			1-2 K							0	0	0	0	0	0	0

Inning Stats	R: 1	H: 1	E: 0	LOB: 0	K: 0	BB: 0	S: 4	P: 4	R: 0	H: 0	E: 0	LOB: 0	K: 0	BB: 0	S: 3	P: 3	R: 0	H: 1	E: 0	LOB: 2	K: 1	BB: 1	S: 6	P: 10	R: 1	H: 1	E: 1	LOB: 2	K: 1	BB: 1	S: 7	P: 11	R: 1	H: 1	E: 0	LOB: 0	K: 0	BB: 0	S: 4	P: 4	R: 0	H: 1	E: 0	LOB: 1	K: 1	BB: 0	S: 6	P: 6	R: 0	H: 0	E: 0	LOB: 0	K: 1	BB: 0	S: 5	P: 5	R: 0	H: 0	E: 0	LOB: 1	K: 1	BB: 1	S: 5	P: 9
1B: 3	SF: 1	2B: 0	SAC: 0	3B: 1	DP: 0	HR: 1	HBP: 0																																																									

PITCHER	IP	WLS	BF	H	R	ER	SO	BB	IBB	HBP	BLK	WP	HR	S	P	ERA	WHIP
Sid Fernandez, L ERA: 2.29 (1, 1)	6.0	L	26	5	3	2	3	2	0	0	0	0	1	30	38	3.00	1.167
Wes Gardner, R ERA: 5.54 (7, 1)	2.0		7	0	0	0	2	1	0	0	0	0	0	10	14	0.00	0.500

BOTTOM

New York Mets @ San Diego Padres
Jack Murphy Stadium, San Diego, CA
 Mon Aug 20 1984, 10:05 PM EDT
 Att. 50,869 - Unknown

AB	29
R	3
H	5
RBI	3
BB	3
SO	5
LOB	8



WP	PA
0	33

WP	HR	S	P	ERA	WHIP
0	0	0	0	0.00	0.500

Batter	1	2	3	4	5	6	7	8	9	AB R H RBI BB SO LOB	TOP											
Mookie Wilson, S (1, 8) OBP: 0.301, SLG: 0.382	0-0 5-3		4-0 S BB		0-0 F7		0-3 K		0-0 1-2 2-H 1B	4 0 1 1 1 1 0												
Kelvin Chapman, R (1, 4) OBP: 0.386, SLG: 0.388 Rusty Staub, L (9, PH) OBP: 0.269, SLG: 0.267	0-0 1B		0-0 F9 1-2		0-0 F3		0-0 3-1		0-0 F8	4 0 1 0 0 0 1 1 0 0 0 0 0 2												
Darryl Strawberry, L (1, 9) OBP: 0.345, SLG: 0.443	0-3 K		0-3 K		0-0 1B 2B 1B		0-0 F8			4 1 1 0 0 2 2												
George Foster, R (1, 7) OBP: 0.297, SLG: 0.431	0-0 F6				0-0 BB 1B		0-0 1-2 2B 1B		0-0 F9	4 1 2 0 0 0 1												
Hubie Brooks, R (1, 5) OBP: 0.348, SLG: 0.414		0-0 4-3			0-0 F9		0-0 1-H 2-H 2B		0-0 4-3	4 0 1 2 0 0 1												
Jerry Martin, R (1, 3) OBP: 0.213, SLG: 0.310		0-3 K			4-0 G6-4-3 BB		0-0 F7		0-0 6-3	3 0 0 0 1 1 1												
Rafael Santana, R (1, 6) OBP: 0.331, SLG: 0.387		0-0 1B			0-0 G6-4-3 1-2		0-3 K		0-0 1B 2B	4 1 2 0 0 1 3												
Mike Fitzgerald, R (1, 2) OBP: 0.282, SLG: 0.301		0-0 F9			0-0 F7		0-0 F4		0-0 2-H 1B 1B	4 1 1 1 0 0 1												
Ed Lynch, R (1, 1) OBP: 0.222, SLG: 0.259 Tom Gorman, L (6, 1) Junior Ortiz, R (7, PH) OBP: 0.242, SLG: 0.238 Brent Gaff, R (7, 1) Wally Backman, S (9, PH) OBP: 0.354, SLG: 0.338			0-0 5-3		0-3 K		0-0 4-3		0-0 1B 1B	2 0 0 0 0 1 0 0 0 0 0 0 0 0 1 0 0 0 0 0 0 0 0 0 0 0 0 0 1 0 1 0 0 0 0												
Inning Stats	R: 0 E: 0 K: 1 S: 6	H: 1 LOB: 1 BB: 0 P: 6	R: 0 E: 0 K: 1 S: 6	H: 1 LOB: 1 BB: 0 P: 6	R: 0 E: 0 K: 1 S: 5	H: 0 LOB: 1 BB: 1 P: 9	R: 0 E: 0 K: 0 S: 3	H: 1 LOB: 1 BB: 1 P: 7	R: 0 E: 0 K: 1 S: 5	H: 0 LOB: 0 BB: 0 P: 5	R: 2 E: 0 K: 1 S: 8	H: 3 LOB: 1 BB: 0 P: 8	R: 0 E: 0 K: 1 S: 5	H: 0 LOB: 0 BB: 0 P: 5	R: 0 E: 0 K: 0 S: 3	H: 0 LOB: 0 BB: 0 P: 3	R: 2 E: 0 K: 0 S: 7	H: 4 LOB: 2 BB: 0 P: 7	1B: 8 2B: 2 3B: 0 HR: 0	SF: 0 SAC: 0 DP: 1 HBP: 0	WP: 0 PB: 0 SB: 1 CS: 0	PA: 38
PITCHER	IP WLS BF H R ER SO BB IBB HBP BLK WP HR S P ERA WHIP																				PITCHER	IP WLS BF H R ER SO BB IBB HBP BLK WP HR S P ERA WHIP
Tim Lollar, L (1, 1) ERA: 3.62	5.1 W 23 6 2 2 4 2 0 0 0 0 0 0 29 37 3.38 1.500																					
Craig Lefferts, L (6, 1) ERA: 1.85	3.1 S 14 4 2 2 2 0 0 0 0 0 0 18 18 5.40 1.200																					
Rich Gossage, R (9, 1) ERA: 2.9	0.1 S 1 0 0 0 0 0 0 0 0 0 0 1 1 0.00 0.000																					

New York Mets @ San Diego Padres
Jack Murphy Stadium, San Diego, CA
 Tue Aug 21 1984, 10:05 PM EDT
 Att: 20,998 - Unknown

livebaseballscorecards.com

AB	36
R	4
H	10
RBI	4
BB	2
SO	6
LOB	12



BOTTOM

New York Mets @ San Diego Padres
Jack Murphy Stadium, San Diego, CA

Tue Aug 21 1984, 10:05 PM EDT
Att. 20,998 - Unknown

livebaseballscorecards.com

AB	34
R	7
H	15
RBI	6
BB	5
SO	4
LOB	14



WP:	1	PA:	40
PB:	0		
SB:	0		
CS:	1		

AB R H RBI BB SO LOB

3	2	1	0	2	1	0
5	1	3	2	0	0	0
4	0	2	1	1	1	2
5	2	3	2	0	1	3
3	0	2	0	1	0	0
2	0	1	0	0	0	1
2	0	0	0	0	0	4
4	0	0	0	0	1	2
1	1	1	1	0	0	0
1	1	1	0	1	0	0
2	0	0	0	0	0	1
2	0	1	0	0	0	1
0	0	0	0	0	0	0
1B:	10	SF:	0			
2B:	2	SAC:	0			
3B:	1	DP:	3			
HR:	2	HBP:	1			

Batter	1	2	3	4	5	6	7	8	9									
Alan Wiggins, S OBP: 0.346, SLG: 0.326 (1, 4)	0-0 5-3 ①		0-0 3-1 3B		4-0 1B BB		0-3 K ①	4-0 1B 1-2 BB										
Tony Gwynn, L OBP: 0.420, SLG: 0.469 (1, 9)	0-0 6-3 ②		0-0 3-1 ②		0-0 1-3 1B		0-0 1B 1B	0-0 1-3 2-H 1B										
Steve Garvey, R OBP: 0.302, SLG: 0.382 (1, 3)	0-0 F6		4-0 3-H BB		0-3 K ③		0-0 1-3 1B 1B	0-0 1-2 3-H 1B										
Graig Nettles, L OBP: 0.335, SLG: 0.427 (1, 5)		0-0 1B G4-6-3 2B	0-0 F8 ③		0-0 HR		0-0 1-3 3-H 1B	0-3 K ③										
Kevin McReynolds, R OBP: 0.319, SLG: 0.494 (1, 8)		0-0 G4-6-3 2-3 1B		0-0 5-3 ①		0-0 WP 1B 1B	4-0 G6-4-3 IBB											
Bobby Brown, S OBP: 0.295, SLG: 0.388 (1, 7)		0-0 G4-6-3 ① ②		0-0 CS 2B		0-0 F9 ①	0-0 G6-4-3 ② ③											
Luis Salazar, R OBP: 0.252, SLG: 0.303 (6, PH) (7, 7)		1-2f 3-H 0-0		0-0 2B		0-3 K ②												
Terry Kennedy, L OBP: 0.281, SLG: 0.330 (1, 2)		0-0 4-3 ③		0-0 6-3 ② ③		0-3 K ②		0-0 4-3 ①										
Tim Flannery, L OBP: 0.367, SLG: 0.444 (1, 6)			0-0 HR		1-0 G6-3 HBP	4-0 1B 1-2 IBB		0-0 BB 1B										
Mario Ramirez, R OBP: 0.316, SLG: 0.406 (6, PH) (7, 6)					0-0 G6-3 ① ②	0-0 1-2 2-H 1B ③		0-0 F7 ②										
Tim Lollar, L OBP: 0.281, SLG: 0.368 (1, 1)			0-0 4-3 ①		0-0 G6-3 ① ②	0-0 1-2 2-H 1B ③												
Craig Lefferts, L OBP: 0.267, SLG: 0.333 (6, 1)																		
Rich Gossage, R OBP: 0.211, SLG: 0.167 (9, 1)																		
Inning Stats	R: 0 E: 0 K: 0 S: 3	H: 0 LOB: 0 BB: 0 P: 3	R: 1 E: 0 K: 0 S: 4	H: 2 LOB: 0 BB: 0 P: 4	R: 2 E: 0 K: 0 S: 5	H: 2 LOB: 1 BB: 1 P: 9	R: 0 E: 0 K: 0 S: 3	H: 1 LOB: 0 BB: 0 P: 3	R: 0 E: 0 K: 1 S: 5	H: 3 LOB: 2 BB: 1 P: 11	R: 1 E: 0 K: 1 S: 7	H: 3 LOB: 2 BB: 1 P: 11	R: 2 E: 0 K: 1 S: 8	H: 3 LOB: 2 BB: 1 P: 12	1B: 10 2B: 2 3B: 1 HR: 2	SF: 0 SAC: 0 DP: 3 HBP: 1	WP: 1 PB: 0 SB: 0 CS: 1	PA: 40
PITCHER	IP WLS L	WLS L	BF H R ER SO	BF H R ER SO	BF H R ER SO	BF H R ER SO	BF H R ER SO	BF H R ER SO	BF H R ER SO	BF H R ER SO	BF H R ER SO	BF H R ER SO	BF H R ER SO	BF H R ER SO	BB IBB HBP BLK WP HR S P	ERA WHIP	ERA WHIP	
Ed Lynch, R ERA: 4.07 (1, 1)	5.0		23 8 4 4 1	23 8 4 4 1	23 8 4 4 1	23 8 4 4 1	23 8 4 4 1	23 8 4 4 1	23 8 4 4 1	23 8 4 4 1	23 8 4 4 1	23 8 4 4 1	23 8 4 4 1	23 8 4 4 1		7.20 2.000		
Tom Gorman, L ERA: 3.31 (6, 1)	1.0		4 1 0 0 1	4 1 0 0 1	4 1 0 0 1	4 1 0 0 1	4 1 0 0 1	4 1 0 0 1	4 1 0 0 1	4 1 0 0 1	4 1 0 0 1	4 1 0 0 1	4 1 0 0 1	4 1 0 0 1		0.00 1.000		
Brent Gaff, R ERA: 3.81 (7, 1)	2.0		13 6 3 3 2	13 6 3 3 2	13 6 3 3 2	13 6 3 3 2	13 6 3 3 2	13 6 3 3 2	13 6 3 3 2	13 6 3 3 2	13 6 3 3 2	13 6 3 3 2	13 6 3 3 2	13 6 3 3 2		13.50 3.500		

Batter	1	2	3	4	5	6	7	8	9	AB R H RBI BB SO LOB	TOP											
Wally Backman, S (1, 4) OBP: 0.358, SLG: 0.345	0-0 BB 2B	0-0 2-H 1B			0-0 F7		0-0 SH3		0-0 FC6-2 1B	4 0 3 0 0 0 0												
Mookie Wilson, S (1, 8) OBP: 0.298, SLG: 0.378	0-3 K		0-0 F6			0-0 F4	0-0 E5		0-0 FC6-2	5 0 0 0 0 1 4												
Keith Hernandez, L (1, 3) OBP: 0.405, SLG: 0.423	0-0 F7		0-0 F7			0-0 2B 1B	0-0 6-3		0-0 SF7	4 1 1 1 0 0 2												
Darryl Strawberry, L (1, 9) OBP: 0.345, SLG: 0.443	4-0 BB BB		0-3 K			0-0 2B	0-0 F5		0-3 K	4 1 1 0 1 2 3												
George Foster, R (1, 7) OBP: 0.299, SLG: 0.433	4-0 1-2 2-3 BB			0-0 6-3		0-0 4-3 1B 2B		0-0 F9		3 1 1 2 1 0 0												
Hubie Brooks, R (1, 5) OBP: 0.347, SLG: 0.412	0-0 F2			0-0 G4-6-3 1B		0-0 4-3		0-0 6-3		4 0 1 0 0 0 4												
Rafael Santana, R (1, 6) OBP: 0.328, SLG: 0.382		0-0 E6 FC6-4		0-0 G4-6-3		0-0 1B		0-3 K		4 0 1 1 0 1 1												
Mike Fitzgerald, R (1, 2) OBP: 0.282, SLG: 0.297		0-0 FC6-4 SH4-3 1B			0-0 5-3	0-0 F2		4-0 1B E FC6-2 BB		3 0 0 0 1 0 2												
Dwight Gooden, R (1, 1) OBP: 0.164, SLG: 0.154		0-0 SH4-3			0-0 4-3		0-0 E4 SH3 E		0-0 E5 FC6-2 1B SF7	3 2 0 0 0 0 1												
Inning Stats	R: 0 E: 0 K: 1 S: 6	H: 1 LOB: 3 BB: 2 P: 14	R: 0 E: 1 K: 0 S: 4	H: 1 LOB: 2 BB: 0 P: 4	R: 0 E: 0 K: 1 S: 5	H: 0 LOB: 0 BB: 0 P: 5	R: 0 E: 0 K: 0 S: 3	H: 1 LOB: 0 BB: 0 P: 3	R: 0 E: 0 K: 0 S: 3	H: 0 LOB: 0 BB: 0 P: 3	R: 3 E: 0 K: 0 S: 7	H: 4 LOB: 1 BB: 0 P: 7	R: 1 E: 2 K: 0 S: 5	H: 0 LOB: 1 BB: 0 P: 5	R: 0 E: 0 K: 1 S: 5	H: 0 LOB: 0 BB: 0 P: 5	R: 1 E: 1 K: 1 S: 7	H: 1 LOB: 2 BB: 1 P: 11	1B: 5 2B: 3 3B: 0 HR: 0	SF: 1 SAC: 2 DP: 1 HBP: 0	WP: 0 PB: 0 SB: 0 CS: 0	PA: 40
PITCHER	IP WLS BF H R ER SO BB IBB HBP BLK WP HR S P ERA WHIP																					
Andy Hawkins, R (1, 1) ERA: 4.18	6.0 L 26 7 3 3 2 2 0 0 0 0 0 0 28 36 4.50 1.500																					
Greg Booker, R (7, 1) ERA: 2.67	2.0 8 0 1 0 1 0 0 0 0 0 0 0 10 10 0.00 0.000																					
Greg Harris, R (9, 1) ERA: 2.61	1.0 6 1 1 0 1 1 0 0 0 0 0 0 7 11 0.00 2.000																					

New York Mets @ San Diego Padres
Jack Murphy Stadium, San Diego, CA
 Wed Aug 22 1984, 10:05 PM EDT
 Att: 25,250 - Unknown

livebaseballscorecards.com

AB	34
R	5
H	8
RBI	4
BB	3
SO	4
LOB	17



Batter	1	2	3	4	5	6	7	8	9	AB R H RBI BB SO LOB
Alan Wiggins, S (1, 4) OBP: 0.344, SLG: 0.323	0-0 4-3			0-0 F7		0-0 1-3			0-3 K	4 0 0 0 0 1 0
Tony Gwynn, L (1, 9) OBP: 0.417, SLG: 0.465	0-0 5-3			0-0 4-3		0-0 F7			0-0 6-3	4 0 0 0 0 0 0
Steve Garvey, R (1, 3) OBP: 0.301, SLG: 0.383	0-0 6-3			0-0 HR 2B			0-0 F3		0-0 6-3	4 1 1 0 0 0 0
Graig Nettles, L (1, 5) OBP: 0.335, SLG: 0.435		0-0 F4		0-0 HR		0-3 K			0-3 K	3 1 1 2 0 1 0
Kevin McReynolds, R (1, 8) OBP: 0.317, SLG: 0.490		0-3 K		0-3 K			0-0 6-3			3 0 0 0 0 2 0
Bobby Brown, S (1, 7) OBP: 0.289, SLG: 0.379		0-0 4-3			0-0 F7			0-3 K		3 0 0 0 0 1 0
Terry Kennedy, L (1, 2) OBP: 0.282, SLG: 0.330			0-3 K		0-3 K			0-0 1B		3 0 1 0 0 2 0
Garry Templeton, S (1, 6) OBP: 0.320, SLG: 0.340			0-0 4-3		0-0 5-3			0-3 K		3 0 0 0 0 1 1
Andy Hawkins, R (1, 1) OBP: 0.243, SLG: 0.222			0-0 F4			0-0 F7		0-3 K		1 0 0 0 0 0 0
Tim Flannery, L (6, PH) OBP: 0.363, SLG: 0.439										1 0 0 0 0 0 0
Greg Booker, R (7, 1)										0 0 0 0 0 0 0
Kurt Bevacqua, R (8, PH) OBP: 0.349, SLG: 0.333										1 0 0 0 0 1 1
Greg Harris, S (9, 1)										0 0 0 0 0 0 0

Inning Stats	R: 0	H: 0	E: 0	K: 0	S: 3	R: 0	H: 0	E: 0	K: 1	S: 5	R: 0	H: 0	E: 0	K: 1	S: 5	R: 2	H: 2	E: 0	K: 1	S: 7	R: 0	H: 0	E: 0	K: 1	S: 5	R: 0	H: 0	E: 0	K: 0	S: 3	R: 0	H: 1	E: 0	K: 3	S: 10	R: 0	H: 0	E: 0	K: 1	S: 5	1B: 1	SF: 0	2B: 1	SAC: 0	3B: 0	DP: 0	HR: 1	HBP: 0	WP: 0	PA: 30
--------------	------	------	------	------	------	------	------	------	------	------	------	------	------	------	------	------	------	------	------	------	------	------	------	------	------	------	------	------	------	------	------	------	------	------	-------	------	------	------	------	------	-------	-------	-------	--------	-------	-------	-------	--------	-------	--------

PITCHER	IP	WLS	BF	H	R	ER	SO	BB	IBB	HBP	BLK	WP	HR	S	P	ERA	WHIP	PITCHER	IP	WLS	BF	H	R	ER	SO	BB	IBB	HBP	BLK	WP	HR	S	P	ERA	WHIP												
Dwight Gooden, R (1, 1) ERA: 3.02	9.0	W	30	3	2	2	9	0	0	0	0	0	1	48	48	2.00	0.333																														


BOTTOM

New York Mets @ San Diego Padres
Jack Murphy Stadium, San Diego, CA

Wed Aug 22 1984, 10:05 PM EDT
 Att. 25,250 - Unknown

livebaseballscorecards.com

AB 30
R 2
H 3
RBI 2
BB 0
SO 9
LOB 2



Batter	1	2	3	4	5	6	7	8	9	AB R H RBI BB SO LOB	TOP											
Alan Wiggins, S (1, 4) OBP: 0.345, SLG: 0.325	0-0 F4-3		0-0 S 1B			0-0 L6		0-0 1B		4 0 2 1 0 0 0	San Diego Padres @ Montreal Expos Olympic Stadium, Montreal, QB Fri Aug 24 1984, 7:05 PM EDT Unknown livebaseballscorecards.com											
Tony Gwynn, L (1, 9) OBP: 0.417, SLG: 0.465	0-0 CS 1B		0-0 F5			0-0 WP F4-3 1B		0-0 L6		4 0 2 0 0 0 2												
Steve Garvey, R (1, 3) OBP: 0.299, SLG: 0.380	0-0 F2				0-0 F4-3		0-0 F4-3		0-0 F9	4 0 0 0 0 0 3												
Graig Nettles, L (1, 5) OBP: 0.332, SLG: 0.430	0-0 CS 1-2	0-3 K			0-0 F4-3		0-0 F9		0-0 4-3	4 0 0 0 0 1 2												
Kevin McReynolds, R (1, 8) OBP: 0.320, SLG: 0.491		0-0 F3			0-0 1B		0-0 FC6 1B		4-0 BB BB	3 0 2 0 1 0 0												
Bobby Brown, S (1, 7) OBP: 0.288, SLG: 0.370		0-0 F4-3			0-0 F5		0-0 FC6 1B 1-2f		4-0 BB BB	3 0 0 0 1 0 2												
Terry Kennedy, L (1, 2) OBP: 0.281, SLG: 0.332			0-0 6-3 1B 2B			0-0 F9		0-0 F7	0-0 F8	4 1 1 0 0 0 3												
Garry Templeton, S (1, 6) OBP: 0.320, SLG: 0.339			0-3 K			0-0 F4-3		0-0 1-3 1B	0-3 K	4 0 1 0 0 2 3												
Mark Thurmond, L (1, 1) OBP: 0.255, SLG: 0.244			0-0 6-3			0-0 6-3		0-0 G3	0-0 L3	2 0 0 0 0 0 1												
Greg Booker, R (6, 1)										0 0 0 0 0 0 0												
Champ Summers, L (7, PH) OBP: 0.242, SLG: 0.387										1 0 0 0 0 0 2												
Greg Harris, S (7, 1)										0 0 0 0 0 0 0												
Tim Flannery, L (9, PH) OBP: 0.359, SLG: 0.434			2-3							1 0 0 0 0 0 2												
Inning Stats	R: 0 E: 0 K: 0 S: 3	H: 1 LOB: 0 BB: 0 P: 3	R: 0 E: 0 K: 1 S: 5	H: 0 LOB: 0 BB: 0 P: 5	R: 1 E: 0 K: 1 S: 7	H: 2 LOB: 1 BB: 0 P: 7	R: 0 E: 0 K: 0 S: 4	H: 1 LOB: 1 BB: 0 P: 4	R: 0 E: 0 K: 0 S: 3	H: 0 LOB: 0 BB: 0 P: 3	R: 0 E: 0 K: 0 S: 4	H: 1 LOB: 1 BB: 0 P: 4	R: 0 E: 0 K: 0 S: 5	H: 2 LOB: 2 BB: 0 P: 5	R: 0 E: 0 K: 0 S: 4	H: 1 LOB: 1 BB: 0 P: 4	R: 0 E: 0 K: 1 S: 5	H: 0 LOB: 2 BB: 2 P: 13	1B: 7 2B: 1 3B: 0 HR: 0	SF: 0 SAC: 0 DP: 0 HBP: 0	WP: 1 PB: 0 SB: 1 CS: 1	PA: 37
PITCHER	IP WLS BF H R ER SO BB IBB HBP BLK WP HR S P ERA WHIP																					
Steve Rogers, R (1, 1) ERA: 4.85	8.0 W 32 8 1 1 2 1 0 0 0 1 0 35 39 1.12 1.125																					
Jeff Reardon, R (9, 1) ERA: 2.58	1.0 S 4 0 0 0 1 1 0 0 0 0 0 5 9 0.00 1.000																					



Batter	1	2	3	4	5	6	7	8	9
Tim Raines, S OBP: 0.397, SLG: 0.414 (1, 8)	0-0 F7		0-0 6-3		0-0 L6-4		4-0 BB		
Derrel Thomas, S OBP: 0.328, SLG: 0.354 (1, 6) (8, 4)	0-0 5-3			0-3 K		0-0 1B E 1B	0-3 K		
Andre Dawson, R OBP: 0.299, SLG: 0.397 (1, 9)	0-3 K			0-0 BB 1B 1B		0-0 E 1B 1B	0-0 1-3		
Gary Carter, R OBP: 0.356, SLG: 0.500 (1, 3)		0-3 K		0-0 BB 1B		0-0 E8 1B 1B	0-0 5-3		
Tim Wallach, R OBP: 0.329, SLG: 0.449 (1, 5)		0-0 F7		4-0 BB 1B BB		0-0 1B 1B	0-0 5-3		
Jim Wohlford, R OBP: 0.315, SLG: 0.361 (1, 7) Max Venable, L OBP: 0.341, SLG: 0.488 (8, 7)		0-0 F6		0-0 G6-4-3 BB		0-0 F8	0-0 F3		
Doug Flynn, R OBP: 0.277, SLG: 0.292 (1, 4) Rene Gonzales, R (8, 6)			0-0 F9		0-0 FC1-6 1B 1B	0-0 F4	0-3 K		
Bobby Ramos, R OBP: 0.247, SLG: 0.286 (1, 2)			0-0 HR		0-0 L6-4 FC1-6 1B 1B	0-0 1B			
Steve Rogers, R OBP: 0.179, SLG: 0.216 (1, 1) Jeff Reardon, R (9, 1)			0-0 1-3		0-0 FC1-6	0-0 F8			

Inning Stats	R: 0	H: 0	E: 0	K: 1	S: 5	LOB: 0	BB: 0	P: 5	R: 0	H: 0	E: 0	K: 1	S: 5	LOB: 0	BB: 0	P: 5	R: 0	H: 0	E: 0	K: 1	S: 5	LOB: 1	BB: 1	P: 9	R: 0	H: 0	E: 0	K: 1	S: 5	LOB: 0	BB: 0	P: 5
	0	0	0	1	5	0	0	5	0	0	0	1	5	0	0	5	0	0	0	1	5	1	1	9	0	0	0	1	5	0	0	5

PITCHER	IP	WLS	BF	H	R	ER	SO	BB	IBB	HBP	BLK	WP	HR	S	P	ERA	WHIP
Mark Thurmond, L ERA: 3.2 (1, 1)	5.0	L	22	8	4	4	3	1	0	0	0	0	1	27	31	7.20	1.800
Greg Booker, R ERA: 2.6 (6, 1)	1.0		5	2	0	0	0	0	0	0	0	0	0	5	5	0.00	2.000
Greg Harris, R ERA: 2.45 (7, 1)	2.0		7	0	0	0	2	1	0	0	0	0	0	10	14	0.00	0.500

BOTTOM

San Diego Padres @ Montreal Expos
Olympic Stadium, Montreal, QB
Fri Aug 24 1984, 7:05 PM EDT
Unknown

AB	R	H	RBI	BB	SO	LOB
3	0	0	0	1	0	2
4	1	1	0	0	2	1
4	1	2	0	0	1	1
4	1	2	1	0	1	1
3	0	1	2	1	0	0
3	0	0	0	0	0	4
1	0	0	0	0	0	0
3	0	1	0	0	0	1
1	0	0	0	0	1	0
3	1	3	1	0	0	0
3	0	0	0	0	0	4
0	0	0	0	0	0	0

livebaseballscorecards.com

AB	32
R	4
H	10
RBI	4
BB	2
SO	5
LOB	14



1B	2B	3B	HR	SF	SAC	DP	HBP	WP	PA
9	1	0	1	0	2	0	0	0	34

Batter	1	2	3	4	5	6	7	8	9	AB R H RBI BB SO LOB	TOP																	
Luis Salazar, R (1, 9) OBP: 0.252, SLG: 0.308 Graig Nettles, L (7, 5) OBP: 0.331, SLG: 0.429	0-0 E 2B		0-0 F9		0-0 F6		0-3 K		0-3 K	4 1 1 0 0 1 0 1 0 0 0 0 1 1																		
Alan Wiggins, S (1, 4) OBP: 0.345, SLG: 0.324	0-0 E4 SF8		0-0 1B		0-0 F8		0-3 K		4-0 S WP 1B BB	4 2 1 0 1 1 0																		
Steve Garvey, R (1, 3) OBP: 0.302, SLG: 0.382	0-0 SF8		0-0 1B		0-0 F8		0-0 2B 1B		0-0 1B 1B	4 0 3 2 0 0 0																		
Kevin McReynolds, R (1, 8) OBP: 0.324, SLG: 0.495	0-3 K			0-0 5-3		0-0 BLK 2B 1B		0-0 2B 1B	0-0 1B	5 1 3 0 0 1 0																		
Carmelo Martinez, R (1, 7) OBP: 0.337, SLG: 0.405	0-3 K			0-0 2B		0-0 2B		0-0 G3	0-0 5-3	5 0 2 1 0 1 4																		
Kurt Bevacqua, R (1, 5) OBP: 0.370, SLG: 0.324 Tony Gwynn, L (7, 9) OBP: 0.418, SLG: 0.465		4-0 BB		0-3 K		4-0 BB		4-0 IBB		1 0 0 0 2 1 1 0 0 0 0 1 0 0																		
Bruce Bochy, R (1, 2) OBP: 0.291, SLG: 0.442 Terry Kennedy, L (8, PH) OBP: 0.281, SLG: 0.331		0-0 G6-4-3		0-0 G3		0-3 K		0-3 K		3 0 0 0 0 1 4 1 0 0 0 0 1 3																		
Mario Ramirez, R (1, 6) OBP: 0.293, SLG: 0.371 Tim Flannery, L (9, PH) OBP: 0.355, SLG: 0.429 Garry Templeton, S (9, 6) OBP: 0.320, SLG: 0.339		0-0 F4		0-0 F9		0-0 F9		0-0 F3	0-3 K	3 0 0 0 0 0 0 1 0 0 0 0 1 0 0 0 0 0 0 0 0																		
Dave Dravecky, R (1, 1) OBP: 0.176, SLG: 0.188 Craig Lefferts, L (6, 1) OBP: 0.250, SLG: 0.313 Rich Gossage, R (8, 1) OBP: 0.211, SLG: 0.167 Bobby Brown, S (9, PH) OBP: 0.293, SLG: 0.375 Greg Harris, S (9, 1) OBP: 0.293, SLG: 0.375		0-0 F9		0-0 F9		0-0 6-3		0-3 K	0-0 PB S WP 1B	2 0 0 0 0 0 0 1 0 0 0 0 1 0 0 0 0 0 0 0 0 1 1 1 0 0 0 0 0 0 0 0 0 0 0																		
Inning Stats	R: 2 H: 1 E: 1 LOB: 0 K: 2 BB: 0 S: 9 P: 9	R: 0 H: 0 E: 0 LOB: 0 K: 0 BB: 1 S: 2 P: 6	R: 0 H: 2 E: 0 LOB: 2 K: 0 BB: 0 S: 4 P: 4	R: 0 H: 1 E: 0 LOB: 1 K: 1 BB: 0 S: 6 P: 6	R: 0 H: 0 E: 0 LOB: 0 K: 0 BB: 0 S: 3 P: 3	R: 1 H: 2 E: 0 LOB: 2 K: 1 BB: 1 S: 7 P: 11	R: 0 H: 0 E: 0 LOB: 0 K: 2 BB: 0 S: 7 P: 7	R: 0 H: 2 E: 0 LOB: 3 K: 2 BB: 1 S: 9 P: 13	R: 2 H: 3 E: 0 LOB: 2 K: 2 BB: 1 S: 10 P: 14	1B: 7 SF: 1 2B: 4 SAC: 0 3B: 0 DP: 1 HR: 0 HBP: 0	WP: 1 PA: 41 PB: 1 SB: 2 CS: 0																	
PITCHER	IP WLS BF H R ER SO BB IBB HBP BLK WP HR S P ERA WHIP											PITCHER	IP WLS BF H R ER SO BB IBB HBP BLK WP HR S P ERA WHIP															
Joe Hesketh, L (1, 1) ERA: 1.69	6.0		25	6	3	2	4	2	0	0	1	0	0	31	39	3.00	1.333											
Bob James, R (7, 1) ERA: 3.8	2.0		9	2	0	0	4	0	1	0	0	0	0	16	20	0.00	1.000											
Jeff Reardon, R (9, 1) ERA: 2.8	1.0	L	7	3	2	2	2	1	0	0	0	1	0	10	14	18.00	4.000											

San Diego Padres @ Montreal Expos
Olympic Stadium, Montreal, QB
Fri Aug 24 1984, 7:05 PM EDT
Att: 34,626 - Unknown

livebaseballscorecards.com

AB	36
R	5
H	11
RBI	3
BB	4
SO	10
LOB	13



BOTTOM

San Diego Padres @ Montreal Expos
Olympic Stadium, Montreal, QB
Fri Aug 24 1984, 7:05 PM EDT
Att. 34,626 - Unknown

livebaseballscorecards.com

AB	30
R	4
H	5
RBI	3
BB	7
SO	2
LOB	15



WP	1	PA	37
PB	0		
SB	0		
CS	0		

AB	R	H	RBI	BB	SO	LOB
3	2	1	0	2	0	1

3	1	0	0	1	1	4
---	---	---	---	---	---	---

2	0	0	0	2	0	1
---	---	---	---	---	---	---

4	0	1	1	0	0	4
---	---	---	---	---	---	---

4	0	1	2	0	0	2
0	0	0	0	0	0	0

3	0	0	0	0	0	0
0	0	0	0	1	0	0

3	0	0	0	0	0	0
1	0	0	0	0	0	3

4	0	1	0	0	1	0
---	---	---	---	---	---	---

1B	4	SF	0
2B	2	SAC	0
3B	0	DP	2
HR	0	HBP	0

WP	HR	S	P	ERA	WHIP
1	0	0	0	3.60	0.600
2	1	1	0	3.86	1.714
3	1	1	0	13.50	6.000
1	0	0	0	0.00	1.000

Batter	1	2	3	4	5	6	7	8	9
Tim Raines, S OBP: 0.399, SLG: 0.416 (1, 8)	0-0 5-3 ①			4-0 BB ①		4-0 WP G1-2-3 1B BB ①		0-0 BB 1B 2B ①	0-0 L4-3 ②
Derrel Thomas, S OBP: 0.326, SLG: 0.349 (1, 6) (9, 5)	0-3 K ②			0-0 F8 ①		0-0 G1-2-3 ①		4-0 BB 1B BB ①	
Andre Dawson, R OBP: 0.301, SLG: 0.395 (1, 9)	0-0 F7 ③			0-0 F9 ②		4-0 1B BB ②		4-0 1B BB ②	
Gary Carter, R OBP: 0.355, SLG: 0.498 (1, 3) (9, 2)		0-0 F9 ①		0-0 4-3 ③		0-0 FC5-4 1B ①		0-0 F3 ②	
Tim Wallach, R OBP: 0.328, SLG: 0.447 Rene Gonzales, R (8, PR) (9, 6)		0-0 F8 ②			0-0 F8 ①	0-0 FC5-4 ③		0-0 BB 1B ①	
Jim Wohlford, R OBP: 0.310, SLG: 0.354 Max Venable, L OBP: 0.356, SLG: 0.488 (8, PH) (9, 7)		0-0 F6 ③			0-0 F8 ②		0-0 F9 ①	4-0 1-2 BB ①	
Bobby Ramos, R OBP: 0.238, SLG: 0.274 Dan Driessen, L OBP: 0.355, SLG: 0.418 (8, PH) (9, 3)			0-0 F8 ①		0-0 F3 ③		0-0 6-3 ②	0-0 3-1 ③	
Mike Ramsey, S OBP: 0.200, SLG: 0.222 (1, 4)			0-3 K ②			0-0 BB 1B G1-2-3 1B ①	0-0 F8 ③		0-0 3-1 ①
Joe Hesketh, R Tony Scott, S OBP: 0.328, SLG: 0.304 Bob James, R OBP: 0.182, SLG: 0.182 Miguel Dilone, S OBP: 0.336, SLG: 0.369 Jeff Reardon, R Mike Stenhouse, L OBP: 0.309, SLG: 0.329 (6, PH) (7, 1) (8, PH) (9, 1) (9, PH)			0-0 1-3 ③			0-0 G1-2-3 BB WP 1B ①		0-0 F8 ①	4-0 L4-3 BB ①

Inning Stats	R: 0	H: 0	E: 0	LOB: 0	K: 1	P: 5	R: 0	H: 0	E: 0	LOB: 0	K: 0	P: 3	R: 0	H: 0	E: 0	LOB: 0	K: 1	P: 5	R: 0	H: 0	E: 0	LOB: 1	K: 0	P: 7	R: 0	H: 0	E: 0	LOB: 0	K: 0	P: 3	R: 2	H: 3	E: 0	LOB: 2	K: 0	P: 13	R: 0	H: 0	E: 0	LOB: 0	K: 0	P: 3	R: 2	H: 2	E: 0	LOB: 3	K: 0	P: 17	R: 0	H: 0	E: 0	LOB: 0	K: 0	P: 6	1B: 4	SF: 0	2B: 2	SAC: 0	3B: 0	DP: 2	HR: 0	HBP: 0	WP: 1	PA: 37
--------------	------	------	------	--------	------	------	------	------	------	--------	------	------	------	------	------	--------	------	------	------	------	------	--------	------	------	------	------	------	--------	------	------	------	------	------	--------	------	-------	------	------	------	--------	------	------	------	------	------	--------	------	-------	------	------	------	--------	------	------	-------	-------	-------	--------	-------	-------	-------	--------	-------	--------

PITCHER	IP	WLS	BF	H	R	ER	SO	BB	IBB	HBP	BLK	WP	HR	S	P	ERA	WHIP
Dave Dravecky, L ERA: 2.55 (1, 1)	5.0		18	2	2	2	2	1	0	0	0	0	0	21	25	3.60	0.600
Craig Lefferts, L ERA: 1.9 (6, 1)	2.1		10	2	1	1	0	2	0	0	0	1	0	8	16	3.86	1.714
Rich Gossage, R ERA: 2.99 (8, 1)	0.2	W	6	1	1	1	0	3	0	0	0	0	0	3	15	13.50	6.000
Greg Harris, R ERA: 2.38 (9, 1)	1.0	S	3	0	0	0	0	1	0	0	0	0	0	2	6	0.00	1.000

Batter	1	2	3	4	5	6	7	8	9	10	11	12	13	AB R H RBI BB SO LOB	TOP													
Alan Wiggins, S (1, 4) OBP: 0.346, SLG: 0.328	F9		F8			1B			FC6-4 BB		SH5-4	1-3		4 1 1 0 1 0 1	San Diego Padres @ Montreal Expos Olympic Stadium, Montreal, QB Sat Aug 25 1984, 7:05 PM EDT Att. 29,665 - Unknown livebaseballscorecards.com													
Tony Gwynn, L (1, 9) OBP: 0.417, SLG: 0.463	G3			F7		G6-3 1B			FC6-4		BB 1B FC6-4 IBB		6-3	5 1 1 1 1 0 1														
Steve Garvey, R (1, 3) OBP: 0.300, SLG: 0.380	5-3			K		G6-3 1-2f			F3		FC6-4 BB 1B		K	6 0 1 1 0 2 2														
Graig Nettles, L (1, 5) OBP: 0.333, SLG: 0.435		F9						F9		4-3		FC6-4 BB		4 1 1 1 2 0 1														
Kevin McReynolds, R (1, 8) OBP: 0.322, SLG: 0.490		F9				FC6-4 1-2f		F9			FC6-4		F9	6 0 1 1 0 0 3														
Terry Kennedy, L (1, 2) OBP: 0.280, SLG: 0.329					K			F6			K	F2		5 0 1 0 0 2 3														
Carmelo Martinez, R (1, 7) OBP: 0.336, SLG: 0.405														5 0 1 0 0 0 2														
Luis Salazar, R (12, PR) OBP: 0.252, SLG: 0.308		FC6-4 1-2f				F8		6-3		F9				0 0 0 0 0 0 0														
Garry Templeton, S (1, 6) OBP: 0.317, SLG: 0.336														4 0 0 0 0 0 1														
Craig Lefferts, L (10, 1) OBP: 0.250, SLG: 0.313														0 0 0 0 0 0 0														
Greg Booker, R (11, 1) OBP: 0.291, SLG: 0.372														0 0 0 0 0 0 0														
Bobby Brown, S (12, PH) OBP: 0.291, SLG: 0.372														1 0 0 0 0 1 1														
Ed Whitson, R (1, 1) OBP: 0.062, SLG: 0.063														3 0 0 0 0 1 0														
Tim Lincecum, R (10, 6) OBP: 0.357, SLG: 0.424														1 1 0 0 0 0 0														
Mario Ramirez, R (11, 6) OBP: 0.293, SLG: 0.371														0 0 0 0 0 0 0														
Champ Summers, L (12, PH) OBP: 0.235, SLG: 0.375														1 0 0 0 0 1 1														
Greg Harris, S (12, 1) OBP: 0.211, SLG: 0.167														0 0 0 0 0 0 0														
Rich Gossage, R (13, 1) OBP: 0.211, SLG: 0.167														0 0 0 0 0 0 0														
Inning Stats	R: 0 E: 0 K: 0 S: 3	H: 0 LOB: 0 BB: 0 P: 3	R: 0 E: 0 K: 0 S: 4	H: 1 LOB: 1 BB: 0 P: 4	R: 0 E: 0 K: 1 S: 5	H: 0 LOB: 0 BB: 0 P: 5	R: 0 E: 0 K: 1 S: 5	H: 0 LOB: 1 BB: 1 P: 9	R: 0 E: 0 K: 0 S: 3	H: 0 LOB: 0 BB: 0 P: 3	R: 0 E: 0 K: 0 S: 3	H: 0 LOB: 1 BB: 1 P: 7	R: 0 E: 0 K: 1 S: 6	H: 1 LOB: 1 BB: 0 P: 6	R: 2 E: 1 K: 0 S: 5	H: 1 LOB: 2 BB: 2 P: 13	R: 0 E: 0 K: 2 S: 8	H: 1 LOB: 1 BB: 0 P: 8	R: 1 E: 0 K: 1 S: 6	H: 1 LOB: 0 BB: 0 P: 6	1B: 4 2B: 1 3B: 1 HR: 1	SF: 0 SAC: 1 DP: 1 HBP: 0	WP: 0 PB: 0 SB: 0 CS: 0	PA: 50				
PITCHER	IP WLS BF H R ER SO BB IBB HBP BLK WP HR S P ERA WHIP														IP WLS BF H R ER SO BB IBB HBP BLK WP HR S P ERA WHIP													
Bill Gullickson, R (1, 1) ERA: 3.55	10.0																											
Bob James, R (11, 1) ERA: 3.69	2.0	L	11	2	2	0	2	1	1	0	0	0	0	0	0	0	0	0	0	0	0	0	0	0	0	0	0	0
Jeff Reardon, R (13, 1) ERA: 2.89	1.0	L	4	1	1	1	1	0	0	0	0	0	0	0	0	0	0	0	0	0	0	0	0	0	0	0	0	0

AB	45
R	4
H	7
RBI	4
BB	4
SO	7
LOB	16



Batter	1	2	3	4	5	6	7	8	9	10	11	12	13	AB R H RBI BB SO LOB
Tim Raines, S OBP: 0.398, SLG: 0.419	0-3 K		0-0 4-3			0-0 F8 2B		0-3 K			0-0 1B G3 2B	0-3 K		6 1 2 0 0 3 0
Max Venable, L OBP: 0.333, SLG: 0.447	0-0 F3		0-0 G3			0-0 F4		0-0 F2			0-0 2B G3 1B		0-0 F8	6 1 1 0 0 0 1
Andre Dawson, R OBP: 0.299, SLG: 0.392	0-0 1B			0-0 1-3		0-0 F8 2-3			0-0 F8		0-0 G3 1-2 3-H		0-0 6-3	6 0 1 1 0 0 2
Gary Carter, R OBP: 0.355, SLG: 0.497	0-0 6-3			0-0 F9		0-0 F8			4-0 BB		0-0 2B		0-3 K	5 0 1 1 1 1 2
Dan Driessen, L OBP: 0.359, SLG: 0.419		0-0 1B		0-0 F4			0-0 1B		0-0 9-3 1-2f		4-0 IBB			4 0 2 0 1 0 1
Tim Wallach, R OBP: 0.327, SLG: 0.448		0-3 K			0-0 4-3 3B		0-0 F5			0-0 F7	0-3 K			5 1 1 0 0 2 4
Derrel Thomas, S OBP: 0.319, SLG: 0.341		0-0 F8			0-0 4-3 3-H		0-0 F6			0-0 F8	0-0 3-1			5 0 0 1 0 0 4
Mike Ramsey, S OBP: 0.190, SLG: 0.211		0-3 K			0-0 4-3		0-3 K			4-0 WP BB			0-0 4-3	3 0 0 0 0 2 2
Jim Wohlford, R OBP: 0.314, SLG: 0.354													0-0 F6	0 0 0 0 1 0 0
Rene Gonzales, R														0 0 0 0 0 0 0
Miguel Dilone, S OBP: 0.333, SLG: 0.366														1 0 0 0 0 0 0
Doug Flynn, R OBP: 0.277, SLG: 0.292														0 0 0 0 0 0 0
Bill Gullickson, R OBP: 0.088, SLG: 0.089			0-0 4-3			0-0 F7		0-0 G3					0-0 F6	3 0 0 0 0 0 0
Tony Scott, S OBP: 0.322, SLG: 0.300														1 0 0 0 0 1 1
Bob James, R OBP: 0.182, SLG: 0.182														0 0 0 0 0 0 0
Mike Stenhouse, L OBP: 0.307, SLG: 0.327														1 0 0 0 0 0 0
Jeff Reardon, R														0 0 0 0 0 0 0

BOTTOM	
San Diego Padres @ Montreal Expos	livebaseballscorecards.com
Olympic Stadium, Montreal, QB	
Sat Aug 25 1984, 7:05 PM EDT	
Att: 29,665 - Unknown	
AB 46	
R 3	
H 8	
RBI 3	
BB 3	
SO 9	
LOB 17	
WP: 1 PA: 49	
PB: 0	
SB: 1	
CS: 0	

Inning Stats	R: 0	H: 1	E: 0	LOB: 1	K: 1	P: 6	R: 0	H: 1	E: 0	LOB: 1	K: 2	P: 8	R: 0	H: 0	E: 0	LOB: 0	K: 0	P: 3	R: 1	H: 1	E: 0	LOB: 1	K: 0	P: 4	R: 0	H: 1	E: 0	LOB: 1	K: 1	P: 4	R: 0	H: 0	E: 0	LOB: 0	K: 1	P: 5	R: 0	H: 0	E: 0	LOB: 0	K: 0	P: 6	R: 0	H: 0	E: 0	LOB: 0	K: 1	P: 5	R: 0	H: 0	E: 0	LOB: 0	K: 0	P: 6	R: 0	H: 0	E: 0	LOB: 0	K: 1	P: 9	R: 2	H: 3	E: 0	LOB: 2	K: 1	P: 12	R: 0	H: 0	E: 0	LOB: 0	K: 1	P: 5	R: 0	H: 0	E: 0	LOB: 0	K: 1	P: 5	R: 0	H: 0	E: 0	LOB: 0	K: 1	P: 5	1B: 4	SF: 0	2B: 4	SAC: 0	3B: 1	DP: 1	HR: 0	HBP: 0	WP: 1	PA: 49
PITCHER	IP	WLS	BF	H	R	ER	SO	BB	IBB	HBP	BLK	WP	HR	S	P	ERA	WHIP																																																																													
Ed Whitson, R ERA: 3.61	(1, 1)	9.0	32	5	1	1	5	1	0	0	0	0	0	41	45	1.00	0.667																																																																													
Craig Lefferts, L ERA: 2.08	(10, 1)	1.0	6	2	2	2	1	1	0	0	0	1	0	7	11	18.00	3.000																																																																													
Greg Booker, R ERA: 2.52	(11, 1)	1.0	5	1	0	0	1	0	1	0	0	0	0	6	10	0.00	1.000																																																																													
Greg Harris, R ERA: 2.31	(12, 1)	1.0	W	3	0	0	1	0	0	0	0	0	0	5	5	0.00	0.000																																																																													
Rich Gossage, R ERA: 2.95	(13, 1)	1.0	S	3	0	0	1	0	0	0	0	0	0	5	5	0.00	0.000																																																																													



Batter	1	2	3	4	5	6	7	8	9	AB R H RBI BB SO LOB	TOP																												
Alan Wiggins, S OBP: 0.345, SLG: 0.327 (1, 4) X	0-0 F8		0-0 G6-3 1B			0-0 5-3		0-0 F9		4 0 1 0 0 0 2																													
Tony Gwynn, L OBP: 0.414, SLG: 0.459 (1, 9) X	0-0 4-3		0-0 G6-3			0-0 F8		0-0 FC1-4		4 0 0 0 0 0 4																													
Steve Garvey, R OBP: 0.300, SLG: 0.379 (1, 3) X	0-0 1B				0-0 5-3		0-0 F5		0-0 4-3	4 0 1 0 0 0 2																													
Kevin McReynolds, R OBP: 0.319, SLG: 0.486 (1, 8) X	0-0 F9				0-0 F7		0-0 F9		0-0 5-3	4 0 0 0 0 0 1																													
Carmelo Martinez, R OBP: 0.333, SLG: 0.401 (1, 7) X			0-0 F8		0-0 G3		0-3 K		0-0 5-3	4 0 0 0 0 1 0																													
Luis Salazar, R OBP: 0.251, SLG: 0.325 (1, 5) X			0-0 F7		0-0 HR		0-0 5-3		0-3 K	4 1 1 1 0 1 0																													
Bruce Bochy, R OBP: 0.293, SLG: 0.491 (1, 2) X			0-0 5-3		0-0 F8				0-0 HR	3 1 1 1 0 0 0																													
Mario Ramirez, R OBP: 0.295, SLG: 0.351 (1, 6) X			0-0 5-3		0-0 F9		0-0 FC1-4 SH BB		4-0 FC1-4 SH BB	2 0 0 0 1 0 0																													
Eric Show, R OBP: 0.228, SLG: 0.339 (1, 1) X			0-0 1B		0-3 K		0-0 SH		0-0 SH FC1-4	2 0 1 0 0 1 0																													
Inning Stats	R: 0 E: 0 K: 0 S: 4	H: 1 LOB: 1 BB: 0 P: 4	R: 0 E: 0 K: 0 S: 3	H: 0 LOB: 0 BB: 0 P: 3	R: 0 E: 0 K: 0 S: 4	H: 2 LOB: 1 BB: 0 P: 4	R: 0 E: 0 K: 0 S: 3	H: 0 LOB: 0 BB: 0 P: 3	R: 1 E: 0 K: 1 S: 6	H: 1 LOB: 0 BB: 0 P: 6	R: 0 E: 0 K: 0 S: 3	H: 0 LOB: 0 BB: 0 P: 3	R: 0 E: 0 K: 1 S: 5	H: 0 LOB: 0 BB: 0 P: 5	R: 1 E: 1 K: 0 S: 5	H: 1 LOB: 2 BB: 1 P: 9	R: 0 E: 0 K: 1 S: 5	H: 0 LOB: 0 BB: 0 P: 5	1B: 3 2B: 0 3B: 0 HR: 2	SF: 0 SAC: 1 DP: 1 HBP: 0	WP: 0 PB: 0 SB: 0 CS: 0	PA: 33																	
PITCHER Dan Schatzeder, L ERA: 2.45 Bob James, R ERA: 3.63	IP 7.2	WLS L	BF 29	H 5	R 2	ER 2	SO 2	BB 1	IBB 0	HBP 0	BLK 0	WP 0	HR 2	S 32	P 36	ERA 2.35	WHIP 0.783						PITCHER IP 1.1	WLS L	BF 4	H 0	R 0	ER 0	SO 1	BB 0	IBB 0	HBP 0	BLK 0	WP 0	HR 0	S 6	P 6	ERA 0.00	WHIP 0.000

San Diego Padres @ Montreal Expos
Olympic Stadium, Montreal, QB
Sun Aug 26 1984, 3:33 AM EDT
Att: 31,778 - Unknown

livebaseballscorecards.com

AB	31
R	2
H	5
RBI	2
BB	1
SO	3
LOB	9



Batter	1	2	3	4	5	6	7	8	9	AB R H RBI BB SO LOB
Tim Raines, S OBP: 0.397, SLG: 0.417 (1, 8)	0-0 S 2B 1B	0-0 F9			0-3 K		0-0 SH2-4 1-2		0-0 F9	4 1 1 0 0 1 2
Max Venable, L OBP: 0.309, SLG: 0.412 (1, 7)	0-0 F5		0-0 F3		0-0 F5		0-0 F9			4 0 0 0 0 0 3
Andre Dawson, R OBP: 0.296, SLG: 0.388 (1, 9)	0-0 1-3 1-2		0-3 K			0-0 6-3	0-0 F4			4 0 0 0 0 1 2
Gary Carter, R OBP: 0.356, SLG: 0.498 (1, 2)	0-0 2B		0-0 F8			4-0 BB 4-3 BB		0-0 F7		3 0 1 1 1 0 0
Dan Driessen, L OBP: 0.361, SLG: 0.418 (1, 3)	4-0 BB			0-0 F8		0-0 4-3 1-2		0-0 1B		3 0 1 0 1 0 1
Tim Wallach, R OBP: 0.326, SLG: 0.446 (1, 5)	0-0 F7			0-0 F7		4-0 BB BB		0-0 F6		3 0 0 0 1 0 3
Derrel Thomas, S OBP: 0.318, SLG: 0.336 (1, 6)		0-0 6-3		0-0 F7		4-0 1-2 2-3 BB		0-0 6-3		3 0 0 0 1 0 1
Mike Ramsey, S OBP: 0.210, SLG: 0.230 (1, 4)		0-0 1-3 1B			0-0 SH1-4 1B	0-0 G3		0-3 K		4 0 2 0 0 1 3
Dan Schatzeder, L OBP: 0.379, SLG: 0.500 (1, 1)		0-0 1-3			0-0 SH1-4		0-0 SH2-4 1B		0-3 K	2 0 1 0 0 0 1
Bob James, R OBP: 0.182, SLG: 0.182 (8, 1)										0 0 0 0 0 0 0
Mike Stenhouse, L OBP: 0.305, SLG: 0.325 (9, PH)		1-2								1 0 0 0 0 1 0

Inning Stats	R: 1 E: 0 K: 0 S: 5	H: 2 LOB: 2 BB: 1 P: 9	R: 0 E: 0 K: 0 S: 4	H: 1 LOB: 1 BB: 0 P: 4	R: 0 E: 0 K: 1 S: 5	H: 0 LOB: 0 BB: 0 P: 5	R: 0 E: 0 K: 0 S: 3	H: 0 LOB: 0 BB: 0 P: 3	R: 0 E: 0 K: 1 S: 6	H: 1 LOB: 1 BB: 0 P: 6	R: 0 E: 0 K: 0 S: 3	H: 0 LOB: 3 BB: 3 P: 15	R: 0 E: 0 K: 0 S: 4	H: 1 LOB: 1 BB: 0 P: 4	R: 0 E: 0 K: 0 S: 4	H: 1 LOB: 1 BB: 0 P: 4	R: 0 E: 0 K: 2 S: 7	H: 0 LOB: 0 BB: 0 P: 7	1B: 5 2B: 1 3B: 0 HR: 0	SF: 0 SAC: 2 DP: 0 HBP: 0	WP: 0 PB: 0 SB: 1 CS: 0	PA: 37											
PITCHER Eric Show, R ERA: 3.22 (1, 1)	IP 9.0	WLS W	BF 37	H 6	R 1	ER 1	SO 4	BB 4	IBB 0	HBP 0	BLK 0	WP 0	HR 0	S 41	P 57	ERA 1.00	WHIP 1.111																
											PITCHER	IP 9.0	WLS W	BF 37	H 6	R 1	ER 1	SO 4	BB 4	IBB 0	HBP 0	BLK 0	WP 0	HR 0	S 41	P 57	ERA 1.00	WHIP 1.111					

BOTTOM

San Diego Padres @ Montreal Expos
Olympic Stadium, Montreal, QB

Sun Aug 26 1984, 3:33 AM EDT
Att. 31,778 - Unknown

AB	31
R	1
H	6
RBI	1
BB	4
SO	4
LOB	16



WP: 0	PA: 37
PB: 0	
SB: 1	
CS: 0	

Batter	1	2	3	4	5	6	7	8	9	AB R H RBI BB SO LOB	TOP											
Alan Wiggins, S (1, 4) OBP: 0.345, SLG: 0.329	0-0 F8		0-0 F8		0-0 G1-4-3		0-0 1-H 2B			4 0 1 1 0 0 0	San Diego Padres @ Philadelphia Phillies Veterans Stadium, Philadelphia, PA Mon Aug 27 1984, 7:05 PM EDT Att: 26,302 - Unknown livebaseballscorecards.com											
Tony Gwynn, L (1, 9) OBP: 0.415, SLG: 0.459	0-0 1B		0-0 1B		0-0 4-3		0-0 6-3			4 0 2 0 0 0 1												
Steve Garvey, R (1, 3) OBP: 0.300, SLG: 0.378	0-0 1-3 1B		0-0 5-3		0-0 5-3		0-3 K			4 0 1 0 0 1 1												
Kevin McReynolds, R (1, 8) OBP: 0.318, SLG: 0.483	0-0 F8			0-0 BB 1B	0-0 F8		0-0 6-3			4 0 1 0 0 0 2												
Carmelo Martinez, R (1, 7) OBP: 0.334, SLG: 0.399	0-0 F8			4-0 BB FC4-6 1-2 BB	4-0 BB		0-0 5-3			2 0 0 0 2 0 2												
Terry Kennedy, L (1, 2) OBP: 0.278, SLG: 0.326		0-0 F7		0-0 P6	0-0 4-3		0-0 F9			4 0 0 0 0 0 3												
Luis Salazar, R (1, 5) OBP: 0.246, SLG: 0.317		0-0 6-3		0-3 K	0-0 1-3		0-0 1-3			4 0 0 0 0 1 2												
Garry Templeton, S (1, 6) OBP: 0.316, SLG: 0.335		0-0 6-3		0-0 FC4-6 1-2f	0-0 2B 1B		0-3 K2-3			4 1 1 0 0 1 2												
Tim Lollar, L (1, 1) OBP: 0.273, SLG: 0.356			0-0 F8		0-0 5-3		0-3 K			2 0 0 0 0 0 0												
Kurt Bevacqua, R (7, PH) OBP: 0.362, SLG: 0.316										1 0 0 0 0 1 1												
Greg Booker, R (7, 1)										0 0 0 0 0 0 0												
Inning Stats	R: 0 E: 0 K: 0 S: 5	H: 2 LOB: 2 BB: 0 P: 5	R: 0 E: 0 K: 0 S: 3	H: 0 LOB: 0 BB: 0 P: 3	R: 0 E: 0 K: 0 S: 4	H: 1 LOB: 1 BB: 0 P: 4	R: 0 E: 0 K: 1 S: 6	H: 1 LOB: 2 BB: 1 P: 10	R: 0 E: 0 K: 0 S: 3	H: 0 LOB: 0 BB: 0 P: 3	R: 0 E: 0 K: 0 S: 3	H: 0 LOB: 1 BB: 1 P: 7	R: 1 E: 0 K: 1 S: 7	H: 2 LOB: 1 BB: 0 P: 7	R: 0 E: 0 K: 1 S: 5	H: 0 LOB: 0 BB: 0 P: 5	R: 0 E: 0 K: 1 S: 5	H: 0 LOB: 0 BB: 0 P: 5	1B: 5 2B: 1 3B: 0 HR: 0	SF: 0 SAC: 0 DP: 0 HBP: 0	WP: 0 PB: 0 SB: 0 CS: 0	PA: 35
PITCHER	IP WLS BF H R ER SO BB IBB HBP BLK WP HR S P ERA WHIP																					
Jerry Koosman, L (1, 1) ERA: 2.88	7.0 W 29 6 1 1 2 2 0 0 0 0 0 0 31 39 1.29 1.143																					
Bill Campbell, R (8, 1) ERA: 3.01	1.0 3 0 0 0 1 0 0 0 0 0 0 0 5 5 0.00 0.000																					
Tug McGraw, L (9, 1) ERA: 4.88	1.0 3 0 0 0 1 0 0 0 0 0 0 0 5 5 0.00 0.000																					



Batter	1	2	3	4	5	6	7	8	9
Juan Samuel, R OBP: 0.323, SLG: 0.451 (1, 4)	0-0 1B G6-4-3 2B		0-0 F9			0-0 FC4-6 1-2 1B	0-3 K E S	0-0 F8	
Von Hayes, L OBP: 0.369, SLG: 0.458 (1, 8) Bill Campbell, R (8, 1)	0-0 G6-4-3 2-3 1B			0-3 K	0-0 FC4-6 E S 1-2f 2-3		0-0 E4 1B 1B	0-0 F8	
Len Matuszek, L OBP: 0.351, SLG: 0.455 (8, PH) Tug McGraw, R OBP: 1.000, SLG: 1.000 (9, 1)	0-0 G6-4-3 1-2f 3-H			4-0 BB 1B BB	0-0 SF8 3-H		0-0 E 1B		
Mike Schmidt, R OBP: 0.383, SLG: 0.512 (1, 5) Kiko Garcia, R OBP: 0.290, SLG: 0.276 (6, 5)	0-0 G6-4-3			4-0 BB 1B BB	0-0 5-3		0-0 E6 FC5		
John Wockenfuss, R OBP: 0.374, SLG: 0.427 (1, 3) Francisco Melendez, L (7, 3)	0-0 F8			4-0 BB 1B BB	0-0 5-3		0-0 E6 FC5		
Sixto Lezcano, R OBP: 0.367, SLG: 0.494 (1, 9)		0-0 F9		0-0 SF9 BB 1-2 2B 2-H		0-0 2B 1B	0-3 K		
Ozzie Virgil, R OBP: 0.333, SLG: 0.478 (1, 2)		0-0 F9		4-0 BB 1-2 2B 2-3		0-0 F9	4-0 FC5 BB		
John Russell, R OBP: 0.310, SLG: 0.571 (1, 7)		0-0 F8		0-0 SF9 2-3 3-H		0-0 2B	0-0 F8		
Ivan De Jesus, R OBP: 0.333, SLG: 0.316 (1, 6)			0-3 K	0-0 1-H 3-H 2B		4-0 BB	0-0 FC5		
Jerry Koosman, R OBP: 0.115, SLG: 0.100 (1, 1) Glenn Wilson, R OBP: 0.272, SLG: 0.371 (8, 8)			0-0 5-3		0-0 FC4-6 1B SF8 1B	0-0 F8		0-0 F8	

Inning Stats	R: 1 E: 0 K: 0 S: 4	H: 2 LOB: 0 BB: 0 P: 4	R: 0 E: 0 K: 0 S: 3	H: 0 LOB: 0 BB: 0 P: 3	R: 0 E: 0 K: 1 S: 5	H: 0 LOB: 0 BB: 0 P: 5	R: 4 E: 0 K: 1 S: 6	H: 2 LOB: 1 BB: 3 P: 18	R: 1 E: 0 K: 0 S: 5	H: 2 LOB: 1 BB: 0 P: 5	R: 0 E: 0 K: 0 S: 4	H: 2 LOB: 2 BB: 1 P: 8	R: 3 E: 2 K: 2 S: 11	H: 2 LOB: 2 BB: 1 P: 15	R: 0 E: 0 K: 0 S: 3	H: 0 LOB: 0 BB: 0 P: 3
1B: 7 2B: 3 3B: 0 HR: 0	SF: 2 SAC: 0 DP: 1 HBP: 0	WP: 1 PA: 38														

PITCHER	IP	WLS	BF	H	R	ER	SO	BB	IBB	HBP	BLK	WP	HR	S	P	ERA	WHIP
Tim Lollar, L ERA: 3.81 (1, 1)	6.0	L	27	8	6	6	2	4	0	0	0	0	0	27	43	9.00	2.000
Greg Booker, R ERA: 2.63 (7, 1)	2.0		11	2	3	1	2	1	0	0	0	1	0	14	18	4.50	1.500

BOTTOM

San Diego Padres @ Philadelphia Phillies
Veterans Stadium, Philadelphia, PA

Mon Aug 27 1984, 7:05 PM EDT
Att. 26,302 - Unknown

AB	R	H	RBI	BB	SO	LOB
5	2	2	0	0	1	0
4	1	2	0	0	1	2
0	0	0	0	0	0	0
1	0	0	0	0	0	0
0	0	0	0	0	0	0
1	1	0	1	1	0	1
1	1	1	1	0	0	0
2	1	0	0	1	0	1
1	0	0	0	0	0	0
4	1	2	1	0	1	1
2	1	0	0	2	0	1
3	0	1	1	0	0	2
3	0	1	2	1	1	2
3	1	1	0	0	0	2
1	0	0	0	0	0	0

livebaseballscorecards.com

AB	31
R	9
H	10
RBI	6
BB	5
SO	4
LOB	12

Batter	1	2	3	4	5	6	7	8	9	AB R H RBI BB SO LOB	TOP											
Alan Wiggins, S (1, 4) <small>OBP: 0.349, SLG: 0.332</small>	0-0 1B 1B	0-0 5-3 1B		4-0 1B BB		0-0 5-3		0-0 1B 1B		4 2 3 0 1 0 0												
Tony Gwynn, L (1, 9) <small>OBP: 0.417, SLG: 0.460</small>	0-0 1B SF8 1B	0-0 5-3		0-0 G3 1B BB		4-0 FC5-4 BB		0-0 G6-4-3 1B 1B		4 1 2 0 1 0 3												
Steve Garvey, R (1, 3) <small>OBP: 0.302, SLG: 0.380</small>	0-0 1B 2B 1B	0-0 6-3		0-0 4-6 1B		0-0 FC5-4 1-2f		0-0 G6-4-3 1B		5 1 3 3 0 0 2												
Kevin McReynolds, R (1, 8) <small>OBP: 0.321, SLG: 0.484</small>	0-0 2B 1B	4-0 BB		0-0 4-6 2-3f		0-0 1B 4-3 1B		0-0 G6-4-3 1-2f 2-3		4 1 2 0 1 0 4												
Carmelo Martinez, R (1, 7) <small>OBP: 0.330, SLG: 0.395</small>	0-0 SF8 3-H	0-0 F8		0-0 P6		0-0 E1 4-3 1B 1B		0-0 P3		4 1 0 1 0 0 4												
Terry Kennedy, L (1, 2) <small>OBP: 0.279, SLG: 0.334</small>	0-0 F8		0-0 3-1		0-0 F7		0-0 1B 4-3 1B		0-0 HR	5 1 2 1 0 0 2												
Luis Salazar, R (1, 5) <small>OBP: 0.253, SLG: 0.335</small> Graig Nettles, L (7, PH) <small>OBP: 0.332, SLG: 0.433</small>	0-0 2B		0-0 5-3		0-0 2B		0-0 4-3		0-0 F8	3 0 2 1 0 0 0 2 0 0 1 0 0 2												
Garry Templeton, S (1, 6) <small>OBP: 0.316, SLG: 0.333</small> Bobby Brown, S (7, PH) <small>OBP: 0.296, SLG: 0.377</small> Mario Ramirez, R (7, 6) <small>OBP: 0.289, SLG: 0.342</small>	4-0 IBB		0-3 K		0-3 K		0-0 G1-6-3 1B		0-0 6-3	2 0 0 0 1 2 1 1 0 1 1 0 0 0 1 0 0 0 0 0 0												
Andy Hawkins, R (1, 1) <small>OBP: 0.237, SLG: 0.216</small> Greg Harris, S (2, 1) <small>OBP: 0.250, SLG: 0.250</small> Champ Summers, L (7, PH) <small>OBP: 0.229, SLG: 0.364</small> Greg Booker, R (7, 1) <small>OBP: 0.354, SLG: 0.308</small>	0-0 5-3			0-0 G3 1B BB 1B		0-0 6-3		0-0 G1-6-3 1-2f		0-0 F8	1 0 0 0 0 0 3 2 1 1 0 0 0 0 1 0 0 0 0 0 2 0 0 0 0 0 0 0 1 0 0 0 0 0 0											
Inning Stats	R: 3 E: 0 K: 0 S: 8	H: 5 LOB: 3 BB: 1 P: 12	R: 0 E: 0 K: 0 S: 4	H: 1 LOB: 2 BB: 1 P: 8	R: 0 E: 0 K: 1 S: 5	H: 0 LOB: 0 BB: 0 P: 5	R: 1 E: 0 K: 0 S: 4	H: 2 LOB: 1 BB: 1 P: 8	R: 0 E: 0 K: 1 S: 6	H: 1 LOB: 1 BB: 0 P: 6	R: 0 E: 0 K: 0 S: 3	H: 0 LOB: 1 BB: 1 P: 7	R: 2 E: 1 K: 0 S: 6	H: 3 LOB: 1 BB: 0 P: 6	R: 1 E: 0 K: 0 S: 5	H: 3 LOB: 1 BB: 0 P: 5	R: 1 E: 0 K: 0 S: 4	H: 1 LOB: 0 BB: 0 P: 4	1B: 13 2B: 3 3B: 0 HR: 1	SF: 1 SAC: 0 DP: 3 HBP: 0	WP: 0 PB: 0 SB: 0 CS: 0	PA: 45
PITCHER	IP WLS BF H R ER SO BB IBB HBP BLK WP HR S P ERA WHIP																					
Shane Rawley, L (1, 1) <small>ERA: 4.52</small> Larry Andersen, R (7, 1) <small>ERA: 1.94</small> Al Holland, L (8, 1) <small>ERA: 2.99</small>	6.0 W 30 9 4 4 2 3 1 0 0 0 0 0 30 46 6.00 2.000																					
	1.0 9 6 3 2 0 0 0 0 0 0 0 0 9 9 18.00 6.000																					
	2.0 S 6 1 1 1 0 0 0 0 0 0 0 1 6 6 4.50 0.500																					

San Diego Padres @ Philadelphia Phillies
 Veterans Stadium, Philadelphia, PA
 Tue Aug 28 1984, 7:05 PM EDT
 Att: 25,679 - Unknown

AB	40
R	8
H	16
RBI	8
BB	4
SO	2
LOB	23



WP: 0	PA: 45
PB: 0	
SB: 0	
CS: 0	

Batter	1	2	3	4	5	6	7	8	9	AB	R	H	RBI	BB	SO	LOB
Juan Samuel, R (1, 4) OBP: 0.322, SLG: 0.449	0-3 K	0-0 E S 1B	0-0 4-3			0-0 FC6-4 E 2B	0-0 5-3			5	2	1	2	0	1	3
Luis Aguayo, R (1, 5) OBP: 0.379, SLG: 0.508	0-0 6-3	0-0 P4		0-0 P6		0-0 1B 2B	0-3 K			5	1	1	1	0	1	2
Von Hayes, L (1, 8) OBP: 0.371, SLG: 0.462	0-0 G3	0-0 1B 2B 1B		0-0 F7		0-0 2B 1B		0-0 2B		5	1	3	2	0	0	0
Al Oliver, L (1, 7) OBP: 0.346, SLG: 0.376		0-0 1B 2B		0-0 G3		0-0 F8		0-0 5-3		4	1	2	0	0	0	1
Larry Andersen, R (7, 1)										0	0	0	0	0	0	0
Glenn Wilson, R (8, 7) OBP: 0.272, SLG: 0.370										1	0	0	0	0	0	1
Sixto Lezcano, R (1, 9) OBP: 0.367, SLG: 0.496		0-0 BB BB 1B			0-3 K	0-0 F4		0-0 1-3		5	1	2	2	0	1	2
Len Matuszek, L (1, 3) OBP: 0.356, SLG: 0.466		0-0 BB BB 1B		0-0 4-3			0-0 HR	4-0 IBB		3	2	1	1	2	0	2
Ozzie Virgil, R (1, 2) OBP: 0.337, SLG: 0.475		4-0 BB BB 1B BB	0-0 5-3		4-0 BB BB		4-0 1-3 WP 2B BB	0-0 F9		2	2	0	0	3	0	2
Ivan De Jesus, R (1, 6) OBP: 0.332, SLG: 0.314		4-0 1B E BB	0-0 E6		0-0 F7		0-0 1-3			3	1	0	1	1	0	2
Shane Rawley, R (1, 1) OBP: 0.065, SLG: 0.033		0-3 K	0-3 K			0-0 FC6-4 1B		0-0 2B		2	0	0	0	0	2	4
John Russell, R (6, PH) OBP: 0.355, SLG: 0.633										2	0	2	1	0	0	0
Al Holland, R (8, 1)										0	0	0	0	0	0	0

Inning Stats	R: 0	H: 0	E: 0	K: 1	S: 5	H: 0	LOB: 0	BB: 0	P: 5	R: 7	H: 6	E: 0	K: 1	S: 11	H: 0	LOB: 2	BB: 3	P: 23	R: 0	H: 0	E: 1	K: 1	S: 6	R: 0	H: 0	E: 0	K: 0	S: 3	R: 0	H: 0	E: 0	K: 0	S: 3	R: 2	H: 3	E: 1	K: 0	S: 6	H: 0	LOB: 1	BB: 1	P: 9	R: 2	H: 3	E: 0	K: 0	S: 6	R: 2	H: 2	E: 0	K: 1	S: 7	R: 0	H: 1	E: 0	K: 0	S: 4	H: 1	LOB: 2	BB: 1	P: 8
--------------	------	------	------	------	------	------	--------	-------	------	------	------	------	------	-------	------	--------	-------	-------	------	------	------	------	------	------	------	------	------	------	------	------	------	------	------	------	------	------	------	------	------	--------	-------	------	------	------	------	------	------	------	------	------	------	------	------	------	------	------	------	------	--------	-------	------

PITCHER	IP	WLS	BF	H	R	ER	SO	BB	IBB	HBP	BLK	WP	HR	S	P	ERA	WHIP
Andy Hawkins, R (1, 1) ERA: 4.63	1.2	L	12	4	7	7	2	3	0	0	0	0	0	13	25	37.80	4.200
Greg Harris, R (2, 1) ERA: 2.52	4.1		20	5	2	2	2	1	0	0	0	0	0	23	27	4.15	1.385
Greg Booker, R (7, 1) ERA: 2.95	2.0		11	3	2	2	1	1	1	0	0	1	1	11	19	9.00	2.000

BOTTOM

San Diego Padres @ Philadelphia Phillies
Veterans Stadium, Philadelphia, PA

Tue Aug 28 1984, 7:05 PM EDT
Att. 25,679 - Unknown

AB	37
R	11
H	12
RBI	10
BB	6
SO	5
LOB	19

WP: 1 PA: 43
PB: 0
SB: 2
CS: 0



PITCHER	IP	WLS	BF	H	R	ER	SO	BB	IBB	HBP	BLK	WP	HR	S	P	ERA	WHIP
---------	----	-----	----	---	---	----	----	----	-----	-----	-----	----	----	---	---	-----	------

Batter	1	2	3	4	5	6	7	8	9	AB R H RBI BB SO LOB	TOP									
Alan Wiggins, S OBP: 0.348, SLG: 0.331 (1, 4) X	0-0 1B S G4-6-3 1B		0-0 6-3			0-0 F7		0-0 2-3		4 1 1 0 0 0 0										
Tony Gwynn, L OBP: 0.419, SLG: 0.461 (1, 9) X	0-0 1-3 G4-6-3 1B		4-0 BB			0-0 4-3		0-0 CS 1B		3 0 2 0 1 0 0										
Steve Garvey, R OBP: 0.300, SLG: 0.377 (1, 3) X	0-0 G4-6-3 1-2f 3-H		0-0 F7			0-0 P4		0-0 F8		4 0 0 0 0 0 3										
Graig Nettles, L OBP: 0.333, SLG: 0.437 (1, 5) X	0-0 FC6-4 1B		0-0 4-3			0-0 4-3		0-3 K 1-2		4 1 2 0 0 1 1										
Terry Kennedy, L OBP: 0.277, SLG: 0.332 (1, 2) X	0-0 FC6-4 1-2f		0-0 1-3			0-0 4-3		0-0 2-3		3 0 0 0 0 0 2										
Kevin McReynolds, R OBP: 0.319, SLG: 0.461 (1, 8) X		0-0 4-3		0-0 6-3		0-0 SF9		0-0 3-H		2 0 0 1 0 0 0										
Bobby Brown, S OBP: 0.290, SLG: 0.368 (1, 7)		0-0 F3		0-0 6-3		0-0 P6				3 0 0 0 0 0 0										
Luis Salazar, R OBP: 0.253, SLG: 0.335 (7, 7)		0-0 F3								0 0 0 0 0 0 0										
Garry Templeton, S OBP: 0.314, SLG: 0.331 (1, 6) X		0-0 4-3		0-0 F8				0-0 4-3		3 0 0 0 0 0 0										
Mark Thurmond, L OBP: 0.240, SLG: 0.229 (1, 1) X			0-0 1-3		0-0 6-3			0-0 1-3		3 0 0 0 0 0 0										
Inning Stats	R: 1 E: 0 K: 0 S: 5	H: 3 LOB: 1 BB: 0 P: 5	R: 0 E: 0 K: 0 S: 3	H: 0 LOB: 0 BB: 0 P: 3	R: 0 E: 0 K: 0 S: 3	H: 0 LOB: 1 BB: 1 P: 7	R: 0 E: 0 K: 0 S: 3	H: 0 LOB: 0 BB: 0 P: 3	R: 0 E: 0 K: 0 S: 3	H: 0 LOB: 0 BB: 0 P: 3	R: 1 E: 0 K: 0 S: 4	H: 1 LOB: 0 BB: 0 P: 4	R: 0 E: 0 K: 0 S: 3	H: 0 LOB: 0 BB: 0 P: 3	R: 0 E: 0 K: 1 S: 5	H: 1 LOB: 1 BB: 0 P: 5	1B: 4 2B: 2 3B: 0 HR: 0	SF: 1 SAC: 0 DP: 2 HBP: 0	WP: 0 PB: 0 SB: 1 CS: 1	PA: 31
PITCHER	IP WLS BF H R ER SO BB IBB HBP BLK WP HR S P ERA WHIP																			
John Denny, R ERA: 1.98 (1, 1)	8.0 L 28 4 2 2 0 1 0 0 0 0 0 0 27 31 2.25 0.625																			
Larry Andersen, R ERA: 1.91 (9, 1)	1.0 3 1 0 0 1 0 0 0 0 0 0 0 5 5 0.00 1.000																			

San Diego Padres @ Philadelphia Phillies
Veterans Stadium, Philadelphia, PA
Wed Aug 29 1984, 7:05 PM EDT
Att: 25,131 - Unknown

livebaseballscorecards.com

AB	29
R	2
H	5
RBI	1
BB	1
SO	1
LOB	6



Batter	1	2	3	4	5	6	7	8	9	AB	R	H	RBI	BB	SO	LOB
--------	---	---	---	---	---	---	---	---	---	----	---	---	-----	----	----	-----

Juan Samuel, R OBP: 0.320, SLG: 0.446 (1, 4)	0-0 G3 ①			0-0 1-3 ①		0-0 P3 ②		0-0 5-3 ①	4 0 0 0 0 0 0
Luis Aguayo, R OBP: 0.357, SLG: 0.476 (1, 5)	0-0 F8 ②			0-0 F8 ②		0-0 F8 ③		0-0 6-3 ②	4 0 0 0 0 0 0
Von Hayes, L OBP: 0.370, SLG: 0.460 (1, 8)	0-0 1-3 ③			0-0 S 1B		0-0 4-3 ①		0-3 K ③	4 0 1 0 0 1 0
John Wockenfuss, R OBP: 0.373, SLG: 0.421 (1, 2)		0-0 5-3 ①		4-0 FC6-4 BB 1-2		0-0 P4 ②		0-0 2 0 0 0 1 0 0	
Sixto Lezcano, R OBP: 0.363, SLG: 0.490 (1, 9)		0-0 F8 ②		0-0 FC6-4 ③		0-0 F9 ③		3 0 0 0 0 0 2	
Al Oliver, L OBP: 0.344, SLG: 0.373 (1, 3)		0-0 4-3 ③			0-0 4-3 ①		0-0 F7 ①	3 0 0 0 0 0 0	
John Russell, R OBP: 0.353, SLG: 0.606 (1, 7)			0-0 F7 ①		0-0 G4-3 1B		0-0 F8 ②	3 0 1 0 0 0 0	
Ivan De Jesus, R OBP: 0.332, SLG: 0.314 (1, 6)			0-0 F9 ②		0-0 G4-3 ③		0-0 1B	3 0 1 0 0 0 1	
John Denny, R OBP: 0.216, SLG: 0.194 Mike Schmidt, R OBP: 0.383, SLG: 0.511 Larry Andersen, R (8, PH) (9, 1)			0-0 6-3 ③			0-0 1-3 ①	0-3 K ③	2 0 0 0 0 0 0 1 0 0 0 0 1 1 0 0 0 0 0 0 0	

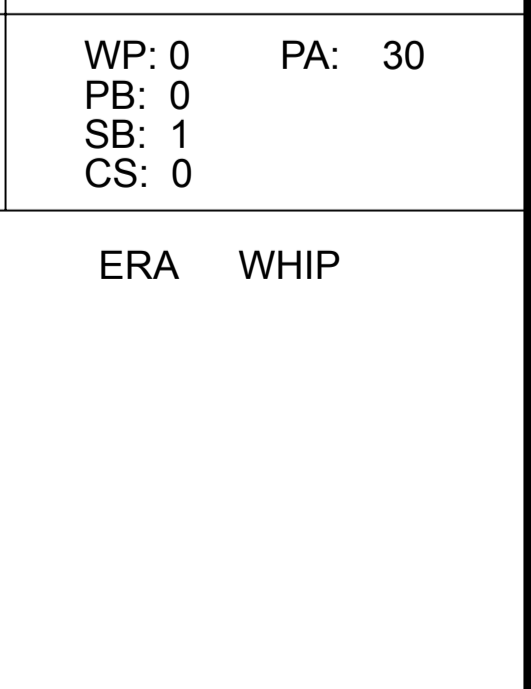
Inning Stats	R: 0	H: 0	E: 0	LOB: 0	K: 0	BB: 0	S: 3	P: 3	R: 0	H: 0	E: 0	LOB: 0	K: 0	BB: 0	S: 3	P: 3	R: 0	H: 1	E: 0	LOB: 2	K: 0	BB: 1	S: 4	P: 8	R: 0	H: 1	E: 0	LOB: 0	K: 0	BB: 0	S: 3	P: 3	R: 0	H: 0	E: 0	LOB: 0	K: 0	BB: 0	S: 3	P: 3	R: 0	H: 1	E: 0	LOB: 1	K: 1	BB: 0	S: 6	P: 6	R: 0	H: 0	E: 0	LOB: 0	K: 1	BB: 0	S: 5	P: 5	1B: 3	SF: 0	2B: 0	SAC: 0	3B: 0	DP: 1	HR: 0	HBP: 0	WP: 0	PA: 30
--------------	------	------	------	--------	------	-------	------	------	------	------	------	--------	------	-------	------	------	------	------	------	--------	------	-------	------	------	------	------	------	--------	------	-------	------	------	------	------	------	--------	------	-------	------	------	------	------	------	--------	------	-------	------	------	------	------	------	--------	------	-------	------	------	-------	-------	-------	--------	-------	-------	-------	--------	-------	--------

PITCHER	IP	WLS	BF	H	R	ER	SO	BB	IBB	HBP	BLK	WP	HR	S	P	ERA	WHIP
Mark Thurmond, L ERA: 3.0 (1, 1)	9.0	W	30	3	0	0	2	1	0	0	0	0	0	33	37	0.00	0.444

BOTTOM

San Diego Padres @ Philadelphia Phillies
Veterans Stadium, Philadelphia, PA
Wed Aug 29 1984, 7:05 PM EDT
Att. 25,131 - Unknown

livebaseballscorecards.com	AB	29
	R	0
	H	3
	RBI	0
	BB	1
	SO	2
	LOB	4



Batter	1	2	3	4	5	6	7	8	9	AB R H RBI BB SO LOB	TOP									
Alan Wiggins, S (1, 4) OBP: 0.345, SLG: 0.329	0-0 5-3			0-3 K			0-0 5-3	0-3 K		4 0 0 0 0 2 2										
Tony Gwynn, L (1, 9) OBP: 0.416, SLG: 0.457	0-0 4-3			0-0 6-3			0-0 4-3		0-0 F7	4 0 0 0 0 0 0										
Steve Garvey, R (1, 3) OBP: 0.298, SLG: 0.374	0-0 P3			0-0 F7			0-0 5-3		0-3 K	4 0 0 0 0 1 0										
Kevin McReynolds, R (1, 8) OBP: 0.321, SLG: 0.482		0-0 P5			0-0 G5-4-3 1B			0-0 F7	0-0 1B E	4 1 2 0 0 0 0										
Carmelo Martinez, R (1, 7) OBP: 0.331, SLG: 0.395 Bobby Brown, S (8, PR) OBP: 0.295, SLG: 0.373 (8, 7)		0-0 F2			0-0 G5-4-3 1-2f			0-0 E S 1B	0-0 E S 1B	3 0 1 0 0 0 1 1 2 1 0 0 0 0										
Luis Salazar, R (1, 5) OBP: 0.258, SLG: 0.345		0-0 F9			0-0 5-3			0-0 E S 1B	0-0 E9 2B	4 1 2 3 0 0 0										
Bruce Bochy, R (1, 2) OBP: 0.274, SLG: 0.458				0-3 K			0-0 F2		0-0 P3	4 0 0 0 0 2 2										
Garry Templeton, S (1, 6) OBP: 0.314, SLG: 0.329				0-0 F8			0-0 F9		4-0 E IBB	2 1 0 0 1 0 0										
Ed Whitson, R (1, 1) OBP: 0.078, SLG: 0.060 Kurt Bevacqua, R (8, PH) OBP: 0.347, SLG: 0.300 Craig Lefferts, L (8, 1) OBP: 0.250, SLG: 0.313				0-0 G3			0-0 F8		0-0 E8	2 0 0 0 0 0 0 1 0 0 0 0 0 0 0 0 0 0 0 0 0										
Inning Stats	R: 0 E: 0 K: 0 S: 3	H: 0 LOB: 0 BB: 0 P: 3	R: 0 E: 0 K: 0 S: 3	H: 0 LOB: 0 BB: 0 P: 3	R: 0 E: 0 K: 1 S: 5	H: 0 LOB: 0 BB: 0 P: 5	R: 0 E: 0 K: 1 S: 5	H: 1 LOB: 0 BB: 0 P: 3	R: 0 E: 0 K: 0 S: 3	H: 0 LOB: 0 BB: 0 P: 3	R: 0 E: 0 K: 0 S: 3	H: 0 LOB: 0 BB: 0 P: 3	R: 3 E: 1 K: 1 S: 8	H: 2 LOB: 2 BB: 1 P: 12	R: 2 E: 1 K: 2 S: 10	H: 3 LOB: 1 BB: 0 P: 10	1B: 5 2B: 1 3B: 0 HR: 0	SF: 0 SAC: 0 DP: 1 HBP: 0	WP: 0 PB: 0 SB: 3 CS: 0	PA: 34
PITCHER	IP WLS BF H R ER SO BB IBB HBP BLK WP HR S P ERA WHIP																			
Sid Fernandez, L (1, 1) ERA: 2.6	7.2 L 27 3 3 1 2 0 1 0 0 0 0 0 30 34 1.17 0.391																			
Doug Sisk, R (8, 1) ERA: 2.1	0.1 1 0 0 0 1 0 0 0 0 0 0 0 3 3 0.00 0.000																			
Ed Lynch, R (9, 1) ERA: 4.16	1.0 6 3 2 2 2 0 0 0 0 0 0 0 10 10 18.00 3.000																			

San Diego Padres @ New York Mets
Shea Stadium, Flushing, NY
Fri Aug 31 1984, 7:05 PM EDT
Unknown

livebaseballscorecards.com

AB	33
R	5
H	6
RBI	3
BB	1
SO	5
LOB	5



Batter	1	2	3	4	5	6	7	8	9	AB	R	H	RBI	BB	SO	LOB
--------	---	---	---	---	---	---	---	---	---	----	---	---	-----	----	----	-----

Wally Backman, S <small>(1, 4) OBP: 0.356, SLG: 0.339</small>	0-0 		0-0 F8			0-0 4-3		0-3 K		4	0	1	0	0	1	3
Mookie Wilson, S <small>(1, 8) OBP: 0.303, SLG: 0.394</small>	0-0 F8		0-0 6-3			0-3 K		0-0 P4		4	0	0	0	0	1	4
Keith Hernandez, L <small>(1, 3) OBP: 0.418, SLG: 0.444</small>	0-0 P5			0-0 G6-4-3 1B			0-0 1B 1B	0-0 F7		4	1	2	0	0	0	3
George Foster, R <small>(1, 7) OBP: 0.306, SLG: 0.433</small>	0-0 1-3			0-0 G6-4-3 1-2f			0-0 G6-4-3 1-2 1B 1B		0-0 F7	4	0	1	0	0	0	2
Hubie Brooks, R <small>(1, 6) OBP: 0.352, SLG: 0.429</small>		0-3 K		0-0 6-3			0-0 1-2 2-H 1B 1B		0-0 5-3	4	0	1	1	0	1	0
Danny Heep, L <small>(1, 9) OBP: 0.320, SLG: 0.328</small>		0-0 F7			0-0 F7		0-0 G6-4-3 1-2f 2-3		0-0 F8	4	0	0	0	0	0	2
Ray Knight, R <small>(1, 5) OBP: 0.260, SLG: 0.278</small>		0-0 P3			0-0 P4		0-0 F8			3	0	0	0	0	0	1
Ron Hodges, L <small>(1, 2) OBP: 0.348, SLG: 0.258</small> Kelvin Chapman, R <small>(8, PH) OBP: 0.374, SLG: 0.403</small> Ed Lynch, R <small>(9, 1) OBP: 0.222, SLG: 0.259</small>			0-0 SH5-3 2B		0-0 G3		0-0 1B 1B			2	0	1	0	0	0	0
Sid Fernandez, L <small>(1, 1) OBP: 0.100, SLG: 0.100</small> Doug Sisk, R <small>(8, 1) OBP: 0.182, SLG: 0.100</small> Mike Fitzgerald, R <small>(8, PH) OBP: 0.280, SLG: 0.299</small> <small>(9, 2)</small>			0-0 SH5-3			0-0 4-3		0-0 1-2 1B		1	0	0	0	0	0	0
			0-0 2-3							0	0	0	0	0	0	0
										1	0	1	0	0	0	0

Inning Stats	R: 0	H: 1	E: 0	K: 0	S: 4	LOB: 1	BB: 0	P: 4	R: 0	H: 0	E: 0	K: 1	S: 5	LOB: 0	BB: 0	P: 5	R: 0	H: 1	E: 0	K: 0	S: 4	LOB: 1	BB: 0	P: 4	R: 0	H: 1	E: 0	K: 0	S: 3	LOB: 0	BB: 0	P: 3	R: 0	H: 0	E: 0	K: 1	S: 5	LOB: 0	BB: 0	P: 5	R: 1	H: 3	E: 0	K: 0	S: 5	LOB: 1	BB: 0	P: 5	R: 0	H: 2	E: 0	K: 1	S: 7	LOB: 2	BB: 0	P: 7	R: 0	H: 0	E: 0	K: 0	S: 3	LOB: 0	BB: 0	P: 3	1B: 7	SF: 0	2B: 1	SAC: 1	3B: 0	DP: 2	HR: 0	HBP: 0	WP: 0	PA: 33	PB: 0	SB: 0	CS: 0
--------------	------	------	------	------	------	--------	-------	------	------	------	------	------	------	--------	-------	------	------	------	------	------	------	--------	-------	------	------	------	------	------	------	--------	-------	------	------	------	------	------	------	--------	-------	------	------	------	------	------	------	--------	-------	------	------	------	------	------	------	--------	-------	------	------	------	------	------	------	--------	-------	------	-------	-------	-------	--------	-------	-------	-------	--------	-------	--------	-------	-------	-------

PITCHER	IP	WLS	BF	H	R	ER	SO	BB	IBB	HBP	BLK	WP	HR	S	P	ERA	WHIP															PITCHER	IP	WLS	BF	H	R	ER	SO	BB	IBB	HBP	BLK	WP	HR	S	P	ERA	WHIP					
Ed Whitson, R ERA: 3.51	(1, 1)	7.0	W	25	6	1	1	2	0	0	0	0	0	29	29	1.29	0.857																																					
Craig Lefferts, L ERA: 2.03	(8, 1)	2.0	S	8	2	0	0	1	0	0	0	0	0	10	10	0.00	1.000																																					

BOTTOM

San Diego Padres @ New York Mets
 Shea Stadium, Flushing, NY
 Fri Aug 31 1984, 7:05 PM EDT
 Unknown

livebaseballscorecards.com

AB 32
R 1
H 8
RBI 1
BB 0
SO 3
LOB 15



Batter	1	2	3	4	5	6	7	8	9	AB R H RBI BB SO LOB	TOP											
Alan Wiggins, S (1, 4) OBP: 0.345, SLG: 0.328	0-0 G6-4-3 1B		0-0 E6 S		0-3 K			0-0 F8		4 0 1 0 0 1 2												
Tony Gwynn, L (1, 9) OBP: 0.417, SLG: 0.457	0-0 G6-4-3 1B		0-0 3-1			4-0 BB		0-0 G3		3 0 1 0 1 0 1												
Steve Garvey, R (1, 3) OBP: 0.296, SLG: 0.371	0-0 G6-4-3 1-2f 2-3			0-0 5-3		0-0 G5-4-3 1-2f		0-3 K		4 0 0 0 0 1 3												
Graig Nettles, L (1, 5) OBP: 0.333, SLG: 0.433	0-0 F8			0-3 K		4-0 1B BB			0-0 5-3	3 0 0 0 1 1 1												
Terry Kennedy, L (1, 2) OBP: 0.279, SLG: 0.333				0-3 K		0-0 1B			0-0 1B	4 0 2 0 0 2 0												
Kevin McReynolds, R (1, 8) OBP: 0.318, SLG: 0.477				0-3 K		0-0 F9		0-0 F9		4 0 0 0 0 2 3												
Bobby Brown, S (1, 7) OBP: 0.287, SLG: 0.362				0-3 K		0-0 G3		0-0 P3		4 0 0 0 0 2 1												
Tim Flannery, L (1, 6) OBP: 0.351, SLG: 0.420					0-0 F8		0-0 BB 1B		0-0 3-1	3 0 1 0 0 0 0												
Dave Dravecky, R (1, 1) OBP: 0.194, SLG: 0.182					0-0 4-3		4-0 BB		0-0 4-3	1 0 0 0 1 0 0												
Champ Summers, L (7, PH) OBP: 0.222, SLG: 0.353										1 0 0 0 0 0 0												
Craig Lefferts, L (7, 1) OBP: 0.250, SLG: 0.313										0 0 0 0 0 0 0												
Greg Harris, S (8, 1) OBP: 0.250, SLG: 0.250										0 0 0 0 0 0 0												
Inning Stats	R: 0 E: 0 K: 0 S: 4	H: 2 LOB: 1 BB: 0 P: 4	R: 0 E: 0 K: 3 S: 9	H: 0 LOB: 0 BB: 0 P: 9	R: 0 E: 1 K: 0 S: 4	H: 0 LOB: 1 BB: 0 P: 4	R: 0 E: 0 K: 2 S: 7	H: 0 LOB: 0 BB: 0 P: 7	R: 0 E: 0 K: 1 S: 6	H: 1 LOB: 2 BB: 1 P: 10	R: 0 E: 0 K: 0 S: 3	H: 1 LOB: 2 BB: 2 P: 11	R: 0 E: 0 K: 0 S: 3	H: 0 LOB: 0 BB: 0 P: 3	R: 0 E: 0 K: 1 S: 5	H: 0 LOB: 0 BB: 0 P: 5	R: 0 E: 0 K: 2 S: 8	H: 1 LOB: 1 BB: 0 P: 8	1B: 5 2B: 0 3B: 0 HR: 0	SF: 0 SAC: 0 DP: 2 HBP: 0	WP: 0 PB: 0 SB: 1 CS: 0	PA: 34
PITCHER	IP WLS BF H R ER SO BB IBB HBP BLK WP HR S P ERA WHIP																					
Bruce Berenyi, R (1, 1) ERA: 4.69	7.0 W 27 4 0 0 6 3 0 0 0 0 0 0 36 48 0.00 1.000																					
Jesse Orosco, L (8, 1) ERA: 2.3	2.0 7 1 0 0 3 0 0 0 0 0 0 0 13 13 0.00 0.500																					

San Diego Padres @ New York Mets
Shea Stadium, Flushing, NY
Fri Aug 31 1984, 7:05 PM EDT
Att. 38,323 - Unknown

livebaseballscorecards.com

AB	31
R	0
H	5
RBI	0
BB	3
SO	9
LOB	11



Batter	1	2	3	4	5	6	7	8	9
Mookie Wilson, S OBP: 0.303, SLG: 0.395 (1, 8)	0-0 P4		0-0 5-3		0-0 5-3		0-0 1-H 2-H 2B		
Kelvin Chapman, R OBP: 0.365, SLG: 0.392 (1, 4)	0-0 6-3		0-0 F7			0-0 F7	0-0 F8		
Keith Hernandez, L OBP: 0.416, SLG: 0.443 (1, 3)	0-0 4-3		0-0 F7			0-0 F9		0-0 F8 E 1B	
George Foster, R OBP: 0.307, SLG: 0.435 (1, 7)		0-0 3-1 E 2B		0-0 G6-4-3 1B		0-0 P5		0-0 E4 1-2	
Hubie Brooks, R OBP: 0.352, SLG: 0.433 (1, 6) (8, 5)		0-0 3-1		0-0 G6-4-3 1-2f			0-0 HR	0-0 F8 2-3	
Ray Knight, R OBP: 0.261, SLG: 0.279 José Oquendo, S OBP: 0.273, SLG: 0.237 (7, PR) (8, 6)		0-0 E6 BB 3-H		0-0 F8		0-0 1B 2B 1B	0-0 F8	0-0 F8	
Jerry Martin, R OBP: 0.222, SLG: 0.286 (1, 9)		0-3 K			0-0 6-3		0-3 K	0-3 K	
Mike Fitzgerald, R OBP: 0.281, SLG: 0.297 (1, 2)		4-0 BB 1-2 BB			0-0 F8		0-0 P5		
Bruce Berenyi, R OBP: 0.170, SLG: 0.196 Junior Ortiz, R OBP: 0.247, SLG: 0.244 Jesse Orosco, R OBP: 0.571, SLG: 0.250 (8, 1)		0-0 5-3			0-0 1B		0-0 1-2 2B 1B		

AB	R	H	RBI	BB	SO	LOB
4	0	1	2	0	0	1
4	0	0	0	0	0	2
4	0	1	0	0	0	0
4	1	2	0	0	0	1
4	1	1	1	0	0	4
3	0	1	1	0	0	0
1	1	0	0	0	0	2
4	0	0	0	0	3	4
2	0	0	0	1	0	1
2	0	1	0	0	0	2
1	1	1	0	0	0	0
0	0	0	0	0	0	0

BOTTOM

San Diego Padres @ New York Mets
Shea Stadium, Flushing, NY

Fri Aug 31 1984, 7:05 PM EDT
Att. 38,323 - Unknown

livebaseballscorecards.com

AB	33
R	4
H	8
RBI	4
BB	1
SO	3
LOB	17



Inning Stats	R: 0	H: 0	E: 0	K: 0	S: 3	R: 1	H: 1	E: 1	K: 1	S: 7	R: 0	H: 0	E: 0	K: 0	S: 3	R: 0	H: 1	E: 0	K: 0	S: 3	R: 0	H: 1	E: 0	K: 0	S: 4	R: 0	H: 0	E: 0	K: 0	S: 3	R: 3	H: 4	E: 0	K: 1	S: 9	R: 0	H: 1	E: 1	K: 1	S: 7
	0	0	0	0	3	1	1	1	1	7	0	0	0	0	3	0	1	0	0	3	0	0	0	0	4	0	0	0	0	3	3	4	0	1	7	0	1	1	7	

PITCHER	IP	WLS	BF	H	R	ER	SO	BB	IBB	HBP	BLK	WP	HR	S	P	ERA	WHIP
Dave Dravecky, L ERA: 2.5 (1, 1)	6.0	L	22	3	1	1	1	1	1	0	0	0	0	23	27	1.50	0.667
Craig Lefferts, L ERA: 2.3 (7, 1)	1.0		7	4	3	3	1	0	0	0	0	0	1	9	9	27.00	4.000
Greg Harris, R ERA: 2.45 (8, 1)	1.0		5	1	0	0	1	0	0	0	0	0	0	7	7	0.00	1.000

PITCHER	IP	WLS	BF	H	R	ER	SO	BB	IBB	HBP	BLK	WP	HR	S	P	ERA	WHIP

WP	HR	S	P	ERA	WHIP
0	0	1	7	0.00	1.000

Batter	1	2	3	4	5	6	7	8	9	AB R H RBI BB SO LOB	TOP											
Alan Wiggins, S (1, 4) <small>OBP: 0.345, SLG: 0.328</small> Tim Flannery, L (5, 4) <small>OBP: 0.354, SLG: 0.416</small>	0-0 1-3		0-0 S BB 1B		0-0 6-3		4-0 BB BB BB	0-3 K	3 1 1 0 0 0 0 1 0 0 0 1 1 1													
Tony Gwynn, L (1, 9) <small>OBP: 0.416, SLG: 0.455</small> Eddie Miller, S (5, 9) <small>OBP: 0.500, SLG: 0.500</small>	0-0 F7		4-0 S 1-2 1B BB		0-0 3-1		0-0 F9	0-0 BB 1-2 1B	2 1 0 0 1 0 0 2 0 1 0 0 0 1													
Steve Garvey, R (1, 3) <small>OBP: 0.296, SLG: 0.371</small> Ron Roenicke, S (5, 8)	0-0 3-1		0-0 1-H 2-H 1B		0-0 6-3		0-0 L3	0-3 K	3 0 1 2 0 0 0 2 0 0 0 0 1 2													
Graig Nettles, L (1, 5) <small>OBP: 0.333, SLG: 0.430</small> Mario Ramirez, R (6, 5) <small>OBP: 0.304, SLG: 0.342</small> Carmelo Martinez, R (9, PH) <small>OBP: 0.332, SLG: 0.395</small>		4-0 BB BB 2B BB	0-3 S S K		0-3 S S K		4-0 BB BB 2B BB	4-0 BB BB 1-2 2-3 BB	2 0 0 0 1 2 1 0 1 0 0 1 0 0 0 0 0 0 1 0 0													
Terry Kennedy, L (1, 2) <small>OBP: 0.279, SLG: 0.333</small> Bruce Bochy, R (6, 2) <small>OBP: 0.281, SLG: 0.475</small>		0-0 F8	0-3 S S K		0-0 1B		0-0 1B	0-0 1-H SF9 2B	0-0 5-3	3 0 1 0 0 1 2 2 1 1 1 0 0 3												
Kevin McReynolds, R (1, 8) <small>OBP: 0.319, SLG: 0.480</small> Kurt Bevacqua, R (5, 3) <small>OBP: 0.353, SLG: 0.310</small>		0-0 1-3 2B	0-3 S S K		0-3 S S K		0-0 2-3 1B		2 0 1 0 0 1 1 2 0 1 0 0 1 1													
Bobby Brown, S (1, 7) <small>OBP: 0.279, SLG: 0.355</small>		0-3 K		0-0 F8		0-0 F8		0-0 SF9	3 0 0 1 0 1 3													
Garry Templeton, S (1, 6) <small>OBP: 0.314, SLG: 0.327</small>		4-0 IBB		0-0 G3		0-0 4-3		0-3 K	3 0 0 0 1 1 1													
Andy Hawkins, R (1, 1) <small>OBP: 0.225, SLG: 0.205</small> Greg Booker, R (4, 1) Champ Summers, L (7, PH) <small>OBP: 0.216, SLG: 0.343</small> Floyd Chiffer, R (7, 1) Luis Salazar, R (9, PH) <small>OBP: 0.263, SLG: 0.349</small>		0-3 K		0-3 K		0-3 K		0-0 BB 1B 1B	2 0 0 0 0 2 3 0 0 0 0 0 0 0 1 0 0 0 0 1 0 0 0 0 0 0 0 0 1 0 1 0 0 0 0													
Inning Stats	R: 0 E: 0 K: 0 S: 3	H: 0 LOB: 0 BB: 0 P: 3	R: 0 E: 0 K: 2 S: 8	H: 1 LOB: 3 BB: 2 P: 16	R: 2 E: 0 K: 3 S: 11	H: 2 LOB: 1 BB: 1 P: 15	R: 0 E: 0 K: 1 S: 5	H: 0 LOB: 0 BB: 0 P: 5	R: 0 E: 0 K: 0 S: 3	H: 0 LOB: 0 BB: 0 P: 3	R: 0 E: 0 K: 2 S: 8	H: 1 LOB: 1 BB: 0 P: 8	R: 0 E: 0 K: 1 S: 5	H: 0 LOB: 1 BB: 1 P: 9	R: 2 E: 0 K: 1 S: 7	H: 2 LOB: 1 BB: 1 P: 11	R: 0 E: 0 K: 2 S: 9	H: 2 LOB: 3 BB: 1 P: 13	1B: 6 2B: 2 3B: 0 HR: 0	SF: 1 SAC: 0 DP: 0 HBP: 0	WP: 0 PB: 0 SB: 2 CS: 0	PA: 41
PITCHER	IP WLS BF H R ER SO BB IBB HBP BLK WP HR S P ERA WHIP																					
Dwight Gooden, R (1, 1) <small>ERA: 2.98</small> Jesse Orosco, L (9, 1) <small>ERA: 2.27</small>	8.0 W 35 6 4 4 10 4 1 0 0 0 0 0 50 70 4.50 1.250																					
	1.0 S 6 2 0 0 2 1 0 0 0 0 0 0 9 13 0.00 3.000																					

San Diego Padres @ New York Mets
 Shea Stadium, Flushing, NY
 Sat Sep 01 1984, 7:05 PM EDT
 Unknown

livebaseballscorecards.com

AB	34
R	4
H	8
RBI	4
BB	6
SO	12
LOB	19



Batter	1	2	3	4	5	6	7	8	9	AB	R	H	RBI	BB	SO	LOB
Wally Backman, S (1, 4) OBP: 0.356, SLG: 0.342	0-0 F8	0-0 1B 1-2 2-H 1B		0-0 4-3 2B	0-0 6-3			0-0 4-3		5	1	2	1	0	0	0
Mookie Wilson, S (1, 8) OBP: 0.301, SLG: 0.392 Herm Winningham, L (7, 8)	0-0 4-3	0-3 K		0-0 4-3	0-3 K			0-0 F7		4	0	0	0	0	2	3
Keith Hernandez, L (1, 3) OBP: 0.419, SLG: 0.448 Danny Heep, L (8, 3) OBP: 0.318, SLG: 0.326	0-0 BB 1B	0-0 1-3 2-H 1B		0-0 3-H 1B 2B				0-3 K		4	2	3	2	0	0	0
George Foster, R (1, 7) OBP: 0.309, SLG: 0.435	4-0 1-2 BB 1B	0-0 F9		0-0 2-H HR 1B				0-3 K		3	1	1	1	1	1	2
Hubie Brooks, R (1, 6) OBP: 0.353, SLG: 0.434	0-0 1-2 2-H 1B			0-0 6-3 1B	0-0 F7			0-3 K		4	0	2	1	0	1	1
Darryl Strawberry, L (1, 9) OBP: 0.341, SLG: 0.433	0-3 K			0-0 F7	0-0 1-H HR			0-0 G3		4	1	1	2	0	1	3
Ray Knight, R (1, 5) OBP: 0.267, SLG: 0.283		0-0 1B 1B		0-0 6-3 1-2 BB FC5-4	4-0 BB BB BB 1B			0-0 WP 1B		3	1	2	0	1	0	1
Mike Fitzgerald, R (1, 2) OBP: 0.283, SLG: 0.297		0-0 1-2 1B 1B		4-0 IBB	0-0 FC5-4 1-2f			0-3 K		3	1	1	0	1	1	2
Dwight Gooden, R (1, 1) OBP: 0.145, SLG: 0.136 Jesse Orosco, R (9, 1) OBP: 0.571, SLG: 0.250		0-0 F2		0-0 4-3				0-0 1-3 K		4	0	0	0	0	1	5
										0	0	0	0	0	0	0


Inning Stats	R: 1	H: 2	E: 0	K: 1	S: 7	LOB: 2	BB: 1	P: 11	R: 2	H: 4	E: 0	K: 1	S: 9	LOB: 2	BB: 0	P: 9	R: 0	H: 1	E: 0	K: 0	S: 4	LOB: 2	BB: 1	P: 8	R: 4	H: 4	E: 0	K: 0	S: 7	LOB: 1	BB: 1	P: 11	R: 0	H: 0	E: 0	K: 2	S: 7	LOB: 0	BB: 0	P: 7	R: 0	H: 0	E: 0	K: 1	S: 6	LOB: 1	BB: 0	P: 6	R: 0	H: 0	E: 0	K: 1	S: 5	LOB: 0	BB: 0	P: 5
PITCHER	IP	WLS	BF	H	R	ER	SO	BB	IBB	HBP	BLK	WP	HR	S	P	ERA	WHIP																																							
Andy Hawkins, R (1, 1) ERA: 4.93	3.1	L	22	10	6	6	2	1	1	0	0	0	0	24	32	16.20	3.300																																							
Greg Booker, R (4, 1) ERA: 2.98	2.2		10	1	1	1	4	1	0	0	0	0	1	17	21	3.38	0.750																																							
Floyd Chiffer, R (7, 1) ERA: 7.13	2.0		7	1	0	0	2	0	0	0	0	1	0	11	11	0.00	0.500																																							

BOTTOM

San Diego Padres @ New York Mets
Shea Stadium, Flushing, NY
Sat Sep 01 1984, 7:05 PM EDT
Unknown

livebaseballscorecards.com

AB	36
R	7
H	12
RBI	7
BB	3
SO	8
LOB	17



WP: 1	PA: 39
PB: 0	CS: 0
SB: 0	
CS: 0	

San Diego Padres @ New York Mets
 Shea Stadium, Flushing, NY
 Sat Sep 01 1984, 7:05 PM EDT
 Att: 35,688 - Unknown

AB	36
R	6
H	11
RBI	5
BB	2
SO	6
LOB	13



WP:	0	PA:	38
PB:	0		
SB:	0		
CS:	0		

AB R H RBI BB SO LOB

4	0	0	0	1	0	1
5	1	1	0	0	1	4
4	2	3	1	0	0	0
4	0	1	0	0	0	2
4	1	3	2	0	1	1
4	1	1	1	0	1	3
3	1	1	0	1	0	0
4	0	0	0	0	1	2
2	0	1	1	0	1	0
0	0	0	0	0	0	0
1	0	0	0	0	0	1
0	0	0	0	0	0	0
1	0	0	0	0	0	0

1B:	6	SF:	0
2B:	2	SAC:	0
3B:	1	DP:	3
HR:	2	HBP:	0

1B:	6	SF:	0
2B:	2	SAC:	0
3B:	1	DP:	3
HR:	2	HBP:	0

Batter	1	2	3	4	5	6	7	8	9																										
Alan Wiggins, S (1, 4) OBP: 0.344, SLG: 0.326	0-0 F7		0-0 E6	0-0 F7			4-0 G6-3 BB		0-0 E6																										
Tony Gwynn, L (1, 9) OBP: 0.414, SLG: 0.456	0-0 2B 3B		0-0 5-3	0-3 K			0-0 G6-3		0-0 G6-4-3																										
Steve Garvey, R (1, 3) OBP: 0.299, SLG: 0.376	0-0 1B 2B		0-0 1B E 1B			0-0 1B 1B																													
Graig Nettles, L (1, 5) OBP: 0.332, SLG: 0.428	0-0 F3		0-0 E9 1B			0-0 F8			0-0 4-3																										
Kevin McReynolds, R (1, 8) OBP: 0.322, SLG: 0.489	0-0 1B		0-3 K			0-0 G4-6-3 1B			0-0 HR																										
Terry Kennedy, L (1, 2) OBP: 0.279, SLG: 0.339	0-0 F9			0-0 HR		0-0 G4-6-3			0-3 K																										
Carmelo Martinez, R (1, 7) OBP: 0.333, SLG: 0.394		0-0 6-3		0-0 5-3 2B 1B		0-0 1-3			4-0 BB																										
Luis Salazar, R (1, 6) OBP: 0.257, SLG: 0.341		0-0 P4		0-0 5-3		0-0 5-3			0-3 K																										
Eric Show, R (1, 1) OBP: 0.237, SLG: 0.362			0-3 K			0-3 K2-3			0-0 6-3																										
Luis DeLeon, R (5, 1)																																			
Ron Roenicke, S (6, PH)																																			
Greg Harris, S (6, 1) OBP: 0.250, SLG: 0.250																																			
Kurt Bevacqua, R (9, PH) OBP: 0.346, SLG: 0.302				2-3 2B																															
Inning Stats	R: 2 H: 3 E: 0 LOB: 1 K: 0 BB: 0 S: 6 P: 6	R: 0 H: 0 E: 0 LOB: 0 K: 1 BB: 0 S: 5 P: 5	R: 1 H: 2 E: 2 LOB: 1 K: 1 BB: 0 S: 7 P: 7	R: 2 H: 3 E: 0 LOB: 1 K: 1 BB: 0 S: 8 P: 8	R: 0 H: 2 E: 0 LOB: 1 K: 0 BB: 0 S: 4 P: 4	R: 0 H: 0 E: 0 LOB: 0 K: 1 BB: 0 S: 5 P: 5	R: 0 H: 0 E: 0 LOB: 0 K: 0 BB: 1 S: 2 P: 6	R: 1 H: 1 E: 0 LOB: 1 K: 2 BB: 1 S: 8 P: 12	R: 0 H: 0 E: 1 LOB: 0 K: 0 BB: 0 S: 3 P: 3																										
PITCHER	IP WLS BF H R ER SO BB IBB HBP BLK WP HR S P ERA WHIP																																		
Calvin Schiraldi, R (1, 1) ERA: 10.8	3.1	18	8	5	4	2	0	0	0	0	0	1	22	22	10.80	2.400																			
Tom Gorman, L (4, 1) ERA: 3.26	0.2	W	2	0	0	0	1	0	0	0	0	0	4	4	0.00	0.000																			
Brent Gaff, R (5, 1) ERA: 3.33	3.0		10	2	0	0	1	1	0	0	0	0	11	15	0.00	1.000																			
Jesse Orosco, L (8, 1) ERA: 2.33	2.0	S	8	1	1	1	2	1	0	0	0	0	1	11	15	4.50	1.000																		

livebaseballscorecards.com

Batter	1	2	3	4	5	6	7	8	9
Wally Backman, S OBP: 0.357, SLG: 0.343 (1, 4)	0-0 G3		0-0 1B	0-0 2B BB 1B	0-0 F7		0-0 4-3		
Herm Winningham, L OBP: 0.333, SLG: 0.500 (1, 8)	0-0 4-3		0-3 K	0-0 BB 2B 2B		0-0 4-3		0-0 2-3 HR 1B	
Keith Hernandez, L OBP: 0.420, SLG: 0.447 (1, 3)	0-0 1B 1B		4-0 1B BB	4-0 2B BB		0-3 K		0-0 2-3	
Darryl Strawberry, L OBP: 0.345, SLG: 0.443 (1, 9)	0-0 1-3 1B		0-0 1-2 1B	4-0 1-2 2-3 3-H 2B BB		0-3 K		0-0 2-H HR	
Hubie Brooks, R OBP: 0.355, SLG: 0.438 (1, 6)		0-0 BB 1B	0-3 K	0-0 1-H 2-H 3-H 2B			0-0 4-3	0-0 BB 1B	
Danny Heep, L OBP: 0.315, SLG: 0.318 (1, 7)		0-3 K	0-0 F8		4-0 E S BB		0-0 F9	0-0 F8	
Ray Knight, R OBP: 0.272, SLG: 0.283 (1, 5)		4-0 FC5-4 BB		0-0 6-3	0-0 5-3		0-0 1B 1B	4-0 1-2 BB	
Ron Hodges, L OBP: 0.342, SLG: 0.255 (1, 2)		0-0 P4		0-0 F7	0-0 E2		0-0 1B 1B	0-0 4-3	
Calvin Schiraldi, R (1, 1) Tom Gorman, L (4, 1) John Stearns, R (4, PH) Brent Galf, R (5, 1) Rusty Staub, L (7, PH) José Oquendo, S (7, PR) Jesse Orosco, R (8, 1)		0-0 FC5-4		0-0 1B 2B	0-0 F3		0-0 1-2 2-H 1B		

Inning Stats	R: 0	H: 2	E: 0	LOB: 2	K: 0	BB: 0	S: 4	P: 4
	R: 0	H: 1	E: 0	LOB: 2	K: 1	BB: 1	S: 6	P: 10
	R: 1	H: 2	E: 0	LOB: 2	K: 2	BB: 1	S: 9	P: 13
	R: 5	H: 4	E: 0	LOB: 1	K: 0	BB: 2	S: 6	P: 14
	R: 1	H: 0	E: 1	LOB: 1	K: 0	BB: 1	S: 4	P: 8
	R: 0	H: 0	E: 0	LOB: 0	K: 2	BB: 0	S: 7	P: 7
	R: 1	H: 3	E: 0	LOB: 2	K: 0	BB: 0	S: 6	P: 6
	R: 2	H: 3	E: 0	LOB: 2	K: 0	BB: 1	S: 6	P: 10

PITCHER	IP	WLS	BF	H	R	ER	SO	BB	IBB	HBP	BLK	WP	HR	S	P	ERA	WHIP
Eric Show, R (1, 1) ERA: 3.45	4.0	L	23	9	6	6	3	4	0	0	0	0	0	25	41	13.50	3.250
Luis DeLeon, R (5, 1) ERA: 4.88	1.0		5	0	1	0	0	1	0	0	0	0	0	4	8	0.00	1.000
Greg Harris, R (6, 1) ERA: 2.91	3.0		16	6	3	3	2	1	0	0	0	0	1	19	23	9.00	2.333

AB R H RBI BB SO LOB

5	2	2	0	0	0	3
5	2	2	1	0	1	1
3	1	1	0	2	1	1
4	2	3	4	1	1	0
5	0	3	3	0	1	2
4	1	0	0	1	1	4
3	1	1	0	2	0	1
5	0	1	0	0	0	4
1	0	0	0	0	0	2
0	0	0	0	0	0	0
1	1	1	0	0	0	0
1	0	0	0	0	0	1
1	0	1	1	0	0	0
0	0	0	0	0	0	0
0	0	0	0	0	0	0

1B: 11	SF: 0	WP: 0	PA: 44
2B: 3	SAC: 0	PB: 0	
3B: 0	DP: 0	SB: 2	
HR: 1	HBP: 0	CS: 0	

PITCHER	IP	WLS	BF	H	R	ER	SO	BB	IBB	HBP	BLK	WP	HR	S	P	ERA	WHIP
Eric Show, R (1, 1) ERA: 3.45	4.0	L	23	9	6	6	3	4	0	0	0	0	0	25	41	13.50	3.250
Luis DeLeon, R (5, 1) ERA: 4.88	1.0		5	0	1	0	0	1	0	0	0	0	0	4	8	0.00	1.000
Greg Harris, R (6, 1) ERA: 2.91	3.0		16	6	3	3	2	1	0	0	0	0	1	19	23	9.00	2.333

San Diego Padres @ New York Mets
Shea Stadium, Flushing, NY
Sat Sep 01 1984, 7:05 PM EDT
Att. 35,688 - Unknown

livebaseballscorecards.com

AB	38
R	10
H	15
RBI	9
BB	6
SO	5
LOB	19



Batter	1	2	3	4	5	6	7	8	9	10	11	12	AB R H RBI BB SO LOB	TOP											
Alan Wiggins, S OBP: 0.340, SLG: 0.322 (1, 4)	0-0 6-3 ①	0-0 E1 1-H ①		0-0 K ③			0-0 4-3 ②		0-0 FC6-4 IBB 1-2f ①			0-0 6-3 ①	6 0 0 0 0 1 5	San Diego Padres @ New York Mets Shea Stadium, Flushing, NY Sun Sep 02 1984, 3:33 AM EDT Att. 36,915 - Unknown livebaseballscorecards.com											
Tony Gwynn, L OBP: 0.414, SLG: 0.454 (1, 9)	0-0 FC6-4 1B ①	0-0 F8 ③			0-0 4-3 ①		0-0 4-3 ③		4-0 G6-4-3 IBB 1-2 ②			0-0 6-3 ②	5 0 1 0 1 0 2												
Steve Garvey, R OBP: 0.301, SLG: 0.377 (1, 3)	0-0 FC6-4 1B ②		0-0 G3-6-3 1B ①		0-0 P3 ②			0-0 FC1-6 1B ①	0-0 G6-4-3 1-2f ③			0-0 F9 ③	6 0 3 0 0 0 3												
Kevin McReynolds, R OBP: 0.319, SLG: 0.483 (1, 8)	0-0 FC6-4 1-2f 2-3 ②		0-3 K ①		0-3 K ③			0-0 FC1-6 E 1-2f ①		0-3 K ①			5 0 0 0 0 3 4												
Terry Kennedy, L OBP: 0.278, SLG: 0.338 (1, 2)	0-3 K ③		0-0 G3-6-3 1-2f ③			0-0 P6 ①		0-0 E9 1B ②		0-0 4-3 ②			5 0 1 0 0 1 3												
Carmelo Martinez, R OBP: 0.334, SLG: 0.400 (1, 7)		0-0 HR ①		0-0 P6 ①		0-0 P4 ②		4-0 G4-6-3 IBB ③		0-0 6-3 ③			4 1 1 1 1 0 0												
Tim Flannery, L OBP: 0.346, SLG: 0.404 (1, 5)		0-0 F8 ①		0-0 FC4-6 1B ③		0-0 4-3 ③		0-0 G4-6-3 1-2f ③			0-0 3-1 ①		5 0 1 0 0 0 3												
Gary Templeton, S OBP: 0.315, SLG: 0.328 (1, 6)		0-0 4-3 ②		0-0 FC4-6 1B 1-2f ②			0-0 4-3 4-3 1B ①		0-0 1B 1B ①			0-3 K ②	5 0 2 0 0 1 1												
Tim Lollar, L OBP: 0.290, SLG: 0.371 Rich Gossage, R OBP: 0.238, SLG: 0.200 (8, 1)		0-0 WP E 1B ①		0-0 1-3 1B ①			0-0 4-3 1-2 ①		0-0 FC6-4 1B 1-3 ①			0-3 K ③	3 1 2 0 0 0 1 2 0 1 0 0 1 0												
Inning Stats	R: 0 E: 0 K: 1 S: 7	H: 2 LOB: 2 BB: 0 P: 7	R: 2 E: 1 K: 0 S: 6	H: 2 LOB: 1 BB: 0 P: 6	R: 0 E: 0 K: 1 S: 5	H: 1 LOB: 0 BB: 0 P: 5	R: 0 E: 0 K: 1 S: 7	H: 2 LOB: 2 BB: 0 P: 7	R: 0 E: 0 K: 1 S: 5	H: 0 LOB: 0 BB: 0 P: 5	R: 0 E: 0 K: 0 S: 3	H: 0 LOB: 0 BB: 0 P: 3	R: 0 E: 0 K: 1 S: 5		H: 0 LOB: 0 BB: 0 P: 5	R: 0 E: 0 K: 2 S: 7	H: 0 LOB: 0 BB: 0 P: 7	R: 0 E: 0 K: 0 S: 3	H: 0 LOB: 0 BB: 0 P: 3	1B: 11 2B: 0 3B: 0 HR: 1	SF: 0 SAC: 0 DP: 3 HBP: 0	WP: 1 PB: 0 SB: 0 CS: 0	PA: 48		
PITCHER	IP WLS BF H R ER SO BB IBB HBP BLK WP HR S P ERA WHIP																								
Walt Terrell, R ERA: 3.24 (1, 1)	8.0	34	10	2	1	4	0	0	0	0	1	0	45		1.12	1.250									
Doug Sisk, R ERA: 2.04 (9, 1)	2.0	8	2	0	0	1	0	1	0	0	0	0	9	0.00	1.000										
Brent Gaff, R ERA: 3.23 (11, 1)	2.0	W 6	0	0	0	2	0	0	0	0	0	0	10	0.00	0.000										

Batter	1	2	3	4	5	6	7	8	9	10	11	12	AB	R	H	RBI	BB	SO	LOB
Mookie Wilson, S OBP: 0.299, SLG: 0.388	0-0 6-3		0-3 K		0-3 K			0-3 K	0-0 F9			4-0 S 1B BB	5	1	0	0	1	3	4
Kelvin Chapman, R Rusty Staub, L Doug Sisk, R Herm Winningham, L Brent Gaff, R Ron Hodges, L	0-0 HR 1B		0-0 P4			0-0 P6		0-3 K		0-3 K		0-0 P5	3	1	1	0	0	0	0
Keith Hernandez, L	0-0 HR			0-0 4-3		4-0 BB		4-0 FC4 IBB		0-3 K		4-0 1B IBB	3	1	1	2	3	1	0
George Foster, R	0-0 F9			0-0 1B 1B		0-0 F7		0-0 FC4		0-0 4-3		0-0 1B	6	0	2	1	0	0	3
Hubie Brooks, R	0-0 4-3			0-0 1B		0-3 K			0-0 CS 1B		0-3 K		5	0	2	0	0	2	1
Darryl Strawberry, L		0-0 G5-4-3 1B		0-3 K		0-0 F8		0-3 K		0-0 F8			5	0	1	0	0	2	3
Ray Knight, R	0-0 P4			0-0 F9		0-0 F7		0-0 BB 1B 1B		0-0 1B 1B		0-0 1B	5	0	2	0	0	0	3
Mike Fitzgerald, R	0-0 G5-4-3				0-3 K		0-3 K		0-0 BB 1B		0-0 P4		5	0	1	0	0	2	2
Walt Terrell, L Danny Heep, L José Oquendo, S Wally Backman, S	0-3 K		0-3 K		0-3 K			4-0 S BB	4-0 BB			0-0 6-3	2	0	0	0	0	2	0

Inning Stats	R: 2	H: 2	E: 0	LOB: 0	K: 0	BB: 0	S: 5	R: 0	H: 1	E: 0	LOB: 0	K: 0	BB: 0	S: 3	R: 0	H: 0	E: 0	LOB: 0	K: 2	BB: 0	S: 7	R: 0	H: 2	E: 0	LOB: 2	K: 1	BB: 0	S: 7	R: 0	H: 0	E: 0	LOB: 0	K: 3	BB: 0	S: 9	R: 0	H: 0	E: 0	LOB: 1	K: 1	BB: 1	S: 5	R: 0	H: 0	E: 0	LOB: 0	K: 1	BB: 0	S: 5	R: 0	H: 0	E: 0	LOB: 2	K: 2	BB: 2	S: 7	R: 0	H: 3	E: 0	LOB: 3	K: 1	BB: 1	S: 7	R: 0	H: 0	E: 0	LOB: 0	K: 2	BB: 0	S: 7	R: 0	H: 0	E: 0	LOB: 0	K: 1	BB: 0	S: 6	R: 1	H: 1	E: 0	LOB: 2	K: 0	BB: 2	S: 3	1B: 9	2B: 0	3B: 0	HR: 1	SF: 0	DP: 1	HBP: 0	WP: 0	PA: 49
PITCHER	IP	WLS	BF	H	R	ER	SO	BB	IBB	HBP	BLK	WP	HR	S	P	ERA	WHIP																																																																												
Tim Lollar, L ERA: 3.76	7.0		26	5	2	2	8	1	0	0	0	0	1	41	45	2.57	0.857																																																																												
Rich Gossage, R ERA: 2.9	4.2	L	23	5	1	1	6	3	2	0	0	0	0	30	50	1.93	1.714																																																																												

San Diego Padres @ New York Mets
 Shea Stadium, Flushing, NY
 Sun Sep 02 1984, 3:33 AM EDT
 Att: 36,915 - Unknown

AB	43
R	3
H	10
RBI	3
BB	6
SO	14
LOB	19

Batter	1	2	3	4	5	6	7	8	9	AB R H RBI BB SO LOB	TOP
Alan Wiggins, S (1, 4) OBP: 0.338, SLG: 0.319	0-0 F3	0-3 K			0-0 F8		0-3 K			4 0 0 0 0 2 3	San Diego Padres @ Los Angeles Dodgers Dodger Stadium, Los Angeles, CA Mon Sep 03 1984, 3:33 AM PDT Att: 43,176 - Unknown livebaseballscorecards.com
Tony Gwynn, L (1, 9) OBP: 0.411, SLG: 0.450	0-0 5-3		0-0 G3		0-0 1-3			0-0 F7		4 0 0 0 0 0 0	
Steve Garvey, R (1, 3) OBP: 0.301, SLG: 0.376	0-0 F8		0-0 F8		0-0 F2			0-0 1B		4 0 1 0 0 0 0	
Kevin McReynolds, R (1, 8) OBP: 0.320, SLG: 0.490		0-0 HR	0-0 6-3		0-0 F8			0-0 1B		4 1 2 1 0 0 0	
Carmelo Martinez, R (1, 7) OBP: 0.335, SLG: 0.401		0-0 1B BB		0-0 HR	0-0 F8			0-0 F2		4 2 2 0 0 0 2	
Terry Kennedy, L (1, 2) OBP: 0.278, SLG: 0.343		0-0 F3	0-0 HR		0-0 F2			0-0 G3		4 1 1 2 0 0 3	
Luis Salazar, R (1, 5) OBP: 0.262, SLG: 0.341		4-0 SH5-3 1B BB	0-0 6-3		0-0 CS			0-3 K		3 0 1 0 1 1 0	
Garry Templeton, S (1, 6) OBP: 0.316, SLG: 0.329		0-0 SH5-3 1B	0-0 5-3		0-0 SH5-4 1B			0-0 F4		4 0 2 1 0 0 0	
Mark Thurmond, L (1, 1) OBP: 0.235, SLG: 0.224 Luis DeLeon, R (7, 1) Craig Lefferts, L (9, 1) OBP: 0.250, SLG: 0.313		0-0 SH5-3	0-0 5-3		0-0 SH5-4 1B			0-3 K		1 0 0 0 0 0 0 1 0 0 0 0 1 0 0 0 0 0 0 0 0	
Inning Stats	R: 0 H: 0 E: 0 LOB: 0 K: 0 BB: 0 S: 3 P: 3	R: 2 H: 3 E: 0 LOB: 2 K: 1 BB: 1 S: 8 P: 12	R: 0 H: 0 E: 0 LOB: 0 K: 0 BB: 0 S: 3 P: 3	R: 2 H: 2 E: 0 LOB: 0 K: 0 BB: 0 S: 5 P: 5	R: 0 H: 0 E: 0 LOB: 0 K: 0 BB: 0 S: 3 P: 3	R: 0 H: 0 E: 0 LOB: 0 K: 0 BB: 0 S: 3 P: 3	R: 0 H: 2 E: 0 LOB: 1 K: 1 BB: 0 S: 6 P: 6	R: 0 H: 2 E: 0 LOB: 2 K: 0 BB: 0 S: 5 P: 5	R: 0 H: 0 E: 0 LOB: 0 K: 2 BB: 0 S: 7 P: 7	1B: 7 SF: 0 2B: 0 SAC: 2 3B: 0 DP: 0 HR: 2 HBP: 0	WP: 0 PA: 36 PB: 0 SB: 0 CS: 1
PITCHER	IP WLS BF H R ER SO BB IBB HBP BLK WP HR S P ERA WHIP										
Jerry Reuss, L (1, 1) ERA: 5.02	7.0 L 28 7 4 4 2 1 0 0 0 0 0 2 31 35 5.14 1.143										
Burt Hooton, R (8, 1) ERA: 3.92	0.2 4 2 0 0 0 0 0 0 0 0 0 0 4 4 0.00 3.000										
Carlos Diaz, L (8, 1) ERA: 5.77	1.1 4 0 0 0 0 2 0 0 0 0 0 0 8 8 0.00 0.000										

Batter	1	2	3	4	5	6	7	8	9	AB	R	H	RBI	BB	SO	LOB
Steve Sax, R (1, 4) OBP: 0.293, SLG: 0.301 Ken Landreaux, L (7, PH) OBP: 0.289, SLG: 0.355 (8, 7)	0-0 1-3 ①		0-0 6-3 ①		0-0 1B		0-3 K ②			3	0	1	0	0	0	0
Bill Russell, R (1, 6) OBP: 0.339, SLG: 0.328	0-0 5-3 ②		0-0 4-3 ②		0-0 F5 ②		0-0 F5 ③			4	0	0	0	0	0	3
R.J. Reynolds, S (1, 8) OBP: 0.305, SLG: 0.356	0-0 G3 ③		0-0 F5 ③		0-0 5-3 ③			0-3 K ①		4	0	0	0	0	1	1
Pedro Guerrero, R (1, 3) OBP: 0.339, SLG: 0.428 (9, 9)		0-0 FC1-6 1B 5-3 1B		0-0 2B 1B		0-0 F7 ①		0-0 5-3 ②		4	2	2	0	0	0	0
Candy Maldonado, R (1, 9) OBP: 0.303, SLG: 0.372 Greg Brock, L (8, PH) OBP: 0.313, SLG: 0.410 (9, 3)		0-0 5-3 ①		0-3 K ①		0-0 F7 ②		0-0 F6 ③		3	0	0	0	0	1	2
Steve Yeager, R (1, 2) OBP: 0.301, SLG: 0.317 Franklin Stubbs, L (9, PH) OBP: 0.269, SLG: 0.348 Gilberto Reyes, R (9, PH)		4-0 BB BB FC1-6 BB		0-0 1-H G3 2B		0-0 F7 ③		0-3 K ①		2	1	1	1	1	0	0
Tony Brewer, R (1, 7) OBP: 0.091, SLG: 0.095 Rafael Landestoy, S (8, 4) OBP: 0.176, SLG: 0.220		0-0 FC1-6 1B 1-2f 2-3		0-0 G3 3-H		0-0 F8 ①		0-3 K ②		3	0	0	1	0	0	2
German Rivera, R (1, 5) OBP: 0.330, SLG: 0.379		0-0 1-2 3-H 1B		0-0 4-3 ③		4-0 BB BB 1B BB		0-0 6-3 ③		3	0	1	1	1	0	0
Jerry Reuss, L (1, 1) OBP: 0.294, SLG: 0.200 Mike Marshall, R (7, PH) OBP: 0.322, SLG: 0.448 Ed Amelung, L (7, PR) OBP: 0.270, SLG: 0.229 Burt Hooton, R (8, 1) Carlos Diaz, R (8, 1)		0-0 4-3 ③		0-3 K ①		0-0 1-2 1B				2	0	0	0	0	1	2

Inning Stats	R: 0	H: 0	E: 0	K: 0	S: 3	H: 0	LOB: 0	BB: 0	P: 3	R: 1	H: 2	E: 0	K: 0	S: 5	H: 0	LOB: 2	BB: 1	P: 9	R: 0	H: 0	E: 0	K: 0	S: 3	R: 2	H: 2	E: 0	K: 1	S: 7	H: 1	LOB: 1	BB: 0	P: 6	R: 0	H: 0	E: 0	K: 0	S: 3	H: 0	LOB: 0	BB: 0	P: 3	R: 0	H: 1	E: 0	K: 1	S: 6	H: 0	LOB: 2	BB: 1	P: 10	R: 0	H: 0	E: 0	K: 1	S: 5	H: 0	LOB: 0	BB: 0	P: 5	R: 0	H: 0	E: 0	K: 2	S: 7	H: 0	LOB: 0	BB: 0	P: 7	1B: 5	SF: 0	2B: 1	SAC: 0	3B: 0	DP: 0	HR: 0	HBP: 0	WP: 0	PA: 35
--------------	------	------	------	------	------	------	--------	-------	------	------	------	------	------	------	------	--------	-------	------	------	------	------	------	------	------	------	------	------	------	------	--------	-------	------	------	------	------	------	------	------	--------	-------	------	------	------	------	------	------	------	--------	-------	-------	------	------	------	------	------	------	--------	-------	------	------	------	------	------	------	------	--------	-------	------	-------	-------	-------	--------	-------	-------	-------	--------	-------	--------

PITCHER	IP	WLS	BF	H	R	ER	SO	BB	IBB	HBP	BLK	WP	HR	S	P	ERA	WHIP
Mark Thurmond, L (1, 1) ERA: 3.05	6.1	W	27	6	3	3	2	2	0	0	0	0	0	29	37	4.26	1.263
Luis DeLeon, R (7, 1) ERA: 4.6	1.2		5	0	0	0	2	0	0	0	0	0	0	9	9	0.00	0.000
Craig Lefferts, L (9, 1) ERA: 2.27	1.0	S	3	0	0	0	2	0	0	0	0	0	0	7	7	0.00	0.000

BOTTOM

San Diego Padres @ Los Angeles Dodgers
Dodger Stadium, Los Angeles, CA

Mon Sep 03 1984, 3:33 AM PDT
 Att. 43,176 - Unknown

AB	33
R	3
H	6
RBI	3
BB	2
SO	6
LOB	12



Batter	1	2	3	4	5	6	7	8	9	AB R H RBI BB SO LOB	TOP																									
Alan Wiggins, S (1, 4) OBP: 0.336, SLG: 0.317	0-0 1-3		0-0 4-3			0-0 6-3		0-0 SH1-4	0-0 FC5-4	4 0 0 0 0 0 2	San Diego Padres @ Los Angeles Dodgers Dodger Stadium, Los Angeles, CA Tue Sep 04 1984, 7:05 PM PDT Att: 31,988 - Unknown livebaseballscorecards.com																									
Tony Gwynn, L (1, 9) OBP: 0.411, SLG: 0.451	0-0 1B		0-0 4-3			0-0 4-3		0-0 1B		4 0 2 1 0 0 0																										
Steve Garvey, R (1, 3) OBP: 0.301, SLG: 0.374	4-0 BB			0-0 F7			0-0 F2	0-3 K		3 0 0 0 1 1 2																										
Graig Nettles, L (1, 5) OBP: 0.331, SLG: 0.425	0-0 G3			0-0 G3			0-0 F8	4-0 IBB		3 0 0 0 1 0 1																										
Kevin McReynolds, R (1, 8) OBP: 0.320, SLG: 0.487		0-3 K		0-0 5-3			4-0 BB 1B	0-0 F6		3 0 0 0 1 1 2																										
Terry Kennedy, L (1, 2) OBP: 0.282, SLG: 0.347		0-0			0-0 G3		0-0	0-0		4 0 3 0 0 0 0																										
Luis Salazar, R (9, PR) OBP: 0.262, SLG: 0.341										0 0 0 0 0 0 0																										
Bruce Bochy, R (9, 2) OBP: 0.281, SLG: 0.475			FC3-6 1B				1-2 1B		4-3 1B	0 0 0 0 0 0 0																										
Carmelo Martinez, R (1, 7) OBP: 0.335, SLG: 0.398		0-0 FC3-6					4-0 BB	0-0 4-3		3 0 0 0 1 0 2																										
Garry Templeton, S (1, 6) OBP: 0.316, SLG: 0.327		0-0 FC6					1-2 2-3 BB		4-0 FC5-4 IBB	3 0 0 0 1 0 4																										
Ed Whitson, R (1, 1) OBP: 0.075, SLG: 0.058			0-0 1-3			0-0 6-3		1-0 SH1-4 1B HBP	0-3 K	2 0 0 0 0 0 0																										
Craig Lefferts, L (7, 1) OBP: 0.250, SLG: 0.313										0 0 0 0 0 0 0																										
Tim Flannery, L (8, PH) OBP: 0.352, SLG: 0.404										0 0 0 0 0 0 0																										
Eddie Miller, S (8, PR) OBP: 0.550, SLG: 0.500										0 0 1 0 0 0 0																										
Luis DeLeon, R (8, 1) OBP: 0.550, SLG: 0.500										0 0 0 0 0 0 0																										
Bobby Brown, S (8, PH) OBP: 0.277, SLG: 0.352										1 0 0 0 0 1 2																										
Andy Hawkins, R (9, 1) OBP: 0.225, SLG: 0.205										0 0 0 0 0 0 0																										
Inning Stats	R: 0 E: 0 K: 0 S: 3	H: 1 LOB: 1 BB: 1 P: 7	R: 0 E: 0 K: 1 S: 6	H: 1 LOB: 1 BB: 0 P: 6	R: 0 E: 0 K: 0 S: 3	H: 0 LOB: 0 BB: 0 P: 3	R: 0 E: 0 K: 0 S: 3	H: 0 LOB: 0 BB: 0 P: 3	R: 0 E: 0 K: 0 S: 3	H: 0 LOB: 0 BB: 0 P: 3	R: 0 E: 0 K: 0 S: 4	H: 1 LOB: 3 BB: 2 P: 12	R: 1 E: 0 K: 1 S: 6	H: 1 LOB: 2 BB: 1 P: 11	R: 0 E: 0 K: 1 S: 6	H: 1 LOB: 2 BB: 1 P: 10	1B: 5 2B: 0 3B: 0 HR: 0	SF: 0 SAC: 1 DP: 0 HBP: 1	WP: 0 PB: 0 SB: 0 CS: 1	PA: 37																
PITCHER	IP WLS BF H R ER SO BB IBB HBP BLK WP HR S P ERA WHIP																																			
Orel Hershiser, R (1, 1) ERA: 2.47	6.2	25	3	0	0	1	3	0	0	0	0	0	0	24	36	0.00	0.900																			
Ken Howell, R (7, 1) ERA: 3.72	2.1	W	12	2	1	1	2	0	2	1	0	0	0	13	22	3.86	0.857																			

AB	30
R	1
H	5
RBI	1
BB	5
SO	3
LOB	15



Batter	1	2	3	4	5	6	7	8	9	AB	R	H	RBI	BB	SO	LOB
Dave Anderson, R OBP: 0.334, SLG: 0.327 (1, 6)	0-0 F8		0-0 2B			0-0 1-3		0-0 F5		4	0	1	0	0	0	0
R.J. Reynolds, S OBP: 0.301, SLG: 0.351 (1, 9)	0-0 6-3		0-0 4-1			0-1 CI			0-3 K	3	0	0	0	0	1	1
Ken Landreaux, L OBP: 0.291, SLG: 0.363 (1, 7)	0-0 HR			0-0 4-3		0-0 F8			4-0 SF8	3	2	1	1	1	0	1
Pedro Guerrero, R OBP: 0.340, SLG: 0.430 (1, 8)	0-0 F9			0-3 K			0-0 F8		4-0 IBB	3	0	1	0	1	1	0
Greg Brock, L OBP: 0.312, SLG: 0.404 (1, 3)		0-0 F9		0-0 F5			0-0 F8		4-0 IBB	3	0	0	0	1	0	1
Mike Scioscia, L OBP: 0.382, SLG: 0.375 Steve Yeager, R OBP: 0.300, SLG: 0.315 (7, PH) (8, 2) Sid Bream, L OBP: 0.185, SLG: 0.250 (9, PH)		0-0 G5-4-3 1B			0-0 3-1		0-0 F8		0-0 SF8	2	0	1	0	0	0	0
Steve Sax, R OBP: 0.291, SLG: 0.300 (1, 4)		0-0 G5-4-3			0-0 F3		0-0 1-3			3	0	0	0	0	0	2
German Rivera, R OBP: 0.330, SLG: 0.378 (1, 5)			0-0 6-3		0-0 F3			0-0 K		3	0	1	0	0	0	0
Orel Hershiser, R OBP: 0.220, SLG: 0.200 Ken Howell, R (7, 1)			0-3 K			0-0 6-3		0-3 K		2	0	0	0	0	1	0
								1-2		1	0	0	0	0	1	1

Inning Stats	R: 1	H: 1	E: 0	LOB: 0	K: 0	S: 4	R: 0	H: 1	E: 0	LOB: 0	K: 0	S: 3	R: 0	H: 1	E: 0	LOB: 1	K: 1	S: 6	R: 0	H: 0	E: 0	LOB: 0	K: 1	S: 5	R: 0	H: 0	E: 1	LOB: 1	K: 0	S: 4	R: 0	H: 1	E: 0	LOB: 1	K: 0	S: 4	R: 0	H: 1	E: 0	LOB: 0	K: 1	S: 5	R: 1	H: 0	E: 0	LOB: 2	K: 1	S: 4	1B: 2	SF: 1	2B: 2	SAC: 0	3B: 0	DP: 1	HR: 1	HBP: 0	WP: 0	PA: 33
--------------	------	------	------	--------	------	------	------	------	------	--------	------	------	------	------	------	--------	------	------	------	------	------	--------	------	------	------	------	------	--------	------	------	------	------	------	--------	------	------	------	------	------	--------	------	------	------	------	------	--------	------	------	-------	-------	-------	--------	-------	-------	-------	--------	-------	--------

PITCHER	IP	WLS	BF	H	R	ER	SO	BB	IBB	HBP	BLK	WP	HR	S	P	ERA	WHIP
Ed Whitton, R ERA: 3.42 (1, 1)	6.1		23	4	1	1	2	0	0	0	0	0	1	27	27	1.42	0.632
Craig Lefferts, L ERA: 2.26 (7, 1)	0.2		2	0	0	0	0	0	0	0	0	0	0	2	2	0.00	0.000
Luis DeLeon, R ERA: 4.45 (8, 1)	1.0		3	1	0	0	1	0	0	0	0	0	0	5	5	0.00	1.000
Andy Hawkins, R ERA: 4.98 (9, 1)	0.2	L	5	0	1	1	1	2	1	0	0	0	0	4	16	13.50	3.000


BOTTOM

San Diego Padres @ Los Angeles Dodgers
Dodger Stadium, Los Angeles, CA

Tue Sep 04 1984, 7:05 PM PDT
Att. 31,988 - Unknown

livebaseballscorecards.com

AB 28
R 2
H 5
RBI 2
BB 3
SO 4
LOB 7



Batter	1	2	3	4	5	6	7	8	9	AB R H RBI BB SO LOB	TOP													
Gary Redus, R OBP: 0.348, SLG: 0.393 (1, 7)	0-0 E 2B	0-0 S HR 1B	0-0 5-3		0-0 2B		0-0 F5		0-0 FC6-4 HR 1-2f 2-3	6 3 3 0 0 0 4														
Eric Davis, R OBP: 0.304, SLG: 0.418 (1, 8)	0-3 K	0-0 HR 1B	4-0 1B BB		4-0 BB		0-0 E5 1-2 2-3		0-0 F8	4 1 1 2 2 1 5														
Dave Parker, L OBP: 0.329, SLG: 0.416 (1, 9)	0-0 E2 1B 2-H	0-0 HR 1B	0-0 1B		0-0 F8		0-0 F4		0-0 HR 1-H 3-H	6 3 4 4 0 0 5														
Cesar Cedeno, R OBP: 0.324, SLG: 0.439 Andy McGaffigan, R (7, 1) Wayne Krenchicki, L OBP: 0.319, SLG: 0.414 (9, PH)	0-0 WP 1B 2-H	0-0 HR 1B	0-0 F7			0-0 2-3 SF8 2B	0-0 F9		0-0 F6	5 3 3 3 0 0 5 0 0 0 0 0 0 0 1 0 0 0 0 0 0														
Nick Esasky, R OBP: 0.292, SLG: 0.350 (1, 5) (7, 3)	0-3 K 2-3	0-0 1B 1B		0-0 5-3		0-0 2-3		0-3 K		5 0 1 0 0 2 2														
Dave Concepcion, R OBP: 0.302, SLG: 0.315 (1, 6) (7, 5)	0-0 S 1B 3-H	0-0 FC6-4 1B		0-0 F8		0-0 SF8		0-0 F7		4 0 2 2 0 0 0														
Ron Oester, S OBP: 0.298, SLG: 0.324 (1, 4)	4-0 1-2 BB	0-3 K		0-3 K		0-3 K		0-0 F8		4 0 0 0 1 3 2														
Dave Vangorder, R OBP: 0.319, SLG: 0.262 (1, 2)	0-0 F9	0-0 FC6-4 1-2f			0-0 F4		0-0 E BB 1B		0-0 FC6-4 HR 1B	5 1 2 0 0 0 4														
Jay Tibbs, R OBP: 0.179, SLG: 0.148 Carl Willis, L John Franco, L Eddie Milner, L OBP: 0.355, SLG: 0.372 Tom Hume, R OBP: 0.174, SLG: 0.136 Tom Foley, L OBP: 0.309, SLG: 0.344 (1, 1) (6, 1) (6, 1) (7, PH) (7, 1) (7, 6)		0-0 6-3	0-0 5-6-3		0-0 4-3		4-0 E BB		0-0 FC6-4 1B	3 0 1 0 0 0 0 0 0 0 0 0 0 1 0 1 0 0 0 0 0														
Inning Stats	R: 3 E: 1 K: 2 S: 11	H: 4 LOB: 2 BB: 1 P: 15	R: 4 E: 0 K: 1 S: 11	H: 6 LOB: 2 BB: 0 P: 11	R: 0 E: 0 K: 0 S: 4	H: 1 LOB: 2 BB: 1 P: 8	R: 0 E: 0 K: 1 S: 5	H: 0 LOB: 0 BB: 0 P: 5	R: 0 E: 0 K: 0 S: 4	H: 1 LOB: 2 BB: 1 P: 8	R: 1 E: 0 K: 1 S: 6	H: 1 LOB: 0 BB: 0 P: 6	R: 0 E: 1 K: 0 S: 5	H: 1 LOB: 3 BB: 1 P: 9	R: 0 E: 0 K: 1 S: 5	H: 0 LOB: 0 BB: 0 P: 5	R: 3 E: 0 K: 0 S: 6	H: 3 LOB: 0 BB: 0 P: 6	1B: 11 2B: 3 3B: 0 HR: 3	SF: 1 SAC: 0 DP: 0 HBP: 0	WP: 1 PA: 49			
PITCHER	IP WLS BF H R ER SO BB IBB HBP BLK WP HR S P ERA WHIP	IP WLS BF H R ER SO BB IBB HBP BLK WP HR S P ERA WHIP	IP WLS BF H R ER SO BB IBB HBP BLK WP HR S P ERA WHIP	IP WLS BF H R ER SO BB IBB HBP BLK WP HR S P ERA WHIP	IP WLS BF H R ER SO BB IBB HBP BLK WP HR S P ERA WHIP	IP WLS BF H R ER SO BB IBB HBP BLK WP HR S P ERA WHIP	IP WLS BF H R ER SO BB IBB HBP BLK WP HR S P ERA WHIP	IP WLS BF H R ER SO BB IBB HBP BLK WP HR S P ERA WHIP	IP WLS BF H R ER SO BB IBB HBP BLK WP HR S P ERA WHIP	IP WLS BF H R ER SO BB IBB HBP BLK WP HR S P ERA WHIP	IP WLS BF H R ER SO BB IBB HBP BLK WP HR S P ERA WHIP	IP WLS BF H R ER SO BB IBB HBP BLK WP HR S P ERA WHIP	IP WLS BF H R ER SO BB IBB HBP BLK WP HR S P ERA WHIP	IP WLS BF H R ER SO BB IBB HBP BLK WP HR S P ERA WHIP	IP WLS BF H R ER SO BB IBB HBP BLK WP HR S P ERA WHIP	IP WLS BF H R ER SO BB IBB HBP BLK WP HR S P ERA WHIP	IP WLS BF H R ER SO BB IBB HBP BLK WP HR S P ERA WHIP	IP WLS BF H R ER SO BB IBB HBP BLK WP HR S P ERA WHIP	IP WLS BF H R ER SO BB IBB HBP BLK WP HR S P ERA WHIP	IP WLS BF H R ER SO BB IBB HBP BLK WP HR S P ERA WHIP	IP WLS BF H R ER SO BB IBB HBP BLK WP HR S P ERA WHIP	IP WLS BF H R ER SO BB IBB HBP BLK WP HR S P ERA WHIP		
Dave Dravecky, L ERA: 2.95 Greg Booker, R ERA: 2.86 Greg Harris, R ERA: 2.91 Floyd Chiffer, R ERA: 7.13 Craig Lefferts, L ERA: 2.23 (1, 1) (2, 1) (4, 1) (7, 1) (7, 1)	1.1 9 12 3.0 0.0 1.0	1.1 9 12 3.0 0.0 1.0	1.1 9 12 3.0 0.0 1.0	1.1 9 12 3.0 0.0 1.0	1.1 9 12 3.0 0.0 1.0	1.1 9 12 3.0 0.0 1.0	1.1 9 12 3.0 0.0 1.0	1.1 9 12 3.0 0.0 1.0	1.1 9 12 3.0 0.0 1.0	1.1 9 12 3.0 0.0 1.0	1.1 9 12 3.0 0.0 1.0	1.1 9 12 3.0 0.0 1.0	1.1 9 12 3.0 0.0 1.0	1.1 9 12 3.0 0.0 1.0	1.1 9 12 3.0 0.0 1.0	1.1 9 12 3.0 0.0 1.0	1.1 9 12 3.0 0.0 1.0	1.1 9 12 3.0 0.0 1.0	1.1 9 12 3.0 0.0 1.0	1.1 9 12 3.0 0.0 1.0	1.1 9 12 3.0 0.0 1.0	1.1 9 12 3.0 0.0 1.0	1.1 9 12 3.0 0.0 1.0	
Luis DeLeon, R ERA: 5.01 (8, 1)	2.0	2.0	2.0	2.0	2.0	2.0	2.0	2.0	2.0	2.0	2.0	2.0	2.0	2.0	2.0	2.0	2.0	2.0	2.0	2.0	2.0	2.0	2.0	2.0

Cincinnati Reds @ San Diego Padres
 Jack Murphy Stadium, San Diego, CA
 Wed Sep 05 1984, 10:05 PM EDT
 Att: 17,759 - Unknown

livebaseballscorecards.com

AB	44
R	11
H	17
RBI	11
BB	4
SO	6
LOB	27



BOTTOM

Cincinnati Reds @ San Diego Padres
Jack Murphy Stadium, San Diego, CA
Wed Sep 05 1984, 10:05 PM EDT
Att. 17,759 - Unknown

livebaseballscores.com

AB 39
R 15
H 17
RBI 14
BB 5
SO 5
LOB 20



WP: 0 PA: 45
PB: 0
SB: 1
CS: 0

3 0 0 0 0 1 2
1 0 1 1 0 0 0
0 0 0 1 0 0 0

4 2 2 1 1 0 1
0 0 0 0 0 0 0

4 1 1 3 1 0 3
0 0 0 0 0 0 0

2 1 2 2 1 0 0
2 1 0 0 0 0 2

5 2 5 1 0 0 0
0 0 0 0 0 0 0

5 2 2 1 0 0 5
0 0 0 0 0 0 0

5 2 2 1 0 1 2

4 1 0 0 1 2 5

0 0 0 0 0 0 0 0
0 0 0 0 0 0 0 0
0 1 0 0 0 1 0 0
1 0 0 0 0 0 0 0
1 1 1 2 0 0 0 0
0 0 0 0 0 0 0 0
0 0 0 0 0 0 0 0
2 1 1 1 0 1 0 0

1B: 12 SF: 0
2B: 5 SAC: 1
3B: 0 DP: 2
HR: 0 HBP: 0

Batter	1	2	3	4	5	6	7	8	9
Tim Flannery, L (1, 4) Kurt Bevacqua, R (6, PH) Alan Wiggins, S (6, PR) OBP: 0.343, SLG: 0.392 OBP: 0.358, SLG: 0.318 OBP: 0.336, SLG: 0.317	0-0 F8		0-3 K		0-0 F7	0-0 1B	0-0 SH1-3		
Tony Gwynn, L (1, 9) Eddie Miller, S (8, 9) OBP: 0.413, SLG: 0.453 OBP: 0.500, SLG: 0.500	0-0 F7		0-0 1B 2B		0-0 1B	0-0 5-3	0-0 2B		
Steve Garvey, R (1, 3) Doug Gwosdz, R (8, 2) OBP: 0.302, SLG: 0.375 OBP: 0.286, SLG: 0.167	0-0 6-3		0-0 F4		0-0 G4-6-3	0-0 1B	0-0 E		
Graig Nettles, L (1, 5) Luis Salazar, R (6, PH) OBP: 0.336, SLG: 0.431 OBP: 0.259, SLG: 0.337		0-0 1B 2B	0-0 1B			0-0 1B	0-0 E6		
Kevin McReynolds, R (1, 8) Ron Roenicke, S (7, PR) OBP: 0.327, SLG: 0.492 OBP: 0.286, SLG: 0.167		0-0 1B	0-0 1B			0-0 1B	0-0 1B		
Terry Kennedy, L (1, 2) Luis DeLeon, R (8, 1) OBP: 0.283, SLG: 0.347 OBP: 0.283, SLG: 0.347		0-0 FC1-4	0-0 FC6-4			0-0 1B	0-0 1B		
Carmelo Martinez, R (1, 7) OBP: 0.335, SLG: 0.400		0-0 G6-4-3		0-3 K		0-0 2B	0-0 SH1-3	0-0 5-3	
Garry Templeton, S (1, 6) OBP: 0.314, SLG: 0.324			4-0 2B	0-0 5-3		0-0 K	0-0 F8	0-3 K	
Dave Dravecky, R Greg Booker, R Mario Ramirez, R Greg Hill, R Bobby Brown, S Floyd Chiffel, R Craig Lefferts, L Champ Summers, L			4-0 2B	0-0 6-3		0-0 1B	0-0 SH1-3	0-3 K	

Inning Stats	R: 0	H: 0	E: 0	K: 0	S: 3	H: 2	LOB: 0	BB: 0	P: 3	R: 0	H: 2	E: 0	K: 0	S: 4	R: 3	H: 3	E: 0	K: 1	S: 8	R: 0	H: 0	E: 0	K: 1	S: 5	R: 0	H: 1	E: 0	K: 0	S: 3	R: 5	H: 5	E: 1	K: 1	S: 10	R: 7	H: 6	E: 1	K: 0	S: 10	R: 0	H: 0	E: 0	K: 2	S: 7	H: 0	LOB: 0	BB: 0	P: 7
--------------	------	------	------	------	------	------	--------	-------	------	------	------	------	------	------	------	------	------	------	------	------	------	------	------	------	------	------	------	------	------	------	------	------	------	-------	------	------	------	------	-------	------	------	------	------	------	------	--------	-------	------

PITCHER	IP	WLS	BF	H	R	ER	SO	BB	IBB	HBP	BLK	WP	HR	S	P	ERA	WHIP
Jay Tibbs, R (1, 1) ERA: 3.13	5.0		24	8	6	6	2	3	0	0	0	0	0	25	37	10.80	2.200
Carl Willis, R (6, 1) ERA: 6.98	0.1		3	2	1	1	1	0	0	0	0	0	0	5	5	27.00	6.000
John Franco, L (6, 1) ERA: 2.62	0.2		4	1	1	1	0	0	1	0	0	0	0	3	7	13.50	1.500
Tom Hume, R (7, 1) ERA: 5.62	0.2	L	10	6	7	5	0	0	1	0	0	0	0	9	13	67.50	9.000
Andy McGaffigan, R (7, 1) ERA: 3.41	1.1		4	0	0	0	2	0	0	0	0	0	0	8	8	0.00	0.000

Batter	1	2	3	4	5	6	7	8	9	AB R H RBI BB SO LOB	TOP		
Eddie Milner, L (1, 8) OBP: 0.352, SLG: 0.368	0-0 3-1		0-0 4-3	0-3 K		0-0 1B S 1-3 1B 1B	0-0 3-1		0-0 1-3	6 1 1 0 0 1 2			
Pete Rose, S (1, 3) OBP: 0.351, SLG: 0.323 Nick Esasky, R (6, 3) OBP: 0.291, SLG: 0.349	0-0 HR 1B		0-0 1B		0-0 L6 HBP 1B	4-0 1B 1-2 1B IBB		0-0 5-3		3 2 3 0 1 0 0 1 0 0 0 0 0 0			
Eric Davis, R (1, 7) OBP: 0.307, SLG: 0.438 (6, 9)	0-0 HR 1-H		0-0 F3		0-3 K	0-0 1B 1-2 1B 1B		0-0 E7 1B SF7		5 3 2 3 0 1 2			
Dave Parker, L (1, 9) OBP: 0.330, SLG: 0.415 Bob Owchinko, L (6, 1) OBP: 0.333, SLG: 0.250	0-0 4-3		0-0 F8		H 1-0 1-2 HBP	0-0 1B 1-3 2B 1B		0-0 BB 1B		3 1 1 2 0 0 1 1 0 1 0 0 0 0			
Brad Gulden, L (1, 2) OBP: 0.304, SLG: 0.315	0-0 1B			B B B B 4-0 1B BB FC4-6 BB	0-0 L6 2-3	0-0 2B 1-2 1B		0-0 SF7 3-H		3 1 2 2 1 0 2			
Wayne Krenchicki, L (1, 5) OBP: 0.338, SLG: 0.450	0-0 F9			B B B B 4-0 FC4-6 1B 1-2 BB		0-0 HR 2B		4-0 FC4-6 1-2 BB		3 1 2 2 2 0 1			
Ron Oester, S (1, 4) OBP: 0.297, SLG: 0.323		X 0-0 4-3		X 0-0 FC4-6 1-2 2-3 1B		0-0 G3 K		0-0 FC4-6 1-2		5 0 1 0 0 1 4			
Tom Foley, L (1, 6) OBP: 0.303, SLG: 0.337		X 0-0 G3		X 0-0 FC4-6 SH1-3 1-2 2-3 3-H		0-0 F6 F9		0-0 4-3		5 0 0 1 0 0 2			
Joe Price, R (1, 1) OBP: 0.191, SLG: 0.178 Skeeter Barnes, R (6, PH) OBP: 0.186, SLG: 0.200 Gary Redus, R (6, 7) OBP: 0.347, SLG: 0.391		0-0 K		X 0-0 SH1-3 1-2		0-0 E5 1B 1B		0-0 5-3		1 0 0 0 0 1 0 1 1 0 0 0 0 0 2 0 0 0 0 0 0			
Inning Stats	R: 2 H: 3 E: 0 LOB: 1 K: 0 BB: 0 S: 6 P: 6	R: 0 H: 0 E: 0 LOB: 0 K: 1 BB: 0 S: 5 P: 5	R: 0 H: 1 E: 0 LOB: 1 K: 0 BB: 0 S: 4 P: 4	R: 1 H: 1 E: 0 LOB: 2 K: 1 BB: 2 S: 6 P: 14	R: 0 H: 1 E: 0 LOB: 1 K: 1 BB: 0 S: 5 P: 6	R: 6 H: 6 E: 1 LOB: 2 K: 1 BB: 1 S: 12 P: 16	R: 0 H: 0 E: 0 LOB: 0 K: 0 BB: 0 S: 3 P: 3	R: 1 H: 1 E: 1 LOB: 2 K: 0 BB: 1 S: 5 P: 9	R: 0 H: 0 E: 0 LOB: 0 K: 0 BB: 0 S: 3 P: 3	1B: 10 SF: 1 2B: 2 SAC: 1 3B: 0 DP: 1 HR: 2 HBP: 1	WP: 0 PA: 46 PB: 0 SB: 1 CS: 0		
PITCHER	IP WLS BF H R ER SO BB IBB HBP BLK WP HR S P ERA WHIP											PITCHER	IP WLS BF H R ER SO BB IBB HBP BLK WP HR S P ERA WHIP
Eric Show, R (1, 1) ERA: 3.54	5.2 L 31 10 9 4 3 2 1 1 0 0 2 33 46 6.35 2.118												
Greg Booker, R (6, 1) ERA: 2.84	0.1 3 2 0 0 1 0 0 0 0 0 0 5 5 0.00 6.000												
Andy Hawkins, R (7, 1) ERA: 4.87	3.0 12 1 1 0 0 1 0 0 0 0 0 11 15 0.00 0.667												

Cincinnati Reds @ San Diego Padres
 Jack Murphy Stadium, San Diego, CA
 Thu Sep 06 1984, 6:33 AM EDT
 Att: 11,986 - Unknown

livebaseballscorecards.com

AB	39
R	10
H	13
RBI	10
BB	4
SO	4
LOB	14



Batter	1	2	3	4	5	6	7	8	9	AB R H RBI BB SO LOB
Luis Salazar, R OBP: 0.259, SLG: 0.335 (1, 5)	0-3 K		0-0 5-3		0-0 SH3-4		0-3 K		0-0 1-2 1B	4 0 1 0 0 2 0
Alan Wiggins, S OBP: 0.336, SLG: 0.320 (1, 4)	0-0 1B		0-0 2B		0-0 SF9		0-0 5-3		0-0 F8	4 0 2 1 0 0 2
Steve Garvey, R OBP: 0.303, SLG: 0.375 (1, 3)	0-0 F8		4-0 CS BB		0-0 1B		0-0 F8			3 0 1 0 1 0 1
Kevin McReynolds, R OBP: 0.324, SLG: 0.488 (1, 8)	0-0 1-2 F7		0-3 1-2 K		0-0 1-3			0-3 K		4 0 0 0 0 2 4
Carmelo Martinez, R OBP: 0.337, SLG: 0.400 (1, 7)		0-0 1-3		4-0 WP BB		0-0 BB 1B		0-0 6-3		3 0 1 0 1 0 0
Kurt Bevacqua, R OBP: 0.351, SLG: 0.298 (1, 9)		0-0 F9		0-3 1-2 K		4-0 1-2 FC6 BB		0-0 6-3		3 0 0 0 1 1 1
Bruce Bochy, R OBP: 0.265, SLG: 0.446 (1, 2)		0-3 K		0-0 F7		0-0 F3		0-0 F3		4 0 0 0 0 1 3
Mario Ramirez, R OBP: 0.314, SLG: 0.317 (1, 6)			4-0 HR BB		0-3 K2-3		0-0 F9		0-0 4-3	3 1 0 0 1 1 3
Eric Show, R OBP: 0.262, SLG: 0.433 (1, 1)			0-0 HR		0-0 E8 SH3-4 SF9 1B		0-0 FC6		4-0 1B BB	2 2 2 2 0 0 0
Greg Booker, R (6, 1)										0 0 0 0 0 0 0
Ron Roenicke, S (6, PH)										1 0 0 0 0 0 2
Andy Hawkins, R (7, 1)										0 0 0 0 0 0 0
Doug Gwosdz, R (9, PH)										0 0 0 0 1 0 0

Inning Stats	R: 0	H: 1	E: 0	K: 1	S: 6	LOB: 1	BB: 0	P: 6	R: 0	H: 0	E: 0	K: 1	S: 5	LOB: 0	BB: 0	P: 5	R: 2	H: 2	E: 0	K: 1	S: 6	LOB: 2	BB: 2	P: 14	R: 0	H: 0	E: 0	K: 2	S: 7	LOB: 1	BB: 1	P: 11	R: 1	H: 2	E: 1	K: 0	S: 5	LOB: 1	BB: 0	P: 5	R: 0	H: 1	E: 0	K: 1	S: 4	LOB: 2	BB: 1	P: 8	R: 0	H: 0	E: 0	K: 1	S: 5	LOB: 0	BB: 0	P: 5	R: 0	H: 0	E: 0	K: 1	S: 5	LOB: 0	BB: 0	P: 5	R: 0	H: 1	E: 0	K: 0	S: 4	LOB: 2	BB: 1	P: 8	R: 0	H: 0	E: 0	K: 1	S: 5	LOB: 0	BB: 0	P: 5	R: 0	H: 0	E: 0	K: 0	S: 4	LOB: 2	BB: 1	P: 8	R: 0	H: 1	E: 0	K: 0	S: 4	LOB: 2	BB: 1	P: 8	R: 0	H: 1	E: 0	K: 0	S: 4	LOB: 2	BB: 1	P: 8
--------------	------	------	------	------	------	--------	-------	------	------	------	------	------	------	--------	-------	------	------	------	------	------	------	--------	-------	-------	------	------	------	------	------	--------	-------	-------	------	------	------	------	------	--------	-------	------	------	------	------	------	------	--------	-------	------	------	------	------	------	------	--------	-------	------	------	------	------	------	------	--------	-------	------	------	------	------	------	------	--------	-------	------	------	------	------	------	------	--------	-------	------	------	------	------	------	------	--------	-------	------	------	------	------	------	------	--------	-------	------	------	------	------	------	------	--------	-------	------

PITCHER	IP	WLS	BF	H	R	ER	SO	BB	IBB	HBP	BLK	WP	HR	S	P	ERA	WHIP
Joe Price, L (1, 1) ERA: 4.28	5.0	W	22	5	3	3	5	3	0	0	0	1	1	29	41	5.40	1.600
Bob Owchinko, L (6, 1) ERA: 4.16	4.0	S	16	2	0	0	2	2	0	0	0	0	0	18	26	0.00	1.000

BOTTOM

Cincinnati Reds @ San Diego Padres
Jack Murphy Stadium, San Diego, CA
Thu Sep 06 1984, 6:33 AM EDT
Att. 11,986 - Unknown

AB	31
R	3
H	7
RBI	3
BB	5
SO	7
LOB	16



WP	1	PA	38
PB	0		
SB	1		
CS	1		

Batter	1	2	3	4	5	6	7	8	9	AB R H RBI BB SO LOB	TOP
Bill Doran, S (1, 4) <small>OBP: 0.361, SLG: 0.383</small>	0-0 		0-0 		0-0 		0-3 		0-0 	4 3 2 0 0 1 0	
Enos Cabell, R (1, 3) <small>OBP: 0.341, SLG: 0.425</small>	0-3 		0-0 		0-0 		0-3 		0-0 	5 1 2 0 0 2 2	
Phil Garner, R (1, 5) <small>OBP: 0.345, SLG: 0.374</small>	0-0 		0-0 		0-0 			0-0 	0-0 	5 1 2 4 0 0 3	
Jose Cruz, L (1, 7) <small>OBP: 0.381, SLG: 0.464</small>	0-0 		0-0 		0-0 			0-0 		4 1 2 1 0 0 2	
Jerry Mumphy, S (1, 8) <small>OBP: 0.354, SLG: 0.393</small>		0-0 		0-0 	0-0 			4-0 		3 0 0 0 1 0 1	
Terry Puhl, L (1, 9) <small>OBP: 0.397, SLG: 0.451</small>		0-0 		0-3 		0-0 		0-0 		4 0 1 0 0 1 2	
Alan Ashby, S (1, 2) <small>OBP: 0.329, SLG: 0.321</small>		0-0 		0-0 		0-0 		0-0 		4 0 2 1 0 0 1	
Craig Reynolds, L (1, 6) Frank DiPino, L (8, 1)	0-0 		0-3 		0-3 			0-0 		4 0 0 0 0 1 4 0 0 0 0 0 0 0	
Joe Niekro, R (1, 1) <small>OBP: 0.149, SLG: 0.125</small> Bill Dawley, R (8, 1) <small>OBP: 0.429, SLG: 0.714</small> Bert Pena, R (8, 6) <small>OBP: 0.300, SLG: 0.333</small>			0-0 		0-3 		0-0 		0-0 	3 0 0 0 0 1 0 0 0 0 0 0 0 0 1 0 1 0 0 0 0	
Inning Stats	R: 1 H: 2 E: 0 LOB: 0 K: 1 BB: 0 S: 6 P: 6	R: 0 H: 1 E: 0 LOB: 1 K: 0 BB: 0 S: 4 P: 4	R: 1 H: 2 E: 0 LOB: 1 K: 0 BB: 0 S: 5 P: 5	R: 0 H: 1 E: 0 LOB: 1 K: 2 BB: 0 S: 8 P: 8	R: 3 H: 3 E: 1 LOB: 0 K: 1 BB: 0 S: 8 P: 8	R: 0 H: 0 E: 0 LOB: 0 K: 0 BB: 0 S: 3 P: 3	R: 0 H: 0 E: 0 LOB: 0 K: 2 BB: 0 S: 7 P: 7	R: 1 H: 2 E: 1 LOB: 2 K: 0 BB: 1 S: 5 P: 9	R: 0 H: 1 E: 1 LOB: 1 K: 0 BB: 0 S: 4 P: 4	1B: 10 SF: 0 2B: 1 SAC: 1 3B: 1 DP: 2 HR: 0 HBP: 0	WP: 1 PA: 39 PB: 0 SB: 0 CS: 0
PITCHER Tim Lollar, L (1, 1) <small>ERA: 3.84</small> Luis DeLeon, R (7, 1) <small>ERA: 5.08</small> Craig Lefferts, L (8, 1) <small>ERA: 2.2</small>	IP WLS BF H R ER SO BB IBB HBP BLK WP HR S P ERA WHIP 6.0 L 26 9 5 4 4 0 0 0 0 1 0 34 34 6.00 1.500 1.1 6 1 1 1 2 1 0 0 0 0 0 0 9 13 6.75 1.500 1.2 7 2 0 0 0 0 0 0 0 0 0 0 7 7 0.00 1.200	PITCHER IP WLS BF H R ER SO BB IBB HBP BLK WP HR S P ERA WHIP									

Houston Astros @ San Diego Padres
 Jack Murphy Stadium, San Diego, CA
 Fri Sep 07 1984, 10:05 PM EDT
 Att. 23,713 - Unknown

livebaseballscorecards.com

AB	37
R	6
H	12
RBI	6
BB	1
SO	6
LOB	15



BOTTOM

Houston Astros @ San Diego Padres
Jack Murphy Stadium, San Diego, CA

Fri Sep 07 1984, 10:05 PM EDT
Att. 23,713 - Unknown

livebaseballscorecards.com

AB	33
R	4
H	6
RBI	4
BB	0
SO	4
LOB	9



WP:	0	PA:	34
PB:	0	SB:	0
CS:	0		

AB R H RBI BB SO LOB

4	2	1	0	0	0	1
4	0	2	1	0	0	0
4	0	1	2	0	1	1
3	0	0	0	0	1	2
1	0	0	0	0	0	1
4	0	1	0	0	0	2
4	1	1	1	0	0	1
3	0	0	0	0	1	1
0	0	0	0	0	0	0
1	0	0	0	0	1	0
3	0	0	0	0	0	0
1	0	0	0	0	0	0
0	1	0	0	0	0	0
0	0	0	0	0	0	0
1	0	0	0	0	0	0

Batter	1	2	3	4	5	6	7	8	9
Alan Wiggins, S (1, 4) OBP: 0.336, SLG: 0.320	0-0 F6		0-0 4-3			0-0 E4 1B		0-0 2B 1B	
Tony Gwynn, L (1, 9) OBP: 0.414, SLG: 0.455	0-0 1-3			0-0 4-3		0-0 1B 1B		0-0 1-H 2B	
Steve Garvey, R (1, 3) OBP: 0.303, SLG: 0.374	0-0 F4			0-3 K		0-0 1B G6-4-3		0-0 6-3	
Graig Nettles, L (1, 5) OBP: 0.333, SLG: 0.427		0-0 1-3		0-0 F4		0-3 K		0-0 F8	
Kurt Bevacqua, R (8, PH) OBP: 0.345, SLG: 0.292									
Kevin McReynolds, R (1, 8) OBP: 0.323, SLG: 0.488		0-0 2B			0-0 F7	0-0 G6-4-3 1-2f		0-0 F4	
Terry Kennedy, L (1, 2) OBP: 0.283, SLG: 0.353		0-0 F7			0-0 HR		0-0 1-3	0-0 F7	
Carmelo Martinez, R (1, 7) OBP: 0.335, SLG: 0.397		0-3 K			0-0 F5		0-0 F4	0-3 K	
Craig Lefferts, L (8, 1) OBP: 0.250, SLG: 0.313									
Bruce Bochy, R (9, PH) OBP: 0.261, SLG: 0.439									
Garry Templeton, S (1, 6) OBP: 0.313, SLG: 0.322			0-0 F7		0-0 6-3		0-0 F7		
Tim Lollar, L (1, 1) OBP: 0.286, SLG: 0.365			0-0 F5			1-0 1B 1B HBP		0-0 G3	
Tim Flannery, L (6, PH) OBP: 0.349, SLG: 0.392									
Luis DeLeon, R (7, 1) OBP: 0.280, SLG: 0.361									

Inning Stats	R: 0	H: 0	E: 0	K: 0	S: 3	H: 1	LOB: 1	BB: 0	P: 6	R: 0	H: 0	E: 0	K: 0	S: 3	R: 0	H: 0	E: 0	K: 1	S: 5	R: 1	H: 1	E: 0	K: 0	S: 4	R: 2	H: 2	E: 1	K: 1	S: 7	R: 0	H: 0	E: 0	K: 0	S: 3	R: 1	H: 2	E: 0	K: 0	S: 5	R: 0	H: 0	E: 0	K: 1	S: 5	R: 0	H: 0	E: 0	K: 1	S: 5
--------------	------	------	------	------	------	------	--------	-------	------	------	------	------	------	------	------	------	------	------	------	------	------	------	------	------	------	------	------	------	------	------	------	------	------	------	------	------	------	------	------	------	------	------	------	------	------	------	------	------	------

PITCHER	IP	WLS	BF	H	R	ER	SO	BB	IBB	HBP	BLK	WP	HR	S	P	ERA	WHIP
Joe Niekro, R (1, 1) ERA: 2.9	7.1	W	29	6	4	3	3	0	0	1	0	0	1	34	35	3.68	0.818
Bill Dawley, R (8, 1) ERA: 1.99	0.1		1	0	0	0	0	0	0	0	0	0	0	1	1	0.00	0.000
Frank DiPino, L (8, 1) ERA: 3.41	1.1	S	4	0	0	0	1	0	0	0	0	0	0	6	6	0.00	0.000

PITCHER	IP	WLS	BF	H	R	ER	SO	BB	IBB	HBP	BLK	WP	HR	S	P	ERA	WHIP
---------	----	-----	----	---	---	----	----	----	-----	-----	-----	----	----	---	---	-----	------

Batter	1	2	3	4	5	6	7	8	9	AB R H RBI BB SO LOB	TOP
Bill Doran, S (1, 4) OBP: 0.359, SLG: 0.381	0-0 6-3		0-0 F9		0-0 6-3			0-0 2B SF9 1B	0-3 K	5 1 1 0 0 1 2	Houston Astros @ San Diego Padres Jack Murphy Stadium, San Diego, CA Sun Sep 09 1984, 6:33 AM EDT Att. 14,153 - Unknown livebaseballscorecards.com
Enos Cabell, R (1, 3) OBP: 0.342, SLG: 0.424	0-0 F8			0-0 BB 1B 1B		0-0 E5 2B 1B		0-0 F3	0-0 F7	5 2 2 0 0 0 3	
Phil Garner, R (1, 5) OBP: 0.350, SLG: 0.384	0-0 4-3			4-0 1B 1-2 BB		0-0 4-3 2B 2H		0-0 1B 2B		3 1 2 1 1 0 0	
Jose Cruz, L (1, 7) OBP: 0.381, SLG: 0.463		0-3 K		0-0 1-3 2-H 1B		0-0 F8		0-0 SF9		3 0 1 2 0 1 1	
Kevin Bass, S (1, 8) OBP: 0.267, SLG: 0.331		0-3 K2-3		0-0 F3		0-0 4-3		0-0 2-3 1B		4 0 1 1 0 1 3	
Terry Puhl, L (1, 9) OBP: 0.394, SLG: 0.447		0-0 E4 FC6-4		0-3 K		0-0 F6		0-0 F7		4 0 0 0 0 1 4	
Alan Ashby, S (1, 2) OBP: 0.327, SLG: 0.319		0-0 FC6-4		0-0 F9			0-0 F8		0-0 E 1B	4 0 1 0 0 0 3	
Bert Pena, R (9, PR) OBP: 0.300, SLG: 0.333										0 0 0 0 0 0 0	
Craig Reynolds, L (1, 6) OBP: 0.291, SLG: 0.372			0-0 6-3		0-0 4-3		0-3 K		0-0 E6	4 0 0 0 0 1 1	
Michael LaCoss, R Mike Madden, L Joe Sambito, L Mike Richardt, R Jeff Calhoun, L Tim Tolman, R Julio Schirra, R Glenn Davis, R Vern Riffe, R Denny Walling, L			0-0 5-3		0-0 4-3		0-0 F8		0-0 F8	0 0 0 0 0 0 0	
Inning Stats	R: 0 H: 0 E: 0 LOB: 0 K: 0 BB: 0 S: 3 P: 3	R: 0 H: 0 E: 1 LOB: 1 K: 2 BB: 0 S: 8 P: 8	R: 0 H: 0 E: 0 LOB: 0 K: 0 BB: 0 S: 3 P: 3	R: 1 H: 2 E: 0 LOB: 2 K: 1 BB: 1 S: 7 P: 11	R: 0 H: 0 E: 0 LOB: 0 K: 0 BB: 0 S: 3 P: 3	R: 1 H: 2 E: 1 LOB: 1 K: 0 BB: 0 S: 5 P: 5	R: 0 H: 0 E: 0 LOB: 0 K: 1 BB: 0 S: 5 P: 5	R: 2 H: 3 E: 0 LOB: 1 K: 0 BB: 0 S: 6 P: 6	R: 0 H: 1 E: 1 LOB: 2 K: 1 BB: 0 S: 7 P: 7	1B: 6 SF: 1 2B: 2 SAC: 0 3B: 0 DP: 0 HR: 0 HBP: 0	WP: 0 PA: 38 PB: 0 SB: 0 CS: 0
PITCHER	IP WLS BF H R ER SO BB IBB HBP BLK WP HR S P ERA WHIP										
Mark Thurmond, L (1, 1) ERA: 3.03	7.0 W 27 4 2 2 4 1 0 0 0 0 0 0 34 38 2.57 0.714										
Rich Gossage, R (8, 1) ERA: 3.03	2.0 11 4 2 2 1 0 0 0 0 0 0 0 0 13 13 9.00 2.000										



Batter	1	2	3	4	5	6	7	8	9
Alan Wiggins, S OBP: 0.338, SLG: 0.320 (1, 4)	4-0 1B BB	4-0 S 1B BB	0-0 FC6-4 FC3-6 1-2f			0-0 F8		0-0 2-3 1B	
Tony Gwynn, L OBP: 0.412, SLG: 0.453 (1, 9)	0-0 1B FC4-2-5 1-3	0-3 K 1-2	0-0 FC3-6 WP 1-2f			0-3 K		0-0 4-3	
Steve Garvey, R OBP: 0.304, SLG: 0.375 (1, 3)	0-0 1B FC4-2-5 1-3 3-H	0-0 BB 1B 2-H	0-3 K 1-2			0-0 5-3			
Graig Nettles, L OBP: 0.333, SLG: 0.423 (1, 5)	0-0 FC4-2-5 1B 1-2 3-H	4-0 BB 1B BB		0-0 4-3		0-0 G3			
Kevin McReynolds, R OBP: 0.325, SLG: 0.487 (1, 8)	0-0 1B WP 1-2 2-H	4-0 1B BB 1-2 2-3		0-3 K		0-0 F8			
Terry Kennedy, L OBP: 0.282, SLG: 0.352 (1, 2)	0-0 WP 2B 1-2 2-H	0-3 K		0-0 F3		0-0 F2			
Carmelo Martinez, R OBP: 0.336, SLG: 0.397 (1, 7)	0-0 F7 1-3 2-H	0-0 FC6-4 1B 1-2 2-H 3-H			0-0 F9		4-0 FC3-6 BB		
Garry Templeton, S OBP: 0.312, SLG: 0.324 (1, 6)	0-0 2B 3-H	0-0 FC6-4 1-2f			0-3 K		0-0 FC3-6 1B SH2-4 1-2f		
Mark Thurmond, L OBP: 0.241, SLG: 0.231 Rich Gossage, R OBP: 0.236, SLG: 0.200 (1, 1) (8, 1)	0-3 K		0-0 FC6-4 1B		0-0 6-3		0-0 SH2-4 1-2		

Inning Stats	R: 5	H: 5	E: 0	K: 10	LOB: 1	BB: 1	P: 14	R: 3	H: 2	E: 0	K: 2	LOB: 2	BB: 3	P: 21	R: 0	H: 1	E: 0	K: 1	LOB: 1	BB: 0	P: 6	R: 0	H: 0	E: 0	K: 1	LOB: 0	BB: 0	P: 5	R: 0	H: 0	E: 0	K: 1	LOB: 0	BB: 0	P: 5	R: 0	H: 0	E: 0	K: 1	LOB: 0	BB: 0	P: 5	R: 0	H: 0	E: 0	K: 1	LOB: 0	BB: 0	P: 3	R: 0	H: 1	E: 0	K: 0	LOB: 2	BB: 1	P: 8
1B: 8	SF: 0	2B: 1	SAC: 1	3B: 0	DP: 0	HR: 0	HBP: 0	WP: 3	PA: 38	PB: 0	SB: 2	CS: 0																																												

PITCHER	IP	WLS	BF	H	R	ER	SO	BB	IBB	HBP	BLK	WP	HR	S	P	ERA	WHIP
Michael LaCoss, R ERA: 3.98 (1, 1)	0.2	L	8	5	5	5	0	1	0	0	0	1	0	7	11	67.50	9.000
Mike Madden, L ERA: 5.4 (1, 1)	0.2		6	1	3	3	2	3	0	0	0	0	0	7	19	40.50	6.000
Joe Sambito, L ERA: 3.15 (2, 1)	0.2		3	1	0	0	1	0	0	0	0	0	0	5	5	0.00	1.500
Jeff Calhoun, L ERA: (3, 1)	2.0		7	1	0	0	2	0	0	0	0	1	0	11	11	0.00	0.500
Julio Solano, R ERA: 1.71 (5, 1)	2.0		6	0	0	0	2	0	0	0	0	0	0	10	10	0.00	0.000

PITCHER	IP	WLS	BF	H	R	ER	SO	BB	IBB	HBP	BLK	WP	HR	S	P	ERA	WHIP
Vern Ruhle, R ERA: 4.48 (7, 1)	2.0		8	1	0	0	0	1	0	0	0	0	0	7	11	0.00	1.000

BOTTOM

Houston Astros @ San Diego Padres
Jack Murphy Stadium, San Diego, CA
Sun Sep 09 1984, 6:33 AM EDT
Att. 14,153 - Unknown

AB	32
R	8
H	9
RBI	7
BB	5
SO	7
LOB	16



WP: 3	PA: 38
PB: 0	
SB: 2	
CS: 0	

Batter	1	2	3	4	5	6	7	8	9	AB R H RBI BB SO LOB	TOP											
Steve Sax, R (1, 4) OBP: 0.288, SLG: 0.293	0-0 4-3		0-0 6-3		0-0 F8			0-0 F9		4 0 0 0 0 0 0	Los Angeles Dodgers @ San Diego Padres Jack Murphy Stadium, San Diego, CA Tue Sep 11 1984, 10:05 PM EDT Att. 24,505 - Unknown livebaseballscorecards.com											
Dave Anderson, R (1, 6) OBP: 0.334, SLG: 0.323	0-0 F9			0-0 F8		0-0 F8		0-0 F8	4 0 0 0 0 0 0													
Ken Landreaux, L (1, 9) OBP: 0.295, SLG: 0.370	0-3 K			0-0 F7		0-0 F9		0-0 E4 3B	4 1 1 0 0 1 0													
Pedro Guerrero, R (1, 8) OBP: 0.341, SLG: 0.432		0-0 5-3		0-0 F8		0-0 1-3		0-0 HR	4 1 1 1 0 0 0													
Greg Brock, L (1, 3) OBP: 0.317, SLG: 0.402		4-0 BB			0-0 F3		0-0 F4	0-0 F9	3 0 0 0 1 0 0													
Mike Marshall, R (1, 7) Ed Amelung, L (9, 7) OBP: 0.319, SLG: 0.446 OBP: 0.256, SLG: 0.216	0-3 K				0-0 1B SF9 1B		0-0 F9	0-3 K	4 1 1 0 0 2 1 0 0 0 0 0 0 0													
Mike Scioscia, L (1, 2) OBP: 0.384, SLG: 0.376	0-0 F8				0-0 HR 1B		0-0 F8		3 1 1 0 0 0 1													
German Rivera, R (1, 5) OBP: 0.319, SLG: 0.366			0-0 F4		0-0 SF9		0-0 4-3		2 0 0 1 0 0 0													
Fernando Valenzuela, L (1, 1) OBP: 0.181, SLG: 0.347		0-3 K		0-0 K	0-0 HR		0-0 6-3		3 1 1 2 0 1 0													
Inning Stats	R: 0 E: 0 K: 1 S: 5	H: 0 LOB: 0 BB: 0 P: 5	R: 0 E: 0 K: 1 S: 5	H: 0 LOB: 1 BB: 1 P: 9	R: 0 E: 0 K: 1 S: 5	H: 0 LOB: 0 BB: 0 P: 5	R: 0 E: 0 K: 0 S: 3	H: 0 LOB: 0 BB: 0 P: 3	R: 3 E: 0 K: 0 S: 6	H: 3 LOB: 0 BB: 0 P: 6		R: 0 E: 0 K: 0 S: 3	H: 0 LOB: 0 BB: 0 P: 3	R: 0 E: 0 K: 0 S: 3	H: 0 LOB: 0 BB: 0 P: 3	R: 0 E: 0 K: 1 S: 7	H: 0 LOB: 0 BB: 0 P: 7	R: 2 E: 1 K: 1 S: 7	H: 2 LOB: 0 BB: 0 P: 7	1B: 2 2B: 0 3B: 1 HR: 2	SF: 1 SAC: 0 DP: 0 HBP: 0	WP: 0 PB: 0 SB: 0 CS: 0
PITCHER	IP WLS BF H R ER SO BB IBB HBP BLK WP HR S P ERA WHIP																					
Ed Whitson, R (1, 1) ERA: 3.42	8.0 L 28 3 3 3 3 1 0 0 0 0 0 1 33 37 3.38 0.500																					
Luis DeLeon, R (9, 1) ERA: 5.45	1.0 5 2 2 2 1 0 0 0 0 0 0 1 7 7 18.00 2.000																					



Batter	1	2	3	4	5	6	7	8	9	AB	R	H	RBI	BB	SO	LOB
Alan Wiggins, S (1, 4) OBP: 0.337, SLG: 0.319	0-0 S S 2B 1B		0-0 6-3			0-0 F8		0-0 1-3		4	1	1	0	0	0	1
Tony Gwynn, L (1, 9) OBP: 0.411, SLG: 0.451	0-3 K 1-2		0-0 6-3			0-0 G5-4-3 1B			0-0 4-3	4	0	1	0	0	1	1
Steve Garvey, R (1, 3) OBP: 0.305, SLG: 0.375	4-0 2B 2-3 BB		0-0 6-3			0-0 G5-4-3 1-2f			0-0 1B 1B	3	1	1	0	1	0	1
Kevin McReynolds, R (1, 8) OBP: 0.326, SLG: 0.489	0-0 6-3 1-3 2B			0-0 F5			0-0 4-3		0-0 1-2 1B	4	0	2	1	0	0	0
Carmelo Martinez, R (1, 7) OBP: 0.333, SLG: 0.393	0-0 6-3 2-3 3-H			0-0 F9			0-0 F8		0-3 K	4	0	0	1	0	1	3
Terry Kennedy, L (1, 2) OBP: 0.280, SLG: 0.349	0-0 6-3			0-0 F7			0-0 4-3		0-0 4-1	4	0	0	0	0	0	3
Luis Salazar, R (1, 5) OBP: 0.255, SLG: 0.330		0-0 F9			0-0 F9			0-3 K		3	0	0	0	0	1	0
Garry Templeton, S (1, 6) OBP: 0.312, SLG: 0.326		0-3 K			0-0 5-3			0-0 2B		3	0	1	0	0	1	0
Ed Whitson, R (1, 1) OBP: 0.073, SLG: 0.056 Kurt Bevacqua, R (8, PH) OBP: 0.339, SLG: 0.286 Luis DeLeon, R (9, 1)		0-0 5-3			0-0 1-3			0-0 F4		2	0	0	0	0	0	0
										1	0	0	0	0	0	1
										0	0	0	0	0	0	0

Inning Stats	R: 2	H: 2	E: 0	LOB: 1	K: 1	P: 11	R: 0	H: 0	E: 0	LOB: 0	K: 1	P: 5	R: 0	H: 0	E: 0	LOB: 0	K: 0	P: 3	R: 0	H: 0	E: 0	LOB: 0	K: 0	P: 3	R: 0	H: 1	E: 0	LOB: 0	K: 0	P: 3	R: 0	H: 0	E: 0	LOB: 0	K: 0	P: 3	R: 0	H: 1	E: 0	LOB: 1	K: 1	P: 6	R: 0	H: 2	E: 0	LOB: 2	K: 1	P: 7	1B: 4	SF: 0	2B: 2	SAC: 0	3B: 0	DP: 1	HR: 0	HBP: 0	WP: 0	PA: 33
PITCHER Fernando Valenzuela, L (1, 1) ERA: 3.03	IP	WLS	BF	H	R	ER	SO	BB	IBB	HBP	BLK	WP	HR	S	P	ERA	WHIP	IP	WLS	BF	H	R	ER	SO	BB	IBB	HBP	BLK	WP	HR	S	P	ERA	WHIP	IP	WLS	BF	H	R	ER	SO	BB	IBB	HBP	BLK	WP	HR	S	P	ERA	WHIP							
	9.0	W	33	6	2	2	4	1	0	0	0	0	0	40	44	2.00	0.778																																									

BOTTOM

Los Angeles Dodgers @ San Diego Padres
Jack Murphy Stadium, San Diego, CA

Tue Sep 11 1984, 10:05 PM EDT
 Att. 24,505 - Unknown

livebaseballscorecards.com

AB	32
R	2
H	6
RBI	2
BB	1
SO	4
LOB	10



Batter	1	2	3	4	5	6	7	8	9	AB R H RBI BB SO LOB	TOP											
Steve Sax, R (1, 4) OBP: 0.287, SLG: 0.292	0-0 F2		0-0 1-3		0-0 2B 1B		0-3 K	0-0 6-3		5 1 1 0 0 1 1												
Bill Russell, R (1, 6) OBP: 0.329, SLG: 0.312	0-0 4-3		0-0 HR 1B		0-0 F7		4-0 BB BB		0-0 5-3	4 1 1 0 1 0 1												
Candy Maldonado, R (1, 9) OBP: 0.309, SLG: 0.381 Greg Brock, L (7, PH) OBP: 0.322, SLG: 0.402	0-0 FC6-4 1B		0-3 K		0-0 1B 2B		4-0 1-2 BB		4-0 HR BB	3 1 2 1 0 1 1 0 1 0 0 2 0 0												
Pedro Guerrero, R (1, 3) OBP: 0.343, SLG: 0.446	0-0 FC6-4 1-2f		0-0 1-H HR		4-0 1B BB		0-0 F7		0-0 1-H HR	4 2 2 4 1 0 3												
Mike Marshall, R (1, 7) OBP: 0.322, SLG: 0.450 Ed Amelung, L (9, PR) OBP: 0.256, SLG: 0.216		0-0 1B FC5-2 1B	0-0 F8		0-0 1-2 2-H FC4-6 1B		0-3 K		0-0 1B 2B	5 0 3 1 0 1 2 0 1 0 0 0 0 0												
Steve Yeager, R (1, 2) OBP: 0.300, SLG: 0.314		0-0 5-3 FC5-2 1B		0-0 5-3	0-0 FC4-6 1-2f			0-0 5-3	0-0 F8	5 0 1 0 0 0 3												
R.J. Reynolds, S (1, 8) OBP: 0.297, SLG: 0.343		0-0 FC5-2 5-3		0-0 5-3		0-0 G6-4-3 1B		4-0 1B SH1-4 BB	0-0 2-H 1B	4 1 2 1 1 0 2												
German Rivera, R (1, 5) OBP: 0.321, SLG: 0.367		0-0 5-3		0-0 F3		0-0 G6-4-3		0-0 SH1-4 1B	0-0 FC5-4 1B	5 0 2 0 0 0 3												
Rick Honeycutt, L (1, 1) OBP: 0.186, SLG: 0.143 Tony Brewer, R (2, PH) OBP: 0.103, SLG: 0.074 Burt Hooton, R (2, 1)		0-0 F3		0-3 K	0-3 K			0-0 SH1-4	0-0 FC5-4	0 0 0 0 0 0 0 1 0 0 0 0 0 2 3 0 0 1 0 2 2												
Inning Stats	R: 0 E: 0 K: 0 S: 4	H: 1 LOB: 1 BB: 0 P: 4	R: 0 E: 0 K: 0 S: 5	H: 2 LOB: 2 BB: 0 P: 5	R: 2 E: 0 K: 1 S: 7	H: 2 LOB: 0 BB: 0 P: 7	R: 0 E: 0 K: 0 S: 3	H: 0 LOB: 0 BB: 0 P: 3	R: 2 E: 0 K: 1 S: 8	H: 3 LOB: 2 BB: 1 P: 12	R: 0 E: 0 K: 1 S: 5	H: 1 LOB: 0 BB: 0 P: 5	R: 0 E: 0 K: 2 S: 7	H: 0 LOB: 2 BB: 2 P: 15	R: 1 E: 0 K: 0 S: 4	H: 1 LOB: 1 BB: 1 P: 8	R: 3 E: 0 K: 0 S: 7	H: 4 LOB: 2 BB: 1 P: 11	1B: 10 2B: 2 3B: 0 HR: 2	SF: 0 SAC: 1 DP: 1 HBP: 0	WP: 0 PB: 0 SB: 2 CS: 0	PA: 45
PITCHER	IP WLS BF H R ER SO BB IBB HBP BLK WP HR S P ERA WHIP																					
Dave Dravecky, L (1, 1) ERA: 3.11	4.2 L 22 7 4 4 2 1 0 0 0 0 1 25 29 7.71 1.714																					
Andy Hawkins, R (5, 1) ERA: 4.78	2.1 10 2 0 0 3 2 0 0 0 0 0 14 22 0.00 1.714																					
Greg Booker, R (8, 1) ERA: 3.5	2.0 13 5 4 4 0 2 0 0 0 0 1 11 19 18.00 3.500																					

Los Angeles Dodgers @ San Diego Padres
 Jack Murphy Stadium, San Diego, CA
 Wed Sep 12 1984, 10:05 PM EDT
 Att: 28,560 - Unknown

AB	39
R	8
H	14
RBI	8
BB	5
SO	5
LOB	20



Batter	1	2	3	4	5	6	7	8	9	AB	R	H	RBI	BB	SO	LOB
Alan Wiggins, S OBP: 0.334, SLG: 0.316 (1, 4)	F7	K			K		G3		4-3	5	0	0	0	0	2	2
Tony Gwynn, L OBP: 0.411, SLG: 0.452 (1, 9)	F4		S	1B	1B			4-3		4	0	2	0	0	0	0
Steve Garvey, R OBP: 0.305, SLG: 0.374 (1, 3)	PB 1B		S	1-2	K			F9		4	0	1	0	0	2	2
Kevin McReynolds, R OBP: 0.328, SLG: 0.490 (1, 8)	PB 1B		S	1-2	F9		F6			4	0	2	0	0	0	2
Carmelo Martinez, R OBP: 0.335, SLG: 0.393 (1, 7)	1-2 2-3	BB	S		F7		G4-6-3	1B	F8	3	0	1	0	1	0	2
Terry Kennedy, L OBP: 0.282, SLG: 0.350 (1, 2)	F9				FC4-6		K			4	0	2	0	0	1	4
Mario Ramirez, R OBP: 0.314, SLG: 0.317 (9, PR)					1B				4-3	0	1	0	0	0	0	0
Luis Salazar, R OBP: 0.253, SLG: 0.326 (1, 5)		F9			FC4-6		G4-6-3		4-3	2	0	0	0	0	0	1
Graig Nettles, L OBP: 0.331, SLG: 0.421 (6, PH) (7, 5)				1-2f	S		1-2f			2	0	0	0	0	0	2
Garry Templeton, S OBP: 0.312, SLG: 0.325 (1, 6)		SH3-4		1-2	F5		G3		F8	4	0	1	0	0	0	3
Dave Dravecky, R OBP: 0.189, SLG: 0.176 (1, 1)		SH3-4			1B					1	0	0	0	0	0	1
Andy Hawkins, R OBP: 0.225, SLG: 0.205 (5, 1)										0	0	0	0	0	0	0
Tim Flannery, L OBP: 0.345, SLG: 0.388 (7, PH)					6-3					1	0	0	0	0	0	0
Greg Booker, R (8, 1)										0	0	0	0	0	0	0
Bobby Brown, S OBP: 0.285, SLG: 0.366 (9, PH)		1-2							2-H	1	0	1	1	0	0	0

BOTTOM

Los Angeles Dodgers @ San Diego Padres
Jack Murphy Stadium, San Diego, CA
 Wed Sep 12 1984, 10:05 PM EDT
 Att. 28,560 - Unknown

livebaseballscorecards.com

AB	35
R	1
H	10
RBI	1
BB	1
SO	5
LOB	19



Inning Stats	R: 0	H: 2	E: 0	K: 0	S: 5	P: 9	R: 0	H: 1	E: 0	K: 1	S: 6	R: 0	H: 1	E: 0	K: 1	S: 6	R: 0	H: 1	E: 0	K: 2	S: 8	R: 0	H: 1	E: 0	K: 1	S: 5	R: 0	H: 0	E: 0	K: 0	S: 3	R: 0	H: 1	E: 0	K: 0	S: 4	R: 1	H: 2	E: 0	K: 0	S: 5	1B: 10	2B: 0	3B: 0	HR: 0	SF: 0	SAC: 1	DP: 1	HBP: 0	WP: 0	PB: 1	SB: 2	CS: 0	PA: 37
--------------	------	------	------	------	------	------	------	------	------	------	------	------	------	------	------	------	------	------	------	------	------	------	------	------	------	------	------	------	------	------	------	------	------	------	------	------	------	------	------	------	------	--------	-------	-------	-------	-------	--------	-------	--------	-------	-------	-------	-------	--------

PITCHER	IP	WLS	BF	H	R	ER	SO	BB	IBB	HBP	BLK	WP	HR	S	P	ERA	WHIP
Rick Honeycutt, L ERA: 2.87 (1, 1)	1.0		6	2	0	0	0	1	0	0	0	0	0	5	9	0.00	3.000
Burt Hooton, R ERA: 3.31 (2, 1)	8.0	W	31	8	1	1	5	0	0	0	0	0	0	41	41	1.12	1.000

Batter	1	2	3	4	5	6	7	8	9	AB R H RBI BB SO LOB	TOP
Alan Wiggins, S (1, 4) OBP: 0.335, SLG: 0.316 	0-0 		0-0 		0-0 			4-0 		3 1 1 0 1 0 0	San Diego Padres @ Houston Astros Astrodome, Houston, TX Fri Sep 14 1984, 8:05 PM EDT Att. 13,119 - Unknown livebaseballscorecards.com
Tony Gwynn, L (1, 9) OBP: 0.412, SLG: 0.451 	0-0 		0-0 		0-0 			4-0 		3 1 1 0 1 0 0	
Steve Garvey, R (1, 3) OBP: 0.304, SLG: 0.372 	4-0 		0-0 		0-0 			0-0 		3 0 0 0 1 0 2	
Kevin McReynolds, R (1, 8) OBP: 0.325, SLG: 0.486 	0-0 			0-0 		0-0 		0-0 		4 0 0 1 0 0 2	
Graig Nettles, L (1, 5) OBP: 0.329, SLG: 0.418 Luis Salazar, R (9, PH) OBP: 0.256, SLG: 0.330 	0-0 			0-0 		0-0 		0-0 		3 0 0 1 0 0 1 1 1 1 0 0 0 0	
Terry Kennedy, L (1, 2) OBP: 0.282, SLG: 0.350 	0-0 		0-0 		0-0 			0-0 		4 0 1 0 0 0 2	
Carmelo Martinez, R (1, 7) OBP: 0.334, SLG: 0.390 		0-0 		0-0 		0-0 		4-0 		3 1 0 0 1 0 1	
Garry Templeton, S (1, 6) OBP: 0.310, SLG: 0.323 Kurt Bevacqua, R (9, PH) OBP: 0.350, SLG: 0.320 Mario Ramirez, R (9, 6) OBP: 0.314, SLG: 0.317 		0-0 		0-0 		0-0 		0-0 		3 0 0 0 0 0 0 1 0 1 2 0 0 0 0 0 0 0 0 0 0	
Eric Show, R (1, 1) OBP: 0.250, SLG: 0.413 Craig Lefferts, L (8, 1) OBP: 0.250, SLG: 0.313 Rich Gossage, R (8, 1) OBP: 0.227, SLG: 0.190 		0-3 		0-0 		0-3 		0-3 		3 0 0 0 0 2 0 0 0 0 0 0 0 0 1 0 0 0 0 1 1	
Inning Stats	R: 2 H: 2 E: 0 LOB: 1 K: 0 BB: 1 S: 5 P: 9	R: 0 H: 0 E: 0 LOB: 0 K: 1 BB: 0 S: 5 P: 5	R: 0 H: 0 E: 0 LOB: 0 K: 0 BB: 0 S: 3 P: 3	R: 0 H: 0 E: 0 LOB: 0 K: 0 BB: 0 S: 3 P: 3	R: 0 H: 0 E: 0 LOB: 0 K: 0 BB: 0 S: 3 P: 3	R: 0 H: 1 E: 0 LOB: 1 K: 0 BB: 0 S: 4 P: 4	R: 0 H: 0 E: 0 LOB: 2 K: 1 BB: 2 S: 5 P: 13	R: 2 H: 2 E: 0 LOB: 1 K: 1 BB: 1 S: 7 P: 11	1B: 4 SF: 0 2B: 1 SAC: 0 3B: 0 DP: 0 HR: 0 HBP: 0	WP: 0 PA: 36 PB: 0 SB: 3 CS: 0	
PITCHER Michael LaCoss, R (1, 1) ERA: 3.88 Bill Dawley, R (8, 1) ERA: 2.0 Frank DiPino, L (9, 1) ERA: 3.52	IP WLS BF H R ER SO BB IBB HBP BLK WP HR S P ERA WHIP 7.2 0 29 3 2 2 2 3 0 0 0 0 0 30 42 2.35 0.783 0.1 0 1 0 0 0 0 0 0 0 0 0 0 1 1 0.00 0.000 1.0 L 6 2 2 2 1 1 0 0 0 0 0 0 7 11 18.00 3.000	PITCHER IP WLS BF H R ER SO BB IBB HBP BLK WP HR S P ERA WHIP									

Batter	1	2	3	4	5	6	7	8	9	AB	R	H	RBI	BB	SO	LOB
Bill Doran, S (1, 4) OBP: 0.359, SLG: 0.378	0-0 4-3		0-0 F3			0-0 F7		0-0 E 1B 1-2 1B		4	0	1	0	0	0	0
Terry Puhl, L (1, 9) OBP: 0.385, SLG: 0.435	0-0 F9			0-0 F4		0-0 F8		0-0 E2 1-3 2-H 1B		4	0	1	1	0	0	0
Phil Gamar, R (1, 5) OBP: 0.342, SLG: 0.374 Alan Ashby, S (8, PH) OBP: 0.325, SLG: 0.325 (9, 2)	0-0 F7			0-3 K			0-0 F4	0-0 F3		3	0	0	0	0	1	0
Jose Cruz, L (1, 7) OBP: 0.380, SLG: 0.464		0-0 F8 2B		0-0 F6			0-0 1B		0-0 F8	4	0	2	0	0	0	0
Glenn Davis, R (1, 3) OBP: 0.273, SLG: 0.909		0-0 F8 2-3			0-0 HR		0-0 F2		0-3 K	4	1	1	1	0	1	2
Kevin Bass, S (1, 8) OBP: 0.267, SLG: 0.330		0-0 6-3			0-0 F8		0-0 F8		0-0 1B	4	0	1	0	0	0	2
Craig Reynolds, L (1, 6) OBP: 0.291, SLG: 0.372		0-0 F9			0-0 4-3			0-0 F9	0-0 F6	4	0	0	0	0	0	2
Mark Bailey, S (1, 2) OBP: 0.319, SLG: 0.330 Denny Walling, L (8, PH) OBP: 0.324, SLG: 0.392 (9, 5)			0-0 F4		0-0 6-3			0-0 1B 1B		2	0	0	0	0	0	0
Michael LaCoss, R (1, 1) OBP: 0.097, SLG: 0.133 Bill Dawley, R (8, 1) OBP: 0.429, SLG: 0.714 Jerry Mumphrey, S (8, PH) OBP: 0.356, SLG: 0.394 Frank DiPino, L (9, 1)			0-3 K			0-0 F7		0-0 F6		2	0	0	0	0	1	0
										0	0	0	0	0	0	0
										1	0	0	0	0	0	1
										0	0	0	0	0	0	0

Inning Stats	R: 0	H: 0	E: 0	K: 0	S: 3	H: 0	LOB: 0	BB: 0	P: 3	R: 0	H: 1	E: 0	K: 0	S: 4	H: 0	LOB: 1	BB: 0	P: 4	R: 0	H: 0	E: 0	K: 1	S: 5	H: 0	LOB: 0	BB: 0	P: 5	R: 1	H: 1	E: 0	K: 0	S: 4	R: 0	H: 0	E: 0	K: 0	S: 3	R: 0	H: 1	E: 0	K: 0	S: 4	R: 1	H: 3	E: 1	K: 0	S: 6	H: 0	LOB: 2	BB: 0	P: 6	R: 0	H: 1	E: 0	K: 1	S: 6	H: 1	LOB: 1	BB: 0	P: 6	1B: 5	SF: 0	2B: 1	SAC: 0	3B: 0	DP: 0	HR: 1	HBP: 0	WP: 0	PA: 34
--------------	------	------	------	------	------	------	--------	-------	------	------	------	------	------	------	------	--------	-------	------	------	------	------	------	------	------	--------	-------	------	------	------	------	------	------	------	------	------	------	------	------	------	------	------	------	------	------	------	------	------	------	--------	-------	------	------	------	------	------	------	------	--------	-------	------	-------	-------	-------	--------	-------	-------	-------	--------	-------	--------

PITCHER	IP	WLS	BF	H	R	ER	SO	BB	IBB	HBP	BLK	WP	HR	S	P	ERA	WHIP
Eric Show, R (1, 1) ERA: 3.5	7.1		26	4	2	2	2	0	0	0	0	0	1	30	30	2.46	0.545
Craig Lefferts, L (8, 1) ERA: 2.19	0.1		3	2	0	0	0	0	0	0	0	0	0	3	3	0.00	6.000
Rich Gossage, R (8, 1) ERA: 2.99	1.1	W	5	1	0	0	1	0	0	0	0	0	0	7	7	0.00	0.750

BOTTOM

San Diego Padres @ Houston Astros
Astrodome, Houston, TX

Fri Sep 14 1984, 8:05 PM EDT
Att. 13,119 - Unknown

AB	34
R	2
H	7
RBI	2
BB	0
SO	3
LOB	9



WP	PA	ERA	WHIP
0	34		
0			
0			

Batter	1	2	3	4	5	6	7	8	9
Bill Doran, S (1, 4) OBP: 0.357, SLG: 0.375	0-0 F3		0-0 F9		0-0 4-3		0-0 6-3		
Kevin Bass, S (1, 8) OBP: 0.270, SLG: 0.337	0-3 K		4-0 WP BB BB		0-0 3B			0-0 5-3	
Phil Gamet, R (1, 5) OBP: 0.347, SLG: 0.375	4-0 BB		4-0 WP BB		0-0 F7			0-0 2B 1B	
Jose Cruz, L (1, 7) OBP: 0.380, SLG: 0.463	0-0 F6		0-0 6-3			0-0 1B		0-3 K	
Glenn Davis, R (1, 3) OBP: 0.267, SLG: 0.800		0-0 5-3		0-0 6-3		0-0 F9		0-0 2B	
Terry Puhl, L (1, 9) OBP: 0.382, SLG: 0.431		0-0 F7		0-0 F7		0-0 F8		0-0 F3	
Mark Bailey, S (1, 2) OBP: 0.316, SLG: 0.327		0-0 6-3		0-0 4-3		0-3 K			
Craig Reynolds, L (1, 6) OBP: 0.292, SLG: 0.373			0-0 BB WP 1B		0-0 F8		0-0 F4		
Enos Cabell, R (7, PH) OBP: 0.341, SLG: 0.419									
Bert Pena, R (8, 6) OBP: 0.300, SLG: 0.333									
Nolan Ryan, R (1, 1) OBP: 0.127, SLG: 0.131			0-3 K				0-0 F4		
Mike Scott, R (1, 1) OBP: 0.178, SLG: 0.186									
Dave Smith, R (7, 1)									
Jim Pankovits, R (7, PH) OBP: 0.304, SLG: 0.409			1-2 K						
Bill Dawley, R (8, 1) OBP: 0.429, SLG: 0.714					4-3 3B				

Inning Stats	R: 0	H: 0	E: 0	K: 1	S: 5	R: 0	H: 0	E: 0	K: 0	S: 3	R: 1	H: 1	E: 0	K: 1	S: 6	R: 0	H: 0	E: 0	K: 0	S: 3	R: 1	H: 2	E: 0	K: 0	S: 5	R: 0	H: 1	E: 0	K: 1	S: 6	R: 0	H: 0	E: 0	K: 0	S: 3	R: 1	H: 2	E: 0	K: 1	S: 7
	LOB: 1	BB: 1	P: 9	LOB: 0	BB: 0	P: 3	LOB: 2	BB: 2	P: 14	LOB: 0	BB: 0	P: 3	LOB: 1	BB: 0	P: 5	LOB: 0	BB: 0	P: 6	LOB: 0	BB: 0	P: 3	LOB: 1	BB: 0	P: 7	LOB: 0	BB: 0	P: 7	LOB: 0	BB: 0	P: 7	LOB: 0	BB: 0	P: 7	LOB: 0	BB: 0	P: 7	LOB: 0	BB: 0	P: 7	

PITCHER	IP	WLS	BF	H	R	ER	SO	BB	IBB	HBP	BLK	WP	HR	S	P	ERA	WHIP
Tim Lollar, L (1, 1) ERA: 3.81	6.0		25	4	2	2	3	3	0	0	0	1	0	28	40	3.00	1.167
Craig Lefferts, L (7, 1) ERA: 2.24	2.0	L	8	2	1	1	1	0	0	0	0	0	0	10	10	4.50	1.000

BOTTOM

San Diego Padres @ Houston Astros
Astrodome, Houston, TX

Sat Sep 15 1984, 4:33 AM EDT
Att. 15,456 - Unknown

AB	R	H	RBI	BB	SO	LOB
4	0	0	0	0	0	2
3	0	1	1	1	1	0
2	1	1	0	2	0	1
4	0	1	0	0	1	4
4	0	1	1	0	0	1
4	0	0	0	0	0	2
3	0	0	0	0	1	1
2	1	1	0	0	0	0
1	0	0	0	0	0	0
0	0	0	0	0	0	0
0	0	0	0	0	0	0
0	0	0	0	0	0	0
0	0	0	0	0	0	0

AB	30
R	3
H	6
RBI	2
BB	3
SO	4
LOB	12



WP	PA
1	33
PB	0
SB	1
CS	0

1B	SF	WP	PA
3	0	1	33
2B	0	PB	0
3B	0	SB	1
HR	0	CS	0

San Diego Padres @ Houston Astros
 Astrodome, Houston, TX
 Sun Sep 16 1984, 8:05 PM EDT
 Att: 10,397 - Unknown

AB	39
R	9
H	12
RBI	6
BB	5
SO	5
LOB	14



WP:	0	PA:	44
PB:	0		
SB:	2		
CS:	0		

Batter	1	2	3	4	5	6	7	8	9	AB	R	H	RBI	BB	SO	LOB			
Luis Salazar, R (1, 8) OBP: 0.260, SLG: 0.332	F9		K		S		F8			5	1	2	0	0	1	3			
Alan Wiggins, S (1, 4) OBP: 0.340, SLG: 0.320	E9		2B	1B	BB			F7		3	3	2	0	2	0	0			
Bobby Brown, S (1, 9) OBP: 0.287, SLG: 0.367	K		1B	2B	BB		F7	K		4	2	1	2	1	2	2			
Steve Garvey, R (1, 3) OBP: 0.305, SLG: 0.371	1B		1B	1B	E1		F8	6-3		5	1	2	1	0	0	3			
Kurt Bevacqua, R (1, 5) OBP: 0.338, SLG: 0.309	1B		6-3	G4-3			F9			5	0	1	0	0	0	2			
Carmelo Martinez, R (1, 7) OBP: 0.334, SLG: 0.389	5-3		BB	1B	HR		F2			5	1	2	1	0	0	2			
Bruce Bochy, R (1, 2) OBP: 0.270, SLG: 0.479 Eddie Miller, S (9, PR) OBP: 0.500, SLG: 0.500		5-3	F7	HR			6-3			5	1	2	2	0	0	1			
Mario Ramirez, R (1, 6) OBP: 0.309, SLG: 0.295 Graig Nettles, L (9, PH) OBP: 0.325, SLG: 0.412		5-3	BB	BB	6-3		F7	K		3	0	0	0	1	0	0			
Mark Thurmond, L (1, 1) OBP: 0.246, SLG: 0.222 Luis DeLeon, R (6, 1) Andy Hawkins, R (7, 1) Rich Gossage, R (7, 1) OBP: 0.227, SLG: 0.190		6-3	BB				F8	K		2	0	0	0	1	0	0			
Inning Stats	R: 1 E: 1 K: 1 S: 8	H: 3 LOB: 2 BB: 0 P: 8	R: 0 E: 0 K: 0 S: 3	H: 0 LOB: 0 BB: 0 P: 3	R: 4 E: 0 K: 1 S: 10	H: 5 LOB: 3 BB: 2 P: 18	R: 4 E: 1 K: 0 S: 5	H: 2 LOB: 0 BB: 2 P: 13	R: 0 E: 0 K: 0 S: 4	H: 1 LOB: 2 BB: 1 P: 8	R: 0 E: 0 K: 0 S: 3	H: 0 LOB: 0 BB: 0 P: 3	R: 0 E: 0 K: 1 S: 5	H: 0 LOB: 0 BB: 0 P: 5	R: 0 E: 0 K: 1 S: 6	H: 1 LOB: 2 BB: 0 P: 6	1B: 9 2B: 2 3B: 0 HR: 1	SF: 0 SAC: 0 DP: 1 HBP: 0	WP: 0 PA: 44

PITCHER	IP	WLS	BF	H	R	ER	SO	BB	IBB	HBP	BLK	WP	HR	S	P	ERA	WHIP
Bob Knepper, L (1, 1) ERA: 3.3	2.1		15	8	5	5	1	0	0	0	0	0	0	17	17	19.29	3.429
Julio Solano, R (3, 1) ERA: 2.05	0.2		6	0	2	2	1	4	0	0	1	0	0	4	20	27.00	6.000
Vern Ruhle, R (4, 1) ERA: 4.58	2.0		10	3	2	2	0	1	0	0	0	0	1	9	13	9.00	2.000
Jeff Calhoun, L (6, 1) ERA:	2.0		6	0	0	0	1	0	0	0	0	0	0	8	8	0.00	0.000
Dave Smith, R (8, 1) ERA: 2.25	2.0	W	7	1	0	0	2	0	0	0	0	0	0	11	11	0.00	0.500

Batter	1	2	3	4	5	6	7	8	9
Luis Salazar, R (1, 8) OBP: 0.260, SLG: 0.332	F9		K		S		F8		
Alan Wiggins, S (1, 4) OBP: 0.340, SLG: 0.320	E9		2B	1B	BB			F7	
Bobby Brown, S (1, 9) OBP: 0.287, SLG: 0.367	K		1B	2B	BB		F7	K	
Steve Garvey, R (1, 3) OBP: 0.305, SLG: 0.371	1B		1B	1B	E1		F8	6-3	
Kurt Bevacqua, R (1, 5) OBP: 0.338, SLG: 0.309	1B		6-3	G4-3			F9		
Carmelo Martinez, R (1, 7) OBP: 0.334, SLG: 0.389	5-3		BB	1B	HR		F2		
Bruce Bochy, R (1, 2) OBP: 0.270, SLG: 0.479 Eddie Miller, S (9, PR) OBP: 0.500, SLG: 0.500		5-3	F7	HR			6-3		
Mario Ramirez, R (1, 6) OBP: 0.309, SLG: 0.295 Graig Nettles, L (9, PH) OBP: 0.325, SLG: 0.412		5-3	BB	BB	6-3		F7	K	
Mark Thurmond, L (1, 1) OBP: 0.246, SLG: 0.222 Luis DeLeon, R (6, 1) Andy Hawkins, R (7, 1) Rich Gossage, R (7, 1) OBP: 0.227, SLG: 0.190		6-3	BB				F8	K	

Batter	1	2	3	4	5	6	7	8	9	AB R H RBI BB SO LOB
Bill Doran, S OBP: 0.357, SLG: 0.374 (1, 4) (8, 6)	0-0 F2	0-0 S 1B		0-0 4-3		0-3 K		4-0 SH5-4 1B WP BB		4 2 1 0 1 1 2
Kevin Bass, S OBP: 0.273, SLG: 0.338 (1, 9) (4, 8)	0-0 4-3	0-0 CS 1B			0-0 F6	0-0 4-3		0-0 WP SH5-4 1-2 SF7 1B		5 1 2 1 0 0 1
Phil Garner, R OBP: 0.351, SLG: 0.380 (1, 5) (8, 4)	0-0 BB 1B	0-0 CS 1-2	0-0 5-3		0-0 E 2B		4-0 FC6-4 BB 2B BB	0-0 SH5-4 1-2 2-3		3 3 2 0 1 0 0
Jose Cruz, L OBP: 0.381, SLG: 0.461 (1, 7) BB BB	4-0 S 1B 1-2 BB		0-0 6-3		0-0 F7		4-0 FC6-4 1-2 BB	4-0 WP IBB		2 0 0 0 3 0 1
Glenn Davis, R OBP: 0.300, SLG: 0.789 (1, 3) X	0-0 1-2 2-H 1B		0-0 2B		0-0 E4 2-H		0-0 FC6-4 1-2 2-3 2B 1B	0-0 SF7 1-2 2-H 3-H		4 1 2 2 0 0 2
Jerry Mumphrey, S OBP: 0.355, SLG: 0.393 Jeff Calhoun, L (6, 1) Denny Walling, L OBP: 0.326, SLG: 0.397 (7, PH) (8, 5)	0-0 6-3 2-3		0-0 4-3		0-0 F8		0-0 1B 2B 1-3 3-H	0-0 F7		2 0 0 0 0 0 3 0 0 0 0 0 0 0 2 1 1 1 0 0 1
Mark Bailey, S OBP: 0.318, SLG: 0.347 (1, 2) X		0-0 HR		0-0 5-3		0-0 HR K		0-3 K		4 2 2 2 0 1 2
Craig Reynolds, L OBP: 0.292, SLG: 0.372 Bert Pena, R OBP: 0.281, SLG: 0.310 (4, PH) (5, 6)		0-3 K		0-3 K		0-3 K		0-0 1B		1 0 0 0 0 1 0 2 0 0 0 0 2 0
Alan Ashby, S OBP: 0.329, SLG: 0.329 Dave Smith, R (7, PH) (8, 1)								2-H 3-H 1B		1 0 1 2 0 0 0 0 0 0 0 0 0 0
Bob Knepper, L OBP: 0.237, SLG: 0.243 Julio Soliano, S OBP: 0.333, SLG: 0.333 Vern Kniele, R OBP: 0.214, SLG: 0.083 Tim Tolman, R OBP: 0.250, SLG: 0.267 Mike Richard, R OBP: 0.179, SLG: 0.125 Terry Puhl, L OBP: 0.382, SLG: 0.431 (1, 1) (3, 1) (4, 1) (4, 9) (5, PH) (6, PH) (7, 9)		0-0 F3		0-0 1B		0-0 1B		0-3 K		1 0 1 0 1 0 0 0 0 1 0 0 0 0 0 1 2 0 1 0 0 1 1

Inning Stats	R: 1	H: 2	E: 0	K: 5	S: 5	LOB: 2	BB: 1	P: 9	R: 2	H: 3	E: 0	K: 1	S: 7	LOB: 0	BB: 0	P: 7	R: 0	H: 1	E: 0	K: 4	S: 4	LOB: 1	BB: 0	P: 4	R: 0	H: 1	E: 0	K: 1	S: 6	LOB: 1	BB: 0	P: 6	R: 1	H: 1	E: 1	K: 5	S: 5	LOB: 1	BB: 0	P: 5	R: 3	H: 2	E: 0	K: 2	S: 9	LOB: 1	BB: 2	P: 17	R: 2	H: 1	E: 0	K: 4	S: 4	LOB: 1	BB: 2	P: 12
--------------	------	------	------	------	------	--------	-------	------	------	------	------	------	------	--------	-------	------	------	------	------	------	------	--------	-------	------	------	------	------	------	------	--------	-------	------	------	------	------	------	------	--------	-------	------	------	------	------	------	------	--------	-------	-------	------	------	------	------	------	--------	-------	-------

PITCHER	IP	WLS	BF	H	R	ER	SO	BB	IBB	HBP	BLK	WP	HR	S	P	ERA	WHIP
Mark Thurmond, L ERA: 3.1 (1, 1)	5.0		24	8	4	3	2	1	0	0	0	0	1	27	31	5.40	1.800
Luis DeLeon, R ERA: 5.8 (6, 1)	1.0		6	2	2	2	2	1	0	0	0	0	1	9	13	18.00	3.000
Andy Hawkins, R ERA: 4.9 (7, 1)	0.1		3	1	0	0	0	1	0	0	0	0	0	2	6	0.00	6.000
Rich Gossage, R ERA: 3.13 (7, 1)	1.2	L	9	2	4	4	2	1	1	0	0	1	0	11	19	21.60	1.800

BOTTOM

San Diego Padres @ Houston Astros
Astrodome, Houston, TX

Sun Sep 16 1984, 8:05 PM EDT
Att. 10,397 - Unknown

AB	35
R	10
H	13
RBI	8
BB	5
SO	6
LOB	14



PITCHER	IP	WLS	BF	H	R	ER	SO	BB	IBB	HBP	BLK	WP	HR	S	P	ERA	WHIP
Mark Thurmond, L ERA: 3.1 (1, 1)	5.0		24	8	4	3	2	1	0	0	0	0	1	27	31	5.40	1.800
Luis DeLeon, R ERA: 5.8 (6, 1)	1.0		6	2	2	2	2	1	0	0	0	0	1	9	13	18.00	3.000
Andy Hawkins, R ERA: 4.9 (7, 1)	0.1		3	1	0	0	0	1	0	0	0	0	0	2	6	0.00	6.000
Rich Gossage, R ERA: 3.13 (7, 1)	1.2	L	9	2	4	4	2	1	1	0	0	1	0	11	19	21.60	1.800

Batter	1	2	3	4	5	6	7	8	9	10	11	AB R H RBI BB SO LOB	TOP											
Alan Wiggins, S OBP: 0.339, SLG: 0.321 (1, 4)	0-3 K		x 0-0 F8		x 0-0 1B 2B		x 0-0 5-3			0-3 K		5 1 1 0 0 2 1												
Tony Gwynn, L OBP: 0.414, SLG: 0.453 (1, 9)	0-0 1B		x 0-0 CS 1B		x 0-0 2-H 1B			x 0-0 4-3		0-0 E5		5 0 3 1 0 0 0												
Steve Garvey, R OBP: 0.306, SLG: 0.372 (1, 3)	0-0 F8		x 0-0 CS		x 0-0 1B 1B		x 0-0 F3		x 0-0 1B	0-0 F5		5 1 2 0 0 0 3												
Kevin McReynolds, R OBP: 0.321, SLG: 0.479 (1, 8)	0-0 F9			x 0-0 F7		x 0-0 F8		x 0-0 F8			0-0 3B 1B	5 1 1 0 0 0 3												
Carmelo Martinez, R OBP: 0.335, SLG: 0.391 (1, 7)		x 0-0 6-3 2B		x 0-0 1B 1B		x 0-0 F9		x 0-0 F5			0-0 F7	5 0 2 0 0 0 2												
Terry Kennedy, L OBP: 0.283, SLG: 0.349 (1, 2)		x 0-0 6-3		x 0-0 1B		x 0-3 K			x 0-0 F6		0-3 K	5 0 1 1 0 2 2												
Luis Salazar, R OBP: 0.255, SLG: 0.325 Graig Nettles, L OBP: 0.326, SLG: 0.419 (11, PH) (11, 5)		x 0-0 F4		x 0-0 G6-4-3 1B		x 0-0 K		x 0-0 F6		x 0-0 5-3		4 0 0 0 0 0 3 1 0 1 1 0 0 0												
Garry Templeton, S OBP: 0.313, SLG: 0.325 Rich Gossage, R OBP: 0.217, SLG: 0.182 (1, 6) (9, 1)		x 0-0 F9			x 0-3 K			x 0-0 SH2-4 1B		x 0-0 4-3		4 0 1 0 0 1 1 1 0 0 0 0 1 1												
Ed Whitson, R OBP: 0.070, SLG: 0.054 Tim Flannery, L OBP: 0.339, SLG: 0.380 (1, 1) (9, 6)			x 0-0 1-3		x 0-0 F9			x 0-0 SH2-4		x 0-0 F7		2 0 0 0 0 0 0 1 0 0 0 0 0 0												
Inning Stats	R: 0 E: 0 K: 1 S: 6	H: 1 LOB: 1 BB: 0 P: 6	R: 0 E: 0 K: 0 S: 4	H: 1 LOB: 1 BB: 0 P: 4	R: 0 E: 0 K: 0 S: 3	H: 1 LOB: 0 BB: 0 P: 3	R: 1 E: 0 K: 0 S: 5	H: 3 LOB: 1 BB: 0 P: 5	R: 1 E: 0 K: 1 S: 7	H: 2 LOB: 1 BB: 0 P: 7	R: 0 E: 0 K: 1 S: 5	H: 0 LOB: 0 BB: 0 P: 5	R: 0 E: 0 K: 0 S: 4	H: 1 LOB: 1 BB: 0 P: 4	R: 0 E: 0 K: 0 S: 4	H: 1 LOB: 1 BB: 0 P: 4	R: 0 E: 1 K: 1 S: 6	H: 0 LOB: 1 BB: 0 P: 6	R: 1 E: 0 K: 2 S: 9	H: 2 LOB: 1 BB: 0 P: 9	1B: 9 2B: 2 3B: 1 HR: 0	SF: 0 SAC: 1 DP: 1 HBP: 0	WP: 0 PB: 0 SB: 0 CS: 1	PA: 45
PITCHER	IP WLS BF H R ER SO BB IBB HBP BLK WP HR S P ERA WHIP															IP WLS BF H R ER SO BB IBB HBP BLK WP HR S P ERA WHIP								
Tom Browning, L ERA: 1.65 (1, 1)	8.0	32	10	2	2	3	0	0	0	0	0	0	0	0	38	38	2.25	1.250						
Carl Willis, R ERA: 6.14 (9, 1)	2.0	7	0	0	0	1	0	0	0	0	0	0	0	9	9	0.00	0.000							
Ted Power, R ERA: 2.96 (11, 1)	1.0	L	5	2	1	2	0	0	0	0	0	0	0	9	9	9.00	2.000							

San Diego Padres @ Cincinnati Reds
Riverfront Stadium, Cincinnati, OH
Mon Sep 17 1984, 7:05 PM EDT
Att: 7,728 - Unknown

AB	43
R	3
H	12
RBI	3
BB	0
SO	6
LOB	16



livebaseballscorecards.com

Batter	1	2	3	4	5	6	7	8	9	10	11	AB R H RBI BB SO LOB	BOTTOM
Eddie Milner, L (1, 8) OBP: 0.348, SLG: 0.354	0-0 F9		0-0 4-3		0-0 F9			0-3 K		4-0 FC8-2 BB		4 0 0 0 1 1 0	San Diego Padres @ Cincinnati Reds Riverfront Stadium, Cincinnati, OH Mon Sep 17 1984, 7:05 PM EDT Att: 7,728 - Unknown
Pete Rose, S (1, 3) OBP: 0.355, SLG: 0.331	0-0 FC5-4 1B		0-0 6-3			0-0 F7			0-0 F9	0-0 FC8-2		5 0 1 0 0 0 3	
Dave Parker, L (1, 9) OBP: 0.326, SLG: 0.414	0-0 FC5-4 1-2f			4-0 F8 1B SF7 BB		0-0 F7			0-0 6-3	0-0 F8		4 1 0 0 1 0 4	
Cesar Cedeno, R (1, 7) OBP: 0.311, SLG: 0.413	0-3 K			0-0 SF7 S 1B		0-0 F8			0-0 2B 1B			5 1 2 0 0 2 1	
Wayne Krenchicki, L (1, 5) OBP: 0.347, SLG: 0.464		0-3 K		0-0 F8 2-3			0-0 1-3 9-2 2B		0-0 1-H 2B			5 0 2 1 0 1 2	
Dave Concepcion, R (1, 6) OBP: 0.301, SLG: 0.310		0-0 F9		0-0 SF7 1-3 3-H			0-0 1-3 2-3		0-0 F4			4 0 0 1 0 0 2	
Brad Gulden, L (1, 2) OBP: 0.303, SLG: 0.310		0-0 1B		0-0 F8 3-H			0-0 9-2 3-H			0-3 K		4 0 1 0 0 1 2	
Ron Oester, S (1, 4) OBP: 0.295, SLG: 0.318		0-0 F8			0-0 F7			0-0 F7		0-0 1B FC8-2 1B		4 0 1 0 0 0 1	
Tom Browning, L (1, 1) OBP: 0.200, SLG: 0.200			0-3 K		0-0 F3			0-0 F9		0-0 FC8-2 BB 1B		2 0 0 0 0 1 0	
Duane Walker, L (8, PH) OBP: 0.387, SLG: 0.523												1 0 0 0 0 0 0	
Carl Willis, L (9, 1)												0 0 0 0 0 0 0	
Tom Foley, L (10, PH) OBP: 0.308, SLG: 0.346												1 0 1 0 0 0 0	
Ted Power, R (11, 1)												0 0 0 0 0 0 0	
Inning Stats	R: 0 H: 1 E: 0 LOB: 1 K: 1 BB: 0 S: 6 P: 6	R: 0 H: 1 E: 0 LOB: 1 K: 1 BB: 0 S: 6 P: 6	R: 0 H: 0 E: 0 LOB: 0 K: 1 BB: 0 S: 5 P: 5	R: 1 H: 1 E: 0 LOB: 1 K: 0 BB: 1 S: 4 P: 8	R: 0 H: 0 E: 0 LOB: 0 K: 0 BB: 0 S: 3 P: 3	R: 0 H: 0 E: 0 LOB: 0 K: 0 BB: 0 S: 3 P: 3	R: 0 H: 1 E: 0 LOB: 0 K: 0 BB: 0 S: 3 P: 3	R: 0 H: 0 E: 0 LOB: 0 K: 1 BB: 0 S: 5 P: 5	R: 1 H: 2 E: 0 LOB: 1 K: 0 BB: 0 S: 5 P: 5	R: 0 H: 2 E: 0 LOB: 3 K: 1 BB: 1 S: 7 P: 11	R: 0 H: 0 E: 0 LOB: 0 K: 1 BB: 0 S: 5 P: 5	1B: 6 SF: 1 2B: 3 SAC: 0 3B: 0 DP: 1 HR: 0 HBP: 0	WP: 0 PA: 42 PB: 0 SB: 2 CS: 0
PITCHER	IP WLS BF H R ER SO BB IBB HBP BLK WP HR S P ERA WHIP												
Ed Whitson, R (1, 1) ERA: 3.36	8.2 32 6 2 2 4 1 0 0 0 0 0 39 43 2.08 0.808												
Rich Gossage, R (9, 1) ERA: 3.05	2.1 10 2 0 0 2 1 0 0 0 0 0 13 17 0.00 1.286												

livebaseballscorecards.com

AB	39
R	2
H	8
RBI	2
BB	2
SO	6
LOB	15



Batter	1	2	3	4	5	6	7	8	9	AB R H RBI BB SO LOB	TOP										
Alan Wiggins, S (1, 4) OBP: 0.340, SLG: 0.322	0-0 2B	4-0 BB			0-0 6-3		0-3 K		0-0 G3	4 0 1 0 1 1 0											
Tony Gwynn, L (1, 9) OBP: 0.414, SLG: 0.452	4-0 BB	0-0 F4			0-0 F7		0-0 1B			3 0 1 0 1 0 2											
Steve Garvey, R (1, 3) OBP: 0.305, SLG: 0.370	0-0 F4			0-0 F2		4-0 BB	0-0 6-3			3 0 0 0 1 0 3											
Kevin McReynolds, R (1, 8) OBP: 0.319, SLG: 0.475	0-0 L4-3			0-0 F6		0-0 F7	0-0 5-3			4 0 0 0 0 0 4											
Carmelo Martinez, R (1, 7) OBP: 0.336, SLG: 0.392		0-0 HR		0-0 5-3		0-0 FC4-6		0-0 F8		4 1 2 0 0 0 0											
Terry Kennedy, L (1, 2) OBP: 0.286, SLG: 0.358		0-0 HR		0-0 FC1-4		0-0 FC4-6		0-0 G6-4-3		4 1 3 2 0 0 1											
Luis Salazar, R (1, 5) OBP: 0.255, SLG: 0.324		0-0 1B		0-3 K		0-3 K		0-0 G6-4-3		4 0 1 0 0 2 3											
Garry Templeton, S (1, 6) OBP: 0.312, SLG: 0.324		0-3 K		0-0 FC1-4		0-0 1B		0-0 F8		4 0 1 0 0 1 2											
Dave Dravecky, R (1, 1) OBP: 0.171, SLG: 0.158		0-0 F1		0-0 5-3		0-0 F9		0-0 6-3		4 0 0 0 0 0 4											
Inning Stats	R: 0 E: 0 K: 0 S: 3	H: 1 LOB: 1 BB: 1 P: 7	R: 2 E: 0 K: 1 S: 8	H: 3 LOB: 2 BB: 1 P: 12	R: 0 E: 0 K: 0 S: 3	H: 0 LOB: 0 BB: 0 P: 3	R: 0 E: 0 K: 1 S: 6	H: 1 LOB: 1 BB: 0 P: 6	R: 0 E: 0 K: 0 S: 7	H: 2 LOB: 2 BB: 0 P: 7	R: 0 E: 0 K: 1 S: 6	H: 1 LOB: 1 BB: 0 P: 6	R: 0 E: 0 K: 0 S: 3	H: 1 LOB: 0 BB: 0 P: 3	R: 0 E: 0 K: 0 S: 3	H: 0 LOB: 0 BB: 0 P: 3	1B: 7 2B: 2 3B: 0 HR: 1	SF: 0 SAC: 0 DP: 2 HBP: 0	WP: 0 PB: 0 SB: 2 CS: 0	PA: 37	
PITCHER	IP WLS BF H R ER SO BB IBB HBP BLK WP HR S P ERA WHIP																			PITCHER	IP WLS BF H R ER SO BB IBB HBP BLK WP HR S P ERA WHIP
Joe Price, L (1, 1) ERA: 4.26	6.0 L 27 7 2 2 3 3 0 0 0 0 1 30 42 3.00 1.667																				
Carl Willis, R (7, 1) ERA: 5.63	2.0 7 2 0 0 1 0 0 0 0 0 0 0 9 9 0.00 1.000																				
Tom Hume, R (9, 1) ERA: 5.47	1.0 3 0 0 0 0 0 0 0 0 0 0 0 3 3 0.00 0.000																				

San Diego Padres @ Cincinnati Reds
Riverfront Stadium, Cincinnati, OH
Tue Sep 18 1984, 3:33 AM EDT
Att. 10,414 - Unknown

livebaseballscorecards.com

AB	34
R	2
H	9
RBI	2
BB	3
SO	4
LOB	19



Batter	1	2	3	4	5	6	7	8	9	AB R H RBI BB SO LOB
Gary Redus, R (1, 8) OBP: 0.344, SLG: 0.382	0-0 F6			0-0 4-3		0-3 K			0-0 F5	4 0 0 0 0 1 2
Wade Rowdon, R (1, 6) OBP: 0.250, SLG: 0.250	0-0 6-3			0-0 F3		0-0 F9			0-0 1B	4 0 1 0 0 0 2
Dave Parker, L (1, 9) OBP: 0.324, SLG: 0.411	0-0 4-3			0-0 F4			0-3 K		0-0 F7	4 0 0 0 0 1 1
Cesar Cedeno, R (1, 7) OBP: 0.310, SLG: 0.414		0-0 F5			0-3 K		0-0 2B		0-0 F8	4 0 1 0 0 1 1
Alan Knicely, R (1, 3) OBP: 0.217, SLG: 0.167		0-0 F8			0-0 F7		0-0 6-3			3 0 0 0 0 0 1
Nick Esasky, R (1, 5) OBP: 0.291, SLG: 0.339		0-0 F9			0-0 F5		0-0 F9			3 0 0 0 0 0 1
Dave Vangorder, R (1, 2) OBP: 0.321, SLG: 0.258			4-0 G6-4-3 BB			0-0 F8		0-0 6-3		2 0 0 0 1 0 0
Ron Oester, S (1, 4) OBP: 0.296, SLG: 0.320			0-0 G6-4-3 1-2f			0-0 2B		0-0 5-3		3 0 1 0 0 0 1
Joe Price, R (1, 1) OBP: 0.188, SLG: 0.174			0-0 F2			4-0 BB		0-0 F9		1 0 0 0 0 0 0
Tony Perez, R (6, PH) OBP: 0.286, SLG: 0.351										0 0 0 0 1 0 0
Skeeter Barnes, R (6, PR) OBP: 0.182, SLG: 0.195										0 0 0 0 0 0 0
Carl Willis, L (7, 1)										0 0 0 0 0 0 0
Dave Concepcion, R (8, PH) OBP: 0.301, SLG: 0.309										1 0 0 0 0 0 0
Tom Hume, R (9, 1) OBP: 0.174, SLG: 0.136										0 0 0 0 0 0 0

Inning Stats	R: 0	H: 0	E: 0	LOB: 0	K: 0	BB: 0	S: 3	P: 3	R: 0	H: 0	E: 0	LOB: 0	K: 0	BB: 0	S: 2	P: 6	R: 0	H: 0	E: 0	LOB: 0	K: 1	BB: 0	S: 5	P: 5	R: 0	H: 1	E: 0	LOB: 2	K: 1	BB: 1	S: 6	P: 10	R: 0	H: 1	E: 0	LOB: 1	K: 1	BB: 0	S: 6	P: 6	R: 0	H: 0	E: 0	LOB: 0	K: 0	BB: 0	S: 3	P: 3	R: 0	H: 1	E: 0	LOB: 1	K: 0	BB: 0	S: 4	P: 4	1B: 1	SF: 0	2B: 2	SAC: 0	3B: 0	DP: 1	HR: 0	HBP: 0	WP: 0	PA: 31
PITCHER Dave Dravecky, L (1, 1) ERA: 2.92	IP	WLS	BF	H	R	ER	SO	BB	IBB	HBP	BLK	WP	HR	S	P	ERA	WHIP	IP	WLS	BF	H	R	ER	SO	BB	IBB	HBP	BLK	WP	HR	S	P	ERA	WHIP	IP	WLS	BF	H	R	ER	SO	BB	IBB	HBP	BLK	WP	HR	S	P	ERA	WHIP															


BOTTOM

San Diego Padres @ Cincinnati Reds
Riverfront Stadium, Cincinnati, OH

Tue Sep 18 1984, 3:33 AM EDT
Att. 10,414 - Unknown

livebaseballscorecards.com

AB	29
R	0
H	3
RBI	0
BB	2
SO	3
LOB	9



San Francisco Giants @ San Diego Padres
 Jack Murphy Stadium, San Diego, CA
 Wed Sep 19 1984, 10:05 PM EDT
 Att. 32,964 - Unknown

AB	42
R	4
H	11
RBI	4
BB	3
SO	8
LOB	23



WP:	0	PA:	45
PB:	0		
SB:	3		
CS:	0		

AB R H RBI BB SO LOB

3	3	2	0	2	0	0
5	0	2	1	0	0	2
4	0	2	2	1	0	0
5	0	1	0	0	3	7
5	0	0	0	0	2	6
5	0	1	0	0	0	1
5	1	3	1	0	1	1
5	0	0	0	0	0	3
1	0	0	0	0	0	1
1	0	0	0	0	1	0
1	0	0	0	0	0	0
0	0	0	0	0	0	0
1	0	0	0	0	0	0
0	0	0	0	0	0	0
1	0	0	0	0	0	2
0	0	0	0	0	0	0

1B:	10	SF:	0
2B:	0	SAC:	0
3B:	0	DP:	1
HR:	1	HBP:	0

1B:	10	SF:	0
2B:	0	SAC:	0
3B:	0	DP:	1
HR:	1	HBP:	0

Batter	1	2	3	4	5	6	7	8	9	10
Dan Gladden, R (1, 8) OBP: 0.404, SLG: 0.455	0-0 1B		4-0 E		0-0 1-3		0-0 1B		4-0 1B	
Manny Trillo, R (1, 4) OBP: 0.296, SLG: 0.336	0-0 F7		0-0 F8		0-0 F2		0-0 1B		0-0 1B	
Chili Davis, S (1, 9) OBP: 0.361, SLG: 0.507	0-0 1B		0-0 E4		0-0 F9		0-0 1B		4-0 1B	
Jeffrey Leonard, R (1, 7) OBP: 0.359, SLG: 0.492	0-3 K		0-3 K		0-0 1B		0-0 F9		0-3 K	
Bob Brenly, R (1, 2) OBP: 0.358, SLG: 0.480	0-0 F8		0-0 F3		0-3 K			0-0 4-3	0-3 K	
Scott Thompson, L (1, 3) OBP: 0.379, SLG: 0.348		0-0 1B		0-0 F6		0-0 F7		0-0 4-3		0-0 F7
Chris Brown, R (1, 5) OBP: 0.333, SLG: 0.447		0-3 K		0-0 F7			0-0 HR	0-0 FC6-4		0-0 1B
Brad Wellman, R (1, 6) OBP: 0.269, SLG: 0.296		0-0 F7		0-0 4-3			0-0 F8	0-0 FC6-4		0-0 E4
Jeff Robinson, R (1, 1) OBP: 0.145, SLG: 0.117		0-3 K		0-3 K			0-0 F7		0-0 F3	0-0 G1-6-3
Mark Davis, L (2, 1) OBP: 0.162, SLG: 0.238										
Gene Richards, L (7, PH) OBP: 0.340, SLG: 0.280										
Bob Lacey, R (7, 1) OBP: 0.333, SLG: 0.333										
Dusty Baker Jr., R (9, PH) OBP: 0.374, SLG: 0.352										
Greg Winton, S (9, 1) OBP: 0.091, SLG: 0.048										
Duane Kuiper, L (10, PH) OBP: 0.276, SLG: 0.204										
Scott Garretts, R (10, 1) OBP: 0.100, SLG: 0.100										

Inning Stats	R: 1 E: 0 K: 1 S: 7	H: 2 LOB: 1 BB: 0 P: 7	R: 0 E: 0 K: 2 S: 8	H: 1 LOB: 1 BB: 0 P: 8	R: 1 E: 2 K: 1 S: 6	H: 0 LOB: 1 BB: 1 P: 10	R: 0 E: 0 K: 0 S: 3	H: 0 LOB: 0 BB: 0 P: 3	R: 0 E: 0 K: 1 S: 5	H: 0 LOB: 0 BB: 0 P: 5	R: 0 E: 0 K: 1 S: 6	H: 1 LOB: 1 BB: 0 P: 6	R: 2 E: 0 K: 0 S: 7	H: 4 LOB: 2 BB: 0 P: 7	R: 0 E: 0 K: 0 S: 4	H: 1 LOB: 1 BB: 0 P: 4	R: 0 E: 0 K: 2 S: 8	H: 1 LOB: 3 BB: 2 P: 16	R: 0 E: 1 K: 0 S: 4	H: 1 LOB: 1 BB: 0 P: 4	1B: 10 2B: 0 3B: 0 HR: 1	SF: 0 SAC: 0 DP: 1 HBP: 0	WP: 0 PB: 0 SB: 3 CS: 0	PA: 45
--------------	------------------------------	---------------------------------	------------------------------	---------------------------------	------------------------------	----------------------------------	------------------------------	---------------------------------	------------------------------	---------------------------------	------------------------------	---------------------------------	------------------------------	---------------------------------	------------------------------	---------------------------------	------------------------------	----------------------------------	------------------------------	---------------------------------	-----------------------------------	------------------------------------	----------------------------------	--------

PITCHER	IP	WLS	BF	H	R	ER	SO	BB	IBB	HBP	BLK	WP	HR	S	P	ERA	WHIP
Eric Show, R (1, 1) ERA: 3.52	6.2		28	6	4	3	6	1	0	0	0	0	1	39	43	4.05	1.050
Luis DeLeon, R (7, 1) ERA: 5.8	0.0		1	1	0	0	0	0	0	0	0	0	0	1	1	∞	∞
Mark Thurmond, L (7, 1) ERA: 3.1	0.1		2	1	0	0	0	0	0	0	0	0	0	2	2	0.00	3.000
Rich Gossage, R (8, 1) ERA: 2.99	2.0		10	2	0	0	2	2	0	0	0	0	0	12	20	0.00	2.000
Andy Hawkins, R (10, 1) ERA: 4.87	1.0	W	4	1	0	0	0	0	0	0	0	0	0	4	4	0.00	1.000

BOTTOM

San Francisco Giants @ San Diego Padres
Jack Murphy Stadium, San Diego, CA

livebaseballscores.com

AB	38
R	5
H	10
RBI	4
BB	5
SO	2
LOB	14



WP	0	PA	44
PB	0		
SB	1		
CS	1		

Wed Sep 19 1984, 10:05 PM EDT
Att: 32,964 - Unknown

AB R H RBI BB SO LOB

5 0 0 0 0 0 2

5 0 2 1 0 0 0

4 2 2 0 1 1 1

5 0 1 1 0 0 4

3 0 0 1 1 1 1
0 1 0 0 0 0 0

4 0 1 0 1 0 0

3 1 2 0 2 0 0

5 1 1 0 0 0 6

3 0 1 1 0 0 0
0 0 0 0 0 0 0
0 0 0 0 0 0 0
1 0 0 0 0 0 0
0 0 0 0 0 0 0

Batter	1	2	3	4	5	6	7	8	9	10
Alan Wiggins, S (1, 4) OBP: 0.337, SLG: 0.319	0-0 4-3	0-0 FC4-6 1B		0-0 6-3			0-0 6-3		0-0 1-3	
Tony Gwynn, L (1, 9) OBP: 0.414, SLG: 0.452	0-0 CS 1B	0-0 BB 1B		0-0 F7			0-0 4-3		0-0 E6	
Steve Garvey, R (1, 3) OBP: 0.308, SLG: 0.374	0-0 1B 2B	4-0 1-2 BB			0-0 F8 SF8 2B		0-3 K		0-0 1-3	
Graig Nettles, L (1, 5) OBP: 0.325, SLG: 0.416	0-0 2-H 1B	0-0 4-3			0-0 F8			0-0 G3		0-0 4-3
Terry Kennedy, L (1, 2) Eddie Miller, S (10, PR) OBP: 0.285, SLG: 0.356 OBP: 0.500, SLG: 0.500	0-3 K			0-0 F8			0-0 SF8			4-0 BB E BB
Kevin McReynolds, R (1, 8) OBP: 0.320, SLG: 0.475		0-0 6-3		0-0 E5 1B		0-0 5-3		0-0 2B		4-0 E BB IBB
Carmelo Martinez, R (1, 7) OBP: 0.340, SLG: 0.394		0-0 1B 1B		0-0 G6-4-3 1B			0-0 6-3		4-0 FC6-4 IBB	4-0 E BB
Garry Templeton, S (1, 6) OBP: 0.311, SLG: 0.323		0-0 FC4-6 1B 1B		0-0 G6-4-3			0-0 F9		0-0 FC6-4	0-0 E2
Eric Show, R (1, 1) Luis DeLeon, R (7, 1) Mark Thurmond, L (7, 1) Rich Grossman, R (8, 1) Tim Flannery, L (9, PH) Andy Hawkins, R (10, 1)		0-0 FC4-6 1B		0-0 5-3			0-0 1-3		0-0 1-3	

Inning Stats	R: 1	H: 3	E: 0	K: 1	S: 7	R: 2	H: 4	E: 0	K: 0	S: 7	R: 0	H: 1	E: 1	K: 0	S: 4	R: 0	H: 0	E: 0	K: 0	S: 3	R: 0	H: 0	E: 0	K: 1	S: 5	R: 0	H: 1	E: 0	K: 0	S: 4	R: 0	H: 0	E: 1	K: 0	S: 2	1B: 7	2B: 3	3B: 0	HR: 0	SF: 1	SAC: 0	DP: 1	HBP: 0	WP: 0	PA: 44
--------------	------	------	------	------	------	------	------	------	------	------	------	------	------	------	------	------	------	------	------	------	------	------	------	------	------	------	------	------	------	------	------	------	------	------	------	-------	-------	-------	-------	-------	--------	-------	--------	-------	--------

PITCHER	IP	WLS	BF	H	R	ER	SO	BB	IBB	HBP	BLK	WP	HR	S	P	ERA	WHIP
Jeff Robinson, R (1, 1) ERA: 4.35	1.2		12	7	3	3	1	1	0	0	0	0	0	13	17	16.20	4.800
Mark Davis, L (2, 1) ERA: 5.3	4.1		15	2	1	1	0	0	0	0	0	0	0	15	15	2.08	0.462
Bob Lacey, L (7, 1) ERA: 3.61	2.0		8	1	0	0	1	0	1	0	0	0	0	9	13	0.00	0.500
Greg Minton, R (9, 1) ERA: 3.79	1.0		4	0	0	0	0	0	0	0	0	0	0	4	4	0.00	0.000
Scott Garrelts, R (10, 1) ERA: 5.63	0.1	L	5	0	1	0	0	2	1	0	0	0	0	2	14	0.00	6.000

Batter	1	2	3	4	5	6	7	8	9	AB R H RBI BB SO LOB	TOP	
Dan Gladden, R OBP: 0.407, SLG: 0.457 (1, 8) X	0-0 CS 1B		0-0 1B SF9 1B	0-0 1B		0-0 G4-6-3 1-2f		0-3 K		5 1 3 0 0 1 3	San Francisco Giants @ San Diego Padres Jack Murphy Stadium, San Diego, CA Thu Sep 20 1984, 10:05 PM EDT Att: 15,766 - Unknown livebaseballscorecards.com	
Manny Trillo, R OBP: 0.298, SLG: 0.335 (1, 4) S S S	0-3 K 1-2		0-0 SF9 1B 1-3 2-H	0-0 F9			4-0 E BB	0-0 6-3	4 0 1 1 1 1 3			
Chris Brown, R OBP: 0.339, SLG: 0.431 (1, 5) S S S	0-3 K		0-0 1B		0-3 K		0-0 F9	4-0 6-4-3 1B BB	4 1 1 0 1 2 1			
Jeffrey Leonard, R OBP: 0.358, SLG: 0.490 (1, 7) S S S		0-0 5-3 S 1B	0-0 SF9		0-0 F8		0-0 E5 1-3	0-0 6-4-3	4 0 1 1 0 0 2			
Alejandro Sanchez, R OBP: 0.250, SLG: 0.250 Chili Davis, S OBP: 0.362, SLG: 0.507 (7, PH) (7, 9)	0-3 K 1-2		0-0 4-3		0-0 1B		0-0 F5	0-0 2-H 1B	3 0 1 0 0 1 3 2 0 1 1 0 0 2			
Steve Nicosia, R OBP: 0.328, SLG: 0.465 (1, 2) X	0-0 5-3 2-3			0-0 5-3		0-0 F9		0-0 4-3	5 0 0 0 0 0 5			
John Rabb, R OBP: 0.307, SLG: 0.364 (1, 3) X	0-0 F9			0-0 HR		4-0 FC6-4 BB		0-3 K	3 1 1 1 1 1 1			
Brad Wellman, R OBP: 0.277, SLG: 0.297 (1, 6) S S S S			4-0 1B 1B BB	4-0 1B BB		0-0 FC6-4 1-2f BB		0-0 1B	2 1 1 0 2 0 1			
Mike Krukow, R OBP: 0.141, SLG: 0.145 Dusty Baker Jr., R OBP: 0.376, SLG: 0.352 Randy Lerch, L OBP: 0.294, SLG: 0.143 Rob Deer, R OBP: 0.412, SLG: 0.417 Bob Lacey, R OBP: 0.333, SLG: 0.333 (1, 1) (6, PH) (6, 1) (8, PH) (8, 1)	0-3 K		0-3 K		0-3 K		4-0 G4-6-3 1-2 BB	0-0 F6	2 0 0 0 0 2 2 0 0 0 0 1 0 0 0 0 0 0 0 0 0 1 0 0 0 0 0 1 0 0 0 0 0 0 0			
Inning Stats	R: 0 E: 0 K: 2 S: 7 H: 1 LOB: 0 BB: 0 P: 7	R: 0 E: 0 K: 1 S: 6 H: 1 LOB: 1 BB: 0 P: 6	R: 2 E: 0 K: 1 S: 8 H: 3 LOB: 2 BB: 1 P: 12	R: 1 E: 0 K: 1 S: 7 H: 2 LOB: 2 BB: 1 P: 11	R: 0 E: 0 K: 1 S: 6 H: 1 LOB: 1 BB: 0 P: 6	R: 0 E: 0 K: 0 S: 2 H: 0 LOB: 1 BB: 2 P: 10	R: 0 E: 1 K: 0 S: 4 H: 0 LOB: 2 BB: 1 P: 8	R: 0 E: 0 K: 2 S: 8 H: 1 LOB: 1 BB: 0 P: 8	R: 1 E: 0 K: 0 S: 4 H: 1 LOB: 1 BB: 1 P: 8	1B: 9 2B: 0 3B: 0 HR: 1 SF: 1 SAC: 0 DP: 1 HBP: 0		WP: 0 PB: 0 SB: 1 CS: 1 PA: 42
PITCHER	IP WLS BF H R ER SO BB IBB HBP BLK WP HR S P ERA WHIP											
Tim Lollar, L ERA: 3.84 (1, 1)	5.1 W 27 8 3 3 6 4 0 0 0 0 1 35 51 5.06 2.250											
Greg Harris, R ERA: 2.85 (6, 1)	1.0 4 0 0 0 0 1 0 0 0 0 0 3 7 0.00 1.000											
Dave Dravecky, L ERA: 2.93 (7, 1)	2.2 S 11 2 1 1 2 1 0 0 0 0 0 0 14 18 3.38 1.125											



Batter	1	2	3	4	5	6	7	8	9	AB	R	H	RBI	BB	SO	LOB
Alan Wiggins, S OBP: 0.338, SLG: 0.319 (1, 4)	0-0 G4-6-3 1B	4-0 PB S BB		0-0 FC6-4 1-2f			0-0 F7			3	0	1	0	1	0	1
Tony Gwynn, L OBP: 0.413, SLG: 0.450 (1, 9)	0-0 G4-6-3 1-2f	0-0 F6 1-3				0-0 F7	0-0 F7 S 1B			4	0	1	0	0	0	2
Steve Garvey, R OBP: 0.307, SLG: 0.373 (1, 3)	0-3 K	0-0 4-3				0-3 K 1B	4-0 K 1-2 BB			1	0	0	0	0	1	0
Kurt Bevacqua, R OBP: 0.338, SLG: 0.298 (2, 3)										2	0	0	0	1	1	1
Graig Nettles, L OBP: 0.324, SLG: 0.414 (1, 5)		0-0 HBP F8 1B 1B	0-0 G3			0-0 F5	0-0 F4			4	1	1	0	0	0	3
Terry Kennedy, L OBP: 0.285, SLG: 0.355 (1, 2)		0-0 F8 1-2	0-0 3-1			0-0 K 1-3 1B	0-3 K			4	0	1	0	0	1	3
Kevin McReynolds, R OBP: 0.319, SLG: 0.472 (1, 8)		4-0 HBP 1B BB	0-0 5-3			0-3 K				3	1	0	0	1	1	2
Carmelo Martinez, R OBP: 0.341, SLG: 0.396 (1, 7)		1-0 1B HR HBP		0-0 1-3			0-0 5-3			3	1	1	0	0	0	0
Garry Templeton, S OBP: 0.313, SLG: 0.323 (1, 6)		0-0 HR 1B		4-0 FC4-6 BB			0-3 K			3	1	1	2	1	1	1
Tim Lollar, L OBP: 0.288, SLG: 0.409 (1, 1)		0-0 HR		0-0 FC4-6 FC6-4 1-2f			0-0 F8			2	1	1	3	0	0	1
Greg Harris, S OBP: 0.167, SLG: 0.167 (6, 1)										1	0	0	0	0	0	0
Dave Dravecky, R OBP: 0.167, SLG: 0.154 (7, 1)										1	0	0	0	0	0	1

Inning Stats	R: 0	H: 1	E: 0	K: 1	S: 5	L: 0	BB: 0	P: 5	R: 5	H: 3	E: 0	K: 0	S: 6	R: 0	H: 0	E: 0	K: 0	S: 3	R: 0	H: 1	E: 0	K: 2	S: 9	R: 0	H: 0	E: 0	K: 1	S: 5	R: 0	H: 1	E: 0	K: 1	S: 6	R: 0	H: 1	E: 0	K: 0	S: 4		
	0	1	0	1	5	0	0	5	5	3	0	0	6	0	0	0	0	3	0	1	0	2	9	0	0	0	1	0	0	1	10	0	1	0	1	4	0	1	0	4

PITCHER	IP	WLS	BF	H	R	ER	SO	BB	IBB	HBP	BLK	WP	HR	S	P	ERA	WHIP
Mike Krukow, R ERA: 4.65 (1, 1)	5.0	L	24	5	5	5	3	3	0	1	0	1	1	26	39	9.00	1.600
Randy Lerch, L ERA: 4.15 (6, 1)	2.0		8	1	0	0	2	1	0	0	0	0	0	11	15	0.00	1.000
Bob Lacey, L ERA: 3.54 (8, 1)	1.0		4	1	0	0	0	0	0	0	0	0	0	4	4	0.00	1.000


BOTTOM

San Francisco Giants @ San Diego Padres
Jack Murphy Stadium, San Diego, CA

Thu Sep 20 1984, 10:05 PM EDT
 Att. 15,766 - Unknown

livebaseballscorecards.com

AB	31
R	5
H	7
RBI	5
BB	4
SO	5
LOB	15



WP	PA	ERA	WHIP
1	36		
1			
2			
0			

Batter	1	2	3	4	5	6	7	8	9	AB R H RBI BB SO LOB	TOP
Milt Thompson, L (1, 7) OBP: 0.384, SLG: 0.313	0-0 E4 5-3 1B		0-0 4-3		0-0 F7		0-0 1-3		0-0 F7	5 1 0 0 0 0 2	
Paul Zuvella, R (1, 6) OBP: 0.214, SLG: 0.167	0-0 5-3 1-3		0-0 4-3		0-0 6-3		0-0 4-3			4 0 0 0 0 0 3	
Brad Komminsk, R (1, 9) OBP: 0.267, SLG: 0.300	0-0 S 1B			0-0 F9		4-0 SH1-4 1B BB		0-0 6-3		3 0 1 1 1 0 0	
Dale Murphy, R (1, 8) OBP: 0.374, SLG: 0.545	0-3 3-H K 1-2			0-0 F8		0-0 SH1-4 1B		0-0 5-3		4 0 1 0 0 1 1	
Gerald Perry, L (1, 3) OBP: 0.373, SLG: 0.387	0-0 G3			0-0 F8		0-0 SH1-4 1-2 2-3		0-0 HR		3 1 1 1 0 0 1	
Randy Johnson, R (1, 5) OBP: 0.335, SLG: 0.395		0-0 4-3			0-0 S E 1B		0-0 1-3		0-0 BLK 1B	4 1 2 0 0 0 2	
Paul Runge, R (1, 4) OBP: 0.390, SLG: 0.373		0-0 G4-6-3 1B			0-0 6-3 1-2		4-0 BB		0-0 F8 1-2	3 0 1 0 1 0 2	
Bruce Benedict, R (1, 2) OBP: 0.297, SLG: 0.283		0-0 G4-6-3 1-2			4-0 E BB		0-0 F6		0-3 K	3 0 0 0 1 1 4	
Rick Mahler, R (1, 1) OBP: 0.309, SLG: 0.343			0-0 4-3		0-0 E8 1-3 2-H 1B		0-0 F8		0-0 6-3	4 0 1 1 0 0 0	
Inning Stats	R: 1 E: 1 K: 1 S: 7 H: 1 LOB: 1 BB: 0 P: 7	R: 0 E: 0 K: 0 S: 3 H: 1 LOB: 0 BB: 0 P: 3	R: 0 E: 0 K: 0 S: 3 H: 0 LOB: 0 BB: 0 P: 3	R: 0 E: 0 K: 0 S: 3 H: 0 LOB: 0 BB: 0 P: 3	R: 1 E: 1 K: 0 S: 5 H: 2 LOB: 2 BB: 1 P: 9	R: 0 E: 0 K: 0 S: 4 H: 1 LOB: 3 BB: 2 P: 12	R: 0 E: 0 K: 0 S: 3 H: 0 LOB: 0 BB: 0 P: 3	R: 1 E: 0 K: 0 S: 5 H: 2 LOB: 1 BB: 0 P: 5	R: 0 E: 0 K: 1 S: 5 H: 0 LOB: 0 BB: 0 P: 5	1B: 6 2B: 0 3B: 0 HR: 1 SF: 0 SAC: 1 DP: 1 HBP: 0	WP: 0 PB: 0 SB: 3 CS: 0 PA: 37
PITCHER	IP WLS BF H R ER SO BB IBB HBP BLK WP HR S P ERA WHIP										
Mark Thurmond, L (1, 1) ERA: 3.06	8.0 L 34 7 3 2 1 3 0 0 0 0 0 1 33 45 2.25 1.250										
Luis DeLeon, R (9, 1) ERA: 5.65	1.0 3 0 0 0 1 0 0 0 0 0 0 0 5 5 0.00 0.000										

Atlanta Braves @ San Diego Padres
 Jack Murphy Stadium, San Diego, CA
 Fri Sep 21 1984, 10:05 PM EDT
 Att: 46,137 - Unknown

livebaseballscorecards.com

AB	33
R	3
H	7
RBI	3
BB	3
SO	2
LOB	15



Batter	1	2	3	4	5	6	7	8	9	AB	R	H	RBI	BB	SO	LOB
Alan Wiggins, S (1, 4) Tim Flannery, L (2, 4) OBP: 0.337, SLG: 0.319 OBP: 0.345, SLG: 0.379	0-0 4-3		0-0 4-3			4-0 G3 BB		0-0 1B		1	0	0	0	0	0	0
Tony Gwynn, L (1, 9) Bobby Brown, S (2, 9) OBP: 0.413, SLG: 0.450 OBP: 0.287, SLG: 0.366	0-0 F7		0-0 E4 1B			0-0 F9		0-0 4-3		1	0	0	0	0	0	0
Steve Garvey, R (1, 3) Champ Summers, L (2, 3) OBP: 0.308, SLG: 0.374 OBP: 0.214, SLG: 0.325	0-0 1B		0-0 G3			0-0 G3 1-2		0-0 F9		1	0	1	0	0	0	0
Graig Nettles, L (1, 5) Kurt Bevacqua, R (2, 5) OBP: 0.324, SLG: 0.413 OBP: 0.324, SLG: 0.283	0-0 4-1			0-3 K		0-3 K		0-3 K		1	0	0	0	0	0	1
Terry Kennedy, L (1, 2) Bruce Bochy, R (3, 2) OBP: 0.284, SLG: 0.355 OBP: 0.260, SLG: 0.459		0-0 1-3		0-0 5-3			0-0 F7		0-3 K	1	0	0	0	0	0	0
Kevin McReynolds, R (1, 8) Luis Salazar, R (3, 8) OBP: 0.319, SLG: 0.471 OBP: 0.252, SLG: 0.321		0-0 5-3		0-0 F9			0-3 K		0-3 K	1	0	0	0	0	0	0
Carmelo Martinez, R (1, 7) Ron Roenicke, S (3, 7) OBP: 0.341, SLG: 0.395		0-3 K			0-0 4-3		0-0 F8			1	0	0	0	0	1	0
Garry Templeton, S (1, 6) Mario Ramirez, R (4, 6) OBP: 0.314, SLG: 0.324 OBP: 0.298, SLG: 0.283			0-0 4-3 S E 1B		0-3 K		0-0 5-3		0-0 5-3	1	1	1	0	0	0	0
Mark Thurmond, L (1, 1) Eddie Miller, S (8, PH) Luis DeLeon, R (9, 1) OBP: 0.237, SLG: 0.214 OBP: 0.333, SLG: 0.333			0-3 K		0-0 5-3			0-3 K		2	0	0	0	0	1	1

Inning Stats	R: 0	H: 1	R: 0	H: 0	R: 1	H: 2	R: 0	H: 0	R: 0	H: 0	R: 0	H: 0	R: 0	H: 1	R: 0	H: 0
	E: 0	LOB: 1	E: 0	LOB: 0	E: 1	LOB: 1	E: 0	LOB: 0	E: 0	LOB: 1	E: 0	LOB: 0	E: 0	LOB: 1	E: 0	LOB: 0
	K: 0	BB: 0	K: 1	BB: 0	K: 1	BB: 0	K: 1	BB: 0	K: 1	BB: 1	K: 1	BB: 0	K: 1	BB: 0	K: 2	BB: 0
	S: 4	P: 4	S: 5	P: 5	S: 7	P: 7	S: 5	P: 5	S: 5	P: 9	S: 5	P: 5	S: 5	P: 5	S: 6	P: 7

PITCHER	IP	WLS	BF	H	R	ER	SO	BB	IBB	HBP	BLK	WP	HR	S	P	ERA	WHIP
Rick Mahler, R (1, 1) ERA: 3.0	9.0	W	32	4	1	1	9	1	0	0	0	0	0	49	53	1.00	0.556

BOTTOM

Atlanta Braves @ San Diego Padres
Jack Murphy Stadium, San Diego, CA

Fri Sep 21 1984, 10:05 PM EDT
 Att. 46,137 - Unknown

AB	31
R	1
H	4
RBI	1
BB	1
SO	9
LOB	8



WP: 0	PA: 32
PB: 0	
SB: 1	
CS: 0	

livebaseballscorecards.com

Batter	1	2	3	4	5	6	7	8	9	AB R H RBI BB SO LOB	TOP																
Milt Thompson, L (1, 7) OBP: 0.410, SLG: 0.391	0-3 K		0-0 CS 1B			0-0 3B 1B		0-0 HR	0-0 1B	5 2 4 2 0 1 0																	
Alex Trevino, R (1, 2) OBP: 0.286, SLG: 0.335	0-0 4-3		0-0 CS 1-2	0-0 5-3		0-0 F3		0-0 F2	0-0 F4	5 0 0 0 0 0 3																	
Brad Komminsk, R (1, 9) OBP: 0.266, SLG: 0.297	0-3 K			0-0 F7		4-0 3B BB		0-0 F8		3 1 0 0 1 1 0																	
Dale Murphy, R (1, 8) OBP: 0.373, SLG: 0.547		0-0 5-3		0-0 F7		0-0 3B		0-3 K		4 0 1 2 0 1 0																	
Gerald Perry, L (1, 3) OBP: 0.374, SLG: 0.387		0-0 CS 1B			0-0 F8	0-0 4-3			4-0 FC4-6 BB	3 1 1 0 1 0 1																	
Randy Johnson, R (1, 5) OBP: 0.340, SLG: 0.398		0-0 1B		0-0 1B 1B		0-3 K			4-0 FC4-6 BB	3 0 2 0 1 1 1																	
Paul Runge, R (1, 4) OBP: 0.383, SLG: 0.366		0-0 4-3		0-0 1B 1B		0-3 K			0-0 FC4-6 BB	4 1 1 0 0 1 3																	
Paul Zuvella, R (1, 6) OBP: 0.235, SLG: 0.200			0-0 F9		0-0 1B		0-0 5-3		4-0 FC4-6 BB	3 0 1 0 0 0 0																	
Chris Chambliss, L (9, PH) OBP: 0.354, SLG: 0.366					0-0 1B				1-2 BB	0 0 0 0 1 0 0																	
Albert Hall, S (9, PR) OBP: 0.309, SLG: 0.338					1-2 2-H 1B				1-2 BB	0 0 0 0 0 0 0																	
Rafael Ramirez, R (9, 6) OBP: 0.295, SLG: 0.317					0-0 B2		0-3 K		0-0 FC4-6 1B S	0 0 0 0 0 0 0																	
Pascual Perez, R (1, 1) OBP: 0.174, SLG: 0.129									1-2 2-3 3-H	3 0 0 0 0 2 2																	
Claudell Washington, L (9, PH) OBP: 0.375, SLG: 0.474										1 0 0 1 0 0 2																	
Gene Garber, R (9, 1) OBP: 0.143, SLG: 0.143										0 0 0 0 0 0 0																	
Inning Stats	R: 0 E: 0 K: 2 S: 7	H: 0 LOB: 0 BB: 0 P: 7	R: 0 E: 0 K: 0 S: 4	H: 2 LOB: 1 BB: 0 P: 4	R: 0 E: 0 K: 1 S: 5	H: 1 LOB: 0 BB: 0 P: 5	R: 0 E: 0 K: 0 S: 3	H: 0 LOB: 0 BB: 0 P: 3	R: 0 E: 0 K: 0 S: 5	H: 3 LOB: 2 BB: 0 P: 5	R: 2 E: 0 K: 1 S: 7	H: 2 LOB: 1 BB: 1 P: 11	R: 0 E: 0 K: 2 S: 7	H: 0 LOB: 0 BB: 0 P: 7	R: 1 E: 0 K: 1 S: 6	H: 1 LOB: 0 BB: 0 P: 6	R: 2 E: 0 K: 0 S: 4	H: 1 LOB: 2 BB: 3 P: 16	1B: 8 2B: 0 3B: 1 HR: 1	SF: 0 SAC: 0 DP: 0 HBP: 0	WP: 0 PB: 0 SB: 1 CS: 2	PA: 39					
PITCHER	IP WLS BF H R ER SO BB IBB HBP BLK WP HR S P ERA WHIP																										
Ed Whitson, R (1, 1) ERA: 3.34	6.0		24	8	2	2	4	1	0	0	0	0	0	31	35	3.00	1.500										
Luis DeLeon, R (7, 1) ERA: 6.05	2.0	L	9	1	3	3	3	2	0	0	0	0	1	13	21	13.50	1.500										
Greg Booker, R (9, 1) ERA: 3.42	1.0		5	1	0	0	0	1	0	0	0	0	0	4	8	0.00	2.000										

Atlanta Braves @ San Diego Padres
 Jack Murphy Stadium, San Diego, CA
 Sat Sep 22 1984, 10:05 PM EDT
 Att: 47,217 - Unknown

livebaseballscorecards.com

AB	34
R	5
H	10
RBI	5
BB	4
SO	7
LOB	12



Batter	1	2	3	4	5	6	7	8	9	AB R H RBI BB SO LOB
Luis Salazar, R (1, 8) OBP: 0.252, SLG: 0.319	0-0 CS 1B		0-0 F3		0-3 K		0-3 K			4 0 1 0 0 2 3
Tim Flannery, L (1, 4) OBP: 0.350, SLG: 0.383	0-0 F7		0-0 1B 1-H 2-H			0-0 3-1 1B		0-0 4-3		4 0 2 1 0 0 1
Bobby Brown, S (1, 9) OBP: 0.287, SLG: 0.363	0-3 K			0-0 CS S 1B		0-0 3-1 1-3		0-0 F6		4 0 1 0 0 1 2
Champ Summers, L (1, 3) OBP: 0.217, SLG: 0.302	0-0 CS 1-2	0-0 4-3		0-0 G3 1-2		4-0 IBB		0-0 5-3		3 0 0 0 1 0 1
Kurt Bevacqua, R (1, 5) OBP: 0.320, SLG: 0.281		0-3 K		0-0 FC6-4 1B 2-3		0-0 F8		0-0 6-3		4 0 1 0 0 1 2
Bruce Bochy, R (1, 2) OBP: 0.247, SLG: 0.436		0-0 6-3		0-0 FC6-4 1-2f		0-0 F8		0-3 K		4 0 0 0 0 1 3
Ron Roenicke, S (1, 7) OBP: 0.200, SLG: 0.500			0-0 BLK BB 1B		0-0 HR		0-3 K		0-3 K	4 2 2 1 0 2 0
Mario Ramirez, R (1, 6) OBP: 0.317, SLG: 0.277			4-0 BLK 1B BB		0-3 K		4-0 WP SH2-3 BB			1 0 0 0 2 1 0
Ed Whitson, R (1, 1) OBP: 0.068, SLG: 0.052			0-3 K		0-0 5-3		0-0 SH2-3			2 0 0 0 0 1 2
Luis DeLeon, R (7, 1)										0 0 0 0 0 0 0
Greg Booker, R (9, 1)										0 0 0 0 0 0 0

Inning Stats	R: 0	H: 1	E: 0	K: 1	S: 5	LOB: 0	BB: 0	P: 5	R: 0	H: 0	E: 0	K: 1	S: 5	LOB: 0	BB: 0	P: 5	R: 1	H: 2	E: 0	K: 1	S: 6	LOB: 2	BB: 1	P: 10	R: 0	H: 2	E: 0	K: 0	S: 4	LOB: 1	BB: 0	P: 4	R: 1	H: 1	E: 0	K: 2	S: 8	LOB: 0	BB: 0	P: 8	R: 0	H: 1	E: 0	K: 0	S: 4	LOB: 2	BB: 1	P: 8	R: 0	H: 0	E: 0	K: 2	S: 7	LOB: 1	BB: 1	P: 11	R: 0	H: 0	E: 0	K: 0	S: 3	LOB: 0	BB: 0	P: 3	R: 0	H: 0	E: 0	K: 2	S: 7	LOB: 0	BB: 0	P: 7	1B: 6	SF: 0	2B: 0	3B: 0	HR: 1	SAC: 1	DP: 0	HBP: 0	WP: 1	PB: 0	SB: 1	CS: 2	PA: 35
--------------	------	------	------	------	------	--------	-------	------	------	------	------	------	------	--------	-------	------	------	------	------	------	------	--------	-------	-------	------	------	------	------	------	--------	-------	------	------	------	------	------	------	--------	-------	------	------	------	------	------	------	--------	-------	------	------	------	------	------	------	--------	-------	-------	------	------	------	------	------	--------	-------	------	------	------	------	------	------	--------	-------	------	-------	-------	-------	-------	-------	--------	-------	--------	-------	-------	-------	-------	--------

PITCHER	IP	WLS	BF	H	R	ER	SO	BB	IBB	HBP	BLK	WP	HR	S	P	ERA	WHIP
Pascual Perez, R (1, 1) ERA: 3.6	8.0	W	31	7	2	2	7	2	1	0	1	1	1	42	54	2.25	1.125
Gene Garber, R (9, 1) ERA: 3.05	1.0	S	3	0	0	0	2	0	0	0	0	0	0	7	7	0.00	0.000

BOTTOM

Atlanta Braves @ San Diego Padres
Jack Murphy Stadium, San Diego, CA

Sat Sep 22 1984, 10:05 PM EDT
 Att. 47,217 - Unknown

livebaseballscorecards.com

AB	30
R	2
H	7
RBI	2
BB	3
SO	9
LOB	14



Batter	1	2	3	4	5	6	7	8	9	10	11	AB R H RBI BB SO LOB	TOP																			
Milt Thompson, L (1, 7) OBP: 0.410, SLG: 0.392	0-0 1-3		0-0 1B		0-0 1-3			0-0 1B			0-0 1B	5 0 2 0 0 0 1	<p>Atlanta Braves @ San Diego Padres</p> <p>Jack Murphy Stadium, San Diego, CA</p> <p>Sun Sep 23 1984, 6:33 AM EDT</p> <p>Att. 40,910 - Unknown</p>																			
Rafael Ramirez, R (1, 6) OBP: 0.297, SLG: 0.324	0-0 HR		4-0 1B			0-0 F2			0-0 F6		0-0 1B	4 1 2 1 1 0 0																				
Brad Komminsk, R (1, 9) OBP: 0.266, SLG: 0.294	0-0 F9		0-0 6-3			4-0 BB			0-3 K		0-0 1B	3 0 0 0 1 1 2																				
Chris Chambliss, L (11, PH) OBP: 0.353, SLG: 0.365						G4-6-3 BB					1-2 1B	1 0 0 0 0 0 2																				
Terry Harper, R (11, 9) OBP: 0.198, SLG: 0.210											1-2	0 0 0 0 0 0 0																				
Dale Murphy, R (1, 8) OBP: 0.371, SLG: 0.543	0-3 K			0-0 4-3		0-0 G4-6-3			0-0 F9			4 0 0 0 0 1 1																				
Gerald Perry, L (1, 3) OBP: 0.373, SLG: 0.385		0-0 1B		0-0 4-3			0-0		0-0 F8			4 0 1 0 0 0 0																				
Randy Johnson, R (1, 5) OBP: 0.339, SLG: 0.396		0-0 F9		0-3 K			0-0 F9		0-0	0-0 1B		4 0 1 0 0 1 1																				
Paul Runge, R (1, 4) OBP: 0.368, SLG: 0.351		0-0 F9			0-0 F3		0-0 F8		0-0 4-3	0-0 4-3		3 0 0 0 0 0 0																				
Claudell Washington, L (10, PH) OBP: 0.374, SLG: 0.473									0-0 4-3	1-2		1 0 0 0 0 0 1																				
Donnie Moore, L (10, 1)												0 0 0 0 0 0 0																				
Bruce Benedict, R (1, 2) OBP: 0.297, SLG: 0.282			0-0 4-3			0-0 1B		0-0 F8		0-0 5-3		4 0 1 0 0 0 1																				
Craig McMurtry, R (1, 1) OBP: 0.154, SLG: 0.160			0-3 K			0-0 1B		0-0 4-3			0-0 F8	3 0 0 0 0 1 1																				
Paul Zuvella, R (10, 4) OBP: 0.222, SLG: 0.188												1 0 0 0 0 0 0																				
Inning Stats	R: 1 E: 0 K: 1 S: 6	H: 1 LOB: 0 BB: 0 P: 6	R: 0 E: 0 K: 0 S: 3	H: 1 LOB: 0 BB: 0 P: 3	R: 0 E: 0 K: 1 S: 6	H: 1 LOB: 2 BB: 1 P: 10	R: 0 E: 0 K: 1 S: 5	H: 0 LOB: 0 BB: 0 P: 5	R: 0 E: 0 K: 0 S: 4	H: 1 LOB: 1 BB: 0 P: 4	R: 0 E: 0 K: 0 S: 2	H: 0 LOB: 0 BB: 1 P: 6	R: 0 E: 0 K: 0 S: 3	H: 0 LOB: 0 BB: 0 P: 3	R: 0 E: 0 K: 0 S: 3	H: 0 LOB: 0 BB: 0 P: 3	R: 0 E: 0 K: 1 S: 5	H: 0 LOB: 0 BB: 0 P: 5	R: 0 E: 0 K: 0 S: 4	H: 1 LOB: 1 BB: 0 P: 4	R: 0 E: 0 K: 0 S: 4	H: 2 LOB: 1 BB: 0 P: 4	1B: 6 2B: 0 3B: 0 HR: 1	SF: 0 SAC: 0 DP: 2 HBP: 0	WP: 0 PB: 0 SB: 1 CS: 1	PA: 39						
PITCHER	IP WLS BF H R ER SO BB IBB HBP BLK WP HR S P ERA WHIP																															
Andy Hawkins, R (1, 1) ERA: 4.66	8.0		28	4	1	1	3	2	0	0	0	0	0	1	32	40	1.12	0.750														
Rich Gossage, R (9, 1) ERA: 2.96	1.0		3	0	0	0	1	0	0	0	0	0	0	0	5	5	0.00	0.000														
Greg Booker, R (10, 1) ERA: 3.28	2.0	W	8	3	0	0	0	0	0	0	0	0	0	0	8	8	0.00	1.500														

AB	37
R	1
H	7
RBI	1
BB	2
SO	4
LOB	10



livebaseballscorecards.com

Batter	1	2	3	4	5	6	7	8	9	10	11	AB R H RBI BB SO LOB	BOTTOM	
Tim Flannery, L (1, 4) <small>OBP: 0.344, SLG: 0.369</small> (10, 6)												4 0 0 0 1 2 2	Atlanta Braves @ San Diego Padres Jack Murphy Stadium, San Diego, CA Sun Sep 23 1984, 6:33 AM EDT Att. 40,910 - Unknown	
Bobby Brown, S (1, 9) <small>OBP: 0.284, SLG: 0.358</small>												5 1 1 0 0 2 2		
Steve Garvey, R (1, 3) <small>OBP: 0.307, SLG: 0.373</small> Champ Summers, L (5, 3) <small>OBP: 0.208, SLG: 0.289</small> Alan Wiggins, S (9, PR) <small>OBP: 0.338, SLG: 0.320</small> (10, 4)												2 0 0 0 0 0 1 2 0 0 0 0 0 0 1 1 1 0 0 0 0		
Terry Kennedy, L (1, 2) <small>OBP: 0.283, SLG: 0.353</small> Bruce Bochy, R (8, 2) <small>OBP: 0.244, SLG: 0.430</small>												3 0 0 0 0 2 1 1 0 0 0 0 1 1		
Carmelo Martinez, R (1, 7) <small>OBP: 0.341, SLG: 0.396</small>												4 0 1 0 1 2 1		
Kurt Bevacqua, R (1, 5) <small>OBP: 0.338, SLG: 0.284</small> (10, 3)												3 0 1 1 2 2 1		
Luis Salazar, R (1, 8) <small>OBP: 0.252, SLG: 0.315</small> (9, 6) (10, 5)												3 0 0 0 1 0 4		
Mario Ramirez, R (1, 6) <small>OBP: 0.306, SLG: 0.265</small> Graig Nettles, L (8, PH) <small>OBP: 0.325, SLG: 0.413</small> Eddie Miller, S (8, PR) <small>OBP: 0.250, SLG: 0.250</small> (9, 8)												2 0 0 0 0 1 1 0 0 0 0 1 0 0 1 0 0 0 0 0 3		
Andy Hawkins, R (1, 1) <small>OBP: 0.214, SLG: 0.195</small> Tony Gwynn, L (8, PH) <small>OBP: 0.414, SLG: 0.451</small> Rich Gossage, R (9, 1) <small>OBP: 0.217, SLG: 0.182</small> Greg Booker, R (10, 1) <small>OBP: 0.200, SLG: 0.200</small>												2 0 0 0 0 1 0 1 0 1 0 0 0 0 0 0 0 0 0 0 0 1 0 1 0 0 0 0		
Inning Stats	R: 0 H: 0 E: 0 LOB: 0 K: 1 BB: 0 S: 5 P: 5	R: 0 H: 0 E: 0 LOB: 0 K: 1 BB: 0 S: 5 P: 5	R: 0 H: 0 E: 0 LOB: 0 K: 1 BB: 0 S: 5 P: 5	R: 0 H: 0 E: 0 LOB: 1 K: 2 BB: 1 S: 7 P: 11	R: 0 H: 0 E: 0 LOB: 1 K: 2 BB: 1 S: 7 P: 11	R: 0 H: 0 E: 0 LOB: 0 K: 1 BB: 0 S: 5 P: 5	R: 0 H: 1 E: 0 LOB: 1 K: 2 BB: 0 S: 8 P: 8	R: 0 H: 1 E: 0 LOB: 2 K: 1 BB: 2 S: 4 P: 12	R: 1 H: 1 E: 1 LOB: 3 K: 0 BB: 2 S: 5 P: 13	R: 0 H: 1 E: 0 LOB: 0 K: 0 BB: 0 S: 3 P: 3	R: 1 H: 2 E: 0 LOB: 1 K: 2 BB: 0 S: 8 P: 8	1B: 5 SF: 0 2B: 1 SAC: 1 3B: 0 DP: 1 HR: 0 HBP: 0		WP: 0 PA: 42 PB: 0 SB: 4 CS: 0
PITCHER Craig Murtry, R (1, 1) <small>ERA: 4.33</small> Donnie Moore, R (10, 1) <small>ERA: 2.94</small>	IP WLS BF H R ER SO BB IBB HBP BLK WP HR S P ERA WHIP 9.0 3 35 3 1 0 11 5 1 0 1 0 0 51 75 0.00 0.889											PITCHER IP WLS BF H R ER SO BB IBB HBP BLK WP HR S P ERA WHIP 1.2 L 7 3 1 1 2 0 0 0 0 0 0 0 11 11 5.40 1.800		

AB	35
R	2
H	6
RBI	1
BB	6
SO	13
LOB	17



livebaseballscorecards.com

Batter	1	2	3	4	5	6	7	8	9	AB R H RBI BB SO LOB	TOP		
Alan Wiggins, S (1, 4) x OBP: 0.341, SLG: 0.322 Tim Flannery, L (6, 4) OBP: 0.354, SLG: 0.375	0-0 F1		0-0 E5 FC3 S 2-H 1B	4-0 1B 1-2 BB		0-0 1B 1-2 1B	0-0 1B 1-2 1B		4-0 1B 1-2 BB	3 0 2 0 1 0 0 1 0 1 0 1 0 0	San Diego Padres @ San Francisco Giants Candlestick Park, San Francisco, CA Mon Sep 24 1984, 10:05 PM EDT Unknown		
Tony Gwynn, L (1, 9) x OBP: 0.414, SLG: 0.451 Bobby Brown, S (6, 9) OBP: 0.287, SLG: 0.360	0-0 2-3		0-0 FC3 S 1-3	0-0 1B 1-2 2-H		0-0 1B 1-3 2-H	0-3 K		0-0 1B 1-3 2-H	4 1 2 1 0 0 1 2 0 1 1 0 1 2			
Steve Garvey, R (1, 3) x OBP: 0.306, SLG: 0.372 Champ Summers, L (3, 3) OBP: 0.231, SLG: 0.292	0-0 6-3		0-3 K 1-2		0-0 2B HBP 1B	4-0 E 1B BB	0-0 F6		0-0 F3	2 0 0 0 0 1 2 3 1 1 0 1 0 4			
Graig Nettles, L (1, 5) OBP: 0.328, SLG: 0.415 Kurt Bevacqua, R (3, PR) OBP: 0.337, SLG: 0.275 (3, 5)		0-0 F8 1B 1B	1-0 FC6-4 HBP		1-0 2B 1-2 SF9 HBP	0-0 F7		0-0 1-3		1 1 1 0 0 0 0 2 1 0 0 0 0 2			
Terry Kennedy, L (1, 2) OBP: 0.285, SLG: 0.356 Doug Gwosdz, R (5, PR) OBP: 0.400, SLG: 0.250 (5, 2)		0-0 1B 1-2 1B	0-3 K		0-0 SF9 1-3 2-H 2B	0-0 E7		0-3 K		3 0 2 1 0 1 3 2 0 1 1 0 1 0			
Kevin McReynolds, R (1, 8) OBP: 0.318, SLG: 0.469 Eddie Miller, S (6, 8) OBP: 0.200, SLG: 0.200		0-0 F8 2-3	0-0 FC6-4 1-2f		0-0 SF9 2-3 3-H	4-0 BB		0-0 6-3		2 0 0 1 1 0 5 1 0 0 0 0 0 0			
Carmelo Martinez, R (1, 7) OBP: 0.341, SLG: 0.395 Luis DeLeon, R (6, 1) Craig Lefferts, L (8, 1) OBP: 0.294, SLG: 0.353		0-0 G6-3 1-3 3-H 1B		0-3 K		0-0 F8	0-0 F2		0-0 G4-6-3 1B	4 0 1 1 0 1 5 0 0 0 0 0 0 0 1 0 1 0 0 0 0			
Garry Templeton, S (1, 6) OBP: 0.313, SLG: 0.324 Mario Ramirez, R (7, 6) OBP: 0.302, SLG: 0.260		0-0 G6-3 1-2f		0-0 FC1-4 PB 1B		0-0 1-3		0-0 5-3		4 0 1 0 0 0 4 1 0 0 0 0 0 1			
Greg Harris, S (1, 1) OBP: 0.333, SLG: 0.444 Ron Roenicke, S (6, 7) OBP: 0.250, SLG: 0.500			0-0 E 2B	0-0 FC1-4 BB 1-3 1B		0-0 1B 1B		0-0 1B		3 2 2 0 0 0 1 2 1 1 0 0 0 0			
Inning Stats	R: 0 H: 0 E: 0 LOB: 0 K: 0 BB: 0 S: 3 P: 3	R: 1 H: 3 E: 0 LOB: 1 K: 0 BB: 0 S: 5 P: 5	R: 1 H: 2 E: 1 LOB: 3 K: 2 BB: 0 S: 10 P: 11	R: 0 H: 2 E: 0 LOB: 2 K: 1 BB: 1 S: 6 P: 10	R: 2 H: 2 E: 0 LOB: 2 K: 0 BB: 0 S: 5 P: 6	R: 2 H: 4 E: 1 LOB: 3 K: 0 BB: 2 S: 6 P: 14	R: 0 H: 2 E: 0 LOB: 2 K: 1 BB: 0 S: 7 P: 7	R: 0 H: 0 E: 0 LOB: 0 K: 1 BB: 0 S: 5 P: 5	R: 1 H: 2 E: 1 LOB: 2 K: 0 BB: 1 S: 5 P: 9	1B: 15 SF: 1 2B: 2 SAC: 0 3B: 0 DP: 2 HR: 0 HBP: 2		WP: 0 PA: 48 PB: 1 SB: 2 CS: 0	
PITCHER	IP WLS BF H R ER SO BB IBB HBP BLK WP HR S P ERA WHIP											PITCHER	IP WLS BF H R ER SO BB IBB HBP BLK WP HR S P ERA WHIP
Jeff Robinson, R (1, 1) ERA: 4.46 Randy Lerch, L (5, 1) ERA: 4.23 Mark Calvert, R (8, 1) ERA: 5.28	4.0 L 23 9 4 4 3 1 0 2 0 0 0 0 26 32 9.00 2.500												

AB	41
R	7
H	17
RBI	6
BB	4
SO	5
LOB	30



Batter	1	2	3	4	5	6	7	8	9	AB	R	H	RBI	BB	SO	LOB
Dan Gladden, R OBP: 0.407, SLG: 0.453 (1, 8)	0-0 F8 ①		0-3 K ③		0-0 1B 1-2 2-H			0-0 G6-3 1B		4	0	2	1	0	1	0
Brad Wellman, R OBP: 0.286, SLG: 0.300 (1, 4) (8, 6)	0-0 F8 ②			4-0 BB BB	0-3 K ③			0-0 G6-3 1-2f		3	0	0	0	1	1	3
Chris Brown, R OBP: 0.329, SLG: 0.379 (1, 5)	0-0 5-3 ③			4-0 L3 1-2 BB		0-3 K ①			0-0 6-3 ①	3	0	0	0	1	1	0
Scot Thompson, L OBP: 0.379, SLG: 0.356 (1, 3)		0-0 1-3 ①		0-0 L3 1-2		0-0 F5 ②			0-0 4-3 ②	4	0	0	0	0	0	2
Alejandro Sanchez, R OBP: 0.229, SLG: 0.286 (1, 9)		0-3 K ②		0-0 4-3 ③		0-3 K ③			0-0 G3 ③	4	0	0	0	0	2	1
Rob Deer, R OBP: 0.435, SLG: 0.563 (1, 7)		1-0 HBP ③			0-0 F8 ①			0-3 K ①		2	0	0	0	0	1	0
Fran Mullins, R OBP: 0.276, SLG: 0.337 Mark Calvert, R (8, 1)		0-3 K 1-2 ③			0-0 1B 2B			0-0 F2 ②		3	1	1	0	0	1	1
Randy Gomez, R OBP: 0.353, SLG: 0.192 (1, 2)			0-3 K ①		4-0 1B BB			0-0 6-3 ③		2	0	0	0	1	1	0
Jeff Robinson, R OBP: 0.143, SLG: 0.115 Randy Lerch, L OBP: 0.278, SLG: 0.133 Duane Kuiper, L OBP: 0.271, SLG: 0.200 (1, 1) (5, 1) (8, 4)			0-0 4-3 ②		0-0 L4 ②			0-0 F4 ①		1	0	0	0	0	0	0

Inning Stats	R: 0	H: 0	E: 0	K: 0	S: 3	LOB: 0	BB: 0	P: 3	R: 0	H: 0	E: 0	K: 2	S: 7	LOB: 1	BB: 0	P: 8	R: 0	H: 0	E: 0	K: 2	S: 7	LOB: 0	BB: 0	P: 7	R: 0	H: 0	E: 0	K: 1	S: 7	LOB: 2	BB: 1	P: 11	R: 0	H: 0	E: 0	K: 2	S: 7	LOB: 0	BB: 0	P: 5	R: 0	H: 1	E: 0	K: 0	S: 3	LOB: 0	BB: 0	P: 3	R: 0	H: 0	E: 0	K: 0	S: 3	LOB: 0	BB: 0	P: 3
1B: 2	SF: 0	2B: 2	SAC: 0	3B: 0	DP: 2	HR: 0	HBP: 1	WP: 0	PA: 32	1B: 2	SF: 0	2B: 2	SAC: 0	3B: 0	DP: 2	HR: 0	HBP: 1	WP: 0	PA: 32	1B: 2	SF: 0	2B: 2	SAC: 0	3B: 0	DP: 2	HR: 0	HBP: 1	WP: 0	PA: 32																											

PITCHER	IP	WLS	BF	H	R	ER	SO	BB	IBB	HBP	BLK	WP	HR	S	P	ERA	WHIP
Greg Harris, R ERA: 2.58 (1, 1)	5.0		20	2	1	0	5	3	0	1	0	0	0	26	39	0.00	1.000
Luis DeLeon, R ERA: 5.75 (6, 1)	2.0		6	0	0	0	3	0	0	0	0	0	0	12	12	0.00	0.000
Craig Leferts, L ERA: 2.19 (8, 1)	2.0		6	1	0	0	0	0	0	0	0	0	0	6	6	0.00	0.500

BOTTOM

San Diego Padres @ San Francisco Giants
Candlestick Park, San Francisco, CA

Mon Sep 24 1984, 10:05 PM EDT
Unknown

livebaseballscorecards.com

AB	28
R	1
H	3
RBI	1
BB	3
SO	8
LOB	9



Batter	1	2	3	4	5	6	7	8	9	10	11	AB R H RBI BB SO LOB	TOP																	
Eddie Miller, S (1, 9) Carmelo Martinez, R (11, 7) OBP: 0.273, SLG: 0.455 OBP: 0.341, SLG: 0.395	0-3 K ①		0-3 K ②			0-0 F4 ①	0-0 1B 1B		0-0 F4 ③		0-0 3B ③	6 1 2 1 0 2 0 0 0 0 0 0 0 0	San Diego Padres @ San Francisco Giants Candlestick Park, San Francisco, CA Mon Sep 24 1984, 10:05 PM EDT Att: 3,296 - Unknown livebaseballscorecards.com																	
Tim Flannery, L (1, 4) Kevin McReynolds, R (10, PH) OBP: 0.359, SLG: 0.379 OBP: 0.318, SLG: 0.469	0-0 F8 ②		0-0 F8 ③			0-0 1B	0-0 1B 1B			0-3 K ①		4 1 2 1 0 0 0 1 0 0 0 0 1 0																		
Steve Garvey, R (1, 3) Garry Templeton, S (4, 6) OBP: 0.305, SLG: 0.371 OBP: 0.314, SLG: 0.324	0-0 5-3 ③				0-0 F3 ①	0-0 F4 ②	0-0 1B			0-0 4-3 ②		2 0 0 0 0 0 0 3 0 1 1 0 0 1																		
Kurt Bevacqua, R (1, 5) OBP: 0.341, SLG: 0.297		0-0 1B 2B			0-0 1-3 ②	0-0 F9 ③	0-0 F9 ③			0-0 1B		5 1 2 0 0 0 2																		
Ron Roenicke, S (1, 7) OBP: 0.294, SLG: 0.529		0-3 K ①			0-0 1B		0-0 1B 2B		0-0 F4 ①		0-0 F8 ③	5 1 2 0 0 1 2																		
Luis Salazar, R (1, 8) OBP: 0.256, SLG: 0.317		0-3 K ②			0-3 K ③		0-0 HR 1B		0-0 F9 ②		0-0 CS 1B	5 1 2 1 0 2 2																		
Bruce Bochy, R (1, 2) Bobby Brown, S (11, PR) Doug Gwosdz, R (11, 2) OBP: 0.264, SLG: 0.470 OBP: 0.287, SLG: 0.360 OBP: 0.400, SLG: 0.250		0-0 1B ②			0-0 F5 ①		0-0 HR		0-3 K ③		4-0 1B ①	4 1 2 3 1 1 0 0 1 0 0 0 0 0 0 0 0 0 0 0 0																		
Mario Ramirez, R (1, 6) OBP: 0.294, SLG: 0.255		0-3 K ③			0-0 6-3 ②		0-3 K ①		0-0 6-3 ①		0-0 E3 1B	5 1 1 1 0 2 1																		
Floyd Chiffer, R (1, 1) Alan Wiggins, S (5, PH) Greg Booken, R (5, 1) Tony Gwynn, L (7, PH) Dave Dravecky, R (7, 1) Luis DeLeon, R (10, 1) OBP: 0.153, SLG: 0.150			0-0 6-3 ①		0-0 5-3 ③		0-0 6-3 ②		0-3 K ②		0-3 K ②	1 0 0 0 0 0 0 1 0 0 0 0 0 0 1 0 0 0 0 0 0 1 0 0 0 0 0 0 1 0 0 0 0 1 0 1 0 0 0 0 1 2																		
Inning Stats	R: 0 H: 0 E: 0 K: 1 S: 5	H: 0 LOB: 0 BB: 0 P: 5	R: 1 H: 2 E: 0 K: 3 S: 11	H: 2 LOB: 1 BB: 0 P: 11	R: 0 H: 0 E: 0 K: 1 S: 5	H: 0 LOB: 0 BB: 0 P: 5	R: 0 H: 1 E: 0 K: 1 S: 6	H: 1 LOB: 1 BB: 0 P: 6	R: 0 H: 0 E: 0 K: 0 S: 3	H: 0 LOB: 0 BB: 0 P: 3	R: 0 H: 1 E: 0 K: 1 S: 4	H: 1 LOB: 1 BB: 0 P: 4		R: 5 H: 6 E: 0 K: 1 S: 11	H: 6 LOB: 1 BB: 0 P: 11	R: 0 H: 0 E: 0 K: 1 S: 5	H: 0 LOB: 0 BB: 0 P: 5	R: 0 H: 1 E: 0 K: 1 S: 6	H: 1 LOB: 1 BB: 0 P: 6	R: 2 H: 3 E: 1 K: 1 S: 6	H: 3 LOB: 2 BB: 1 P: 10	1B: 10 SF: 0 2B: 2 SAC: 0 3B: 1 DP: 0 HR: 1 HBP: 0	WP: 0 PA: 46 PB: 0 SB: 2 CS: 1							
PITCHER	IP WLS BF H R ER SO BB IBB HBP BLK WP HR S P ERA WHIP														IP WLS BF H R ER SO BB IBB HBP BLK WP HR S P ERA WHIP															
Mark Davis, L (1, 1) ERA: 5.33	6.0	25	7	4	4	6	0	0	0	0	0	0	1	37	37	6.00	1.167													
Scott Garrelts, R (7, 1) ERA: 5.71	2.0	9	3	2	2	2	0	0	0	0	0	0	0	13	13	9.00	1.500													
Gary Lavelle, L (9, 1) ERA: 2.77	2.0	7	1	0	0	2	0	0	0	0	0	0	0	11	11	0.00	0.500													
Bob Lacey, L (11, 1) ERA: 3.99	1.0	L	5	3	2	2	1	1	0	0	0	0	0	6	10	18.00	4.000													

AB	45
R	8
H	14
RBI	8
BB	1
SO	11
LOB	10



Batter	1	2	3	4	5	6	7	8	9	10	11	AB R H RBI BB SO LOB
Dan Gladden, R OBP: 0.411, SLG: 0.453 (1, 8)	4-0 S 1B BB	0-0 1B 2B 1B		0-0 F8		4-0 BB BB BB BB 2-3 BB		0-0 F8			0-0 FC6-4 1B	4 2 2 0 2 0 1
Duane Kuiper, L OBP: 0.270, SLG: 0.202 (1, 4)	0-3 K	0-0 2B 1B			0-0 4-3	0-0 F3			0-0 F8		0-0 FC6-4 BB	4 1 1 0 0 1 3 2 0 0 0 0 0 1
Brad Wellman, R OBP: 0.284, SLG: 0.298 (9, PH) (10, 4)	1-2										1-2	
Chili Davis, S OBP: 0.368, SLG: 0.509 (1, 9)	0-0 1B SF8	0-0 1B 2B			4-0 1B SF8 BB		0-0 F8		0-0 4-3		4-0 1-2 BB	4 2 2 3 2 0 0
Dusty Baker Jr., R OBP: 0.388, SLG: 0.376 (7, PR) (8, 7)	4-0 SF8 1B BB		0-0 2B 1B		0-0 1-3 1B		0-0 2B		0-3 K		0-0 F3	3 1 3 3 0 1 0 0 2 0 0 0 0 0 1 2
Scott Thompson, L OBP: 0.379, SLG: 0.357 (1, 3) John Rabb, R OBP: 0.296, SLG: 0.338 (7, PH) (8, 3)	0-0 1-2 2-3 1B		0-0 F7		0-0 SF8		0-3 K		0-3 K	4-0 G4-6-1 BB	0-3 K	2 0 1 1 0 0 1 2 0 0 0 1 2 3
Chris Brown, R OBP: 0.321, SLG: 0.386 (1, 5)	0-0 SF8		0-0 1-2 2B		0-0 F5		0-3 K			0-0 G4-6-1		4 0 1 2 0 1 3
Steve Nicosia, R OBP: 0.331, SLG: 0.458 (1, 2)	0-3 K		0-0 F7			4-0 WP G3 BB		0-0 F9		0-0 BB 1B		4 0 1 0 1 1 2
Fran Mullins, R OBP: 0.273, SLG: 0.324 (1, 6)		0-0 F8		0-0 1-3		0-3 K		0-0 F7		4-0 1-2 BB		4 0 0 0 1 1 1
Mark Davis, L OBP: 0.170, SLG: 0.222 (7, 1) Scott Garretts, R OBP: 0.100, SLG: 0.100 (8, PH) Jeffrey Leonard, R OBP: 0.368, SLG: 0.488 (9, 1) Gary Lavelle, S OBP: 0.339, SLG: 0.278 (10, PH) Gene Richards, L OBP: 0.333, SLG: 0.333 (11, 1)		0-0 B3		0-0 F2		0-0 G3		4-0 BB		0-0 5-3		3 0 0 0 0 0 0 1 0 0 0 0 0 0 0 0 0 0 0 0 0 1 0 0 0 0 0 0 0 0 0 0 1 0 0 0 0 0 0 2 0 0 0 0 0 0 0 0

Inning Stats	R: 2	H: 2	E: 0	K: 2	S: 9	LOB: 2	BB: 2	P: 17	R: 2	H: 3	E: 0	K: 0	S: 5	LOB: 1	BB: 0	P: 5	R: 1	H: 2	E: 0	K: 0	S: 4	LOB: 0	BB: 0	P: 4	R: 0	H: 0	E: 0	K: 0	S: 3	LOB: 0	BB: 0	P: 3	R: 1	H: 1	E: 0	K: 0	S: 4	LOB: 1	BB: 1	P: 8	R: 0	H: 0	E: 0	K: 1	S: 5	LOB: 2	BB: 2	P: 13	R: 0	H: 1	E: 0	K: 2	S: 8	LOB: 1	BB: 0	P: 8	R: 0	H: 0	E: 0	K: 0	S: 3	LOB: 1	BB: 1	P: 7	R: 0	H: 0	E: 0	K: 1	S: 5	LOB: 0	BB: 0	P: 5	R: 0	H: 1	E: 0	K: 0	S: 3	LOB: 2	BB: 2	P: 11	R: 0	H: 1	E: 0	K: 1	S: 6	LOB: 2	BB: 1	P: 10
1B: 8	SF: 2	2B: 3	SAC: 0	3B: 0	DP: 1	HR: 0	HBP: 0	WP: 1	PA: 50	1B: 11	RBI: 6	BB: 9	SO: 7	LOB: 20	AB: 39	R: 6	H: 11	RBI: 6	BB: 9	SO: 7	LOB: 20	AB: 39	R: 6	H: 11	RBI: 6	BB: 9	SO: 7	LOB: 20	AB: 39	R: 6	H: 11	RBI: 6	BB: 9	SO: 7	LOB: 20	AB: 39	R: 6	H: 11	RBI: 6	BB: 9	SO: 7	LOB: 20																																														

PITCHER	IP	WLS	BF	H	R	ER	SO	BB	IBB	HBP	BLK	WP	HR	S	P	ERA	WHIP
Floyd Chiffer, R ERA: 7.71 (1, 1)	4.0		19	7	5	5	2	2	0	0	0	0	0	21	29	11.25	2.250
Greg Booker, R ERA: 3.33 (5, 1)	2.0		10	1	1	1	1	3	0	0	0	1	0	9	21	4.50	2.000
Dave Dravecky, L ERA: 2.87 (7, 1)	3.0		11	1	0	0	3	1	0	0	0	0	0	16	20	0.00	0.667
Luis DeLeon, R ERA: 5.48 (10, 1)	2.0	W	10	2	0	0	1	3	0	0	0	0	0	9	21	0.00	2.500

BOTTOM

San Diego Padres @ San Francisco Giants
Candlestick Park, San Francisco, CA

Mon Sep 24 1984, 10:05 PM EDT
Att: 3,296 - Unknown

livebaseballscorecards.com

GIANTS

Batter	1	2	3	4	5	6	7	8	9	AB R H RBI BB SO LOB	TOP		
Alan Wiggins, S (1, 4) <small>OBP: 0.342, SLG: 0.325</small>	0-0 	0-0 			0-0 		0-0 		0-0 	5 0 3 0 0 0 0	San Diego Padres @ San Francisco Giants Candlestick Park, San Francisco, CA Tue Sep 25 1984, 10:05 PM EDT Att. 4,199 - Unknown livebaseballscorecards.com		
Tony Gwynn, L (1, 9) <small>OBP: 0.412, SLG: 0.448</small> Craig Lefferts, L (7, 1) <small>OBP: 0.294, SLG: 0.353</small> Greg Booker, R (8, 1) <small>OBP: 0.200, SLG: 0.200</small>	0-0 		0-0 			0-0 	4-0 			3 0 0 0 1 0 1 0 0 0 0 0 0 0 0 0 0 0 0 0 0			
Steve Garvey, R (1, 3) <small>OBP: 0.306, SLG: 0.371</small> Champ Summers, L (4, 3) <small>OBP: 0.241, SLG: 0.286</small>	0-0 		0-0 			4-0 		0-0 		2 0 1 0 0 0 2 1 0 0 0 1 0 2			
Graig Nettles, L (1, 5) <small>OBP: 0.326, SLG: 0.411</small> Luis Salazar, R (6, PR) <small>OBP: 0.254, SLG: 0.315</small>	0-0 		0-0 			0-0 		0-3 		3 0 0 0 0 0 4 1 0 0 0 0 1 0			
Terry Kennedy, L (1, 2) <small>OBP: 0.284, SLG: 0.355</small> Bruce Bochy, R (4, 2) <small>OBP: 0.258, SLG: 0.459</small>	0-3 			0-0 		0-0 		0-0 		2 0 0 0 0 1 2 2 0 0 0 0 0 1			
Kevin McReynolds, R (1, 8) <small>OBP: 0.319, SLG: 0.471</small> Eddie Miller, S (8, PR) <small>OBP: 0.273, SLG: 0.455</small>		0-0 		0-0 			0-0 	0-0 		4 1 2 0 0 0 0 0 0 0 0 0 0 0			
Carmelo Martinez, R (1, 7) <small>OBP: 0.342, SLG: 0.394</small>		0-0 		0-0 		4-0 		0-0 		3 1 1 0 1 0 1			
Tim Flannery, L (1, 6) <small>OBP: 0.356, SLG: 0.387</small>		0-0 			0-0 		0-0 	0-3 		3 1 1 1 0 1 0			
Tim Lollar, L (1, 1) <small>OBP: 0.280, SLG: 0.397</small> Bobby Brown, S (7, PH) <small>OBP: 0.289, SLG: 0.361</small>		0-0 			0-0 		0-0 	0-0 		2 0 0 0 0 0 1 2 0 1 2 0 0 0			
Inning Stats	R: 0 H: 1 E: 1 LOB: 2 K: 1 BB: 0 S: 7 P: 7	R: 1 H: 3 E: 0 LOB: 2 K: 0 BB: 0 S: 5 P: 5	R: 0 H: 1 E: 0 LOB: 0 K: 0 BB: 0 S: 3 P: 3	R: 0 H: 0 E: 0 LOB: 0 K: 0 BB: 0 S: 3 P: 3	R: 0 H: 0 E: 0 LOB: 0 K: 0 BB: 0 S: 3 P: 3	R: 0 H: 0 E: 0 LOB: 1 K: 0 BB: 1 S: 3 P: 7	R: 2 H: 3 E: 0 LOB: 2 K: 0 BB: 2 S: 5 P: 13	R: 0 H: 1 E: 0 LOB: 2 K: 1 BB: 0 S: 6 P: 6	R: 0 H: 0 E: 0 LOB: 0 K: 1 BB: 0 S: 5 P: 5	1B: 6 SF: 1 2B: 3 SAC: 0 3B: 0 DP: 1 HR: 0 HBP: 0		WP: 0 PA: 37 PB: 0 SB: 1 CS: 1	
PITCHER Mike Krukow, R (1, 1) <small>ERA: 4.63</small> Greg Minton, R (7, 1) <small>ERA: 3.76</small>	IP WLS BF H R ER SO BB IBB HBP BLK WP HR S P ERA WHIP 6.2 W 28 8 3 3 1 2 0 0 0 0 0 0 28 36 4.05 1.500											PITCHER IP WLS BF H R ER SO BB IBB HBP BLK WP HR S P ERA WHIP 2.1 S 9 1 0 0 2 1 0 0 0 0 0 0 12 16 0.00 0.857	

Batter	1	2	3	4	5	6	7	8	9
Dan Gladden, R OBP: 0.412, SLG: 0.452 (1, 8)	0-0 F9		4-0 BB BB		0-0 E7	0-0 6-3			
Brad Wellman, R OBP: 0.283, SLG: 0.301 (1, 4)	0-0 5-3		0-0 F9		0-0 2B		0-0 F6		
Dusty Baker Jr., R OBP: 0.393, SLG: 0.377 (1, 9)	0-0 1B		4-0 BB BB		4-0 BB		0-0 F4		
Jeffrey Leonard, R OBP: 0.358, SLG: 0.486 (1, 7)	0-0 F9		0-0 F9		0-0 F8		0-0 1B		
Bob Brenly, R OBP: 0.356, SLG: 0.472 (1, 2)		0-0 F6		0-0 F7		4-0 HR BB		0-0 F7	
Fran Mullins, R OBP: 0.272, SLG: 0.349 (1, 5)		0-0 6-3		0-0 F9		0-0 HR		0-0 F8	
Scot Thompson, L OBP: 0.377, SLG: 0.355 (1, 3)		0-0 F7		0-0 F6		0-0 1B G6-4-3		0-0 6-3	
Johnnie LeMaster, R OBP: 0.265, SLG: 0.282 (1, 6)			0-0 6-3		0-0 B1-3	0-0 1B G6-4-3		0-0 F9	
Mike Krukow, R OBP: 0.149, SLG: 0.153 (1, 1)			0-0 BB BB		0-0 F4	0-0 G6-4-3			
Greg Minton, S OBP: 0.091, SLG: 0.048 (7, 1)			1B						

Inning Stats	R: 0	H: 1	E: 0	K: 0	S: 4	LOB: 1	BB: 0	P: 4	R: 0	H: 0	E: 0	K: 0	S: 3	LOB: 0	BB: 0	P: 3	R: 0	H: 1	E: 0	K: 0	S: 3	LOB: 0	BB: 0	P: 3	R: 1	H: 2	E: 1	K: 0	S: 5	LOB: 2	BB: 1	P: 9	R: 3	H: 3	E: 0	K: 0	S: 5	LOB: 0	BB: 1	P: 9	R: 0	H: 1	E: 0	K: 0	S: 4	LOB: 1	BB: 0	P: 4	R: 0	H: 0	E: 0	K: 0	S: 3	LOB: 0	BB: 0	P: 3
--------------	------	------	------	------	------	--------	-------	------	------	------	------	------	------	--------	-------	------	------	------	------	------	------	--------	-------	------	------	------	------	------	------	--------	-------	------	------	------	------	------	------	--------	-------	------	------	------	------	------	------	--------	-------	------	------	------	------	------	------	--------	-------	------

PITCHER	IP	WLS	BF	H	R	ER	SO	BB	IBB	HBP	BLK	WP	HR	S	P	ERA	WHIP
Tim Lollar, L ERA: 3.91 (1, 1)	6.0	L	28	7	4	4	0	4	0	0	0	0	1	24	40	6.00	1.833
Craig Lefferts, L ERA: 2.17 (7, 1)	1.0		4	1	0	0	0	0	0	0	0	0	0	4	4	0.00	1.000
Greg Booker, R ERA: 3.27 (8, 1)	1.0		3	0	0	0	0	0	0	0	0	0	0	3	3	0.00	0.000

BOTTOM

San Diego Padres @ San Francisco Giants
Candlestick Park, San Francisco, CA

Tue Sep 25 1984, 10:05 PM EDT
Att. 4,199 - Unknown

livebaseballscorecards.com

AB	31
R	4
H	8
RBI	3
BB	4
SO	0
LOB	10



1B:	6	SF:	0	WP:	0	PA:	35
2B:	1	SAC:	0	PB:	0		
3B:	0	DP:	1	SB:	0		
HR:	1	HBP:	0	CS:	0		

Batter	1	2	3	4	5	6	7	8	9	AB R H RBI BB SO LOB	TOP		
Tim Flannery, L (1, 4) OBP: 0.353, SLG: 0.390	0-0 1B FC3-6 2B		0-0 F8			0-0 F8	0-0 F3			4 1 1 0 0 0 1			
Tony Gwynn, L (1, 9) OBP: 0.411, SLG: 0.446	0-0 FC3-6 2-3 1B		0-0 F4			0-0 F8		0-0 F7		4 0 1 0 0 0 0			
Steve Garvey, R (1, 3) OBP: 0.305, SLG: 0.370 Kurt Bevacqua, R (4, 3) OBP: 0.333, SLG: 0.289	0-0 FC3-6 1-2f 3-H			0-0 4-3		0-0 6-3		0-0 F4		2 0 0 1 0 0 1 2 0 0 0 0 0 0			
Graig Nettles, L (1, 5) OBP: 0.328, SLG: 0.412	0-0 F9			0-0 1-3 1B			0-0 2B E 1B	0-0 4-3		4 1 2 0 0 0 1			
Terry Kennedy, L (1, 2) OBP: 0.262, SLG: 0.352	0-0 F7			0-0 1-3 1-2			0-0 F8		0-0 F8	4 0 0 0 0 0 3			
Kevin McReynolds, R (1, 8) OBP: 0.317, SLG: 0.468 Luis Salazar, R (7, 8) OBP: 0.253, SLG: 0.314		0-0 F6		0-0 F8			0-0 F9		0-0 F7	3 0 0 0 0 0 2 1 0 0 0 0 0 0			
Carmelo Martinez, R (1, 7) OBP: 0.343, SLG: 0.397 Andy Hawkins, R (9, 1) OBP: 0.214, SLG: 0.195		0-0 F3			0-0 F7		0-0 E7 2B 2B		0-0 1B	4 1 2 0 0 0 0 0 0 0 0 0 0 0			
Garry Templeton, S (1, 6) OBP: 0.313, SLG: 0.322		0-0 F7			0-0 4-3		4-0 2B IBB		0-0 F7	3 1 0 0 1 0 1			
Eric Show, R (1, 1) OBP: 0.257, SLG: 0.420 Rich Gossage, R (8, 1) OBP: 0.217, SLG: 0.182 Ron Roenicke, S (9, 7) OBP: 0.294, SLG: 0.529			0-0 F3		0-0 F1		0-0 2B 1-H 2-H			3 0 1 2 0 0 0 0 0 0 0 0 0 0 0 0 0 0 0 0 0			
Inning Stats	R: 1 H: 2 E: 0 LOB: 1 K: 0 BB: 0 S: 5 P: 5	R: 0 H: 0 E: 0 LOB: 0 K: 0 BB: 0 S: 3 P: 3	R: 0 H: 0 E: 0 LOB: 0 K: 0 BB: 0 S: 3 P: 3	R: 0 H: 1 E: 0 LOB: 1 K: 0 BB: 0 S: 4 P: 4	R: 0 H: 0 E: 0 LOB: 0 K: 0 BB: 0 S: 3 P: 3	R: 0 H: 0 E: 0 LOB: 0 K: 0 BB: 0 S: 3 P: 3	R: 3 H: 3 E: 1 LOB: 1 K: 0 BB: 1 S: 6 P: 10	R: 0 H: 0 E: 0 LOB: 0 K: 0 BB: 0 S: 3 P: 3	R: 0 H: 1 E: 0 LOB: 1 K: 0 BB: 0 S: 4 P: 4	1B: 4 SF: 0 2B: 3 SAC: 0 3B: 0 DP: 0 HR: 0 HBP: 0	WP: 0 PA: 35 PB: 0 SB: 0 CS: 0		
PITCHER	IP WLS BF H R ER SO BB IBB HBP BLK WP HR S P ERA WHIP											PITCHER	IP WLS BF H R ER SO BB IBB HBP BLK WP HR S P ERA WHIP
Bill Laskey, R (1, 1) ERA: 4.33	6.2 L 27 6 4 4 0 0 0 0 0 0 0 0 26 30 5.40 0.900												
Bob Lacey, L (7, 1) ERA: 3.88	1.1 4 0 0 0 0 0 0 0 0 0 0 0 4 4 0.00 0.000												
Mark Calvert, R (9, 1) ERA: 5.1	1.0 4 1 0 0 0 0 0 0 0 0 0 0 4 4 0.00 1.000												

San Diego Padres @ San Francisco Giants
 Candlestick Park, San Francisco, CA
 Wed Sep 26 1984, 10:05 PM EDT
 Att. 5,634 - Unknown

AB	34
R	4
H	7
RBI	3
BB	1
SO	0
LOB	9



Batter	1	2	3	4	5	6	7	8	9	AB R H RBI BB SO LOB
Dan Gladden, R OBP: 0.410, SLG: 0.448 (1, 8) BBB	4-0 CS BB		X 0-0 5-3			X 0-0 6-3			X 0-3 K	3 0 0 0 1 1 1
Brad Wellman, R OBP: 0.279, SLG: 0.296 (1, 4) X	0-0 F7 1-2			S S S 0-3 K		X 0-0 F9			X 0-3 K	4 0 0 0 0 2 2
Chris Brown, R OBP: 0.317, SLG: 0.378 (1, 5) X	0-0 F9			X 0-0 G1-6-3 1B		X 0-0 F9			X 0-0 F4	4 0 1 0 0 0 0
Chili Davis, S OBP: 0.366, SLG: 0.506 (1, 9)		S S S 0-3 K		X 0-0 G1-6-3 1-2f		X 0-0 4-3				3 0 0 0 0 1 1
Bob Brenly, R OBP: 0.354, SLG: 0.469 (1, 2)		X 0-0 F8			S S S S 0-3 K		X 0-0 4-3			3 0 0 0 0 1 0
Scot Thompson, L OBP: 0.376, SLG: 0.355 (1, 3)		X 0-0 1B			X 0-0 F5			S S S S 0-3 K		3 0 1 0 0 1 0
Rob Deer, R OBP: 0.385, SLG: 0.474 (1, 7)		X 0-0 5-3			S S S S 0-3 K			X 0-0 F8		3 0 0 0 0 1 1
Johnnie LeMaster, R OBP: 0.266, SLG: 0.282 (1, 6)			S S S 0-3 K			X 0-0 6-3 SH3-4 1B		S S S S 0-3 K		3 0 1 0 0 2 0
Bill Laskey, R OBP: 0.119, SLG: 0.063 (1, 1)			X 0-0 4-3			X 0-0 SH3-4		X 0-0 F6		1 0 0 0 0 0 0
Bob Lacey, R OBP: 0.333, SLG: 0.333 (7, 1)										0 0 0 0 0 0 0
Duane Kuiper, L OBP: 0.268, SLG: 0.200 (8, PH)										1 0 0 0 0 0 1
Mark Calvert, R (9, 1)										0 0 0 0 0 0 0

Inning Stats	R: 0 E: 0 K: 0 S: 2	H: 0 LOB: 0 BB: 1 P: 6	R: 0 E: 0 K: 1 S: 6	H: 1 LOB: 1 BB: 0 P: 6	R: 0 E: 0 K: 1 S: 5	H: 0 LOB: 0 BB: 0 P: 5	R: 0 E: 0 K: 1 S: 5	H: 1 LOB: 0 BB: 0 P: 5	R: 0 E: 0 K: 2 S: 7	H: 0 LOB: 0 BB: 0 P: 7	R: 0 E: 0 K: 0 S: 4	H: 1 LOB: 1 BB: 0 P: 4	R: 0 E: 0 K: 0 S: 3	H: 0 LOB: 0 BB: 0 P: 3	R: 0 E: 0 K: 2 S: 8	H: 0 LOB: 1 BB: 0 P: 8	R: 0 E: 0 K: 2 S: 7	H: 0 LOB: 0 BB: 0 P: 7	1B: 3 2B: 0 3B: 0 HR: 0	SF: 0 SAC: 1 DP: 1 HBP: 0
--------------	------------------------------	---------------------------------	------------------------------	---------------------------------	------------------------------	---------------------------------	------------------------------	---------------------------------	------------------------------	---------------------------------	------------------------------	---------------------------------	------------------------------	---------------------------------	------------------------------	---------------------------------	------------------------------	---------------------------------	----------------------------------	------------------------------------

PITCHER	IP	WLS	BF	H	R	ER	SO	BB	IBB	HBP	BLK	WP	HR	S	P	ERA	WHIP
Eric Show, R ERA: 3.4 (1, 1)	7.0	W	23	3	0	0	5	1	0	0	0	0	0	32	36	0.00	0.571
Rich Gossage, R ERA: 2.93 (8, 1)	1.0		4	0	0	0	2	0	0	0	0	0	0	8	8	0.00	0.000
Andy Hawkins, R ERA: 4.63 (9, 1)	1.0		3	0	0	0	2	0	0	0	0	0	0	7	7	0.00	0.000

BOTTOM

San Diego Padres @ San Francisco Giants
Candlestick Park, San Francisco, CA


Wed Sep 26 1984, 10:05 PM EDT
Att. 5,634 - Unknown

livebaseballscorecards.com

AB	28
R	0
H	3
RBI	0
BB	1
SO	9
LOB	6



WP	PA	ERA	WHIP
0	30		
1			
0			
1			

Batter	1	2	3	4	5	6	7	8	9	AB R H RBI BB SO LOB	TOP	
Alan Wiggins, S (1, 4) x OBP: 0.342, SLG: 0.325 Ron Roenicke, S (6, 9) OBP: 0.368, SLG: 0.529	0-0 ① 4-3		x 0-0 ② 6-3			x 0-0 E5 E 1B	4-0 BB 1B IBB		BBB 4-0 BB	3 1 1 0 0 0 0 0 0 0 0 2 0 0		
Tony Gwynn, L (1, 9) x OBP: 0.411, SLG: 0.446 Bruce Bochy, R (6, 2) OBP: 0.253, SLG: 0.448	0-0 ② 4-3		x 0-0 ③ F7			x 0-0 E3 4-3 1B	0-3 ② K		0-3 ② K	3 0 1 1 0 0 0 2 0 0 0 0 2 4		
Steve Garvey, R (1, 3) x OBP: 0.306, SLG: 0.370 Champ Summers, L (4, 3) OBP: 0.250, SLG: 0.294 Rich Gossage, R (7, 1) OBP: 0.217, SLG: 0.182 Dave Dravecky, R (8, 1) OBP: 0.159, SLG: 0.146	0-0 1B		x 0-0 ① F7			x 0-0 ① 4-3	0-0 BB 1B		x 0-0 ③ 5-3	2 0 1 0 0 0 0 2 0 1 2 0 0 1 0 0 0 0 0 0 0 1 0 0 0 0 0 1		
Graig Nettles, L (1, 5) x OBP: 0.326, SLG: 0.410 Kurt Bevacqua, R (4, 5) OBP: 0.337, SLG: 0.286 (7, 3)	0-0 ③ F6		x 0-0 ② F8			x 0-0 ② 6-3	4-0 1-2 2-3 3-H BB 1B		x 0-0 ③ 5-3	2 0 0 0 0 0 1 1 0 0 0 1 0 1		
Terry Kennedy, L (1, 2) OBP: 0.284, SLG: 0.353 Craig Lefferts, L (6, 1) OBP: 0.294, SLG: 0.353 Luis Salazar, R (7, PH) OBP: 0.252, SLG: 0.313 (7, 5)		BBB 4-0 FC6-4 BB	x 0-0 ① 1B			x 0-0 ③ K	0-0 ③ 1-3		x 0-0 ① F9	2 0 1 0 1 1 1 0 0 0 0 0 0 0 1 0 0 0 0 0 3		
Kevin McReynolds, R (1, 8) OBP: 0.317, SLG: 0.466		x 0-0 ① FC6-4 1-2 1-3	x 0-0 ③ F4			x 0-0 1B 1B	0-0 1B 1B		x 0-0 ① F9	4 1 1 0 0 0 2		
Carmelo Martinez, R (1, 7) OBP: 0.342, SLG: 0.395 Bobby Brown, S (5, 7) OBP: 0.291, SLG: 0.363		x 0-0 ② 1-3 1-2				x 0-0 ① 4-3	0-0 1B 1B		x 0-3 ② K	2 0 0 0 0 0 1 2 1 1 0 0 1 0	AB 35 R 4 H 8 RBI 4 BB 4 SO 5 LOB 18	
Garry Templeton, S (1, 6) OBP: 0.313, SLG: 0.322 Mario Ramirez, R (7, 6) OBP: 0.290, SLG: 0.250		x 0-0 ③ F8				x 0-0 ② F7	0-0 1B 1B		x 0-0 ③ F4	3 1 1 1 0 0 1 1 0 0 0 0 0 0		
Mark Thurmond, L (1, 1) OBP: 0.230, SLG: 0.207 Tim Flannery, L (6, 4) OBP: 0.348, SLG: 0.384			x 0-0 ① 6-3			x 0-0 ③ 5-3	0-3 ① K		x 0-0 ① F9	2 0 0 0 0 0 0 2 0 0 0 0 1 2		
Inning Stats	R: 0 H: 1 E: 0 LOB: 1 K: 0 BB: 0 S: 4 P: 4	R: 0 H: 0 E: 0 LOB: 1 K: 0 BB: 1 S: 3 P: 7	R: 0 H: 0 E: 0 LOB: 0 K: 0 BB: 0 S: 3 P: 3	R: 0 H: 1 E: 0 LOB: 1 K: 0 BB: 0 S: 4 P: 4	R: 0 H: 0 E: 0 LOB: 0 K: 0 BB: 0 S: 3 P: 3	R: 1 H: 2 E: 2 LOB: 1 K: 1 BB: 0 S: 7 P: 7	R: 3 H: 4 E: 0 LOB: 3 K: 2 BB: 2 S: 11 P: 19	R: 0 H: 0 E: 0 LOB: 0 K: 1 BB: 0 S: 5 P: 5	R: 0 H: 0 E: 0 LOB: 1 K: 1 BB: 1 S: 5 P: 9	1B: 8 SF: 0 2B: 0 SAC: 0 3B: 0 DP: 0 HR: 0 HBP: 0	WP: 0 PA: 39 PB: 0 SB: 0 CS: 0	
PITCHER	IP WLS BF H R ER SO BB IBB HBP BLK WP HR S P ERA WHIP											
Craig McMurtry, R (1, 1) ERA: 4.32	6.2 L 30 8 4 3 3 1 1 0 0 0 0 34 42 4.05 1.350											
Jeff Dedmon, R (7, 1) ERA: 3.87	0.1 2 0 0 0 0 1 0 0 0 0 0 1 5 0.00 3.000											
Tony Brizzolara, R (8, 1) ERA: 5.28	2.0 7 0 0 0 0 2 1 0 0 0 0 10 14 0.00 0.500											

San Diego Padres @ Atlanta Braves
 Atlanta-Fulton County Stadium, Atlanta, GA

Fri Sep 28 1984, 7:05 PM EDT
 Att. 15,733 - Unknown

livebaseballscorecards.com

Batter	1	2	3	4	5	6	7	8	9	AB	R	H	RBI	BB	SO	LOB
Milt Thompson, L (1, 7) OBP: 0.376, SLG: 0.385	0-0 F2		0-0 6-3		0-0 1-3		0-0 4-3			4	0	0	0	0	0	2
Rafael Ramirez, R (1, 6) OBP: 0.294, SLG: 0.325	4-0 FC5-4 BB		0-0 4-3		0-0 F7			0-0 HR		3	1	1	1	1	0	0
Claudell Washington, L (1, 9) OBP: 0.375, SLG: 0.473	0-0 FC5-4 1B 1-2f		0-0 1B		0-0 E4 G6-4-3			0-0 4-3		4	0	1	0	0	0	1
Dale Murphy, R (1, 8) OBP: 0.372, SLG: 0.549	0-0 1-3 1B		0-0 4-3		0-0 F7			0-0 HR		4	1	2	1	0	0	2
Gerald Perry, L (1, 3) OBP: 0.373, SLG: 0.374	0-0 1-3			0-0 4-3		0-0 G6-4-3 1-2f		0-0 4-3		4	0	0	0	0	0	3
Randy Johnson, R (1, 5) OBP: 0.334, SLG: 0.381		0-0 F4		0-0 1B 1B		4-0 2B BB		0-3 K		3	0	1	0	1	1	0
Paul Runge, R (1, 4) OBP: 0.340, SLG: 0.322		0-0 6-3		0-0 G5-4-3 1-2 1B		0-0 F9		0-0 F9		4	0	1	0	0	0	1
Bruce Benedict, R (1, 2) OBP: 0.298, SLG: 0.290		4-0 BB		0-0 G5-4-3 1-2f		0-0 F7		4-0 G6-4-3 BB		2	0	0	0	2	0	3
Albert Hall, S (9, PR) OBP: 0.309, SLG: 0.338		0-0 G3						0-0 BB		0	0	0	0	0	0	0
Craig McMurtry, R (1, 1) OBP: 0.148, SLG: 0.154								0-0 G6-4-3		2	0	0	0	0	0	1
Jeff Dedmon, L (7, 1)								0-0 G6-4-3		0	0	0	0	0	0	0
Brad Komminsk, R (7, PH) OBP: 0.274, SLG: 0.316								0-0 G6-4-3		1	0	1	0	0	0	0
Tony Brizzolara, R (8, 1)								0-0 G6-4-3		0	0	0	0	0	0	0
Terry Harper, R (9, PH) OBP: 0.196, SLG: 0.208								0-0 G6-4-3		1	0	0	0	0	0	1

BOTTOM

San Diego Padres @ Atlanta Braves
Atlanta-Fulton County Stadium, Atlanta, GA

Fri Sep 28 1984, 7:05 PM EDT
Att. 15,733 - Unknown

livebaseballscorecards.com

AB	32
R	2
H	7
RBI	2
BB	4
SO	1
LOB	14



Inning Stats	R: 0	H: 1	E: 0	K: 0	S: 4	H: 0	LOB: 2	BB: 1	P: 8	R: 0	H: 0	E: 0	K: 0	S: 3	R: 0	H: 1	E: 0	K: 0	S: 4	R: 0	H: 2	E: 0	K: 0	S: 4	R: 0	H: 0	E: 1	K: 0	S: 3	R: 0	H: 1	E: 0	K: 0	S: 4	R: 2	H: 2	E: 0	K: 1	S: 7	R: 0	H: 0	E: 0	K: 0	S: 2	1B: 4	SF: 0	2B: 1	SAC: 0	3B: 0	DP: 3	HR: 2	HBP: 0	WP: 0	PA: 36
--------------	------	------	------	------	------	------	--------	-------	------	------	------	------	------	------	------	------	------	------	------	------	------	------	------	------	------	------	------	------	------	------	------	------	------	------	------	------	------	------	------	------	------	------	------	------	-------	-------	-------	--------	-------	-------	-------	--------	-------	--------

PITCHER	IP	WLS	BF	H	R	ER	SO	BB	IBB	HBP	BLK	WP	HR	S	P	ERA	WHIP
Mark Thurmond, L (1, 1) ERA: 2.97	5.0		20	4	0	0	0	2	0	0	0	0	0	18	26	0.00	1.200
Craig Lefferts, L (6, 1) ERA: 2.15	1.0		3	0	0	0	0	0	0	0	0	0	0	3	3	0.00	0.000
Rich Gossage, R (7, 1) ERA: 2.9	1.0		5	1	0	0	0	1	0	0	0	0	0	4	8	0.00	2.000
Dave Dravecky, L (8, 1) ERA: 2.95	2.0		8	2	2	2	1	1	0	0	0	0	2	9	13	9.00	1.500

PITCHER	IP	WLS	BF	H	R	ER	SO	BB	IBB	HBP	BLK	WP	HR	S	P	ERA	WHIP
---------	----	-----	----	---	---	----	----	----	-----	-----	-----	----	----	---	---	-----	------

Batter	1	2	3	4	5	6	7	8	9	AB R H RBI BB SO LOB	TOP		
Alan Wiggins, S (1, 4) x OBP: 0.342, SLG: 0.325 Tim Flannery, L (4, 4) OBP: 0.350, SLG: 0.394	0-0 F7	0-0 1B		0-0 6-3			0-0 3-1 2B		0-0 6-3	3 1 1 1 0 0 0 2 1 1 0 0 0 0			
Tony Gwynn, L (1, 9) x OBP: 0.411, SLG: 0.445 Luis Salazar, R (5, 5) OBP: 0.254, SLG: 0.314	0-0 F7	0-0 1B			0-0 F7		0-0 3-1		0-0	3 1 1 2 0 0 0 2 0 1 0 0 0 1			
Steve Garvey, R (1, 3) x OBP: 0.307, SLG: 0.373 Bobby Brown, S (5, 9) OBP: 0.293, SLG: 0.371	0-0	0-0			0-0 1-3		0-0 1-3 2B		0-0 1-3	3 0 2 1 0 0 0 2 0 1 1 0 0 1			
Graig Nettles, L (1, 5) x OBP: 0.326, SLG: 0.410 Kurt Bevacqua, R (5, 3) OBP: 0.333, SLG: 0.282	0-0 6-3	0-0 F9			0-0		0-0 1-3		0-0	3 0 1 0 0 0 2 1 0 0 0 0 0 1			
Terry Kennedy, L (1, 2) OBP: 0.285, SLG: 0.353 Bruce Bochy, R (3, 2) OBP: 0.247, SLG: 0.438		0-0 F9 1B	0-0 3-4-1		0-3 K		0-0 1-3			2 1 1 0 0 0 0 2 0 0 0 0 1 2			
Kevin McReynolds, R (1, 8) OBP: 0.316, SLG: 0.465 Andy Hawkins, R (8, 1) OBP: 0.214, SLG: 0.195		0-0 1B	0-0 F8			0-0 F6			0-0 6-3	4 1 1 0 0 0 0 0 0 0 0 0 0 0			
Carmelo Martinez, R (1, 7) OBP: 0.342, SLG: 0.397 Ron Roenicke, S (6, 7) OBP: 0.350, SLG: 0.500		0-0 F9	0-0 F7			0-0 3-1 2B			0-0 F9	3 0 1 0 0 0 2 1 0 0 0 0 0 0			
Garry Templeton, S (1, 6) OBP: 0.313, SLG: 0.322 Mario Ramirez, R (6, 6) OBP: 0.286, SLG: 0.246		0-0 1B		0-0 6-3		0-0 3-1			0-0 F9	3 1 1 1 0 0 1 1 0 0 0 0 0 0			
Ed Whitson, R (1, 1) OBP: 0.065, SLG: 0.049 Greg Harris, S (7, 1) OBP: 0.333, SLG: 0.444 Eddie Miller, S (8, 8) OBP: 0.250, SLG: 0.417		0-3 K		0-0 6-3		0-0 6-3			0-3 K	3 0 0 0 0 1 3 0 0 0 0 0 0 0 1 0 0 0 0 1 0			
Inning Stats	R: 0 H: 1 E: 0 LOB: 1 K: 0 BB: 0 S: 4 P: 4	R: 5 H: 6 E: 0 LOB: 1 K: 1 BB: 0 S: 11 P: 11	R: 0 H: 0 E: 0 LOB: 0 K: 0 BB: 0 S: 3 P: 3	R: 0 H: 0 E: 0 LOB: 0 K: 0 BB: 0 S: 3 P: 3	R: 0 H: 1 E: 0 LOB: 1 K: 1 BB: 0 S: 6 P: 6	R: 0 H: 1 E: 0 LOB: 1 K: 0 BB: 0 S: 4 P: 4	R: 1 H: 2 E: 0 LOB: 1 K: 0 BB: 0 S: 5 P: 5	R: 0 H: 0 E: 0 LOB: 0 K: 0 BB: 0 S: 3 P: 3	R: 0 H: 1 E: 0 LOB: 1 K: 1 BB: 0 S: 6 P: 6	1B: 8 SF: 0 2B: 4 SAC: 0 3B: 0 DP: 0 HR: 0 HBP: 0	WP: 0 PA: 39 PB: 0 SB: 1 CS: 0		
PITCHER	IP WLS BF H R ER SO BB IBB HBP BLK WP HR S P ERA WHIP											PITCHER	IP WLS BF H R ER SO BB IBB HBP BLK WP HR S P ERA WHIP
Rick Mahler, R (1, 1) ERA: 3.12 Jeff Dedmon, R (8, 1) ERA: 3.78	7.0 L 32 11 6 6 2 0 0 0 0 0 0 0 0 36 36 7.71 1.571												2.0 7 1 0 0 1 0 0 0 0 0 0 0 9 9 0.00 0.500

San Diego Padres @ Atlanta Braves
 Atlanta-Fulton County Stadium, Atlanta, GA

Sat Sep 29 1984, 3:33 AM EDT
 Att: 30,131 - Unknown

livebaseballscorecards.com

AB 39
 R 6
 H 12
 RBI 6
 BB 0
 SO 3
 LOB 13



Batter	1	2	3	4	5	6	7	8	9	AB R H RBI BB SO LOB
Milt Thompson, L (1, 7) OBP: 0.368, SLG: 0.375	0-0 F8		0-0 1B		0-0 F9		0-0		0-0 1-3	5 0 1 0 0 0 2
Paul Zuvella, R (1, 4) OBP: 0.217, SLG: 0.190	0-0 6-3		0-0 F4		0-3 K			0-0 5-3 BB 1B	0-0 5-3	5 1 1 0 0 1 4
Claudell Washington, L (1, 9) OBP: 0.376, SLG: 0.472	0-0 4-3		0-3 K			0-0 FC4-6 1B		4-0 1B 5-3 BB		3 1 1 0 1 1 2
Dale Murphy, R (1, 8) OBP: 0.371, SLG: 0.547		0-0 F9		0-0 F3		0-0 FC4-6 1B		0-0 5-3		4 0 1 0 0 0 2
Gerald Perry, L (1, 3) OBP: 0.372, SLG: 0.372		0-0 4-3		0-0 4-3		0-0 FC4-6 1B		0-0 BB 1B		4 0 1 2 0 0 2
Rafael Ramirez, R (1, 6) OBP: 0.295, SLG: 0.325		0-0 1B		0-0 F7		0-3 K		4-0 1B BB		3 0 1 0 1 1 2
Randy Johnson, R (1, 5) OBP: 0.333, SLG: 0.379		0-0 F4			0-0 F9 1B		0-0 F9	0-0 F8		4 0 1 0 0 0 5
Bruce Benedict, R (1, 2) OBP: 0.298, SLG: 0.290			0-0 1B		0-0 F8		0-0 F5	0-0 F1		4 0 1 0 0 0 3
Rick Mahler, R (1, 1) OBP: 0.315, SLG: 0.338			0-3 K		0-0 K		0-3 K		0-3 K	2 0 1 0 0 1 1
Terry Harper, R (7, PH) OBP: 0.194, SLG: 0.206					1-2 1B					1 0 0 0 0 1 0
Jeff Dedmon, L (8, 1)										0 0 0 0 0 0 0
Chris Chambliss, L (9, PH) OBP: 0.350, SLG: 0.362										1 0 0 0 0 1 0

Inning Stats	R: 0 E: 0 K: 0 S: 3	H: 0 LOB: 0 BB: 0 P: 3	R: 0 E: 0 K: 0 S: 4	H: 1 LOB: 1 BB: 0 P: 4	R: 0 E: 0 K: 2 S: 9	H: 2 LOB: 2 BB: 0 P: 9	R: 0 E: 0 K: 0 S: 3	H: 0 LOB: 0 BB: 0 P: 3	R: 0 E: 0 K: 1 S: 7	H: 2 LOB: 2 BB: 0 P: 7	R: 0 E: 0 K: 1 S: 5	H: 0 LOB: 0 BB: 0 P: 5	R: 2 E: 0 K: 0 S: 5	H: 2 LOB: 2 BB: 2 P: 13	R: 0 E: 0 K: 1 S: 5	H: 0 LOB: 0 BB: 0 P: 5	1B: 9 2B: 0 3B: 0 HR: 0	SF: 0 SAC: 0 DP: 0 HBP: 0	WP: 0 PB: 0 SB: 0 CS: 0	PA: 38
--------------	------------------------------	---------------------------------	------------------------------	---------------------------------	------------------------------	---------------------------------	------------------------------	---------------------------------	------------------------------	---------------------------------	------------------------------	---------------------------------	------------------------------	----------------------------------	------------------------------	---------------------------------	----------------------------------	------------------------------------	----------------------------------	--------

PITCHER	IP	WLS	BF	H	R	ER	SO	BB	IBB	HBP	BLK	WP	HR	S	P	ERA	WHIP
Ed Whitson, R (1, 1) ERA: 3.24	6.0	W	25	7	0	0	4	0	0	0	0	0	0	33	33	0.00	1.167
Greg Harris, R (7, 1) ERA: 2.53	1.0		3	0	0	0	1	0	0	0	0	0	0	5	5	0.00	0.000
Andy Hawkins, R (8, 1) ERA: 4.68	2.0		10	2	2	2	1	2	0	0	0	0	0	10	18	9.00	2.000


BOTTOM

San Diego Padres @ Atlanta Braves
Atlanta-Fulton County Stadium, Atlanta, GA

Sat Sep 29 1984, 3:33 AM EDT
Att. 30,131 - Unknown

livebaseballscorecards.com

AB 36
R 2
H 9
RBI 2
BB 2
SO 6
LOB 23



Batter	1	2	3	4	5	6	7	8	9	AB R H RBI BB SO LOB	TOP									
Alan Wiggins, S (1, 4) <small>OBP: 0.342, SLG: 0.329</small> Tim Flannery, L (5, 4) <small>OBP: 0.347, SLG: 0.391</small>	0-0 3-1		0-0 FC5-2 2-H 3B		0-0 K			0-0 1-3		3 0 1 1 0 1 0 1 0 0 0 0 0 0										
Tony Gwynn, L (1, 9) <small>OBP: 0.410, SLG: 0.444</small> Eddie Miller, S (3, 9) <small>OBP: 0.286, SLG: 0.643</small>	0-0 6-3		0-0 FC5-2 3-H		0-0 F9			0-0 HR		2 0 0 0 0 0 1 2 1 1 1 0 0 0										
Steve Garvey, R (1, 3) <small>OBP: 0.307, SLG: 0.373</small> Champ Summers, L (1, 3) <small>OBP: 0.254, SLG: 0.296</small>	0-0 F9		0-0 1-3		0-0 6-3			0-0 G5-4-3 1B		1 0 0 0 0 0 0 3 0 1 0 0 0 1										
Graig Nettles, L (1, 5) <small>OBP: 0.329, SLG: 0.413</small> Kurt Bevacqua, R (4, PR) <small>OBP: 0.326, SLG: 0.275</small> (4, 5)		0-0 4-3 1B		0-0 G6-4-3 1B		0-0 6-3		0-0 G5-4-3 1-2f		2 0 2 0 0 0 0 2 0 0 0 0 0 1										
Terry Kennedy, L (1, 2) <small>OBP: 0.284, SLG: 0.353</small> Bruce Bochy, R (2, 2) <small>OBP: 0.250, SLG: 0.435</small>		0-0 4-3 1-2		0-0 G6-4-3 1-2f		0-0 F7		0-0 1B 1B		1 0 0 0 0 0 1 3 1 1 0 0 0 1										
Kevin McReynolds, R (1, 8) <small>OBP: 0.317, SLG: 0.465</small> Luis Salazar, R (4, 8) <small>OBP: 0.261, SLG: 0.329</small>		0-0 5-3		0-0 1B		0-0 8-2 3B		0-0 1B 1B		2 0 1 0 0 0 1 2 0 2 0 0 0 0										
Carmelo Martinez, R (1, 7) <small>OBP: 0.340, SLG: 0.395</small> Ron Roenicke, S (5, 7) <small>OBP: 0.364, SLG: 0.500</small>		0-0 1-3		0-0 6-3		0-0 8-2 3-Hf		0-0 1B 1-2 2-H		2 0 0 0 0 0 2 2 0 1 1 0 0 1										
Garry Templeton, S (1, 6) <small>OBP: 0.312, SLG: 0.320</small> Mario Ramirez, R (5, 6) <small>OBP: 0.278, SLG: 0.237</small>			0-0 4-3		0-0 6-3			0-0 F7 F9		2 0 0 0 0 0 0 2 0 0 0 0 0 2										
Greg Booker, R (1, 1) <small>OBP: 0.286, SLG: 0.429</small> Craig Lefferts, L (6, 1) <small>OBP: 0.294, SLG: 0.353</small> Dave Dravecky, R (7, 1) <small>OBP: 0.159, SLG: 0.146</small> Bobby Brown, S (8, PH) <small>OBP: 0.292, SLG: 0.368</small> Greg Harris, S (8, 1) <small>OBP: 0.333, SLG: 0.444</small>			0-0 3B 2B		0-0 K			0-0 F4		2 1 1 0 0 1 0 0 0 0 0 0 0 0 0 0 0 0 0 0 0 1 0 0 0 0 0 0 0 0 0 0 0 0 0										
Inning Stats	R: 0 E: 0 K: 0 S: 3	H: 0 LOB: 0 BB: 0 P: 3	R: 0 E: 0 K: 0 S: 4	H: 1 LOB: 1 BB: 0 P: 4	R: 1 E: 0 K: 0 S: 5	H: 2 LOB: 1 BB: 0 P: 5	R: 0 E: 0 K: 0 S: 4	H: 2 LOB: 1 BB: 0 P: 4	R: 0 E: 0 K: 2 S: 7	H: 0 LOB: 0 BB: 0 P: 7	R: 0 E: 0 K: 0 S: 3	H: 1 LOB: 0 BB: 0 P: 3	R: 0 E: 0 K: 0 S: 3	H: 0 LOB: 0 BB: 0 P: 3	R: 2 E: 0 K: 0 S: 7	H: 5 LOB: 2 BB: 0 P: 7	1B: 7 2B: 2 3B: 2 HR: 1	SF: 0 SAC: 0 DP: 3 HBP: 0	WP: 0 PB: 0 SB: 0 CS: 0	PA: 35
PITCHER	IP WLS BF H R ER SO BB IBB HBP BLK WP HR S P ERA WHIP																			
Pascual Perez, R (1, 1) <small>ERA: 3.74</small> Gene Garber, R (9, 1) <small>ERA: 3.06</small>	8.2 W 32 9 3 3 2 0 0 0 0 0 0 1 36 36 3.12 1.038																			
	0.1 S 3 2 0 0 0 0 0 0 0 0 0 0 3 3 0.00 6.000																			

San Diego Padres @ Atlanta Braves
 Atlanta-Fulton County Stadium, Atlanta, GA

Sun Sep 30 1984, 3:33 AM EDT
 Att: 13,489 - Unknown

livebaseballscorecards.com

AB	35
R	3
H	11
RBI	3
BB	0
SO	2
LOB	11



Batter	1	2	3	4	5	6	7	8	9
Milt Thompson, L (1, 7) OBP: 0.373, SLG: 0.374	0-0 F8		0-0 FC6-4 1B 1-2 2-3 1B		4-0 1B S 1B BB	0-0 F8			
Paul Zuvella, R (1, 4) (9, 6) OBP: 0.259, SLG: 0.240	0-0 4-3		0-0 FC6-4 1-2 2-3 3-H 1B		0-0 6-3 1B 1-3 1B		0-0 1-3		
Bob Watson, R (1, 3) Gerald Perry, L (2, 3) OBP: 0.280, SLG: 0.321 OBP: 0.372, SLG: 0.372	0-0 6-3		0-0 FC6-4 1-2f 2-3 3-H 1B		0-0 6-3 1-2 3-H 1B		0-0 F6		
Dale Murphy, R (1, 8) OBP: 0.372, SLG: 0.547		0-0 G6-4-3 1B	0-0 FC6-4 1-2 3-H 1B		0-0 6-3 1-2 2-3		0-0 6-3		
Claudell Washington, L (1, 9) Brad Komminsk, R (8, 9) OBP: 0.374, SLG: 0.469 OBP: 0.276, SLG: 0.316		0-0 G6-4-3 1-2f	0-0 FC6-4 1-2f		0-3 K		4-0 CS BB		
Rafael Ramirez, R (1, 6) Paul Runge, R (9, 4) OBP: 0.295, SLG: 0.327 OBP: 0.340, SLG: 0.322		0-0 F4		0-0 4-3 2B	0-3 K		0-3 K 1-2		
Randy Johnson, R (1, 5) OBP: 0.329, SLG: 0.374			0-0 5-3	0-0 4-3 2-3		0-0 F8		0-0 F5	
Bruce Benedict, R (1, 2) OBP: 0.301, SLG: 0.297			0-0 1B SH 1B 1B	0-0 5-3		0-0		0-0 2B	
Pascual Perez, R (1, 1) Gene Garber, R (9, 1) OBP: 0.164, SLG: 0.121 OBP: 0.143, SLG: 0.143			0-0 SH 1B 1B 1-2 FC6-4	0-3 K		0-3 K			

Inning Stats	R: 0 E: 0 K: 0 S: 3	H: 0 LOB: 0 BB: 0 P: 3	R: 0 E: 0 K: 0 S: 3	H: 1 LOB: 0 BB: 0 P: 3	R: 3 E: 1 K: 0 S: 8	H: 4 LOB: 2 BB: 0 P: 8	R: 0 E: 0 K: 1 S: 6	H: 1 LOB: 1 BB: 0 P: 6	R: 1 E: 0 K: 2 S: 9	H: 2 LOB: 2 BB: 1 P: 13	R: 0 E: 0 K: 1 S: 6	H: 1 LOB: 1 BB: 0 P: 6	R: 0 E: 0 K: 0 S: 3	H: 0 LOB: 0 BB: 0 P: 3	R: 0 E: 0 K: 1 S: 4	H: 0 LOB: 0 BB: 1 P: 8
1B: 7 2B: 2 3B: 0 HR: 0	SF: 0 SAC: 1 DP: 1 HBP: 0	WP: 0 PB: 0 SB: 1 CS: 1														

BOTTOM

San Diego Padres @ Atlanta Braves
Atlanta-Fulton County Stadium, Atlanta, GA

Sun Sep 30 1984, 3:33 AM EDT
Att. 13,489 - Unknown

AB	31
R	4
H	9
RBI	4
BB	2
SO	5
LOB	17

livebaseballscorecards.com



PITCHER	IP	WLS	BF	H	R	ER	SO	BB	IBB	HBP	BLK	WP	HR	S	P	ERA	WHIP
Greg Booker, R (1, 1) ERA: 3.3	5.0	L	24	8	4	2	3	1	0	0	0	0	0	29	33	3.60	1.800
Craig Lefferts, L (6, 1) ERA: 2.13	1.0		4	1	0	0	1	0	0	0	0	0	0	6	6	0.00	1.000
Dave Dravecky, L (7, 1) ERA: 2.93	1.0		3	0	0	0	0	0	0	0	0	0	0	3	3	0.00	0.000
Greg Harris, R (8, 1) ERA: 2.48	1.0		3	0	0	0	1	1	0	0	0	0	0	4	8	0.00	1.000

Batter	1	2	3	4	5	6	7	8	9	AB R H RBI BB SO LOB	TOP	
Alan Wiggins, S (1, 4) BF: 4, BB: 1, X: 1	2-1 F8		1-3 K		1-0 FC6-4		1-0 G4-6-3		0-1 P6	5 0 0 0 0 1 6		
Tony Gwynn, L (1, 9) CF: 9, BB: 1, X: 1	0-2 L4			1-1 F8	0-1 P6			0-0 F8		4 0 0 0 0 0 2		
Steve Garvey, R (1, 3) OBP: 0.500, SLG: 0.500 SB: 3, BB: 1, C: 1	2-3 K			1-0 BB BB 1B	2-1 P3			1-0 1B 1B		4 0 2 0 0 1 2		
Graig Nettles, L (1, 5) OBP: 0.250, SLG: 0.250 B: 5, T: 1, BB: 1, C: 1, X: 1		2-3 K		3-1 F8		0-0 F8		3-1 G4-6-3 1B		4 0 1 0 0 1 1		
Terry Kennedy, L (1, 2) B: 2, X: 1		1-0 4-3		4-0 BB 1-2 BB		2-3 K		0-0 G4-6-3 1-2f		3 0 0 0 1 1 2		
Kevin McReynolds, R (1, 8) CF: 8, BB: 1, X: 1		0-3 K		4-1 BB 1-2 2-3 BB		4-1 BB		2-2 F9		2 0 0 0 2 1 0		
Carmelo Martinez, R (1, 7) OBP: 0.500, SLG: 0.333 B: 7, BB: 1, X: 1			4-0 BB	2-0 F9		1-3 K		0-2 1B 1B		3 0 1 0 1 1 4		
Garry Templeton, S (1, 6) OBP: 0.750, SLG: 0.667 X: 1	0-0 F8				1-1 FC6-4 HBP 1B		4-2 G4-6-3 BB		0-0 1-2 1B	3 0 2 0 1 0 1		
Eric Show, R (1, 1) Tim Flannery, L (5, PH) Greg Harris, S (5, 1) Bobby Brown, S (7, PH) Greg Booker, R (7, 1) Champ Summers, L (8, PH)			3-3 K		1-2 FC6-4 HBP		3-3 K		1-0 P4	1 0 0 0 0 0 1 1 0 0 0 0 0 0 0 0 0 0 0 0 0 0 0 0 1 0 0 0 0 0 1 1 0 0 0 0 0 0 0 0 1 0 0 0 0 0 0 2		
Inning Stats	R: 0 H: 0 E: 0 LOB: 0 K: 1 BB: 0 S: 9 P: 13	R: 0 H: 0 E: 0 LOB: 0 K: 2 BB: 0 S: 9 P: 12	R: 0 H: 0 E: 0 LOB: 1 K: 2 BB: 1 S: 7 P: 15	R: 0 H: 1 E: 0 LOB: 3 K: 0 BB: 2 S: 7 P: 22	R: 0 H: 1 E: 0 LOB: 2 K: 0 BB: 0 S: 9 P: 14	R: 0 H: 0 E: 0 LOB: 1 K: 2 BB: 1 S: 10 P: 17	R: 0 H: 0 E: 0 LOB: 0 K: 1 BB: 1 S: 6 P: 14	R: 0 H: 2 E: 0 LOB: 1 K: 0 BB: 0 S: 5 P: 9	R: 0 H: 2 E: 0 LOB: 2 K: 0 BB: 0 S: 11 P: 14	1B: 6 SF: 0 2B: 0 SAC: 0 3B: 0 DP: 2 HR: 0 HBP: 1	WP: 0 PA: 37 PB: 0 SB: 0 CS: 0	
PITCHER	IP WLS BF H R ER SO BB IBB HBP BLK WP HR S P ERA WHIP											
Rick Sutcliffe, R (1, 1) ERA:	7.0 W 28 2 0 0 8 5 0 1 0 0 0 57 107 0.00 1.000											
Warren Brusstar, R (8, 1) ERA:	2.0 9 4 0 0 0 0 0 0 0 0 0 0 16 23 0.00 2.000											

San Diego Padres @ Chicago Cubs
Wrigley Field, Chicago, IL
Tue Oct 02 1984, 3:33 AM CDT
Att. 36,282 - Unknown - 63 F

livebaseballscorecards.com

AB 31
R 0
H 6
RBI 0
BB 5
SO 8
LOB 22



Batter	1	2	3	4	5	6	7	8	9
Bob Demier, R OBP: 0.800, SLG: 2.000 (1, 8)	1-0 HR		4-1 F8 23 1B 1B BB		4-1 HR 2B		0-3 K		
23 Ryne Sandberg, R OBP: 0.600, SLG: 0.500 (1, 4)	1-3 K		2-0 1B SF8 1B		4-0 HR BB		3-2 P6		
Gary Matthews, R OBP: 0.500, SLG: 2.000 Henry Cotto, R OBP: 1.000, SLG: 1.000 (1, 7) (7, 7)	3-1 HR		1-2 F8		4-0 HR		2-2 1B		
Leon Durham, L OBP: 0.200, SLG: 0.200 (1, 3)	2-1 P4		0-0 SF8 1B		1-1 4-3	1-0 4-3	1-1 4-3		
Keith Moreland, R OBP: 0.250, SLG: 0.333 Gary Woods, R (8, PH) (9, 9)	0-1 P6		2-2 SF8		1-0 BB 1B	2-1 5-3		1-3 K	
Ron Cey, R OBP: 0.600, SLG: 1.333 Tom Verzyer, R (1, 5) (9, 5)		4-1 G6-3 BB	3-3 K		4-2 1B FC4 BB	2-0 HR		0-1 F8	
Jody Davis, R OBP: 0.500, SLG: 0.750 Steve Lake, R OBP: 1.000, SLG: 2.000 (1, 2) (8, 2)		1-1 F7		2-2 F9	2-1 FC4 1B	0-0 E 2B		0-1 FC5 2B	
Larry Bowa, S OBP: 0.400, SLG: 0.250 (1, 6)		0-1 G6-3		1-0 F6	0-0 FC4 1B 23 1B	0-1 E6 1B		4-2 BB	
Rick Sutcliffe, L OBP: 0.500, SLG: 1.250 Warren Brusstar, R (1, 1) (8, 1)			0-1 HR	1-1 P3	2-2 23 1B BB 1B	3-3 K		1-0 FC5	

Inning Stats	R: 2 E: 0 K: 1 S: 10	H: 2 LOB: 0 BB: 0 P: 17	R: 0 E: 0 K: 0 S: 5	H: 0 LOB: 0 BB: 1 P: 10	R: 3 E: 0 K: 1 S: 15	H: 3 LOB: 1 BB: 1 P: 27	R: 0 E: 0 K: 0 S: 6	H: 0 LOB: 0 BB: 0 P: 10	R: 6 E: 0 K: 1 S: 25	H: 6 LOB: 3 BB: 3 P: 45	R: 2 E: 1 K: 1 S: 11	H: 3 LOB: 1 BB: 0 P: 19	R: 0 E: 0 K: 1 S: 12	H: 1 LOB: 1 BB: 0 P: 18	R: 0 E: 0 K: 1 S: 10	H: 1 LOB: 2 BB: 1 P: 16
--------------	-------------------------------	----------------------------------	------------------------------	----------------------------------	-------------------------------	----------------------------------	------------------------------	----------------------------------	-------------------------------	----------------------------------	-------------------------------	----------------------------------	-------------------------------	----------------------------------	-------------------------------	----------------------------------


PITCHER	IP	WLS	BF	H	R	ER	SO	BB	IBB	HBP	BLK	WP	HR	S	P	ERA	WHIP
Eric Show, R ERA: 11.25 (1, 1)	4.0	L	18	5	5	5	2	2	0	0	0	0	3	36	64	11.25	1.750
Greg Harris, R ERA: 31.5 (5, 1)	2.0		18	9	8	7	2	3	0	0	0	0	2	36	64	31.50	6.000
Greg Booker, R ERA: (7, 1)	2.0		9	2	0	0	2	1	0	0	0	0	0	22	34	0.00	1.500

BOTTOM

San Diego Padres @ Chicago Cubs
 Wrigley Field, Chicago, IL
 Tue Oct 02 1984, 3:33 AM CDT
 Att: 36,282 - Unknown - 63 F

AB	R	H	RBI	BB	SO	LOB
3	3	2	1	2	1	0
4	2	2	1	1	1	0
4	2	2	4	0	1	5
1	0	1	0	0	0	0
5	0	1	1	0	0	1
3	1	1	1	0	0	0
1	0	0	0	0	1	0
3	2	1	1	2	1	1
0	0	0	0	0	0	0
4	1	2	1	0	0	1
1	0	1	0	0	0	0
4	1	1	1	1	0	2
4	1	2	1	0	1	1
1	0	0	0	0	0	2

AB	38
R	13
H	16
RBI	12
BB	6
SO	6
LOB	13



WP: 0	PA: 45
PB: 0	
SB: 0	
CS: 0	

livebaseballscorecards.com

Batter	1	2	3	4	5	6	7	8	9	AB R H RBI BB SO LOB	TOP
Alan Wiggins, S (1, 4) OBP: 0.222, SLG: 0.125	1-0 6-3		0-0 G6-4-3			4-2 G3 1B BB		0-1 E1 1B		3 1 1 0 1 0 1	
Tony Gwynn, L (1, 9) OBP: 0.125, SLG: 0.250	0-3 K			1-2 G3 SF9 2B		0-1 G3		0-0 F7		4 1 1 0 0 1 2	
Steve Garvey, R (1, 3) OBP: 0.375, SLG: 0.375	0-0 6-3			1-0 G3		0-0 FC5-4 1B			2-1 1-3	4 0 1 1 0 0 1	
Kevin McReynolds, R (1, 8)		2-0 6-3		3-1 SF9		0-0 FC5-4			4-1 BB	2 0 0 1 1 0 1	
Carmelo Martinez, R (1, 7) OBP: 0.375, SLG: 0.286		1-0 1B		3-1 6-3			0-0 6-3		1-3 K	4 0 1 0 0 1 1	
Terry Kennedy, L (1, 2)		0-0 F7			0-2 F7		2-2 4-3		1-2 F7	4 0 0 0 0 0 2	
Luis Salazar, R (1, 5)		1-3 K			0-1 F9		0-0 F9			3 0 0 0 0 1 1	
Garry Templeton, S (1, 6) OBP: 0.571, SLG: 0.400			0-0 4-3		1-0 4-3			4-1 G4-6-3 BB		2 0 0 0 1 0 0	
Mark Thurmond, L (1, 1) OBP: 1.000, SLG: 1.000 Andy Hawkins, R (4, 1) Mario Ramirez, R (6, PH) Dave Dravecky, R (6, 1) Kurt Bevacqua, R (8, PH) Craig Lefferts, L (8, 1)			0-1 G6-4-3 1B			1-2 5-3		1-2 G4-6-3		1 0 1 0 0 0 0 0 0 0 0 0 0 0 1 0 0 0 0 0 0 0 0 0 0 0 0 0 1 0 0 0 0 0 1 0 0 0 0 0 0 0	
Inning Stats	R: 0 H: 0 E: 0 LOB: 0 K: 1 BB: 0 S: 5 P: 6	R: 0 H: 1 E: 0 LOB: 1 K: 1 BB: 0 S: 6 P: 10	R: 0 H: 1 E: 0 LOB: 0 K: 0 BB: 0 S: 4 P: 4	R: 1 H: 1 E: 0 LOB: 0 K: 0 BB: 0 S: 8 P: 16	R: 0 H: 0 E: 0 LOB: 0 K: 0 BB: 0 S: 6 P: 7	R: 1 H: 1 E: 0 LOB: 1 K: 0 BB: 1 S: 9 P: 14	R: 0 H: 0 E: 0 LOB: 0 K: 0 BB: 0 S: 5 P: 7	R: 0 H: 1 E: 1 LOB: 1 K: 0 BB: 1 S: 8 P: 13	R: 0 H: 0 E: 0 LOB: 1 K: 1 BB: 1 S: 9 P: 17	1B: 4 SF: 1 2B: 1 SAC: 0 3B: 0 DP: 2 HR: 0 HBP: 0	WP: 0 PA: 33 PB: 0 SB: 0 CS: 0
PITCHER	IP WLS BF H R ER SO BB IBB HBP BLK WP HR S P ERA WHIP										
Steve Trout, L (1, 1) ERA: 2.16	8.1 W 31 5 2 2 2 3 0 0 0 0 0 0 54 86 2.16 0.960										
Lee Smith, R (9, 1) ERA:	0.2 S 2 0 0 0 1 0 0 0 0 0 0 0 6 8 0.00 0.000										

San Diego Padres @ Chicago Cubs
Wrigley Field, Chicago, IL
Wed Oct 03 1984, 3:33 AM CDT
Att: 36,282 - Unknown

livebaseballscorecards.com

AB	29
R	2
H	5
RBI	2
BB	3
SO	3
LOB	10



Batter	1	2	3	4	5	6	7	8	9
Bob Demier, R OBP: 0.667, SLG: 1.167 (1, 8)	1-1 23 5-3 6-3 1B	4-2 BB		1-1 FC6-4 23 2B		1-3 K2-3			
23 Ryne Sandberg, R OBP: 0.556, SLG: 0.625 (1, 4)	3-2 SAFE 5-3 1-3	3-2 F8		1-2 1-H 2B		2-1 CS 1B			
Gary Matthews, R OBP: 0.375, SLG: 1.143 (1, 7) Henry Cotto, R OBP: 1.000, SLG: 1.000 (8, 7)	1-0 6-3 3-H		2-2 6-3	4-1 BB		0-1 F9			
Keith Moreland, R OBP: 0.375, SLG: 0.571 (1, 9) Lee Smith, R (9, 1)	2-1 2B		3-1 2B 1B	0-1 F9		0-1 F4 1-2			
Ron Cey, R OBP: 0.556, SLG: 1.000 (1, 5)	4-0 BB		2-1 1-H SF8 2B		3-2 F3		1-2 F9		
Jody Davis, R OBP: 0.250, SLG: 0.429 (1, 2)	0-3 K		0-0 SF8 3-H		3-2 F7		2-2 F7		
Leon Durham, L OBP: 0.111, SLG: 0.111 (1, 3)			1-2 F5		2-1 5-3		2-0 G3		
Larry Bowa, S OBP: 0.375, SLG: 0.286 (1, 6)			0-0 SH1-4 1B		0-1 5-3		0-0 F9		
Steve Trout, L OBP: 0.500, SLG: 0.500 (1, 1) Davey Lopes, R (9, 9)			0-0 SH1-4 1-2		1-0 FC6-4 1B		0-0 3-1		

Inning Stats	R: 1	H: 2	E: 0	K: 11	LOB: 2	BB: 1	P: 22	R: 0	H: 1	E: 0	K: 10	LOB: 2	BB: 1	P: 17	R: 2	H: 2	E: 0	K: 11	LOB: 0	BB: 0	P: 19	R: 1	H: 2	E: 0	K: 11	LOB: 2	BB: 1	P: 18	R: 0	H: 0	E: 0	K: 9	LOB: 0	BB: 0	P: 17	R: 0	H: 0	E: 0	K: 8	LOB: 0	BB: 0	P: 12	R: 0	H: 1	E: 0	K: 7	LOB: 0	BB: 0	P: 12
--------------	------	------	------	-------	--------	-------	-------	------	------	------	-------	--------	-------	-------	------	------	------	-------	--------	-------	-------	------	------	------	-------	--------	-------	-------	------	------	------	------	--------	-------	-------	------	------	------	------	--------	-------	-------	------	------	------	------	--------	-------	-------

AB	R	H	RBI	BB	SO	LOB
3	2	1	0	1	1	1
4	0	2	1	0	0	3
3	0	0	1	1	0	1
0	0	0	0	0	0	0
4	1	2	0	0	0	3
0	0	0	0	0	0	0
3	1	1	1	1	0	0
3	0	0	1	0	1	2
4	0	0	0	0	0	0
3	0	1	0	0	0	0
2	0	1	0	0	0	0
0	0	0	0	0	0	0

BOTTOM

San Diego Padres @ Chicago Cubs
Wrigley Field, Chicago, IL
Wed Oct 03 1984, 3:33 AM CDT
Att. 36,282 - Unknown

livebaseballscorecards.com

AB	29
R	4
H	8
RBI	4
BB	3
SO	2
LOB	10



PITCHER	IP	WLS	BF	H	R	ER	SO	BB	IBB	HBP	BLK	WP	HR	S	P	ERA	WHIP
Mark Thurmond, L ERA: 9.82 (1, 1)	3.2	L	20	7	4	4	1	2	0	0	0	0	0	40	69	9.82	2.455
Andy Hawkins, R ERA: (4, 1)	1.1		5	0	0	0	0	1	0	0	0	0	0	12	24	0.00	0.750
Dave Dravecky, L ERA: (6, 1)	2.0		6	1	0	0	1	0	0	0	0	0	0	14	17	0.00	0.500
Craig Lefferts, L ERA: (8, 1)	1.0		3	0	0	0	0	0	0	0	0	0	0	7	12	0.00	0.000

WP	PA	ERA	WHIP
0	34		
0			
1			
1			

Batter	1	2	3	4	5	6	7	8	9	AB R H RBI BB SO LOB	TOP	
Bob Dernier, R (1, 8) OBP: 0.538, SLG: 0.778	4-1 FC4-6 BB	0-1 L6			0-1 4-3			1-1 5-3		3 0 0 0 1 0 2	Chicago Cubs @ San Diego Padres Jack Murphy Stadium, San Diego, CA Thu Oct 04 1984, 10:05 PM EDT Att: 58,346 - Unknown livebaseballscorecards.com	
23 Ryne Sandberg, R (1, 4) OBP: 0.462, SLG: 0.583	0-1 FC4-6 1-2f		3-3 K		2-1 F8			3-1 2B		4 0 1 0 0 1 1		
Gary Matthews, R (1, 7) OBP: 0.417, SLG: 0.900	1-3 K 1-2		4-2 BB			0-0 G4-6-3 1B		2-2 6-3		3 0 1 0 1 1 2		
Leon Durham, L (1, 3) OBP: 0.077, SLG: 0.077	0-1 L6		0-0 F8		0-2 G4-6-3 1-2f			0-3 K		4 0 0 0 0 1 3		
Keith Moreland, R (1, 9) OBP: 0.333, SLG: 0.545		2-2 1B 2B	1-2 2-3		1-3 K			1-0 F8		4 1 1 0 0 1 1		
Ron Cey, R (1, 5) OBP: 0.462, SLG: 0.700		3-1 1B 2-H 1B		2-0 F3			2-2 5-3	2-3 K		4 0 1 1 0 1 0		
Jody Davis, R (1, 2) OBP: 0.273, SLG: 0.400		1-2 1B	0-3 K		0-1 P6					3 0 1 0 0 1 0		
Larry Bowa, S (1, 6) OBP: 0.273, SLG: 0.200		0-2 P6	0-0 P6		0-0 4-3					3 0 0 0 0 0 2		
Dennis Eckersley, R (1, 1) George Frazier, R (6, 1) Thad Bosley, L (8, PH) Tim Stoddard, R (8, 1)		1-0 P1	0-3 K					3-3 K		2 0 0 0 0 1 2 0 0 0 0 0 0 0 1 0 0 0 0 1 0 0 0 0 0 0 0 0		
Inning Stats	R: 0 H: 0 E: 0 LOB: 1 K: 1 BB: 1 S: 10 P: 15	R: 1 H: 3 E: 0 LOB: 2 K: 0 BB: 0 S: 17 P: 24	R: 0 H: 0 E: 0 LOB: 1 K: 1 BB: 1 S: 10 P: 18	R: 0 H: 0 E: 0 LOB: 0 K: 1 BB: 0 S: 6 P: 8	R: 0 H: 0 E: 0 LOB: 0 K: 1 BB: 0 S: 7 P: 9	R: 0 H: 1 E: 0 LOB: 0 K: 1 BB: 0 S: 7 P: 8	R: 0 H: 0 E: 0 LOB: 0 K: 0 BB: 0 S: 7 P: 9	R: 0 H: 1 E: 0 LOB: 1 K: 1 BB: 0 S: 11 P: 20	R: 0 H: 0 E: 0 LOB: 0 K: 2 BB: 0 S: 8 P: 11	1B: 3 SF: 0 2B: 2 SAC: 0 3B: 0 DP: 1 HR: 0 HBP: 0	WP: 0 PA: 33 PB: 0 SB: 1 CS: 0	
PITCHER Ed Whitson, R (1, 1) ERA: 1.13 Rich Gossage, R (9, 1) ERA:	IP WLS BF H R ER SO BB IBB HBP BLK WP HR S P ERA WHIP	8.0 W 30 5 1 1 6 2 0 0 0 0 0 0 75 111 1.12 0.875	1.0 3 0 0 0 2 0 0 0 0 0 0 0 8 11 0.00 0.000									PITCHER IP WLS BF H R ER SO BB IBB HBP BLK WP HR S P ERA WHIP



Batter	1	2	3	4	5	6	7	8	9	AB	R	H	RBI	BB	SO	LOB
Alan Wiggins, S OBP: 0.308, SLG: 0.250 (1, 4)	F8		CS 1B		2-H 1B		4-3			4	0	2	1	0	0	0
Tony Gwynn, L OBP: 0.333, SLG: 0.500 (1, 9)	2B		CS 1-2	G6-4-3 1B		4-3 1B	G3			4	1	3	0	0	0	0
Steve Garvey, R OBP: 0.250, SLG: 0.250 (1, 3)	F3			G6-4-3 1-2f		4-3 1-2		K2-3		4	0	0	0	0	1	3
Graig Nettles, L OBP: 0.250, SLG: 0.250 (1, 5)	G3			F8		HR 1B		3-1		4	1	1	1	0	0	1
Terry Kennedy, L OBP: 0.250, SLG: 0.182 (1, 2)		6-3			2B 1B	HR 1B		K		4	2	2	0	0	1	0
Kevin McReynolds, R OBP: 0.455, SLG: 0.714 (1, 8)		4-3			2B 1B	HR				3	2	2	3	0	0	0
Carmelo Martinez, R OBP: 0.273, SLG: 0.200 (1, 7)		F7			P4	F8				3	0	0	0	0	0	2
Garry Templeton, S OBP: 0.500, SLG: 0.500 (1, 6)		F7			1B 2B	4-3				3	1	1	2	0	0	0
Ed Whitson, R (1, 1)					P4					3	0	0	0	0	1	1
Rich Gossage, R (9, 1)			5-3				K			0	0	0	0	0	0	0

Inning	R	H	E	K	S	R	H	E	K	S	R	H	E	K	S	R	H	E	K	S	R	H	E	K	S	R	H	E	K	S	R	H	E	K	S					
1	0	1	0	0	9	0	0	0	0	22	0	0	0	0	0	0	0	0	0	0	0	0	0	0	0	0	0	0	0	0	0	0	0	0	0	0	0			
2	0	0	0	0	9	0	0	0	0	22	0	0	0	0	0	0	0	0	0	0	0	0	0	0	0	0	0	0	0	0	0	0	0	0	0	0	0	0	0	
3	0	1	0	0	9	0	0	0	0	22	0	0	0	0	0	0	0	0	0	0	0	0	0	0	0	0	0	0	0	0	0	0	0	0	0	0	0	0	0	0
4	0	1	0	0	9	0	0	0	0	22	0	0	0	0	0	0	0	0	0	0	0	0	0	0	0	0	0	0	0	0	0	0	0	0	0	0	0	0	0	0
5	3	4	0	0	9	0	0	0	0	22	0	0	0	0	0	0	0	0	0	0	0	0	0	0	0	0	0	0	0	0	0	0	0	0	0	0	0	0	0	0
6	4	4	0	0	9	0	0	0	0	22	0	0	0	0	0	0	0	0	0	0	0	0	0	0	0	0	0	0	0	0	0	0	0	0	0	0	0	0	0	0
7	0	0	0	0	9	0	0	0	0	22	0	0	0	0	0	0	0	0	0	0	0	0	0	0	0	0	0	0	0	0	0	0	0	0	0	0	0	0	0	0
8	0	0	0	0	9	0	0	0	0	22	0	0	0	0	0	0	0	0	0	0	0	0	0	0	0	0	0	0	0	0	0	0	0	0	0	0	0	0	0	0
9	0	0	0	0	9	0	0	0	0	22	0	0	0	0	0	0	0	0	0	0	0	0	0	0	0	0	0	0	0	0	0	0	0	0	0	0	0	0	0	0

PITCHER	IP	WLS	BF	H	R	ER	SO	BB	IBB	HBP	BLK	WP	HR	S	P	ERA	WHIP
Dennis Eckersley, R ERA: 8.44 (1, 1)	5.1	L	22	9	5	5	0	0	0	0	0	0	0	45	66	8.44	1.688
George Frazier, R ERA: 10.8 (6, 1)	1.2		7	2	2	2	1	0	0	0	0	0	1	21	33	10.80	1.200
Tim Stoddard, R ERA: (8, 1)	1.0		3	0	0	0	2	0	0	0	0	0	0	7	10	0.00	0.000

BOTTOM

Chicago Cubs @ San Diego Padres
Jack Murphy Stadium, San Diego, CA

Thu Oct 04 1984, 10:05 PM EDT
Att. 58,346 - Unknown

AB	32
R	7
H	11
RBI	7
BB	0
SO	3
LOB	7

livebaseballscorecards.com

WP: 0 PA: 33
PB: 0
SB: 0
CS: 1



Batter	1	2	3	4	5	6	7	8	9	AB R H RBI BB SO LOB	TOP																		
Bob Dernier, R (1, 8) OBP: 0.500, SLG: 0.692	1-3 K		0-2 FC6-5		4-1 23 S BB		2-3 K		3-1 HBP 2B	4 0 1 0 1 2 1																			
23 Ryne Sandberg, R (1, 4) OBP: 0.500, SLG: 0.533	4-1 5-3 BB		2-2 L8		4-1 1 SAFE 1 SAFE 1 SAFE 1 SAFE 1-2 BB			0-2 S 1B	2-2 P5	3 1 1 0 2 0 2																			
Gary Matthews, R (1, 7) OBP: 0.412, SLG: 0.692	0-0 5-3 1-2			4-1 HR BB	2-2 G1-6-3			2-3 1-2	4-0 HBP IBB	3 1 0 0 2 1 4																			
Keith Moreland, R (1, 9) OBP: 0.313, SLG: 0.467 Henry Cotto, R (8, PR) OBP: 1.000, SLG: 1.000	3-1 P4			1-0 F8		0-1 5-3		1-1 2B 1B	2-2 HBP	4 0 1 1 0 0 2 0 1 0 0 0 0 0																			
Ron Cey, R (1, 5) OBP: 0.333, SLG: 0.467		2-1 F3		0-1 P6		2-2 P6		1-1 P5	1-2 4-3	5 0 0 0 0 0 5																			
Jody Davis, R (1, 2) OBP: 0.400, SLG: 0.786		2-3 K		2-2 1-H HR		1-2 1B		0-0 1-H 2B		4 1 3 3 0 1 0																			
Leon Durham, L (1, 3) OBP: 0.176, SLG: 0.313		0-2 5-3		1-0 HR		0-3 K		4-0 IBB		3 1 1 1 1 1 1																			
Larry Bowa, S (1, 6) OBP: 0.286, SLG: 0.308 Richie Hebner, L (8, PH) Lee Smith, R (8, 1)			1-0 FC6-5 2B	0-0 F3		1-2 6-3		0-1 F9		3 0 1 0 0 0 0 1 0 0 0 0 0 2 0 0 0 0 0 0 0																			
Scott Sanderson, R (1, 1) Warren Brusstar, R (5, 1) Davey Lopes, R (7, PH) Tim Stoddard, R (7, 1) Tom Veryzer, R (8, 6)			0-3 K		0-0 F9		0-0 F2		2-2 F6	2 0 0 0 0 1 1 0 0 0 0 0 0 0 1 0 0 0 0 0 0 0 0 0 0 0 0 0 1 0 0 0 0 0 0																			
Inning Stats	R: 0 E: 0 K: 1 S: 7	H: 0 LOB: 1 BB: 1 P: 15	R: 0 E: 0 K: 1 S: 10	H: 0 LOB: 0 BB: 0 P: 14	R: 0 E: 0 K: 1 S: 11	H: 1 LOB: 1 BB: 0 P: 14	R: 3 E: 0 K: 0 S: 10	H: 2 LOB: 0 BB: 1 P: 18	R: 0 E: 0 K: 1 S: 6	H: 0 LOB: 1 BB: 2 P: 16	R: 0 E: 0 K: 1 S: 7	H: 0 LOB: 0 BB: 0 P: 10	R: 2 E: 0 K: 1 S: 13	H: 3 LOB: 2 BB: 1 P: 21	R: 0 E: 0 K: 0 S: 14	H: 1 LOB: 3 BB: 1 P: 28	1B: 3 2B: 3 3B: 0 HR: 2	SF: 0 SAC: 0 DP: 1 HBP: 1	WP: 0 PB: 0 SB: 2 CS: 0	PA: 41									
PITCHER	IP WLS BF H R ER SO BB IBB HBP BLK WP HR S P ERA WHIP																												
Tim Lollar, L (1, 1) ERA: 6.23	4.1		20	3	3	3	3	4	0	0	0	0	0	2	41	72	6.23	1.615											
Andy Hawkins, R (5, 1) ERA:	0.2		1	0	0	0	0	0	0	0	0	0	0	3	5	0.00	0.000												
Dave Dravecky, L (6, 1) ERA:	2.0		7	1	0	0	2	0	0	0	0	0	0	20	26	0.00	0.500												
Rich Gossage, R (8, 1) ERA: 9.0	1.0		7	3	2	2	1	0	1	0	0	0	0	13	21	18.00	3.000												
Craig Lefferts, L (9, 1) ERA:	1.0	W	6	1	0	0	0	0	1	1	0	0	0	14	28	0.00	1.000												

Chicago Cubs @ San Diego Padres
 Jack Murphy Stadium, San Diego, CA
 Sat Oct 06 1984, 10:05 PM EDT
 Att: 58,354 - Unknown

livebaseballscorecards.com

AB	34
R	5
H	8
RBI	5
BB	6
SO	6
LOB	18



BOTTOM

Chicago Cubs @ San Diego Padres
Jack Murphy Stadium, San Diego, CA

Sat Oct 06 1984, 10:05 PM EDT
 Att. 58,354 - Unknown

livebaseballscorecards.com

AB	34
R	7
H	11
RBI	6
BB	3
SO	4
LOB	13



WP:	0	PA:	39
PB:	1		
SB:	2		
CS:	0		

AB	R	H	RBI	BB	SO	LOB
4	1	1	0	0	1	1
3	2	1	1	1	0	1
5	1	4	5	0	0	0
3	0	0	0	1	0	2
4	0	1	0	0	0	2
3	0	1	0	0	0	1
1	0	0	0	0	0	0
4	0	1	0	0	1	2
4	1	1	0	0	0	1
1B:	9	SF:	1			
2B:	1	SAC:	1			
3B:	0	DP:	1			
HR:	1	HBP:	0			

Batter	1	2	3	4	5	6	7	8	9
Alan Wiggins, S OBP: 0.294, SLG: 0.250	0-0 4-3		2-2 2B		0-0 SH3-4		1-1 F7		1-3 K
Tony Gwynn, L OBP: 0.353, SLG: 0.467	2-2 1-3		0-2 SF7		1-0 6-3		4-0 1B		1-1 HR
Steve Garvey, R OBP: 0.412, SLG: 0.647	1-1 F9		1-0 2B		2-0 1B		1-1 1B		1-0 HR
Graig Nettles, L OBP: 0.250, SLG: 0.182		1-0 F9	4-1 BB		1-0 P4		2-2 1-3		
Terry Kennedy, L OBP: 0.250, SLG: 0.200		0-2 1B	1-2 G3			3-2 6-3		1-2 3-1	
Kevin McReynolds, R OBP: 0.429, SLG: 0.600	1-1 L5			1-1 F9		0-0 1B		2-2 5-3	
Luis Salazar, R (8, PH)									
(9, 8)									
Carmelo Martinez, R OBP: 0.267, SLG: 0.214	0-2 F9			2-3 K		0-0 G6-4-3		0-1 1B	
Garry Templeton, S OBP: 0.429, SLG: 0.417			1-0 1B	1-2 6-3			2-1 F7	0-0 E4	
Tim Lollar, L (1, 1)					0-1 1B				3-3 K
Andy Hawkins, R (5, 1)									
Tim Flannery, L OBP: 1.000, SLG: 1.000 (5, PH)									
Dave Dravecky, R (6, 1)									
Bobby Brown, S (7, PH)									
Rich Gossage, R (8, 1)									
Champ Summers, L (8, PH)									
Craig Lefferts, L (9, 1)									

Inning Stats	R: 0	H: 0	E: 0	K: 8	S: 8	H: 1	LOB: 1	BB: 0	P: 11	R: 0	H: 0	E: 0	K: 1	S: 8	H: 0	LOB: 0	BB: 0	P: 12	R: 1	H: 2	E: 0	K: 0	S: 6	H: 1	LOB: 1	BB: 0	P: 10	R: 0	H: 1	E: 0	K: 0	S: 7	H: 1	LOB: 1	BB: 0	P: 10	R: 2	H: 1	E: 0	K: 0	S: 9	H: 1	LOB: 1	BB: 2	P: 23	R: 0	H: 1	E: 1	K: 1	S: 14	H: 2	LOB: 0	BB: 0	P: 10	R: 2	H: 2	E: 0	K: 1	S: 7	H: 2	LOB: 0	BB: 0	P: 10	1B: 9	SF: 1	2B: 1	SAC: 1	3B: 0	DP: 1	HR: 1	HBP: 0	WP: 0	PA: 39
--------------	------	------	------	------	------	------	--------	-------	-------	------	------	------	------	------	------	--------	-------	-------	------	------	------	------	------	------	--------	-------	-------	------	------	------	------	------	------	--------	-------	-------	------	------	------	------	------	------	--------	-------	-------	------	------	------	------	-------	------	--------	-------	-------	------	------	------	------	------	------	--------	-------	-------	-------	-------	-------	--------	-------	-------	-------	--------	-------	--------

PITCHER	IP	WLS	BF	H	R	ER	SO	BB	IBB	HBP	BLK	WP	HR	S	P	ERA	WHIP
Scott Sanderson, R ERA: 5.79	(1, 1)	4.2	21	6	3	3	2	1	0	0	0	0	0	46	67	5.79	1.500
Warren Brusstar, R ERA:	(5, 1)	1.1	4	1	0	0	0	0	0	0	0	0	0	8	12	0.00	0.750
Tim Stoddard, R ERA: 4.5	(7, 1)	1.0	6	1	2	1	0	1	1	0	0	0	0	9	23	9.00	2.000
Lee Smith, R ERA: 9.0	(8, 1)	1.1	L 8	3	2	2	2	0	0	0	0	0	1	21	30	13.50	2.250

Batter	1	2	3	4	5	6	7	8	9	AB R H RBI BB SO LOB	TOP																
Bob Dernier, R (1, 8) OBP: 0.409, SLG: 0.529	1-2 P4	0-0 FC4-6 23 CS			2-2 5-3			0-0 P4		4 0 0 0 0 0 2																	
23 Ryne Sandberg, R (1, 4) OBP: 0.455, SLG: 0.474	2-1 L5	SAFE SAFE SAFE SAFE 1-2 CS	0-1 F7			0-0 F9		0-2 1B		4 0 1 0 0 0 0																	
Gary Matthews, R (1, 7) OBP: 0.429, SLG: 0.600	4-2 S HR BB		4-0 CS BB			2-2 P6		2-3 K		2 1 0 0 2 1 2																	
Leon Durham, L (1, 3) OBP: 0.190, SLG: 0.450	3-1 1-H HR		SAFE SAFE SAFE SAFE 1-2 K			1-3 K		2-2 F9		4 1 1 2 0 2 1																	
Keith Moreland, R (1, 9) OBP: 0.350, SLG: 0.444	4-1 BB			0-1 F8			1-2 L7	0-2 FC5-4 1B		3 0 1 0 1 0 0																	
Ron Cey, R (1, 5) OBP: 0.273, SLG: 0.368	2-2 P4		1-3 K			1-2 F8		1-1 P3		4 0 0 0 0 1 2																	
Jody Davis, R (1, 2) OBP: 0.366, SLG: 0.833		2-2 HR		0-1 4-3		0-0 6-3		1-1 FC5-4 1-2		4 1 1 1 0 0 1																	
Larry Bowa, S (1, 6) OBP: 0.250, SLG: 0.267		3-2 F7		2-2 F8			0-3 K			2 0 0 0 0 0 0																	
Thad Bosley, L (8, PH)										1 0 0 0 0 1 0																	
Warren Brusstar, R (8, 1)										0 0 0 0 0 0 0																	
Rick Sutcliffe, L (1, 1) OBP: 0.500, SLG: 1.000		2-2 FC4-6 1B		3-3 K			1-2 23 1B HBP			2 0 1 0 0 1 0																	
Steve Trout, L (7, 1) OBP: 0.500, SLG: 0.500										0 0 0 0 0 0 0																	
Richie Hebner, L (8, PH)										0 0 0 0 0 0 0																	
Tom Verzyer, R (8, 6)										0 0 0 0 0 0 0																	
Inning Stats	R: 2 E: 0 K: 0 S: 16	H: 1 LOB: 1 BB: 2 P: 32	R: 1 E: 0 K: 0 S: 13	H: 2 LOB: 0 BB: 0 P: 21	R: 0 E: 0 K: 1 S: 6	H: 0 LOB: 1 BB: 1 P: 12	R: 0 E: 0 K: 1 S: 7	H: 0 LOB: 0 BB: 0 P: 8	R: 0 E: 0 K: 1 S: 10	H: 0 LOB: 0 BB: 0 P: 17	R: 0 E: 0 K: 1 S: 9	H: 0 LOB: 0 BB: 0 P: 12	R: 0 E: 0 K: 0 S: 9	H: 0 LOB: 0 BB: 0 P: 11	R: 0 E: 0 K: 2 S: 14	H: 1 LOB: 2 BB: 0 P: 17	R: 0 E: 0 K: 0 S: 12	H: 1 LOB: 1 BB: 0 P: 16	1B: 3 2B: 1 3B: 0 HR: 2	SF: 0 SAC: 0 DP: 1 HBP: 1	WP: 0 PB: 0 SB: 2 CS: 2	PA: 35					
PITCHER	IP WLS BF H R ER SO BB IBB HBP BLK WP HR S P ERA WHIP																										
Eric Show, R (1, 1) ERA: 13.5	1.1		9	3	3	3	0	2	0	0	0	0	2	26	49	20.25	3.750										
Andy Hawkins, R (2, 1) ERA:	1.2		4	0	0	0	1	1	0	0	0	0	0	9	16	0.00	0.600										
Dave Dravecky, L (4, 1) ERA:	2.0		6	0	0	0	2	0	0	0	0	0	0	17	25	0.00	0.000										
Craig Lefferts, L (6, 1) ERA:	2.0	W	6	0	0	0	1	0	0	0	0	0	0	18	23	0.00	0.000										
Rich Gossage, R (8, 1) ERA: 4.5	2.0	S	9	2	0	0	2	0	0	1	0	0	0	26	33	0.00	1.000										

Chicago Cubs @ San Diego Padres
 Jack Murphy Stadium, San Diego, CA
 Sun Oct 07 1984, 6:33 AM EDT
 Att: 58,359 - Unknown

livebaseballscorecards.com

AB	30
R	3
H	5
RBI	3
BB	3
SO	6
LOB	8



Batter	1	2	3	4	5	6	7	8	9
Alan Wiggins, S OBP: 0.381, SLG: 0.316 (1, 4)	2-1 5-3 ①		4-2 BB			0-1 BB 1B SF8	0-2 2B 1B 1-2		
Tony Gwynn, L OBP: 0.381, SLG: 0.526 (1, 9)	1-3 K		0-0 G3			1-2 SF8 BB SF7 1B	0-1 1B 2B 1-H 2-H		
Steve Garvey, R OBP: 0.429, SLG: 0.600 (1, 3)	1-1 F9			2-1 F9 ①		4-0 BB 1-2 2-3	0-0 G3 1B 3-H		
Graig Nettles, L OBP: 0.188, SLG: 0.143 (1, 5)		1-0 4-3 ①		1-0 P4 ②		0-1 SF8 ①	3-1 G3 ②		
Terry Kennedy, L OBP: 0.250, SLG: 0.222 (1, 2)		3-1 1B		1-1 F7 ③		0-0 SF7 3-H	1-3 K ③		
Bobby Brown, S (1, 8)		1-3 K ②			2-1 4-3 ①	1-0 G3 ③		1-2 CS 3B	
Luis Salazar, R OBP: 0.200, SLG: 0.600 (8, 8)									
Carmelo Martinez, R OBP: 0.263, SLG: 0.176 (1, 7)		0-0 P6 ③			1-1 F8 ②		4-0 SH5-4 BB E	1-3 K ① ②	
Garry Templeton, S OBP: 0.412, SLG: 0.400 (1, 6)					0-1 4-3 ①	1-0 1B	0-0 SH5-4 ①	0-1 1-3 ③	
Eric Show, R (1, 1)									
Andy Hawkins, R (2, 1)									
Mario Ramirez, R (3, PH)									
Dave Dravecky, R (4, 1)									
Kurt Bevacqua, R (5, PH)									
Craig Lefferts, L (6, 1)									
Tim Flannery, L (7, PH)									
Rich Gossage, R (8, 1)									
Eric Show, R (1, 1)									
Andy Hawkins, R (2, 1)									
Mario Ramirez, R (3, PH)									
Dave Dravecky, R (4, 1)									
Kurt Bevacqua, R (5, PH)									
Craig Lefferts, L (6, 1)									
Tim Flannery, L (7, PH)									
Rich Gossage, R (8, 1)									

AB	R	H	RBI	BB	SO	LOB
3	2	2	0	1	0	0
4	2	2	2	0	1	1
3	0	1	1	1	0	0
3	0	0	1	0	0	1
3	0	1	1	0	1	1
3	0	0	0	0	1	2
1	0	1	0	0	0	0
3	1	0	0	1	1	2
3	0	1	0	0	0	0
0	0	0	0	0	0	0
0	0	0	0	0	0	0
1	0	0	0	0	0	0
0	0	0	0	0	0	0
1	1	0	0	0	0	0
0	0	0	0	0	0	0

BOTTOM

Chicago Cubs @ San Diego Padres
Jack Murphy Stadium, San Diego, CA

Sun Oct 07 1984, 6:33 AM EDT
 Att. 58,359 - Unknown

livebaseballscorecards.com

AB	29
R	6
H	8
RBI	5
BB	3
SO	4
LOB	8



1B: 6	SF: 2	WP: 0	PA: 35
2B: 1	SAC: 1	PB: 0	
3B: 1	DP: 0	SB: 0	
HR: 0	HBP: 0	CS: 1	

Inning Stats	R	H	E	K	S	P	ERA	WHIP							
R: 0 E: 0 K: 1 S: 7	H: 0 LOB: 0 BB: 0 P: 11	R: 0 E: 0 K: 1 S: 7	H: 1 LOB: 1 BB: 0 P: 12	R: 0 E: 0 K: 0 S: 8	H: 0 LOB: 1 BB: 1 P: 12	R: 0 E: 0 K: 0 S: 5	H: 0 LOB: 0 BB: 0 P: 9	R: 0 E: 0 K: 0 S: 7	H: 1 LOB: 1 BB: 0 P: 14	R: 2 E: 0 K: 0 S: 9	H: 2 LOB: 1 BB: 1 P: 15	R: 4 E: 1 K: 1 S: 13	H: 3 LOB: 1 BB: 1 P: 21	R: 0 E: 0 K: 1 S: 8	H: 1 LOB: 0 BB: 0 P: 10

PITCHER	IP	WLS	BF	H	R	ER	SO	BB	IBB	HBP	BLK	WP	HR	S	P	ERA	WHIP
Rick Sutcliffe, R ERA: 3.38 (1, 1)	6.1	L	30	7	6	5	2	3	0	0	0	0	0	51	85	7.11	1.579
Steve Trout, L ERA: 2.0 (7, 1)	0.2		2	0	0	0	1	0	0	0	0	0	0	5	9	0.00	0.000
Warren Brusstar, R ERA: (8, 1)	1.0		3	1	0	0	1	0	0	0	0	0	0	8	10	0.00	1.000

PITCHER	IP	WLS	BF	H	R	ER	SO	BB	IBB	HBP	BLK	WP	HR	S	P	ERA	WHIP
Rick Sutcliffe, R ERA: 3.38 (1, 1)	6.1	L	30	7	6	5	2	3	0	0	0	0	0	51	85	7.11	1.579
Steve Trout, L ERA: 2.0 (7, 1)	0.2		2	0	0	0	1	0	0	0	0	0	0	5	9	0.00	0.000
Warren Brusstar, R ERA: (8, 1)	1.0		3	1	0	0	1	0	0	0	0	0	0	8	10	0.00	1.000

Batter	1	2	3	4	5	6	7	8	9	AB R H RBI BB SO LOB	TOP		
Lou Whitaker, L (1, 4) OBP: 0.211, SLG: 0.222	3-2 X 1B 2B		3-1 F7	1-0 F8			4-1 BB		2-3 K	4 1 1 0 1 1 2			
Alan Trammell, R (1, 6) OBP: 0.474, SLG: 0.688	3-2 CS 2-H 1B		1-1 FC5 S 1B			0-1 F9	2-2 F9		2-1 L4	5 0 2 1 0 0 1			
Kirk Gibson, L (1, 9) OBP: 0.421, SLG: 0.563	0-2 F7 1-2		3-3 K 1-2			4-2 CS BB	2-2 P3		1-1 6-3	4 0 0 0 1 1 3			
Lance Parrish, R (1, 2) OBP: 0.353, SLG: 0.667	2-2 FC5 1B 1B		4-0 BB			3-2 HR 2B	0-0 F7			3 1 2 0 1 0 1			
Larry Herndon, R (1, 7) OBP: 0.500, SLG: 1.125	0-0 1B 1-2		1-0 FC5 2-3f			3-1 HR			4-2 1-6-3 BB	3 1 2 2 1 0 2			
Barbaro Garbey, R (1, 10) OBP: 0.231, SLG: 0.231	2-2 FC5 2-3f			0-0 G3		1-3 K			1-2 1-6-3 1-2	4 0 0 0 0 1 3			
Chet Lemon, R (1, 8) OBP: 0.059, SLG: 0.059		2-0 5-3		3-1 E7 4-3			1-0 L3 1B		1-1 F8	4 0 1 0 0 0 1			
Darrell Evans, L (1, 3) OBP: 0.333, SLG: 0.308 Dave Bergman, L (8, PR) OBP: 1.000, SLG: 1.000 (8, 3)		3-2 4-3		3-2 4-3 2-3			2-1 L3 1-2		4-0 IBB	3 0 0 0 1 0 2 0 0 0 0 0 0 0			
Marty Castillo, R (1, 5) OBP: 0.273, SLG: 0.200 Johnny Grubb, L (8, PH) OBP: 0.250, SLG: 0.500 Tom Brookens, R (8, PH) (8, 5)		2-2 F8		4-2 BB			1-0 P5		1-1 F9	2 0 0 0 1 0 0 0 0 0 0 0 0 0 1 0 0 0 0 0 2			
Inning Stats	R: 1 H: 4 E: 0 LOB: 2 K: 0 BB: 0 S: 23 P: 33	R: 0 H: 0 E: 0 LOB: 0 K: 0 BB: 0 S: 13 P: 20	R: 0 H: 1 E: 0 LOB: 2 K: 1 BB: 1 S: 8 P: 20	R: 0 H: 0 E: 1 LOB: 2 K: 0 BB: 1 S: 9 P: 20	R: 2 H: 2 E: 0 LOB: 0 K: 1 BB: 1 S: 13 P: 24	R: 0 H: 1 E: 0 LOB: 0 K: 0 BB: 0 S: 4 P: 8	R: 0 H: 0 E: 0 LOB: 1 K: 0 BB: 1 S: 11 P: 18	R: 0 H: 0 E: 0 LOB: 2 K: 0 BB: 2 S: 10 P: 21	R: 0 H: 0 E: 0 LOB: 0 K: 1 BB: 0 S: 8 P: 13	1B: 5 SF: 0 2B: 3 SAC: 0 3B: 0 DP: 1 HR: 1 HBP: 0	WP: 0 PA: 39 PB: 0 SB: 1 CS: 2		
PITCHER	IP WLS BF H R ER SO BB IBB HBP BLK WP HR S P ERA WHIP											PITCHER	IP WLS BF H R ER SO BB IBB HBP BLK WP HR S P ERA WHIP
Mark Thurmond, L (1, 1) ERA: 7.27	5.0 L 24 7 3 3 2 3 0 0 0 0 0 1 66 117 5.40 2.000												
Andy Hawkins, R (6, 1) ERA:	2.2 11 1 0 0 0 2 1 0 0 0 0 0 23 44 0.00 1.125												
Dave Dravecky, L (8, 1) ERA:	1.1 4 0 0 0 0 1 0 0 0 0 0 0 10 16 0.00 0.000												

Detroit Tigers @ San Diego Padres
 Jack Murphy Stadium, San Diego, CA
 Tue Oct 09 1984, 10:05 PM EDT
 Att: 57,908 - Unknown

livebaseballscorecards.com

AB 33
 R 3
 H 8
 RBI 3
 BB 6
 SO 3
 LOB 17




Batter	1	2	3	4	5	6	7	8	9	AB	R	H	RBI	BB	SO	LOB
Alan Wiggins, S OBP: 0.360, SLG: 0.304 (1, 4)	3-3 K		2-0 G4-3 BB 1B		2-2 L4		1-1 B1			4	0	1	0	0	1	0
Tony Gwynn, L OBP: 0.440, SLG: 0.524 (1, 9)	0-0 F9		4-0 1 SAFE 1 SAFE 1 SAFE 1 SAFE 1-2 G4-3 BB		0-0 S 1B		4-1 CS BB			2	0	1	0	2	0	0
Steve Garvey, R OBP: 0.400, SLG: 0.542 (1, 3)	1-0 1B 2B 1B		0-1 G4-3 1-2f 2-3		2-2 4-3 1-2		1-2 CS 1-2	0-3 K		4	1	1	0	0	1	3
Graig Nettles, L OBP: 0.316, SLG: 0.250 (1, 5)	2-1 1-2 2B 1B		4-2 BB		0-1 1B 1B			0-2 5-3		2	1	2	0	1	0	0
Luis Salazar, R OBP: 0.167, SLG: 0.500 (6, PR) (7, 5)										1	0	0	0	0	0	0
Terry Kennedy, L OBP: 0.292, SLG: 0.318 (1, 2)	2-1 1-H 2-H 2B		2-2 F8		0-2 1-2 1B			1-3 K		4	0	2	2	0	1	2
Bobby Brown, S (1, 8)	2-0 3-1			0-0 B1		2-3 K			1-3 K	4	0	0	0	0	2	3
Carmelo Martinez, R OBP: 0.217, SLG: 0.143 (1, 7)		0-1 G6-3		1-3 K		2-3 K			0-0 5-3	4	0	0	0	0	2	2
Garry Templeton, S OBP: 0.333, SLG: 0.316 (1, 6)		1-3 K		0-0 G6-3		1-3 K			2-2 G3	4	0	0	0	0	2	2
Kurt Bevacqua, R OBP: 0.200, SLG: 0.400 (1, 10)		1-2 F7			2-2 F8		2-2 2B			3	0	1	0	0	0	0

Inning Stats	R: 2	H: 3	E: 0	K: 1	S: 12	H: 3	LOB: 1	BB: 0	P: 22	R: 0	H: 0	E: 0	K: 1	S: 9	H: 0	LOB: 0	BB: 0	P: 11	R: 0	H: 1	E: 0	K: 0	S: 10	H: 0	LOB: 0	BB: 0	P: 6	R: 0	H: 1	E: 0	K: 0	S: 11	H: 2	LOB: 2	BB: 0	P: 20	R: 0	H: 2	E: 0	K: 3	S: 15	H: 1	LOB: 1	BB: 0	P: 17	R: 0	H: 0	E: 0	K: 0	S: 9	H: 1	LOB: 0	BB: 1	P: 16	R: 0	H: 0	E: 0	K: 2	S: 11	H: 0	LOB: 0	BB: 0	P: 12	R: 0	H: 0	E: 0	K: 1	S: 7	H: 0	LOB: 0	BB: 0	P: 10	1B: 6	SF: 0	2B: 2	SAC: 0	3B: 0	DP: 1	HR: 0	HBP: 0	WP: 0	PA: 36
--------------	------	------	------	------	-------	------	--------	-------	-------	------	------	------	------	------	------	--------	-------	-------	------	------	------	------	-------	------	--------	-------	------	------	------	------	------	-------	------	--------	-------	-------	------	------	------	------	-------	------	--------	-------	-------	------	------	------	------	------	------	--------	-------	-------	------	------	------	------	-------	------	--------	-------	-------	------	------	------	------	------	------	--------	-------	-------	-------	-------	-------	--------	-------	-------	-------	--------	-------	--------

PITCHER	IP	WLS	BF	H	R	ER	SO	BB	IBB	HBP	BLK	WP	HR	S	P	ERA	WHIP
Jack Morris, R ERA: 1.69 (1, 1)	9.0	W	35	8	2	2	9	3	0	0	0	0	0	89	134	2.00	1.222

DETROIT TIGERS @ SAN DIEGO PADRES
Jack Murphy Stadium, San Diego, CA
 Tue Oct 09 1984, 10:05 PM EDT
 Att. 57,908 - Unknown

AB	32
R	2
H	8
RBI	2
BB	3
SO	9
LOB	12



Batter	1	2	3	4	5	6	7	8	9	AB R H RBI BB SO LOB	TOP									
Alan Wiggins, S (1, 4) OBP: 0.400, SLG: 0.394	1-1 2B		2-1 FC4-6 1B	1-2 FC4			0-0 5-3		0-2 P6	5 1 2 0 0 0 3										
Tony Gwynn, L (1, 9) OBP: 0.441, SLG: 0.483	0-0 1-3		0-1 FC4-6 1B			2-3 K	0-1 2B SF8 1B		0-0 FC4-6	5 1 2 0 0 1 2										
Steve Garvey, R (1, 3) OBP: 0.333, SLG: 0.469	1-3 K		1-2 FC4-6 1-2f			0-1 G3-1	0-0 SF8 2B		1-2 F8	5 0 1 1 0 1 3										
Graig Nettles, L (1, 5) OBP: 0.333, SLG: 0.211	4-0 BB		2-1 F2			2-0 F5	0-0 SF8			2 0 0 1 1 0 1										
Terry Kennedy, L (1, 2) OBP: 0.281, SLG: 0.276	1-1 4-3		0-2 4-3			4-2 1B BB	3-2 L8			3 0 0 0 1 0 4										
Kurt Bevacqua, R (1, 10) OBP: 0.385, SLG: 0.692						2-2 F2			2-2 5-3	4 0 1 0 0 0 1										
Carmelo Martinez, R (1, 7) OBP: 0.228, SLG: 0.143						1-1 1-2 1B			0-2 6-3	4 0 1 0 0 2 1										
Garry Templeton, S (1, 6) OBP: 0.414, SLG: 0.407						0-0 L8			1-0 P4	4 0 2 0 0 0 2										
Bobby Brown, S (1, 8) Luis Salazar, R (9, PH) OBP: 0.250, SLG: 0.500						2-2 FC5 1B			1-2 L9	3 0 0 0 0 0 5										
						1-2 FC5 FC4			1-2 FC4-6 1B	1 0 1 0 0 0 0										
Inning Stats	R: 0 E: 0 K: 1 S: 8	H: 1 LOB: 2 BB: 1 P: 15	R: 0 E: 0 K: 1 S: 9	H: 1 LOB: 1 BB: 0 P: 13	R: 1 E: 0 K: 0 S: 12	H: 2 LOB: 1 BB: 0 P: 17	R: 0 E: 0 K: 1 S: 15	H: 2 LOB: 2 BB: 0 P: 22	R: 0 E: 0 K: 0 S: 12	H: 1 LOB: 2 BB: 1 P: 22	R: 1 E: 0 K: 0 S: 8	H: 2 LOB: 1 BB: 0 P: 11	R: 0 E: 0 K: 0 S: 8	H: 0 LOB: 0 BB: 0 P: 11	R: 0 E: 0 K: 0 S: 10	H: 1 LOB: 1 BB: 0 P: 12	1B: 8 2B: 2 3B: 0 HR: 0	SF: 1 SAC: 0 DP: 0 HBP: 0	WP: 0 PB: 0 SB: 0 CS: 0	PA: 39
PITCHER	IP WLS BF H R ER SO BB IBB HBP BLK WP HR S P ERA WHIP																			
Milt Wilcox, R (1, 1) ERA: 0.64	6.0 W 27 7 1 1 4 2 0 0 0 0 0 63 100 1.50 1.500																			
Bill Scherrer, L (7, 1) ERA: 4.5	0.2 4 2 1 1 0 0 0 0 0 0 0 5 5 13.50 3.000																			
Willie Hernandez, L (7, 1) ERA: 1.23	2.1 S 8 1 0 0 0 0 0 0 0 0 0 21 29 0.00 0.429																			

San Diego Padres @ Detroit Tigers
 Tiger Stadium, Detroit, MI
 Fri Oct 12 1984, 7:05 PM EDT
 Att: 51,970 - Unknown

livebaseballscorecards.com

AB	36
R	2
H	10
RBI	2
BB	2
SO	4
LOB	22



BOTTOM

San Diego Padres @ Detroit Tigers
Tiger Stadium, Detroit, MI
Fri Oct 12 1984, 7:05 PM EDT
Att. 51,970 - Unknown

livebaseballscorecards.com

AB	31
R	5
H	7
RBI	5
BB	11
SO	5
LOB	21



WP:	1	PA:	43
PB:	0		
SB:	1		
CS:	0		

AB	R	H	RBI	BB	SO	LOB
3	1	0	0	2	2	0
3	1	2	1	2	0	0
2	0	0	1	2	0	2
3	0	1	0	2	0	4
4	0	1	1	1	0	4
5	0	0	0	0	1	4
5	1	2	0	0	1	1
2	1	0	0	2	1	2
0	0	0	0	0	0	0
4	1	1	2	0	0	4
1B:	5	SF:	0			
2B:	1	SAC:	0			
3B:	0	DP:	0			
HR:	1	HBP:	1			

Batter	1	2	3	4	5	6	7	8	9
Lou Whitaker, L (1, 4)	0-0 F9	4-2 2B BB	4-1 HBP BB		1-3 K		1-3 K		
Alan Trammell, R (1, 6)	4-2 G4-3 BB	0-0 1B BB 2B	4-0 HBP BB		2-2 L4		0-0 G3 1B		
Kirk Gibson, L (1, 9)	0-1 G4-3	4-1 BB 1B BB	1-1 HBP		4-1 S BB		0-0 G3		
Lance Parrish, R (1, 2)	4-1 BB	3-1 BB 1B	3-1 L8		1 SAFE 4-1 BB		1-0 P4		
Larry Herndon, R (1, 7)	1-1 F8	4-1 BB 1B		1-1 FC6-4 1B	2-2 P6		2-0 6-3		
Barbaro Garbey, R (1, 10)		6-3		1 SAFE 1 SAFE FC6-4 BB		2-3 K	2-0 5-3		
Chet Lemon, R (1, 8)		2-2 F8 WP HR 1B	1-0 5-3	1 SAFE 2-3 1 SAFE K		1-2 1B	0-0 F9		
Darrell Evans, L (1, 3)		1 SAFE 2-1 F8	4-2 BB G1-3 HBP BB	1 SAFE 4-2 BB		0-3 K			
Dave Bergman, L (7, 3)		1 SAFE 1-3 F8		1 SAFE 1-2 BB					
Marty Castillo, R (1, 5)		1-2 HR	1-1 G1-3	1-0 F8		1-0 P4			

Inning Stats	R: 0	H: 0	E: 0	K: 0	S: 8	R: 4	H: 4	E: 0	K: 0	S: 25	R: 1	H: 0	E: 0	K: 0	S: 9	R: 0	H: 1	E: 0	K: 1	S: 13	R: 0	H: 0	E: 0	K: 1	S: 13	R: 0	H: 1	E: 0	K: 1	S: 7	R: 0	H: 0	E: 0	K: 0	S: 3	R: 0	H: 1	E: 0	K: 1	S: 13	R: 0	H: 0	E: 0	K: 1	S: 7	R: 0	H: 0	E: 0	K: 0	S: 3	1B: 5	SF: 0	2B: 1	SAC: 0	3B: 0	DP: 0	HR: 1	HBP: 1	WP: 1	PA: 43
--------------	------	------	------	------	------	------	------	------	------	-------	------	------	------	------	------	------	------	------	------	-------	------	------	------	------	-------	------	------	------	------	------	------	------	------	------	------	------	------	------	------	-------	------	------	------	------	------	------	------	------	------	------	-------	-------	-------	--------	-------	-------	-------	--------	-------	--------

PITCHER	IP	WLS	BF	H	R	ER	SO	BB	IBB	HBP	BLK	WP	HR	S	P	ERA	WHIP
Tim Lollar, L (1, 1)	1.2	L	13	4	4	4	0	4	0	0	0	1	1	28	55	21.60	4.800
Greg Booker, R (2, 1)	1.0		7	0	1	1	0	4	0	0	0	0	0	11	31	9.00	4.000
Greg Harris, R (3, 1)	5.1		23	3	0	0	5	3	0	1	0	0	0	52	88	0.00	1.125

Batter	1	2	3	4	5	6	7	8	9	AB R H RBI BB SO LOB	TOP
Alan Wiggins, S (1, 4) <small>OBP: 0.368, SLG: 0.361</small> Champ Summers, L (8, PH) Ron Roenicke, S (8, 7)	0-0 G1-3		2-2 F5			2-1 G3-1		0-3 K		3 0 0 0 0 0 0 1 0 0 0 0 1 1 0 0 0 0 0 0 0	San Diego Padres @ Detroit Tigers Tiger Stadium, Detroit, MI Sat Oct 13 1984, 3:33 AM EDT Att: 52,130 - Unknown
Tony Gwynn, L (1, 9) <small>OBP: 0.421, SLG: 0.455</small>	0-2 4-3		0-0 FC6-4 1B			0-2 4-3			0-1 4-3	4 0 1 0 0 0 0	
Steve Garvey, R (1, 3) <small>OBP: 0.324, SLG: 0.472</small>	2-1 G4-3		0-0 FC6-4 1-2f			1-0 P6			1-1 4-3 WP 2B	4 1 1 0 0 0 1	
Graig Nettles, L (1, 5) <small>OBP: 0.290, SLG: 0.174</small>		2-0 4-3				3-1 P4			0-1 4-3	4 0 0 0 0 0 1	
Terry Kennedy, L (1, 2) <small>OBP: 0.278, SLG: 0.364</small>		0-1 HR				1-0 F7			2-2 L9 3-H	4 1 1 1 0 0 0	
Kurt Bevacqua, R (1, 10) <small>OBP: 0.375, SLG: 0.688</small>		2-1 2B				3-2 F3				3 0 1 0 0 1 0	
Carmelo Martinez, R (1, 7) <small>OBP: 0.212, SLG: 0.133</small> Tim Flannery, L (8, PH) <small>OBP: 0.750, SLG: 0.667</small> (8, 4)		1-3 K				2-1 5-3			0-1 WP 1B	2 0 0 0 0 1 1 1 0 1 0 0 0 0	
Garry Templeton, S (1, 6) <small>OBP: 0.375, SLG: 0.367</small>		0-0 4-3				1-3 K			0-0 F8	3 0 0 0 0 1 2	
Bobby Brown, S (1, 8)			2-1 3-1			0-0 P6			0-2 P4	3 0 0 0 0 0 1	
Inning Stats	R: 0 H: 0 E: 0 LOB: 0 K: 0 BB: 0 S: 7 P: 9	R: 1 H: 2 E: 0 LOB: 1 K: 1 BB: 0 S: 11 P: 16	R: 0 H: 1 E: 0 LOB: 1 K: 0 BB: 0 S: 7 P: 11	R: 0 H: 0 E: 0 LOB: 0 K: 0 BB: 0 S: 6 P: 13	R: 0 H: 0 E: 0 LOB: 0 K: 1 BB: 0 S: 7 P: 10	R: 0 H: 0 E: 0 LOB: 0 K: 0 BB: 0 S: 6 P: 9	R: 0 H: 0 E: 0 LOB: 0 K: 1 BB: 0 S: 8 P: 10	R: 0 H: 1 E: 0 LOB: 1 K: 1 BB: 0 S: 12 P: 12	R: 1 H: 1 E: 0 LOB: 0 K: 0 BB: 0 S: 9 P: 12	1B: 2 SF: 0 2B: 2 SAC: 0 3B: 0 DP: 0 HR: 1 HBP: 0	
PITCHER Jack Morris, R (1, 1) <small>ERA: 1.8</small>	IP: 9.0 WLS: W BF: 32 H: 5 R: 2 ER: 2 SO: 4 BB: 0 IBB: 0 HBP: 0 BLK: 0 WP: 2 HR: 1 S: 73 P: 102 ERA: 2.00 WHIP: 0.556										

livebaseballscorecards.com

AB	32
R	2
H	5
RBI	1
BB	0
SO	4
LOB	7



Batter	1	2	3	4	5	6	7	8	9
Lou Whitaker, L OBP: 0.281, SLG: 0.276 (1, 4)	0-1 E4 HR		0-0 E9 HR 1B		0-0 1B FC3-2 2B		2-1 6-3		
Alan Trammell, R OBP: 0.563, SLG: 0.926 (1, 6)	2-0 1-H HR		1-1 2-H HR		2-2 2-3 1B FC3-2		2-2 F7		
Kirk Gibson, L OBP: 0.438, SLG: 0.462 (1, 9)	1-0 F8		0-0 S 1B		3-3 K		1-1 P4		
Lance Parrish, R OBP: 0.300, SLG: 0.440 (1, 2)	1-1 G5-3		2-2 F3		2-1 1-2 FC3-2		0-1 5-3		
Darrell Evans, L OBP: 0.346, SLG: 0.238 Tom Brookens, R (8, 5)	3-2 F2		4-2 1-2 FC5-4 BB		3-H 2-3 K		0-1 6-3		
Johnny Grubb, L OBP: 0.286, SLG: 0.429 Barbaro Garbey, R OBP: 0.150, SLG: 0.150 (3, PH)		0-1 G3	1-0 1-2f FC5-4		0-1 F9				
Ruppert Jones, L Larry Herndon, R OBP: 0.421, SLG: 0.688 (5, 7)		2-3 K		0-3 K		1-1 G6-4-3 1B			
Chet Lemon, R OBP: 0.143, SLG: 0.111 (1, 8)		1-3 K		4-2 CS S BB		0-2 1-2f G6-4-3			
Dave Bergman, L OBP: 0.167, SLG: 0.167 (1, 3)			3-1 4-3		1-3 1-3 K		2-1 F8		

Inning Stats	R: 2	H: 1	E: 1	K: 0	S: 9	LOB: 0	BB: 0	P: 16
	R: 0	H: 0	E: 0	K: 2	S: 10	LOB: 0	BB: 0	P: 13
	R: 2	H: 3	E: 1	K: 0	S: 14	LOB: 2	BB: 1	P: 23
	R: 0	H: 0	E: 0	K: 2	S: 9	LOB: 1	BB: 1	P: 14
	R: 0	H: 2	E: 0	K: 2	S: 13	LOB: 2	BB: 0	P: 22
	R: 0	H: 1	E: 0	K: 0	S: 9	LOB: 0	BB: 0	P: 10
	R: 0	H: 0	E: 0	K: 0	S: 7	LOB: 0	BB: 0	P: 13
	R: 0	H: 0	E: 0	K: 0	S: 6	LOB: 0	BB: 0	P: 7


PITCHER	IP	WLS	BF	H	R	ER	SO	BB	IBB	HBP	BLK	WP	HR	S	P	ERA	WHIP
Eric Show, R ERA: 12.38 (1, 1)	2.2	L	14	4	4	3	2	1	0	0	0	0	2	32	50	10.12	1.875
Dave Dravecky, L ERA: (3, 1)	3.1		12	3	0	0	4	1	0	0	0	0	0	32	48	0.00	1.200
Craig Lefferts, L ERA: (7, 1)	1.0		3	0	0	0	0	0	0	0	0	0	0	7	13	0.00	0.000
Rich Gossage, R ERA: 3.6 (8, 1)	1.0		3	0	0	0	0	0	0	0	0	0	0	6	7	0.00	0.000

BOTTOM

San Diego Padres @ Detroit Tigers
Tiger Stadium, Detroit, MI
Sat Oct 13 1984, 3:33 AM EDT
Att. 52,130 - Unknown

AB	R	H	RBI	BB	SO	LOB
4	2	2	0	0	0	0
4	2	3	4	0	0	0
4	0	1	0	0	1	2
4	0	0	0	0	0	3
2	0	0	0	1	1	2
1	0	0	0	0	0	0
1	0	0	0	0	0	0
2	0	1	0	0	1	0
2	0	1	0	0	1	0
2	0	0	0	1	1	1
3	0	0	0	0	1	1

AB	30
R	4
H	7
RBI	4
BB	2
SO	6
LOB	11



WP	HR	S	P	ERA	WHIP
0	0	0	32	0	0
0	0	0	2	0	0
0	0	0	2	0	0
0	0	0	1	0	0

Batter	1	2	3	4	5	6	7	8	9	AB R H RBI BB SO LOB	TOP																
Alan Wiggins, S (1, 4) OBP: 0.372, SLG: 0.366	1-1 FC4-2 1B		1-0 4-3 1-2	2-0 1B			0-3 K		2-1 F2	5 0 2 1 0 1 2																	
Tony Gwynn, L (1, 9) OBP: 0.372, SLG: 0.395	1-3 K		2-0 6-3 2-3	0-0 F9			0-0 F7		1-0 F7	5 0 0 0 0 1 4																	
Steve Garvey, R (1, 3) OBP: 0.317, SLG: 0.450	1-1 FC4-2		0-0 BB 1B				0-0 F8		0-2 5-3	4 0 1 1 0 0 1																	
Graig Nettles, L (1, 5) OBP: 0.314, SLG: 0.192	2-2 4-3		4-1 FC6-4 BB				2-1 1-3 1B		0-1 P4	3 0 1 0 1 0 1																	
Terry Kennedy, L (1, 2) OBP: 0.250, SLG: 0.324			0-0 FC6-4				0-2 1-3		0-1 L4	4 0 0 0 0 0 3																	
Kurt Bevacqua, R (1, 10) OBP: 0.400, SLG: 0.789			2-2 L7				2-3 K		0-0 HR	3 2 1 1 1 1 1																	
Carmelo Martinez, R (1, 7) OBP: 0.243, SLG: 0.176			3-1 1B				1-3 K		0-1 CS 1B	4 0 2 0 0 2 1																	
Luis Salazar, R (8, PR) OBP: 0.250, SLG: 0.500										0 0 0 0 0 0 0																	
Garry Templeton, S (1, 6) OBP: 0.361, SLG: 0.382			3-2 G3				1-2 L7		1-2 CS	4 1 1 0 0 0 1																	
Bobby Brown, S (1, 8) OBP: 0.095, SLG: 0.053							0-3 K		2-2 6-3	2 1 1 1 0 1 0																	
Bruce Bochy, R (9, PH) OBP: 1.000, SLG: 1.000			0-0 6-3 4-3 1B				0-1 SF8		0-2 1B	1 0 1 0 0 0 0																	
Ron Roenicke, S (9, PR)										0 0 0 0 0 0 0																	
Inning Stats	R: 0 E: 1 K: 1 S: 12	H: 1 LOB: 1 BB: 0 P: 16	R: 0 E: 0 K: 0 S: 9	H: 1 LOB: 1 BB: 0 P: 18	R: 1 E: 0 K: 0 S: 6	H: 2 LOB: 2 BB: 1 P: 13	R: 2 E: 0 K: 1 S: 10	H: 2 LOB: 1 BB: 1 P: 18	R: 0 E: 0 K: 1 S: 9	H: 1 LOB: 1 BB: 0 P: 13	R: 0 E: 0 K: 2 S: 11	H: 0 LOB: 0 BB: 0 P: 13	R: 0 E: 0 K: 1 S: 7	H: 0 LOB: 0 BB: 0 P: 7	R: 1 E: 0 K: 0 S: 10	H: 2 LOB: 1 BB: 0 P: 11	R: 0 E: 0 K: 0 S: 10	H: 1 LOB: 1 BB: 0 P: 15	1B: 8 2B: 1 3B: 0 HR: 1	SF: 1 SAC: 0 DP: 0 HBP: 0	WP: 0 PB: 0 SB: 1 CS: 1	PA: 39					
PITCHER	IP WLS BF H R ER SO BB IBB HBP BLK WP HR S P ERA WHIP																										
Dan Petry, R (1, 1) ERA: 6.0	3.2		19	6	3	3	2	2	0	0	0	0	0	36	64	7.36	2.182										
Bill Scherrer, L (4, 1) ERA: 3.0	1.0		4	1	0	0	0	0	0	0	0	0	0	7	9	0.00	1.000										
Aurelio Lopez, R (5, 1) ERA:	2.1	W	7	0	0	0	4	0	0	0	0	0	0	21	25	0.00	0.000										
Willie Hernandez, L (8, 1) ERA: 1.93	2.0	S	8	3	1	1	0	0	0	0	0	0	1	20	26	4.50	1.500										

San Diego Padres @ Detroit Tigers
 Tiger Stadium, Detroit, MI
 Sun Oct 14 1984, 3:33 AM EDT
 Att: 51,901 - Unknown

livebaseballscorecards.com

AB	35
R	4
H	10
RBI	4
BB	2
SO	6
LOB	14



Batter	1	2	3	4	5	6	7	8	9
Lou Whitaker, L OBP: 0.306, SLG: 0.281 (1, 4)	2-1 FC6-4 1B	1-0 F8		4-0 1-2 2-3 BB		0-0 G3-6		0-1 SH SH1-4 HR	
Alan Trammell, R OBP: 0.500, SLG: 0.806 (1, 6)	1-1 FC6-4 1-2f HR		2-1 F9	0-0 F8		3-2 L5-6-3		0-0 SH1-4	
Kirk Gibson, L OBP: 0.486, SLG: 0.700 (1, 9)	0-0 HR		4-0 BB		1-2 BB SF4 1B		1-3 K	1-0 HR	
Lance Parrish, R OBP: 0.314, SLG: 0.533 (1, 2)	0-1 1B S 1B		2-1 F7		0-1 F7		0-1 HR	0-3 K	
Larry Herndon, R OBP: 0.417, SLG: 0.600 (1, 7)	2-0 CS 1B 1-3 1B		2-1 G6-3		4-0 BB BB		0-0 F9	0-3 K	
Chet Lemon, R OBP: 0.219, SLG: 0.167 (1, 8)	1-0 WP CS 1-2 3-H 1B		0-1 L5		4-1 BB BB		1-1 E S 1B		
Barbaro Garbey, R OBP: 0.143, SLG: 0.143 (1, 10)	2-2 P4		1-2 BB 1B HBP		0-0 SF4		1-1 E4		
Johnny Grubb, L OBP: 0.375, SLG: 0.429 (4, PH)									
Rusty Kuntz, R (5, PH)									
Howard Johnson, S (7, PH)	1-3 2-3								
Darrell Evans, L OBP: 0.300, SLG: 0.200 (1, 3)		1-0 F9		0-0 F9		1-3 K		1-0 F8	
Dave Bergman, L OBP: 0.167, SLG: 0.167 (8, 3)									
Marty Castillo, R OBP: 0.368, SLG: 0.471 (1, 5)		3-3 K		0-2 BB 1B		1-2 G3-6 1B		4-2 SH1-4 SH HR BB	

Inning Stats	R: 3	H: 5	E: 0	K: 12	LOB: 1	BB: 0	P: 20	R: 0	H: 0	E: 0	K: 8	LOB: 0	BB: 0	P: 13	R: 0	H: 0	E: 0	K: 6	LOB: 1	BB: 1	P: 16	R: 0	H: 1	E: 0	K: 9	LOB: 3	BB: 1	P: 14	R: 1	H: 1	E: 0	K: 10	LOB: 2	BB: 2	P: 20	R: 0	H: 1	E: 0	K: 7	LOB: 0	BB: 0	P: 11	R: 1	H: 2	E: 1	K: 11	LOB: 2	BB: 0	P: 15	R: 3	H: 1	E: 0	K: 15	LOB: 0	BB: 1	P: 20
--------------	------	------	------	-------	--------	-------	-------	------	------	------	------	--------	-------	-------	------	------	------	------	--------	-------	-------	------	------	------	------	--------	-------	-------	------	------	------	-------	--------	-------	-------	------	------	------	------	--------	-------	-------	------	------	------	-------	--------	-------	-------	------	------	------	-------	--------	-------	-------

PITCHER	IP	WLS	BF	H	R	ER	SO	BB	IBB	HBP	BLK	WP	HR	S	P	ERA	WHIP
Mark Thurmond, L ERA: 10.0 (1, 1)	0.1		6	5	3	3	0	0	0	0	0	0	1	9	15	81.00	15.000
Andy Hawkins, R ERA: 0.57 (1, 1)	4.0	L	17	2	1	1	1	3	0	1	0	1	0	31	58	2.25	1.250
Craig Lefferts, L ERA: (5, 1)	2.0		7	1	0	0	2	1	0	0	0	0	0	15	25	0.00	1.000
Rich Gossage, R ERA: 8.1 (7, 1)	1.2		11	3	4	4	2	1	0	0	0	0	2	23	31	21.60	2.400


BOTTOM

San Diego Padres @ Detroit Tigers
Tiger Stadium, Detroit, MI
Sun Oct 14 1984, 3:33 AM EDT
Att. 51,901 - Unknown

AB	R	H	RBI	BB	SO	LOB
3	1	1	0	1	0	1
4	1	0	0	0	0	4
4	3	3	5	1	1	0
5	2	2	1	0	1	2
4	0	1	0	1	1	1
3	0	2	1	1	0	0
1	0	0	0	0	0	2
0	0	0	0	0	0	0
0	0	0	1	0	0	0
1	0	0	0	0	0	1
4	0	0	0	0	1	5
0	0	0	0	0	0	0
3	1	2	0	1	1	0

AB	32
R	8
H	11
RBI	8
BB	5
SO	5
LOB	16

WP: 1 PA: 41
PB: 0
SB: 2
CS: 2



PITCHER	IP	WLS	BF	H	R	ER	SO	BB	IBB	HBP	BLK	WP	HR	S	P	ERA	WHIP
---------	----	-----	----	---	---	----	----	----	-----	-----	-----	----	----	---	---	-----	------