

San Diego Padres - 1984

Batter	1	2	3	4	5	6	7	8	9	AB	R	H	RBI	BB	SO	LOB	TOP			
Marvell Wynne, L (1,8) OBP: 0.750, SLG: 1.750	0-0 6-3 3B		0-0 2B			0-0 F8 2B			0-0 F6	4	1	3	0	0	0	0	Pittsburgh Pirates @ San Diego Padres Jack Murphy Stadium, San Diego, CA Tue Apr 03 1984, 9:05 PM EST Att: 44,553 - Unknown livebaseballscorecards.com			
Johnny Ray, S (1,4)	0-0 6-3		0-0 F7			0-0 F8 2-3			0-0 F8	4	0	0	1	0	0	2				
Bill Madlock, R (1,5)	0-0 6-3			0-0 F8		0-0 F8			0-0 F9	4	0	0	0	0	0	1				
Jason Thompson, L (1,3)	0-0 4-3			0-0 F5		4-0 G6-4-3 BB				2	0	0	0	1	0	0				
Amos Otis, R (1,7)		0-0 F6		0-3 K		0-0 G6-4-3 1-2				3	0	0	0	0	1	1				
Tony Peña, R (1,2)		0-3 K		0-3 K		0-0 6-3				3	0	0	0	0	2	0				
Doug Frobel, L (1,9)		0-3 K		0-0 F4		0-3 K				3	0	0	0	0	2	0				
Dale Berra, R (1,6)			0-0 F4		0-0 F3			0-0 1-3		3	0	0	0	0	0	0				
Rick Rhoden, R (1,1)			0-0 F7			0-0 F2		0-0 F5		2	0	0	0	0	0	0	P			
Lee Mazzilli, S (8,PH)										1	0	0	0	0	0	0				
Rod Scurry, L (8,1)										0	0	0	0	0	0	0				
Inning Stats	R: 1 E: 0 K: 0 S: 4	H: 1 LOB: 0 BB: 0 P: 4	R: 0 E: 0 K: 2 S: 7	H: 0 LOB: 0 BB: 0 P: 7	R: 0 E: 0 K: 0 S: 4	H: 1 LOB: 1 BB: 0 P: 4	R: 0 E: 0 K: 1 S: 5	H: 0 LOB: 0 BB: 0 P: 5	R: 0 E: 0 K: 1 S: 5	H: 1 LOB: 1 BB: 0 P: 4	R: 0 E: 0 K: 0 S: 2	H: 0 LOB: 0 BB: 1 P: 6	R: 0 E: 0 K: 1 S: 5	H: 0 LOB: 0 BB: 0 P: 5	R: 0 E: 0 K: 0 S: 3	H: 0 LOB: 0 BB: 0 P: 3	1B: 0 2B: 2 3B: 1 HR: 0	SF: 0 SAC: 0 DP: 1 HBP: 0	WP: 0 PB: 0 SB: 0 CS: 0	PA: 30
PITCHER	IP WLS BF H R ER SO BB IBB HBP BLK WP HR S P ERA WHIP																			
Eric Show, R (1,1) ERA: 1.29	7.0 W 24 3 1 1 4 1 0 0 0 0 0 31 35 1.29 0.571																			
Rich Gossage, R (8,1) ERA:	2.0 6 0 0 0 1 0 0 0 0 0 0 0 8 8 0.00 0.000																			

Batter	1	2	3	4	5	6	7	8	9	AB	R	H	RBI	BB	SO	LOB	BOTTOM			
Alan Wiggins, S (1,4) OBP: 0.250, SLG: 0.500	0-0 2B	0-0 F8			0-3 K		0-0 F3			4	1	1	0	0	1	1	Pittsburgh Pirates @ San Diego Padres Jack Murphy Stadium, San Diego, CA Tue Apr 03 1984, 9:05 PM EST Att: 44,553 - Unknown livebaseballscorecards.com			
Tony Gwynn, L (1,9) OBP: 0.250, SLG: 0.500	0-0 G3	0-0 F8			0-0 1-3			0-0 F6		4	1	1	1	0	0	1				
Graig Nettles, L (1,5)	0-0 G3		0-0 G3			0-0 F6		0-0 F2		4	0	0	0	0	0	1				
Steve Garvey, R (1,3)	4-0 G3		0-0 4-3			0-0 1-3		0-0 F7		3	0	0	0	1	0	0				
Terry Kennedy, L (1,2)	0-0 G3		0-0 F4			0-0 HR				3	1	1	1	0	0	1				
Carmelo Martinez, R (1,7) OBP: 0.333, SLG: 1.333	0-0 F7			0-3 K		0-0 HR		0-3 K		3	1	1	2	0	1	1				
Kevin McReynolds, R (1,8) OBP: 0.333, SLG: 1.333		0-0 HR		0-0 F8		0-3 K				3	1	1	1	0	1	0				
Garry Templeton, S (1,6) OBP: 0.333, SLG: 0.333		0-0 5-3		0-0 6-3			0-0 4-3			3	0	1	0	0	0	0				
Eric Show, R (1,1)		0-0 5-3			0-0 F2		0-3 K			2	0	0	0	0	0	1	SD			
Bobby Brown, S (7,PH)										1	0	0	0	0	1	0				
Rich Gossage, R (8,1)										0	0	0	0	0	0	0				
Inning Stats	R: 2 E: 0 K: 0 S: 5	H: 2 LOB: 1 BB: 1 P: 9	R: 1 E: 0 K: 0 S: 5	H: 2 LOB: 1 BB: 0 P: 5	R: 0 E: 0 K: 0 S: 3	H: 0 LOB: 0 BB: 0 P: 3	R: 0 E: 0 K: 1 S: 5	H: 0 LOB: 0 BB: 0 P: 5	R: 0 E: 0 K: 1 S: 5	H: 0 LOB: 0 BB: 0 P: 5	R: 2 E: 0 K: 1 S: 7	H: 2 LOB: 0 BB: 0 P: 7	R: 0 E: 0 K: 1 S: 5	H: 0 LOB: 0 BB: 0 P: 5	R: 0 E: 0 K: 0 S: 3	H: 0 LOB: 0 BB: 0 P: 3	1B: 2 2B: 2 3B: 0 HR: 2	SF: 0 SAC: 0 DP: 0 HBP: 0	WP: 0 PB: 0 SB: 0 CS: 0	PA: 31
PITCHER	IP WLS BF H R ER SO BB IBB HBP BLK WP HR S P ERA WHIP																			
Rick Rhoden, R (1,1) ERA: 6.43	7.0 L 28 6 5 5 4 1 0 0 0 0 0 2 35 39 6.43 1.000																			
Rod Scurry, L (8,1) ERA:	1.0 3 0 0 0 0 0 0 0 0 0 0 0 3 3 0.00 0.000																			

Batter	1	2	3	4	5	6	7	8	9	AB	R	H	RBI	BB	SO	LOB	TOP		
Marvell Wynne, L OBP: 0.444, SLG: 0.889	G3		1B	K		3-1		F5		5	1	1	0	0	1	0	Pittsburgh Pirates @ San Diego Padres Jack Murphy Stadium, San Diego, CA Thu Apr 05 1984, 6:33 AM EST Att: 19,361 - Unknown		
Johnny Ray, S OBP: 0.444, SLG: 0.444	4-3 BLK 1B		F8 1B HR	S 1B 1B		1B		F9		5	2	4	0	0	0	0			
Bill Madlock, R OBP: 0.333, SLG: 0.250	4-3		HR 1B	1B BB		1B		F9		4	1	2	1	1	0	1			
Jason Thompson, L OBP: 0.250, SLG: 0.143	6-3		F8	FC5-4 1B		K		4-3		5	0	1	1	0	1	5			
Amos Otis, R OBP: 0.375, SLG: 0.429		SH 1B	HR BB	FC5-4		5-3				4	1	2	0	1	0	4			
Tony Peña, R		SH 1-2	K					K		3	0	0	0	1	3	4			
Doug Frobel, L OBP: 0.143, SLG: 0.571		F7	HR			F7		2-3		4	1	1	4	0	0	3			
Dale Berra, R		F8	F8			F9		K		4	0	0	0	0	1	3			
Jose DeLeon, R										2	0	0	0	0	1	2			
Rod Scurry, L										0	0	0	0	0	0	0			
Lee Tunnell, R										1	0	0	0	0	0	1			
Lee Lacy, R (8, PH)										1	0	0	0	0	1	0			
Cecilio Guante, R (8, 1)										0	0	0	0	0	0	0			
Inning Stats	R: 0 E: 0 K: 0 S: 4	H: 1 LOB: 1 BB: 0 P: 4	R: 0 E: 1 K: 1 S: 7	H: 1 LOB: 2 BB: 0 P: 7	R: 5 E: 0 K: 1 S: 9	H: 4 LOB: 0 BB: 1 P: 13	R: 1 E: 0 K: 1 S: 7	H: 2 LOB: 2 BB: 1 P: 11	R: 0 E: 0 K: 0 S: 3	H: 0 LOB: 1 BB: 1 P: 7	R: 0 E: 0 K: 2 S: 7	H: 2 LOB: 0 BB: 0 P: 7	R: 0 E: 0 K: 1 S: 5	H: 0 LOB: 0 BB: 0 P: 5	R: 0 E: 0 K: 1 S: 6	H: 1 LOB: 1 BB: 0 P: 6	1B: 9 2B: 1 3B: 0 HR: 1	SF: 0 SAC: 1 DP: 0 HBP: 0	WP: 0 PA: 42 PB: 0 SB: 1 CS: 0
PITCHER	IP WLS BF H R ER SO BB IBB HBP BLK WP HR S P ERA WHIP	IP WLS BF H R ER SO BB IBB HBP BLK WP HR S P ERA WHIP	IP WLS BF H R ER SO BB IBB HBP BLK WP HR S P ERA WHIP	IP WLS BF H R ER SO BB IBB HBP BLK WP HR S P ERA WHIP	IP WLS BF H R ER SO BB IBB HBP BLK WP HR S P ERA WHIP	IP WLS BF H R ER SO BB IBB HBP BLK WP HR S P ERA WHIP	IP WLS BF H R ER SO BB IBB HBP BLK WP HR S P ERA WHIP	IP WLS BF H R ER SO BB IBB HBP BLK WP HR S P ERA WHIP	IP WLS BF H R ER SO BB IBB HBP BLK WP HR S P ERA WHIP	IP WLS BF H R ER SO BB IBB HBP BLK WP HR S P ERA WHIP	IP WLS BF H R ER SO BB IBB HBP BLK WP HR S P ERA WHIP	IP WLS BF H R ER SO BB IBB HBP BLK WP HR S P ERA WHIP	IP WLS BF H R ER SO BB IBB HBP BLK WP HR S P ERA WHIP	IP WLS BF H R ER SO BB IBB HBP BLK WP HR S P ERA WHIP	IP WLS BF H R ER SO BB IBB HBP BLK WP HR S P ERA WHIP	IP WLS BF H R ER SO BB IBB HBP BLK WP HR S P ERA WHIP	IP WLS BF H R ER SO BB IBB HBP BLK WP HR S P ERA WHIP		
Andy Hawkins, R ERA: 15.0	3.0	17	6	5	5	2	1	0	0	0	1	20	24	15.00	2.3333				
Dave Dravecky, L ERA: 9.0	1.0	6	2	1	1	1	1	0	0	0	0	7	11	9.00	3.000				
Mark Thurmond, L ERA: 9.0	1.2	8	2	0	0	1	1	0	0	0	0	9	13	0.00	1.800				
Luis DeLeon, R ERA: 9.0	2.1	W	7	0	0	0	3	0	0	0	0	13	13	0.00	0.000				
Rich Gossage, R ERA: 9.0	1.0	S	4	1	0	0	1	0	0	0	0	6	6	0.00	1.000				

Batter	1	2	3	4	5	6	7	8	9	AB	R	H	RBI	BB	SO	LOB	BOTTOM		
Alan Wiggins, S OBP: 0.222, SLG: 0.250	6-3		E3 F8 WP HR	BB 1B BB	4-3			F6		4	2	0	1	1	0	1	Pittsburgh Pirates @ San Diego Padres Jack Murphy Stadium, San Diego, CA Thu Apr 05 1984, 6:33 AM EST Att: 19,361 - Unknown		
Tony Gwynn, L OBP: 0.444, SLG: 0.429	4-0 CS BB		F7	1B BB BB		FC6-4 1B SF8		F7		3	2	1	1	2	0	1			
Graig Nettles, L OBP: 0.222, SLG: 0.125	4-3		F8	1B BB		FC6-4 1B		K		4	0	1	1	1	1	2			
Steve Garvey, R OBP: 0.375, SLG: 0.714		K2-3	HR	1B		FC6-4 SF8				4	1	2	4	0	1	2			
Terry Kennedy, L OBP: 0.286, SLG: 0.200		1B 1B BB	F9	F4		SF8				2	0	0	1	1	0	2			
Carmelo Martinez, R OBP: 0.429, SLG: 0.833		1B 1B				F6				3	1	1	0	1	0	3			
Kevin McReynolds, R OBP: 0.286, SLG: 0.714					F3	6-3		F9		4	0	1	0	0	0	1			
Garry Templeton, S OBP: 0.429, SLG: 0.429					F6	BB BB BB	SH1-3 1B	6-3		4	1	2	0	0	0	3			
Andy Hawkins, R										1	0	0	0	0	0	3			
Dave Dravecky, R										0	0	0	0	0	0	0			
Champ Summers, L										0	1	0	0	1	0	0			
Mark Thurmond, L										0	0	0	0	0	0	0			
Luis DeLeon, R										1	0	0	0	0	0	0			
Rich Gossage, R										0	0	0	0	0	0	0			
Inning Stats	R: 0 E: 0 K: 0 S: 2	H: 0 LOB: 0 BB: 1 P: 6	R: 0 E: 0 K: 1 S: 7	H: 2 LOB: 3 BB: 1 P: 11	R: 2 E: 1 K: 0 S: 5	H: 1 LOB: 0 BB: 0 P: 5	R: 5 E: 0 K: 0 S: 5	H: 2 LOB: 2 BB: 5 P: 25	R: 0 E: 0 K: 0 S: 4	H: 1 LOB: 1 BB: 0 P: 4	R: 1 E: 0 K: 0 S: 5	H: 2 LOB: 1 BB: 0 P: 5	R: 0 E: 0 K: 0 S: 3	H: 0 LOB: 0 BB: 0 P: 3	R: 0 E: 0 K: 1 S: 5	H: 0 LOB: 0 BB: 0 P: 5	1B: 7 2B: 0 3B: 0 HR: 1	SF: 1 SAC: 1 DP: 0 HBP: 0	WP: 1 PA: 39 PB: 0 SB: 0 CS: 1
PITCHER	IP WLS BF H R ER SO BB IBB HBP BLK WP HR S P ERA WHIP	IP WLS BF H R ER SO BB IBB HBP BLK WP HR S P ERA WHIP	IP WLS BF H R ER SO BB IBB HBP BLK WP HR S P ERA WHIP	IP WLS BF H R ER SO BB IBB HBP BLK WP HR S P ERA WHIP	IP WLS BF H R ER SO BB IBB HBP BLK WP HR S P ERA WHIP	IP WLS BF H R ER SO BB IBB HBP BLK WP HR S P ERA WHIP	IP WLS BF H R ER SO BB IBB HBP BLK WP HR S P ERA WHIP	IP WLS BF H R ER SO BB IBB HBP BLK WP HR S P ERA WHIP	IP WLS BF H R ER SO BB IBB HBP BLK WP HR S P ERA WHIP	IP WLS BF H R ER SO BB IBB HBP BLK WP HR S P ERA WHIP	IP WLS BF H R ER SO BB IBB HBP BLK WP HR S P ERA WHIP	IP WLS BF H R ER SO BB IBB HBP BLK WP HR S P ERA WHIP	IP WLS BF H R ER SO BB IBB HBP BLK WP HR S P ERA WHIP	IP WLS BF H R ER SO BB IBB HBP BLK WP HR S P ERA WHIP	IP WLS BF H R ER SO BB IBB HBP BLK WP HR S P ERA WHIP	IP WLS BF H R ER SO BB IBB HBP BLK WP HR S P ERA WHIP	IP WLS BF H R ER SO BB IBB HBP BLK WP HR S P ERA WHIP		
Jose DeLeon, R ERA: 10.8	3.1	19	4	6	4	1	5	0	0	0	0	16	36	10.80	2.700				
Rod Scurry, L ERA: 9.0	0.0	L	2	0	0	0	2	0	0	0	0	0	8						
Lee Tunnell, R ERA: 2.45	3.2	15	4	2	2	0	0	0	0	0	0	15	15	4.91	1.091				
Cecilio Guante, R ERA: 9.0	1.0	3	0	0	0	1	0	0	0	0	0	5	5	0.00	0.000				

Batter	1	2	3	4	5	6	7	8	9	AB	R	H	RBI	BB	SO	LOB	TOP		
Henry Cotto, R OBP: 0.429, SLG: 0.200 Jay Johnstone, L (8, PH) (8, 8)	F4	1-3		E4		CS 1B		FC4-6		4	0	1	0	0	0	3			
23 Ryne Sandberg, R OBP: 0.350, SLG: 0.647	HR		F9	SF8		CS 1B	6-3		BB 1B BB	3	2	1	2	1	0	0			
Bill Buckner, L OBP: 0.333, SLG: 0.250	FC5-4 1B		6-3	4-3			F5		BB 1B 1B	5	1	2	0	0	0	2			
Ron Cey, R OBP: 0.316, SLG: 0.500	FC5-4 BB		K		F2		1B		F7	5	0	1	0	0	1	3			
Gary Matthews, R OBP: 0.579, SLG: 0.385	1-2 BB			E 1B 1B	E6		F8		1B BB	3	1	1	0	2	0	1			
Mel Hall, L OBP: 0.286, SLG: 0.286 Keith Moreland, R OBP: 0.417, SLG: 0.600 (5, PH) (5, 9)	F7			1-2 E 1B	F9		F9	BB BB	F9	2	1	1	0	0	0	2			
Jody Davis, R OBP: 0.389, SLG: 0.471		5-3		F9	F4		K	BB BB	FC6-4 1B	5	0	1	2	0	1	4			
Larry Bowa, S OBP: 0.556, SLG: 0.875 Richie Hebner, L (8, PH) Tom Verzyer, R OBP: 0.143, SLG: 0.143	SH2-3 BB		E4	E 23 SF8 1B	6-3		F9	BB BB	FC6-4	2	1	0	0	1	0	2			
Steve Trout, L OBP: 1.000, SLG: 1.000 Porfi Altamirano, R (5, 1) Leon Durham, L OBP: 0.417, SLG: 0.125 Rich Bardi, R (8, 1)	SH2-3			E	1-3		1-2 FC4-6 BB			1	0	1	2	0	0	0			
Inning Stats	R: 1 E: 0 K: 0 S: 5	H: 2 LOB: 2 BB: 1 P: 9	R: 0 E: 0 K: 0 S: 3	H: 0 LOB: 1 BB: 1 P: 7	R: 0 E: 0 K: 1 S: 5	H: 0 LOB: 0 BB: 0 P: 5	R: 3 E: 2 K: 0 S: 8	H: 3 LOB: 2 BB: 0 P: 8	R: 0 E: 0 K: 0 S: 4	H: 1 LOB: 0 BB: 0 P: 3	R: 0 E: 0 K: 1 S: 4	H: 1 LOB: 1 BB: 0 P: 4	R: 0 E: 0 K: 1 S: 5	H: 0 LOB: 2 BB: 2 P: 13	R: 2 E: 0 K: 0 S: 5	H: 2 LOB: 2 BB: 2 P: 13	1B: 8 2B: 3 3B: 0 HR: 1	SF: 1 SAC: 1 DP: 0 HBP: 0	WP: 0 PA: 45 PB: 0 SB: 0 CS: 1
PITCHER	IP	WLS	BF	H	R	ER	SO	BB	IBB	HBP	BLK	WP	HR	S	P	ERA	WHIP		
Ed Whitson, R ERA: 6.75	4.0		21	5	4	3	1	2	0	0	0	0	1	21	29	6.75	1.750		
Dave Dravecky, L ERA: 2.25	3.0	W	11	2	0	0	0	0	0	0	0	0	0	11	11	0.00	0.667		
Rich Gossage, R ERA: 3.6	2.0	S	12	2	2	2	1	4	0	0	0	0	0	10	26	9.00	3.000		

Chicago Cubs @ San Diego Padres
Jack Murphy Stadium, San Diego, CA
Sat Apr 07 1984, 9:05 PM EST
Att: 27,799 - Unknown

AB	36
R	6
H	9
RBI	6
BB	6
SO	2
LOB	26



Batter	1	2	3	4	5	6	7	8	9	AB	R	H	RBI	BB	SO	LOB	BOTTOM		
Luis Salazar, R OBP: 0.200, SLG: 0.200	F8		E S E 1B	F9		F9		5-3		5	1	1	0	0	0	3			
Alan Wiggins, S OBP: 0.167, SLG: 0.235	F4		E7 CS		SH2-3 1B	G3		6-3		5	1	1	0	0	0	0			
Tony Gwynn, L OBP: 0.438, SLG: 0.385	BB		6-3		SH2-3		S 1B 3B			2	1	1	0	1	0	1			
Steve Garvey, R OBP: 0.313, SLG: 0.467	F3			6-3	2-3		S 1B			4	2	2	1	0	0	1			
Terry Kennedy, L OBP: 0.333, SLG: 0.385		G4-6-3 1B		1B	3-H 2B 1B	F8		F7		4	1	2	0	0	0	3			
Carmelo Martinez, R OBP: 0.400, SLG: 0.571		G4-6-3 1B		4-3 1B	1-2 2B 1B	K				4	1	3	1	0	1	2			
Kevin McReynolds, R OBP: 0.467, SLG: 0.867		G4-6-3		4-3 1B	1-2 2B					4	0	3	4	0	0	2			
Garry Templeton, S OBP: 0.467, SLG: 0.500	F8			4-3	F7		1-3			4	0	0	0	0	0	5			
Ed Whitson, R				6-3		F6		F9		1	0	0	0	0	0	0			
Kurt Bevacqua, R (4, PH) Dave Dravecky, R (5, 1) Rich Gossage, R (8, 1)				BB						1	0	0	0	0	0	0			
Inning Stats	R: 0 E: 0 K: 0 S: 3	H: 0 LOB: 1 BB: 1 P: 7	R: 0 E: 0 K: 0 S: 4	H: 2 LOB: 0 BB: 0 P: 4	R: 1 E: 1 K: 0 S: 4	H: 1 LOB: 0 BB: 0 P: 4	R: 1 E: 0 K: 0 S: 6	H: 3 LOB: 3 BB: 1 P: 10	R: 3 E: 0 K: 0 S: 7	H: 4 LOB: 1 BB: 0 P: 7	R: 0 E: 0 K: 1 S: 3	H: 0 LOB: 0 BB: 0 P: 3	R: 2 E: 0 K: 1 S: 8	H: 3 LOB: 1 BB: 0 P: 8	R: 0 E: 0 K: 0 S: 3	H: 0 LOB: 0 BB: 0 P: 3	1B: 9 2B: 3 3B: 1 HR: 0	SF: 0 SAC: 1 DP: 1 HBP: 0	WP: 0 PA: 38 PB: 0 SB: 3 CS: 1
PITCHER	IP	WLS	BF	H	R	ER	SO	BB	IBB	HBP	BLK	WP	HR	S	P	ERA	WHIP		
Steve Trout, L ERA: 7.71	4.2	L	24	9	5	4	0	2	0	0	0	0	0	22	30	7.71	2.357		
Porfi Altamirano, R ERA: 7.71	2.1		11	4	2	2	1	0	0	0	0	0	0	13	13	7.71	1.714		
Rich Bardi, R ERA:	1.0		3	0	0	0	0	0	0	0	0	0	0	3	3	0.00	0.000		

Chicago Cubs @ San Diego Padres
Jack Murphy Stadium, San Diego, CA
Sat Apr 07 1984, 9:05 PM EST
Att: 27,799 - Unknown

AB	35
R	7
H	13
RBI	6
BB	2
SO	1
LOB	17



Batter	1	2	3	4	5	6	7	8	9	10	AB	R	H	RBI	BB	SO	LOB																					
Henry Cotto, R OBP: 0.538, SLG: 0.400 (1, 8)	6-3		E5 BB														5	3	3	0	0	0	0															
23 Ryne Sandberg, R OBP: 0.360, SLG: 0.667 (1, 4)	K																							4	2	1	2	1	1	2								
Gary Matthews, R OBP: 0.652, SLG: 0.533 (1, 7)																									2	0	2	1	2	0	0							
Tom Stoddard, R (7, 1)																									0	0	0	0	0	0	0							
Tom Verzyer, R OBP: 0.222, SLG: 0.222 (8, 6)																									2	0	1	0	0	0	3							
Lee Smith, R (8, 1)																									1	0	0	0	0	1	1							
Leon Durham, L OBP: 0.375, SLG: 0.091 (1, 3)																									3	0	0	0	1	1	6							
Keith Moreland, R OBP: 0.462, SLG: 0.600 (9, PH)																									0	0	0	1	1	0	0							
Bill Buckner, L OBP: 0.300, SLG: 0.222 (9, 3)																									1	0	0	0	0	0	1							
Ron Cey, R OBP: 0.292, SLG: 0.409 (1, 5)																									4	0	0	1	1	1	7							
Mel Hall, L OBP: 0.333, SLG: 0.583 (1, 9)																									5	1	2	1	0	0	3							
Steve Lake, R OBP: 0.200, SLG: 0.200 (1, 2)																									5	1	1	0	0	0	1							
Larry Bowa, S OBP: 0.385, SLG: 0.583 (1, 6)																									4	0	0	0	0	0	0							
Dick Ruthven, R OBP: 0.167, SLG: 0.333 (1, 1)																									3	1	1	0	0	0	0							
Gary Woods, R OBP: 0.250, SLG: 0.250 (7, 7)																									0	0	0	0	0	0	0							
Jay Johnstone, L OBP: 0.500, SLG: 0.500 (9, PH)																									1	0	1	0	0	0	0							
Bob Dernier, R OBP: 0.600, SLG: 0.500 (9, PR)																									0	0	0	0	0	0	0							
Inning Stats	R: 0 E: 0 K: 1 S: 6	H: 1 LOB: 2 BB: 1 P: 10	R: 0 E: 0 K: 0 S: 3	H: 1 LOB: 0 BB: 0 P: 3	R: 0 E: 1 K: 0 S: 4	H: 1 LOB: 3 BB: 2 P: 12	R: 0 E: 0 K: 0 S: 3	H: 0 LOB: 0 BB: 0 P: 3	R: 1 E: 0 K: 0 S: 5	H: 2 LOB: 2 BB: 1 P: 9	R: 0 E: 0 K: 0 S: 3	H: 0 LOB: 0 BB: 0 P: 3	R: 1 E: 0 K: 1 S: 7	H: 2 LOB: 1 BB: 0 P: 7	R: 1 E: 0 K: 1 S: 6	H: 1 LOB: 0 BB: 0 P: 6	R: 2 E: 1 K: 0 S: 4	H: 1 LOB: 3 BB: 2 P: 13	R: 3 E: 1 K: 1 S: 9	H: 3 LOB: 1 BB: 0 P: 9	1B: 8 2B: 2 3B: 1 HR: 1	SF: 0 SAC: 2 DP: 1 HBP: 1	WP: 1 PB: 1 SB: 1 CS: 1	PA: 49														
PITCHER	IP 6.2	WLS 30	BF 7	H 2	R 2	ER 2	SO 1	BB 4	IBB 0	HBP 0	BLK 0	WP 1	HR 0	S 28	P 44	ERA 2.70	WHIP 1.650																					
Eric Show, R ERA: 1.98 (1, 1)											PITCHER	IP 1.0	WLS L	BF 7	H 3	R 3	ER 0	SO 1	BB 0	IBB 0	HBP 0	BLK 0	WP 0	HR 0	S 9	P 9	ERA 0.00	WHIP 3.000										
Craig Lefferts, L ERA: (7, 1)																																						
Luis DeLeon, R ERA: 5.79 (8, 1)																																						
Sid Monge, L ERA: (9, 1)																																						
Dave Dravecky, L ERA: 1.93 (9, 1)																																						

Chicago Cubs @ San Diego Padres
Jack Murphy Stadium, San Diego, CA
Sun Apr 08 1984, 6:33 AM EST
Att: 24,285 - Unknown

TOP

AB	40
R	8
H	12
RBI	6
BB	6
SO	4
LOB	24

Batter	1	2	3	4	5	6	7	8	9	10	AB	R	H	RBI	BB	SO	LOB														
Alan Wiggins, S OBP: 0.217, SLG: 0.238 (1, 4)	4-3		4-3														4	2	1	0	1	0	0								
Tony Gwynn, L OBP: 0.476, SLG: 0.529 (1, 9)	4-3																							4	0	2	2	1	0	0	
Graig Nettles, L OBP: 0.222, SLG: 0.125 (1, 5)																									4	0	0	1	1	1	3
Luis Salazar, R OBP: 0.200, SLG: 0.200 (9, PR) (10, 5)	E6 1B		K2-3																						0	0	0	0	0	0	0
Steve Garvey, R OBP: 0.333, SLG: 0.500 (1, 3)																									5	1	2	1	0	0	3
Terry Kennedy, L OBP: 0.400, SLG: 0.471 (1, 2)																									4	0	2	1	1	0	4
Carmelo Martinez, R OBP: 0.450, SLG: 0.550 (1, 7)																									4	0	2	0	1	1	2
Mark Thurmond, L (10, 1)																									0	0	0	0	0	0	0
Kevin McReynolds, R OBP: 0.368, SLG: 0.684 (1, 8)																									4	0	0	0	0	1	4
Garry Templeton, S OBP: 0.400, SLG: 0.421 (1, 6)																									5	0	1	0	0	1	1
Eric Show, R (1, 1)																															
Craig Lefferts, L (7, 1)																															
Tim Flannery, L OBP: 0.000, SLG: 0.000 (7, PH)																															
Luis DeLeon, R (8, 1)																															
Sid Monge, S (9, 1)																															
Dave Dravecky, R (9, PR)																															
Bobby Brown, S OBP: 0.333, SLG: 0.333 (10, 7)																															
Inning Stats	R: 0 E: 1 K: 0 S: 5	H: 1 LOB: 2 BB: 5 P: 5	R: 0 E: 0 K: 0 S: 3	H: 0 LOB: 0 BB: 0 P: 3	R: 0 E: 0 K: 2 S: 8	H: 1 LOB: 1 BB: 0 P: 8	R: 0 E: 0 K: 0 S: 3	H: 1 LOB: 1 BB: 1 P: 7	R: 0 E: 0 K: 0 S: 3	H: 0 LOB: 0 BB: 0 P: 3	R: 1 E: 0 K: 0 S: 6	H: 3 LOB: 2 BB: 0 P: 6	R: 2 E: 0 K: 0 S: 6	H: 3 LOB: 2 BB: 1 P: 10	R: 0 E: 0 K: 1 S: 5	H: 1 LOB: 0 BB: 0 P: 5	R: 2 E: 0 K: 1 S: 6	H: 1 LOB: 2 BB: 3 P: 18	R: 0 E: 0 K: 1 S: 5	H: 1 LOB: 0 BB: 0 P: 5	1B: 9 2B: 2 3B: 1 HR: 0	SF: 0 SAC: 1 DP: 2 HBP: 0	WP: 1 PB: 0 SB: 0 CS: 1	PA: 45							
PITCHER	IP 6.1	WLS 8	BF 28	H 3	R 3	ER 3	SO 2	BB 1	IBB 0	HBP 0	BLK 0	WP 0	HR 0	S 31	P 35	ERA 4.26	WHIP 1.421														
Dick Ruthven, R ERA: 3.29 (1, 1)																															
Tim Stoddard, R ERA: 2.25 (7, 1)																															
Lee Smith, R ERA: 6.75 (8, 1)																															

Chicago Cubs @ San Diego Padres
Jack Murphy Stadium, San Diego, CA
Sun Apr 08 1984, 6:33 AM EST
Att: 24,285 - Unknown

BOTTOM

AB	39
R	5
H	12
RBI	5
BB	5
SO	5
LOB	18

Batter	1	2	3	4	5	6	7	8	9	AB	R	H	RBI	BB	SO	LOB	TOP																					
Lonnie Smith, R OBP: 0.414, SLG: 0.360 (1, 7)	F9																4 0 1 1 0 0 1																					
Willie McGee, S OBP: 0.321, SLG: 0.407 (1, 8)	K																4 0 1 0 0 2 0																					
Tom Herr, S OBP: 0.444, SLG: 0.348 (1, 4)	F7																4 1 2 0 0 0 1																					
George Hendrick, R OBP: 0.300, SLG: 0.222 (1, 9)																	4 0 0 0 0 0 2																					
David Green, R OBP: 0.304, SLG: 0.455 (1, 3)	K																4 0 0 0 0 1 2																					
Andy Van Slyke, L OBP: 0.482, SLG: 0.667 (6, 1)	F9																3 0 1 1 0 0 0																					
Jeff Lahti, R OBP: 1.000, SLG: 1.000 (8, 1)																	0 0 0 0 0 0 0																					
Dave Rucker, L (9, PH)																	0 0 0 0 0 0 0																					
Tito Landrum, R OBP: 0.364, SLG: 0.222 (1, 2)																	1 0 0 0 0 0 0																					
Darrell Porter, L OBP: 0.450, SLG: 0.706 (1, 6)																	3 1 1 0 1 0 0																					
Ozzie Smith, S OBP: 0.480, SLG: 0.500 (1, 1)																	4 1 2 1 0 0 3																					
Bob Forsch, R (6, 5)																	1 0 0 0 0 1 0																					
Art Howe, R OBP: 0.200, SLG: 0.200 (1, 1)																	2 0 0 0 0 0 2																					
Inning Stats	R: 0 E: 0 K: 1 S: 5	H: 0 LOB: 0 BB: 0 P: 5	R: 0 E: 0 K: 1 S: 5	H: 0 LOB: 0 BB: 0 P: 5	R: 2 E: 0 K: 1 S: 7	H: 3 LOB: 0 BB: 0 P: 7	R: 1 E: 0 K: 0 S: 5	H: 2 LOB: 2 BB: 1 P: 9	R: 0 E: 0 K: 0 S: 3	H: 0 LOB: 0 BB: 0 P: 3	R: 0 E: 0 K: 0 S: 4	H: 1 LOB: 1 BB: 0 P: 4	R: 0 E: 0 K: 0 S: 4	H: 1 LOB: 1 BB: 0 P: 4	R: 0 E: 1 K: 0 S: 4	H: 0 LOB: 1 BB: 0 P: 4	1B: 5 2B: 3 3B: 0 HR: 0	SF: 0 SAC: 1 DP: 0 HBP: 0	WP: 0 PB: 0 SB: 0 CS: 0	PA: 36																		
PITCHER	IP	WLS	BF	H	R	ER	SO	BB	IBB	HBP	BLK	WP	HR	S	P	ERA	WHIP	PITCHER				IP	WLS	BF	H	R	ER	SO	BB	IBB	HBP	BLK	WP	HR	S	P	ERA	WHIP
Andy Hawkins, R ERA: 9.0 (1, 1)	5.0	W	21	6	3	3	4	1	0	0	0	0	0	28	32	5.40	1.400					4.0	S	15	2	0	0	0	0	0	0	0	0	0	0	0	0.00	0.500
Dave Dravecky, L ERA: 1.04 (6, 1)																																						

St. Louis Cardinals @ San Diego Padres
Jack Murphy Stadium, San Diego, CA
Tue Apr 10 1984, 9:05 PM EST
Att: 15,115 - Unknown

AB	34
R	3
H	8
RBI	3
BB	1
SO	4
LOB	11



Batter	1	2	3	4	5	6	7	8	9	AB	R	H	RBI	BB	SO	LOB	BOTTOM																					
Alan Wiggins, S OBP: 0.185, SLG: 0.200 (1, 4)	G3																4 0 0 0 0 1 0																					
Tony Gwynn, L OBP: 0.400, SLG: 0.429 (1, 9)	3-1																4 0 0 0 0 0 0																					
Graig Nettles, L OBP: 0.182, SLG: 0.100 (1, 5)	F7																4 0 0 0 0 1 0																					
Steve Garvey, R OBP: 0.280, SLG: 0.417 (1, 3)																	4 0 0 0 0 1 0																					
Terry Kennedy, L OBP: 0.478, SLG: 0.526 (1, 2)																	2 2 2 0 1 0 0																					
Carmelo Martinez, R OBP: 0.435, SLG: 0.667 (1, 7)																	3 1 1 2 0 0 2																					
Kevin McReynolds, R OBP: 0.409, SLG: 0.727 (1, 8)																	3 2 2 0 0 0 0																					
Garry Templeton, S OBP: 0.435, SLG: 0.455 (1, 6)																	3 1 2 0 0 0 0																					
Andy Hawkins, R (1, 1)																	1 0 0 0 0 0 1																					
Champ Summers, L OBP: 1.000, SLG: 3.000 (5, PH)																	1 1 1 4 0 0 0																					
Dave Dravecky, R (6, 1)																	1 0 0 0 0 0 0																					
Inning Stats	R: 0 E: 0 K: 0 S: 3	H: 0 LOB: 0 BB: 0 P: 3	R: 0 E: 0 K: 1 S: 4	H: 0 LOB: 1 BB: 1 P: 8	R: 1 E: 0 K: 1 S: 6	H: 2 LOB: 0 BB: 0 P: 6	R: 0 E: 0 K: 0 S: 3	H: 0 LOB: 0 BB: 0 P: 3	R: 4 E: 0 K: 0 S: 7	H: 4 LOB: 0 BB: 0 P: 7	R: 2 E: 1 K: 0 S: 5	H: 2 LOB: 0 BB: 0 P: 5	R: 0 E: 0 K: 1 S: 5	H: 0 LOB: 0 BB: 0 P: 5	R: 0 E: 0 K: 1 S: 5	H: 0 LOB: 0 BB: 0 P: 5	1B: 5 2B: 1 3B: 0 HR: 2	SF: 0 SAC: 0 DP: 2 HBP: 0	WP: 0 PB: 0 SB: 0 CS: 0	PA: 31																		
PITCHER	IP	WLS	BF	H	R	ER	SO	BB	IBB	HBP	BLK	WP	HR	S	P	ERA	WHIP	PITCHER				IP	WLS	BF	H	R	ER	SO	BB	IBB	HBP	BLK	WP	HR	S	P	ERA	WHIP
Bob Forsch, R ERA: 6.39 (1, 1)	5.2	L	24	8	7	7	2	1	0	0	0	0	0	2	27	11.12	1.588					1.1	4	0	0	0	0	0	0	0	0	0	0	0	0	0.00	0.000	
Jeff Lahti, R ERA: 10.8 (6, 1)																																						
Dave Rucker, L (8, 1)																																						

St. Louis Cardinals @ San Diego Padres
Jack Murphy Stadium, San Diego, CA
Tue Apr 10 1984, 9:05 PM EST
Att: 15,115 - Unknown

AB	30
R	7
H	8
RBI	6
BB	1
SO	3
LOB	3



Batter	1	2	3	4	5	6	7	8	9	AB	R	H	RBI	BB	SO	LOB	TOP			
Lonnie Smith, R OBP: 0.412, SLG: 0.367 (1, 7)	0-0 4-3		0-0 F7		0-0 F7				0-0 HR	5	1	2	0	0	0	0				
Tito Landrum, R OBP: 0.333, SLG: 0.231 (1, 8) Steve Braun, L (9, PH)	0-0 6-3		0-0 WP 1B		0-0 F9				0-0 F9	4	0	1	0	0	0	1				
Tom Herr, S OBP: 0.469, SLG: 0.481 (1, 4)	0-0 F8		0-0 5-3			4-0 F8 1B FC1-6 BB			0-0 HR	4	2	2	2	1	0	1				
George Hendrick, R OBP: 0.333, SLG: 0.286 (1, 9)		0-0 BB 1B	0-0 F8			0-0 FC1-6 1B			0-0 5-3	5	0	2	0	0	0	3				
David Green, R OBP: 0.357, SLG: 0.519 (1, 3)		0-0 BB 1B		0-0 7-5 2B		0-0 F8			0-0 F3	5	0	3	0	0	0	2				
Art Howe, R OBP: 0.143, SLG: 0.143 (1, 5)		0-3 K		0-0 6-3		0-0 FC1-6 HR			0-0 F3	4	1	0	1	0	1	5				
Darrell Porter, L OBP: 0.458, SLG: 0.800 (1, 2)		0-0 F7		4-0 BB		0-0 HR			0-0 F5	3	1	1	2	1	0	3				
Ozzie Smith, S OBP: 0.341, SLG: 0.476 (4, 1) Ricky Horton, L (4, 1) Bill Lyons, R (6, PH) Dave Rucker, L (6, 1) Andy Van Slyke, L (8, PH) Bruce Sutter, R (8, 1)		4-0 BB BB	4-0 BB	0-0 7-5		0-0 5-3		4-0 BB	0-0 BB	1	0	0	0	1	0	2				
Joaquin Andujar, S (1, 1) Mike Ramsey, S (4, 6)		0-3 K		0-0 6-3					0-0 F7	3	0	0	0	0	0	2				
Inning Stats	R: 0 E: 0 K: 0 S: 3	H: 0 LOB: 0 BB: 0 P: 3	R: 0 E: 0 K: 2 S: 9	H: 2 LOB: 3 BB: 1 P: 13	R: 0 E: 0 K: 0 S: 4	H: 1 LOB: 1 BB: 0 P: 7	R: 0 E: 0 K: 0 S: 3	H: 0 LOB: 0 BB: 0 P: 3	R: 3 E: 0 K: 0 S: 5	H: 2 LOB: 0 BB: 1 P: 9	R: 0 E: 0 K: 0 S: 5	H: 2 LOB: 2 BB: 0 P: 5	R: 0 E: 0 K: 0 S: 4	H: 1 LOB: 2 BB: 1 P: 8	R: 2 E: 0 K: 0 S: 5	H: 2 LOB: 0 BB: 0 P: 5	1B: 8 2B: 2 3B: 0 HR: 2	SF: 0 SAC: 0 DP: 1 HBP: 0	WP: 1 PA: 41 PB: 0 SB: 0 CS: 0	
PITCHER	IP WLS BF H R ER SO BB IBB HBP BLK WP HR S P ERA WHIP	IP WLS BF H R ER SO BB IBB HBP BLK WP HR S P ERA WHIP	IP WLS BF H R ER SO BB IBB HBP BLK WP HR S P ERA WHIP	IP WLS BF H R ER SO BB IBB HBP BLK WP HR S P ERA WHIP	IP WLS BF H R ER SO BB IBB HBP BLK WP HR S P ERA WHIP	IP WLS BF H R ER SO BB IBB HBP BLK WP HR S P ERA WHIP	IP WLS BF H R ER SO BB IBB HBP BLK WP HR S P ERA WHIP	IP WLS BF H R ER SO BB IBB HBP BLK WP HR S P ERA WHIP	IP WLS BF H R ER SO BB IBB HBP BLK WP HR S P ERA WHIP	IP WLS BF H R ER SO BB IBB HBP BLK WP HR S P ERA WHIP	IP WLS BF H R ER SO BB IBB HBP BLK WP HR S P ERA WHIP	IP WLS BF H R ER SO BB IBB HBP BLK WP HR S P ERA WHIP	IP WLS BF H R ER SO BB IBB HBP BLK WP HR S P ERA WHIP	IP WLS BF H R ER SO BB IBB HBP BLK WP HR S P ERA WHIP	IP WLS BF H R ER SO BB IBB HBP BLK WP HR S P ERA WHIP	IP WLS BF H R ER SO BB IBB HBP BLK WP HR S P ERA WHIP	IP WLS BF H R ER SO BB IBB HBP BLK WP HR S P ERA WHIP	IP WLS BF H R ER SO BB IBB HBP BLK WP HR S P ERA WHIP	IP WLS BF H R ER SO BB IBB HBP BLK WP HR S P ERA WHIP	
Tim Lollar, L ERA: 2.92 (1, 1)	6.0 W 26	6 3 3 2	3 3 2	3 0 0 0	1 0 0 0	0 0 0 0	0 0 1 5	5 5	4.50 1.500											
Craig Lefferts, L ERA (7, 1)	2.0	10	3	0	0	0	0	0	0.00 2.000											
Rich Gossage, R ERA: 6.0 (9, 1)	1.0	5	2	2	2	0	0	0	18.00 2.000											

St. Louis Cardinals @ San Diego Padres
Jack Murphy Stadium, San Diego, CA
Wed Apr 11 1984, 9:05 PM EST
Att: 15,835 - Unknown

AB	37
R	5
H	11
RBI	5
BB	4
SO	2
LOB	23





Batter	1	2	3	4	5	6	7	8	9	AB	R	H	RBI	BB	SO	LOB	BOTTOM			
Alan Wiggins, S OBP: 0.226, SLG: 0.214 (1, 4) Rich Gossage, R (9, 1)	0-0 F7	0-0 1-3		4-0 S 1B BB		0-0 SH1-3		0-0 S 1B		3	1	1	0	1	0	0				
Tony Gwynn, L OBP: 0.433, SLG: 0.480 (1, 9)	4-0 S 1B BB	0-0 E7 HR 2B		0-0 HBP 1B		0-0 6-3		0-0 3-1		4	2	2	1	1	0	3				
Graig Nettles, L OBP: 0.231, SLG: 0.261 (1, 5)	0-0 6-3	0-0 HR		1-0 HBP		0-0 F7				3	1	1	2	0	0	3				
Steve Garvey, R OBP: 0.276, SLG: 0.393 (1, 3)	0-0 2H 1B	0-3 K		0-0 F7						4	0	1	1	0	1	2				
Terry Kennedy, L OBP: 0.444, SLG: 0.478 (1, 2)	0-0 F7		0-0 F6		0-0 F9			0-0 PB 5-3 1B		4	0	1	0	0	0	1				
Carmelo Martinez, R OBP: 0.370, SLG: 0.560 (1, 7)		0-3 K	0-0 F4		0-0 5-3			0-0 5-3		4	0	0	0	0	1	1				
Kevin McReynolds, R OBP: 0.385, SLG: 0.640 (1, 8)		4-0 1B HR BB	0-3 K		0-3 K			0-0 F6		3	1	0	0	1	2	1				
Garry Templeton, S OBP: 0.444, SLG: 0.462 (1, 6)		0-0 HR 1B		0-0 F9		0-0 SH1-3 BB 1B		0-0 1-3		4	1	2	0	0	0	0				
Tim Lollar, L OBP: 0.400, SLG: 1.000 (1, 1) Kurt Bevacqua, R (6, PH) Craig Lefferts, L (7, 1) Tim Flannery, L (8, PH) Bruce Sutter, R (9, 4)		0-0 HR 1B		0-3 K		4-0 SH1-3 BB		0-0 4-3		2	1	1	3	0	1	0				
Inning Stats	R: 1 E: 0 K: 0 S: 4	H: 1 LOB: 1 BB: 1 P: 8	R: 5 E: 1 K: 2 S: 11	H: 4 LOB: 0 BB: 1 P: 15	R: 0 E: 0 K: 1 S: 5	H: 0 LOB: 0 BB: 0 P: 5	R: 1 E: 0 K: 1 S: 6	H: 1 LOB: 2 BB: 1 P: 11	R: 0 E: 0 K: 0 S: 5	H: 0 LOB: 0 BB: 0 P: 5	R: 0 E: 0 K: 0 S: 4	H: 1 LOB: 1 BB: 1 P: 8	R: 0 E: 0 K: 0 S: 4	H: 1 LOB: 1 BB: 0 P: 4	R: 0 E: 0 K: 0 S: 4	H: 1 LOB: 1 BB: 0 P: 4	1B: 6 2B: 1 3B: 0 HR: 2	SF: 0 SAC: 1 DP: 0 HBP: 1	WP: 0 PA: 38 PB: 1 SB: 3 CS: 0	
PITCHER	IP WLS BF H R ER SO BB IBB HBP BLK WP HR S P ERA WHIP	IP WLS BF H R ER SO BB IBB HBP BLK WP HR S P ERA WHIP	IP WLS BF H R ER SO BB IBB HBP BLK WP HR S P ERA WHIP	IP WLS BF H R ER SO BB IBB HBP BLK WP HR S P ERA WHIP	IP WLS BF H R ER SO BB IBB HBP BLK WP HR S P ERA WHIP	IP WLS BF H R ER SO BB IBB HBP BLK WP HR S P ERA WHIP	IP WLS BF H R ER SO BB IBB HBP BLK WP HR S P ERA WHIP	IP WLS BF H R ER SO BB IBB HBP BLK WP HR S P ERA WHIP	IP WLS BF H R ER SO BB IBB HBP BLK WP HR S P ERA WHIP	IP WLS BF H R ER SO BB IBB HBP BLK WP HR S P ERA WHIP	IP WLS BF H R ER SO BB IBB HBP BLK WP HR S P ERA WHIP	IP WLS BF H R ER SO BB IBB HBP BLK WP HR S P ERA WHIP	IP WLS BF H R ER SO BB IBB HBP BLK WP HR S P ERA WHIP	IP WLS BF H R ER SO BB IBB HBP BLK WP HR S P ERA WHIP	IP WLS BF H R ER SO BB IBB HBP BLK WP HR S P ERA WHIP	IP WLS BF H R ER SO BB IBB HBP BLK WP HR S P ERA WHIP	IP WLS BF H R ER SO BB IBB HBP BLK WP HR S P ERA WHIP	IP WLS BF H R ER SO BB IBB HBP BLK WP HR S P ERA WHIP	IP WLS BF H R ER SO BB IBB HBP BLK WP HR S P ERA WHIP	
Joaquin Andujar, R ERA: 4.97 (1, 1)	3.2	20	6	7	4	0	0	0	17.18 2.455											
Ricky Horton, L ERA: 2.45 (4, 1)	1.1	5	0	0	0	1	0	0	0.00 0.000											
Dave Rucker, L ERA (6, 1)	2.0	9	2	0	0	0	1	0	0.00 1.500											
Bruce Sutter, R ERA (8, 1)	1.0	4	1	0	0	0	0	0	0.00 1.000											

St. Louis Cardinals @ San Diego Padres
Jack Murphy Stadium, San Diego, CA
Wed Apr 11 1984, 9:05 PM EST
Att: 15,835 - Unknown

AB	32
R	7
H	9
RBI	7
BB	4
SO	5
LOB	11



Batter	1	2	3	4	5	6	7	8	9	AB	R	H	RBI	BB	SO	LOB	TOP							
Claudell Washington, L OBP: 0.359, SLG: 0.419	0-3 K		0-0 1-3		0-3 K			0-3 K		4	0	0	0	0	3	1	Atlanta Braves @ San Diego Padres Jack Murphy Stadium, San Diego, CA Fri Apr 13 1984, 9:05 PM EST Att: 22,614 - Unknown							
Rafael Ramirez, R OBP: 0.278, SLG: 0.235	0-0 5-3 1B			0-3 K		0-0 WP 1B		0-0 4-3		4	0	2	0	0	1	0								
Dale Murphy, R OBP: 0.222, SLG: 0.182	0-0 5-3 1-2			0-0 1-3		0-0 F8		0-0 5-3		4	0	0	0	0	0	2								
Chris Chambliss, L OBP: 0.156, SLG: 0.267	0-0 G3			4-0 HR BB		0-3 K		0-0 G3		3	1	0	0	1	1	2								
Bob Horner, R OBP: 0.250, SLG: 0.313		0-0 F8		0-0 HR		0-0 F8		0-0 FC4-6 1B		4	1	2	2	0	0	1								
Gerald Perry, L OBP: 0.367, SLG: 0.292		0-0 6-3		0-0 4-3			4-0 G1-6-3 BB		0-0 FC4-6 1-2	3	0	0	0	1	0	1								
Glenn Hubbard, R OBP: 0.344, SLG: 0.407		0-3 K			0-0 F8		0-0 G1-6-3 1-2		0-0 4-3	4	0	0	0	0	1	2								
Bruce Benedict, R OBP: 0.333, SLG: 0.448			0-0 5-3		0-0 SH1-3 1B					3	0	2	0	0	0	0								
Len Barker, R Steve Bedrosian, R			0-3 K		0-0 SH1-3 1-2		0-3 K			2	0	0	0	0	2	1								
Inning Stats	R: 0 E: 0 K: 1 S: 6	H: 1 LOB: 1 BB: 0 P: 6	R: 0 E: 0 K: 1 S: 5	H: 0 LOB: 0 BB: 0 P: 5	R: 0 E: 0 K: 1 S: 5	H: 0 LOB: 0 BB: 0 P: 5	R: 2 E: 0 K: 1 S: 6	H: 1 LOB: 1 BB: 0 P: 10	R: 0 E: 0 K: 1 S: 6	H: 1 LOB: 1 BB: 0 P: 6	R: 0 E: 0 K: 1 S: 5	H: 1 LOB: 1 BB: 1 P: 9	R: 0 E: 0 K: 1 S: 5	H: 0 LOB: 0 BB: 0 P: 5	R: 0 E: 0 K: 0 S: 4	H: 1 LOB: 1 BB: 0 P: 4	1B: 5 2B: 0 3B: 0 HR: 1	SF: 0 SAC: 1 DP: 1 HBP: 0	WP: 1 PB: 0 SB: 0 CS: 0	PA: 34				
PITCHER	IP WLS BF H R ER SO BB IBB HBP BLK WP HR S P ERA WHIP	7.0 W 27 5 2 2 7 2 0 0 0 1 1 39 47 2.57 1.000	2.0 S 7 1 0 0 1 0 0 0 0 0 0 9 9 0.00 0.500											2.57 1.000										

Batter	1	2	3	4	5	6	7	8	9	AB	R	H	RBI	BB	SO	LOB	BOTTOM							
Alan Wiggins, S OBP: 0.231, SLG: 0.250	0-0 6-3			0-0 1-3		0-0 1-3		0-0 S 1B		4	1	1	1	0	0	0	Atlanta Braves @ San Diego Padres Jack Murphy Stadium, San Diego, CA Fri Apr 13 1984, 9:05 PM EST Att: 22,614 - Unknown							
Tony Gwynn, L OBP: 0.474, SLG: 0.576	0-0 4-3			0-0 SF8 3B		0-0 1B SF8		0-3 2H K 1B		4	2	2	0	0	1	1								
Graig Nettles, L Luis Salazar, R OBP: 0.300, SLG: 0.300	0-0 G3			0-0 SF8 3H		0-0 1B SF8		0-0 1B 2H		2	0	1	1	0	0	0								
Steve Garvey, R OBP: 0.243, SLG: 0.343		0-0 F7		0-0 F9		0-0 SF8		0-0 F8		3	0	0	1	0	0	1								
Terry Kennedy, L OBP: 0.412, SLG: 0.467		0-0 F2			0-0 1-3		0-0 1-3 1B			3	0	1	0	0	0	0								
Carmelo Martinez, R OBP: 0.324, SLG: 0.484		0-0 F8			0-0 5-3		0-0 SF8			2	0	0	1	0	0	0								
Kevin McReynolds, R OBP: 0.364, SLG: 0.656			0-0 6-4-3		0-0 G3		0-0 F8			3	0	0	0	0	0	1								
Garry Templeton, S OBP: 0.412, SLG: 0.424			0-3 K		0-0 E3 B3-6-4			0-0 SH1-3 1B		3	1	1	0	0	1	0								
Eric Show, R Rich Gossage, R			0-3 K		0-0 B3-6-4 1-2			0-0 SH1-3 1-2		2	0	0	0	0	1	1								
Inning Stats	R: 0 E: 0 K: 0 S: 3	H: 0 LOB: 0 BB: 0 P: 3	R: 0 E: 0 K: 0 S: 3	H: 0 LOB: 0 BB: 0 P: 3	R: 0 E: 0 K: 2 S: 7	H: 0 LOB: 0 BB: 0 P: 7	R: 1 E: 0 K: 0 S: 4	H: 1 LOB: 0 BB: 0 P: 4	R: 0 E: 0 K: 0 S: 3	H: 0 LOB: 0 BB: 0 P: 3	R: 0 E: 0 K: 0 S: 3	H: 0 LOB: 0 BB: 0 P: 3	R: 2 E: 0 K: 0 S: 6	H: 3 LOB: 1 BB: 0 P: 6	R: 2 E: 0 K: 1 S: 8	H: 3 LOB: 1 BB: 0 P: 8	1B: 6 2B: 0 3B: 1 HR: 0	SF: 3 SAC: 1 DP: 1 HBP: 0	WP: 0 PB: 0 SB: 1 CS: 0	PA: 31				
PITCHER	IP WLS BF H R ER SO BB IBB HBP BLK WP HR S P ERA WHIP	7.1 L 28 6 5 5 2 0 0 0 0 0 0 5 5 6.14 0.818	0.2 3 1 0 0 1 0 0 0 0 0 0 0 5 5 0.00 1.500											6.14 0.818										

Batter	1	2	3	4	5	6	7	8	9	AB	R	H	RBI	BB	SO	LOB	TOP								
Claudell Washington, L OBP: 0.364, SLG: 0.417 (1.9)	0-0 S 1B		0-0 F7		0-0 G3		0-0 CS 1B		0-0 F7	5	0	2	0	0	0	1									
Rafael Ramirez, R OBP: 0.300, SLG: 0.263 (1.6)	0-0 6-3			0-0 BB E 1B	0-0 F8		0-0 CS 1-2	0-0 HR 3-1 1B		4	2	2	0	0	0	2									
Dale Murphy, R OBP: 0.250, SLG: 0.278 (1.8)	0-3 K2-3			4-0 G6-4-3 E BB 1-2		0-0 HR		0-0 3-1 1-2		3	1	1	1	1	1	2									
Bob Horner, R OBP: 0.275, SLG: 0.444 (1.5)	0-0 F3			0-0 E6 G6-4-3 BB 1-2 2H		0-0 HR		0-0 HR		4	1	2	2	0	0	2									
Bob Watson, R (1.3)		0-0 1-3		0-0 G6-4-3 1-2 2-3		0-0 F8		0-3 HR		4	0	0	0	0	1	3									
Mike Jorgensen, L OBP: 0.250, SLG: 0.500 (8.3)										0	0	0	0	0	0	0									
Glenn Hubbard, R OBP: 0.361, SLG: 0.500 (1.4)		0-0 F9		4-0 BB		0-0 F9		0-0 HR		3	1	1	1	1	0	1									
Gerald Perry, L OBP: 0.324, SLG: 0.250 Albert Hall, S (8.7)		0-0 6-3		0-0 4-1		0-0 F9		0-0 HR		4	0	0	0	0	0	3									
Matt Sinatro, R (1.2)			0-0 F8		0-0 4-3		0-0 F7		0-0 F8	4	0	0	0	0	0	0									
Rick Camp, R OBP: 0.500, SLG: 0.500 Jeff Dedmon, L (6.1)			0-3 K		0-0 G3 1B		0-0 6-3		0-0 F7	2	0	1	0	0	1	0									
										2	0	0	0	0	0	0									
Inning Stats	R: 0 E: 0 K: 1 S: 6	H: 1 LOB: 1 BB: 0 P: 6	R: 0 E: 0 K: 0 S: 3	H: 0 LOB: 0 BB: 0 P: 3	R: 0 E: 0 K: 1 S: 5	H: 0 LOB: 0 BB: 0 P: 5	R: 1 E: 1 K: 0 S: 4	H: 1 LOB: 2 BB: 2 P: 12	R: 0 E: 0 K: 0 S: 4	H: 1 LOB: 1 BB: 0 P: 4	R: 1 E: 0 K: 0 S: 5	H: 2 LOB: 1 BB: 0 P: 5	R: 0 E: 0 K: 1 S: 3	H: 1 LOB: 0 BB: 0 P: 3	R: 3 E: 0 K: 1 S: 8	H: 3 LOB: 0 BB: 0 P: 8	R: 0 E: 0 K: 0 S: 3	H: 0 LOB: 0 BB: 0 P: 3	1B: 5 2B: 1 3B: 0 HR: 3	SF: 0 SAC: 0 DP: 1 HBP: 0	WP: 0 PB: 0 SB: 1 CS: 1	PA: 38			
PITCHER	IP	WLS	BF	H	R	ER	SO	BB	IBB	HBP	BLK	WP	HR	S	P	ERA	WHIP								
Mark Thurmond, L ERA: 1.04 (1.1)	6.0	L	25	5	2	1	2	2	0	0	0	0	1	27	35	1.50	1.167								
Craig Lefferts, L ERA: 2.25 (7.1)	1.0		4	2	1	1	0	0	0	0	0	0	0	4	4	9.00	2.000								
Luis DeLeon, R ERA: 7.94 (8.1)	1.0		5	2	2	2	1	0	0	0	0	0	2	7	7	18.00	2.000								
Sid Monge, L ERA: (9.1)	1.0		3	0	0	0	0	0	0	0	0	0	0	3	3	0.00	0.000								

Atlanta Braves @ San Diego Padres
Jack Murphy Stadium, San Diego, CA
Sat Apr 14 1984, 9:05 PM EST
Att: 46,322 - Unknown

AB 35
R 5
H 9
RBI 4
BB 2
SO 3
LOB 14





Batter	1	2	3	4	5	6	7	8	9	AB	R	H	RBI	BB	SO	LOB	BOTTOM								
Alan Wiggins, S OBP: 0.279, SLG: 0.282 (1.4)	0-0 6-3		0-0 S 1B			4-0 S BB 1B		0-0 1B		3	1	2	0	1	0	0									
Tony Gwynn, L OBP: 0.476, SLG: 0.568 (1.9)	0-0 G6-4-3 1B		0-0 F8 1-2			0-0 S 1B 1-H		0-0 4-3		4	0	2	1	0	0	2									
Graig Nettles, L OBP: 0.273, SLG: 0.259 (1.5)	0-0 G6-4-3 1-2			4-0 G4-6-3 BB		4-0 G1-4-3 BB 1-2		0-0 F4		2	0	0	0	2	0	1									
Steve Garvey, R OBP: 0.220, SLG: 0.308 (1.3)		0-0 F7		0-0 F8		0-0 G1-4-3 1-2		0-0 1-3		4	0	0	0	0	0	3									
Terry Kennedy, L OBP: 0.368, SLG: 0.412 (1.2)		0-0 6-3		0-0 G4-6-3 1-2		0-0 6-3		0-0 4-3		4	0	0	0	0	0	1									
Carmelo Martinez, R OBP: 0.324, SLG: 0.455 (1.7)		4-0 BB			0-0 F4		0-0 F3			2	0	0	0	1	0	0									
Kevin McReynolds, R OBP: 0.333, SLG: 0.600 (1.8)		0-0 F4			0-0 4-3		0-3 K			3	0	0	0	0	1	1									
Garry Templeton, S OBP: 0.378, SLG: 0.389 (1.6)			0-0 5-3		0-0 1-4-3			0-0 5-3		3	0	0	0	0	0	0									
Mark Thurmond, L Tim Flannery, L Craig Lefferts, L Luis DeLeon, R Champ Summers, L Sid Monge, S (5.1) (6.1) (7.1) (8.1) (8.1) (9.1)			0-3 K			0-0 F5		0-0 4-3		1	0	0	0	0	1	0									
Inning Stats	R: 0 E: 0 K: 0 S: 3	H: 1 LOB: 0 BB: 0 P: 3	R: 0 E: 0 K: 0 S: 3	H: 0 LOB: 1 BB: 1 P: 7	R: 0 E: 0 K: 1 S: 6	H: 1 LOB: 0 BB: 0 P: 6	R: 0 E: 0 K: 0 S: 2	H: 0 LOB: 0 BB: 1 P: 6	R: 0 E: 0 K: 0 S: 3	H: 0 LOB: 0 BB: 0 P: 3	R: 1 E: 0 K: 0 S: 3	H: 1 LOB: 1 BB: 2 P: 11	R: 0 E: 0 K: 1 S: 5	H: 0 LOB: 0 BB: 0 P: 5	R: 0 E: 0 K: 0 S: 4	H: 1 LOB: 1 BB: 0 P: 4	R: 0 E: 0 K: 0 S: 3	H: 0 LOB: 0 BB: 0 P: 3	1B: 4 2B: 0 3B: 0 HR: 0	SF: 0 SAC: 0 DP: 3 HBP: 0	WP: 0 PB: 0 SB: 3 CS: 0	PA: 32			
PITCHER	IP	WLS	BF	H	R	ER	SO	BB	IBB	HBP	BLK	WP	HR	S	P	ERA	WHIP								
Rick Camp, R ERA: 1.35 (1.1)	5.1	W	20	3	1	1	1	3	0	0	0	0	0	19	31	1.69	1.125								
Jeff Dedmon, R ERA: (6.1)	3.2	S	12	1	0	0	1	1	0	0	0	0	0	13	17	0.00	0.545								

Atlanta Braves @ San Diego Padres
Jack Murphy Stadium, San Diego, CA
Sat Apr 14 1984, 9:05 PM EST
Att: 46,322 - Unknown

AB 28
R 1
H 4
RBI 1
BB 4
SO 2
LOB 8



Batter	1	2	3	4	5	6	7	8	9	AB	R	H	RBI	BB	SO	LOB	TOP										
Claudell Washington, L OBP: 0.367, SLG: 0.488 (1, 9)	G3	HR	1B			K		K		5	1	2	4	0	2	2	Atlanta Braves @ San Diego Padres Jack Murphy Stadium, San Diego, CA Sun Apr 15 1984, 6:33 AM EST Att: 27,973 - Unknown AB 34 R 4 H 7 RBI 4 BB 5 SO 5 LOB 19 										
Rafael Ramirez, R OBP: 0.289, SLG: 0.279 (1, 6)	2B	5-3	K			K		F3		5	0	1	0	0	2	2											
Dale Murphy, R OBP: 0.289, SLG: 0.350 (1, 8)	BB	3B				6-3		F5		4	0	2	0	1	0	0											
Chris Chambliss, L OBP: 0.162, SLG: 0.235 (1, 3)	E6	BB				F7		F6		4	0	0	0	1	0	2											
Bob Horner, R OBP: 0.250, SLG: 0.400 (1, 5)	K	F6				F3		5-3		4	0	0	0	0	1	5											
Gerald Perry, L OBP: 0.285, SLG: 0.219 (1, 7)	F5		G3			G3		F3		4	0	0	0	0	0	3											
Glenn Hubbard, R OBP: 0.400, SLG: 0.500 (1, 4)		SH3-4 HR	1B			WP BB		4-3		2	2	1	0	2	0	0											
Bruce Benedict, R OBP: 0.353, SLG: 0.438 Matt Sinatra, R (8, PR) (8, 2)		SH3-4 HR	BB			F4		F7		3	1	1	0	1	0	2											
Craig McMurry, R Rick Mahler, R Jerry Royster, R Donnie Moore, L Bob Watson, R Steve Bedrosian, R (1, 1) (3, 1) (5, PH) (5, 1) (8, PH) (8, 1)		SH3-4	BB			E4 1B		F9		1	0	0	0	0	0	1											
	1-2 2-3	1-2	1-2			1-2		1-2		0	0	0	0	0	0	1											
Inning Stats	R: 0 E: 1 K: 1 S: 7	H: 1 LOB: 3 BB: 1 P: 11	R: 3 E: 0 K: 0 S: 6	H: 3 LOB: 2 BB: 2 P: 14	R: 1 E: 1 K: 1 S: 7	H: 1 LOB: 2 BB: 1 P: 11	R: 0 E: 0 K: 0 S: 3	H: 1 LOB: 0 BB: 0 P: 3	R: 0 E: 0 K: 2 S: 7	H: 0 LOB: 1 BB: 0 P: 7	R: 0 E: 0 K: 0 S: 3	H: 0 LOB: 0 BB: 0 P: 3	R: 0 E: 0 K: 1 S: 6	H: 1 LOB: 2 BB: 0 P: 6	R: 0 E: 0 K: 0 S: 3	H: 0 LOB: 0 BB: 0 P: 3	1B: 4 2B: 1 3B: 1 HR: 1	SF: 0 SAC: 1 DP: 0 HBP: 0	WP: 1 PB: 0 SB: 1 CS: 0	PA: 40							
PITCHER	IP	WLS	BF	H	R	ER	SO	BB	IBB	HBP	BLK	WP	HR	S	P	ERA	WHIP										
Andy Hawkins, R ERA: 9.9 (1, 1)	2.0		14	4	3	3	1	3	0	0	0	0	1	13	25	13.50	3.500										
Sid Monge, L ERA: (3, 1)	3.0	W	13	2	1	0	1	2	0	0	0	1	0	13	21	0.00	1.333										
Dave Dravecky, L ERA: 0.66 (6, 1)	3.0		10	1	0	0	3	0	0	0	0	0	0	16	16	0.00	0.333										
Rich Gossage, R ERA: 4.0 (9, 1)	1.0	S	3	0	0	0	0	0	0	0	0	0	0	3	3	0.00	0.000										

Batter	1	2	3	4	5	6	7	8	9	AB	R	H	RBI	BB	SO	LOB	BOTTOM										
Alan Wiggins, S OBP: 0.271, SLG: 0.273 Rich Gossage, R (1, 4) (9, 1)	G3	3-1				4-3		6-3		5	0	1	0	0	0	1	Atlanta Braves @ San Diego Padres Jack Murphy Stadium, San Diego, CA Sun Apr 15 1984, 6:33 AM EST Att: 27,973 - Unknown AB 34 R 6 H 11 RBI 5 BB 2 SO 7 LOB 10 										
Tony Gwynn, L OBP: 0.478, SLG: 0.561 (1, 9)	2B	1B				F7		4-3		4	1	2	1	0	0	1											
Graig Nettles, L OBP: 0.297, SLG: 0.323 (1, 5)	1B	1B				K		F3		4	1	2	1	0	1	0											
Steve Garvey, R OBP: 0.200, SLG: 0.279 (1, 3)	F4					F9		6-3		4	0	0	0	0	0	2											
Terry Kennedy, L OBP: 0.381, SLG: 0.389 (1, 2)	BB					K		E3 1B		2	1	0	0	2	1	0											
Carmelo Martinez, R OBP: 0.368, SLG: 0.486 (1, 7)	K					E7 SF9		1B		4	1	3	1	0	1	2											
Kevin McReynolds, R OBP: 0.300, SLG: 0.553 Luis Salazar, R OBP: 0.300, SLG: 0.300 (1, 8) (8, 8)						K		SF9		3	0	0	1	0	2	3											
Garry Templeton, S OBP: 0.390, SLG: 0.425 (1, 6)						F9		K		0	0	0	0	0	0	0											
Andy Hawkins, R Bobby Brown, S Sid Monge, S Dave Dravecky, R Tim Flannery, L OBP: 0.250, SLG: 0.250 (1, 1) (2, PH) (3, 1) (8, 1) (8, PH) (9, 4)						1B		1B		4	1	2	0	0	1	0											
	3-1	1B				1-3		4-3		0	0	0	0	0	0	0											
Inning Stats	R: 1 E: 0 K: 1 S: 7	H: 2 LOB: 2 BB: 1 P: 11	R: 2 E: 0 K: 1 S: 7	H: 3 LOB: 1 BB: 0 P: 7	R: 3 E: 1 K: 0 S: 6	H: 3 LOB: 1 BB: 1 P: 10	R: 0 E: 0 K: 1 S: 5	H: 0 LOB: 0 BB: 0 P: 5	R: 0 E: 0 K: 0 S: 6	H: 1 LOB: 1 BB: 0 P: 6	R: 0 E: 0 K: 0 S: 4	H: 1 LOB: 1 BB: 0 P: 4	R: 0 E: 0 K: 2 S: 7	H: 0 LOB: 0 BB: 0 P: 7	R: 0 E: 0 K: 0 S: 7	H: 0 LOB: 0 BB: 0 P: 7	1B: 9 2B: 2 3B: 0 HR: 0	SF: 1 SAC: 0 DP: 0 HBP: 0	WP: 0 PB: 0 SB: 1 CS: 1	PA: 37							
PITCHER	IP	WLS	BF	H	R	ER	SO	BB	IBB	HBP	BLK	WP	HR	S	P	ERA	WHIP										
Craig McMurry, R ERA: 4.15 (1, 1)	2.1	L	15	7	6	4	2	2	0	0	0	0	0	8	8	0.00	0.600										
Rick Mahler, R ERA: 1.5 (3, 1)	1.2		6	1	0	0	1	0	0	0	0	0	0	8	8	0.00	0.600										
Donnie Moore, R ERA: 6.0 (5, 1)	3.0		13	3	0	0	2	0	0	0	0	0	0	17	17	0.00	1.000										
Steve Bedrosian, R ERA: (8, 1)	1.0		3	0	0	0	2	0	0	0	0	0	0	7	7	0.00	0.000										

Batter	1	2	3	4	5	6	7	8	9	AB	R	H	RBI	BB	SO	LOB	TOP				
Luis Salazar, R (1.5) OBP: 0.333, SLG: 0.333	K2-3		CS	CS	5-3				F6	5	0	2	0	0	1	0	San Diego Padres @ San Francisco Giants Candlestick Park, San Francisco, CA Tue Apr 17 1984, 9:05 PM EST Att: 13,998 - Unknown AB 32 R 2 H 8 RBI 2 BB 6 SO 6 LOB 18				
Alan Wiggins, S (1.4) OBP: 0.302, SLG: 0.277	5-3			1B					F7	3	1	1	0	2	0	0					
Tony Gwynn, L (1.9) OBP: 0.480, SLG: 0.535	4-3			1B					F4	2	1	0	0	2	0	3					
Steve Garvey, R (1.3) OBP: 0.204, SLG: 0.277		K		1B					4-3	4	0	1	1	0	1	5					
Terry Kennedy, L (1.2) OBP: 0.370, SLG: 0.375	F8			1B					6-3	4	0	1	0	0	0	2					
Carmelo Martinez, R (1.7) OBP: 0.376, SLG: 0.475	F3			1B					F7	3	0	1	0	1	0	0					
Kevin McReynolds, R (1.8) OBP: 0.285, SLG: 0.512			K						F7	3	0	0	1	1	1	2					
Garry Templeton, S (1.6) OBP: 0.378, SLG: 0.409				1B					G6-4-3	4	0	1	0	0	0	5					
Tim Lollar, L (1.1) OBP: 0.375, SLG: 0.750									K	3	0	1	0	0	2	1					
Luis DeLeon, R (7.1)									K	0	0	0	0	0	0	0					
Dave Dravecky, R (7.1)									K	0	0	0	0	0	0	0					
Rich Gossage, R (7.1)									K	1	0	0	0	0	1	0					
Inning Stats	R: 0 E: 0 K: 1 S: 5	H: 0 LOB: 0 BB: 0 P: 5	R: 0 E: 0 K: 1 S: 5	H: 0 LOB: 0 BB: 0 P: 5	R: 0 E: 0 K: 2 S: 7	H: 1 LOB: 0 BB: 0 P: 7	R: 2 E: 0 K: 0 S: 5	H: 3 LOB: 3 BB: 3 P: 17	R: 0 E: 0 K: 0 S: 3	H: 0 LOB: 0 BB: 0 P: 3	R: 0 E: 0 K: 0 S: 5	H: 2 LOB: 3 BB: 1 P: 9	R: 0 E: 0 K: 0 S: 4	H: 2 LOB: 1 BB: 0 P: 4	R: 0 E: 0 K: 1 S: 5	H: 0 LOB: 0 BB: 0 P: 5	1B: 8 2B: 0 3B: 0 HR: 0	SF: 0 SAC: 0 DP: 1 HBP: 0	WP: 0 PB: 0 SB: 2 CS: 2	PA: 39	
PITCHER	IP WLS BF H R ER SO	IP WLS BF H R ER SO	IP WLS BF H R ER SO	IP WLS BF H R ER SO	IP WLS BF H R ER SO	IP WLS BF H R ER SO	IP WLS BF H R ER SO	IP WLS BF H R ER SO	IP WLS BF H R ER SO	IP WLS BF H R ER SO	IP WLS BF H R ER SO	IP WLS BF H R ER SO	IP WLS BF H R ER SO	IP WLS BF H R ER SO	IP WLS BF H R ER SO	IP WLS BF H R ER SO	ERA WHIP	ERA WHIP			
Mark Davis, L (1.1) ERA: 4.26	3.2	L	15	4	2	2	4	2	0	0	0	0	0	0	0	0	0	4.91	1.636		
Renie Martin, R (4.1) ERA: 4.7	2.2		13	2	0	0	1	3	0	0	0	0	0	0	0	0	0	0.00	1.875		
Greg Minton, R (7.1) ERA: 6.75	1.2		7	2	0	0	0	1	0	0	0	0	0	0	0	0	0	0.00	1.800		
Gary Lavelle, L (9.1) ERA: 1.46	1.0		3	0	0	0	1	0	0	0	0	0	0	0	0	0	0	0.00	0.000		

Batter	1	2	3	4	5	6	7	8	9	AB	R	H	RBI	BB	SO	LOB	BOTTOM					
Johnnie LeMaster, R (1.6) OBP: 0.311, SLG: 0.341	F9									2	0	0	0	1	0	1	San Diego Padres @ San Francisco Giants Candlestick Park, San Francisco, CA Tue Apr 17 1984, 9:05 PM EST Att: 13,998 - Unknown AB 31 R 1 H 6 RBI 1 BB 5 SO 5 LOB 14					
Gene Richards, L (7. PH) OBP: 0.471, SLG: 0.308										0	0	0	0	1	0	0						
Fran Mullins, R (8.6)										0	0	0	0	0	0	0						
Manny Trillo, R (1.4) OBP: 0.377, SLG: 0.583	F8									4	0	0	0	0	0	4						
Jack Clark, R (1.9) OBP: 0.415, SLG: 0.522	1B									3	0	0	0	1	2	2						
Al Oliver, L (1.3) OBP: 0.214, SLG: 0.220										4	0	2	0	0	0	0						
Jeffrey Leonard, R (1.7) OBP: 0.310, SLG: 0.462	F8									3	1	1	0	1	0	2						
Chili Davis, S (1.8) OBP: 0.351, SLG: 0.444										2	0	1	1	1	0	0						
Greg Minton, S (7.1)										0	0	0	0	0	0	0						
Scott Thompson, L (8. PH) OBP: 0.250, SLG: 0.143										1	0	0	0	0	1	1						
Gary Lavelle, S (9.1)										0	0	0	0	0	0	0						
Joel Youngblood, R (1.5) OBP: 0.280, SLG: 0.237	4-3									4	0	1	0	0	0	1						
Bob Brenly, R (1.2) OBP: 0.357, SLG: 0.360										2	0	0	0	0	0	1						
Duane Kuiper, L (7. PH) OBP: 0.375, SLG: 0.167	F9									1	0	0	0	0	0	1						
Steve Nicosia, R (8.2)										1	0	0	0	0	0	0						
Mark Davis, L (1.1)										1	0	0	0	0	0	0						
Renie Martin, R (4.1) OBP: 1.000, SLG: 1.000										1	0	1	0	0	0	0						
Dusty Baker Jr., R (7.7) OBP: 0.600, SLG: 0.500										2	0	0	0	0	2	1						
Inning Stats	R: 0 E: 0 K: 0 S: 4	H: 1 LOB: 2 BB: 1 P: 8	R: 0 E: 0 K: 0 S: 3	H: 0 LOB: 0 BB: 0 P: 3	R: 0 E: 0 K: 1 S: 5	H: 0 LOB: 1 BB: 1 P: 9	R: 1 E: 0 K: 0 S: 5	H: 3 LOB: 1 BB: 0 P: 5	R: 0 E: 0 K: 0 S: 4	H: 1 LOB: 1 BB: 0 P: 4	R: 0 E: 0 K: 0 S: 2	H: 0 LOB: 0 BB: 1 P: 6	R: 0 E: 0 K: 1 S: 6	H: 1 LOB: 2 BB: 1 P: 10	R: 0 E: 0 K: 2 S: 7	H: 0 LOB: 1 BB: 1 P: 11	R: 0 E: 0 K: 1 S: 5	H: 0 LOB: 0 BB: 0 P: 5	1B: 4 2B: 2 3B: 0 HR: 0	SF: 0 SAC: 0 DP: 0 HBP: 0	WP: 1 PB: 1 SB: 0 CS: 1	PA: 37
PITCHER	IP WLS BF H R ER SO	IP WLS BF H R ER SO	IP WLS BF H R ER SO	IP WLS BF H R ER SO	IP WLS BF H R ER SO	IP WLS BF H R ER SO	IP WLS BF H R ER SO	IP WLS BF H R ER SO	IP WLS BF H R ER SO	IP WLS BF H R ER SO	IP WLS BF H R ER SO	IP WLS BF H R ER SO	IP WLS BF H R ER SO	IP WLS BF H R ER SO	IP WLS BF H R ER SO	IP WLS BF H R ER SO	ERA WHIP	ERA WHIP				
Tim Lollar, L (1.1) ERA: 2.45	6.0	W	24	5	1	1	1	3	0	0	0	0	0	0	0	0	1.50	1.333				
Luis DeLeon, R (7.1) ERA: 7.11	0.2		3	1	0	0	1	0	0	0	0	0	0	0	0	0	0.00	1.500				
Dave Dravecky, L (7.1) ERA: 0.66	0.0		1	0	0	0	0	1	0	0	0	0	0	0	0	0	∞	∞				
Rich Gossage, R (7.1) ERA: 3.18	2.1	S	8	0	0	0	3	1	0	0	0	0	0	0	0	0	0.00	0.429				




Batter	1	2	3	4	5	6	7	8	9	AB	R	H	RBI	BB	SO	LOB	TOP		
Alan Wiggins, S (1.4) OBP: 0.281, SLG: 0.255	0-0 3-1			0-0 5-3		0-0 4-3		0-0 5-3	4 0 0 0 0 0										
Tony Gwynn, L (1.9) OBP: 0.500, SLG: 0.543	0-0 4-3			1-0 FC4-6 HBP			0-0 G4-6-3 1B	0-0 4-3 1B	3 0 2 0 0 0										
Graig Nettles, L (1.5) OBP: 0.288, SLG: 0.286	0-0 3-1			0-0 F7			0-0 G4-6-3 1-2	0-0 4-3	4 0 0 0 0 3										
Steve Garvey, R (1.3) OBP: 0.189, SLG: 0.255		0-0 1-3		0-0 FC4-6 1-2			0-0 6-3	0-0 F9	4 0 0 0 0 2										
Terry Kennedy, L (1.2) OBP: 0.347, SLG: 0.349		0-0 4-3			0-3 K			0-0 6-3	3 0 0 0 0 1										
Carmelo Martinez, R (1.7) OBP: 0.375, SLG: 0.465		0-3 K			0-0 CS 1B			0-3 K	3 0 1 0 0 2										
Kevin McReynolds, R (1.8) OBP: 0.280, SLG: 0.500			0-0 6-3		0-3 K			0-0 1B 1B	3 0 1 0 0 1										
Garry Templeton, S (1.6) OBP: 0.375, SLG: 0.404			0-3 K		0-0 6-3			0-0 1-3 1B	3 0 1 0 0 1										
Ed Whitson, R (1.1) Tim Flannery, L (6, PH) Sid Monge, S (6, 1) Champ Summers, L (8, PH) Craig Lefferts, L (8, 1)			0-0 4-3		0-3 K		0-0 K	0-0 F8	1 0 0 0 0 0 1 0 0 0 0 1 0 0 0 0 0 0 1 0 0 0 0 2 0 0 0 0 0 0										
Inning Stats	R: 0 E: 0 K: 0 S: 3	H: 0 LOB: 0 BB: 0 P: 3	R: 0 E: 0 K: 1 S: 5	H: 0 LOB: 0 BB: 0 P: 5	R: 0 E: 0 K: 1 S: 5	H: 0 LOB: 1 BB: 0 P: 5	R: 0 E: 0 K: 2 S: 7	H: 1 LOB: 1 BB: 0 P: 7	R: 0 E: 0 K: 1 S: 5	H: 0 LOB: 0 BB: 0 P: 5	R: 0 E: 0 K: 0 S: 3	H: 1 LOB: 0 BB: 0 P: 3	R: 0 E: 0 K: 1 S: 7	H: 2 LOB: 2 BB: 0 P: 7	R: 0 E: 0 K: 0 S: 4	H: 1 LOB: 1 BB: 0 P: 4	1B: 5 2B: 1 3B: 0 HR: 0	SF: 0 SAC: 0 DP: 2 HBP: 1	WP: 0 PA: 31 PB: 0 SB: 0 CS: 1
PITCHER Alejandro Pena, R (1.1) ERA: 1.17	IP: 9.0 WLS: W BF: 31 H: 5 R: 0 ER: 0 SO: 6 BB: 0 IBB: 0 HBP: 1 BLK: 0 WP: 0 HR: 0 S: 42 P: 43 ERA: 0.00 WHIP: 0.556																		

San Diego Padres @ Los Angeles Dodgers
 Dodger Stadium, Los Angeles, CA
 Thu Apr 19 1984, 6:05 PM PST
 Att: 46,595 - Unknown

livebaseballscores.com

AB 30
R 0
H 5
RBI 0
BB 0
SO 6
LOB 8




Batter	1	2	3	4	5	6	7	8	9	AB	R	H	RBI	BB	SO	LOB	BOTTOM		
Steve Sax, R (1.4) OBP: 0.415, SLG: 0.489	0-0 F5		0-0 F8 1B		0-0 HR			0-0 E6 1B SF7	4 2 2 1 0 0										
Terry Whitfield, L (1.9) Candy Maldonado, R (8, PH) Ken Landreaux, L (1.8) Pedro Guerrero, R (1.5) Mike Marshall, R (1.7) Greg Brock, L (1.3) Dave Anderson, R (1.6) Mike Scioscia, L (1.2) Alejandro Pena, R (1.1)	0-3 K		0-0 F8 1-2		0-0 1B		0-0 1B	0-0 4-3 1-3 1B	3 0 1 0 0 1 1 0 1 0 0 0										
Ken Landreaux, L (1.8) OBP: 0.321, SLG: 0.354	0-0 E4			0-0 4-3		0-0 1B		0-0 SF7	3 0 1 1 0 0										
Pedro Guerrero, R (1.5) OBP: 0.259, SLG: 0.255	0-0 F3			0-0 FC5-4 1B		0-0 9-3		0-0 4-3	4 0 1 0 0 3										
Mike Marshall, R (1.7) OBP: 0.298, SLG: 0.415		0-0 F9		0-0 FC5-4 1-2 BB		0-3 K		0-0 F8	4 0 0 0 0 1										
Greg Brock, L (1.3) OBP: 0.222, SLG: 0.317		4-0 S 1B BB		4-0 FC5-4 1-2 BB			0-0 HR		1 2 1 1 2 0										
Dave Anderson, R (1.6) OBP: 0.172, SLG: 0.172		0-0 F9		0-0 FC5-4 1-2			0-0 F8		3 0 0 0 0 3										
Mike Scioscia, L (1.2) OBP: 0.371, SLG: 0.300		0-0 1-1 1B			0-0 3-1		0-0 G3		3 0 1 1 0 0										
Alejandro Pena, R (1.1) OBP: 0.143, SLG: 0.143			0-0 6-3		0-0 4-3		0-0 F9		3 0 0 0 0 0										
Inning Stats	R: 0 E: 1 K: 1 S: 6	H: 0 LOB: 1 BB: 0 P: 6	R: 1 E: 0 K: 0 S: 3	H: 1 LOB: 1 BB: 1 P: 7	R: 0 E: 0 K: 0 S: 3	H: 1 LOB: 1 BB: 0 P: 3	R: 0 E: 0 K: 0 S: 4	H: 1 LOB: 2 BB: 1 P: 8	R: 1 E: 0 K: 0 S: 4	H: 2 LOB: 1 BB: 0 P: 4	R: 0 E: 0 K: 1 S: 5	H: 1 LOB: 0 BB: 0 P: 5	R: 1 E: 0 K: 0 S: 4	H: 1 LOB: 1 BB: 0 P: 4	R: 1 E: 1 K: 0 S: 5	H: 1 LOB: 1 BB: 0 P: 5	1B: 6 2B: 1 3B: 0 HR: 2	SF: 1 SAC: 0 DP: 1 HBP: 0	WP: 0 PA: 32 PB: 0 SB: 1 CS: 1
PITCHER Ed Whitson, R (1.1) ERA: 3.38 Sid Monge, L (6, 1) Craig Lefferts, L (8, 1) ERA: 1.8	IP: 5.0 WLS: L BF: 20 H: 5 R: 2 ER: 2 SO: 2 BB: 2 IBB: 0 HBP: 0 BLK: 0 WP: 0 HR: 1 S: 20 P: 28 ERA: 3.60 WHIP: 1.400																		

San Diego Padres @ Los Angeles Dodgers
 Dodger Stadium, Los Angeles, CA
 Thu Apr 19 1984, 6:05 PM PST
 Att: 46,595 - Unknown

livebaseballscores.com

AB 29
R 4
H 8
RBI 4
BB 2
SO 2
LOB 9



Batter	1	2	3	4	5	6	7	8	9	AB	R	H	RBI	BB	SO	LOB	TOP					
Luis Salazar, R (1, 5) OBP: 0.263, SLG: 0.263										4	0	0	0	0	1	1	San Diego Padres @ Los Angeles Dodgers Dodger Stadium, Los Angeles, CA Fri Apr 20 1984, 6:05 PM PST Att: 50,916 - Unknown livebaseballscorecards.com					
Alan Wiggins, S (1, 4) OBP: 0.273, SLG: 0.241										3	0	0	0	1	0	0						
Tony Gwynn, L (1, 9) OBP: 0.500, SLG: 0.540										4	0	2	0	0	0	0						
Steve Garvey, R (1, 3) OBP: 0.193, SLG: 0.241										3	0	0	0	1	1	2						
Terry Kennedy, L (1, 2) OBP: 0.340, SLG: 0.340										4	0	1	0	0	1	1						
Carmelo Martinez, R (1, 7) OBP: 0.373, SLG: 0.444										2	1	0	0	1	0	1						
Kevin McReynolds, R (1, 8) OBP: 0.300, SLG: 0.511										3	1	1	1	0	0	0						
Garry Templeton, S (1, 6) OBP: 0.373, SLG: 0.420										3	0	1	1	0	0	0						
Eric Show, R (1, 1) Sid Monge, S (4, 1) Kurt Bevacqua, R (5, PH) Luis DeLeon, R (5, 1) Mario Ramirez, R (8, PH) Craig Lefferts, L (8, 1)										1	0	0	0	0	1	0						
Inning Stats	R: 0 E: 0 K: 2 S: 8	H: 1 LOB: 1 BB: 0 P: 8	R: 0 E: 0 K: 0 S: 3	H: 1 LOB: 0 BB: 3	R: 0 E: 0 K: 1 S: 5	H: 0 LOB: 0 BB: 0 P: 5	R: 0 E: 0 K: 0 S: 2	H: 1 LOB: 0 BB: 1 P: 6	R: 2 E: 0 K: 2 S: 9	H: 2 LOB: 1 BB: 1 P: 13	R: 0 E: 0 K: 0 S: 3	H: 0 LOB: 1 BB: 1 P: 7	R: 0 E: 0 K: 0 S: 3	H: 0 LOB: 0 BB: 0 P: 3	R: 0 E: 0 K: 1 S: 5	H: 0 LOB: 0 BB: 0 P: 5	R: 0 E: 0 K: 0 S: 3	H: 0 LOB: 0 BB: 0 P: 3	1B: 3 2B: 2 3B: 0 HR: 0	SF: 0 SAC: 0 DP: 2 HBP: 0	WP: 0 PB: 0 SB: 0 CS: 1	PA: 32
PITCHER Fernando Valenzuela, L (1, 1) ERA: 5.04	IP: 9.0 WLS: W BF: 32 H: 5 R: 2 ER: 2 SO: 6 BB: 3 IBB: 0 HBP: 0 BLK: 0 WP: 0 HR: 0 S: 41 P: 53 ERA: 2.00 WHIP: 0.889															PITCHER						

Batter	1	2	3	4	5	6	7	8	9	AB	R	H	RBI	BB	SO	LOB	BOTTOM	
Steve Sax, R (1, 4) OBP: 0.414, SLG: 0.471										4	0	1	2	1	0	0	San Diego Padres @ Los Angeles Dodgers Dodger Stadium, Los Angeles, CA Fri Apr 20 1984, 6:05 PM PST Att: 50,916 - Unknown livebaseballscorecards.com	
Terry Whitfield, L (1, 9) OBP: 0.326, SLG: 0.500										5	1	2	1	0	1	3		
Ken Landreaux, L (1, 8) OBP: 0.345, SLG: 0.412										3	1	1	1	1	0	2		
Pedro Guerrero, R (1, 5) German Rivera, R (9, 5) OBP: 0.270, SLG: 0.273 OBP: 0.231, SLG: 0.333										4	1	1	0	1	2	1		
Mike Marshall, R (1, 7) OBP: 0.274, SLG: 0.379										5	0	0	0	0	2	3		
Greg Brock, L (1, 3) OBP: 0.280, SLG: 0.422										4	3	3	2	1	0	0		
Bill Russell, R (1, 6) OBP: 0.323, SLG: 0.286										3	1	1	0	0	0	2		
Mike Scioscia, L (1, 2) OBP: 0.410, SLG: 0.300										0	1	0	1	3	0	0		
Fernando Valenzuela, L (1, 1) OBP: 0.375, SLG: 0.375										3	0	1	1	0	1	2		
Inning Stats	R: 0 E: 0 K: 0 S: 3	H: 0 LOB: 2 BB: 2 P: 11	R: 1 E: 1 K: 1 S: 6	H: 1 LOB: 0 BB: 0 P: 6	R: 1 E: 0 K: 1 S: 6	H: 1 LOB: 3 BB: 3 P: 18	R: 2 E: 0 K: 1 S: 8	H: 3 LOB: 2 BB: 1 P: 12	R: 0 E: 0 K: 2 S: 7	H: 0 LOB: 1 BB: 0 P: 8	R: 3 E: 0 K: 0 S: 7	H: 4 LOB: 2 BB: 1 P: 11	R: 0 E: 0 K: 0 S: 3	H: 0 LOB: 0 BB: 0 P: 3	1B: 5 2B: 2 3B: 0 HR: 3	SF: 1 SAC: 2 DP: 0 HBP: 1	WP: 1 PB: 0 SB: 2 CS: 0	PA: 42
PITCHER Eric Show, R (1, 1) ERA: 2.59 Sid Monge, L (4, 1) ERA: 1.23 Luis DeLeon, R (5, 1) ERA: 9.64 Craig Lefferts, L (8, 1) ERA: 1.5	IP: 3.2 WLS: L BF: 19 H: 3 R: 3 ER: 2 SO: 3 BB: 4 IBB: 1 HBP: 0 BLK: 0 WP: 0 HR: 1 S: 20 P: 40 ERA: 4.91 WHIP: 1.909															PITCHER		

Batter	1	2	3	4	5	6	7	8	9	AB	R	H	RBI	BB	SO	LOB	TOP				
Luis Salazar, R OBP: 0.267, SLG: 0.300	F8	G6-4-3			F9		6-3			5	0	1	0	0	0	2	San Diego Padres @ Los Angeles Dodgers Dodger Stadium, Los Angeles, CA Sun Apr 22 1984, 3:33 AM PST Att: 47,938 - Unknown livebaseballscorecards.com				
Alan Wiggins, S OBP: 0.268, SLG: 0.234			5-3		6-3			F7	F8	5	1	1	0	0	0	1					
Tony Gwynn, L OBP: 0.508, SLG: 0.561 Bobby Brown, S OBP: 0.333, SLG: 0.333					K			F9		2	0	1	0	0	1	1					
Steve Garvey, R OBP: 0.231, SLG: 0.274 Kurt Bevacqua, R OBP: 0.333, SLG: 0.333	E4					F8		6-3		3	0	1	0	0	0	0					
Terry Kennedy, L OBP: 0.333, SLG: 0.333 Doug Gwosdz, R OBP: 0.333, SLG: 0.333	K		G4-6-3			K			K	2	0	0	0	0	1	3					
Carmelo Martinez, R OBP: 0.387, SLG: 0.453					F7					3	2	1	0	1	0	0					
Kevin McReynolds, R OBP: 0.350, SLG: 0.625										4	3	4	2	0	0	0					
Garry Templeton, S OBP: 0.379, SLG: 0.411 Luis DeLeon, R OBP: 0.500, SLG: 1.200 Champ Summers, L OBP: 0.500, SLG: 1.200 Craig Lefferts, L OBP: 0.167, SLG: 0.167					6-3				F2	2	0	1	0	0	0	0					
Tim Flannery, L OBP: 0.167, SLG: 0.167 Tim Lollar, L OBP: 0.333, SLG: 0.750 Sid Monge, S OBP: 0.250, SLG: 1.000					F9					0	0	0	1	0	0	0					
Mario Ramirez, R OBP: 0.250, SLG: 1.000										3	1	1	3	0	0	1					
Inning Stats	R: 1 E: 1 K: 2 S: 9	H: 1 LOB: 1 BB: 0 P: 9	R: 2 E: 0 K: 0 S: 5	H: 3 LOB: 0 BB: 0 P: 5	R: 0 E: 0 K: 0 S: 4	H: 2 LOB: 1 BB: 0 P: 4	R: 1 E: 0 K: 0 S: 4	H: 1 LOB: 0 BB: 0 P: 4	R: 0 E: 0 K: 1 S: 5	H: 0 LOB: 0 BB: 0 P: 5	R: 0 E: 0 K: 1 S: 6	H: 1 LOB: 1 BB: 0 P: 6	R: 0 E: 0 K: 0 S: 3	H: 0 LOB: 0 BB: 0 P: 3	R: 3 E: 0 K: 1 S: 8	H: 3 LOB: 1 BB: 1 P: 12		1B: 7 2B: 2 3B: 0 HR: 2	SF: 1 SAC: 0 DP: 2 HBP: 0	WP: 0 PB: 0 SB: 1 CS: 0	PA: 38
PITCHER	IP WLS BF H R ER SO BB IBB HBP BLK WP HR S P ERA WHIP																				
Rick Honeycutt, L ERA: 1.64 Burt Hooton, R ERA: 4.26	7.0 W 28 8 4 3 5 0 0 0 0 0 1 38 38 3.86 1.143																				
Burt Hooton, R ERA: 4.26	2.0 10 3 3 3 1 1 0 0 0 0 1 11 15 13.50 2.000																				

Batter	1	2	3	4	5	6	7	8	9	AB	R	H	RBI	BB	SO	LOB	BOTTOM				
Steve Sax, R OBP: 0.406, SLG: 0.475 Burt Hooton, R ERA: 4.26					E9		6-3			6	3	2	0	0	0	1	San Diego Padres @ Los Angeles Dodgers Dodger Stadium, Los Angeles, CA Sun Apr 22 1984, 3:33 AM PST Att: 47,938 - Unknown livebaseballscorecards.com				
Dave Anderson, R OBP: 0.194, SLG: 0.278	K		4-3					K		6	2	2	1	0	3	2					
Ken Landreaux, L OBP: 0.348, SLG: 0.386 Bill Russell, R OBP: 0.351, SLG: 0.281					4-3					3	2	0	0	2	1	3					
Mike Marshall, R OBP: 0.329, SLG: 0.515										6	3	5	6	0	1	0					
Candy Maldonado, R OBP: 0.520, SLG: 0.583										4	2	3	1	0	0	2					
Greg Brock, L OBP: 0.333, SLG: 0.547										3	2	2	2	2	1	2					
Steve Yeager, R OBP: 0.259, SLG: 0.296										5	1	2	4	0	2	6					
German Rivera, R OBP: 0.316, SLG: 0.471										4	0	2	1	1	0	2					
Rick Honeycutt, L OBP: 0.091, SLG: 0.091 Jose Morales, R OBP: 0.500, SLG: 0.400 Rafael Landestoy, S OBP: 0.333, SLG: 0.286										4	0	0	0	0	1	6					
Inning Stats	R: 6 E: 0 K: 2 S: 12	H: 5 LOB: 1 BB: 2 P: 20	R: 2 E: 0 K: 0 S: 5	H: 2 LOB: 3 BB: 3 P: 17	R: 4 E: 0 K: 0 S: 9	H: 6 LOB: 2 BB: 0 P: 9	R: 3 E: 1 K: 2 S: 12	H: 4 LOB: 2 BB: 0 P: 12	R: 0 E: 0 K: 1 S: 5	H: 0 LOB: 0 BB: 0 P: 5	R: 0 E: 0 K: 2 S: 8	H: 1 LOB: 2 BB: 0 P: 9	R: 0 E: 0 K: 1 S: 5	H: 0 LOB: 0 BB: 0 P: 5	R: 0 E: 0 K: 2 S: 7	H: 0 LOB: 0 BB: 0 P: 7		1B: 7 2B: 7 3B: 0 HR: 4	SF: 0 SAC: 0 DP: 0 HBP: 1	WP: 1 PB: 0 SB: 2 CS: 0	PA: 49
PITCHER	IP WLS BF H R ER SO BB IBB HBP BLK WP HR S P ERA WHIP																				
Tim Lollar, L ERA: 6.05 Sid Monge, L ERA: 4.02 Luis DeLeon, R ERA: 8.76 Craig Lefferts, L ERA: 1.13	1.0 L 12 6 8 8 2 3 0 0 0 0 1 13 25 72.00 9.000																				
Sid Monge, L ERA: 4.02	2.0 15 7 4 4 0 1 1 0 0 0 2 13 21 18.00 4.000																				
Luis DeLeon, R ERA: 8.76	3.0 16 5 3 2 5 0 0 1 0 0 1 25 26 6.00 1.667																				
Craig Lefferts, L ERA: 1.13	2.0 6 0 0 0 3 0 0 0 0 0 0 12 12 0.00 0.000																				



Batter	1	2	3	4	5	6	7	8	9	AB	R	H	RBI	BB	SO	LOB	TOP							
Gene Richards, L (1, 7) OBP: 0.500, SLG: 0.364 Joe Pittman, R (9, PH) OBP: 0.143, SLG: 0.167	4-3		SH2-4 1B BB	F8			6-3		G6-4-3 1-2	3	1	0	0	1	0	0								
Manny Trillo, R (1, 4) OBP: 0.370, SLG: 0.523	F6		1B SH2-4 1-2 BB		F6				6-3	3	1	0	0	2	0	0								
Chili Davis, S (1, 9) OBP: 0.309, SLG: 0.377	6-3		SH2-4 1-2 2-3				F2			2	0	0	0	1	0	1								
Al Oliver, L (1, 3) OBP: 0.254, SLG: 0.259		BB FC1-2 1B			F7				6-3	4	0	2	1	0	0	1								
Jeffrey Leonard, R (1, 8) OBP: 0.349, SLG: 0.500		FC1-2 BB 1-2 1B		F8		K			6-3	4	0	1	0	0	1	3								
Joel Youngblood, R (1, 5) OBP: 0.371, SLG: 0.351		FC1-2 BB 1-2 2-3		FC6-4 1B		F5			BB 1B	3	0	2	1	1	0	0								
Steve Nicosia, R (1, 2) OBP: 0.200, SLG: 0.389 Greg Minton, S (7, 1)		K		FC6-4 1-2		5-3			BB	3	0	0	0	0	1	5	AB 31							
Johnnie LeMaster, R (1, 6) OBP: 0.286, SLG: 0.311		FC1-2 1-2 2-3 3-H		F9		F5			K	4	0	0	0	0	1	5	R 2							
Jeff Robinson, R (1, 1) OBP: 0.100, SLG: 0.100 Frank Williams, R (4, 1) John Rabb, R (7, PH) OBP: 0.636, SLG: 0.889		K		K		K			G6-4-3 1B	2	0	0	0	0	2	3	H 6							
										2	0	0	0	0	0	0	RBI 2							
										2	0	1	0	0	1	0	BB 6							
																	SO 6							
																	LOB 19							
Inning Stats	R: 0 E: 0 K: 0 S: 3	H: 0 LOB: 0 BB: 0 P: 3	R: 0 E: 0 K: 2 S: 9	H: 2 LOB: 3 BB: 1 P: 13	R: 2 E: 0 K: 0 S: 5	H: 2 LOB: 2 BB: 2 P: 13	R: 0 E: 0 K: 1 S: 5	H: 0 LOB: 0 BB: 0 P: 5	R: 0 E: 0 K: 0 S: 3	H: 0 LOB: 1 BB: 1 P: 9	R: 0 E: 0 K: 0 S: 3	H: 0 LOB: 0 BB: 0 P: 3	R: 0 E: 0 K: 1 S: 5	H: 0 LOB: 1 BB: 1 P: 9	R: 0 E: 0 K: 1 S: 6	H: 1 LOB: 2 BB: 1 P: 10	R: 0 E: 0 K: 0 S: 3	H: 1 LOB: 0 BB: 0 P: 3	1B: 6 2B: 0 3B: 0 HR: 0	SF: 0 SAC: 1 DP: 1 HBP: 0	WP: 0 PB: 0 SB: 1 CS: 0	PA: 38		
PITCHER	IP WLS BF H R ER SO BB IBB HBP BLK WP HR S P ERA WHIP	8.0 W 35 5 2 2 6 6 0 0 0 0 0 0 41 65 2.25 1.375	1.0 3 1 0 0 0 0 0 0 0 0 0 0 3 3 0.00 1.000																					

San Francisco Giants @ San Diego Padres
Jack Murphy Stadium, San Diego, CA
Mon Apr 23 1984, 9:05 PM EST
Att: 25,569 - Unknown

GIANTS


Batter	1	2	3	4	5	6	7	8	9	AB	R	H	RBI	BB	SO	LOB	BOTTOM						
Alan Wiggins, S (1, 4) OBP: 0.289, SLG: 0.250	FC3 SF8 1B		1B 1B	6-3 HR BB	4-3		F7			4	3	2	0	1	0	0							
Tony Gwynn, L (1, 9) OBP: 0.514, SLG: 0.557	FC3 BB 1-2		1B 1B	6-3		BLK 1B	1-3			4	1	2	0	1	0	1							
Graig Nettles, L (1, 5) OBP: 0.283, SLG: 0.375	FC3 1-2 2-3		1B E 1B	2-H HR			F9		3-1	5	2	2	3	0	0	3							
Steve Garvey, R (1, 3) OBP: 0.229, SLG: 0.273	SF8		E SF7 1B	K			1-3		6-3	4	1	1	2	0	1	0							
Terry Kennedy, L (1, 2) OBP: 0.323, SLG: 0.373	K		E3 1-3 3-H	HR			5-3		1-3	5	1	1	1	0	1	2							
Carmelo Martinez, R (1, 7) OBP: 0.375, SLG: 0.436		F3	1-3		1B BB		1B BB			2	0	0	0	2	0	2							
Kevin McReynolds, R (1, 8) OBP: 0.365, SLG: 0.627		5-3	SF7		1B					3	0	2	1	0	0	0	AB 34						
Garry Templeton, S (1, 6) OBP: 0.387, SLG: 0.407					G3		G3			3	0	1	0	1	0	4	R 8						
Andy Hawkins, R (1, 1) Dave Dravecky, R (9, 1)		K		F8			6-3			4	0	0	0	0	2	3	H 11						
										0	0	0	0	0	0	0	RBI 7						
																	BB 5						
																	SO 4						
																	LOB 15						
Inning Stats	R: 1 E: 0 K: 1 S: 6	H: 1 LOB: 1 BB: 1 P: 10	R: 0 E: 0 K: 1 S: 6	H: 1 LOB: 0 BB: 0 P: 6	R: 4 E: 1 K: 0 S: 8	H: 4 LOB: 2 BB: 1 P: 12	R: 3 E: 0 K: 1 S: 8	H: 3 LOB: 2 BB: 2 P: 16	R: 0 E: 0 K: 0 S: 6	H: 1 LOB: 1 BB: 0 P: 6	R: 0 E: 0 K: 0 S: 4	H: 1 LOB: 2 BB: 1 P: 8	R: 0 E: 0 K: 0 S: 3	H: 0 LOB: 0 BB: 0 P: 3	R: 0 E: 0 K: 0 S: 3	H: 0 LOB: 0 BB: 0 P: 3	1B: 9 2B: 0 3B: 0 HR: 2	SF: 2 SAC: 0 DP: 0 HBP: 0	WP: 0 PB: 0 SB: 1 CS: 0	PA: 41			
PITCHER	IP WLS BF H R ER SO BB IBB HBP BLK WP HR S P ERA WHIP	3.1 L 21 4 1 1 2 2 0 0 1 0 1 16 24 3.38 2.250	2.0 6 0 0 0 0 0 0 0 0 0 0 0 6 6 0.00 0.000																				


San Francisco Giants @ San Diego Padres
Jack Murphy Stadium, San Diego, CA
Mon Apr 23 1984, 9:05 PM EST
Att: 25,569 - Unknown



SD


Batter	1	2	3	4	5	6	7	8	9	AB	R	H	RBI	BB	SO	LOB	TOP											
Johnnie LeMaster, R OBP: 0.283, SLG: 0.292	6-3		4-3		5-3			BB 1B BB		3	1	0	0	1	0	2	San Francisco Giants @ San Diego Padres Jack Murphy Stadium, San Diego, CA Tue Apr 24 1984, 9:05 PM EST Att: 12,341 - Unknown livebaseballscorecards.com											
Manny Trillo, R OBP: 0.377, SLG: 0.515	K			G1-6-3 1B		F4		1B BB		3	0	1	0	1	1	0												
Jack Clark, R OBP: 0.406, SLG: 0.475	F6			G1-6-3 1B		6-3		1B BB		4	0	2	1	0	0	0												
Al Oliver, L OBP: 0.254, SLG: 0.246		G1-6-3 BB		G1-6-3 1-2 2-3		G3		F8		3	0	0	0	1	0	4												
Jeffrey Leonard, R OBP: 0.343, SLG: 0.475	G1-6-3			BB			K		6-3		3	0	0	0	1	1												
Chili Davis, S OBP: 0.288, SLG: 0.351	K			BB			F9		F7		4	0	0	0	0	1		2										
Joel Youngblood, R OBP: 0.348, SLG: 0.328			F7		F7		4-3		5-3		4	0	0	0	0	0												
Bob Brenly, R OBP: 0.375, SLG: 0.361			4-3		E 1B			8-3 1B		3	0	2	0	0	0	0												
Mike Krukow, R OBP: 0.200, SLG: 0.200					4-3			8-3 1-2		2	0	1	0	0	0	1												
Duane Kuiper, L OBP: 0.313, SLG: 0.167										1	0	0	0	0	0	1												
Renie Martin, R OBP: 0.667, SLG: 0.667										0	0	0	0	0	0	0												
Inning Stats	R: 0 E: 0 K: 1 S: 5	H: 0 LOB: 0 BB: 0 P: 5	R: 0 E: 0 K: 1 S: 4	H: 0 LOB: 0 BB: 1 P: 8	R: 0 E: 0 K: 0 S: 4	H: 1 LOB: 1 BB: 0 P: 4	R: 0 E: 0 K: 0 S: 4	H: 2 LOB: 2 BB: 1 P: 8	R: 0 E: 1 K: 0 S: 4	H: 1 LOB: 1 BB: 0 P: 4	R: 0 E: 0 K: 0 S: 3	H: 0 LOB: 0 BB: 0 P: 3	R: 0 E: 0 K: 1 S: 5	H: 0 LOB: 0 BB: 0 P: 5	R: 1 E: 0 K: 0 S: 4	H: 2 LOB: 2 BB: 2 P: 12	R: 0 E: 0 K: 0 S: 3	H: 0 LOB: 0 BB: 0 P: 3	1B: 6 2B: 1 3B: 0 HR: 0	SF: 0 SAC: 0 DP: 3 HBP: 0	WP: 0 PB: 0 SB: 0 CS: 0	PA: 34						
PITCHER	IP	WLS	BF	H	R	ER	SO	BB	IBB	HBP	BLK	WP	HR	S	P	ERA	WHIP											
Ed Whitson, R ERA: 2.66	(1, 1)	7.2	W	30	6	1	1	3	4	0	0	0	0	0	32	48	1.17	1.304										
Craig Lefferts, L ERA: 0.96	(8, 1)	1.1		4	0	0	0	0	0	0	0	0	0	4	4	0.00	0.000											


Batter	1	2	3	4	5	6	7	8	9	AB	R	H	RBI	BB	SO	LOB	BOTTOM											
Alan Wiggins, S OBP: 0.288, SLG: 0.239	2B FC6-4 BB	F5		K			4-3			3	1	0	0	1	1	0	San Francisco Giants @ San Diego Padres Jack Murphy Stadium, San Diego, CA Tue Apr 24 1984, 9:05 PM EST Att: 12,341 - Unknown livebaseballscorecards.com											
Tony Gwynn, L OBP: 0.527, SLG: 0.585	FC6-4 1B	G4-1 1B		G3						4	1	3	0	0	0	0												
Graig Nettles, L OBP: 0.280, SLG: 0.349	FC6-4 BB	G4-1		K			F4			3	0	0	0	1	1	2												
Steve Garvey, R OBP: 0.216, SLG: 0.257	FC6-4 1B FC5-4	F5		K			K2-3			4	1	0	1	0	2	4												
Terry Kennedy, L OBP: 0.319, SLG: 0.365	FC5-4 HR 1B		F2		F8			F8		4	1	1	1	0	0	0												
Carmelo Martinez, R OBP: 0.388, SLG: 0.414	FC5-4 BB		F4		F9			F3		3	0	0	0	1	0	0												
Kevin McReynolds, R OBP: 0.373, SLG: 0.607	FC5-4 HR			1B BB			F4			2	1	0	1	2	0	2												
Garry Templeton, S OBP: 0.409, SLG: 0.476	HR			FC6-4 1B			G3			4	1	3	3	0	0	0												
Ed Whitson, R ERA: 5.46	(1, 1)	7.0	L	31	6	6	6	5	4	0	0	0	0	0	37	53	7.71	1.429										
Renie Martin, R ERA: 4.76	(8, 1)	1.0		5	1	0	0	1	1	0	0	0	0	6	10	0.00	2.000											
PITCHER	IP	WLS	BF	H	R	ER	SO	BB	IBB	HBP	BLK	WP	HR	S	P	ERA	WHIP											
Ed Whitson, R ERA: 5.46	(1, 1)	7.0	L	31	6	6	6	5	4	0	0	0	0	0	37	53	7.71	1.429										
Renie Martin, R ERA: 4.76	(8, 1)	1.0		5	1	0	0	1	1	0	0	0	0	6	10	0.00	2.000											
Inning Stats	R: 6 E: 0 K: 1 S: 8	H: 3 LOB: 0 BB: 3 P: 20	R: 0 E: 0 K: 0 S: 4	H: 1 LOB: 1 BB: 0 P: 4	R: 0 E: 0 K: 0 S: 4	H: 1 LOB: 2 BB: 1 P: 8	R: 0 E: 0 K: 2 S: 7	H: 0 LOB: 0 BB: 0 P: 7	R: 0 E: 0 K: 1 S: 5	H: 0 LOB: 0 BB: 0 P: 5	R: 0 E: 0 K: 0 S: 3	H: 0 LOB: 0 BB: 0 P: 3	R: 0 E: 0 K: 1 S: 6	H: 1 LOB: 1 BB: 0 P: 6	R: 0 E: 0 K: 1 S: 6	H: 1 LOB: 2 BB: 1 P: 10	R: 0 E: 0 K: 1 S: 6	H: 0 LOB: 0 BB: 0 P: 3	1B: 5 2B: 1 3B: 0 HR: 1	SF: 0 SAC: 0 DP: 0 HBP: 0	WP: 0 PB: 0 SB: 0 CS: 0	PA: 36						

Batter	1	2	3	4	5	6	7	8	9	AB	R	H	RBI	BB	SO	LOB	TOP			
Gene Richards, L (1, 7) OBP: 0.469, SLG: 0.320	4-3		3-1 S BB		0-3 K			0-3 K		3	0	0	0	1	2	0	San Francisco Giants @ San Diego Padres Jack Murphy Stadium, San Diego, CA Wed Apr 25 1984, 9:05 PM EST Att: 13,059 - Unknown livebaseballscorecards.com			
Manny Trillo, R (1, 4) OBP: 0.383, SLG: 0.521	1B BB		1-2 K			0-0 2B		0-0 F8		3	0	1	0	1	1	1				
Al Oliver, L (1, 3) OBP: 0.254, SLG: 0.246	1-3 BB 1B		3-1			0-0 B1		0-0 1-3		4	0	1	0	0	0	2				
Jack Clark, R (1, 9) OBP: 0.397, SLG: 0.452	1-2 BB		6-3			0-0 F8		0-0 F9		3	0	0	0	1	0	2				
Jeffrey Leonard, R (1, 8) OBP: 0.324, SLG: 0.446	K				0-0 F8		0-0 4-3		0-3 K	4	0	0	0	0	2	4				
Joel Youngblood, R (1, 5) OBP: 0.343, SLG: 0.323	K				0-0 5-3		0-0 G6-4-3 1B		0-3 K	4	0	1	0	0	2	3				
Bob Brenly, R (1, 2) OBP: 0.349, SLG: 0.333		0-0 F7			0-0 F1		0-0 G6-4-3 1-2			3	0	0	0	0	0	1				
Johnnie LeMaster, R (1, 6) OBP: 0.286, SLG: 0.280		0-0 F7			0-0 F6		4-0 BB			2	0	0	0	1	0	0				
Bill Laskey, R (1, 1) Scot Thompson, L (7, PH) Greg Minton, S (7, 1)	0-3 K				0-0 4-3		0-0 6-3			2	0	0	0	0	1	0				
Inning Stats	R: 0 E: 0 K: 2 S: 8	H: 1 LOB: 3 BB: 2 P: 16	R: 0 E: 0 K: 1 S: 5	H: 0 LOB: 0 BB: 0 P: 5	R: 0 E: 0 K: 1 S: 5	H: 0 LOB: 1 BB: 1 P: 9	R: 0 E: 0 K: 0 S: 3	H: 0 LOB: 0 BB: 0 P: 3	R: 0 E: 0 K: 1 S: 5	H: 0 LOB: 0 BB: 0 P: 5	R: 0 E: 0 K: 0 S: 4	H: 1 LOB: 1 BB: 0 P: 4	R: 0 E: 0 K: 0 S: 3	H: 1 LOB: 1 BB: 1 P: 7	R: 0 E: 0 K: 1 S: 5	H: 0 LOB: 0 BB: 0 P: 7	1B: 2 2B: 1 3B: 0 HR: 0	SF: 0 SAC: 0 DP: 1 HBP: 0	WP: 0 PB: 0 SB: 1 CS: 0	PA: 33
PITCHER	IP WLS BF H R ER SO BB IBB HBP BLK WP HR S P ERA WHIP																			
Eric Show, R (1, 1) ERA: 2.01	7.0 W 27 3 0 0 5 4 0 0 0 0 0 0 33 49 0.00 1.000																			
Rich Gossage, R (8, 1) ERA: 2.45	2.0 S 6 0 0 0 3 0 0 0 0 0 0 0 12 12 0.00 0.000																			

Batter	1	2	3	4	5	6	7	8	9	AB	R	H	RBI	BB	SO	LOB	BOTTOM			
Alan Wiggins, S (1, 4) OBP: 0.274, SLG: 0.227	G3		6-3			0-0 F9	4-3			4	0	0	0	0	0	1	San Francisco Giants @ San Diego Padres Jack Murphy Stadium, San Diego, CA Wed Apr 25 1984, 9:05 PM EST Att: 13,059 - Unknown livebaseballscorecards.com			
Tony Gwynn, L (1, 9) OBP: 0.526, SLG: 0.623	F5		HR			0-0 CS 1B		0-0 4-3		4	1	2	1	0	0	0				
Graig Nettles, L (1, 5) OBP: 0.259, SLG: 0.319	3-1		5-3			0-0 E4 1-2		0-0 F7		4	0	0	0	0	0	1				
Steve Garvey, R (1, 3) OBP: 0.231, SLG: 0.260		0-0 PB 1B			0-0 F7		0-0 5-3	4-0 1B BB		3	0	1	0	1	0	1				
Terry Kennedy, L (1, 2) OBP: 0.315, SLG: 0.358		0-0 F6			0-0 F5		0-0 4-3	0-0 FC6 1B		4	0	1	0	0	0	1				
Carmelo Martinez, R (1, 7) OBP: 0.361, SLG: 0.393		4-0 1-2 BB			0-0 F5		0-0 E6 HR	0-0 FC6 1-2		3	1	0	0	1	0	2				
Kevin McReynolds, R (1, 8) OBP: 0.371, SLG: 0.641		0-0 F7				0-0 1-3		0-0 HR		3	1	1	2	0	0	2				
Garry Templeton, S (1, 6) OBP: 0.406, SLG: 0.470		0-0 4-3				0-3 K		0-0 S 1B		3	0	1	0	0	1	2				
Eric Show, R (1, 1) Champ Summers, L (7, PH) Rich Gossage, R (8, 1)			0-0 F7			0-0 1-3		0-3 K 1-2		2	0	0	0	0	0	0				
Inning Stats	R: 0 E: 0 K: 0 S: 3	H: 0 LOB: 0 BB: 0 P: 3	R: 0 E: 0 K: 0 S: 4	H: 1 LOB: 2 BB: 1 P: 8	R: 1 E: 0 K: 0 S: 4	H: 1 LOB: 0 BB: 0 P: 4	R: 0 E: 0 K: 0 S: 3	H: 0 LOB: 0 BB: 0 P: 3	R: 0 E: 0 K: 1 S: 5	H: 0 LOB: 0 BB: 0 P: 5	R: 0 E: 1 K: 0 S: 4	H: 1 LOB: 1 BB: 0 P: 4	R: 2 E: 1 K: 1 S: 8	H: 2 LOB: 1 BB: 0 P: 8	R: 0 E: 0 K: 0 S: 4	H: 1 LOB: 2 BB: 1 P: 8	1B: 4 2B: 0 3B: 0 HR: 2	SF: 0 SAC: 0 DP: 0 HBP: 0	WP: 0 PB: 1 SB: 1 CS: 1	PA: 33
PITCHER	IP WLS BF H R ER SO BB IBB HBP BLK WP HR S P ERA WHIP																			
Bill Laskey, R (1, 1) ERA: 2.12	6.0 L 22 3 1 1 1 1 0 0 0 0 0 1 23 27 1.50 0.667																			
Greg Minton, R (7, 1) ERA: 5.93	2.0 11 3 2 1 1 1 0 0 0 0 0 1 12 16 4.50 2.000																			

Batter	1	2	3	4	5	6	7	8	9	AB	R	H	RBI	BB	SO	LOB	TOP			
Steve Sax, R OBP: 0.391, SLG: 0.429 (1,4)	0-0 6-3		0-0 E5		0-0 6-3		0-0 F4	0-0 5-3		5	0	0	0	0	0	0	Los Angeles Dodgers @ San Diego Padres Jack Murphy Stadium, San Diego, CA Thu Apr 26 1984, 6:33 AM EST Att: 39,609 - Unknown AB 34 R 6 H 9 RBI 6 BB 6 SO 3 LOB 15 			
Bill Russell, R OBP: 0.347, SLG: 0.286 (1,8) (7,6)	0-0 CS 1B		0-0 FC6-4		0-0 4-3		4-0 1B HR BB	0-0 F9		4	1	1	0	1	0	1				
Candy Maldonado, R OBP: 0.500, SLG: 0.543 (1,9)	0-0 F8			0-0 BB 2B 1B	0-0 1B		0-0 1-2 HR 1B	0-0 5-3		5	2	3	0	0	0	1				
Pedro Guerrero, R OBP: 0.301, SLG: 0.352 (1,5)		0-0 WP 1B		4-0 2B 1-2 SF7 BB	0-0 5-3		0-0 1-2 2H HR	4-0 G6-3 BB		3	2	2	3	2	0	1				
Mike Marshall, R OBP: 0.337, SLG: 0.561 (1,7)	0-3 K		0-0 1-2	0-0 1-3 2H 2B		0-0 F9	0-0 HR	0-0 G6-3		5	1	2	2	0	1	2				
Steve Yeager, R OBP: 0.285, SLG: 0.297 (1,2)	0-0 5-3		0-0 F3		0-0 K		4-0 G3 BB			3	0	0	0	1	1	3				
Greg Brock, L OBP: 0.284, SLG: 0.455 (1,3)	0-0 4-3		0-0 SF7		0-0 PB 1B		0-0 G3			3	0	1	1	0	0	2				
Dave Anderson, R OBP: 0.300, SLG: 0.304 (1,6) Tom Niedenfuer, R (7,1)			0-0 F8	0-0 FC6-4 IBB		4-0 1-2 BB	0-3 K			2	0	0	0	2	1	1				
Burt Hooton, R (1,1) Jose Morales, R (6,PH) Orel Hershiser, R (6,1) Carlos Diaz, R (6,1) Ken Landreaux, L (7,8)			0-0 F8	0-0 FC6-4		0-0 F9		0-0 F5		0	0	0	0	0	0	0				
Inning Stats	R: 0 E: 0 K: 0 S: 3	H: 1 LOB: 0 BB: 0 P: 3	R: 0 E: 0 K: 1 S: 6	H: 1 LOB: 1 BB: 0 P: 6	R: 0 E: 1 K: 0 S: 4	H: 0 LOB: 1 BB: 0 P: 4	R: 2 E: 0 K: 0 S: 5	H: 2 LOB: 2 BB: 2 P: 13	R: 0 E: 0 K: 1 S: 6	H: 1 LOB: 1 BB: 1 P: 10	R: 4 E: 0 K: 1 S: 8	H: 3 LOB: 1 BB: 2 P: 16	R: 0 E: 0 K: 0 S: 3	H: 0 LOB: 0 BB: 1 P: 3	R: 0 E: 0 K: 0 S: 2	H: 0 LOB: 0 BB: 1 P: 6		1B: 6 2B: 1 3B: 0 HR: 2	SF: 1 SAC: 0 DP: 1 HBP: 0	WP: 1 PB: 1 SB: 0 CS: 0
PITCHER	IP WLS BF H R ER SO	IP WLS BF H R ER SO	IP WLS BF H R ER SO	IP WLS BF H R ER SO	IP WLS BF H R ER SO	IP WLS BF H R ER SO	IP WLS BF H R ER SO	IP WLS BF H R ER SO	IP WLS BF H R ER SO	IP WLS BF H R ER SO	IP WLS BF H R ER SO	IP WLS BF H R ER SO	IP WLS BF H R ER SO	IP WLS BF H R ER SO	IP WLS BF H R ER SO	IP WLS BF H R ER SO	ERA WHIP	ERA WHIP		
Mark Thurmond, L (1,1) ERA: 2.7	5.2	26	6	2	2	2	2	2	1	0	27	13	3.18	1.412						
Dave Dravecky, L (6,1) ERA: 3.53	0.2	L 7	3	4	4	0	2	0	0	0	2	5	54.00	7.500						
Craig Lefferts, L (7,1) ERA: 0.82	1.2	5	0	0	0	1	0	0	0	0	7	7	0.00	0.000						
Sid Monge, L (9,1) ERA: 4.35	1.0	3	0	0	0	0	1	0	0	0	2	6	0.00	1.000						
Batter	1	2	3	4	5	6	7	8	9	AB	R	H	RBI	BB	SO	LOB	BOTTOM			
Alan Wiggins, S (1,4)	0-0 F9 SF7 1B		0-0 G1	0-0 1-2 3H 1B		4-0 1B BB		4-0 CS E BB		3	1	2	1	2	0	0	Los Angeles Dodgers @ San Diego Padres Jack Murphy Stadium, San Diego, CA Thu Apr 26 1984, 6:33 AM EST Att: 39,609 - Unknown AB 35 R 5 H 9 RBI 5 BB 7 SO 4 LOB 18 			
Tony Gwynn, L (1,9)	4-0 F9 BB		0-0 E S 1B	0-0 F6		0-0 1-3 2H 1B		0-0 E4 CS		4	0	2	1	1	0	3				
Graig Nettles, L (1,5)	0-0 F9		4-0 1-3 BB		0-0 4-3		0-0 F8		0-0 F7		4	0	0	0	1	6				
Steve Garvey, R (1,3)	0-0 SF7		0-0 F7		0-0 G1-6-3 1B		0-0 6-3		0-0 F3		4	0	1	1	0	2				
Terry Kennedy, L (1,2)	0-0 F8		0-0 E3	0-0 G6-4-3	0-0 G1-6-3		0-0 F3		0-0 F5		5	0	0	0	0	2				
Carmelo Martinez, R (1,7) Luis Salazar, R (9,PR)		0-0 F3		0-0 G6-4-3		0-0 HR	4-0 1B BB		4-0 BB		3	1	1	1	2	0		1		
Kevin McReynolds, R (1,8)		0-3 K		0-0 1B 2B		0-3 K		0-3 K		5	1	2	0	0	3	1				
Garry Templeton, S (1,6)		0-0 F7		4-0 1B 1B IBB		0-0 E5 FC1-6		0-3 K		3	1	0	0	1	1	2				
Mark Thurmond, L (1,1) Dave Dravecky, R (6,1) Craig Lefferts, L (7,1) Tim Flannery, L (8,PH) Sid Monge, S (9,1)			0-0 4-3	0-0 1-3 2H 1B		0-0 FC1-6 1B		0-0 F7		2	0	1	1	0	0	0				
Inning Stats	R: 1 E: 0 K: 0 S: 4	H: 1 LOB: 1 BB: 1 P: 8	R: 0 E: 0 K: 1 S: 5	H: 0 LOB: 0 BB: 0 P: 5	R: 0 E: 0 K: 0 S: 4	H: 1 LOB: 2 BB: 1 P: 8	R: 2 E: 1 K: 0 S: 6	H: 3 LOB: 2 BB: 1 P: 10	R: 0 E: 0 K: 1 S: 8	H: 2 LOB: 2 BB: 1 P: 12	R: 0 E: 0 K: 1 S: 6	H: 1 LOB: 2 BB: 1 P: 10	R: 0 E: 1 K: 0 S: 3	H: 0 LOB: 1 BB: 1 P: 7	R: 0 E: 0 K: 1 S: 5	H: 0 LOB: 1 BB: 1 P: 9		1B: 7 2B: 1 3B: 0 HR: 1	SF: 1 SAC: 0 DP: 2 HBP: 0	WP: 0 PB: 0 SB: 2 CS: 2
PITCHER	IP WLS BF H R ER SO	IP WLS BF H R ER SO	IP WLS BF H R ER SO	IP WLS BF H R ER SO	IP WLS BF H R ER SO	IP WLS BF H R ER SO	IP WLS BF H R ER SO	IP WLS BF H R ER SO	IP WLS BF H R ER SO	IP WLS BF H R ER SO	IP WLS BF H R ER SO	IP WLS BF H R ER SO	IP WLS BF H R ER SO	IP WLS BF H R ER SO	IP WLS BF H R ER SO	IP WLS BF H R ER SO	ERA WHIP	ERA WHIP		
Burt Hooton, R (1,1) ERA: 4.58	5.0	23	6	3	3	1	1	1	0	0	22	34	5.40	1.600						
Orel Hershiser, R (6,1) ERA: 5.4	0.2	6	2	2	1	1	1	1	0	0	7	11	13.50	4.500						
Carlos Diaz, L (6,1) ERA: 3.52	1.0	W 5	1	0	0	0	1	0	0	0	4	8	0.00	2.000						
Tom Niedenfuer, R (7,1) ERA: 1.5	2.1	S 9	0	0	0	2	2	0	0	0	11	19	0.00	0.857						

Batter	1	2	3	4	5	6	7	8	9	AB	R	H	RBI	BB	SO	LOB	TOP
Steve Sax, R OBP: 0.389, SLG: 0.418 (1,4)	5-3		1-4 SH3 BB		F4					2	0	0	0	1	0	1	Los Angeles Dodgers @ San Diego Padres Jack Murphy Stadium, San Diego, CA Fri Apr 27 1984, 9:05 PM EST Att: 34,222 - Unknown livebaseballscorecards.com
Bill Russell, R OBP: 0.353, SLG: 0.295 (1,8)	S 1B		SH3		K					2	0	1	0	0	1		
Candy Maldonado, R OBP: 0.487, SLG: 0.514 (1,9)	FC5-4 BB		1-4		6-3					2	0	0	0	1	0	1	
Pedro Guerrero, R OBP: 0.302, SLG: 0.351 (1,3)	F4			S 1B	F9					3	0	1	0	0	0	2	
Mike Marshall, R OBP: 0.326, SLG: 0.541 (1,7)	FC5-4			6-3	5-3					3	0	0	0	0	0	3	
Steve Yeager, R OBP: 0.285, SLG: 0.375 (1,2)				6-3						3	1	1	1	0	0	1	
German Rivera, R OBP: 0.280, SLG: 0.364 (1,5)	HR		5-3		F8					3	0	0	0	0	0	1	
Dave Anderson, R OBP: 0.321, SLG: 0.298 (1,6)			K		FC1-8 BB					1	0	0	0	2	1	0	
Rick Honeycutt, L OBP: 0.077, SLG: 0.077 (1,1)			4-3		FC1-6					2	0	0	0	0	0	1	
Inning Stats	R: 0 E: 0 K: 0 S: 4	H: 1 LOB: 2 BB: 1 P: 8	R: 1 E: 0 K: 1 S: 6	H: 1 LOB: 0 BB: 0 P: 6	R: 0 E: 0 K: 0 S: 2	H: 0 LOB: 0 BB: 1 P: 6	R: 0 E: 0 K: 0 S: 4	H: 1 LOB: 1 BB: 0 P: 4	R: 0 E: 0 K: 1 S: 5	H: 0 LOB: 1 BB: 1 P: 9	R: 0 E: 0 K: 0 S: 3	H: 0 LOB: 0 BB: 0 P: 3	R: 0 E: 0 K: 0 S: 2	H: 0 LOB: 1 BB: 1 P: 6			
PITCHER Tim Lollar, L ERA: 4.85 (1,1)	IP: 6.2 WLS: L BF: 26	H: 3 R: 1 ER: 1 SO: 2	BB: 4 IBB: 0 HBP: 0 BLK: 0	WP: 0 HR: 1 S: 26 P: 42	ERA: 1.35 WHIP: 1.050											WP: 0 PA: 26	

Batter	1	2	3	4	5	6	7	8	9	AB	R	H	RBI	BB	SO	LOB	BOTTOM
Luis Salazar, R OBP: 0.273, SLG: 0.303 (1,5)	6-3			G3 SH1-3 1B		6-3				3	0	1	0	0	0	0	Los Angeles Dodgers @ San Diego Padres Jack Murphy Stadium, San Diego, CA Fri Apr 27 1984, 9:05 PM EST Att: 34,222 - Unknown livebaseballscorecards.com
Alan Wiggins, S OBP: 0.300, SLG: 0.241 (1,4)	G3			SH1-3						1	0	0	0	0	0	0	
Tony Gwynn, L OBP: 0.518, SLG: 0.600 (1,9)	4-3			G3						2	0	0	0	0	0	1	
Steve Garvey, R OBP: 0.224, SLG: 0.253 (1,3)			1-3	5-3						2	0	0	0	0	0	1	
Terry Kennedy, L OBP: 0.288, SLG: 0.324 (1,2)			5-3		F5					2	0	0	0	0	0	0	
Carmelo Martinez, R OBP: 0.387, SLG: 0.424 (1,7)			1-3		4-3					2	0	0	0	0	0	0	
Kevin McReynolds, R OBP: 0.364, SLG: 0.620 (1,8)				6-3	F1					2	0	0	0	0	0	0	
Garry Templeton, S OBP: 0.387, SLG: 0.437 (1,6)				K		4-3				2	0	0	0	0	1	0	
Tim Lollar, L OBP: 0.273, SLG: 0.600 (1,1)				K		1-3				2	0	0	0	0	1	0	
Inning Stats	R: 0 E: 0 K: 0 S: 3	H: 0 LOB: 0 BB: 0 P: 3	R: 0 E: 0 K: 0 S: 3	H: 0 LOB: 0 BB: 0 P: 3	R: 0 E: 0 K: 2 S: 7	H: 0 LOB: 0 BB: 0 P: 7	R: 0 E: 0 K: 0 S: 4	H: 1 LOB: 0 BB: 0 P: 4	R: 0 E: 0 K: 0 S: 3	H: 0 LOB: 0 BB: 0 P: 3	R: 0 E: 0 K: 0 S: 3	H: 0 LOB: 0 BB: 0 P: 3	R: 0 E: 0 K: 0 S: 2	H: 0 LOB: 0 BB: 0 P: 3			
PITCHER Rick Honeycutt, L ERA: 1.38 (1,1)	IP: 6.0 WLS: W BF: 19	H: 1 R: 0 ER: 0 SO: 2	BB: 0 IBB: 0 HBP: 0 BLK: 0	WP: 0 HR: 0 S: 23 P: 23	ERA: 0.00 WHIP: 0.167											WP: 0 PA: 19	

Batter	1	2	3	4	5	6	7	8	9	AB	R	H	RBI	BB	SO	LOB	TOP					
Steve Sax, R OBP: 0.394, SLG: 0.434										4	1	2	0	0	0	1	Los Angeles Dodgers @ San Diego Padres Jack Murphy Stadium, San Diego, CA Sat Apr 28 1984, 10:05 PM EST Att: 42,576 - Unknown livebaseballscorecards.com					
Terry Whitfield, L OBP: 0.321, SLG: 0.558										4	0	1	0	0	0	2						
Pedro Guerrero, R OBP: 0.300, SLG: 0.338										3	0	0	0	1	0	2						
Mike Marshall, R OBP: 0.323, SLG: 0.528										4	0	1	1	0	0	2						
Franklin Stubbs, L (1, 3)										4	0	0	0	0	2	3						
Candy Maldonado, R OBP: 0.442, SLG: 0.463										4	0	0	0	0	0	2						
Mike Scioscia, L OBP: 0.413, SLG: 0.286										2	0	0	0	2	1	0						
Bill Russell, R OBP: 0.345, SLG: 0.292										4	0	1	0	0	0	2						
Bob Welch, R (7, PH)										1	0	0	0	0	0	0						
Carlos Diaz, R (7, 1)										1	0	0	0	0	0	1						
										0	0	0	0	0	0	0						
Inning Stats	R: 1 E: 0 K: 0 S: 5	H: 2 LOB: 2 BB: 1 P: 9	R: 0 E: 0 K: 0 S: 4	H: 1 LOB: 1 BB: 0 P: 4	R: 0 E: 0 K: 1 S: 6	H: 1 LOB: 1 BB: 0 P: 6	R: 0 E: 0 K: 1 S: 5	H: 0 LOB: 0 BB: 0 P: 5	R: 0 E: 0 K: 1 S: 3	H: 0 LOB: 0 BB: 0 P: 3	R: 0 E: 0 K: 1 S: 5	H: 0 LOB: 0 BB: 0 P: 5	R: 0 E: 0 K: 0 S: 3	H: 0 LOB: 1 BB: 1 P: 7	R: 0 E: 0 K: 0 S: 4	H: 1 LOB: 1 BB: 0 P: 4	R: 0 E: 0 K: 0 S: 3	H: 0 LOB: 1 BB: 1 P: 7	1B: 3 2B: 2 3B: 0 HR: 0	SF: 0 SAC: 1 DP: 0 HBP: 0	WP: 0 PB: 0 SB: 0 CS: 0	PA: 35
PITCHER	IP WLS BF H R ER SO BB IBB HBP BLK WP HR S P ERA WHIP																					
Andy Hawkins, R ERA: 4.85	(1, 1) 8.0 W 31 5 1 1 3 2 0 0 0 0 0 0 35 43 1.12 0.875																					
Rich Gossage, R ERA: 2.3	(9, 1) 1.0 4 0 0 0 0 1 0 0 0 0 0 0 3 7 0.00 1.000																					

Batter	1	2	3	4	5	6	7	8	9	AB	R	H	RBI	BB	SO	LOB	BOTTOM			
Alan Wiggins, S OBP: 0.290, SLG: 0.232										3	0	0	0	0	1	0	Los Angeles Dodgers @ San Diego Padres Jack Murphy Stadium, San Diego, CA Sat Apr 28 1984, 10:05 PM EST Att: 42,576 - Unknown livebaseballscorecards.com			
Tony Gwynn, L OBP: 0.506, SLG: 0.582										4	1	1	0	0	0	0				
Graig Nettles, L OBP: 0.270, SLG: 0.296										3	2	1	0	1	0	0				
Steve Garvey, R OBP: 0.236, SLG: 0.313										4	1	2	4	0	2	1				
Terry Kennedy, L OBP: 0.286, SLG: 0.312										3	0	0	0	1	1	0				
Carmelo Martinez, R OBP: 0.381, SLG: 0.406										3	0	0	0	1	0	2				
Kevin McReynolds, R OBP: 0.370, SLG: 0.649										3	1	1	1	1	1	0				
Garry Templeton, S OBP: 0.380, SLG: 0.419										3	0	0	0	1	1	2				
Andy Hawkins, R OBP: 0.111, SLG: 0.111										3	0	1	0	0	0	1				
Rich Gossage, R (9, 1)										0	0	0	0	0	0	0				
Inning Stats	R: 2 E: 1 K: 0 S: 5	H: 1 LOB: 0 BB: 0 P: 5	R: 0 E: 0 K: 0 S: 3	H: 0 LOB: 1 BB: 1 P: 7	R: 0 E: 0 K: 0 S: 3	H: 0 LOB: 0 BB: 0 P: 3	R: 0 E: 0 K: 2 S: 7	H: 0 LOB: 2 BB: 2 P: 15	R: 2 E: 0 K: 0 S: 5	H: 3 LOB: 2 BB: 2 P: 13	R: 0 E: 0 K: 1 S: 5	H: 0 LOB: 0 BB: 0 P: 5	R: 0 E: 0 K: 2 S: 8	H: 1 LOB: 1 BB: 0 P: 8	R: 1 E: 0 K: 1 S: 6	H: 1 LOB: 0 BB: 0 P: 6	1B: 3 2B: 1 3B: 0 HR: 2	SF: 0 SAC: 1 DP: 0 HBP: 0	WP: 0 PB: 0 SB: 0 CS: 0	PA: 35
PITCHER	IP WLS BF H R ER SO BB IBB HBP BLK WP HR S P ERA WHIP																			
Bob Welch, R ERA: 2.12	(1, 1) 6.0 L 27 4 4 2 3 4 1 0 0 0 0 1 28 48 3.00 1.333																			
Carlos Diaz, L ERA: 3.72	(7, 1) 2.0 8 2 1 1 3 0 0 0 0 0 0 1 14 14 4.50 1.000																			

Batter	1	2	3	4	5	6	7	8	9	AB	R	H	RBI	BB	SO	LOB	TOP									
Alan Wiggins, S OBP: 0.294, SLG: 0.242	1-3		6-3		1-3		FC6 1B		1-2 1B	5	0	2	0	0	0	1	San Diego Padres @ Atlanta Braves Atlanta-Fulton County Stadium, Atlanta, GA Tue May 01 1984, 7:05 PM EDT Att: 10,748 - Unknown									
Tony Gwynn, L OBP: 0.480, SLG: 0.552	4-3		F7		G3-6-3 BB		FC6 1-2		G3	4	0	0	0	1	0	5										
Graig Nettles, L OBP: 0.254, SLG: 0.262	F6			BB 1B	G3-6-3				K	3	1	0	0	1	1	1										
Steve Garvey, R OBP: 0.247, SLG: 0.322		F9 2B		1B 2B BB					4-3	3	1	1	0	1	0	0										
Terry Kennedy, L OBP: 0.297, SLG: 0.321	F9			2B FC1-5 1B			G6-4-3 1B			4	0	3	1	0	0	1										
Kevin McReynolds, R OBP: 0.352, SLG: 0.617	K			FC1-5 SF7 2B			G6-4-3		F9	4	1	1	1	0	1	3										
Carmelo Martinez, R OBP: 0.344, SLG: 0.362	5-3			2-3 3-H	FC1-5				K	4	0	0	0	0	2	3										
Garry Templeton, S OBP: 0.372, SLG: 0.405			SH3-4 BB	SF7					4-3	2	0	0	1	1	1	0										
Eric Show, R OBP: 0.091, SLG: 0.091			SH3-4							2	0	1	0	0	1	1										
Rich Gossage, R OBP: 0.500, SLG: 0.333									1B	1	0	1	0	0	0	0										
Inning Stats	R: 0 E: 0 K: 0 S: 3	H: 0 LOB: 0 BB: 0 P: 3	R: 0 E: 0 K: 1 S: 6	H: 1 LOB: 1 BB: 0 P: 6	R: 0 E: 0 K: 1 S: 3	H: 0 LOB: 1 BB: 1 P: 7	R: 3 E: 0 K: 1 S: 7	H: 2 LOB: 1 BB: 2 P: 15	R: 0 E: 0 K: 0 S: 2	H: 0 LOB: 0 BB: 1 P: 6	R: 0 E: 0 K: 0 S: 3	H: 1 LOB: 0 BB: 0 P: 3	R: 0 E: 0 K: 2 S: 9	H: 2 LOB: 2 BB: 0 P: 9	R: 0 E: 0 K: 1 S: 6	H: 1 LOB: 1 BB: 0 P: 6	R: 0 E: 0 K: 1 S: 7	H: 2 LOB: 2 BB: 0 P: 7	1B: 7 2B: 2 3B: 0 HR: 0	SF: 1 SAC: 1 DP: 2 HBP: 0	WP: 0 PB: 0 SB: 0 CS: 0	PA: 38				
PITCHER	IP	WLS	BF	H	R	ER	SO	BB	IBB	HBP	BLK	WP	HR	S	P	ERA	WHIP									
Craig McMurtry, R ERA: 3.58	(1, 1)	5.0	L	21	3	3	3	2	4	0	0	0	0	0	21	37	5.40	1.400								
Jeff Dedmon, R ERA: 0.92	(6, 1)	3.0		12	4	0	0	3	0	0	0	0	0	18	18	0.00	1.333									
Steve Bedrosian, R ERA: 0.73	(9, 1)	1.0		5	2	0	0	1	0	0	0	0	0	7	7	0.00	2.000									

AB	32
R	3
H	9
RBI	3
BB	4
SO	6
LOB	15



Batter	1	2	3	4	5	6	7	8	9	AB	R	H	RBI	BB	SO	LOB	BOTTOM								
Claudell Washington, L OBP: 0.434, SLG: 0.610	E G4-6-3 1B		CS 1B			G3				4	2	3	0	0	0	0	San Diego Padres @ Atlanta Braves Atlanta-Fulton County Stadium, Atlanta, GA Tue May 01 1984, 7:05 PM EDT Att: 10,748 - Unknown								
Rafael Ramirez, R OBP: 0.323, SLG: 0.307	E4 G4-6-3		K			F9				4	0	1	0	0	1	2									
Gerald Perry, L OBP: 0.347, SLG: 0.293	G4-6-3					F8				4	0	1	1	0	0	1									
Dale Murphy, R OBP: 0.326, SLG: 0.451	G3					F6				3	0	0	0	1	0	2									
Chris Chambliss, L OBP: 0.259, SLG: 0.351			6-3			F8				4	0	0	0	0	0	1									
Glenn Hubbard, R OBP: 0.414, SLG: 0.448		FC5-4 BB				5-3				3	0	0	0	1	0	1									
Jerry Royster, R OBP: 0.194, SLG: 0.265			K							4	0	2	0	0	1	1									
Bruce Benedict, R OBP: 0.286, SLG: 0.281		FC5-4				6-3				3	0	0	0	0	1	4									
Craig McMurtry, R OBP: 0.091, SLG: 0.091										1	0	0	0	0	0	0									
Mike Jorgensen, L OBP: 0.250, SLG: 0.375										1	0	0	0	0	0	1									
Jeff Dedmon, L										0	0	0	0	0	0	0									
Albert Hall, S										1	0	0	0	0	0	0									
Steve Bedrosian, R										0	0	0	0	0	0	0									
Inning Stats	R: 1 E: 1 K: 0 S: 4	H: 1 LOB: 0 BB: 0 P: 4	R: 0 E: 0 K: 1 S: 5	H: 0 LOB: 1 BB: 1 P: 9	R: 0 E: 0 K: 1 S: 5	H: 1 LOB: 0 BB: 0 P: 5	R: 0 E: 0 K: 0 S: 3	H: 0 LOB: 0 BB: 0 P: 3	R: 0 E: 0 K: 0 S: 4	H: 1 LOB: 1 BB: 0 P: 4	R: 0 E: 0 K: 0 S: 3	H: 0 LOB: 0 BB: 0 P: 3	R: 0 E: 0 K: 1 S: 6	H: 1 LOB: 2 BB: 1 P: 10	R: 1 E: 0 K: 0 S: 5	H: 3 LOB: 1 BB: 0 P: 5	R: 0 E: 0 K: 0 S: 3	H: 0 LOB: 0 BB: 0 P: 3	1B: 6 2B: 1 3B: 0 HR: 0	SF: 0 SAC: 0 DP: 2 HBP: 0	WP: 0 PB: 0 SB: 1 CS: 1	PA: 34			
PITCHER	IP	WLS	BF	H	R	ER	SO	BB	IBB	HBP	BLK	WP	HR	S	P	ERA	WHIP								
Eric Show, R ERA: 1.89	(1, 1)	6.2	W	25	4	1	1	2	2	0	0	0	1	1	1	3.86	1.286								
Rich Gossage, R ERA: 2.5	(7, 1)	2.1	S	9	3	1	1	1	0	0	0	0	0	11	11	3.86	1.286								



Batter	1	2	3	4	5	6	7	8	9	AB	R	H	RBI	BB	SO	LOB	TOP										
Luis Salazar, R OBP: 0.278, SLG: 0.306 Graig Nettles, L OBP: 0.274, SLG: 0.333 (6, PH)	G3		1B	K		BB		HR		3	0	1	0	0	1	1	San Diego Padres @ Atlanta Braves Atlanta-Fulton County Stadium, Atlanta, GA Thu May 03 1984, 7:05 PM EDT Att: 8,072 - Unknown										
Alan Wiggins, S OBP: 0.308, SLG: 0.245	FC5-4 BB		1B	1-3		BB		6-3		3	0	1	0	2	0	1											
Tony Gwynn, L OBP: 0.466, SLG: 0.533	F8		F7		4-3			4-3		5	0	1	0	0	0	5											
Steve Garvey, R OBP: 0.265, SLG: 0.330	FC5-4			HR 1B	FC1-6 1B			BB		4	1	2	0	1	0	2											
Terry Kennedy, L OBP: 0.292, SLG: 0.315	G3		HR 1B	FC1-6 1B			K			5	1	1	0	0	2	3											
Kevin McReynolds, R OBP: 0.355, SLG: 0.640	K		HR				F9			5	1	2	3	0	1	2											
Carmelo Martinez, R OBP: 0.340, SLG: 0.388	K									4	1	1	0	0	2	3											
Garry Templeton, S OBP: 0.356, SLG: 0.386			F2	6-3			K	F4		4	0	0	0	0	1	1											
Tim Lollar, L OBP: 0.308, SLG: 0.583 Luis DeLeon, R OBP: 0.125, SLG: 0.125 Dave Dravecky, R OBP: 0.500, SLG: 0.333			K				F7	1-6-3		2	0	1	1	0	1	0											
Inning Stats	R: 0 E: 0 K: 0 S: 3	H: 0 LOB: 1 BB: 1 P: 7	R: 0 E: 0 K: 2 S: 7	H: 0 LOB: 0 BB: 0 P: 7	R: 0 E: 0 K: 1 S: 7	H: 2 LOB: 2 BB: 0 P: 7	R: 4 E: 0 K: 1 S: 10	H: 5 LOB: 1 BB: 0 P: 10	R: 0 E: 0 K: 1 S: 6	H: 1 LOB: 2 BB: 1 P: 10	R: 0 E: 0 K: 2 S: 7	H: 0 LOB: 1 BB: 1 P: 11	R: 1 E: 0 K: 0 S: 4	H: 1 LOB: 0 BB: 0 P: 4	R: 0 E: 0 K: 1 S: 6	H: 1 LOB: 1 BB: 0 P: 6		1B: 9 2B: 1 3B: 0 HR: 2	SF: 0 SAC: 0 DP: 0 HBP: 0	WP: 0 PB: 0 SB: 0 CS: 0	PA: 42						
PITCHER	IP	WLS	BF	H	R	ER	SO	BB	IBB	HBP	BLK	WP	HR	S	P	ERA	WHIP										
Pete Falcone, L ERA: 4.02	3.0		16	6	4	4	3	1	0	0	0	0	1	21	25	12.00	2.333										
Rick Mahler, R ERA: 0.69	1.0		4	1	0	0	1	0	0	0	0	0	0	6	6	0.00	1.000										
Jeff Dedmon, R ERA: 0.83	2.0		10	3	0	0	1	1	0	0	0	0	0	11	15	0.00	2.000										
Steve Bedrosian, R ERA: 1.26	2.0	W	8	1	1	1	2	1	0	0	0	0	1	11	15	4.50	1.000										
Terry Forster, L ERA:	1.0	S	4	1	0	0	1	0	0	0	0	0	0	6	6	0.00	1.000										
Batter	1	2	3	4	5	6	7	8	9	AB	R	H	RBI	BB	SO	LOB	BOTTOM										
Claudell Washington, L OBP: 0.452, SLG: 0.635	F5					G6-4-3 BB		BB		3	1	2	2	2	0	0	San Diego Padres @ Atlanta Braves Atlanta-Fulton County Stadium, Atlanta, GA Thu May 03 1984, 7:05 PM EDT Att: 8,072 - Unknown										
Jerry Royster, R OBP: 0.175, SLG: 0.237 Steve Bedrosian, R OBP: 0.333, SLG: 0.444	1-3									4	0	0	0	0	2	6											
Mike Jorgensen, L OBP: 0.333, SLG: 0.444 Terry Forster, L ERA:	K									1	0	1	1	0	0	0											
Dale Murphy, R OBP: 0.326, SLG: 0.448	WP 2B		F8		K	G6-4-3		1-3		5	0	1	0	0	1	4											
Chris Chambliss, L OBP: 0.259, SLG: 0.346	4-3		F7		1B			4-3		4	0	1	0	0	0	1											
Terry Harper, R OBP: 0.345, SLG: 0.269			S 1B	CS 1B	F7			F2		4	1	2	0	0	0	1											
Rafael Ramirez, R OBP: 0.330, SLG: 0.308	F8		CS	1B G3 BB				F9		3	1	1	0	1	0	1											
Glenn Hubbard, R OBP: 0.419, SLG: 0.468										4	2	2	1	0	1	3											
Alex Trevino, R OBP: 0.357, SLG: 0.250	SH1-4 2B 1B							SH1-4 2B BB		1	1	1	0	2	0	0											
Pete Falcone, L OBP: 0.200, SLG: 0.400 Rick Mahler, R OBP: 0.118, SLG: 0.118 Bob Watson, R OBP: 0.118, SLG: 0.118 Jeff Dedmon, L OBP: 0.118, SLG: 0.118 Paul Runge, R OBP: 0.118, SLG: 0.118 Gerald Perry, L OBP: 0.200, SLG: 0.200 Randy Johnson, R OBP: 0.118, SLG: 0.118	SH1-4							SH		0	0	0	0	0	0	0											
Inning Stats	R: 0 E: 0 K: 0 S: 4	H: 1 LOB: 1 BB: 0 P: 4	R: 3 E: 0 K: 1 S: 8	H: 3 LOB: 1 BB: 1 P: 12	R: 0 E: 0 K: 0 S: 3	H: 1 LOB: 0 BB: 0 P: 3	R: 1 E: 0 K: 2 S: 8	H: 1 LOB: 2 BB: 2 P: 16	R: 0 E: 0 K: 0 S: 3	H: 0 LOB: 2 BB: 2 P: 11	R: 0 E: 0 K: 0 S: 3	H: 0 LOB: 0 BB: 0 P: 3	R: 2 E: 0 K: 0 S: 6	H: 3 LOB: 1 BB: 0 P: 6	R: 0 E: 0 K: 0 S: 6	H: 0 LOB: 0 BB: 0 P: 6	1B: 7 2B: 4 3B: 0 HR: 0	SF: 1 SAC: 3 DP: 1 HBP: 0	WP: 1 PB: 0 SB: 1 CS: 1	PA: 40							
PITCHER	IP	WLS	BF	H	R	ER	SO	BB	IBB	HBP	BLK	WP	HR	S	P	ERA	WHIP										
Tim Lollar, L ERA: 5.46	3.2		19	6	4	4	2	3	0	0	0	0	0	10	10	0.00	1.500										
Luis DeLeon, R ERA: 7.53	1.1		6	2	0	0	2	0	0	0	0	0	0	7	15	4.50	1.500										
Dave Dravecky, L ERA: 4.12	2.0		9	1	1	1	0	2	0	0	0	0	0	5	5	9.00	2.000										
Rich Gossage, R ERA: 2.84	1.0	L	5	2	1	1	0	0	0	0	0	0	0	5	5	9.00	2.000										



Batter	1	2	3	4	5	6	7	8	9	AB	R	H	RBI	BB	SO	LOB	TOP			
Alan Wiggins, S (1.4) <small>OBP: 0.297, SLG: 0.235</small> Champ Summers, L (9, PH) <small>OBP: 0.444, SLG: 1.000</small> Carmelo Martinez, R (9, PR) <small>OBP: 0.340, SLG: 0.388</small> Sid Monge, S (9, 1)	0-0 4-3		0-0 4-3		0-0 G3		0-0 FC6-4 BLK 1B		0-0 2B	4	1	0	0	0	0	1	San Diego Padres @ Chicago Cubs Wrigley Field, Chicago, IL Fri May 04 1984, 3:33 AM CDT Att: 6,533 - Unknown			
Tony Gwynn, L (1.9) <small>OBP: 0.472, SLG: 0.531</small>	0-0 F7		0-0 CS 1B		0-0 4-3		0-0 F S 1-H SF7 1B		4-0 IBB	4	1	2	1	1	0	0				
Bobby Brown, S (1.7) <small>OBP: 0.364, SLG: 0.400</small>	0-0 1B		0-0 CS 1-2	0-0 1B 1B	0-3 K		0-0 SF7 1-H		0-0 F7	4	1	2	1	0	1	2				
Steve Garvey, R (1.3) <small>OBP: 0.262, SLG: 0.323</small>	0-0 F7			0-0 1B 1-2 1B			0-0 F8	0-0 F8	0-0 F7	5	1	1	0	0	0	3				
Terry Kennedy, L (1.2) <small>OBP: 0.300, SLG: 0.323</small>		0-3 K		0-0 1B 1-3 2-H SF9 1B			0-0 1B		0-0 4-3	4	1	2	1	0	1	0				
Kevin McReynolds, R (1.8) <small>OBP: 0.371, SLG: 0.644</small>		0-0 BB 1B		0-0 SF9 1B			0-0 FC6-4 1B		0-0 F8	4	0	3	1	0	0	0				
Graig Nettles, L (1.5) <small>OBP: 0.328, SLG: 0.328</small> Luis Salazar, R (8, PR) <small>OBP: 0.278, SLG: 0.306</small> (8, 5)	4-0 BB 1B		4-0 G4-6-3 BB	0-0 SF9 1B			0-0 F8		4-0 CS BB	1	0	0	1	2	2	2				
Garry Templeton, S (1.6) <small>OBP: 0.351, SLG: 0.379</small>	0-0 G4-6-3 1-2		0-0 K 1-2	0-3 K			0-0 FC6-4 1-2		0-0 CS 1-2	4	1	1	0	0	1	5				
Andy Hawkins, R (1.1) <small>OBP: 0.167, SLG: 0.167</small> Luis DeLeon, R (7, 1) Craig Lefferts, L (7, 1) Tim Flannery, L (9, PH) <small>OBP: 0.125, SLG: 0.125</small> (9, 4)			0-0 F7	0-0 4-3			0-0 FC6-4 1B		0-0 SH1-3 1-2	3	0	1	0	0	0	1				
Inning Stats	R: 0 E: 0 K: 0 S: 4	H: 1 LOB: 1 BB: 0 P: 4	R: 0 E: 0 K: 1 S: 5	H: 1 LOB: 1 BB: 1 P: 9	R: 0 E: 0 K: 0 S: 3	H: 1 LOB: 0 BB: 0 P: 3	R: 3 E: 0 K: 1 S: 9	H: 4 LOB: 1 BB: 0 P: 9	R: 0 E: 0 K: 0 S: 5	H: 2 LOB: 2 BB: 0 P: 5	R: 2 E: 0 K: 0 S: 5	H: 2 LOB: 0 BB: 0 P: 5	R: 0 E: 0 K: 0 S: 2	H: 0 LOB: 1 BB: 1 P: 6	R: 1 E: 0 K: 0 S: 5	H: 2 LOB: 2 BB: 1 P: 9		1B: 12 2B: 1 3B: 0 HR: 0	SF: 2 SAC: 1 DP: 1 HBP: 0	WP: 0 PB: 0 SB: 1 CS: 2
PITCHER Scott Sanderson, R (1.1) <small>ERA: 2.42</small> Lee Smith, R (8, 1) <small>ERA: 3.18</small>	IP: 7.0 WLS: 2 BF: 31 H: 11 R: 5 ER: 4 SO: 3 BB: 1 IBB: 0 HBP: 0 BLK: 1 WP: 0 HR: 0 S: 36 P: 40 ERA: 5.14 WHIP: 1.714	IP: 2.0 WLS: 0 BF: 9 H: 2 R: 1 ER: 1 SO: 0 BB: 1 IBB: 1 HBP: 0 BLK: 0 WP: 0 HR: 0 S: 7 P: 15 ERA: 4.50 WHIP: 1.500																		

AB	34
R	6
H	13
RBI	6
BB	3
SO	3
LOB	14



Batter	1	2	3	4	5	6	7	8	9	AB	R	H	RBI	BB	SO	LOB	BOTTOM					
Bob Dernier, R (1.8) <small>OBP: 0.397, SLG: 0.333</small>	0-0 23 BB E 1B		0-3 K		0-0 4-3		4-0 SF7 23 1B SF7 BB		4-0 SH3 23 E FC3-2 BB	3	2	1	0	2	1	0	San Diego Padres @ Chicago Cubs Wrigley Field, Chicago, IL Fri May 04 1984, 3:33 AM CDT Att: 6,533 - Unknown					
23 Ryne Sandberg, R (1.4) <small>OBP: 0.349, SLG: 0.468</small>	4-0 FC5-4 BB		0-0 6-3		0-0 3B		0-0 BB 1B		0-0 E4 FC3-2 SH3 BB	4	1	2	1	1	0	1						
Gary Matthews, R (1.7) <small>OBP: 0.430, SLG: 0.431</small> Gary Woods, R (8, 7) <small>OBP: 0.417, SLG: 0.591</small>	0-0 FC5-4 1B		0-0 4-3		0-3 K		0-0 SF7		0-0 SH3	3	1	0	1	0	1	2						
Leon Durham, L (1.3) <small>OBP: 0.385, SLG: 0.485</small>	0-0 6-3 2-3		0-0 F8				0-0 HR 1-2 BB		4-0 BB FC3-2 IBB	3	1	1	1	2	0	1						
Ron Cey, R (1.5) <small>OBP: 0.326, SLG: 0.456</small> Lee Smith, R (8, 1) Bill Buckner, L (9, PH) <small>OBP: 0.281, SLG: 0.241</small>	4-0 1B BB			4-0 BB BB			0-3 K	0-0 SF7	0-0 FC3-2 BB	1	0	0	1	2	1	0						
Mel Hall, L (1.9) <small>OBP: 0.333, SLG: 0.426</small> Keith Moreland, R (7, PH) <small>OBP: 0.304, SLG: 0.320</small> (8, 9)	0-0 1B		0-0 F7		0-0 F7		0-0 F7	0-0 F8	4-0 1-2 2-3 3-H BB	3	0	1	1	0	0	1						
Jody Davis, R (1.2) <small>OBP: 0.360, SLG: 0.364</small>	0-0 F7		0-0 F9		0-0 5-3		0-0 5-3		0-0 6-3	4	0	0	0	0	0	3						
Larry Bowa, S (1.6) <small>OBP: 0.279, SLG: 0.302</small>		0-0 3-1		0-0 5-3			0-0 BB 23 1B BB 1B		0-0 L6	4	1	1	0	0	0	1						
Scott Sanderson, R (1.1) <small>OBP: 0.118, SLG: 0.063</small> Richie Hebner, L (7, PH) <small>OBP: 0.667, SLG: 0.846</small> (8, 5)		0-0 F3			0-0 F9		4-0 23 1B BB SF7 BB		0-3 K	2	0	0	0	0	0	0						
Inning Stats	R: 2 E: 1 K: 0 S: 5	H: 2 LOB: 2 BB: 2 P: 13	R: 0 E: 0 K: 1 S: 5	H: 0 LOB: 0 BB: 0 P: 5	R: 0 E: 0 K: 0 S: 3	H: 0 LOB: 0 BB: 0 P: 3	R: 0 E: 0 K: 0 S: 3	H: 0 LOB: 1 BB: 1 P: 7	R: 0 E: 0 K: 1 S: 6	H: 1 LOB: 0 BB: 0 P: 6	R: 1 E: 0 K: 1 S: 6	H: 1 LOB: 0 BB: 0 P: 6	R: 3 E: 0 K: 0 S: 5	H: 2 LOB: 2 BB: 3 P: 17	R: 0 E: 0 K: 1 S: 5	H: 0 LOB: 0 BB: 0 P: 5		R: 1 E: 1 K: 0 S: 3	H: 0 LOB: 3 BB: 3 P: 15	1B: 4 2B: 0 3B: 1 HR: 1	SF: 2 SAC: 1 DP: 0 HBP: 0	WP: 0 PB: 0 SB: 0 CS: 0
PITCHER Andy Hawkins, R (1.1) <small>ERA: 5.34</small> Luis DeLeon, R (7, 1) <small>ERA: 7.36</small> Craig Lefferts, L (7, 1) <small>ERA: 0.66</small> Sid Monge, L (9, 1) <small>ERA: 4.09</small>	IP: 6.0 WLS: 0 BF: 28 H: 5 R: 6 ER: 5 SO: 3 BB: 5 IBB: 0 HBP: 0 BLK: 0 WP: 0 HR: 1 S: 29 P: 49 ERA: 7.50 WHIP: 1.667	IP: 0.1 WLS: 0 BF: 2 H: 1 R: 0 ER: 0 SO: 0 BB: 0 IBB: 0 HBP: 0 BLK: 0 WP: 0 HR: 2 S: 2 P: 2 ERA: 0.00 WHIP: 3.000	IP: 1.2 WLS: 0 BF: 6 H: 0 R: 0 ER: 0 SO: 1 BB: 1 IBB: 0 HBP: 0 BLK: 0 WP: 0 HR: 7 S: 11 P: 11 ERA: 0.00 WHIP: 0.600	IP: 0.2 WLS: 0 BF: 6 H: 0 R: 1 ER: 0 SO: 0 BB: 2 IBB: 1 HBP: 0 BLK: 0 WP: 0 HR: 3 S: 15 P: 15 ERA: 0.00 WHIP: 3.000																		



Batter	1	2	3	4	5	6	7	8	9	AB	R	H	RBI	BB	SO	LOB	TOP								
Garry Templeton, S OBP: 0.354, SLG: 0.391	5-3	F7		E		L7		S		5	1	2	0	0	0	2									
Alan Wiggins, S OBP: 0.303, SLG: 0.234	F7		SH1-3 S WP BB	E3		4-3				4	1	1	2	1	0	1									
Tony Gwynn, L OBP: 0.479, SLG: 0.515	G3		SH1-3	G4-6-3 IBB			1B SF9 BB	F8		2	1	0	0	2	0	1									
Steve Garvey, R OBP: 0.265, SLG: 0.308		1-3	1B E BB	K			1B 1B	K		4	1	1	0	1	2	4									
Terry Kennedy, L OBP: 0.290, SLG: 0.313	4-3		FC4-6 1B 1B	G4-6-3			SF9	4-3		4	1	1	1	0	0	4									
Kevin McReynolds, R OBP: 0.354, SLG: 0.640	1B	E5	E5 FC4-6		5-3		K		4-3	5	1	1	0	0	1	2									
Graig Nettles, L OBP: 0.299, SLG: 0.329	1B	1B	FC4-6		P6			K		5	1	2	0	0	1	2									
Carmelo Martinez, R OBP: 0.365, SLG: 0.391	1B	1B	1B		F9		K			4	0	2	1	1	1	2									
Eric Show, R OBP: 0.143, SLG: 0.143			1B			L7			F9	3	0	1	2	0	1	2									
Tim Flannery, L OBP: 0.200, SLG: 0.200				K						1	1	1	0	0	0	0									
Rich Gossage, R OBP: 0.400, SLG: 0.250								1B		1	0	0	0	0	0	1									
Inning Stats	R: 0 E: 0 K: 0 S: 3	H: 0 LOB: 0 BB: 0 P: 3	R: 2 E: 0 K: 0 S: 6	H: 3 LOB: 2 BB: 1 P: 10	R: 3 E: 1 K: 1 S: 8	H: 2 LOB: 2 BB: 2 P: 16	R: 0 E: 1 K: 1 S: 6	H: 1 LOB: 2 BB: 1 P: 10	R: 0 E: 0 K: 0 S: 3	H: 0 LOB: 0 BB: 0 P: 3	R: 0 E: 0 K: 0 S: 3	H: 0 LOB: 0 BB: 0 P: 3	R: 1 E: 0 K: 2 S: 9	H: 2 LOB: 2 BB: 1 P: 13	R: 2 E: 0 K: 1 S: 8	H: 3 LOB: 1 BB: 0 P: 8	R: 0 E: 0 K: 1 S: 6	H: 1 LOB: 1 BB: 0 P: 6	1B: 11 2B: 1 3B: 0 HR: 0	SF: 1 SAC: 1 DP: 1 HBP: 0	WP: 1 PB: 0 SB: 3 CS: 0	PA: 45			
PITCHER	IP	WLS	BF	H	R	ER	SO	BB	IBB	HBP	BLK	WP	HR	S	P	ERA	WHIP								
Dick Ruthven, R ERA: 5.63	3.0	L	20	6	5	3	1	3	0	0	0	1	0	19	31	9.00	3.000								
Dickie Noles, R ERA: 5.54	4.0		15	2	1	1	3	1	1	0	0	0	0	19	27	2.25	0.750								
Rich Bordi, R ERA: 5.14	2.0		10	4	2	2	2	0	0	0	0	0	0	14	14	9.00	2.000								

San Diego Padres @ Chicago Cubs
Wrigley Field, Chicago, IL
Sun May 06 1984, 3:33 AM CDT
Att: 31,700 - Unknown


AB 38
R 8
H 12
RBI 6
BB 5
SO 6
LOB 21



Batter	1	2	3	4	5	6	7	8	9	AB	R	H	RBI	BB	SO	LOB	BOTTOM								
Bob Dernier, R OBP: 0.388, SLG: 0.333	FC1-6 1B	5-3		6-3			6-3		P6	5	0	1	0	0	0	2									
Larry Bowa, S OBP: 0.273, SLG: 0.282	FC1-6 HR	4-3			1B BB		F7		F7	4	2	1	0	1	0	2									
Bill Buckner, L OBP: 0.270, SLG: 0.235	4-3	F7			K			L3		5	0	1	0	0	1	4									
Leon Durham, L OBP: 0.409, SLG: 0.584	HR		5-3		G5-4-3 1B			F8	F8	5	1	2	3	0	0	2									
Richie Hebner, L OBP: 0.682, SLG: 0.813	2B				G5-4-3			BLK 2B 1B		3	1	2	0	1	0	1									
Mel Hall, L OBP: 0.344, SLG: 0.459			F8				F7		1B 2B	4	1	2	1	0	0	1									
Jody Davis, R OBP: 0.362, SLG: 0.393	6-3		P6		G4-6-3 BB				1B	3	0	1	1	1	0	3									
Tom Verzyr, R OBP: 0.235, SLG: 0.188					6-3				F7	2	0	0	0	0	0	1									
Ron Cay, R OBP: 0.316, SLG: 0.435										1	0	0	0	0	0	1									
Gary Woods, R OBP: 0.417, SLG: 0.591		1B SH1-4 HBP								0	0	0	0	0	0	0									
Dick Ruthven, R OBP: 0.385, SLG: 0.615										0	0	0	0	0	0	0									
Dickie Noles, R		SH1-4								1	0	0	0	0	1	0									
Gary Matthews, R OBP: 0.408, SLG: 0.403										1	0	0	0	0	1	0									
Rich Bordi, R										0	0	0	0	0	0	0									
Henry Colto, R OBP: 0.306, SLG: 0.219									1B E5	1	0	0	0	0	0	0									
Inning Stats	R: 2 E: 0 K: 0 S: 7	H: 4 LOB: 2 BB: 0 P: 7	R: 0 E: 0 K: 0 S: 4	H: 1 LOB: 0 BB: 0 P: 5	R: 0 E: 0 K: 0 S: 3	H: 0 LOB: 1 BB: 1 P: 7	R: 0 E: 0 K: 1 S: 5	H: 0 LOB: 0 BB: 0 P: 5	R: 1 E: 0 K: 1 S: 5	H: 1 LOB: 0 BB: 1 P: 9	R: 0 E: 0 K: 0 S: 2	H: 0 LOB: 0 BB: 1 P: 6	R: 0 E: 0 K: 1 S: 5	H: 0 LOB: 0 BB: 0 P: 5	R: 2 E: 0 K: 0 S: 6	H: 3 LOB: 1 BB: 0 P: 6	R: 0 E: 1 K: 0 S: 5	H: 1 LOB: 2 BB: 0 P: 5	1B: 7 2B: 2 3B: 0 HR: 1	SF: 0 SAC: 1 DP: 2 HBP: 1	WP: 0 PB: 0 SB: 1 CS: 0	PA: 40			
PITCHER	IP	WLS	BF	H	R	ER	SO	BB	IBB	HBP	BLK	WP	HR	S	P	ERA	WHIP								
Eric Show, R ERA: 2.2	7.0	W	29	6	3	3	3	3	0	1	0	0	0	31	44	3.86	1.286								
Rich Gossage, R ERA: 3.43	2.0		11	4	2	2	0	0	0	0	1	0	0	11	11	9.00	2.000								

San Diego Padres @ Chicago Cubs
Wrigley Field, Chicago, IL
Sun May 06 1984, 3:33 AM CDT
Att: 31,700 - Unknown

AB 35
R 5
H 10
RBI 5
BB 3
SO 3
LOB 17



Batter	1	2	3	4	5	6	7	8	9	AB	R	H	RBI	BB	SO	LOB	TOP		
Garry Templeton, S OBP: 0.327, SLG: 0.360 (1, 6)	2-3		FC1-6			K		4-3		4	0	0	0	0	1	2	San Diego Padres @ St. Louis Cardinals Busch Stadium, St. Louis, MO Thu May 10 1984, 7:05 PM CDT Att: 20,926 - Unknown livebaseballscorecards.com		
Alan Wiggins, S OBP: 0.302, SLG: 0.230 (1, 4)	K		1-5			SH4-3		F7		3	0	0	0	0	1	2			
Tony Gwynn, L OBP: 0.464, SLG: 0.495 (1, 9)	1-3					6-3		1B		4	0	2	0	0	0	1			
Steve Garvey, R OBP: 0.264, SLG: 0.322 (1, 3)		1-3				6-3		5-3		4	0	1	0	0	0	2			
Terry Kennedy, L OBP: 0.287, SLG: 0.330 (1, 2)		F7						4-3		3	0	0	0	1	1	2			
Kevin McReynolds, R OBP: 0.346, SLG: 0.602 (1, 8)						F7		F8		4	0	1	0	0	0	3			
Graig Nettles, L OBP: 0.298, SLG: 0.329 (1, 5)								F7		3	0	0	0	0	0	1			
Bobby Brown, S OBP: 0.438, SLG: 0.462 (1, 7)			E1			4-3		F9		3	0	1	0	0	0	0			
Tim Lollar, L OBP: 0.333, SLG: 0.538 (1, 1)			1-5			4-3		K		1	0	0	0	1	0	0			
Tim Flannery, L (8, PH) OBP: 0.162, SLG: 0.162 (8, 1)			FC1-6			4-3				1	0	0	0	0	1	0			
Floyd Chiffer, R (8, 1)										0	0	0	0	0	0	0			
Inning Stats	R: 0 E: 0 K: 1 S: 5	H: 0 LOB: 0 BB: 0 P: 5	R: 0 E: 0 K: 0 S: 4	H: 1 LOB: 1 BB: 0 P: 4	R: 0 E: 1 K: 0 S: 3	H: 1 LOB: 1 BB: 1 P: 7	R: 0 E: 0 K: 0 S: 3	H: 1 LOB: 1 BB: 1 P: 7	R: 0 E: 0 K: 1 S: 6	H: 0 LOB: 0 BB: 0 P: 6	R: 0 E: 0 K: 0 S: 3	H: 0 LOB: 0 BB: 0 P: 3	R: 0 E: 0 K: 1 S: 5	H: 0 LOB: 0 BB: 0 P: 5	R: 0 E: 0 K: 1 S: 7	H: 2 LOB: 2 BB: 0 P: 7	1B: 4 2B: 3 3B: 0 HR: 0	SF: 0 SAC: 1 DP: 2 HBP: 0	WP: 1 PA: 33 PB: 0 CS: 0
PITCHER Joaquin Andujar, R ERA: 2.73 (1, 1)	IP: 9.0 WLS: W BF: 33 H: 5 R: 0 ER: 0 SO: 4 BB: 2 IBB: 0 HBP: 0 BLK: 0 WP: 1 HR: 0 S: 39 P: 47 ERA: 0.00 WHIP: 0.778											PITCHER	IP: 9.0 WLS: W BF: 33 H: 5 R: 0 ER: 0 SO: 4 BB: 2 IBB: 0 HBP: 0 BLK: 0 WP: 1 HR: 0 S: 39 P: 47 ERA: 0.00 WHIP: 0.778						

Batter	1	2	3	4	5	6	7	8	9	AB	R	H	RBI	BB	SO	LOB	BOTTOM		
Tom Herr, S OBP: 0.375, SLG: 0.321 (1, 4)	F7					F6		K		4	0	1	1	0	1	0	San Diego Padres @ St. Louis Cardinals Busch Stadium, St. Louis, MO Thu May 10 1984, 7:05 PM CDT Att: 20,926 - Unknown livebaseballscorecards.com		
Ozzie Smith, S OBP: 0.356, SLG: 0.306 (1, 6)	5-3		F9			BB		S		3	2	1	0	1	0	2			
Lonnie Smith, R OBP: 0.417, SLG: 0.434 (1, 7)						F6		S		4	1	1	1	0	0	1			
Andy Van Slyke, L OBP: 0.371, SLG: 0.353 (9, 7)	F9							2B		0	0	0	0	0	0	0			
David Green, R OBP: 0.356, SLG: 0.419 (1, 3)		F9				6-3		S		2	1	0	0	2	0	0			
Tito Landrum, R OBP: 0.407, SLG: 0.480 (1, 9)		K				BB		2B		4	1	3	3	0	1	0			
Art Howe, R OBP: 0.255, SLG: 0.238 (1, 5)		F6				1B		2B		3	1	0	0	1	0	3			
Willie McGee, S OBP: 0.290, SLG: 0.336 (1, 8)			K			F4		K		4	0	0	0	0	3	2			
Tom Nieto, R OBP: 0.500, SLG: 0.667 (1, 2)			BB			K		F9		3	1	1	2	1	1	0			
Joaquin Andujar, S OBP: 0.143, SLG: 0.250 (1, 1)			CS			K		F7		3	0	0	0	1	2	1			
Inning Stats	R: 0 E: 0 K: 0 S: 3	H: 0 LOB: 0 BB: 0 P: 3	R: 0 E: 0 K: 1 S: 5	H: 0 LOB: 0 BB: 0 P: 5	R: 1 E: 0 K: 1 S: 5	H: 1 LOB: 2 BB: 1 P: 13	R: 0 E: 0 K: 0 S: 4	H: 1 LOB: 1 BB: 0 P: 4	R: 0 E: 0 K: 2 S: 7	H: 0 LOB: 0 BB: 0 P: 7	R: 1 E: 0 K: 0 S: 4	H: 1 LOB: 2 BB: 2 P: 12	R: 0 E: 0 K: 2 S: 7	H: 0 LOB: 0 BB: 0 P: 7	R: 5 E: 0 K: 2 S: 11	H: 4 LOB: 1 BB: 2 P: 19	1B: 4 2B: 3 3B: 0 HR: 0	SF: 0 SAC: 0 DP: 0 HBP: 0	WP: 0 PA: 36 PB: 0 SB: 3 CS: 1
PITCHER Tim Lollar, L ERA: 4.91 (1, 1)	IP: 7.0 WLS: L BF: 27 H: 3 R: 2 ER: 2 SO: 6 BB: 4 IBB: 0 HBP: 0 BLK: 0 WP: 0 HR: 0 S: 35 P: 51 ERA: 2.57 WHIP: 1.000											PITCHER	IP: 7.0 WLS: L BF: 27 H: 3 R: 2 ER: 2 SO: 6 BB: 4 IBB: 0 HBP: 0 BLK: 0 WP: 0 HR: 0 S: 35 P: 51 ERA: 2.57 WHIP: 1.000						
Floyd Chiffer, R ERA: 45.0 (8, 1)	IP: 1.0 WLS: L BF: 9 H: 4 R: 5 ER: 5 SO: 2 BB: 2 IBB: 0 HBP: 0 BLK: 0 WP: 0 HR: 0 S: 11 P: 19 ERA: 45.00 WHIP: 6.000											PITCHER	IP: 1.0 WLS: L BF: 9 H: 4 R: 5 ER: 5 SO: 2 BB: 2 IBB: 0 HBP: 0 BLK: 0 WP: 0 HR: 0 S: 11 P: 19 ERA: 45.00 WHIP: 6.000						

Batter	1	2	3	4	5	6	7	8	9	AB	R	H	RBI	BB	SO	LOB	TOP					
Juan Samuel, R (1.4) OBP: 0.397, SLG: 0.417	6-3		F8		F8			K	S	5	0	1	0	0	1	0	Philadelphia Phillies @ San Diego Padres Jack Murphy Stadium, San Diego, CA Fri May 11, 1984, 10:05 PM EDT Att: 18,009 - Unknown					
Von Hayes, L (1.8) OBP: 0.386, SLG: 0.506 Kiko Garcia, R (9.6)	4-3			K		G3		HR	F8	5	1	1	0	0	1	1						
Mike Schmidt, R (1.5) OBP: 0.401, SLG: 0.614	6-3			BB		G3		HR		3	1	1	2	1	0	0						
Joe Lefebvre, L (1.9) OBP: 0.367, SLG: 0.398		3-1		BB		K		F7		3	0	0	0	1	1	0						
Glenn Wilson, R (1.7) OBP: 0.302, SLG: 0.423	K			F8				4-3		4	0	1	0	0	1	2						
Len Matuszek, L (1.3) OBP: 0.351, SLG: 0.432 Garry Maddox, R (9. PH) OBP: 0.326, SLG: 0.368				F5				1B	G3	3	1	2	1	0	0	2						
Ozzie Virgil, R (1.2) OBP: 0.303, SLG: 0.742								5-3		4	2	2	1	0	0	1						
Ivan De Jesus, R (1.6) OBP: 0.257, SLG: 0.245 Sixto Lezcano, R (9. PH) OBP: 0.424, SLG: 0.694 Greg Gross, L (9.3) OBP: 0.417, SLG: 0.375			K		6-3				HR	2	0	0	0	1	1	0						
Steve Carlton, L (1.1) OBP: 0.118, SLG: 0.118 Tim Corcoran, L (7. PH) OBP: 0.500, SLG: 0.333 Kevin Gross, R (7.1) Al Holland, R (8.1)			G1		G3			4-3	5-3	1	0	0	0	0	0	2						
Inning Stats	R: 0 E: 0 K: 0 S: 3	H: 0 LOB: 0 BB: 0 P: 3	R: 1 E: 0 K: 1 S: 6	H: 1 LOB: 0 BB: 0 P: 6	R: 0 E: 0 K: 1 S: 5	H: 0 LOB: 0 BB: 0 P: 5	R: 0 E: 0 K: 1 S: 5	H: 0 LOB: 2 BB: 2 P: 13	R: 1 E: 0 K: 0 S: 4	H: 1 LOB: 0 BB: 0 P: 4	R: 0 E: 0 K: 0 S: 5	H: 0 LOB: 0 BB: 0 P: 5	R: 0 E: 0 K: 0 S: 4	H: 2 LOB: 2 BB: 1 P: 8	R: 2 E: 0 K: 1 S: 7	H: 2 LOB: 0 BB: 0 P: 7		R: 2 E: 0 K: 0 S: 6	H: 3 LOB: 1 BB: 0 P: 6	1B: 5 2B: 0 3B: 0 HR: 4	SF: 0 SAC: 0 DP: 0 HBP: 0	WP: 0 PB: 0 SB: 2 CS: 0
PITCHER	IP	WLS	BF	H	R	ER	SO	BB	IBB	HBP	BLK	WP	HR	S	P	ERA	WHIP					
Eric Show, R (1.1) ERA: 2.25	7.0		27	4	2	2	4	2	1	0	0	0	2	32	44	2.57	0.857					
Rich Gossage, R (8.1) ERA: 3.75	1.0		5	2	2	2	1	0	0	0	0	0	1	7	7	18.00	2.000					
Dave Dravecky, L (9.1) ERA: 4.37	1.0	L	6	3	2	2	0	0	0	0	0	0	1	6	6	18.00	3.000					

Batter	1	2	3	4	5	6	7	8	9	AB	R	H	RBI	BB	SO	LOB	BOTTOM					
Tony Gwynn, L (1.9) OBP: 0.450, SLG: 0.478	1-3		6-3	6-3		6-3		SH5-3		4	0	0	0	0	0	4	Philadelphia Phillies @ San Diego Padres Jack Murphy Stadium, San Diego, CA Fri May 11, 1984, 10:05 PM EDT Att: 18,009 - Unknown					
Alan Wiggins, S (1.4) OBP: 0.313, SLG: 0.239			S		F9		E	F9		4	2	2	0	1	0	1						
Luis Salazar, R (1.7) OBP: 0.400, SLG: 0.293 Dave Dravecky, R (9.1)			BB		F7		SH3-4	F9		4	0	1	0	0	1	2						
Steve Garvey, R (1.3) OBP: 0.277, SLG: 0.342							E5	F9		5	1	3	1	0	0	1						
Terry Kennedy, L (1.2) OBP: 0.283, SLG: 0.333	4-3		F3		1-3			F8		5	1	1	1	0	0	4						
Kevin McReynolds, R (1.8) OBP: 0.350, SLG: 0.593			6-3		E5			5-3		5	0	2	2	0	0	0						
Graig Nettles, L (1.5) OBP: 0.296, SLG: 0.325					K					4	0	1	0	0	1	2						
Garry Templeton, S (1.6) OBP: 0.333, SLG: 0.365										4	0	2	0	0	0	3						
Eric Show, R (1.1) OBP: 0.133, SLG: 0.133 Rich Gossage, R (8.1) OBP: 0.400, SLG: 0.250 Tim Flannery, L (8. PH) OBP: 0.182, SLG: 0.182 Kurt Bevacqua, R (8. PH) (9.7)					SH5-4			E6		1	0	0	0	0	1	1						
Inning Stats	R: 0 E: 0 K: 0 S: 5	H: 3 LOB: 2 BB: 0 P: 5	R: 0 E: 0 K: 1 S: 6	H: 1 LOB: 1 BB: 0 P: 6	R: 1 E: 0 K: 1 S: 6	H: 1 LOB: 1 BB: 1 P: 10	R: 0 E: 1 K: 1 S: 7	H: 1 LOB: 2 BB: 0 P: 7	R: 0 E: 0 K: 0 S: 4	H: 1 LOB: 1 BB: 0 P: 4	R: 0 E: 0 K: 0 S: 5	H: 2 LOB: 2 BB: 0 P: 5	R: 3 E: 1 K: 0 S: 7	H: 3 LOB: 1 BB: 0 P: 7	R: 0 E: 1 K: 0 S: 4	H: 0 LOB: 1 BB: 0 P: 4		R: 0 E: 0 K: 0 S: 3	H: 0 LOB: 0 BB: 0 P: 3	1B: 10 2B: 2 3B: 0 HR: 0	SF: 0 SAC: 4 DP: 0 HBP: 0	WP: 1 PB: 0 SB: 2 CS: 1
PITCHER	IP	WLS	BF	H	R	ER	SO	BB	IBB	HBP	BLK	WP	HR	S	P	ERA	WHIP					
Steve Carlton, L (1.1) ERA: 2.7	6.0		28	9	1	1	3	1	0	0	0	0	0	33	37	1.50	1.667					
Kevin Gross, R (7.1) ERA: 1.27	1.0		7	3	3	2	0	0	0	0	0	0	0	7	7	18.00	3.000					
Al Holland, L (8.1) ERA: 2.49	2.0	W	7	0	0	0	0	0	0	0	0	0	0	7	7	0.00	0.000					

Batter	1	2	3	4	5	6	7	8	9	AB	R	H	RBI	BB	SO	LOB	TOP					
Juan Samuel, R (1, 4) OBP: 0.354, SLG: 0.412	0-3 K		0-3 K			0-0 6-3 S 1B		0-0 3-1		4	0	1	0	0	2	2	Philadelphia Phillies @ San Diego Padres Jack Murphy Stadium, San Diego, CA Sat May 12 1984, 10:05 PM EDT Att: 36,916 - Unknown livebaseballscorecards.com					
Von Hayes, L (1, 8) OBP: 0.351, SLG: 0.483	0-0 F8			0-0 F6		0-0 6-3		0-0 F5		4	0	0	0	0	0	2						
Mike Schmidt, R (1, 5) OBP: 0.404, SLG: 0.610	0-3 K			0-0 CS 1B		0-0 F6			0-0 FC4-6 1B	4	0	2	0	0	1	1						
Joe Lefebvre, L (1, 9) OBP: 0.353, SLG: 0.379		0-3 K		0-0 F8		0-0 F8			0-0 FC4-6 1-2 HR	4	1	0	0	0	1	3						
Glenn Wilson, R (1, 7) OBP: 0.291, SLG: 0.406	0-0 F3			0-0 CS 1-2	0-0 1-3			0-0 4-3		4	0	0	0	0	1	1						
Len Matuszek, L (1, 3) Al Holland, R (9, 1) OBP: 0.347, SLG: 0.459	0-0 F6				0-0 F3			0-0 F8		4	1	1	2	0	0	0						
Ozzie Virgil, R (1, 2) OBP: 0.308, SLG: 0.723			1-0 CS HBP		0-0 E7 1B			0-0 6-3		3	1	1	0	0	0	0						
Ivan De Jesus, R (1, 6) OBP: 0.267, SLG: 0.257			0-3 K 1-2		0-0 2H 1B			0-0 3-1 SH3-4 1B		3	0	2	1	0	1	1						
Marty Bystrom, R (1, 1) Bill Campbell, R (8, 1) Greg Gross, L (9, 3) OBP: 0.500, SLG: 0.750					0-0 F7			0-0 SH3-4 1-2		2	0	1	0	0	0	1						
Inning Stats	R: 0 E: 0 K: 2 S: 7	H: 0 LOB: 0 BB: 0 P: 7	R: 0 E: 0 K: 1 S: 5	H: 0 LOB: 0 BB: 0 P: 5	R: 0 E: 0 K: 2 S: 7	H: 1 LOB: 1 BB: 0 P: 8	R: 0 E: 0 K: 0 S: 3	H: 1 LOB: 0 BB: 0 P: 3	R: 1 E: 1 K: 0 S: 5	H: 2 LOB: 1 BB: 0 P: 5	R: 0 E: 0 K: 0 S: 4	H: 0 LOB: 0 BB: 0 P: 4	R: 0 E: 0 K: 0 S: 3	H: 0 LOB: 0 BB: 0 P: 3	R: 0 E: 0 K: 0 S: 4	H: 1 LOB: 1 BB: 0 P: 4		R: 2 E: 0 K: 1 S: 7	H: 2 LOB: 2 BB: 0 P: 7	1B: 6 2B: 2 3B: 0 HR: 1	SF: 0 SAC: 1 DP: 1 HBP: 1	WP: 0 PB: 0 SB: 1 CS: 2
PITCHER Andy Hawkins, R (1, 1) ERA: 4.61	IP: 9.0 WLS: L BF: 34 H: 8 R: 3 ER: 2 SO: 6 BB: 0 IBB: 0 HBP: 1 BLK: 0 WP: 0 HR: 1 S: 45 P: 46 ERA: 2.00 WHIP: 0.889																					

Batter	1	2	3	4	5	6	7	8	9	AB	R	H	RBI	BB	SO	LOB	BOTTOM					
Tony Gwynn, L (1, 9) OBP: 0.455, SLG: 0.474	0-0 F7		0-0 SF8 1B		0-0 F8		4-0 FC4-6 1B		4-0 FC1-6 1B	3	0	1	0	2	0	0	Philadelphia Phillies @ San Diego Padres Jack Murphy Stadium, San Diego, CA Sat May 12 1984, 10:05 PM EDT Att: 36,916 - Unknown livebaseballscorecards.com					
Alan Wiggins, S (1, 4) Luis Salazar, R (9, PH) OBP: 0.312, SLG: 0.233	0-0 5-3		4-0 S 1B			0-0 F6	0-0 FC4-6 1-2		0-0 FC1-6 1B	3	0	0	0	1	0	2						
Graig Nettles, L (1, 5) OBP: 0.301, SLG: 0.333	0-0 1-3		0-0 SF8 2-3 3-H			0-0 FC3-6 1B		0-0 F7		4	0	2	2	0	0	0						
Steve Garvey, R (1, 3) OBP: 0.281, SLG: 0.344		0-3 K	0-0 4-3			0-0 FC3-6 1B		0-0 G3 1B		5	0	2	0	0	1	4						
Terry Kennedy, L (1, 2) OBP: 0.290, SLG: 0.342		0-0 2B		0-0 F7		0-0 FC3-6 1-2		4-0 G3 1B		3	0	1	0	1	0	2						
Kevin McReynolds, R (1, 8) OBP: 0.339, SLG: 0.573		0-0 F3		0-0 5-3		0-0 F9		0-0 G3		4	0	0	0	0	0	5						
Bobby Brown, S (1, 7) OBP: 0.350, SLG: 0.353		0-3 K		0-0 4-3			0-0 F8	0-0 4-3		4	0	0	0	0	1	3						
Garry Templeton, S (1, 6) OBP: 0.322, SLG: 0.352			0-3 K2-3		0-3 K2-3				0-0 E6 1B	4	1	0	0	0	2	0						
Andy Hawkins, R (1, 1) Kurt Bevacqua, R (9, PH) OBP: 0.267, SLG: 0.267			0-0 BB 1B SF8		0-3 K				0-0 1-2-3	3	1	2	0	0	1	0						
Inning Stats	R: 0 E: 0 K: 0 S: 3	H: 0 LOB: 0 BB: 0 P: 3	R: 0 E: 0 K: 2 S: 8	H: 1 LOB: 1 BB: 0 P: 8	R: 1 E: 0 K: 1 S: 7	H: 2 LOB: 2 BB: 1 P: 11	R: 0 E: 0 K: 0 S: 3	H: 0 LOB: 0 BB: 0 P: 3	R: 0 E: 0 K: 2 S: 7	H: 0 LOB: 0 BB: 0 P: 7	R: 0 E: 0 K: 0 S: 5	H: 2 LOB: 2 BB: 0 P: 5	R: 0 E: 0 K: 0 S: 4	H: 1 LOB: 2 BB: 1 P: 8	R: 0 E: 0 K: 0 S: 4	H: 1 LOB: 2 BB: 1 P: 8		R: 1 E: 1 K: 0 S: 5	H: 1 LOB: 2 BB: 1 P: 9	1B: 7 2B: 1 3B: 0 HR: 0	SF: 1 SAC: 0 DP: 0 HBP: 0	WP: 0 PB: 0 SB: 1 CS: 0
PITCHER Marty Bystrom, R (1, 1) ERA: 6.0 Bill Campbell, R (8, 1) Al Holland, L (9, 1) ERA: 2.38	IP: 7.0 WLS: W BF: 29 H: 6 R: 1 ER: 0 SO: 5 BB: 1 IBB: 0 HBP: 0 BLK: 0 WP: 0 HR: 0 S: 37 P: 45 ERA: 1.29 WHIP: 1.143																					

Batter	1	2	3	4	5	6	7	8	9	10	AB	R	H	RBI	BB	SO	LOB	TOP						
Doug Flynn, R OBP: 0.320, SLG: 0.333 (1.4)	K2-3		1B	F6-3	K			SH3-4 FC5-2	F6-3		5	1	1	0	1	2	2							
Terry Francona, L OBP: 0.403, SLG: 0.469 Miguel Dilonis, S OBP: 0.333, SLG: 0.409 (10, PR)	BB		F6	HR	1B			SH3-4		2B	5	1	3	0	0	0	1							
Bobby Ramos, R OBP: 0.192, SLG: 0.091 (10, 2)	1B			HR	1B			2-3		1B	0	1	0	0	0	0	0							
Tim Raines, S OBP: 0.442, SLG: 0.511 (1.8)	K		HR	1B	HR			FC5-2		2B	5	2	3	3	1	2	1							
Andre Dawson, R OBP: 0.360, SLG: 0.420 (1.9)	BB		HR	1B	HR			FC5-2		2B	5	1	1	1	1	0	4							
Gary Carter, R OBP: 0.379, SLG: 0.480 (10, 3)	FC5-4		HR	1B	2B			1-3		FC5-2	4	1	2	3	2	0	2							
Tim Wallach, R OBP: 0.363, SLG: 0.522 (1.5)	FC5-4		HR	2B	HR			3-H		1B	5	0	1	0	0	1	8							
Jim Wohlford, R OBP: 0.360, SLG: 0.500 (1.7)			F7		F9			FC6-4		1B	6	0	2	0	0	0	4							
Angel Salazar, R OBP: 0.163, SLG: 0.221 (1.6)			F8	K2-3	6-3			1-2		1B	5	0	1	0	0	1	4							
Bill Gullickson, R OBP: 0.369, SLG: 0.387 Andy McCaffigan, R OBP: 0.250, SLG: 0.250 Gary Lucas, L OBP: 0.275, SLG: 0.343 Greg Harris, S OBP: 0.275, SLG: 0.343 Pete Rose, S OBP: 0.275, SLG: 0.343 Jeff Reardon, R OBP: 0.275, SLG: 0.343 (7, PR)	K				5-3			F8		K	3	0	1	0	0	1	0							
Inning Stats	R: 0 E: 0 K: 2 S: 8	H: 1 LOB: 3 BB: 2 P: 16	R: 0 E: 0 K: 1 S: 5	H: 0 LOB: 0 BB: 0 P: 5	R: 4 E: 0 K: 1 S: 9	H: 4 LOB: 1 BB: 1 P: 13	R: 2 E: 1 K: 1 S: 7	H: 3 LOB: 2 BB: 0 P: 7	R: 0 E: 0 K: 1 S: 6	H: 1 LOB: 1 BB: 0 P: 6	R: 0 E: 0 K: 0 S: 5	H: 2 LOB: 2 BB: 0 P: 5	R: 0 E: 0 K: 1 S: 6	H: 1 LOB: 3 BB: 2 P: 14	R: 0 E: 0 K: 1 S: 6	H: 1 LOB: 0 BB: 0 P: 6	R: 1 E: 1 K: 0 S: 6	H: 2 LOB: 3 BB: 3 P: 7	1B: 9 2B: 3 3B: 1 HR: 2	SF: 0 SAC: 2 DP: 0 HBP: 1	WP: 0 PB: 0 SB: 2 CS: 0	PA: 53		
PITCHER	IP	WLS	BF	H	R	ER	SO	BB	IBB	HBP	BLK	WP	HR	S	P	ERA	WHIP							
Mark Thurmond, L ERA: 4.11 (1.1)	3.2		23	8	6	6	4	3	0	0	0	0	0	28	40	14.73	3.000							
Floyd Chiffer, R ERA: 8.44 (4.1)	2.1		8	1	0	0	2	0	0	0	0	0	0	12	12	0.00	0.429							
Craig Leferts, L ERA: 1.08 (7.1)	2.0		11	3	0	0	1	1	1	0	0	0	0	11	19	0.00	2.000							
Dave Dravecky, L ERA: 4.21 (9.1)	2.0	L	11	3	1	1	1	0	0	1	0	0	0	12	13	4.50	1.500							

Montreal Expos @ San Diego Padres
Jack Murphy Stadium, San Diego, CA
Mon May 14 1984, 10:05 PM EDT
Att: 9,389 - Unknown

AB	45
R	7
H	15
RBI	7
BB	5
SO	8
LOB	29



Batter	1	2	3	4	5	6	7	8	9	10	AB	R	H	RBI	BB	SO	LOB	BOTTOM						
Tony Gwynn, L OBP: 0.441, SLG: 0.456 (1.9)	F4-3		F4-3			F4	F4-3		F7		5	1	0	1	0	0	0							
Alan Wiggins, S OBP: 0.320, SLG: 0.279 (1.4)	F6			F6-4-3		E	1B	HR	1-3		5	2	3	1	0	0	0							
Graig Nettles, L OBP: 0.268, SLG: 0.316 Bobby Brown, S OBP: 0.333, SLG: 0.333 (7, PR)	F4-3			F6-4-3		K	F4			F4	4	0	0	0	0	1	3							
Mario Ramirez, R OBP: 0.250, SLG: 0.625 (8.6)				1-2							0	0	0	0	0	0	0							
Sveve Garvey, R OBP: 0.280, SLG: 0.361 (1.3)			5-3	5-3		E9	F6			F2	5	1	1	1	0	0	1							
Terry Kennedy, L OBP: 0.295, SLG: 0.364 (1.2)			HR			K	1B			F9	5	1	2	3	0	1	0							
Kevin McReynolds, R OBP: 0.333, SLG: 0.552 (1.8)			5-3			K	F8				4	0	1	0	0	1	1							
Carmelo Martinez, R OBP: 0.360, SLG: 0.376 (1.7)			5-3			E5	F7				3	0	0	0	1	0	1							
Garry Templeton, S OBP: 0.303, SLG: 0.330 Craig Leferts, L OBP: 0.333, SLG: 0.727 (7, 1)					F7		F8				3	0	0	0	0	0	3							
Champ Summers, L OBP: 0.333, SLG: 0.727 Dave Dravecky, R ERA: 1.4 (9.1)					F8		F8			K	0	0	0	0	0	1	1							
Mark Thurmond, L ERA: 4.11 (1.1)					6-3					F4	1	0	0	0	0	0	0							
Floyd Chiffer, R ERA: 8.44 (4.1)											0	0	0	0	0	0	0							
Tim Flannery, L OBP: 0.250, SLG: 0.417 (7.4)											1	1	1	0	0	0	0							
Luis Salazar, R OBP: 0.244, SLG: 0.287 (7.5)											2	0	0	0	0	0	0							
Inning Stats	R: 0 E: 0 K: 0 S: 3	H: 0 LOB: 0 BB: 0 P: 3	R: 1 E: 0 K: 0 S: 4	H: 1 LOB: 1 BB: 0 P: 4	R: 0 E: 0 K: 0 S: 3	H: 0 LOB: 0 BB: 0 P: 3	R: 0 E: 1 K: 2 S: 8	H: 1 LOB: 1 BB: 0 P: 3	R: 0 E: 1 K: 2 S: 8	H: 0 LOB: 1 BB: 0 P: 8	R: 4 E: 2 K: 1 S: 10	H: 4 LOB: 2 BB: 1 P: 14	R: 1 E: 1 K: 0 S: 5	H: 1 LOB: 1 BB: 0 P: 5	R: 0 E: 0 K: 1 S: 6	H: 1 LOB: 1 BB: 0 P: 6	R: 0 E: 0 K: 0 S: 3	H: 0 LOB: 0 BB: 0 P: 3	R: 0 E: 0 K: 0 S: 3	H: 0 LOB: 0 BB: 0 P: 3	1B: 5 2B: 0 3B: 1 HR: 2	SF: 0 SAC: 0 DP: 1 HBP: 0	WP: 0 PB: 0 SB: 0 CS: 0	PA: 41
PITCHER	IP	WLS	BF	H	R	ER	SO	BB	IBB	HBP	BLK	WP	HR	S	P	ERA	WHIP							
Bill Gullickson, R ERA: 6.82 (6.1)	5.1		23	6	5	3	3	0	0	0	0	0	0	29	29	5.06	1.125							
Andy McCaffigan, R ERA: 1.17 (6.1)	0.2		3	0	0	0	0	1	0	0	0	0	0	2	6	0.00	1.500							
Gary Lucas, L ERA: 2.75 (7.1)	1.1		7	2	1	1	0	0	0	0	0	0	1	7	7	6.75	1.500							
Greg Harris, R ERA: 2.63 (8.1)	0.2		2	0	0	0	1	0	0	0	0	0	0	4	4	0.00	0.000							
Jeff Reardon, R ERA: 1.4 (9.1)	2.0	W	6	0	0	0	0	0	0	0	0	0	0	6	6	0.00	0.000							



Montreal Expos @ San Diego Padres
Jack Murphy Stadium, San Diego, CA
Mon May 14 1984, 10:05 PM EDT
Att: 9,389 - Unknown

AB	40
R	6
H	8
RBI	6
BB	1
SO	4
LOB	10




Batter	1	2	3	4	5	6	7	8	9	AB	R	H	RBI	BB	SO	LOB	TOP				
Pete Rose, S OBP: 0.392, SLG: 0.374 (1, 7)										4	0	3	2	0	0	0	Montreal Expos @ San Diego Padres Jack Murphy Stadium, San Diego, CA Wed May 16 1984, 10:05 PM EDT Att: 11,462 - Unknown				
Derrel Thomas, S OBP: 0.308, SLG: 0.375 (7, 7)										0	0	0	0	0	0	0					
Bryan Little, S OBP: 0.383, SLG: 0.374 (1, 4)										5	0	1	0	0	0	3					
Tim Raines, S OBP: 0.439, SLG: 0.493 (1, 8)										3	0	0	1	2	0	2					
Andre Dawson, R OBP: 0.345, SLG: 0.406 (1, 9)										4	0	0	0	0	0	5					
Gary Carter, R OBP: 0.370, SLG: 0.455 (1, 2)										3	0	0	0	1	1	4					
Tim Lincecum, R OBP: 0.348, SLG: 0.497 (1, 5)										4	0	1	0	0	1	2					
Terry Francona, L OBP: 0.422, SLG: 0.504 (1, 3)										4	2	3	0	0	0	1					
Angel Salazar, R OBP: 0.167, SLG: 0.214 (7, 6)										2	0	0	0	0	1	2					
Chris Speier, R OBP: 0.214, SLG: 0.214 (7, 6)										2	0	0	0	0	0	2					
Jeff Reardon, R (8, 1)										0	0	0	0	0	0	0					
Charlie Lea, R OBP: 0.087, SLG: 0.045 (1, 1)										2	1	1	0	0	0	0					
Gary Lucas, L (8, 1)										0	0	0	0	0	0	0					
Doug Flynn, R OBP: 0.355, SLG: 0.367 (8, 6)										1	0	1	0	0	0	0					
Inning Stats	R: 0 E: 0 K: 0 S: 4	H: 1 LOB: 1 BB: 0 P: 4	R: 0 E: 0 K: 1 S: 6	H: 1 LOB: 1 BB: 0 P: 6	R: 0 E: 0 K: 0 S: 3	H: 0 LOB: 0 BB: 0 P: 3	R: 0 E: 0 K: 1 S: 5	H: 0 LOB: 1 BB: 1 P: 9	R: 1 E: 0 K: 1 S: 7	H: 2 LOB: 1 BB: 0 P: 7	R: 0 E: 0 K: 0 S: 3	H: 0 LOB: 1 BB: 1 P: 7	R: 2 E: 0 K: 0 S: 7	H: 4 LOB: 3 BB: 1 P: 11	R: 0 E: 0 K: 0 S: 3	H: 1 LOB: 0 BB: 0 P: 3	R: 0 E: 0 K: 0 S: 4	H: 1 LOB: 1 BB: 0 P: 4	1B: 9 2B: 1 3B: 0 HR: 0	SF: 0 SAC: 2 DP: 1 HBP: 0	WP: 0 PA: 39 PB: 0 SB: 0 CS: 0
PITCHER	IP WLS BF H R ER SO BB IBB HBP BLK WP HR S P ERA WHIP																				
Eric Show, R ERA: 2.47 (1, 1)	6.1 L 30 8 3 3 3 3 0 0 0 0 0 0 33 45 4.26 1.737																				
Floyd Chiffer, R ERA: 6.75 (7, 1)	0.2 2 0 0 0 0 0 0 0 0 0 0 0 2 2 0.00 0.000																				
Dave Dravecky, L ERA: 3.9 (8, 1)	2.0 7 2 0 0 0 0 0 0 0 0 0 0 7 7 0.00 1.000																				

Batter	1	2	3	4	5	6	7	8	9	AB	R	H	RBI	BB	SO	LOB	BOTTOM				
Alan Wiggins, S OBP: 0.323, SLG: 0.285 (1, 4)										4	1	2	1	0	0	1	Montreal Expos @ San Diego Padres Jack Murphy Stadium, San Diego, CA Wed May 16 1984, 10:05 PM EDT Att: 11,462 - Unknown				
Tony Gwynn, L OBP: 0.441, SLG: 0.455 (1, 9)										4	0	2	1	0	0	1					
Graig Nettles, L OBP: 0.275, SLG: 0.298 (1, 5)										4	0	0	0	0	0	3					
Steve Garvey, R OBP: 0.270, SLG: 0.345 (1, 3)										4	0	0	0	0	1	2					
Terry Kennedy, L OBP: 0.291, SLG: 0.354 (1, 2)										4	0	1	0	0	1	1					
Kevin McReynolds, R OBP: 0.336, SLG: 0.541 (1, 8)										4	0	1	0	0	1	0					
Carmelo Martinez, R OBP: 0.353, SLG: 0.376 (1, 7)										4	0	1	0	0	1	2					
Garry Templeton, S OBP: 0.308, SLG: 0.333 (1, 6)										4	0	1	0	0	0	3					
Eric Show, R OBP: 0.376, SLG: 0.235 (7, 1)										2	1	1	0	0	0	2					
Champ Summers, L OBP: 0.308, SLG: 0.687 (7, 9)										0	0	0	0	0	0	0					
Bobby Brown, S OBP: 0.333, SLG: 0.333 (7, 9)										0	0	0	0	0	0	0					
Dave Dravecky, R (8, 1)										0	0	0	0	0	0	0					
Tim Lincecum, L OBP: 0.231, SLG: 0.365 (8, 9)										1	0	0	0	0	0	1					
Inning Stats	R: 0 E: 0 K: 0 S: 4	H: 1 LOB: 1 BB: 0 P: 4	R: 0 E: 0 K: 0 S: 5	H: 2 LOB: 2 BB: 0 P: 5	R: 0 E: 0 K: 2 S: 3	H: 0 LOB: 0 BB: 0 P: 3	R: 0 E: 0 K: 2 S: 7	H: 0 LOB: 0 BB: 0 P: 7	R: 2 E: 0 K: 1 S: 8	H: 3 LOB: 1 BB: 0 P: 8	R: 0 E: 0 K: 0 S: 3	H: 0 LOB: 0 BB: 0 P: 3	R: 0 E: 0 K: 0 S: 4	H: 1 LOB: 2 BB: 0 P: 4	R: 0 E: 0 K: 0 S: 4	H: 1 LOB: 1 BB: 0 P: 4	R: 0 E: 0 K: 1 S: 6	H: 1 LOB: 1 BB: 0 P: 6	1B: 7 2B: 2 3B: 0 HR: 0	SF: 0 SAC: 0 DP: 0 HBP: 0	WP: 0 PA: 36 PB: 0 SB: 3 CS: 0
PITCHER	IP WLS BF H R ER SO BB IBB HBP BLK WP HR S P ERA WHIP																				
Charlie Lea, R ERA: 3.02 (1, 1)	7.0 W 29 8 2 2 3 0 0 0 0 0 0 35 35 2.57 1.143																				
Gary Lucas, L ERA: 2.7 (8, 1)	0.1 1 0 0 0 0 0 0 0 0 0 0 0 1 1 0.00 0.000																				
Jeff Reardon, R ERA: 1.29 (8, 1)	1.2 S 6 1 0 0 1 0 0 0 0 0 0 0 8 8 0.00 0.600																				

Batter	1	2	3	4	5	6	7	8	9	AB	R	H	RBI	BB	SO	LOB	TOP
Pete Rose, S OBP: 0.384, SLG: 0.366 (1, 7)	F7		FC5-2 BB SF6 1B		5-3		F7		5-3	5	1	1	0	0	0	3	Montreal Expos @ San Diego Padres Jack Murphy Stadium, San Diego, CA Thu May 17 1984, 6:33 AM EDT Att: 17,066 - Unknown 
Bryan Little, S OBP: 0.377, SLG: 0.362 (1, 4)	4-3		FC5-2 BB		K		F9		F2	4	0	0	0	1	1	4	
Tim Raines, S OBP: 0.435, SLG: 0.486 (1, 8)	F7		FC5-2				F9		4-3 1B	4	0	1	0	0	0	3	
Andre Dawson, R OBP: 0.336, SLG: 0.397 (1, 9)		F3	SF6				F4		F4	3	0	0	1	0	0	1	
Terry Francona, L OBP: 0.417, SLG: 0.496 (1, 3)		HR 1B	F4				G3		4-3	4	1	1	0	0	0	3	
Tim Lincecum, R OBP: 0.358, SLG: 0.527 (1, 5)		HR			F7		E 2B		HBP	3	2	2	2	0	0	0	
Doug Flynn, R OBP: 0.400, SLG: 0.412 (1, 6)		G5-4-3 1B			G5-4-3 1B		E7 2H 1B		F7	4	0	3	0	0	0	2	
Bobby Ramos, R OBP: 0.200, SLG: 0.115 (1, 2)		G5-4-3			G5-4-3		F4		S 1B	4	0	1	0	0	0	3	
Miguel Dilone, S OBP: 0.333, SLG: 0.409 (9, PR)		1-2			1-2					0	0	0	0	0	0	0	
Steve Rogers, R Chris Sporer, R Greg Harris, S Jim Wohlford, R Andy McGaffigan, R Gary Lucas, L Gary Carter, R			BB FC5-2 1B				F4		F7	1	0	1	0	0	0	0	
Inning Stats	R: 0 E: 0 K: 0 S: 3	H: 0 LOB: 0 BB: 0 P: 3	R: 2 E: 0 K: 0 S: 5	H: 3 LOB: 0 BB: 0 P: 5	R: 1 E: 0 K: 0 S: 5	H: 2 LOB: 2 BB: 1 P: 9	R: 0 E: 0 K: 0 S: 3	H: 1 LOB: 0 BB: 0 P: 3	R: 0 E: 0 K: 1 S: 5	H: 0 LOB: 0 BB: 0 P: 5	R: 0 E: 1 K: 0 S: 4	H: 1 LOB: 2 BB: 0 P: 5	R: 0 E: 0 K: 0 S: 4	H: 1 LOB: 2 BB: 0 P: 4	1B: 8 2B: 1 3B: 0 HR: 1	SF: 1 SAC: 0 DP: 2 HBP: 1	WP: 0 PA: 38 PB: 0 SB: 1 CS: 0
PITCHER	IP WLS BF H R ER SO BB IBB HBP BLK WP HR S P ERA WHIP	ANDY HAWKINS, R (1, 1) 2.0 10 5 3 3 0 0 0 0 0 0 0 1 10 10 13.50 2.500 SID MONGE, L (3, 1) 1.0 4 0 0 0 0 1 0 0 0 0 0 0 3 7 0.00 1.000 DAVE DRAVECKY, L (4, 1) 3.1 13 3 1 1 1 1 0 0 0 0 0 0 14 18 2.70 1.200 RICH GOSSAGE, R (7, 1) 1.2 W 7 1 0 0 0 0 0 0 1 0 0 0 6 7 0.00 0.600 CRAIG LEFFERTS, L (9, 1) 1.0 S 4 1 0 0 0 0 0 0 0 0 0 0 4 4 0.00 1.000															
Batter	1	2	3	4	5	6	7	8	9	AB	R	H	RBI	BB	SO	LOB	BOTTOM
Alan Wiggins, S OBP: 0.338, SLG: 0.293 (1, 4)	S FC5-2 1B	1-3		4-3 S SF8 BB		K S 1B		E S 1B BB		3	2	2	0	2	0	0	Montreal Expos @ San Diego Padres Jack Murphy Stadium, San Diego, CA Thu May 17 1984, 6:33 AM EDT Att: 17,066 - Unknown 
Tony Gwynn, L OBP: 0.446, SLG: 0.453 (1, 9)	FC5-2 1B BB	4-3		4-3		CS BB		S 1B		3	1	1	1	2	0	1	
Graig Nettles, L OBP: 0.288, SLG: 0.292 (1, 5)	FC5-2 1B BB					BB		F5		2	1	0	0	3	1	3	
Steve Garvey, R OBP: 0.269, SLG: 0.352 (1, 3)	FC5-2 1B	F7		SF8				E 2B		3	1	1	1	0	0	4	
Terry Kennedy, L OBP: 0.290, SLG: 0.351 (1, 2)	BB 1B			F8		K		K		4	0	1	2	0	2	2	
Kevin McReynolds, R OBP: 0.333, SLG: 0.533 (1, 8)	F7		BB 1B		K		E7 2-3			4	0	1	0	0	1	3	
Camelo Martinez, R OBP: 0.368, SLG: 0.385 (1, 7)	BB 1B		BB 1B		FC4-6 BB		K2-3			3	0	2	1	1	1	1	
Garry Templeton, S OBP: 0.313, SLG: 0.328 (1, 6)	BB 1B		BB 1B		FC4-6			G3		2	0	0	0	2	0	1	
Andy Hawkins, R Sid Monge, S Bobby Brown, S Dave Dravecky, R Rich Gossage, R Tim Flannery, L Craig Lefferts, L	F8		3		5-3			K		1	0	0	0	0	0	3	
Inning Stats	R: 3 E: 0 K: 0 S: 6	H: 3 LOB: 3 BB: 3 P: 18	R: 0 E: 0 K: 0 S: 3	H: 0 LOB: 1 BB: 1 P: 7	R: 0 E: 0 K: 0 S: 4	H: 2 LOB: 2 BB: 1 P: 8	R: 1 E: 0 K: 1 S: 5	H: 0 LOB: 1 BB: 2 P: 13	R: 0 E: 0 K: 1 S: 4	H: 0 LOB: 1 BB: 1 P: 8	R: 0 E: 1 K: 2 S: 8	H: 1 LOB: 1 BB: 0 P: 8	R: 1 E: 0 K: 1 S: 6	H: 1 LOB: 1 BB: 1 P: 10	1B: 7 2B: 3 3B: 0 HR: 0	SF: 1 SAC: 0 DP: 2 HBP: 0	
PITCHER	IP WLS BF H R ER SO BB IBB HBP BLK WP HR S P ERA WHIP	STEVE ROGERS, R (1, 1) 4.0 23 5 4 4 1 7 0 0 0 0 0 0 18 46 9.00 3.000 GREG HARRIS, R (5, 1) 2.0 7 1 0 0 2 2 0 0 0 0 0 0 9 17 0.00 1.500 ANDY MCGAFFIGAN, R (7, 1) 1.2 L 7 1 1 0 3 1 0 0 0 0 0 0 12 16 0.00 1.200 GARY LUCAS, L (8, 1) 0.1 2 1 0 0 0 0 0 0 0 0 0 0 2 2 0.00 3.000															


Batter	1	2	3	4	5	6	7	8	9	AB R H RBI BB SO LOB	TOP
Wally Backman, S (1,4) OBP: 0.357, SLG: 0.299	0-3 K		4-0 BB			0-0 SF8 1B	0-0 6-3		0-0 F7	4 1 1 0 1 1 2	New York Mets @ San Diego Padres Jack Murphy Stadium, San Diego, CA Fri May 18 1984, 10:05 PM EDT Att: 17,319 - Unknown
José Oquendo, S (1,6) OBP: 0.289, SLG: 0.198 Danny Heep, L (6,PH) OBP: 0.310, SLG: 0.444 Ron Gardenhire, R (6,6) OBP: 0.221, SLG: 0.295	4-0 BB		6-3			0-0 HR 2B	0-3 K			1 0 0 0 1 0 2 1 1 1 0 0 0 0 1 0 0 0 0 1 1	
Keith Hernandez, L (1,3) OBP: 0.357, SLG: 0.388	0-3 K2				0-0 F7	0-0 SF8		0-0 4-3		3 0 0 1 0 1 1	
George Foster, R (1,7) OBP: 0.281, SLG: 0.460		0-3 K			4-0 BB	0-0 HR		0-3 K		3 1 1 2 1 2 0	
Darryl Strawberry, L (1,9) OBP: 0.392, SLG: 0.504		0-3 K			0-0 F2	0-0 F8		0-3 K		4 0 0 0 0 2 1	
Mookie Wilson, S (1,8) OBP: 0.326, SLG: 0.349		0-0 G3			0-0 4-3	4-0 BB			4-0 F9 S 1B BB	2 1 0 0 2 0 1	
Hubie Brooks, R (1,5) OBP: 0.358, SLG: 0.423			0-0 6-3		0-0 G5-4-3 1B	0-0 6-3			0-3 K	4 0 1 0 0 1 2	
Mike Fitzgerald, R (1,2) OBP: 0.353, SLG: 0.279					0-0 SH1-4 1B	0-0 G5-4-3			0-0 F9	3 0 1 0 1 0 2	
Dwight Gooden, R (1,1) Tom Gorman, L (5,1) Jerry Martin, R (7,PH) Brent Gaff, R (7,1) Rusty Staub, L (9,PH) Kelvin Chapman, R (9,PH)					0-0 SH1-4	0-0 K			0-0 F9	1 0 0 0 0 0 1 0 0 0 0 0 0 0 0 1 0 0 0 0 0 0 0 0 1 0 1 1 0 0 0 0 0 0 0 0 0 0 0 0	
Inning Stats	R: 0 H: 0 E: 0 LOB: 1 K: 2 BB: 1 S: 6 P: 10	R: 0 H: 0 E: 0 LOB: 0 K: 2 BB: 0 S: 7 P: 7	R: 0 H: 1 E: 0 LOB: 2 K: 0 BB: 1 S: 4 P: 8	R: 0 H: 0 E: 0 LOB: 1 K: 0 BB: 1 S: 3 P: 7	R: 0 H: 1 E: 0 LOB: 0 K: 1 BB: 0 S: 5 P: 5	R: 3 H: 3 E: 0 LOB: 1 K: 0 BB: 1 S: 6 P: 10	R: 0 H: 0 E: 0 LOB: 0 K: 1 BB: 1 S: 5 P: 9	R: 0 H: 0 E: 0 LOB: 0 K: 2 BB: 0 S: 7 P: 7	R: 1 H: 1 E: 0 LOB: 1 K: 1 BB: 1 S: 6 P: 10	1B: 4 SF: 1 2B: 2 SAC: 1 3B: 0 DP: 2 HR: 1 HBP: 0	
PITCHER	IP WLS BF H R ER SO BB IBB HBP BLK WP HR S P ERA WHIP										
Ed Whitson, R (1,1) ERA: 3.99	5.2 W 24 5 3 3 5 4 0 0 0 0 0 1 30 46 4.76 1.588										
Craig Lefferts, L (6,1) ERA: 0.92	1.0 4 0 0 0 0 1 0 0 0 0 0 0 3 7 0.00 1.000										
Rich Gossage, R (7,1) ERA: 3.54	2.1 S 9 1 1 1 4 1 0 0 0 0 0 0 16 20 3.86 0.857										

AB 29
R 4
H 6
RBI 4
BB 6
SO 9
LOB 13



Batter	1	2	3	4	5	6	7	8	9	AB R H RBI BB SO LOB	BOTTOM
Alan Wiggins, S (1,4) OBP: 0.341, SLG: 0.299	0-0 4-3		0-0 6-3		0-0 4-3 S 1B		0-0 E6 1B			4 1 2 0 0 0 1	New York Mets @ San Diego Padres Jack Murphy Stadium, San Diego, CA Fri May 18 1984, 10:05 PM EDT Att: 17,319 - Unknown
Tony Gwynn, L (1,9) OBP: 0.441, SLG: 0.461	0-0 6-3			0-0 2B 3B	0-3 K		0-0 E6			4 1 1 0 0 1 2	
Bobby Brown, S (1,8) OBP: 0.310, SLG: 0.346	0-0 F8			0-0 BB 1B 2B	0-0 4-3		0-0 4-3			4 1 1 1 0 0 2	
Steve Garvey, R (1,3) OBP: 0.269, SLG: 0.349		0-0 G3		0-3 K	0-0 2-3 1B			0-0 6-3		4 0 1 1 0 1 1	
Terry Kennedy, L (1,2) OBP: 0.295, SLG: 0.358		0-3 K		4-0 BB 1B BB	0-0 F7			0-0 WP SF7 2B		3 2 1 0 1 1 1	
Graig Nettles, L (1,5) OBP: 0.287, SLG: 0.284		0-3 K		0-3 K		0-0 G3		4-0 SF7 WP IBB		3 0 0 0 1 2 2	
Carmelo Martínez, R (1,7) OBP: 0.362, SLG: 0.377			0-3 K	4-0 1B BB	0-0 1-2 2-3 BB	0-3 K		0-0 SF7		2 0 0 1 1 2 0	
Garry Templeton, S (1,6) OBP: 0.326, SLG: 0.331			4-0 S BB	0-0 1-3 2-H 3-H 1B		0-0 F9		4-0 FC6 IBB		2 0 1 2 2 0 0	
Ed Whitson, R (1,1) Craig Lefferts, L (6,1) Rich Gossage, R (7,1)			0-3 K	0-3 K			0-0 4-3	0-0 FC6		2 0 0 0 0 2 3 0 0 0 0 0 0 0 2 0 0 0 0 0 2	
Inning Stats	R: 0 H: 0 E: 0 LOB: 0 K: 0 BB: 0 S: 3 P: 3	R: 0 H: 0 E: 0 LOB: 0 K: 2 BB: 0 S: 7 P: 7	R: 0 H: 0 E: 0 LOB: 1 K: 2 BB: 1 S: 7 P: 11	R: 3 H: 3 E: 0 LOB: 2 K: 3 BB: 2 S: 12 P: 20	R: 1 H: 2 E: 0 LOB: 1 K: 1 BB: 0 S: 7 P: 7	R: 0 H: 0 E: 0 LOB: 0 K: 1 BB: 0 S: 5 P: 5	R: 0 H: 1 E: 1 LOB: 1 K: 0 BB: 0 S: 4 P: 4	R: 1 H: 1 E: 0 LOB: 2 K: 0 BB: 2 S: 4 P: 12	1B: 4 SF: 1 2B: 2 SAC: 0 3B: 1 DP: 0 HR: 0 HBP: 0	WP: 1 PA: 36 PB: 0 SB: 2 CS: 0	
PITCHER	IP WLS BF H R ER SO BB IBB HBP BLK WP HR S P ERA WHIP										
Dwight Gooden, R (1,1) ERA: 4.15	4.2 L 22 5 4 4 8 3 0 0 0 0 0 0 6 6 7.71 1.714										
Tom Gorman, L (5,1) ERA: 5.09	1.1 4 0 0 0 1 0 0 0 0 0 0 0 6 6 0.00 0.000										
Brent Gaff, R (7,1) ERA: 2.57	2.0 10 2 1 1 0 0 2 0 0 0 1 0 8 16 4.50 1.000										

AB 30
R 5
H 7
RBI 5
BB 5
SO 9
LOB 14



Batter	1	2	3	4	5	6	7	8	9	AB	R	H	RBI	BB	SO	LOB	TOP								
Kelvin Chapman, R (1,4) OBP: 0.286, SLG: 0.350	0-0 6-3	0-0 F1			0-0 4-3		0-0 F7			4	0	0	0	0	0	2									
José Oquendo, S (1,6) OBP: 0.297, SLG: 0.200	0-0 1-3		0-0 F9		0-0 S 1B		0-0 6-3			4	1	1	0	0	0	0									
Keith Hernandez, L (1,3) OBP: 0.361, SLG: 0.392	0-0 G3		0-0 1B		L1-4 1H 1B		0-0 6-3			4	0	2	1	0	0	0									
George Foster, R (1,7) OBP: 0.273, SLG: 0.447		0-0 F9	0-0 F5		L1-4 2-3		0-0 F8			4	0	0	0	0	0	2									
Darryl Strawberry, L (1,9) OBP: 0.388, SLG: 0.496		0-0 S 1B	0-0 4-3			0-3 K		0-3 K		4	1	1	0	0	2	1									
Mookie Wilson, S (1,8) OBP: 0.324, SLG: 0.346		0-0 S 1B		0-0 F9		0-0 4-3		0-0 6-3		4	1	1	0	0	0	0									
Hubie Brooks, R (1,5) OBP: 0.369, SLG: 0.429		0-0 SH1-3 1H 2H 1B		0-0 BB 1B		4-0 BB 1B		0-0 4-3		3	0	2	2	1	0	0									
Mike Fitzgerald, R (1,2) OBP: 0.382, SLG: 0.289		4-0 SH1-3 BB		4-0 S1-6-3 BB		0-0 1-2 1B		0-0 1-3		2	0	1	0	2	0	0									
Ed Lynch, R (1,1) OBP: 0.250, SLG: 0.250		0-0 SH1-3		0-0 G1-6-3		0-0 F8		0-0 4-3		2	0	0	0	0	0	4									
Tim Leary, R (7,1) OBP: 0.286, SLG: 0.714										0	0	0	0	0	0	0									
Tom Gorman, L (7,1)										0	0	0	0	0	0	0									
Jerry Martin, R (9,PH)		1-2 2-3		1-2						1	0	0	0	0	0	0									
Inning Stats	R: 0 E: 0 K: 0 S: 3	H: 0 LOB: 0 BB: 0 P: 3	R: 2 E: 0 K: 0 S: 6	H: 3 LOB: 2 BB: 1 P: 10	R: 0 E: 0 K: 0 S: 4	H: 1 LOB: 1 BB: 0 P: 4	R: 0 E: 0 K: 0 S: 3	H: 1 LOB: 0 BB: 0 P: 7	R: 1 E: 0 K: 0 S: 4	H: 2 LOB: 0 BB: 0 P: 4	R: 0 E: 0 K: 1 S: 6	H: 1 LOB: 0 BB: 1 P: 10	R: 0 E: 0 K: 0 S: 3	H: 0 LOB: 0 BB: 0 P: 3	R: 0 E: 0 K: 0 S: 5	H: 0 LOB: 0 BB: 0 P: 5	R: 0 E: 0 K: 0 S: 3	H: 0 LOB: 0 BB: 0 P: 3	1B: 8 2B: 1 3B: 0 HR: 0	SF: 0 SAC: 1 DP: 2 HBP: 0	WP: 0 PB: 0 SB: 3 CS: 0	PA: 36			
PITCHER	IP	WLS	BF	H	R	ER	SO	BB	IBB	HBP	BLK	WP	HR	S	P	ERA	WHIP								
Mark Thurmond, L (1,1) ERA: 4.17	6.0	W	27	8	3	3	1	3	0	0	0	0	0	26	38	4.50	1.833								
Dave Dravecky, L (7,1) ERA: 3.44	3.0	S	9	0	0	0	1	0	0	0	0	0	0	11	11	0.00	0.000								

New York Mets @ San Diego Padres
Jack Murphy Stadium, San Diego, CA
Sat May 19 1984, 10:05 PM EDT
Att: 20,017 - Unknown

AB 32
R 3
H 8
RBI 3
BB 3
SO 2
LOB 9



Batter	1	2	3	4	5	6	7	8	9	AB	R	H	RBI	BB	SO	LOB	BOTTOM									
Alan Wiggins, S (1,4) OBP: 0.345, SLG: 0.299	0-0 1-3			0-0 4-3		0-0 HR 1B	1-0 1B HBP			3	2	1	0	0	0	0										
Tony Gwynn, L (1,9) OBP: 0.442, SLG: 0.483	0-0 4-3			0-0 G3		0-0 1H 3H HR 1B	0-0 1B 2H			4	1	2	4	0	0	0										
Bobby Brown, S (1,8) OBP: 0.303, SLG: 0.333	0-3 K			0-0 4-3		0-0 4-3	0-0 1-3 3H 1B			4	0	1	1	0	1	0										
Steve Garvey, R (1,3) OBP: 0.268, SLG: 0.346		0-0 F4			0-0 FC4-6 1B	0-0 4-3	0-0 F6			4	0	1	0	0	0	2										
Terry Kennedy, L (1,2) OBP: 0.294, SLG: 0.376		0-3 K			0-0 FC4-6 1-2F G4-6-3		0-0 F8			4	1	1	1	0	1	1										
Graig Nettles, L (1,5) OBP: 0.276, SLG: 0.274		0-0 F8			0-0 G4-6-3		0-0 F6	0-0 F6		4	0	0	0	0	0	1										
Carmelo Martínez, R (1,7) OBP: 0.366, SLG: 0.418			0-0 F7			0-0 HR	0-0 1B 2B			4	2	2	1	0	0	0										
Garry Templeton, S (1,6) OBP: 0.326, SLG: 0.331			0-3 K			0-3 K	0-0 2H 1B 1B			3	1	1	1	0	2	0										
Mark Thurmond, L (1,1) OBP: 0.300, SLG: 0.222						0-0 1B HR 1B				1	0	0	0	0	0	0										
Tim Flannery, L (6,PH) OBP: 0.267, SLG: 0.400										1	1	1	0	0	0	0										
Dave Dravecky, R (7,1) ERA: 4.05										1	0	0	0	0	1	1										
Inning Stats	R: 0 E: 0 K: 1 S: 5	H: 0 LOB: 0 BB: 0 P: 5	R: 0 E: 0 K: 1 S: 5	H: 0 LOB: 0 BB: 0 P: 5	R: 0 E: 0 K: 0 S: 3	H: 0 LOB: 0 BB: 0 P: 3	R: 0 E: 0 K: 0 S: 3	H: 1 LOB: 0 BB: 0 P: 3	R: 4 E: 0 K: 1 S: 9	H: 4 LOB: 0 BB: 0 P: 9	R: 4 E: 0 K: 1 S: 10	H: 5 LOB: 2 BB: 0 P: 11	R: 0 E: 0 K: 0 S: 3	H: 0 LOB: 0 BB: 0 P: 3	R: 0 E: 0 K: 0 S: 3	H: 0 LOB: 0 BB: 0 P: 3	1B: 6 2B: 1 3B: 0 HR: 3	SF: 0 SAC: 0 DP: 1 HBP: 1	WP: 0 PB: 0 SB: 0 CS: 0	PA: 34						
PITCHER	IP	WLS	BF	H	R	ER	SO	BB	IBB	HBP	BLK	WP	HR	S	P	ERA	WHIP									
Ed Lynch, R (1,1) ERA: 3.44	6.0	L	22	5	4	4	4	0	0	0	0	0	0	2	30	30	6.00	0.833								
Tim Leary, R (7,1) ERA: 4.05	0.2		6	3	4	4	1	0	0	1	0	0	0	1	7	8	54.00	4.500								
Tom Gorman, L (7,1) ERA: 4.05	1.1		6	2	0	0	0	0	0	0	0	0	0	6	6	0.00	1.500									

New York Mets @ San Diego Padres
Jack Murphy Stadium, San Diego, CA
Sat May 19 1984, 10:05 PM EDT
Att: 20,017 - Unknown

AB 33
R 8
H 10
RBI 8
BB 0
SO 5
LOB 5



Batter	1	2	3	4	5	6	7	8	9	10	AB	R	H	RBI	BB	SO	LOB	TOP						
Kevin Chapman, R OBP: 0.308, SLG: 0.318	4-0 G4-6-3 BB		4-0 S BB		0-0 F9			0-0 5-3		0-0 SF8	2	0	0	1	2	0	1							
Ron Gardenhire, R OBP: 0.232, SLG: 0.208	0-0 G4-6-3		0-3 K		0-0 FC6-4			4-0 BB		0-0 1B SF8 1B	4	1	1	0	1	1	3							
Keith Hernandez, L OBP: 0.362, SLG: 0.388	4-0 WP BB				0-0 F6			0-0 F8		0-0 SF8 1B	4	0	1	0	1	0	1							
George Foster, R OBP: 0.271, SLG: 0.441	0-0 F6				0-0 F8			0-0 6-3		0-0 FC4-6 1B SF8	4	0	1	1	0	0	1							
Mookie Wilson, S OBP: 0.319, SLG: 0.341		0-0 6-3			0-0 K			0-3 K		0-0 FC4-6 1B F9	5	1	1	0	0	1	2							
Hubie Brooks, R OBP: 0.266, SLG: 0.423		0-3 K			0-0 F9			0-3 K		0-0 1B 3-2 1B	4	0	1	0	0	2	1							
Jerry Martin, R OBP: 0.200, SLG: 0.800		0-3 K						0-3 K		0-0 1B 3-2 1B	3	1	1	1	0	2	0							
Daryl Strawberry, L OBP: 0.392, SLG: 0.500								0-3 K		0-0 3-2	1	0	1	1	0	0	0							
Junior Ortiz, R OBP: 0.219, SLG: 0.143			0-3 K					0-0 HR		0-0 3-2 1B	3	0	0	0	0	2	0							
Rusty Staub, L OBP: 0.421, SLG: 0.444								0-0 F3		0-0 3-2	1	0	0	0	0	2	0							
Mike Fitzgerald, R OBP: 0.382, SLG: 0.289										0-0 3-H	0	0	0	0	0	0	0							
Mike Torrez, R OBP: 0.382, SLG: 0.289										0-0 3-H	1	0	0	0	1	1	0							
Brent Gaff, R OBP: 0.354, SLG: 0.296										0-0 E8 SF8	0	0	0	0	0	0	0							
Wally Backman, S OBP: 0.200, SLG: 0.200											1	0	0	0	0	0	0							
Doug Sisk, R OBP: 0.800, SLG: 0.500											0	0	0	0	0	0	0							
Jesse Orosco, R OBP: 0.800, SLG: 0.500											1	1	0	0	0	0	0							
Inning Stats	R: 0 E: 0 K: 0 S: 2	H: 0 LOB: 1 BB: 2 P: 10	R: 0 E: 0 K: 2 S: 7	H: 0 LOB: 0 BB: 0 P: 7	R: 0 E: 0 K: 3 S: 9	H: 0 LOB: 1 BB: 1 P: 13	R: 0 E: 0 K: 0 S: 4	H: 1 LOB: 1 BB: 0 P: 4	R: 1 E: 0 K: 0 S: 4	H: 1 LOB: 1 BB: 1 P: 8	R: 0 E: 0 K: 1 S: 5	H: 0 LOB: 0 BB: 0 P: 5	R: 0 E: 0 K: 3 S: 9	H: 0 LOB: 0 BB: 0 P: 9	R: 0 E: 0 K: 1 S: 5	H: 0 LOB: 1 BB: 1 P: 9	R: 1 E: 0 K: 0 S: 5	H: 3 LOB: 1 BB: 0 P: 5	R: 2 E: 1 K: 0 S: 6	H: 2 LOB: 1 BB: 0 P: 6	1B: 6 2B: 1 3B: 0 HR: 1	SF: 2 SAC: 0 DP: 2 HBP: 0	WP: 1 PB: 0 SB: 1 CS: 0	PA: 41
PITCHER	IP WLS BF H R ER SO	IP WLS BF H R ER SO	IP WLS BF H R ER SO	IP WLS BF H R ER SO	IP WLS BF H R ER SO	IP WLS BF H R ER SO	IP WLS BF H R ER SO	IP WLS BF H R ER SO	IP WLS BF H R ER SO	IP WLS BF H R ER SO	IP WLS BF H R ER SO	IP WLS BF H R ER SO	IP WLS BF H R ER SO	IP WLS BF H R ER SO	IP WLS BF H R ER SO	IP WLS BF H R ER SO	IP WLS BF H R ER SO	IP WLS BF H R ER SO	IP WLS BF H R ER SO	IP WLS BF H R ER SO	ERA WHIP	ERA WHIP	ERA WHIP	
Tim Lollar, L ERA: 4.62	8.0	0	30	2	1	1	10	5	0	0	0	0	0	0	0	0	0	0	0	0	1.12	0.875		
Rich Gossage, R ERA: 3.72	1.0	5	3	1	1	0	0	0	0	0	0	0	0	0	0	0	0	0	0	0	9.00	3.000		
Craig Lefferts, L ERA: 0.87	1.0	L	6	2	2	0	0	0	0	0	0	0	0	0	0	0	0	0	0	0	0.00	2.000		

New York Mets @ San Diego Padres
Jack Murphy Stadium, San Diego, CA
Sun May 20 1984, 6:33 AM EDT
Att: 20,263 - Unknown

AB 34
R 4
H 7
RBI 4
BB 5
SO 10
LOB 11



Batter	1	2	3	4	5	6	7	8	9	10	AB	R	H	RBI	BB	SO	LOB	BOTTOM						
Alan Wiggins, S OBP: 0.358, SLG: 0.302	0-0 FC3-6 1B			0-0 F7	4-0 1B BB			4-0 1B BB		4-0 1B BB	2	0	1	0	3	0	0							
Tony Gwynn, L OBP: 0.447, SLG: 0.483	0-0 FC3-6 CS			4-0 1B BB	0-0 1B BB			0-0 1B BB		0-0 F1	4	0	2	1	1	0	3							
Bobby Brown, S OBP: 0.287, SLG: 0.324	0-0 F8			0-0 1B	0-0 G1-2-3			0-0 F8		0-0 F7	4	0	1	0	0	0	6							
Kurt Bevacqua, R OBP: 0.333, SLG: 0.286	0-0 F8			1-3 1B	0-0 G1-2-3			0-0 F8		0-0 F7	1	0	0	0	0	0	2							
Steve Garvey, R OBP: 0.260, SLG: 0.335		0-3 K		0-0 F4				0-0 4-3		0-0 6-3	5	0	0	0	0	2	2							
Carmelo Martinez, R OBP: 0.376, SLG: 0.416		0-0 E5 L6 1B		0-3 K				0-0 F4		4-0 FC5-4 BB	3	0	1	0	2	1	2							
Garry Templeton, S OBP: 0.322, SLG: 0.341		0-0 L6		0-0 F8				0-3 K		0-0 FC5-4 FC4-6	5	0	1	0	0	1	3							
Tim Flannery, L OBP: 0.316, SLG: 0.389			0-0 CS 1B		4-0 WP 1B BB			0-0 6-3		0-0 G3	3	1	1	0	1	0	2							
Kevin McReynolds, R OBP: 0.331, SLG: 0.529								0-0 6-3		0-0 FC4-6	1	0	0	0	0	0	1							
Bruce Bochy, R OBP: 0.250, SLG: 0.250			0-3 K		0-0 BB 1B 1B			0-0 F7		0-3 K	4	1	1	1	0	2	1							
Tim Lollar, L OBP: 0.381, SLG: 0.684			0-3 K		0-0 1B BB			0-3 K		4-0 BB	3	0	1	0	0	2	0							
Rich Gossage, R ERA: 2.0	2.0	9	2	0	0	1	3	0	0	0	0	0	0	0	0	0	0							
Graig Nettles, L OBP: 0.284, SLG: 0.274	1.1	7	0	0	0	3	3	0	0	0	0	0	0	0	1	0	0							
Mario Ramirez, R OBP: 0.250, SLG: 0.625	1.2	W	6	0	0	0	1	0	0	0	0	0	0	0	0	0	0							
Craig Lefferts, L ERA: 2.29	1.2	W	6	0	0	0	1	0	0	0	0	0	0	0	0	0	0							
Inning Stats	R: 0 E: 0 K: 0 S: 3	H: 1 LOB: 0 BB: 0 P: 3	R: 0 E: 1 K: 1 S: 5	H: 1 LOB: 0 BB: 0 P: 5	R: 0 E: 0 K: 2 S: 7	H: 1 LOB: 0 BB: 0 P: 7	R: 0 E: 0 K: 1 S: 6	H: 1 LOB: 2 BB: 1 P: 10	R: 2 E: 0 K: 0 S: 5	H: 3 LOB: 3 BB: 2 P: 13	R: 0 E: 0 K: 0 S: 4	H: 1 LOB: 1 BB: 0 P: 4	R: 0 E: 0 K: 2 S: 6	H: 1 LOB: 2 BB: 1 P: 10	R: 0 E: 0 K: 2 S: 7	H: 0 LOB: 1 BB: 1 P: 11	R: 0 E: 0 K: 1 S: 5	H: 0 LOB: 2 BB: 2 P: 13	R: 0 E: 0 K: 0 S: 3	H: 0 LOB: 1 BB: 1 P: 7	1B: 8 2B: 2 3B: 1 HR: 0	SF: 0 SAC: 0 DP: 3 HBP: 0	WP: 1 PB: 0 SB: 0 CS: 2	PA: 43
PITCHER	IP WLS BF H R ER SO	IP WLS BF H R ER SO	IP WLS BF H R ER SO	IP WLS BF H R ER SO	IP WLS BF H R ER SO	IP WLS BF H R ER SO	IP WLS BF H R ER SO	IP WLS BF H R ER SO	IP WLS BF H R ER SO	IP WLS BF H R ER SO	IP WLS BF H R ER SO	IP WLS BF H R ER SO	IP WLS BF H R ER SO	IP WLS BF H R ER SO	IP WLS BF H R ER SO	IP WLS BF H R ER SO	IP WLS BF H R ER SO	IP WLS BF H R ER SO	IP WLS BF H R ER SO	IP WLS BF H R ER SO	ERA WHIP	ERA WHIP	ERA WHIP	
Mike Torrez, R ERA: 6.11	5.0	0	21	7	2	2	4	3	0	0	0	0	0	0	0	0	0							
Brent Gaff, R ERA: 2.0	2.0	9	2	0	0	1	3	0	0	0	0	0	0	0	0	0	0							
Doug Sisk, R ERA: 0.64	1.1	7	0	0	0	3	3	0	0	0	0	0	0	0	0	0	0							
Jesse Orosco, L ERA: 2.29	1.2	W	6	0	0	0	1	0	0	0	0	0	0	0	0	0	0							

New York Mets @ San Diego Padres
Jack Murphy Stadium, San Diego, CA
Sun May 20 1984, 6:33 AM EDT
Att: 20,263 - Unknown

AB 35
R 2
H 9
RBI 2
BB 8
SO 8
LOB 22



Batter	1	2	3	4	5	6	7	8	9	AB	R	H	RBI	BB	SO	LOB	TOP					
Alan Wiggins, S (1,4) OBP: 0.350, SLG: 0.294	F9		F3		K			K		4	0	0	0	0	2	0	San Diego Padres @ Montreal Expos Olympic Stadium, Montreal, QB Tue May 22 1984, 7:05 PM EDT Att: 19,847 - Unknown livebaseballscores.com					
Tony Gwynn, L (1,9) OBP: 0.443, SLG: 0.474	4-3		FC6-4 BB			F7		4-3		3	0	0	0	1	0	0						
Graig Nettles, L (1,5) OBP: 0.297, SLG: 0.304 Bobby Brown, S (6, PR) OBP: 0.297, SLG: 0.324 Tim Flannery, L (8,5) OBP: 0.316, SLG: 0.389	HR		F7			FC5-4 BB		FC6-4 BB		2	1	1	1	2	0	1						
Steve Garvey, R (1,3) OBP: 0.260, SLG: 0.333	1B		FC6-4			FC5-4 BB		FC6-4 BB		4	0	1	1	0	0	3						
Terry Kennedy, L (1,2) OBP: 0.287, SLG: 0.366	F9			F7		F7			3-1	4	0	0	0	0	2							
Kevin McReynolds, R (1,8) OBP: 0.359, SLG: 0.528		4-3		F9			F9 F3 2B		F8	4	1	1	0	0	0	0						
Camelto Martinez, R (1,7) OBP: 0.364, SLG: 0.452		K		5-3			F9		F8	4	0	0	0	0	1	1						
Garry Templeton, S (1,6) OBP: 0.322, SLG: 0.341					F4		F3			3	0	1	1	0	0	0						
Eric Show, R (1,1) OBP: 0.150, SLG: 0.200			F3		K		F3			3	0	0	0	0	1	1						
Inning Stats	R: 1 E: 0 K: 0 S: 5	H: 2 LOB: 1 BB: 0 P: 5	R: 0 E: 0 K: 1 S: 6	H: 1 LOB: 1 BB: 0 P: 6	R: 0 E: 0 K: 0 S: 3	H: 0 LOB: 1 BB: 1 P: 7	R: 0 E: 0 K: 0 S: 3	H: 0 LOB: 0 BB: 0 P: 3	R: 0 E: 0 K: 2 S: 7	H: 0 LOB: 0 BB: 0 P: 7	R: 0 E: 0 K: 0 S: 3	H: 0 LOB: 1 BB: 1 P: 7	R: 1 E: 0 K: 0 S: 4	H: 1 LOB: 0 BB: 0 P: 4	R: 0 E: 0 K: 1 S: 5	H: 0 LOB: 1 BB: 1 P: 9	R: 0 E: 0 K: 0 S: 3	H: 0 LOB: 0 BB: 0 P: 3	1B: 2 2B: 1 3B: 0 HR: 1	SF: 0 SAC: 0 DP: 0 HBP: 0	WP: 0 PB: 0 SB: 0 CS: 0	PA: 34
PITCHER Charlie Lea, R (1,1) ERA: 2.89	IP: 9.0 WLS: W BF: 34	H: 4 R: 2 ER: 2 SO: 4	BB: 3 IBB: 0 HBP: 0 BLK: 0	WP: 0 HR: 1 S: 39 P: 51	ERA: 2.00 WHIP: 0.778	PITCHER										IP: 9.0 WLS: W BF: 34	H: 4 R: 2 ER: 2 SO: 4	BB: 3 IBB: 0 HBP: 0 BLK: 0	WP: 0 HR: 1 S: 39 P: 51	ERA: 2.00 WHIP: 0.778		

Batter	1	2	3	4	5	6	7	8	9	AB	R	H	RBI	BB	SO	LOB	BOTTOM					
Miguel Dilone, S (1,7) OBP: 0.314, SLG: 0.380 Derrel Thomas, S (8,7) OBP: 0.276, SLG: 0.333	6-3		4-3 1B		4-3		5-3			4	0	1	0	0	0	0	San Diego Padres @ Montreal Expos Olympic Stadium, Montreal, QB Tue May 22 1984, 7:05 PM EDT Att: 19,847 - Unknown livebaseballscores.com					
Bryan Little, S (1,4) OBP: 0.378, SLG: 0.352	F4		4-3 1-2		F3			6-3 SH3-1 BB		3	0	0	0	1	0	1						
Tim Raines, S (1,8) OBP: 0.443, SLG: 0.484	BB		4-3			6-3 HR BB		SH3-1		1	1	0	0	2	0	1						
Andre Dawson, R (1,9) OBP: 0.329, SLG: 0.374	BB			4-3		6-3		6-3		3	0	0	0	1	0	2						
Gary Carter, R (1,2) OBP: 0.364, SLG: 0.493	F2			F7		HR		F8		4	1	1	2	0	0	3						
Tim Lincecum, R (1,5) OBP: 0.339, SLG: 0.497		K		3B 2B		F3		F3		3	1	1	0	0	1	0						
Terry Francona, L (1,3) OBP: 0.407, SLG: 0.500		F3		2H 3B		1-3				3	0	1	1	0	0	0						
Doug Flynn, R (1,6) OBP: 0.353, SLG: 0.347		F8		F6-3			F4			3	0	0	0	0	0	1						
Charlie Lea, R (1,1) OBP: 0.077, SLG: 0.040			6-3		K		4-3			3	0	0	0	0	1	0						
Inning Stats	R: 0 E: 0 K: 0 S: 3	H: 0 LOB: 2 BB: 2 P: 11	R: 0 E: 0 K: 1 S: 5	H: 0 LOB: 0 BB: 0 P: 5	R: 0 E: 0 K: 0 S: 4	H: 1 LOB: 1 BB: 0 P: 4	R: 1 E: 0 K: 0 S: 5	H: 2 LOB: 1 BB: 0 P: 5	R: 0 E: 0 K: 1 S: 5	H: 0 LOB: 0 BB: 0 P: 5	R: 2 E: 0 K: 0 S: 4	H: 1 LOB: 0 BB: 1 P: 8	R: 0 E: 0 K: 0 S: 3	H: 0 LOB: 0 BB: 0 P: 3	R: 0 E: 0 K: 0 S: 3	H: 0 LOB: 1 BB: 1 P: 7	R: 0 E: 0 K: 0 S: 3	H: 0 LOB: 0 BB: 0 P: 3	1B: 1 2B: 1 3B: 1 HR: 1	SF: 0 SAC: 1 DP: 0 HBP: 0	WP: 0 PB: 0 SB: 0 CS: 0	PA: 32
PITCHER Eric Show, R (1,1) ERA: 2.58	IP: 8.0 WLS: L BF: 32	H: 4 R: 3 ER: 3 SO: 2	BB: 4 IBB: 0 HBP: 0 BLK: 0	WP: 0 HR: 1 S: 32 P: 48	ERA: 3.38 WHIP: 1.000	PITCHER										IP: 8.0 WLS: L BF: 32	H: 4 R: 3 ER: 3 SO: 2	BB: 4 IBB: 0 HBP: 0 BLK: 0	WP: 0 HR: 1 S: 32 P: 48	ERA: 3.38 WHIP: 1.000		

Batter	1	2	3	4	5	6	7	8	9	10	11	AB	R	H	RBI	BB	SO	LOB	TOP			
Alan Wiggins, S OBP: 0.352, SLG: 0.297 (1, 4)	F7		FC3-6		F7							5	0	2	0	0	0	2				
Tony Gwynn, L OBP: 0.436, SLG: 0.462 (1, 9)	4-3		F	F8		4-3		F9				5	0	0	0	1	0	2				
Graig Nettles, L OBP: 0.303, SLG: 0.305 Bobby Brown, S OBP: 0.297, SLG: 0.324 Tim Flannery, L OBP: 0.300, SLG: 0.368 (1, 5)	1-3				4-3				F8			3	0	1	0	1	0	0				
Steve Garvey, R OBP: 0.288, SLG: 0.329 (1, 3)		4-3		4-3		F7						5	0	1	0	0	1	1				
Terry Kennedy, L OBP: 0.284, SLG: 0.360 (1, 2)		K		F3					F8			5	0	1	0	0	1	3				
Kevin McReynolds, R OBP: 0.331, SLG: 0.644 (1, 8)					F7							5	1	2	1	0	1	3				
Carmelo Martinez, R OBP: 0.359, SLG: 0.388 (1, 7)												4	1	0	0	1	0	3				
Garry Templeton, S OBP: 0.320, SLG: 0.338 (1, 6)												4	0	1	0	0	0	1				
Andy Hawkins, R OBP: 0.263, SLG: 0.263 Champ Summers, L (10, PH) OBP: 0.286, SLG: 0.615 Dave Dravecky, R (10, 1)												3	0	1	1	0	1	1				
Inning Stats	R: 0 E: 0 K: 0 S: 3	H: 0 LOB: 0 BB: 0 P: 3	R: 0 E: 0 K: 1 S: 6	H: 1 LOB: 1 BB: 0 P: 6	R: 0 E: 0 K: 1 S: 5	H: 1 LOB: 0 BB: 0 P: 5	R: 0 E: 0 K: 0 S: 4	H: 1 LOB: 1 BB: 0 P: 4	R: 0 E: 0 K: 0 S: 3	H: 1 LOB: 0 BB: 0 P: 3	R: 0 E: 0 K: 0 S: 4	H: 1 LOB: 1 BB: 0 P: 4	R: 0 E: 0 K: 1 S: 6	H: 1 LOB: 2 BB: 1 P: 10	R: 0 E: 0 K: 1 S: 6	H: 1 LOB: 1 BB: 1 P: 10	R: 1 E: 0 K: 1 S: 6	H: 1 LOB: 0 BB: 0 P: 6	1B: 8 2B: 0 3B: 0 HR: 1	SF: 0 SAC: 0 DP: 1 HBP: 0	WP: 1 PB: 0 SB: 1 CS: 1	PA: 44
PITCHER	IP 8.0	WLS 30	BF 10	H 2	R 0	ER 0	SO 2	BB 1	IBB 1	HBP 0	BLK 0	WP 0	HR 0	S 12	P 20	ERA 0.00	WHIP 1.500					
Steve Rogers, R ERA: 5.67 Jeff Reardon, R ERA: 1.07 Andy McGaffigan, R ERA: 1.37	(1, 1)	(9, 1)	(11, 1)																			

San Diego Padres @ Montreal Expos
Olympic Stadium, Montreal, QB
Wed May 23 1984, 7:05 PM EDT
Att: 8,573 - Unknown


AB 41
R 2
H 9
RBI 2
BB 3
SO 5
LOB 18



Batter	1	2	3	4	5	6	7	8	9	10	11	AB	R	H	RBI	BB	SO	LOB	BOTTOM			
Bryan Little, S OBP: 0.367, SLG: 0.340 (1, 4)	L5		F2		F8							5	0	0	0	0	0	3				
Terry Francona, L OBP: 0.400, SLG: 0.497 (1, 3)			K									5	0	1	0	0	2	1				
Tim Raines, S OBP: 0.442, SLG: 0.478 (1, 8)												4	0	1	0	1	1	1				
Andre Dawson, R OBP: 0.320, SLG: 0.362 (1, 9)												5	0	0	0	0	1	3				
Gary Carter, R OBP: 0.362, SLG: 0.487 Derrel Thomas, S OBP: 0.267, SLG: 0.321 (10, 6)												4	0	1	0	0	0	0				
Tim Wallach, R OBP: 0.343, SLG: 0.497 (1, 5)												4	0	2	0	0	1	0				
Mike Stenhouse, L OBP: 0.545, SLG: 0.714 (1, 7)												2	1	1	1	2	0	0				
Doug Flynn, R OBP: 0.352, SLG: 0.346 Pete Rose, S OBP: 0.376, SLG: 0.353 Bobby Ramos, R OBP: 0.212, SLG: 0.107 (1, 6)												3	0	1	0	0	0	2				
Steve Rogers, R OBP: 0.273, SLG: 0.364 Miguel Dilone, S OBP: 0.327, SLG: 0.431 Jeff Reardon, R (9, 1) Jim Wohlford, R OBP: 0.395, SLG: 0.486 Andy McGaffigan, R (11, 1)												2	0	1	0	0	1	0				
Inning Stats	R: 0 E: 0 K: 0 S: 3	H: 1 LOB: 1 BB: 1 P: 7	R: 0 E: 0 K: 0 S: 3	H: 1 LOB: 1 BB: 1 P: 7	R: 0 E: 0 K: 2 S: 7	H: 0 LOB: 0 BB: 0 P: 7	R: 0 E: 0 K: 1 S: 5	H: 0 LOB: 0 BB: 0 P: 5	R: 0 E: 0 K: 0 S: 5	H: 1 LOB: 0 BB: 0 P: 6	R: 0 E: 0 K: 0 S: 4	H: 1 LOB: 1 BB: 0 P: 4	R: 0 E: 0 K: 0 S: 4	H: 2 LOB: 2 BB: 1 P: 8	R: 0 E: 0 K: 0 S: 3	H: 0 LOB: 0 BB: 0 P: 3	R: 0 E: 0 K: 1 S: 5	H: 1 LOB: 0 BB: 0 P: 5	1B: 6 2B: 2 3B: 1 HR: 1	SF: 0 SAC: 0 DP: 4 HBP: 0	WP: 0 PB: 0 SB: 0 CS: 0	PA: 41
PITCHER	IP 9.0	WLS 35	BF 8	H 1	R 0	ER 1	SO 5	BB 3	IBB 0	HBP 0	BLK 0	WP 0	HR 1	S 42	P 54	ERA 1.00	WHIP 1.222					
Andy Hawkins, R ERA: 4.33 Dave Dravecky, L ERA: 3.25	(1, 1)	(10, 1)																				

San Diego Padres @ Montreal Expos
Olympic Stadium, Montreal, QB
Wed May 23 1984, 7:05 PM EDT
Att: 8,573 - Unknown

AB 38
R 1
H 9
RBI 1
BB 3
SO 6
LOB 14



Batter	1	2	3	4	5	6	7	8	9	AB	R	H	RBI	BB	SO	LOB	TOP								
Alan Wiggins, S OBP: 0.353, SLG: 0.301 (1, 4)										5	1	2	0	0	1	1									
Tony Gwynn, L OBP: 0.440, SLG: 0.478 (1, 9)										5	3	3	1	0	1	3									
Graig Nettles, L OBP: 0.320, SLG: 0.350 (1, 5)										5	1	4	2	0	0	1									
Steve Garvey, R OBP: 0.262, SLG: 0.329 (1, 3)										3	1	1	1	0	1	2									
Terry Kennedy, L OBP: 0.281, SLG: 0.355 (1, 2)										5	1	1	1	0	0	3									
Kevin McReynolds, R OBP: 0.337, SLG: 0.533 (1, 8)										5	0	1	1	0	0	2									
Camelito Martinez, R OBP: 0.349, SLG: 0.376 (1, 7)										4	0	0	0	0	1	4									
Garry Templeton, S OBP: 0.318, SLG: 0.342 (1, 6)										4	0	1	1	0	0	0									
Ed Whitson, R OBP: 0.063, SLG: 0.063 (1, 1)										3	0	1	0	0	0	2									
Craig Lefferts, L OBP: 0.500, SLG: 1.000 (6, 1)										1	0	1	0	0	0	0									
Rich Gossage, R OBP: 0.286, SLG: 0.167 (9, 1)										0	0	0	0	0	0	0									
Inning Stats	R: 2 E: 0 K: 0 S: 6	H: 3 LOB: 2 BB: 0 P: 7	R: 0 E: 0 K: 0 S: 3	H: 0 LOB: 0 BB: 0 P: 3	R: 3 E: 0 K: 1 S: 10	H: 5 LOB: 2 BB: 0 P: 10	R: 1 E: 0 K: 0 S: 5	H: 2 LOB: 1 BB: 0 P: 5	R: 0 E: 0 K: 0 S: 3	H: 0 LOB: 0 BB: 0 P: 3	R: 0 E: 0 K: 0 S: 9	H: 2 LOB: 2 BB: 0 P: 9	R: 0 E: 0 K: 0 S: 3	H: 0 LOB: 0 BB: 0 P: 3	R: 0 E: 0 K: 0 S: 4	H: 2 LOB: 1 BB: 0 P: 4	R: 1 E: 0 K: 1 S: 6	H: 1 LOB: 0 BB: 0 P: 6	1B: 11 2B: 2 3B: 1 HR: 1	SF: 1 SAC: 0 DP: 1 HBP: 1	WP: 0 PB: 0 SB: 0 CS: 0	PA: 42			
PITCHER	IP	WLS	BF	H	R	ER	SO	BB	IBB	HBP	BLK	WP	HR	S	P	ERA	WHIP								
Charles Hudson, R ERA: 5.23 (1, 1)	2.1	L	15	7	5	5	0	0	0	1	0	0	0	14	15	19.29	3.000								
Tug McGraw, L ERA: 3.39 (3, 1)	2.2		11	3	1	1	1	0	0	0	0	0	0	13	13	3.38	1.125								
Larry Andersen, R ERA: 2.08 (6, 1)	2.0		8	2	0	0	2	0	0	0	0	0	0	12	12	0.00	1.000								
Kevin Gross, R ERA: 1.67 (8, 1)	2.0		8	3	1	1	1	0	0	0	0	0	1	10	10	4.50	1.500								

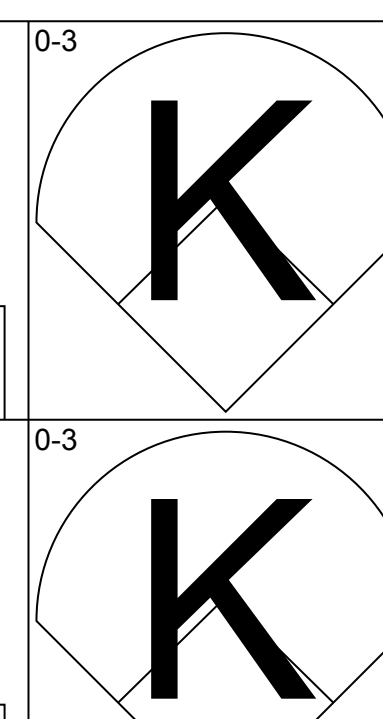
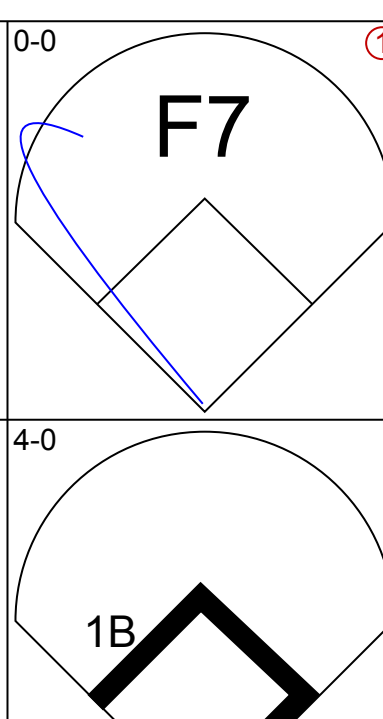
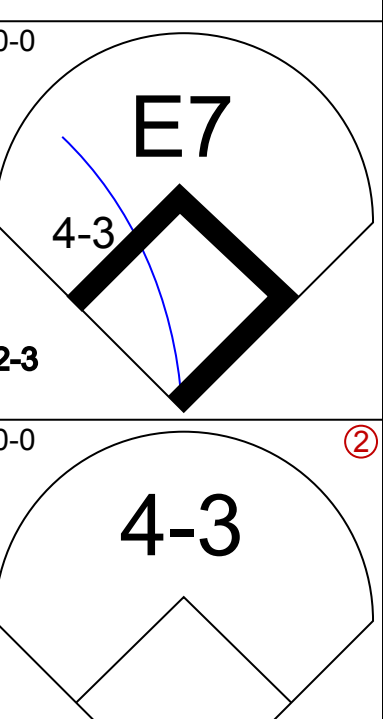
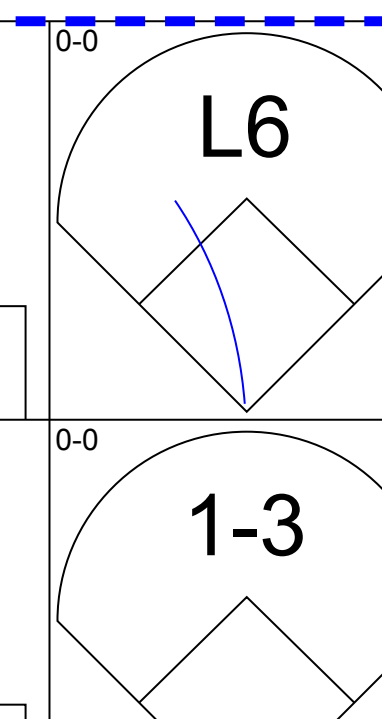
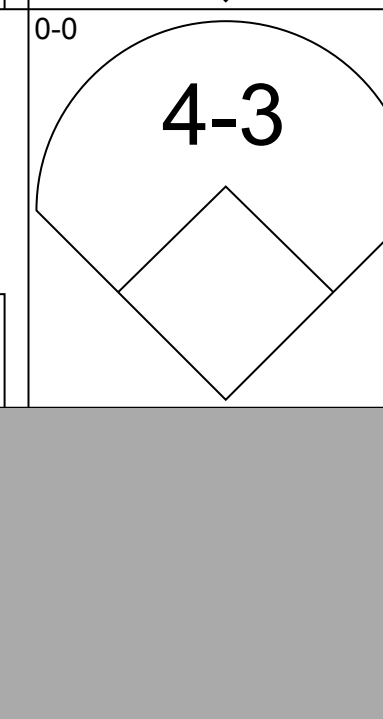
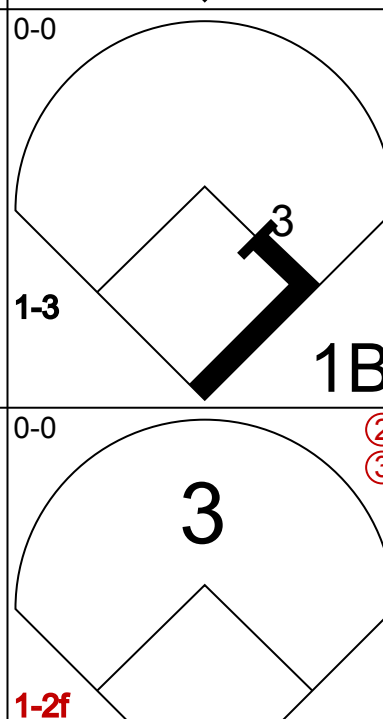

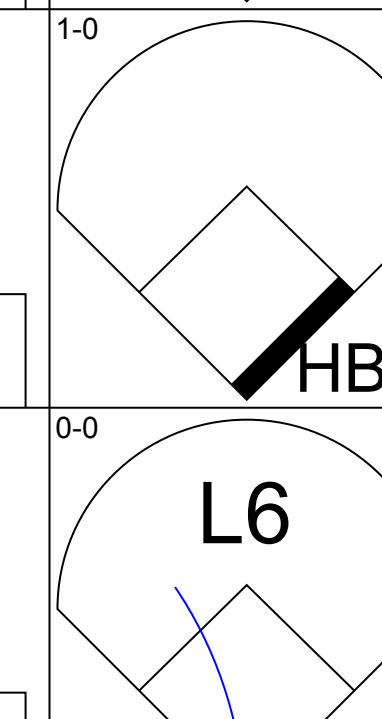




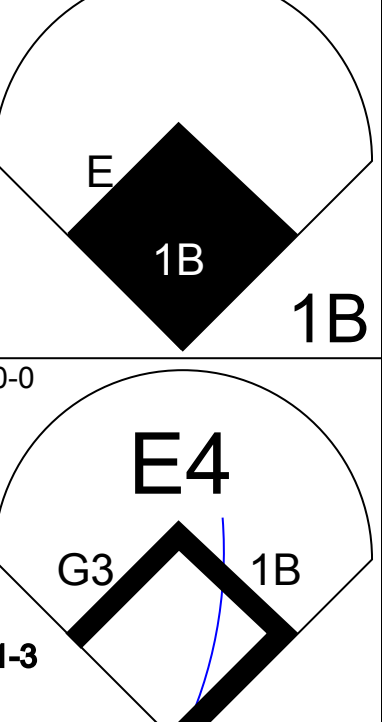
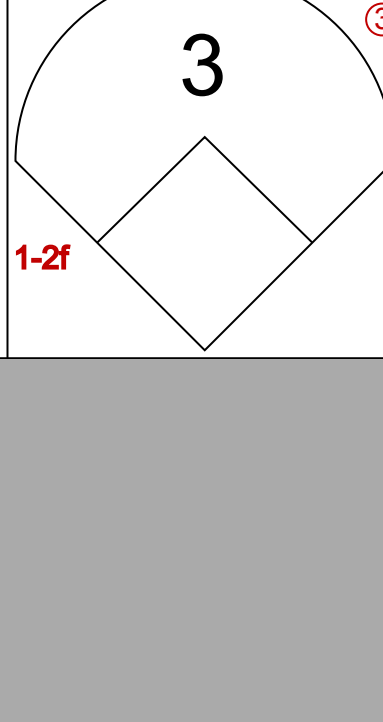
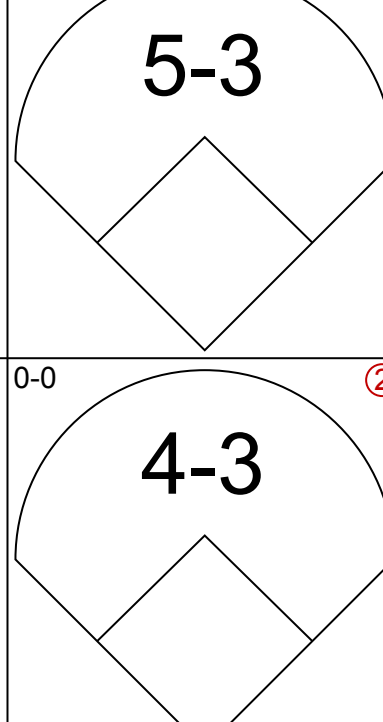
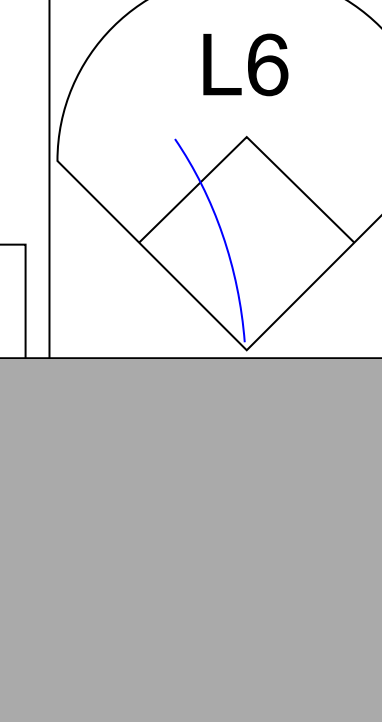
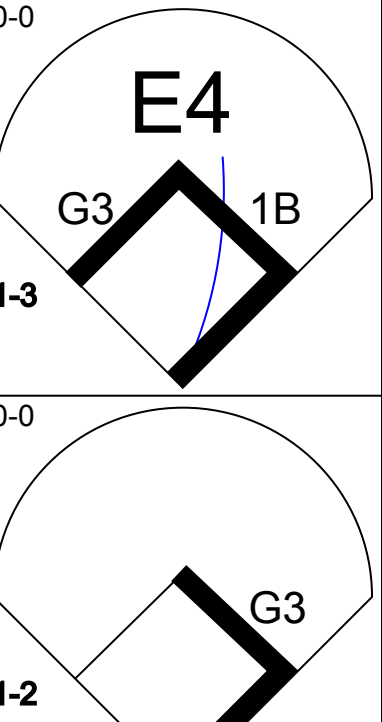
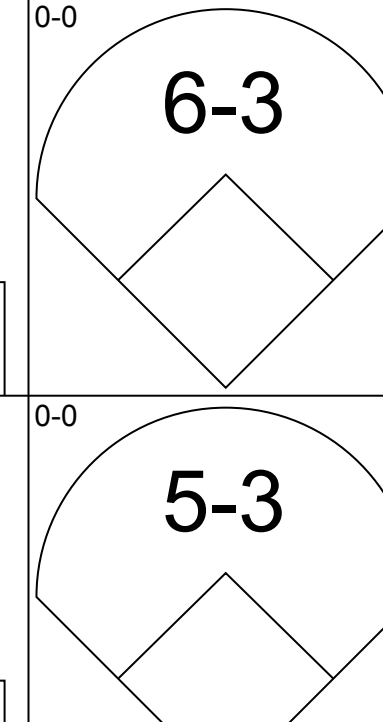
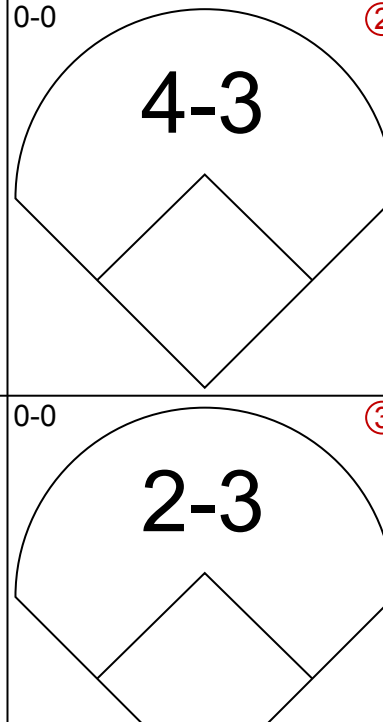
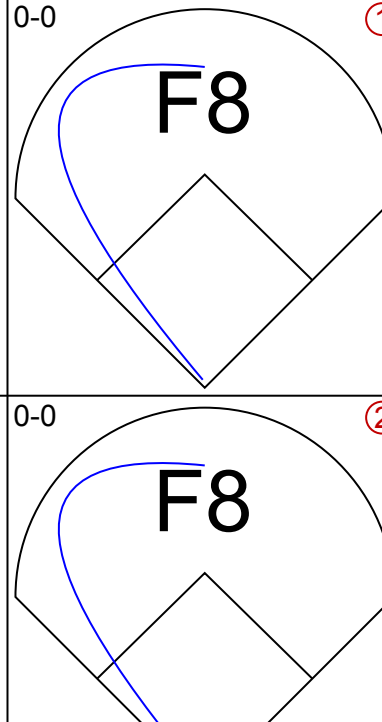
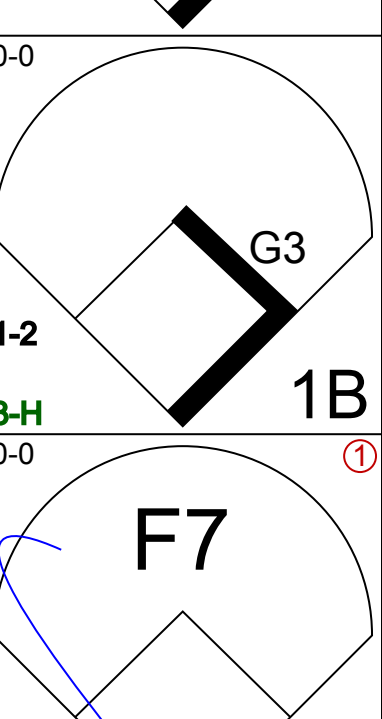
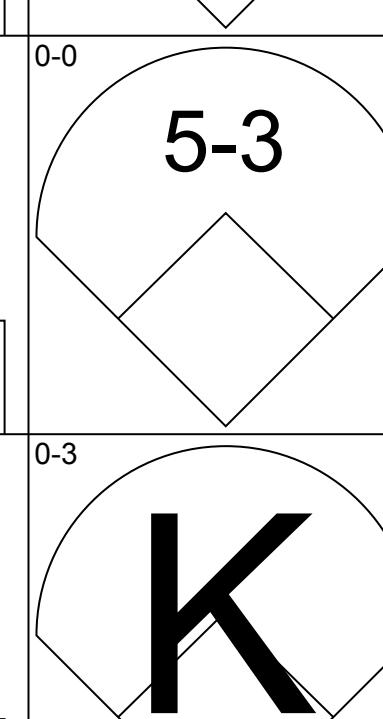
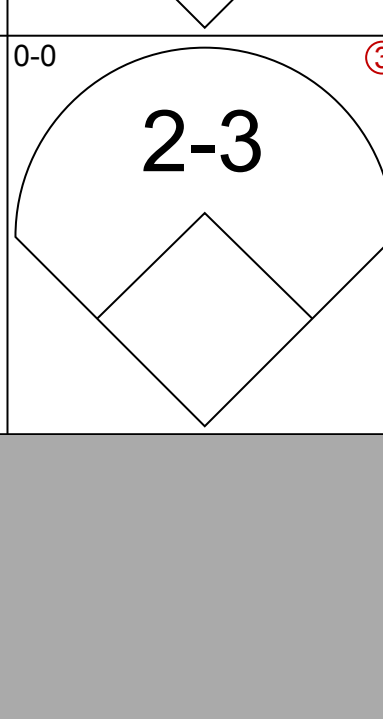
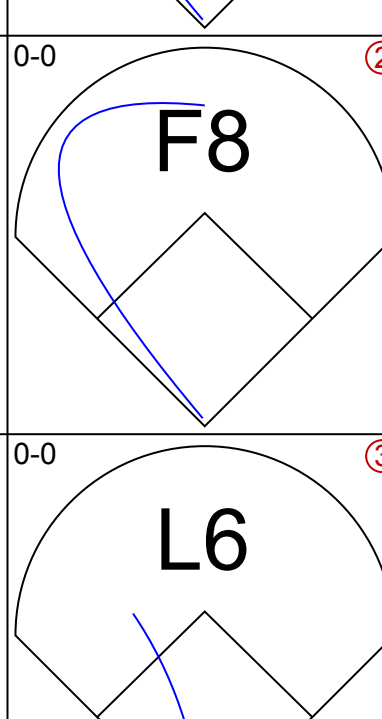
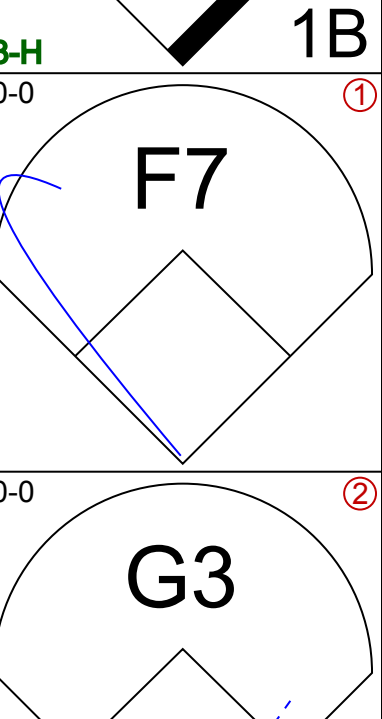
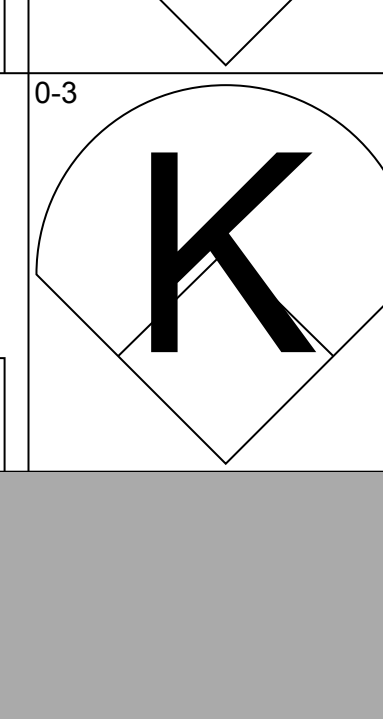
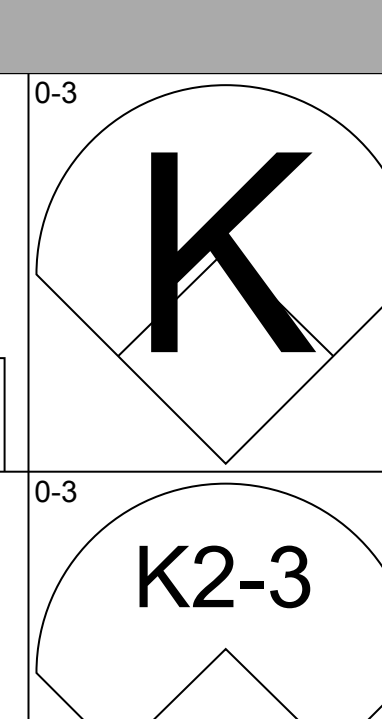
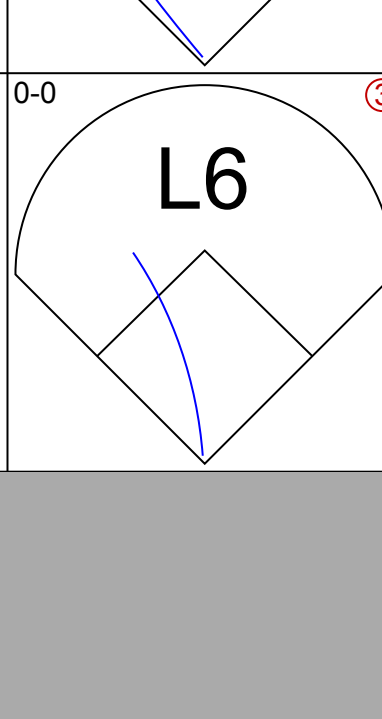
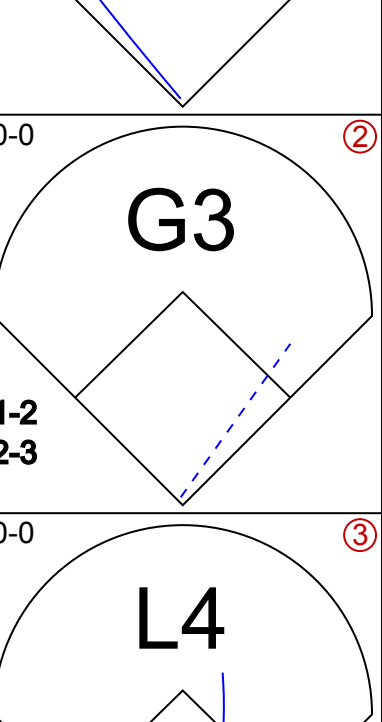
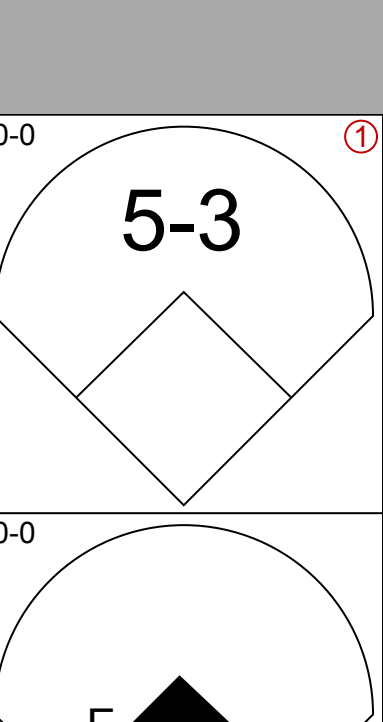
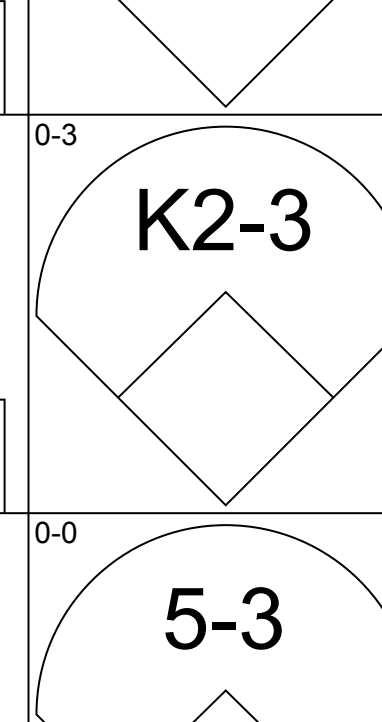
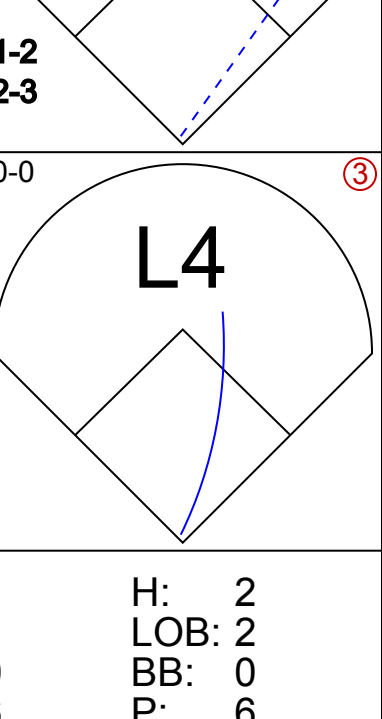
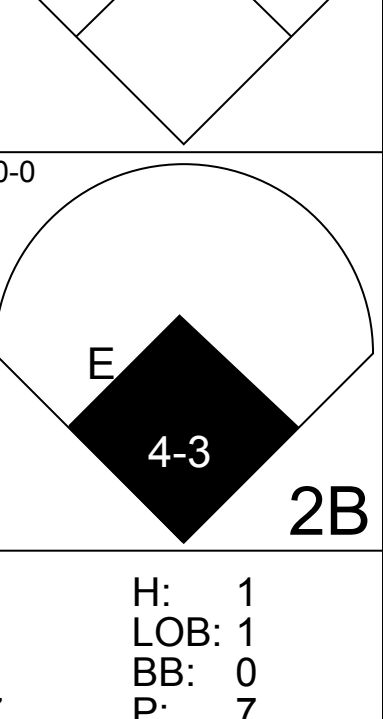
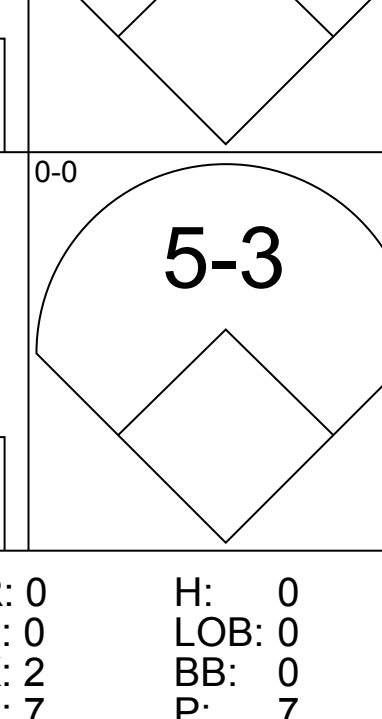
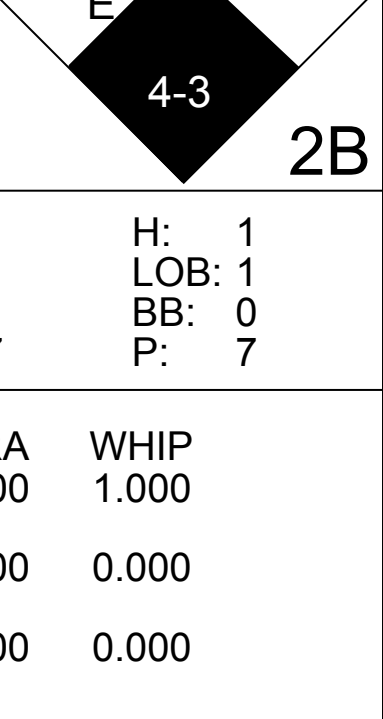
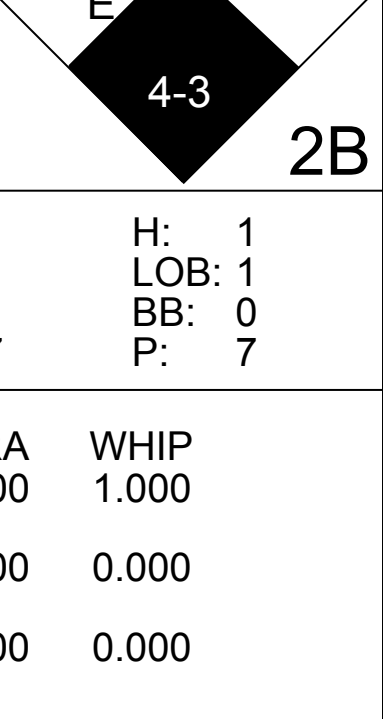
San Diego Padres @ Philadelphia Phillies
Veterans Stadium, Philadelphia, PA
Fri May 25 1984, 7:05 PM EDT
Att: 25,964 - Unknown

AB 40
R 7
H 15
RBI 7
BB 0
SO 4
LOB 18

Batter	1	2	3	4	5	6	7	8	9	AB	R	H	RBI	BB	SO	LOB	BOTTOM								
Juan Samuel, R OBP: 0.365, SLG: 0.497 (1, 4)										4	1	2	1	0	0	1									
Greg Gross, L OBP: 0.490, SLG: 0.429 (1, 7)										3	0	1	1	0	0	1									
Garry Maddox, R OBP: 0.333, SLG: 0.327 (7, PH)										1	0	0	0	0	0	1									
Mike Schmidt, R OBP: 0.394, SLG: 0.552 (1, 5)										4	0	0	0	0	0	2									
Joe Lefebvre, L OBP: 0.338, SLG: 0.324 (8, 7)										4	1	1	0	0	1	0									
Len Matuszek, L OBP: 0.379, SLG: 0.529 (1, 3)										2	0	1	0	2	0	0									
Von Hayes, L OBP: 0.341, SLG: 0.419 (8, 9)										3	0	1	0	1	1	1									
Ozzie Virgil, R OBP: 0.357, SLG: 0.542 (1, 2)										4	0	2	0	0	0	4									
Ivan De Jesus, R OBP: 0.272, SLG: 0.250 (1, 6)										4	1	0	0	0	1	3									
Charles Hudson, S OBP: 0.167, SLG: 0.222 (3, 1)										0	0	0	0	0	0	0									
Tug McGraw, R OBP: 0.000, SLG: 1.000 (5, PH)										1	0	0	0	0	0	0									
Glen Wilson, R OBP: 0.276, SLG: 0.394 (8, 1)										0	0	0	0	0	0	0									
Larry Andersen, R OBP: 0.365, SLG: 0.545 (8, 1)										1	0	0	0	0	1	0									
Luis Aguayo, R OBP: 0.365, SLG: 0.545 (8, 1)										0	0	0	0	0	0	0									
Kevin Gross, R OBP: 0.365, SLG: 0.545 (8, 1)										1	0	0	0	0	1	1									
Tim Corcoran, L OBP: 0.000, SLG: 0.500 (9, PH)										0	0	0	0	0	0	0									
Inning Stats	R: 0 E: 0 K: 0 S: 3	H: 0 LOB: 0 BB: 0 P: 3	R: 0 E: 0 K: 1 S: 4	H: 0 LOB: 0 BB: 1 P: 8	R: 1 E: 0 K: 0 S: 5	H: 2 LOB: 1 BB: 0 P: 5	R: 0 E: 0 K: 0 S: 4	H: 1 LOB: 2 BB: 1 P: 8	R: 1 E: 0 K: 0 S: 5	H: 2 LOB: 1 BB: 0 P: 5	R: 1 E: 0 K: 1 S: 6	H: 2 LOB: 1 BB: 1 P: 10	R: 0 E: 0 K: 1 S: 6	H: 1 LOB: 1 BB: 0 P: 6	R: 0 E: 0 K: 1 S: 5	H: 0 LOB: 0 BB: 0 P: 5	R: 0 E: 1 K: 1 S: 6	H: 1 LOB: 1 BB: 0 P: 6	1B: 8 2B: 1 3B: 0 HR: 0	SF: 1 SAC: 0 DP: 2 HBP: 0	WP: 0 PB: 0 SB: 1 CS: 0	PA: 37			
PITCHER	IP	WLS	BF	H	R	ER	SO	BB	IBB	HBP	BLK	WP	HR	S	P	ERA	WHIP								
Ed Whitson, R ERA: 4.13 (1, 1)	5.0	W	23	7	3	3	1	2	0	0	0	0	0	23	31	5.40	1.800								
Craig Lefferts, L ERA: 0.75 (6, 1)	3.0		10	1	0	0	3	1	0	0	0	0	0	15	19	0.00	0.667								
Rich Gossage, R ERA: 3.6 (9, 1)	1.0		4	1	0	0	1	0	0	0	0	0	0	6	6	0.00	1.000								

San Diego Padres @ Philadelphia Phillies
Veterans Stadium, Philadelphia, PA
Fri May 25 1984, 7:05 PM EDT
Att: 25,964 - Unknown

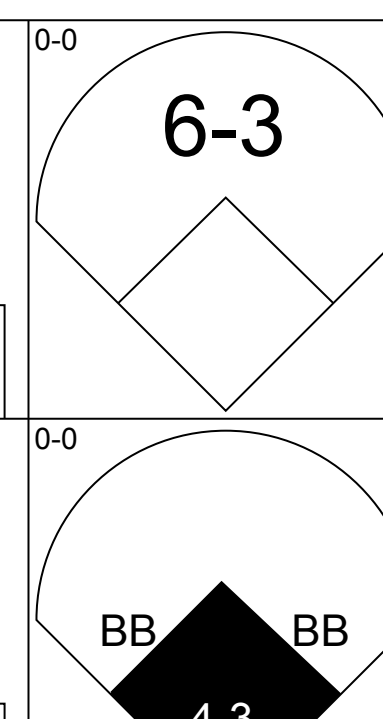
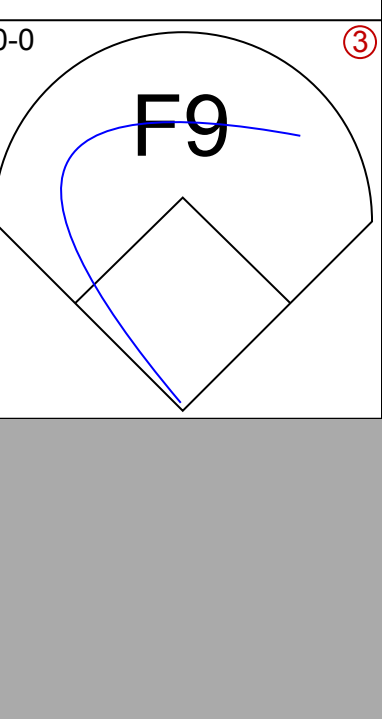
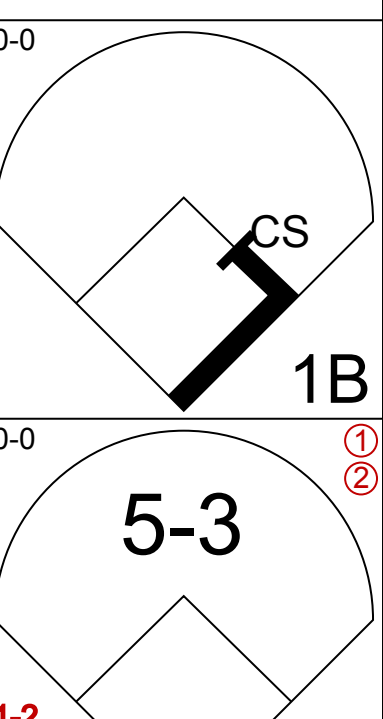
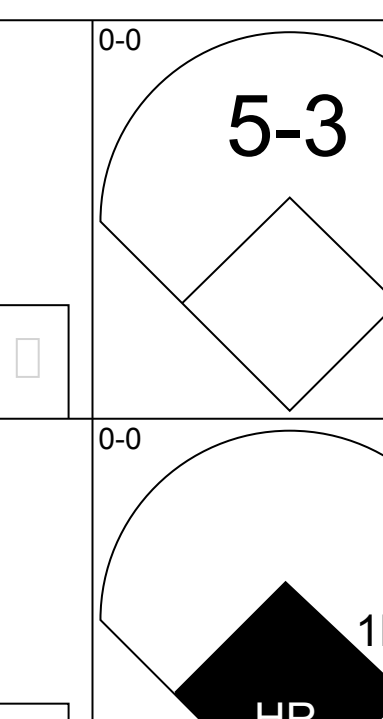
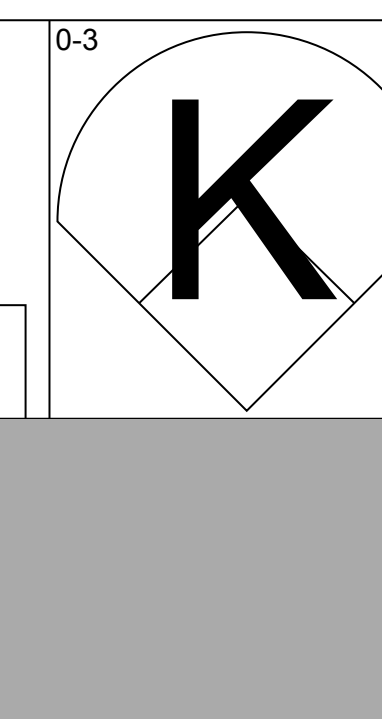
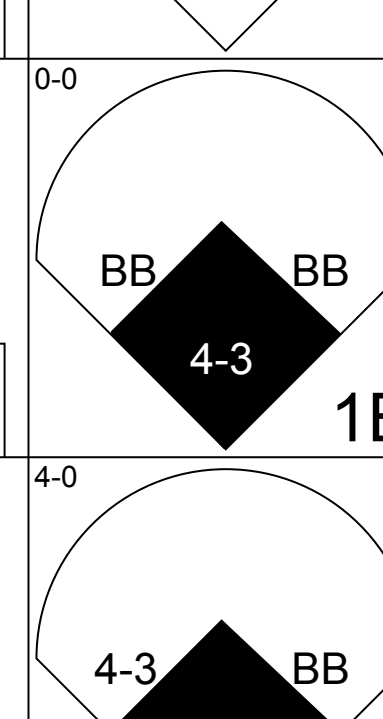
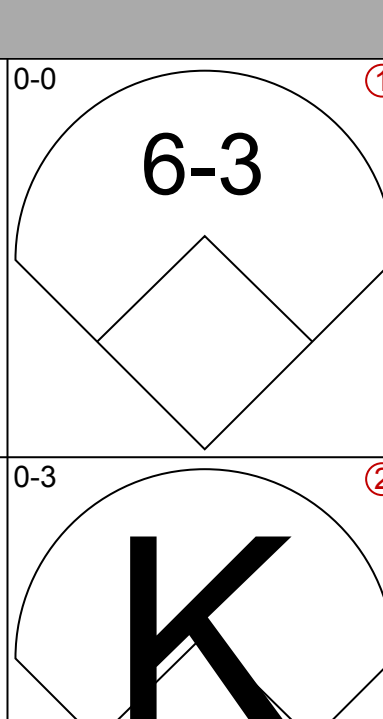
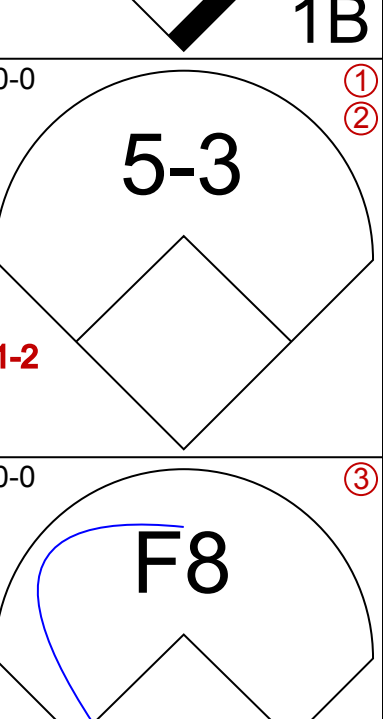
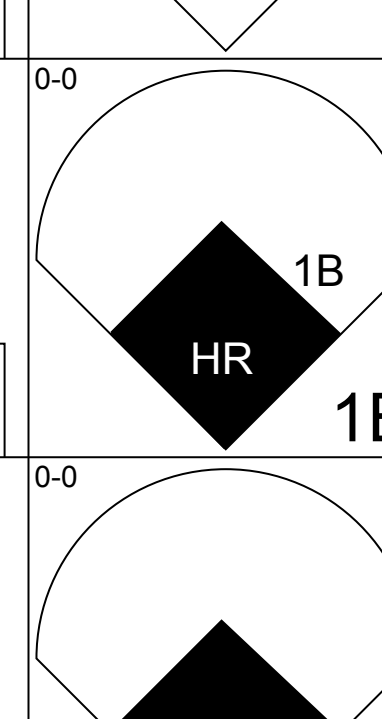
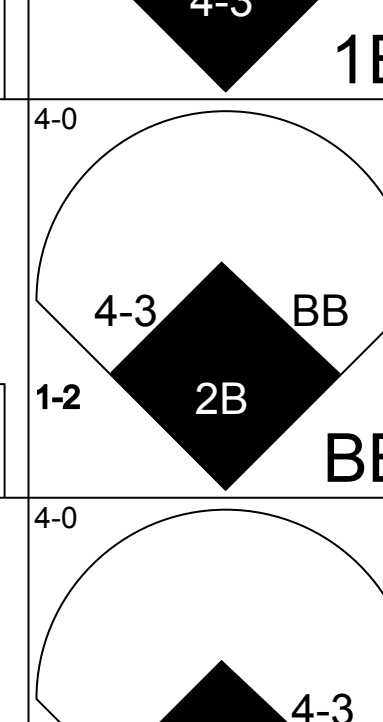
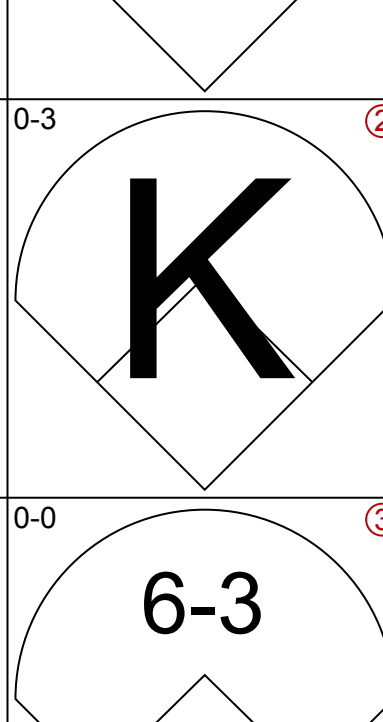
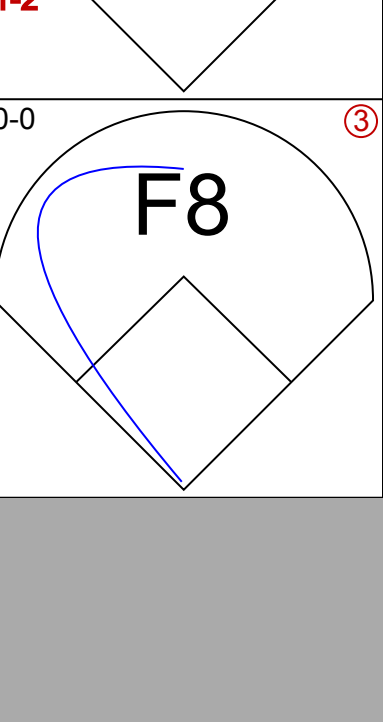
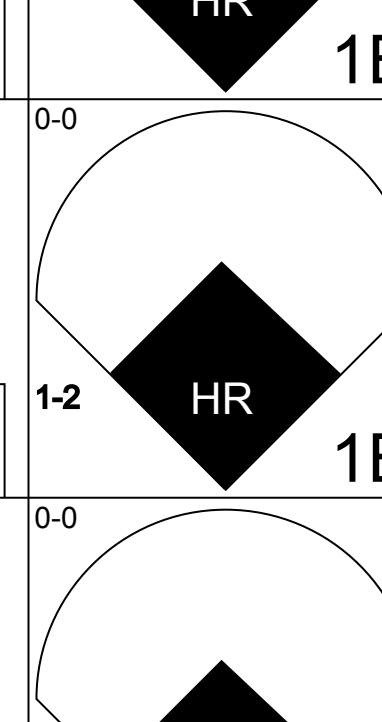
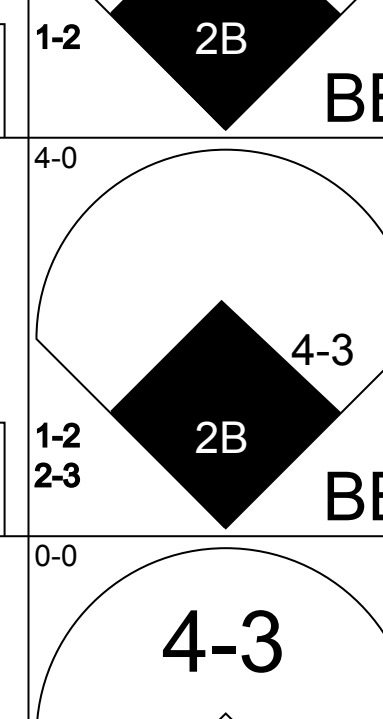
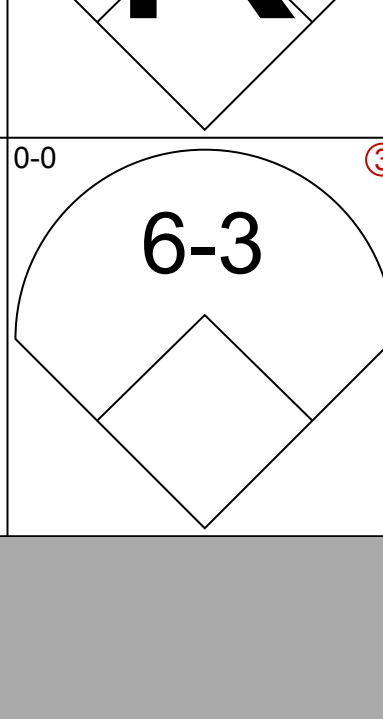
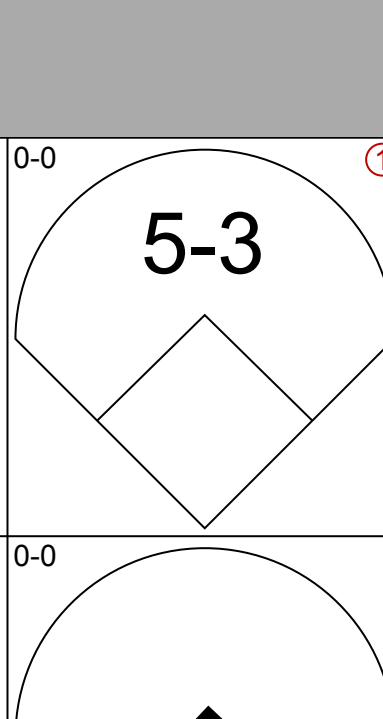
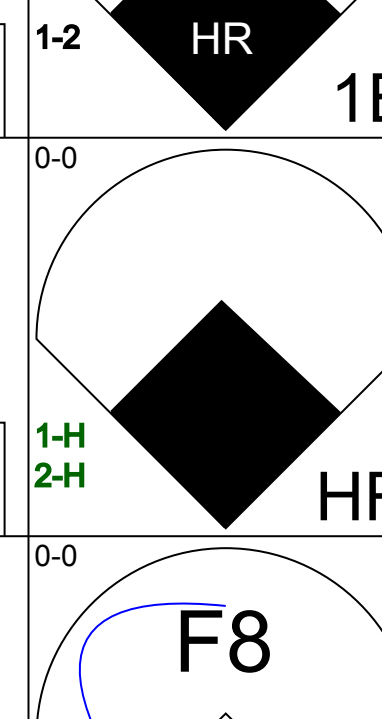
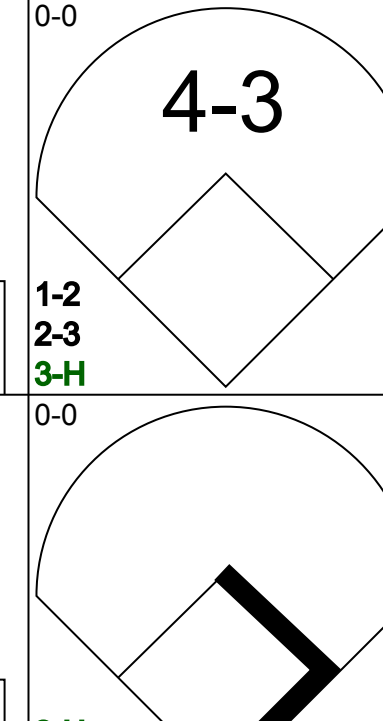
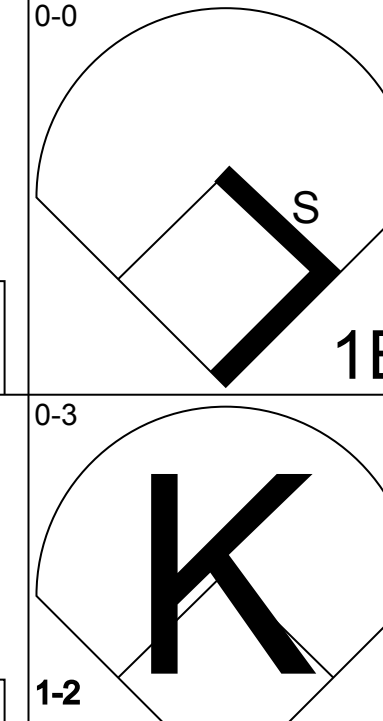
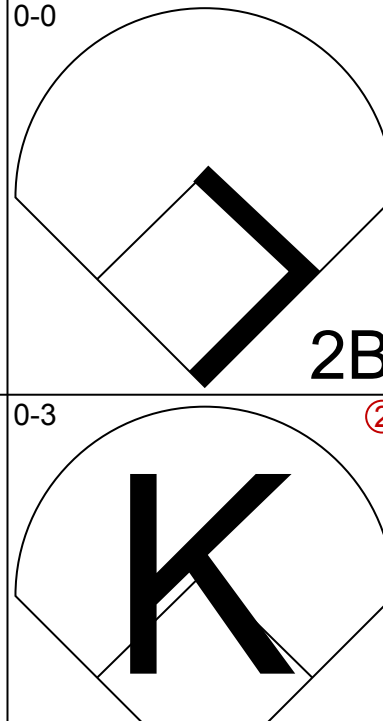
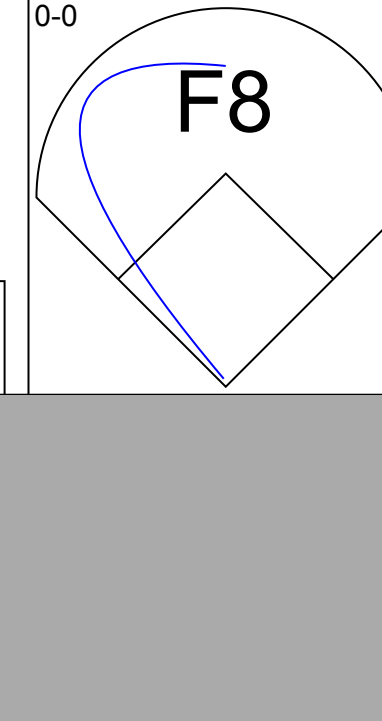
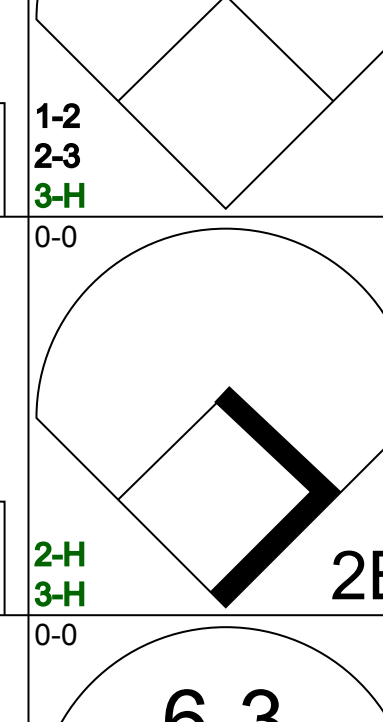
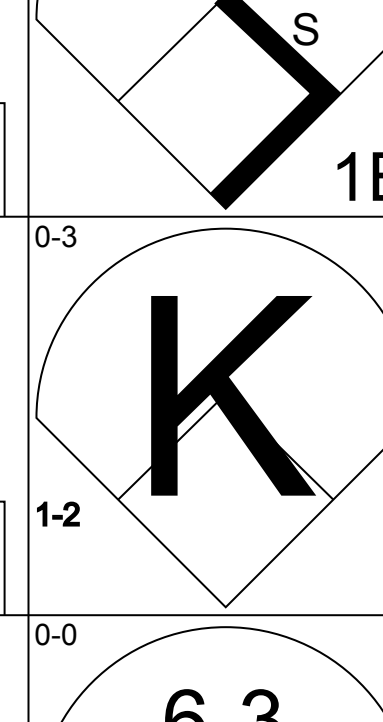
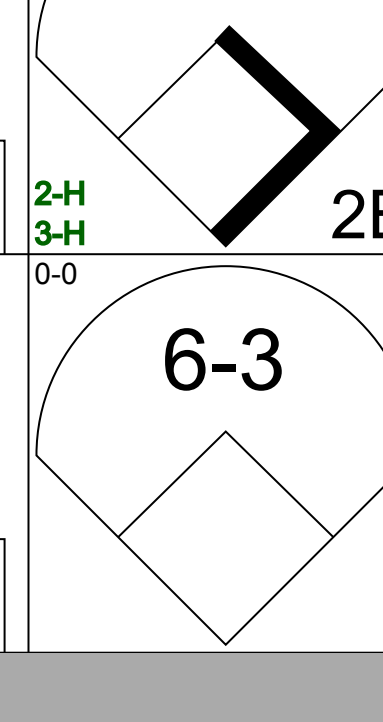
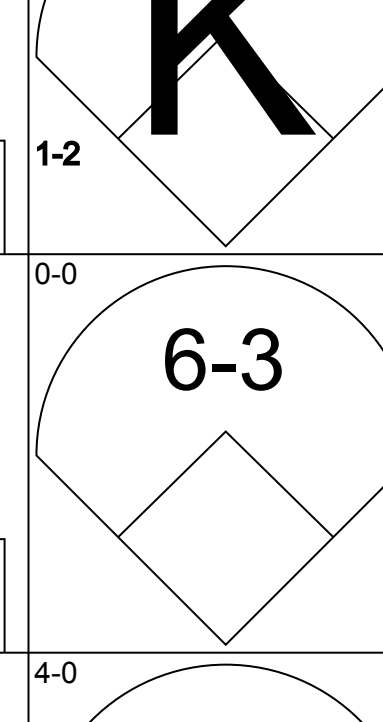
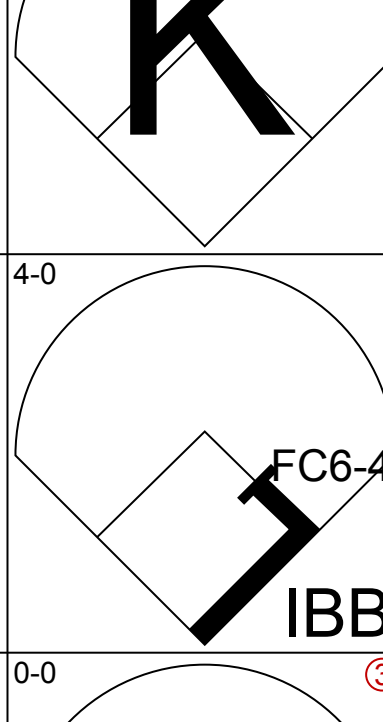
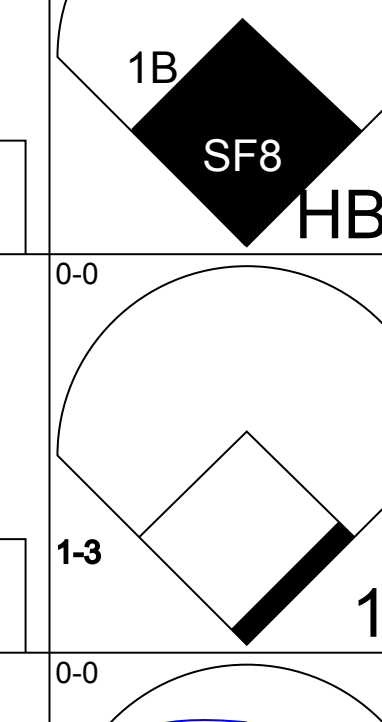
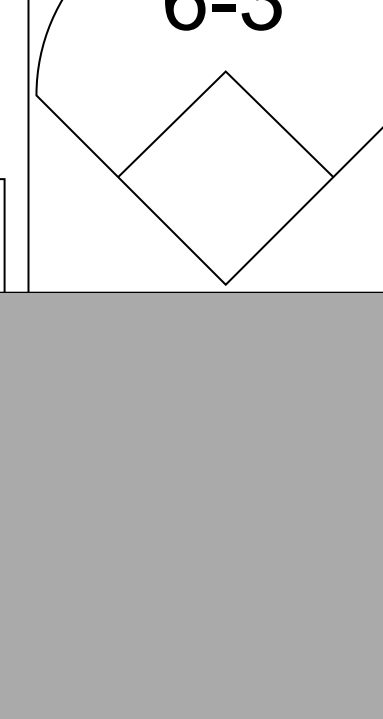
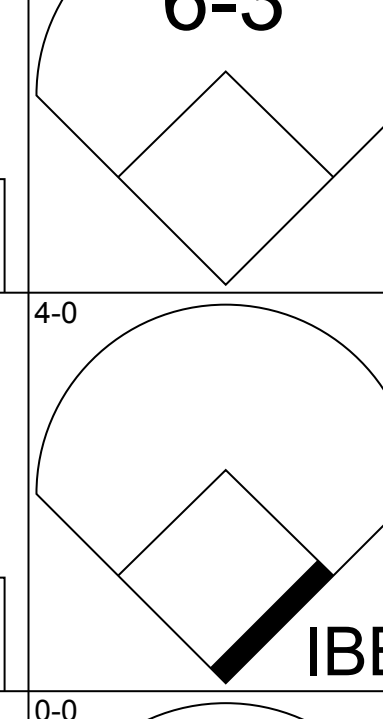
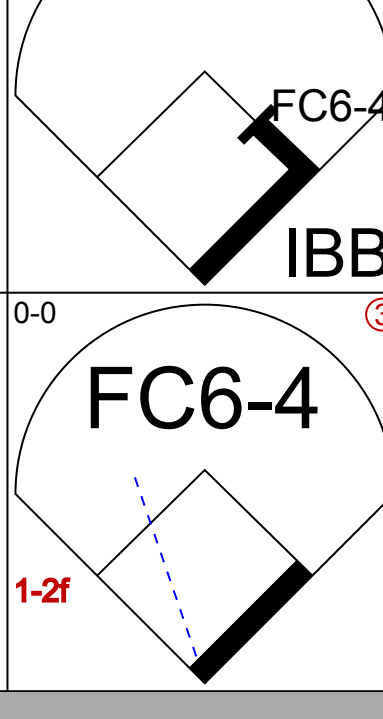
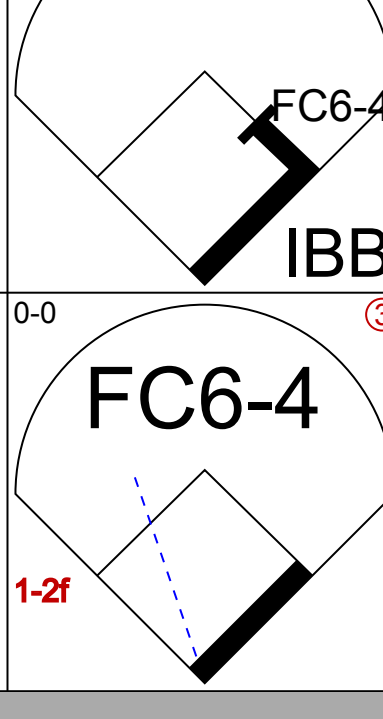
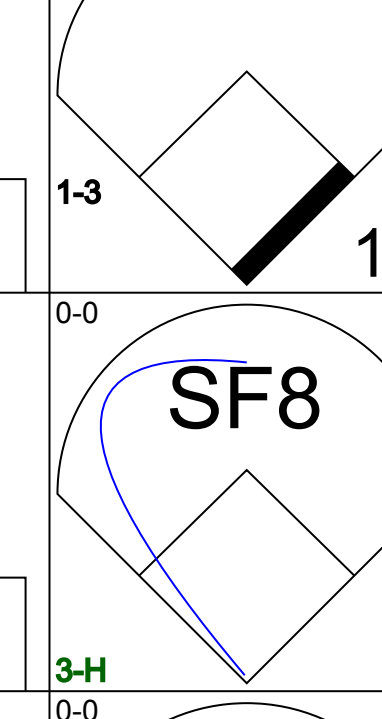
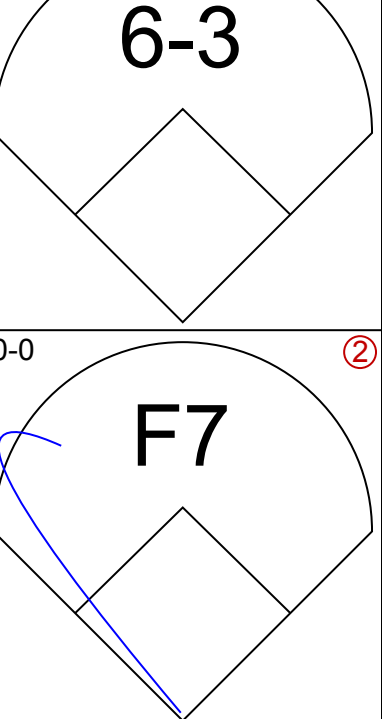
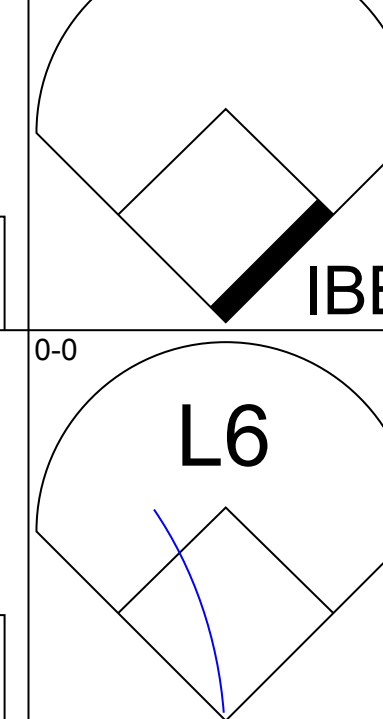
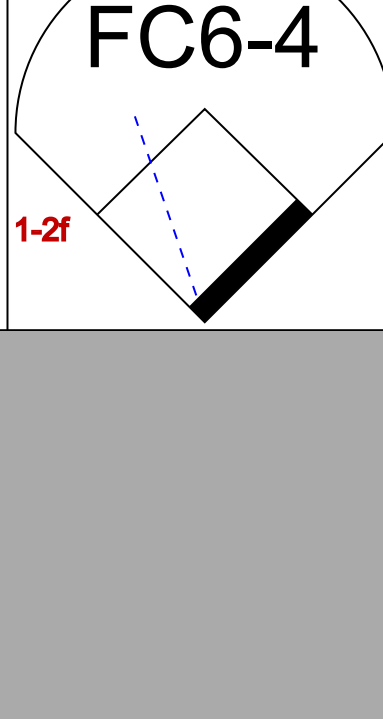
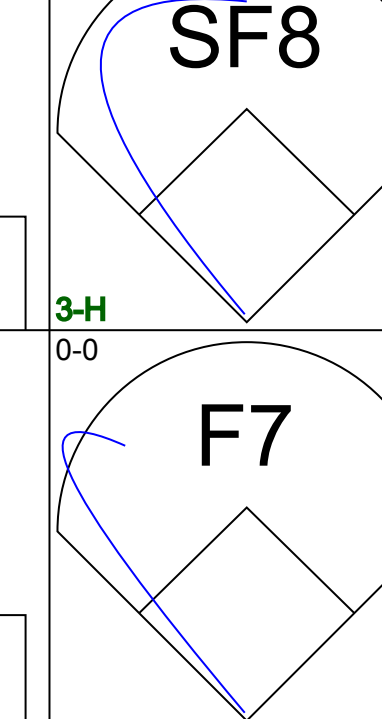
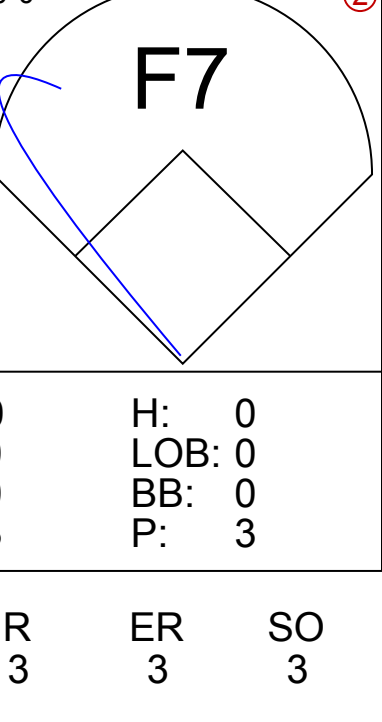
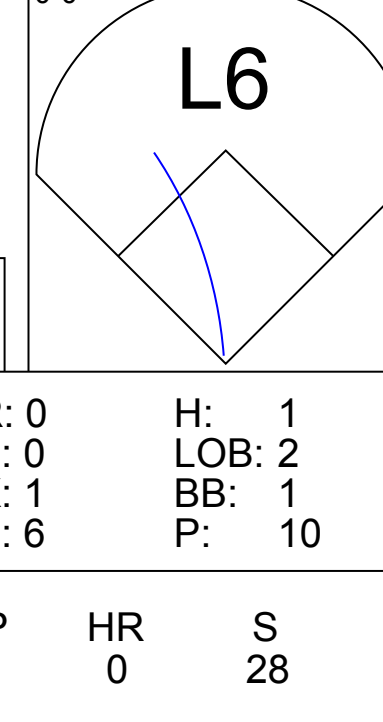
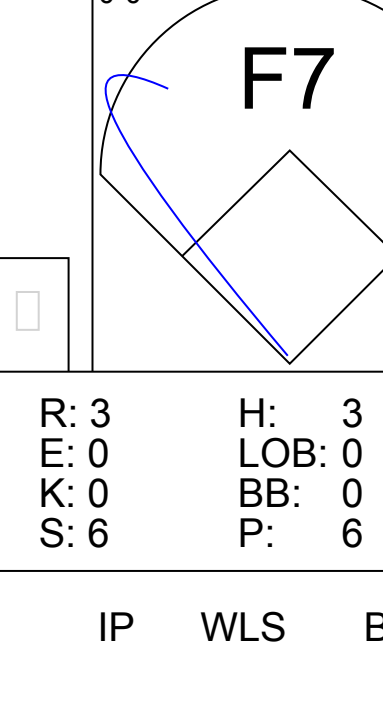
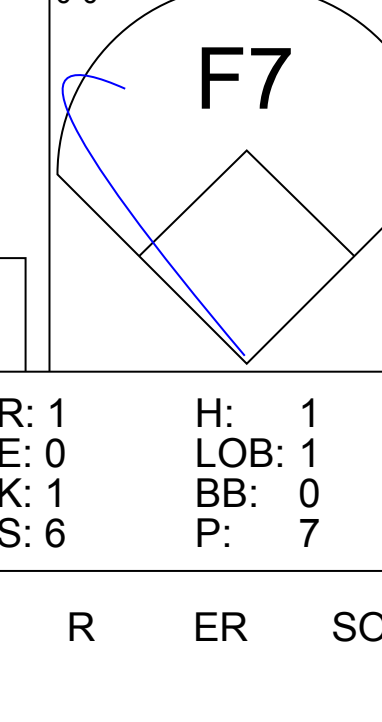
AB 33
R 3
H 9
RBI 2
BB 3
SO 5
LOB 14

Batter	1	2	3	4	5	6	7	8	9	AB	R	H	RBI	BB	SO	LOB	TOP																					
Alan Wiggins, S (1.4) OBP: 0.346, SLG: 0.293										4	0	0	0	0	1	1																						
Tony Gwynn, L (1.9) OBP: 0.436, SLG: 0.470										3	0	0	1	1	1	1																						
Graig Nettles, L (1.5) OBP: 0.325, SLG: 0.349										3	0	1	0	0	1	1																						
Steve Garvey, R (1.3) OBP: 0.262, SLG: 0.328										4	1	1	0	0	0	3																						
Terry Kennedy, L (1.2) OBP: 0.275, SLG: 0.346										4	0	0	0	0	0	1																						
Kevin McReynolds, R (1.8) OBP: 0.355, SLG: 0.526										4	0	1	1	0	0	0																						
Camelto Martinez, R (1.7) OBP: 0.340, SLG: 0.364										4	0	0	0	0	2	2																						
Garry Templeton, S (1.6) OBP: 0.313, SLG: 0.336										3	0	0	0	0	1	2																						
Mark Thurmond, L (1.1) OBP: 0.333, SLG: 0.364										2	1	1	0	0	0	2																						
Champ Summers, L (7, PH) OBP: 0.267, SLG: 0.571										1	0	0	0	0	0	0																						
Dave Dravecky, R (7.1)										0	0	0	0	0	0	0																						
Inning Stats	R: 0 E: 0 K: 2 S: 7	H: 0 LOB: 0 BB: 7	R: 1 E: 1 K: 0 S: 6	H: 2 LOB: 2 BB: 6	R: 0 E: 0 K: 1 S: 3	H: 1 LOB: 1 BB: 1	R: 0 E: 0 K: 1 S: 5	H: 0 LOB: 0 BB: 5	R: 1 E: 1 K: 1 S: 7	H: 1 LOB: 1 BB: 0	R: 0 E: 0 K: 0 S: 3	H: 0 LOB: 0 BB: 3	R: 0 E: 0 K: 2 S: 7	H: 0 LOB: 0 BB: 7	R: 0 E: 0 K: 0 S: 3	H: 0 LOB: 1 BB: 4	R: 0 E: 0 K: 0 S: 3	H: 0 LOB: 0 BB: 3	1B: 3 2B: 2 3B: 0 HR: 0	SF: 0 SAC: 0 DP: 1 HBP: 1	WP: 0 PA: 34 PB: 0 SB: 0 CS: 0																	
PITCHER	IP	WLS	BF	H	R	ER	SO	BB	IBB	HBP	BLK	WP	HR	S	P	ERA	WHIP	PITCHER				IP	WLS	BF	H	R	ER	SO	BB	IBB	HBP	BLK	WP	HR	S	P	ERA	WHIP
Marty Bystrom, R (1.1) ERA: 3.33	5.0	W	21	4	2	0	4	1	0	0	0	0	0	28	32	0.00	1.000																					
Bill Campbell, R (6.1) ERA: 2.93	2.0		6	0	0	0	2	0	0	0	0	0	0	10	10	0.00	0.000																					
Al Holland, L (8.1) ERA: 1.65	2.0		7	0	0	0	0	0	0	1	0	0	0	6	7	0.00	0.000																					

San Diego Padres @ Philadelphia Phillies
Veterans Stadium, Philadelphia, PA
Sat May 26 1984, 7:05 PM EDT
Att: 32,898 - Unknown

AB 32
R 2
H 4
RBI 2
BB 1
SO 6
LOB 13



Batter	1	2	3	4	5	6	7	8	9	AB	R	H	RBI	BB	SO	LOB	BOTTOM																					
Juan Samuel, R (1.4) OBP: 0.361, SLG: 0.489										5	0	1	0	0	1	1																						
Gary Maddox, R (1.8) OBP: 0.344, SLG: 0.339										4	2	2	0	0	0	1																						
Mike Schmidt, R (1.5) OBP: 0.396, SLG: 0.548										3	2	1	0	1	1	0																						
Sixto Lezcano, R (1.9) OBP: 0.380, SLG: 0.585										3	2	1	3	1	0	0																						
Glenn Wilson, R (1.7) OBP: 0.285, SLG: 0.394										4	0	2	1	0	0	2																						
Al Holland, R (8.1)										0	0	0	0	0	0	0																						
Len Matuszek, L (1.3) OBP: 0.382, SLG: 0.533										3	1	1	2	0	2	2																						
Ozzie Virgil, R (1.2) OBP: 0.361, SLG: 0.536										3	0	1	0	1	0	2																						
Ivan De Jesus, R (1.6) OBP: 0.272, SLG: 0.247										2	0	0	1	1	0	2																						
Marty Bystrom, R (1.1) OBP: 0.250, SLG: 0.375										2	0	0	0	0	0	2																						
Bill Campbell, R (6.1)										0	0	0	0	0	0	0																						
Luis Aguayo, R (7, PH) OBP: 0.257, SLG: 0.500										1	0	0	0	0	0	0																						
Joe Lefebvre, L (8.7) OBP: 0.336, SLG: 0.321										1	0	0	0	0	0	1																						
Inning Stats	R: 3 E: 0 K: 0 S: 5	H: 2 LOB: 1 BB: 2 P: 13	R: 0 E: 0 K: 0 S: 3	H: 0 LOB: 0 BB: 0 P: 3	R: 0 E: 0 K: 1 S: 5	H: 0 LOB: 0 BB: 0 P: 5	R: 0 E: 0 K: 1 S: 6	H: 1 LOB: 2 BB: 1 P: 10	R: 0 E: 0 K: 0 S: 3	H: 1 LOB: 0 BB: 0 P: 3	R: 0 E: 0 K: 1 S: 6	H: 1 LOB: 2 BB: 1 P: 10	R: 3 E: 0 K: 0 S: 6	H: 3 LOB: 0 BB: 0 P: 6	R: 1 E: 0 K: 1 S: 6	H: 1 LOB: 1 BB: 0 P: 7	1B: 6 2B: 2 3B: 0 HR: 1	SF: 1 SAC: 0 DP: 0 HBP: 1	WP: 0 PA: 37 PB: 0 SB: 1 CS: 1																			
PITCHER	IP	WLS	BF	H	R	ER	SO	BB	IBB	HBP	BLK	WP	HR	S	P	ERA	WHIP	PITCHER				IP	WLS	BF	H	R	ER	SO	BB	IBB	HBP	BLK	WP	HR	S	P	ERA	WHIP
Mark Thurmond, L (1.1) ERA: 4.22	6.0	L	26	5	3	3	3	2	2	0	0	0	0	28	44	4.50	1.167																					
Dave Dravecky, L (7.1) ERA: 4.03	2.0		11	4	4	4	1	0	0	1	0	0	0	1	12	13	18.00	2.000																				

San Diego Padres @ Philadelphia Phillies
Veterans Stadium, Philadelphia, PA
Sat May 26 1984, 7:05 PM EDT
Att: 32,898 - Unknown


AB 31
R 7
H 9
RBI 7
BB 4
SO 4
LOB 13




Batter	1	2	3	4	5	6	7	8	9	AB	R	H	RBI	BB	SO	LOB	TOP								
Alan Wiggins, S (1,4) OBP: 0.349, SLG: 0.310	0-0 5-3			0-0 G4-3 BB 1B	0-0 6-3			0-0 3-1 3B		4	1	2	1	0	0	1	San Diego Padres @ Philadelphia Phillies Veterans Stadium, Philadelphia, PA Sun May 27 1984, 3:33 AM EDT Att: 34,352 - Unknown livebaseballscorecards.com								
Tony Gwynn, L (1,9) OBP: 0.438, SLG: 0.464	4-0 BB			4-0 G4-3 BB 1-2	0-0 1-3			0-0 3-1		2	0	0	1	2	0	1									
Graig Nettles, L (1,5) OBP: 0.316, SLG: 0.338	0-0 F9			0-0 G4-3 1-2 2-3	0-0 F7			0-0 G3		4	0	0	0	0	0	4									
Steve Garvey, R (1,3) OBP: 0.262, SLG: 0.331		0-0 F9		0-0 4-3	0-0 6-3				0-0 2B	4	0	1	0	0	0	1									
Kevin McReynolds, R (1,8) OBP: 0.323, SLG: 0.531		0-3 K			0-0 HR 3B			0-0 F9	0-0 G3	4	1	1	0	0	1	1									
Carmelo Martinez, R (1,7) OBP: 0.338, SLG: 0.383		0-0 6-3			0-0 HR 3B			0-0 5-3	0-0 5-3	4	1	1	2	0	0	1									
Garry Templeton, S (1,6) OBP: 0.311, SLG: 0.340			0-3 K		0-0 4-3 2B			0-0 1-3	0-0 6-3	4	0	1	0	0	1	1									
Bruce Bochy, R (1,2) OBP: 0.286, SLG: 0.429			0-3 K		0-0 4-3			0-0 SH2-4 3B 2B		3	0	1	0	0	1	1									
Bobby Brown, S (8, PR) OBP: 0.297, SLG: 0.324			0-3 K		0-0 4-3					0	1	0	0	0	0	0									
Terry Kennedy, L (8, 2) OBP: 0.275, SLG: 0.346			0-3 K		0-0 2-3					0	0	0	0	0	0	0									
Tim Lollar, L (1,1) OBP: 0.348, SLG: 0.619			0-3 K		0-0 K			0-0 SH2-4		2	0	0	0	0	2	1									
Craig Lefferts, L (7,1) OBP: 0.500, SLG: 1.000			0-3 K		0-0 K			0-0 2-3		0	0	0	0	0	0	0									
Inning Stats	R: 0 E: 0 K: 0 S: 2	H: 0 LOB: 0 BB: 1 P: 6	R: 0 E: 0 K: 1 S: 5	H: 0 LOB: 0 BB: 0 P: 5	R: 0 E: 0 K: 3 S: 9	H: 0 LOB: 0 BB: 0 P: 9	R: 0 E: 0 K: 0 S: 3	H: 1 LOB: 1 BB: 1 P: 7	R: 2 E: 0 K: 1 S: 8	H: 3 LOB: 1 BB: 0 P: 8	R: 0 E: 0 K: 0 S: 3	H: 0 LOB: 0 BB: 0 P: 3	R: 0 E: 0 K: 0 S: 3	H: 0 LOB: 0 BB: 0 P: 3	R: 2 E: 0 K: 0 S: 5	H: 2 LOB: 1 BB: 0 P: 5	R: 0 E: 0 K: 0 S: 4	H: 1 LOB: 1 BB: 0 P: 4	1B: 1 2B: 3 3B: 2 HR: 1	SF: 0 SAC: 1 DP: 1 HBP: 0	WP: 0 PA: 34 PB: 0 CS: 0				
PITCHER	IP	WLS	BF	H	R	ER	SO	BB	IBB	HBP	BLK	WP	HR	S	P	ERA	WHIP								
Jerry Kosman, L (1,1) ERA: 3.47	6.0	L	22	4	2	2	5	2	0	0	0	0	1	30	38	3.00	1.000								
Larry Andersen, R (7,1) ERA: 3.0	2.0		8	2	2	2	0	0	0	0	0	0	0	8	8	9.00	1.000								
Tug McGraw, L (9,1) ERA: 3.18	1.0		4	1	0	0	0	0	0	0	0	0	0	4	4	0.00	1.000								

Batter	1	2	3	4	5	6	7	8	9	AB	R	H	RBI	BB	SO	LOB	BOTTOM								
Juan Samuel, R (1,4) OBP: 0.353, SLG: 0.476	0-3 K		0-0 5-3		0-0 E5 5-3		0-3 K		0-0 F7	5	0	0	0	0	2	1	San Diego Padres @ Philadelphia Phillies Veterans Stadium, Philadelphia, PA Sun May 27 1984, 3:33 AM EDT Att: 34,352 - Unknown livebaseballscorecards.com								
Garry Maddox, R (1,8) OBP: 0.348, SLG: 0.333	0-0 S 1B		4-0 S BB		0-0 5-3 1-2		0-0 F8		0-0 L6	4	0	1	0	1	0	2									
Mike Schmidt, R (1,5) OBP: 0.393, SLG: 0.540	0-3 K 1-2		0-0 6-3		0-3 K		0-0 K 1B		0-0 F9	4	0	1	0	0	2	3									
Sixto Lezcano, R (1,9) OBP: 0.373, SLG: 0.559	0-0 5-3		0-0 5-3		4-0 BB		0-0 F9			3	0	0	0	1	0	3									
Glenn Wilson, R (1,7) OBP: 0.284, SLG: 0.390		0-0 F9 S 1B		0-3 K	0-3 K			0-0 L4		4	0	1	0	0	2	2									
Len Matuszek, L (1,3) OBP: 0.372, SLG: 0.516		0-0 F3		0-0 F8		0-0 L6		0-0 4-3		4	0	0	0	0	0	1									
John Wockenfuss, R (1,2) OBP: 0.354, SLG: 0.317		4-0 BB		0-0 E5		4-0 BB		0-0 4-3		2	0	0	0	2	0	0									
Ivan De Jesus, R (1,6) OBP: 0.277, SLG: 0.255		0-0 F9 2-3		4-0 IBB		0-3 K		0-0 K 2B		3	0	1	0	1	1	3									
Jerry Kosman, R (1,1) OBP: 0.105, SLG: 0.056		0-3 K		0-0 F7		0-0 L6		0-0 L3		2	0	0	0	0	1	4									
Ozzie Virgil, R (6, PH) OBP: 0.358, SLG: 0.532										1	0	0	0	0	0	1									
Larry Andersen, R (7,1) ERA: 3.0										0	0	0	0	0	0	0									
Tug McGraw, R (9,1) OBP: 1.000, SLG: 1.000										0	0	0	0	0	0	0									
Luis Aquayo, R (9, PH) OBP: 0.333, SLG: 0.462										1	0	0	0	0	0	1									
Inning Stats	R: 0 E: 0 K: 2 S: 8	H: 1 LOB: 1 BB: 0 P: 8	R: 0 E: 0 K: 1 S: 6	H: 1 LOB: 2 BB: 1 P: 10	R: 0 E: 0 K: 0 S: 3	H: 0 LOB: 1 BB: 1 P: 7	R: 0 E: 1 K: 1 S: 6	H: 0 LOB: 2 BB: 1 P: 10	R: 0 E: 0 K: 2 S: 8	H: 0 LOB: 2 BB: 1 P: 12	R: 0 E: 0 K: 1 S: 5	H: 0 LOB: 1 BB: 1 P: 9	R: 0 E: 0 K: 1 S: 6	H: 1 LOB: 1 BB: 0 P: 6	R: 0 E: 0 K: 0 S: 3	H: 0 LOB: 0 BB: 0 P: 3	R: 0 E: 0 K: 0 S: 4	H: 1 LOB: 1 BB: 0 P: 4	1B: 3 2B: 1 3B: 0 HR: 0	SF: 0 SAC: 0 DP: 0 HBP: 0	WP: 0 PA: 38 PB: 0 CS: 0				
PITCHER	IP	WLS	BF	H	R	ER	SO	BB	IBB	HBP	BLK	WP	HR	S	P	ERA	WHIP								
Tim Lollar, L (1,1) ERA: 4.13	6.0	W	27	2	0	0	7	4	0	0	0	0	0	36	56	0.00	1.000								
Craig Lefferts, L (7,1) ERA: 0.68	3.0	S	11	2	0	0	1	0	0	0	0	0	0	13	13	0.00	0.667								



Batter	1	2	3	4	5	6	7	8	9	AB	R	H	RBI	BB	SO	LOB	TOP					
Alan Wiggins, S OBP: 0.348, SLG: 0.307	0-0 S 2B 1B		0-3 K	0-0 5-3		0-0 FC3-6 1B		0-0 6-3		5	1	2	1	0	1	1	San Diego Padres @ San Francisco Giants Candlestick Park, San Francisco, CA Fri Jun 01 1984, 10:05 PM EDT Att: 10,087 - Unknown livebaseballscorecards.com					
Tony Gwynn, L OBP: 0.436, SLG: 0.477	0-0 F7 FC3-2 2B		0-0 F1 WP 1B	0-0 E S 1B		0-0 FC3-6 1B		0-0 4-3		5	0	3	2	0	0	2						
Graig Nettles, L OBP: 0.329, SLG: 0.338	0-0 F7 2-3		4-0 F1 BB	0-3 K		0-0 1B		0-0 F7		4	0	1	1	1	1	2						
Steve Garvey, R OBP: 0.265, SLG: 0.332	0-0 FC3-2 3-H		0-0 F1 1-2 2-3		0-3 K		0-0 K		0-0 5-3 1B	5	1	1	0	0	2	4						
Terry Kennedy, L OBP: 0.283, SLG: 0.343	0-0 1-3		0-0 4-3		0-0 FC6-4 1B		4-0 G5-4-3 BB		0-3 K	4	0	1	0	1	1	4						
Kevin McReynolds, R OBP: 0.313, SLG: 0.509		0-0 BLK 1B		0-0 6-3		0-0 F2		0-0 5-3		5	0	1	0	0	0	3						
Camelto Martinez, R OBP: 0.343, SLG: 0.374		0-3 K		1-0 E 2B HBP		0-0 FC6-4 1-2		4-0 1B BB		3	1	1	1	1	1	2						
Garry Templeton, S OBP: 0.312, SLG: 0.340		0-3 K		0-0 E6 2B		0-0 1B 1B		0-0 1B 1B		5	2	3	0	0	1	2						
Andy Hawkins, R Chang, S Greg Booker, R Sid Monge, L Floyd Chiffer, R Tom Finley, L Dave Dravecky, L Bobby Brown, S Craig Lefferts, L Kurt Bevacqua, R		0-3 K		0-0 1B 2B		0-0 FC3-6 1B 1B		0-0 1-3		1	0	0	0	0	0	1						
Inning Stats	R: 1 E: 0 K: 0 S: 5	H: 2 LOB: 1 BB: 0 P: 5	R: 0 E: 0 K: 3 S: 10	H: 1 LOB: 1 BB: 0 P: 10	R: 0 E: 0 K: 1 S: 6	H: 1 LOB: 2 BB: 1 P: 10	R: 3 E: 1 K: 1 S: 8	H: 2 LOB: 1 BB: 0 P: 9	R: 0 E: 0 K: 1 S: 6	H: 1 LOB: 1 BB: 0 P: 6	R: 2 E: 0 K: 1 S: 8	H: 4 LOB: 1 BB: 0 P: 8	R: 0 E: 0 K: 0 S: 3	H: 1 LOB: 2 BB: 2 P: 11	R: 0 E: 0 K: 0 S: 3	H: 0 LOB: 0 BB: 0 P: 3	R: 1 E: 0 K: 2 S: 10	H: 3 LOB: 2 BB: 0 P: 10	1B: 13 2B: 2 3B: 0 HR: 0	SF: 0 SAC: 0 DP: 1 HBP: 1	WP: 1 PB: 0 SB: 3 CS: 0	PA: 45
PITCHER	IP WLS BF H R ER SO BB IBB HBP BLK WP HR S P ERA WHIP	IP WLS BF H R ER SO BB IBB HBP BLK WP HR S P ERA WHIP																				
Mike Krukow, R ERA: 4.76	(1, 1)	1.1	7	3	1	1	1	0	0	0	0	0	0	0	0	9	9	6.75	2.250			
Frank Williams, R ERA: 4.75	(2, 1)	3.2	W	20	6	5	3	5	1	0	1	1	1	0	28	33	7.36	1.909				
Scott Garrelts, R ERA: 3.78	(6, 1)	1.0	S	5	2	0	0	1	1	0	0	0	0	0	6	10	0.00	3.000				
Greg Minton, R ERA: 5.17	(7, 1)	3.0	S	13	4	1	1	2	1	0	0	0	0	0	16	20	3.00	1.667				

Batter	1	2	3	4	5	6	7	8	9	AB	R	H	RBI	BB	SO	LOB	BOTTOM				
Chili Davis, S OBP: 0.335, SLG: 0.482	0-0 F8			0-0 1B 2B 1B			0-3 K			5	3	3	2	0	1	1	San Diego Padres @ San Francisco Giants Candlestick Park, San Francisco, CA Fri Jun 01 1984, 10:05 PM EDT Att: 10,087 - Unknown livebaseballscorecards.com				
Johnnie LeMaster, R OBP: 0.297, SLG: 0.246	0-0 1B SF9		0-0 E5	0-0 2B 1B		0-3 K		0-3 K		5	2	2	0	0	2	2					
Jeffrey Leonard, R OBP: 0.366, SLG: 0.436	0-0 1-3 1B		0-0 FC6-4 BB	0-0 1B 2B		4-0 WP BB		0-0 6-3		3	0	2	1	2	0	0					
Jack Clark, R OBP: 0.427, SLG: 0.569	0-0 SF9		0-0 F2	0-3 K		0-0 F7		0-0 HR		4	1	1	2	0	1	5					
Al Oliver, L OBP: 0.324, SLG: 0.354	0-0 F5		0-0 FC6-4	0-0 S 1B		0-0 FC5-4 1B		0-3 K		5	0	2	1	0	1	3					
Scott Thompson, L OBP: 0.375, SLG: 0.318			1-2							0	0	0	0	0	0	0					
Joel Youngblood, R OBP: 0.317, SLG: 0.308			0-3 K							4	0	0	0	0	3	3					
Fran Mullins, R OBP: 0.364, SLG: 0.444			0-0 K							1	1	1	0	0	0	0					
Bob Brenly, R OBP: 0.431, SLG: 0.487		0-0 CI E 1B		0-0 FC5-4 1B		0-0 F7		0-0 FC5-4 CS		4	1	2	0	1	0	3					
Brad Wellman, R OBP: 0.750, SLG: 1.000		0-1 CI E 1B		0-0 FC5-4		0-0 WP 3B 1B		0-0 CS		4	2	3	1	0	0	1					
Mike Krukow, R OBP: 0.200, SLG: 0.158	(1, 1)	3.0	L	18	5	5	1	2	0	0	0	0	0	0	0	0	San Diego Padres @ San Francisco Giants Candlestick Park, San Francisco, CA Fri Jun 01 1984, 10:05 PM EDT Att: 10,087 - Unknown 				
Frank Williams, R ERA: 54.0	(2, 1)	0.1	L	4	3	2	2	1	0	0	0	0	0	0	0	0					
Scott Garrelts, R OBP: 0.167, SLG: 0.167	(6, 1)	1.0	S	3	1	0	0	1	0	0	0	0	0	0	0	0					
Greg Minton, S ERA: 3.92	(7, 1)	3.0	L	18	5	5	1	2	0	0	0	0	0	0	0	0					
Inning Stats	R: 1 E: 0 K: 0 S: 5	H: 2 LOB: 1 BB: 0 P: 5	R: 4 E: 3 K: 1 S: 10	H: 2 LOB: 2 BB: 1 P: 14	R: 0 E: 0 K: 1 S: 6	H: 1 LOB: 1 BB: 0 P: 6	R: 2 E: 0 K: 2 S: 11	H: 4 LOB: 2 BB: 0 P: 11	R: 2 E: 0 K: 2 S: 9	H: 2 LOB: 1 BB: 1 P: 13	R: 0 E: 0 K: 1 S: 5	H: 1 LOB: 0 BB: 0 P: 5	R: 0 E: 0 K: 2 S: 8	H: 1 LOB: 1 BB: 0 P: 8	R: 2 E: 0 K: 1 S: 8	H: 3 LOB: 2 BB: 1 P: 12		1B: 12 2B: 2 3B: 1 HR: 1	SF: 1 SAC: 0 DP: 0 HBP: 0	WP: 2 PB: 0 SB: 2 CS: 1	PA: 46
PITCHER	IP WLS BF H R ER SO BB IBB HBP BLK WP HR S P ERA WHIP	IP WLS BF H R ER SO BB IBB HBP BLK WP HR S P ERA WHIP																			
Andy Hawkins, R ERA: 4.25	(1, 1)	3.0	L	18	5	5	1	2	0	0	0	0	0	0	0	0		0			
Greg Booker, R ERA: 54.0	(4, 1)	0.1	L	4	3	2	2	1	0	0	0	0	0	0	0	0		0			
Sid Monge, L ERA: 5.54	(4, 1)	0.0	L	1	0	0	0	0	0	0	0	0	0	0	0	0	0				
Floyd Chiffer, R ERA: 7.45	(4, 1)	1.2	L	8	2	2	2	3	1	0	0	0	0	2	0	13	17	10.80	1.800		
Dave Dravecky, L ERA: 3.92	(6, 1)	1.0	L	3	1	0	0	1	0	0	0	0	0	0	5	5	0.00	1.000			

Batter	1	2	3	4	5	6	7	8	9	10	AB	R	H	RBI	BB	SO	LOB	TOP	
Alan Wiggins, S OBP: 0.344, SLG: 0.304 (1, 4)	K FC3-6		4-3			F8		FC6-4			5	0	1	0	0	1	4	San Diego Padres @ San Francisco Giants Candlestick Park, San Francisco, CA Sat Jun 02 1984, 6:33 AM EDT Att: 12,662 - Unknown	
Tony Gwynn, L OBP: 0.440, SLG: 0.481 (1, 9)	FC3-6 1B		E S 1B			FC5-2 1B		5-3		K	5	0	3	1	0	1	0		
Graig Nettles, L OBP: 0.331, SLG: 0.343 (1, 5)	FC3-6 G6-4-3		4-0 BB			F8		1B 2B		F9	4	0	1	0	1	0	5		
Steve Garvey, R OBP: 0.263, SLG: 0.328 (1, 3)	G6-4-3		1-3 BB			FC5-2		1B		6-3	5	0	1	0	0	0	7		
Tery Kennedy, L OBP: 0.291, SLG: 0.339 (1, 2)			F8			4-3					5	0	1	0	0	2	livebaseballscores.com		
Bobby Brown, S OBP: 0.289, SLG: 0.314 (10, PR)						K		K		SH1-3 S SF7 1B	0	1	0	0	0	0			
Bruce Bochy, R OBP: 0.256, SLG: 0.429 (10, 2)											0	0	0	0	0	0			
Kevin McReynolds, R OBP: 0.317, SLG: 0.523 (1, 8)			F8			HR		F8		SH1-3 1-3	3	1	1	1	1	0		2	
Carmelo Martinez, R OBP: 0.339, SLG: 0.378 (1, 7)			F6			1-3				SF7	4	0	1	1	0	0	0		
Garry Templeton, S OBP: 0.315, SLG: 0.341 (1, 6)						4-3				F3	5	1	2	0	0	1	3		
Mark Thurmond, L OBP: 0.333, SLG: 0.357 (1, 1)			4-3 SH1-3 1B								3	0	1	0	0	1	3		
Rich Gossage, R OBP: 0.250, SLG: 0.143 (9, 1)			SH1-3			1B FC5-2 1B		4-3			0	0	0	0	0	0	0		
Inning Stats	R: 0 E: 0 K: 1 S: 6	H: 1 LOB: 1 BB: 0 P: 6	R: 0 E: 0 K: 0 S: 3	H: 0 LOB: 0 BB: 0 P: 3	R: 1 E: 0 K: 0 S: 5	H: 2 LOB: 2 BB: 1 P: 9	R: 1 E: 0 K: 1 S: 6	H: 1 LOB: 0 BB: 0 P: 6	R: 0 E: 0 K: 0 S: 6	H: 3 LOB: 3 BB: 0 P: 6	R: 0 E: 0 K: 1 S: 7	H: 2 LOB: 2 BB: 0 P: 7	R: 0 E: 0 K: 1 S: 5	H: 0 LOB: 0 BB: 0 P: 5	R: 1 E: 0 K: 0 S: 4	H: 1 LOB: 1 BB: 0 P: 4	1B: 9 2B: 2 3B: 0 HR: 1	SF: 1 SAC: 2 DP: 1 HBP: 0	WP: 0 PA: 44 PB: 1 SB: 3 CS: 0
PITCHER	IP 5.0	WLS 25	BF 8	H 2	R 2	ER 2	SO 2	BB 2	IBB 0	HBP 0	BLK 0	WP 0	HR 1	S 27	P 35	ERA 3.60	WHIP 2.000		
Jeff Robinson, R ERA: 3.52 (1, 1)																			
Jeff Cornell, R ERA: (6, 1)	1.0	3	0	0	0	1	0	0	0	0	0	0	0	5	5	0.00	0.000		
Gary Lavelle, L ERA: 3.31 (7, 1)	3.0	12	3	0	0	3	0	0	0	0	0	0	0	18	18	0.00	1.000		
Scott Garretts, R ERA: 4.08 (10, 1)	1.0	L	4	1	1	1	0	0	0	0	0	0	0	4	4	9.00	1.000		

Batter	1	2	3	4	5	6	7	8	9	10	AB	R	H	RBI	BB	SO	LOB	BOTTOM			
Chili Davis, S OBP: 0.332, SLG: 0.471 (1, 8)	G4-6-3 BB		F4			F9				K	4	0	0	0	1	2	4	San Diego Padres @ San Francisco Giants Candlestick Park, San Francisco, CA Sat Jun 02 1984, 6:33 AM EDT Att: 12,662 - Unknown			
Johnnie LeMaster, R OBP: 0.252, SLG: 0.241 (1, 6)						1-3					3	0	0	0	0	0	1				
Al Oliver, L OBP: 0.328, SLG: 0.364 (9, PH)	G4-6-3					6-3					1	0	1	0	0	0	0				
Gene Richards, L OBP: 0.358, SLG: 0.288 (9, PR)	1-2f									2B 2B	0	1	0	0	0	0	0				
Scott Garretts, R OBP: 0.167, SLG: 0.167 (10, 1)											0	0	0	0	0	0	0				
Jeffrey Leonard, R OBP: 0.358, SLG: 0.424 (1, 7)	6-3					6-3				K	4	0	0	0	0	1	2				
Jack Clark, R OBP: 0.429, SLG: 0.571 (1, 9)			F9			FC6-4 BB		F8			3	0	1	2	1	0	0				
Bob Brenly, R OBP: 0.418, SLG: 0.472 (1, 3)			4-3			FC6-4		F4			4	0	0	0	0	1	2				
Steve Nicosia, R OBP: 0.238, SLG: 0.333 (1, 2)			4-3								3	0	0	0	0	1	0				
Scot Thompson, L OBP: 0.360, SLG: 0.304 (10, PH)						F9				F7	1	0	0	0	0	0	0				
Brad Wellman, R OBP: 0.625, SLG: 0.667 (1, 4)			F7			5-3					2	0	0	0	2	0	0				
Fran Mullins, R OBP: 0.385, SLG: 0.476 (10, 6)			6-3 2B			K		G6-4-3 BB			3	0	1	0	1	1	1				
Jeff Robinson, R OBP: 0.342, SLG: 0.042 (6, 1)											0	0	0	0	0	0	1				
Jeff Cornell, S OBP: 0.312, SLG: 0.180 (6, PH)			6-3								1	0	0	0	0	0	0				
Duane Kuiper, L OBP: 0.312, SLG: 0.180 (7, 1)											0	0	0	0	0	0	0				
Gary Lavelle, S OBP: 0.312, SLG: 0.180 (6, PH)											0	0	0	0	0	0	0				
Joel Youngblood, R OBP: 0.312, SLG: 0.389 (10, 5)											1	1	0	0	1	1	2				
Inning Stats	R: 0 E: 0 K: 0 S: 2	H: 0 LOB: 0 BB: 1 P: 6	R: 0 E: 0 K: 0 S: 3	H: 0 LOB: 0 BB: 0 P: 3	R: 0 E: 0 K: 0 S: 4	H: 1 LOB: 1 BB: 0 P: 4	R: 0 E: 0 K: 0 S: 3	H: 0 LOB: 1 BB: 1 P: 7	R: 0 E: 0 K: 1 S: 5	H: 0 LOB: 0 BB: 0 P: 5	R: 0 E: 0 K: 0 S: 3	H: 0 LOB: 0 BB: 0 P: 3	R: 0 E: 0 K: 1 S: 4	H: 0 LOB: 0 BB: 1 P: 8	R: 2 E: 0 K: 3 S: 11	H: 2 LOB: 1 BB: 2 P: 15	R: 0 E: 0 K: 2 S: 7	H: 0 LOB: 2 BB: 2 P: 15	1B: 0 2B: 3 3B: 0 HR: 0	SF: 0 SAC: 0 DP: 2 HBP: 0	WP: 0 PA: 37 PB: 0 SB: 1 CS: 0
PITCHER	IP 8.0	WLS 27	BF 1	H 1	R 1	ER 1	SO 2	BB 4	IBB 0	HBP 0	BLK 0	WP 0	HR 0	S 27	P 43	ERA 1.12	WHIP 0.625				
Mark Thurmond, L ERA: 3.73 (1, 1)																					
Rich Gossage, R ERA: 3.71 (9, 1)	2.0	W	10	2	1	1	5	2	0	0	0	0	0	18	26	4.50	2.000				



Batter	1	2	3	4	5	6	7	8	9	AB	R	H	RBI	BB	SO	LOB	TOP								
Alan Wiggins, S OBP: 0.344, SLG: 0.302 (1, 4)	F5		G4-6-3														4 1 1 0 1 1 1								
Tim Flannery, L OBP: 0.333, SLG: 0.448 Bobby Brown, S OBP: 0.308, SLG: 0.314 Rich Gossage, R OBP: 0.250, SLG: 0.143 (1, 5)	6-3																4 1 1 0 0 0 1 0 0 0 0 1 0 0 0 0 0 0 0 0 0								
Tony Gwynn, L OBP: 0.447, SLG: 0.481 (1, 9)																	3 1 1 2 2 0 0								
Kevin McReynolds, R OBP: 0.317, SLG: 0.519 (1, 8)																	5 0 1 1 0 1 4								
Kurt Bevacqua, R OBP: 0.357, SLG: 0.333 Mario Ramirez, R OBP: 0.250, SLG: 0.625 (1, 3)																	4 1 2 1 0 0 1 0 0 0 0 0 0 0								
Carmelo Martinez, R OBP: 0.346, SLG: 0.404 (1, 7)																	4 2 2 2 0 0 2								
Garry Templeton, S OBP: 0.317, SLG: 0.349 (1, 6)																	4 0 1 0 0 1 2								
Bruce Bochy, R OBP: 0.182, SLG: 0.300 (1, 2)																	3 0 0 1 0 2 2								
Eric Show, R OBP: 0.154, SLG: 0.192 Steve Garvey, R OBP: 0.270, SLG: 0.333 (1, 1)																	3 0 0 0 0 0 0 1 1 1 0 0 0 0								
Inning Stats	R: 0 E: 0 K: 1 S: 5	H: 0 LOB: 1 BB: 1 P: 9	R: 0 E: 0 K: 0 S: 3	H: 0 LOB: 0 BB: 0 P: 3	R: 0 E: 1 K: 1 S: 5	H: 0 LOB: 0 BB: 0 P: 5	R: 2 E: 1 K: 0 S: 6	H: 2 LOB: 2 BB: 1 P: 10	R: 0 E: 0 K: 0 S: 2	H: 0 LOB: 0 BB: 1 P: 6	R: 2 E: 0 K: 2 S: 7	H: 2 LOB: 0 BB: 0 P: 7	R: 0 E: 0 K: 0 S: 4	H: 0 LOB: 0 BB: 0 P: 7	R: 0 E: 0 K: 0 S: 4	H: 1 LOB: 1 BB: 0 P: 4	R: 3 E: 0 K: 0 S: 7	H: 5 LOB: 2 BB: 1 P: 11	1B: 8 2B: 0 3B: 1 HR: 1	SF: 1 SAC: 0 DP: 1 HBP: 0	WP: 1 PB: 1 CS: 1 SB: 1	PA: 40			
PITCHER	IP	WLS	BF	H	R	ER	SO	BB	IBB	HBP	BLK	WP	HR	S	P	ERA	WHIP								
Mark Grant, R ERA: 6.19 (1, 1)	7.0		28	4	4	3	5	3	0	0	0	0	1	35	47	3.86	1.000								
Gary Lavelle, L ERA: 3.93 (8, 1)	1.2	L	11	6	3	3	0	1	0	0	0	1	0	10	14	16.20	4.200								
Greg Minton, R ERA: 5.12 (9, 1)	0.1		1	0	0	0	0	0	0	0	0	0	0	1	1	0.00	0.000								

San Diego Padres @ San Francisco Giants
Candlestick Park, San Francisco, CA
Sun Jun 03 1984, 6:38 AM EDT
Att: 22,863 - Unknown

livebaseballscores.com

AB 35
R 7
H 10
RBI 7
BB 4
SO 5
LOB 13




Batter	1	2	3	4	5	6	7	8	9	AB	R	H	RBI	BB	SO	LOB	BOTTOM								
Chili Davis, S OBP: 0.340, SLG: 0.486 (1, 8)	F2																5 2 3 2 0 0 0								
Johnnie LeMaster, R OBP: 0.228, SLG: 0.228 (1, 6)																	3 0 1 0 1 0 1								
Jeffrey Leonard, R OBP: 0.351, SLG: 0.431 (1, 7)																	5 0 0 0 0 3 3								
Jack Clark, R OBP: 0.426, SLG: 0.577 John Rabb, R OBP: 0.444, SLG: 0.478 Gary Lavelle, S (7, PR) Greg Minton, S (9, 1) Al Oliver, L OBP: 0.322, SLG: 0.357 (9, PH)																	3 0 0 0 1 1 2 0 1 0 0 0 0 0 0								
Scot Thompson, L OBP: 0.387, SLG: 0.321 (1, 3)																	4 2 2 1 1 0 0								
Joel Youngblood, R OBP: 0.327, SLG: 0.328 (8, 9)																	3 1 1 0 1 0 1								
Bob Brenly, R OBP: 0.411, SLG: 0.469 (1, 2)																	4 0 1 1 0 0 5								
Brad Wellman, R OBP: 0.467, SLG: 0.462 (1, 4)																	4 1 2 2 0 0 1								
Mark Grant, R ERA: 3.1 Fran Mullins, R OBP: 0.370, SLG: 0.455 (8, 5)																	2 0 0 0 0 2 2 1 0 0 0 0 0 0								
Inning Stats	R: 0 E: 0 K: 1 S: 6	H: 1 LOB: 1 BB: 0 P: 6	R: 3 E: 0 K: 0 S: 6	H: 3 LOB: 1 BB: 1 P: 10	R: 0 E: 0 K: 1 S: 5	H: 0 LOB: 0 BB: 0 P: 5	R: 0 E: 0 K: 1 S: 6	H: 1 LOB: 1 BB: 0 P: 6	R: 0 E: 0 K: 0 S: 3	H: 0 LOB: 1 BB: 1 P: 7	R: 1 E: 0 K: 1 S: 7	H: 2 LOB: 1 BB: 0 P: 7	R: 1 E: 0 K: 1 S: 7	H: 2 LOB: 3 BB: 2 P: 15	R: 1 E: 0 K: 0 S: 4	H: 1 LOB: 0 BB: 0 P: 4	R: 0 E: 0 K: 1 S: 5	H: 0 LOB: 0 BB: 0 P: 5	1B: 8 2B: 1 3B: 0 HR: 1	SF: 0 SAC: 2 DP: 0 HBP: 0	WP: 0 PB: 0 CS: 0 SB: 0	PA: 41			
PITCHER	IP	WLS	BF	H	R	ER	SO	BB	IBB	HBP	BLK	WP	HR	S	P	ERA	WHIP								
Eric Show, R ERA: 3.6 (1, 1)	8.0		38	10	6	6	5	4	0	0	1	1	44	60	6.75	1.750									
Rich Gossage, R ERA: 3.6 (9, 1)	1.0	S	3	0	0	0	1	0	0	0	0	0	5	5	0.00	0.000									

San Diego Padres @ San Francisco Giants
Candlestick Park, San Francisco, CA
Sun Jun 03 1984, 6:38 AM EDT
Att: 22,863 - Unknown

livebaseballscores.com

AB 35
R 6
H 10
RBI 6
BB 4
SO 6
LOB 15



Batter	1	2	3	4	5	6	7	8	9	AB	R	H	RBI	BB	SO	LOB	TOP					
Bill Doran, S (1, 6) OBP: 0.280, SLG: 0.285 Enos Cabell, R (7, PH) OBP: 0.338, SLG: 0.449 Joe Sambito, L (7, 1)	F8			CS 1B		1B	K			3	0	2	0	0	0	0						
Jim Pankovits, R (1, 4) OBP: 0.391, SLG: 0.455 Harry Spilman, L (1, 3)	F7			K		K				4	0	1	0	0	2	2						
Jose Cruz, L (1, 7)	F7			4-3						4	0	1	0	0	1	1						
Jerry Mumphy, S (1, 8)	F8				BB S BB	K				3	0	0	0	1	3	3						
Ray Knight, R (1, 5)	F9				F8	K				4	0	0	0	0	2	4						
Terry Puhl, L (1, 9) Kevin Bass, S (7, PH) OBP: 0.288, SLG: 0.331	F6				F9					4	0	0	0	0	0	1						
Mark Bailey, S (1, 2)	K				F6	BB BB				1	0	0	0	1	0	0						
Mike Scott, R (1, 1) Bill Dawley, R (6, 1) Phil Garner, R (7, PH) OBP: 0.273, SLG: 0.222	K				E6 BB					3	0	0	0	1	1	0						
Inning Stats	R: 0 E: 0 K: 0 S: 3	H: 0 LOB: 0 BB: 0 P: 3	R: 0 E: 0 K: 1 S: 5	H: 0 LOB: 0 BB: 0 P: 5	R: 0 E: 0 K: 2 S: 7	H: 0 LOB: 0 BB: 0 P: 7	R: 0 E: 0 K: 1 S: 5	H: 1 LOB: 0 BB: 0 P: 5	R: 0 E: 0 K: 1 S: 5	H: 0 LOB: 3 BB: 3 P: 17	R: 0 E: 0 K: 3 S: 11	H: 2 LOB: 2 BB: 0 P: 11	R: 0 E: 1 K: 1 S: 6	H: 0 LOB: 2 BB: 1 P: 10	R: 0 E: 0 K: 3 S: 10	H: 1 LOB: 1 BB: 0 P: 10	R: 0 E: 0 K: 0 S: 3	H: 0 LOB: 0 BB: 0 P: 3	1B: 3 2B: 1 3B: 0 HR: 0	SF: 0 SAC: 0 DP: 0 HBP: 0	WP: 0 PB: 0 SB: 1 CS: 1	PA: 35
PITCHER	IP	WLS	BF	H	R	ER	SO	BB	IBB	HBP	BLK	WP	HR	S	P	ERA	WHIP					
Ed Whitson, R (1, 1) ERA: 3.75 Dave Dravecky, L (6, 1) ERA: 3.45	5.1	W	21	3	0	0	6	3	0	0	0	0	0	30	42	0.00	1.125					
Dave Dravecky, L (6, 1) ERA: 3.45	3.2	S	14	1	0	0	6	1	0	0	0	0	0	25	29	0.00	0.545					

Houston Astros @ San Diego Padres
Jack Murphy Stadium, San Diego, CA
Mon Jun 04 1984, 10:05 PM EDT
Att: 9,922 - Unknown

AB	31
R	0
H	4
RBI	0
BB	4
SO	12
LOB	16



Batter	1	2	3	4	5	6	7	8	9	AB	R	H	RBI	BB	SO	LOB	BOTTOM				
Alan Wiggins, S (1, 4)	K			3-1						3	0	0	0	1	1	1					
Tim Flannery, L (1, 5)	G3			E4		CS				4	1	1	0	0	0	1					
Tony Gwynn, L (1, 9)	1B			F8						4	1	1	0	0	1	2					
Steve Garvey, R (1, 3)	1B					1B				4	1	3	1	0	0	0					
Terry Kennedy, L (1, 2)	G3			F8						4	0	1	1	0	0	2					
Kevin McReynolds, R (1, 8) OBP: 0.318, SLG: 0.519	F9									2	0	1	1	0	0	0					
Camelto Martinez, R (1, 7) OBP: 0.341, SLG: 0.396	K									3	0	0	0	0	2	3					
Garry Templeton, S (1, 6) OBP: 0.317, SLG: 0.348	F7									3	0	1	0	0	0	0					
Ed Whitson, R (1, 1) OBP: 0.056, SLG: 0.056 Dave Dravecky, R (6, 1)	K									2	0	0	0	0	1	0					
Inning Stats	R: 1 E: 0 K: 1 S: 7	H: 2 LOB: 1 BB: 0 P: 7	R: 0 E: 0 K: 1 S: 5	H: 0 LOB: 0 BB: 0 P: 5	R: 0 E: 1 K: 1 S: 6	H: 0 LOB: 1 BB: 0 P: 6	R: 0 E: 0 K: 0 S: 4	H: 2 LOB: 1 BB: 0 P: 4	R: 0 E: 0 K: 0 S: 2	H: 0 LOB: 0 BB: 1 P: 6	R: 2 E: 0 K: 1 S: 8	H: 3 LOB: 1 BB: 0 P: 8	R: 0 E: 0 K: 0 S: 4	H: 1 LOB: 1 BB: 0 P: 4	R: 0 E: 0 K: 1 S: 5	H: 0 LOB: 0 BB: 0 P: 5	1B: 8 2B: 0 3B: 0 HR: 0	SF: 1 SAC: 1 DP: 1 HBP: 0	WP: 0 PB: 0 SB: 2 CS: 1	PA: 33	
PITCHER	IP	WLS	BF	H	R	ER	SO	BB	IBB	HBP	BLK	WP	HR	S	P	ERA	WHIP				
Mike Scott, R (1, 1) ERA: 5.34 Bill Dawley, R (6, 1) ERA: 2.29 Joe Sambito, L (7, 1) ERA: 2.25	5.1	L	23	7	3	3	3	1	0	0	0	0	0	28	32	5.06	1.500				
Bill Dawley, R (6, 1) ERA: 2.29	0.2		2	0	0	0	1	0	0	0	0	0	0	4	4	0.00	0.000				
Joe Sambito, L (7, 1) ERA: 2.25	2.0		7	1	0	0	1	0	0	0	0	0	0	9	9	0.00	0.500				

Houston Astros @ San Diego Padres
Jack Murphy Stadium, San Diego, CA
Mon Jun 04 1984, 10:05 PM EDT
Att: 9,922 - Unknown

AB	29
R	3
H	8
RBI	3
BB	1
SO	5
LOB	9



Batter	1	2	3	4	5	6	7	8	9	AB	R	H	RBI	BB	SO	LOB	TOP			
Bill Doran, S OBP: 0.273, SLG: 0.277 (1,4)	F2		F9			F7		4-3		4	0	0	0	0	0	0				
Craig Reynolds, L OBP: 0.297, SLG: 0.359 (1,6)	F5			G1 BLK 1B		F6			F9	4	0	1	0	0	0	0				
Enos Cabell, R OBP: 0.336, SLG: 0.438 (1,3)	F8			G1 1-3		6-3			1B BB	3	0	0	0	1	0	1				
Jose Cruz, L OBP: 0.321, SLG: 0.330 (1,7)		G5-4-3 BB		F2			1-3		F3	3	0	0	0	1	0	2				
Jerry Mumphy, S OBP: 0.350, SLG: 0.359 (1,8)	G5-4-3 1-2			K						4	0	2	0	0	1	2				
Ray Knight, R OBP: 0.255, SLG: 0.296 (1,5)					6-3		F9		F9	3	0	0	0	1	0	3				
Terry Puhl, L OBP: 0.314, SLG: 0.304 (1,9)					4-3		F8			3	0	0	0	0	0	2				
Alan Ashby, S OBP: 0.292, SLG: 0.246 (1,2)			F8					5-3		2	0	0	0	1	0	0				
Vern Ruhle, R (1,1)			K		4-3					1	0	0	0	0	1	0				
Denny Walling, L OBP: 0.282, SLG: 0.333 (5, PH)										1	0	0	0	0	0	1				
Michael LaCoss, R (5, 1)										0	0	0	0	0	0	0				
Kevin Bass, S OBP: 0.266, SLG: 0.329 (8, PH)										1	0	0	0	0	1	0				
Dave Smith, R (8, 1)										0	0	0	0	0	0	0				
Inning Stats	R: 0 E: 0 K: 0 S: 3	H: 0 LOB: 0 BB: 0 P: 3	R: 0 E: 0 K: 0 S: 2	H: 0 LOB: 1 BB: 2 P: 10	R: 0 E: 0 K: 1 S: 5	H: 0 LOB: 0 BB: 0 P: 5	R: 0 E: 0 K: 1 S: 6	H: 1 LOB: 1 BB: 0 P: 6	R: 0 E: 0 K: 0 S: 3	H: 0 LOB: 0 BB: 0 P: 3	R: 0 E: 0 K: 0 S: 4	H: 1 LOB: 1 BB: 0 P: 4	R: 0 E: 0 K: 1 S: 5	H: 0 LOB: 0 BB: 0 P: 5	R: 0 E: 0 K: 0 S: 4	H: 1 LOB: 2 BB: 1 P: 8	1B: 3 2B: 0 3B: 0 HR: 0	SF: 0 SAC: 0 DP: 1 HBP: 0	WP: 0 PB: 0 SB: 0 CS: 0	PA: 33
PITCHER Andy Hawkins, R ERA: 3.66 (1,1)	IP: 9.0 WLS: W BF: 33 H: 3 R: 0 ER: 0 SO: 3 BB: 4 IBB: 0 HBP: 0 BLK: 1 WP: 0 HR: 0 S: 35 P: 51 ERA: 0.00 WHIP: 0.778																			

Houston Astros @ San Diego Padres
Jack Murphy Stadium, San Diego, CA
Tue Jun 05 1984, 10:05 PM EDT
Att: 11,799 - Unknown

AB	29
R	0
H	3
RBI	0
BB	4
SO	3
LOB	11



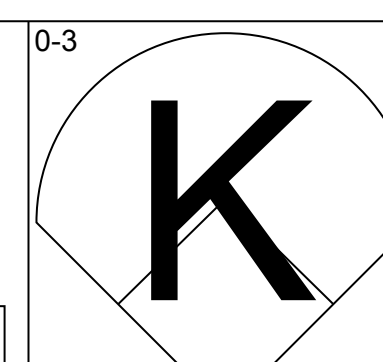
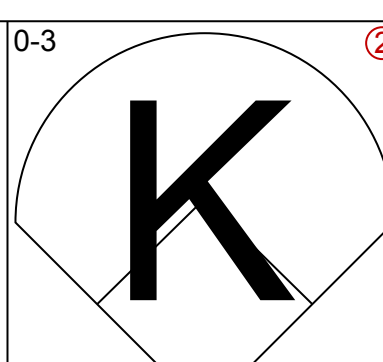
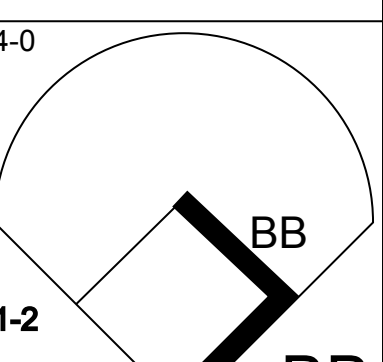
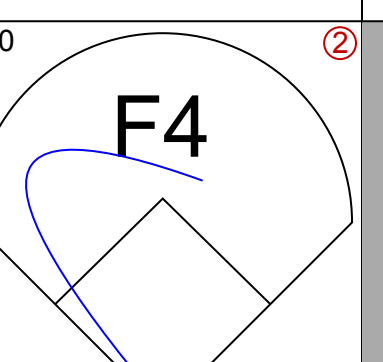
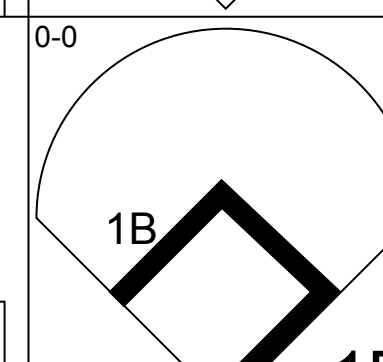
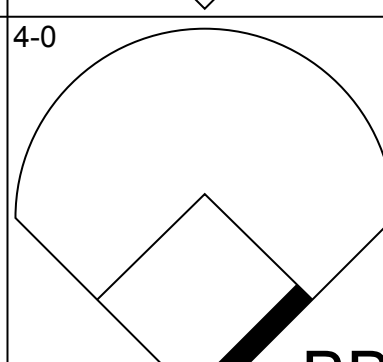
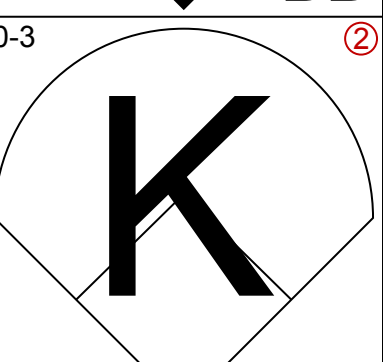
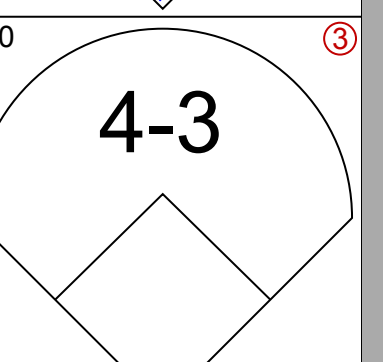
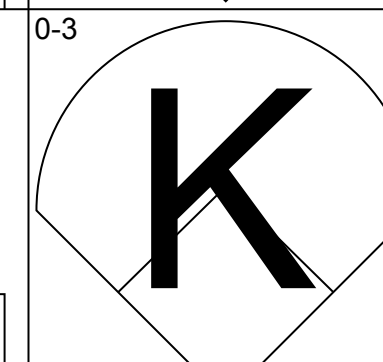
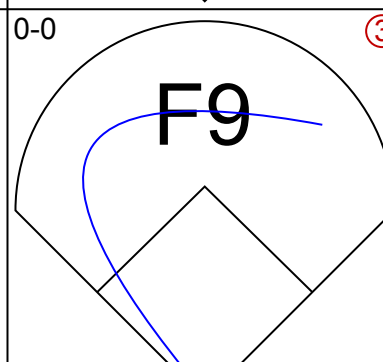
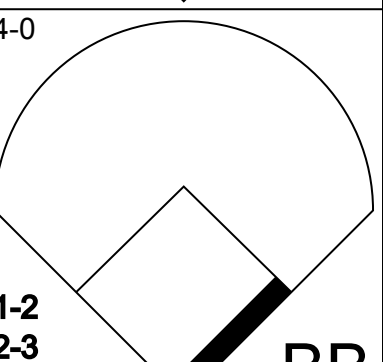

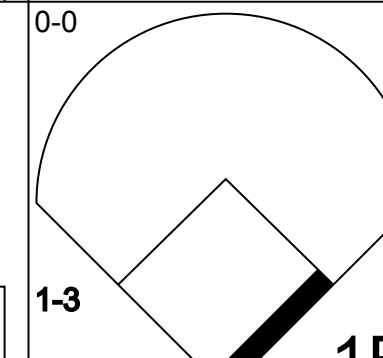
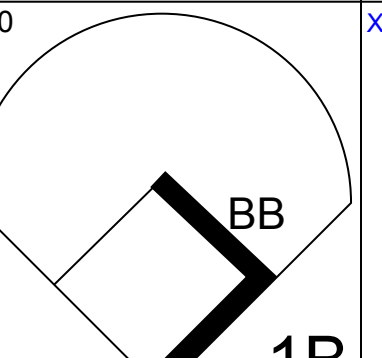
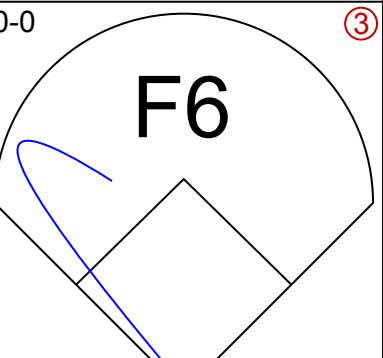

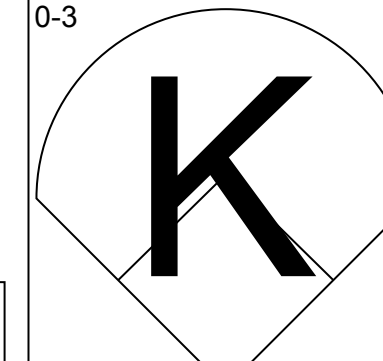

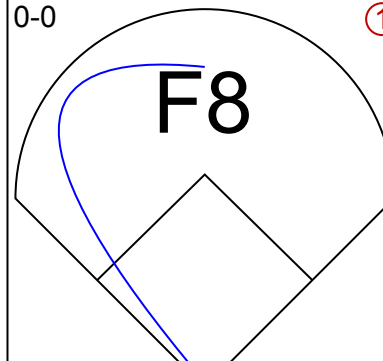
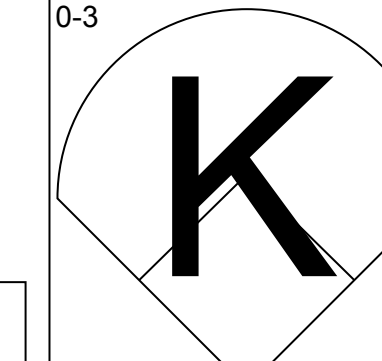
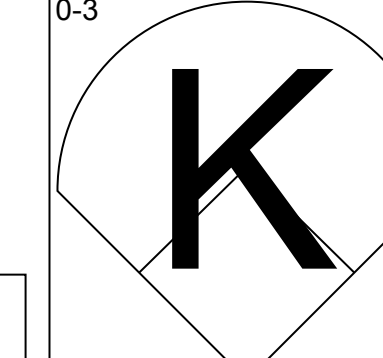
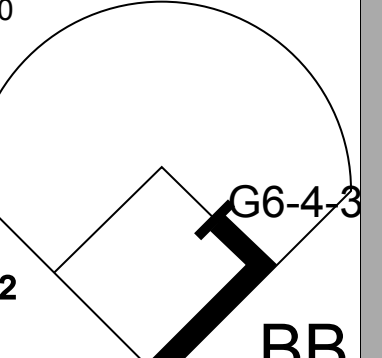
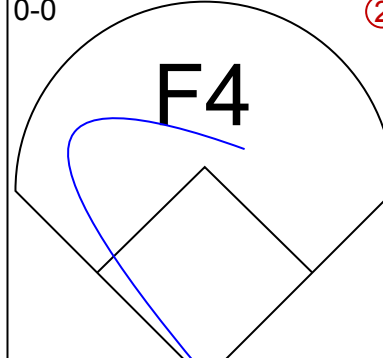
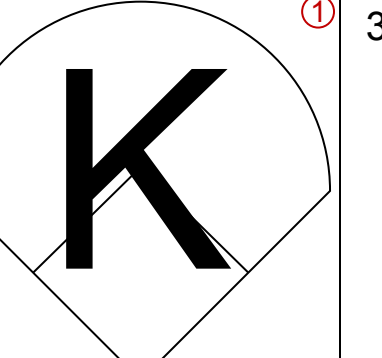
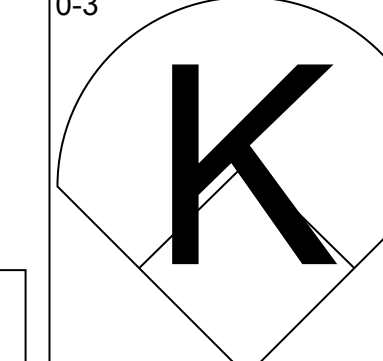
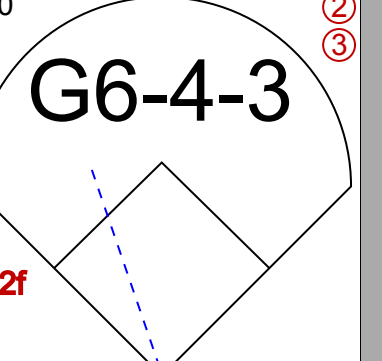
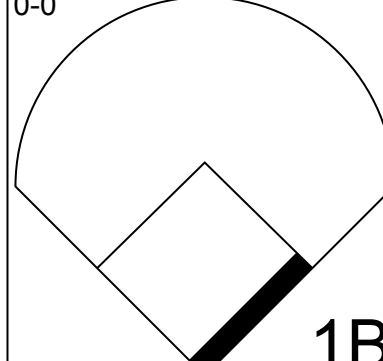
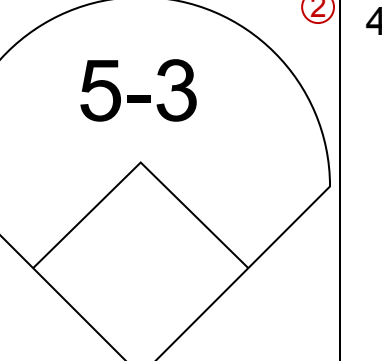
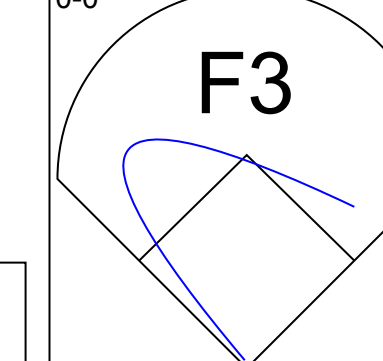
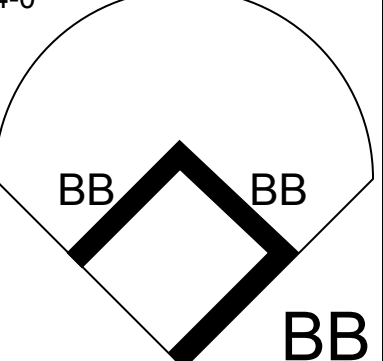
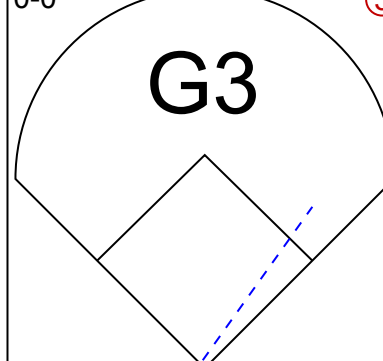
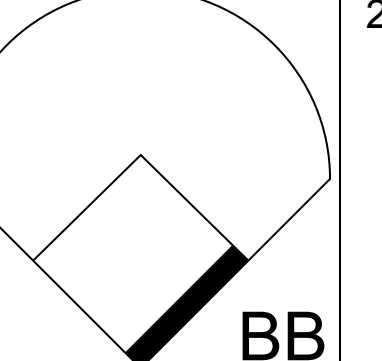
Batter	1	2	3	4	5	6	7	8	9	AB	R	H	RBI	BB	SO	LOB	BOTTOM			
Alan Wiggins, S OBP: 0.336, SLG: 0.291 (1,4)	6-3		K	B1-3			6-3			4	0	0	0	0	1	1				
Tim Flannery, L OBP: 0.342, SLG: 0.514 (1,5)	5-3 BB 1B		HR		1-3		5-3			4	1	2	1	0	0	0				
Tony Gwynn, L OBP: 0.449, SLG: 0.477 (1,9)	5-3 1-2 BB		2B BB		4-3 1B		F7			2	1	1	0	2	0	0				
Steve Garvey, R OBP: 0.279, SLG: 0.345 (1,3)	5-3 1-2 2-3		2B		4-3			6-3		4	0	1	1	0	0	3				
Terry Kennedy, L OBP: 0.278, SLG: 0.326 (1,2)	K		IBB		4-3			K		3	0	0	0	1	2	3				
Kevin McReynolds, R OBP: 0.316, SLG: 0.529 (1,8)		F4 F8				HR		K		4	1	1	1	0	1	2				
Camelo Martinez, R OBP: 0.341, SLG: 0.401 (1,7)		K		4-3 2B		K				3	0	1	0	0	2	0				
Garry Templeton, S OBP: 0.313, SLG: 0.343 (1,6)		3-1		4-3 2-3		4-3				3	0	0	0	0	0	1				
Andy Hawkins, R OBP: 0.217, SLG: 0.217 (1,1)			K	K		K				3	0	0	0	0	3	1				
Inning Stats	R: 0 E: 0 K: 1 S: 6	H: 1 LOB: 2 BB: 1 P: 10	R: 0 E: 0 K: 1 S: 5	H: 0 LOB: 0 BB: 0 P: 5	R: 2 E: 0 K: 2 S: 9	H: 2 LOB: 2 BB: 2 P: 17	R: 0 E: 0 K: 1 S: 6	H: 1 LOB: 1 BB: 0 P: 6	R: 0 E: 0 K: 0 S: 4	H: 1 LOB: 1 BB: 0 P: 4	R: 1 E: 0 K: 2 S: 8	H: 1 LOB: 0 BB: 0 P: 8	R: 0 E: 0 K: 0 S: 3	H: 0 LOB: 0 BB: 0 P: 3	R: 0 E: 0 K: 2 S: 7	H: 0 LOB: 0 BB: 0 P: 7	1B: 2 2B: 2 3B: 0 HR: 2	SF: 0 SAC: 0 DP: 0 HBP: 0	WP: 0 PB: 0 SB: 0 CS: 0	PA: 33
PITCHER Vern Ruhle, R ERA: 3.44 (1,1)	IP: 4.0 WLS: L BF: 19 H: 4 R: 2 ER: 2 SO: 2 BB: 2 IBB: 1 HBP: 0 BLK: 0 WP: 0 HR: 1 S: 26 P: 38 ERA: 4.50 WHIP: 1.500																			
Michael LaCoss, R ERA: 4.19 (5, 1)	3.0	11	2	1	1	2	0	0	0	0	1	15	15	3.00	0.667					
Dave Smith, R ERA: 2.25 (8, 1)	1.0	3	0	0	0	2	0	0	0	0	0	7	7	0.00	0.000					

Houston Astros @ San Diego Padres
Jack Murphy Stadium, San Diego, CA
Tue Jun 05 1984, 10:05 PM EDT
Att: 11,799 - Unknown

AB	30
R	3
H	6
RBI	3
BB	3
SO	9
LOB	11



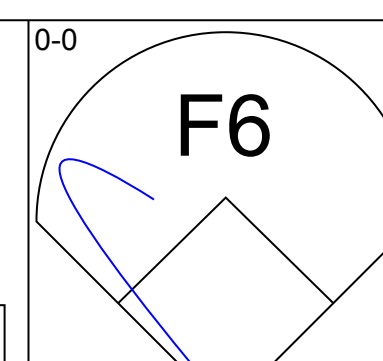
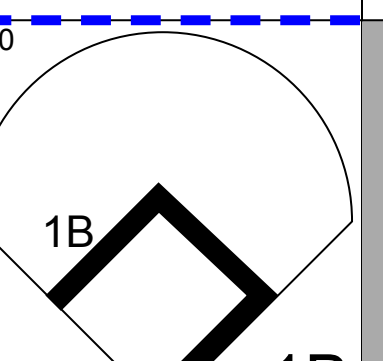
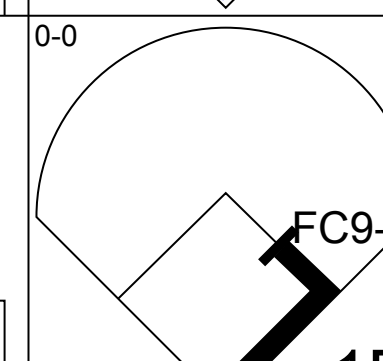
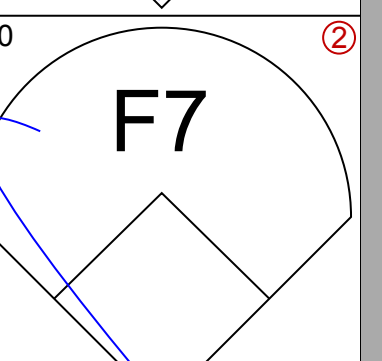
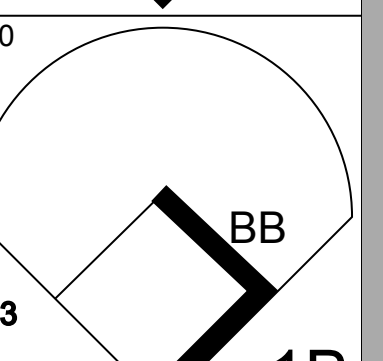
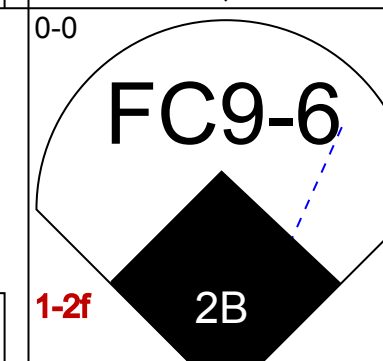
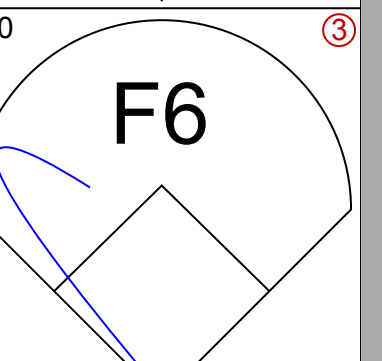
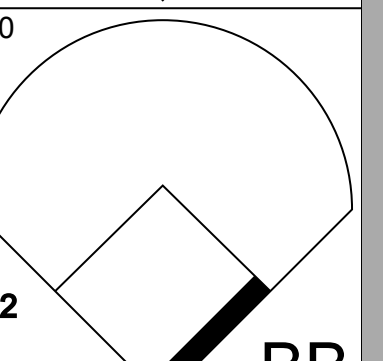
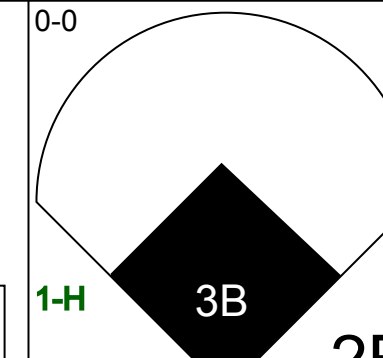

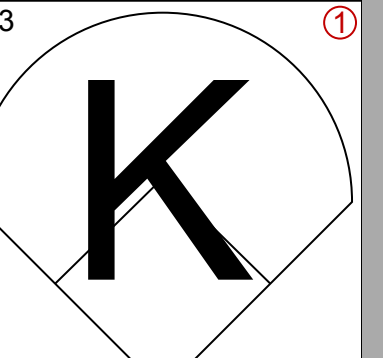
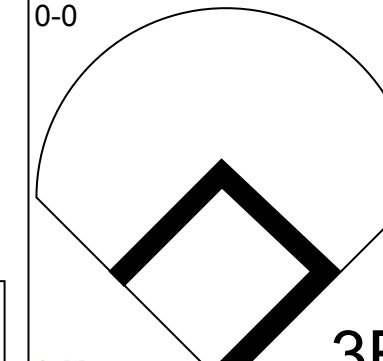


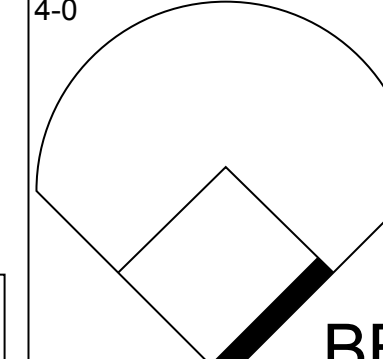
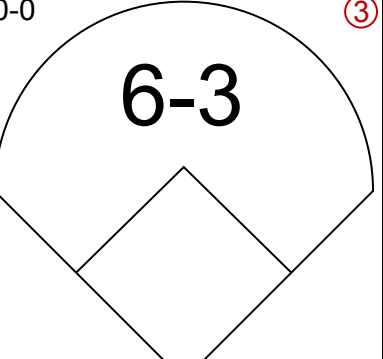
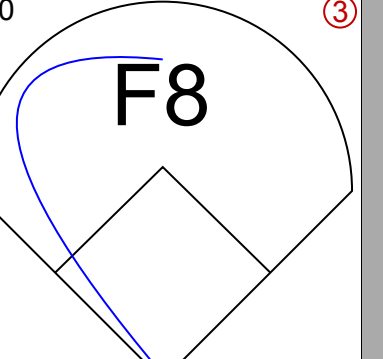
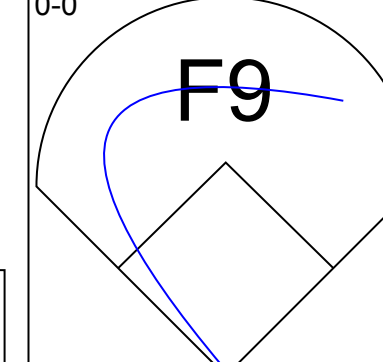
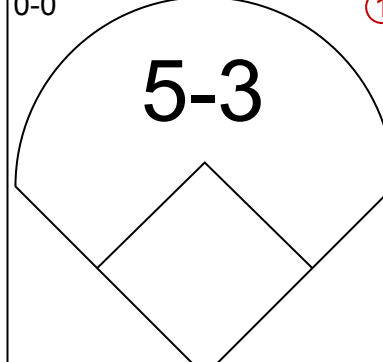
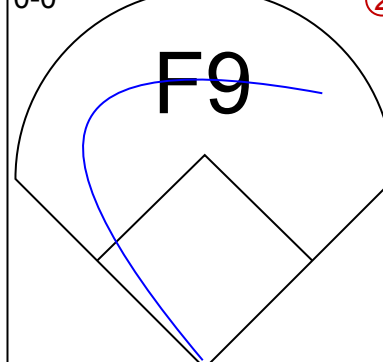
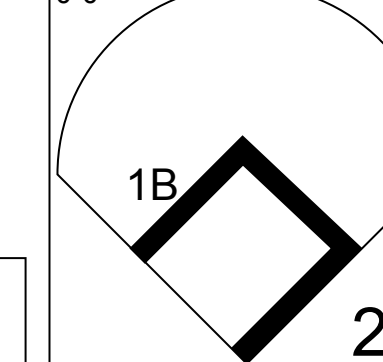
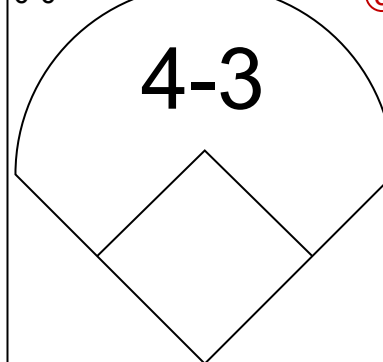
Batter	1	2	3	4	5	6	7	8	9	AB	R	H	RBI	BB	SO	LOB	TOP
Eddie Milner, L OBP: 0.343, SLG: 0.366 (1, 8)	F9	4-3		G3	F9		G3	4-3		6	0	0	0	0	0	2	Cincinnati Reds @ San Diego Padres Jack Murphy Stadium, San Diego, CA Thu Jun 07 1984, 6:33 AM EDT Att: 15,507 - Unknown
Ron Oester, S OBP: 0.261, SLG: 0.267 (1, 4)	F9	3-1		WP BB 1B		6-3		F6	F8	6	0	1	0	0	0	0	
Duane Walker, L OBP: 0.497, SLG: 0.746 Gary Redus, R OBP: 0.366, SLG: 0.423 (6, 7)	HR			WP BB 1B		1B PB BB		1B S BB	K	2	1	2	0	2	0	0	
Dave Parker, L OBP: 0.329, SLG: 0.391 (1, 9)	HR	K		G3		K		1B BB	1B	5	3	2	2	1	2	4	
Wayne Krenchicki, L OBP: 0.368, SLG: 0.531 (6, 5)	HR			F9		BB		F9	E	4	1	2	0	2	0	2	
Nick Esasky, R OBP: 0.277, SLG: 0.378 Keefe Cato, R OBP: 1.000, SLG: 1.000 (6, 1)	HR			PB 1B		K		BB	E8	3	1	2	2	1	1	3	
Brad Gulden, L OBP: 0.248, SLG: 0.298 (1, 2)	HR			F5		3-1		K	1B 3B	5	2	1	3	1	1	6	
Tom Foley, L OBP: 0.322, SLG: 0.410 (1, 6)	HR			SH1-4 1B		K		3B 1B		4	2	3	3	1	1	0	
Bruce Berenyi, R OBP: 0.067, SLG: 0.067 Dave Concepcion, R OBP: 0.318, SLG: 0.357 (6, 3)	1-3			6-3		SH1-4 1-2		K	1-3 3B	2	0	0	0	0	0	2	
Inning Stats	R: 6 E: 0 K: 0 S: 7	H: 4 LOB: 0 BB: 2 P: 15	R: 0 E: 0 K: 1 S: 6	H: 1 LOB: 1 BB: 0 P: 6	R: 0 E: 0 K: 1 S: 4	H: 1 LOB: 2 BB: 1 P: 8	R: 0 E: 0 K: 1 S: 6	H: 1 LOB: 3 BB: 2 P: 14	R: 0 E: 0 K: 2 S: 8	H: 1 LOB: 0 BB: 2 P: 7	R: 5 E: 0 K: 0 S: 7	H: 4 LOB: 1 BB: 2 P: 15	R: 1 E: 1 K: 1 S: 8	H: 3 LOB: 2 BB: 0 P: 8	1B: 11 2B: 0 3B: 2 HR: 3	SF: 0 SAC: 1 DP: 0 HBP: 0	
PITCHER	IP WLS BF H R ER SO BB IBB HBP BLK WP HR S P ERA WHIP																
Eric Show, R ERA: 3.72 (1, 1)	1.0 L 9 4 6 6 0 2 0 0 0 0 3 7 15 54.00 6.000																
Greg Booker, R ERA: 4.15 (2, 1)	4.0 19 4 0 0 2 2 1 0 0 1 0 20 32 0.00 1.500																
Sid Monge, L ERA: 4.8 (6, 1)	2.0 9 1 0 0 4 2 0 0 0 0 0 15 23 0.00 1.500																
Floyd Chiffer, R ERA: 11.25 (8, 1)	2.0 15 7 6 6 1 2 0 0 0 0 0 15 23 27.00 4.500																
Batter	1	2	3	4	5	6	7	8	9	AB	R	H	RBI	BB	SO	LOB	BOTTOM
Alan Wiggins, S OBP: 0.340, SLG: 0.293 (1, 4)	1-3 BB		4-3		FC6-4 S		1-3			3	0	0	1	1	0	2	Cincinnati Reds @ San Diego Padres Jack Murphy Stadium, San Diego, CA Thu Jun 07 1984, 6:33 AM EDT Att: 15,507 - Unknown
Tony Gwynn, L OBP: 0.433, SLG: 0.458 (1, 9)	1-3		1-3		K		6-3			4	0	0	0	0	1	3	
Graig Nettles, L OBP: 0.328, SLG: 0.333 (1, 5)					K		4-3		K	3	0	0	0	1	2	2	
Steve Garvey, R OBP: 0.278, SLG: 0.341 (1, 3)	F8				1B		F8		F2	4	0	1	0	0	0	2	
Terry Kennedy, L OBP: 0.282, SLG: 0.333 (1, 2)	4-3				G6-4-3 1B				G3	4	0	2	0	0	0	2	
Kevin McReynolds, R OBP: 0.314, SLG: 0.531 (1, 8)			6-3		G6-4-3 1-2				F3	3	0	0	0	1	0	2	
Camelo Martinez, R OBP: 0.337, SLG: 0.390 (1, 7)	F9				1B BB FC6-4 BB		F5		K	3	1	0	0	1	1	2	
Tim Flannery, L OBP: 0.364, SLG: 0.500 (1, 6)	4-3				FC6-4 1B BB		F7			3	0	1	0	1	0	2	
Eric Show, R OBP: 0.154, SLG: 0.192 (2, 1) Greg Booker, R OBP: 0.345, SLG: 0.688 (6, 1) Sid Monge, S OBP: 0.302, SLG: 0.333 (8, 1) Gary Templeton, S OBP: 0.265, SLG: 0.297 (9, PH)					K		F6		3-1	0	0	0	0	0	0	0	
Inning Stats	R: 0 E: 0 K: 0 S: 3	H: 0 LOB: 2 BB: 2 P: 11	R: 0 E: 0 K: 0 S: 3	H: 0 LOB: 0 BB: 0 P: 3	R: 0 E: 0 K: 1 S: 5	H: 0 LOB: 0 BB: 0 P: 5	R: 0 E: 0 K: 1 S: 6	H: 2 LOB: 1 BB: 0 P: 6	R: 1 E: 0 K: 0 S: 4	H: 1 LOB: 2 BB: 1 P: 8	R: 0 E: 0 K: 0 S: 3	H: 0 LOB: 0 BB: 0 P: 3	R: 0 E: 0 K: 1 S: 5	H: 1 LOB: 1 BB: 0 P: 6	1B: 4 2B: 1 3B: 0 HR: 0	SF: 0 SAC: 0 DP: 1 HBP: 0	
PITCHER	IP WLS BF H R ER SO BB IBB HBP BLK WP HR S P ERA WHIP																
Bruce Berenyi, R ERA: 5.1 (1, 1)	5.1 W 24 4 1 1 3 5 0 0 0 0 0 25 45 1.69 1.688																
Keefe Cato, R ERA: (6, 1)	3.2 S 12 1 0 0 2 0 0 0 0 0 0 16 16 0.00 0.273																

Batter	1	2	3	4	5	6	7	8	9	AB	R	H	RBI	BB	SO	LOB	TOP		
Gary Redus, R OBP: 0.363, SLG: 0.415 (1, 7)																	3 0 0 0 1 2 0		
Eddie Milner, L OBP: 0.346, SLG: 0.365 (1, 8)																	3 0 1 0 1 1 2		
Dave Concepcion, R OBP: 0.317, SLG: 0.352 (1, 3)																	3 0 0 0 1 1 2		
Dave Parker, L OBP: 0.332, SLG: 0.393 (1, 9)																	4 0 2 0 0 0 3		
Nick Esasky, R OBP: 0.267, SLG: 0.363 (1, 5)																	4 0 0 0 0 3 3		
Dann Bilardello, R OBP: 0.338, SLG: 0.301 (1, 2)																	3 0 0 0 1 2 0		
Tom Lawless, R OBP: 0.297, SLG: 0.293 (1, 4)																	4 0 1 0 0 1 2		
Tom Foley, L OBP: 0.328, SLG: 0.402 (1, 6)																	2 0 0 0 2 0 1		
Joe Price, R OBP: 0.222, SLG: 0.235 (5, PH)																	1 0 0 0 0 0 0		
Ron Oleskiw, S OBP: 0.280, SLG: 0.286 (5, PH)																	1 0 0 0 0 0 1		
Bill Scherrer, L OBP: 0.350, SLG: 0.515 (7, PH)																	0 0 0 0 0 0 0		
Wayne Krenchicki, L OBP: 0.350, SLG: 0.515 (7, PH)																	1 0 0 0 0 0 1		
John Franco, L OBP: 0.288, SLG: 0.434 (9, PH)																	0 0 0 0 0 0 0		
Dan Driessen, L OBP: 0.288, SLG: 0.434 (9, PH)																	1 0 0 0 0 0 1		
Inning Stats	R: 0 H: 2 E: 0 K: 3 S: 11	H: 2 LOB: 2 BB: 0 P: 11	R: 0 H: 0 E: 0 K: 2 S: 7	H: 0 LOB: 0 BB: 0 P: 7	R: 0 H: 0 E: 0 K: 1 S: 5	H: 0 LOB: 1 BB: 1 P: 9	R: 0 H: 1 E: 0 K: 1 S: 5	H: 1 LOB: 1 BB: 3 P: 9	R: 0 H: 0 E: 0 K: 0 S: 4	H: 0 LOB: 3 BB: 0 P: 4	R: 0 H: 0 E: 0 K: 1 S: 5	H: 0 LOB: 0 BB: 0 P: 5	R: 0 H: 0 E: 0 K: 1 S: 5	H: 0 LOB: 0 BB: 0 P: 5	R: 0 H: 0 E: 0 K: 2 S: 7	H: 0 LOB: 1 BB: 1 P: 11	1B: 4 2B: 0 3B: 0 HR: 0	SF: 0 SAC: 0 DP: 1 HBP: 0	WP: 0 PA: 36 PB: 0 SB: 0 CS: 0
PITCHER	IP WLS BF H R ER SO BB IBB HBP BLK WP HR S P ERA WHIP																		
Tim Lollar, L ERA: 3.7 (1, 1)	9.0 W 36 4 0 0 12 6 0 0 0 0 0 0 54 78 0.00 1.111																		

Cincinnati Reds @ San Diego Padres
Jack Murphy Stadium, San Diego, CA
Fri Jun 08 1984, 10:05 PM EDT
Att: 14,002 - Unknown

AB 30
R 0
H 4
RBI 0
BB 6
SO 12
LOB 15



Batter	1	2	3	4	5	6	7	8	9	AB	R	H	RBI	BB	SO	LOB	BOTTOM
Alan Wiggins, S OBP: 0.343, SLG: 0.297 (1, 4)																	4 0 2 0 0 0 0
Tony Gwynn, L OBP: 0.435, SLG: 0.459 (1, 9)																	4 0 2 0 0 0 2
Graig Nettles, L OBP: 0.326, SLG: 0.327 (1, 5)																	3 1 0 0 1 0 1
Steve Garvey, R OBP: 0.277, SLG: 0.344 (1, 3)																	4 1 1 1 0 1 3
Terry Kennedy, L OBP: 0.286, SLG: 0.347 (1, 2)																	4 1 2 1 0 1 3
Kevin McReynolds, R OBP: 0.317, SLG: 0.526 (1, 8)																	2 1 0 0 2 0 3
Camelo Martinez, R OBP: 0.335, SLG: 0.387 (1, 7)																	4 1 1 1 0 0 2
Garry Templeton, S OBP: 0.303, SLG: 0.332 (1, 6)																	4 1 1 1 0 0 0
Tim Lollar, L OBP: 0.355, SLG: 0.571 (1, 1)																	4 0 2 2 0 0 0
Inning Stats	R: 2 H: 3 E: 0 K: 0 S: 6	H: 3 LOB: 2 BB: 1 P: 10	R: 0 H: 2 E: 0 K: 0 S: 4	H: 2 LOB: 1 BB: 0 P: 4	R: 4 H: 4 E: 1 K: 0 S: 6	H: 1 LOB: 1 BB: 1 P: 10	R: 0 H: 0 E: 0 K: 0 S: 3	H: 0 LOB: 0 BB: 0 P: 3	R: 0 H: 0 E: 0 K: 0 S: 3	H: 0 LOB: 0 BB: 0 P: 3	R: 0 H: 2 E: 0 K: 2 S: 9	H: 2 LOB: 3 BB: 1 P: 13	R: 0 H: 0 E: 0 K: 0 S: 3	H: 0 LOB: 0 BB: 0 P: 3	1B: 8 2B: 2 3B: 1 HR: 0	SF: 0 SAC: 0 DP: 0 HBP: 0	WP: 0 PA: 36 PB: 0 SB: 0 CS: 1
PITCHER	IP WLS BF H R ER SO BB IBB HBP BLK WP HR S P ERA WHIP																
Joe Price, L ERA: 5.7 (1, 1)	4.0 L 21 9 6 0 0 0 2 0 0 0 0 0 6 6 0.00 2.750																
Bill Scherrer, L ERA: 5.58 (5, 1)	2.0 6 0 0 0 0 0 0 0 0 0 0 0 6 6 0.00 0.000																
John Franco, L ERA: 3.76 (7, 1)	2.0 9 2 0 0 0 2 1 0 0 0 0 0 0 12 16 0.00 1.500																

Cincinnati Reds @ San Diego Padres
Jack Murphy Stadium, San Diego, CA
Fri Jun 08 1984, 10:05 PM EDT
Att: 14,002 - Unknown

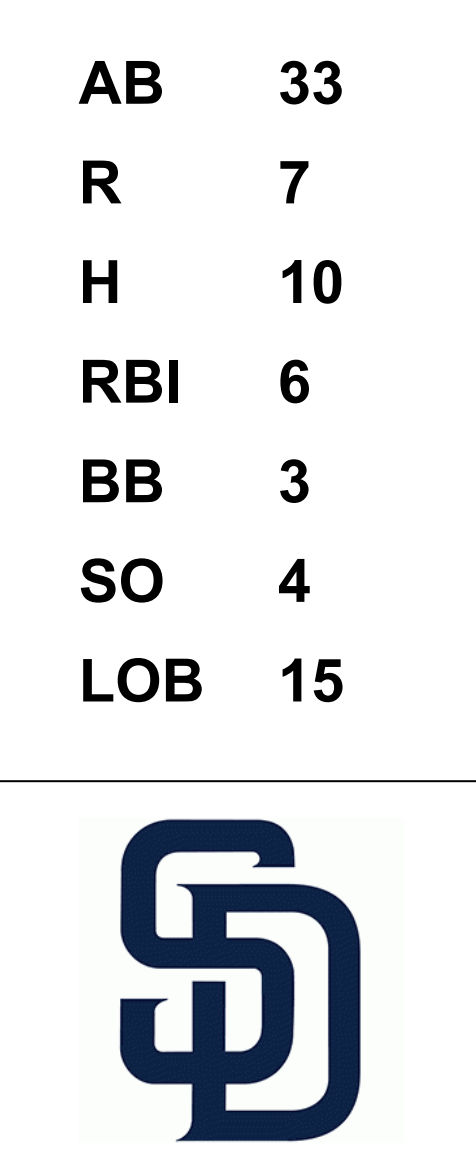
AB 33
R 6
H 11
RBI 6
BB 3
SO 2
LOB 14





Batter	1	2	3	4	5	6	7	8	9	AB	R	H	RBI	BB	SO	LOB	TOP										
Eddie Milner, L OBP: 0.342, SLG: 0.358 (1, 8)										4	1	0	0	1	0	2	Cincinnati Reds @ San Diego Padres Jack Murphy Stadium, San Diego, CA Sun Jun 10 1984, 6:33 AM EDT Att: 18,723 - Unknown										
Ron Oester, S OBP: 0.263, SLG: 0.265 (1, 4)										4	1	1	0	1	1	0											
Duane Walker, L OBP: 0.471, SLG: 0.710 Gary Redus, R OBP: 0.362, SLG: 0.406 (6, PH) (6, 7)										2	0	0	1	0	1	1											
Dave Parker, L OBP: 0.328, SLG: 0.386 (1, 9)										5	1	1	0	0	0	1											
Dan Driessen, L OBP: 0.387, SLG: 0.426 (1, 3)										4	1	1	0	1	0	0											
Wayne Krenchicki, L OBP: 0.391, SLG: 0.526 (1, 5)										2	1	1	1	2	0	1											
Dann Bilardello, R OBP: 0.336, SLG: 0.293 Ted Power, R (7, 1)										3	0	0	0	1	0	5											
Tom Foley, L OBP: 0.341, SLG: 0.409 Dave Concepcion, R OBP: 0.314, SLG: 0.348 (7, PH) (7, 6)										2	0	2	2	1	0	0											
Tom Hume, R OBP: 0.273, SLG: 0.200 Bob Owchinko, L (5, 1)										3	0	1	1	0	0	4											
Brad Gulden, L OBP: 0.255, SLG: 0.296 (7, 2)										0	0	0	0	0	0	0											
Inning Stats	R: 5 E: 0 K: 0 S: 7	H: 4 LOB: 2 BB: 3 P: 19	R: 0 E: 0 K: 2 S: 7	H: 0 LOB: 0 BB: 0 P: 7	R: 0 E: 0 K: 0 S: 4	H: 1 LOB: 2 BB: 1 P: 8	R: 0 E: 0 K: 0 S: 3	H: 0 LOB: 1 BB: 1 P: 7	R: 0 E: 0 K: 0 S: 5	H: 2 LOB: 2 BB: 0 P: 5	R: 0 E: 0 K: 1 S: 5	H: 0 LOB: 0 BB: 0 P: 5	R: 0 E: 0 K: 0 S: 3	H: 0 LOB: 2 BB: 2 P: 11	R: 0 E: 0 K: 0 S: 3	H: 0 LOB: 0 BB: 0 P: 3	R: 0 E: 0 K: 0 S: 3	H: 0 LOB: 0 BB: 0 P: 3	1B: 7 2B: 0 3B: 0 HR: 0	SF: 1 SAC: 0 DP: 0 HBP: 0	WP: 0 PB: 0 SB: 0 CS: 0	PA: 41					
PITCHER	IP	WLS	BF	H	R	ER	SO	BB	IBB	HBP	BLK	WP	HR	S	P	ERA	WHIP										
Andy Hawkins, R ERA: 4.31	(1, 1)	0.2	9	4	5	5	0	3	0	0	0	0	0	6	18	67.50	10.500										
Floyd Chiffer, R ERA: 7.94	(1, 1)	5.0	W	20	3	0	2	1	1	0	0	0	0	22	30	0.00	0.800										
Dave Dravecky, L ERA: 3.1	(6, 1)	3.1	S	12	0	0	1	2	0	0	0	0	0	12	20	0.00	0.600										

Batter	1	2	3	4	5	6	7	8	9	AB	R	H	RBI	BB	SO	LOB	BOTTOM										
Alan Wiggins, S OBP: 0.343, SLG: 0.300 (1, 4)										4	0	0	0	1	0	1	Cincinnati Reds @ San Diego Padres Jack Murphy Stadium, San Diego, CA Sun Jun 10 1984, 6:33 AM EDT Att: 18,723 - Unknown										
Tony Gwynn, L OBP: 0.437, SLG: 0.484 (1, 9)										4	2	2	1	0	0	2											
Bobby Brown, S OBP: 0.326, SLG: 0.452 (1, 7)										4	3	2	1	0	1	1											
Steve Garvey, R OBP: 0.285, SLG: 0.351 (1, 3)										4	0	1	0	0	0	3											
Graig Nettles, L OBP: 0.337, SLG: 0.403 (1, 5)										3	2	3	4	0	0	0											
Kevin McReynolds, R OBP: 0.369, SLG: 0.505 (1, 8)										3	0	0	0	1	0	2											
Garry Templeton, S OBP: 0.311, SLG: 0.340 (1, 6)										4	0	1	0	0	1	3											
Bruce Bochy, R OBP: 0.200, SLG: 0.286 (1, 2)										4	0	1	0	0	0	1											
Andy Hawkins, R OBP: 0.217, SLG: 0.217 Floyd Chiffer, R (1, 1)										0	0	0	0	0	0	0											
Dave Dravecky, R (6, 1)										2	0	0	0	0	1	1											
Inning Stats	R: 3 E: 0 K: 1 S: 8	H: 2 LOB: 1 BB: 1 P: 12	R: 0 E: 0 K: 0 S: 3	H: 0 LOB: 0 BB: 0 P: 3	R: 1 E: 0 K: 0 S: 6	H: 3 LOB: 0 BB: 0 P: 6	R: 0 E: 0 K: 1 S: 5	H: 1 LOB: 0 BB: 0 P: 5	R: 2 E: 0 K: 0 S: 5	H: 2 LOB: 0 BB: 0 P: 5	R: 0 E: 0 K: 1 S: 5	H: 0 LOB: 2 BB: 2 P: 13	R: 1 E: 0 K: 0 S: 4	H: 1 LOB: 0 BB: 0 P: 4	R: 0 E: 1 K: 1 S: 6	H: 1 LOB: 1 BB: 0 P: 6	1B: 4 2B: 1 3B: 1 HR: 4	SF: 1 SAC: 0 DP: 0 HBP: 0	WP: 1 PB: 0 SB: 2 CS: 1	PA: 37							
PITCHER	IP	WLS	BF	H	R	ER	SO	BB	IBB	HBP	BLK	WP	HR	S	P	ERA	WHIP										
Tom Hume, R ERA: 5.83	(1, 1)	4.0	L	21	6	6	2	1	0	0	0	0	0	3	24	13.50	2.250										
Bob Owchinko, L ERA: 2.89	(5, 1)	2.0		8	0	0	1	2	0	0	0	0	0	8	16	0.00	1.000										
Ted Power, R ERA: 3.65	(7, 1)	2.0		8	2	1	1	0	0	0	0	0	1	10	10	4.50	1.000										

AB	33
R	5
H	7
RBI	5
BB	7
SO	3
LOB	16



Batter	1	2	3	4	5	6	7	8	9	AB	R	H	RBI	BB	SO	LOB	TOP			
Albert Hall, S OBP: 0.308, SLG: 0.325	6-3		G4-6-3 1B		G3	K			S	5	1	2	0	0	1	2	<p>Atlanta Braves @ San Diego Padres Jack Murphy Stadium, San Diego, CA</p> <p>Mon Jun 11 1984, 10:05 PM EDT Att: 9,271 - Unknown</p> <p>livebaseballscorecards.com</p> <p>AB 38 R 4 H 13 RBI 3 BB 0 SO 7 LOB 11</p> 			
Randy Johnson, R OBP: 0.379, SLG: 0.481	6-3		G4-6-3 1B		K		F4		F8	5	0	1	0	0	1					
Rafael Ramirez, R OBP: 0.335, SLG: 0.362	1B		G4-6-3		F8		F8			4	0	1	0	0	0	2				
Dale Murphy, R OBP: 0.343, SLG: 0.488	1B		1B			G4-6-3 HR		F7		4	1	3	1	0	0	0				
Gerald Perry, L OBP: 0.388, SLG: 0.419	K		1B		G4-6-3			K		4	0	1	0	0	2	3				
Brad Komminsk, R OBP: 0.212, SLG: 0.306		4-3	4-3			HR		F4		4	1	1	2	0	0	2				
Glenn Hubbard, R OBP: 0.329, SLG: 0.393	K				G1-6-3 1B		F4		F4	4	0	1	0	0	1	0				
Alex Trevino, R OBP: 0.333, SLG: 0.373	F8		G1-6-3			1B			5-3	4	0	1	0	0	0	1				
Pete Falcone, L OBP: 0.214, SLG: 0.286										4	1	2	0	0	2	0				
Steve Bedrosian, R OBP: 0.286, SLG: 0.286			G4-6-3 1B		K				K	0	0	0	0	0	0	0				
Inning Stats	R: 0 E: 0 K: 1 S: 7	H: 2 LOB: 2 BB: 0 P: 7	R: 0 E: 0 K: 1 S: 5	H: 0 LOB: 0 BB: 0 P: 5	R: 2 E: 0 K: 0 S: 7	H: 5 LOB: 2 BB: 0 P: 7	R: 0 E: 0 K: 1 S: 5	H: 1 LOB: 0 BB: 0 P: 5	R: 0 E: 0 K: 0 S: 5	H: 0 LOB: 0 BB: 0 P: 5	R: 2 E: 0 K: 1 S: 9	H: 4 LOB: 2 BB: 0 P: 9	R: 0 E: 0 K: 0 S: 3	H: 0 LOB: 0 BB: 0 P: 3	R: 0 E: 0 K: 1 S: 5	H: 1 LOB: 1 BB: 0 P: 6	1B: 12 2B: 0 3B: 0 HR: 1	SF: 0 SAC: 0 DP: 2 HBP: 0	WP: 0 PB: 0 SB: 1 CS: 0	PA: 38
PITCHER	IP WLS BF H R ER SO BB IBB HBP BLK WP HR S P ERA WHIP	IP WLS BF H R ER SO BB IBB HBP BLK WP HR S P ERA WHIP																		
Mark Thurmond, L ERA: 4.01	(1, 1)	5.2	27	12	4	4	4	0	0	0	0	0	0	0	1	35	35	6.35	2.118	
Craig Lefferts, L ERA: 1.0	(6, 1)	2.1	7	0	0	0	2	0	0	0	0	0	0	0	0	11	11	0.00	0.000	
Dave Dravecky, L ERA: 3.04	(9, 1)	1.0	W	4	1	0	0	1	0	0	0	0	0	0	0	6	6	0.00	1.000	

Batter	1	2	3	4	5	6	7	8	9	AB	R	H	RBI	BB	SO	LOB	BOTTOM			
Alan Wiggins, S OBP: 0.341, SLG: 0.299	2B	5-3			2-3			5-3		4	1	1	0	0	0	0	<p>Atlanta Braves @ San Diego Padres Jack Murphy Stadium, San Diego, CA</p> <p>Mon Jun 11 1984, 10:05 PM EDT Att: 9,271 - Unknown</p> <p>livebaseballscorecards.com</p> <p>AB 31 R 5 H 7 RBI 5 BB 3 SO 2 LOB 12</p> 			
Tony Gwynn, L OBP: 0.438, SLG: 0.489	2B		E FC5-2 1B		F8		G3			4	1	2	0	0	0	0				
Graig Nettles, L OBP: 0.340, SLG: 0.397	F3		2-3			G6-3 BB			4-3 BB	2	0	0	0	2	0	3				
Luis Salazar, R OBP: 0.244, SLG: 0.267	F3		2-3			F5			K	0	1	0	0	0	0	0				
Steve Garvey, R OBP: 0.284, SLG: 0.346	2B	FC5 IBB	FC5-2			F5			K	3	1	0	0	1	1	3				
Terry Kennedy, L OBP: 0.288, SLG: 0.366	FC5 2B		F9			G6-3			4-3	4	0	1	2	0	0	3				
Kevin McReynolds, R OBP: 0.312, SLG: 0.505	FC5						F8		S 1B	4	1	2	2	0	0	1				
Bobby Brown, S OBP: 0.320, SLG: 0.435	F6				K				1B	4	0	1	1	0	1	2				
Garry Templeton, S OBP: 0.307, SLG: 0.335			F8		F8				1B	3	0	0	0	0	0	0				
Mark Thurmond, L OBP: 0.333, SLG: 0.313					4-3				F6	2	0	0	0	0	0	0				
Craig Lefferts, L OBP: 0.250, SLG: 0.500										0	0	0	0	0	0	0				
Carmelo Martinez, R OBP: 0.330, SLG: 0.385										1	0	0	0	0	0	0				
Dave Dravecky, R ERA: 1.31										0	0	0	0	0	0	0				
Inning Stats	R: 3 E: 0 K: 0 S: 6	H: 3 LOB: 1 BB: 1 P: 10	R: 0 E: 0 K: 0 S: 3	H: 0 LOB: 0 BB: 0 P: 3	R: 0 E: 0 K: 1 S: 5	H: 1 LOB: 1 BB: 0 P: 4	R: 0 E: 0 K: 1 S: 5	H: 1 LOB: 0 BB: 0 P: 5	R: 0 E: 0 K: 0 S: 3	H: 0 LOB: 0 BB: 0 P: 3	R: 0 E: 0 K: 0 S: 2	H: 0 LOB: 0 BB: 1 P: 6	R: 0 E: 0 K: 0 S: 3	H: 0 LOB: 0 BB: 0 P: 3	R: 0 E: 0 K: 1 S: 5	H: 2 LOB: 1 BB: 1 P: 10	1B: 5 2B: 2 3B: 0 HR: 0	SF: 0 SAC: 0 DP: 1 HBP: 0	WP: 0 PB: 0 SB: 2 CS: 1	PA: 34
PITCHER	IP WLS BF H R ER SO BB IBB HBP BLK WP HR S P ERA WHIP	IP WLS BF H R ER SO BB IBB HBP BLK WP HR S P ERA WHIP																		
Pete Falcone, L ERA: 4.39	(1, 1)	8.0	30	5	4	4	1	2	1	0	0	0	0	0	29	41	4.50	0.875		
Steve Bedrosian, R ERA: 1.31	(9, 1)	0.2	L	4	2	1	1	0	0	0	0	0	0	0	6	6	13.50	3.000		

Batter	1	2	3	4	5	6	7	8	9	10	11	12	AB	R	H	RBI	BB	SO	LOB	TOP						
Rafael Ramirez, R OBP: 0.329, SLG: 0.366													6	0	3	1	0	0	1							
Randy Johnson, R OBP: 0.376, SLG: 0.484													5	0	1	0	0	1	2							
Gerald Perry, L OBP: 0.380, SLG: 0.407													6	1	1	0	0	0	4							
Dale Murphy, R OBP: 0.344, SLG: 0.492													4	2	1	0	1	1	0							
Chris Chambliss, L OBP: 0.341, SLG: 0.363													3	2	2	1	0	0	0							
Albert Hall, S OBP: 0.304, SLG: 0.321													1	0	0	0	0	0	0							
Brad Komminsk, R OBP: 0.246, SLG: 0.321													4	0	2	2	1	1	1							
Glenn Hubbard, R OBP: 0.330, SLG: 0.395													4	1	1	0	1	0	1							
Bruce Benedict, R OBP: 0.297, SLG: 0.286													3	0	0	1	1	1	1							
Pascual Perez, R OBP: 0.150, SLG: 0.250													2	0	0	0	0	0	2							
Jerry Royster, R OBP: 0.293, SLG: 0.267													1	0	0	0	0	1	1							
Terry Forster, L OBP: 0.667, SLG: 0.667													1	0	0	0	0	1	0							
Terry Harper, R OBP: 0.250, SLG: 0.254													1	0	0	0	0	0	0							
Steve Bedrosian, R OBP: 0.286, SLG: 0.286													0	0	0	0	0	0	0							
Inning Stats	R: 0 E: 0 K: 3 S: 3	H: 1 LOB: 0 BB: 3	R: 3 E: 1 K: 7 S: 7	H: 3 LOB: 3 BB: 12	R: 0 E: 0 K: 1 S: 4	H: 0 LOB: 0 BB: 1 P: 6	R: 0 E: 0 K: 1 S: 5	H: 0 LOB: 0 BB: 1 P: 6	R: 3 E: 1 K: 0 S: 5	H: 3 LOB: 0 BB: 1 P: 9	R: 0 E: 0 K: 0 S: 3	H: 1 LOB: 1 BB: 0 P: 3	R: 0 E: 0 K: 1 S: 5	H: 0 LOB: 0 BB: 0 P: 5	R: 0 E: 0 K: 0 S: 3	H: 0 LOB: 0 BB: 0 P: 3	R: 0 E: 0 K: 1 S: 6	H: 1 LOB: 1 BB: 0 P: 6	R: 0 E: 0 K: 1 S: 6	H: 1 LOB: 1 BB: 0 P: 6	R: 0 E: 0 K: 1 S: 6	H: 1 LOB: 1 BB: 0 P: 6	1B: 9 2B: 2 3B: 1 HR: 0	SF: 1 SAC: 0 DP: 1 HBP: 1	WP: 1 PB: 0 SB: 3 CS: 3	PA: 50
PITCHER	IP WLS BF H R ER SO BB IBB HBP BLK WP HR S P ERA WHIP																				ERA WHIP					
Eric Show, R ERA: 3.97	1.1 6.0	16 3 0 0 2 0 0 0 0 0 0 0 0 20 20 0.00 0.600																								
Rich Gossage, R ERA: 3.21	7.1 5.0	16 3 0 0 2 0 0 0 0 0 0 0 0 20 20 0.00 0.600																								
Craig Lefferts, L ERA: 0.97	12.1 1.0	W 4 1 0 0 1 0 0 0 0 0 0 0 0 6 6 0.00 1.000																								

Atlanta Braves @ San Diego Padres
Jack Murphy Stadium, San Diego, CA
Tue Jun 12 1984, 10:05 PM EDT
Alt. 19,920 - Unknown

AB 41
R 6
H 11
RBI 5
BB 4
SO 6
LOB 13



Batter	1	2	3	4	5	6	7	8	9	10	11	12	AB	R	H	RBI	BB	SO	LOB	BOTTOM								
Alan Wiggins, S OBP: 0.345, SLG: 0.301													5	2	2	0	1	2	0									
Tony Gwynn, L OBP: 0.441, SLG: 0.498													4	2	2	1	1	0	0									
Graig Nettles, L OBP: 0.345, SLG: 0.404													5	2	2	2	1	2	2									
Steve Garvey, R OBP: 0.290, SLG: 0.352													5	1	3	2	0	0	2									
Terry Kennedy, L OBP: 0.291, SLG: 0.374													4	0	2	2	0	1	1									
Luis Salazar, R OBP: 0.222, SLG: 0.267													0	0	0	0	0	0	1									
Bruce Bochy, R OBP: 0.188, SLG: 0.267													1	0	0	0	0	0	1									
Kevin McReynolds, R OBP: 0.310, SLG: 0.498													5	0	1	0	0	0	3									
Bobby Brown, S OBP: 0.296, SLG: 0.400													4	0	0	0	0	1	3									
Garry Templeton, S OBP: 0.309, SLG: 0.333													4	0	1	0	1	0	1									
Eric Show, R ERA: 4.45	1.1 6.0	24 9 6 5 7 1 0 0 0 0 0 0 0 37 41 9.00 2.000																										
Carmelo Martinez, R OBP: 0.222, SLG: 0.363	6.0 21	3 0 0 1 0 1 0 0 0 0 0 22 26 0.00 0.500																										
Rich Gossage, R ERA: 1.23	6.0 L	3 1 1 1 0 1 1 0 0 0 0 0 1 9 ∞ ∞																										
Kurt Bevacqua, R OBP: 0.412, SLG: 0.400													2	0	0	0	0	2	1									
Craig Lefferts, L ERA: 1.57													1	0	0	0	0	0	0									
Inning Stats	R: 4 E: 0 K: 1 S: 10	H: 5 LOB: 1 BB: 0 P: 10	R: 0 E: 0 K: 2 S: 7	H: 0 LOB: 0 BB: 0 P: 7	R: 0 E: 0 K: 2 S: 7	H: 0 LOB: 0 BB: 0 P: 7	R: 0 E: 0 K: 1 S: 6	H: 2 LOB: 1 BB: 0 P: 6	R: 2 E: 1 K: 1 S: 7	H: 2 LOB: 1 BB: 0 P: 11	R: 0 E: 0 K: 0 S: 3	H: 0 LOB: 0 BB: 0 P: 3	R: 0 E: 0 K: 1 S: 6	H: 1 LOB: 1 BB: 0 P: 3	R: 0 E: 0 K: 0 S: 3	H: 1 LOB: 1 BB: 0 P: 3	R: 0 E: 0 K: 0 S: 3	H: 0 LOB: 0 BB: 0 P: 3	R: 0 E: 0 K: 0 S: 4	H: 1 LOB: 1 BB: 0 P: 4	R: 0 E: 0 K: 0 S: 3	H: 0 LOB: 1 BB: 1 P: 7	R: 1 E: 0 K: 0 S: 1	H: 1 LOB: 2 BB: 2 P: 9	1B: 10 2B: 2 3B: 1 HR: 0	SF: 0 SAC: 2 DP: 2 HBP: 0	WP: 0 PB: 0 SB: 3 CS: 2	PA: 48
PITCHER	IP WLS BF H R ER SO BB IBB HBP BLK WP HR S P ERA WHIP																				ERA WHIP							
Pascual Perez, R ERA: 4.45	5.0 6.0	24 9 6 5 7 1 0 0 0 0 0 0 0 37 41 9.00 2.000																										
Terry Forster, L ERA: 1.23	6.0 L	3 1 1 1 0 1 1 0 0 0 0 0 0 9 ∞ ∞																										

Atlanta Braves @ San Diego Padres
Jack Murphy Stadium, San Diego, CA
Tue Jun 12 1984, 10:05 PM EDT
Alt. 19,920 - Unknown

AB 42
R 7
H 13
RBI 7
BB 4
SO 8
LOB 16



Batter	1	2	3	4	5	6	7	8	9	AB	R	H	RBI	BB	SO	LOB	TOP								
Johnnie LeMaster, R OBP: 0.272, SLG: 0.282	5-3			HR	5-3		K		2B	5	1	2	1	0	1	0	San Francisco Giants @ San Diego Padres Jack Murphy Stadium, San Diego, CA Thu Jun 14 1984, 6:33 AM EDT Att: 17,310 - Unknown livebaseballscorecards.com								
Chili Davis, S OBP: 0.332, SLG: 0.474	F8			E		CS	F9		K	5	1	2	0	0	1	1									
Al Oliver, L OBP: 0.336, SLG: 0.363 Scot Thompson, L OBP: 0.376, SLG: 0.324	K			6-3		K		6-3	6-3	4	0	0	0	0	2	2									
Jack Clark, R OBP: 0.426, SLG: 0.545		K		F6		HR		K		3	1	0	0	1	2	1									
Jeffrey Leonard, R OBP: 0.362, SLG: 0.459	F4			E9		BB		1B	1B	3	2	2	3	1	0	0									
Joel Youngblood, R OBP: 0.339, SLG: 0.381	F3			3-H		HR		1B	1B	3	0	2	0	1	0	0									
Bob Brenly, R OBP: 0.415, SLG: 0.458			F4	5-3		1B		1B	1B	4	0	2	1	0	0	2									
Brad Wellman, R OBP: 0.339, SLG: 0.388			F9		F7		K		F5	4	0	0	0	0	1	4									
Mark Davis, L OBP: 0.095, SLG: 0.190 Gary Lavelle, S	4-3				1-3			3-1	4-3	4	0	0	0	0	0	0									
Inning Stats	R: 0 E: 0 K: 1 S: 5	H: 0 LOB: 0 BB: 0 P: 5	R: 0 E: 0 K: 1 S: 5	H: 0 LOB: 0 BB: 0 P: 5	R: 0 E: 0 K: 0 S: 3	H: 0 LOB: 0 BB: 0 P: 3	R: 2 E: 1 K: 0 S: 7	H: 4 LOB: 2 BB: 0 P: 7	R: 0 E: 0 K: 0 S: 3	H: 0 LOB: 0 BB: 0 P: 3	R: 2 E: 0 K: 1 S: 9	H: 3 LOB: 2 BB: 2 P: 17	R: 0 E: 0 K: 1 S: 5	H: 0 LOB: 0 BB: 0 P: 5	R: 1 E: 0 K: 1 S: 7	H: 2 LOB: 2 BB: 1 P: 11		R: 0 E: 0 K: 1 S: 6	H: 1 LOB: 1 BB: 0 P: 6	1B: 6 2B: 2 3B: 0 HR: 2	SF: 0 SAC: 0 DP: 0 HBP: 0	WP: 0 PB: 0 SB: 0 CS: 1	PA: 39		
PITCHER	IP	WLS	BF	H	R	ER	SO	BB	IBB	HBP	BLK	WP	HR	S	P	ERA	WHIP								
Tim Lollar, L ERA: 3.87	6.0	L	26	7	4	4	4	2	0	0	0	0	2	32	40	6.00	1.500								
Greg Booker, R ERA: 3.39	1.0		3	0	0	0	1	0	0	0	0	0	0	5	5	0.00	0.000								
Floyd Chiffer, R ERA: 7.58	2.0		10	3	1	1	2	1	0	0	0	0	0	13	17	4.50	2.000								

Batter	1	2	3	4	5	6	7	8	9	AB	R	H	RBI	BB	SO	LOB	BOTTOM								
Alan Wiggins, S OBP: 0.346, SLG: 0.307	4-3				F9		F7		1-2	5	0	2	0	0	0	1	San Francisco Giants @ San Diego Padres Jack Murphy Stadium, San Diego, CA Thu Jun 14 1984, 6:33 AM EDT Att: 17,310 - Unknown livebaseballscorecards.com								
Tony Gwynn, L OBP: 0.440, SLG: 0.493	FC5-4		4-3			F6		FC4-6	3-1	4	0	1	0	1	0	3									
Bobby Brown, S OBP: 0.276, SLG: 0.370	FC5-4		F8			F9		FC4-6	BB	4	0	0	0	0	0	3									
Steve Garvey, R OBP: 0.294, SLG: 0.356	F3				F5			FC6-4	BB	3	0	1	0	1	0	1									
Terry Kennedy, L OBP: 0.286, SLG: 0.367		K			F9		F8		K	4	0	0	0	0	2	3									
Kevin McReynolds, R OBP: 0.304, SLG: 0.488		F6			F7		K		FC6-4	4	0	0	0	0	1	2									
Garry Templeton, S OBP: 0.312, SLG: 0.333					F8		4-3		1B	3	0	1	0	1	0	0									
Luis Salazar, R OBP: 0.265, SLG: 0.286						G3		HR	F5	4	1	2	0	0	1	2									
Tim Lollar, L OBP: 0.333, SLG: 0.533 Greg Booker, R					K		G3		F8	2	0	0	0	0	0	1									
Kurt Bevacqua, R OBP: 0.444, SLG: 0.625 Floyd Chiffer, R Carmelo Martinez, R OBP: 0.327, SLG: 0.381						1-2	HR			1	1	1	2	0	0	0									
Inning Stats	R: 0 E: 0 K: 0 S: 3	H: 0 LOB: 1 BB: 1 P: 7	R: 0 E: 0 K: 2 S: 8	H: 1 LOB: 0 BB: 0 P: 8	R: 0 E: 0 K: 1 S: 6	H: 1 LOB: 0 BB: 0 P: 6	R: 0 E: 0 K: 0 S: 3	H: 0 LOB: 0 BB: 0 P: 3	R: 0 E: 0 K: 0 S: 4	H: 1 LOB: 1 BB: 0 P: 4	R: 2 E: 0 K: 1 S: 7	H: 2 LOB: 0 BB: 0 P: 7	R: 0 E: 0 K: 1 S: 6	H: 1 LOB: 2 BB: 1 P: 10	R: 0 E: 0 K: 0 S: 4	H: 1 LOB: 2 BB: 1 P: 8	1B: 5 2B: 2 3B: 0 HR: 1	SF: 0 SAC: 0 DP: 0 HBP: 0	WP: 0 PB: 0 SB: 0 CS: 0	PA: 38					
PITCHER	IP	WLS	BF	H	R	ER	SO	BB	IBB	HBP	BLK	WP	HR	S	P	ERA	WHIP								
Mark Davis, L ERA: 4.3	8.0	W	34	7	2	2	5	3	0	0	0	0	1	41	53	2.25	1.250								
Gary Lavelle, L ERA: 3.19	1.0	S	4	1	0	0	0	0	0	0	0	0	0	4	4	0.00	1.000								

Batter	1	2	3	4	5	6	7	8	9	AB	R	H	RBI	BB	SO	LOB	TOP					
Johnnie LeMaster, R OBP: 0.273, SLG: 0.283 (1, 6)										3	0	1	0	0	2	0	San Francisco Giants @ San Diego Padres Jack Murphy Stadium, San Diego, CA Fri Jun 15 1984, 10:05 PM EDT Att: 20,353 - Unknown livebaseballscorecards.com					
Gene Richards, L OBP: 0.348, SLG: 0.270 (1, 9)										4	0	0	0	0	1	2						
Chili Davis, S OBP: 0.327, SLG: 0.466 (1, 8)										4	0	0	0	0	0	1						
Jeffrey Leonard, R OBP: 0.360, SLG: 0.460 (1, 7)										4	1	1	0	0	3	0						
Al Oliver, L OBP: 0.335, SLG: 0.361 (1, 3)										4	1	1	0	0	0	1						
Joel Youngblood, R OBP: 0.343, SLG: 0.390 (1, 5)										3	0	2	1	0	0	1						
Bob Brenly, R OBP: 0.414, SLG: 0.462 (1, 2)										3	0	1	1	0	0	2						
Brad Wellman, R OBP: 0.322, SLG: 0.365 (1, 4)										3	0	0	0	0	0	2						
Jeff Robinson, R Scott Garretts, R Dustin Kasper, R Jeff Cornell, R Dusty Baker Jr., R Frank Williams, R (1, 1) (3, 1) (5, PH) (5, 1) (8, PH) (8, 1)										1	0	1	0	0	0	0						
Inning Stats	R: 0 E: 0 K: 1 S: 5	H: 0 LOB: 0 BB: 0 P: 5	R: 1 E: 0 K: 1 S: 7	H: 2 LOB: 1 BB: 0 P: 7	R: 0 E: 0 K: 1 S: 6	H: 1 LOB: 1 BB: 0 P: 6	R: 1 E: 0 K: 0 S: 5	H: 2 LOB: 1 BB: 0 P: 5	R: 0 E: 0 K: 0 S: 3	H: 1 LOB: 0 BB: 0 P: 3	R: 0 E: 0 K: 1 S: 5	H: 0 LOB: 0 BB: 0 P: 5	R: 0 E: 0 K: 0 S: 3	H: 1 LOB: 0 BB: 0 P: 3	R: 0 E: 0 K: 1 S: 5	H: 0 LOB: 0 BB: 0 P: 5		R: 0 E: 0 K: 1 S: 5	H: 0 LOB: 0 BB: 0 P: 5	1B: 4 2B: 3 3B: 0 HR: 0	SF: 0 SAC: 1 DP: 1 HBP: 0	WP: 0 PB: 0 SB: 0 CS: 1
PITCHER	IP WLS BF H R ER SO BB IBB HBP BLK WP HR S P ERA WHIP	7.0 W 26 7 2 2 4 0 0 0 0 0 0 34 34 2.57 1.000	2.0 S 6 0 0 0 2 0 0 0 0 0 0 10 10 0.00 0.000																			

Batter	1	2	3	4	5	6	7	8	9	AB	R	H	RBI	BB	SO	LOB	BOTTOM					
Alan Wiggins, S OBP: 0.340, SLG: 0.301 (1, 4)										5	0	0	0	0	0	3	San Francisco Giants @ San Diego Padres Jack Murphy Stadium, San Diego, CA Fri Jun 15 1984, 10:05 PM EDT Att: 20,353 - Unknown livebaseballscorecards.com					
Tony Gwynn, L OBP: 0.441, SLG: 0.506 (1, 9)										4	1	2	0	0	0	1						
Graig Nettles, L OBP: 0.348, SLG: 0.421 (1, 5)										3	1	1	2	1	0	2						
Steve Garvey, R OBP: 0.293, SLG: 0.354 (1, 3)										4	0	1	0	0	0	1						
Terry Kennedy, L OBP: 0.294, SLG: 0.371 (1, 2)										3	1	2	0	0	0	2						
Kevin McReynolds, R OBP: 0.303, SLG: 0.484 (1, 8)										4	0	1	0	0	1	2						
Carmelo Martinez, R OBP: 0.335, SLG: 0.365 (1, 7)										3	0	2	0	0	0	1						
Garry Templeton, S OBP: 0.311, SLG: 0.332 (1, 6)										4	0	1	0	0	1	4						
Ed Whitson, R OBP: 0.087, SLG: 0.045 Rich Gossage, R OBP: 0.200, SLG: 0.111 (1, 1) (8, 1)										2	0	0	1	1	1	5						
Inning Stats	R: 0 E: 0 K: 0 S: 4	H: 1 LOB: 1 BB: 0 P: 4	R: 1 E: 0 K: 1 S: 7	H: 2 LOB: 2 BB: 0 P: 8	R: 2 E: 0 K: 1 S: 10	H: 5 LOB: 3 BB: 0 P: 10	R: 0 E: 0 K: 0 S: 4	H: 1 LOB: 2 BB: 1 P: 8	R: 0 E: 0 K: 0 S: 3	H: 1 LOB: 0 BB: 0 P: 3	R: 0 E: 0 K: 0 S: 3	H: 0 LOB: 1 BB: 1 P: 7	R: 0 E: 0 K: 0 S: 3	H: 0 LOB: 1 BB: 0 P: 4	R: 0 E: 0 K: 1 S: 5	H: 0 LOB: 0 BB: 0 P: 5		R: 0 E: 0 K: 1 S: 5	H: 0 LOB: 0 BB: 0 P: 5	1B: 7 2B: 1 3B: 1 HR: 1	SF: 0 SAC: 0 DP: 1 HBP: 2	WP: 0 PB: 0 SB: 0 CS: 0
PITCHER	IP WLS BF H R ER SO BB IBB HBP BLK WP HR S P ERA WHIP	2.1 L 15 7 3 3 1 0 0 0 0 0 0 9 16 17 11.57 3.000	1.2 8 2 0 0 1 1 0 0 0 0 0 0 9 13 0.00 1.800	3.0 11 1 0 0 0 1 0 1 0 0 0 9 14 0.00 0.667	1.0 3 0 0 0 1 0 0 0 0 0 0 5 5 0.00 0.000																	

Batter	1	2	3	4	5	6	7	8	9	10	11	12	13	14	15	AB	R	H	RBI	BB	SO	LOB	TOP					
Johnnie LeMaster, R OBP: 0.291, SLG: 0.291 (1.6)	5-3		K							F3						7	2	4	0	0	1	1						
Al Oliver, L OBP: 0.336, SLG: 0.358 (1.3)	K									FC6-4						7	0	2	2	0	1	3						
Scott Thompson, L OBP: 0.368, SLG: 0.314 (15.3)	K		6-3		6-3								G4-6-3			0	1	0	0	0	0	0						
Chili Davis, S OBP: 0.323, SLG: 0.480 (1.8)	5-3															7	0	1	0	0	1	3						
Jack Clark, R OBP: 0.426, SLG: 0.536 (1.9)																5	1	1	0	2	1	1						
Gene Richards, L OBP: 0.392, SLG: 0.291 (15.3)	K															0	0	0	0	0	0	0						
Duane Kuiper, L OBP: 0.217, SLG: 0.179 (15.4)																0	0	0	0	0	0	0						
Jeffrey Leonard, R OBP: 0.358, SLG: 0.458 (1.7)	5-3															7	1	2	2	0	0	3						
Joel Youngblood, R OBP: 0.345, SLG: 0.392 (15.9)																7	0	2	0	0	0	3						
Bob Brenly, R OBP: 0.415, SLG: 0.454 (1.2)																5	0	1	1	2	1	3						
Brad Weiman, R OBP: 0.303, SLG: 0.328 (1.4)																3	0	0	0	0	0	3						
Dusty Baker Jr., R OBP: 0.423, SLG: 0.411 (9.4)																1	0	0	0	0	0	1						
Fran Mullins, R OBP: 0.282, SLG: 0.324 (15.5)																2	0	0	0	0	0	0						
Mike Krukow, R OBP: 0.343, SLG: 0.387 (7.1)																2	0	0	0	0	1	0						
John Mauer, R OBP: 0.343, SLG: 0.387 (7.1)																1	0	0	0	0	1	0						
Gary Lavelle, S OBP: 0.343, SLG: 0.387 (7.1)																0	0	0	0	0	0	0						
Greg Minton, L OBP: 0.343, SLG: 0.387 (7.1)																2	0	1	0	0	1	0						
Randy Lerch, L OBP: 0.343, SLG: 0.387 (7.1)																1	0	0	0	0	1	0						
Frank Williams, R OBP: 0.343, SLG: 0.387 (7.1)																1	0	0	0	0	1	1						
Inning Stats	R: 0 E: 0 K: 1 S: 5	H: 0 LOB: 0 BB: 0 P: 5	R: 0 E: 0 K: 0 S: 4	H: 1 LOB: 1 BB: 1 P: 8	R: 0 E: 0 K: 2 S: 7	H: 0 LOB: 0 BB: 0 P: 7	R: 2 E: 0 K: 0 S: 6	H: 3 LOB: 1 BB: 0 P: 6	R: 0 E: 0 K: 0 S: 3	H: 1 LOB: 0 BB: 0 P: 3	R: 0 E: 0 K: 0 S: 3	H: 0 LOB: 1 BB: 1 P: 7	R: 0 E: 0 K: 0 S: 3	H: 0 LOB: 0 BB: 0 P: 5	R: 0 E: 0 K: 1 S: 5	H: 2 LOB: 2 BB: 1 P: 8	R: 0 E: 1 K: 1 S: 6	H: 1 LOB: 1 BB: 0 P: 6	R: 2 E: 2 K: 1 S: 11	H: 3 LOB: 3 BB: 0 P: 11	1B: 12 2B: 2 3B: 0 HR: 0	SF: 0 SAC: 0 DP: 3 HBP: 0	WP: 0 PB: 0 CS: 1	PA: 61				
PITCHER	IP 5.0	WLS 3	BF 20	H 5	R 2	ER 2	SO 3	BB 1	IBB 0	HBP 0	BLK 0	WP 0	HR 0	S 25	P 29	ERA 3.60	WHIP 1.200											
Mark Thurmond, L ERA: 3.97 (1.1)											PITCHER	IP 5.0	WLS 3	BF 20	H 5	R 2	ER 2	SO 3	BB 1	IBB 0	HBP 0	BLK 0	WP 0	HR 0	S 25	P 29	ERA 3.60	WHIP 1.200
Dave Dravecky, L ERA: 2.99 (6.1)											PITCHER	IP 4.0	WLS 15	BF 2	H 1	R 1	ER 1	SO 1	BB 2	IBB 0	HBP 0	BLK 1	WP 0	HR 0	S 15	P 23	ERA 2.25	WHIP 1.000
Rich Gossage, R ERA: 2.93 (10.1)											PITCHER	IP 2.0	WLS 7	BF 1	H 0	R 0	ER 0	SO 1	BB 0	IBB 0	HBP 0	BLK 0	WP 0	HR 0	S 9	P 9	ERA 0.00	WHIP 0.500
Craig Lefferts, L ERA: 1.32 (12.1)											PITCHER	IP 4.0	WLS L	BF 19	H 6	R 2	ER 2	SO 4	BB 1	IBB 0	HBP 0	BLK 0	WP 0	HR 0	S 26	P 30	ERA 4.50	WHIP 1.750

San Francisco Giants @ San Diego Padres
Jack Murphy Stadium, San Diego, CA
Sun Jun 17 1984, 6:33 AM EDT
Att: 24,183 - Unknown

AB: 57
R: 5
H: 14
RBI: 5
BB: 4
SO: 9
LOB: 22



Batter	1	2	3	4	5	6	7	8	9	10	11	12	13	14	15	AB	R	H	RBI	BB	SO	LOB	BOTTOM					
Alan Wiggins, S OBP: 0.326, SLG: 0.287 (1.4)	F7	E5		FC6-4												7	0	0	0	1	3							
Tony Gwynn, L OBP: 0.451, SLG: 0.513 (1.9)	E	6-3														5	0	2	0	3	0	2						
Graig Nettles, L OBP: 0.343, SLG: 0.415 (11.5)																3	0	0	0	1	2	3						
Kurt Bevacqua, R OBP: 0.343, SLG: 0.415 (11.5)																0	0	0	0	0	0	0						
Chang Song, R OBP: 0.343, SLG: 0.415 (11.5)																1	0	0	0	0	0	0						
Craig Lefferts, L OBP: 0.343, SLG: 0.415 (11.5)																1	0	1	0	0	0	0						
Bobby Brown, R OBP: 0.343, SLG: 0.415 (11.5)																1	0	0	0	0	1	0						
Steve Garvey, R OBP: 0.288, SLG: 0.351 (1.3)	E6															7	0	0	0	0	0	8						
Terry Kennedy, L OBP: 0.280, SLG: 0.377 (1.2)																6	1	2	1	0	1	6						
Ed Whitson, R OBP: 0.087, SLG: 0.045 (12.3)	G1-6-3															0	0	0	0	0	0	0						
Bruce Bochy, R OBP: 0.176, SLG: 0.250 (13.2)																1	0	0	0	0	0	2						
Kevin McReynolds, R OBP: 0.302, SLG: 0.491 (1.8)																7	1	2	0	0	0	1						
Carmelo Martinez, R OBP: 0.341, SLG: 0.427 (1.7)																7	1	4	2	0	1	1						
Gary Tompston, S OBP: 0.305, SLG: 0.321 (1.6)																6	0	1	0	1	0	3						
Mark Thurmond, L OBP: 0.350, SLG: 0.333 (1.1)																2	0	1	0	0	1	1						
Dave Dravecky, R ERA: 3.02 (6.1)																1	0	0	0	0	0	0						
Luis Salazar, R OBP: 0.283, SLG: 0.321 (9.4)																4	0	2	0	0	0	3						
Inning Stats	R: 0 E: 1 K: 0 S: 4	H: 1 LOB: 2 BB: 1 P: 8	R: 1 E: 1 K: 1 S: 7	H: 2 LOB: 2 BB: 1 P: 11	R: 1 E: 0 K: 1 S: 7	H: 2 LOB: 2 BB: 1 P: 11	R: 0 E: 0 K: 1 S: 6	H: 1 LOB: 1 BB: 0 P: 6	R: 0 E: 0 K: 0 S: 3	H: 0 LOB: 0 BB: 0 P: 3	R: 0 E: 0 K: 0 S: 3	H: 1 LOB: 1 BB: 1 P: 14	R: 0 E: 0 K: 0 S: 3	H: 0 LOB: 0 BB: 0 P: 3	R: 0 E: 1 K: 0 S: 5	H: 1 LOB: 2 BB: 1 P: 8	R: 0 E: 0 K: 0 S: 5	H: 1 LOB: 2 BB: 0 P: 5	R: 0 E: 1 K: 1 S: 6	H: 1 LOB: 2 BB: 0 P: 6	R: 0 E: 0 K: 1 S: 5	H: 0 LOB: 0 BB: 0 P: 5	1B: 11 2B: 1 3B: 1 HR: 2	SF: 0 SAC: 1 DP: 3 HBP: 0	WP: 0 PB: 0 CS: 1	PA: 66		
PITCHER	IP 6.0	WLS 6	BF 28	H 7	R 3	ER 3	SO 4	BB 3	IBB 0	HBP 0	BLK 0	WP 0	HR 2	S 33	P 45	ERA 4.50	WHIP 1.667											
Mike Krukow, R ERA: 5.63 (1.1)											PITCHER	IP 6.0	WLS 6	BF 28	H 7	R 3	ER 3	SO 4	BB 3	IBB 0	HBP 0	BLK 0	WP 0	HR 2	S 33	P 45	ERA 4.50	WHIP 1.667
Gary Lavelle, L ERA: 3.02 (6.1)											PITCHER	IP 2.1	WLS 11	BF 3	H 0	R 0	ER 0	SO 1	BB 2	IBB 0	HBP 0	BLK 0	WP 0	HR 0	S 11	P 19	ERA 0.00	WHIP 1.286
Greg Minton, R ERA: 4.26 (9.1)											PITCHER	IP 3.2	WLS 15	BF 3	H 0	R 0	ER 0	SO 1	BB 0	IBB 0	HBP 0	BLK 0	WP 0	HR 0	S 14	P 18	ERA 0.00	WHIP 0.818
Randy Lerch, L ERA: 3.62 (13.1)											PITCHER	IP 0.2	WLS 4	BF 1	H 0	R 0	ER 0	SO 0	BB 0	IBB 0	HBP 0	BLK 0	WP 0	HR 0	S 4	P 4	ERA 0.00	WHIP 1.500
Frank Williams, R ERA: 3.69 (13.1)											PITCHER	IP 2.1	WLS W	BF 8	H 1	R 0	ER 0	SO 2	BB 0	IBB 0	HBP 0	BLK 0	WP 0	HR 0	S 12	P 12	ERA 0.00	WHIP 0.429

San Francisco Giants @ San Diego Padres
Jack Murphy Stadium, San Diego, CA
Sun Jun 17 1984, 6:33 AM EDT
Att: 24,183 - Unknown

AB: 59
R: 3
H: 15
RBI: 3
BB: 6
SO: 7
LOB: 36



Batter	1	2	3	4	5	6	7	8	9	AB	R	H	RBI	BB	SO	LOB	TOP										
Alan Wiggins, S OBP: 0.326, SLG: 0.288 (1, 4)	5-3		CS 1B		SH1-3		F3			3	0	1	0	0	0	0											
Tony Gwynn, L OBP: 0.459, SLG: 0.519 (1, 9)	1B		FC6-4 BB		F		1B		CS 1B	3	0	3	0	1	0	0											
Steve Garvey, R OBP: 0.288, SLG: 0.350 (1, 3)	G5-4-3 1B		F3		SF7				6-3	3	0	1	1	0	0	2											
Kevin McReynolds, R OBP: 0.297, SLG: 0.483 (1, 8)	G5-4-3 1-2		FC6-4		6-3				6-3	4	0	0	0	0	0	4											
Graig Nettles, L OBP: 0.347, SLG: 0.411 (1, 5)		1B 2B 1B			G4-1		F3		F7	4	1	1	0	0	0	0											
Terry Kennedy, L OBP: 0.290, SLG: 0.374 (1, 2)		2B CS 1B			K		4-3		F7	4	0	1	0	0	1	0											
Carmelo Martinez, R OBP: 0.344, SLG: 0.415 (1, 7)		CS 2B					K		F6	4	0	2	1	0	1	0											
Garry Templeton, S OBP: 0.305, SLG: 0.321 (1, 6)		K			F3				G3-6-3 1B	3	0	1	0	0	1	3											
Eric Show, R OBP: 0.161, SLG: 0.194 (1, 1)		F8 2-3 3-H							G3-6-3 1B	3	1	1	0	0	0	3											
Inning Stats	R: 0 E: 0 K: 0 S: 4	H: 2 LOB: 1 BB: 0 P: 4	R: 1 E: 0 K: 1 S: 7	H: 3 LOB: 1 BB: 0 P: 7	R: 0 E: 0 K: 1 S: 3	H: 1 LOB: 1 BB: 0 P: 7	R: 0 E: 0 K: 1 S: 6	H: 1 LOB: 1 BB: 0 P: 6	R: 1 E: 1 K: 0 S: 5	H: 2 LOB: 1 BB: 0 P: 5	R: 0 E: 0 K: 0 S: 5	H: 0 LOB: 0 BB: 0 P: 5	R: 0 E: 0 K: 0 S: 3	H: 1 LOB: 0 BB: 0 P: 3	R: 0 E: 0 K: 0 S: 3	H: 0 LOB: 0 BB: 0 P: 3	R: 0 E: 0 K: 0 S: 3	H: 0 LOB: 0 BB: 0 P: 3	1B: 10 2B: 1 3B: 0 HR: 0	SF: 1 SAC: 1 DP: 2 HBP: 0	WP: 0 PB: 0 SB: 0 CS: 4	PA: 34					
PITCHER	IP	WLS	BF	H	R	ER	SO	BB	IBB	HBP	BLK	WP	HR	S	P	ERA	WHIP										
Bob Knepper, L ERA: 2.59 (1, 1)	6.0	L	25	9	2	2	3	1	0	0	0	0	0	30	34	3.00	1.667										
Vern Rühle, R ERA: 2.94 (7, 1)	2.0		6	2	0	0	0	0	0	0	0	0	0	6	6	0.00	1.000										
Joe Sambito, L ERA: 1.35 (9, 1)	1.0		3	0	0	0	0	0	0	0	0	0	0	3	3	0.00	0.000										

San Diego Padres @ Houston Astros
Astrodome, Houston, TX
Tue Jun 19 1984, 8:05 PM EDT
Att: 12,765 - Unknown

AB 31
R 2
H 11
RBI 2
BB 1
SO 3
LOB 12

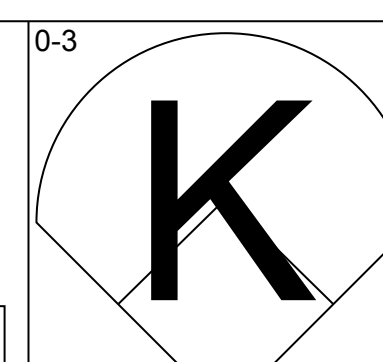




Batter	1	2	3	4	5	6	7	8	9	AB	R	H	RBI	BB	SO	LOB	BOTTOM										
Phil Garner, R OBP: 0.295, SLG: 0.282 (1, 4)	F7		F8			F7			4-3	4	0	0	0	0	0	0											
Craig Reynolds, L OBP: 0.286, SLG: 0.396 (1, 6)	F3				F8		3-1		F9	4	0	0	0	0	0	0											
Enos Cabell, R OBP: 0.343, SLG: 0.429 (1, 3)	1-3				F8				6-3	4	0	1	0	0	0	0											
Jose Cruz, L OBP: 0.313, SLG: 0.360 (1, 7)		K				F3				2	0	0	0	1	1	1											
Jerry Mumphrey, S OBP: 0.355, SLG: 0.381 (1, 8)		4-3 1B				F6				3	0	1	0	0	1	2											
Ray Knight, R OBP: 0.276, SLG: 0.332 (1, 5)		4-3				4-3				3	0	0	0	0	0	2											
Terry Puhl, L OBP: 0.362, SLG: 0.385 (1, 9)		6-3				4-3			F8	3	0	0	0	0	0	1											
Mark Bailey, S OBP: 0.273, SLG: 0.240 (1, 2)									F5	2	0	0	0	0	1	0											
Harry Spillman, L OBP: 0.352, SLG: 0.341 (8, PH) (9, 2)										1	0	0	0	0	0	0											
Bob Knepper, L OBP: 0.229, SLG: 0.258 (1, 1)										1	0	0	0	0	1	0											
Kevin Bass, S OBP: 0.265, SLG: 0.325 (6, PH)										1	0	0	0	0	0	0											
Vern Rühle, R (7, 1)										0	0	0	0	0	0	0											
Bill Doran, S OBP: 0.283, SLG: 0.283 (8, PH)										1	0	0	0	0	0	0											
Joe Sambito, L (9, 1)										0	0	0	0	0	0	0											
Inning Stats	R: 0 E: 0 K: 0 S: 3	H: 0 LOB: 0 BB: 0 P: 3	R: 0 E: 0 K: 1 S: 6	H: 1 LOB: 1 BB: 0 P: 6	R: 0 E: 0 K: 2 S: 7	H: 0 LOB: 0 BB: 0 P: 7	R: 0 E: 0 K: 1 S: 5	H: 0 LOB: 1 BB: 1 P: 9	R: 0 E: 0 K: 0 S: 3	H: 0 LOB: 0 BB: 0 P: 3	R: 0 E: 0 K: 0 S: 3	H: 0 LOB: 0 BB: 0 P: 3	R: 0 E: 0 K: 0 S: 4	H: 1 LOB: 1 BB: 0 P: 4	R: 0 E: 0 K: 0 S: 3	H: 0 LOB: 0 BB: 0 P: 3	R: 0 E: 0 K: 0 S: 3	H: 0 LOB: 0 BB: 0 P: 3	1B: 2 2B: 0 3B: 0 HR: 0	SF: 0 SAC: 0 DP: 0 HBP: 0	WP: 0 PB: 0 SB: 0 CS: 0	PA: 30					
PITCHER	IP	WLS	BF	H	R	ER	SO	BB	IBB	HBP	BLK	WP	HR	S	P	ERA	WHIP										
Eric Show, R ERA: 3.61 (1, 1)	9.0	W	30	2	0	0	4	1	0	0	0	0	0	37	41	0.00	0.333										

San Diego Padres @ Houston Astros
Astrodome, Houston, TX
Tue Jun 19 1984, 8:05 PM EDT
Att: 12,765 - Unknown

AB 29
R 0
H 2
RBI 0
BB 1
SO 4
LOB 6



Batter	1	2	3	4	5	6	7	8	9	AB	R	H	RBI	BB	SO	LOB	TOP					
Alan Wiggins, S OBP: 0.325, SLG: 0.286 (1,4)			4-3		6-3		FC4-6	4-3		5	0	0	0	0	1	2	<p>San Diego Padres @ Houston Astros Astrodome, Houston, TX Thu Jun 21 1984, 8:05 PM EDT Att: 12,934 - Unknown</p> <p>livebaseballscores.com</p> <p>AB 38 R 5 H 9 RBI 4 BB 4 SO 6 LOB 27</p> 					
Tony Gwynn, L OBP: 0.453, SLG: 0.520 (1,9)	F3		4-3		4-3		FC4-6		1B	5	0	2	0	0	0	1						
Steve Garvey, R OBP: 0.288, SLG: 0.346 (1,3)	5-3				4-3		F7		K	5	1	1	0	0	1	3						
Graig Nettles, L OBP: 0.345, SLG: 0.402 (1,5)		E3			1-3				F8	4	2	2	0	1	1	2						
Terry Kennedy, L OBP: 0.299, SLG: 0.379 (1,2)	4-3				K		3-1		E6	5	1	1	0	0	1	4						
Kevin McReynolds, R OBP: 0.293, SLG: 0.473 Bobby Brown, S OBP: 0.274, SLG: 0.362 (1,8) (5,8)					E6		4-3		K	2	0	1	1	0	0	1						
Camelto Martinez, R OBP: 0.345, SLG: 0.467 (1,7)					1-3				E5	3	0	1	1	1	0	4						
Garry Templeton, S OBP: 0.309, SLG: 0.328 Greg Booker, R (6,1) Champ Summers, L OBP: 0.300, SLG: 0.579 Floyd Chiffer, R (8,1) (8,1)									FC4-6	2	0	0	0	0	1	2						
Ed Whitson, R OBP: 0.080, SLG: 0.042 Craig Lefferts, L OBP: 0.400, SLG: 0.600 Tim Flannery, L OBP: 0.354, SLG: 0.467 (1,1) (5,1) (6,6)					F4		F9		1-6-3	2	0	0	0	0	0	3						
Inning Stats	R: 0 E: 0 K: 1 S: 5	H: 0 LOB: 0 BB: 0 P: 5	R: 1 E: 1 K: 0 S: 4	H: 2 LOB: 1 BB: 1 P: 8	R: 0 E: 0 K: 0 S: 3	H: 0 LOB: 0 BB: 0 P: 3	R: 1 E: 1 K: 1 S: 8	H: 2 LOB: 3 BB: 1 P: 12	R: 0 E: 0 K: 1 S: 6	H: 1 LOB: 1 BB: 0 P: 6	R: 0 E: 0 K: 1 S: 6	H: 0 LOB: 1 BB: 1 P: 7	R: 3 E: 2 K: 0 S: 6	H: 1 LOB: 1 BB: 1 P: 10	R: 0 E: 0 K: 2 S: 9	H: 2 LOB: 2 BB: 0 P: 9		1B: 9 2B: 0 3B: 0 HR: 0	SF: 0 SAC: 0 DP: 0 HBP: 0	WP: 0 PB: 0 SB: 1 CS: 1	PA: 42	
PITCHER	IP	WLS	BF	H	R	ER	SO	BB	IBB	HBP	BLK	WP	HR	S	P	ERA		WHIP				
Joe Niekro, R ERA: 3.0 Michael LaCoss, R ERA: 2.82 (1,1) (6,1)	5.0	W	22	5	2	0	3	1	1	0	0	0	0	26	34	0.00		1.200				

Batter	1	2	3	4	5	6	7	8	9	AB	R	H	RBI	BB	SO	LOB	BOTTOM					
Bill Doran, S OBP: 0.287, SLG: 0.284 (1,4) (9,6)			4-3		SH		3-1			3	2	1	1	1	0	2	<p>San Diego Padres @ Houston Astros Astrodome, Houston, TX Thu Jun 21 1984, 8:05 PM EDT Att: 12,934 - Unknown</p> <p>livebaseballscores.com</p> <p>AB 37 R 11 H 17 RBI 11 BB 5 SO 3 LOB 18</p> 					
Craig Reynolds, L OBP: 0.285, SLG: 0.393 Phil Garner, R OBP: 0.300, SLG: 0.278 (1,6) (8, FR) (9,4)			F8		1B				1B	4	2	2	0	1	0	1						
Harry Spilman, L OBP: 0.339, SLG: 0.326 Enos Cabell, R OBP: 0.346, SLG: 0.429 (1,3) (5, PH) (6,3)			F3		1B				1B	2	0	0	0	0	0	1						
Jose Cruz, L OBP: 0.317, SLG: 0.363 (1,7)			F8		1B				1B	3	2	3	2	0	0	0						
Jerry Mumphrey, S OBP: 0.358, SLG: 0.381 (1,8)			F8		1B				1B	5	1	3	3	0	0	0						
Ray Knight, R OBP: 0.279, SLG: 0.330 (1,5)			F9		1B				1B	4	1	3	2	1	0	2						
Terry Puhl, L OBP: 0.369, SLG: 0.383 (1,9)			F3		1B				1B	4	1	2	0	1	0	4						
Mark Bailey, S OBP: 0.279, SLG: 0.242 (1,2)			F9		1B				1B	4	1	3	2	1	0	2						
Joe Niekro, R OBP: 0.176, SLG: 0.152 Denny Walling, L OBP: 0.327, SLG: 0.357 Michael LaCoss, R (1,1) (5, PH) (6,1)			F8		1B				1B	3	0	0	1	1	0	2						
Inning Stats	R: 0 E: 0 K: 0 S: 3	H: 1 LOB: 0 BB: 0 P: 3	R: 0 E: 0 K: 1 S: 6	H: 1 LOB: 2 BB: 1 P: 10	R: 0 E: 0 K: 0 S: 3	H: 0 LOB: 0 BB: 0 P: 3	R: 0 E: 0 K: 0 S: 3	H: 0 LOB: 1 BB: 1 P: 7	R: 6 E: 0 K: 1 S: 12	H: 6 LOB: 1 BB: 0 P: 12	R: 2 E: 0 K: 1 S: 8	H: 3 LOB: 2 BB: 1 P: 12	R: 0 E: 0 K: 0 S: 5	H: 2 LOB: 2 BB: 0 P: 5	R: 3 E: 0 K: 0 S: 6	H: 4 LOB: 3 BB: 2 P: 14		1B: 16 2B: 0 3B: 1 HR: 0	SF: 1 SAC: 2 DP: 1 HBP: 0	WP: 0 PB: 0 SB: 2 CS: 1	PA: 45	
PITCHER	IP	WLS	BF	H	R	ER	SO	BB	IBB	HBP	BLK	WP	HR	S	P	ERA		WHIP				
Ed Whitson, R ERA: 3.86 Craig Lefferts, L ERA: 2.13 Greg Booker, R ERA: 2.08 Floyd Chiffer, R ERA: 7.77 (1,1) (5,1) (6,1) (8,1)	4.1	L	20	5	4	4	2	2	0	0	0	0	0	10	14	27.00		3.750				

Batter	1	2	3	4	5	6	7	8	9	AB	R	H	RBI	BB	SO	LOB	TOP																						
Alan Wiggins, S OBP: 0.325, SLG: 0.284 (1,4)	F7			FC6-4			1B SF7 BB		K	4	1	2	1	1	2																								
Tony Gwynn, L OBP: 0.445, SLG: 0.506 (1,9)	F8	F9			F3		E 1B		4-3	5	0	1	0	0	0	1																							
Steve Garvey, R OBP: 0.292, SLG: 0.358 (1,3)	WP 1B			F8	F7		SF7		F7	4	0	1	1	0	0	0																							
Graig Nettles, L OBP: 0.345, SLG: 0.417 (1,5)	K			F8			F5			4	0	1	0	0	1	2																							
Terry Kennedy, L OBP: 0.308, SLG: 0.382 (1,2)				F7	4-3		K			3	1	0	0	1	1	2																							
Bobby Brown, S OBP: 0.282, SLG: 0.358 (1,8)		5-3			F8		1-3		F7	4	0	0	0	0	0	1																							
Camelo Martinez, R OBP: 0.354, SLG: 0.429 (1,7)				1-3 1B BB	1B BB		HR		3-1 2B	2	2	2	1	2	0	0																							
Garry Templeton, S OBP: 0.303, SLG: 0.321 Mario Ramirez, R OBP: 0.333, SLG: 0.818 (8,6)				1-3 1B 1B	F7		F3		3-1	4	1	1	1	0	0	2																							
Mark Thurmond, L OBP: 0.333, SLG: 0.318 Rich Gossage, R OBP: 0.200, SLG: 0.111 (9,1)		1-3					F1		6-3	4	0	1	0	0	0	3																							
Inning Stats	R: 0 E: 0 K: 1 S: 6	H: 1 LOB: 1 BB: 0 P: 6	R: 3 E: 0 K: 0 S: 5	H: 2 LOB: 1 BB: 2 P: 13	R: 0 E: 0 K: 0 S: 3	H: 0 LOB: 0 BB: 0 P: 3	R: 0 E: 0 K: 0 S: 4	H: 1 LOB: 2 BB: 1 P: 8	R: 0 E: 0 K: 0 S: 4	H: 1 LOB: 0 BB: 0 P: 4	R: 1 E: 0 K: 0 S: 4	H: 1 LOB: 0 BB: 0 P: 4	R: 1 E: 1 K: 1 S: 6	H: 1 LOB: 1 BB: 1 P: 10	R: 0 E: 0 K: 0 S: 4	H: 1 LOB: 1 BB: 0 P: 4	R: 0 E: 0 K: 1 S: 5	H: 0 LOB: 0 BB: 0 P: 5	1B: 5 2B: 2 3B: 0 HR: 1	SF: 1 SAC: 0 DP: 0 HBP: 0	WP: 1 PB: 0 SB: 0 CS: 0	PA: 39																	
PITCHER	IP	WLS	BF	H	R	ER	SO	BB	IBB	HBP	BLK	WP	HR	S	P	ERA	WHIP	PITCHER				IP	WLS	BF	H	R	ER	SO	BB	IBB	HBP	BLK	WP	HR	S	P	ERA	WHIP	
Charlie Puleo, R ERA: 4.5 (1,1)	5.0	L	23	5	3	3	1	3	0	0	0	1	0	22	34	5.40	1.600																						
Bob Owchinko, L ERA: 3.55 (6,1)	1.0		6	2	2	2	0	1	0	0	0	0	1	5	9	18.00	3.000																						
Ted Power, R ERA: 3.38 (7,1)	2.0		7	1	0	0	1	0	0	0	0	0	0	9	9	0.00	0.500																						
Bill Scherrer, L ERA: 4.87 (9,1)	1.0		3	0	0	0	1	0	0	0	0	0	0	5	5	0.00	0.000																						

San Diego Padres @ Cincinnati Reds
Riverfront Stadium, Cincinnati, OH
Sat Jun 23 1984, 7:05 PM EDT
Att: 22,192 - Unknown

AB 34
R 5
H 8
RBI 5
BB 4
SO 3
LOB 13



Batter	1	2	3	4	5	6	7	8	9	AB	R	H	RBI	BB	SO	LOB	BOTTOM																						
Eddie Milner, L OBP: 0.351, SLG: 0.371 (1,8)	4-3				F3			F2		4	0	0	0	0	0	3																							
Tom Lawless, R OBP: 0.304, SLG: 0.290 Bob Owchinko, L ERA: 3.55 (6,1)	6-3				F8			F9		3	0	0	0	0	0	2																							
Ted Power, R (7,1)										0	0	0	0	0	0	0																							
Tony Perez, R OBP: 0.271, SLG: 0.321 (8,PH)										1	0	0	0	0	0	0																							
Bill Scherrer, L (9,1)										0	0	0	0	0	0	0																							
Cesar Cedeno, R OBP: 0.366, SLG: 0.485 (7,9)	F9				F8		F4		1-3	4	0	0	0	0	0	1																							
Dave Parker, L OBP: 0.320, SLG: 0.394 Duane Walker, L OBP: 0.434, SLG: 0.697 (7,7)		F6			3-1		4-3		1B 3B	3	0	0	0	0	0	0																							
Dave Concepcion, R OBP: 0.295, SLG: 0.328 (1,6)		6-3			F4		6-3			4	0	1	1	0	0	0																							
Nick Esasky, R OBP: 0.292, SLG: 0.377 (1,5)					F4		F8		K	4	0	1	0	0	1	1																							
Dan Driessen, L OBP: 0.378, SLG: 0.389 (1,3)							4-3		F9	4	0	1	0	0	0	2																							
Dann Bilardello, R OBP: 0.307, SLG: 0.299 (1,2)							1B 1B			3	1	1	0	0	0	1																							
Charlie Puleo, R (1,1)										0	0	0	0	0	0	0																							
Ron Oester, S OBP: 0.265, SLG: 0.272 (5,PH) (6,4)									F9	2	0	1	0	0	0	0																							
Inning Stats	R: 0 E: 0 K: 0 S: 3	H: 0 LOB: 0 BB: 0 P: 3	R: 0 E: 0 K: 0 S: 4	H: 1 LOB: 1 BB: 0 P: 4	R: 1 E: 1 K: 0 S: 5	H: 1 LOB: 1 BB: 0 P: 5	R: 0 E: 0 K: 0 S: 3	H: 0 LOB: 0 BB: 0 P: 3	R: 0 E: 0 K: 0 S: 3	H: 0 LOB: 0 BB: 0 P: 3	R: 0 E: 0 K: 0 S: 3	H: 0 LOB: 0 BB: 0 P: 3	R: 0 E: 0 K: 0 S: 3	H: 0 LOB: 0 BB: 0 P: 3	R: 1 E: 0 K: 1 S: 7	H: 2 LOB: 1 BB: 0 P: 7	1B: 4 2B: 1 3B: 1 HR: 0	SF: 0 SAC: 1 DP: 0 HBP: 0	WP: 0 PB: 0 SB: 0 CS: 0	PA: 34																			
PITCHER	IP	WLS	BF	H	R	ER	SO	BB	IBB	HBP	BLK	WP	HR	S	P	ERA	WHIP	PITCHER				IP	WLS	BF	H	R	ER	SO	BB	IBB	HBP	BLK	WP	HR	S	P	ERA	WHIP	
Mark Thurmond, L ERA: 3.54 (1,1)	8.0	W	29	4	1	0	0	0	0	0	0	0	0	29	29	0.00	0.500																						
Rich Gossage, R ERA: 3.35 (9,1)	1.0		5	2	1	1	1	0	0	0	0	0	0	7	7	9.00	2.000																						

San Diego Padres @ Cincinnati Reds
Riverfront Stadium, Cincinnati, OH
Sat Jun 23 1984, 7:05 PM EDT
Att: 22,192 - Unknown

AB 33
R 2
H 6
RBI 1
BB 0
SO 1
LOB 10



Batter	1	2	3	4	5	6	7	8	9	AB	R	H	RBI	BB	SO	LOB	TOP					
Alan Wiggins, S OBP: 0.326, SLG: 0.284	4-0 BB	6-3								4	0	1	0	1	1	1	San Diego Padres @ Los Angeles Dodgers Dodger Stadium, Los Angeles, CA Mon Jun 25 1984, 7:05 PM PDT Att: 36,629 - Unknown livebaseballscorecards.com					
Tony Gwynn, L OBP: 0.444, SLG: 0.496	4-3		4-3							5	1	1	0	1	0	2						
Steve Garvey, R OBP: 0.300, SLG: 0.369	1B		1-3							6	2	3	0	0	0	4						
Carmelo Martinez, R OBP: 0.351, SLG: 0.435	E5 1B HBP		6-3							5	2	2	3	0	1	3						
Terry Kennedy, L OBP: 0.314, SLG: 0.395	1B HBP									4	2	3	1	0	0	2						
Luis Salazar, R OBP: 0.344, SLG: 0.365	1B CS									5	0	4	2	0	0	0						
Garry Templeton, S OBP: 0.308, SLG: 0.329	CS									5	1	3	1	0	0	5						
Mario Ramirez, R OBP: 0.235, SLG: 0.563										2	0	0	0	0	0	2						
Graig Nettles, L OBP: 0.340, SLG: 0.420										3	1	1	2	0	1	2						
Tim Lollar, L OBP: 0.350, SLG: 0.556										4	0	1	0	0	1	2						
Craig Lefferts, L OBP: 0.333, SLG: 0.500										1	0	0	0	0	0	0						
Inning Stats	R: 2 E: 1 K: 0 S: 4	H: 2 LOB: 1 BB: 1 P: 9	R: 0 E: 0 K: 0 S: 4	H: 1 LOB: 1 BB: 0 P: 4	R: 0 E: 0 K: 0 S: 3	H: 0 LOB: 0 BB: 0 P: 3	R: 1 E: 0 K: 1 S: 7	H: 2 LOB: 1 BB: 0 P: 7	R: 3 E: 1 K: 2 S: 12	H: 4 LOB: 2 BB: 1 P: 10	R: 3 E: 1 K: 0 S: 7	H: 4 LOB: 1 BB: 0 P: 7	R: 0 E: 0 K: 0 S: 5	H: 3 LOB: 2 BB: 0 P: 5	R: 0 E: 0 K: 0 S: 5	H: 2 LOB: 2 BB: 0 P: 5	1B: 15 2B: 1 3B: 0 HR: 3	SF: 0 SAC: 1 DP: 1 HBP: 1	WP: 0 PB: 0 SB: 0 CS: 1	PA: 49		
PITCHER	IP WLS BF H R ER SO BB IBB HBP BLK WP HR S P ERA WHIP																					
Rick Honeycutt, L ERA: 2.87	(1, 1) 4.0 18 5 3 1 1 1 1 0 0 0 0 1 18 23 2.25 1.500																					
Pat Zachry, R ERA: 3.16	(5, 1) 2.0 L 15 7 5 4 3 0 1 0 0 0 0 1 20 24 18.00 3.500																					
Carlos Diaz, L ERA: 4.82	(7, 1) 1.0 5 2 1 1 0 0 0 0 0 0 0 1 5 5 9.00 2.000																					
Burt Hooton, R ERA: 4.78	(8, 1) 1.0 5 3 0 0 0 0 0 0 0 0 0 0 5 5 0.00 3.000																					
Ken Howell, R ERA: 2.00	(9, 1) 1.0 5 2 0 0 0 0 0 0 0 0 0 0 5 5 0.00 2.000																					
Batter	1	2	3	4	5	6	7	8	9	AB	R	H	RBI	BB	SO	LOB	BOTTOM					
Steve Sax, R OBP: 0.311, SLG: 0.313	6-3									5	0	1	0	0	1	2	San Diego Padres @ Los Angeles Dodgers Dodger Stadium, Los Angeles, CA Mon Jun 25 1984, 7:05 PM PDT Att: 36,629 - Unknown livebaseballscorecards.com					
Bill Russell, R OBP: 0.343, SLG: 0.352	L5									3	0	0	0	2	0	0						
Ken Landreaux, L OBP: 0.330, SLG: 0.380	F2									5	0	0	0	0	0	3						
Pedro Guerrero, R OBP: 0.334, SLG: 0.414										4	1	1	0	1	1	2						
Mike Marshall, R OBP: 0.355, SLG: 0.517										4	2	2	0	1	0	3						
Steve Yeager, R OBP: 0.306, SLG: 0.358										5	0	1	0	0	2	5						
Candy Maldonado, R OBP: 0.348, SLG: 0.422										3	1	2	1	1	0	1						
Dave Anderson, R OBP: 0.325, SLG: 0.293										3	0	1	1	1	0	4						
Rick Honeycutt, L ERA: 2.87	(1, 1) 4.0 18 5 3 1 1 1 1 0 0 0 0 1 18 23 2.25 1.500																					
Pat Zachry, R ERA: 3.16	(5, 1) 2.0 L 15 7 5 4 3 0 1 0 0 0 0 1 20 24 18.00 3.500																					
Carlos Diaz, L ERA: 4.82	(7, 1) 1.0 5 2 1 1 0 0 0 0 0 0 0 1 5 5 9.00 2.000																					
Burt Hooton, R ERA: 4.78	(8, 1) 1.0 5 3 0 0 0 0 0 0 0 0 0 0 5 5 0.00 3.000																					
Ken Howell, R ERA: 2.00	(9, 1) 1.0 5 2 0 0 0 0 0 0 0 0 0 0 5 5 0.00 2.000																					
Inning Stats	R: 0 E: 0 K: 0 S: 3	H: 0 LOB: 0 BB: 0 P: 3	R: 1 E: 0 K: 2 S: 9	H: 2 LOB: 1 BB: 1 P: 13	R: 0 E: 0 K: 0 S: 3	H: 0 LOB: 0 BB: 0 P: 3	R: 2 E: 1 K: 1 S: 7	H: 2 LOB: 1 BB: 1 P: 11	R: 0 E: 0 K: 1 S: 5	H: 0 LOB: 0 BB: 0 P: 5	R: 0 E: 0 K: 1 S: 6	H: 1 LOB: 2 BB: 1 P: 10	R: 0 E: 1 K: 0 S: 4	H: 1 LOB: 2 BB: 1 P: 8	R: 1 E: 0 K: 0 S: 5	H: 2 LOB: 2 BB: 1 P: 9	R: 0 E: 0 K: 0 S: 4	H: 1 LOB: 2 BB: 1 P: 8	1B: 8 2B: 1 3B: 0 HR: 0	SF: 0 SAC: 0 DP: 0 HBP: 0	WP: 1 PB: 0 SB: 1 CS: 0	PA: 42
PITCHER	IP WLS BF H R ER SO BB IBB HBP BLK WP HR S P ERA WHIP																					
Tim Lollar, L ERA: 3.74	(1, 1) 6.1 W 29 6 3 2 5 4 0 0 0 0 0 0 11 19 3.38 1.875																					
Craig Lefferts, L ERA: 2.06	(7, 1) 2.2 13 3 1 1 0 2 0 0 0 0 0 0 11 19 3.38 1.875																					

Batter	1	2	3	4	5	6	7	8	9	AB	R	H	RBI	BB	SO	LOB	TOP					
Alan Wiggins, S OBP: 0.324, SLG: 0.283 (1,4)	0-0 4-3		0-0 CS 1B	0-3 K		0-0 6-3		0-0 F9		5	0	1	0	0	1	2						
Tony Gwynn, L OBP: 0.446, SLG: 0.496 (1,9)	0-0 5-3		0-0 1B 1-2 1B		0-0 1-3	4-0 1B E IBB		0-0 1B		4	2	2	0	1	0	0						
Steve Garvey, R OBP: 0.305, SLG: 0.373 (1,3)	0-0 6-3		0-0 1B 1-3 1B		0-0 1B 1B	0-0 E7 1B 1-H 2-H		0-0 F2		5	1	3	1	0	0	1						
Graig Nettles, L OBP: 0.337, SLG: 0.415 (1,5)		0-0 6-3	0-0 FC6-4 1B		0-0 F7	0-0 F7		0-3 K		5	0	1	1	0	1	3						
Terry Kennedy, L OBP: 0.312, SLG: 0.389 (1,2)		0-0 E6 FC4-6 1B	0-3 K		4-0 1B BB		0-0 F9		0-0 F3	4	1	0	0	1	1	2						
Carmelo Martinez, R OBP: 0.355, SLG: 0.439 (1,7)		0-0 FC4-6 1B	0-0 FC6-4		0-0 1B		0-0 1B		0-0 6-3	5	0	3	1	0	0	2						
Luis Salazar, R OBP: 0.319, SLG: 0.338 (1,8)		0-0 FC4-6 1B		0-3 K	0-0 1-3		0-3 K		0-3 K	5	0	0	0	0	3	5						
Garry Templeton, S OBP: 0.318, SLG: 0.340 (1,6)		0-0 1B	0-0 SH1-4 1B		0-0 SH1-4 1B	0-0 SH1-4 1B		0-0 1B		4	1	4	1	0	0	0						
Ed Whitson, R OBP: 0.074, SLG: 0.038 Rich Gossage, R OBP: 0.200, SLG: 0.111 (8,1)		0-3 K	0-0 SH1-4		0-0 SH1-4	0-0 F4				2	0	0	0	0	1	4						
										0	0	0	0	0	0	0						
Inning Stats	R: 0 E: 0 K: 0 S: 3	H: 0 LOB: 0 BB: 0 P: 3	R: 1 E: 1 K: 1 S: 8	H: 2 LOB: 2 BB: 0 P: 8	R: 1 E: 0 K: 1 S: 8	H: 4 LOB: 2 BB: 0 P: 8	R: 0 E: 0 K: 2 S: 8	H: 1 LOB: 1 BB: 0 P: 8	R: 1 E: 0 K: 0 S: 5	H: 2 LOB: 2 BB: 1 P: 9	R: 2 E: 1 K: 0 S: 5	H: 2 LOB: 1 BB: 1 P: 9	R: 0 E: 0 K: 1 S: 7	H: 2 LOB: 2 BB: 0 P: 7	R: 0 E: 0 K: 1 S: 6	H: 1 LOB: 1 BB: 0 P: 6	R: 0 E: 0 K: 1 S: 5	H: 0 LOB: 0 BB: 0 P: 5	1B: 14 2B: 0 3B: 0 HR: 0	SF: 0 SAC: 2 DP: 0 HBP: 0	WP: 0 PB: 0 SB: 0 CS: 1	PA: 43
PITCHER	IP	WLS	BF	H	R	ER	SO	BB	IBB	HBP	BLK	WP	HR	S	P	ERA	WHIP					
Bob Welch, R ERA: 3.59 Burt Hooton, R ERA: 4.89 Carlos Diaz, L ERA: 4.5	6.0	L	31	11	5	3	4	1	1	0	0	0	0	37	45	4.50	2.000					
	1.0		5	2	0	0	1	0	0	0	0	0	0	7	7	0.00	2.000					
	2.0		7	1	0	0	2	0	0	0	0	0	0	11	11	0.00	0.500					

San Diego Padres @ Los Angeles Dodgers
 Dodger Stadium, Los Angeles, CA
 Tue Jun 26 1984, 7:05 PM PDT
 Att: 48,287 - Unknown

livebaseballscorecards.com

AB 39
 R 5
 H 14
 RBI 4
 BB 2
 SO 7
 LOB 19




Batter	1	2	3	4	5	6	7	8	9	AB	R	H	RBI	BB	SO	LOB	BOTTOM					
Steve Sax, R OBP: 0.314, SLG: 0.313 (1,4)	0-0 4-3		0-0 1B		0-0 1-3			4-0 1B BB		3	0	1	0	1	0	0						
Franklin Stubbs, L OBP: 0.271, SLG: 0.392 (1,9)	0-3 K		0-0 F8			0-3 K		0-0 F4		4	0	0	0	0	2	2						
Ken Landreaux, L OBP: 0.333, SLG: 0.379 (1,8)	4-0 BB				0-0 F9	0-0 F3		0-0 1B		3	0	1	0	1	0	0						
Pedro Guerrero, R OBP: 0.337, SLG: 0.419 (1,5)	0-0 F4				0-0 1B 2B	0-0 FC4-6 1B		0-0 F2		4	0	2	0	0	0	3						
Mike Marshall, R OBP: 0.353, SLG: 0.512 (1,7)		0-0 4-3			0-0 2-3 1B	0-0 FC4-6		0-0 F8		4	0	1	0	0	0	3						
Mike Scioscia, L OBP: 0.367, SLG: 0.333 (1,2)		0-0 5-3			0-0 F6		0-0 E6 G4-6-3		0-0 F9	4	0	0	0	0	0	2						
Greg Brock, L OBP: 0.319, SLG: 0.458 (1,3)		0-0 F8			0-0 F3		0-0 G4-6-3		0-0 4-3	4	0	0	0	0	0	3						
Bill Russell, R OBP: 0.340, SLG: 0.349 (1,6)			0-0 F3		0-0 F4		0-0 1B		0-0 6-3	4	0	1	0	0	0	0						
Bob Welch, R OBP: 0.143, SLG: 0.077 Burt Hooton, R Terry Whitfield, L OBP: 0.280, SLG: 0.355 Carlos Diaz, R (7, PH) (8,1)			0-3 K		0-0 5-3		0-0 3-1			2	0	0	0	0	1	0						
										0	0	0	0	0	0	0						
										1	0	0	0	0	0	1						
										0	0	0	0	0	0	0						
Inning Stats	R: 0 E: 0 K: 1 S: 5	H: 0 LOB: 1 BB: 1 P: 9	R: 0 E: 0 K: 0 S: 3	H: 0 LOB: 0 BB: 0 P: 3	R: 0 E: 0 K: 1 S: 6	H: 1 LOB: 1 BB: 0 P: 6	R: 0 E: 0 K: 0 S: 5	H: 2 LOB: 2 BB: 0 P: 5	R: 0 E: 0 K: 0 S: 3	H: 0 LOB: 0 BB: 0 P: 3	R: 0 E: 0 K: 1 S: 6	H: 1 LOB: 1 BB: 0 P: 6	R: 0 E: 0 K: 0 S: 4	H: 1 LOB: 1 BB: 0 P: 4	R: 0 E: 0 K: 0 S: 4	H: 1 LOB: 2 BB: 1 P: 8	R: 0 E: 0 K: 0 S: 3	H: 0 LOB: 0 BB: 0 P: 3	1B: 5 2B: 1 3B: 0 HR: 0	SF: 0 SAC: 0 DP: 1 HBP: 0	WP: 0 PB: 0 SB: 0 CS: 0	PA: 35
PITCHER	IP	WLS	BF	H	R	ER	SO	BB	IBB	HBP	BLK	WP	HR	S	P	ERA	WHIP					
Ed Whitson, R ERA: 3.51 Rich Gossage, R ERA: 3.2	7.1	W	30	6	0	0	3	2	0	0	0	0	0	34	42	0.00	1.091					
	1.2		5	0	0	0	0	0	0	0	0	0	0	5	5	0.00	0.000					

San Diego Padres @ Los Angeles Dodgers
 Dodger Stadium, Los Angeles, CA
 Tue Jun 26 1984, 7:05 PM PDT
 Att: 48,287 - Unknown

livebaseballscorecards.com

AB 33
 R 0
 H 6
 RBI 0
 BB 2
 SO 3
 LOB 14



Batter	1	2	3	4	5	6	7	8	9	AB	R	H	RBI	BB	SO	LOB	TOP								
Alan Wiggins, S (1,4) OBP: 0.326, SLG: 0.286										4	0	2	0	0	0	1									
Tony Gwynn, L (1,9) OBP: 0.441, SLG: 0.489										4	0	0	0	0	1	3									
Steve Garvey, R (1,3) OBP: 0.304, SLG: 0.371										4	1	1	0	0	2	0									
Carmelo Martinez, R (1,7)										4	1	1	1	0	2	0									
Graig Nettles, L (1,5) OBP: 0.340, SLG: 0.413										3	1	1	1	1	1	0									
Terry Kennedy, L (1,2) OBP: 0.311, SLG: 0.387										4	1	1	0	0	3	1									
Luis Salazar, R (1,8) OBP: 0.306, SLG: 0.324										3	0	0	0	0	1	0	AB 32								
Champ Summers, L (9, PH) OBP: 0.333, SLG: 0.579										0	0	0	0	0	0	0	R 4								
Tim Flannery, L (9, PR) OBP: 0.353, SLG: 0.500										0	0	0	0	0	0	0	H 8								
Garry Templeton, S (1,6) OBP: 0.318, SLG: 0.340										3	0	1	0	0	1	0	RBI 4								
Bobby Brown, S (9, PH) OBP: 0.301, SLG: 0.368										1	0	1	2	0	0	0	BB 3								
Dave Dravecky, R (1,1) OBP: 0.279, SLG: 0.580										0	0	0	0	1	0	0	SO 12								
Mario Ramirez, R (6, PH) OBP: 0.222, SLG: 0.222										1	0	0	0	0	0	0	LOB 8								
Andy Hawkins, R (6, PH) OBP: 0.222, SLG: 0.222										0	0	0	0	0	0	0									
Kurt Bevacqua, R (6, PH) OBP: 0.222, SLG: 0.222										0	0	0	0	0	0	0									
Greg Booker, R (8, PH) OBP: 0.222, SLG: 0.222										0	0	0	0	0	0	0									
Kevin McReynolds, R (8, PH) OBP: 0.222, SLG: 0.222										1	0	0	0	0	0	0									
Inning Stats	R: 0 E: 0 K: 1 S: 5	H: 1 LOB: 0 BB: 0 P: 5	R: 0 E: 0 K: 1 S: 5	H: 0 LOB: 0 BB: 0 P: 5	R: 0 E: 0 K: 2 S: 8	H: 1 LOB: 2 BB: 1 P: 12	R: 0 E: 0 K: 2 S: 7	H: 0 LOB: 0 BB: 0 P: 7	R: 0 E: 0 K: 1 S: 5	H: 0 LOB: 0 BB: 0 P: 5	R: 0 E: 0 K: 3 S: 4	H: 0 LOB: 1 BB: 1 P: 8	R: 0 E: 0 K: 3 S: 9	H: 0 LOB: 1 BB: 1 P: 13	R: 0 E: 0 K: 0 S: 3	H: 1 LOB: 1 BB: 0 P: 3	R: 4 E: 0 K: 1 S: 10	H: 5 LOB: 3 BB: 0 P: 11	1B: 7 2B: 2 3B: 0 HR: 0	SF: 0 SAC: 0 DP: 3 HBP: 1	WP: 1 PB: 0 SB: 1 CS: 0	PA: 36			
PITCHER	IP	WLS	BF	H	R	ER	SO	BB	IBB	HBP	BLK	WP	HR	S	P	ERA	WHIP								
Fernando Valenzuela, L (1,1) ERA: 2.97	8.2	W	33	7	4	4	11	3	0	0	0	1	0	52	64	4.15	1.154								
Tom Niedenfuer, R (9,1) ERA: 1.72	0.1	S	3	1	0	0	1	0	0	1	0	0	0	4	5	0.00	3.000								

San Diego Padres @ Los Angeles Dodgers
 Dodger Stadium, Los Angeles, CA
 Wed Jun 27 1984, 7:05 PM PDT
 Att: 49,132 - Unknown

AB	32
R	4
H	8
RBI	4
BB	3
SO	12
LOB	8



Batter	1	2	3	4	5	6	7	8	9	AB	R	H	RBI	BB	SO	LOB	BOTTOM								
Steve Sax, R (1,4) OBP: 0.315, SLG: 0.312										4	0	1	1	1	0	0									
Bill Russell, R (1,8) OBP: 0.348, SLG: 0.358										5	1	3	0	0	1	2									
Ken Landreaux, L (1,7) OBP: 0.328, SLG: 0.372										4	0	0	0	0	1	4									
Pedro Guerrero, R (1,5) OBP: 0.332, SLG: 0.413										4	1	0	0	0	2	3									
Mike Marshall, R (1,3) OBP: 0.360, SLG: 0.516										2	1	1	0	2	0	0									
Steve Yeager, R (1,2) OBP: 0.306, SLG: 0.354										4	0	1	2	0	0	2									
Candy Maldonado, R (1,9) OBP: 0.350, SLG: 0.419										1	0	0	0	1	0	1									
Franklin Stubbs, L (6, PH) OBP: 0.275, SLG: 0.394										2	1	1	1	0	0	2	AB 32								
Dave Anderson, R (1,6) OBP: 0.335, SLG: 0.309										3	1	2	1	1	0	0	RBI 5								
Fernando Valenzuela, L (1,1) OBP: 0.146, SLG: 0.171										3	0	0	0	0	1	3	BB 5								
Tom Niedenfuer, R (9,1)										0	0	0	0	0	0	0	SO 5								
Inning Stats	R: 0 E: 0 K: 1 S: 6	H: 1 LOB: 1 BB: 0 P: 6	R: 0 E: 0 K: 0 S: 3	H: 1 LOB: 2 BB: 2 P: 11	R: 0 E: 0 K: 2 S: 8	H: 1 LOB: 1 BB: 0 P: 8	R: 0 E: 0 K: 0 S: 3	H: 0 LOB: 0 BB: 0 P: 3	R: 1 E: 0 K: 1 S: 6	H: 1 LOB: 1 BB: 1 P: 10	R: 2 E: 0 K: 0 S: 6	H: 3 LOB: 1 BB: 0 P: 6	R: 2 E: 1 K: 0 S: 6	H: 2 LOB: 2 BB: 1 P: 10	R: 0 E: 0 K: 1 S: 5	H: 0 LOB: 1 BB: 1 P: 9	1B: 7 2B: 2 3B: 0 HR: 0	SF: 0 SAC: 1 DP: 1 HBP: 0	WP: 0 PB: 0 SB: 2 CS: 1	PA: 38					
PITCHER	IP	WLS	BF	H	R	ER	SO	BB	IBB	HBP	BLK	WP	HR	S	P	ERA	WHIP								
Dave Dravecky, L (1,1) ERA: 2.47	5.0	L	21	4	1	1	4	3	0	0	0	0	0	26	38	1.80	1.400								
Andy Hawkins, R (6,1) ERA: 5.3	2.0		13	5	4	2	0	1	0	0	0	0	0	12	16	9.00	3.000								
Greg Booker, R (8,1) ERA: 1.86	1.0		4	0	0	0	1	1	0	0	0	0	0	5	9	0.00	1.000								

San Diego Padres @ Los Angeles Dodgers
 Dodger Stadium, Los Angeles, CA
 Wed Jun 27 1984, 7:05 PM PDT
 Att: 49,132 - Unknown

AB	32
R	5
H	9
RBI	5
BB	5
SO	5
LOB	17



Batter	1	2	3	4	5	6	7	8	9	AB	R	H	RBI	BB	SO	LOB	TOP			
Lonnie Smith, R OBP: 0.370, SLG: 0.385	0-0 HR		0-0 F7		0-0 F9		0-0 2B		0-0 F9	5	1	2	3	0	0	1				
Ozzie Smith, S OBP: 0.337, SLG: 0.317	0-0 6-3		0-0 2B		0-0 1-3		0-0 F8		0-0 3-1	4	0	1	0	0	0	2				
Mike Jorgensen, L OBP: 0.304, SLG: 0.317	0-0 6-3		0-0 1B		0-0 1-2		0-0 F8			1	0	0	0	0	0	0				
Willie McGee, S OBP: 0.310, SLG: 0.364	0-0 6-3		0-0 1-3		0-0 2B		0-3 K			4	0	1	0	0	1	2				
George Hendrick, R OBP: 0.313, SLG: 0.376	4-0 BB		0-0 F5		0-0 F5		0-0 6-3			3	0	0	0	1	0	2				
David Green, R OBP: 0.289, SLG: 0.335	0-0 F4		0-3 K		0-0 F9		0-0 FC3-6		0-0 BB	4	0	1	0	0	1	1				
Tom Herr, S OBP: 0.334, SLG: 0.336		0-0 G4-6-3		0-0 2B		0-0 6-3		4-0 FC3-6		3	0	2	0	1	0	0				
Andy Van Slyke, L OBP: 0.358, SLG: 0.337		0-0 G4-6-3		0-0 F8			4-0 2B		0-0 FC3-6	3	1	0	0	1	0	4				
Glenn Brummer, R OBP: 0.244, SLG: 0.279		0-3 K2-3		0-3 K			0-0 F8		0-0 F8	2	0	0	0	0	2	1				
Art Howe, R OBP: 0.292, SLG: 0.244										1	0	0	0	0	0	1				
Dave Rucker, L OBP: 0.269										0	0	0	0	0	0	0				
Steve Braun, L OBP: 0.269										1	0	0	0	0	0	2				
Dave Vonohlen, L OBP: 0.222, SLG: 0.333										0	0	0	0	0	0	0				
Ken Dayley, L OBP: 0.500, SLG: 0.500			0-0 F3		0-0 1-3				0-0 F7	0	0	0	0	0	0	0				
Neil Allen, R OBP: 0.214, SLG: 0.357										2	0	1	0	0	0	0				
Tito Landrum, R OBP: 0.367, SLG: 0.370										1	1	1	0	0	0	0				
Mark Salas, L OBP: 0.222, SLG: 0.333										1	0	0	0	0	0	0				
Inning Stats	R: 1 E: 0 K: 0 S: 4	H: 1 LOB: 1 BB: 1 P: 8	R: 0 E: 0 K: 1 S: 5	H: 1 LOB: 0 BB: 0 P: 5	R: 0 E: 0 K: 0 S: 5	H: 2 LOB: 2 BB: 0 P: 5	R: 0 E: 0 K: 2 S: 8	H: 1 LOB: 1 BB: 0 P: 8	R: 0 E: 0 K: 0 S: 4	H: 0 LOB: 0 BB: 0 P: 3	R: 2 E: 0 K: 1 S: 7	H: 2 LOB: 1 BB: 1 P: 11	R: 0 E: 0 K: 0 S: 4	H: 1 LOB: 2 BB: 1 P: 8	R: 0 E: 0 K: 0 S: 3	H: 0 LOB: 0 BB: 0 P: 3	1B: 5 2B: 3 3B: 0 HR: 1	SF: 0 SAC: 0 DP: 1 HBP: 0	WP: 0 PB: 0 SB: 1 CS: 0	PA: 38
PITCHER	IP	WLS	BF	H	R	ER	SO	BB	IBB	HBP	BLK	WP	HR	S	P	ERA	WHIP			
Mark Thurmond, L ERA: 3.6	6.1	W	27	7	3	3	3	2	0	0	0	0	1	31	39	4.26	1.421			
Luis DeLeon, R ERA: 7.04	0.2		3	1	0	0	1	0	0	0	0	0	0	5	5	0.00	1.500			
Rich Gossage, R ERA: 3.08	2.0		8	1	0	0	0	1	0	0	0	0	0	7	11	0.00	1.000			

St. Louis Cardinals @ San Diego Padres
Jack Murphy Stadium, San Diego, CA
Thu Jun 28 1984, 10:05 PM EDT
Att: 14,097 - Unknown

AB 35
R 3
H 9
RBI 3
BB 3
SO 4
LOB 16



Batter	1	2	3	4	5	6	7	8	9	AB	R	H	RBI	BB	SO	LOB	BOTTOM			
Alan Wiggins, S OBP: 0.330, SLG: 0.295	0-0 2B	0-0 FC6-4	0-0 1-2			0-3 K		0-0 6-3		5	1	3	1	0	1	0				
Tony Gwynn, L OBP: 0.437, SLG: 0.488	0-0 1B	0-0 FC6-4	0-0 1-2			0-0 F8		0-0 4-3		5	0	1	0	0	0	1				
Steve Garvey, R OBP: 0.310, SLG: 0.376	0-0 FC4-6		0-0 2B		0-0 4-3		0-0 2B			4	3	3	1	0	0	0				
Carmelo Martinez, R OBP: 0.356, SLG: 0.443	4-0 FC4-6		0-0 F6		0-0 5-3		0-0 1B			3	1	1	1	1	0	1				
Terry Kennedy, L OBP: 0.313, SLG: 0.392	0-0 FC4-6		0-0 3-1		0-0 6-3		0-0 1B			4	1	2	1	0	0	2				
Kevin McReynolds, R OBP: 0.303, SLG: 0.476	0-0 1-2		4-0 1B		0-0 1B		0-0 E7			3	1	3	1	1	0	0				
Luis Salazar, R OBP: 0.301, SLG: 0.319	0-3 K		0-0 3-1		0-0 F8		0-3 K			1	0	0	0	0	1	2				
Graig Nettles, L OBP: 0.336, SLG: 0.408			0-0 3-1		0-0 F8		0-0 K			3	0	0	1	0	1	4				
Garry Templeton, S OBP: 0.321, SLG: 0.344		0-0 SH1-4	0-0 1B		0-3 K		0-0 6-3			3	0	1	0	1	1	2				
Mark Thurmond, L OBP: 0.346, SLG: 0.333		0-0 SH1-4	0-0 1B		0-0 4-3		0-0 F8			2	0	1	1	0	0	0				
Luis DeLeon, R ERA: 7.04										0	0	0	0	0	0	0				
Rich Gossage, R OBP: 0.182, SLG: 0.100										1	0	0	0	0	0	0				
Inning Stats	R: 2 E: 0 K: 1 S: 8	H: 4 LOB: 2 BB: 1 P: 12	R: 0 E: 0 K: 0 S: 4	H: 2 LOB: 1 BB: 0 P: 4	R: 3 E: 0 K: 0 S: 6	H: 4 LOB: 2 BB: 2 P: 14	R: 0 E: 0 K: 0 S: 3	H: 0 LOB: 0 BB: 0 P: 3	R: 0 E: 0 K: 1 S: 6	H: 1 LOB: 1 BB: 0 P: 6	R: 0 E: 0 K: 1 S: 5	H: 0 LOB: 0 BB: 0 P: 5	R: 2 E: 1 K: 1 S: 8	H: 4 LOB: 1 BB: 0 P: 8	R: 0 E: 0 K: 0 S: 3	H: 0 LOB: 0 BB: 0 P: 3	1B: 10 2B: 5 3B: 0 HR: 0	SF: 0 SAC: 1 DP: 0 HBP: 0	WP: 0 PB: 0 SB: 0 CS: 1	PA: 38
PITCHER	IP	WLS	BF	H	R	ER	SO	BB	IBB	HBP	BLK	WP	HR	S	P	ERA	WHIP			
Ken Dayley, L ERA: 7.99	0.2	L	6	4	2	2	0	1	0	0	0	0	0	27	35	5.06	1.312			
Neil Allen, R ERA: 4.38	5.1		23	7	3	3	3	0	2	0	0	0	0	8	8	18.00	4.000			
Dave Rucker, L ERA: 2.51	1.0		6	4	2	2	1	0	0	0	0	0	0	3	3	0.00	0.000			
Dave Vonohlen, L ERA:	1.0		3	0	0	0	0	0	0	0	0	0	0	3	3	0.00	0.000			

St. Louis Cardinals @ San Diego Padres
Jack Murphy Stadium, San Diego, CA
Thu Jun 28 1984, 10:05 PM EDT
Att: 14,097 - Unknown

AB 34
R 7
H 15
RBI 7
BB 3
SO 4
LOB 12



Batter	1	2	3	4	5	6	7	8	9	AB	R	H	RBI	BB	SO	LOB	TOP					
Lonnie Smith, R OBP: 0.371, SLG: 0.386 David Green, R OBP: 0.289, SLG: 0.335	K		BB 1B		F9	1B		G3		5	0	2	2	0	1	1						
Tom Herr, S OBP: 0.332, SLG: 0.333	K		F8		E 1B		4-3		E6	5	1	1	0	0	1	1						
Willie McGee, S OBP: 0.311, SLG: 0.362	G3		BB 1B		E7 1B		F7		F1	4	0	1	1	1	0	1						
Darrell Porter, L OBP: 0.381, SLG: 0.408		1B 2B	4-3		K		4-3			4	0	1	0	0	1	3						
Steve Braun, L OBP: 0.344, SLG: 0.268 Tito Landrum, R OBP: 0.367, SLG: 0.370	F7				F7		K		1B 1B	4	0	1	0	0	1	1						
Mike Jorgensen, L OBP: 0.360, SLG: 0.364		F8 1B		G5-4-3 1B		1B BB		1B 1B		3	1	3	0	1	0	0						
Art Howe, R OBP: 0.290, SLG: 0.244	F8			G5-4-3 1B		SH1-4 1B		F4		4	1	1	0	0	0	5						
Ozzie Smith, S OBP: 0.339, SLG: 0.317			SH2-4 1B BB		5-3		SH1-4 1B 1B		G4-6-3	3	1	1	1	1	0	2						
Ricky Horton, L OBP: 0.200, SLG: 0.111			SH2-4 1B		WP 1B BB		SH1-4		4-3	1	1	0	0	1	0	0						
Inning Stats	R: 0 E: 0 K: 2 S: 7	H: 0 LOB: 0 BB: 0 P: 7	R: 0 E: 0 K: 0 S: 4	H: 2 LOB: 2 BB: 0 P: 4	R: 1 E: 0 K: 0 S: 4	H: 1 LOB: 2 BB: 2 P: 12	R: 0 E: 0 K: 0 S: 3	H: 1 LOB: 0 BB: 0 P: 3	R: 2 E: 1 K: 1 S: 7	H: 2 LOB: 1 BB: 1 P: 11	R: 2 E: 0 K: 1 S: 7	H: 3 LOB: 2 BB: 1 P: 11	R: 0 E: 0 K: 0 S: 3	H: 0 LOB: 0 BB: 0 P: 3	R: 0 E: 0 K: 0 S: 4	H: 2 LOB: 2 BB: 0 P: 4	R: 0 E: 1 K: 0 S: 4	H: 0 LOB: 1 BB: 0 P: 4	1B: 10 2B: 1 3B: 0 HR: 0	SF: 0 SAC: 2 DP: 2 HBP: 0	WP: 1 PB: 0 SB: 0 CS: 0	PA: 39
PITCHER	IP	WLS	BF	H	R	ER	SO	BB	IBB	HBP	BLK	WP	HR	S	P	ERA	WHIP					
Eric Show, R ERA: 3.7	(1, 1)	6.0	L	28	9	5	5	4	4	0	0	0	0	32	48	7.50	2.167					
Andy Hawkins, R ERA: 5.1	(7, 1)	3.0		11	2	0	0	0	0	0	0	0	0	11	11	0.00	0.667					

St. Louis Cardinals @ San Diego Padres
Jack Murphy Stadium, San Diego, CA
Fri Jun 29 1984, 10:05 PM EDT
Att: 45,468 - Unknown

AB 33
R 5
H 11
RBI 4
BB 4
SO 4
LOB 14



Batter	1	2	3	4	5	6	7	8	9	AB	R	H	RBI	BB	SO	LOB	BOTTOM					
Alan Wiggins, S OBP: 0.329, SLG: 0.294	F4			F4			K		G4-6-3 1B	4	0	1	0	0	1	0						
Tony Gwynn, L OBP: 0.432, SLG: 0.481	F7			F8			6-3		G4-6-3	4	0	0	0	0	0	2						
Steve Garvey, R OBP: 0.307, SLG: 0.372	K			F9			5-3			3	0	0	0	0	1	0						
Carmelo Martinez, R OBP: 0.356, SLG: 0.439		F4			G1-6-3 BB		K			2	0	0	0	1	1	0						
Terry Kennedy, L OBP: 0.310, SLG: 0.388	K			G1-6-3			F5			3	0	0	0	0	1	1						
Kevin McReynolds, R OBP: 0.303, SLG: 0.480		6-3			1-3					3	0	1	0	0	0	0						
Graig Nettles, L OBP: 0.332, SLG: 0.402			6-3				F6		6-3	3	0	0	0	0	1							
Garry Templeton, S OBP: 0.318, SLG: 0.340			K				F4		6-3	3	0	0	0	0	1	0						
Eric Show, R OBP: 0.176, SLG: 0.294 Luis Salazar, R OBP: 0.297, SLG: 0.315 Andy Hawkins, R OBP: 0.222, SLG: 0.222 Kurt Bevacqua, R OBP: 0.455, SLG: 0.556	F3						6-3		1B BB	1	0	0	0	0	0	0						
Inning Stats	R: 0 E: 0 K: 1 S: 5	H: 0 LOB: 0 BB: 0 P: 5	R: 0 E: 0 K: 1 S: 5	H: 0 LOB: 0 BB: 0 P: 5	R: 0 E: 0 K: 1 S: 5	H: 0 LOB: 0 BB: 0 P: 5	R: 0 E: 0 K: 0 S: 3	H: 0 LOB: 0 BB: 0 P: 3	R: 0 E: 0 K: 0 S: 2	H: 0 LOB: 0 BB: 1 P: 6	R: 0 E: 0 K: 0 S: 3	H: 0 LOB: 0 BB: 0 P: 3	R: 0 E: 0 K: 1 S: 5	H: 0 LOB: 0 BB: 0 P: 5	R: 0 E: 0 K: 1 S: 6	H: 1 LOB: 1 BB: 0 P: 6	R: 0 E: 0 K: 0 S: 3	H: 1 LOB: 1 BB: 1 P: 7	1B: 1 2B: 1 3B: 0 HR: 0	SF: 0 SAC: 0 DP: 2 HBP: 0	WP: 0 PB: 0 SB: 0 CS: 0	PA: 29
PITCHER	IP	WLS	BF	H	R	ER	SO	BB	IBB	HBP	BLK	WP	HR	S	P	ERA	WHIP					
Ricky Horton, L ERA: 1.42	(1, 1)	9.0	W	29	2	0	0	5	2	0	0	0	0	37	45	0.00	0.444					

St. Louis Cardinals @ San Diego Padres
Jack Murphy Stadium, San Diego, CA
Fri Jun 29 1984, 10:05 PM EDT
Att: 45,468 - Unknown

AB 27
R 0
H 2
RBI 0
BB 2
SO 5
LOB 4



Batter	1	2	3	4	5	6	7	8	9	AB	R	H	RBI	BB	SO	LOB	TOP							
Lonnie Smith, R OBP: 0.365, SLG: 0.379 Tito Landrum, R OBP: 0.367, SLG: 0.370	0-3 K		0-3 K		0-3 K	0-0 F4		0-0 E6 2B	5 1 0 0 0 0 3 3															
Tom Harr, S OBP: 0.343, SLG: 0.354	0-0 2B		0-0 3B		4-0 BB G6-4-3	4-0 BB FC6-4		0-0 1B 2B	3 1 3 1 2 0 0 0															
Willie McGee, S OBP: 0.309, SLG: 0.359	0-0 F7		0-3 K		0-0 G6-4-3	0-0 FC6-4		0-0 CS 1B	5 0 1 1 0 1 0 1 5															
George Hendrick, R OBP: 0.319, SLG: 0.379	4-0 BB		4-0 BB		0-0 1B 2B	0-0 F2		0-0 F7	3 1 1 0 2 0 2															
David Green, R OBP: 0.288, SLG: 0.333 Bruce Sutter, R	0-0 F6		0-0 F9		0-0 BB 1B	0-0 F8		0-0 F8	4 1 1 0 0 0 0 5															
Art Howe, R OBP: 0.289, SLG: 0.235		0-0 F5		0-0 6-3		4-0 BB 1B		0-0 F3	3 0 0 0 1 0 0 0															
Darrell Porter, L OBP: 0.374, SLG: 0.402		0-0 F7		0-0 4-3		0-0 SF7		0-0 5-3	3 0 0 1 0 0 0 0															
Ozzie Smith, S OBP: 0.341, SLG: 0.320		0-0 1B		0-0 F5		0-0 1B		0-0 F8	4 0 2 1 0 0 0 0															
Joaquin Andujar, S OBP: 0.216, SLG: 0.244 Dave Vonohlen, L		0-0 F5		0-0 F5		4-0 BB		0-0 4-3	2 0 0 0 1 0 3															
Jeff Lahti, R OBP: 0.500, SLG: 0.500 Mike Jorgensen, L OBP: 0.353, SLG: 0.356						0-0 BB			0 0 0 0 0 0 0 0															
Inning Stats	R: 0 E: 0 K: 1 S: 6	H: 1 LOB: 2 BB: 1 P: 10	R: 0 E: 0 K: 0 S: 4	H: 1 LOB: 1 BB: 0 P: 4	R: 0 E: 0 K: 2 S: 8	H: 1 LOB: 2 BB: 1 P: 12	R: 0 E: 0 K: 0 S: 3	H: 0 LOB: 0 BB: 0 P: 3	R: 0 E: 0 K: 1 S: 4	H: 0 LOB: 1 BB: 2 P: 12	R: 2 E: 0 K: 0 S: 6	H: 3 LOB: 1 BB: 1 P: 10	R: 0 E: 0 K: 0 S: 3	H: 0 LOB: 1 BB: 1 P: 7	R: 0 E: 0 K: 0 S: 3	H: 0 LOB: 0 BB: 0 P: 3	R: 2 E: 1 K: 0 S: 5	H: 2 LOB: 0 BB: 0 P: 5	1B: 4 2B: 3 3B: 1 HR: 0	SF: 1 SAC: 0 DP: 1 HBP: 0	WP: 0 PB: 0 SB: 0 CS: 1	PA: 40		
PITCHER	IP WLS BF H R ER SO BB IBB HBP BLK WP HR S P ERA WHIP	IP WLS BF H R ER SO BB IBB HBP BLK WP HR S P ERA WHIP	IP WLS BF H R ER SO BB IBB HBP BLK WP HR S P ERA WHIP	IP WLS BF H R ER SO BB IBB HBP BLK WP HR S P ERA WHIP	IP WLS BF H R ER SO BB IBB HBP BLK WP HR S P ERA WHIP	IP WLS BF H R ER SO BB IBB HBP BLK WP HR S P ERA WHIP	IP WLS BF H R ER SO BB IBB HBP BLK WP HR S P ERA WHIP	IP WLS BF H R ER SO BB IBB HBP BLK WP HR S P ERA WHIP	IP WLS BF H R ER SO BB IBB HBP BLK WP HR S P ERA WHIP	IP WLS BF H R ER SO BB IBB HBP BLK WP HR S P ERA WHIP	IP WLS BF H R ER SO BB IBB HBP BLK WP HR S P ERA WHIP	IP WLS BF H R ER SO BB IBB HBP BLK WP HR S P ERA WHIP	IP WLS BF H R ER SO BB IBB HBP BLK WP HR S P ERA WHIP	IP WLS BF H R ER SO BB IBB HBP BLK WP HR S P ERA WHIP	IP WLS BF H R ER SO BB IBB HBP BLK WP HR S P ERA WHIP	IP WLS BF H R ER SO BB IBB HBP BLK WP HR S P ERA WHIP	IP WLS BF H R ER SO BB IBB HBP BLK WP HR S P ERA WHIP	IP WLS BF H R ER SO BB IBB HBP BLK WP HR S P ERA WHIP	IP WLS BF H R ER SO BB IBB HBP BLK WP HR S P ERA WHIP	IP WLS BF H R ER SO BB IBB HBP BLK WP HR S P ERA WHIP	IP WLS BF H R ER SO BB IBB HBP BLK WP HR S P ERA WHIP	IP WLS BF H R ER SO BB IBB HBP BLK WP HR S P ERA WHIP	IP WLS BF H R ER SO BB IBB HBP BLK WP HR S P ERA WHIP	IP WLS BF H R ER SO BB IBB HBP BLK WP HR S P ERA WHIP

St. Louis Cardinals @ San Diego Padres
Jack Murphy Stadium, San Diego, CA
Sat Jun 30 1984, 10:05 PM EDT
Att: 31,432 - Unknown

AB 33
R 4
H 8
RBI 4
BB 6
SO 4
LOB 18



Batter	1	2	3	4	5	6	7	8	9	AB	R	H	RBI	BB	SO	LOB	BOTTOM							
Alan Wiggins, S OBP: 0.334, SLG: 0.298	0-0 BB 1B		0-0 F7		4-0 BB		0-0 CS 1B	3 0 2 0 1 0 0 0																
Tony Gwynn, L OBP: 0.432, SLG: 0.479	4-0 BB G6-4-3		0-0 1-3		0-0 F7		0-0 CS 1B	3 0 1 0 1 0 1 0																
Steve Garvey, R OBP: 0.303, SLG: 0.368	0-0 G6-4-3		0-0 6-3		0-0 1-3		0-0 CS	4 0 0 0 0 0 0 2																
Graig Nettles, L OBP: 0.329, SLG: 0.398 Luis Salazar, R OBP: 0.303, SLG: 0.320		0-0 4-3		0-0 4-3		0-0 1B WP 1B		0-0 6-3	2 0 0 0 0 0 0 0															
Terry Kennedy, L OBP: 0.309, SLG: 0.386		0-0 4-3		0-0 5-3		0-0 WP 1B		0-0 F5	4 0 1 0 0 0 0 0															
Kevin McReynolds, R OBP: 0.303, SLG: 0.482		0-0 2B		0-0 6-3		0-0 F6		0-0 F2	3 0 1 0 0 0 0 2															
Carmelo Martinez, R OBP: 0.356, SLG: 0.435		0-0 F8		1-0 HBP		0-0 F2		0-0 K	2 0 0 0 0 0 0 3															
Garry Templeton, S OBP: 0.314, SLG: 0.336			0-0 6-3		0-0 F7		0-3 K	3 0 0 0 0 1 2																
Tim Lollar, L OBP: 0.333, SLG: 0.526 Craig Lefferts, L OBP: 0.333, SLG: 0.500 Tim Flannery, L OBP: 0.346, SLG: 0.490 Luis DeLeon, R			0-0 F7		0-0 F7		0-0 F6	2 0 0 0 0 0 0 0																
Inning Stats	R: 0 E: 0 K: 0 S: 2	H: 1 LOB: 0 BB: 1 P: 6	R: 0 E: 0 K: 0 S: 4	H: 1 LOB: 0 BB: 0 P: 4	R: 0 E: 0 K: 0 S: 3	H: 0 LOB: 0 BB: 0 P: 3	R: 0 E: 0 K: 0 S: 3	H: 0 LOB: 0 BB: 0 P: 3	R: 0 E: 0 K: 0 S: 3	H: 0 LOB: 1 BB: 1 P: 7	R: 1 E: 0 K: 1 S: 7	H: 2 LOB: 1 BB: 0 P: 7	R: 0 E: 0 K: 0 S: 3	H: 2 LOB: 0 BB: 0 P: 3	R: 0 E: 0 K: 0 S: 3	H: 0 LOB: 0 BB: 0 P: 3	1B: 5 2B: 1 3B: 0 HR: 0	SF: 0 SAC: 0 DP: 1 HBP: 1	WP: 1 PB: 0 SB: 0 CS: 2	PA: 33				
PITCHER	IP WLS BF H R ER SO BB IBB HBP BLK WP HR S P ERA WHIP	IP WLS BF H R ER SO BB IBB HBP BLK WP HR S P ERA WHIP	IP WLS BF H R ER SO BB IBB HBP BLK WP HR S P ERA WHIP	IP WLS BF H R ER SO BB IBB HBP BLK WP HR S P ERA WHIP	IP WLS BF H R ER SO BB IBB HBP BLK WP HR S P ERA WHIP	IP WLS BF H R ER SO BB IBB HBP BLK WP HR S P ERA WHIP	IP WLS BF H R ER SO BB IBB HBP BLK WP HR S P ERA WHIP	IP WLS BF H R ER SO BB IBB HBP BLK WP HR S P ERA WHIP	IP WLS BF H R ER SO BB IBB HBP BLK WP HR S P ERA WHIP	IP WLS BF H R ER SO BB IBB HBP BLK WP HR S P ERA WHIP	IP WLS BF H R ER SO BB IBB HBP BLK WP HR S P ERA WHIP	IP WLS BF H R ER SO BB IBB HBP BLK WP HR S P ERA WHIP	IP WLS BF H R ER SO BB IBB HBP BLK WP HR S P ERA WHIP	IP WLS BF H R ER SO BB IBB HBP BLK WP HR S P ERA WHIP	IP WLS BF H R ER SO BB IBB HBP BLK WP HR S P ERA WHIP	IP WLS BF H R ER SO BB IBB HBP BLK WP HR S P ERA WHIP	IP WLS BF H R ER SO BB IBB HBP BLK WP HR S P ERA WHIP	IP WLS BF H R ER SO BB IBB HBP BLK WP HR S P ERA WHIP	IP WLS BF H R ER SO BB IBB HBP BLK WP HR S P ERA WHIP	IP WLS BF H R ER SO BB IBB HBP BLK WP HR S P ERA WHIP	IP WLS BF H R ER SO BB IBB HBP BLK WP HR S P ERA WHIP	IP WLS BF H R ER SO BB IBB HBP BLK WP HR S P ERA WHIP	IP WLS BF H R ER SO BB IBB HBP BLK WP HR S P ERA WHIP	IP WLS BF H R ER SO BB IBB HBP BLK WP HR S P ERA WHIP

St. Louis Cardinals @ San Diego Padres
Jack Murphy Stadium, San Diego, CA
Sat Jun 30 1984, 10:05 PM EDT
Att: 31,432 - Unknown

AB 29
R 1
H 6
RBI 0
BB 2
SO 1
LOB 10



Batter	1	2	3	4	5	6	7	8	9	AB	R	H	RBI	BB	SO	LOB	TOP					
Lonnie Smith, R OBP: 0.360, SLG: 0.373	F4		F8			6-3	K			4	0	0	0	0	1	3						
Tom Herr, S OBP: 0.348, SLG: 0.361	K				G3-6 1B	E9 2B				3	0	2	0	1	1	0						
Willie McGee, S OBP: 0.305, SLG: 0.354	F9				F6	F6		F8		4	0	0	0	0	0	3						
Darrell Porter, L OBP: 0.368, SLG: 0.394		F8		G3-6 1-2		K		F8		4	0	0	0	0	1	3						
George Hendrick, R OBP: 0.318, SLG: 0.377	F9				G5-4-3 1B			F7	F9	4	0	1	0	0	0	1						
Mike Jorgensen, L OBP: 0.345, SLG: 0.347	F7				G5-4-3 1-2 1B			4-3	K2-3	4	0	1	0	0	1	0						
Art Howe, R OBP: 0.290, SLG: 0.230			6-3			G5-4-3				2	1	0	0	1	0	2						
Andy Van Slyke, L OBP: 0.361, SLG: 0.341					1-2 2-3			1B BB	1B 1B	1	0	1	0	0	0	0						
Ozzie Smith, S OBP: 0.347, SLG: 0.328								S 1B	L4-3	3	0	2	0	0	0	1						
Dave LaPoint, L OBP: 0.274, SLG: 0.074										2	0	0	0	0	0	3						
Jeff Laiti, R OBP: 0.200, SLG: 0.500										0	0	0	0	0	0	0						
Steve Braun, L OBP: 0.254, SLG: 0.281										1	0	1	1	0	0	0						
Ricky Horton, L OBP: 0.225, SLG: 0.111										0	0	0	0	0	0	0						
Dave Vonohien, L OBP: 0.200, SLG: 0.200										0	0	0	0	0	0	0						
Ralph Citarella, R OBP: 0.200, SLG: 0.200										0	0	0	0	0	0	0						
Inning Stats	R: 0 E: 0 K: 1 S: 5	H: 0 LOB: 0 BB: 0 P: 5	R: 0 E: 0 K: 0 S: 3	H: 0 LOB: 0 BB: 0 P: 3	R: 0 E: 0 K: 0 S: 4	H: 1 LOB: 1 BB: 0 P: 4	R: 0 E: 0 K: 0 S: 3	H: 1 LOB: 0 BB: 0 P: 3	R: 0 E: 0 K: 0 S: 4	H: 2 LOB: 2 BB: 0 P: 5	R: 0 E: 1 K: 1 S: 6	H: 1 LOB: 1 BB: 0 P: 6	R: 1 E: 0 K: 1 S: 7	H: 2 LOB: 2 BB: 1 P: 11	R: 0 E: 0 K: 0 S: 3	H: 0 LOB: 1 BB: 1 P: 7	R: 0 E: 0 K: 1 S: 5	H: 1 LOB: 0 BB: 0 P: 5	1B: 6 2B: 3 3B: 0 HR: 0	SF: 0 SAC: 0 DP: 3 HBP: 1	WP: 0 PB: 0 SB: 1 CS: 0	PA: 35
PITCHER	IP WLS BF H R ER SO BB IBB HBP BLK WP HR S P ERA WHIP																					
Ed Whitson, R ERA: 3.35	(1, 1) 6.2 W 26 6 1 1 2 1 0 0 1 0 0 0 28 33 1.35 1.050																					
Rich Gossage, R ERA: 2.95	(7, 1) 2.1 S 9 2 0 0 2 1 0 0 0 0 0 0 12 16 0.00 1.286																					

St. Louis Cardinals @ San Diego Padres
Jack Murphy Stadium, San Diego, CA
Sun Jul 01 1984, 6:33 AM EDT
Att: 17,664 - Unknown

AB 32
R 1
H 8
RBI 1
BB 2
SO 4
LOB 16





Batter	1	2	3	4	5	6	7	8	9	AB	R	H	RBI	BB	SO	LOB	BOTTOM			
Alan Wiggins, S OBP: 0.336, SLG: 0.296	S 1B BB		F5			G6-3 BB	FC1-6 1B 1B			2	1	0	0	2	0	1				
Tony Gwynn, L OBP: 0.436, SLG: 0.483					G6-3					4	0	3	0	0	0	1				
Steve Garvey, R OBP: 0.306, SLG: 0.367			F7							3	1	1	1	1	0	3				
Carmelo Martinez, R OBP: 0.358, SLG: 0.434	K									3	1	1	0	1	2	4				
Kevin McReynolds, R OBP: 0.300, SLG: 0.477	5-3		F9							3	0	0	0	0	1	6				
Luis Salazar, R OBP: 0.308, SLG: 0.325										2	0	1	0	0	1	0				
Graig Nettles, L OBP: 0.331, SLG: 0.396					G5-4-3 1B					1	0	0	0	1	1	3				
Garry Templeton, S OBP: 0.313, SLG: 0.336					G5-4-3					3	0	1	1	0	0	2				
Bruce Bochy, R OBP: 0.167, SLG: 0.217		F7								4	0	1	1	0	1	2				
Ed Whitson, R OBP: 0.069, SLG: 0.036										2	0	0	0	0	0	1				
Rich Gossage, R OBP: 0.231, SLG: 0.167					5-3					2	0	1	0	0	1	1				
Inning Stats	R: 0 E: 0 K: 1 S: 6	H: 1 LOB: 2 BB: 1 P: 10	R: 0 E: 0 K: 1 S: 6	H: 1 LOB: 0 BB: 0 P: 6	R: 0 E: 0 K: 0 S: 5	H: 2 LOB: 0 BB: 0 P: 5	R: 0 E: 0 K: 1 S: 5	H: 1 LOB: 0 BB: 0 P: 5	R: 0 E: 0 K: 0 S: 2	H: 0 LOB: 0 BB: 1 P: 6	R: 2 E: 1 K: 1 S: 6	H: 1 LOB: 2 BB: 2 P: 14	R: 1 E: 0 K: 2 S: 10	H: 3 LOB: 2 BB: 0 P: 10	R: 0 E: 0 K: 1 S: 5	H: 0 LOB: 1 BB: 1 P: 9	1B: 9 2B: 0 3B: 0 HR: 0	SF: 1 SAC: 1 DP: 2 HBP: 0	WP: 0 PB: 0 SB: 3 CS: 0	PA: 36
PITCHER	IP WLS BF H R ER SO BB IBB HBP BLK WP HR S P ERA WHIP																			
Dave LaPoint, L ERA: 3.75	(1, 1) 5.0 L 22 5 2 0 3 4 0 0 0 0 0 0 24 40 0.00 1.800																			
Jeff Laiti, R ERA: 3.19	(6, 1) 1.0 4 1 0 0 1 0 0 0 0 0 0 6 6 0.00 1.000																			
Dave Vonohien, L ERA: 2.0	(7, 1) 0.1 3 2 1 1 0 0 0 0 0 0 0 3 3 27.00 6.000																			
Ralph Citarella, R ERA: 5.14	(7, 1) 1.2 7 1 0 0 3 1 0 0 0 0 0 12 16 0.00 1.200																			

St. Louis Cardinals @ San Diego Padres
Jack Murphy Stadium, San Diego, CA
Sun Jul 01 1984, 6:33 AM EDT
Att: 17,664 - Unknown

AB 29
R 3
H 9
RBI 3
BB 5
SO 7
LOB 24



Batter	1	2	3	4	5	6	7	8	9	AB	R	H	RBI	BB	SO	LOB	TOP	
Bob Dernier, R (1, 8) OBP: 0.405, SLG: 0.393	0-0 23 3-1 2B		0-3 K			0-0 23 1B		0-0 F5		4	1	2	0	0	1	1	<p>Chicago Cubs @ San Diego Padres Jack Murphy Stadium, San Diego, CA Mon Jul 02 1984, 10:05 PM EDT Att: 13,444 - Unknown</p> <p>livebaseballscores.com</p> <p>AB 31 R 1 H 5 RBI 1 BB 1 SO 8 LOB 10</p> 	
23 Ryne Sandberg, R (1, 4) OBP: 0.392, SLG: 0.577	0-0 3-1			0-0 5-3		0-0 1B		0-0 F8		4	0	1	0	0	0	2		
Gary Matthews, R (1, 7) OBP: 0.395, SLG: 0.378	0-3 K			0-0 F6		0-0 1B			0-0 F8	4	0	1	1	0	1	1		
Keith Moreland, R (1, 3) OBP: 0.335, SLG: 0.412	0-3 K			0-3 K		0-3 K			0-0 F7	4	0	0	0	0	3	3		
Jody Davis, R (1, 2) OBP: 0.374, SLG: 0.518		0-0 1-3					0-0 F9		0-3 K	4	0	0	0	0	1	0		
Ron Cey, R (1, 5) OBP: 0.308, SLG: 0.405		0-0 F7				4-0 5-3 WP BB		0-0 F8		2	0	0	0	1	0	0		
Gary Woods, R (1, 9) OBP: 0.367, SLG: 0.472		0-3 K			0-0 5-3			0-0 F7		3	0	0	0	0	1	1		
Larry Bowa, S (1, 6) OBP: 0.289, SLG: 0.298			0-3 K			0-0 F9			0-0 1B	3	0	1	0	0	1	1		
Rick Reuschel, R (1, 1) OBP: 0.259, SLG: 0.360			0-0 5-3				0-0 6-3		0-0 F7	2	0	0	0	0	0	0		
George Frazier, R (7, 1)										0	0	0	0	0	0	0		
Thad Bosley, L (7, 9)										0	0	0	0	0	0	0		
Henry Cotto, R (8, PH) OBP: 0.311, SLG: 0.281										1	0	0	0	0	0	1		
Inning Stats	R: 0 E: 0 K: 2 S: 8	H: 1 LOB: 1 BB: 0 P: 8	R: 0 E: 0 K: 1 S: 5	H: 0 LOB: 0 BB: 0 P: 5	R: 0 E: 0 K: 2 S: 7	H: 0 LOB: 0 BB: 0 P: 7	R: 0 E: 0 K: 1 S: 5	H: 0 LOB: 1 BB: 1 P: 7	R: 0 E: 0 K: 1 S: 5	H: 0 LOB: 0 BB: 0 P: 5	R: 0 E: 0 K: 0 S: 4	H: 1 LOB: 1 BB: 0 P: 4	R: 0 E: 0 K: 0 S: 3	H: 0 LOB: 0 BB: 0 P: 3	1B: 4 2B: 1 3B: 0 HR: 0	SF: 0 SAC: 0 DP: 0 HBP: 0	WP: 1 PB: 0 SB: 0 CS: 1	PA: 32
PITCHER	IP WLS BF H R ER SO BB IBB HBP BLK WP HR S P ERA WHIP																	
Dave Dravecky, L (1, 1) ERA: 2.39	6.0 W 22 4 1 1 7 1 0 0 0 1 0 35 39 1.50 0.833																	
Luis Delaun, R (7, 1) ERA: 6.75	1.0 3 0 0 0 1 0 0 0 0 0 0 5 5 0.00 0.000																	
Craig Lefferts, L (8, 1) ERA: 1.94	2.0 7 1 0 0 0 0 0 0 0 0 0 7 7 0.00 0.500																	

Batter	1	2	3	4	5	6	7	8	9	AB	R	H	RBI	BB	SO	LOB	BOTTOM			
Alan Wiggins, S (1, 4) OBP: 0.338, SLG: 0.296	4-0 G4-3 1B BB		0-0 1-3		0-0 G3		0-0 E			3	2	1	0	1	0	1	<p>Chicago Cubs @ San Diego Padres Jack Murphy Stadium, San Diego, CA Mon Jul 02 1984, 10:05 PM EDT Att: 13,444 - Unknown</p> <p>livebaseballscores.com</p> <p>AB 32 R 5 H 10 RBI 3 BB 3 SO 4 LOB 11</p> 			
Tony Gwynn, L (1, 9) OBP: 0.437, SLG: 0.483	0-0 G4-3 1B		0-0 4-3			0-0 F7	0-0 E7			4	0	2	1	0	0	0				
Steve Garvey, R (1, 3) OBP: 0.305, SLG: 0.366	0-0 G4-3 1-2 2-3		0-0 4-3			0-0 E3	0-0 PB			4	1	1	0	0	0	2				
Graig Nettles, L (1, 5) OBP: 0.330, SLG: 0.394	0-0 1B			0-0 F9		0-0 F7	0-0 F7			4	0	1	1	0	0	2				
Terry Kennedy, L (1, 2) OBP: 0.312, SLG: 0.385	0-0 4-3			0-0 1-3		0-0 E1	4-0 IBB			3	0	1	0	1	0	1				
Kevin McReynolds, R (1, 8) OBP: 0.299, SLG: 0.473		0-0 F6		0-0 5-3		0-0 FC6-4	0-3 K			4	0	1	1	0	1	2				
Carmelo Martinez, R (1, 7) OBP: 0.353, SLG: 0.427		0-3 K			0-0 5-3	0-0 FC6-4		0-0 6-3		4	0	0	0	0	1	2				
Garry Templeton, S (1, 6) OBP: 0.319, SLG: 0.346					0-0 SH1-4 1B			0-0 4-3		4	1	3	0	0	0	0				
Dave Dravecky, R (1, 1) ERA: 5.63		0-3 K			0-0 SH1-4 1B		0-0 1B	0-3 K		1	0	0	0	0	1	1				
Tim Flannery, L (7, PH) OBP: 0.358, SLG: 0.490							4-0 1B	0-3 K		0	0	0	0	0	0	0				
Craig Lefferts, L (8, 1) OBP: 0.286, SLG: 0.429					1-2		0-0 E			1	0	0	0	0	1	0				
Inning Stats	R: 1 E: 0 K: 0 S: 4	H: 2 LOB: 1 BB: 1 P: 8	R: 0 E: 0 K: 2 S: 8	H: 1 LOB: 1 BB: 0 P: 8	R: 0 E: 0 K: 0 S: 3	H: 0 LOB: 0 BB: 0 P: 3	R: 0 E: 0 K: 0 S: 3	H: 0 LOB: 0 BB: 0 P: 3	R: 0 E: 0 K: 0 S: 4	H: 1 LOB: 1 BB: 0 P: 4	R: 1 E: 2 K: 0 S: 6	H: 2 LOB: 2 BB: 0 P: 6	R: 3 E: 1 K: 1 S: 8	H: 4 LOB: 2 BB: 2 P: 16	R: 0 E: 0 K: 1 S: 5	H: 0 LOB: 0 BB: 0 P: 5	1B: 9 2B: 1 3B: 0 HR: 0	SF: 0 SAC: 1 DP: 1 HBP: 0	WP: 0 PB: 1 SB: 0 CS: 0	PA: 36
PITCHER	IP WLS BF H R ER SO BB IBB HBP BLK WP HR S P ERA WHIP																			
Rick Reuschel, R (1, 1) ERA: 5.63	6.0 L 26 7 3 2 2 1 0 0 0 0 0 29 33 3.00 1.333																			
George Frazier, R (7, 1) ERA: 4.02	2.0 10 3 2 2 2 1 1 0 0 0 0 12 20 9.00 2.000																			

Batter	1	2	3	4	5	6	7	8	9	AB	R	H	RBI	BB	SO	LOB	TOP			
Bob Dernier, R (1, 8) OBP: 0.403, SLG: 0.391	5-3		F6	1-2 2H 1B			F8			4	0	1	1	0	0	0	Chicago Cubs @ San Diego Padres Jack Murphy Stadium, San Diego, CA Tue Jul 03 1984, 10:05 PM EDT Att: 20,287 - Unknown			
23 Ryne Sandberg, R (1, 4) OBP: 0.390, SLG: 0.573	5-3		BB 1B	F6			6-3			4	1	1	0	0	0	2				
Gary Matthews, R (1, 7) OBP: 0.393, SLG: 0.373 Gary Woods, R (9, 7) OBP: 0.367, SLG: 0.472	6-3		1B BB	1B BB			K			3	0	0	0	1	2	0				
Keith Moreland, R (1, 3) OBP: 0.343, SLG: 0.432		HR	1-2 2H 1B	6-3			6-3			3	1	2	2	1	0	0				
Jody Davis, R (1, 2) OBP: 0.369, SLG: 0.510		F9	F7	F5			F5			4	0	0	0	0	0	3				
Ron Cey, R (1, 5) OBP: 0.307, SLG: 0.400		FC5-4 BB	F6	4-3			F7			3	0	0	0	1	0	1				
Henry Cotto, R (1, 9) OBP: 0.292, SLG: 0.262	FC5-4 1-2	5-3	F7				K			4	0	0	0	0	1	1				
Larry Bowa, S (1, 6) OBP: 0.288, SLG: 0.297	F9		1B 1B	K			F5			4	1	1	0	0	1	1				
Steve Trout, L (1, 1) OBP: 0.189, SLG: 0.167 Tim Stoddard, R (6, 1) OBP: 0.125, SLG: 0.125	5-3		1B 1B	K			K			2	0	1	0	0	0	0				
			1B 1B	K			K			2	0	0	0	0	2	0				
Inning Stats	R: 0 E: 0 K: 0 S: 3	H: 0 LOB: 0 BB: 0 P: 3	R: 1 E: 0 K: 0 S: 4	H: 1 LOB: 1 BB: 1 P: 8	R: 1 E: 0 K: 0 S: 5	H: 2 LOB: 2 BB: 1 P: 9	R: 1 E: 0 K: 0 S: 6	H: 3 LOB: 2 BB: 0 P: 6	R: 0 E: 0 K: 1 S: 5	H: 0 LOB: 0 BB: 0 P: 5	R: 0 E: 0 K: 1 S: 5	H: 0 LOB: 0 BB: 0 P: 5	R: 0 E: 0 K: 1 S: 5	H: 0 LOB: 1 BB: 1 P: 9	R: 0 E: 0 K: 2 S: 7	H: 0 LOB: 0 BB: 0 P: 7	1B: 5 2B: 0 3B: 0 HR: 1	SF: 0 SAC: 0 DP: 0 HBP: 0	WP: 0 PB: 0 SB: 0 CS: 0	PA: 36
PITCHER	IP WLS BF H R ER SO BB IBB HBP BLK WP HR S P ERA WHIP																			
Mark Thurmond, L (1, 1) ERA: 3.76	3.2 L 19 6 3 3 0 2 0 0 0 0 0 1 17 25 7.36 2.182																			
Andy Hawkins, R (4, 1) ERA: 4.59	3.1 10 0 0 0 3 0 0 0 0 0 0 0 16 16 0.00 0.000																			
Luis DeLeon, R (8, 1) ERA: 6.05	2.0 7 0 0 0 3 1 0 0 0 0 0 0 12 16 0.00 0.500																			

AB 33
R 3
H 6
RBI 3
BB 3
SO 6
LOB 8



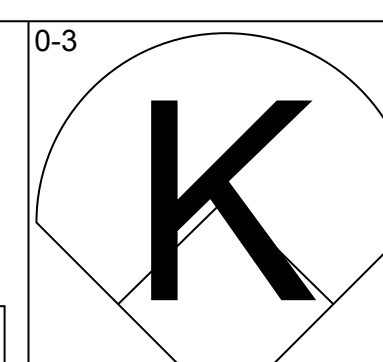
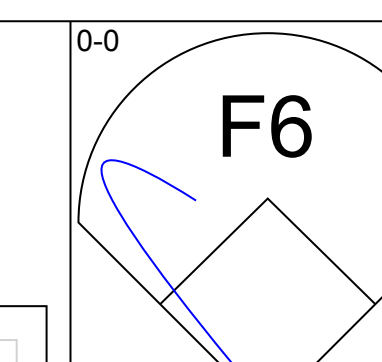
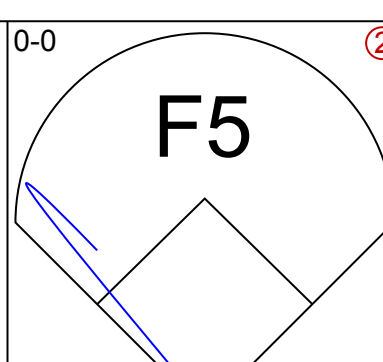
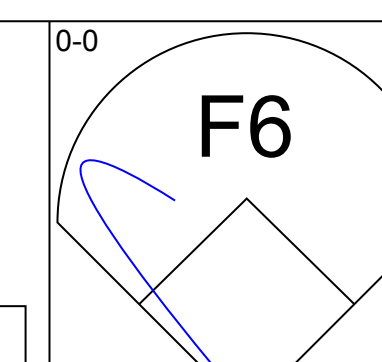
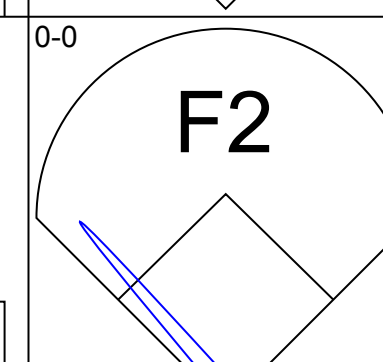
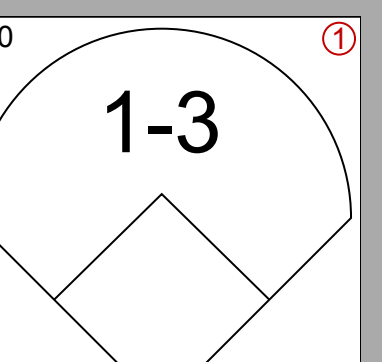
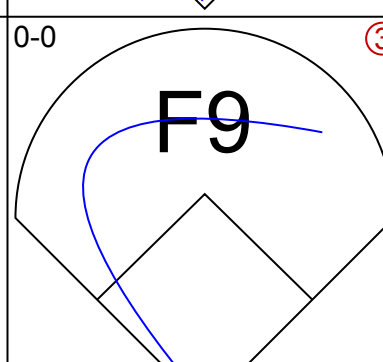
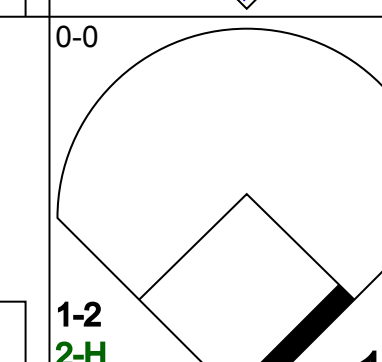
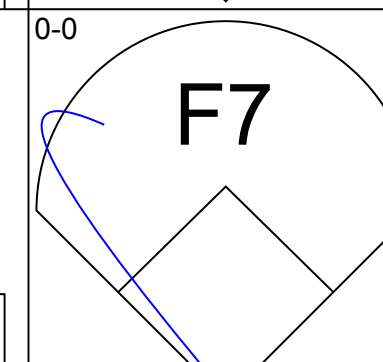
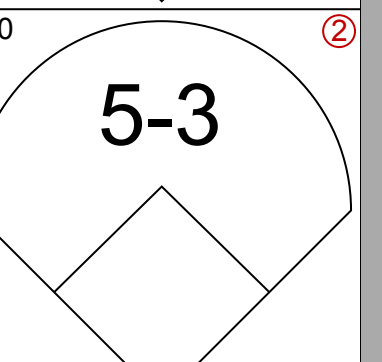
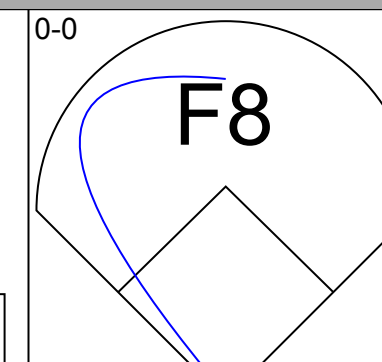
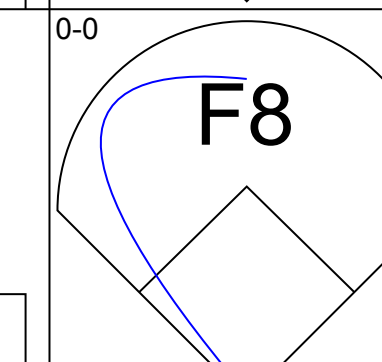
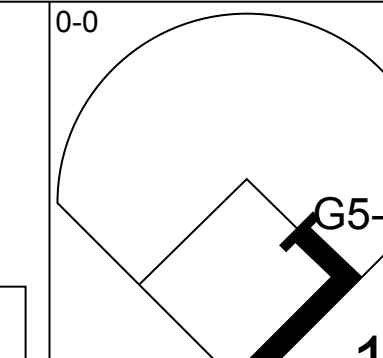
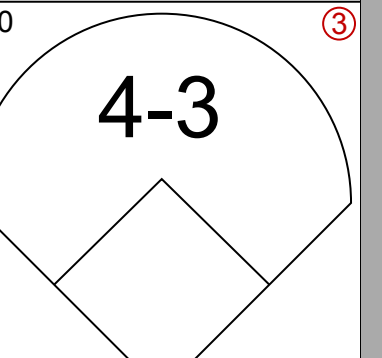
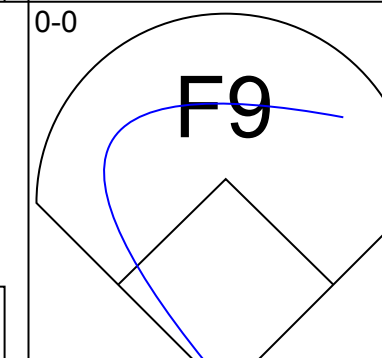
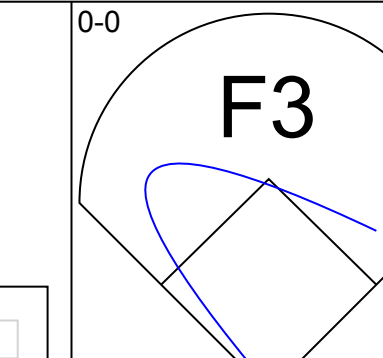
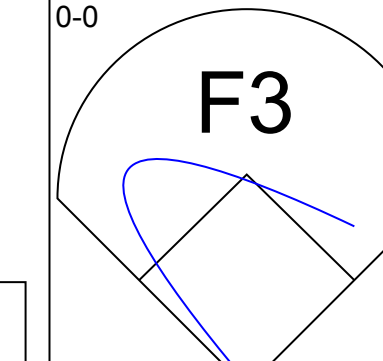
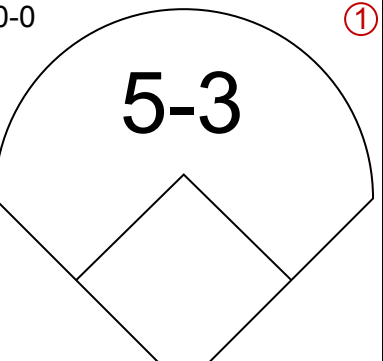
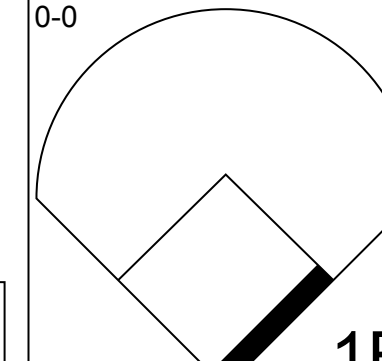
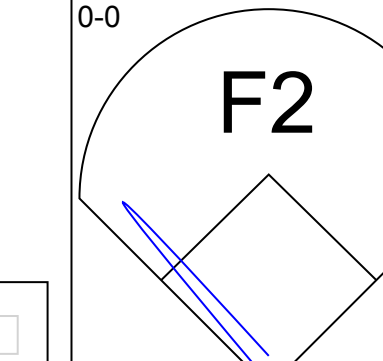
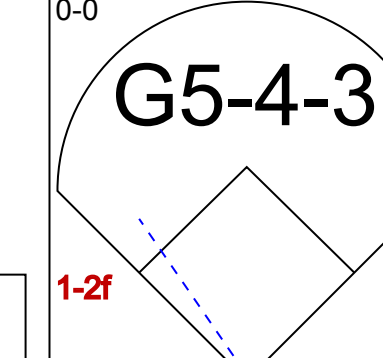
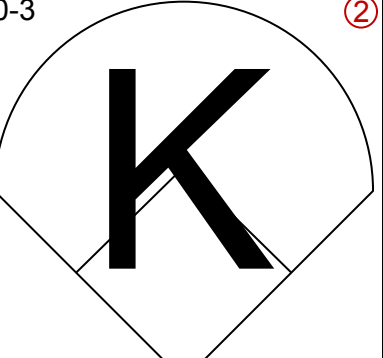
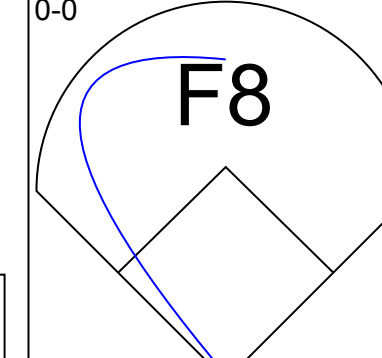
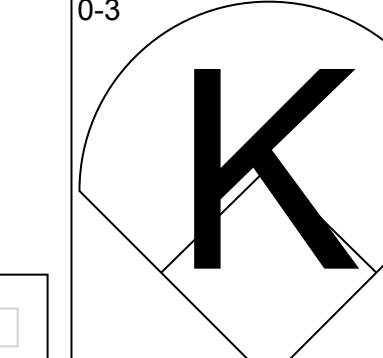
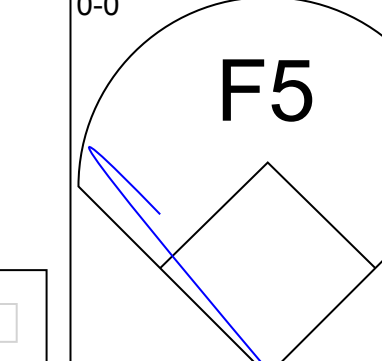
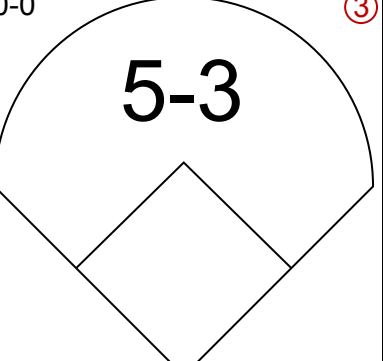
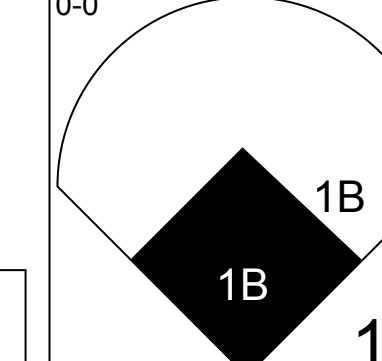
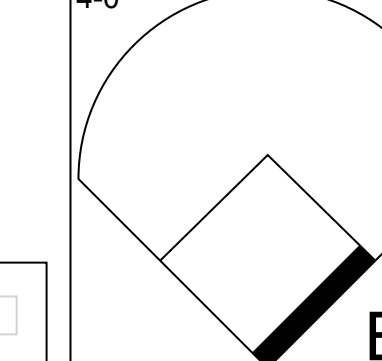
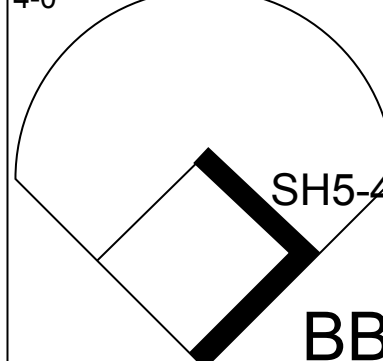
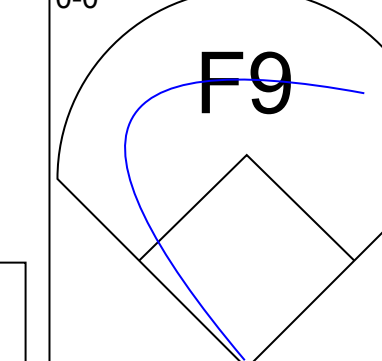
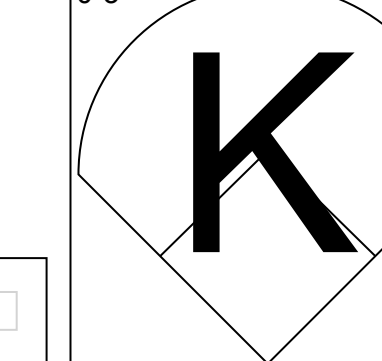
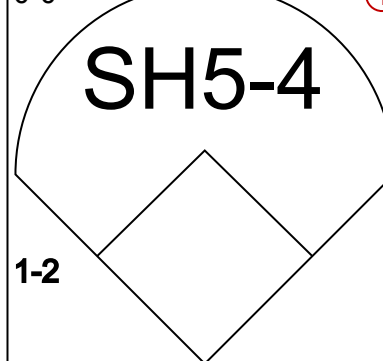
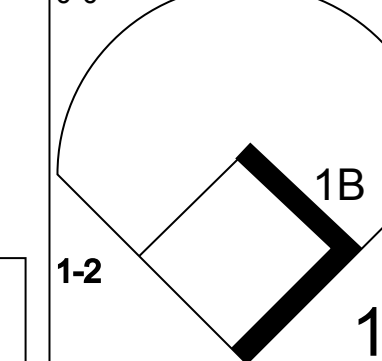

Batter	1	2	3	4	5	6	7	8	9	AB	R	H	RBI	BB	SO	LOB	BOTTOM			
Alan Wiggins, S (1, 4) OBP: 0.340, SLG: 0.299 Bobby Brown, S (9, PH) OBP: 0.311, SLG: 0.368	4-3 BLK SF9 1B		K	HBP 1B 1B			K			4	1	2	0	0	2	0	Chicago Cubs @ San Diego Padres Jack Murphy Stadium, San Diego, CA Tue Jul 03 1984, 10:05 PM EDT Att: 20,287 - Unknown			
Tony Gwynn, L (1, 9) OBP: 0.434, SLG: 0.477	4-3 1-3		G3	1B HBP			6-3			4	0	0	0	0	0	3				
Steve Garvey, R (1, 3) OBP: 0.304, SLG: 0.365	SF9 3H		K	1-3 2H 1B			K			3	0	1	1	0	2	0				
Kevin McReynolds, R (1, 8) OBP: 0.302, SLG: 0.477	K		1B E 1B	F9						4	1	2	0	0	1	2				
Terry Kennedy, L (1, 2) OBP: 0.311, SLG: 0.383		3-1	F8 E 1B	K			K			4	0	1	0	0	2	1				
Carmelo Martinez, R (1, 7) OBP: 0.351, SLG: 0.424		5-3	E1 FC6-4 1B	K			K			4	0	1	1	0	1	2				
Luis Salazar, R (1, 5) OBP: 0.313, SLG: 0.329 Graig Nettles, L (6, PH) OBP: 0.327, SLG: 0.390 Ed Whitson, R (9, PR) OBP: 0.069, SLG: 0.036			3H 1B	F8 2-3			F5			2	0	1	0	0	0	2				
Gary Templeton, S (1, 6) OBP: 0.315, SLG: 0.341		6-3	FC6-4 1-2	4-3						2	0	0	0	0	0	1				
Mark Thurmond, L (1, 1) OBP: 0.333, SLG: 0.320 Andy Hawkins, R (4, 1) OBP: 0.214, SLG: 0.214 Tim Flannery, L (7, PH) OBP: 0.352, SLG: 0.480 Luis DeLeon, R (8, 1) OBP: 0.318, SLG: 0.550			5-3	4-3			F9			1	0	0	0	0	0	0				
										1	0	0	0	0	0	0				
Inning Stats	R: 1 E: 0 K: 1 S: 6	H: 1 LOB: 1 BB: 0 P: 4	R: 0 E: 0 K: 0 S: 4	H: 1 LOB: 0 BB: 0 P: 4	R: 0 E: 0 K: 1 S: 5	H: 0 LOB: 0 BB: 0 P: 5	R: 1 E: 1 K: 1 S: 8	H: 2 LOB: 2 BB: 0 P: 8	R: 0 E: 0 K: 0 S: 4	H: 2 LOB: 2 BB: 0 P: 5	R: 0 E: 0 K: 1 S: 6	H: 1 LOB: 1 BB: 0 P: 6	R: 0 E: 0 K: 3 S: 10	H: 1 LOB: 1 BB: 0 P: 10	R: 0 E: 1 K: 1 S: 6	H: 0 LOB: 2 BB: 1 P: 10	1B: 7 2B: 1 3B: 0 HR: 0	SF: 1 SAC: 0 DP: 0 HBP: 1	WP: 1 PB: 0 SB: 1 CS: 0	PA: 38
PITCHER	IP WLS BF H R ER SO BB IBB HBP BLK WP HR S P ERA WHIP																			
Steve Trout, L (1, 1) ERA: 3.13	5.0 W 22 6 2 2 3 0 0 0 0 0 0 0 27 28 3.60 1.200																			
Tim Stoddard, R (6, 1) ERA: 2.44	4.0 S 16 2 0 0 6 1 0 0 0 0 0 0 27 31 0.00 0.750																			

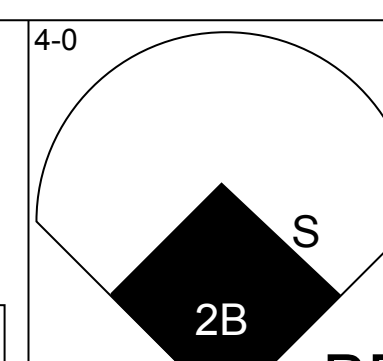
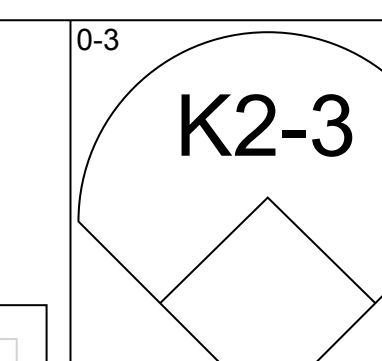
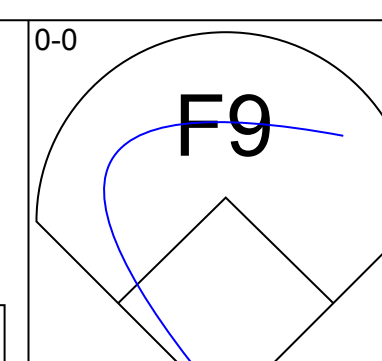
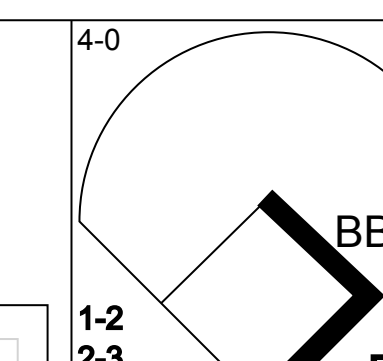
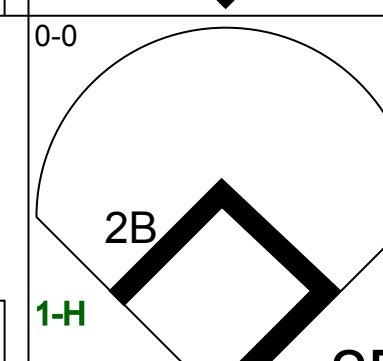
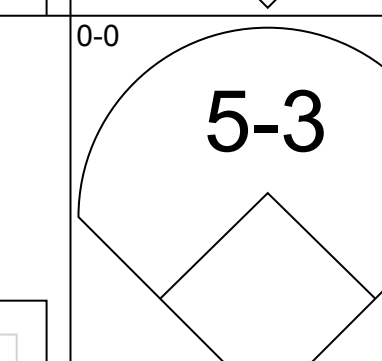
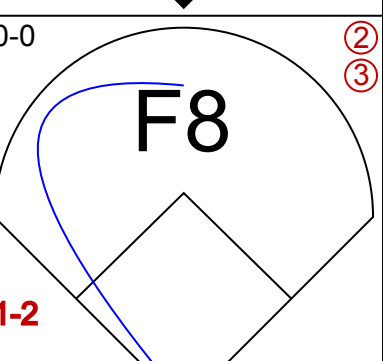
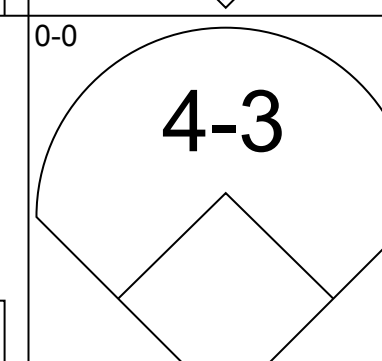
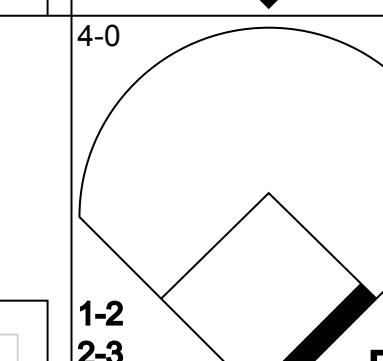
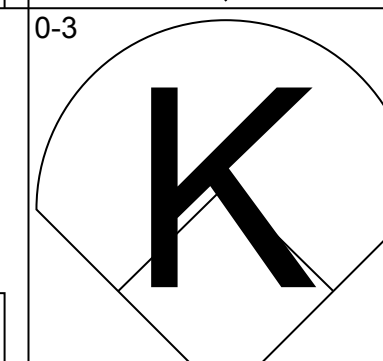
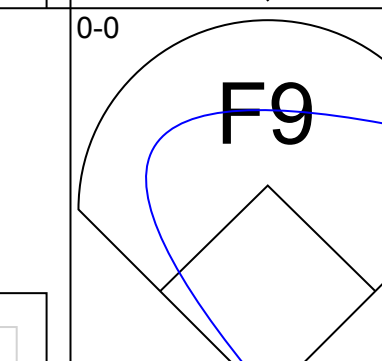
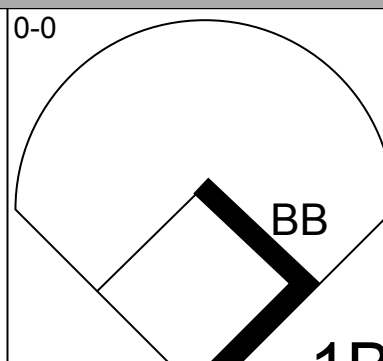
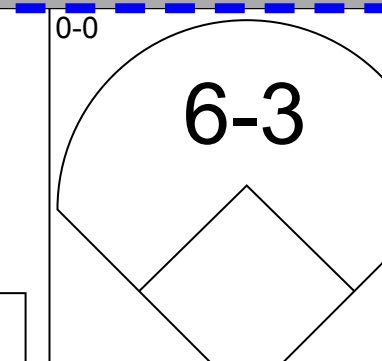
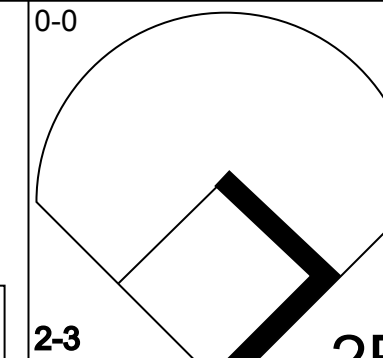
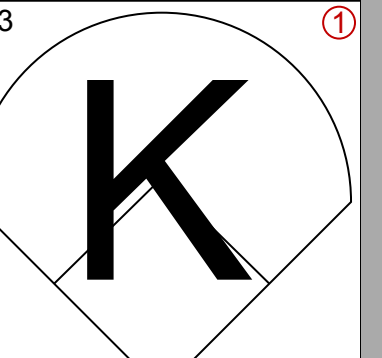
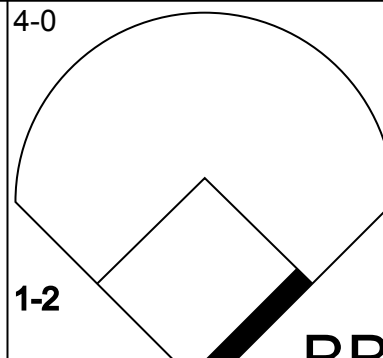
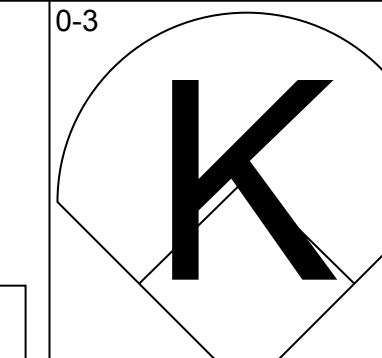
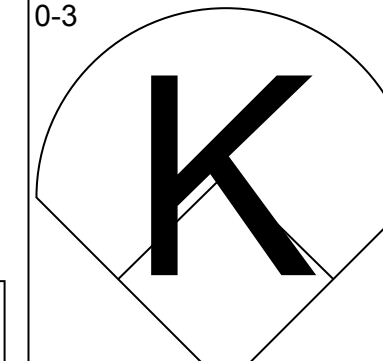

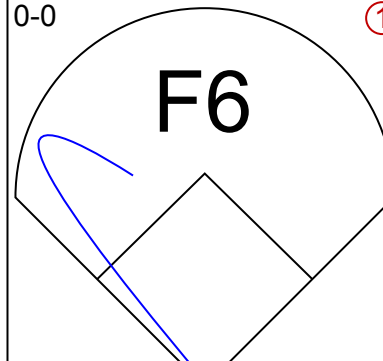
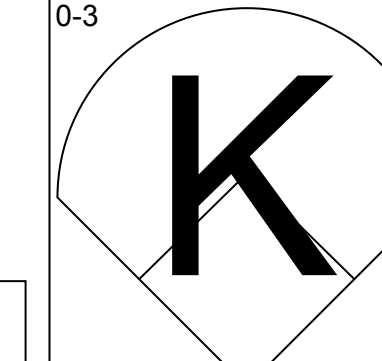
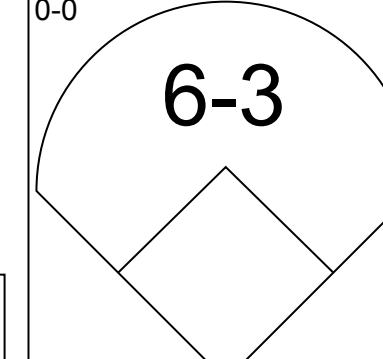
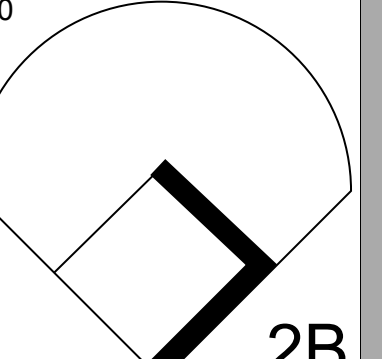
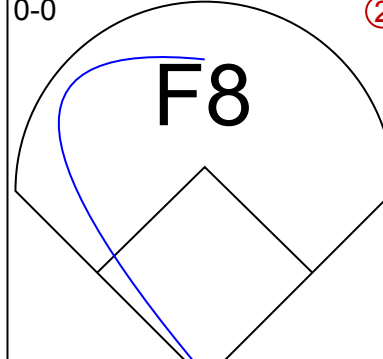
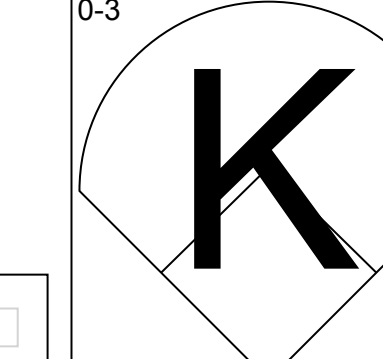
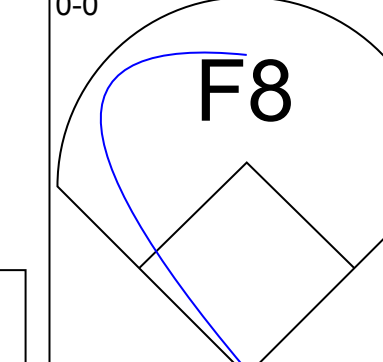
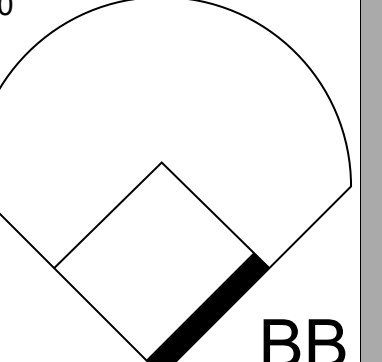
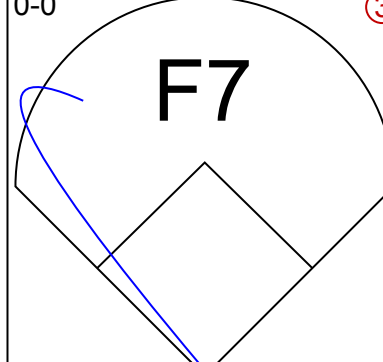
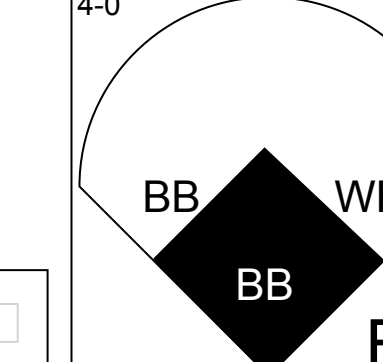
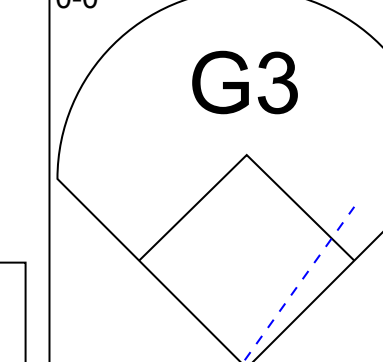
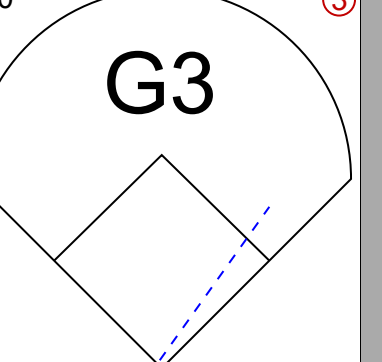
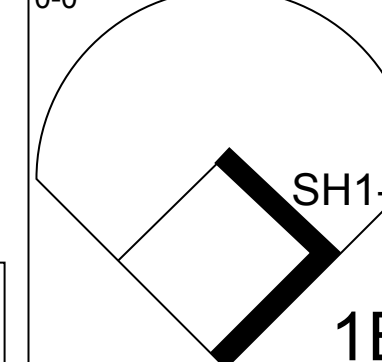
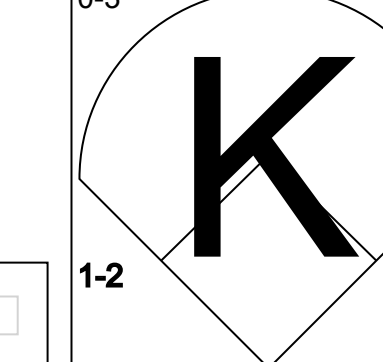
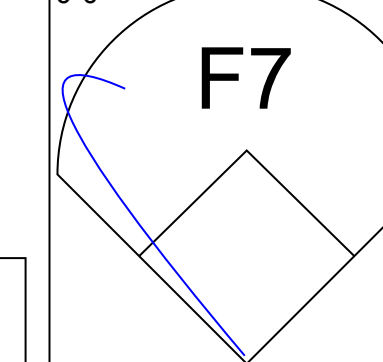
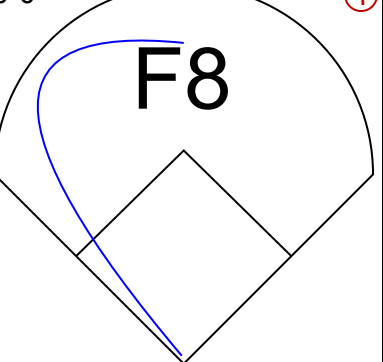
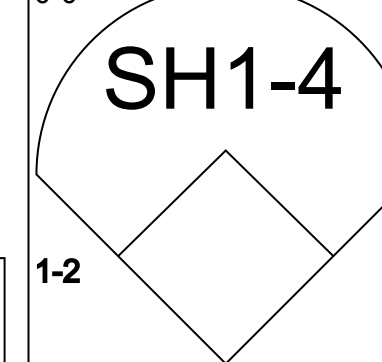
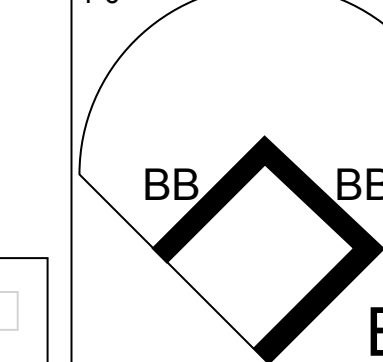

AB 35
R 2
H 8
RBI 2
BB 1
SO 9
LOB 17



Batter	1	2	3	4	5	6	7	8	9	AB	R	H	RBI	BB	SO	LOB	TOP			
Bob Dernier, R (1, 8) OBP: 0.403, SLG: 0.389	1-3	K				FC5-4 23 1B	3			4	1	1	0	1	1	3	Chicago Cubs @ San Diego Padres Jack Murphy Stadium, San Diego, CA Wed Jul 04 1984, 10:05 PM EDT Att: 52,134 - Unknown livebaseballscorecards.com			
23 Ryne Sandberg, R (1, 4) OBP: 0.388, SLG: 0.568	F6		6-3			FC5-4 1B	K		F8	5	0	1	0	0	1	1				
Gary Matthews, R (1, 7) OBP: 0.391, SLG: 0.372										4	0	1	0	0	0	2				
Henry Cotto, R (9, 7) OBP: 0.292, SLG: 0.262	1B		F3			FC5-4 1B	F8			0	0	0	0	0	0	0				
Keith Moreland, R (1, 5) OBP: 0.346, SLG: 0.433			K				K			4	0	2	1	0	2	0				
Jay Johnstone, L (1, 9) OBP: 0.400, SLG: 0.400										3	0	1	0	0	1	4				
Gary Woods, R (8, PH) OBP: 0.361, SLG: 0.463	4-3									1	0	0	0	0	1	0				
Jody Davis, R (1, 2) OBP: 0.384, SLG: 0.502		K								4	0	0	0	0	2	3				
Ron Hassey, L (1, 3) OBP: 0.314, SLG: 0.287										3	1	1	0	1	0	0				
Dave Owen, S (9, 5) OBP: 0.326, SLG: 0.250		2B				4-3 BB	E5 1B		3-1	0	0	0	0	0	0	0				
Larry Bowa, S (1, 6) OBP: 0.288, SLG: 0.296										4	0	1	0	0	0	3				
Rick Sutcliffe, L (1, 1) OBP: 0.083, SLG: 0.167										4	0	1	1	0	1	4				
Lee Smith, R (9, 1) OBP: 0.361, SLG: 0.463										0	0	0	0	0	0	0				
Inning Stats	R: 0 E: 0 K: 0 S: 5	H: 2 LOB: 2 BB: 0 P: 5	R: 1 E: 0 K: 2 S: 9	H: 2 LOB: 1 BB: 0 P: 9	R: 0 E: 0 K: 1 S: 5	H: 0 LOB: 0 BB: 0 P: 5	R: 0 E: 0 K: 1 S: 6	H: 1 LOB: 2 BB: 1 P: 10	R: 1 E: 0 K: 1 S: 7	H: 2 LOB: 2 BB: 1 P: 11	R: 0 E: 0 K: 2 S: 7	H: 0 LOB: 0 BB: 0 P: 7	R: 0 E: 0 K: 1 S: 5	H: 0 LOB: 0 BB: 0 P: 5	R: 0 E: 0 K: 0 S: 4	H: 1 LOB: 1 BB: 0 P: 4	1B: 8 2B: 2 3B: 0 HR: 0	SF: 0 SAC: 0 DP: 1 HBP: 0	WP: 1 PB: 0 SB: 0 CS: 0	PA: 38
PITCHER	IP WLS BF H R ER SO BB IBB HBP BLK WP HR S P ERA WHIP	5.0 L 24 7 2 2 5 2 0 0 0 1 0 32 40 3.60 1.800	3.0 10 1 0 0 4 0 0 0 0 0 0 0 18 18 0.00 0.333	1.0 4 1 0 0 0 0 0 0 0 0 0 0 4 4 0.00 1.000	PITCHER										IP WLS BF H R ER SO BB IBB HBP BLK WP HR S P ERA WHIP	3.0 0 0 0 0 2 2 1 0 0 0 0 0 18 18 0.00 0.333				

Batter	1	2	3	4	5	6	7	8	9	AB	R	H	RBI	BB	SO	LOB	BOTTOM					
Alan Wiggins, S (1, 4) OBP: 0.337, SLG: 0.296	K									3	0	0	0	0	2	2	Chicago Cubs @ San Diego Padres Jack Murphy Stadium, San Diego, CA Wed Jul 04 1984, 10:05 PM EDT Att: 52,134 - Unknown livebaseballscorecards.com					
Bobby Brown, S (8, PH) OBP: 0.307, SLG: 0.362			G3							1	0	0	0	0	1	0						
Luis DeLeon, R (9, 1) OBP: 0.307, SLG: 0.362										0	0	0	0	0	0	0						
Tony Gwynn, L (1, 9) OBP: 0.431, SLG: 0.472	F5									3	0	0	0	1	0	0						
Steve Garvey, R (1, 3) OBP: 0.307, SLG: 0.367										4	0	2	0	0	0	1						
Luis Salazar, R (9, PR) OBP: 0.313, SLG: 0.329	F9									0	0	0	0	0	0	0						
Graig Nettles, L (1, 5) OBP: 0.326, SLG: 0.388										4	0	1	0	0	0	2						
Mario Ramirez, R (9, PR) OBP: 0.276, SLG: 0.563										0	0	0	0	0	0	0						
Terry Kennedy, L (1, 2) OBP: 0.310, SLG: 0.385										4	0	1	0	0	1	3						
Kevin McReynolds, R (1, 8) OBP: 0.302, SLG: 0.479										3	1	1	0	0	0	1						
Camelo Martinez, R (1, 7) OBP: 0.347, SLG: 0.419										3	0	0	0	0	0	1						
Garry Templeton, S (1, 6) OBP: 0.315, SLG: 0.344										3	0	1	0	0	0	1						
Eric Show, R (1, 1) OBP: 0.171, SLG: 0.286										1	0	0	0	0	0	1						
Chang Sunmiers, L (5, PH) OBP: 0.306, SLG: 0.524										1	0	0	0	0	0	0						
Ed Whitson, R (5, PR) OBP: 0.298, SLG: 0.636										0	0	0	0	0	0	0						
Craig Lefferts, R (8, 1) OBP: 0.298, SLG: 0.429										0	0	0	0	0	0	0						
Tim Flannery, L (8, PH) OBP: 0.354, SLG: 0.490										1	0	1	0	0	0	0						
Inning Stats	R: 0 E: 0 K: 1 S: 5	H: 0 LOB: 0 BB: 0 P: 5	R: 0 E: 1 K: 1 S: 5	H: 0 LOB: 0 BB: 0 P: 5	R: 0 E: 0 K: 0 S: 4	H: 1 LOB: 1 BB: 0 P: 4	R: 0 E: 0 K: 0 S: 4	H: 2 LOB: 2 BB: 0 P: 4	R: 1 E: 1 K: 1 S: 7	H: 1 LOB: 1 BB: 0 P: 7	R: 0 E: 0 K: 0 S: 2	H: 0 LOB: 0 BB: 1 P: 6	R: 0 E: 0 K: 0 S: 3	H: 0 LOB: 0 BB: 0 P: 3	R: 0 E: 0 K: 0 S: 3	H: 1 LOB: 2 BB: 0 P: 3	R: 0 E: 0 K: 0 S: 4	H: 2 LOB: 2 BB: 0 P: 4	1B: 4 2B: 4 3B: 0 HR: 0	SF: 0 SAC: 0 DP: 3 HBP: 0	WP: 0 PB: 0 SB: 0 CS: 0	PA: 33
PITCHER	IP WLS BF H R ER SO BB IBB HBP BLK WP HR S P ERA WHIP	8.1 W 31 7 1 0 3 1 0 0 0 0 0 36 40 0.00 0.960	0.2 S 1 0 0 0 0 0 0 0 0 0 0 1 1 0.00 0.000	PITCHER										IP WLS BF H R ER SO BB IBB HBP BLK WP HR S P ERA WHIP	0.2 S 1 0 0 0 0 0 0 0 0 0 1 1 0.00 0.000							

Batter	1	2	3	4	5	6	7	8	9	AB	R	H	RBI	BB	SO	LOB	TOP										
Marvell Wynne, L OBP: 0.327, SLG: 0.346 (1, 8)										4	0	0	0	0	1	4	Pittsburgh Pirates @ San Diego Padres Jack Murphy Stadium, San Diego, CA Thu Jul 05 1984, 6:33 AM EDT Att: 14,907 - Unknown livebaseballscorecards.com										
Lee Lacy, R OBP: 0.342, SLG: 0.440 (1, 9) (8, 4)										4	0	1	1	0	0	1											
Bill Madlock, R OBP: 0.299, SLG: 0.322 (1, 5)										4	0	0	0	0	0	2											
Jason Thompson, L OBP: 0.229, SLG: 0.315 (1, 3)										4	0	1	0	0	0	0											
Tony Peña, R OBP: 0.323, SLG: 0.416 (1, 2)										4	0	1	0	0	0	1											
Amos Otis, R OBP: 0.220, SLG: 0.213 (1, 7)										4	0	0	0	0	2	2											
Jim Morrison, R OBP: 0.346, SLG: 0.311 (8, PH) Lee Mazzilli, S OBP: 0.346, SLG: 0.311 (8, PH) Rod Scurry, L OBP: 0.500, SLG: 0.500 (8, 6)										2	0	0	0	0	0	0		AB 30 R 1 H 5 RBI 1 BB 2 SO 4 LOB 12									
Dale Berra, R OBP: 0.273, SLG: 0.294 (8, PH) Benny Disiefano, L OBP: 0.250, SLG: 0.382 (8, 9)										0	0	0	0	2	0	0											
Jose DeLeon, R OBP: 0.097, SLG: 0.100 (8, PH) Johnny Ray, S OBP: 0.350, SLG: 0.385 (8, PR) Ron Wolcus, R OBP: 0.500, SLG: 0.500 (8, 6)										1	0	0	0	0	1	1											
Inning Stats	R: 0 E: 0 K: 1 S: 5	H: 0 LOB: 0 BB: 0 P: 5	R: 0 E: 0 K: 0 S: 3	H: 1 LOB: 0 BB: 0 P: 3	R: 0 E: 0 K: 1 S: 5	H: 0 LOB: 1 BB: 1 P: 9	R: 0 E: 0 K: 0 S: 3	H: 0 LOB: 0 BB: 0 P: 3	R: 0 E: 0 K: 1 S: 5	H: 0 LOB: 0 BB: 0 P: 5	R: 0 E: 0 K: 0 S: 3	H: 0 LOB: 1 BB: 1 P: 7	R: 0 E: 0 K: 0 S: 4	H: 1 LOB: 1 BB: 0 P: 4	R: 1 E: 0 K: 0 S: 6	H: 3 LOB: 2 BB: 0 P: 6			R: 0 E: 0 K: 1 S: 5	H: 0 LOB: 0 BB: 0 P: 5	1B: 5 2B: 0 3B: 0 HR: 0	SF: 0 SAC: 1 DP: 1 HBP: 0	WP: 0 PB: 0 SB: 0 CS: 0	PA: 33			
PITCHER	IP	WLS	BF	H	R	ER	SO	BB	IBB	HBP	BLK	WP	HR	S	P	ERA	WHIP										
Tim Lollar, L ERA: 3.42 Rich Gossage, R ERA: 3.0	(1, 1) (8, 1)	7.0 W	24 9	2 3	0 1	0 1	3 1	2 0	0 0	0 0	0 0	0 0	0 0	28 11	36 11	0.00 4.50	0.571 1.500										

Batter	1	2	3	4	5	6	7	8	9	AB	R	H	RBI	BB	SO	LOB	BOTTOM										
Alan Wiggins, S OBP: 0.341, SLG: 0.296 (1, 4)										3	1	1	0	2	1	1	Pittsburgh Pirates @ San Diego Padres Jack Murphy Stadium, San Diego, CA Thu Jul 05 1984, 6:33 AM EDT Att: 14,907 - Unknown livebaseballscorecards.com										
Tony Gwynn, L OBP: 0.431, SLG: 0.472 (1, 9)										4	0	1	2	1	0	2											
Steve Garvey, R OBP: 0.306, SLG: 0.366 (1, 3)										4	0	1	0	0	1	1											
Graig Nettles, L OBP: 0.330, SLG: 0.393 (8, PH) Luis Salazar, R OBP: 0.309, SLG: 0.325 (9, 5)										2	0	1	0	1	1	0											
Terry Kennedy, L OBP: 0.306, SLG: 0.379 (1, 2)										4	0	0	0	0	3	4											
Kevin McReynolds, R OBP: 0.302, SLG: 0.480 (1, 8)										4	0	1	0	0	1	4											
Carmelo Martinez, R OBP: 0.349, SLG: 0.415 (1, 7)										2	1	0	0	2	0	2		AB 30 R 2 H 6 RBI 2 BB 7 SO 9 LOB 17									
Garry Templeton, S OBP: 0.314, SLG: 0.343 (1, 6)										4	0	1	0	0	1	3											
Tim Lollar, L OBP: 0.318, SLG: 0.500 (7, PH) Tim Flannery, L OBP: 0.364, SLG: 0.490 Rich Gossage, R OBP: 0.231, SLG: 0.167 Kurt Bevacqua, R OBP: 0.478, SLG: 0.556 (8, PH)										2	0	0	0	0	0	0											
Inning Stats	R: 1 E: 0 K: 2 S: 9	H: 2 LOB: 2 BB: 1 P: 13	R: 0 E: 0 K: 0 S: 3	H: 0 LOB: 0 BB: 0 P: 3	R: 0 E: 0 K: 1 S: 5	H: 0 LOB: 0 BB: 0 P: 5	R: 0 E: 0 K: 2 S: 8	H: 1 LOB: 2 BB: 1 P: 12	R: 0 E: 0 K: 0 S: 3	H: 1 LOB: 0 BB: 0 P: 3	R: 0 E: 0 K: 0 S: 4	H: 1 LOB: 1 BB: 0 P: 4	R: 0 E: 0 K: 2 S: 7	H: 0 LOB: 0 BB: 0 P: 7	R: 1 E: 0 K: 2 S: 6	H: 0 LOB: 3 BB: 4 P: 22			R: 0 E: 0 K: 2 S: 5	H: 0 LOB: 0 BB: 0 P: 5	1B: 3 2B: 3 3B: 0 HR: 0	SF: 0 SAC: 1 DP: 0 HBP: 0	WP: 1 PB: 0 SB: 1 CS: 1	PA: 38			
PITCHER	IP	WLS	BF	H	R	ER	SO	BB	IBB	HBP	BLK	WP	HR	S	P	ERA	WHIP										
Jose DeLeon, R ERA: 2.79 Rod Scurry, L ERA: 3.42	(1, 1) (8, 1)	7.0 L	29 9	6 0	1 1	1 1	5 4	3 4	0 0	0 0	0 0	1 1	0 0	36 13	48 29	1.29 5.40	1.286 2.400										

Batter	1	2	3	4	5	6	7	8	9	AB	R	H	RBI	BB	SO	LOB	TOP					
Marvell Wynne, L OBP: 0.326, SLG: 0.345 (1.8)	6-3		F8			1B		F7		4	1	1	0	0	0	0	Pittsburgh Pirates @ San Diego Padres Jack Murphy Stadium, San Diego, CA Fri Jul 06 1984, 10:05 PM EDT Att: 18,368 - Unknown					
Lee Lacy, R OBP: 0.340, SLG: 0.436 (1.7)	F8		K			1B		K		4	1	1	0	0	2	0						
Bill Madlock, R OBP: 0.299, SLG: 0.321 (1.5)	E4		F8			1B				4	0	1	1	0	0	0						
Jason Thompson, L OBP: 0.353, SLG: 0.432 (1.3)	F7					G3-6-1				4	1	2	1	0	0	2						
Tony Peña, R OBP: 0.326, SLG: 0.417 (1.2)						1B				4	0	2	0	0	1	1						
Benny DiStefano, L OBP: 0.250, SLG: 0.373 (1.9)	F6									4	0	1	0	0	0	3						
Ron Wotus, R OBP: 0.200, SLG: 0.200 (1.4)										3	0	0	0	0	0	2						
Milt May, L OBP: 0.327, SLG: 0.326 (9, PH)	FC6-4					6-3		F4		1	0	0	0	0	0	1						
Dale Berra, R OBP: 0.274, SLG: 0.294 (1.6)						F9				3	0	1	0	0	0	1						
Rick Rhoden, R OBP: 0.250, SLG: 0.289 (1.1)										2	0	0	0	0	0	2						
Don Robinson, R OBP: 0.444, SLG: 0.533 (5.1)										0	0	0	0	0	0	0						
Lee Mazzilli, S OBP: 0.344, SLG: 0.309 (6, PH)										1	0	0	0	0	1	0						
Ray Krawczyk, R OBP: 0.344, SLG: 0.309 (8.1)										0	0	0	0	0	0	0						
Inning Stats	R: 0 E: 1 K: 0 S: 4	H: 0 LOB: 1 BB: 0 P: 4	R: 0 E: 0 K: 0 S: 5	H: 2 LOB: 2 BB: 0 P: 5	R: 0 E: 0 K: 1 S: 5	H: 0 LOB: 0 BB: 0 P: 5	R: 0 E: 0 K: 1 S: 5	H: 1 LOB: 0 BB: 0 P: 5	R: 0 E: 0 K: 0 S: 3	H: 0 LOB: 0 BB: 0 P: 3	R: 2 E: 0 K: 0 S: 5	H: 3 LOB: 0 BB: 0 P: 5	R: 0 E: 0 K: 0 S: 3	H: 1 LOB: 0 BB: 0 P: 3	R: 0 E: 0 K: 2 S: 7	H: 0 LOB: 0 BB: 0 P: 7	R: 1 E: 0 K: 0 S: 5	H: 2 LOB: 1 BB: 0 P: 5	1B: 8 2B: 0 3B: 0 HR: 1	SF: 0 SAC: 0 DP: 3 HBP: 0	WP: 0 PB: 0 SB: 0 CS: 0	PA: 34
PITCHER Ed Whitson, R ERA: 3.32 (1.1)	IP: 9.0 WLS: W BF: 34 H: 9 R: 3 ER: 3 SO: 4 BB: 0 IBB: 0 HBP: 0 BLK: 0 WP: 0 HR: 1 S: 42 P: 42 ERA: 3.00 WHIP: 1.000											PITCHER	IP: 9.0 WLS: W BF: 34 H: 9 R: 3 ER: 3 SO: 4 BB: 0 IBB: 0 HBP: 0 BLK: 0 WP: 0 HR: 1 S: 42 P: 42 ERA: 3.00 WHIP: 1.000									

Batter	1	2	3	4	5	6	7	8	9	AB	R	H	RBI	BB	SO	LOB	BOTTOM			
Alan Wiggins, S OBP: 0.340, SLG: 0.296 (1.4)										4	0	1	0	0	1	0	Pittsburgh Pirates @ San Diego Padres Jack Murphy Stadium, San Diego, CA Fri Jul 06 1984, 10:05 PM EDT Att: 18,368 - Unknown			
Mario Ramirez, R OBP: 0.263, SLG: 0.529 (7.6)			6-3			4-3				1	0	0	0	0	0	1				
Tony Gwynn, L OBP: 0.432, SLG: 0.473 (1.9)										4	1	2	0	0	0	1				
Tim Flannery, L OBP: 0.375, SLG: 0.500 (7.4)			1-3							1	0	1	0	0	0	0				
Steve Garvey, R OBP: 0.306, SLG: 0.365 (1.3)										3	1	1	0	0	1	1				
Kurt Bevacqua, R OBP: 0.440, SLG: 0.500 (7.3)			K							2	0	0	0	0	1	3				
Graig Nettles, L OBP: 0.332, SLG: 0.392 (1.5)										3	2	1	1	1	1	1				
Terry Kennedy, L OBP: 0.305, SLG: 0.377 (1.2)										2	1	0	1	1	0	0				
Kevin McReynolds, R OBP: 0.304, SLG: 0.484 (1.8)										4	1	2	0	0	0	2				
Carmelo Martinez, R OBP: 0.355, SLG: 0.428 (1.7)										2	1	1	3	2	0	0				
Garry Templeton, S OBP: 0.318, SLG: 0.344 (1.6)										2	0	1	2	1	0	0				
Bobby Brown, S OBP: 0.303, SLG: 0.357 (7.9)										1	0	0	0	0	1	0				
Ed Whitson, R OBP: 0.091, SLG: 0.063 (1.1)										4	0	1	0	0	1	5				
Inning Stats	R: 0 E: 0 K: 0 S: 3	H: 1 LOB: 0 BB: 0 P: 3	R: 0 E: 0 K: 1 S: 6	H: 1 LOB: 3 BB: 2 P: 14	R: 0 E: 0 K: 1 S: 5	H: 0 LOB: 0 BB: 0 P: 5	R: 3 E: 0 K: 0 S: 4	H: 1 LOB: 0 BB: 2 P: 12	R: 4 E: 0 K: 1 S: 10	H: 5 LOB: 2 BB: 1 P: 14	R: 0 E: 0 K: 2 S: 8	H: 1 LOB: 0 BB: 0 P: 8	R: 0 E: 0 K: 0 S: 3	H: 0 LOB: 0 BB: 0 P: 3	R: 0 E: 0 K: 1 S: 7	H: 2 LOB: 2 BB: 0 P: 7	1B: 9 2B: 1 3B: 0 HR: 1	SF: 1 SAC: 0 DP: 0 HBP: 0	WP: 1 PB: 0 SB: 0 CS: 0	PA: 39
PITCHER Rick Rhoden, R ERA: 3.21 (1.1)	IP: 4.1 WLS: L BF: 22 H: 6 R: 6 ER: 6 SO: 3 BB: 4 IBB: 0 HBP: 0 BLK: 0 WP: 0 HR: 1 S: 24 P: 40 ERA: 12.46 WHIP: 2.308											PITCHER	IP: 4.1 WLS: L BF: 22 H: 6 R: 6 ER: 6 SO: 3 BB: 4 IBB: 0 HBP: 0 BLK: 0 WP: 0 HR: 1 S: 24 P: 40 ERA: 12.46 WHIP: 2.308							
Don Robinson, R ERA: 4.13 (5.1)	2.2 12 3 1 1 2 1 0 0 0 0 0 15 19 3.38 1.500											PITCHER	2.2 12 3 1 1 2 1 0 0 0 0 0 15 19 3.38 1.500							
Ray Krawczyk, R ERA: 3.38 (8.1)	1.0 5 2 0 0 1 0 0 0 0 1 0 7 7 0.00 2.000											PITCHER	1.0 5 2 0 0 1 0 0 0 0 1 0 7 7 0.00 2.000							

Batter	1	2	3	4	5	6	7	8	9	AB	R	H	RBI	BB	SO	LOB	TOP					
Lee Lacy, R OBP: 0.348, SLG: 0.439 (1, 9)										5	0	3	0	0	0	2	Pittsburgh Pirates @ San Diego Padres Jack Murphy Stadium, San Diego, CA Sun Jul 08 1984, 6:33 AM EDT Att: 17,950 - Unknown					
Dale Berra, R OBP: 0.274, SLG: 0.298 (1, 6)										4	0	2	1	0	1	1						
Tony Peña, R OBP: 0.332, SLG: 0.419 (1, 2)										4	1	3	1	1	0	1						
Jason Thompson, L OBP: 0.347, SLG: 0.421 (1, 3)										3	0	0	0	1	0	4						
Bill Madlock, R OBP: 0.295, SLG: 0.316 (1, 5)										4	0	0	0	0	0	4						
Brian Harper, R OBP: 0.296, SLG: 0.189 Doug Frobel, L OBP: 0.239, SLG: 0.333 (7, 9)										2	0	0	1	0	0	0						
Jim Morrison, R OBP: 0.316 Ron Wotus, R OBP: 0.167, SLG: 0.167 (7, 4)										3	1	1	0	0	1	1						
Marvell Wynne, L OBP: 0.320, SLG: 0.338 (1, 8)										3	0	0	0	0	0	0						
John Candelaria, L OBP: 0.229, SLG: 0.242 Amos Otis, R OBP: 0.220, SLG: 0.213 Lee Mazzilli, S OBP: 0.346, SLG: 0.307 Don Robinson, R OBP: 0.474, SLG: 0.563 Kent Tekulve, R (9, 1)										2	0	0	0	0	1	0						
Inning Stats	R: 0 E: 0 K: 0 S: 4	H: 1 LOB: 2 BB: 1 P: 8	R: 0 E: 0 K: 1 S: 5	H: 0 LOB: 0 BB: 0 P: 5	R: 0 E: 0 K: 0 S: 3	H: 0 LOB: 0 BB: 0 P: 3	R: 1 E: 0 K: 0 S: 4	H: 1 LOB: 1 BB: 0 P: 8	R: 0 E: 0 K: 1 S: 7	H: 3 LOB: 2 BB: 0 P: 7	R: 0 E: 0 K: 0 S: 3	H: 0 LOB: 0 BB: 0 P: 3	R: 2 E: 0 K: 0 S: 6	H: 3 LOB: 2 BB: 0 P: 7	R: 0 E: 0 K: 1 S: 5	H: 0 LOB: 0 BB: 0 P: 5		R: 1 E: 1 K: 1 S: 7	H: 2 LOB: 1 BB: 1 P: 7	1B: 9 2B: 1 3B: 0 HR: 0	SF: 1 SAC: 2 DP: 0 HBP: 1	WP: 0 PB: 0 SB: 0 CS: 0
PITCHER	IP WLS BF H R ER SO BB IBB HBP BLK WP HR S P ERA WHIP																					
Mark Thurmond, L ERA: 3.7 Luis DeLeon, R ERA: 5.82 Craig Lefferts, L ERA: 1.76 (1, 1) (7, 1) (7, 1)	6.1 L 26 6 2 2 2 2 2 0 0 0 0 0 0 0 28 36 2.84 1.263																					

AB 33
R 4
H 10
RBI 3
BB 2
SO 4
LOB 13



Batter	1	2	3	4	5	6	7	8	9	AB	R	H	RBI	BB	SO	LOB	BOTTOM					
Alan Wiggins, S OBP: 0.343, SLG: 0.314 (1, 4)										4	2	2	1	0	1	0	Pittsburgh Pirates @ San Diego Padres Jack Murphy Stadium, San Diego, CA Sun Jul 08 1984, 6:33 AM EDT Att: 17,950 - Unknown					
Tony Gwynn, L OBP: 0.433, SLG: 0.474 (1, 9)										4	1	2	1	0	0	0						
Steve Garvey, R OBP: 0.308, SLG: 0.364 (1, 3)										4	0	1	0	0	0	1						
Kevin McReynolds, R OBP: 0.306, SLG: 0.477 (1, 8)										4	0	1	1	0	1	0						
Carmelo Martinez, R OBP: 0.350, SLG: 0.420 (1, 7)										4	0	1	0	0	1	2						
Luis Salazar, R OBP: 0.299, SLG: 0.314 (1, 5)										3	0	0	0	0	0	1						
Garry Templeton, S OBP: 0.315, SLG: 0.338 (1, 6)										3	0	0	0	0	1	1						
Bruce Bochy, R OBP: 0.164, SLG: 0.200 Tim Flannery, L OBP: 0.268, SLG: 0.491 (9, PH)										2	0	0	0	0	1	0						
Mark Thurmond, L OBP: 0.310, SLG: 0.296 Luis DeLeon, R Craig Lefferts, L OBP: 0.286, SLG: 0.429 Bobby Brown, S OBP: 0.299, SLG: 0.352 (1, 1) (7, 1) (9, PH)										2	0	0	0	0	2	0						
Inning Stats	R: 1 E: 0 K: 0 S: 4	H: 2 LOB: 0 BB: 0 P: 4	R: 0 E: 0 K: 0 S: 3	H: 1 LOB: 0 BB: 0 P: 3	R: 0 E: 0 K: 2 S: 7	H: 0 LOB: 0 BB: 0 P: 7	R: 0 E: 0 K: 0 S: 3	H: 0 LOB: 0 BB: 0 P: 3	R: 0 E: 0 K: 0 S: 3	H: 0 LOB: 0 BB: 0 P: 3	R: 0 E: 0 K: 2 S: 7	H: 0 LOB: 0 BB: 0 P: 7	R: 0 E: 0 K: 1 S: 5	H: 0 LOB: 0 BB: 0 P: 5	R: 0 E: 0 K: 2 S: 7	H: 0 LOB: 0 BB: 0 P: 7		R: 2 E: 0 K: 0 S: 7	H: 4 LOB: 2 BB: 0 P: 7	1B: 5 2B: 1 3B: 1 HR: 1	SF: 0 SAC: 0 DP: 2 HBP: 0	WP: 0 PB: 0 SB: 0 CS: 0
PITCHER	IP WLS BF H R ER SO BB IBB HBP BLK WP HR S P ERA WHIP																					
John Candelaria, L ERA: 2.52 Don Robinson, R ERA: 4.24 Kent Tekulve, R ERA: 3.24 (1, 1) (7, 1) (9, 1)	6.0 W 19 3 1 1 4 3 0 0 0 0 0 0 0 16 16 6.75 0.750																					

AB 32
R 3
H 7
RBI 3
BB 0
SO 7
LOB 5



Batter	1	2	3	4	5	6	7	8	9	AB	R	H	RBI	BB	SO	LOB	TOP																			
Alan Wiggins, S OBP: 0.342, SLG: 0.311	6-3			4-3	1B BB		K			3	0	0	0	1	1	0	San Diego Padres @ St. Louis Cardinals Busch Stadium, St. Louis, MO Thu Jul 12 1984, 7:05 PM CDT Att: 27,419 - Unknown																			
Tony Gwynn, L OBP: 0.434, SLG: 0.474	G3			1B SF8 1B	1-3 3-H 1B			4-3		4	1	2	1	0	0																					
Steve Garvey, R OBP: 0.307, SLG: 0.362	F9			1-3 1B	1-2			F4		4	0	1	0	0	2																					
Graig Nettles, L OBP: 0.327, SLG: 0.387		F8		SF8			K		F9	3	0	0	1	0	1																					
Terry Kennedy, L OBP: 0.299, SLG: 0.368		L5		6-3			5-3		K	4	0	0	0	0	1																					
Kevin McReynolds, R OBP: 0.336, SLG: 0.484		F9			E5 1B 1B G4-6-3		HR		F9	4	2	1	1	0	0																					
Camelito Martinez, R OBP: 0.349, SLG: 0.418				K	G4-6-3 1B 1B		K		F9	4	1	1	0	0	2																					
Garry Templeton, S OBP: 0.315, SLG: 0.338				6-3	1-2 2-3 1B G4-6-3			F7		3	0	1	0	0	0																					
Eric Show, R OBP: 0.158, SLG: 0.263				K	G4-6-3			F6		3	0	0	0	0	1	2																				
Craig Lefferts, L OBP: 0.286, SLG: 0.429					1-2 2-3 3-H					0	0	0	0	0	0	0																				
Inning Stats	R: 0 E: 0 K: 0 S: 3	H: 0 LOB: 0 BB: 0 P: 3	R: 0 E: 0 K: 0 S: 3	H: 0 LOB: 0 BB: 0 P: 3	R: 0 E: 0 K: 2 S: 7	H: 0 LOB: 0 BB: 0 P: 7	R: 1 E: 0 K: 0 S: 5	H: 2 LOB: 1 BB: 0 P: 5	R: 2 E: 1 K: 0 S: 6	H: 3 LOB: 2 BB: 1 P: 10	R: 1 E: 0 K: 2 S: 8	H: 1 LOB: 0 BB: 0 P: 8	R: 0 E: 0 K: 1 S: 5	H: 0 LOB: 0 BB: 0 P: 5	R: 0 E: 0 K: 0 S: 3	H: 0 LOB: 0 BB: 0 P: 3	R: 0 E: 0 K: 1 S: 5	H: 0 LOB: 0 BB: 0 P: 5	1B: 5 2B: 0 3B: 0 HR: 1	SF: 1 SAC: 0 DP: 1 HBP: 0	WP: 0 PB: 0 SB: 1 CS: 0	PA: 34														
PITCHER	IP	WLS	BF	H	R	ER	SO	BB	IBB	HBP	BLK	WP	HR	S	P	ERA	WHIP	PITCHER		IP	WLS	BF	H	R	ER	SO	BB	IBB	HBP	BLK	WP	HR	S	P	ERA	WHIP
Joaquin Andujar, R ERA: 2.88	(1, 1)	7.0	L	28	6	4	2	5	1	0	0	0	0	1	37	41	2.57	1.000																		
Dave Rucker, L ERA: 1.99	(8, 1)	2.0		6	0	0	0	1	0	0	0	0	0	0	8	8	0.00	0.000																		

AB	32
R	4
H	6
RBI	3
BB	1
SO	6
LOB	5



Batter	1	2	3	4	5	6	7	8	9	AB	R	H	RBI	BB	SO	LOB	BOTTOM																			
Lonnie Smith, R OBP: 0.358, SLG: 0.364	6-3			K			K			3	0	0	0	1	2	2	San Diego Padres @ St. Louis Cardinals Busch Stadium, St. Louis, MO Thu Jul 12 1984, 7:05 PM CDT Att: 27,419 - Unknown																			
Tom Herr, S OBP: 0.336, SLG: 0.340					F9			4-3	L5	4	0	1	0	0	0	3																				
Mike Jorgensen, L OBP: 0.323, SLG: 0.321					2-3 1B					3	0	0	0	0	0	1																				
Art Howe, R OBP: 0.361, SLG: 0.286										0	0	0	0	1	0	0																				
Art Howe, R OBP: 0.305, SLG: 0.233					F9			3-1		3	0	0	0	0	0	1																				
Art Howe, R OBP: 0.361, SLG: 0.233										0	0	0	0	1	0	0																				
Darrell Porter, L OBP: 0.361, SLG: 0.404					F9					4	0	0	0	0	0	2																				
Darrell Porter, L OBP: 0.361, SLG: 0.404					F5			F8		4	0	0	0	0	0	2																				
George Hendrick, R OBP: 0.301, SLG: 0.365										4	0	0	0	0	1	0																				
George Hendrick, R OBP: 0.301, SLG: 0.365					L5			6-3	F4	4	0	0	0	0	1	0																				
Andy Van Slyke, L OBP: 0.349, SLG: 0.337										3	1	0	0	1	1	0																				
Andy Van Slyke, L OBP: 0.349, SLG: 0.337					3-1			4-3		3	1	0	0	1	1	0																				
David Green, R OBP: 0.304, SLG: 0.355										3	0	2	0	1	0	0																				
David Green, R OBP: 0.304, SLG: 0.355										3	0	2	0	1	0	0																				
Ozzie Smith, S OBP: 0.343, SLG: 0.334										3	0	0	0	1	0	2																				
Ozzie Smith, S OBP: 0.343, SLG: 0.334					F8					3	0	0	0	1	0	2																				
Joaquin Andujar, S OBP: 0.218, SLG: 0.245										2	0	1	0	0	0	0																				
Joaquin Andujar, S OBP: 0.218, SLG: 0.245					F7					0	0	0	0	0	0	0																				
Steve Braun, L OBP: 0.361, SLG: 0.286										1	0	0	1	0	0	2																				
Steve Braun, L OBP: 0.361, SLG: 0.286										0	0	0	0	0	0	0																				
Tito Landrum, R OBP: 0.357, SLG: 0.375										1	0	0	1	0	0	2																				
Tito Landrum, R OBP: 0.357, SLG: 0.375										0	0	0	0	0	0	0																				
Dave Rucker, L ERA: 1.99										0	0	0	0	0	0	0																				
Dave Rucker, L ERA: 1.99										0	0	0	0	0	0	0																				
Inning Stats	R: 0 E: 0 K: 0 S: 4	H: 1 LOB: 1 BB: 0 P: 4	R: 0 E: 0 K: 0 S: 3	H: 0 LOB: 1 BB: 1 P: 7	R: 0 E: 0 K: 1 S: 5	H: 0 LOB: 0 BB: 0 P: 5	R: 0 E: 0 K: 1 S: 5	H: 0 LOB: 0 BB: 0 P: 5	R: 0 E: 0 K: 1 S: 7	H: 2 LOB: 2 BB: 0 P: 7	R: 0 E: 0 K: 0 S: 3	H: 0 LOB: 0 BB: 0 P: 3	R: 1 E: 0 K: 0 S: 4	H: 1 LOB: 3 BB: 3 P: 16	R: 0 E: 0 K: 0 S: 2	H: 0 LOB: 0 BB: 1 P: 6	R: 0 E: 0 K: 1 S: 5	H: 0 LOB: 0 BB: 0 P: 5	1B: 4 2B: 0 3B: 0 HR: 0	SF: 0 SAC: 0 DP: 1 HBP: 0	WP: 0 PB: 0 SB: 0 CS: 0	PA: 35														
PITCHER	IP	WLS	BF	H	R	ER	SO	BB	IBB	HBP	BLK	WP	HR	S	P	ERA	WHIP	PITCHER		IP	WLS	BF	H	R	ER	SO	BB	IBB	HBP	BLK	WP	HR	S	P	ERA	WHIP
Eric Show, R ERA: 3.58	(1, 1)	6.1	W	26	4	1	1	3	3	0	0	0	0	0	29	41	1.42	1.105																		
Craig Lefferts, L ERA: 1.66	(7, 1)	2.2	S	9	0	0	0	1	2	0	0	0	0	0	9	17	0.00	0.750																		

AB	30
R	1
H	4
RBI	1
BB	5
SO	4
LOB	12



Batter	1	2	3	4	5	6	7	8	9	AB	R	H	RBI	BB	SO	LOB	TOP								
Alan Wiggins, S OBP: 0.346, SLG: 0.315 (1,4)	6-3		FC5-4 1B		K		2B 6-3 BB		1B FC4-2	4	1	2	0	1	1	1	San Diego Padres @ St. Louis Cardinals Busch Stadium, St. Louis, MO Sat Jul 14 1984, 7:05 PM CDT Att: 41,260 - Unknown livebaseballscorecards.com								
Tony Gwynn, L OBP: 0.436, SLG: 0.478 (1,9)	K		FC5-4 1-2			CS 1B	1-3 2-H 2B		1B	5	0	3	1	0	1	1									
Steve Garvey, R OBP: 0.304, SLG: 0.363 (1,3)	6-3			5-3		E 1-2 G5-2-3 2B	6-3		FC4-2 FC3-4	5	0	1	1	0	0	2									
Kevin McReynolds, R OBP: 0.302, SLG: 0.471 (1,8)		6-3		F9		E BB	6-3		FC3-4	4	0	0	0	1	0	2									
Carmelo Martinez, R OBP: 0.348, SLG: 0.413 (1,7)		WP S BB		6-3		E5 1-2 2-3		6-3		3	0	0	0	1	0	2									
Luis Salazar, R OBP: 0.280, SLG: 0.326 Greg Booker, R (6,1)	K					G5-2-3 3B		F7		3	1	1	0	0	1	4									
Tim Flannery, L OBP: 0.356, SLG: 0.473 (8, PH) (8, 6)	K					1B				0	0	0	0	0	0	0									
Gary Templeton, S OBP: 0.342 Andy Hawkins, R OBP: 0.214, SLG: 0.214 (8, 1)	6-3			4-3		3-H		4-3		4	0	0	0	0	0	2									
Bruce Bochy, R OBP: 0.207, SLG: 0.321 Bobby Brown, S OBP: 0.304, SLG: 0.347 (9, PH)			6-3			1B		2B 3B	HR BB	3	1	2	1	0	0	0									
Tim Lollar, L OBP: 0.304, SLG: 0.476 Mario Ramirez, R OBP: 0.300, SLG: 0.611 Graig Nettles, L OBP: 0.330, SLG: 0.403 (9, PH)			G3		K			2B 2B	HR	2	0	0	0	0	1	1									
										1	1	1	1	0	0	0									
										1	1	1	2	0	0	0									
Inning Stats	R: 0 E: 0 K: 1 S: 5	H: 0 LOB: 0 BB: 0 P: 5	R: 0 E: 0 K: 1 S: 5	H: 0 LOB: 1 BB: 1 P: 9	R: 0 E: 0 K: 0 S: 4	H: 1 LOB: 1 BB: 0 P: 4	R: 0 E: 0 K: 0 S: 3	H: 0 LOB: 0 BB: 0 P: 3	R: 1 E: 0 K: 2 S: 9	H: 2 LOB: 1 BB: 0 P: 9	R: 0 E: 1 K: 0 S: 4	H: 2 LOB: 2 BB: 1 P: 8	R: 3 E: 0 K: 0 S: 6	H: 3 LOB: 1 BB: 1 P: 10	R: 0 E: 0 K: 0 S: 3	H: 0 LOB: 0 BB: 0 P: 3	R: 2 E: 0 K: 0 S: 5	H: 3 LOB: 1 BB: 1 P: 9	1B: 5 2B: 3 3B: 2 HR: 1	SF: 0 SAC: 0 DP: 1 HBP: 0	WP: 1 PB: 0 SB: 1 CS: 1	PA: 40			
PITCHER	IP	WLS	BF	H	R	ER	SO	BB	IBB	HBP	BLK	WP	HR	S	P	ERA	WHIP								
Dave LaPoint, L ERA: 3.69 (1, 1)	6.1	W	28	7	4	4	4	3	0	0	0	1	0	33	45	5.68	1.579								
Dave Vonohlen, L ERA: 1.25 (7, 1)	0.0		1	1	0	0	0	0	0	0	0	0	0	1	1	∞	∞								
Jeff Lahti, R ERA: 3.35 (7, 1)	1.2		6	0	1	1	0	1	0	0	0	0	0	5	9	5.40	0.600								
Bruce Sutter, R ERA: 1.63 (9, 1)	1.0	S	5	3	1	1	0	0	0	0	0	0	1	5	5	9.00	3.000								

Batter	1	2	3	4	5	6	7	8	9	AB	R	H	RBI	BB	SO	LOB	BOTTOM								
Lonnie Smith, R OBP: 0.361, SLG: 0.363 Andy Van Slyke, L OBP: 0.350, SLG: 0.338 (7, PH) (8, 7)	F9			F9		1B E 1B	4-3			3	1	1	0	0	0	0	San Diego Padres @ St. Louis Cardinals Busch Stadium, St. Louis, MO Sat Jul 14 1984, 7:05 PM CDT Att: 41,260 - Unknown livebaseballscorecards.com								
Tom Herr, S OBP: 0.336, SLG: 0.340 (1,4)				5-3		E 1-3 2B 1B	6-3			4	1	2	0	0	0	0									
Tito Landrum, R OBP: 0.351, SLG: 0.366 (1,8)	G5-4-3 1B			K		F5 1-2		6-3		4	0	0	0	0	1	3									
George Hendrick, R OBP: 0.296, SLG: 0.357 (1,9)		F6			5-3	E6 2B		F7		4	1	0	0	0	0	1									
David Green, R OBP: 0.305, SLG: 0.358 (1,3)		5-3			HR	S 1-H 3-H 3B 2B		1B		4	2	3	2	0	0	0									
Darrell Porter, L OBP: 0.357, SLG: 0.405 (1,2)	K			F7		1B 2-H 3B		F9		4	1	1	1	0	1	2									
Art Howe, R OBP: 0.312, SLG: 0.277 (1,5)				F6		HR 1-H		G6-4-3 1B		3	1	2	3	0	0	0									
Chris Speier, R OBP: 0.196, SLG: 0.208 (1,6)				F3		BB BB		G6-4-3		2	0	0	0	1	0	1									
Dave LaPoint, L OBP: 0.063, SLG: 0.063 Dave Vonohlen, L (7, 1)				6-3				G3		2	0	0	0	0	0	1									
Jeff Lahti, R OBP: 0.333, SLG: 0.333 Bruce Sutter, L (9, 1)										0	0	0	0	0	0	0									
Mike Jorgensen, L OBP: 0.328, SLG: 0.316 (9, 3)										0	0	0	0	0	0	0									
Inning Stats	R: 0 E: 0 K: 0 S: 3	H: 1 LOB: 0 BB: 0 P: 3	R: 0 E: 0 K: 1 S: 5	H: 0 LOB: 0 BB: 0 P: 5	R: 0 E: 0 K: 0 S: 3	H: 0 LOB: 0 BB: 0 P: 3	R: 0 E: 0 K: 1 S: 5	H: 0 LOB: 0 BB: 0 P: 5	R: 2 E: 0 K: 0 S: 5	H: 2 LOB: 1 BB: 1 P: 9	R: 5 E: 1 K: 0 S: 8	H: 5 LOB: 0 BB: 0 P: 8	R: 0 E: 0 K: 0 S: 3	H: 0 LOB: 0 BB: 0 P: 3	R: 0 E: 0 K: 0 S: 4	H: 1 LOB: 1 BB: 0 P: 4		R: 0 E: 0 K: 0 S: 4	H: 1 LOB: 1 BB: 0 P: 4	1B: 6 2B: 1 3B: 1 HR: 1	SF: 0 SAC: 0 DP: 2 HBP: 0	WP: 0 PB: 0 SB: 1 CS: 0	PA: 33		
PITCHER	IP	WLS	BF	H	R	ER	SO	BB	IBB	HBP	BLK	WP	HR	S	P	ERA	WHIP								
Tim Lollar, L ERA: 3.74 (1, 1)	5.1	L	24	7	7	6	2	1	0	0	0	0	0	27	31	10.12	1.500								
Greg Booker, R ERA: 1.59 (6, 1)	1.2		5	1	0	0	0	0	0	0	0	0	0	5	5	0.00	0.600								
Andy Hawkins, R ERA: 4.73 (8, 1)	1.0		4	1	0	0	0	0	0	0	0	0	0	4	4	0.00	1.000								

Batter	1	2	3	4	5	6	7	8	9	AB	R	H	RBI	BB	SO	LOB	TOP										
Alan Wiggins, S (1.4) OBP: 0.348, SLG: 0.318	F5		F8	E2			1B			4	0	2	2	0	0	1	San Diego Padres @ St. Louis Cardinals Busch Stadium, St. Louis, MO Sun Jul 15 1984, 3:33 AM CDT Att: 33,205 - Unknown										
Tony Gwynn, L (1.9) OBP: 0.434, SLG: 0.475	F7		G3	F7			1B			4	0	1	0	0	0	2											
Steve Garvey, R (1.3) Kurt Bevacqua, R (9.3) OBP: 0.306, SLG: 0.368 OBP: 0.423, SLG: 0.476	6-3			E			1B			4	1	2	0	0	0	2											
Graig Nettles, L (1.5) OBP: 0.325, SLG: 0.396		F5		E3			L6-3			4	1	0	0	0	0	1											
Terry Kennedy, L (1.2) OBP: 0.304, SLG: 0.372		K		1B			F7			4	1	1	0	0	1	0											
Bobby Brown, S (1.8) OBP: 0.289, SLG: 0.329		K		F3			G3			4	0	0	0	0	1	2											
Camelto Martinez, R (1.7) OBP: 0.347, SLG: 0.421				5-3			F3			4	1	1	1	0	0	2											
Tim Flannery, L (1.6) OBP: 0.365, SLG: 0.466				SH5-4			F9			3	1	1	0	1	1	0											
Dave Dravecky, R (1.1) OBP: 0.150, SLG: 0.056				SH5-4			1-3			3	1	1	1	0	0	0											
Inning Stats	R: 0 E: 0 K: 0 S: 3	H: 0 LOB: 0 BB: 0 P: 3	R: 0 E: 0 K: 2 S: 7	H: 0 LOB: 0 BB: 0 P: 7	R: 1 E: 0 K: 0 S: 5	H: 2 LOB: 1 BB: 0 P: 5	R: 5 E: 2 K: 0 S: 8	H: 4 LOB: 1 BB: 1 P: 12	R: 0 E: 0 K: 0 S: 3	H: 1 LOB: 0 BB: 0 P: 3	R: 0 E: 0 K: 0 S: 4	H: 2 LOB: 1 BB: 0 P: 4	R: 0 E: 0 K: 0 S: 3	H: 0 LOB: 0 BB: 0 P: 3	R: 0 E: 0 K: 1 S: 5	H: 0 LOB: 0 BB: 0 P: 5		1B: 6 2B: 3 3B: 0 HR: 1	SF: 0 SAC: 1 DP: 2 HBP: 0	WP: 0 PB: 0 SB: 0 CS: 0	PA: 36						
PITCHER	IP	WLS	BF	H	R	ER	SO	BB	IBB	HBP	BLK	WP	HR	S	P	ERA	WHIP										
Kurt Kephshire, R (1.1) ERA: 1.8	3.2	L	19	6	6	2	2	0	0	0	0	0	1	22	26	4.91	1.636										
Dave Rucker, L (4.1) ERA: 1.94	3.1		11	3	0	0	0	0	0	0	0	0	0	11	11	0.00	0.900										
Dave Vonohlen, L (8.1) ERA: 1.1	2.0		6	0	0	0	1	0	0	0	0	0	0	8	8	0.00	0.000										

AB 34
R 6
H 9
RBI 4
BB 1
SO 3
LOB 10



Batter	1	2	3	4	5	6	7	8	9	AB	R	H	RBI	BB	SO	LOB	BOTTOM										
Lonnie Smith, R (1.7) OBP: 0.360, SLG: 0.365	F7		K				5-3			4	1	1	0	0	1	2	San Diego Padres @ St. Louis Cardinals Busch Stadium, St. Louis, MO Sun Jul 15 1984, 3:33 AM CDT Att: 33,205 - Unknown										
Tom Herr, S (1.4) OBP: 0.332, SLG: 0.336	F3		5-3				5-3			4	0	0	0	0	0	3											
Tito Landrum, R (1.8) OBP: 0.333, SLG: 0.351							F6			3	0	0	1	0	1	0											
George Hendrick, R (1.9) OBP: 0.302, SLG: 0.363							1B			3	0	2	0	1	0	0											
David Green, R (1.3) OBP: 0.304, SLG: 0.356							1B			4	0	1	0	0	1	2											
Art Howe, R (1.5) OBP: 0.301, SLG: 0.265							F3			4	0	0	0	0	0	2											
Chris Speier, R (1.6) OBP: 0.200, SLG: 0.211							5-3			4	0	1	0	0	0	2											
Glenn Brummer, R (1.2) OBP: 0.260, SLG: 0.277							5-3			3	0	1	0	1	0	0											
Kurt Kephshire, L (1.1) Dave Rucker, L (4.1) Darrell Porter, L (7. PH) Dave Vonohlen, L (8.1)							SH1-3			0	0	0	0	0	0	0											
							F6			1	0	0	0	0	0	0											
							F7			1	0	0	0	0	0	1											
										0	0	0	0	0	0	0											
Inning Stats	R: 0 E: 0 K: 1 S: 5	H: 0 LOB: 0 BB: 0 P: 5	R: 0 E: 0 K: 0 S: 3	H: 0 LOB: 0 BB: 0 P: 3	R: 0 E: 0 K: 1 S: 7	H: 2 LOB: 2 BB: 0 P: 7	R: 0 E: 0 K: 0 S: 5	H: 2 LOB: 2 BB: 0 P: 5	R: 0 E: 0 K: 0 S: 3	H: 0 LOB: 0 BB: 0 P: 3	R: 0 E: 0 K: 0 S: 4	H: 1 LOB: 1 BB: 0 P: 4	R: 0 E: 0 K: 0 S: 3	H: 0 LOB: 1 BB: 1 P: 7	R: 1 E: 0 K: 1 S: 6	H: 1 LOB: 1 BB: 1 P: 10	R: 0 E: 0 K: 0 S: 3	H: 0 LOB: 0 BB: 0 P: 3	1B: 4 2B: 2 3B: 0 HR: 0	SF: 1 SAC: 1 DP: 0 HBP: 0	WP: 0 PB: 0 SB: 0 CS: 0	PA: 35					
PITCHER	IP	WLS	BF	H	R	ER	SO	BB	IBB	HBP	BLK	WP	HR	S	P	ERA	WHIP										
Dave Dravecky, L (1.1) ERA: 2.09	9.0	W	35	6	1	1	3	2	0	0	0	0	0	39	47	1.00	0.889										

AB 31
R 1
H 6
RBI 1
BB 2
SO 3
LOB 12



Batter	1	2	3	4	5	6	7	8	9	AB	R	H	RBI	BB	SO	LOB	TOP																			
Alan Wiggins, S OBP: 0.349, SLG: 0.317 (1,4)	L4		1B				F8		4-3	4	1	1	0	1	0	2	San Diego Padres @ Chicago Cubs Wrigley Field, Chicago, IL Mon Jul 16 1984, 3:33 AM CDT Att: 23,642 - Unknown																			
Tony Gwynn, L OBP: 0.432, SLG: 0.472 (1,9)	F8		1B		4-3			3-1		4	0	1	0	0	0	2																				
Steve Garvey, R OBP: 0.303, SLG: 0.364 (1,3)	5-3		1-3		6-3			L3		4	0	0	0	0	0	2																				
Graig Nettles, L OBP: 0.321, SLG: 0.389 (1,5)		G3			F7			1-3		4	0	0	0	0	1	0																				
Terry Kennedy, L OBP: 0.306, SLG: 0.372 (1,2)		HR			F8			3-1		3	1	1	0	1	0	0																				
Bobby Brown, S OBP: 0.302, SLG: 0.380 Luis Salazar, R OBP: 0.298, SLG: 0.333 (8,8)		HR			1B			4-3	1B	3	1	2	2	0	0	1																				
Carmelo Martinez, R OBP: 0.343, SLG: 0.415 (1,7)		P6			6-3			4-3	1B	4	0	0	0	0	1	3																				
Garry Templeton, S OBP: 0.316, SLG: 0.339 (1,6)		G3						1B	IBB	3	0	0	0	1	2	0																				
Mark Thurmond, L OBP: 0.333, SLG: 0.323 Rich Gossage, R OBP: 0.231, SLG: 0.167 (9,1)			6-3					1B	1B	4	0	2	1	0	0	0																				
Inning Stats	R: 0 E: 0 K: 0 S: 3	H: 0 LOB: 0 BB: 0 P: 3	R: 2 E: 0 K: 0 S: 5	H: 2 LOB: 0 BB: 0 P: 5	R: 1 E: 0 K: 0 S: 3	H: 1 LOB: 0 BB: 1 P: 7	R: 0 E: 0 K: 0 S: 4	H: 1 LOB: 1 BB: 0 P: 4	R: 0 E: 0 K: 1 S: 7	H: 2 LOB: 2 BB: 0 P: 7	R: 0 E: 0 K: 1 S: 5	H: 0 LOB: 0 BB: 0 P: 5	R: 0 E: 0 K: 0 S: 3	H: 0 LOB: 0 BB: 0 P: 3	R: 0 E: 0 K: 0 S: 5	H: 2 LOB: 2 BB: 1 P: 9		1B: 7 2B: 0 3B: 0 HR: 1	SF: 0 SAC: 0 DP: 0 HBP: 0	WP: 0 PA: 37 PB: 0 SB: 3 CS: 0																
PITCHER	IP	WLS	BF	H	R	ER	SO	BB	IBB	HBP	BLK	WP	HR	S	P	ERA	WHIP	PITCHER		IP	WLS	BF	H	R	ER	SO	BB	IBB	HBP	BLK	WP	HR	S	P	ERA	WHIP
Dick Ruthven, R ERA: 5.34 George Frazier, R ERA: 4.11 (1,1) (9,1)	8.0	L	31	6	3	3	4	2	0	0	0	0	1	37	45	3.38	1.000			1.0		6	2	1	1	0	0	1	0	0	0	5	9	9.00	2.000	

AB	34
R	4
H	8
RBI	3
BB	3
SO	4
LOB	10



Batter	1	2	3	4	5	6	7	8	9	AB	R	H	RBI	BB	SO	LOB	BOTTOM																			
Bob Dernier, R OBP: 0.388, SLG: 0.373 George Frazier, R (9,1)	F9		1B					F8		4	0	1	0	0	1	0	San Diego Padres @ Chicago Cubs Wrigley Field, Chicago, IL Mon Jul 16 1984, 3:33 AM CDT Att: 23,642 - Unknown																			
23 Ryne Sandberg, R OBP: 0.378, SLG: 0.549 (1,4)	F8		5-3					F9		3	0	0	0	1	0	1																				
Gary Matthews, R OBP: 0.393, SLG: 0.373 (1,7)	6-3							5-3		4	0	0	0	0	1	1																				
Keith Moreland, R OBP: 0.333, SLG: 0.420 (1,3)		5-3						F9		3	0	1	0	1	0	0																				
Jody Davis, R OBP: 0.357, SLG: 0.495 (1,2)								BB		3	0	1	0	1	1	3																				
Ron Cey, R OBP: 0.306, SLG: 0.399 (1,5)		F8						F3		4	0	0	0	0	1	4																				
Gary Woods, R OBP: 0.365, SLG: 0.500 (1,9)								5-3		3	0	0	0	0	1	2																				
Larry Bowa, S OBP: 0.279, SLG: 0.286 (1,6)			5-3					6-3		3	0	1	0	0	0	0																				
Dick Ruthven, R OBP: 0.250, SLG: 0.400 Henry Cotto, R OBP: 0.300, SLG: 0.262 (1,1) (8,PH)			5-3					2-3		2	0	0	0	0	0	1																				
Inning Stats	R: 0 E: 0 K: 0 S: 3	H: 0 LOB: 0 BB: 0 P: 3	R: 0 E: 0 K: 1 S: 5	H: 0 LOB: 1 BB: 1 P: 9	R: 0 E: 0 K: 0 S: 4	H: 1 LOB: 0 BB: 0 P: 4	R: 0 E: 0 K: 0 S: 3	H: 1 LOB: 0 BB: 0 P: 3	R: 0 E: 0 K: 1 S: 6	H: 1 LOB: 1 BB: 0 P: 6	R: 0 E: 0 K: 1 S: 5	H: 0 LOB: 0 BB: 0 P: 5	R: 0 E: 0 K: 0 S: 4	H: 1 LOB: 1 BB: 0 P: 4	R: 0 E: 0 K: 0 S: 3	H: 0 LOB: 0 BB: 0 P: 3		R: 0 E: 0 K: 2 S: 7	H: 0 LOB: 2 BB: 2 P: 15	1B: 3 2B: 1 3B: 0 HR: 0	SF: 0 SAC: 0 DP: 1 HBP: 0	WP: 0 PA: 33 PB: 0 SB: 0 CS: 0														
PITCHER	IP	WLS	BF	H	R	ER	SO	BB	IBB	HBP	BLK	WP	HR	S	P	ERA	WHIP	PITCHER		IP	WLS	BF	H	R	ER	SO	BB	IBB	HBP	BLK	WP	HR	S	P	ERA	WHIP
Mark Thurmond, L ERA: 3.4 Rich Gossage, R ERA: 2.92 (1,1) (9,1)	8.0	W	29	4	0	0	3	2	0	0	0	0	0	33	41	0.00	0.750			1.0		4	1	0	0	0	2	1	0	0	0	7	11	0.00	1.000	



Batter	1	2	3	4	5	6	7	8	9	AB	R	H	RBI	BB	SO	LOB	TOP					
Alan Wiggins, S OBP: 0.343, SLG: 0.313 (1, 4)	0-0 4-3		0-0 F8		0-3 K			0-0 F7		4	0	0	0	0	1	1	San Diego Padres @ Chicago Cubs Wrigley Field, Chicago, IL Wed Jul 18 1984, 3:33 AM CDT Att: 27,471 - Unknown					
Tony Gwynn, L OBP: 0.430, SLG: 0.469 (1, 9)	0-0 3-1		0-0 4-3			0-0 6-3		0-0 G6-4-3 1B		4	0	1	0	0	0	0						
Steve Garvey, R OBP: 0.301, SLG: 0.371 (1, 3)	0-0 F8		0-0 F8			0-0 E5		0-0 G6-4-3 1-2		4	0	0	0	0	0	1						
Terry Kennedy, L OBP: 0.298, SLG: 0.361 (1, 2)		0-0 4-3		0-3 K		0-0 F7		0-0 F8		4	0	0	0	0	1	1						
Graig Nettles, L OBP: 0.324, SLG: 0.389 (1, 5)		0-0 2B 1B		0-0 3-1		0-0 F9		0-0 6-3 1B		4	0	2	0	0	0	1						
Kevin McReynolds, R OBP: 0.303, SLG: 0.472 (1, 8)		0-0 1-3 2B		0-0 F8			0-0 F9		0-0 6-3	4	0	1	0	0	0	1						
Carmelo Martinez, R OBP: 0.345, SLG: 0.428 (1, 7)		0-0 F8			0-0 1B		0-0 HR		0-0 6-3	4	1	2	1	0	0	3						
Garry Templeton, S OBP: 0.318, SLG: 0.337 (1, 6)		4-0 BB			0-3 K		0-3 K			2	0	0	0	1	2	1						
Ed Whitson, R OBP: 0.088, SLG: 0.099 (2, PH) Chang, Summers, L OBP: 0.289, SLG: 0.478 Gregg, Sooker, R (2, 1) Bobby Brown, S OBP: 0.298, SLG: 0.375 Luis DeLeon, R (5, 1) Tim Flannery, L OBP: 0.297, SLG: 0.458 Craig Lefferts, L OBP: 0.298, SLG: 0.429 (7, 1)		0-3 K			0-3 K		0-0 F9			0	0	0	0	0	0	0						
Inning Stats	R: 0 E: 0 K: 0 S: 3	H: 0 LOB: 0 BB: 0 P: 3	R: 0 E: 0 K: 1 S: 7	H: 2 LOB: 1 BB: 1 P: 11	R: 0 E: 0 K: 0 S: 3	H: 0 LOB: 0 BB: 0 P: 3	R: 0 E: 0 K: 1 S: 5	H: 0 LOB: 0 BB: 0 P: 5	R: 0 E: 0 K: 3 S: 10	H: 1 LOB: 1 BB: 0 P: 10	R: 0 E: 1 K: 0 S: 4	H: 0 LOB: 1 BB: 0 P: 4	R: 1 E: 0 K: 1 S: 6	H: 1 LOB: 0 BB: 0 P: 6	R: 0 E: 0 K: 0 S: 3	H: 1 LOB: 0 BB: 0 P: 3		R: 0 E: 0 K: 0 S: 4	H: 1 LOB: 1 BB: 0 P: 4	1B: 4 2B: 1 3B: 0 HR: 1	SF: 0 SAC: 0 DP: 1 HBP: 0	WP: 0 PB: 0 SB: 0 CS: 0
PITCHER Rick Sutcliffe, R ERA: 4.22 (1, 1)	IP: 9.0 WLS: W BF: 34 H: 6 R: 1 ER: 1 SO: 6 BB: 1 IBB: 0 HBP: 0 BLK: 0 WP: 0 HR: 1 S: 45 P: 49 ERA: 1.00 WHIP: 0.778																					

AB 33
R 1
H 6
RBI 1
BB 1
SO 6
LOB 13



Batter	1	2	3	4	5	6	7	8	9	AB	R	H	RBI	BB	SO	LOB	BOTTOM			
Bob Dernier, R OBP: 0.389, SLG: 0.375 (1, 8)	0-0 23 3B 1B			0-0 23 1B			0-0 F7			3	1	2	1	0	0	0	San Diego Padres @ Chicago Cubs Wrigley Field, Chicago, IL Wed Jul 18 1984, 3:33 AM CDT Att: 27,471 - Unknown			
23 Ryne Sandberg, R OBP: 0.377, SLG: 0.551 (1, 4)	0-0 1-3 2B 3B		0-0 F7		0-0 1-2 2H 1B		0-0 F8			4	1	2	1	0	0	1				
Gary Matthews, R OBP: 0.368, SLG: 0.365 (1, 7) Gary Woods, R OBP: 0.368, SLG: 0.492 (6, 7)	0-0 F9		0-0 4-3		0-0 L4			4-0 G2-5-3 1B BB		3	0	0	0	0	0	1				
Leon Durham, L OBP: 0.398, SLG: 0.522 (1, 3)	0-0 1B 2B		0-0 5-3		0-0 6-3			0-0 G2-5-3 1-2 1B		4	1	2	1	0	0	0				
Keith Moreland, R OBP: 0.335, SLG: 0.444 (1, 9)	0-0 3H 1B		0-0 G3		0-0 4-3			0-0 G2-5-3 1-2 2-3F		4	0	1	1	0	0	2				
Jody Davis, R OBP: 0.355, SLG: 0.488 (1, 2)	0-0 L4			4-0 FC1-4 BB		0-0 L4		0-0 3-1		3	0	0	0	1	0	2				
Ron Cey, R OBP: 0.302, SLG: 0.396 (1, 5)	0-0 F8			0-3 K		0-0 L4				3	0	0	0	0	1	2				
Dave Owen, S OBP: 0.313, SLG: 0.339 (1, 6)		0-3 K		0-0 FC1-4 1B 1-2 1B		0-0 3-1				3	1	0	0	0	1	1				
Rick Sutcliffe, L OBP: 0.150, SLG: 0.200 (1, 1)		0-0 SH1-3 1B		0-0 SH1-3 1B		0-0 F7				3	0	2	0	0	0	0				
Inning Stats	R: 3 E: 0 K: 0 S: 7	H: 4 LOB: 1 BB: 0 P: 7	R: 0 E: 0 K: 1 S: 6	H: 1 LOB: 0 BB: 0 P: 6	R: 0 E: 0 K: 0 S: 3	H: 0 LOB: 0 BB: 0 P: 3	R: 1 E: 0 K: 1 S: 7	H: 3 LOB: 2 BB: 1 P: 11	R: 0 E: 0 K: 0 S: 3	H: 0 LOB: 0 BB: 0 P: 3	R: 0 E: 0 K: 0 S: 3	H: 0 LOB: 0 BB: 0 P: 3	R: 0 E: 0 K: 0 S: 3	H: 0 LOB: 0 BB: 0 P: 3	R: 0 E: 0 K: 0 S: 3	H: 1 LOB: 1 BB: 1 P: 7		1B: 7 2B: 1 3B: 1 HR: 0	SF: 0 SAC: 1 DP: 1 HBP: 0	WP: 0 PB: 0 SB: 0 CS: 0
PITCHER Ed Whitson, R ERA: 3.63 Greg Booker, R ERA: 1.88 Luis DeLeon, R ERA: 5.11 Craig Lefferts, L ERA: 1.62 (1, 1) (2, 1) (5, 1) (7, 1)	IP: 1.0 WLS: L BF: 7 H: 4 R: 3 ER: 3 SO: 0 BB: 0 IBB: 0 HBP: 0 BLK: 0 WP: 0 HR: 0 S: 7 P: 7 ERA: 27.00 WHIP: 4.000																			

AB 30
R 4
H 9
RBI 4
BB 2
SO 2
LOB 9



Batter	1	2	3	4	5	6	7	8	9	AB	R	H	RBI	BB	SO	LOB	TOP					
Alan Wiggins, S (1.4) OBP: 0.342, SLG: 0.312										4	0	1	0	0	0	0						
Tony Gwynn, L (1.9) OBP: 0.425, SLG: 0.463										4	0	0	0	0	0	1						
Steve Garvey, R (1.3) OBP: 0.298, SLG: 0.367										4	0	0	0	0	0	0						
Carmelo Martinez, R (1.7) OBP: 0.345, SLG: 0.425										2	0	0	0	1	0	0						
Kevin McReynolds, R (1.8) OBP: 0.303, SLG: 0.469										2	0	0	0	1	0	1						
Terry Kennedy, L (1.2) OBP: 0.295, SLG: 0.358										3	0	0	0	0	1	1						
Luis Salazar, R (1.5) OBP: 0.299, SLG: 0.365										3	1	1	1	0	0	0						
Garry Templeton, S (1.6) OBP: 0.318, SLG: 0.337										3	0	1	0	0	0	0						
Tim Lollar, L (1.1) OBP: 0.292, SLG: 0.455										2	0	0	0	0	2	1						
Kurt Bevacqua, R (8, PH) OBP: 0.407, SLG: 0.455										1	0	0	0	0	0	0						
Greg Booker, R (8.1)										0	0	0	0	0	0	0						
Inning Stats	R: 0 E: 0 K: 0 S: 3	H: 1 LOB: 0 BB: 0 P: 3	R: 0 E: 0 K: 0 S: 2	H: 0 LOB: 0 BB: 1 P: 6	R: 1 E: 0 K: 1 S: 6	H: 1 LOB: 0 BB: 0 P: 6	R: 0 E: 0 K: 0 S: 3	H: 0 LOB: 1 BB: 1 P: 7	R: 0 E: 0 K: 1 S: 6	H: 1 LOB: 0 BB: 0 P: 6	R: 0 E: 0 K: 0 S: 3	H: 0 LOB: 0 BB: 0 P: 3	R: 0 E: 0 K: 0 S: 5	H: 0 LOB: 0 BB: 0 P: 5	R: 0 E: 0 K: 0 S: 3	H: 0 LOB: 0 BB: 0 P: 3	R: 0 E: 0 K: 0 S: 3	H: 0 LOB: 0 BB: 0 P: 3	1B: 2 2B: 1 3B: 0 HR: 1	SF: 0 SAC: 0 DP: 2 HBP: 0	WP: 0 PB: 0 SB: 0 CS: 0	PA: 30
PITCHER John Candelaria, L (1.1) ERA: 2.32	IP: 9.0 WLS: W BF: 30 H: 3 R: 1 ER: 1 SO: 3 BB: 2 IBB: 0 HBP: 0 BLK: 0 WP: 0 HR: 1 S: 34 P: 42 ERA: 1.00 WHIP: 0.556															PITCHER						

San Diego Padres @ Pittsburgh Pirates
Three Rivers Stadium, Pittsburgh, PA
Thu Jul 19 1984, 7:05 PM EDT
Att: 10,048 - Unknown

AB 28
R 1
H 3
RBI 1
BB 2
SO 3
LOB 4



Batter	1	2	3	4	5	6	7	8	9	AB	R	H	RBI	BB	SO	LOB	BOTTOM					
Lee Lacy, R (1.9) OBP: 0.339, SLG: 0.419										4	0	1	0	0	1	0						
Jim Morrison, R (1.4) OBP: 0.285, SLG: 0.430										4	0	1	0	0	0	1						
Doug Frobel, L (8.9) OBP: 0.253, SLG: 0.364										0	0	0	0	0	0	0						
Bill Madlock, R (1.5) OBP: 0.309, SLG: 0.340										4	0	0	0	0	0	2						
Jason Thompson, L (1.3) OBP: 0.340, SLG: 0.394										4	0	0	0	0	1	2						
Tony Peña, R (1.2) OBP: 0.352, SLG: 0.448										4	1	1	1	0	0	0						
Brian Harper, R (1.7) OBP: 0.237, SLG: 0.189										3	0	1	0	0	0	0						
Johnny Ray, S (8.4) OBP: 0.353, SLG: 0.384										1	1	1	0	0	0	0						
Dale Berra, R (1.6) OBP: 0.286, SLG: 0.334										3	1	2	1	1	0	1						
Marvell Wynne, L (1.8) OBP: 0.314, SLG: 0.342										3	1	2	1	1	0	1						
John Candelaria, L (1.1) OBP: 0.214, SLG: 0.300										4	1	1	2	0	0	5						
Inning Stats	R: 0 E: 0 K: 1 S: 6	H: 1 LOB: 1 BB: 0 P: 6	R: 0 E: 0 K: 0 S: 4	H: 1 LOB: 2 BB: 1 P: 8	R: 0 E: 0 K: 0 S: 4	H: 1 LOB: 1 BB: 0 P: 4	R: 1 E: 0 K: 0 S: 5	H: 2 LOB: 1 BB: 0 P: 5	R: 0 E: 0 K: 0 S: 3	H: 0 LOB: 0 BB: 0 P: 3	R: 0 E: 0 K: 1 S: 5	H: 0 LOB: 0 BB: 0 P: 5	R: 3 E: 0 K: 0 S: 6	H: 3 LOB: 0 BB: 0 P: 6	R: 1 E: 0 K: 0 S: 5	H: 2 LOB: 2 BB: 1 P: 9	R: 0 E: 0 K: 0 S: 3	H: 0 LOB: 0 BB: 0 P: 3	1B: 5 2B: 1 3B: 1 HR: 3	SF: 0 SAC: 0 DP: 0 HBP: 0	WP: 0 PB: 0 SB: 0 CS: 0	PA: 36
PITCHER Tim Lollar, L (1.1) ERA: 3.82	IP: 7.0 WLS: L BF: 30 H: 8 R: 4 ER: 4 SO: 2 BB: 1 IBB: 0 HBP: 0 BLK: 0 WP: 0 HR: 3 S: 33 P: 37 ERA: 5.14 WHIP: 1.286															PITCHER						
Greg Booker, R (8.1) ERA: 2.35	IP: 1.0 WLS: L BF: 6 H: 2 R: 1 ER: 1 SO: 0 BB: 1 IBB: 0 HBP: 0 BLK: 0 WP: 0 HR: 0 S: 5 P: 9 ERA: 9.00 WHIP: 3.000															PITCHER						

San Diego Padres @ Pittsburgh Pirates
Three Rivers Stadium, Pittsburgh, PA
Thu Jul 19 1984, 7:05 PM EDT
Att: 10,048 - Unknown

AB 34
R 5
H 10
RBI 5
BB 2
SO 2
LOB 12



Batter	1	2	3	4	5	6	7	8	9	AB	R	H	RBI	BB	SO	LOB	TOP								
Alan Wiggins, S (1.4) OBP: 0.342, SLG: 0.314	G3		P6			SH5-3 SF9 2B		FC1-6 FC5-4		4	1	1	0	0	0	1	San Diego Padres @ Pittsburgh Pirates Three Rivers Stadium, Pittsburgh, PA Fri Jul 20 1984, 7:05 PM EDT Unknown								
Tony Gwynn, L (1.9) OBP: 0.427, SLG: 0.465	CS 1B		1B			SH5-3 2-3		FC5-4 PO 1-2		3	0	2	0	0	0	1									
Steve Garvey, R (1.3) OBP: 0.298, SLG: 0.366	6-3 1-2		P3			E5		PO 1-2	1B SF9 1B	4	1	1	0	0	0	3									
Graig Nettles, L (1.5) OBP: 0.327, SLG: 0.396		5-3 2B		G3		SF9			1B SF8 1B	3	1	2	1	0	0	0									
Carmelo Martinez, R (1.7) OBP: 0.341, SLG: 0.421		5-3 2-3		K		F9			SF9	3	0	0	1	0	1	2									
Terry Kennedy, L (1.2) OBP: 0.298, SLG: 0.358 Luis Salazar, R (9, PR) OBP: 0.299, SLG: 0.365		BB		5-3			G3		3H 1B	3	0	1	0	1	0	0									
Bobby Brown, S (1.8) OBP: 0.286, SLG: 0.361		K				F8	4-3		SF8	3	0	0	1	0	1	2									
Garry Templeton, S (1.6) OBP: 0.315, SLG: 0.333		K				G3	K		K	3	0	0	0	0	2	2									
Dave Dravecky, R (1.1) OBP: 0.136, SLG: 0.050 Luis DeLeon, R (7, 1) OBP: 0.269, SLG: 0.458			6-3			F9		FC1-6 1B		2	0	0	0	0	0	0									
Inning Stats	R: 0 E: 0 K: 0 S: 3	H: 1 LOB: 0 BB: 0 P: 3	R: 0 E: 0 K: 2 S: 8	H: 1 LOB: 2 BB: 1 P: 12	R: 0 E: 0 K: 0 S: 4	H: 1 LOB: 1 BB: 0 P: 4	R: 0 E: 0 K: 1 S: 5	H: 0 LOB: 0 BB: 0 P: 5	R: 0 E: 0 K: 0 S: 3	H: 0 LOB: 0 BB: 0 P: 3	R: 1 E: 1 K: 0 S: 5	H: 1 LOB: 1 BB: 0 P: 5	R: 0 E: 0 K: 1 S: 5	H: 0 LOB: 0 BB: 0 P: 5	R: 0 E: 0 K: 0 S: 3	H: 1 LOB: 0 BB: 0 P: 3		R: 2 E: 0 K: 1 S: 8	H: 3 LOB: 1 BB: 0 P: 8	1B: 6 2B: 2 HR: 0	SF: 3 SAC: 1 HBP: 0	WP: 0 PB: 0 SB: 0 CS: 1	PA: 36		
PITCHER	IP	WLS	BF	H	R	ER	SO	BB	IBB	HBP	BLK	WP	HR	S	P	ERA	WHIP								
Rick Rhoden, R (1.1) ERA: 3.07	8.0	W	31	7	3	2	4	1	0	0	0	0	0	38	42	2.25	1.000								
Don Robinson, R (9, 1) ERA: 4.01	1.0	S	4	1	0	0	1	0	0	0	0	0	0	6	6	0.00	1.000								

Batter	1	2	3	4	5	6	7	8	9	AB	R	H	RBI	BB	SO	LOB	BOTTOM								
Lee Lacy, R (1.9) OBP: 0.333, SLG: 0.412	5-3	F9			6-3	FC6-4 1-2				4	0	0	0	0	0	3	San Diego Padres @ Pittsburgh Pirates Three Rivers Stadium, Pittsburgh, PA Fri Jul 20 1984, 7:05 PM EDT Unknown								
Jim Morrison, R (1.4) OBP: 0.299, SLG: 0.462 Johnny Ray, S (8, 4) OBP: 0.353, SLG: 0.384	BB FC BB		F7		CS 1B		HR			3	1	2	1	1	0	0									
Bill Madlock, R (1.5) OBP: 0.306, SLG: 0.336	FC BB 1-2		5-3		F9		5-3			4	0	0	0	0	0	2									
Jason Thompson, L (1.3) OBP: 0.344, SLG: 0.396	BB BB 1-2 2-3 BB		1B		CS	SH3-4 1B 1B	K			3	1	2	0	1	1	0									
Tony Peña, R (1.2) OBP: 0.354, SLG: 0.449	K		1B		1B	1B SH3-4 1B	F9			4	1	2	0	0	1	3									
Brian Harper, R (1.7) OBP: 0.230, SLG: 0.182 Doug Frobel, L (7, 9) OBP: 0.257, SLG: 0.388	F5		P5			SH3-4 1-2 2-3		HR		2	0	0	0	0	0	5									
Dale Berra, R (1.6) OBP: 0.286, SLG: 0.333		6-3		6-3		K		F7 6-3 1B		4	0	1	0	0	1	2									
Marvell Wynne, L (1.8) OBP: 0.316, SLG: 0.342	BB BB 1B	1B BB		F9		1B 2-3 3H 1B	6-3			3	0	1	1	1	0	1									
Rick Rhoden, R (1.1) OBP: 0.255, SLG: 0.289 Don Robinson, R (9, 1) OBP: 0.429, SLG: 0.500		1B		4-3		FC6-4 1B	F7	2-3		4	0	2	1	0	0	1									
Inning Stats	R: 0 E: 0 K: 1 S: 6	H: 0 LOB: 3 BB: 2 P: 14	R: 0 E: 0 K: 0 S: 3	H: 1 LOB: 1 BB: 1 P: 7	R: 0 E: 0 K: 0 S: 5	H: 2 LOB: 2 BB: 0 P: 5	R: 0 E: 0 K: 0 S: 3	H: 0 LOB: 0 BB: 0 P: 3	R: 0 E: 0 K: 0 S: 3	H: 1 LOB: 0 BB: 0 P: 3	R: 2 E: 0 K: 1 S: 9	H: 4 LOB: 2 BB: 0 P: 9	R: 1 E: 0 K: 1 S: 6	H: 1 LOB: 0 BB: 0 P: 6	R: 1 E: 0 K: 0 S: 4	H: 2 LOB: 0 BB: 0 P: 4		1B: 9 2B: 0 3B: 0 HR: 2	SF: 0 SAC: 1 DP: 0 HBP: 0	WP: 0 PB: 0 SB: 0 CS: 1	PA: 37				
PITCHER	IP	WLS	BF	H	R	ER	SO	BB	IBB	HBP	BLK	WP	HR	S	P	ERA	WHIP								
Dave Dravecky, L (1.1) ERA: 2.24	6.0	L	29	9	3	3	2	3	0	0	0	0	1	30	42	4.50	2.000								
Luis DeLeon, R (7, 1) ERA: 5.06	2.0		7	2	1	1	1	0	0	0	0	0	1	9	9	4.50	1.000								

Batter	1	2	3	4	5	6	7	8	9	AB	R	H	RBI	BB	SO	LOB	TOP								
Alan Wiggins, S OBP: 0.343, SLG: 0.316 (1,4)										4	1	2	0	0	0	0	San Diego Padres @ Pittsburgh Pirates Three Rivers Stadium, Pittsburgh, PA Fri Jul 20 1984, 7:05 PM EDT Att: 18,007 - Unknown								
Tony Gwynn, L OBP: 0.430, SLG: 0.477 (1,9)										4	1	3	3	0	0	0									
Steve Garvey, R OBP: 0.295, SLG: 0.362 (1,3)										4	0	0	0	0	0	4									
Carmelo Martinez, R OBP: 0.340, SLG: 0.418 (1,7)										4	0	1	0	0	0	1									
Kevin McReynolds, R OBP: 0.303, SLG: 0.464 (1,8)										3	0	0	0	1	0	1									
Luis Salazar, R OBP: 0.287, SLG: 0.350 (1,5)										4	0	0	0	0	0	1									
Mario Ramirez, R OBP: 0.261, SLG: 0.524 (1,6)										3	0	0	0	0	1	1									
Bruce Bochy, R OBP: 0.219, SLG: 0.323 (8, PR)										3	0	1	0	0	0	1									
Ed Whitson, R OBP: 0.086, SLG: 0.059 (8, 2)										0	0	0	0	0	0	0									
Terry Kennedy, L OBP: 0.298, SLG: 0.358 (8, 2)										0	0	0	0	0	0	0									
Andy Hawkins, R OBP: 0.200, SLG: 0.200 (8, PH)										2	0	0	0	0	1	0									
Kurt Bevacqua, R OBP: 0.393, SLG: 0.435 (8, 1)										1	1	0	0	0	0	1									
Craig Lefferts, L OBP: 0.286, SLG: 0.429 (8, 1)										0	0	0	0	0	0	0									
Rich Gossage, R OBP: 0.231, SLG: 0.167 (8, 1)										0	0	0	0	0	0	0									
Inning Stats	R: 0 E: 0 K: 0 S: 4	H: 2 LOB: 1 BB: 0 P: 4	R: 0 E: 0 K: 0 S: 3	H: 0 LOB: 1 BB: 1 P: 7	R: 0 E: 0 K: 1 S: 5	H: 0 LOB: 0 BB: 0 P: 5	R: 0 E: 0 K: 0 S: 3	H: 1 LOB: 0 BB: 0 P: 3	R: 0 E: 0 K: 1 S: 5	H: 0 LOB: 0 BB: 0 P: 5	R: 0 E: 0 K: 0 S: 4	H: 1 LOB: 1 BB: 0 P: 4	R: 0 E: 0 K: 0 S: 3	H: 0 LOB: 0 BB: 0 P: 3	R: 3 E: 0 K: 0 S: 6	H: 3 LOB: 1 BB: 0 P: 6	R: 0 E: 0 K: 0 S: 3	H: 0 LOB: 0 BB: 0 P: 3	1B: 6 2B: 1 3B: 0 HR: 1	SF: 0 SAC: 0 DP: 2 HBP: 0	WP: 0 PB: 0 SB: 0 CS: 0	PA: 33			
PITCHER	IP	WLS	BF	H	R	ER	SO	BB	IBB	HBP	BLK	WP	HR	S	P	ERA	WHIP								
John Tudor, L ERA: 3.38 (1,1)	8.0	L	30	7	3	3	2	1	0	0	0	0	1	33	37	3.38	1.000								
Kent Tekulve, R ERA: 3.1 (9,1)	1.0		3	0	0	0	0	0	0	0	0	0	0	3	3	0.00	0.000								

AB 32
R 3
H 7
RBI 3
BB 1
SO 2
LOB 10



Batter	1	2	3	4	5	6	7	8	9	AB	R	H	RBI	BB	SO	LOB	BOTTOM								
Marvell Wynne, L OBP: 0.318, SLG: 0.346 (1,8)										4	1	2	0	0	0	0	San Diego Padres @ Pittsburgh Pirates Three Rivers Stadium, Pittsburgh, PA Fri Jul 20 1984, 7:05 PM EDT Att: 18,007 - Unknown								
Lee Mazzilli, S OBP: 0.367, SLG: 0.360 (1,7)										3	0	0	0	0	1	1									
Lee Lacy, R OBP: 0.332, SLG: 0.410 (7,7)										1	0	0	0	0	1	1									
Johnny Ray, S OBP: 0.355, SLG: 0.382 (1,4)										2	0	0	0	2	1	1									
Jason Thompson, L OBP: 0.343, SLG: 0.392 (1,3)										3	0	0	0	1	0	2									
Benny Distefano, L OBP: 0.254, SLG: 0.361 (9,3)										0	0	0	0	0	0	0									
Jim Morrison, R OBP: 0.305, SLG: 0.471 (1,5)										4	1	2	1	0	0	2									
Milt May, L OBP: 0.345, SLG: 0.320 (1,2)										3	0	0	0	0	0	1									
Tony Peña, R OBP: 0.353, SLG: 0.447 (8,2)										1	0	0	0	0	0	2									
Doug Frobel, L OBP: 0.257, SLG: 0.385 (1,9)										4	0	1	1	0	2	0									
Dale Berra, R OBP: 0.285, SLG: 0.332 (1,6)										4	0	1	0	0	1	1									
John Tudor, L OBP: 0.283, SLG: 0.289 (9,1)										3	0	0	0	0	2	2									
Bill Madlock, R OBP: 0.305, SLG: 0.335 (9, PH)										1	0	0	0	0	0	0									
Inning Stats	R: 0 E: 0 K: 1 S: 4	H: 0 LOB: 0 BB: 1 P: 8	R: 1 E: 0 K: 1 S: 7	H: 2 LOB: 1 BB: 0 P: 7	R: 0 E: 0 K: 0 S: 3	H: 0 LOB: 0 BB: 0 P: 3	R: 0 E: 0 K: 1 S: 5	H: 0 LOB: 0 BB: 0 P: 5	R: 0 E: 0 K: 1 S: 6	H: 0 LOB: 1 BB: 0 P: 6	R: 0 E: 0 K: 2 S: 8	H: 1 LOB: 1 BB: 0 P: 8	R: 0 E: 0 K: 1 S: 7	H: 1 LOB: 1 BB: 0 P: 11	R: 0 E: 0 K: 1 S: 5	H: 0 LOB: 0 BB: 0 P: 5	1B: 4 2B: 2 3B: 0 HR: 0	SF: 0 SAC: 0 DP: 0 HBP: 0	WP: 0 PB: 0 SB: 0 CS: 1	PA: 37					
PITCHER	IP	WLS	BF	H	R	ER	SO	BB	IBB	HBP	BLK	WP	HR	S	P	ERA	WHIP								
Andy Hawkins, R ERA: 4.47 (1,1)	7.0	W	27	4	1	1	6	2	0	0	0	0	0	37	45	1.29	0.857								
Craig Lefferts, L ERA: 1.75 (8,1)	0.2		4	1	1	1	1	1	0	0	0	0	0	5	9	13.50	3.000								
Rich Gossage, R ERA: 2.94 (8,1)	1.1	S	5	1	0	0	1	0	0	0	0	0	0	7	7	0.00	0.750								

AB 33
R 2
H 6
RBI 2
BB 3
SO 8
LOB 13



Batter	1	2	3	4	5	6	7	8	9	AB	R	H	RBI	BB	SO	LOB	TOP			
Alan Wiggins, S OBP: 0.344, SLG: 0.317 (1, 4)	E6 BB 2B	P4		4-3 1B		F8		S 1B		5	2	2	0	0	0	0	San Diego Padres @ Pittsburgh Pirates Three Rivers Stadium, Pittsburgh, PA Sat Jul 21 1984, 7:05 PM EDT Att: 11,593 - Unknown			
Tony Gwynn, L OBP: 0.430, SLG: 0.476 (1, 9)		F9		4-3 1B				K 1B		5	1	2	0	0	1	2				
Steve Garvey, R OBP: 0.296, SLG: 0.361 (1, 3)									P4	4	1	1	1	1	1	2				
Graig Nettles, L OBP: 0.331, SLG: 0.399 (1, 5)										3	1	1	3	2	2	0				
Terry Kennedy, L OBP: 0.299, SLG: 0.356 (1, 2)										4	1	1	0	1	1	5				
Carmelo Martinez, R OBP: 0.338, SLG: 0.411 (1, 7)										5	0	0	0	0	1	3				
Kevin McReynolds, R OBP: 0.304, SLG: 0.466 (1, 8)										5	0	2	2	0	0	1				
Garry Templeton, S OBP: 0.320, SLG: 0.337 (1, 6)										3	0	2	0	1	0	0				
Mark Thurmond, L OBP: 0.306, SLG: 0.294 (1, 1)	FC4-6									3	0	0	0	0	1	5				
Craig Lefferts, L OBP: 0.250, SLG: 0.375 (6, 1)										1	0	0	0	0	1	0				
Rich Gossage, R OBP: 0.231, SLG: 0.167 (9, 1)										0	0	0	0	0	0	0				
Inning Stats	R: 4 E: 1 K: 1 S: 9	H: 3 LOB: 2 BB: 2 P: 17	R: 0 E: 0 K: 1 S: 5	H: 0 LOB: 0 BB: 0 P: 5	R: 1 E: 0 K: 2 S: 9	H: 2 LOB: 1 BB: 1 P: 13	R: 1 E: 0 K: 0 S: 4	H: 2 LOB: 1 BB: 1 P: 8	R: 0 E: 0 K: 0 S: 4	H: 1 LOB: 2 BB: 1 P: 4	R: 0 E: 0 K: 0 S: 3	H: 0 LOB: 0 BB: 0 P: 3	R: 0 E: 0 K: 2 S: 8	H: 1 LOB: 1 BB: 0 P: 8	R: 0 E: 0 K: 2 S: 8	H: 1 LOB: 1 BB: 0 P: 8	1B: 9 2B: 2 3B: 0 HR: 0	SF: 0 SAC: 0 DP: 1 HBP: 0	WP: 1 PB: 0 SB: 4 CS: 0	PA: 43
PITCHER	IP WLS BF H R ER SO BB IBB HBP BLK WP HR S P ERA WHIP																			
Bob Walk, R ERA: 2.61 (1, 1)	2.0 L 12 3 4 2 2 2 1 1 0 0 0 0 0 14 22 9.00 2.000																			
Jim Winn, R ERA: 9.0 (3, 1)	2.0 11 4 2 2 2 2 0 0 0 0 1 0 13 21 9.00 3.000																			
Jeff Zaske, R ERA: (5, 1)	2.0 9 2 0 0 0 1 0 0 0 0 0 0 8 12 0.00 1.500																			
Rod Scurry, L ERA: 2.89 (7, 1)	3.0 11 2 0 0 4 0 0 0 0 0 0 0 19 19 0.00 0.667																			

AB 38
R 6
H 11
RBI 6
BB 5
SO 8
LOB 18



Batter	1	2	3	4	5	6	7	8	9	AB	R	H	RBI	BB	SO	LOB	BOTTOM					
Lee Lacy, R OBP: 0.333, SLG: 0.422 (1, 9)										5	2	2	1	0	0	0	San Diego Padres @ Pittsburgh Pirates Three Rivers Stadium, Pittsburgh, PA Sat Jul 21 1984, 7:05 PM EDT Att: 11,593 - Unknown					
Jim Morrison, R OBP: 0.294, SLG: 0.452 (1, 4)										5	0	0	0	0	2	1						
Bill Madlock, R OBP: 0.307, SLG: 0.337 (1, 5)										4	0	2	1	0	0	0						
Jason Thompson, L OBP: 0.345, SLG: 0.390 (1, 3)										2	1	0	0	2	0	1						
Tony Peña, R OBP: 0.352, SLG: 0.445 (1, 2)										4	1	1	0	0	0	2						
Brian Harper, R OBP: 0.231, SLG: 0.186 (1, 7)										4	0	1	0	0	1	4						
Dale Berra, R OBP: 0.288, SLG: 0.334 (1, 6)										4	0	2	2	0	1	1						
Marvell Wynne, L OBP: 0.324, SLG: 0.355 (1, 8)										4	0	4	0	0	0	0						
Bob Walk, R Rick Rhoden, R Jim Winn, R Lee Mazzilli, S Jeff Zaske, R Johnny Ray, S Rod Scurry, L Ron Wotus, R										0	0	0	0	0	0	0						
Inning Stats	R: 1 E: 0 K: 2 S: 9	H: 2 LOB: 1 BB: 1 P: 13	R: 0 E: 0 K: 1 S: 5	H: 1 LOB: 0 BB: 0 P: 5	R: 0 E: 0 K: 0 S: 4	H: 1 LOB: 1 BB: 0 P: 4	R: 0 E: 0 K: 0 S: 5	H: 2 LOB: 2 BB: 0 P: 5	R: 0 E: 0 K: 0 S: 3	H: 0 LOB: 0 BB: 0 P: 3	R: 2 E: 0 K: 0 S: 5	H: 3 LOB: 1 BB: 1 P: 9	R: 0 E: 0 K: 0 S: 3	H: 0 LOB: 0 BB: 0 P: 3	R: 0 E: 0 K: 2 S: 4	H: 1 LOB: 1 BB: 0 P: 4	R: 1 E: 0 K: 1 S: 6	H: 2 LOB: 0 BB: 0 P: 6	1B: 10 2B: 1 3B: 0 HR: 1	SF: 0 SAC: 0 DP: 2 HBP: 0	WP: 1 PB: 0 SB: 1 CS: 0	PA: 38
PITCHER	IP WLS BF H R ER SO BB IBB HBP BLK WP HR S P ERA WHIP																					
Mark Thurmond, L ERA: 3.48 (1, 1)	5.1 W 25 8 3 3 3 0 2 0 0 0 0 0 1 29 37 5.06 1.875																					
Craig Lefferts, L ERA: 1.8 (6, 1)	3.1 S 12 4 1 1 0 0 0 0 0 0 0 1 12 12 2.70 1.200																					
Rich Gossage, R ERA: 2.92 (9, 1)	0.1 S 1 0 0 0 1 0 0 0 0 0 0 0 0 3 3 0.00 0.000																					

AB 36
R 4
H 12
RBI 4
BB 2
SO 4
LOB 14



Batter	1	2	3	4	5	6	7	8	9	AB	R	H	RBI	BB	SO	LOB	TOP								
Bobby Brown, S OBP: 0.305, SLG: 0.372 (1, 7)										3	2	2	0	1	0	0	San Diego Padres @ Pittsburgh Pirates Three Rivers Stadium, Pittsburgh, PA Sun Jul 22 1984, 3:33 AM EDT Unknown								
Tony Gwynn, L OBP: 0.426, SLG: 0.472 (1, 9)										3	0	0	2	0	0	1									
Steve Garvey, R OBP: 0.296, SLG: 0.362 (1, 3)										4	1	1	1	0	1	1									
Graig Nettles, L OBP: 0.333, SLG: 0.398 (1, 5)										3	0	1	1	1	0	0									
Terry Kennedy, L OBP: 0.296, SLG: 0.352 (1, 2)										4	0	0	0	0	1	3									
Kevin McReynolds, R OBP: 0.333, SLG: 0.465 (1, 8)										1	0	0	0	0	1	0									
Luis Salazar, R OBP: 0.279, SLG: 0.340 (4, PH)										3	0	0	0	0	0	0									
Garry Templeton, S OBP: 0.323, SLG: 0.342 (1, 6)										4	1	2	0	0	1	0									
Tim Flannery, L OBP: 0.362, SLG: 0.453 (1, 4)										4	0	1	0	0	0	1									
Ed Whitson, R OBP: 0.081, SLG: 0.056 (1, 1)										2	0	0	0	0	0	1									
Dave Dravecky, R OBP: 0.174, SLG: 0.143 (7, 1)										1	1	1	0	0	0	0									
Greg Harris, S (8, 1)										1	0	0	0	0	1	1									
Inning Stats	R: 1 E: 0 K: 0 S: 3	H: 0 LOB: 0 BB: 1 P: 7	R: 1 E: 1 K: 2 S: 9	H: 2 LOB: 1 BB: 0 P: 9	R: 0 E: 0 K: 1 S: 5	H: 0 LOB: 0 BB: 0 P: 5	R: 0 E: 0 K: 0 S: 3	H: 0 LOB: 0 BB: 0 P: 3	R: 0 E: 0 K: 1 S: 5	H: 0 LOB: 0 BB: 0 P: 5	R: 2 E: 0 K: 0 S: 5	H: 3 LOB: 0 BB: 0 P: 5	R: 0 E: 0 K: 0 S: 3	H: 0 LOB: 0 BB: 0 P: 3	R: 1 E: 0 K: 0 S: 5	H: 2 LOB: 2 BB: 1 P: 9	R: 0 E: 0 K: 1 S: 6	H: 1 LOB: 1 BB: 0 P: 6	1B: 5 2B: 3 3B: 0 HR: 0	SF: 1 SAC: 0 DP: 1 HBP: 0	WP: 1 PB: 0 SB: 3 CS: 0	PA: 36			
PITCHER	IP	WLS	BF	H	R	ER	SO	BB	IBB	HBP	BLK	WP	HR	S	P	ERA	WHIP								
Jose DeLeon, R ERA: 2.91 (1, 1)	8.0	L	32	7	5	4	4	2	0	0	0	1	0	38	46	4.50	1.125								
Jeff Zaske, R ERA: (9, 1)	1.0		4	1	0	0	1	0	0	0	0	0	0	6	6	0.00	1.000								

AB 33
R 5
H 8
RBI 4
BB 2
SO 5
LOB 8



Batter	1	2	3	4	5	6	7	8	9	AB	R	H	RBI	BB	SO	LOB	BOTTOM								
Marvell Wynne, L OBP: 0.323, SLG: 0.356 (1, 8)										4	0	1	0	0	1	1	San Diego Padres @ Pittsburgh Pirates Three Rivers Stadium, Pittsburgh, PA Sun Jul 22 1984, 3:33 AM EDT Unknown								
Lee Mazzilli, S OBP: 0.356, SLG: 0.350 (1, 7)										4	0	0	0	0	1	2									
Jeff Zaske, R (9, 1)										0	0	0	0	0	0	0									
Bill Madlock, R OBP: 0.306, SLG: 0.334 (1, 5)										3	0	0	0	1	2	0									
Jason Thompson, L OBP: 0.344, SLG: 0.388 (1, 3)										4	0	1	0	0	1	1									
Tony Peña, R OBP: 0.348, SLG: 0.440 (1, 2)										4	0	0	0	0	0	2									
Johnny Ray, S OBP: 0.356, SLG: 0.382 (1, 4)										4	0	2	0	0	0	1									
Doug Frobel, L OBP: 0.260, SLG: 0.405 (1, 9)										2	1	1	1	0	1	1									
Lee Lacy, R OBP: 0.332, SLG: 0.421 (7, PH)										1	0	0	0	0	1	2									
Dale Berra, R OBP: 0.285, SLG: 0.331 (1, 6)										3	0	0	0	0	0	3									
Jose DeLeon, R OBP: 0.079, SLG: 0.081 (1, 1)										1	0	0	0	0	0	1									
Benny Distefano, L OBP: 0.250, SLG: 0.355 (8, PH)										1	0	0	0	0	0	0									
Inning Stats	R: 0 E: 0 K: 2 S: 7	H: 0 LOB: 0 BB: 0 P: 7	R: 0 E: 0 K: 1 S: 5	H: 0 LOB: 0 BB: 0 P: 5	R: 1 E: 1 K: 0 S: 5	H: 1 LOB: 1 BB: 0 P: 5	R: 0 E: 0 K: 1 S: 5	H: 0 LOB: 0 BB: 0 P: 5	R: 0 E: 0 K: 1 S: 5	H: 1 LOB: 1 BB: 0 P: 6	R: 0 E: 0 K: 1 S: 5	H: 0 LOB: 0 BB: 0 P: 5	R: 0 E: 0 K: 1 S: 7	H: 2 LOB: 2 BB: 0 P: 7	R: 0 E: 0 K: 0 S: 3	H: 1 LOB: 0 BB: 0 P: 3	R: 0 E: 0 K: 0 S: 3	H: 0 LOB: 1 BB: 1 P: 7	1B: 3 2B: 1 3B: 0 HR: 1	SF: 0 SAC: 1 DP: 0 HBP: 0	WP: 0 PB: 1 SB: 0 CS: 0	PA: 33			
PITCHER	IP	WLS	BF	H	R	ER	SO	BB	IBB	HBP	BLK	WP	HR	S	P	ERA	WHIP								
Ed Whitson, R ERA: 3.51 (1, 1)	6.1	W	24	4	1	1	6	0	0	0	0	0	0	4	4	0.00	0.632								
Dave Dravecky, L ERA: 2.23 (7, 1)	0.2		2	0	0	0	1	0	0	0	0	0	0	4	4	0.00	0.000								
Greg Harris, R ERA: 1.83 (8, 1)	2.0		7	1	0	0	0	1	0	0	0	0	0	6	10	0.00	1.000								

AB 31
R 1
H 5
RBI 1
BB 1
SO 7
LOB 14



Batter	1	2	3	4	5	6	7	8	9	AB R H RBI BB SO LOB	TOP																										
Gary Redus, R OBP: 0.355, SLG: 0.392 (1, 8)	0-0 6-3		0-0 F5		0-0 2B		0-0 F5		0-0 SH1-4	4 0 1 0 0 0 1	Cincinnati Reds @ San Diego Padres Jack Murphy Stadium, San Diego, CA Wed Jul 25 1984, 10:05 PM EDT Att: 16,248 - Unknown																										
Dave Concepcion, R OBP: 0.304, SLG: 0.327 Tom Foley, L OBP: 0.339, SLG: 0.400 (1, 6) (9, 6)	0-0 1B 1B		0-0 L6-3		0-0 6-3		0-0 4-3		0-0 1B 1B	5 1 2 1 0 0 2 0 0 0 0 0 0 0																											
Cesar Cedeno, R OBP: 0.314, SLG: 0.425 (1, 7)	0-0 1B 1-2 1B			4-0 1B SF7 BB		0-0 5-3		0-0 1B	0-0 1B	4 1 3 0 1 0 0																											
Dave Parker, L OBP: 0.312, SLG: 0.396 (1, 9)	0-0 1B G1-6-3 1-3 2H 1B			0-0 CS 1B		0-0 3B 2B		0-0 F6	0-0 4-3	5 1 3 1 0 0 2																											
Tony Perez, R OBP: 0.277, SLG: 0.337 Dan Driessen, L OBP: 0.378, SLG: 0.436 (1, 3) (6, 3)	0-0 G1-6-3			0-0 SF7		0-0 F7		0-0 F4		2 0 0 1 0 0 3 1 0 0 0 0 0 0																											
Nick Esasky, R OBP: 0.295, SLG: 0.389 John Franco, L OBP: 0.231, SLG: 0.182 Ted Power, R OBP: 0.500, SLG: 0.500 Bob Owchinko, L OBP: 0.500, SLG: 0.500 Brad Lesley, R OBP: 0.500, SLG: 0.500 Ron Oester, S OBP: 0.281, SLG: 0.278 (1, 5) (8, 1) (8, 1) (6, 1) (9, 1) (1, 4)		0-3 K		0-0 1B		0-0 1B		0-0 E5 1B		4 1 2 1 0 1 0																											
Dave Vangorder, R OBP: 0.290, SLG: 0.214 (1, 2)	0-0 4-3			0-0 F6		0-0 BB 1B		0-0 1-4-3 1B		4 0 2 1 0 0 1																											
Jay Tibbs, R OBP: 0.125, SLG: 0.125 Wayne Krenchicki, L OBP: 0.353, SLG: 0.447 (1, 1) (8, 5)		0-0 6-3			0-0 F9		0-0 3H 4-0 1-2 BB		0-0 L4-3	3 0 0 0 1 0 2																											
			0-0 L6-3 1B		0-0 F9		0-0 4-3		0-0 SH1-4 1B 1B	3 0 1 0 0 0 2 1 1 1 0 0 0 0																											
Inning Stats	R: 1 E: 0 K: 0 S: 5	H: 3 LOB: 1 BB: 0 P: 5	R: 0 E: 0 K: 1 S: 5	H: 0 LOB: 0 BB: 0 P: 5	R: 0 E: 0 K: 0 S: 3	H: 1 LOB: 0 BB: 0 P: 3	R: 1 E: 0 K: 0 S: 4	H: 2 LOB: 1 BB: 1 P: 8	R: 0 E: 0 K: 0 S: 4	H: 1 LOB: 1 BB: 0 P: 4		R: 2 E: 0 K: 0 S: 6	H: 3 LOB: 2 BB: 1 P: 10	R: 0 E: 0 K: 0 S: 4	H: 1 LOB: 1 BB: 0 P: 4	R: 0 E: 1 K: 0 S: 4	H: 1 LOB: 3 BB: 0 P: 4	R: 0 E: 0 K: 0 S: 5	H: 3 LOB: 1 BB: 0 P: 5	1B: 12 2B: 4 3B: 1 HR: 0	SF: 1 SAC: 1 DP: 3 HBP: 0	WP: 0 PB: 0 SB: 2 CS: 1	PA: 40														
PITCHER	IP WLS BF H R ER SO BB IBB HBP BLK WP HR S P ERA WHIP																																				
Dave Dravecky, L ERA: 2.42 Craig Lefferts, L ERA: 1.77 Rich Gossage, R ERA: 3.09 (1, 1) (8, 1) (9, 1)	7.0 1.0 1.0	31 4 5	11 1 3	4 0 1	4 0 1	1 0 0	1 0 0	2 0 0	0 0 0	0 0 0	0 0 0	0 0 0	0 0 0	0 0 5	31 4 5	39 4 5	5.14 0.00 9.00	1.857 1.000 3.000																			

AB	36
R	5
H	15
RBI	5
BB	2
SO	1
LOB	13



Batter	1	2	3	4	5	6	7	8	9	AB R H RBI BB SO LOB	BOTTOM																										
Alan Wiggins, S OBP: 0.339, SLG: 0.313 (1, 4)	0-0 S 1B 1B		0-0 1B		0-0 G3		0-0 6-3		0-0 6-3	5 1 2 0 0 0 0	Cincinnati Reds @ San Diego Padres Jack Murphy Stadium, San Diego, CA Wed Jul 25 1984, 10:05 PM EDT Att: 16,248 - Unknown																										
Tony Gwynn, L OBP: 0.424, SLG: 0.468 (1, 9)	0-0 1B G6-4-3 1-1H 1B		0-0 1-2 1B		0-0 6-3		0-0 1B 1B		0-0 BB 1B	5 2 4 1 0 0 0																											
Steve Garvey, R OBP: 0.296, SLG: 0.364 (1, 3)	0-0 G6-4-3 1-2H 1B		0-0 F8		0-0 F8		0-0 1B SF9 1B		0-0 2B 1B	5 2 2 0 0 0 3																											
Graig Nettles, L OBP: 0.327, SLG: 0.387 Kurt Bevacqua, R OBP: 0.353, SLG: 0.357 Bruce Bochy, R OBP: 0.243, SLG: 0.314 (1, 5) (8, PH) (9, 2)	4-0 BB		0-0 4-3		0-0 4-3		0-0 K		0-0 2B BB	2 0 0 0 1 0 2 1 0 0 0 0 1 2 0 0 0 0 1 0 0																											
Terry Kennedy, L OBP: 0.302, SLG: 0.364 Luis Salazar, R OBP: 0.300, SLG: 0.355 (1, 2) (8, PR) (9, 5)	0-0 F5			0-0 F8 E 1B		0-0 HR		0-0 1B S 1B	0-0 1B	4 1 3 2 0 0 1 1 0 1 2 0 0 0																											
Carmelo Martinez, R OBP: 0.334, SLG: 0.410 (1, 7)		0-0 G3		0-0 F4		0-0 F3		0-0 SF9		3 0 0 1 0 0 1																											
Bobby Brown, S OBP: 0.295, SLG: 0.347 (1, 8)		0-0 F4		0-0 E3		0-0 4-3		0-0 1B BB		3 0 0 0 1 0 1																											
Garry Templeton, S OBP: 0.321, SLG: 0.337 (1, 6)		0-0 F5		0-0 F8		0-0 4-3		0-0 1-2-3 1B		4 0 1 0 0 0 2																											
Dave Dravecky, R OBP: 0.180, SLG: 0.130 Tim Lincecum, L OBP: 0.247, SLG: 0.433 Craig Lefferts, L OBP: 0.250, SLG: 0.375 Chang Summerall, L OBP: 0.282, SLG: 0.443 Kevin McKenry, R OBP: 0.307, SLG: 0.214 Rich Gossage, R ERA: 5.64 (1, 1) (7, PH) (8, 1) (8, PH) (8, PH) (9, 1)			0-0 G3		0-0 4-3		0-0 F8		0-3 K	2 0 0 0 0 0 2 1 0 1 0 0 0 0 1 3 0 0 0 0 0 0 0																											
Inning Stats	R: 1 E: 0 K: 0 S: 4	H: 2 LOB: 1 BB: 1 P: 8	R: 0 E: 0 K: 0 S: 3	H: 0 LOB: 0 BB: 0 P: 3	R: 0 E: 0 K: 0 S: 5	H: 2 LOB: 2 BB: 0 P: 5	R: 0 E: 1 K: 0 S: 3	H: 1 LOB: 0 BB: 0 P: 4	R: 0 E: 0 K: 0 S: 3	H: 0 LOB: 0 BB: 0 P: 3		R: 1 E: 0 K: 0 S: 4	H: 1 LOB: 0 BB: 0 P: 4	R: 0 E: 0 K: 2 S: 11	H: 0 LOB: 3 BB: 1 P: 15	R: 2 E: 0 K: 0 S: 4	H: 4 LOB: 3 BB: 1 P: 8	R: 2 E: 0 K: 0 S: 4	H: 3 LOB: 2 BB: 1 P: 8	1B: 11 2B: 1 3B: 0 HR: 1	SF: 1 SAC: 0 DP: 1 HBP: 0	WP: 0 PB: 0 SB: 2 CS: 0	PA: 41														
PITCHER	IP WLS BF H R ER SO BB IBB HBP BLK WP HR S P ERA WHIP																																				
Jay Tibbs, R ERA: 2.38 John Franco, L ERA: 2.82 Ted Power, R ERA: 3.1 Bob Owchinko, L ERA: 4.85 Brad Lesley, R ERA: 5.64 (1, 1) (8, 1) (8, 1) (8, 1) (8, PH) (9, 1)	7.0 0.1 0.1 0.2 0.0	28 4 3 4 2	8 3 1 2 1	2 2 0 2 0	2 1 0 2 1	1 0 0 0 0	0 0 0 0 0	0 0 0 0 0	0 0 0 0 0	0 0 0 0 0	0 0 0 0 0	0 0 0 0 0	0 0 0 0 0	0 0 0 0 0	27 6 6 6 5	31 6 6 6 5	2.57 54.00 0.00 27.00 ∞	1.000 9.000 6.000 3.000 ∞																			

AB	37
R	6
H	13
RBI	6
BB	3
SO	2
LOB	17



Batter	1	2	3	4	5	6	7	8	9	AB	R	H	RBI	BB	SO	LOB	TOP		
Gary Redus, R OBP: 0.361, SLG: 0.402	0-0 L5-3 1B			0-0 F8		0-0 6-3 1-3 2B		0-0 1B		4	1	3	0	0	0	0	Cincinnati Reds @ San Diego Padres Jack Murphy Stadium, San Diego, CA Thu Jul 26 1984, 6:33 AM EDT Att: 20,924 - Unknown		
Ron Oester, S OBP: 0.277, SLG: 0.274	0-0 L5-3			0-0 F8		0-0 6-3		0-0 F7		4	0	0	1	0	0	3			
Cesar Cedeno, R OBP: 0.307, SLG: 0.416	0-0 F7			0-0 5-3		0-0 5-3		0-0 F8		4	0	0	1	0	0	1			
Dave Parker, L OBP: 0.309, SLG: 0.392		0-0 F7			0-0 F5	0-0 F9			0-3 K	4	0	0	0	0	1	0			
Nick Esasky, R OBP: 0.298, SLG: 0.386		0-0 6-3			0-0 1B		0-0 6-3		0-0 F9	4	0	1	0	0	0	0			
Tony Perez, R OBP: 0.284, SLG: 0.343		0-3 K			0-0 1B		0-0 F9			4	0	2	0	0	1	0			
Dave Vangorder, R OBP: 0.314, SLG: 0.281			0-0 6-3		0-0 1B		0-0 1B		0-3 K	4	0	2	0	0	1	1			
Tom Foley, L OBP: 0.333, SLG: 0.392			0-0 4-3		0-0 F5		0-0 F3			3	0	0	0	0	0	3			
Jeff Russell, R OBP: 0.225, SLG: 0.194			0-0 F8			0-0 2B 6-3 1B		0-0 G3		1	0	0	0	0	0	0			
Bob Ojchinko, L OBP: 0.231, SLG: 0.192										0	0	0	0	0	0	0			
Dave Conroy, R OBP: 0.240, SLG: 0.250										0	1	1	0	0	0	0			
Keefe Cato, R OBP: 0.240, SLG: 0.250										0	0	0	0	0	0	0			
John Franco, L OBP: 0.220, SLG: 0.242										0	0	0	0	0	0	0			
Wayne Krenchicki, L OBP: 0.220, SLG: 0.242										1	0	0	0	0	0	0			
Brad Lesley, R OBP: 0.250, SLG: 0.200										0	0	0	0	0	0	0			
Inning Stats	R: 0 E: 0 K: 0 S: 3	H: 1 LOB: 0 BB: 0 P: 3	R: 0 E: 0 K: 1 S: 5	H: 0 LOB: 0 BB: 0 P: 5	R: 0 E: 0 K: 0 S: 3	H: 0 LOB: 0 BB: 0 P: 3	R: 0 E: 0 K: 0 S: 3	H: 0 LOB: 0 BB: 0 P: 3	R: 0 E: 0 K: 0 S: 5	H: 3 LOB: 2 BB: 0 P: 5	R: 2 E: 0 K: 0 S: 5	H: 2 LOB: 0 BB: 0 P: 5	R: 0 E: 0 K: 0 S: 4	H: 1 LOB: 1 BB: 0 P: 4	R: 0 E: 0 K: 2 S: 8	H: 1 LOB: 1 BB: 0 P: 8	1B: 7 2B: 3 3B: 0 HR: 0	SF: 0 SAC: 0 DP: 1 HBP: 0	WP: 0 PA: 34
PITCHER	IP WLS BF H R ER SO BB IBB HBP BLK WP HR S P ERA WHIP	IP WLS BF H R ER SO BB IBB HBP BLK WP HR S P ERA WHIP																	
Mark Thurmond, L ERA: 3.43	(1, 1) 7.0 W 26 7 2 2 1 0 0 0 0 0 0 28 28 2.57 1.000	(8, 1) 2.0 8 2 0 0 2 0 0 0 0 0 0 0 12 12 0.00 1.000																	
Greg Harris, R ERA: 1.66	(8, 1) 2.0 8 2 0 0 2 0 0 0 0 0 0 0 12 12 0.00 1.000																		

AB	34
R	2
H	9
RBI	2
BB	0
SO	3
LOB	8



Batter	1	2	3	4	5	6	7	8	9	AB	R	H	RBI	BB	SO	LOB	BOTTOM		
Alan Wiggins, S OBP: 0.338, SLG: 0.313	0-0 E 1B		0-0 E5 S 1B		0-0 E5 1B FC5-4	0-0 SF8				3	3	1	1	0	0	0	Cincinnati Reds @ San Diego Padres Jack Murphy Stadium, San Diego, CA Thu Jul 26 1984, 6:33 AM EDT Att: 20,924 - Unknown		
Tim Flannery, L OBP: 0.347, SLG: 0.433	0-0 E 1B		0-0 E5 S 1B		0-0 E5 1B FC5-4	0-0 SF8				0	0	0	0	0	0	0			
Tony Gwynn, L OBP: 0.427, SLG: 0.473	0-0 E7 1B		0-0 E7 1B		0-0 F7	0-0 2B				4	1	3	1	0	0	1			
Bobby Brown, S OBP: 0.295, SLG: 0.347	0-0 E7 1B		0-0 E7 1B		0-0 F7	0-0 2B				0	0	0	0	0	0	0			
Steve Garvey, R OBP: 0.298, SLG: 0.365	0-0 E7 1B		0-0 E7 1B		0-0 F7	0-0 2B				4	0	2	2	0	0	2			
Kurt Bevacqua, R OBP: 0.353, SLG: 0.357	0-0 E7 1B		0-0 E7 1B		0-0 F7	0-0 2B				0	0	0	0	0	0	0			
Graig Nettles, L OBP: 0.324, SLG: 0.382	0-0 E7 1B		0-0 E7 1B		0-0 F7	0-0 2B				3	0	0	1	0	0	3			
Luis Salazar, R OBP: 0.297, SLG: 0.352	0-0 E7 1B		0-0 E7 1B		0-0 F7	0-0 2B				1	0	0	0	0	0	0			
Terry Kennedy, L OBP: 0.299, SLG: 0.360	0-0 E7 1B		0-0 E7 1B		0-0 F7	0-0 2B				4	0	0	0	0	3	3			
Greg Harris, S ERA: 1.66	0-0 E7 1B		0-0 E7 1B		0-0 F7	0-0 2B				0	0	0	0	0	0	0			
Carmelo Martinez, R OBP: 0.339, SLG: 0.422		0-0 1B 3B		0-0 F9 2B		0-0 1B 2B BB		0-0 6-3		3	2	2	0	1	0	0			
Kevin McReynolds, R OBP: 0.305, SLG: 0.464		0-0 CS 1B		0-0 F9		0-0 2B SH1-3 1B		0-0 F3		4	1	2	1	0	0	1			
Garry Templeton, S OBP: 0.324, SLG: 0.344		0-0 CS 1B		0-0 F9		0-0 2B SH1-3 1B		0-0 F3		3	1	2	1	0	1	1			
Mario Ramirez, R OBP: 0.299, SLG: 0.478		0-0 CS 1B		0-0 F9		0-0 2B SH1-3 1B		0-0 F3		1	0	0	0	0	0	0			
Mark Thurmond, L OBP: 0.289, SLG: 0.278		0-0 CS 1B		0-0 F9		0-0 2B SH1-3 1B		0-0 F3		2	0	0	1	0	0	3			
Bruce Bochy, R OBP: 0.237, SLG: 0.306		0-0 CS 1B		0-0 F9		0-0 2B SH1-3 1B		0-0 F3		1	0	0	0	0	0	0			
Inning Stats	R: 2 E: 1 K: 0 S: 5	H: 3 LOB: 0 BB: 0 P: 5	R: 1 E: 0 K: 0 S: 4	H: 3 LOB: 0 BB: 0 P: 4	R: 1 E: 1 K: 1 S: 7	H: 1 LOB: 1 BB: 0 P: 7	R: 0 E: 0 K: 1 S: 6	H: 1 LOB: 1 BB: 0 P: 6	R: 1 E: 1 K: 1 S: 7	H: 1 LOB: 1 BB: 0 P: 7	R: 3 E: 0 K: 0 S: 6	H: 3 LOB: 1 BB: 1 P: 10	R: 0 E: 0 K: 1 S: 5	H: 0 LOB: 0 BB: 0 P: 5	R: 0 E: 0 K: 0 S: 3	H: 0 LOB: 0 BB: 0 P: 3	1B: 8 2B: 3 3B: 1 HR: 0	SF: 1 SAC: 1 DP: 2 HBP: 0	WP: 0 PA: 36
PITCHER	IP WLS BF H R ER SO BB IBB HBP BLK WP HR S P ERA WHIP	IP WLS BF H R ER SO BB IBB HBP BLK WP HR S P ERA WHIP																	
Jeff Russell, R ERA: 3.84	(1, 1) 2.0 L 11 2 1 0 3 0 0 0 0 0 0 18 18 0.00 0.667	(3, 1) 3.0 12 2 1 0 3 0 0 0 0 0 0 0 18 18 0.00 0.667																	
Bob Ojchinko, L ERA: 4.63	(3, 1) 3.0 12 2 1 0 3 0 0 0 0 0 0 0 18 18 0.00 0.667																		
Keefe Cato, R ERA: 8.04	(6, 1) 0.2 6 3 3 3 0 1 0 0 0 0 0 0 5 9 40.50 6.000																		
John Franco, L ERA: 2.75	(6, 1) 1.1 4 0 0 0 1 0 0 0 0 0 0 0 6 6 0.00 0.000																		
Brad Lesley, R ERA: 5.14	(8, 1) 1.0 3 0 0 0 0 0 0 0 0 0 0 0 3 3 0.00 0.000																		

AB	33
R	8
H	12
RBI	8
BB	1
SO	4
LOB	14



Batter	1	2	3	4	5	6	7	8	9	AB	R	H	RBI	BB	SO	LOB	TOP				
Bill Doran, S OBP: 0.335, SLG: 0.336 (1, 4)										4	2	2	0	1	0	2	Houston Astros @ San Diego Padres Jack Murphy Stadium, San Diego, CA Fri Jul 27 1984, 10:05 PM EDT Att: 28,868 - Unknown				
Craig Reynolds, L OBP: 0.295, SLG: 0.373 (1, 6)										5	1	0	0	0	0	6					
Denny Walling, L OBP: 0.311, SLG: 0.358 Phil Garner, R OBP: 0.317, SLG: 0.333 (6, PH) (6, 5)										2	0	0	0	1	0	3					
Jose Cruz, L OBP: 0.380, SLG: 0.459 (1, 7)										5	0	3	3	0	1	0					
Jerry Mumphy, S OBP: 0.353, SLG: 0.388 (1, 8)										4	0	0	0	1	1	3					
Enos Cabell, R OBP: 0.330, SLG: 0.396 (1, 3)										4	0	1	0	0	1	3					
Terry Puhl, L OBP: 0.369, SLG: 0.418 Julio Solano, R OBP: 0.295, SLG: 0.357 Jim Pankovits, R OBP: 0.295, SLG: 0.357 Dave Smith, R OBP: 0.271, SLG: 0.333 (7, PH) (7, 1)										2	0	1	0	1	0	0					
Mark Bailey, S OBP: 0.301, SLG: 0.351 (1, 2)										4	0	0	0	0	1	5					
Bob Knepper, L OBP: 0.212, SLG: 0.213 Vern Ruhle, R OBP: 0.214, SLG: 0.083 Kevin Bass, S OBP: 0.271, SLG: 0.333 (5, 1) (5, 9)										2	0	0	0	0	1	0					
										0	0	0	0	0	0	0					
										2	0	2	0	0	0	0					
Inning Stats	R: 2 E: 1 K: 0 S: 6	H: 2 LOB: 3 BB: 2 P: 14	R: 1 E: 0 K: 0 S: 4	H: 1 LOB: 2 BB: 2 P: 12	R: 0 E: 0 K: 1 S: 5	H: 0 LOB: 0 BB: 0 P: 5	R: 0 E: 0 K: 1 S: 6	H: 1 LOB: 1 BB: 0 P: 6	R: 0 E: 1 K: 0 S: 4	H: 1 LOB: 1 BB: 0 P: 4	R: 0 E: 0 K: 2 S: 8	H: 1 LOB: 1 BB: 0 P: 8	R: 0 E: 0 K: 0 S: 4	H: 1 LOB: 1 BB: 0 P: 4	R: 0 E: 0 K: 0 S: 3	H: 0 LOB: 0 BB: 0 P: 3	1B: 8 2B: 2 3B: 0 HR: 0	SF: 0 SAC: 0 DP: 1 HBP: 0	WP: 0 PB: 0 SB: 2 CS: 0	PA: 41	
PITCHER	IP WLS BF H R ER SO BB IBB HBP BLK WP HR S P ERA WHIP	IP WLS BF H R ER SO BB IBB HBP BLK WP HR S P ERA WHIP	IP WLS BF H R ER SO BB IBB HBP BLK WP HR S P ERA WHIP	IP WLS BF H R ER SO BB IBB HBP BLK WP HR S P ERA WHIP	IP WLS BF H R ER SO BB IBB HBP BLK WP HR S P ERA WHIP	IP WLS BF H R ER SO BB IBB HBP BLK WP HR S P ERA WHIP	IP WLS BF H R ER SO BB IBB HBP BLK WP HR S P ERA WHIP	IP WLS BF H R ER SO BB IBB HBP BLK WP HR S P ERA WHIP	IP WLS BF H R ER SO BB IBB HBP BLK WP HR S P ERA WHIP	IP WLS BF H R ER SO BB IBB HBP BLK WP HR S P ERA WHIP	IP WLS BF H R ER SO BB IBB HBP BLK WP HR S P ERA WHIP	IP WLS BF H R ER SO BB IBB HBP BLK WP HR S P ERA WHIP	IP WLS BF H R ER SO BB IBB HBP BLK WP HR S P ERA WHIP	IP WLS BF H R ER SO BB IBB HBP BLK WP HR S P ERA WHIP	IP WLS BF H R ER SO BB IBB HBP BLK WP HR S P ERA WHIP	IP WLS BF H R ER SO BB IBB HBP BLK WP HR S P ERA WHIP	IP WLS BF H R ER SO BB IBB HBP BLK WP HR S P ERA WHIP	IP WLS BF H R ER SO BB IBB HBP BLK WP HR S P ERA WHIP	IP WLS BF H R ER SO BB IBB HBP BLK WP HR S P ERA WHIP	IP WLS BF H R ER SO BB IBB HBP BLK WP HR S P ERA WHIP	IP WLS BF H R ER SO BB IBB HBP BLK WP HR S P ERA WHIP
Ed Whitson, R ERA: 3.43 Craig Lefferts, L ERA: 1.67 (1, 1) (6, 1)	5.0 W 27	4.0 S 14	7 3 1 3	2 0 0 2	4 0 0 0	0 0 0 0	0 0 0 0	0 0 0 0	0 0 0 0	29 45	18 18	1.80 2.200	0.00 0.500								


Batter	1	2	3	4	5	6	7	8	9	AB	R	H	RBI	BB	SO	LOB	BOTTOM				
Alan Wiggins, S OBP: 0.336, SLG: 0.311 (1, 4)										5	1	1	0	0	0	1	Houston Astros @ San Diego Padres Jack Murphy Stadium, San Diego, CA Fri Jul 27 1984, 10:05 PM EDT Att: 28,868 - Unknown				
Tony Gwynn, L OBP: 0.430, SLG: 0.476 (1, 9)										4	2	3	0	0	0	1					
Steve Garvey, R OBP: 0.303, SLG: 0.374 (1, 3)										4	1	3	2	0	0	1					
Carmelo Martinez, R OBP: 0.338, SLG: 0.424 (1, 7)										3	0	1	1	0	0	2					
Terry Kennedy, L OBP: 0.298, SLG: 0.359 (1, 2)										4	0	1	0	0	0	3					
Kevin McReynolds, R OBP: 0.307, SLG: 0.474 (1, 8)										4	2	2	2	0	0	2					
Luis Salazar, R OBP: 0.304, SLG: 0.384 (1, 5)										4	1	2	2	0	1	0					
Garry Templeton, S OBP: 0.320, SLG: 0.339 (1, 6)										4	0	0	0	0	0	1					
Ed Whitson, R OBP: 0.077, SLG: 0.053 Craig Lefferts, L OBP: 0.200, SLG: 0.300 (1, 1) (6, 1)										2	0	0	0	0	1	0					
										2	0	0	0	0	0	1					
Inning Stats	R: 0 E: 0 K: 0 S: 5	H: 2 LOB: 0 BB: 0 P: 5	R: 0 E: 0 K: 1 S: 5	H: 0 LOB: 0 BB: 0 P: 5	R: 1 E: 0 K: 1 S: 7	H: 2 LOB: 1 BB: 0 P: 7	R: 2 E: 0 K: 0 S: 5	H: 2 LOB: 0 BB: 0 P: 5	R: 1 E: 0 K: 0 S: 6	H: 3 LOB: 2 BB: 0 P: 6	R: 0 E: 0 K: 0 S: 4	H: 1 LOB: 1 BB: 0 P: 4	R: 3 E: 0 K: 0 S: 6	H: 3 LOB: 0 BB: 0 P: 6	R: 0 E: 0 K: 0 S: 3	H: 0 LOB: 0 BB: 0 P: 3	1B: 9 2B: 1 3B: 1 HR: 2	SF: 1 SAC: 0 DP: 0 HBP: 0	WP: 1 PB: 0 SB: 0 CS: 0	PA: 37	
PITCHER	IP WLS BF H R ER SO BB IBB HBP BLK WP HR S P ERA WHIP	IP WLS BF H R ER SO BB IBB HBP BLK WP HR S P ERA WHIP	IP WLS BF H R ER SO BB IBB HBP BLK WP HR S P ERA WHIP	IP WLS BF H R ER SO BB IBB HBP BLK WP HR S P ERA WHIP	IP WLS BF H R ER SO BB IBB HBP BLK WP HR S P ERA WHIP	IP WLS BF H R ER SO BB IBB HBP BLK WP HR S P ERA WHIP	IP WLS BF H R ER SO BB IBB HBP BLK WP HR S P ERA WHIP	IP WLS BF H R ER SO BB IBB HBP BLK WP HR S P ERA WHIP	IP WLS BF H R ER SO BB IBB HBP BLK WP HR S P ERA WHIP	IP WLS BF H R ER SO BB IBB HBP BLK WP HR S P ERA WHIP	IP WLS BF H R ER SO BB IBB HBP BLK WP HR S P ERA WHIP	IP WLS BF H R ER SO BB IBB HBP BLK WP HR S P ERA WHIP	IP WLS BF H R ER SO BB IBB HBP BLK WP HR S P ERA WHIP	IP WLS BF H R ER SO BB IBB HBP BLK WP HR S P ERA WHIP	IP WLS BF H R ER SO BB IBB HBP BLK WP HR S P ERA WHIP	IP WLS BF H R ER SO BB IBB HBP BLK WP HR S P ERA WHIP	IP WLS BF H R ER SO BB IBB HBP BLK WP HR S P ERA WHIP	IP WLS BF H R ER SO BB IBB HBP BLK WP HR S P ERA WHIP	IP WLS BF H R ER SO BB IBB HBP BLK WP HR S P ERA WHIP	IP WLS BF H R ER SO BB IBB HBP BLK WP HR S P ERA WHIP	IP WLS BF H R ER SO BB IBB HBP BLK WP HR S P ERA WHIP
Bob Knepper, L ERA: 2.91 Vern Ruhle, R ERA: 4.44 Julio Solano, R ERA: 1.54 Dave Smith, R ERA: 2.8 Joe Sambito, L ERA: 2.12 (1, 1) (5, 1) (5, 1) (7, 1) (8, 1)	4.0 L 5	0.2 L 5	6 3 3 2	3 1 1 0	0 0 0 0	0 0 0 0	0 0 0 0	0 0 0 0	0 0 0 0	5 5	13.50 4.500	0.00 0.750	27.00 3.000	0.00 0.000							


Batter	1	2	3	4	5	6	7	8	9	AB	R	H	RBI	BB	SO	LOB	TOP					
Bill Doran, S OBP: 0.335, SLG: 0.334 Phil Garner, R OBP: 0.323, SLG: 0.333	0-0 4-3		4-0 1B 1B BB	0-0 F8		1-0 HBP		4-0 BB		2	1	0	0	1	0	2	<p>Houston Astros @ San Diego Padres Jack Murphy Stadium, San Diego, CA Sat Jul 28 1984, 10:05 PM EDT Unknown</p> <p>livebaseballscores.com</p>					
Craig Reynolds, L OBP: 0.296, SLG: 0.371	0-0 F6		0-0 1B 1-3 2-H		4-0 G6-3 BB		0-0 F7		0-0 F5	4	0	1	1	1	0	3						
Denny Walling, L OBP: 0.314, SLG: 0.360	0-0 F7		0-0 BB 1-3 3-H		0-0 G6-3 1-2		0-0 1B 1B		0-3 K	5	0	2	1	0	1	1						
Jose Cruz, L OBP: 0.385, SLG: 0.462		0-0 4-3	4-0 1-2 BB		0-0 1B		0-0 1B		0-0 FC4-6 1B	4	0	3	0	1	0	0						
Jerry Mumphrey, S OBP: 0.351, SLG: 0.383		4-0 G6-4-3 BB	0-0 6-3		0-0 F6		0-0 F7		0-0 FC4-6 1-2	4	0	0	0	1	0	7						
Enos Cabell, R OBP: 0.324, SLG: 0.389	0-0 G6-4-3 1-2			0-0 F4		0-0 5-3		0-0 F5		0-0 F8	5	0	0	0	0	4						
Terry Puhl, L OBP: 0.371, SLG: 0.429			0-0 6-3	4-0 1B BB		0-0 HR		0-3 K		3	1	1	1	1	1	2						
Alan Ashby, S OBP: 0.319, SLG: 0.313			4-0 SH3-4 1B BB	0-0 1-3 1B		0-0 SH1-4 1B		0-0 F7		3	1	2	0	1	0	0						
Joe Niekro, R OBP: 0.167, SLG: 0.151			0-0 SH3-4 1-2	0-3 K		0-0 SH1-4 1-2		0-0 6-3		2	0	0	0	0	1	2						
Inning Stats	R: 0 E: 0 K: 0 S: 3	H: 0 LOB: 0 BB: 0 P: 3	R: 0 E: 0 K: 0 S: 2	H: 0 LOB: 0 BB: 1 P: 6	R: 2 E: 0 K: 0 S: 5	H: 2 LOB: 3 BB: 3 P: 17	R: 0 E: 0 K: 1 S: 6	H: 1 LOB: 2 BB: 1 P: 10	R: 0 E: 0 K: 0 S: 3	H: 1 LOB: 1 BB: 1 P: 7	R: 1 E: 0 K: 0 S: 5	H: 2 LOB: 2 BB: 0 P: 6	R: 0 E: 0 K: 1 S: 7	H: 2 LOB: 2 BB: 0 P: 7	R: 0 E: 0 K: 0 S: 3	H: 0 LOB: 1 BB: 1 P: 7		R: 0 E: 0 K: 1 S: 6	H: 1 LOB: 1 BB: 0 P: 6	1B: 8 2B: 0 3B: 0 HR: 1	SF: 0 SAC: 2 DP: 2 HBP: 1	WP: 0 PB: 0 SB: 0 CS: 0
PITCHER Andy Hawkins, R ERA: 4.38 Greg Booker, R ERA: 1.96	IP: 8.0 WLS: L BF: 38	H: 8 R: 3 ER: 3 SO: 2	BB: 7 IBB: 0 HBP: 1 BLK: 0	WP: 0 HR: 1 S: 34 P: 63	ERA: 3.38 WHIP: 1.875	IP: 1.0 WLS: 4 BF: 1	H: 0 R: 0 ER: 0 SO: 1	BB: 0 IBB: 0 HBP: 0 BLK: 0	WP: 0 HR: 0 S: 6 P: 6	ERA: 0.00 WHIP: 1.000												


Batter	1	2	3	4	5	6	7	8	9	AB	R	H	RBI	BB	SO	LOB	BOTTOM			
Alan Wiggins, S OBP: 0.336, SLG: 0.309	0-3 K		0-0 F9		0-0 6-3			4-0 BB		3	0	0	0	1	1	1	<p>Houston Astros @ San Diego Padres Jack Murphy Stadium, San Diego, CA Sat Jul 28 1984, 10:05 PM EDT Unknown</p> <p>livebaseballscores.com</p>			
Tony Gwynn, L OBP: 0.428, SLG: 0.474	0-0 G3		0-0 1B		0-0 4-3		0-0 G3		0-0 F7	4	0	1	0	0	0	1				
Steve Garvey, R OBP: 0.300, SLG: 0.371	0-0 F8		0-0 5-3		0-0 4-3		0-0 4-3		0-0 F8	4	0	0	0	0	0	1				
Graig Nettles, L OBP: 0.323, SLG: 0.380		0-0 1B E 1B		0-0 3-1		0-0 4-3		0-0 F8		4	1	1	0	0	0	0				
Terry Kennedy, L OBP: 0.298, SLG: 0.358		0-0 FC5-4 1-3 1B		0-0 F5		0-3 K		0-0 F8		4	0	1	0	0	1	0				
Carmelo Martinez, R OBP: 0.335, SLG: 0.420		0-0 FC5-4 1-2 3-H		0-0 5-3		0-3 K		0-0 K		3	0	0	0	0	1	1				
Kevin McReynolds, R OBP: 0.304, SLG: 0.469		0-3 K		0-0 6-3		0-0 F9				3	0	0	0	0	1	1				
Garry Templeton, S OBP: 0.320, SLG: 0.339	0-0 4-3				0-0 G3			0-0 G1-6-3 1B		3	0	1	0	0	0	1				
Andy Hawkins, R OBP: 0.219, SLG: 0.219 Bobby Brown, S OBP: 0.292, SLG: 0.344 Greg Booker, R ERA: 1.96			0-0 F6		0-0 1B			0-0 G1-6-3 1-2		2	0	1	0	0	0	0				
Inning Stats	R: 0 E: 0 K: 1 S: 5	H: 0 LOB: 0 BB: 0 P: 5	R: 1 E: 1 K: 1 S: 7	H: 2 LOB: 1 BB: 0 P: 7	R: 0 E: 0 K: 0 S: 4	H: 1 LOB: 1 BB: 0 P: 4	R: 0 E: 0 K: 0 S: 3	H: 0 LOB: 0 BB: 0 P: 3	R: 0 E: 0 K: 2 S: 7	H: 0 LOB: 0 BB: 0 P: 7	R: 0 E: 0 K: 0 S: 3	H: 1 LOB: 1 BB: 1 P: 7	R: 0 E: 0 K: 0 S: 3	H: 0 LOB: 0 BB: 0 P: 3	1B: 5 2B: 0 3B: 0 HR: 0	SF: 0 SAC: 0 DP: 1 HBP: 0		WP: 0 PB: 0 SB: 0 CS: 0	PA: 32	
PITCHER Joe Niekro, R ERA: 2.59	IP: 9.0 WLS: W BF: 32	H: 5 R: 1 ER: 0 SO: 4	BB: 1 IBB: 0 HBP: 0 BLK: 0	WP: 0 HR: 0 S: 39 P: 43	ERA: 0.00 WHIP: 0.667	IP: 1.0 WLS: 4 BF: 1	H: 0 R: 0 ER: 0 SO: 1	BB: 0 IBB: 0 HBP: 0 BLK: 0	WP: 0 HR: 0 S: 6 P: 6	ERA: 0.00 WHIP: 1.000										


Batter	1	2	3	4	5	6	7	8	9	AB	R	H	RBI	BB	SO	LOB	TOP							
Kevin Bass, S OBP: 0.276, SLG: 0.341 (1, 8)	0-0 4-3 2B		0-0 F7			0-0 1B		0-0 K	0-3 K	4	0	2	0	0	1	1	Houston Astros @ San Diego Padres Jack Murphy Stadium, San Diego, CA Sat Jul 28 1984, 10:05 PM EDT Att: 34,730 - Unknown livebaseballscorecards.com							
Craig Reynolds, L OBP: 0.283, SLG: 0.367 (1, 6)	0-0 4-3		0-0 F9			0-0 F9		0-0 G3	0-0 G3	4	0	0	0	0	0	3								
Denny Walling, L OBP: 0.312, SLG: 0.357 (1, 5)	0-0 1B			0-0 F7		0-0 F8		0-0 F8	0-0 F8	4	0	1	0	0	0	1								
Jose Cruz, L OBP: 0.384, SLG: 0.460 (1, 7)	0-0 F5			0-0 F8			4-0 G4-6-3 BB			2	0	0	0	1	0	1								
Phil Garner, R OBP: 0.319, SLG: 0.329 (1, 4)		0-0 4-3		0-3 K			0-0 F8			3	0	0	0	0	1	1								
Terry Puhl, L OBP: 0.367, SLG: 0.424 (1, 9)		0-0 F4			0-0 F3		0-0 G4-6-3 1-2f			3	0	0	0	0	0	1								
Ray Knight, R OBP: 0.257, SLG: 0.286 (1, 3)		0-0 F6			0-0 F8			0-0 6-3		3	0	0	0	0	0	0								
Mark Bailey, S OBP: 0.302, SLG: 0.355 (1, 2)			0-0 2B		0-0 4-3			0-3 K		3	0	1	0	0	1	0								
Nolan Ryan, R OBP: 0.190, SLG: 0.200 (1, 1)			0-3 K			0-3 K		0-0 4-3		2	0	0	0	0	2	1								
Jerry Mumphrey, S OBP: 0.351, SLG: 0.382 (8, PH)									0-0 4-3	1	0	0	0	0	0	0								
Frank DiPino, L (8, 1)										0	0	0	0	0	0	0								
Inning Stats	R: 0 E: 0 K: 0 S: 4	H: 2 LOB: 1 BB: 0 P: 4	R: 0 E: 0 K: 0 S: 3	H: 0 LOB: 0 BB: 0 P: 3	R: 0 E: 0 K: 1 S: 6	H: 1 LOB: 1 BB: 0 P: 6	R: 0 E: 0 K: 1 S: 5	H: 0 LOB: 0 BB: 0 P: 5	R: 0 E: 0 K: 0 S: 3	H: 0 LOB: 0 BB: 0 P: 3	R: 0 E: 0 K: 1 S: 6	H: 1 LOB: 1 BB: 0 P: 6	R: 0 E: 0 K: 0 S: 2	H: 0 LOB: 0 BB: 1 P: 6	R: 0 E: 0 K: 1 S: 5	H: 0 LOB: 0 BB: 0 P: 5	R: 0 E: 0 K: 1 S: 5	H: 0 LOB: 0 BB: 0 P: 5	1B: 2 2B: 2 3B: 0 HR: 0	SF: 0 SAC: 0 DP: 1 HBP: 0	WP: 0 PB: 0 SB: 0 CS: 0	PA: 30		
PITCHER	IP WLS BF H R ER SO BB IBB HBP BLK WP HR S P ERA WHIP	5.1 W 19 4 0 0 3 0 0 0 0 0 0 25 25 0.00 0.750	6.1 S 11 0 0 0 2 1 0 0 0 0 0 14 18 0.00 0.273											6.1 S 11 0 0 0 2 1 0 0 0 0 0 14 18 0.00 0.273										

Batter	1	2	3	4	5	6	7	8	9	AB	R	H	RBI	BB	SO	LOB	BOTTOM							
Alan Wiggins, S OBP: 0.333, SLG: 0.306 (1, 4)	0-0 6-3		0-0 5-3		0-0 4-3			0-0 1-3		4	0	0	0	0	0	0	Houston Astros @ San Diego Padres Jack Murphy Stadium, San Diego, CA Sat Jul 28 1984, 10:05 PM EDT Att: 34,730 - Unknown livebaseballscorecards.com							
Tony Gwynn, L OBP: 0.425, SLG: 0.470 (1, 9)	0-0 6-3		0-0 3H F7			0-3 K				3	0	0	0	0	1	0								
Steve Garvey, R OBP: 0.300, SLG: 0.370 (1, 3)	0-3 K			0-0 1B 1B		0-0 F9		0-0 F8		3	0	1	0	0	1	0								
Carmelo Martinez, R OBP: 0.332, SLG: 0.416 (1, 7)		0-3 K		0-0 F9		0-0 F8				3	0	0	0	0	1	1								
Kevin McReynolds, R OBP: 0.305, SLG: 0.468 (1, 8)		0-0 1B		0-3 K			0-0 G3			3	0	1	0	0	1	1								
Tim Flannery, L OBP: 0.347, SLG: 0.429 (1, 6)		0-0 F8		0-0 1B		0-0 F5				3	0	1	0	0	0	1								
Luis Salazar, R OBP: 0.297, SLG: 0.374 (1, 5)		0-3 K		0-3 K		0-0 F8				3	0	0	0	0	2	3								
Bruce Bochy, R OBP: 0.244, SLG: 0.333 (1, 2)			0-0 BLK PB 2B		0-0 F8			0-0 E7		3	1	1	0	0	0	0								
Eric Show, R OBP: 0.205, SLG: 0.364 (1, 1)			0-3 K		0-3 K			0-3 K		2	0	0	0	0	2	1								
Rich Gossage, R OBP: 0.250, SLG: 0.200 (6, 1)			2-3 K							1	0	0	0	0	1	0								
Inning Stats	R: 0 E: 0 K: 1 S: 5	H: 0 LOB: 0 BB: 0 P: 5	R: 0 E: 0 K: 2 S: 8	H: 1 LOB: 1 BB: 0 P: 8	R: 1 E: 0 K: 1 S: 6	H: 1 LOB: 0 BB: 0 P: 6	R: 0 E: 0 K: 2 S: 9	H: 2 LOB: 2 BB: 0 P: 9	R: 0 E: 0 K: 1 S: 5	H: 0 LOB: 0 BB: 0 P: 5	R: 0 E: 0 K: 1 S: 5	H: 0 LOB: 0 BB: 0 P: 5	R: 0 E: 0 K: 0 S: 3	H: 0 LOB: 0 BB: 0 P: 3	R: 0 E: 1 K: 1 S: 5	H: 0 LOB: 0 BB: 0 P: 5	R: 0 E: 1 K: 1 S: 5	H: 0 LOB: 0 BB: 0 P: 5	1B: 3 2B: 1 3B: 0 HR: 0	SF: 0 SAC: 0 DP: 0 HBP: 0	WP: 0 PB: 1 SB: 0 CS: 0	PA: 28		
PITCHER	IP WLS BF H R ER SO BB IBB HBP BLK WP HR S P ERA WHIP	7.0 L 25 4 1 0 8 0 0 0 1 0 0 5 5 0.00 0.000	8.1 L 3 0 0 0 1 0 0 0 0 0 0 5 5 0.00 0.000											8.1 L 3 0 0 0 1 0 0 0 0 0 0 5 5 0.00 0.000										

Batter	1	2	3	4	5	6	7	8	9	AB	R	H	RBI	BB	SO	LOB	TOP					
Kevin Bass, S OBP: 0.271, SLG: 0.335 (1, 9)	5-3		K			F8			F7	4	0	0	0	0	1	1	Houston Astros @ San Diego Padres Jack Murphy Stadium, San Diego, CA Sun Jul 29 1984, 6:33 AM EDT Att: 23,084 - Unknown AB 26 R 0 H 2 RBI 0 BB 5 SO 7 LOB 12 					
Enos Cabell, R OBP: 0.330, SLG: 0.390 (1, 3)	K			FC6-4 1B		CS BB			BB BB	2	0	1	0	2	1	0						
Phil Garner, R OBP: 0.314, SLG: 0.322 (1, 4)	F9			F9		5-3			F8	4	0	0	0	0	0	3						
Jose Cruz, L OBP: 0.383, SLG: 0.456 (1, 7)		F7		FC6-4 1-2				6-3		3	0	0	0	1	0	1						
Jerry Mumphy, S OBP: 0.347, SLG: 0.378 (1, 8)	F3			K				6-3		4	0	0	0	0	1	3						
Ray Knight, R OBP: 0.255, SLG: 0.282 (1, 5)	K				G3			6-3		3	0	0	0	0	1	0						
Alan Ashby, S OBP: 0.328, SLG: 0.317 (1, 2)				SH1-3 1B		BB		K		2	0	1	0	1	1	0						
Bert Pena, R OBP: 0.231, SLG: 0.167 (1, 6)			K		F7			G5-4-3 BB		2	0	0	0	1	1	2						
Michael LaCoss, R OBP: 0.111, SLG: 0.176 Joe Sambito, L (6, 1)	SH1-3				K			G5-4-3		1	0	0	0	0	1	1						
Jim Pankovits, R OBP: 0.289, SLG: 0.349 Vern Ruhle, R OBP: 0.214, SLG: 0.083 (8, 1)								1-2		0	0	0	0	0	0	1						
										0	0	0	0	0	0	0						
Inning Stats	R: 0 E: 0 K: 1 S: 5	H: 0 LOB: 0 BB: 0 P: 5	R: 0 E: 0 K: 1 S: 5	H: 0 LOB: 0 BB: 0 P: 5	R: 0 E: 0 K: 2 S: 8	H: 1 LOB: 1 BB: 0 P: 8	R: 0 E: 0 K: 1 S: 6	H: 1 LOB: 1 BB: 0 P: 6	R: 0 E: 0 K: 1 S: 5	H: 0 LOB: 1 BB: 1 P: 9	R: 0 E: 0 K: 0 S: 2	H: 0 LOB: 0 BB: 1 P: 6	R: 0 E: 0 K: 0 S: 3	H: 0 LOB: 0 BB: 0 P: 3	R: 0 E: 0 K: 1 S: 4	H: 0 LOB: 0 BB: 2 P: 8	R: 0 E: 0 K: 0 S: 3	H: 0 LOB: 2 BB: 2 P: 11	1B: 2 2B: 0 3B: 0 HR: 0	SF: 0 SAC: 1 DP: 1 HBP: 0	WP: 0 PB: 0 SB: 1 CS: 1	PA: 32
PITCHER Tim Lollar, L ERA: 3.57 (1, 1)	IP: 9.0 WLS: W BF: 32 H: 2 R: 0 ER: 0 SO: 7 BB: 5 IBB: 0 HBP: 0 BLK: 0 WP: 0 HR: 0 S: 41 P: 61 ERA: 0.00 WHIP: 0.778																					

Batter	1	2	3	4	5	6	7	8	9	AB	R	H	RBI	BB	SO	LOB	BOTTOM			
Alan Wiggins, S OBP: 0.332, SLG: 0.303 Tim Flannery, L OBP: 0.342, SLG: 0.423 (8, 4)	CS BB	4-3			F8	E5		L3-6		3	0	0	0	1	0	1	Houston Astros @ San Diego Padres Jack Murphy Stadium, San Diego, CA Sun Jul 29 1984, 6:33 AM EDT Att: 23,084 - Unknown AB 32 R 9 H 11 RBI 9 BB 6 SO 6 LOB 14 			
Tony Gwynn, L OBP: 0.428, SLG: 0.473 Luis Salazar, R OBP: 0.294, SLG: 0.371 (8, 5)	4-3 1B		L1-3 1B			1B		G3		4	2	3	0	0	1	1				
Steve Garvey, R OBP: 0.332, SLG: 0.379 Mario Ramirez, R OBP: 0.269, SLG: 0.478 (8, 6)	4-3		F9			WP 2B	HR			4	2	2	1	0	0	2				
Graig Nettles, L OBP: 0.323, SLG: 0.378 Kurt Bevacqua, R OBP: 0.371, SLG: 0.379 (7, 3)	1B		L1-3			K				2	0	0	0	1	1	3				
Terry Kennedy, L OBP: 0.300, SLG: 0.357 (1, 2)					5-3					3	1	1	1	1	0	1				
Carmelo Martinez, R OBP: 0.334, SLG: 0.418 (1, 7)	F7				1-3					3	1	1	2	1	0	2				
Kevin McReynolds, R OBP: 0.310, SLG: 0.468 (1, 8)					K					2	1	1	1	2	1	0				
Garry Templeton, S OBP: 0.320, SLG: 0.347 Bobby Brown, S OBP: 0.292, SLG: 0.344 (8, 9)					K					4	1	1	4	0	1	2				
Tim Lollar, L OBP: 0.315, SLG: 0.438 (1, 1)					K					4	0	1	0	0	2	1				
Inning Stats	R: 1 E: 0 K: 0 S: 4	H: 2 LOB: 2 BB: 2 P: 12	R: 0 E: 0 K: 1 S: 5	H: 0 LOB: 1 BB: 1 P: 9	R: 0 E: 0 K: 0 S: 3	H: 1 LOB: 0 BB: 0 P: 3	R: 0 E: 0 K: 1 S: 5	H: 0 LOB: 0 BB: 0 P: 5	R: 0 E: 0 K: 1 S: 5	H: 0 LOB: 0 BB: 0 P: 5	R: 6 E: 1 K: 3 S: 14	H: 4 LOB: 1 BB: 2 P: 22	R: 2 E: 0 K: 0 S: 5	H: 3 LOB: 1 BB: 1 P: 9	R: 0 E: 0 K: 0 S: 3	H: 1 LOB: 0 BB: 0 P: 3	1B: 8 2B: 3 3B: 0 HR: 2	SF: 0 SAC: 0 DP: 2 HBP: 0	WP: 1 PB: 0 SB: 1 CS: 1	PA: 38
PITCHER Michael LaCoss, R ERA: 3.63 Joe Sambito, L ERA: 2.59 Vern Ruhle, R ERA: 4.38 (1, 1)	IP: 5.1 WLS: L BF: 26 H: 7 R: 7 ER: 7 SO: 4 BB: 3 IBB: 2 HBP: 0 BLK: 0 WP: 1 HR: 1 S: 29 P: 49 ERA: 11.81 WHIP: 1.875																			

Batter	1	2	3	4	5	6	7	8	9	AB	R	H	RBI	BB	SO	LOB	TOP			
Steve Sax, R OBP: 0.297, SLG: 0.306 Franklin Stubbs, L OBP: 0.288, SLG: 0.382	6-3			F9			F8		F4	2	0	0	0	0	0	0	Los Angeles Dodgers @ San Diego Padres Jack Murphy Stadium, San Diego, CA Mon Jul 30 1984, 10:05 PM EDT Att: 40,568 - Unknown AB 27 R 0 H 1 RBI 0 BB 4 SO 4 LOB 10 			
Bill Russell, R OBP: 0.348, SLG: 0.349	F7			5-3						3	0	1	0	1	0					
R.J. Reynolds, S OBP: 0.309, SLG: 0.358	F8			F8					K	3	0	0	0	1	1					
Mike Marshall, R OBP: 0.333, SLG: 0.488		5-3			6-3		F7		F4	4	0	0	0	0	3					
Candy Maldonado, R OBP: 0.335, SLG: 0.392		5-3			K		F7			3	0	0	0	0	1					
Steve Yeager, R OBP: 0.295, SLG: 0.315					K				F9	3	0	0	0	0	2					
German Rivera, R OBP: 0.333, SLG: 0.429							F8			1	0	0	0	2	0					
Dave Anderson, R OBP: 0.348, SLG: 0.330					FC6-4		5-3		F9	3	0	0	0	0	2					
Fernando Valenzuela, L OBP: 0.301, SLG: 0.275 Pat Zachry, R OBP: 0.285, SLG: 0.287 Bob Bailor, R OBP: 0.285, SLG: 0.287 Burt Hooton, R OBP: 0.285, SLG: 0.287 Mike Vail, R OBP: 0.285, SLG: 0.287 Jerry Reuss, L OBP: 0.285, SLG: 0.273					G4-6-3		6-3		F8	1	0	0	0	0	1					
Inning Stats	R: 0 H: 0 E: 0 K: 0 S: 3	H: 0 LOB: 0 BB: 0 P: 3	R: 0 H: 0 E: 0 K: 1 S: 5	H: 0 LOB: 0 BB: 0 P: 5	R: 0 H: 0 E: 0 K: 0 S: 2	H: 0 LOB: 0 BB: 1 P: 6	R: 0 H: 0 E: 0 K: 0 S: 3	H: 0 LOB: 0 BB: 0 P: 3	R: 0 H: 0 E: 0 K: 0 S: 7	H: 0 LOB: 0 BB: 0 P: 7	R: 0 H: 1 E: 0 K: 0 S: 4	H: 2 LOB: 2 BB: 1 P: 8	R: 0 H: 0 E: 0 K: 0 S: 3	H: 0 LOB: 1 BB: 1 P: 7	R: 0 H: 0 E: 0 K: 1 S: 5	H: 0 LOB: 1 BB: 1 P: 9	1B: 0 2B: 1 3B: 0 HR: 0	SF: 0 SAC: 0 DP: 1 HBP: 0	WP: 0 PB: 0 SB: 0 CS: 0	PA: 31
PITCHER Dave Dravecky, L ERA: 2.23	IP: 9.0 WLS: W BF: 31 H: 1 R: 0 ER: 0 SO: 4 BB: 4 IBB: 0 HBP: 0 BLK: 0 WP: 0 HR: 0 S: 35 P: 51 ERA: 0.00 WHIP: 0.556															PITCHER				

Batter	1	2	3	4	5	6	7	8	9	AB	R	H	RBI	BB	SO	LOB	BOTTOM				
Alan Wiggins, S OBP: 0.335, SLG: 0.306	6-3 1B				S 1B	6-3	4-3			3	2	1	0	2	0	2	Los Angeles Dodgers @ San Diego Padres Jack Murphy Stadium, San Diego, CA Mon Jul 30 1984, 10:05 PM EDT Att: 40,568 - Unknown AB 37 R 12 H 12 RBI 9 BB 6 SO 8 LOB 21 				
Tony Gwynn, L OBP: 0.428, SLG: 0.472	6-3 1-3	F7			G3 E 2H 1B	E6			1B 2B 1B	5	2	2	1	0	0	3					
Steve Garvey, R OBP: 0.378, SLG: 0.378 Kurt Bevacqua, R OBP: 0.388, SLG: 0.400	1B HR	F8			K 1-2	F8			2B 4-3 1B	4	1	1	1	0	1	4					
Carmelo Martinez, R OBP: 0.338, SLG: 0.422	1B HR				K E G3 BB	K			4-3 PB 1-3 2H 2B	4	3	2	1	1	2	1					
Terry Kennedy, L OBP: 0.299, SLG: 0.364	K				G3 1-2 2-3				4-3 HR 2-3 3H	5	1	1	2	0	1	5					
Kevin McReynolds, R OBP: 0.314, SLG: 0.476	HR				E9 1B 2H 3H				FC4-6 BB FC6-4 BB 3H	3	2	1	3	2	1	0					
Luis Salazar, R OBP: 0.290, SLG: 0.364	K				F8 2H 1B				F9	5	0	1	1	0	1	2					
Garry Templeton, S OBP: 0.321, SLG: 0.346					K SH5-3 1B				FC4-6 2B FC6-4 1-2	4	0	1	0	1	1	2					
Dave Dravecky, R OBP: 0.179, SLG: 0.192					5-3 K				2B 1-3	3	0	1	0	0	1	2					
Inning Stats	R: 4 H: 3 E: 0 K: 2 S: 10	H: 3 LOB: 1 BB: 1 P: 14	R: 0 H: 1 E: 0 K: 0 S: 4	H: 1 LOB: 2 BB: 1 P: 8	R: 0 H: 0 E: 0 K: 2 S: 7	H: 0 LOB: 0 BB: 0 P: 7	R: 0 H: 0 E: 0 K: 1 S: 5	H: 0 LOB: 0 BB: 0 P: 5	R: 4 H: 3 E: 1 K: 2 S: 11	H: 3 LOB: 2 BB: 2 P: 19	R: 0 H: 0 E: 1 K: 1 S: 6	H: 0 LOB: 1 BB: 1 P: 6	R: 1 H: 2 E: 0 K: 0 S: 5	H: 2 LOB: 2 BB: 1 P: 9	R: 3 H: 3 E: 0 K: 0 S: 6	H: 3 LOB: 1 BB: 1 P: 10		1B: 7 2B: 3 3B: 0 HR: 2	SF: 0 SAC: 1 DP: 0 HBP: 0	WP: 0 PB: 1 SB: 3 CS: 0	PA: 44
PITCHER Fernando Valenzuela, L ERA: 3.14 Pat Zachry, R ERA: 3.31 Burt Hooton, R ERA: 3.71 Jerry Reuss, L ERA: 6.08	IP: 4.2 WLS: L BF: 25 H: 7 R: 8 ER: 5 SO: 6 BB: 3 IBB: 0 HBP: 0 BLK: 0 WP: 0 HR: 1 S: 34 P: 46 ERA: 9.64 WHIP: 2.143															PITCHER					

Batter	1	2	3	4	5	6	7	8	9	AB	R	H	RBI	BB	SO	LOB	TOP								
Dave Anderson, R (1, 6) OBP: 0.346, SLG: 0.329	SH1-4 1B		K		5-3		4-3			4	0	1	0	0	1	0	Los Angeles Dodgers @ San Diego Padres Jack Murphy Stadium, San Diego, CA Tue Jul 31 1984, 10:05 PM EDT Att: 35,704 - Unknown livebaseballscorecards.com								
Bill Russell, R (1, 8) OBP: 0.358, SLG: 0.349	SH1-4		F7		F4		1B			3	0	1	0	0	0	0									
Candy Maldonado, R (1, 9) OBP: 0.339, SLG: 0.397	BB		2B		1-3		F4			3	0	1	0	1	0	1									
Mike Marshall, R (1, 7) OBP: 0.332, SLG: 0.483	F9		BB			G3		K		3	0	0	0	1	1	2									
Steve Yeager, R (1, 2) OBP: 0.299, SLG: 0.311	F4		4-3			1B		4-3		2	0	0	0	1	0	4									
Mike Scioscia, L (8, PH) OBP: 0.391, SLG: 0.345						BB				1	0	0	0	0	0	0									
German Rivera, R (1, 5) OBP: 0.341, SLG: 0.435		G3		K				G3		3	0	2	0	0	1	0									
Ken Landreaux, L (8, PH) OBP: 0.325, SLG: 0.375		1B				1B				1	0	0	0	0	0	0									
Franklin Stubbs, L (1, 3) OBP: 0.283, SLG: 0.374	G3		3-1			F7		K		4	0	0	0	0	1	3									
Bob Bailor, R (1, 4) OBP: 0.296, SLG: 0.269	F8					F6		K		3	0	1	0	0	0	3									
Greg Brock, L (9, PH) OBP: 0.305, SLG: 0.427			1B					K		1	0	0	0	0	1	0									
Rick Honeycutt, L (1, 1) OBP: 0.188, SLG: 0.152	F7							K		2	0	1	0	0	0	1									
Steve Sax, R (7, PH) OBP: 0.296, SLG: 0.305										1	0	0	0	0	0	0									
Ken Howell, R (7, 1)										0	0	0	0	0	0	0									
Terry Whitfield, L (9, PH) OBP: 0.285, SLG: 0.344				1-3				K		1	0	0	0	0	1	0									
Inning Stats	R: 0 E: 0 K: 0 S: 4	H: 1 LOB: 2 BB: 1 P: 8	R: 0 E: 0 K: 0 S: 4	H: 1 LOB: 1 BB: 0 P: 4	R: 0 E: 0 K: 1 S: 6	H: 1 LOB: 2 BB: 1 P: 10	R: 0 E: 0 K: 1 S: 6	H: 2 LOB: 2 BB: 0 P: 6	R: 0 E: 0 K: 0 S: 3	H: 0 LOB: 0 BB: 0 P: 3	R: 0 E: 0 K: 0 S: 4	H: 1 LOB: 1 BB: 0 P: 8	R: 0 E: 0 K: 1 S: 5	H: 1 LOB: 0 BB: 0 P: 4	R: 0 E: 0 K: 1 S: 5	H: 0 LOB: 0 BB: 0 P: 5	R: 0 E: 0 K: 3 S: 9	H: 0 LOB: 0 BB: 0 P: 9	1B: 6 2B: 1 3B: 0 HR: 0	SF: 0 SAC: 1 DP: 0 HBP: 0	WP: 0 PB: 0 SB: 0 CS: 0	PA: 36			
PITCHER	IP	WLS	BF	H	R	ER	SO	BB	IBB	HBP	BLK	WP	HR	S	P	ERA	WHIP								
Mark Thurmond, L (1, 1) ERA: 3.22	7.0	W	30	7	0	0	2	3	0	0	0	0	0	31	43	0.00	1.429								
Rich Gossage, R (8, 1) ERA: 2.85	2.0	S	6	0	0	0	4	0	0	0	0	0	0	14	14	0.00	0.000								

Batter	1	2	3	4	5	6	7	8	9	AB	R	H	RBI	BB	SO	LOB	BOTTOM								
Alan Wiggins, S (1, 4) OBP: 0.334, SLG: 0.304	6-3		G6-4-3 BB					3-1		3	0	0	0	1	0	1	Los Angeles Dodgers @ San Diego Padres Jack Murphy Stadium, San Diego, CA Tue Jul 31 1984, 10:05 PM EDT Att: 35,704 - Unknown livebaseballscorecards.com								
Tony Gwynn, L (1, 9) OBP: 0.426, SLG: 0.470	4-3		G6-4-3				6-3 1B	3-1		4	0	1	0	0	0	2									
Steve Garvey, R (1, 3) OBP: 0.299, SLG: 0.375	5-3						6-3			3	0	0	0	0	0	1									
Carmelo Martinez, R (1, 7) OBP: 0.340, SLG: 0.421		G3		BLK 1B BB			G4-6-3 1B			1	1	0	0	2	0	0									
Terry Kennedy, L (1, 2) OBP: 0.296, SLG: 0.361		K		K			G4-6-3			3	0	0	0	0	2	3									
Kevin McReynolds, R (1, 8) OBP: 0.317, SLG: 0.481							F8			3	0	2	1	0	0	0									
Luis Salazar, R (1, 5) OBP: 0.283, SLG: 0.355							F8			3	0	0	0	0	0	1									
Garry Templeton, S (1, 6) OBP: 0.321, SLG: 0.346							F8			3	0	1	0	0	1	0									
Mark Thurmond, L (1, 1) OBP: 0.300, SLG: 0.289							F9			2	0	1	0	0	0	1									
Rich Gossage, R (8, 1) OBP: 0.235, SLG: 0.188							F7			1	0	0	0	0	1	0									
Inning Stats	R: 0 E: 0 K: 0 S: 3	H: 0 LOB: 0 BB: 0 P: 3	R: 0 E: 0 K: 1 S: 6	H: 1 LOB: 1 BB: 0 P: 6	R: 0 E: 0 K: 0 S: 3	H: 1 LOB: 1 BB: 1 P: 7	R: 1 E: 0 K: 1 S: 5	H: 1 LOB: 0 BB: 1 P: 9	R: 0 E: 1 K: 0 S: 4	H: 1 LOB: 1 BB: 0 P: 4	R: 0 E: 0 K: 0 S: 3	H: 1 LOB: 1 BB: 1 P: 7	R: 0 E: 0 K: 1 S: 5	H: 0 LOB: 0 BB: 0 P: 5	R: 0 E: 0 K: 1 S: 5	H: 0 LOB: 0 BB: 0 P: 5	1B: 4 2B: 1 3B: 0 HR: 0	SF: 0 SAC: 0 DP: 2 HBP: 0	WP: 0 PB: 0 SB: 0 CS: 1	PA: 30					
PITCHER	IP	WLS	BF	H	R	ER	SO	BB	IBB	HBP	BLK	WP	HR	S	P	ERA	WHIP								
Rick Honeycutt, L (1, 1) ERA: 2.86	6.0	L	23	5	1	1	2	2	0	0	0	0	0	24	36	1.50	1.167								
Ken Howell, R (7, 1) ERA: 4.5	2.0		6	0	0	0	2	0	0	0	0	0	0	10	10	0.00	0.000								

Batter	1	2	3	4	5	6	7	8	9	AB	R	H	RBI	BB	SO	LOB	TOP										
Steve Sax, R OBP: 0.299, SLG: 0.307 (1, 4)	F9		F8														4 1 2 0 0 0 0										
Ed Amelung, L OBP: 0.200, SLG: 0.200 (1, 9)	F8		E4														4 0 0 1 0 1 2										
Ken Landreaux, L OBP: 0.341, SLG: 0.380 Mike Marshall, R OBP: 0.332, SLG: 0.482 (8, PH) (8, 3)			F9														2 0 1 1 0 0 1 1 0 0 0 0 1 1										
Greg Brock, L OBP: 0.299, SLG: 0.418 Tony Brewer, R (8, PH) (8, 7)			1-3														3 0 0 0 0 1 2 1 0 0 0 0 0 1										
Mike Scioscia, L OBP: 0.392, SLG: 0.364 (1, 2)																	4 1 2 1 0 0 0										
Terry Whitfield, L OBP: 0.292, SLG: 0.351 Candy Maldonado, R OBP: 0.342, SLG: 0.400 (8, 8)																	3 0 2 0 0 0 1 1 0 1 0 0 0 0										
Bob Bailor, R OBP: 0.296, SLG: 0.269 (9, PR)																	0 0 0 0 0 0 0										
German Rivera, R OBP: 0.341, SLG: 0.432 Franklin Stubbs, L OBP: 0.282, SLG: 0.372 (9, PH)																	3 0 1 0 0 0 1 1 0 0 0 0 1 1										
Dave Anderson, R OBP: 0.340, SLG: 0.322 (1, 6)																	4 0 0 0 0 0 3										
Alejandro Pena, R OBP: 0.158, SLG: 0.182 (1, 1)																	3 1 1 0 0 0 1										
Inning Stats	R: 0 E: 0 K: 1 S: 6	H: 1 LOB: 1 BB: 0 P: 6	R: 1 E: 0 K: 0 S: 5	H: 3 LOB: 1 BB: 0 P: 5	R: 0 E: 1 K: 0 S: 4	H: 0 LOB: 0 BB: 0 P: 4	R: 0 E: 0 K: 0 S: 3	H: 1 LOB: 0 BB: 0 P: 3	R: 2 E: 0 K: 0 S: 5	H: 2 LOB: 0 BB: 0 P: 5	R: 0 E: 0 K: 0 S: 3	H: 1 LOB: 0 BB: 0 P: 3	R: 0 E: 0 K: 2 S: 8	H: 0 LOB: 1 BB: 0 P: 8	R: 0 E: 0 K: 1 S: 6	H: 1 LOB: 1 BB: 0 P: 6	1B: 7 2B: 2 3B: 0 HR: 1	SF: 1 SAC: 0 DP: 3 HBP: 0	WP: 0 PB: 0 SB: 0 CS: 1	PA: 36							
PITCHER	IP	WLS	BF	H	R	ER	SO	BB	IBB	HBP	BLK	WP	HR	S	P	ERA	WHIP										
Ed Whitson, R ERA: 3.46 (1, 1)	7.0		27	8	3	3	1	0	0	0	0	0	1	29	29	3.86	1.143										
Craig Lefferts, L ERA: 1.54 (8, 1)	1.1	W	5	1	0	0	2	0	0	0	0	0	0	9	9	0.00	0.750										
Rich Gossage, R ERA: 2.83 (9, 1)	0.2	S	3	1	0	0	1	0	0	0	0	0	0	5	5	0.00	1.500										

Los Angeles Dodgers @ San Diego Padres
Jack Murphy Stadium, San Diego, CA
Wed Aug 01 1984, 10:05 PM EDT
Att: 39,076 - Unknown

livebaseballscores.com

AB 34
R 3
H 10
RBI 3
BB 0
SO 4
LOB 14




Batter	1	2	3	4	5	6	7	8	9	AB	R	H	RBI	BB	SO	LOB	BOTTOM										
Alan Wiggins, S OBP: 0.332, SLG: 0.302 (1, 4)	4-3																3 0 0 0 0 0 3										
Tony Gwynn, L OBP: 0.425, SLG: 0.468 (1, 9)	6-3																4 0 1 0 0 0 1										
Steve Garvey, R OBP: 0.301, SLG: 0.376 (1, 3)	F4																4 0 2 1 0 0 1										
Graig Nettles, L OBP: 0.322, SLG: 0.376 (1, 5)																	4 1 1 0 0 1 2										
Terry Kennedy, L OBP: 0.293, SLG: 0.357 (1, 2)																	4 0 0 0 0 0 2										
Carmelo Martinez, R OBP: 0.342, SLG: 0.420 (1, 7)																	3 1 1 0 1 1 0										
Kevin McReynolds, R OBP: 0.324, SLG: 0.499 (1, 8)																	4 1 4 3 0 0 0										
Garry Templeton, S OBP: 0.320, SLG: 0.343 (1, 6)																	3 0 0 0 1 2 4										
Ed Whitson, R OBP: 0.073, SLG: 0.050 Tim Flannery, L OBP: 0.351, SLG: 0.423 Craig Lefferts, L OBP: 0.182, SLG: 0.273 Rich Gossage, R OBP: 0.235, SLG: 0.188 (7, PH) (8, 1) (9, 1)																	2 0 0 0 0 0 3 0 1 0 0 1 0 0 1 0 0 0 0 0 2 0 0 0 0 0 0 0										
Inning Stats	R: 0 E: 0 K: 0 S: 3	H: 0 LOB: 0 BB: 0 P: 3	R: 1 E: 1 K: 1 S: 8	H: 2 LOB: 3 BB: 1 P: 12	R: 0 E: 1 K: 1 S: 6	H: 1 LOB: 1 BB: 0 P: 6	R: 1 E: 0 K: 0 S: 4	H: 1 LOB: 0 BB: 0 P: 4	R: 0 E: 0 K: 2 S: 8	H: 1 LOB: 1 BB: 0 P: 8	R: 1 E: 0 K: 0 S: 3	H: 1 LOB: 1 BB: 1 P: 7	R: 0 E: 0 K: 0 S: 5	H: 2 LOB: 2 BB: 1 P: 9	1B: 7 2B: 1 3B: 0 HR: 1	SF: 0 SAC: 1 DP: 0 HBP: 0	WP: 0 PB: 0 SB: 0 CS: 1	PA: 37									
PITCHER	IP	WLS	BF	H	R	ER	SO	BB	IBB	HBP	BLK	WP	HR	S	P	ERA	WHIP										
Alejandro Pena, R ERA: 2.4 (1, 1)	8.0	L	36	9	4	3	4	2	1	0	0	0	1	41	53	3.38	1.375										

Los Angeles Dodgers @ San Diego Padres
Jack Murphy Stadium, San Diego, CA
Wed Aug 01 1984, 10:05 PM EDT
Att: 39,076 - Unknown

livebaseballscores.com

AB 32
R 4
H 9
RBI 4
BB 3
SO 4
LOB 18



Batter	1	2	3	4	5	6	7	8	9	AB	R	H	RBI	BB	SO	LOB	TOP					
Alan Wiggins, S OBP: 0.331, SLG: 0.301 (1, 4)										4	0	1	1	0	0	0	San Diego Padres @ Houston Astros Astrodome, Houston, TX Fri Aug 03 1984, 8:05 PM EDT Att: 16,456 - Unknown					
Tony Gwynn, L OBP: 0.423, SLG: 0.466 (1, 9)										4	0	1	0	0	0	2						
Steve Garvey, R OBP: 0.298, SLG: 0.373 (1, 3)										4	0	0	0	0	0	3						
Graig Nettles, L OBP: 0.319, SLG: 0.371 (1, 5)										4	0	0	0	0	1	1						
Terry Kennedy, L OBP: 0.293, SLG: 0.354 (1, 2)										3	0	0	0	1	0	0						
Camelo Martinez, R OBP: 0.341, SLG: 0.418 (1, 7)										4	0	1	0	0	1	1						
Kevin McReynolds, R OBP: 0.326, SLG: 0.507 (1, 8)										4	2	2	1	0	0	1						
Garry Templeton, S OBP: 0.320, SLG: 0.343 (1, 6)										3	0	1	0	0	1	1						
Eric Show, R OBP: 0.217, SLG: 0.370 Greg Booker, R (6, 1)										2	0	1	0	0	1	0						
Champ Summers, L OBP: 0.250, SLG: 0.423 Greg Harris, S (7, 1)										0	0	0	0	0	0	0						
Inning Stats	R: 0 E: 0 K: 0 S: 3	H: 0 LOB: 0 BB: 0 P: 3	R: 0 E: 0 K: 0 S: 3	H: 0 LOB: 0 BB: 0 P: 3	R: 1 E: 0 K: 1 S: 8	H: 3 LOB: 2 BB: 0 P: 8	R: 0 E: 0 K: 2 S: 7	H: 0 LOB: 0 BB: 0 P: 7	R: 0 E: 0 K: 1 S: 5	H: 0 LOB: 0 BB: 0 P: 5	R: 0 E: 1 K: 0 S: 4	H: 0 LOB: 1 BB: 0 P: 4	R: 1 E: 0 K: 0 S: 4	H: 2 LOB: 1 BB: 1 P: 8	R: 0 E: 0 K: 0 S: 3	H: 1 LOB: 0 BB: 0 P: 3	R: 0 E: 0 K: 0 S: 4	H: 1 LOB: 1 BB: 0 P: 4	1B: 6 2B: 0 3B: 0 HR: 1	SF: 0 SAC: 0 DP: 2 HBP: 0	WP: 0 PB: 0 SB: 0 CS: 0	PA: 34
PITCHER Nolan Ryan, R ERA: 2.83 (1, 1)	IP: 9.0 WLS: W BF: 34 H: 7 R: 2 ER: 2 SO: 4 BB: 1 IBB: 0 HBP: 0 BLK: 1 WP: 0 HR: 1 S: 41 P: 45 ERA: 2.00 WHIP: 0.889															PITCHER						

Batter	1	2	3	4	5	6	7	8	9	AB	R	H	RBI	BB	SO	LOB	BOTTOM	
Phil Garner, R OBP: 0.333, SLG: 0.339 (1, 4)										3	2	2	0	0	0	0	San Diego Padres @ Houston Astros Astrodome, Houston, TX Fri Aug 03 1984, 8:05 PM EDT Att: 16,456 - Unknown	
Craig Reynolds, L OBP: 0.286, SLG: 0.369 (1, 6)										4	2	3	1	0	0	1		
Denny Walling, L OBP: 0.314, SLG: 0.357 (1, 5)										4	0	1	0	0	0	3		
Jose Cruz, L OBP: 0.383, SLG: 0.454 (1, 7)										1	1	1	1	2	0	0		
Jerry Mumphrey, S OBP: 0.351, SLG: 0.386 (1, 8)										4	1	2	4	0	0	2		
Enos Cabell, R OBP: 0.319, SLG: 0.385 (1, 3)										4	0	0	0	0	0	4		
Terry Puhl, L OBP: 0.370, SLG: 0.412 (1, 9)										3	0	0	0	1	0	2		
Mark Bailey, S OBP: 0.298, SLG: 0.343 (1, 2)										4	0	0	0	0	1	1		
Nolan Ryan, R OBP: 0.178, SLG: 0.186 (1, 1)										3	0	0	0	0	1	0		
Inning Stats	R: 2 E: 0 K: 0 S: 6	H: 3 LOB: 1 BB: 0 P: 6	R: 0 E: 0 K: 0 S: 3	H: 0 LOB: 0 BB: 0 P: 3	R: 0 E: 0 K: 0 S: 2	H: 0 LOB: 0 BB: 1 P: 6	R: 0 E: 0 K: 0 S: 5	H: 0 LOB: 0 BB: 1 P: 10	R: 0 E: 0 K: 1 S: 6	H: 1 LOB: 1 BB: 0 P: 6	R: 2 E: 0 K: 1 S: 7	H: 2 LOB: 1 BB: 1 P: 11	R: 2 E: 0 K: 1 S: 7	H: 2 LOB: 1 BB: 1 P: 11	1B: 6 2B: 2 3B: 1 HR: 1	SF: 1 SAC: 0 DP: 1 HBP: 1		WP: 1 PB: 0 SB: 0 CS: 1
PITCHER Eric Show, R ERA: 3.54 Greg Booker, R ERA: 1.89 Greg Harris, R ERA: 2.28 (1, 1)	IP: 5.1 WLS: L BF: 23 H: 6 R: 4 ER: 4 SO: 0 BB: 2 IBB: 0 HBP: 1 BLK: 0 WP: 0 HR: 0 S: 20 P: 29 ERA: 6.75 WHIP: 1.500															PITCHER		

Batter	1	2	3	4	5	6	7	8	9	AB	R	H	RBI	BB	SO	LOB	TOP			
Alan Wiggins, S OBP: 0.333, SLG: 0.300 (1, 4)										2	2	0	0	2	1	0	San Diego Padres @ Houston Astros Astrodome, Houston, TX Sat Aug 04 1984, 8:05 PM EDT Att: 19,842 - Unknown			
Tony Gwynn, L OBP: 0.428, SLG: 0.476 (1, 9)										3	2	3	1	1	0	0				
Steve Garvey, R OBP: 0.298, SLG: 0.371 (1, 3)										4	0	1	1	0	0	3				
Graig Nettles, L OBP: 0.318, SLG: 0.367 (1, 5)										3	1	0	0	1	1	2				
Terry Kennedy, L OBP: 0.293, SLG: 0.352 (1, 2)										4	0	1	1	0	1	2				
Carmelo Martinez, R OBP: 0.338, SLG: 0.413 (1, 7)										4	0	0	1	0	0	2				
Kevin McReynolds, R OBP: 0.323, SLG: 0.501 (1, 8)										4	0	0	0	0	2	1				
Garry Templeton, S OBP: 0.319, SLG: 0.345 (1, 6)										4	0	1	0	0	0	0				
Tim Lollar, L OBP: 0.298, SLG: 0.412 (1, 1)										3	0	0	0	0	2	1				
Craig Lefferts, L OBP: 0.167, SLG: 0.250 (7, 1)										1	0	0	0	0	1	0				
Inning Stats	R: 1 E: 0 K: 1 S: 6	H: 2 LOB: 2 BB: 1 P: 10	R: 0 E: 0 K: 1 S: 6	H: 1 LOB: 1 BB: 0 P: 6	R: 1 E: 0 K: 1 S: 4	H: 0 LOB: 0 BB: 2 P: 12	R: 0 E: 0 K: 1 S: 5	H: 0 LOB: 0 BB: 0 P: 5	R: 0 E: 0 K: 0 S: 5	H: 0 LOB: 1 BB: 1 P: 9	R: 0 E: 0 K: 0 S: 5	H: 0 LOB: 0 BB: 0 P: 5	R: 1 E: 1 K: 0 S: 5	H: 1 LOB: 1 BB: 0 P: 5	R: 0 E: 0 K: 2 S: 7	H: 0 LOB: 0 BB: 0 P: 7	1B: 4 2B: 2 3B: 0 HR: 1	SF: 0 SAC: 0 DP: 2 HBP: 0	WP: 0 PB: 0 SB: 2 CS: 2	PA: 36
PITCHER	IP WLS BF H R ER SO BB IBB HBP BLK WP HR S P ERA WHIP																			
Michael LaCoss, R ERA: 3.83 (1, 1)	5.1 L 22 4 4 4 5 4 0 0 0 0 0 0 28 44 6.75 1.500																			
Joe Sambito, L ERA: 2.59 (6, 1)	0.0 1 1 0 0 0 0 0 0 0 0 0 0 1 1 ∞ ∞																			
Julio Solano, R ERA: 2.05 (6, 1)	1.2 5 0 0 0 1 0 0 0 0 0 0 0 7 7 0.00 0.000																			
Vern Ruhle, R ERA: 4.44 (8, 1)	1.0 5 1 1 1 0 0 0 0 0 0 0 1 5 5 9.00 1.000																			
Bill Dawley, R ERA: 1.71 (9, 1)	1.0 3 0 0 0 2 0 0 0 0 0 0 0 7 7 0.00 0.000																			

Batter	1	2	3	4	5	6	7	8	9	AB	R	H	RBI	BB	SO	LOB	BOTTOM					
Bill Doran, S OBP: 0.345, SLG: 0.351 (1, 4)										3	1	1	0	2	0	0	San Diego Padres @ Houston Astros Astrodome, Houston, TX Sat Aug 04 1984, 8:05 PM EDT Att: 19,842 - Unknown					
Kevin Bass, S OBP: 0.270, SLG: 0.332 (1, 8)										5	0	0	0	0	0	6						
Phil Garner, R OBP: 0.335, SLG: 0.347 (1, 5)										4	1	1	1	1	0	2						
Jose Cruz, L OBP: 0.381, SLG: 0.452 (1, 7)										4	0	1	1	0	0	2						
Ray Knight, R OBP: 0.260, SLG: 0.287 (1, 3)										5	0	2	0	0	0	2						
Terry Puhl, L OBP: 0.370, SLG: 0.412 (1, 9)										5	0	2	0	0	0	2						
Mark Bailey, S OBP: 0.305, SLG: 0.347 (1, 2)										3	0	2	0	1	0	1						
Craig Reynolds, L OBP: 0.286, SLG: 0.368 (8, PH)										3	0	1	0	0	0	3						
Jim Pankovits, R OBP: 0.305, SLG: 0.383 (9, 6)										1	0	0	0	0	0	2						
Michael LaCoss, R ERA: 3.83 (1, 1)	6.0 W 28 5 0 0 0 5 0 0 0 0 0 0 25 45 0.00 1.667																					
Joe Sambito, L ERA: 2.59 (6, 1)	3.0 S 14 5 2 2 0 0 0 0 0 0 0 0 14 14 6.00 1.667																					
Julio Solano, R ERA: 2.05 (6, 1)																						
Enos Cabell, R ERA: 2.05 (7, PH)																						
Vern Ruhle, R ERA: 4.44 (8, 1)																						
Jerry Mumphy, S ERA: 1.71 (9, 1)																						
Bill Dawley, R ERA: 1.71 (9, 1)																						
Inning Stats	R: 0 E: 0 K: 0 S: 4	H: 1 LOB: 3 BB: 2 P: 8	R: 0 E: 0 K: 0 S: 4	H: 1 LOB: 2 BB: 2 P: 12	R: 0 E: 0 K: 0 S: 3	H: 0 LOB: 0 BB: 0 P: 3	R: 0 E: 0 K: 1 S: 6	H: 1 LOB: 1 BB: 0 P: 6	R: 0 E: 0 K: 0 S: 3	H: 0 LOB: 0 BB: 0 P: 3	R: 0 E: 0 K: 0 S: 5	H: 2 LOB: 2 BB: 0 P: 5	R: 0 E: 0 K: 0 S: 3	H: 0 LOB: 2 BB: 2 P: 11	R: 0 E: 0 K: 0 S: 5	H: 2 LOB: 1 BB: 0 P: 5	R: 2 E: 0 K: 0 S: 6	H: 3 LOB: 1 BB: 0 P: 6	1B: 9 2B: 0 3B: 1 HR: 0	SF: 1 SAC: 1 DP: 0 HBP: 0	WP: 0 PB: 0 SB: 0 CS: 0	PA: 42
PITCHER	IP WLS BF H R ER SO BB IBB HBP BLK WP HR S P ERA WHIP																					
Tim Lollar, L ERA: 3.42 (1, 1)	6.0 W 28 5 0 0 0 5 0 0 0 0 0 0 25 45 0.00 1.667																					
Craig Lefferts, L ERA: 1.82 (7, 1)	3.0 S 14 5 2 2 0 0 0 0 0 0 0 0 14 14 6.00 1.667																					



Batter	1	2	3	4	5	6	7	8	9	AB	R	H	RBI	BB	SO	LOB	TOP							
Alan Wiggins, S (1.4) <small>OBP: 0.332, SLG: 0.304</small> Tim Flannery, L (6.4) <small>OBP: 0.346, SLG: 0.417</small>										4 1 1 0 0 1 1							San Diego Padres @ Houston Astros Astrodome, Houston, TX Sun Aug 05 1984, 8:05 PM EDT Att: 11,637 - Unknown							
Tony Gwynn, L (1.9) <small>OBP: 0.429, SLG: 0.479</small> Bobby Brown, S (6.9) <small>OBP: 0.290, SLG: 0.340</small>										4 2 2 1 0 1 0														
Steve Garvey, R (1.3) <small>OBP: 0.302, SLG: 0.382</small> Kurt Bevacqua, R (6.3) <small>OBP: 0.378, SLG: 0.387</small>										4 2 3 2 0 0 0														
Graig Nettles, L (1.5) <small>OBP: 0.316, SLG: 0.362</small>										4 1 0 0 1 0 2														
Terry Kennedy, L (1.2) <small>OBP: 0.297, SLG: 0.353</small> Bruce Bochy, R (6.2) <small>OBP: 0.262, SLG: 0.350</small>										2 2 1 0 2 0 0														
Carmelo Martinez, R (1.7) <small>OBP: 0.341, SLG: 0.416</small>										3 1 1 0 2 0 3														
Kevin McReynolds, R (1.8) <small>OBP: 0.323, SLG: 0.501</small> Luis Salazar, R (7.8) <small>OBP: 0.279, SLG: 0.349</small>										2 0 1 3 0 1 2														
Garry Templeton, S (1.6) <small>OBP: 0.319, SLG: 0.343</small> Mario Ramirez, R (6.6) <small>OBP: 0.259, SLG: 0.458</small>										2 0 0 0 1 0 4														
Dave Dravecky, R (1.1) <small>OBP: 0.200, SLG: 0.214</small> Andy Hawkins, R (4.1) <small>OBP: 0.235, SLG: 0.235</small>										2 0 1 2 0 1 2														
Inning Stats	R: 0 E: 0 K: 2 S: 7	H: 0 LOB: 0 BB: 0 P: 7	R: 1 E: 0 K: 1 S: 7	H: 2 LOB: 2 BB: 1 P: 11	R: 0 E: 0 K: 0 S: 3	H: 1 LOB: 1 BB: 3 P: 3	R: 3 E: 0 K: 1 S: 6	H: 1 LOB: 1 BB: 3 P: 18	R: 2 E: 0 K: 0 S: 6	H: 3 LOB: 0 BB: 1 P: 10	R: 3 E: 0 K: 1 S: 8	H: 3 LOB: 0 BB: 0 P: 8	R: 0 E: 0 K: 0 S: 3	H: 0 LOB: 0 BB: 0 P: 3	R: 0 E: 0 K: 1 S: 5	H: 1 LOB: 0 BB: 0 P: 5		R: 0 E: 0 K: 0 S: 4	H: 1 LOB: 2 BB: 1 P: 8	1B: 8 2B: 2 3B: 1 HR: 1	SF: 1 SAC: 0 DP: 1 HBP: 0	WP: 1 PB: 1 SB: 0 CS: 0	PA: 43	
PITCHER	IP WLS BF H R ER SO BB IBB HBP BLK WP HR S P ERA WHIP	IP WLS BF H R ER SO BB IBB HBP BLK WP HR S P ERA WHIP	IP WLS BF H R ER SO BB IBB HBP BLK WP HR S P ERA WHIP	IP WLS BF H R ER SO BB IBB HBP BLK WP HR S P ERA WHIP	IP WLS BF H R ER SO BB IBB HBP BLK WP HR S P ERA WHIP	IP WLS BF H R ER SO BB IBB HBP BLK WP HR S P ERA WHIP	IP WLS BF H R ER SO BB IBB HBP BLK WP HR S P ERA WHIP	IP WLS BF H R ER SO BB IBB HBP BLK WP HR S P ERA WHIP	IP WLS BF H R ER SO BB IBB HBP BLK WP HR S P ERA WHIP	IP WLS BF H R ER SO BB IBB HBP BLK WP HR S P ERA WHIP	IP WLS BF H R ER SO BB IBB HBP BLK WP HR S P ERA WHIP	IP WLS BF H R ER SO BB IBB HBP BLK WP HR S P ERA WHIP	IP WLS BF H R ER SO BB IBB HBP BLK WP HR S P ERA WHIP	IP WLS BF H R ER SO BB IBB HBP BLK WP HR S P ERA WHIP	IP WLS BF H R ER SO BB IBB HBP BLK WP HR S P ERA WHIP	IP WLS BF H R ER SO BB IBB HBP BLK WP HR S P ERA WHIP	IP WLS BF H R ER SO BB IBB HBP BLK WP HR S P ERA WHIP	IP WLS BF H R ER SO BB IBB HBP BLK WP HR S P ERA WHIP	IP WLS BF H R ER SO BB IBB HBP BLK WP HR S P ERA WHIP	IP WLS BF H R ER SO BB IBB HBP BLK WP HR S P ERA WHIP	IP WLS BF H R ER SO BB IBB HBP BLK WP HR S P ERA WHIP	IP WLS BF H R ER SO BB IBB HBP BLK WP HR S P ERA WHIP	IP WLS BF H R ER SO BB IBB HBP BLK WP HR S P ERA WHIP	IP WLS BF H R ER SO BB IBB HBP BLK WP HR S P ERA WHIP
Joe Niekro, R (1.1) <small>ERA: 2.69</small> Bill Dawley, R (5.1) <small>ERA: 2.43</small> Julio Solano, R (6.1) <small>ERA: 2.0</small> Joe Sambito, L (7.1) <small>ERA: 2.43</small> Vern Riffe, R (9.1) <small>ERA: 4.39</small>	4.0 L 19 4 4 3 4 3 1 0 0 0 0 0 23 39 6.75 1.750	1.1 11 6 5 5 1 0 1 0 1 1 1 12 16 33.75 4.500	0.2 2 0 0 0 0 0 0 0 0 0 0 2 2 0.00 0.000	2.0 6 1 0 0 1 0 0 0 0 0 0 8 8 0.00 0.500	1.0 5 1 0 0 0 1 0 0 0 0 0 4 8 0.00 2.000																			
Bill Doran, S (1.4) <small>OBP: 0.345, SLG: 0.350</small>										4 2 1 0 1 0 3							San Diego Padres @ Houston Astros Astrodome, Houston, TX Sun Aug 05 1984, 8:05 PM EDT Att: 11,637 - Unknown							
Kevin Bass, S (1.8) <small>OBP: 0.288, SLG: 0.333</small>										5 1 1 0 0 1 2														
Phil Garner, R (1.5) <small>OBP: 0.336, SLG: 0.352</small>										5 0 2 1 0 0 1														
Jose Cruz, L (1.7) <small>OBP: 0.384, SLG: 0.455</small>										4 0 2 1 1 0 3														
Ray Knight, R (1.3) <small>OBP: 0.255, SLG: 0.282</small>										5 0 0 0 0 1 5														
Terry Puhl, L (1.9) <small>OBP: 0.371, SLG: 0.415</small>										5 2 2 0 0 0 2														
Alan Ashby, S (1.2) <small>OBP: 0.347, SLG: 0.336</small>										2 0 1 0 1 1 1														
Craig Reynolds, L (1.6) <small>OBP: 0.286, SLG: 0.365</small>										3 0 0 0 1 0 3														
Joe Niekro, R (1.1) <small>OBP: 0.198, SLG: 0.143</small> Eric Cabell, R (4.9) <small>OBP: 0.327, SLG: 0.383</small> Bill Dawley, R (5.1) <small>OBP: 0.256, SLG: 0.750</small> Julio Solano, R (6.1) <small>OBP: 0.362, SLG: 0.386</small> Jerry Mumphrey, S (7.1) <small>OBP: 0.312, SLG: 0.386</small> Joe Sambito, L (7.1) <small>OBP: 0.306, SLG: 0.375</small> Jim Pankovits, R (8.9) <small>OBP: 0.244, SLG: 0.283</small>										1 0 0 0 0 0 1														
Inning Stats	R: 1 E: 0 K: 0 S: 5	H: 2 LOB: 1 BB: 0 P: 5	R: 0 E: 0 K: 0 S: 4	H: 1 LOB: 1 BB: 0 P: 4	R: 1 E: 0 K: 1 S: 7	H: 2 LOB: 1 BB: 0 P: 7	R: 1 E: 0 K: 0 S: 3	H: 1 LOB: 1 BB: 1 P: 8	R: 0 E: 0 K: 0 S: 5	H: 0 LOB: 1 BB: 1 P: 9	R: 0 E: 0 K: 0 S: 4	H: 1 LOB: 1 BB: 1 P: 8	R: 0 E: 0 K: 0 S: 4	H: 1 LOB: 0 BB: 0 P: 4	R: 1 E: 1 K: 1 S: 6	H: 1 LOB: 2 BB: 0 P: 6		R: 1 E: 1 K: 0 S: 5	H: 1 LOB: 2 BB: 1 P: 9	1B: 5 2B: 5 3B: 1 HR: 0	SF: 0 SAC: 0 DP: 1 HBP: 1	WP: 1 PB: 0 SB: 0 CS: 0	PA: 42	
PITCHER	IP WLS BF H R ER SO BB IBB HBP BLK WP HR S P ERA WHIP	IP WLS BF H R ER SO BB IBB HBP BLK WP HR S P ERA WHIP	IP WLS BF H R ER SO BB IBB HBP BLK WP HR S P ERA WHIP	IP WLS BF H R ER SO BB IBB HBP BLK WP HR S P ERA WHIP	IP WLS BF H R ER SO BB IBB HBP BLK WP HR S P ERA WHIP	IP WLS BF H R ER SO BB IBB HBP BLK WP HR S P ERA WHIP	IP WLS BF H R ER SO BB IBB HBP BLK WP HR S P ERA WHIP	IP WLS BF H R ER SO BB IBB HBP BLK WP HR S P ERA WHIP	IP WLS BF H R ER SO BB IBB HBP BLK WP HR S P ERA WHIP	IP WLS BF H R ER SO BB IBB HBP BLK WP HR S P ERA WHIP	IP WLS BF H R ER SO BB IBB HBP BLK WP HR S P ERA WHIP	IP WLS BF H R ER SO BB IBB HBP BLK WP HR S P ERA WHIP	IP WLS BF H R ER SO BB IBB HBP BLK WP HR S P ERA WHIP	IP WLS BF H R ER SO BB IBB HBP BLK WP HR S P ERA WHIP	IP WLS BF H R ER SO BB IBB HBP BLK WP HR S P ERA WHIP	IP WLS BF H R ER SO BB IBB HBP BLK WP HR S P ERA WHIP	IP WLS BF H R ER SO BB IBB HBP BLK WP HR S P ERA WHIP	IP WLS BF H R ER SO BB IBB HBP BLK WP HR S P ERA WHIP	IP WLS BF H R ER SO BB IBB HBP BLK WP HR S P ERA WHIP	IP WLS BF H R ER SO BB IBB HBP BLK WP HR S P ERA WHIP	IP WLS BF H R ER SO BB IBB HBP BLK WP HR S P ERA WHIP	IP WLS BF H R ER SO BB IBB HBP BLK WP HR S P ERA WHIP	IP WLS BF H R ER SO BB IBB HBP BLK WP HR S P ERA WHIP	IP WLS BF H R ER SO BB IBB HBP BLK WP HR S P ERA WHIP
Dave Dravecky, L (1.1) <small>ERA: 2.41</small> Andy Hawkins, R (4.1) <small>ERA: 4.21</small>	3.0 W 17 6 3 3 1 1 0 0 0 0 0 26 38 1.50 1.167																							



Batter	1	2	3	4	5	6	7	8	9	AB	R	H	RBI	BB	SO	LOB	TOP			
Alan Wiggins, S OBP: 0.331, SLG: 0.302 (1,4)	F3			F7		F7		BB		3	0	0	0	1	0	0	San Diego Padres @ Cincinnati Reds Riverfront Stadium, Cincinnati, OH Mon Aug 06 1984, 7:05 PM EDT Att: 10,798 - Unknown			
Tony Gwynn, L OBP: 0.429, SLG: 0.478 (1,9)	F7			1B 9-2		1B BB		F9		3	0	1	0	1	0	1				
Steve Garvey, R OBP: 0.304, SLG: 0.383 (1,3)	K			1B 1-3		1B 1-2		F2		4	0	2	0	0	1	1				
Carmelo Martinez, R OBP: 0.337, SLG: 0.411 (1,7)		F7		9-2		K			F6	4	0	0	0	0	1	4				
Terry Kennedy, L OBP: 0.297, SLG: 0.352 (1,2)		5-3		3-H		K			F9	4	0	1	0	0	1	2				
Kevin McReynolds, R OBP: 0.332, SLG: 0.501 (1,8)		F9								4	1	1	0	0	0	1				
Luis Salazar, R OBP: 0.278, SLG: 0.346 (1,5)				F7		F2			1B	4	0	1	1	0	0	1				
Garry Templeton, S OBP: 0.321, SLG: 0.343 (1,6)				F7		1B 1-2			1B	3	0	1	0	1	1	0				
Mark Thurmond, L OBP: 0.286, SLG: 0.275 (1,1)				K		F7			F3	2	0	0	0	0	1	2				
Mario Ramirez, R OBP: 0.250, SLG: 0.440 (8, PH)									4-3	1	0	0	0	0	0	0				
Rich Gossage, R OBP: 0.222, SLG: 0.176 (8, 1)										1	0	0	0	0	0	2				
Inning Stats	R: 0 E: 0 K: 1 S: 5	H: 0 LOB: 0 BB: 0 P: 5	R: 0 E: 0 K: 0 S: 3	H: 0 LOB: 0 BB: 0 P: 3	R: 0 E: 0 K: 1 S: 5	H: 0 LOB: 0 BB: 0 P: 5	R: 0 E: 0 K: 0 S: 4	H: 2 LOB: 1 BB: 0 P: 4	R: 0 E: 0 K: 0 S: 5	H: 2 LOB: 3 BB: 0 P: 5	R: 0 E: 0 K: 1 S: 8	H: 0 LOB: 0 BB: 1 P: 12	R: 0 E: 0 K: 1 S: 5	H: 0 LOB: 0 BB: 0 P: 5	R: 1 E: 0 K: 0 S: 5	H: 2 LOB: 2 BB: 1 P: 9	1B: 6 2B: 2 3B: 0 HR: 0	SF: 0 SAC: 0 DP: 1 HBP: 0	WP: 0 PB: 0 SB: 0 CS: 0	PA: 36
PITCHER Joe Price, L ERA: 4.04 (1,1)	IP: 9.0 WLS: L BF: 36 H: 7 R: 1 ER: 1 SO: 5 BB: 2 IBB: 1 HBP: 0 BLK: 0 WP: 0 HR: 0 S: 43 P: 55 ERA: 1.00 WHIP: 1.000															PITCHER				

AB 33
R 1
H 7
RBI 1
BB 3
SO 5
LOB 14



Batter	1	2	3	4	5	6	7	8	9	AB	R	H	RBI	BB	SO	LOB	BOTTOM			
Gary Redus, R OBP: 0.344, SLG: 0.382 (1,8)	4-3									2	0	0	0	1	0	0	San Diego Padres @ Cincinnati Reds Riverfront Stadium, Cincinnati, OH Mon Aug 06 1984, 7:05 PM EDT Att: 10,798 - Unknown			
Eddie Milner, L OBP: 0.361, SLG: 0.387 (8,8)			F2							1	0	0	0	0	0	0				
Dave Concepcion, R OBP: 0.300, SLG: 0.325 (1,6)				6-3		FC6-4 BB				4	0	1	0	0	0	3				
Cesar Cedeno, R OBP: 0.306, SLG: 0.393 (1,7)		F9		5-3						4	0	0	0	0	1	1				
Dave Parker, L OBP: 0.318, SLG: 0.394 (1,9)		4-3								3	0	0	0	1	1	1				
Nick Esasky, R OBP: 0.293, SLG: 0.368 (1,3)				1-3						4	0	0	0	0	0	1				
Skeeter Barnes, R OBP: 0.190, SLG: 0.105 (1,5)										3	0	0	0	0	0	0				
Dave Vangorder, R OBP: 0.289, SLG: 0.213 (1,2)										3	0	1	0	0	0	0				
Tom Foley, L OBP: 0.296, SLG: 0.337 (1,4)				1-3						3	0	0	0	0	0	1				
Joe Price, R OBP: 0.225, SLG: 0.211 (1,1)				F3						3	0	1	0	0	1	0				
Inning Stats	R: 0 E: 0 K: 0 S: 4	H: 1 LOB: 1 BB: 0 P: 4	R: 0 E: 0 K: 0 S: 3	H: 0 LOB: 0 BB: 0 P: 3	R: 0 E: 0 K: 0 S: 3	H: 0 LOB: 0 BB: 0 P: 3	R: 0 E: 0 K: 0 S: 3	H: 0 LOB: 1 BB: 1 P: 7	R: 0 E: 0 K: 0 S: 5	H: 2 LOB: 3 BB: 1 P: 9	R: 0 E: 0 K: 0 S: 3	H: 0 LOB: 0 BB: 0 P: 3	R: 0 E: 0 K: 1 S: 5	H: 0 LOB: 0 BB: 0 P: 5	R: 0 E: 0 K: 2 S: 7	H: 0 LOB: 0 BB: 0 P: 7	1B: 2 2B: 1 3B: 0 HR: 0	SF: 0 SAC: 0 DP: 0 HBP: 0	WP: 0 PB: 0 SB: 0 CS: 0	PA: 32
PITCHER Mark Thurmond, L ERA: 3.04 (1,1)	IP: 7.0 WLS: W BF: 26 H: 3 R: 0 ER: 0 SO: 0 BB: 0 IBB: 0 HBP: 0 BLK: 0 WP: 0 HR: 0 S: 24 P: 32 ERA: 0.00 WHIP: 0.714															PITCHER				

AB 30
R 0
H 3
RBI 0
BB 2
SO 3
LOB 7



Batter	1	2	3	4	5	6	7	8	9	AB	R	H	RBI	BB	SO	LOB	TOP			
Alan Wiggins, S OBP: 0.334, SLG: 0.306										4	2	2	1	1	0	0	San Diego Padres @ Cincinnati Reds Riverfront Stadium, Cincinnati, OH Tue Aug 07 1984, 7:05 PM EDT Att: 11,767 - Unknown			
Tony Gwynn, L OBP: 0.431, SLG: 0.480										4	2	2	2	1	0	2				
Steve Garvey, R OBP: 0.305, SLG: 0.384										4	0	2	1	0	1	1				
Graig Nettles, L OBP: 0.314, SLG: 0.359										5	0	1	1	0	1	2				
Terry Kennedy, L OBP: 0.294, SLG: 0.348										4	0	0	0	0	0	2				
Kevin McReynolds, R OBP: 0.321, SLG: 0.497										3	1	0	0	1	0	0				
Bobby Brown, S OBP: 0.297, SLG: 0.386										4	1	2	2	0	1	0				
Garry Templeton, S OBP: 0.324, SLG: 0.348										3	1	2	0	0	0	0				
Kurt Bevacqua, R OBP: 0.368, SLG: 0.375										1	0	0	0	0	1	1				
Mario Ramirez, R OBP: 0.250, SLG: 0.440										0	0	0	0	0	0	0				
Ed Whitson, R OBP: 0.093, SLG: 0.071										2	0	1	0	0	0	1				
Greg Booker, R ERA: 3.62										1	0	0	0	0	0	0				
Craig Lefferts, L ERA: 1.87										0	0	0	0	0	0	0				
Carmelo Martinez, R OBP: 0.337, SLG: 0.410										1	0	0	0	0	1	0				
Greg Harris, S ERA: 2.25										0	0	0	0	0	0	0				
Inning Stats	R: 2 E: 0 K: 0 S: 5	H: 2 LOB: 0 BB: 0 P: 5	R: 0 E: 0 K: 1 S: 6	H: 1 LOB: 1 BB: 0 P: 6	R: 1 E: 0 K: 0 S: 3	H: 2 LOB: 1 BB: 2 P: 11	R: 1 E: 0 K: 0 S: 6	H: 3 LOB: 2 BB: 0 P: 6	R: 0 E: 0 K: 0 S: 3	H: 0 LOB: 0 BB: 0 P: 3	R: 0 E: 0 K: 1 S: 4	H: 0 LOB: 0 BB: 0 P: 8	R: 0 E: 0 K: 1 S: 5	H: 1 LOB: 1 BB: 0 P: 6	R: 1 E: 1 K: 2 S: 9	H: 1 LOB: 1 BB: 0 P: 9	1B: 7 2B: 4 3B: 0 HR: 1	SF: 0 SAC: 1 DP: 2 HBP: 0	WP: 0 PB: 0 SB: 2 CS: 1	PA: 40
PITCHER	IP WLS BF H R ER SO BB IBB HBP BLK WP HR S P ERA WHIP																			
Andy McGaffigan, R ERA: 3.14	(1, 1) 3.2 19 8 4 4 1 0 2 0 0 0 0 0 0 19 27 9.82 2.727																			
Bob Ovwchinko, L ERA: 4.35	(4, 1) 1.1 4 1 0 0 0 0 0 0 0 0 0 0 1 4 4 0.00 0.750																			
Brad Lesley, R ERA: 5.19	(6, 1) 1.0 5 1 2 2 0 0 1 0 0 0 0 0 1 4 8 18.00 2.000																			
John Franco, L ERA: 2.48	(7, 1) 2.1 10 2 1 0 3 0 0 0 0 0 0 0 16 16 0.00 0.857																			
Ted Power, R ERA: 3.09	(9, 1) 0.2 W 2 0 0 0 1 0 0 0 0 0 0 0 4 4 0.00 0.000																			

AB	36
R	7
H	12
RBI	7
BB	3
SO	5
LOB	9



Batter	1	2	3	4	5	6	7	8	9	AB	R	H	RBI	BB	SO	LOB	BOTTOM					
Gary Redus, R OBP: 0.345, SLG: 0.383										4	2	1	0	1	0	2	San Diego Padres @ Cincinnati Reds Riverfront Stadium, Cincinnati, OH Tue Aug 07 1984, 7:05 PM EDT Att: 11,767 - Unknown					
Ron Oester, S OBP: 0.288, SLG: 0.290										5	0	2	3	0	0	1						
Eric Davis, R OBP: 0.297, SLG: 0.364										4	1	3	1	1	0	0						
Dave Parker, L OBP: 0.319, SLG: 0.401										5	2	2	2	0	1	4						
Dave Concepcion, R OBP: 0.299, SLG: 0.332										4	1	1	1	0	0	3						
Brad Gulden, L OBP: 0.287, SLG: 0.319										4	0	2	0	0	0	0						
Nick Esasky, R OBP: 0.291, SLG: 0.363										3	0	0	1	1	2	2						
Tom Foley, L OBP: 0.295, SLG: 0.335										4	0	1	0	0	0	1						
Andy McGaffigan, R ERA: 3.62										0	0	0	0	0	0	0						
Bob Ovwchinko, L ERA: 4.35										0	0	0	0	0	0	0						
Eddie Miller, R ERA: 2.7										0	1	0	0	0	0	0						
Brad Lesley, R ERA: 5.19										0	0	0	0	0	0	0						
Wayne Krenchicki, L OBP: 0.306, SLG: 0.413										1	1	1	0	0	0	0						
John Franco, L ERA: 2.48										0	0	0	0	1	1	0						
Ted Power, R ERA: 3.09										1	0	0	0	0	0	0						
Inning Stats	R: 0 E: 0 K: 0 S: 5	H: 2 LOB: 2 BB: 0 P: 5	R: 0 E: 0 K: 0 S: 4	H: 1 LOB: 2 BB: 1 P: 8	R: 0 E: 0 K: 1 S: 6	H: 1 LOB: 1 BB: 0 P: 6	R: 0 E: 0 K: 1 S: 5	H: 0 LOB: 0 BB: 0 P: 5	R: 4 E: 0 K: 1 S: 9	H: 4 LOB: 1 BB: 1 P: 13	R: 2 E: 0 K: 0 S: 4	H: 2 LOB: 1 BB: 2 P: 12	R: 1 E: 0 K: 1 S: 7	H: 2 LOB: 1 BB: 0 P: 7	R: 0 E: 0 K: 0 S: 3	H: 0 LOB: 0 BB: 0 P: 3	R: 1 E: 1 K: 0 S: 3	H: 1 LOB: 2 BB: 0 P: 4	1B: 9 2B: 2 3B: 0 HR: 2	SF: 1 SAC: 2 DP: 0 HBP: 1	WP: 0 PB: 0 SB: 1 CS: 0	PA: 43
PITCHER	IP WLS BF H R ER SO BB IBB HBP BLK WP HR S P ERA WHIP																					
Ed Whitson, R ERA: 3.62	(1, 1) 4.1 22 7 4 4 2 1 1 0 0 0 0 0 7 11 8.31 2.077																					
Greg Booker, R ERA: 2.7	(5, 1) 1.0 6 2 2 2 1 1 0 0 0 0 0 0 7 11 18.00 3.000																					
Craig Lefferts, L ERA: 1.87	(6, 1) 2.2 11 3 1 1 1 1 0 0 0 0 0 1 12 16 3.38 1.500																					
Greg Harris, R ERA: 2.25	(9, 1) 0.1 L 4 1 1 0 0 0 0 0 1 0 0 0 0 3 4 0.00 3.000																					


AB	35
R	8
H	13
RBI	8
BB	4
SO	4
LOB	14



Batter	1	2	3	4	5	6	7	8	9	AB	R	H	RBI	BB	SO	LOB	TOP			
Alan Wiggins, S (1,4) OBP: 0.333, SLG: 0.304	F3		F8			1B BB	4-3			3	0	0	0	1	0	2				
Tony Gwynn, L (1,9) OBP: 0.429, SLG: 0.481	F3			2B		F8		4-3		4	1	1	0	0	0	1				
Steve Garvey, R (1,3) OBP: 0.307, SLG: 0.387	F7			2B		F8				4	0	2	1	0	0	1				
Luis Salazar, R (8, PR) OBP: 0.278, SLG: 0.346				2B		F8		4-3	1B	0	0	0	0	0	0	0				
Graig Nettles, L (1,5) OBP: 0.314, SLG: 0.358		F8		F9				4-3		4	0	1	0	0	0	2				
Terry Kennedy, L (1,2) OBP: 0.291, SLG: 0.345	K			F3					K	4	0	0	0	0	2	5				
Bobby Brown, S (1,8) OBP: 0.296, SLG: 0.381				4-3						4	0	1	0	0	0	1				
Cameloto Martinez, R (1,7) OBP: 0.336, SLG: 0.408		6-3				F5			K	4	0	1	0	0	1	1				
Garry Templeton, S (1,6) OBP: 0.322, SLG: 0.345			4-3			F3				3	0	0	0	0	0	1				
Kevin McReynolds, R (9, PH) OBP: 0.323, SLG: 0.507						F3				1	1	1	1	0	0	0				
Mario Ramirez, R (9,6) OBP: 0.250, SLG: 0.440						FC4-6 1B				0	0	0	0	0	0	0				
Eric Show, R (1,1) OBP: 0.224, SLG: 0.354									HR	2	0	0	0	0	1	0				
Champ Summers, L (9, PH) OBP: 0.241, SLG: 0.407						F9				1	0	0	0	0	1	0				
Rich Gossage, R (9,1) OBP: 0.222, SLG: 0.176										0	0	0	0	0	0	0				
Inning Stats	R: 0 E: 0 K: 0 S: 3	H: 0 LOB: 0 BB: 0 P: 3	R: 0 E: 0 K: 1 S: 6	H: 1 LOB: 1 BB: 0 P: 6	R: 0 E: 0 K: 1 S: 5	H: 0 LOB: 0 BB: 0 P: 5	R: 1 E: 0 K: 0 S: 5	H: 2 LOB: 1 BB: 0 P: 5	R: 0 E: 0 K: 0 S: 4	H: 0 LOB: 2 BB: 1 P: 8	R: 0 E: 0 K: 0 S: 4	H: 1 LOB: 2 BB: 0 P: 5	R: 0 E: 0 K: 1 S: 6	H: 1 LOB: 2 BB: 0 P: 6	R: 1 E: 0 K: 2 S: 8	H: 1 LOB: 0 BB: 0 P: 8	1B: 4 2B: 2 3B: 0 HR: 1	SF: 0 SAC: 0 DP: 0 HBP: 1	WP: 0 PB: 0 SB: 1 CS: 0	PA: 36
PITCHER Mario Soto, R (1,1) ERA: 3.12	IP: 9.0 WLS: W BF: 36	H: 7 R: 2 ER: 2 SO: 5	BB: 1 IBB: 0 HBP: 1 BLK: 0	WP: 0 HR: 1 S: 44 P: 49	ERA: 2.00 WHIP: 0.889															

San Diego Padres @ Cincinnati Reds
Riverfront Stadium, Cincinnati, OH
Wed Aug 08 1984, 7:05 PM EDT
Att: 11,222 - Unknown


AB 34
R 2
H 7
RBI 2
BB 1
SO 5
LOB 14



Batter	1	2	3	4	5	6	7	8	9	AB	R	H	RBI	BB	SO	LOB	BOTTOM					
Gary Redus, R (1,7) OBP: 0.343, SLG: 0.381	F2		F8					6-3		4	0	1	0	0	0	0						
Ron Oester, S (1,4) OBP: 0.287, SLG: 0.292	F8			F8 WP	F9			4-3		4	1	1	0	0	0	1						
Eric Davis, R (1,8) OBP: 0.296, SLG: 0.388	F8			K		F8			HR	4	1	1	1	0	1	1						
Dave Parker, L (1,9) OBP: 0.319, SLG: 0.399		F3		F8		F4				3	0	0	0	1	0	1						
Dave Concepcion, R (1,5) OBP: 0.299, SLG: 0.330		F8		BB	BB	F4		6-3		3	0	0	0	1	0	1						
Brad Gulden, L (1,2) OBP: 0.276, SLG: 0.325				BB	BB					3	0	2	0	1	0	0						
Nick Esasky, R (1,3) OBP: 0.291, SLG: 0.363				BB	BB					3	0	1	0	0	2	3						
Eddie Milner, L (9, PR) OBP: 0.363, SLG: 0.387				K		SH5-4			HR	0	1	0	0	0	0	0						
Tom Foley, L (1,6) OBP: 0.294, SLG: 0.349			F6							4	1	1	2	0	0	1						
Mario Soto, R (1,1) OBP: 0.194, SLG: 0.306			K							3	0	0	0	0	1	1						
Inning Stats	R: 0 E: 0 K: 0 S: 3	H: 0 LOB: 0 BB: 0 P: 3	R: 0 E: 0 K: 1 S: 6	H: 1 LOB: 1 BB: 0 P: 6	R: 0 E: 0 K: 1 S: 5	H: 0 LOB: 0 BB: 0 P: 5	R: 1 E: 0 K: 2 S: 8	H: 1 LOB: 2 BB: 2 P: 16	R: 0 E: 0 K: 0 S: 4	H: 1 LOB: 1 BB: 0 P: 4	R: 0 E: 0 K: 0 S: 3	H: 0 LOB: 0 BB: 0 P: 3	R: 0 E: 0 K: 0 S: 4	H: 1 LOB: 1 BB: 0 P: 4	R: 1 E: 0 K: 0 S: 4	H: 1 LOB: 1 BB: 1 P: 8	R: 2 E: 0 K: 0 S: 3	H: 2 LOB: 1 BB: 0 P: 3	1B: 4 2B: 1 3B: 0 HR: 2	SF: 0 SAC: 1 DP: 0 HBP: 0	WP: 1 PB: 0 SB: 2 CS: 0	PA: 35
PITCHER Eric Show, R (1,1) ERA: 3.47	IP: 8.0 WLS: L BF: 32	H: 5 R: 2 ER: 2 SO: 4	BB: 3 IBB: 0 HBP: 0 BLK: 0	WP: 1 HR: 1 S: 37 P: 49	ERA: 2.25 WHIP: 1.000																	
PITCHER Rich Gossage, R (9,1) ERA: 2.97	IP: 0.1 WLS: L BF: 3	H: 2 R: 2 ER: 2 SO: 0	BB: 0 IBB: 0 HBP: 0 BLK: 0	WP: 0 HR: 1 S: 3 P: 3	ERA: 54.00 WHIP: 6.000																	

San Diego Padres @ Cincinnati Reds
Riverfront Stadium, Cincinnati, OH
Wed Aug 08 1984, 7:05 PM EDT
Att: 11,222 - Unknown

AB 31
R 4
H 7
RBI 3
BB 3
SO 4
LOB 9



Batter	1	2	3	4	5	6	7	8	9	AB	R	H	RBI	BB	SO	LOB	TOP			
Alan Wiggins, S OBP: 0.333, SLG: 0.303 Bobby Brown, S OBP: 0.302, SLG: 0.387	0-0 4-3		4-0 1B BB		0-3 K		0-0 G6-3 1B			2	0	0	0	1	1	1	San Diego Padres @ Cincinnati Reds Riverfront Stadium, Cincinnati, OH Thu Aug 09 1984, 7:05 PM EDT Att: 10,881 - Unknown			
Tony Gwynn, L OBP: 0.429, SLG: 0.480 Mario Ramirez, R OBP: 0.241, SLG: 0.423	0-0 4-3		0-0 1-3 1B		0-0 F7		0-0 G6-3 1-2			3	0	1	0	0	0	1				
Steve Garvey, R Kurt Bevacqua, R OBP: 0.359, SLG: 0.364	0-0 6-3		0-3 K		0-0 F8			0-0 1-3		3	0	0	0	0	1	2				
Kevin McReynolds, R OBP: 0.322, SLG: 0.504		0-0 5-3		0-0 F5		0-0 1B 1B		0-0 F8		4	0	1	0	0	0	0				
Carmelo Martinez, R OBP: 0.335, SLG: 0.404		0-0 4-3		0-0 6-3		0-0 F7		4-0 BB		3	0	0	0	1	0	1				
Tim Flannery, L OBP: 0.386, SLG: 0.419		4-0 BB		4-0 BB		0-0 FC6-4 1B		0-0 F8		2	0	1	0	2	0	1				
Garry Templeton, S Luis Salazar, R OBP: 0.274, SLG: 0.341		0-3 K		0-0 F3		0-0 FC6-4 1-2		0-0 F9		2	0	0	0	0	1	2				
Bruce Bochy, R OBP: 0.239, SLG: 0.318		0-0 4-3		0-0 F6		0-0 6-3		0-0 F7		4	0	0	0	0	0	0				
Tim Lollar, L OBP: 0.305, SLG: 0.404 Champ Summers, L (7, PH) OBP: 0.287, SLG: 0.429 Greg Booker, R (7, PH) Terry Kennedy, L (8, PH) OBP: 0.290, SLG: 0.344		0-0 G1-6-3		4-0 BB		4-0 BB		0-0 F6		1	0	0	0	1	0	0				
Inning Stats	R: 0 E: 0 K: 0 S: 3	H: 0 LOB: 0 BB: 0 P: 3	R: 0 E: 0 K: 1 S: 5	H: 0 LOB: 1 BB: 1 P: 9	R: 0 E: 0 K: 1 S: 6	H: 1 LOB: 2 BB: 1 P: 10	R: 0 E: 0 K: 0 S: 3	H: 0 LOB: 1 BB: 1 P: 7	R: 0 E: 0 K: 1 S: 5	H: 2 LOB: 2 BB: 0 P: 5	R: 0 E: 0 K: 0 S: 4	H: 2 LOB: 1 BB: 0 P: 4	R: 0 E: 0 K: 0 S: 3	H: 0 LOB: 1 BB: 1 P: 7	R: 0 E: 0 K: 0 S: 3	H: 0 LOB: 0 BB: 0 P: 3		1B: 5 2B: 0 3B: 0 HR: 0	SF: 0 SAC: 0 DP: 1 HBP: 0	WP: 0 PB: 0 SB: 0 CS: 0
PITCHER Jeff Russell, R ERA: 3.54	IP: 9.0 WLS: W BF: 36 H: 5 R: 0 ER: 0 SO: 3 BB: 5 IBB: 0 HBP: 0 BLK: 0 WP: 0 HR: 0 S: 37 P: 57 ERA: 0.00 WHIP: 1.111															PITCHER				

AB 31
R 0
H 5
RBI 0
BB 5
SO 3
LOB 12



Batter	1	2	3	4	5	6	7	8	9	AB	R	H	RBI	BB	SO	LOB	BOTTOM			
Gary Redus, R OBP: 0.350, SLG: 0.382	0-0 E 1B	4-0 BB HR BB		0-0 F5		4-0 WP 1B BB		4-0 G3-6-1 BB		2	2	1	0	3	0	0	San Diego Padres @ Cincinnati Reds Riverfront Stadium, Cincinnati, OH Thu Aug 09 1984, 7:05 PM EDT Att: 10,881 - Unknown			
Ron Oester, S OBP: 0.288, SLG: 0.292	0-0 E4 1B	4-0 BB HR BB		0-3 K		0-0 WP 1B		0-0 G3-6-1 1-2		4	2	1	1	1	1	2				
Eric Davis, R OBP: 0.303, SLG: 0.381	0-3 K	4-0 HR BB		0-0 F7		4-0 BB		0-0 F6		2	1	0	0	2	1	1				
Dave Parker, L OBP: 0.320, SLG: 0.406 Eddie Milner, L OBP: 0.363, SLG: 0.387	0-0 BB 1B	0-0 HR		0-0 4-3		0-0 5-3		0-0 F6		4	2	2	5	0	0	3				
Dave Concepcion, R OBP: 0.300, SLG: 0.328	4-0 1B BB	0-0 5-3		4-0 BB		0-0 6-3		0-0 F6		2	0	0	0	2	0	0				
Nick Esasky, R OBP: 0.291, SLG: 0.361	0-0 1B		0-0 F8		0-0 F9		0-0 F6		0-0 F6	4	0	1	1	0	0	1				
Dave Vangorder, R OBP: 0.250, SLG: 0.196	0-0 F9		0-3 K		0-0 6-3		0-0 4-3		0-0 4-3	4	0	0	0	0	1	1				
Tom Foley, L OBP: 0.298, SLG: 0.352		0-0 F7		0-0 F7		0-0 BB 1B		0-0 BB 1B		4	1	2	0	0	0	0				
Jeff Russell, R OBP: 0.217, SLG: 0.171		0-3 K		0-0 5-3		0-3 K		0-0 F4		4	0	0	0	0	2	2				
Inning Stats	R: 3 E: 1 K: 1 S: 8	H: 3 LOB: 1 BB: 1 P: 12	R: 4 E: 0 K: 1 S: 6	H: 1 LOB: 0 BB: 3 P: 18	R: 0 E: 0 K: 1 S: 5	H: 0 LOB: 0 BB: 0 P: 5	R: 0 E: 0 K: 1 S: 5	H: 0 LOB: 0 BB: 0 P: 5	R: 0 E: 0 K: 0 S: 3	H: 0 LOB: 1 BB: 1 P: 7	R: 1 E: 0 K: 1 S: 7	H: 2 LOB: 3 BB: 2 P: 15	R: 0 E: 0 K: 0 S: 3	H: 0 LOB: 0 BB: 0 P: 3	R: 0 E: 0 K: 0 S: 3	H: 1 LOB: 1 BB: 1 P: 7		1B: 6 2B: 0 3B: 0 HR: 1	SF: 0 SAC: 0 DP: 1 HBP: 0	WP: 1 PB: 0 SB: 1 CS: 0
PITCHER Tim Lollar, L ERA: 3.71 Greg Booker, R ERA: 2.45	IP: 6.0 WLS: L BF: 31 H: 6 R: 8 ER: 7 SO: 5 BB: 7 IBB: 0 HBP: 0 BLK: 0 WP: 1 HR: 1 S: 34 P: 62 ERA: 10.50 WHIP: 2.167															PITCHER				

AB 30
R 8
H 7
RBI 7
BB 8
SO 5
LOB 10



Batter	1	2	3	4	5	6	7	8	9	AB	R	H	RBI	BB	SO	LOB	TOP					
Alan Wiggins, S (1, 4) <small>OBP: 0.331, SLG: 0.300</small> Carmelo Martinez, R (9, PH) <small>OBP: 0.337, SLG: 0.404</small> Luis Salazar, R (9, PR) <small>OBP: 0.274, SLG: 0.341</small>	6-3		4-3		B5		SF8		BB	3	0	0	1	0	0	0	San Diego Padres @ Atlanta Braves Atlanta-Fulton County Stadium, Atlanta, GA Fri Aug 10 1984, 7:05 PM EDT Unknown					
Tony Gwynn, L (1, 9) <small>OBP: 0.429, SLG: 0.481</small>	E		F7		F7		E9		G3	5	0	2	0	0	0	2						
Steve Garvey, R (1, 3) <small>OBP: 0.305, SLG: 0.384</small>	E6		K				5-3			4	0	1	0	0	1	2						
Graig Nettles, L (1, 5) <small>OBP: 0.313, SLG: 0.356</small>	F2				F2				K	4	0	1	0	0	1	3						
Terry Kennedy, L (1, 2) <small>OBP: 0.290, SLG: 0.341</small>	4-3						F7		4-3	3	0	0	0	1	0	2						
Kevin McReynolds, R (1, 8) <small>OBP: 0.376, SLG: 0.499</small>		B1-3		5-3		5-3			F3	4	0	0	0	0	0	2						
Bobby Brown, S (1, 7) <small>OBP: 0.292, SLG: 0.373</small>	F8			K			6-3		K	4	0	0	0	0	2	2						
Garry Templeton, S (1, 6) <small>OBP: 0.327, SLG: 0.352</small>							SF8		FC3-6	2	1	2	0	2	0	0						
Dave Dravecky, R (1, 1) <small>OBP: 0.188, SLG: 0.200</small> Tim Flannery, L (7, PH) <small>OBP: 0.361, SLG: 0.413</small> Greg Booker, R (7, 1) <small>OBP: 0.258, SLG: 0.414</small> Ed Whitson, R (9, PR) <small>OBP: 0.093, SLG: 0.071</small>	6-3			4-3			F7		FC3-6	2	0	0	0	0	0	4						
Inning Stats	R: 0 E: 1 K: 0 S: 5	H: 1 LOB: 2 BB: 0 P: 5	R: 0 E: 0 K: 0 S: 4	H: 1 LOB: 1 BB: 0 P: 4	R: 0 E: 0 K: 1 S: 5	H: 0 LOB: 0 BB: 0 P: 5	R: 0 E: 0 K: 1 S: 6	H: 1 LOB: 3 BB: 2 P: 14	R: 0 E: 0 K: 0 S: 4	H: 0 LOB: 1 BB: 0 P: 4	R: 0 E: 0 K: 0 S: 3	H: 0 LOB: 0 BB: 0 P: 3	R: 1 E: 1 K: 0 S: 5	H: 2 LOB: 1 BB: 0 P: 5	R: 0 E: 0 K: 1 S: 5	H: 0 LOB: 0 BB: 0 P: 5		R: 0 E: 0 K: 1 S: 5	H: 0 LOB: 2 BB: 2 P: 13	1B: 4 2B: 1 3B: 1 HR: 0	SF: 1 SAC: 0 DP: 0 HBP: 0	WP: 0 PB: 0 SB: 0 CS: 0
PITCHER Steve Bedrosian, R (1, 1) <small>ERA: 2.17</small> Donnie Moore, R (9, 1) <small>ERA: 2.47</small>	IP: 8.1 WLS: W BF: 35 H: 6 R: 1 ER: 1 SO: 4 BB: 2 IBB: 1 HBP: 0 BLK: 0 WP: 0 HR: 0 S: 40 P: 52 ERA: 1.08 WHIP: 0.960	IP: 0.2 WLS: S BF: 3 H: 0 R: 0 ER: 0 SO: 0 BB: 1 IBB: 0 HBP: 0 BLK: 0 WP: 0 HR: 0 S: 2 P: 6 ERA: 0.00 WHIP: 1.500																				

AB 33
R 1
H 6
RBI 1
BB 4
SO 4
LOB 19



Batter	1	2	3	4	5	6	7	8	9	AB	R	H	RBI	BB	SO	LOB	BOTTOM			
Jerry Royster, R (1, 5) <small>OBP: 0.262, SLG: 0.293</small>	6-3						6-3			3	0	1	0	1	0	2	San Diego Padres @ Atlanta Braves Atlanta-Fulton County Stadium, Atlanta, GA Fri Aug 10 1984, 7:05 PM EDT Unknown			
Rafael Ramirez, R (1, 6) <small>OBP: 0.295, SLG: 0.313</small>	6-3		F8		SF8					3	0	1	1	0	0	1				
Claudell Washington, L (1, 9) <small>OBP: 0.409, SLG: 0.514</small>				CS		G3			F7	3	1	1	1	1	0	1				
Dale Murphy, R (1, 8) <small>OBP: 0.358, SLG: 0.519</small>	F4						F4		6-3	4	1	1	1	0	0	2				
Bob Watson, R (1, 3) <small>OBP: 0.303, SLG: 0.368</small> Chris Chambliss, L (8, PH) <small>OBP: 0.360, SLG: 0.384</small> <small>(9, 3)</small>	L5				1-3				WP	3	0	1	0	0	0	2				
Brad Komminsk, R (1, 7) <small>OBP: 0.267, SLG: 0.301</small>			F4		F8		F7		K	4	0	0	0	0	1	2				
Glenn Hubbard, R (1, 4) <small>OBP: 0.340, SLG: 0.387</small>		SH3			K		F7		5-3	4	0	1	0	0	1	2				
Bruce Benedict, R (1, 2) <small>OBP: 0.323, SLG: 0.318</small>		SH3					F7			1	1	0	0	1	0	0				
Steve Bedrosian, R (1, 1) <small>OBP: 0.133, SLG: 0.133</small> Donnie Moore, L (9, 1)	SH3				6-3				K	2	0	0	0	0	1	1				
Inning Stats	R: 0 E: 0 K: 0 S: 3	H: 0 LOB: 2 BB: 2 P: 11	R: 0 E: 0 K: 0 S: 4	H: 1 LOB: 2 BB: 0 P: 5	R: 2 E: 0 K: 1 S: 8	H: 3 LOB: 1 BB: 0 P: 8	R: 1 E: 0 K: 0 S: 3	H: 1 LOB: 0 BB: 1 P: 7	R: 0 E: 0 K: 0 S: 3	H: 0 LOB: 0 BB: 0 P: 3	R: 0 E: 0 K: 0 S: 3	H: 0 LOB: 0 BB: 0 P: 3	R: 0 E: 0 K: 1 S: 6	H: 1 LOB: 1 BB: 0 P: 6	R: 0 E: 0 K: 1 S: 5	H: 0 LOB: 1 BB: 1 P: 9		1B: 4 2B: 0 3B: 0 HR: 2	SF: 1 SAC: 1 DP: 0 HBP: 1	WP: 1 PB: 0 SB: 1 CS: 1
PITCHER Dave Dravecky, L (1, 1) <small>ERA: 2.51</small> Greg Booker, R (7, 1) <small>ERA: 2.25</small>	IP: 6.0 WLS: L BF: 26 H: 5 R: 3 ER: 3 SO: 3 BB: 3 IBB: 0 HBP: 1 BLK: 0 WP: 0 HR: 2 S: 24 P: 37 ERA: 4.50 WHIP: 1.333	IP: 2.0 WLS: 8 BF: 1 H: 0 R: 0 ER: 0 SO: 2 BB: 1 IBB: 0 HBP: 0 BLK: 0 WP: 1 HR: 0 S: 11 P: 15 ERA: 0.00 WHIP: 1.000																		



Batter	1	2	3	4	5	6	7	8	9	AB	R	H	RBI	BB	SO	LOB	TOP				
Alan Wiggins, S OBP: 0.334, SLG: 0.303 (1, 4)										4	1	2	0	0	0	0	San Diego Padres @ Atlanta Braves Atlanta-Fulton County Stadium, Atlanta, GA Sat Aug 11 1984, 7:05 PM EDT Att: 45,099 - Unknown				
Tony Gwynn, L OBP: 0.426, SLG: 0.475 (1, 9)										4	0	1	0	0	0	1					
Steve Garvey, R OBP: 0.305, SLG: 0.387 (1, 3)										4	0	0	0	0	1	1					
Graig Nettles, L OBP: 0.318, SLG: 0.369 Tim Flannery, L OBP: 0.361, SLG: 0.413 (9, PR)										3	1	2	1	1	0	0					
Terry Kennedy, L OBP: 0.289, SLG: 0.340 (1, 2)										4	0	1	0	0	0	2					
Kevin McReynolds, R OBP: 0.322, SLG: 0.501 (1, 8)											3	0	0	1	0	0					
Bobby Brown, S OBP: 0.398, SLG: 0.398 Luis Salazar, R OBP: 0.270, SLG: 0.333 (7, 7)											3	1	2	0	0	1					
Garry Templeton, S OBP: 0.328, SLG: 0.351 (1, 6)											3	0	0	1	0	1					
Mark Thurmond, L OBP: 0.267, SLG: 0.256 Craig Lefferts, L OBP: 0.167, SLG: 0.250 (8, 1)											3	0	0	0	0	1					
											0	0	0	0	0	0					
Inning Stats	R: 0 E: 0 K: 0 S: 3	H: 1 LOB: 0 BB: 0 P: 3	R: 0 E: 0 K: 1 S: 6	H: 2 LOB: 1 BB: 0 P: 6	R: 0 E: 0 K: 1 S: 5	H: 0 LOB: 0 BB: 0 P: 5	R: 1 E: 0 K: 1 S: 6	H: 1 LOB: 0 BB: 0 P: 6	R: 0 E: 0 K: 0 S: 4	H: 1 LOB: 1 BB: 0 P: 4	R: 1 E: 0 K: 0 S: 4	H: 1 LOB: 0 BB: 0 P: 4	R: 0 E: 0 K: 0 S: 3	H: 0 LOB: 0 BB: 0 P: 3	R: 1 E: 1 K: 0 S: 4	H: 0 LOB: 1 BB: 0 P: 4	1B: 6 2B: 0 3B: 1 HR: 1	SF: 1 SAC: 0 DP: 2 HBP: 0	WP: 0 PB: 0 SB: 1 CS: 0	PA: 34	
PITCHER	IP	WLS	BF	H	R	ER	SO	BB	IBB	HBP	BLK	WP	HR	S	P	ERA	WHIP				
Rick Mahler, R ERA: 2.64 Gene Garber, R ERA: 3.36	(1, 1) (8, 1)	7.0 2.0	L 7	27 0	8 0	3 1	3 0	3 0	0 0	0 0	0 0	0 0	1 0	32 7	36 7	3.86 0.00	1.286 0.000				

AB	32
R	4
H	8
RBI	3
BB	1
SO	3
LOB	9



Batter	1	2	3	4	5	6	7	8	9	AB	R	H	RBI	BB	SO	LOB	BOTTOM				
Jerry Royster, R OBP: 0.262, SLG: 0.297 (1, 4)										4	0	1	0	0	0	0	San Diego Padres @ Atlanta Braves Atlanta-Fulton County Stadium, Atlanta, GA Sat Aug 11 1984, 7:05 PM EDT Att: 45,099 - Unknown				
Rafael Ramirez, R OBP: 0.292, SLG: 0.310 (1, 6)										4	0	0	0	0	0	1					
Claudell Washington, L OBP: 0.465, SLG: 0.515 (1, 9)										3	0	0	0	1	0	1					
Dale Murphy, R OBP: 0.354, SLG: 0.510 (1, 8)											3	0	0	0	1	1					
Bob Watson, R OBP: 0.288, SLG: 0.347 (1, 3)										4	0	0	0	0	0	2					
Rufino Linares, R OBP: 0.303, SLG: 0.483 (1, 7)										4	1	2	1	0	0	0					
Randy Johnson, R OBP: 0.359, SLG: 0.418 (1, 5)										3	0	1	0	0	0	0					
Bruce Benedict, R OBP: 0.319, SLG: 0.314 (1, 2)										3	0	0	0	0	0	3					
Rick Mahler, R OBP: 0.319, SLG: 0.370 Brad Komminsk, R OBP: 0.266, SLG: 0.299 Gene Garber, R OBP: 0.100, SLG: 0.100 (7, PH)										2	0	0	0	0	0	1					
										1	0	0	0	0	0	0					
										0	0	0	0	0	0	0					
Inning Stats	R: 0 E: 0 K: 0 S: 4	H: 1 LOB: 2 BB: 1 P: 8	R: 0 E: 1 K: 0 S: 4	H: 0 LOB: 1 BB: 0 P: 4	R: 0 E: 0 K: 1 S: 5	H: 0 LOB: 1 BB: 1 P: 9	R: 0 E: 0 K: 0 S: 4	H: 2 LOB: 1 BB: 0 P: 4	R: 0 E: 0 K: 0 S: 3	H: 0 LOB: 0 BB: 0 P: 3	R: 1 E: 0 K: 0 S: 4	H: 1 LOB: 0 BB: 0 P: 4	R: 0 E: 0 K: 0 S: 3	H: 0 LOB: 0 BB: 0 P: 3	R: 0 E: 0 K: 0 S: 3	H: 0 LOB: 0 BB: 0 P: 3	1B: 2 2B: 1 3B: 0 HR: 1	SF: 0 SAC: 0 DP: 1 HBP: 0	WP: 0 PB: 0 SB: 0 CS: 0	PA: 33	
PITCHER	IP	WLS	BF	H	R	ER	SO	BB	IBB	HBP	BLK	WP	HR	S	P	ERA	WHIP				
Mark Thurmond, L ERA: 2.95 Craig Lefferts, L ERA: 1.82	(1, 1) (8, 1)	7.0 2.0	W S	27 6	4 0	1 0	1 0	0 0	0 0	0 0	0 0	0 0	1 6	27 6	35 6	1.29 0.00	0.857 0.000				

AB	31
R	1
H	4
RBI	1
BB	2
SO	1
LOB	9



Batter	1	2	3	4	5	6	7	8	9	AB	R	H	RBI	BB	SO	LOB	TOP					
Alan Wiggins, S OBP: 0.335, SLG: 0.304	1-0 G6-4-3 HBP		0-0 4-3			0-0 G4-6-3 1B		0-0 E1 FC3-6		3	0	1	0	0	0	1						
Tony Gwynn, L OBP: 0.423, SLG: 0.471	0-0 G6-4-3		0-0 6-3			0-0 F9		0-0 FC3-6 PB		4	0	0	0	0	0	4						
Steve Garvey, R OBP: 0.305, SLG: 0.386	0-0 BB 1B			0-0 6-3		0-0 G4-6-3		0-0 F3		4	0	1	0	0	0	3						
Graig Nettles, L OBP: 0.322, SLG: 0.379	4-0 BB			0-3 K					1-0 2B SF8 HBP	2	1	1	1	1	1	0						
Mario Ramirez, R OBP: 0.241, SLG: 0.423	1-2 BB								0-0 SF8 2B	0	1	0	0	0	0	0						
Terry Kennedy, L OBP: 0.289, SLG: 0.342	0-0 4-3			0-0 F5					0-0 SF8 1-3 SF7 2B	4	1	1	0	0	0	2						
Kevin McReynolds, R OBP: 0.319, SLG: 0.497		0-0 5-3				0-0 F9			0-0 SF8	3	0	0	1	0	0	0						
Bobby Brown, S OBP: 0.294, SLG: 0.388		0-0 F7				0-0 F8			2-3 3-H SF7	3	0	0	0	0	0	0						
Camelo Martinez, R OBP: 0.339, SLG: 0.413									0-0 SF7	0	0	0	1	0	0	0						
Garry Templeton, S OBP: 0.329, SLG: 0.353		0-0 6-3				0-0 1B			3-H F8	4	0	2	0	0	0	1						
Ed Whitson, R OBP: 0.291, SLG: 0.070			0-0 F8			0-0 F3			0-0 F8	1	0	0	0	0	0	0						
Greg Booker, R OBP: 0.291, SLG: 0.070										1	0	0	0	0	0	1						
Greg Harris, S OBP: 0.291, SLG: 0.070										0	0	0	0	0	0	0						
Tim Flannery, L OBP: 0.291, SLG: 0.070										0	0	0	0	0	0	1						
Craig Lefferts, L OBP: 0.291, SLG: 0.070										0	0	0	0	0	0	0						
Rich Gossage, R OBP: 0.291, SLG: 0.070										0	0	0	0	0	0	0						
Inning Stats	R: 0 E: 0 K: 0 S: 3	H: 1 LOB: 2 BB: 1 P: 8	R: 0 E: 0 K: 0 S: 3	H: 0 LOB: 0 BB: 0 P: 3	R: 0 E: 0 K: 1 S: 3	H: 0 LOB: 0 BB: 0 P: 3	R: 0 E: 0 K: 1 S: 5	H: 0 LOB: 0 BB: 0 P: 5	R: 0 E: 0 K: 0 S: 4	H: 1 LOB: 1 BB: 0 P: 4	R: 0 E: 0 K: 0 S: 3	H: 1 LOB: 0 BB: 0 P: 3	R: 1 E: 0 K: 0 S: 4	H: 1 LOB: 0 BB: 0 P: 4	R: 0 E: 1 K: 0 S: 5	H: 1 LOB: 2 BB: 0 P: 5	R: 2 E: 0 K: 0 S: 4	H: 1 LOB: 1 BB: 0 P: 5	1B: 4 2B: 1 3B: 0 HR: 1	SF: 2 SAC: 0 DP: 2 HBP: 2	WP: 0 PB: 1 SB: 0 CS: 0	PA: 35
PITCHER	IP	WLS	BF	H	R	ER	SO	BB	IBB	HBP	BLK	WP	HR	S	P	ERA	WHIP					
Pascual Perez, R ERA: 3.76	(1, 1)	8.0	W	30	5	1	1	1	1	1	0	0	1	30	35	1.12	0.750					
Donnie Moore, R ERA: 2.99	(9, 1)	0.0		1	0	1	1	0	0	0	1	0	0	0	1	∞	∞					
Gene Garber, R ERA: 3.44	(9, 1)	1.0		4	1	1	1	0	0	0	0	0	0	4	4	9.00	1.000					

San Diego Padres @ Atlanta Braves
Atlanta-Fulton County Stadium, Atlanta, GA
Sun Aug 12 1984, 3:33 AM EDT
Att: 23,912 - Unknown

AB 30
R 3
H 6
RBI 3
BB 1
SO 1
LOB 13





Batter	1	2	3	4	5	6	7	8	9	AB	R	H	RBI	BB	SO	LOB	BOTTOM						
Jerry Royster, R OBP: 0.266, SLG: 0.301	0-0 F5			0-0 S 1B		0-3 K		0-3 K		5	0	2	2	0	2	1							
Glenn Hubbard, R OBP: 0.335, SLG: 0.378	4-0 HR BB	2-H 1B		0-0 F4		0-3 K		0-0 6-3		4	1	0	0	1	2	4							
Claudell Washington, L OBP: 0.404, SLG: 0.521	0-0 1-H HR			0-0 F9		0-0 F7				4	1	1	2	0	1	1							
Dale Murphy, R OBP: 0.355, SLG: 0.509	0-0 4-3 1B			4-0 1B BB		0-0 F9		0-3 K		3	0	1	0	1	1	0							
Chris Chambliss, L OBP: 0.361, SLG: 0.382	0-0 4-3			0-0 1-2 1B		0-0 F7				4	0	2	0	0	0	1							
Rufino Linares, R OBP: 0.324, SLG: 0.452	0-0 F7			0-3 K		4-0 2B BB		4-0 1-2 BB		2	1	0	0	2	1	3							
Rafael Ramirez, R OBP: 0.294, SLG: 0.313				0-0 4-3		0-0 PB 2B		0-0 F7		4	1	2	1	0	0	4							
Bruce Benedict, R OBP: 0.314, SLG: 0.308				0-0 F4		0-0 6-3		0-0 F9		4	0	0	0	0	0	2							
Pascual Perez, R OBP: 0.176, SLG: 0.130				0-3 K		4-0 WP 1B BB		1-0 S HBP		2	1	0	0	1	1	1							
Brad Komminsk, R OBP: 0.266, SLG: 0.299										0	0	0	0	0	0	0							
Donnie Moore, L OBP: 0.266, SLG: 0.299										0	0	0	0	0	0	0							
Gene Garber, R OBP: 0.100, SLG: 0.100				1-2 K		0-0 WP 1B BB				0	0	0	0	0	0	0							
Inning Stats	R: 2 E: 0 K: 0 S: 5	H: 2 LOB: 1 BB: 1 P: 9	R: 1 E: 0 K: 2 S: 9	H: 2 LOB: 0 BB: 0 P: 9	R: 0 E: 0 K: 1 S: 6	H: 1 LOB: 2 BB: 1 P: 10	R: 1 E: 0 K: 0 S: 4	H: 1 LOB: 1 BB: 1 P: 8	R: 1 E: 0 K: 0 S: 4	H: 1 LOB: 1 BB: 1 P: 8	R: 0 E: 0 K: 2 S: 7	H: 0 LOB: 0 BB: 0 P: 7	R: 0 E: 0 K: 2 S: 8	H: 1 LOB: 2 BB: 1 P: 12	R: 0 E: 0 K: 1 S: 5	H: 0 LOB: 2 BB: 0 P: 6	1B: 6 2B: 1 3B: 0 HR: 1	SF: 0 SAC: 0 DP: 0 HBP: 1	WP: 3 PB: 1 SB: 2 CS: 0	PA: 38			
PITCHER	IP	WLS	BF	H	R	ER	SO	BB	IBB	HBP	BLK	WP	HR	S	P	ERA	WHIP						
Ed Whitson, R ERA: 3.81	(1, 1)	3.1	L	18	5	4	4	3	3	0	0	0	1	0	7	11	5.40	1.800					
Greg Booker, R ERA: 2.45	(4, 1)	1.2		8	2	1	1	0	1	0	0	0	1	0	7	11	5.40	1.800					
Greg Harris, R ERA: 2.08	(6, 1)	2.0		8	1	0	0	4	1	0	0	0	1	0	15	19	0.00	1.000					
Craig Lefferts, L ERA: 1.82	(8, 1)	0.1		2	0	0	0	0	0	0	1	0	0	0	1	2	0.00	0.000					
Rich Gossage, R ERA: 2.97	(8, 1)	0.2		2	0	0	0	1	0	0	0	0	0	0	4	4	0.00	0.000					

San Diego Padres @ Atlanta Braves
Atlanta-Fulton County Stadium, Atlanta, GA
Sun Aug 12 1984, 3:33 AM EDT
Att: 23,912 - Unknown

AB 32
R 5
H 8
RBI 5
BB 5
SO 8
LOB 17



Batter	1	2	3	4	5	6	7	8	9	AB	R	H	RBI	BB	SO	LOB	TOP		
Jeff Stone, L (1, 7) <small>OBP: 0.404, SLG: 0.512</small> Sixto Lezcano, R (7, PH) <small>OBP: 0.365, SLG: 0.498</small> (7, 9)	F8		E 1-3 1B		F9		K			3	0	1	0	0	0	1	Philadelphia Phillies @ San Diego Padres Jack Murphy Stadium, San Diego, CA Tue Aug 14 1984, 10:05 PM EDT Att: 23,799 - Unknown		
Greg Gross, L (1, 9) <small>OBP: 0.408, SLG: 0.357</small> John Wockenfuss, R (7, PH) <small>OBP: 0.359, SLG: 0.432</small> Larry Andersen, R (7, 1)	1B BB		1-3		F7		G6-4-3			2	0	0	0	1	0	2			
Juan Samuel, R (1, 4) <small>OBP: 0.330, SLG: 0.457</small>	F9		F9		F9		F9			4	1	1	0	0	0	2			
Von Hayes, L (1, 8) <small>OBP: 0.364, SLG: 0.465</small>	1B		G3		1B		1B			3	0	2	1	1	0	1			
Mike Schmidt, R (1, 5) <small>OBP: 0.371, SLG: 0.481</small>	F2				F7		F4			4	0	0	0	0	1	4			
Len Matuszek, L (1, 3) <small>OBP: 0.337, SLG: 0.448</small>			F6		F9		FC6-4 BB			3	0	0	0	1	1	1			
Ozzie Virgil, R (1, 2) <small>OBP: 0.322, SLG: 0.470</small>			HR		K		K			4	1	1	1	0	2	2			
Ivan De Jesus, R (1, 6) <small>OBP: 0.327, SLG: 0.311</small>			K				SH3-4 1B			4	0	1	0	0	2	2			
Jerry Koosman, R (1, 1) <small>OBP: 0.111, SLG: 0.094</small> Glenn Wilson, R (7, PH) <small>OBP: 0.279, SLG: 0.385</small> (7, 7)	5-3				SH3-4		G6-4-3 BB			1	0	0	0	0	0	0			
Inning Stats	R: 0 E: 0 K: 0 S: 4	H: 1 LOB: 2 BB: 1 P: 8	R: 1 E: 0 K: 1 S: 6	H: 1 LOB: 0 BB: 0 P: 6	R: 0 E: 1 K: 0 S: 4	H: 1 LOB: 1 BB: 0 P: 4	R: 0 E: 0 K: 1 S: 5	H: 0 LOB: 0 BB: 0 P: 5	R: 0 E: 0 K: 1 S: 7	H: 2 LOB: 2 BB: 1 P: 11	R: 0 E: 0 K: 2 S: 7	H: 0 LOB: 1 BB: 1 P: 11	R: 0 E: 0 K: 1 S: 5	H: 0 LOB: 0 BB: 0 P: 5	R: 0 E: 0 K: 1 S: 5	H: 0 LOB: 0 BB: 0 P: 5		1B: 5 2B: 0 3B: 0 HR: 1 SF: 0 SAC: 1 DP: 1 HBP: 0	WP: 0 PB: 0 SB: 2 CS: 0
PITCHER Eric Show, R (1, 1) <small>ERA: 3.45</small> Craig Lefferts, L (7, 1) <small>ERA: 1.75</small>	IP: 6.0 WLS: W BF: 27 H: 6 R: 2 ER: 2 SO: 3 BB: 3 IBB: 0 HBP: 0 BLK: 0 WP: 0 HR: 1 S: 30 P: 42 ERA: 3.00 WHIP: 1.500	IP: 3.0 WLS: S BF: 9 H: 0 R: 0 ER: 0 SO: 4 BB: 1 IBB: 0 HBP: 0 BLK: 0 WP: 0 HR: 0 S: 16 P: 20 ERA: 0.00 WHIP: 0.333															IP: 6.0 WLS: S BF: 27 H: 6 R: 2 ER: 2 SO: 3 BB: 3 IBB: 0 HBP: 0 BLK: 0 WP: 0 HR: 1 S: 30 P: 42 ERA: 3.00 WHIP: 1.500	IP: 3.0 WLS: S BF: 9 H: 0 R: 0 ER: 0 SO: 4 BB: 1 IBB: 0 HBP: 0 BLK: 0 WP: 0 HR: 0 S: 16 P: 20 ERA: 0.00 WHIP: 0.333	

Batter	1	2	3	4	5	6	7	8	9	AB	R	H	RBI	BB	SO	LOB	BOTTOM	
Alan Wiggins, S (1, 4) <small>OBP: 0.338, SLG: 0.304</small>	E 1B				H 1-0					3	2	1	0	1	0	2	Philadelphia Phillies @ San Diego Padres Jack Murphy Stadium, San Diego, CA Tue Aug 14 1984, 10:05 PM EDT Att: 23,799 - Unknown	
Tony Gwynn, L (1, 9) <small>OBP: 0.421, SLG: 0.469</small>	F4		E4 1B		HBP K					4	0	1	1	0	1	3		
Steve Garvey, R (1, 3) <small>OBP: 0.306, SLG: 0.387</small>	E7 1B				4-3					4	1	2	0	0	0	2		
Kevin McReynolds, R (1, 8) <small>OBP: 0.318, SLG: 0.493</small>	FC5 1B IBB		F6							3	0	0	0	1	1	3		
Terry Kennedy, L (1, 2) <small>OBP: 0.289, SLG: 0.341</small>	FC5 1B									4	0	1	2	0	1	1		
Carmelo Martinez, R (1, 7) <small>OBP: 0.340, SLG: 0.412</small>	FC5									3	0	1	0	1	0	3		
Luis Salazar, R (1, 5) <small>OBP: 0.284, SLG: 0.326</small> Tim Flannery, L (8, PH) <small>OBP: 0.353, SLG: 0.403</small> (9, 5)	K									3	0	0	0	0	2	4		
Garry Templeton, S (1, 6) <small>OBP: 0.326, SLG: 0.349</small>			6-3		1-3					4	0	0	0	0	0	1		
Eric Show, R (1, 1) <small>OBP: 0.231, SLG: 0.353</small> Craig Lefferts, L (7, 1) <small>OBP: 0.231, SLG: 0.308</small>	K									3	0	1	0	0	2	0	1B: 8 2B: 0 3B: 0 HR: 0 SF: 0 SAC: 0 DP: 0 HBP: 1	
Inning Stats	R: 2 E: 1 K: 1 S: 8	H: 2 LOB: 2 BB: 1 P: 12	R: 1 E: 1 K: 1 S: 7	H: 2 LOB: 1 BB: 1 P: 11	R: 0 E: 0 K: 1 S: 6	H: 1 LOB: 1 BB: 0 P: 6	R: 0 E: 0 K: 2 S: 7	H: 0 LOB: 1 BB: 0 P: 8	R: 0 E: 0 K: 1 S: 5	H: 1 LOB: 1 BB: 1 P: 9	R: 0 E: 0 K: 0 S: 4	H: 1 LOB: 1 BB: 0 P: 4	R: 0 E: 0 K: 1 S: 6	H: 1 LOB: 1 BB: 0 P: 6	R: 0 E: 0 K: 0 S: 4	H: 1 LOB: 1 BB: 0 P: 4		WP: 0 PB: 0 SB: 2 CS: 0
PITCHER Jerry Koosman, L (1, 1) <small>ERA: 2.8</small> Larry Andersen, R (7, 1) <small>ERA: 1.67</small>	IP: 6.0 WLS: L BF: 29 H: 6 R: 3 ER: 2 SO: 6 BB: 2 IBB: 1 HBP: 1 BLK: 0 WP: 0 HR: 0 S: 37 P: 50 ERA: 3.00 WHIP: 1.333	IP: 2.0 WLS: 8 BF: 8 H: 2 R: 0 ER: 0 SO: 1 BB: 0 IBB: 0 HBP: 0 BLK: 0 WP: 0 HR: 0 S: 10 P: 10 ERA: 0.00 WHIP: 1.000															IP: 6.0 WLS: L BF: 29 H: 6 R: 3 ER: 2 SO: 6 BB: 2 IBB: 1 HBP: 1 BLK: 0 WP: 0 HR: 0 S: 37 P: 50 ERA: 3.00 WHIP: 1.333	IP: 2.0 WLS: 8 BF: 8 H: 2 R: 0 ER: 0 SO: 1 BB: 0 IBB: 0 HBP: 0 BLK: 0 WP: 0 HR: 0 S: 10 P: 10 ERA: 0.00 WHIP: 1.000

Batter	1	2	3	4	5	6	7	8	9	AB	R	H	RBI	BB	SO	LOB	TOP					
Tim Raines, S OBP: 0.393, SLG: 0.412	6-3	3B		1B		4-3			G3	5	2	2	2	0	0	0	Montreal Expos @ San Diego Padres Jack Murphy Stadium, San Diego, CA Fri Aug 17, 1984, 10:05 PM EDT Att: 17,136 - Unknown					
Derrel Thomas, S OBP: 0.337, SLG: 0.365	1-3	3B		1B		4-3			1B	5	1	3	2	0	0							
Andre Dawson, R OBP: 0.292, SLG: 0.379	HR	6-3		5-3		6-3			E6	5	1	1	1	0	0	3						
Gary Carter, R OBP: 0.355, SLG: 0.508	F8			HR		K			1B	5	1	3	2	0	1	0						
Tim Wallach, R OBP: 0.328, SLG: 0.455		F6		F6-3		FC5-4			F7	5	0	2	0	0	0	3						
Jim Wehford, R OBP: 0.327, SLG: 0.376		1B		F7		FC5-4			F7	4	1	1	0	0	0	3						
Rene Gonzales, R (8, 6)		1B								0	0	0	0	0	0	0						
Doug Flynn, R OBP: 0.283, SLG: 0.297		SH3-1		F6-3		F8			F5-3	4	1	1	0	0	0	3						
Bobby Ramos, R OBP: 0.216, SLG: 0.209		E4		5-3		F8			6-3	4	1	0	1	0	0	2						
Steve Rogers, R OBP: 0.194, SLG: 0.235		SH3-1		6-3		F3			K	2	0	0	0	0	0	0						
Jeff Reardon, R (8, 1)		1-2								1	0	0	0	0	1	0						
Inning Stats	R: 1 E: 0 K: 0 S: 4	H: 1 LOB: 0 BB: 0 P: 4	R: 4 E: 1 K: 0 S: 8	H: 4 LOB: 1 BB: 0 P: 8	R: 1 E: 0 K: 0 S: 4	H: 2 LOB: 0 BB: 0 P: 4	R: 1 E: 0 K: 0 S: 5	H: 2 LOB: 1 BB: 0 P: 5	R: 0 E: 1 K: 0 S: 4	H: 1 LOB: 1 BB: 0 P: 4	R: 0 E: 0 K: 1 S: 5	H: 0 LOB: 0 BB: 0 P: 5	R: 0 E: 0 K: 0 S: 4	H: 1 LOB: 1 BB: 0 P: 4	R: 1 E: 1 K: 1 S: 8	H: 2 LOB: 2 BB: 0 P: 8	1B: 10 2B: 0 3B: 1 HR: 2	SF: 0 SAC: 1 DP: 1 HBP: 0	WP: 0 PB: 0 SB: 2 CS: 0	PA: 41		
PITCHER	IP WLS BF H R ER SO BB IBB HBP BLK WP HR S P ERA WHIP																					
Mark Thurmond, L ERA: 3.05	1.2	L	11	5	5	2	0	0	0	0	0	0	0	0	1	11	11	10.80	3.000			
Greg Booker, R ERA: 2.94	3.1		14	5	2	2	0	0	0	0	0	0	0	0	1	14	14	5.40	1.500			
Greg Harris, R ERA: 2.7	2.0		6	0	0	0	1	0	0	0	0	0	0	0	8	8	0.00	0.000				
Andy Hawkins, R ERA: 4.17	2.0		10	3	1	0	1	0	0	0	0	0	0	0	12	12	0.00	1.500				
Batter	1	2	3	4	5	6	7	8	9	AB	R	H	RBI	BB	SO	LOB	BOTTOM					
Alan Wiggins, S OBP: 0.342, SLG: 0.310	5-3		F5-4-3	BB		1B	FC6-4		BB	3	1	1	0	2	0	2	Montreal Expos @ San Diego Padres Jack Murphy Stadium, San Diego, CA Fri Aug 17, 1984, 10:05 PM EDT Att: 17,136 - Unknown					
Tony Gwynn, L OBP: 0.420, SLG: 0.470	F4-3		F5-4-3			CS			G3	5	1	2	1	0	0	2						
Steve Garvey, R OBP: 0.304, SLG: 0.387	6-3					1B			HR	4	0	0	0	0	0	2						
Graig Nettles, L OBP: 0.332, SLG: 0.411			FC6-4	HR		BB			HR	2	2	2	3	2	0	0						
Kevin McReynolds, R OBP: 0.318, SLG: 0.495		FC6-4	BB	G3		F9			K	4	0	0	0	0	1	2						
Terry Kennedy, L OBP: 0.284, SLG: 0.334		K		F9					F8	4	0	1	0	0	1	1						
Camelo Martinez, R OBP: 0.338, SLG: 0.404						F4			F8	3	0	0	0	1	0	1						
Garry Templeton, S OBP: 0.326, SLG: 0.346						F4-3			F3	4	0	2	0	0	1	2						
Mark Thurmond, L OBP: 0.287, SLG: 0.256									1B	0	0	0	0	0	0	0						
Tim Flannery, L OBP: 0.366, SLG: 0.405									F6-4-3	1	0	0	0	0	0	0						
Bobby Brown, S OBP: 0.302, SLG: 0.378										0	0	0	0	0	0	0						
Andy Hawkins, R OBP: 0.255, SLG: 0.229										0	0	0	0	0	0	0						
Kurt Bevacqua, R OBP: 0.341, SLG: 0.343										1	0	0	0	0	0	1						
Inning Stats	R: 0 E: 0 K: 0 S: 3	H: 0 LOB: 0 BB: 0 P: 3	R: 0 E: 0 K: 2 S: 7	H: 0 LOB: 2 BB: 2 P: 15	R: 0 E: 0 K: 0 S: 2	H: 0 LOB: 0 BB: 1 P: 6	R: 1 E: 0 K: 0 S: 4	H: 1 LOB: 0 BB: 0 P: 4	R: 0 E: 0 K: 0 S: 3	H: 0 LOB: 0 BB: 0 P: 3	R: 1 E: 0 K: 0 S: 4	H: 2 LOB: 1 BB: 1 P: 8	R: 0 E: 0 K: 0 S: 4	H: 1 LOB: 2 BB: 1 P: 8	R: 2 E: 0 K: 1 S: 8	H: 3 LOB: 1 BB: 0 P: 8	R: 0 E: 0 K: 0 S: 3	H: 1 LOB: 1 BB: 1 P: 7	1B: 5 2B: 0 3B: 1 HR: 2	SF: 0 SAC: 0 DP: 2 HBP: 0	WP: 0 PB: 0 SB: 0 CS: 1	PA: 38
PITCHER	IP WLS BF H R ER SO BB IBB HBP BLK WP HR S P ERA WHIP																					
Steve Rogers, R ERA: 5.1	7.2	W	33	7	4	4	3	5	0	0	0	0	0	0	2	34	54	4.70	1.565			
Jeff Reardon, R ERA: 2.71	1.1	S	5	1	0	0	0	1	0	0	0	0	0	0	4	8	0.00	1.500				

AB	40
R	8
H	13
RBI	8
BB	0
SO	2
LOB	14



Batter	1	2	3	4	5	6	7	8	9	AB	R	H	RBI	BB	SO	LOB	TOP					
Tim Raines, S OBP: 0.397, SLG: 0.417	0-0 PB S 1B		0-0 S 1B		0-0 1-3 1B		0-0 3-1		0-0 S 1B	5	1	4	0	0	0	0	Montreal Expos @ San Diego Padres Jack Murphy Stadium, San Diego, CA Sun Aug 19 1984, 6:33 AM EDT Att: 21,697 - Unknown AB 37 R 3 H 10 RBI 3 BB 1 SO 10 LOB 18					
Max Venable, L OBP: 0.378, SLG: 0.559	0-3 K		0-3 K		0-0 F5			0-0 HR 1B	5	1	1	0	0	2	5							
Andre Dawson, R OBP: 0.294, SLG: 0.388	0-3 K		0-0 1-H 1B		0-0 F8			0-0 1-H HR	4	1	2	3	0	1	3							
Gary Carter, R OBP: 0.354, SLG: 0.506	0-3 K		0-3 K			0-0 1B		0-0 F7	4	0	1	0	0	2	2							
Dan Driessen, L OBP: 0.364, SLG: 0.427		0-0 2B		0-0 4-3		0-0 F5		0-0 F7	4	0	1	0	0	0	1							
Tim Lincecum, R OBP: 0.327, SLG: 0.451		0-3 K		0-0 5-3		0-0 F8		4-0 BB	3	0	0	0	1	1	2							
Derrel Thomas, S OBP: 0.330, SLG: 0.357 Rene Gonzales, R (8, 6)		0-0 F7		0-0 F5		0-0 F8		0-3 K	4	0	0	0	0	1	3							
Doug Flynn, R OBP: 0.283, SLG: 0.296		0-3 K			0-0 1B		0-0 F1-3		0-0 F6-3	4	0	1	0	0	1	1						
Joe Hesketh, R Jeff Reardon, R (8, 1)			0-0 F5		0-3 K		0-3 K		0-0 5-3	3	0	0	0	0	2	1						
Inning Stats	R: 0 E: 0 K: 3 S: 10	H: 1 LOB: 1 BB: 0 P: 10	R: 0 E: 0 K: 2 S: 8	H: 1 LOB: 1 BB: 0 P: 8	R: 1 E: 0 K: 2 S: 9	H: 2 LOB: 1 BB: 0 P: 9	R: 0 E: 0 K: 0 S: 3	H: 0 LOB: 0 BB: 0 P: 3	R: 0 E: 0 K: 1 S: 7	H: 2 LOB: 2 BB: 0 P: 7	R: 0 E: 0 K: 0 S: 4	H: 1 LOB: 1 BB: 0 P: 4	R: 0 E: 0 K: 1 S: 5	H: 0 LOB: 0 BB: 0 P: 5	R: 2 E: 0 K: 1 S: 7	H: 2 LOB: 1 BB: 1 P: 11		R: 0 E: 0 K: 0 S: 4	H: 1 LOB: 1 BB: 0 P: 4	1B: 8 2B: 1 3B: 0 HR: 1	SF: 0 SAC: 0 DP: 0 HBP: 0	WP: 0 PB: 1 SB: 3 CS: 0
PITCHER	IP WLS BF H R ER SO BB IBB HBP BLK WP HR S P ERA WHIP																					
Ed Whitson, R ERA: 3.78	(1, 1)	8.0 L 34 9 3 3 10																				
Craig Lefferts, L ERA: 1.71	(9, 1)	1.0 4 1 0 0 0																				

Batter	1	2	3	4	5	6	7	8	9	AB	R	H	RBI	BB	SO	LOB	BOTTOM			
Alan Wiggins, S OBP: 0.343, SLG: 0.314	0-0 3-1 1B		0-0 SH1-3 CS 2B		0-0 F7			0-0 F9	4	0	2	0	0	0	1	Montreal Expos @ San Diego Padres Jack Murphy Stadium, San Diego, CA Sun Aug 19 1984, 6:33 AM EDT Att: 21,697 - Unknown AB 32 R 0 H 6 RBI 0 BB 2 SO 8 LOB 22				
Tony Gwynn, L OBP: 0.419, SLG: 0.469	0-0 3-1 1-2		0-0 SH1-3			0-0 F4-6-3 1B		0-0 F4	3	0	1	0	0	0	2					
Steve Garvey, R OBP: 0.301, SLG: 0.384	0-0 5-3		0-0 E5 FC6-4			0-0 F4-6-3 1-2		0-3 K	4	0	0	0	0	1	4					
Kevin McReynolds, R OBP: 0.315, SLG: 0.490		0-0 E5 1B	0-0 FC6-4 1-2 3H			0-0 F9		0-0 FC6-5 2-3f	4	0	0	0	0	0	4					
Carmelo Martinez, R OBP: 0.337, SLG: 0.402		0-0 BB 1-3 1B		0-0 5-3			0-3 K2-3		0-0 F5	4	0	1	0	0	1		0			
Terry Kennedy, L OBP: 0.283, SLG: 0.333		0-3 K		0-3 K		0-3 K		0-0 1B	4	0	1	0	0	3	2					
Luis Salazar, R OBP: 0.357, SLG: 0.315 Tim Flannery, L OBP: 0.352, SLG: 0.400 (9, PH)		4-0 BB		0-0 F8		0-0 F8		0-0 S 1B	2	0	1	0	1	0	0					
Garry Templeton, S OBP: 0.323, SLG: 0.343		0-3 K			0-0 6-3		0-3 K		0-0 F5	4	0	0	0	0	2		5			
Ed Whitson, R OBP: 0.087, SLG: 0.067 Kurt Bevacqua, R OBP: 0.357, SLG: 0.343 Craig Lefferts, L OBP: 0.231, SLG: 0.308 (8, PH)		0-0 5-3			0-0 F3			4-0 FC6-5 E BB	2	0	0	0	0	0	3					
Inning Stats	R: 0 E: 0 K: 0 S: 3	H: 1 LOB: 0 BB: 0 P: 3	R: 0 E: 1 K: 2 S: 9	H: 1 LOB: 3 BB: 1 P: 13	R: 0 E: 1 K: 0 S: 4	H: 1 LOB: 1 BB: 0 P: 4	R: 0 E: 0 K: 1 S: 5	H: 0 LOB: 0 BB: 0 P: 5	R: 0 E: 0 K: 0 S: 3	H: 0 LOB: 0 BB: 0 P: 3	R: 0 E: 0 K: 3 S: 10	H: 1 LOB: 1 BB: 0 P: 10	R: 0 E: 1 K: 1 S: 6	H: 0 LOB: 2 BB: 1 P: 10	R: 0 E: 0 K: 1 S: 6		H: 1 LOB: 1 BB: 0 P: 6	1B: 5 2B: 1 3B: 0 HR: 0	SF: 0 SAC: 1 DP: 1 HBP: 0	WP: 0 PB: 0 SB: 1 CS: 1
PITCHER	IP WLS BF H R ER SO BB IBB HBP BLK WP HR S P ERA WHIP																			
Joe Hesketh, L ERA: 1.17	(1, 1)	7.1 W 29 5 0 0 2																		
Jeff Reardon, R ERA: 2.65	(8, 1)	1.2 S 6 1 0 0 2																		

Batter	1	2	3	4	5	6	7	8	9	AB	R	H	RBI	BB	SO	LOB	TOP			
Wally Backman, S OBP: 0.353, SLG: 0.336	F7		F8		F8			4-3		4	0	1	0	0	0	0				
Mookie Wilson, S OBP: 0.300, SLG: 0.383	5-3		F5			K		F8		4	0	1	0	0	1	1				
Keith Hernandez, L OBP: 0.407, SLG: 0.425	5-3			G3		BB		F3		3	0	0	0	1	0	1				
Darryl Strawberry, L OBP: 0.345, SLG: 0.445	F9			1B	FC5-4	BB				1	1	0	0	3	0	1				
George Foster, R OBP: 0.295, SLG: 0.431		G6-4-3			FC5-4	BB				4	0	2	0	0	1	3				
Hubie Brooks, R OBP: 0.348, SLG: 0.413	G6-4-3				FC5-4	BB				4	0	0	1	0	1	4				
Rafael Santana, R OBP: 0.325, SLG: 0.374	K2-3				F4					3	0	1	0	0	1	1				
Ron Hodges, L OBP: 0.346, SLG: 0.247			4-3		F4			G3-6		3	0	0	0	0	0	1				
Sid Fernandez, L OBP: 0.105, SLG: 0.105			1-3		F7			F9		2	0	0	0	0	0	0				
Danny Heep, L OBP: 0.314, SLG: 0.329										1	0	0	0	0	0	0				
Wes Gardner, R OBP: 0.314, SLG: 0.329										0	0	0	0	0	0	0				
Inning Stats	R: 0 E: 0 K: 0 S: 4	H: 1 LOB: 1 BB: 0 P: 4	R: 0 E: 0 K: 1 S: 5	H: 1 LOB: 0 BB: 0 P: 5	R: 0 E: 0 K: 0 S: 4	H: 1 LOB: 1 BB: 0 P: 4	R: 1 E: 0 K: 0 S: 4	H: 1 LOB: 1 BB: 1 P: 8	R: 0 E: 0 K: 2 S: 7	H: 0 LOB: 2 BB: 2 P: 15	R: 0 E: 0 K: 0 S: 3	H: 1 LOB: 0 BB: 0 P: 3	R: 0 E: 0 K: 0 S: 3	H: 0 LOB: 0 BB: 0 P: 3	R: 0 E: 0 K: 1 S: 4	H: 0 LOB: 0 BB: 1 P: 8	1B: 5 2B: 0 3B: 0 HR: 0	SF: 0 SAC: 0 DP: 3 HBP: 0	WP: 0 PB: 0 CS: 0	PA: 33
PITCHER	IP WLS BF H R ER SO BB IBB HBP BLK WP HR S P ERA WHIP																			
Eric Show, R ERA: 3.34	(1, 1) 8.0 W 31 5 1 1 3 4 0 0 0 0 0 0 0 33 49 1.12 1.125																			
Rich Gossage, R ERA: 2.92	(9, 1) 1.0 S 2 0 0 0 1 0 0 0 0 0 0 0 4 4 0.00 0.000																			

New York Mets @ San Diego Padres
Jack Murphy Stadium, San Diego, CA
Mon Aug 20 1984, 10:05 PM EDT
Att: 50,869 - Unknown

AB	29
R	1
H	5
RBI	1
BB	4
SO	4
LOB	12



Batter	1	2	3	4	5	6	7	8	9	AB	R	H	RBI	BB	SO	LOB	BOTTOM			
Alan Wiggins, S OBP: 0.344, SLG: 0.322	PB		F4				4-3			4	2	2	1	0	0	1				
Tony Gwynn, L OBP: 0.418, SLG: 0.468	6-3						4-3			4	0	1	1	0	0	0				
Steve Garvey, R OBP: 0.299, SLG: 0.381	F9		K							4	0	0	0	0	2	2				
Kevin McReynolds, R OBP: 0.315, SLG: 0.492	6-3									4	1	1	0	0	0	0				
Carmelo Martinez, R OBP: 0.336, SLG: 0.400		F4								2	0	0	1	1	0	0				
Luis Salazar, R OBP: 0.255, SLG: 0.307		F8								4	0	0	0	0	0	1				
Terry Kennedy, L OBP: 0.284, SLG: 0.333		F9								3	0	1	0	0	0	0				
Mario Ramirez, R OBP: 0.278, SLG: 0.387										1	0	0	0	2	1	1				
Eric Show, R OBP: 0.218, SLG: 0.333										3	0	0	0	0	2	3				
Rich Gossage, R OBP: 0.211, SLG: 0.167										0	0	0	0	0	0	0				
Inning Stats	R: 1 E: 0 K: 0 S: 4	H: 1 LOB: 0 BB: 0 P: 4	R: 0 E: 0 K: 0 S: 3	H: 0 LOB: 0 BB: 0 P: 3	R: 0 E: 0 K: 1 S: 6	H: 1 LOB: 1 BB: 1 P: 10	R: 1 E: 1 K: 1 S: 7	H: 1 LOB: 2 BB: 1 P: 11	R: 1 E: 0 K: 0 S: 4	H: 1 LOB: 0 BB: 0 P: 4	R: 0 E: 0 K: 1 S: 6	H: 1 LOB: 1 BB: 0 P: 6	R: 0 E: 0 K: 1 S: 5	H: 0 LOB: 0 BB: 0 P: 5	R: 0 E: 0 K: 1 S: 5	H: 0 LOB: 1 BB: 1 P: 9	1B: 3 2B: 0 3B: 1 HR: 1	SF: 1 SAC: 0 DP: 0 HBP: 0	WP: 0 PB: 1 CS: 0	PA: 33
PITCHER	IP WLS BF H R ER SO BB IBB HBP BLK WP HR S P ERA WHIP																			
Sid Fernandez, L ERA: 2.29	(1, 1) 6.0 L 26 5 3 2 3 2 0 0 0 0 0 0 1 30 38 3.00 1.167																			
Wes Gardner, R ERA: 5.54	(7, 1) 2.0 7 0 0 0 2 1 0 0 0 0 0 0 10 14 0.00 0.500																			

New York Mets @ San Diego Padres
Jack Murphy Stadium, San Diego, CA
Mon Aug 20 1984, 10:05 PM EDT
Att: 50,869 - Unknown

AB	29
R	3
H	5
RBI	3
BB	3
SO	5
LOB	8



Batter	1	2	3	4	5	6	7	8	9	AB	R	H	RBI	BB	SO	LOB	TOP										
Mookie Wilson, S OBP: 0.301, SLG: 0.382 (1, 8)	5-3		BB				F7		K					1-2 2-H	1B	4	0	1	1	1	1	0					
Kelvin Chapman, R OBP: 0.386, SLG: 0.388 Rusty Staub, L OBP: 0.269, SLG: 0.267 (9, PH)	1B		F9				F3		3-1								4	0	1	0	0	0	1				
Darryl Strawberry, L OBP: 0.343, SLG: 0.443 (1, 9)	K		K				1B		F8								4	1	1	0	0	2	2				
George Foster, R OBP: 0.297, SLG: 0.431 (1, 7)	F6						BB		F9								4	1	2	0	0	0	1				
Hubie Brooks, R OBP: 0.348, SLG: 0.414 (1, 5)		4-3					F9		4-3								4	0	1	2	0	0	1				
Jerry Martin, R OBP: 0.213, SLG: 0.310 (1, 3)	K						G6-4-3 BB		6-3								3	0	0	0	1	1	1				
Rafael Santana, R OBP: 0.331, SLG: 0.387 (1, 6)	1B						G6-4-3		1B								4	1	2	0	0	1	3				
Mike Fitzgerald, R OBP: 0.282, SLG: 0.301 (1, 2)	F9						1-2		1B								4	1	1	1	0	0	1				
Ed Lynch, R OBP: 0.222, SLG: 0.259 Tom Gorman, L (6, 1)							5-3										2	0	0	0	0	1	0				
Junior Ortiz, R OBP: 0.242, SLG: 0.238 Brent Gaff, R (7, 1)							K		4-3								0	0	0	0	0	0	0				
Wally Backman, S OBP: 0.354, SLG: 0.338 (9, PH)									1B								1	0	1	0	0	0	0				
Inning Stats	R: 0 E: 0 K: 1 S: 6	H: 1 LOB: 1 BB: 0 P: 6	R: 0 E: 0 K: 1 S: 6	H: 1 LOB: 1 BB: 0 P: 6	R: 0 E: 0 K: 1 S: 5	H: 0 LOB: 1 BB: 1 P: 9	R: 0 E: 0 K: 0 S: 3	H: 1 LOB: 1 BB: 1 P: 7	R: 0 E: 0 K: 1 S: 5	H: 0 LOB: 0 BB: 0 P: 5	R: 2 E: 0 K: 1 S: 8	H: 3 LOB: 1 BB: 0 P: 8	R: 0 E: 0 K: 1 S: 5	H: 0 LOB: 0 BB: 0 P: 5	R: 0 E: 0 K: 0 S: 3	H: 0 LOB: 0 BB: 0 P: 3	R: 2 E: 0 K: 0 S: 7	H: 4 LOB: 2 BB: 0 P: 7	1B: 8 2B: 2 3B: 0 HR: 0	SF: 0 SAC: 0 DP: 1 HBP: 0	WP: 0 PB: 0 SB: 1 CS: 0	PA: 38					
PITCHER	IP	WLS	BF	H	R	ER	SO	BB	IBB	HBP	BLK	WP	HR	S	P	ERA	WHIP										
Tim Lollar, L ERA: 3.62 Craig Lefferts, L ERA: 1.85 Rich Gossage, R ERA: 2.9	5.1	W	23	6	2	2	4	2	0	0	0	0	0	29	37	3.38	1.500										
Batter	1	2	3	4	5	6	7	8	9	AB	R	H	RBI	BB	SO	LOB	BOTTOM										
Alan Wiggins, S OBP: 0.346, SLG: 0.326 (1, 4)	5-3									3	2	1	0	2	1	0											
Tony Gwynn, L OBP: 0.420, SLG: 0.469 (1, 9)	6-3									5	1	3	2	0	0	0											
Steve Garvey, R OBP: 0.302, SLG: 0.382 (1, 3)	F6									4	0	2	1	1	1	2											
Graig Nettles, L OBP: 0.335, SLG: 0.427 (1, 5)										5	2	3	2	0	1	3											
Kevin McReynolds, R OBP: 0.319, SLG: 0.494 (1, 8)										3	0	2	0	1	0	0											
Bobby Brown, S OBP: 0.295, SLG: 0.388 Luis Salazar, R OBP: 0.252, SLG: 0.303 (6, PH)										2	0	1	0	0	0	1											
Luis Salazar, R OBP: 0.252, SLG: 0.303 (7, 7)										2	0	0	0	0	0	4											
Terry Kennedy, L OBP: 0.281, SLG: 0.330 (1, 2)										4	0	0	0	0	1	2											
Tim Flannery, L OBP: 0.367, SLG: 0.444 Mario Ramirez, R OBP: 0.316, SLG: 0.406 (6, PH)										1	1	1	1	0	0	0											
Mario Ramirez, R OBP: 0.316, SLG: 0.406 (7, 6)										1	1	1	0	1	0	0											
Tim Lollar, L OBP: 0.281, SLG: 0.368 Craig Lefferts, L OBP: 0.287, SLG: 0.333 Rich Gossage, R OBP: 0.211, SLG: 0.167 (6, 1)										2	0	0	0	0	0	1											
Craig Lefferts, L OBP: 0.287, SLG: 0.333 Rich Gossage, R OBP: 0.211, SLG: 0.167 (9, 1)										2	0	1	0	0	0	1											
Inning Stats	R: 0 E: 0 K: 0 S: 3	H: 0 LOB: 0 BB: 0 P: 3	R: 1 E: 0 K: 0 S: 4	H: 2 LOB: 0 BB: 0 P: 4	R: 2 E: 0 K: 0 S: 5	H: 2 LOB: 1 BB: 1 P: 9	R: 0 E: 0 K: 0 S: 3	H: 1 LOB: 0 BB: 0 P: 3	R: 0 E: 0 K: 1 S: 5	H: 1 LOB: 2 BB: 1 P: 10	R: 1 E: 0 K: 1 S: 7	H: 3 LOB: 2 BB: 1 P: 11	R: 1 E: 0 K: 1 S: 7	H: 3 LOB: 2 BB: 1 P: 11	R: 2 E: 0 K: 1 S: 8	H: 3 LOB: 2 BB: 1 P: 12	1B: 10 2B: 2 3B: 1 HR: 2	SF: 0 SAC: 0 DP: 3 HBP: 1	WP: 1 PB: 0 SB: 0 CS: 1	PA: 40							
PITCHER	IP	WLS	BF	H	R	ER	SO	BB	IBB	HBP	BLK	WP	HR	S	P	ERA	WHIP										
Ed Lynch, R ERA: 4.07 Tom Gorman, L ERA: 3.31 Brent Gaff, R ERA: 3.81	5.0	L	23	8	4	4	1	0	1	0	0	1	0	5	9	0.00	1.000										
Brent Gaff, R ERA: 3.81 (7, 1)	2.0		13	6	3	3	2	1	1	0	0	0	0	15	23	13.50	3.500										

New York Mets @ San Diego Padres
Jack Murphy Stadium, San Diego, CA
Tue Aug 21 1984, 10:05 PM EDT
Att: 20,998 - Unknown

AB 36
R 4
H 10
RBI 4
BB 2
SO 6
LOB 12



New York Mets @ San Diego Padres
Jack Murphy Stadium, San Diego, CA
Tue Aug 21 1984, 10:05 PM EDT
Att: 20,998 - Unknown

AB 34
R 7
H 15
RBI 6
BB 5
SO 4
LOB 14



Batter	1	2	3	4	5	6	7	8	9	AB R H RBI BB SO LOB	TOP											
Wally Backman, S (1,4) OBP: 0.358, SLG: 0.345										4 0 3 0 0 0 0	<p>New York Mets @ San Diego Padres Jack Murphy Stadium, San Diego, CA Wed Aug 22 1984, 10:05 PM EDT Att: 25,250 - Unknown</p> <p>AB 34 R 5 H 8 RBI 4 BB 3 SO 4 LOB 17</p>											
Mookie Wilson, S (1,8) OBP: 0.298, SLG: 0.378									5 0 0 0 0 1 4													
Keith Hernandez, L (1,3) OBP: 0.405, SLG: 0.423									4 1 1 1 0 0 2													
Darryl Strawberry, L (1,9) OBP: 0.345, SLG: 0.443									4 1 1 0 1 2 3													
George Foster, R (1,7) OBP: 0.299, SLG: 0.433									3 1 1 2 1 0 0													
Hubie Brooks, R (1,5) OBP: 0.347, SLG: 0.412									4 0 1 0 0 0 4													
Rafael Santana, R (1,6) OBP: 0.328, SLG: 0.382									4 0 1 1 0 1 1													
Mike Fitzgerald, R (1,2) OBP: 0.282, SLG: 0.297									3 0 0 0 1 0 2													
Dwight Gooden, R (1,1) OBP: 0.164, SLG: 0.154									3 2 0 0 0 0 1													
Inning Stats	R: 0 E: 0 K: 1 S: 6	H: 1 LOB: 3 BB: 2 P: 14	R: 0 E: 1 K: 0 S: 4	H: 1 LOB: 2 BB: 0 P: 4	R: 0 E: 0 K: 1 S: 5	H: 0 LOB: 0 BB: 0 P: 5	R: 0 E: 0 K: 0 S: 3	H: 1 LOB: 0 BB: 0 P: 3	R: 0 E: 0 K: 0 S: 3	H: 0 LOB: 0 BB: 0 P: 3	R: 3 E: 0 K: 0 S: 7	H: 4 LOB: 1 BB: 0 P: 7	R: 1 E: 2 K: 0 S: 5	H: 0 LOB: 1 BB: 0 P: 5	R: 0 E: 0 K: 1 S: 5	H: 0 LOB: 0 BB: 0 P: 5	R: 1 E: 1 K: 1 S: 7	H: 1 LOB: 2 BB: 1 P: 11	1B: 5 2B: 3 3B: 0 HR: 0	SF: 1 SAC: 2 DP: 1 HBP: 0	WP: 0 PB: 0 SB: 0 CS: 0	PA: 40
PITCHER	IP WLS BF H R ER SO BB IBB HBP BLK WP HR S P ERA WHIP											IP WLS BF H R ER SO BB IBB HBP BLK WP HR S P ERA WHIP										
Andy Hawkins, R (1,1) ERA: 4.18	6.0 L 26 7 3 3 2 2 0 0 0 0 0 0 28 36 4.50 1.500																					
Greg Booker, R (7,1) ERA: 2.57	2.0 8 0 1 0 1 0 0 0 0 0 0 0 10 10 0.00 0.000																					
Greg Harris, R (9,1) ERA: 2.61	1.0 6 1 1 0 1 1 0 0 0 0 0 0 7 11 0.00 2.000																					

Batter	1	2	3	4	5	6	7	8	9	AB R H RBI BB SO LOB	BOTTOM									
Alan Wiggins, S (1,4) OBP: 0.344, SLG: 0.323										4 0 0 0 0 1 0	<p>New York Mets @ San Diego Padres Jack Murphy Stadium, San Diego, CA Wed Aug 22 1984, 10:05 PM EDT Att: 25,250 - Unknown</p> <p>AB 30 R 2 H 3 RBI 2 BB 0 SO 9 LOB 2</p>									
Tony Gwynn, L (1,9) OBP: 0.417, SLG: 0.465										4 0 0 0 0 0 0										
Steve Garvey, R (1,3) OBP: 0.301, SLG: 0.383										4 1 1 0 0 0 0										
Graig Nettles, L (1,5) OBP: 0.335, SLG: 0.435										3 1 1 2 0 1 0										
Kevin McReynolds, R (1,8) OBP: 0.317, SLG: 0.490										3 0 0 0 0 2 0										
Bobby Brown, S (1,7) OBP: 0.288, SLG: 0.379										3 0 0 0 0 1 0										
Terry Kennedy, L (1,2) OBP: 0.282, SLG: 0.330										3 0 1 0 0 2 0										
Garry Templeton, S (1,6) OBP: 0.320, SLG: 0.340										3 0 0 0 0 1 1										
Andy Hawkins, R (1,1) OBP: 0.243, SLG: 0.222										1 0 0 0 0 0 0										
Tim Flannery, L (6,PH) OBP: 0.363, SLG: 0.439										1 0 0 0 0 0 0										
Greg Booker, R (7,1) OBP: 0.349, SLG: 0.333										0 0 0 0 0 0 0										
Kurt Bevacqua, R (8,PH) OBP: 0.349, SLG: 0.333										1 0 0 0 0 1 1										
Greg Harris, S (9,1) ERA: 3.02										0 0 0 0 0 0 0										
Inning Stats	R: 0 E: 0 K: 0 S: 3	H: 0 LOB: 0 BB: 0 P: 3	R: 0 E: 0 K: 1 S: 5	H: 0 LOB: 0 BB: 0 P: 5	R: 0 E: 0 K: 1 S: 5	H: 0 LOB: 0 BB: 0 P: 5	R: 2 E: 0 K: 1 S: 7	H: 2 LOB: 0 BB: 0 P: 7	R: 0 E: 0 K: 1 S: 5	H: 0 LOB: 0 BB: 0 P: 5	R: 0 E: 0 K: 0 S: 3	H: 0 LOB: 0 BB: 0 P: 3	R: 0 E: 0 K: 3 S: 10	H: 1 LOB: 1 BB: 0 P: 10	R: 0 E: 0 K: 1 S: 5	H: 0 LOB: 0 BB: 0 P: 5	1B: 1 2B: 1 3B: 0 HR: 1	SF: 0 SAC: 0 DP: 0 HBP: 0	WP: 0 PB: 0 SB: 0 CS: 0	PA: 30
PITCHER	IP WLS BF H R ER SO BB IBB HBP BLK WP HR S P ERA WHIP											IP WLS BF H R ER SO BB IBB HBP BLK WP HR S P ERA WHIP								
Dwight Gooden, R (1,1) ERA: 3.02	9.0 W 30 3 2 2 9 0 0 0 0 0 0 1 48 48 2.00 0.333																			

Batter	1	2	3	4	5	6	7	8	9	AB	R	H	RBI	BB	SO	LOB	TOP										
Alan Wiggins, S (1,4) OBP: 0.345, SLG: 0.325	F4-3		S 1B			L6		1B		4	0	2	1	0	0	0	San Diego Padres @ Montreal Expos Olympic Stadium, Montreal, QB Fri Aug 24 1984, 7:05 PM EDT Unknown										
Tony Gwynn, L (1,9) OBP: 0.417, SLG: 0.465	CS 1B		F5			WP F4-3 1B		L6		4	0	2	0	0	2												
Steve Garvey, R (1,3) OBP: 0.299, SLG: 0.380	F2			F4-3		F4-3		F9		4	0	0	0	0	3												
Graig Nettles, L (1,5) OBP: 0.332, SLG: 0.430	CS 1-2	K		F4-3		F9		4-3		4	0	0	0	1	2												
Kevin McReynolds, R (1,8) OBP: 0.320, SLG: 0.491		F3				FC6 1B		BB	BB	3	0	2	0	1	0												
Bobby Brown, S (1,7) OBP: 0.288, SLG: 0.370	F4-3			F5		FC6 1B 1-2		BB	BB	3	0	0	0	1	2												
Terry Kennedy, L (1,2) OBP: 0.281, SLG: 0.332			6-3 1B		F9		F7	F8		4	1	1	0	0	3												
Garry Templeton, S (1,6) OBP: 0.320, SLG: 0.339			K		F4-3			K		4	0	1	0	0	2												
Mark Thurmond, L (1,1) OBP: 0.255, SLG: 0.244			6-3		6-3		G3	L3		2	0	0	0	0	1												
Greg Booker, R (6,1)										0	0	0	0	0	0												
Champ Summers, L (7, PH) OBP: 0.242, SLG: 0.387										1	0	0	0	0	2												
Greg Harris, S (7,1)										0	0	0	0	0	0												
Tim Flannery, L (9, PH) OBP: 0.355, SLG: 0.434			2-3							1	0	0	0	0	2												
Inning Stats	R: 0 E: 0 K: 0 S: 3	H: 1 LOB: 0 BB: 0 P: 3	R: 0 E: 0 K: 1 S: 5	H: 0 LOB: 0 BB: 0 P: 5	R: 1 E: 0 K: 1 S: 7	H: 2 LOB: 1 BB: 0 P: 7	R: 0 E: 0 K: 0 S: 4	H: 1 LOB: 0 BB: 0 P: 4	R: 0 E: 0 K: 0 S: 3	H: 0 LOB: 0 BB: 0 P: 3	R: 0 E: 0 K: 0 S: 4	H: 1 LOB: 1 BB: 0 P: 4	R: 0 E: 0 K: 0 S: 5	H: 2 LOB: 5 BB: 0 P: 5	R: 0 E: 0 K: 0 S: 4	H: 1 LOB: 1 BB: 0 P: 4	R: 0 E: 0 K: 1 S: 5	H: 0 LOB: 2 BB: 2 P: 13	1B: 7 2B: 1 3B: 0 HR: 0	SF: 0 SAC: 0 DP: 0 HBP: 0	WP: 1 PB: 0 SB: 1 CS: 1	PA: 37					
PITCHER	IP	WLS	BF	H	R	ER	SO	BB	IBB	HBP	BLK	WP	HR	S	P	ERA	WHIP										
Steve Rogers, R (1,1) ERA: 4.85	8.0	W	32	8	1	1	2	1	0	0	0	1	0	35	39	1.12	1.125										
Jeff Reardon, R (9,1) ERA: 2.58	1.0	S	4	0	0	0	1	1	0	0	0	0	0	5	9	0.00	1.000										

AB 34
R 1
H 8
RBI 1
BB 2
SO 3
LOB 20




Batter	1	2	3	4	5	6	7	8	9	AB	R	H	RBI	BB	SO	LOB	BOTTOM										
Tim Raines, S (1,8) OBP: 0.397, SLG: 0.414	F7		6-3		L6-4		S BB			3	0	0	0	1	0	2	San Diego Padres @ Montreal Expos Olympic Stadium, Montreal, QB Fri Aug 24 1984, 7:05 PM EDT Unknown										
Derrel Thomas, S (1,6) OBP: 0.328, SLG: 0.354	5-3			K		1B E 1B		K		4	1	1	0	0	2	1											
Andre Dawson, R (1,9) OBP: 0.299, SLG: 0.397	K			BB 1B		E 1B		1-3		4	1	2	0	0	1	1											
Gary Carter, R (1,3) OBP: 0.356, SLG: 0.500		K		BB 1B		E8 1B		5-3		4	1	2	1	0	1	1											
Tim Lincecum, R (1,5) OBP: 0.329, SLG: 0.449	F7			G6-4-3 BB		3H 1B		5-3		3	0	1	2	1	0	0											
Jim Wehford, R (1,7) OBP: 0.315, SLG: 0.361				G6-4-3		F8		F3		3	0	0	0	0	4												
Max Venable, L (8,7) OBP: 0.341, SLG: 0.488	F6			G6-4-3		F8		F3		1	0	0	0	0	0												
Doug Flynn, R (1,4) OBP: 0.277, SLG: 0.292			F9			F4		K		3	0	1	0	0	1												
Rene Gonzales, R (8,6)					FC1-6 1B					1	0	0	0	0	1	0											
Bobby Ramos, R (1,2) OBP: 0.247, SLG: 0.286				HR		L6-4 FC1-6 1B				3	1	3	1	0	0	0											
Steve Rogers, R (1,1) OBP: 0.179, SLG: 0.216				1-3		FC1-6		F8		3	0	0	0	0	4												
Jeff Reardon, R (9,1)						1-2 2-3				0	0	0	0	0	0	0											
Inning Stats	R: 0 E: 0 K: 1 S: 5	H: 0 LOB: 0 BB: 0 P: 5	R: 0 E: 0 K: 1 S: 5	H: 0 LOB: 0 BB: 0 P: 5	R: 1 E: 0 K: 0 S: 4	H: 1 LOB: 0 BB: 0 P: 4	R: 0 E: 0 K: 1 S: 6	H: 2 LOB: 2 BB: 1 P: 10	R: 0 E: 0 K: 0 S: 4	H: 2 LOB: 1 BB: 0 P: 4	R: 3 E: 1 K: 0 S: 8	H: 5 LOB: 2 BB: 0 P: 8	R: 0 E: 0 K: 1 S: 5	H: 0 LOB: 1 BB: 1 P: 9	R: 0 E: 0 K: 1 S: 5	H: 0 LOB: 0 BB: 0 P: 5	1B: 9 2B: 1 3B: 0 HR: 1	SF: 0 SAC: 0 DP: 2 HBP: 0	WP: 0 PB: 0 SB: 1 CS: 0	PA: 34							
PITCHER	IP	WLS	BF	H	R	ER	SO	BB	IBB	HBP	BLK	WP	HR	S	P	ERA	WHIP										
Mark Thurmond, L (1,1) ERA: 3.2	5.0	L	22	8	4	4	3	1	0	0	0	0	1	27	31	7.20	1.800										
Greg Booker, R (6,1) ERA: 2.5	1.0		5	2	0	0	0	0	0	0	0	0	0	5	5	0.00	2.000										
Greg Harris, R (7,1) ERA: 2.45	2.0		7	0	0	0	2	1	0	0	0	0	0	10	14	0.00	0.500										


AB 32
R 4
H 10
RBI 4
BB 2
SO 5
LOB 14



Batter	1	2	3	4	5	6	7	8	9	AB	R	H	RBI	BB	SO	LOB	TOP						
Luis Salazar, R OBP: 0.252, SLG: 0.308 Graig Nettles, L OBP: 0.331, SLG: 0.429										4	1	1	0	0	1	0	<p>San Diego Padres @ Montreal Expos</p> <p>Olympic Stadium, Montreal, QB</p> <p>Fri Aug 24 1984, 7:05 PM EDT</p> <p>Att: 34,626 - Unknown</p>						
Alan Wiggins, S OBP: 0.345, SLG: 0.324										4	2	1	0	1	1	0							
Steve Garvey, R OBP: 0.302, SLG: 0.382										4	0	3	2	0	0	0							
Kevin McReynolds, R OBP: 0.324, SLG: 0.495										5	1	3	0	0	1	0							
Carmelo Martinez, R OBP: 0.337, SLG: 0.405										5	0	2	1	0	1	4							
Kurt Bevacqua, R OBP: 0.370, SLG: 0.324 Tony Gwynn, L OBP: 0.418, SLG: 0.465										1	0	0	0	2	1	1							
Bruce Bochy, R OBP: 0.291, SLG: 0.442 Terry Kennedy, L OBP: 0.281, SLG: 0.331										3	0	0	0	0	1	4							
Mario Ramirez, R OBP: 0.293, SLG: 0.371 Tim Flannery, L OBP: 0.250, SLG: 0.429 Garry Templeton, S OBP: 0.320, SLG: 0.339										3	0	0	0	0	0	0							
Dave Dravecky, R OBP: 0.176, SLG: 0.188 Craig Lefferts, L OBP: 0.250, SLG: 0.313 Rich Gossage, R OBP: 0.211, SLG: 0.167 Bobby Brown, S OBP: 0.293, SLG: 0.375 Greg Harris, S										2	0	0	0	0	0	0							
Inning Stats	R: 2 E: 1 K: 2 S: 9	H: 1 LOB: 0 BB: 0 P: 9	R: 0 E: 0 K: 0 S: 2	H: 0 LOB: 0 BB: 1 P: 6	R: 0 E: 0 K: 0 S: 4	H: 2 LOB: 2 BB: 0 P: 4	R: 0 E: 0 K: 1 S: 6	H: 1 LOB: 1 BB: 0 P: 6	R: 0 E: 0 K: 0 S: 3	H: 0 LOB: 0 BB: 0 P: 3	R: 1 E: 0 K: 1 S: 7	H: 2 LOB: 2 BB: 1 P: 11	R: 0 E: 0 K: 2 S: 7	H: 0 LOB: 0 BB: 0 P: 7	R: 0 E: 0 K: 2 S: 9	H: 2 LOB: 3 BB: 1 P: 13		R: 2 E: 0 K: 2 S: 10	H: 3 LOB: 2 BB: 1 P: 14	1B: 7 2B: 4 3B: 0 HR: 0	SF: 1 SAC: 0 DP: 1 HBP: 0	WP: 1 PB: 1 CS: 2 SB: 0	PA: 41
PITCHER	IP WLS BF H R ER SO BB IBB HBP BLK WP HR S P ERA WHIP																						
Joe Hesketh, L ERA: 1.69	(1, 1) 6.0 25 6 3 2 4 2 0 0 0 1 0 0 31 39 3.00 1.333																						
Bob James, R ERA: 3.8	(7, 1) 2.0 9 2 0 0 4 0 1 0 0 0 0 0 16 20 0.00 1.000																						
Jeff Reardon, R ERA: 2.8	(9, 1) 1.0 L 7 3 2 2 2 1 0 0 0 0 1 0 10 14 18.00 4.000																						

Batter	1	2	3	4	5	6	7	8	9	AB	R	H	RBI	BB	SO	LOB	BOTTOM						
Tim Raines, S OBP: 0.399, SLG: 0.416										3	2	1	0	2	0	1	<p>San Diego Padres @ Montreal Expos</p> <p>Olympic Stadium, Montreal, QB</p> <p>Fri Aug 24 1984, 7:05 PM EDT</p> <p>Att: 34,626 - Unknown</p>						
Derrel Thomas, S OBP: 0.326, SLG: 0.349										3	1	0	0	1	1	4							
Andre Dawson, R OBP: 0.301, SLG: 0.395										2	0	0	0	2	0	1							
Gary Carter, R OBP: 0.355, SLG: 0.498										4	0	1	1	0	0	4							
Tim Wallach, R OBP: 0.328, SLG: 0.447 Rene Gonzales, R										4	0	1	2	0	0	2							
Jim Welford, R OBP: 0.310, SLG: 0.354 Max Venable, L OBP: 0.356, SLG: 0.488										0	0	0	0	0	0	0							
Bobby Ramos, R OBP: 0.238, SLG: 0.274 Dan Driessen, L OBP: 0.355, SLG: 0.418										3	0	0	0	0	0	0							
Mike Ramsey, S OBP: 0.200, SLG: 0.222										1	0	0	0	0	0	3							
Joe Hesketh, R Tony Scott, S Bob James, R Miguel Dilone, S Jeff Reardon, R Mike Stenhouse, L										4	0	1	0	0	1	0							
										1	0	0	0	0	0	0							
Inning Stats	R: 0 E: 0 K: 1 S: 5	H: 0 LOB: 0 BB: 0 P: 5	R: 0 E: 0 K: 0 S: 3	H: 0 LOB: 0 BB: 0 P: 3	R: 0 E: 0 K: 1 S: 5	H: 0 LOB: 0 BB: 0 P: 5	R: 0 E: 0 K: 0 S: 3	H: 0 LOB: 1 BB: 1 P: 7	R: 0 E: 0 K: 0 S: 3	H: 0 LOB: 0 BB: 0 P: 3	R: 2 E: 0 K: 0 S: 5	H: 3 LOB: 2 BB: 2 P: 13	R: 0 E: 0 K: 0 S: 3	H: 0 LOB: 0 BB: 0 P: 3	R: 2 E: 0 K: 0 S: 5	H: 2 LOB: 3 BB: 3 P: 17		R: 0 E: 0 K: 0 S: 2	H: 0 LOB: 0 BB: 1 P: 6	1B: 4 2B: 2 3B: 0 HR: 0	SF: 0 SAC: 0 DP: 2 HBP: 0	WP: 1 PB: 0 CS: 0	PA: 37
PITCHER	IP WLS BF H R ER SO BB IBB HBP BLK WP HR S P ERA WHIP																						
Dave Dravecky, L ERA: 2.55	(1, 1) 5.0 18 2 2 2 2 2 0 0 0 0 1 0 8 16 3.60 0.600																						
Craig Lefferts, L ERA: 1.9	(6, 1) 2.1 10 2 1 1 0 2 0 0 0 0 1 0 8 16 3.86 1.714																						
Rich Gossage, R ERA: 2.99	(8, 1) 0.2 W 6 1 1 1 0 3 0 0 0 0 0 0 3 15 13.50 6.000																						
Greg Harris, R ERA: 2.38	(9, 1) 1.0 S 3 0 0 0 0 1 0 0 0 0 0 0 2 6 0.00 1.000																						

Batter	1	2	3	4	5	6	7	8	9	10	11	12	13	AB R H RBI BB SO LOB	TOP							
Alan Wiggins, S OBP: 0.345, SLG: 0.328 (1, 4)	F9		F8			1B 3B			FC6-4 BB		SH5-4	1-3		4 1 1 0 1 0 1	<p>San Diego Padres @ Montreal Expos</p> <p>Olympic Stadium, Montreal, QB</p> <p>Sat Aug 25 1984, 7:05 PM EDT</p> <p>Att. 29,665 - Unknown</p> <p>livebaseballscorescards.com</p> <p>AB 45 R 4 H 7 RBI 4 BB 4 SO 7 LOB 16</p> 							
Tony Gwynn, L OBP: 0.417, SLG: 0.463 (1, 9)	G3			F7		G6-3 1B			FC6-4		BB FC6-4 1BB		6-3	5 1 1 1 1 0 1								
Steve Garvey, R OBP: 0.300, SLG: 0.380 (1, 3)	5-3			K		G6-3 1-2r			F3		FC6-4 BB 1-2 2H		K	6 0 1 1 0 2 2								
Graig Nettles, L OBP: 0.333, SLG: 0.435 (1, 5)		F9				FC6-4 BB		F9			FC6-4 BB			4 1 1 1 2 0 1								
Kevin McReynolds, R OBP: 0.322, SLG: 0.490 (1, 8)		F9		FC6-4		1-2r		F9			FC6-4 BB		HR	6 0 1 1 0 0 3								
Terry Kennedy, L OBP: 0.280, SLG: 0.329 (1, 2)				FC6-4 1B				F6			1B 2-3 3-H		F2	5 0 1 0 0 2 3								
Carmelo Martinez, R OBP: 0.336, SLG: 0.405 (12, PR)				FC6-4										5 0 1 0 0 0 2								
Luis Salazar, R OBP: 0.252, SLG: 0.308 (12, 6)				1-2r				6-3						0 0 0 0 0 0 0								
Garry Templeton, S OBP: 0.317, SLG: 0.336 (1, 6)				F6										4 0 0 0 0 0 1								
Craig Lefferts, L OBP: 0.250, SLG: 0.313 (10, 1)								F8						0 0 0 0 0 0 0								
Greg Booker, R OBP: 0.291, SLG: 0.372 (12, PH)														0 0 0 0 0 0 0								
Bobby Brown, S OBP: 0.291, SLG: 0.372 (12, 7)														1 0 0 0 0 1 1								
Ed Whitson, R ERA: 3.61 (1, 1)				K							E6 SH5-4 1B		K	3 0 0 0 0 1 0								
Ed Whitson, R ERA: 3.61 (1, 1)														1 1 0 0 0 0 0								
Ed Whitson, R ERA: 3.61 (1, 1)														0 0 0 0 0 0 0								
Ed Whitson, R ERA: 3.61 (1, 1)														1 0 0 0 0 0 1								
Ed Whitson, R ERA: 3.61 (1, 1)														0 0 0 0 0 0 0								
Inning Stats	R: 0 E: 0 K: 0 S: 3	H: 0 LOB: 0 BB: 0 P: 3	R: 0 E: 0 K: 0 S: 4	H: 1 LOB: 1 BB: 0 P: 4	R: 0 E: 0 K: 1 S: 5	H: 0 LOB: 0 BB: 0 P: 5	R: 0 E: 0 K: 1 S: 5	H: 0 LOB: 1 BB: 1 P: 9	R: 0 E: 0 K: 0 S: 3	H: 0 LOB: 0 BB: 0 P: 3	R: 0 E: 0 K: 0 S: 3	H: 0 LOB: 1 BB: 0 P: 7	R: 0 E: 0 K: 1 S: 6	H: 1 LOB: 1 BB: 0 P: 6	R: 0 E: 0 K: 2 S: 8	H: 1 LOB: 1 BB: 0 P: 8	R: 1 E: 0 K: 1 S: 6	H: 1 LOB: 0 BB: 0 P: 6	1B: 4 2B: 1 3B: 1 HR: 1	SF: 0 SAC: 1 DP: 1 HBP: 0	WIP: 0 PB: 0 SB: 0 CS: 0	PA: 50
PITCHER	IP WLS BF H R ER SO BB IBB HBP BLK WP HR S P ERA WHIP																					
Bill Gullickson, R ERA: 3.55 (1, 1)	10.0	35	4	1	1	4	2	0	0	0	0	0	0	41	49	0.90	0.600					
Bob James, R ERA: 3.69 (11, 1)	2.0	11	2	2	0	2	1	1	0	0	0	0	0	13	21	0.00	1.500					
Jeff Reardon, R ERA: 2.89 (13, 1)	1.0	L 4	1	1	1	1	0	0	0	0	0	0	0	1	6	9.00	1.000					


Batter	1	2	3	4	5	6	7	8	9	10	11	12	13	AB R H RBI BB SO LOB	BOTTOM									
Tim Lincecum, S OBP: 0.388, SLG: 0.419 (1, 8)	K		4-3			F8 2B		K			1B G3 2B		K	6 1 2 0 0 3 0	<p>San Diego Padres @ Montreal Expos</p> <p>Olympic Stadium, Montreal, QB</p> <p>Sat Aug 25 1984, 7:05 PM EDT</p> <p>Att. 29,665 - Unknown</p> <p>livebaseballscorescards.com</p> <p>AB 46 R 3 H 8 RBI 3 BB 3 SO 9 LOB 17</p> 									
Max Venable, L OBP: 0.333, SLG: 0.447 (1, 7)	F3		G3			F4		F2			2-3 2B 1B		F8	6 1 1 0 0 0 1										
Andre Dawson, R OBP: 0.299, SLG: 0.392 (1, 9)				1-3		F8					G3		6-3	6 0 1 1 0 0 2										
Gary Carter, R OBP: 0.355, SLG: 0.497 (1, 2)	6-3					F9		F8			3-H 2B			5 0 1 1 1 1 2										
Dan Driessen, L OBP: 0.359, SLG: 0.419 (1, 3)				F4				9-3			2H 2B			4 0 2 0 1 0 1										
Tim Lincecum, S OBP: 0.327, SLG: 0.448 (1, 5)								1B			1B			5 1 1 0 0 2 4										
Derrel Thomas, S OBP: 0.319, SLG: 0.341 (11, 4)														5 0 0 1 0 0 4										
Mike Ramsey, S OBP: 0.190, SLG: 0.211 (10, PH)														3 0 0 0 0 2 2										
Jim Wolford, R OBP: 0.314, SLG: 0.354 (11, 6)														0 0 0 0 1 0 0										
Rene Gonzales, R OBP: 0.333, SLG: 0.366 (12, PH)														0 0 0 0 0 0 0										
Miguel Dilone, S OBP: 0.333, SLG: 0.366 (13, 4)														1 0 0 0 0 0 0										
Doug Flynn, R OBP: 0.277, SLG: 0.292 (1, 1)														0 0 0 0 0 0 0										
Bill Gullickson, R OBP: 0.088, SLG: 0.089 (10, PH)														3 0 0 0 0 0 0										
Tony Scott, S OBP: 0.325, SLG: 0.300 (11, 1)														1 0 0 0 0 1 1										
Bob James, R OBP: 0.182, SLG: 0.182 (12, PH)														0 0 0 0 0 0 0										
Mike Stenhouse, L OBP: 0.307, SLG: 0.321 (13, 1)														1 0 0 0 0 0 0										
Jeff Reardon, R ERA: 2.95 (13, 1)														0 0 0 0 0 0 0										
Inning Stats	R: 0 E: 0 K: 1 S: 6	H: 1 LOB: 1 BB: 0 P: 6	R: 0 E: 0 K: 2 S: 8	H: 1 LOB: 1 BB: 0 P: 8	R: 0 E: 0 K: 0 S: 3	H: 0 LOB: 0 BB: 0 P: 3	R: 0 E: 0 K: 1 S: 4	H: 1 LOB: 1 BB: 0 P: 4	R: 0 E: 0 K: 0 S: 3	H: 0 LOB: 0 BB: 0 P: 5	R: 0 E: 0 K: 0 S: 2	H: 0 LOB: 0 BB: 1 P: 6	R: 0 E: 0 K: 1 S: 5	H: 0 LOB: 1 BB: 1 P: 9	R: 2 E: 0 K: 1 S: 8	H: 3 LOB: 2 BB: 0 P: 12	R: 0 E: 0 K: 1 S: 5	H: 0 LOB: 0 BB: 0 P: 5	R: 0 E: 0 K: 1 S: 5	H: 0 LOB: 0 BB: 0 P: 5	1B: 4 2B: 4 3B: 1 HR: 0	SF: 0 SAC: 0 DP: 1 HBP: 0	WIP: 1 PB: 0 SB: 0 CS: 0	PA: 49
PITCHER	IP WLS BF H R ER SO BB IBB HBP BLK WP HR S P ERA WHIP																							
Ed Whitson, R ERA: 3.61 (1, 1)	9.0	32	5	1	1	5	1	0	0	0	0	0	0	41	45	1.00	0.667							
Craig Lefferts, L ERA: 2.08 (10, 1)	1.0	6	2	2	2	1	1	0	0	0	1	0	0	7	11	18.00	3.000							
Greg Booker, R ERA: 2.52 (11, 1)	1.0	5	1	0	0	1	0	1	0	0	0	0	0	6	10	0.00	1.000							
Greg Harris, R ERA: 2.31 (12, 1)	1.0	W 3	0	0	0	0	0	0	0	0	0	0	0	5	5	0.00	0.000							
Rich Gossage, R ERA: 2.95 (13, 1)	1.0	S 3	0	0	0	1	0	0	0	0	0	0	0	5	5	0.00	0.000							

Batter	1	2	3	4	5	6	7	8	9	AB	R	H	RBI	BB	SO	LOB	TOP					
Alan Wiggins, S OBP: 0.345, SLG: 0.327 (1,4)	F8		G6-3 1-2 1B			5-3		F9		4	0	1	0	0	0	2						
Tony Gwynn, L OBP: 0.414, SLG: 0.459 (1,9)	4-3		G6-3 1-2			F8		FC1-4 1-2 2-3		4	0	0	0	0	0	4						
Steve Garvey, R OBP: 0.300, SLG: 0.379 (1,3)				5-3		F5		4-3		4	0	1	0	0	0	2						
Kevin McReynolds, R OBP: 0.319, SLG: 0.486 (1,8)	F9					F9		5-3		4	0	0	0	0	0	1						
Carmelo Martinez, R OBP: 0.333, SLG: 0.401 (1,7)		F8		G3		K		5-3		4	0	0	0	0	1	0						
Luis Salazar, R OBP: 0.251, SLG: 0.325 (1,5)		F7				5-3		K		4	1	1	1	0	1	0						
Bruce Bochy, R OBP: 0.293, SLG: 0.491 (1,2)		5-3				F8		HR		3	1	1	1	0	0	0						
Mario Ramirez, R OBP: 0.295, SLG: 0.351 (1,6)			5-3			F9		FC1-4 SH BB		2	0	0	0	1	0	0						
Eric Show, R OBP: 0.228, SLG: 0.339 (1,1)						K		SH FC1-4		2	0	1	0	0	1	0						
Inning Stats	R: 0 E: 0 K: 0 S: 4	H: 1 LOB: 1 BB: 0 P: 4	R: 0 E: 0 K: 0 S: 3	H: 0 LOB: 0 BB: 0 P: 3	R: 0 E: 0 K: 0 S: 4	H: 2 LOB: 1 BB: 0 P: 4	R: 0 E: 0 K: 0 S: 3	H: 0 LOB: 0 BB: 0 P: 3	R: 1 E: 0 K: 1 S: 6	H: 1 LOB: 0 BB: 0 P: 6	R: 0 E: 0 K: 0 S: 5	H: 0 LOB: 0 BB: 0 P: 5	R: 0 E: 0 K: 1 S: 5	H: 0 LOB: 0 BB: 0 P: 5	R: 1 E: 1 K: 0 S: 5	H: 1 LOB: 2 BB: 1 P: 9	R: 0 E: 0 K: 1 S: 5	H: 0 LOB: 0 BB: 0 P: 5	1B: 3 2B: 0 3B: 0 HR: 2	SF: 0 SAC: 1 DP: 1 HBP: 0	WP: 0 PB: 0 SB: 0 CS: 0	PA: 33
PITCHER	IP	WLS	BF	H	R	ER	SO	BB	IBB	HBP	BLK	WP	HR	S	P	ERA	WHIP					
Dan Schatzeder, L ERA: 2.45 (1,1)	7.2	L	29	5	2	2	2	1	0	0	0	0	2	32	36	2.35	0.783					
Bob James, R ERA: 3.63 (8,1)	1.1		4	0	0	0	1	0	0	0	0	0	0	6	6	0.00	0.000					

San Diego Padres @ Montreal Expos
Olympic Stadium, Montreal, QB
Sun Aug 26 1984, 3:33 AM EDT
Att: 31,778 - Unknown

livebaseballscores.com

AB	31
R	2
H	5
RBI	2
BB	1
SO	3
LOB	9




Batter	1	2	3	4	5	6	7	8	9	AB	R	H	RBI	BB	SO	LOB	BOTTOM					
Tim Raines, S OBP: 0.397, SLG: 0.417 (1,8)	S 2B 1B	F9			K		SH2-4		F9	4	1	1	0	0	1	2						
Max Venable, L OBP: 0.305, SLG: 0.412 (1,7)	F5		F3		F5		F9			4	0	0	0	0	0	3						
Andre Dawson, R OBP: 0.296, SLG: 0.388 (1,9)	1-3 1-2		K			6-3	F4			4	0	0	0	0	1	2						
Gary Carter, R OBP: 0.356, SLG: 0.498 (1,2)			F8			BB 4-3 BB	F7			3	0	1	1	1	0	0						
Dan Driessen, L OBP: 0.361, SLG: 0.418 (1,3)					F8		4-3		1B	3	0	1	0	1	0	1						
Tim Lincecum, R OBP: 0.326, SLG: 0.446 (1,5)	F7				F7		BB BB	F6		3	0	0	0	1	0	3						
Derrel Thomas, S OBP: 0.318, SLG: 0.336 (1,6)			6-3		F7			6-3		3	0	0	0	1	0	1						
Mike Ramsey, S OBP: 0.210, SLG: 0.230 (1,4)							SH1-4 1B	G3		4	0	2	0	0	1	3						
Dan Schatzeder, L OBP: 0.379, SLG: 0.500 (1,1)							SH1-4			2	0	1	0	0	0	1						
Bob James, R OBP: 0.182, SLG: 0.182 (8,1)										0	0	0	0	0	0	0						
Mike Stenhouse, L OBP: 0.305, SLG: 0.325 (9, PH)								SH2-4 1B		1	0	0	0	0	1	0						
Inning Stats	R: 1 E: 0 K: 0 S: 5	H: 2 LOB: 2 BB: 1 P: 9	R: 0 E: 0 K: 0 S: 4	H: 1 LOB: 1 BB: 0 P: 4	R: 0 E: 0 K: 1 S: 5	H: 0 LOB: 0 BB: 0 P: 5	R: 0 E: 0 K: 0 S: 3	H: 0 LOB: 0 BB: 0 P: 3	R: 0 E: 0 K: 1 S: 6	H: 1 LOB: 1 BB: 0 P: 6	R: 0 E: 0 K: 0 S: 3	H: 0 LOB: 3 BB: 3 P: 15	R: 0 E: 0 K: 0 S: 4	H: 1 LOB: 1 BB: 0 P: 4	R: 0 E: 0 K: 0 S: 4	H: 1 LOB: 1 BB: 0 P: 4	R: 0 E: 0 K: 2 S: 7	H: 0 LOB: 0 BB: 0 P: 7	1B: 5 2B: 1 3B: 0 HR: 0	SF: 0 SAC: 2 DP: 0 HBP: 0	WP: 0 PB: 0 SB: 1 CS: 0	PA: 37
PITCHER	IP	WLS	BF	H	R	ER	SO	BB	IBB	HBP	BLK	WP	HR	S	P	ERA	WHIP					
Eric Show, R ERA: 3.22 (1,1)	9.0	W	37	6	1	1	4	4	0	0	0	0	0	41	57	1.00	1.111					

San Diego Padres @ Montreal Expos
Olympic Stadium, Montreal, QB
Sun Aug 26 1984, 3:33 AM EDT
Att: 31,778 - Unknown

livebaseballscores.com

AB	31
R	1
H	6
RBI	1
BB	4
SO	4
LOB	16



Batter	1	2	3	4	5	6	7	8	9	AB	R	H	RBI	BB	SO	LOB	TOP											
Alan Wiggins, S OBP: 0.345, SLG: 0.329										4	0	1	1	0	0	0	San Diego Padres @ Philadelphia Phillies Veterans Stadium, Philadelphia, PA Mon Aug 27 1984, 7:05 PM EDT Att: 26,302 - Unknown											
Tony Gwynn, L OBP: 0.415, SLG: 0.459										4	0	2	0	0	0	1												
Steve Garvey, R OBP: 0.300, SLG: 0.378										4	0	1	0	0	1	1												
Kevin McReynolds, R OBP: 0.318, SLG: 0.483										4	0	1	0	0	0	2												
Carmelo Martinez, R OBP: 0.334, SLG: 0.399										2	0	0	0	2	0	2												
Terry Kennedy, L OBP: 0.278, SLG: 0.326										4	0	0	0	0	0	3												
Luis Salazar, R OBP: 0.246, SLG: 0.317										4	0	0	0	0	1	2												
Garry Templeton, S OBP: 0.316, SLG: 0.335										4	1	1	0	0	1	2												
Tim Lollar, L OBP: 0.273, SLG: 0.356										2	0	0	0	0	0	0												
Kurt Bevacqua, R OBP: 0.362, SLG: 0.316										1	0	0	0	0	1	1												
Greg Booker, R (7, 1)										0	0	0	0	0	0	0												
Inning Stats	R: 0 E: 0 K: 0 S: 5	H: 2 LOB: 2 BB: 0 P: 5	R: 0 E: 0 K: 0 S: 3	H: 0 LOB: 0 BB: 0 P: 3	R: 0 E: 0 K: 0 S: 4	H: 1 LOB: 1 BB: 0 P: 4	R: 0 E: 0 K: 1 S: 6	H: 1 LOB: 2 BB: 1 P: 10	R: 0 E: 0 K: 0 S: 3	H: 0 LOB: 0 BB: 0 P: 3	R: 0 E: 0 K: 0 S: 3	H: 0 LOB: 1 BB: 1 P: 7	R: 1 E: 0 K: 1 S: 7	H: 2 LOB: 1 BB: 0 P: 7	R: 0 E: 0 K: 1 S: 5	H: 0 LOB: 0 BB: 0 P: 5	R: 0 E: 0 K: 1 S: 5	H: 0 LOB: 0 BB: 0 P: 5	1B: 5 2B: 1 3B: 0 HR: 0	SF: 0 SAC: 0 DP: 0 HBP: 0	WP: 0 PB: 0 CS: 0	PA: 35						
PITCHER	IP	WLS	BF	H	R	ER	SO	BB	IBB	HBP	BLK	WP	HR	S	P	ERA	WHIP											
Jerry Koosman, L ERA: 2.88	(1, 1)	7.0	W	29	6	1	1	2	2	0	0	0	0	0	31	39	1.29	1.143										
Bill Campbell, R ERA: 3.01	(8, 1)	1.0		3	0	0	0	1	0	0	0	0	0	0	5	5	0.00	0.000										
Tug McGraw, L ERA: 4.88	(9, 1)	1.0		3	0	0	0	1	0	0	0	0	0	0	5	5	0.00	0.000										

AB	33
R	1
H	6
RBI	1
BB	2
SO	4
LOB	14



Batter	1	2	3	4	5	6	7	8	9	AB	R	H	RBI	BB	SO	LOB	BOTTOM											
Juan Samuel, R OBP: 0.323, SLG: 0.451										5	2	2	0	0	1	0	San Diego Padres @ Philadelphia Phillies Veterans Stadium, Philadelphia, PA Mon Aug 27 1984, 7:05 PM EDT Att: 26,302 - Unknown											
Von Hayes, L OBP: 0.369, SLG: 0.458										4	1	2	0	0	1	2												
Bill Campbell, R (8, 1)										0	0	0	0	0	0	0												
Len Matuszek, L OBP: 0.455										1	0	0	0	0	0	0												
Tug McGraw, R OBP: 1.000, SLG: 1.000										0	0	0	0	0	0	0												
Mike Schmidt, R OBP: 0.351, SLG: 0.512										1	1	0	1	1	0	1												
Kiko Garcia, R OBP: 0.290, SLG: 0.276										1	1	1	1	0	0	0												
John Wockenfuss, R OBP: 0.374, SLG: 0.427										2	1	0	0	1	0	1												
Francisco Melendez, L (7, 3)										1	0	0	0	0	0	0												
Sixto Lezcano, R OBP: 0.367, SLG: 0.494										4	1	2	1	0	1	1												
Ozzie Virgil, R OBP: 0.333, SLG: 0.478										2	1	0	0	2	0	1												
John Russell, R OBP: 0.310, SLG: 0.571										3	0	1	1	0	0	2												
Ivan De Jesus, R OBP: 0.333, SLG: 0.316										3	0	1	2	1	1	2												
Jerry Koosman, R OBP: 0.115, SLG: 0.100										3	1	1	0	0	0	2												
Glenn Wilson, R OBP: 0.272, SLG: 0.371										1	0	0	0	0	0	0												
Inning Stats	R: 1 E: 0 K: 0 S: 4	H: 2 LOB: 0 BB: 0 P: 4	R: 0 E: 0 K: 0 S: 3	H: 0 LOB: 0 BB: 0 P: 3	R: 0 E: 0 K: 1 S: 5	H: 0 LOB: 0 BB: 0 P: 5	R: 4 E: 0 K: 1 S: 6	H: 2 LOB: 1 BB: 3 P: 18	R: 1 E: 0 K: 0 S: 5	H: 2 LOB: 1 BB: 0 P: 5	R: 0 E: 0 K: 0 S: 4	H: 2 LOB: 2 BB: 1 P: 8	R: 3 E: 2 K: 2 S: 11	H: 2 LOB: 2 BB: 1 P: 15	R: 0 E: 0 K: 0 S: 3	H: 0 LOB: 0 BB: 0 P: 3	1B: 7 2B: 3 3B: 0 HR: 0	SF: 2 SAC: 0 DP: 1 HBP: 0	WP: 1 PB: 0 CS: 0	PA: 38								
PITCHER	IP	WLS	BF	H	R	ER	SO	BB	IBB	HBP	BLK	WP	HR	S	P	ERA	WHIP											
Tim Lollar, L ERA: 3.81	(1, 1)	6.0	L	27	8	6	6	2	4	0	0	0	0	27	43	9.00	2.000											
Greg Booker, R ERA: 2.63	(7, 1)	2.0		11	2	3	1	2	1	0	0	0	1	0	14	18	4.50	1.500										

AB	31
R	9
H	10
RBI	6
BB	5
SO	4
LOB	12



Batter	1	2	3	4	5	6	7	8	9	AB	R	H	RBI	BB	SO	LOB	TOP											
Alan Wiggins, S OBP: 0.348, SLG: 0.331 (1, 4)										4	1	1	0	0	0	0												
Tony Gwynn, L OBP: 0.419, SLG: 0.461 (1, 9)										3	0	2	0	1	0	0												
Steve Garvey, R OBP: 0.300, SLG: 0.377 (1, 3)										4	0	0	0	0	0	3												
Graig Nettles, L OBP: 0.333, SLG: 0.437 (1, 5)										4	1	2	0	0	1	1												
Terry Kennedy, L OBP: 0.277, SLG: 0.332 (1, 2)										3	0	0	0	0	0	2												
Kevin McReynolds, R OBP: 0.319, SLG: 0.481 (1, 8)										2	0	0	1	0	0	0												
Bobby Brown, S OBP: 0.290, SLG: 0.368 Luis Salazar, R OBP: 0.253, SLG: 0.335 (7, 7)										3	0	0	0	0	0	0												
Garry Templeton, S OBP: 0.314, SLG: 0.331 (1, 6)										3	0	0	0	0	0	0												
Mark Thurmond, L OBP: 0.240, SLG: 0.229 (1, 1)										3	0	0	0	0	0	0												
Inning Stats	R: 1 E: 0 K: 0 S: 5	H: 3 LOB: 1 BB: 0 P: 5	R: 0 E: 0 K: 0 S: 3	H: 0 LOB: 0 BB: 0 P: 3	R: 0 E: 0 K: 0 S: 3	H: 0 LOB: 1 BB: 1 P: 7	R: 0 E: 0 K: 0 S: 3	H: 0 LOB: 0 BB: 0 P: 3	R: 0 E: 0 K: 0 S: 3	H: 0 LOB: 0 BB: 0 P: 3	R: 1 E: 0 K: 0 S: 4	H: 1 LOB: 0 BB: 0 P: 4	R: 0 E: 0 K: 1 S: 5	H: 0 LOB: 0 BB: 0 P: 3	R: 0 E: 0 K: 1 S: 5	H: 1 LOB: 1 BB: 0 P: 5	1B: 4 2B: 2 3B: 0 HR: 0	SF: 1 SAC: 0 DP: 2 HBP: 0	WP: 0 PA: 31 PB: 0 SB: 1 CS: 1									
PITCHER	IP	WLS	BF	H	R	ER	SO	BB	IBB	HBP	BLK	WP	HR	S	P	ERA	WHIP											
John Denny, R ERA: 1.98 Larry Andersen, R ERA: 1.91	(1, 1)	8.0	L	28	4	2	2	0	1	0	0	0	0	0	27	31	2.25	0.625										
	(9, 1)	1.0		3	1	0	0	1	0	0	0	0	0	5	5	0.00	1.000											

San Diego Padres @ Philadelphia Phillies
Veterans Stadium, Philadelphia, PA
Wed Aug 29 1984, 7:05 PM EDT
Att: 25,131 - Unknown


AB 29
R 2
H 5
RBI 1
BB 1
SO 1
LOB 6



Batter	1	2	3	4	5	6	7	8	9	AB	R	H	RBI	BB	SO	LOB	BOTTOM											
Juan Samuel, R OBP: 0.320, SLG: 0.446 (1, 4)										4	0	0	0	0	0	0												
Luis Aquayo, R OBP: 0.357, SLG: 0.476 (1, 5)										4	0	0	0	0	0	0												
Von Hayes, L OBP: 0.370, SLG: 0.460 (1, 8)										4	0	1	0	0	1	0												
John Wockenfuss, R OBP: 0.373, SLG: 0.421 (1, 2)										2	0	0	0	1	0	0												
Sixto Lezcano, R OBP: 0.363, SLG: 0.490 (1, 9)										3	0	0	0	0	0	2												
Al Oliver, L OBP: 0.344, SLG: 0.373 (1, 3)										3	0	0	0	0	0	0												
John Russell, R OBP: 0.353, SLG: 0.606 (1, 7)										3	0	1	0	0	0	0												
Ivan De Jesus, R OBP: 0.332, SLG: 0.314 (1, 6)										3	0	1	0	0	0	1												
John Denny, R OBP: 0.216, SLG: 0.194 Mike Schmidt, R OBP: 0.383, SLG: 0.511 Larry Andersen, R (8, PH)	(1, 1)									2	0	0	0	0	0	0												
	(9, 1)									1	0	0	0	0	1	1												
	(9, 1)									0	0	0	0	0	0	0												
Inning Stats	R: 0 E: 0 K: 0 S: 3	H: 0 LOB: 0 BB: 0 P: 3	R: 0 E: 0 K: 0 S: 3	H: 0 LOB: 0 BB: 0 P: 3	R: 0 E: 0 K: 0 S: 4	H: 1 LOB: 2 BB: 1 P: 8	R: 0 E: 0 K: 0 S: 3	H: 1 LOB: 0 BB: 0 P: 3	R: 0 E: 0 K: 0 S: 3	H: 0 LOB: 0 BB: 0 P: 3	R: 0 E: 0 K: 1 S: 6	H: 1 LOB: 1 BB: 0 P: 6	R: 0 E: 0 K: 1 S: 5	H: 0 LOB: 0 BB: 0 P: 5	R: 0 E: 0 K: 1 S: 5	H: 0 LOB: 0 BB: 0 P: 5	1B: 3 2B: 0 3B: 0 HR: 0	SF: 0 SAC: 0 DP: 1 HBP: 0	WP: 0 PA: 30 PB: 0 SB: 1 CS: 0									
PITCHER	IP	WLS	BF	H	R	ER	SO	BB	IBB	HBP	BLK	WP	HR	S	P	ERA	WHIP											
Mark Thurmond, L ERA: 3.0	(1, 1)	9.0	W	30	3	0	0	2	1	0	0	0	0	0	33	37	0.00	0.444										

San Diego Padres @ Philadelphia Phillies
Veterans Stadium, Philadelphia, PA
Wed Aug 29 1984, 7:05 PM EDT
Att: 25,131 - Unknown

AB 29
R 0
H 3
RBI 0
BB 1
SO 2
LOB 4



Batter	1	2	3	4	5	6	7	8	9	AB	R	H	RBI	BB	SO	LOB	TOP								
Alan Wiggins, S (1.4) OBP: 0.345, SLG: 0.329	5-3			K			5-3	K		4	0	0	0	0	2	2									
Tony Gwynn, L (1.9) OBP: 0.416, SLG: 0.457	4-3			6-3			4-3		F7	4	0	0	0	0	0	0									
Steve Garvey, R (1.3) OBP: 0.298, SLG: 0.374	P3			F7			5-3		K	4	0	0	0	0	1	0									
Kevin McReynolds, R (1.8) OBP: 0.321, SLG: 0.482		P5			G5-4-3			F7	1B E	4	1	2	0	0	0	0									
Carmelo Martinez, R (1.7) OBP: 0.331, SLG: 0.395		F2			G5-4-3				1B E	3	0	1	0	0	0	1									
Bobby Brown, S (8. PR) OBP: 0.256, SLG: 0.373					1-2				1B E	1	2	1	0	0	0	0									
Luis Salazar, R (1.5) OBP: 0.258, SLG: 0.345		F9			5-3				1B E	4	1	2	3	0	0	0									
Bruce Bochy, R (1.2) OBP: 0.274, SLG: 0.458				K				F2		4	0	0	0	0	2	2									
Garry Templeton, S (1.6) OBP: 0.314, SLG: 0.329				F8				F9		2	1	0	0	1	0	0									
Ed Whitson, R (1.1) OBP: 0.078, SLG: 0.060				G3				F8		2	0	0	0	0	0	0									
Kurt Bevacqua, R (8. PH) OBP: 0.347, SLG: 0.300									E IBB	1	0	0	0	0	0	0									
Craig Lefferts, L (8.1) OBP: 0.250, SLG: 0.313								E8		0	0	0	0	0	0	0									
Inning Stats	R: 0 E: 0 K: 0 S: 3	H: 0 LOB: 0 BB: 0 P: 3	R: 0 E: 0 K: 0 S: 3	H: 0 LOB: 0 BB: 0 P: 3	R: 0 E: 0 K: 1 S: 5	H: 0 LOB: 0 BB: 0 P: 5	R: 0 E: 0 K: 1 S: 5	H: 0 LOB: 0 BB: 0 P: 5	R: 0 E: 0 K: 0 S: 3	H: 0 LOB: 0 BB: 0 P: 3	R: 0 E: 0 K: 0 S: 3	H: 0 LOB: 0 BB: 0 P: 3	R: 0 E: 0 K: 0 S: 3	H: 0 LOB: 0 BB: 0 P: 3	R: 3 E: 1 K: 1 S: 8	H: 2 LOB: 2 BB: 1 P: 12	R: 2 E: 1 K: 2 S: 10	H: 3 LOB: 1 BB: 0 P: 10	1B: 5 2B: 1 3B: 0 HR: 0	SF: 0 SAC: 0 DP: 1 HBP: 0	WP: 0 PB: 0 SB: 3 CS: 0	PA: 34			
PITCHER	IP	WLS	BF	H	R	ER	SO	BB	IBB	HBP	BLK	WP	HR	S	P	ERA	WHIP								
Sid Fernandez, L (1.1) ERA: 2.6	7.2	L	27	3	3	1	2	0	1	0	0	0	0	30	34	1.17	0.391								
Doug Sisk, R (8.1) ERA: 2.1	0.1		1	0	0	0	1	0	0	0	0	0	0	3	3	0.00	0.000								
Ed Lynch, R (9.1) ERA: 4.16	1.0		6	3	2	2	2	0	0	0	0	0	0	10	10	18.00	3.000								

San Diego Padres @ New York Mets
Shea Stadium, Flushing, NY
Fri Aug 31 1984, 7:05 PM EDT
Unknown

AB 33
R 5
H 6
RBI 3
BB 1
SO 5
LOB 5



Batter	1	2	3	4	5	6	7	8	9	AB	R	H	RBI	BB	SO	LOB	BOTTOM								
Wally Backman, S (1.4) OBP: 0.356, SLG: 0.339	BLK 1B		F8			4-3		K		4	0	1	0	0	1	3									
Mookie Wilson, S (1.8) OBP: 0.303, SLG: 0.394	F8		6-3			K		P4		4	0	0	0	0	1	4									
Keith Hernandez, L (1.3) OBP: 0.418, SLG: 0.444	P5				G6-4-3			F7		4	1	2	0	0	0	3									
George Foster, R (1.7) OBP: 0.306, SLG: 0.433	1-3				G6-4-3			1B E		4	0	1	0	0	0	2									
Hubie Brooks, R (1.6) OBP: 0.352, SLG: 0.429		K			6-3					4	0	1	1	0	1	0									
Danny Heep, L (1.9) OBP: 0.320, SLG: 0.328		F7								4	0	0	0	0	0	2									
Ray Knight, R (1.5) OBP: 0.260, SLG: 0.278		P3						F8		3	0	0	0	0	0	1									
Ron Hodges, L (1.2) OBP: 0.348, SLG: 0.258										2	0	1	0	0	0	0									
Kevin Chapman, R (8. PH) OBP: 0.374, SLG: 0.403										1	0	1	0	0	0	0									
Ed Lynch, R (9.1) OBP: 0.222, SLG: 0.259			SH5-3					1B E		0	0	0	0	0	0	0									
Sid Fernandez, L (1.1) OBP: 0.100, SLG: 0.100								1B E		1	0	0	0	0	0	0									
Doug Sisk, R (8.1) OBP: 0.162, SLG: 0.100			SH5-3							0	0	0	0	0	0	0									
Mike Fitzgerald, R (8. PH) OBP: 0.280, SLG: 0.299								1-2		1	0	1	0	0	0	0									
Inning Stats	R: 0 E: 0 K: 0 S: 4	H: 1 LOB: 1 BB: 0 P: 4	R: 0 E: 0 K: 1 S: 5	H: 0 LOB: 0 BB: 0 P: 5	R: 0 E: 0 K: 0 S: 4	H: 1 LOB: 1 BB: 0 P: 4	R: 0 E: 0 K: 0 S: 3	H: 0 LOB: 0 BB: 0 P: 3	R: 0 E: 0 K: 1 S: 7	H: 2 LOB: 2 BB: 0 P: 7	R: 0 E: 0 K: 0 S: 3	H: 0 LOB: 0 BB: 0 P: 3	1B: 7 2B: 1 3B: 0 HR: 0	SF: 0 SAC: 1 DP: 2 HBP: 0	WP: 0 PB: 0 SB: 0 CS: 0	PA: 33									
PITCHER	IP	WLS	BF	H	R	ER	SO	BB	IBB	HBP	BLK	WP	HR	S	P	ERA	WHIP								
Ed Whitson, R (1.1) ERA: 3.51	7.0	W	25	6	1	1	2	0	0	0	0	0	0	29	29	1.29	0.857								
Craig Lefferts, L (8.1) ERA: 2.03	2.0	S	8	2	0	0	1	0	0	0	0	0	0	10	10	0.00	1.000								

San Diego Padres @ New York Mets
Shea Stadium, Flushing, NY
Fri Aug 31 1984, 7:05 PM EDT
Unknown

AB 32
R 1
H 8
RBI 1
BB 0
SO 3
LOB 15



Batter	1	2	3	4	5	6	7	8	9	AB	R	H	RBI	BB	SO	LOB	TOP				
Alan Wiggins, S (1.4) OBP: 0.345, SLG: 0.328										4	0	1	0	0	1	2	San Diego Padres @ New York Mets Shea Stadium, Flushing, NY Fri Aug 31 1984, 7:05 PM EDT Att: 38,923 - Unknown				
Tony Gwynn, L (1.9) OBP: 0.417, SLG: 0.457										3	0	1	0	1	0	1					
Steve Garvey, R (1.3) OBP: 0.296, SLG: 0.371										4	0	0	0	0	1	3					
Graig Nettles, L (1.5) OBP: 0.333, SLG: 0.433										3	0	0	0	1	1	1					
Terry Kennedy, L (1.2) OBP: 0.279, SLG: 0.333										4	0	2	0	0	2	0					
Kevin McReynolds, R (1.8) OBP: 0.316, SLG: 0.477										4	0	0	0	0	2	3					
Bobby Brown, S (1.7) OBP: 0.287, SLG: 0.362										4	0	0	0	0	2	1					
Tim Flannery, L (1.6) OBP: 0.351, SLG: 0.420										3	0	1	0	0	0	0					
Dave Dravecky, R (1.1) OBP: 0.194, SLG: 0.182										1	0	0	0	1	0	0					
Champ Summers, L (7, PH) OBP: 0.222, SLG: 0.353										1	0	0	0	0	0	0					
Craig Lefferts, L (7, 1) OBP: 0.250, SLG: 0.313										0	0	0	0	0	0	0					
Greg Harris, S (8, 1) OBP: 0.250, SLG: 0.250										0	0	0	0	0	0	0					
Inning Stats	R: 0 E: 0 K: 0 S: 4	H: 2 LOB: 1 BB: 0 P: 4	R: 0 E: 0 K: 3 S: 9	H: 0 LOB: 0 BB: 0 P: 9	R: 0 E: 1 K: 0 S: 4	H: 0 LOB: 1 BB: 0 P: 4	R: 0 E: 0 K: 2 S: 7	H: 0 LOB: 0 BB: 0 P: 7	R: 0 E: 0 K: 1 S: 6	H: 1 LOB: 2 BB: 1 P: 10	R: 0 E: 0 K: 0 S: 3	H: 0 LOB: 0 BB: 0 P: 3	R: 0 E: 0 K: 1 S: 5	H: 0 LOB: 0 BB: 0 P: 5	R: 0 E: 0 K: 2 S: 8	H: 1 LOB: 1 BB: 0 P: 8	1B: 5 2B: 0 3B: 0 HR: 0	SF: 0 SAC: 0 DP: 2 HBP: 0	WP: 0 PB: 0 SB: 1 CS: 0	PA: 34	
PITCHER	IP WLS BF H R ER SO BB IBB HBP BLK WP HR S P ERA WHIP	7.0 W 27 4 0 0 6 3 0 0 0 0 0 0 36 48 0.00 1.000	2.0 L 7 1 0 0 3 0 0 0 0 0 0 0 13 13 0.00 0.500																		

AB	31
R	0
H	5
RBI	0
BB	3
SO	9
LOB	11



Batter	1	2	3	4	5	6	7	8	9	AB	R	H	RBI	BB	SO	LOB	BOTTOM			
Mookie Wilson, S (1.8) OBP: 0.303, SLG: 0.395										4	0	1	2	0	0	1	San Diego Padres @ New York Mets Shea Stadium, Flushing, NY Fri Aug 31 1984, 7:05 PM EDT Att: 38,923 - Unknown			
Kevin Chapman, R (1.4) OBP: 0.395, SLG: 0.392										4	0	0	0	0	0	2				
Keith Hernandez, L (1.3) OBP: 0.416, SLG: 0.443										4	0	1	0	0	0	0				
George Foster, R (1.7) OBP: 0.307, SLG: 0.435										4	1	2	0	0	0	1				
Hubie Brooks, R (1.6) OBP: 0.352, SLG: 0.433										4	1	1	1	0	0	4				
Ray Knight, R (1.5) OBP: 0.261, SLG: 0.279										3	0	1	1	0	0	0				
José Oquendo, S (7, FR) OBP: 0.273, SLG: 0.237										1	1	0	0	0	0	2				
Jerry Martin, R (1.9) OBP: 0.222, SLG: 0.286										4	0	0	0	0	3	4				
Mike Fitzgerald, R (1.2) OBP: 0.281, SLG: 0.297										2	0	0	0	1	0	1				
Bruce Berenyi, R (1.1) OBP: 0.170, SLG: 0.196										2	0	1	0	0	0	2				
Junior Ortiz, R (7, PH) OBP: 0.247, SLG: 0.244										1	1	1	0	0	0	0				
Jesse Orosco, R (8, 1) OBP: 0.571, SLG: 0.250										0	0	0	0	0	0	0				
Inning Stats	R: 0 E: 0 K: 0 S: 3	H: 0 LOB: 0 BB: 0 P: 3	R: 1 E: 1 K: 1 S: 7	H: 1 LOB: 2 BB: 1 P: 11	R: 0 E: 0 K: 0 S: 3	H: 0 LOB: 0 BB: 0 P: 3	R: 0 E: 0 K: 0 S: 3	H: 1 LOB: 0 BB: 0 P: 3	R: 0 E: 0 K: 0 S: 3	H: 0 LOB: 0 BB: 0 P: 3	R: 3 E: 0 K: 1 S: 9	H: 4 LOB: 2 BB: 0 P: 9	R: 0 E: 1 K: 1 S: 7	H: 1 LOB: 2 BB: 0 P: 7	1B: 5 2B: 2 3B: 0 HR: 1	SF: 0 SAC: 0 DP: 1 HBP: 0	WP: 0 PB: 0 SB: 0 CS: 0	PA: 34		
PITCHER	IP WLS BF H R ER SO BB IBB HBP BLK WP HR S P ERA WHIP	6.0 L 22 3 1 1 1 1 0 0 0 0 0 0 23 27 1.50 0.667	1.0 L 7 4 3 3 1 0 0 0 0 0 0 1 9 9 27.00 4.000																	

AB	33
R	4
H	8
RBI	4
BB	1
SO	3
LOB	17



Batter	1	2	3	4	5	6	7	8	9	AB	R	H	RBI	BB	SO	LOB	TOP								
Alan Wiggins, S OBP: 0.344, SLG: 0.326 (1, 4)										4	0	0	0	1	0	1									
Tony Gwynn, L OBP: 0.414, SLG: 0.456 (1, 9)										5	1	1	0	0	1	4									
Steve Garvey, R OBP: 0.299, SLG: 0.376 (1, 3)										4	2	3	1	0	0	0									
Graig Nettles, L OBP: 0.332, SLG: 0.428 (1, 5)										4	0	1	0	0	0	2									
Kevin McReynolds, R OBP: 0.322, SLG: 0.489 (1, 8)										4	1	3	2	0	1	1									
Terry Kennedy, L OBP: 0.278, SLG: 0.339 (1, 2)										4	1	1	1	0	1	3									
Cameloto Martinez, R OBP: 0.333, SLG: 0.394 (1, 7)										3	1	1	0	1	0	0									
Luis Salazar, R OBP: 0.257, SLG: 0.341 (1, 6)										4	0	0	0	0	1	2									
Eric Show, R OBP: 0.237, SLG: 0.362 (1, 1)										2	0	1	1	0	1	0									
Luis DeLeon, R (5, 1)										0	0	0	0	0	0	0									
Ron Roenicke, S (6, PH)										1	0	0	0	0	1	0									
Greg Harris, S OBP: 0.250, SLG: 0.250 (6, 1)										0	0	0	0	0	0	0									
Kurt Bevacqua, R OBP: 0.346, SLG: 0.302 (9, PH)										1	0	0	0	0	0	0									
Inning Stats	R: 2 E: 0 K: 0 S: 6	H: 3 LOB: 1 BB: 0 P: 6	R: 0 E: 0 K: 1 S: 5	H: 0 LOB: 0 BB: 0 P: 5	R: 1 E: 2 K: 1 S: 7	H: 2 LOB: 1 BB: 0 P: 7	R: 2 E: 0 K: 1 S: 8	H: 3 LOB: 1 BB: 0 P: 8	R: 0 E: 0 K: 0 S: 4	H: 2 LOB: 1 BB: 0 P: 4	R: 0 E: 0 K: 0 S: 5	H: 0 LOB: 0 BB: 1 P: 5	R: 0 E: 0 K: 0 S: 2	H: 0 LOB: 0 BB: 1 P: 6	R: 1 E: 0 K: 2 S: 8	H: 1 LOB: 1 BB: 1 P: 12	R: 0 E: 1 K: 0 S: 3	H: 0 LOB: 0 BB: 0 P: 3	1B: 6 2B: 2 3B: 1 HR: 2	SF: 0 SAC: 0 DP: 3 HBP: 0	WP: 0 PB: 0 SB: 0 CS: 0	PA: 38			
PITCHER	IP	WLS	BF	H	R	ER	SO	BB	IBB	HBP	BLK	WP	HR	S	P	ERA	WHIP								
Calvin Schiraldi, R ERA: 10.8 (1, 1)	3.1		18	8	5	4	2	0	0	0	0	0	1	22	22	10.80	2.400								
Tom Gorman, L ERA: 3.26 (4, 1)	0.2	W	2	0	0	0	1	0	0	0	0	0	0	4	4	0.00	0.000								
Brent Gaff, R ERA: 3.33 (5, 1)	3.0		10	2	0	0	1	1	0	0	0	0	0	11	15	0.00	1.000								
Jesse Orosco, L ERA: 2.33 (8, 1)	2.0	S	8	1	1	1	2	1	0	0	0	0	1	11	15	4.50	1.000								

San Diego Padres @ New York Mets
Shea Stadium, Flushing, NY
Sat Sep 01 1984, 7:05 PM EDT
Att: 35,688 - Unknown

AB 36
R 6
H 11
RBI 5
BB 2
SO 6
LOB 13



Batter	1	2	3	4	5	6	7	8	9	AB	R	H	RBI	BB	SO	LOB	BOTTOM								
Wally Backman, S OBP: 0.357, SLG: 0.343 (1, 4)										5	2	2	0	0	0	3									
Herm Winningham, L OBP: 0.333, SLG: 0.500 (1, 8)										5	2	2	1	0	1	1									
Keith Hernandez, L OBP: 0.420, SLG: 0.447 (1, 3)										3	1	1	0	2	1	1									
Darryl Strawberry, L OBP: 0.345, SLG: 0.443 (1, 9)										4	2	3	4	1	1	0									
Hubie Brooks, R OBP: 0.355, SLG: 0.438 (1, 6)										5	0	3	3	0	1	2									
Danny Heep, L OBP: 0.315, SLG: 0.318 (1, 7)										4	1	0	0	1	1	4									
Ray Knight, R OBP: 0.272, SLG: 0.283 (1, 5)										3	1	1	0	2	0	1									
Ron Hodges, L OBP: 0.342, SLG: 0.255 (1, 2)										5	0	1	0	0	0	4									
Calvin Schiraldi, R ERA: 3.45 (4, 1)	4.0	L	23	4	0	0	0	4	0	0	0	0	0	25	41	13.50	3.250								
Luis Delson, R ERA: 4.88 (5, 1)	1.0		5	0	1	0	0	1	0	0	0	0	0	4	8	0.00	1.000								
Greg Harris, R ERA: 2.91 (6, 1)	3.0		16	6	3	3	2	1	0	0	0	0	1	19	23	9.00	2.333								
Inning Stats	R: 0 E: 0 K: 0 S: 4	H: 2 LOB: 2 BB: 0 P: 4	R: 0 E: 0 K: 1 S: 6	H: 1 LOB: 2 BB: 1 P: 10	R: 1 E: 0 K: 2 S: 9	H: 2 LOB: 2 BB: 1 P: 13	R: 5 E: 0 K: 0 S: 6	H: 4 LOB: 1 BB: 2 P: 14	R: 1 E: 1 K: 0 S: 4	H: 0 LOB: 1 BB: 1 P: 8	R: 0 E: 0 K: 2 S: 7	H: 0 LOB: 0 BB: 0 P: 7	R: 1 E: 0 K: 0 S: 6	H: 3 LOB: 2 BB: 0 P: 6	R: 2 E: 0 K: 0 S: 6	H: 3 LOB: 2 BB: 1 P: 10	1B: 11 2B: 3 3B: 0 HR: 1	SF: 0 SAC: 0 DP: 0 HBP: 0	WP: 0 PB: 0 SB: 2 CS: 0	PA: 44					
PITCHER	IP	WLS	BF	H	R	ER	SO	BB	IBB	HBP	BLK	WP	HR	S	P	ERA	WHIP								

San Diego Padres @ New York Mets
Shea Stadium, Flushing, NY
Sat Sep 01 1984, 7:05 PM EDT
Att: 35,688 - Unknown

AB 38
R 10
H 15
RBI 9
BB 6
SO 5
LOB 19



Batter	1	2	3	4	5	6	7	8	9	10	11	12	AB	R	H	RBI	BB	SO	LOB	TOP		
Alan Wiggins, S OBP: 0.340, SLG: 0.322 (1.4)	6-3	E1		K			4-3		FC6-4 IBB		6-3	6-3	6	0	0	0	0	1	5			
Tony Gwynn, L OBP: 0.414, SLG: 0.454 (1.9)	FC6-4 1B	F8			4-3		4-3		FC6-4 IBB		6-3	6-3	5	0	1	0	1	0	2			
Steve Garvey, R OBP: 0.301, SLG: 0.377 (1.3)	FC6-4 1B				P3				FC1-6 1B		G6-4-3	F9	6	0	3	0	0	0	3			
Kevin McReynolds, R OBP: 0.197, SLG: 0.483 (1.8)	FC6-4			K					FC1-6 E		K		5	0	0	0	0	3	4			
Terry Kennedy, L OBP: 0.278, SLG: 0.338 (1.2)	K			G3-6-3			P6		E9 1B		4-3		5	0	1	0	0	1	3			
Carmelo Martinez, R OBP: 0.334, SLG: 0.400 (1.7)					P6		P4		G4-6-3 IBB		6-3		4	1	1	1	1	0	0			
Tim Flannery, L OBP: 0.346, SLG: 0.404 (1.5)		F8					4-3		G4-6-3			3-1	5	0	1	0	0	0	3			
Garry Templeton, S OBP: 0.315, SLG: 0.328 (1.8)		4-3			FC4-6 1B				4-3 4-3 1B			K	5	0	2	0	0	1	1			
Tim Lollar, L OBP: 0.290, SLG: 0.371 (1.1)							4-3					K	3	1	2	0	0	0	1			
Rich Gossage, R OBP: 0.238, SLG: 0.200 (8.1)					WP E 1B				4-3 1-2			K	2	0	1	0	0	1	0			
Inning Stats	R: 0 E: 0 K: 1 S: 7	H: 2 LOB: 2 BB: 0 P: 7	R: 2 E: 1 K: 0 S: 6	H: 2 LOB: 1 BB: 0 P: 6	R: 0 E: 0 K: 1 S: 5	H: 1 LOB: 0 BB: 0 P: 5	R: 0 E: 0 K: 1 S: 5	H: 0 LOB: 0 BB: 0 P: 3	R: 0 E: 0 K: 0 S: 4	H: 1 LOB: 1 BB: 0 P: 4	R: 0 E: 1 K: 0 S: 4	H: 2 LOB: 2 BB: 1 P: 8	R: 0 E: 0 K: 1 S: 5	H: 0 LOB: 0 BB: 0 P: 5	R: 0 E: 0 K: 2 S: 7	H: 0 LOB: 0 BB: 0 P: 7	R: 0 E: 0 K: 0 S: 3	H: 0 LOB: 0 BB: 0 P: 3	1B: 11 2B: 0 3B: 0 HR: 1	SF: 0 SAC: 0 DP: 3 HBP: 0	WP: 1 PB: 0 SB: 0 CS: 0	PA: 48
PITCHER	IP WLS BF H R ER SO BB IBB HBP BLK WP HR S P ERA WHIP	Walt Terrell, R ERA: 3.24 (1.1)	Doug Sisk, R ERA: 2.04 (9.1)	Brent Galf, R ERA: 3.23 (11.1)																		

San Diego Padres @ New York Mets
Shea Stadium, Flushing, NY
Sun Sep 02 1984, 3:33 AM EDT
Att. 36,915 - Unknown

AB 46
R 2
H 12
RBI 1
BB 2
SO 7
LOB 22



Batter	1	2	3	4	5	6	7	8	9	10	11	12	AB	R	H	RBI	BB	SO	LOB	BOTTOM				
Mookie Wilson, S OBP: 0.299, SLG: 0.388 (1.8)	6-3				K				K		F9		5	1	0	0	1	3	4					
Kevin Chapman, R Rusty Staub, L Doug Sisk, R Herm Winstingham, L Brent Galf, R Ron Hodges, L OBP: 0.238, SLG: 0.200 (12. PR)					P4				K				3	1	1	0	0	0	0					
Keith Hernandez, L OBP: 0.423, SLG: 0.453 (1.3)	HR				4-3				FC4 IBB				3	1	1	2	3	1	0					
George Foster, R OBP: 0.309, SLG: 0.433 (1.7)		F9							FC4				6	0	2	1	0	0	3					
Hubie Brooks, R OBP: 0.356, SLG: 0.438 (1.8)	4-3												5	0	2	0	0	2	1					
Darryl Strawberry, L OBP: 0.344, SLG: 0.440 (1.9)					K				F8				5	0	1	0	0	2	3					
Ray Knight, R OBP: 0.274, SLG: 0.285 (1.5)													5	0	2	0	0	0	3					
Mike Fitzgerald, R OBP: 0.282, SLG: 0.296 (1.2)													5	0	1	0	0	2	2					
Walt Terrell, L OBP: 0.193, SLG: 0.119 (1.1)					K								2	0	0	0	0	2	0					
Danny Heep, L OBP: 0.318, SLG: 0.318 (8. PR)													0	0	0	0	1	0	0					
Jose Oquendo, S OBP: 0.273, SLG: 0.237 (8. PR)													0	0	0	0	0	0	0					
Wally Backman, S OBP: 0.359, SLG: 0.342 (9.4)													1	0	0	0	1	0	0					
Inning Stats	R: 2 E: 0 K: 0 S: 5	H: 2 LOB: 0 BB: 0 P: 7	R: 0 E: 0 K: 0 S: 3	H: 1 LOB: 0 BB: 0 P: 3	R: 0 E: 0 K: 2 S: 7	H: 0 LOB: 0 BB: 0 P: 7	R: 0 E: 0 K: 1 S: 9	H: 0 LOB: 0 BB: 0 P: 9	R: 0 E: 0 K: 1 S: 5	H: 0 LOB: 1 BB: 1 P: 9	R: 0 E: 0 K: 1 S: 5	H: 0 LOB: 2 BB: 2 P: 15	R: 0 E: 0 K: 1 S: 7	H: 3 LOB: 3 BB: 1 P: 11	R: 0 E: 0 K: 2 S: 7	H: 0 LOB: 0 BB: 0 P: 7	R: 0 E: 0 K: 1 S: 6	H: 1 LOB: 1 BB: 0 P: 6	R: 1 E: 0 K: 0 S: 3	H: 1 LOB: 2 BB: 2 P: 11	1B: 9 2B: 0 3B: 0 HR: 1	SF: 0 SAC: 0 DP: 1 HBP: 0	WP: 0 PB: 0 SB: 2 CS: 1	PA: 49
PITCHER	IP WLS BF H R ER SO BB IBB HBP BLK WP HR S P ERA WHIP	Tim Lollar, L ERA: 3.76 (1.1)	Rich Gossage, R ERA: 2.9 (8.1)																					

San Diego Padres @ New York Mets
Shea Stadium, Flushing, NY
Sun Sep 02 1984, 3:33 AM EDT
Att. 36,915 - Unknown

AB 43
R 3
H 10
RBI 3
BB 6
SO 14
LOB 19



Batter	1	2	3	4	5	6	7	8	9	AB	R	H	RBI	BB	SO	LOB	TOP										
Alan Wiggins, S OBP: 0.338, SLG: 0.319	F3	K			F8		K			4	0	0	0	0	2	3	San Diego Padres @ Los Angeles Dodgers Dodger Stadium, Los Angeles, CA Mon Sep 03 1984, 3:33 AM PDT Att: 43,176 - Unknown livebaseballscorecards.com										
Tony Gwynn, L OBP: 0.411, SLG: 0.450	5-3		G3		1-3			F7		4	0	0	0	0	0	0											
Steve Garvey, R OBP: 0.301, SLG: 0.376	F8		F8		F2			1B		4	0	1	0	0	0	0											
Kevin McReynolds, R OBP: 0.320, SLG: 0.490		HR	6-3		F8			1B		4	1	2	1	0	0	0											
Carmelo Martinez, R OBP: 0.335, SLG: 0.401		BB 1B			F8			F2		4	2	2	0	0	0	2											
Terry Kennedy, L OBP: 0.278, SLG: 0.343	F3			HR	F2			G3		4	1	1	2	0	0	3											
Luis Salazar, R OBP: 0.282, SLG: 0.341		SH5-3 1B BB			6-3			CS 1B		3	0	1	0	1	1	0											
Garry Templeton, S OBP: 0.316, SLG: 0.329		SH5-3 1B			5-3			SH5-4 1B		4	0	2	1	0	0	0											
Mark Thurmond, L OBP: 0.235, SLG: 0.224		SH5-3			5-3			K		1	0	0	0	0	0	0											
Luis DeLeon, R OBP: 0.250, SLG: 0.313		SH5-3			5-3			K		1	0	0	0	0	1	0											
Craig Lefferts, L OBP: 0.250, SLG: 0.313		1-2 2-3								0	0	0	0	0	0	0											
Inning Stats	R: 0 E: 0 K: 0 S: 3	H: 0 LOB: 0 BB: 0 P: 3	R: 2 E: 0 K: 1 S: 8	H: 3 LOB: 2 BB: 1 P: 12	R: 0 E: 0 K: 0 S: 3	H: 0 LOB: 0 BB: 0 P: 3	R: 2 E: 0 K: 0 S: 5	H: 2 LOB: 0 BB: 0 P: 5	R: 0 E: 0 K: 0 S: 3	H: 0 LOB: 0 BB: 0 P: 3	R: 0 E: 0 K: 1 S: 6	H: 2 LOB: 1 BB: 0 P: 6	R: 0 E: 0 K: 0 S: 5	H: 2 LOB: 2 BB: 0 P: 5	R: 0 E: 0 K: 2 S: 7	H: 0 LOB: 0 BB: 0 P: 7	1B: 7 2B: 0 3B: 0 HR: 2	SF: 0 SAC: 2 DP: 0 HBP: 0	WP: 0 PB: 0 SB: 0 CS: 1	PA: 36							
PITCHER	IP	WLS	BF	H	R	ER	SO	BB	IBB	HBP	BLK	WP	HR	S	P	ERA	WHIP										
Jerry Reuss, L ERA: 5.02	7.0	L	28	7	4	4	2	1	0	0	0	0	2	31	35	5.14	1.143										
Burt Hooton, R ERA: 3.92	0.2		4	2	0	0	0	0	0	0	0	0	0	4	4	0.00	3.000										
Carlos Diaz, L ERA: 5.77	1.1		4	0	0	0	2	0	0	0	0	0	0	8	8	0.00	0.000										

Batter	1	2	3	4	5	6	7	8	9	AB	R	H	RBI	BB	SO	LOB	BOTTOM										
Steve Sax, R OBP: 0.293, SLG: 0.301	1-3		6-3				K			3	0	1	0	0	0	0	San Diego Padres @ Los Angeles Dodgers Dodger Stadium, Los Angeles, CA Mon Sep 03 1984, 3:33 AM PDT Att: 43,176 - Unknown livebaseballscorecards.com										
Ken Landreaux, L OBP: 0.289, SLG: 0.355					1B					1	0	0	0	0	1	2											
Bill Russell, R OBP: 0.339, SLG: 0.328	5-3		4-3		F5		F5			4	0	0	0	0	0	3											
R.J. Reynolds, S OBP: 0.305, SLG: 0.356	G3		F5		5-3			K		4	0	0	0	0	1	1											
Pedro Guerrero, R OBP: 0.339, SLG: 0.428		FC1-6 1B			2B		F7		5-3	4	2	2	0	0	0	0											
Candy Maldonado, R OBP: 0.303, SLG: 0.372		5-3			K		F7		F6	3	0	0	0	0	1	2											
Greg Brock, L OBP: 0.313, SLG: 0.410		1-2								1	0	0	0	0	0	0											
Steve Yeager, R OBP: 0.301, SLG: 0.317		FC1-6 BB			G3		F7		K	2	1	1	1	1	0	0											
Franklin Stubbs, L OBP: 0.269, SLG: 0.348										0	0	0	0	0	0	0											
Gilberto Reyes, R OBP: 0.270, SLG: 0.229					2B				K	1	0	0	0	0	1	0											
Tony Brewer, R OBP: 0.091, SLG: 0.095		FC1-6 1B			G3		F8		K	3	0	0	1	0	0	2											
Rafael Landestoy, S OBP: 0.176, SLG: 0.220		1-2 2-3								1	0	0	0	0	1	0											
German Rivera, R OBP: 0.330, SLG: 0.379					4-3				6-3	3	0	1	1	1	0	0											
Jerry Reuss, L OBP: 0.294, SLG: 0.200		4-3								2	0	0	0	0	1	2											
Mike Marshall, R OBP: 0.322, SLG: 0.448										1	0	1	0	0	0	0											
Ed Amelung, L OBP: 0.270, SLG: 0.229										0	0	0	0	0	0	0											
Burt Hooton, R ERA: 3.92										0	0	0	0	0	0	0											
Carlos Diaz, R ERA: 5.77										0	0	0	0	0	0	0											
Inning Stats	R: 0 E: 0 K: 0 S: 3	H: 0 LOB: 0 BB: 0 P: 3	R: 1 E: 0 K: 0 S: 5	H: 2 LOB: 2 BB: 1 P: 9	R: 0 E: 0 K: 0 S: 3	H: 0 LOB: 0 BB: 0 P: 3	R: 2 E: 0 K: 1 S: 7	H: 2 LOB: 0 BB: 0 P: 7	R: 0 E: 0 K: 1 S: 6	H: 1 LOB: 2 BB: 1 P: 10	R: 0 E: 0 K: 1 S: 5	H: 0 LOB: 0 BB: 0 P: 5	R: 0 E: 0 K: 2 S: 7	H: 0 LOB: 0 BB: 0 P: 7	1B: 5 2B: 1 3B: 0 HR: 0	SF: 0 SAC: 0 DP: 0 HBP: 0	WP: 0 PB: 0 SB: 0 CS: 0	PA: 35									
PITCHER	IP	WLS	BF	H	R	ER	SO	BB	IBB	HBP	BLK	WP	HR	S	P	ERA	WHIP										
Mark Thurmond, L ERA: 3.05	6.1	W	27	6	3	3	2	2	0	0	0	0	0	29	37	4.26	1.263										
Luis DeLeon, R ERA: 4.5	1.2		5	0	0	0	2	0	0	0	0	0	0	9	9	0.00	0.000										
Craig Lefferts, L ERA: 2.27	1.0	S	3	0	0	0	2	0	0	0	0	0	0	7	7	0.00	0.000										



Batter	1	2	3	4	5	6	7	8	9	AB	R	H	RBI	BB	SO	LOB	TOP				
Alan Wiggins, S OBP: 0.336, SLG: 0.317	1-3		4-3			6-3		SH1-4	FC5-4	4	0	0	0	0	0	2					
Tony Gwynn, L OBP: 0.411, SLG: 0.451	CS 1B		4-3			4-3		2-H 1B		4	0	2	1	0	0	0					
Steve Garvey, R OBP: 0.301, SLG: 0.374	1-2 BB			F7			F2	K		3	0	0	0	1	1	2					
Graig Nettles, L OBP: 0.331, SLG: 0.425	G3			G3			F8	IBB		3	0	0	0	1	0	1					
Kevin McReynolds, R OBP: 0.320, SLG: 0.487		K		5-3			BB 1B BB	F6		3	0	0	0	1	1	2					
Terry Kennedy, L OBP: 0.282, SLG: 0.347					G3					4	0	3	0	0	0	0					
Luis Salazar, R OBP: 0.262, SLG: 0.341	FC3-6 1B						1-2 1B		4-3 1B	0	0	0	0	0	0	0					
Bruce Bochy, R OBP: 0.291, SLG: 0.475							1-2 2-3 BB			0	0	0	0	0	0	0					
Camelito Martinez, R OBP: 0.335, SLG: 0.398	FC3-6 FC6 1-2				F8		1-2 2-3 BB		4-3	3	0	0	0	1	0	2					
Garry Templeton, S OBP: 0.316, SLG: 0.327	FC6				G1-6-3				FC5-4 IBB	3	0	0	0	1	0	4					
Ed Whitson, R OBP: 0.075, SLG: 0.058										2	0	0	0	0	0	0					
Craig Lefferts, L OBP: 0.250, SLG: 0.313						6-3				0	0	0	0	0	0	0					
Tim Flannery, S OBP: 0.222, SLG: 0.404										0	0	1	0	0	0	0					
Eddie Miller, S OBP: 0.252, SLG: 0.500										0	0	0	0	0	0	0					
Luis DeLeon, R OBP: 0.277, SLG: 0.302										1	0	0	0	0	0	0					
Bobby Brown, S OBP: 0.225, SLG: 0.205										0	0	0	0	0	0	0					
Andy Hawkins, R										0	0	0	0	0	0	0					
Inning Stats	R: 0 E: 0 K: 0 S: 3	H: 1 LOB: 1 BB: 1 P: 7	R: 0 E: 0 K: 1 S: 6	H: 1 LOB: 1 BB: 0 P: 6	R: 0 E: 0 K: 0 S: 3	H: 0 LOB: 0 BB: 0 P: 3	R: 0 E: 0 K: 0 S: 3	H: 0 LOB: 0 BB: 0 P: 3	R: 0 E: 0 K: 0 S: 3	H: 0 LOB: 0 BB: 0 P: 3	R: 0 E: 0 K: 0 S: 4	H: 1 LOB: 3 BB: 2 P: 12	R: 1 E: 0 K: 1 S: 6	H: 1 LOB: 2 BB: 1 P: 11	R: 0 E: 0 K: 1 S: 6	H: 1 LOB: 2 BB: 1 P: 10	1B: 5 2B: 0 3B: 0 HR: 0	SF: 0 SAC: 1 DP: 0 HBP: 1	WP: 0 PB: 0 SB: 0 CS: 1	PA: 37	
PITCHER	IP	WLS	BF	H	R	ER	SO	BB	IBB	HBP	BLK	WP	HR	S	P	ERA	WHIP				
Orel Hershiser, R ERA: 2.47	(1, 1)	6.2	25	3	0	0	1	3	0	0	0	0	0	24	36	0.00	0.900				
Ken Howell, R ERA: 3.72	(7, 1)	2.1	W	12	2	1	1	2	0	2	1	0	0	0	13	22	3.86	0.857			

San Diego Padres @ Los Angeles Dodgers
 Dodger Stadium, Los Angeles, CA
 Tue Sep 04 1984, 7:05 PM PDT
 Att: 31,988 - Unknown


AB 30
R 1
H 5
RBI 1
BB 5
SO 3
LOB 15



Batter	1	2	3	4	5	6	7	8	9	AB	R	H	RBI	BB	SO	LOB	BOTTOM			
Dave Anderson, R OBP: 0.334, SLG: 0.327	F8					1-3		F5		4	0	1	0	0	0	0				
R.J. Reynolds, S OBP: 0.301, SLG: 0.351	6-3					CI			K	3	0	0	0	0	1	1				
Ken Landreaux, L OBP: 0.291, SLG: 0.363	HR					4-3		F8		3	2	1	1	1	0	1				
Pedro Guerrero, R OBP: 0.340, SLG: 0.430	F9					K		F8		3	0	1	0	1	1	0				
Greg Brock, L OBP: 0.312, SLG: 0.404						F5		F8		3	0	0	0	1	0	1				
Mike Scioscia, L OBP: 0.382, SLG: 0.375								F8		2	0	1	0	0	0	0				
Steve Yeager, R OBP: 0.300, SLG: 0.315						3-1		F8		1	0	0	0	0	0	1				
Sid Bream, L OBP: 0.185, SLG: 0.250	G5-4-3 1B								SF8	0	0	0	1	0	0	0				
Steve Sax, R OBP: 0.291, SLG: 0.300	G5-4-3 1-2					F3		1-3		3	0	0	0	0	2					
German Rivera, R OBP: 0.330, SLG: 0.378						6-3				3	0	1	0	0	0	0				
Orel Hershiser, R OBP: 0.220, SLG: 0.200										2	0	0	0	0	1	0				
Ken Howell, R						K				1	0	0	0	0	1	1				
Inning Stats	R: 1 E: 0 K: 0 S: 4	H: 1 LOB: 0 BB: 0 P: 4	R: 0 E: 0 K: 0 S: 3	H: 1 LOB: 0 BB: 0 P: 3	R: 0 E: 0 K: 1 S: 6	H: 1 LOB: 1 BB: 0 P: 6	R: 0 E: 0 K: 1 S: 5	H: 0 LOB: 0 BB: 0 P: 5	R: 0 E: 0 K: 0 S: 3	H: 0 LOB: 0 BB: 0 P: 3	R: 0 E: 1 K: 0 S: 4	H: 0 LOB: 1 BB: 0 P: 4	R: 0 E: 0 K: 1 S: 5	H: 1 LOB: 0 BB: 0 P: 5	R: 1 E: 0 K: 1 S: 4	H: 0 LOB: 2 BB: 3 P: 16	1B: 2 2B: 2 3B: 0 HR: 1	SF: 1 SAC: 0 DP: 1 HBP: 0	WP: 0 PB: 0 SB: 2 CS: 0	PA: 33
PITCHER	IP	WLS	BF	H	R	ER	SO	BB	IBB	HBP	BLK	WP	HR	S	P	ERA	WHIP			
Ed Whitson, R ERA: 3.42	(1, 1)	6.1	23	4	1	1	2	0	0	0	0	0	0	2	2	0.00	0.632			
Craig Lefferts, L ERA: 2.26	(7, 1)	0.2	2	0	0	0	0	0	0	0	0	0	0	2	2	0.00	0.000			
Luis DeLeon, R ERA: 4.45	(8, 1)	1.0	3	1	0	0	1	0	0	0	0	0	0	5	5	0.00	1.000			
Andy Hawkins, R ERA: 4.98	(9, 1)	0.2	L	5	0	1	1	2	1	0	0	0	0	4	16	13.50	3.000			

San Diego Padres @ Los Angeles Dodgers
 Dodger Stadium, Los Angeles, CA
 Tue Sep 04 1984, 7:05 PM PDT
 Att: 31,988 - Unknown

AB 28
R 2
H 5
RBI 2
BB 3
SO 4
LOB 7



Batter	1	2	3	4	5	6	7	8	9	AB	R	H	RBI	BB	SO	LOB	TOP				
Eddie Milner, L OBP: 0.352, SLG: 0.368 (1, 8)	3-1		4-3	K		1B S 1B	3-1		1-3	6	1	1	0	0	1	2	Cincinnati Reds @ San Diego Padres Jack Murphy Stadium, San Diego, CA Thu Sep 06 1984, 6:33 AM EDT Att: 11,986 - Unknown AB 39 R 10 H 13 RBI 10 BB 4 SO 4 LOB 14				
Pete Rose, S OBP: 0.351, SLG: 0.323 Nick Esasky, R OBP: 0.291, SLG: 0.349 (1, 3) (6, 3)	HR		1B		L6 HBP	1B 1-2		5-3		3	2	3	0	1	0	0					
Eric Davis, R OBP: 0.307, SLG: 0.438 (1, 7) (6, 9)	HR		F3		K	1B 1-2		E7 SF7		5	3	2	3	0	1	2					
Dave Parker, L OBP: 0.330, SLG: 0.415 Bob Ovchinko, L OBP: 0.333, SLG: 0.250 (1, 9) (6, 1)	4-3		F8		HBP	1B 2B		BB 1B		3	1	1	2	0	0	1					
Brad Gulden, L OBP: 0.304, SLG: 0.315 (1, 2)	1B			1B FC4-6 BB	L6	2B 1B		SF7		3	1	2	2	1	0	2					
Wayne Krenchicki, L OBP: 0.336, SLG: 0.450 (1, 5)	F9			FC4-6 1B BB		HR		FC4-6 BB		3	1	2	2	2	0	1					
Ron Oester, S OBP: 0.297, SLG: 0.323 (1, 4)	4-3			FC4-6 1B		G3		FC4-6		5	0	1	0	0	1	4					
Tom Foley, L OBP: 0.303, SLG: 0.337 (1, 6)	G3			FC4-6 SH1-3		F6		F9		5	0	0	1	0	0	2					
Joe Price, R OBP: 0.191, SLG: 0.178 Skeeter Barnes, R OBP: 0.186, SLG: 0.200 Gary Redus, R OBP: 0.347, SLG: 0.391 (1, 1) (6, PH) (6, 7)	K			SH1-3		E5 1B		5-3		1	0	0	0	0	1	0					
Inning Stats	R: 2 E: 0 K: 0 S: 6	H: 3 LOB: 1 BB: 0 P: 6	R: 0 E: 0 K: 1 S: 5	H: 0 LOB: 0 BB: 0 P: 5	R: 0 E: 0 K: 1 S: 4	H: 1 LOB: 2 BB: 2 P: 4	R: 1 E: 0 K: 1 S: 6	H: 1 LOB: 2 BB: 2 P: 14	R: 0 E: 0 K: 1 S: 5	H: 0 LOB: 0 BB: 0 P: 3	R: 1 E: 1 K: 0 S: 5	H: 1 LOB: 2 BB: 1 P: 9	R: 0 E: 0 K: 0 S: 3	H: 0 LOB: 0 BB: 0 P: 3	R: 0 E: 0 K: 0 S: 3	H: 0 LOB: 0 BB: 0 P: 3		1B: 10 2B: 2 3B: 0 HR: 2	SF: 1 SAC: 1 DP: 1 HBP: 1	WP: 0 PB: 0 SB: 1 CS: 0	PA: 46
PITCHER	IP	WLS	BF	H	R	ER	SO	BB	IBB	HBP	BLK	WP	HR	S	P	ERA	WHIP				
Eric Show, R ERA: 3.54 (1, 1)	5.2	L	31	10	9	4	3	2	1	1	0	0	2	33	46	6.35	2.118				
Greg Booker, R ERA: 2.94 (6, 1)	0.1		3	2	0	0	1	0	0	0	0	0	0	5	5	0.00	6.000				
Andy Hawkins, R ERA: 4.87 (7, 1)	3.0		12	1	1	0	0	1	0	0	0	0	0	11	15	0.00	0.667				

Batter	1	2	3	4	5	6	7	8	9	AB	R	H	RBI	BB	SO	LOB	BOTTOM				
Luis Salazar, R OBP: 0.259, SLG: 0.335 (1, 5)	K		5-3		SH3-4		K		1-2	4	0	1	0	0	2	0	Cincinnati Reds @ San Diego Padres Jack Murphy Stadium, San Diego, CA Thu Sep 06 1984, 6:33 AM EDT Att: 11,986 - Unknown AB 31 R 3 H 7 RBI 3 BB 5 SO 7 LOB 16				
Alan Wiggins, S OBP: 0.336, SLG: 0.320 (1, 4)	S 1B		2B		SF9		5-3		F8	4	0	2	1	0	0	2					
Steve Garvey, R OBP: 0.303, SLG: 0.375 (1, 3)	F8		CS BB		1B		F8			3	0	1	0	1	0	1					
Kevin McReynolds, R OBP: 0.324, SLG: 0.488 (1, 8)	F7		K		1-3				K	4	0	0	0	0	2	4					
Carmelo Martinez, R OBP: 0.337, SLG: 0.400 (1, 7)	1-3			WP BB		BB 1B		6-3		3	0	1	0	1	0	0					
Kurt Bevacqua, R OBP: 0.351, SLG: 0.298 (1, 9)	F9			K		FC6 BB		6-3		3	0	0	0	1	1	1					
Bruce Bochy, R OBP: 0.265, SLG: 0.446 (1, 2)	K			F7		F3			F3	4	0	0	0	0	1	3					
Mario Ramirez, R OBP: 0.314, SLG: 0.317 (1, 6)			HR BB	K2-3		F9			4-3	3	1	0	0	1	1	3					
Eric Show, R OBP: 0.262, SLG: 0.433 Greg Booker, R (1, 1) (6, 1)				HR		E8 SH3-4 SF9		FC6		2	2	2	2	0	0	0					
Ron Roenicke, S (6, PH) Andy Hawkins, R OBP: 0.225, SLG: 0.205 Doug Gwosdz, R OBP: 0.375, SLG: 0.167 (6, PH)				HR		1B			BB	1	0	0	0	0	0	0					
Inning Stats	R: 0 E: 0 K: 1 S: 6	H: 1 LOB: 1 BB: 0 P: 6	R: 0 E: 0 K: 1 S: 5	H: 0 LOB: 0 BB: 0 P: 5	R: 2 E: 0 K: 1 S: 6	H: 2 LOB: 1 BB: 2 P: 14	R: 0 E: 0 K: 2 S: 7	H: 0 LOB: 1 BB: 1 P: 11	R: 1 E: 0 K: 0 S: 5	H: 2 LOB: 1 BB: 0 P: 5	R: 0 E: 0 K: 0 S: 4	H: 1 LOB: 2 BB: 1 P: 8	R: 0 E: 0 K: 1 S: 5	H: 0 LOB: 0 BB: 0 P: 5	R: 0 E: 0 K: 0 S: 5	H: 1 LOB: 2 BB: 1 P: 8	1B: 5 2B: 2 3B: 0 HR: 1	SF: 1 SAC: 1 DP: 1 HBP: 0	WP: 1 PB: 0 SB: 1 CS: 1	PA: 38	
PITCHER	IP	WLS	BF	H	R	ER	SO	BB	IBB	HBP	BLK	WP	HR	S	P	ERA	WHIP				
Joe Price, L ERA: 4.28 (1, 1)	5.0	W	22	5	3	3	5	3	0	0	0	0	1	29	41	5.40	1.600				
Bob Ovchinko, L ERA: 4.16 (6, 1)	4.0	S	16	2	0	0	2	2	0	0	0	0	0	18	26	0.00	1.000				

Batter	1	2	3	4	5	6	7	8	9	AB	R	H	RBI	BB	SO	LOB	TOP							
Bill Doran, S OBP: 0.361, SLG: 0.383 (1,4)										4	3	2	0	0	1	0	Houston Astros @ San Diego Padres Jack Murphy Stadium, San Diego, CA Fri Sep 07 1984, 10:05 PM EDT Att: 23,713 - Unknown							
Enos Cabell, R OBP: 0.341, SLG: 0.425 (1,3)										5	1	2	0	0	2	2								
Phil Garner, R OBP: 0.345, SLG: 0.374 (1,5)										5	1	2	4	0	0	3								
Jose Cruz, L OBP: 0.381, SLG: 0.464 (1,7)										4	1	2	1	0	0	2								
Jerry Mumphy, S OBP: 0.354, SLG: 0.393 (1,8)										3	0	0	0	1	0	1								
Terry Puhl, L OBP: 0.397, SLG: 0.451 (1,9)										4	0	1	0	0	1	2								
Alan Ashby, S OBP: 0.329, SLG: 0.321 (1,2)										4	0	2	1	0	0	1								
Craig Reynolds, L OBP: 0.294, SLG: 0.375 (1,6)										4	0	0	0	0	1	4								
Frank DiPino, L (8,1)										0	0	0	0	0	0	0								
Joe Niekro, R OBP: 0.149, SLG: 0.125 (1,1)										3	0	0	0	0	1	0								
Bill Dawley, R OBP: 0.429, SLG: 0.714 (8,1)										0	0	0	0	0	0	0								
Bert Pena, R OBP: 0.300, SLG: 0.333 (8,6)										1	0	1	0	0	0	0								
Inning Stats	R: 1 E: 0 K: 1 S: 6	H: 2 LOB: 0 BB: 0 P: 6	R: 0 E: 0 K: 0 S: 4	H: 1 LOB: 1 BB: 0 P: 4	R: 1 E: 0 K: 0 S: 5	H: 2 LOB: 1 BB: 0 P: 5	R: 0 E: 0 K: 2 S: 8	H: 1 LOB: 0 BB: 0 P: 8	R: 3 E: 1 K: 1 S: 8	H: 3 LOB: 0 BB: 0 P: 8	R: 0 E: 0 K: 0 S: 3	H: 0 LOB: 0 BB: 0 P: 3	R: 0 E: 0 K: 2 S: 7	H: 0 LOB: 0 BB: 0 P: 7	R: 1 E: 0 K: 0 S: 5	H: 2 LOB: 2 BB: 1 P: 9	R: 0 E: 1 K: 0 S: 4	H: 1 LOB: 1 BB: 0 P: 4	1B: 10 2B: 1 3B: 1 HR: 0	SF: 0 SAC: 1 DP: 2 HBP: 0	WP: 1 PB: 0 SB: 0 CS: 0	PA: 39		
PITCHER	IP WLS BF H R ER SO BB IBB HBP BLK WP HR S P ERA WHIP	6.0 L 26 9 5 4 4 0 0 0 0 0 0 34 34 6.00 1.500	1.1 6 1 1 1 2 1 0 0 0 0 0 0 9 13 6.75 1.500	1.2 7 2 0 0 0 0 0 0 0 0 0 0 7 7 0.00 1.200																				

AB	37
R	6
H	12
RBI	6
BB	1
SO	6
LOB	15



Batter	1	2	3	4	5	6	7	8	9	AB	R	H	RBI	BB	SO	LOB	BOTTOM						
Alan Wiggins, S OBP: 0.336, SLG: 0.320 (1,4)										4	2	1	0	0	0	1	Houston Astros @ San Diego Padres Jack Murphy Stadium, San Diego, CA Fri Sep 07 1984, 10:05 PM EDT Att: 23,713 - Unknown						
Tony Gwynn, L OBP: 0.414, SLG: 0.455 (1,9)										4	0	2	1	0	0	0							
Steve Garvey, R OBP: 0.303, SLG: 0.374 (1,3)										4	0	1	2	0	1	1							
Graig Nettles, L OBP: 0.333, SLG: 0.427 (1,5)										3	0	0	0	0	1	2							
Kurt Bevacqua, R OBP: 0.345, SLG: 0.292 (8, PH)										1	0	0	0	0	0	1							
Kevin McReynolds, R OBP: 0.323, SLG: 0.488 (1,8)										4	0	1	0	0	0	2							
Terry Kennedy, L OBP: 0.283, SLG: 0.353 (1,2)										4	1	1	1	0	0	1							
Camelo Martinez, R OBP: 0.335, SLG: 0.397 (1,7)										3	0	0	0	0	1	1							
Craig Lefferts, L OBP: 0.250, SLG: 0.313 (8, PH)										0	0	0	0	0	0	0							
Bruce Bochy, R OBP: 0.261, SLG: 0.439 (9, PH)										1	0	0	0	0	1	0							
Garry Templeton, S OBP: 0.313, SLG: 0.322 (1,6)										3	0	0	0	0	0	0							
Tim Lollar, L OBP: 0.286, SLG: 0.365 (1,1)										1	0	0	0	0	0	0							
Tim Flannery, L OBP: 0.349, SLG: 0.392 (6, PH)										0	1	0	0	0	0	0							
Luis DeLeon, R OBP: 1.592 (7,1)										0	0	0	0	0	0	0							
Bobby Brown, S OBP: 0.280, SLG: 0.361 (8,7)										1	0	0	0	0	0	0							
Inning Stats	R: 0 E: 0 K: 0 S: 3	H: 0 LOB: 0 BB: 0 P: 3	R: 0 E: 0 K: 1 S: 6	H: 1 LOB: 0 BB: 0 P: 6	R: 0 E: 0 K: 0 S: 3	H: 0 LOB: 0 BB: 0 P: 3	R: 0 E: 0 K: 1 S: 5	H: 0 LOB: 0 BB: 0 P: 5	R: 1 E: 0 K: 0 S: 4	H: 1 LOB: 0 BB: 0 P: 4	R: 2 E: 1 K: 1 S: 7	H: 2 LOB: 1 BB: 0 P: 8	R: 0 E: 0 K: 0 S: 3	H: 0 LOB: 0 BB: 0 P: 3	R: 1 E: 0 K: 0 S: 5	H: 2 LOB: 1 BB: 0 P: 5	R: 0 E: 0 K: 1 S: 5	H: 0 LOB: 0 BB: 0 P: 5	1B: 3 2B: 2 3B: 0 HR: 1	SF: 0 SAC: 0 DP: 1 HBP: 1	WP: 0 PB: 0 SB: 0 CS: 0	PA: 34	
PITCHER	IP WLS BF H R ER SO BB IBB HBP BLK WP HR S P ERA WHIP	7.1 W 29 6 4 3 3 0 1 0 0 0 0 34 35 3.68 0.818	0.1 1 0 0 0 0 0 0 0 0 0 0 0 1 1 0.00 0.000	1.1 S 4 0 0 0 1 0 0 0 0 0 0 6 6 0.00 0.000																			

AB	33
R	4
H	6
RBI	4
BB	0
SO	4
LOB	9



Batter	1	2	3	4	5	6	7	8	9	AB	R	H	RBI	BB	SO	LOB	TOP				
Bill Doran, S OBP: 0.359, SLG: 0.381 (1, 4)	0-0 6-3		0-0 F9		0-0 6-3			0-0 2B SF9 1B	0-3 K	5	1	1	0	0	1	2					
Enos Cabell, R OBP: 0.342, SLG: 0.424 (1, 3)	0-0 F8			0-0 BB 1B		0-0 E5 2B 1B		0-0 F3	0-0 F7	5	2	2	0	0	0	3					
Phil Garner, R OBP: 0.350, SLG: 0.384 (1, 5)	0-0 4-3			4-0 1B 1-2 BB		0-0 4-3 2H 2B		0-0 1B 2B		3	1	2	1	1	0	0					
Jose Cruz, L OBP: 0.381, SLG: 0.463 (1, 7)		0-3 K		0-0 1B		0-0 F8		0-0 SF9		3	0	1	2	0	1	1					
Kevin Bass, S OBP: 0.267, SLG: 0.331 (1, 8)		0-3 K2-3		0-0 F3		0-0 4-3		0-0 3H		4	0	1	1	0	1	3					
Terry Puhl, L OBP: 0.394, SLG: 0.447 (1, 9)		0-0 E4 FC6-4		0-3 K		0-0 F6		0-0 2H F7		4	0	0	0	0	1	4					
Alan Ashby, S Bert Pena, R OBP: 0.327, SLG: 0.319 OBP: 0.300, SLG: 0.333 (0, PR)		0-0 FC6-4 1-2		0-0 F9			0-0 F8		0-0 E 1B	4	0	1	0	0	0	3	AB 36 R 4 H 8 RBI 4 BB 1 SO 5 LOB 19				
Craig Reynolds, L OBP: 0.291, SLG: 0.372 (1, 6)			0-0 6-3		0-0 4-3		0-0 K		0-0 E6 1-2	4	0	0	0	0	1	1					
Michael LaCoss, R Nate Madson, L Joe Sambito, L Mike Madden, L Jeff Calhoun, L Julio Solano, R Gerrit Cole, R Denny Walden, L Denny Walden, L (1, 1)			0-0 5-3		0-0 4-3		0-0 F8		0-0 F8	0	0	0	0	0	0	0	WP: 0 PA: 38 PB: 0 SB: 0 CS: 0				
Inning Stats	R: 0 E: 0 K: 0 S: 3	H: 0 LOB: 0 BB: 0 P: 3	R: 0 E: 1 K: 2 S: 8	H: 0 LOB: 1 BB: 0 P: 8	R: 0 E: 0 K: 0 S: 3	H: 0 LOB: 0 BB: 0 P: 3	R: 1 E: 0 K: 1 S: 7	H: 2 LOB: 2 BB: 1 P: 11	R: 0 E: 0 K: 0 S: 3	H: 0 LOB: 0 BB: 0 P: 3	R: 1 E: 1 K: 0 S: 5	H: 2 LOB: 1 BB: 0 P: 5	R: 0 E: 0 K: 0 S: 5	H: 0 LOB: 0 BB: 0 P: 5	R: 2 E: 0 K: 0 S: 6	H: 3 LOB: 1 BB: 0 P: 6	R: 0 E: 1 K: 1 S: 7	H: 1 LOB: 2 BB: 0 P: 7	1B: 6 2B: 2 3B: 0 HR: 0	SF: 1 SAC: 0 DP: 0 HBP: 0	WP: 0 PA: 38 PB: 0 SB: 0 CS: 0
PITCHER	IP WLS BF H R ER SO BB IBB HBP BLK WP HR S P ERA WHIP	7.0 W 27 4 2 2 4 1 0 0 0 0 0 0 34 38 2.57 0.714	2.0 L 11 4 2 2 1 0 0 0 0 0 0 0 13 13 9.00 2.000																		

Houston Astros @ San Diego Padres
Jack Murphy Stadium, San Diego, CA
Sun Sep 09 1984, 6:33 AM EDT
Att: 14,153 - Unknown

AB	36
R	4
H	8
RBI	4
BB	1
SO	5
LOB	19



Batter	1	2	3	4	5	6	7	8	9	AB	R	H	RBI	BB	SO	LOB	BOTTOM				
Alan Wiggins, S OBP: 0.338, SLG: 0.320 (1, 4)	4-0 1B 1B	4-0 S 1B	0-0 FC6-4 FC3-6 1-2			0-0 F8		0-0 2-3 1B		3	2	1	0	2	0	1					
Tony Gwynn, L OBP: 0.412, SLG: 0.453 (1, 9)	0-0 1B FC4-5	0-3 K	0-0 FC3-6 WP			0-3 K		0-0 4-3		5	0	1	0	0	2	4					
Steve Garvey, R OBP: 0.304, SLG: 0.375 (1, 3)	0-0 1B FC4-5 3H	0-0 BB 1B	0-3 K			0-0 5-3				4	2	2	2	0	1	1					
Graig Nettles, L OBP: 0.333, SLG: 0.423 (1, 5)	0-0 FC4-2-5 1B	4-0 BB 1B		0-0 4-3		0-0 G3				3	2	0	0	1	0	2					
Kevin McReynolds, R OBP: 0.325, SLG: 0.487 (1, 8)	0-0 1B WP	4-0 1B		0-3 K		0-0 F8				3	1	1	1	1	0	0					
Terry Kennedy, L OBP: 0.282, SLG: 0.352 (1, 2)	0-0 WP 2B	0-3 K		0-0 F3		0-0 F2				4	1	1	1	0	1	3					
Carmelo Martinez, R OBP: 0.336, SLG: 0.397 (1, 7)	0-0 F7	0-0 FC6-4 1B			0-0 F9			4-0 FC3-6 BB		3	0	1	2	1	0	1	AB 32 R 8 H 9 RBI 7 BB 5 SO 7 LOB 16				
Garry Templeton, S OBP: 0.312, SLG: 0.324 (1, 6)	0-0 2B	0-0 FC6-4			0-3 K			0-0 FC3-6 SH2-4		4	0	1	1	0	1	3					
Mark Thurmond, L OBP: 0.241, SLG: 0.231 Rich Gossage, R OBP: 0.238, SLG: 0.200 (8, 1)	0-3 K		0-0 FC6-4 1B		0-0 6-3			0-0 SH2-4		3	0	1	0	0	1	1					
Inning Stats	R: 5 E: 0 K: 1 S: 10	H: 5 LOB: 1 BB: 1 P: 14	R: 3 E: 0 K: 2 S: 9	H: 2 LOB: 3 BB: 3 P: 21	R: 0 E: 0 K: 1 S: 6	H: 1 LOB: 0 BB: 0 P: 6	R: 0 E: 0 K: 1 S: 5	H: 0 LOB: 0 BB: 0 P: 5	R: 0 E: 0 K: 1 S: 5	H: 0 LOB: 0 BB: 0 P: 5	R: 0 E: 0 K: 0 S: 3	H: 0 LOB: 0 BB: 0 P: 3	R: 0 E: 0 K: 0 S: 4	H: 1 LOB: 2 BB: 1 P: 8	R: 0 E: 0 K: 0 S: 4	H: 0 LOB: 0 BB: 0 P: 8	1B: 8 2B: 1 3B: 0 HR: 0	SF: 0 SAC: 1 DP: 0 HBP: 0	WP: 3 PA: 38 PB: 0 SB: 0 CS: 0		
PITCHER	IP WLS BF H R ER SO BB IBB HBP BLK WP HR S P ERA WHIP	0.2 L 8 5 5 5 0 1 0 0 0 0 0 7 11 67.50 9.000	0.2 L 6 1 3 3 2 3 0 0 0 0 0 0 7 19 40.50 6.000	0.2 L 3 1 0 0 1 0 0 0 0 0 0 0 5 5 0.00 1.500	2.0 L 7 1 0 0 2 0 0 0 0 1 0 11 11 0.00 0.500	2.0 L 6 0 0 0 2 0 0 0 0 0 0 10 10 0.00 0.000															
PITCHER	IP WLS BF H R ER SO BB IBB HBP BLK WP HR S P ERA WHIP	7.1 L 2.0 8 1 0 0 0 1 0 0 0 0 7 11 0.00 1.000																			

Houston Astros @ San Diego Padres
Jack Murphy Stadium, San Diego, CA
Sun Sep 09 1984, 6:33 AM EDT
Att: 14,153 - Unknown

AB	32
R	8
H	9
RBI	7
BB	5
SO	7
LOB	16



Batter	1	2	3	4	5	6	7	8	9	AB	R	H	RBI	BB	SO	LOB	TOP																			
Steve Sax, R OBP: 0.288, SLG: 0.293 (1,4)	0-0 4-3		0-0 6-3		0-0 F8			0-0 F9		4	0	0	0	0	0	0																				
Dave Anderson, R OBP: 0.334, SLG: 0.323 (1,6)	0-0 F9			0-0 F8		0-0 F8			0-0 F8	4	0	0	0	0	0	0																				
Ken Landreaux, L OBP: 0.295, SLG: 0.370 (1,9)	0-3 K			0-0 F7		0-0 F9			0-0 E4 3B	4	1	1	0	0	1	0																				
Pedro Guerrero, R OBP: 0.341, SLG: 0.432 (1,8)		0-0 5-3		0-0 F8		0-0 1-3			0-0 HR	4	1	1	1	0	0	0																				
Greg Brock, L OBP: 0.317, SLG: 0.402 (1,3)		4-0 BB			0-0 F3		0-0 F4		0-0 F9	3	0	0	0	1	0	0																				
Mike Marshall, R OBP: 0.319, SLG: 0.446 Ed Amelung, L OBP: 0.256, SLG: 0.216 (1,7) (9,7)	0-3 K				0-0 1B SF9 1B		0-0 F9		0-3 K	4	1	1	0	0	2	1																				
Mike Scioscia, L OBP: 0.384, SLG: 0.376 (1,2)	0-0 F8				0-0 1-3 HR 1B		0-0 F8			3	1	1	0	0	0	1																				
German Rivera, R OBP: 0.319, SLG: 0.366 (1,5)			0-0 F4		0-0 SF9			0-0 4-3		2	0	0	1	0	0	0																				
Fernando Valenzuela, L OBP: 0.181, SLG: 0.347 (1,1)		0-3 K		0-0 3-H 1-H HR				0-0 6-3		3	1	1	2	0	1	0																				
Inning Stats	R: 0 E: 0 K: 1 S: 5	H: 0 LOB: 0 BB: 0 P: 5	R: 0 E: 0 K: 1 S: 5	H: 0 LOB: 1 BB: 1 P: 9	R: 0 E: 0 K: 1 S: 5	H: 0 LOB: 0 BB: 0 P: 3	R: 0 E: 0 K: 0 S: 3	H: 0 LOB: 0 BB: 0 P: 3	R: 3 E: 0 K: 0 S: 6	H: 3 LOB: 0 BB: 0 P: 6	R: 0 E: 0 K: 0 S: 3	H: 0 LOB: 0 BB: 0 P: 3	R: 0 E: 0 K: 0 S: 3	H: 0 LOB: 0 BB: 0 P: 3	R: 2 E: 1 K: 1 S: 7	H: 2 LOB: 0 BB: 0 P: 7	1B: 2 2B: 0 3B: 1 HR: 2	SF: 1 SAC: 0 DP: 0 HBP: 0	WP: 0 PA: 33 PB: 0 SB: 0 CS: 0																	
PITCHER	IP	WLS	BF	H	R	ER	SO	BB	IBB	HBP	BLK	WP	HR	S	P	ERA	WHIP	PITCHER		IP	WLS	BF	H	R	ER	SO	BB	IBB	HBP	BLK	WP	HR	S	P	ERA	WHIP
Ed Whitson, R ERA: 3.42 Luis DeLeon, R ERA: 5.45 (1,1) (9,1)	8.0	L	28	3	3	3	3	1	0	0	0	0	1	33	37	3.38	0.500			1.0	5	2	2	2	1	0	0	0	0	0	1	7	7	18.00	2.000	

Los Angeles Dodgers @ San Diego Padres
Jack Murphy Stadium, San Diego, CA
Tue Sep 11 1984, 10:05 PM EDT
Att: 24,505 - Unknown

livebaseballscores.com

AB 31
R 5
H 5
RBI 4
BB 1
SO 4
LOB 2



Batter	1	2	3	4	5	6	7	8	9	AB	R	H	RBI	BB	SO	LOB	BOTTOM																			
Alan Wiggins, S OBP: 0.337, SLG: 0.319 (1,4)	0-0 S 2B 1B		0-0 6-3			0-0 F8		0-0 1-3		4	1	1	0	0	0	1																				
Tony Gwynn, L OBP: 0.411, SLG: 0.451 (1,9)	0-3 K 1-2		0-0 6-3			0-0 G5-4-3 1B			0-0 4-3	4	0	1	0	0	1	1																				
Steve Garvey, R OBP: 0.305, SLG: 0.375 (1,3)	4-0 2B 6-3 BB		0-0 6-3			0-0 G5-4-3 1-2			0-0 1B 1B	3	1	1	0	1	0	1																				
Kevin McReynolds, R OBP: 0.326, SLG: 0.489 (1,8)	0-0 6-3 3-H 2B			0-0 F5			0-0 4-3		0-0 1B	4	0	2	1	0	0	0																				
Carmelo Martinez, R OBP: 0.333, SLG: 0.393 (1,7)	0-0 6-3			0-0 F9		0-0 F8		0-0 K		4	0	0	1	0	1	3																				
Terry Kennedy, L OBP: 0.280, SLG: 0.349 (1,2)	0-0 6-3			0-0 F7		0-0 4-3		0-0 4-1		4	0	0	0	0	0	3																				
Luis Salazar, R OBP: 0.295, SLG: 0.330 (1,5)		0-0 F9			0-0 F9			0-3 K		3	0	0	0	0	1	0																				
Garry Templeton, S OBP: 0.312, SLG: 0.326 (1,6)		0-3 K			0-0 5-3			0-0 2B		3	0	1	0	0	1	0																				
Ed Whitson, R OBP: 0.073, SLG: 0.056 Kurt Bevacqua, R OBP: 0.339, SLG: 0.286 Luis DeLeon, R (8,PH) (9,1)		0-0 5-3			0-0 1-3			0-0 F4		2	0	0	0	0	0	0																				
Inning Stats	R: 2 E: 0 K: 1 S: 7	H: 2 LOB: 1 BB: 1 P: 11	R: 0 E: 0 K: 1 S: 5	H: 0 LOB: 0 BB: 0 P: 5	R: 0 E: 0 K: 0 S: 3	H: 0 LOB: 0 BB: 0 P: 3	R: 0 E: 0 K: 0 S: 3	H: 0 LOB: 0 BB: 0 P: 3	R: 0 E: 0 K: 1 S: 6	H: 1 LOB: 1 BB: 0 P: 6	R: 0 E: 0 K: 1 S: 7	H: 2 LOB: 2 BB: 0 P: 7	1B: 4 2B: 2 3B: 0 HR: 0	SF: 0 SAC: 0 DP: 1 HBP: 0	WP: 0 PA: 33 PB: 0 SB: 2 CS: 0																					
PITCHER	IP	WLS	BF	H	R	ER	SO	BB	IBB	HBP	BLK	WP	HR	S	P	ERA	WHIP	PITCHER		IP	WLS	BF	H	R	ER	SO	BB	IBB	HBP	BLK	WP	HR	S	P	ERA	WHIP
Fernando Valenzuela, L ERA: 3.03 (1,1)	9.0	W	33	6	2	2	4	1	0	0	0	0	0	40	44	2.00	0.778			9.0	W	33	6	2	2	4	1	0	0	0	0	40	44	2.00	0.778	

Los Angeles Dodgers @ San Diego Padres
Jack Murphy Stadium, San Diego, CA
Tue Sep 11 1984, 10:05 PM EDT
Att: 24,505 - Unknown

livebaseballscores.com

AB 32
R 2
H 6
RBI 2
BB 1
SO 4
LOB 10



Batter	1	2	3	4	5	6	7	8	9	AB	R	H	RBI	BB	SO	LOB	TOP
Alan Wiggins, S (1.4) X OBP: 0.335, SLG: 0.316	0-0 S FC4-6 1B		0-0 4-3			0-0 4-3		4-0 BB BB		3	1	1	0	1	0	0	San Diego Padres @ Houston Astros Astrodome, Houston, TX Fri Sep 14 1984, 8:05 PM EDT Att. 13,119 - Unknown
Tony Gwynn, L (1.9) X OBP: 0.412, SLG: 0.451	0-0 FC4-6 S FC4-6 1B		0-0 F3			0-0 1-3		4-0 BB BB		3	1	1	0	1	0	0	
Steve Garvey, R (1.3) B OBP: 0.304, SLG: 0.372	4-0 FC4-6 1-2 2-3 BB		0-0 6-3			0-0 6-3		0-0 F8		3	0	0	0	1	0	2	
Kevin McReynolds, R (1.8) X OBP: 0.325, SLG: 0.486	0-0 FC4-6 1-2 2-3 3-H			0-0 6-3			0-0 L1-6		0-0 6-3	4	0	0	1	0	0	2	
Graig Nettles, L (1.5) X OBP: 0.329, SLG: 0.418	0-0 FC4-6		0-0 3-1			0-0 1-3		0-0 S 2B 1B		3	0	0	1	0	0	1	
Luis Salazar, R (9, PH) (9, 5) X OBP: 0.256, SLG: 0.330	1-2 3-H		0-0 6-3			0-0 F8		0-0 4-3		4	0	1	0	0	0	2	
Terry Kennedy, L (1.2) X OBP: 0.282, SLG: 0.350	0-0 6-3			0-0 F8			0-0 1B		0-0 1-2 4-3	3	1	0	0	1	0	1	
Cameloto Martinez, R (1.7) X OBP: 0.334, SLG: 0.390		0-0 5-3			0-0 F8		0-0 F2		4-0 2B BB	3	1	0	0	1	0	1	
Garry Templeton, S (1.6) X OBP: 0.310, SLG: 0.323		0-0 4-3			0-0 4-3			0-0 6-3		3	0	0	0	0	0	0	
Kurt Bevacqua, R (9, PH) (9, 6) X OBP: 0.350, SLG: 0.320									0-0 S 2B 1B	1	0	1	2	0	0	0	
Mario Ramirez, R (9, 6) X OBP: 0.314, SLG: 0.317									1-2 2-H	0	0	0	0	0	0	0	
Eric Show, R (1, 1) X OBP: 0.250, SLG: 0.413		0-3 K			0-0 F1			0-3 K		3	0	0	0	0	2	0	
Craig Lefferts, L (8, 1) X OBP: 0.250, SLG: 0.313									0-3 K	0	0	0	0	0	0	0	
Rich Gossage, R (8, 1) X OBP: 0.227, SLG: 0.190									0-3 K	1	0	0	0	0	1	1	
Inning Stats	R: 2 E: 0 K: 0 S: 5	H: 2 LOB: 1 BB: 1 P: 9	R: 0 E: 0 K: 1 S: 5	H: 0 LOB: 0 BB: 0 P: 5	R: 0 E: 0 K: 0 S: 3	H: 0 LOB: 0 BB: 0 P: 3	R: 0 E: 0 K: 0 S: 3	H: 0 LOB: 0 BB: 0 P: 3	R: 0 E: 0 K: 0 S: 4	H: 1 LOB: 1 BB: 0 P: 4	R: 0 E: 0 K: 1 S: 5	H: 0 LOB: 1 BB: 2 P: 13	R: 2 E: 0 K: 1 S: 7	H: 2 LOB: 1 BB: 1 P: 11	1B: 4 2B: 1 3B: 0 HR: 0	SF: 0 SAC: 0 DP: 0 HBP: 0	WP: 0 PA: 36 PB: 0 SB: 3 CS: 0
PITCHER	IP WLS BF H R ER SO BB IBB HBP BLK WP HR S P ERA WHIP	7.2 29 3 2 2 2 3 0 0 0 0 0 0 30 42 2.35 0.783	0.1 1 0 0 0 0 0 0 0 0 0 0 0 1 1 0.00 0.000	1.0 L 6 2 2 2 1 1 0 0 0 0 0 7 11 18.00 3.000													

AB	32
R	4
H	5
RBI	4
BB	4
SO	3
LOB	9



Batter	1	2	3	4	5	6	7	8	9	AB	R	H	RBI	BB	SO	LOB	BOTTOM
Bill Doran, S (1.4) X OBP: 0.359, SLG: 0.378	0-0 4-3		0-0 F3			0-0 F7		0-0 E 1B 1B		4	0	1	0	0	0	0	San Diego Padres @ Houston Astros Astrodome, Houston, TX Fri Sep 14 1984, 8:05 PM EDT Att. 13,119 - Unknown
Terry Puhl, L (1.9) X OBP: 0.385, SLG: 0.435	0-0 F9		0-0 F4			0-0 F8		0-0 E2 1B		4	0	1	1	0	0	0	
Phil Garner, R (1.5) X OBP: 0.342, SLG: 0.374	0-0 F7		0-3 K			0-0 F4		0-0 F3		3	0	0	0	0	1	0	
Alan Ashby, S (9, PH) (9, 2) X OBP: 0.325, SLG: 0.325										1	0	0	0	0	0	2	
Jose Cruz, L (1.7) X OBP: 0.380, SLG: 0.464		0-0 F8 2B		0-0 F6		0-0 1B		0-0 F8		4	0	2	0	0	0	0	
Glenn Davis, R (1, 3) X OBP: 0.273, SLG: 0.909		0-0 F8 2-3			0-0 HR		0-0 F2		0-3 K	4	1	1	1	0	1	2	
Kevin Bass, S (1, 8) X OBP: 0.287, SLG: 0.330		0-0 6-3		0-0 F8		0-0 F8		0-0 1B		4	0	1	0	0	0	2	
Craig Reynolds, L (1, 6) X OBP: 0.291, SLG: 0.372		0-0 F9		0-0 4-3		0-0 F9		0-0 F6		4	0	0	0	0	0	2	
Mark Bailey, S (1, 2) X OBP: 0.319, SLG: 0.330			0-0 F4		0-0 6-3			0-0 1B 1B		2	0	0	0	0	0	0	
Denny Walling, L (9, PH) (9, 5) X OBP: 0.324, SLG: 0.392								0-0 1B 1B		1	1	1	0	0	0	0	
Michael LaCoss, R (1, 1) X OBP: 0.097, SLG: 0.133			0-3 K		0-0 F7			0-0 F6		2	0	0	0	0	1	0	
Bill Dawley, R (8, 1) X OBP: 0.429, SLG: 0.714										0	0	0	0	0	0	0	
Jerry Mumphrey, S (9, PH) (9, 1) X OBP: 0.356, SLG: 0.394										1	0	0	0	0	0	1	
Frank DiPino, L (9, 1) X OBP: 0.287, SLG: 0.330										0	0	0	0	0	0	0	
Inning Stats	R: 0 E: 0 K: 0 S: 3	H: 0 LOB: 0 BB: 0 P: 3	R: 0 E: 0 K: 0 S: 4	H: 1 LOB: 1 BB: 0 P: 4	R: 0 E: 0 K: 1 S: 5	H: 0 LOB: 0 BB: 0 P: 5	R: 0 E: 0 K: 1 S: 5	H: 0 LOB: 0 BB: 0 P: 5	R: 1 E: 0 K: 0 S: 4	H: 3 LOB: 2 BB: 0 P: 6	R: 0 E: 0 K: 1 S: 6	H: 1 LOB: 1 BB: 0 P: 6	R: 0 E: 0 K: 1 S: 6	H: 1 LOB: 1 BB: 0 P: 6	1B: 5 2B: 1 3B: 0 HR: 1	SF: 0 SAC: 0 DP: 0 HBP: 0	WP: 0 PA: 34 PB: 0 SB: 0 CS: 0
PITCHER	IP WLS BF H R ER SO BB IBB HBP BLK WP HR S P ERA WHIP	7.1 26 4 2 2 2 2 0 0 0 0 0 0 30 30 2.46 0.545	0.1 3 2 0 0 0 0 0 0 0 0 0 0 3 3 0.00 6.000	1.1 W 5 1 0 0 1 0 0 0 0 0 0 7 7 0.00 0.750													


AB	34
R	2
H	7
RBI	2
BB	0
SO	3
LOB	9



Batter	1	2	3	4	5	6	7	8	9	AB	R	H	RBI	BB	SO	LOB	TOP										
Alan Wiggins, S (1,4) OBP: 0.336, SLG: 0.317	4-0 WP BB		0-0 G4-3 1B		0-3 K		0-0 FC4-6			3	1	0	1	1	1	3											
Tony Gwynn, L (1,9) OBP: 0.412, SLG: 0.451	0-3 K		0-0 G4-3 1-2		0-0 K		0-0 K		0-0 S 1B	4	0	2	1	0	1	2											
Steve Garvey, R (1,3) OBP: 0.304, SLG: 0.371	0-3 K		0-0 FC5-4 1B		0-0 F5		0-0 F3			4	0	1	0	0	1	1											
Kevin McReynolds, R (1,8) OBP: 0.323, SLG: 0.482	0-3 K		0-0 FC5-4 1-2		0-0 F9		0-0 5-3			4	0	0	0	0	1	2											
Graig Nettles, L (1,5) OBP: 0.326, SLG: 0.413		0-0 F9		0-0 4-3		0-0 F9		0-0 4-3		4	0	0	0	0	0	1											
Terry Kennedy, L (1,2) Eddie Miller, S (9, PR) OBP: 0.283, SLG: 0.351 OBP: 0.500, SLG: 0.500		0-0 1B		0-0 F3		0-0 1-3		0-0 FC1-5 4-3 1B		4	0	2	0	0	0	0											
Carmelo Martinez, R (1,7) OBP: 0.333, SLG: 0.389	0-3 K		0-0 F5		0-0 F5		0-0 F6 BB 1B		0-0 4-3	4	0	1	0	0	1	2	AB 33										
Garry Templeton, S (1,6) OBP: 0.313, SLG: 0.325		0-0 1B		0-0 SH1-4 1B		0-0 FC4-6 BB		0-0 FC1-5-6		3	1	2	0	1	0	2	R 2										
Tim Lollar, L (1,1) Bobby Brown, S (7, PH) Craig Lefferts, L (7,1) Tim Flannery, L (9, PH) OBP: 0.282, SLG: 0.359 OBP: 0.293, SLG: 0.363 OBP: 0.290, SLG: 0.313 OBP: 0.342, SLG: 0.384		0-0 F5		0-0 SH1-4		0-0 F8		0-0 5-3		1	0	0	0	0	0	2	H 9										
Inning Stats	R: 1 E: 1 K: 3 S: 9	H: 0 LOB: 0 BB: 1 P: 13	R: 0 E: 0 K: 1 S: 7	H: 2 LOB: 2 BB: 0 P: 7	R: 0 E: 0 K: 0 S: 4	H: 2 LOB: 1 BB: 0 P: 4	R: 0 E: 0 K: 0 S: 3	H: 0 LOB: 0 BB: 0 P: 3	R: 1 E: 0 K: 1 S: 6	H: 2 LOB: 1 BB: 0 P: 6	R: 0 E: 0 K: 0 S: 3	H: 0 LOB: 0 BB: 0 P: 3	R: 0 E: 0 K: 0 S: 4	H: 1 LOB: 2 BB: 1 P: 8	R: 0 E: 0 K: 0 S: 4	H: 1 LOB: 1 BB: 0 P: 4	R: 0 E: 0 K: 0 S: 4	H: 1 LOB: 2 BB: 0 P: 4	1B: 9 2B: 0 3B: 0 HR: 0	SF: 0 SAC: 1 DP: 1 HBP: 0	WP: 2 PB: 0 SB: 1 CS: 0	PA: 36					
PITCHER	IP	WLS	BF	H	R	ER	SO	BB	IBB	HBP	BLK	WP	HR	S	P	ERA	WHIP										
Nolan Ryan, R (1,1) ERA: 3.06	0.2		3	0	1	0	2	1	0	0	0	1	0	6	10	0.00	1.500										
Mike Scott, R (1,1) ERA: 4.79	5.2		23	7	1	1	3	1	0	0	0	0	0	28	32	1.59	1.412										
Dave Smith, R (7,1) ERA: 2.31	0.2		2	0	0	0	0	0	0	0	0	0	0	2	2	0.00	0.000										
Bill Dawley, R (8,1) ERA: 1.95	2.0	W	8	2	0	0	0	0	0	0	0	0	0	8	8	0.00	1.000										

San Diego Padres @ Houston Astros
Astrodome, Houston, TX
Sat Sep 15 1984, 4:33 AM EDT
Att: 15,456 - Unknown


AB 33
R 2
H 9
RBI 1
BB 2
SO 5
LOB 19



Batter	1	2	3	4	5	6	7	8	9	AB	R	H	RBI	BB	SO	LOB	BOTTOM										
Bill Doran, S (1,4) OBP: 0.397, SLG: 0.375	0-0 F3		0-0 F9		0-0 4-3		0-0 6-3			4	0	0	0	0	0	2											
Kevin Bass, S (1,8) OBP: 0.270, SLG: 0.337	0-3 K		4-0 WP BB		0-0 3B		0-0 5-3			3	0	1	1	1	1	0											
Phil Garner, R (1,5) OBP: 0.347, SLG: 0.375	4-0 BB		4-0 WP BB		0-0 F7		0-0 2B 1B			2	1	1	0	2	0	1											
Jose Cruz, L (1,7) OBP: 0.380, SLG: 0.463	0-0 F6		0-0 6-3		0-0 1B		0-3 K			4	0	1	0	0	1	4											
Glenn Davis, R (1,3) OBP: 0.267, SLG: 0.800		0-0 5-3		0-0 6-3		0-0 F9		0-0 2B		4	0	1	1	0	0	1											
Terry Puhl, L (1,9) OBP: 0.382, SLG: 0.431		0-0 F7		0-0 F7		0-0 F8		0-0 F3		4	0	0	0	0	0	2											
Mark Bailey, S (1,2) OBP: 0.316, SLG: 0.327		0-0 6-3		0-0 4-3		0-3 K				3	0	0	0	0	1	1	AB 30										
Craig Reynolds, L (1,6) OBP: 0.292, SLG: 0.373			0-0 BB S WP 1B		0-0 F8		0-0 F4			2	1	1	0	0	0	0	RBI 2										
Enos Cabell, R (7, PH) OBP: 0.341, SLG: 0.419					0-0 F8		0-0 F4			1	0	0	0	0	0	0	BB 3										
Bert Pena, R (8,6) OBP: 0.300, SLG: 0.333					0-0 K		0-0 F4			0	0	0	0	0	0	0	SO 4										
Nolan Ryan, R (1,1) OBP: 0.127, SLG: 0.131			0-3 K		0-0 4-3 3B 2B		0-0 F4			0	0	0	0	0	0	0	LOB 12										
Mike Scott, R (1,1) OBP: 0.178, SLG: 0.186										2	1	1	0	0	1	1											
Dave Smith, R (7,1) OBP: 0.304, SLG: 0.409										0	0	0	0	0	0	0											
Jim Pankovits, R (7, PH) OBP: 0.304, SLG: 0.409			1-2 K							1	0	0	0	0	0	0											
Bill Dawley, R (8,1) OBP: 0.429, SLG: 0.714										0	0	0	0	0	0	0											
Inning Stats	R: 0 E: 0 K: 1 S: 5	H: 0 LOB: 1 BB: 1 P: 9	R: 0 E: 0 K: 0 S: 3	H: 0 LOB: 0 BB: 0 P: 3	R: 1 E: 0 K: 1 S: 6	H: 1 LOB: 2 BB: 2 P: 14	R: 0 E: 0 K: 0 S: 3	H: 0 LOB: 0 BB: 0 P: 3	R: 1 E: 0 K: 0 S: 5	H: 2 LOB: 1 BB: 0 P: 5	R: 0 E: 0 K: 1 S: 6	H: 1 LOB: 1 BB: 0 P: 6	R: 0 E: 0 K: 0 S: 3	H: 0 LOB: 0 BB: 0 P: 3	R: 1 E: 0 K: 1 S: 7	H: 2 LOB: 1 BB: 0 P: 7	1B: 3 2B: 2 3B: 1 HR: 0	SF: 0 SAC: 0 DP: 0 HBP: 0	WP: 1 PB: 0 SB: 1 CS: 0	PA: 33							
PITCHER	IP	WLS	BF	H	R	ER	SO	BB	IBB	HBP	BLK	WP	HR	S	P	ERA	WHIP										
Tim Lollar, L (1,1) ERA: 3.81	6.0		25	4	2	2	3	3	0	0	0	0	0	28	40	3.00	1.167										
Craig Lefferts, L (7,1) ERA: 2.24	2.0	L	8	2	1	1	1	0	0	0	0	0	0	10	10	4.50	1.000										

San Diego Padres @ Houston Astros
Astrodome, Houston, TX
Sat Sep 15 1984, 4:33 AM EDT
Att: 15,456 - Unknown



AB 30
R 3
H 6
RBI 2
BB 3
SO 4
LOB 12



Batter	1	2	3	4	5	6	7	8	9	AB	R	H	RBI	BB	SO	LOB	TOP				
Luis Salazar, R OBP: 0.260, SLG: 0.332	F9		K		S		F8			5	1	2	0	0	1	3	San Diego Padres @ Houston Astros Astrodome, Houston, TX Sun Sep 16 1984, 8:05 PM EDT Att: 10,397 - Unknown livebaseballscorecards.com				
Alan Wiggins, S OBP: 0.340, SLG: 0.320	E9		2B	1B	BB			F7		3	3	2	0	2	0	0					
Bobby Brown, S OBP: 0.287, SLG: 0.367	K		1B	2B	BB			K		4	2	1	2	1	2	2					
Steve Garvey, R OBP: 0.305, SLG: 0.371	1B		1B	1B	BB			6-3		5	1	2	1	0	0	3					
Kurt Bevacqua, R OBP: 0.338, SLG: 0.309	1B		6-3	1B	BB			6-3		5	0	1	0	0	0	2					
Carmelo Martinez, R OBP: 0.334, SLG: 0.389	5-3		BB	BB	HR			5-3		5	1	2	1	0	0	2					
Bruce Bochy, R OBP: 0.270, SLG: 0.479	5-3		F7	HR				6-3		5	1	2	2	0	0	1					
Eddie Miller, S OBP: 0.500, SLG: 0.500										0	0	0	0	0	0	0					
Mario Ramirez, R OBP: 0.309, SLG: 0.295	5-3		BB	BB				F7		3	0	0	0	1	0	0					
Graig Nettles, L OBP: 0.325, SLG: 0.412			BB					K		1	0	0	0	0	1	1					
Mark Thurmond, L OBP: 0.246, SLG: 0.222	6-3		BB					K		2	0	0	0	1	0	0					
Luis DeLeon, R			BB							1	0	0	0	0	1	0					
Andy Hawkins, R OBP: 0.225, SLG: 0.205			BB							0	0	0	0	0	0	0					
Rich Gossage, R OBP: 0.227, SLG: 0.190			BB							0	0	0	0	0	0	0					
Inning Stats	R: 1 E: 1 K: 1 S: 8	H: 3 LOB: 2 BB: 0 P: 8	R: 0 E: 0 K: 0 S: 3	H: 0 LOB: 0 BB: 0 P: 3	R: 4 E: 0 K: 1 S: 10	H: 5 LOB: 3 BB: 2 P: 18	R: 4 E: 1 K: 0 S: 5	H: 2 LOB: 0 BB: 2 P: 13	R: 0 E: 0 K: 0 S: 4	H: 1 LOB: 2 BB: 1 P: 8	R: 0 E: 0 K: 0 S: 3	H: 0 LOB: 0 BB: 0 P: 3	R: 0 E: 0 K: 1 S: 5	H: 0 LOB: 0 BB: 0 P: 5	R: 0 E: 0 K: 1 S: 6	H: 1 LOB: 2 BB: 0 P: 6		1B: 9 2B: 2 3B: 0 HR: 1	SF: 0 SAC: 0 DP: 1 HBP: 0	WP: 0 PB: 0 SB: 2 CS: 0	PA: 44
PITCHER	IP WLS BF H R ER SO BB IBB HBP BLK WP HR S P ERA WHIP																				
Bob Knepper, L ERA: 3.3	(1, 1) 2.1 15 8 5 5 1 0 0 0 0 0 0 0 17 17 19.29 3.429																				
Julio Solano, R ERA: 2.05	(3, 1) 0.2 6 0 2 2 1 4 0 0 1 0 0 4 20 27.00 6.000																				
Vern Ruhle, R ERA: 4.58	(4, 1) 2.0 10 3 2 2 0 1 0 0 0 0 1 9 13 9.00 2.000																				
Jeff Calhoun, L ERA:	(6, 1) 2.0 6 0 0 0 1 0 0 0 0 0 0 8 8 0.00 0.000																				
Dave Smith, R ERA: 2.25	(8, 1) 2.0 W 7 1 0 0 2 0 0 0 0 0 0 11 11 0.00 0.500																				


Batter	1	2	3	4	5	6	7	8	9	AB	R	H	RBI	BB	SO	LOB	BOTTOM			
Bill Doran, S OBP: 0.357, SLG: 0.374	F2	S		4-3		K		SH5-4		4	2	1	0	1	1	2	San Diego Padres @ Houston Astros Astrodome, Houston, TX Sun Sep 16 1984, 8:05 PM EDT Att: 10,397 - Unknown livebaseballscorecards.com			
Kevin Bass, S OBP: 0.273, SLG: 0.338	4-3	CS			F6	4-3		WP		5	1	2	1	0	0	1				
Phil Garner, R OBP: 0.351, SLG: 0.380	BB	CS	5-3		E		FC6-4	SH5-4		3	3	2	0	1	0	0				
Jose Cruz, L OBP: 0.381, SLG: 0.461	S	1B	6-3		F7		FC6-4	WP		2	0	0	0	3	0	1				
Glenn Davis, R OBP: 0.300, SLG: 0.789	1B	BB			E4		FC6-4	SF7		4	1	2	2	0	0	2				
Jerry Mumphrey, S OBP: 0.335, SLG: 0.393	1B				F8		1B	F7		2	0	0	0	0	0	3				
Jeff Calhoun, L	6-3									0	0	0	0	0	0	0				
Denny Walling, L OBP: 0.326, SLG: 0.397	2-3						1B			2	1	1	1	0	0	1				
Mark Bailey, S OBP: 0.316, SLG: 0.347		HR		5-3		HR				4	2	2	2	0	1	2				
Craig Reynolds, L OBP: 0.292, SLG: 0.372										1	0	0	0	0	1	0				
Bert Pena, R OBP: 0.291, SLG: 0.310	K					K				2	0	0	0	0	2	0				
Alan Ashby, S OBP: 0.329, SLG: 0.329										1	0	1	2	0	0	0				
Dave Smith, R										0	0	0	0	0	0	0				
Bob Knepper, L ERA: 3.3	(1, 1) 2.1 15 8 5 5 1 0 0 0 0 0 0 17 17 19.29 3.429																			
Julio Solano, R ERA: 2.05	(3, 1) 0.2 6 0 2 2 1 4 0 0 1 0 0 4 20 27.00 6.000																			
Vern Ruhle, R ERA: 4.58	(4, 1) 2.0 10 3 2 2 0 1 0 0 0 0 1 9 13 9.00 2.000																			
Tim Lincecum, R ERA: 3.00	(4, 9) 2.4 12 3 2 2 0 1 0 0 0 0 0 11 11 0.00 0.000																			
Mike Richardson, R OBP: 0.125, SLG: 0.125	(5, PH) 0.0 0 0 0 0 0 0 0 0 0 0 0 0 0 0 0 0																			
Terry Puhl, L OBP: 0.302, SLG: 0.431	(6, PH) 0.0 0 0 0 0 0 0 0 0 0 0 0 0 0 0 0 0																			
(7, 9)																				
Inning Stats	R: 1 E: 0 K: 0 S: 5	H: 2 LOB: 2 BB: 1 P: 9	R: 2 E: 0 K: 1 S: 7	H: 3 LOB: 0 BB: 0 P: 7	R: 0 E: 0 K: 0 S: 4	H: 1 LOB: 1 BB: 0 P: 4	R: 0 E: 0 K: 1 S: 6	H: 1 LOB: 1 BB: 0 P: 6	R: 1 E: 1 K: 0 S: 5	H: 1 LOB: 1 BB: 0 P: 5	R: 1 E: 0 K: 2 S: 9	H: 2 LOB: 1 BB: 2 P: 9	R: 3 E: 0 K: 2 S: 9	H: 2 LOB: 1 BB: 2 P: 17	R: 2 E: 0 K: 0 S: 4	H: 1 LOB: 1 BB: 2 P: 12	1B: 8 2B: 3 3B: 0 HR: 2	SF: 1 SAC: 1 DP: 0 HBP: 0	WP: 1 PB: 0 SB: 2 CS: 1	PA: 43
PITCHER	IP WLS BF H R ER SO BB IBB HBP BLK WP HR S P ERA WHIP																			
Mark Thurmond, L ERA: 3.1	(1, 1) 5.0 24 8 4 3 2 1 0 0 0 0 0 1 9 13 18.00 3.000																			
Luis DeLeon, R ERA: 5.8	(6, 1) 1.0 6 2 2 2 2 1 0 0 0 0 0 1 9 13 18.00 3.000																			
Andy Hawkins, R ERA: 4.9	(7, 1) 0.1 3 1 0 0 0 1 0 0 0 0 0 0 2 6 0.00 6.000																			
Rich Gossage, R ERA: 3.13	(7, 1) 1.2 L 9 2 4 4 2 1 1 0 0 1 0 11 19 21.60 1.800																			




Batter	1	2	3	4	5	6	7	8	9	AB R H RBI BB SO LOB	TOP											
Alan Wiggins, S (1.4) OBP: 0.340, SLG: 0.322	0-0 2B	4-0 BB			0-0 6-3		0-3 K		0-0 G3	4 0 1 0 1 1 0	San Diego Padres @ Cincinnati Reds Riverfront Stadium, Cincinnati, OH Tue Sep 18 1984, 3:33 AM EDT Att: 10,414 - Unknown livebaseballscorecards.com AB 34 R 2 H 9 RBI 2 BB 3 SO 4 LOB 19 											
Tony Gwynn, L (1.9) OBP: 0.414, SLG: 0.452	4-0 BB	0-0 F4			0-0 F7		0-0 1B			3 0 1 0 1 0 2												
Steve Garvey, R (1.3) OBP: 0.305, SLG: 0.370	0-0 F4			0-0 F2		4-0 BB	0-0 6-3			3 0 0 0 1 0 3												
Kevin McReynolds, R (1.8) OBP: 0.319, SLG: 0.475	0-0 L4-3			0-0 F6		0-0 F7	0-0 5-3			4 0 0 0 0 0 4												
Carmelo Martinez, R (1.7) OBP: 0.336, SLG: 0.392		0-0 HR		0-0 5-3		0-0 FC4-6		0-0 F8		4 1 2 0 0 0 0												
Terry Kennedy, L (1.2) OBP: 0.286, SLG: 0.358		0-0 HR		0-0 FC1-4		0-0 FC4-6		0-0 G6-4-3		4 1 3 2 0 0 1												
Luis Salazar, R (1.5) OBP: 0.295, SLG: 0.324		0-0 1B		0-3 K		0-3 K		0-0 G6-4-3		4 0 1 0 0 2 3												
Garry Templeton, S (1.6) OBP: 0.312, SLG: 0.324		0-3 K		0-0 FC1-4		0-0 1B		0-0 F8		4 0 1 0 0 1 2												
Dave Dravecky, R (1.1) OBP: 0.171, SLG: 0.158		0-0 F1		0-0 5-3		0-0 F9		0-0 6-3		4 0 0 0 0 0 4												
Inning Stats	R: 0 E: 0 K: 0 S: 3	H: 1 LOB: 1 BB: 1 P: 7	R: 2 E: 0 K: 1 S: 8	H: 3 LOB: 2 BB: 1 P: 12	R: 0 E: 0 K: 1 S: 3	H: 0 LOB: 0 BB: 0 P: 3	R: 0 E: 0 K: 1 S: 6	H: 1 LOB: 1 BB: 0 P: 6	R: 0 E: 0 K: 1 S: 7	H: 2 LOB: 2 BB: 0 P: 7		R: 0 E: 0 K: 1 S: 6	H: 1 LOB: 1 BB: 0 P: 6	R: 0 E: 0 K: 0 S: 3	H: 1 LOB: 0 BB: 0 P: 3	R: 0 E: 0 K: 0 S: 3	H: 0 LOB: 0 BB: 0 P: 3	1B: 7 2B: 2 3B: 0 HR: 1	SF: 0 SAC: 0 DP: 2 HBP: 0	WP: 0 PB: 0 SB: 2 CS: 0	PA: 37	
PITCHER	IP WLS BF H R ER SO BB IBB HBP BLK WP HR S P ERA WHIP											PITCHER	IP WLS BF H R ER SO BB IBB HBP BLK WP HR S P ERA WHIP									
Joe Price, L (1.1) ERA: 4.26	6.0 L 27 7 2 2 3 3 0 0 0 0 0 1 30 42 3.00 1.667																					
Carl Willis, R (7.1) ERA: 5.63	2.0 7 2 0 0 1 0 0 0 0 0 0 0 9 9 0.00 1.000																					
Tom Hume, R (9.1) ERA: 5.47	1.0 3 0 0 0 0 0 0 0 0 0 0 0 3 3 0.00 0.000																					
Batter	1	2	3	4	5	6	7	8	9	AB R H RBI BB SO LOB	BOTTOM											
Gary Redus, R (1.8) OBP: 0.344, SLG: 0.382	0-0 F6			0-0 4-3		0-3 K			0-0 F5	4 0 0 0 0 1 2	San Diego Padres @ Cincinnati Reds Riverfront Stadium, Cincinnati, OH Tue Sep 18 1984, 3:33 AM EDT Att: 10,414 - Unknown livebaseballscorecards.com AB 29 R 0 H 3 RBI 0 BB 2 SO 3 LOB 9 											
Wade Rowdon, R (1.6) OBP: 0.250, SLG: 0.250	0-0 6-3			0-0 F3		0-0 F9			0-0 1B	4 0 1 0 0 0 2												
Dave Parker, L (1.9) OBP: 0.324, SLG: 0.411	0-0 4-3			0-0 F4		0-3 K			0-0 F7	4 0 0 0 0 1 1												
Cesar Cedeno, R (1.7) OBP: 0.310, SLG: 0.414		0-0 F5		0-3 K		0-0 2B		0-0 F8		4 0 1 0 0 1 1												
Alan Knicely, R (1.3) OBP: 0.217, SLG: 0.167		0-0 F8		0-0 F7		0-0 6-3				3 0 0 0 0 0 1												
Nick Esasky, R (1.5) OBP: 0.291, SLG: 0.339		0-0 F9		0-0 F5		0-0 F9				3 0 0 0 0 0 1												
Dave Vangorder, R (1.2) OBP: 0.321, SLG: 0.258			4-0 G6-4-3		0-0 F8		0-0 6-3			2 0 0 0 1 0 0												
Ron Oester, S (1.4) OBP: 0.296, SLG: 0.320			0-0 G6-4-3		0-0 2B		0-0 5-3			3 0 1 0 0 0 1												
Joe Price, R (1.1) OBP: 0.188, SLG: 0.174			0-0 F2		4-0 2B		0-0 F9			1 0 0 0 0 0 0												
Tony Perez, R (5. PR) OBP: 0.296, SLG: 0.301										0 0 0 0 0 1 0 0												
Skedder Barnes, R (5. PR) OBP: 0.182, SLG: 0.195										0 0 0 0 0 0 0 0												
Carl Willis, L (7.1) OBP: 0.192, SLG: 0.195										0 0 0 0 0 0 0 0												
Dave Concepcion, R (5. PR) OBP: 0.201, SLG: 0.136										1 0 0 0 0 0 0 0												
Tom Hume, R (9.1) OBP: 0.174, SLG: 0.136										0 0 0 0 0 0 0 0												
Inning Stats	R: 0 E: 0 K: 0 S: 3	H: 0 LOB: 0 BB: 0 P: 3	R: 0 E: 0 K: 0 S: 3	H: 0 LOB: 0 BB: 0 P: 3	R: 0 E: 0 K: 0 S: 2	H: 0 LOB: 1 BB: 1 P: 6	R: 0 E: 0 K: 0 S: 3	H: 0 LOB: 0 BB: 0 P: 3	R: 0 E: 0 K: 1 S: 5	H: 0 LOB: 0 BB: 0 P: 5	R: 0 E: 0 K: 1 S: 6	H: 1 LOB: 2 BB: 1 P: 10	R: 0 E: 0 K: 1 S: 6	H: 1 LOB: 1 BB: 0 P: 6	R: 0 E: 0 K: 0 S: 3	H: 0 LOB: 0 BB: 0 P: 3	R: 0 E: 0 K: 0 S: 4	H: 1 LOB: 1 BB: 0 P: 4	1B: 1 2B: 2 3B: 0 HR: 0	SF: 0 SAC: 0 DP: 1 HBP: 0	WP: 0 PB: 0 SB: 0 CS: 0	PA: 31
PITCHER	IP WLS BF H R ER SO BB IBB HBP BLK WP HR S P ERA WHIP											PITCHER	IP WLS BF H R ER SO BB IBB HBP BLK WP HR S P ERA WHIP									
Dave Dravecky, L (1.1) ERA: 2.92	9.0 W 31 3 0 0 3 2 0 0 0 0 0 0 35 43 0.00 0.556																					

Batter	1	2	3	4	5	6	7	8	9	10	AB	R	H	RBI	BB	SO	LOB	TOP								
Dan Gladden, R OBP: 0.404, SLG: 0.455 (1, 8)											3	3	2	0	2	0	0	San Francisco Giants @ San Diego Padres Jack Murphy Stadium, San Diego, CA Wed Sep 19 1984, 10:05 PM EDT Att: 32,964 - Unknown livebaseballscorecards.com								
Manny Trillo, R OBP: 0.296, SLG: 0.336 (1, 4)											5	0	2	1	0	0	2									
Chili Davis, S OBP: 0.361, SLG: 0.507 (1, 9)											4	0	2	2	1	0	0									
Jeffrey Leonard, R OBP: 0.359, SLG: 0.492 (1, 7)											5	0	1	0	0	3	7									
Bob Brenly, R OBP: 0.358, SLG: 0.480 (1, 2)											5	0	0	0	0	2	6									
Scott Thompson, L OBP: 0.379, SLG: 0.348 (1, 3)												5	0	1	0	0	1									
Chris Brown, R OBP: 0.333, SLG: 0.447 (1, 5)												5	1	3	1	0	1									
Brad Wellman, R OBP: 0.289, SLG: 0.296 (1, 6)												5	0	0	0	0	3									
Jeff Robinson, R OBP: 0.146, SLG: 0.117 Mark Davis, L OBP: 0.162, SLG: 0.128 Gene Richards, L OBP: 0.143, SLG: 0.269 Bob Lacey, R OBP: 0.333, SLG: 0.333 Dusty Baker Jr., R OBP: 0.274, SLG: 0.382 Greg Minton, R OBP: 0.276, SLG: 0.048 Dwight Gooden, L OBP: 0.276, SLG: 0.204 Scott Garretts, R OBP: 0.100, SLG: 0.100 (1, 11)												1	0	0	0	0	1									
Inning Stats	R: 1 E: 0 K: 1 S: 7	H: 2 LOB: 1 BB: 0 P: 7	R: 0 E: 0 K: 2 S: 8	H: 1 LOB: 1 BB: 0 P: 8	R: 1 E: 2 K: 1 S: 6	H: 0 LOB: 1 BB: 1 P: 10	R: 0 E: 0 K: 0 S: 3	H: 0 LOB: 0 BB: 0 P: 3	R: 0 E: 0 K: 1 S: 5	H: 0 LOB: 0 BB: 0 P: 5	R: 0 E: 0 K: 1 S: 6	H: 1 LOB: 1 BB: 0 P: 6	R: 2 E: 0 K: 0 S: 7	H: 4 LOB: 2 BB: 0 P: 7	R: 0 E: 0 K: 0 S: 4	H: 1 LOB: 1 BB: 0 P: 4	R: 0 E: 0 K: 2 S: 8		H: 1 LOB: 3 BB: 2 P: 16	R: 0 E: 1 K: 0 S: 4	H: 1 LOB: 1 BB: 0 P: 4	1B: 10 2B: 0 3B: 0 HR: 1	SF: 0 SAC: 0 DP: 1 HBP: 0	WP: 0 PB: 0 SB: 3 CS: 0	PA: 45	
PITCHER	IP 6.2	WLS 28	H 6	R 4	ER 3	SO 6	BB 1	IBB 0	HBP 0	BLK 0	WP 0	HR 1	S 39	P 43	ERA 4.05	WHIP 1.050										
Eric Show, R ERA: 3.52 (1, 1)																										
Luis DeLeon, R ERA: 5.8 (7, 1)	0.0	1	1	0	0	0	0	0	0	0	0	0	1	1	∞	∞										
Mark Thurmond, L ERA: 3.1 (7, 1)	0.1	2	1	0	0	0	0	0	0	0	0	0	2	2	0.00	3.000										
Rich Gossage, R ERA: 2.99 (8, 1)	2.0	10	2	0	0	2	2	0	0	0	0	0	12	20	0.00	2.000										
Andy Hawkins, R ERA: 4.87 (10, 1)	1.0	W	4	1	0	0	0	0	0	0	0	0	4	4	0.00	1.000										

Batter	1	2	3	4	5	6	7	8	9	10	AB	R	H	RBI	BB	SO	LOB	BOTTOM								
Alan Wiggins, S OBP: 0.337, SLG: 0.319 (1, 4)											5	0	0	0	0	0	2	San Francisco Giants @ San Diego Padres Jack Murphy Stadium, San Diego, CA Wed Sep 19 1984, 10:05 PM EDT Att: 32,964 - Unknown livebaseballscorecards.com								
Tony Gwynn, L OBP: 0.414, SLG: 0.452 (1, 9)											5	0	2	1	0	0	0									
Steve Garvey, R OBP: 0.308, SLG: 0.374 (1, 3)											4	2	2	0	1	1	1									
Graig Nettles, L OBP: 0.325, SLG: 0.416 (1, 5)											5	0	1	1	0	0	4									
Terry Kennedy, L OBP: 0.295, SLG: 0.356 Eddie Miller, S OBP: 0.500, SLG: 0.500 (1, 2)											3	0	0	1	1	1	1									
Kevin McReynolds, R OBP: 0.320, SLG: 0.472 (1, 8)											4	0	1	0	1	0	0									
Carmelo Martinez, R OBP: 0.340, SLG: 0.394 (1, 7)											3	1	2	0	2	0	0									
Garry Templeton, S OBP: 0.311, SLG: 0.323 (1, 6)											5	1	1	0	0	0	6									
Eric Show, R OBP: 0.254, SLG: 0.409 Luis DeLeon, R ERA: 5.3 Mark Thurmond, L OBP: 0.304, SLG: 0.322 Rich Gossage, R OBP: 0.277, SLG: 0.182 Tim Flannery, R OBP: 0.206, SLG: 0.376 Andy Hawkins, R OBP: 0.208, SLG: 0.205 (1, 11)											3	0	0	1	1	0	0									
Inning Stats	R: 1 E: 0 K: 1 S: 7	H: 3 LOB: 1 BB: 0 P: 7	R: 2 E: 0 K: 0 S: 7	H: 4 LOB: 3 BB: 1 P: 11	R: 0 E: 1 K: 0 S: 4	H: 1 LOB: 1 BB: 0 P: 4	R: 0 E: 0 K: 0 S: 3	H: 0 LOB: 0 BB: 0 P: 3	R: 1 E: 0 K: 0 S: 4	H: 1 LOB: 0 BB: 0 P: 4	R: 0 E: 0 K: 1 S: 5	H: 0 LOB: 0 BB: 0 P: 5	R: 0 E: 0 K: 0 S: 4	H: 1 LOB: 2 BB: 1 P: 8	R: 0 E: 1 K: 0 S: 4	H: 0 LOB: 1 BB: 0 P: 4	R: 1 E: 1 K: 0 S: 2		H: 0 LOB: 3 BB: 3 P: 14	1B: 7 2B: 3 3B: 0 HR: 0	SF: 1 SAC: 0 DP: 1 HBP: 0	WP: 0 PB: 0 SB: 1 CS: 1	PA: 44			
PITCHER	IP 1.2	WLS 12	H 7	R 3	ER 3	SO 1	BB 1	IBB 0	HBP 0	BLK 0	WP 0	HR 0	S 13	P 17	ERA 16.20	WHIP 4.800										
Jeff Robinson, R ERA: 4.35 (2, 1)																										
Mark Davis, L ERA: 5.3 (7, 1)	4.1	15	2	1	1	0	0	0	0	0	0	0	15	15	2.08	0.462										
Bob Lacey, L ERA: 3.61 (7, 1)	2.0	8	1	0	0	1	0	1	0	0	0	0	9	13	0.00	0.500										
Greg Minton, R ERA: 3.79 (8, 1)	1.0	4	0	0	0	0	0	0	0	0	0	0	4	4	0.00	0.000										
Scott Garretts, R ERA: 5.63 (10, 1)	0.1	L	5	0	1	0	0	2	1	0	0	0	2	14	0.00	6.000										

Batter	1	2	3	4	5	6	7	8	9	AB	R	H	RBI	BB	SO	LOB	TOP										
Dan Gladden, R (1, 8) OBP: 0.407, SLG: 0.457	0-0 CS 1B		0-0 1B SF9	0-0 1B		0-0 G4-6-3 1-2		0-3 K		5	1	3	0	0	1	3	San Francisco Giants @ San Diego Padres Jack Murphy Stadium, San Diego, CA Thu Sep 20 1984, 10:05 PM EDT Att: 15,766 - Unknown AB 35 R 4 H 10 RBI 4 BB 6 SO 8 LOB 24 										
Manny Trillo, R (1, 4) OBP: 0.298, SLG: 0.335	0-3 K		0-0 1B SF9	0-0 1B F9			4-0 BB		0-0 6-3	4	0	1	1	1	1	3											
Chris Brown, R (1, 5) OBP: 0.339, SLG: 0.431	0-3 K		0-0 1B		0-3 K		0-0 F9		4-0 6-4-3 1B BB	4	1	1	0	1	2	1											
Jeffrey Leonard, R (1, 7) OBP: 0.358, SLG: 0.490		0-0 5-3 S 1B	0-0 SF9		0-0 F8		0-0 E5		0-0 6-4-3	4	0	1	1	0	0	2											
Alejandro Sanchez, R (1, 9) OBP: 0.250, SLG: 0.250 Chili Davis, S (7, PH) OBP: 0.362, SLG: 0.507	0-3 K		0-0 4-3		0-0 1B		0-0 F5		0-0 1B	3	0	1	0	0	1	3											
Steve Nicosia, R (1, 2) OBP: 0.328, SLG: 0.465	0-0 5-3			0-0 5-3		0-0 F9		0-0 F4		0-0 4-3	5	0	0	0	0	5											
John Rabb, R (1, 3) OBP: 0.307, SLG: 0.364	0-0 F9			0-0 HR		4-0 FC6-4 BB		0-3 K		3	1	1	1	1	1	1											
Brad Wellman, R (1, 6) OBP: 0.277, SLG: 0.297			4-0 1B BB	4-0 1B BB		0-0 FC6-4 BB		0-0 1B		2	1	1	0	2	0	1											
Mike Krukow, R (1, 1) OBP: 0.141, SLG: 0.145 Dusty Baker Jr., R (6, PH) OBP: 0.376, SLG: 0.352 Randy Lerch, L (6, PH) OBP: 0.294, SLG: 0.143 Rob Deer, R (8, PH) OBP: 0.412, SLG: 0.417 Bob Lacey, R (8, 1) OBP: 0.333, SLG: 0.333			0-3 K	0-3 K		4-0 G4-6-3 BB		0-0 F6		2	0	0	0	0	2	2											
Inning Stats	R: 0 E: 0 K: 2 S: 7	H: 1 LOB: 0 BB: 0 P: 7	R: 0 E: 0 K: 1 S: 6	H: 1 LOB: 0 BB: 0 P: 6	R: 2 E: 0 K: 1 S: 8	H: 3 LOB: 2 BB: 1 P: 12	R: 1 E: 0 K: 1 S: 7	H: 2 LOB: 2 BB: 1 P: 11	R: 0 E: 0 K: 1 S: 6	H: 1 LOB: 1 BB: 0 P: 6	R: 0 E: 0 K: 0 S: 2	H: 0 LOB: 1 BB: 2 P: 10	R: 0 E: 1 K: 0 S: 4	H: 0 LOB: 2 BB: 1 P: 8	R: 0 E: 0 K: 2 S: 8	H: 1 LOB: 1 BB: 0 P: 8		R: 1 E: 0 K: 0 S: 4	H: 1 LOB: 1 BB: 1 P: 8	1B: 9 2B: 0 3B: 0 HR: 1	SF: 1 SAC: 0 DP: 1 HBP: 0	WP: 0 PB: 0 SB: 1 CS: 1	PA: 42				
PITCHER	IP	WLS	BF	H	R	ER	SO	BB	IBB	HBP	BLK	WP	HR	S	P	ERA	WHIP	PITCHER									
Tim Lollar, L (1, 1) ERA: 3.84	5.1	W	27	8	3	3	6	4	0	0	0	0	1	35	51	5.06	2.250										
Greg Harris, R (6, 1) ERA: 2.95	1.0		4	0	0	0	0	1	0	0	0	0	0	3	7	0.00	1.000										
Dave Dravecky, L (7, 1) ERA: 2.93	2.2	S	11	2	1	1	2	1	0	0	0	0	0	14	18	3.38	1.125										

Batter	1	2	3	4	5	6	7	8	9	AB	R	H	RBI	BB	SO	LOB	BOTTOM										
Alan Wiggins, S (1, 4) OBP: 0.338, SLG: 0.319	0-0 G4-6-3 1B	4-0 PB S BB		0-0 FC6-4 1-2			0-0 F7			3	0	1	0	1	0	1	San Francisco Giants @ San Diego Padres Jack Murphy Stadium, San Diego, CA Thu Sep 20 1984, 10:05 PM EDT Att: 15,766 - Unknown AB 31 R 5 H 7 RBI 5 BB 4 SO 5 LOB 15 										
Tony Gwynn, L (1, 9) OBP: 0.413, SLG: 0.450	0-0 G4-6-3 1-2	0-0 F6			0-0 F7		0-0 S 1B			4	0	1	0	0	0	2											
Steve Garvey, R (1, 3) OBP: 0.307, SLG: 0.373 Kurt Bevacqua, R (2, 3) OBP: 0.338, SLG: 0.298	0-3 K	0-0 4-3			0-3 K 1B		4-0 S BB			1	0	0	0	0	1	0											
Graig Nettles, L (1, 5) OBP: 0.324, SLG: 0.414		0-0 HBP 1B F8 1B	0-0 G3		0-0 F5		0-0 F4			4	1	1	0	0	0	3											
Terry Kennedy, L (1, 2) OBP: 0.285, SLG: 0.355		0-0 F8	0-0 3-1		0-0 1B		0-3 K			4	0	1	0	0	1	3											
Kevin McReynolds, R (1, 8) OBP: 0.319, SLG: 0.472		4-0 HBP 1B BB	0-0 5-3		0-3 K			0-0 F9		3	1	0	0	1	1	2											
Carmelo Martinez, R (1, 7) OBP: 0.341, SLG: 0.396		1-0 1B HR HBP		0-0 1-3		0-0 5-3				3	1	1	0	0	0	0											
Garry Templeton, S (1, 6) OBP: 0.313, SLG: 0.323		0-0 HR 1B		4-0 FC4-6 BB		0-3 K		0-0 F8		3	1	1	2	1	1	1											
Tim Lollar, L (1, 1) OBP: 0.288, SLG: 0.409 Greg Harris, S (6, 1) OBP: 0.167, SLG: 0.167 Dave Dravecky, R (7, 1) OBP: 0.167, SLG: 0.154		0-0 HR 1B		0-0 FC4-6 FC6-4		0-0 F8		0-0 6-3		2	1	1	3	0	0	1											
Inning Stats	R: 0 E: 0 K: 1 S: 5	H: 1 LOB: 0 BB: 0 P: 5	R: 5 E: 0 K: 0 S: 6	H: 3 LOB: 1 BB: 2 P: 15	R: 0 E: 0 K: 0 S: 3	H: 0 LOB: 0 BB: 0 P: 3	R: 0 E: 0 K: 0 S: 3	H: 0 LOB: 1 BB: 1 P: 7	R: 0 E: 0 K: 2 S: 9	H: 1 LOB: 2 BB: 0 P: 9	R: 0 E: 0 K: 1 S: 5	H: 0 LOB: 0 BB: 0 P: 5	R: 0 E: 0 K: 1 S: 6	H: 1 LOB: 2 BB: 1 P: 10	R: 0 E: 0 K: 0 S: 4	H: 1 LOB: 1 BB: 0 P: 4		R: 0 E: 0 K: 0 S: 4	H: 1 LOB: 1 BB: 0 P: 4	1B: 5 2B: 1 3B: 0 HR: 1	SF: 0 SAC: 0 DP: 1 HBP: 1	WP: 1 PB: 1 SB: 2 CS: 0	PA: 36				
PITCHER	IP	WLS	BF	H	R	ER	SO	BB	IBB	HBP	BLK	WP	HR	S	P	ERA	WHIP	PITCHER									
Mike Krukow, R (1, 1) ERA: 4.65	5.0	L	24	5	5	5	3	3	0	0	0	0	1	26	39	9.00	1.600										
Randy Lerch, L (6, 1) ERA: 4.15	2.0		8	1	0	0	2	1	0	0	0	0	0	11	15	0.00	1.000										
Bob Lacey, L (8, 1) ERA: 3.54	1.0		4	1	0	0	0	0	0	0	0	0	0	4	4	0.00	1.000										

Batter	1	2	3	4	5	6	7	8	9	AB	R	H	RBI	BB	SO	LOB	TOP		
Milt Thompson, L (1,7) OBP: 0.384, SLG: 0.313	E4 5-3 1B		4-3		F7		1-3		F7	5	1	0	0	0	0	2			
Paul Zivella, R (1,6) OBP: 0.214, SLG: 0.167	5-3		4-3		6-3		4-3			4	0	0	0	0	0	3			
Brad Komminsk, R (1,9) OBP: 0.267, SLG: 0.300				F9		SH1-4 1B BB		6-3		3	0	1	1	1	0	0			
Dale Murphy, R (1,8) OBP: 0.374, SLG: 0.545	K			F8		SH1-4 1B		5-3		4	0	1	0	0	1	1			
Gerald Perry, L (1,3) OBP: 0.373, SLG: 0.387	G3			F8		SH1-4			HR	3	1	1	1	0	0	1			
Randy Johnson, R (1,5) OBP: 0.335, SLG: 0.395		4-3			E 1B	1-3			BLK 1B	4	1	2	0	0	0	2			
Paul Runge, R (1,4) OBP: 0.390, SLG: 0.373				6-3				F8		3	0	1	0	1	0	2			
Bruce Benedict, R (1,2) OBP: 0.297, SLG: 0.283		G4-6-3 1B			E BB	F6			K	3	0	0	0	1	1	4			
Rick Mahler, R (1,1) OBP: 0.309, SLG: 0.343			4-3		E8 1B		F8		6-3	4	0	1	1	0	0	0			
Inning Stats	R: 1 E: 1 K: 1 S: 7	H: 1 LOB: 1 BB: 0 P: 7	R: 0 E: 0 K: 0 S: 3	H: 1 LOB: 0 BB: 0 P: 3	R: 0 E: 0 K: 0 S: 3	H: 0 LOB: 0 BB: 0 P: 3	R: 0 E: 0 K: 0 S: 5	H: 2 LOB: 2 BB: 1 P: 9	R: 0 E: 0 K: 0 S: 4	H: 1 LOB: 3 BB: 2 P: 12	R: 0 E: 0 K: 0 S: 3	H: 0 LOB: 0 BB: 0 P: 3	R: 1 E: 0 K: 0 S: 5	H: 2 LOB: 1 BB: 0 P: 5	R: 0 E: 0 K: 1 S: 5	H: 0 LOB: 0 BB: 0 P: 5	1B: 6 2B: 0 3B: 0 HR: 1	SF: 0 SAC: 1 DP: 1 HBP: 0	WP: 0 PA: 37 PB: 0 SB: 3 CS: 0
PITCHER	IP	WLS	BF	H	R	ER	SO	BB	IBB	HBP	BLK	WP	HR	S	P	ERA	WHIP		
Mark Thurmond, L (1,1) ERA: 3.06	8.0	L	34	7	3	2	1	3	0	0	1	0	1	33	45	2.25	1.250		
Luis DeLeon, R (9,1) ERA: 5.65	1.0		3	0	0	0	1	0	0	0	0	0	0	5	5	0.00	0.000		

Atlanta Braves @ San Diego Padres
Jack Murphy Stadium, San Diego, CA
Fri Sep 21 1984, 10:05 PM EDT
Att: 46,137 - Unknown

AB 33
R 3
H 7
RBI 3
BB 3
SO 2
LOB 15



Batter	1	2	3	4	5	6	7	8	9	AB	R	H	RBI	BB	SO	LOB	BOTTOM		
Alan Wiggins, S (1,4) OBP: 0.337, SLG: 0.319	4-3		4-3			G3 BB				1	0	0	0	0	0	0			
Tim Flannery, L (2,4) OBP: 0.345, SLG: 0.379			2-3					1B		2	0	1	0	1	0	1			
Tony Gwynn, L (1,9) OBP: 0.413, SLG: 0.450	F7		E4			F9		4-3		1	0	0	0	0	0	0			
Bobby Brown, S (2,9) OBP: 0.287, SLG: 0.366			3-H 1B							3	0	1	1	0	0	2			
Steve Garvey, R (1,3) OBP: 0.308, SLG: 0.374			G3			G3			F9	1	0	1	0	0	0	0			
Champ Summers, L (2,3) OBP: 0.214, SLG: 0.325						1-2				3	0	0	0	0	0	2			
Graig Nettles, L (1,5) OBP: 0.324, SLG: 0.413	4-1					K			K	1	0	0	0	0	0	1			
Kurt Bevacqua, R (2,5) OBP: 0.324, SLG: 0.283										3	0	0	0	0	3	1			
Terry Kennedy, L (1,2) OBP: 0.284, SLG: 0.355	1-3								K	1	0	0	0	0	0	0			
Bruce Bochy, R (3,2) OBP: 0.260, SLG: 0.459										3	0	0	0	0	1	0			
Kevin McReynolds, R (1,8) OBP: 0.319, SLG: 0.471	5-3									1	0	0	0	0	0	0			
Luis Salazar, R (3,8) OBP: 0.252, SLG: 0.321										2	0	0	0	0	1	0			
Carmelo Martinez, R (1,7) OBP: 0.341, SLG: 0.395						4-3				1	0	0	0	0	1	0			
Ron Roenicke, S (3,7)										2	0	0	0	0	0	0			
Garry Templeton, S (1,6) OBP: 0.314, SLG: 0.324										1	1	1	0	0	0	0			
Mario Ramirez, R (4,6) OBP: 0.333, SLG: 0.283										2	0	0	0	0	1	0			
Mark Thurmond, L (1,1) OBP: 0.237, SLG: 0.214			4-3 E 1B							2	0	0	0	0	1	1			
Eddie Miller, S (8,PH)										1	0	0	0	0	1	0			
Luis DeLeon, R (9,1)										0	0	0	0	0	0	0			
Inning Stats	R: 0 E: 0 K: 0 S: 4	H: 1 LOB: 1 BB: 0 P: 4	R: 0 E: 0 K: 1 S: 5	H: 0 LOB: 0 BB: 0 P: 5	R: 1 E: 1 K: 1 S: 7	H: 2 LOB: 1 BB: 0 P: 7	R: 0 E: 0 K: 1 S: 5	H: 0 LOB: 0 BB: 0 P: 5	R: 0 E: 0 K: 1 S: 5	H: 0 LOB: 1 BB: 1 P: 9	R: 0 E: 0 K: 1 S: 5	H: 0 LOB: 0 BB: 0 P: 5	R: 0 E: 0 K: 1 S: 6	H: 1 LOB: 1 BB: 0 P: 6	R: 0 E: 0 K: 2 S: 7	H: 0 LOB: 0 BB: 0 P: 7	1B: 4 2B: 0 3B: 0 HR: 0	SF: 0 SAC: 0 DP: 0 HBP: 0	WP: 0 PA: 32 PB: 0 SB: 1 CS: 0
PITCHER	IP	WLS	BF	H	R	ER	SO	BB	IBB	HBP	BLK	WP	HR	S	P	ERA	WHIP		
Rick Mahler, R (1,1) ERA: 3.0	9.0	W	32	4	1	1	9	1	0	0	0	0	0	49	53	1.00	0.556		

Atlanta Braves @ San Diego Padres
Jack Murphy Stadium, San Diego, CA
Fri Sep 21 1984, 10:05 PM EDT
Att: 46,137 - Unknown

AB 31
R 1
H 4
RBI 1
BB 1
SO 9
LOB 8



Batter	1	2	3	4	5	6	7	8	9	10	11	AB R H RBI BB SO LOB	TOP														
Mitt Thompson, L OBP: 0.410, SLG: 0.392	1-3		1B		1-3						1B	5 0 2 0 0 0 1	Atlanta Braves @ San Diego Padres Jack Murphy Stadium, San Diego, CA Sun Sep 23 1984, 6:33 AM EDT Att: 40,910 - Unknown														
Rafael Ramirez, R OBP: 0.297, SLG: 0.324	HR		BB			F2			F6		1B	4 1 2 1 1 0 0															
Brad Komminsk, R OBP: 0.266, SLG: 0.294 Chris Chambliss, L OBP: 0.353, SLG: 0.365 Terry Harper, R OBP: 0.198, SLG: 0.210	F9		BB		6-3			G4-6-3 BB	K		1B	3 0 0 0 0 1 1 2 1 0 0 0 0 0 0 2 0 0 0 0 0 0 0 0															
Dale Murphy, R OBP: 0.371, SLG: 0.543	K					4-3			F9			4 0 0 0 0 1 1															
Gerald Perry, L OBP: 0.373, SLG: 0.385						4-3						4 0 1 0 0 0 0															
Randy Johnson, R OBP: 0.339, SLG: 0.396	F9					K			F9			4 0 1 0 0 1 1															
Paul Runge, R OBP: 0.369, SLG: 0.351 Claudell Washington, L OBP: 0.374, SLG: 0.473 Donnie Moore, L OBP: 0.100, SLG: 0.100	F9								F8			3 0 0 0 0 0 0 0 1 0 0 0 0 0 0 1 0 0 0 0 0 0 0 0															
Bruce Benedict, R OBP: 0.297, SLG: 0.282						4-3			F8			4 0 1 0 0 0 1															
Craig McMurtry, R OBP: 0.154, SLG: 0.160 Paul Zuvella, R OBP: 0.222, SLG: 0.188			K						4-3			3 0 0 0 0 1 1 1 0 0 0 0 0 0 0															
Inning Stats	R: 1 E: 0 K: 1 S: 6	H: 1 LOB: 0 BB: 0 P: 6	R: 0 E: 0 K: 0 S: 3	H: 1 LOB: 0 BB: 0 P: 3	R: 0 E: 0 K: 1 S: 6	H: 1 LOB: 2 BB: 1 P: 10	R: 0 E: 0 K: 1 S: 5	H: 0 LOB: 0 BB: 0 P: 5	R: 0 E: 0 K: 0 S: 4	H: 1 LOB: 1 BB: 0 P: 4	R: 0 E: 0 K: 0 S: 2	H: 0 LOB: 0 BB: 1 P: 6		R: 0 E: 0 K: 0 S: 3	H: 0 LOB: 0 BB: 0 P: 3	R: 0 E: 0 K: 1 S: 5	H: 0 LOB: 0 BB: 0 P: 5	R: 0 E: 0 K: 0 S: 4	H: 1 LOB: 1 BB: 0 P: 4	R: 0 E: 0 K: 0 S: 4	H: 2 LOB: 1 BB: 0 P: 4	1B: 6 2B: 0 3B: 0 HR: 1	SF: 0 SAC: 0 DP: 2 HBP: 0	WP: 0 PB: 0 SB: 1 CS: 1	PA: 39		
PITCHER	IP 8.0	WLS 1.0	BF 28	H 4	R 1	ER 1	SO 3	BB 2	IBB 0	HBP 0	BLK 0	WP 0	HR 1	S 32	P 40	ERA 4.66	WHIP 0.750										
Andy Hawkins, R ERA: 4.66	(1, 1)																										
Rich Gossage, R ERA: 2.96	(9, 1)																										
Greg Booker, R ERA: 3.25	(10, 1)	2.0 W	8	3	0	0	0	0	0	0	0	0	0	8	8	0.00	1.500										

Batter	1	2	3	4	5	6	7	8	9	10	11	AB R H RBI BB SO LOB	BOTTOM														
Tim Flannery, L OBP: 0.344, SLG: 0.369	K			6-3 BB		F7					FC5-6	4 0 0 0 1 2 2	Atlanta Braves @ San Diego Padres Jack Murphy Stadium, San Diego, CA Sun Sep 23 1984, 6:33 AM EDT Att: 40,910 - Unknown														
Bobby Brown, S OBP: 0.294, SLG: 0.358	4-3			K		K				G4-6-3	1B	5 1 1 0 0 2 2															
Steve Garvey, R OBP: 0.307, SLG: 0.373 Champ Summers, L OBP: 0.208, SLG: 0.289 Alan Wiggins, S OBP: 0.338, SLG: 0.320	F8			6-3					F8		1B	2 0 0 0 0 0 1 2 0 0 0 0 0 0 1 1 1 0 0 0 0															
Terry Kennedy, L OBP: 0.283, SLG: 0.353 Bruce Bochy, R OBP: 0.244, SLG: 0.430	F7			K		K			K		1B	3 0 0 0 0 2 1 1 0 0 0 0 1 1															
Carmelo Martinez, R OBP: 0.341, SLG: 0.398	F3					K				SH2-3	K	4 0 1 0 1 2 1															
Kurt Bevacqua, R OBP: 0.338, SLG: 0.284	K								2B		K	3 0 1 1 2 2 1															
Luis Salazar, R OBP: 0.252, SLG: 0.315										FC1-2	1B	3 0 0 0 1 0 4															
Mario Ramirez, R OBP: 0.306, SLG: 0.265 Graig Nettles, L OBP: 0.325, SLG: 0.413 Eddie Miller, S OBP: 0.250, SLG: 0.250				6-3		K				FC1-2 BB		2 0 0 0 0 1 1 0 0 0 0 1 0 0 1 0 0 0 0 0 3															
Andy Hawkins, R ERA: 4.33 Tony Gwynn, L OBP: 0.414, SLG: 0.451 Rich Gossage, R OBP: 0.217, SLG: 0.182 Greg Booker, R OBP: 0.200, SLG: 0.200	K										1B	2 0 0 0 0 1 0 1 0 1 0 0 0 0 0 0 0 0 0 0 0 1 0 1 0 0 0 0															
Inning Stats	R: 0 E: 0 K: 1 S: 5	H: 0 LOB: 0 BB: 0 P: 5	R: 0 E: 0 K: 1 S: 5	H: 0 LOB: 0 BB: 0 P: 5	R: 0 E: 0 K: 1 S: 5	H: 0 LOB: 0 BB: 0 P: 5	R: 0 E: 0 K: 2 S: 7	H: 1 LOB: 1 BB: 1 P: 11	R: 0 E: 0 K: 2 S: 7	H: 0 LOB: 0 BB: 0 P: 5	R: 0 E: 0 K: 1 S: 5	H: 1 LOB: 1 BB: 2 P: 8		R: 0 E: 0 K: 1 S: 4	H: 1 LOB: 1 BB: 2 P: 12	R: 1 E: 1 K: 0 S: 5	H: 3 LOB: 3 BB: 2 P: 13	R: 0 E: 0 K: 0 S: 3	H: 1 LOB: 0 BB: 0 P: 3	R: 1 E: 0 K: 2 S: 8	H: 2 LOB: 1 BB: 0 P: 8	1B: 5 2B: 1 3B: 0 HR: 0	SF: 0 SAC: 1 DP: 1 HBP: 0	WP: 0 PB: 0 SB: 4 CS: 0	PA: 42		
PITCHER	IP 9.0	WLS 1.2	BF 35	H 3	R 1	ER 1	SO 11	BB 5	IBB 1	HBP 0	BLK 1	WP 0	HR 0	S 51	P 75	ERA 0.00	WHIP 0.889										
Craig McMurtry, R ERA: 4.33	(1, 1)																										
Donnie Moore, R ERA: 2.94	(10, 1)	1.2 L	7	3	1	1	2	0	0	0	0	0	0	11	11	5.40	1.800										



Batter	1	2	3	4	5	6	7	8	9	10	11	AB	R	H	RBI	BB	SO	LOB	TOP					
Eddie Miller, S Carmelo Martinez, R OBP: 0.273, SLG: 0.453 OBP: 0.341, SLG: 0.395	(1, 9) (11, 7) K		(1, 9) (11, 7) K			(1, 9) (11, 7) F4	(1, 9) (11, 7) S 1B		(1, 9) (11, 7) F4		(1, 9) (11, 7) 3B	6	1	2	1	0	2	0						
Tim Flannery, L Kevin McReynolds, R OBP: 0.266, SLG: 0.379 OBP: 0.318, SLG: 0.469	(1, 4) (10, PH) (10, 8) F8		(1, 4) (10, PH) (10, 8) F8			(1, 4) (10, PH) (10, 8) 1B	(1, 4) (10, PH) (10, 8) 1B		(1, 4) (10, PH) (10, 8) 1B		(1, 4) (10, PH) (10, 8) K	4	1	2	1	0	0	0						
Steve Garvey, R Garry Templeton, S OBP: 0.305, SLG: 0.371 OBP: 0.314, SLG: 0.324	(1, 3) (4, 6) 5-3				(1, 3) (4, 6) F3			(1, 3) (4, 6) F4		(1, 3) (4, 6) 4-3		2	0	0	0	0	0	0						
Kurt Bevacqua, R OBP: 0.341, SLG: 0.297	(1, 5) (4, 3)				(1, 5) (4, 3) 1B			(1, 5) (4, 3) F9		(1, 5) (4, 3) 1B		5	1	2	0	0	0	2						
Ron Roenicke, S OBP: 0.294, SLG: 0.529	(1, 7) (11, 9)				(1, 7) (11, 9) 1B			(1, 7) (11, 9) F4		(1, 7) (11, 9) F8		5	1	2	0	0	1	2						
Luis Salazar, R OBP: 0.256, SLG: 0.317	(1, 8) (10, 5)				(1, 8) (10, 5) K			(1, 8) (10, 5) F9				5	1	2	1	0	2	2						
Bruce Bochy, R Bobby Brown, S Doug Gwosdz, R OBP: 0.264, SLG: 0.470 OBP: 0.297, SLG: 0.360 OBP: 0.400, SLG: 0.250	(1, 2) (11, PR) (11, 2)				(1, 2) (11, PR) (11, 2) 1B			(1, 2) (11, PR) (11, 2) F5		(1, 2) (11, PR) (11, 2) K		4	1	2	3	1	1	0						
Mario Ramirez, R OBP: 0.294, SLG: 0.255	(1, 6) (4, 5) (10, 4)				(1, 6) (4, 5) (10, 4) K			(1, 6) (4, 5) (10, 4) 6-3		(1, 6) (4, 5) (10, 4) 6-3		5	1	1	1	0	2	1						
Floyd Chiffer, R Alan Wiggins, S Tony Gwynn, R Dave Dravecky, R Luis DeLeon, R OBP: 0.273, SLG: 0.321 OBP: 0.260, SLG: 0.200 OBP: 0.413, SLG: 0.450 OBP: 0.285, SLG: 0.199	(1, 1) (9, PH) (8, 1) (7, PH) (7, 1) (10, 1)				(1, 1) (9, PH) (8, 1) (7, PH) (7, 1) (10, 1) 6-3			(1, 1) (9, PH) (8, 1) (7, PH) (7, 1) (10, 1) 5-3				1	0	0	0	0	0	0						
Inning Stats	R: 0 E: 0 K: 1 S: 5	H: 0 LOB: 0 BB: 0 P: 5	R: 1 E: 0 K: 3 S: 11	H: 2 LOB: 1 BB: 0 P: 11	R: 0 E: 0 K: 1 S: 5	H: 0 LOB: 0 BB: 0 P: 5	R: 0 E: 0 K: 1 S: 6	H: 1 LOB: 1 BB: 0 P: 6	R: 0 E: 0 K: 0 S: 3	H: 0 LOB: 0 BB: 0 P: 3	R: 5 E: 0 K: 1 S: 11	H: 6 LOB: 1 BB: 0 P: 11	R: 0 E: 0 K: 1 S: 5	H: 0 LOB: 0 BB: 0 P: 5	R: 0 E: 0 K: 1 S: 6	H: 1 LOB: 1 BB: 0 P: 6	R: 2 E: 1 K: 1 S: 6	H: 3 LOB: 2 BB: 1 P: 10	1B: 10 2B: 2 3B: 1 HR: 1	SF: 0 SAC: 0 DP: 0 HBP: 0	WP: 0 PB: 0 SB: 2 CS: 1	PA: 46		
PITCHER	IP ERA WLS BF H R ER SO BB IBB HBP BLK WP HR S P ERA WHIP	IP ERA WLS BF H R ER SO BB IBB HBP BLK WP HR S P ERA WHIP	IP ERA WLS BF H R ER SO BB IBB HBP BLK WP HR S P ERA WHIP	IP ERA WLS BF H R ER SO BB IBB HBP BLK WP HR S P ERA WHIP	IP ERA WLS BF H R ER SO BB IBB HBP BLK WP HR S P ERA WHIP	IP ERA WLS BF H R ER SO BB IBB HBP BLK WP HR S P ERA WHIP	IP ERA WLS BF H R ER SO BB IBB HBP BLK WP HR S P ERA WHIP	IP ERA WLS BF H R ER SO BB IBB HBP BLK WP HR S P ERA WHIP	IP ERA WLS BF H R ER SO BB IBB HBP BLK WP HR S P ERA WHIP	IP ERA WLS BF H R ER SO BB IBB HBP BLK WP HR S P ERA WHIP	IP ERA WLS BF H R ER SO BB IBB HBP BLK WP HR S P ERA WHIP	IP ERA WLS BF H R ER SO BB IBB HBP BLK WP HR S P ERA WHIP	IP ERA WLS BF H R ER SO BB IBB HBP BLK WP HR S P ERA WHIP	IP ERA WLS BF H R ER SO BB IBB HBP BLK WP HR S P ERA WHIP	IP ERA WLS BF H R ER SO BB IBB HBP BLK WP HR S P ERA WHIP	IP ERA WLS BF H R ER SO BB IBB HBP BLK WP HR S P ERA WHIP	IP ERA WLS BF H R ER SO BB IBB HBP BLK WP HR S P ERA WHIP	IP ERA WLS BF H R ER SO BB IBB HBP BLK WP HR S P ERA WHIP	IP ERA WLS BF H R ER SO BB IBB HBP BLK WP HR S P ERA WHIP	IP ERA WLS BF H R ER SO BB IBB HBP BLK WP HR S P ERA WHIP	IP ERA WLS BF H R ER SO BB IBB HBP BLK WP HR S P ERA WHIP	IP ERA WLS BF H R ER SO BB IBB HBP BLK WP HR S P ERA WHIP	IP ERA WLS BF H R ER SO BB IBB HBP BLK WP HR S P ERA WHIP	IP ERA WLS BF H R ER SO BB IBB HBP BLK WP HR S P ERA WHIP

San Diego Padres @ San Francisco Giants
Candlestick Park, San Francisco, CA
Mon Sep 24 1984, 10:05 PM EDT
Att: 3,296 - Unknown

AB 45
R 8
H 14
RBI 8
BB 1
SO 11
LOB 10



Batter	1	2	3	4	5	6	7	8	9	10	11	AB	R	H	RBI	BB	SO	LOB	BOTTOM						
Dan Gladden, R OBP: 0.411, SLG: 0.453	(1, 8) S 1B BB					(1, 8) F8			(1, 8) F8			4	2	2	0	2	0	1							
Duane Kuiper, L Brad Wellman, R OBP: 0.270, SLG: 0.202 OBP: 0.284, SLG: 0.298	(1, 4) (9, PH) (10, 4) K					(1, 4) (9, PH) (10, 4) 4-3			(1, 4) (9, PH) (10, 4) F3			4	1	1	0	0	1	3							
Chili Davis, S OBP: 0.368, SLG: 0.509	(1, 9) S 1B SF8					(1, 9) S 1B SF8			(1, 9) S 1B F8			4	2	2	3	2	0	0							
Dusty Baker Jr., R Alejandro Sanchez, R OBP: 0.385, SLG: 0.376 OBP: 0.216, SLG: 0.270	(1, 7) (7, PR) (6, 7) SF8 1B BB					(1, 7) (7, PR) (6, 7) S 2B 1B			(1, 7) (7, PR) (6, 7) K			3	1	3	0	1	0	0							
Scott Thompson, L John Rabb, R OBP: 0.379, SLG: 0.357 OBP: 0.296, SLG: 0.338	(1, 3) (7, PH) (8, 3) 1-2 2-3 1B					(1, 3) (7, PH) (8, 3) SF8 1B			(1, 3) (7, PH) (8, 3) K			2	0	1	1	0	0	1							
Chris Brown, R OBP: 0.321, SLG: 0.386	(1, 5) SF8					(1, 5) F5			(1, 5) K			4	0	1	2	0	1	3							
Steve Nicosia, R OBP: 0.331, SLG: 0.458	(1, 2) K					(1, 2) F7			(1, 2) F9			4	0	1	0	1	1	2							
Fran Mullins, R OBP: 0.273, SLG: 0.324	(1, 6)					(1, 6) F8			(1, 6) F7			4	0	0	0	1	1	1							
Mark Davis, L Scott Garrelts, R Jeremy Brown, S Gary Lavelle, S Gene Richards, L Bob Lacey, R OBP: 0.273, SLG: 0.222 OBP: 0.260, SLG: 0.100 OBP: 0.308, SLG: 0.488 OBP: 0.285, SLG: 0.199	(1, 1) (7, PH) (8, 1) (8, 1) (10, PH) (11, 1)					(1, 1) (7, PH) (8, 1) (8, 1) (10, PH) (11, 1) B3			(1, 1) (7, PH) (8, 1) (8, 1) (10, PH) (11, 1) F2			3	0	0	0	0	0	1							
Inning Stats	R: 2 E: 0 K: 2 S: 9	H: 2 LOB: 2 BB: 2 P: 17	R: 2 E: 0 K: 0 S: 5	H: 3 LOB: 1 BB: 0 P: 5	R: 1 E: 0 K: 0 S: 4	H: 2 LOB: 0 BB: 0 P: 4	R: 0 E: 0 K: 0 S: 3	H: 0 LOB: 0 BB: 0 P: 3	R: 1 E: 0 K: 0 S: 4	H: 1 LOB: 1 BB: 1 P: 8	R: 0 E: 0 K: 1 S: 5	H: 1 LOB: 2 BB: 0 P: 13	R: 0 E: 0 K: 0 S: 3	H: 0 LOB: 0 BB: 0 P: 7	R: 0 E: 0 K: 1 S: 5	H: 0 LOB: 0 BB: 0 P: 5	R: 0 E: 0 K: 0 S: 3	H: 1 LOB: 2 BB: 2 P: 11	R: 0 E: 0 K: 1 S: 6	H: 1 LOB: 2 BB: 1 P: 10	1B: 8 2B: 3 3B: 0 HR: 0	SF: 2 SAC: 0 DP: 1 HBP: 0	WP: 1 PB: 0 SB: 1 CS: 0	PA: 50	
PITCHER	IP ERA WLS BF H R ER SO BB IBB HBP BLK WP HR S P ERA WHIP	IP ERA WLS BF H R ER SO BB IBB HBP BLK WP HR S P ERA WHIP	IP ERA WLS BF H R ER SO BB IBB HBP BLK WP HR S P ERA WHIP	IP ERA WLS BF H R ER SO BB IBB HBP BLK WP HR S P ERA WHIP	IP ERA WLS BF H R ER SO BB IBB HBP BLK WP HR S P ERA WHIP	IP ERA WLS BF H R ER SO BB IBB HBP BLK WP HR S P ERA WHIP	IP ERA WLS BF H R ER SO BB IBB HBP BLK WP HR S P ERA WHIP	IP ERA WLS BF H R ER SO BB IBB HBP BLK WP HR S P ERA WHIP	IP ERA WLS BF H R ER SO BB IBB HBP BLK WP HR S P ERA WHIP	IP ERA WLS BF H R ER SO BB IBB HBP BLK WP HR S P ERA WHIP	IP ERA WLS BF H R ER SO BB IBB HBP BLK WP HR S P ERA WHIP	IP ERA WLS BF H R ER SO BB IBB HBP BLK WP HR S P ERA WHIP	IP ERA WLS BF H R ER SO BB IBB HBP BLK WP HR S P ERA WHIP	IP ERA WLS BF H R ER SO BB IBB HBP BLK WP HR S P ERA WHIP	IP ERA WLS BF H R ER SO BB IBB HBP BLK WP HR S P ERA WHIP	IP ERA WLS BF H R ER SO BB IBB HBP BLK WP HR S P ERA WHIP	IP ERA WLS BF H R ER SO BB IBB HBP BLK WP HR S P ERA WHIP	IP ERA WLS BF H R ER SO BB IBB HBP BLK WP HR S P ERA WHIP	IP ERA WLS BF H R ER SO BB IBB HBP BLK WP HR S P ERA WHIP	IP ERA WLS BF H R ER SO BB IBB HBP BLK WP HR S P ERA WHIP	IP ERA WLS BF H R ER SO BB IBB HBP BLK WP HR S P ERA WHIP	IP ERA WLS BF H R ER SO BB IBB HBP BLK WP HR S P ERA WHIP	IP ERA WLS BF H R ER SO BB IBB HBP BLK WP HR S P ERA WHIP	IP ERA WLS BF H R ER SO BB IBB HBP BLK WP HR S P ERA WHIP	IP ERA WLS BF H R ER SO BB IBB HBP BLK WP HR S P ERA WHIP

San Diego Padres @ San Francisco Giants
Candlestick Park, San Francisco, CA
Mon Sep 24 1984, 10:05 PM EDT
Att: 3,296 - Unknown

AB 39
R 6
H 11
RBI 6
BB 9
SO 7
LOB 20



Batter	1	2	3	4	5	6	7	8	9	AB	R	H	RBI	BB	SO	LOB	TOP			
Alan Wiggins, S (1,4) OBP: 0.342, SLG: 0.325										5	0	3	0	0	0	0				
Tony Gwynn, L (1,9) OBP: 0.412, SLG: 0.448										3	0	0	0	1	0	1				
Craig Lefferts, L (7,1) OBP: 0.294, SLG: 0.353										0	0	0	0	0	0	0				
Greg Booker, R (8,1) OBP: 0.200, SLG: 0.200										0	0	0	0	0	0	0				
Steve Garvey, R (1,3) OBP: 0.306, SLG: 0.371										2	0	1	0	0	0	2				
Champ Summers, L (4,3) OBP: 0.241, SLG: 0.286										1	0	0	0	1	0	2				
Graig Nettles, L (1,5) OBP: 0.326, SLG: 0.411										3	0	0	0	0	0	4				
Luis Salazar, R (6, PR) OBP: 0.254, SLG: 0.315										1	0	0	0	0	1	0				
Terry Kennedy, L (1,2) OBP: 0.284, SLG: 0.355										2	0	0	0	0	1	2				
Bruce Bochy, R (4,2) OBP: 0.258, SLG: 0.459										2	0	0	0	0	0	1				
Kevin McReynolds, R (1,8) OBP: 0.319, SLG: 0.471										4	1	2	0	0	0	0				
Eddie Miller, S (8, PR) OBP: 0.273, SLG: 0.455										0	0	0	0	0	0	0				
Camelto Martinez, R (1,7) OBP: 0.342, SLG: 0.394										3	1	1	0	1	0	1				
Tim Flannery, L (1,6) OBP: 0.356, SLG: 0.387										3	1	1	1	0	1	0				
Tim Lollar, L (1,1) OBP: 0.280, SLG: 0.397										2	0	0	0	0	0	1				
Bobby Brown, S (7, PH) OBP: 0.289, SLG: 0.361										2	0	1	2	0	0	0				
Inning Stats	R: 0 E: 1 K: 1 S: 7	H: 1 LOB: 2 BB: 0 P: 7	R: 1 E: 0 K: 0 S: 5	H: 3 LOB: 2 BB: 0 P: 5	R: 0 E: 0 K: 0 S: 3	H: 1 LOB: 0 BB: 0 P: 3	R: 0 E: 0 K: 0 S: 3	H: 0 LOB: 0 BB: 0 P: 3	R: 0 E: 0 K: 0 S: 3	H: 0 LOB: 1 BB: 1 P: 7	R: 2 E: 0 K: 0 S: 5	H: 3 LOB: 2 BB: 2 P: 13	R: 0 E: 0 K: 1 S: 6	H: 1 LOB: 2 BB: 0 P: 6	R: 0 E: 0 K: 1 S: 5	H: 0 LOB: 0 BB: 0 P: 5	1B: 6 2B: 3 3B: 0 HR: 0	SF: 1 SAC: 0 DP: 1 HBP: 0	WP: 0 PB: 0 SB: 1 CS: 1	PA: 37
PITCHER	IP WLS BF H R ER SO BB IBB HBP BLK WP HR S P ERA WHIP																			
Mike Krukow, R (1,1) ERA: 4.63	6.2 W 28 8 3 3 1 2 0 0 0 0 0 28 36 4.05 1.500																			
Greg Minton, R (7,1) ERA: 3.75	2.1 S 9 1 0 0 2 1 0 0 0 0 0 0 12 16 0.00 0.857																			

San Diego Padres @ San Francisco Giants
Candlestick Park, San Francisco, CA
Tue Sep 25 1984, 10:05 PM EDT
Att: 4,199 - Unknown

AB 33
R 3
H 9
RBI 3
BB 3
SO 3
LOB 14

Batter	1	2	3	4	5	6	7	8	9	AB	R	H	RBI	BB	SO	LOB	BOTTOM			
Dan Gladden, R (1,8) OBP: 0.412, SLG: 0.452										3	1	1	0	1	0	0				
Brad Weisman, R (1,4) OBP: 0.283, SLG: 0.301										4	0	1	1	0	0	2				
Dusty Baker Jr., R (1,9) OBP: 0.393, SLG: 0.377										2	0	1	0	2	0	0				
Jeffrey Leonard, R (1,7) OBP: 0.358, SLG: 0.486										4	0	1	0	0	0	6				
Bob Brenly, R (1,2) OBP: 0.356, SLG: 0.472										3	1	0	0	1	0	1				
Fran Mullins, R (1,5) OBP: 0.272, SLG: 0.349										4	1	1	2	0	0	0				
Scot Thompson, L (1,3) OBP: 0.377, SLG: 0.355										4	1	1	0	0	0	0				
Johnnie LeMaster, R (1,6) OBP: 0.265, SLG: 0.282										4	0	1	0	0	0	0				
Mike Krukow, R (1,1) OBP: 0.149, SLG: 0.153										3	0	1	0	0	0	1				
Greg Minton, S (7,1) OBP: 0.091, SLG: 0.048										0	0	0	0	0	0	0				
Inning Stats	R: 0 E: 0 K: 0 S: 4	H: 1 LOB: 1 BB: 0 P: 4	R: 0 E: 0 K: 0 S: 3	H: 0 LOB: 0 BB: 0 P: 3	R: 0 E: 0 K: 0 S: 3	H: 0 LOB: 0 BB: 0 P: 3	R: 1 E: 1 K: 0 S: 5	H: 2 LOB: 2 BB: 1 P: 9	R: 3 E: 0 K: 0 S: 5	H: 3 LOB: 1 BB: 1 P: 9	R: 0 E: 0 K: 0 S: 4	H: 1 LOB: 1 BB: 0 P: 4	R: 0 E: 0 K: 0 S: 3	H: 0 LOB: 0 BB: 0 P: 3	R: 0 E: 0 K: 0 S: 3	H: 0 LOB: 0 BB: 0 P: 3	1B: 6 2B: 1 3B: 0 HR: 1	SF: 0 SAC: 0 DP: 1 HBP: 0	WP: 0 PB: 0 SB: 0 CS: 0	PA: 35
PITCHER	IP WLS BF H R ER SO BB IBB HBP BLK WP HR S P ERA WHIP																			
Tim Lollar, L (1,1) ERA: 3.91	6.0 L 28 7 4 4 4 0 0 0 0 0 0 24 40 6.00 1.833																			
Craig Lefferts, L (7,1) ERA: 2.17	1.0 4 1 0 0 0 0 0 0 0 0 0 4 4 0.00 1.000																			
Greg Booker, R (8,1) ERA: 3.27	1.0 3 0 0 0 0 0 0 0 0 0 0 3 3 0.00 0.000																			

San Diego Padres @ San Francisco Giants
Candlestick Park, San Francisco, CA
Tue Sep 25 1984, 10:05 PM EDT
Att: 4,199 - Unknown

AB 31
R 4
H 8
RBI 3
BB 4
SO 0
LOB 10

Batter	1	2	3	4	5	6	7	8	9	AB	R	H	RBI	BB	SO	LOB	TOP					
Tim Flannery, L (1,4) OBP: 0.353, SLG: 0.390										4	1	1	0	0	0	1						
Tony Gwynn, L (1,9) OBP: 0.411, SLG: 0.446										4	0	1	0	0	0	0						
Steve Garvey, R (1,3) OBP: 0.365, SLG: 0.370										2	0	0	1	0	0	1						
Kurt Bevacqua, R (4,3) OBP: 0.333, SLG: 0.289										2	0	0	0	0	0	0						
Graig Nettles, L (1,5) OBP: 0.328, SLG: 0.412										4	1	2	0	0	0	1						
Terry Kennedy, L (1,2) OBP: 0.282, SLG: 0.352										4	0	0	0	0	0	3						
Kevin McReynolds, R (1,8) OBP: 0.317, SLG: 0.468										3	0	0	0	0	0	2						
Luis Salazar, R (7,8) OBP: 0.253, SLG: 0.314										1	0	0	0	0	0	0						
Camelto Martinez, R (1,7) OBP: 0.343, SLG: 0.397										4	1	2	0	0	0	0						
Andy Hawkins, R (9,1) OBP: 0.214, SLG: 0.195										0	0	0	0	0	0	0						
Garry Templeton, S (1,6) OBP: 0.313, SLG: 0.322										3	1	0	0	1	0	1						
Eric Show, R (1,1) OBP: 0.257, SLG: 0.420										3	0	1	2	0	0	0						
Rich Gossage, R (8,1) OBP: 0.217, SLG: 0.182										0	0	0	0	0	0	0						
Ron Roenicke, S (9,7) OBP: 0.294, SLG: 0.529										0	0	0	0	0	0	0						
Inning Stats	R: 1 E: 0 K: 0 S: 5	H: 2 LOB: 1 BB: 0 P: 5	R: 0 E: 0 K: 0 S: 3	H: 0 LOB: 0 BB: 0 P: 3	R: 0 E: 0 K: 0 S: 3	H: 0 LOB: 0 BB: 0 P: 3	R: 0 E: 0 K: 0 S: 4	H: 1 LOB: 1 BB: 0 P: 4	R: 0 E: 0 K: 0 S: 3	H: 0 LOB: 0 BB: 0 P: 3	R: 0 E: 0 K: 0 S: 3	H: 0 LOB: 0 BB: 0 P: 3	R: 3 E: 1 K: 0 S: 6	H: 3 LOB: 1 BB: 1 P: 10	R: 0 E: 0 K: 0 S: 3	H: 0 LOB: 0 BB: 0 P: 3	R: 0 E: 0 K: 0 S: 4	H: 1 LOB: 1 BB: 0 P: 4	1B: 4 2B: 3 3B: 0 HR: 0	SF: 0 SAC: 0 DP: 0 HBP: 0	WP: 0 PB: 0 SB: 0 CS: 0	PA: 35
PITCHER	IP WLS BF H R ER SO BB IBB HBP BLK WP HR S P ERA WHIP																					
Bill Laskey, R (1,1) ERA: 4.33	6.2 L 27 6 4 4 0 0 0 1 0 0 0 0 0 26 30 5.40 0.900																					
Bob Lacey, L (7,1) ERA: 3.89	1.1 4 0 0 0 0 0 0 0 0 0 0 0 0 4 4 0.00 0.000																					
Mark Calvert, R (9,1) ERA: 5.1	1.0 4 1 0 0 0 0 0 0 0 0 0 0 0 4 4 0.00 1.000																					

San Diego Padres @ San Francisco Giants
Candlestick Park, San Francisco, CA
Wed Sep 26 1984, 10:05 PM EDT
Att: 5,634 - Unknown

AB 34
R 4
H 7
RBI 3
BB 1
SO 0
LOB 9

Batter	1	2	3	4	5	6	7	8	9	AB	R	H	RBI	BB	SO	LOB	BOTTOM					
Dan Gladden, R (1,8) OBP: 0.410, SLG: 0.448										3	0	0	0	1	1	1						
Brad Weisman, R (1,4) OBP: 0.279, SLG: 0.296										4	0	0	0	0	2	2						
Chris Brown, R (1,5) OBP: 0.317, SLG: 0.378										4	0	1	0	0	0	0						
Chili Davis, S (1,9) OBP: 0.366, SLG: 0.506										3	0	0	0	0	1	1						
Bob Brenly, R (1,2) OBP: 0.354, SLG: 0.469										3	0	0	0	0	1	0						
Scot Thompson, L (1,3) OBP: 0.376, SLG: 0.355										3	0	1	0	0	1	0						
Rob Deer, R (1,7) OBP: 0.385, SLG: 0.474										3	0	0	0	0	1	1						
Johnnie LeMaster, R (1,6) OBP: 0.266, SLG: 0.282										3	0	1	0	0	2	0						
Bill Laskey, R (1,1) OBP: 0.119, SLG: 0.063										1	0	0	0	0	0	0						
Bob Lacey, R (7,1) OBP: 0.333, SLG: 0.333										0	0	0	0	0	0	0						
Duane Kuiper, L (6,PH) OBP: 0.268, SLG: 0.200										1	0	0	0	0	0	1						
Mark Calvert, R (9,1) ERA: 4.63										0	0	0	0	0	0	0						
Inning Stats	R: 0 E: 0 K: 0 S: 2	H: 0 LOB: 0 BB: 1 P: 6	R: 0 E: 0 K: 1 S: 6	H: 1 LOB: 1 BB: 0 P: 6	R: 0 E: 0 K: 1 S: 5	H: 0 LOB: 0 BB: 0 P: 5	R: 0 E: 0 K: 1 S: 5	H: 1 LOB: 0 BB: 0 P: 5	R: 0 E: 0 K: 2 S: 7	H: 0 LOB: 0 BB: 0 P: 7	R: 0 E: 0 K: 0 S: 4	H: 1 LOB: 1 BB: 0 P: 4	R: 0 E: 0 K: 0 S: 3	H: 0 LOB: 0 BB: 0 P: 3	R: 0 E: 0 K: 2 S: 8	H: 0 LOB: 1 BB: 0 P: 8	R: 0 E: 0 K: 2 S: 7	H: 0 LOB: 0 BB: 0 P: 7	1B: 3 2B: 0 3B: 0 HR: 0	SF: 0 SAC: 1 DP: 1 HBP: 0	WP: 0 PB: 1 SB: 0 CS: 1	PA: 30
PITCHER	IP WLS BF H R ER SO BB IBB HBP BLK WP HR S P ERA WHIP																					
Eric Show, R (1,1) ERA: 3.4	7.0 W 23 3 0 0 5 1 0 0 0 0 0 0 0 32 36 0.00 0.571																					
Rich Gossage, R (8,1) ERA: 2.93	1.0 4 0 0 0 2 0 0 0 0 0 0 0 8 8 0.00 0.000																					
Andy Hawkins, R (9,1) ERA: 4.63	1.0 3 0 0 0 2 0 0 0 0 0 0 0 7 7 0.00 0.000																					

San Diego Padres @ San Francisco Giants
Candlestick Park, San Francisco, CA
Wed Sep 26 1984, 10:05 PM EDT
Att: 5,634 - Unknown

AB 28
R 0
H 3
RBI 0
BB 1
SO 9
LOB 6

Batter	1	2	3	4	5	6	7	8	9	AB	R	H	RBI	BB	SO	LOB	TOP					
Alan Wiggins, S (1,4) OBP: 0.342, SLG: 0.325 Tim Flannery, L (4,4) OBP: 0.350, SLG: 0.394	F7	1B		6-3			3-1		6-3	3	1	1	1	0	0	0	San Diego Padres @ Atlanta Braves Atlanta-Fulton County Stadium, Atlanta, GA Sat Sep 29 1984, 3:33 AM EDT Att: 30,131 - Unknown					
Tony Gwynn, L (1,9) OBP: 0.411, SLG: 0.445 Luis Salazar, R (5,5) OBP: 0.254, SLG: 0.314	F7	1B			F7		3-1			3	1	1	2	0	0	0						
Steve Garvey, R (1,3) OBP: 0.307, SLG: 0.373 Bobby Brown, S (5,9) OBP: 0.293, SLG: 0.371					1-3				1-3	3	0	2	1	0	0	0						
Graig Nettles, L (1,5) OBP: 0.326, SLG: 0.410 Kurt Bevacqua, R (5,3) OBP: 0.333, SLG: 0.282	6-3	F9							1-3	3	0	1	0	0	0	2						
Terry Kennedy, L (1,2) OBP: 0.285, SLG: 0.353 Bruce Bochy, R (3,2) OBP: 0.247, SLG: 0.438			3-4-1						1-3	2	1	1	0	0	0	0						
Kevin McReynolds, R (1,8) OBP: 0.316, SLG: 0.465 Andy Hawkins, R (8,1) OBP: 0.214, SLG: 0.195		1B		F8			F6		6-3	4	1	1	0	0	0	0						
Carmelo Martinez, R (1,7) OBP: 0.342, SLG: 0.397 Ron Roenicke, S (6,7) OBP: 0.350, SLG: 0.500		F9		F7			3-1		F9	3	0	1	0	0	0	2						
Garry Templeton, S (1,6) OBP: 0.313, SLG: 0.322 Mario Ramirez, R (6,6) OBP: 0.286, SLG: 0.246		1B		6-3			3-1		F9	3	1	1	1	0	0	1						
Ed Whitson, R (1,1) OBP: 0.065, SLG: 0.049 Greg Harris, S (7,1) OBP: 0.333, SLG: 0.444 Eddie Miller, S (6,8) OBP: 0.250, SLG: 0.417		1B		6-3			6-3			3	0	0	0	0	1	3						
Inning Stats	R: 0 E: 0 K: 0 S: 4	H: 1 LOB: 1 BB: 0 P: 4	R: 5 E: 0 K: 1 S: 11	H: 6 LOB: 1 BB: 0 P: 11	R: 0 E: 0 K: 0 S: 3	H: 0 LOB: 0 BB: 0 P: 3	R: 0 E: 0 K: 0 S: 3	H: 0 LOB: 0 BB: 0 P: 3	R: 0 E: 0 K: 0 S: 6	H: 1 LOB: 1 BB: 0 P: 6	R: 0 E: 0 K: 0 S: 4	H: 1 LOB: 1 BB: 0 P: 4	R: 1 E: 0 K: 0 S: 5	H: 2 LOB: 1 BB: 0 P: 5	R: 0 E: 0 K: 0 S: 3	H: 0 LOB: 0 BB: 0 P: 3		R: 0 E: 0 K: 1 S: 6	H: 1 LOB: 1 BB: 0 P: 6	1B: 8 2B: 4 3B: 0 HR: 0	SF: 0 SAC: 0 DP: 0 HBP: 0	WP: 0 PB: 0 SB: 1 CS: 0
PITCHER	IP WLS BF H R ER SO BB IBB HBP BLK WP HR S P ERA WHIP																					
Rick Mahler, R (1,1) ERA: 3.12 Jeff Dedmon, R (8,1) ERA: 3.75	7.0 L 32 11 6 6 2 0 0 0 0 0 0 0 36 36 7.71 1.571																					

AB	39
R	6
H	12
RBI	6
BB	0
SO	3
LOB	13



Batter	1	2	3	4	5	6	7	8	9	AB	R	H	RBI	BB	SO	LOB	BOTTOM					
Milt Thompson, L (1,7) OBP: 0.368, SLG: 0.375	F8				F9				1-3	5	0	1	0	0	0	2	San Diego Padres @ Atlanta Braves Atlanta-Fulton County Stadium, Atlanta, GA Sat Sep 29 1984, 3:33 AM EDT Att: 30,131 - Unknown					
Paul Zivella, R (1,4) OBP: 0.217, SLG: 0.190	6-3			F4					5-3	5	1	1	0	0	1	4						
Claudell Washington, L (1,9) OBP: 0.376, SLG: 0.472	4-3			K			FC4-6		5-3	3	1	1	0	1	1	2						
Dale Murphy, R (1,8) OBP: 0.371, SLG: 0.547		F9		F3			FC4-6		5-3	4	0	1	0	0	0	2						
Gerald Perry, L (1,3) OBP: 0.372, SLG: 0.372		4-3		4-3			FC4-6			4	0	1	2	0	0	2						
Rafael Ramirez, R (1,6) OBP: 0.295, SLG: 0.325				F7			K			3	0	1	0	1	1	2						
Randy Johnson, R (1,5) OBP: 0.333, SLG: 0.379		F4			F9		F9		F8	4	0	1	0	0	0	5						
Bruce Benedict, R (1,2) OBP: 0.298, SLG: 0.290					F8				F1	4	0	1	0	0	0	3						
Rick Mahler, R (1,1) OBP: 0.315, SLG: 0.338 Terry Harper, R (7, PH) OBP: 0.194, SLG: 0.206 Jeff Dedmon, L (8,1) OBP: 0.350, SLG: 0.362				K					K	2	0	1	0	0	1	1						
Chris Chambliss, L (8, PH) OBP: 0.350, SLG: 0.362									K	1	0	0	0	0	0	0						
Inning Stats	R: 0 E: 0 K: 0 S: 3	H: 0 LOB: 0 BB: 0 P: 3	R: 0 E: 0 K: 0 S: 4	H: 1 LOB: 1 BB: 0 P: 4	R: 0 E: 0 K: 2 S: 9	H: 2 LOB: 2 BB: 0 P: 9	R: 0 E: 0 K: 0 S: 3	H: 0 LOB: 0 BB: 0 P: 3	R: 0 E: 0 K: 1 S: 7	H: 2 LOB: 2 BB: 0 P: 7	R: 0 E: 0 K: 1 S: 7	H: 2 LOB: 2 BB: 0 P: 7	R: 0 E: 0 K: 1 S: 5	H: 0 LOB: 0 BB: 0 P: 5	R: 2 E: 0 K: 0 S: 5	H: 2 LOB: 2 BB: 2 P: 13	R: 0 E: 0 K: 1 S: 5	H: 0 LOB: 0 BB: 0 P: 5	1B: 9 2B: 0 3B: 0 HR: 0	SF: 0 SAC: 0 DP: 0 HBP: 0	WP: 0 PB: 0 SB: 0 CS: 0	PA: 38
PITCHER	IP WLS BF H R ER SO BB IBB HBP BLK WP HR S P ERA WHIP																					
Ed Whitson, R (1,1) ERA: 3.24 Greg Harris, R (7,1) ERA: 2.53 Andy Hawkins, R (8,1) ERA: 4.68	6.0 W 25 7 0 0 4 0 0 0 0 0 0 0 33 33 0.00 1.167																					



Batter	1	2	3	4	5	6	7	8	9	AB	R	H	RBI	BB	SO	LOB	TOP		
Alan Wiggins, S (1,4)	F8		K		FC6-4		G4-6-3		P6	5	0	0	0	0	1	6			
Tony Gwynn, L (1,9)	L4			F8	P6			F8		4	0	0	0	0	0	2			
Steve Garvey, R (1,3) OBP: 0.500, SLG: 0.500	K			BB	P3			1B		4	0	2	0	0	1	2			
Graig Nettles, L (1,5) OBP: 0.250, SLG: 0.250		K		F8			F8	G4-6-3		4	0	1	0	0	1	1			
Terry Kennedy, L (1,2)	4-3			BB			K	G4-6-3		3	0	0	0	1	1	2			
Kevin McReynolds, R (1,8)	K			BB					F9	2	0	0	0	2	1	0			
Carmelo Martinez, R (1,7) OBP: 0.500, SLG: 0.333				F9			K	1B		3	0	1	0	1	1	4			
Garry Templeton, S (1,6) OBP: 0.750, SLG: 0.667	F8				FC6-4		G4-6-3	1B		3	0	2	0	1	0	1			
Eric Show, R (1,1) Tim Flannery, L (5,PH) Greg Harris, S (5,1) Bobby Brown, S (7,PH) Greg Booker, R (7,1) Champ Summers, L (8,PH)	K			FC6-4	HBP		K	P4		1	0	0	0	0	1	1			
Inning Stats	R: 0 E: 0 K: 1 S: 9	H: 0 LOB: 0 BB: 0 P: 13	R: 0 E: 0 K: 2 S: 9	H: 0 LOB: 0 BB: 0 P: 12	R: 0 E: 0 K: 2 S: 7	H: 0 LOB: 1 BB: 1 P: 15	R: 0 E: 0 K: 0 S: 7	H: 1 LOB: 3 BB: 2 P: 22	R: 0 E: 0 K: 2 S: 10	H: 0 LOB: 1 BB: 1 P: 17	R: 0 E: 0 K: 1 S: 6	H: 0 LOB: 0 BB: 1 P: 14	R: 0 E: 0 K: 0 S: 5	H: 2 LOB: 1 BB: 0 P: 9	R: 0 E: 0 K: 0 S: 11	H: 2 LOB: 2 BB: 0 P: 14	1B: 6 2B: 3 3B: 0 HR: 0	SF: 0 SAC: 0 DP: 2 HBP: 1	WP: 0 PA: 37 CS: 0
PITCHER	IP	WLS	BF	H	R	ER	SO	BB	IBB	HBP	BLK	WP	HR	S	P	ERA	WHIP		
Rick Sutcliffe, R (1,1) ERA:	7.0	W	28	2	0	0	8	5	0	1	0	0	0	57	107	0.00	1.000		
Warren Brusstar, R (8,1) ERA:	2.0		9	4	0	0	0	0	0	0	0	0	0	16	23	0.00	2.000		

San Diego Padres @ Chicago Cubs
Wrigley Field, Chicago, IL
Tue Oct 02 1984, 3:33 AM CDT
Att: 36,282 - Unknown - 63 F

AB	31
R	0
H	6
RBI	0
BB	5
SO	8
LOB	22



Batter	1	2	3	4	5	6	7	8	9	AB	R	H	RBI	BB	SO	LOB	BOTTOM		
Bob Dernier, R (1,8) OBP: 0.800, SLG: 2.000	HR		F8		2B		K			3	3	2	1	2	1	0			
23 Ryne Sandberg, R (1,4) OBP: 0.600, SLG: 0.500	K		1B		HR		P6			4	2	2	1	1	1	0			
Gary Matthews, R (1,7) Henry Cotto, R (7,7) OBP: 1.000, SLG: 1.000	HR		F8		HR					4	2	2	4	0	1	5			
Leon Durham, L (1,3) OBP: 0.200, SLG: 0.200	P4		SF8		4-3		4-3			5	0	1	1	0	0	1			
Keith Moreland, R (1,9) Gary Woods, R (8,PH) OBP: 0.250, SLG: 0.333	P6		SF8		BB		5-3			3	1	1	1	0	0	0			
Ron Cey, R (1,5) Tom Verzyer, R (9,5) OBP: 0.600, SLG: 1.333			K		1B		HR			3	2	1	1	2	1	1			
Jody Davis, R (1,2) Steve Lake, R (8,2) OBP: 0.500, SLG: 0.750	F7				FC4		E			4	1	2	1	0	0	1			
Larry Bowa, S (1,6) OBP: 0.400, SLG: 0.250	G6-3				F6		E6			4	1	1	1	1	0	2			
Rick Sutcliffe, L (1,1) Warren Brusstar, R (8,1) OBP: 0.500, SLG: 1.250			HR		P3		K			4	1	2	1	0	1	1			
Inning Stats	R: 2 E: 0 K: 1 S: 10	H: 2 LOB: 0 BB: 0 P: 17	R: 0 E: 0 K: 0 S: 5	H: 0 LOB: 1 BB: 1 P: 10	R: 3 E: 0 K: 1 S: 15	H: 3 LOB: 1 BB: 1 P: 27	R: 0 E: 0 K: 0 S: 6	H: 0 LOB: 0 BB: 0 P: 10	R: 6 E: 0 K: 1 S: 25	H: 6 LOB: 3 BB: 3 P: 45	R: 2 E: 1 K: 1 S: 11	H: 3 LOB: 1 BB: 0 P: 19	R: 0 E: 0 K: 1 S: 12	H: 1 LOB: 1 BB: 0 P: 18	R: 0 E: 0 K: 1 S: 10	H: 1 LOB: 2 BB: 1 P: 16	1B: 8 2B: 3 3B: 0 HR: 5	SF: 1 SAC: 0 DP: 1 HBP: 0	WP: 0 PA: 45 CS: 0
PITCHER	IP	WLS	BF	H	R	ER	SO	BB	IBB	HBP	BLK	WP	HR	S	P	ERA	WHIP		
Eric Show, R (1,1) ERA: 11.25	4.0	L	18	5	5	5	2	2	0	0	0	0	3	36	64	11.25	1.750		
Greg Harris, R (5,1) ERA: 31.5	2.0		18	9	8	7	2	3	0	0	0	0	2	36	64	31.50	6.000		
Greg Booker, R (7,1) ERA:	2.0		9	2	0	0	2	1	0	0	0	0	0	22	34	0.00	1.500		

San Diego Padres @ Chicago Cubs
Wrigley Field, Chicago, IL
Tue Oct 02 1984, 3:33 AM CDT
Att: 36,282 - Unknown - 63 F

AB	38
R	13
H	16
RBI	12
BB	6
SO	6
LOB	13



Batter	1	2	3	4	5	6	7	8	9	AB	R	H	RBI	BB	SO	LOB	TOP										
Alan Wiggins, S OBP: 0.222, SLG: 0.125	6-3		G6-4-3			G3 1B BB		E1 1B		3	1	0	1	0	1		San Diego Padres @ Chicago Cubs Wrigley Field, Chicago, IL Wed Oct 03 1984, 3:33 AM CDT Att: 36,282 - Unknown										
Tony Gwynn, L OBP: 0.125, SLG: 0.250	K			G3 SF9 2B		G3		F7		4	1	1	0	0	1	2											
Steve Garvey, R OBP: 0.375, SLG: 0.375	6-3			G3					1-3	4	0	1	1	0	0	1											
Kevin McReynolds, R (1, 8)		6-3		SF9						2	0	0	1	1	0	1											
Carmelo Martinez, R OBP: 0.375, SLG: 0.286				6-3						4	0	1	0	0	1	1											
Terry Kennedy, L (1, 2)										4	0	0	0	0	0	2											
Luis Salazar, R (1, 5)										3	0	0	0	0	1	1											
Garry Templeton, S OBP: 0.571, SLG: 0.400				4-3						2	0	0	0	1	0	0											
Mark Thurmond, L OBP: 1.000, SLG: 1.000 Andy Hawkins, R Mario Ramirez, R Dave Dravecky, R Kurt Bevacqua, R Craig Lefferts, L										1	0	1	0	0	0	0											
Inning Stats	R: 0 E: 0 K: 1 S: 5	H: 0 LOB: 0 BB: 0 P: 6	R: 0 E: 0 K: 1 S: 6	H: 1 LOB: 1 BB: 0 P: 10	R: 0 E: 0 K: 0 S: 4	H: 1 LOB: 0 BB: 0 P: 4	R: 1 E: 0 K: 0 S: 8	H: 1 LOB: 0 BB: 0 P: 16	R: 0 E: 0 K: 0 S: 6	H: 0 LOB: 0 BB: 0 P: 7	R: 1 E: 0 K: 0 S: 9	H: 1 LOB: 1 BB: 1 P: 14	R: 0 E: 0 K: 0 S: 5	H: 0 LOB: 0 BB: 0 P: 7	R: 0 E: 1 K: 0 S: 8	H: 1 LOB: 1 BB: 1 P: 13		R: 0 E: 0 K: 1 S: 9	H: 0 LOB: 1 BB: 1 P: 17	1B: 4 2B: 1 3B: 0 HR: 0	SF: 1 SAC: 0 DP: 2 HBP: 0	WP: 0 PB: 0 SB: 0 CS: 0	PA: 33				
PITCHER	IP	WLS	BF	H	R	ER	SO	BB	IBB	HBP	BLK	WP	HR	S	P	ERA	WHIP										
Steve Trout, L ERA: 2.16	(1, 1)	8.1	W	31	5	2	2	2	3	0	0	0	0	54	86	2.16	0.960										
Lee Smith, R ERA:	(9, 1)	0.2	S	2	0	0	0	1	0	0	0	0	0	6	8	0.00	0.000										

AB	29
R	2
H	5
RBI	2
BB	3
SO	3
LOB	10



Batter	1	2	3	4	5	6	7	8	9	AB	R	H	RBI	BB	SO	LOB	BOTTOM											
Bob Dernier, R OBP: 0.667, SLG: 1.167	23 5-3 6-3 1B			FC6-4 23 2B		K2-3				3	2	1	0	1	1	1	San Diego Padres @ Chicago Cubs Wrigley Field, Chicago, IL Wed Oct 03 1984, 3:33 AM CDT Att: 36,282 - Unknown											
23 Ryne Sandberg, R OBP: 0.556, SLG: 0.625	5-3									4	0	2	1	0	0	3												
Gary Matthews, R OBP: 0.375, SLG: 1.143 Henry Cotto, R OBP: 1.000, SLG: 1.000	6-3									3	0	0	1	1	0	1												
Keith Moreland, R OBP: 0.375, SLG: 0.571 Lee Smith, R ERA:										4	1	2	0	0	0	3												
Ron Cey, R OBP: 0.556, SLG: 1.000										3	1	1	1	1	0	0												
Jody Davis, R OBP: 0.250, SLG: 0.429	K									3	0	0	1	0	1	2												
Leon Durham, L OBP: 0.111, SLG: 0.111										4	0	0	0	0	0	0												
Larry Bowa, S OBP: 0.375, SLG: 0.286										3	0	1	0	0	0	0												
Steve Trout, L OBP: 0.500, SLG: 0.500 Davey Lopes, R ERA:										2	0	1	0	0	0	0												
Inning Stats	R: 1 E: 0 K: 1 S: 11	H: 2 LOB: 2 BB: 1 P: 22	R: 0 E: 0 K: 0 S: 10	H: 1 LOB: 2 BB: 1 P: 17	R: 2 E: 0 K: 0 S: 11	H: 2 LOB: 0 BB: 0 P: 19	R: 1 E: 0 K: 0 S: 11	H: 2 LOB: 2 BB: 1 P: 18	R: 0 E: 0 K: 1 S: 8	H: 0 LOB: 0 BB: 0 P: 9	R: 0 E: 0 K: 0 S: 6	H: 1 LOB: 0 BB: 0 P: 8	R: 0 E: 0 K: 0 S: 7	H: 0 LOB: 0 BB: 0 P: 12	R: 0 E: 0 K: 0 S: 7	H: 0 LOB: 0 BB: 0 P: 12		1B: 5 2B: 3 3B: 0 HR: 0	SF: 1 SAC: 1 DP: 0 HBP: 0	WP: 0 PB: 0 SB: 1 CS: 1	PA: 34							
PITCHER	IP	WLS	BF	H	R	ER	SO	BB	IBB	HBP	BLK	WP	HR	S	P	ERA	WHIP											
Mark Thurmond, L ERA: 9.82	(1, 1)	3.2	L	20	7	4	4	1	0	0	0	0	0	12	24	9.82	2.455											
Andy Hawkins, R ERA:	(4, 1)	1.1		5	0	0	0	0	1	0	0	0	0	0	14	17	0.00	0.750										
Dave Dravecky, L ERA:	(6, 1)	2.0		6	1	0	0	1	0	0	0	0	0	14	17	0.00	0.500											
Craig Lefferts, L ERA:	(8, 1)	1.0		3	0	0	0	0	0	0	0	0	0	7	12	0.00	0.000											



Batter	1	2	3	4	5	6	7	8	9	AB	R	H	RBI	BB	SO	LOB	TOP										
Bob Dernier, R OBP: 0.538, SLG: 0.778 (1, 8)	4-1 FC4-6 BB	0-1 L6			0-1 4-3			1-1 5-3		3	0	0	0	1	0	2											
23 Ryne Sandberg, R OBP: 0.417, SLG: 0.583 (1, 4)	0-1 FC4-6 1-2		3-3 K		2-1 F8			3-1 2B		4	0	1	0	0	1	1											
Gary Matthews, R OBP: 0.417, SLG: 0.900 (1, 7)	1-3 K		4-2 BB		0-0 G4-6-3 1B			2-2 6-3		3	0	1	0	1	1	2											
Leon Durham, L OBP: 0.077, SLG: 0.077 (1, 3)	0-1 L6		0-0 F8		0-2 G4-6-3 1-2			0-3 K		4	0	0	0	0	1	3											
Keith Moreland, R OBP: 0.333, SLG: 0.545 (1, 9)		2-2 1B 2B	1-2 K		1-3 K			1-0 F8		4	1	1	0	0	1	1											
Ron Cey, R OBP: 0.462, SLG: 0.700 (1, 5)		3-1 1B 2H		2-0 F3			2-2 5-3		2-3 K	4	0	1	1	0	1	0											
Jody Davis, R OBP: 0.273, SLG: 0.400 (1, 2)		1-2 1B		0-3 K			0-1 P6			3	0	1	0	0	1	0											
Larry Bowa, S OBP: 0.273, SLG: 0.200 (1, 6)		0-2 P6		0-0 P6			0-0 4-3			3	0	0	0	0	0	2											
Dennis Eckersley, R (1, 1)		1-0 P1		0-3 K				3-3 K		2	0	0	0	0	1	2											
George Frazier, R (8, 1)										0	0	0	0	0	0	0											
Thad Bosley, L (8, 1)										1	0	0	0	0	1	0											
Tim Stoddard, R (8, 1)										0	0	0	0	0	0	0											
Inning Stats	R: 0 E: 0 K: 1 S: 10	H: 0 LOB: 1 BB: 1 P: 15	R: 1 E: 0 K: 0 S: 17	H: 3 LOB: 2 BB: 0 P: 24	R: 0 E: 0 K: 1 S: 10	H: 0 LOB: 1 BB: 1 P: 18	R: 0 E: 0 K: 1 S: 6	H: 0 LOB: 0 BB: 0 P: 8	R: 0 E: 0 K: 1 S: 7	H: 1 LOB: 0 BB: 0 P: 8	R: 0 E: 0 K: 0 S: 7	H: 0 LOB: 0 BB: 0 P: 9	R: 0 E: 0 K: 0 S: 11	H: 1 LOB: 1 BB: 0 P: 11	R: 0 E: 0 K: 2 S: 8	H: 0 LOB: 0 BB: 0 P: 11	1B: 3 2B: 2 HR: 0	SF: 0 SAC: 0 DP: 1 HBP: 0	WP: 0 PB: 0 SB: 1 CS: 0	PA: 33							
PITCHER	IP	WLS	BF	H	R	ER	SO	BB	IBB	HBP	BLK	WP	HR	S	P	ERA	WHIP										
Ed Whitson, R ERA: 1.13	(1, 1)	8.0	W	30	5	1	1	6	2	0	0	0	0	75	111	1.12	0.875										
Rich Gossage, R ERA:	(9, 1)	1.0		3	0	0	0	2	0	0	0	0	0	8	11	0.00	0.000										

Chicago Cubs @ San Diego Padres
Jack Murphy Stadium, San Diego, CA
Thu Oct 04 1984, 10:05 PM EDT
Att: 58,346 - Unknown

AB	31
R	1
H	5
RBI	1
BB	2
SO	8
LOB	13



Batter	1	2	3	4	5	6	7	8	9	AB	R	H	RBI	BB	SO	LOB	BOTTOM										
Alan Wiggins, S OBP: 0.308, SLG: 0.250 (1, 4)	2-2 F8		1-0 CS 1B		1-1 2H 1B		1-1 4-3			4	0	2	1	0	0	0											
Tony Gwynn, L OBP: 0.333, SLG: 0.500 (1, 9)	0-1 2B		2-0 CS 1-2	1-2 G6-4-3 1B		1-1 4-3 1B	3-2 G3			4	1	3	0	0	0	0											
Steve Garvey, R OBP: 0.250, SLG: 0.250 (1, 3)	0-1 F3		1-2 G6-4-3 1-2	2-0 G6-4-3 1-2		0-0 4-3	1-3 K2-3			4	0	0	0	0	1	3											
Graig Nettles, L OBP: 0.250, SLG: 0.250 (1, 5)	1-1 G3		0-0 F8		0-0 F8		1-0 1B HR 1B	2-3 3-1		4	1	1	1	0	0	1											
Terry Kennedy, L OBP: 0.250, SLG: 0.182 (1, 2)		1-2 6-3		2-0 1B 2B 1B		2-2 1B HR 1B	2-3 K			4	2	2	0	0	1	0											
Kevin McReynolds, R OBP: 0.455, SLG: 0.714 (1, 8)		0-0 4-3		0-2 2B 1B		2-2 1B HR				3	2	2	3	0	0	0											
Carmelo Martinez, R OBP: 0.273, SLG: 0.200 (1, 7)		3-2 F7		0-1 P4		1-1 F8				3	0	0	0	0	0	2											
Garry Templeton, S OBP: 0.500, SLG: 0.500 (1, 6)			2-2 F7		0-0 1B 2B		1-2 4-3			3	1	1	2	0	0	0											
Ed Whitson, R (1, 1)			2-2 5-3		0-0 P4					3	0	0	0	0	1	1											
Rich Gossage, R (9, 1)										0	0	0	0	0	0	0											
Inning Stats	R: 0 E: 0 K: 0 S: 9	H: 1 LOB: 1 BB: 0 P: 12	R: 0 E: 0 K: 0 S: 8	H: 0 LOB: 0 BB: 0 P: 12	R: 0 E: 0 K: 0 S: 8	H: 1 LOB: 0 BB: 0 P: 15	R: 0 E: 0 K: 0 S: 6	H: 1 LOB: 0 BB: 0 P: 8	R: 3 E: 0 K: 0 S: 10	H: 4 LOB: 1 BB: 0 P: 13	R: 4 E: 0 K: 0 S: 16	H: 4 LOB: 0 BB: 0 P: 24	R: 0 E: 0 K: 1 S: 9	H: 0 LOB: 0 BB: 0 P: 15	R: 0 E: 0 K: 2 S: 7	H: 0 LOB: 0 BB: 0 P: 10	1B: 8 2B: 2 3B: 0 HR: 1	SF: 0 SAC: 0 DP: 1 HBP: 0	WP: 0 PB: 0 SB: 0 CS: 1	PA: 33							
PITCHER	IP	WLS	BF	H	R	ER	SO	BB	IBB	HBP	BLK	WP	HR	S	P	ERA	WHIP										
Dennis Eckersley, R ERA: 8.44	(1, 1)	5.1	L	22	9	5	5	0	0	0	0	0	1	21	33	10.80	1.200										
George Frazier, R ERA: 10.8	(6, 1)	1.2		7	2	2	2	1	0	0	0	0	0	7	10	0.00	0.000										
Tim Stoddard, R ERA:	(8, 1)	1.0		3	0	0	0	2	0	0	0	0	0	7	10	0.00	0.000										

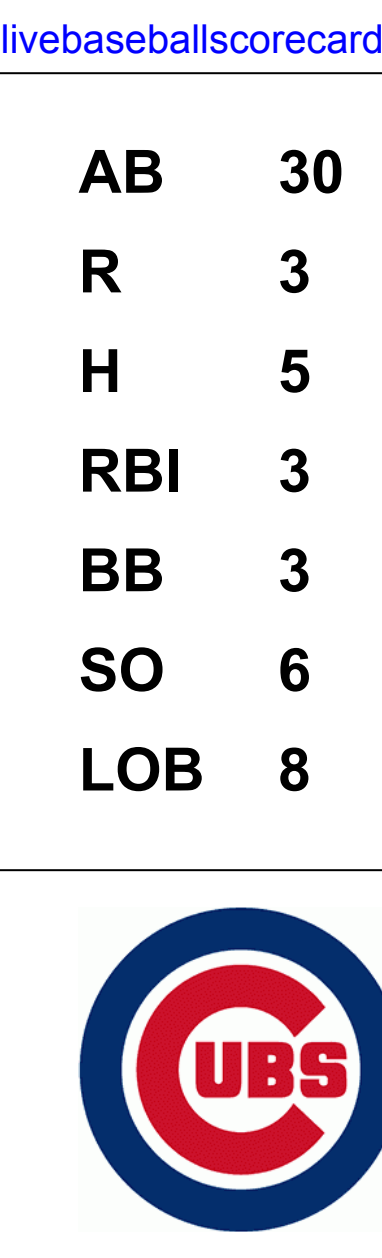
Chicago Cubs @ San Diego Padres
Jack Murphy Stadium, San Diego, CA
Thu Oct 04 1984, 10:05 PM EDT
Att: 58,346 - Unknown

AB	32
R	7
H	11
RBI	7
BB	0
SO	3
LOB	7



Batter	1	2	3	4	5	6	7	8	9	AB	R	H	RBI	BB	SO	LOB	TOP			
Bob Dernier, R OBP: 0.409, SLG: 0.529	P4	FC4-6			5-3			P4		4	0	0	0	0	0	2	Chicago Cubs @ San Diego Padres Jack Murphy Stadium, San Diego, CA Sun Oct 07 1984, 6:33 AM EDT Att: 58,359 - Unknown			
23 Ryne Sandberg, R OBP: 0.455, SLG: 0.474	L5	CS	F7			F9		1B		4	0	1	0	0	0	0				
Gary Matthews, R OBP: 0.429, SLG: 0.600	HR			CS		P6		K		2	1	0	0	2	1	2				
Leon Durham, L OBP: 0.190, SLG: 0.450	HR					K			F9	4	1	1	2	0	2	1				
Keith Moreland, R OBP: 0.350, SLG: 0.444					F8		L7		FC5-4	3	0	1	0	1	0	0				
Ron Cey, R OBP: 0.273, SLG: 0.368	P4				K		F8		P3	4	0	0	0	0	1	2				
Jody Davis, R OBP: 0.368, SLG: 0.833					4-3				FC5-4	4	1	1	1	0	0	1				
Larry Bowa, S OBP: 0.250, SLG: 0.267										2	0	0	0	0	0	0				
Thad Bosley, L OBP: 0.273, SLG: 0.368		F7				F8		K		1	0	0	0	0	1	0				
Warren Brusstar, R OBP: 0.273, SLG: 0.368										0	0	0	0	0	0	0				
Rick Sutcliffe, L OBP: 0.500, SLG: 1.000										2	0	1	0	0	1	0				
Steve Trout, L OBP: 0.500, SLG: 0.500										0	0	0	0	0	0	0				
Richie Hebner, R OBP: 0.500, SLG: 0.500										0	0	0	0	0	0	0				
Tom Veryzer, R OBP: 0.500, SLG: 0.500								23 1B		0	0	0	0	0	0	0				
Inning Stats	R: 2 E: 0 K: 0 S: 16	H: 1 LOB: 1 BB: 2 P: 32	R: 1 E: 0 K: 0 S: 13	H: 2 LOB: 0 BB: 0 P: 21	R: 0 E: 0 K: 1 S: 6	H: 0 LOB: 1 BB: 1 P: 12	R: 0 E: 0 K: 1 S: 7	H: 0 LOB: 0 BB: 0 P: 8	R: 0 E: 0 K: 1 S: 10	H: 0 LOB: 0 BB: 0 P: 17	R: 0 E: 0 K: 0 S: 9	H: 0 LOB: 0 BB: 0 P: 12	R: 0 E: 0 K: 0 S: 14	H: 1 LOB: 2 BB: 0 P: 17	R: 0 E: 0 K: 0 S: 12	H: 1 LOB: 1 BB: 0 P: 16	1B: 3 2B: 1 3B: 0 HR: 2	SF: 0 SAC: 0 DP: 1 HBP: 1	WP: 0 PB: 0 SB: 2 CS: 2	PA: 35
PITCHER	IP WLS BF H R ER SO BB IBB HBP BLK WP HR S P ERA WHIP																			
Eric Show, R ERA: 13.5	1.1 9 3 3 3 0 2 0 0 0 0 0 2 26 49 20.25 3.750																			
Andy Hawkins, L ERA: 13.5	1.2 4 0 0 0 1 1 0 0 0 0 0 0 9 16 0.00 0.600																			
Dave Dravecky, L ERA: 13.5	2.0 6 0 0 0 2 0 0 0 0 0 0 0 17 25 0.00 0.000																			
Craig Lefferts, L ERA: 13.5	2.0 W 6 0 0 0 1 0 0 0 0 0 0 0 18 23 0.00 0.000																			
Rich Gossage, R ERA: 4.5	2.0 S 9 2 0 0 2 0 0 1 0 0 0 0 26 33 0.00 1.000																			

Batter	1	2	3	4	5	6	7	8	9	AB	R	H	RBI	BB	SO	LOB	BOTTOM			
Alan Wiggins, S OBP: 0.381, SLG: 0.316	5-3									3	2	0	1	0	0	Chicago Cubs @ San Diego Padres Jack Murphy Stadium, San Diego, CA Sun Oct 07 1984, 6:33 AM EDT Att: 58,359 - Unknown				
Tony Gwynn, L OBP: 0.381, SLG: 0.526	K		G3							4	2	2	2	0	1		1			
Steve Garvey, R OBP: 0.429, SLG: 0.600	F9									3	0	1	1	1	0		0			
Graig Nettles, L OBP: 0.188, SLG: 0.143		4-3								3	0	0	1	0	0		1			
Terry Kennedy, L OBP: 0.250, SLG: 0.222										3	0	1	1	0	1		1			
Bobby Brown, S OBP: 0.200, SLG: 0.600										3	0	0	0	0	1		2			
Luis Salazar, R OBP: 0.200, SLG: 0.600		K								1	0	1	0	0	0		0			
Carmelo Martinez, R OBP: 0.263, SLG: 0.176										3	1	0	0	1	1		2			
Garry Templeton, S OBP: 0.412, SLG: 0.400										3	0	1	0	0	0		0			
Eric Show, R ERA: 3.38										0	0	0	0	0	0		0			
Andy Hawkins, R ERA: 3.38										0	0	0	0	0	0	0				
Mario Ramirez, R ERA: 2.0										1	0	0	0	0	0	0				
Dave Dravecky, R ERA: 2.0										0	0	0	0	0	0	0				
Kurt Bevacqua, R ERA: 2.0										1	0	0	0	0	0	1				
Craig Lefferts, L ERA: 2.0										0	0	0	0	0	0	0				
Tim Flannery, L ERA: 2.0										1	1	0	0	0	0	0				
Rich Gossage, R ERA: 4.5										0	0	0	0	0	0	0				
Inning Stats	R: 0 E: 0 K: 1 S: 7	H: 0 LOB: 0 BB: 0 P: 11	R: 0 E: 0 K: 1 S: 7	H: 1 LOB: 1 BB: 0 P: 12	R: 0 E: 0 K: 0 S: 8	H: 0 LOB: 1 BB: 1 P: 12	R: 0 E: 0 K: 0 S: 5	H: 0 LOB: 0 BB: 0 P: 9	R: 0 E: 0 K: 0 S: 7	H: 1 LOB: 1 BB: 0 P: 14	R: 2 E: 0 K: 0 S: 9	H: 2 LOB: 1 BB: 1 P: 15	R: 4 E: 1 K: 1 S: 13	H: 3 LOB: 1 BB: 1 P: 21	R: 0 E: 0 K: 1 S: 8	H: 1 LOB: 0 BB: 0 P: 10	1B: 6 2B: 1 3B: 1 HR: 0	SF: 2 SAC: 1 DP: 0 HBP: 0	WP: 0 PB: 0 SB: 0 CS: 1	PA: 35
PITCHER	IP WLS BF H R ER SO BB IBB HBP BLK WP HR S P ERA WHIP																			
Rick Sutcliffe, R ERA: 3.38	6.1 L 30 7 6 5 2 3 0 0 0 0 0 0 51 85 7.11 1.579																			
Steve Trout, L ERA: 2.0	0.2 2 0 0 0 1 0 0 0 0 0 0 0 5 9 0.00 0.000																			
Warren Brusstar, R ERA: 4.5	1.0 3 1 0 0 1 0 0 0 0 0 0 0 8 10 0.00 1.000																			



Batter	1	2	3	4	5	6	7	8	9	AB R H RBI BB SO LOB	TOP											
Lou Whitaker, L (1, 4) OBP: 0.211, SLG: 0.222										4 1 1 0 1 1 2	Detroit Tigers @ San Diego Padres Jack Murphy Stadium, San Diego, CA Tue Oct 09 1984, 10:05 PM EDT Att: 57,908 - Unknown											
Alan Trammell, R (1, 6) OBP: 0.474, SLG: 0.688										5 0 2 1 0 0 1												
Kirk Gibson, L (1, 9) OBP: 0.421, SLG: 0.563										4 0 0 0 1 1 3												
Lance Parrish, R (1, 2) OBP: 0.353, SLG: 0.667										3 1 2 0 1 0 1												
Larry Herndon, R (1, 7) OBP: 0.500, SLG: 1.125										3 1 2 2 1 0 2												
Barbato Garbey, R (1, 10) OBP: 0.231, SLG: 0.231										4 0 0 0 0 1 3												
Chet Lemon, R (1, 8) OBP: 0.059, SLG: 0.059										4 0 1 0 0 0 1												
Darrell Evans, L (1, 3) OBP: 0.333, SLG: 0.308										3 0 0 0 1 0 2												
Dave Bergman, L (8, PR) OBP: 1.000, SLG: 1.000										0 0 0 0 0 0 0												
Marty Castillo, R (1, 5) OBP: 0.273, SLG: 0.200										2 0 0 0 1 0 0												
Johanny Grubb, L (8, PH) OBP: 0.250, SLG: 0.500										0 0 0 0 0 0 0												
Tom Brookens, R (8, 5)										1 0 0 0 0 0 2												
Inning Stats	R: 1 E: 0 K: 0 S: 23	H: 4 LOB: 2 BB: 0 P: 33	R: 0 E: 0 K: 0 S: 13	H: 0 LOB: 0 BB: 0 P: 20	R: 0 E: 0 K: 1 S: 8	H: 1 LOB: 2 BB: 1 P: 20	R: 0 E: 1 K: 0 S: 9	H: 0 LOB: 2 BB: 1 P: 20	R: 2 E: 0 K: 1 S: 13	H: 2 LOB: 0 BB: 1 P: 24	R: 0 E: 0 K: 0 S: 4	H: 1 LOB: 0 BB: 0 P: 8	R: 0 E: 0 K: 0 S: 11	H: 0 LOB: 1 BB: 1 P: 18	R: 0 E: 0 K: 0 S: 10	H: 0 LOB: 2 BB: 2 P: 21	R: 0 E: 0 K: 1 S: 8	H: 0 LOB: 0 BB: 0 P: 13	1B: 5 2B: 3 3B: 0 HR: 1	SF: 0 SAC: 0 DP: 1 HBP: 0	WP: 0 PB: 0 SB: 1 CS: 2	PA: 39
PITCHER	IP WLS BF H R ER SO BB IBB HBP BLK WP HR S P ERA WHIP											IP WLS BF H R ER SO BB IBB HBP BLK WP HR S P ERA WHIP										
Mark Thurmond, L (1, 1) ERA: 7.27	5.0 L 24 7 3 3 2 3 0 0 0 0 1 66 117 5.40 2.000																					
Andy Hawkins, R (8, 1)	2.2 11 1 0 0 0 2 1 0 0 0 0 23 44 0.00 1.125																					
Dave Dravecky, L (8, 1) ERA:	1.1 4 0 0 0 1 0 0 0 0 0 0 10 16 0.00 0.000																					

AB	33
R	3
H	8
RBI	3
BB	6
SO	3
LOB	17



Batter	1	2	3	4	5	6	7	8	9	AB R H RBI BB SO LOB	BOTTOM									
Alan Wiggins, S (1, 4) OBP: 0.360, SLG: 0.304										4 0 1 0 0 1 0	Detroit Tigers @ San Diego Padres Jack Murphy Stadium, San Diego, CA Tue Oct 09 1984, 10:05 PM EDT Att: 57,908 - Unknown									
Tony Gwynn, L (1, 9) OBP: 0.440, SLG: 0.524										2 0 1 0 2 0 0										
Steve Garvey, R (1, 3) OBP: 0.400, SLG: 0.542										4 1 1 0 0 1 3										
Graig Nettles, L (1, 5) OBP: 0.316, SLG: 0.250										2 1 2 0 1 0 0										
Luis Salazar, R (6, PR) OBP: 0.167, SLG: 0.500										1 0 0 0 0 0 0										
Terry Kennedy, L (1, 2) OBP: 0.292, SLG: 0.318										4 0 2 2 0 1 2										
Bobby Brown, S (1, 8)										4 0 0 0 0 2 3										
Camelo Martinez, R (1, 7) OBP: 0.217, SLG: 0.143										4 0 0 0 0 2 2										
Garry Templeton, S (1, 6) OBP: 0.333, SLG: 0.316										4 0 0 0 0 2 2										
Kurt Bevacqua, R (1, 10) OBP: 0.200, SLG: 0.400										3 0 1 0 0 0 0										
Inning Stats	R: 2 E: 0 K: 1 S: 12	H: 3 LOB: 1 BB: 0 P: 22	R: 0 E: 0 K: 1 S: 9	H: 0 LOB: 0 BB: 0 P: 11	R: 0 E: 0 K: 1 S: 5	H: 0 LOB: 0 BB: 0 P: 6	R: 0 E: 0 K: 3 S: 15	H: 2 LOB: 2 BB: 0 P: 20	R: 0 E: 0 K: 0 S: 9	H: 1 LOB: 0 BB: 1 P: 16	R: 0 E: 0 K: 2 S: 11	H: 0 LOB: 0 BB: 0 P: 12	R: 0 E: 0 K: 1 S: 7	H: 0 LOB: 0 BB: 0 P: 10	R: 0 E: 0 K: 1 S: 7	H: 0 LOB: 0 BB: 0 P: 10	1B: 6 2B: 2 3B: 0 HR: 0	SF: 0 SAC: 0 DP: 1 HBP: 0	WP: 0 PB: 0 SB: 1 CS: 1	PA: 36
PITCHER	IP WLS BF H R ER SO BB IBB HBP BLK WP HR S P ERA WHIP											IP WLS BF H R ER SO BB IBB HBP BLK WP HR S P ERA WHIP								
Jack Morris, R (1, 1) ERA: 1.69	9.0 W 35 8 2 2 9 3 0 0 0 0 0 89 134 2.00 1.222																			

AB	32
R	2
H	8
RBI	2
BB	3
SO	9
LOB	12



Batter	1	2	3	4	5	6	7	8	9	AB	R	H	RBI	BB	SO	LOB	TOP		
Alan Wiggins, S (1,4) OBP: 0.368, SLG: 0.361 Champ Summers, L (8,PH) Ron Roenicke, S (8,7)	0-0 G1-3		2-2 F5			2-1 G3-1		0-3 K		3	0	0	0	0	0	0			
Tony Gwynn, L (1,9) OBP: 0.421, SLG: 0.455	0-2 4-3		0-0 FC6-4 1B			0-2 4-3			0-1 4-3	4	0	1	0	0	0	0			
Steve Garvey, R (1,3) OBP: 0.324, SLG: 0.472	2-1 G4-3		0-0 FC6-4 1-2			1-0 P6			1-1 4-3 WP 2B	4	1	1	0	0	0	1			
Graig Nettles, L (1,5) OBP: 0.290, SLG: 0.174		2-0 4-3			3-1 P4				0-1 4-3	4	0	0	0	0	0	1			
Terry Kennedy, L (1,2) OBP: 0.278, SLG: 0.364		0-1 HR			1-0 F7				2-2 L9	4	1	1	1	0	0	0			
Kurt Bevacqua, R (1,10) OBP: 0.375, SLG: 0.688		2-1 2B			3-2 F3				3-H	3	0	1	0	0	1	0			
Camelto Martinez, R (1,7) OBP: 0.212, SLG: 0.133 Tim Flannery, L (8,PH) Tim Flannery, L (8,4)		1-3 K			2-1 5-3				0-1 WP 1B	2	0	0	0	0	1	1			
Garry Templeton, S (1,6) OBP: 0.375, SLG: 0.367		0-0 4-3			1-3 K				0-0 F8	3	0	0	0	0	1	2			
Bobby Brown, S (1,8)			2-1 3-1		0-0 P6				0-2 P4	3	0	0	0	0	0	1			
Inning Stats	R: 0 E: 0 K: 0 S: 7	H: 0 LOB: 0 BB: 0 P: 9	R: 1 E: 0 K: 1 S: 11	H: 2 LOB: 1 BB: 0 P: 16	R: 0 E: 0 K: 0 S: 7	H: 1 LOB: 1 BB: 0 P: 11	R: 0 E: 0 K: 0 S: 6	H: 0 LOB: 0 BB: 0 P: 13	R: 0 E: 0 K: 1 S: 7	H: 0 LOB: 0 BB: 0 P: 10	R: 0 E: 0 K: 1 S: 8	H: 0 LOB: 0 BB: 0 P: 10	R: 0 E: 0 K: 1 S: 12	H: 1 LOB: 1 BB: 0 P: 12	R: 1 E: 0 K: 0 S: 9	H: 1 LOB: 0 BB: 0 P: 12	1B: 2 2B: 2 3B: 0 HR: 1	SF: 0 SAC: 0 DP: 0 HBP: 0	WP: 2 PA: 32
PITCHER Jack Morris, R (1,1) ERA: 1.8	IP: 9.0 WLS: W BF: 32 H: 5 R: 2 ER: 2 SO: 4 BB: 0 IBB: 0 HBP: 0 BLK: 0 WP: 2 HR: 1 S: 73 P: 102 ERA: 2.00 WHIP: 0.556															PITCHER IP: WLS: BF: H: R: ER: SO: BB: IBB: HBP: BLK: WP: HR: S: P: ERA: WHIP:			

San Diego Padres @ Detroit Tigers
Tiger Stadium, Detroit, MI
Sat Oct 13 1984, 3:33 AM EDT
Att: 52,130 - Unknown

AB 32
R 2
H 5
RBI 1
BB 0
SO 4
LOB 7



Batter	1	2	3	4	5	6	7	8	9	AB	R	H	RBI	BB	SO	LOB	BOTTOM		
Lou Whitaker, L (1,4) OBP: 0.281, SLG: 0.276	0-1 E4 HR		0-0 E9 HR 1B		0-0 1B FC3-2 2B		2-1 6-3			4	2	2	0	0	0	0			
Alan Trammell, R (1,6) OBP: 0.563, SLG: 0.926	2-0 1B SAFE 1-H HR		1-1 HR		2-2 FC3-2 1B		2-2 F7			4	2	3	4	0	0	0			
Kirk Gibson, L (1,9) OBP: 0.438, SLG: 0.462	1-0 F8		0-0 S 1B		3-3 K			1-1 P4		4	0	1	0	0	1	2			
Lance Parrish, R (1,2) OBP: 0.300, SLG: 0.440	1-1 G5-3		2-2 F3		2-1 FC3-2			0-1 5-3		4	0	0	0	0	0	3			
Darrell Evans, L (1,5) OBP: 0.346, SLG: 0.238 Tom Brookens, R (8,5)	3-2 F2		4-2 FC5-4 BB		2-3 K			0-1 6-3		2	0	0	0	1	1	2			
Johnny Grubb, L (1,10) OBP: 0.286, SLG: 0.429 Barbaro Garbey, R (3,PH) Barbaro Garbey, R (3,PH)		0-1 G3	1-0 FC5-4 1-2		0-1 F9					1	0	0	0	0	0	0			
Ruppert Jones, L (1,7) Larry Herndon, R (4,PH) Larry Herndon, R (5,7)		2-3 K			0-3 K			1-1 G6-4-3 1B		1	0	0	0	0	1	0			
Chet Lemon, R (1,8) OBP: 0.143, SLG: 0.111		1-3 K			4-2 CS S BB			0-2 G6-4-3 1-2		2	0	0	0	1	1	1			
Dave Bergman, L (1,3) OBP: 0.167, SLG: 0.167			3-1 4-3		1-3 K			0-1 F8		3	0	0	0	0	1	1			
Inning Stats	R: 2 E: 1 K: 0 S: 9	H: 1 LOB: 0 BB: 0 P: 16	R: 0 E: 0 K: 2 S: 10	H: 0 LOB: 0 BB: 0 P: 13	R: 2 E: 1 K: 0 S: 14	H: 3 LOB: 2 BB: 1 P: 23	R: 0 E: 0 K: 2 S: 9	H: 0 LOB: 1 BB: 1 P: 14	R: 0 E: 0 K: 0 S: 13	H: 2 LOB: 2 BB: 0 P: 22	R: 0 E: 0 K: 0 S: 9	H: 1 LOB: 0 BB: 0 P: 10	R: 0 E: 0 K: 0 S: 7	H: 0 LOB: 0 BB: 0 P: 13	R: 0 E: 0 K: 0 S: 6	H: 0 LOB: 0 BB: 0 P: 7	1B: 4 2B: 2 3B: 0 HR: 2	SF: 0 SAC: 0 DP: 2 HBP: 0	WP: 0 PA: 32
PITCHER Eric Show, R (1,1) ERA: 12.38 Dave Dravecky, L (3,1) ERA Craig Lefferts, L (7,1) ERA Rich Gossage, R (8,1) ERA: 3.6	IP: 2.2 WLS: L BF: 14 H: 4 R: 4 ER: 3 SO: 2 BB: 1 IBB: 0 HBP: 0 BLK: 0 WP: 0 HR: 2 S: 32 P: 50 ERA: 10.12 WHIP: 1.875															PITCHER IP: WLS: BF: H: R: ER: SO: BB: IBB: HBP: BLK: WP: HR: S: P: ERA: WHIP:			

San Diego Padres @ Detroit Tigers
Tiger Stadium, Detroit, MI
Sat Oct 13 1984, 3:33 AM EDT
Att: 52,130 - Unknown

AB 30
R 4
H 7
RBI 4
BB 2
SO 6
LOB 11



