

San Diego Padres - 1985

Batter	1	2	3	4	5	6	7	8	9	AB R H RBI BB SO LOB	TOP																									
Gerry Davis, R OBP: 0.250, SLG: 0.250 (1, 7)	0-0 5-3			0-0 6-3			0-0 1B CS 1B	0-0 F9		4 1 1 0 0 0 0																										
Mario Ramirez, R OBP: 0.333, SLG: 0.333 Bobby Brown, S Tim Flannery, L Kurt Bevacqua, R OBP: 1.000, SLG: 1.000 Al Bumbry, L Graig Nettles, L (1, 4) (7, PR) (7, 4) (9, PH) (9, PR) (9, 5)	0-0 E1 G1-6-3		0-3 K2-3				0-0 CS 1B 1B		0-0 1B 1B G6-4-3 1B	3 0 1 0 0 0 1 0 0 1 0 0 0 0 0 0 0 0 0 0 0 0 0 0 1 0 1 0 0 0 0 0 0 1 0 0 0 0 0 0 0 0 0 0 0 0 0 0																										
Tony Gwynn, L OBP: 0.250, SLG: 0.250 (1, 9)	0-0 G1-6-3 1-2f		0-0 F7				0-0 F8		0-0 G6-4-3 1B 1-2 1B	4 0 1 0 0 0 3																										
Steve Garvey, R OBP: 0.500, SLG: 0.500 (1, 3)		0-0 F6		0-0 F9			0-0 1B 1B 1-H 3-H		0-0 G6-4-3 1B 1-2 2-3 1B	4 0 2 1 0 0 0																										
Kevin McReynolds, R OBP: 0.250, SLG: 0.250 (1, 8)		0-3 K		0-0 F8			0-0 FC5-4 1B		0-0 G6-4-3 1-2f 2-3 3-H	4 0 1 0 0 1 2																										
Terry Kennedy, L (1, 2)		0-0 2-3		0-0 F8			0-3 K		0-0 F7	4 0 0 0 0 1 4																										
Jerry Royster, R OBP: 0.333, SLG: 0.333 (1, 5) (9, 4)			0-0 9-3 1B			0-0 5-3	0-0 FC5-4 1-2f			3 0 1 0 0 0 2																										
Garry Templeton, S (1, 6)			0-0 9-3 1-2f			0-0 5-3		0-0 F4		3 0 0 0 0 0 1																										
LaMarr Hoyt, R Bruce Bochy, R Luis DeLeon, R (1, 1) (8, PH) (8, 1)			0-3 K			0-0 4-3		0-3 K		2 0 0 0 0 1 0 1 0 0 0 0 1 0 0 0 0 0 0 0 0																										
Inning Stats	R: 0 E: 1 K: 0 S: 3	H: 0 LOB: 0 BB: 0 P: 3	R: 0 E: 0 K: 1 S: 5	H: 0 LOB: 0 BB: 0 P: 5	R: 0 E: 0 K: 1 S: 5	H: 1 LOB: 0 BB: 0 P: 5	R: 0 E: 0 K: 1 S: 5	H: 0 LOB: 0 BB: 0 P: 3	R: 0 E: 0 K: 0 S: 3	H: 0 LOB: 0 BB: 0 P: 3	R: 2 E: 0 K: 1 S: 9	H: 4 LOB: 2 BB: 0 P: 9	R: 0 E: 0 K: 1 S: 5	H: 0 LOB: 0 BB: 0 P: 5	R: 1 E: 0 K: 0 S: 5	H: 3 LOB: 2 BB: 0 P: 5	1B: 8 2B: 1 3B: 0 HR: 0	SF: 0 SAC: 0 DP: 3 HBP: 0	WP: 0 PB: 0 SB: 0 CS: 2	PA: 33																
PITCHER	IP WLS BF H R ER SO BB IBB HBP BLK WP HR S P ERA WHIP																																			
Atlee Hammaker, L ERA: 1.42 (1, 1)	6.1		21	3	2	1	3	0	0	0	0	0	0	27	27	1.42	0.474																			
Frank Williams, R ERA: (7, 1)	0.0		2	2	0	0	0	0	0	0	0	0	0	2	2	∞	∞																			
Mark Davis, L ERA: 5.4 (7, 1)	1.2		8	3	1	1	2	0	0	0	0	0	0	12	12	5.40	1.800																			
Scott Garrelts, R ERA: (9, 1)	0.2		1	0	0	0	0	0	0	0	0	0	0	1	1	0.00	0.000																			
Vida Blue, L ERA: (9, 1)	0.1	W	1	0	0	0	0	0	0	0	0	0	0	1	1	0.00	0.000																			

San Diego Padres @ San Francisco Giants
Candlestick Park, San Francisco, CA
Tue Apr 09 1985, 6:33 AM EST
Att: 52,714 - Unknown

AB	33
R	3
H	8
RBI	1
BB	0
SO	5
LOB	12



Batter	1	2	3	4	5	6	7	8	9
Dan Gladden, R (1, 8) OBP: 0.500, SLG: 1.000	0-0 F8			0-0 1B 2B		0-0 1B 2B		0-0 F3	
Manny Trillo, R (1, 4) OBP: 0.250, SLG: 0.250	0-3 K			0-0 4-3		0-0 1B		0-0 5-3	
Chili Davis, S (1, 9) OBP: 0.250, SLG: 0.250	0-0 F9			0-0 1B		0-0 F7		0-0 F8	
Jeffrey Leonard, R (1, 7) OBP: 0.250, SLG: 0.250		0-0 F9		0-3 K		0-0 F8		0-0 1B SH1	
Bob Brenly, R (1, 2) OBP: 0.333, SLG: 0.333		0-3 K		0-0 4-3		0-0 1B SH3		0-0 SH1	
David Green, R (1, 3)		0-0 1-3			0-0 5-3		0-0 SH3	4-0 1B	
Chris Brown, R (1, 5) OBP: 0.250, SLG: 0.250			0-0 5-3		0-0 6-3		0-0 6-3	0-0 1B	
Johnnie LeMaster, R (1, 6) Scot Thompson, L (7, PH) Jose Uribe, S (7, PR)			0-0 6-3		0-0 B1-3		0-0 1B	0-0 1B	
Atlee Hammaker, S (1, 1) Frank Williams, R (7, 1) Mark Davis, L (7, 1) Scott Garrelts, R (9, 1) Vida Blue, S (9, 1)			0-3 K			0-0 B1-3		0-0 4-3	

Inning Stats	R: 0	H: 0	E: 0	LOB: 0	K: 1	BB: 0	S: 5	P: 5
	R: 0	H: 0	E: 0	LOB: 0	K: 1	BB: 0	S: 5	P: 5
	R: 0	H: 0	E: 0	LOB: 0	K: 1	BB: 0	S: 5	P: 5
	R: 1	H: 2	E: 0	LOB: 1	K: 1	BB: 0	S: 7	P: 7
	R: 0	H: 0	E: 0	LOB: 0	K: 0	BB: 0	S: 3	P: 3
	R: 1	H: 2	E: 0	LOB: 1	K: 0	BB: 0	S: 5	P: 5
	R: 1	H: 2	E: 0	LOB: 1	K: 0	BB: 0	S: 5	P: 5
	R: 0	H: 0	E: 0	LOB: 0	K: 0	BB: 0	S: 3	P: 3
	R: 1	H: 2	E: 0	LOB: 2	K: 0	BB: 1	S: 3	P: 7

PITCHER	IP	WLS	BF	H	R	ER	SO	BB	IBB	HBP	BLK	WP	HR	S	P	ERA	WHIP
LaMarr Hoyt, R (1, 1) ERA: 3.86	7.0		27	6	3	3	4	0	0	0	0	0	0	35	35	3.86	0.857
Luis DeLeon, R (8, 1) ERA: 6.75	1.1	L	7	2	1	1	0	0	1	0	0	0	0	6	10	6.75	1.500

BOTTOM

San Diego Padres @ San Francisco Giants
Candlestick Park, San Francisco, CA

Tue Apr 09 1985, 6:33 AM EST
Att. 52,714 - Unknown

AB	31
R	4
H	8
RBI	4
BB	1
SO	4
LOB	7

livebaseballscorecards.com



WP	HR	S	P	ERA	WHIP
0	0	0	0	0	0
0	0	0	0	0	0
0	0	0	0	0	0
0	0	0	0	0	0
0	0	0	0	0	0

Batter	1	2	3	4	5	6	7	8	9	AB R H RBI BB SO LOB	TOP	
Gerry Davis, R OBP: 0.444, SLG: 0.444 (1, 7) X	0-0 E 1B 1B		0-0 1B 1B		0-0 1-3 1B			0-0 5-3 1B	0-0 F4 1B	5 1 3 0 0 0 2	San Diego Padres @ San Francisco Giants Candlestick Park, San Francisco, CA Wed Apr 10 1985, 6:33 AM EST Att. 8,211 - Unknown livebaseballscorecards.com	
Mario Ramirez, R OBP: 0.286, SLG: 0.286 (1, 4) SSS	0-3 K		0-0 1B 1-2 1B		0-0 1-3 1-2f		0-0 F7 1B		4 0 1 0 0 1 2			
Tony Gwynn, L OBP: 0.250, SLG: 0.250 (1, 9) X	0-0 FC6 1B 1-2		0-0 1B 1-3 1B		0-0 4-3		0-0 4-3		4 0 1 0 0 0 1			
Steve Garvey, R OBP: 0.375, SLG: 0.375 (1, 3) X	0-0 F6		0-0 F8			0-0 F4		0-0 1B 2B 1B	4 1 1 0 0 0 4			
Kevin McReynolds, R OBP: 0.500, SLG: 0.500 (1, 8) X	0-0 1-3 2-H 1B			0-0 FC6-4 1B		0-3 K		0-0 1-2 2B 1B	4 1 3 1 0 1 0			
Terry Kennedy, L (1, 2) X		0-0 F9		0-3 K		0-3 K		0-0 F7	4 0 0 0 0 2 3			
Jerry Royster, R OBP: 0.286, SLG: 0.429 (1, 5) X		0-0 4-3		0-0 FC6-4 FC5 1B 1-2f		0-0 F8		0-0 1-H 2-H 2B	4 0 1 2 0 0 1			
Garry Templeton, S OBP: 0.286, SLG: 0.167 (1, 6) SSS		0-3 K		0-0 1-2 1B		0-0 1-3		4-0 IBB	3 0 1 0 1 1 0			
Eric Show, R (1, 1) X			0-0 F8		0-0 FC5 2-3f		0-3 K	0-3 K	4 0 0 0 0 2 4			
Inning Stats	R: 1 E: 1 K: 1 S: 7 H: 2 LOB: 2 BB: 0 P: 7	R: 0 E: 0 K: 1 S: 5 H: 0 LOB: 0 BB: 0 P: 5	R: 0 E: 0 K: 0 S: 5 H: 3 LOB: 2 BB: 0 P: 5	R: 0 E: 0 K: 1 S: 7 H: 2 LOB: 2 BB: 0 P: 7	R: 0 E: 0 K: 0 S: 3 H: 1 LOB: 0 BB: 0 P: 3	R: 0 E: 0 K: 2 S: 7 H: 0 LOB: 0 BB: 0 P: 7	R: 0 E: 0 K: 1 S: 5 H: 0 LOB: 0 BB: 0 P: 5	R: 0 E: 0 K: 0 S: 3 H: 0 LOB: 0 BB: 0 P: 3	R: 2 E: 0 K: 1 S: 8 H: 3 LOB: 2 BB: 1 P: 12	1B: 10 2B: 2 3B: 0 HR: 0 SF: 0 SAC: 0 DP: 1 HBP: 0		WP: 0 PB: 0 SB: 0 CS: 0 PA: 37
PITCHER	IP WLS BF H R ER SO BB IBB HBP BLK WP HR S P ERA WHIP											
Dave LaPoint, L (1, 1) ERA:	8.0 L 30 8 1 0 6 0 0 0 0 0 0 0 42 42 0.00 1.000											
Scott Garrelts, R (9, 1) ERA: 27.0	0.0 2 2 2 2 0 0 0 0 0 0 0 0 2 2 ∞ ∞											
Mark Davis, L (9, 1) ERA: 3.38	1.0 5 1 0 0 1 0 1 0 0 0 0 0 6 10 0.00 1.000											

San Diego Padres @ San Francisco Giants
 Candlestick Park, San Francisco, CA
 Wed Apr 10 1985, 6:33 AM EST
 Att. 8,211 - Unknown

AB	36
R	3
H	11
RBI	3
BB	1
SO	7
LOB	17



Batter	1	2	3	4	5	6	7	8	9	AB	R	H	RBI	BB	SO	LOB
Dan Gladden, R OBP: 0.286, SLG: 0.571 (1, 8)	0-3 K		0-0 F8			0-0 SH1-4			0-3 K	3	0	0	0	0	2	0
Manny Trillo, R OBP: 0.375, SLG: 0.500 (1, 4)	0-0 2B			0-0 F6		0-0 F6			0-0 G6-3 1B	4	0	2	0	0	0	1
Chili Davis, S OBP: 0.125, SLG: 0.125 (1, 9)	0-3 K			0-0 1-6-3		0-0 F4			0-0 G6-3 1-2f	4	0	0	0	0	1	3
Jeffrey Leonard, R OBP: 0.143, SLG: 0.143 (1, 7)	0-0 F9			0-0 6-3				0-3 K		3	0	0	0	0	1	1
Bob Brenly, R OBP: 0.167, SLG: 0.167 (1, 2)		0-0 F3			0-0 6-3			0-0 4-3		3	0	0	0	0	0	0
David Green, R (1, 3)		0-0 F7			0-3 K			0-3 K		3	0	0	0	0	2	0
Chris Brown, R OBP: 0.286, SLG: 0.429 (1, 5)		0-3 K			0-0 2B			0-3 K		3	0	1	0	0	2	0
Johnnie LeMaster, R Gary Rajsich, L Jose Uribe, S (1, 6) (8, PH) (9, 6)			0-3 K		0-3 K			0-0 4-3		2	0	0	0	0	2	1
Dave LaPoint, L Scot Thompson, L Scott Garrelts, R Mark Davis, L (1, 1) (8, PH) (9, 1) (9, 1)			0-3 K			0-0 SH1-4 1B		0-0 6-3		2	0	1	0	0	1	0

Inning Stats	R: 0	H: 1	E: 0	K: 2	S: 8	R: 0	H: 0	E: 0	K: 1	S: 5	R: 0	H: 0	E: 0	K: 2	S: 7	R: 0	H: 0	E: 0	K: 0	S: 3	R: 0	H: 1	E: 0	K: 2	S: 8	R: 0	H: 1	E: 0	K: 0	S: 4	R: 0	H: 0	E: 0	K: 2	S: 7	R: 0	H: 0	E: 0	K: 1	S: 5	R: 0	H: 1	E: 0	K: 1	S: 5	1B: 2	2B: 2	3B: 0	HR: 0	SF: 0	SAC: 1	DP: 1	HBP: 0	WP: 0	PB: 0	SB: 0	CS: 0	PA: 30
--------------	------	------	------	------	------	------	------	------	------	------	------	------	------	------	------	------	------	------	------	------	------	------	------	------	------	------	------	------	------	------	------	------	------	------	------	------	------	------	------	------	------	------	------	------	------	-------	-------	-------	-------	-------	--------	-------	--------	-------	-------	-------	-------	--------

PITCHER	IP	WLS	BF	H	R	ER	SO	BB	IBB	HBP	BLK	WP	HR	S	P	ERA	WHIP
Eric Show, R ERA:	(1, 1)	9.0	W	30	4	0	11	0	0	0	0	0	0	52	52	0.00	0.444


BOTTOM

San Diego Padres @ San Francisco Giants
Candlestick Park, San Francisco, CA

Wed Apr 10 1985, 6:33 AM EST
Att: 8,211 - Unknown

livebaseballscorecards.com

AB	29
R	0
H	4
RBI	0
BB	0
SO	11
LOB	6



Batter	1	2	3	4	5	6	7	8	9	AB R H RBI BB SO LOB	TOP									
Al Bumbry, L (1, 7) OBP: 0.333, SLG: 0.500	0-0 E7 G3 1B	0-0 6 2-3f		0-0 3-1	0-0 2B		0-0 6-3 1-2		0-0 6-3	6 0 2 2 0 0 6										
Tony Gwynn, L (1, 9) OBP: 0.231, SLG: 0.308	0-0 G3 2-3		0-0 BB 2B	0-0 4-3	0-0 1-3			0-0 F7		5 1 1 0 0 0 2										
Steve Garvey, R (1, 3) OBP: 0.462, SLG: 0.923	0-0 F9		0-0 BB 2B	0-0 HR		0-0 6-3		0-0 HR		5 3 3 2 0 0 1										
Terry Kennedy, L (1, 2) OBP: 0.154, SLG: 0.167	0-3 K		0-0 F5	0-0 2B		4-0 BB		0-0 F8		4 0 1 0 1 1 3										
Graig Nettles, L (1, 5) OBP: 0.400, SLG: 0.250		0-0 FC6-4 1B	4-0 2B BB	0-0 3-1		0-3 K		0-3 K		4 0 1 0 1 2 2										
Kevin McReynolds, R (1, 8) OBP: 0.385, SLG: 0.462		0-0 FC6-4 1B	0-0 2B		0-0 F9	0-0 F8		0-0 5-3		5 1 1 2 0 0 2										
Tim Flannery, L (1, 4) OBP: 0.600, SLG: 0.333		4-0 1B BB	0-0 6-3		4-0 SH3-4 1B BB		0-0 4-3		0-0 1B	3 1 1 0 2 0 2	AB 38									
Garry Templeton, S (1, 6) OBP: 0.417, SLG: 0.222		0-0 E5 1B	4-0 IBB		0-0 SH3-4 2B 1B		4-0 S BB		0-3 K	3 1 1 0 2 1 3	R 7									
Andy Hawkins, R (1, 1) OBP: 0.333, SLG: 0.333		0-0 1B	0-3 K		0-0 SH3-4		0-0 F1		4-0 BB	3 0 1 1 0 1 4	H 12									
Rich Gossage, R (8, 1)		1-2 2-3 3-H								0 0 0 0 1 0 0	RBI 7									
Inning Stats	R: 0 E: 1 K: 1 S: 6	H: 1 LOB: 1 BB: 0 P: 6	R: 1 E: 1 K: 0 S: 5	H: 2 LOB: 2 BB: 1 P: 9	R: 2 E: 0 K: 1 S: 8	H: 3 LOB: 3 BB: 2 P: 16	R: 1 E: 0 K: 0 S: 5	H: 2 LOB: 1 BB: 1 P: 9	R: 0 E: 0 K: 1 S: 5	H: 0 LOB: 1 BB: 1 P: 9	R: 0 E: 0 K: 0 S: 3	H: 0 LOB: 1 BB: 1 P: 7	R: 1 E: 0 K: 1 S: 6	H: 1 LOB: 0 BB: 0 P: 6	R: 0 E: 0 K: 1 S: 6	H: 1 LOB: 2 BB: 1 P: 10	1B: 6 2B: 5 3B: 0 HR: 2	SF: 0 SAC: 1 DP: 1 HBP: 0	WP: 0 PA: 46	
PITCHER	IP WLS BF H R ER SO BB IBB HBP BLK WP HR S P ERA WHIP																			
Rick Camp, R (1, 1) ERA: 9.0	4.0 L 23 8 4 4 2 2 1 0 0 0 0 1 24 36 9.00 2.500																			
Craig McMurtry, R (5, 1) ERA: 18.0	1.0 6 2 2 2 0 1 0 0 0 0 0 0 5 9 18.00 3.000																			
Terry Forster, L (6, 1) ERA:	2.0 8 0 0 0 1 2 0 0 0 0 0 0 8 16 0.00 1.000																			
Gene Garber, R (8, 1) ERA: 4.5	2.0 9 2 1 1 2 1 0 0 0 0 0 1 12 16 4.50 1.500																			

San Diego Padres @ Atlanta Braves
Atlanta-Fulton County Stadium, Atlanta, GA

Fri Apr 12 1985, 6:05 PM EST
Att: 45,389 - Unknown

livebaseballscorecards.com



Batter	1	2	3	4	5	6	7	8	9	AB	R	H	RBI	BB	SO	LOB
Claudell Washington, L (1, 9) OBP: 0.333, SLG: 0.444	0-0 F7			0-0 F8	0-0 4-3			0-0 1B		4	1	1	0	0	0	3
Rafael Ramirez, R (1, 6) OBP: 0.333, SLG: 0.231	0-3 K			0-0 F8		0-0 6-3		0-0 1B		4	0	1	0	0	1	0
Brad Komminsk, R (1, 7) OBP: 0.429, SLG: 0.273	0-0 6-3			0-0 F8		0-3 K		0-0 1B		4	0	1	1	0	1	0
Dale Murphy, R (1, 8) OBP: 0.643, SLG: 1.167		0-0 5-3			0-0 4-3	0-0 1B	0-0 HR	0-0 G5-4-3		4	2	2	1	0	0	2
Bob Horner, R (1, 5) OBP: 0.167, SLG: 0.091		0-0 4-3			0-0 4-3	0-0 5-3			0-0 E6	4	0	0	0	0	0	1
Chris Chambliss, L (1, 3) OBP: 0.357, SLG: 0.385		0-0 F8			0-0 BB		0-0 F6		0-0 G3-6	4	0	1	1	0	0	1
Rick Cerone, R (1, 2) OBP: 0.214, SLG: 0.154			0-0 L4		4-0 BB		0-0 F7		0-0 6-3	3	0	0	0	1	0	0
Glenn Hubbard, R (1, 4) OBP: 0.500, SLG: 0.556			0-0 F9		4-0 BB		0-0 F6			2	0	0	0	1	0	0
Gene Garber, R (8, 1)					1-2 BB					0	0	0	0	0	0	0
Rick Camp, R (1, 1)			0-3 K		0-0 F8			0-0 F9		1	0	0	0	0	1	0
Craig McMurtry, R (5, 1)										0	0	0	0	0	0	0
Gerald Perry, L (5, PH) OBP: 0.500, SLG: 0.500										1	0	0	0	0	0	3
Terry Forster, L (6, 1)										0	0	0	0	0	0	0
Ken Oberkfell, L (8, 4)										1	0	0	0	0	0	0

Inning Stats	R: 0	H: 0	E: 0	K: 1	S: 5	LOB: 0	BB: 0	P: 5	R: 0	H: 0	E: 0	K: 0	S: 3	LOB: 0	BB: 0	P: 3	R: 0	H: 0	E: 0	K: 0	S: 3	LOB: 0	BB: 0	P: 3	R: 1	H: 2	E: 0	K: 0	S: 5	LOB: 3	BB: 2	P: 13	R: 1	H: 1	E: 0	K: 1	S: 6	LOB: 0	BB: 0	P: 6	R: 0	H: 0	E: 0	K: 0	S: 3	LOB: 0	BB: 0	P: 3	R: 1	H: 3	E: 0	K: 0	S: 5	LOB: 1	BB: 0	P: 5	R: 0	H: 0	E: 1	K: 0	S: 3	LOB: 0	BB: 0	P: 3	1B: 4	SF: 0	2B: 1	SAC: 0	3B: 0	DP: 2	HR: 1	HBP: 0	WP: 0	PA: 34
--------------	------	------	------	------	------	--------	-------	------	------	------	------	------	------	--------	-------	------	------	------	------	------	------	--------	-------	------	------	------	------	------	------	--------	-------	-------	------	------	------	------	------	--------	-------	------	------	------	------	------	------	--------	-------	------	------	------	------	------	------	--------	-------	------	------	------	------	------	------	--------	-------	------	-------	-------	-------	--------	-------	-------	-------	--------	-------	--------

PITCHER	IP	WLS	BF	H	R	ER	SO	BB	IBB	HBP	BLK	WP	HR	S	P	ERA	WHIP
Andy Hawkins, R (1, 1) ERA: 2.57	7.0	W	26	3	2	2	3	2	0	0	0	0	0	30	38	2.57	0.714
Rich Gossage, R (8, 1) ERA: 4.5	2.0		8	3	1	1	0	0	0	0	0	0	0	8	8	4.50	1.500

BOTTOM

San Diego Padres @ Atlanta Braves
Atlanta-Fulton County Stadium, Atlanta, GA

Fri Apr 12 1985, 6:05 PM EST
Att. 45,389 - Unknown

livebaseballscorecards.com

AB	32
R	3
H	6
RBI	3
BB	2
SO	3
LOB	10



Batter	1	2	3	4	5	6	7	8	9	10	AB R H RBI BB SO LOB	TOP					
Al Bumbry, L OBP: 0.444, SLG: 0.500 Gerry Davis, R OBP: 0.455, SLG: 0.455 (1, 7) BB (7, PH) (7, 7)	4-0 G4-6-3 BB		x 0-0 F5		x 0-0 1B		x 0-0 F8		x 0-0 1B		2 0 1 1 1 0 0 2 0 1 0 0 0 1						
Tony Gwynn, L OBP: 0.167, SLG: 0.222 (1, 9)	0-0 G4-6-3 1-2f		x 0-0 F9		x 0-0 4-3			x 0-0 4-3	x 0-0 4-3		5 0 0 0 0 0 3						
Steve Garvey, R OBP: 0.333, SLG: 0.667 (1, 3)	0-0 4-3			x 0-0 6-3		x 0-0 6-3		x 0-0 F7	x 0-0 5-3		5 0 0 0 0 0 1						
Terry Kennedy, L OBP: 0.278, SLG: 0.438 Bobby Brown, S (10, PR) (10, 8)		x 0-0 2B 1B		x 0-0 4-3		x 0-3 K		x 0-0 HR		x 4-0 SH1-4 BB	4 1 2 1 1 1 0 0 0 0 0 0 0 0						
Graig Nettles, L OBP: 0.375, SLG: 0.167 Luis Delgado, R OBP: 1.000, SLG: 1.000 Dave Dravecky, R Rich Gossage, R Craig Lefferts, L Greg Booker, R Alan Wiggins, S Bruce Bochy, R (1, 5) (6, 1) (8, 1) (9, 1) (9, 1) (9, 1) (10, PH) (10, 2)		x 0-0 F8		x 0-0 F4		x 4-0 FC5-4 BB		x 0-0 HR 1B		x 0-0 SH1-4 1-2	2 0 0 0 1 0 1 1 1 1 0						
Kevin McReynolds, R OBP: 0.333, SLG: 0.556 Tim Stoddard, R (1, 8) (10, 1)		x 0-0 F9		x 0-0 F7		x 0-0 FC5-4 1-2f		x 0-0 HR		x 0-0 F7	5 1 1 2 0 0 4 0 0 0 0 0 0 0						
Tim Flannery, L OBP: 0.700, SLG: 0.714 (1, 4)		x 0-0 1-3 2B		x 0-0 E SF6 1B			x 0-0 4-3		x 0-0 1B	x 1-0 HBP	4 1 3 0 0 0 0						
Garry Templeton, S OBP: 0.294, SLG: 0.143 (1, 6)		x 0-0 F8		x 0-0 E7 SF6 1B			x 0-0 E5 4-3		x 0-0 1-3	x 0-0 G4-1	5 1 0 0 0 0 6						
Mark Thurmond, L Jerry Royster, R OBP: 0.222, SLG: 0.333 (1, 1) (6, 5)			x 0-0 F9		x 0-0 SF6		x 0-0 4-3		x 0-0 1-3		1 0 0 1 0 0 0 2 0 0 0 0 0 1						
Inning Stats	R: 0 H: 0 E: 0 LOB: 0 K: 0 BB: 1 S: 2 P: 6	R: 0 H: 2 E: 0 LOB: 2 K: 0 BB: 0 S: 5 P: 5	R: 0 H: 0 E: 0 LOB: 0 K: 0 BB: 0 S: 3 P: 3	R: 0 H: 0 E: 0 LOB: 0 K: 0 BB: 0 S: 3 P: 3	R: 2 H: 2 E: 1 LOB: 1 K: 0 BB: 0 S: 6 P: 6	R: 0 H: 0 E: 0 LOB: 1 K: 1 BB: 1 S: 5 P: 9	R: 0 H: 0 E: 1 LOB: 1 K: 0 BB: 0 S: 4 P: 4	R: 3 H: 4 E: 0 LOB: 1 K: 0 BB: 0 S: 7 P: 7	R: 0 H: 1 E: 0 LOB: 1 K: 0 BB: 0 S: 4 P: 4	R: 0 H: 0 E: 0 LOB: 2 K: 0 BB: 1 S: 3 P: 8	1B: 6 SF: 1 2B: 1 SAC: 1 3B: 0 DP: 1 HR: 2 HBP: 1	WP: 0 PA: 44 PB: 0 SB: 1 CS: 0					
PITCHER	IP WLS BF H R ER SO BB IBB HBP BLK WP HR S P ERA WHIP																
Steve Bedrosian, R ERA: (1, 1)	5.0	20	4	2	0	0	1	0	0	0	0	0	0	0	0.00	1.000	
Zane Smith, L ERA: (6, 1)	2.0	8	0	0	0	1	1	0	0	0	0	0	0	9	13	0.00	0.500
Gene Garber, R ERA: 9.0 (8, 1)	2.0	11	5	3	3	0	0	0	0	0	0	2	11	11	13.50	2.500	
Bruce Sutter, R ERA: (10, 1)	1.0	W 5	0	0	0	0	1	0	1	0	0	0	0	3	8	0.00	1.000

San Diego Padres @ Atlanta Braves
Atlanta-Fulton County Stadium, Atlanta, GA

Sat Apr 13 1985, 3:33 AM EST
Att. 23,294 - Unknown

livebaseballscores.com

AB 38
R 5
H 9
RBI 5
BB 3
SO 1
LOB 17



San Diego Padres @ Atlanta Braves
Atlanta-Fulton County Stadium, Atlanta, GA

Sat Apr 13 1985, 3:33 AM EST
Att: 23,294 - Unknown

livebaseballscorecards.com

AB	33
R	7
H	11
RBI	7
BB	4
SO	2
LOB	16



WP	0	PA	40
PB	0		
SB	0		
CS	1		

Batter	1	2	3	4	5	6	7	8	9	10	AB	R	H	RBI	BB	SO	LOB
Claudell Washington, L (1, 9) OBP: 0.500, SLG: 0.692	X 0-0 G6-3 1B		X 0-0 G4-6-3 1-2f		X 0-0 2B 1-H 2-H			X 0-0 2B	X 4-0 IBB		4	0	3	2	1	0	2
Rafael Ramirez, R (1, 6) OBP: 0.250, SLG: 0.167	X 0-0 G6-3 1-2f			X 0-0 F6	X 0-0 L5			X 0-0 6-3	X 0-0 F9		5	0	0	0	0	0	5
Bruce Sutter, R (10, 1)											0	0	0	0	0	0	0
Brad Komminsk, R (1, 7) OBP: 0.368, SLG: 0.250	X 0-0 5-3			X 0-0 6-3		X 0-3 K		X 0-0 4-3		X 0-0 HR 1B	5	1	1	0	0	1	1
Dale Murphy, R (1, 8) OBP: 0.632, SLG: 1.200		X 0-0 5-3		X 4-0 FC5-4 BB		X 0-0 5-3			X 4-0 HR BB	X 0-0 HR 1-H	3	2	1	2	2	0	0
Bob Horner, R (1, 5) OBP: 0.188, SLG: 0.333		X 0-0 F9		X 0-0 FC5-4 1-2f		X 0-3 K			X 0-0 HR 1-H		4	1	1	2	0	1	1
Chris Chambliss, L (1, 3) OBP: 0.412, SLG: 0.438		X 0-0 F8			X 0-0 BB 2B 1B		X 0-0 CS SH1-4 1B		X 0-0 SH1-4 1B 1B		3	1	2	0	0	0	0
Albert Hall, S (7, PR)											0	0	0	0	0	0	0
Gene Garber, R (8, PH)											0	0	0	0	0	0	0
Rick Cerone, R (9, PH) OBP: 0.291, SLG: 0.214											0	0	0	0	0	0	0
Paul Runge, R (10, 6)											0	1	0	0	0	0	0
Bruce Benedict, R (1, 2)			X 0-0 5-3		X 0-0 L5		X 0-0 SH1-4		X 0-0 SH1-4		2	0	0	0	0	0	1
Glenn Hubbard, R (1, 4) OBP: 0.500, SLG: 0.500			X 0-0 SH 1B		X 4-0 2B BB		X 0-0 F3 2-3		X 0-0 F4		3	1	1	0	1	0	4
Steve Bedrosian, R (1, 1)			X 0-0 SH		X 0-0 F6			X 0-0 F2	X 0-0 1B		0	0	0	0	0	0	0
Terry Harper, R (5, PH)											1	0	0	0	0	0	2
Zane Smith, L (6, 1)											0	0	0	0	0	0	0
Gerald Perry, L (8, 3) OBP: 0.500, SLG: 0.500			X 1-2 G4-6-3						X 2-H		2	0	1	1	0	0	0

Inning Stats	R: 0	H: 1	E: 0	K: 0	S: 3	P: 3	R: 0	H: 0	E: 0	K: 0	S: 3	P: 3	R: 0	H: 0	E: 0	K: 0	S: 3	P: 7	R: 2	H: 2	E: 0	K: 0	S: 5	P: 9	R: 0	H: 0	E: 0	K: 2	S: 7	P: 7	R: 0	H: 1	E: 0	K: 0	S: 3	P: 3	R: 0	H: 1	E: 0	K: 0	S: 4	P: 4	R: 3	H: 3	E: 0	K: 0	S: 6	P: 14	R: 2	H: 2	E: 0	K: 0	S: 2	P: 2	1B: 7	SF: 0	2B: 2	SAC: 3	3B: 0	DP: 2	HR: 2	HBP: 0	WP: 0	PA: 40
--------------	------	------	------	------	------	------	------	------	------	------	------	------	------	------	------	------	------	------	------	------	------	------	------	------	------	------	------	------	------	------	------	------	------	------	------	------	------	------	------	------	------	------	------	------	------	------	------	-------	------	------	------	------	------	------	-------	-------	-------	--------	-------	-------	-------	--------	-------	--------

PITCHER	IP	WLS	BF	H	R	ER	SO	BB	IBB	HBP	BLK	WP	HR	S	P	ERA	WHIP
Mark Thurmond, L (1, 1) ERA: 3.6	5.0		20	4	2	2	0	2	0	0	0	0	0	18	26	3.60	1.200
Luis DeLeon, R (6, 1) ERA: 2.7	2.0		6	1	0	0	2	0	0	0	0	0	0	10	10	0.00	0.500
Dave Dravecky, L (8, 1) ERA: 18.0	1.0		6	2	2	2	0	1	0	0	0	0	1	5	9	18.00	3.000
Rich Gossage, R (9, 1) ERA: 6.75	0.2		3	1	0	0	0	0	0	0	0	0	0	3	3	0.00	1.500
Craig Lefferts, L (9, 1) ERA:	0.0		2	1	1	1	0	0	1	0	0	0	0	1	5	∞	∞

PITCHER	IP	WLS	BF	H	R	ER	SO	BB	IBB	HBP	BLK	WP	HR	S	P	ERA	WHIP
Greg Booker, R (9, 1) ERA:	0.1		1	0	0	0	0	0	0	0	0	0	0	1	1	0.00	0.000
Tim Stoddard, R (10, 1) ERA:	0.0	L	2	2	2	2	0	0	0	0	0	0	1	2	2	∞	∞

Batter	1	2	3	4	5	6	7	8	9	AB R H RBI BB SO LOB	TOP										
Al Bumbry, L (1, 7) OBP: 0.385, SLG: 0.417	0-0 4-3			0-0 F7		0-0 4-3		0-0 1B		4 0 1 0 0 0 0	San Diego Padres @ Atlanta Braves Atlanta-Fulton County Stadium, Atlanta, GA Sun Apr 14 1985, 3:33 AM EST Att: 19,519 - Unknown livebaseballscorecards.com										
Tony Gwynn, L (1, 9) OBP: 0.136, SLG: 0.182	0-0 6-3			0-0 F6		0-0 6-3		0-0 4-3		4 0 0 0 0 0 1											
Steve Garvey, R (1, 3) OBP: 0.364, SLG: 0.636	0-3 K			0-0 1B		0-0 1B		0-0 F4		4 0 2 0 0 1 0											
Terry Kennedy, L (1, 2) OBP: 0.273, SLG: 0.400 Mario Ramirez, R (9, PR) OBP: 0.286, SLG: 0.286		0-0 4-3		0-0 F7		0-3 K		0-0 BB 1B		4 0 1 0 0 1 2 0 0 0 0 0 0 0											
Graig Nettles, L (1, 5) OBP: 0.364, SLG: 0.125 Kurt Bevacqua, R (9, PH) OBP: 1.000, SLG: 1.000		4-0 BB G5-4-3 BB			0-0 4-3		0-0 4-3	4-0 BB 1-2 BB		2 0 0 0 1 0 0 0 0 0 0 1 0 0											
Kevin McReynolds, R (1, 8) OBP: 0.273, SLG: 0.455		0-0 G5-4-3 1-2f			0-0 F8		0-0 5-3	0-0 F7		4 0 0 0 0 0 3											
Tim Flannery, L (1, 4) OBP: 0.571, SLG: 0.545			0-0 4-3		0-0 2B 1B		0-0 6-3	0-0 4-3		4 1 1 0 0 0 2											
Garry Templeton, S (1, 6) OBP: 0.300, SLG: 0.235			0-0 4-3		0-0 1H 2B			0-0 F7		3 0 1 1 0 0 0											
LaMarr Hoyt, R (1, 1) Bobby Brown, S (5, PH) Greg Booker, R (5, 1) Gerry Davis, R (8, PH) Luis DeLeon, R (8, 1) OBP: 1.000, SLG: 1.000			0-0 4-3		0-0 4-3			0-0 6-3		1 0 0 0 0 0 0 1 0 0 0 0 0 1 0 0 0 0 0 0 0 1 0 0 0 0 0 0 0 0 0 0 0 0 0											
Inning Stats	R: 0 E: 0 K: 1 S: 5	H: 0 LOB: 0 BB: 0 P: 5	R: 0 E: 0 K: 0 S: 2	H: 0 LOB: 0 BB: 1 P: 6	R: 0 E: 0 K: 0 S: 3	H: 0 LOB: 0 BB: 0 P: 3	R: 0 E: 0 K: 0 S: 4	H: 1 LOB: 1 BB: 0 P: 4	R: 1 E: 0 K: 0 S: 5	H: 2 LOB: 1 BB: 0 P: 5		R: 0 E: 0 K: 1 S: 6	H: 1 LOB: 1 BB: 0 P: 6	R: 0 E: 0 K: 0 S: 3	H: 0 LOB: 0 BB: 0 P: 3	R: 0 E: 0 K: 0 S: 4	H: 1 LOB: 1 BB: 0 P: 4	R: 0 E: 0 K: 0 S: 4	H: 1 LOB: 2 BB: 1 P: 8	1B: 5 2B: 1 3B: 0 HR: 0	SF: 0 SAC: 0 DP: 1 HBP: 0
PITCHER	IP WLS BF H R ER SO BB IBB HBP BLK WP HR S P ERA WHIP																				
Rick Mahler, R (1, 1) ERA: 0.59	8.1 W 31 6 1 1 2 1 0 0 0 0 0 0 34 38 1.08 0.840																				
Terry Forster, L (9, 1) ERA:	0.0 1 0 0 0 0 1 0 0 0 0 0 0 4 ∞ ∞																				
Bruce Sutter, R (9, 1) ERA:	0.2 S 2 0 0 0 0 0 0 0 0 0 0 0 2 2 0.00 0.000																				



Batter	1	2	3	4	5	6	7	8	9	AB	R	H	RBI	BB	SO	LOB
--------	---	---	---	---	---	---	---	---	---	----	---	---	-----	----	----	-----

Claudell Washington, L (1, 9) OBP: 0.471, SLG: 0.688	0-0 G3 1B 2B		0-0 F8			0-0 L5				3	1	1	0	0	0	0
Rafael Ramirez, R (1, 6) OBP: 0.217, SLG: 0.143	0-0 G3 2-3			0-0 F8		0-0 5-3				3	0	0	0	0	0	1
Brad Komminsk, R (1, 7) OBP: 0.409, SLG: 0.316	0-0 CS 1B			0-0 HR 1B		0-0 6-3				3	1	2	1	0	0	0
Dale Murphy, R (1, 8) OBP: 0.591, SLG: 1.222	0-0 F7 1-2			0-0 HR			0-0 1-3			3	1	1	2	0	0	1
Gerald Perry, L (1, 3) OBP: 0.286, SLG: 0.286		0-0 F7		0-0 F8			0-0 4-3			3	0	0	0	0	0	0
Ken Oberkfell, L (1, 5)		0-0 F7		0-0 4-3			0-0 F8			3	0	0	0	0	0	0
Bruce Benedict, R (1, 2) OBP: 0.200, SLG: 0.200		0-0 F9				0-0 G6-3 1B			0-0 L5	3	0	1	0	0	0	0
Glenn Hubbard, R (1, 4) OBP: 0.421, SLG: 0.400			0-0 F7			0-0 G6-3 1-2f			0-0 F7	3	0	0	0	0	0	1
Rick Mahler, R (1, 1) OBP: 0.167, SLG: 0.167			0-0 1B			0-3 K			0-0 1-3	3	0	1	0	0	1	0
Terry Forster, L (9, 1)										0	0	0	0	0	0	0
Bruce Sutter, R (9, 1)										0	0	0	0	0	0	0

Inning Stats	R: 1	H: 2	E: 0	K: 0	S: 4	LOB: 0	BB: 0	P: 4	R: 0	H: 0	E: 0	K: 0	S: 3	LOB: 0	BB: 0	P: 3	R: 0	H: 1	E: 0	K: 0	S: 3	LOB: 0	BB: 0	P: 3	R: 2	H: 2	E: 0	K: 0	S: 5	LOB: 0	BB: 0	P: 5	R: 0	H: 1	E: 0	K: 1	S: 5	LOB: 0	BB: 0	P: 5	R: 0	H: 0	E: 0	K: 0	S: 3	LOB: 0	BB: 0	P: 3	R: 0	H: 0	E: 0	K: 0	S: 3	LOB: 0	BB: 0	P: 3	R: 0	H: 0	E: 0	K: 0	S: 3	LOB: 0	BB: 0	P: 3	R: 0	H: 0	E: 0	K: 0	S: 3	LOB: 0	BB: 0	P: 3
--------------	------	------	------	------	------	--------	-------	------	------	------	------	------	------	--------	-------	------	------	------	------	------	------	--------	-------	------	------	------	------	------	------	--------	-------	------	------	------	------	------	------	--------	-------	------	------	------	------	------	------	--------	-------	------	------	------	------	------	------	--------	-------	------	------	------	------	------	------	--------	-------	------	------	------	------	------	------	--------	-------	------

PITCHER	IP	WLS	BF	H	R	ER	SO	BB	IBB	HBP	BLK	WP	HR	S	P	ERA	WHIP
LaMarr Hoyt, R (1, 1) ERA: 4.91	4.0	L	15	5	3	3	0	0	0	0	0	0	1	15	15	6.75	1.250
Greg Booker, R (5, 1) ERA:	3.0		9	1	0	0	1	0	0	0	0	0	0	11	11	0.00	0.333
Luis DeLeon, R (8, 1) ERA: 2.08	1.0		3	0	0	0	0	0	0	0	0	0	0	3	3	0.00	0.000

BOTTOM

San Diego Padres @ Atlanta Braves
Atlanta-Fulton County Stadium, Atlanta, GA
 Sun Apr 14 1985, 3:33 AM EST
 Att. 19,519 - Unknown

AB	27
R	3
H	6
RBI	3
BB	0
SO	1
LOB	3



WP	PA	ERA	WHIP
0	27		

Batter	1	2	3	4	5	6	7	8	9	AB R H RBI BB SO LOB	TOP									
Dan Gladden, R (1, 8) OBP: 0.417, SLG: 0.522	0-0 F9		0-0 CS 1B			0-0 CS 1B		0-0 1-3 2-H 1B		4 0 3 3 0 0 0	San Francisco Giants @ San Diego Padres Jack Murphy Stadium, San Diego, CA Mon Apr 15 1985, 9:05 PM EST Att: 54,490 - Unknown livebaseballscorecards.com									
Manny Trillo, R (1, 4) OBP: 0.350, SLG: 0.389	0-0 G3		0-0 F8			4-0 BB 1-2		0-0 F4		3 0 0 0 1 0 3										
Chili Davis, S (1, 9) OBP: 0.190, SLG: 0.190	0-0 5-3					0-3 K		0-3 K		4 0 0 0 0 2 3										
Jeffrey Leonard, R (1, 7) OBP: 0.125, SLG: 0.250		0-0 6-3				0-0 5-3		0-0 6-3		4 0 0 0 0 0 0										
Bob Brenly, R (1, 2) OBP: 0.174, SLG: 0.095		0-3 K				0-0 F9		0-0 F7		4 0 0 0 0 2 0										
Scot Thompson, L (1, 3) OBP: 0.143, SLG: 0.143		0-0 G3				0-0 F8		0-0 F8		4 0 0 0 0 0 0										
Chris Brown, R (1, 5) OBP: 0.429, SLG: 0.444			4-0 SH3 1B BB			0-0 F7		1-0 1B HBP		1 1 0 0 1 0 0										
Brad Wellman, R (8, PR) OBP: 0.600, SLG: 0.750										0 1 0 0 0 0 0										
Jose Uribe, S (1, 6) OBP: 0.333, SLG: 0.333			0-0 SH3 1B 1B			0-0 F7		0-0 1B 1-2 1B		3 1 2 0 0 0 0										
Atlee Hammaker, S (1, 1)			0-0 SH3			0-0 4-3		0-0 F7		0 0 0 0 0 0 0										
David Green, R (6, PH) OBP: 0.200, SLG: 0.059										1 0 0 0 0 0 0										
Frank Williams, R (6, 1)										0 0 0 0 0 0 0										
Greg Minton, S (7, 1)			1-2 2-3							1 0 0 0 0 0 2										
Inning Stats	R: 0 E: 0 K: 0 S: 3	H: 0 LOB: 0 BB: 0 P: 3	R: 0 E: 0 K: 1 S: 5	H: 0 LOB: 0 BB: 0 P: 5	R: 2 E: 0 K: 0 S: 4	H: 2 LOB: 0 BB: 1 P: 8	R: 0 E: 0 K: 0 S: 3	H: 0 LOB: 0 BB: 0 P: 3	R: 0 E: 0 K: 1 S: 5	H: 1 LOB: 1 BB: 1 P: 9	R: 0 E: 0 K: 0 S: 3	H: 0 LOB: 0 BB: 0 P: 3	R: 1 E: 0 K: 1 S: 7	H: 2 LOB: 2 BB: 0 P: 8	R: 0 E: 0 K: 1 S: 5	H: 0 LOB: 0 BB: 0 P: 5	1B: 5 2B: 0 3B: 0 HR: 0	SF: 0 SAC: 1 DP: 0 HBP: 1	WP: 0 PB: 0 SB: 0 CS: 2	PA: 33
PITCHER	IP WLS BF H R ER SO BB IBB HBP BLK WP HR S P ERA WHIP																			
Eric Show, R (1, 1) ERA: 1.13	7.0 W 24 3 2 2 2 2 2 0 0 0 0 0 0 26 34 2.57 0.714																			
Rich Gossage, R (8, 1) ERA: 7.36	1.0 6 2 1 1 1 0 0 0 0 1 0 0 0 7 8 9.00 2.000																			
Luis DeLeon, R (9, 1) ERA: 1.69	1.0 3 0 0 0 0 1 0 0 0 0 0 0 0 5 5 0.00 0.000																			

AB	29
R	3
H	5
RBI	3
BB	2
SO	4
LOB	8



Batter	1	2	3	4	5	6	7	8	9
Alan Wiggins, S (1, 4) X	0-0 B5-3 ①		0-0 F8 ③		0-0 5-3 ①		0-0 G3 ① X	0-0 FC5-4 ② BB 1-2f	
Tony Gwynn, L (1, 9) X OBP: 0.222, SLG: 0.308	0-0 4-3 ②			0-0 2B 3B	0-0 S 1B		0-0 L5 ② BB BB	4-0 FC6-4 ② BB 1-2	
Steve Garvey, R (1, 3) X OBP: 0.370, SLG: 0.630	0-0 L9 ③			0-0 HR 2B 3-H	0-0 F5 ②		0-0 1B HR 1B	0-0 FC6-4 ③ 1-2f	
Kevin McReynolds, R (1, 8) X OBP: 0.308, SLG: 0.440		0-0 F9 ①		0-0 F7 ①	4-0 IBB ③		0-0 BB HR 1B 1-3		
Terry Kennedy, L (1, 2) X OBP: 0.346, SLG: 0.565		0-0 1B 1B		0-0 HR 2-H	4-0 4-3 ③		4-0 BB HR BB 1-2		
Carmelo Martinez, R (1, 7) X OBP: 1.000, SLG: 3.000		0-0 G6-4-3 ② 1B 1-2		0-0 HR		4-0 WP 1-3 BB	0-0 HR 1-H 2-H 3-H		
Jerry Royster, R (1, 5) X OBP: 0.231, SLG: 0.308		0-0 G6-4-3 ② ③ 1B 1-2f		0-0 CS 1B		0-0 1-3 ①	0-0 1-3 ③		
Garry Templeton, S (1, 6) X OBP: 0.292, SLG: 0.238			0-0 4-3 ①	0-0 1B 1-2		0-0 4-3 ②		0-0 4-3 ①	
Eric Show, R (1, 1) X			0-0 4-3 ②	0-0 1-3 ③		0-0 1-3 ③		0-0 FC5-4 ② 1B	
Rich Gossage, R (8, 1)									
Tim Flannery, L (8, PH)									
Luis DeLeon, R (9, 1)									

Inning Stats	R: 0	H: 0	E: 0	K: 0	S: 3	R: 0	H: 2	E: 0	K: 0	S: 4	R: 0	H: 0	E: 0	K: 0	S: 3	R: 4	H: 6	E: 0	K: 0	S: 8	R: 0	H: 1	E: 0	K: 0	S: 4	R: 0	H: 0	E: 0	K: 0	S: 3	R: 4	H: 3	E: 0	K: 0	S: 6	R: 0	H: 1	E: 0	K: 0	S: 4
	LOB: 0	BB: 0	BB: 0	BB: 0	BB: 0	LOB: 1	BB: 0	LOB: 1	BB: 0	LOB: 1	LOB: 0	BB: 0	LOB: 1	BB: 1	LOB: 2	LOB: 1	BB: 1	LOB: 1	BB: 1	LOB: 1	LOB: 1	LOB: 0	BB: 0	LOB: 2	LOB: 1	LOB: 0	BB: 1	LOB: 2	LOB: 0	BB: 1	LOB: 0	LOB: 2	LOB: 2	BB: 1	LOB: 1	LOB: 1	LOB: 1	LOB: 1	LOB: 1	LOB: 1

PITCHER	IP	WLS	BF	H	R	ER	SO	BB	IBB	HBP	BLK	WP	HR	S	P	ERA	WHIP
Atlee Hammaker, L (1, 1) ERA: 3.97	5.0	L	23	9	4	4	0	0	0	0	0	0	2	22	26	7.20	1.800
Frank Williams, R (6, 1) ERA: 19.29	1.2		8	2	2	2	0	1	0	0	0	1	0	7	11	10.80	1.800
Greg Minton, R (7, 1) ERA: 13.5	1.1		8	2	2	2	0	2	0	0	0	0	1	6	14	13.50	3.000


BOTTOM

San Francisco Giants @ San Diego Padres
Jack Murphy Stadium, San Diego, CA

Mon Apr 15 1985, 9:05 PM EST
 Att. 54,490 - Unknown

AB	R	H	RBI	BB	SO	LOB
5	0	0	0	0	0	1
4	1	2	0	1	0	0
5	2	2	1	0	0	3
3	1	1	0	1	0	1
3	2	2	2	1	0	2
3	2	3	5	1	0	0
4	0	1	0	0	0	3
4	0	1	0	0	0	1
3	0	0	0	0	0	2
0	0	0	0	0	0	0
1	0	1	0	0	0	0
0	0	0	0	0	0	0

AB	35
R	8
H	13
RBI	8
BB	4
SO	0
LOB	13



WP	1	PA	39
PB	0		
SB	1		
CS	1		

PITCHER	IP	WLS	BF	H	R	ER	SO	BB	IBB	HBP	BLK	WP	HR	S	P	ERA	WHIP
Atlee Hammaker, L (1, 1) ERA: 3.97	5.0	L	23	9	4	4	0	0	0	0	0	0	2	22	26	7.20	1.800
Frank Williams, R (6, 1) ERA: 19.29	1.2		8	2	2	2	0	1	0	0	0	1	0	7	11	10.80	1.800
Greg Minton, R (7, 1) ERA: 13.5	1.1		8	2	2	2	0	2	0	0	0	0	1	6	14	13.50	3.000

Batter	1	2	3	4	5	6	7	8	9	AB R H RBI BB SO LOB	TOP									
Dan Gladden, R (1, 8) OBP: 0.357, SLG: 0.444	0-3 K		0-0 FC6-4			0-0 FC6-4		0-0 F8		4 0 0 0 0 1 2	San Francisco Giants @ San Diego Padres Jack Murphy Stadium, San Diego, CA Tue Apr 16 1985, 9:05 PM EST Att. 26,547 - Unknown									
Manny Trillo, R (1, 4) OBP: 0.333, SLG: 0.333	0-0 F8			0-0 F9		4-0 BB		0-0 5-3		3 0 0 0 1 0 0										
Chili Davis, S (1, 9) OBP: 0.240, SLG: 0.240	0-3 K			0-0 G6-4-3 1B		0-0 L9			0-0 G6-3 1B	4 0 2 0 0 1 2										
Jeffrey Leonard, R (1, 7) OBP: 0.107, SLG: 0.214		0-0 F9		0-0 G6-4-3			0-3 K		0-0 G6-3	4 0 0 0 0 1 2										
Bob Brenly, R (1, 2) OBP: 0.222, SLG: 0.280		0-0 G1-6-3 1B			0-0 F8		0-0 HR		0-0 6-3	4 1 2 1 0 0 0										
Scot Thompson, L (1, 3) OBP: 0.200, SLG: 0.200		0-0 G1-6-3			0-0 G6-4-3 1B		0-0 L6			3 0 1 0 0 0 1										
Chris Brown, R (1, 5) OBP: 0.417, SLG: 0.429			0-0 6-3		0-0 G6-4-3		0-0 1B			3 0 1 0 0 0 1										
Jose Uribe, S (1, 6) OBP: 0.375, SLG: 0.500			0-0 F8			0-0 FC6-4 2B		0-0 F2		2 0 1 0 0 0 0										
Joel Youngblood, R (7, PH)										1 0 0 0 0 0 1										
Brad Weillman, R (7, 6) OBP: 0.600, SLG: 0.750										0 0 0 0 0 0 0										
Dave LaPoint, L (1, 1) OBP: 0.667, SLG: 0.667			0-0 FC6-4 1B			0-0 F8			0-0 P4	1 0 1 0 0 0 0										
Gary Rajsich, L (6, PH)										1 0 0 0 0 0 1										
Scott Garrelts, R (6, 1)										0 0 0 0 0 0 0										
David Green, R (8, PH) OBP: 0.190, SLG: 0.056										1 0 0 0 0 0 0										
Mark Davis, L (8, 1)										0 0 0 0 0 0 0										
Inning Stats	R: 0 E: 0 K: 2 S: 7	H: 0 LOB: 0 BB: 0 P: 7	R: 0 E: 0 K: 0 S: 3	H: 1 LOB: 0 BB: 0 P: 3	R: 0 E: 0 K: 0 S: 4	H: 1 LOB: 1 BB: 0 P: 4	R: 0 E: 0 K: 0 S: 3	H: 1 LOB: 0 BB: 0 P: 3	R: 0 E: 0 K: 0 S: 4	H: 1 LOB: 2 BB: 1 P: 8	R: 1 E: 0 K: 1 S: 7	H: 2 LOB: 1 BB: 0 P: 7	R: 0 E: 0 K: 0 S: 3	H: 0 LOB: 0 BB: 0 P: 3	R: 0 E: 0 K: 0 S: 3	H: 1 LOB: 0 BB: 0 P: 3	1B: 6 2B: 1 3B: 0 HR: 1	SF: 0 SAC: 0 DP: 4 HBP: 0	WP: 0 PB: 0 SB: 0 CS: 0	PA: 32
PITCHER	IP WLS BF H R ER SO BB IBB HBP BLK WP HR S P ERA WHIP																			
Andy Hawkins, R (1, 1) ERA: 1.98	6.2 W 25 7 1 1 3 1 0 0 0 0 0 1 30 34 1.35 1.200																			
Craig Lefferts, L (7, 1) ERA:	0.1 1 0 0 0 0 0 0 0 0 0 0 0 1 1 0.00 0.000																			
Rich Gossage, R (8, 1) ERA: 4.76	2.0 S 6 1 0 0 0 0 0 0 0 0 0 0 6 6 0.00 0.500																			

AB	31
R	1
H	8
RBI	1
BB	1
SO	3
LOB	10



Batter	1	2	3	4	5	6	7	8	9
Alan Wiggins, S OBP: 0.111, SLG: 0.111 (1, 4)	0-0 1B SF9 1B	0-0 P4			0-0 F9		0-3 K		
Tony Gwynn, L OBP: 0.258, SLG: 0.333 (1, 9)	0-0 SF9 1-3 1B	0-0 F8			0-0 WP 1-2 1B		0-0 3-1		
Steve Garvey, R OBP: 0.323, SLG: 0.548 (1, 3)	0-0 F3		0-0 F7		0-0 4-3 1-2 2-3		0-0 6-3		
Kevin McReynolds, R OBP: 0.333, SLG: 0.444 (1, 8)	0-0 SF9 2-3 3-H		0-0 L3 1B		4-0 IBB		0-3 K		
Terry Kennedy, L OBP: 0.300, SLG: 0.481 (1, 2)	0-0 G3		0-0 L3		0-0 P6		0-3 K		
Carmelo Martinez, R OBP: 0.625, SLG: 1.500 (1, 7)		4-0 1B 1B BB		0-0 F9		0-0 5-3	0-3 K		
Jerry Royster, R OBP: 0.250, SLG: 0.313 (1, 5)		0-0 1B 1-2 1B		0-0 5-3		0-0 1-3			
Garry Templeton, S OBP: 0.333, SLG: 0.333 (1, 6)		0-0 1B 1-2 2-H		0-0 6-3		0-0 2B			
Andy Hawkins, R OBP: 0.333, SLG: 0.333 (1, 1)		0-3 K			0-0 WP 1B 1B		0-0 1-3		
Craig Lefferts, L (7, 1)									
Rich Gossage, R (8, 1)									

AB	R	H	RBI	BB	SO	LOB
4	1	1	0	0	1	3
4	0	2	0	0	0	2
4	0	0	0	0	0	4
2	0	1	1	1	1	0
4	0	0	0	0	1	5
3	1	0	0	1	1	0
3	0	1	0	0	0	0
3	0	2	1	0	0	0
3	0	1	0	0	1	3
0	0	0	0	0	0	0
0	0	0	0	0	0	0


BOTTOM

San Francisco Giants @ San Diego Padres
Jack Murphy Stadium, San Diego, CA

Tue Apr 16 1985, 9:05 PM EST
Att. 26,547 - Unknown


livebaseballscorecards.com

AB	30
R	2
H	8
RBI	2
BB	2
SO	5
LOB	17



Inning Stats	R	H	E	K	S	IP	WLS	BF	H	R	ER	SO	BB	IBB	HBP	BLK	WP	HR	S	P	ERA	WHIP
	1	2	0	5		5.0	L	23	7	2	2	1	1	1	0	0	1	0	23	31	3.60	1.600
	0	1	0	1		2.0		7	1	0	0	1	0	0	0	0	0	0	9	9	0.00	0.500
	0	0	0	0		1.0		3	0	0	0	3	0	0	0	0	0	0	9	9	0.00	0.000

1B	2B	3B	HR	SF	SAC	DP	HBP	WP	HR	S	P	ERA	WHIP
7	2	0	0	1	0	1	0	1	0				
0	0	0	0	0	0	0	0	0	0				
0	0	0	0	0	0	0	0	0	0				

Batter	1	2	3	4	5	6	7	8	9	AB R H RBI BB SO LOB	TOP		
Mariano Duncan, R (1, 4) OBP: 0.341, SLG: 0.385	0-0 E6 1B	0-0 6-3			0-0 5-3		0-3 K			4 1 0 0 0 1 1			
Bill Russell, R (1, 7) OBP: 0.444, SLG: 0.375	4-0 1B 2B BB	0-0 1-3			0-0 1B			0-0 F8 SH2-3 1B		3 2 2 0 1 0 0			
Sid Bream, L (1, 3) OBP: 0.243, SLG: 0.323	4-0 1B 2B BB		0-0 4-3		0-0 F7			0-0 SH2-3		2 1 0 0 1 0 1			
Pedro Guerrero, R (1, 5) OBP: 0.273, SLG: 0.270	0-0 F5		0-3 K		0-0 F9			0-0 F8		4 0 0 0 0 1 5			
Mike Marshall, R (1, 9) OBP: 0.419, SLG: 0.553	0-0 2B SF8 1B		0-3 K			0-0 F8		0-0 FC6-4 1B		4 1 2 2 0 1 0			
Candy Maldonado, R (1, 8) OBP: 0.227, SLG: 0.381	0-0 SF8 2B			0-0 FC4-6 1B		0-0 F3		0-0 FC6-4		4 0 2 2 0 0 1			
Mike Scioscia, L (1, 2) OBP: 0.321, SLG: 0.292	0-0 SF8			0-0 FC4-6 FC1-6 1-2f		0-0 4-3			0-0 F7	3 0 0 1 0 0 1	AB 31 R 5 H 7 RBI 5 BB 2 SO 3 LOB 12		
Dave Anderson, R (1, 6) OBP: 0.259, SLG: 0.200	0-0 5-3			0-0 FC1-6 FC4-6 1-2f			0-0 CS SH1-4 1B		0-0 F8	4 0 1 0 0 0 2			
Fernando Valenzuela, L (1, 1)		0-0 F6		0-0 FC4-6 1-2f			0-0 SH1-4		0-0 4-3	3 0 0 0 0 0 1			
Inning Stats	R: 4 E: 1 K: 0 S: 6 H: 2 LOB: 1 BB: 2 P: 14	R: 0 E: 0 K: 0 S: 3 H: 0 LOB: 0 BB: 0 P: 3	R: 0 E: 0 K: 2 S: 7 H: 0 LOB: 0 BB: 0 P: 7	R: 0 E: 0 K: 0 S: 4 H: 1 LOB: 1 BB: 0 P: 4	R: 0 E: 0 K: 0 S: 4 H: 1 LOB: 1 BB: 0 P: 4	R: 0 E: 0 K: 0 S: 3 H: 0 LOB: 0 BB: 0 P: 3	R: 0 E: 0 K: 1 S: 5 H: 1 LOB: 0 BB: 0 P: 5	R: 1 E: 0 K: 0 S: 5 H: 2 LOB: 1 BB: 0 P: 5	R: 0 E: 0 K: 0 S: 3 H: 0 LOB: 0 BB: 0 P: 3	1B: 6 2B: 1 3B: 0 HR: 0 SF: 1 SAC: 2 DP: 0 HBP: 0	WP: 0 PB: 0 SB: 1 CS: 1 PA: 36		
PITCHER	IP WLS BF H R ER SO BB IBB HBP BLK WP HR S P ERA WHIP											PITCHER	IP WLS BF H R ER SO BB IBB HBP BLK WP HR S P ERA WHIP
Mark Thurmond, L (1, 1) ERA: 3.46	8.0 L 33 7 5 3 3 2 0 0 0 0 0 0 37 45 3.38 1.125												
Tim Stoddard, R (9, 1) ERA: 18.0	1.0 3 0 0 0 0 0 0 0 0 0 0 0 3 3 0.00 0.000												

Los Angeles Dodgers @ San Diego Padres
 Jack Murphy Stadium, San Diego, CA
 Thu Apr 18 1985, 6:33 AM EST
 Att. 38,024 - Unknown

livebaseballscorecards.com

Batter	1	2	3	4	5	6	7	8	9	AB R H RBI BB SO LOB
Alan Wiggins, S OBP: 0.077, SLG: 0.077 (1, 4)	0-0 F9		0-0 1-3			0-0 F4		0-0 G5-4-3		4 0 0 0 0 0 2
Tony Gwynn, L OBP: 0.257, SLG: 0.324 (1, 9)	0-0 FC6-4 1B		0-0 6-3			0-0 G3			0-0 F8	4 0 1 0 0 0 0
Steve Garvey, R OBP: 0.286, SLG: 0.486 (1, 3)	0-0 FC6-4 1-2f			0-3 K		0-3 K			0-0 F3	4 0 0 0 0 2 1
Kevin McReynolds, R OBP: 0.324, SLG: 0.400 (1, 8)	0-3 K			4-0 BB			0-0 6-3		0-0 F8	3 0 0 0 1 1 1
Terry Kennedy, L OBP: 0.273, SLG: 0.433 (1, 2)		0-0 F3		0-3 K			0-0 F2			3 0 0 0 0 1 1
Carmelo Martinez, R OBP: 0.545, SLG: 1.125 (1, 7)		4-0 BB		0-3 K			0-0 F3			2 0 0 0 1 1 1
Jerry Royster, R OBP: 0.211, SLG: 0.263 (1, 5)		0-0 F8			0-3 K			0-0 1-3		3 0 0 0 0 1 1
Garry Templeton, S OBP: 0.333, SLG: 0.308 (1, 6)		0-0 F6			0-3 K			4-0 E 1B BB		2 0 0 0 1 1 1
Mark Thurmond, L (1, 1)			0-3 K			0-0 F5		0-0 E8 G5-4-3 1B		2 0 0 0 0 1 0
Kurt Bevacqua, R OBP: 1.000, SLG: 1.000 (8, PH)										1 0 1 0 0 0 0
Tim Stoddard, R (9, 1)										0 0 0 0 0 0 0

BOTTOM	
Los Angeles Dodgers @ San Diego Padres Jack Murphy Stadium, San Diego, CA <small>Thu Apr 18 1985, 6:33 AM EST</small> <small>Att. 38,024 - Unknown</small>	livebaseballscorecards.com AB 28 R 0 H 2 RBI 0 BB 3 SO 8 LOB 8 

Inning Stats	R: 0	H: 1	E: 0	K: 1	S: 6	LOB: 1	BB: 0	P: 6	R: 0	H: 0	E: 0	K: 0	S: 3	LOB: 1	BB: 1	P: 7	R: 0	H: 0	E: 0	K: 1	S: 5	LOB: 0	BB: 0	P: 5	R: 0	H: 0	E: 0	K: 3	S: 9	LOB: 1	BB: 1	P: 13	R: 0	H: 0	E: 0	K: 2	S: 7	LOB: 0	BB: 0	P: 7	R: 0	H: 0	E: 0	K: 1	S: 5	LOB: 0	BB: 0	P: 5	R: 0	H: 0	E: 0	K: 0	S: 3	LOB: 0	BB: 0	P: 3	R: 0	H: 1	E: 1	K: 0	S: 3	LOB: 1	BB: 1	P: 7	R: 0	H: 0	E: 0	K: 0	S: 3	LOB: 0	BB: 0	P: 3	1B: 2	SF: 0	2B: 0	SAC: 0	3B: 0	DP: 1	HR: 0	HBP: 0	WP: 0	PA: 31
PITCHER Fernando Valenzuela, L <small>ERA:</small>	IP	WLS	BF	H	R	ER	SO	BB	IBB	HBP	BLK	WP	HR	S	P	ERA	WHIP																																																																	
	9.0	W	31	2	0	0	8	3	0	0	0	0	0	44	56	0.00	0.556																																																																	

Batter	1	2	3	4	5	6	7	8	9	AB R H RBI BB SO LOB	TOP									
Mariano Duncan, R (1, 4) OBP: 0.333, SLG: 0.395	0-3 K		0-3 K		0-0 F9		0-0 2B			4 0 1 0 0 2 2	Los Angeles Dodgers @ San Diego Padres Jack Murphy Stadium, San Diego, CA Fri Apr 19 1985, 9:05 PM EST Att. 32,920 - Unknown livebaseballscorecards.com									
Ken Landreaux, L (1, 8) OBP: 0.097, SLG: 0.226	0-0 F8			0-0 F4		0-0 F9	0-0 F8			4 0 0 0 0 0 1										
Al Oliver, L (1, 7) OBP: 0.250, SLG: 0.226	0-0 F8			0-0 F8		0-0 F8		0-0 4-3		4 0 0 0 0 0 0										
Pedro Guerrero, R (1, 5) OBP: 0.271, SLG: 0.268		0-0 F9		0-0 F9		0-0 1B 2B 1B		0-0 F6		4 1 1 0 0 0 0										
Mike Marshall, R (1, 9) OBP: 0.426, SLG: 0.548		0-3 K			0-0 1B 1B	0-0 2B 1B		0-0 F8		4 1 2 0 0 1 0										
Mike Scioscia, L (1, 2) OBP: 0.344, SLG: 0.357		0-0 1B			0-0 F4	0-0 2B		0-0 F9		4 0 2 1 0 0 1										
Sid Bream, L (1, 3) OBP: 0.225, SLG: 0.294		0-3 K			0-0 F5	0-3 K		0-0 G3		3 0 0 0 0 2 4										
Carlos Diaz, R (6, 1)										0 0 0 0 0 0 0										
Steve Howe, L (8, 1)										0 0 0 0 0 0 0										
Jay Johnstone, L (9, PH) OBP: 0.250, SLG: 0.500										1 0 0 0 0 0 0										
Bill Russell, R (1, 6) OBP: 0.455, SLG: 0.450				0-0 F4		0-0 1B 1B		0-0 1-4-3		4 0 2 0 0 0 0										
Jerry Reuss, L (1, 1) OBP: 0.429, SLG: 0.333				0-0 4-3		0-0 1B		0-0 F8		1 0 0 0 0 0 0										
Terry Whitfield, L (5, PH) OBP: 0.667, SLG: 1.000										1 0 1 1 0 0 0										
Bobby Castillo, R (5, 1)										0 0 0 0 0 0 0										
Greg Brock, L (6, 3)					1-2 3-H 1B					2 0 0 0 0 0 1										
Inning Stats	R: 0 E: 0 K: 1 S: 5	H: 0 LOB: 0 BB: 0 P: 5	R: 0 E: 0 K: 2 S: 8	H: 1 LOB: 1 BB: 0 P: 8	R: 0 E: 0 K: 1 S: 5	H: 0 LOB: 0 BB: 0 P: 5	R: 0 E: 0 K: 0 S: 3	H: 0 LOB: 0 BB: 0 P: 3	R: 1 E: 0 K: 1 S: 8	H: 3 LOB: 2 BB: 0 P: 8	R: 0 E: 0 K: 0 S: 4	H: 1 LOB: 1 BB: 0 P: 4	R: 0 E: 0 K: 0 S: 3	H: 0 LOB: 0 BB: 0 P: 3	R: 0 E: 0 K: 0 S: 4	H: 1 LOB: 1 BB: 0 P: 4	1B: 6 2B: 3 3B: 0 HR: 0	SF: 0 SAC: 0 DP: 0 HBP: 0	WP: 0 PB: 0 SB: 0 CS: 0	PA: 36
PITCHER LaMarr Hoyt, R (1, 1) ERA: 3.6	IP: 9.0 WLS: W BF: 36 H: 9 R: 2 ER: 2 SO: 5 BB: 0 IBB: 0 HBP: 0 BLK: 0 WP: 0 HR: 0 S: 46 P: 46 ERA: 2.00 WHIP: 1.000																			

AB	36
R	2
H	9
RBI	2
BB	0
SO	5
LOB	9



Batter	1	2	3	4	5	6	7	8	9	AB	R	H	RBI	BB	SO	LOB
--------	---	---	---	---	---	---	---	---	---	----	---	---	-----	----	----	-----

Alan Wiggins, S <small>OBP: 0.111, SLG: 0.167</small> (1, 4) X 	0-0 F7 	0-0 1B 		0-0 F1 		0-3 K 		0-0 1-3 		5	1	1	0	0	1	0
---	----------------------	--------------------------	--	----------------------	--	---------------------	--	-----------------------	--	---	---	---	---	---	---	---

Tony Gwynn, L <small>OBP: 0.300, SLG: 0.368</small> (1, 9) X 	0-0 4-3 	0-0 CS 1B <small>2-H</small>			0-0 SF9 	0-0 F8 		4-0 SF9 WP 		4	2	2	1	1	0	0
---	-----------------------	---	--	--	---------------------------	----------------------	--	--	--	---	---	---	---	---	---	---

Steve Garvey, R <small>OBP: 0.325, SLG: 0.525</small> (1, 3) X 	0-0 1B BB 	0-3 K 		0-0 BB 1B <small>2-3</small>		0-3 K 		0-0 1-3 		5	2	3	0	0	2	1
---	---	---------------------	--	---	--	---------------------	--	---------------------------	--	---	---	---	---	---	---	---

Kevin McReynolds, R <small>OBP: 0.333, SLG: 0.394</small> (1, 8) B B B B 	4-0 BB WP 1B 	0-0 CS <small>1-2</small>	0-0 1B 		0-0 F3 		0-0 4-3 	0-0 SF9 		3	1	1	1	1	0	2
---	--	--	--------------------------	--	----------------------	--	-----------------------	---------------------------	--	---	---	---	---	---	---	---

Terry Kennedy, L <small>OBP: 0.289, SLG: 0.529</small> (1, 2) X 	0-0 WP BB 1B <small>1-2 2-3</small>		0-0 F9 		0-0 SF9 <small>3-H</small>		0-0 HR	0-3 K 		4	2	2	2	0	1	2
--	--	--	----------------------	--	---	--	----------------------	---------------------	--	---	---	---	---	---	---	---

Carmelo Martinez, R <small>OBP: 0.667, SLG: 1.200</small> (1, 7) B B B B 	4-0 1B WP BB <small>1-2 2-3 3-H</small>		0-0 G4-6-3 1B <small>1-2</small>		4-0 1B 2B <small>1-2</small>		0-0 E FC6-4 		2	2	2	1	2	0	0
---	--	--	---	--	---	--	---	--	---	---	---	---	---	---	---

Jerry Royster, R <small>OBP: 0.238, SLG: 0.286</small> (1, 5) X 	0-0 FC5-4 1B <small>1-3 2-H 3-H</small>		0-0 G4-6-3 <small>1-2f</small>		0-0 2B 1B <small>1-3 2-H</small>		0-0 E3 FC6-4 <small>2-3</small>		2	0	1	1	0	0	2
--	--	--	---	--	---	--	--	--	---	---	---	---	---	---	---

Graig Nettles, L <small>OBP: 0.385, SLG: 0.200</small> (5, PH) (6, 5) X 	0-0 FC5-4 1B <small>1-3 2-H 3-H</small>		0-0 G4-6-3 <small>1-2f</small>		0-0 2B 1B <small>1-3 2-H</small>		0-0 FC6-4 <small>1-2f 3-H</small>		4	0	1	3	0	0	3
---	--	--	---	--	---	--	--	--	---	---	---	---	---	---	---

Garry Templeton, S <small>OBP: 0.324, SLG: 0.333</small> (1, 6) X 	0-0 FC5-4 <small>1-2f</small>			0-0 6-3 		0-0 2B <small>1-H 3-H</small>		0-0 FC6-4 <small>1-2f 3-H</small>		4	0	0	1	3	0	3
--	--	--	--	-----------------------	--	--	--	--	--	---	---	---	---	---	---	---

LaMarr Hoyt, R (1, 1) X 		0-0 6-3 		0-0 4-3 		0-0 F4 		0-3 K 		4	0	0	0	0	1	2
---------------------------------------	--	-----------------------	--	-----------------------	--	----------------------	--	---------------------	--	---	---	---	---	---	---	---

Inning Stats	R: 3 E: 0 K: 0 S: 6	H: 3 LOB: 2 BB: 2 P: 14	R: 1 E: 0 K: 1 S: 6	H: 2 LOB: 0 BB: 0 P: 6	R: 0 E: 0 K: 0 S: 4	H: 2 LOB: 1 BB: 0 P: 4	R: 0 E: 0 K: 0 S: 3	H: 0 LOB: 0 BB: 0 P: 3	R: 4 E: 0 K: 0 S: 7	H: 4 LOB: 1 BB: 1 P: 11	R: 0 E: 0 K: 2 S: 7	H: 0 LOB: 0 BB: 0 P: 7	R: 2 E: 1 K: 1 S: 8	H: 2 LOB: 1 BB: 0 P: 8	R: 1 E: 0 K: 1 S: 6	H: 1 LOB: 1 BB: 1 P: 10	1B: 8 2B: 5 3B: 0 HR: 1	SF: 2 SAC: 0 DP: 1 HBP: 0
--------------	------------------------------	----------------------------------	------------------------------	---------------------------------	------------------------------	---------------------------------	------------------------------	---------------------------------	------------------------------	----------------------------------	------------------------------	---------------------------------	------------------------------	---------------------------------	------------------------------	----------------------------------	----------------------------------	------------------------------------

BOTTOM

Los Angeles Dodgers @ San Diego Padres
 Jack Murphy Stadium, San Diego, CA
 Fri Apr 19 1985, 9:05 PM EST
 Att. 32,920 - Unknown

AB	35
R	11
H	14
RBI	10
BB	4
SO	5
LOB	13

WP: 2	PA: 42
PB: 0	
SB: 0	
CS: 1	

livebaseballscorecards.com

Los Angeles Dodgers @ San Diego Padres
Jack Murphy Stadium, San Diego, CA

Sat Apr 20 1985, 9:05 PM EST
Att. 42,003 - Unknown

livebaseballscorecards.com

AB	36
R	3
H	7
RBI	3
BB	5
SO	3
LOB	18



AB R H RBI BB SO LOB

5	0	0	0	0	1	0
5	1	2	1	0	0	0
4	0	0	0	0	1	1
1	0	0	0	0	0	0
3	0	2	0	2	0	0
5	1	2	1	0	0	4
4	0	0	0	0	0	4
2	1	1	1	2	0	2
3	0	0	0	1	0	2
2	0	0	0	0	1	4
0	0	0	0	0	0	0
1	0	0	0	0	0	0
1	0	0	0	0	0	1
0	0	0	0	0	0	0

Batter	1	2	3	4	5	6	7	8	9	10
Mariano Duncan, R (1, 4) OBP: 0.302, SLG: 0.354	0-0 F9		0-0 F3		0-3 K	0-0 F7			0-0 1-3	
Ken Landreaux, L (1, 8) OBP: 0.139, SLG: 0.333	0-0 4-3		0-0 HR		0-0 1B		0-0 4-3		0-0 F9	
Al Oliver, L (1, 7) OBP: 0.222, SLG: 0.200	0-3 K		0-0 F5		0-0 F5		0-0 F5		0-0 6-3	
Candy Maldonado, R (7, 8) OBP: 0.217, SLG: 0.364										
Pedro Guerrero, R (1, 5) OBP: 0.321, SLG: 0.295		0-0 SH5-3 1B	0-0 6-3		0-0 1B		4-0 BB		4-0 CS	BB
Mike Marshall, R (1, 9) OBP: 0.423, SLG: 0.596		0-0 SH5-3 1B		0-0 HR	0-0 E5		0-0 F5		0-0 F8	
Mike Scioscia, L (1, 2) OBP: 0.306, SLG: 0.313		0-0 SH5-3 1B		0-0 HR	0-0 F8			0-0 4-3	0-0 F9	
Sid Bream, L (1, 3) OBP: 0.273, SLG: 0.389		0-0 F6		4-0 BB		0-0 HR		4-0 BB	0-0 CS	1-2
Dave Anderson, R (1, 6) OBP: 0.258, SLG: 0.179		4-0 BB		0-0 F6		0-0 5-3		0-0 F8		
Tom Brennan, R (1, 1) OBP: 0.250, SLG: 0.250		0-3 K		0-0 1-3		0-0 F7		0-0 F8		
Rick Honeycutt, L (5, 1) OBP: 0.371, SLG: 0.857										
Terry Whitfield, L (6, PH)										
Tom Niedenfuer, R (6, 1)										
Bill Russell, R (8, PH)										
Ken Howell, R (8, 1)										

Inning Stats	R: 0	H: 0	LOB: 0	R: 0	H: 2	LOB: 3	R: 1	H: 1	LOB: 0	R: 1	H: 1	LOB: 1	R: 0	H: 2	LOB: 3	R: 1	H: 1	LOB: 0	R: 0	H: 0	LOB: 1	R: 0	H: 0	LOB: 0	R: 0	H: 0	LOB: 0	R: 0	H: 0	LOB: 0	1B: 4	SF: 0	2B: 0	SAC: 1	3B: 0	DP: 0	HR: 3	HBP: 0	WP: 0	PA: 43
	E: 0	BB: 0	K: 1	E: 0	BB: 1	K: 1	E: 0	BB: 0	K: 0	E: 1	BB: 1	K: 0	E: 0	BB: 1	K: 0	E: 0	BB: 0	K: 0	E: 0	BB: 1	K: 0	E: 0	BB: 0	K: 0	E: 0	BB: 0	K: 0	E: 0	BB: 1	2B: 0 <td>SAC: 1 <td>3B: 0 <td>DP: 0 <td>HR: 3 <td>HBP: 0 <td>WP: 0 <td>PA: 43</td> </td></td></td></td></td></td>	SAC: 1 <td>3B: 0 <td>DP: 0 <td>HR: 3 <td>HBP: 0 <td>WP: 0 <td>PA: 43</td> </td></td></td></td></td>	3B: 0 <td>DP: 0 <td>HR: 3 <td>HBP: 0 <td>WP: 0 <td>PA: 43</td> </td></td></td></td>	DP: 0 <td>HR: 3 <td>HBP: 0 <td>WP: 0 <td>PA: 43</td> </td></td></td>	HR: 3 <td>HBP: 0 <td>WP: 0 <td>PA: 43</td> </td></td>	HBP: 0 <td>WP: 0 <td>PA: 43</td> </td>	WP: 0 <td>PA: 43</td>	PA: 43			
	S: 5	P: 5		S: 7	P: 11		S: 4	P: 4		S: 4	P: 8		S: 4	P: 8		S: 3	P: 7		S: 3	P: 7		S: 3	P: 7		S: 3	P: 6														

PITCHER	IP	WLS	BF	H	R	ER	SO	BB	IBB	HBP	BLK	WP	HR	S	P	ERA	WHIP
Eric Show, R (1, 1) ERA: 2.05	6.0		28	7	3	3	3	2	0	0	0	0	3	32	40	4.50	1.500
Craig Lefferts, L (7, 1) ERA:	3.0		11	0	0	0	0	2	0	0	0	0	0	9	17	0.00	0.667
Rich Gossage, R (10, 1) ERA: 4.05	1.0	W	3	0	0	0	0	1	0	0	0	0	0	2	6	0.00	1.000

Batter	1	2	3	4	5	6	7	8	9	10	AB	R	H	RBI	BB	SO	LOB	
Alan Wiggins, S OBP: 0.130, SLG: 0.136 (1, 4)	4-0 SH5-3 BLK 6-3 BB		x 0-0 4-3	x 0-0 4-3			x 0-0 6-3		x 0-0 1-3		4	1	0	0	1	0	2	
Tony Gwynn, L OBP: 0.341, SLG: 0.439 (1, 9)	0-0 SH5-3 1-3		x 0-0 1-3 1B 2B		x 0-0 1-3		x 0-0 2B 2B		BBB 4-0 1B BB		3	2	2	0	1	0	0	
Steve Garvey, R OBP: 0.356, SLG: 0.545 (1, 3)	0-0 6-3		x 0-0 1-3		BBB 4-0 1B BB		x 0-0 2B 2B		x 0-0 1-2 1B		4	0	2	2	1	0	1	
Terry Kennedy, L OBP: 0.279, SLG: 0.487 (1, 2)	0-0 F8		x 0-0 1B		x 0-0 F4		x 0-0 G3		x 0-0 4-3		5	0	1	1	0	0	3	
Kevin McReynolds, R OBP: 0.318, SLG: 0.366 (1, 8)		x 0-0 F4	0-3 K		x 0-0 1B			0-3 K		x 0-0 F8		5	0	1	0	0	2	1
Graig Nettles, L OBP: 0.400, SLG: 0.250 (1, 5)		x 0-0 3-1		x 0-0 2B 1B		x 0-0 F8		x 0-0 E4		x 0-0 FC6-4 1B		2	0	1	0	0	0	0
Jerry Royster, R OBP: 0.227, SLG: 0.273 (5, PH)											1	0	0	0	0	0	2	
Tim Flannery, L OBP: 0.588, SLG: 0.571 (6, 5)											2	0	1	0	0	0	0	
Tim Flannery, L OBP: 0.588, SLG: 0.571 (8, PH)											2	0	1	0	0	0	0	
Tim Flannery, L OBP: 0.588, SLG: 0.571 (9, 5)											2	0	1	0	0	0	0	
Carmelo Martinez, R OBP: 0.550, SLG: 0.867 (1, 7)		x 0-0 1B 1B		x 0-0 F8		x 0-0 F8		x 0-0 F4		x 0-0 FC6-4 2B 1B		5	1	1	0	0	0	3
Garry Templeton, S OBP: 0.359, SLG: 0.429 (1, 6)		x 0-0 1-2 1B		x 0-0 1-3 2B		x 0-0 6-3		x 0-0 1-3		x 0-0 1B 2B		5	0	3	0	0	0	1
Eric Show, R OBP: 0.357, SLG: 0.385 (1, 1)		0-3 K		x 0-0 1-3		x 0-0 F6			0-3 K		2	0	0	0	0	0	1	4
Bobby Brown, S OBP: 1.000, SLG: 1.000 (6, PH)										2-3 3-H 1B	1	0	0	0	0	0	0	0
Craig Lefferts, L OBP: 1.000, SLG: 1.000 (7, 1)											0	0	0	0	0	0	0	0
Al Bumbry, L OBP: 1.000, SLG: 1.000 (9, PH)											1	0	0	0	0	1	0	0
Rich Gossage, R OBP: 1.000, SLG: 1.000 (10, 1)											0	0	0	0	0	0	0	0
Kurt Bevacqua, R OBP: 1.000, SLG: 1.000 (10, PH)											1	0	1	1	0	0	0	0

Inning Stats	R: 1	H: 0	E: 0	K: 0	S: 3	H: 0	LOB: 0	BB: 1	P: 7	R: 0	H: 2	E: 0	K: 1	S: 7	H: 2	LOB: 2	BB: 0	P: 7	R: 1	H: 2	E: 0	K: 1	S: 7	R: 0	H: 2	E: 0	K: 0	S: 5	R: 0	H: 1	E: 0	K: 0	S: 4	R: 0	H: 0	E: 0	K: 0	S: 3	R: 1	H: 2	E: 0	K: 0	S: 4	R: 0	H: 0	E: 0	K: 0	S: 3	R: 0	H: 2	E: 0	K: 0	S: 4	R: 0	H: 0	E: 1	K: 1	S: 6	R: 0	H: 1	E: 0	K: 1	S: 6	R: 0	H: 3	E: 0	K: 0	S: 5	1B: 8	2B: 5	3B: 0	HR: 0	SF: 0	SAC: 1	DP: 0	HBP: 0	WP: 0	PA: 45
--------------	------	------	------	------	------	------	--------	-------	------	------	------	------	------	------	------	--------	-------	------	------	------	------	------	------	------	------	------	------	------	------	------	------	------	------	------	------	------	------	------	------	------	------	------	------	------	------	------	------	------	------	------	------	------	------	------	------	------	------	------	------	------	------	------	------	------	------	------	------	------	-------	-------	-------	-------	-------	--------	-------	--------	-------	--------

PITCHER	IP	WLS	BF	H	R	ER	SO	BB	IBB	HBP	BLK	WP	HR	S	P	ERA	WHIP
Tom Brennan, R ERA: 2.08 (1, 1)	4.2		23	7	2	2	2	2	0	0	1	0	0	25	33	3.86	1.929
Rick Honeycutt, L ERA: 3.0 (5, 1)	0.1		1	0	0	0	0	0	0	0	0	0	0	1	1	0.00	0.000
Tom Niedenfuer, R ERA: 3.38 (6, 1)	2.0		7	2	1	1	0	0	0	0	0	0	0	7	7	4.50	1.000
Ken Howell, R ERA: 4.0 (8, 1)	2.2	L	14	4	1	1	2	1	0	0	0	0	0	17	21	3.38	1.875

PITCHER	IP	WLS	BF	H	R	ER	SO	BB	IBB	HBP	BLK	WP	HR	S	P	ERA	WHIP

Los Angeles Dodgers @ San Diego Padres
Jack Murphy Stadium, San Diego, CA
 Sat Apr 20 1985, 9:05 PM EST
 Att: 42,003 - Unknown

AB	41
R	4
H	13
RBI	4
BB	3
SO	4
LOB	17



Batter	1	2	3	4	5	6	7	8	9	AB R H RBI BB SO LOB	TOP			
Mariano Duncan, R (1, 4) OBP: 0.328, SLG: 0.434	0-0 G4-6-3 1B		0-0 1-3			0-0 E1 1B		0-0 HR	0-0 G3	5 1 3 1 0 0 1				
Bill Russell, R (1, 7) OBP: 0.407, SLG: 0.375 (9, 6)	0-0 G4-6-3 1-2f			0-0 5-3		0-0 F1		4-0 BB		3 0 0 0 1 0 2				
Mike Marshall, R (1, 9) OBP: 0.393, SLG: 0.549	0-3 K			0-0 F9		0-0 F9		0-3 K		4 0 0 0 0 2 2				
Pedro Guerrero, R (1, 5) OBP: 0.316, SLG: 0.277		4-0 FC6-4 BB		0-0 F2		0-3 K		0-0 F8		3 0 0 0 1 1 2				
Candy Maldonado, R (1, 8) OBP: 0.259, SLG: 0.480		0-0 FC6-4 1-2f			0-0 F3		0-0 HR	4-0 BB		3 1 1 1 1 0 1				
Sid Bream, L (1, 3) OBP: 0.250, SLG: 0.350		0-3 K 1-3		0-0 F8		0-3 K		0-0 F4		4 0 0 0 0 2 3				
Steve Yeager, R (1, 2) OBP: 0.231, SLG: 0.250 Mike Scioscia, L (9, PH) OBP: 0.324, SLG: 0.313 (9, 2)		0-0 6-3			0-0 2B		0-0 1-3		4-0 FC1-5-6-2 G3 BB	3 0 1 0 0 0 1 0 0 0 0 1 0 0				
Dave Anderson, R (1, 6) OBP: 0.294, SLG: 0.200 Al Oliver, L (9, PH) OBP: 0.216, SLG: 0.194 Ken Landreaux, L (9, 7) OBP: 0.139, SLG: 0.333			0-3 K		4-0 IBB		0-0 1B		0-0 G3 1-2	2 0 1 0 1 1 0 1 0 0 0 0 0 1 0 0 0 0 0 0 0				
Orel Hershiser, R (1, 1) OBP: 0.143, SLG: 0.143			0-3 K		0-0 6-3		0-0 F9		0-0 FC1-5-6-2 S 2-3	4 0 0 0 0 1 4				
Inning Stats	R: 0 E: 0 K: 1 S: 5 H: 1 LOB: 0 BB: 0 P: 5	R: 0 E: 1 K: 1 S: 5 H: 0 LOB: 1 BB: 1 P: 9	R: 0 E: 0 K: 2 S: 7 H: 0 LOB: 0 BB: 0 P: 7	R: 0 E: 0 K: 0 S: 3 H: 0 LOB: 0 BB: 0 P: 3	R: 0 E: 0 K: 0 S: 4 H: 1 LOB: 2 BB: 1 P: 8	R: 0 E: 1 K: 1 S: 6 H: 1 LOB: 1 BB: 0 P: 6	R: 1 E: 0 K: 1 S: 7 H: 2 LOB: 1 BB: 0 P: 7	R: 1 E: 0 K: 1 S: 6 H: 1 LOB: 2 BB: 2 P: 14	R: 0 E: 0 K: 0 S: 3 H: 0 LOB: 1 BB: 1 P: 7	1B: 3 2B: 1 3B: 0 HR: 2 SF: 0 SAC: 0 DP: 1 HBP: 0	WP: 0 PB: 0 SB: 3 CS: 0 PA: 37			
PITCHER	IP WLS BF H R ER SO BB IBB HBP BLK WP HR S P ERA WHIP												PITCHER	IP WLS BF H R ER SO BB IBB HBP BLK WP HR S P ERA WHIP
Dave Dravecky, L (1, 1) ERA: 4.5	7.0 L 29 6 2 2 6 2 1 0 0 0 0 2 38 50 2.57 1.143													
Luis DeLeon, R (8, 1) ERA: 1.42	1.0 4 0 0 0 1 1 0 0 0 0 0 0 5 9 0.00 1.000													
Greg Booker, R (9, 1) ERA:	1.0 4 0 0 0 0 0 1 0 0 0 0 0 3 7 0.00 1.000													

Los Angeles Dodgers @ San Diego Padres
 Jack Murphy Stadium, San Diego, CA
 Sun Apr 21 1985, 6:33 AM EST
 Att: 42,574 - Unknown

AB	32
R	2
H	6
RBI	2
BB	5
SO	7
LOB	17



Batter	1	2	3	4	5	6	7	8	9	AB R H RBI BB SO LOB
--------	---	---	---	---	---	---	---	---	---	----------------------

Alan Wiggins, S (1, 4) <small>OBP: 0.111, SLG: 0.115</small>	0-0 ① 			0-3 ① 		0-0 ③ 		0-0 ① 	4 0 0 0 0 1 0
Tony Gwynn, L (1, 9) <small>OBP: 0.333, SLG: 0.444</small>	0-0 ② 			0-0 ② 		0-0 		0-0 	4 0 1 0 0 0 0
Steve Garvey, R (1, 3) <small>OBP: 0.327, SLG: 0.500</small>	0-3 ③ 			0-3 ③ 		0-0 ① 		0-3 ② 	4 0 0 0 0 3 2
Terry Kennedy, L (1, 2) <small>OBP: 0.255, SLG: 0.442</small>		0-0 ① 		0-0 ① 		0-0 ② 		0-0 ③ 	4 0 0 0 0 0 2
Kevin McReynolds, R (1, 8) <small>OBP: 0.298, SLG: 0.341</small>		0-0 ② 		0-0 ② 		0-0 ③ 			3 0 0 0 0 0 1
Graig Nettles, L (1, 5) <small>OBP: 0.444, SLG: 0.231</small> Jerry Royster, R (8, PR) <small>OBP: 0.227, SLG: 0.273</small> (9, 5)		0-0 ③ 		4-0 		4-0 			1 0 0 0 2 0 0 0 0 0 0 0 0 0
Carmelo Martinez, R (1, 7) <small>OBP: 0.522, SLG: 0.778</small>			0-0 ① 	0-3 ③ 		0-0 ① 		0-0 ② 	3 0 1 0 0 1 1
Garry Templeton, S (1, 6) <small>OBP: 0.333, SLG: 0.395</small>			0-3 ② 		0-0 ① 		0-0 ② 		3 0 0 0 0 1 1
Dave Dravecky, R (1, 1) Luis DeLeon, R (8, 1) <small>OBP: 1.000, SLG: 1.000</small> Bobby Brown, S (8, PH) Greg Booker, R (9, 1)			0-3 ③ 		0-3 ② 		0-0 ③ 		2 0 0 0 0 2 0 0 0 0 0 0 0 0 1 0 0 0 0 0 2 0 0 0 0 0 0 0

Inning Stats	R: 0	H: 0	E: 0	LOB: 0	K: 1	BB: 0	S: 5	P: 5
	0	0	0	0	0	0	3	3
	0	0	0	0	0	0	3	3
	0	0	0	0	2	0	7	7
	0	0	0	0	2	0	7	7
	0	0	0	1	1	1	9	9
	0	1	0	1	0	0	4	4
	0	1	0	2	1	1	7	7
	0	0	1	1	0	0	6	6
	1	0	1	0	0	0	0	0
	1	0	0	0	0	0	0	0
	0	0	0	0	0	0	0	0

PITCHER	IP	WLS	BF	H	R	ER	SO	BB	IBB	HBP	BLK	WP	HR	S	P	ERA	WHIP
Orel Hershiser, R (1, 1) <small>ERA: 2.7</small>	9.0	W	31	2	0	0	8	2	0	0	0	0	0	45	53	0.00	0.444

BOTTOM

Los Angeles Dodgers @ San Diego Padres
 Jack Murphy Stadium, San Diego, CA
 Sun Apr 21 1985, 6:33 AM EST
 Att. 42,574 - Unknown

AB	29
R	0
H	2
RBI	0
BB	2
SO	8
LOB	9



WP	PA
0	31
0	
0	
0	

Batter	1	2	3	4	5	6	7	8	9	AB R H RBI BB SO LOB	TOP		
Claudell Washington, L OBP: 0.319, SLG: 0.386 (1, 9) X	0-0 1B FC1-2 2B	0-0 F7			0-0 G3			0-0 F8		4 0 1 0 0 0 1			
Rafael Ramirez, R OBP: 0.283, SLG: 0.320 (1, 6) X	0-0 FC1-2 HR 2-3 1B		0-0 F9			0-0 5-3		0-0 F9		4 1 1 0 0 0 0			
Gerald Perry, L OBP: 0.182, SLG: 0.143 (1, 3) X	0-0 FC1-2 HR 1-2 3-H		0-0 F4			0-0 G3		0-3 K		4 1 0 0 0 1 2			
Dale Murphy, R OBP: 0.490, SLG: 1.000 (1, 8) X	0-0 HR 1-H 2-H		0-3 K			0-0 1-3		0-3 K		4 1 1 3 0 2 0			
Bob Horner, R OBP: 0.194, SLG: 0.343 (1, 5) X	0-0 F3				0-0 5-3			0-0 F4		3 0 0 0 0 0 0			
Rick Cerone, R OBP: 0.390, SLG: 0.513 (1, 2) X	0-0 F9				0-0 L5			0-0 F5		3 0 0 0 0 0 0			
Terry Harper, R OBP: 0.250, SLG: 0.636 (1, 7) X		0-0 3B			0-0 F7			0-0 F8		3 0 1 0 0 0 0			
Paul Zuvella, R (1, 4) X		0-0 F8			0-0 F6			0-3 K		2 0 0 0 0 0 1			
Ken Oberkfell, L OBP: 0.125, SLG: 0.125 (8, PH) (8, 4)		0-0 F8			0-0 F6			0-0 K		1 0 0 0 0 1 0			
Steve Bedrosian, R (1, 1) X		0-0 6-3			0-0 6-3			0-0 F8		2 0 0 0 0 0 1			
Zane Smith, L (6, 1)										0 0 0 0 0 0 0			
Rick Camp, R (7, 1)										0 0 0 0 0 0 0			
Chris Chambliss, L OBP: 0.314, SLG: 0.313 (8, PH)										1 0 0 0 0 0 0			
Gene Garber, R (8, 1)										0 0 0 0 0 0 0			
Inning Stats	R: 3 E: 0 K: 0 S: 6 H: 3 LOB: 0 BB: 0 P: 6	R: 0 E: 0 K: 0 S: 4 H: 1 LOB: 1 BB: 0 P: 4	R: 0 E: 0 K: 1 S: 5 H: 0 LOB: 0 BB: 0 P: 5	R: 0 E: 0 K: 0 S: 3 H: 0 LOB: 0 BB: 0 P: 3	R: 0 E: 0 K: 0 S: 3 H: 0 LOB: 0 BB: 0 P: 3	R: 0 E: 0 K: 0 S: 3 H: 0 LOB: 0 BB: 0 P: 3	R: 0 E: 0 K: 0 S: 3 H: 0 LOB: 0 BB: 0 P: 3	R: 0 E: 0 K: 0 S: 3 H: 0 LOB: 0 BB: 0 P: 3	R: 0 E: 0 K: 1 S: 5 H: 0 LOB: 0 BB: 0 P: 5	R: 0 E: 0 K: 2 S: 7 H: 0 LOB: 0 BB: 0 P: 7	1B: 1 2B: 1 3B: 1 HR: 1 SF: 0 SAC: 0 DP: 0 HBP: 0	WP: 0 PB: 0 SB: 0 CS: 0 PA: 31	
PITCHER Andy Hawkins, R ERA: 2.61 (1, 1)	IP: 7.0 WLS: W BF: 25 H: 4 R: 3 ER: 3 SO: 1 BB: 0 IBB: 0 HBP: 0 BLK: 0 WP: 0 HR: 1 S: 27 P: 27 ERA: 3.86 WHIP: 0.571											PITCHER	IP: 2.0 WLS: S BF: 6 H: 0 R: 0 ER: 0 SO: 3 BB: 0 IBB: 0 HBP: 0 BLK: 0 WP: 0 HR: 0 S: 12 P: 12 ERA: 0.00 WHIP: 0.000

Atlanta Braves @ San Diego Padres
Jack Murphy Stadium, San Diego, CA

Mon Apr 22 1985, 9:05 PM EST
Att: 33,430 - Unknown

livebaseballscorecards.com

AB	31
R	3
H	4
RBI	3
BB	0
SO	4
LOB	5



BOTTOM

Atlanta Braves @ San Diego Padres
Jack Murphy Stadium, San Diego, CA

Mon Apr 22 1985, 9:05 PM EST
Att. 33,430 - Unknown

livebaseballscorecards.com

AB	29
R	5
H	7
RBI	5
BB	4
SO	3
LOB	12



WP	1	PA	34
PB	0		
SB	0		
CS	1		

AB	R	H	RBI	BB	SO	LOB
4	0	0	0	0	0	2
4	1	3	1	0	0	0
4	0	1	1	0	0	2
4	1	1	2	0	0	3
3	0	0	0	1	0	0
1	1	1	0	1	0	0
2	0	0	0	0	1	2
3	1	1	0	1	1	1
2	0	0	1	0	0	1
2	0	0	0	0	1	1
0	1	0	0	1	0	0
0	0	0	0	0	0	0
1B: 5	SF: 0					
2B: 1	SAC: 1					
3B: 0	DP: 0					
HR: 1	HBP: 0					

Batter	1	2	3	4	5	6	7	8	9
Alan Wiggins, S OBP: 0.097, SLG: 0.100 (1, 4)	0-0 G3 ①		0-0 G3 ①		0-0 L6 ③		0-0 F9 ②		
Tony Gwynn, L OBP: 0.365, SLG: 0.469 (1, 9)	0-0 WP HR 1B		0-0 4-3 ②			0-0 G3 6-3 1B	0-0 1B 1-2 1B		
Steve Garvey, R OBP: 0.321, SLG: 0.481 (1, 3)	0-0 F5 1-2		0-0 F6 ③			0-0 6-3 1-2	0-0 1B 1-2 2-H		
Terry Kennedy, L OBP: 0.255, SLG: 0.489 (1, 2)	0-0 2-H HR			0-0 G3 ①		0-0 G3 2-3	0-0 4-3 ③		
Kevin McReynolds, R OBP: 0.294, SLG: 0.318 (1, 8)	0-0 F9 ③			0-0 4-3 ②		4-0 BB BB BB BB		0-0 5-3 ①	
Graig Nettles, L OBP: 0.500, SLG: 0.286 Jerry Royster, R OBP: 0.208, SLG: 0.250 (1, 5) (6, PH) (7, 5)		4-0 2B G3 BB		0-0 1B		0-0 L1 ③		0-3 K ②	
Carmelo Martinez, R OBP: 0.519, SLG: 0.762 (1, 7)		0-0 G3 CS 2B		0-0 F8 ③			4-0 F9 SH3 1B BB	0-3 K ③	
Garry Templeton, S OBP: 0.318, SLG: 0.375 (1, 6)		0-0 G3 ①			0-0 F7 ①		0-0 SH3 ①		
Andy Hawkins, R OBP: 0.250, SLG: 0.250 Kurt Bevacqua, R OBP: 1.000, SLG: 1.000 Rich Gossage, R (1, 1) (7, PH) (8, 1)		0-0 6-3 ② ③			0-3 K ②		4-0 1B 1B IBB		

Inning	R	H	E	K	S	P
1	2	2	0	5	5	
2	1	1	0	3	7	
3	0	0	0	3	3	
4	0	1	0	4	4	
5	0	0	0	5	5	
6	0	1	0	8	8	
7	2	2	0	13	13	
8	0	0	0	7	7	

PITCHER	IP	WLS	BF	H	R	ER	SO	BB	IBB	HBP	BLK	WP	HR	S	P	ERA	WHIP
Steve Bedrosian, R ERA: 4.02 (1, 1)	5.2		23	5	3	3	1	2	0	0	0	1	1	23	31	4.76	1.235
Zane Smith, L ERA: 3.14 (6, 1)	1.0	L	6	1	2	2	0	1	1	0	0	0	0	4	12	18.00	2.000
Rick Camp, R ERA: 5.23 (7, 1)	0.1		2	1	0	0	0	0	0	0	0	0	0	2	2	0.00	3.000
Gene Garber, R ERA: 6.0 (8, 1)	1.0		3	0	0	0	2	0	0	0	0	0	0	7	7	0.00	0.000

Batter	1	2	3	4	5	6	7	8	9	AB R H RBI BB SO LOB	TOP											
Rafael Ramirez, R OBP: 0.276, SLG: 0.309 (1, 6) X	0-0 4-3		0-0 1B FC1-6 2B 1B	0-0 6-3			0-0 5-3		0-0 6-3	5 1 1 0 0 0 1												
Glenn Hubbard, R OBP: 0.378, SLG: 0.297 (1, 4) S S	0-3 K		0-0 FC1-6 2B 1B	0-0 L5			0-0 1B		0-0 FC4 1B	5 1 2 0 0 1 3												
Brad Komminsk, R OBP: 0.327, SLG: 0.255 (1, 7) X	0-0 2B 1B		0-0 2B 1B				0-0 4-3		0-0 FC4	5 2 2 0 0 0 2												
Dale Murphy, R OBP: 0.491, SLG: 0.979 (1, 8) X	0-0 1-H 2B		0-0 F9				4-0 BB		0-0 F8	3 0 1 1 1 0 3												
Terry Harper, R OBP: 0.313, SLG: 0.667 (1, 9) X	0-0 4-3		0-0 1-H 2-H 3-H 2B				0-0 G5-4-3 1-2f		0-0 4-3 1B	4 0 2 3 0 0 2												
Rick Cerone, R OBP: 0.378, SLG: 0.476 (1, 2) X			0-0 BB				0-0 F2		0-0 4-3	3 0 0 0 1 0 1												
Chris Chambliss, L OBP: 0.308, SLG: 0.286 (1, 3) X			0-0 F8				0-0 F8		4-0 IBB	3 0 0 0 1 0 2												
Paul Zuvella, R OBP: 0.125, SLG: 0.250 (1, 5) X	0-0 5-3						0-3 K		0-0 F8	4 0 1 0 0 1 2												
Rick Mahler, R OBP: 0.250, SLG: 0.250 (1, 1) X			0-0 FC1-6 1B				0-0 F7		0-0 6-3	2 0 1 0 0 0 0												
Bruce Sutter, R (8, 1) X										1 0 0 0 0 0 0												
Inning Stats	R: 1 E: 0 K: 1 S: 7	H: 2 LOB: 1 BB: 0 P: 7	R: 0 E: 0 K: 0 S: 3	H: 0 LOB: 0 BB: 0 P: 3	R: 3 E: 0 K: 0 S: 7	H: 4 LOB: 2 BB: 1 P: 11	R: 0 E: 0 K: 0 S: 4	H: 1 LOB: 1 BB: 0 P: 4	R: 0 E: 0 K: 0 S: 2	H: 0 LOB: 0 BB: 1 P: 6	R: 0 E: 0 K: 1 S: 5	H: 0 LOB: 0 BB: 0 P: 5	R: 0 E: 0 K: 0 S: 4	H: 1 LOB: 1 BB: 0 P: 4	R: 0 E: 0 K: 0 S: 4	H: 1 LOB: 2 BB: 1 P: 8	R: 0 E: 0 K: 0 S: 4	H: 1 LOB: 1 BB: 0 P: 4	1B: 7 2B: 3 3B: 0 HR: 0	SF: 0 SAC: 1 DP: 1 HBP: 0	WP: 0 PB: 0 SB: 0 CS: 0	PA: 39
PITCHER	IP WLS BF H R ER SO BB IBB HBP BLK WP HR S P ERA WHIP																					
Mark Thurmond, L ERA: 5.06 (1, 1)	3.0 L 16 6 4 4 1 1 0 0 0 0 0 0 0 17 21 12.00 2.333																					
Tim Stoddard, R ERA: 6.0 (4, 1)	2.0 7 1 0 0 0 1 0 0 0 0 0 0 6 10 0.00 1.000																					
Luis DeLeon, R ERA: 1.08 (6, 1)	2.0 7 1 0 0 1 0 0 0 0 0 0 0 9 9 0.00 0.500																					
Greg Booker, R ERA: (8, 1)	2.0 9 2 0 0 0 0 0 1 0 0 0 0 8 12 0.00 1.000																					

Atlanta Braves @ San Diego Padres
Jack Murphy Stadium, San Diego, CA

Tue Apr 23 1985, 9:05 PM EST
Att. 24,188 - Unknown

livebaseballscorecards.com

AB	35
R	4
H	10
RBI	4
BB	3
SO	2
LOB	16



Batter	1	2	3	4	5	6	7	8	9	AB	R	H	RBI	BB	SO	LOB
Alan Wiggins, S (1, 4) OBP: 0.086, SLG: 0.088	0-0 F6		0-0 6-3		0-3 K		0-0 6-3			4	0	0	0	0	1	0
Tony Gwynn, L (1, 9) OBP: 0.357, SLG: 0.491	0-0 4-3		0-0 G3			0-0 4-3 3B		0-0 2-3		4	1	1	0	0	0	0
Steve Garvey, R (1, 3) OBP: 0.333, SLG: 0.536	0-0 HR			0-0 2B FC1-5-2 1B		0-0 4-3		0-0 F7		4	1	2	2	0	0	0
Terry Kennedy, L (1, 2) OBP: 0.255, SLG: 0.460	0-3 K			0-0 F7		0-0 3-H BB BB		0-0 F8		3	0	0	0	1	1	1
Kevin McReynolds, R (1, 8) OBP: 0.327, SLG: 0.383		4-0 BB BB BB		0-0 1B FC1-5-2 2B		0-0 F9		0-0 2B		3	0	2	0	1	0	1
Graig Nettles, L (1, 5) OBP: 0.458, SLG: 0.235		0-0 F7		0-0 FC1-5-2		4-0 BB BB BB		0-0 L4		3	0	0	0	1	0	4
Carmelo Martinez, R (1, 7) OBP: 0.484, SLG: 0.680		0-0 G6-4-3 1-3 1B		0-0 2-3 3-H 1-3		0-0 BB		0-0 F8		4	0	1	0	0	0	5
Garry Templeton, S (1, 6) OBP: 0.292, SLG: 0.341		0-0 G6-4-3 1-2f		0-0 4-3		0-0 1-3		0-0 G3		4	0	0	0	0	0	3
Mark Thurmond, L (1, 1) Gerry Davis, R (3, PH) Tim Stoddard, R (4, 1) Al Bumbry, L (5, PH) Luis DeLeon, R (6, 1) Bobby Brown, S (7, PH) Greg Booker, R (8, 1)			0-3 K		0-0 F7		0-0 B1-3			0	0	0	0	0	0	0

Inning Stats	R: 1	H: 1	E: 0	K: 1	S: 6	LOB: 0	BB: 0	P: 6	R: 0	H: 1	E: 0	K: 0	S: 3	LOB: 1	BB: 1	P: 7	R: 0	H: 0	E: 0	K: 1	S: 5	LOB: 0	BB: 0	P: 5	R: 0	H: 2	E: 0	K: 0	S: 5	LOB: 2	BB: 0	P: 5	R: 0	H: 0	E: 0	K: 1	S: 5	LOB: 0	BB: 0	P: 5	R: 1	H: 1	E: 0	K: 0	S: 4	LOB: 2	BB: 2	P: 12	R: 0	H: 0	E: 0	K: 0	S: 3	LOB: 0	BB: 0	P: 3	R: 0	H: 0	E: 0	K: 0	S: 3	LOB: 0	BB: 0	P: 3	R: 0	H: 1	E: 0	K: 0	S: 4	LOB: 1	BB: 0	P: 4	1B: 2	2B: 2	3B: 1	SF: 0	SAC: 0	DP: 1	HBP: 0	WP: 0	PB: 0	SB: 0	CS: 0	PA: 35
--------------	------	------	------	------	------	--------	-------	------	------	------	------	------	------	--------	-------	------	------	------	------	------	------	--------	-------	------	------	------	------	------	------	--------	-------	------	------	------	------	------	------	--------	-------	------	------	------	------	------	------	--------	-------	-------	------	------	------	------	------	--------	-------	------	------	------	------	------	------	--------	-------	------	------	------	------	------	------	--------	-------	------	-------	-------	-------	-------	--------	-------	--------	-------	-------	-------	-------	--------

PITCHER	IP	WLS	BF	H	R	ER	SO	BB	IBB	HBP	BLK	WP	HR	S	P	ERA	WHIP
Rick Mahler, R (1, 1) ERA: 1.48	7.0	W	28	5	2	2	3	3	0	0	0	0	1	31	43	2.57	1.143
Bruce Sutter, R (8, 1) ERA: 1.04	2.0	S	7	1	0	0	0	0	0	0	0	0	0	7	7	0.00	0.500

BOTTOM

Atlanta Braves @ San Diego Padres
Jack Murphy Stadium, San Diego, CA

Tue Apr 23 1985, 9:05 PM EST
 Att. 24,188 - Unknown

livebaseballscorecards.com

AB	32
R	2
H	6
RBI	2
BB	3
SO	3
LOB	14



Batter	1	2	3	4	5	6	7	8	9	AB R H RBI BB SO LOB	TOP											
Claudell Washington, L (1, 9) OBP: 0.314, SLG: 0.375	0-3 K			0-0 FC6-4 1B		0-0 4-3		0-0 G3		4 0 1 0 0 1 0												
Rafael Ramirez, R (1, 6) OBP: 0.274, SLG: 0.305	0-0 5-3			0-3 K		0-0 G3-6 1B		0-0 6-3		4 0 1 0 0 1 1												
Gerald Perry, L (1, 3) OBP: 0.154, SLG: 0.120	0-0 6-3			0-0 F8		0-0 G3-6 1-2f			0-0 F7	4 0 0 0 0 0 2												
Dale Murphy, R (1, 8) OBP: 0.458, SLG: 0.904		0-0 6-3		0-0 FC6-4 1-2f			0-0 6-3		0-0 F9	4 0 0 0 0 0 1												
Terry Harper, R (1, 7) OBP: 0.300, SLG: 0.579		0-3 K			0-0 6-3		0-0 FC5 1B		0-0 6-3	4 0 1 0 0 1 0												
Ken Oberkfell, L (1, 5) OBP: 0.211, SLG: 0.316		0-0 F5			0-0 E 3B		0-0 FC5 1-2 1B			3 1 2 0 0 0 0												
Glenn Hubbard, R (1, 4) OBP: 0.354, SLG: 0.275			0-0 6-3		0-0 E6		0-0 FC5 1-2 2-3f			3 0 0 1 0 0 2												
Terry Forster, L (7, 1)					3-H 0-0 F9					0 0 0 0 0 0 0												
Bruce Benedict, R (1, 2) OBP: 0.125, SLG: 0.125		0-0 5-3			0-0 F9		0-0 L5			3 0 0 0 0 0 3												
Pascual Perez, R (1, 1) OBP: 0.200, SLG: 0.200			0-0 1-3		0-3 K			0-0 F7		2 0 0 0 0 1 1												
Paul Zuvella, R (7, 4) OBP: 0.125, SLG: 0.250										0 0 0 0 0 0 0												
Chris Chambliss, L (8, PH) OBP: 0.300, SLG: 0.278										1 0 0 0 0 0 0												
Paul Runge, R (8, 4)										0 0 0 0 0 0 0												
Inning Stats	R: 0 E: 0 K: 1 S: 5	H: 0 LOB: 0 BB: 0 P: 5	R: 0 E: 0 K: 1 S: 5	H: 0 LOB: 0 BB: 0 P: 5	R: 0 E: 0 K: 0 S: 3	H: 0 LOB: 0 BB: 0 P: 3	R: 0 E: 0 K: 1 S: 6	H: 1 LOB: 1 BB: 0 P: 6	R: 1 E: 1 K: 1 S: 7	H: 1 LOB: 1 BB: 0 P: 7	R: 0 E: 0 K: 0 S: 3	H: 1 LOB: 0 BB: 0 P: 3	R: 0 E: 0 K: 0 S: 5	H: 2 LOB: 2 BB: 0 P: 5	R: 0 E: 0 K: 0 S: 3	H: 0 LOB: 0 BB: 0 P: 3	R: 0 E: 0 K: 0 S: 3	H: 0 LOB: 0 BB: 0 P: 3	1B: 4 2B: 0 3B: 1 HR: 0	SF: 0 SAC: 0 DP: 1 HBP: 0	WP: 0 PB: 0 SB: 0 CS: 0	PA: 32
PITCHER	IP WLS BF H R ER SO BB IBB HBP BLK WP HR S P ERA WHIP																					
LaMarr Hoyt, R (1, 1) ERA: 3.0	7.0 W 26 5 1 1 4 0 0 0 0 0 0 0 34 34 1.29 0.714																					
Rich Gossage, R (8, 1) ERA: 2.53	2.0 S 6 0 0 0 0 0 0 0 0 0 0 0 6 6 0.00 0.000																					

Atlanta Braves @ San Diego Padres
 Jack Murphy Stadium, San Diego, CA
 Wed Apr 24 1985, 9:05 PM EST
 Att: 28,742 - Unknown

livebaseballscorecards.com

AB	32
R	1
H	5
RBI	1
BB	0
SO	4
LOB	10



Batter	1	2	3	4	5	6	7	8	9	AB	R	H	RBI	BB	SO	LOB	BOTTOM											
Alan Wiggins, S OBP: 0.103, SLG: 0.081 (1, 4)	0-0 1-3		0-0 F5		4-0 CS BB		0-0 5-3			3	0	0	0	1	0	0												
Tony Gwynn, L OBP: 0.367, SLG: 0.491 (1, 9)	0-0 E3 F8 S		0-0 G5-4-3 1B		0-0 1-2 1B		0-0 1-3			4	0	2	0	0	0	0												
Steve Garvey, R OBP: 0.311, SLG: 0.500 (1, 3)	0-0 F8 1-3		0-0 G5-4-3 1-2		0-0 F7		0-0 1-3			4	0	0	0	0	0	3												
Terry Kennedy, L OBP: 0.237, SLG: 0.426 (1, 2)	0-0 G3			0-3 K		0-0 4-3		0-0 G3		4	0	0	0	0	1	1												
Kevin McReynolds, R OBP: 0.305, SLG: 0.353 (1, 8)		0-0 F9		0-0 6-3		0-3 K		0-0 5-3		4	0	0	0	0	1	0												
Graig Nettles, L OBP: 0.536, SLG: 0.500 (1, 5)		0-0 1B 1B		0-0 HR 1B		4-0 1B BB		0-0 HR		3	2	3	1	1	0	0												
Carmelo Martinez, R OBP: 0.514, SLG: 0.793 (1, 7)		0-0 1-2 1B		0-0 1-H HR		0-0 1-3 1B		0-0 6-3		4	1	3	2	0	0	0												
Garry Templeton, S OBP: 0.294, SLG: 0.326 (1, 6)		0-3 K		0-0 4-3		4-0 1-2 BB				2	0	0	0	1	1	2												
LaMarr Hoyt, R Rich Gossage, R (8, 1)		0-3 K			0-0 F8		0-0 5-3			3	0	0	0	0	1	5												
										0	0	0	0	0	0	0												
Inning Stats	R: 0 E: 1 K: 0 S: 4	H: 0 LOB: 1 BB: 0 P: 4	R: 0 E: 0 K: 2 S: 9	H: 2 LOB: 2 BB: 0 P: 9	R: 0 E: 0 K: 0 S: 3	H: 1 LOB: 0 BB: 0 P: 3	R: 2 E: 0 K: 1 S: 7	H: 2 LOB: 0 BB: 0 P: 7	R: 0 E: 0 K: 0 S: 3	H: 1 LOB: 1 BB: 1 P: 7	R: 0 E: 0 K: 1 S: 6	H: 1 LOB: 3 BB: 2 P: 14	R: 0 E: 0 K: 0 S: 3	H: 0 LOB: 0 BB: 0 P: 3	R: 1 E: 0 K: 0 S: 4	H: 1 LOB: 0 BB: 0 P: 4	1B: 6 2B: 0 3B: 0 HR: 2	SF: 0 SAC: 0 DP: 1 HBP: 0	WP: 0 PB: 0 SB: 1 CS: 1	PA: 34								
PITCHER	IP WLS L	WLS L	H R	R ER	SO BB	BB IBB	HBP BLK	WP HR	S P	ERA WHIP	PITCHER									IP WLS L	H R	ER SO	BB IBB	HBP BLK	WP HR	S P	ERA WHIP	
Pascual Perez, R ERA: 8.4 (1, 1)	6.0		7	2	2	4	3	0	0	3.00										6.0								
Terry Forster, L ERA: 1.0 (7, 1)	2.0		1	1	1	0	0	0	0	4.50										2.0								

Atlanta Braves @ San Diego Padres
Jack Murphy Stadium, San Diego, CA

Wed Apr 24 1985, 9:05 PM EST
Att. 28,742 - Unknown

livebaseballscorecards.com

AB	31
R	3
H	8
RBI	3
BB	3
SO	4
LOB	11



Batter	1	2	3	4	5	6	7	8	9	AB R H RBI BB SO LOB	TOP											
Tim Flannery, L (1, 4) OBP: 0.476, SLG: 0.444	0-0 F7		0-0 1-3			0-0 6-3		0-0 4-3		4 0 0 0 0 0 0												
Tony Gwynn, L (1, 9) OBP: 0.344, SLG: 0.459	0-0 F6		0-0 E6			0-0 4-3		0-0 F7		4 0 0 0 0 0 0												
Steve Garvey, R (1, 3) Bobby Brown, S (9, PR) OBP: 0.338, SLG: 0.531	0-0 1B		0-0 F9			0-0 FC5-4 1B		0-0 BB 1B		4 1 3 0 0 0 1 0 1 0 0 0 0 0												
Kevin McReynolds, R (1, 8) OBP: 0.333, SLG: 0.370	0-0 2-H 1B				0-0 G4-6-3 1B		0-0 FC5-4 1-2f		4-0 BB 1B SF9 BB	3 1 2 1 1 0 1												
Terry Kennedy, L (1, 2) OBP: 0.238, SLG: 0.414	0-3 K				0-0 G4-6-3 1-2f		0-3 K		0-0 1-3 2-H 1B	4 0 1 1 0 2 2												
Carmelo Martinez, R (1, 7) OBP: 0.462, SLG: 0.719			0-0 1-3		0-0 5-3		0-0 5-3		0-0 SF9	3 0 0 1 0 0 0												
Jerry Royster, R (1, 5) Graig Nettles, L (9, PH) OBP: 0.185, SLG: 0.222			0-0 6-3			0-0 F7		0-0 5-3		3 0 0 0 0 0 0 1 0 0 0 0 0 1												
Garry Templeton, S (1, 6) OBP: 0.278, SLG: 0.306			0-0 4-3			0-0 6-3		0-0 5-3		3 0 0 0 0 0 0												
Eric Show, R (1, 1) Luis DeLeon, R (6, 1) Gerry Davis, R (8, PH) Tim Stoddard, R (8, 1) OBP: 1.000, SLG: 1.000			0-0 F5			0-0 5-3		0-3 K		2 0 0 0 0 0 0 0 0 0 0 0 0 0 1 0 0 0 0 1 0 0 0 0 0 0 0 0												
Inning Stats	R: 1 E: 0 K: 1 S: 7	H: 2 LOB: 1 BB: 0 P: 7	R: 0 E: 0 K: 0 S: 3	H: 0 LOB: 0 BB: 0 P: 3	R: 0 E: 1 K: 0 S: 4	H: 0 LOB: 1 BB: 0 P: 4	R: 0 E: 0 K: 0 S: 3	H: 1 LOB: 0 BB: 0 P: 3	R: 0 E: 0 K: 0 S: 3	H: 0 LOB: 0 BB: 0 P: 3	R: 0 E: 0 K: 1 S: 5	H: 1 LOB: 1 BB: 0 P: 4	R: 0 E: 0 K: 1 S: 5	H: 0 LOB: 0 BB: 0 P: 5	R: 0 E: 0 K: 1 S: 5	H: 0 LOB: 0 BB: 0 P: 5	R: 2 E: 0 K: 0 S: 5	H: 2 LOB: 1 BB: 1 P: 9	1B: 5 2B: 1 3B: 0 HR: 0	SF: 1 SAC: 0 DP: 1 HBP: 0	WP: 0 PB: 0 SB: 0 CS: 0	PA: 34
PITCHER	IP WLS BF H R ER SO BB IBB HBP BLK WP HR S P ERA WHIP																					
Rick Honeycutt, L (1, 1) ERA: 2.25	8.0 W 28 4 1 1 3 0 0 0 0 0 0 0 34 34 1.12 0.500																					
Tom Niedenfuer, R (9, 1) ERA: 3.95	1.0 6 2 2 2 0 1 0 0 0 0 0 0 5 9 18.00 3.000																					

San Diego Padres @ Los Angeles Dodgers
 Dodger Stadium, Los Angeles, CA
 Thu Apr 25 1985, 6:05 PM PST
 Att: 39,593 - Unknown

AB	32
R	3
H	6
RBI	3
BB	1
SO	3
LOB	5



Batter	1	2	3	4	5	6	7	8	9
Ken Landreaux, L (1, 8) OBP: 0.188, SLG: 0.404	0-0 G4-6-3 S 1B		0-0 4-3			0-0 F3	0-0 F6	0-0 E4	
Bill Russell, R (1, 6) OBP: 0.390, SLG: 0.333	0-0 G4-6-3 1-2 1B		0-0 3-1			0-0 WP S 1B	4-0 1B 1B BB	0-0 F9 1-2	
Al Oliver, L (1, 7) OBP: 0.265, SLG: 0.277 Candy Maldonado, R (6, PR) OBP: 0.270, SLG: 0.412 (7, 7)	0-0 G4-6-3 1-2f 2-3		0-0 6-3			0-0 BB 1B 1-H	0-0 1B E 1-3	0-0 F5	
Pedro Guerrero, R (1, 5) OBP: 0.324, SLG: 0.311	0-0 F8			0-3 K		0-0 F8	0-0 E 1B 2-3 3-H		
Mike Marshall, R (1, 9) OBP: 0.384, SLG: 0.523		0-0 HR		4-0 G4-6-3 BB		4-0 1B BB	0-0 E4 1-3 3-H		
Greg Brock, L (1, 3) OBP: 0.133, SLG: 0.071		0-0 F9		0-0 G4-6-3 1-2f		4-0 1B BB 1-2 2-3	0-3 K		
Mike Scioscia, L (1, 2) OBP: 0.408, SLG: 0.400		0-0 FC6-4 1B				0-0 F2	4-0 1B 1-3 2-H 3-H	4-0 IBB	
Bob Bailor, R (1, 4)		0-0 FC6-4 1-2f				0-0 4-3	1-0 HBP	0-0 F6	
Rick Honeycutt, L (1, 1) R.J. Reynolds, S (8, PH) Tom Niedenfuer, R (9, 1) OBP: 0.500, SLG: 0.500		0-0 F7				0-0 F7	0-0 F8	0-3 K	

AB	R	H	RBI	BB	SO	LOB
5	0	1	0	0	0	0
4	2	2	0	1	0	1
3	0	1	1	0	0	2
2	2	1	0	0	0	1
4	0	1	1	0	1	2
2	2	1	2	2	0	1
3	0	0	0	1	1	3
3	0	2	2	1	0	0
3	0	0	0	0	0	4
3	0	0	0	0	0	4
1	0	0	0	0	1	0
0	0	0	0	0	0	0
1B: 8	SF: 0					
2B: 0	SAC: 0					
3B: 0	DP: 2					
HR: 1	HBP: 1					

BOTTOM

San Diego Padres @ Los Angeles Dodgers
Dodger Stadium, Los Angeles, CA
 Thu Apr 25 1985, 6:05 PM PST
 Att. 39,593 - Unknown

livebaseballscorecards.com

AB	33
R	6
H	9
RBI	6
BB	5
SO	3
LOB	18



Inning Stats		R: 0	H: 2	R: 1	H: 2	R: 0	H: 0	R: 0	H: 0	R: 3	H: 3	R: 2	H: 2	R: 0	H: 0
E: 0	LOB: 1	E: 0	LOB: 1	E: 0	LOB: 0	E: 0	LOB: 0	E: 0	LOB: 0	E: 0	LOB: 3	E: 1	LOB: 3	E: 1	LOB: 1
K: 0	BB: 0	K: 0	BB: 0	K: 0	BB: 0	K: 1	BB: 1	K: 0	BB: 0	K: 0	BB: 2	K: 1	BB: 2	K: 1	BB: 0
S: 4	P: 4	S: 5	P: 5	S: 3	P: 3	S: 4	P: 8	S: 3	P: 3	S: 6	P: 15	S: 8	P: 16	S: 6	P: 6

PITCHER		IP	WLS	BF	H	R	ER	SO	BB	IBB	HBP	BLK	WP	HR	S	P	ERA	WHIP
Eric Show, R (1, 1)	ERA: 2.93	5.2	L	25	7	4	4	1	3	0	0	0	1	1	24	36	6.35	1.765
Luis DeLeon, R (6, 1)	ERA: 2.79	1.1		10	2	2	2	1	1	1	0	0	0	0	9	18	13.50	2.250
Tim Stoddard, R (8, 1)	ERA: 4.5	1.0		4	0	0	0	1	0	0	0	0	0	0	6	6	0.00	0.000

WP	PA	ERA	WHIP
1	39		
0			
3			
0			

Batter	1	2	3	4	5	6	7	8	9	AB R H RBI BB SO LOB	TOP
Tim Flannery, L (1, 4) OBP: 0.417, SLG: 0.381	0-0 4-3			0-0 4-3			0-0 F7			3 0 0 0 0 0 0	San Diego Padres @ Los Angeles Dodgers Dodger Stadium, Los Angeles, CA Fri Apr 26 1985, 6:05 PM PST Att: 50,335 - Unknown livebaseballscorecards.com
Tony Gwynn, L (1, 9) OBP: 0.358, SLG: 0.460	4-0 BB BB CS BB			0-0 CS 1B			0-0 F8			2 0 1 0 1 0 0	
Steve Garvey, R (1, 3) OBP: 0.324, SLG: 0.507	0-0 F7 1-2			0-3 K 1-2			0-3 K			3 0 0 0 0 2 2	
Terry Kennedy, L (1, 2) OBP: 0.227, SLG: 0.393		0-3 K			0-0 4-3			0-0 4-3		3 0 0 0 0 1 0	
Graig Nettles, L (1, 5) OBP: 0.469, SLG: 0.417		0-0 6-3			0-0 3-1			0-0 4-3		3 0 0 0 0 0 0	
Kevin McReynolds, R (1, 8) OBP: 0.318, SLG: 0.351		0-0 F4			0-0 4-3			0-0 F6		3 0 0 0 0 0 0	
Carmelo Martinez, R (1, 7) OBP: 0.429, SLG: 0.657			0-0 F8			0-0 F9		0-0 4-3		3 0 0 0 0 0 0	
Garry Templeton, S (1, 6) OBP: 0.263, SLG: 0.288			0-0 4-3			0-0 1-3		0-0 F8		3 0 0 0 0 0 0	
Dave Dravecky, R (1, 1) Al Bumbry, L (9, PH) OBP: 0.313, SLG: 0.333			0-3 K2-3			0-3 K		0-0 F9		2 0 0 0 0 2 0 1 0 0 0 0 0 0	
Inning Stats	R: 0 E: 0 K: 0 S: 2 H: 0 LOB: 0 BB: 1 P: 6	R: 0 E: 0 K: 1 S: 5 H: 0 LOB: 0 BB: 0 P: 5	R: 0 E: 0 K: 1 S: 5 H: 0 LOB: 0 BB: 0 P: 5	R: 0 E: 0 K: 1 S: 5 H: 1 LOB: 1 BB: 0 P: 5	R: 0 E: 0 K: 0 S: 3 H: 0 LOB: 0 BB: 0 P: 3	R: 0 E: 0 K: 1 S: 5 H: 0 LOB: 0 BB: 0 P: 5	R: 0 E: 0 K: 1 S: 5 H: 0 LOB: 0 BB: 0 P: 5	R: 0 E: 0 K: 0 S: 3 H: 0 LOB: 0 BB: 0 P: 3	R: 0 E: 0 K: 0 S: 3 H: 0 LOB: 0 BB: 0 P: 3	1B: 1 2B: 1 3B: 0 HR: 0 SF: 0 SAC: 0 DP: 1 HBP: 0	WP: 0 PB: 0 SB: 0 CS: 2 PA: 27
PITCHER Orel Hershiser, R (1, 1) ERA: 1.86	IP: 9.0 WLS: W BF: 27 H: 1 R: 0 ER: 0 SO: 5 BB: 1 IBB: 0 HBP: 0 BLK: 0 WP: 0 HR: 0 S: 36 P: 40 ERA: 0.00 WHIP: 0.222	PITCHER IP WLS BF H R ER SO BB IBB HBP BLK WP HR S P ERA WHIP									

Batter	1	2	3	4	5	6	7	8	9	AB	R	H	RBI	BB	SO	LOB
R.J. Reynolds, S (1, 9) X	0-0 4-3 ①		0-0 5-3 ②		0-0 5-3 ①		0-0 F3 ③			4	0	0	0	0	0	0
Bill Russell, R (1, 6) X OBP: 0.400, SLG: 0.350	0-0 6-3 ②		0-0 1B 2B 1B		0-0 F9 ②			0-0 G6-3 1B ①		4	1	2	0	0	0	0
Al Oliver, L (1, 7) X Ken Landreaux, L (9, 7) X OBP: 0.283, SLG: 0.294 OBP: 0.188, SLG: 0.404	0-0 4-3 ③		0-0 1-3 2B 1B		0-0 FC6-4 1B ①			0-0 F8 ①		4	1	2	0	0	0	1
Pedro Guerrero, R (1, 5) X OBP: 0.333, SLG: 0.338		0-0 1B 1B 1B	0-0 1-H 3-H 2B		0-0 FC6-4 1-2f			0-0 G6-3 1-2f ② ③		4	0	2	2	0	0	2
Mike Marshall, R (1, 3) X OBP: 0.395, SLG: 0.522		0-0 1B 1B	0-0 4-0 BB			0-0 6-3 ①				2	0	1	0	1	0	0
Candy Maldonado, R (1, 8) X OBP: 0.275, SLG: 0.405		0-0 1-2 2-3 1B	0-0 G4-6-3 1B ③			0-0 F8 ②				3	0	1	0	0	0	2
Steve Yeager, R (1, 2) X OBP: 0.150, SLG: 0.158	0-3 K ①			0-0 F3 ①		0-0 5-3 ③				3	0	0	0	0	1	3
Bob Bailor, R (1, 4) X	0-0 G4-6-3 ② ③			0-0 F6 ②			0-0 4-3 ①			3	0	0	0	0	0	3
Orel Hershiser, R (1, 1) X OBP: 0.100, SLG: 0.100			0-0 F4 ①	0-0 F3 ③			0-3 K ②			3	0	0	0	0	1	0

Inning Stats	R: 0	H: 0	E: 0	K: 0	S: 3	R: 0	H: 3	E: 0	K: 1	S: 7	R: 2	H: 3	E: 0	K: 0	S: 6	R: 0	H: 0	E: 0	K: 0	S: 3	R: 0	H: 1	E: 0	K: 0	S: 4	R: 0	H: 0	E: 0	K: 1	S: 5	R: 0	H: 1	E: 0	K: 0	S: 3	R: 0	H: 0	E: 0	K: 0	S: 3	R: 0	H: 0	E: 0	K: 0	S: 3	1B: 7	SF: 0	2B: 1	SAC: 0	3B: 0	DP: 2	HR: 0	HBP: 0	WP: 0	PA: 31
--------------	------	------	------	------	------	------	------	------	------	------	------	------	------	------	------	------	------	------	------	------	------	------	------	------	------	------	------	------	------	------	------	------	------	------	------	------	------	------	------	------	------	------	------	------	------	-------	-------	-------	--------	-------	-------	-------	--------	-------	--------

PITCHER	IP	WLS	BF	H	R	ER	SO	BB	IBB	HBP	BLK	WP	HR	S	P	ERA	WHIP	PITCHER	IP	WLS	BF	H	R	ER	SO	BB	IBB	HBP	BLK	WP	HR	S	P	ERA	WHIP															
Dave Dravecky, L (1, 1) ERA: 3.38	8.0	L	31	8	2	2	2	1	0	0	0	0	0	34	38	2.25	1.125																																	

BOTTOM

San Diego Padres @ Los Angeles Dodgers
Dodger Stadium, Los Angeles, CA

AB 30
R 2
H 8
RBI 2
BB 1
SO 2
LOB 11



WP: 0 **PA: 31**
PB: 0
SB: 0
CS: 0

Fri Apr 26 1985, 6:05 PM PST
 Att. 50,335 - Unknown

livebaseballscorecards.com

Batter	1	2	3	4	5	6	7	8	9	AB R H RBI BB SO LOB	TOP	
Tim Flannery, L (1, 4) <small>OBP: 0.393, SLG: 0.360</small>	0-0 G3		0-0 1B 1B		0-0 6-3			0-0 F7		4 1 1 1 0 0 0	San Diego Padres @ Los Angeles Dodgers Dodger Stadium, Los Angeles, CA Sat Apr 27 1985, 7:05 PM PST Att: 49,801 - Unknown	
Tony Gwynn, L (1, 9) <small>OBP: 0.352, SLG: 0.448</small>	0-0 G3		0-0 1B 1B			0-0 F2		0-3 K		4 0 1 0 0 1 0		
Steve Garvey, R (1, 3) <small>OBP: 0.333, SLG: 0.507</small>	0-0 6-3		0-0 1B 1B			0-0 F6		0-0 1B		4 0 2 1 0 0 0		
Terry Kennedy, L (1, 2) <small>OBP: 0.229, SLG: 0.375</small>		4-0 G6-4-3 BB BB	0-0 1-3			0-0 4-3		0-3 K		3 0 0 0 1 1 3		
Graig Nettles, L (1, 5) <small>OBP: 0.472, SLG: 0.385</small>		4-0 G6-4-3 BB		0-0 F8		4-0 1-3 2B BB		0-3 K		2 1 0 0 2 1 0		
Kevin McReynolds, R (1, 8) <small>OBP: 0.300, SLG: 0.328</small>		0-0 G6-4-3		0-3 K		0-0 1-3		0-0 F3		4 0 0 0 0 1 3		
Carmelo Martinez, R (1, 7) <small>OBP: 0.391, SLG: 0.590</small>		0-3 K		0-0 F6		0-3 K		0-3 K		4 0 0 0 0 3 2		
Garry Templeton, S (1, 6) <small>OBP: 0.283, SLG: 0.315</small>			0-0 SH3-4 1B 2B			0-0 F7		4-0 2B IBB		2 2 1 0 1 0 0		
Andy Hawkins, R (1, 1) <small>OBP: 0.222, SLG: 0.222</small> Kurt Bevacqua, R (7, PH) <small>OBP: 1.000, SLG: 1.250</small> Craig Lefferts, L (7, 1) Rich Gossage, R (8, 1)			0-0 SH3-4		0-3 K		0-0 2B			1 0 0 0 0 1 0 1 0 1 2 0 0 0 0 0 0 0 0 0 0 0 0 0 0 0 0 0		
Inning Stats	R: 0 H: 0 E: 0 LOB: 0 K: 0 BB: 0 S: 3 P: 3	R: 0 H: 0 E: 0 LOB: 1 K: 1 BB: 2 S: 4 P: 12	R: 2 H: 4 E: 0 LOB: 1 K: 0 BB: 0 S: 6 P: 6	R: 0 H: 0 E: 0 LOB: 0 K: 1 BB: 0 S: 5 P: 5	R: 0 H: 0 E: 0 LOB: 0 K: 1 BB: 0 S: 5 P: 5	R: 0 H: 0 E: 0 LOB: 0 K: 0 BB: 0 S: 3 P: 3	R: 2 H: 1 E: 0 LOB: 1 K: 1 BB: 2 S: 5 P: 13	R: 0 H: 1 E: 0 LOB: 1 K: 2 BB: 0 S: 8 P: 8	R: 0 H: 0 E: 0 LOB: 0 K: 2 BB: 0 S: 7 P: 7	1B: 4 SF: 0 2B: 3 SAC: 1 3B: 0 DP: 2 HR: 0 HBP: 0	WP: 0 PA: 34 PB: 0 SB: 0 CS: 0	
PITCHER Tom Brennan, R (1, 1) <small>ERA: 2.95</small> Bobby Castillo, R (8, 1) <small>ERA: 7.2</small>	IP WLS BF H R ER SO BB IBB HBP BLK WP HR S P ERA WHIP 7.0 L 27 5 4 4 4 3 1 0 0 0 0 0 31 47 5.14 1.143											PITCHER IP WLS BF H R ER SO BB IBB HBP BLK WP HR S P ERA WHIP 2.0 7 1 0 0 4 0 0 0 0 0 0 0 15 15 0.00 0.500

livebaseballscorecards.com

AB	29
R	4
H	6
RBI	4
BB	4
SO	8
LOB	8



Batter	1	2	3	4	5	6	7	8	9	AB R H RBI BB SO LOB
Ken Landreaux, L (1, 8) OBP: 0.196, SLG: 0.420 Candy Maldonado, R (7, PH) OBP: 0.262, SLG: 0.385 (8, 8)	0-0 F7 ①		0-0 2B		0-0 F8 ②		0-0 F3 ②		0-0 5-3 ③	3 0 1 0 0 0 0 2 0 0 0 0 0 1
Bill Russell, R (1, 6) OBP: 0.388, SLG: 0.364	0-0 F1		0-0 5-3 ②		0-0 F4 ③		0-0 2B			4 0 1 1 0 0 1
Al Oliver, L (1, 7) OBP: 0.281, SLG: 0.291 Bobby Castillo, R (8, 1)	0-0 4-3 ③		0-0 4-3 ③			0-0 F9 1B	0-0 F9 ③			4 0 1 0 0 0 2 0 0 0 0 0 0 0
Pedro Guerrero, R (1, 3) OBP: 0.341, SLG: 0.348		0-0 5-3 ①		0-0 1B BLK SF9 1B		0-0 1-2 1B		0-0 F5 ①		4 1 2 0 0 0 0
Mike Marshall, R (1, 9) OBP: 0.388, SLG: 0.507		0-3 K ②		0-0 1-3 1B		0-0 F9 ①		0-0 F4 ②		4 0 1 0 0 1 2
Mike Scioscia, L (1, 2) OBP: 0.415, SLG: 0.419 Bob Welch, R (8, PR) Steve Yeager, R (9, 2) OBP: 0.150, SLG: 0.158		0-0 1B WP 1B		0-0 SF9 ①		0-3 K ②		0-0 1B		3 1 2 1 0 1 2 0 0 0 0 0 0 0 0 0 0 0 0 0 0
Bob Bailor, R (1, 4) OBP: 0.182, SLG: 0.100		0-0 WP 1-3 1B		0-0 F2 ②		0-0 5-3 ③		0-0 F8 ③		4 0 1 0 0 0 4
Dave Anderson, R (1, 5) OBP: 0.260, SLG: 0.244		0-0 F7 ③		0-0 F8 ③			0-0 F3 ①		0-3 K ①	4 0 0 0 0 1 2
Tom Brennan, R (1, 1) OBP: 0.167, SLG: 0.167 R.J. Reynolds, S (7, PH) OBP: 0.143, SLG: 0.286 (8, 7)			0-0 F8 ①		0-0 1-3 ①		0-0 2B 2B		0-0 F8 ②	2 0 0 0 0 0 0 2 1 1 0 0 0 0

Inning Stats	R: 0	H: 0	E: 0	K: 0	S: 3	R: 1	H: 2	E: 0	K: 1	S: 7	R: 0	H: 1	E: 0	K: 0	S: 4	R: 1	H: 2	E: 0	K: 0	S: 5	R: 0	H: 0	E: 0	K: 0	S: 3	R: 0	H: 2	E: 0	K: 1	S: 7	R: 1	H: 2	E: 0	K: 0	S: 5	R: 0	H: 1	E: 0	K: 0	S: 4	R: 0	H: 0	E: 0	K: 1	S: 5	R: 0	H: 1	E: 0	K: 0	S: 5	R: 0	H: 0	E: 0	K: 1	S: 5	1B: 7	2B: 3	3B: 0	HR: 0	SF: 1	SAC: 0	DP: 0	HBP: 0	WP: 2	PB: 0	SB: 1	CS: 0	PA: 37
--------------	------	------	------	------	------	------	------	------	------	------	------	------	------	------	------	------	------	------	------	------	------	------	------	------	------	------	------	------	------	------	------	------	------	------	------	------	------	------	------	------	------	------	------	------	------	------	------	------	------	------	------	------	------	------	------	-------	-------	-------	-------	-------	--------	-------	--------	-------	-------	-------	-------	--------

PITCHER	IP	WLS	BF	H	R	ER	SO	BB	IBB	HBP	BLK	WP	HR	S	P	ERA	WHIP
Andy Hawkins, R (1, 1) ERA: 2.7	6.0	W	25	7	2	2	2	0	0	0	1	1	0	29	29	3.00	1.167
Craig Lefferts, L (7, 1) ERA: 2.08	1.0		5	2	1	1	0	0	0	0	0	0	0	5	5	9.00	2.000
Rich Gossage, R (8, 1) ERA: 2.13	2.0	S	7	1	0	0	1	0	0	0	0	0	0	9	9	0.00	0.500

BOTTOM

San Diego Padres @ Los Angeles Dodgers
Dodger Stadium, Los Angeles, CA
 Sat Apr 27 1985, 7:05 PM PST
 Att. 49,801 - Unknown

AB	36
R	3
H	10
RBI	2
BB	0
SO	3
LOB	14



PITCHER	IP	WLS	BF	H	R	ER	SO	BB	IBB	HBP	BLK	WP	HR	S	P	ERA	WHIP
---------	----	-----	----	---	---	----	----	----	-----	-----	-----	----	----	---	---	-----	------

Batter	1	2	3	4	5	6	7	8	9	AB R H RBI BB SO LOB	TOP											
Jerry Royster, R (1, 4) OBP: 0.161, SLG: 0.194	0-3 K		0-0 F4			0-0 F2			0-0 F3	4 0 0 0 0 1 0	San Diego Padres @ Los Angeles Dodgers Dodger Stadium, Los Angeles, CA Sun Apr 28 1985, 3:33 AM PDT Att: 48,726 - Unknown livebaseballscorecards.com											
Tony Gwynn, L (1, 9) OBP: 0.347, SLG: 0.479	0-3 K		0-0 F6			0-0 4-3			0-0 HR	4 1 1 1 0 1 0												
Steve Garvey, R (1, 3) OBP: 0.316, SLG: 0.480	0-0 6-3				0-0 5-3			0-0 F7	0-0 F7	4 0 0 0 0 0 0												
Kevin McReynolds, R (1, 8) OBP: 0.284, SLG: 0.308		0-0 E5 1B FC5-2		0-3 K		0-0 3-1		0-0 F1	0-0 F1	4 0 0 0 0 1 0												
Graig Nettles, L (1, 5) OBP: 0.462, SLG: 0.379		0-0 FC5-2 2-3 1B		0-3 K		0-0 4-3				3 0 1 0 0 1 0												
Carmelo Martinez, R (1, 7) OBP: 0.367, SLG: 0.548		0-3 K		0-3 K				0-0 F7		3 0 0 0 0 2 2												
Bruce Bochy, R (1, 2)		0-0 FC5-2 1-2 3-H		0-0 F8				0-3 K		3 0 0 0 0 1 2												
Garry Templeton, S (1, 6) OBP: 0.286, SLG: 0.304		0-3 K		0-0 1-3				4-0 BB		2 0 0 0 1 1 2												
Mark Thurmond, L (1, 1) Luis DeLeon, R (7, 1) Craig Lefferts, L (7, 1) Rich Gossage, R (9, 1)			0-3 K			0-0 G1		0-3 K		2 0 0 0 0 1 0 0 0 0 0 0 0 0 1 0 0 0 0 1 1 0 0 0 0 0 0 0												
Inning Stats	R: 0 E: 0 K: 2 S: 7	H: 0 LOB: 0 BB: 0 P: 7	R: 0 E: 1 K: 2 S: 9	H: 1 LOB: 2 BB: 0 P: 9	R: 0 E: 0 K: 1 S: 5	H: 0 LOB: 0 BB: 0 P: 5	R: 0 E: 0 K: 2 S: 7	H: 0 LOB: 0 BB: 0 P: 7	R: 0 E: 0 K: 1 S: 5	H: 0 LOB: 0 BB: 0 P: 5	R: 0 E: 0 K: 0 S: 3	H: 0 LOB: 0 BB: 0 P: 3	R: 0 E: 0 K: 0 S: 3	H: 0 LOB: 0 BB: 0 P: 3	R: 0 E: 0 K: 2 S: 7	H: 0 LOB: 1 BB: 1 P: 11	R: 1 E: 0 K: 0 S: 4	H: 1 LOB: 0 BB: 0 P: 4	1B: 1 2B: 0 3B: 0 HR: 1	SF: 0 SAC: 0 DP: 0 HBP: 0	WP: 0 PB: 0 SB: 0 CS: 0	PA: 31
PITCHER Fernando Valenzuela, L (1, 1) ERA: 0.21	IP: 9.0 WLS: L BF: 31 H: 2 R: 1 ER: 1 SO: 10 BB: 1 IBB: 0 HBP: 0 BLK: 0 WP: 0 HR: 1 S: 50 P: 54 ERA: 1.00 WHIP: 0.333											PITCHER	IP: 9.0 WLS: L BF: 31 H: 2 R: 1 ER: 1 SO: 10 BB: 1 IBB: 0 HBP: 0 BLK: 0 WP: 0 HR: 1 S: 50 P: 54 ERA: 1.00 WHIP: 0.333									



Batter	1	2	3	4	5	6	7	8	9	AB	R	H	RBI	BB	SO	LOB
R.J. Reynolds, S (1, 7) OBP: 0.273, SLG: 0.364	0-0 5-3		0-0 BB 1B		0-0 4-3		0-0 1B 1B			4	0	2	0	0	0	0
Bill Russell, R (1, 6) OBP: 0.415, SLG: 0.383	0-0 4-3		4-0 FC6-4 BB			0-0 1B FC6-2 1B	0-0 1B 1B			3	0	2	0	1	0	0
Candy Maldonado, R (1, 8) OBP: 0.267, SLG: 0.381 Al Oliver, L (7, PH) OBP: 0.276, SLG: 0.286 Ken Landreaux, L (8, 8) OBP: 0.196, SLG: 0.420	0-3 K		0-0 FC6-4			0-0 FC6-2 BB 1B	0-0 F2			3	0	1	0	0	1	2
Pedro Guerrero, R (1, 3) OBP: 0.349, SLG: 0.347		0-0 1B		0-0 F7		4-0 FC6-2 BB		0-3 K		3	0	1	0	1	1	0
Mike Marshall, R (1, 9) OBP: 0.381, SLG: 0.493		0-0 F3		0-0 1B		0-0 FC6-2		0-0 6-3		4	0	1	0	0	0	4
Mike Scioscia, L (1, 2) OBP: 0.404, SLG: 0.404		0-0 F9		0-0 1B		0-0 1-3		0-3 K		4	0	1	0	0	1	4
Bob Bailor, R (1, 4) OBP: 0.133, SLG: 0.071		0-0 4-3		0-0 F6			0-0 6-3		0-0 F6	4	0	0	0	0	0	2
Dave Anderson, R (1, 5) OBP: 0.241, SLG: 0.224			0-3 K		0-0 6-3		0-0 F5		0-0 4-3	4	0	0	0	0	1	0
Fernando Valenzuela, L (1, 1) OBP: 0.071, SLG: 0.071 Terry Whitfield, L (9, PH) OBP: 0.444, SLG: 0.667			0-0 4-3		0-0 F6		0-0 1B 1B 1B		0-3 K	3	0	1	0	0	0	0

BOTTOM

San Diego Padres @ Los Angeles Dodgers
Dodger Stadium, Los Angeles, CA
 Sun Apr 28 1985, 3:33 AM PDT
 Att. 48,726 - Unknown

livebaseballscorecards.com

AB	34
R	0
H	9
RBI	0
BB	2
SO	5
LOB	15



Inning Stats	R: 0	H: 0	E: 0	K: 1	S: 5	R: 0	H: 1	E: 0	K: 0	S: 4	R: 0	H: 1	E: 0	K: 1	S: 6	R: 0	H: 2	E: 0	K: 0	S: 4	R: 0	H: 0	E: 0	K: 0	S: 3	R: 0	H: 2	E: 0	K: 0	S: 4	R: 0	H: 3	E: 0	K: 0	S: 6	R: 0	H: 0	E: 0	K: 1	S: 5	1B: 9	2B: 1	3B: 0	HR: 0	SF: 0	SAC: 0	DP: 1	HBP: 0	WP: 0	PB: 0	SB: 0	CS: 0	PA: 36
--------------	------	------	------	------	------	------	------	------	------	------	------	------	------	------	------	------	------	------	------	------	------	------	------	------	------	------	------	------	------	------	------	------	------	------	------	------	------	------	------	------	-------	-------	-------	-------	-------	--------	-------	--------	-------	-------	-------	-------	--------

PITCHER	IP	WLS	BF	H	R	ER	SO	BB	IBB	HBP	BLK	WP	HR	S	P	ERA	WHIP
Mark Thurmond, L (1, 1) ERA: 3.57	6.2		28	8	0	0	2	2	0	0	0	0	0	30	38	0.00	1.500
Luis DeLeon, R (7, 1) ERA: 2.79	0.0		1	1	0	0	0	0	0	0	0	0	0	1	1	∞	∞
Craig Lefferts, L (7, 1) ERA: 1.59	1.1	W	4	0	0	0	2	0	0	0	0	0	0	8	8	0.00	0.000
Rich Gossage, R (9, 1) ERA: 1.98	1.0	S	3	0	0	0	1	0	0	0	0	0	0	5	5	0.00	0.000

Batter	1	2	3	4	5	6	7	8	9	AB R H RBI BB SO LOB	TOP	
Al Bumby, L (1, 7) OBP: 0.381, SLG: 0.400	0-0 G6-4-3 1B		0-0 FC6-4 1B		0-0 FC6-4 BB FC3-2 1B		0-0 E6		0-0 F6	5 0 3 0 0 0 1		
Tony Gwynn, L (1, 9) OBP: 0.342, SLG: 0.459	0-0 G6-4-3 1-2f		0-0 F8		4-0 FC6-4 1-2 BB		0-0 F8			3 0 0 0 1 0 4		
Steve Garvey, R (1, 3) OBP: 0.313, SLG: 0.468	0-0 1B		0-0 FC6-4 1-2f		0-0 FC6-4 1-2f 2-3 FC3-2		0-0 F2			4 0 1 0 0 0 5		
Terry Kennedy, L (1, 2) OBP: 0.216, SLG: 0.353	0-0 4-3			0-0 G3		0-0 FC3-2 1-2 3-H		0-0 F6		4 0 0 0 0 0 5		
Graig Nettles, L (1, 5) OBP: 0.442, SLG: 0.394		0-0 3-1		0-0 2B		0-0 3-1		0-0 F7		4 1 1 0 0 0 2		
Kevin McReynolds, R (1, 8) OBP: 0.295, SLG: 0.333		0-0 1B		0-0 1B 2-H FC6 2B		0-0 F8		0-0 L4		4 1 2 1 0 0 0		
Tim Flannery, L (1, 4) OBP: 0.375, SLG: 0.345		0-0 F9		0-0 FC6 2-3 1B		0-0 F7		0-0 L4		4 0 1 0 0 0 1		
Garry Templeton, S (1, 6) OBP: 0.289, SLG: 0.283		0-0 F8		0-0 FC6 1-2f 3-H		0-3 K			0-0 4-3	4 0 0 1 0 1 2		
LaMarr Hoyt, R (1, 1) Gerry Davis, R (7, PH) Greg Booker, R (7, 1) Edwin Rodriguez, R (9, PH)			0-3 K	0-0 1-3			0-0 2B		0-0 F9	2 0 0 0 0 1 1 1 0 1 0 0 0 0 0 0 0 0 0 0 0 1 0 0 0 0 0 0		
Inning Stats	R: 0 H: 2 E: 0 LOB: 1 K: 0 BB: 0 S: 4 P: 4	R: 0 H: 1 E: 0 LOB: 1 K: 0 BB: 0 S: 4 P: 4	R: 0 H: 1 E: 0 LOB: 1 K: 1 BB: 0 S: 6 P: 6	R: 2 H: 3 E: 0 LOB: 1 K: 0 BB: 0 S: 6 P: 6	R: 0 H: 1 E: 0 LOB: 2 K: 0 BB: 1 S: 4 P: 8	R: 0 H: 0 E: 0 LOB: 0 K: 1 BB: 0 S: 5 P: 5	R: 0 H: 1 E: 1 LOB: 2 K: 0 BB: 0 S: 5 P: 5	R: 0 H: 0 E: 0 LOB: 0 K: 0 BB: 0 S: 3 P: 3	R: 0 H: 0 E: 0 LOB: 0 K: 0 BB: 0 S: 3 P: 3	1B: 6 SF: 0 2B: 3 SAC: 0 3B: 0 DP: 1 HR: 0 HBP: 0	WP: 0 PA: 37 PB: 0 SB: 0 CS: 0	
PITCHER	IP WLS BF H R ER SO BB IBB HBP BLK WP HR S P ERA WHIP											
Rick Rhoden, R (1, 1) ERA: 4.66	5.0 W 23 8 2 2 1 1 0 0 0 0 0 0 24 28 3.60 1.800											
Al Holland, L (6, 1) ERA: 1.5	4.0 S 14 1 0 0 1 0 0 0 0 0 0 0 16 16 0.00 0.250											

San Diego Padres @ Pittsburgh Pirates
 Three Rivers Stadium, Pittsburgh, PA
 Tue Apr 30 1985, 7:05 PM EDT
 Att. 6,166 - Unknown

livebaseballscorecards.com

AB	36
R	2
H	9
RBI	2
BB	1
SO	2
LOB	21



Batter	1	2	3	4	5	6	7	8	9	AB	R	H	RBI	BB	SO	LOB
--------	---	---	---	---	---	---	---	---	---	----	---	---	-----	----	----	-----

Joe Orsulak, L OBP: 0.432, SLG: 0.525 (1, 8)	0-0 1-3 1B		0-0 3-1		0-0 4-3		0-0 4-3			4	1	1	0	0	0	0
Johnny Ray, S OBP: 0.260, SLG: 0.297 (1, 4)	0-0 1-3 1-2		0-0 1B		0-0 3-1		0-0 4-3			4	0	1	0	0	0	1
Bill Madlock, R OBP: 0.212, SLG: 0.254 (1, 5)	0-0 2-H HR 1B		0-0 F8			0-0 5-3	4-0 S BB			3	1	1	1	1	0	1
Jason Thompson, L OBP: 0.346, SLG: 0.388 (1, 3)	0-0 1-H HR		0-0 F9			0-3 K	4-0 1-2 IBB			3	1	1	2	1	1	1
George Hendrick, R OBP: 0.292, SLG: 0.328 (1, 9)	0-0 1-3			0-0 F9		0-0 1B 2B	0-0 F7			4	1	1	0	0	0	2
Tony Peña, R OBP: 0.347, SLG: 0.365 (1, 2)	0-0 6-3			0-0 1-3		0-0 1-2 2B 1B	4-0 6-4 4-3 BB			3	1	1	0	1	0	0
Steve Kemp, L OBP: 0.269, SLG: 0.360 Doug Frobel, L OBP: 0.371, SLG: 0.387 (6, PR) (7, 7)		0-0 6-3		4-0 BB		0-0 1-H 2-H 1B 2B	0-0 4-3			2	0	1	2	1	0	0
Rafael Belliard, R OBP: 0.250, SLG: 0.250 (1, 6)		0-3 K		0-0 F7		0-0 2-H 1B	0-0 6-4			4	0	1	1	0	1	2
Rick Rhoden, R OBP: 0.091, SLG: 0.091 Al Holland, R (6, 1)		0-0 F9			0-0 5-3		0-3 K			2	0	0	0	0	0	0

Inning Stats	R: 3	H: 3	E: 0	LOB: 0	K: 0	S: 6	P: 6	R: 0	H: 0	E: 0	LOB: 0	K: 1	S: 5	P: 5	R: 0	H: 1	E: 0	LOB: 1	K: 0	S: 4	P: 4	R: 0	H: 0	E: 0	LOB: 1	K: 0	S: 3	P: 7	R: 0	H: 0	E: 0	LOB: 0	K: 0	S: 3	P: 3	R: 3	H: 4	E: 0	LOB: 1	K: 2	S: 11	P: 11	R: 0	H: 0	E: 0	LOB: 2	K: 0	S: 3	P: 11	R: 0	H: 0	E: 0	LOB: 0	K: 0	S: 2	P: 6
--------------	------	------	------	--------	------	------	------	------	------	------	--------	------	------	------	------	------	------	--------	------	------	------	------	------	------	--------	------	------	------	------	------	------	--------	------	------	------	------	------	------	--------	------	-------	-------	------	------	------	--------	------	------	-------	------	------	------	--------	------	------	------

PITCHER	IP	WLS	BF	H	R	ER	SO	BB	IBB	HBP	BLK	WP	HR	S	P	ERA	WHIP
LaMarr Hoyt, R ERA: 4.09 (1, 1)	6.0	L	27	8	6	6	3	1	0	0	0	0	1	32	36	9.00	1.500
Greg Booker, R ERA: (7, 1)	2.0		8	0	0	0	0	2	1	0	0	0	0	5	17	0.00	1.000

BOTTOM

San Diego Padres @ Pittsburgh Pirates
 Three Rivers Stadium, Pittsburgh, PA
 Tue Apr 30 1985, 7:05 PM EDT
 Att. 6,166 - Unknown

AB	31
R	6
H	8
RBI	6
BB	4
SO	3
LOB	9



WP	PA	ERA	WHIP
0	35	0	0

Batter	1	2	3	4	5	6	7	8	9	AB R H RBI BB SO LOB	TOP											
Al Bumbry, L (1, 7) OBP: 0.423, SLG: 0.440	0-0 F9		0-0 S 1B		0-0 6-3 BLK 1B		0-0 1-2 BB 1B		0-3 K	5 1 3 1 0 1 0												
Tony Gwynn, L (1, 9) OBP: 0.337, SLG: 0.442	0-0 F7		0-0 4-3		0-0 6-3		4-0 1B BB			3 0 0 0 1 0 2												
Steve Garvey, R (1, 3) OBP: 0.321, SLG: 0.470	0-0 F7				0-0 1B 1B		0-0 F6			4 1 2 2 0 0 1												
Graig Nettles, L (1, 5) OBP: 0.426, SLG: 0.378		0-0 3-1			0-0 1B 2B 1B		0-3 K		0-0 F9	4 1 1 0 0 1 2												
Kevin McReynolds, R (1, 8) OBP: 0.280, SLG: 0.315		0-0 E5			0-3 K		0-3 K		0-0 4-3	4 0 0 0 0 2 2												
Terry Kennedy, L (1, 2) OBP: 0.218, SLG: 0.347		0-3 K			0-0 2B 1B		0-0 F7		0-0 F9	4 1 1 1 0 1 0												
Tim Flannery, L (1, 4) OBP: 0.389, SLG: 0.394					0-0 K				0-0 F8	4 1 2 2 0 1 0												
Garry Templeton, S (1, 6) OBP: 0.268, SLG: 0.281					0-0 SH1-4 1B 1B				0-0 4-3	4 1 1 0 0 1 1												
Eric Show, R (1, 1) Tim Stoddard, R (6, 1) Rich Gossage, R (8, 1)					0-0 SH1-4				0-0 4-3	1 0 0 0 0 1 0 1 0 0 0 0 0 1 1 0 0 0 0 0 0												
Inning Stats	R: 0 E: 0 K: 0 S: 3	H: 0 LOB: 0 BB: 0 P: 3	R: 0 E: 1 K: 1 S: 5	H: 0 LOB: 0 BB: 0 P: 5	R: 1 E: 0 K: 1 S: 7	H: 2 LOB: 1 BB: 0 P: 7	R: 3 E: 0 K: 1 S: 8	H: 4 LOB: 0 BB: 0 P: 8	R: 0 E: 0 K: 1 S: 6	H: 1 LOB: 1 BB: 0 P: 6	R: 0 E: 0 K: 2 S: 7	H: 0 LOB: 0 BB: 0 P: 7	R: 2 E: 0 K: 1 S: 8	H: 3 LOB: 2 BB: 1 P: 12	R: 0 E: 0 K: 0 S: 3	H: 0 LOB: 0 BB: 0 P: 3	R: 0 E: 0 K: 1 S: 5	H: 0 LOB: 0 BB: 0 P: 5	1B: 9 2B: 1 3B: 0 HR: 0	SF: 0 SAC: 1 DP: 0 HBP: 0	WP: 0 PB: 0 SB: 1 CS: 0	PA: 37
PITCHER	IP WLS BF H R ER SO BB IBB HBP BLK WP HR S P ERA WHIP																					
Jose DeLeon, R (1, 1) ERA: 5.35	6.2 L 28 9 6 6 7 0 0 0 0 0 0 0 42 42 8.10 1.350																					
Rod Scurry, L (7, 1) ERA: 4.5	0.0 1 0 0 0 0 1 0 0 0 0 0 0 0 4 ∞ ∞																					
Don Robinson, R (7, 1) ERA: 3.18	0.1 2 1 0 0 0 0 0 0 0 0 0 0 2 2 0.00 3.000																					
Cecilio Guante, R (8, 1) ERA: 2.55	1.0 3 0 0 0 0 0 0 0 0 0 0 0 3 3 0.00 0.000																					
John Candelaria, L (9, 1) ERA: 1.38	1.0 3 0 0 0 0 1 0 0 0 0 0 0 5 5 0.00 0.000																					

San Diego Padres @ Pittsburgh Pirates
 Three Rivers Stadium, Pittsburgh, PA
 Wed May 01 1985, 7:05 PM EDT
 Att. 3,845 - Unknown

AB	35
R	6
H	10
RBI	6
BB	1
SO	8
LOB	9



WP: 0	PA: 37
PB: 0	
SB: 1	
CS: 0	

Batter	1	2	3	4	5	6	7	8	9	AB	R	H	RBI	BB	SO	LOB
Joe Orsulak, L (1, 8) OBP: 0.408, SLG: 0.489	0-3 K			x 0-0 F5	x 0-0 F9		x 0-0 1B		x 0-0 L4	5	0	1	0	0	1	2
Johnny Ray, S (1, 4) OBP: 0.268, SLG: 0.316	0-0 6-3			x 0-0 E 2B		x 0-0 F7	x 0-0 F6		x 0-0 BB 2-3 1B	5	1	2	0	0	0	2
Bill Madlock, R (1, 5) OBP: 0.211, SLG: 0.265	0-0 F8			x 0-0 E7 2-H HR		x 0-0 5-3		x 0-0 1B SF8 2B	x 0-0 F6	5	2	1	0	0	0	2
Jason Thompson, L (1, 3) OBP: 0.361, SLG: 0.437			x 0-0 F7	x 0-0 HR		x 0-0 BB 1B		x 0-0 F7 BBB	x 4-0 BB 1-2 BB	4	1	2	2	1	0	1
George Hendrick, R (1, 9) OBP: 0.299, SLG: 0.324		0-3 K		x 0-0 F8		B B B B x 4-0 BB 1-2 BB		x 0-0 1B 2-3 1B	x 0-0 F5	4	0	1	0	1	1	3
Tony Peña, R (1, 2) OBP: 0.329, SLG: 0.348		0-0 6-3		x 0-3 K		x 0-0 F5		x 0-0 SF8		3	0	0	1	0	1	2
Steve Kemp, L (1, 7) OBP: 0.267, SLG: 0.345			0-3 K		x 0-0 F7		0-3 K		0-0 1B 1-2 1B	4	0	1	0	0	2	0
Rafael Belliard, R (1, 6) OBP: 0.222, SLG: 0.222			x 0-0 5-3		0-3 K		x 0-0 1B 1B		0-3 K	2	0	0	0	0	1	0
Jim Morrison, R (7, PH) OBP: 0.458, SLG: 0.429										1	0	1	0	0	0	0
Jerry Dybzinski, R (7, PR)										0	0	0	0	0	0	0
Doug Frobel, L (8, PH) OBP: 0.391, SLG: 0.375										1	0	0	0	0	1	2
John Candelaria, L (9, 1)										0	0	0	0	0	0	0
Jose DeLeon, R (1, 1) OBP: 0.300, SLG: 0.125			x 0-0 G3		x 0-0 E6		x 0-0 F7		x 0-0 1B 2B	2	0	0	0	0	0	0
Rod Scurry, L (7, 1)										0	0	0	0	0	0	0
Don Robinson, R (7, 1)										0	0	0	0	0	0	0
Lee Mazzilli, S (7, PH) OBP: 0.545, SLG: 0.333										1	0	0	0	0	0	1
Cecilio Guante, R (8, 1)										0	0	0	0	0	0	0
Bill Almon, R (9, 6) OBP: 0.333, SLG: 0.355										1	0	1	0	0	0	0

BOTTOM

San Diego Padres @ Pittsburgh Pirates
Three Rivers Stadium, Pittsburgh, PA

Wed May 01 1985, 7:05 PM EDT
 Att. 3,845 - Unknown

livebaseballscorecards.com

AB	38
R	4
H	10
RBI	3
BB	2
SO	7
LOB	15



Inning Stats	R: 0	H: 0	E: 0	K: 1	S: 5	R: 0	H: 0	E: 0	K: 1	S: 5	R: 0	H: 0	E: 0	K: 1	S: 5	R: 3	H: 2	E: 1	K: 1	S: 8	R: 0	H: 0	E: 1	K: 1	S: 6	R: 0	H: 1	E: 0	K: 0	S: 4	R: 0	H: 2	E: 0	K: 1	S: 7	R: 1	H: 3	E: 0	K: 1	S: 8	R: 0	H: 2	E: 0	K: 0	S: 5	1B: 6	SF: 1	2B: 3	3B: 0	HR: 1	WP: 0	PA: 41
--------------	------	------	------	------	------	------	------	------	------	------	------	------	------	------	------	------	------	------	------	------	------	------	------	------	------	------	------	------	------	------	------	------	------	------	------	------	------	------	------	------	------	------	------	------	------	-------	-------	-------	-------	-------	-------	--------

PITCHER	IP	WLS	BF	H	R	ER	SO	BB	IBB	HBP	BLK	WP	HR	S	P	ERA	WHIP
Eric Show, R (1, 1) ERA: 2.97	5.2	W	23	3	3	2	5	1	0	0	0	0	1	32	36	3.18	0.706
Tim Stoddard, R (6, 1) ERA: 4.76	1.2		9	4	1	1	1	0	0	0	0	0	0	11	11	5.40	2.400
Rich Gossage, R (8, 1) ERA: 1.76	1.2	S	9	3	0	0	1	1	0	0	0	0	0	10	14	0.00	2.400

Batter	1	2	3	4	5	6	7	8	9	AB R H RBI BB SO LOB	TOP									
Tim Flannery, L (1, 4) OBP: 0.390, SLG: 0.421	0-0 E 3B 1B	0-0 F7			0-0 G3		0-0 2B		0-0 G3	5 1 2 0 0 0 0										
Tony Gwynn, L (1, 9) OBP: 0.330, SLG: 0.420	0-0 FC 3B	0-0 3-1			0-0 6-3		4-0 BB		0-0 1-3	4 1 0 0 1 0 1										
Steve Garvey, R (1, 3) OBP: 0.326, SLG: 0.489	0-0 1B 1-H 2-H		0-0 F7		0-0 4-3		0-0 F8		0-0 BB 1B	5 1 2 2 0 0 2										
Graig Nettles, L (1, 5) OBP: 0.423, SLG: 0.439	0-3 K		0-0 F7		0-0 F9			0-0 HR	4-0 BB	4 1 1 1 1 1 1										
Kevin McReynolds, R (1, 8) OBP: 0.276, SLG: 0.299	4-0 1B BB		0-0 F7		0-0 F6			0-0 5-3	0-0 F8	4 0 0 0 1 0 2										
Terry Kennedy, L (1, 2) OBP: 0.232, SLG: 0.368	0-0 1B 1-2 3-H		0-0 F7		0-0 2B			0-0 L1		4 0 2 1 0 0 0										
Carmelo Martinez, R (1, 7) OBP: 0.358, SLG: 0.522	0-3 K		0-0 F2		0-0 F2			0-0 HR 1B		4 1 1 0 0 1 3										
Garry Templeton, S (1, 6) OBP: 0.280, SLG: 0.338	0-0 F6		0-0 1B		0-3 K		0-0 HR			4 1 2 2 0 1 2										
Andy Hawkins, R (1, 1) OBP: 0.167, SLG: 0.167		0-0 4-3		0-0 4-3		0-0 F4		0-0 F8		3 0 0 0 0 0 1										
Rich Gossage, R (7, 1)										1 0 0 0 0 0 0										
Inning Stats	R: 3 E: 1 K: 2 S: 11	H: 3 LOB: 2 BB: 1 P: 15	R: 0 E: 0 K: 0 S: 3	H: 0 LOB: 0 BB: 0 P: 3	R: 0 E: 0 K: 0 S: 3	H: 0 LOB: 0 BB: 0 P: 3	R: 0 E: 0 K: 0 S: 4	H: 1 LOB: 1 BB: 0 P: 4	R: 0 E: 0 K: 0 S: 4	H: 1 LOB: 1 BB: 0 P: 4	R: 0 E: 0 K: 1 S: 6	H: 1 LOB: 2 BB: 1 P: 10	R: 3 E: 0 K: 0 S: 6	H: 3 LOB: 0 BB: 0 P: 6	R: 0 E: 0 K: 0 S: 4	H: 1 LOB: 2 BB: 1 P: 8	1B: 5 2B: 2 3B: 1 HR: 2	SF: 0 SAC: 0 DP: 0 HBP: 0	WP: 0 PB: 0 SB: 0 CS: 0	PA: 41
PITCHER	IP WLS BF H R ER SO BB IBB HBP BLK WP HR S P ERA WHIP																			
Rick Sutcliffe, R (1, 1) ERA: 2.35	8.0 L 36 9 6 5 3 2 0 0 0 0 0 2 40 48 5.62 1.375																			
Ray Fontenot, L (9, 1) ERA: 1.42	0.2 4 1 0 0 0 1 0 0 0 0 0 0 3 7 0.00 3.000																			
Warren Brusstar, R (9, 1) ERA:	0.1 1 0 0 0 0 0 0 0 0 0 0 0 1 1 0.00 0.000																			

San Diego Padres @ Chicago Cubs
Wrigley Field, Chicago, IL
Fri May 03 1985, 3:33 AM CDT
Att. 27,236 - Unknown

AB	38
R	6
H	10
RBI	6
BB	3
SO	3
LOB	12



WP: 0	PA: 41
PB: 0	
SB: 0	
CS: 0	

ERA	WHIP

Batter	1	2	3	4	5	6	7	8	9	AB R H RBI BB SO LOB
Bob Demier, R (1, 8) OBP: 0.316, SLG: 0.254	0-3 K ①		0-0 E5 23 CS			0-0 G1-6-3 1B		0-0 F7 ②	0-0 FC6-4 ③	5 0 1 0 0 1 2
23 Ryne Sandberg, R (1, 4) OBP: 0.226, SLG: 0.321	0-0 5-3 ②		0-0 CS ③	0-0 F2 ①		0-0 F7 ①		0-0 BB HR 1B		4 1 1 0 0 0 1
Thad Bosley, L (1, 7) OBP: 0.357, SLG: 0.545	0-0 1B			0-0 F7 ②		0-0 G1-6-3 ② ③		4-0 BB HR 1B		3 1 1 0 1 0 1
Leon Durham, L (1, 3) OBP: 0.302, SLG: 0.448	0-0 1-3 ③			0-0 6-3 ③			0-0 6-3 ①	0-0 HR 1B		4 1 1 3 0 0 1
Keith Moreland, R (1, 9) OBP: 0.329, SLG: 0.371		0-0 F3 ①			0-0 F8 ①		0-0 HR 1B	0-0 F6 ③		4 1 1 0 0 0 0
Jody Davis, R (1, 2) OBP: 0.333, SLG: 0.525	0-3 K ②				0-0 1B 2B		0-0 HR 1B	0-0 5-3 ①		4 1 2 2 0 1 0
Ron Cey, R (1, 5) OBP: 0.200, SLG: 0.250	0-0 5-3 ③				0-0 1B		0-0 F8 ②	0-0 F7 ②		4 0 1 0 0 0 0
Shawon Dunston, R (1, 6) OBP: 0.263, SLG: 0.302			0-0 6-3 ①		0-3 K ②		0-3 K ③	4-0 BB BB		3 0 0 0 0 2 2
Richie Hebner, L (9, PH) OBP: 0.400, SLG: 0.333										0 0 0 0 1 0 0
Larry Bowa, S (9, PR) OBP: 0.286, SLG: 0.429										0 0 0 0 0 0 0
Rick Sutcliffe, L (1, 1) OBP: 0.250, SLG: 0.400			0-0 B5-3 ②		0-0 6-3 ③			0-3 K ①	4-0 BB BB	2 0 0 0 0 0 2
Chris Speier, R (8, PH) OBP: 0.300, SLG: 0.375										1 0 0 0 0 1 0
Ray Fontenot, L (9, 1)										0 0 0 0 0 0 0
Warren Brusstar, R (9, 1)										0 0 0 0 0 0 0
Davey Lopes, R (9, PH) OBP: 0.419, SLG: 0.423								0-3 K ①	1-2 FC6-4 BB	0 0 0 0 1 0 0


Inning Stats	R: 0	H: 1	E: 0	K: 1	S: 6	LOB: 1	BB: 0	P: 6	R: 0	H: 0	E: 0	K: 1	S: 5	LOB: 0	BB: 0	P: 5	R: 0	H: 0	E: 0	K: 0	S: 3	LOB: 0	BB: 0	P: 3	R: 0	H: 2	E: 0	K: 1	S: 7	LOB: 2	BB: 0	P: 7	R: 0	H: 1	E: 0	K: 0	S: 3	LOB: 0	BB: 0	P: 3	R: 2	H: 2	E: 0	K: 1	S: 7	LOB: 0	BB: 0	P: 7	R: 3	H: 2	E: 0	K: 1	S: 7	LOB: 0	BB: 1	P: 11	R: 0	H: 0	E: 0	K: 0	S: 3	LOB: 2	BB: 2	P: 11	1B: 5	SF: 0	2B: 1	SAC: 0	3B: 0	DP: 1	HR: 2	HBP: 0	WP: 0	PA: 38
--------------	------	------	------	------	------	--------	-------	------	------	------	------	------	------	--------	-------	------	------	------	------	------	------	--------	-------	------	------	------	------	------	------	--------	-------	------	------	------	------	------	------	--------	-------	------	------	------	------	------	------	--------	-------	------	------	------	------	------	------	--------	-------	-------	------	------	------	------	------	--------	-------	-------	-------	-------	-------	--------	-------	-------	-------	--------	-------	--------

PITCHER	IP	WLS	BF	H	R	ER	SO	BB	IBB	HBP	BLK	WP	HR	S	P	ERA	WHIP
Andy Hawkins, R (1, 1) ERA: 2.73	6.1	W	24	6	2	2	3	0	0	0	0	0	1	30	30	2.84	0.947
Rich Gossage, R (7, 1) ERA: 3.0	2.2	S	13	2	3	3	2	3	0	0	0	0	1	14	26	10.12	1.875

BOTTOM

San Diego Padres @ Chicago Cubs
Wrigley Field, Chicago, IL
Fri May 03 1985, 3:33 AM CDT
Att. 27,236 - Unknown

AB	34
R	5
H	8
RBI	5
BB	3
SO	5
LOB	9



Batter	1	2	3	4	5	6	7	8	9	AB	R	H	RBI	BB	SO	LOB	TOP										
Tim Flannery, L (1, 4) OBP: 0.391, SLG: 0.442	0-0 F8		0-0 F9	0-0 FC6		0-0 2B		0-0 1B		5	1	2	1	0	0	2											
Tony Gwynn, L (1, 9) OBP: 0.344, SLG: 0.453	0-0 F6		0-0 HR		0-3 K	0-0 2B		0-0 1B		5	1	3	1	0	1	0											
Steve Garvey, R (1, 3) OBP: 0.319, SLG: 0.505	0-0 HR		0-3 K		0-0 1-3	0-0 5-3		0-3 K		5	1	1	1	0	2	4											
Graig Nettles, L (1, 5) OBP: 0.456, SLG: 0.591	4-0 BB		0-0 HR		0-0 HR		0-0 E3	4-0 BB		3	3	2	3	2	0	0											
Kevin McReynolds, R (1, 8) OBP: 0.283, SLG: 0.288	0-0 F9		0-0 F8		1-0 HBP		4-0 1B	0-3 K		3	0	0	0	1	1	3											
Terry Kennedy, L (1, 2) OBP: 0.218, SLG: 0.346		0-0 4-3		0-0 F8	0-0 4-3		0-3 K		0-0 4-3	5	0	0	0	0	1	3											
Carmelo Martinez, R (1, 7) OBP: 0.345, SLG: 0.490		0-0 5-3		0-0 F7		0-3 K	0-0 G4-6-3	0-0 F7		5	0	1	1	0	1	0											
Garry Templeton, S (1, 6) OBP: 0.300, SLG: 0.411		0-0 HR		0-0 E	0-0 1B	0-0 1B	0-0 G4-6-3	0-3 K		5	2	3	1	0	1	2											
Mark Thurmond, L (1, 1) Greg Booker, R (3, 1) Dave Dravecky, R (4, 1) Bobby Brown, S (6, PH) Craig Lefferts, L (6, 1) Al Bumbry, L (8, PH) Tim Stoddard, R (8, 1) Luis DeLeon, R (8, 1)		0-0 4-3		0-0 E5	0-0 FC6	0-3 K		0-0 F8		1	0	0	0	0	0	0											
Inning Stats	R: 1 E: 0 K: 0 S: 4	H: 1 LOB: 1 BB: 1 P: 8	R: 1 E: 0 K: 1 S: 4	H: 1 LOB: 0 BB: 0 P: 4	R: 2 E: 0 K: 1 S: 7	H: 2 LOB: 0 BB: 0 P: 7	R: 0 E: 1 K: 0 S: 5	H: 1 LOB: 2 BB: 0 P: 5	R: 1 E: 0 K: 2 S: 10	H: 3 LOB: 2 BB: 0 P: 10	R: 1 E: 1 K: 1 S: 6	H: 1 LOB: 1 BB: 1 P: 10	R: 1 E: 0 K: 2 S: 9	H: 2 LOB: 2 BB: 1 P: 13	R: 0 E: 0 K: 1 S: 5	H: 0 LOB: 0 BB: 0 P: 5	1B: 4 2B: 4 3B: 0 HR: 4	SF: 0 SAC: 0 DP: 1 HBP: 1	WP: 0 PB: 0 SB: 1 CS: 0	PA: 44							
PITCHER	IP	WLS	BF	H	R	ER	SO	BB	IBB	HBP	BLK	WP	HR	S	P	ERA	WHIP										
Scott Sanderson, R (1, 1) ERA: 4.05	3.0		14	4	4	4	1	1	0	0	0	0	3	15	19	12.00	1.667										
Lary Sorensen, R (4, 1) ERA: 6.0	3.0	W	16	5	2	2	3	0	0	1	0	0	1	21	22	6.00	1.667										
Ray Fontenot, L (7, 1) ERA: 1.23	1.0		5	1	1	0	1	1	0	0	0	0	0	6	10	0.00	2.000										
Lee Smith, R (8, 1) ERA: 1.42	2.0	S	9	2	1	1	3	1	0	0	0	0	0	14	18	4.50	1.500										

San Diego Padres @ Chicago Cubs
 Wrigley Field, Chicago, IL
 Sat May 04 1985, 3:33 AM CDT
 Att: 36,033 - Unknown

livebaseballscorecards.com

AB	40
R	8
H	12
RBI	8
BB	3
SO	8
LOB	16



Batter	1	2	3	4	5	6	7	8	9
Bob Demier, R OBP: 0.321, SLG: 0.284 (1, 8)	0-0 5-3		0-0 SF8	4-0 1B BB	0-0 3B			0-0 6-3	
23 Ryne Sandberg, R OBP: 0.225, SLG: 0.349 (1, 4)	0-0 F8		0-0 HR	0-0 F3	0-0 F9			0-0 F9	
Davey Lopes, R OBP: 0.369, SLG: 0.367 (1, 7)	0-0 F4		0-0 G3	4-0 1B BB				0-0 E6	
Leon Durham, L OBP: 0.324, SLG: 0.443 (1, 3)		0-0 6-3	4-0 BB BB	0-0 1B 1B				4-0 BB 1B	
Keith Moreland, R OBP: 0.345, SLG: 0.378 (1, 9)		0-0 F9	4-0 BB	0-0 1B				0-0 BB BB	
Jody Davis, R OBP: 0.324, SLG: 0.492 (1, 2)		0-0 F3	0-3 K	0-0 6-3				4-0 BB BB	
Ron Cey, R OBP: 0.227, SLG: 0.299 (1, 5)			0-0 HR	0-0 F5	0-0 F8			4-0 BB BB	
Shawon Dunston, R OBP: 0.306, SLG: 0.393 (1, 6)			0-0 1B SF8	0-0 HR	4-0 SH3 BB			4-0 BB	
Scott Sanderson, R (1, 1) Gary Woods, R (3, PH) Lary Sorensen, R (4, 1) Ray Fontenot, L (7, 1) Chris Speier, R (7, PH) Lee Smith, R (8, 1)			0-0 23 HR	4-0 23 WP	0-0 SH3			0-0 F6	

Inning Stats	R: 0	H: 0	E: 0	K: 3	S: 3	R: 0	H: 0	E: 0	K: 3	S: 3	R: 4	H: 4	E: 0	K: 1	S: 9	R: 4	H: 3	E: 0	K: 0	S: 6	R: 1	H: 1	E: 0	K: 4	S: 5	R: 0	H: 0	E: 0	K: 1	S: 5	R: 0	H: 0	E: 0	K: 1	S: 5	R: 3	H: 1	E: 1	K: 1	S: 7
	LOB: 0	BB: 0	P: 3	LOB: 0	BB: 0	P: 3	LOB: 2	BB: 2	P: 17	LOB: 2	BB: 3	P: 18	LOB: 1	BB: 1	P: 8	LOB: 0	BB: 0	P: 5	LOB: 1	BB: 1	P: 9	LOB: 3	BB: 4	P: 23	LOB: 0	BB: 0	P: 0	LOB: 0	BB: 0	P: 0	LOB: 0	BB: 0	P: 0	LOB: 0	SAC: 1	DP: 0	HBP: 0			

PITCHER	IP	WLS	BF	H	R	ER	SO	BB	IBB	HBP	BLK	WP	HR	S	P	ERA	WHIP
Mark Thurmond, L (1, 1) ERA: 4.62	2.2		13	4	4	4	0	1	0	0	0	0	2	12	16	13.50	1.875
Greg Booker, R (3, 1) ERA: 3.0	0.2	L	6	1	3	3	1	3	0	0	0	0	1	5	17	40.50	6.000
Dave Dravecky, L (4, 1) ERA: 4.08	1.2		10	3	2	2	0	2	0	0	0	1	0	8	16	10.80	3.000
Craig Lefferts, L (6, 1) ERA: 1.17	2.0		7	0	0	0	2	1	0	0	0	0	0	10	14	0.00	0.500
Tim Stoddard, R (8, 1) ERA: 4.26	0.2		8	1	3	0	0	3	1	0	0	0	0	4	20	0.00	6.000


BOTTOM

San Diego Padres @ Chicago Cubs
 Wrigley Field, Chicago, IL
 Sat May 04 1985, 3:33 AM CDT
 Att. 36,033 - Unknown

AB	R	H	RBI	BB	SO	LOB
3	1	1	2	1	0	0
5	1	1	2	0	0	3
4	2	0	0	1	0	0
3	1	1	2	2	0	0
4	1	2	2	1	1	0
4	0	0	0	1	1	4
3	1	1	2	2	0	0
3	3	2	2	2	1	1
0	0	0	0	0	0	0
1	1	1	0	0	0	0
0	1	0	0	1	0	0
0	0	0	0	0	0	0
1	0	0	0	0	0	1
1	0	0	0	0	1	3

AB	32
R	12
H	9
RBI	12
BB	11
SO	4
LOB	12

livebaseballscorecards.com



WP	PA
1	45
PB	0
SB	1
CS	0

Batter	1	2	3	4	5	6	7	8	9	AB R H RBI BB SO LOB	TOP
Tim Flannery, L (1, 4) <small>OBP: 0.385, SLG: 0.404</small> Kurt Bevacqua, R (9, PH) <small>OBP: 0.857, SLG: 1.000</small>	4-0 BB	0-0 4-3		0-3 K			0-0 F7		0-3 K <small>1-2 2-3</small>	3 0 0 0 1 1 3 1 0 0 0 0 1 2	
Tony Gwynn, L (1, 9) <small>OBP: 0.330, SLG: 0.438</small>	0-0 6-3 <small>1-2</small>	0-0 4-3			0-0 G3		0-0 6-3		0-0 F5	5 0 0 0 0 0 5	
Steve Garvey, R (1, 3) <small>OBP: 0.308, SLG: 0.485</small>	0-0 F5		0-0 5-3		0-0 2B			0-0 6-3	0-0 F4	5 0 1 0 0 0 3	
Graig Nettles, L (1, 5) <small>OBP: 0.462, SLG: 0.542</small>	4-0 BB		0-0 1-3		0-0 F8			4-0 1B BB		2 0 0 0 2 0 1	
Kevin McReynolds, R (1, 8) <small>OBP: 0.280, SLG: 0.318</small>	0-0 E4 <small>1-2 2-H</small>		0-0 HR		0-0 F8			0-0 F8		4 1 1 1 0 0 4	
Terry Kennedy, L (1, 2) <small>OBP: 0.220, SLG: 0.341</small>		0-0 F6	0-0 F9			0-0 F7		0-0 1B		4 0 1 0 0 0 0	
Carmelo Martinez, R (1, 7) <small>OBP: 0.333, SLG: 0.466</small>		4-0 1B E BB		0-0 F7		0-0 F8		0-0 6-3		3 1 0 0 1 0 2	
Garry Templeton, S (1, 6) <small>OBP: 0.318, SLG: 0.413</small>		0-0 E 1B		0-0 SH1 1B		0-0 F8		0-0 BLK 1B		4 0 3 0 0 0 0	
Eric Show, R (1, 1) <small>OBP: 0.077, SLG: 0.077</small> Bobby Brown, S (7, PH) <small>OBP: 0.143, SLG: 0.286</small> Craig Lefferts, L (7, 1) Al Bumbry, L (9, PH) <small>OBP: 0.448, SLG: 0.444</small>		0-0 E2 1B		0-0 SH1		0-0 1-3		0-0 BLK 1B		1 0 1 0 0 0 0 1 0 0 0 0 0 0 0 0 0 0 0 0 0 1 0 1 0 0 0 0	
Inning Stats	R: 0 H: 0 E: 1 LOB: 2 K: 0 BB: 2 S: 3 P: 11	R: 1 H: 2 E: 1 LOB: 2 K: 0 BB: 1 S: 5 P: 9	R: 1 H: 1 E: 0 LOB: 0 K: 0 BB: 0 S: 4 P: 4	R: 0 H: 1 E: 0 LOB: 1 K: 1 BB: 0 S: 6 P: 6	R: 0 H: 1 E: 0 LOB: 1 K: 0 BB: 0 S: 4 P: 4	R: 0 H: 0 E: 0 LOB: 0 K: 0 BB: 0 S: 3 P: 3	R: 0 H: 0 E: 0 LOB: 0 K: 0 BB: 0 S: 3 P: 3	R: 0 H: 1 E: 0 LOB: 2 K: 0 BB: 1 S: 4 P: 8	R: 0 H: 2 E: 0 LOB: 2 K: 1 BB: 0 S: 7 P: 7	1B: 6 SF: 0 2B: 1 SAC: 1 3B: 0 DP: 0 HR: 1 HBP: 0	WP: 0 PA: 39 PB: 0 SB: 0 CS: 0
PITCHER Danny Cox, R (1, 1) <small>ERA: 2.0</small> Ricky Horton, L (9, 1) <small>ERA: 0.82</small> Jeff Lahti, R (9, 1) <small>ERA: 3.38</small>	IP WLS BF H R ER SO BB IBB HBP BLK WP HR S P ERA WHIP 8.0 W 36 8 2 1 1 4 0 0 0 0 0 1 34 50 1.12 1.500 0.2 2 0 0 0 1 0 0 0 0 1 0 0 4 4 0.00 0.000 0.1 S 1 0 0 0 0 0 0 0 0 0 0 0 1 1 0.00 0.000	PITCHER IP WLS BF H R ER SO BB IBB HBP BLK WP HR S P ERA WHIP									

San Diego Padres @ St. Louis Cardinals
 Busch Stadium, St. Louis, MO
 Mon May 06 1985, 7:05 PM CDT
 Att. 28,260 - Unknown

livebaseballscorecards.com

AB	34
R	2
H	8
RBI	1
BB	4
SO	2
LOB	20




Batter	1	2	3	4	5	6	7	8	9	AB	R	H	RBI	BB	SO	LOB
Vince Coleman, S OBP: 0.385, SLG: 0.437 (1, 7)	0-3 K		0-0 6-3		0-0 3B 1B	0-0 F2				4	1	1	0	0	1	0
Andy Van Slyke, L OBP: 0.382, SLG: 0.415 (1, 9)	0-0 5-3		0-0 F3		0-0 1-H 2B 3B	0-3 K				4	1	1	1	0	1	0
Tom Herr, S OBP: 0.462, SLG: 0.455 (1, 4)	0-0 F4		0-0 1B		0-0 2B 2B		0-0 4-3			4	1	2	1	0	0	0
Jack Clark, R OBP: 0.390, SLG: 0.489 (1, 3)		0-0 5-3	0-0 F3		0-0 F4		0-0 F7			4	0	0	0	0	0	2
Willie McGee, S OBP: 0.350, SLG: 0.474 (1, 8)		0-0 S 1B 1B		0-0 3-1 2B	0-0 2-H 2B 2B		0-0 E S WP 1B			4	2	4	1	0	0	0
Terry Pendleton, S OBP: 0.300, SLG: 0.323 (1, 5)		0-0 S 1B		0-0 3-1	0-0 2-H 2B		0-0 6-3			4	0	2	1	0	0	1
Darrell Porter, L OBP: 0.290, SLG: 0.407 (1, 2)		0-3 K		4-0 BB BB BB	4-0 G6-4-3 IBB			0-0 G3		2	0	0	0	2	1	2
Ozzie Smith, S OBP: 0.289, SLG: 0.309 (1, 6)		4-0 IBB		0-0 G6-4-3 1-2f	0-0 F9			0-0 F8		3	0	0	0	1	0	4
Danny Cox, R OBP: 0.071, SLG: 0.071 Ricky Horton, L Jeff Lahti, R		0-0 F9			0-0 1-3	0-0 F2			0-0 F9	4	0	0	0	0	0	3
										0	0	0	0	0	0	0
										0	0	0	0	0	0	0

Inning Stats		R: 0	H: 0	E: 0	K: 1	S: 5	R: 0	H: 2	E: 0	K: 1	S: 7	R: 0	H: 1	E: 0	K: 0	S: 4	R: 0	H: 1	E: 0	K: 0	S: 3	R: 4	H: 5	E: 0	K: 0	S: 8	R: 0	H: 0	E: 0	K: 1	S: 5	R: 1	H: 1	E: 0	K: 0	S: 4	R: 0	H: 0	E: 0	K: 0	S: 3										
IP	WLS	BF	H	R	ER	SO	BB	IBB	HBP	BLK	WP	HR	S	P	ERA	WHIP	IP	WLS	BF	H	R	ER	SO	BB	IBB	HBP	BLK	WP	HR	S	P	ERA	WHIP	IP	WLS	BF	H	R	ER	SO	BB	IBB	HBP	BLK	WP	HR	S	P	ERA	WHIP	
Eric Show, R ERA: 3.43 (1, 1)	6.0	L	29	9	4	4	3	1	2	0	0	0	32	44	6.00	1.667																																			
Craig Lefferts, L ERA: 0.93 (7, 1)	2.0		7	1	1	0	0	0	0	0	0	1	0	7	7	0.00	0.500																																		

BOTTOM

San Diego Padres @ St. Louis Cardinals
 Busch Stadium, St. Louis, MO
 Mon May 06 1985, 7:05 PM CDT
 Att. 28,260 - Unknown

AB	33
R	5
H	10
RBI	4
BB	3
SO	3
LOB	12



1B: 5	SF: 0	WP: 1	PA: 36
2B: 4	SAC: 0	PB: 0	
3B: 1	DP: 1	SB: 5	
HR: 0	HBP: 0	CS: 0	

Batter	1	2	3	4	5	6	7	8	9	AB	R	H	RBI	BB	SO	LOB	TOP										
Tim Flannery, L (1, 4) OBP: 0.351, SLG: 0.365	0-0 4-3	0-0 F8	0-0 F7		0-0 1-3		0-0 G3			5	0	0	0	0	0	1											
Tony Gwynn, L (1, 9) OBP: 0.327, SLG: 0.424 Gerry Davis, R (6, 9) OBP: 0.375, SLG: 0.438	4-0 E 1B 1B BB	0-0 F7		0-0 E6 F8 1B 1B		0-0 E4 E 1B 1B	0-0 4-3			3	3	0	0	1	0	0											
Steve Garvey, R (1, 3) OBP: 0.333, SLG: 0.514 Kurt Bevacqua, R (6, PR) OBP: 0.750, SLG: 0.833	0-0 1-2 1B	0-0 1B		0-0 1-2 1B		0-0 1-2 1B	0-0 5-3			4	3	4	0	0	0	0											
Graig Nettles, L (1, 5) OBP: 0.456, SLG: 0.529 Jerry Royster, R (6, PH) OBP: 0.167, SLG: 0.194	0-0 1-2 2B	0-0 2-H 1B		0-0 1-2 2-3 F8		0-3 K	0-0 F7			3	1	1	1	0	0	4											
Kevin McReynolds, R (1, 8) OBP: 0.279, SLG: 0.315 Bobby Brown, S (6, 8) OBP: 0.125, SLG: 0.250	0-0 1-3 2B 1B	0-0 P5		0-0 4-3		0-0 E5 PB 1B SF9	0-0 5-3			4	2	1	2	0	0	5											
Terry Kennedy, L (1, 2) OBP: 0.240, SLG: 0.348	4-0 2B SF8 IBB		0-0 3-1	0-0 2-H 3-H 1B		0-0 SF9 PB 1B	0-3 K			4	1	2	4	1	1	0											
Carmelo Martinez, R (1, 7) OBP: 0.352, SLG: 0.532 Greg Booker, R (9, 1)	0-0 1-3 2B 2B		0-0 HR	0-0 5-3		4-0 1-2 2-3 BB	0-0 F5			4	1	2	3	1	0	1											
Garry Templeton, S (1, 6) OBP: 0.315, SLG: 0.415 Mario Ramirez, R (6, 6) OBP: 0.250, SLG: 0.250	0-0 SF8		0-0 SH2-4 1B		0-0 4-3	0-0 SF9	0-3 K			2	0	1	2	0	0	0											
Dave Dravecky, R (1, 1) Tim Stoddard, R (7, 1) Bruce Bochy, R (9, PH) OBP: 0.125, SLG: 0.125	0-0 F8		0-0 SH2-4 1B		0-0 5-3	0-0 4-3	0-0 F3			3	0	0	0	0	0	3											
Inning Stats	R: 5 E: 1 K: 0 S: 7	H: 3 LOB: 1 BB: 2 P: 15	R: 1 E: 0 K: 0 S: 5	H: 2 LOB: 1 BB: 0 P: 5	R: 1 E: 0 K: 0 S: 5	H: 2 LOB: 1 BB: 0 P: 5	R: 2 E: 1 K: 0 S: 6	H: 2 LOB: 1 BB: 0 P: 6	R: 0 E: 0 K: 0 S: 3	H: 0 LOB: 0 BB: 0 P: 3	R: 3 E: 2 K: 1 S: 9	H: 2 LOB: 2 BB: 1 P: 13	R: 0 E: 0 K: 0 S: 3	H: 0 LOB: 0 BB: 0 P: 3	R: 0 E: 0 K: 1 S: 5	H: 0 LOB: 0 BB: 0 P: 5	R: 0 E: 0 K: 1 S: 5	H: 0 LOB: 0 BB: 0 P: 5	1B: 8 2B: 2 3B: 0 HR: 1	SF: 2 SAC: 1 DP: 0 HBP: 0	WP: 0 PB: 1 SB: 0 CS: 0	PA: 45					
PITCHER	IP	WLS	BF	H	R	ER	SO	BB	IBB	HBP	BLK	WP	HR	S	P	ERA	WHIP										
Bob Forsch, R (1, 1) ERA: 4.35	2.1	L	17	7	7	5	0	1	1	0	0	0	1	15	23	19.29	3.429										
Bill Campbell, R (3, 1) ERA: 4.38	2.2		11	2	2	0	0	0	0	0	0	0	0	11	11	0.00	0.750										
Andy Hassler, L (6, 1) ERA: 1.8	2.0		11	2	3	0	1	1	0	0	0	0	0	12	16	0.00	1.500										
Ken Dayley, L (8, 1) ERA: 0.73	2.0		6	0	0	0	2	0	0	0	0	0	0	10	10	0.00	0.000										

San Diego Padres @ St. Louis Cardinals
 Busch Stadium, St. Louis, MO
 Tue May 07 1985, 3:33 AM CDT
 Att: 18,682 - Unknown

livebaseballscorecards.com

AB	39
R	12
H	11
RBI	12
BB	3
SO	3
LOB	16



Batter	1	2	3	4	5	6	7	8	9	AB R H RBI BB SO LOB	BOTTOM
--------	---	---	---	---	---	---	---	---	---	----------------------	--------

Vince Coleman, S OBP: 0.361, SLG: 0.408 (1, 9) x	0-0 L1 ①		0-0 F4 ①			0-3 K ① x	0-0 FC6-4 ②		0-0 G3 ③	5 0 0 0 0 1 5	<div style="text-align: center;"> <p>San Diego Padres @ St. Louis Cardinals</p> <p>Busch Stadium, St. Louis, MO</p> <p>Tue May 07 1985, 3:33 AM CDT</p> <p>Att. 18,682 - Unknown</p> </div> <p style="text-align: right; font-size: small;">livebaseballscorecards.com</p>
Lonnie Smith, R OBP: 0.385, SLG: 0.351 Ken Dayley, L (1, 7) x (8, 1)	0-0 5-3 ②		0-0 F9 ②			0-0 1B ① x	0-3 K ③			4 0 1 0 0 1 4 0 0 0 0 0 0 0	
Tom Herr, S OBP: 0.455, SLG: 0.446 (1, 4) x	0-0 1-3 ③		0-0 F9 ③			0-0 1B ① x		0-0 F8 ①		4 0 1 0 0 0 2	
Jack Clark, R OBP: 0.376, SLG: 0.467 (1, 3) x		0-0 5-3 ①		0-0 F3 ①		0-0 F3 ②		0-0 F4 ②		4 0 0 0 0 0 2	
Willie McGee, S OBP: 0.359, SLG: 0.492 (1, 8) x		0-0 1B ①		0-0 4-3 ②		0-3 K ③		0-0 FC6-4 ①		4 1 2 0 0 1 2	
Terry Pendleton, S OBP: 0.308, SLG: 0.330 (1, 5) x		0-0 CS ①		0-3 K ③			0-0 BB ①	0-0 FC6-4 ③		4 1 2 1 0 1 1	
Tom Nieto, R OBP: 0.370, SLG: 0.261 Steve Braun, L (9, PH) OBP: 0.250, SLG: 0.222 (1, 2) x (9, PH)		0-0 F8 ②		0-3 K ①		0-0 FC6-4 ①	4-0 BB ①		0-0 F7 ①	2 0 0 0 1 1 1 1 0 0 0 0 0 0	
Ozzie Smith, S OBP: 0.293, SLG: 0.305 Andy Hassler, L (6, 1) Andy Van Slyke, L (7, PH) OBP: 0.385, SLG: 0.433 (8, 7) x		0-0 CS ③	4-0 BLK ①	0-0 F6 ②		0-0 F4 ①		0-0 2B ①		1 0 0 0 1 0 0 0 0 0 0 0 0 0 2 0 1 0 0 0 2	
Bob Forsch, R OBP: 0.167, SLG: 0.167 Bill Campbell, R (3, 1) Ivan De Jesus, R (5, PH) OBP: 0.500, SLG: 0.667 (6, 6) x		0-0 BB ①	4-0 BB ①	0-0 6-3 ③		0-0 FC6-4 ①	1-2 2-H ①		0-0 5-3 ②	0 0 0 0 0 0 0 0 0 0 0 1 0 0 3 0 1 1 0 0 1	

Inning Stats	R: 0 E: 0 K: 0 S: 3	H: 0 LOB: 0 BB: 0 P: 3	R: 1 E: 0 K: 0 S: 4	H: 2 LOB: 0 BB: 0 P: 4	R: 0 E: 0 K: 0 S: 3	H: 0 LOB: 2 BB: 2 P: 11	R: 0 E: 0 K: 1 S: 5	H: 0 LOB: 0 BB: 0 P: 5	R: 0 E: 0 K: 2 S: 9	H: 2 LOB: 2 BB: 0 P: 9	R: 1 E: 0 K: 1 S: 7	H: 2 LOB: 2 BB: 1 P: 11	R: 0 E: 0 K: 0 S: 4	H: 1 LOB: 1 BB: 0 P: 4	R: 0 E: 0 K: 0 S: 4	H: 1 LOB: 1 BB: 0 P: 4	1B: 6 2B: 2 3B: 0 HR: 0	SF: 0 SAC: 0 DP: 0 HBP: 0	WP: 0 PB: 0 SB: 1 CS: 1	PA: 38 ERA WHIP
--------------	------------------------------	---------------------------------	------------------------------	---------------------------------	------------------------------	----------------------------------	------------------------------	---------------------------------	------------------------------	---------------------------------	------------------------------	----------------------------------	------------------------------	---------------------------------	------------------------------	---------------------------------	----------------------------------	------------------------------------	----------------------------------	-----------------------

PITCHER		IP	WLS	BF	H	R	ER	SO	BB	IBB	HBP	BLK	WP	HR	S	P	ERA	WHIP
Dave Dravecky, L (1, 1)	ERA: 3.42	6.0	W	23	4	1	1	4	2	0	0	1	0	0	29	37	1.50	1.000
Tim Stoddard, R (7, 1)	ERA: 4.32	2.0		10	3	1	1	1	1	0	0	0	0	0	11	15	4.50	2.000
Greg Booker, R (9, 1)	ERA: 2.7	1.0		4	1	0	0	0	0	0	0	0	0	4	4	0.00	1.000	



Batter	1	2	3	4	5	6	7	8	9	AB R H RBI BB SO LOB	TOP	
Joe Orsulak, L (1, 8) OBP: 0.347, SLG: 0.385	0-0 F9		0-0 F7			0-0 F8	0-0 4-3		0-0 G3	5 0 0 0 0 0 3		
Johnny Ray, S (1, 4) OBP: 0.337, SLG: 0.404	0-0 F8 1B WP 1B		0-0 1B			0-0 4-3 1B		0-0 1B 2B		4 1 4 0 0 0 0		
Bill Madlock, R (1, 5) OBP: 0.283, SLG: 0.337	0-0 WP 1B		0-0 F8			0-0 4-3 1-2		0-0 B1		3 0 1 0 0 0 2		
Jim Morrison, R (8, PH) OBP: 0.368, SLG: 0.353	1-2 1B									1 0 0 0 0 0 1		
Jason Thompson, L (1, 3) OBP: 0.352, SLG: 0.435	0-0 F8 2-3			0-0 5-3		0-0 G3		0-0 FC6-4 1B 2-3		4 0 1 0 0 0 3		
George Hendrick, R (1, 9) OBP: 0.303, SLG: 0.330	0-0 F7 1-2 3-H			0-0 1-3			0-0 1B 1B	0-0 F6		4 1 1 0 0 0 3		
Tony Peña, R (1, 2) OBP: 0.293, SLG: 0.303		0-3 K		0-0 F5			0-0 F3	0-0 FC6-4 1-2f		4 0 0 0 0 1 3		
Steve Kemp, L (1, 7) OBP: 0.326, SLG: 0.350		0-0 L8			0-0 3-1		0-0 1B 1-3 1B		0-0 1B	4 0 2 0 0 0 0		
Bill Almon, R (1, 6) OBP: 0.350, SLG: 0.375		0-0 F9			0-0 F7		0-3 K		0-0 F5	3 0 0 0 0 0 1 2		
Marvell Wynne, L (9, PH) OBP: 0.222, SLG: 0.200										1 0 0 0 0 0 1		
Larry McWilliams, L (1, 1) OBP: 0.154, SLG: 0.167			0-3 K		0-0 4-3		0-0 1B 1-3 3-H		0-3 K	2 0 0 0 0 0 1 0		
Cecilio Guante, R (5, 1)										0 0 0 0 0 0 0		
Doug Frobel, L (7, PH) OBP: 0.385, SLG: 0.400										1 0 1 1 0 0 0		
Rod Scurrey, L (7, 1)										0 0 0 0 0 0 0		
Lee Mazzilli, S (9, PH) OBP: 0.563, SLG: 0.545										1 0 0 0 0 0 1 1		
Inning Stats	R: 1 H: 2 E: 0 LOB: 1 K: 0 BB: 0 S: 5 P: 5	R: 0 H: 0 E: 0 LOB: 0 K: 1 BB: 0 S: 5 P: 5	R: 0 H: 1 E: 0 LOB: 1 K: 1 BB: 0 S: 6 P: 6	R: 0 H: 0 E: 0 LOB: 0 K: 0 BB: 0 S: 3 P: 3	R: 0 H: 0 E: 0 LOB: 0 K: 0 BB: 0 S: 3 P: 3	R: 0 H: 1 E: 0 LOB: 1 K: 0 BB: 0 S: 4 P: 4	R: 1 H: 3 E: 0 LOB: 2 K: 1 BB: 0 S: 8 P: 8	R: 0 H: 2 E: 0 LOB: 2 K: 0 BB: 0 S: 5 P: 5	R: 0 H: 1 E: 0 LOB: 1 K: 1 BB: 0 S: 6 P: 6	1B: 9 SF: 0 2B: 1 SAC: 0 3B: 0 DP: 0 HR: 0 HBP: 0	WP: 1 PA: 37 PB: 0 SB: 0 CS: 0	
PITCHER	IP WLS BF H R ER SO BB IBB HBP BLK WP HR S P ERA WHIP											
Andy Hawkins, R (1, 1) ERA: 2.63	8.0 W 33 9 2 2 3 0 0 0 0 1 0 39 39 2.25 1.125											
Luis DeLeon, R (9, 1) ERA: 4.5	1.0 4 1 0 0 1 0 0 0 0 0 0 6 6 0.00 1.000											

Pittsburgh Pirates @ San Diego Padres
 Jack Murphy Stadium, San Diego, CA
 Wed May 08 1985, 10:05 PM EDT
 Att: 22,092 - Unknown

AB	37
R	2
H	10
RBI	1
BB	0
SO	4
LOB	19



Batter	1	2	3	4	5	6	7	8	9	AB R H RBI BB SO LOB	TOP									
Bill Almon, R (1, 6) OBP: 0.359, SLG: 0.383	0-0 6-3		0-0 F8			0-0 S 1B			0-0 G4-6-3 1B	4 0 2 0 0 0 1										
Johnny Ray, S (1, 4) OBP: 0.324, SLG: 0.388	0-0 5-3			0-0 5-3		0-3 K 1-2			0-0 G4-6-3 1-2f	4 0 0 0 0 1 2										
Bill Madlock, R (1, 3) OBP: 0.274, SLG: 0.326	0-0 F7			0-0 5-3			0-0 6-3			3 0 0 0 0 0 0										
George Hendrick, R (1, 9) OBP: 0.294, SLG: 0.319		0-0 L6		0-0 L5			0-0 F6			3 0 0 0 0 0 0										
Tony Peña, R (1, 2) OBP: 0.284, SLG: 0.293		0-0 F2			0-0 6-3		0-0 F7			3 0 0 0 0 0 0										
Jim Morrison, R (1, 5) OBP: 0.341, SLG: 0.324		0-0 F8			0-0 5-3		0-3 K			3 0 0 0 0 1 0										
Sixto Lezcano, R (1, 7) OBP: 0.341, SLG: 0.303			0-0 4-3		0-0 5-3			0-0 F9		3 0 0 0 0 0 0										
Marvell Wynne, L (1, 8) OBP: 0.231, SLG: 0.211			0-0 SH1 1B			0-0 F8		0-0 4-3		3 0 1 0 0 0 0										
Mike Bielecki, R (1, 1)			0-0 SH1			0-0 B5-3			0-3 K	1 0 0 0 0 0 0										
Al Holland, R (8, 1)										0 0 0 0 0 0 0										
Rick Rhoden, R (9, PH) OBP: 0.143, SLG: 0.143			1-2							1 0 0 0 0 1 0										
Inning Stats	R: 0 E: 0 K: 0 S: 3	H: 0 LOB: 0 BB: 0 P: 3	R: 0 E: 0 K: 0 S: 3	H: 0 LOB: 0 BB: 0 P: 3	R: 0 E: 0 K: 0 S: 3	H: 1 LOB: 1 BB: 0 P: 4	R: 0 E: 0 K: 0 S: 3	H: 0 LOB: 0 BB: 0 P: 3	R: 0 E: 0 K: 1 S: 6	H: 1 LOB: 1 BB: 0 P: 6	R: 0 E: 0 K: 0 S: 3	H: 0 LOB: 0 BB: 0 P: 3	R: 0 E: 0 K: 1 S: 5	H: 0 LOB: 0 BB: 0 P: 5	R: 0 E: 0 K: 1 S: 5	H: 1 LOB: 0 BB: 0 P: 5	1B: 3 2B: 0 3B: 0 HR: 0	SF: 0 SAC: 1 DP: 1 HBP: 0	WP: 0 PB: 0 SB: 1 CS: 0	PA: 29
PITCHER Mark Thurmond, L (1, 1) ERA: 3.41	IP: 9.0 WLS: W BF: 29 H: 3 R: 0 ER: 0 SO: 3 BB: 0 IBB: 0 HBP: 0 BLK: 0 WP: 0 HR: 0 S: 35 P: 35 ERA: 0.00 WHIP: 0.333																			
PITCHER	IP	WLS	BF	H	R	ER	SO	BB	IBB	HBP	BLK	WP	HR	S	P	ERA	WHIP			

Pittsburgh Pirates @ San Diego Padres
 Jack Murphy Stadium, San Diego, CA
 Thu May 09 1985, 6:33 AM EDT
 Att. 24,882 - Unknown

livebaseballscorecards.com

AB	28
R	0
H	3
RBI	0
BB	0
SO	3
LOB	3



Batter	1	2	3	4	5	6	7	8	9
Tim Flannery, L (1, 4) <small>OBP: 0.361, SLG: 0.364</small>	0-3 		0-0 		1-0 		0-0 		
Tony Gwynn, L (1, 9) <small>OBP: 0.336, SLG: 0.454</small>	0-0 		0-0 		0-0 		0-0 		
Steve Garvey, R (1, 3) <small>OBP: 0.345, SLG: 0.539</small>	0-0 		0-0 		0-3 			0-0 	
Graig Nettles, L (1, 5) <small>OBP: 0.447, SLG: 0.482</small>	0-0 		0-0 		0-3 			4-0 	
Kevin McReynolds, R (1, 8) <small>OBP: 0.292, SLG: 0.320</small>		4-0 		0-0 		0-0 		0-0 	
Terry Kennedy, L (1, 2) <small>OBP: 0.243, SLG: 0.347</small>		0-0 		0-0 		0-0 			
Carmelo Martinez, R (1, 7) <small>OBP: 0.354, SLG: 0.507</small>		0-0 		0-0 		4-0 			
Garry Templeton, S (1, 6) <small>OBP: 0.313, SLG: 0.416</small>		0-3 		0-3 		0-0 			
Mark Thurmond, L (1, 1) 			0-0 	0-0 		0-0 			

AB	R	H	RBI	BB	SO	LOB
3	0	1	1	0	1	0
4	0	2	0	0	0	1
4	0	1	0	0	1	1
3	0	0	0	1	1	3
3	0	1	0	1	0	1
3	0	0	0	0	0	2
2	1	1	0	1	0	1
3	0	0	0	0	2	4
2	0	0	0	0	0	2

BOTTOM

Pittsburgh Pirates @ San Diego Padres
Jack Murphy Stadium, San Diego, CA
 Thu May 09 1985, 6:33 AM EDT
 Att. 24,882 - Unknown

livebaseballscorecards.com

AB	27
R	1
H	6
RBI	1
BB	3
SO	5
LOB	15



Inning Stats		R: 0	H: 0	E: 1	LOB: 1	K: 1	BB: 0	S: 6	P: 6																								
IP	7.0	WLS	L	BF	29	H	6	R	1	ER	1	SO	5	BB	2	IBB	0	HBP	1	BLK	0	WP	0	HR	0	S	36	P	45	ERA	1.29	WHIP	1.143
IP	1.0	WLS	L	BF	3	H	0	R	0	ER	0	SO	0	BB	1	IBB	0	HBP	0	BLK	0	WP	0	HR	0	S	2	P	6	ERA	0.00	WHIP	1.000

PITCHER		IP	WLS	BF	H	R	ER	SO	BB	IBB	HBP	BLK	WP	HR	S	P	ERA	WHIP
Mike Bielecki, R (1, 1)	ERA: 5.33	7.0	L	29	6	1	1	5	2	0	1	0	0	0	36	45	1.29	1.143
Al Holland, L (8, 1)	ERA: 1.5	1.0	L	3	0	0	0	0	1	0	0	0	0	2	6	6	0.00	1.000

Batter	1	2	3	4	5	6	7	8	9	AB R H RBI BB SO LOB	TOP									
Bob Dernier, R (1, 8) OBP: 0.327, SLG: 0.293	0-0 6-3			0-0 F5		0-3 K		0-0 2B	1-0 HBP	4 0 1 1 0 1 0										
23 Ryne Sandberg, R (1, 4) OBP: 0.239, SLG: 0.425	0-0 6-3			0-0 5-3			0-0 HR	0-0 F9	0-0 F8	5 1 1 1 0 0 2										
Gary Matthews, R (1, 7) OBP: 0.359, SLG: 0.333 Gary Woods, R (7, 7) OBP: 0.375, SLG: 0.167	0-0 F7			0-0 F9			0-3 K	4-0 FC4-6 BB		3 0 0 0 0 1 0 0 0 0 0 1 0 0										
Leon Durham, L (1, 3) OBP: 0.319, SLG: 0.453 Lee Smith, R (8, 1)		0-0 F2			0-0 F6		0-0 F7	0-0 FC4-6		4 0 0 0 0 0 2 0 0 0 0 0 0 0										
Keith Moreland, R (1, 9) OBP: 0.385, SLG: 0.422		0-0 F9			0-0 S 1B		4-0 1B 2B BB		0-0 5-3 HR 1B	3 2 2 0 1 0 0										
Ron Cey, R (1, 5) OBP: 0.287, SLG: 0.345		0-0 F7			0-0 F7		0-0 2B 1B		0-0 F9	4 0 1 0 0 0 2										
Jody Davis, R (1, 2) OBP: 0.280, SLG: 0.412			0-0 F3		0-0 F4		0-0 2B		0-0 5-3	4 0 1 1 0 0 2										
Larry Bowa, S (1, 6) OBP: 0.222, SLG: 0.333 Chris Speier, R (8, PH) OBP: 0.444, SLG: 0.273			0-0 F5			0-0 3-1		4-0 SH1-4 2B BB	4-0 HR BB	2 0 0 0 0 0 0 0 2 0 0 2 0 0										
Steve Trout, L (1, 1) Richie Hebner, L (8, 3) OBP: 0.357, SLG: 0.538			0-0 F8			0-0 4-3		0-0 SH1-4	0-0 HR	2 0 0 0 0 0 0 1 1 1 3 0 0 0										
Inning Stats	R: 0 E: 0 K: 0 S: 3	H: 0 LOB: 0 BB: 0 P: 3	R: 0 E: 0 K: 0 S: 3	H: 0 LOB: 0 BB: 0 P: 3	R: 0 E: 0 K: 0 S: 3	H: 0 LOB: 0 BB: 0 P: 3	R: 0 E: 0 K: 0 S: 4	H: 1 LOB: 1 BB: 0 P: 4	R: 0 E: 0 K: 1 S: 5	H: 0 LOB: 0 BB: 0 P: 5	R: 2 E: 0 K: 1 S: 7	H: 3 LOB: 2 BB: 1 P: 11	R: 1 E: 0 K: 0 S: 4	H: 1 LOB: 2 BB: 2 P: 12	R: 3 E: 0 K: 0 S: 5	H: 2 LOB: 1 BB: 1 P: 10	1B: 3 2B: 2 3B: 0 HR: 2	SF: 0 SAC: 1 DP: 0 HBP: 1	WP: 0 PB: 0 SB: 2 CS: 0	PA: 38
PITCHER	IP WLS BF H R ER SO BB IBB HBP BLK WP HR S P ERA WHIP																			
LaMarr Hoyt, R (1, 1) ERA: 3.8	7.0 L 25 4 2 2 2 1 0 0 0 0 0 1 28 32 2.57 0.714																			
Craig Lefferts, L (8, 1) ERA: 1.8	0.1 3 1 1 1 0 1 0 0 0 0 0 0 2 6 27.00 6.000																			
Greg Booker, R (8, 1) ERA: 4.76	1.1 9 2 3 3 0 2 0 1 0 0 0 1 6 15 20.25 3.000																			
Tim Stoddard, R (9, 1) ERA: 4.15	0.1 1 0 0 0 0 0 0 0 0 0 0 0 1 1 0.00 0.000																			

Chicago Cubs @ San Diego Padres
 Jack Murphy Stadium, San Diego, CA
 Fri May 10 1985, 10:05 PM EDT
 Att: 39,638 - Unknown

livebaseballscorecards.com

AB	32
R	6
H	7
RBI	6
BB	4
SO	2
LOB	8



Batter	1	2	3	4	5	6	7	8	9	AB R H RBI BB SO LOB
--------	---	---	---	---	---	---	---	---	---	----------------------

Jerry Royster, R (1, 4) <small>OBP: 0.200, SLG: 0.250</small> Al Bumbry, L (9, PH) <small>OBP: 0.433, SLG: 0.429</small>	0-0 1-3 		4-0 FC4-6 BB 		0-0 5-3 		0-3 K 		0-0 G6-4-3 1-2f 	3 0 0 0 1 1 0 1 0 0 0 0 0 1
Tony Gwynn, L (1, 9) <small>OBP: 0.333, SLG: 0.446</small>	0-0 F9 1B 1B 		0-0 FC4-6 FC4-6 E 1-2f 1B 		0-0 G3 		0-0 G3 			4 1 1 0 0 0 1
Steve Garvey, R (1, 3) <small>OBP: 0.358, SLG: 0.546</small>	0-0 1-2 1B 		0-0 FC FC4-6 1-2 1B 		0-0 FC6-4 1B 			0-0 2B 1B 		4 1 3 0 0 0 1
Kevin McReynolds, R (1, 8) <small>OBP: 0.291, SLG: 0.327</small>	0-0 F9 2-3 		0-0 FC4-6 1B 1-2f 2-3 		0-0 FC6-4 1-2f 			0-0 1-3 1-H 2B 		4 0 1 1 0 0 5
Graig Nettles, L (1, 5) <small>OBP: 0.438, SLG: 0.467</small>	0-0 4-3 		0-0 1-3 3-H 1B 		0-3 K 			0-0 F8 		4 0 1 1 0 1 3
Carmelo Martinez, R (1, 7) <small>OBP: 0.337, SLG: 0.479</small>		0-0 F8 	0-0 F4 		0-0 6-3 			0-0 1-3 2-3 		4 0 0 0 0 0 3
Terry Kennedy, L (1, 2) <small>OBP: 0.252, SLG: 0.347</small>		0-0 FC6-4 1B 		0-0 4-3 		4-0 BB 		0-0 F9 		3 0 1 0 1 0 1
Garry Templeton, S (1, 6) <small>OBP: 0.311, SLG: 0.409</small>		0-0 FC6-4 1-2f 		0-0 F4 		0-0 1-3 			0-0 G6-4-3 1B 	4 0 1 0 0 0 2
LaMarr Hoyt, R (1, 1) <small>OBP: 0.389, SLG: 0.500</small> Gerry Davis, R (7, PH) <small>OBP: 0.389, SLG: 0.500</small> Craig Lefferts, L (8, 1) <small>OBP: 0.389, SLG: 0.500</small> Greg Booker, R (8, 1) <small>OBP: 0.389, SLG: 0.500</small> Tim Stoddard, R (9, 1) <small>OBP: 0.389, SLG: 0.500</small> Bobby Brown, S (9, PH) <small>OBP: 0.111, SLG: 0.222</small>		0-0 G3 		0-0 4-3 			0-0 1-3 		0-3 K 	2 0 0 0 0 0 1 1 0 1 0 0 0 0 0 1

Inning Stats	R: 0	H: 2	E: 0	LOB: 2	K: 0	BB: 0	S: 5	P: 5	R: 0	H: 1	E: 0	LOB: 1	K: 0	BB: 0	S: 4	P: 4	R: 1	H: 1	E: 1	LOB: 2	K: 0	BB: 1	S: 5	P: 9	R: 0	H: 0	E: 0	LOB: 0	K: 0	BB: 0	S: 3	P: 3	R: 0	H: 1	E: 0	LOB: 1	K: 0	BB: 0	S: 4	P: 4	R: 0	H: 0	E: 0	LOB: 1	K: 1	BB: 1	S: 5	P: 9	R: 0	H: 0	E: 0	LOB: 0	K: 1	BB: 0	S: 5	P: 5	R: 1	H: 2	E: 0	LOB: 1	K: 0	BB: 0	S: 5	P: 5	R: 0	H: 1	E: 0	LOB: 0	K: 1	BB: 0	S: 5	P: 5
Steve Trout, L (1, 1) <small>ERA: 1.69</small> Lee Smith, R (8, 1) <small>ERA: 2.11</small>	IP	WLS	BF	H	R	ER	SO	BB	IBB	HBP	BLK	WP	HR	S	P	ERA	WHIP																			IP	WLS	BF	H	R	ER	SO	BB	IBB	HBP	BLK	WP	HR	S	P	ERA	WHIP																				
	7.1	W	32	7	2	1	2	2	0	0	0	0	0	34	42	1.23	1.227																																																							

BOTTOM

Chicago Cubs @ San Diego Padres
Jack Murphy Stadium, San Diego, CA
 Fri May 10 1985, 10:05 PM EDT
 Att. 39,638 - Unknown

AB	35
R	2
H	8
RBI	2
BB	2
SO	3
LOB	19



Batter	1	2	3	4	5	6	7	8	9	AB R H RBI BB SO LOB	TOP									
Bob Dernier, R (1, 8) OBP: 0.325, SLG: 0.284	0-0 F6		0-0 FC6-4		4-0 BB			0-0 F8		3 0 0 0 1 0 1										
23 Ryne Sandberg, R (1, 4) OBP: 0.248, SLG: 0.422	0-0 6-3			0-0 4-3	0-0 CS	4-0 FC1-5 BB		0-0 S 1B		3 0 1 0 1 0 0										
Gary Matthews, R (1, 7) Ray Fontenot, L (8, 1) OBP: 0.366, SLG: 0.379	0-3 K			0-0 HR		4-0 FC1-5 BB		0-0 6-3		3 1 1 1 1 1 1 0 0 0 0 0 0 0										
Leon Durham, L (1, 3) OBP: 0.316, SLG: 0.438		4-0 BB		0-0 F3		0-0 FC1-5		0-0 F7		3 0 0 0 1 0 2										
Keith Moreland, R (1, 9) OBP: 0.380, SLG: 0.409		0-3 K		4-0 BB		0-0 G4-3		0-0 4-3		3 0 0 0 1 1 3										
Ron Cey, R (1, 5) OBP: 0.286, SLG: 0.333		0-0 8-3		4-0 BB		0-0 G4-3		0-0 6-3		3 0 0 0 1 0 1										
Jody Davis, R (1, 2) OBP: 0.292, SLG: 0.409			0-0 FC6-4 1B		0-0 FC6-4		0-0 6-3			3 0 1 0 0 1 2										
Shawon Dunston, R (1, 6) OBP: 0.266, SLG: 0.319			0-3 K		0-3 K		0-0 K			3 0 0 0 0 2 1										
Dennis Eckersley, R (1, 1) Thad Bosley, L (8, PH) OBP: 0.167, SLG: 0.118			0-3 K		0-3 K		0-3 K			2 0 0 0 0 2 1 1 0 0 0 0 1 0										
Inning Stats	R: 0 E: 0 K: 1 S: 5	H: 0 LOB: 0 BB: 0 P: 5	R: 0 E: 0 K: 1 S: 4	H: 0 LOB: 0 BB: 1 P: 8	R: 0 E: 0 K: 2 S: 8	H: 1 LOB: 1 BB: 0 P: 8	R: 1 E: 0 K: 0 S: 4	H: 1 LOB: 2 BB: 2 P: 12	R: 0 E: 0 K: 2 S: 6	H: 0 LOB: 0 BB: 1 P: 10	R: 0 E: 0 K: 1 S: 5	H: 0 LOB: 0 BB: 0 P: 5	R: 0 E: 0 K: 1 S: 6	H: 1 LOB: 1 BB: 0 P: 6	R: 0 E: 0 K: 0 S: 3	H: 0 LOB: 0 BB: 0 P: 3	1B: 2 2B: 1 3B: 0 HR: 1	SF: 0 SAC: 0 DP: 2 HBP: 0	WP: 0 PB: 0 SB: 1 CS: 1	PA: 34
PITCHER	IP WLS BF H R ER SO BB IBB HBP BLK WP HR S P ERA WHIP																			
Eric Show, R (1, 1) ERA: 3.11	7.0 W 26 2 1 1 7 6 0 0 0 0 1 34 58 1.29 1.143																			
Rich Gossage, R (8, 1) ERA: 2.7	2.0 S 7 1 0 0 1 0 0 0 0 0 0 9 9 0.00 0.500																			

Chicago Cubs @ San Diego Padres
 Jack Murphy Stadium, San Diego, CA
 Sat May 11 1985, 10:05 PM EDT
 Att: 54,395 - Unknown

livebaseballscorecards.com

AB 27
 R 1
 H 3
 RBI 1
 BB 6
 SO 8
 LOB 12




Batter	1	2	3	4	5	6	7	8	9
Tim Flannery, L (1, 4) OBP: 0.338, SLG: 0.339	0-0 6-3		0-0 F8			0-0 F5	0-0 F7		
Tony Gwynn, L (1, 9) OBP: 0.339, SLG: 0.457	0-0 F9 2B		0-0 4-3			0-0 6-3 1B 1B		0-3 K	
Steve Garvey, R (1, 3) OBP: 0.355, SLG: 0.561	0-0 F9 2-3			0-0 F9		0-0 6-3 1-2		0-0 HR	
Graig Nettles, L (1, 5) OBP: 0.440, SLG: 0.452	0-0 4-3			0-0 BB BB BB BB	0-0 BB	0-0 E 1B BB		0-0 4-3	
Kevin McReynolds, R (1, 8) OBP: 0.298, SLG: 0.333		0-0 F4		0-0 F3		0-0 E8 FC6 1B		0-0 1B 1B	
Terry Kennedy, L (1, 2) OBP: 0.252, SLG: 0.343		0-3 K		0-0 4-3		0-0 FC6 1-2f		0-0 1-3 1B	
Carmelo Martinez, R (1, 7) OBP: 0.337, SLG: 0.473 Bobby Brown, S (7, PR) OBP: 0.111, SLG: 0.222 Rich Gossage, R (8, 1)		0-3 K			0-0 F2		0-0 CS 1B	0-3 K	
Garry Templeton, S (1, 6) OBP: 0.311, SLG: 0.438			0-0 F7		0-0 F7		0-0 1-2 HR		
Eric Show, R (1, 1) OBP: 0.133, SLG: 0.133 Al Bumbry, L (7, PH) OBP: 0.419, SLG: 0.414			0-0 1B		0-3 K		0-0 F8		

AB	R	H	RBI	BB	SO	LOB
4	0	0	0	0	0	2
4	1	2	0	0	1	1
4	1	1	1	0	0	2
2	0	0	0	2	0	1
4	0	2	1	0	0	1
4	0	1	0	0	1	3
3	0	1	0	0	1	0
0	0	0	0	0	0	0
1	0	0	0	0	1	2
3	1	1	1	0	0	0
2	0	1	0	0	1	0
1	0	0	0	0	0	1

BOTTOM

Chicago Cubs @ San Diego Padres
Jack Murphy Stadium, San Diego, CA
 Sat May 11 1985, 10:05 PM EDT
 Att. 54,395 - Unknown

AB	32
R	3
H	9
RBI	3
BB	2
SO	5
LOB	13



Inning Stats		R: 0	H: 1	E: 0	LOB: 1	K: 0	BB: 0	S: 4	P: 4								
PITCHER	IP	WLS	BF	H	R	ER	SO	BB	IBB	HBP	BLK	WP	HR	S	P	ERA	WHIP
Dennis Eckersley, R (1, 1) ERA: 2.05	7.0	L	28	6	2	2	3	2	0	0	0	0	1	32	40	2.57	1.143
Ray Fontenot, L (8, 1) ERA: 3.48	1.0		6	3	1	1	2	0	0	0	0	0	1	10	10	9.00	3.000

1B	2B	3B	HR	SF	SAC	DP	HBP	WP	HR	S	P	ERA	WHIP
6	1	0	2	0	0	0	0	0	1	3	2	0	0

Batter	1	2	3	4	5	6	7	8	9	AB R H RBI BB SO LOB	TOP	
Bob Dernier, R (1, 8) OBP: 0.331, SLG: 0.286	4-0 BB 23 1B BB		x 0-0 23 7-4 23 S 1B		x 0-0 1-2f G6-3			x 0-0 5-3		3 0 1 0 1 0 2		
23 Ryne Sandberg, R (1, 4) OBP: 0.256, SLG: 0.420	x 0-0 6-4 1-2 BB 1B		x 0-0 7-4			x 0-0 F7		BBB 4-0 1B HR BB		3 1 1 0 1 0 1		
Gary Matthews, R (1, 7) OBP: 0.360, SLG: 0.371	x 0-0 F7			SS 0-3 K		x 0-0 F2		x 0-0 1-3 HR 1B		4 1 1 0 0 1 2		
Davey Lopes, R (1, 9) OBP: 0.379, SLG: 0.396	BBB 4-0 1-2 2-3 BB			x 0-0 5-3 1B		x 0-0 F1		x 0-0 1-H 3-H HR		3 1 2 3 1 0 0		
Keith Moreland, R (1, 3) OBP: 0.375, SLG: 0.402	x 0-0 6-4			x 0-0 5-3			x 0-0 1B	SS 0-3 K		4 0 1 0 0 1 4		
Lee Smith, R (8, 1)	2-3f			x 0-0 1-2						0 0 0 0 0 0 0		
Ron Cey, R (1, 5) OBP: 0.284, SLG: 0.330		x 0-0 F6		x 0-0 F8		x 0-0 F7		x 0-0 1B		4 0 1 0 0 0 2		
Jody Davis, R (1, 2) OBP: 0.283, SLG: 0.396		x 0-0 6-3			x 0-0 F7		x 0-0 F8	SS 0-3 K		3 0 0 0 0 0 1		
Richie Hebner, L (9, PH) OBP: 0.333, SLG: 0.500										1 0 0 0 0 1 1		
Chris Speier, R (1, 6) OBP: 0.429, SLG: 0.231		x 0-0 F6			BBB 4-0 SH BB		SS 0-3 K	SS 0-3 K		2 0 0 0 1 1 1		
Thad Bosley, L (9, PH) OBP: 0.333, SLG: 0.467										1 0 0 0 0 1 1		
Dick Ruthven, R (1, 1) OBP: 0.250, SLG: 0.250			x 0-0 6-3		x 0-0 SH			0-3 K	x 0-0 F8	1 0 0 0 0 0 0		
George Frazier, R (6, 1)										0 0 0 0 0 0 0		
Gary Woods, R (8, PH) OBP: 0.333, SLG: 0.143					1-2 G6-3					1 0 0 0 0 1 0		
Lary Sorensen, R (8, 1)										0 0 0 0 0 0 0		
Leon Durham, L (8, 3) OBP: 0.313, SLG: 0.433										1 0 0 0 0 0 1		
Inning Stats	R: 0 H: 1 E: 0 LOB: 2 K: 0 BB: 2 S: 3 P: 11	R: 0 H: 0 E: 0 LOB: 0 K: 0 BB: 0 S: 3 P: 3	R: 0 H: 1 E: 0 LOB: 0 K: 0 BB: 0 S: 3 P: 3	R: 0 H: 1 E: 0 LOB: 1 K: 1 BB: 0 S: 6 P: 6	R: 0 H: 0 E: 0 LOB: 1 K: 0 BB: 1 S: 3 P: 7	R: 0 H: 0 E: 0 LOB: 0 K: 0 BB: 0 S: 3 P: 3	R: 0 H: 1 E: 0 LOB: 1 K: 1 BB: 0 S: 6 P: 6	R: 3 H: 2 E: 0 LOB: 0 K: 2 BB: 1 S: 9 P: 13	R: 0 H: 1 E: 0 LOB: 1 K: 2 BB: 0 S: 8 P: 8	1B: 6 SF: 0 2B: 2 SAC: 1 3B: 0 DP: 3 HR: 1 HBP: 0	WP: 0 PA: 36 PB: 0 SB: 1 CS: 0	
PITCHER	IP WLS BF H R ER SO BB IBB HBP BLK WP HR S P ERA WHIP											
Dave Dravecky, L (1, 1) ERA: 3.45	7.2 W 31 6 3 3 3 4 0 0 0 0 0 1 33 49 3.52 1.304											
Rich Gossage, R (8, 1) ERA: 2.53	1.1 S 5 1 0 0 3 0 0 0 0 0 0 0 11 11 0.00 0.750											

Chicago Cubs @ San Diego Padres
 Jack Murphy Stadium, San Diego, CA
 Sun May 12 1985, 6:33 AM EDT
 Att: 50,226 - Unknown

livebaseballscorecards.com

AB	31
R	3
H	7
RBI	3
BB	4
SO	6
LOB	16



Batter	1	2	3	4	5	6	7	8	9
Tim Flannery, L (1, 4) OBP: 0.319, SLG: 0.317	0-0 F8		0-0 4-3		0-0 FC3-6		0-0 G4-6-3		
Tony Gwynn, L (1, 9) OBP: 0.344, SLG: 0.454	0-0 F8		0-0 F7			0-0 2B E 1B		4-0 BLK 1B BB	
Steve Garvey, R (1, 3) Kurt Bevacqua, R (7, 3) OBP: 0.354, SLG: 0.563 OBP: 0.700, SLG: 0.714	0-0 F7			0-0 1-3		0-0 1-3 E 2B		0-0 F9	
Graig Nettles, L (1, 5) OBP: 0.432, SLG: 0.431		0-0 F9		0-0 F8		0-0 E3 1B G1-6-3		4-0 1B 1-2 IBB	
Kevin McReynolds, R (1, 8) OBP: 0.296, SLG: 0.330		0-0 F3		0-0 F9		0-0 G1-6-3 2-3 1B		0-3 K	
Terry Kennedy, L (1, 2) OBP: 0.261, SLG: 0.358		0-0 1B 2B			0-0 G3	0-0 G1-6-3		0-0 1-3 2-H 1B	
Carmelo Martinez, R (1, 7) OBP: 0.333, SLG: 0.462		0-0 2-H 1B			0-3 K	0-0 F3		0-3 K	
Garry Templeton, S (1, 6) OBP: 0.321, SLG: 0.444		0-0 F6			0-0 1B 1B		0-0 G4-6-3 1B		
Dave Dravecky, R (1, 1) Rich Gossage, R (8, 1) OBP: 0.100, SLG: 0.100			0-0 F3		0-0 1-2 FC3-6 1B		0-0 F5		


AB	R	H	RBI	BB	SO	LOB
4	0	0	0	0	0	3
3	2	1	0	1	0	0
3	1	1	0	0	0	0
1	0	0	0	0	0	1
3	1	0	1	1	0	0
4	0	1	0	0	1	2
4	1	2	1	0	0	1
4	0	1	1	0	2	2
3	0	2	0	0	0	1
3	0	1	0	0	0	1
0	0	0	0	0	0	0

BOTTOM

Chicago Cubs @ San Diego Padres
Jack Murphy Stadium, San Diego, CA

Sun May 12 1985, 6:33 AM EDT
 Att. 50,226 - Unknown

AB	32
R	5
H	9
RBI	3
BB	2
SO	3
LOB	11



Inning	R	H	E	K	S	P	IP	WLS	BF	H	R	ER	SO	BB	IBB	HBP	BLK	WP	HR	S	P	ERA	WHIP
1	0	0	0	3	3		5.0	L	23	7	4	2	1	0	0	0	0	0	0	25	25	3.60	1.400
2	1	2	0	5	5		2.0		5	1	0	0	0	0	0	0	0	0	0	5	5	0.00	0.500
3	0	0	0	0	0		0.1		3	0	1	1	0	1	1	0	1	0	0	1	9	27.00	3.000
4	0	0	0	0	0		0.2		3	1	0	0	2	0	0	0	0	0	0	7	7	0.00	1.500


PITCHER	IP	WLS	BF	H	R	ER	SO	BB	IBB	HBP	BLK	WP	HR	S	P	ERA	WHIP
Dick Ruthven, R (1, 1) ERA: 3.86	5.0	L	23	7	4	2	1	0	0	0	0	0	0	25	25	3.60	1.400
George Frazier, R (6, 1) ERA: 5.59	2.0		5	1	0	0	0	0	0	0	0	0	0	5	5	0.00	0.500
Lary Sorensen, R (8, 1) ERA: 7.11	0.1		3	0	1	1	0	1	1	0	1	0	0	1	9	27.00	3.000
Lee Smith, R (8, 1) ERA: 2.05	0.2		3	1	0	0	2	0	0	0	0	0	0	7	7	0.00	1.500

Batter	1	2	3	4	5	6	7	8	9	AB R H RBI BB SO LOB	TOP	
Vince Coleman, S OBP: 0.330, SLG: 0.376 (1, 7) (7, 8)	0-0 S 1B		0-0 3-1		0-0 FC6-4		0-0 1-3		0-0 FC6-4	5 0 1 0 0 0 3		
Willie McGee, S OBP: 0.348, SLG: 0.412 Neil Allen, R (1, 8) (7, 1)	4-0 BB 1-2 BB		0-0 3-1		0-3 K		0-0 4-3			3 0 0 0 1 1 2 0 0 0 0 0 0 0		
Tom Herr, S OBP: 0.435, SLG: 0.429 (1, 4)	0-0 F8			4-0 BB BB BB G6-4-3 BB	0-0 3-1			0-0 4-3		3 0 0 0 1 0 4		
Jack Clark, R OBP: 0.431, SLG: 0.558 (1, 3)	0-0 F3			0-0 G6-4-3		0-0 5-3 1B		0-0 FC6-4 1B		4 0 2 0 0 0 3		
Andy Van Slyke, L OBP: 0.402, SLG: 0.488 (1, 9)	0-0 4-3			0-0 HR		0-3 K		0-0 F5		4 1 1 1 0 1 4		
Terry Pendleton, S OBP: 0.282, SLG: 0.301 (1, 5)		0-0 6-3		0-0 3-1		0-0 5-3		0-0 FC6-4		4 0 0 0 0 0 2		
Darrell Porter, L OBP: 0.294, SLG: 0.372 (1, 2)		0-0 4-3			0-0 HR	4-0 BB		0-0 6-3		3 1 1 1 1 0 0		
Ozzie Smith, S OBP: 0.330, SLG: 0.340 (1, 6)		0-0 4-3			0-0 FC6-4 HBP 1B	0-0 5-3		0-0 F8		4 0 1 0 0 0 2		
John Tudor, L (1, 1) Mike Jorgensen, L OBP: 0.500, SLG: 0.429 (5, PH) Kurt Kepshire, L OBP: 0.091, SLG: 0.091 (5, 1) Lonnie Smith, R OBP: 0.377, SLG: 0.323 (7, PH) (7, 7)			0-0 6-3		1-0 FC6-4 HBP		0-0 5-6-3		0-0 FC6-4 1B	1 0 2 0 1 0 0 0 0		
Inning Stats	R: 0 E: 0 K: 0 S: 4 H: 1 LOB: 2 BB: 1 P: 8	R: 0 E: 0 K: 0 S: 3 H: 0 LOB: 0 BB: 0 P: 3	R: 0 E: 0 K: 0 S: 3 H: 0 LOB: 0 BB: 0 P: 3	R: 1 E: 0 K: 0 S: 3 H: 1 LOB: 0 BB: 1 P: 7	R: 1 E: 0 K: 1 S: 7 H: 2 LOB: 2 BB: 0 P: 8	R: 0 E: 0 K: 1 S: 6 H: 1 LOB: 2 BB: 1 P: 10	R: 0 E: 0 K: 0 S: 3 H: 0 LOB: 0 BB: 0 P: 3	R: 0 E: 0 K: 0 S: 4 H: 1 LOB: 1 BB: 0 P: 4	R: 0 E: 0 K: 0 S: 4 H: 1 LOB: 1 BB: 0 P: 4	1B: 5 2B: 0 3B: 0 HR: 2 SF: 0 SAC: 0 DP: 1 HBP: 1	WP: 0 PB: 0 SB: 2 CS: 0 PA: 37	
PITCHER Andy Hawkins, R ERA: 2.74 (1, 1) Mark Thurmond, L ERA: 3.05 (6, 1)	IP WLS BF H R ER SO BB IBB HBP BLK WP HR S P ERA WHIP											PITCHER IP WLS BF H R ER SO BB IBB HBP BLK WP HR S P ERA WHIP

St. Louis Cardinals @ San Diego Padres
Jack Murphy Stadium, San Diego, CA
Tue May 14 1985, 10:05 PM EDT
Att. 23,904 - Unknown

livebaseballscorecards.com



Batter	1	2	3	4	5	6	7	8	9	AB R H RBI BB SO LOB	TOP											
Vince Coleman, S (1, 7) OBP: 0.333, SLG: 0.378	0-0 S 1B	0-0 E S 1B		0-3 K		0-0 6-3		0-3 K		5 2 2 0 0 2 1												
Willie McGee, S (1, 8) OBP: 0.351, SLG: 0.411	0-0 BLK S 1-H 1B	0-0 E5 1-3 1B		0-0 4-3			0-0 F7	0-0 FC5-4 1-2f 1B HR		5 3 2 1 0 0 1												
Tom Herr, S (1, 4) OBP: 0.441, SLG: 0.444	0-0 1-H 2B 1B	0-0 4-3		0-3 K			0-0 S 2B	0-0 1-2 HR 1B		5 3 3 1 0 1 2												
Jack Clark, R (1, 3) Ivan De Jesus, R (8, 6) OBP: 0.444, SLG: 0.595 OBP: 0.500, SLG: 0.571	0-0 FC5 1-H 2B	0-3 K			1-0 HBP		4-0 2B 1B BB	0-0 1-H 2-H HR		3 2 2 4 1 1 2 0 0 0 0 0 0 0												
Andy Van Slyke, L (1, 9) OBP: 0.402, SLG: 0.494	0-0 F3	0-0 2-H 3-H 1B			0-0 F9		0-0 1-3 1B 2B	0-0 5-3		5 1 2 3 0 0 2												
Terry Pendleton, S (1, 5) OBP: 0.279, SLG: 0.297	0-0 FC5 BLK 1B 2-3	0-0 6-3			0-0 F8		0-0 2-H 3-H 1B	0-0 1-3 1B		5 1 1 2 0 0 3												
Darrell Porter, L (1, 2) Tom Nieto, R (9, 2) OBP: 0.286, SLG: 0.340 OBP: 0.355, SLG: 0.231	4-0 1-2 E 1B IBB			0-0 4-3		0-0 F4		0-0 F8		4 1 0 0 1 1 2 0 0 0 0 0 0 0	AB 41 R 14 H 15 RBI 13 BB 2 SO 9 LOB 14											
Ozzie Smith, S (1, 6) Mike Jorgensen, L (8, 3) OBP: 0.328, SLG: 0.337 OBP: 0.455, SLG: 0.375	0-0 1-H 2-H 1B			0-0 G3		0-0 6-3		0-3 K		4 1 1 1 0 1 1 1 0 0 0 0 1 0												
Joaquin Andujar, S (1, 1) Ken Dayley, L (7, 1) OBP: 0.190, SLG: 0.238 OBP: 0.500, SLG: 0.500	0-0 3-H 1B			0-3 K		0-3 K		0-0 FC5-4 1B		3 0 1 1 0 2 0 1 0 1 0 0 0 0												
Inning Stats	R: 6 E: 1 K: 0 S: 8	H: 6 LOB: 1 BB: 1 P: 12	R: 2 E: 1 K: 1 S: 8	H: 3 LOB: 1 BB: 0 P: 8	R: 0 E: 0 K: 1 S: 5	H: 0 LOB: 0 BB: 0 P: 5	R: 0 E: 0 K: 2 S: 7	H: 0 LOB: 0 BB: 0 P: 7	R: 0 E: 0 K: 1 S: 3	H: 0 LOB: 1 BB: 0 P: 4	R: 0 E: 0 K: 1 S: 5	H: 0 LOB: 0 BB: 0 P: 5	R: 3 E: 0 K: 1 S: 8	H: 3 LOB: 1 BB: 1 P: 12	R: 3 E: 0 K: 1 S: 8	H: 3 LOB: 0 BB: 0 P: 8	R: 0 E: 0 K: 2 S: 7	H: 0 LOB: 0 BB: 0 P: 7	1B: 11 2B: 3 3B: 0 HR: 1	SF: 0 SAC: 0 DP: 0 HBP: 1	WP: 0 PB: 0 SB: 4 CS: 0	PA: 44
PITCHER	IP WLS BF H R ER SO BB IBB HBP BLK WP HR S P ERA WHIP																					
LaMarr Hoyt, R (1, 1) ERA: 5.09	1.0 L 11 8 8 7 0 0 0 1 0 2 0 0 10 14 63.00 8.000																					
Luis DeLeon, R (2, 1) ERA: 3.5	4.0 14 1 0 0 4 0 0 1 0 0 0 0 21 22 0.00 0.250																					
Greg Booker, R (6, 1) ERA: 4.38	1.0 3 0 0 0 1 0 0 0 0 0 0 0 5 5 0.00 0.000																					
Craig Lefferts, L (7, 1) ERA: 6.0	2.0 13 6 6 6 2 1 0 0 0 0 1 16 20 27.00 3.500																					
Tim Stoddard, R (9, 1) ERA: 3.72	1.0 3 0 0 0 2 0 0 0 0 0 0 0 7 7 0.00 0.000																					

St. Louis Cardinals @ San Diego Padres
 Jack Murphy Stadium, San Diego, CA
 Wed May 15 1985, 10:05 PM EDT
 Att: 27,368 - Unknown

livebaseballscorecards.com

Batter	1	2	3	4	5	6	7	8	9	AB R H RBI BB SO LOB
--------	---	---	---	---	---	---	---	---	---	----------------------

<p>Tim Flannery, L (1, 4) OBP: 0.338, SLG: 0.353</p> <p>Tony Gwynn, L (1, 9) OBP: 0.353, SLG: 0.456 Bruce Bochy, R (9, 2) OBP: 0.200, SLG: 0.200</p> <p>Steve Garvey, R (1, 3) OBP: 0.341, SLG: 0.537 Jerry Royster, R (9, 5) OBP: 0.220, SLG: 0.265</p> <p>Graig Nettles, L (1, 5) OBP: 0.417, SLG: 0.403 Gerry Davis, R (9, 9) OBP: 0.368, SLG: 0.474</p> <p>Kevin McReynolds, R (1, 8) OBP: 0.306, SLG: 0.358</p> <p>Terry Kennedy, L (1, 2) OBP: 0.268, SLG: 0.368</p> <p>Carmelo Martinez, R (1, 7) OBP: 0.347, SLG: 0.506</p> <p>Garry Templeton, S (1, 6) OBP: 0.299, SLG: 0.411 Mario Ramirez, R (9, 6) OBP: 0.333, SLG: 0.333</p> <p>LaMarr Hoyt, R (1, 1) Luis DeLeon, R (2, 1) Bobby Brown, S (5, PH) Greg Booker, R (6, 1) Al Bumbry, L (6, PH) Craig Lefferts, L (7, 1) Kurt Bevacqua, R (8, PH) Tim Stoddard, R (9, 1)</p>	<p>L9</p> <p>4-3</p> <p>6-3</p> <p>4-3</p> <p>F9</p> <p>K</p> <p>F7</p> <p>4-3</p> <p>6-3</p> <p>6-3</p>	<p>5-3</p> <p>6-3</p> <p>5-3</p> <p>5-3</p> <p>5-3</p> <p>1-3</p> <p>4-3</p> <p>4-3</p> <p>6-3</p>	<p>1B</p> <p>1B</p> <p>1B</p> <p>1B</p> <p>1B</p> <p>2B</p> <p>1B</p> <p>1B</p> <p>1B</p> <p>2B</p> <p>1B</p> <p>1B</p> <p>1B</p>	<p>3-1</p> <p>1-2</p> <p>5-3</p> <p>G3</p> <p>F8</p> <p>F9</p> <p>K</p> <p>1-2</p> <p>1B</p>	<p>1B</p> <p>BB</p> <p>F8</p> <p>4-3</p> <p>HBP</p> <p>F9</p> <p>1B</p>	<p>5-3</p> <p>K</p> <p>4-0</p> <p>4-3</p> <p>1B</p> <p>1B</p> <p>HBP</p> <p>6-3</p> <p>6-3</p> <p>K</p>	<p>5-3</p> <p>1B</p> <p>1-2</p> <p>2-3</p> <p>1-3</p> <p>4-3</p> <p>4-3</p> <p>K</p> <p>6-3</p> <p>6-3</p> <p>K</p>	<p>5-3</p> <p>1B</p> <p>5-3</p> <p>5-3</p> <p>1-3</p> <p>4-3</p> <p>4-3</p> <p>6-3</p> <p>6-3</p> <p>K</p> <p>6-3</p> <p>K</p> <p>1B</p>	<p>5 1 3 0 0 0 2</p> <p>4 0 2 0 0 0 1</p> <p>1 0 0 0 0 1 1</p> <p>4 0 1 1 0 0 1</p> <p>1 0 1 0 0 0 0</p> <p>4 0 0 0 0 1 3</p> <p>1 0 0 0 0 0 2</p> <p>4 2 2 0 1 0 2</p> <p>4 0 1 1 0 1 3</p> <p>3 1 1 0 0 1 1</p> <p>4 0 0 1 0 0 2</p> <p>0 0 0 0 0 0 0</p> <p>0 0 0 0 0 0 0</p> <p>0 0 0 0 0 0 0</p> <p>0 0 0 0 0 0 0</p> <p>0 0 0 0 0 0 0</p> <p>0 0 0 0 0 0 0</p> <p>0 0 0 0 0 1 0</p> <p>0 0 0 0 0 0 0</p>
--	--	--	---	--	---	---	---	--	--

BOTTOM

St. Louis Cardinals @ San Diego Padres
Jack Murphy Stadium, San Diego, CA
 Wed May 15 1985, 10:05 PM EDT
 Att. 27,368 - Unknown

livebaseballscorecards.com

AB	39
R	4
H	12
RBI	4
BB	1
SO	6
LOB	18



Inning Stats	R: 0 H: 0 E: 0 LOB: 0 K: 0 BB: 0 S: 3 P: 3	R: 0 H: 0 E: 0 LOB: 0 K: 1 BB: 0 S: 5 P: 5	R: 1 H: 2 E: 0 LOB: 1 K: 0 BB: 0 S: 5 P: 5	R: 1 H: 2 E: 0 LOB: 1 K: 0 BB: 0 S: 5 P: 5	R: 1 H: 3 E: 0 LOB: 2 K: 1 BB: 0 S: 8 P: 8	R: 1 H: 2 E: 1 LOB: 2 K: 0 BB: 0 S: 5 P: 6	R: 0 H: 1 E: 0 LOB: 2 K: 1 BB: 1 S: 6 P: 10	R: 0 H: 0 E: 0 LOB: 0 K: 2 BB: 0 S: 7 P: 7	R: 0 H: 2 E: 0 LOB: 2 K: 1 BB: 0 S: 7 P: 7	1B: 8 SF: 0 2B: 3 SAC: 0 3B: 1 DP: 0 HR: 0 HBP: 1	WP: 0 PA: 41 PB: 0 SB: 0 CS: 0
PITCHER	Joaquin Andujar, R (1, 1) ERA: 3.44 Ken Dayley, L (7, 1) ERA: 0.57	PITCHER IP WLS BF H R ER SO BB IBB HBP BLK WP HR S P ERA WHIP								ERA WHIP	

Batter	1	2	3	4	5	6	7	8	9	10	AB R H RBI BB SO LOB	TOP											
Tim Flannery, L (1, 4) X OBP: 0.342, SLG: 0.347	0-0 L5		0-3 K			0-0 1-3		4-0 BB		0-0 1-3 1B	4 0 1 0 1 1 1	San Diego Padres @ Montreal Expos Olympic Stadium, Montreal, QB Fri May 17 1985, 7:05 PM EDT Att. 15,251 - Unknown											
Tony Gwynn, L (1, 9) X OBP: 0.355, SLG: 0.469	0-0 G3			0-0 1B SH5-3 1B		0-0 1B 3B		0-0 F7		0-0 F8	5 1 2 0 0 0 3												
Steve Garvey, R (1, 3) S OBP: 0.341, SLG: 0.533	0-3 K			0-0 SH5-3 1-2		0-0 FC6-4 1B		0-0 5-3			3 0 1 1 0 1 1												
Graig Nettles, L (1, 5) S OBP: 0.410, SLG: 0.387		4-0 BB		0-3 K		0-3 K			0-0 F4		3 0 0 0 1 2 2												
Kevin McReynolds, R (1, 8) S OBP: 0.304, SLG: 0.355		0-0 F8		0-0 FC6-4 1B		0-0 FC6-4 1-2f			0-3 K		4 0 1 0 0 1 2												
Carmelo Martinez, R (1, 7) S OBP: 0.333, SLG: 0.483		0-0 G5-4-3 1-2f		0-0 FC6-4 1-2f			0-3 K		0-3 K		4 0 0 0 0 2 3												
Bruce Bochy, R (1, 2) S OBP: 0.143, SLG: 0.143			0-3 K		0-0 6-3		0-3 K			0-3 K	4 0 0 0 0 3 0												
Garry Templeton, S (1, 6) S OBP: 0.298, SLG: 0.405			0-0 SH5-4 1B		0-3 K		0-0 G3			0-3 K	4 0 1 0 0 2 0												
Eric Show, R (1, 1) S OBP: 0.125, SLG: 0.125			0-0 SH5-4		0-0 F8			0-0 F7		4-0 1B S BB	1 0 0 0 0 0 0												
Al Bumbry, L (8, PH) S OBP: 0.424, SLG: 0.419			1-2 SH5-4								1 0 0 0 0 0 0												
Rich Gossage, R (8, 1) S OBP: 0.182, SLG: 0.200											0 0 0 0 0 0 0												
Bobby Brown, S (10, PH) S OBP: 0.182, SLG: 0.200											0 0 0 0 1 0 0												
Tim Stoddard, R (10, 1) S											0 0 0 0 0 0 0												
Inning Stats	R: 0 E: 0 K: 1 S: 5	H: 0 LOB: 0 BB: 0 P: 5	R: 0 E: 0 K: 0 S: 2	H: 0 LOB: 0 BB: 1 P: 6	R: 0 E: 0 K: 2 S: 8	H: 1 LOB: 1 BB: 0 P: 8	R: 0 E: 0 K: 1 S: 7	H: 2 LOB: 2 BB: 0 P: 7	R: 0 E: 0 K: 1 S: 5	H: 0 LOB: 0 BB: 0 P: 5	R: 1 E: 0 K: 1 S: 7	H: 2 LOB: 1 BB: 0 P: 7	R: 0 E: 0 K: 2 S: 7	H: 0 LOB: 0 BB: 0 P: 7	R: 0 E: 0 K: 2 S: 7	H: 0 LOB: 0 BB: 0 P: 7	R: 0 E: 0 K: 2 S: 8	H: 1 LOB: 2 BB: 1 P: 12	1B: 5 2B: 0 3B: 1 HR: 0	SF: 0 SAC: 2 DP: 1 HBP: 0	WP: 0 PB: 0 SB: 1 CS: 0	PA: 38	
PITCHER	IP WLS BF H R ER SO BB IBB HBP BLK WP HR S P ERA WHIP																						
David Palmer, R (1, 1) ERA: 2.79	7.0																						
Jeff Reardon, R (8, 1) ERA: 1.52	3.0	W	12	1	0	0	4	2	0	0	0	0	0	0	0	18	26	0.00	1.000				

AB	33
R	1
H	6
RBI	1
BB	3
SO	12
LOB	12



Batter	1	2	3	4	5	6	7	8	9	10	AB R H RBI BB SO LOB
Tim Raines, S OBP: 0.323, SLG: 0.400 (1, 7)	G3		F8				6-3			S 2B 1B	5 1 2 0 0 0 0
U L Washington, S OBP: 0.333, SLG: 0.367 (1, 6)			6-3				F8			4-0 2B 1-2 IBB	4 1 1 0 0 0 2
Jeff Reardon, R OBP: 0.500, SLG: 0.500 (8, 1)	1B 1B										0 0 0 0 0 0 0
Terry Francona, L OBP: 0.412, SLG: 0.452 (10, PH)											0 0 0 0 1 0 0
Andre Dawson, R OBP: 0.308, SLG: 0.480 (1, 9)	K		F8				F8			1-3 2-H 2B	5 0 1 1 0 2 3
Dan Driessen, L OBP: 0.366, SLG: 0.491 (1, 3)	1B 1-2 1B										2 0 1 0 2 0 0
Tim Wallach, R OBP: 0.341, SLG: 0.407 (1, 5)	1-2 2-H 1B										4 0 1 1 0 0 2
Vance Law, R OBP: 0.337, SLG: 0.299 (1, 4)	K										4 0 0 0 0 2 4
Herm Winningham, L OBP: 0.371, SLG: 0.325 (1, 8)											2 0 0 0 2 0 1
Mike Fitzgerald, R OBP: 0.376, SLG: 0.278 (1, 2)											4 0 0 0 0 2 3
David Palmer, R OBP: 0.231, SLG: 0.308 (1, 1)											2 0 1 0 0 0 0
Hubie Brooks, R OBP: 0.294, SLG: 0.365 (7, PH) (8, 6)											2 0 0 0 0 1 0

Inning Stats	R: 1	H: 3	E: 0	K: 2	S: 10	R: 0	H: 0	E: 0	K: 1	S: 4	R: 0	H: 0	E: 0	K: 0	S: 3	R: 0	H: 0	E: 0	K: 1	S: 7	R: 0	H: 0	E: 0	K: 0	S: 3	R: 0	H: 0	E: 0	K: 1	S: 5	R: 0	H: 0	E: 0	K: 1	S: 5	R: 0	H: 0	E: 0	K: 1	S: 5	R: 1	H: 2	E: 0	K: 0	S: 3	1B: 5	SF: 0	2B: 2	3B: 0	HR: 0	BB: 5	SAC: 0	DP: 0	HBP: 0	WP: 0	PA: 39
--------------	------	------	------	------	-------	------	------	------	------	------	------	------	------	------	------	------	------	------	------	------	------	------	------	------	------	------	------	------	------	------	------	------	------	------	------	------	------	------	------	------	------	------	------	------	------	-------	-------	-------	-------	-------	-------	--------	-------	--------	-------	--------


PITCHER	IP	WLS	BF	H	R	ER	SO	BB	IBB	HBP	BLK	WP	HR	S	P	ERA	WHIP
Eric Show, R ERA: 2.87 (1, 1)	7.0		29	5	1	1	5	3	1	0	0	0	0	35	51	1.29	1.143
Rich Gossage, R ERA: 2.31 (8, 1)	2.0		6	0	0	0	2	0	0	0	0	0	0	10	10	0.00	0.000
Tim Stoddard, R ERA: 4.5 (10, 1)	0.1	L	4	2	1	1	0	0	1	0	0	0	0	3	7	27.00	6.000

BOTTOM

San Diego Padres @ Montreal Expos
Olympic Stadium, Montreal, QB
Fri May 17 1985, 7:05 PM EDT
Att: 15,251 - Unknown

livebaseballscorecards.com

AB	34
R	2
H	7
RBI	2
BB	5
SO	7
LOB	15



Batter	1	2	3	4	5	6	7	8	9	AB R H RBI BB SO LOB	TOP											
Jerry Royster, R (1, 4) OBP: 0.226, SLG: 0.269 Tim Flannery, L (9, PH) OBP: 0.350, SLG: 0.384 (9, 4)	0-0 F8		0-0 F7		0-0 SH1-2			0-0 6-3 1B	0-0 2B 3B	3 0 1 1 0 0 1 1 1 1 2 0 0 0												
Tony Gwynn, L (1, 9) OBP: 0.363, SLG: 0.474	4-0 BB		0-0 6-3		4-0 CS BB			0-0 6-3 1-2	0-0 2B	3 0 1 1 2 0 2												
Steve Garvey, R (1, 3) OBP: 0.329, SLG: 0.514	0-3 K			0-0 5-3	0-0 CS 1-2	0-3 K		0-0 F8	0-0 5-3	5 0 0 0 0 2 3												
Kevin McReynolds, R (1, 8) OBP: 0.310, SLG: 0.378	0-0 F8			0-0 HR		0-0 F5			4-0 BLK 1B BB	3 2 1 1 1 0 1												
Carmelo Martinez, R (1, 7) OBP: 0.330, SLG: 0.467		0-0 L5		0-0 6-3		0-3 K			4-0 1B BLK 1B BB	3 1 0 0 1 1 0												
Graig Nettles, L (1, 5) OBP: 0.404, SLG: 0.380		0-0 5-3		0-3 K			0-0 4-3		0-0 FC3-6 1B 1-3 2-H 3B 1B	4 1 1 1 0 1 0												
Bruce Bochy, R (1, 2) OBP: 0.222, SLG: 0.222		0-3 K			0-0 E 1B		0-3 K		0-0 FC3-6 1-2 3-H 1B	4 1 2 1 0 2 0												
Garry Templeton, S (1, 6) OBP: 0.296, SLG: 0.409			0-0 F8		0-0 E8 SH1-2 2B		0-0 F9		0-0 FC3-6 PB 3B 1-2f 2-3	4 2 1 1 0 0 2												
Dave Dravecky, R (1, 1) OBP: 0.154, SLG: 0.231 Rich Gossage, R (8, 1)			0-0 2B		0-0 F9			0-0 F9	0-0 F4	3 0 1 0 0 0 1 1 0 0 0 0 0 2												
Inning Stats	R: 0 E: 0 K: 1 S: 5	H: 0 LOB: 1 BB: 1 P: 9	R: 0 E: 0 K: 1 S: 5	H: 0 LOB: 0 BB: 0 P: 5	R: 0 E: 0 K: 0 S: 4	H: 1 LOB: 1 BB: 0 P: 4	R: 1 E: 0 K: 1 S: 6	H: 1 LOB: 0 BB: 0 P: 6	R: 2 E: 1 K: 0 S: 4	H: 2 LOB: 0 BB: 1 P: 8	R: 0 E: 0 K: 2 S: 7	H: 0 LOB: 0 BB: 0 P: 7	R: 0 E: 0 K: 1 S: 5	H: 0 LOB: 0 BB: 0 P: 5	R: 0 E: 0 K: 0 S: 4	H: 1 LOB: 1 BB: 0 P: 4	R: 5 E: 0 K: 0 S: 7	H: 4 LOB: 1 BB: 2 P: 15	1B: 4 2B: 3 3B: 1 HR: 1	SF: 0 SAC: 1 DP: 0 HBP: 0	WP: 0 PB: 1 SB: 0 CS: 1	PA: 40
PITCHER	IP WLS BF H R ER SO BB IBB HBP BLK WP HR S P ERA WHIP																					
Joe Hesketh, L (1, 1) ERA: 2.08	5.0 L 20 4 3 2 3 2 0 0 0 0 0 1 24 32 3.60 1.200																					
Tim Burke, R (6, 1) ERA: 2.2	2.0 6 0 0 0 3 0 0 0 0 0 0 0 12 12 0.00 0.000																					
Ed Glynn, L (8, 1) ERA: 19.29	1.0 5 1 1 1 0 1 0 0 0 0 0 0 4 8 9.00 2.000																					
Bert Roberge, R (9, 1) ERA: 2.29	1.0 8 4 4 4 0 1 0 0 0 1 0 0 7 11 36.00 5.000																					

San Diego Padres @ Montreal Expos
Olympic Stadium, Montreal, QB
Sat May 18 1985, 3:33 AM EDT
Att. 14,413 - Unknown

livebaseballscorecards.com

AB	34
R	8
H	9
RBI	8
BB	4
SO	6
LOB	12



Batter	1	2	3	4	5	6	7	8	9	AB	R	H	RBI	BB	SO	LOB	BOTTOM					
Tim Raines, S (1, 7) OBP: 0.328, SLG: 0.393	4-0 BB 4-3		4-0 BB 4-3		0-0 FC4-6 1-2f 2-3			0-0 5-3		2	0	0	0	2	0	2	San Diego Padres @ Montreal Expos Olympic Stadium, Montreal, QB Sat May 18 1985, 3:33 AM EDT Att. 14,413 - Unknown livebaseballscorecards.com					
Vance Law, R (1, 4) OBP: 0.333, SLG: 0.308	0-0 4-3 1-2		0-0 F6		0-0 F8			0-0 1B 2B		4	1	1	0	0	0	4						
Andre Dawson, R (1, 8) (9, 9) OBP: 0.313, SLG: 0.476	4-0 BB		0-0 L9		0-0 F8 1-2			0-0 1B 1B 2-H		3	1	1	1	1	0	3						
Hubie Brooks, R (1, 6) OBP: 0.285, SLG: 0.353	0-0 F8		0-0 G3				0-0 5-3	0-0 F9		4	0	0	0	0	0	4						
Dan Driessen, L (1, 3) OBP: 0.362, SLG: 0.482	0-0 F8			0-0 1-3		0-3 K		0-0 1B 1-H		4	0	1	1	0	1	2						
Miguel Dilone, S (8, PR) (9, 9) OBP: 0.231, SLG: 0.222										0	0	0	0	0	0	0						
Tim Wallach, R (1, 5) OBP: 0.338, SLG: 0.410		0-0 5-3 2B		0-0 F8		0-0 5-3		0-0 L8		4	0	1	0	0	0	1						
Jim Wohlford, R (1, 9) OBP: 0.293, SLG: 0.286		0-0 6-3		0-0 5-3			0-0 4-3		0-0 F8	3	0	0	0	0	0	1						
Terry Francona, L (9, 3) OBP: 0.400, SLG: 0.438										1	0	0	0	0	0	0						
Sal Butera, R (1, 2) OBP: 0.417, SLG: 0.455		0-0 5-3 2-3			4-0 FC4-6 BB BB		0-0 4-3	0-0 F7		3	0	0	0	1	0	1						
Joe Hesketh, R (1, 1) OBP: 0.143, SLG: 0.143		0-3 K			4-0 FC4-6 BB 1-2		0-0 1-3	0-3 K		1	0	0	0	0	0	1						
Steve Nicosia, R (5, PH) OBP: 0.143, SLG: 0.143										0	0	0	0	1	0	0						
Tim Burke, R (6, 1) OBP: 0.143, SLG: 0.143										0	0	0	0	0	0	0						
U L Washington, S (7, PH) OBP: 0.328, SLG: 0.361										1	0	0	0	0	0	0						
Ed Glynn, R (8, 1) OBP: 0.328, SLG: 0.361										0	0	0	0	0	0	0						
Bert Roberge, R (9, 1) OBP: 0.328, SLG: 0.361										0	0	0	0	0	0	0						
Herm Winningham, L (9, 8) OBP: 0.367, SLG: 0.321										1	0	0	0	0	1	0						
Inning Stats	R: 0 E: 0 K: 0 S: 3	H: 0 LOB: 2 BB: 2 P: 11	R: 0 E: 0 K: 1 S: 6	H: 1 LOB: 1 BB: 0 P: 6	R: 0 E: 0 K: 0 S: 3	H: 0 LOB: 0 BB: 1 P: 7	R: 0 E: 0 K: 0 S: 3	H: 0 LOB: 0 BB: 0 P: 3	R: 0 E: 0 K: 1 S: 5	H: 0 LOB: 2 BB: 2 P: 11	R: 0 E: 0 K: 0 S: 3	H: 0 LOB: 0 BB: 0 P: 3	R: 2 E: 0 K: 0 S: 6	H: 3 LOB: 1 BB: 0 P: 6	R: 0 E: 0 K: 1 S: 5	H: 0 LOB: 0 BB: 0 P: 5	1B: 2 2B: 2 3B: 0 HR: 0	SF: 0 SAC: 0 DP: 0 HBP: 0	WP: 0 PB: 0 SB: 2 CS: 0	PA: 36		
PITCHER	IP WLS BF H R ER SO BB IBB HBP BLK WP HR S P ERA WHIP	IP WLS BF H R ER SO BB IBB HBP BLK WP HR S P ERA WHIP	IP WLS BF H R ER SO BB IBB HBP BLK WP HR S P ERA WHIP	IP WLS BF H R ER SO BB IBB HBP BLK WP HR S P ERA WHIP	IP WLS BF H R ER SO BB IBB HBP BLK WP HR S P ERA WHIP	IP WLS BF H R ER SO BB IBB HBP BLK WP HR S P ERA WHIP	IP WLS BF H R ER SO BB IBB HBP BLK WP HR S P ERA WHIP	IP WLS BF H R ER SO BB IBB HBP BLK WP HR S P ERA WHIP	IP WLS BF H R ER SO BB IBB HBP BLK WP HR S P ERA WHIP	IP WLS BF H R ER SO BB IBB HBP BLK WP HR S P ERA WHIP	IP WLS BF H R ER SO BB IBB HBP BLK WP HR S P ERA WHIP	IP WLS BF H R ER SO BB IBB HBP BLK WP HR S P ERA WHIP	IP WLS BF H R ER SO BB IBB HBP BLK WP HR S P ERA WHIP	IP WLS BF H R ER SO BB IBB HBP BLK WP HR S P ERA WHIP	IP WLS BF H R ER SO BB IBB HBP BLK WP HR S P ERA WHIP	IP WLS BF H R ER SO BB IBB HBP BLK WP HR S P ERA WHIP	IP WLS BF H R ER SO BB IBB HBP BLK WP HR S P ERA WHIP	IP WLS BF H R ER SO BB IBB HBP BLK WP HR S P ERA WHIP	IP WLS BF H R ER SO BB IBB HBP BLK WP HR S P ERA WHIP	IP WLS BF H R ER SO BB IBB HBP BLK WP HR S P ERA WHIP		
Dave Dravecky, L (1, 1) ERA: 3.26	7.1	W	30	3	2	2	2	5	0	0	0	0	0	0	0	0	2.46	1.091				
Rich Gossage, R (8, 1) ERA: 2.16	1.2	S	6	1	0	0	1	0	0	0	0	0	0	0	0	0	0.00	0.600				



San Diego Padres @ Montreal Expos
 Olympic Stadium, Montreal, QB
 Sun May 19 1985, 3:33 AM EDT
 Att. 34,209 - Unknown

livebaseballscorecards.com

AB	42
R	8
H	17
RBI	7
BB	6
SO	2
LOB	25



WP:	0	PA:	48
PB:	1		
SB:	0		
CS:	0		

AB R H RBI BB SO LOB

5	1	1	1	1	0	4
6	1	3	0	0	0	0
6	1	1	0	0	2	3
4	1	4	1	1	0	0
4	1	1	2	1	0	5
5	2	4	2	0	0	3
4	1	2	1	1	0	4
4	0	0	0	1	0	3
3	0	1	0	1	0	2
1	0	0	0	0	0	1

Batter 1 2 3 4 5 6 7 8 9

<p>Tim Flannery, L (1, 4) OBP: 0.349, SLG: 0.372</p>			<p>4-0 BB</p>	<p>0-0 3-1</p>	<p>0-0 FC4</p>		<p>0-0 G4-6-3</p>		<p>0-0 1B</p>
<p>Tony Gwynn, L (1, 9) OBP: 0.368, SLG: 0.475</p>			<p>0-0 1B E</p>		<p>0-0 1B</p>		<p>0-0 4-3</p>		<p>0-0 1B</p>
<p>Steve Garvey, R (1, 3) OBP: 0.322, SLG: 0.500</p>			<p>0-0 E6</p>		<p>0-0 2B</p>		<p>0-0 F9</p>		<p>0-3 K</p>
<p>Graig Nettles, L (1, 5) OBP: 0.431, SLG: 0.422</p>			<p>0-0 1B</p>		<p>0-0 2B</p>		<p>4-0 PB</p>		
<p>Kevin McReynolds, R (1, 8) OBP: 0.313, SLG: 0.382</p>			<p>0-0 G6-3</p>		<p>0-0 2B</p>		<p>0-0 F4</p>		
<p>Terry Kennedy, L (1, 2) OBP: 0.269, SLG: 0.420</p>			<p>0-0 HR</p>		<p>0-0 2B</p>		<p>0-0 1B</p>		<p>0-0 2B</p>
<p>Carmelo Martinez, R (1, 7) OBP: 0.342, SLG: 0.490</p>			<p>0-0 2B</p>		<p>0-0 FC1-6-5</p>		<p>4-0 FC1-6</p>		<p>0-0 1B</p>
<p>Garry Templeton, S (1, 6) OBP: 0.292, SLG: 0.395</p>			<p>4-0 IBB</p>		<p>0-0 F7</p>		<p>0-0 FC1-6</p>		<p>0-0 6-3</p>
<p>Andy Hawkins, R (1, 1) OBP: 0.200, SLG: 0.158</p> <p>Luis DeLeon, R (8, 1) OBP: 0.333, SLG: 0.333</p>			<p>0-0 F6</p>		<p>0-0 6-3</p>		<p>4-0 G4-6-3</p>		<p>0-0 5-3</p>

Inning Stats	R: 0 E: 0 K: 1 S: 5	H: 0 LOB: 0 BB: 0 P: 5	R: 1 E: 0 K: 0 S: 5	H: 3 LOB: 2 BB: 1 P: 9	R: 1 E: 1 K: 0 S: 6	H: 2 LOB: 3 BB: 1 P: 10	R: 0 E: 0 K: 0 S: 3	H: 0 LOB: 0 BB: 0 P: 3	R: 4 E: 0 K: 0 S: 9	H: 6 LOB: 2 BB: 0 P: 9	R: 0 E: 0 K: 0 S: 4	H: 2 LOB: 3 BB: 1 P: 8	R: 0 E: 0 K: 0 S: 2	H: 0 LOB: 1 BB: 2 P: 10	R: 0 E: 0 K: 0 S: 3	H: 0 LOB: 1 BB: 1 P: 7	R: 2 E: 0 K: 1 S: 9	H: 4 LOB: 2 BB: 0 P: 9	1B: 11 2B: 5 3B: 0 HR: 1	SF: 0 SAC: 0 DP: 2 HBP: 0
---------------------	------------------------------	---------------------------------	------------------------------	---------------------------------	------------------------------	----------------------------------	------------------------------	---------------------------------	------------------------------	---------------------------------	------------------------------	---------------------------------	------------------------------	----------------------------------	------------------------------	---------------------------------	------------------------------	---------------------------------	-----------------------------------	------------------------------------

PITCHER	IP	WLS	BF	H	R	ER	SO	BB	IBB	HBP	BLK	WP	HR	S	P	ERA	WHIP
Steve Rogers, R (1, 1) ERA: 5.68	4.2	L	27	11	6	6	1	1	1	0	0	0	1	27	35	11.57	2.571
Gary Lucas, L (5, 1) ERA:	1.1		6	2	0	0	0	0	1	0	0	0	0	5	9	0.00	1.500
Tim Burke, R (7, 1) ERA: 2.79	3.0		15	4	2	2	1	3	0	0	0	0	0	14	26	6.00	2.333

PITCHER	IP	WLS	BF	H	R	ER	SO	BB	IBB	HBP	BLK	WP	HR	S	P	ERA	WHIP
----------------	----	-----	----	---	---	----	----	----	-----	-----	-----	----	----	---	---	-----	------

BOTTOM

San Diego Padres @ Montreal Expos
Olympic Stadium, Montreal, QB
Sun May 19 1985, 3:33 AM EDT
Att. 34,209 - Unknown

livebaseballscorecards.com

AB 37
R 3
H 12
RBI 3
BB 1
SO 5
LOB 21



WP: 0 PA: 38
PB: 0
SB: 2
CS: 0

AB R H RBI BB SO LOB

5	1	2	1	0	1	2
5	0	1	0	0	1	2
4	0	3	1	0	0	2
3	0	0	0	1	0	4
4	0	1	0	0	0	4
4	0	1	0	0	1	1
4	1	1	0	0	1	2
4	0	1	1	0	1	2
2	1	1	0	0	0	1
0	0	0	0	0	0	0
1	0	0	0	0	0	1
0	0	0	0	0	0	0
1	0	1	0	0	0	0

Batter	1	2	3	4	5	6	7	8	9
Tim Raines, S (1, 7) OBP: 0.331, SLG: 0.418	0-0 1B S 1B		0-0 4-3 2-3		0-0 HR		0-0 4-3		0-3 K
U L Washington, S (1, 4) OBP: 0.319, SLG: 0.348	0-0 1-3 1B		0-0 F6		0-0 6-3		0-3 K		0-0 G6-3 1-2f
Andre Dawson, R (1, 9) OBP: 0.326, SLG: 0.492	0-0 F9		0-0 BB 1B		0-0 G3-6-1 1B		0-0 2B		
Dan Driessen, L (1, 3) OBP: 0.359, SLG: 0.470	0-0 F3		4-0 BB 1-2 BB		0-0 G3-6-1 1-2f		0-0 F7		
Hubie Brooks, R (1, 6) OBP: 0.284, SLG: 0.350	0-0 6-3 1-2		0-0 FC6 1-2f		0-0 5-3			0-0 1B	
Tim Wallach, R (1, 5) OBP: 0.336, SLG: 0.413		0-0 F6		0-0 2B		0-3 K		0-0 F7	
Herm Winningham, L (1, 8) OBP: 0.362, SLG: 0.341		0-3 K		0-0 F8		0-0 1B 3B		0-0 F9	
Mike Fitzgerald, R (1, 2) OBP: 0.372, SLG: 0.277		0-3 K		0-0 1-3		0-0 1B		0-0 1-3	
Steve Rogers, R (1, 1) OBP: 0.143, SLG: 0.214			0-0 4-3 1B 2B		0-0 5-3				0-0 G6-3 1B
Gary Lucas, L (5, 1)									
Terry Francona, L (6, PH) OBP: 0.389, SLG: 0.424									
Tim Burke, R (7, 1)									
Miguel Dilone, S (9, PH) OBP: 0.250, SLG: 0.243									

Inning Stats	R: 0	H: 2	E: 0	LOB: 2	K: 0	BB: 0	S: 5	R: 0	H: 0	E: 0	LOB: 0	K: 2	BB: 0	S: 7	R: 1	H: 2	E: 0	LOB: 2	K: 0	BB: 1	S: 5	R: 0	H: 1	E: 0	LOB: 1	K: 0	BB: 0	S: 4	R: 1	H: 2	E: 0	LOB: 0	K: 1	BB: 0	S: 4	R: 0	H: 1	E: 0	LOB: 1	K: 1	BB: 0	S: 6	R: 0	H: 1	E: 0	LOB: 1	K: 0	BB: 0	S: 4	R: 0	H: 1	E: 0	LOB: 1	K: 1	BB: 0	S: 5	R: 0	H: 1	E: 0	LOB: 0	K: 1	BB: 0	S: 5	1B: 7	SF: 0	2B: 3	SAC: 0	3B: 1	DP: 2	HR: 1	HBP: 0	WP: 0	PA: 38
--------------	------	------	------	--------	------	-------	------	------	------	------	--------	------	-------	------	------	------	------	--------	------	-------	------	------	------	------	--------	------	-------	------	------	------	------	--------	------	-------	------	------	------	------	--------	------	-------	------	------	------	------	--------	------	-------	------	------	------	------	--------	------	-------	------	------	------	------	--------	------	-------	------	-------	-------	-------	--------	-------	-------	-------	--------	-------	--------

PITCHER	IP	WLS	BF	H	R	ER	SO	BB	IBB	HBP	BLK	WP	HR	S	P	ERA	WHIP
Andy Hawkins, R (1, 1) ERA: 2.89	7.0	W	32	11	3	3	4	1	0	0	0	0	1	39	43	3.86	1.714
Luis DeLeon, R (8, 1) ERA: 3.15	2.0	S	6	1	0	0	1	0	0	0	0	0	0	8	8	0.00	0.500

Batter	1	2	3	4	5	6	7	8	9	AB R H RBI BB SO LOB	TOP	
Tim Flannery, L (1, 4) <small>OBP: 0.352, SLG: 0.373</small>	0-3 	0-0 			0-0 		0-0 		0-0 	5 0 2 0 0 1 1		
Tony Gwynn, L (1, 9) <small>OBP: 0.359, SLG: 0.462</small>	0-0 	0-0 			0-0 		0-0 		0-0 	4 0 0 0 0 0 3		
Steve Garvey, R (1, 3) <small>OBP: 0.327, SLG: 0.507</small>	0-0 		0-0 		0-3 			0-0 		4 0 2 0 0 1 0		
Graig Nettles, L (1, 5) <small>OBP: 0.425, SLG: 0.414</small>	0-3 		0-0 			0-0 		0-0 		4 0 1 0 0 1 2		
Kevin McReynolds, R (1, 8) <small>OBP: 0.311, SLG: 0.400</small>		0-0 	0-0 		0-0 	0-0 		0-3 		4 1 1 1 0 1 2		
Terry Kennedy, L (1, 2) <small>OBP: 0.288, SLG: 0.415</small>		0-3 	0-0 			0-0 		0-3 		4 0 1 0 0 2 2		
Carmelo Martinez, R (1, 7) <small>OBP: 0.339, SLG: 0.490</small>		0-0 		0-0 		0-0 		0-3 		4 1 1 0 0 1 1		
Garry Templeton, S (1, 6) <small>OBP: 0.291, SLG: 0.390</small>		0-3 		0-3 			0-0 		0-0 	4 0 1 0 0 2 1		
LaMarr Hoyt, R (1, 1) <small>OBP: 0.053, SLG: 0.053</small>		0-0 		0-3 			0-0 		0-0 	3 0 1 1 0 1 0		
Inning Stats	R: 0 H: 1 E: 0 LOB: 1 K: 2 BB: 0 S: 8 P: 8	R: 2 H: 4 E: 0 LOB: 2 K: 2 BB: 0 S: 11 P: 11	R: 0 H: 1 E: 0 LOB: 1 K: 0 BB: 0 S: 4 P: 4	R: 0 H: 0 E: 0 LOB: 0 K: 2 BB: 0 S: 7 P: 7	R: 0 H: 0 E: 0 LOB: 0 K: 1 BB: 0 S: 5 P: 5	R: 0 H: 1 E: 0 LOB: 1 K: 0 BB: 0 S: 4 P: 4	R: 0 H: 1 E: 0 LOB: 1 K: 0 BB: 0 S: 4 P: 4	R: 0 H: 1 E: 0 LOB: 1 K: 2 BB: 0 S: 8 P: 8	R: 0 H: 1 E: 0 LOB: 1 K: 1 BB: 0 S: 6 P: 6	1B: 7 SF: 0 2B: 2 SAC: 1 3B: 0 DP: 0 HR: 1 HBP: 0	WP: 1 PA: 37 PB: 0 SB: 0 CS: 0	
PITCHER Dwight Gooden, R (1, 1) <small>ERA: 1.69</small> Joe Sambito, L (9, 1) <small>ERA: 6.75</small>	IP WLS BF H R ER SO BB IBB HBP BLK WP HR S P ERA WHIP 8.0 L 33 9 2 2 9 0 0 0 0 1 1 51 51 2.25 1.125											PITCHER IP WLS BF H R ER SO BB IBB HBP BLK WP HR S P ERA WHIP 1.0 4 1 0 0 1 0 0 0 0 0 0 6 6 0.00 1.000

San Diego Padres @ New York Mets
 Shea Stadium, Flushing, NY
 Mon May 20 1985, 7:05 PM EDT
 Att: 36,672 - Unknown

AB	36
R	2
H	10
RBI	2
BB	0
SO	10
LOB	12



livebaseballscorecards.com

Batter	1	2	3	4	5	6	7	8	9	AB	R	H	RBI	BB	SO	LOB						
Wally Backman, S (1, 4) OBP: 0.324, SLG: 0.326	0-0 1B G1-2-3 2B		0-0 F1		0-0 G1-6-3			0-0 F7		4	0	1	0	0	0	2						
Mookie Wilson, S (1, 8) OBP: 0.311, SLG: 0.384	0-0 G1-2-3 2-3 1B		0-3 K		0-3 K			0-0 1B		4	0	2	0	0	2	2						
Keith Hernandez, L (1, 3) OBP: 0.387, SLG: 0.376	4-0 G1-2-3 1-2 BB		0-0 4-3		0-0 F7			0-0 F2		3	0	0	0	1	0	2						
Gary Carter, R (1, 2) OBP: 0.350, SLG: 0.409	0-0 G1-2-3 1-2 2-3 3-Hr		4-0 BB		0-0 6-3			0-0 F5		3	0	0	0	1	0	3						
George Foster, R (1, 7) OBP: 0.274, SLG: 0.437	0-0 F7		0-0 F8		0-0 F9			0-0 F6		4	0	0	0	0	0	3						
Danny Heep, L (1, 9) OBP: 0.328, SLG: 0.406		0-0 F9		0-0 F8			0-0 4-3		0-0 F8	4	0	0	0	0	0	1						
Howard Johnson, S (1, 5) OBP: 0.230, SLG: 0.192		0-0 4-3		0-0 F4			0-0 F9			3	0	0	0	0	0	1						
Rafael Santana, R (1, 6) OBP: 0.275, SLG: 0.277		0-0 5-3			0-0 G1-6-3 SH1-4 1B		0-3 K			3	0	1	0	0	1	0						
Dwight Gooden, R (1, 1) OBP: 0.292, SLG: 0.190 Terry Blocker, L (8, PH) Joe Sambito, L (9, 1)			0-0 E1		0-0 SH1-4 1-2			0-0 4-3		1	0	0	0	0	0	0						
										1	0	0	0	0	0	0						
										0	0	0	0	0	0	0						
										0	0	0	0	0	0	0						
Inning Stats	R: 0 E: 0 K: 0 S: 4	H: 2 LOB: 2 BB: 1 P: 8	R: 0 E: 0 K: 0 S: 3	H: 0 LOB: 0 BB: 0 P: 3	R: 0 E: 1 K: 1 S: 6	H: 0 LOB: 1 BB: 0 P: 6	R: 0 E: 0 K: 0 S: 3	H: 0 LOB: 1 BB: 1 P: 7	R: 0 E: 0 K: 0 S: 3	H: 1 LOB: 1 BB: 0 P: 6	R: 0 E: 0 K: 0 S: 3	H: 0 LOB: 0 BB: 0 P: 3	R: 0 E: 0 K: 1 S: 5	H: 0 LOB: 0 BB: 0 P: 5	R: 0 E: 0 K: 0 S: 4	H: 1 LOB: 1 BB: 0 P: 4	R: 0 E: 0 K: 0 S: 3	H: 0 LOB: 0 BB: 0 P: 3	1B: 3 2B: 1 3B: 0 HR: 0	SF: 0 SAC: 1 DP: 1 HBP: 0	WP: 0 PB: 0 SB: 1 CS: 0	PA: 33
PITCHER LaMarr Hoyt, R (1, 1) ERA: 4.25	IP 9.0	WLS W	BF 33	H 4	R 0	ER 0	SO 3	BB 2	IBB 0	HBP 0	BLK 0	WP 0	HR 0	S 37	P 45	ERA 0.00	WHIP 0.667					
PITCHER	IP	WLS	BF	H	R	ER	SO	BB	IBB	HBP	BLK	WP	HR	S	P	ERA	WHIP					

BOTTOM

San Diego Padres @ New York Mets
Shea Stadium, Flushing, NY
Mon May 20 1985, 7:05 PM EDT
Att. 36,672 - Unknown

livebaseballscores.com

AB	30
R	0
H	4
RBI	0
BB	2
SO	3
LOB	14



Batter	1	2	3	4	5	6	7	8	9	10	AB	R	H	RBI	BB	SO	LOB	TOP							
Tim Flannery, L (1, 4) OBP: 0.358, SLG: 0.365	4-0 G4-6-3 BB		4-0 BB			x 0-0 F9	0-0 SH1-4		x 0-0 F8		2 0 0 0 2 0 0														
Tony Gwynn, L (1, 9) OBP: 0.360, SLG: 0.459	0-3 K		0-3 K			x 0-0 1B 1B	0-0 4-3		x 0-0 6-3	5 2 2 0 0 2 4															
Steve Garvey, R (1, 3) OBP: 0.316, SLG: 0.490	0-0 G4-6-3 1-2f			x 0-0 F2		x 0-0 F9	0-0 5-3		x 0-0 6-3	5 0 0 0 0 0 4															
Graig Nettles, L (1, 5) OBP: 0.424, SLG: 0.407		4-0 G4-6-3 BB		x 0-0 F8		x 0-0 1B 1B HR		x 0-0 G3	x 0-0 G3	4 1 1 0 1 0 1															
Kevin McReynolds, R (1, 8) OBP: 0.314, SLG: 0.396		0-3 K		x 0-0 F7		x 0-0 1B 1B HR		x 0-0 E6 FC6-4		4 1 1 1 1 1 1															
Terry Kennedy, L (1, 2) OBP: 0.292, SLG: 0.438		0-0 G4-6-3 1-2f		x 0-0 F6		x 0-0 1B 1B HR		x 0-0 F7	x 0-0 1B	5 1 2 4 0 0 2															
Carmelo Martinez, R (1, 7) OBP: 0.342, SLG: 0.481			4-0 SH1-4 BB		x 0-3 K	x 0-0 1B		x 0-0 FC6-4	x 0-0 F7	4 0 1 0 1 1 3															
Garry Templeton, S (1, 6) OBP: 0.290, SLG: 0.394			0-0 F7		x 0-0 2B	x 0-0 F9		x 0-0 4-3		4 0 1 0 0 0 2															
Eric Show, R (1, 1) OBP: 0.125, SLG: 0.125			0-0 SH1-4		x 0-3 K			x 0-0 SH1-4 1B																	
Bobby Brown, S (5, PH) OBP: 0.167, SLG: 0.182									x 0-0 F7																
Greg Booker, R (5, 1)																									
Craig Lefferts, L (6, 1) OBP: 0.500, SLG: 0.500																									
Luis DeLeon, R (7, 1) OBP: 0.333, SLG: 0.333																									
Al Burnaby, L (9, PH) OBP: 0.412, SLG: 0.406																									
Mark Thurmond, L (9, 1)																									
Rich Gossage, R (10, 1)																									
Inning Stats	R: 0 E: 0 K: 1 S: 4	H: 0 LOB: 0 BB: 1 P: 8	R: 0 E: 0 K: 1 S: 4	H: 0 LOB: 0 BB: 1 P: 8	R: 0 E: 0 K: 1 S: 5	H: 0 LOB: 2 BB: 2 P: 13	R: 0 E: 0 K: 0 S: 3	H: 0 LOB: 0 BB: 0 P: 3	R: 0 E: 0 K: 2 S: 8	H: 1 LOB: 1 BB: 0 P: 8	R: 4 E: 0 K: 0 S: 8	H: 5 LOB: 1 BB: 0 P: 8	R: 0 E: 0 K: 0 S: 4	H: 1 LOB: 1 BB: 0 P: 4	R: 0 E: 1 K: 0 S: 4	H: 0 LOB: 1 BB: 0 P: 4	R: 0 E: 0 K: 0 S: 3	H: 0 LOB: 0 BB: 0 P: 3	R: 1 E: 0 K: 0 S: 5	H: 2 LOB: 2 BB: 1 P: 9	1B: 7 2B: 1 3B: 0 HR: 1	SF: 0 SAC: 2 DP: 2 HBP: 0	WP: 0 PB: 0 SB: 0 CS: 0	PA: 43	
PITCHER	IP WLS BF H R ER SO BB IBB HBP BLK WP HR S P ERA WHIP																								
Ron Darling, R (1, 1) ERA: 2.66	6.0																								
Roger McDowell, R (7, 1) ERA: 3.38	3.0	L	11	1	0	0	0	0	0	0	0	0	0	0	0	0	0	0	0	0	0	0	0	0	0
Jesse Orosco, L (10, 1) ERA: 2.28	1.0		6	2	1	1	0	0	0	0	0	0	0	0	0	0	0	0	0	0	0	0	0	0	0

San Diego Padres @ New York Mets
Shea Stadium, Flushing, NY
Wed May 22 1985, 7:05 PM EDT
Att. 23,468 - Unknown

AB	36
R	5
H	9
RBI	5
BB	5
SO	5
LOB	18



BOTTOM

San Diego Padres @ New York Mets
Shea Stadium, Flushing, NY
Wed May 22 1985, 7:05 PM EDT
Att: 23,468 - Unknown

livebaseballscorecards.com

AB 38
R 4
H 9
RBI 4
BB 4
SO 9
LOB 19



WP: 0 PA: 42
PB: 0
SB: 1
CS: 0

AB R H RBI BB SO LOB
3 1 0 0 0 0 2
2 0 0 0 0 0 0

5 1 1 2 0 2 1

4 0 2 0 1 2 1

4 0 2 1 1 0 2
0 0 0 0 0 0 0

5 1 1 1 0 1 5

3 0 1 0 2 0 2

4 0 0 0 0 2 4

4 0 1 0 0 0 1

2 1 1 0 0 1 1
1 0 0 0 0 0 0
0 0 0 0 0 0 0
1 0 0 0 0 1 0
0 0 0 0 0 0 0

1B: 7 SF: 0
2B: 1 SAC: 0
3B: 1 DP: 2
HR: 1 HBP: 0

Batter	1	2	3	4	5	6	7	8	9	10
Wally Backman, S (1, 4) OBP: 0.315, SLG: 0.316 Kelvin Chapman, R (7, PH) OBP: 0.214, SLG: 0.173 (8, 4)	0-0 G3		0-0 E5 3B	0-0 F7			0-0 6-3		0-0 F8	
Mookie Wilson, S (1, 8) OBP: 0.306, SLG: 0.393	0-3 K		0-0 1B 2-H 3-H 3B	0-0 G3			0-3 K		0-0 6-3	
Keith Hernandez, L (1, 3) OBP: 0.394, SLG: 0.380	0-0 1B		0-3 K		0-0 S 1B		4-0 BB BB		0-3 K	
Gary Carter, R (1, 2) OBP: 0.359, SLG: 0.412 Terry Blocker, L (10, PR)	0-0 F8		0-0 1-3 1B		0-0 5-3 1-2		4-0 BB 1-2 BB		0-0 1B	
George Foster, R (1, 7) OBP: 0.270, SLG: 0.457		0-0 HR	0-0 1-3 1-2		0-0 6-3		0-0 F2		0-3 K	
Danny Heep, L (1, 9) OBP: 0.346, SLG: 0.403		4-0 BB BB BB BB	4-0 G1-6-3 BB		0-0 F9		0-0 L3-4 1B		0-0 F8	
Howard Johnson, S (1, 5) OBP: 0.220, SLG: 0.183		0-3 K	0-0 F5		0-3 K		0-0 L3-4 1-2		0-0 L3-4	
Rafael Santana, R (1, 6) OBP: 0.274, SLG: 0.276		0-0 G1-6-3 1-2f		0-0 1B		0-0 F9		0-0 F2		0-0 F2
Ron Darling, R (1, 1) OBP: 0.227, SLG: 0.318 Ray Knight, R (6, PH) OBP: 0.263, SLG: 0.271 Roger McDowell, R (7, 1) OBP: 0.286, SLG: 0.167 John Christensen, R (9, PH) OBP: 0.244, SLG: 0.200 Jesse Orosco, R (10, 1) OBP: 0.500, SLG: 0.500			0-0 E 3B 1B	0-3 K		0-0 F6			0-3 K	

Inning Stats	R: 0	H: 1	E: 0	K: 1	S: 6	H: 1	LOB: 1	BB: 0	P: 6	R: 1	H: 1	E: 0	K: 1	S: 5	H: 1	LOB: 0	BB: 1	P: 9	R: 3	H: 3	E: 1	K: 1	S: 9	H: 3	LOB: 2	BB: 1	P: 13	R: 0	H: 1	E: 0	K: 1	S: 6	R: 0	H: 1	E: 0	K: 0	S: 4	R: 0	H: 0	E: 0	K: 1	S: 5	R: 0	H: 0	E: 0	K: 1	S: 5	R: 0	H: 0	E: 0	K: 1	S: 5	R: 0	H: 0	E: 0	K: 1	S: 5	R: 0	H: 2	E: 0	K: 1	S: 4	R: 0	H: 1	E: 0	K: 0	S: 3	R: 0	H: 1	E: 0	K: 0	S: 3	R: 0	H: 0	E: 0	K: 1	S: 5	R: 0	H: 1	E: 0	K: 2	S: 8	R: 0	H: 1	E: 0	K: 2	S: 8
--------------	------	------	------	------	------	------	--------	-------	------	------	------	------	------	------	------	--------	-------	------	------	------	------	------	------	------	--------	-------	-------	------	------	------	------	------	------	------	------	------	------	------	------	------	------	------	------	------	------	------	------	------	------	------	------	------	------	------	------	------	------	------	------	------	------	------	------	------	------	------	------	------	------	------	------	------	------	------	------	------	------	------	------	------	------	------	------	------	------	------	------

PITCHER	IP	WLS	BF	H	R	ER	SO	BB	IBB	HBP	BLK	WP	HR	S	P	ERA	WHIP
Eric Show, R (1, 1) ERA: 3.14	4.0		20	6	4	3	4	2	0	0	0	0	1	26	34	6.75	2.000
Greg Booker, R (5, 1) ERA: 4.05	1.0		4	1	0	0	0	0	0	0	0	0	0	4	4	0.00	1.000
Craig Lefferts, L (6, 1) ERA: 5.27	1.2		7	0	0	0	2	2	0	0	0	0	0	9	17	0.00	1.200
Luis DeLeon, R (7, 1) ERA: 2.95	1.1		4	1	0	0	0	0	0	0	0	0	0	4	4	0.00	0.750
Mark Thurmond, L (9, 1) ERA: 2.97	1.0	W	3	0	0	0	1	0	0	0	0	0	0	5	5	0.00	0.000
PITCHER	IP	WLS	BF	H	R	ER	SO	BB	IBB	HBP	BLK	WP	HR	S	P	ERA	WHIP
Rich Gossage, R (10, 1) ERA: 2.08	1.0		4	1	0	0	2	0	0	0	0	0	0	8	8	0.00	1.000

Batter	1	2	3	4	5	6	7	8	9	AB R H RBI BB SO LOB	TOP									
Tim Flannery, L (1, 4) OBP: 0.357, SLG: 0.356	4-0 BB G6-4-3		0-0 G3		0-0 5-3			0-0 SH1-4		2 0 0 0 1 0 0										
Tony Gwynn, L (1, 9) OBP: 0.358, SLG: 0.450	0-0 G6-4-3		0-0 F7			0-0 4-3		4-0 IBB		3 0 0 0 1 0 1										
Steve Garvey, R (1, 3) OBP: 0.315, SLG: 0.484	4-0 1B BB		0-0 F9			0-0 6-3		0-0 SF9		2 0 0 1 1 0 0										
Graig Nettles, L (1, 5) OBP: 0.418, SLG: 0.400	0-0 1-2 1B		0-0 F8			0-0 4-3		0-0 1-3		4 0 1 0 0 0 2										
Kevin McReynolds, R (1, 8) OBP: 0.306, SLG: 0.385	0-0 1-2f FC5-4			0-0 6-3			0-0 6-3		0-0 5-3	4 0 0 0 0 0 2										
Terry Kennedy, L (1, 2) OBP: 0.298, SLG: 0.439		0-0 FC5-4 1B		0-0 1B			0-0 1-3		0-3 K	4 0 2 0 0 1 0										
Carmelo Martinez, R (1, 7) OBP: 0.331, SLG: 0.463		0-0 F7		0-0 F7			0-3 K		0-3 K	4 0 0 0 0 2 2										
Garry Templeton, S (1, 6) OBP: 0.291, SLG: 0.392		0-0 FC5-4			0-0 G3			0-0 SH1-4 BB SF9 1B		3 1 1 0 0 0 1										
Dave Dravecky, R (1, 1) OBP: 0.188, SLG: 0.200		0-3 K			0-0 6-3			4-0 SF9 SH1-4 BB		2 0 0 0 1 1 1										
Rich Gossage, R (8, 1)										0 0 0 0 0 0 0										
Inning Stats	R: 0 E: 0 K: 0 S: 3	H: 1 LOB: 2 BB: 2 P: 11	R: 0 E: 0 K: 1 S: 6	H: 1 LOB: 1 BB: 0 P: 6	R: 0 E: 0 K: 0 S: 3	H: 0 LOB: 0 BB: 0 P: 3	R: 0 E: 0 K: 0 S: 4	H: 1 LOB: 1 BB: 0 P: 4	R: 0 E: 0 K: 0 S: 3	H: 0 LOB: 0 BB: 0 P: 3	R: 0 E: 0 K: 1 S: 5	H: 0 LOB: 0 BB: 0 P: 5	R: 1 E: 0 K: 0 S: 4	H: 1 LOB: 2 BB: 2 P: 12	R: 0 E: 0 K: 2 S: 7	H: 0 LOB: 0 BB: 0 P: 7	1B: 4 2B: 0 3B: 0 HR: 0	SF: 1 SAC: 1 DP: 1 HBP: 0	WP: 0 PB: 0 SB: 0 CS: 0	PA: 34
PITCHER John Denny, R (1, 1) ERA: 4.97	IP: 9.0 WLS: L BF: 34 H: 4 R: 1 ER: 1 SO: 4 BB: 3 IBB: 1 HBP: 0 BLK: 0 WP: 0 HR: 0 S: 38 P: 54 ERA: 1.00 WHIP: 0.778											PITCHER	IP: 9.0 WLS: L BF: 34 H: 4 R: 1 ER: 1 SO: 4 BB: 3 IBB: 1 HBP: 0 BLK: 0 WP: 0 HR: 0 S: 38 P: 54 ERA: 1.00 WHIP: 0.778							

San Diego Padres @ Philadelphia Phillies
Veterans Stadium, Philadelphia, PA
Fri May 24 1985, 7:05 PM EDT
Att. 20,262 - Unknown

AB	28
R	1
H	4
RBI	1
BB	4
SO	4
LOB	9



Batter	1	2	3	4	5	6	7	8	9	AB	R	H	RBI	BB	SO	LOB
Juan Samuel, R (1, 4) OBP: 0.253, SLG: 0.357	0-0 6-3		0-0 1B		0-0 SH5-4		0-0 F3		0-3 K	4	0	1	0	0	1	2
Von Hayes, L (1, 7) OBP: 0.419, SLG: 0.493	0-0 3-1		0-0 1B		0-3 K			0-3 K		4	0	1	0	0	2	2
Mike Schmidt, R (1, 5) OBP: 0.302, SLG: 0.336	0-0		0-3 K		0-0 F7			4-0 1B		3	0	1	0	1	1	4
Jeff Stone, L (8, PR) OBP: 0.298, SLG: 0.340										0	0	0	0	0	0	0
Luis Aguayo, R (9, 5) OBP: 0.322, SLG: 0.375										0	0	0	0	0	0	0
Glenn Wilson, R (1, 9) OBP: 0.297, SLG: 0.460	0-3 K			0-0 FC6-4		0-0 L3		0-0 1B		4	0	2	0	0	1	1
Ozzie Virgil, R (1, 2) OBP: 0.367, SLG: 0.443		0-0 5-3		4-0 FC6-4		0-0 L5		0-0 1B		3	0	1	0	1	0	0
Garry Maddox, R (1, 8) OBP: 0.306, SLG: 0.351		0-0 F8		0-0 FC6-4		0-3 K		0-0 F7		3	0	0	0	0	1	2
Tim Corcoran, L (8, PH) OBP: 0.356, SLG: 0.318				1-2f 2-3						1	0	0	0	0	0	2
John Russell, R (1, 3) OBP: 0.365, SLG: 0.293		0-3 K		0-0 G4-6-3			0-3 K		0-0 F7	3	0	0	0	0	2	2
Greg Gross, L (9, PH) OBP: 0.239, SLG: 0.214				1-2f						1	0	0	0	0	0	0
Steve Jeltz, S (1, 6) OBP: 0.284, SLG: 0.215			0-0 P4		0-0 SH5-4		0-0 F8		0-0 F8	3	0	1	0	0	0	0
Derrel Thomas, S (9, PH)										1	0	0	0	0	0	0
John Denny, R (1, 1) OBP: 0.174, SLG: 0.095			0-0 5-3		0-0 SH		0-0		0-0	2	0	1	0	0	0	0
John Wockenfuss, R (9, PH) OBP: 0.348, SLG: 0.167					1-2 SH5-4					1	0	1	0	0	0	0

BOTTOM	
San Diego Padres @ Philadelphia Phillies	Veterans Stadium, Philadelphia, PA
Fri May 24 1985, 7:05 PM EDT	Att. 20,262 - Unknown
AB	33
R	0
H	9
RBI	0
BB	2
SO	8
LOB	15
WP: 0	PA: 37
PB: 0	
SB: 0	
CS: 0	

PITCHER		IP	WLS	BF	H	R	ER	SO	BB	IBB	HBP	BLK	WP	HR	S	P	ERA	WHIP
Dave Dravecky, L (1, 1) ERA: 2.74	7.1	W	30	6	0	0	0	7	2	0	0	0	0	0	42	50	0.00	1.091
Rich Gossage, R (8, 1) ERA: 1.95	1.2	S	7	3	0	0	1	0	0	0	0	0	0	9	9	0.00	1.800	



Batter	1	2	3	4	5	6	7	8	9	AB R H RBI BB SO LOB	TOP																													
Bobby Brown, S (1, 8) OBP: 0.118, SLG: 0.125	0-0 F8	0-0 F8			0-0 G3		0-0 F8		0-0 G3	5 0 0 0 0 0 3																														
Al Bumbry, L (1, 7) OBP: 0.359, SLG: 0.351	0-0 G3	0-0 1-3			0-0 4-3		0-0 F8		0-0 G3	5 0 0 0 0 0 3																														
Tony Gwynn, L (1, 9) OBP: 0.355, SLG: 0.452	0-0 3-1			0-0 F7		0-0 2B		0-0 F8		4 1 1 0 0 0 0																														
Graig Nettles, L (1, 5) OBP: 0.429, SLG: 0.412		4-0 1B 1B BB		0-0 F3		0-0 2B		4-0 BB		2 1 1 1 2 0 0																														
Steve Garvey, R (1, 3) OBP: 0.307, SLG: 0.472		0-0 F8		0-0 F2		0-0 6-3		0-0 F9		4 0 0 0 0 0 3																														
Terry Kennedy, L (1, 2) OBP: 0.297, SLG: 0.434		0-0 1B 1-2 1B 1B		0-0 F8		0-3 K		0-3 K		4 1 1 0 0 2 1																														
Garry Templeton, S (1, 6) OBP: 0.290, SLG: 0.388		0-0 1B 1-3 2-H SH 1B		0-3 K		0-3 K		0-0 F8		4 1 1 1 0 2 1																														
Tim Flannery, L (1, 4) OBP: 0.382, SLG: 0.371		0-0 F8 SH 1B		4-0 FC6 BB		4-0 BB		0-0 G3 SH1-4 1B		2 0 2 1 2 0 0																														
Andy Hawkins, R (1, 1) OBP: 0.182, SLG: 0.143		0-0 SH		0-0 FC6		0-0 F9		0-0 SH1-4		2 0 0 1 0 0 2																														
Inning Stats	R: 0 E: 0 K: 0 S: 3	H: 0 LOB: 0 BB: 0 P: 3	R: 3 E: 0 K: 0 S: 7	H: 3 LOB: 2 BB: 1 P: 11	R: 0 E: 0 K: 0 S: 3	H: 0 LOB: 0 BB: 0 P: 3	R: 0 E: 0 K: 1 S: 5	H: 0 LOB: 1 BB: 1 P: 9	R: 1 E: 0 K: 0 S: 5	H: 2 LOB: 1 BB: 0 P: 5	R: 0 E: 0 K: 2 S: 7	H: 0 LOB: 1 BB: 1 P: 11	R: 0 E: 0 K: 0 S: 3	H: 0 LOB: 0 BB: 0 P: 3	R: 0 E: 0 K: 1 S: 5	H: 0 LOB: 1 BB: 1 P: 9	R: 0 E: 0 K: 0 S: 4	H: 1 LOB: 1 BB: 0 P: 4	1B: 4 2B: 2 3B: 0 HR: 0	SF: 0 SAC: 2 DP: 0 HBP: 0	WP: 0 PB: 0 SB: 0 CS: 0	PA: 38																		
PITCHER	IP	WLS	BF	H	R	ER	SO	BB	IBB	HBP	BLK	WP	HR	S	P	ERA	WHIP						PITCHER	IP	WLS	BF	H	R	ER	SO	BB	IBB	HBP	BLK	WP	HR	S	P	ERA	WHIP
Charles Hudson, R (1, 1) ERA: 2.82	5.0	L	23	5	4	4	1	2	0	0	0	0	0	23	31	7.20	1.400																							
Dave Rucker, L (6, 1) ERA: 3.65	2.0		7	0	0	0	2	1	0	0	0	0	0	10	14	0.00	0.500																							
Don Carman, L (8, 1) ERA: 0.55	1.0		4	0	0	0	1	1	0	0	0	0	0	5	9	0.00	1.000																							
Kent Tekulve, R (9, 1) ERA: 3.8	1.0		4	1	0	0	0	0	0	0	0	0	0	4	4	0.00	1.000																							

San Diego Padres @ Philadelphia Phillies
Veterans Stadium, Philadelphia, PA
 Sat May 25 1985, 7:05 PM EDT
 Att. 20,539 - Unknown

AB	32
R	4
H	6
RBI	4
BB	4
SO	4
LOB	13



WP: 0	PA: 38
PB: 0	
SB: 0	
CS: 0	

Batter	1	2	3	4	5	6	7	8	9	AB	R	H	RBI	BB	SO	LOB
Jeff Stone, L OBP: 0.288, SLG: 0.327 (1, 7)	0-0 F7		0-3 K			0-0 4-3		0-0 L3		4	0	0	0	0	1	0
Tim Corcoran, L OBP: 0.362, SLG: 0.319 (1, 3)	0-0 4-3			0-0 G4-6-3 1B		0-0 F6		4-0 FC4-6 BB		3	0	1	0	1	0	0
Mike Schmidt, R OBP: 0.307, SLG: 0.349 (1, 5)	0-0 2B			0-0 F9		0-0 1B		0-0 F8		4	0	2	0	0	0	2
Von Hayes, L OBP: 0.409, SLG: 0.480 (1, 8)	0-0 3-1			0-0 G4-6-3 1-2f		0-0 F9		0-0 FC4-6 1-2f		4	0	0	0	0	0	4
Glenn Wilson, R OBP: 0.295, SLG: 0.454 (1, 9)		0-0 6-3			0-0 1B 1B		0-0 1-3		0-0 F9	4	0	1	0	0	0	0
Ozzie Virgil, R OBP: 0.364, SLG: 0.462 (1, 2)		0-0 F9			0-0 F7		0-0 F7		0-0 HR	4	1	1	1	0	0	1
Juan Samuel, R OBP: 0.258, SLG: 0.357 (1, 4)		0-0 F5			0-0 1-2 1B		4-0 BB BB		0-0 6-3	3	0	1	0	1	0	0
Steve Jeltz, S OBP: 0.278, SLG: 0.210 (1, 6)			0-3 K		0-3 K		4-0 BB BB		0-0 4-3	2	0	0	0	0	2	2
Derrel Thomas, S (7, PH) (8, 6)							1-2 BB			1	0	0	0	1	0	0
Charles Hudson, S (1, 1)			0-0 6-3		0-0 F7		0-3 K			1	0	0	0	0	0	0
John Russell, R (5, PH)										1	0	0	0	0	0	2
Dave Ruckler, L (6, 1)										0	0	0	0	0	0	0
Greg Gross, L (7, PH)										1	0	0	0	0	1	2
Don Carman, L (8, 1)										0	0	0	0	0	0	0
Kent Tekulve, R (9, 1)										0	0	0	0	0	0	0

Inning Stats	R: 0	H: 1	E: 0	LOB: 1	K: 0	BB: 0	S: 4	P: 4	R: 0	H: 0	E: 0	LOB: 0	K: 0	BB: 0	S: 3	P: 3	R: 0	H: 1	E: 0	LOB: 0	K: 0	BB: 0	S: 3	P: 3	R: 0	H: 2	E: 0	LOB: 2	K: 1	BB: 0	S: 7	P: 7	R: 0	H: 1	E: 0	LOB: 1	K: 0	BB: 0	S: 4	P: 4	R: 0	H: 0	E: 0	LOB: 2	K: 1	BB: 2	S: 5	P: 13	R: 0	H: 0	E: 0	LOB: 1	K: 0	BB: 1	S: 3	P: 7	R: 1	H: 1	E: 0	LOB: 0	K: 0	BB: 0	S: 4	P: 4	1B: 4	SF: 0	2B: 1	SAC: 0	3B: 0	DP: 1	HR: 1	HBP: 0	WP: 0	PA: 35
PITCHER Andy Hawkins, R (1, 1) ERA: 2.61	IP	WLS	BF	H	R	ER	SO	BB	IBB	HBP	BLK	WP	HR	S	P	ERA	WHIP	IP	WLS	BF	H	R	ER	SO	BB	IBB	HBP	BLK	WP	HR	S	P	ERA	WHIP	IP	WLS	BF	H	R	ER	SO	BB	IBB	HBP	BLK	WP	HR	S	P	ERA	WHIP																							


BOTTOM

San Diego Padres @ Philadelphia Phillies
Veterans Stadium, Philadelphia, PA

Sat May 25 1985, 7:05 PM EDT
Att. 20,539 - Unknown

livebaseballscorecards.com

AB	32
R	1
H	6
RBI	1
BB	3
SO	4
LOB	13



Batter	1	2	3	4	5	6	7	8	9	AB R H RBI BB SO LOB	TOP									
Jerry Royster, R OBP: 0.228, SLG: 0.286 (1, 4) (7, 5)	0-0 F9			0-0 F8	0-0 1B SF7 2-H 2B	0-0 F8			0-0 SH1-4	4 1 1 1 0 0 2	San Diego Padres @ Philadelphia Phillies Veterans Stadium, Philadelphia, PA Sun May 26 1985, 3:33 AM EDT Att: 40,182 - Unknown livebaseballscorecards.com									
Tony Gwynn, L OBP: 0.362, SLG: 0.453 (1, 9)	0-0 F6			0-0 BB 1B	0-0 SF7 1B		0-0 F8	4-0 HR IBB	4 2 2 0 1 0 0											
Steve Garvey, R OBP: 0.304, SLG: 0.467 (1, 3)	0-0 F8			0-0 F9	0-0 SF7		0-0 1B	0-0 F3	4 0 1 1 0 0 3											
Kevin McReynolds, R OBP: 0.315, SLG: 0.412 (1, 8)		0-0 F7		0-0 BB 1B	0-0 FC6-4 1B		0-0 F8	0-0 HR	5 1 3 4 0 0 1											
Kurt Bevacqua, R OBP: 0.533, SLG: 0.455 Tim Flannery, L OBP: 0.379, SLG: 0.367 (1, 5) (7, 4)		0-0 F4		4-0 BB	0-0 FC6-4		0-3 K	0-0 G3	3 0 0 0 1 1 2 1 0 0 0 0 0 0											
Carmelo Martinez, R OBP: 0.328, SLG: 0.450 (1, 7)		0-0 5-3		0-3 K		4-0 BB	0-0 F9		3 0 0 0 1 1 3											
Bruce Bochy, R OBP: 0.227, SLG: 0.364 (1, 2)			0-3 K		0-0 HR	0-0 G5-4-3	0-0 6-3		4 1 1 1 0 1 1											
Garry Templeton, S OBP: 0.289, SLG: 0.384 (1, 6)			0-3 K		0-0 E5 SH1-4 2B	0-0 1B	0-0 5-3		4 1 1 0 0 1 0											
LaMarr Hoyt, R OBP: 0.095, SLG: 0.095 Rich Gossage, R (8, 1)			0-0 F8		0-0 SH1-4	0-0 1B		4-0 HR BB	2 0 1 0 0 0 0 0 1 0 0 1 0 0											
Inning Stats	R: 0 E: 0 K: 0 S: 3	H: 0 LOB: 0 BB: 0 P: 3	R: 0 E: 0 K: 0 S: 3	H: 0 LOB: 0 BB: 0 P: 3	R: 0 E: 0 K: 2 S: 7	H: 0 LOB: 0 BB: 0 P: 7	R: 0 E: 0 K: 1 S: 7	H: 2 LOB: 3 BB: 1 P: 11	R: 4 E: 1 K: 0 S: 8	H: 4 LOB: 1 BB: 0 P: 8	R: 0 E: 0 K: 1 S: 6	H: 1 LOB: 1 BB: 0 P: 6	R: 0 E: 0 K: 0 S: 3	H: 0 LOB: 0 BB: 0 P: 3	R: 3 E: 0 K: 0 S: 4	H: 1 LOB: 0 BB: 2 P: 12	1B: 7 2B: 1 3B: 0 HR: 2	SF: 1 SAC: 2 DP: 1 HBP: 0	WP: 0 PB: 0 SB: 0 CS: 0	PA: 41
PITCHER	IP WLS BF H R ER SO BB IBB HBP BLK WP HR S P ERA WHIP											PITCHER	IP WLS BF H R ER SO BB IBB HBP BLK WP HR S P ERA WHIP							
Steve Carlton, L ERA: 2.15 (1, 1)	6.1 L 30 9 4 1 3 2 0 0 0 0 1 34 42 1.42 1.737																			
Larry Andersen, R ERA: 3.96 (7, 1)	0.2 2 0 0 0 1 0 0 0 0 0 0 4 4 0.00 0.000																			
Rocky Childress, R ERA: 12.27 (8, 1)	2.0 9 1 3 3 0 1 1 0 0 0 1 7 15 13.50 1.000																			



Batter	1	2	3	4	5	6	7	8	9	AB	R	H	RBI	BB	SO	LOB
Greg Gross, L (1, 7) OBP: 0.269, SLG: 0.292	0-0 4-3 1B	0-0 F8			0-0 3B		0-0 F7		0-0 FC5-4 1B	5	0	3	0	0	0	3
Tim Corcoran, L (1, 3) OBP: 0.355, SLG: 0.305	0-0 4-3 1-2		0-0 F9		4-0 BB		0-0 F7		0-0 F7	4	0	0	0	1	0	3
Mike Schmidt, R (1, 5) OBP: 0.304, SLG: 0.351	0-0 6-3		0-0 F8		0-0 F9		0-0 1-H 2B		0-0 FC5-4 1-2f	5	0	1	1	0	0	4
Von Hayes, L (1, 8) OBP: 0.406, SLG: 0.474	0-0 4-3		0-0 CS 1B			0-0 F1	0-0 F8			4	0	1	0	0	0	2
Glenn Wilson, R (1, 9) OBP: 0.307, SLG: 0.458		0-0 E5 FC5-4	0-0 CS	0-0 G6-4-3 1B		0-0 2B 1B		4-0 2B BB		3	0	2	0	1	0	0
Garry Maddox, R (9, 8) OBP: 0.306, SLG: 0.351										0	0	0	0	0	0	0
Ozzie Virgil, R (1, 2) OBP: 0.360, SLG: 0.463		0-0 FC5-4 E 1B SF8 1-2f		0-0 G6-4-3 1-2f		0-0 1-3 2B		0-3 K		4	1	1	0	0	1	3
Juan Samuel, R (1, 4) OBP: 0.264, SLG: 0.366		0-0 E8 1-3 1B		0-0 5-3		0-0 F8		0-0 1-H 2B		4	0	2	0	0	0	2
Luis Aguayo, R (1, 6) OBP: 0.317, SLG: 0.353		1-0 HBP			0-0 F9	0-0 5-3		0-3 K		3	0	0	0	0	1	3
Steve Carlton, L (1, 1) OBP: 0.167, SLG: 0.235		0-0 SF8			0-0 5-3				0-0 F4	1	0	0	1	0	0	0
Larry Andersen, R (7, 1)										0	0	0	0	0	0	0
Jeff Stone, L (7, PH) OBP: 0.294, SLG: 0.333										1	1	1	0	0	0	0
Rocky Childress, R (8, 1)										0	0	0	0	0	0	0
Derrel Thomas, S (9, PH)		3-H								1	0	0	0	0	0	0

Inning Stats	R: 0	H: 1	E: 0	LOB: 1	K: 0	S: 4	P: 4	R: 1	H: 1	E: 2	LOB: 2	K: 0	S: 5	P: 6	R: 0	H: 1	E: 0	LOB: 0	K: 0	S: 3	R: 0	H: 1	E: 0	LOB: 0	K: 0	S: 3	R: 0	H: 1	E: 0	LOB: 2	K: 0	S: 4	R: 1	H: 2	E: 0	LOB: 2	K: 0	S: 5	R: 0	H: 2	E: 0	LOB: 1	K: 2	S: 7	R: 0	H: 1	E: 0	LOB: 1	K: 0	S: 4	R: 0	H: 1	E: 0	LOB: 1	K: 0	S: 4	1B: 7	SF: 1	2B: 3	SAC: 0	3B: 1	DP: 1	HR: 0	HBP: 1	WP: 0	PA: 40
--------------	------	------	------	--------	------	------	------	------	------	------	--------	------	------	------	------	------	------	--------	------	------	------	------	------	--------	------	------	------	------	------	--------	------	------	------	------	------	--------	------	------	------	------	------	--------	------	------	------	------	------	--------	------	------	------	------	------	--------	------	------	-------	-------	-------	--------	-------	-------	-------	--------	-------	--------

PITCHER	IP	WLS	BF	H	R	ER	SO	BB	IBB	HBP	BLK	WP	HR	S	P	ERA	WHIP
LaMarr Hoyt, R (1, 1) ERA: 3.92	7.0	W	32	9	2	1	0	2	0	0	0	0	0	29	38	1.29	1.571
Rich Gossage, R (8, 1) ERA: 1.82	2.0	S	7	2	0	0	2	0	0	0	0	0	0	11	11	0.00	1.000

BOTTOM

San Diego Padres @ Philadelphia Phillies
Veterans Stadium, Philadelphia, PA

Sun May 26 1985, 3:33 AM EDT
Att. 40,182 - Unknown

livebaseballscorecards.com

AB	35
R	2
H	11
RBI	2
BB	2
SO	2
LOB	20



Batter	1	2	3	4	5	6	7	8	9	AB R H RBI BB SO LOB	TOP										
Jerry Royster, R OBP: 0.274, SLG: 0.367 (1, 4) (7, 9)	0-0 G6-4-3 1B	0-0 2B		0-3 K		4-0 FC4-6 BB	0-0 3B			4 0 3 2 1 1 0											
Gerry Davis, R OBP: 0.384, SLG: 0.429 Tim Stoddard, R Kurt Bevacqua, R OBP: 0.500, SLG: 0.417 Greg Booker, R Tim Flannery, L OBP: 0.375, SLG: 0.383 (1, 9) (4, 1) (6, PH) (6, 1) (7, PH) (7, 4)	0-0 G6-4-3 1-2f	4-0 BB		0-0 4-3		0-0 FC4-6 1-2f 2-3	0-0 F9			2 0 0 0 1 0 1 0 0 0 0 0 0 0 1 0 0 0 0 0 2 0 0 0 0 0 0 0 1 0 0 0 0 0 1											
Steve Garvey, R OBP: 0.313, SLG: 0.480 (1, 3)	4-0 PB 1B BB	0-0 F8			0-0 1B 3B	0-0 F4		0-0 G3-6 1B		4 1 2 0 1 0 4											
Kevin McReynolds, R OBP: 0.318, SLG: 0.412 (1, 8)	0-0 1-H 1B	0-0 F7			0-0 G3 1B	0-3 K		0-0 F4		5 0 2 1 0 1 5											
Graig Nettles, L OBP: 0.427, SLG: 0.406 (1, 5)		4-0 2B 1B BB	0-0 F8		0-0 F8		0-0 2B 1B 1B	0-0 G3-6 1-2f		4 2 1 0 1 0 2											
Carmelo Martinez, R OBP: 0.331, SLG: 0.466 (1, 7)		0-0 1B 2B	0-3 K		0-0 G3		0-0 1B 2B	0-0 F8		5 2 2 0 0 1 1											
Terry Kennedy, L OBP: 0.307, SLG: 0.440 (1, 2)		0-0 2B 1B	0-0 1B		0-3 K		0-0 3B 1B	0-0 F8		5 2 3 4 0 1 1											
Garry Templeton, S OBP: 0.299, SLG: 0.399 (1, 6)		0-0 SH5-3 1-H 2B 2B	0-0 F7		0-0 2B 1B	0-0 2B 1B	0-3 K	0-0 1B		5 2 3 1 0 1 2											
Mark Thurmond, L Bobby Brown, S OBP: 0.150, SLG: 0.211 Craig Lefferts, L OBP: 0.500, SLG: 0.500 Tony Gwynn, L OBP: 0.360, SLG: 0.450 (1, 1) (4, PH) (4, 9) (7, 1) (9, PH)		0-0 SH5-3	0-0 1-3		0-0 1-3	0-0 FC4-6 1-H 2B	0-3 K	0-0 G3		0 0 0 0 0 0 0 3 0 1 1 0 1 1 0 0 0 0 0 0 0 1 0 0 0 0 0 1											
Inning Stats	R: 0 E: 0 K: 0 S: 3	H: 2 LOB: 2 BB: 1 P: 7	R: 4 E: 0 K: 0 S: 7	H: 4 LOB: 2 BB: 2 P: 15	R: 0 E: 0 K: 1 S: 6	H: 1 LOB: 1 BB: 0 P: 6	R: 0 E: 0 K: 1 S: 5	H: 0 LOB: 0 BB: 0 P: 5	R: 1 E: 0 K: 1 S: 7	H: 2 LOB: 1 BB: 0 P: 7	R: 1 E: 0 K: 1 S: 7	H: 2 LOB: 2 BB: 1 P: 11	R: 3 E: 0 K: 2 S: 11	H: 4 LOB: 1 BB: 0 P: 11	R: 0 E: 0 K: 0 S: 3	H: 1 LOB: 0 BB: 0 P: 3	R: 0 E: 0 K: 0 S: 4	H: 1 LOB: 1 BB: 0 P: 4	1B: 10 2B: 5 3B: 2 HR: 0	SF: 0 SAC: 1 DP: 2 HBP: 0	WP: 0 PA: 45 PB: 1 SB: 0 CS: 0
PITCHER Shane Rawley, L ERA: 3.68 Pat Zachry, R ERA: 5.06 Rocky Childress, R ERA: 9.53 Dave Rucker, L ERA: 4.05 Larry Andersen, R ERA: 4.67	IP WLS BF H R ER SO BB IBB HBP BLK WP HR S P ERA WHIP	1.1 0 10 6 4 4 0 2 0 0 0 0 0 8 16 27.00 6.000	2.0 0 3 0 0 0 0 1 0 0 0 0 0 2 6 0.00 1.500	3.0 0 9 3 1 1 2 0 0 0 0 0 0 13 13 4.50 1.500	5.0 0 6 2 1 1 1 1 0 0 0 0 0 7 11 9.00 3.000	6.0 0 10 4 3 3 3 0 0 0 0 0 0 16 16 13.50 2.000	PITCHER Kent Tekulve, R ERA: 3.47	IP WLS BF H R ER SO BB IBB HBP BLK WP HR S P ERA WHIP	2.0 0 7 2 0 0 0 0 0 0 0 0 0 7 7 0.00 1.000												

San Diego Padres @ Philadelphia Phillies
Veterans Stadium, Philadelphia, PA
Mon May 27 1985, 3:33 AM EDT
Att: 27,283 - Unknown

AB	40
R	9
H	17
RBI	9
BB	4
SO	6
LOB	21



WP: 0	PA: 45
PB: 1	
SB: 0	
CS: 0	

ERA	0.00
WHIP	1.000

Batter	1	2	3	4	5	6	7	8	9	AB	R	H	RBI	BB	SO	LOB
Jeff Stone, L OBP: 0.306, SLG: 0.345 (1, 7)	0-0 G6-4-3 1B	0-0 F7			0-0 L4	0-0 1-3 2-H 1B		0-0 2-3 1B		5	0	3	1	0	0	0
Juan Samuel, R OBP: 0.267, SLG: 0.369 (1, 4)	0-0 G6-4-3 1-2f		4-0 1B 1B BB		0-0 HR 2B	0-0 4-3		0-0 L4		4	2	1	0	1	0	4
Von Hayes, L OBP: 0.402, SLG: 0.465 (1, 8) (8, 9)	0-0 G3		0-0 F5		4-0 HR BB		0-0 G3			3	1	0	0	1	0	1
Mike Schmidt, R OBP: 0.315, SLG: 0.391 (1, 5)		0-0 G3 1B 2B	0-0 1B 1-2 1B		0-0 HR		0-0 F5			4	2	3	3	0	0	0
Glenn Wilson, R OBP: 0.306, SLG: 0.453 (1, 9) Kent Tekulve, R (8, 1)		0-0 6-3	0-0 1B 2B	0-0 1-3 2-H 1B	0-0 L5		0-0 F8			4	0	1	1	0	0	1
John Wockenfuss, R OBP: 0.308, SLG: 0.143 (1, 3) Garry Maddox, R (8, 8) OBP: 0.317, SLG: 0.362		0-0 G3 2-3	0-0 F3		0-0 F3			0-0 2B SF8 1B		3	0	0	0	0	0	2
Ozzie Virgil, R OBP: 0.371, SLG: 0.472 (1, 2)		4-0 1B HR BB		0-0 6-3		4-0 FC5 SH BB		0-0 1B 1-3 2B		2	1	1	0	2	0	0
Steve Jeltz, S OBP: 0.280, SLG: 0.214 (1, 6)		0-0 1-2 3-H 1B		0-3 K		0-0 SH FC5 1B		0-0 5-3		3	2	1	1	0	1	2
Shane Rawley, R (1, 1) Pat Zachry, R (2, 1) John Russell, R (2, PH) Rocky Chidress, R (3, 1) Dave Rucker, L (5, 1) Larry Andersen, R (6, 1) Tim Corcoran, L (6, 3)		0-0 1-H 2-H HR		0-3 K		0-0 FC5 1B 1-2 2-3f		0-0 SF8 3-H		0	0	0	0	0	0	0

Inning Stats	R: 0	H: 1	E: 0	K: 0	S: 3	LOB: 0	BB: 0	P: 3	R: 4	H: 3	E: 0	K: 0	S: 6	LOB: 0	BB: 1	P: 10	R: 1	H: 2	E: 0	K: 0	S: 4	LOB: 1	BB: 1	P: 8	R: 0	H: 0	E: 0	K: 2	S: 7	LOB: 0	BB: 0	P: 7	R: 3	H: 2	E: 0	K: 0	S: 5	LOB: 0	BB: 1	P: 9	R: 1	H: 1	E: 1	K: 0	S: 4	LOB: 1	BB: 1	P: 8	R: 0	H: 0	E: 0	K: 0	S: 3	LOB: 0	BB: 0	P: 3	R: 1	H: 3	E: 0	K: 0	S: 6	LOB: 2	BB: 0	P: 6
--------------	------	------	------	------	------	--------	-------	------	------	------	------	------	------	--------	-------	-------	------	------	------	------	------	--------	-------	------	------	------	------	------	------	--------	-------	------	------	------	------	------	------	--------	-------	------	------	------	------	------	------	--------	-------	------	------	------	------	------	------	--------	-------	------	------	------	------	------	------	--------	-------	------

PITCHER	IP	WLS	BF	H	R	ER	SO	BB	IBB	HBP	BLK	WP	HR	S	P	ERA	WHIP
Mark Thurmond, L (1, 1) ERA: 3.83	3.0		15	6	5	5	0	2	0	0	0	0	1	13	21	15.00	2.667
Tim Stoddard, R (4, 1) ERA: 6.0	2.0		9	2	3	3	2	1	0	0	0	0	1	12	16	13.50	1.500
Greg Booker, R (6, 1) ERA: 4.4	1.0		5	1	1	1	0	1	0	0	0	0	0	4	8	9.00	2.000
Craig Lefferts, L (7, 1) ERA: 5.17	2.0	L	9	3	1	1	0	0	0	0	0	0	0	9	9	4.50	1.500

BOTTOM

San Diego Padres @ Philadelphia Phillies
Veterans Stadium, Philadelphia, PA

Mon May 27 1985, 3:33 AM EDT
Att. 27,283 - Unknown

AB	32
R	10
H	12
RBI	10
BB	4
SO	2
LOB	12



WP	PA	ERA	WHIP
0	38		

Batter	1	2	3	4	5	6	7	8	9	AB R H RBI BB SO LOB	TOP																		
Tim Raines, S (1, 7) <small>OBP: 0.342, SLG: 0.424</small>	0-0 G3		0-0 WP 1B WP	0-0 F6		4-0 1B IBB		0-0 SH2-4		3 1 1 0 1 0 1																			
Vance Law, R (1, 4) <small>OBP: 0.355, SLG: 0.314</small> Bert Roberge, R (6, 1) Jim Wohlford, R (8, PH) <small>OBP: 0.288, SLG: 0.283</small> Jeff Reardon, R (8, 1) <small>OBP: 0.333, SLG: 0.333</small>	0-3 K		0-3 K		0-0 1B 1B	0-0 F3		0-3 K		4 0 1 0 0 2 4 0 0 0 0 0 0 0 1 0 0 0 0 1 3 0 0 0 0 0 0 0																			
Terry Francona, L (1, 9) <small>OBP: 0.349, SLG: 0.400</small> Andre Dawson, R (6, PH) <small>OBP: 0.314, SLG: 0.449</small> (6, 9)	0-0 4-3		0-0 F8		0-0 F6	0-0 1-3 2-H 1B		0-0 2B		3 0 0 0 0 0 3 2 0 2 3 0 0 0																			
Dan Driessen, L (1, 3) <small>OBP: 0.353, SLG: 0.443</small>		0-0 3-1	0-0 2-H 3-H 1B		0-0 F5	0-0 F6		0-0 F6		5 0 1 1 0 0 5																			
Hubie Brooks, R (1, 6) <small>OBP: 0.301, SLG: 0.392</small>		4-0 S BB	0-0 F9		0-0 1-2 1B		0-0 4-3		0-0 1B 3B	4 1 2 0 1 0 1																			
Tim Wallach, R (1, 5) <small>OBP: 0.335, SLG: 0.452</small>		0-0 F9		0-0 E SF7 2B	0-3 K		0-0 F9		0-0 S 1B	5 1 2 1 0 1 3																			
Herm Winningham, L (1, 8) <small>OBP: 0.348, SLG: 0.340</small>		4-0 1-2 BB		0-0 E1 FC1-6		0-0 E 3B	0-0 6-3		0-3 3-H K	4 1 1 0 1 1 2																			
Mike Fitzgerald, R (1, 2) <small>OBP: 0.348, SLG: 0.257</small> Miguel Dilone, S (6, PR) <small>OBP: 0.261, SLG: 0.256</small> Sal Butera, R (8, 2) <small>OBP: 0.350, SLG: 0.333</small>	0-0 L5		0-0 SF7		0-0 F6		0-0 SH2-4 1B 2B 1B	0-0 F8		3 0 1 1 0 0 3 0 1 0 0 0 0 0 1 0 0 0 0 0 1																			
Bryn Smith, R (1, 1) <small>OBP: 0.278, SLG: 0.294</small> Gary Lucas, L (5, 1) U L Washington, S (6, PH) <small>OBP: 0.313, SLG: 0.342</small> (6, 4)		4-0 WP 1B WP BB	0-0 FC1-6		0-0 3-H 1B		0-0 E7 1B		0-0 SH2-4 2B 1B	0-3 K	1 1 0 0 1 0 1 0 0 0 0 0 0 0 3 2 2 1 0 1 1																		
Inning Stats	R: 0 H: 0 E: 0 LOB: 0 K: 1 BB: 0 S: 5 P: 5	R: 0 H: 0 E: 0 LOB: 2 K: 0 BB: 2 S: 3 P: 11	R: 2 H: 2 E: 0 LOB: 1 K: 1 BB: 1 S: 7 P: 11	R: 1 H: 1 E: 1 LOB: 1 K: 0 BB: 0 S: 5 P: 5	R: 0 H: 2 E: 0 LOB: 2 K: 1 BB: 0 S: 7 P: 7	R: 2 H: 3 E: 1 LOB: 2 K: 0 BB: 1 S: 6 P: 10	R: 0 H: 0 E: 0 LOB: 0 K: 0 BB: 0 S: 3 P: 3	R: 2 H: 3 E: 0 LOB: 2 K: 1 BB: 0 S: 8 P: 8	R: 1 H: 2 E: 0 LOB: 1 K: 2 BB: 0 S: 9 P: 9	1B: 9 SF: 1 2B: 2 SAC: 1 3B: 2 DP: 0 HR: 0 HBP: 0	WP: 2 PA: 45 PB: 0 SB: 2 CS: 0																		
PITCHER	IP WLS BF H R ER SO BB IBB HBP BLK WP HR S P ERA WHIP											PITCHER	IP WLS BF H R ER SO BB IBB HBP BLK WP HR S P ERA WHIP																
Eric Show, R (1, 1) <small>ERA: 3.32</small> Luis DeLeon, R (6, 1) <small>ERA: 3.27</small> Craig Lefferts, L (6, 1) <small>ERA: 4.76</small> Rich Gossage, R (8, 1) <small>ERA: 2.35</small> Tim Stoddard, R (9, 1) <small>ERA: 6.23</small>	5.0		25	6	4	3	3	3	3	0	0	0	2	0	28	40	5.40	1.800											
	0.2		4	1	0	0	0	0	0	1	0	0	0	0	3	7	0.00	1.500											
	1.1		5	1	1	1	0	0	0	0	0	0	0	0	5	5	6.75	0.750											
	1.0	L	6	3	2	2	1	0	0	0	0	0	0	0	8	8	18.00	3.000											
	1.0		5	2	1	1	2	0	0	0	0	0	0	0	9	9	9.00	2.000											

Montreal Expos @ San Diego Padres
 Jack Murphy Stadium, San Diego, CA
 Tue May 28 1985, 10:05 PM EDT
 Att. 19,328 - Unknown

livebaseballscorecards.com

AB	39
R	8
H	13
RBI	7
BB	4
SO	6
LOB	28



Batter	1	2	3	4	5	6	7	8	9	AB	R	H	RBI	BB	SO	LOB
Tim Flannery, L (1, 4) OBP: 0.367, SLG: 0.365	0-0 6-3 HR 2B	0-0 1-3			0-0 3-1		0-0 L6		0-0 F7	5	1	1	0	0	0	1
Tony Gwynn, L (1, 9) OBP: 0.363, SLG: 0.451	0-0 6-3 2-3		0-0 G3 S 1B		0-0 E S 2B 1B		0-0 F9			4	1	2	0	0	0	1
Steve Garvey, R (1, 3) OBP: 0.317, SLG: 0.503	0-0 3-H HR		0-0 F9		0-0 1-H 2B		0-0 F8			4	1	2	3	0	0	1
Graig Nettles, L (1, 5) OBP: 0.422, SLG: 0.400	0-0 F7		0-0 G3		0-0 F5		0-0 1B 1B			4	0	1	0	0	0	2
Kevin McReynolds, R (1, 8) OBP: 0.316, SLG: 0.427	0-0 HR		0-0 4-3		0-0 5-3		0-3 K			4	1	1	1	0	1	2
Terry Kennedy, L (1, 2) OBP: 0.312, SLG: 0.448	0-0 F8		0-0 3-1		0-0 1B 2B		0-0 1-2 1B			4	1	2	0	0	0	0
Bobby Brown, S (8, PR) OBP: 0.150, SLG: 0.211										0	0	0	0	0	0	0
Bruce Bochy, R (9, 2) OBP: 0.227, SLG: 0.364										0	0	0	0	0	0	0
Carmelo Martinez, R (1, 7) OBP: 0.336, SLG: 0.467		0-0 FC6-4 1B		0-0 F5		0-0 2-H 1B		0-0 F8		4	0	2	1	0	0	2
Garry Templeton, S (1, 6) OBP: 0.291, SLG: 0.388		0-0 FC6-4 S 1-2f		0-3 K		0-0 G3		0-3 K		4	0	0	0	0	2	1
Eric Show, R (1, 1) OBP: 0.111, SLG: 0.111		0-3 K		0-0 5-3		0-3 K		0-0 4-3		2	0	0	0	0	1	1
Luis DelMon, R (6, 1) OBP: 0.333, SLG: 0.333										0	0	0	0	0	0	0
Craig Lefferts, L (6, 1) OBP: 0.500, SLG: 0.500										0	0	0	0	0	0	0
Al Bumbry, L (7, PH) OBP: 0.500, SLG: 0.342										1	0	0	0	0	1	0
Rich Gossage, R (8, 1) OBP: 0.500, SLG: 0.342										0	0	0	0	0	0	0
Tim Stoddard, R (9, 1) OBP: 0.471, SLG: 0.385		1-2 K								0	0	0	0	0	0	0
Kurt Bevacqua, R (9, PH) OBP: 0.471, SLG: 0.385										1	0	0	0	0	0	0

Inning Stats	R: 3	H: 3	E: 0	K: 0	S: 6	LOB: 0	BB: 0	P: 6	R: 0	H: 1	E: 0	K: 1	S: 6	LOB: 1	BB: 0	P: 6	R: 0	H: 1	E: 0	K: 0	S: 4	LOB: 1	BB: 0	P: 4	R: 0	H: 0	E: 0	K: 0	S: 5	LOB: 0	BB: 0	P: 5	R: 1	H: 2	E: 0	K: 0	S: 5	LOB: 1	BB: 0	P: 5	R: 1	H: 2	E: 0	K: 0	S: 4	LOB: 0	BB: 0	P: 4	R: 0	H: 0	E: 0	K: 1	S: 5	LOB: 0	BB: 0	P: 5	R: 0	H: 2	E: 0	K: 1	S: 7	LOB: 2	BB: 0	P: 7	R: 0	H: 0	E: 0	K: 1	S: 5	LOB: 0	BB: 0	P: 5	R: 0	H: 0	E: 0	K: 1	S: 5	LOB: 0	BB: 0	P: 5	R: 0	H: 2	E: 0	K: 1	S: 5	LOB: 0	BB: 0	P: 5
--------------	------	------	------	------	------	--------	-------	------	------	------	------	------	------	--------	-------	------	------	------	------	------	------	--------	-------	------	------	------	------	------	------	--------	-------	------	------	------	------	------	------	--------	-------	------	------	------	------	------	------	--------	-------	------	------	------	------	------	------	--------	-------	------	------	------	------	------	------	--------	-------	------	------	------	------	------	------	--------	-------	------	------	------	------	------	------	--------	-------	------	------	------	------	------	------	--------	-------	------

PITCHER	IP	WLS	BF	H	R	ER	SO	BB	IBB	HBP	BLK	WP	HR	S	P	ERA	WHIP
Bryn Smith, R (1, 1) ERA: 2.51	4.2		21	7	4	4	2	0	0	0	0	0	2	25	25	7.71	1.500
Gary Lucas, L (5, 1) ERA: 6.75	0.1		1	0	0	0	0	0	0	0	0	0	1	1	1	0.00	0.000
Bert Roberge, R (6, 1) ERA: 2.38	2.0	W	7	2	1	1	1	0	0	0	0	0	0	9	9	4.50	1.000
Jeff Reardon, R (8, 1) ERA: 1.1	2.0	S	8	2	0	0	2	0	0	0	0	0	0	12	12	0.00	1.000

BOTTOM

Montreal Expos @ San Diego Padres
Jack Murphy Stadium, San Diego, CA
 Tue May 28 1985, 10:05 PM EDT
 Att. 19,328 - Unknown

AB	37
R	5
H	11
RBI	5
BB	0
SO	5
LOB	11

livebaseballscorecards.com



WP: 0	PA: 37
PB: 0	
SB: 3	
CS: 0	

Batter	1	2	3	4	5	6	7	8	9	AB R H RBI BB SO LOB	TOP
Tim Raines, S (1, 7) <small>OBP: 0.333, SLG: 0.412</small>	0-0 		0-3 			0-0 		0-0 		4 0 0 0 0 1 1	Montreal Expos @ San Diego Padres Jack Murphy Stadium, San Diego, CA Wed May 29 1985, 10:05 PM EDT Att. 20,187 - Unknown
Vance Law, R (1, 4) <small>OBP: 0.345, SLG: 0.303</small> Tim Burke, R (8, 1) Jeff Reardon, R (9, 1) <small>OBP: 0.333, SLG: 0.333</small>	0-0 			0-0 		0-0 		0-0 		4 0	
Andre Dawson, R (1, 8) <small>OBP: 0.318, SLG: 0.469</small>	0-3 			0-0 			0-0 		0-0 	4 2 2 1 0 1 0	
Hubie Brooks, R (1, 6) <small>OBP: 0.300, SLG: 0.389</small>		0-0 		0-0 		0-0 		0-0 		4 0 1 0 0 0 0	
Tim Wallach, R (1, 5) <small>OBP: 0.327, SLG: 0.440</small>		0-0 			0-0 		0-0 		0-0 	4 0 0 0 0 0 1	
Dan Driessen, L (1, 3) <small>OBP: 0.350, SLG: 0.444</small>		0-0 			0-0 		0-0 		0-0 	4 0 1 0 0 0 0	
Jim Wohlford, R (1, 9) <small>OBP: 0.309, SLG: 0.292</small> Herm Winningham, L (9, 8) <small>OBP: 0.348, SLG: 0.340</small>			0-3 		0-0 		4-0 			2 0 1 0 1 1 0 0 0 0 0 0 0 0	
Mike Fitzgerald, R (1, 2) <small>OBP: 0.341, SLG: 0.250</small>		0-0 		0-0 		0-0 				3 0 0 0 0 0 3	
Joe Hesketh, R (1, 1) <small>OBP: 0.211, SLG: 0.167</small> U L Washington, S (8, PH) <small>OBP: 0.309, SLG: 0.338</small>			4-0 		0-3 		0-0 			1 0 0 0 1 1 0 1 0 0 0 0 0 0	
Inning Stats	R: 0 H: 0 E: 0 LOB: 0 K: 1 BB: 0 S: 5 P: 5	R: 0 H: 0 E: 0 LOB: 0 K: 0 BB: 0 S: 3 P: 3	R: 0 H: 0 E: 0 LOB: 1 K: 2 BB: 1 S: 7 P: 11	R: 0 H: 0 E: 0 LOB: 0 K: 0 BB: 0 S: 3 P: 3	R: 0 H: 1 E: 0 LOB: 1 K: 0 BB: 0 S: 4 P: 4	R: 0 H: 0 E: 0 LOB: 0 K: 1 BB: 0 S: 5 P: 5	R: 1 H: 3 E: 0 LOB: 2 K: 0 BB: 1 S: 5 P: 9	R: 0 H: 0 E: 0 LOB: 0 K: 0 BB: 0 S: 3 P: 3	R: 1 H: 1 E: 0 LOB: 0 K: 0 BB: 0 S: 4 P: 4	1B: 3 SF: 0 2B: 1 SAC: 0 3B: 0 DP: 1 HR: 1 HBP: 0	WP: 0 PA: 33 PB: 0 SB: 0 CS: 0
PITCHER Dave Dravecky, L (1, 1) <small>ERA: 2.55</small> Craig Lefferts, L (8, 1) <small>ERA: 4.74</small>	IP WLS BF H R ER SO BB IBB HBP BLK WP HR S P ERA WHIP 7.0 0 26 4 1 1 4 1 1 0 0 0 0 32 40 1.29 0.714 2.0 L 7 1 1 1 0 0 0 0 0 0 0 1 7 7 4.50 0.500										

livebaseballscorecards.com

AB	31
R	2
H	5
RBI	1
BB	2
SO	4
LOB	5



Batter	1	2	3	4	5	6	7	8	9	AB	R	H	RBI	BB	SO	LOB
Jerry Royster, R OBP: 0.273, SLG: 0.349 (1, 4)	0-0 F9		4-0 BB CS			0-0 F9	0-0 F8			3	0	0	0	1	0	2
Tony Gwynn, L OBP: 0.361, SLG: 0.446 (1, 9)	0-0 1B		0-3 K			0-0 G3		0-0 6-3		4	0	1	0	0	1	1
Steve Garvey, R OBP: 0.321, SLG: 0.503 (1, 3)	0-0 1B		0-0 F8			0-0 2B		0-0 6-3		4	1	2	0	0	0	0
Kevin McReynolds, R OBP: 0.315, SLG: 0.429 (1, 8)	0-3 K			0-0 F8		0-0 2B		0-3 K		4	0	1	1	0	2	2
Graig Nettles, L OBP: 0.410, SLG: 0.385 (1, 5)	0-3 K			0-0 G3		0-0 F7			0-0 F5	4	0	0	0	0	1	3
Carmelo Martinez, R OBP: 0.336, SLG: 0.459 (1, 7)		0-0 L6		0-0 F7			4-0 SH5-4 BB		0-0 1B	2	0	0	0	1	0	0
Bobby Brown, S OBP: 0.190, SLG: 0.250 (7, PR)										1	0	1	0	0	0	0
Bruce Bochy, R OBP: 0.208, SLG: 0.333 (1, 2)		0-3 K			0-0 F8		0-0 SH5-4		0-0 F6	2	0	0	0	0	1	0
Terry Kennedy, L OBP: 0.310, SLG: 0.445 (9, PH)							1-2			1	0	0	0	0	0	1
Garry Templeton, S OBP: 0.290, SLG: 0.384 (1, 6)		0-0 1B			0-0 6-3		0-3 K		0-3 K	4	0	1	0	0	2	3
Dave Dravecky, R OBP: 0.167, SLG: 0.176 (1, 1)										2	0	0	0	0	1	1
Kurt Bevacqua, R OBP: 0.500, SLG: 0.385 (7, PH)		0-0 1-3			0-3 K					0	0	0	0	1	0	0
Craig Lefferts, L OBP: 0.500, SLG: 0.500 (8, 1)							4-0 IBB			0	0	0	0	0	0	0


Inning Stats	R: 0	H: 2	E: 0	K: 2	S: 9	LOB: 2	BB: 0	P: 9	R: 0	H: 1	E: 0	K: 1	S: 6	LOB: 1	BB: 0	P: 6	R: 0	H: 0	E: 0	K: 1	S: 4	LOB: 0	BB: 1	P: 8	R: 0	H: 0	E: 0	K: 0	S: 3	LOB: 0	BB: 0	P: 3	R: 1	H: 2	E: 0	K: 0	S: 5	LOB: 1	BB: 0	P: 5	R: 0	H: 0	E: 0	K: 1	S: 5	LOB: 2	BB: 2	P: 13	R: 0	H: 0	E: 0	K: 1	S: 5	LOB: 0	BB: 0	P: 5	R: 0	H: 1	E: 0	K: 1	S: 6	LOB: 1	BB: 0	P: 6	1B: 5	2B: 1	3B: 0	HR: 0	SF: 0	SAC: 1	DP: 0	HBP: 0	WP: 0	PB: 0	SB: 0	CS: 1	PA: 35
--------------	------	------	------	------	------	--------	-------	------	------	------	------	------	------	--------	-------	------	------	------	------	------	------	--------	-------	------	------	------	------	------	------	--------	-------	------	------	------	------	------	------	--------	-------	------	------	------	------	------	------	--------	-------	-------	------	------	------	------	------	--------	-------	------	------	------	------	------	------	--------	-------	------	-------	-------	-------	-------	-------	--------	-------	--------	-------	-------	-------	-------	--------

PITCHER	IP	WLS	BF	H	R	ER	SO	BB	IBB	HBP	BLK	WP	HR	S	P	ERA	WHIP
Joe Hesketh, L ERA: 1.74 (1, 1)	7.0		28	5	1	1	6	2	1	0	0	0	0	37	49	1.29	1.000
Tim Burke, R ERA: 3.0 (8, 1)	1.0	W	3	0	0	0	1	0	0	0	0	0	0	5	5	0.00	0.000
Jeff Reardon, R ERA: 1.07 (9, 1)	1.0	S	4	1	0	0	1	0	0	0	0	0	0	6	6	0.00	1.000


BOTTOM

Montreal Expos @ San Diego Padres
Jack Murphy Stadium, San Diego, CA
 Wed May 29 1985, 10:05 PM EDT
 Att. 20,187 - Unknown

AB	31
R	1
H	6
RBI	1
BB	3
SO	8
LOB	13



PITCHER	IP	WLS	BF	H	R	ER	SO	BB	IBB	HBP	BLK	WP	HR	S	P	ERA	WHIP
---------	----	-----	----	---	---	----	----	----	-----	-----	-----	----	----	---	---	-----	------

Batter	1	2	3	4	5	6	7	8	9	AB R H RBI BB SO LOB	TOP											
Tim Raines, S (1, 7) OBP: 0.335, SLG: 0.408	0-3 K		0-0 F8			4-0 FC4-6 1B BB		0-0 2B SF8 1B	0-0 F7	4 1 1 0 1 1 1												
U L Washington, S (1, 4) OBP: 0.329, SLG: 0.395 (8, 5)	0-3 K			0-0 SF7 3B		0-0 FC4-6 1B		0-0 1-3 1B 2B		4 2 3 0 0 1 0												
Andre Dawson, R (1, 9) OBP: 0.316, SLG: 0.470	0-0 1B			0-0 SF7		0-0 F7		0-0 SF8		2 0 1 2 0 0 2												
Dan Driessen, L (1, 3) OBP: 0.341, SLG: 0.432		0-0 4-3		0-0 4-3		0-0 FC4-6		0-0 F2		4 0 0 0 0 0 3												
Hubie Brooks, R (1, 6) OBP: 0.299, SLG: 0.385		0-0 F8		0-0 6-3		0-0 1-3		0-0 WP 1B		4 0 1 1 0 0 2												
Tim Wallach, R (1, 5) OBP: 0.331, SLG: 0.448 Tim Burke, R (8, 1)		0-0 6-3			0-0 1B 1B		0-0 2B	0-0 F5		4 0 2 0 0 0 1 0 0 0 0 0 0 0												
Herm Winningham, L (1, 8) OBP: 0.353, SLG: 0.375			0-0 B1-3 6-3 1B		0-3 K		0-0 B1-3		0-0 HR	4 1 2 1 0 1 2	AB 34 R 4 H 11 RBI 4 BB 1 SO 5 LOB 17											
Sal Butera, R (1, 2) OBP: 0.364, SLG: 0.350 Vance Law, R (7, PH) OBP: 0.343, SLG: 0.301 Mike Fitzgerald, R (7, 2) OBP: 0.338, SLG: 0.248			0-0 6-3		0-0 G4-3-6 1B		0-3 K		0-0 4-3	2 0 1 0 0 0 1 1 0 0 0 0 1 1 1 0 0 0 0 0 0												
Dan Schatzeder, L (1, 1) OBP: 0.273, SLG: 0.500 Miguel Dilone, S (5, PH) OBP: 0.255, SLG: 0.250 Randy St. Claire, R (5, 1) Terry Francona, L (7, PH) OBP: 0.341, SLG: 0.390 Gary Lucas, L (7, 1) Doug Flynn, R (8, 4) OBP: 0.206, SLG: 0.200 Steve Nicosia, R (9, PH)			0-0 B1-3		0-0 G4-3-6		0-0 F7		0-3 K	1 0 0 0 0 0 1 1 0 0 0 0 0 2 0 0 0 0 0 0 0 1 0 0 0 0 0 1 0 0 0 0 0 0 0 0 0 0 0 0 0 0 1 0 0 0 0 1 0												
Inning Stats	R: 0 E: 0 K: 2 S: 7	H: 1 LOB: 1 BB: 0 P: 7	R: 0 E: 0 K: 0 S: 3	H: 0 LOB: 0 BB: 0 P: 3	R: 0 E: 0 K: 0 S: 4	H: 1 LOB: 1 BB: 0 P: 4	R: 1 E: 0 K: 0 S: 4	H: 1 LOB: 0 BB: 0 P: 4	R: 0 E: 0 K: 1 S: 6	H: 2 LOB: 1 BB: 0 P: 6	R: 0 E: 0 K: 0 S: 4	H: 1 LOB: 2 BB: 1 P: 8	R: 0 E: 0 K: 1 S: 6	H: 1 LOB: 1 BB: 0 P: 6	R: 2 E: 0 K: 0 S: 6	H: 3 LOB: 1 BB: 0 P: 6	R: 1 E: 0 K: 1 S: 6	H: 1 LOB: 0 BB: 0 P: 6	1B: 7 2B: 2 3B: 1 HR: 1	SF: 2 SAC: 0 DP: 1 HBP: 0	WP: 1 PB: 0 SB: 0 CS: 0	PA: 37
PITCHER	IP WLS BF H R ER SO BB IBB HBP BLK WP HR S P ERA WHIP																					
Andy Hawkins, R (1, 1) ERA: 2.71	7.2 W 32 10 3 3 4 1 0 0 0 0 0 0 39 43 3.52 1.435																					
Luis DeLeon, R (8, 1) ERA: 3.52	1.0 4 1 1 1 1 0 0 0 0 1 1 6 6 9.00 1.000																					
Craig Lefferts, L (9, 1) ERA: 4.66	0.1 S 1 0 0 0 0 0 0 0 0 0 0 0 1 1 0.00 0.000																					

Montreal Expos @ San Diego Padres
Jack Murphy Stadium, San Diego, CA
Thu May 30 1985, 6:33 AM EDT
Att: 28,181 - Unknown

livebaseballscorecards.com

Batter	1	2	3	4	5	6	7	8	9	AB R H RBI BB SO LOB	TOP											
Mookie Wilson, S (1, 8) OBP: 0.329, SLG: 0.418	0-0 F5		0-0 G3		0-0 F8			0-0 HR		4 1 1 1 0 0 1												
Wally Backman, S (1, 4) OBP: 0.290, SLG: 0.298	0-0 3-1			0-0 4-3		0-0 F7		0-0 4-3		4 0 0 0 0 0 0												
Keith Hernandez, L (1, 3) OBP: 0.378, SLG: 0.387	0-3 K			0-0 F8		0-0 4-3		0-0 F7		4 0 0 0 0 1 0												
Gary Carter, R (1, 2) OBP: 0.358, SLG: 0.396		0-0 G4-6-3 1B		0-0 6-3		0-0 F8			0-0 6-3	4 0 1 0 0 0 0												
George Foster, R (1, 7) OBP: 0.281, SLG: 0.466		0-0 G4-6-3 1B			0-0 2B SF9 1B		0-0 F6		0-0 F4	4 1 2 0 0 0 0												
Danny Heep, L (1, 9) OBP: 0.330, SLG: 0.386		0-0 G4-6-3			0-0 SF9 1B 2B		0-0 F8		0-0 F8	4 1 1 0 0 0 2												
Howard Johnson, S (1, 5) OBP: 0.246, SLG: 0.218		0-0 5-3			0-0 SF9		0-0 1B			2 0 1 1 0 0 1												
Rafael Santana, R (1, 6) OBP: 0.252, SLG: 0.259			0-0 4-3		0-0 K		0-0 4-3			3 0 0 0 0 1 2												
Sid Fernandez, L (1, 1) OBP: 0.250, SLG: 0.250			0-0 4-3		0-0 1B			0-0 4-3		2 0 1 1 0 0 0												
Terry Blocker, L (8, PH)										1 0 0 0 0 0 0												
Doug Sisk, R (8, 1)										0 0 0 0 0 0 0												
Inning Stats	R: 0 E: 0 K: 1 S: 5	H: 0 LOB: 0 BB: 0 P: 5	R: 0 E: 0 K: 0 S: 4	H: 2 LOB: 1 BB: 0 P: 4	R: 0 E: 0 K: 0 S: 3	H: 0 LOB: 0 BB: 0 P: 3	R: 0 E: 0 K: 0 S: 3	H: 0 LOB: 0 BB: 0 P: 3	R: 2 E: 0 K: 1 S: 8	H: 3 LOB: 1 BB: 0 P: 8	R: 0 E: 0 K: 0 S: 3	H: 0 LOB: 0 BB: 0 P: 3	R: 0 E: 0 K: 0 S: 4	H: 1 LOB: 1 BB: 0 P: 4	R: 1 E: 0 K: 0 S: 4	H: 1 LOB: 0 BB: 0 P: 4	R: 0 E: 0 K: 0 S: 3	H: 0 LOB: 0 BB: 0 P: 3	1B: 5 2B: 1 3B: 0 HR: 1	SF: 1 SAC: 0 DP: 1 HBP: 0	WP: 0 PB: 0 SB: 0 CS: 0	PA: 33
PITCHER LaMarr Hoyt, R (1, 1) ERA: 3.8	IP 9.0	WLS W	BF 33	H 7	R 3	ER 3	SO 2	BB 0	IBB 0	HBP 0	BLK 0	WP 0	HR 1	S 37	P 37	ERA 3.00	WHIP 0.778					
PITCHER	IP	WLS	BF	H	R	ER	SO	BB	IBB	HBP	BLK	WP	HR	S	P	ERA	WHIP					

New York Mets @ San Diego Padres
Jack Murphy Stadium, San Diego, CA
 Fri May 31 1985, 10:05 PM EDT
 Att: 54,305 - Unknown

livebaseballscorecards.com

AB 32
R 3
H 7
RBI 3
BB 0
SO 2
LOB 6



Batter	1	2	3	4	5	6	7	8	9	AB R H RBI BB SO LOB	TOP									
Mookie Wilson, S (1, 8) OBP: 0.325, SLG: 0.417	0-0 6-3		0-0 F9		0-0 4-3		0-0 1B 2B		0-0 FC6-4	5 1 1 1 0 0 2										
Kelvin Chapman, R (1, 4) OBP: 0.236, SLG: 0.209	0-0		0-0 L5			0-0 BB 1B	0-0		0-0 1-3	3 1 2 0 0 0 0										
Rusty Staub, L (7, PH) OBP: 0.389, SLG: 0.438						1B	0-0 G5-4-3		0-0	1 0 1 1 0 0 0										
Terry Blocker, L (7, PR)						1B	0-0 2-H 1B			0 0 0 0 0 0 0										
Roger McDowell, R (7, 1) OBP: 0.200, SLG: 0.111						1B				1 0 0 0 0 0 1										
Jesse Orosco, R (9, 1) OBP: 0.500, SLG: 0.500						1B				0 0 0 0 0 0 0										
Ray Knight, R (1, 5) OBP: 0.261, SLG: 0.333	0-0 6-3		0-0 5-3			0-0 1-2 1B	0-0 G5-4-3			4 1 1 0 0 0 2										
Gary Carter, R (1, 3) OBP: 0.356, SLG: 0.388	0-0 6-3			0-0 6-3		0-0 1-2 2-3 1B		0-0 F6		3 1 0 0 1 0 1										
George Foster, R (1, 7) OBP: 0.280, SLG: 0.459			0-0 5-3		0-0 F9		0-0 1-3 1B	0-3 K		4 0 1 2 0 1 0										
John Christensen, R (1, 9) OBP: 0.271, SLG: 0.184			0-0 1B 1B		0-0 6-3		0-0 1-3 1B	0-0 F8		4 0 1 0 0 0 2										
Clint Hurdle, L (1, 2) OBP: 0.263, SLG: 0.235			0-0 F3			0-0 F9	0-0 1B BB		0-0 FC6-4 2B	2 0 0 0 1 0 1										
Wally Backman, S (7, 4) OBP: 0.296, SLG: 0.313										1 1 1 0 0 0 0										
Rafael Santana, R (1, 6) OBP: 0.265, SLG: 0.280			0-0 1-3 1B			0-0 2B	0-0 1-3 3-H 1B		0-0 F4	4 0 3 1 0 0 1										
Ron Darling, R (1, 1) OBP: 0.179, SLG: 0.250			0-0 F8			0-3 K		0-3 K	0-0 FC6-4 BB	2 0 0 0 0 1 3										
Keith Hernandez, L (7, PH) OBP: 0.379, SLG: 0.385										1 0 0 0 1 1 0										
Inning Stats	R: 0 E: 0 K: 0 S: 4	H: 1 LOB: 1 BB: 0 P: 4	R: 0 E: 0 K: 0 S: 5	H: 2 LOB: 2 BB: 0 P: 5	R: 0 E: 0 K: 0 S: 3	H: 0 LOB: 0 BB: 0 P: 3	R: 0 E: 0 K: 1 S: 6	H: 1 LOB: 1 BB: 0 P: 6	R: 3 E: 0 K: 0 S: 5	H: 4 LOB: 2 BB: 2 P: 13	R: 1 E: 0 K: 1 S: 6	H: 2 LOB: 1 BB: 0 P: 6	R: 0 E: 0 K: 1 S: 5	H: 0 LOB: 0 BB: 0 P: 5	R: 1 E: 0 K: 0 S: 4	H: 1 LOB: 1 BB: 1 P: 8	1B: 7 2B: 5 3B: 0 HR: 0	SF: 0 SAC: 0 DP: 2 HBP: 0	WP: 0 PB: 0 SB: 1 CS: 0	PA: 38
PITCHER	IP WLS BF H R ER SO BB IBB HBP BLK WP HR S P ERA WHIP																			
Mark Thurmond, L (1, 1) ERA: 3.94	5.2 L 25 7 3 3 1 2 0 0 0 0 0 0 25 33 4.76 1.588																			
Luis DeLeon, R (6, 1) ERA: 3.7	1.1 5 3 1 1 1 0 0 0 0 0 0 0 7 7 6.75 2.250																			
Tim Stoddard, R (8, 1) ERA: 6.0	2.0 8 1 1 1 1 1 0 0 0 0 0 0 9 13 4.50 1.000																			

New York Mets @ San Diego Padres
Jack Murphy Stadium, San Diego, CA

Sat Jun 01 1985, 10:05 PM EDT
 Att: 42,447 - Unknown

livebaseballscorecards.com

AB 35
R 5
H 11
RBI 5
BB 3
SO 3
LOB 13



BOTTOM

New York Mets @ San Diego Padres
Jack Murphy Stadium, San Diego, CA

Sat Jun 01 1985, 10:05 PM EDT
Att. 42,447 - Unknown

livebaseballscorecards.com

AB	31
R	3
H	9
RBI	2
BB	5
SO	5
LOB	19



WP:	1	PA:	39
PB:	1		
SB:	1		
CS:	2		

AB R H RBI BB SO LOB

3	2	1	0	1	0	1
5	0	3	1	0	1	1
5	0	0	0	0	0	5
2	0	0	1	1	1	1
2	0	1	0	2	0	0
4	0	1	0	0	2	5
0	0	0	0	0	0	0
0	0	0	0	0	0	0
3	0	1	0	1	0	2
4	0	2	0	0	0	2
1	0	0	0	0	1	1
0	0	0	0	0	0	0
1	0	0	0	0	0	0
1	1	0	0	0	0	1

1B:	9	SF:	1
2B:	0	SAC:	1
3B:	0	DP:	1
HR:	0	HBP:	1

Batter	1	2	3	4	5	6	7	8	9
Tim Flannery, L (1, 4) OBP: 0.377, SLG: 0.364	4-0 1B WP BB		1-0 G3 1B SF8 HBP	0-0 G3			0-0 1-3		0-0 4-3 1B
Tony Gwynn, L (1, 9) OBP: 0.352, SLG: 0.431	0-0 BB WP 1-3 1B		0-0 PB G3 1-2 1B		0-0 CS 1B		0-3 K		0-0 4-3 1-2 3-H
Steve Garvey, R (1, 3) OBP: 0.310, SLG: 0.479	0-0 6-3 1-2 3-H		0-0 G3 1-2 2-3		0-0 F8			0-0 6-3	0-0 F7
Graig Nettles, L (1, 5) OBP: 0.408, SLG: 0.400	4-0 BB BB		0-0 SF8 3-H		0-3 K 1-2			0-0 3-1	
Kevin McReynolds, R (1, 8) OBP: 0.323, SLG: 0.420	4-0 G6-4-3 1-2 2-3 BB		4-0 PB BB		0-0 6-3			0-0 1B 1B	
Terry Kennedy, L (1, 2) OBP: 0.317, SLG: 0.436	0-0 G6-4-3 1-2f		0-3 K 1-2 2-3		0-3 K			0-0 S 1-3 1B	
Bobby Brown, S (8, PR) OBP: 0.190, SLG: 0.250									
Bruce Bochy, R (9, 2) OBP: 0.208, SLG: 0.333									
Carmelo Martinez, R (1, 7) OBP: 0.362, SLG: 0.541		4-0 FC3-6 BB		0-0 F6		0-0 1B		0-0 5-3 1-2	
Garry Templeton, S (1, 6) OBP: 0.294, SLG: 0.390		0-0 FC3-6 CS 1-2f		0-0 SH5-4 1B		0-0 1-3		0-0 FC3-6 1B	
Mark Thurmond, L (1, 1) OBP: 0.250, SLG: 0.250		0-3 K		0-0 SH5-4			0-0 1-3		0-0 FC3-6 1B 1-2f 4-3
Luis DeLeon, R (6, 1) OBP: 0.341, SLG: 0.333									
Al Bumbry, L (7, PH) OBP: 0.341, SLG: 0.333									
Tim Stoddard, R (8, 1) OBP: 0.435, SLG: 0.333									
Kurt Bevacqua, R (9, PH) OBP: 0.435, SLG: 0.333									

Inning Stats	R: 1	H: 1	E: 0	K: 0	S: 3	H: 1	LOB: 2	BB: 3	P: 15	R: 0	H: 0	E: 0	K: 1	S: 4	R: 0	H: 1	E: 0	K: 1	S: 6	R: 0	H: 1	E: 0	K: 1	S: 5	R: 0	H: 1	E: 0	K: 1	S: 6	R: 0	H: 0	E: 0	K: 1	S: 5	R: 0	H: 2	E: 0	K: 0	S: 5	R: 1	H: 2	E: 0	K: 0	S: 5
--------------	------	------	------	------	------	------	--------	-------	-------	------	------	------	------	------	------	------	------	------	------	------	------	------	------	------	------	------	------	------	------	------	------	------	------	------	------	------	------	------	------	------	------	------	------	------

PITCHER	IP	WLS	BF	H	R	ER	SO	BB	IBB	HBP	BLK	WP	HR	S	P	ERA	WHIP
Ron Darling, R (1, 1) ERA: 2.5	6.0	W	26	5	2	2	4	5	0	1	0	1	0	28	49	3.00	1.667
Roger McDowell, R (7, 1) ERA: 2.88	2.1		11	4	1	1	1	0	0	0	0	0	0	13	13	3.86	1.714
Jesse Orosco, L (9, 1) ERA: 2.22	0.2	S	2	0	0	0	0	0	0	0	0	0	0	2	2	0.00	0.000

Batter	1	2	3	4	5	6	7	8	9	AB R H RBI BB SO LOB	TOP		
Mookie Wilson, S OBP: 0.321, SLG: 0.410 (1, 8) X	0-0 4-3		0-0 1B 2B 1B		0-0 4-3		0-0 F3		0-0 F5	5 1 1 0 0 0 0			
Wally Backman, S OBP: 0.295, SLG: 0.311 (1, 4) X	0-0 4-3		0-0 2B E 1B			0-0 F8	0-0 F1			4 1 1 1 0 0 0			
Keith Hernandez, L OBP: 0.387, SLG: 0.406 (1, 3) X	0-0 2B		0-0 E 2B			0-0 HR 1B		0-0 5-3		4 1 3 1 0 0 0			
Gary Carter, R OBP: 0.359, SLG: 0.407 (1, 2) X	0-0 F5		0-0 FC5-2-5-1-5-6-4 2-3 3-H			0-0 HR 1-H		4-0 HR BB		3 2 1 2 1 0 2			
Danny Heep, L OBP: 0.337, SLG: 0.425 (1, 9) X		0-0 4-3		0-0 F8		0-0 BB 1B		0-0 1-H HR		4 1 2 2 0 0 0			
Ray Knight, R OBP: 0.260, SLG: 0.328 (1, 5) X		0-0 F3		0-0 CS 1B		0-0 F5		0-0 F4		4 0 1 0 0 0 1			
Howard Johnson, S OBP: 0.246, SLG: 0.212 (1, 6) X		0-0 F7		0-3 K 1-2		4-0 BB 1-2		0-0 L5		3 0 0 0 1 1 1 0 0 0 0 0 0 0			
Rafael Santana, R OBP: 0.265, SLG: 0.280 (8, 6) X													
Terry Blocker, L OBP: 0.167, SLG: 0.091 (1, 7) X			0-0 1B 1B 1B		0-0 F9	0-0 F9			0-0 5-3	4 1 1 0 0 0 2			
Calvin Schiraldi, R OBP: 0.143, SLG: 0.143 (1, 1) X			0-3 K		0-0 F3		0-3 K		0-3 K	2 0 0 0 0 1 1 2 0 0 0 0 2 0			
Doug Sisk, R (6, 1) X													
Inning Stats	R: 0 E: 0 K: 0 S: 4 H: 1 LOB: 1 BB: 0 P: 4	R: 0 E: 0 K: 0 S: 3 H: 0 LOB: 0 BB: 0 P: 3	R: 3 E: 1 K: 1 S: 8 H: 4 LOB: 0 BB: 0 P: 8	R: 0 E: 0 K: 1 S: 5 H: 1 LOB: 1 BB: 0 P: 5	R: 0 E: 0 K: 0 S: 3 H: 0 LOB: 0 BB: 0 P: 3	R: 2 E: 0 K: 0 S: 6 H: 3 LOB: 2 BB: 1 P: 10	R: 0 E: 0 K: 1 S: 5 H: 0 LOB: 0 BB: 0 P: 5	R: 2 E: 0 K: 0 S: 4 H: 1 LOB: 0 BB: 1 P: 8	R: 0 E: 0 K: 1 S: 5 H: 0 LOB: 0 BB: 0 P: 5	1B: 6 2B: 4 3B: 0 HR: 2 SF: 0 SAC: 0 DP: 2 HBP: 0	WP: 0 PB: 0 SB: 0 CS: 1 PA: 37		
PITCHER	IP WLS BF H R ER SO BB IBB HBP BLK WP HR S P ERA WHIP											PITCHER	IP WLS BF H R ER SO BB IBB HBP BLK WP HR S P ERA WHIP
Eric Show, R ERA: 3.57 (1, 1)	5.2 L 25 9 5 4 2 1 0 0 0 0 0 1 28 32 6.35 1.765												
Tim Stoddard, R ERA: 5.51 (6, 1)	1.1 4 0 0 0 1 0 0 0 0 0 0 0 6 6 0.00 0.000												
Greg Booker, R ERA: 4.96 (8, 1)	2.0 8 1 2 2 1 1 0 0 0 0 0 1 9 13 9.00 1.000												

New York Mets @ San Diego Padres
Jack Murphy Stadium, San Diego, CA

Sun Jun 02 1985, 6:33 AM EDT
Att: 32,561 - Unknown

livebaseballscorecards.com

AB	35
R	7
H	10
RBI	6
BB	2
SO	4
LOB	7



BOTTOM

New York Mets @ San Diego Padres
Jack Murphy Stadium, San Diego, CA

Sun Jun 02 1985, 6:33 AM EDT
Att. 32,561 - Unknown

livebaseballscorecards.com

AB	32
R	3
H	5
RBI	3
BB	3
SO	6
LOB	8



WP	1	PA	35
PB	0		
SB	0		
CS	0		

AB R H RBI BB SO LOB

3 1 1 0 1 0 0

4 2 2 2 0 0 2

3 0 0 0 1 1 0

4 0 0 1 0 0 1

4 0 1 0 0 1 1

4 0 0 0 0 1 1

3 0 0 0 1 1 0

2 0 0 0 0 2 0

0 0 0 0 0 0 0
1 0 0 0 0 0 1
0 0 0 0 0 0 0

1B: 4 SF: 0
2B: 0 SAC: 0
3B: 0 DP: 0
HR: 1 HBP: 0

Batter	1	2	3	4	5	6	7	8	9
Tim Flannery, L OBP: 0.381, SLG: 0.363 (1, 4) BBB	4-0 HR BB		0-0 G3		0-0 F7		0-0 1-2 1B		
Tony Gwynn, L OBP: 0.355, SLG: 0.449 (1, 9) X	0-0 1-H HR		0-0 4-3			0-0 WP BB 5-3 1B	0-0 4-3		
Steve Garvey, R OBP: 0.308, SLG: 0.472 (1, 3) X	0-0 6-3		0-0 F8			4-0 BBB 5-3 WP FC3-2 BB	0-3 K		
Graig Nettles, L OBP: 0.397, SLG: 0.387 (1, 5) X	0-0 F7			0-0 F2		0-0 5-3	0-0 F8		
Kevin McReynolds, R OBP: 0.321, SLG: 0.416 (1, 8) X	0-0 1B			0-3 K		0-0 FC3-2	0-0 6-3		
Terry Kennedy, L OBP: 0.316, SLG: 0.431 (1, 2) X	0-0 G3			0-0 1B		0-0 G3		0-0 4-3	
Carmelo Martinez, R OBP: 0.353, SLG: 0.526 (1, 7) X		0-0 5-3		0-3 K			0-0 6-3		0-0 6-3
Garry Templeton, S OBP: 0.293, SLG: 0.383 (1, 6) X		0-3 K			0-0 F6		4-0 BBB FC6-4 BB		0-0 4-3
Eric Show, R OBP: 0.100, SLG: 0.100 (1, 1) Tim Stoddard, R (6, 1) Al Bumbry, L OBP: 0.333, SLG: 0.325 (7, PH) Greg Booker, R (8, 1)		0-3 K			0-3 K		0-0 FC6-4 1B		


Inning Stats	R: 2	H: 2	E: 0	K: 5	S: 5	LOB: 1	BB: 1	P: 9	R: 0	H: 0	E: 0	K: 2	S: 7	LOB: 0	BB: 0	P: 7	R: 0	H: 0	E: 0	K: 0	S: 3	LOB: 0	BB: 0	P: 3	R: 0	H: 1	E: 0	K: 2	S: 8	LOB: 1	BB: 0	P: 8	R: 0	H: 0	E: 0	K: 1	S: 5	LOB: 0	BB: 0	P: 5	R: 1	H: 1	E: 0	K: 0	S: 4	LOB: 1	BB: 1	P: 8	R: 0	H: 1	E: 0	K: 0	S: 4	LOB: 2	BB: 1	P: 8	R: 0	H: 0	E: 0	K: 1	S: 5	LOB: 0	BB: 0	P: 5	R: 0	H: 0	E: 0	K: 0	S: 3	LOB: 0	BB: 0	P: 3	1B: 4	SF: 0	2B: 0	3B: 0	HR: 1	SAC: 0	DP: 0	HBP: 0	WP: 1	PB: 0	SB: 0	CS: 0	PA: 35	ERA	WHIP
--------------	------	------	------	------	------	--------	-------	------	------	------	------	------	------	--------	-------	------	------	------	------	------	------	--------	-------	------	------	------	------	------	------	--------	-------	------	------	------	------	------	------	--------	-------	------	------	------	------	------	------	--------	-------	------	------	------	------	------	------	--------	-------	------	------	------	------	------	------	--------	-------	------	------	------	------	------	------	--------	-------	------	-------	-------	-------	-------	-------	--------	-------	--------	-------	-------	-------	-------	--------	-----	------

PITCHER	IP	WLS	BF	H	R	ER	SO	BB	IBB	HBP	BLK	WP	HR	S	P	ERA	WHIP
Calvin Schiraldi, R ERA: 5.3 (1, 1)	5.0	W	21	4	3	3	5	2	0	0	0	0	1	29	37	5.40	1.200
Doug Sisk, R ERA: 6.67 (6, 1)	4.0	S	14	1	0	0	1	1	0	0	0	1	0	15	19	0.00	0.500

Batter	1	2	3	4	5	6	7	8	9	AB R H RBI BB SO LOB	TOP												
Jeff Stone, L (1, 7) ^x OBP: 0.293, SLG: 0.326 Greg Gross, L (8, 7) OBP: 0.273, SLG: 0.280	0-0 ① 1-3		0-0 ③ L7		0-0 ② FC6-5			0-3 ① K		4 0 0 0 0 1 2 0 0 0 0 0 0 0	Philadelphia Phillies @ San Diego Padres Jack Murphy Stadium, San Diego, CA Mon Jun 03 1985, 10:05 PM EDT Att. 17,740 - Unknown livebaseballscorecards.com												
Rick Schu, R (1, 5) ^x OBP: 0.292, SLG: 0.286	0-0 ② F7			0-0 E6 HR	0-0 ③ F3			0-0 ② 4-3		4 1 0 0 0 0 2													
Juan Samuel, R (1, 4) ^x OBP: 0.270, SLG: 0.376	0-0 ③ 4-3			0-0 ① F3		0-0 1B		0-0 ③ 6-3		4 0 1 0 0 0 1													
Mike Schmidt, R (1, 3) OBP: 0.301, SLG: 0.369		0-0 ① 5-3		0-3 ② K		0-0 ① F3		0-0 ① F8		4 0 0 0 0 1 2													
Ozzie Virgil, R (1, 2) OBP: 0.375, SLG: 0.518		0-0 HR		0-0 1-H HR		0-0 ② F9		0-0 ② 5-3		4 2 2 3 0 0 1													
Glenn Wilson, R (1, 9) OBP: 0.276, SLG: 0.401		0-0 ② F3		0-3 ③ K		0-0 ③ F3		0-0 ③ F8		4 0 0 0 0 1 1													
Garry Maddox, R (1, 8) OBP: 0.294, SLG: 0.333		0-0 ③ 6-3			0-0 ① L3		0-0 ① F8			3 0 0 0 0 0 0													
Steve Jeltz, S (1, 6) OBP: 0.259, SLG: 0.186			0-0 ① L9		4-0 FC6-5 1B BB		0-0 ② F8			2 0 0 0 1 0 0													
Kevin Gross, R (1, 1) OBP: 0.267, SLG: 0.214 Kent Tekulve, R (8, 1)			0-0 ② 1-3		0-0 FC6-5 1B		0-0 ③ F9			3 0 1 0 0 0 0 0 0 0 0 0 0 0													
Inning Stats	R: 0 E: 0 K: 0 S: 3	H: 0 LOB: 0 BB: 0 P: 3	R: 1 E: 0 K: 0 S: 4	H: 1 LOB: 0 BB: 0 P: 4	R: 0 E: 0 K: 0 S: 3	H: 0 LOB: 0 BB: 0 P: 3	R: 2 E: 1 K: 2 S: 9	H: 1 LOB: 0 BB: 0 P: 9	R: 0 E: 0 K: 0 S: 4	H: 1 LOB: 2 BB: 1 P: 8	R: 0 E: 0 K: 0 S: 4	H: 1 LOB: 1 BB: 0 P: 4	R: 0 E: 0 K: 0 S: 3	H: 0 LOB: 0 BB: 0 P: 3	R: 0 E: 0 K: 1 S: 5	H: 0 LOB: 0 BB: 0 P: 5	R: 0 E: 0 K: 0 S: 3	H: 0 LOB: 0 BB: 0 P: 3	1B: 2 2B: 0 3B: 0 HR: 2	SF: 0 SAC: 0 DP: 0 HBP: 0	WP: 0 PB: 0 SB: 0 CS: 0	PA: 33	
PITCHER Dave Dravecky, L (1, 1) ERA: 2.4 Craig Lefferts, L (8, 1) ERA: 4.22	IP 7.0	WLS L	BF 27	H 4	R 3	ER 1	SO 2	BB 1	IBB 0	HBP 0	BLK 0	WP 0	HR 2	S 30	P 34	ERA 1.29	WHIP 0.714						PITCHER IP 2.0 WLS L BF 6 H 0 R 0 ER 0 SO 1 BB 0 IBB 0 HBP 0 BLK 0 WP 0 HR 0 S 8 P 8 ERA 0.00 WHIP 0.000



Batter	1	2	3	4	5	6	7	8	9	AB	R	H	RBI	BB	SO	LOB
Tim Flannery, L (1, 4) OBP: 0.385, SLG: 0.362	0-0 F7		H 1-0 1B HBP		X 0-0 FC6-4 1B			X 0-0 6-3		3	0	1	0	0	0	0
Tony Gwynn, L (1, 9) OBP: 0.358, SLG: 0.455	0-0 5-3		X 0-0 1-2 1B		X 0-0 FC6-4 FC5-4 1-2f			X 0-0 2B		4	0	2	0	0	0	1
Steve Garvey, R (1, 3) OBP: 0.302, SLG: 0.462	0-0 6-3		S S S 0-3 K		X 0-0 FC5-4 1-2f			X 0-0 1-3		4	0	0	0	0	1	4
Graig Nettles, L (1, 5) OBP: 0.400, SLG: 0.385		X 0-0 G3		X 0-0 E9 5-3 1B		X 0-0 4-1		B B B B 4-0 BB		3	1	1	0	1	0	0
Jerry Royster, R (8, PR) OBP: 0.264, SLG: 0.343 (9, 5)										0	0	0	0	0	0	0
Kevin McReynolds, R (1, 8) OBP: 0.320, SLG: 0.412		G G 0-3 K		X 0-0 5-3		X 0-0 G6-3 1B		X 0-0 F6		4	0	1	1	0	1	2
Terry Kennedy, L (1, 2) OBP: 0.314, SLG: 0.427		X 0-0 FC6-4 1B		X 0-0 L5		X 0-0 G6-3 1-2f		X 0-0 L8		4	0	1	0	0	0	1
Carmelo Martinez, R (1, 7) OBP: 0.350, SLG: 0.518		X 0-0 FC6-4 1-2f		X 0-0 2B 1B		X 0-0 L5		X 0-0 6-3		4	1	1	0	0	0	1
Garry Templeton, S (1, 6) OBP: 0.298, SLG: 0.392			S S S 0-3 K		X 0-0 1-H 2B		X 0-0 G6-3 1B		X 0-0 G3	4	0	2	1	0	1	0
Dave Dravecky, R (1, 1) OBP: 0.150, SLG: 0.158			X 0-0 1-3		X 0-0 F9		X 0-0 G6-3 1-2f			2	0	0	0	0	0	0
Al Bumbry, L (7, PH) OBP: 0.326, SLG: 0.317										1	0	0	0	0	0	1
Craig Lefferts, L (8, 1) OBP: 0.500, SLG: 0.500										0	0	0	0	0	0	0

BOTTOM	
Philadelphia Phillies @ San Diego Padres Jack Murphy Stadium, San Diego, CA Mon Jun 03 1985, 10:05 PM EDT Att. 17,740 - Unknown	
AB 33 R 2 H 9 RBI 2 BB 1 SO 3 LOB 10	

Inning Stats		R	H	E	K	S	P	R		H	E	K	S	P	R		H	E	K	S	P	R		H	E	K	S	P		
Kevin Gross, R (1, 1) ERA: 3.78 Kent Tekulve, R (8, 1) ERA: 3.24		0	9	0	2	3			0	2	0	0	0	5	9	0	0	0	0	0	0		0	0	0	0	0	0	0	0
		0	0	0	0	0		0	0	0	0	0	0	0	0	0	0	0	0	0		0	0	0	0	0	0	0		

PITCHER		IP	WLS	BF	H	R	ER	SO	BB	IBB	HBP	BLK	WP	HR	S	P	ERA	WHIP
Kevin Gross, R (1, 1) ERA: 3.78 Kent Tekulve, R (8, 1) ERA: 3.24		7.1	W	29	9	2	2	3	0	0	1	0	0	0	34	35	2.46	1.227
		1.2	S	6	0	0	0	0	1	0	0	0	0	5	9	0.00	0.600	

Batter	1	2	3	4	5	6	7	8	9	AB R H RBI BB SO LOB	TOP	
Jeff Stone, L (1, 7) <small>OBP: 0.298, SLG: 0.331</small> Larry Andersen, R (7, 1) Greg Gross, L (9, PH) <small>OBP: 0.273, SLG: 0.280</small> John Wockenfuss, R (9, PH) <small>OBP: 0.310, SLG: 0.167</small> Kent Tekulve, R (9, 1)	0-0 3B	0-0 1B		0-0 4-3			0-0 L8		0-0 1B	4 1 2 0 0 0 0 0 0 0 0 0 0 0 0 0 0 0 0 0 0 1 0 1 1 0 0 0 0 0 0 0 0 0 0		
Juan Samuel, R (1, 4) <small>OBP: 0.278, SLG: 0.393</small>	0-0 2B	1-0 HBP			0-0 B5-3			0-0 3B	0-3 K	4 2 2 1 0 1 1		
Von Hayes, L (1, 8) <small>OBP: 0.384, SLG: 0.420</small>	0-0 5-3	0-0 F8			0-0 F9			0-0 4-3		4 0 0 0 0 0 4		
Mike Schmidt, R (1, 3) <small>OBP: 0.305, SLG: 0.390</small>	0-3 K			0-0 4-3		0-0 6-3		0-0 3B		4 1 2 1 0 1 1		
Ozzie Virgil, R (1, 2) <small>OBP: 0.384, SLG: 0.528</small> Derrel Thomas, S (8, PR) <small>OBP: 0.222, SLG: 0.125</small> Bo Diaz, R (8, 2) <small>OBP: 0.176, SLG: 0.125</small>	0-0 2B			0-0 4-3		0-0 FC5-4		4-0 G4-6-3		3 0 2 1 1 0 1 0 0 0 0 0 0 0 0 0 0 0 0 0 0		
Tim Corcoran, L (1, 9) <small>OBP: 0.336, SLG: 0.287</small> Garry Maddox, R (9, 8) <small>OBP: 0.294, SLG: 0.333</small>	4-0 BB			0-0 SF7		0-3 K		0-0 G4-6-3		2 0 0 1 1 1 3 0 0 0 0 0 0 0		
Rick Schu, R (1, 5) <small>OBP: 0.286, SLG: 0.280</small>	0-0 F4			0-0 5-3		0-0 FC5-4		0-0 1B	0-0 1B SH3	4 1 1 0 0 0 3	AB 33 R 5 H 11 RBI 5 BB 2 SO 4 LOB 13	
Steve Jeltz, S (1, 6) <small>OBP: 0.252, SLG: 0.180</small>		0-3 K		0-0 6-3		0-0 CS		0-0 6-3	0-0 SH3	3 0 0 0 0 1 0		
John Denny, R (1, 1) <small>OBP: 0.179, SLG: 0.115</small> Don Carman, L (6, 1) Glenn Wilson, R (7, PH) <small>OBP: 0.279, SLG: 0.402</small>		0-0 F9		0-0 L8		0-0 F8		0-0 1B	0-0 1B	2 0 0 0 0 0 0 0 0 0 0 0 0 0 2 0 1 0 0 0 0		
Inning Stats	R: 2 H: 3 E: 0 LOB: 2 K: 1 BB: 1 S: 8 P: 12	R: 0 H: 1 E: 0 LOB: 2 K: 1 BB: 0 S: 6 P: 7	R: 1 H: 1 E: 0 LOB: 0 K: 0 BB: 0 S: 4 P: 4	R: 0 H: 0 E: 0 LOB: 0 K: 0 BB: 0 S: 3 P: 3	R: 0 H: 0 E: 0 LOB: 0 K: 0 BB: 0 S: 3 P: 3	R: 0 H: 1 E: 0 LOB: 0 K: 1 BB: 0 S: 5 P: 5	R: 0 H: 0 E: 0 LOB: 0 K: 0 BB: 0 S: 3 P: 3	R: 1 H: 2 E: 0 LOB: 2 K: 0 BB: 1 S: 4 P: 8	R: 1 H: 3 E: 0 LOB: 1 K: 1 BB: 0 S: 7 P: 7	1B: 6 SF: 1 2B: 3 SAC: 1 3B: 2 DP: 1 HR: 0 HBP: 1	WP: 0 PA: 39 PB: 0 SB: 1 CS: 1	
PITCHER Andy Hawkins, R (1, 1) <small>ERA: 2.92</small> Rich Gossage, R (8, 1) <small>ERA: 2.3</small> Luis DeLeon, R (9, 1) <small>ERA: 4.01</small> Craig Leferts, L (9, 1) <small>ERA: 4.09</small>	IP WLS BF H R ER SO BB IBB HBP BLK WP HR S P ERA WHIP											PITCHER IP WLS BF H R ER SO BB IBB HBP BLK WP HR S P ERA WHIP

Philadelphia Phillies @ San Diego Padres
Jack Murphy Stadium, San Diego, CA
Tue Jun 04 1985, 10:05 PM EDT
Att: 25,141 - Unknown

AB	33
R	5
H	11
RBI	5
BB	2
SO	4
LOB	13

Batter	1	2	3	4	5	6	7	8	9	AB R H RBI BB SO LOB
Tim Flannery, L (1, 4) OBP: 0.394, SLG: 0.367	0-0 4-3 1B 1B		1-0 1B G6-4-3 HBP	0-0 FC5 1-2 2-3f		0-0 E7 1B			0-0 6-3	4 1 2 2 0 0 2
Tony Gwynn, L (1, 9) OBP: 0.364, SLG: 0.459	0-0 4-3 1B		0-0 G6-4-3 1B		0-0 4-3	0-3 K			0-0 BB 3B 1B	5 1 3 0 0 1 1
Steve Garvey, R (1, 3) OBP: 0.300, SLG: 0.471	0-3 K		0-0 G6-4-3 1-2f 3-H		0-0 HR			0-0 6-3	0-3 K	5 1 1 1 0 2 4
Graig Nettles, L (1, 5) OBP: 0.400, SLG: 0.376	0-0 4-3		4-0 BB		0-0 4-3			0-0 F8	4-0 BB 3B BB	3 0 0 0 2 0 2 0 1 0 0 0 0 0
Jerry Royster, R (9, PR) OBP: 0.264, SLG: 0.343	1-2 2-3									
Kevin McReynolds, R (1, 8) OBP: 0.317, SLG: 0.418	0-0 F8		0-0 6-3		0-0 F9			0-0 F3	0-0 3B	5 0 1 2 0 0 3
Terry Kennedy, L (1, 2) OBP: 0.318, SLG: 0.429		0-0 4-3		0-3 K FC5 1B		0-0 FC6-4 1B E 1B		0-0 1B	0-0 1B	4 1 2 0 0 1 0 0 0 0 0 0 0 0 0 0 0 0 0 0 0
Bobby Brown, S (8, PR) OBP: 0.190, SLG: 0.250										
Bruce Bochy, R (9, 2) OBP: 0.208, SLG: 0.333										
Carmelo Martinez, R (1, 7) OBP: 0.354, SLG: 0.514		4-0 BB 1B		0-3 K		0-0 FC6-4 1B		0-0 1B	0-0 9-6-1-3 1-2f	3 0 1 0 1 1 2
Garry Templeton, S (1, 6) OBP: 0.302, SLG: 0.394		0-0 G1-6-3 1B		0-0 F9		0-0 FC6-4 E		0-0 1B		4 1 2 0 0 0 3
Andy Hawkins, R (1, 1) OBP: 0.179, SLG: 0.148		0-0 G1-6-3		0-0 FC5 1B		0-3 K		0-0 4-3		3 0 1 0 0 1 4 0 0 0 0 0 0 0 1 0 0 0 0 0 1 0 0 0 0 0 0 0 0 0 0 0 0 0 0
Rich Gossage, R (8, 1)										
Al Bumbry, L (8, PH) OBP: 0.318, SLG: 0.310										
Luis DeLeon, R (9, 1) OBP: 0.250, SLG: 0.250										
Craig Lefferts, L (9, 1) OBP: 0.500, SLG: 0.500										

Inning Stats	R: 0	H: 2	E: 0	K: 1	S: 7	H: 1	LOB: 2	BB: 0	P: 7	R: 0	H: 1	E: 0	K: 0	S: 3	R: 1	H: 1	E: 0	K: 0	S: 3	R: 0	H: 1	E: 0	K: 2	S: 9	R: 1	H: 1	E: 0	K: 0	S: 4	R: 2	H: 3	E: 1	K: 10	S: 10	R: 0	H: 0	E: 0	K: 0	S: 3	R: 0	H: 2	E: 0	K: 0	S: 4	R: 2	H: 2	E: 0	K: 1	S: 6	1B: 11	SF: 0	2B: 1	SAC: 0	3B: 1	DP: 3	HR: 1	HBP: 1	WP: 0	PA: 41
--------------	------	------	------	------	------	------	--------	-------	------	------	------	------	------	------	------	------	------	------	------	------	------	------	------	------	------	------	------	------	------	------	------	------	-------	-------	------	------	------	------	------	------	------	------	------	------	------	------	------	------	------	--------	-------	-------	--------	-------	-------	-------	--------	-------	--------

PITCHER	IP	WLS	BF	H	R	ER	SO	BB	IBB	HBP	BLK	WP	HR	S	P	ERA	WHIP
John Denny, R (1, 1) ERA: 4.62	5.2		28	9	4	4	4	2	0	1	0	0	1	33	42	6.35	1.941
Don Carman, L (6, 1) ERA: 0.89	0.1		1	0	0	0	1	0	0	0	0	0	0	3	3	0.00	0.000
Larry Andersen, R (7, 1) ERA: 3.9	2.0		7	2	0	0	0	0	0	0	0	0	0	7	7	0.00	1.000
Kent Tekulve, R (9, 1) ERA: 3.86	0.2	L	5	2	2	2	1	1	0	0	0	0	0	6	10	27.00	4.500

BOTTOM

Philadelphia Phillies @ San Diego Padres
Jack Murphy Stadium, San Diego, CA
Tue Jun 04 1985, 10:05 PM EDT
Att. 25,141 - Unknown

livebaseballscores.com

AB	37
R	6
H	13
RBI	5
BB	3
SO	6
LOB	22



Batter	1	2	3	4	5	6	7	8	9	AB R H RBI BB SO LOB	TOP										
Jeff Stone, L (1, 7) OBP: 0.297, SLG: 0.329	0-0 E 1B		0-0 4-3			0-0 F5			0-0 B1-3	4 1 1 0 0 0 1											
Juan Samuel, R (1, 4) OBP: 0.273, SLG: 0.386	0-0 5-3 1-H			0-3 K		0-3 K			0-0 4-3	4 0 0 0 0 2 1											
Von Hayes, L (1, 8) OBP: 0.377, SLG: 0.410	0-3 K			0-0 F5			0-0 L7		0-0 F7	4 0 0 0 0 1 0											
Mike Schmidt, R (1, 3) OBP: 0.301, SLG: 0.383	0-3 K			0-0 5-3			0-0 L5			3 0 0 0 0 1 0											
Ozzie Virgil, R (1, 2) OBP: 0.377, SLG: 0.517		0-3 K			0-3 K		0-0 F8			3 0 0 0 0 2 0											
Glenn Wilson, R (1, 9) OBP: 0.274, SLG: 0.395		0-0 F8		0-0 4-3				0-3 K		3 0 0 0 0 1 0											
Rick Schu, R (1, 5) OBP: 0.290, SLG: 0.286		0-3 K		0-0 2-3				0-0 1B 1B		3 0 1 0 0 1 0											
Steve Jeltz, S (1, 6) OBP: 0.248, SLG: 0.176			0-0 F9			0-0 4-3		0-0 G1-6-3 1B		2 0 0 0 0 0 0											
Greg Gross, L (8, PH) OBP: 0.286, SLG: 0.294								1-2 G1-6-3 1B		1 0 1 0 0 0 0											
Luis Aguayo, R (8, 6) OBP: 0.317, SLG: 0.353								0-0 G1-6-3 1-2		0 0 0 0 0 0 0											
Charles Hudson, S (1, 1) OBP: 0.111, SLG: 0.111		0-3 K				0-0 1B				2 0 1 0 0 1 0											
Tim Corcoran, L (8, PH) OBP: 0.333, SLG: 0.284										1 0 0 0 0 0 2											
Don Carman, L (8, 1)										0 0 0 0 0 0 0											
Inning Stats	R: 1 E: 1 K: 2 S: 8	H: 1 LOB: 0 BB: 0 P: 8	R: 0 E: 0 K: 2 S: 7	H: 0 LOB: 0 BB: 0 P: 7	R: 0 E: 0 K: 1 S: 5	H: 0 LOB: 0 BB: 0 P: 5	R: 0 E: 0 K: 1 S: 5	H: 0 LOB: 0 BB: 0 P: 5	R: 0 E: 0 K: 1 S: 6	H: 1 LOB: 1 BB: 0 P: 6	R: 0 E: 0 K: 0 S: 3	H: 0 LOB: 0 BB: 0 P: 3	R: 0 E: 0 K: 1 S: 6	H: 2 LOB: 1 BB: 0 P: 6	R: 0 E: 0 K: 0 S: 3	H: 0 LOB: 0 BB: 0 P: 3	1B: 4 2B: 0 3B: 0 HR: 0	SF: 0 SAC: 0 DP: 1 HBP: 0	WP: 0 PB: 0 SB: 0 CS: 0	PA: 30	
PITCHER LaMarr Hoyt, R (1, 1) ERA: 3.38	IP: 9.0 WLS: W BF: 30 H: 4 R: 1 ER: 0 SO: 9 BB: 0 IBB: 0 HBP: 0 BLK: 0 WP: 0 HR: 0 S: 48 P: 48 ERA: 0.00 WHIP: 0.444																			PITCHER	IP: 9.0 WLS: W BF: 30 H: 4 R: 1 ER: 0 SO: 9 BB: 0 IBB: 0 HBP: 0 BLK: 0 WP: 0 HR: 0 S: 48 P: 48 ERA: 0.00 WHIP: 0.444

Philadelphia Phillies @ San Diego Padres
 Jack Murphy Stadium, San Diego, CA
 Wed Jun 05 1985, 10:05 PM EDT
 Att: 30,352 - Unknown

livebaseballscores.com

AB 30
 R 1
 H 4
 RBI 0
 BB 0
 SO 9
 LOB 4



Batter	1	2	3	4	5	6	7	8	9	AB	R	H	RBI	BB	SO	LOB
Jerry Royster, R OBP: 0.282, SLG: 0.329 (1, 4)	4-0 1B BB		0-3 K		0-3 K		0-0 F6			3	0	0	0	1	2	0
Tony Gwynn, L OBP: 0.362, SLG: 0.455 (1, 9)	0-0 1B		0-0 4-3		0-0 F8		0-0 F8			4	0	1	0	0	0	0
Steve Garvey, R OBP: 0.304, SLG: 0.483 (1, 3)	0-0 F4		4-0 BB		0-0 F7			0-0 HR		3	1	1	1	1	0	1
Graig Nettles, L OBP: 0.396, SLG: 0.367 (1, 5)	0-0 G3		0-3 K		4-0 1B 2B BB			0-3 K		3	1	0	0	1	2	2
Kevin McReynolds, R OBP: 0.316, SLG: 0.414 (1, 8)		0-0 F6		0-0 F9		0-0 2B 1B		0-3 K		4	1	1	0	0	1	0
Terry Kennedy, L OBP: 0.328, SLG: 0.459 (1, 2)		0-0 3B		0-0 2B		0-0 L5-4 1-H 2-H 2B		0-3 K		4	0	3	2	0	1	0
Carmelo Martinez, R OBP: 0.347, SLG: 0.503 (1, 7)		0-0 6-3		0-3 K		0-0 B5-3				3	0	0	0	0	1	3
Garry Templeton, S OBP: 0.308, SLG: 0.392 (1, 6)		4-0 IBB		4-0 IBB		0-0 L5-4 2-3				1	0	0	0	2	0	1
LaMarr Hoyt, R OBP: 0.074, SLG: 0.074 (1, 1)		0-3 K		0-3 K			0-3 K			3	0	0	0	0	3	4


Inning Stats	R: 0	H: 1	E: 0	LOB: 1	K: 0	S: 3	R: 0	H: 1	E: 0	LOB: 2	K: 1	S: 6	R: 0	H: 0	E: 0	LOB: 1	K: 2	S: 7	R: 0	H: 1	E: 0	LOB: 2	K: 2	S: 8	R: 0	H: 0	E: 0	LOB: 0	K: 1	S: 5	R: 2	H: 2	E: 0	LOB: 0	K: 0	S: 4	R: 0	H: 0	E: 0	LOB: 0	K: 1	S: 5	R: 1	H: 1	E: 0	LOB: 0	K: 3	S: 10		

PITCHER	IP	WLS	BF	H	R	ER	SO	BB	IBB	HBP	BLK	WP	HR	S	P	ERA	WHIP
Charles Hudson, R ERA: 3.1 (1, 1)	7.0	L	29	5	2	2	7	3	2	0	0	0	0	38	58	2.57	1.143
Don Carman, L ERA: 1.27 (8, 1)	1.0		4	1	1	1	3	0	0	0	0	0	1	10	10	9.00	1.000

BOTTOM

Philadelphia Phillies @ San Diego Padres
Jack Murphy Stadium, San Diego, CA
 Wed Jun 05 1985, 10:05 PM EDT
 Att. 30,352 - Unknown

AB	28
R	3
H	6
RBI	3
BB	5
SO	10
LOB	11



WP	0	PA	33
PB	0	SB	0
CS	0		

Batter	1	2	3	4	5	6	7	8	9	AB	R	H	RBI	BB	SO	LOB
Gary Redus, R (1, 8) OBP: 0.427, SLG: 0.514 Max Venable, L (8, PH) OBP: 0.500, SLG: 1.000 (9, 8)	0-0 F6		0-0 6-3		1-0 1B HBP			0-0 E3 FC6-4		2	1	0	0	0	0	0
Dave Concepcion, R (1, 6) OBP: 0.318, SLG: 0.415	0-0 CS 1B		0-0 5-3		0-0 1B 1-H			0-0 F7		4	0	2	1	0	0	1
Dave Parker, L (1, 9) OBP: 0.358, SLG: 0.530	4-0 BB 1-2 BB			0-0 F3	0-0 4-3			0-0 F8		3	0	0	0	1	0	2
Tony Perez, R (1, 3) OBP: 0.543, SLG: 0.893	4-0 1-2 BB			0-0 F4		0-0 F7		0-0 FC6-4 1-2f		3	0	0	0	1	0	1
Cesar Cedeno, R (1, 7) OBP: 0.301, SLG: 0.305	0-3 K			0-0 F8		0-0 F9			0-0 2B	4	0	1	0	0	1	2
Nick Esasky, R (1, 5) OBP: 0.310, SLG: 0.375		0-3 K			0-0 3B 1B	0-3 K			0-0 5-3	4	1	1	0	0	2	1
Ron Oester, S (1, 4) OBP: 0.364, SLG: 0.412		0-0 F8			0-0 1-H SF9 3B		0-0 4-3		0-0 F9	4	1	1	1	0	0	1
Dave Vangorder, R (1, 2) OBP: 0.264, SLG: 0.286 Tom Foley, L (9, PH) OBP: 0.182, SLG: 0.215		0-0 F5			0-0 SF9		0-3 K		0-0 F7	2	0	0	1	0	1	0
Tom Browning, L (1, 1) OBP: 0.107, SLG: 0.048 Frank Pastore, R (5, 1) OBP: 0.353, SLG: 0.667 Eddie Milner, L (5, PH) OBP: 0.310, SLG: 0.239 Ron Robinson, R (6, 1) Wayne Krenchicki, L (7, PH) OBP: 0.287, SLG: 0.363 John Stuper, R (8, 1) OBP: 0.290, SLG: 0.077			0-3 K		0-0 5-3		0-3 K			1	0	0	0	0	1	0

Inning Stats	R: 0	H: 1	R: 0	H: 0	R: 0	H: 0	R: 3	H: 3	R: 0	H: 0	R: 0	H: 0	R: 0	H: 0	R: 0	H: 1	R: 0	H: 1	1B: 3	SF: 1	WP: 0	PA: 35
	E: 0	LOB: 2	E: 0	LOB: 0	E: 0	LOB: 0	E: 0	LOB: 1	E: 0	LOB: 0	E: 0	LOB: 0	E: 1	LOB: 1	E: 0	LOB: 1	E: 0	LOB: 1	2B: 1 <td>SAC: 0 <td>PB: 0 <td></td> </td></td>	SAC: 0 <td>PB: 0 <td></td> </td>	PB: 0 <td></td>	
	K: 1	BB: 2	K: 1	BB: 0	K: 0	BB: 0	K: 0	BB: 0	K: 1	BB: 0	K: 2	BB: 0	K: 0	BB: 0	K: 0	BB: 0	K: 0	BB: 0	3B: 1 <td>DP: 0 <td>SB: 1</td> <td></td> </td>	DP: 0 <td>SB: 1</td> <td></td>	SB: 1	
	S: 5	P: 13	S: 5	P: 5	S: 5	P: 5	S: 6	P: 7	S: 5	P: 5	S: 7	P: 7	S: 4	P: 4	S: 4	P: 4	S: 4	P: 4	HR: 0 <td>HBP: 1 <td>CS: 1</td> <td></td> </td>	HBP: 1 <td>CS: 1</td> <td></td>	CS: 1	

PITCHER	IP	WLS	BF	H	R	ER	SO	BB	IBB	HBP	BLK	WP	HR	S	P	ERA	WHIP
Mark Thurmond, L (1, 1) ERA: 4.08	5.0	W	21	4	3	3	3	2	0	1	0	0	0	24	33	5.40	1.200
Luis DeLeon, R (6, 1) ERA: 3.45	4.0	S	14	1	0	0	3	0	0	0	0	0	0	20	20	0.00	0.250

BOTTOM

San Diego Padres @ Cincinnati Reds
Riverfront Stadium, Cincinnati, OH

Fri Jun 07 1985, 7:05 PM EDT
Unknown

livebaseballscorecards.com

AB	31
R	3
H	5
RBI	3
BB	2
SO	6
LOB	9



Batter	1	2	3	4	5	6	7	8	9	10	11	AB R H RBI BB SO LOB	TOP				
Tim Flannery, L (1, 4) OBP: 0.391, SLG: 0.374	0-0 6-3		0-0 6-3		0-0 1B 1B		0-0 WP 1B 2B		0-0 4-3		0-0 F9	6 1 2 0 0 0 1	San Diego Padres @ Cincinnati Reds Riverfront Stadium, Cincinnati, OH Fri Jun 07 1985, 7:05 PM EDT Att. 37,753 - Unknown				
Tony Gwynn, L (1, 9) OBP: 0.368, SLG: 0.466	0-0 FC6-4 1B		0-0 4-3		0-0 1-2 1B		4-0 WP 1B IBB		0-0 5-3		0-0 HR	5 2 3 1 1 0 1					
Steve Garvey, R (1, 3) OBP: 0.308, SLG: 0.481	0-0 FC6-4 1-2f			0-0 F4	0-0 6-3		0-0 1-H 2-H 1B		0-0 2B		0-3 K	6 0 2 2 0 1 3					
Terry Kennedy, L (1, 2) OBP: 0.328, SLG: 0.458	0-0 4-3			4-0 G3 1B BB		0-0 G4-3 2B		0-0 F5		0-0 4-3	0-3 K	5 0 1 0 1 1 3					
Kevin McReynolds, R (1, 8) OBP: 0.333, SLG: 0.434		0-0 F8		0-0 1-2 G3 1B		0-0 G4-3 1B		0-0 G6-3 1B		0-0 1B 1B		5 0 4 0 0 0 0					
Graig Nettles, L (1, 5) OBP: 0.385, SLG: 0.353		0-0 6-3		0-0 1-2 2-3 G3		0-0 1-2f 2-3 G4-3		0-0 1-2f G6-3		0-0 F9		5 0 0 0 0 0 6					
Carmelo Martinez, R (1, 7) OBP: 0.350, SLG: 0.510		0-0 F6		0-0 1-3		0-3 K		4-0 BB 1B BB		0-0 1-3 1B		4 0 1 0 1 1 3					
Garry Templeton, S (1, 6) OBP: 0.314, SLG: 0.394			0-0 6-3 S 1B		0-0 F9		0-0 1-3	0-0 1-2 1B		0-0 F5		5 0 2 0 0 0 2					
Eric Show, R (1, 1) OBP: 0.083, SLG: 0.083			0-3 K		0-0 4-3		0-0 6-3	0-0 F6		0-0 F8		4 0 0 0 0 1 3					
Rich Gossage, R (8, 1)												0 0 0 0 0 0 0					
Al Bumbry, L (10, PH) OBP: 0.304, SLG: 0.295												1 0 0 0 0 0 2					
Craig Lefferts, L (10, 1) OBP: 0.500, SLG: 0.500												0 0 0 0 0 0 0					
Inning Stats	R: 0 H: 1 E: 0 LOB: 1 K: 0 BB: 0 S: 4 P: 4	R: 0 H: 0 E: 0 LOB: 0 K: 0 BB: 0 S: 3 P: 3	R: 0 H: 1 E: 0 LOB: 1 K: 1 BB: 0 S: 6 P: 6	R: 0 H: 1 E: 0 LOB: 2 K: 0 BB: 1 S: 4 P: 8	R: 0 H: 2 E: 0 LOB: 2 K: 0 BB: 0 S: 5 P: 5	R: 0 H: 2 E: 0 LOB: 1 K: 1 BB: 0 S: 6 P: 6	R: 2 H: 2 E: 0 LOB: 1 K: 0 BB: 1 S: 5 P: 9	R: 0 H: 2 E: 0 LOB: 2 K: 0 BB: 1 S: 4 P: 8	R: 0 H: 1 E: 0 LOB: 1 K: 0 BB: 0 S: 4 P: 4	R: 0 H: 2 E: 0 LOB: 2 K: 2 BB: 0 S: 5 P: 5	R: 1 H: 1 E: 0 LOB: 0 K: 2 BB: 0 S: 8 P: 8	1B: 11 SF: 0 2B: 3 SAC: 0 3B: 0 DP: 2 HR: 1 HBP: 0	WP: 1 PA: 49 PB: 0 SB: 1 CS: 0				
PITCHER	IP WLS BF H R ER SO BB IBB HBP BLK WP HR S P ERA WHIP																
Jay Tibbs, R (1, 1) ERA: 4.66	8.0	36	11	2	2	2	2	2	1	0	0	1	0	37	49	2.25	1.625
John Franco, L (9, 1) ERA: 3.43	1.0	4	1	0	0	0	0	0	0	0	0	0	0	4	4	0.00	1.000
Ted Power, R (10, 1) ERA: 2.74	2.0	L 9	3	1	1	2	0	0	0	0	0	0	1	13	13	4.50	1.500

livebaseballscorecards.com

AB	46
R	3
H	15
RBI	3
BB	3
SO	4
LOB	24



Batter	1	2	3	4	5	6	7	8	9	10	11	AB R H RBI BB SO LOB
Gary Redus, R OBP: 0.415, SLG: 0.506 (1, 7)	F8		F2		F2			F8	K			5 0 1 0 0 1 3
Eddie Milner, L OBP: 0.307, SLG: 0.238 (1, 8)	F5		F7		F7		F9	G4-6-3 1B		4-3		5 0 1 0 0 0 1
Pete Rose, S OBP: 0.406, SLG: 0.384 (1, 3)	1B			BB	BB		F7	G4-6-3 1-2f		6-3		4 0 1 0 1 0 2
Dave Parker, L OBP: 0.359, SLG: 0.522 (1, 9)	F9			BB	BB		CS	BB	4-3	K		3 0 0 0 2 1 1
Alan Knicely, R OBP: 0.403, SLG: 0.603 Cesar Cedeno, R OBP: 0.301, SLG: 0.305 (11, PR)		K		CS	K		CS	2B	F8		CS	5 0 2 0 0 2 2 0 0 0 0 0 0 0
Dave Concepcion, R OBP: 0.315, SLG: 0.410 (10, 5)		5-3		F9	F9		F9	E 2B		F8	1-2	5 1 1 0 0 0 4
Ron Oester, S OBP: 0.353, SLG: 0.397 (1, 4)		4-3		F2	F2		F6	E6 2B		K		5 1 0 0 0 1 5
Wayne Krenchicki, L OBP: 0.351, SLG: 0.400 Tom Foley, L OBP: 0.182, SLG: 0.215 (9, PR)			G3		F8		K			2B	1-H 2-H	4 0 1 2 0 1 1 0 0 0 0 0 0 0
Jay Tibbs, R OBP: 0.133, SLG: 0.071 Max Venable, L OBP: 0.667, SLG: 1.000 John Franco, L Duane Walker, L OBP: 0.324, SLG: 0.484 Ted Power, R			K		K			1B		IBB		2 0 0 0 0 2 0 1 0 1 0 0 0 0 0 0 0 0 0 0 0 0 0 0 0 1 0 0 0 0 0 0 0 0 0

Inning Stats	R: 0	H: 1	R: 0	H: 0	R: 0	H: 1	R: 0	H: 0	R: 0	H: 0	R: 0	H: 1	R: 2	H: 2	R: 0	H: 0	R: 0	H: 1
	E: 0	LOB: 1	E: 0	LOB: 0	E: 0	LOB: 1	E: 0	LOB: 0	E: 0	LOB: 0	E: 0	LOB: 1	E: 1	LOB: 2	E: 0	LOB: 0	E: 0	LOB: 0
	K: 0	BB: 0	K: 1	BB: 0	K: 1	BB: 0	K: 1	BB: 0	K: 0	BB: 1	K: 1	BB: 0	K: 1	BB: 0	K: 0	BB: 0	K: 1	BB: 0
	S: 4	P: 4	S: 5	P: 5	S: 6	P: 6	S: 5	P: 13	S: 2	P: 6	S: 6	P: 6	S: 4	P: 4	S: 8	P: 12	S: 5	P: 5

PITCHER	IP	WLS	BF	H	R	ER	SO	BB	IBB	HBP	BLK	WP	HR	S	P	ERA	WHIP
Eric Show, R ERA: 3.23 (1, 1)	7.1		29	5	0	0	5	3	0	0	0	0	0	36	48	0.00	1.091
Rich Gossage, R ERA: 2.18 (8, 1)	1.2		8	2	2	0	1	0	1	0	0	0	0	9	13	0.00	1.200
Craig Lefferts, L ERA: 3.75 (10, 1)	2.0	W	6	1	0	0	2	0	0	0	0	0	0	10	10	0.00	0.500

BOTTOM

San Diego Padres @ Cincinnati Reds
Riverfront Stadium, Cincinnati, OH

Fri Jun 07 1985, 7:05 PM EDT
Att. 37,753 - Unknown

livebaseballscorecards.com

AB	39
R	2
H	8
RBI	2
BB	4
SO	8
LOB	19

REDS

WP: 0	PA: 44
PB: 0	
SB: 0	
CS: 2	

Batter	1	2	3	4	5	6	7	8	9	AB R H RBI BB SO LOB	TOP											
Jerry Royster, R OBP: 0.318, SLG: 0.366 (1, 4) (7, 6)	0-0 F3		0-3 K		0-0 SF7 1B PB 1B		0-0 2B 1B		0-0 1B	5 2 3 1 0 1 0												
Tony Gwynn, L OBP: 0.368, SLG: 0.469 (1, 9) (8, 2)	0-0 F7		0-0 6-3		0-0 PB 1B		0-0 1-H 2B		0-0 4-3	5 0 2 1 0 0 1												
Steve Garvey, R OBP: 0.303, SLG: 0.475 (1, 3) (8, 2)	0-3 K			0-0 F8	0-0 SF7		0-3 K			3 0 0 1 0 2 1												
Kevin McReynolds, R OBP: 0.332, SLG: 0.430 (1, 8) (8, 2)		0-0 F3		0-0 1B	0-0 F5			0-0 F9		4 0 1 0 0 0 1												
Carmelo Martinez, R OBP: 0.359, SLG: 0.513 (1, 7) (8, 2)		0-0 1B 1B		0-0 F7		0-0 G4-6-3 1B		4-0 BB BB 1B		3 0 2 0 1 0 1												
Kurt Bevacqua, R OBP: 0.406, SLG: 0.444 (1, 5) (8, 2)		0-0 1B		0-0 F8		0-0 G4-6-3 1-2f		0-0 G3 1-2		4 0 1 0 0 0 3												
Bruce Bochy, R OBP: 0.250, SLG: 0.355 Terry Kennedy, L OBP: 0.326, SLG: 0.455 (8, 2) (8, 2)		0-3 K			0-0 1B 1B 2B		0-0 5-3		0-0 4-3	3 1 1 0 0 1 2 1 0 0 0 0 0 1												
Mario Ramirez, R OBP: 0.200, SLG: 0.200 Tim Flannery, L OBP: 0.385, SLG: 0.368 (1, 6) (7, 4) (7, 4)		0-0 F1			0-0 F9		0-0 G3		0-0 G3	2 0 0 0 0 0 3 2 0 0 0 0 0 0												
Dave Dravecky, R OBP: 0.143, SLG: 0.150 Bobby Brown, S OBP: 0.217, SLG: 0.273 Tim Stoddard, R Al Bumbry, L OBP: 0.298, SLG: 0.289 Greg Booker, R Gerry Davis, R OBP: 0.348, SLG: 0.409 (1, 1) (5, PH) (5, 1) (7, PH) (7, 1) (8, PH)			0-0 5-3		0-0 1B 1B SF7 1B		0-0 4-3		0-0 6-3	1 0 0 0 0 0 0 1 1 1 0 0 0 0 0 0 0 0 0 0 0 1 0 0 0 0 0 0 0 0 0 0 0 0 0 1 0 0 0 0 0 0												
Inning Stats	R: 0 E: 0 K: 1 S: 5	H: 0 LOB: 0 BB: 0 P: 5	R: 0 E: 0 K: 1 S: 7	H: 2 LOB: 2 BB: 0 P: 7	R: 0 E: 0 K: 1 S: 5	H: 0 LOB: 0 BB: 0 P: 5	R: 0 E: 0 K: 0 S: 4	H: 1 LOB: 1 BB: 0 P: 4	R: 3 E: 0 K: 0 S: 7	H: 4 LOB: 1 BB: 0 P: 7	R: 0 E: 0 K: 0 S: 3	H: 1 LOB: 0 BB: 0 P: 3	R: 1 E: 0 K: 1 S: 7	H: 2 LOB: 1 BB: 0 P: 7	R: 0 E: 0 K: 0 S: 3	H: 0 LOB: 1 BB: 1 P: 7	R: 0 E: 0 K: 0 S: 4	H: 1 LOB: 1 BB: 0 P: 4	1B: 9 2B: 2 3B: 0 HR: 0	SF: 1 SAC: 0 DP: 1 HBP: 0	WP: 0 PB: 1 SB: 0 CS: 0	PA: 38
PITCHER	IP WLS BF H R ER SO BB IBB HBP BLK WP HR S P ERA WHIP																					
Joe Price, L ERA: 3.1 (1, 1)	5.0 W 22 7 3 2 3 0 0 0 0 0 0 0 28 28 3.60 1.400																					
Tom Hume, R ERA: 3.33 (6, 1)	3.0 12 3 1 1 1 1 0 0 0 0 0 0 13 17 3.00 1.333																					
John Franco, L ERA: 3.27 (9, 1)	1.0 S 4 1 0 0 0 0 0 0 0 0 0 0 4 4 0.00 1.000																					

San Diego Padres @ Cincinnati Reds
Riverfront Stadium, Cincinnati, OH
Sat Jun 08 1985, 3:33 AM EDT
Att: 27,865 - Unknown

livebaseballscorecards.com

AB	36
R	4
H	11
RBI	3
BB	1
SO	4
LOB	13



Batter	1	2	3	4	5	6	7	8	9
Gary Redus, R OBP: 0.418, SLG: 0.506 (1, 8) (8, 7)	0-0 S 1B		0-0 F8		0-0 F4		0-0 WP S SF8 1B		
Dave Concepcion, R OBP: 0.324, SLG: 0.411 (1, 6) B B B B	4-0 1B 1-2 SF8 BB		0-0 6-3		0-0 FC5-4 1B		4-0 1-3 S BB		
Dave Parker, L OBP: 0.361, SLG: 0.522 (1, 9) X	0-0 CS 1-3 2-H 1B			4-0 1B HR BB	0-0 FC5-4 1-2f		0-0 3-H SF8		
Tony Perez, R OBP: 0.513, SLG: 0.839 Eddie Milner, L OBP: 0.307, SLG: 0.238 (1, 3) (8, 8) X	0-0 SF8			0-0 1-2 HR 1B		0-0 4-3	0-0 6-3		
Alan Knicely, R OBP: 0.395, SLG: 0.577 (1, 2) S S S	0-3 K 1-2			0-0 F5		0-3 K		4-0 G6-4-3 WP BB	
Cesar Cedeño, R OBP: 0.313, SLG: 0.331 (1, 7) (8, 3) X		0-0 F6		0-0 1-H 2-H HR		4-0 E S 1B BB		4-0 1-2 G6-4-3 BB	
Nick Esasky, R OBP: 0.308, SLG: 0.371 (1, 5) 0-0 0-0		0-3 K		0-0 F4		0-0 1-H 1B		0-0 1-2f 2-3 G6-4-3	
Ron Oester, S OBP: 0.344, SLG: 0.386 (1, 4) X		0-0 F9		0-0 F8		0-0 F7		0-0 F8	
Joe Price, R Max Venable, L OBP: 0.500, SLG: 0.750 Tom Hume, R John Franco, L (1, 1) (5, PH) (6, 1) (9, 1) X			0-0 F6		0-0 F8		0-0 5-3		

Inning Stats	R: 2	H: 2	E: 0	K: 1	S: 6	LOB: 1	BB: 1	P: 10	R: 0	H: 0	E: 0	K: 1	S: 5	LOB: 0	BB: 0	P: 5	R: 0	H: 0	E: 0	K: 0	S: 3	LOB: 0	BB: 0	P: 3	R: 3	H: 2	E: 0	K: 0	S: 5	LOB: 0	BB: 1	P: 9	R: 0	H: 1	E: 0	K: 0	S: 4	LOB: 1	BB: 0	P: 4	R: 1	H: 1	E: 0	K: 1	S: 6	LOB: 1	BB: 1	P: 10	R: 1	H: 1	E: 0	K: 0	S: 4	LOB: 1	BB: 1	P: 8	R: 0	H: 0	E: 0	K: 0	S: 2	LOB: 1	BB: 2	P: 10
--------------	------	------	------	------	------	--------	-------	-------	------	------	------	------	------	--------	-------	------	------	------	------	------	------	--------	-------	------	------	------	------	------	------	--------	-------	------	------	------	------	------	------	--------	-------	------	------	------	------	------	------	--------	-------	-------	------	------	------	------	------	--------	-------	------	------	------	------	------	------	--------	-------	-------

PITCHER	IP	WLS	BF	H	R	ER	SO	BB	IBB	HBP	BLK	WP	HR	S	P	ERA	WHIP
Dave Dravecky, L ERA: 2.95 (1, 1)	4.0	L	17	4	5	5	2	2	0	0	0	0	1	19	27	11.25	1.500
Tim Stoddard, R ERA: 5.4 (5, 1)	2.0		9	2	1	1	1	1	0	0	0	0	0	10	14	4.50	1.500
Greg Booker, R ERA: 4.91 (7, 1)	2.0		9	1	1	1	0	3	0	0	0	2	0	6	18	4.50	2.000

BOTTOM

San Diego Padres @ Cincinnati Reds
Riverfront Stadium, Cincinnati, OH

Sat Jun 08 1985, 3:33 AM EDT
Att. 27,865 - Unknown

AB	27
R	7
H	7
RBI	7
BB	6
SO	3
LOB	9

WP: 2 PA: 35
PB: 0
SB: 4
CS: 1



PITCHER	IP	WLS	BF	H	R	ER	SO	BB	IBB	HBP	BLK	WP	HR	S	P	ERA	WHIP
---------	----	-----	----	---	---	----	----	----	-----	-----	-----	----	----	---	---	-----	------

Batter	1	2	3	4	5	6	7	8	9	AB R H RBI BB SO LOB	TOP									
Tim Flannery, L (1, 4) OBP: 0.371, SLG: 0.352	0-3 K		0-0 F9		0-0 F6			0-3 K	0-0 F5	5 0 0 0 0 2 2										
Tony Gwynn, L (1, 9) OBP: 0.365, SLG: 0.463	0-0 1B		0-0 F8		0-0 F7			0-0 F8	0-0 6-3	5 0 1 0 0 0 2										
Steve Garvey, R (1, 3) OBP: 0.300, SLG: 0.469	0-0 F9			0-0 F8		0-0 2-3		0-0 PB 1B WP 1B	0-0 3-1	5 1 1 0 0 0 1										
Terry Kennedy, L (1, 2) OBP: 0.325, SLG: 0.451	0-0 4-3			0-0 F8		0-0 F7		0-0 WP 1B PB 1B		4 1 1 0 0 0 1										
Kevin McReynolds, R (1, 8) OBP: 0.330, SLG: 0.426		0-0 F9		0-0 F5		0-0 F8		0-0 1B 1-H 2-H		4 1 1 1 0 0 0										
Graig Nettles, L (1, 5) OBP: 0.393, SLG: 0.378		4-0 BB			0-0 HR		0-0 F1	4-0 1B 1-2 1B		2 2 1 1 2 0 0										
Carmelo Martinez, R (1, 7) OBP: 0.362, SLG: 0.509		0-3 K		4-0 FC3-5 1B BB		0-0 F7		0-0 1B 1-3 2-H 1B		3 0 1 1 1 1 1										
Garry Templeton, S (1, 6) OBP: 0.323, SLG: 0.402		0-0 F8		0-0 FC3-5 1B		0-0 1B		0-0 1B 1-2 1B		4 0 3 1 0 0 1										
Andy Hawkins, R (1, 1) OBP: 0.161, SLG: 0.133			0-0 F8		0-0 FC3-5		0-0 4-3	0-0 4-3		3 0 0 0 0 0 3										
Al Bumbry, L (8, PH) OBP: 0.292, SLG: 0.283										1 0 0 0 0 0 2										
Rich Gossage, R (8, 1)										0 0 0 0 0 0 0										
Inning Stats	R: 0 E: 0 K: 1 S: 6	H: 1 LOB: 1 BB: 0 P: 6	R: 0 E: 0 K: 1 S: 5	H: 0 LOB: 1 BB: 1 P: 9	R: 0 E: 0 K: 0 S: 3	H: 0 LOB: 0 BB: 0 P: 3	R: 1 E: 0 K: 0 S: 5	H: 2 LOB: 2 BB: 1 P: 9	R: 0 E: 0 K: 0 S: 3	H: 0 LOB: 0 BB: 0 P: 3	R: 0 E: 0 K: 0 S: 4	H: 1 LOB: 1 BB: 0 P: 4	R: 4 E: 0 K: 1 S: 10	H: 5 LOB: 2 BB: 1 P: 14	R: 0 E: 0 K: 0 S: 3	H: 0 LOB: 0 BB: 0 P: 3	1B: 8 2B: 0 3B: 0 HR: 1	SF: 0 SAC: 0 DP: 0 HBP: 0	WP: 1 PB: 1 SB: 0 CS: 0	PA: 39
PITCHER	IP WLS BF H R ER SO BB IBB HBP BLK WP HR S P ERA WHIP																			
Mario Soto, R (1, 1) ERA: 2.73	7.2 L 34 8 5 5 3 3 0 0 0 0 1 1 37 49 5.87 1.435																			
Ron Robinson, R (8, 1) ERA: 2.84	0.1 2 1 0 0 0 0 0 0 0 0 0 0 2 2 0.00 3.000																			
Frank Pastore, R (9, 1) ERA: 5.14	1.0 3 0 0 0 0 0 0 0 0 0 0 0 3 3 0.00 0.000																			

San Diego Padres @ Cincinnati Reds
Riverfront Stadium, Cincinnati, OH
Sun Jun 09 1985, 3:33 AM EDT
Att. 28,971 - Unknown

livebaseballscorecards.com

AB	36
R	5
H	9
RBI	4
BB	3
SO	3
LOB	13



Batter	1	2	3	4	5	6	7	8	9	AB	R	H	RBI	BB	SO	LOB
Gary Redus, R (1, 7) OBP: 0.417, SLG: 0.506	0-0 F7		0-0 2B	4-0 BB			0-0 F6		0-3 K	4	0	1	0	1	1	0
Eddie Milner, L (1, 8) OBP: 0.315, SLG: 0.253	0-0 F8		4-0 BB	0-0 F9			4-0 BB		0-0 1B	3	1	1	0	2	0	3
Pete Rose, S (1, 3) OBP: 0.405, SLG: 0.385	0-0 6-3		0-3 K		0-0 WP 1B		0-0 F7		0-0 2B SF7 1B	5	1	2	1	0	1	3
Dave Parker, L (1, 9) OBP: 0.362, SLG: 0.521		0-0 4-3	0-0 F8		0-0 F8		4-0 IBB		0-0 2B	4	0	1	0	1	0	3
Alan Knicely, R (1, 2) OBP: 0.395, SLG: 0.568		4-0 FC6-4 1B BB		0-0 G6-3 1B	0-0 F8		0-0 F7		0-0 SF7	3	1	1	1	1	0	3
Dave Concepcion, R (1, 6) OBP: 0.325, SLG: 0.410		0-0 FC6-4 1B		0-0 G6-3 1B	0-0 F3			0-3 K	0-0 6-3	5	0	2	0	0	1	2
Ron Oester, S (1, 4) OBP: 0.348, SLG: 0.389		0-0 FC6-4 1-2f 2-3		0-0 G6-3 1-2f 2-3		0-0 1B		0-0 1B		4	0	2	0	0	0	4
Wayne Krenchicki, L (1, 5) OBP: 0.359, SLG: 0.397		0-0 F7		4-0 BB 1B IBB		0-0 1B		0-0 F8		3	0	1	0	1	0	3
Mario Soto, R (1, 1) OBP: 0.211, SLG: 0.243			0-3 K		0-0 BB 1B		0-0 G4-6-3		0-0 F4	3	0	1	1	0	1	1
Ron Robinson, R (8, 1)										0	0	0	0	0	0	0
Duane Walker, L (8, PH) OBP: 0.316, SLG: 0.469										1	0	0	0	0	0	1
Frank Pastore, R (9, 1) OBP: 0.333, SLG: 0.667										0	0	0	0	0	0	0

Inning Stats	R: 0	H: 0	E: 0	K: 0	S: 3	R: 0	H: 1	E: 0	K: 0	S: 4	R: 0	H: 1	E: 0	K: 2	S: 8	R: 1	H: 3	E: 0	K: 0	S: 5	R: 0	H: 1	E: 0	K: 0	S: 4	R: 0	H: 2	E: 0	K: 0	S: 3	R: 0	H: 0	E: 0	K: 0	S: 3	R: 0	H: 1	E: 0	K: 1	S: 6	R: 2	H: 3	E: 0	K: 1	S: 8	1B: 9	SF: 1	2B: 2	SAC: 0	3B: 1	DP: 2	HR: 0	HBP: 0	WP: 1	PA: 42
--------------	------	------	------	------	------	------	------	------	------	------	------	------	------	------	------	------	------	------	------	------	------	------	------	------	------	------	------	------	------	------	------	------	------	------	------	------	------	------	------	------	------	------	------	------	------	-------	-------	-------	--------	-------	-------	-------	--------	-------	--------

PITCHER	IP	WLS	BF	H	R	ER	SO	BB	IBB	HBP	BLK	WP	HR	S	P	ERA	WHIP
Andy Hawkins, R (1, 1) ERA: 2.79	7.0	W	32	8	1	1	2	4	2	0	0	1	0	30	54	1.29	1.714
Rich Gossage, R (8, 1) ERA: 2.57	2.0		10	4	2	2	2	0	0	0	0	0	0	14	14	9.00	2.000


BOTTOM

San Diego Padres @ Cincinnati Reds
Riverfront Stadium, Cincinnati, OH

Sun Jun 09 1985, 3:33 AM EDT
Att. 28,971 - Unknown

livebaseballscorecards.com

AB	35
R	3
H	12
RBI	3
BB	6
SO	4
LOB	23



Batter	1	2	3	4	5	6	7	8	9	AB R H RBI BB SO LOB
Jerry Royster, R (1, 4) OBP: 0.330, SLG: 0.360	0-0 G5-4-3 1B		4-0 1B 1-2 BB	0-0 6-3		0-0 4-3	4-0 1-2 2-3 BB		0-0 4-3	4 1 1 0 2 0 1
Tony Gwynn, L (1, 9) OBP: 0.370, SLG: 0.466	0-0 L6		0-0 1B	0-0 2B 1B		0-0 1B	0-0 F8			5 0 3 3 0 0 4
Gerry Davis, R (7, 9) OBP: 0.348, SLG: 0.409			1-3 2-H 3-H			3-H				0 0 0 0 0 0 0
Steve Garvey, R (1, 3) OBP: 0.300, SLG: 0.469	0-0 G5-4-3 1-2f		0-0 F4	0-0 2B		0-0 G3		0-0 4-3 1B 2B		4 0 1 0 0 0 3
Kurt Bevacqua, R (7, 3) OBP: 0.424, SLG: 0.500				1-H						1 1 1 0 0 0 0
Kevin McReynolds, R (1, 8) OBP: 0.333, SLG: 0.430		0-0 6-3	1-0 1B S HBP		0-0 F9		0-0 1B 1B 2B	0-0 4-3		3 2 1 0 0 0 0
Bobby Brown, S (7, 8) OBP: 0.208, SLG: 0.261								2-3		1 0 0 0 0 0 1
Terry Kennedy, L (1, 2) OBP: 0.333, SLG: 0.457		0-3 K	0-0 2B 1B	1-H 3-H		0-0 FC4-6 1B	0-0 1B 1B	0-0 6-3		4 2 3 2 0 1 0
Bruce Bochy, R (8, PH) OBP: 0.242, SLG: 0.344							2-3			1 0 0 0 0 0 1
Carmelo Martinez, R (1, 7) OBP: 0.365, SLG: 0.512		4-0 BB	0-0 2B	2-H		0-0 FC4-6 1-2f	0-3 K	0-0 1B		3 0 1 1 1 1 3
Al Bumbry, L (7, 7) OBP: 0.306, SLG: 0.298						1-2f		3-H		1 0 1 1 0 0 0
Graig Nettles, L (1, 5) OBP: 0.393, SLG: 0.374	0-0 4-3		4-0 BB		0-0 L3		0-0 FC1-5 1B 1-3 3-H	0-0 F6		4 0 1 1 1 0 3
Garry Templeton, S (1, 6) OBP: 0.332, SLG: 0.412										4 0 1 1 1 0 3
Mario Ramirez, R (7, 6) OBP: 0.188, SLG: 0.188			SH 1B 2B				4-0 4-3 1B S BB	0-0 F8		3 2 2 1 1 0 2
LaMarr Hoyt, R (1, 1) OBP: 0.065, SLG: 0.065				0-0 SH 1B BB 2-3	0-0 4-3		0-3 K	0-0 FC1-5 BB 1-2 2-3f	0-3 K	1 0 0 0 0 0 0
										4 1 0 0 0 2 3

Inning Stats	R: 0 E: 0 K: 0 S: 3	H: 1 LOB: 0 BB: 0 P: 3	R: 0 E: 0 K: 1 S: 5	H: 0 LOB: 1 BB: 1 P: 9	R: 5 E: 0 K: 0 S: 7	H: 4 LOB: 2 BB: 2 P: 16	R: 0 E: 0 K: 0 S: 4	H: 2 LOB: 2 BB: 0 P: 4	R: 0 E: 0 K: 0 S: 4	H: 1 LOB: 1 BB: 0 P: 4	R: 1 E: 0 K: 1 S: 6	H: 1 LOB: 1 BB: 1 P: 10	R: 2 E: 0 K: 1 S: 9	H: 4 LOB: 3 BB: 1 P: 13	R: 1 E: 0 K: 0 S: 5	H: 2 LOB: 1 BB: 0 P: 5	R: 0 E: 0 K: 1 S: 5	H: 0 LOB: 0 BB: 0 P: 5	1B: 10 2B: 5 3B: 0 HR: 0	SF: 0 SAC: 1 DP: 1 HBP: 1	WP: 0 PB: 0 SB: 2 CS: 0	PA: 46
--------------	------------------------------	---------------------------------	------------------------------	---------------------------------	------------------------------	----------------------------------	------------------------------	---------------------------------	------------------------------	---------------------------------	------------------------------	----------------------------------	------------------------------	----------------------------------	------------------------------	---------------------------------	------------------------------	---------------------------------	-----------------------------------	------------------------------------	----------------------------------	--------

PITCHER	IP	WLS	BF	H	R	ER	SO	BB	IBB	HBP	BLK	WP	HR	S	P	ERA	WHIP
Bob Knepper, L (1, 1) ERA: 4.14	2.2	L	16	5	5	5	1	3	0	1	0	0	0	14	27	16.88	3.000
Julio Solano, R (3, 1) ERA: 3.86	1.1		5	2	0	0	0	0	0	0	0	0	0	5	5	0.00	1.500
Mark Ross, R (5, 1) ERA: 6.75	2.0		9	2	1	1	1	1	0	0	0	0	0	10	14	4.50	1.500
Bill Dawley, R (7, 1) ERA: 4.24	3.0		16	6	3	3	2	1	0	0	0	0	0	19	23	9.00	2.333

San Diego Padres @ Houston Astros
Astrodome, Houston, TX
Mon Jun 10 1985, 8:05 PM EDT
Att. 10,700 - Unknown

AB	39
R	9
H	15
RBI	9
BB	5
SO	4
LOB	21

Batter	1	2	3	4	5	6	7	8	9	AB	R	H	RBI	BB	SO	LOB
Bill Doran, S OBP: 0.350, SLG: 0.394 (1, 4)	0-0 F7		0-0 F9		0-0 4-3		0-0 4-3		0-0 F9	5	0	0	0	0	0	1
Craig Reynolds, L OBP: 0.325, SLG: 0.431 (1, 6)	0-0 G4-6-3 1B		0-0 G3		0-0 F5		0-0 1B		0-0 F3	5	0	2	0	0	0	1
Kevin Bass, S OBP: 0.268, SLG: 0.408 (1, 7)	0-0 G4-6-3 1-2f		0-0 2B		0-0 4-3		0-3 K			4	0	1	0	0	1	2
Denny Walling, L OBP: 0.325, SLG: 0.412 (1, 5)		0-0 F9	0-0 G3		0-0 1-3		0-0 G3			4	0	0	0	0	0	2
Jerry Mumphrey, S OBP: 0.322, SLG: 0.385 (1, 8)		0-0 G3 1B		0-0 FC5-4 1B		0-0 HR		0-0 5-3		4	1	3	1	0	0	0
Terry Puhl, L OBP: 0.352, SLG: 0.432 (1, 9)		0-0 G3 1-2 1B		0-0 F9		0-0 1B 1B		0-0 F8		4	0	2	0	0	0	1
Enos Cabell, R OBP: 0.315, SLG: 0.366 (1, 3)		0-0 G3 1-2 2-3		0-0 FC5-4 1B 1-2f		0-0 F6		0-3 K		4	0	0	0	0	1	4
Mark Bailey, S OBP: 0.350, SLG: 0.360 (1, 2)		4-0 IBB		0-0 FC6-4 1-2 1B		0-0 1-3 1B		0-0 1B		3	0	3	0	1	0	0
Bob Knepper, L (1, 1) Julio Solano, R (3, 1) Jim Pankovits, R (4, PH) Mark Ross, R (5, 1) Chris Jones, L (6, PH) Bill Dawley, R (7, 1) Harry Spilman, L (9, PH)		0-0 F5		0-0 FC6-4 1-2f		0-0 L3		0-0 F7		1	0	0	0	0	0	3

BOTTOM															
San Diego Padres @ Houston Astros Astrodome, Houston, TX Mon Jun 10 1985, 8:05 PM EDT Att. 10,700 - Unknown	<table border="1"> <tr> <td>AB</td> <td>37</td> </tr> <tr> <td>R</td> <td>1</td> </tr> <tr> <td>H</td> <td>11</td> </tr> <tr> <td>RBI</td> <td>1</td> </tr> <tr> <td>BB</td> <td>1</td> </tr> <tr> <td>SO</td> <td>2</td> </tr> <tr> <td>LOB</td> <td>19</td> </tr> </table> 	AB	37	R	1	H	11	RBI	1	BB	1	SO	2	LOB	19
AB	37														
R	1														
H	11														
RBI	1														
BB	1														
SO	2														
LOB	19														

Inning Stats		Pitcher																									
R: 0	H: 1	R: 0	H: 2	R: 0	H: 1	R: 0	H: 2	R: 0	H: 0	R: 1	H: 3	R: 0	H: 1	R: 0	H: 0	R: 0	H: 1	R: 0	H: 1	1B: 9	SF: 0	WP: 0	PA: 38				
E: 0	LOB: 0	E: 0	LOB: 3	E: 0	LOB: 1	E: 0	LOB: 2	E: 0	LOB: 0	E: 0	LOB: 2	E: 0	LOB: 1	E: 0	LOB: 0	E: 0	LOB: 1	E: 0	LOB: 1	2B: 1	SAC: 0	PB: 0					
K: 0	BB: 0	K: 0	BB: 1	K: 0	BB: 0	K: 0	BB: 0	K: 0	BB: 0	K: 1	BB: 0	K: 1	BB: 0	K: 1	BB: 0	K: 1	BB: 0	K: 0	BB: 0	3B: 0	DP: 1	SB: 0					
S: 3	P: 3	S: 5	P: 9	S: 4	P: 4	S: 5	P: 5	S: 3	P: 3	S: 6	P: 6	S: 6	P: 6	S: 5	P: 5	S: 4	P: 4	S: 4	P: 4	HR: 1	HBP: 0	CS: 0					
PITCHER LaMarr Hoyt, R (1, 1) ERA: 3.13	IP	WLS	BF	H	R	ER	SO	BB	IBB	HBP	BLK	WP	HR	S	P	ERA	WHIP										
	9.0	W	38	11	1	1	2	0	1	0	0	0	1	41	45	1.00	1.222										

Batter	1	2	3	4	5	6	7	8	9	AB R H RBI BB SO LOB	TOP									
Tim Flannery, L (1, 4) OBP: 0.368, SLG: 0.349	0-0 4-3		0-0 G4-6-3 1B			0-0 4-3		0-0 FC6-4 1-2f		4 0 1 0 0 0 1										
Tony Gwynn, L (1, 9) OBP: 0.364, SLG: 0.458	0-0 6-3		0-0 G4-6-3 1-2f			0-0 F7			0-0 F7	4 0 0 0 0 0 1										
Steve Garvey, R (1, 3) OBP: 0.299, SLG: 0.466	0-3 K				0-0 F7				0-0 1B 1B	4 0 1 0 0 1 0										
Terry Kennedy, L (1, 2) OBP: 0.328, SLG: 0.450 Bruce Bochy, R (7, 2) OBP: 0.265, SLG: 0.364		0-3 K BB			0-0 6-3				0-0 1B 1B	3 0 0 0 0 2 0 1 0 1 0 0 0 0										
Kevin McReynolds, R (1, 8) OBP: 0.336, SLG: 0.433		4-0 BB 1-2 BB			0-0 2B				0-0 F7	3 0 1 0 1 0 2										
Graig Nettles, L (1, 5) OBP: 0.365, SLG: 0.364		0-3 K			0-0 3-1				0-0 4-3	4 0 0 0 0 1 5										
Carmelo Martinez, R (1, 7) OBP: 0.365, SLG: 0.506 Greg Booker, R (8, 1)		0-0 F4			0-0 F7				4-0 FC4-6 BB	2 0 0 0 1 0 2 0 0 0 0 0 0 0										
Garry Templeton, S (1, 6) OBP: 0.327, SLG: 0.405 Mario Ramirez, R (8, PR) OBP: 0.188, SLG: 0.188		0-0 F6			0-0 F8				0-0 FC4-6 FC6-4 1-2f	3 0 0 0 0 0 3 0 0 0 0 0 0 0										
Mark Thurmond, L (1, 1) Craig Lefferts, L (6, 1) OBP: 0.500, SLG: 0.500 Bobby Brown, S (8, PH) OBP: 0.200, SLG: 0.250			0-0 F6		0-0 5-3				0-3 K	2 0 0 0 0 0 0 0 0 0 0 0 0 0 1 0 0 0 0 1 1										
Inning Stats	R: 0 E: 0 K: 1 S: 5	H: 0 LOB: 0 BB: 0 P: 5	R: 0 E: 0 K: 2 S: 8	H: 0 LOB: 2 BB: 1 P: 12	R: 0 E: 0 K: 0 S: 3	H: 1 LOB: 0 BB: 0 P: 3	R: 0 E: 0 K: 0 S: 4	H: 1 LOB: 1 BB: 0 P: 4	R: 0 E: 0 K: 0 S: 3	H: 0 LOB: 0 BB: 0 P: 3	R: 0 E: 0 K: 1 S: 5	H: 0 LOB: 0 BB: 0 P: 5	R: 0 E: 0 K: 1 S: 5	H: 0 LOB: 1 BB: 1 P: 9	R: 0 E: 0 K: 0 S: 5	H: 2 LOB: 2 BB: 0 P: 5	1B: 3 2B: 1 3B: 0 HR: 0	SF: 0 SAC: 0 DP: 1 HBP: 0	WP: 1 PB: 0 SB: 0 CS: 0	PA: 33
PITCHER Mike Scott, R (1, 1) ERA: 2.77	IP: 9.0 WLS: W BF: 33 H: 4 R: 0 ER: 0 SO: 5 BB: 2 IBB: 0 HBP: 0 BLK: 0 WP: 1 HR: 0 S: 41 P: 49 ERA: 0.00 WHIP: 0.667																			
PITCHER	IP: 9.0 WLS: W BF: 33 H: 4 R: 0 ER: 0 SO: 5 BB: 2 IBB: 0 HBP: 0 BLK: 0 WP: 1 HR: 0 S: 41 P: 49 ERA: 0.00 WHIP: 0.667																			

San Diego Padres @ Houston Astros
 Astrodome, Houston, TX
 Tue Jun 11 1985, 8:05 PM EDT
 Att: 11,989 - Unknown

livebaseballscorecards.com

AB	31
R	0
H	4
RBI	0
BB	2
SO	5
LOB	15



Batter	1	2	3	4	5	6	7	8	9
Bill Doran, S OBP: 0.356, SLG: 0.413 (1, 4)	0-0 HR		0-0 F6		0-0 1B	4-0 BB		0-0 SF9	
Enos Cabell, R OBP: 0.319, SLG: 0.362 Denny Walling, L OBP: 0.325, SLG: 0.412 (1, 3) (9, 3)	0-0 F8		0-0 FC6-4 1B		0-0 F9	0-0 F5		4-0 WP 1B BB	
Phil Gamet, R OBP: 0.294, SLG: 0.344 (1, 5)	0-0 6-3		0-0 FC6-4 1-2f		0-0 F9		0-0 5-3	0-0 2B 1B	
Kevin Bass, S OBP: 0.273, SLG: 0.415 (1, 8)	0-0 F8			0-0 F9		0-0 1B HR 1B	0-0 5-3	0-0 1B WP 2B	
Jim Pankovits, R OBP: 0.386, SLG: 0.444 (1, 7)		0-0 F2		0-0 4-3		4-0 1B HR BB	0-0	0-0 WP 1B	
Terry Puhl, L OBP: 0.353, SLG: 0.431 Chris Jones, L (9, 9)		0-0 G5-3 S 1B		0-0 F4		0-0 HR 1B	0-0 F8	0-3 K	
Mark Bailey, S OBP: 0.372, SLG: 0.412 (1, 2)		4-0 1-2 BB			4-0 FC1-5 1B BB	0-0 HR		0-0 3-1 SF9 2B	
Craig Reynolds, L OBP: 0.323, SLG: 0.426 (1, 6)		0-0 G5-3 2-3f			0-0 FC1-5 1B 1B	0-0 F4		0-0 3-1	
Mike Scott, R OBP: 0.125, SLG: 0.095 (1, 1)			0-0 4-3		0-0 FC1-5 1B 1-2 2-3f	0-0 6-3		4-0 WP 1B BB	

Inning Stats	R: 1	H: 1	E: 0	K: 0	S: 4	R: 0	H: 1	E: 0	K: 0	S: 3	R: 0	H: 1	E: 0	K: 0	S: 4	R: 0	H: 0	E: 0	K: 0	S: 3	R: 1	H: 2	E: 0	K: 0	S: 5	R: 4	H: 3	E: 0	K: 0	S: 6	R: 0	H: 1	E: 0	K: 0	S: 4	R: 5	H: 4	E: 0	K: 1	S: 9
	LOB: 0	BB: 0	P: 4	LOB: 1	BB: 1	P: 7	LOB: 1	BB: 0	P: 4	LOB: 0	BB: 0	P: 3	LOB: 2	BB: 1	P: 9	LOB: 1	BB: 2	P: 14	LOB: 1	BB: 0	P: 4	LOB: 1	BB: 2	P: 17	LOB: 1	BB: 2	P: 17	LOB: 1	BB: 2	P: 17	LOB: 1	BB: 2	P: 17	LOB: 1	BB: 2	P: 17	LOB: 1	BB: 2	P: 17	

PITCHER	IP	WLS	BF	H	R	ER	SO	BB	IBB	HBP	BLK	WP	HR	S	P	ERA	WHIP
Mark Thurmond, L ERA: 4.5 (1, 1)	5.0	L	24	7	5	5	0	3	0	0	0	0	1	21	33	9.00	2.000
Craig Lefferts, L ERA: 3.81 (6, 1)	2.0		9	2	1	1	0	1	0	0	0	0	1	8	12	4.50	1.500
Greg Booker, R ERA: 6.98 (8, 1)	1.0		9	4	5	5	1	2	0	0	0	2	0	9	17	45.00	6.000

BOTTOM

San Diego Padres @ Houston Astros
Astrodome, Houston, TX

Tue Jun 11 1985, 8:05 PM EDT
Att. 11,989 - Unknown

AB	R	H	RBI	BB	SO	LOB
3	1	2	3	1	0	0
4	1	1	0	1	0	3
0	0	0	0	0	0	0
5	1	1	2	0	0	3
5	2	2	1	0	0	0
4	1	2	0	1	0	0
5	1	2	0	0	1	2
0	0	0	0	0	0	0
2	2	2	4	2	0	0
4	1	1	0	0	0	3
3	1	0	0	1	0	2

AB	35
R	11
H	13
RBI	10
BB	6
SO	1
LOB	13

WP: 3 PA: 42
PB: 0
SB: 2
CS: 0



PITCHER	IP	WLS	BF	H	R	ER	SO	BB	IBB	HBP	BLK	WP	HR	S	P	ERA	WHIP
Mark Thurmond, L ERA: 4.5 (1, 1)	5.0	L	24	7	5	5	0	3	0	0	0	0	1	21	33	9.00	2.000
Craig Lefferts, L ERA: 3.81 (6, 1)	2.0		9	2	1	1	0	1	0	0	0	0	1	8	12	4.50	1.500
Greg Booker, R ERA: 6.98 (8, 1)	1.0		9	4	5	5	1	2	0	0	0	2	0	9	17	45.00	6.000

Batter	1	2	3	4	5	6	7	8	9	AB R H RBI BB SO LOB	TOP
Tim Flannery, L (1, 4) <small>OBP: 0.372, SLG: 0.344</small> 	4-0 PB BB		4-0 FC6-4 1B BB		0-0 F6			0-0 F8		2 0 0 0 2 0 0	
Tony Gwynn, L (1, 9) <small>OBP: 0.366, SLG: 0.459</small> 	0-0 F9		0-0 FC6-4 1B		0-0 4-3			0-0 FC6-4 1B		4 0 2 0 0 0 1	
Steve Garvey, R (1, 3) <small>OBP: 0.294, SLG: 0.458</small> 	0-0 6-3		0-0 FC6-4 G4-6-3 1-2f 2-3		0-0 F8			0-0 FC6-4 1-2f		4 0 0 0 0 0 4	
Terry Kennedy, L (1, 2) <small>OBP: 0.322, SLG: 0.440</small> 	0-3 K		0-0 G4-6-3 1-2f		0-0 G3			0-0 F8		4 0 0 0 0 1 3	
Kevin McReynolds, R (1, 8) <small>OBP: 0.335, SLG: 0.435</small> 		0-0 2B 2B		0-0 5-3			0-3 K		0-0 5-3	4 1 1 0 0 1 0	
Graig Nettles, L (1, 5) <small>OBP: 0.367, SLG: 0.388</small> 		0-0 F8		0-0 4-3			0-0 1B		0-0 HR	4 1 2 1 0 0 1	
Carmelo Martinez, R (1, 7) <small>OBP: 0.357, SLG: 0.494</small> 		0-3 K		0-0 F9			0-0 F9		0-0 F8	4 0 0 0 0 1 2	
Garry Templeton, S (1, 6) <small>OBP: 0.327, SLG: 0.409</small> 		0-0 2-H 2B		0-0 6-3			0-0 F5			3 0 1 1 0 0 1	
Eric Show, R (1, 1) <small>OBP: 0.077, SLG: 0.077</small> Bobby Brown, S (8, PH) <small>OBP: 0.192, SLG: 0.240</small> Tim Stoddard, R (8, 1)		0-3 K		0-3 K			0-0 F5			2 0 0 0 0 2 1	
Inning Stats	R: 0 H: 0 E: 0 LOB: 1 K: 1 BB: 1 S: 5 P: 9	R: 1 H: 2 E: 0 LOB: 1 K: 2 BB: 0 S: 9 P: 9	R: 0 H: 1 E: 0 LOB: 1 K: 0 BB: 1 S: 3 P: 7	R: 0 H: 0 E: 0 LOB: 0 K: 0 BB: 0 S: 3 P: 3	R: 0 H: 0 E: 0 LOB: 0 K: 1 BB: 0 S: 5 P: 5	R: 0 H: 0 E: 0 LOB: 0 K: 0 BB: 0 S: 3 P: 3	R: 0 H: 1 E: 0 LOB: 1 K: 1 BB: 0 S: 6 P: 6	R: 0 H: 1 E: 0 LOB: 1 K: 0 BB: 0 S: 4 P: 4	R: 1 H: 1 E: 0 LOB: 0 K: 0 BB: 0 S: 4 P: 4	1B: 3 SF: 0 2B: 2 SAC: 0 3B: 0 DP: 1 HR: 1 HBP: 0	WP: 0 PA: 34 PB: 1 SB: 0 CS: 0
PITCHER Nolan Ryan, R (1, 1) <small>ERA: 3.01</small>	IP WLS BF H R ER SO BB IBB HBP BLK WP HR S P ERA WHIP 9.0 W 34 6 2 2 5 2 0 0 0 0 1 42 50 2.00 0.889										

San Diego Padres @ Houston Astros
 Astrodome, Houston, TX
 Wed Jun 12 1985, 8:05 PM EDT
 Att. 15,978 - Unknown

livebaseballscorecards.com

AB	32
R	2
H	6
RBI	2
BB	2
SO	5
LOB	13



Batter	1	2	3	4	5	6	7	8	9	AB	R	H	RBI	BB	SO	LOB
Bill Doran, S OBP: 0.363, SLG: 0.420 (1, 4)	F7		FC6-4 2-H 1B		2-H 1B			6-3 3-1 1B		4	0	3	1	0	0	0
Craig Reynolds, L OBP: 0.315, SLG: 0.414 (1, 6)	F8		FC6-4 1-2f			4-3		3-1 1-2		4	0	0	0	0	0	2
Kevin Bass, S OBP: 0.266, SLG: 0.404 (1, 8) (9, 9)	5-3		3-1			F4		6-3 2-3		4	0	0	0	0	0	2
Denny Walling, L OBP: 0.323, SLG: 0.404 (1, 3)		4-3		G3		F7		BB BB BB		3	0	0	0	1	0	0
Jim Pankovits, R OBP: 0.378, SLG: 0.424 (1, 7)		K		K2-3			1-3	BB BB BB		3	0	0	0	1	2	0
Terry Puhl, L OBP: 0.356, SLG: 0.429 Chris Jones, L (1, 9) (9, 8)		BB		F9			E 1B	3-1		3	1	1	0	1	0	3
Phil Garner, R OBP: 0.295, SLG: 0.355 (1, 5)		K				5-3		E4 1-H 3B		3	1	1	1	0	1	1
Mark Bailey, S OBP: 0.379, SLG: 0.429 (1, 2)			SH3 1B 1B			1B 2B		1-3		3	1	2	0	0	0	0
Nolan Ryan, R OBP: 0.094, SLG: 0.065 (1, 1)			SH3 1-2			K		4-3		2	0	0	0	0	1	1


Inning Stats	R: 0	H: 0	E: 0	LOB: 0	K: 0	S: 3	P: 3	R: 0	H: 0	E: 0	LOB: 1	K: 2	S: 7	R: 0	H: 2	E: 0	LOB: 1	K: 0	S: 5	R: 0	H: 0	E: 0	LOB: 0	K: 1	S: 5	R: 0	H: 2	E: 0	LOB: 1	K: 1	S: 6	R: 0	H: 0	E: 0	LOB: 0	K: 0	S: 3	R: 2	H: 2	E: 1	LOB: 0	K: 0	S: 5	R: 0	H: 1	E: 0	LOB: 3	K: 0	S: 4	1B: 5	SF: 0	2B: 1	SAC: 1	3B: 1	DP: 0	HR: 0	HBP: 0	WP: 0	PA: 33
Eric Show, R ERA: 3.17 (1, 1)	IP	WLS	BF	H	R	ER	SO	BB	IBB	HBP	BLK	WP	HR	S	P	ERA	WHIP																																										
Tim Stoddard, R ERA: 5.12 (8, 1)	1.0		6	1	0	0	0	2	0	0	0	0	0	4	12	0.00	3.000																																										

BOTTOM

San Diego Padres @ Houston Astros
Astrodome, Houston, TX
Wed Jun 12 1985, 8:05 PM EDT
Att. 15,978 - Unknown

AB	29
R	3
H	7
RBI	2
BB	3
SO	4
LOB	9

livebaseballscorecards.com



Batter	1	2	3	4	5	6	7	8	9	AB R H RBI BB SO LOB	TOP									
Tim Flannery, L (1, 4) <small>OBP: 0.362, SLG: 0.333</small>	0-0 6-3		0-0 F8	0-0 4-3			0-0 1-3			4 0 0 0 0 0 1	San Diego Padres @ San Francisco Giants Candlestick Park, San Francisco, CA Thu Jun 13 1985, 10:05 PM EDT Att. 8,603 - Unknown									
Tony Gwynn, L (1, 9) <small>OBP: 0.364, SLG: 0.459</small>	0-0 4-3		0-0 1B SF8 2B			0-0 4-3	0-0 6-3			4 1 1 0 0 0 0										
Steve Garvey, R (1, 3) <small>OBP: 0.297, SLG: 0.458</small>	0-0 4-3		0-0 BB 1B 2-3 3-H 1B			0-0 G4-6-3 1B	0-0 6-3			4 0 2 1 0 0 0										
Terry Kennedy, L (1, 2) <small>OBP: 0.316, SLG: 0.434</small>		0-3 K	0-0 SF8			0-0 G4-6-3 1-2f	0-0 F5			3 0 0 1 0 1 1										
Kevin McReynolds, R (1, 8) <small>OBP: 0.333, SLG: 0.431</small>		0-3 K	0-0 BB 1-2 1B			0-3 K	0-0 1-3			4 0 1 0 0 2 0										
Graig Nettles, L (1, 5) <small>OBP: 0.395, SLG: 0.389</small>		4-0 1B BB	4-0 1-2 2-3 BB			0-3 K	0-0 1B			2 0 1 0 2 1 0										
Carmelo Martinez, R (1, 7) <small>OBP: 0.360, SLG: 0.511</small>		0-0 1-2 1B	0-0 F8			0-0 HR	0-3 K			4 1 2 1 0 1 4										
Garry Templeton, S (1, 6) <small>OBP: 0.325, SLG: 0.406</small>		0-0 1-2 2-H 1B		0-0 4-3		0-0 6-3	0-3 K			4 0 1 0 0 1 1										
Dave Dravecky, R (1, 1) <small>OBP: 0.167, SLG: 0.174</small> Rich Gossage, R (8, 1)			0-0 2B 1B 1B	0-0 1-3		0-3 K	0-0 4-3			3 1 1 0 0 1 0 1 0 0 0 0 0 1										
Inning Stats	R: 0 E: 0 K: 0 S: 3	H: 0 LOB: 0 BB: 0 P: 3	R: 0 E: 0 K: 2 S: 8	H: 2 LOB: 2 BB: 1 P: 12	R: 2 E: 0 K: 0 S: 7	H: 4 LOB: 3 BB: 1 P: 11	R: 0 E: 0 K: 0 S: 3	H: 0 LOB: 0 BB: 0 P: 3	R: 0 E: 0 K: 2 S: 8	H: 1 LOB: 0 BB: 0 P: 8	R: 0 E: 0 K: 1 S: 5	H: 0 LOB: 0 BB: 0 P: 5	R: 0 E: 0 K: 0 S: 3	H: 0 LOB: 0 BB: 0 P: 3	R: 0 E: 0 K: 2 S: 8	H: 1 LOB: 1 BB: 0 P: 8	1B: 7 2B: 1 3B: 0 HR: 1	SF: 1 SAC: 0 DP: 1 HBP: 0	WP: 0 PB: 0 SB: 0 CS: 0	PA: 36
PITCHER	IP WLS BF H R ER SO BB IBB HBP BLK WP HR S P ERA WHIP																			
Bill Laskey, R (1, 1) <small>ERA: 4.18</small>	6.0 L 26 8 3 3 4 2 0 0 0 0 0 1 32 40 4.50 1.667																			
Scott Garrelts, R (7, 1) <small>ERA: 1.3</small>	2.0 6 0 0 0 1 0 0 0 0 0 0 0 8 8 0.00 0.000																			
Frank Williams, R (9, 1) <small>ERA: 3.86</small>	1.0 4 1 0 0 2 0 0 0 0 0 0 0 8 8 0.00 1.000																			

AB	33
R	3
H	9
RBI	3
BB	2
SO	7
LOB	8



livebaseballscorecards.com

Batter	1	2	3	4	5	6	7	8	9
Dan Gladden, R (1, 8) OBP: 0.289, SLG: 0.309	0-0 5-3		0-0 G4-6-3			0-0 G6-4-3		0-0 F9	
Manny Trillo, R (1, 4) OBP: 0.291, SLG: 0.268 Scot Thompson, L (9, PH) OBP: 0.169, SLG: 0.185	0-0 5-3			0-0 F9		0-0 1B			0-3 K
Jeffrey Leonard, R (1, 7) OBP: 0.250, SLG: 0.302	0-0 FC5-4 1B			0-0 F7		0-0 F8			4-0 G4-3 BB
Rob Deer, R (1, 9) OBP: 0.321, SLG: 0.391	0-0 FC5-4			0-0 F8			0-0 5-3		0-0 G4-3
Bob Brenly, R (1, 2) OBP: 0.296, SLG: 0.366		0-0 G1-4-3 1B			0-0 SH3-1 2B		0-0 F6		
David Green, R (1, 3) OBP: 0.250, SLG: 0.242		0-3 K			0-0 SH3-1 2-3		0-0 WP 1B		
Chris Brown, R (1, 5) OBP: 0.276, SLG: 0.301		0-0 G1-4-3			0-3 K		0-3 K		
Ricky Adams, R (1, 6) OBP: 0.214, SLG: 0.321 Jose Uribe, S (8, PH) OBP: 0.253, SLG: 0.299			0-0 4-3		0-0 F8			0-3 K	
Bill Laskey, R (1, 1) OBP: 0.188, SLG: 0.133 Joel Youngblood, R (6, PH) OBP: 0.273, SLG: 0.204 Scott Garrelts, R (7, 1) Gary Rajsich, L (8, PH) OBP: 0.306, SLG: 0.250 Frank Williams, R (9, 1)			0-0 G4-6-3 1B			4-0 G6-4-3 BB		0-3 K	0-3 K

AB	R	H	RBI	BB	SO	LOB
4	0	0	0	0	0	2
3	0	1	0	0	0	0
1	0	0	0	0	1	0
3	0	1	0	1	0	1
4	0	0	0	0	0	2
3	0	2	0	0	0	0
2	0	1	0	0	1	1
3	0	0	0	0	2	3
2	0	0	0	0	0	1
1	0	0	0	0	1	0
1	0	1	0	0	0	0
0	0	0	0	1	0	0
0	0	0	0	0	0	0
1	0	0	0	0	1	0
0	0	0	0	0	0	0

BOTTOM

San Diego Padres @ San Francisco Giants
 Candlestick Park, San Francisco, CA
 Thu Jun 13 1985, 10:05 PM EDT
 Att. 8,603 - Unknown

livebaseballscorecards.com

AB	28
R	0
H	6
RBI	0
BB	2
SO	6
LOB	10



Inning Stats	R: 0	H: 1	E: 0	K: 0	S: 4	LOB: 1	BB: 0	P: 4	R: 0	H: 1	E: 0	K: 1	S: 5	LOB: 0	BB: 0	P: 5	R: 0	H: 1	E: 0	K: 0	S: 3	LOB: 0	BB: 0	P: 3	R: 0	H: 0	E: 0	K: 0	S: 3	LOB: 0	BB: 0	P: 3	R: 0	H: 1	E: 0	K: 1	S: 6	LOB: 1	BB: 0	P: 6	R: 0	H: 1	E: 0	K: 0	S: 3	LOB: 1	BB: 1	P: 7	R: 0	H: 0	E: 0	K: 2	S: 7	LOB: 0	BB: 0	P: 7	R: 0	H: 0	E: 0	K: 1	S: 4	LOB: 0	BB: 1	P: 8	1B: 5	SF: 0	2B: 2	SAC: 1	3B: 0	DP: 4	HR: 0	HBP: 0	WP: 1	PA: 31
PITCHER	IP	WLS	BF	H	R	ER	SO	BB	IBB	HBP	BLK	WP	HR	S	P	ERA	WHIP	PITCHER	IP	WLS	BF	H	R	ER	SO	BB	IBB	HBP	BLK	WP	HR	S	P	ERA	WHIP																																							
Dave Dravecky, L (1, 1) ERA: 2.66	7.0	W	25	6	0	0	3	1	0	0	0	1	0	30	34	0.00	1.000	Rich Gossage, R (8, 1) ERA: 2.43	2.0	S	6	0	0	0	3	1	0	0	0	0	11	15	0.00	0.500																																								

Batter	1	2	3	4	5	6	7	8	9	10	11	AB R H RBI BB SO LOB	TOP						
Jerry Royster, R OBP: 0.343, SLG: 0.367 (1, 4) X	0-0 F9 1B PB 1B	4-0 BB			0-0 F8 2					0-0 1-3 1		4 1 2 1 1 0 0	San Diego Padres @ San Francisco Giants Candlestick Park, San Francisco, CA Fri Jun 14 1985, 10:05 PM EDT Att: 9,824 - Unknown livebaseballscorecards.com						
Tony Gwynn, L OBP: 0.365, SLG: 0.458 (1, 9) X	0-0 5-3 PB 1B 1B	0-0 4-3 3			0-0 4-3 3		0-0 F8 3			0-0 E 1B 1B		5 1 2 0 0 0 3							
Steve Garvey, R OBP: 0.295, SLG: 0.453 (1, 3) X	0-0 F9 2-3				0-0 F6 1					0-0 E7 1B 1-3		5 0 1 0 0 0 2							
Kevin McReynolds, R OBP: 0.331, SLG: 0.423 (1, 8) X	0-0 5-3 1-3 3-H				0-3 K 2					4-0 G6-4-3 IBB		4 0 0 0 1 1 1							
Terry Kennedy, L OBP: 0.313, SLG: 0.425 (1, 2) B B B B	4-0 1B BB				0-3 K 3					0-0 G6-4-3 1-2f 2		4 0 0 0 1 2 3							
Carmelo Martinez, R OBP: 0.366, SLG: 0.511 (1, 7) X	0-0 1-3 3-H 1B				0-0 F7 1					0-3 K 1		4 1 2 1 1 1 0							
Graig Nettles, L OBP: 0.390, SLG: 0.403 (1, 5) X	0-0 1-3 3				0-0 F9 2					0-0 HR 2		5 1 1 1 0 1 4							
Garry Templeton, S OBP: 0.327, SLG: 0.406 (1, 6)					0-0 3-1 3					0-0 F5 2		5 0 2 0 0 0 0							
Andy Hawkins, R OBP: 0.147, SLG: 0.121 Rich Gossage, R (9, 1) Kurt Bevacqua, R OBP: 0.412, SLG: 0.483 (11, PH) Luis DeLeon, R OBP: 0.200, SLG: 0.200 (11, 1)					0-0 6-3 1					0-0 SH1-4 1B 1-2 2-3 2		3 0 0 0 0 0 0 0 0 0 0 0 0 0 1 0 0 0 0 0 1 0 0 0 0 0 0 0							
Inning Stats	R: 2 H: 3 E: 0 LOB: 2 K: 0 BB: 1 S: 6 P: 10	R: 0 H: 0 E: 0 LOB: 1 K: 0 BB: 1 S: 3 P: 7	R: 0 H: 0 E: 0 LOB: 0 K: 2 BB: 0 S: 7 P: 7	R: 0 H: 0 E: 0 LOB: 0 K: 0 BB: 0 S: 3 P: 3	R: 0 H: 0 E: 0 LOB: 0 K: 0 BB: 0 S: 3 P: 3	R: 0 H: 0 E: 0 LOB: 0 K: 1 BB: 0 S: 5 P: 5	R: 1 H: 3 E: 0 LOB: 2 K: 0 BB: 0 S: 6 P: 6	R: 0 H: 0 E: 0 LOB: 0 K: 0 BB: 0 S: 3 P: 3	R: 1 H: 1 E: 0 LOB: 0 K: 1 BB: 0 S: 6 P: 6	R: 0 H: 2 E: 1 LOB: 2 K: 0 BB: 1 S: 4 P: 8	R: 0 H: 1 E: 0 LOB: 1 K: 1 BB: 1 S: 5 P: 9	1B: 9 SF: 0 2B: 0 SAC: 1 3B: 0 DP: 1 HR: 1 HBP: 0		WP: 0 PA: 45 PB: 1 SB: 0 CS: 1					
PITCHER	IP WLS BF H R ER SO BB IBB HBP BLK WP HR S P ERA WHIP																		
Dave LaPoint, L ERA: 2.49 (1, 1)	9.0	W	36	7	4	4	4	2	0	0	0	0	0	0	1	42	50	4.00	1.000
Mark Davis, L ERA: 1.65 (10, 1)	2.0	W	9	3	0	0	1	1	1	0	0	0	0	0	0	9	17	0.00	2.000

Batter	1	2	3	4	5	6	7	8	9	10	11	AB R H RBI BB SO LOB
Dan Gladden, R (1, 8) OBP: 0.283, SLG: 0.302	0-3 K ①		x 0-0 1-3 ③		x 0-0 6-3 ②		x 0-0 F9 ③		s 0-3 K ③			5 0 0 0 0 2 3
Manny Trillo, R (1, 4) OBP: 0.294, SLG: 0.264	0-0 6-3 ②			B 4-0 2B BB	H 1-0 HBP			x 0-0 F9 ①		x 0-0 F4 ①		3 1 0 0 1 0 0
Chili Davis, S (1, 9) OBP: 0.340, SLG: 0.430	0-3 K ③		x 0-0 F8 ①	x 0-0 F7 ③				x 0-0 F9 ②		x 0-0 1-3 ②		5 0 0 0 0 1 2
Jeffrey Leonard, R (1, 7) OBP: 0.249, SLG: 0.300		x 0-0 6-3 ①		x 0-0 F9 ②		x 0-0 F9 ①		x 0-0 CS 1B		x 0-0 F9 ③		5 0 1 0 0 0 1
Bob Brenly, R (1, 2) OBP: 0.305, SLG: 0.381		x 0-0 1B		x 0-0 1B 2B		x 0-0 5-3 ②		0-0 CS 1-2		0-0 BB BB FC4-3 1B		5 2 3 1 0 1 0
David Green, R (1, 3) OBP: 0.257, SLG: 0.279		x 0-0 F9 ②		x 0-0 2B 1B		x 0-0 F7 ③			x 0-0 F9 ①		x 0-0 HR	5 2 2 2 0 0 2
Chris Brown, R (1, 5) OBP: 0.282, SLG: 0.308		x 0-0 F9 ③		x 0-0 2B			x 0-0 6-3 ①		B 4-0 FC4-3 BB			3 0 1 1 1 0 1
Jose Uribe, S (1, 6) OBP: 0.254, SLG: 0.311			x 0-0 F6 ①	x 0-0 4-3 ③			x 0-0 CS 3B		B 4-0 FC4-3 BB			3 0 1 0 0 0 1
Scot Thompson, L (9, PH) OBP: 0.182, SLG: 0.185									1-2 2-3 BB			0 0 0 0 1 0 0
Ricky Adams, R (9, PR) OBP: 0.214, SLG: 0.321									1-2 2-3 BB			0 0 0 0 0 0 0
Dave LaPoint, L (1, 1) OBP: 0.346, SLG: 0.304			x 0-0 4-3 ②		x 0-0 1-3 ①		B 4-0 BB 3-H		x 0-0 FC4-3			2 0 0 0 1 0 0
Gary Rajsich, L (9, PH) OBP: 0.302, SLG: 0.247									1-2 2-3 3-H DI			1 0 0 1 0 0 2
Mark Davis, L (10, 1) OBP: 0.143, SLG: 0.429												0 0 0 0 0 0 0

Inning Stats	R: 0	H: 0	R: 0	H: 1	R: 0	H: 0	R: 3	H: 3	R: 0	H: 0	R: 0	H: 1	R: 0	H: 1	R: 1	H: 1	1B: 4	SF: 0	WP: 0	PA: 43	
	E: 0	LOB: 0	E: 0	LOB: 1	E: 0	LOB: 0	E: 0	LOB: 1	E: 0	LOB: 0	E: 0	LOB: 1	E: 0	LOB: 0	E: 0	LOB: 0	2B: 2	SAC: 0	PB: 0		
	K: 2	BB: 0	K: 0	BB: 0	K: 0	BB: 0	K: 0	BB: 1	K: 0	BB: 0	K: 0	BB: 1	K: 0	BB: 0	K: 1	BB: 0	3B: 1	DP: 0	SB: 0		
	S: 7	P: 7	S: 4	P: 4	S: 3	P: 3	S: 6	P: 10	S: 3	P: 4	S: 3	P: 3	S: 3	P: 3	S: 6	P: 14	HR: 1	HBP: 1	CS: 2		
PITCHER	IP	WLS	BF	H	R	ER	SO	BB	IBB	HBP	BLK	WP	HR	S	P	ERA	WHIP				
Andy Hawkins, R (1, 1) ERA: 2.93	8.0		32	7	4	4	2	2	0	1	0	0	0	33	42	4.50	1.125				
Rich Gossage, R (9, 1) ERA: 2.31	2.0		8	0	0	0	1	2	0	0	0	0	0	8	16	0.00	1.000				
Luis DeLeon, R (11, 1) ERA: 3.72	0.1	L	2	1	1	1	1	0	0	0	0	0	1	4	4	27.00	3.000				

BOTTOM

San Diego Padres @ San Francisco Giants
Candlestick Park, San Francisco, CA
Fri Jun 14 1985, 10:05 PM EDT
Att: 9,824 - Unknown

livebaseballscores.com

AB	37
R	5
H	8
RBI	5
BB	4
SO	4
LOB	12



Batter	1	2	3	4	5	6	7	8	9	AB R H RBI BB SO LOB	TOP
Tim Flannery, L (1, 4) <small>OBP: 0.359, SLG: 0.326</small>	0-3 		0-0 		4-0 		0-0 			3 0 0 0 1 1 1	San Diego Padres @ San Francisco Giants Candlestick Park, San Francisco, CA Sat Jun 15 1985, 6:33 AM EDT Att. 13,739 - Sunny
Tony Gwynn, L (1, 9) <small>OBP: 0.367, SLG: 0.459</small>	0-0 			0-0 	0-0 		0-0 			4 0 2 1 0 0 0	
Steve Garvey, R (1, 3) <small>OBP: 0.295, SLG: 0.450</small>	0-0 			0-0 	0-3 		0-0 			4 0 1 0 0 1 3	
Terry Kennedy, L (1, 2) <small>OBP: 0.312, SLG: 0.419</small>		0-0 		4-0 		0-0 	0-0 			3 0 0 0 1 0 1	
Kevin McReynolds, R (1, 8) <small>OBP: 0.325, SLG: 0.416</small>		0-0 		0-0 		0-3 	0-0 			4 0 0 0 0 1 3	
Graig Nettles, L (1, 5) <small>OBP: 0.367, SLG: 0.395</small>		0-0 		0-0 		4-0 	0-0 			3 0 0 0 1 0 3	
Carmelo Martinez, R (1, 7) <small>OBP: 0.359, SLG: 0.500</small>			0-0 		0-0 	0-0 	0-0 			4 0 0 0 0 0 1	
Garry Templeton, S (1, 6) <small>OBP: 0.330, SLG: 0.408</small>			0-0 		0-0 		0-0 	0-0 		4 1 2 0 0 0 0	
LaMarr Hoyt, R (1, 1) <small>OBP: 0.063, SLG: 0.063</small>			0-0 		0-0 		0-0 			1 0 0 0 0 0 0	
Inning Stats	R: 0 H: 0 E: 0 LOB: 0 K: 1 BB: 0 S: 5 P: 5	R: 0 H: 0 E: 1 LOB: 0 K: 0 BB: 0 S: 3 P: 3	R: 0 H: 1 E: 0 LOB: 1 K: 0 BB: 0 S: 4 P: 4	R: 0 H: 1 E: 0 LOB: 2 K: 0 BB: 1 S: 4 P: 8	R: 1 H: 2 E: 0 LOB: 2 K: 1 BB: 1 S: 7 P: 11	R: 0 H: 0 E: 0 LOB: 1 K: 1 BB: 1 S: 5 P: 9	R: 0 H: 0 E: 0 LOB: 0 K: 0 BB: 0 S: 3 P: 3	R: 0 H: 1 E: 0 LOB: 1 K: 0 BB: 0 S: 4 P: 4	R: 0 H: 0 E: 0 LOB: 0 K: 0 BB: 0 S: 3 P: 3	1B: 5 SF: 0 2B: 0 SAC: 2 3B: 0 DP: 1 HR: 0 HBP: 0	WP: 1 PA: 35 PB: 0 SB: 1 CS: 0
PITCHER Jim Gott, R (1, 1) <small>ERA: 2.84</small> Scott Garrelts, R (6, 1) <small>ERA: 1.21</small> Greg Minton, R (9, 1) <small>ERA: 1.96</small>	IP WLS BF H R ER SO BB IBB HBP BLK WP HR S P ERA WHIP 5.0 L 21 4 1 1 2 2 0 0 0 1 0 23 31 1.80 1.200										

AB	30
R	1
H	5
RBI	1
BB	3
SO	3
LOB	12



livebaseballscorecards.com

Batter	1	2	3	4	5	6	7	8	9	AB	R	H	RBI	BB	SO	LOB
Dan Gladden, R OBP: 0.278, SLG: 0.297 (1, 8)	0-3 K		0-0 G3			0-0 F7		0-0 F3		4	0	0	0	0	1	0
Manny Trillo, R OBP: 0.294, SLG: 0.265 (1, 4) Gary Rajsich, L OBP: 0.299, SLG: 0.243 (9, PH)	0-3 K		0-0 5-3			0-0 1B			0-0 4-3	3	0	1	0	0	1	0
Chili Davis, S OBP: 0.343, SLG: 0.432 (1, 9)	0-0 1B			0-0 G3		0-0 1B			0-0 F7	4	0	2	0	0	0	0
Jeffrey Leonard, R OBP: 0.253, SLG: 0.303 (1, 7)	0-0 1-2			0-0 L5		0-3 K			0-0 FC5-4	4	0	2	0	0	1	2
Bob Brenly, R OBP: 0.296, SLG: 0.371 (1, 2)	0-0 F7			0-0 1-3				0-0 F2	0-0 FC5-4	4	0	0	0	0	0	3
David Green, R OBP: 0.250, SLG: 0.271 (1, 3)		0-0 F9			0-0 5-3			0-0 4-3		3	0	0	0	0	0	0
Chris Brown, R OBP: 0.277, SLG: 0.302 (1, 5)		0-0 F8			0-0 1-3			0-0 F8		3	0	0	0	0	0	0
Jose Uribe, S OBP: 0.250, SLG: 0.306 (1, 6)		0-3 K			0-0 F4			0-0 F9		3	0	0	0	0	1	0
Jim Gott, R OBP: 0.174, SLG: 0.435 (1, 1) Scott Garrelts, R (6, 1) Scot Thompson, L OBP: 0.179, SLG: 0.182 (8, PH) Greg Minton, S (9, 1)			0-0 5-3			0-3 K		0-0 F5		1	0	0	0	0	0	0

Inning Stats	R: 0	H: 2	E: 0	K: 2	S: 9	LOB: 2	BB: 0	P: 9	R: 0	H: 0	E: 0	K: 1	S: 5	LOB: 0	BB: 0	P: 5	R: 0	H: 0	E: 0	K: 0	S: 3	LOB: 0	BB: 0	P: 3	R: 0	H: 0	E: 0	K: 2	S: 9	LOB: 2	BB: 0	P: 9	R: 0	H: 0	E: 0	K: 0	S: 3	LOB: 0	BB: 0	P: 3	R: 0	H: 0	E: 0	K: 0	S: 3	LOB: 0	BB: 0	P: 3	R: 0	H: 0	E: 0	K: 0	S: 3	LOB: 0	BB: 0	P: 3	R: 0	H: 1	E: 0	K: 0	S: 4	LOB: 1	BB: 0	P: 4	R: 0	H: 0	E: 0	K: 0	S: 3	LOB: 0	BB: 0	P: 3
1B: 5	2B: 0	3B: 0	HR: 0	SF: 0	SAC: 0	DP: 0	HBP: 0	WP: 0	HR: 0	S: 42	P: 42	ERA: 0.00	WHIP: 0.556	IP: 9.0	WLS: 0	BF: 32	H: 5	R: 0	ER: 0	SO: 5	BB: 0	IBB: 0	HBP: 0	BLK: 0	WP: 0	HR: 0	S: 42	P: 42	ERA: 2.85	WHIP: 0.556	IP: 9.0	WLS: 0	BF: 32	H: 5	R: 0	ER: 0	SO: 5	BB: 0	IBB: 0	HBP: 0	BLK: 0	WP: 0	HR: 0	S: 42	P: 42	ERA: 2.85	WHIP: 0.556																									


BOTTOM

San Diego Padres @ San Francisco Giants
Candlestick Park, San Francisco, CA

Sat Jun 15 1985, 6:33 AM EDT
Att. 13,739 - Sunny

livebaseballscorecards.com

AB	32
R	0
H	5
RBI	0
BB	0
SO	5
LOB	5



WP: 0	PA: 32
PB: 0	
SB: 0	
CS: 0	

Batter	1	2	3	4	5	6	7	8	9	AB R H RBI BB SO LOB	TOP
Tim Flannery, L (1, 4) <small>OBP: 0.356, SLG: 0.324</small>	0-0 		0-0 F4 	0-3 K 			0-0 F8 			4 1 1 0 0 1 3	San Diego Padres @ San Francisco Giants Candlestick Park, San Francisco, CA Sun Jun 16 1985, 6:33 AM EDT Sunny
Tony Gwynn, L (1, 9) Gerry Davis, R (8, 9) <small>OBP: 0.373, SLG: 0.476</small> <small>OBP: 0.348, SLG: 0.409</small>	0-0 		0-0 		0-0 		0-0 G3 			4 1 3 2 0 0 0 0 0 0 0 0 0 0	
Steve Garvey, R (1, 3) <small>OBP: 0.294, SLG: 0.447</small>	0-0 FC6-4 		0-0 F3 		0-0 G1-6-3 		0-0 			4 0 1 0 0 0 3	
Terry Kennedy, L (1, 2) <small>OBP: 0.311, SLG: 0.415</small>	0-0 5-3 		0-0 		0-0 F9 		0-0 F8 			4 0 1 1 0 0 2	
Kevin McReynolds, R (1, 8) <small>OBP: 0.324, SLG: 0.413</small>	0-3 K 		0-0 L5 		0-0 5-3 		0-0 			4 0 1 0 0 1 2	
Graig Nettles, L (1, 5) Kurt Bevacqua, R (8, PH) <small>OBP: 0.381, SLG: 0.388</small> <small>OBP: 0.400, SLG: 0.467</small>		0-0 G3 		0-0 F2 		0-0 4-3 	0-3 K 			3 0 0 0 0 0 0 1 0 0 0 0 1 2	
Carmelo Martinez, R (1, 7) <small>OBP: 0.357, SLG: 0.492</small>		0-0 F8 		4-0 		0-3 K 		0-0 F3 		3 0 0 0 1 1 0	
Garry Templeton, S (1, 6) <small>OBP: 0.329, SLG: 0.405</small>		0-3 K 		0-3 K 		0-0 		0-0 5-3 		4 0 1 0 0 2 1	
Mark Thurmond, L (1, 1) Bobby Brown, S (4, PH) Tim Stoddard, R (4, 1) Al Bumbry, L (7, PH) Luis DeLeon, R (7, 1) Jerry Royster, R (8, PH) <small>OBP: 0.300, SLG: 0.292</small> <small>OBP: 0.200, SLG: 0.200</small> <small>OBP: 0.340, SLG: 0.383</small>			4-0 	4-0 		0-0 G4-6-3 		0-3 K 		0 1 0 0 1 0 0 0 0 0 0 1 0 0 0 0 0 0 0 0 0 1 0 0 0 0 0 1 0 0 0 0 0 0 0 1 0 0 0 0 1 0	
Inning Stats	R: 1 H: 2 E: 0 LOB: 1 K: 1 BB: 0 S: 7 P: 7	R: 0 H: 0 E: 0 LOB: 0 K: 1 BB: 0 S: 5 P: 5	R: 2 H: 2 E: 0 LOB: 1 K: 0 BB: 1 S: 5 P: 9	R: 0 H: 0 E: 0 LOB: 2 K: 2 BB: 2 S: 7 P: 15	R: 0 H: 1 E: 0 LOB: 0 K: 0 BB: 0 S: 3 P: 3	R: 0 H: 0 E: 0 LOB: 0 K: 1 BB: 0 S: 5 P: 5	R: 0 H: 1 E: 0 LOB: 0 K: 0 BB: 0 S: 3 P: 3	R: 0 H: 2 E: 0 LOB: 2 K: 1 BB: 0 S: 7 P: 7	R: 0 H: 0 E: 0 LOB: 0 K: 1 BB: 0 S: 5 P: 5	1B: 7 SF: 0 2B: 0 SAC: 0 3B: 0 DP: 2 HR: 1 HBP: 0	
PITCHER Mike Krukow, R (1, 1) <small>ERA: 2.63</small> Mark Davis, L (8, 1) <small>ERA: 1.6</small>	IP WLS BF H R ER SO BB IBB HBP BLK WP HR S P ERA WHIP 7.2 W 32 8 3 3 5 3 0 0 0 0 0 1 39 51 3.52 1.435										

AB	33
R	3
H	8
RBI	3
BB	3
SO	7
LOB	14



Batter	1	2	3	4	5	6	7	8	9
Dan Gladden, R OBP: 0.273, SLG: 0.291 (1, 8)	0-0 E6 1B 1B	0-0 F8 2-3		0-0 F7		0-0 F9		0-3 K 1-2	
Manny Trillo, R OBP: 0.292, SLG: 0.263 (1, 4)	0-0 1B 1-3 1B	0-0 F8		0-0 F4		0-0 F9		0-0 6-3	
Jeffrey Leonard, R OBP: 0.262, SLG: 0.324 (1, 7)	0-0 CS 1-3 3-H 1B		0-0 FC6-4 1B	0-0 6-3			0-0 HR		
Rob Deer, R OBP: 0.316, SLG: 0.380 (1, 9)	0-0 CS 1-2 3-H 1B		0-0 FC6-4 2B		0-3 K		0-3 K		
Bob Brenly, R OBP: 0.297, SLG: 0.364 (1, 2)	0-0 F4 1-2 2-3		0-0 F8		4-0 1B 1B BB		0-0 F6		
David Green, R OBP: 0.258, SLG: 0.291 (1, 3)	0-0 F8		4-0 2B BB		0-3 K		0-0 1B 3B		
Chris Brown, R OBP: 0.293, SLG: 0.343 (1, 5)		0-0 HR	0-0 1-H 2-H 2B		0-0 1B		0-0 1B		
Ricky Adams, R OBP: 0.267, SLG: 0.345 (1, 6)		0-0 F8 SH1-4 1B	1-0 HBP		0-0 F7		0-0 F9		
Jose Uribe, S OBP: 0.247, SLG: 0.302 (3, PR)									
Mike Krukow, R OBP: 0.240, SLG: 0.304 (1, 1)		0-0 SH1-4	0-0 1-3			4-0 BB		0-0 CS 1B	
Mark Davis, L OBP: 0.250, SLG: 0.500 (8, 1)									

Inning Stats	R: 2	H: 3	E: 1	LOB: 1	K: 0	BB: 0	S: 6	P: 6
	R: 1	H: 2	E: 0	LOB: 1	K: 0	BB: 0	S: 5	P: 5
	R: 2	H: 2	E: 0	LOB: 2	K: 0	BB: 1	S: 5	P: 10
	R: 0	H: 0	E: 0	LOB: 0	K: 0	BB: 0	S: 3	P: 3
	R: 0	H: 1	E: 0	LOB: 2	K: 2	BB: 1	S: 7	P: 11
	R: 0	H: 0	E: 0	LOB: 1	K: 0	BB: 1	S: 3	P: 7
	R: 2	H: 3	E: 0	LOB: 1	K: 1	BB: 0	S: 8	P: 8
	R: 0	H: 1	E: 0	LOB: 0	K: 1	BB: 0	S: 5	P: 5

PITCHER	IP	WLS	BF	H	R	ER	SO	BB	IBB	HBP	BLK	WP	HR	S	P	ERA	WHIP
Mark Thurmond, L ERA: 4.87 (1, 1)	3.0	L	18	7	5	4	0	1	0	1	0	0	1	16	21	12.00	2.667
Tim Stoddard, R ERA: 4.43 (4, 1)	3.0		11	1	0	0	2	2	0	0	0	0	0	13	21	0.00	1.000
Luis DeLeon, R ERA: 4.06 (7, 1)	2.0		9	4	2	2	2	0	0	0	0	0	1	13	13	9.00	2.000

BOTTOM

San Diego Padres @ San Francisco Giants
Candlestick Park, San Francisco, CA

Sun Jun 16 1985, 6:33 AM EDT
Sunny

AB	R	H	RBI	BB	SO	LOB
5	1	0	0	0	1	3
5	1	1	0	0	0	2
4	1	3	2	0	0	0
4	1	1	1	0	2	1
3	0	0	0	1	0	3
3	2	1	0	1	1	2
4	1	4	4	0	0	0
1	0	1	0	0	0	0
2	0	0	0	0	0	1
1	0	0	0	1	0	2
1	0	1	0	0	0	0

AB	33
R	7
H	12
RBI	7
BB	3
SO	4
LOB	14

livebaseballscorecards.com

GIANTS

WP	PA
0	38

WP	PA	ERA	WHIP
0	38		

Batter	1	2	3	4	5	6	7	8	9	10	11	12	13	AB R H RBI BB SO LOB	TOP																				
Jerry Royster, R (1, 4) OBP: 0.340, SLG: 0.355 Tim Flannery, L (8, PH) OBP: 0.362, SLG: 0.345	4-0 F8 BB		0-0 F6		0-3 K			0-0 FC5-4 1B	0-0 G3			0-0 3B		2 0 0 0 1 1 1 3 0 2 1 0 0 1																					
Tony Gwynn, L (1, 9) OBP: 0.364, SLG: 0.464	0-3 K 1-2		0-0 4-3		0-0 3-1			0-0 F7		0-3 K		0-0 L5		6 0 0 0 0 2 4																					
Steve Garvey, R (1, 3) OBP: 0.291, SLG: 0.452	0-0 F8 2-3			0-0 HR				0-0 FC5-4 1-2f		0-3 K		0-0 5-3		6 1 1 1 0 2 3																					
Kevin McReynolds, R (1, 8) OBP: 0.320, SLG: 0.407	0-0 6-3			0-3 K2-3				0-0 L5		0-0 6-3			0-0 WP SH3-4 1B	6 0 1 0 0 1 2																					
Kurt Bevacqua, R (1, 5) OBP: 0.425, SLG: 0.455			0-3 K		4-0 BB			0-0 F7		4-0 FC1-4 BB		0-0 L3 1B	0-0 SH3-4 1-2	3 0 1 0 2 1 1																					
Carmelo Martinez, R (1, 7) OBP: 0.352, SLG: 0.479			4-0 BB		0-0 F3			0-0 F8 1-2		0-0 FC1-4 2B 1B		0-0 L3 1-2	0-0 F4	5 1 0 0 1 0 5																					
Bruce Bochy, R (1, 2) OBP: 0.243, SLG: 0.333 Terry Kennedy, L (9, PH) OBP: 0.316, SLG: 0.421			0-3 K		0-3 K			0-0 F7		0-0 1B 2B		0-3 K	4-0 WP IBB	3 0 0 0 0 2 2 2 1 1 0 1 1 0	AB 45 R 4 H 8 RBI 4 BB 5 SO 15 LOB 24																				
Garry Templeton, S (1, 6) OBP: 0.325, SLG: 0.395 Luis DeLeon, R (13, 1) OBP: 0.200, SLG: 0.200			0-3 K		0-3 K			0-0 1-3		0-3 K		1-0 SH3-4 3B HBP	0-3 K 1-2 2-3	5 1 0 0 0 4 5 0 0 0 0 0 0 0																					
Ed Wojna, R (1, 1) OBP: 0.260, SLG: 0.500 Gerry Davis, R (7, PH) OBP: 0.233, SLG: 0.391 Craig Lafferts, L (7, 1) OBP: 0.200, SLG: 0.500 Bobby Brown, S (9, PH) OBP: 0.250, SLG: 0.269 Rich Crossigne, R (9, 1) OBP: 0.250, SLG: 0.269 Tim Stoddard, R (11, 1) OBP: 0.250, SLG: 0.269 Mark Thurmond, L (12, 1) OBP: 0.250, SLG: 0.269 Mario Ramirez, R (13, 6) OBP: 0.188, SLG: 0.188			0-3 K		0-0 1B			0-0 1-3		0-0 1B		0-0 SH3-4 1-2		2 0 1 0 0 1 0 1 0 0 0 0 0 0 0 0 0 0 0 0 0 1 0 1 2 0																					
Inning Stats	R: 0 E: 0 K: 1 S: 5	H: 0 LOB: 1 BB: 1 P: 9	R: 0 E: 0 K: 3 S: 9	H: 0 LOB: 1 BB: 1 P: 13	R: 0 E: 0 K: 1 S: 5	H: 0 LOB: 0 BB: 0 P: 5	R: 1 E: 0 K: 2 S: 8	H: 1 LOB: 1 BB: 1 P: 12	R: 0 E: 0 K: 2 S: 8	H: 1 LOB: 0 BB: 0 P: 8	R: 0 E: 1 K: 1 S: 6	H: 0 LOB: 1 BB: 0 P: 6	R: 0 E: 1 K: 0 S: 4	H: 0 LOB: 0 BB: 0 P: 3	R: 0 E: 1 K: 0 S: 4	H: 1 LOB: 1 BB: 0 P: 4	R: 2 E: 0 K: 1 S: 7	H: 2 LOB: 1 BB: 1 P: 11	R: 0 E: 0 K: 2 S: 7	H: 0 LOB: 0 BB: 0 P: 7	R: 0 E: 0 K: 1 S: 5	H: 1 LOB: 0 BB: 0 P: 5	R: 1 E: 0 K: 0 S: 4	H: 1 LOB: 1 BB: 0 P: 5	R: 0 E: 0 K: 1 S: 6	H: 1 LOB: 2 BB: 1 P: 10	1B: 5 2B: 2 3B: 1 HR: 1	SF: 0 SAC: 2 DP: 1 HBP: 1	WP: 1 PB: 0 SB: 2 CS: 0	PA: 53					
PITCHER	IP WLS BF H R ER SO BB IBB HBP BLK WP HR S P ERA WHIP																																		
Vida Blue, L (1, 1) ERA: 3.0	7.0																																		
Greg Minton, R (8, 1) ERA: 2.37	1.1		7	2	2	2	0	1	0	0	0	0	0	0	0	6	10	13.50	2.250																
Mark Davis, L (9, 1) ERA: 1.66	3.2		14	3	1	1	4	0	0	1	0	0	0	0	0	21	22	2.46	0.818																
Frank Williams, R (13, 1) ERA: 3.7	1.0	W	5	1	0	0	1	0	1	0	0	1	0	0	6	10	0.00	1.000																	

San Diego Padres @ San Francisco Giants
Candlestick Park, San Francisco, CA
Sun Jun 16 1985, 6:38 AM EDT
Att. 24,104 - Unknown

livebaseballscorecards.com



Batter	1	2	3	4	5	6	7	8	9	10	11	12	13	AB R H RBI BB SO LOB
Joel Youngblood, R OBP: 0.279, SLG: 0.218 (1, 8)	F9		E 1B SF8		1-4 1B		F3			F7		5-3-2-5 2-3f		6 1 2 1 0 0 2
Manny Trillo, R OBP: 0.289, SLG: 0.261 (1, 4)	F3		SF8 E 1-2 1B		1-4 1-2f			F7		F8			F7	6 0 1 0 0 0 1
Chili Davis, S OBP: 0.338, SLG: 0.429 (1, 9)	F8		E4 CS 1-2 2-3		F7			6-3 2B			F4		4-3	6 0 1 0 0 0 2
Jeffrey Leonard, R OBP: 0.263, SLG: 0.335 (1, 7)		G6-3 1B	SF8 2-3 3-H			4-3		6-3 2-3			5-3		1B 3B	5 1 2 1 0 0 1
Chris Brown, R OBP: 0.294, SLG: 0.343 (1, 5)		G6-3 1-2f	CS 1-2	6-3		4-3 1B		F8			K		1B	6 0 2 1 0 1 2
David Green, R OBP: 0.264, SLG: 0.296 (1, 3)	F9			S 1B		4-3 1-2			L4			SH1-4 2B 1B		5 1 2 0 0 0 1
Alex Trevino, R OBP: 0.280, SLG: 0.310 (1, 2)			3B BB			K			F7			SH1-4 1-2		2 1 0 0 2 1 1
Duane Kuiper, L OBP: 0.600, SLG: 0.500 (12, PH)			1B BB											0 0 0 0 0 0 0
Ricky Adams, R OBP: 0.267, SLG: 0.345 (13, 6)			1B 3B											0 0 0 0 0 0 0
Jose Uribe, S OBP: 0.247, SLG: 0.312 (1, 6)			1B 3B		F4		6-3			L4		5-3-2 2-H 2B		4 1 1 1 0 0 2
Dan Gladden, R OBP: 0.276, SLG: 0.298 (12, PH)			1B 3B											1 0 1 1 0 0 0
Frank Williams, R (13, 1)			1B 3B											0 0 0 0 0 0 0
Vida Blue, S (1, 1)			4-3											2 0 0 0 0 0 1 3
Rob Deer, R OBP: 0.310, SLG: 0.373 (7, PH)														1 0 0 0 0 0 1 0
Greg Minton, S (8, 1)														0 0 0 0 0 0 0 0
Mark Davis, L OBP: 0.222, SLG: 0.444 (9, 1)														1 0 0 0 0 0 1 0
Bob Brenly, R OBP: 0.301, SLG: 0.364 (12, PH)														0 0 0 0 0 1 0 0

Inning Stats	R: 0	H: 0	E: 0	K: 0	S: 3	LOB: 0	BB: 0	P: 3	R: 0	H: 1	E: 0	K: 0	S: 3	LOB: 0	BB: 0	P: 3	R: 0	H: 1	E: 0	K: 1	S: 6	LOB: 1	BB: 0	P: 6	R: 0	H: 1	E: 0	K: 0	S: 5	LOB: 0	BB: 0	P: 5	R: 0	H: 1	E: 0	K: 0	S: 4	LOB: 1	BB: 0	P: 4	R: 0	H: 0	E: 0	K: 0	S: 3	LOB: 0	BB: 0	P: 3	R: 0	H: 0	E: 0	K: 1	S: 5	LOB: 0	BB: 0	P: 5	R: 0	H: 0	E: 0	K: 0	S: 5	LOB: 0	BB: 0	P: 5	R: 0	H: 2	E: 0	K: 0	S: 4	LOB: 1	BB: 1	P: 8	R: 1	H: 2	E: 0	K: 0	S: 4	LOB: 1	BB: 0	P: 4	1B: 8	SF: 1	2B: 4	SAC: 1	3B: 2	DP: 3	HR: 0	HBP: 0	WP: 0	PA: 51
--------------	------	------	------	------	------	--------	-------	------	------	------	------	------	------	--------	-------	------	------	------	------	------	------	--------	-------	------	------	------	------	------	------	--------	-------	------	------	------	------	------	------	--------	-------	------	------	------	------	------	------	--------	-------	------	------	------	------	------	------	--------	-------	------	------	------	------	------	------	--------	-------	------	------	------	------	------	------	--------	-------	------	------	------	------	------	------	--------	-------	------	-------	-------	-------	--------	-------	-------	-------	--------	-------	--------

PITCHER	IP	WLS	BF	H	R	ER	SO	BB	IBB	HBP	BLK	WP	HR	S	P	ERA	WHIP
Ed Wojna, R ERA: 3.0 (1, 1)	6.0		25	7	3	2	2	2	0	0	0	0	0	27	35	3.00	1.500
Craig Lefferts, L ERA: 3.54 (7, 1)	2.0		7	1	0	0	1	0	0	0	0	0	0	9	9	0.00	0.500
Rich Gossage, R ERA: 2.2 (9, 1)	2.0		6	0	0	0	1	0	0	0	0	0	0	8	8	0.00	0.000
Tim Stoddard, R ERA: 4.63 (11, 1)	1.0		4	1	1	1	1	0	0	0	0	0	0	6	6	9.00	1.000
Mark Thurmond, L ERA: 4.88 (12, 1)	1.2	L	7	2	1	1	0	0	1	0	0	0	0	6	10	5.40	1.200

BOTTOM

San Diego Padres @ San Francisco Giants
Candlestick Park, San Francisco, CA

Sun Jun 16 1985, 6:38 AM EDT
Att: 24,104 - Unknown

AB	45
R	5
H	12
RBI	5
BB	3
SO	5
LOB	15

PITCHER	IP	WLS	BF	H	R	ER	SO	BB	IBB	HBP	BLK	WP	HR	S	P	ERA	WHIP
Luis DeLeon, R ERA: 4.06 (13, 1)	0.0		1	1	0	0	0	0	0	0	0	0	0	1	1	∞	∞

Batter	1	2	3	4	5	6	7	8	9	AB R H RBI BB SO LOB	TOP	
Jerry Royster, R (1, 4) OBP: 0.333, SLG: 0.347	0-0 4-3	0-0 F9			0-0 F5		0-0 F8		0-0 FC6-4 1B	5 0 1 0 0 0 2		
Tony Gwynn, L (1, 9) OBP: 0.358, SLG: 0.455	0-0 4-3	0-0 F7			0-0 F9		0-3 K		0-0 FC6-4 FC5-4 1-2f	5 0 0 0 0 1 3		
Steve Garvey, R (1, 3) OBP: 0.297, SLG: 0.458	0-0 2B	0-0 FC4 1-2f			0-0 BB 1B		0-0 1B		0-0 FC5-4 1-2f	5 1 3 0 0 0 3		
Kevin McReynolds, R (1, 8) OBP: 0.323, SLG: 0.403	4-0 BB				4-0 1B BB		0-3 K			2 0 0 0 2 2 1		
Terry Kennedy, L (1, 2) OBP: 0.314, SLG: 0.418	0-3 K				0-0 F6 1-2 2-H 1B		0-3 K			4 0 1 1 0 2 2		
Carmelo Martinez, R (1, 7) OBP: 0.354, SLG: 0.485		0-0 2B		0-0 5-3			0-0 F8		0-0 1B	4 1 2 0 0 0 2		
Graig Nettles, L (1, 5) OBP: 0.379, SLG: 0.390		0-0 1B 2B 2-H			0-0 G4-1		0-0 F5		0-0 F7	4 1 1 1 0 0 1		
Garry Templeton, S (1, 6) OBP: 0.323, SLG: 0.393		0-0 1B 1B 2-3			0-3 K		0-0 F8		0-0 F7	4 0 1 0 0 1 1		
Eric Show, R (1, 1) OBP: 0.103, SLG: 0.103		0-0 FC4 1B 1-2 3-H			0-0 6-3		0-3 K		0-3 K	3 0 1 1 0 1 0		
Craig Lefferts, L (8, 1) OBP: 0.500, SLG: 0.500										0 0 0 0 0 0 0		
Rich Gossage, R (8, 1)										1 0 0 0 0 1 0		
Inning Stats	R: 0 E: 0 K: 1 S: 6 H: 1 LOB: 2 BB: 1 P: 10	R: 2 E: 0 K: 0 S: 7 H: 4 LOB: 2 BB: 0 P: 7	R: 0 E: 0 K: 1 S: 5 H: 0 LOB: 0 BB: 0 P: 5	R: 0 E: 0 K: 1 S: 5 H: 0 LOB: 0 BB: 0 P: 5	R: 1 E: 0 K: 0 S: 5 H: 2 LOB: 2 BB: 1 P: 9	R: 0 E: 0 K: 1 S: 5 H: 0 LOB: 0 BB: 0 P: 5	R: 0 E: 0 K: 2 S: 8 H: 1 LOB: 1 BB: 0 P: 8	R: 0 E: 0 K: 1 S: 6 H: 1 LOB: 1 BB: 0 P: 6	R: 0 E: 0 K: 1 S: 6 H: 1 LOB: 1 BB: 0 P: 6	1B: 7 2B: 3 3B: 0 HR: 0 SF: 0 SAC: 0 DP: 0 HBP: 0	WP: 0 PB: 0 SB: 0 CS: 0 PA: 39	
PITCHER	IP WLS BF H R ER SO BB IBB HBP BLK WP HR S P ERA WHIP											
Rick Honeycutt, L (1, 1) ERA: 2.73	1.0 L 9 5 2 2 1 1 0 0 0 0 0 0 10 14 18.00 6.000											
Bobby Castillo, R (2, 1) ERA: 4.5	4.0 15 2 1 1 2 1 0 0 0 0 0 0 18 22 2.25 0.750											
Carlos Diaz, L (6, 1) ERA: 2.39	1.0 3 0 0 0 1 0 0 0 0 0 0 0 5 5 0.00 0.000											
Tom Niedenfuer, R (7, 1) ERA: 2.7	2.0 8 2 0 0 3 0 0 0 0 0 0 0 14 14 0.00 1.000											
Steve Howe, L (9, 1) ERA: 3.15	1.0 4 1 0 0 1 0 0 0 0 0 0 0 6 6 0.00 1.000											

San Diego Padres @ Los Angeles Dodgers
 Dodger Stadium, Los Angeles, CA
 Mon Jun 17 1985, 7:05 PM PDT
 Att. 30,633 - Unknown

AB	37
R	3
H	10
RBI	3
BB	2
SO	8
LOB	15



BOTTOM

San Diego Padres @ Los Angeles Dodgers
Dodger Stadium, Los Angeles, CA
Mon Jun 17 1985, 7:05 PM PDT
Att. 30,633 - Unknown

livebaseballscorecards.com

AB 34
R 2
H 8
RBI 2
BB 3
SO 7
LOB 17



WP: 1 PA: 39
PB: 0
SB: 2
CS: 0

AB	R	H	RBI	BB	SO	LOB
5	0	0	0	0	1	2
5	0	2	0	0	0	0
5	0	2	0	0	0	2
3	0	0	0	0	0	3
4	2	2	1	0	1	1
3	0	2	0	1	1	0
2	0	0	0	1	0	1
1	0	0	0	0	1	2
1	0	0	1	0	0	1
0	0	0	0	0	0	0
0	0	0	0	0	0	0
1	0	0	0	0	1	1
0	0	0	0	0	0	0
1	0	0	0	0	0	0

Batter	1	2	3	4	5	6	7	8	9
Steve Sax, R (1, 4) OBP: 0.333, SLG: 0.262	0-0 4-3	0-0 F8			0-0 F7		0-3 K		0-0 6-3
Mariano Duncan, R (1, 6) OBP: 0.298, SLG: 0.335	0-0 5-3 2B		0-0 5-3		0-0 F5		0-0 F6		0-0 1B
Ken Landreaux, L (1, 8) OBP: 0.253, SLG: 0.367	0-0 5-3 2-3		0-0 G3		0-0 1B		0-0 1B		0-0 F9
Pedro Guerrero, R (1, 7) OBP: 0.377, SLG: 0.523	0-0 5-3		1-0 HBP		0-0 F8		0-0 G1		
Greg Brock, L (1, 3) OBP: 0.316, SLG: 0.478		0-0 HR	0-3 K			0-0 SH1 1B G3 1B		0-0 F7	
Mike Marshall, R (1, 9) OBP: 0.326, SLG: 0.448		4-0 WP BB		0-3 K		0-0 G3 SH1 1B 1-2		0-0 4-3 1B	
Mike Scioscia, L (1, 2) OBP: 0.339, SLG: 0.366		4-0 BB		0-0 G3		0-0 SH1 1-2 2-3		0-0 4-3 1-2	
Dave Anderson, R (1, 5) OBP: 0.309, SLG: 0.265		0-3 K		4-0 BB		0-0 G3 2-3 3-H		0-0 6-3	
Al Oliver, L (6, PH) OBP: 0.289, SLG: 0.329		0-3 K		0-3 K		0-3 K		0-0 6-3	
Bob Bailor, R (7, 5) OBP: 0.273, SLG: 0.262									
Terry Whitfield, L (8, PH) OBP: 0.259, SLG: 0.407									
Steve Howe, L (9, 1) OBP: 0.339, SLG: 0.317									
Rick Honeycutt, L (1, 1) OBP: 0.190, SLG: 0.053		0-3 K		0-3 K		0-3 K		0-0 6-3	
Bobby Castillo, R (2, 1) OBP: 0.222, SLG: 0.125									
Carlos Diaz, R (6, 1) OBP: 0.259, SLG: 0.250									
R.J. Reynolds, S (6, PH) OBP: 0.305, SLG: 0.380									
Tom Niedenfuer, R (7, 1) OBP: 0.259, SLG: 0.250									
Bill Russell, R (9, 5) OBP: 0.339, SLG: 0.317									

Inning Stats	R: 0	H: 1	E: 0	LOB: 1	K: 0	BB: 0	S: 4	R: 1	H: 1	E: 0	LOB: 2	K: 2	BB: 2	S: 8	R: 0	H: 0	E: 0	LOB: 1	K: 1	BB: 0	S: 5	R: 0	H: 0	E: 0	LOB: 1	K: 2	BB: 1	S: 7	R: 0	H: 1	E: 0	LOB: 1	K: 0	BB: 0	S: 4	R: 1	H: 2	E: 0	LOB: 1	K: 1	BB: 0	S: 7	R: 0	H: 1	E: 0	LOB: 1	K: 1	BB: 0	S: 6	R: 0	H: 1	E: 0	LOB: 1	K: 0	BB: 0	S: 4	R: 0	H: 1	E: 0	LOB: 1	K: 0	BB: 0	S: 4	R: 0	H: 1	E: 0	LOB: 1	K: 0	BB: 0	S: 4
--------------	------	------	------	--------	------	-------	------	------	------	------	--------	------	-------	------	------	------	------	--------	------	-------	------	------	------	------	--------	------	-------	------	------	------	------	--------	------	-------	------	------	------	------	--------	------	-------	------	------	------	------	--------	------	-------	------	------	------	------	--------	------	-------	------	------	------	------	--------	------	-------	------	------	------	------	--------	------	-------	------

PITCHER	IP	WLS	BF	H	R	ER	SO	BB	IBB	HBP	BLK	WP	HR	S	P	ERA	WHIP
Eric Show, R (1, 1) ERA: 3.12	7.0	W	31	6	2	2	7	3	0	1	0	1	1	41	54	2.57	1.286
Craig Lefferts, L (8, 1) ERA: 3.49	0.1		1	0	0	0	0	0	0	0	0	0	0	1	1	0.00	0.000
Rich Gossage, R (8, 1) ERA: 2.11	1.2	S	7	2	0	0	0	0	0	0	0	0	0	7	7	0.00	1.200

1B	2B	3B	HR	SF	SAC	DP	HBP
6	1	0	1	0	1	0	0
0	0	0	0	0	0	0	0
0	0	0	0	0	0	0	0
1	0	0	0	0	1	1	0
0	0	0	0	0	0	0	0
1	0	0	0	0	0	0	0

WP	HR	S	P	ERA	WHIP
1	1	4	4		
0	0	0	0		
2	0	0	0		
0	0	0	0		
1	0	0	0		
0	0	0	0		

Batter	1	2	3	4	5	6	7	8	9	AB R H RBI BB SO LOB	TOP		
Tim Flannery, L (1, 4) <small>OBP: 0.369, SLG: 0.349</small>	0-0 		0-0 	0-0 		0-0 		4-0 	4 0 2 2 1 0 0	San Diego Padres @ Los Angeles Dodgers Dodger Stadium, Los Angeles, CA Tue Jun 18 1985, 7:05 PM PDT Att: 46,890 - Unknown			
Tony Gwynn, L (1, 9) <small>OBP: 0.358, SLG: 0.454</small>	0-0 		0-0 	0-0 		0-0 	0-0 	0-0 	5 0 2 1 0 0 1				
Steve Garvey, R (1, 3) <small>OBP: 0.300, SLG: 0.463</small>	0-0 		0-0 	0-0 			0-0 		4 0 2 0 0 0 3				
Terry Kennedy, L (1, 2) <small>OBP: 0.313, SLG: 0.415</small>	0-3 		0-0 		0-0 		0-0 		4 0 1 0 0 1 2				
Graig Nettles, L (1, 5) <small>OBP: 0.376, SLG: 0.383</small>		4-0 	0-0 		0-0 		0-0 		3 1 0 0 1 0 2				
Al Bumbry, L (1, 8) <small>OBP: 0.278, SLG: 0.269</small>		0-3 		0-0 	0-3 		0-0 		4 0 0 0 0 2 1				
Carmelo Martinez, R (1, 7) <small>OBP: 0.357, SLG: 0.485</small>		0-0 		0-0 		0-0 	0-0 		4 0 2 0 0 0 0				
Garry Templeton, S (1, 6) <small>OBP: 0.331, SLG: 0.396</small>		0-0 		4-0 		0-0 	0-0 	0-0 	3 2 2 1 1 0 0				
Dave Dravecky, R (1, 1) <small>OBP: 0.148, SLG: 0.154</small>		0-0 		0-0 		0-0 	0-3 	0-3 	3 1 0 0 0 1 3				
Inning Stats	R: 0 H: 1 E: 0 LOB: 1 K: 1 BB: 0 S: 6 P: 6	R: 1 H: 2 E: 0 LOB: 1 K: 1 BB: 1 S: 6 P: 10	R: 0 H: 2 E: 0 LOB: 2 K: 0 BB: 0 S: 5 P: 5	R: 2 H: 3 E: 0 LOB: 2 K: 0 BB: 1 S: 6 P: 10	R: 0 H: 0 E: 0 LOB: 0 K: 1 BB: 0 S: 5 P: 5	R: 1 H: 2 E: 0 LOB: 0 K: 0 BB: 0 S: 4 P: 4	R: 0 H: 1 E: 0 LOB: 0 K: 0 BB: 0 S: 3 P: 3	R: 0 H: 0 E: 0 LOB: 0 K: 0 BB: 0 S: 3 P: 3	R: 0 H: 0 E: 0 LOB: 1 K: 1 BB: 1 S: 5 P: 9	1B: 10 SF: 0 2B: 1 SAC: 1 3B: 0 DP: 0 HR: 0 HBP: 0	WP: 1 PA: 39 PB: 0 SB: 0 CS: 2		
PITCHER	IP WLS BF H R ER SO BB IBB HBP BLK WP HR S P ERA WHIP											PITCHER	IP WLS BF H R ER SO BB IBB HBP BLK WP HR S P ERA WHIP
Bob Welch, R (1, 1) <small>ERA: 2.87</small>	5.2 L 28 10 4 4 3 2 0 0 0 0 1 0 32 40 6.35 2.118												
Carlos Diaz, L (6, 1) <small>ERA: 2.2</small>	2.1 6 1 0 0 0 0 0 0 0 0 0 0 6 6 0.00 0.429												
Ken Howell, R (9, 1) <small>ERA: 3.53</small>	1.0 4 0 0 0 0 1 1 0 0 0 0 0 5 9 0.00 1.000												

livebaseballscorecards.com

AB	34
R	4
H	11
RBI	4
BB	3
SO	4
LOB	12



Batter	1	2	3	4	5	6	7	8	9	AB R H RBI BB SO LOB
Steve Sax, R (1, 4) OBP: 0.325, SLG: 0.255	0-0 1-3 ①		0-0 F8 ③			0-0 4-3 ②			0-0 4-3 ①	4 0 0 0 0 0 1
Mariano Duncan, R (1, 6) OBP: 0.302, SLG: 0.339	0-0 F8 ②			0-3 K ①		0-0 1B			0-0 1B	4 0 2 0 0 1 0
Pedro Guerrero, R (1, 7) OBP: 0.372, SLG: 0.513	0-3 K ③			0-0 F8 ②		0-0 F8 ③			0-0 F4 ②	4 0 0 0 0 1 2
Mike Marshall, R (1, 9) OBP: 0.321, SLG: 0.439		0-3 K ①		0-0 F9 ③			0-0 6-3 ①		0-0 F8 ③	4 0 0 0 0 1 1
Candy Maldonado, R (1, 8) OBP: 0.242, SLG: 0.276		0-0 F7 ②			0-3 K ①		0-0 6-3 ②			3 0 0 0 0 1 0
Greg Brock, L (1, 3) OBP: 0.312, SLG: 0.468		0-0 6-3 ③			0-3 K ②		0-0 4-3 ③			3 0 0 0 0 1 0
Steve Yeager, R (1, 2) OBP: 0.214, SLG: 0.226			0-0 5-3 ①		0-0 1B			0-0 F9 ①		3 0 1 0 0 0 0
Dave Anderson, R (1, 5) OBP: 0.313, SLG: 0.262			4-0 BB		0-0 F2 ③			4-0 BB		1 0 0 0 1 0 1
Carlos Diaz, R (6, 1)										0 0 0 0 0 0 0
Bill Russell, R (8, PH) (9, 5) OBP: 0.345, SLG: 0.317								G6-4-3 BB		0 0 0 0 1 0 0
Bob Welch, R (1, 1)			0-3 K ②					0-0 G6-4-3 BB		1 0 0 0 0 1 1
Bob Bailor, R (6, 5) OBP: 0.261, SLG: 0.250								0-0 F4 ①		2 0 0 0 0 0 1
Ken Howell, R (9, 1)								0-0 G6-4-3 1-2f		0 0 0 0 0 0 0

Inning Stats	R: 0	H: 0	E: 0	K: 1	S: 5	LOB: 0	BB: 0	P: 5	R: 0	H: 0	E: 0	K: 1	S: 5	LOB: 0	BB: 0	P: 5	R: 0	H: 0	E: 0	K: 1	S: 5	LOB: 1	BB: 1	P: 9	R: 0	H: 0	E: 0	K: 1	S: 5	LOB: 0	BB: 0	P: 5	R: 0	H: 1	E: 0	K: 2	S: 8	LOB: 1	BB: 0	P: 8	R: 0	H: 1	E: 0	K: 0	S: 4	LOB: 1	BB: 0	P: 4	R: 0	H: 0	E: 0	K: 0	S: 2	LOB: 0	BB: 1	P: 6	R: 0	H: 1	E: 0	K: 0	S: 4	LOB: 1	BB: 0	P: 4	1B: 3	2B: 0	3B: 0	HR: 0	SF: 0	SAC: 0	DP: 1	HBP: 0	WP: 0	PB: 0	SB: 0	CS: 0	PA: 31
PITCHER Dave Dravecky, L (1, 1) ERA: 2.36	IP	WLS	BF	H	R	ER	SO	BB	IBB	HBP	BLK	WP	HR	S	P	ERA	WHIP	IP	WLS	BF	H	R	ER	SO	BB	IBB	HBP	BLK	WP	HR	S	P	ERA	WHIP																																											

BOTTOM

San Diego Padres @ Los Angeles Dodgers
 Dodger Stadium, Los Angeles, CA
 Tue Jun 18 1985, 7:05 PM PDT
 Att. 46,890 - Unknown

livebaseballscores.com

AB	29
R	0
H	3
RBI	0
BB	2
SO	6
LOB	7



Batter	1	2	3	4	5	6	7	8	9	AB R H RBI BB SO LOB	TOP		
Gerry Davis, R (1, 9) OBP: 0.370, SLG: 0.400 Bobby Brown, S (8, PH) OBP: 0.241, SLG: 0.259 (8, 9)	0-0 5-3			4-0 FC6-4 BB		0-0 FC6-4 1B		0-0 F2		2 0 1 0 1 0 0 1 0 0 0 0 0 0	San Diego Padres @ Los Angeles Dodgers Dodger Stadium, Los Angeles, CA Wed Jun 19 1985, 7:05 PM PDT Att: 45,415 - Unknown livebaseballscorecards.com		
Jerry Royster, R (1, 4) OBP: 0.324, SLG: 0.337 Tim Flannery, L (8, PH) OBP: 0.367, SLG: 0.347 (8, 4)	0-0 4-1			0-0 FC6-4 FC5-4 1-2f		0-0 FC6-4 1-2f		0-0 F7		3 0 0 0 0 0 2 1 0 0 0 0 0 0			
Steve Garvey, R (1, 3) OBP: 0.295, SLG: 0.456	0-0 5-3			0-0 F8			0-0 E5 5-3 2B	0-0 2-3		4 1 0 0 0 0 1			
Kevin McReynolds, R (1, 8) OBP: 0.318, SLG: 0.397		0-3 K		0-0 FC5-4 1-2f			0-0 5-3		0-0 F8	4 0 0 0 0 1 2			
Terry Kennedy, L (1, 2) OBP: 0.312, SLG: 0.416		0-0 F8			0-0 L5		0-0 1B 2B		0-0 4-3	4 0 1 1 0 0 0			
Carmelo Martinez, R (1, 7) OBP: 0.355, SLG: 0.478		0-0 F8			0-0 5-3		4-0 1B IBB		0-0 6-3	3 0 0 0 1 0 0			
Graig Nettles, L (1, 5) OBP: 0.376, SLG: 0.382			0-0 F7		0-0 L5		0-0 1-2 2-3 1B			3 0 1 0 0 0 0			
Garry Templeton, S (1, 6) OBP: 0.326, SLG: 0.391			0-0 4-3			0-0 3-1	0-3 K			3 0 0 0 0 1 3			
Andy Hawkins, R (1, 1) OBP: 0.135, SLG: 0.111 Craig Lefferts, L (7, 1) OBP: 0.500, SLG: 0.500			0-0 2-3			0-0 4-3	0-0 F9			3 0 0 0 0 0 3 0 0 0 0 0 0 0			
Inning Stats	R: 0 H: 0 E: 0 LOB: 0 K: 0 BB: 0 S: 3 P: 3	R: 0 H: 0 E: 0 LOB: 0 K: 1 BB: 0 S: 5 P: 5	R: 0 H: 0 E: 0 LOB: 0 K: 0 BB: 0 S: 3 P: 3	R: 0 H: 0 E: 0 LOB: 1 K: 0 BB: 1 S: 3 P: 7	R: 0 H: 0 E: 0 LOB: 0 K: 0 BB: 0 S: 3 P: 3	R: 0 H: 1 E: 0 LOB: 1 K: 0 BB: 0 S: 4 P: 4	R: 1 H: 2 E: 1 LOB: 3 K: 1 BB: 1 S: 8 P: 12	R: 0 H: 0 E: 0 LOB: 0 K: 0 BB: 0 S: 3 P: 3	R: 0 H: 0 E: 0 LOB: 0 K: 0 BB: 0 S: 3 P: 3	1B: 2 SF: 0 2B: 1 SAC: 0 3B: 0 DP: 0 HR: 0 HBP: 0	WP: 0 PA: 33 PB: 0 SB: 0 CS: 0		
PITCHER	IP WLS BF H R ER SO BB IBB HBP BLK WP HR S P ERA WHIP											PITCHER	IP WLS BF H R ER SO BB IBB HBP BLK WP HR S P ERA WHIP
Jerry Reuss, L (1, 1) ERA: 2.9	7.0 W 27 3 1 0 2 1 1 0 0 0 0 0 29 37 0.00 0.571												
Ken Howell, R (8, 1) ERA: 3.35	2.0 6 0 0 0 0 0 0 0 0 0 0 0 6 6 0.00 0.000												



Batter	1	2	3	4	5	6	7	8	9	AB R H RBI BB SO LOB	TOP		
Joel Youngblood, R (1, 8) OBP: 0.295, SLG: 0.239	0-0 F7		0-0 L8			0-0 SH1-3 HR 1B	0-0 1B		0-0 F9	5 1 2 0 0 0 2	San Francisco Giants @ San Diego Padres Jack Murphy Stadium, San Diego, CA Thu Jun 20 1985, 6:33 AM EDT Att. 28,044 - Sunny livebaseballscorecards.com		
Manny Trillo, R (1, 4) OBP: 0.291, SLG: 0.263 Rob Deer, R (9, PH) OBP: 0.305, SLG: 0.365	0-0 F8		0-0 FC6-4 1-2			0-0 SH1-3 1-2	0-3 K		0-0 F6	3 0 0 0 0 1 2 1 0 0 0 0 0 1			
Chili Davis, S (1, 9) OBP: 0.328, SLG: 0.406	0-0 F3			0-0 3-1		4-0 HR BB		0-0 4-3		3 1 0 0 1 0 0			
Jeffrey Leonard, R (1, 7) OBP: 0.266, SLG: 0.367		0-0 HR		0-3 K		0-0 HR		0-0 5-3		4 2 2 4 0 1 0			
Bob Brenly, R (1, 2) OBP: 0.302, SLG: 0.396		0-0 F4		0-0 2B		0-3 K		0-0 2B 1B		4 1 2 0 0 1 0			
Chris Brown, R (1, 5) OBP: 0.298, SLG: 0.352		0-0 F8		0-0 4-3		0-0 K 1B		0-0 2B		4 0 2 1 0 0 1			
David Green, R (1, 3) OBP: 0.237, SLG: 0.264		0-0 E5 CS			0-0 F9	0-3 K 1-2		0-0 F7		4 0 0 0 0 1 2			
Ricky Adams, R (1, 6) OBP: 0.209, SLG: 0.310 Scott Thompson, L (9, PH) OBP: 0.174, SLG: 0.176		0-0 CS 1-2	0-0 F8		0-3 K		0-0 F8		0-0 L5	3 0 0 0 0 1 0 1 0 0 0 0 0 0			
Mike Krukow, R (1, 1) OBP: 0.250, SLG: 0.308 Mark Davis, L (8, 1) OBP: 0.222, SLG: 0.444 Gary Rajsich, L (8, 3) OBP: 0.303, SLG: 0.240 Jose Uribe, S (9, PR) OBP: 0.261, SLG: 0.321			0-0 FC6-4 1B		0-3 K		0-0 4-3		4-0 BB	3 0 1 0 0 1 0 0 0 0 0 0 0 0 0 0 0 0 1 0 0 0 0 0 0 0 0 0			
Inning Stats	R: 0 H: 0 E: 0 LOB: 0 K: 0 BB: 0 S: 3 P: 3	R: 1 H: 1 E: 1 LOB: 0 K: 0 BB: 0 S: 4 P: 4	R: 0 H: 1 E: 0 LOB: 1 K: 0 BB: 0 S: 4 P: 4	R: 0 H: 1 E: 0 LOB: 1 K: 1 BB: 0 S: 6 P: 6	R: 0 H: 0 E: 0 LOB: 0 K: 2 BB: 0 S: 7 P: 7	R: 3 H: 3 E: 0 LOB: 1 K: 2 BB: 1 S: 10 P: 14	R: 0 H: 1 E: 0 LOB: 1 K: 1 BB: 0 S: 6 P: 6	R: 1 H: 2 E: 0 LOB: 1 K: 0 BB: 0 S: 5 P: 5	R: 0 H: 0 E: 0 LOB: 1 K: 0 BB: 1 S: 3 P: 7	1B: 5 SF: 0 2B: 2 SAC: 1 3B: 0 DP: 0 HR: 2 HBP: 0	WP: 0 PA: 39 PB: 0 SB: 1 CS: 1		
PITCHER	IP WLS BF H R ER SO BB IBB HBP BLK WP HR S P ERA WHIP											PITCHER	IP WLS BF H R ER SO BB IBB HBP BLK WP HR S P ERA WHIP
LaMarr Hoyt, R (1, 1) ERA: 3.06	8.0 W 34 9 5 5 6 1 0 0 0 0 0 2 45 49 5.62 1.250												
Rich Gossage, R (9, 1) ERA: 2.06	1.0 S 4 0 0 0 0 1 0 0 0 0 0 0 3 7 0.00 1.000												



Batter	1	2	3	4	5	6	7	8	9	AB	R	H	RBI	BB	SO	LOB	
Tim Flannery, L (1, 4) <small>OBP: 0.372, SLG: 0.349</small> Jerry Royster, R (8, PH) <small>OBP: 0.330, SLG: 0.337</small> (9, 4)	F7			 WP HR 1B	 HBP			 1B 2B BB		2	1	1	0	0	0	0	0
Tony Gwynn, L (1, 9) <small>OBP: 0.357, SLG: 0.451</small>	F7			 L7	 F9			 2B 1B		4	1	1	1	0	0	3	
Steve Garvey, R (1, 3) <small>OBP: 0.291, SLG: 0.449</small>	1-3			 F2		 F8		 K		4	0	0	0	0	1	3	
Terry Kennedy, L (1, 2) <small>OBP: 0.315, SLG: 0.436</small>		 G3		 HR		 E4		 2B		4	1	2	4	0	0	0	
Graig Nettles, L (1, 5) <small>OBP: 0.369, SLG: 0.374</small>		 F8		 F5		 G4-6-3		 F9		4	0	0	0	0	0	1	
Kevin McReynolds, R (1, 8) <small>OBP: 0.319, SLG: 0.404</small>		 F8			 1B 3B		 F9			3	1	1	0	0	0	0	
Bobby Brown, S (1, 7) <small>OBP: 0.219, SLG: 0.233</small>			 F8		 K		 F8			3	0	0	0	0	1	1	
Garry Templeton, S (1, 6) <small>OBP: 0.327, SLG: 0.390</small>			 1-3		 SH2-4 1B		 4-3			3	0	1	1	0	0	0	
LaMarr Hoyt, R (1, 1) <small>OBP: 0.061, SLG: 0.061</small> Al Bumbry, L (8, PH) <small>OBP: 0.291, SLG: 0.269</small> Rich Gossage, R (9, 1)			 K		 SH2-4 1B			 1B BB		1	0	0	0	0	1	0	

Inning Stats	R: 0	H: 0	R: 0	H: 0	R: 0	H: 0	R: 2	H: 2	R: 1	H: 2	R: 0	H: 0	R: 0	H: 0	R: 3	H: 2
	E: 0	LOB: 0	E: 0	LOB: 0	E: 0	LOB: 0	E: 0	LOB: 0	E: 0	LOB: 2	E: 1	LOB: 0	E: 0	LOB: 0	E: 0	LOB: 0
	K: 0	BB: 0	K: 0	BB: 0	K: 1	BB: 0	K: 0	BB: 0	K: 1	BB: 0	K: 0	BB: 0	K: 0	BB: 0	K: 1	BB: 2
	S: 3	P: 3	S: 3	P: 3	S: 5	P: 5	S: 5	P: 5	S: 7	P: 8	S: 3	P: 3	S: 3	P: 3	S: 6	P: 14

PITCHER	IP	WLS	BF	H	R	ER	SO	BB	IBB	HBP	BLK	WP	HR	S	P	ERA	WHIP
Mike Krukow, R (1, 1) <small>ERA: 2.81</small>	7.0		27	4	4	4	2	1	0	1	0	1	0	29	34	5.14	0.714
Mark Davis, L (8, 1) <small>ERA: 1.99</small>	1.0	L	5	2	2	2	1	1	0	0	0	0	0	6	10	18.00	3.000

BOTTOM

San Francisco Giants @ San Diego Padres
 Jack Murphy Stadium, San Diego, CA

Thu Jun 20 1985, 6:33 AM EDT
 Att. 28,044 - Sunny

AB	28
R	6
H	6
RBI	6
BB	2
SO	3
LOB	8

1B	2B	3B	HR	SF	SAC	DP	HBP	WP	HR	S	P	ERA	WHIP
3	1	1	1	0	1	1	1	1	0	0	0	5.14	0.714

Batter	1	2	3	4	5	6	7	8	9	AB R H RBI BB SO LOB	TOP																									
Joel Youngblood, R (1, 8) OBP: 0.289, SLG: 0.227 (6, 7)	0-0 6-3	0-0 L4		0-0 G5-4-3			4-0 SH3-4 BB		0-0 L9	4 0 0 0 1 0 3																										
Manny Trillo, R (1, 4) OBP: 0.288, SLG: 0.260	0-3 K		0-0 F8		0-0 F9		0-0 SH3-4			3 0 0 0 0 1 0																										
Chili Davis, S (1, 9) OBP: 0.326, SLG: 0.403	0-0 1B		0-0 F8		0-0 4-3		0-0 5-3			4 0 1 0 0 0 1																										
Jeffrey Leonard, R (1, 7) OBP: 0.267, SLG: 0.364 Dan Gladden, R (6, 8) OBP: 0.275, SLG: 0.297	0-0 6-3		4-0 HBP S BB		0-0 F8		0-0 F9			2 0 0 0 1 0 1 1 0 0 0 0 0 1																										
Bob Brenly, R (1, 2) OBP: 0.311, SLG: 0.415		0-0 HR	4-0 HBP BB		4-0 1B BB		0-0 6-3			2 1 1 1 2 0 0																										
Chris Brown, R (1, 5) OBP: 0.306, SLG: 0.352 Scott Thompson, L (6, PH) OBP: 0.171, SLG: 0.174 Jose Uribe, S (6, 6) OBP: 0.260, SLG: 0.320		4-0 SH1-3 E BB	1-0 FC6-4 HBP		0-0 F4		0-0 F8			0 0 0 0 1 0 0 1 0 0 0 0 0 1 1 0 0 0 0 0 0																										
David Green, R (1, 3) OBP: 0.231, SLG: 0.256		0-0 E4 SH1-3	0-0 FC6-4		0-0 L8		0-0 F9			4 0 0 0 0 0 5																										
Ricky Adams, R (1, 6) OBP: 0.217, SLG: 0.311 (6, 5)		0-0 SH1-3		0-0 6-3		0-0 1B			0-0 F9	3 0 1 0 0 0 0																										
Vida Blue, S (1, 1) Frank Williams, R (5, 1) Gary Rajsich, L (6, PH) OBP: 0.300, SLG: 0.237 Greg Minton, S (6, 1) Rob Deer, R (9, PH) OBP: 0.300, SLG: 0.358		0-3 K		0-0 E1 G5-4-3		0-0 L9			0-0 L5	2 0 0 0 0 1 2 0 0 0 0 0 0 0 1 0 0 0 0 0 2 0 0 0 0 0 0 0 1 0 0 0 0 0 0																										
Inning Stats	R: 0 E: 0 K: 1 S: 6	H: 1 LOB: 1 BB: 0 P: 6	R: 1 E: 1 K: 1 S: 7	H: 1 LOB: 2 BB: 1 P: 11	R: 0 E: 0 K: 0 S: 3	H: 0 LOB: 3 BB: 2 P: 12	R: 0 E: 1 K: 0 S: 3	H: 0 LOB: 0 BB: 0 P: 3	R: 0 E: 0 K: 0 S: 4	H: 1 LOB: 2 BB: 1 P: 8	R: 0 E: 0 K: 0 S: 3	H: 0 LOB: 1 BB: 1 P: 7	R: 0 E: 0 K: 0 S: 3	H: 0 LOB: 0 BB: 0 P: 3	R: 0 E: 0 K: 0 S: 3	H: 0 LOB: 0 BB: 0 P: 3	1B: 2 2B: 0 3B: 0 HR: 1	SF: 0 SAC: 2 DP: 1 HBP: 1	WP: 0 PB: 0 SB: 1 CS: 0	PA: 37																
PITCHER	IP WLS BF H R ER SO BB IBB HBP BLK WP HR S P ERA WHIP																			PITCHER	IP WLS BF H R ER SO BB IBB HBP BLK WP HR S P ERA WHIP															
Ed Wojna, R (1, 1) ERA: 2.25	6.0 W	27	3	1	1	2	4	0	1	0	0	0	1	26	43	1.50	1.167																			
Tim Stoddard, R (7, 1) ERA: 4.26	2.0	7	0	0	0	0	1	0	0	0	0	0	0	6	10	0.00	0.500																			
Craig Lefferts, L (9, 1) ERA: 3.16	1.0	3	0	0	0	0	0	0	0	0	0	0	0	3	3	0.00	0.000																			

San Francisco Giants @ San Diego Padres
Jack Murphy Stadium, San Diego, CA

AB	29
R	1
H	3
RBI	1
BB	5
SO	2
LOB	16



Fri Jun 21 1985, 10:05 PM EDT
Att: 29,421 - Unknown

livebaseballscorecards.com

Batter	1	2	3	4	5	6	7	8	9
Jerry Royster, R OBP: 0.342, SLG: 0.387 (1, 4) (8, 5)	0-0 6-3		0-0 F8 1B 1B	0-0 1-3 2B			0-0 4-3	0-0 HR	
Tony Gwynn, L OBP: 0.361, SLG: 0.458 (1, 9)	0-0 4-3 1B		0-0 1B 1-2 1B	0-0 4-3			0-0 5-3 2B	0-0 F7	
Steve Garvey, R OBP: 0.291, SLG: 0.446 (1, 3)	0-0 4-3 1-2		0-0 F3		0-0 E8 4-3 1B		0-0 5-3		
Kurt Bevacqua, R OBP: 0.409, SLG: 0.417 Tim Flannery, L OBP: 0.372, SLG: 0.349 (1, 5) (8, 4)	4-0 BB		0-0 F8		0-0 4-3		0-0 5-3		
Kevin McReynolds, R OBP: 0.325, SLG: 0.410 (1, 8)	0-3 K		0-0 FC6-4 1-3 3-H 1B		0-0 G5-4-3 1B		0-0 5-3 1B 1B		
Carmelo Martinez, R OBP: 0.349, SLG: 0.468 (1, 7)		0-0 F9	0-0 FC6-4 1-2f		0-0 G5-4-3 1-2f		0-0 5-3 1-2		
Bruce Bochy, R OBP: 0.250, SLG: 0.316 Terry Kennedy, L OBP: 0.318, SLG: 0.436 (1, 2) (8, PH) (9, 2)		4-0 BB		0-0 F9		0-3 K	4-0 1B HR IBB		
Garry Templeton, S OBP: 0.325, SLG: 0.388 (1, 6)		0-0 F9		0-0 F8		0-0 4-3	0-0 HR 1B		
Ed Wojna, R OBP: 0.500, SLG: 0.500 Bobby Brown, S OBP: 0.212, SLG: 0.226 Tim Stoddard, R (7, 1) Graig Nettles, L OBP: 0.372, SLG: 0.374 Craig Lefferts, L OBP: 0.500, SLG: 0.500 (8, PH) (9, 1)		0-3 K		0-0 2B 1B		0-0 5-3	4-0 HR IBB		

AB	R	H	RBI	BB	SO	LOB
5	2	3	4	0	0	0
5	0	3	0	0	0	2
4	1	1	0	0	0	4
3	0	0	0	1	0	4
0	0	0	0	0	0	0
4	0	3	2	0	1	2
4	0	0	0	0	0	4
2	0	0	0	1	1	0
0	1	0	0	1	0	0
4	1	1	0	0	0	1
2	0	1	0	0	1	1
1	0	0	0	0	0	0
0	0	0	0	0	0	0
0	1	0	0	1	0	0
0	0	0	0	0	0	0

BOTTOM

San Francisco Giants @ San Diego Padres
Jack Murphy Stadium, San Diego, CA

Fri Jun 21 1985, 10:05 PM EDT
 Att. 29,421 - Unknown

livebaseballscorecards.com

AB	34
R	6
H	12
RBI	6
BB	4
SO	3
LOB	18



Inning Stats	R	H	E	K	S	H	LOB	BB	P	R	H	E	K	S	R	H	E	K	S	R	H	E	K	S	R	H	E	K	S	R	H	E	K	S				
	0	1	0	1	10	0	2	0	5	0	0	0	0	6	1	2	0	0	4	0	0	0	0	5	0	0	0	0	0	0	0	0	0	0	0	0		
	0	0	0	0	5	0	1	0	5	0	3	0	0	6	0	2	0	0	4	0	0	0	0	5	0	0	0	0	0	0	0	0	0	0	0	0	0	
	0	0	0	0	5	0	2	0	5	0	0	0	0	5	0	0	0	0	4	0	0	0	0	5	0	0	0	0	0	0	0	0	0	0	0	0	0	0
	0	0	0	0	5	0	0	0	5	0	0	0	0	5	0	0	0	0	4	0	0	0	0	5	0	0	0	0	0	0	0	0	0	0	0	0	0	0
	0	0	0	0	5	0	0	0	5	0	0	0	0	5	0	0	0	0	4	0	0	0	0	5	0	0	0	0	0	0	0	0	0	0	0	0	0	0
	0	0	0	0	5	0	0	0	5	0	0	0	0	5	0	0	0	0	4	0	0	0	0	5	0	0	0	0	0	0	0	0	0	0	0	0	0	0

PITCHER	IP	WLS	BF	H	R	ER	SO	BB	IBB	HBP	BLK	WP	HR	S	P	ERA	WHIP
Vida Blue, L ERA: 2.87 (1, 1)	4.1	L	23	8	2	1	2	2	0	0	0	0	0	25	33	2.08	2.308
Frank Williams, R ERA: 3.38 (5, 1)	0.2		1	0	0	0	0	0	0	0	0	0	0	1	1	0.00	0.000
Greg Minton, R ERA: 3.07 (6, 1)	3.0		14	4	4	4	1	0	2	0	0	0	1	14	22	12.00	1.333

WP	PA	ERA	WHIP
0	38		
0			
0			
0			

Batter	1	2	3	4	5	6	7	8	9	AB R H RBI BB SO LOB	TOP											
Dan Gladden, R (1, 8) OBP: 0.270, SLG: 0.292	0-3 K			0-0 F2		0-0 P5		0-0 F8		4 0 0 0 0 1 2	San Francisco Giants @ San Diego Padres Jack Murphy Stadium, San Diego, CA Sat Jun 22 1985, 6:33 AM EDT Att: 53,375 - Unknown livebaseballscorecards.com											
Manny Trillo, R (1, 4) OBP: 0.287, SLG: 0.257	0-0 6-3			0-0 6-3		4-0 BB		0-0 F8		3 0 0 0 1 0 1												
Joel Youngblood, R (1, 7) OBP: 0.276, SLG: 0.215	0-0 5-3			0-0 F9		0-3 K		0-0 6-3		4 0 0 0 0 1 2												
Chili Davis, S (1, 9) OBP: 0.325, SLG: 0.414		0-0 4-3		0-0 HR		0-0 F5		0-0 F7		4 1 1 1 0 0 0												
Bob Brenly, R (1, 2) OBP: 0.315, SLG: 0.414		0-0 G6-3 1B		1-0 G6-4-3 HBP		0-0 F7		0-0 F7		3 0 1 0 0 0 0												
David Green, R (1, 3) OBP: 0.233, SLG: 0.252		0-0 G6-3 1-2f		0-0 G6-4-3 1-2f		4-0 BB				2 0 0 0 1 0 2												
Ricky Adams, R (1, 5) OBP: 0.204, SLG: 0.292			0-3 K	0-3 K		0-3 K				3 0 0 0 0 3 1												
Jose Uribe, S (1, 6) OBP: 0.256, SLG: 0.315			0-0 F8		0-0 G3		0-0 6-3			3 0 0 0 0 0 0												
Bill Laskey, R (1, 1) OBP: 0.211, SLG: 0.118			0-3 K		4-0 PB BB		4-0 BB			1 0 0 0 1 1 0												
Gary Rajsich, L (8, PH) OBP: 0.308, SLG: 0.237										0 0 0 0 1 0 0												
Chris Brown, R (8, PR) OBP: 0.306, SLG: 0.352										0 0 0 0 0 0 0												
Mark Davis, L (8, 1) OBP: 0.222, SLG: 0.444										0 0 0 0 0 0 0												
Inning Stats	R: 0 E: 0 K: 1 S: 5	H: 0 LOB: 0 BB: 0 P: 5	R: 0 E: 0 K: 0 S: 3	H: 1 LOB: 0 BB: 0 P: 3	R: 0 E: 0 K: 2 S: 7	H: 0 LOB: 0 BB: 0 P: 7	R: 0 E: 0 K: 0 S: 3	H: 0 LOB: 0 BB: 0 P: 3	R: 1 E: 0 K: 1 S: 5	H: 1 LOB: 0 BB: 0 P: 6	R: 0 E: 0 K: 1 S: 5	H: 0 LOB: 2 BB: 2 P: 13	R: 0 E: 0 K: 1 S: 5	H: 0 LOB: 1 BB: 1 P: 9	R: 0 E: 0 K: 0 S: 3	H: 0 LOB: 1 BB: 1 P: 7	R: 0 E: 0 K: 0 S: 3	H: 0 LOB: 0 BB: 0 P: 3	1B: 1 2B: 0 3B: 0 HR: 1	SF: 0 SAC: 0 DP: 2 HBP: 1	WP: 0 PB: 1 SB: 0 CS: 0	PA: 32
PITCHER	IP WLS BF H R ER SO BB IBB HBP BLK WP HR S P ERA WHIP																					
Eric Show, R (1, 1) ERA: 2.96	8.0 W 29 2 1 1 6 4 0 1 0 0 0 1 36 53 1.12 0.750																					
Tim Stoddard, R (9, 1) ERA: 4.1	1.0 S 3 0 0 0 0 0 0 0 0 0 0 0 3 3 0.00 0.000																					



Batter	1	2	3	4	5	6	7	8	9
Tim Flannery, L (1, 4) <small>OBP: 0.371, SLG: 0.344</small> Jerry Royster, R (8, PH) <small>OBP: 0.339, SLG: 0.383</small> (9, 4)	4-0 1B BB		0-0 P6			0-0 G3		0-3 K	
Tony Gwynn, L (1, 9)	0-0 F9			0-0 HR 1B		0-0 P6		0-0 5-3	
Steve Garvey, R (1, 3)	0-0 G6-4-3 1B			0-0 HR		0-0 F7			
Terry Kennedy, L (1, 2)	0-0 G6-4-3 1-2f			0-3 K			0-0 4-3		
Kevin McReynolds, R (1, 8)		0-3 K		0-0 F8		0-0 F7			
Graig Nettles, L (1, 5)		0-0 L7		0-3 K		0-0 4-3			
Carmelo Martinez, R (1, 7)		0-0 4-3			0-0 F9		0-0 SH3 1B		
Garry Templeton, S (1, 6)			0-3 K		0-3 K		0-0 SH3		
Eric Show, R (1, 1) Kurt Bevacqua, R (8, PH) Tim Stoddard, R (9, 1)			0-0 L7		0-3 K		4-0 IBB		

AB	R	H	RBI	BB	SO	LOB
2	0	0	0	1	0	0
1	0	0	0	0	1	2
4	1	1	0	0	0	3
3	1	2	2	0	0	0
3	0	0	0	0	1	2
3	0	0	0	0	1	0
3	0	0	0	0	1	0
3	0	1	0	0	0	0
2	0	0	0	0	2	0
2	0	0	0	0	1	0
0	0	0	0	0	0	0

BOTTOM

San Francisco Giants @ San Diego Padres
 Jack Murphy Stadium, San Diego, CA

AB	26
R	2
H	4
RBI	2
BB	2
SO	7
LOB	7



WP: 0	PA: 29
PB: 0	
SB: 1	
CS: 0	

Inning Stats	R	H	E	K	S	R	H	E	K	S	R	H	E	K	S	R	H	E	K	S	R	H	E	K	S	
	0	1	0	0	3	0	0	0	1	7	0	0	0	0	5	2	2	0	2	9	0	0	0	0	0	0
	0	0	0	1	5	0	0	0	0	5	0	0	0	0	5	0	0	0	0	9	0	0	0	0	0	0
	0	0	0	1	5	0	0	0	0	5	0	0	0	0	5	0	0	0	0	9	0	0	0	0	0	0
	0	0	0	1	5	0	0	0	0	5	0	0	0	0	5	0	0	0	0	9	0	0	0	0	0	0
	0	0	0	1	5	0	0	0	0	5	0	0	0	0	5	0	0	0	0	9	0	0	0	0	0	0

PITCHER	IP	WLS	BF	H	R	ER	SO	BB	IBB	HBP	BLK	WP	HR	S	P	ERA	WHIP
Bill Laskey, R (1, 1) <small>ERA: 3.89</small>	7.0	L	24	3	2	2	6	1	0	0	0	0	1	35	39	2.57	0.571
Mark Davis, L (8, 1) <small>ERA: 1.95</small>	1.0		5	1	0	0	1	0	1	0	0	0	0	6	10	0.00	1.000

PITCHER	IP	WLS	BF	H	R	ER	SO	BB	IBB	HBP	BLK	WP	HR	S	P	ERA	WHIP

Sat Jun 22 1985, 6:33 AM EDT
 Att. 53,375 - Unknown

livebaseballscores.com

Batter	1	2	3	4	5	6	7	8	9	AB R H RBI BB SO LOB	TOP												
Joel Youngblood, R (1, 8) OBP: 0.286, SLG: 0.229	0-3 K		0-3 K			0-0 1B		0-0 1B		4 0 2 0 0 2 0	San Francisco Giants @ San Diego Padres Jack Murphy Stadium, San Diego, CA Sun Jun 23 1985, 6:33 AM EDT Att. 37,542 - Sunny livebaseballscorecards.com												
Manny Trillo, R (1, 4) OBP: 0.283, SLG: 0.252	0-3 K			0-0 F3		0-3 K		0-0 L8		4 0 0 0 0 2 2													
Chili Davis, S (1, 9) OBP: 0.328, SLG: 0.416	0-0 1B			0-0 1B		0-3 K		0-0 F8		4 0 2 0 0 1 2													
Jeffrey Leonard, R (1, 7) OBP: 0.271, SLG: 0.367 Rob Deer, R (8, 7) OBP: 0.300, SLG: 0.358	0-0 F7			0-0 1B		0-0 FC5 BB 1B		0-0 F8		4 0 2 0 0 0 2 0 0 0 0 0 0 0													
Bob Brenly, R (1, 2) OBP: 0.313, SLG: 0.407		0-0 5-3		0-0 F5		4-0 1-2 BB		0-3 K		3 0 0 0 1 1 2													
David Green, R (1, 3) OBP: 0.227, SLG: 0.245		0-3 K		0-0 4-3		0-0 FC5 2-3f		0-0 F8		4 0 0 0 0 1 5													
Ricky Adams, R (1, 5) OBP: 0.226, SLG: 0.365		0-0 F9			0-0 G5-4-3 1B		0-0 F8		0-0 HR	4 1 2 1 0 0 0													
Jose Uribe, S (1, 6) OBP: 0.256, SLG: 0.318			0-3 K		0-0 G5-4-3 1-2f		0-0 4-3		0-0 2B	4 0 1 0 0 1 1													
Atlee Hammaker, S (1, 1) Dan Gladden, R (7, PH) OBP: 0.269, SLG: 0.290 Scott Garrelts, R (7, 1) Alex Trevino, R (9, PH) OBP: 0.277, SLG: 0.306		0-0 4-3		0-3 K		0-3 K		0-0 F4		0-0 F7		2 0 0 0 0 1 0 1 0 0 0 0 0 0 0 0 0 0 0 0 0 1 0 0 0 0 0 1											
Inning Stats	R: 0 E: 0 K: 2 S: 8	H: 1 LOB: 1 BB: 0 P: 8	R: 0 E: 0 K: 1 S: 5	H: 0 LOB: 0 BB: 0 P: 5	R: 0 E: 0 K: 2 S: 7	H: 0 LOB: 0 BB: 0 P: 7	R: 0 E: 0 K: 0 S: 5	H: 2 LOB: 2 BB: 0 P: 5	R: 0 E: 0 K: 1 S: 5	H: 1 LOB: 0 BB: 0 P: 5		R: 0 E: 0 K: 2 S: 9	H: 2 LOB: 3 BB: 1 P: 13	R: 0 E: 0 K: 0 S: 3	H: 0 LOB: 0 BB: 0 P: 3	R: 0 E: 0 K: 0 S: 4	H: 1 LOB: 1 BB: 0 P: 4	R: 1 E: 0 K: 1 S: 7	H: 2 LOB: 1 BB: 0 P: 7	1B: 7 2B: 1 3B: 0 HR: 1	SF: 0 SAC: 0 DP: 1 HBP: 0	WP: 0 PB: 0 SB: 0 CS: 0	PA: 36
PITCHER Dave Dravecky, L (1, 1) ERA: 2.22	IP 9.0	WLS W	BF 36	H 9	R 1	ER 1	SO 9	BB 1	IBB 0	HBP 0	BLK 0	WP 0	HR 1	S 53	P 57	ERA 1.00	WHIP 1.111						PITCHER IP WLS BF H R ER SO BB IBB HBP BLK WP HR S P ERA WHIP



Batter	1	2	3	4	5	6	7	8	9
Jerry Royster, R OBP: 0.352, SLG: 0.385 (1, 4)	0-0 4-3		4-0 4-3 BB		0-0 G3-2-3 HR 1B	4-0 1-2 BB			
Tony Gwynn, L OBP: 0.355, SLG: 0.448 (1, 9)	0-0 4-3		0-0 4-3		0-0 G3-2-3	0-0 L1			
Steve Garvey, R OBP: 0.297, SLG: 0.456 (1, 3)	0-3 K		4-0 IBB		4-0 HR IBB		0-0 F9		
Kurt Bevacqua, R OBP: 0.408, SLG: 0.475 (1, 5)		0-0 4-3	0-3 K		0-0 HR		0-0 4-3		
Kevin McReynolds, R OBP: 0.317, SLG: 0.398 (1, 8)		0-0 L4		0-0 F9	0-0 6-3		0-0 3-1		
Carmelo Martinez, R OBP: 0.343, SLG: 0.458 (1, 7)		0-0 5-3		0-0 F9		0-0 6-3		0-0 F7	
Bruce Bochy, R OBP: 0.295, SLG: 0.415 (1, 2)			0-0 FC5-6 1B	0-0 F8		0-0 HR	4-0 BB	4-0 BB	
Mario Ramirez, R OBP: 0.300, SLG: 0.300 (1, 6)			0-0 BB FC5-6 4-3 1B		0-0 1B BB G3-2-3 1B	0-0 FC1-6 1B	0-0 F8		
Dave Dravecky, R OBP: 0.161, SLG: 0.138 (1, 1)			0-0 FC5-6 4-3 BB		4-0 G3-2-3 HR BB	0-0 FC1-6 BB	0-0 F4		

Inning Stats	R: 0	H: 0	E: 0	LOB: 0	K: 1	S: 5	P: 5	R: 0	H: 0	E: 0	LOB: 0	K: 0	S: 3	R: 1	H: 2	E: 0	LOB: 3	K: 1	S: 7	R: 0	H: 0	E: 0	LOB: 0	K: 0	S: 3	R: 4	H: 3	E: 0	LOB: 0	K: 0	S: 5	R: 1	H: 2	E: 0	LOB: 2	K: 0	S: 5	R: 0	H: 0	E: 0	LOB: 0	K: 0	S: 3	R: 0	H: 0	E: 0	LOB: 1	K: 0	S: 3	

PITCHER	IP	WLS	BF	H	R	ER	SO	BB	IBB	HBP	BLK	WP	HR	S	P	ERA	WHIP
Atlee Hammaker, L ERA: 3.39 (1, 1)	6.0	L	29	7	6	6	2	3	2	0	0	0	2	28	48	9.00	1.667
Scott Garrelts, R ERA: 1.07 (7, 1)	2.0		7	0	0	0	0	1	0	0	0	0	0	6	10	0.00	0.500

BOTTOM

San Francisco Giants @ San Diego Padres
Jack Murphy Stadium, San Diego, CA

Sun Jun 23 1985, 6:33 AM EDT
Att. 37,542 - Sunny

AB R H RBI BB SO LOB

2 1 1 0 2 0 0

4 0 0 1 0 0 7

2 1 0 0 2 1 0

4 1 1 4 0 1 3

4 0 0 0 0 0 0


4 0 0 0 0 0 0

3 1 2 1 1 0 0

4 1 3 0 0 0 1

3 1 0 0 1 0 4

AB 30
R 6
H 7
RBI 6
BB 6
SO 2
LOB 15



WP: 0 PA: 36
PB: 0
SB: 0
CS: 0

livebaseballscorecards.com

Batter	1	2	3	4	5	6	7	8	9	AB R H RBI BB SO LOB	TOP																								
Steve Sax, R (1, 4) OBP: 0.314, SLG: 0.250	0-0 4-3		0-0 SH2-4	0-0 F9		0-0 6-3		0-0 FC6-4		4 0 0 0 0 0 5																									
Mariano Duncan, R (1, 6) OBP: 0.294, SLG: 0.318	0-0 F4		4-0 G4-6-3 BB		0-0 4-3		4-0 CS BB		0-0 F7	3 0 0 0 2 0 0																									
Ken Landreaux, L (1, 8) OBP: 0.275, SLG: 0.358	4-0 FC6-4 BB		0-0 G4-6-3		0-0 G3		4-0 1-2 BB		0-0 1B SF8 1B	3 1 1 0 2 0 2																									
Pedro Guerrero, R (1, 7) OBP: 0.396, SLG: 0.563	0-0 FC6-4			0-0 3-1 1B 1B	0-0 2B 1B		0-0 F8		0-0 SF8 1B 1B	5 1 3 0 0 0 2																									
Greg Brock, L (1, 3) OBP: 0.321, SLG: 0.448		0-0 FC4-6 1B		0-0 F8	0-0 1-3 2B		0-0 F7		0-0 SF8 1B	5 0 3 0 0 0 2																									
R.J. Reynolds, S (1, 9) OBP: 0.311, SLG: 0.362		0-3 K		0-0 1B 3-1 1B	0-0 F6		0-0 SH3 1B 1B		0-0 SF8	4 1 2 0 0 1 3																									
Al Oliver, L (9, PH) OBP: 0.286, SLG: 0.329									1-2 2-3 3-H	0 0 0 1 0 0 0																									
Candy Maldonado, R (9, 9) OBP: 0.240, SLG: 0.273										0 0 0 0 0 0 0																									
Mike Scioscia, L (1, 2) OBP: 0.363, SLG: 0.360		0-0 F8		0-0 3-1		0-0 F8		0-0 SH3	4-0 IBB	3 0 0 0 1 0 3																									
Dave Anderson, R (1, 5) OBP: 0.309, SLG: 0.248		0-0 FC4-6		4-0 1B IBB		0-0 SH1-4 1B		0-0 5-3	0-0 F8	4 0 1 0 1 0 5																									
Bob Welch, R (1, 1) OBP: 0.500, SLG: 0.500			0-0 SH2-4 1B	0-0 1-2 2-3 3-H 1B		0-0 SH1-4 1B		0-0 FC6-4 1B		2 0 2 1 0 0 0																									
Bill Russell, R (8, PH) OBP: 0.333, SLG: 0.309										1 0 1 1 0 0 0																									
Ken Howell, R (8, 1)										0 0 0 0 0 0 0																									
Inning Stats	R: 0 E: 0 K: 0 S: 3	H: 0 LOB: 1 BB: 1 P: 7	R: 0 E: 0 K: 1 S: 6	H: 1 LOB: 1 BB: 0 P: 6	R: 0 E: 0 K: 0 S: 3	H: 1 LOB: 1 BB: 1 P: 7	R: 1 E: 0 K: 0 S: 6	H: 3 LOB: 3 BB: 1 P: 10	R: 0 E: 0 K: 0 S: 5	H: 2 LOB: 2 BB: 0 P: 5	R: 0 E: 0 K: 0 S: 2	H: 0 LOB: 1 BB: 2 P: 10	R: 1 E: 0 K: 0 S: 5	H: 2 LOB: 1 BB: 0 P: 5	R: 1 E: 0 K: 0 S: 6	H: 3 LOB: 3 BB: 1 P: 10	1B: 12 2B: 1 3B: 0 HR: 0	SF: 1 SAC: 3 DP: 1 HBP: 0	WP: 0 PB: 0 SB: 0 CS: 1	PA: 44															
PITCHER	IP WLS BF H R ER SO BB IBB HBP BLK WP HR S P ERA WHIP																			IP WLS BF H R ER SO BB IBB HBP BLK WP HR S P ERA WHIP															
Andy Hawkins, R (1, 1) ERA: 3.09	7.0	32	8	1	1	1	1	4	1	0	0	0	0	29	49	1.29	1.714																		
Craig Lefferts, L (8, 1) ERA: 3.34	1.0	5	2	1	1	0	0	0	0	0	0	0	0	5	5	9.00	2.000																		
Tim Stoddard, R (9, 1) ERA: 4.28	1.0	L	7	3	1	1	0	0	1	0	0	0	0	6	10	9.00	3.000																		

Los Angeles Dodgers @ San Diego Padres
 Jack Murphy Stadium, San Diego, CA
 Tue Jun 25 1985, 10:05 PM EDT
 Att: 37,057 - Unknown

AB	34
R	3
H	13
RBI	3
BB	6
SO	1
LOB	22



Batter	1	2	3	4	5	6	7	8	9	AB	R	H	RBI	BB	SO	LOB
Tim Flannery, L (1, 4) OBP: 0.363, SLG: 0.335	0-0 F7		0-0 F9			0-0 G3		0-3 K		4	0	0	0	0	1	0
Tony Gwynn, L (1, 9) OBP: 0.357, SLG: 0.452	0-0 WP 2B		0-0 6-3			0-0 1B			0-3 K	4	0	2	0	0	1	0
Steve Garvey, R (1, 3) OBP: 0.297, SLG: 0.451	0-0 5-3			4-0 BB		0-0 F8			0-3 K	3	0	0	0	1	1	2
Terry Kennedy, L (1, 2) OBP: 0.309, SLG: 0.422	0-0 6-3			0-3 K			0-0 3-1		0-0 F7	4	0	0	0	0	1	2
Kevin McReynolds, R (1, 8) OBP: 0.313, SLG: 0.394		0-0 F9		0-0 G5-4-3 1-2f			0-0 F4			3	0	0	0	0	0	1
Graig Nettles, L (1, 5) OBP: 0.371, SLG: 0.389		0-0 HR			0-0 F9		0-0 2B 1B			3	2	2	1	0	0	0
Carmelo Martinez, R (1, 7) OBP: 0.343, SLG: 0.460		0-0 F9			0-3 K		0-0 1H 2B			3	0	1	1	0	1	0
Garry Templeton, S (1, 6) OBP: 0.319, SLG: 0.380		0-0 G3			0-0 6-3			0-0 5-3		3	0	0	0	0	0	0
Andy Hawkins, R (1, 1) OBP: 0.128, SLG: 0.105			0-0 1-3			0-0 F3		0-0 F7		2	0	0	0	0	0	0
Craig Lefferts, L (8, 1) OBP: 0.500, SLG: 0.500										0	0	0	0	0	0	0
Bobby Brown, S (8, PH) OBP: 0.206, SLG: 0.219										1	0	0	0	0	0	0
Tim Stoddard, R (9, 1)										0	0	0	0	0	0	0

Inning Stats	R: 0	H: 1	E: 0	K: 0	S: 4	R: 1	H: 1	E: 0	K: 0	S: 4	R: 0	H: 0	E: 0	K: 0	S: 3	R: 0	H: 0	E: 0	K: 1	S: 4	R: 0	H: 0	E: 0	K: 1	S: 5	R: 1	H: 2	E: 0	K: 0	S: 4	R: 0	H: 0	E: 0	K: 1	S: 5	R: 0	H: 0	E: 0	K: 2	S: 7	R: 0	H: 0	E: 0	K: 2	S: 7	1B: 2	SF: 0	2B: 2	SAC: 0	3B: 0	DP: 1	HR: 1	HBP: 0	WP: 1	PA: 31
--------------	------	------	------	------	------	------	------	------	------	------	------	------	------	------	------	------	------	------	------	------	------	------	------	------	------	------	------	------	------	------	------	------	------	------	------	------	------	------	------	------	------	------	------	------	------	-------	-------	-------	--------	-------	-------	-------	--------	-------	--------

PITCHER	IP	WLS	BF	H	R	ER	SO	BB	IBB	HBP	BLK	WP	HR	S	P	ERA	WHIP
Bob Welch, R (1, 1) ERA: 2.78	7.0		25	5	2	2	2	1	0	0	0	1	1	28	32	2.57	0.857
Ken Howell, R (8, 1) ERA: 3.18	2.0	W	6	0	0	0	3	0	0	0	0	0	0	12	12	0.00	0.000

BOTTOM

Los Angeles Dodgers @ San Diego Padres
Jack Murphy Stadium, San Diego, CA
 Tue Jun 25 1985, 10:05 PM EDT
 Att. 37,057 - Unknown

AB	30
R	2
H	5
RBI	2
BB	1
SO	5
LOB	5



WP: 1	PA: 31
PB: 0	
SB: 0	
CS: 0	

livebaseballscorecards.com

Batter	1	2	3	4	5	6	7	8	9	AB R H RBI BB SO LOB	TOP
Dave Anderson, R (1, 5) OBP: 0.307, SLG: 0.257	0-3 K		0-0 F7 2B		0-3 K			0-0 F2		4 0 1 0 0 2 1	Los Angeles Dodgers @ San Diego Padres Jack Murphy Stadium, San Diego, CA Wed Jun 26 1985, 10:05 PM EDT Att. 36,113 - Unknown livebaseballscorecards.com
Mariano Duncan, R (1, 6) OBP: 0.293, SLG: 0.317	0-0 4-3		0-0 F7 2-3			0-0 4-3		0-0 FC6-4 1B		4 0 1 0 0 0 1	
Ken Landreaux, L (1, 8) OBP: 0.270, SLG: 0.351	0-0 F7		0-0 F4			0-0 F8		0-0 F4		4 0 0 0 0 0 3	
Pedro Guerrero, R (1, 7) OBP: 0.397, SLG: 0.573 Carlos Diaz, R (8, 1)		4-0 SH1-3 1B BB		0-0 HR		0-0 F8		0-0 FC6-4 1-2f		3 2 1 1 1 0 2 0 0 0 0 0 0 0	
Greg Brock, L (1, 3) OBP: 0.324, SLG: 0.467		0-0 SH1-3 1B 1B		0-0 F8		0-0 HR		0-0 4-3		4 2 2 1 0 0 0	
R.J. Reynolds, S (1, 9) OBP: 0.311, SLG: 0.362		0-0 SH1-3 1-2 2-3		0-0 4-3		0-0 4-3		0-0 G4-6-3 1B		3 0 1 0 0 0 0	
Mike Scioscia, L (1, 2) OBP: 0.361, SLG: 0.357		0-0 G1-6-3 1B 2-H 3-H		0-0 F8		0-0 1-3		0-0 G4-6-3 1-2f		4 0 1 2 0 0 1	
Steve Sax, R (1, 4) OBP: 0.309, SLG: 0.246		0-0 G1-6-3 1-2f		0-0 1-3		0-0 F9				3 0 0 0 0 0 1	
Orel Hershisier, R (1, 1) OBP: 0.226, SLG: 0.233 Steve Howe, L (7, 1) Bobby Castillo, R (7, 1) Terry Whitfield, L (8, PH) OBP: 0.268, SLG: 0.400			0-0 1-3		0-3 K			4-0 1B BB		2 0 0 0 0 1 0 0 0 0 0 0 0 0 0 0 0 0 0 0 0 0 0 0 0 1 0 0	
Inning Stats	R: 0 E: 0 K: 1 S: 5 H: 0 LOB: 0 BB: 0 P: 5	R: 2 E: 0 K: 0 S: 4 H: 2 LOB: 0 BB: 1 P: 8	R: 0 E: 0 K: 0 S: 4 H: 1 LOB: 1 BB: 0 P: 4	R: 1 E: 0 K: 0 S: 4 H: 1 LOB: 0 BB: 0 P: 4	R: 0 E: 0 K: 2 S: 7 H: 0 LOB: 0 BB: 0 P: 7	R: 0 E: 0 K: 0 S: 3 H: 0 LOB: 0 BB: 0 P: 3	R: 1 E: 0 K: 0 S: 4 H: 1 LOB: 0 BB: 0 P: 4	R: 0 E: 0 K: 0 S: 4 H: 1 LOB: 2 BB: 1 P: 8	R: 0 E: 0 K: 0 S: 3 H: 1 LOB: 0 BB: 0 P: 3	1B: 4 2B: 1 3B: 0 HR: 2 SF: 0 SAC: 1 DP: 2 HBP: 0	
PITCHER LaMarr Hoyt, R (1, 1) ERA: 3.13	IP: 9.0 WLS: W BF: 34 H: 7 R: 4 ER: 4 SO: 3 BB: 2 IBB: 0 HBP: 0 BLK: 0 WP: 0 HR: 2 S: 38 P: 46 ERA: 4.00 WHIP: 1.000	PITCHER									

AB	31
R	4
H	7
RBI	4
BB	2
SO	3
LOB	9



Batter	1	2	3	4	5	6	7	8	9
Tim Flannery, L (1, 4) <small>OBP: 0.366, SLG: 0.354</small> Jerry Royster, R (8, 4) <small>OBP: 0.350, SLG: 0.382</small>	0-0 1-3 	0-0 HR 			0-0 4-3 		1-0 FC4-6 HBP 	0-0 F8 	
Tony Gwynn, L (1, 9) <small>OBP: 0.351, SLG: 0.444</small>	0-0 4-3 	0-0 1-4-3 			0-0 3-1 		0-0 FC4-6 HR 	0-0 F8 	
Steve Garvey, R (1, 3) <small>OBP: 0.295, SLG: 0.457</small>	0-0 6-3 				0-0 5-3 		0-0 HR 	0-0 5-3 	
Terry Kennedy, L (1, 2) <small>OBP: 0.308, SLG: 0.419</small>		0-0 2B 4-3 1B 			0-0 6-3 		0-0 G3 	0-0 1-3 	
Kevin McReynolds, R (1, 8) <small>OBP: 0.319, SLG: 0.403</small>		0-0 4-3 1B 2B 			0-0 1B 		0-0 F9 	0-0 1B 	
Graig Nettles, L (1, 5) <small>OBP: 0.373, SLG: 0.388</small>		0-0 4-3 2B 			0-0 F5 		4-0 1B BB 	0-0 2B 1B 	
Carmelo Martinez, R (1, 7) <small>OBP: 0.349, SLG: 0.470</small>		0-0 2B HR 1B 			0-3 K 		0-0 1B 	0-0 1B 2B 	
Garry Templeton, S (1, 6) <small>OBP: 0.326, SLG: 0.388</small>		0-0 1-3 HR 2B 			0-0 G3 		0-0 1-3 2-H 	4-0 1B IBB 	
LaMarr Hoyt, R (1, 1) <small>OBP: 0.081, SLG: 0.081</small>		0-0 6-3 			0-0 F4 		0-0 FC4-6 HBP HR 1B 		

AB	R	H	RBI	BB	SO	LOB
3	1	1	3	0	0	0
1	0	0	0	0	0	0
5	1	0	0	0	0	2
5	1	1	3	0	0	0
4	1	1	0	0	0	0
4	2	3	0	0	0	0
3	1	1	2	1	0	2
4	1	3	1	0	1	0
3	1	2	1	1	0	0
4	1	1	0	0	1	5

BOTTOM

Los Angeles Dodgers @ San Diego Padres
Jack Murphy Stadium, San Diego, CA

Wed Jun 26 1985, 10:05 PM EDT
Att. 36,113 - Unknown

livebaseballscorecards.com

AB	36
R	10
H	13
RBI	10
BB	2
SO	2
LOB	9



Inning Stats		R: 0	H: 0	E: 0	K: 0	S: 3	LOB: 0	BB: 0	P: 3							
R: 5 H: 5 E: 0 K: 0 S: 8		LOB: 0 BB: 0 P: 8		R: 0 H: 1 E: 0 K: 0 S: 4		LOB: 1 BB: 0 P: 4		R: 0 H: 0 E: 0 K: 1 S: 5		LOB: 0 BB: 0 P: 3						
R: 1 H: 2 E: 0 K: 0 S: 4		LOB: 2 BB: 1 P: 8		R: 4 H: 5 E: 0 K: 1 S: 10		LOB: 3 BB: 1 P: 15		R: 0 H: 0 E: 0 K: 0 S: 3		LOB: 0 BB: 0 P: 3						
PITCHER																
IP	WLS	BF	H	R	ER	SO	BB	IBB	HBP	BLK	WP	HR	S	P	ERA	WHIP
Orel Hershiser, R (1, 1)	6.0	L	26	8	6	6	1	1	0	0	0	1	27	31	9.00	1.500
Steve Howe, L (7, 1)	0.2		8	5	4	4	0	0	1	0	0	1	7	8	54.00	7.500
Bobby Castillo, R (7, 1)	0.1		2	0	0	0	1	0	0	0	0	0	3	7	0.00	0.000
Carlos Diaz, L (8, 1)	1.0		3	0	0	0	0	0	0	0	0	0	3	3	0.00	0.000

WP	HR	S	P	ERA	WHIP
0	0	0	0	0	0
0	0	0	0	0	0
0	0	0	0	0	0
0	0	0	0	0	0

Batter	1	2	3	4	5	6	7	8	9	AB R H RBI BB SO LOB	TOP																
Dave Anderson, R (1, 5) OBP: 0.305, SLG: 0.257 Al Oliver, L (9, PH) OBP: 0.282, SLG: 0.324	0-0 F1		0-0 G5-4-3		0-0 F4		0-0 1B		0-0 4-3	4 0 1 0 0 0 1 1 0 0 0 0 0 0																	
Mariano Duncan, R (1, 6) OBP: 0.292, SLG: 0.321	0-3 K		0-0 1-4-3		0-0 2B		0-0 F7			4 0 1 0 0 1 1																	
Ken Landreaux, L (1, 8) OBP: 0.274, SLG: 0.369	0-0 HR			0-0 1B	0-0 F8		0-0 G3			4 2 2 1 0 0 2																	
Pedro Guerrero, R (1, 7) OBP: 0.402, SLG: 0.570	0-3 K			4-0 1B	4-0 IBB		4-0 BB			1 1 0 0 3 1 0																	
Greg Brock, L (1, 3) OBP: 0.318, SLG: 0.456		0-0 4-3		0-0 1B	0-0 F6		0-3 K			4 1 0 0 0 1 5																	
R.J. Reynolds, S (1, 9) OBP: 0.303, SLG: 0.354		0-3 K		0-0 SF7		0-0 F8		0-0 6-3		3 0 0 1 0 1 1																	
Mike Scioscia, L (1, 2) OBP: 0.365, SLG: 0.368 Candy Maldonado, R (8, PH) OBP: 0.237, SLG: 0.270 Steve Yeager, R (8, 2) OBP: 0.214, SLG: 0.226		0-0 2B		0-0 1B		0-0 F9		0-0 6-3		3 0 2 1 0 0 0 1 0 0 0 0 0 1 0 0 0 0 0 0 0																	
Steve Sax, R (1, 4) OBP: 0.307, SLG: 0.246		0-0 F8		0-0 1B		0-0 F9		0-0 F9		4 0 1 1 0 0 1																	
Fernando Valenzuela, L (1, 1) OBP: 0.200, SLG: 0.222 Jay Johnstone, L (7, PH) OBP: 0.143, SLG: 0.286 Tom Niedenfuer, R (7, 1) OBP: 0.200, SLG: 0.200 Terry Whitfield, L (9, PH) OBP: 0.263, SLG: 0.393			0-0 1B		0-0 1-3-2		0-0 F7		0-0 F5	2 0 1 0 0 0 2 1 0 0 0 0 0 0 0 0 0 0 0 0 0 1 0 0 0 0 0 0																	
Inning Stats	R: 1 E: 0 K: 2 S: 8	H: 1 LOB: 0 BB: 0 P: 8	R: 0 E: 0 K: 1 S: 6	H: 1 LOB: 1 BB: 0 P: 6	R: 0 E: 0 K: 0 S: 3	H: 1 LOB: 0 BB: 0 P: 3	R: 3 E: 1 K: 0 S: 6	H: 3 LOB: 1 BB: 1 P: 10	R: 0 E: 0 K: 0 S: 4	H: 1 LOB: 2 BB: 1 P: 8	R: 0 E: 0 K: 0 S: 3	H: 0 LOB: 0 BB: 0 P: 3	R: 0 E: 0 K: 0 S: 4	H: 1 LOB: 1 BB: 0 P: 4	R: 0 E: 0 K: 1 S: 5	H: 0 LOB: 1 BB: 1 P: 9	R: 0 E: 0 K: 0 S: 3	H: 0 LOB: 0 BB: 0 P: 3	1B: 5 2B: 3 3B: 0 HR: 1	SF: 1 SAC: 0 DP: 2 HBP: 0	WP: 0 PB: 0 SB: 1 CS: 0	PA: 37					
PITCHER	IP	WLS	BF	H	R	ER	SO	BB	IBB	HBP	BLK	WP	HR	S	P	ERA	WHIP										
Ed Wojna, R (1, 1) ERA: 3.52	3.1		17	6	4	3	3	1	0	0	0	0	1	22	26	8.10	2.100										
Craig Lefferts, L (4, 1) ERA: 3.09	2.2	W	9	1	0	0	0	0	1	0	0	0	0	8	12	0.00	0.375										
Tim Stoddard, R (7, 1) ERA: 4.13	1.0		5	1	0	0	0	1	0	0	0	0	0	4	8	0.00	2.000										
Mark Thurmond, L (8, 1) ERA: 4.81	1.0		3	0	0	0	1	0	0	0	0	0	0	5	5	0.00	0.000										
Rich Gossage, R (9, 1) ERA: 2.01	1.0	S	3	0	0	0	0	0	0	0	0	0	0	3	3	0.00	0.000										

Los Angeles Dodgers @ San Diego Padres
Jack Murphy Stadium, San Diego, CA
 Thu Jun 27 1985, 6:33 AM EDT
 Att: 47,482 - Unknown

livebaseballscorecards.com

AB	33
R	4
H	8
RBI	4
BB	3
SO	4
LOB	14



Batter	1	2	3	4	5	6	7	8	9	AB	R	H	RBI	BB	SO	LOB	BOTTOM
--------	---	---	---	---	---	---	---	---	---	----	---	---	-----	----	----	-----	--------

<p>Jerry Royster, R (1, 4) OBP: 0.370, SLG: 0.407</p>			<p>IBB 1B BB</p>		<p>SH1-3 1B</p>	<p>2B 1B</p>				3	2	3	1	1	0	0	<p>Los Angeles Dodgers @ San Diego Padres Jack Murphy Stadium, San Diego, CA</p> <p>Thu Jun 27 1985, 6:33 AM EDT Att. 47,482 - Unknown</p> <p>AB 29 R 5 H 10 RBI 5 BB 6 SO 4 LOB 15</p>
<p>Tony Gwynn, L (1, 9) OBP: 0.352, SLG: 0.445</p> <p>Gerry Davis, R (5, 9) OBP: 0.357, SLG: 0.385</p> <p>G4-6-3</p>			<p>IBB 1B</p>		<p>SH1-3 2-3</p>	<p>F9</p>				2	1	1	0	0	0	1	
<p>Steve Garvey, R (1, 3) OBP: 0.298, SLG: 0.456</p>			<p>F7</p>		<p>G3 1B</p>		<p>K</p>			3	0	1	1	1	1	2	
<p>Kurt Bevacqua, R (1, 5) OBP: 0.396, SLG: 0.442</p> <p>Rich Gossage, R (9, 1)</p>			<p>1B IBB</p>		<p>G3 1-2</p>	<p>F9</p>				3	0	0	0	1	0	2	
<p>Kevin McReynolds, R (1, 8) OBP: 0.325, SLG: 0.417</p>			<p>G4-6-3 1B</p>		<p>IBB</p>		<p>F7</p>			3	1	2	3	1	0	0	
<p>Terry Kennedy, L (1, 2) OBP: 0.304, SLG: 0.413</p>			<p>G4-6-3</p>		<p>G3</p>					4	0	0	0	0	0	4	
<p>Carmelo Martinez, R (1, 7) OBP: 0.352, SLG: 0.466</p>				<p>G4-6-3 BB</p>		<p>5-3</p>		<p>6-3</p>		2	0	0	0	2	0	0	
<p>Garry Templeton, S (1, 6) OBP: 0.332, SLG: 0.393</p>			<p>G4-6-3</p>		<p>S 1B</p>					4	1	3	0	0	0	1	
<p>Ed Wojna, R (1, 1) OBP: 0.400, SLG: 0.400</p> <p>Craig Lefferts, L (4, 1) OBP: 0.333, SLG: 0.333</p> <p>Bobby Brown, S (6, PH) OBP: 0.200, SLG: 0.212</p> <p>Tim Stoddard, R (7, 1)</p> <p>Mark Thurmond, L (8, 1)</p> <p>Graig Nettles, L (8, PH) OBP: 0.371, SLG: 0.388</p>			<p>K</p>		<p>K</p>	<p>K</p>	<p>F7</p>			1	0	0	0	0	1	2	
<p>Inning Stats</p> <p>R: 0 H: 1 E: 0 LOB: 1 K: 0 BB: 1 S: 3 P: 7</p>	<p>R: 1 H: 2 E: 0 LOB: 1 K: 1 BB: 1 S: 6 P: 10</p>	<p>R: 2 H: 2 E: 0 LOB: 1 K: 0 BB: 2 S: 4 P: 12</p>	<p>R: 0 H: 0 E: 0 LOB: 0 K: 1 BB: 1 S: 4 P: 8</p>	<p>R: 1 H: 2 E: 0 LOB: 2 K: 0 BB: 1 S: 5 P: 9</p>	<p>R: 1 H: 2 E: 0 LOB: 1 K: 1 BB: 0 S: 7 P: 7</p>	<p>R: 0 H: 0 E: 0 LOB: 0 K: 1 BB: 0 S: 5 P: 5</p>	<p>R: 0 H: 1 E: 0 LOB: 1 K: 0 BB: 0 S: 4 P: 4</p>	<p>1B: 8 SF: 0 2B: 1 SAC: 1 3B: 0 DP: 3 HR: 1 HBP: 0</p>	<p>WP: 0 PA: 36 PB: 0 SB: 1 CS: 2</p>								

<p>PITCHER</p> <p>Fernando Valenzuela, L (1, 1) ERA: 2.51</p> <p>Tom Niedenfuer, R (7, 1) ERA: 2.33</p> <p>IP WLS BF H R ER SO BB IBB HBP BLK WP HR S P ERA WHIP</p> <p>6.0 L 29 9 5 5 3 4 2 0 0 0 0 1 29 53 7.50 2.167</p> <p>2.0 7 1 0 0 1 0 0 0 0 0 0 9 9 0.00 0.500</p>	<p>PITCHER</p> <p>IP WLS BF H R ER SO BB IBB HBP BLK WP HR S P ERA WHIP</p>
--	--

Batter	1	2	3	4	5	6	7	8	9	AB	R	H	RBI	BB	SO	LOB	TOP					
Gary Redus, R (1, 7) OBP: 0.382, SLG: 0.465	0-0 6-3		4-0 E BB	4-0 BB BB BB BB		4-0 S 1B BB	4-0 S BB		0-3 K	2	2	0	1	4	1	1						
Eddie Milner, L (1, 8) OBP: 0.321, SLG: 0.270	0-0 F8		0-0 E5 1-H	0-3 K		0-0 1-3 1B	0-0 F7		0-0 F9	6	0	1	1	0	1	5						
Pete Rose, S (1, 3) OBP: 0.408, SLG: 0.351	4-0 BB		0-0 F8		4-0 1B BB	1-3 1-2		4-0 BB BB BB		2	1	0	0	3	0	2						
Dave Parker, L (1, 9) OBP: 0.378, SLG: 0.549	0-0 F5			0-0 HR	0-0 1B HR	1-0 G5-4-3 HBP		0-0 F9		4	2	2	1	0	0	2						
Alan Knicely, R (1, 2) OBP: 0.331, SLG: 0.442		0-0 F9		0-0 1B BB 2B	0-0 F8	0-0 G5-4-3		0-3 K		5	1	1	0	0	1	5						
Dave Concepcion, R (1, 6) OBP: 0.325, SLG: 0.390		0-0 F4		0-0 F3	0-0 HR 1B		0-0 G3	0-0 F4		5	1	1	1	0	0	2						
Ted Power, R (8, 1)					1-2 2-H					0	0	0	0	0	0	0						
Ron Oester, S (1, 4) OBP: 0.346, SLG: 0.385		0-0 4-3		4-0 BB 1B BB	0-0 F6		0-0 E8 1B 1B		0-0 SH3-4 1B 2B	4	2	2	0	1	0	2						
Wayne Krenchicki, L (1, 5) OBP: 0.404, SLG: 0.469			0-0 F9	0-0 BB 1B	0-0 1-2 2-3 1B	0-0 1-H 2-H HR	0-0 2B 1B		0-0 SH3-4	3	1	2	3	0	0	0						
Nick Esasky, R (7, PH) OBP: 0.349, SLG: 0.402				1-2 2-3 1B			3-H 2B 1B		2-3	1	1	1	1	0	0	0						
Joe Price, R (1, 1)			0-0 6-3	0-0 F4	0-3 K		0-0 CS 1-H 2B		0-0 1B	3	0	0	0	0	1	3						
Ron Robinson, R (5, 1)										0	0	0	0	0	0	0						
Cesar Cedeno, R (7, PH) OBP: 0.311, SLG: 0.342										1	0	1	1	0	0	0						
John Franco, L (7, 1) OBP: 0.500, SLG: 0.500										0	0	0	0	0	0	0						
Tom Foley, L (8, 6) OBP: 0.195, SLG: 0.227									3-H	1	0	1	1	0	0	0						
Inning Stats	R: 0 E: 0 K: 0 S: 3	H: 0 LOB: 1 BB: 1 P: 7	R: 0 E: 0 K: 0 S: 3	H: 0 LOB: 0 BB: 0 P: 3	R: 1 E: 2 K: 0 S: 4	H: 0 LOB: 1 BB: 1 P: 8	R: 2 E: 0 K: 1 S: 8	H: 3 LOB: 3 BB: 2 P: 16	R: 4 E: 0 K: 1 S: 8	H: 3 LOB: 0 BB: 1 P: 12	R: 1 E: 0 K: 0 S: 3	H: 1 LOB: 1 BB: 1 P: 8	R: 2 E: 1 K: 0 S: 5	H: 3 LOB: 1 BB: 1 P: 9	R: 0 E: 0 K: 1 S: 5	H: 0 LOB: 1 BB: 1 P: 9	R: 1 E: 0 K: 1 S: 7	H: 2 LOB: 1 BB: 0 P: 7	1B: 7 2B: 3 3B: 0 HR: 2	SF: 0 SAC: 1 DP: 1 HBP: 1	WP: 0 PB: 0 SB: 3 CS: 1	PA: 47
PITCHER	IP	WLS	BF	H	R	ER	SO	BB	IBB	HBP	BLK	WP	HR	S	P	ERA	WHIP					
Eric Show, R (1, 1) ERA: 3.34	5.0	L	27	6	7	6	2	5	0	0	0	0	2	26	46	10.80	2.200					
Luis DeLeon, R (6, 1) ERA: 4.35	0.0		2	1	1	1	0	1	0	0	0	0	0	1	5	∞	∞					
Mark Thurmond, L (6, 1) ERA: 4.73	1.0		3	0	0	0	0	0	0	1	0	0	0	2	3	0.00	0.000					
Craig Lefferts, L (7, 1) ERA: 3.41	2.0		10	3	2	2	1	2	0	0	0	0	0	10	18	9.00	2.500					
Tim Stoddard, R (9, 1) ERA: 4.3	1.0		5	2	1	1	1	0	0	0	0	0	0	7	7	9.00	2.000					

Cincinnati Reds @ San Diego Padres
Jack Murphy Stadium, San Diego, CA
 Fri Jun 28 1985, 10:05 PM EDT
 Att: 30,272 - Unknown

livebaseballscorecards.com

AB	37
R	11
H	12
RBI	10
BB	8
SO	4
LOB	22



Batter	1	2	3	4	5	6	7	8	9	AB	R	H	RBI	BB	SO	LOB
Jerry Royster, R OBP: 0.369, SLG: 0.405 Tim Flannery, L OBP: 0.368, SLG: 0.352 (1, 4) (6, PH) (7, 4)	0-0 6-3 ①		0-3 K ①		0-0 2B 1B	4-0 FC5-4 BB		0-0 F6 ①		3	1	1	0	0	1	0
Gerry Davis, R OBP: 0.355, SLG: 0.414 Al Bumbry, L OBP: 0.286, SLG: 0.264 Craig Lefferts, L OBP: 0.333, SLG: 0.333 Bruce Bochy, R OBP: 0.289, SLG: 0.405 (1, 9) (6, PH) (7, 1) (8, PH) (9, 2)	0-0 6-3 ②		0-0 F8 ②		0-0 SF7 2B	0-0 FC5-4 FC6-4		0-0 FC5-4 BB ②		3	1	1	1	0	0	0
Steve Garvey, R OBP: 0.299, SLG: 0.452 Tim Stoddard, R (1, 3) (9, 1)	0-0 F4 ③		0-0 F7 ③		4-0 E BB	0-0 FC6-4 ③		4-0 E 1B BB ③		3	0	0	0	2	0	2
Kurt Bevacqua, R OBP: 0.414, SLG: 0.468 (1, 5)		0-0 1B 2B		0-3 K ①	0-0 E6 1-2 2-3		4-0 E BB	0-0 E8 1-3 2-H 1B ⑤		4	2	2	1	1	1	2
Kevin McReynolds, R OBP: 0.323, SLG: 0.415 (1, 8)		0-0 1B FC5-4 1B 2-H		0-0 5-3 ②	0-0 SF7 3-H		0-0 E6 1-H	0-0 4-3 ⑤		4	1	1	2	0	0	2
Terry Kennedy, L OBP: 0.298, SLG: 0.404 (1, 2) (9, 3)		0-0 F9 ①		0-3 K ③	0-0 3-1 ③		0-3 K ①		0-0 F7 ①	5	0	0	0	0	2	4
Carmelo Martinez, R OBP: 0.349, SLG: 0.460 (1, 7)		0-0 FC5-4 1B 1-3			0-0 5-3 ①	0-0 F4 ①	0-0 F7 ②		0-0 G1-5-3 ②	5	0	1	0	0	0	1
Garry Templeton, S OBP: 0.333, SLG: 0.394 (1, 6)		0-0 FC5-4 1-2f 3-H			0-0 HR 1B	0-0 BB FC5-4 1B	0-0 6-3 ③		0-0 F7 ③	5	2	2	1	0	0	2
Eric Show, R OBP: 0.084, SLG: 0.094 Mario Ramirez, R OBP: 0.333, SLG: 0.476 Luis DelGon, R OBP: 0.200, SLG: 0.200 Mark Thurmond, L OBP: 0.243, SLG: 0.235 (1, 1) (5, PH) (6, 1) (6, 1) (6, PH) (7, 9)		0-0 F7 ③			0-0 HR 1B 1-H	4-0 FC5-4 BB 1-2 BB		0-0 FC5-4 1B		1	0	0	0	0	0	1

Inning Stats	R: 0	H: 0	E: 0	K: 0	S: 3	P: 3	R: 2	H: 3	E: 0	K: 0	S: 6	R: 0	H: 0	E: 0	K: 1	S: 5	R: 0	H: 0	E: 0	K: 2	S: 7	R: 4	H: 4	E: 1	K: 0	S: 8	R: 1	H: 1	E: 0	K: 0	S: 4	R: 1	H: 0	E: 1	K: 1	S: 6	R: 1	H: 2	E: 1	K: 0	S: 5	R: 0	H: 0	E: 0	K: 0	S: 3	1B: 7	2B: 2	3B: 0	HR: 1	SF: 1	SAC: 0	DP: 0	HBP: 0	WP: 0	PA: 44
--------------	------	------	------	------	------	------	------	------	------	------	------	------	------	------	------	------	------	------	------	------	------	------	------	------	------	------	------	------	------	------	------	------	------	------	------	------	------	------	------	------	------	------	------	------	------	------	-------	-------	-------	-------	-------	--------	-------	--------	-------	--------

PITCHER	IP	WLS	BF	H	R	ER	SO	BB	IBB	HBP	BLK	WP	HR	S	P	ERA	WHIP
Joe Price, L ERA: 3.86 (1, 1)	4.1		21	7	6	5	3	1	0	0	0	0	1	26	30	10.38	1.846
Ron Robinson, R ERA: 2.08 (5, 1)	1.2	W	9	1	1	1	0	2	0	0	0	0	0	7	15	5.40	1.800
John Franco, L ERA: 2.59 (7, 1)	1.2		10	2	2	1	1	2	0	0	0	0	0	10	18	5.40	2.400
Ted Power, R ERA: 1.95 (8, 1)	1.1	S	4	0	0	0	0	0	0	0	0	0	0	4	4	0.00	0.000

BOTTOM

Cincinnati Reds @ San Diego Padres
Jack Murphy Stadium, San Diego, CA
Fri Jun 28 1985, 10:05 PM EDT
Att. 30,272 - Unknown

livebaseballscorecards.com

AB	38
R	9
H	10
RBI	8
BB	5
SO	4
LOB	18



Batter	1	2	3	4	5	6	7	8	9	AB R H RBI BB SO LOB	TOP
Gary Redus, R OBP: 0.385, SLG: 0.462 (1, 8) X	0-0 F9		4-0 F9 S BB		0-0 CS 1B		0-3 K			3 0 1 0 1 1 1	
Dave Concepcion, R OBP: 0.327, SLG: 0.395 (1, 6) X	0-0 FC5-4 1B		0-0 F9		0-0 1B 2B			0-0 F9		4 0 2 0 0 0 1	
Dave Parker, L OBP: 0.377, SLG: 0.545 (1, 9) X	0-0 F5		0-0 4-3		0-0 1B			0-3 K		4 0 1 0 0 1 2	
Tony Perez, R OBP: 0.403, SLG: 0.548 (1, 3) X	0-0 FC5-4 1-2f			0-0 E G1-2-3 1B		0-0 F1		0-0 F9		4 0 1 0 0 0 1	
Alan Knicely, R OBP: 0.329, SLG: 0.436 (1, 2) X		0-3 K		0-0 5-3 1-2		0-0 5-3			0-0 1B	4 0 1 0 0 1 1	
Cesar Cedeno, R OBP: 0.309, SLG: 0.340 (1, 7) X		0-0 F1		0-0 E5 1B 2-3		0-0 5-3			0-0 F9	4 0 1 0 0 0 1	
Nick Esasky, R OBP: 0.352, SLG: 0.398 (1, 5) X		4-0 BB		4-0 BB BB		0-0 F9			0-0 F9	2 0 0 0 2 0 1	
Ron Oester, S OBP: 0.345, SLG: 0.382 (1, 4) X		0-0 F3		0-0 G1-2-3 3-Hf		0-0 FC5-4 1B			0-3 K	4 0 1 0 0 1 5	
Mario Soto, R OBP: 0.178, SLG: 0.205 (1, 1) X			0-0 F9		0-0 1-3		0-0 FC5-4 1-2f			2 0 0 0 0 0 0	
Dave Vangorder, R OBP: 0.260, SLG: 0.280 (7, PH)										1 0 0 0 0 0 1	
Tom Hume, R (7, 1)										0 0 0 0 0 0 0	
Inning Stats	R: 0 H: 1 E: 0 LOB: 1 K: 0 BB: 0 S: 4 P: 4	R: 0 H: 0 E: 0 LOB: 1 K: 1 BB: 1 S: 5 P: 9	R: 0 H: 0 E: 0 LOB: 1 K: 0 BB: 1 S: 3 P: 7	R: 0 H: 2 E: 1 LOB: 2 K: 0 BB: 1 S: 4 P: 8	R: 0 H: 3 E: 0 LOB: 2 K: 0 BB: 0 S: 4 P: 4	R: 0 H: 0 E: 0 LOB: 0 K: 0 BB: 0 S: 3 P: 3	R: 0 H: 1 E: 0 LOB: 1 K: 1 BB: 0 S: 6 P: 6	R: 0 H: 0 E: 0 LOB: 0 K: 1 BB: 0 S: 5 P: 5	R: 0 H: 1 E: 0 LOB: 1 K: 1 BB: 0 S: 6 P: 6	1B: 7 SF: 0 2B: 1 SAC: 0 3B: 0 DP: 1 HR: 0 HBP: 0	WP: 0 PA: 35 PB: 0 SB: 1 CS: 1
PITCHER Dave Dravecky, L ERA: 2.02 (1, 1)	IP WLS BF H R ER SO BB IBB HBP BLK WP HR S P ERA WHIP										
	9.0 W 35 8 0 0 4 3 0 0 0 0 0 0 40 52 0.00 1.222										

Cincinnati Reds @ San Diego Padres
 Jack Murphy Stadium, San Diego, CA
 Sat Jun 29 1985, 10:05 PM EDT
 Att: 52,383 - Unknown

livebaseballscorecards.com

AB	32
R	0
H	8
RBI	0
BB	3
SO	4
LOB	14



Batter	1	2	3	4	5	6	7	8	9
Tim Flannery, L (1, 4) <small>OBP: 0.376, SLG: 0.366</small>	0-3 			4-0 		0-0 		4-0 	
Tony Gwynn, L (1, 9) <small>OBP: 0.350, SLG: 0.442</small>	0-0 			0-0 		0-0 		0-0 	
Steve Garvey, R (1, 3) <small>OBP: 0.296, SLG: 0.446</small>	0-0 			0-0 		0-0 		0-0 	
Terry Kennedy, L (1, 2) <small>OBP: 0.302, SLG: 0.405</small>		0-0 			0-0 	4-0 			
Kevin McReynolds, R (1, 8) <small>OBP: 0.320, SLG: 0.410</small>		0-0 			0-3 	0-0 			
Graig Nettles, L (1, 5) <small>OBP: 0.366, SLG: 0.380</small>		0-0 			0-3 		0-0 		
Carmelo Martinez, R (1, 7) <small>OBP: 0.349, SLG: 0.472</small>			0-3 		0-0 		0-0 		
Garry Templeton, S (1, 6) <small>OBP: 0.333, SLG: 0.401</small>			0-0 			0-0 	0-0 		
Dave Dravecky, R (1, 1) <small>OBP: 0.147, SLG: 0.125</small>			0-3 			0-0 	0-0 		

Inning Stats	R: 0	H: 0	E: 0	K: 1	S: 5	LOB: 0	BB: 0	P: 5	R: 0	H: 0	E: 0	K: 0	S: 3	LOB: 0	BB: 0	P: 3	R: 0	H: 0	E: 0	K: 2	S: 7	LOB: 0	BB: 0	P: 7	R: 0	H: 0	E: 0	K: 0	S: 2	LOB: 0	BB: 1	P: 6	R: 0	H: 1	E: 0	K: 2	S: 8	LOB: 1	BB: 0	P: 8	R: 2	H: 3	E: 0	K: 0	S: 6	LOB: 2	BB: 1	P: 10	R: 1	H: 1	E: 0	K: 0	S: 4	LOB: 0	BB: 0	P: 4	R: 0	H: 0	E: 0	K: 0	S: 2	LOB: 0	BB: 1	P: 6
	1B: 2	2B: 0	3B: 2	HR: 1	SF: 0	SAC: 0	DP: 2	HBP: 0	WP: 0	PA: 30																																																						

PITCHER	IP	WLS	BF	H	R	ER	SO	BB	IBB	HBP	BLK	WP	HR	S	P	ERA	WHIP
Mario Soto, R (1, 1) <small>ERA: 3.2</small>	6.0	L	23	4	2	2	5	1	1	0	0	0	0	31	39	3.00	0.833
Tom Hume, R (7, 1) <small>ERA: 3.6</small>	2.0		7	1	1	1	0	1	0	0	0	0	1	6	10	4.50	1.000

BOTTOM

Cincinnati Reds @ San Diego Padres
Jack Murphy Stadium, San Diego, CA

Sat Jun 29 1985, 10:05 PM EDT
 Att. 52,383 - Unknown

livebaseballscorecards.com

AB	27
R	3
H	5
RBI	3
BB	3
SO	5
LOB	10

Batter	1	2	3	4	5	6	7	8	9	AB R H RBI BB SO LOB	TOP																					
Gary Redus, R (1, 7) OBP: 0.382, SLG: 0.453	0-3 K		0-0 F5		0-0 F5		4-0 BB		0-0 SH5-4	3 0 0 0 1 1 2																						
Eddie Milner, L (1, 8) OBP: 0.323, SLG: 0.275	0-0 2-3 2B		0-0 F4		0-0 FC4-6 1B		0-0 F8		4-0 FC3-6 1B BB	4 0 1 0 1 0 4																						
Pete Rose, S (1, 3) OBP: 0.408, SLG: 0.352	0-0 2-3			0-0 F5		0-0 1-3 1B		0-0 F7	0-0 FC3-6 1B 1-2 2-H	5 0 2 1 0 0 3																						
Dave Parker, L (1, 9) OBP: 0.374, SLG: 0.539	0-0 F5			0-0 1B BB SF7-2-4-5-4 1B		0-0 F7		0-0 F8	0-0 FC3-6 1-2f 2-3	5 1 1 0 0 0 5																						
Wayne Krenchicki, L (1, 5) OBP: 0.407, SLG: 0.465 Max Venable, L (8, PR) OBP: 0.353, SLG: 0.467 John Franco, L (8, 1) OBP: 0.333, SLG: 0.333		0-0 4-3		4-0 1B BB SF7-2-4-5-4		0-0 4-3		0-0 1B S	0-0 1-3	3 0 1 0 1 0 0 0 0 0 0 0 0 0 1 0 0 0 0 0 2																						
Dave Concepcion, R (1, 6) OBP: 0.326, SLG: 0.393		0-0 6-3		0-0 1-2 2-3 1B		0-0 F4		0-0 5-3		4 0 1 0 0 0 1																						
Ron Oester, S (1, 4) OBP: 0.343, SLG: 0.379		0-0 4-3		0-0 SF7-2-4-5-4 2-3 3-H		0-3 K		4-0 IBB		2 0 0 1 1 1 0																						
Dave Vangorder, R (1, 2) OBP: 0.269, SLG: 0.320			0-0 1B		0-0 HR		0-0 6-3		0-0 F8	4 1 2 1 0 0 2																						
Tom Browning, L (1, 1) OBP: 0.206, SLG: 0.194 Nick Esasky, R (8, 5) OBP: 0.355, SLG: 0.401			0-3 K		0-0 FC4-6 1B		0-0 BB 1B		0-0 SH5-4 1B	3 0 2 0 0 1 1 1 1 1 0 0 0 0																						
Inning Stats	R: 0 E: 0 K: 1 S: 6	H: 1 LOB: 1 BB: 0 P: 6	R: 0 E: 0 K: 0 S: 3	H: 0 LOB: 0 BB: 0 P: 3	R: 0 E: 0 K: 1 S: 6	H: 1 LOB: 1 BB: 0 P: 6	R: 1 E: 0 K: 0 S: 4	H: 2 LOB: 1 BB: 1 P: 8	R: 1 E: 0 K: 0 S: 6	H: 3 LOB: 2 BB: 0 P: 6	R: 0 E: 0 K: 1 S: 5	H: 0 LOB: 0 BB: 0 P: 5	R: 0 E: 0 K: 0 S: 4	H: 1 LOB: 2 BB: 1 P: 8	R: 0 E: 0 K: 0 S: 4	H: 1 LOB: 2 BB: 1 P: 8	R: 1 E: 0 K: 0 S: 5	H: 2 LOB: 2 BB: 1 P: 9	1B: 9 2B: 2 3B: 0 HR: 1	SF: 1 SAC: 1 DP: 1 HBP: 0	WP: 0 PB: 0 SB: 1 CS: 0	PA: 41										
PITCHER Andy Hawkins, R (1, 1) ERA: 3.1 Rich Gossage, R (9, 1) ERA: 1.99	IP 8.1	WLS L	BF 38	H 10	R 3	ER 3	SO 3	BB 3	IBB 1	HBP 0	BLK 0	WP 0	HR 1	S 40	P 56	ERA 3.24	WHIP 1.560															
											PITCHER	IP	WLS	BF	H	R	ER	SO	BB	IBB	HBP	BLK	WP	HR	S	P	ERA	WHIP				

Cincinnati Reds @ San Diego Padres
Jack Murphy Stadium, San Diego, CA
 Sun Jun 30 1985, 6:33 AM EDT
 Att: 26,895 - Unknown

livebaseballscorecards.com

AB	35
R	3
H	11
RBI	3
BB	4
SO	3
LOB	20



Batter	1	2	3	4	5	6	7	8	9	AB	R	H	RBI	BB	SO	LOB
Jerry Royster, R OBP: 0.378, SLG: 0.412 (1, 4)	4-0 BB S BB	0-0 2-H 2B		0-0 F3			4-0 FC6-4 BB		0-0 1-3	3	0	1	1	2	0	2
Tony Gwynn, L OBP: 0.346, SLG: 0.436 (1, 9)	0-0 F8	0-0 3-1			0-0 F5		0-0 FC6-4 1-2f			4	0	0	0	0	0	3
Steve Garvey, R OBP: 0.292, SLG: 0.440 (1, 3)	0-3 K 1-2		0-0 F9		0-0 F8		0-0 F9			4	0	0	0	0	1	2
Kurt Bevacqua, R OBP: 0.419, SLG: 0.449 (1, 5)	4-0 BB BB		0-0 F9		4-0 FC5-4 BB		0-0 F9			2	0	0	0	2	0	0
Kevin McReynolds, R OBP: 0.319, SLG: 0.406 (1, 8)	4-0 1-2 2-3 BB		0-0 5-3		0-0 FC5-4 1-2f		0-0 1-3			3	0	0	0	1	0	1
Terry Kennedy, L OBP: 0.297, SLG: 0.398 (1, 2)	0-3 K		0-0 E8 6-3 1B		0-3 K		0-0 F4			4	1	0	0	0	2	3
Carmelo Martinez, R OBP: 0.347, SLG: 0.466 (1, 7)		4-0 SH1-4 2B BB		0-0 6-3		0-0 F8		0-0 6-3		3	1	0	0	1	0	1
Garry Templeton, S OBP: 0.332, SLG: 0.398 (1, 6)		0-0 F9		0-0 SH1 1B		0-0 1-3		0-0 F9		4	0	1	1	0	0	1
Andy Hawkins, R OBP: 0.125, SLG: 0.103 (1, 1)		0-0 SH1-4		0-0 SH1		0-3 K		0-0 1B		1	0	0	0	0	1	0
Rich Gossage, R (9, 1)										0	0	0	0	0	0	0
Gerry Davis, R (9, PH)		1-2		1-2						1	0	1	0	0	0	0

BOTTOM	
<p>Cincinnati Reds @ San Diego Padres Jack Murphy Stadium, San Diego, CA Sun Jun 30 1985, 6:33 AM EDT Att. 26,895 - Unknown</p>	
<p>AB 29 R 2 H 3 RBI 2 BB 6 SO 4 LOB 13</p>	

Inning Stats		R	H	E	K	S	Pitcher		Pitcher		R	H	E	K	S	1B	2B	3B	SF	SAC	DP	HBP	WP	HR	S	P	ERA	WHIP				
Tom Browning, L (1, 1) ERA: 3.59		7.0	WLS	30	H 2	R 2	ER 1	SO 4	BB 6	IBB 0	HBP 0	BLK 0	WP 0	HR 0	S 32	P 56	ERA 1.29	WHIP 1.143														
John Franco, L (8, 1) ERA: 2.43		2.0	W	7	H 1	R 0	ER 0	SO 0	BB 0	IBB 0	HBP 0	BLK 0	WP 0	HR 0	S 7	P 7	ERA 0.00	WHIP 0.500														

BOTTOM

Houston Astros @ San Diego Padres
Jack Murphy Stadium, San Diego, CA
Mon Jul 01 1985, 10:05 PM EDT
Att: 36,001 - Unknown

livebaseballscorecards.com

AB 36
R 6
H 9
RBI 6
BB 3
SO 7
LOB 14



WP: 0 PA: 41
PB: 0
SB: 1
CS: 0

AB R H RBI BB SO LOB

5	1	2	0	0	0	4
5	0	1	0	0	1	6
5	0	0	1	0	0	2
4	0	1	0	0	2	1
1	0	0	0	0	1	0
4	0	0	0	0	0	1
1	1	1	1	0	0	0
2	1	0	0	2	1	0
0	1	0	0	0	0	0
4	1	2	2	0	2	0
0	0	0	0	0	0	0
3	1	1	0	1	0	0
1	0	1	1	0	0	0
1	0	0	0	0	0	0
0	0	0	0	0	0	0
0	0	0	1	0	0	0
0	0	0	0	0	0	0

Batter	1	2	3	4	5	6	7	8	9	10
Tim Flannery, L (1, 4) OBP: 0.376, SLG: 0.373	F7	1B			FC5-4			6-3	F7	
Tony Gwynn, L (1, 9) OBP: 0.344, SLG: 0.432	1B	F7			K			4-3	G3	
Steve Garvey, R (1, 3) OBP: 0.287, SLG: 0.433	F7		5-3		F8			6-3		5-3
Terry Kennedy, L (1, 2) OBP: 0.297, SLG: 0.396 Bobby Brown, S (8, PR) OBP: 0.237, SLG: 0.229	K		F9		K			1B		K
Kevin McReynolds, R (1, 8) OBP: 0.315, SLG: 0.400 Bruce Bochy, R (9, 2) OBP: 0.304, SLG: 0.488		4-3	5-3		5-3			6-3		HR
Graig Nettles, L (1, 5) OBP: 0.369, SLG: 0.376 Jerry Royster, R (9, PR) OBP: 0.378, SLG: 0.412		HR		4-3				K		2B
Carmelo Martinez, R (1, 7) OBP: 0.349, SLG: 0.483 Gerry Davis, R (9, PR) OBP: 0.375, SLG: 0.433		HR		K				K		SF9
Garry Templeton, S (1, 6) OBP: 0.335, SLG: 0.405		SH2-3		4-3				G3		F7
LaMarr Hoyt, R (1, 1) OBP: 0.105, SLG: 0.105 Al Bumbry, L (7, PH) OBP: 0.281, SLG: 0.259 Mark Thurmond, L (8, 1) Kurt Bevacqua, R (9, PH) OBP: 0.413, SLG: 0.449 Rich Gossage, R (10, 1)		SH2-3			FC5-4			F5		SF9

Inning Stats	R: 0 E: 0 K: 1 S: 6	H: 1 LOB: 1 BB: 0 P: 6	R: 3 E: 0 K: 0 S: 6	H: 3 LOB: 1 BB: 1 P: 10	R: 0 E: 0 K: 0 S: 3	H: 0 LOB: 0 BB: 0 P: 3	R: 0 E: 0 K: 1 S: 5	H: 0 LOB: 0 BB: 0 P: 5	R: 0 E: 0 K: 1 S: 6	H: 1 LOB: 1 BB: 0 P: 6	R: 0 E: 0 K: 2 S: 7	H: 0 LOB: 0 BB: 0 P: 7	R: 0 E: 0 K: 1 S: 5	H: 0 LOB: 0 BB: 0 P: 5	R: 1 E: 0 K: 0 S: 5	H: 2 LOB: 2 BB: 0 P: 5	R: 1 E: 0 K: 0 S: 4	H: 1 LOB: 3 BB: 2 P: 12	R: 1 E: 0 K: 1 S: 5	H: 1 LOB: 0 BB: 0 P: 5	1B: 4 2B: 2 3B: 1 HR: 2	SF: 1 SAC: 1 DP: 0 HBP: 0
--------------	------------------------------	---------------------------------	------------------------------	----------------------------------	------------------------------	---------------------------------	------------------------------	---------------------------------	------------------------------	---------------------------------	------------------------------	---------------------------------	------------------------------	---------------------------------	------------------------------	---------------------------------	------------------------------	----------------------------------	------------------------------	---------------------------------	----------------------------------	------------------------------------

PITCHER	IP	WLS	BF	H	R	ER	SO	BB	IBB	HBP	BLK	WP	HR	S	P	ERA	WHIP
Nolan Ryan, R (1, 1) ERA: 3.37	9.2	L	41	9	6	6	7	2	1	0	0	0	2	52	64	5.59	1.138

Batter	1	2	3	4	5	6	7	8	9	AB R H RBI BB SO LOB	TOP		
Bill Doran, S OBP: 0.353, SLG: 0.399 (1, 4) BBB	4-0 1B BB		x 0-0 F7		BBB 4-0 S BB		x 0-0 E4 CS		x 0-0 F7	3 0 0 0 2 0 1			
Craig Reynolds, L OBP: 0.327, SLG: 0.429 (1, 6) x	0-0 BB BB G3 1B		x 0-0 F6		x 0-0 F2		0-0 CS	0-0 1-3	4-0 BB 1-2 BB	4 1 1 0 1 0 1			
Denny Walling, L OBP: 0.311, SLG: 0.395 (1, 5) (8, 9) BBB	4-0 G3 BB 1-2 BB		x 0-0 F9		x 0-0 6-3 S 1B		BBB 4-0 1B BB	x 0-0 4-3	3 2 1 0 2 0 2				
Jose Cruz, L OBP: 0.340, SLG: 0.427 (1, 7) BBB	4-0 G3 1-2 2-3 BB		x 0-0 4-3		x 0-0 F5		x 0-0 2B 1-3 1B			3 0 1 0 1 0 1			
Jerry Mumphy, S OBP: 0.317, SLG: 0.388 Phil Garner, R OBP: 0.294, SLG: 0.378 (1, 9) (8, PH) (8, 5) x	0-0 G3 1-2 2-3 3-H		x 0-0 1B		x 0-0 6-3		x 0-0 1-3 2B			3 0 1 1 0 0 3 1 0 1 1 0 0 0			
Kevin Bass, S OBP: 0.258, SLG: 0.370 (1, 8) x	0-0 F8		x 0-0 F4		x 0-0 WP 1B		x 0-0 5-3			4 0 1 1 0 0 5			
Glenn Davis, R OBP: 0.246, SLG: 0.291 Jeff Calhoun, L (8, 1) 0.00 0.00		0-3 K	x 0-0 F1		x 0-0 5-3		x 0-0 6-3			4 0 0 0 0 1 4 0 0 0 0 0 0 0			
Alan Ashby, S OBP: 0.361, SLG: 0.433 (1, 2) 0.00 0.00		0-3 K	x 0-0 1-3		x 0-0 1-3		x 0-0 K		x 0-0 BB 1B	4 0 1 0 0 2 0			
Joe Niekro, R OBP: 0.211, SLG: 0.243 Enos Cabell, R OBP: 0.327, SLG: 0.371 (1, 1) (8, 3) x		0-0 6-3	x 0-0 F8		x 0-0 K		x 0-3 K		x 0-3 K	3 0 0 0 0 1 0 1 0 0 0 0 1 1			
Inning Stats	R: 1 H: 1 E: 0 LOB: 2 K: 0 BB: 3 S: 3 P: 15	R: 0 H: 0 E: 0 LOB: 0 K: 2 BB: 0 S: 7 P: 7	R: 0 H: 0 E: 0 LOB: 0 K: 0 BB: 0 S: 3 P: 3	R: 0 H: 1 E: 0 LOB: 1 K: 0 BB: 0 S: 4 P: 4	R: 0 H: 0 E: 0 LOB: 1 K: 0 BB: 1 S: 3 P: 7	R: 1 H: 2 E: 0 LOB: 1 K: 0 BB: 0 S: 5 P: 5	R: 0 H: 0 E: 1 LOB: 0 K: 2 BB: 0 S: 7 P: 7	R: 1 H: 2 E: 0 LOB: 2 K: 0 BB: 1 S: 5 P: 9	R: 0 H: 1 E: 0 LOB: 2 K: 1 BB: 1 S: 6 P: 10	1B: 6 SF: 0 2B: 1 SAC: 0 3B: 0 DP: 0 HR: 0 HBP: 0	WP: 2 PA: 40 PB: 0 SB: 2 CS: 1		
PITCHER	IP WLS BF H R ER SO BB IBB HBP BLK WP HR S P ERA WHIP											PITCHER	IP WLS BF H R ER SO BB IBB HBP BLK WP HR S P ERA WHIP
Ed Wojna, R ERA: 3.57 (1, 1)	7.1 L 31 5 3 3 4 5 0 0 0 1 0 34 54 3.68 1.364												
Craig Lefferts, L ERA: 3.26 (8, 1)	1.2 8 2 0 0 1 1 0 0 0 0 0 9 13 0.00 1.800												

Houston Astros @ San Diego Padres
Jack Murphy Stadium, San Diego, CA

Tue Jul 02 1985, 10:05 PM EDT
Att: 36,138 - Unknown

livebaseballscorecards.com

AB	33
R	3
H	7
RBI	3
BB	6
SO	5
LOB	18



Batter	1	2	3	4	5	6	7	8	9	AB	R	H	RBI	BB	SO	LOB	BOTTOM							
Tim Flannery, L OBP: 0.379, SLG: 0.373 (1, 4) BB	4-0 FC3-6 BB	0-0 F9			0-0 PB 2B 1B		0-0 F7			3	1	1	0	1	0	0								
Tony Gwynn, L OBP: 0.343, SLG: 0.430 (1, 9) X	0-0 FC3-6 PB 1B 1-2f		0-0 CS 1B		0-0 F5 1-2		0-3 K			4	1	1	0	0	1	2								
Steve Garvey, R OBP: 0.290, SLG: 0.437 (1, 3) X	0-0 PB PB 1-2 1B		0-0 5-3		0-0 2B		0-3 K			4	0	2	1	0	1	1								
Terry Kennedy, L OBP: 0.296, SLG: 0.394 (1, 2) X	0-0 F3		0-0 FC6-4 1B		0-0 F8		0-3 K			4	0	1	0	0	1	3								
Kevin McReynolds, R OBP: 0.311, SLG: 0.394 (1, 8) S	0-3 K PB 1-2 2-3		0-0 FC6-4		0-0 5-3		0-3 K			4	0	0	0	0	2	3								
Graig Nettles, L OBP: 0.371, SLG: 0.372 (1, 5) BB	4-0 1-2 2-3 3-H BB		0-0 F5		4-0 1B BB		0-0 4-3			2	0	0	0	2	0	0								
Carmelo Martinez, R OBP: 0.348, SLG: 0.477 (1, 7) S	0-3 K		4-0 G6-3 BB		0-0 F9		0-0 4-3			3	0	0	0	1	1	4	AB 32							
Garry Templeton, S OBP: 0.333, SLG: 0.403 (1, 6) X		0-0 G3	0-0 G6-3 1-2f		0-0 1B		0-3 K			4	0	1	0	0	1	1	R 2							
Ed Wojna, R OBP: 0.250, SLG: 0.250 (1, 1) S		0-3 K			0-3 K		0-0 6-3			3	0	0	0	0	2	2	H 6							
Craig Lefferts, L OBP: 0.333, SLG: 0.333 (8, 1) S										0	0	0	0	0	0	0	RBI 1							
Kurt Bevacqua, R OBP: 0.406, SLG: 0.440 (9, PH) S										1	0	0	0	0	1	0	BB 4							
Inning Stats	R: 1 E: 0 K: 2 S: 9	H: 1 LOB: 3 BB: 2 P: 17	R: 0 E: 0 K: 1 S: 5	H: 0 LOB: 0 BB: 0 P: 5	R: 0 E: 0 K: 0 S: 4	H: 2 LOB: 1 BB: 0 P: 4	R: 0 E: 0 K: 0 S: 2	H: 0 LOB: 0 BB: 1 P: 6	R: 1 E: 0 K: 1 S: 7	H: 2 LOB: 1 BB: 0 P: 7	R: 0 E: 0 K: 0 S: 4	H: 1 LOB: 2 BB: 1 P: 8	R: 0 E: 0 K: 2 S: 7	H: 0 LOB: 0 BB: 0 P: 7	R: 0 E: 0 K: 2 S: 7	H: 0 LOB: 0 BB: 0 P: 7	R: 0 E: 0 K: 2 S: 7	H: 0 LOB: 0 BB: 0 P: 7	1B: 5 2B: 1 3B: 0 HR: 0	SF: 0 SAC: 0 DP: 1 HBP: 0	WP: 0 PB: 3 SB: 0 CS: 1	PA: 36		
PITCHER	IP WLS BF H R ER SO	WLS W S 6 0 0 4	WLS W S 6 0 0 4	WLS W S 6 0 0 4	WLS W S 6 0 0 4	WLS W S 6 0 0 4	WLS W S 6 0 0 4	WLS W S 6 0 0 4	WLS W S 6 0 0 4	WLS W S 6 0 0 4	WLS W S 6 0 0 4	WLS W S 6 0 0 4	WLS W S 6 0 0 4	WLS W S 6 0 0 4	WLS W S 6 0 0 4	WLS W S 6 0 0 4	WLS W S 6 0 0 4	WLS W S 6 0 0 4	WLS W S 6 0 0 4	ERA WHIP	ERA WHIP	ERA WHIP		
Joe Niekro, R ERA: 3.07 (1, 1)	7.0	W	30	6	2	1	6	4	0	0	0	0	0	0	0	0	0	0	0	0	1.29	1.429		
Jeff Calhoun, L ERA: 2.92 (8, 1)	2.0	S	6	0	0	0	4	0	0	0	0	0	0	0	0	0	0	0	0	0.00	0.000			

Houston Astros @ San Diego Padres
 Jack Murphy Stadium, San Diego, CA
 Tue Jul 02 1985, 10:05 PM EDT
 Att. 36,138 - Unknown

livebaseballscorecards.com



Batter	1	2	3	4	5	6	7	8	9	AB R H RBI BB SO LOB
Marvell Wynne, L (1, 8) OBP: 0.275, SLG: 0.302	0-0 4-3 SH1-3 1B		0-0 F9		0-0 F8			0-0 F7	4-0 BB 1-2 2-3 3-H BB	4 0 1 1 1 0 2
Joe Orsulak, L (1, 9) OBP: 0.346, SLG: 0.356	0-0 SH1-3 1-2		0-0 PO 1B		0-0 F8			4-0 BB	0-0 F8	3 0 1 0 1 0 3
Johnny Ray, S (1, 4) OBP: 0.280, SLG: 0.355 Jim Winn, R (7, 1) Doug Frobel, L (8, PH) OBP: 0.348, SLG: 0.269 Cecilio Guante, R (9, 1)	0-0 4-3 2-3		0-0 PO 1-2	0-0 F9	0-0 F8			0-3 K		3 0 0 0 0 0 1 0 0 0 0 0 0 0 1 0 0 0 0 1 1 0 0 0 0 0 0 0
Jason Thompson, L (1, 3) OBP: 0.349, SLG: 0.427	0-3 K			0-0 4-3				0-0 F9		3 0 0 0 1 1 2
Bill Madlock, R (1, 5) OBP: 0.309, SLG: 0.360		0-0 P4		0-0 F8				0-0 F7	0-0 HBP 1B BB 1B	4 1 1 0 0 0 1
Steve Kemp, L (1, 7) OBP: 0.311, SLG: 0.278		0-0 1B			0-0 6-3			4-0 BB	0-0 BB HBP 1-2 1B	3 0 2 0 1 0 0
Sam Khalifa, R (1, 6) OBP: 0.350, SLG: 0.405		0-0 F9			0-0 1B 1B			0-3 K	0-0 F9	4 0 1 0 0 1 4
Junior Ortiz, R (1, 2) OBP: 0.231, SLG: 0.269		0-3 K			0-0 1-3 1B			0-3 K	0-0 P4	4 0 1 0 0 2 4
Rick Rhoden, R (1, 1) OBP: 0.229, SLG: 0.235 Jim Morrison, R (7, 4) OBP: 0.285, SLG: 0.295			0-0 F8		0-0 F8			0-0 F5	1-0 BB HBP 1-2 2-3	2 0 0 0 0 0 2 1 0 0 0 0 0 1

Inning Stats	R: 0 E: 0 K: 1 S: 6	H: 1 LOB: 1 BB: 0 P: 6	R: 0 E: 0 K: 1 S: 6	H: 1 LOB: 1 BB: 0 P: 6	R: 0 E: 0 K: 0 S: 3	H: 1 LOB: 0 BB: 0 P: 3	R: 0 E: 0 K: 0 S: 3	H: 0 LOB: 0 BB: 0 P: 3	R: 0 E: 0 K: 0 S: 5	H: 2 LOB: 2 BB: 0 P: 5	R: 0 E: 0 K: 0 S: 3	H: 0 LOB: 1 BB: 1 P: 7	R: 0 E: 0 K: 2 S: 7	H: 0 LOB: 1 BB: 1 P: 11	R: 0 E: 0 K: 1 S: 5	H: 0 LOB: 1 BB: 1 P: 9	R: 1 E: 0 K: 0 S: 5	H: 2 LOB: 3 BB: 1 P: 10	1B: 7 2B: 0 3B: 0 HR: 0	SF: 0 SAC: 1 DP: 0 HBP: 1
PITCHER Eric Show, R (1, 1) ERA: 3.15	IP 9.0 WLS W BF 38 H 7 R 1 ER 1 SO 5 BB 4 IBB 0 HBP 1 BLK 0 WP 0 HR 0 S 43 P 60 ERA 1.00 WHIP 1.222																		WP: 0 PB: 0 SB: 0 CS: 0	PA: 39 ERA WHIP

BOTTOM

San Diego Padres @ Pittsburgh Pirates
 Three Rivers Stadium, Pittsburgh, PA

Thu Jul 04 1985, 3:33 AM EDT
 Att. 10,102 - Unknown

AB	32
R	1
H	7
RBI	1
BB	4
SO	5
LOB	21



WP: 0	PA: 39
ERA	WHIP

Batter	1	2	3	4	5	6	7	8	9	10	11	12	AB	R	H	RBI	BB	SO	LOB	TOP	
Tim Flannery, L (1, 4) <small>OBP: 0.376, SLG: 0.360</small>													5	1	0	0	2	1	7		
Tony Gwynn, L (1, 9) <small>OBP: 0.348, SLG: 0.434</small>													7	0	3	2	0	1	2		
Steve Garvey, R (1, 3) <small>OBP: 0.292, SLG: 0.437</small>													6	1	4	1	0	0	1		
Terry Kennedy, L (1, 2) <small>OBP: 0.293, SLG: 0.390</small> Gerry Davis, R (9, PR) <small>OBP: 0.375, SLG: 0.433</small> Bruce Bochy, R (9, 2) <small>OBP: 0.319, SLG: 0.500</small>													5	0	1	1	0	1	3		
Kevin McReynolds, R (1, 8) <small>OBP: 0.305, SLG: 0.384</small> Tim Stoddard, R (7, 1) <small>OBP: 0.260, SLG: 0.259</small> Al Bumbry, L (9, PH) <small>OBP: 0.333, SLG: 0.431</small> Rich Gossage, R (9, 1) <small>OBP: 0.333, SLG: 0.431</small> Kurt Bevacqua, R (11, PH) <small>OBP: 0.333, SLG: 0.431</small> Craig Lefferts, L (11, 1) <small>OBP: 0.333, SLG: 0.431</small> Luis DeLeon, R (12, 1) <small>OBP: 0.200, SLG: 0.200</small>													4	0	0	0	0	1	2		
Graig Nettles, L (1, 5) <small>OBP: 0.379, SLG: 0.394</small> Jerry Royster, R (6, PR) <small>OBP: 0.384, SLG: 0.434</small>													3	0	2	0	0	0	1		
Carmelo Martinez, R (1, 7) <small>OBP: 0.344, SLG: 0.466</small>													6	0	1	0	0	1	4		
Gary Templeton, S (1, 6) <small>OBP: 0.353, SLG: 0.414</small>													2	1	1	0	4	0	2		
Dave Dravecky, R (1, 1) <small>OBP: 0.162, SLG: 0.143</small> Mark Thurmond, L (7, 1) <small>OBP: 0.209, SLG: 0.200</small> Bobby Brown, S (7, 8) <small>OBP: 0.209, SLG: 0.200</small>													3	0	1	0	0	1	4		
Inning Stats	R: 0 H: 1 E: 0 LOB: 1 K: 0 BB: 1 S: 3 P: 7	R: 0 H: 1 E: 1 LOB: 3 K: 0 BB: 1 S: 5 P: 9	R: 0 H: 0 E: 0 LOB: 0 K: 0 BB: 0 S: 3 P: 3	R: 0 H: 1 E: 0 LOB: 2 K: 0 BB: 1 S: 4 P: 8	R: 1 H: 1 E: 0 LOB: 0 K: 0 BB: 1 S: 3 P: 7	R: 0 H: 2 E: 0 LOB: 2 K: 2 BB: 0 S: 9 P: 9	R: 0 H: 2 E: 0 LOB: 2 K: 2 BB: 0 S: 9 P: 9	R: 0 H: 1 E: 0 LOB: 1 K: 1 BB: 1 S: 5 P: 9	R: 1 H: 2 E: 0 LOB: 2 K: 1 BB: 1 S: 7 P: 11	R: 0 H: 1 E: 0 LOB: 1 K: 0 BB: 0 S: 4 P: 4	R: 0 H: 2 E: 0 LOB: 1 K: 0 BB: 0 S: 4 P: 4	R: 2 H: 2 E: 0 LOB: 1 K: 0 BB: 1 S: 5 P: 9	1B: 12 SF: 0 2B: 4 SAC: 0 3B: 0 DP: 2 HR: 0 HBP: 0	WP: 0 PA: 56 PB: 0 SB: 0 CS: 1							
PITCHER	IP WLS BF H R ER SO BB IBB HBP BLK WP HR S P ERA WHIP																				
Lee Tunnell, R (1, 1) <small>ERA: 4.54</small>	6.0		27	6	1	1	2	2	2	0	0	0	0	0	0	0	0	0	0	1.50	1.333
John Candelaria, L (7, 1) <small>ERA: 3.29</small>	2.0		9	3	0	0	3	0	1	0	0	0	0	0	0	0	0	0	0	0.00	1.500
Cecilio Guante, R (9, 1) <small>ERA: 2.05</small>	3.0		14	5	1	1	1	1	0	0	0	0	0	0	0	0	0	0	0	3.00	2.000
Rick Reuschel, R (12, 1) <small>ERA: 2.27</small>	1.0	W	6	2	2	2	0	0	1	0	0	0	0	0	0	0	0	0	0	18.00	2.000

San Diego Padres @ Pittsburgh Pirates
 Three Rivers Stadium, Pittsburgh, PA
 Fri Jul 05 1985, 7:05 PM EDT
 Att: 8,986 - Unknown

AB	49
R	4
H	16
RBI	4
BB	7
SO	6
LOB	34




Batter	1	2	3	4	5	6	7	8	9	10	11	12	AB	R	H	RBI	BB	SO	LOB
Marvell Wynne, L OBP: 0.287, SLG: 0.310 (1, 8)	0-3 K		0-3 K			0-0 2B	0-0 1B		4-0 S BB			0-0 2B BB	5 2 3 0 1 2 0						
Tony Peña, R OBP: 0.307, SLG: 0.395 (1, 2)	0-0 4-3		0-0 6-3			0-0 P6	0-3 K		0-0 F7			4-0 2B SF7 BB	5 1 0 0 1 1 5						
Bill Madlock, R OBP: 0.313, SLG: 0.375 (1, 5)	0-0 2B			0-3 K		0-0 1-H 2B		0-0 F8		0-0 F9		0-0 1-3 2-H 3-H 2B	6 0 3 3 0 1 0						
George Hendrick, R OBP: 0.288, SLG: 0.327 (1, 9)	0-0 P4			0-0 F9		0-0 P6		0-0 6-3		0-0 F2		0-0 5-3	6 0 0 0 0 0 4						
Jason Thompson, L OBP: 0.349, SLG: 0.423 (1, 3)		0-0 3-1		4-0 BB		0-3 K		4-0 WP 1B BB		0-3 K		4-0 IBB	2 0 0 0 1 1 1						
John Candelaria, L (7, 1)													0 0 0 0 0 0 0						
Doug Frobel, L OBP: 0.358, SLG: 0.266 (8, PH)													1 1 0 0 2 1 0						
Jim Morrison, R OBP: 0.289, SLG: 0.299 (1, 4)		0-0 4-3		0-0 4-3			0-0 B5-6-4 1B		0-0 1-H 1B		0-0 P4	0-0 SF7	5 0 2 1 0 0 1						
Johnny Ray, S OBP: 0.279, SLG: 0.355 (12, PH)													0 0 0 1 0 0 0						
Steve Kemp, L OBP: 0.310, SLG: 0.272 (1, 7)		4-0 BB				0-0 4-3		0-0 B5-6-4 1B		0-0 P4			3 0 0 0 1 0 2						
Cecilio Guante, R (9, 1)													0 0 0 0 0 0 0						
Sixto Lezcano, R OBP: 0.381, SLG: 0.301 (11, PH)													1 0 0 0 0 0 0						
Rick Reuschel, R OBP: 0.150, SLG: 0.150 (12, 1)													0 0 0 0 0 0 0						
Sam Khalifa, R OBP: 0.333, SLG: 0.381 (1, 6)		0-0 F8				0-0 L6			0-0 F8		0-0 F3		5 0 1 0 0 0 1						
Lee Tunnell, R OBP: 0.083, SLG: 0.083 (1, 1)			0-0 6-3			0-3 K			0-0 4-3			0-0 BB 2B 1B	2 0 0 0 0 1 0						
Lee Mazzilli, S OBP: 0.459, SLG: 0.421 (7, 3)													3 1 2 0 0 0 0						

Inning Stats	R: 0	H: 1	E: 0	LOB: 1	K: 1	S: 6	R: 0	H: 0	E: 0	LOB: 1	K: 0	S: 3	R: 0	H: 0	E: 0	LOB: 0	K: 1	S: 5	R: 0	H: 0	E: 0	LOB: 0	K: 1	S: 5	R: 0	H: 0	E: 0	LOB: 0	K: 1	S: 5	R: 1	H: 2	E: 0	LOB: 1	K: 1	S: 7	R: 0	H: 4	E: 0	LOB: 3	K: 1	S: 8	R: 1	H: 1	E: 0	LOB: 1	K: 0	S: 4	R: 0	H: 0	E: 0	LOB: 1	K: 0	S: 3	R: 0	H: 0	E: 0	LOB: 0	K: 1	S: 5	R: 0	H: 0	E: 0	LOB: 0	K: 0	S: 3	R: 3	H: 3	E: 0	LOB: 2	K: 0	S: 5	1B: 8	2B: 3	3B: 0	HR: 0	SF: 1	SAC: 0	DP: 1	HBP: 0	WP: 1	PA: 51
--------------	------	------	------	--------	------	------	------	------	------	--------	------	------	------	------	------	--------	------	------	------	------	------	--------	------	------	------	------	------	--------	------	------	------	------	------	--------	------	------	------	------	------	--------	------	------	------	------	------	--------	------	------	------	------	------	--------	------	------	------	------	------	--------	------	------	------	------	------	--------	------	------	------	------	------	--------	------	------	-------	-------	-------	-------	-------	--------	-------	--------	-------	--------

PITCHER	IP	WLS	BF	H	R	ER	SO	BB	IBB	HBP	BLK	WP	HR	S	P	ERA	WHIP
Dave Dravecky, L ERA: 1.99 (1, 1)	6.0		23	3	1	1	5	2	0	0	0	0	0	31	39	1.50	0.833
Mark Thurmond, L ERA: 4.54 (7, 1)	0.2		5	4	0	0	0	0	0	0	0	0	0	5	5	0.00	6.000
Tim Stoddard, R ERA: 4.4 (7, 1)	1.1		6	1	1	1	1	0	0	0	0	1	0	7	11	6.75	1.500
Rich Gossage, R ERA: 1.86 (9, 1)	2.0		7	0	0	0	1	0	0	0	0	0	0	8	12	0.00	0.500
Craig Lefferts, L ERA: 3.86 (11, 1)	1.0	L	6	2	3	3	0	1	0	0	0	0	0	5	9	27.00	3.000

San Diego Padres @ Pittsburgh Pirates
 Three Rivers Stadium, Pittsburgh, PA
 Fri Jul 05 1985, 7:05 PM EDT
 Att. 8,986 - Unknown

AB	44
R	5
H	11
RBI	5
BB	6
SO	7
LOB	14



Batter	1	2	3	4	5	6	7	8	9	AB R H RBI BB SO LOB	TOP														
Jerry Royster, R (1, 4) OBP: 0.378, SLG: 0.425	0-0 FC4-6 1B	0-0 F8			0-0 L6	0-0 F8		0-0 F9		5 0 1 0 0 0 3															
Tony Gwynn, L (1, 9) OBP: 0.352, SLG: 0.436	0-0 FC4-6 BB 1B 1-2f		0-0 FC1-6-5 2B		1-0 HBP	0-0 6-3			4-0 2B BB	3 2 1 0 1 0 3															
Steve Garvey, R (1, 3) OBP: 0.297, SLG: 0.443	0-0 BB 1B 1-2		0-0 FC1-6-5 FC5-4 2B		0-0 F8		0-0 FC5-4 1B		0-0 2B 1-3	5 2 3 0 0 0 2															
Kurt Bevacqua, R (1, 5) OBP: 0.400, SLG: 0.436	4-0 1B 1-2 2-3 BB		0-0 FC5-4 1B 1-2f		0-0 6-3		0-0 F2		0-0 2B 2-H 3-H	4 1 1 2 1 0 3															
Carmelo Martinez, R (1, 7) OBP: 0.345, SLG: 0.468	0-0 F3		0-0 1B 1-2		0-0 1B 2B		0-0 P4		0-0 6-3	5 1 2 0 0 0 5															
Kevin McReynolds, R (1, 8) OBP: 0.304, SLG: 0.360	0-0 1B 1-3 2-H 3-H		0-0 F8		0-0 1B 2B		0-0 FC5-4 1-2f		0-3 K	5 0 1 2 0 1 5															
Bruce Bochy, R (1, 2) OBP: 0.327, SLG: 0.490	0-0 6-3			0-0 P4		0-0 1B 1B 2-H		0-0 F7	0-0 FC6-4 1B 2-H	5 1 2 2 0 0 2															
Al Bumbry, L (9, PR) OBP: 0.293, SLG: 0.259										0 0 0 0 0 0 0	AB 41														
Terry Kennedy, L (9, 2) OBP: 0.293, SLG: 0.390										0 0 0 0 0 0 0	R 7														
Garry Templeton, S (1, 6) OBP: 0.350, SLG: 0.410		0-3 K2-3		0-0 F9		0-0 1B 1B 1-2		0-0 F8	0-0 FC6-4	5 0 1 0 0 1 1	H 14														
Andy Hawkins, R (1, 1) OBP: 0.119, SLG: 0.098		0-0 5-3		0-0 4-3						2 0 0 0 0 0 0	RBI 7														
Bobby Brown, S (6, PH) OBP: 0.227, SLG: 0.220										1 0 1 1 0 0 0	BB 2														
Mark Thurmond, L (6, 1)										0 0 0 0 0 0 0	SO 2														
Gerry Davis, R (8, PH) OBP: 0.394, SLG: 0.452										1 0 1 0 0 0 0	LOB 24														
Craig Lefferts, L (8, 1) OBP: 0.333, SLG: 0.333										0 0 0 0 0 0 0															
Inning Stats	R: 2 E: 0 K: 0 S: 6	H: 3 LOB: 2 BB: 1 P: 10	R: 0 E: 0 K: 1 S: 5	H: 0 LOB: 0 BB: 0 P: 5	R: 0 E: 0 K: 0 S: 5	H: 2 LOB: 2 BB: 0 P: 5	R: 0 E: 0 K: 0 S: 3	H: 0 LOB: 0 BB: 0 P: 3	R: 0 E: 0 K: 0 S: 3	H: 0 LOB: 1 BB: 0 P: 4	R: 2 E: 0 K: 0 S: 7	H: 4 LOB: 2 BB: 0 P: 7	R: 0 E: 0 K: 0 S: 4	H: 1 LOB: 1 BB: 0 P: 4	R: 0 E: 0 K: 0 S: 4	H: 1 LOB: 1 BB: 0 P: 4	R: 3 E: 0 K: 1 S: 8	H: 3 LOB: 1 BB: 1 P: 12	1B: 10 2B: 4 3B: 0 HR: 0	SF: 0 SAC: 0 DP: 0 HBP: 1	WP: 0 PB: 0 SB: 0 CS: 0	PA: 44			
PITCHER	IP WLS BF H R ER SO BB IBB HBP BLK WP HR S P ERA WHIP																								
Larry McWilliams, L (1, 1) ERA: 4.41	5.1		27	9	4	4	1	1	0	1	0	0	0	27	32	6.75	1.875								
Al Holland, L (6, 1) ERA: 3.48	2.2		12	3	2	2	0	1	0	0	0	0	0	11	15	6.75	1.500								
John Candelaria, L (9, 1) ERA: 3.43	1.0	W	5	2	1	1	1	0	0	0	0	0	0	7	7	9.00	2.000								

San Diego Padres @ Pittsburgh Pirates
 Three Rivers Stadium, Pittsburgh, PA
 Sat Jul 06 1985, 7:05 PM EDT
 Att: 10,281 - Unknown

AB	41
R	7
H	14
RBI	7
BB	2
SO	2
LOB	24



Batter	1	2	3	4	5	6	7	8	9	AB	R	H	RBI	BB	SO	LOB
Marvell Wynne, L (1, 8) OBP: 0.289, SLG: 0.321	0-0 P5		0-0 F8		0-0 1B	0-0 4-3		0-0 F7	0-0 2-3 3-H 1B	6	1	2	1	0	0	0
Tony Peña, R (1, 2) OBP: 0.308, SLG: 0.395	0-0 5-3		0-3 K		0-0 2B	0-0 1B		0-0 F9		5	0	2	1	0	1	0
Bill Madlock, R (1, 5) OBP: 0.318, SLG: 0.388	0-0 P4		0-0 2B		0-0 1B	0-0 P4		0-0 1B		5	3	3	0	0	0	1
Jason Thompson, L (1, 3) OBP: 0.362, SLG: 0.433		4-0 2B 1B BB	0-0 2B		4-0 1B 1B IBB		4-0 2B BB	0-0 1B		2	2	2	2	3	0	0
George Hendrick, R (1, 9) OBP: 0.290, SLG: 0.333		0-0 1B 2B	0-0 3-1		0-0 1B		0-0 F7	0-3 K		5	0	2	0	0	1	3
Steve Kemp, L (1, 7) OBP: 0.309, SLG: 0.291		0-0 F2		0-0 HR		0-0 F7		0-0 9-3		4	1	1	1	0	0	6
Joe Orsulak, L (8, 7) OBP: 0.344, SLG: 0.353									0-0 4-3	1	0	0	0	0	0	0
Jim Morrison, R (1, 4) OBP: 0.293, SLG: 0.311		0-0 P6		0-0 F8		0-0 1B		0-0 F8		5	0	2	2	0	0	2
Sam Khalifa, R (1, 6) OBP: 0.360, SLG: 0.378		4-0 1B IBB		0-0 F9		0-0 5-3		4-0 1B		3	1	1	0	2	0	3
Larry McWilliams, L (1, 1) OBP: 0.129, SLG: 0.133		0-0 1B		0-3 K		0-0 4-3		0-3 K		2	0	1	1	0	1	0
Al Holland, R (6, 1) OBP: 0.500, SLG: 0.800									0-0 1B	2	0	0	0	0	1	2
John Candelaria, L (9, 1) OBP: 0.388, SLG: 0.311									1-3 2-H 3-H 1B	0	0	0	0	0	0	0
Sixto Lezcano, R (9, PH) OBP: 0.388, SLG: 0.311									1-3 2-H 3-H 1B	1	0	1	0	0	0	0

Inning Stats	R: 0	H: 0	E: 0	K: 0	S: 3	H: 0	LOB: 0	BB: 0	P: 3	R: 1	H: 2	E: 0	K: 0	S: 4	R: 1	H: 1	E: 0	K: 1	S: 7	R: 2	H: 5	E: 0	K: 0	S: 7	R: 0	H: 1	E: 0	K: 0	S: 4	R: 1	H: 1	E: 0	K: 1	S: 6	R: 1	H: 2	E: 0	K: 1	S: 7	R: 1	H: 2	E: 0	K: 1	S: 5	R: 1	H: 3	E: 0	K: 0	S: 5	1B: 10	2B: 5	3B: 1	SF: 0	SAC: 0	DP: 0	HBP: 0	WP: 0	PA: 46
--------------	------	------	------	------	------	------	--------	-------	------	------	------	------	------	------	------	------	------	------	------	------	------	------	------	------	------	------	------	------	------	------	------	------	------	------	------	------	------	------	------	------	------	------	------	------	------	------	------	------	------	--------	-------	-------	-------	--------	-------	--------	-------	--------

PITCHER	IP	WLS	BF	H	R	ER	SO	BB	IBB	HBP	BLK	WP	HR	S	P	ERA	WHIP
Andy Hawkins, R (1, 1) ERA: 3.35	5.0		26	10	5	5	2	1	1	0	0	0	0	10	18	9.00	2.200
Mark Thurmond, L (6, 1) ERA: 4.54	2.0		10	2	1	1	1	1	1	0	0	0	0	10	18	4.50	1.500
Craig Lefferts, L (8, 1) ERA: 4.14	1.2	L	10	5	2	2	1	0	0	0	0	0	0	12	12	10.80	3.000

BOTTOM

San Diego Padres @ Pittsburgh Pirates
 Three Rivers Stadium, Pittsburgh, PA

Sat Jul 06 1985, 7:05 PM EDT
 Att. 10,281 - Unknown

AB	41
R	8
H	17
RBI	8
BB	5
SO	4
LOB	17



PITCHER	IP	WLS	BF	H	R	ER	SO	BB	IBB	HBP	BLK	WP	HR	S	P	ERA	WHIP
---------	----	-----	----	---	---	----	----	----	-----	-----	-----	----	----	---	---	-----	------

Batter	1	2	3	4	5	6	7	8	9	AB R H RBI BB SO LOB	TOP											
Tim Flannery, L (1, 4) <small>OBP: 0.372, SLG: 0.361</small>	0-0 3-1		0-0 F8			0-0 4-3	0-0 2B		0-3 K	5 0 1 2 0 1 1												
Tony Gwynn, L (1, 9) <small>OBP: 0.351, SLG: 0.432</small>	0-0 F7		0-0 6-3			0-0 3-1	4-0 IBB		3-H	3 0 0 0 1 0 0												
Steve Garvey, R (1, 3) <small>OBP: 0.293, SLG: 0.438</small>	0-0 5-3		0-3 K			0-0 1-3	0-0 F9			4 0 0 0 0 1 3												
Graig Nettles, L (1, 5) <small>OBP: 0.381, SLG: 0.396</small>		0-0 F9		0-0 G6-4-3 1B			0-0 SH5-3 1B	0-3 K		4 1 2 0 0 1 0												
Terry Kennedy, L (1, 2) <small>OBP: 0.292, SLG: 0.388</small>		0-0 F7		0-0 G6-4-3 1-2f			0-0 1B SH5-3 FC3-5 1B	0-0 3-1		4 0 1 0 0 0 1												
Carmelo Martinez, R (1, 7) <small>OBP: 0.348, SLG: 0.469</small>		0-0 E 1B 1B		0-0 5-3			0-0 SH5-3 1-2 2-3	4-0 BB		2 0 1 0 1 0 0												
Kevin McReynolds, R (1, 8) <small>OBP: 0.306, SLG: 0.382</small>		0-0 E7 1-3 1B			0-0 1-3		0-0 BB FC3-5 2B 1B	0-0 4-3		4 1 2 1 0 0 1												
Garry Templeton, S (1, 6) <small>OBP: 0.352, SLG: 0.413</small>		4-0 IBB			0-0 6-3		0-0 FC3-5 BB 2B		0-0 SH5-4 CS 2B	3 1 1 0 1 0 2												
LaMarr Hoyt, R (1, 1) <small>OBP: 0.122, SLG: 0.100</small>		0-0 F8			0-0 1-3		0-0 BB BB BB 2B BB	0-0 SH5-4	2-3	2 0 0 0 1 0 3												
Inning Stats	R: 0 E: 0 K: 0 S: 3	H: 0 LOB: 0 BB: 0 P: 3	R: 0 E: 1 K: 0 S: 5	H: 2 LOB: 3 BB: 1 P: 9	R: 0 E: 0 K: 1 S: 5	H: 0 LOB: 0 BB: 0 P: 5	R: 0 E: 0 K: 0 S: 3	H: 1 LOB: 0 BB: 0 P: 3	R: 0 E: 0 K: 0 S: 3	H: 0 LOB: 0 BB: 0 P: 3	R: 0 E: 0 K: 0 S: 3	H: 0 LOB: 0 BB: 0 P: 3	R: 3 E: 0 K: 0 S: 7	H: 4 LOB: 3 BB: 2 P: 15	R: 0 E: 0 K: 1 S: 5	H: 0 LOB: 1 BB: 1 P: 9	R: 0 E: 0 K: 1 S: 5	H: 1 LOB: 0 BB: 0 P: 5	1B: 6 2B: 2 3B: 0 HR: 0	SF: 0 SAC: 2 DP: 1 HBP: 0	WP: 0 PB: 0 SB: 0 CS: 1	PA: 37
PITCHER	IP WLS BF H R ER SO BB IBB HBP BLK WP HR S P ERA WHIP																					
Rick Reuschel, R (1, 1) <small>ERA: 2.4</small>	8.0 L 34 7 3 3 2 2 2 0 0 0 0 0 0 34 50 3.38 1.125																					
Al Holland, L (9, 1) <small>ERA: 3.42</small>	1.0 3 1 0 0 1 0 0 0 0 0 0 0 0 5 5 0.00 1.000																					

San Diego Padres @ Pittsburgh Pirates
Three Rivers Stadium, Pittsburgh, PA
Sun Jul 07 1985, 3:33 AM EDT
Att: 11,608 - Unknown

AB	31
R	3
H	8
RBI	3
BB	4
SO	3
LOB	11



Batter	1	2	3	4	5	6	7	8	9	AB	R	H	RBI	BB	SO	LOB
Marvell Wynne, L (1, 8) OBP: 0.288, SLG: 0.320	0-0 4-3		0-0 5-3			0-0 FC3-2 1B		0-0 FC5-4 1B		4	0	1	0	0	0	1
Lee Mazzilli, S (1, 7) OBP: 0.451, SLG: 0.413	0-3 K			0-0 G3		0-0 FC3-2 1B		0-0 FC6-4 1B		4	0	1	0	0	1	2
Al Holland, R (9, 1) OBP: 0.500, SLG: 0.800						1-2 3-H		1-2		0	0	0	0	0	0	0
Johnny Ray, S (1, 4) OBP: 0.262, SLG: 0.356	0-0 1B			0-0 1B		0-0 F9		0-0 FC6-4 1B		4	0	2	0	0	0	4
Jason Thompson, L (1, 3) OBP: 0.356, SLG: 0.425	0-0 G3			0-0 F7		0-0 L4			0-0 F4	4	0	0	0	0	0	4
Tony Peña, R (1, 2) OBP: 0.304, SLG: 0.389		0-0 5-3		0-0 4-3			0-3 K		0-0 4-3	4	0	0	0	0	1	1
Joe Orsulak, L (1, 9) OBP: 0.335, SLG: 0.344		0-0 6-3			0-0 F4		0-0 G3		0-0 4-3	4	0	0	0	0	0	0
Jim Morrison, R (1, 5) OBP: 0.287, SLG: 0.304		0-0 F7			0-0 F9		0-0 F8			3	0	0	0	0	0	0
Sam Khalifa, R (1, 6) OBP: 0.340, SLG: 0.354			0-0 6-3		0-0 L4			0-0 F5		3	0	0	0	0	0	0
Rick Reuschel, R (1, 1) OBP: 0.182, SLG: 0.227			0-0 F7			0-0 1B FC3-2 2B		0-0 FC5-4 1B		2	0	1	0	0	0	0
Steve Kemp, L (8, PH) OBP: 0.313, SLG: 0.296										1	0	1	0	0	0	0

Inning Stats	R: 0	H: 1	E: 0	LOB: 1	K: 1	P: 6	R: 0	H: 0	E: 0	LOB: 0	K: 0	P: 3	R: 0	H: 0	E: 0	LOB: 0	K: 0	P: 3	R: 0	H: 1	E: 0	LOB: 1	K: 0	P: 4	R: 0	H: 0	E: 0	LOB: 0	K: 0	P: 3	R: 0	H: 2	E: 0	LOB: 2	K: 0	P: 5	R: 0	H: 0	E: 0	LOB: 0	K: 1	P: 5	R: 0	H: 2	E: 0	LOB: 2	K: 0	P: 5	R: 0	H: 0	E: 0	LOB: 0	K: 0	P: 3	R: 0	H: 0	E: 0	LOB: 0	K: 0	P: 3	R: 0	H: 0	E: 0	LOB: 0	K: 0	P: 3
PITCHER LaMarr Hoyt, R (1, 1) ERA: 3.09	IP	WLS	BF	H	R	ER	SO	BB	IBB	HBP	BLK	WP	HR	S	P	ERA	WHIP																			PITCHER	IP	WLS	BF	H	R	ER	SO	BB	IBB	HBP	BLK	WP	HR	S	P	ERA	WHIP													

BOTTOM

San Diego Padres @ Pittsburgh Pirates
 Three Rivers Stadium, Pittsburgh, PA

Sun Jul 07 1985, 3:33 AM EDT
 Att. 11,608 - Unknown

AB	33
R	0
H	6
RBI	0
BB	0
SO	2
LOB	12



1B: 5	SF: 0	WP: 0	PA: 33
2B: 1	SAC: 0	PB: 0	
3B: 0	DP: 0	SB: 0	
HR: 0	HBP: 0	CS: 0	

Batter	1	2	3	4	5	6	7	8	9	AB R H RBI BB SO LOB	TOP																		
Jerry Royster, R (1, 4) <small>OBP: 0.176, SLG: 0.206</small> Tim Flannery, L (6, PH) <small>OBP: 0.396, SLG: 0.432</small> (6, 4)	0-0 4-3		0-3 K		0-0 G5-4-3 1B	0-0 G3			4-0 BB G4-3-6-4	3 1 1 0 0 1 0 1 0 0 0 1 0 2																			
Tony Gwynn, L (1, 9) <small>OBP: 0.347, SLG: 0.462</small>	0-0 E4		0-0 1B 2B		0-0 G5-4-3 1B		0-0 6-3	0-0 G4-3-6-4	5 1 2 0 0 0 1																				
Steve Garvey, R (1, 3) <small>OBP: 0.313, SLG: 0.490</small>	0-0 FC1-4-6 1-2f		0-0 FC5-4 1B		0-0 G5-4-3 1-2f 2-3		0-0 5-3	0-0 6-3	5 0 1 1 0 0 3																				
Kevin McReynolds, R (1, 8) <small>OBP: 0.281, SLG: 0.286</small>	0-0 FC6-4 1-2f		0-0 FC5-4 BB		0-0 FC6 1B		0-0 F8		4 0 1 1 0 0 2																				
Graig Nettles, L (1, 5) <small>OBP: 0.459, SLG: 0.565</small>		4-0 BB 6-3 5-3 BB	4-0 BB 1-2 BB		0-0 FC6 1-2f			0-0 L9	2 0 0 0 2 0 1																				
Carmelo Martinez, R (1, 7) <small>OBP: 0.339, SLG: 0.491</small>		0-0 5-3 1-2	0-0 4-3			0-0 SH5-3 2B		0-0 F8	4 0 1 0 0 0 3																				
Bruce Bochy, R (1, 2) <small>OBP: 0.143, SLG: 0.143</small>		0-0 6-3 2-3		0-0 5-3		0-0 SH5-3 2-3		0-0 1B	3 0 1 0 0 0 1																				
Garry Templeton, S (1, 6) <small>OBP: 0.298, SLG: 0.395</small>		4-0 IBB		0-0 4-3		0-0 4-3		0-3 K	3 0 0 0 1 1 2																				
LaMarr Hoyt, R (1, 1) Al Bumbry, L (6, PH) <small>OBP: 0.429, SLG: 0.423</small> Luis DeLeon, R (6, 1) <small>OBP: 1.000, SLG: 1.000</small> Bobby Brown, S (9, PH) <small>OBP: 0.167, SLG: 0.333</small>		0-0 1-3	0-3 K	0-3 K		4-0 BB		0-0 G4-3-6-4 2B	2 0 0 0 0 1 2 0 0 0 0 1 0 0 0 0 0 0 0 0 0 1 1 1 0 0 0 0																				
Inning Stats	R: 0 E: 1 K: 0 S: 4	H: 0 LOB: 1 BB: 0 P: 4	R: 0 E: 0 K: 0 S: 3	H: 0 LOB: 2 BB: 2 P: 11	R: 1 E: 0 K: 1 S: 7	H: 2 LOB: 2 BB: 1 P: 11	R: 0 E: 0 K: 1 S: 5	H: 0 LOB: 0 BB: 0 P: 5	R: 1 E: 0 K: 0 S: 5	H: 3 LOB: 1 BB: 0 P: 5	R: 0 E: 0 K: 0 S: 4	H: 1 LOB: 2 BB: 1 P: 8	R: 0 E: 0 K: 0 S: 3	H: 0 LOB: 0 BB: 0 P: 3	R: 0 E: 0 K: 1 S: 6	H: 1 LOB: 1 BB: 0 P: 6	R: 1 E: 0 K: 0 S: 3	H: 1 LOB: 0 BB: 1 P: 7	1B: 5 2B: 3 3B: 0 HR: 0	SF: 0 SAC: 1 DP: 2 HBP: 0	WP: 0 PB: 0 SB: 0 CS: 0	PA: 39							
PITCHER	IP WLS BF H R ER SO BB IBB HBP BLK WP HR S P ERA WHIP																												
Steve Trout, L (1, 1) <small>ERA: 1.77</small> George Frazier, R (6, 1) <small>ERA: 7.04</small> Lee Smith, R (9, 1) <small>ERA: 1.98</small>	5.0		23	5	2	2	2	2	2	1	0	0	0	0	0	24	36	3.60	1.400										
	3.0	W	12	2	0	0	1	1	0	0	0	0	0	0	13	17	0.00	1.000											
	1.0		4	1	1	1	0	1	0	0	0	0	0	3	7	9.00	2.000												

San Diego Padres @ Chicago Cubs
 Wrigley Field, Chicago, IL
 Mon Jul 08 1985, 3:33 AM CDT
 Att: 36,388 - Unknown

livebaseballscorecards.com

AB	33
R	3
H	8
RBI	2
BB	5
SO	3
LOB	17



Batter	1	2	3	4	5	6	7	8	9	AB R H RBI BB SO LOB	TOP											
Jerry Royster, R (1, 4) OBP: 0.385, SLG: 0.423	0-0 G3			0-0 6-3 1B		4-0 HR BB	4-0 BB		0-0 F4	3 1 1 0 2 0 1												
Gerry Davis, R (1, 9) OBP: 0.378, SLG: 0.429	0-0 6-3			0-0 6-3		0-0 HR 1B	0-0 5-3			4 1 1 0 0 0 3												
Craig Leferts, L (7, 1) OBP: 0.333, SLG: 0.333				1-2		1-2 HR 1B				0 0 0 0 0 0 0												
Steve Garvey, R (1, 3) OBP: 0.292, SLG: 0.443	0-0 5-3			0-0 5-3		0-0 HR 1-H 2-H		0-0 F7		4 1 1 3 0 0 1												
Kurt Bevacqua, R (1, 5) OBP: 0.392, SLG: 0.414			0-0 6-3	4-0 BB		0-0 5-3		0-0 6-3		3 0 0 0 1 0 0												
Carmelo Martinez, R (1, 7) OBP: 0.351, SLG: 0.464			0-0 F8	0-0 F5		4-0 BB		0-0 1B		3 0 1 0 1 0 2												
Kevin McReynolds, R (1, 8) OBP: 0.307, SLG: 0.400			0-0 F7		0-0 4-3	0-0 F9		0-0 F7		4 0 0 0 0 0 2												
Bruce Bochy, R (1, 2) OBP: 0.309, SLG: 0.462			0-0 5-3		0-0 6-3		0-0 F5		0-0 F7	3 0 0 0 0 0 0												
Al Bumbry, L (9, PH) OBP: 0.288, SLG: 0.255										1 0 0 0 0 0 0	AB 31											
Garry Templeton, S (1, 6) OBP: 0.351, SLG: 0.409			0-0 5-3		0-0 4-3		0-0 G3		0-0 4-3	2 0 0 0 0 0 0	R 3											
Roy Lee Jackson, R (5, 1)										0 0 0 0 0 0 0	H 4											
Bobby Brown, S (7, PH) (7, 9)										2 0 0 0 0 0 0	RBI 3											
Eric Show, R (1, 1) OBP: 0.081, SLG: 0.081			0-3 K			0-0 6-3	4-0 BB BB		1-0 HBP	1 0 0 0 0 1 0	BB 5											
Mario Ramirez, R (5, 6) OBP: 0.348, SLG: 0.455										1 0 0 0 1 0 0	SO 1											
Tim Flannery, L (9, PH) OBP: 0.371, SLG: 0.356										0 0 0 0 0 0 0	LOB 9											
Inning Stats	R: 0 E: 0 K: 0 S: 3	H: 0 LOB: 0 BB: 0 P: 3	R: 0 E: 0 K: 0 S: 3	H: 0 LOB: 0 BB: 0 P: 3	R: 0 E: 0 K: 1 S: 5	H: 0 LOB: 0 BB: 0 P: 5	R: 0 E: 0 K: 0 S: 4	H: 1 LOB: 2 BB: 1 P: 8	R: 0 E: 0 K: 0 S: 3	H: 0 LOB: 0 BB: 0 P: 3	R: 3 E: 0 K: 0 S: 5	H: 2 LOB: 1 BB: 2 P: 13	R: 0 E: 0 K: 0 S: 3	H: 0 LOB: 2 BB: 2 P: 11	R: 0 E: 0 K: 0 S: 4	H: 1 LOB: 1 BB: 0 P: 4	R: 0 E: 0 K: 0 S: 3	H: 0 LOB: 1 BB: 0 P: 4	1B: 3 2B: 0 3B: 0 HR: 1	SF: 0 SAC: 0 DP: 0 HBP: 1	WP: 0 PB: 0 SB: 0 CS: 0	PA: 37
PITCHER	IP WLS BF H R ER SO BB IBB HBP BLK WP HR S P ERA WHIP																					
Steve Trout, L (1, 1) ERA: 2.72	7.0 W 29 3 3 3 1 5 0 0 0 0 0 1 26 46 3.86 1.143																					
George Frazier, R (8, 1) ERA: 4.71	2.0 S 8 1 0 0 0 0 0 0 1 0 0 0 7 8 0.00 0.500																					

San Diego Padres @ Chicago Cubs
Wrigley Field, Chicago, IL
Tue Jul 09 1985, 3:33 AM CDT
Att. 33,095 - Unknown

livebaseballscorecards.com




Batter	1	2	3	4	5	6	7	8	9	AB	R	H	RBI	BB	SO	LOB
Billy Hatcher, R OBP: 0.342, SLG: 0.478 (1, 8)	0-0 23 HR 2B	0-0 F8		0-0 SF7		0-0 23 CS 1B		0-0 2-H 1B		4	1	3	2	0	0	1
23 Ryne Sandberg, R OBP: 0.339, SLG: 0.462 (1, 4)	0-0 2-H HR	0-0 1-H HR		0-0 3-H E S 1B		0-3 K 1-2		0-0 F7		5	3	3	4	0	1	2
Thad Bosley, L OBP: 0.341, SLG: 0.400 Gary Woods, R OBP: 0.280, SLG: 0.143 (1, 7) (7, 7)	0-0 F9	0-0 F7		0-0 1-H 1B			0-3 K			3	0	1	1	0	0	0
Leon Durham, L OBP: 0.361, SLG: 0.478 (1, 3)	0-0 FC6-4 1B		0-0 G3	0-0 F7			0-0 1-3 2B			4	0	2	0	0	0	1
Keith Moreland, R OBP: 0.379, SLG: 0.417 (1, 9)	0-0 FC6-4 HBP 1-2f		0-0 1B		0-0 F6		0-0 1-3 2-3			4	0	1	0	0	0	2
Richie Hebner, L OBP: 0.338, SLG: 0.339 George Frazier, R (8, 1)	1-0 1-2 HBP		0-0 F5		0-0 1B		0-0 4-3			3	0	1	0	0	0	2
Jody Davis, R OBP: 0.320, SLG: 0.435 (1, 2)	0-0 F5		0-0 F7		0-0 F9			0-0 SH1-4 1B		4	1	1	0	0	0	4
Larry Bowa, S OBP: 0.230, SLG: 0.226 (1, 6)		0-0 4-3		0-0 SH3 SF7 2B		0-3 K2-3		0-0 SH1-4 1-2		3	1	1	0	0	1	1
Steve Trout, L OBP: 0.152, SLG: 0.129 Chris Speier, R OBP: 0.318, SLG: 0.390 (8, 5)		0-0 23 HR 1B		0-0 SH3 2-3		0-0 F6		0-0 F8		2	1	1	0	0	0	0
										1	0	0	0	0	0	1

Inning Stats		R: 2	H: 3	E: 0	K: 0	S: 6	L: 3	LOB: 2	BB: 0	P: 7	R: 2	H: 2	E: 0	K: 0	S: 5	L: 2	LOB: 0	BB: 0	P: 5	R: 0	H: 1	E: 0	K: 0	S: 4	R: 2	H: 3	E: 0	K: 0	S: 6	R: 0	H: 1	E: 0	K: 1	S: 6	R: 0	H: 1	E: 0	K: 1	S: 5	R: 0	H: 1	E: 0	K: 1	S: 6	R: 1	H: 2	E: 0	K: 0	S: 5	1B: 9	SF: 1	2B: 4	SAC: 2	3B: 0	DP: 1	HR: 2	HBP: 1	WP: 0	PA: 38
Eric Show, R ERA: 3.51 (1, 1)	IP	WLS	BF	H	R	ER	SO	BB	IBB	HBP	BLK	WP	HR	S	P	ERA	WHIP																																										
Roy Lee Jackson, R ERA: (5, 1)	2.0		7	2	0	0	2	0	0	0	0	0	0	11	11	0.00	1.000																																										
Craig Lefferts, L ERA: 4.15 (7, 1)	2.0		9	3	1	1	1	0	0	0	0	0	0	11	11	4.50	1.500																																										

BOTTOM

San Diego Padres @ Chicago Cubs
 Wrigley Field, Chicago, IL
 Tue Jul 09 1985, 3:33 AM CDT
 Att. 33,095 - Unknown

AB	34
R	7
H	14
RBI	7
BB	0
SO	3
LOB	14



Pitcher		IP	WLS	BF	H	R	ER	SO	BB	IBB	HBP	BLK	WP	HR	S	P	ERA	WHIP	
Eric Show, R ERA: 3.51 (1, 1)	IP	WLS	BF	H	R	ER	SO	BB	IBB	HBP	BLK	WP	HR	S	P	ERA	WHIP		
Roy Lee Jackson, R ERA: (5, 1)	2.0		7	2	0	0	2	0	0	0	0	0	0	11	11	0.00	1.000		
Craig Lefferts, L ERA: 4.15 (7, 1)	2.0		9	3	1	1	1	0	0	0	0	0	0	11	11	4.50	1.500		

Batter	1	2	3	4	5	6	7	8	9	AB R H RBI BB SO LOB	TOP									
Tim Flannery, L (1, 4) <small>OBP: 0.369, SLG: 0.351</small>	0-0 G3		4-0 G6-3 BB		0-0 4-3			0-0 5-3		3 0 0 0 1 0 0										
Tony Gwynn, L (1, 9) <small>OBP: 0.350, SLG: 0.429</small>	0-0 4-3		0-0 G6-3 1-2f			0-0 F8		0-0 1B		4 0 1 0 0 0 1										
Steve Garvey, R (1, 3) <small>OBP: 0.291, SLG: 0.441</small>	0-0 6-3			0-0 1B 1B 1B		0-0 F7		0-3 K		4 0 1 0 0 1 1										
Graig Nettles, L (1, 5) <small>OBP: 0.391, SLG: 0.407</small>		0-0 4-3 HR 2B		0-0 1B 1-2 SF9 1B		0-0 5-3		0-3 K		4 2 2 0 0 1 0										
Terry Kennedy, L (1, 2) <small>OBP: 0.297, SLG: 0.390</small>		0-0 4-3 2-3		0-0 SF9 1-3 2-H 1B		0-0 F9		0-3 K		4 0 1 0 0 1 1										
Carmelo Martinez, R (1, 7) <small>OBP: 0.347, SLG: 0.458</small>		0-3 K		0-0 SF9 2-3 3-H		0-0 5-3		0-0 6-3		3 0 0 1 0 1 1										
Kevin McReynolds, R (1, 8) <small>OBP: 0.310, SLG: 0.410</small>		0-0 3-H HR		0-0 F8		4-0 FC6-4 BB				2 1 1 2 1 0 1										
Garry Templeton, S (1, 6) <small>OBP: 0.347, SLG: 0.405</small>		0-3 K		0-3 K		0-0 FC6-4 1-2f				3 0 0 0 0 2 1										
Dave Dravecky, R (1, 1) <small>OBP: 0.154, SLG: 0.135</small> Bobby Brown, S (8, PH) <small>OBP: 0.213, SLG: 0.205</small> Craig Lefferts, L (8, 1) <small>OBP: 0.333, SLG: 0.333</small>			0-0 4-3		0-0 5-3			0-3 K		2 0 0 0 0 0 0 1 0 0 0 0 1 0 0 0 0 0 0 0 0										
Inning Stats	R: 0 E: 0 K: 0 S: 3	H: 0 LOB: 0 BB: 0 P: 3	R: 2 E: 0 K: 2 S: 9	H: 2 LOB: 0 BB: 0 P: 9	R: 0 E: 0 K: 0 S: 2	H: 0 LOB: 0 BB: 1 P: 6	R: 1 E: 0 K: 0 S: 5	H: 3 LOB: 1 BB: 0 P: 5	R: 0 E: 0 K: 1 S: 5	H: 0 LOB: 0 BB: 0 P: 5	R: 0 E: 0 K: 0 S: 3	H: 0 LOB: 1 BB: 1 P: 7	R: 0 E: 0 K: 2 S: 8	H: 1 LOB: 1 BB: 0 P: 8	R: 0 E: 0 K: 2 S: 7	H: 0 LOB: 0 BB: 0 P: 7	1B: 4 2B: 1 3B: 0 HR: 1	SF: 1 SAC: 0 DP: 1 HBP: 0	WP: 0 PB: 0 SB: 0 CS: 0	PA: 33
PITCHER	IP WLS BF H R ER SO BB IBB HBP BLK WP HR S P ERA WHIP																			
Scott Sanderson, R (1, 1) <small>ERA: 2.26</small> Lee Smith, R (8, 1) <small>ERA: 2.47</small>	7.0 W 26 5 3 3 3 2 0 0 0 0 0 1 30 38 3.86 1.000																			
	2.0 S 7 1 0 0 4 0 0 0 0 0 0 0 15 15 0.00 0.500																			

San Diego Padres @ Chicago Cubs
 Wrigley Field, Chicago, IL
 Wed Jul 10 1985, 3:33 AM CDT
 Att: 35,042 - Unknown

livebaseballscorecards.com

AB 30
R 3
H 6
RBI 3
BB 2
SO 7
LOB 6



Batter	1	2	3	4	5	6	7	8	9
Billy Hatcher, R OBP: 0.346, SLG: 0.472 (1, 8)	0-3 K		0-0 G5-3 BB 1B		0-0 E5 23 1-3 1B		0-0 HR 1B	0-0 5-3	
23 Ryne Sandberg, R OBP: 0.335, SLG: 0.456 (1, 4)	0-0 F9		0-0 F8		0-0 1-3		0-0 F8		
Davey Lopes, R OBP: 0.425, SLG: 0.462 (1, 7)	0-0 2B		4-0 1-2 BB		0-0 6-3 2-H 1B		0-0 1-H HR		
Keith Moreland, R OBP: 0.377, SLG: 0.425 (1, 9)	0-0 6-3		0-0 G5-3 2-3f		0-0 6-3 1-2f		0-0 HR		
Jody Davis, R OBP: 0.319, SLG: 0.429 (1, 2)		0-0 6-3		0-0 F9		0-0 F9	4-0 BB BB BB BB		
Ron Cey, R OBP: 0.315, SLG: 0.381 (1, 5)		4-0 BB BB BB BB	0-0 1B BB	0-0 F7		0-0 6-3	0-0 F4		
Lee Smith, R (8, 1)									
Leon Durham, L OBP: 0.366, SLG: 0.482 (1, 3)		0-0 FC5-4 1-2 1B		0-0 1B 1B		0-0 1B		0-0 F7	
Larry Bowa, S OBP: 0.238, SLG: 0.235 (1, 6)		0-3 K		0-0 1-2 1B		0-0 5-3		0-0 1B	
Scott Sanderson, R OBP: 0.103, SLG: 0.037 (1, 1)		0-0 FC5-4		0-3 K			0-0 F8	0-0 F7	
Bob Dernier, R OBP: 0.322, SLG: 0.318 (7, PH)									
Chris Speier, R OBP: 0.316, SLG: 0.387 (8, 5)									

Inning Stats	R: 0	H: 1	E: 0	LOB: 1	K: 1	BB: 0	S: 6	P: 6
	R: 0	H: 1	E: 0	LOB: 2	K: 1	BB: 1	S: 6	P: 10
	R: 0	H: 1	E: 0	LOB: 1	K: 0	BB: 1	S: 3	P: 7
	R: 0	H: 2	E: 0	LOB: 2	K: 1	BB: 0	S: 7	P: 7
	R: 1	H: 1	E: 1	LOB: 0	K: 0	BB: 0	S: 4	P: 4
	R: 0	H: 1	E: 0	LOB: 1	K: 0	BB: 0	S: 4	P: 4
	R: 3	H: 3	E: 0	LOB: 1	K: 0	BB: 1	S: 6	P: 10
	R: 0	H: 1	E: 0	LOB: 1	K: 0	BB: 0	S: 4	P: 4

PITCHER	IP	WLS	BF	H	R	ER	SO	BB	IBB	HBP	BLK	WP	HR	S	P	ERA	WHIP
Dave Dravecky, L ERA: 2.11 (1, 1)	7.0	L	33	10	4	3	3	3	3	0	0	0	2	36	48	3.86	1.857
Craig Lefferts, L ERA: 4.06 (8, 1)	1.0		4	1	0	0	0	0	0	0	0	0	0	4	4	0.00	1.000

BOTTOM

San Diego Padres @ Chicago Cubs
Wrigley Field, Chicago, IL
Wed Jul 10 1985, 3:33 AM CDT
Att. 35,042 - Unknown

AB	R	H	RBI	BB	SO	LOB
5	2	2	0	0	1	1
4	0	0	0	0	0	3
3	1	3	3	1	0	0
4	1	1	1	0	0	4
3	0	0	0	1	0	0
3	0	0	0	1	0	1
0	0	0	0	0	0	0
4	0	3	0	0	0	0
4	0	2	0	0	1	3
2	0	0	0	0	1	4
1	0	0	0	0	0	0
1	0	0	0	0	0	1

AB	34
R	4
H	11
RBI	4
BB	3
SO	3
LOB	17

WP: 0 PA: 37
PB: 0
SB: 0
CS: 0



1B	2B	3B	HR	SF	SAC	DP	HBP	WP	HR	S	P	ERA	WHIP
8	2	0	2	0	0	2	0	0	0	0	0	0	0

Batter	1	2	3	4	5	6	7	8	9	AB R H RBI BB SO LOB	TOP
Jerry Royster, R (1, 4) OBP: 0.382, SLG: 0.418	0-0 1B S 1B		0-0 5-3		0-0 6-3			0-0 1-3		4 0 1 0 0 0 0	
Tony Gwynn, L (1, 9) OBP: 0.346, SLG: 0.424	0-3 K		0-0 F7			0-3 K		0-0 F8	4 0 0 0 0 2 1		
Steve Garvey, R (1, 3) OBP: 0.291, SLG: 0.439	0-0 F9		0-0 1B			0-0 F9		0-3 K	4 0 1 0 0 1 1		
Kurt Bevacqua, R (1, 5) OBP: 0.397, SLG: 0.419	0-0 BB 1-3 1B		0-0 5-3			0-0 F8		0-0 FC6-4 1B	4 0 2 0 0 0 1		
Kevin McReynolds, R (1, 8) OBP: 0.309, SLG: 0.406	4-0 BB 1-2 BB			0-0 1-3			0-0 L5	0-0 FC6-4 1-2f	3 0 0 0 1 0 1		
Terry Kennedy, L (1, 2) OBP: 0.297, SLG: 0.389	0-0 4-1			0-3 K			0-0 G6-4-3 1B		3 0 1 0 0 1 3		
Carmelo Martinez, R (1, 7) OBP: 0.343, SLG: 0.453		0-0 F3		0-0 F7			0-0 G6-4-3 1-2f		3 0 0 0 0 0 1		
Garry Templeton, S (1, 6) OBP: 0.344, SLG: 0.401					0-0 6-3			0-0 4-3	3 0 0 0 0 0 0		
Mark Thurmond, L (1, 1) Gerry Davis, R (5, PH) Roy Lee Jackson, R (5, 1) Bobby Brown, S (8, PH) Craig Lefferts, L (8, 1) OBP: 0.208, SLG: 0.200 OBP: 0.333, SLG: 0.333		0-3 K			0-0 6-3			0-0 4-3	1 0 0 0 0 1 0 1 0 0 0 0 0 0 0 0 0 0 0 0 0 1 0 0 0 0 0 0 0 0 0 0 0 0 0		
Inning Stats	R: 0 H: 2 E: 0 LOB: 3 K: 1 BB: 1 S: 7 P: 11	R: 0 H: 0 E: 0 LOB: 0 K: 1 BB: 0 S: 5 P: 5	R: 0 H: 1 E: 0 LOB: 1 K: 0 BB: 0 S: 4 P: 4	R: 0 H: 0 E: 0 LOB: 0 K: 1 BB: 0 S: 5 P: 5	R: 0 H: 0 E: 0 LOB: 0 K: 0 BB: 0 S: 3 P: 3	R: 0 H: 0 E: 0 LOB: 0 K: 1 BB: 0 S: 5 P: 5	R: 0 H: 1 E: 0 LOB: 0 K: 0 BB: 0 S: 3 P: 3	R: 0 H: 0 E: 0 LOB: 0 K: 1 BB: 0 S: 6 P: 6	1B: 5 SF: 0 2B: 0 SAC: 0 3B: 0 DP: 1 HR: 0 HBP: 0	WP: 0 PA: 32 PB: 0 SB: 1 CS: 0	
PITCHER John Tudor, L (1, 1) ERA: 2.27	IP WLS BF H R ER SO BB IBB HBP BLK WP HR S P ERA WHIP	9.0 W 32 5 0 0 5 1 0 0 0 0 0 0 41 45 0.00 0.667									

San Diego Padres @ St. Louis Cardinals
 Busch Stadium, St. Louis, MO
 Thu Jul 11 1985, 7:05 PM CDT
 Att. 32,805 - Unknown

AB	31
R	0
H	5
RBI	0
BB	1
SO	5
LOB	8



Batter	1	2	3	4	5	6	7	8	9	AB R H RBI BB SO LOB	BOTTOM
Vince Coleman, S OBP: 0.340, SLG: 0.360 (1, 7)	0-0 S 1B 1B	0-0 F9		0-0 S S E 1B		4-0 CS BB		0-0 F3		4 2 2 0 1 0 2	San Diego Padres @ St. Louis Cardinals Busch Stadium, St. Louis, MO Thu Jul 11 1985, 7:05 PM CDT Att. 32,805 - Unknown
Willie McGee, S OBP: 0.380, SLG: 0.488 (1, 8)	0-0 S 1B	0-3 K		4-0 S 2B BB		0-0 3-1		0-0 2B		4 2 2 0 1 1 3	
Tom Herr, S OBP: 0.400, SLG: 0.443 (1, 4)	0-0 5-3	0-0 FC6-4		0-0 5-3		0-0 4-3		0-0 6-3		5 0 0 0 0 0 6	
Jack Clark, R OBP: 0.397, SLG: 0.542 (1, 3)	0-0 F9		0-3 K		0-0 2B		0-0 HR			4 1 2 2 0 1 2	
Tito Landrum, R OBP: 0.448, SLG: 0.544 (1, 9) Andy Van Slyke, L OBP: 0.353, SLG: 0.474 (7, PH) (8, 9)	0-0 1B		0-0 E 1B 1B		0-3 K		0-0 F3 S 1B			3 0 2 2 0 1 1 1 0 1 0 0 0 0	
Terry Pendleton, S OBP: 0.270, SLG: 0.285 (1, 5)	0-0 4-3		0-0 F1		0-0 G3		0-3 K			4 0 0 0 0 1 3	
Ozzie Smith, S OBP: 0.344, SLG: 0.384 (1, 6)		0-0 E 1B		0-0 E1 1B		0-0 E6 S		0-0 F3		4 1 2 0 0 0 1	
Tom Nieto, R OBP: 0.315, SLG: 0.285 (1, 2)		0-0 E8 2B		0-0 5-3		0-3 K		0-3 K		4 0 1 1 0 2 4	
John Tudor, L OBP: 0.176, SLG: 0.167 (1, 1)		4-0 FC6-4 BB		0-0 F9		0-0 L4		0-0 L6		3 0 0 0 1 0 1	
Inning Stats	R: 2 H: 3 E: 0 LOB: 1 K: 0 BB: 0 S: 6 P: 6	R: 1 H: 2 E: 1 LOB: 2 K: 1 BB: 1 S: 7 P: 11	R: 0 H: 2 E: 1 LOB: 2 K: 1 BB: 0 S: 7 P: 7	R: 2 H: 2 E: 0 LOB: 1 K: 1 BB: 1 S: 7 P: 11	R: 0 H: 0 E: 1 LOB: 1 K: 1 BB: 0 S: 6 P: 6	R: 0 H: 0 E: 0 LOB: 0 K: 0 BB: 1 S: 2 P: 6	R: 1 H: 2 E: 0 LOB: 1 K: 2 BB: 0 S: 9 P: 9	R: 0 H: 1 E: 0 LOB: 1 K: 0 BB: 0 S: 4 P: 4		1B: 8 SF: 0 2B: 3 SAC: 0 3B: 0 DP: 0 HR: 1 HBP: 0	WP: 0 PA: 39 PB: 0 SB: 8 CS: 1
PITCHER	IP WLS BF H R ER SO BB IBB HBP BLK WP HR S P ERA WHIP										
Mark Thurmond, L ERA: 4.91 (1, 1)	4.0 L 23 9 5 5 3 2 0 0 0 0 0 0 27 35 11.25 2.750										
Roy Lee Jackson, R ERA: 1.8 (5, 1)	3.0 12 2 1 1 3 1 0 0 0 0 0 1 17 21 3.00 1.000										
Craig Lefferts, L ERA: 3.97 (8, 1)	1.0 4 1 0 0 0 0 0 0 0 0 0 0 4 4 0.00 1.000										

livebaseballscorecards.com

AB	36
R	6
H	12
RBI	5
BB	3
SO	6
LOB	23



Batter	1	2	3	4	5	6	7	8	9	AB R H RBI BB SO LOB	TOP									
Tim Flannery, L (1, 4) OBP: 0.374, SLG: 0.359	0-3 K		0-0 2-H 1B		0-0 F7			0-0 SH1-3 1B 2B	4-0 FC1-6-4 BB	4 1 2 1 1 1 1										
Bobby Brown, S (1, 9) OBP: 0.212, SLG: 0.188	4-0 CS BB		0-0 6-3			0-0 6-3		0-0 SH1-3 2-3	0-0 FC1-6-4 1-2f	3 0 0 0 1 0 2										
Steve Garvey, R (1, 3) OBP: 0.290, SLG: 0.435	0-0 5-3 1-2			0-0 F9		0-3 K		1-0 1B 1B HBP		3 0 0 0 0 1 1										
Graig Nettles, L (1, 5) OBP: 0.392, SLG: 0.406		0-0 F3		4-0 BB BB		0-0 L4		0-0 1B 1-2 3-H 1B		3 0 1 1 1 0 0										
Terry Kennedy, L (1, 2) OBP: 0.300, SLG: 0.394		0-0 L7		0-0 F7			0-0 2B	0-0 1-2 2-3 1B		4 0 2 0 0 0 1										
Carmelo Martinez, R (1, 7) OBP: 0.339, SLG: 0.446		0-0 F5		0-0 L7			0-0 F6	0-0 F3		4 0 0 0 0 0 5										
Kevin McReynolds, R (1, 8) OBP: 0.311, SLG: 0.408			0-0 FC6-4 1B		0-0 B1-6-4 1B		0-0 5-3	0-0 L7		4 0 2 0 0 0 4										
Garry Templeton, S (1, 6) OBP: 0.346, SLG: 0.400			0-0 FC6-4 SH3 1B 1-2f		0-0 B1-6-4 1B 1-2		4-0 IBB		0-0 5-3	3 1 1 0 1 0 1										
LaMarr Hoyt, R (1, 1) OBP: 0.116, SLG: 0.095			0-0 SH3		0-0 B1-6-4		0-3 K		0-0 G1-4-3	2 0 0 0 0 1 4										
Rich Gossage, R (8, 1)			1-2		1-2f 2-3					1 0 0 0 0 0 0										
Inning Stats	R: 0 E: 0 K: 1 S: 4	H: 0 LOB: 0 BB: 1 P: 8	R: 0 E: 0 K: 0 S: 3	H: 0 LOB: 0 BB: 0 P: 3	R: 1 E: 0 K: 0 S: 5	H: 2 LOB: 1 BB: 0 P: 5	R: 0 E: 0 K: 0 S: 3	H: 0 LOB: 1 BB: 1 P: 7	R: 0 E: 0 K: 1 S: 5	H: 2 LOB: 1 BB: 0 P: 4	R: 0 E: 0 K: 1 S: 6	H: 1 LOB: 2 BB: 1 P: 10	R: 1 E: 0 K: 0 S: 6	H: 3 LOB: 3 BB: 0 P: 7	R: 0 E: 0 K: 0 S: 3	H: 0 LOB: 1 BB: 1 P: 7	1B: 6 2B: 2 3B: 0 HR: 0	SF: 0 SAC: 2 DP: 1 HBP: 1	WP: 0 PB: 0 SB: 0 CS: 1	PA: 38
PITCHER	IP WLS BF H R ER SO BB IBB HBP BLK WP HR S P ERA WHIP																			ERA WHIP
Joaquin Andujar, R (1, 1) ERA: 2.37	8.0 L 34 8 2 2 3 2 1 1 0 0 0 36 49 2.25 1.250																			
Ken Dayley, L (9, 1) ERA: 2.86	1.0 4 0 0 0 0 0 1 0 0 0 0 0 3 7 0.00 1.000																			

San Diego Padres @ St. Louis Cardinals
 Busch Stadium, St. Louis, MO
 Fri Jul 12 1985, 7:05 PM CDT
 Att: 44,199 - Unknown

AB	31
R	2
H	8
RBI	2
BB	4
SO	3
LOB	19



Batter	1	2	3	4	5	6	7	8	9	AB R H RBI BB SO LOB
Vince Coleman, S (1, 7) OBP: 0.336, SLG: 0.355	0-0 4-3 ①		0-0 F2 ②			0-0 F8 ②			0-3 K ①	4 0 0 0 0 1 1
Willie McGee, S (1, 8) OBP: 0.375, SLG: 0.482	0-0 4-3 ②		0-0 G1-6-3 ③			0-0 5-3 ③			0-3 K ②	4 0 0 0 0 1 1
Tom Herr, S (1, 4) OBP: 0.395, SLG: 0.437	0-0 1-3 ③			0-0 F7 ①					0-0 4-3 ③	4 0 0 0 0 0 0
Jack Clark, R (1, 3) OBP: 0.397, SLG: 0.540		0-0 G3 1B		0-0 F5 ②					0-0 F6 ②	3 0 1 0 0 0 0
Andy Van Slyke, L (1, 9) OBP: 0.349, SLG: 0.467		0-0 G3 ①		0-0 4-3 ③					0-0 F8 ③	3 0 0 0 0 0 1
Terry Pendleton, S (1, 5) OBP: 0.267, SLG: 0.282		0-0 F6 ②			0-0 G3 ①				0-0 L7 ①	3 0 0 0 0 0 1
Ozzie Smith, S (1, 6) OBP: 0.344, SLG: 0.384		0-0 F7 ③			0-0 3-1 ②				0-0 CS 1B	3 0 1 0 0 0 1
Tom Nieto, R (1, 2) OBP: 0.321, SLG: 0.293 Randy Hunt, R (8, PR) (9, 2) OBP: 0.188, SLG: 0.188			0-0 FC6-4 2B			0-3 K ③			4-0 BB ②	2 0 1 0 1 1 0 0 0 0 0 0 0 0
Joaquin Andujar, S (1, 1) OBP: 0.200, SLG: 0.193 Steve Braun, L (8, PH) OBP: 0.268, SLG: 0.222 Ken Dayley, L (9, 1) OBP: 0.333, SLG: 0.333			0-0 FC6-4 S ①			0-3 K ①			0-0 F7 ③	2 0 0 0 0 1 1 1 0 0 0 0 0 1 0 0 0 0 0 0 0

Inning Stats	R: 0	H: 0	E: 0	K: 0	S: 3	R: 0	H: 1	E: 0	K: 0	S: 4	R: 0	H: 1	E: 0	K: 0	S: 4	R: 0	H: 0	E: 0	K: 0	S: 3	R: 0	H: 0	E: 0	K: 1	S: 5	R: 0	H: 0	E: 0	K: 1	S: 5	R: 0	H: 1	E: 0	K: 0	S: 3	R: 0	H: 0	E: 0	K: 2	S: 7	1B: 2	SF: 0	2B: 1	SAC: 0	3B: 0	DP: 0	HR: 0	HBP: 0	WP: 0	PA: 30
--------------	------	------	------	------	------	------	------	------	------	------	------	------	------	------	------	------	------	------	------	------	------	------	------	------	------	------	------	------	------	------	------	------	------	------	------	------	------	------	------	------	-------	-------	-------	--------	-------	-------	-------	--------	-------	--------

PITCHER	IP	WLS	BF	H	R	ER	SO	BB	IBB	HBP	BLK	WP	HR	S	P	ERA	WHIP
LaMarr Hoyt, R (1, 1) ERA: 2.93	7.0	W	23	2	0	0	2	0	0	0	0	0	0	27	27	0.00	0.286
Rich Gossage, R (8, 1) ERA: 1.72	2.0	S	7	1	0	0	2	1	0	0	0	0	0	10	14	0.00	1.000

BOTTOM

San Diego Padres @ St. Louis Cardinals
 Busch Stadium, St. Louis, MO

Fri Jul 12 1985, 7:05 PM CDT
 Att. 44,199 - Unknown

livebaseballscorecards.com

AB	29
R	0
H	3
RBI	0
BB	1
SO	4
LOB	7



Batter	1	2	3	4	5	6	7	8	9	AB R H RBI BB SO LOB	TOP											
Tim Flannery, L (1, 4) OBP: 0.376, SLG: 0.367	0-0 2B		0-0 G3		0-3 K			0-0 WP 1B 1B		4 1 2 0 0 1 0	San Diego Padres @ St. Louis Cardinals Busch Stadium, St. Louis, MO Sat Jul 13 1985, 7:05 PM CDT Att: 47,720 - Unknown livebaseballscorecards.com											
Bobby Brown, S (1, 9) OBP: 0.214, SLG: 0.192	0-3 K		0-0 3-1			0-0 F2		0-0 1-2 1B 1B		4 1 1 0 0 1 1												
Steve Garvey, R (1, 3) OBP: 0.287, SLG: 0.431	0-0 F6				0-0 F8		0-0 5-3	0-0 F7		4 0 0 0 0 0 3												
Graig Nettles, L (1, 5) OBP: 0.398, SLG: 0.412	0-3 K				0-0 2B FC5 1B		0-0 1B	0-0 1B 1B		4 1 3 2 0 1 1												
Terry Kennedy, L (1, 2) OBP: 0.302, SLG: 0.399			0-0 F8		0-0 FC5 1-3 2B		0-0 F7	0-0 1-2 1B		4 0 2 0 0 0 1												
Carmelo Martinez, R (1, 7) OBP: 0.341, SLG: 0.443			4-0 BB		4-0 FC5 BB		0-0 F6	0-0 6-3		2 0 0 0 2 0 2												
Craig Lefferts, L (8, 1) OBP: 0.333, SLG: 0.333										0 0 0 0 0 0 0												
Kevin McReynolds, R (1, 8) OBP: 0.308, SLG: 0.402			0-0 F8		0-0 FC5 1-2 2-3f 3-H PO		0-0 6-3		0-0 6-3	4 0 0 1 0 0 3												
Garry Templeton, S (1, 6) OBP: 0.345, SLG: 0.399			0-3 K		0-0 PO	0-0 G3		0-0 F8		1 0 0 0 0 1 1												
Jerry Royster, R (4, PH) OBP: 0.374, SLG: 0.409					1-2				0-0 4-3	3 0 0 0 0 0 0												
Ed Wojna, R (1, 1) OBP: 0.167, SLG: 0.167			0-3 K			0-3 K		0-0 F8	0-0 F9	2 0 0 0 0 2 0												
Tim Stoddard, R (6, 1)										0 0 0 0 0 0 0												
Al Bumbry, L (8, PH) OBP: 0.279, SLG: 0.246										2 0 0 0 0 0 0												
Inning Stats	R: 0 E: 0 K: 2 S: 8	H: 1 LOB: 1 BB: 0 P: 8	R: 0 E: 0 K: 1 S: 5	H: 0 LOB: 1 BB: 1 P: 9	R: 0 E: 0 K: 1 S: 5	H: 0 LOB: 0 BB: 0 P: 5	R: 1 E: 0 K: 0 S: 4	H: 2 LOB: 1 BB: 1 P: 8	R: 0 E: 0 K: 2 S: 7	H: 0 LOB: 0 BB: 0 P: 7	R: 0 E: 0 K: 0 S: 4	H: 1 LOB: 1 BB: 0 P: 4	R: 0 E: 0 K: 0 S: 3	H: 0 LOB: 0 BB: 0 P: 3	R: 2 E: 0 K: 0 S: 7	H: 4 LOB: 2 BB: 0 P: 7	R: 0 E: 0 K: 0 S: 3	H: 0 LOB: 0 BB: 0 P: 3	1B: 6 2B: 2 3B: 0 HR: 0	SF: 0 SAC: 0 DP: 0 HBP: 0	WP: 1 PB: 0 SB: 0 CS: 0	PA: 37
PITCHER	IP WLS BF H R ER SO BB IBB HBP BLK WP HR S P ERA WHIP												IP WLS BF H R ER SO BB IBB HBP BLK WP HR S P ERA WHIP									
Danny Cox, R (1, 1) ERA: 2.36	7.2 W 32 8 3 3 6 2 0 0 0 1 0 42 50 3.52 1.304																					
Jeff Lahti, R (8, 1) ERA: 2.7	1.1 S 4 0 0 0 0 0 0 0 0 0 0 4 4 0.00 0.000																					

San Diego Padres @ St. Louis Cardinals
 Busch Stadium, St. Louis, MO
 Sat Jul 13 1985, 7:05 PM CDT
 Att: 47,720 - Unknown

AB	34
R	3
H	8
RBI	3
BB	2
SO	6
LOB	12



Batter	1	2	3	4	5	6	7	8	9
Vince Coleman, S OBP: 0.338, SLG: 0.357 (1, 7)	0-0 4-3 ①		0-0 G3 ① 1-2 2-3		0-0 E BLK 1B	0-0 S 1B			
Willie McGee, S OBP: 0.370, SLG: 0.475 (1, 8)	0-3 K2-3 ②		0-0 E6 2B ② 2-H 3-H		0-0 E1 1B 2B ② 1-3	0-0 6-3 ③ 1-2			
Tom Herr, S OBP: 0.397, SLG: 0.441 (1, 4)	0-0 F8 ③		0-0 7-4 2B ② 2-H		0-0 2B 1B ② 1-3 3-H		0-0 F7 ①		
Jack Clark, R OBP: 0.395, SLG: 0.539 (1, 3)		0-0 6-3 ①	0-0 7-4 ② ③ 2-3f		0-0 2B ② 2-H 3-H		0-3 K ②		
Andy Van Slyke, L OBP: 0.351, SLG: 0.465 (1, 9)		4-0 S BLK 9-2-5 BB		0-0 G3 ①	0-0 4-3 ②		0-0 1B		
Terry Pendleton, S OBP: 0.264, SLG: 0.278 (1, 5)		0-0 9-2-5 ② ③ 1-H		0-0 F7 ②	0-0 6-3 ③		0-3 K ③		
Ozzie Smith, S OBP: 0.346, SLG: 0.383 (1, 6)			0-0 1B BB E 1B	1-0 HBP		0-3 K ①		0-0 3-1 ①	
Tom Nieto, R OBP: 0.319, SLG: 0.288 (1, 2)			4-0 G3 E 1-2 BB	0-0 F7 ③		0-0 4-3 ②		0-0 F3 ②	
Danny Cox, R OBP: 0.176, SLG: 0.146 Jeff Lahti, R (8, 1)			0-0 E6 G3 1-2 2-H E 1B		0-3 K ①	4-0 1B BB		0-0 6-3 ③	


AB	R	H	RBI	BB	SO	LOB
4	1	2	0	0	0	2
4	2	0	0	0	1	3
4	1	2	2	0	0	0
4	0	1	2	0	1	1
3	0	1	0	1	0	1
4	0	0	0	0	1	3
3	1	1	0	0	1	0
3	1	0	0	1	0	1
2	1	1	0	1	1	0
1	0	0	0	0	0	0

AB	32
R	7
H	8
RBI	4
BB	3
SO	5
LOB	11

Inning Stats		R: 0	H: 0	E: 0	LOB: 0	K: 1	BB: 0	S: 5	P: 5
Inning Stats		R: 0	H: 0	E: 0	LOB: 0	K: 0	BB: 1	S: 2	P: 6
Inning Stats		R: 4	H: 3	E: 2	LOB: 0	K: 0	BB: 1	S: 6	P: 10
Inning Stats		R: 0	H: 0	E: 0	LOB: 1	K: 0	BB: 0	S: 3	P: 4
Inning Stats		R: 3	H: 3	E: 1	LOB: 1	K: 1	BB: 0	S: 9	P: 9
Inning Stats		R: 0	H: 1	E: 0	LOB: 2	K: 1	BB: 1	S: 6	P: 10
Inning Stats		R: 0	H: 1	E: 0	LOB: 1	K: 2	BB: 0	S: 8	P: 8
Inning Stats		R: 0	H: 0	E: 0	LOB: 0	K: 0	BB: 0	S: 3	P: 3

PITCHER															IP	WLS	BF	H	R	ER	SO	BB	IBB	HBP	BLK	WP	HR	S	P	ERA	WHIP
Ed Wojna, R ERA: 4.94															(1, 1)	5.0	L	24	6	7	4	2	2	0	1	0	0	25	34	7.20	1.600
Tim Stoddard, R ERA: 3.72															(6, 1)	2.0		9	2	0	0	3	1	0	0	0	0	14	18	0.00	1.500
Craig Lefferts, L ERA: 3.88															(8, 1)	1.0		3	0	0	0	0	0	0	0	0	0	3	3	0.00	0.000

San Diego Padres @ St. Louis Cardinals
 Busch Stadium, St. Louis, MO
 Sat Jul 13 1985, 7:05 PM CDT
 Att. 47,720 - Unknown



WP	PA	3B	SF	SAC	DP	CS
0	36	0	0	0	2	0

Batter	1	2	3	4	5	6	7	8	9	AB R H RBI BB SO LOB	TOP											
Tim Flannery, L (1, 4) OBP: 0.382, SLG: 0.371	0-0 4-3		0-0 FC4-6 1B			0-0 G4-6-3 1B		4-0 FC4-6 BB		3 0 2 0 1 0 0	San Diego Padres @ St. Louis Cardinals Busch Stadium, St. Louis, MO Sun Jul 14 1985, 3:33 AM CDT Att: 38,509 - Unknown livebaseballscorecards.com											
Tony Gwynn, L (1, 9) OBP: 0.343, SLG: 0.419	0-0 4-3		0-0 FC4-6 1-2f			0-0 G4-6-3 1-2f		0-0 F7		4 0 0 0 0 0 3												
Steve Garvey, R (1, 3) OBP: 0.284, SLG: 0.426	0-0 6-3							0-0 FC4-6 1-2f		4 0 0 0 0 0 1												
Graig Nettles, L (1, 5) OBP: 0.392, SLG: 0.405		0-3 K							0-3 K	4 0 0 0 0 2 0												
Terry Kennedy, L (1, 2) OBP: 0.302, SLG: 0.397		0-0 6-3						0-0 F7		4 1 1 0 0 0 0												
Carmelo Martinez, R (1, 7) OBP: 0.343, SLG: 0.442		4-0 BB						0-0 L3		3 0 1 0 1 1 0												
Kevin McReynolds, R (1, 8) OBP: 0.308, SLG: 0.402		0-0 1-3								3 0 1 1 0 0 1												
Mario Ramirez, R (1, 6) OBP: 0.308, SLG: 0.400			0-0 F6							3 0 0 0 0 0 2												
Eric Show, R (1, 1) OBP: 0.077, SLG: 0.077			0-3 K							2 0 0 0 0 1 0												
Al Bumbry, L (8, PH) OBP: 0.274, SLG: 0.241						0-0 F3				1 0 0 0 0 0 0												
Dave Dravecky, R (8, 1) OBP: 0.154, SLG: 0.135								0-0 F8		0 0 0 0 0 0 0												
Inning Stats	R: 0 E: 0 K: 0 S: 3	H: 0 LOB: 0 BB: 0 P: 3	R: 0 E: 0 K: 1 S: 5	H: 0 LOB: 1 BB: 1 P: 9	R: 0 E: 0 K: 1 S: 6	H: 1 LOB: 1 BB: 0 P: 6	R: 0 E: 0 K: 0 S: 3	H: 0 LOB: 0 BB: 0 P: 3	R: 0 E: 0 K: 0 S: 5	H: 0 LOB: 0 BB: 0 P: 5	R: 0 E: 0 K: 0 S: 3	H: 1 LOB: 0 BB: 0 P: 3	R: 1 E: 0 K: 0 S: 6	H: 3 LOB: 2 BB: 0 P: 6	R: 0 E: 0 K: 0 S: 3	H: 0 LOB: 1 BB: 1 P: 7	R: 0 E: 0 K: 1 S: 5	H: 0 LOB: 0 BB: 0 P: 5	1B: 5 2B: 0 3B: 0 HR: 0	SF: 0 SAC: 0 DP: 1 HBP: 0	WP: 0 PB: 0 SB: 0 CS: 0	PA: 33
PITCHER	IP WLS BF H R ER SO BB IBB HBP BLK WP HR S P ERA WHIP																					
Kurt Kepshire, R (1, 1) ERA: 4.47	8.0 W 30 5 1 1 3 2 0 0 0 0 0 0 34 42 1.12 0.875																					
Ken Dayley, L (9, 1) ERA: 2.8	0.2 2 0 0 0 1 0 0 0 0 0 0 0 4 4 0.00 0.000																					
Jeff Lahti, R (9, 1) ERA: 2.67	0.1 S 1 0 0 0 0 0 0 0 0 0 0 0 1 1 0.00 0.000																					

San Diego Padres @ St. Louis Cardinals
 Busch Stadium, St. Louis, MO
 Sun Jul 14 1985, 3:33 AM CDT
 Att: 38,509 - Unknown

AB	31
R	1
H	5
RBI	1
BB	2
SO	4
LOB	7




Batter	1	2	3	4	5	6	7	8	9
Vince Coleman, S (1, 7) OBP: 0.340, SLG: 0.362	0-0 F9		0-0 E1			0-0 1B		0-0 1B 2B	
Willie McGee, S (1, 8) OBP: 0.369, SLG: 0.472	0-3 K		0-0 1B			0-0 F9		0-3 K	
Tom Herr, S (1, 4) OBP: 0.398, SLG: 0.445	0-0 2B				0-0 F7	0-0 1B		0-0 5-3	
Jack Clark, R (1, 3) OBP: 0.396, SLG: 0.536	0-3 K				0-3 K	4-0 1B		4-0 1B	
Andy Van Slyke, L (1, 9) OBP: 0.351, SLG: 0.461		4-0 BB			0-0 F4	0-0 F6		0-0 1B	
Tito Landrum, R (8, PH) OBP: 0.456, SLG: 0.552								1-3 2-H	
Terry Pendleton, S (1, 5) OBP: 0.264, SLG: 0.288		0-0 F7			0-0 4-3		0-0 HR	0-0 5-3	
Ozzie Smith, S (1, 6) OBP: 0.346, SLG: 0.383		0-0 1B			0-0 F4		0-0 G3		
Tom Nieto, R (1, 2) OBP: 0.314, SLG: 0.283		0-3 K			0-0 F8		0-0 1-3		
Kurt Kepshire, L (1, 1) OBP: 0.182, SLG: 0.226			0-3 K			0-0 F7		0-0 F8	
Ken Dayley, L (9, 1) OBP: 0.333, SLG: 0.333									
Jeff Lahti, R (9, 1)									

AB	R	H	RBI	BB	SO	LOB
4	1	2	0	0	0	0
4	0	1	0	0	2	2
4	0	2	0	0	0	1
2	0	0	0	2	2	1
2	0	0	0	1	0	3
1	0	1	1	0	0	0
4	1	1	1	0	0	3
3	0	1	0	0	0	0
3	0	0	0	0	1	1
3	0	0	0	0	1	0
0	0	0	0	0	0	0
0	0	0	0	0	0	0

BOTTOM

San Diego Padres @ St. Louis Cardinals
 Busch Stadium, St. Louis, MO
 Sun Jul 14 1985, 3:33 AM CDT
 Att. 38,509 - Unknown

AB	30
R	2
H	8
RBI	2
BB	3
SO	6
LOB	11



Inning Stats	R: 0	H: 1	E: 0	LOB: 1	K: 2	BB: 0	S: 8	P: 8
R: 0 H: 1 E: 0 LOB: 1 K: 1 BB: 1 S: 5 P: 9	R: 0 H: 0 E: 0 LOB: 0 K: 1 BB: 0 S: 5 P: 5	R: 0 H: 0 E: 0 LOB: 0 K: 0 BB: 0 S: 3 P: 3	R: 1 H: 1 E: 0 LOB: 0 K: 0 BB: 0 S: 4 P: 4	R: 1 H: 2 E: 0 LOB: 2 K: 1 BB: 1 S: 7 P: 11				

PITCHER	IP	WLS	BF	H	R	ER	SO	BB	IBB	HBP	BLK	WP	HR	S	P	ERA	WHIP
Eric Show, R (1, 1) ERA: 3.38	7.0		27	6	1	1	5	2	0	0	0	0	1	35	43	1.29	1.143
Dave Dravecky, L (8, 1) ERA: 2.17	1.0	L	6	2	1	1	1	0	1	0	0	0	0	7	11	9.00	2.000

WP: 0	PA: 33
1B: 5	SF: 0
2B: 2	SAC: 0
3B: 0	DP: 0
HR: 1	HBP: 0
WP: 0	PA: 33
PB: 0	ERA
SB: 0	WHIP
CS: 2	

Batter	1	2	3	4	5	6	7	8	9	AB R H RBI BB SO LOB	TOP
Bill Almon, R (1, 7) OBP: 0.342, SLG: 0.419 Joe Orsulak, L (4, 7) OBP: 0.339, SLG: 0.348	0-0 1B G6-4-3 2B		0-0 F8		0-0 G3			0-3 K		2 1 1 0 0 0 0 2 0 0 0 0 1 2	Pittsburgh Pirates @ San Diego Padres Jack Murphy Stadium, San Diego, CA Thu Jul 18 1985, 6:33 AM EDT Att: 20,740 - Unknown
Johnny Ray, S (1, 4) OBP: 0.285, SLG: 0.373	0-0 G6-4-3 2-3 1B		0-0 6-3			0-0 L4		0-0 F3		4 0 1 0 0 0 1	
Bill Madlock, R (1, 5) OBP: 0.316, SLG: 0.375	0-0 G6-4-3 1-2f 3-H			0-0 6-3		0-0 L4			0-0 F9	4 0 0 0 0 0 1	
Sixto Lezcano, R (1, 9) OBP: 0.396, SLG: 0.366	0-0 F8			0-0 HR		0-0 F3			0-0 4-3 1B 1B	4 1 2 1 0 0 0	
Jason Thompson, L (1, 3) OBP: 0.348, SLG: 0.414 Jim Morrison, R (9, PR) OBP: 0.284, SLG: 0.300		0-0 FC1-6 1B		0-0 F7		0-0 F5			0-0 4-3 1B	4 0 2 0 0 0 0 0 0 0 0 0 0 0	
Tony Peña, R (1, 2) OBP: 0.302, SLG: 0.377		0-0 FC1-6 FC4-6 1-2f		0-0 6-3		0-0 G4-6-3 1B			0-0 4-3 1-2 2-3	4 0 1 0 0 0 3	
Marvell Wynne, L (1, 8) OBP: 0.275, SLG: 0.300		0-0 FC4-6 1-2f			0-3 K		0-0 G4-6-3 1-2f		0-0 6-3	4 0 0 0 0 1 5	
Sam Khalifa, R (1, 6) OBP: 0.370, SLG: 0.370		0-0 4-3			0-0 5-3			0-0 SH1-4 1B		3 0 1 0 0 0 1	
Rick Reuschel, R (1, 1) OBP: 0.231, SLG: 0.269 Lee Mazzilli, S (8, PH) OBP: 0.442, SLG: 0.402 John Candelaria, L (8, 1)			0-0 F8		0-0 1B			0-0 SH1-4 1-2		2 0 1 0 0 0 0 0 0 0 0 0 0 0 0 0 0 0 0 0 0	
Inning Stats	R: 1 H: 2 E: 0 LOB: 0 K: 0 BB: 0 S: 4 P: 4	R: 0 H: 1 E: 1 LOB: 1 K: 0 BB: 0 S: 4 P: 4	R: 0 H: 0 E: 0 LOB: 0 K: 0 BB: 0 S: 3 P: 3	R: 1 H: 1 E: 0 LOB: 0 K: 0 BB: 0 S: 4 P: 4	R: 0 H: 1 E: 0 LOB: 1 K: 1 BB: 0 S: 6 P: 6	R: 0 H: 0 E: 0 LOB: 0 K: 0 BB: 0 S: 3 P: 3	R: 0 H: 1 E: 0 LOB: 0 K: 0 BB: 0 S: 3 P: 3	R: 0 H: 1 E: 0 LOB: 1 K: 1 BB: 0 S: 6 P: 6	R: 0 H: 2 E: 0 LOB: 3 K: 0 BB: 0 S: 5 P: 5	1B: 7 SF: 0 2B: 1 SAC: 1 3B: 0 DP: 2 HR: 1 HBP: 0	
PITCHER Dave Dravecky, L (1, 1) ERA: 2.21 Craig Lefferts, L (7, 1) ERA: 3.72 Rich Gossage, R (9, 1) ERA: 1.69	IP WLS BF H R ER SO BB IBB HBP BLK WP HR S P ERA WHIP 6.0 0 22 5 2 2 1 0 0 0 0 0 1 24 24 3.00 0.833 2.0 W 7 2 0 0 1 0 0 0 0 0 0 0 9 9 0.00 1.000 1.0 S 5 2 0 0 0 0 0 0 0 0 0 0 5 5 0.00 2.000										

livebaseballscorecards.com

AB	33
R	2
H	9
RBI	1
BB	0
SO	2
LOB	13



Batter	1	2	3	4	5	6	7	8	9	AB	R	H	RBI	BB	SO	LOB
Tim Flannery, L (1, 4) OBP: 0.380, SLG: 0.369	0-0 F7		0-0 1B		0-0 3-1		0-3 K			4	0	1	0	0	1	0
Tony Gwynn, L (1, 9) OBP: 0.339, SLG: 0.414	0-0 5-3		0-0 F8		0-0 4-3		0-0 F7			4	0	0	0	0	0	1
Steve Garvey, R (1, 3) OBP: 0.284, SLG: 0.424	0-3 K			0-0 1-3 BB 2B 1B	0-0 F9		0-0 4-3			4	1	1	0	0	1	0
Graig Nettles, L (1, 5) OBP: 0.394, SLG: 0.404		0-0 FC5-4 1B		4-0 1-3 2B BB		0-0 F8		0-0 F9		3	1	1	0	1	0	0
Terry Kennedy, L (1, 2) OBP: 0.301, SLG: 0.395		0-3 K		0-0 F6		0-0 WP 1B 1B		0-0 F8		4	0	1	0	0	1	3
Carmelo Martinez, R (1, 7) OBP: 0.345, SLG: 0.454		0-0 FC5-4 1-2f		0-0 1-3 1-2 2-3		0-0 WP 1B		0-0 HR		4	1	2	1	0	0	3
Kevin McReynolds, R (1, 8) OBP: 0.307, SLG: 0.403		0-0 F9		0-0 2-H 3-H 2B		0-3 K		0-0 F7		4	0	1	2	0	1	3
Garry Templeton, S (1, 6) OBP: 0.348, SLG: 0.397			0-0 F8	4-0 IBB		4-0 1-2 2-3 IBB				1	0	0	0	2	0	0
Dave Dravecky, R (1, 1) OBP: 0.146, SLG: 0.128			0-3 K	0-3 K		0-0 F8				2	0	0	0	0	2	2
Al Bumbry, L (6, PH) OBP: 0.270, SLG: 0.237										1	0	0	0	0	0	3
Craig Lefferts, L (7, 1) OBP: 0.333, SLG: 0.333										0	0	0	0	0	0	0
Rich Gossage, R (9, 1)										0	0	0	0	0	0	0

Inning Stats	R: 0	H: 0	E: 0	K: 1	S: 5	P: 5	R: 0	H: 1	E: 0	K: 1	S: 6	P: 6	R: 0	H: 1	E: 0	K: 1	S: 6	R: 2	H: 2	E: 0	K: 1	S: 7	P: 15	R: 0	H: 0	E: 0	K: 0	S: 3	P: 3	R: 0	H: 2	E: 0	K: 1	S: 7	P: 11	R: 0	H: 0	E: 0	K: 1	S: 5	P: 5	R: 1	H: 1	E: 0	K: 0	S: 4	P: 4																		
PITCHER	IP	WLS	BF	H	R	ER	SO	BB	IBB	HBP	BLK	WP	HR	S	P	ERA	WHIP																			PITCHER	IP	WLS	BF	H	R	ER	SO	BB	IBB	HBP	BLK	WP	HR	S	P	ERA	WHIP												
Rick Reuschel, R (1, 1) ERA: 2.35	7.0		30	6	2	2	6	1	2	0	0	1	0	39	51	2.57	1.000																																																
John Candelaria, L (8, 1) ERA: 3.19	1.0	L	4	1	1	1	0	0	0	0	0	0	1	4	4	9.00	1.000																																																


BOTTOM

Pittsburgh Pirates @ San Diego Padres
Jack Murphy Stadium, San Diego, CA

Thu Jul 18 1985, 6:33 AM EDT
Att. 20,740 - Unknown

AB	31
R	3
H	7
RBI	3
BB	3
SO	6
LOB	15

WP: 1 PA: 34
PB: 0
SB: 0
CS: 0



livebaseballscorecards.com

Batter	1	2	3	4	5	6	7	8	9	AB R H RBI BB SO LOB	TOP
Marvell Wynne, L (1, 8) <small>OBP: 0.275, SLG: 0.299</small>	0-3 		0-0 4-3			0-0 		0-0 F7		4 0 1 0 0 1 1	Pittsburgh Pirates @ San Diego Padres Jack Murphy Stadium, San Diego, CA Fri Jul 19 1985, 10:05 PM EDT Att: 30,386 - Unknown
Lee Mazzilli, S (1, 3) <small>OBP: 0.426, SLG: 0.384</small>	0-0 		0-0 3-1			0-0 F9		0-0 P6		4 0 0 0 0 0 2	
Johnny Ray, S (1, 4) <small>OBP: 0.285, SLG: 0.372</small>	0-0 			0-0 4-3		0-0 		0-0 F7		4 0 1 0 0 0 2	
Sixto Lezcano, R (1, 9) <small>OBP: 0.391, SLG: 0.353</small>	0-0 6-3			0-0 5-3		0-0 		4-0 	B B B B	3 0 0 0 1 0 3	
Bill Madlock, R (1, 5) <small>OBP: 0.315, SLG: 0.373</small>		0-0 		0-0 		0-0 		0-0 	1-2f	4 0 1 0 0 0 1	
Tony Peña, R (1, 2) <small>OBP: 0.299, SLG: 0.373</small>		0-0 		0-0 		0-0 		0-0 	1-2f	4 0 0 0 0 0 2	
Steve Kemp, L (1, 7) <small>OBP: 0.311, SLG: 0.316</small>		0-0 			0-0 		0-0 			3 0 2 0 0 0 0	
Sam Khalifa, R (1, 6) <small>OBP: 0.357, SLG: 0.355</small>		0-0 6-3			0-3 K		0-0 			3 0 0 0 0 1 2	
Jose DeLeon, R (1, 1) <small>OBP: 0.147, SLG: 0.065</small> Doug Frobel, L (5, PH) <small>OBP: 0.357, SLG: 0.280</small> Jim Winn, R (5, 1) <small>OBP: 0.125, SLG: 0.129</small> Larry McWilliams, L (5, 1) <small>OBP: 0.343, SLG: 0.352</small> Joe Orsulak, L (8, PH) <small>OBP: 0.343, SLG: 0.352</small> Al Holland, R (8, 1) <small>OBP: 0.500, SLG: 0.800</small>			0-0 		0-0 		0-0 			1 0 0 0 0 0 0 1 0 1 0 1 0 0 0 0 0 0 0 0 0 0 0	
Inning Stats	R: 0 H: 0 E: 1 LOB: 1 K: 1 BB: 0 S: 6 P: 6	R: 0 H: 1 E: 0 LOB: 1 K: 0 BB: 0 S: 4 P: 4	R: 0 H: 0 E: 0 LOB: 0 K: 0 BB: 0 S: 3 P: 3	R: 0 H: 1 E: 0 LOB: 1 K: 0 BB: 0 S: 4 P: 4	R: 0 H: 0 E: 0 LOB: 0 K: 1 BB: 0 S: 5 P: 5	R: 0 H: 2 E: 0 LOB: 1 K: 0 BB: 0 S: 4 P: 4	R: 0 H: 1 E: 0 LOB: 1 K: 0 BB: 0 S: 4 P: 4	R: 0 H: 1 E: 0 LOB: 1 K: 0 BB: 0 S: 4 P: 4	R: 0 H: 0 E: 0 LOB: 0 K: 0 BB: 1 S: 2 P: 6	1B: 4 SF: 0 2B: 2 SAC: 0 3B: 0 DP: 2 HR: 0 HBP: 0	WP: 0 PA: 33 PB: 0 SB: 0 CS: 0
PITCHER Andy Hawkins, R (1, 1) <small>ERA: 3.16</small> Tim Stoddard, R (8, 1) <small>ERA: 3.52</small>	IP WLS BF H R ER SO BB IBB HBP BLK WP HR S P ERA WHIP 7.0 W 26 5 0 0 2 0 0 0 0 0 0 0 30 30 0.00 0.714 2.0 7 1 0 0 0 0 1 0 0 0 0 0 6 10 0.00 1.000	PITCHER IP WLS BF H R ER SO BB IBB HBP BLK WP HR S P ERA WHIP									

AB	32
R	0
H	6
RBI	0
BB	1
SO	2
LOB	13



WP: 0	PA: 33
PB: 0	
SB: 0	
CS: 0	

Batter	1	2	3	4	5	6	7	8	9	AB	R	H	RBI	BB	SO	LOB
Tim Flannery, L (1, 4) OBP: 0.382, SLG: 0.371	0-0 1-3			0-0 WP 1B	0-0 1B BB		0-0 F8			4	2	2	0	0	0	0
Tony Gwynn, L (1, 9) OBP: 0.338, SLG: 0.413	0-0 6-3			0-0 F7	0-0 1-3 BB BB 1B		0-0 F8			4	0	1	0	0	0	1
Steve Garvey, R (1, 3) OBP: 0.286, SLG: 0.423	0-0 6-3			0-0 1-H HR 1B	4-0 1-2 BB BB		0-0 5-3			3	1	1	1	1	0	0
Graig Nettles, L (1, 5) OBP: 0.399, SLG: 0.420		0-0 F8		0-0 1-2 HR 1B	4-0 1-2 2-3 3-H BB		0-0 HR			3	2	2	2	1	0	0
Terry Kennedy, L (1, 2) OBP: 0.300, SLG: 0.403		0-0 6-3		0-0 1-H 2-H HR	0-0 4-3		0-0 F9			4	1	1	3	0	0	3
Carmelo Martinez, R (1, 7) OBP: 0.347, SLG: 0.450		0-0 5-3		0-0 F7	4-0 BB BB BB FC4-6 BB		4-0 BB			2	0	0	0	2	0	0
Kevin McReynolds, R (1, 8) OBP: 0.304, SLG: 0.398			0-0 6-3	0-3 K		0-0 F9		0-3 K		4	0	0	0	0	2	2
Garry Templeton, S (1, 6) OBP: 0.344, SLG: 0.392			0-0 F7		0-0 4-3	0-0 FC4-6		0-0 L4		4	0	0	0	0	0	2
Andy Hawkins, R (1, 1) OBP: 0.111, SLG: 0.091			0-3 K		0-0 6-3	0-0 F7				3	0	0	0	0	1	1
Tim Stoddard, R (8, 1)										0	0	0	0	0	0	0

Inning Stats	R: 0	H: 0	E: 0	K: 0	S: 3	LOB: 0	BB: 0	P: 3	R: 0	H: 0	E: 0	K: 0	S: 3	LOB: 0	BB: 0	P: 3	R: 0	H: 0	E: 0	K: 0	S: 3	LOB: 0	BB: 0	P: 3	R: 0	H: 0	E: 0	K: 0	S: 3	LOB: 1	BB: 1	P: 7	R: 0	H: 0	E: 0	K: 0	S: 3	LOB: 0	BB: 0	P: 3	R: 1	H: 1	E: 0	K: 1	S: 6	LOB: 1	BB: 1	P: 10
--------------	------	------	------	------	------	--------	-------	------	------	------	------	------	------	--------	-------	------	------	------	------	------	------	--------	-------	------	------	------	------	------	------	--------	-------	------	------	------	------	------	------	--------	-------	------	------	------	------	------	------	--------	-------	-------

PITCHER	IP	WLS	BF	H	R	ER	SO	BB	IBB	HBP	BLK	WP	HR	S	P	ERA	WHIP
Jose DeLeon, R (1, 1) ERA: 4.86	4.0	L	16	4	4	4	2	0	0	0	0	1	1	20	20	9.00	1.000
Jim Winn, R (5, 1) ERA: 3.77	0.2		6	2	1	1	0	2	0	0	0	0	0	4	12	13.50	6.000
Larry McWilliams, L (5, 1) ERA: 4.53	2.1		8	0	0	0	0	1	0	0	0	0	0	7	11	0.00	0.429
Al Holland, L (8, 1) ERA: 3.51	1.0		5	1	1	1	1	1	0	0	0	0	1	6	10	9.00	2.000

BOTTOM

Pittsburgh Pirates @ San Diego Padres
Jack Murphy Stadium, San Diego, CA

Fri Jul 19 1985, 10:05 PM EDT
 Att. 30,386 - Unknown

AB	31
R	6
H	7
RBI	6
BB	4
SO	3
LOB	9



WP	HR	S	P	ERA	WHIP
1	1	10	10	9.00	2.000

Batter	1	2	3	4	5	6	7	8	9
Tim Flannery, L (1, 4) OBP: 0.384, SLG: 0.371	0-0 6-3		0-0 G6-4-3			4-0 BB	0-0 1B		
Tony Gwynn, L (1, 9) OBP: 0.337, SLG: 0.411	0-0 5-3			0-0 5-3	0-0 G4-6-3		0-0 1B		
Steve Garvey, R (1, 3) OBP: 0.286, SLG: 0.421	0-3 K			0-0 1B 6-3		0-0 E5 4-3 6-3	0-0 F8		
Graig Nettles, L (1, 5) OBP: 0.404, SLG: 0.424		0-0 1B FC1-6		0-0 1B 6-3		0-0 4-3		4-0 F9 BB	
Terry Kennedy, L (1, 2) OBP: 0.297, SLG: 0.398		0-0 1B FC1-6		0-0 1B 6-3		0-0 6-3		0-3 K	
Carmelo Martinez, R (1, 7) OBP: 0.348, SLG: 0.447		0-0 F2		4-0 BB		0-0 F7		4-0 1B BB	
Kevin McReynolds, R (1, 8) OBP: 0.301, SLG: 0.393		0-0 5-3		0-3 K			0-0 F9	0-0 F9	
Garry Templeton, S (1, 6) OBP: 0.345, SLG: 0.400			0-0 F8		0-0 SH1-3 2B		0-0 4-3 1B 2B	0-0 4-3	
LaMarr Hoyt, R (1, 1) OBP: 0.111, SLG: 0.091			0-0 E3		0-0 SH1-3		0-0 4-3		
Rich Gossage, R (9, 1)									

Inning Stats	R: 0	H: 0	E: 0	K: 1	S: 5	LOB: 0	BB: 0	P: 5
	R: 0	H: 1	E: 0	K: 0	S: 4	LOB: 1	BB: 0	P: 4
	R: 0	H: 0	E: 1	K: 0	S: 3	LOB: 0	BB: 0	P: 3
	R: 1	H: 2	E: 0	K: 1	S: 7	LOB: 2	BB: 1	P: 11
	R: 0	H: 1	E: 0	K: 0	S: 3	LOB: 1	BB: 1	P: 7
	R: 1	H: 0	E: 1	K: 0	S: 4	LOB: 0	BB: 0	P: 4
	R: 2	H: 3	E: 0	K: 0	S: 6	LOB: 1	BB: 0	P: 6
	R: 0	H: 0	E: 0	K: 1	S: 5	LOB: 2	BB: 2	P: 13

PITCHER															PITCHER																				
IP	WLS	BF	H	R	ER	SO	BB	IBB	HBP	BLK	WP	HR	S	P	ERA	WHIP	IP	WLS	BF	H	R	ER	SO	BB	IBB	HBP	BLK	WP	HR	S	P	ERA	WHIP		
Rick Rhoden, R (1, 1) ERA: 4.57	6.2	L	28	6	4	3	2	2	0	0	0	0	30	38	4.05	1.200																			
Al Holland, L (7, 1) ERA: 3.49	0.1		2	1	0	0	0	0	0	0	0	0	2	2	0.00	3.000																			
Don Robinson, R (8, 1) ERA: 3.38	1.0		5	0	0	0	1	2	0	0	0	0	5	13	0.00	2.000																			

AB R H RBI BB SO LOB

3	1	1	1	1	0	1
4	0	1	1	0	0	2
4	2	1	0	0	1	1
3	0	2	0	1	0	1
4	0	0	2	0	1	3
2	0	0	0	2	0	1
4	0	0	0	0	1	5
4	1	2	0	0	0	2
2	0	0	0	0	0	1
0	0	0	0	0	0	0

1B: 5	SF: 0	WP: 0	PA: 35
2B: 2	SAC: 1	PB: 0	
3B: 0	DP: 2	SB: 1	
HR: 0	HBP: 0	CS: 0	

Pittsburgh Pirates @ San Diego Padres
Jack Murphy Stadium, San Diego, CA
 Sat Jul 20 1985, 6:33 AM EDT
 Att. 36,340 - Unknown

livebaseballscorecards.com

AB	30
R	4
H	7
RBI	4
BB	4
SO	3
LOB	17



Batter	1	2	3	4	5	6	7	8	9	AB R H RBI BB SO LOB	TOP											
Marvell Wynne, L (1, 8) OBP: 0.277, SLG: 0.304	0-3 K	0-0 F4			0-0 F5		0-0 4-3		0-0 SH5-4 1B	5 1 1 0 0 1 1												
Steve Kemp, L (1, 7) OBP: 0.315, SLG: 0.339	0-0 4-3	0-0 F5			0-0 F7		0-0 6-3		0-0 SH5-4	4 0 0 0 0 0 1												
John Candelaria, L (7, 1)									1-2	0 0 0 0 0 0 0												
Cecilio Guante, R (9, 1) OBP: 0.125, SLG: 0.125										0 0 0 0 0 0 0												
Johnny Ray, S (1, 4) OBP: 0.291, SLG: 0.373	0-0 1B			0-0 HBP 1B		4-0 2B BB			4-0 1B IBB	3 1 2 0 2 1 0												
Jason Thompson, L (1, 3) OBP: 0.348, SLG: 0.415	0-0 F2			0-0 F7		0-0 1-3 2B			0-0 1B 1B	5 0 3 1 0 0 2												
Bill Madlock, R (1, 5) OBP: 0.316, SLG: 0.367									0-0 F8 1B	3 1 1 1 1 0 3												
Doug Frobel, L (1, 9) OBP: 0.359, SLG: 0.299									0-0 1-3 2-H 3-H 1B	5 1 2 0 0 1 5												
Sam Khalifa, R (1, 6) OBP: 0.352, SLG: 0.361									0-0 4-3	5 1 2 0 0 1 5												
Junior Ortiz, R (1, 2) OBP: 0.233, SLG: 0.267										4 1 2 2 0 0 1												
Lee Tunnell, R (1, 1) OBP: 0.059, SLG: 0.059										4 0 1 1 0 1 3												
Joe Orsulak, L (7, 7) OBP: 0.339, SLG: 0.347										3 0 0 0 0 2 2												
										1 0 0 0 0 0 0												
Inning Stats	R: 0 E: 0 K: 1 S: 6	H: 1 LOB: 1 BB: 0 P: 6	R: 3 E: 1 K: 1 S: 8	H: 3 LOB: 1 BB: 1 P: 12	R: 0 E: 0 K: 0 S: 3	H: 1 LOB: 1 BB: 0 P: 4	R: 0 E: 0 K: 1 S: 5	H: 0 LOB: 0 BB: 0 P: 5	R: 0 E: 0 K: 0 S: 4	H: 1 LOB: 2 BB: 1 P: 8	R: 0 E: 0 K: 1 S: 6	H: 1 LOB: 1 BB: 0 P: 6	R: 0 E: 0 K: 1 S: 5	H: 0 LOB: 0 BB: 0 P: 5	R: 0 E: 0 K: 1 S: 7	H: 2 LOB: 2 BB: 0 P: 7	R: 2 E: 0 K: 0 S: 6	H: 3 LOB: 2 BB: 1 P: 10	1B: 9 2B: 3 3B: 0 HR: 0	SF: 0 SAC: 1 DP: 1 HBP: 1	WP: 0 PB: 0 SB: 1 CS: 0	PA: 42
PITCHER	IP WLS BF H R ER SO BB IBB HBP BLK WP HR S P ERA WHIP																					
Eric Show, R (1, 1) ERA: 3.37	6.0 L 27 7 3 2 4 2 0 1 0 0 0 0 32 41 3.00 1.500																					
Craig Lefferts, L (7, 1) ERA: 3.58	2.0 8 2 0 0 2 0 0 0 0 0 0 0 12 12 0.00 1.000																					
Mark Thurmond, L (9, 1) ERA: 5.09	1.0 7 3 2 2 0 0 0 1 0 0 0 0 6 10 18.00 3.000																					

Pittsburgh Pirates @ San Diego Padres
 Jack Murphy Stadium, San Diego, CA
 Sun Jul 21 1985, 6:33 AM EDT
 Att. 23,481 - Unknown

livebaseballscorecards.com

AB	37
R	5
H	12
RBI	5
BB	3
SO	6
LOB	18



Batter	1	2	3	4	5	6	7	8	9	AB	R	H	RBI	BB	SO	LOB
Tim Flannery, L (1, 4) OBP: 0.383, SLG: 0.370 Jerry Royster, R (8, PH) OBP: 0.378, SLG: 0.409 (9, 4)	0-0 F5		0-0 1B			0-0 6-3		1-0 HBP		3	0	1	0	0	0	0
Tony Gwynn, L (1, 9) OBP: 0.339, SLG: 0.412	0-0 1-3 1B		0-0			0-0 1B		0-3 K		4	0	2	0	0	1	3
Steve Garvey, R (1, 3) OBP: 0.283, SLG: 0.417	0-0 1-3 1-2				0-0	0-0		0-0 F9		4	0	0	0	0	0	4
Graig Nettles, L (1, 5) OBP: 0.405, SLG: 0.425	0-0 4-3				0-0 G4-6-3 1B			0-0 F9		4	1	2	0	0	0	1
Terry Kennedy, L (1, 2) OBP: 0.296, SLG: 0.399		0-0 F7			0-0 G4-6-3 1-2f			0-0 F8 2B		4	0	1	0	0	1	2
Carmelo Martinez, R (1, 7) OBP: 0.350, SLG: 0.458		0-0 G6-4-3 1B				0-0 F8		0-0 F8 2-3		4	1	2	2	0	0	1
Kevin McReynolds, R (1, 8) OBP: 0.298, SLG: 0.389		0-0 G6-4-3 1-2f				0-0 F9		0-0 F9		4	0	0	0	0	0	2
Garry Templeton, S (1, 6) OBP: 0.347, SLG: 0.405			0-3 K			0-0 1-3		0-0 HBP 1B		4	0	2	0	0	1	0
Eric Show, R (1, 1) OBP: 0.075, SLG: 0.075 Al Bumbry, L (6, PH) OBP: 0.266, SLG: 0.233 Craig Lefferts, L (7, 1) OBP: 0.333, SLG: 0.333 Kurt Bevacqua, R (8, PH) OBP: 0.292, SLG: 0.413 Mark Thurmond, L (9, 1) Bobby Brown, S (9, PH) OBP: 0.211, SLG: 0.189			0-0 2			0-0 F8		0-0 F9		1	0	0	0	0	0	0

Inning Stats	R: 0	H: 1	E: 0	LOB: 1	K: 0	BB: 0	S: 4	P: 4	R: 0	H: 1	E: 0	LOB: 0	K: 0	BB: 0	S: 3	P: 3	R: 0	H: 1	E: 0	LOB: 0	K: 1	BB: 0	S: 6	P: 6	R: 0	H: 0	E: 0	LOB: 0	K: 0	BB: 0	S: 3	P: 3	R: 0	H: 1	E: 0	LOB: 1	K: 0	BB: 0	S: 4	P: 4	R: 0	H: 1	E: 0	LOB: 1	K: 0	BB: 0	S: 4	P: 4	R: 0	H: 1	E: 0	LOB: 2	K: 1	BB: 0	S: 6	P: 7	R: 2	H: 3	E: 0	LOB: 1	K: 2	BB: 0	S: 10	P: 10	1B: 7	SF: 0	2B: 2	SAC: 0	3B: 0	DP: 2	HR: 1	HBP: 1	WP: 0	PA: 36
PITCHER	IP	WLS	BF	H	R	ER	SO	BB	IBB	HBP	BLK	WP	HR	S	P	ERA	WHIP																			IP	WLS	BF	H	R	ER	SO	BB	IBB	HBP	BLK	WP	HR	S	P	ERA	WHIP																						
Lee Tunnell, R (1, 1) ERA: 4.47	6.0	W	21	5	0	0	1	0	0	0	0	0	0	23	23	0.00	0.833																																																									
John Candelaria, L (7, 1) ERA: 3.4	2.1		12	4	2	2	2	0	0	1	0	0	1	15	16	7.71	1.714																																																									
Cecilio Guante, R (9, 1) ERA: 1.78	0.2		3	1	0	0	1	0	0	0	0	0	0	5	5	0.00	1.500																																																									


BOTTOM

Pittsburgh Pirates @ San Diego Padres
Jack Murphy Stadium, San Diego, CA

Sun Jul 21 1985, 6:33 AM EDT
 Att. 23,481 - Unknown

livebaseballscorecards.com

AB	35
R	2
H	10
RBI	2
BB	0
SO	4
LOB	15



Batter	1	2	3	4	5	6	7	8	9	AB R H RBI BB SO LOB															
Bob Dernier, R (1, 8) OBP: 0.318, SLG: 0.319	0-0 F8			0-0 6-3	0-0 23 1B		0-0 F8		0-0 1B	5 1 2 2 0 0 0															
23 Ryne Sandberg, R (1, 4) OBP: 0.341, SLG: 0.469	0-3 K			0-0 6-3	0-0 1B		0-0 F3		0-0 F8	5 0 1 2 0 1 2															
Davey Lopes, R (1, 7) OBP: 0.408, SLG: 0.453	0-0 6-3			0-0 S 1B	0-0 BB			0-0 S 1B		3 1 2 0 1 0 0															
Keith Moreland, R (1, 9) OBP: 0.375, SLG: 0.436		0-0 F6		0-0 1B	0-0 F3			0-0 G4-6-3 1B		4 0 2 1 0 0 2															
Leon Durham, L (1, 3) OBP: 0.355, SLG: 0.452	0-3 K			0-3 K		0-0 1-3		0-0 G4-6-3		4 0 0 0 0 2 3															
Jody Davis, R (1, 2) OBP: 0.299, SLG: 0.395		0-0 F6			0-0 5-3	0-0 4-3		0-0 5-3		4 0 0 0 0 0 0															
Lee Smith, R (8, 1)										0 0 0 0 0 0 0															
Ron Cey, R (1, 5) OBP: 0.310, SLG: 0.375			0-0 F8		0-0 3-1	0-0 1B			0-0 SH1-4 1B	4 0 2 0 0 0 0															
Billy Hatcher, R (9, PR) OBP: 0.320, SLG: 0.419									0-0 2B	0 1 0 0 0 0 0															
Chris Speier, R (9, 5) OBP: 0.309, SLG: 0.365									0-0 2B	0 0 0 0 0 0 0															
Larry Bowa, S (1, 6) OBP: 0.269, SLG: 0.297			0-0 4-3		0-0 1B	0-0 F5			0-0 SH1-4	3 1 1 0 0 0 1															
Steve Trout, L (1, 1) OBP: 0.171, SLG: 0.152			0-3 K		0-0 2B		0-0 F4		0-3 K	1 0 0 0 0 1 0															
Warren Brusstar, R (4, 1) OBP: 0.193, SLG: 0.229					0-0 23 1B				0-0 K	0 0 0 0 0 0 0															
Gary Woods, R (5, PH) OBP: 0.193, SLG: 0.229									0-0 K	1 1 1 0 0 0 0															
George Frazier, R (5, 1) OBP: 0.193, SLG: 0.229									0-0 K	0 0 0 0 0 0 0															
Thad Bosley, L (7, PH) OBP: 0.359, SLG: 0.424									0-0 K	1 0 0 0 0 0 0															
Ron Meridini, L (7, 1) OBP: 0.359, SLG: 0.424									0-0 K	0 0 0 0 0 0 0															
Steve Lake, R (8, 2) OBP: 0.186, SLG: 0.227									0-0 K	1 0 0 0 0 1 2															
Inning Stats	R: 0 E: 0 K: 1 S: 5	H: 0 LOB: 0 BB: 0 P: 5	R: 0 E: 0 K: 1 S: 5	H: 0 LOB: 0 BB: 0 P: 5	R: 0 E: 0 K: 1 S: 5	H: 0 LOB: 0 BB: 0 P: 5	R: 0 E: 0 K: 1 S: 7	H: 2 LOB: 2 BB: 0 P: 7	R: 3 E: 0 K: 0 S: 7	H: 4 LOB: 2 BB: 1 P: 11	R: 0 E: 0 K: 0 S: 4	H: 1 LOB: 1 BB: 0 P: 4	R: 0 E: 0 K: 0 S: 3	H: 0 LOB: 0 BB: 0 P: 3	R: 1 E: 0 K: 0 S: 4	H: 2 LOB: 0 BB: 0 P: 4	R: 1 E: 0 K: 1 S: 7	H: 2 LOB: 2 BB: 0 P: 7	1B: 8 2B: 3 3B: 0 HR: 0	SF: 0 SAC: 1 DP: 1 HBP: 0	WP: 0 PB: 0 SB: 2 CS: 0	PA: 38			
PITCHER	IP WLS BF H R ER SO BB IBB HBP BLK WP HR S P ERA WHIP																								
Dave Dravecky, L (1, 1) ERA: 2.35	4.2		20	6	3	3	4	0	0	0	0	0	0	28	28	5.79	1.286								
Tim Stoddard, R (5, 1) ERA: 3.49	0.1		2	0	0	0	0	1	0	0	0	0	0	1	5	0.00	3.000								
Craig Lefferts, L (6, 1) ERA: 3.51	1.0		4	1	0	0	0	0	0	0	0	0	0	4	4	0.00	1.000								
Roy Lee Jackson, R (7, 1) ERA: 3.38	3.0	L	12	4	2	2	1	0	0	0	0	0	0	14	14	6.00	1.333								

Chicago Cubs @ San Diego Padres
 Jack Murphy Stadium, San Diego, CA
 Mon Jul 22 1985, 10:05 PM EDT
 Att: 23,873 - Unknown

livebaseballscorecards.com

AB	36
R	5
H	11
RBI	5
BB	1
SO	5
LOB	10




Batter	1	2	3	4	5	6	7	8	9	AB R H RBI BB SO LOB
Jerry Royster, R OBP: 0.380, SLG: 0.406 Tim Flannery, L OBP: 0.383, SLG: 0.367 (1, 4) (5, PH) (6, 4)	4-0 BB G6-4-3		0-0 4-3 2-3		4-0 1B 1-2 BB		0-3 K		0-3 K	1 0 0 0 1 0 1 2 0 0 0 1 2 1
Tony Gwynn, L OBP: 0.335, SLG: 0.407 (1, 9)	0-0 F8		0-0 3-1		0-3 K		0-0 4-3			4 0 0 0 0 1 4
Steve Garvey, R OBP: 0.285, SLG: 0.418 (1, 3)	0-0 G6-4-3 1-2f			0-0 2B 1B	0-0 1B 1-2 2-H		0-0 F7			4 1 2 1 0 0 1
Kevin McReynolds, R OBP: 0.294, SLG: 0.384 (1, 8)		0-0 6-3		0-0 F9	0-3 K			0-0 F4		4 0 0 0 0 1 3
Terry Kennedy, L OBP: 0.299, SLG: 0.413 (1, 2)		0-0 HR		0-0 2B 1-H		0-0 3-1		0-0 F7		4 1 2 2 0 0 0
Carmelo Martinez, R OBP: 0.349, SLG: 0.454 (1, 7)		0-0 F3		0-0 F9	4-0 1B BB		0-0 F9			3 0 0 0 1 0 1
Kurt Bevacqua, R OBP: 0.373, SLG: 0.388 (1, 5)		0-0 1-3		0-0 4-3		0-0 F9			0-3 K	4 0 0 0 0 1 2
Garry Templeton, S OBP: 0.352, SLG: 0.407 (1, 6)			0-0 4-3 SH1-4 1B		4-0 BLK 1B BB	0-0 1B		0-3 K		3 1 2 0 1 1 0
Dave Dravecky, R OBP: 0.146, SLG: 0.128 Tim Stoddard, R OBP: 0.262, SLG: 0.230 Al Bumbry, L OBP: 0.333, SLG: 0.333 Craig Lefferts, L OBP: 0.207, SLG: 0.185 Bobby Brown, S OBP: 0.407, SLG: 0.425 (1, 1) (5, 1) (5, PH) (6, 1) (6, PH) (7, 1) (9, PH)			0-0 SH1-4 1-2		0-0 F8	0-0 4-3		4-0 BB		0 0 0 0 0 0 0 0 0 0 0 0 0 0 1 0 0 0 0 0 1 0 0 0 0 0 0 0 1 0 0 0 0 0 2 0 0 0 0 0 0 0 0 0 0 0 1 0 0

Inning Stats	R: 0 E: 0 K: 2 S: 2	H: 0 LOB: 0 BB: 1 P: 6	R: 1 E: 0 K: 0 S: 4	H: 1 LOB: 0 BB: 0 P: 4	R: 0 E: 0 K: 0 S: 4	H: 1 LOB: 1 BB: 0 P: 4	R: 1 E: 0 K: 0 S: 5	H: 2 LOB: 1 BB: 0 P: 5	R: 1 E: 0 K: 2 S: 8	H: 1 LOB: 2 BB: 2 P: 16	R: 0 E: 0 K: 0 S: 4	H: 1 LOB: 0 BB: 0 P: 5	R: 0 E: 0 K: 3 S: 9	H: 0 LOB: 0 BB: 0 P: 3	R: 0 E: 0 K: 3 S: 9	H: 0 LOB: 1 BB: 1 P: 13	1B: 4 2B: 1 3B: 0 HR: 1	SF: 0 SAC: 1 DP: 1 HBP: 0
--------------	------------------------------	---------------------------------	------------------------------	---------------------------------	------------------------------	---------------------------------	------------------------------	---------------------------------	------------------------------	----------------------------------	------------------------------	---------------------------------	------------------------------	---------------------------------	------------------------------	----------------------------------	----------------------------------	------------------------------------

BOTTOM

Chicago Cubs @ San Diego Padres
Jack Murphy Stadium, San Diego, CA
 Mon Jul 22 1985, 10:05 PM EDT
 Att. 23,873 - Unknown

AB	31
R	3
H	6
RBI	3
BB	5
SO	6
LOB	16



PITCHER	IP	WLS	BF	H	R	ER	SO	BB	IBB	HBP	BLK	WP	HR	S	P	ERA	WHIP
Steve Trout, L ERA: 2.82 (1, 1)	3.0		11	2	1	1	0	1	0	0	0	0	1	10	14	3.00	1.000
Warren Brusstar, R ERA: 5.01 (4, 1)	1.0		5	2	1	1	0	0	0	0	0	0	0	5	5	9.00	2.000
George Frazier, R ERA: 4.5 (5, 1)	2.0		11	2	1	1	2	3	0	0	1	0	0	12	24	4.50	2.500
Ron Meridith, L ERA: 5.06 (7, 1)	1.0	W	3	0	0	0	1	0	0	0	0	0	0	5	5	0.00	0.000
Lee Smith, R ERA: 2.76 (8, 1)	2.0	S	7	0	0	0	3	1	0	0	0	0	0	12	16	0.00	0.500

Batter	1	2	3	4	5	6	7	8	9	AB R H RBI BB SO LOB	TOP
Bob Dernier, R (1, 8) OBP: 0.317, SLG: 0.318	0-0 F2	0-0 23 CS 1B			0-0 6-3	0-0 SH 23 BB		0-0 5-3		4 0 1 1 0 0 1	
23 Ryne Sandberg, R (1, 4) OBP: 0.349, SLG: 0.481	0-0 1B SF9 1B	0-0 CS 1-2	0-0 S 1B		0-0 5-3 1B	4-0 3-H 1-2 G6-4-3 BB		0-0 1B 3B		4 2 4 1 1 0 0	
Davey Lopes, R (1, 7) OBP: 0.405, SLG: 0.449	0-0 SF9 S 1B			0-0 6-3 1-2	0-0 5-3 1-2	0-0 G6-4-3 1-2f		0-0 8-3 1B		4 1 1 0 0 0 4	
Gary Woods, R (7, 7) OBP: 0.345, SLG: 0.245	1-3 SF9 S 1B									1 0 1 1 0 0 0	
Keith Moreland, R (1, 9) OBP: 0.370, SLG: 0.431	0-0 SF9 1-3 3-H			0-0 F7 1-2	0-0 6-3		0-0 6-3	0-0 8-3 1-2f		4 0 0 1 0 0 3	
Leon Durham, L (1, 3) OBP: 0.364, SLG: 0.460	0-0 1B 3-H 1B			4-0 IBB		0-0 E 1B 2B	0-0 FC4-6 1B		4-0 BB	3 1 3 1 2 0 0	
Jody Davis, R (1, 2) OBP: 0.297, SLG: 0.391	0-0 1-2 1B		0-3 K			0-0 E4 1B 2B	0-0 FC4-6 1B 1-2f		0-0 F9	5 1 1 0 0 1 5	
Ron Cey, R (1, 5) OBP: 0.311, SLG: 0.376	0-0 F9			0-0 F3	0-0 2B SF8 1B	0-0 2B SF8 1B 1-2 3-H	0-0 1-3 1B		0-0 F6	5 1 2 1 0 0 3	
Larry Bowa, S (1, 6) OBP: 0.267, SLG: 0.301		0-0 F8		0-0 G3	0-0 SF8 SH 2B 1-3 2-H	0-0 SF8 SH 2B 1-3 2-H	0-0 4-3		0-0 F7	5 1 1 1 0 0 3	
Rick Sutcliffe, L (1, 1) OBP: 0.233, SLG: 0.275				0-0 F8						2 0 0 1 0 0 0	
Thad Bosley, L (8, PH) OBP: 0.356, SLG: 0.452		0-0 1-4-3								1 1 1 0 0 0 0	
Ron Meridith, L (8, 1)									23 3B 3B	0 0 0 0 0 0 0	
Inning Stats	R: 2 H: 4 E: 0 LOB: 2 K: 0 BB: 0 S: 7 P: 7	R: 0 H: 1 E: 0 LOB: 0 K: 0 BB: 0 S: 3 P: 3	R: 0 H: 1 E: 0 LOB: 2 K: 1 BB: 1 S: 6 P: 10	R: 0 H: 0 E: 0 LOB: 0 K: 0 BB: 0 S: 3 P: 3	R: 0 H: 1 E: 0 LOB: 1 K: 0 BB: 0 S: 4 P: 4	R: 4 H: 3 E: 1 LOB: 1 K: 0 BB: 1 S: 7 P: 11	R: 0 H: 2 E: 0 LOB: 2 K: 0 BB: 0 S: 5 P: 5	R: 2 H: 3 E: 0 LOB: 0 K: 0 BB: 0 S: 5 P: 5	R: 0 H: 0 E: 0 LOB: 1 K: 0 BB: 1 S: 3 P: 7	1B: 11 SF: 2 2B: 3 SAC: 1 3B: 2 DP: 2 HR: 0 HBP: 0	WP: 0 PA: 45 PB: 0 SB: 2 CS: 1
PITCHER	IP WLS BF H R ER SO BB IBB HBP BLK WP HR S P ERA WHIP										
Andy Hawkins, R (1, 1) ERA: 3.31	5.1 L 29 10 6 4 1 1 1 0 0 0 0 0 29 37 6.75 2.062										
Tim Stoddard, R (6, 1) ERA: 3.43	0.2 1 0 0 0 0 0 0 0 0 0 0 0 1 1 0.00 0.000										
Ed Wojna, R (7, 1) ERA: 5.03	3.0 14 5 2 2 0 1 0 0 0 0 0 0 13 17 6.00 2.000										

Chicago Cubs @ San Diego Padres
 Jack Murphy Stadium, San Diego, CA
 Tue Jul 23 1985, 10:05 PM EDT
 Att: 34,278 - Unknown

livebaseballscorecards.com

AB 38
 R 8
 H 15
 RBI 8
 BB 3
 SO 1
 LOB 19



Chicago Cubs @ San Diego Padres
 Jack Murphy Stadium, San Diego, CA

Wed Jul 24 1985, 10:05 PM EDT
 Att. 30,175 - Unknown

AB	39
R	4
H	10
RBI	4
BB	3
SO	5
LOB	19



WP:	0	PA:	43
PB:	0		
SB:	2		
CS:	0		

AB	R	H	RBI	BB	SO	LOB
5	2	2	0	0	0	2
4	2	2	2	1	0	1
4	0	1	1	0	0	1
0	0	0	0	0	0	0
0	0	0	0	0	0	0
4	0	0	0	1	1	2
4	0	1	0	1	0	1
4	0	0	0	0	1	2
0	0	0	0	0	0	0
1	0	1	1	0	0	0
0	0	0	0	0	0	0
4	0	2	0	0	0	1
0	0	0	0	0	0	0
1	0	0	0	0	1	2
4	0	1	0	0	0	4
2	0	0	0	0	1	2
1	0	0	0	0	1	0
1	0	0	0	0	0	1

Batter	1	2	3	4	5	6	7	8	9	10
Bob Dernier, R (1, 8) OBP: 0.318, SLG: 0.320	0-0 23 HR 1B		0-0 2B 1B		0-0 1-3		0-0 F3		0-0 5-3	
23 Ryne Sandberg, R (1, 4) OBP: 0.353, SLG: 0.490	0-0 1-H HR		0-0 F8		0-0 F6		0-0 1B		4-0 F9 SH3-4 1B BB	
Gary Matthews, R (1, 7) OBP: 0.359, SLG: 0.350	0-0 F9		0-0		0-0 5-3		0-0 4-3		0-0 SH3-4	
Warren Brusstar, R (7, 1)			1-H 2B						1-2	
Steve Lake, R (8, 2)										
Keith Moreland, R (1, 9) OBP: 0.367, SLG: 0.426	0-3 K		0-0 F7		4-0 1B BB		0-0 F8		0-0 F9	
Leon Durham, L (1, 3) OBP: 0.365, SLG: 0.458	0-0 5-3				0-0 1B 1B		0-0 F6		0-0 1-3	
Jody Davis, R (1, 2) OBP: 0.293, SLG: 0.385		0-0 F4		0-0 F9		0-3 K		0-0 5-3	0-0 F9	
Lee Smith, R (8, 1)									2-3	
Richie Hebner, L (10, PH) OBP: 0.356, SLG: 0.358									1-2	
George Frazier, R (10, 1)									3-H 1B	
Ron Cey, R (1, 5) OBP: 0.314, SLG: 0.378		0-0			0-0 F7		0-0 1-2 1B		0-0 E5 FC5-6	
Davey Lopes, R (9, PR) OBP: 0.405, SLG: 0.449									3-H	
Chris Speier, R (9, 5) OBP: 0.307, SLG: 0.362										
Larry Bowa, S (1, 6) OBP: 0.267, SLG: 0.299		0-0 G4-3-6-3 1-2f			0-0 G3		0-0 G3		0-0 FC5-6	
Dennis Eckersley, R (1, 1) OBP: 0.191, SLG: 0.095									1-2f	
Thad Bosley, L (7, PH) OBP: 0.352, SLG: 0.447										
Gary Woods, R (7, 7) OBP: 0.339, SLG: 0.240			0-0 5-3		0-3 K		0-3 K		0-0 6-3	
									1-2	

Inning Stats	R: 2	H: 2	E: 0	LOB: 0	K: 1	S: 7	P: 7
	0	1	0	0	0	3	3
	1	2	0	1	0	5	5
	0	2	0	2	0	7	7
	0	0	0	0	0	3	3
	0	1	0	2	1	10	10
	0	1	0	1	0	6	6
	0	0	0	0	0	4	4
	0	0	0	0	0	1	1
	0	0	0	0	0	14	14
	0	0	0	0	0	4	4

PITCHER	IP	WLS	BF	H	R	ER	SO	BB	IBB	HBP	BLK	WP	HR	S	P	ERA	WHIP
LaMarr Hoyt, R (1, 1) ERA: 2.92	8.0		33	9	3	3	4	1	0	0	0	0	1	40	44	3.38	1.250
Tim Stoddard, R (9, 1) ERA: 3.51	1.2	L	8	0	1	1	0	1	1	0	0	0	0	6	14	5.40	0.600
Craig Lefferts, L (10, 1) ERA: 3.48	0.1		2	1	0	0	1	0	0	0	0	0	0	4	4	0.00	3.000

Batter	1	2	3	4	5	6	7	8	9	AB R H RBI BB SO LOB
--------	---	---	---	---	---	---	---	---	---	----------------------

Vince Coleman, S (1, 7) <small>OBP: 0.332, SLG: 0.349</small>										5 2 4 1 0 1 0
Willie McGee, S (1, 8) <small>OBP: 0.364, SLG: 0.481</small>										5 0 0 0 0 2 5
Tom Herr, S (1, 4) <small>OBP: 0.394, SLG: 0.431</small>										4 2 1 1 0 0 3
Jack Clark, R (1, 3) <small>OBP: 0.398, SLG: 0.539</small>										4 2 2 3 1 2 0
Andy Van Slyke, L (1, 9) <small>OBP: 0.343, SLG: 0.438</small> Ken Dayley, L (7, 1) <small>OBP: 0.333, SLG: 0.333</small> Mike Jorgensen, L (9, PH) <small>OBP: 0.316, SLG: 0.167</small> Jeff Lahti, R (9, 1)										2 0 0 0 2 0 0 0 0 0 0 0 0 0 1 0 0 0 0 0 0 0 0 0 0 0 0 0
Terry Pendleton, S (1, 5) <small>OBP: 0.284, SLG: 0.284</small> Ivan De Jesus, R (9, 5) <small>OBP: 0.327, SLG: 0.388</small>										2 1 2 2 2 0 0 0 0 0 0 0 0 0
Darrell Porter, L (1, 2) <small>OBP: 0.266, SLG: 0.325</small>										4 0 0 0 1 1 4
Ozzie Smith, S (1, 6) <small>OBP: 0.325, SLG: 0.357</small>										4 0 0 0 0 0 3
Kurt Kepshire, L (1, 1) <small>OBP: 0.158, SLG: 0.194</small> Ricky Horton, L (5, 1) Steve Braun, L (7, PH) <small>OBP: 0.340, SLG: 0.390</small> Tito Landrum, R (9, 9) <small>OBP: 0.407, SLG: 0.479</small>										2 0 0 0 0 1 0 0 0 0 0 0 0 0 2 2 2 0 0 0 0 0 0 0 0 0 0 0

Inning Stats	R: 0 E: 0 K: 1 S: 5	H: 1 LOB: 0 BB: 0 P: 5	R: 0 E: 0 K: 1 S: 5	H: 0 LOB: 1 BB: 1 P: 9	R: 0 E: 0 K: 0 S: 4	H: 1 LOB: 1 BB: 0 P: 4	R: 0 E: 0 K: 2 S: 7	H: 0 LOB: 2 BB: 2 P: 15	R: 0 E: 0 K: 2 S: 7	H: 0 LOB: 0 BB: 0 P: 7	R: 1 E: 0 K: 1 S: 7	H: 2 LOB: 3 BB: 2 P: 15	R: 3 E: 0 K: 0 S: 6	H: 3 LOB: 0 BB: 0 P: 6	R: 0 E: 0 K: 0 S: 3	H: 1 LOB: 0 BB: 0 P: 3	R: 5 E: 2 K: 1 S: 9	H: 3 LOB: 0 BB: 1 P: 13	1B: 9 2B: 1 3B: 0 HR: 1	SF: 2 SAC: 0 DP: 1 HBP: 0	WP: 0 PB: 0 SB: 2 CS: 1	PA: 43
--------------	------------------------------	---------------------------------	------------------------------	---------------------------------	------------------------------	---------------------------------	------------------------------	----------------------------------	------------------------------	---------------------------------	------------------------------	----------------------------------	------------------------------	---------------------------------	------------------------------	---------------------------------	------------------------------	----------------------------------	----------------------------------	------------------------------------	----------------------------------	--------

PITCHER																		PITCHER																		
IP	WLS	BF	H	R	ER	SO	BB	IBB	HBP	BLK	WP	HR	S	P	ERA	WHIP	IP	WLS	BF	H	R	ER	SO	BB	IBB	HBP	BLK	WP	HR	S	P	ERA	WHIP			
Eric Show, R (1, 1) ERA: 3.42	6.0		28	6	3	3	7	5	0	0	0	0	37	57	4.50	1.833																				
Craig Lefferts, L (7, 1) ERA: 3.59	1.0		4	1	1	0	0	0	0	0	0	1	4	4	9.00	1.000																				
Rich Gossage, R (8, 1) ERA: 1.92	2.0	L	11	4	5	2	1	1	0	0	0	0	12	16	9.00	2.500																				

St. Louis Cardinals @ San Diego Padres
 Jack Murphy Stadium, San Diego, CA
 Thu Jul 25 1985, 6:33 AM EDT
 Att. 24,164 - Unknown

AB	35
R	9
H	11
RBI	7
BB	6
SO	8
LOB	17



BOTTOM

St. Louis Cardinals @ San Diego Padres
Jack Murphy Stadium, San Diego, CA

Thu Jul 25 1985, 6:33 AM EDT
Att. 24,164 - Unknown

livebaseballscorecards.com

AB	34
R	6
H	8
RBI	6
BB	4
SO	9
LOB	16



WP:	1	PA:	38
PB:	0		
SB:	0		
CS:	0		

AB R H RBI BB SO LOB

4	1	0	0	1	0	5
4	1	1	1	1	0	3
3	0	0	1	1	1	1
4	1	1	1	0	2	4
4	0	1	2	0	1	0
4	1	1	0	0	1	2
4	0	0	0	0	2	1
3	1	1	1	1	1	0
3	1	2	0	0	1	0
0	0	0	0	0	0	0
0	0	0	0	0	0	0
1	0	1	0	0	0	0

Batter	1	2	3	4	5	6	7	8	9
Al Bumbry, L OBP: 0.254, SLG: 0.212 (1, 8)	0-0 4-3		4-0 BB		0-0 FC3-2 BB 1B 2B		0-0 F8		0-0 G6-3
Tony Gwynn, L OBP: 0.339, SLG: 0.413 (1, 9)	0-0 5-3		0-0 9-3 BB		0-0 BB 2B 1B		4-0 WP BB		0-0 4-3
Steve Garvey, R OBP: 0.286, SLG: 0.419 (1, 3)	0-3 K			0-0 5-3	4-0 2B BB		0-0 F7		
Graig Nettles, L OBP: 0.404, SLG: 0.447 (1, 5)		0-0 HR		0-0 F8	0-3 K		0-3 K		
Terry Kennedy, L OBP: 0.295, SLG: 0.409 (1, 2)		0-0 G3		0-3 K	0-0 2B			0-0 4-3	
Garry Templeton, S OBP: 0.347, SLG: 0.399 (1, 6)		0-0 4-3			1-3 2-H 3-H 1B			0-0 6-3	
Carmelo Martinez, R OBP: 0.343, SLG: 0.440 (1, 7)		0-0 5-3			0-0 E6 1B FC3-2	0-3 K		0-3 K	
Tim Flannery, L OBP: 0.381, SLG: 0.360 (1, 4)			0-0 F9		0-0 FC3-2 1B 1B	0-3 K		4-0 G6-3 1B BB	
Eric Show, R OBP: 0.116, SLG: 0.116 (1, 1)			0-0 BB		0-0 1B FC3-2	0-3 K		0-0 G6-3 1B	
Craig Lefferts, L OBP: 0.333, SLG: 0.333 (7, 1)					1-2 2-3 BB 1B			1-2 1B	
Rich Gossage, R (8, 1)									
Bobby Brown, S OBP: 0.220, SLG: 0.200 (9, PH)									

Inning Stats	R: 0	H: 0	E: 0	K: 1	S: 5	R: 1	H: 1	E: 0	K: 0	S: 4	R: 0	H: 1	E: 0	K: 0	S: 3	R: 0	H: 0	E: 0	K: 1	S: 5	R: 5	H: 5	E: 1	K: 2	S: 13	R: 0	H: 0	E: 0	K: 3	S: 9	R: 0	H: 0	E: 0	K: 1	S: 5	R: 0	H: 0	E: 0	K: 1	S: 5	R: 0	H: 1	E: 0	K: 0	S: 3	1B: 6	2B: 2	3B: 0	HR: 1	SF: 0	SAC: 0	DP: 2	HBP: 0	WP: 1	PA: 38
--------------	------	------	------	------	------	------	------	------	------	------	------	------	------	------	------	------	------	------	------	------	------	------	------	------	-------	------	------	------	------	------	------	------	------	------	------	------	------	------	------	------	------	------	------	------	------	-------	-------	-------	-------	-------	--------	-------	--------	-------	--------

PITCHER	IP	WLS	BF	H	R	ER	SO	BB	IBB	HBP	BLK	WP	HR	S	P	ERA	WHIP
Kurt Kepshire, R ERA: 4.5 (1, 1)	4.1		21	6	6	4	2	2	0	0	0	0	1	23	31	8.31	1.846
Ricky Horton, L ERA: 2.47 (5, 1)	1.2		6	1	0	0	5	0	0	0	0	0	0	16	16	0.00	0.600
Ken Dayley, L ERA: 2.5 (7, 1)	2.0	W	7	0	0	0	2	1	0	0	0	1	0	10	14	0.00	0.500
Jeff Lahti, R ERA: 2.38 (9, 1)	1.0	S	4	1	0	0	0	1	0	0	0	0	0	3	7	0.00	2.000

Batter	1	2	3	4	5	6	7	8	9	10	11	12	AB R H RBI BB SO LOB	TOP															
Vince Coleman, S (1, 7) OBP: 0.330, SLG: 0.347	0-0 SH1-3 S 6-3 1B		0-0 G3			0-3 K		0-0 FC6-4 1-2f			0-0 F8		5 1 1 0 0 1 1																
Willie McGee, S (1, 8) OBP: 0.364, SLG: 0.478	4-0 6-3 SH1-3 1-2 BB		0-0 4-3			0-3 K			0-0 SH1-3 1B		0-0 F8		4 0 1 0 1 1 0																
Tom Herr, S (1, 4) OBP: 0.393, SLG: 0.430	0-0 SH1-3 1-2 2-3			0-0 4-3			0-0 FC6-4 1B		0-0 SH1-3 1-2		0-0 F7		3 0 1 0 0 0 0																
Jack Clark, R (1, 3) OBP: 0.400, SLG: 0.537	0-0 6-3 2-3 3-H			4-0 CS BB			0-0 F9		4-0 IBB			0-0 6-3 SH1-4 1B 1B	3 1 1 1 2 0 2																
Tito Landrum, R (1, 9) OBP: 0.388, SLG: 0.453	0-3 K			0-3 K			0-0 FC6-4 1-2f		0-0 F7			0-0 SH1-4 1-2	4 0 0 0 0 2 5 0 0 0 0 0 0 0																
Andy Van Slyke, L (12, 9) OBP: 0.343, SLG: 0.438																													
Terry Pendleton, S (1, 5) OBP: 0.260, SLG: 0.279		0-0 3-1		0-0 CS 1-2		0-0 6-3		0-0 3-1		0-3 K		0-0 6-3	5 0 0 0 0 1 4																
Ozzie Smith, S (1, 6) OBP: 0.326, SLG: 0.357		0-0 5-3				0-0 6-3		0-0 FC6-4 1B		0-0 F9		0-0 S 1B	5 0 2 1 0 0 0																
Tom Nieto, R (1, 2) OBP: 0.311, SLG: 0.285		0-0 5-3				0-0 6-3		0-0 F7		0-3 K		4-0 3-H 1B	4 0 0 0 0 1 1 0 0 0 0 1 0 0 0 0 0 0 0 0 0																
Steve Braun, L (12, PH) OBP: 0.354, SLG: 0.390												1-2 IBB																	
Darrell Porter, L (12, 2) OBP: 0.266, SLG: 0.325												0-0 F8	4 0 0 0 0 2 1 1 0 0 0 0 0 2 0 0 0 0 0 0 0																
Joquin Andujar, S (1, 1) OBP: 0.174, SLG: 0.167			0-0 5-3			0-3 K		0-0 F3		0-3 K																			
Mike Jorgensen, L (12, PH) OBP: 0.308, SLG: 0.161																													
Ken Dayley, L (12, 1) OBP: 0.333, SLG: 0.333																													
Inning Stats	R: 1 E: 0 K: 1 S: 6	H: 1 LOB: 1 BB: 1 P: 10	R: 0 E: 0 K: 0 S: 3	H: 0 LOB: 0 BB: 0 P: 3	R: 0 E: 0 K: 1 S: 4	H: 0 LOB: 0 BB: 1 P: 8	R: 0 E: 0 K: 3 S: 9	H: 0 LOB: 0 BB: 0 P: 9	R: 0 E: 1 K: 0 S: 4	H: 1 LOB: 1 BB: 0 P: 4	R: 0 E: 0 K: 0 S: 4	H: 1 LOB: 1 BB: 0 P: 4	R: 0 E: 0 K: 1 S: 6	H: 0 LOB: 0 BB: 1 P: 10	R: 0 E: 0 K: 0 S: 7	H: 0 LOB: 0 BB: 0 P: 7	R: 0 E: 0 K: 0 S: 3	H: 0 LOB: 0 BB: 0 P: 3	R: 1 E: 0 K: 0 S: 5	H: 2 LOB: 2 BB: 1 P: 9	1B: 6 2B: 0 3B: 0 HR: 0	SF: 0 SAC: 3 DP: 0 HBP: 0	WP: 0 PB: 0 SB: 2 CS: 1	PA: 46					
PITCHER	IP WLS BF H R ER SO BB IBB HBP BLK WP HR S P ERA WHIP																												
Dave Dravecky, L (1, 1) ERA: 2.26	9.0		33	4	1	1	6	2	1	0	0	0	0	0	0	0	0	0	0	0	0	0	0	0	0	0	0	1.00	0.667
Rich Gossage, R (10, 1) ERA: 1.85	2.0		6	0	0	0	2	0	0	0	0	0	0	0	0	0	0	0	0	0	0	0	0	0	0	0	0	0.00	0.000
Tim Stoddard, R (12, 1) ERA: 3.64	1.0	L	6	2	1	1	0	0	1	0	0	0	0	0	0	0	0	0	0	0	0	0	0	0	0	0	0	9.00	2.000

St. Louis Cardinals @ San Diego Padres
 Jack Murphy Stadium, San Diego, CA
 Fri Jul 26 1985, 10:05 PM EDT
 Att: 28,811 - Unknown

AB	38
R	2
H	6
RBI	2
BB	4
SO	8
LOB	16



Batter	1	2	3	4	5	6	7	8	9	10	11	12
Tim Flannery, L (1, 4) OBP: 0.383, SLG: 0.359	0-0 4-3 1B		4-0 FC6-4 BB		0-0 SF7			4-0 FC4 BB		0-0 1-3	0-0 4-3	
Tony Gwynn, L (1, 9) OBP: 0.337, SLG: 0.407	0-0 4-3 1-2		0-0 FC6-4 G6-4-3 1-2f		0-0 F6			0-0 FC4 HBP 1-2f		4-0 1B BB		0-3 K
Steve Garvey, R (1, 3) OBP: 0.285, SLG: 0.414	0-0 F7		0-0 G6-4-3 1-2f			0-0 L1		1-0 HBP 1-2		0-0 F9		0-0 F9
Graig Nettles, L (1, 5) OBP: 0.399, SLG: 0.440	0-0 F9			0-0 F9		0-0 F9		0-0 G3		0-0 1B		0-3 K
Terry Kennedy, L (1, 2) OBP: 0.296, SLG: 0.408		0-0 1B 1B		0-0 PB 1B		0-0		0-0	0-0 G3	0-0 F8		
Carmelo Martinez, R (1, 7) OBP: 0.342, SLG: 0.436 Bobby Brown, S (9, PR) OBP: 0.233, SLG: 0.214 (10, 7)		0-3 K		0-0 F8 1-2		0-0 F8	0-0 F8	4-0 S BB		0-0 SH1-4 1B		0-0
Kevin McReynolds, R (1, 8) OBP: 0.288, SLG: 0.383		0-0 F9		0-0 5-3		0-0 F8	0-0 F8	0-0 F9		0-0 SH1-4		0-0 SH1-4
Garry Templeton, S (1, 6) OBP: 0.353, SLG: 0.405		0-0 1B		0-0 1B		0-0 SH5-4 SF7 2B	0-0 5-3	4-0 1-2 IBB		4-0 IBB		4-0 IBB
Dave Dravecky, R (1, 1) OBP: 0.140, SLG: 0.122 Kurt Bevacqua, R (9, PH) OBP: 0.369, SLG: 0.382 Rich Gossage, R (10, 1) Jerry Royster, R (11, PH) OBP: 0.377, SLG: 0.403 Tim Stoddard, R (12, 1)		0-0 F9		0-0 F9		0-0 SH5-4	0-0 5-3	0-0 L1		0-0 F5		

Inning Stats	R: 0	H: 1	E: 0	LOB: 1	K: 0	BB: 0	S: 4	P: 4
	R: 0	H: 2	E: 0	LOB: 2	K: 1	BB: 0	S: 7	P: 7
	R: 0	H: 0	E: 0	LOB: 0	K: 0	BB: 1	S: 2	P: 6
	R: 0	H: 1	E: 0	LOB: 1	K: 0	BB: 0	S: 4	P: 4
	R: 1	H: 1	E: 0	LOB: 0	K: 0	BB: 0	S: 4	P: 4
	R: 0	H: 0	E: 0	LOB: 0	K: 0	BB: 0	S: 3	P: 3
	R: 0	H: 0	E: 0	LOB: 0	K: 0	BB: 0	S: 3	P: 3
	R: 0	H: 0	E: 0	LOB: 2	K: 0	BB: 1	S: 3	P: 8
	R: 0	H: 0	E: 0	LOB: 2	K: 0	BB: 2	S: 3	P: 11
	R: 0	H: 1	E: 0	LOB: 2	K: 0	BB: 1	S: 4	P: 8
	R: 0	H: 1	E: 0	LOB: 2	K: 0	BB: 1	S: 4	P: 8
	R: 0	H: 0	E: 0	LOB: 0	K: 2	BB: 0	S: 7	P: 7
	1B: 6	SF: 1	2B: 1	SAC: 2	3B: 0	DP: 1	HR: 0	HBP: 1

PITCHER	IP	WLS	BF	H	R	ER	SO	BB	IBB	HBP	BLK	WP	HR	S	P	ERA	WHIP
Joaquin Andujar, R (1, 1) ERA: 2.31	11.0	W	46	7	1	1	1	4	2	1	0	0	0	41	66	0.82	1.000
Ken Dayley, L (12, 1) ERA: 2.43	1.0	S	3	0	0	0	2	0	0	0	0	0	0	7	7	0.00	0.000


BOTTOM

St. Louis Cardinals @ San Diego Padres
Jack Murphy Stadium, San Diego, CA

Fri Jul 26 1985, 10:05 PM EDT
Att: 28,811 - Unknown

livebaseballscorecards.com

AB	39
R	1
H	7
RBI	1
BB	6
SO	3
LOB	24



WP: 0	PA: 49
PB: 1	
SB: 1	
CS: 0	

Batter	1	2	3	4	5	6	7	8	9	AB R H RBI BB SO LOB	TOP																										
Vince Coleman, S OBP: 0.326, SLG: 0.343 (1, 7) (8, 8)	0-3 K		0-0 FC3-6			0-0 4-3		0-0 4-3		4 0 0 0 0 1 2																											
Willie McGee, S OBP: 0.363, SLG: 0.476 Ricky Horton, L (1, 8) (8, 1)	0-0 L6-3 1B		0-0 G3			0-0 E6 G5-3 BLK		0-0 F8		4 0 1 0 0 0 2 0 0 0 0 0 0 0																											
Tom Herr, S OBP: 0.395, SLG: 0.427 (1, 4)	0-0 L6-3			4-0 L7-4 BB		4-0 BB			0-0 F7	2 0 0 0 2 0 1																											
Jack Clark, R OBP: 0.401, SLG: 0.535 (1, 3)		4-0 G1-6-3 BB		0-0 L7-4		0-0 G5-3			0-0 E5 1B	3 0 1 0 1 0 3																											
Andy Van Slyke, L OBP: 0.346, SLG: 0.436 (1, 9)		0-0 G1-6-3		0-0 1B			0-0 P6		4-0 G6-4-3 BB	3 0 1 0 1 0 1																											
Terry Pendleton, S OBP: 0.257, SLG: 0.276 (1, 5)		0-0 F7		0-0 4-3			0-0 4-3		0-0 G6-4-3	4 0 0 0 0 0 3																											
Ozzie Smith, S OBP: 0.326, SLG: 0.357 (1, 6)			0-0 P3		0-0 L3		0-0 1B			3 0 1 0 0 0 0																											
Darrell Porter, L OBP: 0.268, SLG: 0.337 (1, 2)			0-0 FC3-6 2B		0-0 F7		0-0 G3			3 0 1 0 0 0 1																											
Danny Cox, R OBP: 0.190, SLG: 0.148 Steve Braun, L OBP: 0.347, SLG: 0.381 (1, 1) (8, PH) (8, 7)			4-0 FC3-6 BB		0-0 P3			0-0 4-3		1 0 0 0 1 0 0 1 0 0 0 0 0 0																											
Inning Stats	R: 0 E: 0 K: 1 S: 5	H: 1 LOB: 0 BB: 0 P: 5	R: 0 E: 0 K: 0 S: 2	H: 0 LOB: 0 BB: 1 P: 6	R: 0 E: 0 K: 0 S: 4	H: 1 LOB: 2 BB: 1 P: 8	R: 0 E: 0 K: 0 S: 3	H: 1 LOB: 1 BB: 1 P: 7	R: 0 E: 0 K: 0 S: 3	H: 0 LOB: 0 BB: 0 P: 3	R: 0 E: 1 K: 0 S: 3	H: 0 LOB: 1 BB: 1 P: 7	R: 0 E: 0 K: 0 S: 4	H: 1 LOB: 1 BB: 0 P: 4	R: 0 E: 0 K: 0 S: 3	H: 0 LOB: 0 BB: 0 P: 3	R: 0 E: 1 K: 0 S: 3	H: 1 LOB: 1 BB: 1 P: 7	1B: 4 2B: 3 3B: 0 HR: 0	SF: 0 SAC: 0 DP: 5 HBP: 0	WP: 0 PB: 0 SB: 0 CS: 0	PA: 33															
PITCHER	IP WLS BF H R ER SO BB IBB HBP BLK WP HR S P ERA WHIP																																				
Andy Hawkins, R ERA: 3.11 Rich Gossage, R ERA: 1.83	(1, 1) (9, 1)	8.1 0.2	W S	32 1	5 0	0 0	0 0	1 0	5 0	0 0	0 0	0 0	0 0	29 1	49 1	0.00 0.00	1.200 0.000																				

St. Louis Cardinals @ San Diego Padres
Jack Murphy Stadium, San Diego, CA

Sat Jul 27 1985, 6:33 AM EDT
Att: 32,132 - Unknown

AB	28
R	0
H	5
RBI	0
BB	5
SO	1
LOB	13



WP: 0	PA: 33
PB: 0	
SB: 0	
CS: 0	

ERA	WHIP

livebaseballscorecards.com

Batter	1	2	3	4	5	6	7	8	9
Tim Flannery, L (1, 4) OBP: 0.381, SLG: 0.357	0-0 G4-3 1B		0-0 6-3			0-0 G3	0-0 G3		
Tony Gwynn, L (1, 9) OBP: 0.336, SLG: 0.406	0-0 G4-3 1-2f			0-0 G3		0-0 E3 3B		0-0 FC4-6 1B	
Steve Garvey, R (1, 3) OBP: 0.284, SLG: 0.417	0-0 P4			0-3 K		0-0 1B 3B		0-0 FC4-6 1-2f G4-6-3	
Graig Nettles, L (1, 5) OBP: 0.401, SLG: 0.441		0-0 4-3		0-0 1B		0-0 1B		0-0 G4-6-3 1-2f	
Terry Kennedy, L (1, 2) OBP: 0.294, SLG: 0.405		0-0 F8		0-0 F7		0-0 F7			
Bobby Brown, S (1, 7) OBP: 0.222, SLG: 0.203		0-0 3-1			0-0 F8	0-0 4-3			
Kevin McReynolds, R (1, 8) OBP: 0.286, SLG: 0.380			0-0 4-3		0-0 F9		0-0 5-3		
Garry Templeton, S (1, 6) OBP: 0.356, SLG: 0.407			0-0 SH1-4 1B		0-0 1B		0-0 F7		
Andy Hawkins, R (1, 1) OBP: 0.122, SLG: 0.104			0-0 SH1-4		0-0 4-3		0-0 1B		
Rich Gossage, R (9, 1)			1-2						

Inning Stats	R: 0	H: 1	E: 0	LOB: 0	K: 0	BB: 0	S: 3	P: 3
	0	0	0	0	0	0	3	3

PITCHER	IP	WLS	BF	H	R	ER	SO	BB	IBB	HBP	BLK	WP	HR	S	P	ERA	WHIP
Danny Cox, R (1, 1) ERA: 2.54	7.0	L	28	7	2	1	1	0	0	0	0	0	0	30	30	1.29	1.000
Ricky Horton, L (8, 1) ERA: 2.42	1.0		3	1	0	0	0	0	0	0	0	0	0	3	3	0.00	1.000

AB R H RBI BB SO LOB

BOTTOM

4	0	1	0	0	0	2
4	1	1	0	0	0	1
4	1	1	1	0	1	1
4	0	2	1	0	0	1
3	0	0	0	0	0	2
3	0	0	0	0	0	1
3	0	0	0	0	0	0
3	0	2	0	0	0	0
2	0	1	0	0	0	1
0	0	0	0	0	0	0

AB	30
R	2
H	8
RBI	2
BB	0
SO	1
LOB	9



WP: 0	PA: 31
PB: 0	CS: 0
1B: 7	SF: 0
2B: 0	SAC: 1
3B: 1	DP: 2
HR: 0	HBP: 0

St. Louis Cardinals @ San Diego Padres
 Jack Murphy Stadium, San Diego, CA
 Sat Jul 27 1985, 6:33 AM EDT
 Att. 32,132 - Unknown

livebaseballscorecards.com

Batter	1	2	3	4	5	6	7	8	9	AB R H RBI BB SO LOB	TOP											
Vince Coleman, S OBP: 0.322, SLG: 0.338 (1, 7)	0-3 K	0-0 3-1			0-3 K		0-3 K		0-0 F8	5 0 0 0 0 3 1												
Willie McGee, S OBP: 0.367, SLG: 0.484 (1, 8)	0-0 2B		0-0 5-3		0-0 1B		0-0 6-3			4 2 3 0 0 0 0												
Tom Herr, S OBP: 0.393, SLG: 0.424 (1, 4)	4-0 2B		0-0 F7		0-0 6-3		0-0 6-3			3 1 0 1 1 0 1												
Jack Clark, R OBP: 0.397, SLG: 0.529 (1, 3)	0-0 F5		0-3 K			0-0 F9	0-0 F2			4 0 0 0 0 1 2												
Darrell Porter, L OBP: 0.287, SLG: 0.395 (1, 2)	0-0 1B			0-0 HR		4-0 1B	0-3 K			3 1 2 3 1 1 0												
Terry Pendleton, S OBP: 0.263, SLG: 0.282 (1, 5)	0-0 1B		0-0 6-3		0-0 1B		0-0 1B			4 0 3 0 0 0 0												
Andy Van Slyke, L OBP: 0.341, SLG: 0.429 (1, 9)		0-0 G3		0-0 F7		0-3 K	0-0 F8			4 0 0 0 0 1 3												
Ozzie Smith, S OBP: 0.325, SLG: 0.356 (1, 6)		0-3 K		0-0 4-3		0-0 1B		0-0 4-3		4 0 1 0 0 1 0												
John Tudor, L OBP: 0.186, SLG: 0.179 (1, 1)		0-0 1B			0-0 1-3		0-0 F8			4 0 1 0 0 1 3												
Jeff Lahti, R (9, 1)										0 0 0 0 0 0 0												
Inning Stats	R: 2 E: 0 K: 1 S: 7	H: 3 LOB: 2 BB: 1 P: 11	R: 0 E: 0 K: 1 S: 6	H: 1 LOB: 1 BB: 0 P: 6	R: 0 E: 0 K: 1 S: 5	H: 0 LOB: 0 BB: 0 P: 5	R: 1 E: 0 K: 0 S: 4	H: 1 LOB: 0 BB: 0 P: 4	R: 0 E: 0 K: 1 S: 6	H: 1 LOB: 1 BB: 0 P: 6	R: 0 E: 0 K: 1 S: 7	H: 2 LOB: 3 BB: 1 P: 11	R: 1 E: 0 K: 1 S: 6	H: 1 LOB: 0 BB: 0 P: 6	R: 0 E: 0 K: 1 S: 5	H: 1 LOB: 0 BB: 0 P: 5	R: 0 E: 0 K: 1 S: 5	H: 0 LOB: 0 BB: 0 P: 5	1B: 7 2B: 1 3B: 1 HR: 1	SF: 0 SAC: 0 DP: 0 HBP: 0	WP: 0 PB: 0 SB: 1 CS: 1	PA: 37
PITCHER	IP WLS BF H R ER SO BB IBB HBP BLK WP HR S P ERA WHIP												PITCHER	IP WLS BF H R ER SO BB IBB HBP BLK WP HR S P ERA WHIP								
LaMarr Hoyt, R ERA: 3.02 (1, 1)	7.0 L 31 9 4 4 6 2 0 0 0 0 0 1 41 49 5.14 1.571																					
Mark Thurmond, L ERA: 4.95 (8, 1)	2.0 6 1 0 0 2 0 0 0 0 0 0 0 10 10 0.00 0.500																					

St. Louis Cardinals @ San Diego Padres
 Jack Murphy Stadium, San Diego, CA
 Sun Jul 28 1985, 6:33 AM EDT
 Att: 38,762 - Unknown

AB	35
R	4
H	10
RBI	4
BB	2
SO	8
LOB	10



Batter	1	2	3	4	5	6	7	8	9	AB	R	H	RBI	BB	SO	LOB
Jerry Royster, R (1, 4) OBP: 0.368, SLG: 0.392	0-3 K			x 0-0 F7		x 0-0 F7		x 0-0 F8		4	0	0	0	0	1	0
Tony Gwynn, L (1, 9) OBP: 0.337, SLG: 0.407	0-0 G5-4-3 1B			x 0-0 2B G3 1B		x 0-0 1-3		x 0-0 G3		4	1	2	0	0	0	0
Steve Garvey, R (1, 3) OBP: 0.289, SLG: 0.425	0-0 G5-4-3 1-2f			x 0-0 G3 1-3 2B		x 0-0 1B		x 0-0 2B		4	0	3	0	0	0	1
Graig Nettles, L (1, 5) OBP: 0.396, SLG: 0.434		x 0-0 F8		x 0-0 G3		x 0-3 K		x 0-3 K		4	0	0	1	0	2	3
Carmelo Martinez, R (1, 7) OBP: 0.338, SLG: 0.430		x 0-0 F3		x 0-0 5-3			x 0-0 5-3		x 0-0 F7	4	0	0	0	0	0	1
Terry Kennedy, L (1, 2) OBP: 0.293, SLG: 0.403		x 0-0 1-3			x 0-3 K		x 0-0 6-3		x 0-0 1B 1B	4	0	1	0	0	1	0
Kevin McReynolds, R (1, 8) OBP: 0.288, SLG: 0.384			x 0-0 P4		x 0-0 F8		x 0-0 1B 2B		x 0-0 1-2 1B	4	1	2	0	0	0	0
Garry Templeton, S (1, 6) OBP: 0.357, SLG: 0.409			x 0-0 F9		x 0-0 FC6 1B		x 0-0 2-H 1B		x 0-0 P6	4	0	2	1	0	0	2
LaMarr Hoyt, R (1, 1) OBP: 0.102, SLG: 0.083			x 0-0 5-3		x 0-0 FC6		x 0-0 F8		x 0-3 K	2	0	0	0	0	0	1
Kurt Bevacqua, R (7, PH) OBP: 0.365, SLG: 0.377										1	0	0	0	0	0	1
Mark Thurmond, L (8, 1)										0	0	0	0	0	0	0
Bobby Brown, S (9, PH) OBP: 0.219, SLG: 0.200										1	0	0	0	0	1	2

Inning Stats	R: 0	H: 1	E: 0	K: 1	S: 5	LOB: 0	BB: 0	P: 5	R: 0	H: 0	E: 0	K: 0	S: 3	LOB: 0	BB: 0	P: 3	R: 0	H: 0	E: 0	K: 0	S: 3	LOB: 0	BB: 0	P: 3	R: 1	H: 2	E: 0	K: 0	S: 5	LOB: 1	BB: 0	P: 5	R: 0	H: 1	E: 0	K: 1	S: 6	LOB: 1	BB: 0	P: 6	R: 0	H: 1	E: 0	K: 1	S: 6	LOB: 1	BB: 0	P: 6	R: 1	H: 2	E: 0	K: 0	S: 5	LOB: 1	BB: 0	P: 5	R: 0	H: 1	E: 0	K: 1	S: 6	LOB: 1	BB: 0	P: 6	R: 0	H: 2	E: 0	K: 1	S: 7	LOB: 2	BB: 0	P: 7	1B: 7	2B: 3	3B: 0	HR: 0	SF: 0	SAC: 0	DP: 1	HBP: 0	WP: 0	PB: 0	SB: 0	CS: 0	PA: 36
PITCHER	IP	WLS	BF	H	R	ER	SO	BB	IBB	HBP	BLK	WP	HR	S	P	ERA	WHIP																																																																				
John Tudor, L (1, 1) ERA: 2.23	8.1	W	33	9	2	2	4	0	0	0	0	0	0	41	41	2.16	1.080																																																																				
Jeff Lahti, R (9, 1) ERA: 2.34	0.2	S	3	1	0	0	1	0	0	0	0	0	0	5	5	0.00	1.500																																																																				

BOTTOM

St. Louis Cardinals @ San Diego Padres
Jack Murphy Stadium, San Diego, CA

Sun Jul 28 1985, 6:33 AM EDT
Att. 38,762 - Unknown

AB	36
R	2
H	10
RBI	2
BB	0
SO	5
LOB	11

Batter	1	2	3	4	5	6	7	8	9	10	11	12	AB	R	H	RBI	BB	SO	LOB	TOP					
Tim Flannery, L OBP: 0.380, SLG: 0.357 (1, 4)	0-0 4-3	0-0 4-3			0-0 1-3		0-3 K		0-0 FC5-4 1B			0-0 1B SF7	6	1	2	0	0	1	2						
Tony Gwynn, L OBP: 0.340, SLG: 0.411 (1, 9)	0-0 CS 1B		0-0 G1-5-3		0-0 2B		0-0 4-3		0-0 F9			0-0 1B SF7	6	0	3	0	0	0	1						
Steve Garvey, R OBP: 0.287, SLG: 0.421 (1, 3)	0-0 4-3 1-2		0-0 5-3		0-0 F6			0-0 2B 4-3 1B	0-0 FC5-4			0-3 K	6	1	1	0	0	1	5						
Graig Nettles, L OBP: 0.394, SLG: 0.435 Jery Royster, R OBP: 0.364, SLG: 0.389 (8, PR) (8, 5)		0-0 4-3	0-0 4-3		0-0 1-3			0-0 4-3 1B 2B		0-0 5-3		0-0 SF7	4	0	1	0	0	0	1						
Terry Kennedy, L OBP: 0.297, SLG: 0.406 (1, 2)		0-0 2B 2B		0-0 6-3 1B		0-0 G3		0-0 4-3		0-0 5-3		0-0 IBB	5	1	2	1	1	0	1						
Carmelo Martinez, R OBP: 0.341, SLG: 0.433 (1, 7)		0-0 1B 2B 2-H		0-0 6-3 1-2		0-0 BB BB BB		0-0 FC5-4 BB	0-0 3-H 1B	0-3 K		0-0 F8	5	1	2	2	1	1	3						
Kevin McReynolds, R OBP: 0.287, SLG: 0.379 (1, 8)		1-0 1B HBP		0-3 K		0-0 FC5-4		0-0 F8			0-0 F9		4	0	0	0	0	1	4						
Garry Templeton, S OBP: 0.358, SLG: 0.407 (1, 6)		0-0 1B 1-2 2-H		4-0 K		0-3 K		0-0 F8		0-0 5-3			4	0	1	1	1	1	3						
Eric Show, R OBP: 0.109, SLG: 0.109 Bobby Brown, S OBP: 0.115, SLG: 0.197 Rich Gossage, R (9, PH) Al Bumbry, L OBP: 0.209, SLG: 0.209 Craig Lefferts, L OBP: 0.333, SLG: 0.333 Roy Lee Jackson, R (12, 1)		0-3 K		0-0 3-1		0-0 1-3		0-3 K		0-3 K			3	0	0	0	0	1	4						
Inning Stats	R: 0 E: 0 K: 0 S: 3	H: 1 LOB: 0 BB: 0 P: 3	R: 2 E: 0 K: 1 S: 8	H: 3 LOB: 2 BB: 0 P: 9	R: 0 E: 0 K: 1 S: 6	H: 1 LOB: 2 BB: 1 P: 10	R: 0 E: 0 K: 1 S: 4	H: 0 LOB: 1 BB: 1 P: 9	R: 0 E: 0 K: 1 S: 5	H: 0 LOB: 0 BB: 0 P: 5	R: 2 E: 0 K: 0 S: 6	H: 3 LOB: 2 BB: 0 P: 6	R: 0 E: 0 K: 1 S: 6	H: 1 LOB: 1 BB: 0 P: 6	R: 0 E: 0 K: 1 S: 5	H: 0 LOB: 0 BB: 0 P: 5	R: 0 E: 0 K: 1 S: 5	H: 0 LOB: 0 BB: 0 P: 5	R: 1 E: 0 K: 1 S: 7	H: 2 LOB: 2 BB: 1 P: 11	1B: 8 2B: 4 3B: 0 HR: 0	SF: 1 SAC: 0 DP: 0 HBP: 1	WP: 0 PB: 0 SB: 0 CS: 1	PA: 51	
PITCHER	IP	WLS	BF	H	R	ER	SO	BB	IBB	HBP	BLK	WP	HR	S	P	ERA	WHIP								
Rick Mahler, R ERA: 3.18 (1, 1)	7.0		30	7	3	3	4	1	1	1	0	0	0	35	44	3.86	1.143								
Terry Forster, L ERA: 2.01 (8, 1)	0.1		2	1	0	0	0	0	0	0	0	0	0	2	2	0.00	3.000								
Bruce Sutter, R ERA: 3.27 (8, 1)	1.2		7	2	1	1	1	0	0	0	0	0	0	9	9	5.40	1.200								
Jeff Dedmon, R ERA: 2.81 (10, 1)	2.0		6	0	0	0	2	0	0	0	0	0	0	10	10	0.00	0.000								
Rick Camp, R ERA: 3.47 (12, 1)	1.0	L	6	2	1	1	1	0	1	0	0	0	0	7	11	9.00	2.000								

San Diego Padres @ Atlanta Braves
Atlanta-Fulton County Stadium, Atlanta, GA
Tue Jul 30 1985, 7:05 PM EDT
Att. 19,763 - Unknown

AB	46
R	5
H	12
RBI	5
BB	3
SO	8
LOB	24



Batter	1	2	3	4	5	6	7	8	9	10	11	12	AB R H RBI BB SO LOB
Claudell Washington, L OBP: 0.335, SLG: 0.457	0-3 K		0-0 F8		0-0 6-3		0-0 6-3		0-0 F4			0-0 F7	6 0 0 0 0 1 1
Rafael Ramirez, R OBP: 0.298, SLG: 0.362	0-0 G1-6-3		4-0 1B SF8 BB		0-3 K		0-0 F7		0-0 F8			0-0 5-3	5 1 0 0 1 1 1
Dale Murphy, R OBP: 0.385, SLG: 0.568	0-0 1B		0-0 1B		4-0 1B BB		4-0 1B BB		0-3 K			4-0 BB BB	3 2 2 0 3 1 0
Bob Horner, R OBP: 0.351, SLG: 0.573	0-3 K		0-0 SF8		0-3 K		0-0 4-3 1B		0-0 5-3			4-0 BB	4 0 1 1 1 2 2
Terry Harper, R OBP: 0.326, SLG: 0.427		0-0 HR	0-0 F8		0-3 K		0-0 4-3		0-0 1B			0-0 5-3	6 1 2 2 0 1 5
Ken Oberkfell, L OBP: 0.356, SLG: 0.368		0-0 F5		0-0 L4		4-0 1B IBB		0-0 4-3		0-0 5-3			4 0 0 0 1 0 2
Rick Cerone, R OBP: 0.274, SLG: 0.286		0-0 F5		0-3 K		0-0 1B		0-0 F5					3 0 1 1 0 1 0
Chris Chambliss, L OBP: 0.290, SLG: 0.298		0-0 F5		0-3 K		1-2 2-H 1B		0-0 F5					1 0 0 0 0 0 1
Bruce Benedict, R OBP: 0.323, SLG: 0.235		0-0 F5		0-0 5-3		0-0 F8		0-0 F5					1 0 0 0 0 0 0
Glenn Hubbard, R OBP: 0.322, SLG: 0.326		0-0 1B		0-0 5-3		0-0 F8		0-0 F5					5 0 1 0 0 0 2
Rick Mahler, R OBP: 0.317, SLG: 0.200		0-0 F4		0-0 F8		0-0 F8		0-0 F9					3 0 0 0 0 0 1
Terry Forster, L OBP: 0.316, SLG: 0.395		0-0 F4		0-0 F8		0-0 F8		0-0 F9					0 0 0 0 0 0 0
Bruce Sutter, R OBP: 0.167, SLG: 0.167		0-0 F4		0-0 F8		0-0 F8		0-0 F9					0 0 0 0 0 0 0
Milt Thompson, L OBP: 0.301, SLG: 0.257		0-0 F4		0-0 F8		0-0 F8		0-0 F9					1 0 0 0 0 0 0
Jeff Deadmon, L OBP: 0.300, SLG: 0.556		0-0 F4		0-0 F8		0-0 F8		0-0 F9					0 0 0 0 0 0 0
Brad Komminsk, R OBP: 0.301, SLG: 0.257		0-0 F4		0-0 F8		0-0 F8		0-0 F9					1 0 0 0 0 0 0
Rick Camp, R OBP: 0.300, SLG: 0.556		0-0 F4		0-0 F8		0-0 F8		0-0 F9					0 0 0 0 0 0 0

Inning Stats	R: 0	H: 1	E: 0	LOB: 1	K: 2	S: 8	R: 1	H: 2	E: 0	LOB: 1	K: 0	S: 5	R: 1	H: 1	E: 0	LOB: 1	K: 0	S: 4	R: 0	H: 0	E: 0	LOB: 0	K: 1	S: 5	R: 0	H: 0	E: 0	LOB: 0	K: 1	S: 5	R: 1	H: 1	E: 0	LOB: 2	K: 2	S: 8	R: 0	H: 0	E: 0	LOB: 0	K: 0	S: 3	R: 1	H: 1	E: 0	LOB: 1	K: 0	S: 4	R: 0	H: 1	E: 0	LOB: 1	K: 1	S: 6	R: 0	H: 1	E: 0	LOB: 1	K: 1	S: 6	R: 0	H: 0	E: 0	LOB: 0	K: 0	S: 3	R: 0	H: 0	E: 0	LOB: 0	K: 0	S: 3	R: 0	H: 0	E: 0	LOB: 2	K: 0	S: 3	R: 0	H: 0	E: 0	LOB: 0	K: 0	S: 3	R: 0	H: 0	E: 0	LOB: 2	K: 0	S: 11	1B: 7	SF: 1	2B: 0	SAC: 0	3B: 0	DP: 0	HR: 1	HBP: 0	WP: 0	PA: 50
--------------	------	------	------	--------	------	------	------	------	------	--------	------	------	------	------	------	--------	------	------	------	------	------	--------	------	------	------	------	------	--------	------	------	------	------	------	--------	------	------	------	------	------	--------	------	------	------	------	------	--------	------	------	------	------	------	--------	------	------	------	------	------	--------	------	------	------	------	------	--------	------	------	------	------	------	--------	------	------	------	------	------	--------	------	------	------	------	------	--------	------	------	------	------	------	--------	------	-------	-------	-------	-------	--------	-------	-------	-------	--------	-------	--------

PITCHER	IP	WLS	BF	H	R	ER	SO	BB	IBB	HBP	BLK	WP	HR	S	P	ERA	WHIP
Eric Show, R ERA: 3.48	8.0		34	6	4	4	6	3	1	0	0	0	1	42	58	4.50	1.125
Rich Gossage, R ERA: 1.77	2.0		8	2	0	0	1	0	0	0	0	0	0	10	10	0.00	1.000
Craig Lefferts, L ERA: 3.48	1.2	W	6	0	0	0	0	1	0	0	0	0	0	5	9	0.00	0.600
Roy Lee Jackson, R ERA: 3.24	0.1	S	2	0	0	0	0	1	0	0	0	0	0	1	5	0.00	3.000

BOTTOM

San Diego Padres @ Atlanta Braves
Atlanta-Fulton County Stadium, Atlanta, GA
Tue Jul 30 1985, 7:05 PM EDT
Att: 19,763 - Unknown

livebaseballscorecards.com

AB	43
R	4
H	8
RBI	4
BB	6
SO	7
LOB	15




Batter	1	2	3	4	5	6	7	8	9	10	AB	R	H	RBI	BB	SO	LOB
Tim Flannery, L (1, 4) OBP: 0.383, SLG: 0.361 Jerry Royster, R (7, PH) OBP: 0.365, SLG: 0.390	0-0 6-3 1B		0-0 1B 2-H 1B		0-0 FC7-4 1B		0-0 6-3		0-0 1B 5-3 1B		3	1	2	1	0	0	1
Tony Gwynn, L (1, 9) OBP: 0.343, SLG: 0.413	0-0 6-3 1-2f		0-0 FC6-4 1B 2-3 1B		0-0 E 1B 1B		0-0 B3		0-0 FC5 5-3 1B 1-3 1B		5	1	3	0	0	0	1
Steve Garvey, R (1, 3) OBP: 0.286, SLG: 0.419	0-0 E5		0-0 FC6-4 1-2f		0-0 E2 1B 1-H 2-H		0-0 F7		0-0 5-3 1-2 3-H		5	0	1	2	0	0	3
Graig Nettles, L (1, 5) OBP: 0.391, SLG: 0.429		0-0 4-3		0-0 4-3		0-0 F6		0-3 K		4-0 IBB		4	0	0	0	1	1
Terry Kennedy, L (1, 2) OBP: 0.290, SLG: 0.407 Gerry Davis, R (8, PR) OBP: 0.359, SLG: 0.466 Roy Lee Jackson, R (8, 1) Craig Lefferts, L (8, 1) Kurt Bevacqua, R (9, PH) OBP: 0.360, SLG: 0.371 Tim Stoddard, R (9, 1)		0-0 F6		0-0 6-3 1B		0-0 G3		0-0 1B 1B		0-0 FC5 2-3f		4	0	2	0	0	0
Carmelo Martinez, R (1, 7) OBP: 0.341, SLG: 0.436		0-0 F7		0-0 6-3 1-2		0-0 2B		0-0 1-3 1B		0-0 1-3		5	0	2	0	0	0
Kevin McReynolds, R (1, 8) OBP: 0.286, SLG: 0.377			0-0 FC4-6 1B		0-0 5-3		0-3 K		0-0 F9		5	0	1	0	0	1	4
Garry Templeton, S (1, 6) OBP: 0.356, SLG: 0.402			0-0 FC4-6 1B 5-3		0-0 3-1		4-0 IBB		0-0 1-3		4	1	0	0	1	0	3
Dave Dravecky, R (1, 1) OBP: 0.152, SLG: 0.116 Bruce Bochy, R (8, 2) OBP: 0.310, SLG: 0.455			0-0 5-3 1-2		4-0 FC7-4 BB		0-3 K		0-0 1B		2	0	0	0	1	1	3

TOP

San Diego Padres @ Atlanta Braves
Atlanta-Fulton County Stadium, Atlanta, GA

Wed Jul 31 1985, 7:05 PM EDT
Att. 14,873 - Unknown

AB	41
R	4
H	13
RBI	3
BB	3
SO	3
LOB	19



Inning Stats	R: 0	H: 1	E: 1	K: 0	S: 3	H: 1	LOB: 1	BB: 0	P: 3	R: 0	H: 0	E: 0	K: 0	S: 3	R: 1	H: 3	E: 0	K: 0	S: 6	H: 3	LOB: 2	BB: 0	P: 6	R: 0	H: 1	E: 0	K: 0	S: 4	R: 2	H: 2	E: 1	K: 2	S: 5	H: 1	LOB: 2	BB: 1	P: 9	R: 0	H: 0	E: 0	K: 0	S: 8	H: 0	LOB: 0	BB: 0	P: 3	R: 0	H: 2	E: 0	K: 1	S: 7	H: 2	LOB: 2	BB: 0	P: 7	R: 1	H: 3	E: 0	K: 0	S: 5	H: 3	LOB: 2	BB: 1	P: 9	R: 0	H: 0	E: 0	K: 0	S: 3	H: 0	LOB: 0	BB: 0	P: 3	R: 0	H: 0	E: 0	K: 0	S: 3	H: 0	LOB: 0	BB: 0	P: 3	R: 0	H: 0	E: 0	K: 0	S: 3	H: 0	LOB: 0	BB: 0	P: 3	1B: 12	SF: 0	2B: 2	SAC: 0	3B: 0	DP: 1	HR: 0	HBP: 0	WP: 0	PA: 44
PITCHER	IP	WLS	BF	H	R	ER	SO	BB	IBB	HBP	BLK	WP	HR	S	P	ERA	WHIP																																																																																				
Joe Johnson, R (1, 1) ERA: 2.08	6.0		27	8	3	2	2	1	0	0	0	0	0	29	37	3.00	1.500																																																																																				
Terry Forster, L (7, 1) ERA: 1.96	1.1		6	2	0	0	1	0	0	0	0	0	0	8	8	0.00	1.500																																																																																				
Jeff Dedmon, R (8, 1) ERA: 2.77	0.2		2	0	0	0	0	0	0	0	0	0	0	2	2	0.00	0.000																																																																																				
Bruce Sutter, R (9, 1) ERA: 3.31	2.0	W	9	3	1	1	0	0	1	0	0	0	0	8	12	4.50	1.500																																																																																				

San Diego Padres @ Atlanta Braves
Atlanta-Fulton County Stadium, Atlanta, GA

Wed Jul 31 1985, 7:05 PM EDT
Att: 14,873 - Unknown

livebaseballscorecards.com

AB	35
R	5
H	11
RBI	4
BB	3
SO	3
LOB	19



WP:	0	PA:	42
PB:	1		
SB:	1		
CS:	0		

Batter	1	2	3	4	5	6	7	8	9	10	AB	R	H	RBI	BB	SO	LOB										
Brad Komminsk, R (1, 9) OBP: 0.305, SLG: 0.259 Milt Thompson, L (9, PH) OBP: 0.333, SLG: 0.410 (10, 9)	6-3		L6-3 1B		FC6-4 BB		L8		S 1B		3	0	1	0	1	0	1										
Rafael Ramirez, R (1, 6) OBP: 0.296, SLG: 0.361	2B E 1B		L6-3 1-2		SF7		5-3		K 1-2		4	1	1	1	0	1	3										
Dale Murphy, R (1, 8) OBP: 0.387, SLG: 0.578	E 1-3 SF9 2B		6-3		FC6-4 1-2f			HR	FC6-4 IBB		4	2	2	1	1	0	1										
Bob Horner, R (1, 3) OBP: 0.351, SLG: 0.573	FC5 2-3 3-H			5-3		6-3 2B		1B 1B	FC6-4 1-2f		5	0	2	0	0	0	3										
Terry Harper, R (1, 7) OBP: 0.328, SLG: 0.431	SF9 3-H			6-3		6-3 2-3		1-3 1B		1B 2B	4	1	2	1	0	0	1										
Ken Oberkfell, L (1, 5) OBP: 0.355, SLG: 0.368 Terry Forster, L (7, 1) Jeff Dedmon, L (8, 1) OBP: 0.167, SLG: 0.167 Claudell Washington, L (8, PH) OBP: 0.334, SLG: 1.455 Bruce Sutter, R (9, 1) Gerald Perry, L (10, PH) OBP: 0.273, SLG: 0.229	K 3-H			FC5-4 1B		5-3		F7 1-3		1B 2-H 1B	3	0	1	0	0	1	2										
Rick Cerone, R (1, 2) OBP: 0.268, SLG: 0.279		4-3		FC5-4 1-2f		F6		F9			4	0	0	0	0	0	4										
Glenn Hubbard, R (1, 4) OBP: 0.322, SLG: 0.322		6-3			E5 PB SH2-4 SF7		SH1-4 BB		F7		3	1	0	0	1	0	2										
Joe Johnson, R (1, 1) Paul Runge, R (7, 5) OBP: 0.297, SLG: 0.258			K		SH2-4 1-2		SH1-4 1-2		1-3		1	0	0	0	0	1	0										
Inning Stats	R: 2 E: 1 K: 1 S: 8	H: 2 LOB: 1 BB: 0 P: 8	R: 0 E: 0 K: 1 S: 5	H: 0 LOB: 0 BB: 0 P: 5	R: 0 E: 0 K: 0 S: 3	H: 1 LOB: 1 BB: 0 P: 3	R: 0 E: 0 K: 0 S: 4	H: 1 LOB: 1 BB: 0 P: 4	R: 1 E: 1 K: 0 S: 4	H: 0 LOB: 1 BB: 1 P: 8	R: 0 E: 0 K: 0 S: 4	H: 1 LOB: 1 BB: 0 P: 4	R: 0 E: 0 K: 0 S: 3	H: 0 LOB: 1 BB: 1 P: 7	R: 1 E: 0 K: 0 S: 6	H: 3 LOB: 2 BB: 0 P: 6	R: 0 E: 0 K: 1 S: 6	H: 1 LOB: 2 BB: 1 P: 10	R: 1 E: 0 K: 0 S: 2	H: 2 LOB: 1 BB: 0 P: 2	1B: 7 2B: 4 3B: 0 HR: 1	SF: 2 SAC: 2 DP: 1 HBP: 0	WP: 0 PA: 42				
PITCHER	IP	WLS	BF	H	R	ER	SO	BB	IBB	HBP	BLK	WP	HR	S	P	ERA	WHIP										
Dave Dravecky, L (1, 1) ERA: 2.14	7.0		29	5	3	0	2	2	0	0	0	0	0	31	39	0.00	1.000										
Roy Lee Jackson, R (8, 1) ERA: 4.32	0.0		3	3	1	1	0	0	0	0	0	0	1	3	3	∞	∞										
Craig Lefferts, L (8, 1) ERA: 3.42	1.0		3	0	0	0	0	0	0	0	0	0	0	3	3	0.00	0.000										
Tim Stoddard, R (9, 1) ERA: 3.77	1.0	L	7	3	1	1	1	0	1	0	0	0	0	8	12	9.00	3.000										

Batter	1	2	3	4	5	6	7	8	9	AB R H RBI BB SO LOB	TOP		
Jerry Royster, R (1, 4) OBP: 0.355, SLG: 0.377	0-0 5-3		0-0 4-3		0-0 G6-3		0-0 F3		0-0 G6-4-3	5 0 0 0 0 0 2			
Garry Templeton, S (1, 6) OBP: 0.351, SLG: 0.396	0-3 K		0-0 F8			0-0 6-3	0-0 L7		0-0 F4	5 0 0 0 0 1 0			
Tony Gwynn, L (1, 9) OBP: 0.347, SLG: 0.414	4-0 BB 1B BB		0-0 6-3			0-0 1B 2B 1B		4-0 1B BB		2 2 1 0 2 0 0			
Steve Garvey, R (1, 3) OBP: 0.293, SLG: 0.429	0-0 BB 1-2 1B			0-0 1B 3B		0-0 2B 1B		0-0 G6-4-3 1-2 1B 1B		4 3 4 0 0 0 0			
Carmelo Martinez, R (1, 7) OBP: 0.349, SLG: 0.444	4-0 BB 1-2 2-3 BB			0-0 G6-4-3 1B		0-0 L4-6 1-H 2B		0-0 G6-4-3 1-2 2-H 1B		3 0 3 4 1 0 0			
Kevin McReynolds, R (1, 8) OBP: 0.285, SLG: 0.374	0-0 F6			0-0 G6-4-3 1-2f		0-0 BB		0-0 G6-4-3 1-2f 2-3		3 0 0 0 1 0 6			
Kurt Bevacqua, R (1, 5) OBP: 0.356, SLG: 0.365		0-0 6-3		0-0 5-3		0-0 L4-6 2-3		0-0 1B		4 0 1 1 0 0 2			
Bruce Bochy, R (1, 2) OBP: 0.306, SLG: 0.492		0-0 6-3			0-0 4-3		0-0 HR	0-3 K		4 1 1 1 0 1 1			
Andy Hawkins, R (1, 1) OBP: 0.151, SLG: 0.118		0-3 K			4-0 G6-3 BB		0-3 K		0-0 G6-4-3 1B	3 0 1 0 1 2 0			
Inning Stats	R: 0 H: 1 E: 0 LOB: 3 K: 1 BB: 2 S: 6 P: 14	R: 0 H: 0 E: 0 LOB: 0 K: 1 BB: 0 S: 5 P: 5	R: 0 H: 0 E: 0 LOB: 0 K: 0 BB: 0 S: 3 P: 3	R: 1 H: 2 E: 0 LOB: 0 K: 0 BB: 0 S: 4 P: 4	R: 0 H: 0 E: 0 LOB: 0 K: 0 BB: 1 S: 2 P: 6	R: 2 H: 3 E: 0 LOB: 1 K: 0 BB: 1 S: 5 P: 9	R: 1 H: 1 E: 0 LOB: 0 K: 1 BB: 0 S: 6 P: 6	R: 2 H: 3 E: 0 LOB: 1 K: 1 BB: 1 S: 7 P: 11	R: 0 H: 1 E: 0 LOB: 0 K: 0 BB: 0 S: 3 P: 3	1B: 8 SF: 0 2B: 2 SAC: 0 3B: 1 DP: 5 HR: 1 HBP: 0	WP: 0 PA: 38 PB: 0 SB: 0 CS: 0		
PITCHER	IP WLS BF H R ER SO BB IBB HBP BLK WP HR S P ERA WHIP											PITCHER	IP WLS BF H R ER SO BB IBB HBP BLK WP HR S P ERA WHIP
Zane Smith, L (1, 1) ERA: 3.45	5.1 L 24 6 3 3 2 4 0 0 0 0 0 0 24 40 5.06 1.875												
Rick Camp, R (6, 1) ERA: 3.69	2.2 11 4 3 3 2 1 0 0 0 0 0 1 14 18 10.12 1.875												
Gene Garber, R (9, 1) ERA: 4.07	1.0 3 1 0 0 0 0 0 0 0 0 0 0 3 3 0.00 1.000												

San Diego Padres @ Atlanta Braves
Atlanta-Fulton County Stadium, Atlanta, GA

Thu Aug 01 1985, 7:05 PM EDT
Att: 13,243 - Unknown

livebaseballscorecards.com

AB 33
R 6
H 11
RBI 6
BB 5
SO 4
LOB 11



Batter	1	2	3	4	5	6	7	8	9	AB	R	H	RBI	BB	SO	LOB
Claudell Washington, L (1, 9) Gene Garber, R (9, 1) OBP: 0.333, SLG: 0.452 OBP: 0.250, SLG: 0.250	0-0 4-3 1B		0-0 G6-4-3 1B			0-0 F7		0-0 F7		4	0	1	0	0	0	1
Rafael Ramirez, R (1, 6) OBP: 0.296, SLG: 0.360	0-0 1B 1B		0-0 G6-4-3 1-2f			0-0 L8			0-0 6-3	4	0	1	0	0	0	1
Dale Murphy, R (1, 8) OBP: 0.368, SLG: 0.577	0-0 1-2 1B		0-0 6-3			0-3 K			0-0 5-3 1B	4	0	2	0	0	1	0
Bob Horner, R (1, 3) OBP: 0.347, SLG: 0.566	0-3 K			0-0 F4			0-0 F8		0-0 5-3	4	0	0	0	0	1	3
Terry Harper, R (1, 7) OBP: 0.324, SLG: 0.426	0-0 L8			0-0 L8			0-0 F6		0-0 6-3	4	0	0	0	0	0	3
Ken Oberkfell, L (1, 5) OBP: 0.355, SLG: 0.367		0-0 6-3 1B		0-0 4-3			0-0 4-3			3	0	1	0	0	0	0
Rick Cerone, R (1, 2) OBP: 0.264, SLG: 0.275		0-0 6-3 1-2			0-0 F3			0-0 F3		3	0	0	0	0	0	1
Glenn Hubbard, R (1, 4) Milt Thompson, L (8, PH) OBP: 0.319, SLG: 0.320 OBP: 0.350, SLG: 0.425		0-0 F8			0-3 K			0-0 FC4-6 1B		2	0	0	0	0	1	1
Zane Smith, L (1, 1) Rick Camp, R (6, 1) Gerald Perry, L (8, PH) Paul Zuvella, R (9, 4) OBP: 0.133, SLG: 0.133 OBP: 0.300, SLG: 0.556 OBP: 0.271, SLG: 0.228 OBP: 0.224, SLG: 0.194		0-0 4-3			0-0 6-3			0-0 FC4-6 1-2f		2	0	0	0	0	0	1

Inning Stats	R: 0	H: 2	R: 0	H: 1	R: 0	H: 1	R: 0	H: 0	R: 0	H: 0	R: 0	H: 0	R: 0	H: 1	R: 0	H: 1	1B: 6	SF: 0	WP: 0	PA: 32
	E: 0	LOB: 2	E: 0	LOB: 1	E: 0	LOB: 0	E: 0	LOB: 0	E: 0	LOB: 0	E: 0	LOB: 0	E: 0	LOB: 1	E: 0	LOB: 1	2B: 0	SAC: 0	PB: 0	
	K: 1	BB: 0	K: 0	BB: 0	K: 0	BB: 0	K: 1	BB: 0	K: 1	BB: 0	K: 0	BB: 0	K: 0	BB: 0	K: 0	BB: 0	3B: 0	DP: 1	SB: 0	
	P: 7		S: 4	P: 4	S: 3	P: 3	S: 5	P: 5	S: 3	P: 3	S: 4	P: 4	S: 4	P: 4	S: 4	P: 4	HR: 0	HBP: 0	CS: 0	

PITCHER	IP	WLS	BF	H	R	ER	SO	BB	IBB	HBP	BLK	WP	HR	S	P	ERA	WHIP	PITCHER	IP	WLS	BF	H	R	ER	SO	BB	IBB	HBP	BLK	WP	HR	S	P	ERA	WHIP	
Andy Hawkins, R (1, 1) ERA: 2.92	9.0	W	32	6	0	0	3	0	0	0	0	0	0	38	38	0.00	0.667																			


BOTTOM

San Diego Padres @ Atlanta Braves
Atlanta-Fulton County Stadium, Atlanta, GA

Thu Aug 01 1985, 7:05 PM EDT
Att. 13,243 - Unknown

livebaseballscorecards.com

AB	32
R	0
H	6
RBI	0
BB	0
SO	3
LOB	12



Batter	1	2	3	4	5	6	7	8	9	AB R H RBI BB SO LOB	TOP											
Tim Flannery, L (1, 4) <small>OBP: 0.386, SLG: 0.361</small>	0-0 1B 1B		0-0 1-3		0-0 FC4-6	0-0		4-0 BB BB BB	0-3 K	5 0 2 1 1 1 3												
Tony Gwynn, L (1, 9) Kurt Bevacqua, R (5, 3) Tim Stoddard, R (8, 1)	0-0 F7		0-0 F9		0-0 F8	0-0 SF8		0-3 K		3 0 0 0 0 0 2 1 0 0 1 0 1 2 0 0 0 0 0 0 0												
Steve Garvey, R (1, 3) Ed Wright, R (5, 1) Gerry Davis, R (6, PH) Roy Lee Jackson, R (6, 1) Bruce Bochy, R (8, PH) <small>OBP: 0.263, SLG: 0.428 OBP: 0.167, SLG: 0.167 OBP: 0.350, SLG: 0.395 OBP: 0.302, SLG: 0.483</small>	0-0 1B 1-2 1B		0-0 G3		0-0 F7	0-3 K		0-0 4-3		3 0 1 0 0 0 1 0 0 0 0 0 0 0 1 0 0 0 0 0 1 0 0 0 0 0 0 0 1 0 0 0 0 0 2												
Graig Nettles, L (1, 5) <small>OBP: 0.397, SLG: 0.450</small>	0-0 1-3 2-H 1B			0-0 F4		0-0 2B 2B			0-0 BB 1B SF9 1B	5 3 4 1 0 0 0												
Terry Kennedy, L (1, 2) <small>OBP: 0.303, SLG: 0.412</small>	0-0 1-2 F4			0-0 PB 1B 1B		0-0 WP 2B		0-0 4-3	0-0 BB 1-2 2B 1B	5 3 3 1 0 0 2												
Carmelo Martinez, R (1, 7) <small>OBP: 0.349, SLG: 0.442</small>		0-3 K		0-0 1-H 1B		4-0 WP 2B BB		0-0 F8	0-0 F6	4 1 1 1 1 1 2												
Kevin McReynolds, R (1, 8) Mario Ramirez, R (6, 6) <small>OBP: 0.283, SLG: 0.371 OBP: 0.310, SLG: 0.370</small>		0-3 K		0-0 F7		0-0 F8		0-0 F9	4-0 2B 1-2 2-3 BB	3 0 0 0 0 1 2 1 0 0 0 1 0 0												
Garry Templeton, S (1, 6) Bobby Brown, S (6, PH) <small>OBP: 0.349, SLG: 0.394 OBP: 0.221, SLG: 0.206</small>		0-3 K		0-0 F9		0-0 2B 1-2 1B 1B		0-0 F5	0-0 SF9	2 0 0 0 0 1 2 2 1 1 1 0 0 0												
LaMarr Hoyt, R (1, 1) <small>OBP: 0.100, SLG: 0.082</small> Mark Thurmond, L (3, 1) Al Bumbry, L (5, PH) <small>OBP: 0.289, SLG: 0.271</small>		0-0 G3			0-0 FC4-6 1B	0-0 1B 1-3 2-H SF8 2B		4-0 BB BB	0-0 1-3 2-H 2B	1 0 0 0 0 0 1 0 0 0 0 0 0 0 3 1 3 2 1 0 0												
Inning Stats	R: 0 E: 0 K: 0 S: 5	H: 3 LOB: 2 BB: 0 P: 5	R: 0 E: 0 K: 3 S: 10	H: 0 LOB: 1 BB: 0 P: 10	R: 0 E: 0 K: 0 S: 3	H: 0 LOB: 0 BB: 0 P: 3	R: 1 E: 0 K: 0 S: 5	H: 2 LOB: 1 BB: 0 P: 5	R: 0 E: 0 K: 0 S: 4	H: 1 LOB: 1 BB: 0 P: 4	R: 5 E: 0 K: 1 S: 10	H: 5 LOB: 1 BB: 1 P: 14	R: 1 E: 0 K: 0 S: 4	H: 1 LOB: 0 BB: 0 P: 4	R: 0 E: 0 K: 1 S: 5	H: 0 LOB: 2 BB: 2 P: 13	R: 2 E: 0 K: 1 S: 8	H: 3 LOB: 2 BB: 1 P: 12	1B: 10 2B: 4 3B: 0 HR: 1	SF: 2 SAC: 0 DP: 0 HBP: 0	WP: 3 PB: 3 SB: 0 CS: 0	PA: 46
PITCHER	IP WLS BF H R ER SO BB IBB HBP BLK WP HR S P ERA WHIP																					
Joe Niekro, R (1, 1) <small>ERA: 3.21</small>	5.1 W 27 10 6 5 3 1 0 0 0 2 0 32 36 8.44 2.062																					
Bill Dawley, R (6, 1) <small>ERA: 4.74</small>	1.2 7 2 1 1 1 0 0 0 0 0 1 9 9 5.40 1.200																					
Frank DiPino, L (8, 1) <small>ERA: 3.46</small>	0.1 3 0 0 0 0 2 0 0 0 0 0 1 9 0.00 6.000																					
Dave Smith, R (8, 1) <small>ERA: 2.01</small>	1.2 S 9 3 2 2 2 1 0 0 0 0 0 12 16 10.80 2.400																					

San Diego Padres @ Houston Astros
 Astrodome, Houston, TX
 Fri Aug 02 1985, 8:05 PM EDT
 Att: 20,675 - Unknown

livebaseballscorecards.com

AB	40
R	9
H	15
RBI	8
BB	4
SO	6
LOB	20



Batter	1	2	3	4	5	6	7	8	9	AB	R	H	RBI	BB	SO	LOB
Bill Doran, S OBP: 0.359, SLG: 0.419 (1, 4)	0-0 G3	0-0 HR		0-3 K	4-0 BB			0-0 2B 1B		4	2	2	3	1	1	0
Craig Reynolds, L OBP: 0.310, SLG: 0.399 (1, 6)	0-0 6-3	0-0 G3		0-0 F8	0-0 FC5			0-0 6-3		5	0	0	0	0	0	4
Denny Walling, L OBP: 0.298, SLG: 0.367 (1, 5)	0-0 E6 2B		0-0 F3		0-0 E3 1B 1B	0-0 3-1		0-0 F9		5	1	0	0	0	0	1
Jose Cruz, L OBP: 0.340, SLG: 0.420 (1, 7)	0-0 2B		0-0 1B 2B 1B		0-0 1B 1B 1B	0-0 4-3		0-0 2B		5	3	4	1	0	0	0
Jerry Mumphrey, S OBP: 0.331, SLG: 0.397 (1, 9)		0-0 F8	0-0 1B 2B 1B		0-0 1B 1B 1B	0-0 3-1		0-0 2B		5	2	3	1	0	0	0
Glenn Davis, R OBP: 0.324, SLG: 0.459 (1, 3)		0-0 1B 1B	0-0 1B 2B		0-0 F4		0-3 K	0-3 K		5	2	2	2	0	2	4
Kevin Bass, S OBP: 0.292, SLG: 0.391 (1, 8)		0-0 F7	0-0 1B G4-6-3		0-0 BB 1B 1B		0-0 1B			4	0	3	2	0	0	1
Mark Bailey, S OBP: 0.381, SLG: 0.421 (1, 2)		0-0 BLK 1B HR 1B	0-0 G4-6-3		0-0 F4		0-0 F6			4	1	1	0	0	0	5
Joe Niekro, R OBP: 0.236, SLG: 0.245 (1, 1)		0-0 BLK		0-0 3-1	0-0 FC5 BB 1B		0-0 F5			3	1	2	3	0	0	0
Bill Dawley, R (6, 1)										0	0	0	0	0	0	0
Harry Spilman, L (7, PH)										1	0	0	0	0	0	1
Frank DiPino, L (8, 1)										0	0	0	0	0	0	0
Dave Smith, R (8, 1)										0	0	0	0	0	0	0

Inning Stats	R: 0	H: 1	E: 1	K: 0	S: 4	H: 1	LOB: 2	BB: 0	P: 4	R: 4	H: 4	E: 0	K: 0	S: 7	R: 3	H: 4	E: 0	K: 0	S: 6	R: 0	H: 0	E: 0	K: 1	S: 5	R: 3	H: 4	E: 1	K: 0	S: 8	R: 0	H: 0	E: 0	K: 0	S: 3	R: 0	H: 1	E: 0	K: 1	S: 6	R: 2	H: 3	E: 0	K: 1	S: 8	H: 3	LOB: 1	BB: 0	P: 8	1B: 12	2B: 4	3B: 0	HR: 1	SF: 0	SAC: 0	DP: 1	HBP: 0	WP: 0	PB: 0	SB: 0	CS: 0	PA: 42
--------------	------	------	------	------	------	------	--------	-------	------	------	------	------	------	------	------	------	------	------	------	------	------	------	------	------	------	------	------	------	------	------	------	------	------	------	------	------	------	------	------	------	------	------	------	------	------	--------	-------	------	--------	-------	-------	-------	-------	--------	-------	--------	-------	-------	-------	-------	--------

PITCHER	IP	WLS	BF	H	R	ER	SO	BB	IBB	HBP	BLK	WP	HR	S	P	ERA	WHIP
LaMarr Hoyt, R (1, 1) ERA: 3.36	2.1	L	16	9	7	7	0	0	0	0	1	0	0	16	16	27.00	3.857
Mark Thurmond, L (3, 1) ERA: 4.85	1.2		4	0	0	0	1	0	0	0	0	0	0	6	6	0.00	0.000
Ed Wojna, R (5, 1) ERA: 4.89	1.0		9	4	3	0	0	1	0	0	0	0	0	8	12	0.00	5.000
Roy Lee Jackson, R (6, 1) ERA: 3.48	2.0		7	1	0	0	1	0	0	0	0	0	0	9	9	0.00	0.500
Tim Stoddard, R (8, 1) ERA: 4.09	1.0		6	3	2	2	1	0	0	0	0	0	0	8	8	18.00	3.000

BOTTOM

San Diego Padres @ Houston Astros
Astrodome, Houston, TX

Fri Aug 02 1985, 8:05 PM EDT
Att. 20,675 - Unknown

livebaseballscorecards.com

AB	41
R	12
H	17
RBI	12
BB	1
SO	3
LOB	16



Batter	1	2	3	4	5	6	7	8	9	AB R H RBI BB SO LOB	TOP																
Tim Flannery, L (1, 4) OBP: 0.386, SLG: 0.362	0-0 1B SF9 1B	0-0 1B 2-H 1B		0-3 K		0-3 K			0-3 K	5 2 2 1 0 3 0																	
Tony Gwynn, L (1, 9) OBP: 0.346, SLG: 0.411	0-0 1B 1-3 1B	0-0 1B 1-2 1B		0-3 K			0-0 3-1			4 0 2 0 0 1 0																	
Steve Garvey, R (1, 3) OBP: 0.295, SLG: 0.430	0-0 SF9 3-H	0-0 1B 1-2 2-H		0-0 1B			0-0 5-3			3 0 2 2 0 0 0																	
Graig Nettles, L (1, 5) OBP: 0.395, SLG: 0.447	0-0 1B 1-2	0-0 F8		0-3 K			0-0 F8			4 0 1 0 0 1 3																	
Terry Kennedy, L (1, 2) OBP: 0.302, SLG: 0.411	0-3 K		0-0 6-3 1B		0-3 K		0-0 4-3			4 0 1 0 0 2 2																	
Carmelo Martinez, R (1, 7) OBP: 0.346, SLG: 0.436	0-3 K		0-3 K		0-0 L6		0-0 L6			4 0 0 0 0 2 3																	
Kevin McReynolds, R (1, 8) OBP: 0.283, SLG: 0.368		4-0 1B SH1-3 BB	0-0 6-3	0-0 6-3	0-0 F9		0-0 F9			3 1 0 0 1 0 1																	
Garry Templeton, S (1, 6) OBP: 0.348, SLG: 0.390		0-0 F7	4-0 IBB			0-0 4-3		0-0 4-3		3 0 0 0 1 0 1																	
Eric Show, R (1, 1) OBP: 0.102, SLG: 0.102		0-0 SH1-3	0-0 G3			0-0 1-3		0-0 4-3		3 0 0 0 0 0 2																	
Craig Lefferts, L (9, 1) OBP: 0.333, SLG: 0.333										0 0 0 0 0 0 0																	
Inning Stats	R: 1 E: 0 K: 2 S: 10	H: 3 LOB: 2 BB: 0 P: 10	R: 2 E: 0 K: 0 S: 6	H: 3 LOB: 2 BB: 1 P: 10	R: 0 E: 0 K: 1 S: 6	H: 1 LOB: 2 BB: 1 P: 10	R: 0 E: 0 K: 3 S: 10	H: 1 LOB: 1 BB: 0 P: 10	R: 0 E: 0 K: 1 S: 5	H: 0 LOB: 0 BB: 0 P: 5	R: 0 E: 0 K: 1 S: 5	H: 0 LOB: 0 BB: 0 P: 5	R: 0 E: 0 K: 0 S: 3	H: 0 LOB: 0 BB: 0 P: 3	R: 0 E: 0 K: 0 S: 3	H: 0 LOB: 0 BB: 0 P: 3	R: 0 E: 0 K: 1 S: 5	H: 0 LOB: 0 BB: 0 P: 5	1B: 8 2B: 0 3B: 0 HR: 0	SF: 1 SAC: 1 DP: 0 HBP: 0	WP: 0 PB: 0 SB: 0 CS: 0	PA: 37					
PITCHER	IP WLS BF H R ER SO BB IBB HBP BLK WP HR S P ERA WHIP																										
Nolan Ryan, R (1, 1) ERA: 3.63	7.0		31	8	3	3	8	1	1	0	0	0	0	45	53	3.86	1.286										
Jeff Calhoun, L (8, 1) ERA: 2.37	1.0		3	0	0	0	0	0	0	0	0	0	0	3	3	0.00	0.000										
Charlie Kerfeld, R (9, 1) ERA: 10.13	1.0	W	3	0	0	0	1	0	0	0	0	0	0	5	5	0.00	0.000										

San Diego Padres @ Houston Astros
 Astrodome, Houston, TX
 Sat Aug 03 1985, 8:05 PM EDT
 Att: 27,858 - Unknown

AB	33
R	3
H	8
RBI	3
BB	2
SO	9
LOB	12



Batter	1	2	3	4	5	6	7	8	9	AB	R	H	RBI	BB	SO	LOB
Bill Doran, S OBP: 0.358, SLG: 0.418 (1, 4)	0-0 CS 1B	0-0 4-3			0-0 F7			0-0 8-3 1-2f		4	0	1	0	0	0	2
Craig Reynolds, L OBP: 0.313, SLG: 0.398 (1, 6)	0-0 1B 1-2 1B		0-0 F8		0-0 F6			4-0 BB		3	1	1	0	1	0	0
Denny Walling, L OBP: 0.301, SLG: 0.369 (1, 5)	0-0 1B 1-3 1B		0-0 G6-3 1B			0-0 2-3		0-0 4-3		4	0	2	0	0	0	1
Jose Cruz, L OBP: 0.341, SLG: 0.421 (1, 7)	0-0 1B 1-2 1B		0-0 G6-3 1-2f			0-0 F9			0-0 1B 2B 1B	4	1	2	1	0	0	1
Jerry Mumphrey, S OBP: 0.330, SLG: 0.395 (1, 9)	0-0 F9			0-0 F9		0-0 3-1			0-0 2B 1-2 1B 1B	4	1	1	0	0	0	2
Glenn Davis, R OBP: 0.329, SLG: 0.467 Dickie Thon, R OBP: 0.277, SLG: 0.329 (1, 3) (9, PR)	0-0 F7			0-0 FC4 1B			0-0 F7		0-0 1B 2B	4 0	0 1	2 0	1 0	0 0	0 0	2 0
Kevin Bass, S OBP: 0.294, SLG: 0.391 (1, 8)		0-0 F7		0-0 FC4 1-2f			0-0 G6-4-3 1B		4-0 1B IBB	3	0	1	0	1	0	1
Mark Bailey, S OBP: 0.379, SLG: 0.417 (1, 2)		0-0 4-3		0-0 F3			0-0 G6-4-3 1-2f		0-0 1B 1-2 2-H 3-H	4	0	1	2	0	0	2
Nolan Ryan, R OBP: 0.120, SLG: 0.106 Jeff Calhoun, L (8, 1) Chris Jones, L OBP: 0.296, SLG: 0.208 Charlie Kerfeld, R (9, 1)		0-0 2B			0-0 L9			0-0 8-3 1B		2	0	1	0	0	0	0

BOTTOM

San Diego Padres @ Houston Astros
Astrodome, Houston, TX
Sat Aug 03 1985, 8:05 PM EDT
Att. 27,858 - Unknown

AB	33
R	4
H	13
RBI	4
BB	2
SO	0
LOB	11



Inning Stats	R: 1	H: 4	E: 0	K: 0	S: 6	LOB: 2	BB: 0	P: 6	R: 0	H: 1	E: 0	K: 0	S: 4	LOB: 1	BB: 0	P: 4	R: 0	H: 1	E: 0	K: 0	S: 3	LOB: 0	BB: 0	P: 3	R: 0	H: 0	E: 0	K: 0	S: 3	LOB: 0	BB: 0	P: 3	R: 0	H: 1	E: 0	K: 0	S: 3	LOB: 0	BB: 0	P: 3	R: 0	H: 1	E: 0	K: 0	S: 3	LOB: 1	BB: 1	P: 7	R: 3	H: 4	E: 0	K: 0	S: 4	LOB: 2	BB: 1	P: 8	1B: 11	SF: 0	3B: 0	HR: 0	SF: 0	SAC: 0	DP: 3	HBP: 0	WP: 0	PA: 35
PITCHER	IP	WLS	BF	H	R	ER	SO	BB	IBB	HBP	BLK	WP	HR	S	P	ERA	WHIP																																																	
Eric Show, R ERA: 3.47 (1, 1)	8.0		32	11	3	3	0	1	0	0	0	0	0	31	35	3.38	1.500																																																	
Craig Lefferts, L ERA: 3.58 (9, 1)	0.0	L	3	2	1	1	0	0	1	0	0	0	0	2	6	∞	∞																																																	

Batter	1	2	3	4	5	6	7	8	9	AB R H RBI BB SO LOB	TOP											
Tim Flannery, L (1, 4) OBP: 0.384, SLG: 0.358	0-0 1-3		0-0 F5			0-0 F8			4-0 1B BB	3 0 0 0 1 0 1												
Tony Gwynn, L (1, 9) OBP: 0.345, SLG: 0.410	0-0 5-3			0-0 3-1		0-0 G3			0-0 4-3 1B	4 0 1 0 0 0 0												
Steve Garvey, R (1, 3) OBP: 0.292, SLG: 0.426	0-0 F6			0-0 F9			0-0 F9		0-0 4-3	4 0 0 0 0 0 2												
Graig Nettles, L (1, 5) OBP: 0.393, SLG: 0.442		0-0 3-1		0-0 F8			0-0 G3		4-0 IBB	3 0 0 0 1 0 0												
Terry Kennedy, L (1, 2) OBP: 0.302, SLG: 0.409		0-0 G3			0-0 G3-6-3 1B		0-0 F9		0-3 K	4 0 1 0 0 1 3												
Carmelo Martinez, R (1, 7) OBP: 0.342, SLG: 0.431		0-0 F7			0-0 G3-6-3 1-2f			0-0 5-3	0-0 5-3	4 0 0 0 0 0 4												
Kevin McReynolds, R (1, 8) OBP: 0.286, SLG: 0.369			0-0 6-3		4-0 S BB			0-0 G4-6-3 1B		2 0 1 0 1 0 0												
Garry Templeton, S (1, 6) OBP: 0.345, SLG: 0.387			0-3 K		0-3 K			0-0 G4-6-3 1-2f		3 0 0 0 0 2 2												
Dave Dravecky, R (1, 1) OBP: 0.167, SLG: 0.133			0-0 1B			0-3 K			0-0 HR	2 0 1 0 0 1 0												
Al Bumbry, L (9, PH) OBP: 0.299, SLG: 0.324										1 1 1 1 0 0 0												
Inning Stats	R: 0 E: 0 K: 0 S: 3	H: 0 LOB: 0 BB: 0 P: 3	R: 0 E: 0 K: 0 S: 3	H: 0 LOB: 0 BB: 0 P: 3	R: 0 E: 0 K: 1 S: 6	H: 1 LOB: 1 BB: 0 P: 6	R: 0 E: 0 K: 0 S: 3	H: 0 LOB: 0 BB: 0 P: 3	R: 0 E: 0 K: 1 S: 5	H: 1 LOB: 1 BB: 1 P: 9	R: 0 E: 0 K: 1 S: 5	H: 0 LOB: 0 BB: 0 P: 5	R: 0 E: 0 K: 0 S: 3	H: 0 LOB: 0 BB: 0 P: 3	R: 0 E: 0 K: 0 S: 3	H: 1 LOB: 0 BB: 0 P: 3	R: 1 E: 0 K: 1 S: 7	H: 2 LOB: 3 BB: 2 P: 15	1B: 4 2B: 0 3B: 0 HR: 1	SF: 0 SAC: 0 DP: 2 HBP: 0	WP: 0 PB: 0 SB: 1 CS: 0	PA: 33
PITCHER	IP WLS BF H R ER SO BB IBB HBP BLK WP HR S P ERA WHIP																					
Mike Scott, R (1, 1) ERA: 2.7	8.0 W 28 4 1 1 3 2 0 0 0 0 0 1 32 40 1.12 0.750																					
Dave Smith, R (9, 1) ERA: 1.98	1.0 S 5 1 0 0 1 0 1 0 0 0 0 0 6 10 0.00 1.000																					

San Diego Padres @ Houston Astros
Astrodome, Houston, TX
Sun Aug 04 1985, 8:05 PM EDT
Att: 15,912 - Unknown

livebaseballscorecards.com

AB	30
R	1
H	5
RBI	1
BB	3
SO	4
LOB	12



Batter	1	2	3	4	5	6	7	8	9	AB	R	H	RBI	BB	SO	LOB					
Bill Doran, S OBP: 0.355, SLG: 0.413 (1, 4)	0-0 6-3	0-0 5-3			0-0 6-3		0-0 5-3			4	0	0	0	0	0	2					
Phil Garner, R OBP: 0.296, SLG: 0.355 (1, 5)	0-0 1B		0-0 F8		0-0 4-3 2B		0-0 F3			4	0	2	0	0	0	0					
Kevin Bass, S OBP: 0.294, SLG: 0.389 (1, 8)	0-0 F8		0-3 K		0-0 4-3			0-0 6-3 1B		4	0	1	0	0	1	2					
Jose Cruz, L OBP: 0.340, SLG: 0.419 (1, 7)	0-3 K		0-0 E7 2B 1B		0-3 K			0-0 F8		4	1	1	0	0	2	3					
Jerry Mumphrey, S OBP: 0.332, SLG: 0.400 (1, 9)		0-0 F8	0-0 2B		0-0 G6-3 1B			0-0 6-3		4	0	2	1	0	0	1					
Glenn Davis, R OBP: 0.333, SLG: 0.486 (1, 3)		0-0 HR	0-0 5-3		0-0 G6-3			4-0 IBB		3	1	1	1	1	0	2					
Mark Bailey, S OBP: 0.381, SLG: 0.419 (1, 2)		0-0 2B 1B		0-0 F4		0-0 FC6-4 1B		0-0 F4		4	0	2	0	0	0	2					
Dickie Thon, R OBP: 0.272, SLG: 0.322 (1, 6)		0-0 F9		0-0 6-3		0-0 FC6-4				3	0	0	0	0	0	2					
Mike Scott, R OBP: 0.224, SLG: 0.295 (1, 1)		0-0 2B		0-3 K			0-0 F8			3	0	1	0	0	1	0					
Dave Smith, R (9, 1)		1-3 2B								0	0	0	0	0	0	0					
Inning Stats	R: 0 E: 0 K: 1 S: 6	H: 1 LOB: 1 BB: 0 P: 6	R: 1 E: 0 K: 0 S: 6	H: 3 LOB: 2 BB: 0 P: 6	R: 1 E: 1 K: 1 S: 7	H: 2 LOB: 1 BB: 0 P: 7	R: 0 E: 0 K: 1 S: 5	H: 0 LOB: 0 BB: 0 P: 5	R: 0 E: 0 K: 1 S: 6	H: 1 LOB: 1 BB: 0 P: 6	R: 0 E: 0 K: 0 S: 4	H: 2 LOB: 1 BB: 0 P: 4	R: 0 E: 0 K: 0 S: 3	H: 0 LOB: 0 BB: 0 P: 3	R: 0 E: 0 K: 0 S: 4	H: 1 LOB: 2 BB: 1 P: 8	1B: 6 2B: 3 3B: 0 HR: 1	SF: 0 SAC: 0 DP: 1 HBP: 0	WP: 0 PB: 0 SB: 0 CS: 0	PA: 34	
PITCHER Dave Dravecky, L ERA: 2.15 (1, 1)	IP 8.0	WLS L	BF 34	H 10	R 2	ER 2	SO 4	BB 0	IBB 1	HBP 0	BLK 0	WP 0	HR 1	S 41	P 45	ERA 2.25	WHIP 1.250				

BOTTOM

San Diego Padres @ Houston Astros
Astrodome, Houston, TX
Sun Aug 04 1985, 8:05 PM EDT
Att. 15,912 - Unknown

livebaseballscorecards.com

AB	33
R	2
H	10
RBI	2
BB	1
SO	4
LOB	14



Batter	1	2	3	4	5	6	7	8	9	AB R H RBI BB SO LOB	TOP																
Al Bumbry, L (1, 8) <small>OBP: 0.296, SLG: 0.320</small> Kurt Bevacqua, R (8, PH) <small>OBP: 0.344, SLG: 0.355</small> Craig Lefferts, L (8, 1) <small>OBP: 0.333, SLG: 0.333</small>	0-0 1B	0-0 6-3		0-0 1-3		0-0 6-3		0-0 6-3		4 0 1 0 0 0 1 1 0 0 0 0 0 0 0 0 0 0 0 0 0																	
Garry Templeton, S (1, 6) <small>OBP: 0.349, SLG: 0.390</small>	0-0 1-2 1B	0-0 2-3 1B			0-0 1B 1B	0-0 4-3		0-0 4-3		5 2 3 1 0 0 0																	
Tony Gwynn, L (1, 9) <small>OBP: 0.348, SLG: 0.411</small>	0-0 F7	0-0 1-H 1B			4-0 1-2 2B BB	0-0 1B				4 1 2 1 1 1 2																	
Steve Garvey, R (1, 3) <small>OBP: 0.293, SLG: 0.426</small> Bobby Brown, S (9, PR) <small>OBP: 0.221, SLG: 0.206</small>	0-3 K	0-0 F9			0-0 1-2 2B 4-3 1B	0-0 F8				5 1 2 1 0 1 4 0 0 0 0 0 0 0																	
Graig Nettles, L (1, 5) <small>OBP: 0.394, SLG: 0.445</small>	0-0 3-1			0-0 F8		0-0 4-3 1-3 2-H 2B		0-0 F7		5 0 2 1 0 0 2																	
Terry Kennedy, L (1, 2) <small>OBP: 0.303, SLG: 0.405</small>		4-0 2B 1B BB		0-0 4-3		0-0 4-3		4-0 BB		3 1 0 1 2 0 3																	
Carmelo Martinez, R (1, 7) <small>OBP: 0.340, SLG: 0.431</small>		0-0 1-3 1B 6-3 2B		0-3 K		0-0 F8		0-0 F4		5 1 1 0 0 1 4																	
Tim Flannery, L (1, 4) <small>OBP: 0.385, SLG: 0.359</small> Jerry Royster, R (5, PH) <small>OBP: 0.356, SLG: 0.375</small>		0-0 6-3 1B 6-3 1B			0-0 5-3	4-0 BB		0-0 F5		2 1 1 1 0 0 0 1 0 0 0 1 0 1																	
Andy Hawkins, R (1, 1) <small>OBP: 0.148, SLG: 0.115</small> Tim Stoddard, R (3, 1) <small>OBP: 0.351, SLG: 0.385</small> Gerry Davis, R (5, PH) <small>OBP: 0.351, SLG: 0.385</small> Roy Lee Jackson, R (5, 1) <small>OBP: 0.300, SLG: 0.357</small> Mario Ramirez, R (8, PH) <small>OBP: 0.300, SLG: 0.357</small>		0-0 1-2 3-H 6-3		0-3 K		0-0 F4		0-3 K		1 0 0 1 0 0 1 1 0 0 0 0 1 0 1 0 0 0 0 0 2 0 0 0 0 0 0 0 1 0 0 0 0 1 0																	
Inning Stats	R: 0 E: 0 K: 1 S: 7	H: 2 LOB: 2 P: 7	R: 4 E: 0 K: 0 S: 7	H: 4 LOB: 1 BB: 1 P: 11	R: 0 E: 0 K: 1 S: 5	H: 0 LOB: 0 BB: 0 P: 5	R: 0 E: 0 K: 1 S: 5	H: 0 LOB: 0 BB: 0 P: 5	R: 3 E: 0 K: 0 S: 6	H: 3 LOB: 2 BB: 2 P: 14	R: 0 E: 0 K: 0 S: 4	H: 1 LOB: 1 BB: 0 P: 4	R: 0 E: 0 K: 0 S: 3	H: 0 LOB: 1 BB: 1 P: 7	R: 0 E: 0 K: 1 S: 5	H: 0 LOB: 0 BB: 0 P: 5	R: 0 E: 0 K: 1 S: 7	H: 2 LOB: 2 BB: 0 P: 7	1B: 10 2B: 2 3B: 0 HR: 0	SF: 0 SAC: 0 DP: 0 HBP: 0	WP: 0 PB: 0 SB: 1 CS: 0	PA: 43					
PITCHER	IP	WLS	BF	H	R	ER	SO	BB	IBB	HBP	BLK	WP	HR	S	P	ERA	WHIP										
Andy McGaffigan, R (1, 1) <small>ERA: 3.18</small> John Stuper, R (3, 1) <small>ERA: 4.98</small> Bob Buchanan, L (4, 1) <small>ERA: 7.0</small> Tom Hume, R (5, 1) <small>ERA: 3.23</small> Ron Robinson, R (6, 1) <small>ERA: 4.58</small>	2.0		13	6	4	4	1	1	0	0	0	0	0	14	18	18.00	3.500										
John Franco, L (8, 1) <small>ERA: 2.13</small> Ted Power, R (9, 1) <small>ERA: 1.7</small>	1.2		7	2	0	0	2	0	0	0	0	0	0	5	5	0.00	0.000										
	0.1	S	1	0	0	0	0	0	0	0	0	0	0	1	1	0.00	0.000										

San Diego Padres @ Cincinnati Reds
 Riverfront Stadium, Cincinnati, OH
 Mon Aug 05 1985, 7:05 PM EDT
 Att: 24,622 - Unknown

AB	39
R	7
H	12
RBI	7
BB	4
SO	5
LOB	20



BOTTOM

San Diego Padres @ Cincinnati Reds
Riverfront Stadium, Cincinnati, OH
Mon Aug 05 1985, 7:05 PM EDT
Att. 24,622 - Unknown

livebaseballscorecards.com

AB 33
R 8
H 12
RBI 8
BB 4
SO 5
LOB 10



WP: 0 PA: 39
PB: 0
SB: 3
CS: 0

AB R H RBI BB SO LOB

5 1 2 1 0 0 0

4 1 1 0 1 0 3

5 2 4 3 0 0 1

2 1 0 0 2 1 1

4 1 1 1 0 2 3

4 0 1 1 0 1 0

3 2 2 1 0 0 0

3 0 1 1 0 0 1

0 0 0 0 0 0 0

0 0 0 0 0 0 0

0 0 0 0 0 0 0
0 0 0 0 0 0 0
0 0 0 0 0 0 0
1 0 0 0 0 1 1
0 0 0 0 0 0 0
0 0 0 0 0 0 0
1 0 0 0 0 0 0
0 0 0 0 0 0 0
1 0 0 0 0 0 0

1B: 7 SF: 2
2B: 4 SAC: 0
3B: 0 DP: 1
HR: 1 HBP: 0

Batter	1	2	3	4	5	6	7	8	9
Eddie Milner, L (1, 8) OBP: 0.333, SLG: 0.314	0-0 F5	0-0 G5-4-3 1B		0-0 HR 1B	0-0 F8			0-0 F7	
Pete Rose, S (1, 3) OBP: 0.395, SLG: 0.326	0-0 4-3	0-0 G5-4-3 1B		4-0 HR BB		0-0 F7		0-0 1B	
Dave Parker, L (1, 9) OBP: 0.358, SLG: 0.534	0-0 BB 1B		0-0 2B 2B	0-0 HR		0-0 2B		0-0 F7	
Buddy Bell, R (1, 5) OBP: 0.316, SLG: 0.340	4-0 1-2 BB		4-0 2B 1B BB	0-3 K		0-0 F7			
Nick Esasky, R (1, 7) OBP: 0.347, SLG: 0.460	0-3 K		0-0 1B SF7 2B	0-3 K		0-0 5-3			
Dave Concepcion, R (1, 6) OBP: 0.332, SLG: 0.353		0-0 6-3	0-0 S 1B	0-0 6-3		0-3 K			
Ron Oester, S (1, 4) OBP: 0.344, SLG: 0.373		0-0 BB 1B 1B	0-0 SF7		0-0 S SF9 2B		0-0 1-3		
Dave Vangorder, R (1, 2) OBP: 0.266, SLG: 0.322		0-0 1B BB 1B	0-0 5-3		0-0 SF9		0-0 F4		
John Franco, L (8, 1) OBP: 0.333, SLG: 0.333		1-2 1B BB 1B	1-2		2-H				
Ted Power, R (9, 1)		4-0 1B BB	0-3 K		0-0 F8			0-0 F8	
Andy McGaffigan, R Tom Foley, L John Stuper, R Alex Verdugo, L Bob Buchanan, L Tom Hume, R Cesar Cedeno, R Ron Robinson, R Darrin Blundie, R		4-0 1-2 2-3 BB	0-3 K		0-0 F8				

Inning Stats	R: 0	H: 1	E: 0	K: 1	S: 6	LOB: 2	P: 10	R: 1	H: 3	E: 0	K: 0	S: 5	LOB: 2	P: 9	R: 3	H: 3	E: 0	K: 1	S: 8	R: 3	H: 2	E: 0	K: 2	S: 9	LOB: 0	P: 13	R: 1	H: 1	E: 0	K: 0	S: 4	R: 0	H: 0	E: 0	K: 1	S: 5	R: 0	H: 1	E: 0	K: 0	S: 4	R: 0	H: 0	E: 0	K: 1	S: 5	R: 0	H: 1	E: 0	K: 0	S: 4
--------------	------	------	------	------	------	--------	-------	------	------	------	------	------	--------	------	------	------	------	------	------	------	------	------	------	------	--------	-------	------	------	------	------	------	------	------	------	------	------	------	------	------	------	------	------	------	------	------	------	------	------	------	------	------

PITCHER	IP	WLS	BF	H	R	ER	SO	BB	IBB	HBP	BLK	WP	HR	S	P	ERA	WHIP
Andy Hawkins, R (1, 1) ERA: 3.12	2.0		15	7	4	4	1	3	0	0	0	0	0	14	26	18.00	5.000
Tim Stoddard, R (3, 1) ERA: 4.5	2.0		9	2	3	3	3	1	0	0	0	0	1	14	18	13.50	1.500
Roy Lee Jackson, R (5, 1) ERA: 3.38	3.0	L	11	2	1	1	1	0	0	0	0	0	0	13	13	3.00	0.667
Craig Lefferts, L (8, 1) ERA: 3.51	1.0		4	1	0	0	0	0	0	0	0	0	0	4	4	0.00	1.000

PITCHER	IP	WLS	BF	H	R	ER	SO	BB	IBB	HBP	BLK	WP	HR	S	P	ERA	WHIP
---------	----	-----	----	---	---	----	----	----	-----	-----	-----	----	----	---	---	-----	------

Batter	1	2	3	4	5	6	7	8	9	AB R H RBI BB SO LOB
Bill Doran, S (1, 4) OBP: 0.356, SLG: 0.416	0-0 F7		0-0 1B 1B 1B		0-0 F9		0-0 F2	0-0 2B		5 1 2 1 0 0 1
Craig Reynolds, L (1, 6) OBP: 0.311, SLG: 0.395	0-0 P4		0-0 P4		0-0 1B		0-0 G3	0-0 F7		5 0 1 0 0 0 3
Denny Walling, L (1, 5) OBP: 0.303, SLG: 0.367	0-0 3-1		0-0 1B 1B		0-0 F7		4-0 1B BB		0-3 K	4 0 1 1 1 1 2
Jose Cruz, L (1, 7) OBP: 0.343, SLG: 0.421		0-0 6-3	0-0 1B		0-3 K		0-0 BB 1B		4-0 FC5-4 BB	4 0 2 1 1 1 2
Jerry Mumphy, S (1, 9) OBP: 0.335, SLG: 0.413		0-0 HR	0-0 F9			0-0 2B 1B	4-0 BB		0-0 FC5-4 FC6-4	4 2 2 1 1 0 3
Glenn Davis, R (1, 3) OBP: 0.327, SLG: 0.470		0-3 K		0-3 K		0-0 F9	0-3 K		0-0 FC6-4	5 0 0 0 0 3 5
Kevin Bass, S (1, 8) OBP: 0.301, SLG: 0.399		0-0 G1		0-0 CS 2B		0-0 1B 2B		0-3 K		4 0 2 1 0 1 0
Mark Bailey, S (1, 2) OBP: 0.377, SLG: 0.412			0-0 F7	0-3 K		0-0 G5-4-3 1B		0-0 SH3-4 2B 1B		4 1 2 0 0 1 1
Joe Niekro, R (1, 1) OBP: 0.259, SLG: 0.268			0-0 1B 1B		0-0 1B		0-0 G5-4-3	0-0 SH3-4		3 1 2 0 0 0 2
Dave Smith, R (8, 1)										0 0 0 0 0 0 0

Houston Astros @ San Diego Padres
 Jack Murphy Stadium, San Diego, CA
 Thu Aug 08 1985, 10:05 PM EDT
 Att: 19,977 - Unknown

AB	38
R	5
H	14
RBI	5
BB	3
SO	7
LOB	19



Inning Stats	R: 0	H: 0	E: 0	K: 0	S: 3	P: 3	R: 1	H: 1	E: 0	K: 1	S: 6	P: 6	R: 2	H: 4	E: 0	K: 0	S: 7	P: 7	R: 0	H: 1	E: 0	K: 2	S: 7	P: 7	R: 0	H: 2	E: 0	K: 1	S: 7	P: 7	R: 1	H: 3	E: 0	K: 0	S: 5	P: 5	R: 0	H: 1	E: 0	K: 1	S: 6	P: 14	R: 1	H: 2	E: 0	K: 1	S: 7	P: 7	R: 0	H: 0	E: 0	K: 1	S: 5	P: 9	1B: 10	2B: 3	3B: 0	HR: 1	SF: 0	SAC: 1	DP: 1	HBP: 0	WP: 0	PB: 0	SB: 0	CS: 1	PA: 42
--------------	------	------	------	------	------	------	------	------	------	------	------	------	------	------	------	------	------	------	------	------	------	------	------	------	------	------	------	------	------	------	------	------	------	------	------	------	------	------	------	------	------	-------	------	------	------	------	------	------	------	------	------	------	------	------	--------	-------	-------	-------	-------	--------	-------	--------	-------	-------	-------	-------	--------

PITCHER	IP	WLS	BF	H	R	ER	SO	BB	IBB	HBP	BLK	WP	HR	S	P	ERA	WHIP
LaMarr Hoyt, R (1, 1) ERA: 3.44	6.2		31	12	4	4	4	1	0	0	0	0	1	38	42	5.40	1.950
Mark Thurmond, L (7, 1) ERA: 4.88	1.1		7	2	1	1	2	1	0	0	0	0	0	10	14	6.75	2.250
Craig Lefferts, L (9, 1) ERA: 3.45	1.0	W	4	0	0	0	1	1	0	0	0	0	0	5	9	0.00	1.000

PITCHER	IP	WLS	BF	H	R	ER	SO	BB	IBB	HBP	BLK	WP	HR	S	P	ERA	WHIP
---------	----	-----	----	---	---	----	----	----	-----	-----	-----	----	----	---	---	-----	------

Batter	1	2	3	4	5	6	7	8	9	AB	R	H	RBI	BB	SO	LOB
Al Bumbry, L (1, 8) OBP: 0.282, SLG: 0.304	0-0 G3		0-0 6-3			0-0 F8		0-0 1-3		4	0	0	0	0	0	1
Garry Templeton, S (1, 6) OBP: 0.348, SLG: 0.387	0-0 P6			4-0 FC1-6 1B BB		0-0 G3		0-0 P6		3	0	0	0	1	0	1
Tony Gwynn, L (1, 9) OBP: 0.347, SLG: 0.409	0-0 F8			0-0 F7		0-0 F8			0-0 1B E 1B	4	1	1	0	0	0	1
Steve Garvey, R (1, 3) OBP: 0.297, SLG: 0.435		0-0 HR		0-0 FC1-6 1-2 1B		0-0 L5		0-0 E 1B 1B		4	2	3	1	0	0	0
Graig Nettles, L (1, 5) OBP: 0.389, SLG: 0.439		0-0 L6		0-0 FC1-6 1-2f 2-3		0-0 F7		0-0 P4		4	0	0	0	0	0	4
Terry Kennedy, L (1, 2) OBP: 0.300, SLG: 0.401 Gerry Davis, R (9, PR) OBP: 0.341, SLG: 0.385		0-0 F7		0-0 3-4-1		0-0 4-3		0-0 E3 1B		4	0	0	0	0	0	3
Carmelo Martinez, R (1, 7) OBP: 0.342, SLG: 0.440 Bobby Brown, S (9, PR) OBP: 0.221, SLG: 0.206		0-0 5-3			0-0 5-3			0-0 HR	0-0 E S 1B 1B	4	1	2	3	0	0	0
Tim Flannery, L (1, 4) OBP: 0.383, SLG: 0.355			0-0 F9		0-0 6-3			0-0 F9	0-0 1B BB	3	0	0	0	1	0	0
LaMarr Hoyt, R (1, 1) OBP: 0.096, SLG: 0.078 Mark Thurmond, L (7, 1)			0-0 1-3		0-0 6-3			4-0 1-3 BB	0-0 1B BB	2	0	0	0	0	0	0
Kurt Bevacqua, R (8, PH) OBP: 0.351, SLG: 0.355 Craig Lefferts, L (9, 1) OBP: 0.333, SLG: 0.333 Jerry Royster, R (9, PH) OBP: 0.360, SLG: 0.379									1-2 1B	0	0	0	0	1	0	0

Inning Stats	R: 0	H: 0	E: 0	K: 0	S: 3	R: 1	H: 1	E: 0	K: 0	S: 4	R: 0	H: 0	E: 0	K: 0	S: 3	R: 0	H: 1	E: 0	K: 0	S: 4	R: 0	H: 0	E: 0	K: 0	S: 3	R: 0	H: 0	E: 0	K: 0	S: 3	R: 1	H: 1	E: 0	K: 0	S: 4	R: 4	H: 4	E: 1	K: 0	S: 6	1B: 5	SF: 0	2B: 0	SAC: 0	3B: 0	DP: 0	HR: 2	HBP: 0	WP: 0	PA: 36
Joe Niekro, R (1, 1) ERA: 3.18 Dave Smith, R (8, 1) ERA: 2.41	IP	WLS	BF	H	R	ER	SO	BB	IBB	HBP	BLK	WP	HR	S	P	ERA	WHIP																																	
	7.1		27	3	2	2	0	2	0	0	0	0	0	25	33	2.46	0.682																																	
	1.0	L	9	4	4	3	0	1	0	0	0	0	0	8	12	27.00	5.000																																	

BOTTOM

Houston Astros @ San Diego Padres
Jack Murphy Stadium, San Diego, CA
Thu Aug 08 1985, 10:05 PM EDT
Att. 19,977 - Unknown

livebaseballscorecards.com

AB	33
R	6
H	7
RBI	5
BB	3
SO	0
LOB	10



Batter	1	2	3	4	5	6	7	8	9	AB R H RBI BB SO LOB	TOP									
Bill Doran, S (1, 4) OBP: 0.361, SLG: 0.420	0-0 6-3 FC4-6 1B	0-0 2-3 3-H 1B		0-0 2-H 1B			4-0 G4-6-3 BB		0-0 F8	4 1 3 2 1 0 0										
Phil Garner, R (1, 5) OBP: 0.295, SLG: 0.353	0-0 6-3 1-3	0-0 F4		0-0 CS 1-2		0-0 F8	0-0 G4-6-3 1-2f			4 0 0 0 0 0 4										
Kevin Bass, S (1, 8) OBP: 0.301, SLG: 0.395	1-0 FC4-6 HBP		0-0 F3			0-0 F9	0-3 K			3 0 0 0 0 1 0										
Jose Cruz, L (1, 7) OBP: 0.344, SLG: 0.422	0-0 FC4-6 1-2f 3-H		0-0 E PB 1B			0-0 S 1B		0-3 K		4 1 2 1 0 1 1										
Jerry Mumphy, S (1, 9) OBP: 0.334, SLG: 0.411	0-0 4-3		0-0 6-3 1-H			0-0 1-3 1-2		0-0 5-3 1B		4 0 1 0 0 0 2										
Glenn Davis, R (1, 3) OBP: 0.320, SLG: 0.458		0-0 4-3	0-0 F4			0-0 F7		0-0 5-3 1-2		4 0 0 0 0 0 1										
Mark Bailey, S (1, 2) OBP: 0.375, SLG: 0.407		4-0 SH3 1B 1B BB		0-0 6-3		0-0 4-3		0-3 K		3 1 0 0 1 1 1										
Dickie Thon, R (1, 6) OBP: 0.277, SLG: 0.325		0-0 1B SH3 1-2 1B		0-0 6-3		0-0 1B		0-0 F8		4 0 2 0 0 0 0										
Nolan Ryan, R (1, 1) OBP: 0.135, SLG: 0.143		0-0 SH3		0-0 1B 2B		0-0 L9		0-0 F8		2 1 1 0 0 0 1										
Frank DiPino, L (6, 1) OBP: 0.286, SLG: 0.286										0 0 0 0 0 0 0										
Tim Tolman, R (9, PH) OBP: 0.091, SLG: 0.095										1 0 0 0 0 0 0										
Inning Stats	R: 1 E: 0 K: 0 S: 4	H: 1 LOB: 1 BB: 0 P: 5	R: 1 E: 0 K: 0 S: 5	H: 2 LOB: 2 BB: 1 P: 9	R: 1 E: 1 K: 0 S: 4	H: 1 LOB: 0 BB: 0 P: 4	R: 1 E: 0 K: 0 S: 4	H: 2 LOB: 0 BB: 0 P: 4	R: 0 E: 0 K: 0 S: 4	H: 1 LOB: 1 BB: 0 P: 4	R: 0 E: 0 K: 1 S: 4	H: 0 LOB: 0 BB: 1 P: 8	R: 0 E: 0 K: 2 S: 8	H: 1 LOB: 1 BB: 0 P: 8	R: 0 E: 0 K: 0 S: 3	H: 0 LOB: 0 BB: 0 P: 3	1B: 8 2B: 1 3B: 0 HR: 0	SF: 0 SAC: 1 DP: 1 HBP: 1	WP: 0 PB: 1 SB: 2 CS: 1	PA: 38
PITCHER	IP WLS BF H R ER SO BB IBB HBP BLK WP HR S P ERA WHIP																			
Dave Dravecky, L (1, 1) ERA: 2.24	6.0 W 27 8 4 3 0 1 0 1 0 0 0 0 25 30 4.50 1.500																			
Gene Walter, L (7, 1) ERA:	3.0 S 10 1 0 0 3 1 0 0 0 0 0 0 15 19 0.00 0.667																			

Houston Astros @ San Diego Padres
 Jack Murphy Stadium, San Diego, CA
 Fri Aug 09 1985, 10:05 PM EDT
 Unknown

livebaseballscorecards.com

AB	33
R	4
H	9
RBI	3
BB	2
SO	3
LOB	10



Batter	1	2	3	4	5	6	7	8	9
Miguel Dilone, S OBP: 0.271, SLG: 0.261 (1, 8)	4-0 1B S BLK BB		0-0 S 1B		0-3 K	0-0 1-3 3-H 1B		0-0 1-3 FC1-5 1B	
Garry Templeton, S OBP: 0.348, SLG: 0.395 (1, 6)	0-0 CS 1-3 1B		0-0 6-3		0-0 HR	0-3 K		0-0 FC1-5 1-3 1-2 2-3f	
Tony Gwynn, L OBP: 0.350, SLG: 0.409 (1, 9)	0-0 6-3 1-2 3-H		0-0 BB 2-H 1B		4-0 BB		4-0 1B SF8-2-3 BB	0-0 1-3 1-2 2-3	
Steve Garvey, R OBP: 0.303, SLG: 0.437 (1, 3)	0-0 1B		4-0 1-2 BB		0-0 F6		0-0 1-3 SF8-2-3 1B	4-0 IBB	
Graig Nettles, L OBP: 0.384, SLG: 0.433 (1, 5)	0-0 F4		0-3 K		0-0 6-3	0-0 6-3 1-2 3-H	0-0 SF8-2-3	0-0 4-3	
Carmelo Martinez, R OBP: 0.346, SLG: 0.441 (1, 7)		4-0 BB 6-3 BB		0-0 5-3	0-0 1B 1B	4-0 1B BB			
Tim Flannery, L OBP: 0.385, SLG: 0.357 (1, 4)		0-0 6-3 1-2f		0-3 K	0-0 1B 1B	0-0 1-3 1B	0-0 1-3 1B		
Bruce Bochy, R OBP: 0.299, SLG: 0.469 (1, 2)		0-3 K		0-3 K	0-0 1B 1B	0-3 K			
Dave Dravecky, R OBP: 0.160, SLG: 0.128 (1, 1)			0-0 F8		0-3 K	0-3 K		4-0 FC1-5 1B BB	
Al Bumbry, L OBP: 0.279, SLG: 0.300 (6, PH)									
Gene Walter, L (7, 1)									

Inning Stats	R: 1	H: 2	E: 0	K: 0	S: 4	R: 0	H: 0	E: 0	K: 1	S: 4	R: 1	H: 2	E: 0	K: 1	S: 7	R: 0	H: 0	E: 0	K: 2	S: 7	R: 1	H: 1	E: 0	K: 2	S: 8	R: 2	H: 4	E: 0	K: 2	S: 11	R: 1	H: 2	E: 0	K: 1	S: 6	R: 0	H: 1	E: 0	K: 0	S: 4
	LOB: 1	BB: 1	P: 8	LOB: 0	BB: 1	P: 8	LOB: 2	BB: 1	P: 11	LOB: 0	BB: 0	P: 7	LOB: 1	BB: 1	P: 12	LOB: 2	BB: 0	P: 14	LOB: 3	BB: 2	P: 12	LOB: 0	SAC: 0	DP: 2	HBP: 0	WP: 0	PA: 41													


PITCHER	IP	WLS	BF	H	R	ER	SO	BB	IBB	HBP	BLK	WP	HR	S	P	ERA	WHIP
Nolan Ryan, R ERA: 3.77 (1, 1)	5.2	L	28	9	5	5	7	4	0	0	1	0	1	38	54	7.94	2.294
Frank DiPino, L ERA: 3.48 (6, 1)	2.1		13	3	1	1	2	3	1	0	0	0	0	13	29	3.86	2.571

BOTTOM

Houston Astros @ San Diego Padres
Jack Murphy Stadium, San Diego, CA
 Fri Aug 09 1985, 10:05 PM EDT
 Unknown

livebaseballscorecards.com

AB	32
R	6
H	12
RBI	5
BB	8
SO	9
LOB	20



Batter	1	2	3	4	5	6	7	8	9	AB R H RBI BB SO LOB	TOP							
Bill Doran, S (1, 4) OBP: 0.362, SLG: 0.425	0-3 K		0-0 HR		4-0 CS BB		0-3 K		0-0 G5-4-3 1-2f	4 1 1 1 1 2 3								
Craig Reynolds, L (1, 6) Dickie Thon, R (8, PH) OBP: 0.275, SLG: 0.323	0-0 2B		0-0 P4		0-0 CS	0-0 F8		0-0 P4		3 0 1 0 0 0 0 1 0 0 0 0 0 0								
Denny Walling, L (1, 9) OBP: 0.302, SLG: 0.365	0-0 F8		0-0 F9			0-0 4-3		0-0 BB BB 1B		4 0 1 0 0 0 1								
Jose Cruz, L (1, 7) OBP: 0.346, SLG: 0.423	0-0 F7			0-0 1B		0-0 1B		0-3 K		4 0 2 0 0 1 2								
Jerry Mumphrey, S (1, 8) OBP: 0.333, SLG: 0.407		0-0 F5		0-3 K		0-3 K		4-0 BB BB 1-2		3 0 0 0 1 2 2								
Glenn Davis, R (1, 3) OBP: 0.318, SLG: 0.449		0-0 F9		0-0 F3		0-0 E6 BB		4-0 BB BB 1-2 2-3		3 0 0 0 1 0 1								
Phil Garner, R (1, 5) OBP: 0.294, SLG: 0.352		0-0 1B		0-0 F3		0-0 F5		0-3 K		4 0 1 0 0 1 5								
Mark Bailey, S (1, 2) OBP: 0.373, SLG: 0.401		0-0 F9			0-0 4-3		4-0 BB BB 1-2		0-3 K	3 0 0 0 1 1 1								
Mike Scott, R (1, 1) Harry Spilman, L (7, PH) Tim Tolman, R (7, PH) Jeff Calhoun, L (7, 1) Kevin Bass, S (9, PH) OBP: 0.302, SLG: 0.397			0-3 K		0-3 K		0-0 F3		0-0 G5-4-3 1B	2 0 0 0 0 2 0 0 0 0 0 0 0 0 1 0 0 0 0 0 2 0 0 0 0 0 0 0 1 0 1 0 0 0 0								
Inning Stats	R: 0 E: 0 K: 1 S: 6	H: 1 LOB: 1 BB: 0 P: 6	R: 0 E: 0 K: 0 S: 4	H: 1 LOB: 1 BB: 0 P: 4	R: 1 E: 0 K: 1 S: 6	H: 1 LOB: 0 BB: 0 P: 6	R: 0 E: 0 K: 1 S: 6	H: 1 LOB: 1 BB: 0 P: 6	R: 0 E: 1 K: 1 S: 6	H: 0 LOB: 2 BB: 1 P: 10	R: 0 E: 0 K: 2 S: 8	H: 1 LOB: 3 BB: 2 P: 16	R: 0 E: 0 K: 1 S: 5	H: 1 LOB: 0 BB: 0 P: 5	1B: 5 2B: 1 3B: 0 HR: 1	SF: 0 SAC: 0 DP: 1 HBP: 0	WP: 0 PB: 0 SB: 0 CS: 1	PA: 38
PITCHER	IP WLS BF H R ER SO BB IBB HBP BLK WP HR S P ERA WHIP																	
Eric Show, R (1, 1) ERA: 3.39	6.1 W 26 5 1 1 5 2 0 0 0 0 0 1 34 42 1.42 1.105																	
Craig Lefferts, L (7, 1) ERA: 3.38	1.1 6 1 0 0 2 1 0 0 0 0 0 0 9 13 0.00 1.500																	
Roy Lee Jackson, R (8, 1) ERA: 3.29	0.1 2 0 0 0 1 1 0 0 0 0 0 0 3 7 0.00 3.000																	
Mark Thurmond, L (9, 1) ERA: 4.82	1.0 S 3 1 0 0 1 0 0 0 0 0 0 0 5 5 0.00 1.000																	

Houston Astros @ San Diego Padres
 Jack Murphy Stadium, San Diego, CA
 Fri Aug 09 1985, 10:05 PM EDT
 Att. 23,656 - Unknown

livebaseballscorecards.com

AB	33
R	1
H	7
RBI	1
BB	4
SO	9
LOB	17



Batter	1	2	3	4	5	6	7	8	9
Miguel Dilone, S (1, 8) OBP: 0.277, SLG: 0.290	0-0 4-3	0-0 F9			0-0 4-3 S 1B		0-0 3B	0-0 P6	
Garry Templeton, S (1, 6) OBP: 0.345, SLG: 0.391	0-0 4-3		0-0 F8		0-0 P6 1-2		0-0 P4		
Tony Gwynn, L (1, 9) OBP: 0.349, SLG: 0.407	0-0 1B		0-0 6-3		0-0 4-3 2-3		0-0 4-3		
Steve Garvey, R (1, 3) OBP: 0.304, SLG: 0.436	0-0 F8		0-0 F3		0-0 1B 3-H		4-0 IBB		
Graig Nettles, L (1, 5) OBP: 0.379, SLG: 0.427		0-0 P6		0-0 3-1	0-0 P4		0-3 K		
Terry Kennedy, L (1, 2) OBP: 0.299, SLG: 0.402		0-0 F8 E 2B		0-0 F5		0-0 P4		0-0 3-1	
Carmelo Martinez, R (1, 7) OBP: 0.350, SLG: 0.445		4-0 BB BB E BB		0-0 1B 1B		0-3 K		0-0 2B	
Tim Flannery, L (1, 4) OBP: 0.386, SLG: 0.359		0-0 F8 2-3		0-0 1B 1-2		0-0 1B		0-0 P6	
Eric Show, R (1, 1) OBP: 0.096, SLG: 0.096		0-0 E6		0-3 K		0-0 F9		4-0 IBB	
Craig Lefferts, L (7, 1) OBP: 0.333, SLG: 0.333									
Roy Lee Jackson, R (8, 1)									
Kurt Bevacqua, R (8, PH) OBP: 0.358, SLG: 0.355									
Mark Thurmond, L (9, 1)									

AB	R	H	RBI	BB	SO	LOB
5	1	2	0	0	0	4
4	0	0	0	0	0	2
4	0	1	0	0	0	2
3	0	1	1	1	0	1
4	0	0	0	0	1	3
4	1	1	0	0	0	0
3	0	2	0	1	1	0
4	0	2	0	0	0	3
3	0	0	0	0	1	4
0	0	0	0	0	0	0
0	0	0	0	0	0	0
0	0	0	0	1	0	0
0	0	0	0	0	0	0

BOTTOM

Houston Astros @ San Diego Padres
Jack Murphy Stadium, San Diego, CA
 Fri Aug 09 1985, 10:05 PM EDT
 Att. 23,656 - Unknown

livebaseballscorecards.com

AB	34
R	2
H	9
RBI	1
BB	3
SO	3
LOB	19



1B: 6	SF: 0	WP: 0	PA: 37
2B: 2	SAC: 0	PB: 0	
3B: 1	DP: 0	SB: 1	
HR: 0	HBP: 0	CS: 0	

Inning Stats	R	H	E	K	S	IP	WLS	BF	H	R	ER	SO	BB	IBB	HBP	BLK	WP	HR	S	P	ERA	WHIP
Mike Scott, R (1, 1) ERA: 2.65	0	1	0	0	4	6.0	L	27	7	2	1	2	1	0	0	0	0	0	30	34	1.50	1.333
Jeff Calhoun, L (7, 1) ERA: 2.25	0	0	0	0	1	2.0		10	2	0	0	1	0	2	0	0	0	0	10	18	0.00	1.000

PITCHER	IP	WLS	BF	H	R	ER	SO	BB	IBB	HBP	BLK	WP	HR	S	P	ERA	WHIP
Mike Scott, R (1, 1) ERA: 2.65	6.0	L	27	7	2	1	2	1	0	0	0	0	0	30	34	1.50	1.333
Jeff Calhoun, L (7, 1) ERA: 2.25	2.0		10	2	0	0	1	0	2	0	0	0	0	10	18	0.00	1.000

Batter	1	2	3	4	5	6	7	8	9	AB R H RBI BB SO LOB	TOP											
Bill Doran, S (1, 4) OBP: 0.364, SLG: 0.437	0-0 G6-4-3 1B		0-0 4-3		0-0 F8			0-0 1-H HR	0-0 2-H 2B	5 1 3 3 0 0 1												
Craig Reynolds, L (1, 6) OBP: 0.309, SLG: 0.394	0-0 G6-4-3 1-2f			0-0 FC4-6 1B		0-0 F9		0-0 3-1	0-3 K	5 1 1 0 0 1 2												
Denny Walling, L (1, 5) OBP: 0.301, SLG: 0.364	0-0 F7			0-0 E4 FC4-6		0-0 G3		0-0 1B		4 0 1 0 0 0 1												
Jose Cruz, L (1, 7) OBP: 0.345, SLG: 0.421		0-0 4-3		0-0 FC4-6 1B SF8		0-0 PO 1B		0-0 F9		4 1 1 0 0 0 3												
Jerry Mumphy, S (1, 9) OBP: 0.332, SLG: 0.405		0-0 3-1		0-0 1-3 3-H 1B		0-0 PO 1-2	0-0 P6	0-0 F8		4 0 1 1 0 0 1												
Glenn Davis, R (1, 3) OBP: 0.316, SLG: 0.453		0-0 F7		0-0 SF8			0-0 F8		0-0 E 2B	3 1 1 1 0 0 0												
Kevin Bass, S (1, 8) OBP: 0.302, SLG: 0.398			0-0 2B	0-0 P6			0-0 P6		0-3 K	4 0 1 0 0 1 2												
Mark Bailey, S (1, 2) OBP: 0.375, SLG: 0.414			0-0 F9		0-0 P4			0-0 HR	4-0 FC6-4 BB	3 1 1 1 1 0 1												
Bob Knepper, L (1, 1) OBP: 0.175, SLG: 0.232			0-3 K		0-0 F2			0-0 HR 1B	0-0 FC6-4 2B 1-2f 2-H	4 2 1 0 0 1 2												
Inning Stats	R: 0 E: 0 K: 0 S: 3	H: 1 LOB: 0 BB: 0 P: 3	R: 0 E: 0 K: 0 S: 3	H: 0 LOB: 0 BB: 0 P: 3	R: 0 E: 0 K: 1 S: 6	H: 1 LOB: 1 BB: 0 P: 6	R: 2 E: 1 K: 0 S: 6	H: 2 LOB: 1 BB: 0 P: 6	R: 0 E: 0 K: 0 S: 3	H: 0 LOB: 0 BB: 0 P: 3	R: 0 E: 0 K: 0 S: 3	H: 1 LOB: 0 BB: 0 P: 3	R: 0 E: 0 K: 0 S: 3	H: 0 LOB: 0 BB: 0 P: 3	R: 3 E: 0 K: 0 S: 7	H: 4 LOB: 1 BB: 0 P: 7	R: 2 E: 1 K: 2 S: 9	H: 2 LOB: 1 BB: 1 P: 13	1B: 6 2B: 3 3B: 0 HR: 2	SF: 1 SAC: 0 DP: 1 HBP: 0	WP: 0 PB: 0 SB: 0 CS: 0	PA: 39
PITCHER	IP WLS BF H R ER SO BB IBB HBP BLK WP HR S P ERA WHIP																					
Andy Hawkins, R (1, 1) ERA: 3.15	7.1 L 30 9 5 3 1 0 0 0 0 0 0 2 32 32 3.68 1.227																					
Craig Lefferts, L (8, 1) ERA: 3.43	1.2 8 2 2 1 2 1 0 0 0 0 0 0 11 15 5.40 1.800																					

Houston Astros @ San Diego Padres
Jack Murphy Stadium, San Diego, CA

Sun Aug 11 1985, 6:33 AM EDT
Att: 23,324 - Unknown

livebaseballscorecards.com

AB	36
R	7
H	11
RBI	6
BB	1
SO	3
LOB	13



Batter	1	2	3	4	5	6	7	8	9	AB	R	H	RBI	BB	SO	LOB
Miguel Dilone, S OBP: 0.276, SLG: 0.289 (1, 8)	0-0 1B G5-4-3 1B		0-0 6-3		0-0 F8 2-3			0-0 P6		4	1	1	0	0	0	1
Garry Templeton, S OBP: 0.346, SLG: 0.392 (1, 6)	0-0 G5-4-3 1-3 1B		0-0 4-3		0-0 5-3			0-0 FC4-6 1B		4	0	2	0	0	0	1
Tony Gwynn, L OBP: 0.350, SLG: 0.407 (1, 9)	4-0 G5-4-3 1-2 BB			0-0 2B 1B			0-0 4-3	0-0 FC4-6 FC6-4 1-2f		3	1	1	0	1	0	1
Steve Garvey, R OBP: 0.302, SLG: 0.432 (1, 3)	0-0 G5-4-3 1-2f 2-3 3-H			0-0 F2			0-3 K	0-0 FC6-4 1-2f		4	0	0	0	0	1	4
Carmelo Martinez, R OBP: 0.346, SLG: 0.440 (1, 7)	0-0 F7			0-3 K			0-0 6-3		0-0 5-3	4	0	0	0	0	1	2
Terry Kennedy, L OBP: 0.302, SLG: 0.406 (1, 2)		0-3 K		0-0 2B			0-0 FC5-4 1B		0-3 K	4	0	2	1	0	2	0
Graig Nettles, L OBP: 0.375, SLG: 0.421 (1, 5)		0-0 F8		0-0 6-3			0-0 FC5-4 1-2f		0-0 F8	4	0	0	0	0	0	2
Jerry Royster, R OBP: 0.360, SLG: 0.378 (1, 4)		0-0 P6			0-0 F8 SH1-4 1B		0-0 F9			3	0	1	0	0	0	1
Andy Hawkins, R OBP: 0.143, SLG: 0.111 Craig Lefferts, L OBP: 0.333, SLG: 0.333 (8, 1)			0-0 6-3		0-0 SH1-4 1-2		0-0 L4			2	0	0	0	0	0	1

Inning Stats	R: 1 E: 0 K: 0 S: 4	H: 2 LOB: 1 BB: 1 P: 8	R: 0 E: 0 K: 1 S: 5	H: 0 LOB: 0 BB: 0 P: 5	R: 0 E: 0 K: 0 S: 3	H: 0 LOB: 0 BB: 0 P: 3	R: 1 E: 0 K: 1 S: 7	H: 2 LOB: 1 BB: 0 P: 7	R: 0 E: 0 K: 0 S: 4	H: 1 LOB: 1 BB: 0 P: 4	R: 0 E: 0 K: 0 S: 5	H: 0 LOB: 0 BB: 0 P: 5	R: 0 E: 0 K: 0 S: 4	H: 1 LOB: 1 BB: 0 P: 4	R: 0 E: 0 K: 1 S: 5	H: 0 LOB: 0 BB: 0 P: 5	1B: 6 2B: 1 3B: 0 HR: 0	SF: 0 SAC: 1 DP: 1 HBP: 0	WP: 0 PB: 0 SB: 0 CS: 0	PA: 34
---------------------	------------------------------	---------------------------------	------------------------------	---------------------------------	------------------------------	---------------------------------	------------------------------	---------------------------------	------------------------------	---------------------------------	------------------------------	---------------------------------	------------------------------	---------------------------------	------------------------------	---------------------------------	----------------------------------	------------------------------------	----------------------------------	--------

PITCHER Bob Knepper, L ERA: 3.55 (1, 1)	IP: 9.0 WLS: W BF: 34 H: 7 R: 2 ER: 2 SO: 4 BB: 1 IBB: 0 HBP: 0 BLK: 0 WP: 0 HR: 0 S: 41 P: 45 ERA: 2.00 WHIP: 0.889	PITCHER	IP: 9.0 WLS: W BF: 34 H: 7 R: 2 ER: 2 SO: 4 BB: 1 IBB: 0 HBP: 0 BLK: 0 WP: 0 HR: 0 S: 41 P: 45 ERA: 2.00 WHIP: 0.889
--	--	----------------	--


BOTTOM

Houston Astros @ San Diego Padres
Jack Murphy Stadium, San Diego, CA

Sun Aug 11 1985, 6:33 AM EDT
Att. 23,324 - Unknown

livebaseballscorecards.com

AB	32
R	2
H	7
RBI	1
BB	1
SO	4
LOB	13



Batter	1	2	3	4	5	6	7	8	9	AB R H RBI BB SO LOB	TOP	
Gary Redus, R (1, 8) OBP: 0.374, SLG: 0.425 Max Venable, L (8, PH) OBP: 0.310, SLG: 0.375 John Franco, L (8, 1) OBP: 0.333, SLG: 0.333	0-0 5-3		0-0 FC5-4			0-0 3-1		4-0 BB		3 0 0 0 0 0 1 0 0 0 0 1 0 0 0 0 0 0 0 0 0		
Tom Runnells, S (1, 6) OBP: 0.222, SLG: 0.222	0-0 1-3		0-0 F8			0-0 L6		0-0 F7		4 0 0 0 0 0 2		
Dave Parker, L (1, 9) OBP: 0.360, SLG: 0.533	0-0 FC5 1B			0-0 CS 1B		0-0 F8				4 0 3 0 0 0 0		
Tony Perez, R (1, 3) OBP: 0.400, SLG: 0.508	0-0 1-2 1B			0-0 F9			0-0 1B			4 0 2 0 0 1 2		
Nick Esasky, R (1, 7) OBP: 0.349, SLG: 0.462	0-0 FC5			0-0 5-3			0-0 F7			4 0 0 0 0 0 5		
Buddy Bell, R (1, 5) OBP: 0.314, SLG: 0.330		0-0 G5-4-3 1B			0-0 F8		0-0 F9			4 0 1 0 0 0 2		
Bo Diaz, R (1, 2) OBP: 0.248, SLG: 0.330		0-0 G5-4-3			0-0 P4		0-0 P5			3 0 0 0 0 0 2		
Ron Oester, S (1, 4) OBP: 0.339, SLG: 0.367		0-0 F9			0-0 2B			0-0 G3		3 0 1 0 0 0 0		
Mario Soto, R (1, 1) OBP: 0.157, SLG: 0.174 Eddie Milner, L (8, PH) OBP: 0.332, SLG: 0.307 (8, 8)			0-0 FC5-4 1B		0-0 4-3			0-0 3-1		2 0 1 0 0 0 1 1 0 0 0 0 0 0		
Inning Stats	R: 0 H: 2 E: 0 LOB: 2 K: 0 BB: 0 S: 5 P: 5	R: 0 H: 1 E: 0 LOB: 0 K: 0 BB: 0 S: 3 P: 3	R: 0 H: 1 E: 0 LOB: 0 K: 0 BB: 0 S: 3 P: 3	R: 0 H: 1 E: 0 LOB: 0 K: 0 BB: 0 S: 3 P: 3	R: 0 H: 1 E: 0 LOB: 1 K: 0 BB: 0 S: 4 P: 4	R: 0 H: 0 E: 0 LOB: 0 K: 0 BB: 0 S: 3 P: 3	R: 0 H: 1 E: 0 LOB: 1 K: 0 BB: 0 S: 4 P: 4	R: 0 H: 0 E: 0 LOB: 1 K: 0 BB: 1 S: 3 P: 7	R: 0 H: 1 E: 0 LOB: 1 K: 1 BB: 0 S: 6 P: 6	1B: 6 SF: 0 2B: 2 SAC: 0 3B: 0 DP: 1 HR: 0 HBP: 0	WP: 0 PA: 33 PB: 0 SB: 0 CS: 2	
Mark Thurmond, L (1, 1) ERA: 4.47 Lance McCullers, R (7, 1) ERA:	IP WLS BF H R ER SO BB IBB HBP BLK WP HR S P ERA WHIP											
	6.1 W 23 7 0 0 0 0 0 0 0 0 0 0 0 23 23 0.00 1.105											
	2.2 S 10 1 0 0 1 1 0 0 0 0 0 0 0 11 15 0.00 0.750											

Cincinnati Reds @ San Diego Padres
 Jack Murphy Stadium, San Diego, CA
 Mon Aug 12 1985, 10:05 PM EDT
 Att: 35,521 - Unknown

livebaseballscorecards.com

AB	32
R	0
H	8
RBI	0
BB	1
SO	1
LOB	15



Batter	1	2	3	4	5	6	7	8	9	AB	R	H	RBI	BB	SO	LOB
--------	---	---	---	---	---	---	---	---	---	----	---	---	-----	----	----	-----

Miguel Dilone, S (1, 8) OBP: 0.266, SLG: 0.277	0-0 L3		0-3 K			0-0 F7		0-0 6-3		4	0	0	0	0	1	2
Garry Templeton, S (1, 6) OBP: 0.345, SLG: 0.390	0-0 F7			0-0 4-3		0-0 FC6-4 2B		0-0 CS 1B		4	1	1	0	0	0	1
Tony Gwynn, L (1, 9) OBP: 0.349, SLG: 0.404	0-0 1-3			0-0 F8		4-0 2B BB		0-0 F7		3	1	0	0	1	0	1
Steve Garvey, R (1, 3) OBP: 0.306, SLG: 0.438		0-0 1B		0-0 1B		0-0 2B				3	0	3	2	0	0	0
Terry Kennedy, L (1, 2) OBP: 0.299, SLG: 0.403		0-3 K		0-0 G3		0-0 P4				3	0	0	0	0	1	2
Graig Nettles, L (1, 5) OBP: 0.375, SLG: 0.421		0-3 K			0-0 G6-4-3 1B		0-0 F8			3	0	1	0	0	1	0
Carmelo Martinez, R (1, 7) OBP: 0.346, SLG: 0.438			0-0 6-3		0-0 G6-4-3		4-0 BB			2	0	0	0	1	0	1
Tim Flannery, L (1, 4) OBP: 0.386, SLG: 0.357			4-0 SH1-4 BB		0-0 F9		0-0 F8			2	0	0	0	1	0	1
Mark Thurmond, L (1, 1) OBP: 0.100, SLG: 0.056			0-0 SH1-4		0-0 FC6-4 1B		0-3 K			1	0	1	0	0	0	0
Lance McCullers, S (7, 1)			1-2							1	0	0	0	0	1	1

Inning Stats	R: 0 E: 0 K: 0 S: 3	H: 0 LOB: 0 BB: 0 P: 3	R: 0 E: 0 K: 2 S: 7	H: 1 LOB: 0 BB: 0 P: 7	R: 0 E: 0 K: 1 S: 5	H: 0 LOB: 1 BB: 1 P: 9	R: 0 E: 0 K: 0 S: 4	H: 1 LOB: 1 BB: 0 P: 4	R: 0 E: 0 K: 0 S: 3	H: 1 LOB: 0 BB: 0 P: 3	R: 2 E: 0 K: 0 S: 5	H: 2 LOB: 1 BB: 1 P: 9	R: 0 E: 0 K: 1 S: 5	H: 0 LOB: 1 BB: 1 P: 9	R: 0 E: 0 K: 0 S: 3	H: 1 LOB: 0 BB: 0 P: 3	1B: 5 2B: 1 3B: 0 HR: 0	SF: 0 SAC: 1 DP: 1 HBP: 0	WP: 0 PB: 0 SB: 1 CS: 1	PA: 30
--------------	------------------------------	---------------------------------	------------------------------	---------------------------------	------------------------------	---------------------------------	------------------------------	---------------------------------	------------------------------	---------------------------------	------------------------------	---------------------------------	------------------------------	---------------------------------	------------------------------	---------------------------------	----------------------------------	------------------------------------	----------------------------------	--------

PITCHER	IP	WLS	BF	H	R	ER	SO	BB	IBB	HBP	BLK	WP	HR	S	P	ERA	WHIP
Mario Soto, R (1, 1) ERA: 3.3	7.0	L	27	5	2	2	4	3	0	0	0	0	0	32	44	2.57	1.143
John Franco, L (8, 1) ERA: 1.95	1.0		3	1	0	0	0	0	0	0	0	0	0	3	3	0.00	1.000

BOTTOM

Cincinnati Reds @ San Diego Padres
Jack Murphy Stadium, San Diego, CA
 Mon Aug 12 1985, 10:05 PM EDT
 Att. 35,521 - Unknown

livebaseballscorecards.com

AB	26
R	2
H	6
RBI	2
BB	3
SO	4
LOB	9




Batter	1	2	3	4	5	6	7	8	9	AB R H RBI BB SO LOB	TOP											
Eddie Milner, L OBP: 0.331, SLG: 0.306 (1, 8) X	0-0 S 1B		0-0 FC3-6 S 1-2f	0-0 P5			0-0 4-3			4 0 1 0 0 0 3												
Tom Runnells, S OBP: 0.154, SLG: 0.154 (1, 6) X	0-0 1-3 1-2		0-0 F9 1-2	0-0 4-3			0-0 F3			4 0 0 0 0 0 4												
Pete Rose, S OBP: 0.390, SLG: 0.323 (1, 3) X	0-0 5-3		0-0 F7				0-0 4-3			4 0 1 0 0 0 2												
Dave Parker, L OBP: 0.359, SLG: 0.537 (1, 9) X	0-0 G3			0-0 HR	0-3 K			0-3 K		4 1 1 1 0 2 2												
Nick Esasky, R OBP: 0.348, SLG: 0.458 (1, 7) S S		0-3 K		0-0 1B 1B	0-0 L5			0-3 K		4 1 1 0 0 2 1												
Buddy Bell, R OBP: 0.313, SLG: 0.329 (1, 5) X		0-0 F3		0-0 1B SH 1B	0-0 FC5-4 1-2f			0-0 6-3		4 1 1 0 0 0 1												
Bo Diaz, R OBP: 0.248, SLG: 0.327 (1, 2) X		0-0 1B		0-3 K		0-0 F2			0-0 4-3	4 0 1 0 0 1 2												
Ron Oester, S OBP: 0.338, SLG: 0.366 (1, 4) X		0-0 F6		0-0 SH 1-3 2-H 1B		0-0 6-3			0-0 4-3	4 0 1 1 0 0 1												
Tom Browning, L OBP: 0.207, SLG: 0.200 (1, 1) X			0-0 FC3-6 1B			0-0 4-3			0-0 4-3	2 0 1 1 0 0 0												
John Franco, L OBP: 0.250, SLG: 0.250 (7, 1) X				0-0 SH 1-3 3-H					0-0 4-3	1 0 0 0 0 0 0												
Inning Stats	R: 0 E: 0 K: 0 S: 4	H: 1 LOB: 1 BB: 0 P: 4	R: 0 E: 0 K: 1 S: 6	H: 1 LOB: 1 BB: 0 P: 6	R: 0 E: 0 K: 0 S: 4	H: 1 LOB: 1 BB: 0 P: 4	R: 3 E: 0 K: 1 S: 10	H: 4 LOB: 2 BB: 0 P: 10	R: 0 E: 0 K: 1 S: 6	H: 1 LOB: 1 BB: 0 P: 6	R: 0 E: 0 K: 0 S: 3	H: 0 LOB: 0 BB: 0 P: 3	R: 0 E: 0 K: 0 S: 3	H: 0 LOB: 0 BB: 0 P: 3	R: 0 E: 0 K: 2 S: 7	H: 0 LOB: 0 BB: 0 P: 7	R: 0 E: 0 K: 0 S: 3	H: 0 LOB: 0 BB: 0 P: 3	1B: 7 2B: 0 3B: 0 HR: 1	SF: 0 SAC: 1 DP: 0 HBP: 0	WP: 0 PB: 0 SB: 2 CS: 0	PA: 36
PITCHER	IP WLS BF H R ER SO BB IBB HBP BLK WP HR S P ERA WHIP																					
LaMarr Hoyt, R ERA: 3.52 (1, 1)	4.0 L 20 7 3 3 2 0 0 0 0 0 0 1 24 24 6.75 1.750																					
Craig Lefferts, L ERA: 3.32 (5, 1)	2.0 7 1 0 0 1 0 0 0 0 0 0 0 9 9 0.00 0.500																					
Roy Lee Jackson, R ERA: 2.7 (7, 1)	3.0 9 0 0 0 2 0 0 0 0 0 0 0 13 13 0.00 0.000																					

Cincinnati Reds @ San Diego Padres
Jack Murphy Stadium, San Diego, CA
 Tue Aug 13 1985, 10:05 PM EDT
 Att: 22,582 - Unknown

livebaseballscorecards.com

AB	35
R	3
H	8
RBI	3
BB	0
SO	5
LOB	16



Batter	1	2	3	4	5	6	7	8	9	AB	R	H	RBI	BB	SO	LOB	BOTTOM						
Miguel Dilone, S (1, 8) OBP: 0.272, SLG: 0.269	4-0 CS BB		0-3 K		0-0 F2		4-0 CS BB		0-0 F7	3	0	0	0	2	1	0	<p>Cincinnati Reds @ San Diego Padres Jack Murphy Stadium, San Diego, CA Tue Aug 13 1985, 10:05 PM EDT Att. 22,582 - Unknown</p> <p>livebaseballscorecards.com</p> <p> AB 36 R 2 H 10 RBI 2 BB 3 SO 11 LOB 18 </p> 						
Garry Templeton, S (1, 6) OBP: 0.346, SLG: 0.391	0-3 K		0-0 1B		0-0 F9		0-3 K		0-0 1B	5	0	2	0	0	2	2							
Tony Gwynn, L (1, 9) OBP: 0.348, SLG: 0.401	0-0 E5		0-0 F8		0-0 1B		0-0 6-3		0-0 F9	5	0	1	0	0	0	3							
Steve Garvey, R (1, 3) OBP: 0.304, SLG: 0.434	0-0 5-3			0-0 5-3		0-0 F7		0-0 6-3		4	0	0	0	0	0	2							
Kurt Bevacqua, R (1, 5) OBP: 0.364, SLG: 0.375		0-0 F2		0-0 1B		0-0 L6		0-0 1B		4	0	2	0	0	0	0							
Al Bumbry, L (8, PR) OBP: 0.279, SLG: 0.300 (9, 7)										0	0	0	0	0	0	0							
Carmelo Martinez, R (1, 7) OBP: 0.350, SLG: 0.441		0-0		0-0		0-3 K		0-0		4	0	3	0	0	1	0							
Tim Flannery, L (8, PR) OBP: 0.386, SLG: 0.357 (9, 4)										0	0	0	0	0	0	0							
Jerry Royster, R (1, 4) OBP: 0.357, SLG: 0.381 (9, 5)		0-3 K		0-3 K		0-0 HR		0-0 F9		4	1	1	0	0	2	5							
Bruce Bochy, R (1, 2) OBP: 0.310, SLG: 0.507		0-0 F2		4-0 1-2 BB		0-0 HR		0-3 K		3	1	1	2	1	1	3							
LaMarr Hoyt, R (1, 1) OBP: 0.084, SLG: 0.077			0-3 K		0-3 K		0-3 K		0-3 K	1	0	0	0	0	0	1	0						
Kevin McReynolds, R (4, PH) OBP: 0.285, SLG: 0.368										0	0	0	0	0	1	3							
Craig Lefferts, L (5, 1) OBP: 0.333, SLG: 0.333										0	0	0	0	0	0	0							
Mario Ramirez, R (6, PH) OBP: 0.290, SLG: 0.345										1	0	0	0	0	1	0							
Roy Lee Jackson, R (7, 1) OBP: 0.217, SLG: 0.203										0	0	0	0	0	0	0							
Bobby Brown, S (9, PH)										1	0	0	0	0	1	0							
Inning Stats	R: 0 E: 1 K: 1 S: 5	H: 0 LOB: 1 BB: 1 P: 9	R: 0 E: 0 K: 1 S: 6	H: 1 LOB: 1 BB: 0 P: 6	R: 0 E: 0 K: 2 S: 8	H: 1 LOB: 1 BB: 0 P: 8	R: 0 E: 0 K: 2 S: 9	H: 2 LOB: 3 BB: 1 P: 13	R: 0 E: 0 K: 0 S: 4	H: 1 LOB: 1 BB: 0 P: 4	R: 2 E: 0 K: 2 S: 9	H: 2 LOB: 0 BB: 0 P: 9	R: 0 E: 0 K: 1 S: 4	H: 0 LOB: 0 BB: 1 P: 8	R: 0 E: 0 K: 1 S: 7	H: 2 LOB: 2 BB: 0 P: 7	R: 0 E: 0 K: 1 S: 6	H: 1 LOB: 1 BB: 0 P: 6	1B: 7 2B: 3 3B: 0 HR: 1	SF: 0 SAC: 0 DP: 1 HBP: 0	WP: 0 PB: 0 SB: 0 CS: 2	PA: 39	ERA WHIP
PITCHER Tom Browning, L (1, 1) ERA: 3.74	IP: 6.0 WLS: W BF: 28 H: 7 R: 2 ER: 2 SO: 8 BB: 3 IBB: 0 HBP: 0 BLK: 0 WP: 0 HR: 1 S: 41 P: 53 ERA: 3.00 WHIP: 1.667															PITCHER John Franco, L (7, 1) ERA: 1.86	IP: 3.0 WLS: S BF: 11 H: 3 R: 0 ER: 0 SO: 3 BB: 0 IBB: 0 HBP: 0 BLK: 0 WP: 0 HR: 0 S: 17 P: 17 ERA: 0.00 WHIP: 1.000						

Batter	1	2	3	4	5	6	7	8	9	AB R H RBI BB SO LOB	TOP
Cesar Cedeno, R (1, 8) OBP: 0.310, SLG: 0.341 BB BB	4-0 S 1B BB		X 0-0 5-3		X 0-0 F7			X 0-0 6-3		3 1 0 0 1 0 0	
Dave Concepcion, R (1, 6) OBP: 0.321, SLG: 0.339 SS SS	0-3 1-2 K		X 0-0 1B			SS SS 0-3 K		X 0-0 G1		4 0 1 0 0 2 1	
Dave Parker, L (1, 9) OBP: 0.358, SLG: 0.534 X	0-0 2-H 1B		SS SS 0-3 K			SS SS 0-3 K		X 0-0 F8		4 0 1 1 0 2 1	
Tony Perez, R (1, 3) OBP: 0.403, SLG: 0.504 X	0-0 F9			X 0-0 6-3		X 0-0 1B		BB BB 4-0 FC5-4 BB		3 0 1 0 1 0 1	
Nick Esasky, R (1, 7) OBP: 0.343, SLG: 0.450 SS SS	0-3 K		X 0-0 5-3		X 0-0 F3			X 0-0 F7		4 0 0 0 0 1 3	
Buddy Bell, R (1, 5) OBP: 0.315, SLG: 0.331 X		X 0-0 G6-4-3 1B		X 0-0 1B		SS SS 0-3 K		X 0-0 FC5-4 FC6-4 1-2f		4 0 2 0 0 1 1	
Bo Diaz, R (1, 2) OBP: 0.248, SLG: 0.317 X		X 0-0 G6-4-3 1-2f		X 0-0 F9		BB BB 4-0 BB		X 0-0 FC6-4 1-2f		3 0 0 0 1 0 3	
Ron Oester, S (1, 4) OBP: 0.335, SLG: 0.363 X		X 0-0 5-3			X 0-0 4-3		X 0-0 P6			3 0 0 0 0 0 1	
Jay Tibbs, R (1, 1) OBP: 0.116, SLG: 0.073 Gary Redus, R (7, PH) OBP: 0.373, SLG: 0.423 Ron Robinson, R (7, 1)			X 0-0 5-3		SS SS 0-3 K		X 0-0 F8			2 0 0 0 0 1 0 1 0 0 0 0 0 1 0 0 0 0 0 0 0	
Inning Stats	R: 1 E: 0 K: 2 S: 8 H: 1 LOB: 1 BB: 1 P: 12	R: 0 E: 0 K: 0 S: 3 H: 1 LOB: 0 BB: 0 P: 3	R: 0 E: 0 K: 1 S: 6 H: 1 LOB: 1 BB: 0 P: 6	R: 0 E: 0 K: 0 S: 4 H: 1 LOB: 1 BB: 0 P: 4	R: 0 E: 0 K: 1 S: 5 H: 0 LOB: 0 BB: 0 P: 5	R: 0 E: 0 K: 2 S: 8 H: 1 LOB: 1 BB: 0 P: 8	R: 0 E: 0 K: 1 S: 5 H: 0 LOB: 1 BB: 1 P: 9	R: 0 E: 0 K: 0 S: 3 H: 0 LOB: 0 BB: 0 P: 3	R: 0 E: 0 K: 0 S: 3 H: 0 LOB: 1 BB: 1 P: 7	1B: 5 2B: 0 3B: 0 HR: 0 SF: 0 SAC: 0 DP: 1 HBP: 0	WP: 0 PB: 0 SB: 1 CS: 0 PA: 34
PITCHER Dave Dravecky, L (1, 1) ERA: 2.17	IP WLS BF H R ER SO BB IBB HBP BLK WP HR S P ERA WHIP	9.0 W 34 5 1 1 7 3 0 0 0 0 0 0 45 57 1.00 0.889					PITCHER	IP WLS BF H R ER SO BB IBB HBP BLK WP HR S P ERA WHIP			

Cincinnati Reds @ San Diego Padres
Jack Murphy Stadium, San Diego, CA
 Wed Aug 14 1985, 10:05 PM EDT
 Att: 21,028 - Unknown

livebaseballscorecards.com

AB	31
R	1
H	5
RBI	1
BB	3
SO	7
LOB	12



Batter	1	2	3	4	5	6	7	8	9
Garry Templeton, S (1, 6) OBP: 0.345, SLG: 0.389	0-0 4-3		0-0 1B 1B		0-0 F8		0-3 K		
Tony Gwynn, L (1, 9) OBP: 0.347, SLG: 0.400	0-0 F7		0-0 F7		0-0 F7			0-0 6-3 1B	
Steve Garvey, R (1, 3) OBP: 0.301, SLG: 0.431	0-0 6-3		0-0 E6 1B 2B		0-0 G3			0-0 6-3	
Terry Kennedy, L (1, 2) OBP: 0.301, SLG: 0.402		0-0 4-3	0-0 2B 1B		0-0 F9			4-0 G1-6-3 BB	
Graig Nettles, L (1, 5) OBP: 0.373, SLG: 0.422		0-3 K	0-0 1H 2B		0-3 K			0-0 G1-6-3 1-2f	
Carmelo Martinez, R (1, 7) OBP: 0.350, SLG: 0.439		4-0 BB	0-3 K		0-3 K				
Kevin McReynolds, R (1, 8) OBP: 0.283, SLG: 0.365		0-0 F9		0-0 P6			0-3 K		
Tim Flannery, L (1, 4) OBP: 0.385, SLG: 0.354			0-0 F7	0-0 4-3			4-0 SH1-4 BB		
Dave Dravecky, R (1, 1) OBP: 0.173, SLG: 0.125			4-0 E 1B 1B BB	0-0 6-3			0-0 SH1-4		

Inning Stats	R: 0	H: 0	E: 0	K: 0	S: 3	LOB: 0	BB: 0	P: 3	R: 0	H: 0	E: 0	K: 0	S: 3	LOB: 0	BB: 0	P: 3	R: 0	H: 0	E: 0	K: 2	S: 7	LOB: 1	BB: 1	P: 11	R: 0	H: 1	E: 0	K: 0	S: 3	LOB: 1	BB: 1	P: 7
	0	0	0	0	3	0	0	3	0	0	0	0	3	0	0	3	0	0	0	2	7	1	1	11	0	1	0	0	3	1	7	

PITCHER	IP	WLS	BF	H	R	ER	SO	BB	IBB	HBP	BLK	WP	HR	S	P	ERA	WHIP
Jay Tibbs, R (1, 1) ERA: 4.29	6.0	L	24	3	4	0	4	2	0	0	0	0	0	30	38	0.00	0.833
Ron Robinson, R (7, 1) ERA: 4.35	2.0		8	1	0	0	2	2	0	0	0	0	0	10	18	0.00	1.500

BOTTOM

Cincinnati Reds @ San Diego Padres
Jack Murphy Stadium, San Diego, CA
 Wed Aug 14 1985, 10:05 PM EDT
 Att. 21,028 - Unknown

AB	27
R	4
H	4
RBI	4
BB	4
SO	6
LOB	10



WP	PA	32
PB	0	
SB	0	
CS	0	

livebaseballscorecards.com

BOTTOM

Cincinnati Reds @ San Diego Padres

Jack Murphy Stadium, San Diego, CA

Thu Aug 15 1985, 6:33 AM EDT

Att: 19,973 - Unknown

livebaseballscorecards.com

AB	37
R	4
H	9
RBI	4
BB	2
SO	9
LOB	10



WP	1	PA	40
PB	0		
SB	0		
CS	0		

AB	R	H	RBI	BB	SO	LOB
4	1	1	0	1	1	1
5	1	2	0	0	1	0
4	0	0	1	0	0	2
5	0	0	0	0	3	2
4	1	1	1	0	0	0
4	0	1	1	0	1	0
0	1	0	0	0	0	0
4	0	3	1	0	1	0
3	0	0	0	1	0	2
2	0	1	0	0	1	0
0	0	0	0	0	0	0
1	0	0	0	0	1	1
0	0	0	0	0	0	0
0	0	0	0	0	0	0
1	0	0	0	0	0	2
0	0	0	0	0	0	0
0	0	0	0	0	0	0

Batter	1	2	3	4	5	6	7	8	9	10
Garry Templeton, S OBP: 0.346, SLG: 0.388 (1, 6)	0-0 4-3		0-3 K2-3			0-0 6-3			4-0 WP 1B SF9 BB	0-0 G4-6-3 1B
Tony Gwynn, L OBP: 0.347, SLG: 0.400 (1, 9)	0-3 K2-3			0-0 6-3		0-0 3-1			0-0 WP 2B 1-2 1B	0-0 G4-6-3 1B
Steve Garvey, R OBP: 0.298, SLG: 0.427 (1, 3)	0-0 P2			0-0 L4			0-0 F1		0-0 SF9	0-0 G4-6-3
Terry Kennedy, L OBP: 0.298, SLG: 0.397 (1, 2)		0-0 6-3		0-3 K			0-3 K		0-0 F7	0-3 K
Graig Nettles, L OBP: 0.372, SLG: 0.423 (1, 5)		0-0 F8			0-0 G3		0-0 F7		0-0 2B	
Carmelo Martinez, R OBP: 0.349, SLG: 0.440 Bobby Brown, S OBP: 0.217, SLG: 0.203 (9, PR) (10, 7)		0-0 F7			0-0 1-3			0-3 K	0-0 2B	0-0 1B 2B
Kevin McReynolds, R OBP: 0.287, SLG: 0.372 (1, 8)			0-3 K		0-0 1B			0-0 G3 2B	0-0 BB 1B	
Tim Flannery, L OBP: 0.383, SLG: 0.350 (1, 4)			0-0 F7		0-0 F8			0-0 G3	4-0 BB BB BB	0-0 1-2 BB
Eric Show, R OBP: 0.111, SLG: 0.111 Craig Lefferts, L OBP: 0.333, SLG: 0.333 Kurt Bevacqua, R OBP: 0.360, SLG: 0.370 Tim Stoddard, R OBP: 0.278, SLG: 0.300 Al Bumbry, L OBP: 0.355, SLG: 0.379 Jerry Royster, R OBP: 0.355, SLG: 0.379 Gene Walter, L OBP: 0.355, SLG: 0.379 Roy Lee Jackson, R OBP: 0.355, SLG: 0.379			0-0 1B			0-3 K		0-3 K	0-0 G3	

Inning Stats	R: 0	H: 0	E: 0	K: 1	S: 5	P: 5	R: 0	H: 0	E: 0	K: 0	S: 3	P: 3	R: 0	H: 1	E: 0	K: 2	S: 8	P: 8	R: 0	H: 0	E: 0	K: 1	S: 5	P: 5	R: 0	H: 0	E: 0	K: 1	S: 4	P: 4	R: 0	H: 0	E: 0	K: 1	S: 5	P: 5	R: 0	H: 1	E: 0	K: 2	S: 8	P: 8	R: 4	H: 4	E: 0	K: 0	S: 7	P: 15	R: 0	H: 2	E: 0	K: 1	S: 6	P: 6	1B: 6	SF: 1	2B: 3	3B: 0	HR: 0	SAC: 0	DP: 1	HBP: 0	WP: 1	PA: 40
--------------	------	------	------	------	------	------	------	------	------	------	------	------	------	------	------	------	------	------	------	------	------	------	------	------	------	------	------	------	------	------	------	------	------	------	------	------	------	------	------	------	------	------	------	------	------	------	------	-------	------	------	------	------	------	------	-------	-------	-------	-------	-------	--------	-------	--------	-------	--------

PITCHER	IP	WLS	BF	H	R	ER	SO	BB	IBB	HBP	BLK	WP	HR	S	P	ERA	WHIP
Andy McGaffigan, R ERA: 3.16 (1, 1)	8.0		29	4	2	2	8	1	0	0	0	0	0	44	48	2.25	0.625
Ted Power, R ERA: 1.9 (9, 1)	0.2		6	3	2	0	1	0	0	0	0	1	0	5	9	27.00	6.000
John Franco, L ERA: 1.85 (9, 1)	0.1	W	3	2	0	0	0	0	0	0	0	0	0	3	3	0.00	6.000
Tom Hume, R ERA: 3.44 (10, 1)	0.2		1	0	0	0	0	0	0	0	0	0	0	1	1	0.00	0.000
Joe Price, L ERA: 4.18 (10, 1)	0.1	S	1	0	0	0	1	0	0	0	0	0	0	3	3	0.00	0.000

Batter	1	2	3	4	5	6	7	8	9	AB R H RBI BB SO LOB	TOP	
Claudell Washington, L OBP: 0.338, SLG: 0.449 (1, 9) BB	4-0 S BB		0-0 4-3 2B	0-0 5-3		4-0 G5-4-3 BB			0-0 P6	3 1 1 0 2 0 1		
Rafael Ramirez, R OBP: 0.302, SLG: 0.369 (1, 6) X	0-0 L7		0-0 4-3		0-0 4-3	0-0 G5-4-3			0-3 K	5 0 0 0 0 1 5		
Dale Murphy, R OBP: 0.376, SLG: 0.563 (1, 8) S	0-3 K		0-0 1B 2B		0-0 E6 FC6-4			0-0 1B	0-0 F9	5 1 2 1 0 1 1		
Bob Homer, R OBP: 0.350, SLG: 0.536 (1, 3) X	0-0 F9		0-0 1B		0-0 F8			0-0 1B		4 0 2 1 0 0 2		
Terry Harper, R OBP: 0.308, SLG: 0.397 (1, 7)		0-0 6-3	0-0 F3		0-0 FC6-4			0-3 K		4 0 0 0 0 1 3		
Ken Oberkfell, L OBP: 0.361, SLG: 0.388 (1, 5)		0-0 2B	0-0 P2			0-0 E 1B		0-0 1-3		4 1 2 0 0 0 2		
Glenn Hubbard, R OBP: 0.326, SLG: 0.312 (1, 4)		0-0 P4		0-0 SH1-4 1B		0-0 P4		4-0 G3-6 BB		3 0 1 0 1 0 2		
Rick Cerone, R OBP: 0.267, SLG: 0.265 (1, 2)		4-0 BB		0-0 F8		0-0 E1 BB 1B		0-0 G3-6		2 0 0 0 1 0 2		
Gerald Perry, L OBP: 0.270, SLG: 0.224 (8, PH)						1-3 BB 1B		1-2 BB		1 0 0 0 0 0 1		
Bruce Benedict, R OBP: 0.313, SLG: 0.230 (8, 2)								0-0 6-3		0 0 0 0 0 0 0		
Rick Mahler, R OBP: 0.208, SLG: 0.192 (1, 1)		0-0 F9		0-0 SH1-4		0-0 BB 1B				1 0 0 0 0 0 2		
Milt Thompson, L OBP: 0.361, SLG: 0.417 (6, PH)				1-2						1 0 1 1 0 0 0		
Rick Camp, R OBP: 0.273, SLG: 0.500 (6, 1)										0 0 0 0 0 0 0		
Chris Chambliss, L OBP: 0.278, SLG: 0.284 (8, PH)										1 0 0 0 0 0 0		
Gene Garber, R OBP: 0.250, SLG: 0.250 (8, 1)										0 0 0 0 0 0 0		
Inning Stats	R: 0 H: 0 E: 0 LOB: 1 K: 1 BB: 1 S: 5 P: 9	R: 0 H: 1 E: 0 LOB: 2 K: 0 BB: 1 S: 4 P: 8	R: 2 H: 3 E: 0 LOB: 1 K: 0 BB: 0 S: 6 P: 6	R: 0 H: 1 E: 0 LOB: 1 K: 0 BB: 0 S: 4 P: 4	R: 0 H: 0 E: 1 LOB: 1 K: 0 BB: 0 S: 4 P: 4	R: 1 H: 2 E: 1 LOB: 2 K: 0 BB: 1 S: 5 P: 9	R: 0 H: 2 E: 0 LOB: 1 K: 1 BB: 0 S: 6 P: 6	R: 0 H: 0 E: 0 LOB: 0 K: 0 BB: 1 S: 2 P: 6	R: 0 H: 0 E: 0 LOB: 0 K: 1 BB: 0 S: 5 P: 5	1B: 6 SF: 0 2B: 3 SAC: 1 3B: 0 DP: 2 HR: 0 HBP: 0	WP: 0 PA: 39 PB: 0 SB: 1 CS: 0	
PITCHER Andy Hawkins, R ERA: 3.15 (1, 1)	IP WLS BF H R ER SO BB IBB HBP BLK WP HR S P ERA WHIP	3.2 S 12 2 0 0 2 2 0 0 0 0 0 0 14 22 0.00 1.091										

Atlanta Braves @ San Diego Padres
 Jack Murphy Stadium, San Diego, CA
 Fri Aug 16 1985, 10:05 PM EDT
 Att. 22,154 - Unknown

livebaseballscorecards.com

AB	34
R	3
H	9
RBI	3
BB	4
SO	3
LOB	21



Batter	1	2	3	4	5	6	7	8	9
Garry Templeton, S (1, 6) OBP: 0.344, SLG: 0.385	0-0 4-3 1-2 2-H 3-H 1B	0-0 1B		0-0 5-3 1-2			0-0 F7 1-2	0-0 G3 1-2	
Tony Gwynn, L (1, 9) OBP: 0.349, SLG: 0.403	0-0 4-3		0-0 G3 6-3 2B	0-0 G1-4-3			0-0 G3 1B BB 1B		
Steve Garvey, R (1, 3) OBP: 0.298, SLG: 0.426	0-0 5-3		0-0 G3 2-3		0-0 F8 1-2		0-0 BB 1-2 WP G3 1B		
Terry Kennedy, L (1, 2) OBP: 0.295, SLG: 0.393		0-0 G3 1-2 2-3	0-0 6-3 3-H		0-0 G3 1-2 2-3		0-0 G3 1-2 2-3		
Graig Nettles, L (1, 5) OBP: 0.379, SLG: 0.428		0-0 1B 1B 1B	0-0 1B 1B	0-0 1B	0-0 FC6-4 1B		4-0 WP BB IBB		
Carmelo Martinez, R (1, 7) OBP: 0.351, SLG: 0.437		4-0 1B 1B 1B BB BB	0-0 F9 1-2		0-0 FC6-4 1-2f		4-0 WP BB		
Kevin McReynolds, R (1, 8) OBP: 0.290, SLG: 0.381		0-0 1B 1-2 2-3 1B 1B		0-0 HR		0-0 F9 1-2 2-3 3-H	0-0 5-3 1-2 2-3 3-H		
Miguel Dilone, S (7, 8) OBP: 0.270, SLG: 0.267									
Tim Flannery, L (1, 4) OBP: 0.385, SLG: 0.352		0-0 1B 1-2 2-3 3-H 1B		0-0 WP 1B		0-0 G3 1-2 2-3		0-0 6-3 1-2 2-3	
Andy Hawkins, R (1, 1) OBP: 0.138, SLG: 0.107		0-3 K		0-3 K		0-3 K		0-3 K	
Lance McCullers, S (6, 1)									

AB	R	H	RBI	BB	SO	LOB
5	0	1	1	0	0	1
4	2	2	0	0	0	1
4	1	1	0	0	0	1
4	0	0	1	0	0	2
3	1	3	0	1	0	0
2	1	0	1	2	0	2
3	1	2	1	0	0	0
1	0	0	0	0	0	2
4	0	2	1	0	0	0
2	0	0	0	0	2	4
2	0	0	0	0	2	0

BOTTOM

Atlanta Braves @ San Diego Padres
Jack Murphy Stadium, San Diego, CA
 Fri Aug 16 1985, 10:05 PM EDT
 Att. 22,154 - Unknown

livebaseballscorecards.com

AB	34
R	6
H	11
RBI	5
BB	3
SO	4
LOB	13



1B: 9	SF: 0	WP: 2	PA: 37
2B: 1	SAC: 0	PB: 0	
3B: 0	DP: 0	SB: 0	
HR: 1	HBP: 0	CS: 0	

Inning Stats	R	H	E	K	S	P	BB	IBB	HBP	BLK	WP	HR	S	P	ERA	WHIP
Rick Mahler, R (1, 1) ERA: 3.4	0	0	0	0	3											
Rick Camp, R (6, 1) ERA: 3.67	0	0	0	0	3											
Gene Garber, R (8, 1) ERA: 3.65	0	0	0	0	3											

PITCHER	IP	WLS	BF	H	R	ER	SO	BB	IBB	HBP	BLK	WP	HR	S	P	ERA	WHIP
Rick Mahler, R (1, 1) ERA: 3.4	5.0	L	24	9	4	4	2	1	0	0	0	1	1	27	31	7.20	2.000
Rick Camp, R (6, 1) ERA: 3.67	2.0		10	2	2	2	1	1	1	0	0	1	0	10	18	9.00	1.500
Gene Garber, R (8, 1) ERA: 3.65	1.0		3	0	0	0	1	0	0	0	0	0	0	5	5	0.00	0.000

Batter	1	2	3	4	5	6	7	8	9	AB R H RBI BB SO LOB	TOP																										
Brad Komminsk, R (1, 9) OBP: 0.315, SLG: 0.301	4-0 FC6-4 1B BB		0-0 G4-6-3 1B		4-0 BB BB BB BB		4-0 1-2 BB		0-3 K	2 0 1 0 3 1 1																											
Rafael Ramirez, R (1, 6) OBP: 0.299, SLG: 0.365	0-3 K		0-0 G4-6-3 1-2f		0-0 3-Hr		0-0 F7			4 0 0 0 0 1 7																											
Dale Murphy, R (1, 8) OBP: 0.379, SLG: 0.572	0-0 FC6-4 1-2 1B			0-0 HR		0-0 6-3		0-0 E 1B		4 1 3 1 0 0 0																											
Bob Homer, R (1, 3) OBP: 0.347, SLG: 0.530	0-0 FC6-4 FC4-6 1-2f 2-3			0-0 F9		0-0 6-3		0-0 F9		4 0 0 0 0 0 3																											
Terry Harper, R (1, 7) OBP: 0.310, SLG: 0.397	0-0 FC4-6 1-2f			0-0 CS 1B		4-0 BB		0-3 K		3 0 1 0 1 1 3																											
Ken Oberkfell, L (1, 5) OBP: 0.360, SLG: 0.386		0-0 G5-4-3 1B		0-0 P5 1-2		0-0 G3		0-0 4-3 1-2		4 0 1 0 0 0 3																											
Glenn Hubbard, R (1, 4) OBP: 0.326, SLG: 0.313		0-0 G5-4-3 1-2f			0-0 SH3-1 BB 9-2 1B		0-0 F7		0-3 K	3 0 1 0 0 0 1 1 0 0 0 0 1 0																											
Milt Thompson, L (9, PH) OBP: 0.355, SLG: 0.410																																					
Bruce Benedict, R (1, 2) OBP: 0.313, SLG: 0.227		0-0 5-3			4-0 SH3-1 1-2 BB		0-3 K		0-0 F9	2 0 0 0 1 1 0 1 0 0 0 0 0 0																											
Gerald Perry, L (9, PH) OBP: 0.269, SLG: 0.223																																					
Steve Bedrosian, R (1, 1) OBP: 0.080, SLG: 0.080			0-3 K			0-0 SH3-1		0-0 S 1B	4-0 BB	1 0 0 0 0 1 0 1 0 1 0 0 0 0 0 0 0 0 0 0 0 0 0 0 0 1 0 0 0 0 0 0 0 0 0																											
Claudell Washington, L (7, PH) OBP: 0.340, SLG: 0.451																																					
Gene Garber, R (7, 1) OBP: 0.250, SLG: 0.250																																					
Chris Chambliss, L (9, PH) OBP: 0.282, SLG: 0.284																																					
Paul Zuvella, R (9, PR) OBP: 0.245, SLG: 0.212																																					
Inning Stats	R: 0 E: 0 K: 1 S: 6	H: 1 LOB: 2 BB: 1 P: 10	R: 0 E: 0 K: 0 S: 3	H: 1 LOB: 0 BB: 0 P: 3	R: 0 E: 0 K: 1 S: 5	H: 1 LOB: 0 BB: 0 P: 5	R: 1 E: 0 K: 0 S: 4	H: 2 LOB: 0 BB: 0 P: 4	R: 0 E: 0 K: 0 S: 3	H: 1 LOB: 2 BB: 2 P: 11	R: 0 E: 0 K: 0 S: 3	H: 0 LOB: 1 BB: 1 P: 7	R: 0 E: 0 K: 1 S: 6	H: 1 LOB: 2 BB: 1 P: 10	R: 0 E: 1 K: 1 S: 6	H: 1 LOB: 1 BB: 0 P: 6	R: 0 E: 0 K: 2 S: 7	H: 0 LOB: 1 BB: 1 P: 11	1B: 7 2B: 1 3B: 0 HR: 1	SF: 0 SAC: 1 DP: 3 HBP: 0	WP: 0 PB: 0 SB: 1 CS: 1	PA: 37															
PITCHER	IP WLS BF H R ER SO BB IBB HBP BLK WP HR S P ERA WHIP																																				
Mark Thurmond, L (1, 1) ERA: 4.35	4.1		19	6	1	1	2	3	0	0	0	0	1	20	32	2.08	2.077																				
Roy Lee Jackson, R (5, 1) ERA: 2.33	2.1	W	9	1	0	0	1	2	0	0	0	0	0	9	17	0.00	1.286																				
Lance McCullers, R (7, 1) ERA:	2.1	S	9	1	0	0	3	1	0	0	0	0	0	14	18	0.00	0.857																				

Atlanta Braves @ San Diego Padres
 Jack Murphy Stadium, San Diego, CA
 Sun Aug 18 1985, 6:33 AM EDT
 Unknown

livebaseballscorecards.com

AB	30
R	1
H	8
RBI	1
BB	6
SO	6
LOB	18



Batter	1	2	3	4	5	6	7	8	9	AB	R	H	RBI	BB	SO	LOB
--------	---	---	---	---	---	---	---	---	---	----	---	---	-----	----	----	-----

Garry Templeton, S (1, 6) <small>OBP: 0.342, SLG: 0.382</small> Mario Ramirez, R (6, 6) <small>OBP: 0.281, SLG: 0.333</small>	0-0 L3 		0-0 F7 		0-0 4-3 		0-0 F7 			3	0	0	0	0	0	0
Tony Gwynn, L (1, 9) <small>OBP: 0.346, SLG: 0.400</small>	0-0 4-3 		0-0 F8 			0-0 G3 		0-0 4-3 		4	0	0	0	0	0	0
Steve Garvey, R (1, 3) <small>OBP: 0.301, SLG: 0.426</small>	4-0 HR BB 		0-0 1B 			4-0 1B FC1-2 BB 		0-0 F8 		2	1	1	0	2	0	0
Graig Nettles, L (1, 5) <small>OBP: 0.377, SLG: 0.435</small>	0-0 1-H HR 		0-0 P5 			0-0 F8 		0-0 4-3 		4	1	1	2	0	0	2
Terry Kennedy, L (1, 2) <small>OBP: 0.295, SLG: 0.392</small>	0-0 1-3 			0-0 F7 		0-0 1-3 FC1-2 1B 				3	0	1	0	0	0	0
Carmelo Martinez, R (1, 7) <small>OBP: 0.348, SLG: 0.434</small>		0-3 K 		0-0 4-3 		0-0 FC1-2 				3	0	0	0	0	1	2
Kevin McReynolds, R (1, 8) <small>OBP: 0.288, SLG: 0.378</small>		0-3 K 		0-3 K 		0-0 3-H 				3	0	0	0	0	3	0
Tim Flannery, L (1, 4) <small>OBP: 0.387, SLG: 0.351</small>		4-0 BB 			0-0 F7 		1-0 SH3-4 HBP 			1	0	0	0	1	0	0
Mark Thurmond, L (1, 1) <small>OBP: 0.095, SLG: 0.053</small> Roy Lee Jackson, R (5, 1) Lance McCullers, S (7, 1)		0-0 F7 			0-3 K 		0-0 SH3-4 			1	0	0	0	0	0	1
		0-0 1-2 								1	0	0	0	0	1	0
		0-0 0-0 								0	0	0	0	0	0	0

Inning Stats	R: 2	H: 1	E: 0	LOB: 0	K: 0	P: 8	R: 0	H: 0	E: 0	LOB: 1	K: 2	P: 7	R: 0	H: 1	E: 0	LOB: 1	K: 0	P: 4	R: 0	H: 0	E: 0	LOB: 0	K: 1	P: 5	R: 0	H: 0	E: 0	LOB: 0	K: 1	P: 5	R: 0	H: 1	E: 0	LOB: 2	K: 0	P: 8	R: 0	H: 0	E: 0	LOB: 1	K: 1	P: 6	R: 0	H: 0	E: 0	LOB: 0	K: 0	P: 3
PITCHER	IP	WLS	BF	H	R	ER	SO	BB	IBB	HBP	BLK	WP	HR	S	P	ERA	WHIP																															
Steve Bedrosian, R (1, 1) ERA: 3.44	6.0	L	24	3	2	2	4	3	0	0	0	0	0	1	29	41	3.00	1.000																														
Gene Garber, R (7, 1) ERA: 3.53	2.0		7	0	0	0	1	0	0	1	0	0	0	0	8	9	0.00	0.000																														

BOTTOM

Atlanta Braves @ San Diego Padres
 Jack Murphy Stadium, San Diego, CA
 Sun Aug 18 1985, 6:33 AM EDT
 Unknown

AB	26
R	2
H	3
RBI	2
BB	3
SO	5
LOB	6



WP: 0	PA: 31
PB: 0	
SB: 0	
CS: 0	

Batter	1	2	3	4	5	6	7	8	9	AB R H RBI BB SO LOB	TOP			
Milt Thompson, L (1, 9) OBP: 0.348, SLG: 0.400 Brad Komminsk, R (9, PH) OBP: 0.314, SLG: 0.300	0-0 G4-6-3 1B		0-0 F7		0-0 6-3	0-0 6-3			0-0 6-3	4 0 1 0 0 0 1 1 0 0 0 0 0 1				
Rafael Ramirez, R (1, 6) OBP: 0.298, SLG: 0.363	0-0 G4-6-3 1-2f		0-0 CS 1B		0-0 F3			0-0 6-3	0-0 6-3	5 0 1 0 0 0 2				
Dale Murphy, R (1, 8) OBP: 0.378, SLG: 0.576	0-3 K		0-0 6-3 1-2			0-0 HR		0-0 F9		4 1 1 1 0 1 1				
Terry Harper, R (1, 7) OBP: 0.309, SLG: 0.395		0-0 1B E 1B		0-0 1-3		0-0 4-3		0-0 F8		4 1 1 0 0 0 0				
Gerald Perry, L (1, 3) OBP: 0.279, SLG: 0.235		0-0 S 1B 1B		0-0 CS 1B		0-0 HR 1B		0-0 4-3		4 2 3 0 0 0 0				
Ken Oberkfell, L (1, 5) OBP: 0.364, SLG: 0.399		0-0 FC5-4 1-H 3-H 1B		4-0 1B BB		0-0 HR		0-3 K		3 1 2 3 1 1 0				
Rick Cerone, R (1, 2) OBP: 0.271, SLG: 0.270		0-0 FC5-4 FC6-4 1-2f		0-0 1-2 1B		0-0 3B 1B		0-3 K		4 1 2 0 0 1 1				
Paul Zuvella, R (1, 4) OBP: 0.255, SLG: 0.243 Bruce Sutter, R (9, 1)		0-0 FC6-4 1-2f		0-0 F5		0-0 3B			0-0 SH1 1B	4 0 2 1 0 0 3 0 0 0 0 0 0 0				
Craig McMurtry, R (1, 1) Terry Forster, L (5, 1) Gene Garber, R (7, 1) Glenn Hubbard, R (9, PH) OBP: 0.326, SLG: 0.313	0-3 K			0-0 1-3		0-0 L6			0-0 SH1	2 0 0 0 0 1 1 1 0 0 0 0 0 1 0 0 0 0 0 0 0 0 0 0 0 0 0 0				
Inning Stats	R: 0 H: 1 E: 0 LOB: 0 K: 1 BB: 0 S: 5 P: 5	R: 2 H: 3 E: 0 LOB: 1 K: 1 BB: 0 S: 8 P: 8	R: 0 H: 1 E: 0 LOB: 0 K: 0 BB: 0 S: 3 P: 3	R: 0 H: 2 E: 0 LOB: 2 K: 0 BB: 1 S: 4 P: 8	R: 0 H: 0 E: 0 LOB: 0 K: 0 BB: 0 S: 3 P: 3	R: 4 H: 5 E: 0 LOB: 1 K: 0 BB: 0 S: 8 P: 8	R: 0 H: 0 E: 0 LOB: 0 K: 0 BB: 0 S: 3 P: 3	R: 0 H: 0 E: 0 LOB: 0 K: 2 BB: 0 S: 7 P: 7	R: 0 H: 1 E: 0 LOB: 1 K: 0 BB: 0 S: 4 P: 4	1B: 10 SF: 0 2B: 0 SAC: 1 3B: 1 DP: 1 HR: 2 HBP: 0	WP: 0 PA: 38 PB: 0 SB: 1 CS: 2			
PITCHER	IP WLS BF H R ER SO BB IBB HBP BLK WP HR S P ERA WHIP												PITCHER	IP WLS BF H R ER SO BB IBB HBP BLK WP HR S P ERA WHIP
LaMarr Hoyt, R (1, 1) ERA: 3.71	5.1 L 25 11 6 6 2 1 0 0 0 0 0 2 28 32 10.12 2.250													
Tim Stoddard, R (6, 1) ERA: 4.25	1.2 6 1 0 0 0 0 0 0 0 0 0 0 6 6 0.00 0.600													
Craig Lefferts, L (8, 1) ERA: 3.18	2.0 7 1 0 0 0 2 0 0 0 0 0 0 0 11 11 0.00 0.500													

Atlanta Braves @ San Diego Padres
 Jack Murphy Stadium, San Diego, CA
 Sun Aug 18 1985, 6:38 AM EDT
 Att: 32,531 - Unknown

livebaseballscorecards.com

AB	36
R	6
H	13
RBI	5
BB	1
SO	4
LOB	11



Batter	1	2	3	4	5	6	7	8	9	AB	R	H	RBI	BB	SO	LOB
Jerry Royster, R OBP: 0.358, SLG: 0.400 (1, 6)	0-0 HR		0-3 K		0-0 G6-4-3 1B		0-0 3-1			4	1	2	1	0	1	1
Tony Gwynn, L OBP: 0.347, SLG: 0.400 (1, 9)	0-0 1-3		0-0 CS 1B		0-0 G6-4-3 1-2f			0-0 G5-4-3 1B		4	0	2	0	0	0	2
Steve Garvey, R OBP: 0.299, SLG: 0.422 (1, 3)	0-0 F9		0-3 K 1-2			0-0 6-3		0-0 G5-4-3 1-2f		4	0	0	0	0	1	2
Graig Nettles, L OBP: 0.373, SLG: 0.430 (1, 5)	0-3 K			0-0 F8		0-0 G3		0-0 6-3		4	0	0	0	0	1	0
Terry Kennedy, L OBP: 0.295, SLG: 0.389 (1, 2)		4-0 FC4-6 BB		0-3 K		0-0 4-3			0-0 F5	3	0	0	0	1	1	0
Carmelo Martinez, R OBP: 0.347, SLG: 0.432 (1, 7)		0-0 FC4-6 1B 1-2f		0-0 F7			0-0 FC5-4 1B		0-0 P6	4	0	1	0	0	0	1
Kevin McReynolds, R OBP: 0.288, SLG: 0.377 (1, 8)		0-3 K			0-0 2B 1B		0-0 FC5-4 E		0-3 K	4	2	1	0	0	2	2
Tim Flannery, L OBP: 0.393, SLG: 0.365 (1, 4)		0-0 1B 1-2			0-0 1B 2B 1-H		0-0 E9 2B 1-H			3	0	3	2	0	0	0
LaMarr Hoyt, R OBP: 0.091, SLG: 0.074 (1, 1)		0-0 4-3			0-0 G3		0-0 F9			2	0	0	0	0	0	3
Tim Stoddard, R (6, 1)										0	0	0	0	0	0	0
Bobby Brown, S (7, PH)										1	0	0	0	0	0	1
Craig Lefferts, L (8, 1)										0	0	0	0	0	0	0

Inning Stats	R: 1	H: 1	E: 0	K: 1	S: 6	R: 0	H: 1	E: 0	K: 1	S: 6	R: 0	H: 1	E: 0	K: 2	S: 7	R: 0	H: 0	E: 0	K: 1	S: 5	R: 1	H: 3	E: 0	K: 0	S: 5	R: 0	H: 0	E: 0	K: 0	S: 3	R: 1	H: 2	E: 1	K: 0	S: 5	R: 0	H: 1	E: 0	K: 0	S: 3	R: 0	H: 0	E: 0	K: 1	S: 5	1B: 6	SF: 0	2B: 2	SAC: 0	3B: 0	DP: 2	HR: 1	HBP: 0	WP: 0	PA: 34
--------------	------	------	------	------	------	------	------	------	------	------	------	------	------	------	------	------	------	------	------	------	------	------	------	------	------	------	------	------	------	------	------	------	------	------	------	------	------	------	------	------	------	------	------	------	------	-------	-------	-------	--------	-------	-------	-------	--------	-------	--------

PITCHER	IP	WLS	BF	H	R	ER	SO	BB	IBB	HBP	BLK	WP	HR	S	P	ERA	WHIP
Craig McMurtry, R (1, 1) ERA: 8.18	4.1		19	6	2	2	5	1	0	0	0	0	1	28	32	4.15	1.615
Terry Forster, L (5, 1) ERA: 1.89	1.2	W	4	0	0	0	0	0	0	0	0	0	0	4	4	0.00	0.000
Gene Garber, R (7, 1) ERA: 3.56	2.0		8	3	1	1	0	0	0	0	0	0	0	8	8	4.50	1.500
Bruce Sutter, R (9, 1) ERA: 3.51	1.0	S	3	0	0	0	1	0	0	0	0	0	0	5	5	0.00	0.000

BOTTOM

Atlanta Braves @ San Diego Padres
Jack Murphy Stadium, San Diego, CA

Sun Aug 18 1985, 6:38 AM EDT
 Att. 32,531 - Unknown

livebaseballscorecards.com

AB	33
R	3
H	9
RBI	3
BB	1
SO	6
LOB	12



Batter	1	2	3	4	5	6	7	8	9	AB R H RBI BB SO LOB	TOP												
Garry Templeton, S OBP: 0.340, SLG: 0.380 (1, 6)	0-0 F8			0-0 F9		0-0 1B		0-3 K	0-3 K	5 0 1 0 0 2 2													
Tony Gwynn, L OBP: 0.348, SLG: 0.403 (1, 9)	0-3 K			0-0 G3 1B		0-0 F2		0-0 2B		4 0 2 0 0 1 1													
Steve Garvey, R OBP: 0.298, SLG: 0.420 (1, 3)	0-0 F8			0-0 G3 1-2		0-0 F5		4-0 IBB		3 0 0 0 1 0 2													
Graig Nettles, L OBP: 0.370, SLG: 0.425 (1, 5)			0-0 F8	0-0 F9		0-3 K		0-0 F5		4 0 0 0 0 1 4													
Terry Kennedy, L OBP: 0.294, SLG: 0.391 (1, 2)			0-3 K		0-0 SH5-3 2B		0-3 K	0-3 K		4 1 1 0 0 3 2													
Carmelo Martinez, R OBP: 0.347, SLG: 0.429 (1, 7)			0-3 K		0-0 SH5-3 2-3		0-0 5-3		4-0 1B BB	2 0 0 0 1 1 0													
Kevin McReynolds, R OBP: 0.292, SLG: 0.383 (1, 8)			0-0 6-3		0-0 2B 3-H		0-0 1B 1B		0-0 1-2 1B	4 0 3 1 0 0 0													
Tim Flannery, L OBP: 0.391, SLG: 0.363 (1, 4)			0-3 K		0-0 F7		0-0 1-3 1B		0-0 F8	4 0 1 0 0 1 3													
Dave Dravecky, R OBP: 0.164, SLG: 0.118 Lance McCullers, S Al Bumbry, L OBP: 0.276, SLG: 0.296 Gene Walter, L (9, 1)			0-0 F9		0-3 K		0-0 F3		0-0 F9	3 0 0 0 0 1 3 0 0 0 0 0 0 0 1 0 0 0 0 0 2 0 0 0 0 0 0 0													
Inning Stats	R: 0 E: 0 K: 1 S: 5	H: 0 LOB: 0 BB: 0 P: 5	R: 0 E: 0 K: 2 S: 7	H: 0 LOB: 0 BB: 0 P: 7	R: 0 E: 0 K: 1 S: 5	H: 0 LOB: 0 BB: 0 P: 5	R: 0 E: 0 K: 0 S: 4	H: 1 LOB: 1 BB: 0 P: 4	R: 1 E: 0 K: 1 S: 7	H: 2 LOB: 1 BB: 0 P: 7	R: 0 E: 0 K: 1 S: 6	H: 1 LOB: 1 BB: 0 P: 6	R: 0 E: 0 K: 1 S: 7	H: 2 LOB: 2 BB: 0 P: 7	R: 0 E: 0 K: 2 S: 8	H: 1 LOB: 2 BB: 1 P: 12	R: 0 E: 0 K: 1 S: 6	H: 1 LOB: 2 BB: 1 P: 10	1B: 5 2B: 3 3B: 0 HR: 0	SF: 0 SAC: 1 DP: 0 HBP: 0	WP: 0 PB: 0 SB: 0 CS: 0	PA: 37	
PITCHER	IP WLS BF H R ER SO BB IBB HBP BLK WP HR S P ERA WHIP																						
Bill Gullickson, R ERA: 3.43 Gary Lucas, L ERA: 2.87 Randy St. Claire, R ERA: 2.59	(1, 1) 7.0 L 27 6 1 1 7 0 0 0 0 0 0 41 41 1.29 0.857	(8, 1) 1.0 5 1 0 0 2 0 1 0 0 0 0 8 12 0.00 1.000	(9, 1) 1.0 5 1 0 0 1 1 0 0 0 0 0 6 10 0.00 2.000																				

San Diego Padres @ Montreal Expos
Olympic Stadium, Montreal, QB
Tue Aug 20 1985, 7:05 PM EDT
Att. 24,120 - Unknown

AB	34
R	1
H	8
RBI	1
BB	2
SO	10
LOB	19



Batter	1	2	3	4	5	6	7	8	9	AB	R	H	RBI	BB	SO	LOB
Mitch Webster, S OBP: 0.278, SLG: 0.449 (1, 8) (9, 7)	0-0 F9	0-3 K			0-0 E4		0-0 F9			4	0	0	0	0	1	2
Vance Law, R OBP: 0.366, SLG: 0.412 (1, 3)	0-0 1B		0-0 G6-4-3 1B		0-3 K		0-0 1-3			4	0	2	0	0	1	1
Andre Dawson, R OBP: 0.311, SLG: 0.442 (1, 9)	0-0 F8		0-3 K		0-3 K			0-3 K		4	0	0	0	0	3	3
Hubie Brooks, R OBP: 0.307, SLG: 0.405 (1, 6)	0-0 1-3 1B		0-0 G6-4-3 1-2f		0-0 F3			0-0 4-3		4	0	1	0	0	0	1
Tim Wallach, R OBP: 0.315, SLG: 0.430 (1, 5)	0-0 6-3			0-0 FC6-4 1B		0-0 2B 1B		0-0 F9		4	0	2	0	0	0	2
Jim Wohlford, R OBP: 0.292, SLG: 0.297 Herm Winningham, L OBP: 0.317, SLG: 0.361 (1, 7) (9, 8)		0-0 1B 1B		0-0 FC6-4 FC1-6 1-2f		0-0 F9			0-0 B1-3	3	0	1	0	0	0	2
U L Washington, S OBP: 0.324, SLG: 0.385 (1, 4)		0-3 K		0-0 FC1-6 1-2f		0-0 1-3 2B			0-3 K	4	0	1	0	0	2	2
Mike Fitzgerald, R OBP: 0.298, SLG: 0.281 (1, 2)		0-0 FC1-6 1-2 1B		0-0 F7		0-0 F3			0-3 K	4	0	1	0	0	1	3
Bill Gullickson, R OBP: 0.156, SLG: 0.178 Tim Raines, S OBP: 0.379, SLG: 0.424 Gary Lucas, L Randy St. Claire, R OBP: 0.500, SLG: 0.250 (1, 1) (7, PH) (8, 1) (9, 1)		0-0 FC1-6 1-2f			0-0 F3		0-0 F7			2	0	0	0	0	0	2

Inning Stats	R: 0	H: 2	E: 0	K: 0	S: 5	R: 0	H: 2	E: 0	K: 2	S: 9	R: 0	H: 1	E: 0	K: 1	S: 5	R: 0	H: 1	E: 0	K: 0	S: 4	R: 0	H: 0	E: 1	K: 2	S: 8	R: 0	H: 2	E: 0	K: 0	S: 5	R: 0	H: 0	E: 0	K: 1	S: 3	R: 0	H: 0	E: 0	K: 2	S: 7	R: 0	H: 0	E: 0	K: 2	S: 7	1B: 7	2B: 1	3B: 0	HR: 0	SF: 0	SAC: 0	DP: 1	HBP: 0	WP: 0	PB: 0	SB: 0	CS: 0	PA: 35
--------------	------	------	------	------	------	------	------	------	------	------	------	------	------	------	------	------	------	------	------	------	------	------	------	------	------	------	------	------	------	------	------	------	------	------	------	------	------	------	------	------	------	------	------	------	------	-------	-------	-------	-------	-------	--------	-------	--------	-------	-------	-------	-------	--------

PITCHER	IP	WLS	BF	H	R	ER	SO	BB	IBB	HBP	BLK	WP	HR	S	P	ERA	WHIP
Dave Dravecky, L ERA: 2.08 (1, 1)	7.0	W	29	8	0	0	5	0	0	0	0	0	0	39	39	0.00	1.143
Lance McCullers, R ERA: (8, 1)	1.0		3	0	0	0	1	0	0	0	0	0	0	5	5	0.00	0.000
Gene Walter, L ERA: 1.93 (9, 1)	1.0	S	3	0	0	0	2	0	0	0	0	0	0	7	7	0.00	0.000

BOTTOM

San Diego Padres @ Montreal Expos
Olympic Stadium, Montreal, QB
Tue Aug 20 1985, 7:05 PM EDT
Att. 24,120 - Unknown

livebaseballscorecards.com

AB	35
R	0
H	8
RBI	0
BB	0
SO	8
LOB	18



Batter	1	2	3	4	5	6	7	8	9	AB R H RBI BB SO LOB	TOP											
Garry Templeton, S (1, 6) OBP: 0.342, SLG: 0.384	0-0 F9 1B	0-0 2-3 1B		0-0 2B 2B	0-0 F9			0-0 4-3	0-0 5-3	6 1 3 0 0 0 1												
Tony Gwynn, L (1, 9) OBP: 0.351, SLG: 0.406	0-0 1-2 1B	0-0 F7		0-0 F9		0-0 G3 1B 1B		0-0 PB 1B 1B		5 2 3 0 0 0 3												
Steve Garvey, R (1, 3) OBP: 0.299, SLG: 0.420	0-0 2-3 F9		0-0 6-3	0-0 2B 2B		0-0 F9		4-0 1B 1-2 BB		4 1 1 1 1 0 3												
Graig Nettles, L (1, 5) OBP: 0.375, SLG: 0.432	4-0 1-2 BB		0-0 1B 1B	0-0 2B 2B		0-0 G3		0-0 1-3 2-H 1B		4 1 3 2 1 0 1												
Terry Kennedy, L (1, 2) OBP: 0.295, SLG: 0.391	0-3 K		0-0 1B 1B	0-0 F8		0-0 2-H 1B		0-0 F5		5 1 2 1 0 1 6												
Carmelo Martinez, R (1, 7) OBP: 0.348, SLG: 0.427	0-0 F2		0-0 1-3 2-H 1B	4-0 BB		0-0 F8		0-3 K		4 0 1 1 1 1 6												
Kevin McReynolds, R (1, 8) OBP: 0.291, SLG: 0.381		0-0 E6 1B SH2-4	0-0 1-2 3-H 1B	0-0 L6		0-0 L5		0-0 E5 SH5-4		5 0 1 1 0 0 2												
Tim Flannery, L (1, 4) OBP: 0.386, SLG: 0.357		0-3 K	0-0 F7		0-0 F7		0-0 4-3		0-0 F8	5 0 0 0 0 1 4												
Eric Show, R (1, 1) OBP: 0.105, SLG: 0.105		0-0 SH2-4	0-0 1-3		0-0 6-3		0-0 F8		0-0 SH5-4	3 0 0 0 0 0 2												
Inning Stats	R: 0 E: 0 K: 1 S: 7	H: 2 LOB: 3 BB: 1 P: 11	R: 0 E: 1 K: 1 S: 7	H: 1 LOB: 2 BB: 0 P: 7	R: 2 E: 0 K: 0 S: 6	H: 4 LOB: 2 BB: 0 P: 7	R: 2 E: 0 K: 0 S: 6	H: 3 LOB: 2 BB: 1 P: 10	R: 0 E: 0 K: 0 S: 3	H: 0 LOB: 0 BB: 0 P: 3	R: 1 E: 0 K: 0 S: 5	H: 2 LOB: 1 BB: 0 P: 5	R: 0 E: 0 K: 0 S: 3	H: 0 LOB: 0 BB: 0 P: 3	R: 1 E: 0 K: 1 S: 7	H: 2 LOB: 2 BB: 1 P: 11	R: 0 E: 1 K: 0 S: 4	H: 0 LOB: 1 BB: 0 P: 4	1B: 11 2B: 3 3B: 0 HR: 0	SF: 0 SAC: 2 DP: 0 HBP: 0	WP: 0 PB: 1 SB: 1 CS: 0	PA: 46
PITCHER	IP WLS BF H R ER SO BB IBB HBP BLK WP HR S P ERA WHIP																					
Bill Laskey, R (1, 1) ERA: 4.16	3.1 L 21 9 4 4 2 1 0 0 0 0 0 0 24 28 10.80 3.000																					
Bert Roberge, R (4, 1) ERA: 2.4	1.2 7 1 0 0 0 1 0 0 0 0 0 0 6 10 0.00 1.200																					
Gary Lucas, L (6, 1) ERA: 2.94	2.0 8 2 1 1 0 0 0 0 0 0 0 0 8 8 4.50 1.000																					
Randy St. Claire, R (8, 1) ERA: 2.66	2.0 10 2 1 1 1 1 0 0 0 0 0 0 11 15 4.50 1.500																					

San Diego Padres @ Montreal Expos
Olympic Stadium, Montreal, QB
Wed Aug 21 1985, 7:05 PM EDT
Att: 20,571 - Unknown

livebaseballscorecards.com

AB	41
R	6
H	14
RBI	6
BB	3
SO	3
LOB	28



Batter	1	2	3	4	5	6	7	8	9	AB R H RBI BB SO LOB
Tim Raines, S OBP: 0.381, SLG: 0.432 (1, 7)	0-0 F7		0-0 1B		0-0 HR		0-0 1B		0-0 G4-6-3	5 1 3 2 0 0 2
Vance Law, R OBP: 0.362, SLG: 0.407 (1, 4)	0-0 E5		0-0 F8		0-0 1-3		0-0 F4		0-3 K	5 0 0 0 0 1 4
Andre Dawson, R OBP: 0.310, SLG: 0.440 (1, 9)	0-3 K		0-0 1B		0-0 F8		0-0 F5			4 0 1 0 0 1 3
Terry Francona, L OBP: 0.314, SLG: 0.363 (1, 3)	0-0 3-1		0-0 F9							4 0 1 0 0 0 3
Tim Wallach, R OBP: 0.314, SLG: 0.427 (1, 5)		0-0 F5		0-0 4-3		0-3 K		4-0 G3 BB		3 0 0 0 1 1 1
Herm Winningham, L OBP: 0.313, SLG: 0.355 (1, 8)		0-0 L3		0-0 4-3		0-0 G3		0-0 G3		4 0 0 0 0 0 2
U L Washington, S OBP: 0.325, SLG: 0.382 (1, 6)		0-0 6-3				0-0 6-3		0-0 F7		4 0 1 0 0 0 2
Mike Fitzgerald, R OBP: 0.300, SLG: 0.284 (1, 2)			0-0 E7 SH3-4 1B		0-0 4-3		0-0 1B 1B		0-0 G4-6-3 BB 1B	4 1 2 0 0 0 1
Bill Laskey, R OBP: 0.222, SLG: 0.125 (4, 1) Bert Roberge, R OBP: 0.147, SLG: 0.121 (5, PH) Razor Shines, S OBP: 0.147, SLG: 0.121 (6, 1) Gary Lucas, L OBP: 0.147, SLG: 0.121 (7, PH) Mitch Webster, S OBP: 0.279, SLG: 0.444 (8, 1) Randy St. Claire, R OBP: 0.590, SLG: 0.250 (9, PH) Scot Thompson, L OBP: 0.266, SLG: 0.292			0-0 SH3-4		0-0 5-3		0-3 K		4-0 G4-6-3 BB	0 0 0 0 0 0 0 0 0 0 0 0 0 0 1 0 0 0 0 0 0 0 0 0 0 0 0 0 1 0 0 0 0 0 1 1 0 0 0 0 0 0 0 0 0 0 0 0 0 1 0 0

Inning Stats	R: 0	H: 0	E: 1	LOB: 1	K: 1	BB: 0	S: 6	P: 6	R: 0	H: 0	E: 0	LOB: 0	K: 0	BB: 0	S: 3	P: 3	R: 1	H: 2	E: 1	LOB: 2	K: 0	BB: 0	S: 6	P: 6	R: 0	H: 1	E: 0	LOB: 1	K: 0	BB: 0	S: 4	P: 4	R: 1	H: 1	E: 0	LOB: 0	K: 0	BB: 0	S: 4	P: 4	R: 0	H: 1	E: 0	LOB: 1	K: 1	BB: 0	S: 6	P: 6	R: 0	H: 2	E: 0	LOB: 2	K: 1	BB: 0	S: 7	P: 7	R: 0	H: 0	E: 0	LOB: 1	K: 0	BB: 1	S: 3	P: 7	R: 0	H: 1	E: 0	LOB: 1	K: 1	BB: 1	S: 5	P: 9	1B: 6	SF: 0	2B: 1	SAC: 1	3B: 0	DP: 1	HR: 1	HBP: 0	WP: 0	PA: 38
PITCHER Eric Show, R ERA: 3.23 (1, 1)	IP	WLS	BF	H	R	ER	SO	BB	IBB	HBP	BLK	WP	HR	S	P	ERA	WHIP																			PITCHER	IP	WLS	BF	H	R	ER	SO	BB	IBB	HBP	BLK	WP	HR	S	P	ERA	WHIP																													

BOTTOM

San Diego Padres @ Montreal Expos
Olympic Stadium, Montreal, QB
Wed Aug 21 1985, 7:05 PM EDT
Att. 20,571 - Unknown

livebaseballscores.com

AB	35
R	2
H	8
RBI	2
BB	2
SO	4
LOB	19



Batter	1	2	3	4	5	6	7	8	9	AB R H RBI BB SO LOB	TOP
Miguel Dilone, S OBP: 0.267, SLG: 0.264 (1, 7) X	0-0 E5 G3 S		0-0 6-3		0-0 G3		0-0 S 1B		0-0 F8	5 0 1 0 0 0 0	
Garry Templeton, S OBP: 0.343, SLG: 0.381 (1, 6) B B B	4-0 G3 1-2 BB		0-0 L5		4-0 4-3 S BB		0-0 G3		0-0 F8	3 0 0 0 2 0 1	
Tony Gwynn, L OBP: 0.348, SLG: 0.402 (1, 9) X	0-0 G3 1-2 2-3		0-0 E6 2B		0-0 4-3 1-3			0-0 F9		4 1 0 0 0 0 3	
Graig Nettles, L OBP: 0.376, SLG: 0.429 (1, 5) X	0-0 F5		4-0 2B BB		0-0 L4			4-0 WP 1B 1B BB		2 2 0 0 2 0 3	
Steve Garvey, R OBP: 0.303, SLG: 0.424 (1, 3) B B B	4-0 FC6-4 BB		0-0 2B 1-H 2-H		0-0 5-3			0-0 1B WP 1-2 1B		3 0 2 2 1 0 0	
Terry Kennedy, L OBP: 0.295, SLG: 0.389 (1, 2) X	0-0 FC6-4 1-2f		0-0 F7		0-3 K			0-0 1-3 2-H 1B		4 0 1 1 0 1 4	
Kevin McReynolds, R OBP: 0.288, SLG: 0.377 (1, 8) X		0-0 1-3		0-0 F8		0-3 K		0-3 K		4 0 0 0 0 2 2	
Tim Flannery, L OBP: 0.381, SLG: 0.352 (1, 4) S S S		0-3 K		0-0 L6		0-0 G3		0-0 4-3		4 0 0 0 0 1 2	
Andy Hawkins, R OBP: 0.129, SLG: 0.100 (1, 1) X		0-0 4-3		0-3 K		0-0 4-3		0-3 K		4 0 0 0 0 2 0	
Inning Stats	R: 0 H: 0 E: 1 LOB: 3 K: 0 BB: 2 S: 4 P: 12	R: 0 H: 0 E: 0 LOB: 0 K: 1 BB: 0 S: 5 P: 5	R: 2 H: 1 E: 1 LOB: 1 K: 0 BB: 1 S: 5 P: 9	R: 0 H: 0 E: 0 LOB: 0 K: 1 BB: 0 S: 5 P: 5	R: 0 H: 0 E: 0 LOB: 1 K: 0 BB: 1 S: 3 P: 7	R: 0 H: 0 E: 0 LOB: 0 K: 2 BB: 0 S: 7 P: 7	R: 0 H: 1 E: 0 LOB: 1 K: 0 BB: 0 S: 4 P: 4	R: 1 H: 2 E: 0 LOB: 2 K: 1 BB: 1 S: 7 P: 11	R: 0 H: 0 E: 0 LOB: 0 K: 1 BB: 0 S: 5 P: 5	1B: 3 SF: 0 2B: 1 SAC: 0 3B: 0 DP: 0 HR: 0 HBP: 0	WP: 1 PA: 38 PB: 0 SB: 3 CS: 0
PITCHER Floyd Youmans, R ERA: 1.74 (1, 1)	IP 7.1 WLS L BF 33 H 4 R 3 ER 1 SO 4 BB 5 IBB 0 HBP 0 BLK 0 WP 1 HR 0 S 36 P 56 ERA 1.23 WHIP 1.227										
Tim Burke, R ERA: 1.6 (8, 1)	IP 1.2 WLS L BF 5 H 0 R 0 ER 0 SO 2 BB 0 IBB 0 HBP 0 BLK 0 WP 0 HR 0 S 9 P 9 ERA 0.00 WHIP 0.000										

San Diego Padres @ Montreal Expos
Olympic Stadium, Montreal, QB
Thu Aug 22 1985, 7:05 PM EDT
Att: 16,645 - Unknown

livebaseballscorecards.com

AB	33
R	3
H	4
RBI	3
BB	5
SO	6
LOB	15



Batter	1	2	3	4	5	6	7	8	9	AB	R	H	RBI	BB	SO	LOB
Tim Raines, S (1, 7) OBP: 0.382, SLG: 0.433	0-0 BB 4-3 1B		0-0 4-3			0-3 K		0-0 E 1B		4	0	2	0	0	1	0
Vance Law, R (1, 4) OBP: 0.361, SLG: 0.405	0-0 4-3 1-2		0-0 5-3			0-0 1B		0-0 L6 1-3		4	0	1	0	0	0	2
Andre Dawson, R (1, 9) OBP: 0.308, SLG: 0.435	0-0 F9		0-0 P3			0-0 F7		0-0 F5		4	0	0	0	0	0	3
Hubie Brooks, R (1, 6) OBP: 0.307, SLG: 0.403	4-0 BB BB				0-3 K	0-0 F8		0-3 K		3	0	0	0	1	2	1
Terry Francona, L (1, 3) OBP: 0.318, SLG: 0.363	4-0 1-2 2-3 BB				0-0 3-1			0-0 G3 1B		3	0	1	0	1	0	0
Tim Wallach, R (1, 5) OBP: 0.312, SLG: 0.423	0-0 F7				0-0 F7			0-0 F4		4	0	0	0	0	0	4
Herm Winningham, L (1, 8) OBP: 0.309, SLG: 0.351		0-0 F8				0-0 1-6-3		0-0 G3 1-2		3	0	0	0	0	0	1
Tim Burke, R (8, 1) OBP: 0.167, SLG: 0.167										0	0	0	0	0	0	0
Sal Butera, R (1, 2) OBP: 0.288, SLG: 0.328			0-0 F2			0-0 F2		0-0 F6		3	0	0	0	0	0	1
Floyd Youmans, R (1, 1) OBP: 0.274, SLG: 0.440			0-3 K			0-0 5-3		0-0 F7		2	0	0	0	0	1	0
Mitch Webster, S (8, 8)										1	0	0	0	0	0	0

Inning Stats	R: 0	H: 1	E: 0	K: 0	S: 4	LOB: 3	BB: 2	P: 12	R: 0	H: 0	E: 0	K: 1	S: 5	LOB: 0	BB: 0	P: 5	R: 0	H: 0	E: 0	K: 0	S: 3	LOB: 0	BB: 0	P: 3	R: 0	H: 0	E: 0	K: 1	S: 5	LOB: 0	BB: 0	P: 5	R: 0	H: 1	E: 0	K: 1	S: 6	LOB: 1	BB: 0	P: 6	R: 0	H: 1	E: 0	K: 0	S: 4	LOB: 1	BB: 0	P: 4	R: 0	H: 1	E: 1	K: 0	S: 4	LOB: 1	BB: 0	P: 4	R: 0	H: 0	E: 0	K: 1	S: 5	LOB: 0	BB: 0	P: 5	1B: 4	2B: 0	3B: 0	HR: 0	SF: 0	SAC: 0	DP: 0	HBP: 0	WP: 0	PB: 0	SB: 0	CS: 0	PA: 33
PITCHER Andy Hawkins, R (1, 1) ERA: 2.99	IP	WLS	BF	H	R	ER	SO	BB	IBB	HBP	BLK	WP	HR	S	P	ERA	WHIP	IP	WLS	BF	H	R	ER	SO	BB	IBB	HBP	BLK	WP	HR	S	P	ERA	WHIP	IP	WLS	BF	H	R	ER	SO	BB	IBB	HBP	BLK	WP	HR	S	P	ERA	WHIP																										

BOTTOM

San Diego Padres @ Montreal Expos
Olympic Stadium, Montreal, QB
Thu Aug 22 1985, 7:05 PM EDT
Att. 16,645 - Unknown

AB	31
R	0
H	4
RBI	0
BB	2
SO	4
LOB	12



WP: 0	PA: 33
PB: 0	SB: 0
CS: 0	

livebaseballscores.com

Batter	1	2	3	4	5	6	7	8	9	AB R H RBI BB SO LOB	TOP											
Garry Templeton, S OBP: 0.341, SLG: 0.379 (1, 6)	0-0 4-3	0-0 F9			0-3 K	0-0 1B		0-0 4-3		5 0 1 2 0 1 3												
Tony Gwynn, L OBP: 0.349, SLG: 0.401 (1, 9)	4-0 BB		0-0 F8		0-0 4-3		0-0 F8		0-0 1B	4 0 1 0 1 0 0												
Steve Garvey, R OBP: 0.304, SLG: 0.429 (1, 3)	0-0 5-3		4-0 BB		0-0 G3		0-0 HR		0-0 F9	4 1 1 1 1 0 2												
Graig Nettles, L OBP: 0.377, SLG: 0.436 (1, 5)	4-0 BB		0-0 FC4-6		0-0 G3		0-0 HR		0-0 7-4	4 1 1 1 1 0 2												
Terry Kennedy, L OBP: 0.292, SLG: 0.386 (1, 2)	0-0 G3		0-3 K		0-0 L9		0-0 F6			4 0 0 0 0 1 3												
Carmelo Martinez, R OBP: 0.347, SLG: 0.426 (1, 7)		0-0 6-3		0-0 1-3		0-0 1B		0-3 K		4 1 1 0 0 1 0												
Kevin McReynolds, R OBP: 0.280, SLG: 0.379 (1, 8)		0-0 F7		0-0 1B		0-0 1B		0-0 F9		4 1 2 0 0 0 0												
Tim Flannery, L OBP: 0.385, SLG: 0.358 (1, 4)		0-0 1B		0-0 F8		0-0 1B		0-0 5-3		4 1 3 1 0 0 1												
Mark Thurmond, L OBP: 0.167, SLG: 0.136 (1, 1)		0-0 1B		0-0 F7		0-0 1B		0-0 5-3		3 1 2 1 0 0 1												
Tim Stoddard, R (6, 1)										1 0 0 0 0 0 1												
Craig Lefferts, L OBP: 0.333, SLG: 0.333 (9, 1)		1-3 1B								0 0 0 0 0 0 0												
Inning Stats	R: 0 E: 0 K: 0 S: 3	H: 0 LOB: 2 BB: 2 P: 11	R: 0 E: 0 K: 0 S: 5	H: 2 LOB: 2 BB: 0 P: 5	R: 0 E: 0 K: 1 S: 5	H: 0 LOB: 1 BB: 1 P: 9	R: 0 E: 0 K: 0 S: 4	H: 1 LOB: 1 BB: 0 P: 4	R: 0 E: 0 K: 1 S: 5	H: 0 LOB: 0 BB: 0 P: 5	R: 4 E: 0 K: 0 S: 7	H: 5 LOB: 1 BB: 0 P: 7	R: 2 E: 0 K: 1 S: 7	H: 2 LOB: 0 BB: 0 P: 7	R: 0 E: 0 K: 0 S: 4	H: 1 LOB: 1 BB: 0 P: 4	R: 0 E: 0 K: 0 S: 3	H: 1 LOB: 0 BB: 0 P: 3	1B: 10 2B: 1 3B: 0 HR: 2	SF: 0 SAC: 0 DP: 1 HBP: 0	WP: 1 PB: 0 SB: 1 CS: 0	PA: 40
PITCHER	IP WLS BF H R ER SO BB IBB HBP BLK WP HR S P ERA WHIP																					
Rick Aguilera, R ERA: 3.4 (1, 1)	6.0 L 28 8 4 4 2 3 0 0 0 0 1 0 29 41 6.00 1.833																					
Tom Gorman, L ERA: 5.29 (7, 1)	1.0 5 2 2 2 1 0 0 0 0 0 2 7 7 18.00 2.000																					
Doug Sisk, R ERA: 5.88 (8, 1)	2.0 7 2 0 0 0 0 0 0 0 0 0 0 7 7 0.00 1.000																					

San Diego Padres @ New York Mets
Shea Stadium, Flushing, NY
Fri Aug 23 1985, 7:05 PM EDT
Unknown


livebaseballscorecards.com

AB	37
R	6
H	12
RBI	6
BB	3
SO	3
LOB	13



Batter	1	2	3	4	5	6	7	8	9	AB	R	H	RBI	BB	SO	LOB
Wally Backman, S (1, 4) OBP: 0.353, SLG: 0.386	0-0 F8		0-0 6-3		4-0 BB		0-3 K		4-0 BB	3	0	0	0	2	1	1
Tom Paciorek, R (1, 9) Doug Sisk, R (8, 1) Rusty Staub, L (9, PH) OBP: 0.357, SLG: 0.353	0-0 F9		0-0 4-3		0-0 F9		0-0 F8		0-0 F9	4	0	0	0	0	0	4
Keith Hernandez, L (1, 3) OBP: 0.376, SLG: 0.421	0-0 3-1			0-3 K		0-0 G3		0-3 K	0-0 PO	4	0	0	0	0	2	0
Gary Carter, R (1, 2) OBP: 0.353, SLG: 0.430		0-0 F8		0-0 L7		0-0 BB 1B		0-0 E6 WP		4	0	1	0	0	0	0
Darryl Strawberry, L (1, 8) OBP: 0.382, SLG: 0.542		4-0 S 1B BB		0-0 4-3		4-0 BB 1B		0-0 F8		2	1	0	0	2	0	1
George Foster, R (1, 7) OBP: 0.319, SLG: 0.459		0-0 FC6-4 1B			0-0 FC6-5 1B		0-3 K		0-3 K	4	0	2	1	0	2	3
Ray Knight, R (1, 5) OBP: 0.231, SLG: 0.325		0-0 F8			0-0 F9		0-0 F8		0-0 6-3	4	0	0	0	0	0	4
Rafael Santana, R (1, 6) OBP: 0.286, SLG: 0.299		0-0 FC6-4			0-0 BB FC6-5 1B		0-0 6-3		0-0 BB BB PO 1B	4	0	2	0	0	0	1
Rick Aguilera, R (1, 1) Tom Gorman, L (7, 1) Lenny Dykstra, L (7, PH)			0-0 F8		0-0 FC6-5 BB		0-0 1B		4-0 BB BB	2	0	0	0	0	0	2
					1-2 2-3f				1-2 BB	0	0	0	0	0	0	0
									1-2 BB	1	0	1	0	1	0	0

BOTTOM															
<p>San Diego Padres @ New York Mets Shea Stadium, Flushing, NY Fri Aug 23 1985, 7:05 PM EDT Unknown</p>															
AB	33	R	1	H	6	RBI	1	BB	5	SO	5	LOB	19		
WP	1	PA	39												



Inning Stats														
R: 0					H: 0					E: 0				
K: 0					LOB: 0					S: 3				
<p>Mark Thurmond, L (1, 1) IP: 5.1 WLS: W BF: 23 H: 4 R: 1 ER: 1 SO: 1 BB: 3 IBB: 0 HBP: 0 BLK: 0 WP: 0 HR: 0 S: 22 P: 34 ERA: 1.69 WHIP: 1.312</p> <p>Tim Stoddard, R (6, 1) IP: 3.0 WLS: W BF: 14 H: 2 R: 0 ER: 0 SO: 4 BB: 2 IBB: 0 HBP: 0 BLK: 0 WP: 1 HR: 0 S: 20 P: 28 ERA: 4.01 WHIP: 1.333</p> <p>Craig Lefferts, L (9, 1) IP: 0.2 WLS: S BF: 1 H: 0 R: 0 ER: 0 SO: 0 BB: 0 IBB: 0 HBP: 0 BLK: 0 WP: 0 HR: 0 S: 1 P: 1 ERA: 3.15 WHIP: 0.000</p>														

Batter	1	2	3	4	5	6	7	8	9	AB R H RBI BB SO LOB	TOP											
Miguel Dilone, S (1, 9) OBP: 0.258, SLG: 0.254	0-3 K			0-3 K		0-0 F4		0-0 G3		4 0 0 0 0 2 0	San Diego Padres @ New York Mets Shea Stadium, Flushing, NY Fri Aug 23 1985, 7:05 PM EDT Att: 45,156 - Unknown livebaseballscorecards.com											
Garry Templeton, S (1, 6) OBP: 0.343, SLG: 0.380	0-0 F8			0-0 S HR 1B		0-3 K		0-0 G5-4-3 1B		4 1 2 0 0 1 0												
Steve Garvey, R (1, 3) OBP: 0.303, SLG: 0.433	0-0 4-3			0-0 1-H HR		0-0 F6		0-0 G5-4-3 1-2f		4 1 1 2 0 0 1												
Carmelo Martinez, R (1, 7) OBP: 0.346, SLG: 0.432		0-3 K		0-0 5-3		0-0 HR		0-0 F8		4 1 1 1 0 1 0												
Kevin McReynolds, R (1, 8) OBP: 0.288, SLG: 0.375		0-0 F6		0-0 F8		0-0 F7		0-0 F8		4 0 0 0 0 0 0												
Kurt Bevacqua, R (1, 5) OBP: 0.359, SLG: 0.369		0-3 K		0-0 F8		0-0 1B 1B		0-0 1B		3 0 1 0 0 1 0 1 0 1 0 0 0 0												
Tim Flannery, L (7, 4) OBP: 0.387, SLG: 0.360																						
Jerry Royster, R (1, 4) OBP: 0.351, SLG: 0.391			0-3 K		0-0 1-3		0-0 F8		0-0 L4			4 0 0 0 0 1 2										
Bruce Bochy, R (1, 2) OBP: 0.311, SLG: 0.500			0-3 K		0-0 E6		0-0 1-2 1B					3 0 1 0 0 1 0										
Roy Lee Jackson, R (1, 1) Craig Lefferts, L (6, 1) Gene Walter, L (9, 1) Lance McCullers, S (9, 1)			0-3 K2-3		0-3 K		0-0 G3				2 0 0 0 0 2 1 1 0 0 0 0 0 2 0 0 0 0 0 0 0 0 0 0 0 0 0 0											
Inning Stats	R: 0 E: 0 K: 1 S: 5	H: 0 LOB: 0 BB: 0 P: 5	R: 0 E: 0 K: 2 S: 7	H: 0 LOB: 0 BB: 0 P: 7	R: 0 E: 0 K: 3 S: 9	H: 0 LOB: 0 BB: 0 P: 9	R: 2 E: 0 K: 1 S: 7	H: 2 LOB: 0 BB: 0 P: 7	R: 0 E: 1 K: 1 S: 6	H: 0 LOB: 1 BB: 0 P: 6	R: 0 E: 0 K: 1 S: 5	H: 0 LOB: 0 BB: 0 P: 5	R: 1 E: 0 K: 0 S: 6	H: 3 LOB: 2 BB: 0 P: 6	R: 0 E: 0 K: 0 S: 3	H: 1 LOB: 0 BB: 0 P: 3	R: 0 E: 0 K: 0 S: 4	H: 1 LOB: 1 BB: 0 P: 4	1B: 5 2B: 0 3B: 0 HR: 2	SF: 0 SAC: 0 DP: 1 HBP: 0	WP: 0 PB: 0 SB: 1 CS: 0	PA: 34
PITCHER	IP WLS BF H R ER SO BB IBB HBP BLK WP HR S P ERA WHIP																					
Sid Fernandez, L (1, 1) ERA: 2.74	6.0 L 21 2 2 2 9 0 0 0 0 0 0 1 39 39 3.00 0.333																					
Roger McDowell, R (7, 1) ERA: 3.12	2.0 9 4 1 1 0 0 0 0 0 0 0 1 9 9 4.50 2.000																					
Jesse Orosco, L (9, 1) ERA: 2.89	1.0 4 1 0 0 0 0 0 0 0 0 0 0 4 4 0.00 1.000																					

BOTTOM

San Diego Padres @ New York Mets
Shea Stadium, Flushing, NY
Fri Aug 23 1985, 7:05 PM EDT
Att. 45,156 - Unknown

livebaseballscorecards.com

AB 32
R 0
H 6
RBI 0
BB 3
SO 7
LOB 18



WP: 0 PA: 35
PB: 0
SB: 0
CS: 0

AB R H RBI BB SO LOB

4 0 1 0 0 1 1

4 0 0 0 0 1 2

4 0 2 0 0 0 1

3 0 0 0 1 2 3

3 0 1 0 1 0 0

4 0 1 0 0 1 3

2 0 0 0 0 1 1

1 0 1 0 0 0 0

0 0 0 0 0 0 0

1 0 0 0 0 0 0

0 0 0 0 0 0 0

1 0 0 0 0 0 0

0 0 0 0 1 0 0

0 0 0 0 0 0 0

1 0 0 0 0 0 0

0 0 0 0 0 0 0

1B: 5 SF: 0
2B: 2 SAC: 0
3B: 0 DP: 1
HR: 0 HBP: 0

WP: 0 PA: 35
PB: 0
SB: 0
CS: 0

Batter	1	2	3	4	5	6	7	8	9
Lenny Dykstra, L OBP: 0.345, SLG: 0.337 (1, 8) X	0-0 4-3 ①			0-0 1-3 ①		0-3 K ①		0-0 F8 2B	
Wally Backman, S OBP: 0.349, SLG: 0.381 (1, 4) X	0-0 B1-3 ②			0-0 4-3 ②		0-3 K ②		0-0 F8 2-3	
Keith Hernandez, L OBP: 0.377, SLG: 0.421 (1, 3) X	0-0 4-3 ③			0-0 1B		0-0 1B		0-0 3-1 ③	
Darryl Strawberry, L OBP: 0.380, SLG: 0.536 (1, 9)		0-3 K ①		0-0 F9		0-3 K ③		4-0 BB BB	
Danny Heep, L OBP: 0.336, SLG: 0.432 (1, 7)		0-0 6-3 ②			0-0 1B		0-0 F7	4-0 1-2 BB	
Howard Johnson, S OBP: 0.301, SLG: 0.353 (1, 5)		0-0 F4 ③			0-0 F8 ①		0-0 1B 1B	0-3 K ①	
Clint Hurdle, L OBP: 0.325, SLG: 0.394 (1, 2)			0-0 F8 ①		0-3 K ②		0-0 L5-3 1B	0-3 K ②	
Tom Paciorek, R OBP: 0.315, SLG: 0.315 (7, PH)							1-2 1B		
Ronn Reynolds, R OBP: 0.303, SLG: 0.344 (8, 2)									
Gary Carter, R OBP: 0.352, SLG: 0.429 (9, PH)									
Larry Bowa, S OBP: 0.280, SLG: 0.312 (1, 6)			0-0 F8 ②		0-0 4-3 ③		0-0 L5-3 ② ③	0-0 G1 ③	
Sid Fernandez, L OBP: 0.216, SLG: 0.270 (1, 1)			0-0 F6 ③			4-0 1B BB		0-0 6-3 ①	
Ray Knight, R OBP: 0.235, SLG: 0.325 (6, PH)									
Roger McDowell, R OBP: 0.214, SLG: 0.154 (7, 1)									
Rafael Santana, R OBP: 0.285, SLG: 0.298 (8, PH)									
Jesse Orosco, R OBP: 0.250, SLG: 0.250 (9, 1)									

Inning Stats	R: 0	H: 0	E: 0	K: 3	S: 3	R: 0	H: 0	E: 0	K: 1	S: 5	R: 0	H: 0	E: 0	K: 0	S: 3	R: 0	H: 1	E: 0	K: 0	S: 4	R: 0	H: 1	E: 0	K: 1	S: 6	R: 0	H: 1	E: 0	K: 3	S: 10	R: 0	H: 2	E: 0	K: 0	S: 4	R: 0	H: 1	E: 0	K: 0	S: 4	R: 0	H: 0	E: 0	K: 2	S: 7	
	0	0	0	3	3	0	0	0	1	5	0	0	0	0	3	0	1	0	0	4	0	1	0	1	6	0	2	0	1	14	0	2	0	4	0	1	0	4	0	0	15					

PITCHER	IP	WLS	BF	H	R	ER	SO	BB	IBB	HBP	BLK	WP	HR	S	P	ERA	WHIP
Roy Lee Jackson, R ERA: 1.85 (1, 1)	5.0	W	17	2	0	0	2	0	0	0	0	0	0	21	21	0.00	0.400
Craig Lefferts, L ERA: 3.01 (6, 1)	3.0		14	4	0	0	3	2	0	0	0	0	0	18	26	0.00	2.000
Gene Walter, L ERA: 1.8 (9, 1)	0.1		2	0	0	0	1	1	0	0	0	0	0	3	7	0.00	3.000
Lance McCullers, R ERA: (9, 1)	0.2	S	2	0	0	0	1	0	0	0	0	0	0	4	4	0.00	0.000

Batter	1	2	3	4	5	6	7	8	9	AB R H RBI BB SO LOB	TOP		
Garry Templeton, S (1, 6) OBP: 0.342, SLG: 0.378	0-0 F7		0-0 F8		0-0 FC3-6			4-0 1B BB		3 0 0 0 1 0 1			
Tony Gwynn, L (1, 9) OBP: 0.350, SLG: 0.402	0-0 CS 1B		0-0 1-3		0-0 F8			0-0 1-2 1B		4 0 2 0 0 0 1			
Steve Garvey, R (1, 3) OBP: 0.307, SLG: 0.435	4-0 1-2 BB		0-0 3-1			0-0 G4-6-3 BB 1B		0-0 1-2 2-3 1B		3 0 2 0 1 0 0			
Graig Nettles, L (1, 5) OBP: 0.375, SLG: 0.432	0-0 G3			0-3 SSS K		4-0 BBB 1-2 BB		0-0 F6		3 0 0 0 1 1 4			
Terry Kennedy, L (1, 2) OBP: 0.292, SLG: 0.384		0-0 2B SH1-3 1B		0-0 F7		0-0 G4-6-3 1-2f 2-3 BB		0-0 G3-6-1		4 1 1 0 0 0 5			
Carmelo Martinez, R (1, 7) OBP: 0.347, SLG: 0.433		0-0 SH1-3 1-3 2B		4-0 BB		0-3 SSS K		0-0 F2		3 0 1 0 1 1 1			
Kevin McReynolds, R (1, 8) OBP: 0.285, SLG: 0.371		0-3 K		0-0 F8			0-0 F8		0-0 F9	4 0 0 0 0 1 3			
Tim Flannery, L (1, 4) OBP: 0.385, SLG: 0.357 Jerry Royster, R (9, PH) OBP: 0.349, SLG: 0.388		0-0 SH1-3			0-0 F8		0-0 F8		0-3 K	2 0 0 1 0 0 0 1 0 0 0 0 1 0			
Dave Dravecky, R (1, 1) OBP: 0.175, SLG: 0.132 Al Bumbry, L (7, PH) OBP: 0.273, SLG: 0.293 Gene Walter, L (7, 1)		0-3 K			0-0 FC3-6 1B		0-3 K			2 0 1 0 0 1 1 1 0 0 0 0 1 0 0 0 0 0 0 0 0			
Inning Stats	R: 0 H: 1 E: 0 LOB: 1 K: 0 BB: 1 S: 3 P: 7	R: 1 H: 2 E: 0 LOB: 1 K: 2 BB: 0 S: 9 P: 9	R: 0 H: 0 E: 0 LOB: 0 K: 0 BB: 0 S: 3 P: 3	R: 0 H: 0 E: 0 LOB: 1 K: 1 BB: 1 S: 5 P: 9	R: 0 H: 1 E: 0 LOB: 1 K: 0 BB: 0 S: 4 P: 4	R: 0 H: 1 E: 0 LOB: 1 K: 1 BB: 1 S: 5 P: 9	R: 0 H: 0 E: 0 LOB: 0 K: 1 BB: 0 S: 5 P: 5	R: 0 H: 2 E: 0 LOB: 2 K: 0 BB: 1 S: 4 P: 8	R: 0 H: 0 E: 0 LOB: 0 K: 1 BB: 0 S: 5 P: 5	1B: 6 SF: 0 2B: 1 SAC: 1 3B: 0 DP: 2 HR: 0 HBP: 0	WP: 0 PA: 35 PB: 0 SB: 0 CS: 1		
PITCHER	IP WLS BF H R ER SO BB IBB HBP BLK WP HR S P ERA WHIP											PITCHER	IP WLS BF H R ER SO BB IBB HBP BLK WP HR S P ERA WHIP
Ron Darling, R (1, 1) ERA: 2.75	7.0 W 30 7 1 1 5 4 0 0 0 0 0 0 36 52 1.29 1.571												
Jesse Orosco, L (8, 1) ERA: 2.79	2.0 S 5 0 0 0 1 0 0 0 0 0 0 0 7 7 0.00 0.000												

San Diego Padres @ New York Mets
Shea Stadium, Flushing, NY
Sat Aug 24 1985, 7:05 PM EDT
Att: 40,863 - Unknown

livebaseballscorecards.com

AB	30
R	1
H	7
RBI	1
BB	4
SO	6
LOB	16



Batter	1	2	3	4	5	6	7	8	9	AB	R	H	RBI	BB	SO	LOB
Lenny Dykstra, L OBP: 0.339, SLG: 0.330 (1, 8)	0-3 K	0-0 4-3			0-0 4-3		0-0 1-3			4	0	0	0	0	1	2
Wally Backman, S OBP: 0.346, SLG: 0.377 (1, 4)	0-0 F8		0-0 F8		0-0 F8		0-3 K			4	0	0	0	0	1	0
Keith Hernandez, L OBP: 0.376, SLG: 0.420 (1, 3)	0-0 F7		0-0 F8		0-0 F7			0-0 FC6-4 1B		4	0	1	0	0	0	0
Gary Carter, R OBP: 0.351, SLG: 0.427 (1, 2)		0-0 SH2-3 1B 1B	0-0 6-3		0-0 F4			0-0 FC6-4 2B		4	2	1	0	0	0	1
George Foster, R OBP: 0.324, SLG: 0.465 (1, 7)		0-0 1B SH2-3 1B		0-0 FC5-4 1B		0-0 6-3 1B 2B		0-0 F9		4	2	3	0	0	0	1
Tom Paciorek, R OBP: 0.316, SLG: 0.322 (1, 9)		0-0 SH2-3		0-0 FC5-4 1B		0-0 6-3		0-0 1B 2B		3	1	1	1	0	0	2
Ray Knight, R OBP: 0.249, SLG: 0.338 (1, 5)		0-0 SH3 1B		0-0 FC6-4 1B		0-0 1B		0-0 1B		4	0	4	3	0	0	0
Rafael Santana, R OBP: 0.285, SLG: 0.298 (1, 6)		0-0 SH3 1B		0-0 F8		0-0 F8		0-3 K		4	0	1	1	0	1	4
Ron Darling, R OBP: 0.206, SLG: 0.258 (1, 1)		0-0 SH3		0-0 FC6-4			0-0 F2			2	0	0	0	0	0	2
Jesse Orosco, R OBP: 0.250, SLG: 0.250 (8, 1)										0	0	0	0	0	0	0

Inning Stats	R: 0	H: 0	E: 0	K: 1	S: 5	LOB: 0	BB: 0	P: 5
R: 2	H: 4	E: 0	K: 0	S: 7	LOB: 2	BB: 0	P: 7	
R: 0	H: 0	E: 0	K: 0	S: 3	LOB: 0	BB: 0	P: 3	
R: 0	H: 2	E: 0	K: 0	S: 5	LOB: 2	BB: 0	P: 5	
R: 0	H: 0	E: 0	K: 0	S: 3	LOB: 0	BB: 0	P: 3	
R: 1	H: 2	E: 0	K: 0	S: 5	LOB: 1	BB: 0	P: 5	
R: 0	H: 0	E: 0	K: 1	S: 5	LOB: 0	BB: 0	P: 5	
R: 2	H: 3	E: 0	K: 1	S: 8	LOB: 1	BB: 0	P: 8	


BOTTOM

San Diego Padres @ New York Mets
Shea Stadium, Flushing, NY

Sat Aug 24 1985, 7:05 PM EDT
Att. 40,863 - Unknown

AB	33
R	5
H	11
RBI	5
BB	0
SO	3
LOB	12

WP: 0 PA: 35
PB: 0
SB: 0
CS: 0



livebaseballscores.com

PITCHER	IP	WLS	BF	H	R	ER	SO	BB	IBB	HBP	BLK	WP	HR	S	P	ERA	WHIP
Dave Dravecky, L ERA: 2.16 (1, 1)	6.0	L	26	8	3	3	1	0	0	0	0	0	0	28	28	4.50	1.333
Gene Walter, L ERA: 3.86 (7, 1)	2.0		9	3	2	2	2	0	0	0	0	0	0	13	13	9.00	1.500

Batter	1	2	3	4	5	6	7	8	9	AB R H RBI BB SO LOB	TOP											
Garry Templeton, S (1, 6) OBP: 0.339, SLG: 0.374	0-0 F9		0-3 K			0-0 6-3	0-0 FC3-6			4 0 0 0 0 1 2												
Tony Gwynn, L (1, 9) OBP: 0.349, SLG: 0.400	0-0 4-3		0-0 1B			0-0 6-3		0-0 4-3		4 0 1 1 0 0 0												
Bobby Brown, S (8, 9) OBP: 0.214, SLG: 0.200			2-H 1B							0 0 0 0 0 0 0												
Steve Garvey, R (1, 3) OBP: 0.308, SLG: 0.437	0-3 K		0-0 1B			0-0 F9 4-3 2B		0-0 6-3		4 1 2 0 0 1 0												
Graig Nettles, L (1, 5) OBP: 0.372, SLG: 0.427		0-0 F8	0-3 K			0-0 F9		0-0 4-3		4 0 0 0 0 1 3												
Terry Kennedy, L (1, 2) OBP: 0.289, SLG: 0.381		0-0 F3	0-0 3-1			0-0 4-3		0-0 3-1		4 0 0 1 0 0 2												
Carmelo Martinez, R (1, 7) OBP: 0.349, SLG: 0.433		0-0 1B		4-0 BB		0-0 6-3		0-0 F5		3 0 1 0 1 0 0												
Kevin McReynolds, R (1, 8) OBP: 0.283, SLG: 0.368		0-3 K		0-0 G6-4-3 1-2f			0-0 F9		0-0 5-3	4 0 0 0 0 1 2												
Tim Flannery, L (1, 4) OBP: 0.387, SLG: 0.360			0-0 WP E 1B		0-0 F7		0-0 FC4-6 1B			3 1 2 0 0 0 0												
Eric Show, R (1, 1) OBP: 0.102, SLG: 0.102			0-0 WP E1 1B			0-0 F9		0-0 FC4-6		2 1 0 0 0 0 0												
Kurt Bevacqua, R (7, PH) OBP: 0.356, SLG: 0.365			1-H 1B				0-0 FC3-6			1 0 0 0 0 0 1												
Tim Stoddard, R (7, 1) OBP: 0.356, SLG: 0.365										0 0 0 0 0 0 0												
Inning Stats	R: 0 E: 0 K: 1 S: 5	H: 0 LOB: 0 BB: 0 P: 5	R: 0 E: 0 K: 1 S: 6	H: 1 LOB: 1 BB: 0 P: 6	R: 2 E: 1 K: 2 S: 11	H: 3 LOB: 2 BB: 0 P: 11	R: 0 E: 0 K: 0 S: 2	H: 0 LOB: 0 BB: 1 P: 6	R: 0 E: 0 K: 0 S: 3	H: 0 LOB: 0 BB: 0 P: 3	R: 1 E: 0 K: 0 S: 4	H: 1 LOB: 0 BB: 0 P: 4	R: 0 E: 0 K: 0 S: 4	H: 1 LOB: 1 BB: 0 P: 4	R: 0 E: 0 K: 0 S: 3	H: 0 LOB: 0 BB: 0 P: 3	R: 0 E: 0 K: 0 S: 3	H: 0 LOB: 0 BB: 0 P: 3	1B: 5 2B: 1 3B: 0 HR: 0	SF: 0 SAC: 0 DP: 1 HBP: 0	WP: 2 PB: 0 SB: 0 CS: 0	PA: 34
PITCHER	IP WLS BF H R ER SO BB IBB HBP BLK WP HR S P ERA WHIP																					
Dwight Gooden, R (1, 1) ERA: 1.78	6.0 W 24 5 3 2 4 1 0 0 0 2 0 31 35 3.00 1.000																					
Roger McDowell, R (7, 1) ERA: 3.02	3.0 S 10 1 0 0 0 0 0 0 0 0 0 10 10 0.00 0.333																					

San Diego Padres @ New York Mets
Shea Stadium, Flushing, NY
Sun Aug 25 1985, 3:33 AM EDT
Att: 37,350 - Unknown

livebaseballscorecards.com

AB	33
R	3
H	6
RBI	2
BB	1
SO	4
LOB	10



BOTTOM

San Diego Padres @ New York Mets
Shea Stadium, Flushing, NY
Sun Aug 25 1985, 3:33 AM EDT
Att. 37,350 - Unknown

AB 40
R 9
H 16
RBI 9
BB 3
SO 3
LOB 24



WP: 0 PA: 43
PB: 0
SB: 0
CS: 0

AB	R	H	RBI	BB	SO	LOB
5	1	2	0	0	0	2
5	0	0	0	0	1	2
5	3	2	0	0	0	2
5	1	3	0	0	0	2
3	3	3	4	2	0	0
4	0	2	2	1	1	4
5	0	2	1	0	0	6
3	0	0	0	0	1	6
1	0	1	1	0	0	0
0	1	0	0	0	0	0
2	0	0	0	0	0	0
1	0	0	0	0	0	0
1	0	1	1	0	0	0

1B	SF	2B	SAC	3B	DP	HR	HBP
11	0	4	0	0	0	1	0

Batter	1	2	3	4	5	6	7	8	9
Lenny Dykstra, L (1, 8) OBP: 0.341, SLG: 0.332	0-0 F8 E 2B 1B	0-0 1B		0-0 F7		0-0 F9	0-0 F3		
Wally Backman, S (1, 4) OBP: 0.342, SLG: 0.372	0-3 K	0-0 F7		0-0 4-3		0-0 4-3		0-0 4-3	
Keith Hernandez, L (1, 3) OBP: 0.376, SLG: 0.420	0-0 E4 1-2 2B	0-0 1-3			0-0 5-3		0-0 2B 1B 1B	0-0 1B 1B	
Gary Carter, R (1, 2) OBP: 0.354, SLG: 0.434	0-0 F8 2-3		0-0 2B		0-0 F7		0-0 1-3 1B 2B	0-0 1-2 1B 1B	
Darryl Strawberry, L (1, 9) OBP: 0.390, SLG: 0.556	0-0 1B 1-3 1B 2B		4-0 BB		0-0 HR		4-0 F9 1B 1B 1B	0-0 1-3 2-H 1B	
George Foster, R (1, 7) OBP: 0.327, SLG: 0.466	0-0 1B 2-3 1B		0-0 F4		4-0 1B BB		0-0 1-2 2-H 3-H 1B 1B	0-3 K	
Howard Johnson, S (1, 5) OBP: 0.303, SLG: 0.354	0-0 1-3 3-H 1B		0-0 F4		0-0 1-2 1B		0-0 F9 2-3	0-0 F8	
Rafael Santana, R (1, 6) OBP: 0.283, SLG: 0.295 Rusty Staub, L (7, PH) OBP: 0.372, SLG: 0.371 Larry Bowa, S (7, PR) OBP: 0.280, SLG: 0.312	0-3 K		0-0 F8		0-0 F8		0-0 1-3 3-H 2B 1B		
Dwight Gooden, R (1, 1) OBP: 0.234, SLG: 0.194 Clint Hurdle, L (6, PH) OBP: 0.321, SLG: 0.389 Roger McDowell, R (7, 1) OBP: 0.267, SLG: 0.286		0-0 F9		0-0 F7		0-0 F7	0-0 1-H 2B		

Inning	R	H	E	K	S	P	BB	IBB	HBP	BLK	WP	HR	S	P	ERA	WHIP
1	3	4	1	2	12	4	0	0	0	0	0	1	31	39	1.50	1.667
2	0	1	0	0	4	5	0	1	0	0	0	0	15	19	22.50	4.000

PITCHER	IP	WLS	BF	H	R	ER	SO	BB	IBB	HBP	BLK	WP	HR	S	P	ERA	WHIP
Eric Show, R (1, 1) ERA: 3.17	6.0	L	29	8	4	1	2	2	0	0	0	0	1	31	39	1.50	1.667
Tim Stoddard, R (7, 1) ERA: 4.7	2.0		14	8	5	5	1	0	1	0	0	0	0	15	19	22.50	4.000

Batter	1	2	3	4	5	6	7	8	9	AB R H RBI BB SO LOB	TOP																					
Garry Templeton, S (1, 6) OBP: 0.342, SLG: 0.374	0-0 6-3		4-0 G4-3 BB		0-0 S 1B		4-0 F8 1B BB	0-0 F9		3 1 1 0 2 0 2																						
Tony Gwynn, L (1, 9) OBP: 0.347, SLG: 0.398	0-0 5-3		0-0 G4-3 1-2f		0-0 5-3 1-2		0-0 F8		0-0 6-3-5 1B	5 0 1 0 0 0 3																						
Steve Garvey, R (1, 3) OBP: 0.307, SLG: 0.435	0-0 4-3		0-0 1B		0-0 P4		0-0 F8 1-2		0-0 6-3-5 1-3f	5 0 1 0 0 0 3																						
Graig Nettles, L (1, 5) OBP: 0.370, SLG: 0.424		0-3 K	0-0 F5		0-0 G3		0-0 2-H 1B		0-3 K	5 0 1 1 0 2 2																						
Carmelo Martinez, R (1, 7) OBP: 0.350, SLG: 0.434		0-0 1B WP 2B		0-0 F8		4-0 1B BB	0-0 G3			3 1 1 0 1 0 1																						
Terry Kennedy, L (1, 2) OBP: 0.291, SLG: 0.382		0-0 6-3		0-0 1B PB SF8 1B		0-0 L1-3 1B		0-0 P4		4 1 2 0 0 0 1																						
Kevin McReynolds, R (1, 8) OBP: 0.287, SLG: 0.369		4-0 WP 1B BB		0-0 FC1-4-6 1B		0-0 L1-3 1-2		4-0 BB BB		2 0 1 0 2 0 2																						
Jerry Royster, R (1, 4) OBP: 0.357, SLG: 0.392		0-0 WP 1B		0-0 SF8		4-0 BB		4-0 1-2 BB		1 0 1 1 2 0 0																						
Andy Hawkins, R (1, 1) OBP: 0.123, SLG: 0.095 Kurt Bevacqua, R (8, PH) OBP: 0.352, SLG: 0.360 Lance McCullers, S (8, 1)		0-0 1-3		0-0 FC1-4-6		0-0 4-3		0-3 K		3 0 0 0 0 0 5 1 0 0 0 0 1 2 0 0 0 0 0 0 0																						
Inning Stats	R: 0 E: 0 K: 0 S: 3	H: 0 LOB: 0 BB: 0 P: 3	R: 1 E: 0 K: 1 S: 7	H: 2 LOB: 2 BB: 1 P: 11	R: 0 E: 0 K: 0 S: 3	H: 1 LOB: 1 BB: 1 P: 7	R: 1 E: 0 K: 0 S: 5	H: 2 LOB: 1 BB: 0 P: 5	R: 0 E: 0 K: 0 S: 4	H: 1 LOB: 1 BB: 0 P: 4	R: 0 E: 0 K: 0 S: 3	H: 1 LOB: 2 BB: 2 P: 11	R: 1 E: 0 K: 0 S: 4	H: 1 LOB: 1 BB: 1 P: 8	R: 0 E: 0 K: 1 S: 5	H: 0 LOB: 2 BB: 2 P: 13	R: 0 E: 0 K: 1 S: 5	H: 1 LOB: 0 BB: 0 P: 5	1B: 8 2B: 3 3B: 0 HR: 0	SF: 1 SAC: 0 DP: 3 HBP: 0	WP: 1 PB: 1 SB: 1 CS: 0	PA: 40										
PITCHER Shane Rawley, L (1, 1) ERA: 2.81 Don Carman, L (8, 1) ERA: 2.41	IP 7.0	WLS 32	BF 8	H 3	R 2	ER 1	SO 5	BB 0	IBB 0	HBP 0	BLK 0	WP 1	HR 0	S 29	P 49	ERA 2.57	WHIP 1.857															
											PITCHER	IP	WLS	BF	H	R	ER	SO	BB	IBB	HBP	BLK	WP	HR	S	P	ERA	WHIP				

San Diego Padres @ Philadelphia Phillies
Veterans Stadium, Philadelphia, PA
Mon Aug 26 1985, 7:05 PM EDT
Att: 25,736 - Unknown

AB	32
R	3
H	9
RBI	2
BB	7
SO	3
LOB	21



WP	1	PA	40
----	---	----	----

ERA	2.57	WHIP	1.857
-----	------	------	-------

Batter	1	2	3	4	5	6	7	8	9	AB R H RBI BB SO LOB	TOP	
Garry Templeton, S (1, 6) OBP: 0.341, SLG: 0.373 Mario Ramirez, R (9, 6) OBP: 0.281, SLG: 0.333	0-0 1B 1B	0-0 1-3			0-0 4-3		0-3 K			4 0 1 0 0 1 0 0 0 0 0 0 0 0		
Tony Gwynn, L (1, 9) OBP: 0.349, SLG: 0.401	0-0 4-3 1-3 2B 1B		0-0 4-3		0-0 4-3 2B			0-0 F7		4 1 2 0 0 0 0		
Steve Garvey, R (1, 3) OBP: 0.305, SLG: 0.431	0-0 4-3 2-3		0-0 5-3		0-0 4-3			0-0 6-3		4 0 0 0 0 0 2		
Graig Nettles, L (1, 5) OBP: 0.371, SLG: 0.430	0-0 2B 3-H		0-0 2B		0-0 F7			0-0 P6		4 0 2 1 0 0 1		
Terry Kennedy, L (1, 2) OBP: 0.291, SLG: 0.381	0-0 4-3		0-0 4-3			0-0 G5-4-3 1B		0-0 F9		4 0 1 0 0 0 2		
Carmelo Martinez, R (1, 7) OBP: 0.351, SLG: 0.443		0-0 2B 1B 1B		0-0 6-3		0-0 G5-4-3 1-2f		0-0 HR		4 2 2 1 0 0 1		
Kevin McReynolds, R (1, 8) OBP: 0.286, SLG: 0.370		0-0 1-3 1B 2B		0-0 6-3		0-0 F8		0-0 5-3		4 1 1 0 0 0 0		
Tim Flannery, L (1, 4) OBP: 0.391, SLG: 0.367		0-0 2-H 3-H 1B		4-0 BB BB BB BB			0-0 3-1		0-0 2B	3 0 2 2 1 0 0		
Mark Thurmond, L (1, 1) OBP: 0.148, SLG: 0.120 Roy Lee Jackson, R (8, 1)		0-0 4-3		0-3 K			0-0 4-3		0-0 1-3	3 0 0 0 0 1 1 1 0 0 0 0 0 1		
Inning Stats	R: 1 H: 3 E: 0 LOB: 1 K: 0 BB: 0 S: 5 P: 5	R: 2 H: 3 E: 0 LOB: 0 K: 0 BB: 0 S: 5 P: 5	R: 0 H: 1 E: 0 LOB: 1 K: 0 BB: 0 S: 4 P: 4	R: 0 H: 0 E: 0 LOB: 1 K: 1 BB: 1 S: 5 P: 9	R: 0 H: 1 E: 0 LOB: 1 K: 0 BB: 0 S: 4 P: 4	R: 0 H: 1 E: 0 LOB: 0 K: 0 BB: 0 S: 3 P: 3	R: 0 H: 0 E: 0 LOB: 0 K: 1 BB: 0 S: 5 P: 5	R: 0 H: 0 E: 0 LOB: 0 K: 0 BB: 0 S: 3 P: 3	R: 1 H: 2 E: 0 LOB: 1 K: 0 BB: 0 S: 5 P: 5	1B: 5 SF: 0 2B: 5 SAC: 0 3B: 0 DP: 1 HR: 1 HBP: 0	WP: 0 PA: 36 PB: 0 SB: 0 CS: 0	
PITCHER John Denny, R (1, 1) ERA: 3.76 Dave Rucker, L (8, 1) ERA: 4.08	IP WLS BF H R ER SO BB IBB HBP BLK WP HR S P ERA WHIP											
	7.0 L 28 9 3 3 2 1 0 0 0 0 0 0 31 35 3.86 1.429											
	2.0 8 2 1 1 0 0 0 0 0 0 0 1 8 8 4.50 1.000											

San Diego Padres @ Philadelphia Phillies
Veterans Stadium, Philadelphia, PA
Tue Aug 27 1985, 7:05 PM EDT
Att: 23,604 - Unknown

AB	35
R	4
H	11
RBI	4
BB	1
SO	2
LOB	8



livebaseballscorecards.com

Batter	1	2	3	4	5	6	7	8	9	AB	R	H	RBI	BB	SO	LOB
Von Hayes, L OBP: 0.353, SLG: 0.447 (1, 8)	0-0 4-3		0-0 P5			0-3 K		0-3 K	0-0 4-3	5	0	0	0	0	2	1
Rick Schu, R OBP: 0.349, SLG: 0.420 (1, 5)	0-0 F7		0-0 CS 1B			0-0 E7 1B		0-0 BB 1B		4	0	3	0	0	0	0
Juan Samuel, R OBP: 0.297, SLG: 0.440 (1, 4)	0-0 S 1B		0-3 K 1-2			0-3 K		0-0 F8		4	0	1	0	0	2	3
Mike Schmidt, R OBP: 0.355, SLG: 0.485 (1, 3)	4-0 1-2 BB			0-0 6-3		0-0 F8		4-0 1-2 BB		2	0	0	0	2	0	1
Glenn Wilson, R OBP: 0.313, SLG: 0.427 (1, 9)	0-3 K			0-0 6-3			0-0 1B 1B	0-3 K		4	0	1	0	0	2	4
Ozzie Virgil, R OBP: 0.353, SLG: 0.469 (1, 2)		0-0 6-3		0-0 P4		0-3 K			0-0 4-3 3B	4	1	1	0	0	1	1
John Russell, R OBP: 0.296, SLG: 0.393 (1, 7)		0-0 F7			0-0 F7		0-0 1-2 1B		0-0 F8	3	0	1	0	0	0	0
Greg Gross, L OBP: 0.371, SLG: 0.319 (9, PH)										1	0	0	0	0	0	1
Tom Foley, L OBP: 0.281, SLG: 0.347 (1, 6)						0-0 F8		0-3 K	0-0 4-3	4	0	1	1	0	1	2
John Denny, R OBP: 0.203, SLG: 0.169 (1, 1)		0-3 K				0-0 F7		0-0 P3		2	0	0	0	0	1	1
Luis Aguayo, R OBP: 0.380, SLG: 0.393 (7, PH)									0-0 3-H 1B	1	0	0	0	0	0	2
Dave Rucker, L OBP: 0.571, SLG: 0.667 (8, 1)										0	0	0	0	0	0	0
Jeff Stone, L OBP: 0.299, SLG: 0.328 (9, PH)										1	0	1	0	0	0	0

Inning Stats		R: 0	H: 1	R: 0	H: 1	R: 0	H: 1	R: 0	H: 0	R: 0	H: 0	R: 0	H: 1	R: 0	H: 1	R: 0	H: 2	R: 0	H: 1	R: 1	H: 2	1B: 8	SF: 0	WP: 0	PA: 37		
		E: 0	LOB: 2	E: 0	LOB: 1	E: 0	LOB: 0	E: 0	LOB: 0	E: 1	LOB: 1	E: 0	LOB: 2	E: 0	LOB: 2	E: 0	LOB: 2	E: 0	LOB: 1	E: 0	LOB: 1	2B: 1	SAC: 0	PB: 0	PA: 37		
		K: 1	BB: 1	K: 1	BB: 0	K: 0	BB: 0	K: 0	BB: 0	K: 2	BB: 0	K: 2	BB: 0	K: 0	BB: 1	K: 0	BB: 0	K: 2	BB: 1	K: 0	BB: 0	3B: 1	DP: 1	SB: 1	PA: 37		
		S: 6	P: 10	S: 6	P: 6	S: 5	P: 3	S: 3	P: 3	S: 8	P: 8	S: 9	P: 9	S: 5	P: 5	S: 8	P: 12	S: 8	P: 12	S: 5	P: 5	HR: 0	HBP: 0	CS: 1	PA: 37		
PITCHER	IP	WLS	BF	H	R	ER	SO	BB	IBB	HBP	BLK	WP	HR	S	P	ERA	WHIP										
Mark Thurmond, L ERA: 3.89 (1, 1)	7.2	W	31	7	0	0	8	2	0	0	0	0	0	45	53	0.00	1.174										
Roy Lee Jackson, R ERA: 2.1 (8, 1)	1.1	S	6	2	1	1	1	0	0	0	0	0	0	8	8	6.75	1.500										


BOTTOM

San Diego Padres @ Philadelphia Phillies
Veterans Stadium, Philadelphia, PA

Tue Aug 27 1985, 7:05 PM EDT
Att. 23,604 - Unknown

livebaseballscorecards.com

AB	35
R	1
H	9
RBI	1
BB	2
SO	9
LOB	16



Batter	1	2	3	4	5	6	7	8	9	AB R H RBI BB SO LOB	TOP	
Tim Raines, S (1, 7) <small>OBP: 0.390, SLG: 0.453</small>	0-0 		0-0 		0-0 	0-0 	0-0 	0-0 	0-0 	5 2 3 2 0 0 1		
Vance Law, R (1, 4) <small>OBP: 0.358, SLG: 0.397</small> Bert Roberge, R (6, 1) Jim Wohlford, R (7, PH) <small>OBP: 0.287, SLG: 0.291</small> Terry Francona, L (7, PH) <small>OBP: 0.333, SLG: 0.373</small>	0-0 		0-0 		0-0 	0-0 	0-0 	0-0 	0-0 	3 0 0 0 0 0 2 0 0 0 0 0 0 0 0 0 0 0 0 0 0 1 1 1 0 1 0 0		
Andre Dawson, R (1, 9) <small>OBP: 0.306, SLG: 0.433</small> Tim Burke, R (7, 1) <small>OBP: 0.143, SLG: 0.143</small> Jeff Reardon, R (9, 1) <small>OBP: 0.167, SLG: 0.167</small>	0-3 		0-0 		0-0 	0-0 	0-0 	0-3 	0-3 	4 1 2 3 0 1 1 1 0 0 0 0 1 1 0 0 0 0 0 0 0		
Hubie Brooks, R (1, 6) <small>OBP: 0.308, SLG: 0.407</small>	0-0 		0-3 		0-3 	0-0 	0-0 	0-0 	0-0 	4 0 0 0 0 1 3		
Tim Wallach, R (1, 5) <small>OBP: 0.310, SLG: 0.422</small>		0-0 		0-0 		0-0 	0-0 	0-0 	0-0 	4 1 1 0 0 0 0		
Andres Galarraga, R (1, 3) <small>OBP: 0.214, SLG: 0.154</small> Herm Winningham, L (7, 8) <small>OBP: 0.312, SLG: 0.350</small>		0-0 		0-0 		4-0 	4-0 	4-0 	4-0 	2 1 0 0 1 0 0 0 0 0 0 1 0 0		
Mitch Webster, S (1, 8) <small>OBP: 0.263, SLG: 0.398</small>		0-3 		0-0 		0-0 	0-0 	0-0 	0-0 	4 1 1 1 0 1 1		
Mike Fitzgerald, R (1, 2) <small>OBP: 0.298, SLG: 0.287</small>			0-0 		0-0 	0-0 	0-0 	0-0 	0-0 	4 1 2 2 0 0 0		
Bryn Smith, R (1, 1) <small>OBP: 0.246, SLG: 0.274</small> Gary Lucas, L (5, 1) U L Washington, S (6, PH) <small>OBP: 0.316, SLG: 0.372</small>			0-0 		0-0 	0-3 	0-3 	0-3 	0-3 	0 0 0 0 0 0 0 0 0 0 0 0 0 0 3 0 0 0 0 3 2		
Inning Stats	R: 0 H: 1 E: 0 LOB: 1 K: 1 BB: 0 S: 6 P: 6	R: 0 H: 0 E: 0 LOB: 0 K: 1 BB: 0 S: 5 P: 5	R: 0 H: 1 E: 0 LOB: 1 K: 0 BB: 0 S: 4 P: 4	R: 0 H: 0 E: 0 LOB: 0 K: 1 BB: 0 S: 5 P: 5	R: 0 H: 0 E: 0 LOB: 0 K: 0 BB: 0 S: 3 P: 3	R: 7 H: 6 E: 0 LOB: 1 K: 1 BB: 2 S: 11 P: 19	R: 0 H: 0 E: 0 LOB: 0 K: 0 BB: 0 S: 2 P: 6	R: 1 H: 2 E: 0 LOB: 1 K: 2 BB: 0 S: 9 P: 9	1B: 7 SF: 0 2B: 2 SAC: 1 3B: 0 DP: 0 HR: 1 HBP: 0	WP: 0 PA: 39 PB: 0 SB: 1 CS: 1		
PITCHER Dave Dravecky, L (1, 1) <small>ERA: 2.34</small> Gene Walter, L (7, 1) <small>ERA: 4.91</small> Lance McCullers, R (7, 1) <small>ERA: 1.93</small>	IP WLS BF H R ER SO BB IBB HBP BLK WP HR S P ERA WHIP											PITCHER IP WLS BF H R ER SO BB IBB HBP BLK WP HR S P ERA WHIP

Montreal Expos @ San Diego Padres
 Jack Murphy Stadium, San Diego, CA
 Thu Aug 29 1985, 6:33 AM EDT
 Att: 16,749 - Unknown

livebaseballscorecards.com

AB	35
R	8
H	10
RBI	8
BB	3
SO	7
LOB	11



Batter	1	2	3	4	5	6	7	8	9	AB R H RBI BB SO LOB
Garry Templeton, S (1, 6) OBP: 0.341, SLG: 0.379 Mario Ramirez, R (6, 6) OBP: 0.273, SLG: 0.323 Al Bumbry, L (9, PH) OBP: 0.281, SLG: 0.301	0-0 3-1		0-3 K		0-0 HR		0-0 F9		0-0 1B	3 1 1 1 0 1 0
Tony Gwynn, L (1, 9) OBP: 0.349, SLG: 0.401	0-0 6-3		0-0 S 1B		0-0 F6		0-3 K		0-0 1-2 1B	5 0 2 0 0 1 0
Steve Garvey, R (1, 3) OBP: 0.304, SLG: 0.431	0-0 E 2B		0-0 F7 1-2		0-0 6-3		0-0 5-3		0-3 K	5 1 1 0 0 1 3
Graig Nettles, L (1, 5) OBP: 0.370, SLG: 0.428 Jerry Royster, R (8, PR) OBP: 0.357, SLG: 0.392 (9, 5)	0-0 E4 FC4-6 2-H			0-0 F9		0-0 1B		0-0 E3		4 0 1 0 0 0 0
Terry Kennedy, L (1, 2) OBP: 0.290, SLG: 0.379	0-0 FC4-6 1-2f			0-0 BB HR 1B		0-0 3-4-3		0-0 F7		4 1 1 0 0 0 3
Carmelo Martinez, R (1, 7) OBP: 0.350, SLG: 0.439		0-0 F5		4-0 BB 1-2 HR BB		0-3 K		0-0 F6		3 1 0 0 1 1 1
Kevin McReynolds, R (1, 8) OBP: 0.286, SLG: 0.376		0-0 5-3		0-0 1-H 2-H HR		0-0 6-3		0-0 F9		4 1 1 3 0 0 1
Tim Flannery, L (1, 4) OBP: 0.390, SLG: 0.363		0-0 G3		0-0 G3		4-0 BB		0-3 K		3 0 0 0 1 1 0
Dave Dravecky, R (1, 1) OBP: 0.167, SLG: 0.125 Gene Walter, L (7, 1) Lance McCullers, S (7, 1) Bobby Brown, S (9, PH) OBP: 0.211, SLG: 0.197			0-0 6-3		0-0 G3		0-0 F7		0-3 K	3 0 0 0 0 0 1


Inning Stats	R: 1	H: 1	E: 1	K: 0	S: 5	LOB: 1	BB: 0	P: 5	R: 0	H: 0	E: 0	K: 0	S: 3	LOB: 0	BB: 0	P: 3	R: 0	H: 1	E: 0	K: 1	S: 6	LOB: 1	BB: 0	P: 6	R: 3	H: 2	E: 0	K: 0	S: 5	LOB: 0	BB: 1	P: 9	R: 1	H: 2	E: 0	K: 0	S: 5	LOB: 1	BB: 0	P: 5	R: 0	H: 0	E: 0	K: 1	S: 5	LOB: 0	BB: 0	P: 5	R: 0	H: 0	E: 1	K: 0	S: 4	LOB: 1	BB: 0	P: 4	R: 0	H: 2	E: 0	K: 3	S: 11	LOB: 2	BB: 0	P: 11	1B: 5	SF: 0	2B: 1	SAC: 0	3B: 0	DP: 0	HR: 2	HBP: 0
--------------	------	------	------	------	------	--------	-------	------	------	------	------	------	------	--------	-------	------	------	------	------	------	------	--------	-------	------	------	------	------	------	------	--------	-------	------	------	------	------	------	------	--------	-------	------	------	------	------	------	------	--------	-------	------	------	------	------	------	------	--------	-------	------	------	------	------	------	-------	--------	-------	-------	-------	-------	-------	--------	-------	-------	-------	--------

PITCHER	IP	WLS	BF	H	R	ER	SO	BB	IBB	HBP	BLK	WP	HR	S	P	ERA	WHIP
Bryn Smith, R (1, 1) ERA: 2.76	4.2		22	6	5	4	1	1	0	0	0	0	0	1	1	7.71	1.500
Gary Lucas, L (5, 1) ERA: 3.58	0.1		1	0	0	0	0	0	0	0	0	0	0	1	1	0.00	0.000
Bert Roberge, R (6, 1) ERA: 2.26	1.0	W	4	0	0	0	1	1	0	0	0	0	0	5	9	0.00	1.000
Tim Burke, R (7, 1) ERA: 1.71	2.2		11	2	0	0	3	0	0	0	0	0	0	17	17	0.00	0.750
Jeff Reardon, R (9, 1) ERA: 3.24	0.1	S	1	0	0	0	1	0	0	0	0	0	0	3	3	0.00	0.000

BOTTOM

Montreal Expos @ San Diego Padres
Jack Murphy Stadium, San Diego, CA
Thu Aug 29 1985, 6:33 AM EDT
Att. 16,749 - Unknown

AB	37
R	5
H	8
RBI	4
BB	2
SO	6
LOB	9



WP	PA	ERA	WHIP
0	39		
0			
1			
0			

Batter	1	2	3	4	5	6	7	8	9	AB R H RBI BB SO LOB	TOP											
Tim Raines, S OBP: 0.390, SLG: 0.451 (1, 7) X	0-0 F7		0-0 FC4 HR		0-0 1B BB		0-0 F9		4-0 WP BB	4 2 1 1 1 0 1												
Vance Law, R OBP: 0.361, SLG: 0.403 (1, 4) X	0-0 3-1		0-0 HR		4-0 1B E BB		4-0 BB		0-0 4-3	3 2 1 2 2 0 1												
Andre Dawson, R OBP: 0.306, SLG: 0.431 (1, 9) X	0-0 F8		0-3 K		0-0 E S SF8 1B		0-0 F9		0-0 F2	4 1 1 1 0 1 1 1 0 0 0 0 0 1												
Mitch Webster, S OBP: 0.261, SLG: 0.395 (8, 9)																						
Hubie Brooks, R OBP: 0.305, SLG: 0.405 (1, 6) X		0-0 6-3		0-0 6-3		0-0 SF8		0-3 K		3 0 0 1 0 1 1												
Terry Francona, L OBP: 0.337, SLG: 0.396 (1, 3) X		0-0 HR		0-0 1B 2B		0-0 P4		0-0 F7		4 1 2 1 0 0 0												
Tim Wallach, R OBP: 0.309, SLG: 0.420 (1, 5) X		0-0 F9		0-0 2B		0-0 6-3		0-0 F7		4 0 1 0 0 0 0												
Herm Winningham, L OBP: 0.311, SLG: 0.346 (1, 8) X		0-0 F9		0-3 K		0-3 K		4-0 FC5-4 BB		3 0 0 0 1 2 1												
Mike Fitzgerald, R OBP: 0.300, SLG: 0.291 (1, 2) X			0-3 K		4-0 SH1-4 1B BB		0-0 2B		0-0 FC5-4	3 1 1 0 1 1 1												
Bill Gullickson, R OBP: 0.173, SLG: 0.212 (1, 1) X			0-0 FC4 1B		0-0 SH1-4		0-0 6-3		0-3 K	3 0 1 0 0 1 1												
Inning Stats	R: 0 E: 0 K: 0 S: 3	H: 0 LOB: 0 BB: 0 P: 3	R: 1 E: 0 K: 0 S: 4	H: 1 LOB: 0 BB: 0 P: 4	R: 2 E: 0 K: 2 S: 9	H: 2 LOB: 0 BB: 0 P: 9	R: 0 E: 0 K: 1 S: 6	H: 2 LOB: 1 BB: 0 P: 6	R: 4 E: 0 K: 0 S: 5	H: 2 LOB: 0 BB: 2 P: 13	R: 0 E: 0 K: 1 S: 6	H: 1 LOB: 1 BB: 0 P: 6	R: 0 E: 0 K: 1 S: 5	H: 0 LOB: 1 BB: 1 P: 9	R: 0 E: 0 K: 0 S: 3	H: 0 LOB: 1 BB: 1 P: 7	R: 0 E: 0 K: 1 S: 5	H: 0 LOB: 1 BB: 1 P: 9	1B: 4 2B: 2 3B: 0 HR: 2	SF: 1 SAC: 1 DP: 0 HBP: 0	WP: 1 PB: 0 SB: 1 CS: 0	PA: 39
PITCHER	IP WLS BF H R ER SO BB IBB HBP BLK WP HR S P ERA WHIP												PITCHER	IP WLS BF H R ER SO BB IBB HBP BLK WP HR S P ERA WHIP								
Eric Show, R ERA: 3.26 (1, 1)	3.0 L 12 3 3 3 2 0 0 0 0 0 0 2 16 16 9.00 1.000																					
Craig Lefferts, L ERA: 3.34 (4, 1)	1.1 8 3 3 3 1 2 0 0 0 0 0 0 8 16 20.25 3.750																					
Roy Lee Jackson, R ERA: 2.05 (5, 1)	0.2 3 1 1 0 0 0 0 0 0 0 0 0 3 3 0.00 1.500																					
Gene Walter, L ERA: 3.86 (6, 1)	2.0 8 1 0 0 2 1 0 0 0 0 0 0 11 15 0.00 1.000																					
Tim Stoddard, R ERA: 4.53 (8, 1)	2.0 8 0 0 0 1 2 0 0 0 0 1 0 8 16 0.00 1.000																					

Montreal Expos @ San Diego Padres
Jack Murphy Stadium, San Diego, CA
 Sat Aug 31 1985, 10:05 PM EDT
 Att: 43,065 - Unknown

livebaseballscorecards.com

AB	32
R	7
H	8
RBI	6
BB	5
SO	6
LOB	8



Batter	1	2	3	4	5	6	7	8	9	AB	R	H	RBI	BB	SO	LOB
Garry Templeton, S (1, 6) OBP: 0.338, SLG: 0.376	0-0 1-6-3		0-0 4-3		0-0 4-3			0-3 K		4	0	0	0	0	1	0
Tony Gwynn, L (1, 9) OBP: 0.350, SLG: 0.402	0-0 F7			0-0 1B 1B 1B		0-0 G6-4-3 1B		0-0 6-3		4	1	2	0	0	0	0
Steve Garvey, R (1, 3) OBP: 0.304, SLG: 0.430	0-0 1B			0-0 F9		0-0 G6-4-3 1-2f		0-3 K		4	0	1	0	0	1	2
Graig Nettles, L (1, 5) OBP: 0.369, SLG: 0.426	0-0 F8			0-0 1B 1B		0-0 F9		0-3 K		4	0	1	0	0	1	1
Terry Kennedy, L (1, 2) OBP: 0.291, SLG: 0.379		0-0 4-3		0-0 FC6-4 1B			0-0 F7		0-0 L3	3	0	1	1	0	0	0
Tim Stoddard, R (8, 1)										0	0	0	0	0	0	0
Kurt Bevacqua, R (9, PH) OBP: 0.349, SLG: 0.356										1	0	0	0	0	0	0
Carmelo Martinez, R (1, 7) OBP: 0.347, SLG: 0.435		0-0 6-3		0-0 P6			0-0 5-3		0-0 F8	4	0	0	0	0	0	2
Kevin McReynolds, R (1, 8) OBP: 0.286, SLG: 0.375		0-0 6-3		0-0 FC6-4 1-2f			0-0 E 1B			3	0	1	0	0	0	2
Tim Flannery, L (1, 4) OBP: 0.386, SLG: 0.360			0-0 F7		0-0 F7		0-0 E4 1-2			3	0	0	0	0	0	1
Eric Show, R (1, 1) OBP: 0.102, SLG: 0.102			0-0 F7		0-0 P6		0-0 F3			0	0	0	0	0	0	0
Bobby Brown, S (3, PH) OBP: 0.208, SLG: 0.194										1	0	0	0	0	0	0
Craig Lefferts, L (4, 1) OBP: 0.250, SLG: 0.250										0	0	0	0	0	0	0
Roy Lee Jackson, R (5, 1)										0	0	0	0	0	0	0
Al Bumbry, L (5, PH) OBP: 0.270, SLG: 0.298										1	0	0	0	0	0	0
Gene Walter, L (6, 1)										0	0	0	0	0	0	0
Bruce Bochy, R (7, PH) OBP: 0.307, SLG: 0.493										1	0	0	0	0	0	2

Inning Stats	R: 0	H: 1	E: 0	K: 0	S: 4	P: 4	R: 0	H: 0	E: 0	K: 0	S: 3	R: 0	H: 0	E: 0	K: 0	S: 3	R: 1	H: 3	E: 0	K: 0	S: 6	R: 0	H: 0	E: 0	K: 0	S: 3	R: 0	H: 1	E: 0	K: 0	S: 3	R: 0	H: 1	E: 1	K: 0	S: 5	R: 0	H: 0	E: 0	K: 2	S: 7	R: 0	H: 0	E: 0	K: 1	S: 5	1B: 6	2B: 0	3B: 0	HR: 0	SF: 0	SAC: 0	DP: 1	HBP: 0	WP: 0	PA: 33	PB: 0	SB: 0	CS: 0	ERA	WHIP
PITCHER Bill Gullickson, R (1, 1) ERA: 3.13	IP	WLS	BF	H	R	ER	SO	BB	IBB	HBP	BLK	WP	HR	S	P	ERA	WHIP	IP	WLS	BF	H	R	ER	SO	BB	IBB	HBP	BLK	WP	HR	S	P	ERA	WHIP																											

BOTTOM

Montreal Expos @ San Diego Padres

Jack Murphy Stadium, San Diego, CA

Sat Aug 31 1985, 10:05 PM EDT
Att. 43,065 - Unknown

livebaseballscores.com

AB	33
R	1
H	6
RBI	1
BB	0
SO	3
LOB	10



Batter	1	2	3	4	5	6	7	8	9	AB R H RBI BB SO LOB	TOP
Tim Raines, S (1, 7) <small>OBP: 0.390, SLG: 0.452</small>	0-3 			0-0 		0-0 		0-0 	3 0 1 0 0 1 0		
Vance Law, R (1, 4) <small>OBP: 0.360, SLG: 0.402</small>	0-0 			0-0 		0-0 		0-0 	4 0 1 1 0 0 1		
Andre Dawson, R (1, 9) <small>OBP: 0.303, SLG: 0.427</small>	0-0 			0-0 		0-0 		0-0 	4 0 0 0 0 0 3		
Hubie Brooks, R (1, 6) <small>OBP: 0.306, SLG: 0.403</small>		4-0 		0-0 			0-0 		2 0 0 0 1 0 1		
Terry Francona, L (1, 3) <small>OBP: 0.332, SLG: 0.390</small>			0-0 		0-0 		0-0 		3 0 0 0 0 0 1		
Tim Wallach, R (1, 5) <small>OBP: 0.307, SLG: 0.417</small>			0-0 		0-0 		0-3 		3 0 0 0 0 1 0		
Herm Winningham, L (1, 8) <small>OBP: 0.308, SLG: 0.342</small>			0-0 		0-0 			0-0 	3 0 0 0 0 0 0		
Sal Butera, R (1, 2) <small>OBP: 0.296, SLG: 0.324</small> Mitch Webster, S (8, PH) <small>OBP: 0.259, SLG: 0.392</small> Mike Fitzgerald, R (8, 2) <small>OBP: 0.300, SLG: 0.291</small>			0-3 			0-0 		0-0 	2 1 1 0 0 1 0 1 0 0 0 0 0 0 0 0 0 0 0 0 0	AB 27 R 1 H 3 RBI 1 BB 2 SO 3 LOB 6	
Floyd Youmans, R (1, 1) Razor Shines, S (6, PH) <small>OBP: 0.162, SLG: 0.114</small> Bert Roberge, R (6, 1) Scot Thompson, L (8, PH) <small>OBP: 0.264, SLG: 0.282</small> Randy St. Claire, R (8, 1) <small>OBP: 0.429, SLG: 0.200</small>			0-0 			4-0 		0-0 	1 0 0 0 0 0 0 0 0 0 0 1 0 0 0 0 0 0 0 0 0 1 0 0 0 0 0 0 0 0 0 0 0 0 0		
Inning Stats	R: 0 H: 0 E: 0 LOB: 0 K: 1 BB: 0 S: 5 P: 5	R: 0 H: 0 E: 0 LOB: 0 K: 0 BB: 1 S: 2 P: 6	R: 0 H: 0 E: 0 LOB: 0 K: 1 BB: 0 S: 5 P: 5	R: 0 H: 1 E: 0 LOB: 1 K: 0 BB: 0 S: 4 P: 4	R: 0 H: 0 E: 0 LOB: 0 K: 0 BB: 0 S: 3 P: 3	R: 1 H: 2 E: 0 LOB: 1 K: 0 BB: 1 S: 4 P: 8	R: 0 H: 0 E: 0 LOB: 0 K: 1 BB: 0 S: 5 P: 5	R: 0 H: 0 E: 0 LOB: 0 K: 0 BB: 0 S: 3 P: 3	R: 0 H: 0 E: 0 LOB: 0 K: 0 BB: 0 S: 3 P: 3	1B: 2 SF: 0 2B: 1 SAC: 1 3B: 0 DP: 2 HR: 0 HBP: 0	WP: 0 PA: 30 PB: 0 SB: 0 CS: 0
PITCHER Andy Hawkins, R (1, 1) <small>ERA: 2.98</small> Lance McCullers, R (6, 1) <small>ERA: 1.53</small>	IP WLS BF H R ER SO BB IBB HBP BLK WP HR S P ERA WHIP 5.1 W 20 3 1 1 2 2 2 0 0 0 0 0 22 30 1.69 0.938 3.2 S 10 0 0 0 1 0 0 0 0 0 0 0 0 12 12 0.00 0.000	PITCHER IP WLS BF H R ER SO BB IBB HBP BLK WP HR S P ERA WHIP									

Montreal Expos @ San Diego Padres
 Jack Murphy Stadium, San Diego, CA
 Sun Sep 01 1985, 6:33 AM EDT
 Att: 16,887 - Unknown

livebaseballscorecards.com

Batter	1	2	3	4	5	6	7	8	9
Garry Templeton, S OBP: 0.339, SLG: 0.376 (1, 6)	0-0 FC6-4 1B	0-0 S 1B		0-0 4-3		0-0 G3		0-0 F7	
Tony Gwynn, L OBP: 0.348, SLG: 0.399 (1, 9)	0-0 FC6-4 1B	0-0 3-1 1B				0-0 F7		0-0 F5	
Steve Garvey, R OBP: 0.303, SLG: 0.428 (1, 3)	0-0 F9		0-0 6-3			0-0 BB SF8 1B		0-0 5-3	
Graig Nettles, L OBP: 0.370, SLG: 0.427 (1, 5)	0-0 1B		0-0 L3			0-0 BB 1B		0-0 F9	
Terry Kennedy, L OBP: 0.292, SLG: 0.379 (1, 2)	0-3 K		0-3 K			0-0 BB 1B		0-0 1B WP 1B	
Carmelo Martinez, R OBP: 0.349, SLG: 0.435 (1, 7)		0-3 K		0-0 FC6-4 BB		0-0 SF8		0-0 WP 1B	
Kevin McReynolds, R OBP: 0.288, SLG: 0.374 (1, 8)		0-0 SH5-4 1B BB		0-0 FC6-4 BB		0-0 F3		0-0 5-3	
Tim Flannery, L OBP: 0.386, SLG: 0.359 (1, 4)		0-0 SH5-4 1B BB		0-0 F8		0-0 G3 SH3-4 1B		0-0 F8	
Andy Hawkins, R OBP: 0.121, SLG: 0.094 Lance McCullers, S (6, 1)		0-0 SH5-4		0-0 FC6-4		0-0 SH3-4		0-3 K	

Inning Stats	R: 1	H: 2	E: 0	K: 1	S: 7	LOB: 1	BB: 0	P: 7	R: 2	H: 1	E: 0	K: 1	S: 6	LOB: 1	BB: 2	P: 14	R: 0	H: 0	E: 0	K: 1	S: 5	LOB: 0	BB: 0	P: 5	R: 0	H: 0	E: 0	K: 0	S: 3	LOB: 2	BB: 2	P: 11	R: 1	H: 2	E: 0	K: 0	S: 5	LOB: 2	BB: 1	P: 9	R: 0	H: 1	E: 0	K: 0	S: 4	LOB: 1	BB: 0	P: 4	R: 1	H: 2	E: 0	K: 0	S: 5	LOB: 1	BB: 0	P: 5	R: 0	H: 0	E: 0	K: 1	S: 5	LOB: 0	BB: 0	P: 5
--------------	------	------	------	------	------	--------	-------	------	------	------	------	------	------	--------	-------	-------	------	------	------	------	------	--------	-------	------	------	------	------	------	------	--------	-------	-------	------	------	------	------	------	--------	-------	------	------	------	------	------	------	--------	-------	------	------	------	------	------	------	--------	-------	------	------	------	------	------	------	--------	-------	------

PITCHER	IP	WLS	BF	H	R	ER	SO	BB	IBB	HBP	BLK	WP	HR	S	P	ERA	WHIP
Floyd Youmans, R ERA: 2.3 (1, 1)	5.0	L	25	5	4	4	3	5	0	0	0	1	0	26	46	7.20	2.000
Bert Roberge, R ERA: 2.35 (6, 1)	2.0		9	3	1	1	0	0	0	0	0	1	0	9	9	4.50	1.500
Randy St. Claire, R ERA: 3.07 (8, 1)	1.0		3	0	0	0	1	0	0	0	0	0	0	5	5	0.00	0.000

AB R H RBI BB SO LOB

BOTTOM

5	0	2	2	0	0	3
4	1	0	0	0	0	3
4	1	1	0	0	0	1
4	0	2	1	0	0	0
3	1	1	0	1	2	1
2	0	1	1	1	1	0
2	1	0	0	2	0	3
3	1	1	0	1	0	2
1	0	0	0	0	0	2
1	0	0	0	0	1	0

AB	29
R	5
H	8
RBI	4
BB	5
SO	4
LOB	15



WP: 2	PA: 37
PB: 0	
SB: 1	
CS: 0	

Montreal Expos @ San Diego Padres
Jack Murphy Stadium, San Diego, CA
 Sun Sep 01 1985, 6:33 AM EDT
 Att. 16,887 - Unknown

livebaseballscorecards.com

New York Mets @ San Diego Padres
Jack Murphy Stadium, San Diego, CA

Mon Sep 02 1985, 10:05 PM EDT
 Att. 26,306 - Unknown

AB	41
R	12
H	18
RBI	12
BB	3
SO	3
LOB	11



Batter	1	2	3	4	5	6	7	8	9	AB	R	H	RBI	BB	SO	LOB	TOP								
Wally Backman, S OBP: 0.336, SLG: 0.364 (1, 4) X	0-0 6-3	0-0 1B		4-0 CS S BB		0-0 1-3		0-0 F9		4	1	1	0	1	0	0									
Tom Paciorek, R OBP: 0.324, SLG: 0.330 (1, 9) X	0-0 1B	0-0 F3		0-0 6-3			0-0 6-3	0-0 HR		5	2	2	0	0	0	2									
Keith Hernandez, L OBP: 0.372, SLG: 0.425 (1, 3) X	0-0 1B	0-0 1B		0-0 1B			0-0 1B	0-0 HR		5	4	5	3	0	0	0									
Gary Carter, R OBP: 0.357, SLG: 0.451 (1, 2) X	0-0 1-2 3B	0-0 1B		0-0 F7			0-0 1-2 HR	0-0 F7		5	2	3	1	0	0	1									
Darryl Strawberry, L OBP: 0.383, SLG: 0.548 (1, 8) X	0-0 1-1 2-H 6-3	0-0 1-3 3-H			0-3 K		0-0 F7		0-0 P6	5	1	2	3	0	1	2									
George Foster, R OBP: 0.322, SLG: 0.447 (1, 7) B B B B	4-0 6-3 BB		0-0 5-3		0-0 5-3		0-0 1-3 2-H HR		4-0 1B BB	3	1	1	1	2	0	0									
Ray Knight, R OBP: 0.250, SLG: 0.345 (1, 5) X	0-0 1-2 3-H 6-3		0-0 FC4-6 1B		0-0 F9		0-0 1-1 3-H HR		0-0 1-2 G6-4-3 1B	5	1	3	4	0	0	1									
Rafael Santana, R OBP: 0.283, SLG: 0.295 (1, 6) X	0-0 L7		0-0 FC4-6		0-0 5-3		0-0 6-3		0-0 1-2 G6-4-3	5	0	0	0	0	0	4									
Sid Fernandez, L OBP: 0.214, SLG: 0.262 (1, 1) S S S S		0-3 K	0-3 K		0-0 F7			0-0 1B		4	0	1	0	0	2	1									
Inning Stats	R: 4 E: 0 K: 0 S: 7	H: 4 LOB: 1 BB: 1 P: 11	R: 2 E: 0 K: 1 S: 8	H: 4 LOB: 2 BB: 0 P: 8	R: 0 E: 0 K: 1 S: 6	H: 1 LOB: 1 BB: 0 P: 6	R: 0 E: 0 K: 0 S: 3	H: 1 LOB: 1 BB: 1 P: 7	R: 0 E: 0 K: 1 S: 5	H: 0 LOB: 0 BB: 0 P: 5	R: 0 E: 0 K: 0 S: 3	H: 0 LOB: 0 BB: 0 P: 3	R: 4 E: 0 K: 0 S: 7	H: 4 LOB: 0 BB: 0 P: 7	R: 2 E: 0 K: 0 S: 5	H: 3 LOB: 0 BB: 0 P: 5	R: 0 E: 0 K: 0 S: 3	H: 1 LOB: 1 BB: 1 P: 7	1B: 15 2B: 0 3B: 1 HR: 2	SF: 0 SAC: 0 DP: 1 HBP: 0	WP: 0 PB: 0 SB: 2 CS: 1	PA: 44			
PITCHER	IP	WLS	BF	H	R	ER	SO	BB	IBB	HBP	BLK	WP	HR	S	P	ERA	WHIP								
Mark Thurmond, L ERA: 4.23 (1, 1)	0.1	L	6	4	4	4	0	1	0	0	0	0	0	5	9	108.00	15.000								
Luis DeLeon, R ERA: 4.46 (1, 1)	2.2		12	5	2	2	2	0	0	0	0	0	0	16	16	6.75	1.875								
Gene Walter, L ERA: 2.92 (4, 1)	3.0		10	1	0	0	1	1	0	0	0	0	0	11	15	0.00	0.667								
Bob Patterson, L ERA: 27.0 (7, 1)	2.0		12	7	6	6	0	0	0	0	0	0	2	12	12	27.00	3.500								
Rich Gossage, R ERA: 1.74 (9, 1)	1.0		4	1	0	0	0	1	0	0	0	0	0	3	7	0.00	2.000								

Batter	1	2	3	4	5	6	7	8	9	AB R H RBI BB SO LOB	TOP		
Wally Backman, S (1, 4) OBP: 0.332, SLG: 0.359	0-3 K		0-0 6-3		0-0 6-3	0-0 5-3			0-0 FC6-4 3B	5 1 0 0 0 1 1			
Tom Paciorek, R (1, 9) Lenny Dykstra, L (7, 8) OBP: 0.322, SLG: 0.328 OBP: 0.335, SLG: 0.332	0-0 6-3		0-0 5-3		0-0 1B HR 1B		0-0 F9		0-0 1B 3B	4 1 1 0 0 0 0 1 0 1 1 0 0 0			
Keith Hernandez, L (1, 3) OBP: 0.374, SLG: 0.425	4-0 HR BB		0-0 4-3		0-0 1B HR		4-0 G6-4-3 BB		0-3 K	3 2 1 0 2 1 1			
Gary Carter, R (1, 2) OBP: 0.361, SLG: 0.474	0-0 1-H HR			0-0 HR	0-0 HR		0-0 G6-4-3 1-2f			4 3 3 6 0 0 1			
Darryl Strawberry, L (1, 8) (7, 9) OBP: 0.384, SLG: 0.557	0-3 K			0-0 HR	0-0 1B			0-0 L3		4 1 2 1 0 1 0			
George Foster, R (1, 7) OBP: 0.324, SLG: 0.446		4-0 BB BB BB BB BB BB	0-0 G4-6-3 BB	0-0 G5-4-3 1B	0-3 K			0-0 F7		3 0 1 0 1 1 1			
Ray Knight, R (1, 5) OBP: 0.246, SLG: 0.339			0-0 G4-6-3 1-2f	0-0 G5-4-3 1-2f	0-0 F3			0-0 F8		4 0 0 0 0 0 3			
Rafael Santana, R (1, 6) OBP: 0.285, SLG: 0.295		0-0 1B		4-0 BB		0-0 P4			0-0 1-3	3 0 1 0 1 0 0			
Rick Aguilera, R (1, 1) Jesse Orosco, R (7, 1) OBP: 0.357, SLG: 0.407 OBP: 0.400, SLG: 0.400		0-0 F3		0-0 5-3		0-0 P5			0-0 FC6-4 1B	3 0 0 0 0 0 2 1 0 1 0 0 0 0			
Inning Stats	R: 2 H: 1 E: 0 LOB: 0 K: 2 BB: 1 S: 8 P: 12	R: 0 H: 1 E: 0 LOB: 1 K: 0 BB: 1 S: 3 P: 7	R: 0 H: 0 E: 0 LOB: 0 K: 0 BB: 0 S: 3 P: 3	R: 2 H: 3 E: 0 LOB: 1 K: 0 BB: 1 S: 5 P: 9	R: 3 H: 4 E: 0 LOB: 1 K: 1 BB: 0 S: 9 P: 9	R: 0 H: 0 E: 0 LOB: 0 K: 0 BB: 0 S: 3 P: 3	R: 0 H: 0 E: 0 LOB: 0 K: 0 BB: 1 S: 2 P: 6	R: 0 H: 0 E: 0 LOB: 0 K: 0 BB: 0 S: 3 P: 3	R: 1 H: 2 E: 0 LOB: 1 K: 1 BB: 0 S: 7 P: 7	1B: 6 SF: 0 2B: 0 SAC: 0 3B: 1 DP: 3 HR: 4 HBP: 0	WP: 0 PA: 39 PB: 0 SB: 1 CS: 0		
PITCHER	IP WLS BF H R ER SO BB IBB HBP BLK WP HR S P ERA WHIP											PITCHER	IP WLS BF H R ER SO BB IBB HBP BLK WP HR S P ERA WHIP
Dave Dravecky, L (1, 1) ERA: 2.57	4.1 L 21 7 6 6 2 3 0 0 0 0 0 3 22 34 12.46 2.308												
Luis DeLeon, R (5, 1) ERA: 4.63	0.2 4 2 1 1 1 0 0 0 0 0 0 1 6 6 13.50 3.000												
Craig Lefferts, L (6, 1) ERA: 3.25	2.0 6 0 0 0 0 1 0 0 0 0 0 0 5 9 0.00 0.500												
Greg Booker, R (8, 1) ERA: 6.75	2.0 8 2 1 1 1 0 0 0 0 0 0 0 10 10 4.50 1.000												

New York Mets @ San Diego Padres
Jack Murphy Stadium, San Diego, CA
 Tue Sep 03 1985, 10:05 PM EDT
 Att. 14,960 - Unknown

livebaseballscorecards.com

AB	35
R	8
H	11
RBI	8
BB	4
SO	4
LOB	9




Batter	1	2	3	4	5	6	7	8	9	AB R H RBI BB SO LOB
Garry Templeton, S (1, 6) OBP: 0.333, SLG: 0.369	0-0 3-1 K		0-3 K			0-0 L6	0-0 F9		0-0 L4	5 0 0 0 0 1 4
Tony Gwynn, L (1, 9) OBP: 0.344, SLG: 0.400	0-0 G3		0-0 6-3			0-0 G3		0-0 4-3		4 0 0 0 0 0 0
Steve Garvey, R (1, 3) OBP: 0.304, SLG: 0.436	0-0 6-3			0-0 F8		0-0 3B		0-0 HR		4 1 2 1 0 0 0
Graig Nettles, L (1, 5) OBP: 0.368, SLG: 0.429		0-0 P4		0-0 F8		0-0 F7		0-0 P5		4 0 0 0 0 0 1
Terry Kennedy, L (1, 2) OBP: 0.294, SLG: 0.385		0-0 1B		0-0 4-3			0-0 HR	0-0 1-3		4 1 2 1 0 0 0
Carmelo Martinez, R (1, 7) OBP: 0.351, SLG: 0.440		0-3 K			0-0 HR		4-0 FC4-6		0-0 6-3	3 1 1 1 1 1 1
Kevin McReynolds, R (1, 8) OBP: 0.289, SLG: 0.374		0-0 1B			0-0 6-3		0-0 F9		0-0 BB	4 0 2 0 0 0 1
Tim Flannery, L (1, 4) OBP: 0.385, SLG: 0.356		0-0 F5			0-0 F7		0-0 FC4-6		4-0 BB	3 0 0 0 0 0 3
Jerry Royster, R (9, PH) OBP: 0.355, SLG: 0.385							1-2 1B		1-2 BB	0 0 0 0 1 0 0
Dave Dravecky, R (1, 1) OBP: 0.184, SLG: 0.123									0-0 F8	1 0 0 0 0 0 0
Luis Delmonico, R (5, 1) OBP: 0.200, SLG: 0.200										0 0 0 0 0 0 0
Al Bumbry, L (5, PH) OBP: 0.275, SLG: 0.294										1 0 0 0 0 0 0
Craig Lefferts, L (6, 1) OBP: 0.250, SLG: 0.250										0 0 0 0 0 0 0
Kurt Bevacqua, R (7, PH) OBP: 0.266, SLG: 0.364										1 0 1 0 0 0 0
Greg Booker, R (8, 1) OBP: 0.303, SLG: 0.488										0 0 0 0 0 0 0
Bruce Bochy, R (9, PH)										1 0 0 0 0 0 2

BOTTOM

New York Mets @ San Diego Padres
Jack Murphy Stadium, San Diego, CA

Tue Sep 03 1985, 10:05 PM EDT
 Att. 14,960 - Unknown

AB	35
R	3
H	8
RBI	3
BB	2
SO	2
LOB	12



Inning Stats	R: 0 E: 0 K: 0 S: 3	H: 0 LOB: 0 BB: 0 P: 3	R: 0 E: 0 K: 1 S: 7	H: 2 LOB: 2 BB: 0 P: 7	R: 0 E: 0 K: 1 S: 5	H: 0 LOB: 0 BB: 0 P: 5	R: 0 E: 0 K: 0 S: 3	H: 0 LOB: 0 BB: 0 P: 3	R: 1 E: 0 K: 0 S: 4	H: 1 LOB: 0 BB: 0 P: 4	R: 0 E: 0 K: 0 S: 4	H: 1 LOB: 1 BB: 0 P: 4	R: 1 E: 0 K: 0 S: 5	H: 2 LOB: 2 BB: 1 P: 9	R: 1 E: 0 K: 0 S: 4	H: 1 LOB: 0 BB: 0 P: 4	R: 0 E: 0 K: 0 S: 4	H: 1 LOB: 2 BB: 1 P: 8	1B: 4 2B: 0 3B: 1 HR: 3	SF: 0 SAC: 0 DP: 0 HBP: 0	WP: 0 PB: 0 SB: 0 CS: 0	PA: 37
PITCHER Rick Aguilera, R (1, 1) ERA: 3.32	IP: 6.2	WLS: 1	BF: 27	H: 6	R: 2	ER: 2	SO: 2	BB: 1	IBB: 0	HBP: 0	BLK: 0	WP: 0	HR: 2	S: 30	P: 34	ERA: 2.70	WHIP: 1.050					
Jesse Orosco, L (7, 1) ERA: 2.67	IP: 2.1	WLS: 0	BF: 10	H: 2	R: 1	ER: 1	SO: 0	BB: 1	IBB: 0	HBP: 0	BLK: 0	WP: 0	HR: 1	S: 9	P: 13	ERA: 3.86	WHIP: 1.286					

PITCHER	IP	WLS	BF	H	R	ER	SO	BB	IBB	HBP	BLK	WP	HR	S	P	ERA	WHIP
Rick Aguilera, R	6.2	1	27	6	2	2	2	1	0	0	0	0	2	30	34	2.70	1.050
Jesse Orosco, L	2.1	0	10	2	1	1	0	1	0	0	0	0	1	9	13	3.86	1.286

Batter 1 2 3 4 5 6 7 8 9 AB R H RBI BB SO LOB

BOTTOM

Table with 10 columns (Batter 1-9, AB, R, H, RBI, BB, SO, LOB) and 8 rows of batter data including names like Garry Templeton, Tony Gwynn, Steve Garvey, Graig Nettles, Terry Kennedy, Carmelo Martinez, Kevin McReynolds, Tim Flannery, and Roy Lee Jackson. Each entry includes an OBP/SLG pair, a pitch count, and a baseball diamond diagram with callouts for hits, errors, and other plays.

New York Mets @ San Diego Padres
Jack Murphy Stadium, San Diego, CA
Wed Sep 04 1985, 10:05 PM EDT
Att. 15,676 - Unknown

livebaseballscores.com

AB 34
R 2
H 7
RBI 2
BB 3
SO 4
LOB 12



Inning Stats R: 0 H: 1 E: 0 K: 1 S: 6 H: 1 LOB: 1 BB: 0 P: 6 R: 0 H: 1 E: 0 K: 0 S: 4 R: 1 H: 2 E: 0 K: 0 S: 5 H: 2 LOB: 1 BB: 0 P: 5 R: 0 H: 0 E: 0 K: 0 S: 3 H: 0 LOB: 0 BB: 0 P: 3 R: 0 H: 1 E: 0 K: 1 S: 6 H: 1 LOB: 1 BB: 0 P: 6 R: 0 H: 0 E: 0 K: 2 S: 7 H: 0 LOB: 1 BB: 1 P: 11 R: 0 H: 0 E: 0 K: 0 S: 3 H: 0 LOB: 0 BB: 0 P: 3 R: 1 H: 2 E: 0 K: 0 S: 5 H: 2 LOB: 3 BB: 2 P: 13 R: 0 H: 0 E: 0 K: 0 S: 3 H: 0 LOB: 0 BB: 0 P: 3

WP: 0 PA: 37
PB: 0
SB: 0
CS: 0

PITCHER table with columns for IP, WLS, BF, H, R, ER, SO, BB, IBB, HBP, BLK, WP, HR, S, P, ERA, WHIP. Includes data for Ron Darling (1.1 IP, 8.0 WLS) and Roger McDowell (9.1 IP, 1.0 WLS).

ERA WHIP

Batter	1	2	3	4	5	6	7	8	9	10	11	AB R H RBI BB SO LOB	TOP
Jeff Stone, L (1, 7) <small>OBP: 0.299, SLG: 0.330</small> Garry Maddox, R (7, 8) <small>OBP: 0.287, SLG: 0.346</small>	 <small>0-0</small>	 <small>0-3</small>			 <small>0-0</small>		 <small>0-0</small>		 <small>0-3</small>			4 2 2 0 0 1 0 1 0 0 0 0 1 1	
Juan Samuel, R (1, 4) <small>OBP: 0.304, SLG: 0.454</small>	 <small>0-0</small>		 <small>0-0</small>		 <small>0-0</small>		 <small>4-0</small>		 <small>0-3</small>			4 0 3 0 1 1 1	
Von Hayes, L (1, 8) <small>OBP: 0.351, SLG: 0.438</small>	 <small>0-0</small>		 <small>0-0</small>		 <small>0-0</small>		 <small>0-0</small>		 <small>0-0</small>			5 0 2 1 0 0 4	
Mike Schmidt, R (1, 3) <small>OBP: 0.368, SLG: 0.509</small>	 <small>4-0</small>		 <small>0-3</small>		 <small>0-0</small>		 <small>4-0</small>		 <small>0-3</small>			3 0 1 0 2 2 1	
Glenn Wilson, R (1, 9) <small>OBP: 0.307, SLG: 0.420</small>	 <small>0-0</small>		 <small>0-0</small>		 <small>0-0</small>		 <small>0-3</small>		 <small>0-3</small>			5 0 0 1 0 2 8	
Ozzie Virgil, R (1, 2) <small>OBP: 0.343, SLG: 0.465</small>	 <small>0-3</small>		 <small>0-3</small>		 <small>0-0</small>		 <small>0-0</small>		 <small>0-0</small>			5 0 0 0 0 2 3	
Rick Schu, R (1, 5) <small>OBP: 0.326, SLG: 0.410</small>	 <small>0-3</small>		 <small>0-0</small>		 <small>0-0</small>		 <small>0-0</small>		 <small>0-0</small>			5 0 1 0 0 1 3	
Tom Foley, L (1, 6) <small>OBP: 0.267, SLG: 0.318</small> Don Carman, L (8, 1) Derrel Thomas, S (11, PH) <small>OBP: 0.296, SLG: 0.397</small> Dave Shipanoff, R (11, 1)		 <small>0-0</small>		 <small>0-0</small>		 <small>0-0</small>		 <small>0-0</small>		 <small>0-3</small>		4 0 0 0 0 0 1 0 0 0 0 0 0 0 1 0 0 0 0 1 0 0 0 0 0 0 0 0	
Shane Rawley, R (1, 1) <small>OBP: 0.179, SLG: 0.140</small> Kent Tekulve, R (7, 1) Luis Aguayo, R (8, 6) <small>OBP: 0.377, SLG: 0.392</small>		 <small>0-3</small>		 <small>0-3</small>		 <small>0-0</small>		 <small>4-0</small>		 <small>0-0</small>		3 0 0 0 0 2 0 0 0 0 0 0 0 0 1 0 0 0 1 0 0	
Inning Stats	R: 1 H: 2 E: 0 LOB: 3 K: 2 BB: 1 S: 10 P: 14	R: 0 H: 0 E: 0 LOB: 0 K: 2 BB: 0 S: 7 P: 7	R: 0 H: 1 E: 0 LOB: 1 K: 1 BB: 0 S: 5 P: 5	R: 0 H: 1 E: 0 LOB: 1 K: 1 BB: 0 S: 6 P: 6	R: 1 H: 4 E: 0 LOB: 2 K: 1 BB: 0 S: 8 P: 8	R: 0 H: 0 E: 0 LOB: 0 K: 0 BB: 0 S: 3 P: 3	R: 0 H: 1 E: 0 LOB: 3 K: 1 BB: 2 S: 6 P: 14	R: 0 H: 0 E: 0 LOB: 0 K: 0 BB: 0 S: 3 P: 3	R: 0 H: 0 E: 0 LOB: 1 K: 2 BB: 1 S: 7 P: 11	R: 0 H: 0 E: 0 LOB: 0 K: 2 BB: 0 S: 7 P: 7	R: 0 H: 0 E: 0 LOB: 0 K: 1 BB: 0 S: 5 P: 5	1B: 9 SF: 0 2B: 1 SAC: 0 3B: 0 DP: 2 HR: 0 HBP: 0	WP: 0 PA: 45 PB: 0 SB: 0 CS: 1
PITCHER	IP WLS BF H R ER SO BB IBB HBP BLK WP HR S P ERA WHIP												
Eric Show, R (1, 1) <small>ERA: 3.24</small> Lance McCullers, R (7, 1) <small>ERA: 1.35</small> Rich Gossage, R (10, 1) <small>ERA: 1.69</small>	6.2 8 9 2 2 7 3 0 0 0 0 0 42 54 2.70 1.800												

Philadelphia Phillies @ San Diego Padres
 Jack Murphy Stadium, San Diego, CA
 Fri Sep 06 1985, 10:05 PM EDT
 Att. 14,889 - Unknown

AB	41
R	2
H	9
RBI	2
BB	4
SO	13
LOB	22



Batter	1	2	3	4	5	6	7	8	9	10	11	AB R H RBI BB SO LOB	BOTTOM									
Garry Templeton, S OBP: 0.331, SLG: 0.368 (1, 6)	6-3	6-3			5-3		SH1-4		K			4 0 0 0 0 1 3	Philadelphia Phillies @ San Diego Padres Jack Murphy Stadium, San Diego, CA Fri Sep 06 1985, 10:05 PM EDT Att. 14,889 - Unknown livebaseballscorecards.com									
Tony Gwynn, L OBP: 0.346, SLG: 0.401 (1, 9)	G3		G3		BB 1B		F8			CS 1B		5 1 2 0 0 0 2										
Steve Garvey, R OBP: 0.308, SLG: 0.439 (1, 3)					BB 1B					K		4 0 3 1 1 1 1										
Carmelo Martinez, R OBP: 0.351, SLG: 0.436 (1, 7)	K		F9		BB 1B		K			K		5 0 1 1 0 3 3										
Graig Nettles, L OBP: 0.365, SLG: 0.421 Bobby Brown, S OBP: 0.203, SLG: 0.188 (11, PR)		4-3	P4		G3		F8				E1 FC3 S FC7-2	5 0 0 0 0 0 3 0 0 0 0 0 0 0										
Kevin McReynolds, R OBP: 0.286, SLG: 0.369 (1, 8)		FC5 1B			6-3		6-3		K		FC3 FC7-2 IBB SF8	5 1 1 0 0 1 1										
Terry Kennedy, L OBP: 0.297, SLG: 0.385 (1, 2)		HBP FC5 1B			G6-3 1B		4-3		K		FC7-2 IBB	4 0 2 0 1 1 0										
Jerry Royster, R OBP: 0.350, SLG: 0.379 Lance McCullers, S (7, 1)		FC5			G6-3		F9			4-3	FC7-2	3 0 0 0 0 0 3 0 0 0 0 0 0 0										
Gerry Davis, R OBP: 0.326, SLG: 0.366 Rich Gossage, R (10, 1)		HBP			1-2f						1-2 2-3f	1 0 0 0 0 0 0 0 0 0 0 0 0 0										
Kurt Bevacqua, R OBP: 0.352, SLG: 0.360 (11, PH)		1-2 2-3f									1-2 2-3 3-Hf	1 0 0 0 0 0 3 0 0 0 0 0 0 0										
Eric Show, R OBP: 0.115, SLG: 0.100 Mario Ramirez, R OBP: 0.294, SLG: 0.344 Miguel Dilone, S OBP: 0.262, SLG: 0.252 Tim Flannery, L OBP: 0.379, SLG: 0.351 (8, 4)		1-2 2-3 HBP			F9		F8 SH1-4 1B			F2	SF8	1 0 0 0 0 0 0 1 0 1 0 0 0 0 0 1 0 0 0 0 0 1 0 0 1 0 0 0										
Inning Stats	R: 0 E: 0 K: 1 S: 6	H: 1 LOB: 1 BB: 0 P: 6	R: 0 E: 0 K: 0 S: 5	H: 2 LOB: 3 BB: 0 P: 6	R: 0 E: 0 K: 0 S: 4	H: 1 LOB: 1 BB: 0 P: 4	R: 0 E: 0 K: 0 S: 3	H: 1 LOB: 0 BB: 0 P: 3	R: 1 E: 0 K: 1 S: 5	H: 2 LOB: 2 BB: 1 P: 9	R: 0 E: 0 K: 2 S: 7	H: 0 LOB: 0 BB: 0 P: 7	R: 0 E: 0 K: 1 S: 5	H: 0 LOB: 0 BB: 0 P: 5	R: 0 E: 0 K: 2 S: 7	H: 1 LOB: 0 BB: 0 P: 7	R: 1 E: 1 K: 0 S: 4	H: 0 LOB: 2 BB: 1 P: 8	1B: 9 2B: 1 3B: 0 HR: 0	SF: 1 SAC: 1 DP: 1 HBP: 1	WP: 0 PB: 0 SB: 1 CS: 1	PA: 45
PITCHER	IP	WLS	BF	H	R	ER	SO	BB	IBB	HBP	BLK	WP	HR	S	P	ERA	WHIP					
Shane Rawley, L ERA: 2.65 (1, 1)	6.2		29	8	2	2	1	1	0	1	0	0	0	29	34	2.70	1.350					
Kent Tekulve, R ERA: 3.75 (7, 1)	0.1		2	1	0	0	1	0	0	0	0	0	0	4	4	0.00	3.000					
Don Carman, L ERA: 2.15 (8, 1)	3.0		9	1	0	0	5	0	0	0	0	0	0	19	19	0.00	0.333					
Dave Shipanoff, R ERA: 1.42 (11, 1)	0.2	L	5	0	1	0	0	0	1	0	0	0	0	4	8	0.00	0.000					

Philadelphia Phillies @ San Diego Padres
 Jack Murphy Stadium, San Diego, CA
 Fri Sep 06 1985, 10:05 PM EDT
 Att. 14,889 - Unknown

AB	40
R	3
H	10
RBI	3
BB	2
SO	7
LOB	19



Batter	1	2	3	4	5	6	7	8	9	AB R H RBI BB SO LOB	TOP											
Jeff Stone, L (1, 7) <small>OBP: 0.295, SLG: 0.325</small> Garry Maddox, R (8, PH) <small>OBP: 0.286, SLG: 0.344</small> (8, 8)	0-0 3-1		0-3 K		0-0 E6			0-3 K		3 0 0 0 0 1 0 1 0 0 0 0 1 0	Philadelphia Phillies @ San Diego Padres Jack Murphy Stadium, San Diego, CA Sat Sep 07 1985, 6:33 AM EDT Att: 11,141 - Unknown livebaseballscorecards.com											
Juan Samuel, R (1, 4) <small>OBP: 0.304, SLG: 0.453</small>	0-0 1B 1B		0-3 K		0-0 4-3			0-0 F9		4 0 1 0 0 1 1												
Von Hayes, L (1, 8) <small>OBP: 0.352, SLG: 0.439</small> (8, 7)	0-0 1-2 1B			0-0 F7		0-0 3B 1B		0-3 K		4 1 2 0 0 1 0												
Mike Schmidt, R (1, 3) <small>OBP: 0.369, SLG: 0.520</small>	0-0 F8			0-0 HR		0-0 1-H K 3B		0-0 F9		4 1 2 2 0 0 2												
Glenn Wilson, R (1, 9) <small>OBP: 0.308, SLG: 0.421</small>	0-0 1-3			0-0 BLK 1B		0-0 5-3		0-0 1B		4 0 2 0 0 0 3												
Darren Daulton, L (1, 2) <small>OBP: 0.293, SLG: 0.369</small>		0-0 F5		0-3 1-2 K		0-3 3-H K		0-3 K		4 0 0 0 0 3 3												
Tom Foley, L (1, 6) <small>OBP: 0.262, SLG: 0.311</small>		0-0 4-3		0-0 3-1			0-0 P4		0-3 K	4 0 0 0 0 1 2												
Rick Schu, R (1, 5) <small>OBP: 0.323, SLG: 0.406</small>		0-0 F7			0-0 6-3		0-0 F8			3 0 0 0 0 0 0												
John Denny, R (1, 1) <small>OBP: 0.184, SLG: 0.153</small>			0-0 F8		0-0 F8		0-0 F8			3 0 0 0 0 0 0												
Inning Stats	R: 0 E: 0 K: 0 S: 5	H: 2 LOB: 2 BB: 0 P: 5	R: 0 E: 0 K: 0 S: 3	H: 0 LOB: 0 BB: 0 P: 3	R: 0 E: 0 K: 2 S: 7	H: 0 LOB: 0 BB: 0 P: 7	R: 1 E: 0 K: 1 S: 7	H: 2 LOB: 1 BB: 0 P: 7	R: 0 E: 1 K: 0 S: 4	H: 0 LOB: 1 BB: 0 P: 4	R: 1 E: 0 K: 1 S: 6	H: 2 LOB: 0 BB: 0 P: 6	R: 0 E: 0 K: 0 S: 3	H: 0 LOB: 0 BB: 0 P: 3	R: 0 E: 0 K: 2 S: 7	H: 0 LOB: 0 BB: 0 P: 7	R: 0 E: 0 K: 2 S: 8	H: 1 LOB: 1 BB: 0 P: 8	1B: 5 2B: 0 3B: 1 HR: 1	SF: 0 SAC: 0 DP: 0 HBP: 0	WP: 0 PB: 0 SB: 0 CS: 0	PA: 34
ANDY HAWKINS, R (1, 1) <small>ERA: 2.97</small> ANDY HAWKINS, R (8, 1) <small>ERA: 3.13</small>	IP: 7.0 WLS: L BF: 27 H: 6 R: 2 ER: 2 SO: 4 BB: 0 IBB: 0 HBP: 0 BLK: 1 WP: 0 HR: 1 S: 35 P: 35 ERA: 2.57 WHIP: 0.857	IP: 2.0 WLS: L BF: 7 H: 1 R: 0 ER: 0 SO: 4 BB: 0 IBB: 0 HBP: 0 BLK: 0 WP: 0 HR: 0 S: 15 P: 15 ERA: 0.00 WHIP: 0.500											PITCHER IP WLS BF H R ER SO BB IBB HBP BLK WP HR S P ERA WHIP									

Philadelphia Phillies @ San Diego Padres
 Jack Murphy Stadium, San Diego, CA
 Sat Sep 07 1985, 6:33 AM EDT
 Att: 11,141 - Unknown

AB	34
R	2
H	7
RBI	2
BB	0
SO	8
LOB	11



Batter	1	2	3	4	5	6	7	8	9	AB	R	H	RBI	BB	SO	LOB
Tim Flannery, L (1, 4) OBP: 0.380, SLG: 0.352	0-0 1-3 1B		0-0 4-3		0-0 1-3			0-0 FC3-8 1B		4	0	2	0	0	0	0
Tony Gwynn, L (1, 9) OBP: 0.347, SLG: 0.401	0-0 F7		4-0 1B BB		0-0 FC5-4 1B			0-0 FC3-6 G4-6-3 1-2f		3	0	1	0	1	0	2
Steve Garvey, R (1, 3) OBP: 0.308, SLG: 0.437	0-0 1-3 1-2		0-0 1-2 1B		0-0 FC5-4 1-2f			0-0 G4-6-3 1-2f		4	0	1	0	0	0	3
Graig Nettles, L (1, 5) OBP: 0.364, SLG: 0.417	4-0 BB		0-0 4-3		0-0 F7			0-3 K		3	0	0	0	1	1	2
Terry Kennedy, L (1, 2) OBP: 0.294, SLG: 0.382	0-3 K			0-0 F8		0-0 P6		0-0 F8		4	0	0	0	0	1	2
Carmelo Martinez, R (1, 7) OBP: 0.348, SLG: 0.432		0-0 6-3		0-0 F3		0-0 6-3		0-0 5-3		4	0	0	0	0	0	0
Kevin McReynolds, R (1, 8) OBP: 0.287, SLG: 0.370		0-0 5-3		0-0 2B		0-0 5-3		0-0 F2		3	0	1	0	0	0	0
Mario Ramirez, R (1, 6) OBP: 0.278, SLG: 0.324		0-0 5-3		0-3 K		0-0 F2		0-0 F2		2	0	0	0	0	1	1
Miguel Dilone, S (7, PH) OBP: 0.260, SLG: 0.250										1	0	0	0	0	0	0
Jerry Royster, R (8, 6) OBP: 0.350, SLG: 0.379										0	0	0	0	0	0	0
Andy Hawkins, R (1, 1) OBP: 0.118, SLG: 0.091			0-0 L4		0-0 2-3			0-3 K		2	0	0	0	0	0	0
Al Bumbry, L (7, PH) OBP: 0.269, SLG: 0.287										1	0	0	0	0	1	0
Craig Lefferts, L (8, 1) OBP: 0.250, SLG: 0.250										0	0	0	0	0	0	0

Inning Stats	R: 0	H: 1	E: 0	K: 1	S: 6	LOB: 2	BB: 1	P: 10	R: 0	H: 0	E: 0	K: 0	S: 3	LOB: 0	BB: 0	P: 3	R: 0	H: 1	E: 0	K: 0	S: 4	LOB: 2	BB: 1	P: 8	R: 0	H: 1	E: 0	K: 1	S: 6	LOB: 1	BB: 0	P: 6	R: 0	H: 1	E: 0	K: 0	S: 4	LOB: 1	BB: 0	P: 4	R: 0	H: 0	E: 0	K: 0	S: 3	LOB: 0	BB: 0	P: 3	R: 0	H: 0	E: 0	K: 1	S: 5	LOB: 0	BB: 0	P: 5	R: 0	H: 1	E: 0	K: 0	S: 3	LOB: 0	BB: 0	P: 3	R: 0	H: 0	E: 0	K: 1	S: 5	LOB: 0	BB: 0	P: 5
1B: 4	SF: 0	2B: 1	SAC: 0	3B: 0	DP: 1	HR: 0	HBP: 0	WP: 0	PA: 33	ERA: 0.00	WHIP: 0.778	WP: 0	PA: 33	ERA: 0.00	WHIP: 0.778	WP: 0	PA: 33	ERA: 0.00	WHIP: 0.778	WP: 0	PA: 33	ERA: 0.00	WHIP: 0.778	WP: 0	PA: 33	ERA: 0.00	WHIP: 0.778	WP: 0	PA: 33	ERA: 0.00	WHIP: 0.778	WP: 0	PA: 33	ERA: 0.00	WHIP: 0.778	WP: 0	PA: 33	ERA: 0.00	WHIP: 0.778	WP: 0	PA: 33	ERA: 0.00	WHIP: 0.778	WP: 0	PA: 33	ERA: 0.00	WHIP: 0.778	WP: 0	PA: 33	ERA: 0.00	WHIP: 0.778	WP: 0	PA: 33	ERA: 0.00	WHIP: 0.778																	


BOTTOM

Philadelphia Phillies @ San Diego Padres
Jack Murphy Stadium, San Diego, CA

Sat Sep 07 1985, 6:33 AM EDT
 Att. 11,141 - Unknown

livebaseballscorecards.com

AB	31
R	0
H	5
RBI	0
BB	2
SO	4
LOB	10



Batter	1	2	3	4	5	6	7	8	9	AB R H RBI BB SO LOB	TOP																
Von Hayes, L OBP: 0.351, SLG: 0.438 (1, 8) (7, 7)	0-0 3-1		0-0 G3		0-0 1B 2B	0-0 4-3		0-0 F8		5 1 1 1 0 0 0																	
Rick Schu, R OBP: 0.330, SLG: 0.410 (1, 5) BBB	4-0 BB		0-0 2B		4-0 1B BB	4-0 S BB		0-3 K		2 1 1 0 3 1 0																	
Juan Samuel, R OBP: 0.305, SLG: 0.452 (1, 4) S	0-0 P4		0-3 K		0-0 1B 1B	0-3 K		0-0 S 1B		5 2 2 1 0 2 3																	
Mike Schmidt, R OBP: 0.368, SLG: 0.516 (1, 3) SS	0-3 K			0-0 F9	0-0 1B 1B		0-3 K		0-3 K	5 0 1 1 0 3 2																	
Glenn Wilson, R OBP: 0.311, SLG: 0.425 (1, 9)		0-0 1-3		0-0 F7	0-0 1B		0-0 2B		0-0 S 1B	5 0 3 2 0 0 0																	
Ozzie Virgil, R OBP: 0.339, SLG: 0.459 (1, 2)		0-0 5-3		0-0 F7	0-3 K		0-3 K		0-0 FC6-5-4 WP	5 0 0 0 0 2 4																	
John Russell, R OBP: 0.297, SLG: 0.417 Garry Maddox, R OBP: 0.284, SLG: 0.342 (1, 7) (7, 8)		0-0 HR			0-3 K	0-0 HR 1B	0-3 K		0-3 K	4 2 2 1 0 2 1 1 0 0 0 0 1 1																	
Luis Aguayo, R OBP: 0.387, SLG: 0.448 (1, 6)		0-0 G3			0-0 SH1-4 2B 1B	0-0 HR		0-0 HR		4 3 3 3 0 0 0																	
Steve Carlton, L OBP: 0.179, SLG: 0.192 Rick Surhoff, R OBP: 0.294, SLG: 0.324 Jeff Stone, L OBP: 0.293, SLG: 0.392 Freddie Toliver, R OBP: 0.283, SLG: 0.392 Derrel Thomas, S OBP: 0.283, SLG: 0.392 Don Garrihan, L OBP: 0.271, SLG: 0.667 Kent Tekulve, R OBP: 0.271, SLG: 0.667 (1, 1) (5, 1) (6, PH) (6, 1) (8, PH) (8, 1) (9, 1) (9, 1)			0-0 6-3		0-0 SH1-4 2B	0-0 F9		0-3 K		1 0 0 0 0 0 0 0 0 0 0 0 0 0 1 0 0 0 0 0 0 0 0 0 0 0 0 0 1 0 0 0 0 1 0																	
Inning Stats	R: 0 E: 0 K: 1 S: 5	H: 0 LOB: 1 BB: 1 P: 9	R: 1 E: 0 K: 0 S: 4	H: 1 LOB: 0 BB: 0 P: 4	R: 0 E: 0 K: 1 S: 6	H: 1 LOB: 1 BB: 0 P: 6	R: 0 E: 0 K: 0 S: 3	H: 0 LOB: 0 BB: 0 P: 3	R: 4 E: 0 K: 2 S: 12	H: 5 LOB: 2 BB: 1 P: 16	R: 2 E: 0 K: 1 S: 7	H: 2 LOB: 1 BB: 1 P: 11	R: 0 E: 0 K: 3 S: 10	H: 1 LOB: 1 BB: 0 P: 10	R: 1 E: 0 K: 2 S: 8	H: 1 LOB: 0 BB: 0 P: 8	R: 1 E: 0 K: 2 S: 9	H: 2 LOB: 1 BB: 0 P: 9	1B: 7 2B: 3 3B: 0 HR: 3	SF: 0 SAC: 1 DP: 0 HBP: 0	WP: 1 PA: 43 PB: 0 SB: 4 CS: 0						
PITCHER	IP WLS BF H R ER SO BB IBB HBP BLK WP HR S P ERA WHIP																										
Mark Thurmond, L ERA: 4.46 (1, 1)	4.2		22	6	5	5	3	2	0	0	0	0	1	26	34	9.64	1.714										
Ed Wojna, R ERA: 5.3 (5, 1)	0.1	L	4	3	2	2	1	0	0	0	0	0	1	6	6	54.00	9.000										
Gene Walter, L ERA: 2.7 (6, 1)	1.0		4	0	0	0	1	1	0	0	0	0	0	5	9	0.00	1.000										
Roy Lee Jackson, R ERA: 3.31 (7, 1)	2.0		8	2	1	1	5	0	0	0	0	0	1	18	18	4.50	1.000										
Tim Stoddard, R ERA: 4.53 (9, 1)	1.0		5	2	1	1	2	0	0	0	0	1	0	9	9	9.00	2.000										

Philadelphia Phillies @ San Diego Padres
 Jack Murphy Stadium, San Diego, CA
 Sun Sep 08 1985, 6:33 AM EDT
 Att: 15,765 - Unknown

AB	39
R	9
H	13
RBI	9
BB	3
SO	12
LOB	11



BOTTOM

Philadelphia Phillies @ San Diego Padres
 Jack Murphy Stadium, San Diego, CA

Sun Sep 08 1985, 6:33 AM EDT
 Att. 15,765 - Unknown

AB R H RBI BB SO LOB

5	1	1	2	0	1	0
5	2	3	1	0	0	0
4	1	1	0	1	0	1
4	1	1	0	1	1	2
4	0	2	2	1	0	0
0	0	0	0	0	0	0
3	1	0	0	2	0	6
4	0	2	1	0	0	3
1	0	0	0	0	0	3
4	1	2	1	0	2	2
2	0	0	0	0	1	2
0	0	0	0	0	0	0
0	0	0	0	0	0	0
1	0	0	0	0	0	0
0	0	0	0	0	0	0
1	0	0	0	0	1	0
0	0	0	0	0	0	0

livebaseballscores.com

AB	38
R	7
H	12
RBI	7
BB	5
SO	6
LOB	19



1B	8	SF	0
2B	2	SAC	0
3B	0	DP	0
HR	2	HBP	0

WP: 0 PA: 43
 PB: 0
 SB: 0
 CS: 0

Batter	1	2	3	4	5	6	7	8	9
Garry Templeton, S (1, 6)	0-0 G3		0-0 HR		0-0 G1-6-3	0-3 K		0-0 4-3	
Jerry Royster, R (1, 4)	0-0 P4		0-0 2B		0-0 BB 1B 1B	0-0 F8		0-0 HR	
Tony Gwynn, L (1, 9)	0-0 4-3		0-0 F8		0-0 1-2 1B		0-0 F8	4-0 1B G5-3 BB	
Steve Garvey, R (1, 3)		0-0 F2	0-3 K		4-0 1-2 2-3 1B		0-0 BB 1B	0-0 G5-3	
Kevin McReynolds, R (1, 8)		0-0 6-3		0-0 F9	0-0 1-2 2-H 3-H 1B		4-0 1-2 FC6-4 BB	0-0 5-3	
Miguel Dilone, S (9, PR)								2-3 1B	
Carmelo Martinez, R (1, 7)		4-0 BB		4-0 1B BB		0-0 P4		0-0 5-3	
Kurt Bevacqua, R (1, 5)		0-0 4-3		0-0 1B 1-2 1B		0-0 1B		0-0 F9	
Graig Nettles, L (9, PH)								1-2 FC6-4	
Bruce Bochy, R (1, 2)			0-0 HR	0-0 1-3 2-H 1B	0-3 K2-3			0-3 K	
Mark Thurmond, L (1, 1)			0-3 K						
Ed Weir, R (5, 1)									
Gene Walter, L (6, 1)									
Bobby Brown, S (6, PH)									
Roy Lee Jackson, R (7, 1)									
Gerry Davis, R (8, PH)									
Tim Stoddard, R (9, 1)						0-0 4-3		0-3 K	

Inning Stats	R: 0	H: 0	E: 0	LOB: 0	K: 0	BB: 0	S: 3	P: 3
Inning Stats	R: 0	H: 0	E: 0	LOB: 1	K: 0	BB: 1	S: 3	P: 7
Inning Stats	R: 2	H: 3	E: 0	LOB: 1	K: 2	BB: 0	S: 10	P: 10
Inning Stats	R: 1	H: 2	E: 0	LOB: 1	K: 0	BB: 1	S: 4	P: 8
Inning Stats	R: 3	H: 4	E: 0	LOB: 2	K: 1	BB: 1	S: 9	P: 13
Inning Stats	R: 0	H: 0	E: 0	LOB: 0	K: 1	BB: 0	S: 5	P: 5
Inning Stats	R: 0	H: 1	E: 0	LOB: 2	K: 0	BB: 1	S: 4	P: 8
Inning Stats	R: 0	H: 0	E: 0	LOB: 0	K: 2	BB: 0	S: 7	P: 7
Inning Stats	R: 1	H: 2	E: 0	LOB: 3	K: 0	BB: 1	S: 5	P: 9

PITCHER	IP	WLS	BF	H	R	ER	SO	BB	IBB	HBP	BLK	WP	HR	S	P	ERA	WHIP
Steve Carlton, L (1, 1)	4.1		23	8	6	6	2	3	0	0	0	0	1	24	36	12.46	2.538
Rick Sutthoff, R (5, 1)	0.2	W	3	1	0	0	1	0	0	0	0	0	0	5	5	0.00	1.500
Freddie Toliver, R (6, 1)	2.0		8	1	0	0	1	1	0	0	0	0	0	9	13	0.00	1.000
Don Carman, L (8, 1)	1.0		5	1	1	1	2	1	0	0	0	0	1	8	12	9.00	2.000
Kent Tekulve, R (9, 1)	0.2		3	1	0	0	0	0	0	0	0	0	0	3	3	0.00	1.500

PITCHER	IP	WLS	BF	H	R	ER	SO	BB	IBB	HBP	BLK	WP	HR	S	P	ERA	WHIP
Dave Rucker, L (9, 1)	0.1		1	0	0	0	0	0	0	0	0	0	0	1	1	0.00	0.000

Batter	1	2	3	4	5	6	7	8	9	AB R H RBI BB SO LOB	TOP														
Garry Templeton, S (1, 6) OBP: 0.327, SLG: 0.369	0-3 K		0-0 4-3			0-0 4-3		0-0 G3		4 0 0 0 0 1 2															
Tony Gwynn, L (1, 9) OBP: 0.347, SLG: 0.398	0-0 G5-4-3 1B			0-0 F7		0-0 3-1		0-0 4-3		4 0 1 0 0 0 1															
Steve Garvey, R (1, 3) OBP: 0.308, SLG: 0.435	0-0 G5-4-3 1-2f			0-3 K		0-0 1B			0-0 5-3	4 0 1 0 0 1 1															
Graig Nettles, L (1, 5) OBP: 0.360, SLG: 0.412		0-0 4-3		0-0 F7		0-3 K			0-0 F8	4 0 0 0 0 1 1															
Bruce Bochy, R (1, 2) OBP: 0.310, SLG: 0.488		0-0 5-3			0-0 F7 2B 1B		0-0 F6		0-0 F6	4 1 1 0 0 0 0															
Carmelo Martinez, R (1, 7) OBP: 0.347, SLG: 0.426		0-0 F7			0-0 F7 1-2		0-0 F7			3 0 0 0 0 0 1															
Kevin McReynolds, R (1, 8) OBP: 0.280, SLG: 0.373			0-3 K		0-0 4-3 2-H 2B		0-0 F8			3 0 1 1 0 1 0															
Tim Flannery, L (1, 4) OBP: 0.382, SLG: 0.351			4-0 SH1-3 BB		0-0 4-3 2-3			4-0 G3 SH5-4 BB		1 0 0 0 2 0 1															
Dave Dravecky, R (1, 1) OBP: 0.161, SLG: 0.121			0-0 SH1-3		0-3 K			0-0 SH5-4		1 0 0 0 0 1 1															
Lance McCullers, S (7, 1)			1-2					1-2		0 0 0 0 0 0 0															
Al Bumbry, L (8, PH) OBP: 0.289, SLG: 0.287										0 0 0 0 0 0 0															
Rich Gossage, R (8, 1)										0 0 0 0 0 0 0															
Inning Stats	R: 0 E: 0 K: 1 S: 5	H: 1 LOB: 0 BB: 0 P: 5	R: 0 E: 0 K: 0 S: 3	H: 0 LOB: 0 BB: 0 P: 3	R: 0 E: 0 K: 1 S: 5	H: 0 LOB: 1 BB: 1 P: 9	R: 0 E: 0 K: 1 S: 5	H: 0 LOB: 0 BB: 0 P: 5	R: 1 E: 0 K: 1 S: 7	H: 2 LOB: 1 BB: 0 P: 7	R: 0 E: 0 K: 0 S: 6	H: 1 LOB: 1 BB: 0 P: 6	R: 0 E: 0 K: 0 S: 3	H: 0 LOB: 0 BB: 0 P: 3	R: 0 E: 0 K: 0 S: 3	H: 0 LOB: 1 BB: 1 P: 7	R: 0 E: 0 K: 0 S: 3	H: 0 LOB: 0 BB: 0 P: 3	1B: 3 2B: 1 3B: 0 HR: 0	SF: 0 SAC: 2 DP: 1 HBP: 0	WP: 0 PB: 0 SB: 0 CS: 0	PA: 32			
PITCHER Andy McGaffigan, R (1, 1) ERA: 3.36 John Franco, L (9, 1) ERA: 1.88	IP 8.0	WLS W	BF 29	H 4	R 1	ER 1	SO 5	BB 2	IBB 0	HBP 0	BLK 0	WP 0	HR 0	S 37	P 45	ERA 1.12	WHIP 0.750								
																			WP: 0 PB: 0 SB: 0 CS: 0	PA: 32					

San Diego Padres @ Cincinnati Reds
Riverfront Stadium, Cincinnati, OH
Mon Sep 09 1985, 7:05 PM EDT
Att: 29,289 - Unknown

livebaseballscorecards.com

AB	28
R	1
H	4
RBI	1
BB	2
SO	5
LOB	8



Batter	1	2	3	4	5	6	7	8	9	AB	R	H	RBI	BB	SO	LOB
Gary Redus, R OBP: 0.370, SLG: 0.413 (1, 8) Eddie Milner, L OBP: 0.341, SLG: 0.344 John Franco, L OBP: 0.333, SLG: 0.333 (8, PH) (9, 1)	0-0 F8 ①		0-0 4-3 ③			4-0 S 1B BB		0-0 E9 1-3 1B		2	1	0	0	1	0	0
Buddy Bell, R OBP: 0.303, SLG: 0.331 (1, 5)	0-0 F7			0-0 6-3 ①		0-0 1B 1-H		0-0 F8 ③		4	0	1	1	0	0	2
Dave Parker, L OBP: 0.358, SLG: 0.539 (1, 9)	0-0 6-3 ③			0-0 F8 ②		0-0 F8 ③			0-0 SH1-4 1B	4	1	1	0	0	0	0
Tony Perez, R OBP: 0.407, SLG: 0.479 Eric Davis, R OBP: 0.211, SLG: 0.413 (7, PR) (8, 8)		0-0 5-3 ①		0-0 6-3 ③			0-0 CS BLK 1B		0-0 SH1-4 ① 1-2	3	0	1	0	0	0	0
Nick Esasky, R OBP: 0.329, SLG: 0.441 (1, 7) (8, 3)		0-3 K ②			0-0 F9 ①		0-0 F8 ② 1-3		0-0 F9 ②	4	0	0	0	0	1	2
Dave Concepcion, R OBP: 0.320, SLG: 0.341 (1, 6)		0-0 FC4-6 1B			0-0 FC6-4 1B		0-0 F9 ③		0-0 1B 2-H	4	0	3	1	0	0	1
Bo Diaz, R OBP: 0.288, SLG: 0.341 (1, 2)		0-0 FC4-6 1-2f			0-0 F6 ②			0-3 K ①		3	0	0	0	0	1	2
Ron Oester, S OBP: 0.359, SLG: 0.386 (1, 4)			0-0 5-3 ①		0-0 FC6-4 1-2f			0-0 E 1B 1B		3	0	1	0	0	0	1
Andy McGaffigan, R Max Venable, L OBP: 0.330, SLG: 0.413 (8, PH) (9, 7)			0-0 1-3 ②			0-0 5-3 ①		0-0 F3 ②		2	0	0	0	0	0	0
										1	0	0	0	0	0	1

Inning Stats	R: 0	H: 0	E: 0	K: 0	S: 3	H: 0	LOB: 0	BB: 0	P: 3	R: 0	H: 1	E: 0	K: 1	S: 6	H: 0	LOB: 1	BB: 0	P: 6	R: 0	H: 0	E: 0	K: 0	S: 3	H: 0	LOB: 0	BB: 0	P: 3	R: 0	H: 1	E: 0	K: 0	S: 4	H: 1	LOB: 1	BB: 0	P: 4	R: 1	H: 1	E: 0	K: 0	S: 3	H: 1	LOB: 0	BB: 1	P: 7	R: 0	H: 1	E: 0	K: 0	S: 3	H: 1	LOB: 1	BB: 0	P: 3	R: 0	H: 2	E: 1	K: 1	S: 7	H: 2	LOB: 2	BB: 0	P: 7	R: 1	H: 2	E: 0	K: 0	S: 4	H: 2	LOB: 1	BB: 0	P: 4	1B: 8	2B: 0	3B: 0	HR: 0	SF: 0	SAC: 1	DP: 0	HBP: 0	WP: 0	PB: 0	SB: 2	CS: 1	PA: 33
PITCHER	IP	WLS	BF	H	R	ER	SO	BB	IBB	HBP	BLK	WP	HR	S	P	ERA	WHIP																																																																				
Dave Dravecky, L ERA: 2.54 (1, 1)	6.0		22	4	1	1	1	1	1	0	0	0	0	23	27	1.50	0.833																																																																				
Lance McCullers, R ERA: 1.29 (7, 1)	1.0		2	0	0	0	0	0	0	0	1	0	0	2	2	0.00	0.000																																																																				
Rich Gossage, R ERA: 1.78 (8, 1)	1.2	L	9	4	1	1	1	0	0	0	0	0	0	11	11	5.40	2.400																																																																				

BOTTOM

San Diego Padres @ Cincinnati Reds
Riverfront Stadium, Cincinnati, OH
Mon Sep 09 1985, 7:05 PM EDT
Att. 29,289 - Unknown

AB	31
R	2
H	8
RBI	2
BB	1
SO	2
LOB	9



WP: 0	PA: 33
ERA	WHIP

livebaseballscorecards.com

Batter	1	2	3	4	5	6	7	8	9	AB R H RBI BB SO LOB	TOP			
Garry Templeton, S (1, 6) OBP: 0.331, SLG: 0.376	0-0 E 1B 1B	0-0 4-3			0-0 1-2 2B		0-0 1-2 2-H 1B		0-0 1B	5 1 4 1 0 0 1				
Tony Gwynn, L (1, 9) OBP: 0.347, SLG: 0.399	0-0 E2 1B FC3-6 1B		0-0 4-3		0-0 6-3		0-0 6-3		0-0 1-2 1B	5 1 2 0 0 0 3				
Steve Garvey, R (1, 3) OBP: 0.311, SLG: 0.434	0-0 FC3-6 1B		0-0 6-3			4-0 BB	4-0 IBB		0-0 6-3	3 0 1 1 2 0 2				
Graig Nettles, L (1, 5) OBP: 0.357, SLG: 0.408	0-0 FC3-6 FC5-4 1-2f 3-H		0-0 6-3			0-0 F7	0-0 F6			4 0 0 1 0 0 5				
Bruce Bochy, R (1, 2) OBP: 0.295, SLG: 0.464	0-0 FC5-4 1-2f			0-3 K		0-0 F8		0-0 1-3		4 0 0 0 0 1 2				
Carmelo Martinez, R (1, 7) OBP: 0.344, SLG: 0.422	0-0 F9			0-0 F8		0-0 F2		0-0 6-3		4 0 0 0 0 0 2				
Kevin McReynolds, R (1, 8) OBP: 0.288, SLG: 0.370		0-0 F9		0-0 5-3		0-0 F8	0-3 K			4 0 0 0 0 1 0				
Tim Flannery, L (1, 4) OBP: 0.383, SLG: 0.353		0-0 E6 6-3			0-0 CS 1B		0-0 BB 1B		0-0 F7	4 1 2 0 0 0 0				
LaMarr Hoyt, R (1, 1) OBP: 0.068, SLG: 0.071 Al Bumbry, L (7, PH) OBP: 0.277, SLG: 0.287 Lance McCullers, S (7, 1) Craig Lefferts, L (8, 1) OBP: 0.250, SLG: 0.250 Bobby Brown, S (9, PH) OBP: 0.197, SLG: 0.183 Rich Gossage, R (9, 1)		0-0 6-3			0-0 F1		4-0 WP 1B BB		0-0 4-3	2 0 0 0 0 0 2 0 0 0 0 1 0 0 0 0 0 0 0 0 0 0 0 0 0 0 0 0 1 0 0 0 0 0 0 0 0 0 0 0 0 0				
Inning Stats	R: 2 H: 3 E: 1 LOB: 1 K: 0 BB: 0 S: 6 P: 6	R: 0 H: 0 E: 1 LOB: 1 K: 0 BB: 0 S: 4 P: 4	R: 0 H: 0 E: 0 LOB: 0 K: 0 BB: 0 S: 3 P: 3	R: 0 H: 0 E: 0 LOB: 0 K: 1 BB: 0 S: 5 P: 5	R: 0 H: 2 E: 0 LOB: 1 K: 0 BB: 0 S: 4 P: 4	R: 0 H: 0 E: 0 LOB: 1 K: 0 BB: 1 S: 3 P: 7	R: 1 H: 2 E: 0 LOB: 3 K: 0 BB: 2 S: 5 P: 13	R: 0 H: 0 E: 0 LOB: 0 K: 1 BB: 0 S: 5 P: 5	R: 0 H: 2 E: 0 LOB: 2 K: 0 BB: 0 S: 5 P: 5	1B: 8 SF: 0 2B: 1 SAC: 0 3B: 0 DP: 0 HR: 0 HBP: 0	WP: 1 PA: 39 PB: 0 SB: 0 CS: 1			
PITCHER	IP WLS BF H R ER SO BB IBB HBP BLK WP HR S P ERA WHIP												PITCHER	IP WLS BF H R ER SO BB IBB HBP BLK WP HR S P ERA WHIP
Ron Robinson, R (1, 1) ERA: 4.14	6.1 L 28 7 3 3 1 2 0 0 0 0 0 0 28 36 4.26 1.421													
John Franco, L (7, 1) ERA: 1.84	1.2 6 0 0 0 1 0 1 0 0 1 0 7 11 0.00 0.000													
Ted Power, R (9, 1) ERA: 2.72	1.0 5 2 0 0 0 0 0 0 0 0 0 5 5 0.00 2.000													

San Diego Padres @ Cincinnati Reds
Riverfront Stadium, Cincinnati, OH
Tue Sep 10 1985, 7:05 PM EDT
Att: 51,045 - Unknown

livebaseballscorecards.com

AB	36
R	3
H	9
RBI	3
BB	3
SO	2
LOB	17



Batter	1	2	3	4	5	6	7	8	9	AB	R	H	RBI	BB	SO	LOB
Eddie Milner, L OBP: 0.339, SLG: 0.341 (1, 8) X	0-0 G3 ①		0-0 F9 ③		0-3 K ③			0-0 SH2-4 ① 1-2		3	0	0	0	0	1	2
Pete Rose, S OBP: 0.385, SLG: 0.320 (1, 3) X	0-0 F6 ②			0-0 F7 ①		0-0 F6 ①		0-0 F7 ②		4	0	0	0	0	0	1
Dave Parker, L OBP: 0.358, SLG: 0.540 (1, 9) X	0-0 F8 ③			0-0 FC4-6 1B		0-0 2B		0-0 G3 ③		4	0	2	0	0	0	1
Nick Esasky, R OBP: 0.325, SLG: 0.436 (1, 7)		0-0 L6 ①		0-0 FC4-6 ② 1-2 HR		0-3 K ②		0-3 K ①		4	1	0	0	0	2	2
Buddy Bell, R OBP: 0.303, SLG: 0.336 (1, 5)		0-0 F8 ②		0-0 HR 1-H		0-0 5-3 ③		0-0 F9 ②		4	1	1	2	0	0	1
Dave Concepcion, R OBP: 0.318, SLG: 0.338 (1, 6)		0-0 L6 ③		0-0 4-3 ③		0-3 K ①		0-0 6-3 ③		4	0	0	0	0	1	0
Bo Diaz, R OBP: 0.283, SLG: 0.335 (1, 2)			0-0 1-3 ①		0-0 F8 ①		0-3 K ②			3	0	0	0	0	1	0
Ron Oester, S OBP: 0.358, SLG: 0.385 (1, 4)			0-0 SH1-4 1B		0-0 F9 ②		0-0 1-3 ③			3	0	1	0	0	0	0
Ron Robinson, R OBP: 0.077, SLG: 0.077 (1, 1)			0-0 SH1-4 ②		0-0 1B			0-0 SH2-4 1B		1	0	1	0	0	0	0
John Franco, L OBP: 0.333, SLG: 0.333 (7, 1)			0-0 1-2							0	0	0	0	0	0	0
Max Venable, L OBP: 0.336, SLG: 0.419 (8, PH)										1	0	1	0	0	0	0
Ted Power, R (9, 1)										0	0	0	0	0	0	0

Inning Stats	R: 0	H: 0	E: 0	K: 3	S: 3	R: 0	H: 0	E: 0	K: 3	S: 3	R: 0	H: 1	E: 0	K: 0	S: 4	R: 2	H: 2	E: 0	K: 0	S: 5	R: 0	H: 1	E: 0	K: 1	S: 6	R: 0	H: 1	E: 0	K: 1	S: 6	R: 0	H: 0	E: 0	K: 2	S: 7	R: 0	H: 1	E: 0	K: 0	S: 4	R: 0	H: 0	E: 0	K: 1	S: 5	1B: 4	SF: 0	2B: 1	SAC: 2	3B: 0	DP: 0	HR: 1	HBP: 0	WP: 0	PA: 33
PITCHER	IP	WLS	BF	H	R	ER	SO	BB	IBB	HBP	BLK	WP	HR	S	P	ERA	WHIP																																						
LaMarr Hoyt, R ERA: 3.69 (1, 1)	6.0	W	23	5	2	2	2	0	0	0	0	0	1	27	27	3.00	0.833																																						
Lance McCullers, R ERA: 1.19 (7, 1)	1.2		6	1	0	0	2	0	0	0	0	0	0	10	10	0.00	0.600																																						
Craig Lefferts, L ERA: 3.12 (8, 1)	0.1		1	0	0	0	0	0	0	0	0	0	0	1	1	0.00	0.000																																						
Rich Gossage, R ERA: 1.76 (9, 1)	1.0	S	3	0	0	0	1	0	0	0	0	0	0	5	5	0.00	0.000																																						


BOTTOM

San Diego Padres @ Cincinnati Reds
Riverfront Stadium, Cincinnati, OH
Tue Sep 10 1985, 7:05 PM EDT
Att. 51,045 - Unknown

livebaseballscores.com

AB	31
R	2
H	6
RBI	2
BB	0
SO	5
LOB	7



Batter	1	2	3	4	5	6	7	8	9	AB R H RBI BB SO LOB	TOP														
Garry Templeton, S (1, 6) OBP: 0.329, SLG: 0.373	0-3 K		0-0 F8			0-0 F9			0-0 4-3	4 0 0 0 0 1 0	<p>San Diego Padres @ Cincinnati Reds Riverfront Stadium, Cincinnati, OH</p> <p>Wed Sep 11 1985, 7:05 PM EDT Att: 47,237 - Unknown</p> <p>livebaseballscorecards.com</p> <table border="1"> <tr><td>AB</td><td>31</td></tr> <tr><td>R</td><td>0</td></tr> <tr><td>H</td><td>5</td></tr> <tr><td>RBI</td><td>0</td></tr> <tr><td>BB</td><td>0</td></tr> <tr><td>SO</td><td>6</td></tr> <tr><td>LOB</td><td>8</td></tr> </table> 	AB	31	R	0	H	5	RBI	0	BB	0	SO	6	LOB	8
AB	31																								
R	0																								
H	5																								
RBI	0																								
BB	0																								
SO	6																								
LOB	8																								
Jerry Royster, R (1, 4) OBP: 0.354, SLG: 0.403	0-0 5-3			0-0 F2		0-0 F4			0-0 1B	4 0 1 0 0 0 0															
Tony Gwynn, L (1, 9) OBP: 0.347, SLG: 0.397	0-0 4-3			0-0 F4			0-0 S 1B		0-0 F8	4 0 1 0 0 0 1															
Steve Garvey, R (1, 3) OBP: 0.309, SLG: 0.431		0-0 6-3		0-3 K			0-0 F9		0-0 3-1	4 0 0 0 0 1 2															
Carmelo Martinez, R (1, 7) OBP: 0.342, SLG: 0.419		0-3 K			0-3 K		0-0 F8 1-2			3 0 0 0 0 2 1															
Kevin McReynolds, R (1, 8) OBP: 0.288, SLG: 0.370		0-0 1B			0-0 F8		0-0 F8			3 0 1 0 0 0 1															
Bruce Bochy, R (1, 2) OBP: 0.297, SLG: 0.460		0-3 K			0-0 FC5-4 1B			0-0 F9		3 0 1 0 0 1 1															
Kurt Bevacqua, R (1, 5) OBP: 0.357, SLG: 0.365			0-0 F6		0-0 FC5-4 1-2f			0-0 G6-4-3 1B		3 0 1 0 0 0 1															
Eric Show, R (1, 1) OBP: 0.111, SLG: 0.097			0-3 K			0-0 5-3		0-0 G6-4-3 1-2f		2 0 0 0 0 1 0															
Gerry Davis, R (8, PH) OBP: 0.311, SLG: 0.349										1 0 0 0 0 0 1															
Roy Lee Jackson, R (8, 1)										0 0 0 0 0 0 0															
Gene Walter, L (8, 1)										0 0 0 0 0 0 0															
Inning Stats	R: 0 E: 0 K: 1 S: 5	H: 0 LOB: 0 BB: 0 P: 5	R: 0 E: 0 K: 2 S: 8	H: 1 LOB: 1 BB: 0 P: 8	R: 0 E: 0 K: 1 S: 5	H: 0 LOB: 0 BB: 0 P: 5	R: 0 E: 0 K: 1 S: 6	H: 1 LOB: 1 BB: 0 P: 6	R: 0 E: 0 K: 0 S: 3	H: 0 LOB: 0 BB: 0 P: 3	R: 0 E: 0 K: 0 S: 4	H: 1 LOB: 1 BB: 0 P: 4	R: 0 E: 0 K: 0 S: 4	H: 1 LOB: 1 BB: 0 P: 4	1B: 5 2B: 0 3B: 0 HR: 0	SF: 0 SAC: 0 DP: 1 HBP: 0	WP: 0 PB: 0 SB: 1 CS: 0	PA: 31							
PITCHER	IP WLS BF H R ER SO BB IBB HBP BLK WP HR S P ERA WHIP																	IP WLS BF H R ER SO BB IBB HBP BLK WP HR S P ERA WHIP							
Tom Browning, L (1, 1) ERA: 3.3	8.1 W 29 5 0 0 6 0 0 0 0 0 0 41 41 0.00 0.600																								
John Franco, L (9, 1) ERA: 1.83	0.1 S 1 0 0 0 0 0 0 0 0 0 0 1 1 0.00 0.000																								
Ted Power, R (9, 1) ERA: 2.7	0.1 S 1 0 0 0 0 0 0 0 0 0 0 1 1 0.00 0.000																								

Batter	1	2	3	4	5	6	7	8	9
Eddie Milner, L OBP: 0.335, SLG: 0.337 (1, 8)	0-0 F5		0-0 F9		0-0 F8		0-0 6-3	0-3 K	
Pete Rose, S OBP: 0.389, SLG: 0.329 (1, 3)	0-0 FC6-4 BB 1B		4-0 1B FC4-6 BB		0-0 F7		0-0 SF8 3B		
Dave Parker, L OBP: 0.363, SLG: 0.541 (1, 9)	4-0 FC6-4 BB 1-2		0-0 FC4-6 1B		4-0 FC6 IBB		4-0 2B IBB		
Nick Esasky, R OBP: 0.322, SLG: 0.432 Max Venable, L OBP: 0.336, SLG: 0.419 (1, 7) (8, 7)	0-0 FC6-4 1-2f 2-3		0-0 FC4-6 1-2f 3-H 0-3		0-0 FC6 1-2f		0-0 SF8 3-H		
Buddy Bell, R OBP: 0.302, SLG: 0.337 (1, 5)	0-0 F7		0-0 K		0-0 5-3		0-0 2B		
Dave Concepcion, R OBP: 0.317, SLG: 0.338 (1, 6)		0-0 1B		0-0 E1 G6-4-3		0-0 4-3	0-0 F9		
Bo Diaz, R OBP: 0.288, SLG: 0.341 Gary Redus, R OBP: 0.370, SLG: 0.413 Dave Vangorder, R OBP: 0.264, SLG: 0.315 (1, 2) (8, PR) (9, 2)		0-0 F7		0-0 G6-4-3 1-2f		0-0 2B	4-0 CS BB		
Ron Oester, S OBP: 0.360, SLG: 0.385 (1, 4)		0-0 F7		0-0 G3		4-0 IBB	0-0 1B		
Tom Browning, L OBP: 0.208, SLG: 0.216 John Franco, L OBP: 0.333, SLG: 0.333 Ted Power, R (1, 1) (9, 1) (9, 1)		0-0 F5			0-0 F8 2B	0-0 1-3	0-3 K		

AB	R	H	RBI	BB	SO	LOB
5	0	0	0	0	1	2
3	2	2	0	1	0	1
1	0	1	0	3	0	0
3	0	0	2	0	0	5
0	0	0	0	0	0	0
4	0	1	0	0	1	3
4	0	1	0	0	0	2
3	0	1	0	1	0	2
0	0	0	0	0	0	0
0	0	0	0	0	0	0
3	0	1	0	1	0	1
4	0	1	0	0	1	4
0	0	0	0	0	0	0
0	0	0	0	0	0	0


BOTTOM

San Diego Padres @ Cincinnati Reds
Riverfront Stadium, Cincinnati, OH

Wed Sep 11 1985, 7:05 PM EDT
Att. 47,237 - Unknown

livebaseballscorecards.com

AB	30
R	2
H	8
RBI	2
BB	6
SO	3
LOB	20



Inning Stats	R: 0	H: 1	E: 0	LOB: 2	K: 0	BB: 1	S: 4	P: 8
R: 0	H: 1	E: 0	LOB: 1	K: 0	BB: 0	S: 4	P: 4	
R: 1	H: 1	E: 0	LOB: 1	K: 1	BB: 1	S: 6	P: 10	
R: 0	H: 0	E: 1	LOB: 0	K: 0	BB: 0	S: 3	P: 3	
R: 0	H: 1	E: 0	LOB: 2	K: 0	BB: 1	S: 4	P: 8	
R: 1	H: 2	E: 0	LOB: 2	K: 0	BB: 1	S: 5	P: 9	
R: 0	H: 1	E: 0	LOB: 1	K: 2	BB: 1	S: 7	P: 11	

1B	2B	3B	SF	SAC	DP	HBP
4	3	1	1	0	1	0

WP	PA
0	37

PITCHER	IP	WLS	BF	H	R	ER	SO	BB	IBB	HBP	BLK	WP	HR	S	P	ERA	WHIP
Eric Show, R ERA: 3.22 (1, 1)	7.0	L	33	7	2	2	1	2	2	0	0	0	0	30	50	2.57	1.286
Roy Lee Jackson, R ERA: 3.27 (8, 1)	0.1		2	1	0	0	0	1	0	0	0	0	0	1	5	0.00	6.000
Gene Walter, L ERA: 2.57 (8, 1)	0.2		2	0	0	0	2	0	0	0	0	0	0	6	6	0.00	0.000

Batter	1	2	3	4	5	6	7	8	9	AB R H RBI BB SO LOB	TOP											
Garry Templeton, S (1, 6) OBP: 0.326, SLG: 0.370	0-0 G3		0-3 K		0-0 4-3		0-0 6-3			4 0 0 0 0 1 1												
Tony Gwynn, L (1, 9) OBP: 0.348, SLG: 0.397	0-0 4-3		0-0 6-3		0-0 FC5-4 1B			4-0 BB G5-4-3 BB		3 0 1 1 1 0 0												
Steve Garvey, R (1, 3) OBP: 0.308, SLG: 0.429	4-0 BB			0-0 F9	0-0 FC5-4 1-2f			0-0 G5-4-3 1-2f		3 0 0 0 1 0 2												
Graig Nettles, L (1, 5) OBP: 0.356, SLG: 0.406	0-0 F5			0-3 K		0-0 1B 1B		0-0 F9		4 0 1 0 0 1 1												
Terry Kennedy, L (1, 2) OBP: 0.298, SLG: 0.385		0-3 K		0-0 1B 1B		0-0 G6-4-3 1B		0-0 S 1B		4 0 3 0 0 1 0 0 0 0 0 0 0 0												
Miguel Dilone, S (9, PR) OBP: 0.260, SLG: 0.250																						
Carmelo Martinez, R (1, 7) OBP: 0.341, SLG: 0.418		0-0 F9		0-0 1-2 1B		0-0 F2		0-3 K 1-2		4 0 1 0 0 1 3												
Kevin McReynolds, R (1, 8) OBP: 0.288, SLG: 0.371				0-0 F8		0-0 G6-4-3 1-2f		0-3 K		4 0 1 0 0 1 6												
Tim Flannery, L (1, 4) OBP: 0.382, SLG: 0.352		0-3 K 2B			0-0 4-3 SH3-4 1B 1B		0-0 4-3		0-0 F7	4 1 1 0 0 1 3												
Andy Hawkins, R (1, 1) OBP: 0.114, SLG: 0.088			0-0 4-3		0-0 SH3-4		0-0 F1			2 0 0 0 0 0 0												
Inning Stats	R: 0 E: 0 K: 0 S: 3	H: 0 LOB: 1 BB: 1 P: 7	R: 0 E: 0 K: 2 S: 8	H: 1 LOB: 1 BB: 0 P: 8	R: 0 E: 0 K: 1 S: 5	H: 0 LOB: 0 BB: 0 P: 5	R: 0 E: 0 K: 1 S: 7	H: 2 LOB: 2 BB: 0 P: 7	R: 1 E: 0 K: 0 S: 5	H: 2 LOB: 1 BB: 0 P: 5	R: 0 E: 0 K: 0 S: 4	H: 2 LOB: 1 BB: 0 P: 4	R: 0 E: 0 K: 0 S: 3	H: 0 LOB: 0 BB: 0 P: 3	R: 0 E: 0 K: 0 S: 2	H: 0 LOB: 0 BB: 1 P: 6	R: 0 E: 0 K: 2 S: 8	H: 1 LOB: 2 BB: 0 P: 8	1B: 7 2B: 1 3B: 0 HR: 0	SF: 0 SAC: 1 DP: 2 HBP: 0	WP: 0 PB: 0 SB: 1 CS: 0	PA: 35
PITCHER	IP WLS BF H R ER SO BB IBB HBP BLK WP HR S P ERA WHIP																					
Jay Tibbs, R (1, 1) ERA: 4.04	8.0 W 31 7 1 1 4 2 0 0 0 0 0 0 37 45 1.12 1.125																					
John Franco, L (9, 1) ERA: 1.83	0.1 2 1 0 0 1 0 0 0 0 0 0 0 4 4 0.00 3.000																					
Ted Power, R (9, 1) ERA: 2.67	0.2 S 2 0 0 0 1 0 0 0 0 0 0 0 4 4 0.00 0.000																					

San Diego Padres @ Cincinnati Reds
Riverfront Stadium, Cincinnati, OH
Thu Sep 12 1985, 7:05 PM EDT
Att: 13,418 - Unknown

AB	32
R	1
H	8
RBI	1
BB	2
SO	6
LOB	16



WP: 0	PA: 35
PB: 0	
SB: 1	
CS: 0	

Batter	1	2	3	4	5	6	7	8	9
Eddie Milner, L OBP: 0.334, SLG: 0.336 (1, 8)	0-0 2B 1B		0-0 F5		0-0 1-3			0-0 F2	
Buddy Bell, R OBP: 0.302, SLG: 0.339 (1, 5)	0-0 1B 2B		0-0 F8			0-0 F8		0-0 5-3	
Dave Parker, L OBP: 0.361, SLG: 0.538 (1, 9)	0-0 F3		0-0 F2			0-0 3-1			
Tony Perez, R OBP: 0.412, SLG: 0.483 (1, 3)	0-0 1B			0-0 4-3		0-0 1B			
Nick Esasky, R OBP: 0.322, SLG: 0.431 Eric Davis, R OBP: 0.211, SLG: 0.413 (1, 7) (9, 7)	0-0 F8			0-0 G6-4-3 1B		0-0 F4			
Dave Concepcion, R OBP: 0.315, SLG: 0.335 (1, 6)	0-0 F9			0-0 G6-4-3 1-2f		0-0 F9			
Bo Diaz, R OBP: 0.284, SLG: 0.335 (1, 2)		0-0 F4			0-0 F9		0-0 6-3		
Ron Oester, S OBP: 0.360, SLG: 0.385 (1, 4)		0-0 6-3			0-0 SH1-4 1B		0-0 4-3		
Jay Tibbs, R OBP: 0.109, SLG: 0.075 Max Venable, L OBP: 0.333, SLG: 0.415 John Franco, L OBP: 0.333, SLG: 0.333 Ted Power, R (1, 1) (8, PH) (9, 1) (9, 1)		0-3 K			0-0 SH1-4 1-2			0-0 F9	

Inning Stats	R: 2	H: 3	E: 0	LOB: 1	K: 0	P: 6	R: 0	H: 0	E: 0	LOB: 0	K: 1	P: 5	R: 0	H: 0	E: 0	LOB: 0	K: 0	P: 3	R: 0	H: 1	E: 0	LOB: 0	K: 0	P: 3	R: 0	H: 1	E: 0	LOB: 1	K: 0	P: 4	R: 0	H: 0	E: 0	LOB: 0	K: 0	P: 3	R: 0	H: 0	E: 0	LOB: 0	K: 0	P: 3					
	1B: 5	SF: 0	2B: 1	SAC: 1	3B: 0	DP: 1	HR: 0	HBP: 0	WP: 0	PA: 29																																					

PITCHER	IP	WLS	BF	H	R	ER	SO	BB	IBB	HBP	BLK	WP	HR	S	P	ERA	WHIP	PITCHER	IP	WLS	BF	H	R	ER	SO	BB	IBB	HBP	BLK	WP	HR	S	P	ERA	WHIP												
Andy Hawkins, R ERA: 2.94 (1, 1)	8.0	L	29	6	2	2	1	0	0	0	0	0	0	31	31	2.25	0.750																														

BOTTOM

San Diego Padres @ Cincinnati Reds
Riverfront Stadium, Cincinnati, OH

Thu Sep 12 1985, 7:05 PM EDT
Att. 13,418 - Unknown

livebaseballscorecards.com

AB	28
R	2
H	6
RBI	2
BB	0
SO	1
LOB	6



Batter	1	2	3	4	5	6	7	8	9	AB R H RBI BB SO LOB	TOP																
Miguel Dilone, S OBP: 0.260, SLG: 0.250 (1, 7) X	0-0 F6		0-0 1B 1B		0-0 F6		0-0 B4			4 1 1 0 0 0 0																	
Jerry Royster, R OBP: 0.361, SLG: 0.404 (1, 6) B B B	4-0 CS BB		0-0 1B 1B		0-3 K			4-0 G4-6-3 BB		2 0 1 1 2 1 0																	
Tony Gwynn, L OBP: 0.349, SLG: 0.400 (1, 9) X	0-0 1-2 2B		0-0 1-2 2-H 1B		0-0 E3			0-0 F9		4 0 2 1 0 0 1																	
Graig Nettles, L OBP: 0.353, SLG: 0.402 (1, 5) S S S	0-3 K		0-3 K		0-3 K			0-0 G4-6-3 1-2f		4 0 0 0 0 3 5																	
Terry Kennedy, L OBP: 0.296, SLG: 0.382 (1, 2)		0-3 K	0-0 L7		0-3 K			0-0 F8		4 0 0 0 0 2 2																	
Steve Garvey, R OBP: 0.308, SLG: 0.427 (1, 3)		0-0 1B		0-0 5-3		0-0 5-3		0-0 F9		4 0 1 0 0 0 0																	
Kevin McReynolds, R OBP: 0.285, SLG: 0.368 (1, 8)		0-0 6-3		0-0 5-3		0-0 F7		0-0 F9		4 0 0 0 0 0 0																	
Tim Flannery, L OBP: 0.384, SLG: 0.351 (1, 4)			4-0 1B SH1-4 1B BB	4-0 FC5-4 BB			0-0 4-3			1 1 0 0 2 0 0																	
Mark Thurmond, L OBP: 0.133, SLG: 0.107 Al Bumbry, L OBP: 0.274, SLG: 0.284 Craig Lefferts, L OBP: 0.250, SLG: 0.250 (7, 1) PH	0-0 SH1-4		0-0 SH1-4	0-0 FC5-4			0-0 4-3			1 0 0 0 0 0 1																	
Inning Stats	R: 0 E: 0 K: 1 S: 5	H: 1 LOB: 1 BB: 1 P: 9	R: 0 E: 0 K: 1 S: 5	H: 1 LOB: 0 BB: 0 P: 5	R: 2 E: 0 K: 1 S: 8	H: 3 LOB: 2 BB: 1 P: 12	R: 0 E: 0 K: 0 S: 3	H: 0 LOB: 1 BB: 1 P: 7	R: 0 E: 1 K: 2 S: 8	H: 0 LOB: 1 BB: 0 P: 8	R: 0 E: 0 K: 1 S: 5	H: 0 LOB: 0 BB: 0 P: 5	R: 0 E: 0 K: 0 S: 3	H: 0 LOB: 0 BB: 0 P: 3	R: 0 E: 0 K: 0 S: 2	H: 0 LOB: 0 BB: 1 P: 6	R: 0 E: 0 K: 0 S: 3	H: 0 LOB: 0 BB: 0 P: 3	R: 0 E: 0 K: 0 S: 3	H: 0 LOB: 0 BB: 0 P: 3	1B: 4 2B: 1 3B: 0 HR: 0	SF: 0 SAC: 1 DP: 1 HBP: 0	WP: 0 PA: 34 PB: 0 SB: 0 CS: 1				
PITCHER Mike Scott, R ERA: 2.93 (1, 1)	IP 9.0	WLS W	BF 34	H 5	R 2	ER 2	SO 6	BB 4	IBB 0	HBP 0	BLK 0	WP 0	HR 0	S 42	P 58	ERA 2.00	WHIP 1.000										
										PITCHER	IP	WLS	BF	H	R	ER	SO	BB	IBB	HBP	BLK	WP	HR	S	P	ERA	WHIP

San Diego Padres @ Houston Astros
Astrodome, Houston, TX
Fri Sep 13 1985, 8:05 PM EDT
Att. 8,932 - Unknown

livebaseballscorecards.com

AB	29
R	2
H	5
RBI	2
BB	4
SO	6
LOB	9



Batter	1	2	3	4	5	6	7	8	9	AB R H RBI BB SO LOB	TOP											
Garry Templeton, S (1, 6) OBP: 0.323, SLG: 0.366	0-0 E1 1B		0-0 6-3		0-0 F4		0-0 F2		0-0 F9	5 1 0 0 0 0 3	San Diego Padres @ Houston Astros Astrodome, Houston, TX Sat Sep 14 1985, 8:05 PM EDT Att. 9,885 - Unknown											
Jerry Royster, R (1, 4) OBP: 0.364, SLG: 0.422	0-0 B2		0-0 1B			0-0 HR		0-3 K		4 1 2 1 0 1 1												
Tony Gwynn, L (1, 9) OBP: 0.350, SLG: 0.400	0-0 F8		0-0 1B			0-0 4-3		0-0 1B 6-3		4 1 2 0 0 0 1												
Steve Garvey, R (1, 3) Miguel Dilone, S (8, PR) OBP: 0.309, SLG: 0.428 OBP: 0.260, SLG: 0.250	0-0 1B		0-0 L1			0-0 F9		0-0 1B 6-3		4 0 2 1 0 0 2 0 0 0 0 0 0 0												
Kurt Bevacqua, R (1, 5) OBP: 0.345, SLG: 0.350	0-0 F9			0-0 6-3		0-0 6-3		0-0 1B 6-3		4 0 0 1 0 0 2												
Carmelo Martinez, R (1, 7) OBP: 0.340, SLG: 0.416		0-0 G3		0-0 G3		0-0 1B G6-4-3		0-0 4-3		4 0 1 0 0 0 2												
Kevin McReynolds, R (1, 8) OBP: 0.285, SLG: 0.369		0-0 1-3		0-0 6-3		0-0 1B G6-4-3		0-0 2B G3		4 0 1 0 0 0 1												
Bruce Bochy, R (1, 2) OBP: 0.295, SLG: 0.451		0-0 6-3			0-0 4-3		0-0 1B 1B		0-0 2B G3	4 0 1 0 0 0 1												
Dave Dravecky, R (1, 1) Bobby Brown, S (7, PH) Lance McCullers, S (7, 1) Terry Kennedy, L (9, PH) OBP: 0.156, SLG: 0.117 OBP: 0.208, SLG: 0.194			0-0 5-3		0-0 6-3		0-0 1B 1-2		0-0 4-3	2 0 0 0 0 0 0 1 0 1 0 0 0 0 0 0 0 0 0 0 0 1 0 0 0 0 0 1												
Inning Stats	R: 1 E: 1 K: 0 S: 5	H: 1 LOB: 1 BB: 0 P: 5	R: 0 E: 0 K: 0 S: 3	H: 0 LOB: 0 BB: 0 P: 3	R: 0 E: 0 K: 0 S: 5	H: 2 LOB: 2 BB: 0 P: 5	R: 0 E: 0 K: 0 S: 3	H: 0 LOB: 0 BB: 0 P: 3	R: 0 E: 0 K: 0 S: 3	H: 0 LOB: 0 BB: 0 P: 3	R: 1 E: 0 K: 0 S: 4	H: 1 LOB: 0 BB: 0 P: 4	R: 0 E: 0 K: 0 S: 5	H: 3 LOB: 2 BB: 0 P: 5	R: 1 E: 0 K: 1 S: 7	H: 2 LOB: 2 BB: 0 P: 7	R: 0 E: 0 K: 0 S: 4	H: 1 LOB: 1 BB: 0 P: 4	1B: 8 2B: 1 3B: 0 HR: 1	SF: 0 SAC: 0 DP: 1 HBP: 0	WP: 0 PB: 0 SB: 2 CS: 0	PA: 37
PITCHER	IP WLS BF H R ER SO BB IBB HBP BLK WP HR S P ERA WHIP																					
Bob Knepper, L (1, 1) ERA: 3.32	7.0 W 28 7 2 1 0 0 0 0 0 0 0 1 28 28 1.29 1.000																					
Bill Dawley, R (8, 1) ERA: 4.09	1.0 5 2 1 1 1 0 0 0 0 0 0 0 7 7 9.00 2.000																					
Dave Smith, R (9, 1) ERA: 2.55	1.0 S 4 1 0 0 0 0 0 0 0 0 0 0 4 4 0.00 1.000																					

livebaseballscorecards.com

AB	37
R	3
H	10
RBI	3
BB	0
SO	1
LOB	14



BOTTOM

San Diego Padres @ Houston Astros
Astrodome, Houston, TX
Sat Sep 14 1985, 8:05 PM EDT
Att. 9,885 - Unknown

livebaseballscorecards.com

AB	29
R	4
H	7
RBI	4
BB	2
SO	3
LOB	8



WP:	0	PA:	32
PB:	0		
SB:	0		
CS:	0		

AB	R	H	RBI	BB	SO	LOB	
4	2	1	2	0	1	3	
4	0	1	1	0	0	1	
4	0	1	1	0	1	0	
3	0	0	0	1	1	0	
4	0	1	0	0	0	1	
0	0	0	0	0	0	0	
3	0	1	0	0	0	1	
3	0	0	0	0	0	2	
3	1	1	0	0	0	0	
1	1	1	0	1	0	0	
0	0	0	0	0	0	0	
0	0	0	0	0	0	0	
1B:	6	SF:	0	WP:	0	PA:	32
2B:	1	SAC:	1	PB:	0		
3B:	0	DP:	1	SB:	0		
HR:	1	HBP:	0	CS:	0		

Batter	1	2	3	4	5	6	7	8	9								
Dickie Thon, R OBP: 0.281, SLG: 0.340 (1, 6)	0-0 F5 ①		0-0 HR ②		0-0 FC5-4 1B ②		0-3 K ②										
Jim Pankovits, R OBP: 0.338, SLG: 0.355 (1, 4)	0-0 F6 ②		0-0 6-3 ②		0-0 1B 1-3 3-H 1B ③		0-0 6-3 ③										
Kevin Bass, S OBP: 0.298, SLG: 0.406 (1, 8)	0-0 F3 ③		0-0 F4 ③		0-0 1B 1-3 3-H 1B ③			0-3 K ①									
Jose Cruz, L OBP: 0.346, SLG: 0.411 (1, 7)		0-3 K ①		0-0 1-3 ①		0-0 F8 ①		4-0 BB ②									
Glenn Davis, R OBP: 0.319, SLG: 0.439 Dave Smith, R (9, 1)		0-0 F8 ②		0-0 6-3 ②		0-0 1B ②		0-0 9-3 ③									
Jerry Mumphrey, S OBP: 0.323, SLG: 0.384 (1, 9)		0-0 FC6-4 1B ③		0-0 6-3 ③		0-0 F4 ②											
Mark Bailey, S OBP: 0.394, SLG: 0.421 (1, 2)		0-0 FC6-4 1-2f ③			0-0 F9 ①	0-0 F9 ③											
Bert Pena, R OBP: 0.294, SLG: 0.353 (1, 5)			0-0 4-3 ①		0-0 FC5-4 1B BB ①		0-0 E6 SH1-4 ①										
Bob Knepper, L OBP: 0.183, SLG: 0.217 Bill Dawley, R OBP: 0.250, SLG: 0.143 Denny Walling, L OBP: 0.318, SLG: 0.390 (1, 1) (8, 1) (9, 3)			0-0 HR 1B ①		4-0 FC5-4 BB 1-2 ①												
Inning Stats	R: 0 E: 0 K: 0 S: 3	H: 0 LOB: 0 BB: 0 P: 3	R: 0 E: 0 K: 1 S: 6	H: 1 LOB: 1 BB: 0 P: 6	R: 2 E: 0 K: 0 S: 5	H: 2 LOB: 0 BB: 0 P: 5	R: 0 E: 0 K: 0 S: 3	H: 0 LOB: 0 BB: 0 P: 3	R: 2 E: 0 K: 0 S: 5	H: 3 LOB: 2 BB: 1 P: 9	R: 0 E: 0 K: 0 S: 4	H: 1 LOB: 1 BB: 0 P: 4	R: 0 E: 1 K: 1 S: 6	H: 0 LOB: 1 BB: 0 P: 6	R: 0 E: 0 K: 1 S: 4	H: 0 LOB: 0 BB: 1 P: 8	
PITCHER	IP	WLS	BF	H	R	ER	SO	BB	IBB	HBP	BLK	WP	HR	S	P	ERA	WHIP
Dave Dravecky, L ERA: 2.65 Lance McCullers, R ERA: 1.09	(1, 1) (7, 1)	6.0 L	25 7	7 0	4 0	4 0	1 2	1 0	0 0	0 0	0 0	0 0	1 0	10 14	30 14	6.00 0.00	1.333 0.500

PITCHER	IP	WLS	BF	H	R	ER	SO	BB	IBB	HBP	BLK	WP	HR	S	P	ERA	WHIP
Dave Dravecky, L ERA: 2.65 Lance McCullers, R ERA: 1.09	(1, 1) (7, 1)	6.0 L	25 7	7 0	4 0	4 0	1 2	1 0	0 0	0 0	0 0	0 0	1 0	10 14	30 14	6.00 0.00	1.333 0.500

Batter	1	2	3	4	5	6	7	8	9	AB R H RBI BB SO LOB	TOP																
Miguel Dilone, S (1, 8) OBP: 0.259, SLG: 0.250	0-0 SH1-3 SF7 S 1B	0-3 K2-3			0-0 G3			0-0 F6		4 1 1 0 0 1 2																	
Garry Templeton, S (1, 6) OBP: 0.323, SLG: 0.368	0-0 SH1-3 1-3		0-0 6-3		0-0 4-3			0-0 4-3 2B		3 0 1 0 0 0 0																	
Tony Gwynn, L (1, 9) OBP: 0.347, SLG: 0.398	0-0 SF7 3-H		0-0 4-3		0-3 K			0-0 4-3 2-3		3 0 0 1 0 1 1																	
Graig Nettles, L (1, 5) OBP: 0.352, SLG: 0.400	4-0 BB		0-3 K			0-0 E3 CS		0-0 F8		2 0 0 0 1 1 0																	
Bobby Brown, S (6, PR) OBP: 0.208, SLG: 0.194										0 0 0 0 0 0 0																	
Jerry Royster, R (6, 5) OBP: 0.362, SLG: 0.420										1 0 0 0 0 0 1																	
Terry Kennedy, L (1, 2) OBP: 0.297, SLG: 0.381	0-0 G3			0-0 G5-4-3 1B		4-0 L3 BB		0-0 G3		3 0 1 0 1 0 1																	
Steve Garvey, R (1, 3) OBP: 0.309, SLG: 0.427		0-0 SH1-3 1B		0-0 G5-4-3 1-2f		0-0 L3		0-0 F8		4 0 1 0 0 0 2																	
Carmelo Martinez, R (1, 7) OBP: 0.342, SLG: 0.417			0-0 F5		0-0 1B		0-0 F7		0-0 1B	4 0 2 0 0 0 1																	
Gerry Davis, R (9, PR) OBP: 0.311, SLG: 0.349										0 0 0 0 0 0 0																	
Tim Flannery, L (1, 4) OBP: 0.385, SLG: 0.353		0-0 SH1-3 1B		0-0 1-2 1B		0-0 F2		0-0 4-3		4 0 2 0 0 0 1																	
LaMarr Hoyt, R (1, 1) OBP: 0.086, SLG: 0.070			0-0 SH1-3		0-3 K		0-3 K			1 0 0 0 0 1 2																	
Kevin McReynolds, R (7, PH) OBP: 0.285, SLG: 0.368										1 0 0 0 0 1 0																	
Craig Lefferts, L (7, 1) OBP: 0.250, SLG: 0.250										0 0 0 0 0 0 0																	
Lance McCullers, S (8, 1)										0 0 0 0 0 0 0																	
Inning Stats	R: 1 E: 0 K: 0 S: 4	H: 1 LOB: 1 BB: 1 P: 8	R: 0 E: 0 K: 1 S: 7	H: 2 LOB: 2 BB: 0 P: 7	R: 0 E: 0 K: 1 S: 5	H: 0 LOB: 0 BB: 0 P: 5	R: 0 E: 0 K: 1 S: 7	H: 3 LOB: 2 BB: 0 P: 7	R: 0 E: 0 K: 1 S: 5	H: 0 LOB: 0 BB: 0 P: 5	R: 0 E: 1 K: 0 S: 2	H: 0 LOB: 1 BB: 1 P: 6	R: 0 E: 0 K: 1 S: 5	H: 0 LOB: 0 BB: 0 P: 5	R: 0 E: 0 K: 0 S: 4	H: 1 LOB: 1 BB: 0 P: 4	R: 0 E: 0 K: 0 S: 4	H: 1 LOB: 1 BB: 0 P: 4	1B: 7 2B: 2 3B: 0 HR: 0	SF: 1 SAC: 2 DP: 2 HBP: 0	WP: 0 PB: 0 SB: 1 CS: 1	PA: 35					
PITCHER	IP	WLS	BF	H	R	ER	SO	BB	IBB	HBP	BLK	WP	HR	S	P	ERA	WHIP										
Nolan Ryan, R (1, 1) ERA: 3.76	6.0		24	6	1	1	4	2	0	0	0	0	0	30	38	1.50	1.333										
Jeff Calhoun, L (7, 1) ERA: 2.19	2.0	W	7	1	0	0	1	0	0	0	0	0	0	9	9	0.00	0.500										
Dave Smith, R (9, 1) ERA: 2.51	1.0	S	4	1	0	0	0	0	0	0	0	0	0	4	4	0.00	1.000										

San Diego Padres @ Houston Astros
 Astrodome, Houston, TX
 Sun Sep 15 1985, 8:05 PM EDT
 Att. 6,412 - Unknown

AB	30
R	1
H	8
RBI	1
BB	2
SO	5
LOB	11



WP: 0	PA: 35
PB: 0	
SB: 1	
CS: 1	


ERA	WHIP										
-----	------	--	--	--	--	--	--	--	--	--	--

livebaseballscorecards.com

Batter	1	2	3	4	5	6	7	8	9
Kevin Bass, S (1, 8) OBP: 0.298, SLG: 0.404	0-0 4-3 		0-3 K 			0-0 L1-3 1B 		0-3 K 	
Craig Reynolds, L (1, 6) OBP: 0.296, SLG: 0.390	0-0 F9 			0-0 F9 		0-0 L1-3 1B 		0-0 F6 	
Denny Walling, L (1, 5) OBP: 0.320, SLG: 0.392	0-0 4-3 			0-0 PB 1B 		0-0 G6-3 1B 			
Jose Cruz, L (1, 7) OBP: 0.346, SLG: 0.410		0-0 4-3 		0-0 L4 1B 		0-0 G6-3 			
Jerry Mumphrey, S (1, 9) OBP: 0.323, SLG: 0.383		0-0 4-3 		0-0 L4 		0-0 CS 1B 			
Glenn Davis, R (1, 3) OBP: 0.322, SLG: 0.453 Dave Smith, R (9, 1)		0-0 1B 		0-0 E5 		0-0 CS 		0-0 HR 	
Jim Pankovits, R (1, 4) OBP: 0.331, SLG: 0.346		0-0 F4 		0-0 G6-4-3 		0-0 CS 		0-0 F8 	
Mark Bailey, S (1, 2) OBP: 0.393, SLG: 0.421			0-0 4-3 		0-0 4-3 		0-0 E 1B 		
Nolan Ryan, R (1, 1) OBP: 0.131, SLG: 0.123 Eric Bullock, L (6, PH) OBP: 0.125, SLG: 0.250 Jeff Calhoun, L (7, 1) Phil Garner, R (8, PH) OBP: 0.313, SLG: 0.382			0-0 5-3 			0-0 F7 		0-0 E8 	

AB	R	H	RBI	BB	SO	LOB
4	0	1	0	0	2	2
4	0	0	0	0	0	3
3	1	2	0	0	0	0
3	0	1	1	0	0	1
3	0	1	0	0	0	1
3	1	2	1	0	0	0
0	0	0	0	0	0	0
3	0	0	0	0	0	2
3	0	1	0	0	0	0
1	0	0	0	0	0	0
1	0	0	0	0	0	0
0	0	0	0	0	0	0
1	0	0	0	0	0	1

BOTTOM	
AB	29
R	2
H	8
RBI	2
BB	0
SO	2
LOB	10



 WP: 0 PA: 30
 PB: 1
 SB: 0
 CS: 1

Inning Stats		R: 0	H: 0	E: 0	K: 0	S: 3	R: 0	H: 1	E: 0	K: 0	S: 4	R: 0	H: 0	E: 0	K: 1	S: 5	R: 1	H: 2	E: 0	K: 0	S: 4	R: 0	H: 0	E: 1	K: 0	S: 3	R: 0	H: 1	E: 0	K: 0	S: 3	R: 0	H: 2	E: 0	K: 0	S: 3	R: 1	H: 2	E: 1	K: 1	S: 8										
PITCHER	IP	WLS	BF	H	R	ER	SO	BB	IBB	HBP	BLK	WP	HR	S	P	ERA	WHIP	PITCHER												IP	WLS	BF	H	R	ER	SO	BB	IBB	HBP	BLK	WP	HR	S	P	ERA	WHIP					
LaMarr Hoyt, R (1, 1) ERA: 3.57	6.0		20	4	1	0	1	0	0	0	0	0	0	22	22	0.00	0.667																																		
Craig Lefferts, L (7, 1) ERA: 3.1	1.1	L	6	4	1	1	0	0	0	0	0	0	1	6	6	6.75	3.000																																		
Lance McCullers, R (8, 1) ERA: 1.07	0.2		3	0	0	0	1	0	0	0	0	0	0	5	5	0.00	0.000																																		

San Diego Padres @ Houston Astros
 Astrodome, Houston, TX
 Sun Sep 15 1985, 8:05 PM EDT
 Att. 6,412 - Unknown

livebaseballscorecards.com

Batter	1	2	3	4	5	6	7	8	9	AB R H RBI BB SO LOB	TOP									
Mariano Duncan, R (1, 6) OBP: 0.297, SLG: 0.345	0-3 K		0-0 1-3		0-0 3-1			0-0 E3 1B	0-0 F8	5 1 0 0 0 1 1										
Ken Landreaux, L (1, 8) OBP: 0.323, SLG: 0.425	0-0 1B		0-0 1B		0-0 1B			0-0 F8		4 0 3 0 0 0 1										
Mike Marshall, R (1, 9) OBP: 0.340, SLG: 0.487	0-0 F6		0-3 K		0-0 F4			0-0 F9		4 0 0 0 0 1 4										
Greg Brock, L (1, 3) OBP: 0.328, SLG: 0.435	0-0 1B		0-0 F7					4-0 1B BB		3 0 1 0 1 0 1										
Bill Madlock, R (1, 5) OBP: 0.333, SLG: 0.398	0-0 F6			0-0 CS 1B				0-0 F7		4 0 2 1 0 0 2										
Mike Scioscia, L (1, 2) OBP: 0.419, SLG: 0.439			0-0 1-3		0-0 1-3			0-0 F9		4 0 1 0 0 0 2										
Len Matuszek, L (1, 7) OBP: 0.271, SLG: 0.356				0-0 3-1 2B						3 1 1 1 0 0 1										
Reggie Williams, R (7, 7)					0-0 3-1					0 0 0 0 0 0 0										
Jay Johnstone, L (9, PH) OBP: 0.231, SLG: 0.250					2-3					1 0 0 0 0 0 0										
Steve Sax, R (1, 4) OBP: 0.352, SLG: 0.316				0-0 HR	0-3 K					4 0 1 0 0 1 1										
Jerry Reuss, L (1, 1) OBP: 0.159, SLG: 0.134			0-3 K							4 0 1 0 0 1 1										
Ken Howell, R (7, 1)					0-3 K					3 0 0 0 0 2 0										
Dennis Powell, R (8, 1)										0 0 0 0 0 0 0										
Terry Whitfield, L (9, PH) OBP: 0.287, SLG: 0.423										0 0 0 0 0 0 0										
										1 0 0 0 0 0 1										
Inning Stats	R: 0 E: 0 K: 1 S: 7	H: 2 LOB: 2 BB: 0 P: 7	R: 1 E: 0 K: 1 S: 6	H: 1 LOB: 0 BB: 0 P: 6	R: 0 E: 0 K: 1 S: 6	H: 1 LOB: 1 BB: 0 P: 6	R: 0 E: 0 K: 1 S: 6	H: 2 LOB: 1 BB: 0 P: 6	R: 0 E: 0 K: 0 S: 3	H: 0 LOB: 0 BB: 0 P: 3	R: 0 E: 0 K: 0 S: 3	H: 0 LOB: 0 BB: 0 P: 3	R: 1 E: 1 K: 0 S: 5	H: 1 LOB: 2 BB: 1 P: 9	R: 0 E: 0 K: 0 S: 4	H: 1 LOB: 1 BB: 0 P: 4	1B: 7 2B: 1 3B: 0 HR: 1	SF: 0 SAC: 0 DP: 0 HBP: 0	WP: 0 PB: 0 SB: 0 CS: 1	PA: 37
PITCHER	IP WLS BF H R ER SO BB IBB HBP BLK WP HR S P ERA WHIP																			
Eric Show, R (1, 1) ERA: 3.14	7.2 W 31 7 2 1 5 1 0 0 0 0 0 1 40 44 1.17 1.043																			
Rich Gossage, R (8, 1) ERA: 1.72	1.1 S 6 2 0 0 0 0 0 0 0 0 0 0 6 6 0.00 1.500																			

Los Angeles Dodgers @ San Diego Padres
 Jack Murphy Stadium, San Diego, CA
 Mon Sep 16 1985, 10:05 PM EDT
 Att: 25,035 - Unknown

AB	36
R	2
H	9
RBI	2
BB	1
SO	5
LOB	14



livebaseballscorecards.com

Batter	1	2	3	4	5	6	7	8	9	AB	R	H	RBI	BB	SO	LOB
Garry Templeton, S OBP: 0.321, SLG: 0.365 Mario Ramirez, R OBP: 0.278, SLG: 0.324	0-0 6-3		0-0 4-3			0-0 4-3	0-3 K			4	0	0	0	0	1	0
Jerry Royster, R OBP: 0.364, SLG: 0.434	0-0 HR		0-0 F9			4-0 1B BB		0-0 E6 1B 4-3		3	1	1	1	1	0	0
Tony Gwynn, L OBP: 0.347, SLG: 0.397	0-0 6-3			0-0 6-3		0-0 G6-4-3 1B		0-0 4-3		4	0	1	0	0	0	1
Steve Garvey, R OBP: 0.308, SLG: 0.425	0-0 1B			0-0 5-3		0-0 G6-4-3 1-2f		0-0 F6		4	0	1	0	0	0	3
Kurt Bevacqua, R OBP: 0.344, SLG: 0.350 Tim Flannery, L OBP: 0.387, SLG: 0.354	0-0 F4			0-0 5-3			0-0 1B HR	0-0 1B 2-3		3	1	1	0	0	0	1
Terry Kennedy, L OBP: 0.296, SLG: 0.379		0-0 F8			0-0 F8		0-0 1B HR	0-3 K		4	1	1	0	0	1	2
Carmelo Martinez, R OBP: 0.343, SLG: 0.425		0-0 F5			0-0 FC6-4 1B		0-0 1B HR			3	1	2	3	0	0	0
Kevin McReynolds, R OBP: 0.283, SLG: 0.366		0-0 6-3			0-0 FC6-4 1-2f		0-3 K			3	0	0	0	0	1	1
Eric Show, R OBP: 0.106, SLG: 0.092 Rich Gossage, R			0-3 K		0-3 K		0-0 F9			3	0	0	0	0	2	1
										0	0	0	0	0	0	0

Inning Stats	R: 1	H: 2	E: 0	K: 0	S: 5	LOB: 1	BB: 0	P: 5	R: 0	H: 0	E: 0	K: 0	S: 3	LOB: 0	BB: 0	P: 3	R: 0	H: 0	E: 0	K: 1	S: 5	LOB: 0	BB: 0	P: 5	R: 0	H: 1	E: 0	K: 1	S: 6	LOB: 1	BB: 0	P: 6	R: 0	H: 1	E: 0	K: 0	S: 3	LOB: 1	BB: 1	P: 7	R: 3	H: 3	E: 0	K: 2	S: 10	LOB: 0	BB: 0	P: 10	R: 0	H: 1	E: 1	K: 1	S: 7	LOB: 2	BB: 0	P: 7
1B: 6	SF: 0	2B: 0	SAC: 0	3B: 0	DP: 1	HR: 2	HBP: 0	WP: 0	PA: 33																																															

PITCHER	IP	WLS	BF	H	R	ER	SO	BB	IBB	HBP	BLK	WP	HR	S	P	ERA	WHIP
Jerry Reuss, L ERA: 3.1	(1, 1)	6.0	L	24	6	3	3	2	1	0	0	0	1	27	31	4.50	1.167
Ken Howell, R ERA: 3.3	(7, 1)	1.2		8	2	1	1	2	0	0	0	0	1	12	12	5.40	1.200
Dennis Powell, L ERA: 4.32	(8, 1)	0.1		1	0	0	0	1	0	0	0	0	0	3	3	0.00	0.000

BOTTOM

Los Angeles Dodgers @ San Diego Padres
Jack Murphy Stadium, San Diego, CA
 Mon Sep 16 1985, 10:05 PM EDT
 Att. 25,035 - Unknown

AB	32
R	4
H	8
RBI	4
BB	1
SO	5
LOB	9



WP: 0	PA: 33
PB: 0	CS: 0
SB: 0	

Batter	1	2	3	4	5	6	7	8	9	AB R H RBI BB SO LOB	TOP		
Mariano Duncan, R (1, 6) OBP: 0.296, SLG: 0.343	0-0 F6	0-0 3-1			0-0 F9		0-0 2-H 3-H 1B		0-3 K	5 0 1 2 0 1 2	Los Angeles Dodgers @ San Diego Padres Jack Murphy Stadium, San Diego, CA Tue Sep 17 1985, 10:05 PM EDT Att: 20,798 - Unknown livebaseballscorecards.com		
Ken Landreaux, L (1, 8) OBP: 0.320, SLG: 0.421	0-0 F7		0-0 F8		0-0 F5			0-0 F8		4 0 0 0 0 0 0			
Mike Marshall, R (1, 9) OBP: 0.339, SLG: 0.487 Jose Gonzalez, R (8, 9)	0-0 F6		0-0 F9		0-0 F8			0-0 1B 2B		4 1 1 0 0 0 0 0 0 0 0 0 0 0			
Greg Brock, L (1, 3) OBP: 0.330, SLG: 0.443		0-0 HR	0-0 F3		0-0 F7			0-0 G6-4-3 2-H 1B		4 1 2 2 0 0 0			
Bill Madlock, R (1, 5) OBP: 0.332, SLG: 0.397 Dave Anderson, R (8, 5) OBP: 0.315, SLG: 0.294		0-0 1B 1B		0-0 F6		0-0 5-3		0-0 G6-4-3 1-2f		4 1 1 0 0 0 1 0 0 0 0 0 0 0			
Mike Scioscia, L (1, 2) OBP: 0.417, SLG: 0.437		0-0 1B SF9 1B		0-0 F9			0-0 F9		0-0 F9	4 1 1 0 0 0 0			
Len Matuszek, L (1, 7) OBP: 0.276, SLG: 0.357 Reggie Williams, R (7, PR) OBP: 0.250, SLG: 0.250		0-0 SF9 CS 1B		4-0 BB			0-0 E9 SH3 1B		0-0 1B 1B	2 1 1 1 1 0 0 1 1 1 0 0 0 0			
Steve Sax, R (1, 4) OBP: 0.353, SLG: 0.319		0-0 SF9		0-0 F7			0-0 SH3 1B		0-0 1B	3 1 2 1 0 0 1			
Orel Hershiser, R (1, 1) OBP: 0.222, SLG: 0.191		0-3 K			0-0 F6		0-0 SH3 1-2 2-3		0-3 K	3 0 0 0 0 2 2			
Inning Stats	R: 0 H: 0 E: 0 LOB: 0 K: 0 BB: 0 S: 3 P: 3	R: 4 H: 4 E: 0 LOB: 0 K: 1 BB: 0 S: 9 P: 9	R: 0 H: 0 E: 0 LOB: 0 K: 0 BB: 0 S: 3 P: 3	R: 0 H: 0 E: 0 LOB: 1 K: 0 BB: 1 S: 3 P: 7	R: 0 H: 0 E: 0 LOB: 0 K: 0 BB: 0 S: 3 P: 3	R: 0 H: 0 E: 0 LOB: 0 K: 0 BB: 0 S: 3 P: 3	R: 2 H: 2 E: 1 LOB: 2 K: 0 BB: 0 S: 5 P: 5	R: 1 H: 2 E: 0 LOB: 0 K: 0 BB: 0 S: 4 P: 4	R: 0 H: 2 E: 0 LOB: 2 K: 2 BB: 0 S: 9 P: 9	1B: 8 SF: 1 2B: 1 SAC: 1 3B: 0 DP: 1 HR: 1 HBP: 0	WP: 0 PA: 37 PB: 0 SB: 0 CS: 1		
PITCHER	IP WLS BF H R ER SO BB IBB HBP BLK WP HR S P ERA WHIP											PITCHER	IP WLS BF H R ER SO BB IBB HBP BLK WP HR S P ERA WHIP
Andy Hawkins, R (1, 1) ERA: 3.01	7.1 L 31 8 7 4 1 1 0 0 0 0 0 1 32 36 4.91 1.227												
Ed Wojna, R (8, 1) ERA: 5.21	0.2 1 0 0 0 0 0 0 0 0 0 0 0 1 1 0.00 0.000												
Roy Lee Jackson, R (9, 1) ERA: 3.18	1.0 5 2 0 0 0 2 0 0 0 0 0 0 9 9 0.00 2.000												



Batter	1	2	3	4	5	6	7	8	9	AB R H RBI BB SO LOB
Tim Flannery, L (1, 4) OBP: 0.385, SLG: 0.353	0-0 1B 2B 1B		0-0 F4			0-0 6-3			0-0 4-3	4 1 1 0 0 0 0
Garry Templeton, S (1, 6) OBP: 0.322, SLG: 0.366	0-0 FC6-4 1-3 1B		0-3 K			0-3 K			0-0 FC4-6 1B 1B	4 0 2 0 0 2 0
Tony Gwynn, L (1, 9) OBP: 0.346, SLG: 0.396	0-0 FC6-4 2B 1-2f		0-0 5-3			0-0 4-3			0-0 FC4-6 1-2 1B	4 0 1 0 0 0 2
Graig Nettles, L (1, 5) OBP: 0.356, SLG: 0.404	0-0 1-3 3-H 2B			0-0 G6-4-3 1B			4-0 BB G6-4-3 BB		0-0 FC4-6 1-2f 2-3	3 0 2 1 1 0 2
Terry Kennedy, L (1, 2) OBP: 0.294, SLG: 0.376	0-3 K		0-3 G6-4-3 1-2f			0-0 G6-4-3 1-2f			0-0 4-3	4 0 0 0 0 1 6
Steve Garvey, R (1, 3) OBP: 0.307, SLG: 0.423	0-3 K		0-0 6-3			0-0 4-3				3 0 0 0 0 1 2
Carmelo Martinez, R (1, 7) OBP: 0.345, SLG: 0.425		0-0 F4			0-0 G4-6-3 1B			4-0 BB G5-4-3 BB		2 0 1 0 1 0 0
Kevin McReynolds, R (1, 8) OBP: 0.281, SLG: 0.364		0-0 5-3			0-0 G4-6-3 1-2f			0-0 G5-4-3 1-2f		3 0 0 0 0 0 2
Andy Hawkins, R (1, 1) OBP: 0.111, SLG: 0.086		0-3 K			0-0 6-3			0-0 5-3		2 0 0 0 0 1 0
Ed Wojna, R (8, 1) OBP: 0.167, SLG: 0.167										0 0 0 0 0 0 0
Al Bumbry, L (8, PH) OBP: 0.271, SLG: 0.281										1 0 0 0 0 0 0
Roy Lee Jackson, R (9, 1)										0 0 0 0 0 0 0

Inning Stats	R: 1 E: 0 K: 2 S: 10	H: 3 LOB: 2 BB: 0 P: 10	R: 0 E: 0 K: 1 S: 5	H: 0 LOB: 0 BB: 0 P: 5	R: 0 E: 0 K: 1 S: 5	H: 0 LOB: 0 BB: 0 P: 5	R: 0 E: 0 K: 0 S: 3	H: 1 LOB: 0 BB: 0 P: 3	R: 0 E: 0 K: 0 S: 3	H: 1 LOB: 0 BB: 0 P: 3	R: 0 E: 0 K: 1 S: 5	H: 0 LOB: 0 BB: 0 P: 5	R: 0 E: 0 K: 0 S: 2	H: 0 LOB: 0 BB: 1 P: 6	R: 0 E: 0 K: 0 S: 2	H: 0 LOB: 0 BB: 1 P: 6	R: 0 E: 0 K: 0 S: 5	H: 2 LOB: 2 BB: 0 P: 5	1B: 6 2B: 1 3B: 0 HR: 0	SF: 0 SAC: 0 DP: 4 HBP: 0	WP: 0 PB: 0 SB: 0 CS: 0	PA: 32		
PITCHER Orel Hershiser, R (1, 1) ERA: 2.04	IP 9.0	WLS W	BF 32	H 7	R 1	ER 1	SO 5	BB 2	IBB 0	HBP 0	BLK 0	WP 0	HR 0	S 40	P 48	ERA 1.00	WHIP 1.000							

BOTTOM


Los Angeles Dodgers @ San Diego Padres
Jack Murphy Stadium, San Diego, CA

Tue Sep 17 1985, 10:05 PM EDT
Att. 20,798 - Unknown

AB	30
R	1
H	7
RBI	1
BB	2
SO	5
LOB	14



livebaseballscorecards.com

Batter	1	2	3	4	5	6	7	8	9	AB R H RBI BB SO LOB	TOP			
Garry Templeton, S (1, 6) OBP: 0.326, SLG: 0.370	0-0 FC6-4 1B	0-0 F8 2B		0-0 F7		4-0 1B BB	0-0 1B		0-3 K	5 0 3 3 1 1 0	San Diego Padres @ San Francisco Giants Candlestick Park, San Francisco, CA Wed Sep 18 1985, 10:05 PM EDT Att. 2,668 - Unknown livebaseballscorecards.com AB 33 R 6 H 9 RBI 6 BB 11 SO 7 LOB 22 			
Jerry Royster, R (1, 4) OBP: 0.358, SLG: 0.425 Tim Flannery, L (7, PH) OBP: 0.384, SLG: 0.352 (7, 4)	0-0 FC6-4 BB	0-0 F8		0-0 F8		0-0 F8	0-0 F7		0-3 K	4 0 0 0 0 0 3 1 0 0 0 0 0 2				
Tony Gwynn, L (1, 9) OBP: 0.348, SLG: 0.396	4-0 FC5-4 1-2 BB	0-0 1-3		4-0 BB		0-0 1-2 1B		0-0 6-3		3 0 1 0 2 0 1				
Steve Garvey, R (1, 3) OBP: 0.304, SLG: 0.420	0-0 FC5-4 1-2f 2-3 BB		0-3 K	0-0 F3		0-0 F5		0-3 K		5 0 0 0 0 2 5				
Kurt Bevacqua, R (1, 5) OBP: 0.362, SLG: 0.352	4-0 1-2 BB		4-0 HR BB		0-0 F4		4-0 BB SF8 BB	0-0 1B		2 2 1 0 3 0 0				
Carmelo Martinez, R (1, 7) OBP: 0.350, SLG: 0.437	0-3 K		0-0 1-H HR		0-0 F8 2B		4-0 1-2 1B BB	0-0 1B		4 2 3 2 1 1 3				
Kevin McReynolds, R (1, 8) OBP: 0.283, SLG: 0.362		4-0 SH1-4 2B BB	4-0 WP BB		0-0 F8 2-3		0-0 F8	0-3 K		3 1 0 0 2 1 5				
Bruce Bochy, R (1, 2) OBP: 0.306, SLG: 0.452 Terry Kennedy, L (7, PH) OBP: 0.295, SLG: 0.376 (7, 2)		0-0 SH1-4 2B 1B	4-0 G4-6-3 BB		0-3 K		4-0 1-2 2-3 1B BB		0-3 K	2 1 1 0 1 1 1 1 0 0 0 1 1 0				
Mark Thurmond, L Ed Wojcik, R Bobby Brown, S Craig Lefferts, L Roy Lee Jackson, R Al Bumbry, L Luis Delmonico, R Graig Nettles, L Lance McCullers, S Miguel DiToro, S		0-0 SH1-4	0-0 G4-6-3		0-0 4-3		0-0 SF8		0-0 F8	0 0 0 0 0 0 0 0 0 0 0 0 0 0 0 0 1 0 1 0 0 0 0 0 0 0				
Inning Stats	R: 0 H: 1 E: 0 LOB: 3 K: 1 BB: 2 S: 6 P: 14	R: 2 H: 2 E: 0 LOB: 1 K: 0 BB: 1 S: 5 P: 9	R: 2 H: 1 E: 0 LOB: 1 K: 1 BB: 3 S: 5 P: 17	R: 0 H: 0 E: 0 LOB: 1 K: 0 BB: 1 S: 3 P: 7	R: 0 H: 1 E: 0 LOB: 1 K: 1 BB: 0 S: 6 P: 6	R: 0 H: 1 E: 0 LOB: 2 K: 0 BB: 1 S: 4 P: 8	R: 2 H: 1 E: 0 LOB: 2 K: 0 BB: 3 S: 4 P: 16	R: 0 H: 2 E: 0 LOB: 2 K: 2 BB: 0 S: 9 P: 9	R: 0 H: 0 E: 0 LOB: 0 K: 2 BB: 0 S: 7 P: 7	1B: 6 SF: 1 2B: 2 SAC: 1 3B: 0 DP: 1 HR: 1 HBP: 0	WP: 1 PA: 46 PB: 0 SB: 0 CS: 0			
PITCHER	IP WLS BF H R ER SO BB IBB HBP BLK WP HR S P ERA WHIP												PITCHER	IP WLS BF H R ER SO BB IBB HBP BLK WP HR S P ERA WHIP
Vida Blue, L (1, 1) ERA: 4.74	5.0 W 26 5 4 4 3 7 0 0 0 1 1 25 53 7.20 2.400													
Greg Minton, R (6, 1) ERA: 3.44	1.2 11 2 2 2 0 4 0 0 0 0 0 7 23 10.80 3.600													
Frank Williams, R (7, 1) ERA: 4.8	0.1 1 0 0 0 0 0 0 0 0 0 0 1 1 0.00 0.000													
Scott Garrelts, R (8, 1) ERA: 2.03	2.0 S 8 2 0 0 4 0 0 0 0 0 0 16 16 0.00 1.000													

BOTTOM

San Diego Padres @ San Francisco Giants
Candlestick Park, San Francisco, CA
Wed Sep 18 1985, 10:05 PM EDT
Att. 2,668 - Unknown

AB 35
R 9
H 10
RBI 7
BB 4
SO 3
LOB 18



WP: 0 PA: 40
PB: 0
SB: 1
CS: 0

AB R H RBI BB SO LOB

5 0 0 0 0 0 5

5 0 1 1 0 0 0

5 2 2 0 0 0 1

4 2 0 0 1 0 0

3 2 2 2 1 0 1

3 0 1 1 1 0 1

4 1 1 1 0 2 5

3 2 2 0 1 0 2

1B: 6 SF: 0
2B: 2 SAC: 1
3B: 0 DP: 0
HR: 2 HBP: 0

Batter	1	2	3	4	5	6	7	8	9
Dan Gladden, R OBP: 0.292, SLG: 0.308 (1, 8)	0-0 F9	0-0 6-3		0-0 F3	0-0 F2		0-0 F6		
Mike Woodard, L OBP: 0.342, SLG: 0.324 (1, 4)	0-0 F5	0-0 S 2-H 1B		0-0 4-3		0-0 4-3		0-0 5-3	
Ron Roenicke, S OBP: 0.427, SLG: 0.444 (1, 9)	0-0 E 2B	0-0 G3 1-2			0-0 BB E 1B	0-0 F6		0-0 F2	
Chris Brown, R OBP: 0.348, SLG: 0.448 (1, 5)	0-0 E4 HR 2-H		0-0 1-3		4-0 BB E 1B BB	0-0 4-3		0-0 4-3	
Bob Brenly, R OBP: 0.315, SLG: 0.408 (1, 2)	0-0 HR 2-H		0-0 BB 1B		0-0 E5 1B 1-3 2-H		4-0 BB 1B 2B BB		
Dan Driessen, L OBP: 0.323, SLG: 0.360 (1, 3)	0-0 L4		4-0 BB 1-2 BB		0-0 BB 1B 2-3 3-H		0-0 F6		
Rob Deer, R OBP: 0.276, SLG: 0.368 (1, 7)		0-0 HR	0-0 F7		0-3 K		0-3 K		
Jose Uribe, S OBP: 0.282, SLG: 0.321 (1, 6)		0-0 SH1-4 1B	0-0 F4		4-0 BB 1-2 BB		0-0 BB 1-3 2B 1B		
Vida Blue, S OBP: 0.148, SLG: 0.115 (5, PH) Jeffrey Leonard, R OBP: 0.277, SLG: 0.402 (6, 1) Greg Minton, S OBP: 0.246, SLG: 0.339 (7, PH) Frank Williams, R OBP: 0.300, SLG: 0.333 (8, 1)		0-0 SH1-4 1-2		0-3 K	0-0 F8		0-0 BB 1-H 3-H 2B		

Inning Stats	1	2	3	4	5	6	7	8	9
R: 3 H: 2 E: 1 K: 0 S: 6	R: 2 H: 3 E: 0 K: 0 S: 6	R: 0 H: 1 E: 0 K: 0 S: 4	R: 0 H: 0 E: 0 K: 1 S: 5	R: 2 H: 2 E: 1 K: 1 S: 8	R: 0 H: 0 E: 0 K: 0 S: 3	R: 2 H: 2 E: 0 K: 1 S: 7	R: 0 H: 0 E: 0 K: 0 S: 3	R: 0 H: 0 E: 0 K: 0 S: 3	R: 0 H: 0 E: 0 K: 0 S: 3

PITCHER	IP	WLS	BF	H	R	ER	SO	BB	IBB	HBP	BLK	WP	HR	S	P	ERA	WHIP
Mark Thurmond, L ERA: 4.55 (1, 1)	1.2	L	11	5	5	2	0	0	0	0	0	0	0	11	11	10.80	3.000
Ed Wojna, R ERA: 5.17 (2, 1)	0.1		1	0	0	0	0	0	0	0	0	0	0	1	1	0.00	0.000
Craig Lefferts, L ERA: 3.14 (3, 1)	2.0		12	3	2	1	1	2	0	0	0	0	0	12	20	4.50	2.500
Roy Lee Jackson, R ERA: 3.09 (5, 1)	1.0		4	0	0	0	1	1	0	0	0	0	0	5	9	0.00	1.000
Luis DeLeon, R ERA: 4.5 (6, 1)	1.0		3	0	0	0	0	0	0	0	0	0	0	3	3	0.00	0.000

PITCHER	IP	WLS	BF	H	R	ER	SO	BB	IBB	HBP	BLK	WP	HR	S	P	ERA	WHIP
Lance McCullers, R ERA: 1.65 (7, 1)	2.0		9	2	2	2	1	1	0	0	0	0	0	10	14	9.00	1.500

Batter	1	2	3	4	5	6	7	8	9	AB R H RBI BB SO LOB	TOP																									
Gerry Davis, R (1, 9) OBP: 0.314, SLG: 0.333	0-0 6-3	0-3 K	0-0 1B 1B		4-0 FC6 BB		0-0 F8		0-3 K	5 0 1 0 1 2 2	San Diego Padres @ San Francisco Giants Candlestick Park, San Francisco, CA Thu Sep 19 1985, 6:33 AM EDT Att. 2,307 - Unknown																									
Jerry Royster, R (1, 4) OBP: 0.362, SLG: 0.427	0-0 E FC4-6 1B	0-0 1B WP 1B	0-0 1B		0-3 K		0-0 6-3		0-3 K	6 2 3 1 0 2 2																										
Steve Garvey, R (1, 3) Bobby Brown, S (8, 7) OBP: 0.305, SLG: 0.419 OBP: 0.203, SLG: 0.189	0-0 E4 E	0-0 WP BB 1B 1B	0-0 F3		0-0 FC6			0-0 BB 1B G4-6-3 1B	0-0 F7	5 3 2 1 0 0 5 1 0 0 0 0 0 0																										
Carmelo Martinez, R (1, 7) OBP: 0.354, SLG: 0.437	4-0 FC4-6 IBB	4-0 WP 1B BB		4-0 BB		0-0 E6 BB		0-0 G4-6-3 BB 1B		2 2 1 0 3 0 0																										
Kurt Bevacqua, R (1, 5) OBP: 0.364, SLG: 0.349	0-0 FC4-6	0-0 1B BLK 1B		0-0 F8		0-3 K		4-0 G4-6-3 BB		4 1 1 3 1 1 3																										
Terry Kennedy, L (1, 2) OBP: 0.294, SLG: 0.374	0-3 K	0-0 BLK 1B		0-0 F7		0-0 F8		0-0 G4-6-3		5 0 1 0 0 1 5																										
Kevin McReynolds, R (1, 8) OBP: 0.285, SLG: 0.369				0-3 K		4-0 FC6 BB		0-0 HR		4 2 2 2 1 1 2																										
Mario Ramirez, R (1, 6) OBP: 0.293, SLG: 0.316					0-0 6-3	0-0 FC6		4-0 FC6-4 BB		4 1 1 0 1 0 2																										
Dave Dravecky, R (1, 1) OBP: 0.159, SLG: 0.123					0-0 BB 1B		0-0 F6	0-0 FC6-4		5 0 1 0 0 0 3																										
Inning Stats	R: 2 E: 2 K: 1 S: 7	H: 1 LOB: 1 BB: 1 P: 11	R: 6 E: 0 K: 1 S: 11	H: 6 LOB: 1 BB: 1 P: 15	R: 0 E: 0 K: 0 S: 5	H: 2 LOB: 2 BB: 0 P: 5	R: 0 E: 0 K: 1 S: 5	H: 0 LOB: 1 BB: 1 P: 9	R: 0 E: 1 K: 1 S: 6	H: 0 LOB: 2 BB: 1 P: 10	R: 0 E: 0 K: 0 S: 3	H: 0 LOB: 0 BB: 0 P: 3	R: 3 E: 0 K: 0 S: 5	H: 3 LOB: 1 BB: 2 P: 13	R: 0 E: 0 K: 2 S: 7	H: 0 LOB: 0 BB: 0 P: 7	1B: 12 2B: 0 3B: 0 HR: 1	SF: 0 SAC: 0 DP: 1 HBP: 0	WP: 1 PB: 0 SB: 0 CS: 0	PA: 48																
PITCHER	IP WLS BF H R ER SO BB IBB HBP BLK WP HR S P ERA WHIP																																			
Atlee Hammaker, L (1, 1) ERA: 3.75	1.2	L	13	5	7	5	2	1	1	0	0	0	0	15	23	27.00	3.600																			
Bobby Moore, R (2, 1) ERA: 3.38	4.1		22	5	1	1	3	3	0	0	1	1	0	25	37	2.08	1.846																			
Jeff Robinson, R (7, 1) ERA: 16.2	1.2		9	3	3	3	0	2	0	0	0	0	1	7	15	16.20	3.000																			
Frank Williams, R (8, 1) ERA: 4.7	1.1		4	0	0	0	2	0	0	0	0	0	0	8	8	0.00	0.000																			

AB	41
R	11
H	13
RBI	7
BB	7
SO	7
LOB	24



Batter	1	2	3	4	5	6	7	8	9	AB R H RBI BB SO LOB
Dan Gladden, R OBP: 0.295, SLG: 0.310 (1, 8) BBB	4-0 1-3 BLK BB		0-0 FC6-4 1B		0-0 F9		0-0 FC5-4		0-0 G6-4-3 1B	4 0 2 0 1 0 2
Mike Woodard, L OBP: 0.341, SLG: 0.325 Manny Trillo, R OBP: 0.284, SLG: 0.286 (1, 4) (7, PH) (8, 4) X	0-0 1-3		0-0 FC6-4 1B		0-0 4-3		0-0 L4		0-0 G6-4-3 1B	3 0 1 0 0 0 1 2 0 0 0 0 0 4
Ron Roenicke, S OBP: 0.414, SLG: 0.427 Frank Williams, R (1, 9) (8, 1) X	0-0 1-3		0-0 FC6-4 FC6-4		0-0 L6		0-0 F8			4 0 0 0 0 0 5 0 0 0 0 0 0 0
Chris Brown, R OBP: 0.345, SLG: 0.444 (1, 5) SSS	0-3 K		0-0 FC6-4		0-0 4-3		0-0 5-3			4 0 0 0 0 1 3
Bob Brenly, R OBP: 0.312, SLG: 0.404 (1, 2) (7, 3) X		0-0 5-3		0-0 5-3		0-0 F2		0-0 F4		4 0 0 0 0 0 0
Dan Driessen, L OBP: 0.323, SLG: 0.360 Jeff Robinson, R OBP: 0.349, SLG: 0.339 (1, 3) (7, 1) (8, 9) X		0-0 F9		0-0 HR 1B		0-0 F4		4-0 FC5-4 BB		3 1 1 0 0 0 0 0 0 0 0 0 0 0 0 0 0 0 1 0 0
Rob Deer, R OBP: 0.283, SLG: 0.397 (1, 7) X		0-0 1B		0-0 HR		0-0 E9 1B 1B		0-0 FC5-4		4 2 2 2 0 0 1
Jose Uribe, S OBP: 0.282, SLG: 0.320 (1, 6) X		0-0 4-3		0-0 F3		0-0 FC5-4 1B 1B		0-0 5-3		4 0 1 0 0 0 1
Atlee Hammaker, S OBP: 0.068, SLG: 0.068 Bobby Moore, R OBP: 0.296, SLG: 0.363 (1, 1) (2, 1) (7, 2) X			0-0 G3		0-0 5-3		0-0 FC5-4 1B		0-0 1B	0 0 0 0 0 0 0 2 0 0 0 0 0 0 2 0 2 1 0 0 0

Inning Stats	R: 0 E: 0 K: 1 S: 5	H: 0 LOB: 1 BB: 1 P: 9	R: 0 E: 0 K: 0 S: 4	H: 1 LOB: 1 BB: 0 P: 4	R: 0 E: 0 K: 0 S: 5	H: 2 LOB: 2 BB: 0 P: 5	R: 2 E: 0 K: 0 S: 5	H: 2 LOB: 0 BB: 0 P: 5	R: 0 E: 0 K: 0 S: 3	H: 0 LOB: 0 BB: 0 P: 3	R: 0 E: 0 K: 0 S: 3	H: 0 LOB: 0 BB: 0 P: 3	R: 1 E: 1 K: 0 S: 6	H: 2 LOB: 2 BB: 0 P: 6	R: 0 E: 0 K: 0 S: 3	H: 0 LOB: 1 BB: 1 P: 7	R: 0 E: 0 K: 0 S: 4	H: 2 LOB: 1 BB: 0 P: 4	1B: 8 2B: 0 3B: 0 HR: 1	SF: 0 SAC: 0 DP: 1 HBP: 0
--------------	------------------------------	---------------------------------	------------------------------	---------------------------------	------------------------------	---------------------------------	------------------------------	---------------------------------	------------------------------	---------------------------------	------------------------------	---------------------------------	------------------------------	---------------------------------	------------------------------	---------------------------------	------------------------------	---------------------------------	----------------------------------	------------------------------------

PITCHER	IP	WLS	BF	H	R	ER	SO	BB	IBB	HBP	BLK	WP	HR	S	P	ERA	WHIP
Dave Dravecky, L ERA: 2.62 (1, 1)	9.0	W	38	9	3	2	1	2	0	0	1	0	1	38	46	2.00	1.222


BOTTOM

San Diego Padres @ San Francisco Giants
Candlestick Park, San Francisco, CA

Thu Sep 19 1985, 6:33 AM EDT
Att. 2,307 - Unknown

AB	36
R	3
H	9
RBI	3
BB	2
SO	1
LOB	17

WP: 0 PA: 38
PB: 0
SB: 0
CS: 0



PITCHER	IP	WLS	BF	H	R	ER	SO	BB	IBB	HBP	BLK	WP	HR	S	P	ERA	WHIP
---------	----	-----	----	---	---	----	----	----	-----	-----	-----	----	----	---	---	-----	------

Batter	1	2	3	4	5	6	7	8	9	AB R H RBI BB SO LOB	TOP		
Milt Thompson, L (1, 7) OBP: 0.308, SLG: 0.345	0-0 F7		0-0 G1-4-3			0-0 E4		0-0 4-3		4 0 0 0 0 0 0			
Rafael Ramirez, R (1, 6) OBP: 0.275, SLG: 0.341 Albert Hall, S (6, 8) OBP: 0.227, SLG: 0.179	0-0 F3			0-0 P4		0-0 G6-4-3			0-3 K	3 0 0 0 0 0 1 1 0 0 0 0 1 0			
Dale Murphy, R (1, 8) OBP: 0.385, SLG: 0.549 Andres Thomas, R (6, 6)	0-3 K			0-0 1B		0-3 K			0-0 1-3	3 0 1 0 0 2 0 1 0 0 0 0 0 0			
Bob Homer, R (1, 3) OBP: 0.346, SLG: 0.520		0-0 P4		0-0 F7			0-0 F7		0-0 E BB	4 1 1 0 0 0 1			
Claudell Washington, L (1, 9) OBP: 0.348, SLG: 0.453		0-0 F5		0-0 1B			0-3 K		4-0 E E	3 0 1 0 1 1 0			
Ken Oberkfell, L (1, 5) OBP: 0.367, SLG: 0.375		0-0 1B		0-0 G3			0-0 2B		0-0 E6	4 0 2 0 0 0 4			
Glenn Hubbard, R (1, 4) OBP: 0.317, SLG: 0.316 Paul Zuvella, R (6, 4) OBP: 0.263, SLG: 0.260		0-0 F9			0-0 5-3		0-0 F8		0-0 E6	2 0 0 0 0 0 1 2 0 0 0 0 0 3			
Larry Owen, R (1, 2) OBP: 0.324, SLG: 0.397			0-3 K		0-0 6-3			0-0 F7	0-0 F8	4 0 0 0 0 1 3			
Steve Bedrosian, R (1, 1) OBP: 0.083, SLG: 0.068 Steve Shields, R (4, 1) OBP: 0.176, SLG: 0.125 Jeff Dedmon, L (5, 1) OBP: 0.200, SLG: 0.111 Terry Harper, R (8, PH) OBP: 0.322, SLG: 0.406 Gene Garber, R (8, 1) OBP: 0.250, SLG: 0.250			0-0 6-3		0-0 6-3			0-0 6-3		1 0 0 0 0 0 0 1 0 0 0 0 0 0 0 0 0 0 0 0 0 1 0 0 0 0 0 0 0 0 0 0 0 0 0			
Inning Stats	R: 0 H: 0 E: 0 LOB: 0 K: 1 BB: 0 S: 5 P: 5	R: 0 H: 1 E: 0 LOB: 1 K: 0 BB: 0 S: 4 P: 4	R: 0 H: 0 E: 0 LOB: 0 K: 1 BB: 0 S: 5 P: 5	R: 0 H: 2 E: 0 LOB: 2 K: 0 BB: 0 S: 5 P: 5	R: 0 H: 0 E: 0 LOB: 0 K: 0 BB: 0 S: 3 P: 3	R: 0 H: 0 E: 1 LOB: 0 K: 1 BB: 0 S: 5 P: 5	R: 0 H: 1 E: 0 LOB: 1 K: 1 BB: 0 S: 6 P: 6	R: 0 H: 0 E: 0 LOB: 0 K: 0 BB: 0 S: 3 P: 3	R: 1 H: 1 E: 2 LOB: 3 K: 1 BB: 1 S: 8 P: 12	1B: 4 SF: 0 2B: 1 SAC: 0 3B: 0 DP: 1 HR: 0 HBP: 0	WP: 0 PA: 35 PB: 0 SB: 0 CS: 0		
PITCHER	IP WLS BF H R ER SO BB IBB HBP BLK WP HR S P ERA WHIP											PITCHER	IP WLS BF H R ER SO BB IBB HBP BLK WP HR S P ERA WHIP
LaMarr Hoyt, R (1, 1) ERA: 3.48	5.0 W 18 3 0 0 2 0 0 0 0 0 0 0 22 22 0.00 0.600												
Gene Walter, L (6, 1) ERA: 2.0	4.0 S 17 2 1 0 3 1 0 0 0 0 0 0 22 26 0.00 0.750												

Atlanta Braves @ San Diego Padres
 Jack Murphy Stadium, San Diego, CA

AB 34
 R 1
 H 5
 RBI 0
 BB 1
 SO 5
 LOB 13



Fri Sep 20 1985, 10:05 PM EDT
 Att. 12,758 - Unknown

livebaseballscorecards.com

BOTTOM

Atlanta Braves @ San Diego Padres
Jack Murphy Stadium, San Diego, CA

Fri Sep 20 1985, 10:05 PM EDT
Att. 12,758 - Unknown

livebaseballscorecards.com

AB 38
R 11
H 15
RBI 9
BB 6
SO 6
LOB 20



WP: 2 PA: 45
PB: 1
SB: 1
CS: 0

AB R H RBI BB SO LOB

4 4 4 2 0 0 0
1 0 1 0 0 0 0

3 1 2 1 1 0 1
1 0 0 0 0 1 1

4 1 3 4 0 0 0
0 0 0 0 1 0 0

4 0 1 0 1 1 5

2 1 0 0 2 0 4
1 0 0 0 0 0 2

3 1 1 1 1 0 2
1 0 0 0 0 0 0

3 1 1 0 0 0 1
2 0 1 0 0 1 0

5 1 1 1 0 2 3


2 1 0 0 0 0 0
2 0 0 0 0 1 1

1B: 15 SF: 0
2B: 0 SAC: 1
3B: 0 DP: 2
HR: 0 HBP: 0

WP: 2 PA: 45
PB: 1
SB: 1
CS: 0

Batter	1	2	3	4	5	6	7	8	9
Garry Templeton, S (1, 6) OBP: 0.331, SLG: 0.375 Mario Ramirez, R (6, 6) OBP: 0.310, SLG: 0.333	0-0 F9 S 4-3 1B		0-0 1B 1B	0-0 BB 1B	0-0 E7 1B 1B		0-0 FC5 PB 1B		
Jerry Royster, R (1, 5) OBP: 0.368, SLG: 0.431 Bruce Bochy, R (7, 2) OBP: 0.303, SLG: 0.447	0-0 F9 1-3		0-0 1B 1B	0-0 E BB 1B	0-0 G6-4-3 1B 1B		0-3 K 1-2		
Tony Gwynn, L (1, 9) OBP: 0.351, SLG: 0.398 Bobby Brown, S (5, PR) OBP: 0.213, SLG: 0.189	0-0 4-3		0-0 1B 1B	0-0 E5 WP 1B 1B	0-0 G6-4-3 1B 1B		4-0 BB		
Terry Kennedy, L (1, 2) OBP: 0.295, SLG: 0.373	4-0 FC6-4 BB		0-0 1B 1B	0-0 5-3 2-3	0-0 G6-4-3 1-2f 2-3		0-3 K		
Carmelo Martinez, R (1, 7) OBP: 0.355, SLG: 0.435 Al Bumbry, L (6, 7) OBP: 0.265, SLG: 0.275	0-0 FC6-4 1-2f		0-0 G6-4-3 1-2f	4-0 1B E BB	4-0 BB BB		0-0 FC5 2-3f		
Steve Garvey, R (1, 3) OBP: 0.306, SLG: 0.419 Gene Walter, L (6, 1)		0-0 F9			0-0 1-3			0-0 4-3	
Kevin McReynolds, R (1, 8) OBP: 0.286, SLG: 0.369 Miguel Dilone, S (6, 8) OBP: 0.261, SLG: 0.252		0-0 F9				0-3 K		0-0 FC6-4 1B	
Tim Flannery, L (1, 4) OBP: 0.382, SLG: 0.350		0-0 P6				0-3 K		0-0 FC6-4 1-2f	
LaMarr Hoyt, R (1, 1) OBP: 0.083, SLG: 0.068 Kurt Bevacqua, R (6, 3) OBP: 0.358, SLG: 0.342			0-0 6-3	0-0 SH5-4 1-2 2-3	0-0 E5 WP E	0-3 K		0-0 4-3	

Inning Stats	R: 1 E: 0 K: 0 S: 4	H: 1 LOB: 1 BB: 1 P: 8	R: 0 E: 0 K: 0 S: 3	H: 0 LOB: 0 BB: 0 P: 3	R: 1 E: 0 K: 0 S: 6	H: 4 LOB: 2 BB: 0 P: 6	R: 7 E: 2 K: 1 S: 11	H: 5 LOB: 2 BB: 3 P: 23	R: 2 E: 2 K: 0 S: 6	H: 3 LOB: 2 BB: 1 P: 10	R: 0 E: 0 K: 3 S: 9	H: 0 LOB: 0 BB: 0 P: 9	R: 0 E: 0 K: 2 S: 8	H: 1 LOB: 2 BB: 1 P: 12	R: 0 E: 0 K: 0 S: 4	H: 1 LOB: 1 BB: 0 P: 4	
PITCHER	IP	WLS	BF	H	R	ER	SO	BB	IBB	HBP	BLK	WP	HR	S	P	ERA	WHIP
Steve Bedrosian, R (1, 1) ERA: 3.73	3.1	L	19	8	6	6	0	2	0	0	0	0	0	17	25	16.20	3.000
Steve Shields, R (4, 1) ERA: 4.9	0.2		11	5	5	3	1	2	0	0	0	2	0	11	19	40.50	10.500
Jeff Dedmon, R (5, 1) ERA: 3.59	3.0		11	1	0	0	5	2	0	0	0	0	0	19	27	0.00	1.000
Gene Garber, R (8, 1) ERA: 3.9	1.0		4	1	0	0	0	0	0	0	0	0	0	4	4	0.00	1.000

Batter	1	2	3	4	5	6	7	8	9	AB R H RBI BB SO LOB	TOP														
Milt Thompson, L (1, 7) x OBP: 0.307, SLG: 0.342	0-0 E 1B		0-0 3-1			0-0 6-3			0-0 4-3	4 0 1 0 0 0 0	<p>Atlanta Braves @ San Diego Padres Jack Murphy Stadium, San Diego, CA</p> <p>Sat Sep 21 1985, 10:05 PM EDT Att: 24,265 - Unknown</p> <p>livebaseballscorecards.com</p> <table> <tr><td>AB</td><td>30</td></tr> <tr><td>R</td><td>0</td></tr> <tr><td>H</td><td>3</td></tr> <tr><td>RBI</td><td>0</td></tr> <tr><td>BB</td><td>0</td></tr> <tr><td>SO</td><td>4</td></tr> <tr><td>LOB</td><td>9</td></tr> </table> 	AB	30	R	0	H	3	RBI	0	BB	0	SO	4	LOB	9
AB	30																								
R	0																								
H	3																								
RBI	0																								
BB	0																								
SO	4																								
LOB	9																								
Rafael Ramirez, R (1, 6) x OBP: 0.274, SLG: 0.338	0-0 F9		0-0 F8			0-0 5-3			0-0 F9	4 0 0 0 0 0 1															
Dale Murphy, R (1, 8) x OBP: 0.383, SLG: 0.545	0-0 E6 1-2		0-0 F8			0-0 6-3			0-0 F9	4 0 0 0 0 0 1															
Bob Homer, R (1, 3) x OBP: 0.346, SLG: 0.521	0-0 F9			0-0 2B			0-0 5-3			3 0 1 0 0 0 2															
Claudell Washington, L (1, 9) x OBP: 0.346, SLG: 0.449	0-0 P4			0-3 K			0-0 F7			3 0 0 0 0 1 2															
Ken Oberkfell, L (1, 5) x OBP: 0.366, SLG: 0.374		0-0 1B		0-3 K			0-0 6-3			3 0 1 0 0 1 0															
Glenn Hubbard, R (1, 4) Albert Hall, S (8, PH) Rick Cerone, R (8, 2) OBP: 0.316, SLG: 0.314 OBP: 0.222, SLG: 0.175 OBP: 0.277, SLG: 0.280		0-3 K			0-0 P6			0-0 G3		2 0 0 0 0 1 1 1 0 0 0 0 0 0 0 0 0 0 0 0 0															
Bruce Benedict, R (1, 2) Gerald Perry, L (8, PH) Paul Zuvella, R (8, 4) OBP: 0.296, SLG: 0.241 OBP: 0.285, SLG: 0.282 OBP: 0.263, SLG: 0.260		0-0 L5			0-0 L6			0-3 K		2 0 0 0 0 0 1 1 0 0 0 0 1 0 0 0 0 0 0 0 0															
Joe Johnson, R (1, 1) Chris Chambliss, L (8, PH) Rick Camp, R (8, 1) OBP: 0.167, SLG: 0.095 OBP: 0.291, SLG: 0.317 OBP: 0.286, SLG: 0.462		0-0 4-3			0-0 4-3			0-0 F8		2 0 0 0 0 0 1 1 0 0 0 0 0 0 0 0 0 0 0 0 0															
Inning Stats	R: 0 H: 1 E: 1 LOB: 2 K: 0 BB: 0 S: 5 P: 5	R: 0 H: 1 E: 0 LOB: 1 K: 1 BB: 0 S: 6 P: 6	R: 0 H: 0 E: 0 LOB: 0 K: 0 BB: 0 S: 3 P: 3	R: 0 H: 1 E: 0 LOB: 0 K: 2 BB: 0 S: 7 P: 7	R: 0 H: 0 E: 0 LOB: 0 K: 0 BB: 0 S: 3 P: 3	R: 0 H: 0 E: 0 LOB: 0 K: 0 BB: 0 S: 3 P: 3	R: 0 H: 0 E: 0 LOB: 0 K: 0 BB: 0 S: 3 P: 3	R: 0 H: 0 E: 0 LOB: 0 K: 1 BB: 0 S: 5 P: 5	R: 0 H: 0 E: 0 LOB: 0 K: 0 BB: 0 S: 3 P: 3	1B: 2 SF: 0 2B: 1 SAC: 0 3B: 0 DP: 0 HR: 0 HBP: 0	WP: 0 PA: 30 PB: 0 SB: 0 CS: 0														
PITCHER Eric Show, R (1, 1) ERA: 3.01	IP WLS BF H R ER SO BB IBB HBP BLK WP HR S P ERA WHIP	9.0 W 30 3 0 0 4 0 0 0 0 0 0 0 38 38 0.00 0.333																							

Batter	1	2	3	4	5	6	7	8	9	AB	R	H	RBI	BB	SO	LOB
Garry Templeton, S OBP: 0.330, SLG: 0.374 (1, 6)	0-3 K		0-0 BB 1-2 1B	0-0 F7		0-0 P1				4	0	1	0	0	1	3
Tony Gwynn, L OBP: 0.350, SLG: 0.396 (1, 9)	4-0 G6-3 BB		0-0 F8	0-0 F8		0-0 G4-6-3 1-2f				3	0	0	0	1	0	5
Steve Garvey, R OBP: 0.308, SLG: 0.418 (1, 3)	0-0 G6-3 1-2f		0-0 P4		4-0 1B 1B BB		0-0 G3-6-3 1B			3	0	1	0	1	0	3
Terry Kennedy, L OBP: 0.294, SLG: 0.370 (1, 2)		0-0 6-3	4-0 1-2 2-3 BB		0-0 F7		0-0 G3-6-3 1-2f			3	0	0	0	1	0	2
Carmelo Martinez, R OBP: 0.356, SLG: 0.435 (1, 7)		4-0 1B BB	0-0 4-3		0-0 1-2 1B 1B		0-0 F7			3	0	1	0	1	0	3
Graig Nettles, L OBP: 0.356, SLG: 0.405 (1, 5)		0-0 1-2 1B		0-0 1B 1B		0-0 F7		0-0 3-1		4	1	2	0	0	0	2
Kevin McReynolds, R OBP: 0.287, SLG: 0.370 (1, 8)		0-0 F9		0-0 1-2 1B 1B		0-0 1-2 2-3 1B 1B		0-0 F7		4	0	2	0	0	0	2
Tim Flannery, L OBP: 0.383, SLG: 0.352 (1, 4)	0-3 K		0-0 1-2 2-H 1B		0-3 K		0-0 1B		0-0 1B	4	0	2	1	0	2	5
Eric Show, R OBP: 0.114, SLG: 0.101 (1, 1)			0-0 E6 BB 1B		0-3 K		0-0 G4-6-3 1B		0-3 K	4	0	1	0	0	2	3

Inning Stats	R: 0	H: 0	E: 0	K: 1	S: 4	LOB: 0	BB: 1	P: 8	R: 0	H: 1	E: 0	K: 1	S: 6	LOB: 2	BB: 1	P: 10	R: 0	H: 3	E: 0	K: 1	S: 8	LOB: 2	BB: 0	P: 8	R: 0	H: 2	E: 0	K: 1	S: 7	LOB: 3	BB: 1	P: 11	R: 0	H: 1	E: 0	K: 0	S: 3	LOB: 0	BB: 0	P: 3	R: 0	H: 1	E: 0	K: 1	S: 6	LOB: 1	BB: 0	P: 6
1B: 10	SF: 0	2B: 0	SAC: 0	3B: 0	DP: 3	HR: 0	HBP: 0	WP: 0	PA: 36	WP: 0	PA: 36	PB: 0	SB: 0	CS: 0																																		

PITCHER	IP	WLS	BF	H	R	ER	SO	BB	IBB	HBP	BLK	WP	HR	S	P	ERA	WHIP
Joe Johnson, R ERA: 3.18 (1, 1)	7.0	L	32	9	1	1	4	4	0	0	0	0	0	36	52	1.29	1.857
Rick Camp, R ERA: 4.22 (8, 1)	1.0		4	1	0	0	1	0	0	0	0	0	0	6	6	0.00	1.000

BOTTOM

Atlanta Braves @ San Diego Padres
Jack Murphy Stadium, San Diego, CA

Sat Sep 21 1985, 10:05 PM EDT
Att. 24,265 - Unknown

livebaseballscorecards.com

AB	32
R	1
H	10
RBI	1
BB	4
SO	5
LOB	28



Batter	1	2	3	4	5	6	7	8	9	AB R H RBI BB SO LOB	TOP											
Milt Thompson, L (1, 7) OBP: 0.316, SLG: 0.347	0-0 G6-4-3 BB 1B		4-0 S BB		0-0 4-3		0-0 2-H 1B		0-0 6-3	4 0 2 1 1 0 0												
Ken Oberkfell, L (1, 5) OBP: 0.364, SLG: 0.371	4-0 G6-4-3 1-2 BB		0-0 6-3		0-0 4-3		0-0 4-3		0-0 F7	4 0 0 0 1 0 2												
Dale Murphy, R (1, 8) OBP: 0.382, SLG: 0.542	0-0 G6-4-3 1-2f 2-3		0-0 6-3			0-0 5-3		0-0 BB 1B	0-0 E5 BB 1B	5 2 1 0 0 0 3												
Bob Homer, R (1, 3) OBP: 0.348, SLG: 0.526	0-0 4-3			0-0 HR		0-0 6-3		4-0 BB 1B	4-0 BB 1B	3 2 1 1 2 0 1												
Claudell Washington, L (1, 9) OBP: 0.349, SLG: 0.456		0-0 HR		0-3 K		4-0 BB		0-3 K	0-0 1-2 2-H 1B	4 1 2 2 1 2 2												
Rafael Ramirez, R (1, 6) OBP: 0.273, SLG: 0.337		0-0 F9		0-0 F9		0-0 F6		0-0 1-2 2-H 1B	0-3 K	5 1 1 1 0 1 3												
Rick Cerone, R (1, 2) OBP: 0.283, SLG: 0.284		0-0 G6-4-3 1B		0-0 FC6-4 1B			4-0 FC4-6 BB	0-0 L4		3 0 2 0 1 0 2												
Glenn Hubbard, R (1, 4) OBP: 0.316, SLG: 0.314		0-0 G6-4-3 1-2f		0-0 FC6-4 1-2f			0-0 FC4-6 SH1-4 1B	0-0 1-H 2-H 1B		4 1 1 2 0 0 3												
Zane Smith, L (1, 1) OBP: 0.121, SLG: 0.121			0-3 K		0-0 F7		0-0 SH1-4	0-3 K		2 0 0 0 0 1 0												
Gerald Perry, L (8, PH) OBP: 0.284, SLG: 0.281										1 0 0 0 0 1 1												
Gene Garber, R (8, 1) OBP: 0.250, SLG: 0.250										0 0 0 0 0 0 0												
Inning Stats	R: 0 E: 0 K: 0 S: 3	H: 1 LOB: 1 BB: 1 P: 7	R: 1 E: 0 K: 0 S: 4	H: 2 LOB: 0 BB: 0 P: 4	R: 0 E: 0 K: 1 S: 5	H: 0 LOB: 1 BB: 1 P: 9	R: 1 E: 0 K: 1 S: 7	H: 2 LOB: 1 BB: 0 P: 7	R: 0 E: 0 K: 0 S: 3	H: 0 LOB: 0 BB: 0 P: 3	R: 0 E: 0 K: 0 S: 3	H: 0 LOB: 1 BB: 1 P: 7	R: 1 E: 0 K: 0 S: 4	H: 1 LOB: 1 BB: 1 P: 8	R: 3 E: 0 K: 2 S: 10	H: 3 LOB: 1 BB: 1 P: 14	R: 1 E: 1 K: 1 S: 7	H: 1 LOB: 2 BB: 1 P: 11	1B: 8 2B: 0 3B: 0 HR: 2	SF: 0 SAC: 1 DP: 2 HBP: 0	WP: 0 PB: 0 SB: 1 CS: 0	PA: 42
PITCHER	IP WLS BF H R ER SO BB IBB HBP BLK WP HR S P ERA WHIP																					
Andy Hawkins, R (1, 1) ERA: 3.12	7.0 L 31 7 5 5 2 5 0 0 0 0 0 2 30 50 6.43 1.714																					
Craig Lefferts, L (8, 1) ERA: 3.12	0.1 1 0 0 0 1 0 0 0 0 0 0 0 3 3 0.00 0.000																					
Lance McCullers, R (8, 1) ERA: 1.93	0.2 4 2 1 1 1 0 0 0 0 0 0 0 6 6 13.50 3.000																					
Tim Stoddard, R (9, 1) ERA: 4.45	1.0 6 1 1 0 1 1 0 0 0 0 0 0 7 11 0.00 2.000																					

Atlanta Braves @ San Diego Padres
 Jack Murphy Stadium, San Diego, CA

Sun Sep 22 1985, 6:33 AM EDT
 Att: 12,212 - Unknown

AB	35
R	7
H	10
RBI	7
BB	6
SO	5
LOB	17



Batter	1	2	3	4	5	6	7	8	9	AB	R	H	RBI	BB	SO	LOB
Garry Templeton, S OBP: 0.329, SLG: 0.375 (1, 6)	0-3 K2-3		0-0 4-3		0-0 5-3			0-0 6-3 1B	0-3 K	5	1	1	0	0	2	3
Gerry Davis, R OBP: 0.327, SLG: 0.373 Tony Gwynn, L OBP: 0.350, SLG: 0.395 (1, 9)	4-0 G6-4-3 BB		0-0 SH1-3 3B		0-0 G3			0-0 6-3 2-3	0-0 4-3	3	1	1	0	1	0	2
Jerry Royster, R OBP: 0.368, SLG: 0.429 (1, 4)	0-0 G6-4-3 1-2f		0-0 SH1-3				0-0 F7	0-0 1B		3	0	1	2	0	0	1
Steve Garvey, R OBP: 0.307, SLG: 0.419 (1, 3)		0-0 F7 1B 2B	0-0 L9				0-0 F9	0-0 F7		4	1	1	0	0	0	1
Carmelo Martinez, R OBP: 0.355, SLG: 0.432 (1, 7)		0-0 F9		4-0 CS BB			0-0 F9		0-3 K	3	0	0	0	1	1	1
Kurt Bevacqua, R OBP: 0.358, SLG: 0.342 Miguel Dilone, S OBP: 0.261, SLG: 0.252 Tim Flannery, L OBP: 0.385, SLG: 0.352 (1, 5)		0-0 F7		0-0 6-3 1-2			0-0 G5-4-3 1B		4-0 BB 1B BB	3	0	1	0	0	0	2
Kevin McReynolds, R OBP: 0.289, SLG: 0.369 (1, 8)		0-0 PB 1B		0-3 K			0-0 G5-4-3 1-2f		4-0 1B 1B BB	3	1	1	1	1	1	1
Bruce Bochy, R OBP: 0.314, SLG: 0.448 Terry Kennedy, L OBP: 0.296, SLG: 0.372 (1, 2)		4-0 1-2 IBB			0-0 SH2-4 1B		0-0 K		0-0 1B 1B	2	0	1	0	1	1	1
Andy Hawkins, R OBP: 0.110, SLG: 0.085 Craig Lefferts, L OBP: 0.250, SLG: 0.250 Lance McCullers, S OBP: 0.263, SLG: 0.272 Al Bumbry, L OBP: 0.263, SLG: 0.272 Tim Stoddard, R OBP: 0.358, SLG: 0.407 Graig Nettles, L OBP: 0.213, SLG: 0.189 (1, 1)		0-0 4-3			0-0 SH2-4 1-2			0-0 G3	0-0 1B	1	0	0	0	0	0	2

Inning Stats	R: 0	H: 0	E: 0	K: 1	S: 4	H: 0	LOB: 0	BB: 1	P: 8	R: 1	H: 2	E: 0	K: 0	S: 5	H: 1	LOB: 2	BB: 1	P: 9	R: 1	H: 1	E: 0	K: 0	S: 4	H: 0	LOB: 0	BB: 1	P: 4	R: 0	H: 1	E: 0	K: 0	S: 4	H: 0	LOB: 0	BB: 0	P: 4	R: 0	H: 0	E: 0	K: 1	S: 3	H: 1	LOB: 1	BB: 0	P: 5	R: 1	H: 2	E: 0	K: 0	S: 5	H: 2	LOB: 1	BB: 0	P: 5	R: 2	H: 2	E: 0	K: 2	S: 9	H: 2	LOB: 2	BB: 2	P: 17	1B: 6	SF: 0	2B: 2	SAC: 2	3B: 1	DP: 2	HR: 0	HBP: 0	WP: 0	PA: 38
--------------	------	------	------	------	------	------	--------	-------	------	------	------	------	------	------	------	--------	-------	------	------	------	------	------	------	------	--------	-------	------	------	------	------	------	------	------	--------	-------	------	------	------	------	------	------	------	--------	-------	------	------	------	------	------	------	------	--------	-------	------	------	------	------	------	------	------	--------	-------	-------	-------	-------	-------	--------	-------	-------	-------	--------	-------	--------

PITCHER	IP	WLS	BF	H	R	ER	SO	BB	IBB	HBP	BLK	WP	HR	S	P	ERA	WHIP
Zane Smith, L ERA: 3.98 (1, 1)	7.0	W	26	5	2	2	3	2	1	0	0	0	0	29	41	2.57	1.000
Gene Garber, R ERA: 4.13 (8, 1)	2.0		12	4	3	3	2	2	0	0	0	0	0	14	22	13.50	3.000

BOTTOM

Atlanta Braves @ San Diego Padres
Jack Murphy Stadium, San Diego, CA

Sun Sep 22 1985, 6:33 AM EDT
 Att. 12,212 - Unknown

AB	31
R	5
H	9
RBI	5
BB	5
SO	5
LOB	16



PITCHER	IP	WLS	BF	H	R	ER	SO	BB	IBB	HBP	BLK	WP	HR	S	P	ERA	WHIP
---------	----	-----	----	---	---	----	----	----	-----	-----	-----	----	----	---	---	-----	------

Batter	1	2	3	4	5	6	7	8	9	AB R H RBI BB SO LOB	TOP
--------	---	---	---	---	---	---	---	---	---	----------------------	-----

Dan Gladden, R <small>(1, 8)</small> <small>OBP: 0.291, SLG: 0.312</small>										5 1 1 2 0 2 2	
Mike Woodard, L <small>(1, 4)</small> <small>OBP: 0.346, SLG: 0.353</small>										5 0 2 2 0 1 0	
Jeffrey Leonard, R <small>(1, 7)</small> <small>OBP: 0.282, SLG: 0.405</small>										5 0 1 0 0 0 2	
Bob Brenly, R <small>(1, 5)</small> <small>OBP: 0.314, SLG: 0.406</small>										4 0 0 0 0 1 1	
David Green, R <small>(1, 3)</small> <small>OBP: 0.297, SLG: 0.345</small>										3 3 0 0 1 0 1	
Joel Youngblood, R <small>(1, 9)</small> <small>OBP: 0.353, SLG: 0.348</small>										3 2 2 1 0 0 0	
Alex Trevino, R <small>(1, 2)</small> <small>OBP: 0.288, SLG: 0.351</small>										2 0 1 1 0 0 1	
Jose Uribe, S <small>(1, 6)</small> <small>OBP: 0.281, SLG: 0.315</small>										4 0 1 1 0 0 4	
Atlee Hammaker, S <small>(1, 1)</small> <small>OBP: 0.065, SLG: 0.065</small>										2 0 0 0 0 1 1	
Rob Deer, R <small>(7, PH)</small> <small>OBP: 0.297, SLG: 0.397</small>										0 0 0 0 1 0 0	
Greg Minton, S <small>(7, 1)</small>										0 0 0 0 0 0 0	
Ron Roenicke, S <small>(9, PH)</small> <small>OBP: 0.403, SLG: 0.407</small>										0 1 0 0 1 0 0	
Scott Garrelts, R <small>(9, 1)</small> <small>OBP: 0.300, SLG: 0.333</small>										0 0 0 0 0 0 0	

San Francisco Giants @ San Diego Padres
 Jack Murphy Stadium, San Diego, CA
 Mon Sep 23 1985, 10:05 PM EDT
 Att. 22,424 - Unknown

AB	33
R	7
H	8
RBI	7
BB	3
SO	5
LOB	12



Inning Stats	R: 0	H: 1	E: 0	K: 1	S: 5	P: 5	R: 2	H: 2	E: 1	K: 1	S: 8	P: 8	R: 0	H: 0	E: 0	K: 1	S: 5	P: 5	R: 0	H: 0	E: 0	K: 0	S: 3	P: 3	R: 0	H: 1	E: 0	K: 0	S: 4	P: 4	R: 1	H: 1	E: 1	K: 0	S: 5	P: 9	R: 0	H: 0	E: 0	K: 1	S: 5	P: 5	R: 4	H: 2	E: 1	K: 0	S: 6	P: 14	1B: 6	SF: 1	2B: 2	SAC: 2	3B: 0	DP: 1	HR: 0	HBP: 0	WP: 0	PA: 40	PB: 0	SB: 2	CS: 1
--------------	------	------	------	------	------	------	------	------	------	------	------	------	------	------	------	------	------	------	------	------	------	------	------	------	------	------	------	------	------	------	------	------	------	------	------	------	------	------	------	------	------	------	------	------	------	------	------	-------	-------	-------	-------	--------	-------	-------	-------	--------	-------	--------	-------	-------	-------

PITCHER	IP	WLS	BF	H	R	ER	SO	BB	IBB	HBP	BLK	WP	HR	S	P	ERA	WHIP	PITCHER	IP	WLS	BF	H	R	ER	SO	BB	IBB	HBP	BLK	WP	HR	S	P	ERA	WHIP
Mark Thurmond, L <small>(1, 1)</small> <small>ERA: 4.26</small>	8.0	L	31	6	3	0	5	1	0	0	0	0	0	40	44	0.00	0.875	Lance McCullers, R <small>(9, 1)</small> <small>ERA: 1.86</small>	1.0		8	2	4	0	0	1	1	0	0	0	0	6	14	0.00	3.000

BOTTOM

San Francisco Giants @ San Diego Padres
Jack Murphy Stadium, San Diego, CA

AB 36
R 2
H 10
RBI 1
BB 8
SO 2
LOB 27



WP: 1 PA: 45
PB: 0
SB: 0
CS: 0

ERA 1.833
WHIP 2.500
ERA 2.000

Mon Sep 23 1985, 10:05 PM EDT
Att. 22,424 - Unknown

AB R H RBI BB SO LOB

5 0 2 0 0 0 0

4 1 2 0 1 0 2

3 1 1 0 2 0 3

4 0 1 0 0 0 3

1 0 0 0 0 0 2

2 0 1 1 2 0 1

0 0 0 0 0 0 0

1 0 0 0 0 0 0

5 0 1 0 0 1 4

4 0 2 0 1 1 3

3 0 0 0 2 0 6

2 0 0 0 0 0 1

1 0 0 0 0 0 0

0 0 0 0 0 0 0

1 0 0 0 0 0 2

1B: 10 SF: 0
2B: 0 SAC: 1
3B: 0 DP: 1
HR: 0 HBP: 0

Batter	1	2	3	4	5	6	7	8	9
Garry Templeton, S (1, 6) OBP: 0.330, SLG: 0.375	0-0 6-3 1B	0-0 2-3 1B		0-0 F9 1B		0-0 1-3 1B		0-0 4-3 1B	
Jerry Royster, R (1, 4) OBP: 0.372, SLG: 0.431	0-0 4-3 WP 1B	4-0 BB 1B		0-0 L5 1B		0-0 L9 1B		0-0 3-1 BB 1B	
Tony Gwynn, L (1, 9) OBP: 0.352, SLG: 0.395	0-0 WP 1-2 1B	0-0 1-3 1B			0-0 B2 1B		4-0 E 1B BB	4-0 3-1 BB	
Steve Garvey, R (1, 3) OBP: 0.307, SLG: 0.418	0-0 4-3 1-2 2-3 1B		0-0 F8 1B		0-0 G3 1B		0-0 E5 1B 1B	0-0 3-1 1-2 2-3 1B	
Miguel Dilone, S (7, PR) OBP: 0.259, SLG: 0.250									
Carmelo Martinez, R (1, 7) OBP: 0.358, SLG: 0.432	4-0 2-3 3-H BB		4-0 1B BB		0-0 G3 1-2 1B		0-0 1-2 3-H 1B		0-0 G3
Bobby Brown, S (7, PR) OBP: 0.213, SLG: 0.189									
Graig Nettles, L (8, 5) OBP: 0.357, SLG: 0.406									
Terry Kennedy, L (1, 2) OBP: 0.295, SLG: 0.370	0-0 G3		0-0 F7 1B		0-0 F8 1B		0-0 G5-4-3 1B		0-3 K
Kevin McReynolds, R (1, 8) OBP: 0.292, SLG: 0.370		4-0 FC6-4 BB 1B	0-0 1-2 1B			0-0 F7 1B	0-3 K		0-0 BB 1B
Kurt Bevacqua, R (1, 5) OBP: 0.359, SLG: 0.333		0-0 FC6-4 1B SH2-4 1-2f	0-0 F7 1B			4-0 FC3-6 BB	0-0 G5-4-3 1-2f		4-0 1-2 BB
Mark Thurmond, L (1, 1) OBP: 0.125, SLG: 0.100		0-0 SH2-4 1-2		0-0 4-3		0-0 FC3-6 1B 1-2f		0-0 1-3	0-0 F7
Tim Flannery, L (8, PH) OBP: 0.384, SLG: 0.351									
Lance McCullers, S (9, 1) OBP: 0.260, SLG: 0.269									

Inning Stats	R: 1	H: 2	E: 0	K: 0	S: 5	LOB: 2	BB: 1	P: 9
	R: 0	H: 1	E: 0	K: 0	S: 4	LOB: 3	BB: 2	P: 12
	R: 0	H: 1	E: 0	K: 0	S: 4	LOB: 2	BB: 1	P: 8
	R: 0	H: 0	E: 0	K: 0	S: 3	LOB: 0	BB: 0	P: 3
	R: 0	H: 1	E: 0	K: 0	S: 4	LOB: 1	BB: 0	P: 4
	R: 0	H: 1	E: 0	K: 0	S: 4	LOB: 2	BB: 1	P: 8
	R: 1	H: 2	E: 1	K: 1	S: 7	LOB: 3	BB: 1	P: 11
	R: 0	H: 1	E: 0	K: 0	S: 4	LOB: 2	BB: 1	P: 10
	R: 0	H: 1	E: 0	K: 1	S: 6	LOB: 2	BB: 1	P: 10

PITCHER	IP	WLS	BF	H	R	ER	SO	BB	IBB	HBP	BLK	WP	HR	S	P	ERA	WHIP
Atlee Hammaker, L (1, 1) ERA: 3.67	6.0	W	29	6	1	1	0	5	0	0	0	1	0	24	44	1.50	1.833
Greg Minton, R (7, 1) ERA: 3.35	2.0		11	3	1	1	1	2	0	0	0	0	0	11	19	4.50	2.500
Scott Garrelts, R (9, 1) ERA: 2.01	1.0		5	1	0	0	1	1	0	0	0	0	0	6	10	0.00	2.000

Batter	1	2	3	4	5	6	7	8	9	AB R H RBI BB SO LOB	TOP											
Dan Gladden, R (1, 8) OBP: 0.292, SLG: 0.315	0-0 4-3 S 1B		0-0 F8		0-0 1-H 3-H 1B 2B		0-0 F8		0-0 FC5-4 1-2f	5 1 2 1 0 0 2	San Francisco Giants @ San Diego Padres Jack Murphy Stadium, San Diego, CA Tue Sep 24 1985, 10:05 PM EDT Att. 14,042 - Unknown livebaseballscorecards.com											
Manny Trillo, R (1, 4) OBP: 0.283, SLG: 0.282	0-0 4-3 1-3		0-0 F9		0-0 1B 1B		0-0 F9			4 0 1 1 0 0 1												
Jeffrey Leonard, R (1, 7) OBP: 0.281, SLG: 0.403	0-3 K		0-0 1-3		0-0 1-3 1B			0-0 F9		4 0 1 0 0 1 1												
Bob Brenly, R (1, 5) OBP: 0.312, SLG: 0.402	0-0 F2			0-0 F4	0-0 F2			0-3 K		4 0 0 0 0 1 3												
Rob Deer, R (1, 9) OBP: 0.303, SLG: 0.423		0-0 HR		0-0 F8		0-0 4-3 1B		0-3 K		4 1 2 1 0 1 0												
David Green, R (1, 3) OBP: 0.295, SLG: 0.343		0-0 6-3		0-0 6-3		0-0 4-3 1-2			0-0 1B 1B	2 0 0 0 0 0 0 2 0 1 0 0 0 1												
Dan Driessen, L (6, PH) OBP: 0.320, SLG: 0.355										0 0 0 0 0 0 0												
Brad Wellman, R (9, PR) OBP: 0.273, SLG: 0.317																						
Alex Trevino, R (1, 2) OBP: 0.288, SLG: 0.350		0-0 1B			0-0 F3	0-3 K		0-0 1B FC5-4		3 0 1 0 0 1 1 1 0 1 0 0 0 0												
Mike Woodard, L (9, PH) OBP: 0.358, SLG: 0.365																						
Jose Uribe, S (1, 6) OBP: 0.282, SLG: 0.315		0-3 K			0-0 1B 2B 1B	0-0 4-3		0-3 K		3 1 1 0 0 1 2 0 0 0 0 0 0 0 1 0 0 0 0 1 2												
Mark Davis, L (6, 1) OBP: 0.250, SLG: 0.417																						
Ron Roenicke, S (9, PH) OBP: 0.400, SLG: 0.404																						
Dave LaPoint, L (1, 1) OBP: 0.242, SLG: 0.193		0-0 F8			0-0 1-3 2B 1B		0-0 F7		0-3 K	1 0 0 0 0 0 1 1 0 1 0 0 0 0 0 0 0 0 0 0 0 1 0 0 0 0 0 0 1 0 0 0 0 1 2												
Joel Youngblood, R (5, PH) OBP: 0.355, SLG: 0.351																						
Frank Williams, R (5, 1)																						
Ricky Adams, R (6, 6) OBP: 0.225, SLG: 0.293																						
Chris Brown, R (9, PH) OBP: 0.345, SLG: 0.443																						
Inning Stats	R: 0 E: 0 K: 1 S: 6	H: 1 LOB: 1 BB: 0 P: 6	R: 1 E: 0 K: 1 S: 7	H: 2 LOB: 1 BB: 0 P: 7	R: 0 E: 0 K: 0 S: 3	H: 0 LOB: 0 BB: 0 P: 3	R: 0 E: 0 K: 0 S: 3	H: 0 LOB: 0 BB: 0 P: 3	R: 2 E: 0 K: 0 S: 7	H: 5 LOB: 2 BB: 0 P: 7	R: 0 E: 0 K: 1 S: 6	H: 1 LOB: 1 BB: 0 P: 6	R: 0 E: 0 K: 0 S: 3	H: 0 LOB: 0 BB: 0 P: 3	R: 0 E: 0 K: 2 S: 7	H: 0 LOB: 0 BB: 0 P: 7	R: 0 E: 0 K: 2 S: 9	H: 2 LOB: 2 BB: 0 P: 9	1B: 9 2B: 1 3B: 0 HR: 1	SF: 0 SAC: 0 DP: 0 HBP: 0	WP: 0 PB: 0 SB: 1 CS: 0	PA: 37
PITCHER	IP WLS BF H R ER SO BB IBB HBP BLK WP HR S P ERA WHIP																					
Dave Dravecky, L (1, 1) ERA: 2.68	5.0 W 22 8 3 3 2 0 0 0 0 0 0 1 26 26 5.40 1.600																					
Roy Lee Jackson, R (6, 1) ERA: 2.92	2.0 7 1 0 0 1 0 0 0 0 0 0 0 9 9 0.00 0.500																					
Rich Gossage, R (8, 1) ERA: 1.67	2.0 S 8 2 0 0 4 0 0 0 0 0 0 0 16 16 0.00 1.000																					



Batter	1	2	3	4	5	6	7	8	9	AB	R	H	RBI	BB	SO	LOB
Garry Templeton, S <small>(1, 6) OBP: 0.329, SLG: 0.373</small>	0-0 B2-3		0-0 4-3	0-0 F9		4-0 IBB				3	0	0	0	1	0	0
Jerry Royster, R <small>(1, 4) OBP: 0.368, SLG: 0.425</small> Tim Flannery, L <small>(6, PH) OBP: 0.383, SLG: 0.350</small> (7, 4)	0-3 K		0-0 4-3		0-0 6-3	0-0 G3				3	0	0	0	0	1	0
Tony Gwynn, L <small>(1, 9) OBP: 0.351, SLG: 0.396</small>	0-0 BB 2B		0-0 L8		0-3 K				4	0	1	0	0	1	0	
Steve Garvey, R <small>(1, 3) OBP: 0.310, SLG: 0.419</small>	4-0 BB BB			0-0 F6 1B	0-0 BB 1B			0-3 K	3	1	2	0	1	1	0	
Carmelo Martinez, R <small>(1, 7) OBP: 0.361, SLG: 0.432</small>	4-0 1-2 2-3 BB			0-0 F6	4-0 BB 1B			0-0 1B	2	0	1	0	2	0	1	
Terry Kennedy, L <small>(1, 2) OBP: 0.295, SLG: 0.369</small>	0-0 4-3			0-0 3B 1B	0-0 F7			0-0 4-3	4	1	1	1	0	0	6	
Kevin McReynolds, R <small>(1, 8) OBP: 0.293, SLG: 0.375</small>		0-0 G6-4-3 1B		0-0 HR 3B		0-0 5-3		0-0 F5	4	1	2	1	0	0	0	
Kurt Bevacqua, R <small>(1, 5) OBP: 0.361, SLG: 0.361</small> Graig Nettles, L <small>(6, PH) OBP: 0.357, SLG: 0.406</small> (7, 5)		0-0 G6-4-3		0-0 HR		0-0 SH1-4 1B		0-3 K	2	1	1	2	0	0	1	
Dave Dravecky, R <small>(1, 1) OBP: 0.155, SLG: 0.119</small> Roy Lee Jackson, R <small>(6, 1)</small> Rich Gossage, R <small>(8, 1)</small>		0-3 K		0-0 6-3		0-0 SH1-4		0-3 K	2	0	0	0	0	1	0	

Inning Stats	R: 0	H: 1	E: 0	LOB: 3	K: 1	BB: 2	S: 6	P: 14	R: 0	H: 1	E: 0	LOB: 0	K: 1	BB: 0	S: 5	P: 5	R: 0	H: 0	E: 0	LOB: 0	K: 0	BB: 0	S: 3	P: 3	R: 4	H: 4	E: 0	LOB: 0	K: 0	BB: 0	S: 7	P: 7	R: 0	H: 1	E: 0	LOB: 2	K: 1	BB: 1	S: 6	P: 10	R: 0	H: 1	E: 0	LOB: 2	K: 0	BB: 1	S: 4	P: 8	R: 0	H: 0	E: 0	LOB: 0	K: 2	BB: 0	S: 7	P: 7
--------------	------	------	------	--------	------	-------	------	-------	------	------	------	--------	------	-------	------	------	------	------	------	--------	------	-------	------	------	------	------	------	--------	------	-------	------	------	------	------	------	--------	------	-------	------	-------	------	------	------	--------	------	-------	------	------	------	------	------	--------	------	-------	------	------

PITCHER	IP	WLS	BF	H	R	ER	SO	BB	IBB	HBP	BLK	WP	HR	S	P	ERA	WHIP
Dave LaPoint, L <small>(1, 1) ERA: 3.38</small>	4.0	L	19	6	4	4	2	2	0	0	0	0	1	21	29	9.00	2.000
Frank Williams, R <small>(5, 1) ERA: 4.57</small>	1.2		9	2	0	0	1	1	1	0	0	0	0	9	17	0.00	1.800
Mark Davis, L <small>(6, 1) ERA: 3.1</small>	2.1		8	1	0	0	3	0	0	0	0	0	0	14	14	0.00	0.429


BOTTOM

San Francisco Giants @ San Diego Padres
Jack Murphy Stadium, San Diego, CA

Tue Sep 24 1985, 10:05 PM EDT
Att. 14,042 - Unknown

livebaseballscores.com

AB	31
R	4
H	9
RBI	4
BB	4
SO	6
LOB	10



WP	PA	ERA	WHIP
0	36		

Batter	1	2	3	4	5	6	7	8	9	AB R H RBI BB SO LOB	TOP	
Dan Gladden, R (1, 8) OBP: 0.296, SLG: 0.320 Brad Wellman, R (8, 5) OBP: 0.271, SLG: 0.315	0-0 1B 2B		0-0 F7		0-0 6-3 SH3-4 1-2 1B		4-0 BB		0-0 F9	3 1 2 0 1 0 0 1 0 0 0 0 0 0		
Mike Woodard, L (1, 4) OBP: 0.333, SLG: 0.339	0-0 P4		0-0 F8		0-0 SH3-4		0-0 G3		0-0 4-3	4 0 0 0 0 0 2		
Jeffrey Leonard, R (1, 7) OBP: 0.283, SLG: 0.410 (8, 8)	0-0 1B 2-H 1B		0-0 F3		0-0 6-3			0-0 HR	0-3 K	5 1 2 3 0 1 1		
Bob Brenly, R (1, 5) OBP: 0.313, SLG: 0.403 (8, 3)	0-0 1-2 1B			0-0 CS 1B	0-0 P6			0-0 6-3		4 0 2 0 0 0 1		
Dan Driessen, L (1, 3) OBP: 0.319, SLG: 0.353 David Green, R (8, PH) OBP: 0.297, SLG: 0.343 (8, 9)	0-0 F9			0-0 4-3		0-0 1-3		4-0 BB 2B BB		3 0 0 0 0 0 3 0 1 0 0 1 0 0		
Rob Deer, R (1, 9) OBP: 0.301, SLG: 0.418 (8, 7)	0-3 K			0-0 1B 1B		0-0 F7		0-3 K		4 0 1 0 0 2 3		
Matt Nokes, L (1, 2) OBP: 0.231, SLG: 0.359 Alex Trevino, R (8, PH) OBP: 0.293, SLG: 0.350 (8, 2)		0-0 P4		0-0 1-2 1B		0-0 P6		4-0 BB 2B BB		3 0 1 0 0 0 0 0 0 0 0 1 0 0		
Jose Uribe, S (1, 6) OBP: 0.281, SLG: 0.317		0-3 K		0-0 P6			0-3 K	0-0 1-3 2-H 2B		4 0 1 1 0 2 2		
Roger Mason, R (1, 1) Jeff Robinson, R (5, 1) Ron Roenicke, S (7, PH) OBP: 0.397, SLG: 0.400 Greg Minton, S (7, 1) Colin Ward, L (7, 1) Chris Brown, R (8, PH) OBP: 0.345, SLG: 0.442 Bobby Moore, R (8, 1)		0-0 P6			1-0 SH3-4 1B 6-3 HBP		0-0 4-3	0-0 6-3		1 1 0 0 0 0 0 0 0 0 0 0 0 0 1 0 1 0 0 0 0 0 2 0 0 0 0 0 0 0		
Inning Stats	R: 1 H: 3 E: 0 LOB: 2 K: 1 BB: 0 S: 8 P: 8	R: 0 H: 0 E: 0 LOB: 0 K: 1 BB: 0 S: 5 P: 5	R: 0 H: 0 E: 0 LOB: 0 K: 0 BB: 0 S: 3 P: 3	R: 0 H: 3 E: 0 LOB: 2 K: 0 BB: 0 S: 5 P: 5	R: 1 H: 1 E: 0 LOB: 1 K: 0 BB: 0 S: 4 P: 5	R: 0 H: 0 E: 0 LOB: 0 K: 0 BB: 0 S: 3 P: 3	R: 0 H: 0 E: 0 LOB: 1 K: 1 BB: 1 S: 5 P: 9	R: 2 H: 2 E: 0 LOB: 2 K: 1 BB: 2 S: 7 P: 15	R: 0 H: 0 E: 0 LOB: 0 K: 1 BB: 0 S: 5 P: 5	1B: 6 SF: 0 2B: 2 SAC: 1 3B: 0 DP: 0 HR: 1 HBP: 1	WP: 0 PA: 39 PB: 0 SB: 0 CS: 1	
PITCHER	IP WLS BF H R ER SO BB IBB HBP BLK WP HR S P ERA WHIP											
LaMarr Hoyt, R (1, 1) ERA: 3.45	7.0 W 29 7 2 2 3 1 0 1 0 0 0 0 33 38 2.57 1.143											
Craig Lefferts, L (8, 1) ERA: 3.32	0.2 6 2 2 2 1 2 0 0 0 0 0 1 6 14 27.00 6.000											
Rich Gossage, R (8, 1) ERA: 1.64	1.1 S 4 0 0 0 1 0 0 0 0 0 0 0 6 6 0.00 0.000											

San Francisco Giants @ San Diego Padres
 Jack Murphy Stadium, San Diego, CA
 Wed Sep 25 1985, 10:05 PM EDT
 Att. 8,888 - Unknown

AB	34
R	4
H	9
RBI	4
BB	3
SO	5
LOB	14



BOTTOM

San Francisco Giants @ San Diego Padres
Jack Murphy Stadium, San Diego, CA

livebaseballscorecards.com

AB 35
R 7
H 10
RBI 7
BB 4
SO 8
LOB 21



WP: 0 PA: 40
PB: 0
SB: 1
CS: 0

Wed Sep 25 1985, 10:05 PM EDT
Att. 8,888 - Unknown

Batter	1	2	3	4	5	6	7	8	9	AB	R	H	RBI	BB	SO	LOB				
Garry Templeton, S (1, 6)	0-0 E5 2B		0-3 K		0-0 3B 1B	0-0 6-3		0-0 6-3		5	2	1	0	0	1	1				
Tony Gwynn, L (1, 9)	0-3 K		0-0 3-1 1B 1-2 1B		0-0 1B 3B 1-H		4-0 6-3 1B BB	4-0 BB BB		3	2	2	1	2	1	1				
Steve Garvey, R (1, 3)	0-3 K		0-0 3-1 1B 1-2 2-H		0-0 1B 1B 3-H		0-0 6-3 1-2	0-0 F8		5	0	2	2	0	1	3				
Graig Nettles, L (1, 5)	0-0 1-H 2B		0-0 3-1 1-2 2-3		0-0 L9		0-0 BB SF8 1B 2-H	0-0 G3		5	1	2	2	0	0	4				
Terry Kennedy, L (1, 2)	0-3 K		0-3 K		0-0 1-3 1B		4-0 SF8 BB 1B 1BB			3	1	1	0	1	2	3				
Carmelo Martinez, R (1, 7)		0-0 F9		0-0 6-3 2B	0-3 K		4-0 BB BB BB 1-2 2-3 1B BB			3	0	1	0	1	1	2				
Kevin McReynolds, R (1, 8)		0-0 F9		0-3 K	0-0 F7		0-0 SF8 2-3 3-H			3	0	0	1	0	1	3				
Tim Flannery, L (1, 4)		0-0 G3		0-0 6-3 2-3		0-0 6-3	0-0 1-2 3-H 1B			4	0	1	1	0	0	1				
LaMarr Hoyt, R (1, 1)			0-0 E6 1B 1B		0-0 G3		0-0 4-3 2-3 3-H K			3	1	0	0	0	0	1				
Bobby Brown, S (7, PH)										1	0	0	0	0	1	2				
Craig Lefferts, L (8, 1)										0	0	0	0	0	0	0				
Rich Gossage, R (8, 1)										0	0	0	0	0	0	0				
Inning Stats	R: 1 E: 1 K: 3 S: 11	H: 1 LOB: 1 BB: 0 P: 11	R: 0 E: 0 K: 0 S: 3	H: 0 LOB: 0 BB: 0 P: 3	R: 1 E: 1 K: 2 S: 10	H: 2 LOB: 2 BB: 0 P: 10	R: 0 E: 0 K: 1 S: 6	H: 1 LOB: 1 BB: 0 P: 6	R: 2 E: 0 K: 1 S: 9	H: 4 LOB: 2 BB: 0 P: 9	R: 0 E: 0 K: 0 S: 3	H: 0 LOB: 0 BB: 0 P: 3	R: 3 E: 0 K: 1 S: 7	H: 2 LOB: 2 BB: 3 P: 19	R: 0 E: 0 K: 0 S: 3	H: 0 LOB: 1 BB: 1 P: 7	1B: 7 2B: 2 3B: 1 HR: 0	SF: 1 SAC: 0 DP: 0 HBP: 0	WP: 0 PB: 0 SB: 1 CS: 0	PA: 40
PITCHER	IP WLS L	BF H R	ER SO	BB IBB HBP BLK	WP HR S P	ERA WHIP	PITCHER	IP WLS L	BF H R	ER SO	BB IBB HBP BLK	WP HR S P	ERA WHIP							
Roger Mason, R (1, 1)	4.1 L	23 8 4	2 6	0 0 0 0	0 0 0 0	4.15 1.846	Jeff Robinson, R (5, 1)	1.2	5 0 0	0 1	0 0 0 0	0 0 0 0	0.00 0.000							
Greg Minton, R (7, 1)	0.2	7 2 3	3 0	2 1 0 0	0 0 0 0	40.50 6.000	Colin Ward, L (7, 1)	0.1	1 0 0	0 1	0 0 0 0	0 0 0 0	0.00 0.000							
Bobby Moore, R (8, 1)	1.0	4 0 0	0 0	1 0 0 0	0 0 0 0	0.00 1.000														

Batter	1	2	3	4	5	6	7	8	9	AB R H RBI BB SO LOB	TOP											
Garry Templeton, S (1, 6) OBP: 0.329, SLG: 0.373 Mario Ramirez, R (8, PR) OBP: 0.310, SLG: 0.333 (8, 6)	0-3 K	0-0 1B 2B	0-0 1-3		0-3 K			0-0 BB 1B		5 1 2 0 0 2 2 0 0 0 0 0 0 0												
Tony Gwynn, L (1, 9) OBP: 0.358, SLG: 0.403 Gerry Davis, R (8, PR) OBP: 0.327, SLG: 0.373 (8, 9)	0-0 E7 4-3 1B	0-0 2H 1B		0-0 L8		0-0 1B		4-0 BB 1-2 BB		4 1 3 1 1 0 0 0 0 0 0 0 0 0												
Steve Garvey, R (1, 3) OBP: 0.308, SLG: 0.416 Kurt Bevacqua, R (8, 3) OBP: 0.361, SLG: 0.361	0-0 4-3	0-0 F5		0-0 F4		0-3 K		0-0 G4-6-3 1-2f		5 0 0 1 0 1 4 0 0 0 0 0 0 0												
Graig Nettles, L (1, 5) OBP: 0.360, SLG: 0.420	0-0 F7		0-0 HBP 1B	0-0 HR		0-0 3 1-2f		0-0 2B		5 3 3 1 0 0 1												
Terry Kennedy, L (1, 2) OBP: 0.299, SLG: 0.375		0-0 4-3	0-0 F5	0-0 BB 1B		0-0 G3 2B		0-0 2B 2B		5 1 3 1 0 0 1												
Carmelo Martinez, R (1, 7) OBP: 0.364, SLG: 0.432		4-0 1B HR BB	1-0 1B HBP	4-0 BB		0-0 G3 2-3		0-3 K		2 2 0 0 2 1 2												
Kevin McReynolds, R (1, 8) OBP: 0.282, SLG: 0.375		0-0 1-2 HR 1B	0-0 F7	0-0 F4		0-0 4-3		0-0 2B 2H		5 1 2 1 0 0 5	AB 41 R 10 H 16 RBI 10 BB 3 SO 4 LOB 20											
Tim Flannery, L (1, 4) OBP: 0.380, SLG: 0.347		0-0 F7	0-0 1-2 2H 1B		0-0 4-3		0-0 F6		0-0 5-3	5 0 1 1 0 0 4												
Eric Show, R (1, 1) OBP: 0.133, SLG: 0.162		0-0 1-1 2H HR	0-0 1-2 2H 1B		0-0 4-3		0-0 5-3		0-0 4-3	5 1 2 4 0 0 1												
Inning Stats	R: 1 E: 1 K: 1 S: 6	H: 1 LOB: 0 BB: 0 P: 6	R: 4 E: 0 K: 0 S: 7	H: 4 LOB: 1 BB: 1 P: 11	R: 2 E: 0 K: 0 S: 6	H: 3 LOB: 2 BB: 0 P: 7	R: 1 E: 0 K: 0 S: 5	H: 2 LOB: 2 BB: 1 P: 9	R: 0 E: 0 K: 1 S: 5	H: 0 LOB: 0 BB: 0 P: 5	R: 0 E: 0 K: 1 S: 5	H: 1 LOB: 0 BB: 0 P: 5	R: 0 E: 0 K: 0 S: 4	H: 1 LOB: 1 BB: 0 P: 4	R: 0 E: 0 K: 0 S: 3	H: 1 LOB: 2 BB: 1 P: 7	R: 2 E: 0 K: 1 S: 8	H: 3 LOB: 1 BB: 0 P: 8	1B: 9 2B: 6 3B: 0 HR: 2	SF: 0 SAC: 0 DP: 2 HBP: 1	WP: 0 PB: 0 SB: 0 CS: 0	PA: 45
PITCHER	IP WLS BF H R ER SO BB IBB HBP BLK WP HR S P ERA WHIP																					
Joe Johnson, R (1, 1) ERA: 3.73	2.2 L 17 7 7 6 1 1 0 1 0 0 0 1 17 22 20.25 3.000																					
Steve Shields, R (3, 1) ERA: 4.75	2.1 11 3 1 1 1 1 0 0 0 0 0 1 12 16 3.86 1.714																					
Dave Schuler, L (6, 1) ERA: 6.97	2.0 7 2 0 0 1 0 0 0 0 0 0 0 9 9 0.00 1.000																					
Terry Forster, L (8, 1) ERA: 2.28	2.0 10 4 2 2 1 1 0 0 0 0 0 0 11 15 9.00 2.500																					

San Diego Padres @ Atlanta Braves
Atlanta-Fulton County Stadium, Atlanta, GA

Fri Sep 27 1985, 7:05 PM EDT
Att. 6,785 - Unknown

livebaseballscorecards.com



Batter	1	2	3	4	5	6	7	8	9	AB	R	H	RBI	BB	SO	LOB
Milt Thompson, L OBP: 0.329, SLG: 0.346 Terry Forster, L (8, 1)	0-0 CS 1B		4-0 BB BB BB BB		0-0 L7		0-0 FC6-4 1-2f			3	0	1	0	1	0	3
Ken Oberkfell, L OBP: 0.357, SLG: 0.360 (1, 5)	0-0 4-3 1-2		0-0 L7		0-0 4-3			0-0 L9		4	0	0	0	0	0	3
Dale Murphy, R OBP: 0.383, SLG: 0.542 (1, 8)	0-0 1B 1B		0-0 G6-4-3 1-2f			0-0 F9		4-0 BB BB BB BB		3	0	1	0	1	0	1
Gerald Perry, L OBP: 0.284, SLG: 0.281 (1, 3) (8, 7)	0-0 1-3 1B			0-0 E6 E 1B		0-3 K		0-0 G4-6-3 1-2f		4	0	2	0	0	1	1
Claudell Washington, L OBP: 0.343, SLG: 0.449 (1, 9)	0-3 K			0-0 F5		0-3 K			0-0 4-3	4	0	0	0	0	2	3
Glenn Hubbard, R OBP: 0.318, SLG: 0.314 (1, 4)		4-0 BB BB BB BB	4-0 BB BB BB BB	0-3 K		0-0 6-3		0-0 6-3 1B		3	1	1	0	1	1	1
Paul Zuvella, R OBP: 0.278, SLG: 0.268 (1, 6)		4-0 BB BB BB BB	4-0 BB BB BB BB	0-0 E6 1-3		0-0 4-3		0-0 6-3 1-2		3	0	0	0	1	0	2
Bruce Benedict, R OBP: 0.287, SLG: 0.232 Rick Cerone, R OBP: 0.290, SLG: 0.283 (1, 2) (2, 2)		0-0 G6-4-3 1-2f 2-3		0-0 F4		0-0 1B 1B		0-0 1B 1B		0	0	0	0	0	0	0
Joe Johnson, R OBP: 0.180, SLG: 0.091 Steve Shields, R OBP: 0.158, SLG: 0.111 Albert Hill, S OBP: 0.239, SLG: 0.175 Dave Schuler, R OBP: 0.304, SLG: 0.327 (1, 1) (3, 1) (5, PH) (6, 1) (7, PH) (8, 3)		0-0 6-3		4-0 BB BB BB BB	4-0 BB BB BB BB	0-0 F7		0-0 FC6-4 1-2		1	0	0	0	0	0	1

Inning Stats	R: 0	H: 3	E: 0	LOB: 2	K: 1	BB: 0	S: 7	P: 7									
Eric Show, R ERA: 2.93 (1, 1)	IP: 9.0	WLS: W	BF: 36	H: 8	R: 1	ER: 1	SO: 4	BB: 5	IBB: 0	HBP: 0	BLK: 0	WP: 0	HR: 0	S: 39	P: 59	ERA: 1.00	WHIP: 1.444

BOTTOM

San Diego Padres @ Atlanta Braves
Atlanta-Fulton County Stadium, Atlanta, GA

Fri Sep 27 1985, 7:05 PM EDT
Att. 6,785 - Unknown

livebaseballscorecards.com

AB	31
R	1
H	8
RBI	1
BB	5
SO	4
LOB	18

Braves

WP: 0	PA: 36
PB: 0	
SB: 0	
CS: 1	

Batter	1	2	3	4	5	6	7	8	9	10	11	12	13	AB R H RBI BB SO LOB	TOP															
Garry Templeton, S (1, 6) OBP: 0.331, SLG: 0.375 Mario Ramirez, R (9, 6) OBP: 0.295, SLG: 0.317	0-0 3-1 2B 1B	0-0 1B 1-2 2-H 1B		0-0 CS 1B		0-0 4-3		0-0 E1		0-0 F7			0-0 5-3	5 1 3 1 0 0 0 2 0 0 0 0 0 0																
Jerry Royster, R (1, 4) OBP: 0.369, SLG: 0.422 Tim Flannery, L (11, PH) OBP: 0.380, SLG: 0.348	0-0 3-1 1-2	0-0 1B 1-3 2-H 1B		0-0 1-3 1-2		4-0 1B BB		0-0 F6		0-0 G3			0-0 BB E 1B	4 0 1 1 1 0 3 2 1 1 0 0 0 0																
Tony Gwynn, L (1, 9) OBP: 0.361, SLG: 0.403	4-0 2B BB	0-3 K		0-0 HBP 1B		0-0 FC6-4 1B		0-0 L7		0-0 4-3			4-0 1-2 E BB	5 2 2 0 2 1 2																
Steve Garvey, R (1, 3) OBP: 0.312, SLG: 0.418	0-0 4-3 1-H 2-H 2B	4-0 IBB		1-0 FC6-4 HBP 1B		0-0 FC6-4 1-2f		0-0 2B 1B		0-0 5-3			4-0 1-2 2-3 E BB	4 0 2 2 2 0 2																
Kurt Bevacqua, R (1, 5) OBP: 0.293, SLG: 0.360 Miguel Dilone, S (12, PH) OBP: 0.299, SLG: 0.250 Ed Wojna, R (12, 1) OBP: 0.197, SLG: 0.167 Al Bumby, L (13, PH) OBP: 0.207, SLG: 0.268 Tim Stoddard, R (13, 1) OBP: 0.200, SLG: 0.200	0-0 4-3 2-3	0-0 F7		0-0 FC6-4 1-2f		0-0 B2-3		0-0 F7		0-0 CS 2B			0-0 F6	6 0 1 0 0 0 7 0 0 0 0 0 0 0 0 0 0 0 0 0 0 1 0 0 0 0 0 3 0 0 0 0 0 0 0 0 0 0 0 0 0 0																
Carmelo Martinez, R (1, 7) OBP: 0.365, SLG: 0.433	0-0 6-3			4-0 G6-4-3 BB 1B		0-0 1-3		0-0 2B		0-0 F7			0-0 E6 1-3 2-H 3-H	6 0 2 0 1 0 3																
Kevin McReynolds, R (1, 8) OBP: 0.292, SLG: 0.375		4-0 FC2-6 BB 1B		0-0 F7		0-0 G6-4-3 1-2f		0-0 4-3		0-3 K			0-0 F8	6 0 1 0 1 1 6																
Bruce Bochy, R (1, 2) OBP: 0.308, SLG: 0.436 Terry Kennedy, L (12, PH) OBP: 0.300, SLG: 0.375		0-0 FC2-6 1B 1B		0-0 F7		0-0 F9		0-0 6-3		0-0 L8			4-0 IBB	5 1 1 0 0 0 1 0 0 0 0 1 0 0																
Andy Hawkins, R (1, 1) OBP: 0.105, SLG: 0.081 Lance McCullers, S (7, 1) OBP: 0.207, SLG: 0.184 Bobby Brown, S (8, PH) OBP: 0.207, SLG: 0.184 Gene Walter, L (8, 1) OBP: 0.199, SLG: 0.179 Rich Gossage, R (9, 1) OBP: 0.199, SLG: 0.179 Roy Lee Jackson, R (11, 1) OBP: 0.199, SLG: 0.179 Craig Nettles, L (12, PH) OBP: 0.380, SLG: 0.419		0-0 FC2-6 1B		0-0 F8		0-0 6-3		0-0 2-3		0-0 6-3			0-0 F8	3 1 0 0 0 0 3 0 0 0 0 0 0 0 1 0 0 0 0 0 0 0 0 0 0 0 0 0 1 0 0 0 0 0 0 0 0 0 0 0 0 0 1 0 0 0 0 0 2																
Inning Stats	R: 2 E: 0 K: 0 S: 5	H: 2 LOB: 1 BB: 1 P: 9	R: 2 E: 0 K: 1 S: 8	H: 3 LOB: 3 BB: 2 P: 16	R: 0 E: 0 K: 0 S: 4	H: 1 LOB: 1 BB: 0 P: 4	R: 0 E: 0 K: 0 S: 4	H: 2 LOB: 2 BB: 0 P: 5	R: 0 E: 0 K: 0 S: 2	H: 0 LOB: 0 BB: 1 P: 6	R: 0 E: 0 K: 0 S: 4	H: 1 LOB: 2 BB: 1 P: 8	R: 0 E: 1 K: 0 S: 4	H: 0 LOB: 1 BB: 0 P: 4	R: 0 E: 0 K: 1 S: 7	H: 2 LOB: 2 BB: 0 P: 7	R: 0 E: 0 K: 0 S: 3	H: 0 LOB: 0 BB: 0 P: 3	R: 0 E: 0 K: 0 S: 3	H: 2 LOB: 2 BB: 1 P: 8	R: 0 E: 1 K: 0 S: 5	H: 1 LOB: 2 BB: 2 P: 13	1B: 10 2B: 4 3B: 0 HR: 0	SF: 0 SAC: 0 DP: 1 HBP: 1	WP: 0 PB: 0 SB: 0 CS: 2	PA: 61				
PITCHER	IP WLS BF H R ER SO BB IBB HBP BLK WP HR S P ERA WHIP															IP WLS BF H R ER SO BB IBB HBP BLK WP HR S P ERA WHIP														
Zane Smith, L (1, 1) ERA: 4.04	7.0																													
Rick Camp, R (8, 1) ERA: 4.05	2.0	9	2	0	0	1	0	0	0	0	0	0	0	0	0	0	0	0	0	0	0	0	0	0	0	0	0	0	0	
Gene Garber, R (10, 1) ERA: 3.89	2.0	6	0	0	0	0	0	0	0	0	0	0	0	0	0	0	0	0	0	0	0	0	0	0	0	0	0	0	0	
Jeff Dedmon, R (12, 1) ERA: 3.67	2.0	L 12	3	2	0	0	2	1	0	0	0	0	0	0	0	0	0	0	0	0	0	0	0	0	0	0	0	0	0	0

San Diego Padres @ Atlanta Braves
Atlanta-Fulton County Stadium, Atlanta, GA
Sat Sep 28 1985, 7:05 PM EDT
Att. 18,021 - Unknown

livebaseballscorecards.com

AB	52
R	6
H	14
RBI	4
BB	8
SO	2
LOB	32



Batter	1	2	3	4	5	6	7	8	9	10	11	12	13	AB R H RBI BB SO LOB
Milt Thompson, L (1, 7) OBP: 0.339, SLG: 0.364 (9, 9)	0-0 4-3		0-0 S 1B		0-0 F8		0-0 4-3 2B		4-0 1B 1B BB		0-0 4-3		0-0 2B 2B	6 2 3 1 1 0 1
Ken Oberkfell, L (1, 5) OBP: 0.399, SLG: 0.359 Paul Runge, R (6, 5) OBP: 0.338, SLG: 0.270 Albert Hall, S (7, PH) OBP: 0.234, SLG: 0.171 Rick Camp, R (8, 1) OBP: 0.286, SLG: 0.462 Rafael Ramirez, R (9, PH) OBP: 0.272, SLG: 0.336 Gene Garber, R (10, 1) OBP: 0.220, SLG: 0.250 Brad Kominski, R (11, PH) OBP: 0.316, SLG: 0.319 (12, 7)	0-0 4-3		4-0 2-3 3-H 1B		4-0 2B BB		0-0 4-3		0-0 1B 1B		4-0 IBB BB		0-0 F4 2B	1 0 0 0 0 2 0 0 0 0 0 0 0 0 0 0 1 0 0 0 0 0 0 0 0 0 0 0 0 0 0 0 1 0 0 1 0 0 0 0 1 0 0 0 0 1 0 1
Dale Murphy, R (1, 8) OBP: 0.385, SLG: 0.546	0-0 F5		0-0 SF9 3-H		0-0 2B		0-0 4-3		0-0 1B		4-0 1B		0-0 4-3 2B	5 0 3 4 1 0 1
Gerald Perry, L (1, 3) OBP: 0.281, SLG: 0.277 Terry Harper, R (8, PH) OBP: 0.521, SLG: 0.401 (9, 7) Jeff Dedmon, L (12, 1) OBP: 0.200, SLG: 0.111 Larry Owen, R (13, PH) OBP: 0.319, SLG: 0.391		0-0 F9	0-0 G3		0-0 F9		0-0 5-3		0-0 F5		0-3 K		0-0 4-3	3 0 0 0 0 0 0 3 3 0 0 0 0 0 1 5 0 0 0 0 0 0 0 0 1 0 0 0 0 0 0 1
Claudell Washington, L (1, 9) OBP: 0.343, SLG: 0.446 Bob Horner, R (8, PH) OBP: 0.342, SLG: 0.517 (9, 3)		4-0 G4-6-3 BB		0-3 K		0-0 1-3		0-0 F8		0-0 5-3		0-0 SH FC4-2 1B	0-0 6-3	2 0 0 0 1 1 0 4 0 1 0 0 0 1
Rick Cerone, R (1, 2) OBP: 0.290, SLG: 0.281	0-0 G4-6-3			0-0 6-3		0-0 1B 1B		0-0 F9		0-0 F4		4-0 FC4-2 SH 1-2 G4-2-3 BB		5 0 1 0 1 0 1
Glenn Hubbard, R (1, 4) OBP: 0.320, SLG: 0.315			4-0 SH1-4 1B BB		0-0 1B		0-0 1B		0-0 L9		0-3 K		0-0 SH FC4-2	4 1 2 0 1 1 0
Paul Zuvella, R (1, 6) OBP: 0.286, SLG: 0.272 (8, 5)			0-0 1B SH1-4 SF9 1B		0-0 1B		0-0 G5-4-3		0-0 6-3		4-0 4-3 SH3 BB		0-0 FC4-2	5 1 2 0 1 0 5
Zane Smith, L (1, 1) OBP: 0.118, SLG: 0.118 Chris Chambliss, L (7, PH) OBP: 0.303, SLG: 0.325 Andres Thomas, R (8, 6) OBP: 0.200, SLG: 0.200			0-0 SH1-4		0-0 1-3		0-0 3-1		0-0 1B BB 1B		0-0 SH3		0-0 G4-2-3	1 0 0 0 0 0 2 1 0 0 0 0 0 0 2 1 1 0 0 0 3

Inning Stats	R: 0	H: 0	E: 0	LOB: 0	K: 0	BB: 0	S: 3	R: 0	H: 0	E: 0	LOB: 0	K: 0	BB: 1	S: 2	R: 2	H: 2	E: 0	LOB: 2	K: 0	BB: 2	S: 5	R: 0	H: 2	E: 0	LOB: 2	K: 1	BB: 0	S: 7	R: 0	H: 1	E: 0	LOB: 1	K: 0	BB: 1	S: 3	R: 0	H: 2	E: 0	LOB: 1	K: 0	BB: 0	S: 4	R: 0	H: 1	E: 0	LOB: 1	K: 0	BB: 0	S: 4	R: 2	H: 3	E: 0	LOB: 2	K: 0	BB: 1	S: 6	R: 0	H: 0	E: 0	LOB: 0	K: 0	BB: 0	S: 3	R: 0	H: 0	E: 0	LOB: 0	K: 0	BB: 0	S: 5	R: 0	H: 0	E: 1	LOB: 2	K: 0	BB: 1	S: 4	R: 1	H: 2	E: 0	LOB: 1	K: 0	BB: 0	S: 5	R: 0	H: 2	E: 0	LOB: 2	K: 0	BB: 1	S: 8	R: 1	H: 2	E: 0	LOB: 1	K: 0	BB: 0	S: 5	1B: 10	SF: 1	2B: 4	SAC: 3	3B: 0	DP: 3	HR: 0	HBP: 0	WP: 0	PA: 59
--------------	------	------	------	--------	------	-------	------	------	------	------	--------	------	-------	------	------	------	------	--------	------	-------	------	------	------	------	--------	------	-------	------	------	------	------	--------	------	-------	------	------	------	------	--------	------	-------	------	------	------	------	--------	------	-------	------	------	------	------	--------	------	-------	------	------	------	------	--------	------	-------	------	------	------	------	--------	------	-------	------	------	------	------	--------	------	-------	------	------	------	------	--------	------	-------	------	------	------	------	--------	------	-------	------	------	------	------	--------	------	-------	------	--------	-------	-------	--------	-------	-------	-------	--------	-------	--------

PITCHER	IP	WLS	BF	H	R	ER	SO	BB	IBB	HBP	BLK	WP	HR	S	P	ERA	WHIP
Andy Hawkins, R (1, 1) ERA: 3.11	6.1		28	8	2	2	1	4	0	0	0	0	0	26	42	2.84	1.895
Lance McCullers, R (7, 1) ERA: 1.82	0.2		2	0	0	0	0	0	0	0	0	0	0	2	2	0.00	0.000
Gene Walter, L (8, 1) ERA: 1.89	1.0		3	0	0	0	0	0	0	0	0	0	0	3	3	0.00	0.000
Rich Gossage, R (9, 1) ERA: 1.84	2.0		10	3	2	2	1	1	0	0	0	0	0	11	15	9.00	2.000
Roy Lee Jackson, R (11, 1) ERA: 2.84	1.0		6	0	0	0	1	2	1	0	0	0	0	5	17	0.00	2.000
PITCHER	IP	WLS	BF	H	R	ER	SO	BB	IBB	HBP	BLK	WP	HR	S	P	ERA	WHIP
Ed Wojna, R (12, 1) ERA: 5.03	1.0	W	5	1	0	0	0	1	0	0	0	0	0	4	8	0.00	2.000
Tim Stoddard, R (13, 1) ERA: 4.58	0.1		3	2	1	1	0	0	0	0	0	0	0	3	3	27.00	6.000
Luis DeLeon, R (13, 1) ERA: 4.42	0.2	S	2	0	0	0	0	0	0	0	0	0	0	2	2	0.00	0.000

BOTTOM

San Diego Padres @ Atlanta Braves
Atlanta-Fulton County Stadium, Atlanta, GA

Sat Sep 28 1985, 7:05 PM EDT
Att: 18,021 - Unknown

AB	46
R	5
H	14
RBI	5
BB	9
SO	3
LOB	25

livebaseballscorecards.com



Batter	1	2	3	4	5	6	7	8	9	AB R H RBI BB SO LOB	TOP																									
Jerry Royster, R (1, 6) OBP: 0.365, SLG: 0.417	0-0 4-3		0-3 K		0-0 F9			0-0 4-3	0-0 BB 1-2 1B	5 0 1 0 0 1 1																										
Tony Gwynn, L (1, 9) OBP: 0.361, SLG: 0.402	0-0 F8		0-0 4-3			0-0 4-3		0-0 S 1B	4-0 BB 1-2 2-3 BB	4 1 1 0 1 0 1																										
Steve Garvey, R (1, 3) OBP: 0.313, SLG: 0.419	0-3 K			0-0 B2		0-0 2B		0-0 5-3 1-H 1B	0-0 L6	5 0 2 1 0 1 3																										
Graig Nettles, L (1, 5) OBP: 0.357, SLG: 0.415		0-0 1-3		0-0 G3		0-0 G3		0-0 5-3		4 0 0 0 0 0 2																										
Terry Kennedy, L (1, 2) OBP: 0.303, SLG: 0.379		0-0 2B		0-0 1B		0-3 K		4-0 1B		3 0 2 0 1 1 1																										
Carmelo Martinez, R (1, 7) OBP: 0.364, SLG: 0.431		0-0 5-3		0-0 F8			4-0 G4-6-3 BB	0-3 K		2 0 0 0 1 0 2																										
Miguel Dilone, S (7, PR) OBP: 0.259, SLG: 0.250							BB BB BB BB			0 0 0 0 0 0 0																										
Gerry Davis, R (7, 7) OBP: 0.321, SLG: 0.365										1 0 0 0 0 1 2																										
Lance McCullers, S (8, 1)										0 0 0 0 0 0 0																										
Gene Walter, L (9, 1)										0 0 0 0 0 0 0																										
Kevin McReynolds, R (1, 8) OBP: 0.295, SLG: 0.382		0-0 5-3			0-0 HR		BB BB BB BB		0-0 FC1-6 1B	3 1 2 1 1 0 1	AB 34 R 2 H 9 RBI 2 BB 4 SO 5 LOB 19																									
Tim Flannery, L (1, 4) OBP: 0.379, SLG: 0.347			0-0 SH1-4 1B		0-0 4-3			0-0 G4-6-3	0-0 FC1-6 BB 1B	4 0 1 0 0 0 3																										
Mark Thurmond, L (1, 1) OBP: 0.118, SLG: 0.094			0-0 SH1-4		0-0 1-3			0-3 K	0-0 F7	2 0 0 0 0 1 2																										
Bobby Brown, S (8, 7) OBP: 0.205, SLG: 0.182			1-2							1 0 0 0 0 0 1																										
Inning Stats	R: 0 E: 0 K: 1 S: 5	H: 0 LOB: 0 BB: 0 P: 5	R: 0 E: 0 K: 0 S: 4	H: 1 LOB: 1 BB: 0 P: 4	R: 0 E: 0 K: 1 S: 6	H: 1 LOB: 1 BB: 0 P: 6	R: 0 E: 0 K: 0 S: 4	H: 1 LOB: 1 BB: 0 P: 4	R: 1 E: 0 K: 1 S: 6	H: 1 LOB: 0 BB: 0 P: 4	R: 0 E: 0 K: 1 S: 4	H: 0 LOB: 2 BB: 2 P: 12	R: 1 E: 0 K: 1 S: 7	H: 2 LOB: 2 BB: 1 P: 11	R: 0 E: 0 K: 0 S: 5	H: 2 LOB: 3 BB: 1 P: 9	1B: 6 2B: 2 3B: 0 HR: 1	SF: 0 SAC: 1 DP: 1 HBP: 0	WP: 1 PB: 0 SB: 1 CS: 0	PA: 39																
PITCHER	IP WLS BF H R ER SO BB IBB HBP BLK WP HR S P ERA WHIP																																			
Rick Mahler, R (1, 1) ERA: 3.55	8.2		37	9	2	2	5	2	1	0	0	1	1	44	56	2.08	1.269																			
Terry Forster, L (9, 1) ERA: 2.28	0.0		1	0	0	0	0	1	0	0	0	0	0	4	∞	∞																				
Rick Camp, R (9, 1) ERA: 4.04	0.1	W	1	0	0	0	0	0	0	0	0	0	0	1	1	0.00	0.000																			

San Diego Padres @ Atlanta Braves
Atlanta-Fulton County Stadium, Atlanta, GA

Sun Sep 29 1985, 3:33 AM EDT
Att. 8,292 - Unknown

livebaseballscorecards.com



Batter	1	2	3	4	5	6	7	8	9	AB R H RBI BB SO LOB
Paul Zuvella, R (1, 6) Chris Chambliss, L (9, PH) Rafael Ramirez, R (9, PH)	0-0 1B FC6-4 2B		0-0 4-3		4-0 FC5-4 BB		0-3 K		4-0 BB 1-2 2-3 3-H	3 1 1 0 1 1 1 0 0 0 0 0 0 0 0 0 0 1 1 0 0
Glenn Hubbard, R (1, 4)	0-0 FC6-4 2-3 1B		0-0 F8		0-0 FC5-4 1-2f		0-3 K2-3			4 0 1 0 0 1 3
Dale Murphy, R (1, 8)	0-0 FC6-4 1-2f 3-H		0-3 K				0-0 FC5-4 1B	4-0 CS BB		3 0 1 1 1 1 1
Bob Horner, R (1, 3)	0-0 E7 1-3			0-3 K		0-0 FC5-4 1-2f		0-0 F8		4 0 0 0 0 1 3
Terry Harper, R (1, 7)	4-0 G6-4-3 IBB			0-0 CS 1B		0-0 F9		0-3 K 1-2		3 0 1 0 1 1 2
Rick Cerone, R (1, 2) Milt Thompson, L (9, PH)	0-0 G6-4-3 1-2f			4-0 CS BB 1-2		0-0 F9			H 1-0 SH3-4 SH BB HBP	2 0 0 0 1 0 4 0 1 0 0 0 0 0
Brad Komminsk, R (1, 9)		0-0 L9		0-0 CS 1-2	0-0 F8		0-0 2B 1B		0-0 SH BB SH3-4 1-2	3 1 1 0 0 0 0
Paul Runge, R (1, 5)		0-0 6-3			0-0 SH1-4 1B		0-0 1-H 2B		0-0 SH3-4 1-2 2-3	3 0 2 1 0 0 0
Rick Mahler, R (1, 1) Terry Forster, L (9, 1) Rick Camp, R (9, 1) Albert Hall, S (9, 7)		0-0 6-3			0-0 SH1-4 1-2		0-3 K		4-0 BB IBB	2 0 0 0 0 1 1 0 0 0 0 0 0 0 0 0 0 0 0 0 0 0 0 0 0 1 0 0

Inning Stats	R: 1 E: 1 K: 0 S: 5	H: 2 LOB: 2 BB: 1 P: 9	R: 0 E: 0 K: 0 S: 3	H: 0 LOB: 0 BB: 0 P: 3	R: 0 E: 0 K: 1 S: 5	H: 0 LOB: 0 BB: 0 P: 5	R: 0 E: 0 K: 1 S: 4	H: 1 LOB: 0 BB: 1 P: 8	R: 0 E: 0 K: 0 S: 4	H: 1 LOB: 2 BB: 1 P: 8	R: 0 E: 0 K: 0 S: 4	H: 1 LOB: 1 BB: 0 P: 4	R: 1 E: 0 K: 3 S: 11	H: 2 LOB: 1 BB: 0 P: 11	R: 0 E: 0 K: 1 S: 4	H: 0 LOB: 1 BB: 1 P: 8	R: 1 E: 1 K: 0 S: 2	H: 0 LOB: 3 BB: 2 P: 11	1B: 5 2B: 3 3B: 0 HR: 0	SF: 0 SAC: 3 DP: 2 HBP: 1	WP: 0 PB: 0 SB: 0 CS: 3	PA: 38	
PITCHER	IP	WLS	BF	H	R	ER	SO	BB	IBB	HBP	BLK	WP	HR	S	P	ERA	WHIP						
Mark Thurmond, L (1, 1) ERA: 4.17	7.0		29	7	2	2	5	2	1	0	0	0	0	36	48	2.57	1.286						
Lance McCullers, R (8, 1) ERA: 1.74	1.1	L	7	0	1	0	1	1	1	1	0	0	0	6	15	0.00	0.750						
Gene Walter, L (9, 1) ERA: 1.89	0.0		1	0	0	0	0	1	0	0	0	0	0	4	4	∞	∞						


BOTTOM

San Diego Padres @ Atlanta Braves
Atlanta-Fulton County Stadium, Atlanta, GA

Sun Sep 29 1985, 3:33 AM EDT
Att. 8,292 - Unknown

livebaseballscorecards.com

AB	27
R	3
H	7
RBI	3
BB	6
SO	6
LOB	15



Batter	1	2	3	4	5	6	7	8	9	AB R H RBI BB SO LOB	TOP															
Garry Templeton, S OBP: 0.332, SLG: 0.378 (1, 6)	0-0 4-1 1B		0-0 1B			0-0 F9		0-0 SH5-4	0-0 2B	4 0 2 1 0 0 0	San Diego Padres @ Los Angeles Dodgers Dodger Stadium, Los Angeles, CA Mon Sep 30 1985, 7:05 PM PDT Att: 37,571 - Unknown livebaseballscorecards.com															
Jerry Royster, R OBP: 0.370, SLG: 0.416 (1, 4)	0-0 4-3 1B		0-0 F9			0-0 F8		4-0 1B BB	4-0 IBB	3 1 1 0 2 0 1																
Tony Gwynn, L OBP: 0.362, SLG: 0.404 Rich Gossage, R (8, 1)	0-0 4-3 1-2					0-0 F7		0-0 E8 4-3 1B	0-3 K	4 1 2 2 0 0 1 1 0 0 0 0 1 2																
Steve Garvey, R OBP: 0.313, SLG: 0.418 (1, 3)	0-3 K					0-0 F8		0-0 4-3		4 0 1 1 0 1 2																
Carmelo Martinez, R OBP: 0.364, SLG: 0.430 (1, 7)						0-0 G6-3 1-2f		0-0 FC6-4 1B		4 0 1 0 0 1 2																
Kevin McReynolds, R OBP: 0.293, SLG: 0.380 Miguel Dilone, S OBP: 0.259, SLG: 0.250 (9, PR) (9, 8)						0-0 F8 3-H		0-0 FC6-4 WP	4-0 S 1B BB	3 0 0 0 1 0 1 0 1 0 0 0 0 0																
Kurt Bevacqua, R OBP: 0.346, SLG: 0.352 Graig Nettles, L OBP: 0.356, SLG: 0.415 (9, PH) (9, 5)						0-0 F8		0-0 F5 1-2	0-0 F8	3 0 0 0 0 1 1 1 0 0 0 0 0 1																
Bruce Bochy, R OBP: 0.306, SLG: 0.429 (1, 2)						0-0 F9		0-0 SH5-4 1B BB	0-3 K	4 1 1 0 0 2 1																
LaMarr Hoyt, R OBP: 0.077, SLG: 0.063 Gerry Davis, R OBP: 0.345, SLG: 0.377 (8, PH) (8, 9)						0-3 K		4-0 SH5-4 1B BB	0-0 E2 2B 1B	2 0 0 0 0 2 0 1 2 1 1 1 0 0																
Inning Stats	R: 0 E: 0 K: 1 S: 6 H: 1 LOB: 1 BB: 0 P: 6	R: 0 E: 0 K: 1 S: 5 H: 0 LOB: 0 BB: 0 P: 5	R: 0 E: 0 K: 2 S: 8 H: 1 LOB: 1 BB: 0 P: 8	R: 1 E: 0 K: 0 S: 4 H: 2 LOB: 0 BB: 0 P: 4	R: 0 E: 0 K: 2 S: 7 H: 0 LOB: 0 BB: 0 P: 7	R: 0 E: 0 K: 0 S: 3 H: 0 LOB: 0 BB: 0 P: 3	R: 0 E: 0 K: 0 S: 4 H: 1 LOB: 1 BB: 0 P: 4	R: 3 E: 1 K: 0 S: 5 H: 2 LOB: 1 BB: 2 P: 13	R: 2 E: 1 K: 2 S: 9 H: 2 LOB: 2 BB: 2 P: 17	1B: 7 2B: 2 3B: 0 HR: 0 SF: 0 SAC: 1 DP: 1 HBP: 0		WP: 1 PB: 0 SB: 1 CS: 0 PA: 39														
PITCHER	IP WLS BF H R ER SO BB IBB HBP BLK WP HR S P ERA WHIP											PITCHER	IP WLS BF H R ER SO BB IBB HBP BLK WP HR S P ERA WHIP													
Fernando Valenzuela, L ERA: 2.48 (1, 1)	7.1	30	7	4	4	6	2	0	0	0	1	0	40	48	4.91	1.227										
Ken Howell, R ERA: 3.58 (8, 1)	1.2	L	9	2	2	2	1	1	0	0	0	0	11	19	10.80	1.800										

AB	34
R	6
H	9
RBI	5
BB	4
SO	8
LOB	12



Batter	1	2	3	4	5	6	7	8	9	AB	R	H	RBI	BB	SO	LOB
Mariano Duncan, R (1, 6) OBP: 0.292, SLG: 0.341	0-0 F9		0-0 G4-6-3 1B		0-0 5-3			0-0 SF8		3	0	1	1	0	0	1
Ken Landreaux, L (1, 8) OBP: 0.312, SLG: 0.406	0-0 6-3 1B		0-0 G4-6-3			0-0 1-3		0-0 4-3		4	0	1	0	0	0	2
Bill Madlock, R (1, 5) OBP: 0.341, SLG: 0.399	0-0 6-3		0-0 F8			0-0 F4		4-0 BB		3	0	0	0	1	0	1
Dave Anderson, R (8, PR) OBP: 0.320, SLG: 0.296	1-2									0	0	0	0	0	0	0
Pedro Guerrero, R (1, 7) OBP: 0.424, SLG: 0.590	0-0 6-3			0-0 F9		0-0 5-3		0-0 F5		4	0	0	0	0	0	3
Mike Marshall, R (1, 9) OBP: 0.338, SLG: 0.499		0-0 HR		0-0 SH1-3 3B			0-0 F7		0-0 6-3	4	2	2	1	0	0	0
Mike Scioscia, L (1, 2) OBP: 0.408, SLG: 0.423		0-0 4-3		0-0 SH1-3			0-0 F8		0-0 FC6-4 1B	3	0	1	1	0	0	0
Reggie Williams, R (9, PR) OBP: 0.333, SLG: 0.333				3-H 0-0 F5						0	0	0	0	0	0	0
Greg Brock, L (1, 3) OBP: 0.328, SLG: 0.436		0-0 4-3					0-0 G3		0-0 L7	3	0	0	0	0	0	0
Ken Howell, R (8, 1)										0	0	0	0	0	0	0
Terry Whitfield, L (9, PH) OBP: 0.299, SLG: 0.416										1	0	0	0	0	0	1
Steve Sax, R (1, 4) OBP: 0.353, SLG: 0.321		0-0 F4			0-0 5-3			0-0 1B SF8 1B	0-0 FC6-4	4	1	1	0	0	0	1
Fernando Valenzuela, L (1, 1) OBP: 0.216, SLG: 0.271			0-0 1B G4-6-3 1B			0-0 5-3 1B		0-0 1B S 1B		2	1	2	0	0	0	0
Enos Cabell, R (8, 3)										1	0	1	0	0	0	0

Inning Stats	R: 0	H: 1	E: 0	K: 0	S: 4	H: 1	LOB: 1	BB: 0	P: 4	R: 1	H: 1	E: 0	K: 0	S: 4	R: 1	H: 2	LOB: 0	BB: 0	P: 4	R: 0	H: 1	E: 0	K: 0	S: 3	R: 0	H: 0	E: 0	K: 0	S: 3	R: 0	H: 0	E: 0	K: 0	S: 3	R: 1	H: 2	LOB: 2	BB: 1	P: 9	R: 0	H: 1	E: 0	K: 0	S: 4	1B: 7	SF: 1	2B: 1	SAC: 1	3B: 1	DP: 2	HR: 1	HBP: 0
--------------	------	------	------	------	------	------	--------	-------	------	------	------	------	------	------	------	------	--------	-------	------	------	------	------	------	------	------	------	------	------	------	------	------	------	------	------	------	------	--------	-------	------	------	------	------	------	------	-------	-------	-------	--------	-------	-------	-------	--------


PITCHER	IP	WLS	BF	H	R	ER	SO	BB	IBB	HBP	BLK	WP	HR	S	P	ERA	WHIP
LaMarr Hoyt, R (1, 1) ERA: 3.47	7.0		25	6	3	3	0	0	0	0	0	0	1	25	25	3.86	0.857
Rich Gossage, R (8, 1) ERA: 1.91	2.0	W	10	3	1	1	0	1	0	0	0	0	0	9	13	4.50	2.000

BOTTOM

San Diego Padres @ Los Angeles Dodgers
 Dodger Stadium, Los Angeles, CA

Mon Sep 30 1985, 7:05 PM PDT
 Att. 37,571 - Unknown

AB	32
R	4
H	9
RBI	3
BB	1
SO	0
LOB	9



Batter	1	2	3	4	5	6	7	8	9	AB R H RBI BB SO LOB	TOP																	
Garry Templeton, S (1, 6) OBP: 0.332, SLG: 0.377 Mario Ramirez, R (3, PH) OBP: 0.313, SLG: 0.333 (3, 6)	0-0 6-3		0-0 1B	0-0 1B		0-0 1-3			0-3 K2-3	1 0 0 0 0 0 4 1 2 1 0 1 1	San Diego Padres @ Los Angeles Dodgers Dodger Stadium, Los Angeles, CA Tue Oct 01 1985, 7:05 PM PDT Att: 38,582 - Unknown livebaseballscorecards.com																	
Gerry Davis, R (1, 9) OBP: 0.349, SLG: 0.379	0-0 4-3		0-0 1B	0-0 1B	0-0 F8		0-0 G3	0-0 1B	5 0 2 0 0 0 1																			
Jerry Royster, R (1, 4) OBP: 0.370, SLG: 0.415	0-0 6-3		0-0 1B				0-0 5-3	0-0 F6	5 0 2 1 0 0 1																			
Steve Garvey, R (1, 3) OBP: 0.312, SLG: 0.419		0-0 E5	0-0 L7		0-0 FC5-4		0-0 2B		4 0 1 0 0 0 3																			
Carmelo Martinez, R (1, 7) OBP: 0.361, SLG: 0.426		0-0 F8	0-0 F7		0-0 F7		0-0 5-3		4 0 0 0 0 0 5																			
Kevin McReynolds, R (1, 8) OBP: 0.294, SLG: 0.379		0-0 FC5-4		0-0 1B	0-3 K		0-0 5-3		4 0 1 0 0 1 2																			
Kurt Bevacqua, R (1, 5) OBP: 0.344, SLG: 0.348		0-0 1B		0-3 K		0-0 6-3		0-0 5-3	4 0 1 0 0 1 1																			
Bruce Bochy, R (1, 2) OBP: 0.304, SLG: 0.422		0-0 FC6-4		0-0 FC6-4		0-0 1B		0-0 5-3	4 1 1 0 0 0 3																			
Dave Dravecky, R (1, 1) OBP: 0.164, SLG: 0.159 Ed Wojna, R (4, 1) OBP: 0.167, SLG: 0.167 Bobby Brown, S (6, PH) OBP: 0.200, SLG: 0.179 Luis DeLeon, R (6, 1) OBP: 0.200, SLG: 0.200 Greg Booker, R (8, 1) Miguel Dilone, S (9, PH) OBP: 0.257, SLG: 0.248		0-3 K	0-0 K	0-0 1B	0-3 3B	0-3 K		0-0 6-3	2 1 1 1 0 1 0 0 0 0 0 0 0 0 1 0 0 0 0 0 1 1 0 0 0 0 0 0 0 0 0 0 0 0 0 0 0 0 1 0 0 0 0 0 0 0																			
Inning Stats	R: 0 E: 0 K: 0 S: 3	H: 0 LOB: 0 BB: 0 P: 3	R: 0 E: 1 K: 0 S: 5	H: 1 LOB: 2 BB: 0 P: 5	R: 1 E: 0 K: 1 S: 8	H: 3 LOB: 2 BB: 0 P: 8	R: 2 E: 0 K: 1 S: 8	H: 3 LOB: 1 BB: 0 P: 8	R: 0 E: 0 K: 1 S: 6	H: 1 LOB: 1 BB: 0 P: 6	R: 0 E: 0 K: 1 S: 6	H: 1 LOB: 1 BB: 0 P: 6	R: 0 E: 0 K: 0 S: 3	H: 0 LOB: 0 BB: 0 P: 3	R: 0 E: 0 K: 1 S: 6	H: 1 LOB: 1 BB: 0 P: 6	1B: 9 2B: 1 3B: 1 HR: 0	SF: 0 SAC: 0 DP: 0 HBP: 0	WP: 0 PB: 0 SB: 0 CS: 0	PA: 39								
PITCHER	IP WLS BF H R ER SO BB IBB HBP BLK WP HR S P ERA WHIP																											
Rick Honeycutt, L (1, 1) ERA: 3.47	3.2		19	7	3	3	2	0	0	0	0	0	0	23	23	7.36	1.909											
Bobby Castillo, R (4, 1) ERA: 5.62	0.1		1	0	0	0	0	0	0	0	0	0	0	1	1	0.00	0.000											
Carlos Diaz, L (5, 1) ERA: 2.64	5.0	W	19	4	0	0	3	0	0	0	0	0	0	25	25	0.00	0.800											



Batter	1	2	3	4	5	6	7	8	9	AB R H RBI BB SO LOB	TOP																
Eddie Milner, L (1, 8) OBP: 0.343, SLG: 0.350	4-0 CS BB			X 0-0 F9		X 4-0 1B BB	X 0-0 P5			2 1 0 0 2 0 2																	
Pete Rose, S (1, 3) OBP: 0.395, SLG: 0.319	0-0 F8 1-2			X 4-0 G3-6-1 BB		X 0-0 F8		X 0-3 K		3 0 0 0 1 1 2																	
Dave Parker, L (1, 9) OBP: 0.363, SLG: 0.541	0-3 K			X 0-0 G3-6-1 1-2f		X 0-0 1B 1B		X 0-0 4-3		4 0 1 0 0 1 1																	
Nick Esasky, R (1, 7) OBP: 0.326, SLG: 0.466		X 0-0 3-1			X 0-0 HR	X 0-0 FC6-4 1B		X 0-3 K		4 1 2 2 0 1 0																	
Buddy Bell, R (1, 5) OBP: 0.309, SLG: 0.350		X 0-0 F7			X 0-0 G4-6-3 1B	X 0-0 FC6-4 1-2f		X 0-0 5-3		4 0 1 0 0 0 2																	
Dave Concepcion, R (1, 6) OBP: 0.315, SLG: 0.332		X 0-3 K			X 0-0 G4-6-3 1-2f		X 0-0 F8		X 0-0 6-3	4 0 0 0 0 1 1																	
Bo Diaz, R (1, 2) OBP: 0.307, SLG: 0.371			X 0-0 6-3		X 0-0 HR		X 0-0 S 1B 2B		X 0-0 F8	3 1 2 1 0 0 0																	
Gary Redus, R (7, PR) OBP: 0.366, SLG: 0.415										0 1 0 0 0 0 0																	
Dave Vangorder, R (7, 2) OBP: 0.289, SLG: 0.336										0 0 0 0 0 0 0																	
Wayne Krenchicki, L (9, PH) OBP: 0.373, SLG: 0.380										1 0 0 0 0 0 0																	
Ron Oester, S (1, 4) OBP: 0.359, SLG: 0.369			X 0-0 1-3		X 0-0 G3-4-1		X 0-0 2-H 1B			3 0 1 1 0 0 0																	
Tom Browning, L (1, 1) OBP: 0.225, SLG: 0.235							X 0-0 F7		X 0-0 F5	2 0 0 0 0 0 0																	
Max Venable, L (7, PH) OBP: 0.319, SLG: 0.429										1 0 0 0 0 0 2																	
Tom Hume, R (7, 1)										0 0 0 0 0 0 0																	
Inning Stats	R: 0 E: 0 K: 1 S: 4	H: 0 LOB: 0 BB: 1 P: 8	R: 0 E: 0 K: 1 S: 5	H: 0 LOB: 0 BB: 0 P: 5	R: 0 E: 0 K: 0 S: 3	H: 0 LOB: 0 BB: 0 P: 3	R: 0 E: 0 K: 0 S: 2	H: 0 LOB: 0 BB: 1 P: 6	R: 2 E: 0 K: 0 S: 5	H: 3 LOB: 0 BB: 0 P: 5	R: 1 E: 0 K: 0 S: 5	H: 2 LOB: 2 BB: 1 P: 9	R: 1 E: 0 K: 0 S: 5	H: 2 LOB: 2 BB: 0 P: 5	R: 0 E: 0 K: 2 S: 7	H: 0 LOB: 0 BB: 0 P: 7	R: 0 E: 0 K: 0 S: 3	H: 0 LOB: 0 BB: 0 P: 3	1B: 4 2B: 1 3B: 0 HR: 2	SF: 0 SAC: 0 DP: 2 HBP: 0	WP: 0 PB: 0 SB: 1 CS: 1	PA: 34					
PITCHER	IP	WLS	BF	H	R	ER	SO	BB	IBB	HBP	BLK	WP	HR	S	P	ERA	WHIP										
Eric Show, R (1, 1) ERA: 2.97	5.2		21	4	3	3	2	3	0	0	0	0	2	22	34	4.76	1.235										
Lance McCullers, R (6, 1) ERA: 1.95	1.1		7	3	1	1	0	0	0	0	0	0	0	7	7	6.75	2.250										
Rich Gossage, R (8, 1) ERA: 1.86	2.0	W	6	0	0	0	2	0	0	0	0	0	0	10	10	0.00	0.000										

Cincinnati Reds @ San Diego Padres
Jack Murphy Stadium, San Diego, CA
 Wed Oct 02 1985, 10:05 PM EDT
 Att: 12,373 - Unknown

livebaseballscorecards.com

AB	31
R	4
H	7
RBI	4
BB	3
SO	4
LOB	10



Batter	1	2	3	4	5	6	7	8	9	AB	R	H	RBI	BB	SO	LOB
Jerry Royster, R OBP: 0.369, SLG: 0.413 (1, 4)	0-3 K		0-0 5-3		0-0 FC1-6 1B		0-0 F9			4	0	1	0	0	1	0
Tony Gwynn, L OBP: 0.363, SLG: 0.404 (1, 9)	4-0 2B BB		0-0 6-3 1B		0-0 FC1-6 E S SF7 1-2f		0-0 F7			3	2	1	0	1	0	1
Steve Garvey, R OBP: 0.312, SLG: 0.420 (1, 3)	0-0 1-H 2B		0-0 6-3		0-0 SF7 1-H			0-3 K		3	0	1	2	0	1	1
Carmelo Martinez, R OBP: 0.360, SLG: 0.431 (1, 7)	0-0 E5		0-0 F7		0-0 6-3			0-0 HR		4	1	1	1	0	0	1
Kevin McReynolds, R OBP: 0.294, SLG: 0.378 (1, 8)	0-0 1-3			0-0 F8		0-0 FC6-4 1B		0-0 6-3		4	0	1	0	0	0	1
Kurt Bevacqua, R OBP: 0.344, SLG: 0.343 (1, 5)		0-0 P4		4-0 HR BB		0-0 F7		0-0 P4		2	1	0	0	1	0	1
Graig Nettles, L OBP: 0.355, SLG: 0.414 (8, PH) (9, 5)										1	0	0	0	0	0	0
Bruce Bochy, R OBP: 0.305, SLG: 0.446 (1, 2)		0-3 K		0-0 HR		0-0 F8		0-0 F8		3	1	1	2	0	1	1
Mario Ramirez, R OBP: 0.314, SLG: 0.333 (1, 6)		0-0 1B		0-0 F8		0-0 FC6-4 1-2f				3	0	1	0	0	0	1
Eric Show, R OBP: 0.130, SLG: 0.158 (1, 1)		0-3 K		0-3 K						2	0	0	0	0	2	1
Lance McCullers, S (6, 1)										0	0	0	0	0	0	0
Tim Flannery, L OBP: 0.378, SLG: 0.346 (7, PH)										1	0	0	0	0	1	0
Rich Gossage, R (8, 1)										0	0	0	0	0	0	0
Inning Stats	R: 1 E: 1 K: 1 S: 6	H: 1 LOB: 1 BB: 1 P: 10	R: 0 E: 0 K: 2 S: 8	H: 1 LOB: 1 BB: 0 P: 8	R: 0 E: 0 K: 0 S: 4	H: 1 LOB: 0 BB: 1 P: 10	R: 2 E: 0 K: 1 S: 6	H: 1 LOB: 0 BB: 1 P: 10	R: 1 E: 0 K: 0 S: 4	H: 1 LOB: 1 BB: 0 P: 4	R: 0 E: 0 K: 1 S: 5	H: 0 LOB: 0 BB: 0 P: 5	R: 1 E: 0 K: 1 S: 6	H: 1 LOB: 0 BB: 0 P: 6	1B: 4 2B: 1 3B: 0 HR: 2	SF: 1 SAC: 0 DP: 0 HBP: 0
PITCHER	IP WLS BF H R ER SO	IP WLS BF H R ER SO	IP WLS BF H R ER SO	IP WLS BF H R ER SO	IP WLS BF H R ER SO	IP WLS BF H R ER SO	IP WLS BF H R ER SO	IP WLS BF H R ER SO	IP WLS BF H R ER SO	IP WLS BF H R ER SO	IP WLS BF H R ER SO	IP WLS BF H R ER SO	IP WLS BF H R ER SO	IP WLS BF H R ER SO	IP WLS BF H R ER SO	IP WLS BF H R ER SO
Tom Browning, L ERA: 3.54 (1, 1)	6.0															
Tom Hume, R ERA: 3.26 (7, 1)	2.0	L	7	1	1	1	2	0	0	0	0	0	0	0	0	0

BOTTOM


Cincinnati Reds @ San Diego Padres
Jack Murphy Stadium, San Diego, CA
 Wed Oct 02 1985, 10:05 PM EDT
 Att. 12,373 - Unknown

AB	30
R	5
H	7
RBI	5
BB	2
SO	6
LOB	8



WP: 0	PA: 33
PB: 0	
SB: 1	
CS: 0	

WP	HR	S	P	ERA	WHIP
----	----	---	---	-----	------

Batter	1	2	3	4	5	6	7	8	9	AB R H RBI BB SO LOB	TOP									
Eddie Milner, L (1, 8) OBP: 0.346, SLG: 0.351	0-0 4-3	4-0 1B BB		0-0 G3			0-0 1B		0-0 1-3 2-H 1B	4 0 2 1 1 0 1										
Paul O'Neill, L (1, 7) OBP: 0.375, SLG: 0.500	0-0 HR 2B	0-0 1-3 2-H 1B			0-0 F7		0-0 F7		0-0 F7	5 1 2 1 0 0 3										
Dave Parker, L (1, 9) OBP: 0.363, SLG: 0.544	0-0 2-H HR	0-0 F2			0-0 F8			0-0 P5		4 1 1 2 0 0 2										
Nick Esasky, R (1, 3) OBP: 0.325, SLG: 0.463	0-3 K		0-0 F7		0-0 F8			4-0 L3 BB		3 0 0 0 1 1 0										
Wayne Krenchicki, L (1, 5) OBP: 0.371, SLG: 0.377	0-0 1B		0-0 F8			0-0 F9		0-0 L3 1-2		4 0 1 0 0 0 1										
Ron Oester, S (1, 4) OBP: 0.357, SLG: 0.366	0-0 1-3		0-0 4-3			0-0 F8			0-0 6-3	4 0 0 0 0 0 1										
Dave Vangorder, R (1, 2) OBP: 0.288, SLG: 0.329		0-0 F3		0-0 5-3		0-0 F9			4-0 1B BB	3 1 0 0 1 0 0	AB 33 R 4 H 8 RBI 4 BB 4 SO 1 LOB 10									
Tom Runnells, S (1, 6) OBP: 0.281, SLG: 0.241		4-0 SH3 1B BB		0-0 6-3			0-0 G3		0-0 1B 1-2 1B	3 1 1 0 1 0 0										
Jay Tibbs, R (1, 1) OBP: 0.119, SLG: 0.092		0-0 SH3		0-0			0-0 F8		0-0 F2	1 0 1 0 0 0 0										
Dave Concepcion, R (7, PH) OBP: 0.315, SLG: 0.331										1 0 0 0 0 0 0										
Bob Buchanan, L (7, 1)										0 0 0 0 0 0 0										
Mike Smith, R (7, 1)										0 0 0 0 0 0 0										
Max Venable, L (9, PH) OBP: 0.317, SLG: 0.425		1-2		1B						1 0 0 0 0 0 2										
Inning Stats	R: 2 E: 0 K: 1 S: 8	H: 3 LOB: 1 BB: 0 P: 8	R: 1 E: 0 K: 0 S: 4	H: 1 LOB: 2 BB: 2 P: 12	R: 0 E: 0 K: 0 S: 3	H: 0 LOB: 0 BB: 0 P: 3	R: 0 E: 0 K: 0 S: 4	H: 1 LOB: 1 BB: 0 P: 4	R: 0 E: 0 K: 0 S: 3	H: 0 LOB: 0 BB: 0 P: 3	R: 0 E: 0 K: 0 S: 4	H: 1 LOB: 1 BB: 0 P: 4	R: 0 E: 0 K: 0 S: 2	H: 0 LOB: 0 BB: 1 P: 6	R: 1 E: 0 K: 0 S: 5	H: 2 LOB: 2 BB: 1 P: 9	1B: 6 2B: 2 3B: 0 HR: 1	SF: 0 SAC: 1 DP: 1 HBP: 0	WP: 0 PB: 0 SB: 0 CS: 0	PA: 38
PITCHER Andy Hawkins, R (1, 1) ERA: 3.15	IP 9.0 WLS W BF 38 H 8 R 4 ER 4 SO 1 BB 4 IBB 0 HBP 0 BLK 0 WP 0 HR 1 S 36 P 52 ERA 4.00 WHIP 1.333																			

Cincinnati Reds @ San Diego Padres
 Jack Murphy Stadium, San Diego, CA
 Thu Oct 03 1985, 6:33 AM EDT
 Att. 8,698 - Unknown

livebaseballscorecards.com

Batter	1	2	3	4	5	6	7	8	9	AB	R	H	RBI	BB	SO	LOB	BOTTOM			
Tim Flannery, L (1, 4) OBP: 0.383, SLG: 0.345	4-0 HR BB		4-0 FC4-6 BB		4-0 1B E BB		4-0 F8 1B BB	0-3 K		1	3	0	0	4	1	1	Cincinnati Reds @ San Diego Padres Jack Murphy Stadium, San Diego, CA Thu Oct 03 1985, 6:33 AM EDT Att. 8,698 - Unknown			
Tony Gwynn, L (1, 9) OBP: 0.364, SLG: 0.411	0-0 HR		0-0 FC4-6 1B		0-0 BB E 1B		0-0 1-2 1B 1B	0-0 FC1-6-4		5	3	3	2	0	0	2				
Steve Garvey, R (1, 3) OBP: 0.313, SLG: 0.420	0-0 1B		0-0 1B		0-0 E5 1B		0-0 F8			4	1	2	1	0	0	3				
Graig Nettles, L (1, 5) OBP: 0.356, SLG: 0.413	0-0 G6-4-3 1B		0-0 4-3		4-0 1B BB		0-0 1B 1B			3	0	1	2	1	0	3				
Terry Kennedy, L (1, 2) OBP: 0.305, SLG: 0.378	0-0 F8			4-0 G1-6-3 1B BB	0-3 K		0-0 2-H HR 1B			3	1	1	0	1	1	3				
Carmelo Martinez, R (1, 7)		0-0 6-3		0-0 G1-6-3 1B	0-0 1B		0-0 2-H HR			4	1	3	4	0	0	0				
Kevin McReynolds, R (1, 8) OBP: 0.292, SLG: 0.375		0-0 F9		0-0 G1-6-3 1B		0-0 F8	0-0 F9			4	0	0	0	0	0	2				
Mario Ramirez, R (1, 6) OBP: 0.291, SLG: 0.308		0-0 P4		0-0 6-3		0-0 6-3		0-3 K		4	0	0	0	0	1	1				
Andy Hawkins, R (1, 1) OBP: 0.113, SLG: 0.078			0-0 3-1		0-0 F8	0-0 4-3		4-0 BB		3	0	0	0	1	0	0				
Inning Stats	R: 2 E: 0 K: 0 S: 4	H: 2 LOB: 0 BB: 1 P: 8	R: 0 E: 0 K: 0 S: 3	H: 0 LOB: 0 BB: 0 P: 3	R: 0 E: 0 K: 0 S: 4	H: 1 LOB: 2 BB: 1 P: 8	R: 0 E: 0 K: 0 S: 3	H: 1 LOB: 1 BB: 1 P: 7	R: 3 E: 1 K: 1 S: 7	H: 2 LOB: 2 BB: 2 P: 15	R: 0 E: 0 K: 0 S: 3	H: 0 LOB: 0 BB: 0 P: 3	R: 4 E: 0 K: 0 S: 6	H: 4 LOB: 0 BB: 1 P: 10	R: 0 E: 0 K: 2 S: 7	H: 0 LOB: 1 BB: 1 P: 11	1B: 8 2B: 0 3B: 0 HR: 2	SF: 0 SAC: 0 DP: 2 HBP: 0	WP: 0 PB: 0 SB: 0 CS: 0	PA: 38
PITCHER	IP WLS BF H R ER SO	IP WLS BF H R ER SO	IP WLS BF H R ER SO	IP WLS BF H R ER SO	IP WLS BF H R ER SO	IP WLS BF H R ER SO	IP WLS BF H R ER SO	IP WLS BF H R ER SO	IP WLS BF H R ER SO	IP WLS BF H R ER SO	IP WLS BF H R ER SO	IP WLS BF H R ER SO	IP WLS BF H R ER SO	IP WLS BF H R ER SO	IP WLS BF H R ER SO	IP WLS BF H R ER SO	ERA WHIP	ERA WHIP		
Jay Tibbs, R (1, 1) ERA: 3.92	6.0	27	6	5	3	1	5	0	0	0	0	0	0	0	0	0	4.50	1.833		
Bob Buchanan, L (7, 1) ERA: 8.44	0.2	5	3	3	3	0	1	0	0	0	0	0	0	0	0	4	40.50	6.000		
Mike Smith, R (7, 1) ERA: 6.75	1.1	6	1	1	1	2	1	0	0	0	0	0	0	0	1	9	6.75	1.500		

AB	31
R	9
H	10
RBI	9
BB	7
SO	3
LOB	15



WP: 0	PA: 38
PB: 0	
SB: 0	
CS: 0	

livebaseballscorecards.com

Batter	1	2	3	4	5	6	7	8	9	AB R H RBI BB SO LOB
Bill Doran, S (1, 4) OBP: 0.364, SLG: 0.437	0-0 1B 1B		0-0 G3			0-0 1B 1B	0-0 F8		0-0 G6-4-3 1-2f	5 0 2 0 0 0 4
Jim Pankovits, R (1, 9) Eric Bullock, L (8, PH) OBP: 0.321, SLG: 0.337 OBP: 0.308, SLG: 0.360	0-0 1-3 1B			0-0 4-3		0-0 1-2 1B G6-4-3		0-0 E6 HR		3 0 2 0 0 0 0 1 1 0 0 0 0 0
Kevin Bass, S (1, 8) OBP: 0.313, SLG: 0.422	0-3 K			0-0 F8		0-3 K		0-0 HR 1-H		4 1 1 2 0 2 3
Glenn Davis, R (1, 3) OBP: 0.335, SLG: 0.481	0-0 G3			0-0 1-3		0-0 G6-4-3 1-2f		0-3 K		4 0 0 0 0 1 3
Phil Gamar, R (1, 5) OBP: 0.315, SLG: 0.400		0-0 E6 G6-4-3			0-0 5-3 1B		0-0 BB 1B 1B	0-0 HR		4 1 3 1 0 0 0
Alan Ashby, S (1, 2) OBP: 0.364, SLG: 0.422		0-0 G6-4-3 1-2f			0-0 5-3		0-0 F7	0-0 F8		4 0 0 0 0 0 3
Tim Tolman, R (1, 7) Jerry Mumphrey, S (8, PH) OBP: 0.182, SLG: 0.310 OBP: 0.326, SLG: 0.397		0-3 K			0-0 F9		0-0 F7	0-3 K		3 0 0 0 0 1 2 1 0 0 0 0 1 0
Dickie Thon, R (1, 6) OBP: 0.298, SLG: 0.359			0-0 3-1		4-0 IBB		0-0 BB 1-2 1B	0-0 G6-4-3 1B		3 0 2 0 1 0 0
Bob Knepper, L (1, 1) Julio Solano, R (6, 1) Bert Pena, R (7, PH) Jeff Calhoun, L (7, 1) Denny Walling, L (9, PH) OBP: 0.163, SLG: 0.192 OBP: 0.290, SLG: 0.345 OBP: 0.316, SLG: 0.394		0-3 K		0-3 K		0-3 K	4-0 BB 1-2 2-3 BB	0-0 F8		2 0 0 0 0 2 2 0 0 0 0 0 0 0 0 0 0 0 1 0 0 0 0 0 0 0 0 0 1 0 0 0 0 0 1


Inning Stats	R: 0 E: 0 K: 1 S: 6	H: 2 LOB: 1 BB: 0 P: 6	R: 0 E: 1 K: 1 S: 5	H: 0 LOB: 0 BB: 0 P: 5	R: 0 E: 0 K: 1 S: 5	H: 0 LOB: 0 BB: 0 P: 5	R: 0 E: 0 K: 0 S: 3	H: 0 LOB: 0 BB: 0 P: 3	R: 0 E: 0 K: 1 S: 6	H: 1 LOB: 2 BB: 1 P: 10	R: 0 E: 0 K: 1 S: 6	H: 2 LOB: 1 BB: 0 P: 6	R: 0 E: 0 K: 0 S: 5	H: 2 LOB: 3 BB: 1 P: 9	R: 3 E: 1 K: 2 S: 10	H: 2 LOB: 0 BB: 0 P: 10	R: 0 E: 0 K: 0 S: 3	H: 1 LOB: 0 BB: 0 P: 3	1B: 8 2B: 0 3B: 0 HR: 2	SF: 0 SAC: 0 DP: 3 HBP: 0	WP: 0 PB: 0 SB: 0 CS: 0	PA: 37
--------------	------------------------------	---------------------------------	------------------------------	---------------------------------	------------------------------	---------------------------------	------------------------------	---------------------------------	------------------------------	----------------------------------	------------------------------	---------------------------------	------------------------------	---------------------------------	-------------------------------	----------------------------------	------------------------------	---------------------------------	----------------------------------	------------------------------------	----------------------------------	--------

PITCHER	IP	WLS	BF	H	R	ER	SO	BB	IBB	HBP	BLK	WP	HR	S	P	ERA	WHIP
Mark Thurmond, L (1, 1) ERA: 3.97	6.2	W	27	7	0	0	5	1	1	0	0	0	0	35	43	0.00	1.200
Lance McCullers, R (7, 1) ERA: 2.45	0.2		5	2	3	2	1	0	0	0	0	0	2	7	7	27.00	3.000
Rich Gossage, R (8, 1) ERA: 1.82	1.2	S	5	1	0	0	1	0	0	0	0	0	0	7	7	0.00	0.600

TOP

Houston Astros @ San Diego Padres
Jack Murphy Stadium, San Diego, CA

Fri Oct 04 1985, 10:05 PM EDT
Att: 11,210 - Unknown

AB 35 R 3 H 10 RBI 3 BB 2 SO 7 LOB 18	
--	---

livebaseballscorecards.com

Batter	1	2	3	4	5	6	7	8	9	AB	R	H	RBI	BB	SO	LOB
Jerry Royster, R OBP: 0.369, SLG: 0.418 (1, 4)	0-0 5-3		0-0 E4 F8 1B	0-0 F8		0-0 1B 3B		4-0 S BB		4	1	1	0	1	0	1
Tony Gwynn, L OBP: 0.363, SLG: 0.409 (1, 9)	0-0 5-3		0-0 F7		0-0 E6 1B SF8	0-0 1B		0-0 1-3 1-2		5	1	1	1	0	0	2
Steve Garvey, R OBP: 0.315, SLG: 0.424 (1, 3)	0-0 1B 2B		0-0 BB 1B		0-0 1B	0-0 F9				4	1	3	0	0	0	1
Carmelo Martinez, R OBP: 0.362, SLG: 0.438 (1, 7)	0-0 1B		0-0 F8		0-0 F9		0-0 4-3			4	0	1	1	0	0	4
Kurt Bevacqua, R OBP: 0.354, SLG: 0.353 (1, 5)	0-0 1-2 1B		4-0 BB		0-0 SF8		0-0 FC4-6 1B			2	0	2	1	1	0	0
Terry Kennedy, L OBP: 0.303, SLG: 0.375 (1, 2)	0-0 F5		0-3 K		0-0 5-3		0-0 FC4-6 FC6-4			4	0	0	0	0	1	7
Bobby Brown, S OBP: 0.193, SLG: 0.171 (1, 8)		0-0 4-3		0-0 F9		0-0 F8		0-0 FC6-4		4	0	0	0	0	0	1
Mario Ramirez, R OBP: 0.305, SLG: 0.375 (1, 6)		0-0 F7		0-0 SH2-4 1B		0-0 HR		0-0 4-3		4	1	2	1	0	0	0
Mark Thurmond, L OBP: 0.111, SLG: 0.088 (1, 1)		0-3 K		0-0 SH2-4		0-0 6-3		0-3 K		2	0	0	0	0	1	0
Lance McCullers, S (7, 1)										0	0	0	0	0	0	0
Rich Gossage, R (8, 1)										1	0	0	0	0	1	0

Inning Stats	R: 1	H: 3	E: 0	K: 0	S: 6	LOB: 2	BB: 0	P: 6	R: 0	H: 0	E: 0	K: 1	S: 5	LOB: 0	BB: 0	P: 5	R: 0	H: 1	E: 1	K: 1	S: 7	LOB: 3	BB: 1	P: 11	R: 0	H: 1	E: 0	K: 0	S: 4	LOB: 1	BB: 0	P: 4	R: 1	H: 1	E: 1	K: 0	S: 5	LOB: 1	BB: 0	P: 5	R: 2	H: 3	E: 0	K: 0	S: 6	LOB: 1	BB: 0	P: 6	R: 0	H: 1	E: 0	K: 0	S: 4	LOB: 1	BB: 0	P: 4	R: 0	H: 0	E: 0	K: 1	S: 5	LOB: 1	BB: 1	P: 9
--------------	------	------	------	------	------	--------	-------	------	------	------	------	------	------	--------	-------	------	------	------	------	------	------	--------	-------	-------	------	------	------	------	------	--------	-------	------	------	------	------	------	------	--------	-------	------	------	------	------	------	------	--------	-------	------	------	------	------	------	------	--------	-------	------	------	------	------	------	------	--------	-------	------

PITCHER	IP	WLS	BF	H	R	ER	SO	BB	IBB	HBP	BLK	WP	HR	S	P	ERA	WHIP
Bob Knepper, L ERA: 3.55 (1, 1)	5.2	L	29	9	4	3	2	1	0	0	0	0	1	32	36	4.76	1.765
Julio Solano, R ERA: 3.48 (6, 1)	0.1		1	0	0	0	0	0	0	0	0	0	0	1	1	0.00	0.000
Jeff Calhoun, L ERA: 2.54 (7, 1)	2.0		8	1	0	0	1	1	0	0	0	0	0	9	13	0.00	1.000


BOTTOM

Houston Astros @ San Diego Padres
Jack Murphy Stadium, San Diego, CA

Fri Oct 04 1985, 10:05 PM EDT
 Att. 11,210 - Unknown

livebaseballscorecards.com

AB	34
R	4
H	10
RBI	4
BB	2
SO	3
LOB	16



WP: 0	PA: 38
PB: 0	SB: 1
CS: 0	

Batter	1	2	3	4	5	6	7	8	9	AB R H RBI BB SO LOB	TOP													
Bill Doran, S (1, 4) OBP: 0.362, SLG: 0.434 Jim Pankovits, R (6, PH) OBP: 0.317, SLG: 0.333 (6, 4)	0-0 F7	0-3 K		0-0 F3		0-0 FC6-4		0-3 K		3 0 0 0 0 1 2 2 0 0 0 0 1 3														
Kevin Bass, S (1, 8) OBP: 0.312, SLG: 0.423	0-0 F8	0-0 F8			0-0 F4		0-0 F8		0-0 2B 3B	5 1 1 0 0 0 1														
Jose Cruz, L (1, 7) OBP: 0.348, SLG: 0.421	0-0 1-3				0-0 6-3		0-0 4-3		0-0 F8 1B 2B	5 2 2 2 0 0 0														
Glenn Davis, R (1, 3) OBP: 0.333, SLG: 0.477		0-0 1B HR 1B		0-0 5-3		0-0 E1		0-0 F9	0-0 F8	5 1 1 0 0 0 1														
Jerry Mumphy, S (1, 9) OBP: 0.327, SLG: 0.397		0-0 HBP HR 1B		0-0 F9		0-0 F7		0-3 K	0-0 1B 1B	5 1 2 1 0 1 1														
Phil Garner, R (1, 5) OBP: 0.320, SLG: 0.403		1-0 HR HBP 1B		0-0 P6		0-0 E G3 SF8 1B		0-0 WP 1B 1B	0-0 G6-4-3 1B	4 3 3 0 0 0 0														
Alan Ashby, S (1, 2) OBP: 0.380, SLG: 0.432		0-0 HR		0-0 3-1		0-0 G3		0-0 P6	0-0 G6-4-3	5 1 1 4 0 0 4														
Dickie Thon, R (1, 6) OBP: 0.305, SLG: 0.362		4-0 S SH1-4 BB		4-0 SH1-4 BB		0-0 SF8		0-0 1B 1B		1 0 1 2 2 0 0														
Nolan Ryan, R (1, 1) OBP: 0.162, SLG: 0.143 Frank DiPino, L (8, 1) OBP: 0.167, SLG: 0.167 Bill Dawley, R (8, 1) OBP: 0.273, SLG: 0.200		0-0 SH1-4		0-0 SH1-4		0-0 FC6-4 1B		0-0 1B		2 0 2 0 0 0 0 0 0 0 0 0 0 0 0 0 0 0 0 0 0														
Inning Stats	R: 0 E: 0 K: 0 S: 3	H: 0 LOB: 0 BB: 0 P: 3	R: 4 E: 0 K: 1 S: 8	H: 3 LOB: 1 BB: 1 P: 13	R: 1 E: 0 K: 0 S: 4	H: 1 LOB: 0 BB: 0 P: 4	R: 0 E: 0 K: 0 S: 3	H: 0 LOB: 1 BB: 1 P: 7	R: 0 E: 1 K: 0 S: 4	H: 0 LOB: 1 BB: 0 P: 4	R: 1 E: 1 K: 0 S: 5	H: 2 LOB: 1 BB: 0 P: 5	R: 0 E: 0 K: 0 S: 3	H: 0 LOB: 0 BB: 0 P: 3	R: 1 E: 0 K: 2 S: 10	H: 3 LOB: 2 BB: 0 P: 10	R: 2 E: 0 K: 0 S: 6	H: 4 LOB: 1 BB: 0 P: 6	1B: 9 2B: 1 3B: 1 HR: 2	SF: 1 SAC: 2 DP: 1 HBP: 1	WP: 1 PB: 0 SB: 1 CS: 0	PA: 43		
PITCHER	IP WLS BF H R ER SO BB IBB HBP BLK WP HR S P ERA WHIP	IP WLS BF H R ER SO BB IBB HBP BLK WP HR S P ERA WHIP	IP WLS BF H R ER SO BB IBB HBP BLK WP HR S P ERA WHIP	IP WLS BF H R ER SO BB IBB HBP BLK WP HR S P ERA WHIP	IP WLS BF H R ER SO BB IBB HBP BLK WP HR S P ERA WHIP	IP WLS BF H R ER SO BB IBB HBP BLK WP HR S P ERA WHIP	IP WLS BF H R ER SO BB IBB HBP BLK WP HR S P ERA WHIP	IP WLS BF H R ER SO BB IBB HBP BLK WP HR S P ERA WHIP	IP WLS BF H R ER SO BB IBB HBP BLK WP HR S P ERA WHIP	IP WLS BF H R ER SO BB IBB HBP BLK WP HR S P ERA WHIP	IP WLS BF H R ER SO BB IBB HBP BLK WP HR S P ERA WHIP	IP WLS BF H R ER SO BB IBB HBP BLK WP HR S P ERA WHIP	IP WLS BF H R ER SO BB IBB HBP BLK WP HR S P ERA WHIP	IP WLS BF H R ER SO BB IBB HBP BLK WP HR S P ERA WHIP	IP WLS BF H R ER SO BB IBB HBP BLK WP HR S P ERA WHIP	IP WLS BF H R ER SO BB IBB HBP BLK WP HR S P ERA WHIP	IP WLS BF H R ER SO BB IBB HBP BLK WP HR S P ERA WHIP	IP WLS BF H R ER SO BB IBB HBP BLK WP HR S P ERA WHIP	IP WLS BF H R ER SO BB IBB HBP BLK WP HR S P ERA WHIP	IP WLS BF H R ER SO BB IBB HBP BLK WP HR S P ERA WHIP	IP WLS BF H R ER SO BB IBB HBP BLK WP HR S P ERA WHIP	IP WLS BF H R ER SO BB IBB HBP BLK WP HR S P ERA WHIP	IP WLS BF H R ER SO BB IBB HBP BLK WP HR S P ERA WHIP	
Ed Wojna, R (1, 1) ERA: 5.79 Craig Lefferts, L (2, 1) ERA: 3.35 Roy Lee Jackson, R (4, 1) ERA: 2.7 Gene Walter, L (6, 1) ERA: 2.14 Tim Stoddard, R (8, 1) ERA: 4.65	Bob Patterson, L (9, 1) ERA: 24.75																							

Houston Astros @ San Diego Padres
 Jack Murphy Stadium, San Diego, CA
 Sat Oct 05 1985, 6:33 AM EDT
 Att. 9,122 - Unknown

livebaseballscorecards.com

AB	37
R	9
H	13
RBI	9
BB	2
SO	3
LOB	12



Batter	1	2	3	4	5	6	7	8	9	AB R H RBI BB SO LOB	TOP									
Dickie Thon, R (1, 6) OBP: 0.299, SLG: 0.355	0-3 K		0-0 F8			0-0 6-3	0-3 K		0-0 5-3	5 0 0 0 0 2 1	Houston Astros @ San Diego Padres Jack Murphy Stadium, San Diego, CA Sun Oct 06 1985, 6:33 AM EDT Att: 22,813 - Unknown livebaseballscorecards.com									
Kevin Bass, S (1, 8) OBP: 0.315, SLG: 0.427	0-0 1B		0-0 1-3			0-0 HR	0-0 2B		0-0 5-3	5 2 3 1 0 0 0										
Jose Cruz, L (1, 7) OBP: 0.349, SLG: 0.426	0-0 F7		0-0 F7			0-0 HR	4-0 IBB			3 1 1 2 1 0 1										
Glenn Davis, R (1, 3) OBP: 0.332, SLG: 0.474 Denny Walling, L (7, 3) OBP: 0.316, SLG: 0.394	0-0 1B			0-0 4-3		0-0 6-3	0-3 K			4 1 1 0 0 1 2 0 0 0 0 0 0 0										
Jerry Mumphrey, S (1, 9) OBP: 0.329, SLG: 0.396	0-0 E9			0-0 F7		4-0 BB		0-0 F7		3 0 1 1 1 0 0										
Phil Garner, R (1, 5) OBP: 0.317, SLG: 0.400	0-0 5-3			0-0 F5		0-0 P5		0-0 F9		4 0 0 0 0 0 2										
Alan Ashby, S (1, 2) OBP: 0.363, SLG: 0.450		0-0 4-3			0-0 F5		0-0 HR	0-0 1B		4 1 2 1 0 0 0										
Jim Pankovits, R (1, 4) OBP: 0.316, SLG: 0.331		0-3 K			0-3 K		0-0 SH3	0-3 K		4 1 1 0 0 3 1										
Mike Scott, R (1, 1) OBP: 0.192, SLG: 0.236 Charlie Kerfeld, R (3, 1) Tim Tolman, R (9, PH) OBP: 0.178, SLG: 0.302 Dave Smith, R (9, 1)		0-0 5-3			0-3 K		0-0 SH3		0-0 F8	1 0 0 0 0 0 0 1 0 0 0 0 1 0 1 0 0 0 0 0 0 0 0 0 0 0 0 0										
Inning Stats	R: 2 E: 1 K: 1 S: 8	H: 3 LOB: 1 BB: 0 P: 8	R: 0 E: 0 K: 1 S: 5	H: 0 LOB: 0 BB: 0 P: 5	R: 0 E: 0 K: 0 S: 3	H: 0 LOB: 0 BB: 0 P: 3	R: 0 E: 0 K: 0 S: 7	H: 0 LOB: 0 BB: 0 P: 7	R: 2 E: 0 K: 2 S: 5	H: 2 LOB: 1 BB: 1 P: 9		R: 2 E: 0 K: 2 S: 10	H: 3 LOB: 2 BB: 1 P: 14	R: 0 E: 0 K: 1 S: 6	H: 1 LOB: 1 BB: 0 P: 6	R: 0 E: 0 K: 0 S: 3	H: 0 LOB: 0 BB: 0 P: 3	1B: 6 2B: 1 3B: 0 HR: 2	SF: 0 SAC: 1 DP: 0 HBP: 0	WP: 0 PB: 0 SB: 0 CS: 0
PITCHER	IP WLS BF H R ER SO BB IBB HBP BLK WP HR S P ERA WHIP																			
Eric Show, R (1, 1) ERA: 3.09	6.0 L 26 7 6 5 4 1 0 0 0 0 0 2 33 37 7.50 1.333																			
Lance McCullers, R (7, 1) ERA: 2.31	2.0 9 2 0 0 3 0 1 0 0 0 0 0 14 18 0.00 1.000																			
Gene Walter, L (9, 1) ERA: 2.05	1.0 3 0 0 0 0 0 0 0 0 0 0 0 3 3 0.00 0.000																			



Batter	1	2	3	4	5	6	7	8	9	AB	R	H	RBI	BB	SO	LOB
Jerry Royster, R OBP: 0.363, SLG: 0.410 (1, 6)	0-3 K	0-0 FC5-4	0-0 L3			0-0 6-3			0-0 5-3	5	0	0	0	0	1	3
Tony Gwynn, L OBP: 0.364, SLG: 0.408 (1, 9)	0-0 1B	0-0 4-3					0-0 F8		0-0 1B	5	1	2	0	0	0	1
Steve Garvey, R OBP: 0.318, SLG: 0.430 (1, 3)	0-0 1B		0-0 1B			0-0 6-3			0-0 F7	5	1	2	0	0	0	1
Graig Nettles, L OBP: 0.363, SLG: 0.420 (1, 5)	0-0 BB		0-0 1B			0-0 G3			0-0 S	5	1	4	1	0	0	0
Miguel Dilone, S OBP: 0.255, SLG: 0.246 (9, PR)	1-3 1B		1-3 1B						1-3 1B	0	0	0	0	0	0	0
Terry Kennedy, L OBP: 0.301, SLG: 0.372 (1, 2)	0-0 FC5-2		0-0 1B			0-0 P5			0-0 G3	5	1	1	1	0	0	5
Carmelo Martinez, R OBP: 0.362, SLG: 0.434 (1, 7)	4-0 BB		0-0 1B			0-0 F7			0-0 6-3	3	0	1	1	1	0	0
Gerry Davis, R OBP: 0.349, SLG: 0.379 (9, 7)	1-2 2-3		1-2 3-H							0	0	0	0	0	0	0
Kevin McReynolds, R OBP: 0.290, SLG: 0.371 (1, 8)	0-3 K		0-0 G4-6-3			0-3 K			0-0 F3	4	0	0	0	0	2	5
Tim Flannery, L OBP: 0.386, SLG: 0.341 (1, 4)		4-0 BB	4-0 1B			0-0 L6			4-0 BB	1	0	0	0	3	0	0
Eric Show, R OBP: 0.138, SLG: 0.165 (1, 1)		0-0 FC5-6	0-0 1B			0-3 K			0-0 F9	3	0	1	1	0	1	1
Lance McCullers, S OBP: 0.349, SLG: 0.348 (7, 1)		0-0 FC5-6	0-0 FC5-4							0	0	0	0	0	0	0
Kurt Bevacqua, R OBP: 0.349, SLG: 0.348 (8, PH)		1-2 3-H	1-2 3-H							1	0	0	0	0	0	1
Gene Walter, L OBP: 0.290, SLG: 0.371 (9, 1)			1-2 3-H							0	0	0	0	0	0	0

Inning Stats	R: 1	H: 3	E: 0	K: 2	S: 10	LOB: 3	BB: 1	P: 14	R: 0	H: 0	E: 0	K: 0	S: 3	LOB: 1	BB: 1	P: 7	R: 3	H: 5	E: 0	K: 0	S: 7	LOB: 2	BB: 1	P: 11	R: 0	H: 0	E: 0	K: 0	S: 3	LOB: 0	BB: 0	P: 3	R: 0	H: 0	E: 0	K: 1	S: 5	LOB: 0	BB: 0	P: 5	R: 0	H: 0	E: 0	K: 1	S: 5	LOB: 0	BB: 0	P: 5	R: 0	H: 1	E: 0	K: 0	S: 4	LOB: 1	BB: 0	P: 4	R: 0	H: 0	E: 0	K: 0	S: 3	LOB: 1	BB: 1	P: 7	R: 0	H: 2	E: 0	K: 0	S: 5	LOB: 3	BB: 0	P: 5
1B: 11	SF: 0	2B: 0	SAC: 0	3B: 0	DP: 1	HR: 0	HBP: 0	WP: 0	PA: 41																																																															

PITCHER	IP	WLS	BF	H	R	ER	SO	BB	IBB	HBP	BLK	WP	HR	S	P	ERA	WHIP
Mike Scott, R ERA: 3.29 (1, 1)	2.0		14	6	4	4	2	2	0	0	0	0	0	16	24	18.00	4.000
Charlie Kerfeld, R ERA: 4.06 (3, 1)	6.0	W	22	3	0	0	2	1	1	0	0	0	0	24	32	0.00	0.667
Dave Smith, R ERA: 2.27 (9, 1)	1.0	S	5	2	0	0	0	0	0	0	0	0	0	5	5	0.00	2.000

BOTTOM

Houston Astros @ San Diego Padres
 Jack Murphy Stadium, San Diego, CA
 Sun Oct 06 1985, 6:33 AM EDT
 Att. 22,813 - Unknown

livebaseballscorecards.com

AB	37
R	4
H	11
RBI	4
BB	4
SO	4
LOB	17

