

San Diego Padres - 1985

Batter	1	2	3	4	5	6	7	8	9	AB	R	H	RBI	BB	SO	LOB	TOP										
Gerry Davis, R OBP: 0.250, SLG: 0.250 (1, 7)	5-3			6-3			1B CS	F9		4	1	1	0	0	0	0											
Mario Ramirez, R OBP: 0.333, SLG: 0.333 Tim Flannery, L Kurt Bevacqua, R Al Bumbry, L Graig Nettles, L (1, 4) (7, PH) (8, PH) (9, PH)	E1			K2-3			CS 1B	1B 1B	1B 1B	3	0	1	0	0	0	1											
Tony Gwynn, L OBP: 0.250, SLG: 0.250 (1, 9)	G1-6-3			F7			F8		G6-4-3 1B	4	0	1	0	0	0	3											
Steve Garvey, R OBP: 0.500, SLG: 0.500 (1, 3)		F6			F9		1B 1B		G6-4-3 1B	4	0	2	1	0	0	0											
Kevin McReynolds, R OBP: 0.250, SLG: 0.250 (1, 8)		K			F8		1B 1B		G6-4-3 1B	4	0	1	0	0	1	2											
Terry Kennedy, L (1, 2)		2-3			F8		K		F7	4	0	0	0	0	1	4											
Jerry Royster, R OBP: 0.333, SLG: 0.333 (9, 4)				9-3			FC5-4			3	0	1	0	0	0	2											
Garry Templeton, S (1, 6)				9-3			5-3		F4	3	0	0	0	0	0	1											
LaMarr Hoyt, R Bruce Bochy, R Luis DeLeon, R (8, PH) (8, 1)				K			4-3		K	2	0	0	0	0	1	0											
Inning Stats	R: 0 E: 1 K: 0 S: 3	H: 0 LOB: 0 BB: 0 P: 3	R: 0 E: 0 K: 1 S: 5	H: 0 LOB: 0 BB: 0 P: 5	R: 0 E: 0 K: 1 S: 5	H: 1 LOB: 0 BB: 0 P: 5	R: 0 E: 0 K: 1 S: 5	H: 0 LOB: 0 BB: 0 P: 5	R: 0 E: 0 K: 0 S: 3	H: 0 LOB: 0 BB: 0 P: 3	R: 2 E: 0 K: 1 S: 9	H: 4 LOB: 2 BB: 0 P: 9	R: 0 E: 0 K: 1 S: 5	H: 0 LOB: 0 BB: 0 P: 5	R: 1 E: 0 K: 0 S: 5	H: 3 LOB: 2 BB: 0 P: 5	1B: 8 2B: 1 3B: 0 HR: 0	SF: 0 SAC: 0 DP: 3 HBP: 0	WP: 0 PA: 33 PB: 0 SB: 0 CS: 2								
PITCHER	IP	WLS	BF	H	R	ER	SO	BB	IBB	HBP	BLK	WP	HR	S	P	ERA	WHIP										
Atlee Hammaker, L ERA: 1.42	6.1		21	3	2	1	3	0	0	0	0	0	0	27	27	1.42	0.474										
Frank Williams, R ERA	0.0		2	2	0	0	0	0	0	0	0	0	0	2	2	∞	∞										
Mark Davis, L ERA: 5.4	1.2		8	3	1	1	2	0	0	0	0	0	0	12	12	5.40	1.800										
Scott Garrelts, R ERA	0.2		1	0	0	0	0	0	0	0	0	0	0	1	1	0.00	0.000										
Vida Blue, L ERA	0.1	W	1	0	0	0	0	0	0	0	0	0	0	1	1	0.00	0.000										

San Diego Padres @ San Francisco Giants
Candlestick Park, San Francisco, CA
Tue Apr 09 1985, 6:33 AM EST
Att: 52,714 - Unknown


AB 33
R 3
H 8
RBI 1
BB 0
SO 5
LOB 12



Batter	1	2	3	4	5	6	7	8	9	AB	R	H	RBI	BB	SO	LOB	BOTTOM										
Dan Gladden, R OBP: 0.500, SLG: 1.000 (1, 8)	F8			4-3 1B			1B 2B	F3		4	2	2	0	0	0	0											
Manny Trillo, R OBP: 0.250, SLG: 0.250 (1, 4)	K			4-3			1B	5-3		4	0	1	1	0	1	1											
Chili Davis, S OBP: 0.250, SLG: 0.250 (1, 9)	F9			E S 1B			F7	F8		4	0	1	1	0	0	1											
Jeffrey Leonard, R OBP: 0.250, SLG: 0.250 (1, 7)		F9		K			F8		SH1 1B	4	1	1	0	0	1	2											
Bob Brenly, R OBP: 0.333, SLG: 0.333 (1, 2)		K		4-3			6-3 SH3 1B		SH1	3	1	1	0	0	1	1											
David Green, R (1, 3)		1-3					SH3 1B		1B	2	0	0	0	1	0	0											
Chris Brown, R OBP: 0.250, SLG: 0.250 (1, 5)				5-3			6-3		1B	4	0	1	1	0	0	1											
Johnnie LeMaster, R Scot Thompson, L Jose Uribe, S (1, 6) (7, PH) (7, PH) (8, 6)				6-3			B1-3		1B	2	0	0	0	0	0	0											
Atlee Hammaker, S Frank Williams, R Mark Davis, L Scott Garrelts, R Vida Blue, S (1, 1) (7, 1) (7, 1) (9, 1) (9, 1)				K			B1-3		4-3	2	0	0	0	0	0	0											
Inning Stats	R: 0 E: 0 K: 1 S: 5	H: 0 LOB: 0 BB: 0 P: 5	R: 0 E: 0 K: 1 S: 5	H: 0 LOB: 0 BB: 0 P: 5	R: 0 E: 0 K: 1 S: 5	H: 0 LOB: 0 BB: 0 P: 5	R: 1 E: 0 K: 1 S: 7	H: 2 LOB: 1 BB: 0 P: 7	R: 0 E: 0 K: 0 S: 3	H: 0 LOB: 0 BB: 0 P: 3	R: 1 E: 0 K: 0 S: 5	H: 2 LOB: 1 BB: 0 P: 5	R: 1 E: 0 K: 0 S: 5	H: 2 LOB: 1 BB: 0 P: 5	R: 0 E: 0 K: 0 S: 3	H: 0 LOB: 0 BB: 0 P: 3	R: 1 E: 0 K: 0 S: 3	H: 2 LOB: 2 BB: 1 P: 7	1B: 6 2B: 2 3B: 0 HR: 0	SF: 0 SAC: 2 DP: 0 HBP: 0	WP: 0 PA: 34 PB: 0 SB: 1 CS: 0						
PITCHER	IP	WLS	BF	H	R	ER	SO	BB	IBB	HBP	BLK	WP	HR	S	P	ERA	WHIP										
LaMarr Hoyt, R ERA: 3.86	7.0		27	6	3	3	4	0	0	0	0	0	0	35	35	3.86	0.857										
Luis DeLeon, R ERA: 6.75	1.1	L	7	2	1	1	0	0	1	0	0	0	0	6	10	6.75	1.500										

San Diego Padres @ San Francisco Giants
Candlestick Park, San Francisco, CA
Tue Apr 09 1985, 6:33 AM EST
Att: 52,714 - Unknown

AB 31
R 4
H 8
RBI 4
BB 1
SO 4
LOB 7



Batter	1	2	3	4	5	6	7	8	9	AB	R	H	RBI	BB	SO	LOB	TOP	
Gerry Davis, R OBP: 0.444, SLG: 0.444 (1, 7)										5	1	3	0	0	0	2	San Diego Padres @ San Francisco Giants Candlestick Park, San Francisco, CA Wed Apr 10 1985, 6:33 AM EST Att: 8,211 - Unknown livebaseballscorecards.com	
Mario Ramirez, R OBP: 0.286, SLG: 0.286 (1, 4)										4	0	1	0	0	1	2		
Tony Gwynn, L OBP: 0.250, SLG: 0.250 (1, 9)										4	0	1	0	0	0	1		
Steve Garvey, R OBP: 0.375, SLG: 0.375 (1, 3)										4	1	1	0	0	0	4		
Kevin McReynolds, R OBP: 0.500, SLG: 0.500 (1, 8)										4	1	3	1	0	1	0		
Terry Kennedy, L (1, 2)										4	0	0	0	0	2	3		
Jerry Royster, R OBP: 0.286, SLG: 0.429 (1, 5)										4	0	1	2	0	0	1		
Garry Templeton, S OBP: 0.286, SLG: 0.167 (1, 6)										3	0	1	0	1	1	0		
Eric Show, R (1, 1)										4	0	0	0	0	2	4		
Inning Stats	R: 1 E: 1 K: 1 S: 7	H: 2 LOB: 2 BB: 0 P: 7	R: 0 E: 0 K: 1 S: 5	H: 3 LOB: 2 BB: 0 P: 5	R: 0 E: 0 K: 1 S: 7	H: 2 LOB: 0 BB: 0 P: 7	R: 0 E: 0 K: 2 S: 3	H: 0 LOB: 0 BB: 0 P: 7	R: 0 E: 0 K: 1 S: 5	H: 0 LOB: 0 BB: 0 P: 5	R: 0 E: 0 K: 0 S: 3	H: 0 LOB: 0 BB: 0 P: 3	R: 2 E: 0 K: 1 S: 8	H: 3 LOB: 2 BB: 1 P: 12	1B: 10 2B: 2 3B: 0 HR: 0	SF: 0 SAC: 0 DP: 1 HBP: 0	WP: 0 PA: 37 PB: 0 SB: 0 CS: 0	
PITCHER	IP WLS BF H R ER SO BB IBB HBP BLK WP HR S P ERA WHIP	8.0 L 30 8 1 0 6 0 0 0 0 0 0 0 42 42 0.00 1.000	0.0 2 2 2 2 0 0 0 0 0 0 0 0 2 2 * * * * *	1.0 5 1 0 0 1 0 1 0 0 0 0 0 6 10 0.00 1.000														

Batter	1	2	3	4	5	6	7	8	9	AB	R	H	RBI	BB	SO	LOB	BOTTOM		
Dan Gladden, R OBP: 0.286, SLG: 0.571 (1, 8)										3	0	0	0	0	2	0	San Diego Padres @ San Francisco Giants Candlestick Park, San Francisco, CA Wed Apr 10 1985, 6:33 AM EST Att: 8,211 - Unknown livebaseballscorecards.com		
Manny Trillo, R OBP: 0.375, SLG: 0.500 (1, 4)										4	0	2	0	0	0	1			
Chili Davis, S OBP: 0.125, SLG: 0.125 (1, 9)										4	0	0	0	0	1	3			
Jeffrey Leonard, R OBP: 0.143, SLG: 0.143 (1, 7)										3	0	0	0	0	1	1			
Bob Brenly, R OBP: 0.167, SLG: 0.167 (1, 2)										3	0	0	0	0	0	0			
David Green, R (1, 3)										3	0	0	0	0	2	0			
Chris Brown, R OBP: 0.286, SLG: 0.429 (1, 5)										3	0	1	0	0	2	0			
Johnnie LeMaster, R Gary Rajsich, L (8, PH) Jose Uribe, S (9, 6)										2	0	0	0	0	2	1			
Dave LaPoint, L OBP: 0.500, SLG: 0.500 Scot Thompson, L (8, PH) Scott Garretts, R Mark Davis, L (9, 1)										2	0	1	0	0	1	0			
Inning Stats	R: 0 E: 0 K: 2 S: 8	H: 1 LOB: 1 BB: 0 P: 8	R: 0 E: 0 K: 1 S: 5	H: 0 LOB: 0 BB: 0 P: 5	R: 0 E: 0 K: 0 S: 3	H: 0 LOB: 0 BB: 0 P: 3	R: 0 E: 0 K: 2 S: 8	H: 1 LOB: 1 BB: 0 P: 8	R: 0 E: 0 K: 0 S: 4	H: 1 LOB: 1 BB: 0 P: 4	R: 0 E: 0 K: 2 S: 7	H: 0 LOB: 0 BB: 0 P: 7	R: 0 E: 0 K: 1 S: 5	H: 0 LOB: 0 BB: 0 P: 5	R: 0 E: 0 K: 1 S: 5	H: 1 LOB: 0 BB: 0 P: 5	1B: 2 2B: 2 3B: 0 HR: 0	SF: 0 SAC: 1 DP: 1 HBP: 0	WP: 0 PA: 30 PB: 0 SB: 0 CS: 0
PITCHER	IP WLS BF H R ER SO BB IBB HBP BLK WP HR S P ERA WHIP	9.0 W 30 4 0 0 11 0 0 0 0 0 0 0 52 52 0.00 0.444																	

Batter	1	2	3	4	5	6	7	8	9	AB	R	H	RBI	BB	SO	LOB	TOP										
Al Bumby, L OBP: 0.333, SLG: 0.500 (1, 7)										6	0	2	2	0	0	6											
Tony Gwynn, L OBP: 0.231, SLG: 0.308 (1, 9)										5	1	1	0	0	0	2											
Steve Garvey, R OBP: 0.462, SLG: 0.923 (1, 3)										5	3	3	2	0	0	1											
Terry Kennedy, L OBP: 0.154, SLG: 0.167 (1, 2)										4	0	1	0	1	1	3											
Graig Nettles, L OBP: 0.400, SLG: 0.250 (1, 5)										4	0	1	0	1	2	2											
Kevin McReynolds, R OBP: 0.385, SLG: 0.482 (1, 8)										5	1	1	2	0	0	2											
Tim Flannery, L OBP: 0.600, SLG: 0.333 (1, 4)										3	1	1	0	2	0	2											
Garry Templeton, S OBP: 0.417, SLG: 0.222 (1, 6)										3	1	1	0	2	1	3											
Andy Hawkins, R OBP: 0.333, SLG: 0.333 (1, 1)										3	0	1	1	0	1	4											
Rich Gossage, R (8, 1)										0	0	0	0	1	0	0											
Inning Stats	R: 0 E: 1 K: 1 S: 6	H: 1 LOB: 1 BB: 0 P: 6	R: 1 E: 1 K: 0 S: 5	H: 2 LOB: 2 BB: 1 P: 9	R: 2 E: 0 K: 1 S: 8	H: 3 LOB: 3 BB: 2 P: 16	R: 1 E: 0 K: 0 S: 5	H: 2 LOB: 1 BB: 0 P: 5	R: 2 E: 0 K: 0 S: 5	H: 2 LOB: 1 BB: 1 P: 9	R: 0 E: 0 K: 0 S: 3	H: 0 LOB: 1 BB: 1 P: 7	R: 1 E: 0 K: 1 S: 6	H: 1 LOB: 0 BB: 0 P: 6	R: 0 E: 0 K: 1 S: 6	H: 1 LOB: 2 BB: 1 P: 10	1B: 6 2B: 5 3B: 0 HR: 2	SF: 0 SAC: 1 DP: 1 HBP: 0	WP: 0 PB: 0 SB: 2 CS: 0	PA: 46							
PITCHER	IP	WLS	BF	H	R	ER	SO	BB	IBB	HBP	BLK	WP	HR	S	P	ERA	WHIP										
Rick Camp, R ERA: 9.0 (1, 1)	4.0	L	23	8	4	4	2	2	1	0	0	0	0	5	9	9.00	2.500										
Craig McMurtry, R ERA: 18.0 (5, 1)	1.0		6	2	2	2	0	1	0	0	0	0	0	8	16	0.00	1.000										
Terry Forster, L ERA: 4.5 (6, 1)	2.0		8	0	0	0	1	2	0	0	0	0	0	12	16	4.50	1.500										
Gene Garber, R ERA: 4.5 (8, 1)	2.0		9	2	1	1	2	1	0	0	0	0	1	12	16	4.50	1.500										

San Diego Padres @ Atlanta Braves
Atlanta-Fulton County Stadium, Atlanta, GA
Fri Apr 12 1985, 6:05 PM EST
Att: 45,389 - Unknown


AB 38
R 7
H 12
RBI 7
BB 7
SO 5
LOB 25



Batter	1	2	3	4	5	6	7	8	9	AB	R	H	RBI	BB	SO	LOB	BOTTOM										
Claudell Washington, L OBP: 0.333, SLG: 0.444 (1, 9)										4	1	1	0	0	0	3											
Rafael Ramirez, R OBP: 0.333, SLG: 0.231 (1, 6)										4	0	1	0	0	1	0											
Brad Komminsk, R OBP: 0.429, SLG: 0.273 (1, 7)										4	0	1	1	0	1	0											
Dale Murphy, R OBP: 0.843, SLG: 1.167 (1, 8)										4	2	2	1	0	0	2											
Bob Horner, R OBP: 0.167, SLG: 0.091 (1, 5)										4	0	0	0	0	0	1											
Chris Chambliss, L OBP: 0.357, SLG: 0.385 (1, 3)										4	0	1	1	0	0	1											
Rick Cerone, R OBP: 0.214, SLG: 0.154 (1, 2)										3	0	0	0	1	0	0											
Glenn Hubbard, R OBP: 0.500, SLG: 0.556 (1, 4)										2	0	0	0	1	0	0											
Gene Garber, R (8, 1)										0	0	0	0	0	0	0											
Rick Camp, R (1, 1)										1	0	0	0	0	1	0											
Craig McMurtry, R (5, 1)										0	0	0	0	0	0	0											
Gerald Perry, L OBP: 0.500, SLG: 0.500 (5, PH)										1	0	0	0	0	0	3											
Terry Forster, L (6, 1)										0	0	0	0	0	0	0											
Ken Oberkell, L (8, 4)										1	0	0	0	0	0	0											
Inning Stats	R: 0 E: 0 K: 1 S: 5	H: 0 LOB: 0 BB: 0 P: 5	R: 0 E: 0 K: 0 S: 3	H: 0 LOB: 0 BB: 0 P: 3	R: 0 E: 0 K: 1 S: 5	H: 0 LOB: 0 BB: 0 P: 5	R: 0 E: 0 K: 0 S: 3	H: 0 LOB: 0 BB: 0 P: 3	R: 1 E: 0 K: 0 S: 5	H: 2 LOB: 3 BB: 2 P: 13	R: 1 E: 0 K: 1 S: 6	H: 1 LOB: 0 BB: 0 P: 6	R: 0 E: 0 K: 0 S: 3	H: 0 LOB: 0 BB: 0 P: 3	R: 1 E: 0 K: 0 S: 5	H: 3 LOB: 1 BB: 0 P: 5	R: 0 E: 1 K: 0 S: 3	H: 0 LOB: 0 BB: 0 P: 3	1B: 4 2B: 1 3B: 0 HR: 1	SF: 0 SAC: 0 DP: 2 HBP: 0	WP: 0 PB: 0 SB: 0 CS: 0	PA: 34					
PITCHER	IP	WLS	BF	H	R	ER	SO	BB	IBB	HBP	BLK	WP	HR	S	P	ERA	WHIP										
Andy Hawkins, R ERA: 2.57 (1, 1)	7.0	W	26	3	2	2	3	3	0	0	0	0	0	8	38	2.57	0.714										
Rich Gossage, R ERA: 4.5 (8, 1)	2.0		8	3	1	1	0	0	0	0	0	0	0	8	38	4.50	1.500										

San Diego Padres @ Atlanta Braves
Atlanta-Fulton County Stadium, Atlanta, GA
Fri Apr 12 1985, 6:05 PM EST
Att: 45,389 - Unknown

AB 32
R 3
H 6
RBI 3
BB 2
SO 3
LOB 10



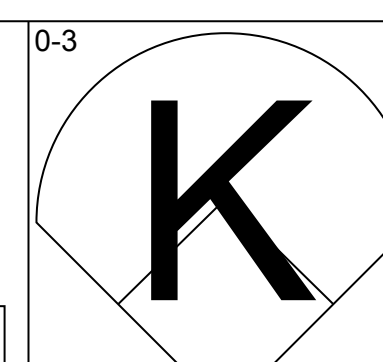
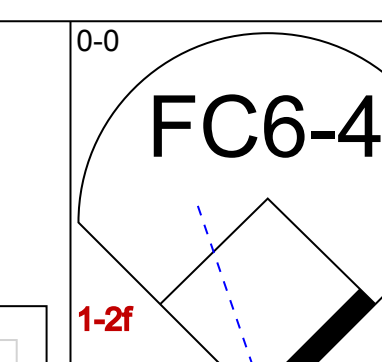
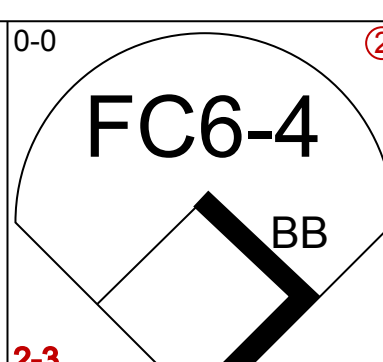
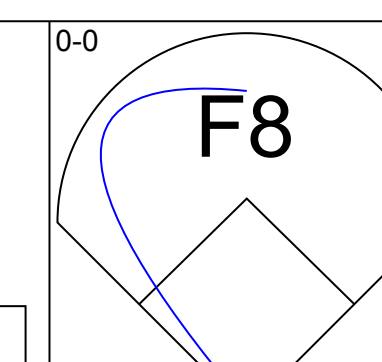
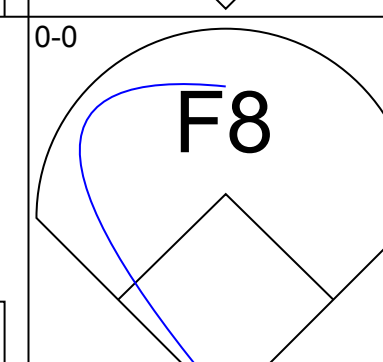
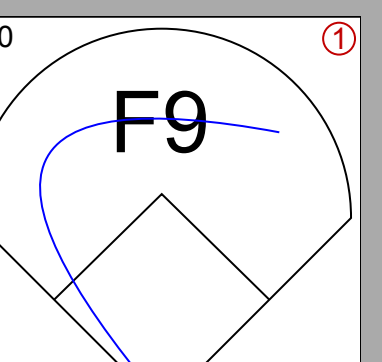
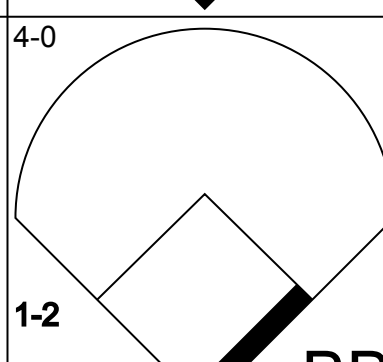
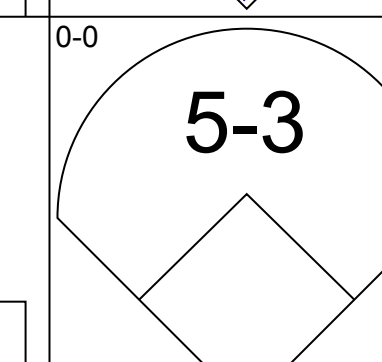
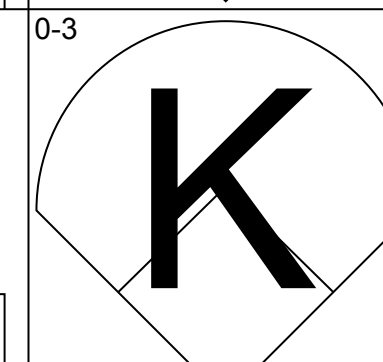
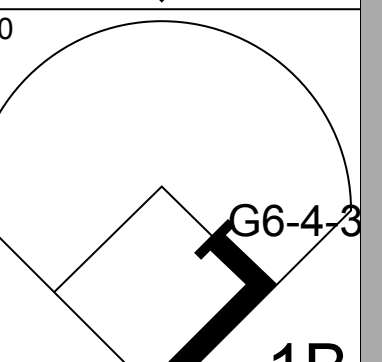
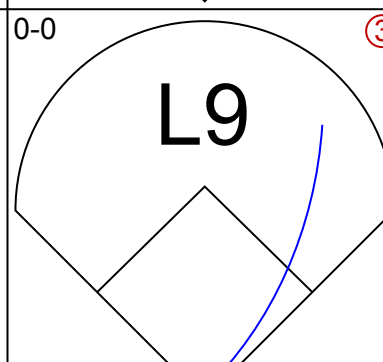
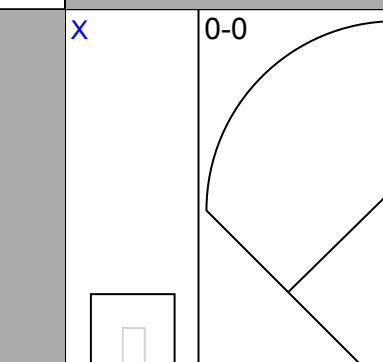
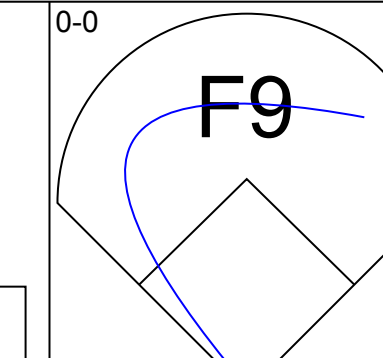
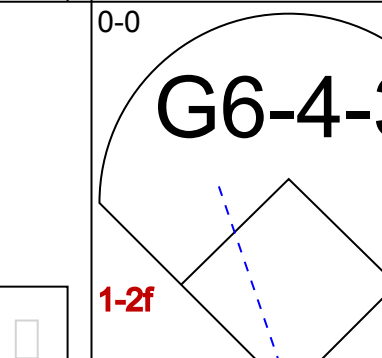
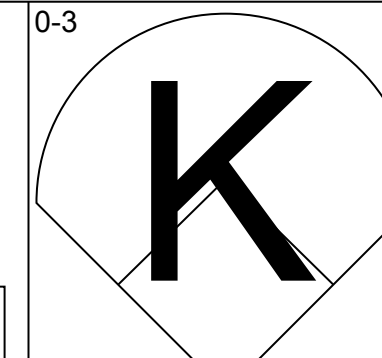
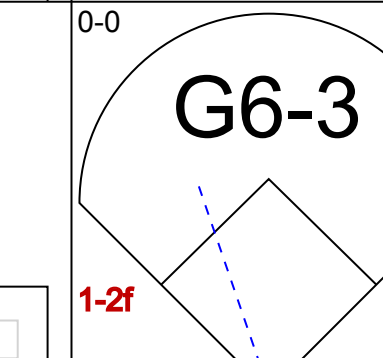
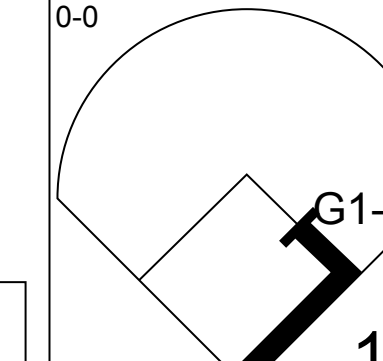
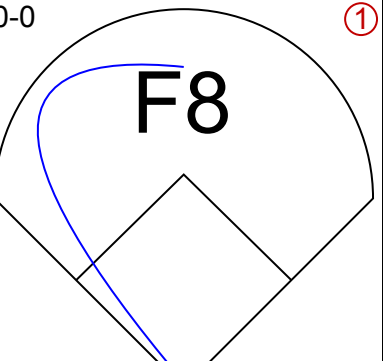
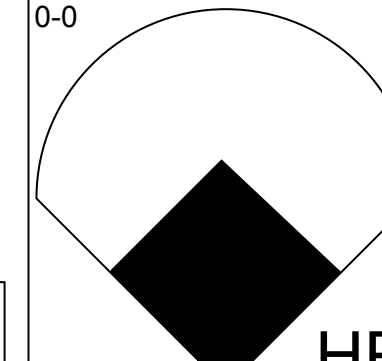
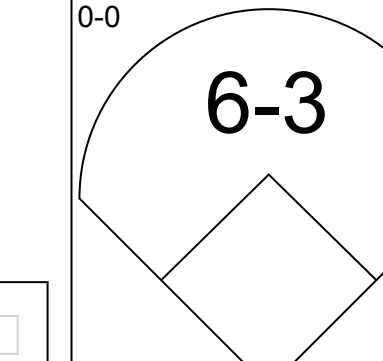
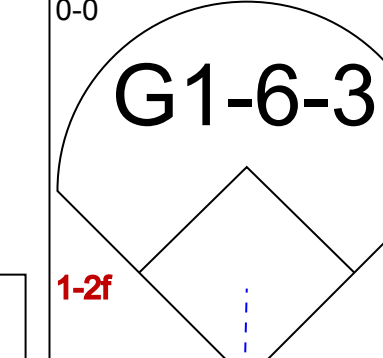
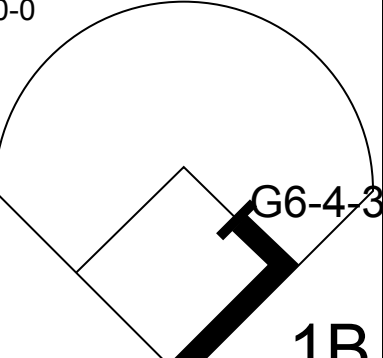
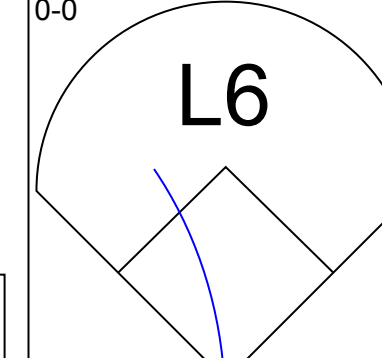
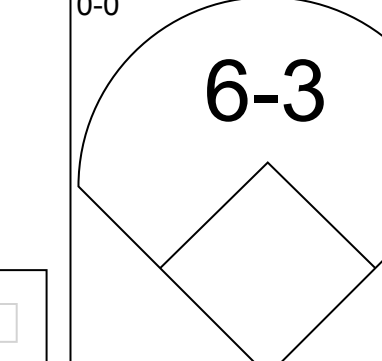
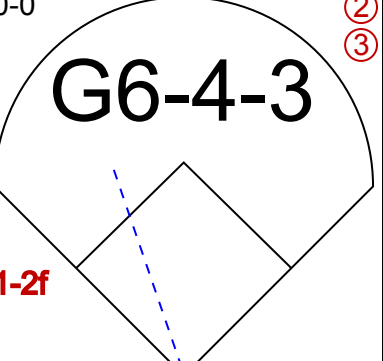
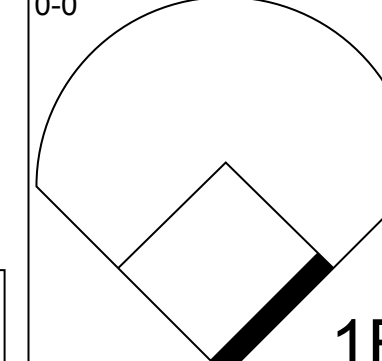
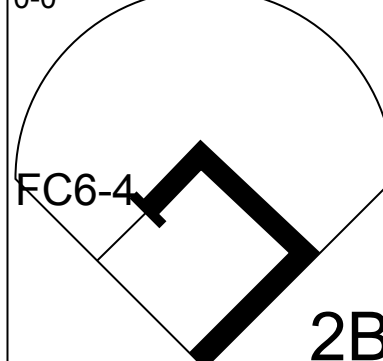
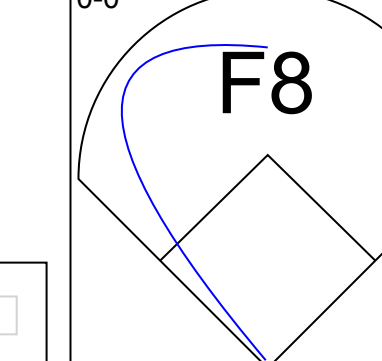
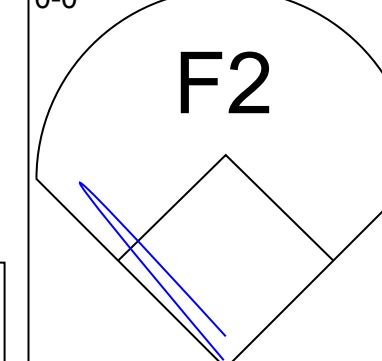
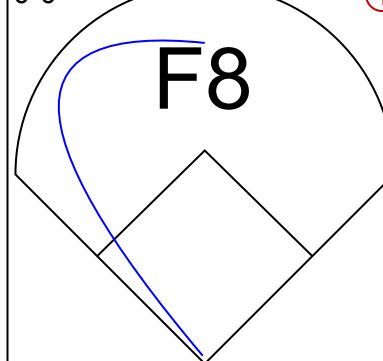
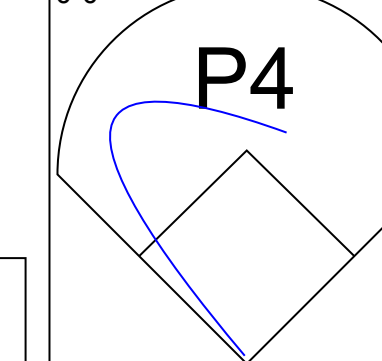
Batter	1	2	3	4	5	6	7	8	9	AB	R	H	RBI	BB	SO	LOB	TOP								
Al Bumbry, L OBP: 0.385, SLG: 0.417 (1, 7)	0-0 4-3			0-0 F7		0-0 4-3		0-0 1B		4	0	1	0	0	0	0	San Diego Padres @ Atlanta Braves Atlanta-Fulton County Stadium, Atlanta, GA Sun Apr 14 1985, 3:33 AM EST Att: 19,519 - Unknown livebaseballscores.com								
Tony Gwynn, L OBP: 0.136, SLG: 0.182 (1, 9)	0-0 6-3			0-0 F6		0-0 6-3		0-0 4-3		4	0	0	0	0	0	1									
Steve Garvey, R OBP: 0.364, SLG: 0.636 (1, 3)	0-3 K			0-0 1B		0-0 1B			0-0 F4	4	0	2	0	0	1	0									
Terry Kennedy, L OBP: 0.273, SLG: 0.400 (1, 2)		0-0 4-3		0-0 F7		0-3 K			0-0 BB	4	0	1	0	0	1	2									
Mario Ramirez, R OBP: 0.286, SLG: 0.286 (9, PR)									0-0 1B	0	0	0	0	0	0	0									
Graig Nettles, L OBP: 0.364, SLG: 0.125 (1, 5)	4-0 BB								4-0 BB	2	0	0	0	1	0	0									
Kurt Bevacqua, R OBP: 1.000, SLG: 1.000 (9, PH)									1-2 BB	0	0	0	0	1	0	0									
Kevin McReynolds, R OBP: 0.273, SLG: 0.455 (1, 8)	0-0 G5-4-3								0-0 F7	4	0	0	0	0	0	3									
Tim Flannery, L OBP: 0.571, SLG: 0.545 (1, 4)				0-0 4-3		0-0 2B			0-0 4-3	4	1	1	0	0	0	2									
Garry Templeton, S OBP: 0.300, SLG: 0.235 (1, 6)				0-0 4-3		0-0 2B			0-0 F7	3	0	1	1	0	0	0									
LaMarr Hoyt, R OBP: 0.417, SLG: 0.417 (1, 1)				0-0 4-3		0-0 4-3			0-0 6-3	1	0	0	0	0	0	0									
Bobby Brown, S OBP: 0.599, SLG: 0.599 (5, PH)										1	0	0	0	0	0	1									
Greg Booker, R OBP: 0.417, SLG: 0.417 (5, 1)										0	0	0	0	0	0	0									
Gerry Davis, R OBP: 0.417, SLG: 0.417 (8, PH)										1	0	0	0	0	0	0									
Luis DeLeon, R OBP: 1.000, SLG: 1.000 (8, 1)										0	0	0	0	0	0	0									
Inning Stats	R: 0 E: 0 K: 1 S: 5	H: 0 LOB: 0 BB: 0 P: 5	R: 0 E: 0 K: 0 S: 2	H: 0 LOB: 0 BB: 1 P: 6	R: 0 E: 0 K: 0 S: 3	H: 0 LOB: 0 BB: 0 P: 3	R: 0 E: 0 K: 0 S: 4	H: 1 LOB: 1 BB: 0 P: 4	R: 1 E: 0 K: 0 S: 5	H: 2 LOB: 1 BB: 0 P: 5	R: 0 E: 0 K: 1 S: 6	H: 0 LOB: 0 BB: 0 P: 3	R: 0 E: 0 K: 0 S: 3	H: 1 LOB: 1 BB: 0 P: 4	R: 0 E: 0 K: 0 S: 4	H: 1 LOB: 2 BB: 1 P: 8	R: 0 E: 0 K: 0 S: 4	H: 1 LOB: 2 BB: 1 P: 8	1B: 5 2B: 1 3B: 0 HR: 0	SF: 0 SAC: 0 DP: 1 HBP: 0	WP: 0 PB: 0 SB: 0 CS: 0	PA: 34			
PITCHER	IP	WLS	BF	H	R	ER	SO	BB	IBB	HBP	BLK	WP	HR	S	P	ERA	WHIP								
Rick Mahler, R ERA: 0.59	8.1	W	31	6	1	1	2	1	0	0	0	0	0	34	38	1.08	0.840								
Terry Forster, L ERA:	0.0		1	0	0	0	0	1	0	0	0	0	0	4	4	∞	∞								
Bruce Sutter, R ERA:	0.2	S	2	0	0	0	0	0	0	0	0	0	0	2	2	0.00	0.000								

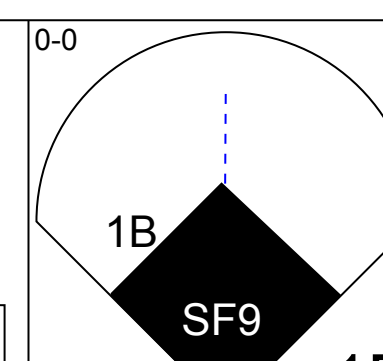
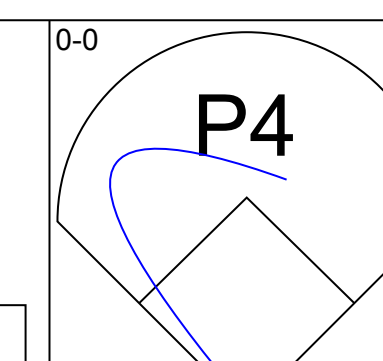
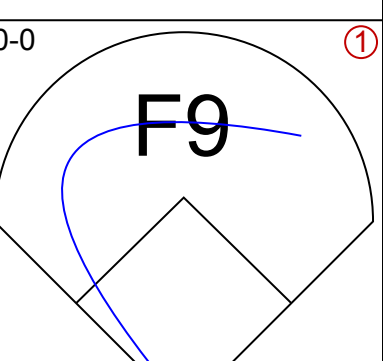
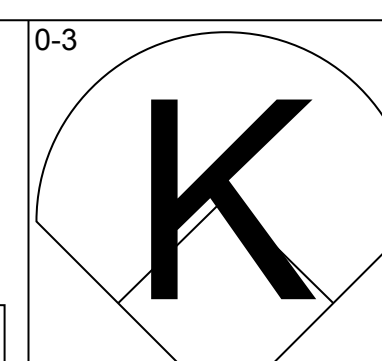
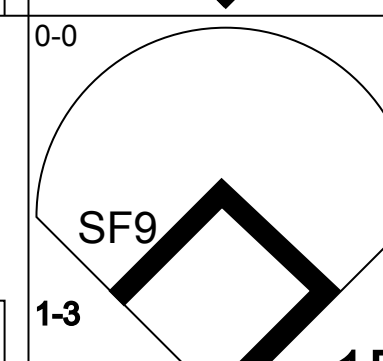
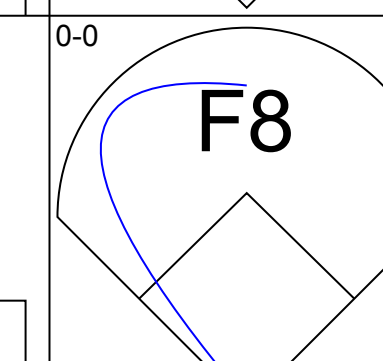
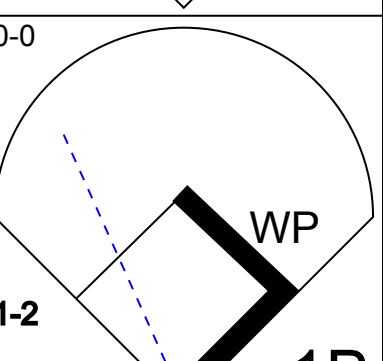
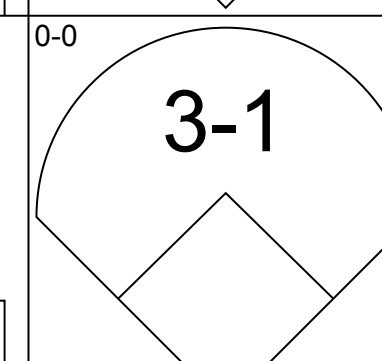
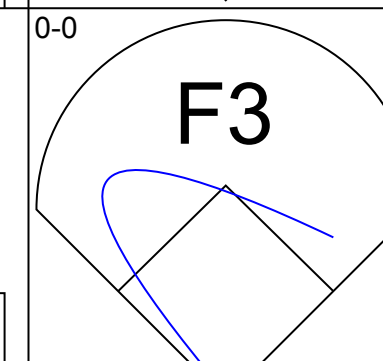
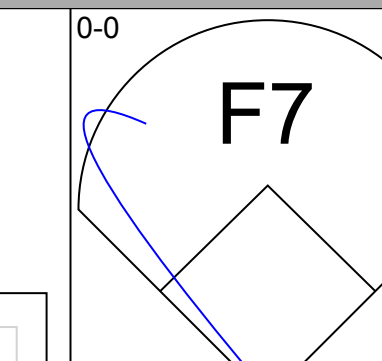
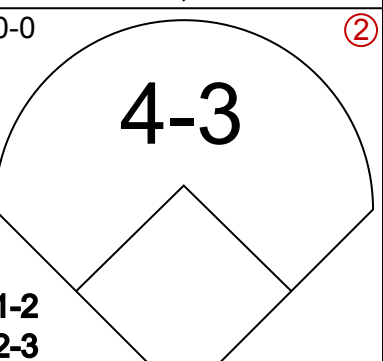
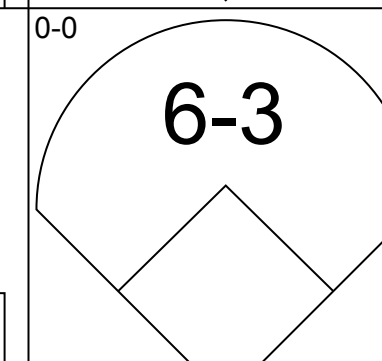
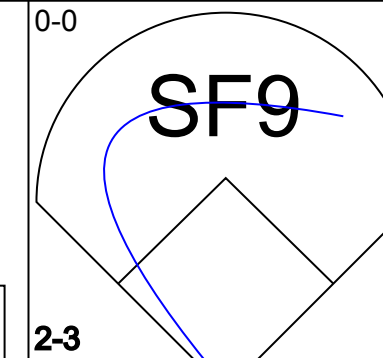
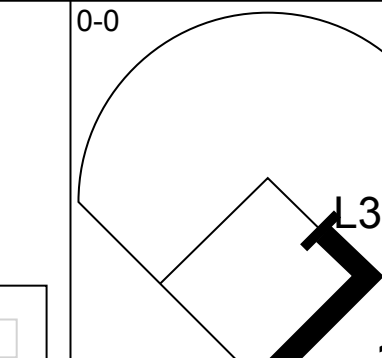
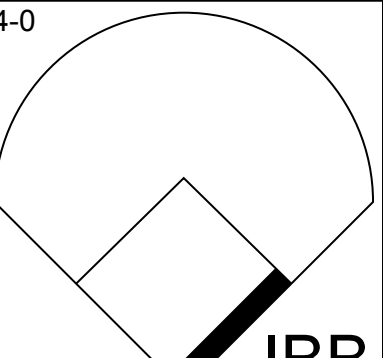
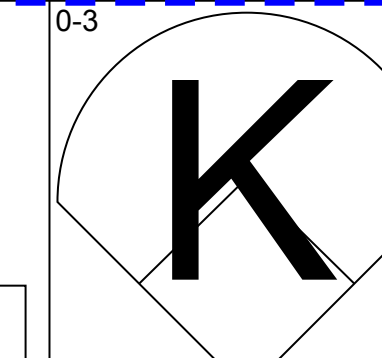
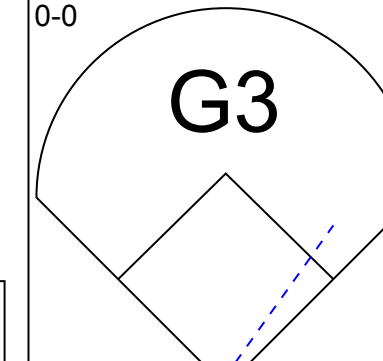
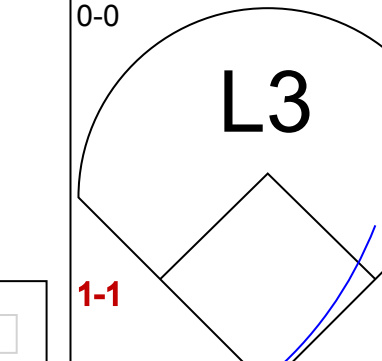
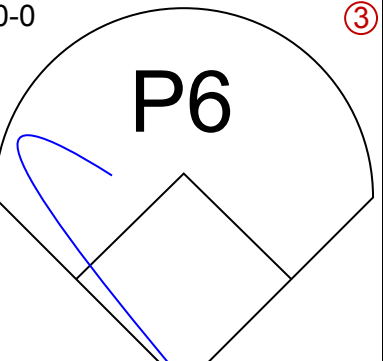
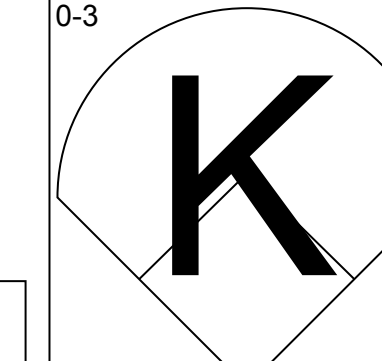
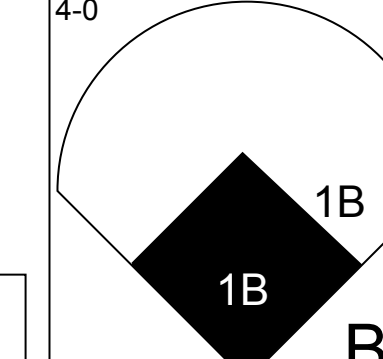
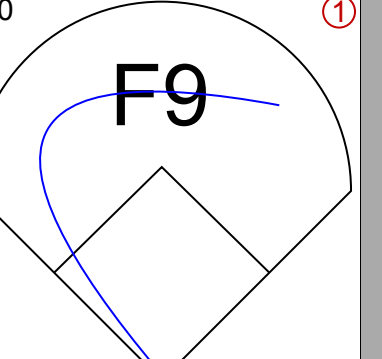
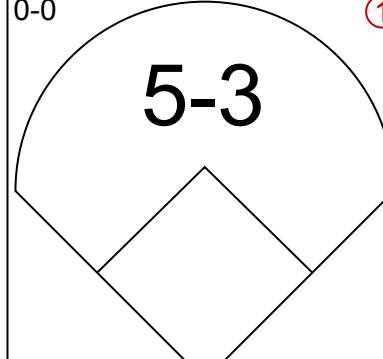
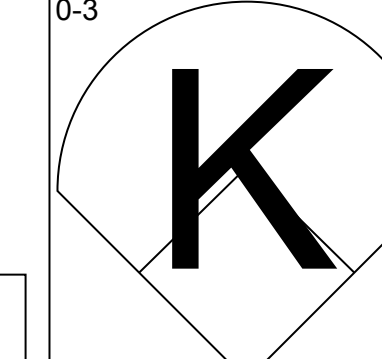
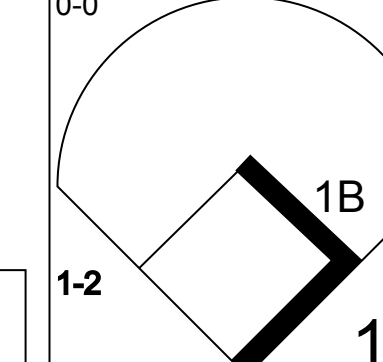
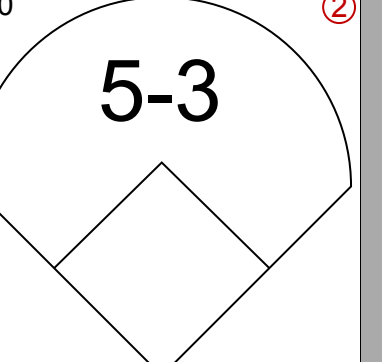
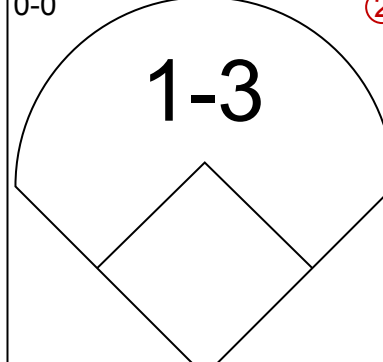
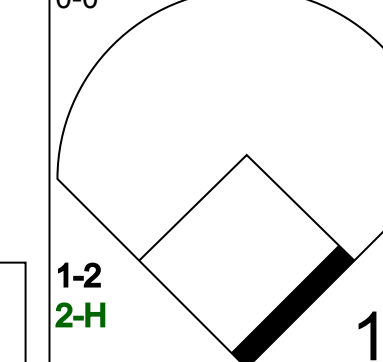
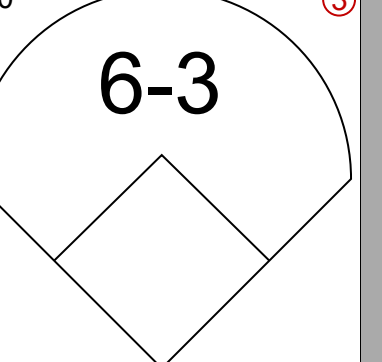
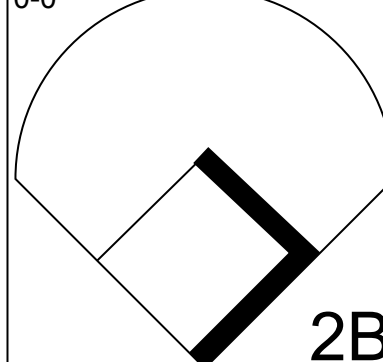
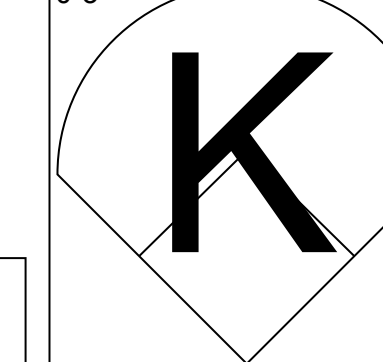
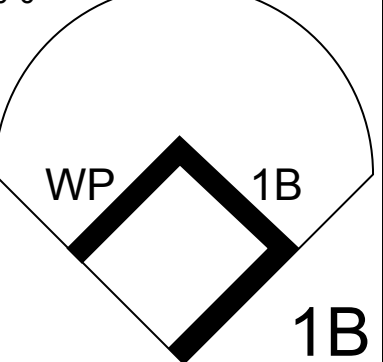
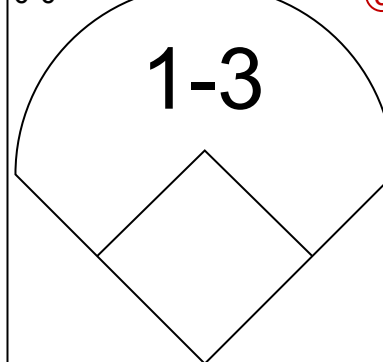
Batter	1	2	3	4	5	6	7	8	9	AB	R	H	RBI	BB	SO	LOB	BOTTOM								
Claudell Washington, L OBP: 0.471, SLG: 0.688 (1, 9)	0-0 G3 1B 2B		0-0 F8							3	1	1	0	0	0	0	San Diego Padres @ Atlanta Braves Atlanta-Fulton County Stadium, Atlanta, GA Sun Apr 14 1985, 3:33 AM EST Att: 19,519 - Unknown livebaseballscores.com								
Rafael Ramirez, R OBP: 0.217, SLG: 0.143 (1, 6)	0-0 G3			0-0 F8		0-0 5-3				3	0	0	0	0	0	1									
Brad Komminsk, R OBP: 0.409, SLG: 0.316 (1, 7)	0-0 CS			0-0 HR		0-0 6-3				3	1	2	1	0	0	0									
Dale Murphy, R OBP: 0.591, SLG: 1.222 (1, 8)	0-0 F7			0-0 HR			0-0 1-3			3	1	1	2	0	0	1									
Gerald Perry, L OBP: 0.286, SLG: 0.286 (1, 3)		0-0 F7		0-0 F8		0-0 4-3				3	0	0	0	0	0	0									
Ken Oberkell, L OBP: 0.286, SLG: 0.286 (1, 5)		0-0 F7		0-0 4-3		0-0 F8				3	0	0	0	0	0	0									
Bruce Benedict, R OBP: 0.200, SLG: 0.200 (1, 2)		0-0 F9						0-0 L5		3	0	1	0	0	0	0									
Glenn Hubbard, R OBP: 0.421, SLG: 0.400 (1, 4)			0-0 F7			0-0 G6-3		0-0 F7		3	0	0	0	0	0	1									
Rick Mahler, R OBP: 0.167, SLG: 0.167 (1, 1)								0-0 1-3		3	0	1	0	0	1	0									
Terry Forster, L ERA:										0	0	0	0	0	0	0									
Bruce Sutter, R ERA:										0	0	0	0	0	0	0									
Inning Stats	R: 1 E: 0 K: 0 S: 4	H: 2 LOB: 0 BB: 0 P: 4	R: 0 E: 0 K: 0 S: 3	H: 0 LOB: 0 BB: 0 P: 3	R: 0 E: 0 K: 0 S: 3	H: 1 LOB: 0 BB: 0 P: 3	R: 2 E: 0 K: 0 S: 5	H: 2 LOB: 0 BB: 0 P: 5	R: 0 E: 0 K: 1 S: 5	H: 1 LOB: 0 BB: 0 P: 5	R: 0 E: 0 K: 0 S: 3	H: 0 LOB: 0 BB: 0 P: 3	R: 0 E: 0 K: 0 S: 3	H: 0 LOB: 0 BB: 0 P: 3	R: 0 E: 0 K: 0 S: 3	H: 0 LOB: 0 BB: 0 P: 3	1B: 4 2B: 1 3B: 0 HR: 1	SF: 0 SAC: 0 DP: 1 HBP: 0	WP: 0 PB: 0 SB: 0 CS: 1	PA: 27					
PITCHER	IP	WLS	BF	H	R	ER	SO	BB	IBB	HBP	BLK	WP	HR	S	P	ERA	WHIP								
LaMarr Hoyt, R ERA: 4.91	4.0	L	15	5	3	3	0	0	0	0	0	0	0	11	15	6.75	1.250								
Greg Booker, R ERA:	3.0		9	1	0	0	1	0	0	0	0	0	0	11	11	0.00	0.333								
Luis DeLeon, R ERA: 2.08	1.0		3	0	0	0	0	0	0	0	0	0	0	3	3	0.00	0.000								

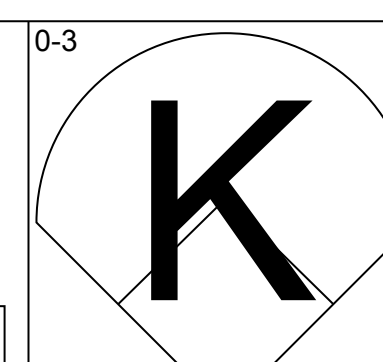
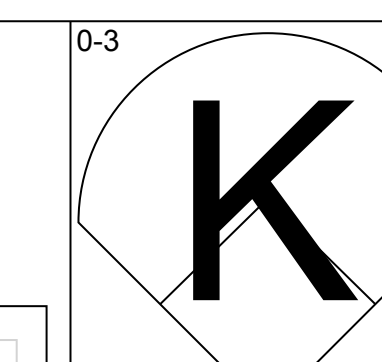
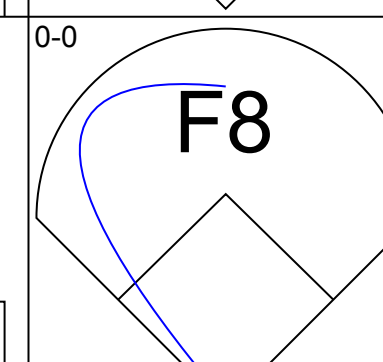
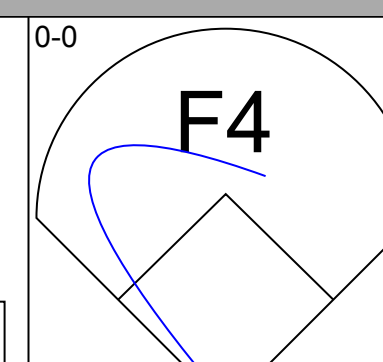
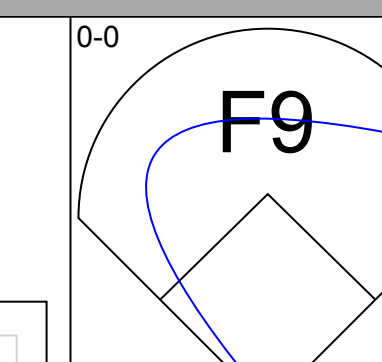
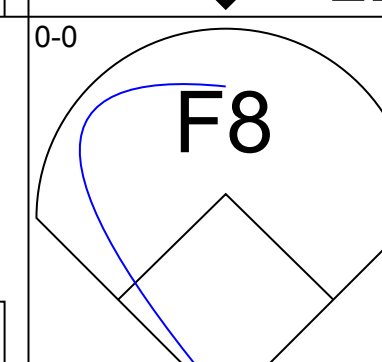
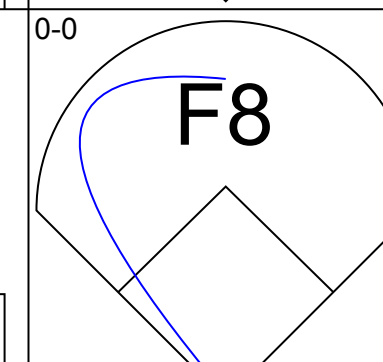
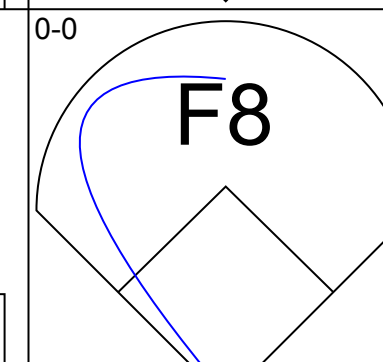
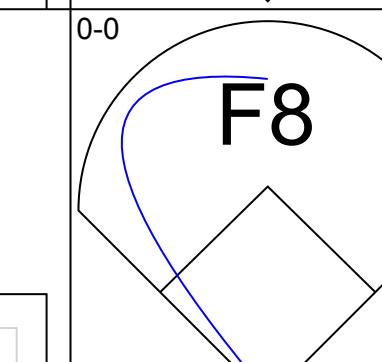
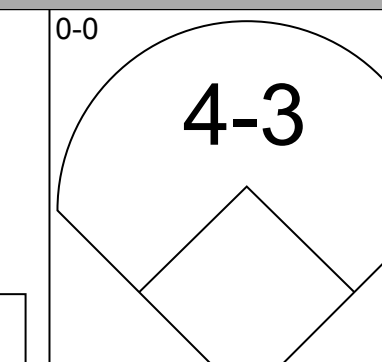
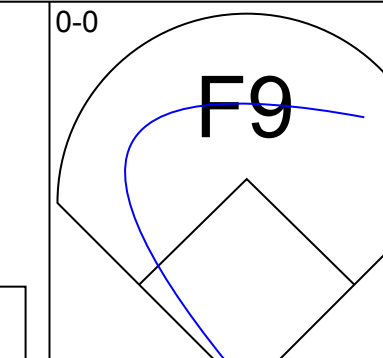
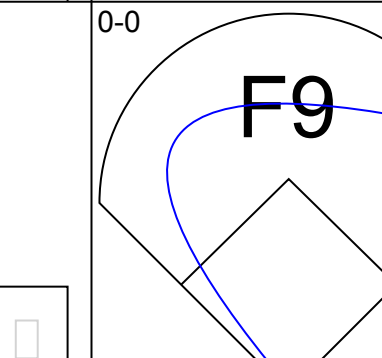
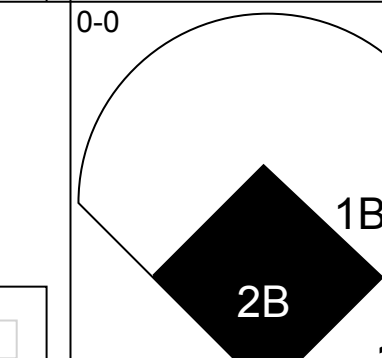
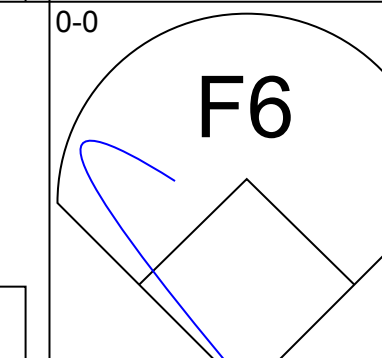
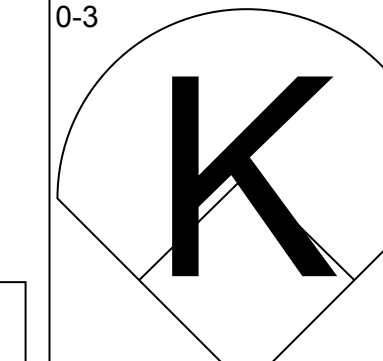
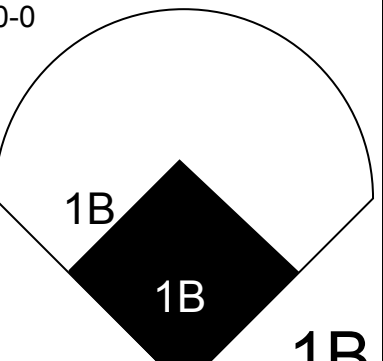
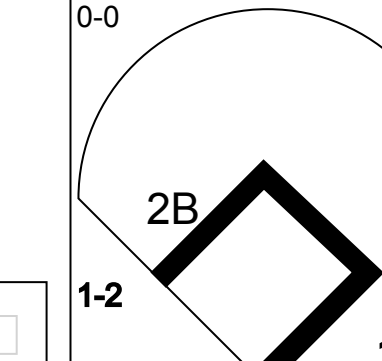
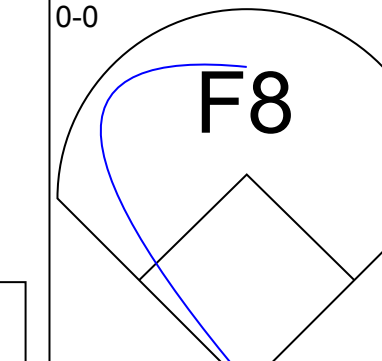
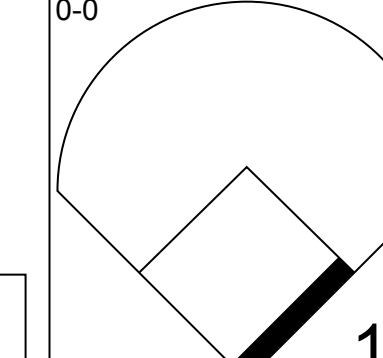
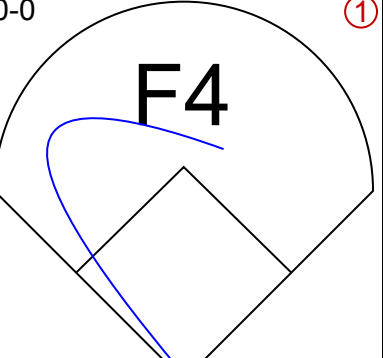
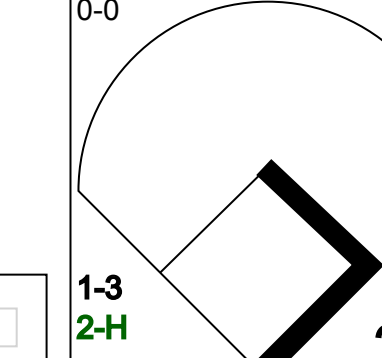
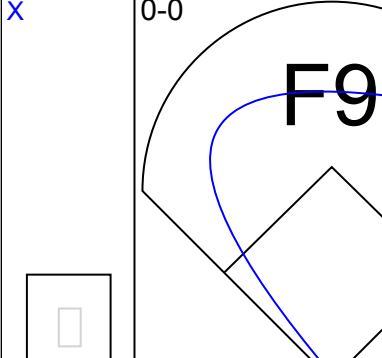
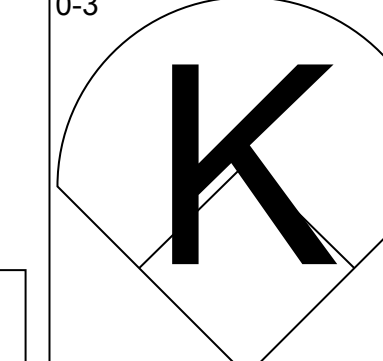
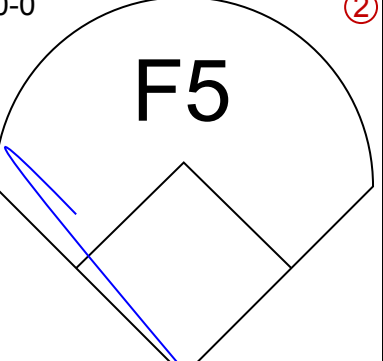
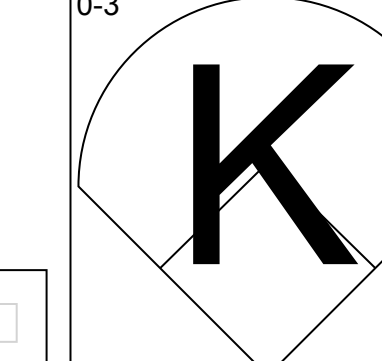
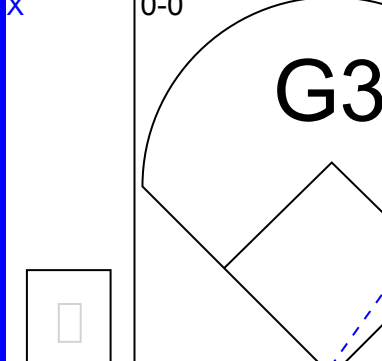

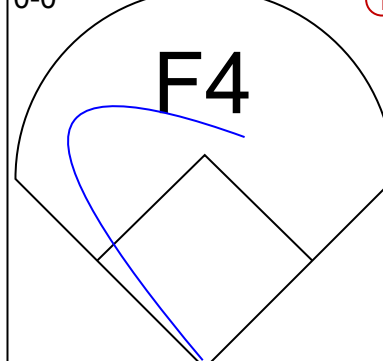
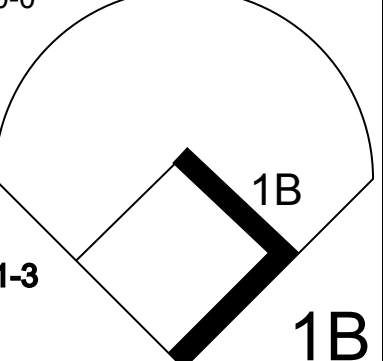

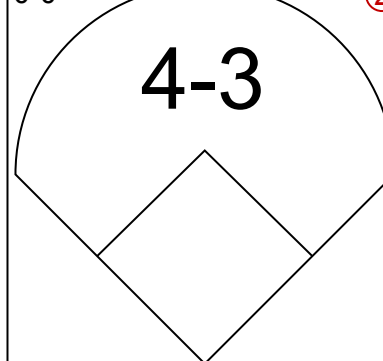
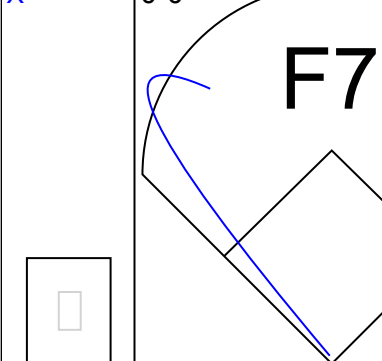
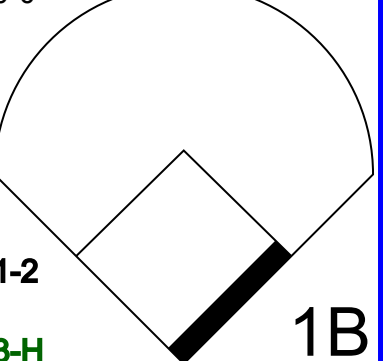
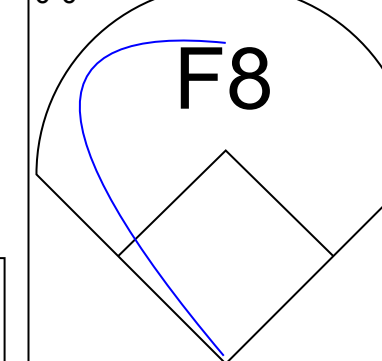


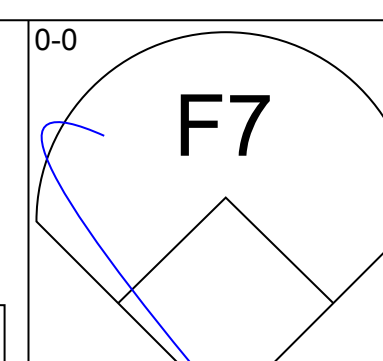
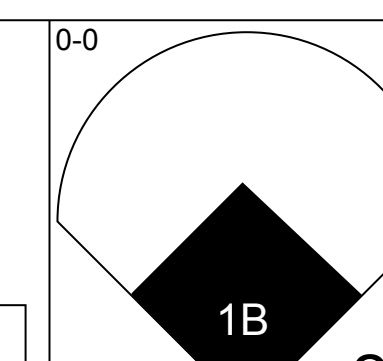
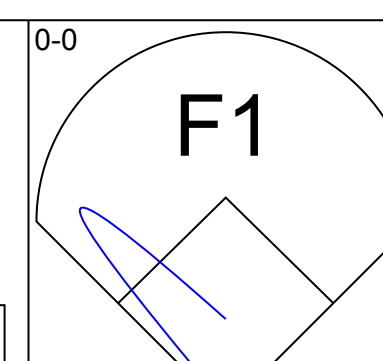
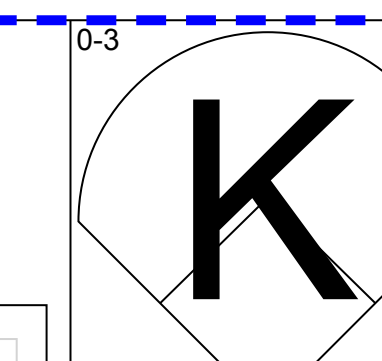
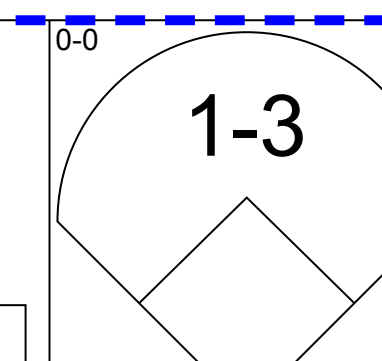
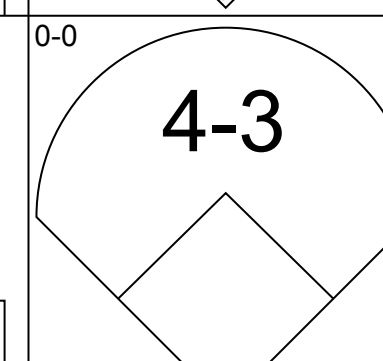
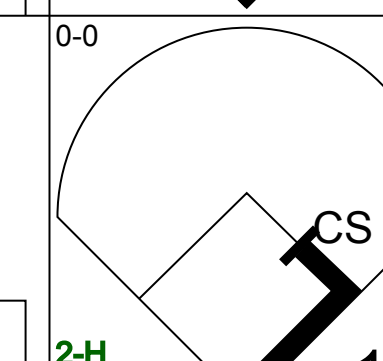
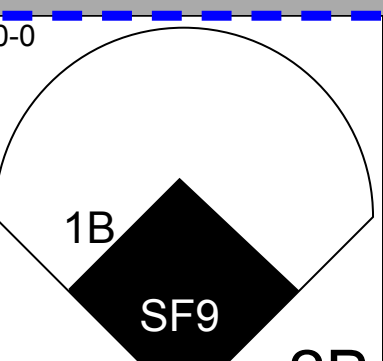
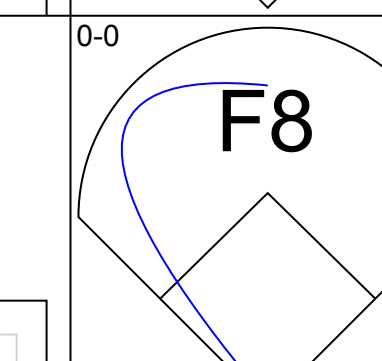
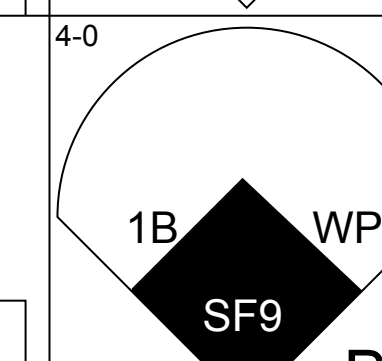
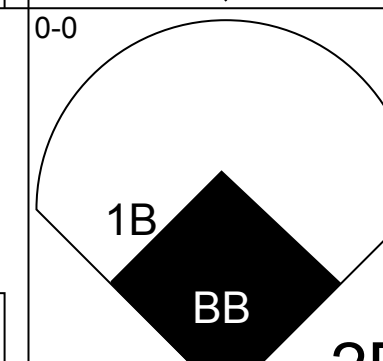
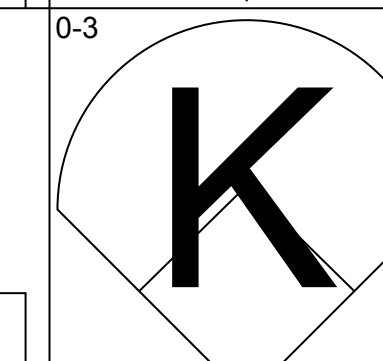
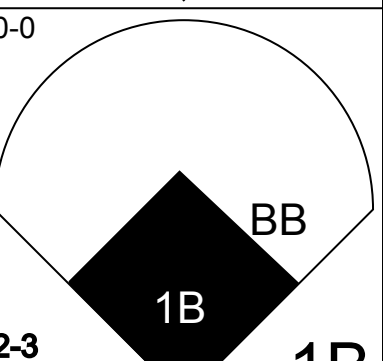
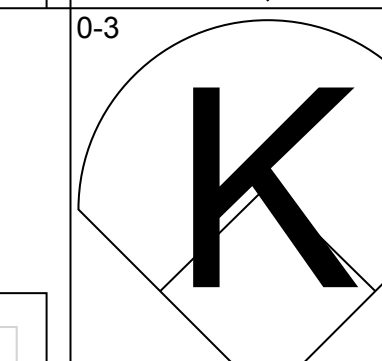
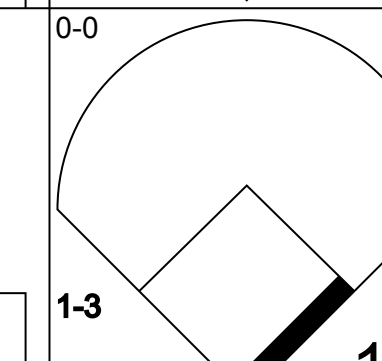
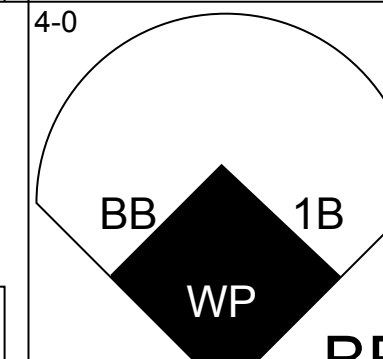
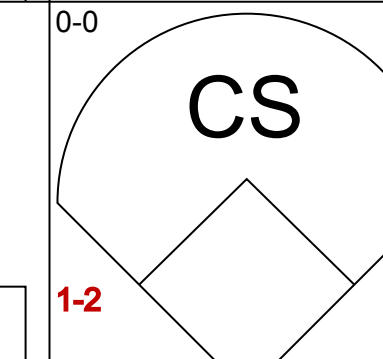
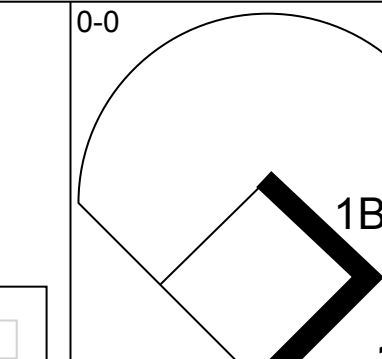
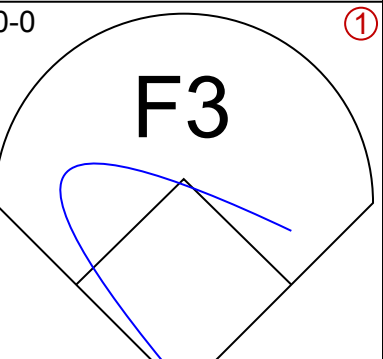
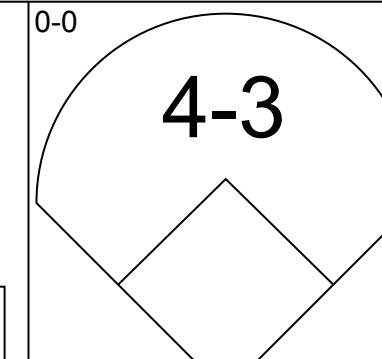

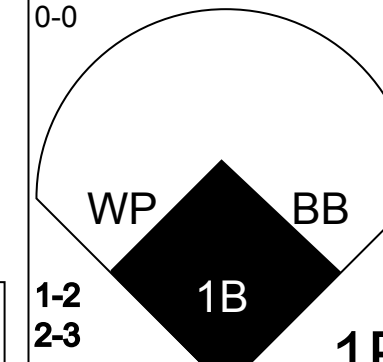
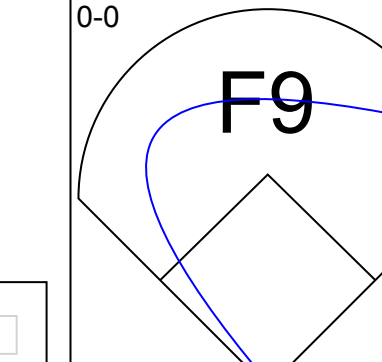
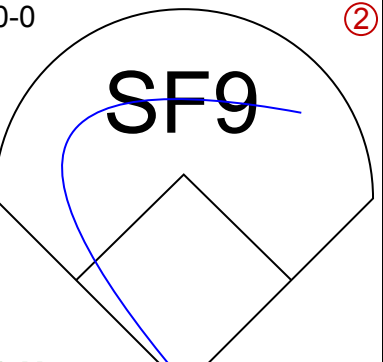
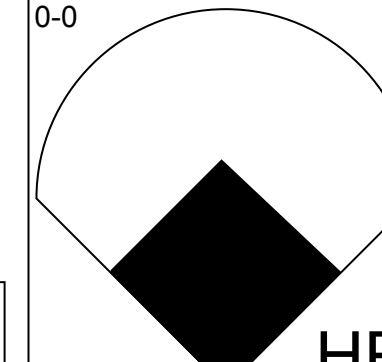

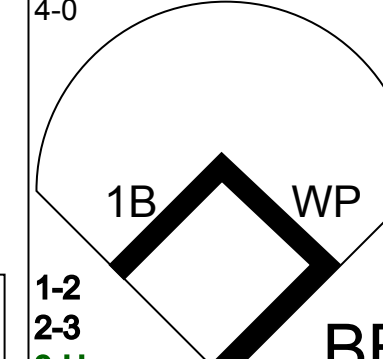
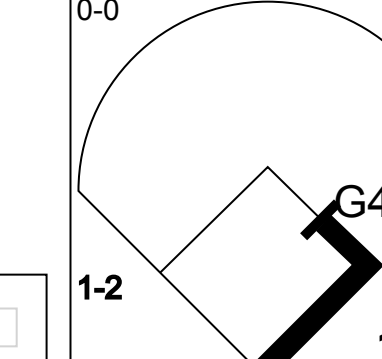
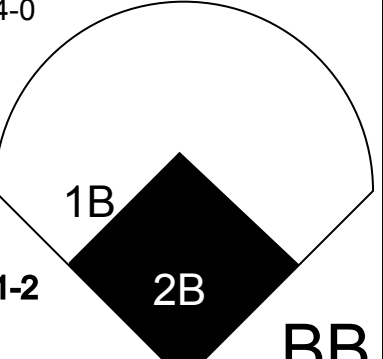
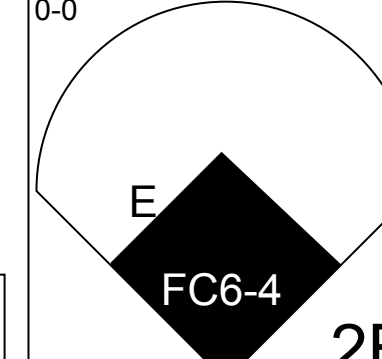
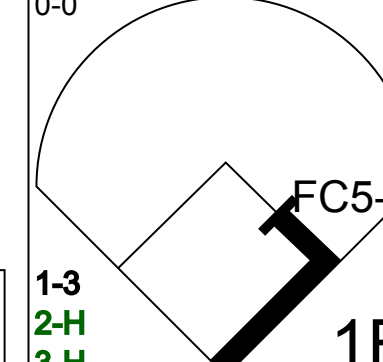
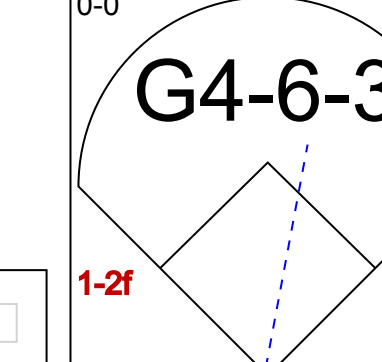
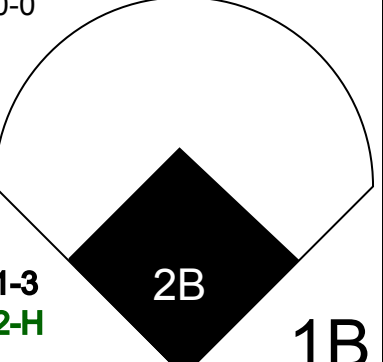
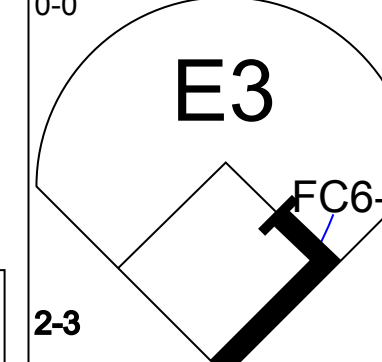
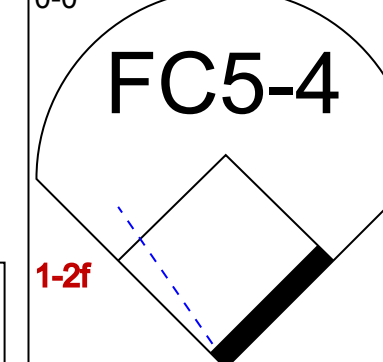

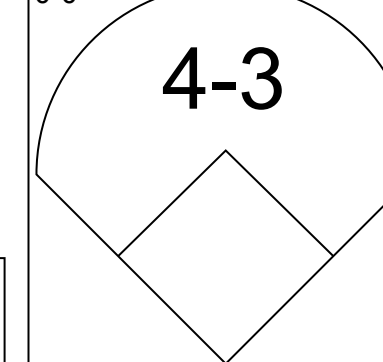


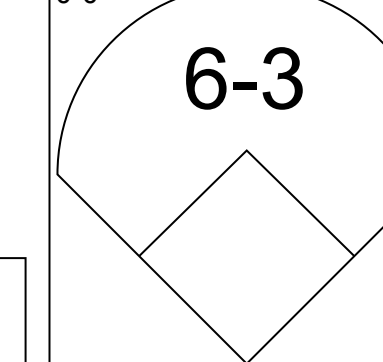
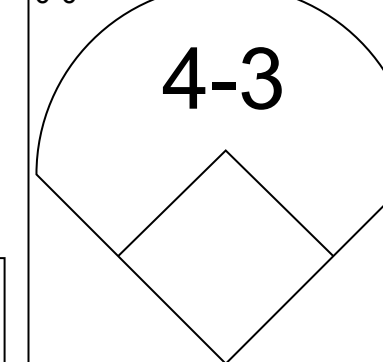

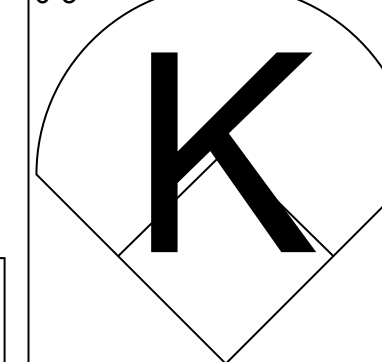
Batter	1	2	3	4	5	6	7	8	9	AB	R	H	RBI	BB	SO	LOB	TOP		
Dan Gladden, R (1,8) OBP: 0.417, SLG: 0.522	F9		CS 2-H 3-H 1B			CS 1B		1-3 2-H 1B		4	0	3	3	0	0	0	San Francisco Giants @ San Diego Padres Jack Murphy Stadium, San Diego, CA Mon Apr 15 1985, 9:05 PM EST Att: 54,490 - Unknown livebaseballscorecards.com		
Manny Trillo, R (1,4) OBP: 0.350, SLG: 0.389	G3		F8			BB		F4		3	0	0	0	1	0	3			
Chili Davis, S (1,9) OBP: 0.190, SLG: 0.190	5-3			P6		K		K		4	0	0	0	0	2	3			
Jeffrey Leonard, R (1,7) OBP: 0.125, SLG: 0.250		6-3		5-3				F8		4	0	0	0	0	0	0			
Bob Brenly, R (1,2) OBP: 0.174, SLG: 0.095		K		F9				K		4	0	0	0	0	2	0			
Scot Thompson, L (1,3) OBP: 0.143, SLG: 0.143		G3			F8			F8		4	0	0	0	0	0	0			
Chris Brown, R (1,5) OBP: 0.429, SLG: 0.444 Brad Wellman, R (8, PR) OBP: 0.600, SLG: 0.750			SH3 1B BB		F7			1B HBP		1	1	0	0	1	0	0			
Jose Uribe, S (1,6) OBP: 0.333, SLG: 0.333			SH3 1B 1B		F7			1B 1B		3	1	2	0	0	0	0			
Atlee Hammaker, S (1,1) David Green, R (6, PH) OBP: 0.200, SLG: 0.059 Frank Williams, R (6,1) Greg Minton, S (7,1)			SH3		4-3			F7		0	0	0	0	0	0	0			
			1-2 2-3							1	0	0	0	0	0	0			
Inning Stats	R: 0 E: 0 K: 0 S: 3	H: 0 LOB: 0 BB: 0 P: 3	R: 0 E: 0 K: 1 S: 5	H: 0 LOB: 0 BB: 0 P: 5	R: 2 E: 0 K: 0 S: 4	H: 2 LOB: 0 BB: 1 P: 8	R: 0 E: 0 K: 0 S: 3	H: 0 LOB: 0 BB: 0 P: 3	R: 0 E: 0 K: 1 S: 5	H: 1 LOB: 1 BB: 1 P: 9	R: 0 E: 0 K: 0 S: 3	H: 0 LOB: 0 BB: 0 P: 3	R: 1 E: 0 K: 1 S: 7	H: 2 LOB: 2 BB: 0 P: 8	R: 0 E: 0 K: 1 S: 5	H: 0 LOB: 0 BB: 0 P: 5	1B: 5 2B: 0 3B: 0 HR: 0	SF: 0 SAC: 1 DP: 0 HBP: 1	WP: 0 PA: 33 PB: 0 SB: 0 CS: 2
PITCHER	IP WLS BF H R ER SO BB IBB HBP BLK WP HR S P ERA WHIP																		
Eric Show, R (1,1) ERA: 1.13	7.0 W 24 3 2 2 2 2 2 0 0 0 0 0 26 34 2.57 0.714																		
Rich Gossage, R (8,1) ERA: 7.35	1.0 6 2 1 1 1 0 0 1 0 0 0 0 7 8 9.00 2.000																		
Luis DeLeon, R (9,1) ERA: 1.69	1.0 3 0 0 0 0 1 0 0 0 0 0 0 5 5 0.00 0.000																		

Batter	1	2	3	4	5	6	7	8	9	AB	R	H	RBI	BB	SO	LOB	BOTTOM
Alan Wiggins, S (1,4) OBP: 0.222, SLG: 0.308	B5-3		F8		5-3		G3	FC5-4 BB		5	0	0	0	0	0	1	San Francisco Giants @ San Diego Padres Jack Murphy Stadium, San Diego, CA Mon Apr 15 1985, 9:05 PM EST Att: 54,490 - Unknown livebaseballscorecards.com
Tony Gwynn, L (1,9) OBP: 0.222, SLG: 0.308	4-3			2B 3B	S 1B		L5	FC6-4 BB		4	1	2	0	1	0	0	
Steve Garvey, R (1,3) OBP: 0.370, SLG: 0.630	L9			HR 2B	F5		1B HR 1B	FC6-4		5	2	2	1	0	0	3	
Kevin McReynolds, R (1,8) OBP: 0.308, SLG: 0.440		F9		F7			BB HR 1B			3	1	1	0	1	0	1	
Terry Kennedy, L (1,2) OBP: 0.346, SLG: 0.565		1B 1B		HR	4-3		HR BB			3	2	2	2	1	0	2	
Carmelo Martinez, R (1,7) OBP: 1.000, SLG: 3.000		G6-4-3 1B		HR		WP 1-3 BB	HR			3	2	3	5	1	0	0	
Jerry Royster, R (1,5) OBP: 0.231, SLG: 0.308		G6-4-3		CS 1B		1-3 1-3				4	0	1	0	0	0	3	
Garry Templeton, S (1,6) OBP: 0.292, SLG: 0.238			4-3		1B		4-3			4	0	1	0	0	0	1	
Eric Show, R (1,1) Rich Gossage, R (8,1) Tim Flannery, L (6, PH) OBP: 0.600, SLG: 0.583 Luis DeLeon, R (9,1) OBP: 1.000, SLG: 1.000			4-3		1-3		1-3	FC5-4 1B		3	0	0	0	0	0	2	
			4-3		1-3					0	0	0	0	0	0	0	
Inning Stats	R: 0 E: 0 K: 0 S: 3	H: 2 LOB: 1 BB: 0 P: 4	R: 0 E: 0 K: 0 S: 3	H: 0 LOB: 0 BB: 0 P: 3	R: 4 E: 0 K: 0 S: 8	H: 6 LOB: 1 BB: 0 P: 8	R: 0 E: 0 K: 0 S: 4	H: 1 LOB: 2 BB: 1 P: 8	R: 0 E: 0 K: 0 S: 3	H: 0 LOB: 1 BB: 1 P: 7	R: 4 E: 0 K: 0 S: 6	H: 3 LOB: 0 BB: 1 P: 10	R: 0 E: 0 K: 0 S: 4	H: 1 LOB: 2 BB: 1 P: 8	1B: 8 2B: 1 3B: 1 HR: 3	SF: 0 SAC: 0 DP: 1 HBP: 0	WP: 1 PA: 39 PB: 0 SB: 1 CS: 1
PITCHER	IP WLS BF H R ER SO BB IBB HBP BLK WP HR S P ERA WHIP																
Atlee Hammaker, L (1,1) ERA: 3.97	5.0 L 23 9 4 4 0 0 0 1 0 0 0 0 1 0 7 11 10.80 1.800																
Frank Williams, R (6,1) ERA: 19.28	1.2 8 2 2 2 0 1 0 0 0 0 1 0 7 11 10.80 1.800																
Greg Minton, R (7,1) ERA: 13.5	1.1 8 2 2 2 0 2 0 0 0 0 0 1 6 14 13.50 3.000																

Batter	1	2	3	4	5	6	7	8	9	AB	R	H	RBI	BB	SO	LOB	TOP
Dan Gladden, R (1, 8) OBP: 0.357, SLG: 0.444										4	0	0	0	0	1	2	San Francisco Giants @ San Diego Padres Jack Murphy Stadium, San Diego, CA Tue Apr 16 1985, 9:05 PM EST Att: 26,547 - Unknown livebaseballscorecards.com
Manny Trillo, R (1, 4) OBP: 0.333, SLG: 0.333										3	0	0	0	1	0	0	
Chili Davis, S (1, 9) OBP: 0.240, SLG: 0.240										4	0	2	0	0	1	2	
Jeffrey Leonard, R (1, 7) OBP: 0.107, SLG: 0.214										4	0	0	0	0	1	2	
Bob Brenly, R (1, 2) OBP: 0.222, SLG: 0.280										4	1	2	1	0	0	0	
Scott Thompson, L (1, 3) OBP: 0.200, SLG: 0.200										3	0	1	0	0	0	1	
Chris Brown, R (1, 5) OBP: 0.417, SLG: 0.429										3	0	1	0	0	0	1	
Jose Uribe, S (1, 6) OBP: 0.375, SLG: 0.500										2	0	1	0	0	0	0	
Joel Youngblood, R (7, PH) OBP: 0.600, SLG: 0.750										1	0	0	0	0	0	1	
Brad Wellman, R (7, 6) OBP: 0.600, SLG: 0.750										0	0	0	0	0	0	0	
Dave LaPoint, L (1, 1) OBP: 0.667, SLG: 0.667										1	0	1	0	0	0	0	
Gary Rajsich, L (6, PH)										1	0	0	0	0	0	1	
Scott Garretts, R (6, 1)										0	0	0	0	0	0	0	
David Green, R (8, PH) OBP: 0.190, SLG: 0.056										1	0	0	0	0	0	0	
Mark Davis, L (8, 1)										0	0	0	0	0	0	0	
Inning Stats	R: 0 E: 0 K: 2 S: 7	H: 0 LOB: 0 BB: 0 P: 7	R: 0 E: 0 K: 0 S: 3	H: 1 LOB: 0 BB: 0 P: 3	R: 0 E: 0 K: 0 S: 4	H: 1 LOB: 1 BB: 0 P: 4	R: 0 E: 0 K: 0 S: 3	H: 1 LOB: 0 BB: 0 P: 3	R: 0 E: 0 K: 0 S: 4	H: 1 LOB: 2 BB: 1 P: 8	R: 1 E: 0 K: 1 S: 7	H: 2 LOB: 1 BB: 0 P: 7	R: 0 E: 0 K: 0 S: 3	H: 1 LOB: 0 BB: 0 P: 3	1B: 6 2B: 1 3B: 0 HR: 1	SF: 0 SAC: 0 DP: 4 HBP: 0	WP: 0 PA: 32 PB: 0 SB: 0 CS: 0
PITCHER	IP WLS BF H R ER SO BB IBB HBP BLK WP HR S P ERA WHIP																
Andy Hawkins, R (1, 1) ERA: 1.98	6.2 W 25 7 1 1 3 1 0 0 0 0 1 30 34 1.35 1.200																
Craig Lefferts, L (7, 1) ERA:	0.1 1 0 0 0 0 0 0 0 0 0 0 1 1 0.00 0.000																
Rich Gossage, R (8, 1) ERA: 4.76	2.0 S 6 1 0 0 0 0 0 0 0 0 0 0 6 6 0.00 0.500																

Batter	1	2	3	4	5	6	7	8	9	AB	R	H	RBI	BB	SO	LOB	BOTTOM		
Alan Wiggins, S (1, 4) OBP: 0.311, SLG: 0.111										4	1	1	0	0	1	3	San Francisco Giants @ San Diego Padres Jack Murphy Stadium, San Diego, CA Tue Apr 16 1985, 9:05 PM EST Att: 26,547 - Unknown livebaseballscorecards.com		
Tony Gwynn, L (1, 9) OBP: 0.256, SLG: 0.333										4	0	2	0	0	0	2			
Steve Garvey, R (1, 3) OBP: 0.323, SLG: 0.548										4	0	0	0	0	0	4			
Kevin McReynolds, R (1, 8) OBP: 0.333, SLG: 0.444										2	0	1	1	1	1	0			
Terry Kennedy, L (1, 2) OBP: 0.300, SLG: 0.481										4	0	0	0	0	1	5			
Carmelo Martinez, R (1, 7) OBP: 0.625, SLG: 1.500										3	1	0	0	1	1	0			
Jerry Royster, R (1, 5) OBP: 0.250, SLG: 0.313										3	0	1	0	0	0	0			
Garry Templeton, S (1, 6) OBP: 0.333, SLG: 0.333										3	0	2	1	0	0	0			
Andy Hawkins, R (1, 1) OBP: 0.333, SLG: 0.333										3	0	1	0	0	1	3			
Craig Lefferts, L (7, 1) ERA: 4.5										0	0	0	0	0	0	0			
Rich Gossage, R (8, 1) ERA: 3.18										0	0	0	0	0	0	0			
Inning Stats	R: 1 E: 0 K: 0 S: 5	H: 2 LOB: 1 BB: 0 P: 5	R: 1 E: 0 K: 1 S: 7	H: 2 LOB: 2 BB: 1 P: 11	R: 0 E: 0 K: 0 S: 3	H: 1 LOB: 0 BB: 0 P: 3	R: 0 E: 0 K: 0 S: 3	H: 0 LOB: 0 BB: 0 P: 3	R: 0 E: 0 K: 0 S: 5	H: 2 LOB: 3 BB: 1 P: 9	R: 0 E: 0 K: 0 S: 4	H: 1 LOB: 0 BB: 0 P: 4	R: 0 E: 0 K: 1 S: 5	H: 0 LOB: 0 BB: 0 P: 5	R: 0 E: 0 K: 3 S: 9	H: 0 LOB: 0 BB: 0 P: 9	1B: 7 2B: 2 3B: 0 HR: 0	SF: 1 SAC: 0 DP: 1 HBP: 0	WP: 1 PA: 33 PB: 0 SB: 0 CS: 0
PITCHER	IP WLS BF H R ER SO BB IBB HBP BLK WP HR S P ERA WHIP																		
Dave LaPoint, L (1, 1) ERA: 1.38	5.0 L 23 7 2 2 1 1 0 0 0 0 0 0 23 31 3.60 1.600																		
Scott Garretts, R (6, 1) ERA: 4.5	2.0 7 1 0 0 1 0 0 0 0 0 0 9 9 0.00 0.500																		
Mark Davis, L (8, 1) ERA: 3.18	1.0 3 0 0 0 0 3 0 0 0 0 0 0 9 9 0.00 0.000																		

Batter	1	2	3	4	5	6	7	8	9	AB	R	H	RBI	BB	SO	LOB	TOP					
Mariano Duncan, R OBP: 0.333, SLG: 0.395										4	0	1	0	0	2	2	Los Angeles Dodgers @ San Diego Padres Jack Murphy Stadium, San Diego, CA Fri Apr 19 1985, 9:05 PM EST Att: 32,920 - Unknown livebaseballscorecards.com					
Ken Landreaux, L OBP: 0.097, SLG: 0.226										4	0	0	0	0	1							
Al Oliver, L OBP: 0.250, SLG: 0.226										4	0	0	0	0	0							
Pedro Guerrero, R OBP: 0.271, SLG: 0.268										4	1	1	0	0	0							
Mike Marshall, R OBP: 0.426, SLG: 0.548										4	1	2	0	0	1	0						
Mike Scioscia, L OBP: 0.344, SLG: 0.357										4	0	2	1	0	0	1						
Sid Bream, L OBP: 0.225, SLG: 0.294										3	0	0	0	0	2	4						
Carlos Diaz, R Steve Howe, L Jay Johnstone, L (9, PH)										0	0	0	0	0	0	0						
Bill Russell, R OBP: 0.455, SLG: 0.450										4	0	2	0	0	0	0						
Jerry Reuss, L OBP: 0.429, SLG: 0.333										1	0	0	0	0	0	0						
Terry Whitfield, L OBP: 0.667, SLG: 1.000 Bobby Castillo, R Greg Brock, L										1	0	1	1	0	0	0						
Inning Stats	R: 0 E: 0 K: 1 S: 5	H: 0 LOB: 0 BB: 0 P: 5	R: 0 E: 0 K: 2 S: 8	H: 1 LOB: 1 BB: 0 P: 8	R: 0 E: 0 K: 1 S: 5	H: 0 LOB: 0 BB: 0 P: 5	R: 0 E: 0 K: 0 S: 3	H: 0 LOB: 0 BB: 0 P: 3	R: 0 E: 0 K: 0 S: 6	H: 3 LOB: 2 BB: 0 P: 6	R: 1 E: 0 K: 1 S: 8	H: 3 LOB: 2 BB: 0 P: 8	R: 0 E: 0 K: 0 S: 4	H: 1 LOB: 1 BB: 0 P: 4	R: 0 E: 0 K: 0 S: 3	H: 0 LOB: 0 BB: 0 P: 3	R: 0 E: 0 K: 0 S: 4	H: 1 LOB: 1 BB: 0 P: 4	1B: 6 2B: 3 3B: 0 HR: 0	SF: 0 SAC: 0 DP: 0 HBP: 0	WP: 0 PB: 0 SB: 0 CS: 0	PA: 36
PITCHER LaMarr Hoyt, R ERA: 3.6	IP: 9.0 WLS: W BF: 36 H: 9 R: 2 ER: 2 SO: 5 BB: 0 IBB: 0 HBP: 0 BLK: 0 WP: 0 HR: 0 S: 46 P: 46 ERA: 2.00 WHIP: 1.000																					

Batter	1	2	3	4	5	6	7	8	9	AB	R	H	RBI	BB	SO	LOB	BOTTOM			
Alan Wiggins, S OBP: 0.111, SLG: 0.167										5	1	1	0	0	1	0	Los Angeles Dodgers @ San Diego Padres Jack Murphy Stadium, San Diego, CA Fri Apr 19 1985, 9:05 PM EST Att: 32,920 - Unknown livebaseballscorecards.com			
Tony Gwynn, L OBP: 0.300, SLG: 0.368										4	2	2	1	1	0	0				
Steve Garvey, R OBP: 0.325, SLG: 0.525										5	2	3	0	0	2	1				
Kevin McReynolds, R OBP: 0.333, SLG: 0.394										3	1	1	1	1	0	2				
Terry Kennedy, L OBP: 0.289, SLG: 0.529										4	2	2	2	0	1	2				
Carmelo Martinez, R OBP: 0.667, SLG: 1.200										2	2	2	1	2	0	0				
Jerry Royster, R OBP: 0.238, SLG: 0.286										2	0	1	1	0	0	2				
Graig Nettles, L OBP: 0.385, SLG: 0.200										2	1	1	1	0	0	1				
Garry Templeton, S OBP: 0.324, SLG: 0.333										4	0	1	3	0	0	3				
LaMarr Hoyt, R										4	0	0	0	0	1	2				
Inning Stats	R: 3 E: 0 K: 0 S: 6	H: 3 LOB: 2 BB: 2 P: 14	R: 1 E: 0 K: 1 S: 6	H: 2 LOB: 0 BB: 0 P: 6	R: 0 E: 0 K: 0 S: 4	H: 2 LOB: 1 BB: 0 P: 4	R: 0 E: 0 K: 0 S: 3	H: 0 LOB: 0 BB: 0 P: 3	R: 0 E: 0 K: 2 S: 7	H: 0 LOB: 0 BB: 0 P: 7	R: 2 E: 1 K: 1 S: 8	H: 2 LOB: 1 BB: 0 P: 8	R: 1 E: 0 K: 1 S: 6	H: 1 LOB: 1 BB: 1 P: 10	1B: 8 2B: 5 3B: 0 HR: 1	SF: 2 SAC: 0 DP: 1 HBP: 0	WP: 2 PB: 0 SB: 0 CS: 1	PA: 42		
PITCHER Jerry Reuss, L ERA: 4.96 Bobby Castillo, R ERA: 36.0 Carlos Diaz, L ERA: 3.0 Steve Howe, L ERA: 16.2	IP: 4.0 WLS: L BF: 19 H: 7 R: 4 ER: 4 SO: 4 BB: 2 IBB: 0 HBP: 0 BLK: 0 WP: 1 HR: 0 S: 19 P: 27 ERA: 9.00 WHIP: 2.250	IP: 1.0 WLS: L BF: 8 H: 4 R: 4 ER: 4 SO: 0 BB: 1 IBB: 0 HBP: 0 BLK: 0 WP: 0 HR: 7 S: 11 P: 11 ERA: 36.00 WHIP: 5.000	IP: 2.0 WLS: L BF: 9 H: 2 R: 2 ER: 1 SO: 3 BB: 0 IBB: 0 HBP: 0 BLK: 0 WP: 0 HR: 15 S: 15 P: 15 ERA: 4.50 WHIP: 1.000	IP: 1.0 WLS: L BF: 5 H: 1 R: 1 ER: 1 SO: 1 BB: 1 IBB: 0 HBP: 0 BLK: 0 WP: 1 HR: 6 S: 10 P: 10 ERA: 9.00 WHIP: 2.000																

Batter	1	2	3	4	5	6	7	8	9	10	AB	R	H	RBI	BB	SO	LOB	TOP	
Mariano Duncan, R OBP: 0.302, SLG: 0.354 (1, 4)	F9		F3		K	F7			1-3		5	0	0	0	0	1	0		
Ken Landreaux, L OBP: 0.139, SLG: 0.333 (1, 8) (7, 7)	4-3		HR		E 1B 1B		4-3		F9		5	1	2	1	0	0	0		
Al Oliver, L OBP: 0.222, SLG: 0.200 Candy Maldonado, R OBP: 0.217, SLG: 0.364 (1, 7) (7, 8)	K		F5		F5		F5		6-3		4	0	0	0	0	1	1		
Pedro Guerrero, R OBP: 0.321, SLG: 0.295 (1, 5)		SH5-3 1B	6-3		E 1B		BB		CS BB		3	0	2	0	2	0	0		
Mike Marshall, R OBP: 0.423, SLG: 0.596 (1, 9)		SH5-3 1B			E5		F5		F8		5	1	2	1	0	0	4		
Mike Scjoccia, L OBP: 0.306, SLG: 0.313 (1, 2)	SH5-3		4-3		F8				F9		4	0	0	0	0	4			
Sid Bream, L OBP: 0.273, SLG: 0.389 (1, 3)	F6		BB		HR				CS		2	1	1	1	2	0	2		
Dave Anderson, R OBP: 0.258, SLG: 0.179 (1, 6)		BB	F6		5-3				F8		3	0	0	0	1	0	2		
Tom Brennan, R OBP: 0.259, SLG: 0.250 Rick Honeycutt, L OBP: 0.143, SLG: 0.167 Tom Niedenfuer, R OBP: 0.143, SLG: 0.167 Bill Russell, R OBP: 0.143, SLG: 0.167 Ken Howell, R OBP: 0.143, SLG: 0.167 (1, 1) (5, 1) (6, PH) (6, 1) (8, PH) (8, 1)	K		1-3		F7				F8		2	0	0	0	0	1	4		
Inning Stats	R: 0 E: 0 K: 1 S: 5	H: 0 LOB: 0 BB: 0 P: 5	R: 0 E: 0 K: 1 S: 7	H: 2 LOB: 3 BB: 1 P: 11	R: 1 E: 0 K: 1 S: 4	H: 1 LOB: 1 BB: 1 P: 8	R: 0 E: 1 K: 1 S: 8	H: 2 LOB: 3 BB: 0 P: 8	R: 1 E: 0 K: 0 S: 4	H: 1 LOB: 0 BB: 0 P: 4	R: 0 E: 0 K: 0 S: 3	H: 0 LOB: 1 BB: 1 P: 7	R: 0 E: 0 K: 0 S: 3	H: 0 LOB: 0 BB: 0 P: 3	R: 0 E: 0 K: 0 S: 2	H: 0 LOB: 0 BB: 1 P: 6	1B: 4 2B: 0 3B: 0 HR: 3	SF: 0 SAC: 1 DP: 0 HBP: 0	WP: 0 PA: 43
PITCHER	IP WLS BF H R ER SO ERA WHIP	IP WLS BF H R ER SO ERA WHIP	IP WLS BF H R ER SO ERA WHIP	IP WLS BF H R ER SO ERA WHIP	IP WLS BF H R ER SO ERA WHIP	IP WLS BF H R ER SO ERA WHIP	IP WLS BF H R ER SO ERA WHIP	IP WLS BF H R ER SO ERA WHIP	IP WLS BF H R ER SO ERA WHIP	IP WLS BF H R ER SO ERA WHIP	IP WLS BF H R ER SO ERA WHIP	IP WLS BF H R ER SO ERA WHIP	IP WLS BF H R ER SO ERA WHIP	IP WLS BF H R ER SO ERA WHIP	IP WLS BF H R ER SO ERA WHIP	IP WLS BF H R ER SO ERA WHIP	IP WLS BF H R ER SO ERA WHIP	IP WLS BF H R ER SO ERA WHIP	
Eric Show, R ERA: 2.05 (1, 1)	6.0	28	7	3	3	3	2	0	0	0	0	0	0	0	0	0	0	4.50	1.500
Craig Leferts, L ERA: 4.05 (7, 1)	3.0	11	0	0	0	0	2	0	0	0	0	0	0	0	0	0	0	0.00	0.667
Rich Gossage, R ERA: 4.05 (10, 1)	1.0	3	0	0	0	0	1	0	0	0	0	0	0	0	0	0	0	0.00	1.000

Los Angeles Dodgers @ San Diego Padres
Jack Murphy Stadium, San Diego, CA
Sat. Apr. 20 1985, 9:05 PM EST
Att.: 42,003 - Unknown

AB 36
R 3
H 7
RBI 3
BB 5
SO 3
LOB 18

WP: 0 PA: 43
PB: 0
SB: 0
CS: 1



Batter	1	2	3	4	5	6	7	8	9	10	AB	R	H	RBI	BB	SO	LOB	BOTTOM					
Alan Wiggins, S OBP: 0.130, SLG: 0.136 (1, 4)	SH5-3 BLK 6-3 BB		4-3	4-3			6-3		1-3		4	1	0	0	1	0	2						
Tony Gwynn, L OBP: 0.341, SLG: 0.439 (1, 9)	SH5-3		1-3 1B		1-3		2B		1B BB		3	2	2	0	1	0	0						
Steve Garvey, R OBP: 0.356, SLG: 0.545 (1, 3)	6-3		1-3		1B BB		2B		1B		4	0	2	2	1	0	1						
Terry Kennedy, L OBP: 0.279, SLG: 0.487 (1, 2)	F8		1B		F4		G3		4-3		5	0	1	1	0	0	3						
Kevin McReynolds, R OBP: 0.316, SLG: 0.368 (1, 8)			F4		K				F8		5	0	1	0	0	2	1						
Graig Nettles, L OBP: 0.400, SLG: 0.250 Jerry Royster, R OBP: 0.227, SLG: 0.273 (1, 5) (5, PH)		3-1			F8				E4		2	0	1	0	0	0	0						
Tim Flannery, L OBP: 0.588, SLG: 0.571 (6, 5) (8, PH) (9, 5)			2B 1B		F8				FC6-4 1B		2	0	1	0	0	0	0						
Carmelo Martinez, R OBP: 0.550, SLG: 0.867 (1, 7)			F8		F8				FC6-4 1B		5	1	1	0	0	0	3						
Garry Templeton, S OBP: 0.359, SLG: 0.429 (1, 6)			1B		6-3				1-3		5	0	3	0	0	0	1						
Eric Show, R Bobby Brown, S Craig Leferts, L Al Bumbry, L Rich Gossage, R Kurt Bevacqua, R (1, 1) (6, PH) (7, 1) (6, PH) (10, 1) (10, PH)	K		1-3		1-3				K		2	0	0	0	0	1	4						
Inning Stats	R: 1 E: 0 K: 0 S: 3	H: 0 LOB: 0 BB: 1 P: 7	R: 0 E: 0 K: 1 S: 7	H: 2 LOB: 2 BB: 0 P: 7	R: 1 E: 0 K: 1 S: 7	H: 2 LOB: 1 BB: 0 P: 7	R: 0 E: 0 K: 0 S: 5	H: 2 LOB: 2 BB: 0 P: 5	R: 0 E: 0 K: 0 S: 4	H: 1 LOB: 2 BB: 1 P: 8	R: 0 E: 0 K: 0 S: 3	H: 0 LOB: 0 BB: 0 P: 3	R: 1 E: 0 K: 0 S: 4	H: 2 LOB: 0 BB: 0 P: 4	R: 0 E: 1 K: 1 S: 6	H: 0 LOB: 1 BB: 0 P: 6	R: 0 E: 0 K: 1 S: 6	H: 1 LOB: 2 BB: 1 P: 10	R: 1 E: 0 K: 0 S: 5	H: 3 LOB: 2 BB: 0 P: 5	1B: 8 2B: 5 3B: 0 HR: 0	SF: 0 SAC: 1 DP: 0 HBP: 0	WP: 0 PA: 45 PB: 0 SB: 0 CS: 0
PITCHER	IP WLS BF H R ER SO ERA WHIP	IP WLS BF H R ER SO ERA WHIP	IP WLS BF H R ER SO ERA WHIP	IP WLS BF H R ER SO ERA WHIP	IP WLS BF H R ER SO ERA WHIP	IP WLS BF H R ER SO ERA WHIP	IP WLS BF H R ER SO ERA WHIP	IP WLS BF H R ER SO ERA WHIP	IP WLS BF H R ER SO ERA WHIP	IP WLS BF H R ER SO ERA WHIP	IP WLS BF H R ER SO ERA WHIP	IP WLS BF H R ER SO ERA WHIP	IP WLS BF H R ER SO ERA WHIP	IP WLS BF H R ER SO ERA WHIP	IP WLS BF H R ER SO ERA WHIP	IP WLS BF H R ER SO ERA WHIP	IP WLS BF H R ER SO ERA WHIP	IP WLS BF H R ER SO ERA WHIP					
Tom Brennan, R ERA: 2.08 (1, 1)	4.2	23	7	2	2	2	2	0	0	0	0	0	0	0	0	0	0	3.86	1.929				
Rick Honeycutt, L ERA: 3.0 (5, 1)	0.1	1	0	0	0	0	0	0	0	0	0	0	0	0	0	0	0	0.00	0.000				
Tom Niedenfuer, R ERA: 3.38 (6, 1)	2.0	7	2	1	1	0	0	0	0	0	0	0	0	0	0	0	0	4.50	1.000				
Ken Howell, R ERA: 4.0 (8, 1)	2.2	14	4	1	1	2	1	0	0	0	0	0	0	0	0	0	0	3.38	1.875				

Los Angeles Dodgers @ San Diego Padres
Jack Murphy Stadium, San Diego, CA
Sat. Apr. 20 1985, 9:05 PM EST
Att.: 42,003 - Unknown

AB 41
R 4
H 13
RBI 4
BB 3
SO 4
LOB 17



Batter	1	2	3	4	5	6	7	8	9	AB R H RBI BB SO LOB	TOP									
Mariano Duncan, R OBP: 0.328, SLG: 0.434	0-0 G4-6-3 1B		0-0 1-3			0-0 E1 1B		0-0 HR	0-0 G3	5 1 3 1 0 0 1	Los Angeles Dodgers @ San Diego Padres Jack Murphy Stadium, San Diego, CA Sun Apr 21 1985, 6:33 AM EST Att: 42,574 - Unknown livebaseballscores.com									
Bill Russell, R OBP: 0.407, SLG: 0.375	0-0 G4-6-3 1-2			0-0 5-3		0-0 F1		4-0 BB		3 0 0 0 1 0 2										
Mike Marshall, R OBP: 0.393, SLG: 0.549	0-3 K			0-0 F9		0-0 F9		0-3 K		4 0 0 0 0 2 2										
Pedro Guerrero, R OBP: 0.316, SLG: 0.277		4-0 FC6-4 BB		0-0 F2		0-3 K		0-0 F8		3 0 0 0 1 1 2										
Candy Maldonado, R OBP: 0.259, SLG: 0.480		0-0 FC6-4 1-2			0-0 F3		0-0 HR	4-0 BB		3 1 1 1 1 0 1										
Sid Bream, L OBP: 0.250, SLG: 0.350		0-3 K			0-0 F8		0-3 K	0-0 F4		4 0 0 0 0 2 3										
Steve Yeager, R OBP: 0.231, SLG: 0.250		0-0 6-3			0-0 2B		0-0 1-3		4-0 G3 BB	3 0 1 0 0 0 1										
Mike Scioscia, L OBP: 0.324, SLG: 0.313										0 0 0 0 1 0 0										
Dave Anderson, R OBP: 0.294, SLG: 0.200			0-3 K		4-0 IBB		0-0 1B		0-0 G3	2 0 1 0 1 1 0										
Al Oliver, L OBP: 0.216, SLG: 0.194									1-2 G3	1 0 0 0 0 0 1										
Ken Landreaux, L OBP: 0.139, SLG: 0.333									1-2 FC1-5-6-2 S	0 0 0 0 0 0 0										
Orel Hershiser, R OBP: 0.143, SLG: 0.143			0-3 K		0-0 6-3		0-0 F9		0-0 FC1-5-6-2 S	4 0 0 0 0 1 4										
Inning Stats	R: 0 E: 0 K: 1 S: 5	H: 1 LOB: 0 BB: 0 P: 5	R: 0 E: 1 K: 1 S: 5	H: 0 LOB: 1 BB: 1 P: 9	R: 0 E: 0 K: 2 S: 7	H: 0 LOB: 0 BB: 0 P: 7	R: 0 E: 0 K: 0 S: 3	H: 0 LOB: 0 BB: 0 P: 3	R: 0 E: 0 K: 0 S: 4	H: 1 LOB: 2 BB: 1 P: 8	R: 1 E: 0 K: 1 S: 6	H: 2 LOB: 1 BB: 0 P: 7	R: 1 E: 0 K: 1 S: 6	H: 1 LOB: 2 BB: 2 P: 14	R: 0 E: 0 K: 0 S: 3	H: 0 LOB: 1 BB: 1 P: 7	1B: 3 2B: 1 3B: 0 HR: 2	SF: 0 SAC: 0 DP: 1 HBP: 0	WP: 0 PB: 0 SB: 3 CS: 0	PA: 37
PITCHER	IP WLS BF H R ER SO BB IBB HBP BLK WP HR S P ERA WHIP																			
Dave Dravecky, L ERA: 4.5	(1, 1) 7.0 L 29 6 2 2 6 2 2 1 0 0 0 0 2 38 50 2.57 1.143																			
Luis DeLeon, R ERA: 1.42	(8, 1) 1.0 4 0 0 0 1 1 0 0 0 0 0 0 5 9 0.00 1.000																			
Greg Booker, R ERA:	(9, 1) 1.0 4 0 0 0 0 1 0 0 0 0 0 0 3 7 0.00 1.000																			

Batter	1	2	3	4	5	6	7	8	9	AB R H RBI BB SO LOB	BOTTOM									
Alan Wiggins, S OBP: 0.111, SLG: 0.115	0-0 1-3			0-3 K		0-0 4-3			0-0 4-3	4 0 0 0 0 1 0	Los Angeles Dodgers @ San Diego Padres Jack Murphy Stadium, San Diego, CA Sun Apr 21 1985, 6:33 AM EST Att: 42,574 - Unknown livebaseballscores.com									
Tony Gwynn, L OBP: 0.333, SLG: 0.444	0-0 5-3			0-0 4-3		0-0 2B		0-0 E6		4 0 1 0 0 0 0										
Steve Garvey, R OBP: 0.327, SLG: 0.500	0-3 K			0-3 K		0-0 6-3		0-3 K		4 0 0 0 0 3 2										
Terry Kennedy, L OBP: 0.255, SLG: 0.442		0-0 6-3			0-0 3-1		0-0 4-3		0-0 F8	4 0 0 0 0 0 2										
Kevin McReynolds, R OBP: 0.298, SLG: 0.341		0-0 5-3			0-0 F4		0-0 5-3			3 0 0 0 0 0 1										
Graig Nettles, L OBP: 0.444, SLG: 0.231					4-0 BB			4-0 1B BB		1 0 0 0 2 0 0										
Jerry Royster, R OBP: 0.227, SLG: 0.273										0 0 0 0 0 0 0										
Carmelo Martinez, R OBP: 0.522, SLG: 0.778			0-0 6-3		0-3 K			0-0 G3 1B		3 0 1 0 0 1 1										
Garry Templeton, S OBP: 0.333, SLG: 0.395			0-3 K			0-0 1-3		0-0 G3		3 0 0 0 0 1 1										
Dave Dravecky, R ERA: 4.5			0-3 K			0-3 K		0-0 4-3		2 0 0 0 0 2 0										
Luis DeLeon, R OBP: 1.000, SLG: 1.000										0 0 0 0 0 0 0										
Bobby Brown, S OBP: 0.227, SLG: 0.273										1 0 0 0 0 0 2										
Greg Booker, R ERA:										0 0 0 0 0 0 0										
Inning Stats	R: 0 E: 0 K: 1 S: 5	H: 0 LOB: 0 BB: 0 P: 5	R: 0 E: 0 K: 0 S: 3	H: 0 LOB: 0 BB: 0 P: 3	R: 0 E: 0 K: 2 S: 7	H: 0 LOB: 0 BB: 0 P: 7	R: 0 E: 0 K: 2 S: 7	H: 0 LOB: 0 BB: 0 P: 7	R: 0 E: 0 K: 1 S: 5	H: 0 LOB: 1 BB: 1 P: 9	R: 0 E: 0 K: 1 S: 4	H: 1 LOB: 1 BB: 0 P: 4	R: 0 E: 0 K: 0 S: 3	H: 1 LOB: 2 BB: 1 P: 7	R: 0 E: 1 K: 1 S: 6	H: 0 LOB: 1 BB: 0 P: 6	1B: 1 2B: 1 3B: 0 HR: 0	SF: 0 SAC: 0 DP: 0 HBP: 0	WP: 0 PB: 0 SB: 0 CS: 0	PA: 31
PITCHER	IP WLS BF H R ER SO BB IBB HBP BLK WP HR S P ERA WHIP																			
Orel Hershiser, R ERA: 2.7	(1, 1) 9.0 W 31 2 0 0 8 2 0 0 0 0 0 0 45 53 0.00 0.444																			

Batter	1	2	3	4	5	6	7	8	9	AB	R	H	RBI	BB	SO	LOB	TOP			
Claudell Washington, L (1.9) OBP: 0.319, SLG: 0.386										4	0	1	0	0	0	1				
Rafael Ramirez, R (1.6) OBP: 0.283, SLG: 0.320										4	1	1	0	0	0	0				
Gerald Perry, L (1.3) OBP: 0.182, SLG: 0.143										4	1	0	0	0	1	2				
Dale Murphy, R (1.8) OBP: 0.490, SLG: 1.000										4	1	1	3	0	2	0				
Bob Horner, R (1.5) OBP: 0.194, SLG: 0.343										3	0	0	0	0	0	0				
Rick Cerone, R (1.2) OBP: 0.390, SLG: 0.513										3	0	0	0	0	0	0				
Terry Harper, R (1.7) OBP: 0.250, SLG: 0.636										3	0	1	0	0	0	0				
Paul Zuvella, R (1.4) Ken Oberkell, L (8, PH) OBP: 0.125, SLG: 0.125										2	0	0	0	0	0	1				
Steve Bedrosian, R (1.1) Zane Smith, L (6.1) Rick Camp, R (7.1) Chris Chambliss, L (8, PH) Gene Garber, R (8.1)										2	0	0	0	0	0	1				
Inning Stats	R: 3 E: 0 K: 0 S: 6	H: 3 LOB: 0 BB: 0 P: 6	R: 0 E: 0 K: 0 S: 4	H: 1 LOB: 1 BB: 0 P: 4	R: 0 E: 0 K: 1 S: 5	H: 0 LOB: 0 BB: 0 P: 5	R: 0 E: 0 K: 0 S: 3	H: 0 LOB: 0 BB: 0 P: 3	R: 0 E: 0 K: 0 S: 3	H: 0 LOB: 0 BB: 0 P: 3	R: 0 E: 0 K: 0 S: 3	H: 0 LOB: 0 BB: 0 P: 3	R: 0 E: 0 K: 2 S: 7	H: 0 LOB: 0 BB: 0 P: 7	R: 0 E: 0 K: 1 S: 5	H: 0 LOB: 0 BB: 0 P: 5	1B: 1 2B: 1 3B: 1 HR: 1	SF: 0 SAC: 0 DP: 0 HBP: 0	WP: 0 PA: 31 PB: 0 SB: 0 CS: 0	
PITCHER	IP WLS BF H R ER SO BB IBB HBP BLK WP HR S P ERA WHIP	7.0 W 25 4 3 3 1 0 0 0 0 0 1 27 27 3.86 0.571	2.0 S 6 0 0 0 3 0 0 0 0 0 0 0 12 12 0.00 0.000																	

Atlanta Braves @ San Diego Padres
Jack Murphy Stadium, San Diego, CA
Mon Apr 22 1985, 9:05 PM EST
Att: 33,430 - Unknown

AB 31
R 3
H 4
RBI 3
BB 0
SO 4
LOB 5



Batter	1	2	3	4	5	6	7	8	9	AB	R	H	RBI	BB	SO	LOB	BOTTOM				
Alan Wiggins, S (1.4) OBP: 0.097, SLG: 0.100										4	0	0	0	0	0	2					
Tony Gwynn, L (1.9) OBP: 0.385, SLG: 0.469										4	1	3	1	0	0	0					
Steve Garvey, R (1.3) OBP: 0.321, SLG: 0.481										4	0	1	1	0	0	2					
Terry Kennedy, L (1.2) OBP: 0.255, SLG: 0.489										4	1	1	2	0	0	3					
Kevin McReynolds, R (1.8) OBP: 0.294, SLG: 0.318										3	0	0	0	1	0	0					
Graig Nettles, L (1.5) OBP: 0.500, SLG: 0.286 Jerry Royster, R (6, PH) OBP: 0.208, SLG: 0.250										1	1	1	0	1	0	0					
Carmelo Martinez, R (1.7) OBP: 0.519, SLG: 0.762										3	1	1	0	1	1	1					
Garry Templeton, S (1.6) OBP: 0.318, SLG: 0.375										2	0	0	1	0	0	1					
Andy Hawkins, R (1.1) OBP: 0.250, SLG: 0.250 Kurt Bevacqua, R (7, PH) OBP: 1.000, SLG: 1.000 Rich Gossage, R (8.1)										2	0	0	0	0	1	1					
Inning Stats	R: 2 E: 0 K: 0 S: 5	H: 2 LOB: 0 BB: 0 P: 5	R: 1 E: 0 K: 0 S: 3	H: 1 LOB: 0 BB: 1 P: 7	R: 0 E: 0 K: 0 S: 3	H: 0 LOB: 0 BB: 0 P: 3	R: 0 E: 0 K: 0 S: 4	H: 1 LOB: 1 BB: 0 P: 4	R: 0 E: 0 K: 1 S: 5	H: 0 LOB: 0 BB: 0 P: 5	R: 0 E: 0 K: 0 S: 4	H: 1 LOB: 2 BB: 1 P: 8	R: 2 E: 0 K: 0 S: 5	H: 2 LOB: 2 BB: 2 P: 13	R: 0 E: 0 K: 2 S: 7	H: 0 LOB: 0 BB: 0 P: 7	1B: 5 2B: 1 3B: 0 HR: 1	SF: 0 SAC: 1 DP: 0 HBP: 0	WP: 1 PA: 34 PB: 0 SB: 0 CS: 1		
PITCHER	IP WLS BF H R ER SO BB IBB HBP BLK WP HR S P ERA WHIP	5.2 L 6 1 2 2 0 1 1 0 0 0 0 4 12 18.00 2.000	0.1 2 1 0 0 0 0 0 0 0 0 0 2 2 0.00 3.000	1.0 3 0 0 0 2 0 0 0 0 0 0 7 7 0.00 0.000																	

Atlanta Braves @ San Diego Padres
Jack Murphy Stadium, San Diego, CA
Mon Apr 22 1985, 9:05 PM EST
Att: 33,430 - Unknown

AB 29
R 5
H 7
RBI 5
BB 4
SO 3
LOB 12



Batter	1	2	3	4	5	6	7	8	9	AB	R	H	RBI	BB	SO	LOB	TOP					
Rafael Ramirez, R OBP: 0.276, SLG: 0.309	4-3		FC1-6 2B	6-3			5-3		6-3	5	1	1	0	0	0	1						
Glenn Hubbard, R OBP: 0.376, SLG: 0.297	K		FC1-6 2B	L5						5	1	2	0	0	1	3						
Brad Komminsk, R OBP: 0.327, SLG: 0.255	2B		2B		6-3		4-3		FC4	5	2	2	0	0	0	2						
Dale Murphy, R OBP: 0.491, SLG: 0.979	2B		F9						F8	3	0	1	1	1	0	3						
Terry Harper, R OBP: 0.313, SLG: 0.667	4-3				G5-4-3 BB					4	0	2	3	0	0	2						
Rick Cerone, R OBP: 0.376, SLG: 0.476		6-3				F2		4-3		3	0	0	0	1	0	1						
Chris Chambliss, L OBP: 0.308, SLG: 0.286		F8	4-3			F8				3	0	0	0	1	0	2						
Paul Zuvella, R OBP: 0.125, SLG: 0.250		5-3		SH3 2B		K		F8		4	0	1	0	0	1	2						
Rick Mahler, R OBP: 0.250, SLG: 0.250				SH3					F7	2	0	1	0	0	0	0						
Bruce Sutter, R OBP: 0.250, SLG: 0.250			FC1-6 1B	SH3					6-3	1	0	0	0	0	0	0						
Inning Stats	R: 1 E: 0 K: 1 S: 7	H: 2 LOB: 1 BB: 0 P: 7	R: 0 E: 0 K: 0 S: 3	H: 0 LOB: 0 BB: 0 P: 3	R: 3 E: 0 K: 0 S: 7	H: 4 LOB: 2 BB: 1 P: 11	R: 0 E: 0 K: 0 S: 4	H: 1 LOB: 1 BB: 0 P: 4	R: 0 E: 0 K: 0 S: 2	H: 0 LOB: 0 BB: 1 P: 6	R: 0 E: 0 K: 1 S: 5	H: 0 LOB: 0 BB: 0 P: 5	R: 0 E: 0 K: 0 S: 4	H: 1 LOB: 1 BB: 0 P: 4	R: 0 E: 0 K: 0 S: 4	H: 1 LOB: 2 BB: 0 P: 8	R: 0 E: 0 K: 0 S: 4	H: 1 LOB: 1 BB: 0 P: 4	1B: 7 2B: 3 3B: 0 HR: 0	SF: 0 SAC: 1 DP: 1 HBP: 0	WP: 0 PB: 0 SB: 0 CS: 0	PA: 39
PITCHER	IP	WLS	BF	H	R	ER	SO	BB	IBB	HBP	BLK	WP	HR	S	P	ERA	WHIP					
Mark Thurmond, L ERA: 5.06	3.0	L	16	6	4	4	1	1	0	0	0	0	0	17	21	12.00	2.333					
Tim Stoddard, R ERA: 5.0	2.0		7	1	0	0	0	1	0	0	0	0	0	6	10	0.00	1.000					
Luis DeLeon, R ERA: 1.08	2.0		7	1	0	0	1	0	0	0	0	0	0	9	9	0.00	0.500					
Greg Booker, R ERA:	2.0		9	2	0	0	0	0	1	0	0	0	0	8	12	0.00	1.000					

Atlanta Braves @ San Diego Padres
Jack Murphy Stadium, San Diego, CA
Tue Apr 23 1985, 9:05 PM EST
Att: 24,188 - Unknown

AB	35
R	4
H	10
RBI	4
BB	3
SO	2
LOB	16





Batter	1	2	3	4	5	6	7	8	9	AB	R	H	RBI	BB	SO	LOB	BOTTOM					
Alan Wiggins, S OBP: 0.086, SLG: 0.088	F6		6-3		K		6-3			4	0	0	0	0	1	0						
Tony Gwynn, L OBP: 0.357, SLG: 0.491	4-3		G3			4-3 3B		2-3		4	1	1	0	0	0	0						
Steve Garvey, R OBP: 0.333, SLG: 0.536				2B FC1-5-2 1B		4-3		F7		4	1	2	2	0	0	0						
Terry Kennedy, L OBP: 0.255, SLG: 0.460	K			F7		3H 4-0 BB		F8		3	0	0	0	1	1	1						
Kevin McReynolds, R OBP: 0.327, SLG: 0.383		1B BB		FC1-5-2 2B		F9			2B	3	0	2	0	1	0	1						
Graig Nettles, L OBP: 0.458, SLG: 0.235		F7		FC1-5-2				L4		3	0	0	0	1	0	4						
Camelo Martinez, R OBP: 0.494, SLG: 0.680				2-3 3H 0-0	1-3	4-3		F8		4	0	1	0	0	0	5						
Garry Templeton, S OBP: 0.292, SLG: 0.341		G6-4-3			4-3		1-3		G3	4	0	0	0	0	0	3						
Mark Thurmond, L Gerry Davis, R Tim Stoddard, R Al Bumbry, L Luis DeLeon, R Bobby Brown, S Greg Booker, R			K		F7		B1-3			0	0	0	0	0	0	0						
Inning Stats	R: 1 E: 0 K: 1 S: 6	H: 1 LOB: 0 BB: 0 P: 6	R: 0 E: 0 K: 0 S: 3	H: 1 LOB: 1 BB: 1 P: 7	R: 0 E: 0 K: 1 S: 5	H: 0 LOB: 0 BB: 0 P: 5	R: 0 E: 0 K: 0 S: 5	H: 2 LOB: 2 BB: 0 P: 5	R: 0 E: 0 K: 1 S: 5	H: 0 LOB: 0 BB: 0 P: 5	R: 1 E: 0 K: 0 S: 4	H: 1 LOB: 2 BB: 2 P: 12	R: 0 E: 0 K: 0 S: 3	H: 0 LOB: 0 BB: 0 P: 3	R: 0 E: 0 K: 0 S: 4	H: 1 LOB: 1 BB: 0 P: 4	R: 0 E: 0 K: 0 S: 4	H: 1 LOB: 1 BB: 0 P: 4	1B: 2 2B: 2 3B: 1 HR: 1	SF: 0 SAC: 0 DP: 1 HBP: 0	WP: 0 PB: 0 SB: 0 CS: 0	PA: 35
PITCHER	IP	WLS	BF	H	R	ER	SO	BB	IBB	HBP	BLK	WP	HR	S	P	ERA	WHIP					
Rick Mahler, R ERA: 1.48	7.0	W	28	5	2	2	3	3	0	0	0	0	0	31	43	2.57	1.143					
Bruce Sutter, R ERA: 1.04	2.0	S	7	1	0	0	0	0	0	0	0	0	0	7	7	0.00	0.500					

Atlanta Braves @ San Diego Padres
Jack Murphy Stadium, San Diego, CA
Tue Apr 23 1985, 9:05 PM EST
Att: 24,188 - Unknown

AB	32
R	2
H	6
RBI	2
BB	3
SO	3
LOB	14



Batter	1	2	3	4	5	6	7	8	9	AB	R	H	RBI	BB	SO	LOB	TOP										
Claudell Washington, L (1.9) OBP: 0.314, SLG: 0.375	0-3 K			0-0 FC6-4 1B		0-0 4-3		0-0 G3		4	0	1	0	0	1	0	Atlanta Braves @ San Diego Padres Jack Murphy Stadium, San Diego, CA Wed Apr 24 1985, 9:05 PM EST Att: 28,742 - Unknown livebaseballscores.com AB 32 R 1 H 5 RBI 1 BB 0 SO 4 LOB 10 										
Rafael Ramirez, R (1.6) OBP: 0.274, SLG: 0.305	0-0 5-3		0-3 K	0-3 K		0-0 G3-6 1B		0-0 6-3		4	0	1	0	0	1	1											
Gerald Perry, L (1.3) OBP: 0.154, SLG: 0.120	0-0 6-3		0-0 F8	0-0 F8		0-0 G3-6 1-2f		0-0 F7		4	0	0	0	0	2	2											
Dale Murphy, R (1.8) OBP: 0.458, SLG: 0.904		0-0 6-3		0-0 FC6-4 1-2f			0-0 6-3		0-0 F9		4	0	0	0	0	1											
Terry Harper, R (1.7) OBP: 0.300, SLG: 0.579	0-3 K				0-0 6-3		0-0 FC5 1B		0-0 6-3		4	0	1	0	0	1											
Ken Oberkfell, L (1.5) OBP: 0.211, SLG: 0.316	0-0 F5				0-0 E 3B		0-0 FC5 1-2				3	1	2	0	0	0											
Glenn Hubbard, R (1.4) Terry Forster, L (7.1)			0-0 6-3		0-0 E6		0-0 FC5 1-2 2-3f				3	0	0	1	0	2											
Bruce Benedict, R (1.2) OBP: 0.125, SLG: 0.125		0-0 5-3			0-0 F9		0-0 L5				3	0	0	0	0	3											
Pascual Perez, R (1.1) OBP: 0.200, SLG: 0.200			0-0 1-3					0-0 F7		2	0	0	0	0	1	1											
Paul Zuvella, R (7.4) OBP: 0.125, SLG: 0.250										0	0	0	0	0	0	0											
Chris Chambliss, L (6. PH) OBP: 0.300, SLG: 0.278										1	0	0	0	0	0	0											
Paul Runge, R (8.4)										0	0	0	0	0	0	0											
Inning Stats	R: 0 E: 0 K: 1 S: 5	H: 0 LOB: 0 BB: 0 P: 5	R: 0 E: 0 K: 1 S: 5	H: 0 LOB: 0 BB: 0 P: 5	R: 0 E: 0 K: 0 S: 3	H: 0 LOB: 0 BB: 0 P: 3	R: 0 E: 0 K: 1 S: 6	H: 1 LOB: 1 BB: 0 P: 6	R: 1 E: 1 K: 1 S: 7	H: 1 LOB: 1 BB: 0 P: 7	R: 0 E: 0 K: 0 S: 3	H: 1 LOB: 0 BB: 0 P: 3	R: 0 E: 0 K: 0 S: 5	H: 2 LOB: 2 BB: 0 P: 5	R: 0 E: 0 K: 1 S: 3	H: 0 LOB: 0 BB: 0 P: 3	R: 0 E: 0 K: 0 S: 3	H: 0 LOB: 0 BB: 0 P: 3	1B: 4 2B: 0 3B: 1 HR: 0	SF: 0 SAC: 0 DP: 1 HBP: 0	WP: 0 PB: 0 SB: 0 CS: 0	PA: 32					
PITCHER	IP	WLS	BF	H	R	ER	SO	BB	IBB	HBP	BLK	WP	HR	S	P	ERA	WHIP	PITCHER									
LaMarr Hoyt, R (1.1) ERA: 3.0	7.0	W	26	5	1	1	4	0	0	0	0	0	0	34	34	1.29	0.714										
Rich Gossage, R (8.1) ERA: 2.53	2.0	S	6	0	0	0	0	0	0	0	0	0	0	6	6	0.00	0.000										

Batter	1	2	3	4	5	6	7	8	9	AB	R	H	RBI	BB	SO	LOB	BOTTOM										
Alan Wiggins, S (1.4) OBP: 0.103, SLG: 0.081	0-0 1-3		0-0 F5		4-0 CS BB		0-0 5-3			3	0	0	0	1	0	0	Atlanta Braves @ San Diego Padres Jack Murphy Stadium, San Diego, CA Wed Apr 24 1985, 9:05 PM EST Att: 28,742 - Unknown livebaseballscores.com AB 31 R 3 H 8 RBI 3 BB 3 SO 4 LOB 11 										
Tony Gwynn, L (1.9) OBP: 0.387, SLG: 0.491	0-0 E3 F8 S		0-0 G5-4-3 1B		0-0 1-2 1B		0-0 1-3			4	0	2	0	0	0	0											
Steve Garvey, R (1.3) OBP: 0.311, SLG: 0.500	0-0 F8 1-3		0-0 G5-4-3 1-2f		0-0 F7		0-0 1-3			4	0	0	0	0	0	3											
Terry Kennedy, L (1.2) OBP: 0.237, SLG: 0.426	0-0 G3			0-3 K		0-0 4-3		0-0 G3		4	0	0	0	0	1	1											
Kevin McReynolds, R (1.8) OBP: 0.305, SLG: 0.353		0-0 F9		0-0 6-3		0-3 K		0-0 5-3		4	0	0	0	0	1	0											
Graig Nettles, L (1.5) OBP: 0.536, SLG: 0.500		0-0 1B		0-0 HR 1B		4-0 1B BB		0-0 HR		3	2	3	1	1	0	0											
Camelo Martinez, R (1.7) OBP: 0.514, SLG: 0.793		0-0 1-2 1B		0-0 HR 1B		0-0 BB 1B		0-0 6-3		4	1	3	2	0	0	0											
Garry Templeton, S (1.6) OBP: 0.294, SLG: 0.326		0-3 K		0-0 4-3		4-0 1-2 BB				2	0	0	0	1	1	2											
LaMarr Hoyt, R (1.1) Rich Gossage, R (8.1)		0-3 K			0-0 F8		0-0 5-3			3	0	0	0	0	1	5											
										0	0	0	0	0	0	0											
Inning Stats	R: 0 E: 1 K: 0 S: 4	H: 0 LOB: 1 BB: 0 P: 4	R: 0 E: 0 K: 2 S: 9	H: 2 LOB: 2 BB: 0 P: 9	R: 0 E: 0 K: 0 S: 3	H: 1 LOB: 0 BB: 0 P: 3	R: 2 E: 0 K: 1 S: 7	H: 2 LOB: 0 BB: 0 P: 7	R: 0 E: 0 K: 1 S: 6	H: 1 LOB: 1 BB: 0 P: 7	R: 0 E: 0 K: 1 S: 6	H: 1 LOB: 2 BB: 2 P: 14	R: 0 E: 0 K: 0 S: 3	H: 0 LOB: 0 BB: 0 P: 3	R: 1 E: 0 K: 0 S: 4	H: 1 LOB: 0 BB: 0 P: 4	1B: 6 2B: 0 3B: 0 HR: 2	SF: 0 SAC: 0 DP: 1 HBP: 0	WP: 0 PB: 0 SB: 1 CS: 1	PA: 34							
PITCHER	IP	WLS	BF	H	R	ER	SO	BB	IBB	HBP	BLK	WP	HR	S	P	ERA	WHIP	PITCHER									
Pascual Perez, R (1.1) ERA: 8.4	6.0	L	27	7	2	2	4	3	0	0	0	0	1	32	44	3.00	1.667										
Terry Forster, L (7.1) ERA: 1.0	2.0		7	1	1	1	0	0	0	0	0	0	1	7	7	4.50	0.500										

Batter	1	2	3	4	5	6	7	8	9	AB	R	H	RBI	BB	SO	LOB	TOP			
Tim Flannery, L (1,4) OBP: 0.476, SLG: 0.444	F7		1-3			6-3		4-3		4	0	0	0	0	0	0				
Tony Gwynn, L (1,9) OBP: 0.344, SLG: 0.459	F6		E6			4-3			F7	4	0	0	0	0	0	0				
Steve Garvey, R (1,3) Bobby Brown, S (9, PR)	1B 2B		F9			FC5-4 1B			1B BB	4	1	3	0	0	0	1				
Kevin McReynolds, R (1,8) OBP: 0.333, SLG: 0.370	2H 1B				G4-6-3 1B				1B BB	3	1	2	1	1	0	1				
Terry Kennedy, L (1,2) OBP: 0.238, SLG: 0.414	K		G4-6-3						1B	4	0	1	1	0	2	2				
Carmelo Martinez, R (1,7) OBP: 0.462, SLG: 0.719		1-3			5-3				1B	3	0	0	1	0	0	0				
Jerry Royster, R (1,5) Graig Nettles, L (9, PH) OBP: 0.517, SLG: 0.476		6-3				F7			4-3	3	0	0	0	0	0	0				
Garry Templeton, S (1,6) OBP: 0.278, SLG: 0.306		4-3				6-3			5-3	3	0	0	0	0	0	0				
Eric Show, R (1,1) Luis DeLeon, R (6,1) Gerry Davis, R (8, PH) Tim Stoddard, R (8,1)			F5			5-3			K	2	0	0	0	0	0	0				
Inning Stats	R: 1 E: 0 K: 1 S: 7	H: 2 LOB: 1 BB: 0 P: 7	R: 0 E: 0 K: 0 S: 3	H: 0 LOB: 0 BB: 0 P: 3	R: 0 E: 1 K: 0 S: 4	H: 0 LOB: 1 BB: 0 P: 4	R: 0 E: 0 K: 0 S: 3	H: 1 LOB: 0 BB: 0 P: 3	R: 0 E: 0 K: 0 S: 4	H: 0 LOB: 0 BB: 0 P: 3	R: 0 E: 0 K: 1 S: 5	H: 0 LOB: 0 BB: 0 P: 5	R: 0 E: 0 K: 1 S: 5	H: 0 LOB: 0 BB: 0 P: 5	R: 2 E: 0 K: 0 S: 5	H: 2 LOB: 1 BB: 1 P: 9	1B: 5 2B: 1 3B: 0 HR: 0	SF: 1 SAC: 0 DP: 1 HBP: 0	WP: 0 PA: 34 PB: 0 SB: 0 CS: 0	
PITCHER	IP WLS BF H R ER SO BB IBB HBP BLK WP HR S P ERA WHIP	8.0 W 28 4 1 1 3 0 0 0 0 0 0 34 34 1.12 0.500	1.0 L 6 2 2 2 0 1 0 0 0 0 0 5 9 18.00 3.000																	

San Diego Padres @ Los Angeles Dodgers
 Dodger Stadium, Los Angeles, CA
 Thu Apr 25 1985, 6:05 PM PST
 Att: 39,593 - Unknown

AB 32
 R 3
 H 6
 RBI 3
 BB 1
 SO 3
 LOB 5



Batter	1	2	3	4	5	6	7	8	9	AB	R	H	RBI	BB	SO	LOB	BOTTOM
Ken Landreaux, L (1,8) OBP: 0.188, SLG: 0.404	G4-6-3 1B		4-3			F3	F6	E4		5	0	1	0	0	0	0	
Bill Russell, R (1,6) OBP: 0.390, SLG: 0.333	G4-6-3 1B		3-1			WP 1B	1B BB	F9		4	2	2	0	1	0	1	
Al Oliver, L (1,7) Candy Maldonado, R (6, PR) OBP: 0.270, SLG: 0.412	G4-6-3		6-3			BB 1B	1B E	F5		3	0	1	1	0	0	2	
Pedro Guerrero, R (1,5) OBP: 0.324, SLG: 0.311	F8					F8	E 1B			4	0	1	1	0	1	2	
Mike Marshall, R (1,9) OBP: 0.384, SLG: 0.523						G4-6-3 BB	E4 1B			2	2	1	2	2	0	1	
Greg Brock, L (1,3) OBP: 0.133, SLG: 0.071	F9		G4-6-3			1B BB	K			3	0	0	0	1	1	3	
Mike Scioscia, L (1,2) OBP: 0.408, SLG: 0.400	FC6-4 1B					F2				3	0	2	2	1	0	0	
Bob Bailor, R (1,4)	FC6-4					4-3				3	0	0	0	0	0	4	
Rick Honeycutt, L (1,1) R.J. Reynolds, S (8, PH) Tom Niedenfuer, R (9,1) OBP: 0.500, SLG: 0.500	F7					F7	F8		K	3	0	0	0	0	0	4	
Inning Stats	R: 0 E: 0 K: 0 S: 4	H: 2 LOB: 1 BB: 0 P: 4	R: 1 E: 0 K: 0 S: 5	H: 2 LOB: 0 BB: 0 P: 5	R: 0 E: 0 K: 1 S: 4	H: 0 LOB: 0 BB: 1 P: 8	R: 0 E: 0 K: 0 S: 3	H: 0 LOB: 0 BB: 0 P: 3	R: 3 E: 0 K: 0 S: 6	H: 3 LOB: 2 BB: 2 P: 15	R: 2 E: 1 K: 1 S: 8	H: 2 LOB: 3 BB: 2 P: 16	R: 0 E: 1 K: 1 S: 6	H: 0 LOB: 1 BB: 0 P: 6	1B: 8 2B: 0 3B: 0 HR: 1	SF: 0 SAC: 0 DP: 2 HBP: 1	WP: 1 PA: 39 PB: 0 SB: 3 CS: 0
PITCHER	IP WLS BF H R ER SO BB IBB HBP BLK WP HR S P ERA WHIP	5.2 L 25 7 4 4 1 3 0 0 0 0 0 9 18 13.50 2.250	1.1 L 10 2 2 2 1 1 1 1 0 0 0 9 18 13.50 2.250	1.0 L 4 0 0 0 1 0 0 0 0 0 0 6 6 0.00 0.000													

San Diego Padres @ Los Angeles Dodgers
 Dodger Stadium, Los Angeles, CA
 Thu Apr 25 1985, 6:05 PM PST
 Att: 39,593 - Unknown

AB 33
 R 6
 H 9
 RBI 6
 BB 5
 SO 3
 LOB 18




Batter	1	2	3	4	5	6	7	8	9	AB	R	H	RBI	BB	SO	LOB	TOP			
Tim Flannery, L (1,4) OBP: 0.417, SLG: 0.381	0-0 4-3			0-0 4-3			0-0 F7			3	0	0	0	0	0	0				
Tony Gwynn, L (1,9) OBP: 0.356, SLG: 0.460	4-0 CS BB			0-0 CS 1B			0-0 F8			2	0	1	0	1	0	0				
Steve Garvey, R (1,3) OBP: 0.324, SLG: 0.507	0-0 F7 1-2			0-3 K 1-2			0-3 K			3	0	0	0	0	2	2				
Terry Kennedy, L (1,2) OBP: 0.227, SLG: 0.393		0-3 K		0-0 4-3			0-0 4-3			3	0	0	0	0	1	0				
Graig Nettles, L (1,5) OBP: 0.469, SLG: 0.417		0-0 6-3		0-0 3-1			0-0 4-3			3	0	0	0	0	0	0				
Kevin McReynolds, R (1,8) OBP: 0.316, SLG: 0.351		0-0 F4		0-0 4-3			0-0 F6			3	0	0	0	0	0	0				
Camelto Martinez, R (1,7) OBP: 0.429, SLG: 0.657			0-0 F8			0-0 F9			0-0 4-3	3	0	0	0	0	0	0				
Garry Templeton, S (1,6) OBP: 0.263, SLG: 0.288			0-0 4-3			0-0 1-3			0-0 F8	3	0	0	0	0	0	0				
Dave Dravecky, R (1,1) Al Bumbry, L (9, PH) OBP: 0.313, SLG: 0.333			0-3 K2-3			0-3 K			0-0 F9	2	0	0	0	0	2	0				
Inning Stats	R: 0 E: 0 K: 0 S: 2	H: 0 LOB: 0 BB: 1 P: 6	R: 0 E: 0 K: 1 S: 5	H: 0 LOB: 0 BB: 0 P: 5	R: 0 E: 0 K: 1 S: 5	H: 0 LOB: 1 BB: 0 P: 5	R: 0 E: 0 K: 0 S: 3	H: 0 LOB: 0 BB: 0 P: 3	R: 0 E: 0 K: 1 S: 5	H: 0 LOB: 0 BB: 0 P: 5	R: 0 E: 0 K: 0 S: 3	H: 0 LOB: 0 BB: 0 P: 3	R: 0 E: 0 K: 0 S: 3	H: 0 LOB: 0 BB: 0 P: 3	R: 0 E: 0 K: 0 S: 3	H: 0 LOB: 0 BB: 0 P: 3	1B: 1 2B: 1 3B: 0 HR: 0	SF: 0 SAC: 0 DP: 1 HBP: 0	WP: 0 PB: 0 SB: 0 CS: 2	PA: 27
PITCHER Orel Hersher, R (1,1) ERA: 1.86	IP: 9.0 WLS: W BF: 27 H: 1 R: 0 ER: 0 SO: 5 BB: 1 IBB: 0 HBP: 0 BLK: 0 WP: 0 HR: 0 S: 36 P: 40 ERA: 0.00 WHIP: 0.222																			

San Diego Padres @ Los Angeles Dodgers
 Dodger Stadium, Los Angeles, CA
 Fri Apr 26 1985, 6:05 PM PST
 Att: 50,335 - Unknown

livebaseballscorecards.com

AB 26
 R 0
 H 1
 RBI 0
 BB 1
 SO 5
 LOB 2




Batter	1	2	3	4	5	6	7	8	9	AB	R	H	RBI	BB	SO	LOB	BOTTOM			
R.J. Reynolds, S (1,9)	0-0 4-3		0-0 5-3		0-0 5-3		0-0 F3			4	0	0	0	0	0	0				
Bill Russell, R (1,6) OBP: 0.400, SLG: 0.350	0-0 6-3		1B 2B 1B		0-0 F9			0-0 G6-3 1B		4	1	2	0	0	0	0				
Al Oliver, L (1,7) OBP: 0.283, SLG: 0.294 Ken Landreaux, L (9,7) OBP: 0.188, SLG: 0.404	0-0 4-3		1-3 2B 1B		0-0 FC6-4 1B			0-0 F8		4	1	2	0	0	0	1				
Pedro Guerrero, R (1,5) OBP: 0.333, SLG: 0.338		0-0 1B 1B 1B	0-0 1B 1B 2B		0-0 FC6-4 1-2			0-0 G6-3 1-2		4	0	2	2	0	0	2				
Mike Marshall, R (1,3) OBP: 0.395, SLG: 0.522		0-0 1B 1-2 1B	0-0 1B BB		0-0 6-3			0-0 6-3		2	0	1	0	1	0	0				
Candy Maldonado, R (1,8) OBP: 0.275, SLG: 0.405		0-0 G4-6-3 1B 1-2 2-3	0-0 F5		0-0 F8			0-0 F8		3	0	1	0	0	0	2				
Steve Yeager, R (1,2) OBP: 0.150, SLG: 0.158		0-3 K		0-0 F3				0-0 5-3		3	0	0	0	0	1	3				
Bob Bailor, R (1,4)		0-0 G4-6-3 1-2		0-0 F6				0-0 4-3		3	0	0	0	0	0	3				
Orel Hersher, R (1,1) OBP: 0.100, SLG: 0.100			0-0 F4		0-0 F3			0-3 K		3	0	0	0	0	1	0				
Inning Stats	R: 0 E: 0 K: 0 S: 3	H: 3 LOB: 2 BB: 0 P: 7	R: 2 E: 0 K: 0 S: 6	H: 3 LOB: 2 BB: 1 P: 10	R: 0 E: 0 K: 0 S: 3	H: 0 LOB: 0 BB: 0 P: 3	R: 0 E: 0 K: 0 S: 4	H: 1 LOB: 1 BB: 0 P: 4	R: 0 E: 0 K: 0 S: 3	H: 0 LOB: 0 BB: 0 P: 3	R: 0 E: 0 K: 1 S: 5	H: 0 LOB: 0 BB: 0 P: 5	R: 0 E: 0 K: 0 S: 3	H: 1 LOB: 0 BB: 0 P: 3	R: 0 E: 0 K: 0 S: 3	H: 0 LOB: 0 BB: 0 P: 3	1B: 7 2B: 1 3B: 0 HR: 0	SF: 0 SAC: 0 DP: 2 HBP: 0	WP: 0 PB: 0 SB: 0 CS: 0	PA: 31
PITCHER Dave Dravecky, L (1,1) ERA: 3.38	IP: 8.0 WLS: L BF: 31 H: 8 R: 2 ER: 2 SO: 2 BB: 1 IBB: 0 HBP: 0 BLK: 0 WP: 0 HR: 0 S: 34 P: 38 ERA: 2.25 WHIP: 1.125																			

San Diego Padres @ Los Angeles Dodgers
 Dodger Stadium, Los Angeles, CA
 Fri Apr 26 1985, 6:05 PM PST
 Att: 50,335 - Unknown

livebaseballscorecards.com

AB 30
 R 2
 H 8
 RBI 2
 BB 1
 SO 2
 LOB 11



Batter	1	2	3	4	5	6	7	8	9	AB	R	H	RBI	BB	SO	LOB	TOP																					
Tim Flannery, L (1,4) OBP: 0.393, SLG: 0.360	G3		1B		6-3			F7		4	1	1	1	0	0	0	San Diego Padres @ Los Angeles Dodgers Dodger Stadium, Los Angeles, CA Sat Apr 27 1985, 7:05 PM PST Att: 49,801 - Unknown																					
Tony Gwynn, L (1,9) OBP: 0.352, SLG: 0.448	G3		1B				F2	K		4	0	1	0	0	1	0																						
Steve Garvey, R (1,3) OBP: 0.333, SLG: 0.507	6-3		1B				F6			4	0	2	1	0	0	0																						
Terry Kennedy, L (1,2) OBP: 0.229, SLG: 0.375		G6-4-3 BB	1-3				4-3	K		3	0	0	0	1	1	3																						
Graig Nettles, L (1,5) OBP: 0.472, SLG: 0.385		G6-4-3 BB					F8			2	1	0	0	2	1	0																						
Kevin McReynolds, R (1,8) OBP: 0.300, SLG: 0.328		G6-4-3					K	1-3		4	0	0	0	0	1	3																						
Camelot Martinez, R (1,7) OBP: 0.391, SLG: 0.590							F6			4	0	0	0	0	3	2																						
Garry Templeton, S (1,6) OBP: 0.283, SLG: 0.315							F7			2	2	1	0	1	0	0																						
Andy Hawkins, R (1,1) OBP: 0.222, SLG: 0.222 (7, PH)							K			1	0	0	0	0	1	0																						
Kurt Bevacqua, R (7, PH) OBP: 1.000, SLG: 1.250										1	0	1	2	0	0	0																						
Craig Lefferts, L (7,1)										0	0	0	0	0	0	0																						
Rich Gossage, R (8,1)										0	0	0	0	0	0	0																						
Inning Stats	R: 0 E: 0 K: 0 S: 3	H: 0 LOB: 0 BB: 0 P: 3	R: 0 E: 0 K: 1 S: 4	H: 0 LOB: 1 BB: 2 P: 12	R: 2 E: 0 K: 0 S: 6	H: 4 LOB: 1 BB: 0 P: 6	R: 0 E: 0 K: 1 S: 5	H: 0 LOB: 0 BB: 0 P: 5	R: 0 E: 0 K: 1 S: 5	H: 0 LOB: 0 BB: 0 P: 5	R: 2 E: 0 K: 1 S: 5	H: 1 LOB: 2 BB: 2 P: 13	R: 0 E: 0 K: 2 S: 8	H: 1 LOB: 1 BB: 0 P: 8	R: 0 E: 0 K: 2 S: 7	H: 0 LOB: 0 BB: 0 P: 7	1B: 4 2B: 3 3B: 0 HR: 0	SF: 0 SAC: 1 DP: 2 HBP: 0	WP: 0 PB: 0 SB: 0 CS: 0	PA: 34																		
PITCHER	IP	WLS	BF	H	R	ER	SO	BB	IBB	HBP	BLK	WP	HR	S	P	ERA	WHIP	PITCHER				IP	WLS	BF	H	R	ER	SO	BB	IBB	HBP	BLK	WP	HR	S	P	ERA	WHIP
Tom Brennan, R (1,1) ERA: 2.95	7.0	L	27	5	4	4	4	3	1	0	0	0	0	31	47	5.14	1.143																					
Bobby Castillo, R (8,1) ERA: 7.2	2.0		7	1	0	0	4	0	0	0	0	0	0	15	15	0.00	0.500																					

AB	29
R	4
H	6
RBI	4
BB	4
SO	8
LOB	8



Batter	1	2	3	4	5	6	7	8	9	AB	R	H	RBI	BB	SO	LOB	BOTTOM																					
Ken Landreaux, L (1,8) OBP: 0.196, SLG: 0.420	F7									3	0	1	0	0	0	0	San Diego Padres @ Los Angeles Dodgers Dodger Stadium, Los Angeles, CA Sat Apr 27 1985, 7:05 PM PST Att: 49,801 - Unknown																					
Candy Maldonado, R (7, PH) OBP: 0.262, SLG: 0.385			2B							2	0	0	0	0	0	1																						
Bill Russell, R (1,6) OBP: 0.388, SLG: 0.364	F1		5-3							4	0	1	1	0	0	1																						
Al Oliver, L (1,7) OBP: 0.281, SLG: 0.291	4-3									4	0	1	0	0	0	2																						
Bobby Castillo, R (8,1)			4-3							0	0	0	0	0	0	0																						
Pedro Guerrero, R (1,3) OBP: 0.341, SLG: 0.348		5-3								4	1	2	0	0	0	0																						
Mike Marshall, R (1,9) OBP: 0.388, SLG: 0.507		K								4	0	1	0	0	1	2																						
Mike Scioscia, L (1,2) OBP: 0.415, SLG: 0.419										3	1	2	1	0	1	2																						
Bob Welch, R (8, FR)										0	0	0	0	0	0	0																						
Steve Yeager, R (9,2) OBP: 0.150, SLG: 0.158		1B								0	0	0	0	0	0	0																						
Bob Bailor, R (1,4) OBP: 0.182, SLG: 0.100		1B								4	0	1	0	0	0	4																						
Dave Anderson, R (1,5) OBP: 0.260, SLG: 0.244										4	0	0	0	0	1	2																						
Tom Brennan, R (1,1) OBP: 0.167, SLG: 0.167										2	0	0	0	0	0	0																						
R.J. Reynolds, S (7, PH) OBP: 0.143, SLG: 0.286										2	1	1	0	0	0	0																						
Inning Stats	R: 0 E: 0 K: 0 S: 3	H: 2 LOB: 1 BB: 0 P: 7	R: 1 E: 0 K: 1 S: 7	H: 2 LOB: 1 BB: 0 P: 7	R: 0 E: 0 K: 0 S: 4	H: 1 LOB: 0 BB: 0 P: 4	R: 1 E: 0 K: 0 S: 5	H: 2 LOB: 1 BB: 0 P: 5	R: 0 E: 0 K: 1 S: 7	H: 2 LOB: 2 BB: 0 P: 7	R: 1 E: 0 K: 0 S: 5	H: 2 LOB: 1 BB: 0 P: 5	R: 0 E: 0 K: 0 S: 4	H: 1 LOB: 1 BB: 0 P: 4	R: 0 E: 0 K: 1 S: 5	H: 0 LOB: 0 BB: 0 P: 5	1B: 7 2B: 3 3B: 0 HR: 0	SF: 1 SAC: 0 DP: 0 HBP: 0	WP: 2 PB: 0 SB: 1 CS: 0	PA: 37																		
PITCHER	IP	WLS	BF	H	R	ER	SO	BB	IBB	HBP	BLK	WP	HR	S	P	ERA	WHIP	PITCHER				IP	WLS	BF	H	R	ER	SO	BB	IBB	HBP	BLK	WP	HR	S	P	ERA	WHIP
Andy Hawkins, R (1,1) ERA: 2.7	6.0	W	25	7	2	2	2	0	0	0	1	1	0	29	29	3.00	1.167																					
Craig Lefferts, L (7,1) ERA: 2.08	1.0		5	2	1	1	0	0	0	0	0	0	0	5	5	9.00	2.000																					
Rich Gossage, R (8,1) ERA: 2.13	2.0	S	7	1	0	0	1	0	0	0	0	0	0	9	9	0.00	0.500																					



Batter	1	2	3	4	5	6	7	8	9	AB	R	H	RBI	BB	SO	LOB	TOP					
Jerry Royster, R OBP: 0.161, SLG: 0.194 (1, 4)										4	0	0	0	0	1	0						
Tony Gwynn, L OBP: 0.347, SLG: 0.479 (1, 9)										4	1	1	1	0	1	0						
Steve Garvey, R OBP: 0.316, SLG: 0.480 (1, 3)										4	0	0	0	0	0	0						
Kevin McReynolds, R OBP: 0.284, SLG: 0.308 (1, 8)										4	0	0	0	0	1	0						
Graig Nettles, L OBP: 0.462, SLG: 0.379 (1, 5)										3	0	1	0	0	1	0						
Camelo Martinez, R OBP: 0.387, SLG: 0.548 (1, 7)										3	0	0	0	0	2	2						
Bruce Bochy, R (1, 2)										3	0	0	0	0	1	2						
Garry Templeton, S OBP: 0.286, SLG: 0.304 (1, 6)										2	0	0	0	1	1	2						
Mark Thurmond, L (1, 1)										2	0	0	0	0	1	0						
Luis DeLeon, R OBP: 1.000, SLG: 1.000 (7, 1)										0	0	0	0	0	0	0						
Craig Lefferts, L (7, 1)										1	0	0	0	0	1	1						
Rich Gossage, R (9, 1)										0	0	0	0	0	0	0						
Inning Stats	R: 0 E: 0 K: 2 S: 7	H: 0 LOB: 0 BB: 0 P: 7	R: 0 E: 1 K: 2 S: 9	H: 1 LOB: 2 BB: 0 P: 9	R: 0 E: 0 K: 1 S: 5	H: 0 LOB: 0 BB: 0 P: 5	R: 0 E: 0 K: 2 S: 7	H: 0 LOB: 0 BB: 0 P: 7	R: 0 E: 0 K: 1 S: 5	H: 0 LOB: 0 BB: 0 P: 5	R: 0 E: 0 K: 0 S: 3	H: 0 LOB: 0 BB: 0 P: 3	R: 0 E: 0 K: 0 S: 3	H: 0 LOB: 0 BB: 0 P: 3	R: 0 E: 0 K: 2 S: 7	H: 0 LOB: 1 BB: 1 P: 11	R: 1 E: 0 K: 0 S: 4	H: 1 LOB: 0 BB: 0 P: 4	1B: 1 2B: 0 3B: 0 HR: 1	SF: 0 SAC: 0 DP: 0 HBP: 0	WP: 0 PB: 0 SB: 0 CS: 0	PA: 31
PITCHER Fernando Valenzuela, L ERA: 0.21 (1, 1)	IP: 9.0 WLS: L BF: 31 H: 2 R: 1 ER: 1 SO: 10 BB: 1 IBB: 0 HBP: 0 BLK: 0 WP: 0 HR: 1 S: 50 P: 54 ERA: 1.00 WHIP: 0.333															PITCHER						

San Diego Padres @ Los Angeles Dodgers
 Dodger Stadium, Los Angeles, CA
 Sun Apr 28 1985, 3:33 AM PDT
 Att: 48,726 - Unknown

AB	30
R	1
H	2
RBI	1
BB	1
SO	10
LOB	7



Batter	1	2	3	4	5	6	7	8	9	AB	R	H	RBI	BB	SO	LOB	BOTTOM									
R.J. Reynolds, S OBP: 0.273, SLG: 0.364 (1, 7)										4	0	2	0	0	0	0										
Bill Russell, R OBP: 0.415, SLG: 0.383 (1, 6)										3	0	2	0	1	0	0										
Candy Maldonado, R OBP: 0.267, SLG: 0.381 (7, PH)										3	0	1	0	0	1	2										
Al Oliver, L OBP: 0.276, SLG: 0.286 (8, 8)										1	0	0	0	0	0	3										
Ken Landreaux, L OBP: 0.196, SLG: 0.420 (8, 8)										0	0	0	0	0	0	0										
Pedro Guerrero, R OBP: 0.349, SLG: 0.347 (1, 3)										3	0	1	0	1	1	0										
Mike Marshall, R OBP: 0.381, SLG: 0.493 (1, 9)										4	0	1	0	0	0	4										
Mike Scioscia, L OBP: 0.404, SLG: 0.404 (1, 2)										4	0	1	0	0	1	4										
Bob Bailor, R OBP: 0.133, SLG: 0.071 (1, 4)										4	0	0	0	0	0	2										
Dave Anderson, R OBP: 0.241, SLG: 0.224 (1, 5)										4	0	0	0	0	1	0										
Fernando Valenzuela, L OBP: 0.071, SLG: 0.071 (9, PH)										3	0	1	0	0	0	0										
Terry Whitfield, L OBP: 0.444, SLG: 0.667 (9, PH)										1	0	0	0	0	1	0										
Inning Stats	R: 0 E: 0 K: 1 S: 5	H: 0 LOB: 0 BB: 0 P: 5	R: 0 E: 0 K: 0 S: 4	H: 1 LOB: 0 BB: 0 P: 4	R: 0 E: 0 K: 1 S: 6	H: 1 LOB: 2 BB: 1 P: 10	R: 0 E: 0 K: 0 S: 4	H: 2 LOB: 1 BB: 0 P: 4	R: 0 E: 0 K: 0 S: 3	H: 0 LOB: 0 BB: 0 P: 3	R: 0 E: 0 K: 0 S: 4	H: 2 LOB: 2 BB: 1 P: 8	R: 0 E: 0 K: 0 S: 6	H: 3 LOB: 3 BB: 0 P: 6	R: 0 E: 0 K: 2 S: 7	H: 0 LOB: 0 BB: 0 P: 7	R: 0 E: 0 K: 1 S: 5	H: 0 LOB: 0 BB: 0 P: 5	1B: 9 2B: 1 3B: 0 HR: 0	SF: 0 SAC: 0 DP: 1 HBP: 0	WP: 0 PB: 0 SB: 0 CS: 0	PA: 36				
PITCHER Mark Thurmond, L ERA: 3.57 (7, 1)	IP: 0.0 WLS: W BF: 4 H: 0 R: 0 ER: 0 SO: 2 BB: 0 IBB: 0 HBP: 0 BLK: 0 WP: 0 HR: 0 S: 30 P: 38 ERA: 0.00 WHIP: 1.500															PITCHER										
Luis DeLeon, R ERA: 2.79 (7, 1)	1.1	W	4	0	0	0	2	0	0	0	0	0	8	8	0.00	0.000										
Craig Lefferts, L ERA: 1.59 (9, 1)	1.0	S	3	0	0	0	1	0	0	0	0	0	5	5	0.00	0.000										
Rich Gossage, R ERA: 1.98 (9, 1)	1.0	S	3	0	0	0	1	0	0	0	0	0	5	5	0.00	0.000										

San Diego Padres @ Los Angeles Dodgers
 Dodger Stadium, Los Angeles, CA
 Sun Apr 28 1985, 3:33 AM PDT
 Att: 48,726 - Unknown

AB	34
R	0
H	9
RBI	0
BB	2
SO	5
LOB	15



Batter	1	2	3	4	5	6	7	8	9	AB	R	H	RBI	BB	SO	LOB	TOP								
Al Bumby, L OBP: 0.423, SLG: 0.440 (1.7)										5	1	3	1	0	1	0									
Tony Gwynn, L OBP: 0.337, SLG: 0.442 (1.9)										3	0	0	0	1	0	2									
Steve Garvey, R OBP: 0.321, SLG: 0.470 (1.3)										4	1	2	2	0	0	1									
Graig Nettles, L OBP: 0.426, SLG: 0.378 (1.5)										4	1	1	0	0	1	2									
Kevin McReynolds, R OBP: 0.280, SLG: 0.315 (1.8)										4	0	0	0	0	2	2									
Terry Kennedy, L OBP: 0.218, SLG: 0.347 (1.2)										4	1	1	1	0	1	0									
Tim Flannery, L OBP: 0.389, SLG: 0.394 (1.4)										4	1	2	2	0	1	0									
Garry Templeton, S OBP: 0.268, SLG: 0.281 (1.6)										4	1	1	0	0	1	1									
Eric Show, R (1.1)										1	0	0	0	0	1	0									
Tim Stoddard, R (6.1)										1	0	0	0	0	0	1									
Rich Gossage, R (8.1)										1	0	0	0	0	0	0									
Inning Stats	R: 0 E: 0 K: 0 S: 3	H: 0 LOB: 0 BB: 0 P: 3	R: 0 E: 1 K: 1 S: 5	H: 0 LOB: 0 BB: 0 P: 5	R: 1 E: 0 K: 1 S: 7	H: 2 LOB: 1 BB: 0 P: 7	R: 3 E: 0 K: 1 S: 8	H: 4 LOB: 1 BB: 0 P: 8	R: 0 E: 0 K: 1 S: 6	H: 1 LOB: 1 BB: 0 P: 6	R: 0 E: 0 K: 2 S: 7	H: 0 LOB: 0 BB: 0 P: 7	R: 2 E: 0 K: 1 S: 8	H: 3 LOB: 2 BB: 1 P: 12	R: 0 E: 0 K: 0 S: 3	H: 0 LOB: 0 BB: 0 P: 3	R: 0 E: 0 K: 1 S: 5	H: 0 LOB: 0 BB: 0 P: 5	1B: 9 2B: 1 3B: 0 HR: 0	SF: 0 SAC: 1 DP: 0 HBP: 0	WP: 0 PB: 0 SB: 1 CS: 0	PA: 37			
PITCHER	IP	WLS	BF	H	R	ER	SO	BB	IBB	HBP	BLK	WP	HR	S	P	ERA	WHIP								
Jose DeLeon, R (1.1)	6.2	L	28	9	6	6	7	0	0	0	1	0	0	42	42	8.10	1.350								
Rod Scurry, L (7.1)	0.0		1	0	0	0	0	1	0	0	0	0	0	0	4	∞	∞								
Don Robinson, R (7.1)	0.1		2	1	0	0	0	0	0	0	0	0	0	2	2	0.00	3.000								
Cecilio Guante, R (8.1)	1.0		3	0	0	0	0	0	0	0	0	0	0	3	3	0.00	0.000								
John Candelaria, L (9.1)	1.0		3	0	0	0	1	0	0	0	0	0	0	5	5	0.00	0.000								

San Diego Padres @ Pittsburgh Pirates
Three Rivers Stadium, Pittsburgh, PA

AB 35
R 6
H 10
RBI 6
BB 1
SO 8
LOB 9



Wed May 01 1985, 7:05 PM EDT
Att: 3,845 - Unknown

Batter	1	2	3	4	5	6	7	8	9	AB	R	H	RBI	BB	SO	LOB	BOTTOM								
Joe Orsulak, L OBP: 0.408, SLG: 0.489 (1.8)										5	0	1	0	0	1	2									
Johnny Ray, S OBP: 0.265, SLG: 0.316 (1.4)										5	1	2	0	0	0	2									
Bill Madlock, R OBP: 0.211, SLG: 0.265 (1.5)										5	2	1	0	0	0	2									
Jason Thompson, L OBP: 0.361, SLG: 0.437 (1.3)										4	1	2	2	1	0	1									
George Hendrick, R OBP: 0.299, SLG: 0.324 (1.9)										4	0	1	0	1	1	3									
Tony Peña, R OBP: 0.329, SLG: 0.348 (1.2)										3	0	0	1	0	1	2									
Steve Kemp, L OBP: 0.287, SLG: 0.345 (1.7)										4	0	1	0	0	2	0									
Rafael Belliard, R (1.6)										2	0	0	0	0	1	0									
Jim Morrison, R (7. PH)										1	0	1	0	0	0	0									
Jerry Dyzbinski, R (7. PH)										0	0	0	0	0	0	0									
Doug Frobel, L (8. PH)										1	0	0	0	0	1	2									
John Candelaria, L (8.1)										0	0	0	0	0	0	0									
Jose DeLeon, R (1.1)										2	0	0	0	0	0	0									
Rod Scurry, L (7.1)										0	0	0	0	0	0	0									
Don Robinson, R (7.1)										0	0	0	0	0	0	0									
Lee Mazzilli, S (7. PH)										1	0	0	0	0	0	1									
Cecilio Guante, R (8.1)										0	0	0	0	0	0	0									
Bill Almon, R (9.6)										1	0	1	0	0	0	0									
Inning Stats	R: 0 E: 0 K: 1 S: 5	H: 0 LOB: 0 BB: 0 P: 5	R: 0 E: 0 K: 1 S: 5	H: 0 LOB: 0 BB: 0 P: 5	R: 0 E: 0 K: 1 S: 5	H: 0 LOB: 0 BB: 0 P: 5	R: 3 E: 1 K: 1 S: 8	H: 2 LOB: 0 BB: 0 P: 8	R: 0 E: 0 K: 0 S: 4	H: 1 LOB: 2 BB: 1 P: 8	R: 0 E: 0 K: 1 S: 7	H: 2 LOB: 2 BB: 0 P: 7	R: 1 E: 0 K: 1 S: 8	H: 3 LOB: 0 BB: 0 P: 8	R: 0 E: 0 K: 0 S: 5	H: 2 LOB: 3 BB: 1 P: 9	1B: 6 2B: 3 3B: 0 HR: 1	SF: 1 SAC: 0 DP: 0 HBP: 0	WP: 0 PB: 0 SB: 0 CS: 0	PA: 41					
PITCHER	IP	WLS	BF	H	R	ER	SO	BB	IBB	HBP	BLK	WP	HR	S	P	ERA	WHIP								
Eric Show, R (1.1)	5.2	W	23	4	3	2	5	1	0	0	0	0	0	11	36	3.18	0.706								
Tim Stoddard, R (6.1)	1.2		9	4	1	1	1	0	0	0	0	0	0	11	11	5.40	2.400								
Rich Gossage, R (8.1)	1.2	S	9	3	0	0	1	1	0	0	0	0	0	10	14	0.00	2.400								

San Diego Padres @ Pittsburgh Pirates
Three Rivers Stadium, Pittsburgh, PA

AB 38
R 4
H 10
RBI 3
BB 2
SO 7
LOB 15



Wed May 01 1985, 7:05 PM EDT
Att: 3,845 - Unknown

Batter	1	2	3	4	5	6	7	8	9	AB	R	H	RBI	BB	SO	LOB	TOP								
Tim Flannery, L (1, 4) OBP: 0.390, SLG: 0.421										5	1	2	0	0	0	0	San Diego Padres @ Chicago Cubs Wrigley Field, Chicago, IL Fri May 03 1985, 3:33 AM CDT Att: 27,236 - Unknown								
Tony Gwynn, L (1, 9) OBP: 0.330, SLG: 0.420										4	1	0	0	1	0	1									
Steve Garvey, R (1, 3) OBP: 0.326, SLG: 0.489										5	1	2	2	0	0	2									
Graig Nettles, L (1, 5) OBP: 0.423, SLG: 0.439										4	1	1	1	1	1	1									
Kevin McReynolds, R (1, 8) OBP: 0.276, SLG: 0.299										4	0	0	0	1	0	2									
Terry Kennedy, L (1, 2) OBP: 0.232, SLG: 0.368										4	0	2	1	0	0	0									
Carmelo Martinez, R (1, 7) OBP: 0.359, SLG: 0.522										4	1	1	0	0	1	3									
Garry Templeton, S (1, 6) OBP: 0.280, SLG: 0.338										4	1	2	2	0	1	2									
Andy Hawkins, R (1, 1) OBP: 0.167, SLG: 0.167											3	0	0	0	0	0	1								
Rich Gossage, R (7, 1) ERA: 1.42										1	0	0	0	0	0	0									
Inning Stats	R: 3 E: 1 K: 2 S: 11	H: 3 LOB: 2 BB: 1 P: 15	R: 0 E: 0 K: 0 S: 3	H: 0 LOB: 0 BB: 0 P: 3	R: 0 E: 0 K: 0 S: 3	H: 0 LOB: 0 BB: 0 P: 3	R: 0 E: 0 K: 0 S: 4	H: 1 LOB: 1 BB: 0 P: 4	R: 0 E: 0 K: 0 S: 3	H: 0 LOB: 0 BB: 0 P: 3	R: 0 E: 0 K: 0 S: 4	H: 1 LOB: 1 BB: 0 P: 4	R: 0 E: 0 K: 1 S: 6	H: 1 LOB: 2 BB: 1 P: 10	R: 3 E: 0 K: 0 S: 6	H: 3 LOB: 0 BB: 0 P: 6		R: 0 E: 0 K: 0 S: 4	H: 1 LOB: 2 BB: 1 P: 8	1B: 5 2B: 2 3B: 1 HR: 2	SF: 0 SAC: 0 DP: 0 HBP: 0	WP: 0 PB: 0 SB: 0 CS: 0	PA: 41		
PITCHER	IP	WLS	BF	H	R	ER	SO	BB	IBB	HBP	BLK	WP	HR	S	P	ERA	WHIP								
Rick Sutcliffe, R (1, 1) ERA: 2.35	8.0	L	36	9	6	5	3	2	0	0	0	0	2	40	48	5.62	1.375								
Ray Fontenot, L (9, 1) ERA: 1.42	0.2		4	1	0	0	0	1	0	0	0	0	0	3	7	0.00	3.000								
Warren Brusstar, R (9, 1) ERA: 1.42	0.1		1	0	0	0	0	0	0	0	0	0	0	1	1	0.00	0.000								

Batter	1	2	3	4	5	6	7	8	9	AB	R	H	RBI	BB	SO	LOB	BOTTOM								
Bob Dernier, R (1, 8) OBP: 0.316, SLG: 0.254										5	0	1	0	0	1	2	San Diego Padres @ Chicago Cubs Wrigley Field, Chicago, IL Fri May 03 1985, 3:33 AM CDT Att: 27,236 - Unknown								
23 Ryne Sandberg, R (1, 4) OBP: 0.226, SLG: 0.321										4	1	1	0	0	0	1									
Thad Bosley, L (1, 7) OBP: 0.357, SLG: 0.545										3	1	1	0	1	0	1									
Leon Durham, L (1, 3) OBP: 0.302, SLG: 0.448										4	1	1	3	0	0	1									
Keith Moreland, R (1, 9) OBP: 0.329, SLG: 0.371										4	1	1	0	0	0	0									
Jody Davis, R (1, 2) OBP: 0.333, SLG: 0.525										4	1	2	2	0	1	0									
Ron Cey, R (1, 5) OBP: 0.200, SLG: 0.250										4	0	1	0	0	0	0									
Shawon Dunston, R (1, 6) OBP: 0.263, SLG: 0.302										3	0	0	0	0	2	2									
Richie Hebner, L (9, PH) OBP: 0.400, SLG: 0.333										0	0	0	0	1	0	0									
Larry Bowa, S (9, FR) OBP: 0.286, SLG: 0.429										0	0	0	0	0	0	0									
Rick Sutcliffe, L (1, 1) OBP: 0.250, SLG: 0.400										2	0	0	0	0	0	2									
Chris Speier, R (8, PH) OBP: 0.300, SLG: 0.375										1	0	0	0	0	1	0									
Ray Fontenot, L (9, 1) ERA: 1.42										0	0	0	0	0	0	0									
Warren Brusstar, R (9, 1) ERA: 1.42										0	0	0	0	0	0	0									
Davey Lopes, R (9, PH) OBP: 0.419, SLG: 0.423										0	0	0	0	1	0	0									
Inning Stats	R: 0 E: 0 K: 1 S: 6	H: 1 LOB: 1 BB: 0 P: 6	R: 0 E: 0 K: 1 S: 5	H: 0 LOB: 0 BB: 0 P: 5	R: 0 E: 1 K: 0 S: 3	H: 0 LOB: 0 BB: 0 P: 3	R: 0 E: 0 K: 0 S: 3	H: 0 LOB: 0 BB: 0 P: 3	R: 0 E: 0 K: 0 S: 7	H: 2 LOB: 2 BB: 0 P: 7	R: 2 E: 0 K: 1 S: 7	H: 2 LOB: 0 BB: 0 P: 7	R: 3 E: 0 K: 1 S: 7	H: 2 LOB: 0 BB: 1 P: 11	R: 0 E: 0 K: 0 S: 3	H: 0 LOB: 2 BB: 2 P: 11	1B: 5 2B: 1 3B: 0 HR: 2	SF: 0 SAC: 0 DP: 1 HBP: 0	WP: 0 PB: 0 SB: 0 CS: 1	PA: 38					
PITCHER	IP	WLS	BF	H	R	ER	SO	BB	IBB	HBP	BLK	WP	HR	S	P	ERA	WHIP								
Andy Hawkins, R (1, 1) ERA: 2.73	6.1	W	24	6	2	2	3	0	0	0	0	0	1	30	30	2.84	0.947								
Rich Gossage, R (7, 1) ERA: 3.0	2.2	S	13	2	3	3	2	3	0	0	0	0	1	14	26	10.12	1.875								

AB 38
R 6
H 10
RBI 6
BB 3
SO 3
LOB 12



AB 34
R 5
H 8
RBI 5
BB 3
SO 5
LOB 9



Batter	1	2	3	4	5	6	7	8	9	AB	R	H	RBI	BB	SO	LOB	TOP							
Tim Flannery, L (1.4) OBP: 0.391, SLG: 0.442	F8		F9	FC6						5	1	2	1	0	0	2								
Tony Gwynn, L (1.9) OBP: 0.344, SLG: 0.453	F6		HR	2B						5	1	3	1	0	1	0								
Steve Garvey, R (1.3) OBP: 0.319, SLG: 0.505	HR		K							5	1	1	1	0	2	4								
Graig Nettles, L (1.5) OBP: 0.456, SLG: 0.591	BB		HR							3	3	2	3	2	0	0								
Kevin McReynolds, R (1.8) OBP: 0.283, SLG: 0.288	F9		F8							3	0	0	0	1	1	3								
Terry Kennedy, L (1.2) OBP: 0.218, SLG: 0.346		4-3		F8	4-3					5	0	0	0	0	1	3								
Camelto Martinez, R (1.7) OBP: 0.345, SLG: 0.490		5-3		F7						5	0	1	1	0	1	0								
Garry Templeton, S (1.6) OBP: 0.300, SLG: 0.411		HR		E	1B					5	2	3	1	0	1	2								
Mark Thurmond, L (1.1) Greg Booker, R (3.1) Dave Dravecky, R (4.1) Bobby Brown, S (6.9) Craig Lefferts, L (8.1) Al Bumbry, L (8.9) Tim Stoddard, R (8.1) Luis DeLeon, R (8.1)		4-3		E5	FC6			F8		1	0	0	0	0	0	0								
Inning Stats	R: 1 E: 0 K: 0 S: 4	H: 1 LOB: 1 BB: 1 P: 8	R: 1 E: 0 K: 0 S: 4	H: 1 LOB: 0 BB: 0 P: 4	R: 2 E: 1 K: 1 S: 7	H: 2 LOB: 0 BB: 0 P: 7	R: 0 E: 1 K: 0 S: 5	H: 1 LOB: 2 BB: 0 P: 5	R: 1 E: 0 K: 1 S: 6	H: 1 LOB: 1 BB: 0 P: 7	R: 1 E: 0 K: 2 S: 10	H: 3 LOB: 2 BB: 0 P: 10	R: 1 E: 1 K: 1 S: 6	H: 1 LOB: 1 BB: 1 P: 10	R: 1 E: 0 K: 2 S: 9	H: 2 LOB: 2 BB: 1 P: 13	R: 0 E: 0 K: 1 S: 5	H: 0 LOB: 0 BB: 0 P: 5	1B: 4 2B: 4 3B: 0 HR: 4	SF: 0 SAC: 0 DP: 1 HBP: 1	WP: 0 PB: 0 SB: 1 CS: 0	PA: 44		
PITCHER	IP	WLS	BF	H	R	ER	SO	BB	IBB	HBP	BLK	WP	HR	S	P	ERA	WHIP							
Scott Sanderson, R (1.1) ERA: 4.05	3.0		14	4	4	4	1	1	0	0	0	0	3	15	19	12.00	1.667							
Lary Sorensen, R (4.1) ERA: 8.0	3.0	W	16	5	2	2	3	0	0	1	0	0	1	21	22	6.00	1.667							
Ray Fontenot, L (7.1) ERA: 1.23	1.0		5	1	1	0	1	1	0	0	0	0	0	6	10	0.00	2.000							
Lee Smith, R (8.1) ERA: 1.42	2.0	S	9	2	1	1	3	1	0	0	0	0	0	14	18	4.50	1.500							

San Diego Padres @ Chicago Cubs
Wrigley Field, Chicago, IL
Sat May 04 1985, 3:33 AM CDT
Att: 36,033 - Unknown

AB 40
R 8
H 12
RBI 8
BB 3
SO 8
LOB 16



Batter	1	2	3	4	5	6	7	8	9	AB	R	H	RBI	BB	SO	LOB	BOTTOM							
Bob Dernier, R (1.8) OBP: 0.321, SLG: 0.284	5-3		SF8	23 WP	1B			6-3		3	1	1	2	1	0	0								
23 Ryne Sandberg, R (1.4) OBP: 0.225, SLG: 0.349	F8		HR	F3	F9			F9		5	1	1	2	0	0	3								
Davey Lopes, R (1.7) OBP: 0.389, SLG: 0.367	F4		G3	1B	1B			E6		4	2	0	0	1	0	0								
Leon Durham, L (1.3) OBP: 0.324, SLG: 0.443		6-3	BB	BB	1B			F8		3	1	1	2	2	0	0								
Keith Moreland, R (1.9) OBP: 0.345, SLG: 0.378	F9		BB	BB	1B			K		4	1	2	2	1	1	0								
Jody Davis, R (1.2) OBP: 0.324, SLG: 0.492	F3		K	6-3				F7		4	0	0	0	1	1	4								
Ron Cey, R (1.5) OBP: 0.227, SLG: 0.299			HR	F5	F8			F7		3	1	1	2	2	0	0								
Shawon Dunston, R (1.6) OBP: 0.306, SLG: 0.393			1B	SF8	2B			K		3	3	2	2	2	1	1								
Scott Sanderson, R (1.1) Gary Woods, R (3.9) Lary Sorensen, R (4.1) Ray Fontenot, L (7.1) Chris Speier, R (7.9) Lee Smith, R (8.1)			23 HR	23 WP	1B			F6		0	0	0	0	0	0	0								
Inning Stats	R: 0 E: 0 K: 0 S: 3	H: 0 LOB: 0 BB: 0 P: 3	R: 0 E: 0 K: 0 S: 3	H: 0 LOB: 0 BB: 0 P: 3	R: 4 E: 0 K: 1 S: 9	H: 4 LOB: 2 BB: 2 P: 17	R: 4 E: 0 K: 0 S: 6	H: 3 LOB: 3 BB: 3 P: 18	R: 1 E: 0 K: 0 S: 4	H: 1 LOB: 1 BB: 1 P: 8	R: 0 E: 0 K: 1 S: 5	H: 0 LOB: 0 BB: 0 P: 5	R: 0 E: 0 K: 1 S: 5	H: 0 LOB: 1 BB: 1 P: 9	R: 3 E: 1 K: 1 S: 7	H: 1 LOB: 3 BB: 4 P: 23	R: 0 E: 0 K: 1 S: 5	H: 0 LOB: 0 BB: 0 P: 5	1B: 4 2B: 1 3B: 1 HR: 3	SF: 1 SAC: 1 DP: 0 HBP: 0	WP: 1 PB: 0 SB: 1 CS: 0	PA: 45		
PITCHER	IP	WLS	BF	H	R	ER	SO	BB	IBB	HBP	BLK	WP	HR	S	P	ERA	WHIP							
Mark Thurmond, L (1.1) ERA: 4.62	2.2		13	4	4	4	0	1	0	0	0	0	2	12	16	13.50	1.875							
Greg Booker, R (3.1) ERA: 3.0	0.2	L	6	1	3	3	1	3	0	0	0	0	1	5	17	40.50	6.000							
Dave Dravecky, L (4.1) ERA: 4.08	1.2		10	3	2	2	0	2	0	0	0	1	0	8	16	10.80	3.000							
Craig Lefferts, L (6.1) ERA: 1.17	2.0		7	0	0	0	2	1	0	0	0	0	0	10	14	0.00	0.500							
Tim Stoddard, R (8.1) ERA: 4.28	0.2		8	1	3	0	0	3	1	0	0	0	0	4	20	0.00	6.000							
PITCHER	IP	WLS	BF	H	R	ER	SO	BB	IBB	HBP	BLK	WP	HR	S	P	ERA	WHIP							
Luis DeLeon, R (8.1) ERA: 2.7	0.1		1	0	0	0	1	0	0	0	0	0	0	3	3	0.00	0.000							

San Diego Padres @ Chicago Cubs
Wrigley Field, Chicago, IL
Sat May 04 1985, 3:33 AM CDT
Att: 36,033 - Unknown

AB 32
R 12
H 9
RBI 12
BB 11
SO 4
LOB 12



Batter	1	2	3	4	5	6	7	8	9	AB	R	H	RBI	BB	SO	LOB	TOP										
Tim Flannery, L (1,4) OBP: 0.385, SLG: 0.404 Kurt Bevacqua, R (9, PH) OBP: 0.857, SLG: 1.000	4-0 E4 BB	4-3	0-0	K			F7		K	3	0	0	0	1	1	3											
Tony Gwynn, L (1,9) OBP: 0.330, SLG: 0.438	6-3	4-3			G3		6-3		F5	5	0	0	0	0	0	5											
Steve Garvey, R (1,3) OBP: 0.308, SLG: 0.485	F5		5-3			2B		6-3	F4	5	0	1	0	0	0	3											
Graig Nettles, L (1,5) OBP: 0.462, SLG: 0.542	E4 BB		1-3		F8			1B BB		2	0	0	0	2	0	1											
Kevin McReynolds, R (1,8) OBP: 0.280, SLG: 0.318	E4			HR	F8			F8		4	1	1	1	0	0	4											
Terry Kennedy, L (1,2) OBP: 0.220, SLG: 0.341		F6	F9			F7		1B		4	0	1	0	0	0	0											
Camelito Martinez, R (1,7) OBP: 0.333, SLG: 0.466		1B E BB		F7		F8		6-3		3	1	0	0	1	0	2											
Garry Templeton, S (1,6) OBP: 0.318, SLG: 0.413		E 1B			SH1 1B		F8		BLK 1B	4	0	3	0	0	0	0											
Eric Show, R (1,1) OBP: 0.077, SLG: 0.077 Bobby Brown, S (7, PH) OBP: 0.143, SLG: 0.286 Craig Lefferts, L (7,1) OBP: 0.289, SLG: 0.444		E2 1B		SH1		1-3			BLK 1B	1	0	1	0	0	0	0											
Al Bumbry, L (9, PH) OBP: 0.448, SLG: 0.444	1-3 2-H			1-2					1-2 BLK 1B	1	0	1	0	0	0	0											
Inning Stats	R: 0 E: 1 K: 0 S: 3	H: 0 LOB: 2 BB: 2 P: 11	R: 1 E: 1 K: 0 S: 5	H: 2 LOB: 2 BB: 1 P: 9	R: 1 E: 0 K: 0 S: 4	H: 1 LOB: 0 BB: 0 P: 4	R: 0 E: 0 K: 1 S: 6	H: 1 LOB: 1 BB: 0 P: 6	R: 0 E: 0 K: 0 S: 4	H: 0 LOB: 0 BB: 0 P: 3	R: 0 E: 0 K: 0 S: 3	H: 0 LOB: 0 BB: 0 P: 3	R: 0 E: 0 K: 0 S: 4	H: 1 LOB: 2 BB: 1 P: 8	R: 0 E: 0 K: 1 S: 7	H: 2 LOB: 2 BB: 0 P: 7	1B: 6 2B: 1 3B: 0 HR: 1	SF: 0 SAC: 1 DP: 0 HBP: 0	WP: 0 PA: 39 PB: 0 SB: 0 CS: 0								
PITCHER	IP	WLS	BF	H	R	ER	SO	BB	IBB	HBP	BLK	WP	HR	S	P	ERA	WHIP										
Danny Cox, R (1,1) ERA: 2.0	8.0	W	36	8	2	1	1	4	0	0	0	0	1	34	50	1.12	1.500										
Ricky Horton, L (9,1) ERA: 0.92	0.2		2	0	0	0	1	0	0	0	1	0	0	4	4	0.00	0.000										
Jeff Lahti, R (9,1) ERA: 3.38	0.1	S	1	0	0	0	0	0	0	0	0	0	0	1	1	0.00	0.000										

San Diego Padres @ St. Louis Cardinals
 Busch Stadium, St. Louis, MO
 Mon May 06 1985, 7:05 PM CDT
 Att: 28,260 - Unknown

AB	34
R	2
H	8
RBI	1
BB	4
SO	2
LOB	20



Batter	1	2	3	4	5	6	7	8	9	AB	R	H	RBI	BB	SO	LOB	BOTTOM										
Vince Coleman, S (1,7) OBP: 0.385, SLG: 0.437	K		6-3		S 3B	F2				4	1	1	0	0	1	0											
Andy Van Slyke, L (1,9) OBP: 0.382, SLG: 0.415	5-3		F3		1-H 2B	K				4	1	1	1	0	1	0											
Tom Herr, S (1,4) OBP: 0.462, SLG: 0.455	F4				3-H 2B	4-3				4	1	2	1	0	0	0											
Jack Clark, R (1,3) OBP: 0.390, SLG: 0.489		5-3	F3		F4	F7				4	0	0	0	0	0	2											
Willie McGee, S (1,8) OBP: 0.350, SLG: 0.474		S 1B		3-1 2B	2-H 2B	E S WP 1B				4	2	4	1	0	0	0											
Terry Pendleton, S (1,5) OBP: 0.300, SLG: 0.323		S 1B		3-1 2-3	2-H 2B	6-3				4	0	2	1	0	0	1											
Darrell Porter, L (1,2) OBP: 0.290, SLG: 0.407	K			G6-4-3 BB		G3				2	0	0	0	2	1	2											
Ozzie Smith, S (1,6) OBP: 0.289, SLG: 0.309				G6-4-3 1-2	F9	F8				3	0	0	0	1	0	4											
Danny Cox, R (1,1) OBP: 0.071, SLG: 0.071 Ricky Horton, L (9,1) OBP: 0.143, SLG: 0.286 Jeff Lahti, R (9,1) OBP: 0.289, SLG: 0.444					1-3	F2			F9	4	0	0	0	0	0	3											
Inning Stats	R: 0 E: 0 K: 1 S: 5	H: 0 LOB: 0 BB: 0 P: 5	R: 0 E: 0 K: 1 S: 7	H: 2 LOB: 3 BB: 1 P: 11	R: 0 E: 0 K: 0 S: 4	H: 1 LOB: 1 BB: 0 P: 4	R: 0 E: 0 K: 0 S: 3	H: 1 LOB: 1 BB: 1 P: 7	R: 4 E: 0 K: 0 S: 8	H: 5 LOB: 2 BB: 1 P: 12	R: 0 E: 0 K: 1 S: 5	H: 0 LOB: 0 BB: 0 P: 5	R: 1 E: 0 K: 0 S: 4	H: 1 LOB: 0 BB: 0 P: 4	R: 0 E: 0 K: 0 S: 3	H: 0 LOB: 0 BB: 0 P: 3	1B: 5 2B: 4 3B: 1 HR: 0	SF: 0 SAC: 0 DP: 1 HBP: 0	WP: 1 PA: 36 PB: 0 SB: 5 CS: 0								
PITCHER	IP	WLS	BF	H	R	ER	SO	BB	IBB	HBP	BLK	WP	HR	S	P	ERA	WHIP										
Eric Show, R (1,1) ERA: 3.43	6.0	L	29	9	4	4	3	1	2	0	0	0	0	32	44	6.00	1.667										
Craig Lefferts, L (7,1) ERA: 0.93	2.0		7	1	1	0	0	0	0	0	0	1	0	7	7	0.00	0.500										

San Diego Padres @ St. Louis Cardinals
 Busch Stadium, St. Louis, MO
 Mon May 06 1985, 7:05 PM CDT
 Att: 28,260 - Unknown

AB	33
R	5
H	10
RBI	4
BB	3
SO	3
LOB	12



Batter	1	2	3	4	5	6	7	8	9	AB	R	H	RBI	BB	SO	LOB	TOP					
Tim Flannery, L (1,4) OBP: 0.351, SLG: 0.365	4-3	F8	F7		1-3		G3			5	0	0	0	0	0	1						
Tony Gwynn, L (1,9) OBP: 0.327, SLG: 0.424 Gerry Davis, R (6,9) OBP: 0.375, SLG: 0.438	F 1B 1B BB	F7		E6 F8 1B 1B		E4 F 1B 1B	4-3			3	3	0	0	1	0	0						
Steve Garvey, R (1,3) OBP: 0.333, SLG: 0.514 Kurt Bevacqua, R (6,PR) OBP: 0.750, SLG: 0.833	E 1B 1B	1B 2B		F8 1B 1B		E 1B 1B	5-3			4	3	4	0	0	0	0						
Graig Nettles, L (1,5) OBP: 0.456, SLG: 0.529 Jerry Royster, R (6,PH) OBP: 0.167, SLG: 0.194	E3 1B 2B			F8 1-2 2-3		K		F7		3	1	1	1	0	0	4						
Kevin McReynolds, R (1,8) OBP: 0.279, SLG: 0.315 Bobby Brown, S (6,8) OBP: 0.125, SLG: 0.250	1-3 2-4 3-H 1B	P5		4-3		E5 PB SF9 1B		5-3		4	2	1	2	0	0	5						
Terry Kennedy, L (1,2) OBP: 0.240, SLG: 0.348	2B SF8 IBB		3-1			SF9 PB 1B		K		4	1	2	4	1	1	0						
Carmelo Martinez, R (1,7) OBP: 0.332, SLG: 0.532 Greg Booker, R (9,1)	1-3 2-H 3-H 2B			5-3				F5		4	1	2	3	1	0	1						
Garry Templeton, S (1,6) OBP: 0.315, SLG: 0.415 Mario Ramirez, R (6,6) OBP: 0.250, SLG: 0.250	SF8				4-3	SF9		K		2	0	1	2	0	0	0						
Dave Dravecky, R (1,1)	F8				5-3	4-3		F3		3	0	0	0	0	0	3						
Tim Stoddard, R (7,1)			SH2-4							0	0	0	0	0	0	0						
Bruce Bochy, R (9,PH) OBP: 0.125, SLG: 0.125			1-2							1	0	0	0	0	0	0						
Inning Stats	R: 5 E: 1 K: 0 S: 7	H: 3 LOB: 1 BB: 2 P: 15	R: 1 E: 0 K: 0 S: 5	H: 2 LOB: 1 BB: 0 P: 5	R: 1 E: 0 K: 0 S: 5	H: 2 LOB: 1 BB: 0 P: 5	R: 2 E: 1 K: 0 S: 6	H: 2 LOB: 1 BB: 0 P: 6	R: 0 E: 0 K: 0 S: 3	H: 0 LOB: 0 BB: 0 P: 3	R: 3 E: 2 K: 1 S: 9	H: 2 LOB: 2 BB: 1 P: 13	R: 0 E: 0 K: 0 S: 3	H: 0 LOB: 0 BB: 0 P: 3	R: 0 E: 0 K: 1 S: 5	H: 0 LOB: 0 BB: 0 P: 5	R: 0 E: 0 K: 1 S: 5	H: 0 LOB: 0 BB: 0 P: 5	1B: 8 2B: 2 3B: 0 HR: 1	SF: 2 SAC: 1 DP: 0 HBP: 0	WP: 0 PB: 1 SB: 1 CS: 0	PA: 45
PITCHER	IP WLS BF H R ER SO BB IBB HBP BLK WP HR S P ERA WHIP																					
Bob Forsch, R (1,1) ERA: 4.35	2.1 L 17 7 7 5 0 0 1 1 0 0 0 0 1 15 23 19.29 3.429																					
Bill Campbell, R (3,1) ERA: 4.39	2.2 11 2 2 0 0 0 0 0 0 0 0 0 0 11 11 0.00 0.750																					
Andy Hassler, L (6,1) ERA: 1.8	2.0 11 2 3 0 1 1 0 0 0 0 0 0 0 12 16 0.00 1.500																					
Ken Dayley, L (8,1) ERA: 0.73	2.0 6 0 0 0 0 2 0 0 0 0 0 0 0 10 10 0.00 0.000																					

San Diego Padres @ St. Louis Cardinals
 Busch Stadium, St. Louis, MO
 Tue May 07 1985, 3:33 AM CDT
 Att: 18,682 - Unknown

AB 39
 R 12
 H 11
 RBI 12
 BB 3
 SO 3
 LOB 16



Batter	1	2	3	4	5	6	7	8	9	AB	R	H	RBI	BB	SO	LOB	BOTTOM					
Vince Coleman, S (1,9) OBP: 0.361, SLG: 0.408	L1		F4			K	FC6-4 S		G3	5	0	0	0	0	1	5						
Lonnie Smith, R (1,7) OBP: 0.385, SLG: 0.351 Ken Dayley, L (8,1)	5-3		F9			1B K	1-2 2-3			4	0	1	0	0	1	4						
Tom Herr, S (1,4) OBP: 0.455, SLG: 0.446	1-3		F9			1B K		F8		4	0	1	0	0	0	2						
Jack Clark, R (1,3) OBP: 0.376, SLG: 0.467		5-3		F3		F3		F4		4	0	0	0	0	0	2						
Willie McGee, S (1,8) OBP: 0.359, SLG: 0.492		1B 2B		4-3		K		FC6-4 1B		4	1	2	0	0	1	2						
Terry Pendleton, S (1,5) OBP: 0.306, SLG: 0.330			CS 1B		K			FC6-4 1B		4	1	2	1	0	1	1						
Tom Nieto, R (1,2) OBP: 0.370, SLG: 0.261 Steve Braun, L (9,PH) OBP: 0.250, SLG: 0.222		F8				K		FC6-4 1B BB	F7	2	0	0	0	1	1	1						
Ozzie Smith, S (1,6) OBP: 0.293, SLG: 0.305 Andy Hassler, L (6,1) OBP: 0.385, SLG: 0.433		CS		BLK BB		F6		F4		1	0	0	0	1	0	0						
Bob Forsch, R (1,1) OBP: 0.167, SLG: 0.167 Bill Campbell, R (3,1) Ivan De Jesus, R (6,PH) OBP: 0.500, SLG: 0.667						6-3		FC6-4 1B	5-3	0	0	0	0	0	0	0						
Inning Stats	R: 0 E: 0 K: 0 S: 3	H: 0 LOB: 0 BB: 0 P: 3	R: 1 E: 0 K: 0 S: 4	H: 2 LOB: 0 BB: 0 P: 4	R: 0 E: 0 K: 0 S: 3	H: 0 LOB: 2 BB: 2 P: 11	R: 0 E: 0 K: 1 S: 5	H: 0 LOB: 0 BB: 0 P: 5	R: 0 E: 0 K: 1 S: 5	H: 0 LOB: 0 BB: 0 P: 5	R: 0 E: 0 K: 2 S: 9	H: 2 LOB: 2 BB: 0 P: 9	R: 0 E: 0 K: 1 S: 7	H: 2 LOB: 2 BB: 1 P: 11	R: 0 E: 0 K: 0 S: 4	H: 1 LOB: 1 BB: 0 P: 4	R: 0 E: 0 K: 0 S: 4	H: 1 LOB: 1 BB: 0 P: 4	1B: 6 2B: 2 3B: 0 HR: 0	SF: 0 SAC: 0 DP: 0 HBP: 0	WP: 0 PB: 0 SB: 1 CS: 1	PA: 38
PITCHER	IP WLS BF H R ER SO BB IBB HBP BLK WP HR S P ERA WHIP																					
Dave Dravecky, L (1,1) ERA: 3.42	6.0 W 23 4 1 1 1 4 2 0 0 0 0 0 0 29 37 1.50 1.000																					
Tim Stoddard, R (7,1) ERA: 4.32	2.0 10 3 1 1 1 1 1 0 0 0 0 0 0 11 15 4.50 2.000																					
Greg Booker, R (9,1) ERA: 2.7	1.0 4 1 0 0 0 0 0 0 0 0 0 0 0 4 4 0.00 1.000																					


San Diego Padres @ St. Louis Cardinals
 Busch Stadium, St. Louis, MO
 Tue May 07 1985, 3:33 AM CDT
 Att: 18,682 - Unknown


AB 34
 R 2
 H 8
 RBI 2
 BB 3
 SO 5
 LOB 20



Batter	1	2	3	4	5	6	7	8	9	AB	R	H	RBI	BB	SO	LOB	TOP			
Joe Orsulak, L (1, 8) OBP: 0.347, SLG: 0.385	F9		F7			F8	4-3		G3	5	0	0	0	0	0	3	Pittsburgh Pirates @ San Diego Padres Jack Murphy Stadium, San Diego, CA Wed May 08 1985, 10:05 PM EDT Att: 22,092 - Unknown			
Johnny Ray, S (1, 4) OBP: 0.337, SLG: 0.404	F8 1B WP									4	1	4	0	0	0	0				
Bill Maclock, R (1, 5) OBP: 0.293, SLG: 0.337 Jim Morrison, R (8, PH) OBP: 0.368, SLG: 0.353 (8, 5)			F8			4-3		B1		3	0	1	0	0	0	2				
Jason Thompson, L (1, 3) OBP: 0.352, SLG: 0.435	F8			5-3		G3				4	0	1	0	0	0	3				
George Hendrick, R (1, 9) OBP: 0.303, SLG: 0.330	F7			1-3				F6		4	1	1	0	0	0	3				
Tony Peña, R (1, 2) OBP: 0.293, SLG: 0.303		K		F5				F3	FC6-4	4	0	0	0	0	1	3				
Steve Kemp, L (1, 7) OBP: 0.326, SLG: 0.350		L8				3-1				4	0	2	0	0	0	0				
Bill Almon, R (1, 6) OBP: 0.350, SLG: 0.375 Marvell Wynne, L (9, PH) OBP: 0.222, SLG: 0.200		F9				F7			F5	3	0	0	0	0	1	2				
Larry McWilliams, L (1, 1) OBP: 0.154, SLG: 0.167 Cecilio Guante, R (5, 1)						4-3				2	0	0	0	0	1	0				
Doug Fobel, L (7, PH) OBP: 0.353, SLG: 0.400 Rod Scurry, L (7, 1) Lee Mazzilli, S (9, PH) OBP: 0.263, SLG: 0.545			K						K	0	0	0	0	0	0	0				
Inning Stats	R: 1 E: 0 K: 0 S: 5	H: 2 LOB: 1 BB: 0 P: 5	R: 0 E: 0 K: 1 S: 5	H: 0 LOB: 0 BB: 0 P: 5	R: 0 E: 0 K: 1 S: 6	H: 1 LOB: 1 BB: 0 P: 6	R: 0 E: 0 K: 0 S: 3	H: 0 LOB: 0 BB: 0 P: 3	R: 0 E: 0 K: 0 S: 4	H: 1 LOB: 1 BB: 0 P: 4	R: 1 E: 0 K: 1 S: 8	H: 3 LOB: 2 BB: 0 P: 8	R: 0 E: 0 K: 0 S: 5	H: 2 LOB: 2 BB: 0 P: 5	R: 0 E: 0 K: 1 S: 6	H: 1 LOB: 1 BB: 0 P: 6	1B: 9 2B: 1 3B: 0 HR: 0	SF: 0 SAC: 0 DP: 0 HBP: 0	WP: 1 PB: 0 SB: 0 CS: 0	PA: 37
PITCHER	IP WLS BF H R ER SO BB IBB HBP BLK WP HR S P ERA WHIP																			
Andy Hawkins, R (1, 1) ERA: 2.63	8.0 W 33 9 2 2 3 0 0 0 0 1 0 39 39 2.25 1.125																			
Luis DeLeon, R (9, 1) ERA: 4.5	1.0 4 1 0 0 1 0 0 0 0 0 0 6 6 0.00 1.000																			

Batter	1	2	3	4	5	6	7	8	9	AB	R	H	RBI	BB	SO	LOB	BOTTOM			
Jerry Royster, R (1, 4) OBP: 0.195, SLG: 0.268 (9, 5)	K					F7		G3		5	0	2	1	0	1	2	Pittsburgh Pirates @ San Diego Padres Jack Murphy Stadium, San Diego, CA Wed May 08 1985, 10:05 PM EDT Att: 22,092 - Unknown			
Tony Gwynn, L (1, 9) OBP: 0.330, SLG: 0.442	K		1-3		F7					5	2	2	2	0	1	2				
Steve Garvey, R (1, 3) OBP: 0.348, SLG: 0.550 Kurt Bevacqua, R (7, 3) OBP: 0.778, SLG: 0.833										4	2	3	2	0	0	0				
Kevin McReynolds, R (1, 8) OBP: 0.284, SLG: 0.320 Luis DeLeon, R (9, 1) OBP: 1.000, SLG: 1.000										5	2	2	1	0	1	1				
Graig Nettles, L (1, 5) OBP: 0.458, SLG: 0.509 Mario Ramirez, R (8, PH) OBP: 0.333, SLG: 0.333 (9, 4)										0	0	0	0	0	0	0				
Carmelo Martinez, R (1, 7) OBP: 0.342, SLG: 0.508										3	1	0	1	1	0	2				
Terry Kennedy, L (1, 2) ERA: 4.75 Bruce Bochy, R (8, PH) OBP: 0.222, SLG: 0.222 (9, 2)										3	1	1	3	1	1	2				
Garry Templeton, S (1, 6) OBP: 0.323, SLG: 0.430										4	2	2	1	0	1	1				
Andy Hawkins, R (1, 1) ERA: 2.63 Gerry Davis, R (8, PH) OBP: 0.412, SLG: 0.529 (9, 8)										3	0	0	0	0	1	2				
Inning Stats	R: 0 E: 0 K: 2 S: 7	H: 0 LOB: 0 BB: 0 P: 7	R: 0 E: 0 K: 1 S: 5	H: 0 LOB: 1 BB: 1 P: 9	R: 0 E: 0 K: 0 S: 4	H: 1 LOB: 1 BB: 0 P: 4	R: 5 E: 0 K: 0 S: 8	H: 5 LOB: 1 BB: 1 P: 12	R: 1 E: 0 K: 0 S: 4	H: 1 LOB: 1 BB: 1 P: 8	R: 2 E: 0 K: 2 S: 10	H: 3 LOB: 1 BB: 0 P: 10	R: 0 E: 0 K: 1 S: 5	H: 0 LOB: 1 BB: 1 P: 9	R: 4 E: 0 K: 0 S: 7	H: 5 LOB: 2 BB: 1 P: 11		1B: 8 2B: 5 3B: 1 HR: 1	SF: 1 SAC: 0 DP: 0 HBP: 0	WP: 1 PB: 0 SB: 0 CS: 0
PITCHER	IP WLS BF H R ER SO BB IBB HBP BLK WP HR S P ERA WHIP																			
Larry McWilliams, L (1, 1) ERA: 4.75	4.0 L 21 7 6 6 3 1 1 0 0 0 0 0 0 13 17 9.00 2.000																			
Cecilio Guante, R (5, 1) ERA: 2.95	2.0 10 3 2 2 2 1 0 0 0 0 0 0 13 17 9.00 2.000																			
Rod Scurry, L (7, 1) ERA: 6.3	2.0 12 5 4 4 1 2 0 0 0 0 1 0 12 20 18.00 3.500																			

Batter	1	2	3	4	5	6	7	8	9	AB	R	H	RBI	BB	SO	LOB	TOP			
Bill Almon, R OBP: 0.359, SLG: 0.383 (1, 6)	0-0 6-3		0-0 F8			0-0 S 1B		0-0 G4-6-3 1B	4 0 2 0 0 0 1								Pittsburgh Pirates @ San Diego Padres Jack Murphy Stadium, San Diego, CA Thu May 09 1985, 6:33 AM EDT Att: 24,862 - Unknown			
Johnny Ray, S OBP: 0.324, SLG: 0.388 (1, 4)	0-0 5-3			0-0 5-3		0-3 K		0-0 G4-6-3 1-2	4 0 0 0 0 1 2											
Bill Madlock, R OBP: 0.274, SLG: 0.326 (1, 3)	0-0 F7			0-0 5-3			0-0 6-3		3 0 0 0 0 0 0											
George Hendrick, R OBP: 0.294, SLG: 0.319 (1, 9)		0-0 L6		0-0 L5			0-0 F6		3 0 0 0 0 0 0											
Tony Peña, R OBP: 0.284, SLG: 0.293 (1, 2)	0-0 F2				0-0 6-3		0-0 F7		3 0 0 0 0 0 0											
Jim Morrison, R OBP: 0.341, SLG: 0.324 (1, 5)	0-0 F8				0-0 5-3		0-3 K		3 0 0 0 0 1 0											
Sixto Lezcano, R OBP: 0.341, SLG: 0.303 (1, 7)			0-0 4-3		0-0 5-3			0-0 F9	3 0 0 0 0 0 0											
Marvell Wynne, L OBP: 0.231, SLG: 0.211 (1, 8)			0-0 SH1 1B			0-0 F8		0-0 4-3	3 0 1 0 0 0 0											
Mike Bielecki, R (1, 1)			0-0 SH1			0-0 B5-3		0-3 K	1 0 0 0 0 0 0											
Al Holland, R (8, 1)									0 0 0 0 0 0 0											
Rick Rhoden, R OBP: 0.143, SLG: 0.143 (9, PH)			1-2						1 0 0 0 0 1 0											
Inning Stats	R: 0 E: 0 K: 0 S: 3	H: 0 LOB: 0 BB: 0 P: 3	R: 0 E: 0 K: 0 S: 3	H: 0 LOB: 0 BB: 0 P: 3	R: 0 E: 0 K: 0 S: 4	H: 1 LOB: 1 BB: 0 P: 4	R: 0 E: 0 K: 0 S: 3	H: 0 LOB: 0 BB: 0 P: 3	R: 0 E: 0 K: 1 S: 6	H: 1 LOB: 1 BB: 0 P: 6	R: 0 E: 0 K: 0 S: 3	H: 0 LOB: 0 BB: 0 P: 3	R: 0 E: 0 K: 1 S: 5	H: 0 LOB: 0 BB: 0 P: 5	R: 0 E: 0 K: 1 S: 5	H: 1 LOB: 0 BB: 0 P: 5	1B: 3 2B: 0 3B: 0 HR: 0	SF: 0 SAC: 1 DP: 1 HBP: 0	WP: 0 PB: 0 SB: 1 CS: 0	PA: 29
PITCHER Mark Thurmond, L ERA: 3.41 (1, 1)	IP: 9.0 WLS: W BF: 29 H: 3 R: 0 ER: 0 SO: 3 BB: 0 IBB: 0 HBP: 0 BLK: 0 WP: 0 HR: 0 S: 35 P: 35 ERA: 0.00 WHIP: 0.333															PITCHER				

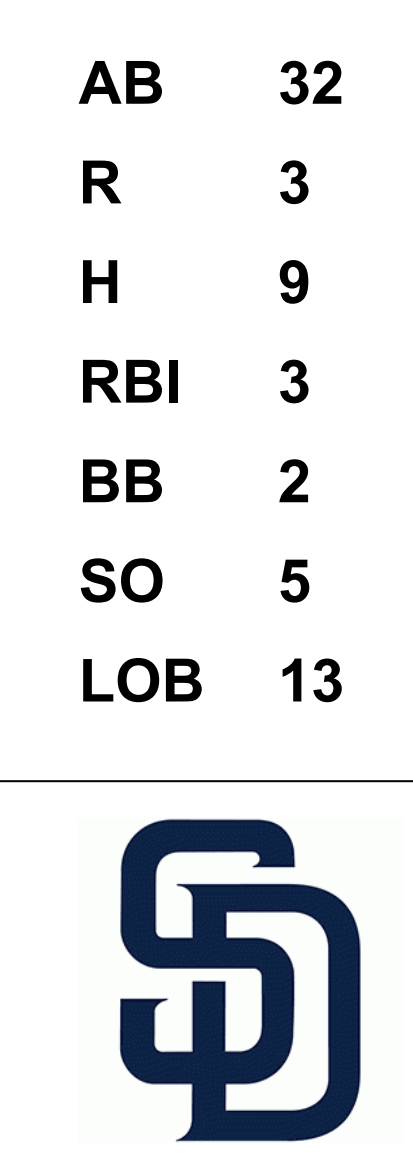
Batter	1	2	3	4	5	6	7	8	9	AB	R	H	RBI	BB	SO	LOB	BOTTOM	
Tim Flannery, L OBP: 0.361, SLG: 0.364 (1, 4)	0-3 K		0-0 F7		1-0 CS HBP		0-0 1B 2H 1B		3 0 1 1 0 1 0								Pittsburgh Pirates @ San Diego Padres Jack Murphy Stadium, San Diego, CA Thu May 09 1985, 6:33 AM EDT Att: 24,862 - Unknown	
Tony Gwynn, L OBP: 0.336, SLG: 0.454 (1, 9)	0-0 G1		0-0 1B 2B		0-0 F8		0-0 1B		4 0 2 0 0 0 1									
Steve Garvey, R OBP: 0.345, SLG: 0.539 (1, 3)	0-0 E4		0-0 2-3 1B		0-3 K		0-0 F2		4 0 1 0 0 1 1									
Graig Nettles, L OBP: 0.447, SLG: 0.482 (1, 5)	0-0 G3		0-0 L3		0-3 K		0-0 F9 E BB		3 0 0 0 1 1 3									
Kevin McReynolds, R OBP: 0.292, SLG: 0.320 (1, 8)		4-0 BB		0-0 1B		0-0 F8		0-0 F9 1-3	3 0 1 0 1 0 1									
Terry Kennedy, L OBP: 0.243, SLG: 0.347 (1, 2)		0-0 F7		0-0 F9		0-0 F7			3 0 0 0 0 0 2									
Carmelo Martinez, R OBP: 0.354, SLG: 0.507 (1, 7)		0-0 F7		0-0 1-3 1B		4-0 SH1-3 1B BB			2 1 1 0 1 0 1									
Garry Templeton, S OBP: 0.313, SLG: 0.416 (1, 6)		0-3 K		0-3 K		0-0 F4			3 0 0 0 0 2 4									
Mark Thurmond, L (1, 1)			0-0 L6		0-0 1-3		0-0 SH1-3		2 0 0 0 0 0 2									
Inning Stats	R: 0 E: 1 K: 1 S: 6	H: 0 LOB: 1 BB: 0 P: 6	R: 0 E: 0 K: 1 S: 5	H: 0 LOB: 1 BB: 1 P: 9	R: 0 E: 0 K: 0 S: 5	H: 2 LOB: 2 BB: 0 P: 5	R: 0 E: 0 K: 1 S: 7	H: 2 LOB: 2 BB: 0 P: 7	R: 0 E: 0 K: 1 S: 4	H: 0 LOB: 0 BB: 0 P: 5	R: 1 E: 0 K: 0 S: 4	H: 2 LOB: 2 BB: 1 P: 8	R: 0 E: 1 K: 0 S: 2	H: 0 LOB: 1 BB: 1 P: 6	1B: 5 2B: 1 3B: 0 HR: 0	SF: 0 SAC: 1 DP: 0 HBP: 1		WP: 0 PB: 0 SB: 0 CS: 1
PITCHER Mike Bielecki, R ERA: 5.33 Al Holland, L ERA: 1.5 (8, 1)	IP: 7.0 WLS: L BF: 29 H: 6 R: 1 ER: 0 SO: 5 BB: 1 IBB: 0 HBP: 0 BLK: 0 WP: 0 HR: 0 S: 36 P: 45 ERA: 1.29 WHIP: 1.143															PITCHER		

Batter	1	2	3	4	5	6	7	8	9	AB	R	H	RBI	BB	SO	LOB	TOP																			
Bob Dernier, R OBP: 0.325, SLG: 0.284 (1, 8)	F6		FC6-4					F8		3	0	0	0	1	0	1	Chicago Cubs @ San Diego Padres Jack Murphy Stadium, San Diego, CA Sat May 11 1985, 10:05 PM EDT Att: 54,395 - Unknown																			
23 Ryne Sandberg, R OBP: 0.248, SLG: 0.422 (1, 4)	6-3			4-3	CS	FC1-5 BB				3	0	1	0	1	0	0																				
Gary Matthews, R Ray Fontenot, L (1, 7) (8, 1)	K					FC1-5 BB		6-3		3	1	1	1	1	1	1																				
Leon Durham, L OBP: 0.316, SLG: 0.438 (1, 3)				F3		FC1-5 BB				3	0	0	0	1	0	2																				
Keith Moreland, R OBP: 0.380, SLG: 0.409 (1, 9)	K					G4-3		4-3		3	0	0	0	1	1	3																				
Ron Cox, R OBP: 0.286, SLG: 0.333 (1, 5)	8-3							6-3		3	0	0	0	1	0	1																				
Jody Davis, R OBP: 0.292, SLG: 0.409 (1, 2)				FC6-4	FC6-4					3	0	1	0	0	1	2																				
Shawon Dunston, R OBP: 0.266, SLG: 0.319 (1, 6)			K					F3		3	0	0	0	0	2	1																				
Dennis Eckersley, R Thad Bosley, L OBP: 0.167, SLG: 0.118 OBP: 0.353, SLG: 0.500 (1, 1) (8, PH) (8, 7)			K					K		2	0	0	0	0	2	1																				
										1	0	0	0	0	1	0																				
Inning Stats	R: 0 E: 0 K: 1 S: 5	H: 0 LOB: 0 BB: 0 P: 5	R: 0 E: 0 K: 1 S: 4	H: 0 LOB: 0 BB: 1 P: 8	R: 0 E: 0 K: 2 S: 8	H: 1 LOB: 1 BB: 0 P: 8	R: 1 E: 0 K: 0 S: 4	H: 1 LOB: 2 BB: 2 P: 12	R: 0 E: 0 K: 2 S: 6	H: 0 LOB: 0 BB: 1 P: 10	R: 0 E: 0 K: 1 S: 5	H: 0 LOB: 0 BB: 0 P: 5	R: 0 E: 0 K: 1 S: 6	H: 1 LOB: 1 BB: 0 P: 6	R: 0 E: 0 K: 0 S: 3	H: 0 LOB: 0 BB: 0 P: 3	1B: 2 2B: 1 3B: 0 HR: 1	SF: 0 SAC: 0 DP: 2 HBP: 0	WP: 0 PB: 0 SB: 1 CS: 1	PA: 34																
PITCHER	IP	WLS	BF	H	R	ER	SO	BB	IBB	HBP	BLK	WP	HR	S	P	ERA	WHIP	PITCHER		IP	WLS	BF	H	R	ER	SO	BB	IBB	HBP	BLK	WP	HR	S	P	ERA	WHIP
Eric Show, R ERA: 3.11 (1, 1)	7.0	W	26	2	1	1	7	6	0	0	0	0	1	34	58	1.29	1.143																			
Rich Gossage, R ERA: 2.7 (8, 1)	2.0	S	7	1	0	0	1	0	0	0	0	0	0	9	9	0.00	0.500																			

AB	27
R	1
H	3
RBI	1
BB	6
SO	8
LOB	12



Batter	1	2	3	4	5	6	7	8	9	AB	R	H	RBI	BB	SO	LOB	BOTTOM																			
Tim Flannery, L OBP: 0.338, SLG: 0.339 (1, 4)	6-3		F8			F5	F7			4	0	0	0	0	0	2	Chicago Cubs @ San Diego Padres Jack Murphy Stadium, San Diego, CA Sat May 11 1985, 10:05 PM EDT Att: 54,395 - Unknown																			
Tony Gwynn, L OBP: 0.339, SLG: 0.457 (1, 9)	F9 2B		4-3					K		4	1	2	0	0	1	1																				
Steve Garvey, R OBP: 0.355, SLG: 0.561 (1, 3)	F9					6-3				4	1	1	1	0	0	2																				
Graig Nettles, L OBP: 0.440, SLG: 0.452 (1, 5)	4-3							HR		2	0	0	0	2	0	1																				
Kevin McReynolds, R OBP: 0.298, SLG: 0.333 (1, 8)			F4			E8		1B		4	0	2	1	0	0	1																				
Terry Kennedy, L OBP: 0.252, SLG: 0.343 (1, 2)	K					FC6				4	0	1	0	0	1	3																				
Carmelo Martinez, R Bobby Brown, S Rich Gossage, R OBP: 0.337, SLG: 0.473 OBP: 0.111, SLG: 0.222 OBP: 0.419, SLG: 0.414 (1, 7) (7, PH) (8, 1)	K							K		3	0	1	0	0	1	0																				
Garry Templeton, S OBP: 0.311, SLG: 0.438 (1, 6)			F7			F7				3	1	1	1	0	0	0																				
Eric Show, R Al Bumbry, L OBP: 0.133, SLG: 0.133 OBP: 0.419, SLG: 0.414 (1, 1) (7, PH) (8, 7)								F8		2	0	1	0	0	1	0																				
										1	0	0	0	0	0	1																				
Inning Stats	R: 0 E: 0 K: 0 S: 4	H: 1 LOB: 1 BB: 0 P: 4	R: 0 E: 0 K: 2 S: 7	H: 0 LOB: 0 BB: 0 P: 7	R: 0 E: 0 K: 0 S: 4	H: 1 LOB: 1 BB: 0 P: 4	R: 0 E: 0 K: 0 S: 3	H: 0 LOB: 1 BB: 1 P: 7	R: 0 E: 1 K: 0 S: 5	H: 2 LOB: 2 BB: 1 P: 9	R: 1 E: 0 K: 0 S: 4	H: 2 LOB: 1 BB: 0 P: 4	R: 1 E: 0 K: 2 S: 10	H: 3 LOB: 2 BB: 0 P: 10	1B: 6 2B: 1 3B: 0 HR: 2	SF: 0 SAC: 0 DP: 0 HBP: 0	WP: 0 PB: 0 SB: 0 CS: 1	PA: 34																		
PITCHER	IP	WLS	BF	H	R	ER	SO	BB	IBB	HBP	BLK	WP	HR	S	P	ERA	WHIP	PITCHER		IP	WLS	BF	H	R	ER	SO	BB	IBB	HBP	BLK	WP	HR	S	P	ERA	WHIP
Dennis Eckersley, R ERA: 2.05 (1, 1)	7.0	L	28	6	2	2	3	2	0	0	0	0	1	32	40	2.57	1.143																			
Ray Fontenot, L ERA: 3.48 (8, 1)	1.0		6	3	1	1	2	0	0	0	0	0	0	1	10	9.00	3.000																			



Batter	1	2	3	4	5	6	7	8	9	AB	R	H	RBI	BB	SO	LOB	TOP								
Vince Coleman, S OBP: 0.330, SLG: 0.376 (1, 7)										5	0	1	0	0	0	3	St. Louis Cardinals @ San Diego Padres Jack Murphy Stadium, San Diego, CA Tue May 14 1985, 10:05 PM EDT Att: 23,904 - Unknown								
Willie McGee, S OBP: 0.348, SLG: 0.412 Neil Allen, R (7, 1)										3	0	0	0	1	1	2									
Tom Herr, S OBP: 0.435, SLG: 0.429 (1, 4)										3	0	0	0	1	0	4									
Jack Clark, R OBP: 0.431, SLG: 0.558 (1, 3)										4	0	2	0	0	0	3									
Andy Van Slyke, L OBP: 0.402, SLG: 0.488 (1, 9)										4	1	1	1	0	1	4									
Terry Pendleton, S OBP: 0.282, SLG: 0.301 (1, 5)										4	0	0	0	0	0	2									
Darrell Porter, L OBP: 0.294, SLG: 0.372 (1, 2)										3	1	1	1	1	0	0									
Ozzie Smith, S OBP: 0.330, SLG: 0.340 (1, 6)										4	0	1	0	0	0	2									
John Tudor, L (1, 1)										1	0	0	0	0	0	0									
Mike Jorgensen, L OBP: 0.300, SLG: 0.429 (5, PH)										0	0	0	0	0	0	0									
Kurt Kephshire, L OBP: 0.091, SLG: 0.091 (5, 1)										0	0	0	0	0	0	0									
Lonnie Smith, R OBP: 0.377, SLG: 0.323 (7, PH)										2	0	1	0	0	0	0									
Inning Stats	R: 0 E: 0 K: 0 S: 4	H: 1 LOB: 2 BB: 1 P: 8	R: 0 E: 0 K: 0 S: 3	H: 0 LOB: 0 BB: 0 P: 3	R: 0 E: 0 K: 0 S: 3	H: 0 LOB: 0 BB: 0 P: 3	R: 1 E: 0 K: 0 S: 3	H: 1 LOB: 0 BB: 1 P: 7	R: 1 E: 0 K: 1 S: 7	H: 2 LOB: 2 BB: 0 P: 8	R: 0 E: 0 K: 1 S: 6	H: 1 LOB: 2 BB: 1 P: 10	R: 0 E: 0 K: 0 S: 3	H: 0 LOB: 0 BB: 0 P: 3	R: 0 E: 0 K: 0 S: 4	H: 1 LOB: 1 BB: 0 P: 4	R: 0 E: 0 K: 0 S: 4	H: 1 LOB: 1 BB: 0 P: 4	1B: 5 2B: 0 3B: 0 HR: 2	SF: 0 SAC: 0 DP: 1 HBP: 1	WP: 0 PB: 0 SB: 2 CS: 0	PA: 37			
PITCHER	IP	WLS	BF	H	R	ER	SO	BB	IBB	HBP	BLK	WP	HR	S	P	ERA	WHIP								
Andy Hawkins, R ERA: 2.74 (1, 1)	5.0	W	22	5	2	2	1	2	0	1	0	0	2	21	30	3.60	1.400								
Mark Thurmond, L ERA: 3.05 (6, 1)	4.0	S	15	2	0	0	1	1	0	0	0	0	0	16	20	0.00	0.750								

Batter	1	2	3	4	5	6	7	8	9	AB	R	H	RBI	BB	SO	LOB	BOTTOM								
Jerry Royster, R OBP: 0.204, SLG: 0.250 (1, 4)										4	0	1	1	0	0	0	St. Louis Cardinals @ San Diego Padres Jack Murphy Stadium, San Diego, CA Tue May 14 1985, 10:05 PM EDT Att: 23,904 - Unknown								
Tony Gwynn, L OBP: 0.348, SLG: 0.446 (1, 9)										2	1	0	0	1	1	1									
Steve Garvey, R OBP: 0.344, SLG: 0.546 (1, 3)										4	1	0	0	0	0	3									
Kevin McReynolds, R OBP: 0.295, SLG: 0.353 (1, 8)										4	1	1	3	0	0	0									
Graig Nettles, L OBP: 0.435, SLG: 0.426 (1, 5)										3	1	1	0	1	2	0									
Carmelo Martinez, R OBP: 0.340, SLG: 0.488 (1, 7)										4	1	2	1	0	0	1									
Terry Kennedy, L OBP: 0.269, SLG: 0.364 (1, 2)										4	1	2	1	0	0	2									
Garry Templeton, S OBP: 0.310, SLG: 0.427 (1, 6)										4	0	0	0	0	1	2									
Andy Hawkins, R OBP: 0.125, SLG: 0.125 (1, 1)										1	0	0	0	0	0	0									
Mark Thurmond, L (6, 1)										2	0	0	0	0	1	1									
Inning Stats	R: 3 E: 1 K: 1 S: 7	H: 1 LOB: 0 BB: 1 P: 11	R: 1 E: 0 K: 1 S: 7	H: 2 LOB: 2 BB: 0 P: 8	R: 0 E: 0 K: 0 S: 3	H: 0 LOB: 1 BB: 1 P: 7	R: 0 E: 1 K: 0 S: 4	H: 0 LOB: 1 BB: 0 P: 4	R: 1 E: 0 K: 0 S: 5	H: 2 LOB: 1 BB: 0 P: 5	R: 0 E: 0 K: 0 S: 3	H: 0 LOB: 0 BB: 0 P: 3	R: 0 E: 0 K: 1 S: 5	H: 0 LOB: 0 BB: 0 P: 5	R: 1 E: 0 K: 2 S: 9	H: 2 LOB: 1 BB: 0 P: 9	1B: 4 2B: 2 3B: 0 HR: 1	SF: 0 SAC: 1 DP: 0 HBP: 1	WP: 0 PB: 0 SB: 1 CS: 0	PA: 36					
PITCHER	IP	WLS	BF	H	R	ER	SO	BB	IBB	HBP	BLK	WP	HR	S	P	ERA	WHIP								
John Tudor, L ERA: 2.91 (1, 1)	4.0	L	20	3	4	3	2	2	0	1	0	0	1	21	30	6.75	1.250								
Kurt Kephshire, R ERA: 5.65 (5, 1)	2.0		8	2	1	1	0	0	0	0	0	0	0	8	8	4.50	1.000								
Neil Allen, R ERA: 5.65 (7, 1)	2.0		8	2	1	1	3	0	0	0	0	0	0	14	14	4.50	1.000								

Batter	1	2	3	4	5	6	7	8	9	AB	R	H	RBI	BB	SO	LOB	TOP						
Vince Coleman, S OBP: 0.333, SLG: 0.378 (1, 7)										5	2	2	0	0	2	1	St. Louis Cardinals @ San Diego Padres Jack Murphy Stadium, San Diego, CA Wed May 15 1985, 10:05 PM EDT Att: 27,368 - Unknown livebaseballscorecards.com						
Willie McGee, S OBP: 0.351, SLG: 0.411 (1, 8)										5	3	2	1	0	0	1							
Tom Herr, S OBP: 0.441, SLG: 0.444 (1, 4)										5	3	3	1	0	1	2							
Jack Clark, R OBP: 0.444, SLG: 0.595 Ivan De Jesus, R OBP: 0.500, SLG: 0.571 (1, 3) (8, 6)										3	2	2	4	1	1	2							
Andy Van Slyke, L OBP: 0.402, SLG: 0.494 (1, 9)										0	0	0	0	0	0	0							
Terry Pendleton, S OBP: 0.275, SLG: 0.297 (1, 5)										5	1	1	2	0	0	3							
Darrell Porter, L OBP: 0.266, SLG: 0.340 Tom Nieto, R OBP: 0.355, SLG: 0.231 (1, 2) (9, 2)										4	1	0	0	1	1	2							
Ozzie Smith, S OBP: 0.328, SLG: 0.337 Mike Jorgensen, L OBP: 0.455, SLG: 0.375 (1, 6) (8, 3)										4	1	1	1	0	1	1							
Joaquin Andujar, S OBP: 0.190, SLG: 0.238 Ken Dayley, L OBP: 0.500, SLG: 0.500 (1, 1) (7, 1)										3	0	1	1	0	2	0							
Inning Stats	R: 6 E: 1 K: 0 S: 8	H: 6 LOB: 1 BB: 1 P: 12	R: 2 E: 1 K: 1 S: 8	H: 3 LOB: 1 BB: 0 P: 8	R: 0 E: 0 K: 1 S: 5	H: 0 LOB: 0 BB: 0 P: 5	R: 0 E: 0 K: 2 S: 7	H: 0 LOB: 0 BB: 0 P: 7	R: 0 E: 0 K: 1 S: 5	H: 0 LOB: 1 BB: 0 P: 4	R: 0 E: 0 K: 1 S: 5	H: 0 LOB: 0 BB: 0 P: 5	R: 3 E: 0 K: 1 S: 8	H: 3 LOB: 1 BB: 1 P: 12	R: 3 E: 0 K: 1 S: 8	H: 3 LOB: 0 BB: 0 P: 8		R: 0 E: 0 K: 2 S: 7	H: 0 LOB: 0 BB: 0 P: 7	1B: 11 2B: 3 3B: 0 HR: 1	SF: 0 SAC: 0 DP: 0 HBP: 1	WP: 0 PB: 0 CS: 4 SB: 0	PA: 44
PITCHER	IP WLS BF H R ER SO BB IBB HBP BLK WP HR S P ERA WHIP																						
LaMarr Hoyt, R ERA: 5.09 (1, 1)	1.0 L 11 8 8 7 0 0 0 1 0 2 0 0 0 10 14 63.00 8.000																						
Luis DeLeon, R ERA: 3.5 (2, 1)	4.0 1 14 1 0 0 4 0 0 0 1 0 0 0 21 22 0.00 0.250																						
Greg Booker, R ERA: 4.38 (6, 1)	1.0 3 0 0 0 1 0 0 0 0 0 0 0 5 5 0.00 0.000																						
Craig Lefferts, L ERA: 6.0 (7, 1)	2.0 13 6 6 6 2 1 0 0 0 0 1 16 20 27.00 3.500																						
Tim Stoddard, R ERA: 3.72 (9, 1)	1.0 3 0 0 0 2 0 0 0 0 0 0 0 7 7 0.00 0.000																						
Batter	1	2	3	4	5	6	7	8	9	AB	R	H	RBI	BB	SO	LOB	BOTTOM						
Tim Flannery, L OBP: 0.338, SLG: 0.353 (1, 4)										5	1	3	0	0	0	2	St. Louis Cardinals @ San Diego Padres Jack Murphy Stadium, San Diego, CA Wed May 15 1985, 10:05 PM EDT Att: 27,368 - Unknown livebaseballscorecards.com						
Tony Gwynn, L OBP: 0.353, SLG: 0.456 Bruce Bochy, R OBP: 0.200, SLG: 0.200 (1, 9) (9, 2)										4	0	2	0	0	0	1							
Steve Garvey, R OBP: 0.341, SLG: 0.537 Jerry Royster, R OBP: 0.220, SLG: 0.265 (1, 3) (9, 5)										4	0	1	1	0	0	1							
Graig Nettles, L OBP: 0.417, SLG: 0.403 Gerry Davis, R OBP: 0.366, SLG: 0.474 (1, 5) (9, 9)										4	0	0	0	0	1	3							
Kevin McReynolds, R OBP: 0.306, SLG: 0.358 (1, 8)										4	2	2	0	1	0	2							
Terry Kennedy, L OBP: 0.288, SLG: 0.368 (1, 2) (9, 3)										4	0	1	1	0	1	3							
Camelto Martinez, R OBP: 0.347, SLG: 0.506 (1, 7)										3	1	1	0	0	1	1							
Garry Templeton, S OBP: 0.299, SLG: 0.411 Mario Ramirez, R OBP: 0.333, SLG: 0.333 (1, 6) (9, 6)										4	0	0	1	0	0	2							
LaMarr Hoyt, R Luis DeLeon, R Bobby Brown, S Greg Booker, R Al Bumbry, L Craig Lefferts, L Kurt Bevacqua, R Tim Stoddard, R (1, 1) (2, 1) (5, PH) (8, 1) (5, PH) (7, 1) (5, PH) (9, 1)										0	0	0	0	0	0	0							
Inning Stats	R: 0 E: 0 K: 0 S: 3	H: 0 LOB: 0 BB: 0 P: 3	R: 0 E: 0 K: 1 S: 5	H: 0 LOB: 0 BB: 0 P: 5	R: 1 E: 0 K: 0 S: 5	H: 2 LOB: 1 BB: 0 P: 5	R: 1 E: 0 K: 0 S: 5	H: 2 LOB: 1 BB: 0 P: 5	R: 1 E: 0 K: 1 S: 8	H: 3 LOB: 2 BB: 0 P: 8	R: 1 E: 0 K: 0 S: 5	H: 2 LOB: 2 BB: 0 P: 6	R: 0 E: 0 K: 1 S: 6	H: 1 LOB: 2 BB: 1 P: 10	R: 0 E: 0 K: 2 S: 7	H: 0 LOB: 0 BB: 0 P: 7		R: 0 E: 0 K: 1 S: 7	H: 2 LOB: 2 BB: 0 P: 7	1B: 8 2B: 3 3B: 1 HR: 0	SF: 0 SAC: 0 DP: 0 HBP: 1	WP: 0 PB: 0 CS: 0 SB: 0	PA: 41
PITCHER	IP WLS BF H R ER SO BB IBB HBP BLK WP HR S P ERA WHIP																						
Joaquin Andujar, R ERA: 3.44 (1, 1)	6.2 W 32 10 4 4 3 0 1 0 0 0 0 0 36 41 5.40 1.650																						
Ken Dayley, L ERA: 0.57 (7, 1)	2.1 9 2 0 0 3 0 0 0 0 0 0 0 15 15 0.00 0.857																						

Batter	1	2	3	4	5	6	7	8	9	10	AB	R	H	RBI	BB	SO	LOB	TOP							
Tim Flannery, L OBP: 0.342, SLG: 0.347 (1, 4)	L5		K			1-3		BB										4 0 1 0 1 1 1							
Tony Gwynn, L OBP: 0.355, SLG: 0.469 (1, 9)	G3			1B SH5-3		1B		F7		F8								5 1 2 0 0 0 3							
Steve Garvey, R OBP: 0.341, SLG: 0.533 (1, 3)	K			SH5-3		FC6-4		5-3										3 0 1 1 0 1 1							
Graig Nettles, L OBP: 0.410, SLG: 0.387 (1, 5)		G5-4-3		K		K		K		F4								3 0 0 0 1 2 2							
Kevin McReynolds, R OBP: 0.394, SLG: 0.355 (1, 8)	F8			FC6-4		FC6-4		K		K								4 0 1 0 0 1 2							
Carmelo Martinez, R OBP: 0.353, SLG: 0.483 (1, 7)		G5-4-3		FC6-4		FC6-4		K		K								4 0 0 0 0 2 3							
Bruce Bochy, R OBP: 0.143, SLG: 0.143 (1, 2)			K			6-3		K		K								4 0 0 0 0 3 0							
Garry Templeton, S OBP: 0.288, SLG: 0.405 (1, 6)			SH5-4		K			G3		K								4 0 1 0 0 2 0							
Eric Show, R OBP: 0.125, SLG: 0.125 (8, PH)			SH5-4			F8												1 0 0 0 0 0 0							
Al Bumby, L OBP: 0.424, SLG: 0.419 (8, PH)								F7										1 0 0 0 0 0 0							
Rich Gossage, R OBP: 0.200, SLG: 0.200 (10, PH)																		0 0 0 0 0 0 0							
Bobby Brown, S OBP: 0.152, SLG: 0.200 (10, PH)																		0 0 0 0 1 0 0							
Tim Stoddard, R OBP: 0.152, SLG: 0.200 (10, 1)																		0 0 0 0 0 0 0							
Inning Stats	R: 0 E: 0 K: 1 S: 5	H: 0 LOB: 0 BB: 0 P: 5	R: 0 E: 0 K: 0 S: 2	H: 0 LOB: 0 BB: 1 P: 6	R: 0 E: 0 K: 2 S: 8	H: 1 LOB: 1 BB: 0 P: 8	R: 0 E: 0 K: 1 S: 7	H: 2 LOB: 2 BB: 0 P: 7	R: 0 E: 0 K: 1 S: 5	H: 0 LOB: 0 BB: 0 P: 5	R: 1 E: 0 K: 1 S: 7	H: 2 LOB: 1 BB: 0 P: 7	R: 0 E: 0 K: 2 S: 7	H: 0 LOB: 0 BB: 0 P: 7	R: 0 E: 0 K: 0 S: 3	H: 0 LOB: 1 BB: 1 P: 7	R: 0 E: 0 K: 2 S: 7	H: 0 LOB: 0 BB: 0 P: 7	R: 0 E: 0 K: 2 S: 8	H: 1 LOB: 2 BB: 1 P: 12	1B: 5 2B: 0 3B: 1 HR: 0	SF: 0 SAC: 2 DP: 1 HBP: 0	WP: 0 PA: 38 PB: 0 SB: 1 CS: 0		
PITCHER	IP 7.0	WLS 26	BF 5	H 1	R 1	ER 1	SO 8	BB 1	IBB 0	HBP 0	BLK 0	WP 0	HR 0	S 41	P 45	ERA 1.29	WHIP 0.857								
David Palmer, R ERA: 2.79																									
Jeff Reardon, R ERA: 1.52																									

San Diego Padres @ Montreal Expos
Olympic Stadium, Montreal, QB
Fri May 17 1986, 7:05 PM EDT
Att: 15,251 - Unknown

livebaseballscorecards.com

AB 33
R 1
H 6
RBI 1
BB 3
SO 12
LOB 12




Batter	1	2	3	4	5	6	7	8	9	10	AB	R	H	RBI	BB	SO	LOB	BOTTOM							
Tim Raines, S OBP: 0.323, SLG: 0.400 (1, 7)	G3		F8					6-3										5 1 2 0 0 0 0							
U.L. Washington, S OBP: 0.333, SLG: 0.367 (1, 6)				6-3		4-3		F8										4 1 1 0 0 0 2							
Jeff Reardon, R OBP: 0.500, SLG: 0.500 (8, 1)																		0 0 0 0 0 0 0							
Terry Francona, L OBP: 0.412, SLG: 0.452 (10, PH)	1B																	0 0 0 0 1 0 0							
Andre Dawson, R OBP: 0.308, SLG: 0.480 (1, 9)	1B		F8			F8		K										5 0 1 1 0 2 3							
Dan Driessen, L OBP: 0.366, SLG: 0.481 (1, 3)																		2 0 1 0 2 0 0							
Tim Wallach, R OBP: 0.341, SLG: 0.407 (1, 5)																		4 0 1 1 0 0 2							
Vance Law, R OBP: 0.337, SLG: 0.299 (1, 4)																		4 0 0 0 0 2 4							
Herm Winningham, L OBP: 0.371, SLG: 0.325 (1, 8)																		2 0 0 0 2 0 1							
Mike Fitzgerald, R OBP: 0.376, SLG: 0.278 (1, 2)																		4 0 0 0 0 2 3							
David Palmer, R OBP: 0.231, SLG: 0.308 (1, 1)																		2 0 1 0 0 0 0							
Hubie Brooks, R OBP: 0.234, SLG: 0.365 (7, PH)																		2 0 0 0 0 1 0							
Inning Stats	R: 1 E: 0 K: 2 S: 10	H: 3 LOB: 2 BB: 0 P: 10	R: 0 E: 0 K: 1 S: 4	H: 0 LOB: 0 BB: 1 P: 8	R: 0 E: 0 K: 0 S: 3	H: 0 LOB: 0 BB: 0 P: 3	R: 0 E: 0 K: 0 S: 3	H: 0 LOB: 1 BB: 1 P: 7	R: 0 E: 0 K: 1 S: 7	H: 2 LOB: 2 BB: 0 P: 7	R: 0 E: 0 K: 1 S: 5	H: 0 LOB: 0 BB: 0 P: 5	R: 0 E: 0 K: 1 S: 5	H: 0 LOB: 0 BB: 0 P: 5	R: 0 E: 0 K: 1 S: 5	H: 0 LOB: 0 BB: 0 P: 5	R: 1 E: 0 K: 0 S: 3	H: 2 LOB: 2 BB: 1 P: 7	1B: 5 2B: 2 3B: 0 HR: 0	SF: 0 SAC: 0 DP: 0 HBP: 0	WP: 0 PA: 39 PB: 0 SB: 2 CS: 1				
PITCHER	IP 7.0	WLS 29	BF 5	H 1	R 1	ER 1	SO 5	BB 3	IBB 0	HBP 0	BLK 0	WP 0	HR 0	S 35	P 51	ERA 1.29	WHIP 1.143								
Eric Show, R ERA: 2.87																									
Rich Gossage, R ERA: 2.91																									
Tim Stoddard, R ERA: 4.5																									

San Diego Padres @ Montreal Expos
Olympic Stadium, Montreal, QB
Fri May 17 1986, 7:05 PM EDT
Att: 15,251 - Unknown

livebaseballscorecards.com

AB 34
R 2
H 7
RBI 2
BB 5
SO 7
LOB 15



Batter	1	2	3	4	5	6	7	8	9	AB	R	H	RBI	BB	SO	LOB	TOP								
Tim Flannery, L (1.4)	G3		1B E BB	3-1	FC4		G4-6-3		1B 1B	5	1	1	1	1	0	4									
Tony Gwynn, L (1.9)	4-3		1B E 1B		1B 1B	6-3		4-3	1B 1B	6	1	3	0	0	0	0									
Steve Garvey, R (1.3)	K		E6 1B 1-2 2-H		1B 2B 1B	5-3		F9	K	6	1	1	0	0	2	3									
Graig Nettles, L (1.5)					1B 2B 1B	1B 2B		1B BB		4	1	4	1	1	0	0									
Kevin McReynolds, R (1.8)	G6-3		F4		1B 2B	1B 2B		F4		4	1	1	2	1	0	5									
Terry Kennedy, L (1.2)			F5		2B 2B	1B				5	2	4	2	0	0	3									
Carmelo Martinez, R (1.7)			HR		2B	2B		FC1-6-5	1B BB	4	1	2	1	1	0	4									
Garry Templeton, S (1.6)			IBB		F7	F7		FC1-6	BB	4	0	0	0	1	0	3									
Andy Hawkins, R (1.1)			F6		6-3			5-3		3	0	1	0	1	0	2									
Luis DeLeon, R (8.1)					FC4	1B		G4-6-3	BB	1	0	0	0	0	0	1									
Inning Stats	R: 0 E: 0 K: 1 S: 5	H: 0 LOB: 0 BB: 0 P: 5	R: 1 E: 0 K: 0 S: 5	H: 3 LOB: 2 BB: 1 P: 9	R: 1 E: 1 K: 0 S: 6	H: 2 LOB: 3 BB: 1 P: 10	R: 0 E: 0 K: 0 S: 3	H: 0 LOB: 0 BB: 0 P: 3	R: 4 E: 0 K: 0 S: 9	H: 6 LOB: 2 BB: 0 P: 9	R: 0 E: 0 K: 0 S: 4	H: 2 LOB: 3 BB: 1 P: 8	R: 0 E: 0 K: 0 S: 2	H: 0 LOB: 1 BB: 2 P: 10	R: 0 E: 0 K: 0 S: 3	H: 0 LOB: 1 BB: 1 P: 7	R: 2 E: 0 K: 1 S: 9	H: 4 LOB: 0 BB: 0 P: 9	1B: 11 2B: 5 3B: 0 HR: 1	SF: 0 SAC: 0 DP: 2 HBP: 0	WP: 0 PB: 1 SB: 0 CS: 0	PA: 48			
PITCHER	IP	WLS	BF	H	R	ER	SO	BB	IBB	HBP	BLK	WP	HR	S	P	ERA	WHIP								
Steve Rogers, R (1.1)	4.2	L	27	11	6	6	1	1	1	0	0	0	1	27	35	11.57	2.571								
Gary Lucas, L (5.1)	1.1		6	2	0	0	0	0	1	0	0	0	0	5	9	0.00	1.500								
Tim Burke, R (7.1)	3.0		15	4	2	2	1	3	0	0	0	0	0	14	26	6.00	2.333								

San Diego Padres @ Montreal Expos
Olympic Stadium, Montreal, QB
Sun May 19 1985, 3:33 AM EDT
Att: 34,209 - Unknown

AB	42
R	8
H	17
RBI	7
BB	6
SO	2
LOB	25



Batter	1	2	3	4	5	6	7	8	9	AB	R	H	RBI	BB	SO	LOB	BOTTOM								
Tim Raines, S (1.7)	1B S 1B		4-3		HR		4-3		K	5	1	2	1	0	1	2									
U L Washington, S (1.4)	1B S 1B		F6		6-3		K		G6-3	5	0	1	0	0	1	2									
Andre Dawson, R (1.9)	F9		BB 1B		G3-6-1 1B		2B			4	0	3	1	0	0	2									
Dan Driessen, L (1.3)	F3		FC6 BB		G3-6-1 1B		F7			3	0	0	0	1	0	4									
Hubie Brooks, R (1.6)	6-3		FC6		5-3				1B	4	0	1	0	0	0	4									
Tim Wallach, R (1.5)			F6		K		F7			4	0	1	0	0	1	1									
Herm Winningham, L (1.8)			K		F8		1B 3B		F9	4	1	1	0	0	1	2									
Mike Fitzgerald, R (1.2)			K		1-3		1B		1-3	4	0	1	1	0	1	2									
Steve Rogers, R (1.1)					5-3		G3			2	1	1	0	0	0	1									
Gary Lucas, L (5.1)										0	0	0	0	0	0	0									
Terry Francona, L (6. PH)			4-3 1B		5-3				G6-3	1	0	0	0	0	0	1									
Tim Burke, R (7.1)										0	0	0	0	0	0	0									
Miguel Dilone, S (9. PH)					2B					1	0	1	0	0	0	0									
Inning Stats	R: 0 E: 0 K: 0 S: 5	H: 2 LOB: 2 BB: 0 P: 5	R: 0 E: 0 K: 2 S: 7	H: 0 LOB: 0 BB: 0 P: 7	R: 1 E: 0 K: 0 S: 5	H: 2 LOB: 2 BB: 1 P: 9	R: 0 E: 0 K: 0 S: 4	H: 1 LOB: 1 BB: 0 P: 4	R: 1 E: 0 K: 0 S: 4	H: 2 LOB: 1 BB: 0 P: 4	R: 1 E: 0 K: 1 S: 7	H: 2 LOB: 1 BB: 0 P: 7	R: 0 E: 0 K: 1 S: 6	H: 1 LOB: 1 BB: 0 P: 6	R: 0 E: 0 K: 0 S: 4	H: 1 LOB: 1 BB: 0 P: 4	R: 0 E: 0 K: 1 S: 5	H: 1 LOB: 0 BB: 0 P: 5	1B: 7 2B: 3 3B: 1 HR: 1	SF: 0 SAC: 0 DP: 2 HBP: 0	WP: 0 PB: 0 SB: 2 CS: 0	PA: 38			
PITCHER	IP	WLS	BF	H	R	ER	SO	BB	IBB	HBP	BLK	WP	HR	S	P	ERA	WHIP								
Andy Hawkins, R (1.1)	7.0	W	32	11	3	3	4	1	0	0	0	0	0	39	43	3.86	1.714								
Luis DeLeon, R (8.1)	2.0	S	6	1	0	0	1	0	0	0	0	0	0	8	8	0.00	0.500								

San Diego Padres @ Montreal Expos
Olympic Stadium, Montreal, QB
Sun May 19 1985, 3:33 AM EDT
Att: 34,209 - Unknown

AB	37
R	3
H	12
RBI	3
BB	1
SO	5
LOB	21



Batter	1	2	3	4	5	6	7	8	9	AB	R	H	RBI	BB	SO	LOB	TOP										
Tim Flannery, L (1,4) OBP: 0.352, SLG: 0.373	0-3 K	0-0 FC4-6 1B			0-0 4-3		0-0 1B		0-0 F7	5	0	2	0	0	1	1											
Tony Gwynn, L (1,9) OBP: 0.359, SLG: 0.462	0-0 4-3	0-0 FC4-6			0-0 6-3		0-0 F7			4	0	0	0	0	0	3											
Steve Garvey, R (1,3) OBP: 0.327, SLG: 0.507	0-0 2B		0-0 WP 1B		0-3 K			0-0 F2		4	0	2	0	0	1	0											
Graig Nettles, L (1,5) OBP: 0.425, SLG: 0.414	0-3 K		0-0 F7		0-0 G1			0-0 1B		4	0	1	0	0	1	2											
Kevin McReynolds, R (1,8) OBP: 0.311, SLG: 0.400		0-0 HR	0-0 F6		0-0 F8			0-3 K		4	1	1	1	0	1	2											
Terry Kennedy, L (1,2) OBP: 0.288, SLG: 0.415	0-3 K		0-0 F6		0-0 1B			0-3 K		4	0	1	0	0	2	2											
Carmelo Martinez, R (1,7) OBP: 0.339, SLG: 0.490		0-0 1B 2B	0-0 F4		0-0 F7			0-3 K		4	1	1	0	0	1	1											
Garry Templeton, S (1,6) OBP: 0.291, SLG: 0.390	0-3 K		0-3 K		0-0 4-3			0-0 1B		4	0	1	0	0	2	1											
LaMarr Hoyt, R (1,1) OBP: 0.053, SLG: 0.053	0-0 1B 2H		0-3 K		0-0 3-1			0-0 SH1-6-4		3	0	1	1	0	1	0											
Inning Stats	R: 0 E: 0 K: 2 S: 8	H: 1 LOB: 1 BB: 0 P: 8	R: 2 E: 0 K: 2 S: 11	H: 4 LOB: 2 BB: 0 P: 11	R: 0 E: 0 K: 0 S: 4	H: 1 LOB: 0 BB: 0 P: 4	R: 0 E: 0 K: 1 S: 5	H: 0 LOB: 0 BB: 0 P: 7	R: 0 E: 0 K: 0 S: 4	H: 1 LOB: 1 BB: 0 P: 4	R: 0 E: 0 K: 0 S: 4	H: 1 LOB: 1 BB: 0 P: 4	R: 0 E: 0 K: 2 S: 8	H: 1 LOB: 1 BB: 0 P: 8	R: 0 E: 0 K: 1 S: 6	H: 1 LOB: 1 BB: 0 P: 6	1B: 7 2B: 2 3B: 0 HR: 1	SF: 0 SAC: 1 DP: 0 HBP: 0	WP: 1 PB: 0 SB: 0 CS: 0	PA: 37							
PITCHER	IP	WLS	BF	H	R	ER	SO	BB	IBB	HBP	BLK	WP	HR	S	P	ERA	WHIP										
Dwight Gooden, R (1,1) ERA: 1.69	8.0	L	33	9	2	2	9	0	0	0	0	1	1	51	51	2.25	1.125										
Joe Sambito, L (9,1) ERA: 6.75	1.0		4	1	0	0	1	0	0	0	0	0	0	6	6	0.00	1.000										

San Diego Padres @ New York Mets
Shea Stadium, Flushing, NY
Mon May 20 1985, 7:05 PM EDT
Att: 36,672 - Unknown

AB 36
R 2
H 10
RBI 2
BB 0
SO 10
LOB 12



Batter	1	2	3	4	5	6	7	8	9	AB	R	H	RBI	BB	SO	LOB	BOTTOM										
Wally Backman, S (1,4) OBP: 0.324, SLG: 0.326	0-0 1B G1-2-3 2B		0-0 F1		0-0 G1-6-3			0-0 F7		4	0	1	0	0	0	2											
Mookie Wilson, S (1,8) OBP: 0.311, SLG: 0.384	0-0 G1-2-3 2-3 1B		0-3 K		0-3 K			0-0 1B		4	0	2	0	0	2	2											
Keith Hernandez, L (1,3) OBP: 0.387, SLG: 0.376	4-0 1-2 G1-2-3 BB		0-0 4-3		0-0 F7			0-0 F2		3	0	0	0	1	0	2											
Gary Carter, R (1,2) OBP: 0.350, SLG: 0.409	0-0 G1-2-3			4-0 BB	0-0 6-3			0-0 F5		3	0	0	0	1	0	3											
George Foster, R (1,7) OBP: 0.274, SLG: 0.437	0-0 F7		0-0 F8		0-0 F9			0-0 F6		4	0	0	0	0	0	3											
Danny Heep, L (1,9) OBP: 0.325, SLG: 0.406		0-0 F9		0-0 F8			0-0 4-3		0-0 F8	4	0	0	0	0	0	1											
Howard Johnson, S (1,5) OBP: 0.230, SLG: 0.192		0-0 4-3		0-0 F4			0-0 F9			3	0	0	0	0	0	1											
Rafael Santana, R (1,6) OBP: 0.275, SLG: 0.277		0-0 5-3			0-0 G1-6-3 SH1-4 1B		0-3 K			3	0	1	0	0	1	0											
Dwight Gooden, R (1,1) OBP: 0.292, SLG: 0.190			0-0 E1		0-0 SH1-4			0-0 4-3		1	0	0	0	0	0	0											
Terry Blocker, L (8,PH)										1	0	0	0	0	0	0											
Joe Sambito, L (9,1)										0	0	0	0	0	0	0											
Inning Stats	R: 0 E: 0 K: 0 S: 4	H: 2 LOB: 2 BB: 1 P: 8	R: 0 E: 0 K: 0 S: 3	H: 0 LOB: 0 BB: 0 P: 3	R: 0 E: 1 K: 1 S: 6	H: 0 LOB: 1 BB: 0 P: 6	R: 0 E: 0 K: 0 S: 3	H: 0 LOB: 1 BB: 1 P: 7	R: 0 E: 0 K: 0 S: 3	H: 0 LOB: 0 BB: 0 P: 3	R: 0 E: 0 K: 1 S: 5	H: 0 LOB: 0 BB: 0 P: 5	R: 0 E: 0 K: 0 S: 4	H: 1 LOB: 1 BB: 0 P: 4	R: 0 E: 0 K: 0 S: 3	H: 0 LOB: 0 BB: 0 P: 3	1B: 3 2B: 1 3B: 0 HR: 0	SF: 0 SAC: 1 DP: 1 HBP: 0	WP: 0 PB: 0 SB: 1 CS: 0	PA: 33							
PITCHER	IP	WLS	BF	H	R	ER	SO	BB	IBB	HBP	BLK	WP	HR	S	P	ERA	WHIP										
LaMarr Hoyt, R (1,1) ERA: 4.25	9.0	W	33	4	0	0	3	2	0	0	0	0	0	37	45	0.00	0.667										

San Diego Padres @ New York Mets
Shea Stadium, Flushing, NY
Mon May 20 1985, 7:05 PM EDT
Att: 36,672 - Unknown

AB 30
R 0
H 4
RBI 0
BB 2
SO 3
LOB 14



Batter	1	2	3	4	5	6	7	8	9	10	AB	R	H	RBI	BB	SO	LOB	TOP				
Tim Flannery, L OBP: 0.358, SLG: 0.365 (1, 4)	G4-6-3 BB		G4-6-3 BB			F9	SH1-4		F8		2	0	0	0	2	0	0					
Tony Gwynn, L OBP: 0.360, SLG: 0.459 (1, 9)	K		K			1B	4-3			G3 6-3 1B	5	2	2	0	0	2	4					
Steve Garvey, R OBP: 0.316, SLG: 0.490 (1, 3)	G4-6-3			F2		F9	5-3			6-3	5	0	0	0	0	0	4					
Graig Nettles, L OBP: 0.424, SLG: 0.407 (1, 5)	G4-6-3 BB			F8		1B	HR	1B	G3	G3	4	1	1	0	1	0	1					
Kevin McReynolds, R OBP: 0.314, SLG: 0.398 (1, 8)	K			F7		1B	HR	1B	E6 FC6-4	1B	4	1	1	1	1	1	1					
Terry Kennedy, L OBP: 0.232, SLG: 0.438 (1, 2)	G4-6-3				F6	HR			F7	1B	5	1	2	4	0	0	2					
Carmelo Martinez, R OBP: 0.342, SLG: 0.481 (1, 7)			SH1-4 BB		K		1B		FC6-4	F7	4	0	1	0	1	1	3					
Garry Templeton, S OBP: 0.280, SLG: 0.394 (1, 6)				F7		F9			4-3		4	0	1	0	0	0	2					
Eric Show, R Bobby Brown, S Greg Booker, R Craig Lefferts, L Luis DeLeon, R Al Bumbry, R Mark Thurmond, L Rich Gossage, R (1, 11) (5, PH) (5, 1) (6, 1) (7, 1) (8, PH) (8, 1) (9, 1) (10, 1)			SH1-4		K		SH1-4 1B		F7		0	0	0	0	0	0	0					
Inning Stats	R: 0 E: 0 K: 1 S: 4	H: 0 LOB: 0 BB: 1 P: 8	R: 0 E: 0 K: 1 S: 4	H: 0 LOB: 0 BB: 1 P: 8	R: 0 E: 0 K: 1 S: 5	H: 0 LOB: 2 BB: 2 P: 13	R: 0 E: 0 K: 2 S: 3	H: 0 LOB: 0 BB: 0 P: 3	R: 0 E: 0 K: 2 S: 8	H: 1 LOB: 1 BB: 0 P: 8	R: 4 E: 0 K: 0 S: 8	H: 5 LOB: 1 BB: 0 P: 8	R: 0 E: 0 K: 0 S: 4	H: 1 LOB: 1 BB: 0 P: 4	R: 0 E: 0 K: 0 S: 3	H: 0 LOB: 0 BB: 0 P: 3	R: 1 E: 0 K: 2 S: 5	H: 2 LOB: 2 BB: 1 P: 9	1B: 7 2B: 1 3B: 0 HR: 1	SF: 0 SAC: 2 DP: 2 HBP: 0	WP: 0 PA: 43	
PITCHER	IP WLS BF H R ER SO ERA WHIP	IP WLS BF H R ER SO ERA WHIP	IP WLS BF H R ER SO ERA WHIP	IP WLS BF H R ER SO ERA WHIP	IP WLS BF H R ER SO ERA WHIP	IP WLS BF H R ER SO ERA WHIP	IP WLS BF H R ER SO ERA WHIP	IP WLS BF H R ER SO ERA WHIP	IP WLS BF H R ER SO ERA WHIP	IP WLS BF H R ER SO ERA WHIP	IP WLS BF H R ER SO ERA WHIP	IP WLS BF H R ER SO ERA WHIP	IP WLS BF H R ER SO ERA WHIP	IP WLS BF H R ER SO ERA WHIP	IP WLS BF H R ER SO ERA WHIP	IP WLS BF H R ER SO ERA WHIP	IP WLS BF H R ER SO ERA WHIP	IP WLS BF H R ER SO ERA WHIP	IP WLS BF H R ER SO ERA WHIP	IP WLS BF H R ER SO ERA WHIP	IP WLS BF H R ER SO ERA WHIP	
Ron Darling, R ERA: 2.66 (1, 1)	6.0	WLS: 26	H: 6	R: 4	ER: 4	SO: 5	BB: 4	IBB: 0	HBP: 0	BLK: 0	WP: 0	HR: 1	S: 32	P: 48	ERA: 6.00	WHIP: 1.667						
Roger McDowell, R ERA: 3.38 (7, 1)	3.0	WLS: 11	H: 1	R: 0	ER: 0	SO: 0	BB: 0	IBB: 0	HBP: 0	BLK: 0	WP: 0	HR: 0	S: 11	P: 11	ERA: 0.00	WHIP: 0.333						
Jesse Orosco, L ERA: 2.28 (10, 1)	1.0	WLS: 6	H: 2	R: 1	ER: 1	SO: 0	BB: 0	IBB: 1	HBP: 0	BLK: 0	WP: 0	HR: 0	S: 5	P: 9	ERA: 9.00	WHIP: 2.000						

San Diego Padres @ New York Mets
Shea Stadium, Flushing, NY
Wed May 22 1985, 7:05 PM EDT
Att: 23,468 - Unknown


AB 36
R 5
H 9
RBI 5
BB 5
SO 5
LOB 18



Batter	1	2	3	4	5	6	7	8	9	10	AB	R	H	RBI	BB	SO	LOB	BOTTOM					
Wally Backman, S OBP: 0.315, SLG: 0.316 (1, 4)	G3		E5 3B	F7		6-3			F8		3	1	0	0	0	0	2						
Kelvin Chapman, R OBP: 0.214, SLG: 0.173 (7, PH) (8, 4)	K		1B 3B	G3		K			6-3		5	1	1	2	0	2	1						
Mookie Wilson, S OBP: 0.308, SLG: 0.393 (1, 8)	K		1B 3B								4	0	2	0	1	2	1						
Keith Hernandez, L OBP: 0.394, SLG: 0.380 (1, 3)	1B		K			1B				K	4	0	2	0	1	2	1						
Gary Carter, R OBP: 0.359, SLG: 0.412 (1, 2)	F8		1-3 1B			5-3					4	0	2	1	1	0	2						
Terry Blocker, L (10, PR)			3+H 1B			1-2 BB				1B	0	0	0	0	0	0	0						
George Foster, R OBP: 0.270, SLG: 0.457 (1, 7)		HR	1-3 1B			6-3			F2		5	1	1	1	0	1	5						
Danny Heep, L OBP: 0.348, SLG: 0.403 (1, 9)		G1-6-3 BB	1-2 BB			F9				F8	3	0	1	0	2	0	2						
Howard Johnson, S OBP: 0.220, SLG: 0.183 (1, 5)	K		F5			K			L3-4 1B		4	0	0	0	0	2	4						
Rafael Santana, R OBP: 0.274, SLG: 0.276 (1, 6)	G1-6-3					F9			F2		4	0	1	0	0	0	1						
Ron Darling, R OBP: 0.227, SLG: 0.318 ERA: 3.14 (1, 1)	4.0	WLS: 20	H: 4	R: 3	ER: 3	SO: 4	BB: 2	IBB: 0	HBP: 0	BLK: 0	WP: 0	HR: 1	S: 26	P: 34	ERA: 6.75	WHIP: 2.000							
Ray Knight, R OBP: 0.263, SLG: 0.271 ERA: 4.03 (6, PH)	1.0	WLS: 4	H: 1	R: 0	ER: 0	SO: 0	BB: 0	IBB: 0	HBP: 0	BLK: 0	WP: 0	HR: 0	S: 4	P: 4	ERA: 0.00	WHIP: 1.000							
Roger McDowell, R OBP: 0.298, SLG: 0.187 (7, 1)	1.2	WLS: 7	H: 0	R: 0	ER: 0	SO: 2	BB: 2	IBB: 0	HBP: 0	BLK: 0	WP: 0	HR: 0	S: 9	P: 17	ERA: 0.00	WHIP: 1.200							
John Christensen, R OBP: 0.244, SLG: 0.200 (9, PH)	1.1	WLS: 4	H: 1	R: 0	ER: 0	SO: 0	BB: 0	IBB: 0	HBP: 0	BLK: 0	WP: 0	HR: 0	S: 4	P: 4	ERA: 0.00	WHIP: 0.750							
Jesse Orosco, R OBP: 0.500, SLG: 0.500 (10, 1)	1.0	WLS: 3	H: 0	R: 0	ER: 0	SO: 1	BB: 0	IBB: 0	HBP: 0	BLK: 0	WP: 0	HR: 0	S: 5	P: 5	ERA: 0.00	WHIP: 0.000							
Inning Stats	R: 0 E: 0 K: 1 S: 6	H: 1 LOB: 1 BB: 6 P: 6	R: 1 E: 0 K: 1 S: 5	H: 1 LOB: 0 BB: 1 P: 9	R: 3 E: 1 K: 1 S: 9	H: 3 LOB: 2 BB: 1 P: 13	R: 0 E: 0 K: 1 S: 6	H: 1 LOB: 1 BB: 0 P: 6	R: 0 E: 0 K: 0 S: 4	H: 1 LOB: 1 BB: 0 P: 4	R: 0 E: 0 K: 1 S: 5	H: 0 LOB: 0 BB: 0 P: 5	R: 0 E: 0 K: 1 S: 5	H: 0 LOB: 2 BB: 2 P: 13	R: 0 E: 0 K: 0 S: 3	H: 1 LOB: 0 BB: 0 P: 3	R: 0 E: 0 K: 1 S: 5	H: 0 LOB: 0 BB: 0 P: 5	R: 0 E: 0 K: 2 S: 8	H: 1 LOB: 1 BB: 0 P: 8	1B: 7 2B: 1 3B: 1 HR: 1	SF: 0 SAC: 0 DP: 2 HBP: 0	WP: 0 PA: 42
PITCHER	IP WLS BF H R ER SO ERA WHIP	IP WLS BF H R ER SO ERA WHIP	IP WLS BF H R ER SO ERA WHIP	IP WLS BF H R ER SO ERA WHIP	IP WLS BF H R ER SO ERA WHIP	IP WLS BF H R ER SO ERA WHIP	IP WLS BF H R ER SO ERA WHIP	IP WLS BF H R ER SO ERA WHIP	IP WLS BF H R ER SO ERA WHIP	IP WLS BF H R ER SO ERA WHIP	IP WLS BF H R ER SO ERA WHIP	IP WLS BF H R ER SO ERA WHIP	IP WLS BF H R ER SO ERA WHIP	IP WLS BF H R ER SO ERA WHIP	IP WLS BF H R ER SO ERA WHIP	IP WLS BF H R ER SO ERA WHIP	IP WLS BF H R ER SO ERA WHIP	IP WLS BF H R ER SO ERA WHIP	IP WLS BF H R ER SO ERA WHIP	IP WLS BF H R ER SO ERA WHIP	IP WLS BF H R ER SO ERA WHIP		
Eric Show, R ERA: 3.14 (1, 1)	4.0	WLS: 20	H: 4	R: 3	ER: 3	SO: 4	BB: 2	IBB: 0	HBP: 0	BLK: 0	WP: 0	HR: 1	S: 26	P: 34	ERA: 6.75	WHIP: 2.000							
Greg Booker, R ERA: 4.03 (6, PH)	1.0	WLS: 4	H: 1	R: 0	ER: 0	SO: 0	BB: 0	IBB: 0	HBP: 0	BLK: 0	WP: 0	HR: 0	S: 4	P: 4	ERA: 0.00	WHIP: 1.000							
Craig Lefferts, L ERA: 5.27 (6, 1)	1.2	WLS: 7	H: 0	R: 0	ER: 0	SO: 2	BB: 2	IBB: 0	HBP: 0	BLK: 0	WP: 0	HR: 0	S: 9	P: 17	ERA: 0.00	WHIP: 1.200							
Luis DeLeon, R ERA: 2.95 (7, 1)	1.1	WLS: 4	H: 1	R: 0	ER: 0	SO: 0	BB: 0	IBB: 0	HBP: 0	BLK: 0	WP: 0	HR: 0	S: 4	P: 4	ERA: 0.00	WHIP: 0.750							
Mark Thurmond, L ERA: 2.97 (9, 1)	1.0	WLS: 3	H: 0	R: 0	ER: 0	SO: 1	BB: 0	IBB: 0	HBP: 0	BLK: 0	WP: 0	HR: 0	S: 5	P: 5	ERA: 0.00	WHIP: 0.000							

San Diego Padres @ New York Mets
Shea Stadium, Flushing, NY
Wed May 22 1985, 7:05 PM EDT
Att: 23,468 - Unknown

AB 38
R 4
H 9
RBI 4
BB 4
SO 9
LOB 19



Batter	1	2	3	4	5	6	7	8	9	AB	R	H	RBI	BB	SO	LOB	TOP		
Tim Flannery, L OBP: 0.357, SLG: 0.356 (1, 4)	G6-4-3 BB		G3		5-3			SH1-4		2	0	0	0	1	0	0	San Diego Padres @ Philadelphia Phillies Veterans Stadium, Philadelphia, PA Fri May 24 1985, 7:05 PM EDT Att: 20,262 - Unknown livebaseballscorecards.com		
Tony Gwynn, L OBP: 0.358, SLG: 0.450 (1, 9)	G6-4-3 1-2		F7			4-3		IBB		3	0	0	0	1	0	1			
Steve Garvey, R OBP: 0.315, SLG: 0.484 (1, 3)	1B BB		F9			6-3		SF9		2	0	0	1	1	0	0			
Graig Nettles, L OBP: 0.418, SLG: 0.400 (1, 5)	FC5-4 1B			F8		4-3		1-3		4	0	1	0	0	0	2			
Kevin McReynolds, R OBP: 0.306, SLG: 0.385 (1, 8)	FC5-4 1-2			6-3			6-3		5-3	4	0	0	0	0	0	2			
Terry Kennedy, L OBP: 0.298, SLG: 0.439 (1, 2)		FC5-4 1B					1-3		K	4	0	2	0	0	1	0			
Camelto Martinez, R OBP: 0.331, SLG: 0.463 (1, 7)		F7		F7			K		K	4	0	0	0	0	2	2			
Garry Templeton, S OBP: 0.291, SLG: 0.392 (1, 6)	FC5-4 1-2				G3			SH1-4 SF9 1B		3	1	1	0	0	0	1			
Dave Dravecky, R OBP: 0.188, SLG: 0.200 Rich Gossage, R (8, 1)		K		6-3				SF9 SH1-4 BB		2	0	0	0	1	1	1			
Inning Stats	R: 0 E: 0 K: 0 S: 3	H: 1 LOB: 2 BB: 2 P: 11	R: 0 E: 0 K: 1 S: 6	H: 1 LOB: 1 BB: 0 P: 6	R: 0 E: 0 K: 0 S: 3	H: 0 LOB: 0 BB: 0 P: 3	R: 0 E: 0 K: 0 S: 4	H: 1 LOB: 1 BB: 0 P: 4	R: 0 E: 0 K: 0 S: 3	H: 0 LOB: 0 BB: 0 P: 3	R: 0 E: 0 K: 1 S: 5	H: 0 LOB: 0 BB: 0 P: 5	R: 0 E: 0 K: 1 S: 5	H: 0 LOB: 2 BB: 2 P: 12	R: 0 E: 0 K: 2 S: 7	H: 0 LOB: 0 BB: 0 P: 7	1B: 4 2B: 0 3B: 0 HR: 0	SF: 1 SAC: 1 DP: 1 HBP: 0	WP: 0 PA: 34 PB: 0 CS: 0
PITCHER John Denny, R ERA: 4.97 (1, 1)	IP: 9.0 WLS: L BF: 34 H: 4 R: 1 ER: 1 SO: 4 BB: 3 IBB: 1 HBP: 0 BLK: 0 WP: 0 HR: 0 S: 38 P: 54 ERA: 1.00 WHIP: 0.778																		

Batter	1	2	3	4	5	6	7	8	9	AB	R	H	RBI	BB	SO	LOB	BOTTOM		
Juan Samuel, R OBP: 0.253, SLG: 0.357 (1, 4)	6-3		1B		SH5-4		F3		K	4	0	1	0	0	1	2	San Diego Padres @ Philadelphia Phillies Veterans Stadium, Philadelphia, PA Fri May 24 1985, 7:05 PM EDT Att: 20,262 - Unknown livebaseballscorecards.com		
Von Hayes, L OBP: 0.419, SLG: 0.493 (1, 7) (9, 8)	3-1		1B		K			K		4	0	1	0	0	2	2			
Mike Schmidt, R OBP: 0.302, SLG: 0.336 Jeff Stone, L OBP: 0.298, SLG: 0.340 Luis Aguayo, R OBP: 0.322, SLG: 0.375 (1, 5) (6, PR) (9, 5)			K		F7			1B BB		3	0	1	0	1	1	4			
Glenn Wilson, R OBP: 0.297, SLG: 0.460 (1, 9)	K			FC6-4 2B		L3		1B 1B		4	0	2	0	0	1	1			
Ozzie Virgil, R OBP: 0.367, SLG: 0.443 (1, 2)		5-3		FC6-4 BB		L5		1B		3	0	1	0	1	0	0			
Garry Maddox, R OBP: 0.306, SLG: 0.351 Tim Corcoran, L OBP: 0.356, SLG: 0.318 (1, 8) (8, PH) (9, 3)		F8		FC6-4 G4-6-3		K		F7		3	0	0	0	0	1	2			
John Russell, R OBP: 0.365, SLG: 0.293 (1, 3) (9, 7)		K		G4-6-3			K		F7	3	0	0	0	0	2	2			
Greg Gross, L OBP: 0.239, SLG: 0.214 (9, PH)		K								1	0	0	0	0	0	0			
Steve Jeltz, S OBP: 0.284, SLG: 0.215 Derrel Thomas, S (9, PH)			P4		SH5-4 SH 1B		F8		F8	3	0	1	0	0	0	0			
John Denny, R OBP: 0.174, SLG: 0.095 John Wockenfuss, R OBP: 0.348, SLG: 0.167 (1, 1) (9, PH)			5-3		SH SH5-4					2	0	1	0	0	0	0			
Inning Stats	R: 0 E: 0 K: 1 S: 6	H: 1 LOB: 1 BB: 0 P: 6	R: 0 E: 0 K: 1 S: 5	H: 0 LOB: 0 BB: 0 P: 5	R: 0 E: 0 K: 1 S: 7	H: 2 LOB: 2 BB: 0 P: 7	R: 0 E: 0 K: 0 S: 3	H: 1 LOB: 1 BB: 1 P: 7	R: 0 E: 0 K: 1 S: 7	H: 1 LOB: 2 BB: 0 P: 7	R: 0 E: 0 K: 1 S: 5	H: 0 LOB: 0 BB: 0 P: 5	R: 0 E: 0 K: 1 S: 6	H: 1 LOB: 1 BB: 1 P: 10	R: 0 E: 0 K: 1 S: 6	H: 1 LOB: 1 BB: 0 P: 6	1B: 7 2B: 2 3B: 0 HR: 0	SF: 0 SAC: 2 DP: 1 HBP: 0	WP: 0 PA: 37 PB: 0 CS: 0
PITCHER Dave Dravecky, L ERA: 2.74 Rich Gossage, R ERA: 1.95 (1, 1) (8, 1)	IP: 7.1 WLS: W BF: 30 H: 6 R: 0 ER: 0 SO: 7 BB: 2 IBB: 0 HBP: 0 BLK: 0 WP: 0 HR: 0 S: 42 P: 50 ERA: 0.00 WHIP: 1.091																		



Batter	1	2	3	4	5	6	7	8	9	AB	R	H	RBI	BB	SO	LOB	TOP										
Bobby Brown, S OBP: 0.118, SLG: 0.125 (1, 8)										5	0	0	0	0	0	3	San Diego Padres @ Philadelphia Phillies Veterans Stadium, Philadelphia, PA Sat May 25 1985, 7:05 PM EDT Att: 20,539 - Unknown livebaseballscorecards.com										
Al Bumbry, L OBP: 0.359, SLG: 0.351 (1, 7)										5	0	0	0	0	0	3											
Tony Gwynn, L OBP: 0.355, SLG: 0.452 (1, 9)										4	1	1	0	0	0	0											
Graig Nettles, L OBP: 0.429, SLG: 0.412 (1, 5)										2	1	1	1	2	0	0											
Steve Garvey, R OBP: 0.307, SLG: 0.472 (1, 3)										4	0	0	0	0	0	3											
Terry Kennedy, L OBP: 0.297, SLG: 0.434 (1, 2)										4	1	1	0	0	2	1											
Garry Templeton, S OBP: 0.290, SLG: 0.388 (1, 6)										4	1	1	1	0	2	1											
Tim Flannery, L OBP: 0.382, SLG: 0.371 (1, 4)										2	0	2	1	2	0	0											
Andy Hawkins, R OBP: 0.182, SLG: 0.143 (1, 1)										2	0	0	1	0	0	2											
Inning Stats	R: 0 E: 0 K: 0 S: 3	H: 0 LOB: 0 BB: 0 P: 3	R: 3 E: 0 K: 0 S: 7	H: 3 LOB: 2 BB: 1 P: 11	R: 0 E: 0 K: 0 S: 3	H: 0 LOB: 0 BB: 0 P: 3	R: 0 E: 0 K: 1 S: 5	H: 0 LOB: 1 BB: 1 P: 9	R: 1 E: 0 K: 0 S: 5	H: 2 LOB: 1 BB: 0 P: 5	R: 0 E: 0 K: 0 S: 3	H: 0 LOB: 0 BB: 0 P: 3	R: 0 E: 0 K: 1 S: 5	H: 0 LOB: 1 BB: 1 P: 9	R: 0 E: 0 K: 0 S: 4	H: 1 LOB: 1 BB: 0 P: 4	1B: 4 2B: 2 3B: 0 HR: 0	SF: 0 SAC: 2 DP: 0 HBP: 0	WP: 0 PA: 38 PB: 0 CS: 0								
PITCHER	IP	WLS	BF	H	R	ER	SO	BB	IBB	HBP	BLK	WP	HR	S	P	ERA	WHIP										
Charles Hudson, R ERA: 2.82 (1, 1)	5.0	L	23	5	4	4	1	2	0	0	0	0	0	23	31	7.20	1.400										
Dave Rucker, L ERA: 3.55 (6, 1)	2.0		7	0	0	0	2	1	0	0	0	0	0	10	14	0.00	0.500										
Don Carman, L ERA: 0.55 (8, 1)	1.0		4	0	0	0	1	1	0	0	0	0	0	5	9	0.00	1.000										
Kent Tekulve, R ERA: 3.8 (9, 1)	1.0		4	1	0	0	0	0	0	0	0	0	0	4	4	0.00	1.000										

Batter	1	2	3	4	5	6	7	8	9	AB	R	H	RBI	BB	SO	LOB	BOTTOM										
Jeff Stone, L OBP: 0.288, SLG: 0.327 (1, 7)										4	0	0	0	0	1	0	San Diego Padres @ Philadelphia Phillies Veterans Stadium, Philadelphia, PA Sat May 25 1985, 7:05 PM EDT Att: 20,539 - Unknown livebaseballscorecards.com										
Tim Corcoran, L OBP: 0.362, SLG: 0.319 (1, 3)										3	0	1	0	1	0	0											
Mike Schmidt, R OBP: 0.307, SLG: 0.349 (1, 5)										4	0	2	0	0	0	2											
Von Hayes, L OBP: 0.409, SLG: 0.480 (1, 8)										4	0	0	0	0	0	4											
Glenn Wilson, R OBP: 0.295, SLG: 0.454 (1, 9)											4	0	1	0	0	0											
Ozzie Virgil, R OBP: 0.364, SLG: 0.462 (1, 2)											4	1	1	1	0	1											
Juan Samuel, R OBP: 0.258, SLG: 0.357 (1, 4)											3	0	1	0	1	0											
Steve Jeltz, S OBP: 0.278, SLG: 0.210 (7, PH)											2	0	0	0	0	2											
Derrel Thomas, S (8, 6)										1	0	0	0	1	0	0											
Charles Hudson, S (1, 1)										1	0	0	0	0	0	0											
John Russell, R (5, PH)										1	0	0	0	0	0	2											
Dave Rucker, L (6, 1)										0	0	0	0	0	0	0											
Greg Gross, L (7, PH)										1	0	0	0	0	1	2											
Don Carman, L (8, 1)										0	0	0	0	0	0	0											
Kent Tekulve, R (9, 1)										0	0	0	0	0	0	0											
Inning Stats	R: 0 E: 0 K: 0 S: 4	H: 1 LOB: 1 BB: 0 P: 4	R: 0 E: 0 K: 0 S: 3	H: 0 LOB: 0 BB: 0 P: 3	R: 0 E: 0 K: 2 S: 7	H: 0 LOB: 0 BB: 0 P: 7	R: 0 E: 0 K: 0 S: 3	H: 1 LOB: 0 BB: 0 P: 3	R: 0 E: 0 K: 1 S: 7	H: 2 LOB: 2 BB: 0 P: 7	R: 0 E: 0 K: 0 S: 4	H: 1 LOB: 1 BB: 0 P: 4	R: 0 E: 0 K: 1 S: 5	H: 0 LOB: 2 BB: 2 P: 13	R: 0 E: 0 K: 0 S: 3	H: 0 LOB: 1 BB: 1 P: 7	R: 1 E: 0 K: 0 S: 4	H: 1 LOB: 0 BB: 0 P: 4	1B: 4 2B: 1 3B: 0 HR: 1	SF: 0 SAC: 0 DP: 1 HBP: 0	WP: 0 PA: 35 PB: 0 CS: 0						
PITCHER	IP	WLS	BF	H	R	ER	SO	BB	IBB	HBP	BLK	WP	HR	S	P	ERA	WHIP										
Andy Hawkins, R ERA: 2.61 (1, 1)	9.0	W	35	6	1	1	4	3	0	0	0	0	1	40	52	1.00	1.000										



Batter	1	2	3	4	5	6	7	8	9	AB	R	H	RBI	BB	SO	LOB	TOP					
Tim Raines, S (1, 7) OBP: 0.342, SLG: 0.424	G3		WP 1B 1-2	F6		1B IBB		SH2-4		3	1	1	0	1	0	1	Montreal Expos @ San Diego Padres Jack Murphy Stadium, San Diego, CA Tue May 28 1985, 10:05 PM EDT Att: 19,328 - Unknown					
Vance Law, R (1, 4) OBP: 0.355, SLG: 0.314	K		K			F3		K		4	0	1	0	0	2	4						
Bert Roberge, R (6, 1)										0	0	0	0	0	0	0						
Jim Wohlford, R (6, PH) OBP: 0.288, SLG: 0.283										1	0	0	0	0	1	3						
Jeff Reardon, R (6, 1) OBP: 0.333, SLG: 0.333										0	0	0	0	0	0	0						
Terry Francona, L (1, 9) OBP: 0.349, SLG: 0.400	4-3		F8		F6					3	0	0	0	0	0	3						
Andre Dawson, R (6, PH) OBP: 0.314, SLG: 0.449			1-2 2-3			1-3 2-H		2B		2	0	2	3	0	0	0						
Dan Driessen, L (1, 3) OBP: 0.353, SLG: 0.443		3-1		F5	F6			F6		5	0	1	1	0	0	5						
Hubie Brooks, R (1, 6) OBP: 0.301, SLG: 0.392		S BB	F9					4-3		4	1	2	0	1	0	1						
Tim Lincecum, R (1, 5) OBP: 0.335, SLG: 0.452	F9			E SF7	K			F9		5	1	2	1	0	1	3						
Herm Winningham, L (1, 8) OBP: 0.348, SLG: 0.340				E1 FC1-6		E		6-3		4	1	1	0	1	1	2						
Mike Fitzgerald, R (1, 2) OBP: 0.348, SLG: 0.257				2-3																		
Miguel Dilone, S (8, FR) OBP: 0.291, SLG: 0.256	L5			SF7		F6		SH2-4 1B		3	0	1	1	0	0	3						
Sal Butera, R (8, 2) OBP: 0.350, SLG: 0.333				3-H				2B 1B		0	1	0	0	0	0	1						
Bryn Smith, R (1, 1) OBP: 0.278, SLG: 0.294			4-0							1	1	0	0	1	0	1						
Gary Lucas, L (5, 1)										0	0	0	0	0	0	0						
U L Washington, S (6, PH) OBP: 0.313, SLG: 0.342			WP 1B BB	FC1-6		E7 1B		SH2-4 2B 1B		3	2	2	1	0	1	1						
Inning Stats	R: 0 E: 0 K: 1 S: 5	H: 0 LOB: 0 BB: 0 P: 5	R: 0 E: 0 K: 0 S: 3	H: 0 LOB: 2 BB: 2 P: 11	R: 2 E: 0 K: 1 S: 7	H: 2 LOB: 1 BB: 1 P: 11	R: 1 E: 1 K: 0 S: 5	H: 1 LOB: 1 BB: 0 P: 5	R: 0 E: 0 K: 1 S: 7	H: 2 LOB: 2 BB: 1 P: 7	R: 2 E: 1 K: 0 S: 6	H: 3 LOB: 2 BB: 1 P: 10	R: 0 E: 0 K: 0 S: 3	H: 0 LOB: 0 BB: 0 P: 3	R: 2 E: 0 K: 1 S: 8	H: 3 LOB: 2 BB: 0 P: 8	R: 1 E: 0 K: 2 S: 9	H: 2 LOB: 1 BB: 0 P: 9	1B: 9 2B: 2 3B: 2 HR: 0	SF: 1 SAC: 1 DP: 0 HBP: 0	WP: 2 PB: 0 SB: 2 CS: 0	PA: 45
PITCHER	IP WLS BF H R ER SO BB IBB HBP BLK WP HR S P ERA WHIP																					
Eric Show, R (1, 1) ERA: 3.32	5.0	25	6	4	3	3	3	0	0	0	2	0	28	40	5.40	1.800						
Luis Delson, R (6, 1) ERA: 3.27	0.2	4	1	0	0	0	1	0	0	0	0	0	3	7	0.00	1.500						
Craig Lefferts, L (6, 1) ERA: 4.76	1.1	5	1	1	1	0	0	0	0	0	0	0	5	5	6.75	0.750						
Rich Gossage, R (8, 1) ERA: 2.35	1.0	L	6	3	2	1	0	0	0	0	0	0	8	8	18.00	3.000						
Tim Stoddard, R (9, 1) ERA: 6.23	1.0	5	2	1	1	2	0	0	0	0	0	0	9	9	9.00	2.000						

AB	39
R	8
H	13
RBI	7
BB	4
SO	6
LOB	28



Batter	1	2	3	4	5	6	7	8	9	AB	R	H	RBI	BB	SO	LOB	BOTTOM					
Tim Flannery, L (1, 4) OBP: 0.367, SLG: 0.365	6-3 HR 2B	1-3			3-1		L6		F7	5	1	1	0	0	0	1	Montreal Expos @ San Diego Padres Jack Murphy Stadium, San Diego, CA Tue May 28 1985, 10:05 PM EDT Att: 19,328 - Unknown					
Tony Gwynn, L (1, 9) OBP: 0.383, SLG: 0.451	6-3		G3 S		E S		F9			4	1	2	0	0	0	1						
Steve Garvey, R (1, 3) OBP: 0.317, SLG: 0.503	2-3		F9					F8		4	1	2	3	0	0	1						
Graig Nettles, L (1, 5) OBP: 0.422, SLG: 0.400	3-H HR		F7		G3		F5			4	0	1	0	0	0	2						
Kevin McReynolds, R (1, 8) OBP: 0.316, SLG: 0.427			4-3				5-3		K	4	1	1	1	0	1	2						
Terry Kennedy, L (1, 2) OBP: 0.312, SLG: 0.448					3-1					4	1	2	0	0	0	0						
Bobby Brown, S (8, FR) OBP: 0.150, SLG: 0.211	F8						1B 2B			0	0	0	0	0	0	0						
Bruce Bochy, R (9, 2) OBP: 0.227, SLG: 0.364								1-2 1B		0	0	0	0	0	0	0						
Camelot Martinez, R (1, 7) OBP: 0.336, SLG: 0.467			FC6-4 1B		F5		2-H 1B		F8	4	0	2	1	0	0	2						
Garry Templeton, S (1, 6) OBP: 0.291, SLG: 0.388			FC6-4 S		K		G3		K	4	0	0	0	0	2	1						
Eric Show, R (1, 1) ERA: 3.32	4.2	21	7	4	4	2	0	0	0	0	0	0	0	0	0	0						
Luis Delson, R (6, 1) ERA: 3.27	0.1	1	0	0	0	0	0	0	0	0	0	0	0	0	0	0						
Craig Lefferts, L (6, 1) ERA: 4.76	1.1	5	1	1	1	0	0	0	0	0	0	0	0	0	0	0						
Al Bumbry, R (7, PH) OBP: 0.288, SLG: 0.283	2.0	W	7	2	1	1	1	0	0	0	0	0	0	0	0	0						
Rich Gossage, R (8, 1) ERA: 2.35	2.0	S	8	2	0	0	2	0	0	0	0	0	0	0	0	0						
Tim Stoddard, R (9, 1) ERA: 6.23	1.0	5	2	1	1	2	0	0	0	0	0	0	0	0	0	0						
Kurt Bevacqua, R (9, 1) ERA: 6.23	1.0	5	2	1	1	2	0	0	0	0	0	0	0	0	0	0						
Inning Stats	R: 3 E: 0 K: 0 S: 6	H: 3 LOB: 0 BB: 0 P: 6	R: 0 E: 0 K: 1 S: 6	H: 1 LOB: 0 BB: 0 P: 6	R: 0 E: 0 K: 0 S: 4	H: 1 LOB: 1 BB: 0 P: 4	R: 0 E: 0 K: 1 S: 5	H: 0 LOB: 0 BB: 0 P: 5	R: 1 E: 0 K: 0 S: 5	H: 2 LOB: 1 BB: 0 P: 5	R: 1 E: 0 K: 0 S: 4	H: 2 LOB: 0 BB: 0 P: 4	R: 0 E: 0 K: 1 S: 5	H: 0 LOB: 0 BB: 0 P: 5	R: 0 E: 0 K: 1 S: 7	H: 2 LOB: 2 BB: 0 P: 7	R: 0 E: 0 K: 1 S: 5	H: 0 LOB: 0 BB: 0 P: 5	1B: 6 2B: 3 3B: 0 HR: 2	SF: 0 SAC: 0 DP: 0 HBP: 0	WP: 0 PB: 0 SB: 3 CS: 0	PA: 37
PITCHER	IP WLS BF H R ER SO BB IBB HBP BLK WP HR S P ERA WHIP																					
Bryn Smith, R (1, 1) ERA: 2.51	4.2	21	7	4	4	2	0	0	0	0	0	0	0	0	0	0						
Gary Lucas, L (5, 1) ERA: 6.75	0.1	1	0	0	0	0	0	0	0	0	0	0	1	1	0.00	0.000						
Bert Roberge, R (6, 1) ERA: 2.38	2.0	W	7	2	1	1	1	0	0	0	0	0	9	9	4.50	1.000						
Jeff Reardon, R (8, 1) ERA: 1.1	2.0	S	8	2	0	0	2	0	0	0	0	0	12	12	0.00	1.000						



Batter	1	2	3	4	5	6	7	8	9	AB	R	H	RBI	BB	SO	LOB	TOP								
Tim Raines, S OBP: 0.333, SLG: 0.412 (1, 7)	F9		K			F8		F8		4	0	0	0	0	1	1	Montreal Expos @ San Diego Padres Jack Murphy Stadium, San Diego, CA Wed May 29 1985, 10:05 PM EDT Att: 20,187 - Unknown								
Vance Law, R OBP: 0.345, SLG: 0.303 Tim Burke, R (8, 1) Jeff Reardon, R OBP: 0.333, SLG: 0.333 (9, 1)	F3			F7		F9		5-3		4	0	0	0	0	0	0									
Andre Dawson, R OBP: 0.318, SLG: 0.469 (9, 9)	K			F3		1B G6-4-3		HR		4	2	2	1	0	1	0									
Hubie Brooks, R OBP: 0.300, SLG: 0.389 (1, 6)		6-3		5-3		1B G6-4-3		F8		4	0	1	0	0	0	0									
Tim Wallach, R OBP: 0.327, SLG: 0.440 (1, 5)		F9			F9	G6-4-3		F9		4	0	0	0	0	0	1									
Dan Driessen, L OBP: 0.350, SLG: 0.444 (1, 3)		F8			G3	2B		F8		4	0	1	0	0	0	0									
Jim Wohlford, R OBP: 0.309, SLG: 0.292 Herm Winningham, L OBP: 0.348, SLG: 0.340 (9, 8)			K			1B FC5-4		IBB FC6-4		2	0	1	0	1	1	0									
Mike Fitzgerald, R OBP: 0.341, SLG: 0.250 (1, 2)		6-3				1B FC5-4		FC6-4		3	0	0	0	0	0	3									
Joe Hesketh, R OBP: 0.211, SLG: 0.167 U L Washington, S OBP: 0.309, SLG: 0.338 (8, PH) (8, 4)								F8		1	0	0	0	1	1	0									
										1	0	0	0	0	0	0									
Inning Stats	R: 0 E: 0 K: 1 S: 5	H: 0 LOB: 0 BB: 0 P: 5	R: 0 E: 0 K: 0 S: 3	H: 0 LOB: 0 BB: 0 P: 3	R: 0 E: 0 K: 2 S: 7	H: 0 LOB: 1 BB: 1 P: 11	R: 0 E: 0 K: 0 S: 3	H: 0 LOB: 0 BB: 0 P: 3	R: 0 E: 0 K: 0 S: 4	H: 1 LOB: 1 BB: 0 P: 4	R: 0 E: 0 K: 1 S: 5	H: 0 LOB: 0 BB: 0 P: 5	R: 1 E: 0 K: 0 S: 5	H: 3 LOB: 2 BB: 1 P: 9	R: 0 E: 0 K: 0 S: 3	H: 0 LOB: 0 BB: 0 P: 3	R: 1 E: 0 K: 0 S: 4	H: 1 LOB: 0 BB: 0 P: 4	1B: 3 2B: 1 3B: 0 HR: 1	SF: 0 SAC: 0 DP: 1 HBP: 0	WP: 0 PB: 0 SB: 0 CS: 0	PA: 33			
PITCHER	IP	WLS	BF	H	R	ER	SO	BB	IBB	HBP	BLK	WP	HR	S	P	ERA	WHIP								
Dave Dravecky, L ERA: 2.55 (1, 1)	7.0		26	4	1	1	4	1	1	0	0	0	0	32	40	1.29	0.714								
Craig Lefferts, L ERA: 4.74 (8, 1)	2.0	L	7	1	1	1	0	0	0	0	0	0	1	7	7	4.50	0.500								

AB	31
R	2
H	5
RBI	1
BB	2
SO	4
LOB	5



Batter	1	2	3	4	5	6	7	8	9	AB	R	H	RBI	BB	SO	LOB	BOTTOM								
Jerry Royster, R OBP: 0.273, SLG: 0.349 (1, 4)	F9		CS BB			F9	F8			3	0	0	0	1	0	2	Montreal Expos @ San Diego Padres Jack Murphy Stadium, San Diego, CA Wed May 29 1985, 10:05 PM EDT Att: 20,187 - Unknown								
Tony Gwynn, L OBP: 0.381, SLG: 0.446 (1, 9)	1B		K			G3		6-3		4	0	1	0	0	1	1									
Steve Garvey, R OBP: 0.321, SLG: 0.503 (1, 3)	1B		F8			2B	1B	6-3		4	1	2	0	0	0	0									
Kevin McReynolds, R OBP: 0.315, SLG: 0.429 (1, 8)	K				F8	2B		K		4	0	1	1	0	2	2									
Graig Nettles, L OBP: 0.410, SLG: 0.385 (1, 5)	K				G3	F7		F5		4	0	0	0	0	1	3									
Carmelo Martinez, R OBP: 0.338, SLG: 0.459 Bobby Brown, S OBP: 0.190, SLG: 0.250 (7, PR) (8, 7)	L6				F7	SH5-4 BB		1B		2	0	0	0	1	0	0									
Bruce Bochy, R OBP: 0.338, SLG: 0.333 Terry Kennedy, L OBP: 0.310, SLG: 0.445 (9, PH) (8, 1)	K				F8	SH5-4		F6		2	0	0	0	0	1	0									
Garry Templeton, S OBP: 0.290, SLG: 0.384 (1, 6)					6-3	K		K		4	0	1	0	0	2	3									
Dave Dravecky, R OBP: 0.167, SLG: 0.176 Kurt Bevacqua, R OBP: 0.500, SLG: 0.385 Craig Lefferts, L OBP: 0.500, SLG: 0.500 (8, 1)					1-3	IBB				2	0	0	0	0	1	1									
										0	0	0	0	1	0	0									
										0	0	0	0	0	0	0									
Inning Stats	R: 0 E: 0 K: 2 S: 9	H: 2 LOB: 2 BB: 0 P: 9	R: 0 E: 0 K: 1 S: 6	H: 1 LOB: 1 BB: 0 P: 6	R: 0 E: 0 K: 1 S: 4	H: 0 LOB: 0 BB: 1 P: 8	R: 0 E: 0 K: 0 S: 3	H: 0 LOB: 0 BB: 0 P: 3	R: 0 E: 0 K: 1 S: 5	H: 0 LOB: 0 BB: 0 P: 5	R: 1 E: 0 K: 0 S: 5	H: 2 LOB: 1 BB: 0 P: 5	R: 0 E: 0 K: 1 S: 5	H: 0 LOB: 2 BB: 2 P: 13	R: 0 E: 0 K: 1 S: 5	H: 0 LOB: 0 BB: 0 P: 5	R: 0 E: 0 K: 1 S: 6	H: 1 LOB: 1 BB: 0 P: 6	1B: 5 2B: 1 3B: 0 HR: 0	SF: 0 SAC: 1 DP: 0 HBP: 0	WP: 0 PB: 0 SB: 0 CS: 1	PA: 35			
PITCHER	IP	WLS	BF	H	R	ER	SO	BB	IBB	HBP	BLK	WP	HR	S	P	ERA	WHIP								
Joe Hesketh, L ERA: 1.74 (1, 1)	7.0		28	5	1	1	6	2	1	0	0	0	0	37	49	1.29	1.000								
Tim Burke, R ERA: 3.0 (8, 1)	1.0	W	3	0	0	0	1	0	0	0	0	0	0	5	5	0.00	0.000								
Jeff Reardon, R ERA: 1.07 (9, 1)	1.0	S	4	1	0	0	1	0	0	0	0	0	0	6	6	0.00	1.000								

AB	31
R	1
H	6
RBI	1
BB	3
SO	8
LOB	13



Batter	1	2	3	4	5	6	7	8	9	AB	R	H	RBI	BB	SO	LOB	TOP					
Mookie Wilson, S (1, 8) OBP: 0.329, SLG: 0.418	F5		G3		F8			HR		4	1	1	1	0	0	1	New York Mets @ San Diego Padres Jack Murphy Stadium, San Diego, CA Fri May 31 1985, 10:05 PM EDT Att: 54,305 - Unknown livebaseballscorecards.com					
Wally Backman, S (1, 4) OBP: 0.290, SLG: 0.298	3-1			4-3		F7		4-3		4	0	0	0	0	0							
Keith Hernandez, L (1, 3) OBP: 0.378, SLG: 0.387	K			F8		4-3		F7		4	0	0	0	0	1							
Gary Carter, R (1, 2) OBP: 0.358, SLG: 0.396		G4-6-3 1B		6-3		F8			6-3	4	0	1	0	0	0							
George Foster, R (1, 7) OBP: 0.281, SLG: 0.466		G4-6-3 1B			2B SF9 1B		F6		F4	4	1	2	0	0	0							
Danny Heep, L (1, 9) OBP: 0.330, SLG: 0.386		G4-6-3 1-2 2-3			SF9 1-3 1B		F8		F8	4	1	1	0	0	0	2						
Howard Johnson, S (1, 5) OBP: 0.246, SLG: 0.218		5-3			SF9 2-3 3-H					2	0	1	1	0	0	1						
Rafael Santana, R (1, 6) OBP: 0.252, SLG: 0.259			4-3		K		4-3			3	0	0	0	0	1	2						
Sid Fernandez, L (1, 1) OBP: 0.250, SLG: 0.250			4-3					4-3		2	0	1	1	0	0	0						
Terry Blocker, L (8, PH)										1	0	0	0	0	0	0						
Doug Sisk, R (8, 1)										0	0	0	0	0	0	0						
Inning Stats	R: 0 E: 0 K: 1 S: 5	H: 0 LOB: 0 BB: 0 P: 5	R: 0 E: 0 K: 0 S: 4	H: 2 LOB: 1 BB: 0 P: 4	R: 0 E: 0 K: 0 S: 3	H: 0 LOB: 0 BB: 0 P: 3	R: 0 E: 0 K: 0 S: 3	H: 0 LOB: 0 BB: 0 P: 3	R: 2 E: 0 K: 1 S: 8	H: 3 LOB: 1 BB: 0 P: 8	R: 0 E: 0 K: 0 S: 3	H: 0 LOB: 0 BB: 0 P: 3	R: 0 E: 0 K: 0 S: 4	H: 1 LOB: 1 BB: 0 P: 4	R: 1 E: 0 K: 0 S: 4	H: 1 LOB: 0 BB: 0 P: 4	R: 0 E: 0 K: 0 S: 3	H: 0 LOB: 0 BB: 0 P: 3	1B: 5 2B: 1 3B: 0 HR: 1	SF: 1 SAC: 0 DP: 1 HBP: 0	WP: 0 PB: 0 SB: 0 CS: 0	PA: 33
PITCHER LaMarr Hoyt, R (1, 1) ERA: 3.8	IP: 9.0 WLS: W BF: 33 H: 7 R: 3 ER: 3 SO: 2 BB: 0 IBB: 0 HBP: 0 BLK: 0 WP: 0 HR: 1 S: 37 P: 37 ERA: 3.00 WHIP: 0.778															PITCHER						

Batter	1	2	3	4	5	6	7	8	9	AB	R	H	RBI	BB	SO	LOB	BOTTOM					
Jerry Royster, R (1, 4) OBP: 0.284, SLG: 0.343	5-3		F3		F8					3	0	0	0	1	0	0	New York Mets @ San Diego Padres Jack Murphy Stadium, San Diego, CA Fri May 31 1985, 10:05 PM EDT Att: 54,305 - Unknown livebaseballscorecards.com					
Tony Gwynn, L (1, 9) OBP: 0.346, SLG: 0.426	F6		4-3		1-3					4	0	0	0	0	0	1						
Steve Garvey, R (1, 3) OBP: 0.318, SLG: 0.492	F7			1-3	4-3					4	1	1	0	0	0	0						
Kevin McReynolds, R (1, 8) OBP: 0.314, SLG: 0.419		K		2B		5-3				2	1	0	0	1	1	0						
Graig Nettles, L (1, 5) OBP: 0.413, SLG: 0.407				2B		1-3				4	1	2	1	0	0	1						
Carmelo Martinez, R (1, 7) OBP: 0.358, SLG: 0.546				2B		1-3				4	1	3	2	0	0	1						
Terry Kennedy, L (1, 2) OBP: 0.319, SLG: 0.441				2B		HR				2	0	0	0	2	2	2						
Garry Templeton, S (1, 6) OBP: 0.289, SLG: 0.387										4	0	1	1	0	2	4						
LaMarr Hoyt, R (1, 1) OBP: 0.083, SLG: 0.083										3	0	0	0	0	3	2						
Inning Stats	R: 0 E: 0 K: 0 S: 3	H: 1 LOB: 2 BB: 1 P: 12	R: 0 E: 0 K: 2 S: 8	H: 1 LOB: 2 BB: 1 P: 12	R: 0 E: 0 K: 1 S: 5	H: 0 LOB: 0 BB: 0 P: 5	R: 2 E: 0 K: 2 S: 10	H: 3 LOB: 2 BB: 1 P: 14	R: 0 E: 0 K: 0 S: 3	H: 0 LOB: 0 BB: 0 P: 3	R: 1 E: 0 K: 1 S: 6	H: 1 LOB: 0 BB: 0 P: 6	R: 0 E: 0 K: 2 S: 7	H: 0 LOB: 1 BB: 1 P: 11	R: 1 E: 1 K: 0 S: 5	H: 2 LOB: 2 BB: 1 P: 9	R: 0 E: 0 K: 0 S: 3	H: 0 LOB: 0 BB: 0 P: 3	1B: 3 2B: 3 3B: 0 HR: 1	SF: 0 SAC: 1 DP: 0 HBP: 0	WP: 0 PB: 0 SB: 0 CS: 0	PA: 35
PITCHER Sid Fernandez, L (1, 1) ERA: 1.82	IP: 7.0 WLS: L BF: 29 H: 5 R: 3 ER: 3 SO: 8 BB: 3 IBB: 0 HBP: 0 BLK: 0 WP: 0 HR: 1 S: 42 P: 54 ERA: 3.86 WHIP: 1.143															PITCHER						
Doug Sisk, R (8, 1) ERA: 7.53	IP: 1.0 WLS: L BF: 6 H: 2 R: 1 ER: 1 SO: 0 BB: 0 IBB: 1 HBP: 0 BLK: 0 WP: 0 HR: 0 S: 5 P: 9 ERA: 9.00 WHIP: 2.000															PITCHER						

Batter	1	2	3	4	5	6	7	8	9	AB	R	H	RBI	BB	SO	LOB	TOP					
Mookie Wilson, S OBP: 0.325, SLG: 0.417	6-3		F9		4-3		1B 2B		FC6-4	5	1	1	1	0	0	2	New York Mets @ San Diego Padres Jack Murphy Stadium, San Diego, CA Sat Jun 01 1985, 10:05 PM EDT Att: 42,447 - Unknown					
Kelvin Chapman, R OBP: 0.236, SLG: 0.209			L5			BB 1B		1-3	3	1	2	0	0	0	0							
Rusty Staub, L OBP: 0.389, SLG: 0.438						1B	G5-4-3			1	0	1	1	0	0							
Terry Blocker, L OBP: 0.200, SLG: 0.111	2B					1B				0	0	0	0	0	0							
Roger McDowell, R OBP: 0.500, SLG: 0.500						1B				1	0	0	0	0	0							
Jesse Orosco, R OBP: 0.500, SLG: 0.500						1B				0	0	0	0	0	0							
Ray Knight, R OBP: 0.261, SLG: 0.333	6-3		5-3			BB 1B	G5-4-3			4	1	1	0	0	0							
Gary Carter, R OBP: 0.356, SLG: 0.388	6-3			6-3		1B 1B		F6		3	1	0	0	1	0							
George Foster, R OBP: 0.280, SLG: 0.459		5-3		F9		BB		K		4	0	1	2	0	1							
John Christensen, R OBP: 0.271, SLG: 0.184		1B		6-3		1B	1-3	F8		4	0	1	0	0	0							
Clint Hurdle, L OBP: 0.235, SLG: 0.235			F3		F9	1B				2	0	0	0	1	0							
Wally Backman, S OBP: 0.296, SLG: 0.313						BB		FC6-4		1	1	1	0	0	0							
Rafael Santana, R OBP: 0.265, SLG: 0.280								F4		4	0	3	1	0	0							
Ron Darling, R OBP: 0.179, SLG: 0.250			F8		K					2	0	0	0	0	1	3						
Keith Hernandez, L OBP: 0.379, SLG: 0.385					K			FC6-4		1	0	0	0	1	1	0						
Inning Stats	R: 0 E: 0 K: 0 S: 4	H: 1 LOB: 1 BB: 0 P: 4	R: 0 E: 0 K: 0 S: 5	H: 2 LOB: 2 BB: 0 P: 5	R: 0 E: 0 K: 0 S: 3	H: 0 LOB: 0 BB: 0 P: 3	R: 0 E: 0 K: 0 S: 3	H: 0 LOB: 0 BB: 0 P: 3	R: 0 E: 0 K: 1 S: 6	H: 1 LOB: 1 BB: 0 P: 6	R: 3 E: 0 K: 0 S: 5	H: 4 LOB: 2 BB: 2 P: 13	R: 1 E: 0 K: 1 S: 6	H: 2 LOB: 1 BB: 0 P: 6	R: 0 E: 0 K: 1 S: 5	H: 0 LOB: 0 BB: 0 P: 5	R: 1 E: 0 K: 0 S: 4	H: 1 LOB: 1 BB: 1 P: 8	1B: 7 2B: 5 3B: 0 HR: 0	SF: 0 SAC: 0 DP: 2 HBP: 0	WP: 0 PB: 0 SB: 1 CS: 0	PA: 38
PITCHER	IP WLS BF H R ER SO BB IBB HBP BLK WP HR S P ERA WHIP																					
Mark Thurmond, L ERA: 3.94	(1, 1) 5.2 L 25 7 3 3 1 2 0 0 0 0 0 0 25 33 4.76 1.588																					
Luis Del Leon, R ERA: 3.7	(6, 1) 1.1 5 3 1 1 1 0 0 0 0 0 0 0 7 7 6.75 2.250																					
Tim Stoddard, R ERA: 6.0	(8, 1) 2.0 8 1 1 1 1 1 0 0 0 0 0 0 9 13 4.50 1.000																					

AB	35
R	5
H	11
RBI	5
BB	3
SO	3
LOB	13



Batter	1	2	3	4	5	6	7	8	9	AB	R	H	RBI	BB	SO	LOB	BOTTOM					
Tim Flannery, L OBP: 0.377, SLG: 0.364	1B WP		G3 1B	G3			1-3		4-3	3	2	1	0	1	0	1	New York Mets @ San Diego Padres Jack Murphy Stadium, San Diego, CA Sat Jun 01 1985, 10:05 PM EDT Att: 42,447 - Unknown					
Tony Gwynn, L OBP: 0.352, SLG: 0.431	BB WP		PB G3				K		1B	5	0	3	1	0	1							
Steve Garvey, R OBP: 0.310, SLG: 0.479	1B		1B				1B			5	0	0	0	0	0	5						
Graig Nettles, L OBP: 0.408, SLG: 0.400	BB		SF8				K		F7	2	0	0	1	1	1							
Kevin McReynolds, R OBP: 0.323, SLG: 0.420	BB									2	0	1	0	2	0							
Terry Kennedy, L OBP: 0.317, SLG: 0.436	BB									4	0	1	0	0	2	5						
Bobby Brown, S OBP: 0.190, SLG: 0.250	BB									0	0	0	0	0	0	0						
Bruce Bochy, R OBP: 0.206, SLG: 0.333	BB									0	0	0	0	0	0	0						
Carmelo Martinez, R OBP: 0.362, SLG: 0.541										3	0	1	0	1	0	2						
Garry Templeton, S OBP: 0.294, SLG: 0.390										4	0	2	0	0	0	2						
Mark Thurmond, L ERA: 2.5	(1, 1) 6.0 W 26 5 2 2 4 1 0 0 0 0 0 0 28 49 3.00 1.667																					
Luis Del Leon, R ERA: 2.89	(7, 1) 2.1 11 4 1 1 1 0 0 0 0 0 0 0 13 13 3.86 1.714																					
Al Bumbry, L OBP: 0.341, SLG: 0.333	(7, PH) 0.2 S 2 0 0 0 0 0 0 0 0 0 0 0 2 2 0.00 0.000																					
Tim Stoddard, R ERA: 2.22	(8, PH) 0.2 S 2 0 0 0 0 0 0 0 0 0 0 0 2 2 0.00 0.000																					
Inning Stats	R: 1 E: 0 K: 0 S: 3	H: 1 LOB: 2 BB: 3 P: 15	R: 0 E: 0 K: 1 S: 4	H: 0 LOB: 0 BB: 1 P: 8	R: 1 E: 0 K: 1 S: 6	H: 1 LOB: 2 BB: 1 P: 11	R: 0 E: 0 K: 0 S: 4	H: 1 LOB: 1 BB: 0 P: 4	R: 0 E: 0 K: 1 S: 5	H: 1 LOB: 0 BB: 0 P: 5	R: 0 E: 0 K: 1 S: 6	H: 1 LOB: 1 BB: 0 P: 6	R: 0 E: 0 K: 1 S: 5	H: 0 LOB: 0 BB: 0 P: 5	R: 0 E: 0 K: 0 S: 5	H: 2 LOB: 2 BB: 0 P: 5	R: 1 E: 0 K: 0 S: 5	H: 2 LOB: 1 BB: 0 P: 5	1B: 9 2B: 0 3B: 0 HR: 0	SF: 1 SAC: 1 DP: 1 HBP: 1	WP: 1 PB: 1 SB: 1 CS: 2	PA: 39
PITCHER	IP WLS BF H R ER SO BB IBB HBP BLK WP HR S P ERA WHIP																					
Ron Darling, R ERA: 2.5	(1, 1) 6.0 W 26 5 2 2 4 1 0 0 0 0 0 0 0 28 49 3.00 1.667																					
Roger McDowell, R ERA: 2.89	(7, 1) 2.1 11 4 1 1 1 0 0 0 0 0 0 0 13 13 3.86 1.714																					
Jesse Orosco, L ERA: 2.22	(8, 1) 0.2 S 2 0 0 0 0 0 0 0 0 0 0 0 2 2 0.00 0.000																					

AB	31
R	3
H	9
RBI	2
BB	5
SO	5
LOB	19



Batter	1	2	3	4	5	6	7	8	9	AB	R	H	RBI	BB	SO	LOB	TOP					
Mookie Wilson, S (1, 8) OBP: 0.321, SLG: 0.410	4-3		1B 2B		4-3		F3		F5	5	1	1	0	0	0	0						
Wally Backman, S (1, 4) OBP: 0.295, SLG: 0.311	4-3		2B E 1B			F8	F1			4	1	1	1	0	0	0						
Keith Hernandez, L (1, 3) OBP: 0.387, SLG: 0.496			2B			HR 1B			5-3	4	1	3	1	0	0	0						
Gary Carter, R (1, 2) OBP: 0.359, SLG: 0.407	F5		FC5-2-5-1-5-6-4			HR			HR BB	3	2	1	2	1	0	2						
Danny Heep, L (1, 9) OBP: 0.337, SLG: 0.425		4-3			F8	BB 1B			HR	4	1	2	2	0	0	0						
Ray Knight, R (1, 5) OBP: 0.260, SLG: 0.328	F3				CS 1B	F5			F4	4	0	1	0	0	0	1						
Howard Johnson, S (1, 6) OBP: 0.246, SLG: 0.212	F7				K				L5	3	0	0	0	1	1	1						
Rafael Santana, R (8, 6) OBP: 0.265, SLG: 0.280					1-2					0	0	0	0	0	0	0						
Terry Blocker, L (1, 7) OBP: 0.167, SLG: 0.091			1B 1B			F9	F9		5-3	4	1	1	0	0	0	2						
Calvin Schiraldi, R (1, 1) OBP: 0.143, SLG: 0.143			K			F3			K	2	0	0	0	0	1	1						
Doug Sisk, R (6, 1)										2	0	0	0	0	2	0						
Inning Stats	R: 0 E: 0 K: 0 S: 4	H: 1 LOB: 1 BB: 0 P: 4	R: 0 E: 0 K: 0 S: 3	H: 0 LOB: 0 BB: 0 P: 3	R: 3 E: 1 K: 1 S: 8	H: 4 LOB: 0 BB: 0 P: 8	R: 0 E: 0 K: 1 S: 5	H: 1 LOB: 1 BB: 0 P: 5	R: 0 E: 0 K: 0 S: 3	H: 0 LOB: 0 BB: 0 P: 3	R: 2 E: 0 K: 0 S: 6	H: 3 LOB: 2 BB: 1 P: 10	R: 0 E: 0 K: 1 S: 5	H: 0 LOB: 0 BB: 0 P: 5	R: 2 E: 0 K: 0 S: 4	H: 1 LOB: 0 BB: 1 P: 8	R: 0 E: 0 K: 1 S: 5	H: 0 LOB: 0 BB: 0 P: 5	1B: 6 2B: 4 3B: 0 HR: 2	SF: 0 SAC: 0 DP: 2 HBP: 0	WP: 0 PB: 0 SB: 0 CS: 1	PA: 37
PITCHER	IP	WLS	BF	H	R	ER	SO	BB	IBB	HBP	BLK	WP	HR	S	P	ERA	WHIP					
Eric Show, R (1, 1) ERA: 3.57	5.2	L	25	9	5	4	2	1	0	0	0	0	1	28	32	6.35	1.765					
Tim Stoddard, R (6, 1) ERA: 5.51	1.1		4	0	0	0	1	0	0	0	0	0	0	6	6	0.00	0.000					
Greg Booker, R (8, 1) ERA: 4.96	2.0		8	1	2	2	1	1	0	0	0	0	1	9	13	9.00	1.000					

New York Mets @ San Diego Padres
Jack Murphy Stadium, San Diego, CA
Sun Jun 02 1985, 6:33 AM EDT
Att: 32,561 - Unknown

AB 35
R 7
H 10
RBI 6
BB 2
SO 4
LOB 7



Batter	1	2	3	4	5	6	7	8	9	AB	R	H	RBI	BB	SO	LOB	BOTTOM					
Tim Flannery, L (1, 4) OBP: 0.381, SLG: 0.363	HR BB		G3		F7					3	1	1	0	1	0	0						
Tony Gwynn, L (1, 9) OBP: 0.355, SLG: 0.449	HR		4-3			WP BB 5-3 1B	4-3			4	2	2	2	0	0	2						
Steve Garvey, R (1, 3) OBP: 0.308, SLG: 0.472	6-3		F8			5-3 FC3-2 BB		K		3	0	0	0	1	1	0						
Graig Nettles, L (1, 5) OBP: 0.397, SLG: 0.387	F7				F2	5-3		F8		4	0	0	1	0	0	1						
Kevin McReynolds, R (1, 8) OBP: 0.321, SLG: 0.416					K	FC3-2		6-3		4	0	1	0	0	1	1						
Terry Kennedy, L (1, 2) OBP: 0.316, SLG: 0.431	G3					G3			4-3	4	0	1	0	0	0	2						
Camelto Martinez, R (1, 7) OBP: 0.353, SLG: 0.526		5-3			K			6-3		4	0	0	0	0	1	1						
Garry Templeton, S (1, 6) OBP: 0.293, SLG: 0.383		K				F6		4-3		3	0	0	0	1	1	0						
Eric Show, R (1, 1) OBP: 0.100, SLG: 0.100						K			FC6-4 BB	2	0	0	0	0	2	0						
Tim Stoddard, R (6, 1)						K			FC6-4	0	0	0	0	0	0	0						
Al Bumbry, L (7, PH) OBP: 0.333, SLG: 0.325						K				1	0	0	0	0	0	1						
Greg Booker, R (8, 1)										0	0	0	0	0	0	0						
Inning Stats	R: 2 E: 0 K: 0 S: 5	H: 2 LOB: 1 BB: 1 P: 9	R: 0 E: 0 K: 2 S: 7	H: 0 LOB: 0 BB: 0 P: 7	R: 0 E: 0 K: 0 S: 3	H: 0 LOB: 0 BB: 0 P: 3	R: 0 E: 0 K: 2 S: 8	H: 1 LOB: 1 BB: 0 P: 8	R: 0 E: 0 K: 1 S: 5	H: 0 LOB: 0 BB: 0 P: 5	R: 1 E: 0 K: 0 S: 4	H: 1 LOB: 1 BB: 1 P: 8	R: 0 E: 0 K: 0 S: 4	H: 1 LOB: 2 BB: 1 P: 8	R: 0 E: 0 K: 1 S: 5	H: 0 LOB: 0 BB: 0 P: 5	R: 0 E: 0 K: 0 S: 3	H: 0 LOB: 0 BB: 0 P: 3	1B: 4 2B: 0 3B: 0 HR: 1	SF: 0 SAC: 0 DP: 0 HBP: 0	WP: 1 PB: 0 SB: 0 CS: 0	PA: 35
PITCHER	IP	WLS	BF	H	R	ER	SO	BB	IBB	HBP	BLK	WP	HR	S	P	ERA	WHIP					
Calvin Schiraldi, R (1, 1) ERA: 5.3	5.0	W	21	4	3	3	5	2	0	0	0	0	1	29	37	5.40	1.200					
Doug Sisk, R (6, 1) ERA: 6.67	4.0	S	14	1	0	0	1	1	0	0	0	1	0	15	19	0.00	0.500					

New York Mets @ San Diego Padres
Jack Murphy Stadium, San Diego, CA
Sun Jun 02 1985, 6:33 AM EDT
Att: 32,561 - Unknown

AB 32
R 3
H 5
RBI 3
BB 3
SO 6
LOB 8



Batter	1	2	3	4	5	6	7	8	9	AB	R	H	RBI	BB	SO	LOB	TOP	
Jeff Stone, L (1, 7) <small>OBP: 0.293, SLG: 0.326</small> Greg Gross, L (8, 7) <small>OBP: 0.273, SLG: 0.280</small>	1-3		L7		FC6-5			K		4	0	0	0	0	1	2	Philadelphia Phillies @ San Diego Padres Jack Murphy Stadium, San Diego, CA <small>Mon Jun 03 1985, 10:05 PM EDT</small> <small>Att: 17,740 - Unknown</small>	
Rick Schu, R (1, 5) <small>OBP: 0.292, SLG: 0.286</small>	F7			E6	F3			4-3		4	1	0	0	0	0	2		
Juan Samuel, R (1, 4) <small>OBP: 0.270, SLG: 0.376</small>	4-3			F3				6-3		4	0	1	0	0	0	1		
Mike Schmidt, R (1, 3) <small>OBP: 0.301, SLG: 0.369</small>		5-3		K				F3		4	0	0	0	0	1	2		
Ozzie Virgil, R (1, 2) <small>OBP: 0.375, SLG: 0.518</small>		HR		HR				F9		4	2	2	3	0	0	1		
Glenn Wilson, R (1, 9) <small>OBP: 0.276, SLG: 0.401</small>	F3			K				F3		4	0	0	0	0	1	1		
Garry Maddox, R (1, 8) <small>OBP: 0.294, SLG: 0.333</small>	6-3				L3			F8		3	0	0	0	0	0	0		
Steve Jeltz, S (1, 6) <small>OBP: 0.259, SLG: 0.186</small>			L9		FC6-5	1B		F8		2	0	0	0	1	0	0		
Kevin Gross, R (1, 1) <small>OBP: 0.267, SLG: 0.214</small> Kent Tekulve, R (8, 1)	1-3			1-3		FC6-5	1B	F9		3	0	1	0	0	0	0		
Inning Stats	R: 0 E: 0 K: 0 S: 3	H: 0 LOB: 0 BB: 0 P: 3	R: 1 E: 0 K: 0 S: 4	H: 1 LOB: 0 BB: 0 P: 4	R: 0 E: 0 K: 0 S: 3	H: 0 LOB: 0 BB: 0 P: 3	R: 2 E: 1 K: 2 S: 9	H: 1 LOB: 0 BB: 0 P: 9	R: 0 E: 0 K: 0 S: 4	H: 1 LOB: 1 BB: 0 P: 4	R: 0 E: 0 K: 0 S: 3	H: 0 LOB: 0 BB: 0 P: 3	R: 0 E: 0 K: 1 S: 5	H: 0 LOB: 0 BB: 0 P: 5	R: 0 E: 0 K: 0 S: 3	H: 0 LOB: 0 BB: 0 P: 3		1B: 2 2B: 0 3B: 0 HR: 2 SF: 0 SAC: 0 DP: 0 HBP: 0
PITCHER	IP WLS BF H R ER SO BB IBB HBP BLK WP HR S P ERA WHIP																	
Dave Dravecky, L (1, 1) <small>ERA: 2.4</small> Craig Lefferts, L (8, 1) <small>ERA: 4.22</small>	7.0 L 27 4 3 1 2 1 0 0 0 0 0 2 30 34 1.29 0.714																	

Batter	1	2	3	4	5	6	7	8	9	AB	R	H	RBI	BB	SO	LOB	BOTTOM	
Tim Flannery, L (1, 4) <small>OBP: 0.385, SLG: 0.362</small>	F7							6-3		3	0	1	0	0	0	0	Philadelphia Phillies @ San Diego Padres Jack Murphy Stadium, San Diego, CA <small>Mon Jun 03 1985, 10:05 PM EDT</small> <small>Att: 17,740 - Unknown</small>	
Tony Gwynn, L (1, 9) <small>OBP: 0.358, SLG: 0.455</small>	5-3			1B	FC6-4			FC6-4		4	0	2	0	0	0	1		
Steve Garvey, R (1, 3) <small>OBP: 0.302, SLG: 0.462</small>	6-3			1B	FC5-4			1-3		4	0	0	0	0	1	4		
Graig Nettles, L (1, 5) <small>OBP: 0.400, SLG: 0.385</small> Jerry Royster, R (8, PR) <small>OBP: 0.326, SLG: 0.343</small> <small>(9, 5)</small>	G3			E9				4-1		3	1	1	0	1	0	0		
Kevin McReynolds, R (1, 8) <small>OBP: 0.320, SLG: 0.412</small>	K			5-3	1B			BB		4	0	0	0	0	0	0		
Terry Kennedy, L (1, 2) <small>OBP: 0.314, SLG: 0.427</small>	FC6-4			L5				F6		4	0	1	1	0	1	2		
Carmelo Martinez, R (1, 7) <small>OBP: 0.350, SLG: 0.518</small>	FC6-4			2B	1B			G6-3		4	0	1	1	0	0	1		
Garry Templeton, S (1, 6) <small>OBP: 0.298, SLG: 0.392</small>				K				G3		4	0	2	1	0	1	0		
Dave Dravecky, R (1, 1) <small>OBP: 0.150, SLG: 0.158</small> Al Bumbry, L (7, PH) <small>OBP: 0.326, SLG: 0.317</small> Craig Lefferts, L (8, 1) <small>OBP: 0.500, SLG: 0.500</small>	1-3			1-3				G6-3		2	0	0	0	0	0	0		
Inning Stats	R: 0 E: 0 K: 0 S: 3	H: 0 LOB: 0 BB: 0 P: 3	R: 0 E: 0 K: 1 S: 6	H: 1 LOB: 1 BB: 0 P: 6	R: 0 E: 0 K: 2 S: 8	H: 1 LOB: 2 BB: 0 P: 9	R: 2 E: 1 K: 0 S: 5	H: 3 LOB: 1 BB: 0 P: 5	R: 0 E: 0 K: 0 S: 4	H: 1 LOB: 1 BB: 0 P: 4	R: 0 E: 0 K: 0 S: 3	H: 1 LOB: 0 BB: 0 P: 3	R: 0 E: 0 K: 0 S: 4	H: 1 LOB: 2 BB: 1 P: 8	R: 0 E: 0 K: 0 S: 3	H: 0 LOB: 0 BB: 0 P: 3		1B: 7 2B: 2 3B: 0 HR: 0 SF: 0 SAC: 0 DP: 2 HBP: 1
PITCHER	IP WLS BF H R ER SO BB IBB HBP BLK WP HR S P ERA WHIP																	
Kevin Gross, R (1, 1) <small>ERA: 3.78</small> Kent Tekulve, R (8, 1) <small>ERA: 3.24</small>	7.1 W 29 9 2 2 3 0 0 0 0 0 0 5 34 35 2.46 1.227																	

Batter	1	2	3	4	5	6	7	8	9	AB	R	H	RBI	BB	SO	LOB	TOP										
Jeff Stone, L (1, 7) OBP: 0.298, SLG: 0.331 Larry Andersen, R (7, 1)	0-0 3B 1B	0-0 S 1B		0-0 4-3			0-0 L8		0-0 1B	4	1	2	0	0	0	0	Philadelphia Phillies @ San Diego Padres Jack Murphy Stadium, San Diego, CA Tue Jun 04 1985, 10:05 PM EDT Att: 25,141 - Unknown										
Greg Gross, L (9, PH) OBP: 0.273, SLG: 0.280 John Wockenfuss, R (9, PH) Kent Tekulve, R (9, 1)	0-0 2B 3B	1-0 HBP			0-0 B5-3			0-0 4-3 2B	0-0 K	4	2	1	0	1	1												
Juan Samuel, R (1, 4) OBP: 0.276, SLG: 0.393	0-0 2B 3B	1-2 HBP			0-0 F9			0-0 4-3		4	0	0	0	0	4												
Von Hayes, L (1, 8) OBP: 0.384, SLG: 0.420	0-0 5-3	0-0 F8			0-0 F9			0-0 4-3		4	0	0	0	0	4												
Mike Schmidt, R (1, 3) OBP: 0.305, SLG: 0.390	0-0 K		0-0 4-3 SF7 2B		0-0 6-3			0-0 3B		4	1	2	1	0	1												
Ozzie Virgil, R (1, 2) OBP: 0.384, SLG: 0.528 Derrel Thomas, S (8, PR) Bo Diaz, R (8, 2) OBP: 0.176, SLG: 0.125	0-0 2B		0-0 4-3		0-0 FC5-4 1B			0-0 G4-6-3 BB		3	0	2	1	1	0												
Tim Corcoran, L (1, 9) OBP: 0.336, SLG: 0.287 Garry Maddox, R (9, 8) OBP: 0.294, SLG: 0.333	0-0 BB		0-0 SF7		0-0 K			0-0 G4-6-3		2	0	0	1	1	3												
Rick Schu, R (1, 5) OBP: 0.286, SLG: 0.280	0-0 F4		0-0 5-3		0-0 FC5-4 CS			0-0 1B SH3 1B		4	1	1	0	0	3												
Steve Jeltz, S (1, 6) OBP: 0.252, SLG: 0.180		0-3 K		0-0 6-3		0-0 CS		0-0 6-3		3	0	0	0	0	1												
John Denny, R (1, 1) OBP: 0.179, SLG: 0.115 Don Carman, L (6, 1) Glenn Wilson, R (7, PH) OBP: 0.279, SLG: 0.402		0-0 F9		0-0 L8			0-0 F8		0-0 1B	2	0	0	0	0	0												
Inning Stats	R: 2 E: 0 K: 1 S: 8	H: 3 LOB: 2 BB: 1 P: 12	R: 0 E: 0 K: 1 S: 6	H: 1 LOB: 2 BB: 0 P: 7	R: 1 E: 0 K: 0 S: 4	H: 1 LOB: 0 BB: 0 P: 4	R: 0 E: 0 K: 0 S: 3	H: 0 LOB: 0 BB: 0 P: 3	R: 0 E: 0 K: 1 S: 5	H: 1 LOB: 0 BB: 0 P: 5	R: 0 E: 0 K: 0 S: 3	H: 0 LOB: 0 BB: 0 P: 3	R: 1 E: 0 K: 0 S: 4	H: 2 LOB: 2 BB: 1 P: 8	R: 1 E: 0 K: 1 S: 7	H: 3 LOB: 1 BB: 0 P: 7	1B: 6 2B: 3 3B: 2 HR: 0	SF: 1 SAC: 1 DP: 1 HBP: 1	WP: 0 PB: 0 SB: 1 CS: 1	PA: 39							
PITCHER	IP	WLS	BF	H	R	ER	SO	BB	IBB	HBP	BLK	WP	HR	S	P	ERA	WHIP										
Andy Hawkins, R (1, 1) ERA: 2.92	7.1		30	7	4	4	3	1	0	1	0	0	0	34	39	4.91	1.091										
Rich Gossage, R (8, 1) ERA: 2.3	0.2		3	1	0	0	0	1	0	0	0	0	0	2	6	0.00	3.000										
Luis DeLeon, R (9, 1) ERA: 4.01	0.1		3	2	1	1	0	0	0	0	0	0	0	3	3	27.00	6.000										
Craig Lefferts, L (9, 1) ERA: 4.09	0.2	W	2	1	0	0	1	0	0	0	0	0	0	4	4	0.00	1.500										

Batter	1	2	3	4	5	6	7	8	9	AB	R	H	RBI	BB	SO	LOB	BOTTOM										
Tim Flannery, L (1, 4) OBP: 0.394, SLG: 0.367	0-0 4-3 1B 1B		1-0 1B G6-4-3 HBP	0-0 FC5		0-0 E7 1B			0-0 6-3	4	1	2	2	0	0	2	Philadelphia Phillies @ San Diego Padres Jack Murphy Stadium, San Diego, CA Tue Jun 04 1985, 10:05 PM EDT Att: 25,141 - Unknown										
Tony Gwynn, L (1, 9) OBP: 0.394, SLG: 0.459	0-0 4-3 1B		0-0 G6-4-3 1B	0-0 4-3		0-0 K			0-0 BB 1B	5	1	3	0	0	1												
Steve Garvey, R (1, 3) OBP: 0.300, SLG: 0.471	0-3 K		0-0 G6-4-3	0-0 4-3 HR		0-0 6-3			0-3 K	5	1	1	1	0	2												
Graig Nettles, L (1, 5) OBP: 0.400, SLG: 0.376 Jerry Royster, R (9, PR) OBP: 0.294, SLG: 0.343	0-0 4-3		0-0 4-0 BB	0-0 4-3		0-0 4-3		0-0 F8	4-0 3B BB	3	0	0	0	2	2												
Kevin McReynolds, R (1, 8) OBP: 0.317, SLG: 0.418	0-0 F8		0-0 6-3	0-0 F9		0-0 F9		0-0 F3	0-0 1B	5	0	1	2	0	3												
Terry Kennedy, L (1, 2) OBP: 0.318, SLG: 0.429 Bobby Brown, S (8, PR) OBP: 0.190, SLG: 0.250 Bruce Bochy, R (9, 2) OBP: 0.206, SLG: 0.333		0-0 4-3		0-3 K FC5 1B		0-0 FC6-4 1B			0-0 1B	4	1	2	0	0	1												
Carmelo Martinez, R (1, 7) OBP: 0.394, SLG: 0.514		4-0 1B BB		0-3 K		0-0 FC6-4 1B			0-0 9-6-1-3	3	0	1	0	1	2												
Garry Templeton, S (1, 6) OBP: 0.302, SLG: 0.394		0-0 G1-6-3 1B		0-0 F9		0-0 FC6-4 E			0-0 1B	4	1	2	0	0	3												
Andy Hawkins, R (1, 1) OBP: 0.179, SLG: 0.148 Rich Gossage, R (8, 1)		0-0 G1-6-3		0-0 FC5 1B		0-3 K			0-0 4-3	3	0	1	0	0	1												
Al Bumbry, L (8, PH) OBP: 0.318, SLG: 0.310 Luis DeLeon, R (9, 1) OBP: 0.250, SLG: 0.250 Craig Lefferts, L (9, 1) OBP: 0.290, SLG: 0.500		0-0 1-2		0-0 FC5 1B		0-0 K			0-0 4-3	0	0	0	0	0	0												
Inning Stats	R: 0 E: 0 K: 1 S: 7	H: 2 LOB: 2 BB: 0 P: 7	R: 0 E: 0 K: 0 S: 3	H: 1 LOB: 1 BB: 1 P: 7	R: 1 E: 0 K: 0 S: 3	H: 1 LOB: 2 BB: 0 P: 9	R: 0 E: 0 K: 2 S: 9	H: 1 LOB: 2 BB: 0 P: 9	R: 1 E: 0 K: 0 S: 4	H: 1 LOB: 0 BB: 0 P: 4	R: 2 E: 1 K: 2 S: 10	H: 3 LOB: 1 BB: 0 P: 10	R: 0 E: 0 K: 0 S: 3	H: 0 LOB: 0 BB: 0 P: 3	R: 0 E: 0 K: 0 S: 4	H: 2 LOB: 1 BB: 0 P: 4	R: 2 E: 0 K: 1 S: 6	H: 2 LOB: 2 BB: 1 P: 10	1B: 11 2B: 1 3B: 1 HR: 1	SF: 0 SAC: 0 DP: 3 HBP: 1	WP: 0 PB: 1 SB: 1 CS: 0	PA: 41					
PITCHER	IP	WLS	BF	H	R	ER	SO	BB	IBB	HBP	BLK	WP	HR	S	P	ERA	WHIP										
John Denny, R (1, 1) ERA: 4.62	5.2		28	9	4	4	4	2	0	1	0	0	0	33	42	6.35	1.941										
Don Carman, L (6, 1) ERA: 0.89	0.1		1	0	0	0	1	0	0	0	0	0	0	3	3	0.00	0.000										
Larry Andersen, R (7, 1) ERA: 3.9	2.0		7	2	0	0	0	0	0	0	0	0	0	7	7	0.00	1.000										
Kent Tekulve, R (9, 1) ERA: 3.86	0.2	L	5	2	2	2	1	1	0	0	0	0	0	6	10	27.00	4.500										

AB 33
R 5
H 11
RBI 5
BB 2
SO 4
LOB 13



AB 37
R 6
H 13
RBI 5
BB 3
SO 6
LOB 22



Batter	1	2	3	4	5	6	7	8	9	AB	R	H	RBI	BB	SO	LOB	TOP			
Jeff Stone, L (1, 7) OBP: 0.297, SLG: 0.329			4-3			F5			B1-3	4	1	1	0	0	0	1	Philadelphia Phillies @ San Diego Padres Jack Murphy Stadium, San Diego, CA Wed Jun 05 1985, 10:05 PM EDT Att: 30,352 - Unknown livebaseballscorecards.com			
Juan Samuel, R (1, 4) OBP: 0.275, SLG: 0.386	5-3			K		K			4-3	4	0	0	0	0	2	1				
Von Hayes, L (1, 8) OBP: 0.377, SLG: 0.410	K			F5				L7	4	0	0	0	0	1	0					
Mike Schmidt, R (1, 3) OBP: 0.301, SLG: 0.383	K			5-3				L5	3	0	0	0	0	1	0					
Ozzie Virgil, R (1, 2) OBP: 0.377, SLG: 0.517		K				K		F8	3	0	0	0	0	2	0					
Glenn Wilson, R (1, 9) OBP: 0.274, SLG: 0.395		F8				4-3			K	3	0	0	0	0	1	0				
Rick Schu, R (1, 5) OBP: 0.290, SLG: 0.286		K				2-3			1B	3	0	1	0	0	1	0				
Steve Jeltz, S (1, 6) OBP: 0.248, SLG: 0.176				F9		4-3				2	0	0	0	0	0	0				
Greg Gross, L (8, PH) OBP: 0.286, SLG: 0.294									G1-6-3	1	0	1	0	0	0	0				
Luis Aguayo, R (8, 6) OBP: 0.317, SLG: 0.353									1B	0	0	0	0	0	0	0				
Charles Hudson, S (1, 1) OBP: 0.111, SLG: 0.111				K					G1-6-3	2	0	1	0	0	1	0				
Tim Corcoran, L (8, PH) OBP: 0.333, SLG: 0.284									1B	1	0	0	0	0	0	2				
Don Carman, L (8, 1)									1-2	0	0	0	0	0	0	0				
Inning Stats	R: 1 E: 1 K: 2 S: 8	H: 1 LOB: 0 BB: 0 P: 8	R: 0 E: 0 K: 2 S: 7	H: 0 LOB: 0 BB: 0 P: 7	R: 0 E: 0 K: 1 S: 5	H: 0 LOB: 0 BB: 0 P: 5	R: 0 E: 0 K: 1 S: 5	H: 0 LOB: 0 BB: 0 P: 5	R: 0 E: 0 K: 1 S: 6	H: 1 LOB: 1 BB: 0 P: 6	R: 0 E: 0 K: 0 S: 3	H: 0 LOB: 0 BB: 0 P: 3	R: 0 E: 0 K: 1 S: 6	H: 2 LOB: 1 BB: 0 P: 6	R: 0 E: 0 K: 0 S: 3	H: 0 LOB: 0 BB: 0 P: 3	1B: 4 2B: 0 3B: 0 HR: 0	SF: 0 SAC: 0 DP: 1 HBP: 0	WP: 0 PB: 0 SB: 0 CS: 0	PA: 30
PITCHER LaMarr Hoyt, R (1, 1) ERA: 3.38	IP: 9.0 WLS: W BF: 30 H: 4 R: 1 ER: 0 SO: 9 BB: 0 IBB: 0 HBP: 0 BLK: 0 WP: 0 HR: 0 S: 48 P: 48 ERA: 0.00 WHIP: 0.444															PITCHER				

Batter	1	2	3	4	5	6	7	8	9	AB	R	H	RBI	BB	SO	LOB	BOTTOM			
Jerry Royster, R (1, 4) OBP: 0.282, SLG: 0.329	1B		K		K		F6			3	0	0	0	1	2	0	Philadelphia Phillies @ San Diego Padres Jack Murphy Stadium, San Diego, CA Wed Jun 05 1985, 10:05 PM EDT Att: 30,352 - Unknown livebaseballscorecards.com			
Tony Gwynn, L (1, 9) OBP: 0.382, SLG: 0.455			4-3		F8		F8			4	0	1	0	0	0	0				
Steve Garvey, R (1, 3) OBP: 0.304, SLG: 0.483	F4				F7				HR	3	1	1	1	1	0	1				
Graig Nettles, L (1, 5) OBP: 0.396, SLG: 0.367	G3		K			1B			K	3	1	0	0	1	2	2				
Kevin McReynolds, R (1, 8) OBP: 0.316, SLG: 0.414		F6			F9		2B		K	4	1	1	0	0	1	0				
Terry Kennedy, L (1, 2) OBP: 0.328, SLG: 0.459						1B			K	4	0	3	2	0	1	0				
Camelo Martinez, R (1, 7) OBP: 0.347, SLG: 0.563		6-3				2B			K	3	0	0	0	0	1	3				
Garry Templeton, S (1, 6) OBP: 0.308, SLG: 0.392						2B			L5-4	1	0	0	0	2	0	1				
LaMarr Hoyt, R (1, 1) OBP: 0.074, SLG: 0.074						1B			K	3	0	0	0	0	3	4				
Inning Stats	R: 0 E: 0 K: 0 S: 3	H: 1 LOB: 1 BB: 1 P: 7	R: 0 E: 0 K: 1 S: 6	H: 1 LOB: 2 BB: 1 P: 10	R: 0 E: 0 K: 2 S: 7	H: 0 LOB: 1 BB: 1 P: 11	R: 0 E: 0 K: 2 S: 8	H: 1 LOB: 2 BB: 1 P: 12	R: 0 E: 0 K: 1 S: 5	H: 0 LOB: 0 BB: 0 P: 5	R: 2 E: 0 K: 0 S: 4	H: 2 LOB: 0 BB: 1 P: 8	R: 0 E: 0 K: 1 S: 5	H: 0 LOB: 0 BB: 0 P: 5	R: 1 E: 0 K: 3 S: 10	H: 1 LOB: 0 BB: 0 P: 10		1B: 2 2B: 3 3B: 1 HR: 1	SF: 0 SAC: 0 DP: 1 HBP: 0	WP: 0 PB: 0 SB: 0 CS: 0
PITCHER Charles Hudson, R (1, 1) ERA: 3.1	IP: 7.0 WLS: L BF: 29 H: 5 R: 2 ER: 2 SO: 7 BB: 3 IBB: 2 HBP: 0 BLK: 0 WP: 0 HR: 0 S: 38 P: 58 ERA: 2.57 WHIP: 1.143															PITCHER				
Don Carman, L (8, 1) ERA: 1.27	IP: 1.0 WLS: L BF: 4 H: 1 R: 1 ER: 1 SO: 3 BB: 0 IBB: 0 HBP: 0 BLK: 0 WP: 0 HR: 1 S: 10 P: 10 ERA: 9.00 WHIP: 1.000															PITCHER				

Batter	1	2	3	4	5	6	7	8	9	AB	R	H	RBI	BB	SO	LOB	TOP										
Jerry Royster, R OBP: 0.301, SLG: 0.351 (1,4) (8,5)																	4 0 2 0 1 0 1										
Tony Gwynn, L OBP: 0.359, SLG: 0.448 Bobby Brown, S OBP: 0.182, SLG: 0.238 (1,9) (8,PH) (8,9) (9,8)																	3 1 0 0 1 0 2 1 0 0 0 0 1 1										
Steve Garvey, R OBP: 0.307, SLG: 0.481 Al Bumbry, L OBP: 0.311, SLG: 0.302 (1,3) (8,PH) (8,8) (9,7)																	3 2 1 0 1 0 2 1 0 0 0 0 0 1										
Kevin McReynolds, R OBP: 0.322, SLG: 0.424 Mario Ramirez, R OBP: 0.231, SLG: 0.231 (1,8) (8,4)																	5 2 3 1 0 0 2 0 0 0 0 0 0 0										
Carmelo Martinez, R OBP: 0.349, SLG: 0.517 Gery Davis, R OBP: 0.354, SLG: 0.429 (1,7) (9,9)																	4 2 1 3 1 1 1 0 0 0 0 0 0 0										
Kurt Bevacqua, R OBP: 0.423, SLG: 0.478 (1,5) (8,3)																	5 2 2 4 0 0 1										
Bruce Bochy, R OBP: 0.241, SLG: 0.321 (1,2)																	4 0 1 0 1 0 1										
Garry Templeton, S OBP: 0.312, SLG: 0.394 (1,6)																	4 0 2 1 0 0 2										
Mark Thurmond, L (1,1)																	3 0 0 0 0 1 2 1 0 0 0 0 1 2										
Luis DeLeon, R OBP: 0.200, SLG: 0.200 (6,1)																											
Inning Stats	R: 0 E: 0 K: 0 S: 4	H: 1 LOB: 1 BB: 0 P: 4	R: 0 E: 0 K: 1 S: 6	H: 1 LOB: 1 BB: 0 P: 6	R: 4 E: 0 K: 0 S: 6	H: 3 LOB: 0 BB: 1 P: 10	R: 0 E: 0 K: 0 S: 4	H: 1 LOB: 1 BB: 0 P: 4	R: 4 E: 0 K: 1 S: 8	H: 3 LOB: 1 BB: 2 P: 16	R: 0 E: 1 K: 0 S: 3	H: 1 LOB: 0 BB: 0 P: 3	R: 1 E: 0 K: 1 S: 7	H: 2 LOB: 2 BB: 1 P: 11	R: 0 E: 0 K: 1 S: 5	H: 0 LOB: 1 BB: 1 P: 9	R: 0 E: 0 K: 0 S: 3	H: 0 LOB: 0 BB: 0 P: 3	1B: 8 2B: 2 3B: 0 HR: 2	SF: 0 SAC: 0 DP: 1 HBP: 0	WP: 0 PB: 0 SB: 1 CS: 1	PA: 43					
PITCHER	IP	WLS	BF	H	R	ER	SO	BB	IBB	HBP	BLK	WP	HR	S	P	ERA	WHIP										
Tom Browning, L ERA: 3.54 (1,1)	4.1	L	24	8	8	8	1	2	1	0	0	0	2	23	35	16.61	2.308										
Frank Pastore, R ERA: 5.4 (5,1)	0.2		3	1	0	0	1	0	0	0	0	0	0	5	5	0.00	1.500										
Ron Robinson, R ERA: 2.92 (6,1)	2.0		9	3	1	1	1	1	0	0	0	0	0	10	14	4.50	2.000										
John Stupper, R ERA: 5.46 (8,1)	2.0		7	0	0	0	1	1	0	0	0	0	0	8	12	0.00	0.500										

San Diego Padres @ Cincinnati Reds
Riverfront Stadium, Cincinnati, OH
Fri Jun 07 1985, 7:05 PM EDT
Unknown

AB	38
R	9
H	12
RBI	9
BB	5
SO	4
LOB	18



Batter	1	2	3	4	5	6	7	8	9	AB	R	H	RBI	BB	SO	LOB	BOTTOM										
Gary Redus, R OBP: 0.427, SLG: 0.514 Max Venable, L OBP: 0.500, SLG: 1.000 (1,8) (8,PH) (9,8)																	2 1 0 0 0 0 0 1 0 0 0 0 0 0										
Dave Concepcion, R OBP: 0.318, SLG: 0.415 (1,6)																	4 0 2 1 0 0 1										
Dave Parker, L OBP: 0.358, SLG: 0.530 (1,9)																	3 0 0 0 1 0 2										
Tony Perez, R OBP: 0.543, SLG: 0.893 (1,3)																	3 0 0 0 1 0 1										
Cesar Cedeno, R OBP: 0.301, SLG: 0.305 (1,7)																	4 0 1 0 0 1 2										
Nick Esasky, R OBP: 0.310, SLG: 0.375 (1,5)																	4 1 1 0 0 2 1										
Ron Oester, S OBP: 0.364, SLG: 0.412 (1,4)																	4 1 1 1 0 0 1										
Dave Vangorder, R OBP: 0.264, SLG: 0.286 Tom Foley, L OBP: 0.182, SLG: 0.215 (1,2) (9,PH)																	2 0 0 1 0 1 0 1 0 0 0 0 0 1										
Tom Browning, L OBP: 0.167, SLG: 0.048 Frank Pastore, R OBP: 0.333, SLG: 0.687 Eddie Miller, R OBP: 0.316, SLG: 0.239 Ron Robinson, R OBP: 0.307, SLG: 0.325 Wayne Krenchicki, L John Stupper, R OBP: 0.200, SLG: 0.277 (1,1) (5,1) (5,PH) (8,1) (7,PH) (8,1)																	1 0 0 0 0 1 0 0 0 0 0 0 0 0 1 0 0 0 0 0 0 0 0 0 0 0 0 0 1 0 0 0 0 0 1 0 0 0 0 0 0 0										
Inning Stats	R: 0 E: 1 K: 1 S: 5	H: 1 LOB: 2 BB: 2 P: 13	R: 0 E: 0 K: 1 S: 5	H: 0 LOB: 0 BB: 0 P: 5	R: 0 E: 0 K: 1 S: 5	H: 0 LOB: 0 BB: 0 P: 5	R: 0 E: 0 K: 0 S: 3	H: 0 LOB: 0 BB: 0 P: 3	R: 3 E: 0 K: 0 S: 6	H: 3 LOB: 1 BB: 0 P: 7	R: 0 E: 0 K: 1 S: 5	H: 0 LOB: 0 BB: 0 P: 5	R: 0 E: 0 K: 2 S: 7	H: 0 LOB: 0 BB: 0 P: 7	R: 0 E: 1 K: 0 S: 4	H: 0 LOB: 1 BB: 0 P: 4	R: 0 E: 0 K: 0 S: 4	H: 1 LOB: 1 BB: 0 P: 4	1B: 3 2B: 1 3B: 1 HR: 0	SF: 1 SAC: 0 DP: 0 HBP: 1	WP: 0 PB: 0 SB: 1 CS: 1	PA: 35					
PITCHER	IP	WLS	BF	H	R	ER	SO	BB	IBB	HBP	BLK	WP	HR	S	P	ERA	WHIP										
Mark Thurmond, L ERA: 4.08 (1,1)	5.0	W	21	4	3	3	3	2	0	1	0	0	0	24	33	5.40	1.200										
Luis DeLeon, R ERA: 3.45 (6,1)	4.0	S	14	1	0	0	3	0	0	0	0	0	0	20	20	0.00	0.250										

San Diego Padres @ Cincinnati Reds
Riverfront Stadium, Cincinnati, OH
Fri Jun 07 1985, 7:05 PM EDT
Unknown


AB	31
R	3
H	5
RBI	3
BB	2
SO	6
LOB	9



Batter	1	2	3	4	5	6	7	8	9	10	11	AB	R	H	RBI	BB	SO	LOB	TOP						
Tim Flannery, L OBP: 0.391, SLG: 0.374 (1, 4)	6-3 ①		6-3 ②		1B 1B		1B 2B		4-3 ①		F9 ①	6	1	2	0	0	0	1							
Tony Gwynn, L OBP: 0.368, SLG: 0.466 (1, 9)	FC6-4 1B		4-3 ③		1B		1B IBB		5-3 ②		HR	5	2	3	1	1	0	1							
Steve Garvey, R OBP: 0.308, SLG: 0.481 (1, 3)	FC6-4 1-2			F4 ①	6-3 ③		1B 1H 2H		2B		K ②	6	0	2	2	0	1	3							
Terry Kennedy, L OBP: 0.328, SLG: 0.458 (1, 2)	4-3 ③			G3 1B BB		G4-3 2B		F5 ③	4-3 ③		K ③	5	0	1	0	1	1	3							
Kevin McReynolds, R OBP: 0.333, SLG: 0.434 (1, 8)		F8 ①		G3 1B		G4-3 1B		G6-3 1B		1B 1B		5	0	4	0	0	0	0							
Graig Nettles, L OBP: 0.365, SLG: 0.353 (1, 5)	6-3 ②			G3		G4-3 ②		G6-3 ②		F9 ①		5	0	0	0	0	0	6							
Carmelo Martinez, R OBP: 0.350, SLG: 0.610 (1, 7)	F6 ③			1-3 ③		K ③		1B BB		1B 1-3		4	0	1	0	1	1	3							
Garry Templeton, S OBP: 0.314, SLG: 0.394 (1, 6)				6-3 1B S		F9 ①		1-3 ①		F5 ②		5	0	2	0	0	0	2							
Eric Show, R OBP: 0.083, SLG: 0.083 Rich Gossage, R (8, 1)				K ①		4-3 ②		6-3 ②		F6 ③		4	0	0	0	0	1	3							
Al Bumbry, L OBP: 0.394, SLG: 0.295 Craig Lefferts, L OBP: 0.500, SLG: 0.500 (10, PH)											F8 ③	1	0	0	0	0	0	2							
												0	0	0	0	0	0	0							
Inning Stats	R: 0 E: 0 K: 0 S: 4	H: 1 LOB: 1 BB: 0 P: 4	R: 0 E: 0 K: 0 S: 3	H: 0 LOB: 0 BB: 0 P: 3	R: 0 E: 0 K: 1 S: 6	H: 1 LOB: 1 BB: 0 P: 6	R: 0 E: 0 K: 0 S: 4	H: 1 LOB: 2 BB: 1 P: 8	R: 0 E: 0 K: 1 S: 6	H: 2 LOB: 1 BB: 0 P: 6	R: 2 E: 0 K: 0 S: 5	H: 2 LOB: 1 BB: 0 P: 9	R: 0 E: 0 K: 0 S: 4	H: 2 LOB: 2 BB: 1 P: 8	R: 0 E: 0 K: 0 S: 4	H: 1 LOB: 1 BB: 0 P: 4	R: 0 E: 0 K: 0 S: 5	H: 2 LOB: 2 BB: 0 P: 5	R: 1 E: 0 K: 2 S: 8	H: 1 LOB: 0 BB: 0 P: 8	1B: 11 2B: 3 3B: 0 HR: 1	SF: 0 SAC: 0 DP: 2 HBP: 0	WP: 1 PB: 0 SB: 1 CS: 0	PA: 49	
PITCHER	IP ERA WLS BF H R ER SO BB IBB HBP BLK WP HR S P ERA WHIP	8.0 4.66 1.0 4 1 0 0 0 0 0 0 0 0 0 0 4 4 0.00 1.000	2.0 L 9 3 1 1 2 0 0 0 0 0 0 1 13 13 4.50 1.500																						

San Diego Padres @ Cincinnati Reds
Riverfront Stadium, Cincinnati, OH
Fri Jun 07 1985, 7:05 PM EDT
Att: 37,753 - Unknown


AB 46
R 3
H 15
RBI 3
BB 3
SO 4
LOB 24



Batter	1	2	3	4	5	6	7	8	9	10	11	AB	R	H	RBI	BB	SO	LOB	BOTTOM			
Gary Redus, R OBP: 0.415, SLG: 0.506 (1, 7)	F8 ①		2B		F2 ③			F8 ①	K ③			5	0	1	0	0	1	3				
Eddie Milner, L OBP: 0.307, SLG: 0.238 (1, 8)	F5 ②		F7 ③			F9 ①		G4-6-3 1B		4-3 ①		5	0	1	0	0	0	1				
Pete Rose, S OBP: 0.406, SLG: 0.384 (1, 3)	1B			BB BB		F7 ②		G4-6-3 1B		6-3 ②		4	0	1	0	1	0	2				
Dave Parker, L OBP: 0.359, SLG: 0.522 (1, 9)	F9 ③			BB BB		CS BB		4-3 ③		4-3 ③		3	0	0	0	2	1	1				
Alan Knicely, R OBP: 0.403, SLG: 0.603 Cesar Cedeno, R OBP: 0.301, SLG: 0.305 (11, PR)		K ①		K ①		CS 1-2		F8 ②		F8 ②		5	0	2	0	0	2	2				
Dave Concepcion, R OBP: 0.315, SLG: 0.410 (10, 5)	5-3 ②			F9 ②		2B		F9 ①		E 2B 1B		5	1	1	0	0	0	4				
Ron Oester, S OBP: 0.353, SLG: 0.397 (1, 4)	4-3 ③			F2 ③		F6 ②		F6 ②		E6 2B		5	1	0	0	0	1	5				
Wayne Krenchicki, L OBP: 0.351, SLG: 0.400 Tom Foley, L OBP: 0.182, SLG: 0.215 (9, PR)				G3 ①		F8 ①		K ③		1H 2H 2B		4	0	1	2	0	1	1				
Jay Tibbs, R OBP: 0.133, SLG: 0.071 Max Venable, L OBP: 0.667, SLG: 1.000 John Franco, L OBP: 0.324, SLG: 0.484 Duane Walker, L OBP: 0.324, SLG: 0.484 Ted Power, R (10, 1)				K ②		K ②		1B 1B		1B IBB		2	0	0	0	0	0	2				
												1	0	1	0	0	0	0				
												0	0	0	0	0	0	0				
												0	0	0	0	0	0	0				
												0	0	0	0	0	0	0				
												0	0	0	0	0	0	0				
Inning Stats	R: 0 E: 0 K: 0 S: 4	H: 1 LOB: 1 BB: 0 P: 4	R: 0 E: 0 K: 1 S: 5	H: 0 LOB: 0 BB: 0 P: 5	R: 0 E: 0 K: 1 S: 6	H: 1 LOB: 1 BB: 0 P: 6	R: 0 E: 0 K: 1 S: 5	H: 0 LOB: 2 BB: 2 P: 13	R: 0 E: 0 K: 1 S: 5	H: 1 LOB: 1 BB: 0 P: 6	R: 0 E: 0 K: 0 S: 4	H: 2 LOB: 2 BB: 1 P: 4	R: 2 E: 1 K: 1 S: 8	H: 2 LOB: 2 BB: 1 P: 12	R: 0 E: 0 K: 1 S: 5	H: 0 LOB: 0 BB: 0 P: 5	R: 0 E: 0 K: 1 S: 5	H: 1 LOB: 1 BB: 0 P: 5	1B: 5 2B: 3 3B: 0 HR: 0	SF: 0 SAC: 0 DP: 1 HBP: 0	WP: 0 PB: 0 SB: 0 CS: 2	PA: 44
PITCHER	IP ERA WLS BF H R ER SO BB IBB HBP BLK WP HR S P ERA WHIP	7.1 3.23 1.2 8 2 2 0 1 0 0 0 0 0 0 9 13 0.00 1.200	2.0 W 6 1 0 0 2 0 0 0 0 0 0 0 10 10 0.00 0.500																			

San Diego Padres @ Cincinnati Reds
Riverfront Stadium, Cincinnati, OH
Fri Jun 07 1985, 7:05 PM EDT
Att: 37,753 - Unknown

AB 39
R 2
H 8
RBI 2
BB 4
SO 8
LOB 19



Batter	1	2	3	4	5	6	7	8	9	AB	R	H	RBI	BB	SO	LOB	TOP								
Jerry Royster, R OBP: 0.318, SLG: 0.366 (1, 4)	F3		K		SF7 PB 1B		2B 1B		1B	5	2	3	1	0	1	0	San Diego Padres @ Cincinnati Reds Riverfront Stadium, Cincinnati, OH Sat Jun 08 1985, 3:33 AM EDT Att: 27,865 - Unknown								
Tony Gwynn, L OBP: 0.385, SLG: 0.469 (1, 9)	F7		6-3		PB 1B		2B		4-3	5	0	2	1	0	0	1									
Steve Garvey, R OBP: 0.303, SLG: 0.475 (1, 3)	K			F8	SF7		K			3	0	0	1	0	2	1									
Kevin McReynolds, R OBP: 0.332, SLG: 0.430 (1, 8)		F3			F5				F9	4	0	1	0	0	0	1									
Carmelo Martinez, R OBP: 0.359, SLG: 0.513 (1, 7)		1B 1B		F7		G4-6-3 1B		G3 BB		3	0	2	0	1	0	1									
Kurt Bevacqua, R OBP: 0.406, SLG: 0.444 (1, 5)		1B		F8		G4-6-3 1-2		G3 1-2		4	0	1	0	0	0	3									
Bruce Bochy, R OBP: 0.250, SLG: 0.355 Terry Kennedy, L OBP: 0.326, SLG: 0.455 (8, PH)	K				1B 1B 2B		5-3		4-3	3	1	1	0	0	1	2									
Mario Ramirez, R OBP: 0.200, SLG: 0.200 Tim Flannery, L OBP: 0.385, SLG: 0.368 (7, PH)	F1				F9			G3	G3	2	0	0	0	0	0	3									
Dave Dravecky, R Bobby Brown, S Tim Stoddard, R Al Bumbry, L Greg Booker, R Gerry Davis, R (5, PH)			5-3		1B 1B SF7 1B			4-3	6-3	1	0	0	0	0	0	0									
Inning Stats	R: 0 E: 0 K: 1 S: 5	H: 0 LOB: 0 BB: 0 P: 5	R: 0 E: 0 K: 1 S: 7	H: 2 LOB: 2 BB: 0 P: 7	R: 0 E: 0 K: 1 S: 5	H: 0 LOB: 0 BB: 0 P: 5	R: 0 E: 0 K: 0 S: 4	H: 1 LOB: 1 BB: 0 P: 4	R: 3 E: 0 K: 0 S: 7	H: 4 LOB: 1 BB: 0 P: 7	R: 0 E: 0 K: 0 S: 3	H: 1 LOB: 0 BB: 0 P: 3	R: 1 E: 0 K: 1 S: 7	H: 2 LOB: 1 BB: 0 P: 7	R: 0 E: 0 K: 0 S: 3	H: 0 LOB: 1 BB: 1 P: 7		R: 0 E: 0 K: 0 S: 4	H: 1 LOB: 1 BB: 0 P: 4	1B: 9 2B: 2 3B: 0 HR: 0	SF: 1 SAC: 0 DP: 1 HBP: 0	WP: 0 PB: 1 SB: 0 CS: 0	PA: 38		
PITCHER	IP	WLS	BF	H	R	ER	SO	BB	IBB	HBP	BLK	WP	HR	S	P	ERA	WHIP								
Joe Price, L ERA: 3.1 (1, 1)	5.0	W	22	7	3	2	3	0	0	0	0	0	0	28	28	3.60	1.400								
Tom Hume, R ERA: 3.33 (6, 1)	3.0		12	3	1	1	1	1	0	0	0	0	0	13	17	3.00	1.333								
John Franco, L ERA: 3.27 (9, 1)	1.0	S	4	1	0	0	0	0	0	0	0	0	0	4	4	0.00	1.000								

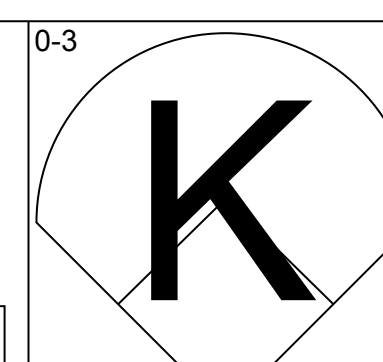
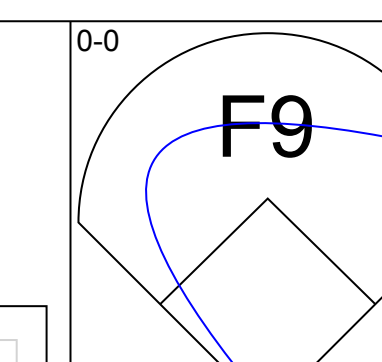
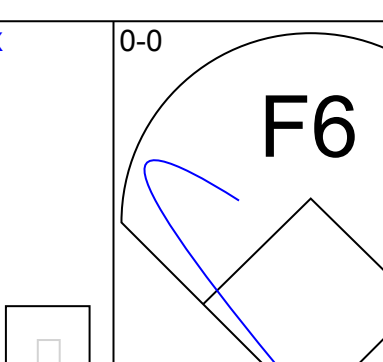
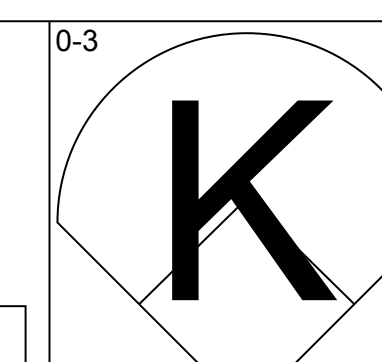
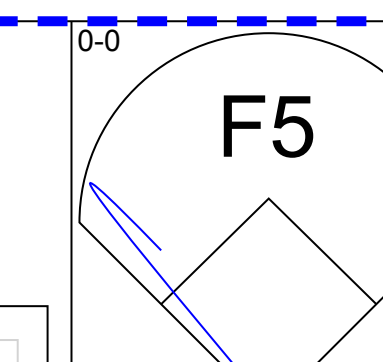
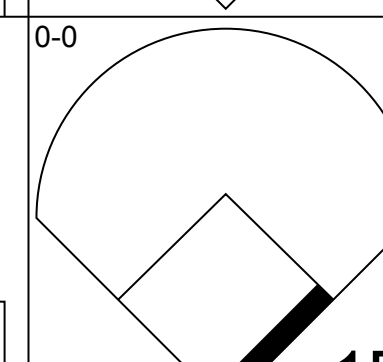
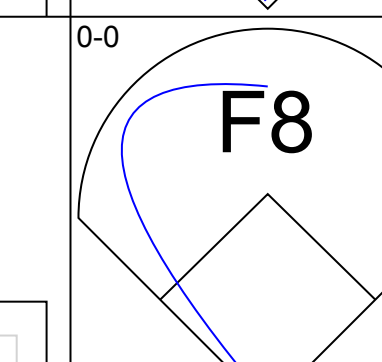
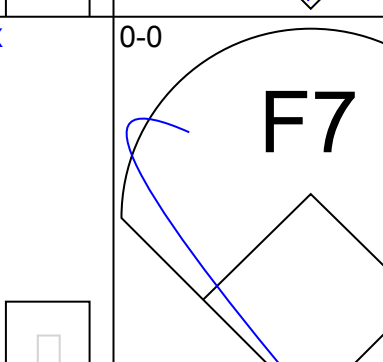
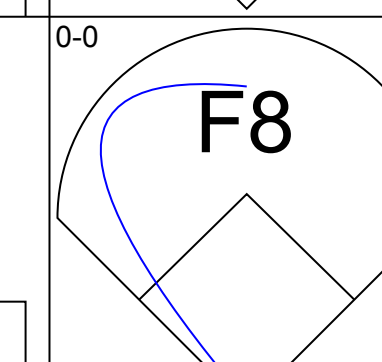
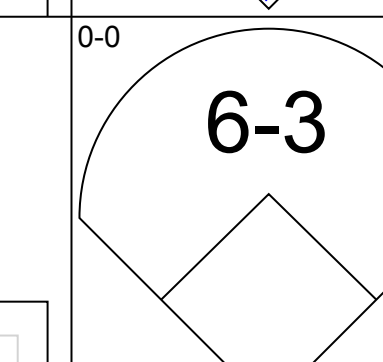
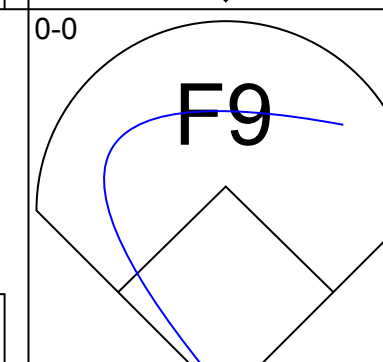
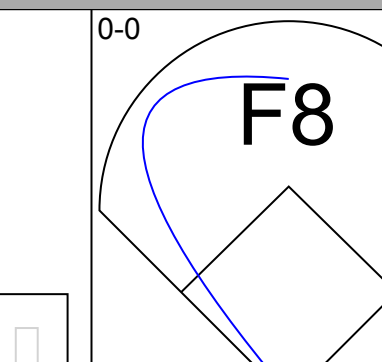
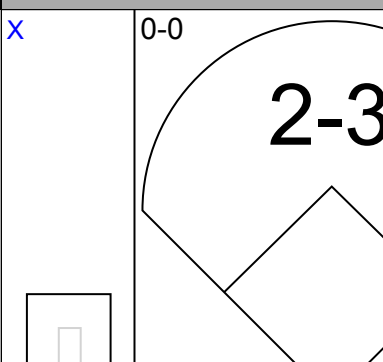
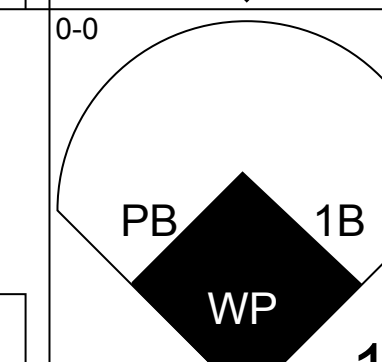
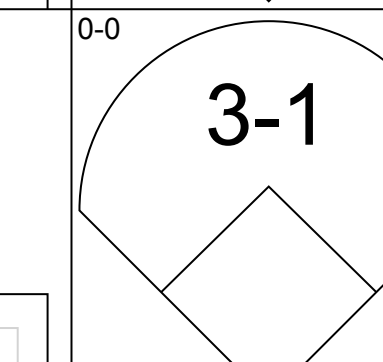
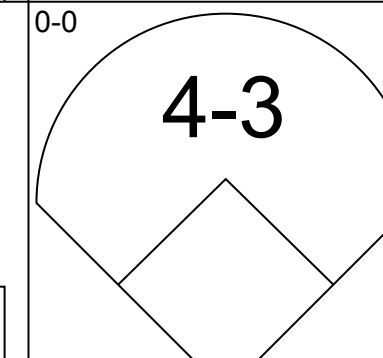
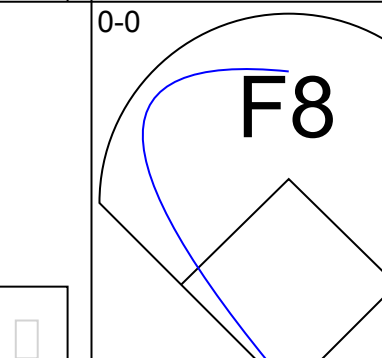
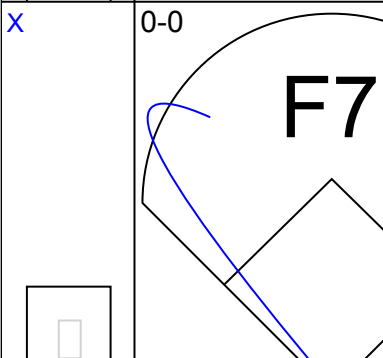
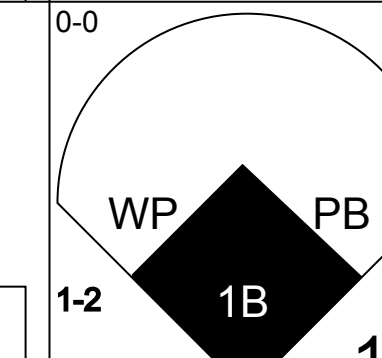
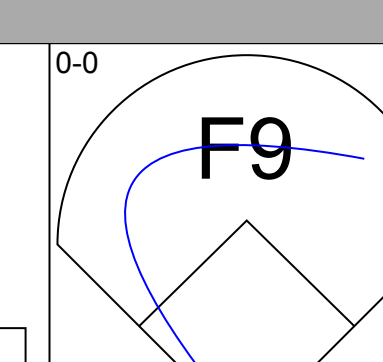
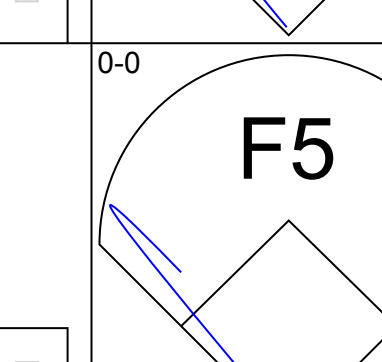
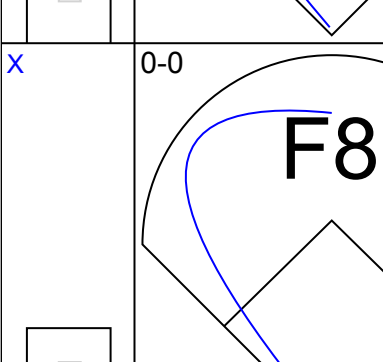
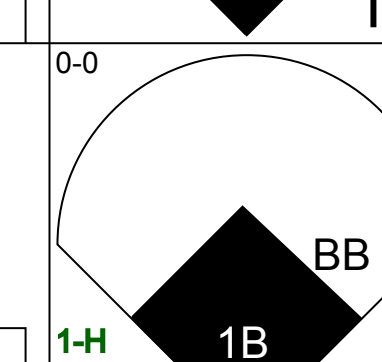
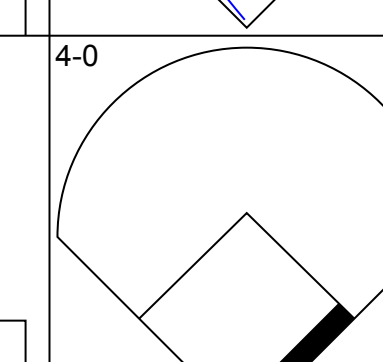
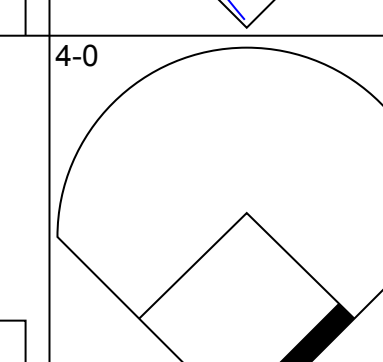
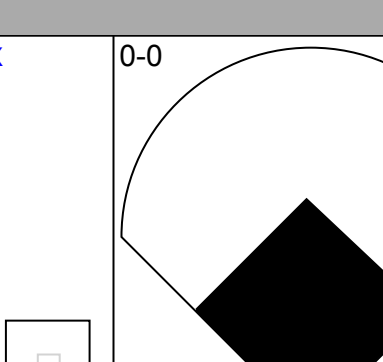
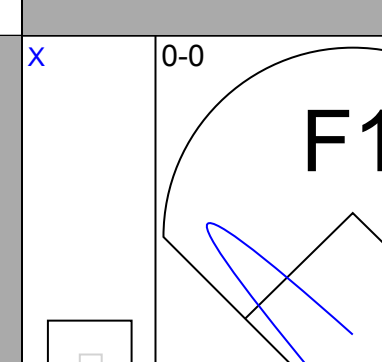
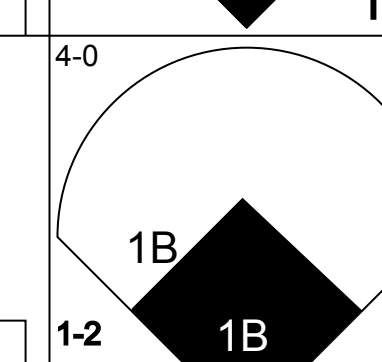
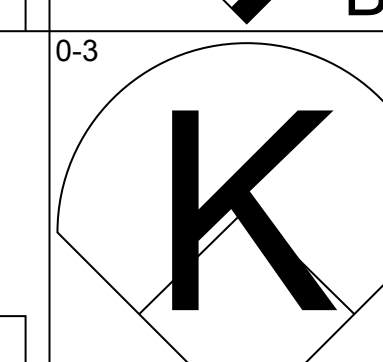
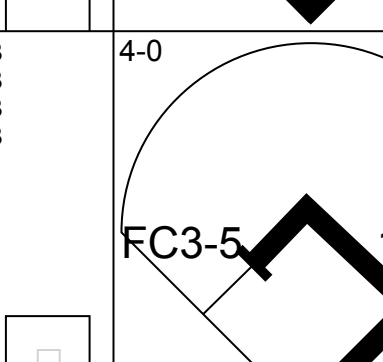
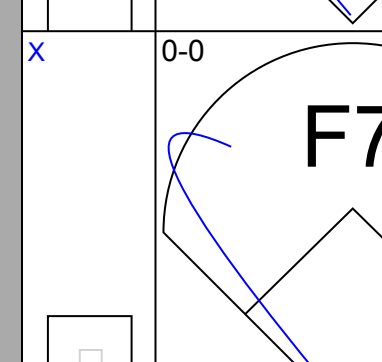
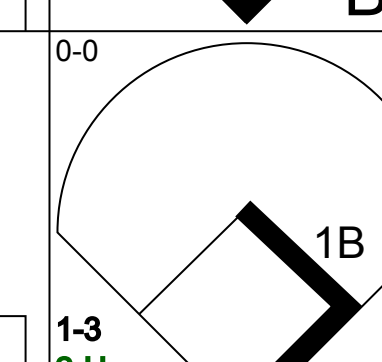
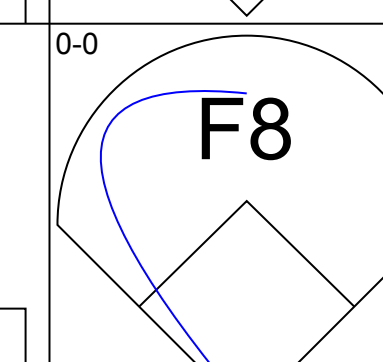
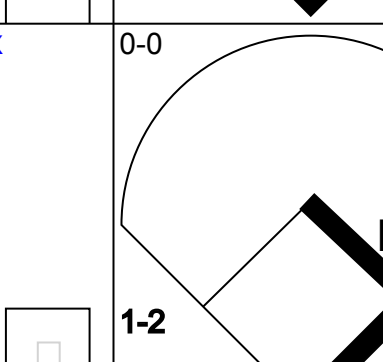
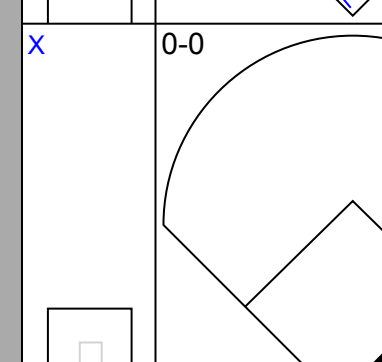
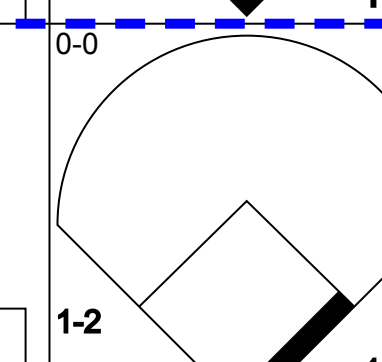
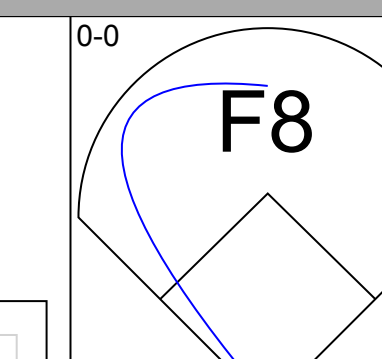
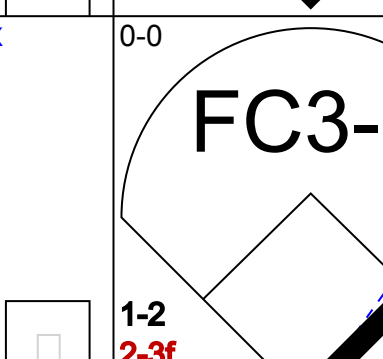
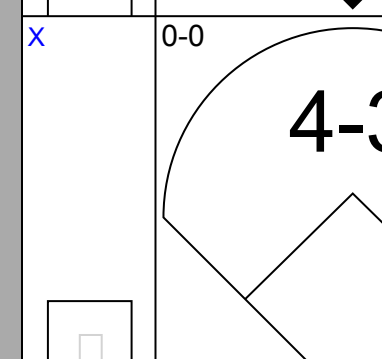
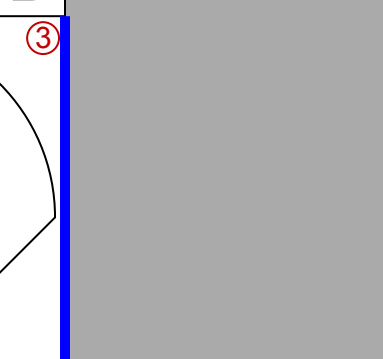
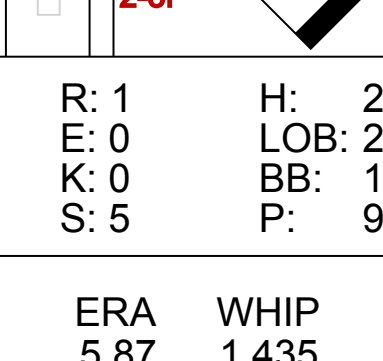
AB	36
R	4
H	11
RBI	3
BB	1
SO	4
LOB	13



Batter	1	2	3	4	5	6	7	8	9	AB	R	H	RBI	BB	SO	LOB	BOTTOM								
Gary Redus, R OBP: 0.418, SLG: 0.506 (1, 8)	S 1B		F8		F4		WP SF8 1B			4	2	2	0	0	0	0	San Diego Padres @ Cincinnati Reds Riverfront Stadium, Cincinnati, OH Sat Jun 08 1985, 3:33 AM EDT Att: 27,865 - Unknown								
Dave Concepcion, R OBP: 0.324, SLG: 0.411 (1, 6)	1B SF8 BB		6-3		FC5-4 1B		S BB			2	1	1	0	2	0	0									
Dave Parker, L OBP: 0.361, SLG: 0.522 (1, 9)	CS 1B			HR BB	FC5-4		SF8			2	1	1	2	1	0	1									
Tony Perez, R OBP: 0.513, SLG: 0.839 Eddie Milner, L OBP: 0.307, SLG: 0.238 (1, 3)	SF8			HR 1B		4-3	6-3			3	1	1	1	0	0	1									
Alan Knicely, R OBP: 0.395, SLG: 0.577 (1, 2)	K			F5		K		G6-4-3 WP BB		3	0	0	0	1	2	3									
Cesar Cedeno, R OBP: 0.313, SLG: 0.331 (1, 7)	F6			HR	HR	E S 1B BB		G6-4-3 BB		2	2	1	3	2	0	0									
Nick Esasky, R OBP: 0.308, SLG: 0.371 (1, 5)	K			F4		1B		G6-4-3		4	0	1	1	0	1	2									
Ron Oester, S OBP: 0.344, SLG: 0.386 (1, 4)	F9			F8		F7		F8		4	0	0	0	0	0	2									
Joe Price, R Max Venable, L Tom Hume, R John Franco, L (1, 1)	F6			F6		5-3				1	0	0	0	0	0	0									
Inning Stats	R: 2 E: 0 K: 1 S: 6	H: 2 LOB: 1 BB: 1 P: 10	R: 0 E: 0 K: 1 S: 5	H: 0 LOB: 0 BB: 0 P: 5	R: 0 E: 0 K: 0 S: 3	H: 0 LOB: 0 BB: 0 P: 3	R: 3 E: 0 K: 0 S: 5	H: 2 LOB: 1 BB: 1 P: 9	R: 0 E: 0 K: 0 S: 4	H: 1 LOB: 1 BB: 0 P: 4	R: 1 E: 0 K: 1 S: 6	H: 1 LOB: 1 BB: 1 P: 10	R: 1 E: 0 K: 0 S: 4	H: 1 LOB: 1 BB: 1 P: 8	R: 0 E: 0 K: 0 S: 2	H: 0 LOB: 1 BB: 2 P: 10		1B: 6 2B: 1 3B: 0 HR: 1	SF: 2 SAC: 0 DP: 2 HBP: 0	WP: 2 PB: 0 SB: 4 CS: 1	PA: 35				
PITCHER	IP	WLS	BF	H	R	ER	SO	BB	IBB	HBP	BLK	WP	HR	S	P	ERA	WHIP								
Dave Dravecky, L ERA: 2.95 (1, 1)	4.0	L	17	4	5	5	2	2	0	0	0	0	0	19	27	11.25	1.500								
Tim Stoddard, R ERA: 5.4 (5, 1)	2.0		9	2	1	1	1	1	0	0	0	0	0	10	14	4.50	1.500								
Greg Booker, R ERA: 4.91 (7, 1)	2.0		9	1	1	1	0	3	0	0	0	2	0	6	18	4.50	2.000								

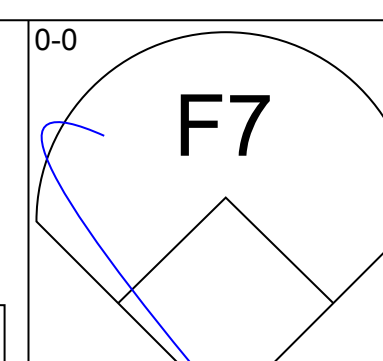
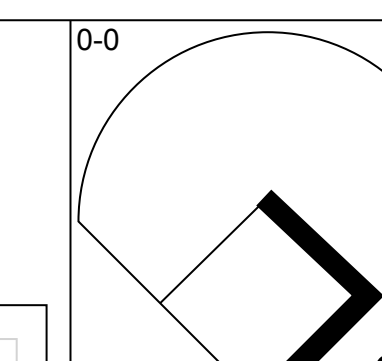
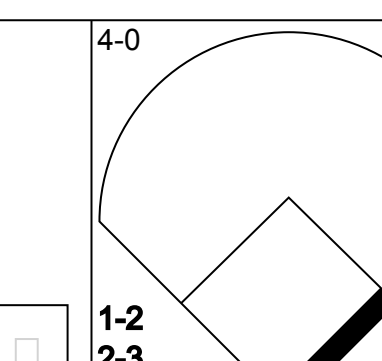
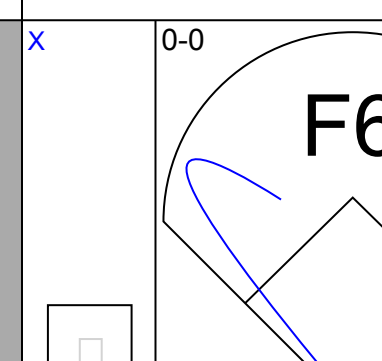
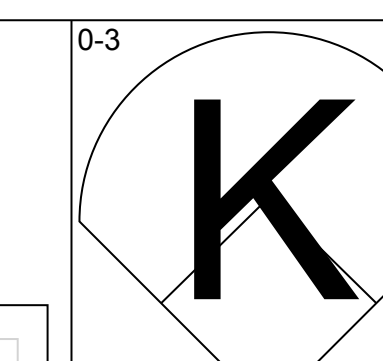
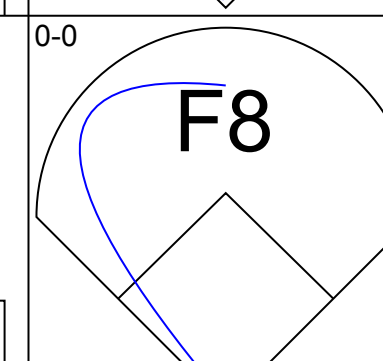
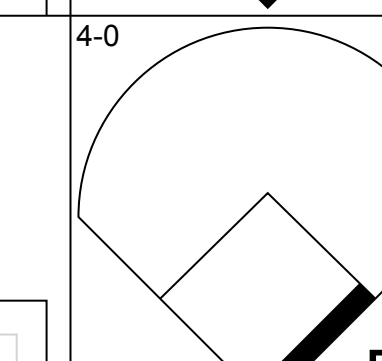
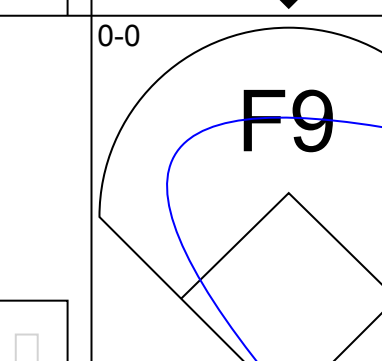
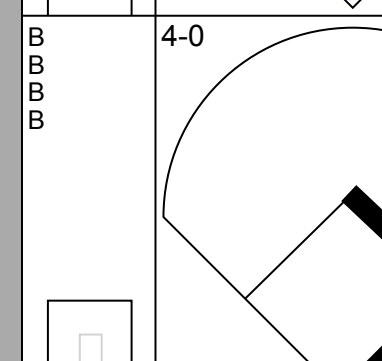
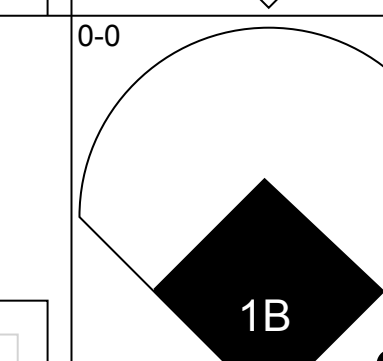
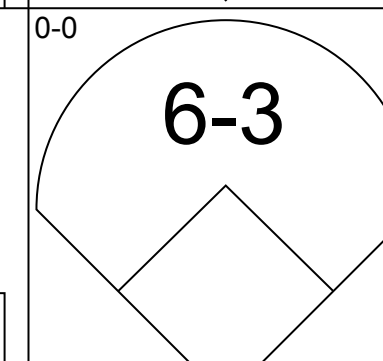
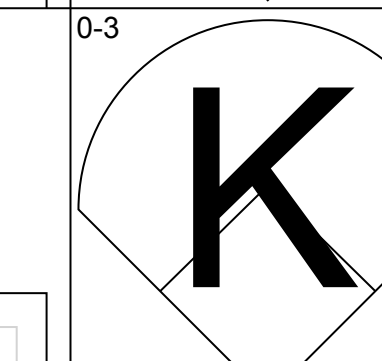
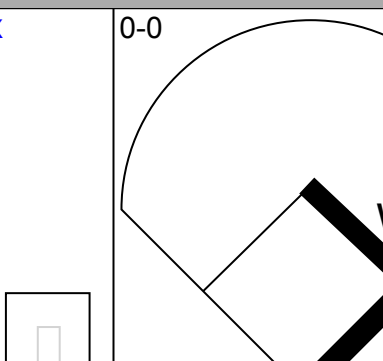
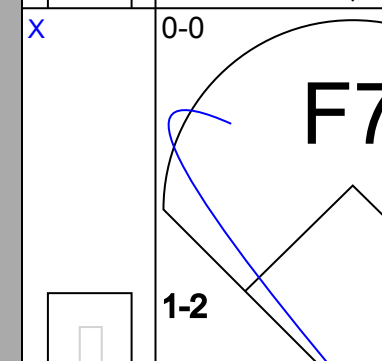
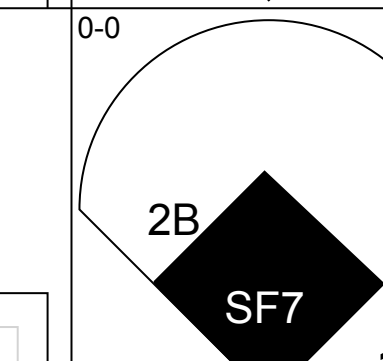
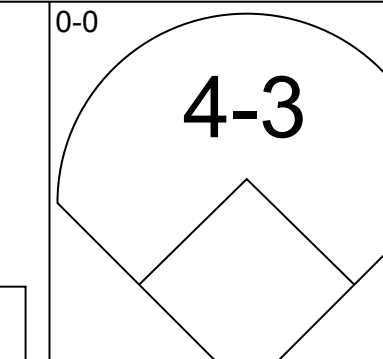
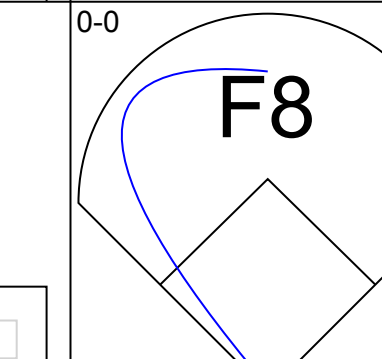
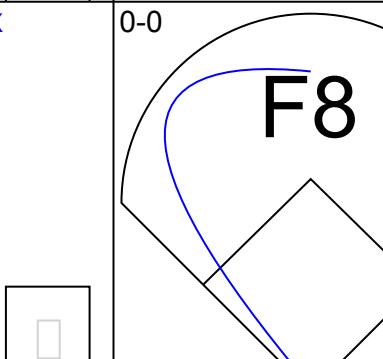
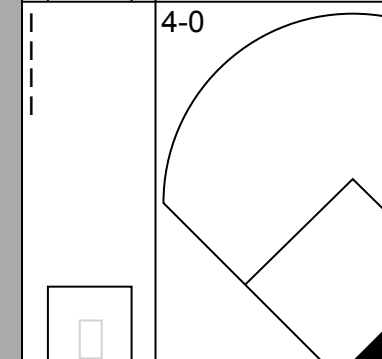
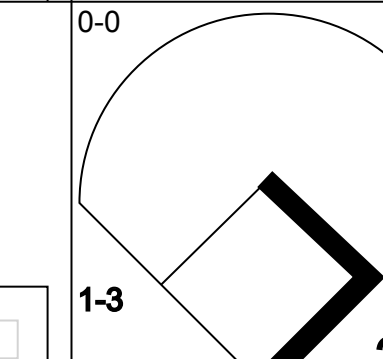
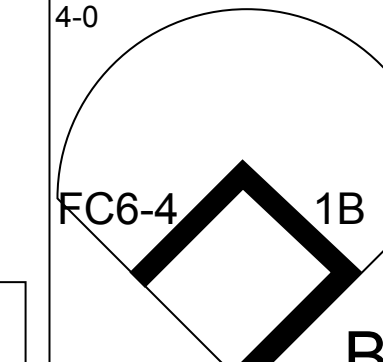
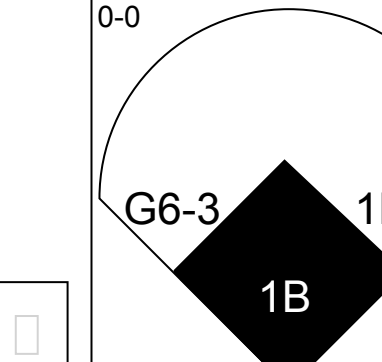
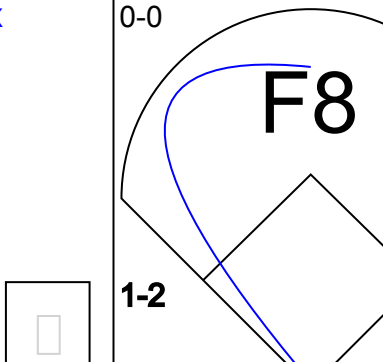
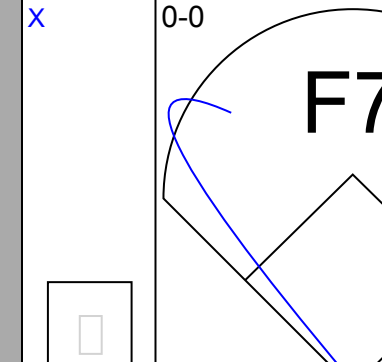
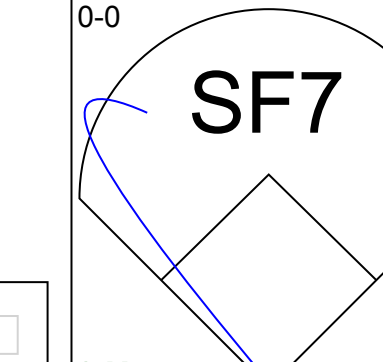
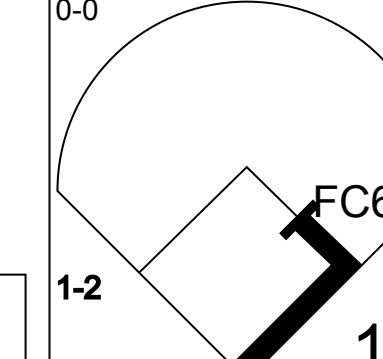
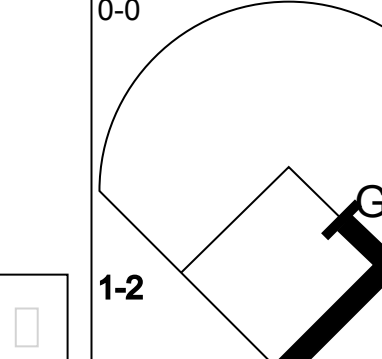
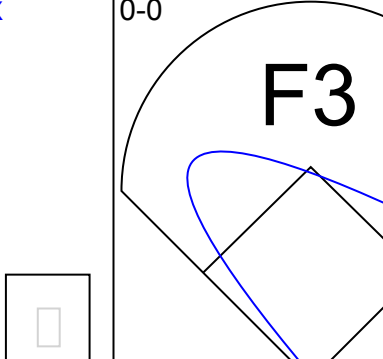
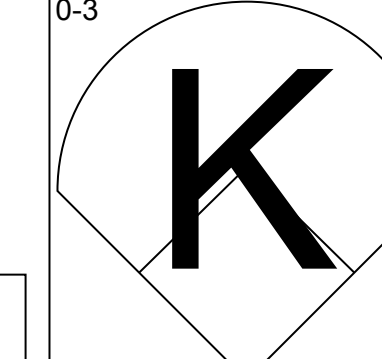
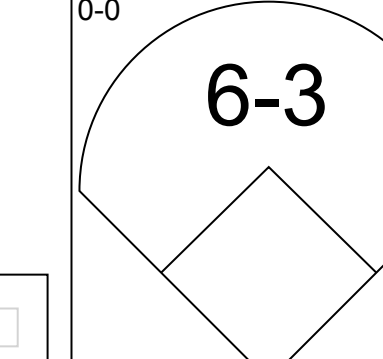
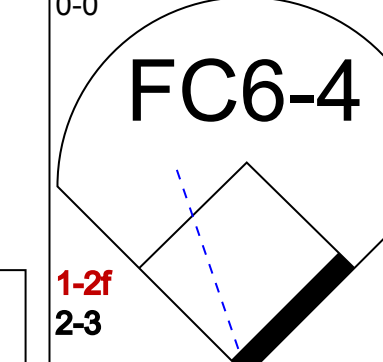
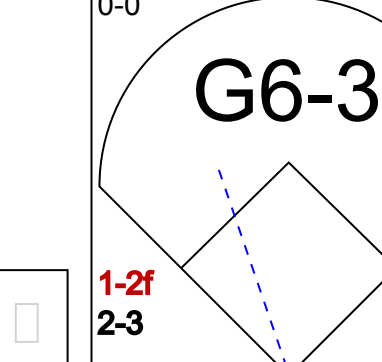
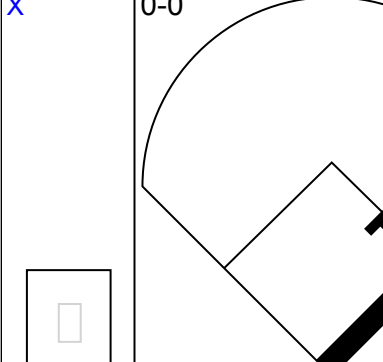
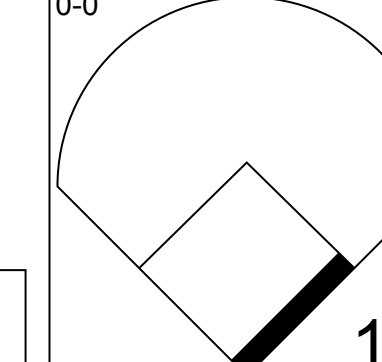
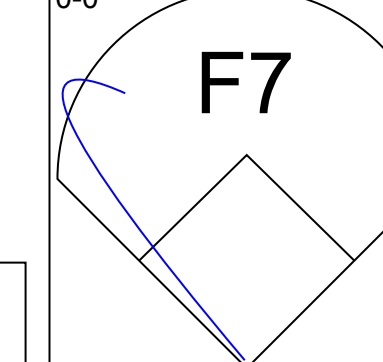
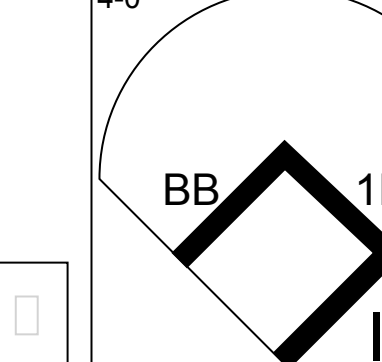
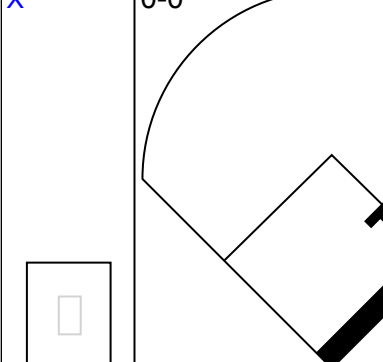
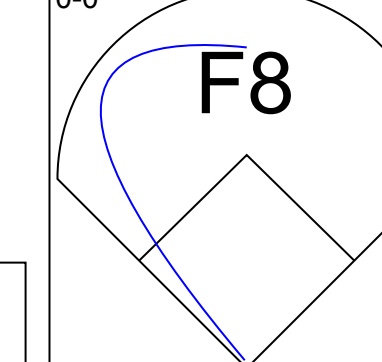
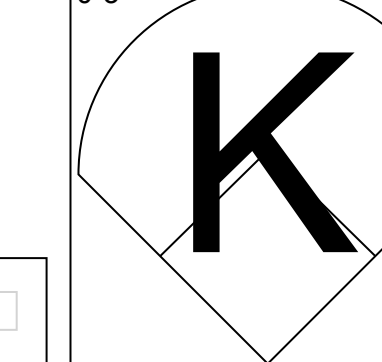
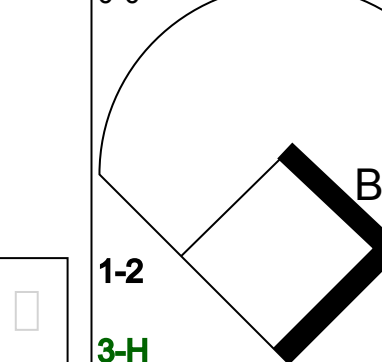
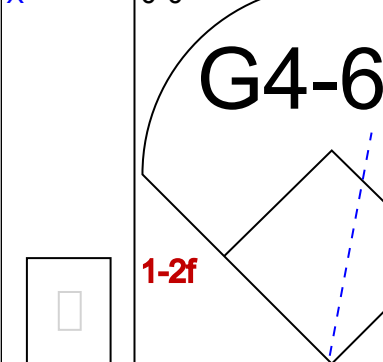
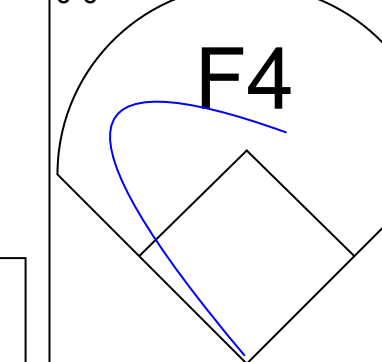
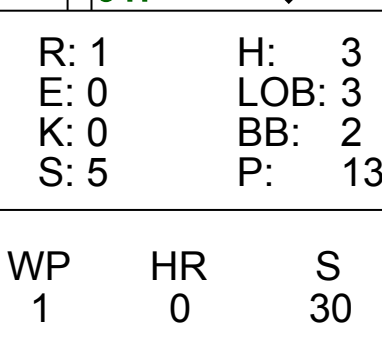
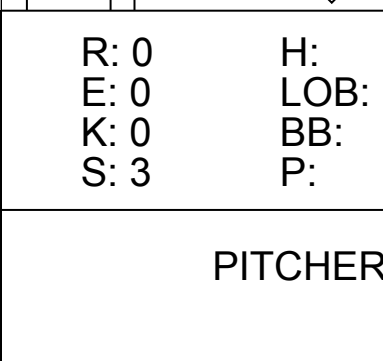
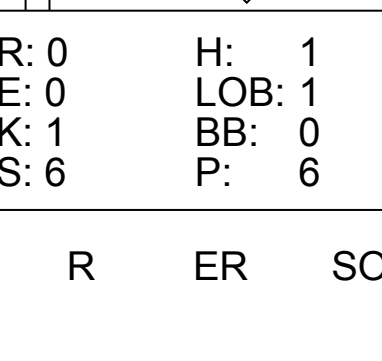

AB	27
R	7
H	7
RBI	7
BB	6
SO	3
LOB	9



Batter	1	2	3	4	5	6	7	8	9	AB	R	H	RBI	BB	SO	LOB	TOP					
Tim Flannery, L (1.4) OBP: 0.371, SLG: 0.352										5	0	0	0	0	2	2	San Diego Padres @ Cincinnati Reds Riverfront Stadium, Cincinnati, OH Sun Jun 09 1985, 3:33 AM EDT Att: 28,971 - Unknown					
Tony Gwynn, L (1.9) OBP: 0.395, SLG: 0.463										5	0	1	0	0	0	2						
Steve Garvey, R (1.3) OBP: 0.300, SLG: 0.469										5	1	1	0	0	0	1						
Terry Kennedy, L (1.2) OBP: 0.325, SLG: 0.451										4	1	1	0	0	0	1						
Kevin McReynolds, R (1.8) OBP: 0.330, SLG: 0.426										4	1	1	1	0	0	0						
Graig Nettles, L (1.5) OBP: 0.393, SLG: 0.378										2	2	1	1	2	0	0						
Carmelo Martinez, R (1.7) OBP: 0.362, SLG: 0.599										3	0	1	1	1	1	1						
Garry Templeton, S (1.6) OBP: 0.323, SLG: 0.402										4	0	3	1	0	0	1						
Andy Hawkins, R (1.1) OBP: 0.161, SLG: 0.133										3	0	0	0	0	0	3						
Al Bumbry, L (8, PH) OBP: 0.292, SLG: 0.283										1	0	0	0	0	0	2						
Rich Gossage, R (8, 1)										0	0	0	0	0	0	0						
Inning Stats	R: 0 E: 0 K: 1 S: 6	H: 1 LOB: 1 BB: 0 P: 6	R: 0 E: 0 K: 1 S: 5	H: 0 LOB: 1 BB: 1 P: 9	R: 0 E: 0 K: 0 S: 3	H: 0 LOB: 0 BB: 0 P: 3	R: 0 E: 0 K: 0 S: 3	H: 0 LOB: 0 BB: 0 P: 3	R: 1 E: 0 K: 0 S: 5	H: 2 LOB: 2 BB: 1 P: 9	R: 0 E: 0 K: 0 S: 3	H: 0 LOB: 0 BB: 0 P: 3	R: 0 E: 0 K: 0 S: 4	H: 1 LOB: 1 BB: 0 P: 4	R: 4 E: 0 K: 1 S: 10	H: 5 LOB: 2 BB: 1 P: 14	R: 0 E: 0 K: 0 S: 3	H: 0 LOB: 0 BB: 0 P: 3	1B: 8 2B: 0 3B: 0 HR: 1	SF: 0 SAC: 0 DP: 0 HBP: 0	WP: 1 PB: 1 SB: 0 CS: 0	PA: 39
PITCHER	IP WLS BF H R ER SO BB IBB HBP BLK WP HR S P ERA WHIP																					
Mario Soto, R (1.1) ERA: 2.73	7.2 L 34 8 5 5 3 3 0 0 0 0 1 1 37 49 5.87 1.435																					
Ron Robinson, R (8, 1) ERA: 2.94	0.1 2 1 0 0 0 0 0 0 0 0 0 0 2 2 0.00 3.000																					
Frank Pastore, R (9, 1) ERA: 5.14	1.0 3 0 0 0 0 0 0 0 0 0 0 0 3 3 0.00 0.000																					

AB	36
R	5
H	9
RBI	4
BB	3
SO	3
LOB	13



Batter	1	2	3	4	5	6	7	8	9	AB	R	H	RBI	BB	SO	LOB	BOTTOM					
Gary Redus, R (1.7) OBP: 0.417, SLG: 0.506										4	0	1	0	1	1	0	San Diego Padres @ Cincinnati Reds Riverfront Stadium, Cincinnati, OH Sun Jun 09 1985, 3:33 AM EDT Att: 28,971 - Unknown					
Eddie Milner, L (1.8) OBP: 0.315, SLG: 0.253										3	1	1	0	2	0	3						
Pete Rose, S (1.3) OBP: 0.405, SLG: 0.385										5	1	2	1	0	1	3						
Dave Parker, L (1.9) OBP: 0.362, SLG: 0.521										4	0	1	0	1	0	3						
Alan Knicely, R (1.2) OBP: 0.395, SLG: 0.568											3	1	1	1	1	0		3				
Dave Concepcion, R (1.6) OBP: 0.325, SLG: 0.410										5	0	2	0	0	1	2						
Ron Oester, S (1.4) OBP: 0.348, SLG: 0.389										4	0	2	0	0	0	4						
Wayne Krenchicki, L (1.5) OBP: 0.359, SLG: 0.397										3	0	1	0	1	0	3						
Mario Soto, R (1.1) OBP: 0.211, SLG: 0.243										3	0	1	1	0	1	1						
Ron Robinson, R (8, 1) OBP: 0.316, SLG: 0.469										0	0	0	0	0	0	0						
Duane Walker, L (8, PH) OBP: 0.333, SLG: 0.667										0	0	0	0	0	0	0						
Inning Stats	R: 0 E: 0 K: 0 S: 3	H: 0 LOB: 0 BB: 0 P: 3	R: 0 E: 0 K: 0 S: 4	H: 1 LOB: 2 BB: 1 P: 8	R: 0 E: 0 K: 2 S: 8	H: 1 LOB: 2 BB: 1 P: 12	R: 0 E: 0 K: 0 S: 5	H: 3 LOB: 3 BB: 2 P: 13	R: 0 E: 0 K: 0 S: 4	H: 1 LOB: 1 BB: 0 P: 4	R: 0 E: 0 K: 0 S: 3	H: 2 LOB: 0 BB: 0 P: 3	R: 0 E: 0 K: 0 S: 3	H: 0 LOB: 2 BB: 2 P: 11	R: 0 E: 0 K: 1 S: 6	H: 1 LOB: 1 BB: 0 P: 6	R: 2 E: 0 K: 1 S: 8	H: 3 LOB: 1 BB: 0 P: 8	1B: 9 2B: 2 3B: 1 HR: 0	SF: 1 SAC: 0 DP: 2 HBP: 0	WP: 1 PB: 0 SB: 1 CS: 0	PA: 42
PITCHER	IP WLS BF H R ER SO BB IBB HBP BLK WP HR S P ERA WHIP																					
Andy Hawkins, R (1.1) ERA: 2.79	7.0 W 32 4 2 2 2 4 2 0 0 0 0 0 30 54 1.29 1.714																					
Rich Gossage, R (8, 1) ERA: 2.57	2.0 10 4 2 2 2 0 0 0 0 0 0 0 14 14 9.00 2.000																					


AB	35
R	3
H	12
RBI	3
BB	6
SO	4
LOB	23



Batter	1	2	3	4	5	6	7	8	9	AB	R	H	RBI	BB	SO	LOB	TOP			
Tim Flannery, L (1.4) OBP: 0.368, SLG: 0.349	0-0 4-3		0-0 G4-6-3 1B			0-0 4-3		0-0 FC6-4		4	0	1	0	0	0	1				
Tony Gwynn, L (1.9) OBP: 0.364, SLG: 0.458	0-0 6-3		0-0 G4-6-3 1-2f			0-0 F7			0-0 F7	4	0	0	0	0	0	1				
Steve Garvey, R (1.3) OBP: 0.299, SLG: 0.466	0-3 K			0-0 F7		0-0 6-3			0-0 1B 1B	4	0	1	0	0	1	0				
Terry Kennedy, L (1.2) OBP: 0.328, SLG: 0.450		0-3 K BB		0-0 6-3			0-3 K		0-0 1B 1B	3	0	0	0	0	2	0				
Bruce Bochy, R (7.2) OBP: 0.265, SLG: 0.364									1-2 1B	1	0	1	0	0	0	0				
Kevin McReynolds, R (1.8) OBP: 0.336, SLG: 0.433		4-0 1-2 BB		0-0 2B		0-0 F8			0-0 F7	3	0	1	0	1	0	2				
Graig Nettles, L (1.5) OBP: 0.385, SLG: 0.364		0-3 K		0-0 3-1		0-0 F9			0-0 4-3	4	0	0	0	0	1	5				
Camelo Martinez, R (1.7) OBP: 0.365, SLG: 0.596		0-0 F4			0-0 F7			4-0 FC4-6 BB		2	0	0	0	1	0	2				
Greg Booker, R (8.1) OBP: 0.327, SLG: 0.405									0-0 FC4-6 FC6-4	0	0	0	0	0	0	0				
Garry Templeton, S (1.6) OBP: 0.327, SLG: 0.405		0-0 F6			0-0 F8			0-0 FC4-6 FC6-4		3	0	0	0	0	0	3				
Mario Ramirez, R (8. PR) OBP: 0.188, SLG: 0.188								1-2 1B		0	0	0	0	0	0	0				
Mark Thurmond, L (1.1) OBP: 0.200, SLG: 0.250			0-0 F6		0-0 5-3			0-3 K		2	0	0	0	0	0	0				
Craig Lefferts, L (6.1) OBP: 0.500, SLG: 0.500										0	0	0	0	0	0	0				
Bobby Brown, S (8. PH) OBP: 0.200, SLG: 0.250										1	0	0	0	0	1	1				
Inning Stats	R: 0 E: 0 K: 1 S: 5	H: 0 LOB: 0 BB: 0 P: 5	R: 0 E: 0 K: 2 S: 8	H: 0 LOB: 2 BB: 1 P: 12	R: 0 E: 0 K: 0 S: 3	H: 1 LOB: 0 BB: 0 P: 3	R: 0 E: 0 K: 0 S: 4	H: 1 LOB: 1 BB: 0 P: 4	R: 0 E: 0 K: 0 S: 3	H: 0 LOB: 0 BB: 0 P: 3	R: 0 E: 0 K: 1 S: 5	H: 0 LOB: 0 BB: 0 P: 5	R: 0 E: 0 K: 1 S: 5	H: 0 LOB: 1 BB: 1 P: 9	R: 0 E: 0 K: 0 S: 5	H: 2 LOB: 2 BB: 0 P: 5	1B: 3 2B: 1 3B: 0 HR: 0	SF: 0 SAC: 0 DP: 1 HBP: 0	WP: 1 PB: 0 SB: 0 CS: 0	PA: 33
PITCHER Mike Scott, R (1.1) ERA: 2.77	IP: 9.0 WLS: W BF: 33 H: 4 R: 0 ER: 0 SO: 5 BB: 2 IBB: 0 HBP: 0 BLK: 0 WP: 1 HR: 0 S: 41 P: 49 ERA: 0.00 WHIP: 0.667															PITCHER	IP: 9.0 WLS: W BF: 33 H: 4 R: 0 ER: 0 SO: 5 BB: 2 IBB: 0 HBP: 0 BLK: 0 WP: 1 HR: 0 S: 41 P: 49 ERA: 0.00 WHIP: 0.667			

San Diego Padres @ Houston Astros
Astrodome, Houston, TX
Tue Jun 11 1985, 8:05 PM EDT
Att: 11,989 - Unknown


AB 31
R 0
H 4
RBI 0
BB 2
SO 5
LOB 15



Batter	1	2	3	4	5	6	7	8	9	AB	R	H	RBI	BB	SO	LOB	BOTTOM			
Bill Doran, S (1.4) OBP: 0.356, SLG: 0.413	0-0 HR		0-0 F6			0-0 1-2 2-H 1B		0-0 SF9		3	1	2	3	1	0	0				
Enos Cabell, R (1.3) OBP: 0.319, SLG: 0.362	0-0 F8		0-0 FC6-4 1B		0-0 F9		0-0 F5		4-0 3-H WP 1B BB	4	1	1	0	1	0	3				
Denny Walling, L (9.3) OBP: 0.325, SLG: 0.412									1-2 1B BB	0	0	0	0	0	0	0				
Phil Garner, R (1.5) OBP: 0.294, SLG: 0.344	0-0 6-3		0-0 FC6-4 1-2f		0-0 F9		0-0 5-3		0-0 1-H 2-H 2B 1B	5	1	1	2	0	0	3				
Kevin Bass, S (1.8) OBP: 0.273, SLG: 0.415	0-0 F8			0-0 F9		0-0 1B HR 1B		0-0 5-3	0-0 2-H WP 2B	5	2	2	1	0	0	0				
Jim Pankovits, R (1.7) OBP: 0.386, SLG: 0.444		0-0 F2		0-0 4-3		4-0 1-2 HR BB		0-0 WP 1B	4	1	2	0	1	0	0					
Terry Puhl, L (1.9) OBP: 0.353, SLG: 0.431		0-0 G5-3 S 1B		0-0 F4		0-0 1-2 2-3 HR 1B		0-3 K	5	1	2	0	0	1	2					
Chris Jones, L (9.9) OBP: 0.353, SLG: 0.431								1-3 3-H 1B BB	0	0	0	0	0	0	0					
Mark Bailey, S (1.2) OBP: 0.372, SLG: 0.412		4-0 1-2 BB			4-0 FC1-5 1B BB	0-0 1-H 2-H 3-H HR		0-0 3-1 SF9 2B	2	2	2	4	2	0	0					
Craig Reynolds, L (1.6) OBP: 0.323, SLG: 0.426		0-0 G5-3 2-3f			0-0 FC1-5 1B 1B	0-0 F4		0-0 3-1	4	1	1	0	0	0	3					
Mike Scott, R (1.1) OBP: 0.125, SLG: 0.095			0-0 4-3		0-0 FC1-5 1B	0-0 6-3		4-0 WP BB 1B BB	3	1	0	0	1	0	2					
Inning Stats	R: 1 E: 0 K: 0 S: 4	H: 1 LOB: 0 BB: 0 P: 4	R: 0 E: 0 K: 0 S: 3	H: 1 LOB: 1 BB: 1 P: 7	R: 0 E: 0 K: 0 S: 4	H: 1 LOB: 1 BB: 0 P: 4	R: 0 E: 0 K: 0 S: 3	H: 0 LOB: 0 BB: 0 P: 3	R: 1 E: 0 K: 0 S: 5	H: 2 LOB: 2 BB: 1 P: 9	R: 4 E: 0 K: 0 S: 6	H: 3 LOB: 1 BB: 2 P: 14	R: 0 E: 0 K: 0 S: 4	H: 1 LOB: 1 BB: 0 P: 4	R: 5 E: 0 K: 1 S: 9	H: 4 LOB: 1 BB: 2 P: 17	1B: 8 2B: 3 3B: 0 HR: 2	SF: 1 SAC: 0 DP: 1 HBP: 0	WP: 3 PB: 0 SB: 2 CS: 0	PA: 42
PITCHER Mark Thurmond, L (1.1) ERA: 4.5	IP: 5.0 WLS: L BF: 24 H: 7 R: 5 ER: 5 SO: 0 BB: 3 IBB: 0 HBP: 0 BLK: 0 WP: 0 HR: 1 S: 21 P: 33 ERA: 9.00 WHIP: 2.000															PITCHER	IP: 5.0 WLS: L BF: 24 H: 7 R: 5 ER: 5 SO: 0 BB: 3 IBB: 0 HBP: 0 BLK: 0 WP: 0 HR: 1 S: 21 P: 33 ERA: 9.00 WHIP: 2.000			
Craig Lefferts, L (6.1) ERA: 3.81	2.0 9 2 1 1 0 1 0 0 0 0 1 8 12 4.50 1.500															PITCHER	2.0 9 2 1 1 0 1 0 0 0 0 1 8 12 4.50 1.500			
Greg Booker, R (8.1) ERA: 6.98	1.0 9 4 5 5 1 2 0 0 0 2 0 9 17 45.00 6.000															PITCHER	1.0 9 4 5 5 1 2 0 0 0 2 0 9 17 45.00 6.000			

San Diego Padres @ Houston Astros
Astrodome, Houston, TX
Tue Jun 11 1985, 8:05 PM EDT
Att: 11,989 - Unknown

AB 35
R 11
H 13
RBI 10
BB 6
SO 1
LOB 13



Batter	1	2	3	4	5	6	7	8	9	AB	R	H	RBI	BB	SO	LOB	TOP	
Tim Flannery, L OBP: 0.372, SLG: 0.344 (1, 4)										2	0	0	0	2	0	0	San Diego Padres @ Houston Astros Astrodome, Houston, TX Wed Jun 12 1985, 8:05 PM EDT Att: 15,978 - Unknown	
Tony Gwynn, L OBP: 0.396, SLG: 0.459 (1, 9)										4	0	2	0	0	0	1		
Steve Garvey, R OBP: 0.294, SLG: 0.458 (1, 3)										4	0	0	0	0	0	4		
Terry Kennedy, L OBP: 0.322, SLG: 0.440 (1, 2)										4	0	0	0	0	1	3		
Kevin McReynolds, R OBP: 0.335, SLG: 0.435 (1, 8)										4	1	1	0	0	1	0		
Graig Nettles, L OBP: 0.387, SLG: 0.388 (1, 5)										4	1	2	1	0	0	1		
Camelto Martinez, R OBP: 0.397, SLG: 0.494 (1, 7)										4	0	0	0	0	1	2		
Garry Templeton, S OBP: 0.327, SLG: 0.409 (1, 6)										3	0	1	1	0	0	1		
Eric Show, R OBP: 0.077, SLG: 0.077 (8, PH)										2	0	0	0	0	2	1		
Bobby Brown, S OBP: 0.192, SLG: 0.240 (8, 1)										1	0	0	0	0	0	0		
Tim Stoddard, R (8, 1)										0	0	0	0	0	0	0		
Inning Stats	R: 0 E: 0 K: 1 S: 5	H: 0 LOB: 1 BB: 1 P: 9	R: 1 E: 0 K: 2 S: 9	H: 2 LOB: 1 BB: 0 P: 9	R: 0 E: 0 K: 0 S: 3	H: 1 LOB: 1 BB: 1 P: 7	R: 0 E: 0 K: 0 S: 3	H: 0 LOB: 0 BB: 0 P: 3	R: 0 E: 0 K: 1 S: 6	H: 1 LOB: 1 BB: 0 P: 6	R: 0 E: 0 K: 0 S: 4	H: 1 LOB: 1 BB: 0 P: 4	R: 1 E: 0 K: 0 S: 4	H: 1 LOB: 0 BB: 0 P: 4	1B: 3 2B: 2 3B: 0 HR: 1	SF: 0 SAC: 0 DP: 1 HBP: 0	WP: 0 PB: 1 SB: 0 CS: 0	PA: 34
PITCHER Nolan Ryan, R ERA: 3.01 (1, 1)	IP: 9.0 WLS: W BF: 34 H: 6 R: 2 ER: 2 SO: 5 BB: 2 IBB: 0 HBP: 0 BLK: 0 WP: 0 HR: 1 S: 42 P: 50 ERA: 2.00 WHIP: 0.889															PITCHER		

AB	32
R	2
H	6
RBI	2
BB	2
SO	5
LOB	13



Batter	1	2	3	4	5	6	7	8	9	AB	R	H	RBI	BB	SO	LOB	BOTTOM	
Bill Doran, S OBP: 0.363, SLG: 0.420 (1, 4)										4	0	3	1	0	0	0	San Diego Padres @ Houston Astros Astrodome, Houston, TX Wed Jun 12 1985, 8:05 PM EDT Att: 15,978 - Unknown	
Craig Reynolds, L OBP: 0.315, SLG: 0.414 (1, 6)										4	0	0	0	0	0	2		
Kevin Bass, S OBP: 0.266, SLG: 0.404 (9, 9)										4	0	0	0	0	0	2		
Denny Walling, L OBP: 0.323, SLG: 0.404 (1, 3)										3	0	0	0	1	0	0		
Jim Pankovits, R OBP: 0.378, SLG: 0.424 (1, 7)										3	0	0	0	1	2	0		
Terry Puhl, L OBP: 0.356, SLG: 0.429 Chris Jones, L (9, 8)										3	1	1	0	1	0	3		
Phil Garner, R OBP: 0.295, SLG: 0.355 (1, 5)										3	1	1	1	0	1	1		
Mark Bailey, S OBP: 0.379, SLG: 0.429 (1, 2)										3	1	2	0	0	0	0		
Nolan Ryan, R OBP: 0.094, SLG: 0.065 (1, 1)										2	0	0	0	0	1	1		
Inning Stats	R: 0 E: 0 K: 0 S: 3	H: 0 LOB: 0 BB: 0 P: 3	R: 0 E: 0 K: 2 S: 7	H: 0 LOB: 1 BB: 1 P: 11	R: 1 E: 0 K: 0 S: 5	H: 2 LOB: 1 BB: 0 P: 5	R: 0 E: 0 K: 1 S: 5	H: 0 LOB: 0 BB: 0 P: 5	R: 0 E: 0 K: 0 S: 3	H: 0 LOB: 0 BB: 0 P: 3	R: 2 E: 1 K: 0 S: 5	H: 2 LOB: 0 BB: 0 P: 5	R: 0 E: 0 K: 0 S: 4	H: 1 LOB: 3 BB: 2 P: 12	1B: 5 2B: 1 3B: 1 HR: 0	SF: 0 SAC: 1 DP: 0 HBP: 0		WP: 0 PB: 0 SB: 0 CS: 0
PITCHER Eric Show, R ERA: 3.17 Tim Stoddard, R ERA: 5.12 (8, 1)	IP: 7.0 WLS: L BF: 27 H: 6 R: 3 ER: 2 SO: 4 BB: 1 IBB: 0 HBP: 0 BLK: 0 WP: 0 HR: 0 S: 34 P: 38 ERA: 2.57 WHIP: 1.000															PITCHER		

AB	29
R	3
H	7
RBI	2
BB	3
SO	4
LOB	9



Batter	1	2	3	4	5	6	7	8	9	10	11	AB	R	H	RBI	BB	SO	LOB	TOP	
Jerry Royster, R OBP: 0.343, SLG: 0.367 (1, 4)												4	1	2	1	1	0	0		
Tony Gwynn, L OBP: 0.365, SLG: 0.458 (1, 9)												5	1	2	0	0	0	3		
Steve Garvey, R OBP: 0.295, SLG: 0.453 (1, 3)												5	0	1	0	0	0	2		
Kevin McReynolds, R OBP: 0.331, SLG: 0.423 (1, 8)												4	0	0	0	1	1	1		
Terry Kennedy, L OBP: 0.313, SLG: 0.425 (1, 2)												4	0	0	0	1	2	3		
Carmelo Martínez, R OBP: 0.366, SLG: 0.511 (1, 7)												4	1	2	1	1	1	0		
Graig Nettles, L OBP: 0.390, SLG: 0.403 (1, 5)												5	1	1	1	0	1	4		
Garry Templeton, S OBP: 0.327, SLG: 0.406 (1, 6)												5	0	2	0	0	0	0		
Andy Hawkins, R OBP: 0.147, SLG: 0.121 Rich Gossage, R OBP: 0.412, SLG: 0.483 Kurt Bevacqua, R OBP: 0.200, SLG: 0.200 Luis DeLeon, R OBP: 0.200, SLG: 0.200 (1, 1)												3	0	0	0	0	0	0		
Inning Stats	R: 2 E: 0 K: 0 S: 6	H: 3 LOB: 2 BB: 1 P: 10	R: 0 E: 0 K: 0 S: 3	H: 0 LOB: 1 BB: 1 P: 7	R: 0 E: 0 K: 2 S: 7	H: 0 LOB: 0 BB: 0 P: 7	R: 0 E: 0 K: 0 S: 3	H: 0 LOB: 0 BB: 0 P: 3	R: 0 E: 0 K: 1 S: 5	H: 0 LOB: 0 BB: 0 P: 5	R: 1 E: 0 K: 1 S: 6	H: 1 LOB: 0 BB: 0 P: 6	R: 0 E: 1 K: 0 S: 4	H: 2 LOB: 2 BB: 1 P: 8	R: 0 E: 0 K: 1 S: 5	H: 1 LOB: 1 BB: 1 P: 9	1B: 9 2B: 0 3B: 0 HR: 1	SF: 0 SAC: 1 DP: 1 HBP: 0	WP: 0 PB: 1 SB: 0 CS: 1	PA: 45
PITCHER	IP ERA WLS BF H R ER SO BB IBB HBP BLK WP HR S P ERA WHIP	IP ERA WLS BF H R ER SO BB IBB HBP BLK WP HR S P ERA WHIP																		
Dave LaPoint, L ERA: 2.49 Mark Davis, L ERA: 1.65 (1, 1)	9.0 2.0 2.0 36 7 3 4 0 1 1 1 0 0 0 0 9 17 4.00 2.000	2.0 W 9 3 0 0 1 1 1 0 0 0 0 0 0 9 17 0.00 2.000																		

San Diego Padres @ San Francisco Giants
Candlestick Park, San Francisco, CA
Fri Jun 14 1985, 10:05 PM EDT
Att: 9,824 - Unknown

livebaseballscores.com

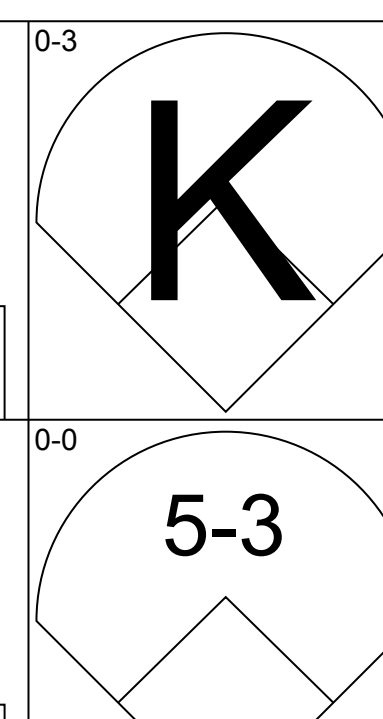
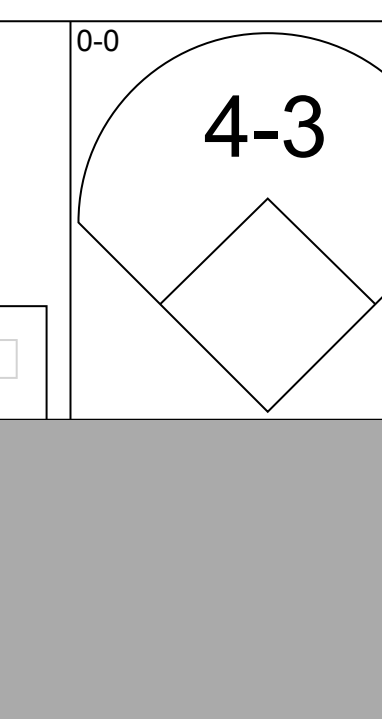
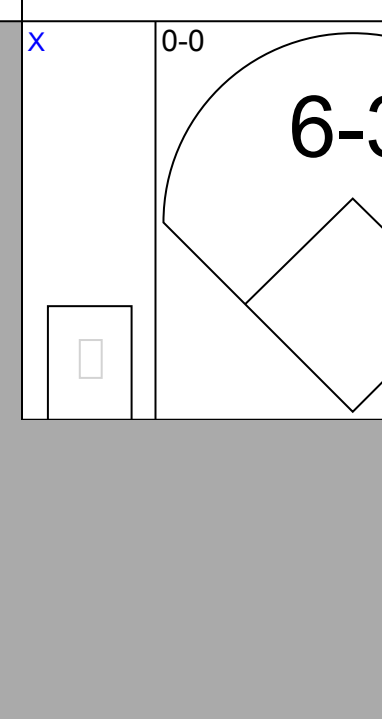
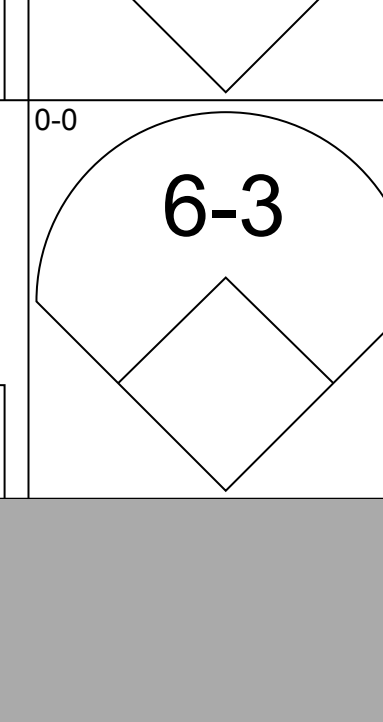
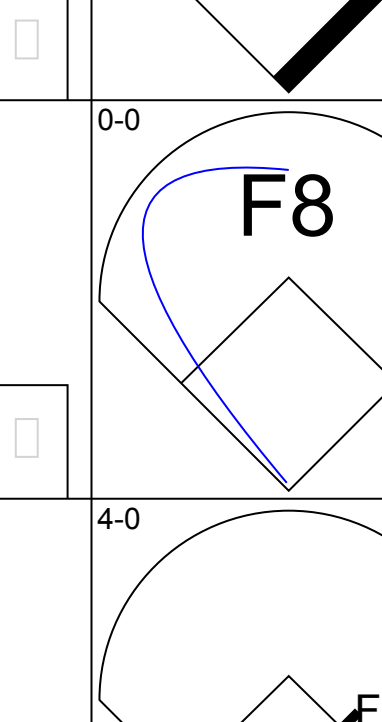

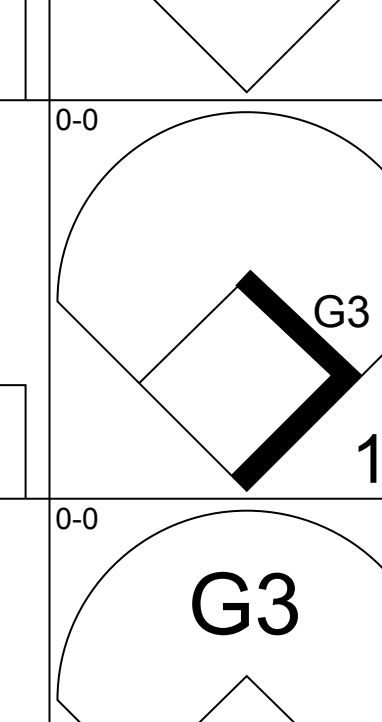

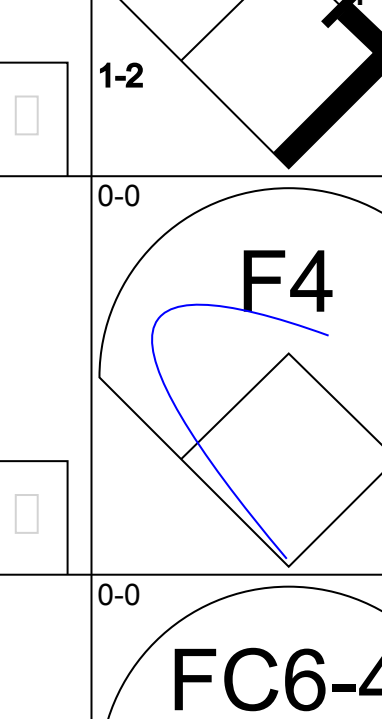

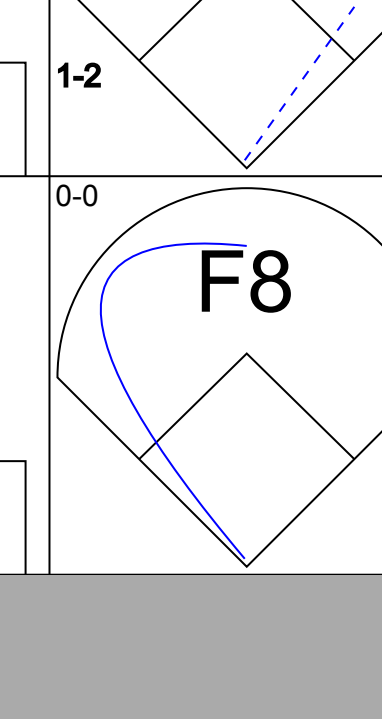
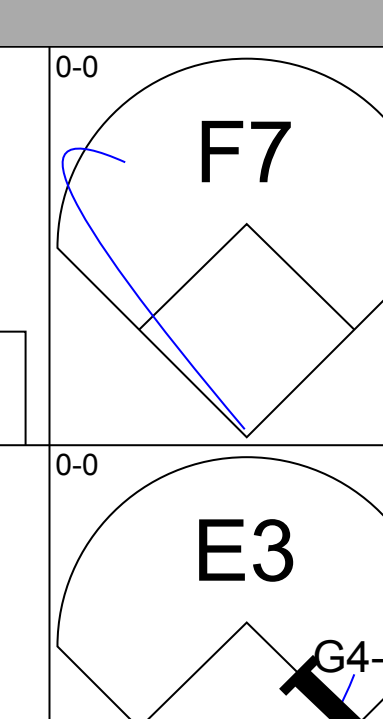
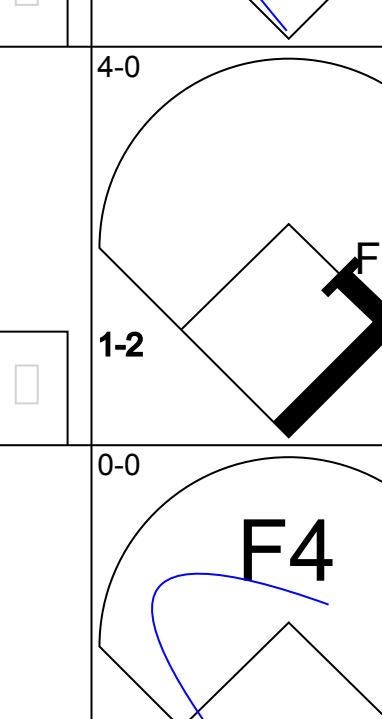
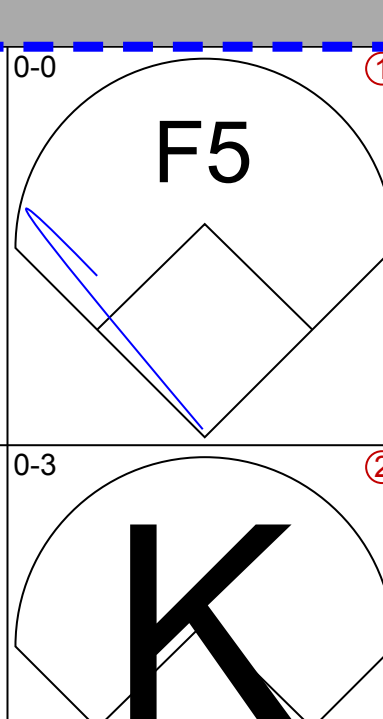
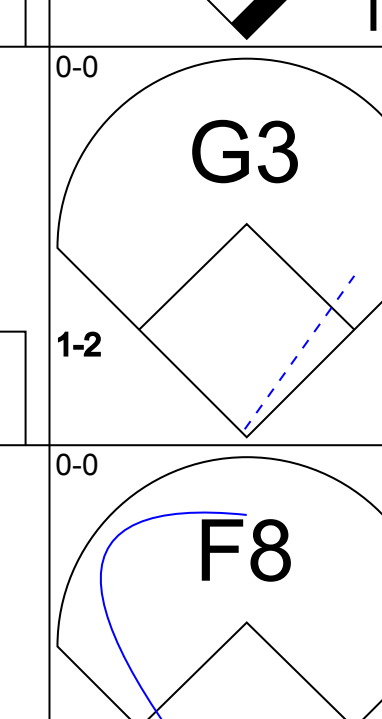
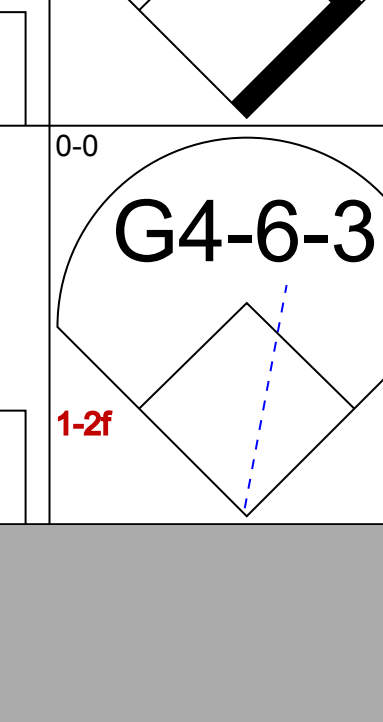
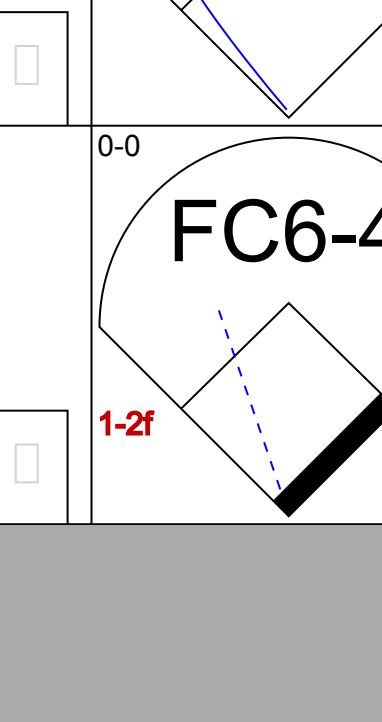
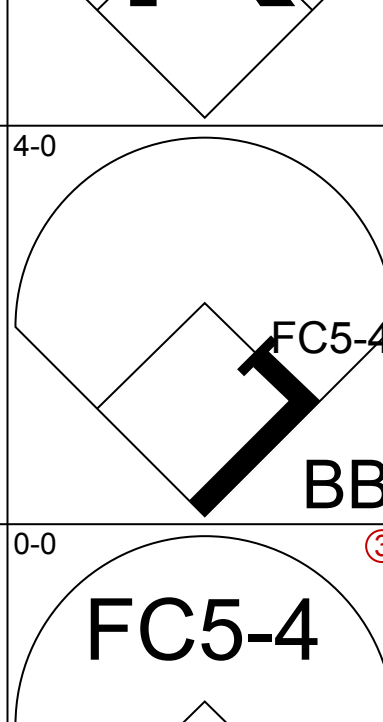





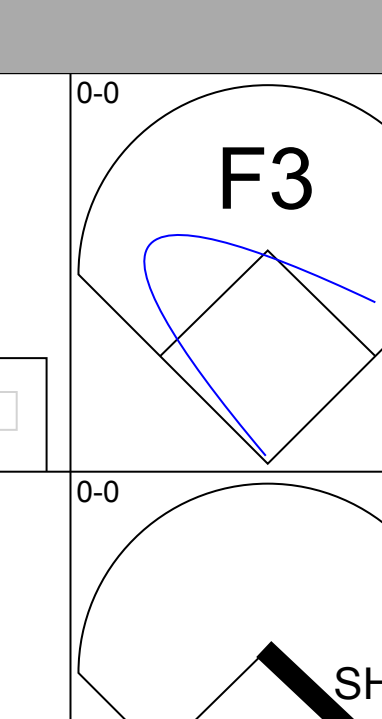
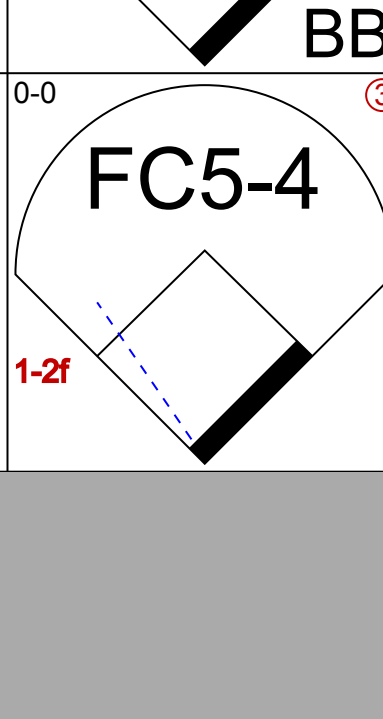

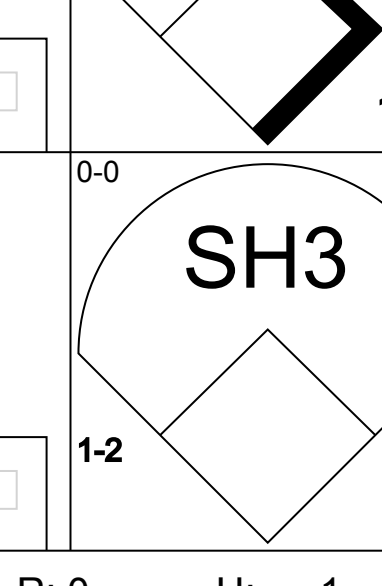
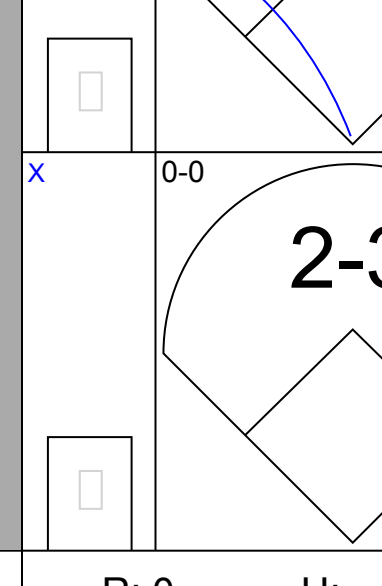

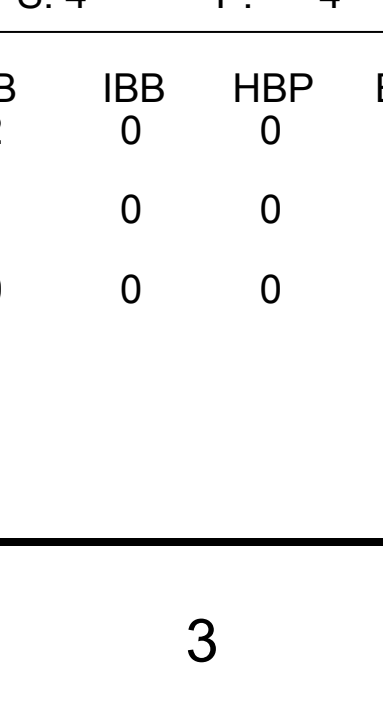

AB 40
R 4
H 10
RBI 3
BB 4
SO 5
LOB 14

Batter	1	2	3	4	5	6	7	8	9	10	11	AB	R	H	RBI	BB	SO	LOB	BOTTOM					
Dan Gladden, R OBP: 0.283, SLG: 0.302 (1, 8)												5	0	0	0	0	2	3						
Manny Trillo, R OBP: 0.294, SLG: 0.284 (1, 4)												3	1	0	0	1	0	0						
Chili Davis, S OBP: 0.340, SLG: 0.430 (1, 9)												5	0	0	0	0	1	2						
Jeffrey Leonard, R OBP: 0.249, SLG: 0.300 (1, 7)												5	0	1	0	0	0	1						
Bob Brenly, R OBP: 0.305, SLG: 0.381 (1, 2)												5	2	3	1	0	1	0						
David Green, R OBP: 0.257, SLG: 0.279 (1, 3)												5	2	2	2	0	0	2						
Chris Brown, R OBP: 0.282, SLG: 0.308 (1, 5)												3	0	1	1	1	0	1						
Jose Uribe, S OBP: 0.254, SLG: 0.311 Scott Thompson, L OBP: 0.182, SLG: 0.185 Ricky Adams, R OBP: 0.214, SLG: 0.321 (1, 6)												3	0	1	0	0	0	1						
Dave LaPoint, L OBP: 0.340, SLG: 0.304 Gary Raisich, L OBP: 0.302, SLG: 0.247 Mark Davis, L OBP: 0.143, SLG: 0.429 (1, 1)												2	0	0	0	1	0	0						
Inning Stats	R: 0 E: 0 K: 2 S: 7	H: 0 LOB: 0 BB: 0 P: 7	R: 0 E: 0 K: 0 S: 4	H: 1 LOB: 1 BB: 0 P: 4	R: 0 E: 0 K: 0 S: 3	H: 0 LOB: 0 BB: 0 P: 3	R: 3 E: 0 K: 0 S: 6	H: 3 LOB: 1 BB: 1 P: 10	R: 0 E: 0 K: 0 S: 3	H: 0 LOB: 0 BB: 0 P: 3	R: 0 E: 0 K: 0 S: 3	H: 1 LOB: 1 BB: 1 P: 7	R: 0 E: 0 K: 0 S: 3	H: 1 LOB: 1 BB: 0 P: 3	R: 1 E: 0 K: 1 S: 6	H: 1 LOB: 3 BB: 2 P: 14	R: 0 E: 0 K: 0 S: 3	H: 0 LOB: 0 BB: 0 P: 3	R: 1 E: 0 K: 1 S: 4	H: 1 LOB: 0 BB: 0 P: 4	1B: 4 2B: 2 3B: 1 HR: 1	SF: 0 SAC: 0 DP: 0 HBP: 1	WP: 0 PB: 0 SB: 0 CS: 2	PA: 43
PITCHER	IP ERA WLS BF H R ER SO BB IBB HBP BLK WP HR S P ERA WHIP	IP ERA WLS BF H R ER SO BB IBB HBP BLK WP HR S P ERA WHIP																						
Andy Hawkins, R ERA: 2.93 Rich Gossage, R ERA: 2.31 Luis DeLeon, R ERA: 3.72 (1, 1)	8.0 2.0 0.1 32 7 0 4 1 2 0 0 0 0 0 1 4 4 4.50 1.125	2.0 L 2 1 1 1 1 0 0 0 0 0 0 1 4 4 27.00 3.000																						

San Diego Padres @ San Francisco Giants
Candlestick Park, San Francisco, CA
Fri Jun 14 1985, 10:05 PM EDT
Att: 9,824 - Unknown

livebaseballscores.com

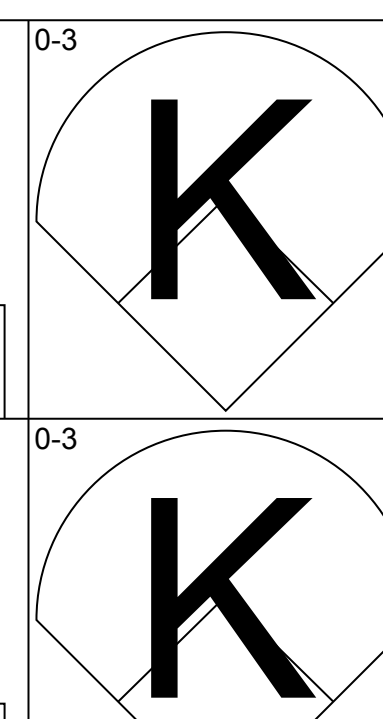
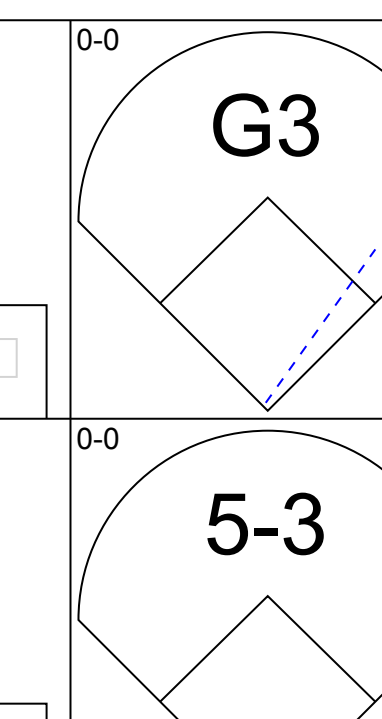
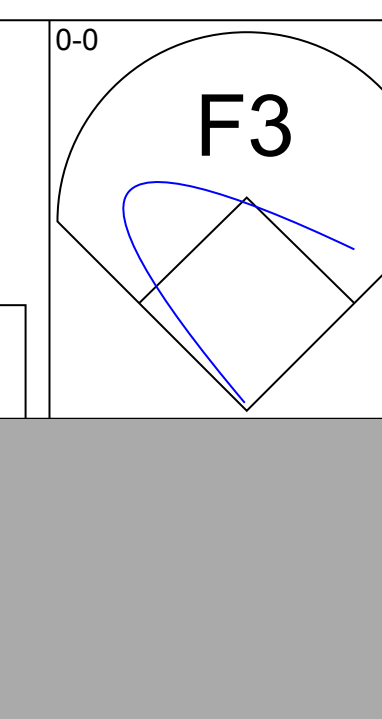
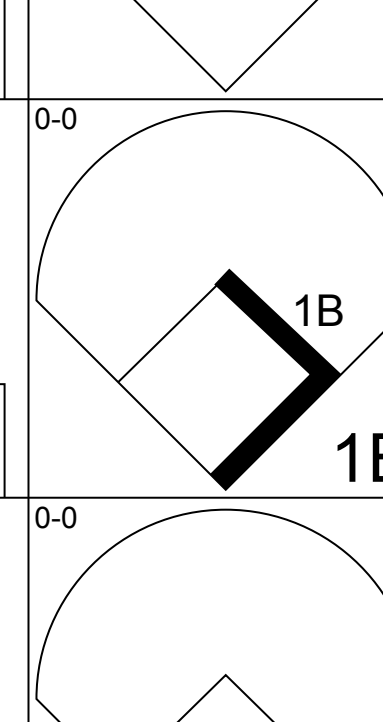


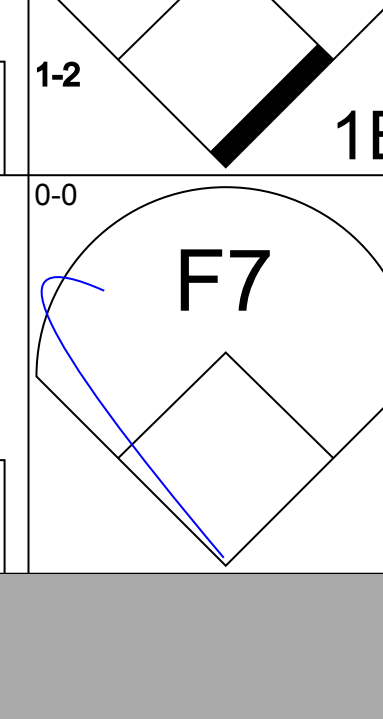
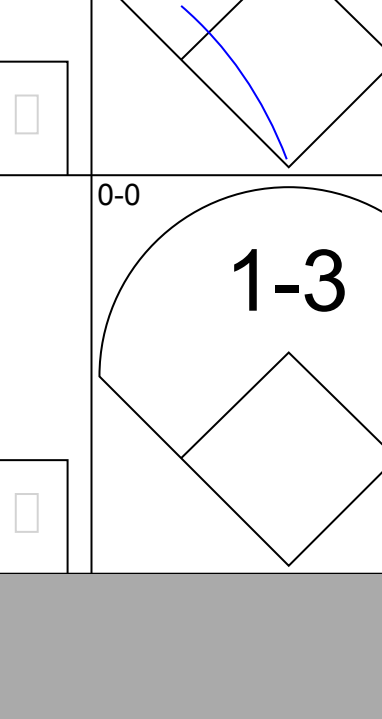






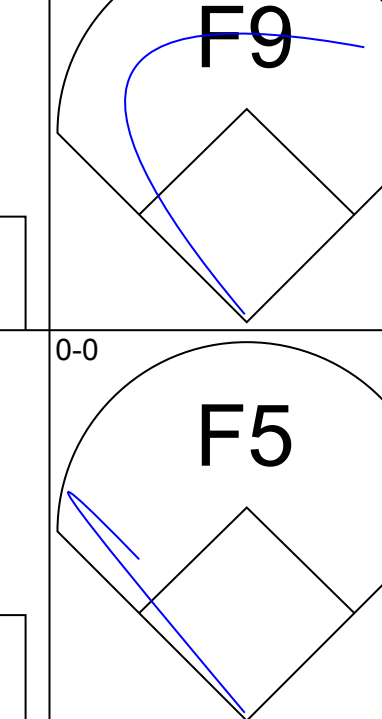
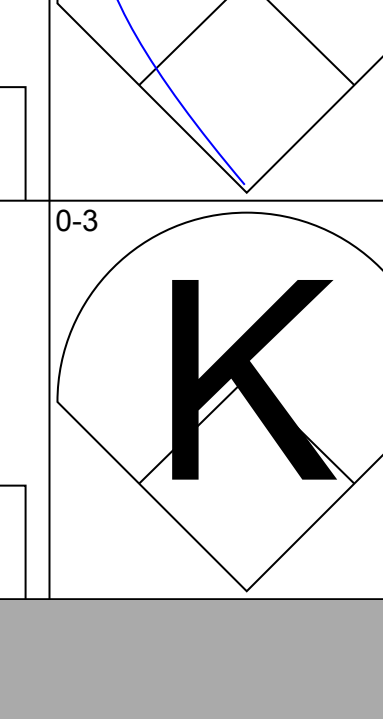
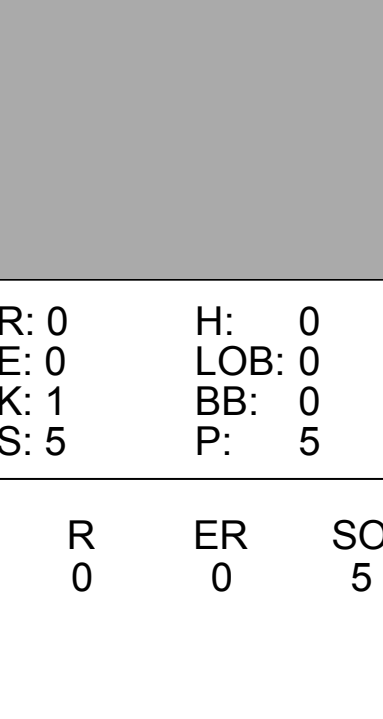



AB 37
R 5
H 8
RBI 5
BB 4
SO 4
LOB 12

Batter	1	2	3	4	5	6	7	8	9	AB	R	H	RBI	BB	SO	LOB	TOP										
Tim Flannery, L (1.4) OBP: 0.359, SLG: 0.326										3	0	0	0	1	1	1											
Tony Gwynn, L (1.9) OBP: 0.387, SLG: 0.459										4	0	2	1	0	0	0											
Steve Garvey, R (1.3) OBP: 0.295, SLG: 0.450										4	0	1	0	0	1	3											
Terry Kennedy, L (1.2) OBP: 0.312, SLG: 0.419										3	0	0	0	1	0	1											
Kevin McReynolds, R (1.8) OBP: 0.325, SLG: 0.416										4	0	0	0	0	1	3											
Graig Nettles, L (1.5) OBP: 0.387, SLG: 0.395										3	0	0	0	1	0	3											
Camelto Martinez, R (1.7) OBP: 0.359, SLG: 0.500										4	0	0	0	0	0	1											
Garry Templeton, S (1.6) OBP: 0.330, SLG: 0.408										4	1	2	0	0	0	0											
LaMarr Hoyt, R (1.1) OBP: 0.063, SLG: 0.063										1	0	0	0	0	0	0											
Inning Stats	R: 0 E: 0 K: 1 S: 5	H: 0 LOB: 0 BB: 0 P: 5	R: 0 E: 1 K: 0 S: 3	H: 0 LOB: 0 BB: 0 P: 3	R: 0 E: 0 K: 0 S: 4	H: 1 LOB: 1 BB: 0 P: 4	R: 0 E: 0 K: 0 S: 4	H: 1 LOB: 2 BB: 1 P: 8	R: 1 E: 0 K: 1 S: 5	H: 2 LOB: 2 BB: 1 P: 11	R: 0 E: 0 K: 0 S: 3	H: 0 LOB: 0 BB: 0 P: 3	R: 0 E: 0 K: 0 S: 4	H: 1 LOB: 1 BB: 0 P: 4	R: 0 E: 0 K: 0 S: 3	H: 0 LOB: 0 BB: 0 P: 3	1B: 5 2B: 0 3B: 0 HR: 0	SF: 0 SAC: 2 DP: 1 HBP: 0	WP: 1 PA: 35 PB: 0 SB: 1 CS: 0								
PITCHER	IP	WLS	BF	H	R	ER	SO	BB	IBB	HBP	BLK	WP	HR	S	P	ERA	WHIP										
Jim Gott, R (1.1) ERA: 2.84	5.0	L	21	4	1	1	2	2	0	0	0	1	0	23	31	1.80	1.200										
Scott Garretts, R (6.1) ERA: 1.21	3.0		11	1	0	0	1	1	0	0	0	0	0	12	16	0.00	0.667										
Greg Minton, R (9.1) ERA: 1.96	1.0		3	0	0	0	0	0	0	0	0	0	0	3	3	0.00	0.000										

San Diego Padres @ San Francisco Giants
Candlestick Park, San Francisco, CA
Sat Jun 15 1985, 6:33 AM EDT
Att: 13,739 - Sunny


AB	30
R	1
H	5
RBI	1
BB	3
SO	3
LOB	12



Batter	1	2	3	4	5	6	7	8	9	AB	R	H	RBI	BB	SO	LOB	BOTTOM										
Dan Gladden, R (1.8) OBP: 0.278, SLG: 0.297										4	0	0	0	0	1	0											
Manny Trillo, R (1.4) OBP: 0.294, SLG: 0.265										3	0	1	0	0	1	0											
Gary Rajsich, L (9, PH) OBP: 0.299, SLG: 0.243										1	0	0	0	0	0	0											
Chili Davis, S (1.9) OBP: 0.343, SLG: 0.432										4	0	2	0	0	0	0											
Jeffrey Leonard, R (1.7) OBP: 0.253, SLG: 0.303										4	0	2	0	0	1	2											
Bob Brenly, R (1.2) OBP: 0.298, SLG: 0.371										4	0	0	0	0	0	3											
David Green, R (1.3) OBP: 0.250, SLG: 0.271										3	0	0	0	0	0	0											
Chris Brown, R (1.5) OBP: 0.277, SLG: 0.302										3	0	0	0	0	0	0											
Jose Uribe, S (1.6) OBP: 0.250, SLG: 0.306										3	0	0	0	0	1	0											
Jim Gott, R (1.1) OBP: 0.174, SLG: 0.435										1	0	0	0	0	0	0											
Scott Garretts, R (6.1)										1	0	0	0	0	1	0											
Scot Thompson, L (6, PH) OBP: 0.179, SLG: 0.182										1	0	0	0	0	0	0											
Greg Minton, S (9.1)										0	0	0	0	0	0	0											
Inning Stats	R: 0 E: 0 K: 2 S: 9	H: 2 LOB: 2 BB: 0 P: 9	R: 0 E: 0 K: 1 S: 5	H: 0 LOB: 0 BB: 0 P: 5	R: 0 E: 0 K: 0 S: 3	H: 0 LOB: 0 BB: 0 P: 3	R: 0 E: 0 K: 0 S: 3	H: 0 LOB: 0 BB: 0 P: 3	R: 0 E: 0 K: 2 S: 9	H: 2 LOB: 2 BB: 0 P: 9	R: 0 E: 0 K: 0 S: 3	H: 0 LOB: 0 BB: 0 P: 3	R: 0 E: 0 K: 0 S: 3	H: 0 LOB: 0 BB: 0 P: 3	R: 0 E: 0 K: 0 S: 4	H: 1 LOB: 1 BB: 0 P: 4	1B: 5 2B: 0 3B: 0 HR: 0	SF: 0 SAC: 0 DP: 0 HBP: 0	WP: 0 PA: 32 PB: 0 SB: 0 CS: 0								
PITCHER	IP	WLS	BF	H	R	ER	SO	BB	IBB	HBP	BLK	WP	HR	S	P	ERA	WHIP										
LaMarr Hoyt, R (1.1) ERA: 2.85	9.0	W	32	5	0	0	5	0	0	0	0	0	0	42	42	0.00	0.556										

San Diego Padres @ San Francisco Giants
Candlestick Park, San Francisco, CA
Sat Jun 15 1985, 6:33 AM EDT
Att: 13,739 - Sunny

AB	32
R	0
H	5
RBI	0
BB	0
SO	5
LOB	5



Batter	1	2	3	4	5	6	7	8	9	AB	R	H	RBI	BB	SO	LOB	TOP								
Tim Flannery, L (1,4) OBP: 0.356, SLG: 0.324										4	1	1	0	0	1	3	San Diego Padres @ San Francisco Giants Candlestick Park, San Francisco, CA Sun Jun 16 1985, 6:33 AM EDT Sunny								
Tony Gwynn, L (1,9) OBP: 0.373, SLG: 0.476 Gerry Davis, R (8,9) OBP: 0.348, SLG: 0.409										4	1	3	2	0	0	0									
Steve Garvey, R (1,3) OBP: 0.294, SLG: 0.447										4	0	1	0	0	0	3									
Terry Kennedy, L (1,2) OBP: 0.311, SLG: 0.415										4	0	1	1	0	0	2									
Kevin McReynolds, R (1,8) OBP: 0.324, SLG: 0.413										4	0	1	0	0	1	2									
Graig Nettles, L (1,5) OBP: 0.381, SLG: 0.388 Kurt Bevacqua, R (8, PH) OBP: 0.400, SLG: 0.467										3	0	0	0	0	0	0									
Carmelo Martinez, R (1,7) OBP: 0.357, SLG: 0.482										3	0	0	0	1	1	0									
Garry Templeton, S (1,6) OBP: 0.329, SLG: 0.405										4	0	1	0	0	2	1									
Mark Thurmond, L (1,1) Bobby Brown, S (4, PH) OBP: 0.222, SLG: 0.240 Tim Stoddard, R (4,1) Al Bumbry, L (7, PH) OBP: 0.300, SLG: 0.299 Luis DeLeon, R (7,1) OBP: 0.290, SLG: 0.290 Jerry Royster, R (8, PH) OBP: 0.340, SLG: 0.303										0	1	0	0	1	0	0									
Inning Stats	R: 1 E: 0 K: 1 S: 7	H: 2 LOB: 1 BB: 0 P: 7	R: 0 E: 0 K: 1 S: 5	H: 0 LOB: 0 BB: 0 P: 5	R: 2 E: 0 K: 0 S: 5	H: 2 LOB: 1 BB: 1 P: 9	R: 0 E: 0 K: 2 S: 7	H: 0 LOB: 2 BB: 2 P: 15	R: 0 E: 0 K: 0 S: 3	H: 1 LOB: 0 BB: 0 P: 3	R: 0 E: 0 K: 1 S: 5	H: 0 LOB: 0 BB: 0 P: 5	R: 0 E: 0 K: 0 S: 3	H: 1 LOB: 0 BB: 0 P: 3	R: 0 E: 0 K: 1 S: 7	H: 2 LOB: 2 BB: 0 P: 7		R: 0 E: 0 K: 1 S: 5	H: 0 LOB: 0 BB: 0 P: 5	1B: 7 2B: 0 3B: 0 HR: 1	SF: 0 SAC: 0 DP: 2 HBP: 0	WP: 0 PB: 0 SB: 0 CS: 0	PA: 36		
PITCHER	IP WLS BF H R ER SO BB IBB HBP BLK WP HR S P ERA WHIP	7.2 W 32 8 3 3 5 3 0 0 0 0 1 39 51 3.52 1.435	1.1 S 4 0 0 0 2 0 0 0 0 0 0 8 8 0.00 0.000																						

AB 33
R 3
H 8
RBI 3
BB 3
SO 7
LOB 14



Batter	1	2	3	4	5	6	7	8	9	AB	R	H	RBI	BB	SO	LOB	BOTTOM							
Dan Gladden, R (1,8) OBP: 0.273, SLG: 0.291										5	1	0	0	0	1	3	San Diego Padres @ San Francisco Giants Candlestick Park, San Francisco, CA Sun Jun 16 1985, 6:33 AM EDT Sunny							
Manny Trillo, R (1,4) OBP: 0.292, SLG: 0.263										5	1	1	0	0	0	2								
Jeffrey Leonard, R (1,7) OBP: 0.262, SLG: 0.324										4	1	3	2	0	0	0								
Rob Deer, R (1,9) OBP: 0.316, SLG: 0.380										4	1	1	1	0	2	1								
Bob Brenly, R (1,2) OBP: 0.297, SLG: 0.364										3	0	0	0	1	0	3								
David Green, R (1,3) OBP: 0.258, SLG: 0.291										3	2	1	0	1	1	2								
Chris Brown, R (1,5) OBP: 0.293, SLG: 0.343										4	1	4	4	0	0	0								
Ricky Adams, R (1,6) OBP: 0.267, SLG: 0.345 Jose Uribe, S (3, PR) OBP: 0.247, SLG: 0.302										1	0	1	0	0	0	0								
Mike Krukow, R (1,1) OBP: 0.240, SLG: 0.304 Mark Davis, L (8,1) OBP: 0.250, SLG: 0.500										1	0	0	0	1	0	2								
Inning Stats	R: 2 E: 1 K: 0 S: 6	H: 3 LOB: 1 BB: 0 P: 6	R: 1 E: 0 K: 0 S: 5	H: 2 LOB: 1 BB: 0 P: 5	R: 2 E: 0 K: 0 S: 5	H: 2 LOB: 2 BB: 1 P: 10	R: 0 E: 0 K: 0 S: 3	H: 0 LOB: 0 BB: 0 P: 3	R: 0 E: 0 K: 2 S: 7	H: 1 LOB: 2 BB: 1 P: 11	R: 0 E: 0 K: 0 S: 3	H: 0 LOB: 1 BB: 1 P: 7	R: 2 E: 0 K: 1 S: 8	H: 3 LOB: 1 BB: 0 P: 8	R: 0 E: 0 K: 1 S: 5	H: 1 LOB: 0 BB: 0 P: 5		1B: 8 2B: 1 3B: 1 HR: 2	SF: 0 SAC: 1 DP: 0 HBP: 1	WP: 0 PB: 0 SB: 0 CS: 3	PA: 38			
PITCHER	IP WLS BF H R ER SO BB IBB HBP BLK WP HR S P ERA WHIP	3.0 L 18 7 5 4 4 1 0 1 0 0 0 16 21 12.00 2.667	3.0 11 1 0 0 2 2 0 0 0 0 0 0 13 21 0.00 1.000	2.0 9 4 2 2 2 0 0 0 0 0 1 13 13 9.00 2.000																				



Batter	1	2	3	4	5	6	7	8	9	10	11	12	13	AB	R	H	RBI	BB	SO	LOB	TOP						
Jerry Royster, R OBP: 0.340, SLG: 0.355 Tim Flannery, L OBP: 0.362, SLG: 0.345	F6 BB		F6		K			FC5-4 1B	G3			2H 3B		2 3	0 0	0 2	1 1	1 0	1 0	1 1							
Tony Gwynn, L OBP: 0.364, SLG: 0.464	K		4-3		3-1			F7		K		L5		6	0	0	0	0	2	4							
Steve Garvey, R OBP: 0.291, SLG: 0.452	F8				HR			FC5-4 1-2		K		5-3		6	1	1	1	0	2	3							
Kevin McReynolds, R OBP: 0.320, SLG: 0.407	6-3				K2-3			L5		6-3				6	0	1	0	0	1	2							
Kurt Bevacqua, R OBP: 0.425, SLG: 0.455																											
Carmelo Martinez, R OBP: 0.352, SLG: 0.479					F3			F8		FC1-4 2B 1B		L3		5	1	0	0	1	0	5							
Bruce Bochy, R OBP: 0.243, SLG: 0.333 Terry Kennedy, L OBP: 0.316, SLG: 0.421					K																						
Garry Templeton, S OBP: 0.325, SLG: 0.395 Luis DeLeon, R OBP: 0.200, SLG: 0.200								1-3																			
Ed Wojna, R OBP: 0.260, SLG: 0.350 Greg Minion, R OBP: 0.270, SLG: 0.321 Craig Lefferts, L OBP: 0.350, SLG: 0.360 Bobby Brown, S OBP: 0.299, SLG: 0.339 Rich Gossage, R OBP: 0.270, SLG: 0.320 Tim Stoddard, R OBP: 0.280, SLG: 0.330 Mark Thurmond, L OBP: 0.300, SLG: 0.380								1-3																			
Inning Stats	R: 0 E: 0 K: 1 S: 5	H: 0 LOB: 1 BB: 1 P: 9	R: 0 E: 0 K: 3 S: 9	H: 0 LOB: 1 BB: 1 P: 13	R: 0 E: 0 K: 1 S: 5	H: 0 LOB: 0 BB: 0 P: 5	R: 1 E: 0 K: 2 S: 8	H: 1 LOB: 1 BB: 1 P: 12	R: 0 E: 0 K: 2 S: 6	H: 0 LOB: 0 BB: 0 P: 3	R: 0 E: 1 K: 1 S: 6	H: 1 LOB: 1 BB: 0 P: 6	R: 0 E: 0 K: 0 S: 7	H: 2 LOB: 1 BB: 1 P: 11	R: 0 E: 0 K: 1 S: 5	H: 0 LOB: 0 BB: 0 P: 7	R: 0 E: 0 K: 1 S: 5	H: 1 LOB: 0 BB: 0 P: 5	R: 1 E: 0 K: 0 S: 4	H: 1 LOB: 1 BB: 0 P: 5	R: 0 E: 0 K: 1 S: 6	H: 1 LOB: 2 BB: 1 P: 10	1B: 5 2B: 2 3B: 1 HR: 1	SF: 0 SAC: 2 DP: 1 HBP: 1	WP: 1 PB: 0 SB: 2 CS: 0	PA: 53	
PITCHER	IP 7.0	WLS 27	BF 2	H 2	R 1	ER 1	SO 10	BB 3	IBB 0	HBP 0	BLK 0	WP 0	HR 1	S 44	P 56	ERA 1.29	WHIP 0.714										
Vida Blue, L ERA: 3.0	1.1	7	2	2	2	0	1	0	0	0	0	0	0	6	10	13.50	2.250										
Greg Minion, R ERA: 2.37	3.2	14	3	1	1	4	0	0	1	0	0	0	0	21	22	2.46	0.818										
Mark Davis, L ERA: 1.06	1.0	W	5	1	0	0	1	0	1	0	0	1	0	6	10	0.00	1.000										
Frank Williams, R ERA: 3.7																											

San Diego Padres @ San Francisco Giants
Candlestick Park, San Francisco, CA
Sun Jun 16 1985, 6:38 AM EDT
Att. 24,104 - Unknown

livebaseballscorecards.com

AB 45
R 4
H 8
RBI 4
BB 5
SO 15
LOB 24




Batter	1	2	3	4	5	6	7	8	9	10	11	12	13	AB	R	H	RBI	BB	SO	LOB	BOTTOM						
Joel Youngblood, R OBP: 0.270, SLG: 0.218	F9		E 1B SF8 1B		1-4 1B		F3			F7		5-3-2-5 2-3		6	1	2	1	0	0	2							
Manny Trillo, R OBP: 0.268, SLG: 0.261	F3		SF8 E 1B		1-4 1-2		F7			F8				6	0	1	0	0	0	1							
Chili Davis, S OBP: 0.336, SLG: 0.429	F8		E4 CS 1B		F7									6	0	1	0	0	0	2							
Jeffrey Leonard, R OBP: 0.263, SLG: 0.335			SF8											5	1	2	1	0	0	1							
Chris Brown, R OBP: 0.294, SLG: 0.343			G6-3 1B		CS 2-3 3H 1B		6-3							6	0	2	1	0	1	2							
David Green, R OBP: 0.264, SLG: 0.296	F9													5	1	2	0	0	0	1							
Alex Trevino, R OBP: 0.280, SLG: 0.310 Duane Kuiper, L OBP: 0.600, SLG: 0.500 Ricky Adams, R OBP: 0.267, SLG: 0.345			G6-3 1B		CS 1-2 3H BB		6-3							2	1	0	0	2	1	1							
Jose Uribe, S OBP: 0.247, SLG: 0.312 Dan Gladden, R OBP: 0.275, SLG: 0.290 Frank Williams, R OBP: 0.280, SLG: 0.330																											
Vida Blue, S OBP: 0.270, SLG: 0.375 Rob Deer, R OBP: 0.270, SLG: 0.325 Greg Minion, S OBP: 0.270, SLG: 0.325 Mark Davis, R OBP: 0.270, SLG: 0.325 Bob Boone, R OBP: 0.270, SLG: 0.325																											
Inning Stats	R: 0 E: 0 K: 0 S: 3	H: 0 LOB: 0 BB: 0 P: 3	R: 0 E: 0 K: 0 S: 3	H: 1 LOB: 0 BB: 0 P: 3	R: 3 E: 1 K: 0 S: 6	H: 3 LOB: 1 BB: 1 P: 10	R: 0 E: 0 K: 1 S: 6	H: 1 LOB: 1 BB: 1 P: 10	R: 0 E: 0 K: 1 S: 5	H: 0 LOB: 0 BB: 0 P: 5	R: 0 E: 0 K: 1 S: 4	H: 1 LOB: 1 BB: 0 P: 4	R: 0 E: 0 K: 0 S: 5	H: 0 LOB: 0 BB: 0 P: 3	R: 0 E: 0 K: 1 S: 5	H: 0 LOB: 0 BB: 0 P: 5	R: 0 E: 0 K: 1 S: 5	H: 0 LOB: 0 BB: 0 P: 5	R: 1 E: 0 K: 0 S: 4	H: 2 LOB: 1 BB: 1 P: 8	R: 1 E: 0 K: 0 S: 4	H: 2 LOB: 1 BB: 0 P: 4	1B: 8 2B: 4 3B: 2 HR: 0	SF: 1 SAC: 1 DP: 3 HBP: 0	WP: 0 PB: 0 SB: 1 CS: 1	PA: 51	
PITCHER	IP 6.0	WLS 25	BF 7	H 3	R 3	ER 2	SO 2	BB 2	IBB 0	HBP 0	BLK 0	WP 0	HR 0	S 27	P 35	ERA 3.00	WHIP 1.500										
Ed Wojna, R ERA: 3.0	2.0	7	1	0	0	1	0	0	0	0	0	0	0	9	9	0.00	0.500										
Craig Lefferts, L ERA: 3.54	2.0	6	0	0	0	1	0	0	0	0	0	0	0	8	8	0.00	0.000										
Rich Gossage, R ERA: 2.2	1.0	4	1	1	1	1	0	0	0	0	0	0	0	6	6	9.00	1.000										
Tim Stoddard, R ERA: 4.63 Mark Thurmond, L ERA: 4.88	1.2	L	7	2	1	1	0	0	1	0	0	0	0	6	10	5.40	1.200										
PITCHER	IP 0.0	WLS 1	BF 1	H 1	R 0	ER 0	SO 0	BB 0	IBB 0	HBP 0	BLK 0	WP 0	HR 0	S 1	P 1	ERA ∞	WHIP ∞										
Luis DeLeon, R ERA: 4.06																											

San Diego Padres @ San Francisco Giants
Candlestick Park, San Francisco, CA
Sun Jun 16 1985, 6:38 AM EDT
Att. 24,104 - Unknown

livebaseballscorecards.com

AB 45
R 5
H 12
RBI 5
BB 3
SO 5
LOB 15



Batter	1	2	3	4	5	6	7	8	9	AB	R	H	RBI	BB	SO	LOB	TOP			
Jerry Royster, R OBP: 0.333, SLG: 0.347 (1, 4)	0-0 4-3	0-0 F9			0-0 F5		0-0 F8		0-0 FC6-4 1B	5	0	1	0	0	0	2	San Diego Padres @ Los Angeles Dodgers Dodger Stadium, Los Angeles, CA Mon Jun 17 1985, 7:05 PM PDT Att: 30,633 - Unknown livebaseballscorecards.com			
Tony Gwynn, L OBP: 0.358, SLG: 0.455 (1, 9)	0-0 4-3	0-0 F7			0-0 F9		0-3 K		0-0 FC6-4 FC5-4 1-2	5	0	0	0	0	1	3				
Steve Garvey, R OBP: 0.297, SLG: 0.458 (1, 3)	0-0 2B	0-0 FC4 1-2			0-0 BB 1B		0-0 1B		0-0 FC5-4 1-2	5	1	3	0	0	0	3				
Kevin McReynolds, R OBP: 0.323, SLG: 0.403 (1, 8)	4-0 BB		0-3 K		4-0 1B BB		0-3 K			2	0	0	0	2	2	1				
Terry Kennedy, L OBP: 0.314, SLG: 0.418 (1, 2)	0-3 K		0-0 F6		0-0 1-2 2-H 1B		0-3 K			4	0	1	1	0	2	2				
Carmelo Martinez, R OBP: 0.354, SLG: 0.485 (1, 7)		0-0 2B	0-0 5-3		0-0 F8		0-0 1B			4	1	2	0	0	0	2				
Graig Nettles, L OBP: 0.379, SLG: 0.390 (1, 5)		0-0 1B 2-H 2B		0-0 G4-1		0-0 F5		0-0 F7		4	1	1	1	0	0	1				
Garry Templeton, S OBP: 0.323, SLG: 0.393 (1, 6)		0-0 1B 2-3 1B		0-3 K		0-0 F8		0-0 F7		4	0	1	0	0	1	1				
Eric Show, R OBP: 0.103, SLG: 0.103 (1, 1)		0-0 1-2 3-H 1B		0-0 6-3		0-3 K		0-3 K		3	0	1	1	0	1	0				
Craig Lefferts, L OBP: 0.500, SLG: 0.500 (8, 1)										0	0	0	0	0	0	0				
Rich Gossage, R (8, 1)										1	0	0	0	0	1	0				
Inning Stats	R: 0 E: 0 K: 1 S: 6	H: 1 LOB: 2 BB: 1 P: 10	R: 2 E: 0 K: 0 S: 7	H: 4 LOB: 2 BB: 0 P: 7	R: 0 E: 0 K: 1 S: 5	H: 0 LOB: 0 BB: 0 P: 5	R: 0 E: 0 K: 1 S: 5	H: 0 LOB: 0 BB: 0 P: 5	R: 1 E: 0 K: 0 S: 5	H: 2 LOB: 2 BB: 1 P: 9	R: 0 E: 0 K: 1 S: 8	H: 1 LOB: 1 BB: 0 P: 8	R: 0 E: 0 K: 1 S: 6	H: 1 LOB: 1 BB: 0 P: 6	R: 0 E: 0 K: 1 S: 6	H: 1 LOB: 1 BB: 0 P: 6	1B: 7 2B: 3 3B: 0 HR: 0	SF: 0 SAC: 0 DP: 0 HBP: 0	WP: 0 PB: 0 SB: 0 CS: 0	PA: 39
PITCHER	IP WLS BF H R ER SO BB IBB HBP BLK WP HR S P ERA WHIP	IP WLS BF H R ER SO BB IBB HBP BLK WP HR S P ERA WHIP	IP WLS BF H R ER SO BB IBB HBP BLK WP HR S P ERA WHIP	IP WLS BF H R ER SO BB IBB HBP BLK WP HR S P ERA WHIP	IP WLS BF H R ER SO BB IBB HBP BLK WP HR S P ERA WHIP	IP WLS BF H R ER SO BB IBB HBP BLK WP HR S P ERA WHIP	IP WLS BF H R ER SO BB IBB HBP BLK WP HR S P ERA WHIP	IP WLS BF H R ER SO BB IBB HBP BLK WP HR S P ERA WHIP	IP WLS BF H R ER SO BB IBB HBP BLK WP HR S P ERA WHIP	IP WLS BF H R ER SO BB IBB HBP BLK WP HR S P ERA WHIP	IP WLS BF H R ER SO BB IBB HBP BLK WP HR S P ERA WHIP	IP WLS BF H R ER SO BB IBB HBP BLK WP HR S P ERA WHIP	IP WLS BF H R ER SO BB IBB HBP BLK WP HR S P ERA WHIP	IP WLS BF H R ER SO BB IBB HBP BLK WP HR S P ERA WHIP	IP WLS BF H R ER SO BB IBB HBP BLK WP HR S P ERA WHIP	IP WLS BF H R ER SO BB IBB HBP BLK WP HR S P ERA WHIP	IP WLS BF H R ER SO BB IBB HBP BLK WP HR S P ERA WHIP			
Rick Honeycutt, L ERA: 2.73 (1, 1)	1.0 L	9 5 2 2 1	1 0 0 0 0	0 0 0 0 0	0 0 0 0 0	0 0 0 0 0	0 0 0 0 0	0 0 0 0 0	0 0 0 0 0	10 18 22	14 18.00 2.25	6 6.000 0.750								
Bobby Castillo, R ERA: 4.5 (2, 1)	4.0 15	2 1 1 2 1	0 0 0 0 0	0 0 0 0 0	0 0 0 0 0	0 0 0 0 0	0 0 0 0 0	0 0 0 0 0	0 0 0 0 0	5 5	5 0.000 0.000									
Carlos Diaz, L ERA: 2.39 (6, 1)	1.0 3	0 0 0 0 1	0 0 0 0 0	0 0 0 0 0	0 0 0 0 0	0 0 0 0 0	0 0 0 0 0	0 0 0 0 0	0 0 0 0 0	14 14	14 0.000 1.000									
Tom Niedenfuer, R ERA: 2.7 (7, 1)	2.0 8	2 0 0 0 3	0 0 0 0 0	0 0 0 0 0	0 0 0 0 0	0 0 0 0 0	0 0 0 0 0	0 0 0 0 0	0 0 0 0 0	6 6	6 0.000 1.000									
Steve Howe, L ERA: 3.15 (9, 1)	1.0 4	1 0 0 0 1	0 0 0 0 0	0 0 0 0 0	0 0 0 0 0	0 0 0 0 0	0 0 0 0 0	0 0 0 0 0	0 0 0 0 0	6 6	6 0.000 1.000									

Batter	1	2	3	4	5	6	7	8	9	AB	R	H	RBI	BB	SO	LOB	BOTTOM					
Steve Sax, R OBP: 0.333, SLG: 0.262 (1, 4)	0-0 4-3	0-0 F8			0-0 F7		0-3 K		0-0 6-3	5	0	0	0	0	1	2	San Diego Padres @ Los Angeles Dodgers Dodger Stadium, Los Angeles, CA Mon Jun 17 1985, 7:05 PM PDT Att: 30,633 - Unknown livebaseballscorecards.com					
Mariano Duncan, R OBP: 0.286, SLG: 0.335 (1, 6)	0-0 5-3 2B		0-0 5-3		0-0 F5		0-0 F6		0-0 1B	5	0	2	0	0	0	0						
Ken Landreaux, L OBP: 0.253, SLG: 0.367 (1, 8)	0-0 5-3 2-3		0-0 G3		0-0 1B		0-0 S 1B		0-0 F9	5	0	2	0	0	0	2						
Pedro Guerrero, R OBP: 0.377, SLG: 0.523 (1, 7)	0-0 5-3		1-0 S HBP		0-0 F8		0-0 G1		1-2 1-2	3	0	0	0	0	0	3						
Greg Brock, L OBP: 0.318, SLG: 0.478 (1, 3)		0-0 HR	0-3 K		0-0 SH1 G3 1B		0-0 F7			4	2	2	1	0	1	1						
Mike Marshall, R OBP: 0.326, SLG: 0.448 (1, 9)		4-0 WP BB		0-3 K		0-0 G3 SH1 1B		0-0 4-3 1B		3	0	2	0	1	1	0						
Mike Scioscia, L OBP: 0.339, SLG: 0.366 (1, 2)		4-0 1-2 BB		0-0 G3		0-0 SH1		0-0 4-3		2	0	0	0	1	0	1						
Dave Anderson, R OBP: 0.309, SLG: 0.265 (1, 5)		0-3 K		4-0 BB		0-0 G3		0-0 6-3		1	0	0	0	1	1	2						
Al Oliver, L OBP: 0.289, SLG: 0.329 (6, PH)										1	0	0	1	0	0	1						
Bob Bailor, R OBP: 0.273, SLG: 0.262 (7, 5)										0	0	0	0	0	0	0						
Terry Whitfield, L OBP: 0.259, SLG: 0.407 (8, PH)										1	0	0	0	0	0	1						
Steve Howe, L (9, 1)										0	0	0	0	0	0	0						
Rick Honeycutt, L OBP: 0.103, SLG: 0.053 (1, 1)		0-3 K		0-3 K		0-3 K		0-0 6-3		0	0	0	0	0	0	0						
Bobby Castillo, R OBP: 0.222, SLG: 0.125 (2, 1)										2	0	0	0	0	2	3						
Carlos Diaz, R (6, 1)										0	0	0	0	0	0	0						
R.J. Reynolds, S OBP: 0.305, SLG: 0.350 (6, PH)										1	0	0	0	0	1	1						
Tom Niedenfuer, R OBP: 0.329, SLG: 0.250 (7, 1)										0	0	0	0	0	0	0						
Bill Russell, R OBP: 0.320, SLG: 0.317 (9, 5)										1	0	0	0	0	0	0						
Inning Stats	R: 0 E: 0 K: 0 S: 4	H: 1 LOB: 1 BB: 0 P: 4	R: 1 E: 0 K: 2 S: 8	H: 1 LOB: 2 BB: 2 P: 16	R: 0 E: 0 K: 1 S: 5	H: 0 LOB: 1 BB: 0 P: 6	R: 0 E: 0 K: 2 S: 7	H: 0 LOB: 1 BB: 1 P: 11	R: 0 E: 0 K: 0 S: 4	H: 1 LOB: 1 BB: 0 P: 4	R: 1 E: 0 K: 1 S: 7	H: 2 LOB: 1 BB: 0 P: 7	R: 0 E: 0 K: 1 S: 6	H: 1 LOB: 1 BB: 0 P: 6	R: 0 E: 0 K: 0 S: 4	H: 1 LOB: 1 BB: 0 P: 4	R: 0 E: 0 K: 0 S: 4	H: 1 LOB: 1 BB: 0 P: 4	1B: 6 2B: 1 3B: 0 HR: 1	SF: 0 SAC: 1 DP: 0 HBP: 1	WP: 1 PB: 0 SB: 2 CS: 0	PA: 39
PITCHER	IP WLS BF H R ER SO BB IBB HBP BLK WP HR S P ERA WHIP	IP WLS BF H R ER SO BB IBB HBP BLK WP HR S P ERA WHIP	IP WLS BF H R ER SO BB IBB HBP BLK WP HR S P ERA WHIP	IP WLS BF H R ER SO BB IBB HBP BLK WP HR S P ERA WHIP	IP WLS BF H R ER SO BB IBB HBP BLK WP HR S P ERA WHIP	IP WLS BF H R ER SO BB IBB HBP BLK WP HR S P ERA WHIP	IP WLS BF H R ER SO BB IBB HBP BLK WP HR S P ERA WHIP	IP WLS BF H R ER SO BB IBB HBP BLK WP HR S P ERA WHIP	IP WLS BF H R ER SO BB IBB HBP BLK WP HR S P ERA WHIP	IP WLS BF H R ER SO BB IBB HBP BLK WP HR S P ERA WHIP	IP WLS BF H R ER SO BB IBB HBP BLK WP HR S P ERA WHIP	IP WLS BF H R ER SO BB IBB HBP BLK WP HR S P ERA WHIP	IP WLS BF H R ER SO BB IBB HBP BLK WP HR S P ERA WHIP	IP WLS BF H R ER SO BB IBB HBP BLK WP HR S P ERA WHIP	IP WLS BF H R ER SO BB IBB HBP BLK WP HR S P ERA WHIP	IP WLS BF H R ER SO BB IBB HBP BLK WP HR S P ERA WHIP	IP WLS BF H R ER SO BB IBB HBP BLK WP HR S P ERA WHIP					
Eric Show, R ERA: 3.12 (1, 1)	7.0 W	31 6 2 2 7	3 0 0 0 0	0 0 0 0 0	0 0 0 0 0	0 0 0 0 0	0 0 0 0 0	0 0 0 0 0	0 0 0 0 0	41 54	54 2.57 1.286											
Craig Lefferts, L ERA: 3.49 (8, 1)	0.1 1	0 0 0 0 0	0 0 0 0 0	0 0 0 0 0	0 0 0 0 0	0 0 0 0 0	0 0 0 0 0	0 0 0 0 0	0 0 0 0 0	1 1	1 0.000 0.000											
Rich Gossage, R ERA: 2.11 (8, 1)	1.2 S	7 2 0 0 0	0 0 0 0 0	0 0 0 0 0	0 0 0 0 0	0 0 0 0 0	0 0 0 0 0	0 0 0 0 0	0 0 0 0 0	7 7	7 0.000 1.200											




Batter	1	2	3	4	5	6	7	8	9	AB	R	H	RBI	BB	SO	LOB	TOP		
Tim Flannery, L (1.4) OBP: 0.369, SLG: 0.349	F8		F8	1B		CS			FC4-6 BB	4	0	2	2	1	0	0			
Tony Gwynn, L (1.9) OBP: 0.358, SLG: 0.454	3-1		F6	1B		CS			FC4-6 1-2f	5	0	2	1	0	0	1			
Steve Garvey, R (1.3) OBP: 0.300, SLG: 0.463	1B		1B	2B		F2			F3	4	0	2	0	0	0	3			
Terry Kennedy, L (1.2) OBP: 0.313, SLG: 0.415	K		1B			4-3			F8	4	0	1	0	0	1	2			
Graig Nettles, L (1.5) OBP: 0.376, SLG: 0.383		1B	F9			4-3			L3	3	1	0	0	1	0	2			
Al Bumbry, L (1.8) OBP: 0.278, SLG: 0.269	K			4-3		K			4-3	4	0	0	0	0	2	1			
Camelto Martinez, R (1.7) OBP: 0.357, SLG: 0.485	1B		FC3-5	1B		5-3			F5	4	0	2	0	0	0	0			
Garry Templeton, S (1.6) OBP: 0.331, SLG: 0.396	1B		FC3-5	1B		WP	SH3		F7	3	2	2	1	1	0	0			
Dave Dravecky, R (1.1) OBP: 0.148, SLG: 0.154	1-3		FC3-5	1B		SH3			K	3	1	0	0	0	1	3			
Inning Stats	R: 0 E: 0 K: 1 S: 6	H: 1 LOB: 1 BB: 0 P: 6	R: 1 E: 0 K: 1 S: 6	H: 2 LOB: 1 BB: 1 P: 10	R: 0 E: 0 K: 0 S: 5	H: 2 LOB: 2 BB: 0 P: 5	R: 2 E: 0 K: 0 S: 6	H: 3 LOB: 2 BB: 1 P: 10	R: 0 E: 0 K: 1 S: 5	H: 0 LOB: 0 BB: 0 P: 5	R: 1 E: 0 K: 0 S: 4	H: 2 LOB: 0 BB: 0 P: 4	R: 0 E: 0 K: 0 S: 3	H: 1 LOB: 0 BB: 0 P: 3	R: 0 E: 0 K: 1 S: 5	H: 0 LOB: 1 BB: 1 P: 9	1B: 10 2B: 1 3B: 0 HR: 0	SF: 0 SAC: 1 DP: 0 HBP: 0	WP: 1 PA: 39 PB: 0 SB: 0 CS: 2
PITCHER	IP	WLS	BF	H	R	ER	SO	BB	IBB	HBP	BLK	WP	HR	S	P	ERA	WHIP		
Bob Welch, R (1.1) ERA: 2.87	5.2	L	28	10	4	4	3	2	0	0	0	1	0	32	40	6.35	2.118		
Carlos Diaz, L (6.1) ERA: 2.2	2.1		6	1	0	0	0	0	0	0	0	0	0	6	6	0.00	0.429		
Ken Howell, R (9.1) ERA: 3.53	1.0		4	0	0	0	1	1	0	0	0	0	0	5	9	0.00	1.000		

San Diego Padres @ Los Angeles Dodgers
 Dodger Stadium, Los Angeles, CA
 Tue Jun 18 1985, 7:05 PM PDT
 Att: 46,890 - Unknown

livebaseballscorecards.com

AB 34
 R 4
 H 11
 RBI 4
 BB 3
 SO 4
 LOB 12




Batter	1	2	3	4	5	6	7	8	9	AB	R	H	RBI	BB	SO	LOB	BOTTOM		
Steve Sax, R (1.4) OBP: 0.325, SLG: 0.255	1-3		F8			4-3			4-3	4	0	0	0	0	0	1			
Mariano Duncan, R (1.6) OBP: 0.302, SLG: 0.339	F8			K		1B			1B	4	0	2	0	0	1	0			
Pedro Guerrero, R (1.7) OBP: 0.372, SLG: 0.513	K		F8			F8			F4	4	0	0	0	0	1	2			
Mike Marshall, R (1.9) OBP: 0.321, SLG: 0.439		K	F9			6-3			F8	4	0	0	0	0	1	1			
Candy Maldonado, R (1.8) OBP: 0.242, SLG: 0.276	F7				K	6-3			6-3	3	0	0	0	0	1	0			
Greg Brock, L (1.3) OBP: 0.312, SLG: 0.468	6-3				K	4-3			4-3	3	0	0	0	0	1	0			
Steve Yeager, R (1.2) OBP: 0.214, SLG: 0.226			5-3			1B			F9	3	0	1	0	0	0	0			
Dave Anderson, R (1.5) OBP: 0.313, SLG: 0.262										1	0	0	0	1	0	1			
Carlos Diaz, R (6.1) OBP: 0.281, SLG: 0.250										0	0	0	0	0	0	0			
Bill Russell, R (8, PH) OBP: 0.345, SLG: 0.317									G6-4-3 BB	0	0	0	0	1	0	0			
Bob Welch, R (1.1) OBP: 0.281, SLG: 0.250										1	0	0	0	0	1	1			
Bob Bailor, R (6.5) OBP: 0.281, SLG: 0.250										2	0	0	0	0	0	1			
Ken Howell, R (9.1) OBP: 0.281, SLG: 0.250										0	0	0	0	0	0	0			
Inning Stats	R: 0 E: 0 K: 1 S: 5	H: 0 LOB: 0 BB: 0 P: 5	R: 0 E: 0 K: 1 S: 5	H: 0 LOB: 0 BB: 0 P: 5	R: 0 E: 0 K: 1 S: 5	H: 0 LOB: 1 BB: 1 P: 9	R: 0 E: 0 K: 2 S: 8	H: 1 LOB: 1 BB: 0 P: 8	R: 0 E: 0 K: 0 S: 4	H: 1 LOB: 1 BB: 0 P: 4	R: 0 E: 0 K: 0 S: 3	H: 0 LOB: 0 BB: 0 P: 3	R: 0 E: 0 K: 0 S: 2	H: 0 LOB: 1 BB: 1 P: 6	R: 0 E: 0 K: 0 S: 4	H: 1 LOB: 1 BB: 0 P: 4	1B: 3 2B: 0 3B: 0 HR: 0	SF: 0 SAC: 0 DP: 1 HBP: 0	WP: 0 PA: 31 PB: 0 SB: 0 CS: 0
PITCHER	IP	WLS	BF	H	R	ER	SO	BB	IBB	HBP	BLK	WP	HR	S	P	ERA	WHIP		
Dave Dravecky, L (1.1) ERA: 2.36	9.0	W	31	3	0	0	6	2	0	0	0	0	0	41	49	0.00	0.556		

San Diego Padres @ Los Angeles Dodgers
 Dodger Stadium, Los Angeles, CA
 Tue Jun 18 1985, 7:05 PM PDT
 Att: 46,890 - Unknown

livebaseballscorecards.com

AB 29
 R 0
 H 3
 RBI 0
 BB 2
 SO 6
 LOB 7



Batter	1	2	3	4	5	6	7	8	9	AB	R	H	RBI	BB	SO	LOB	TOP																					
Gerry Davis, R OBP: 0.370, SLG: 0.400 Bobby Brown, S OBP: 0.241, SLG: 0.259	5-3			FC6-4 BB		FC6-4 1B		F2		2	0	1	0	1	0	0	San Diego Padres @ Los Angeles Dodgers Dodger Stadium, Los Angeles, CA Wed Jun 19 1985, 7:05 PM PDT Att: 45,415 - Unknown																					
Jerry Royster, R OBP: 0.324, SLG: 0.337 Tim Flannery, L OBP: 0.367, SLG: 0.347	4-1			FC6-4 FC5-4 1-2f		FC6-4 1-2f		F7		3	0	0	0	0	2																							
Steve Garvey, R OBP: 0.295, SLG: 0.456	5-3			F8				E5 5-3 2B		4	1	0	0	0	1																							
Kevin McReynolds, R OBP: 0.318, SLG: 0.397		K		FC5-4 1-2f				5-3		4	0	0	0	0	1	2																						
Terry Kennedy, L OBP: 0.312, SLG: 0.416		F8			L5			4-3		4	0	1	1	0	0	0																						
Camelo Martinez, R OBP: 0.358, SLG: 0.478		F8			5-3			2B		3	0	0	0	1	0	0																						
Graig Nettles, L OBP: 0.376, SLG: 0.382				F7		L5				3	0	1	0	0	0	0																						
Garry Templeton, S OBP: 0.326, SLG: 0.391				4-3				3-1		3	0	0	0	0	1	3																						
Andy Hawkins, R OBP: 0.135, SLG: 0.111 Craig Lefferts, L OBP: 0.500, SLG: 0.500				2-3		4-3		F9		3	0	0	0	0	0	3																						
Inning Stats	R: 0 E: 0 K: 0 S: 3	H: 0 LOB: 0 BB: 0 P: 3	R: 0 E: 0 K: 1 S: 5	H: 0 LOB: 0 BB: 0 P: 5	R: 0 E: 0 K: 0 S: 3	H: 0 LOB: 0 BB: 1 P: 3	R: 0 E: 0 K: 0 S: 3	H: 0 LOB: 0 BB: 0 P: 7	R: 0 E: 0 K: 0 S: 3	H: 0 LOB: 0 BB: 0 P: 3	R: 0 E: 0 K: 0 S: 4	H: 1 LOB: 1 BB: 0 P: 4	R: 1 E: 0 K: 1 S: 8	H: 2 LOB: 3 BB: 1 P: 12	R: 0 E: 0 K: 0 S: 3	H: 0 LOB: 0 BB: 0 P: 3	R: 0 E: 0 K: 0 S: 3	H: 0 LOB: 0 BB: 0 P: 3	1B: 2 2B: 1 3B: 0 HR: 0	SF: 0 SAC: 0 DP: 0 HBP: 0	WP: 0 PB: 0 SB: 0 CS: 0	PA: 33																
PITCHER	IP	WLS	BF	H	R	ER	SO	BB	IBB	HBP	BLK	WP	HR	S	P	ERA	WHIP	PITCHER				IP	WLS	BF	H	R	ER	SO	BB	IBB	HBP	BLK	WP	HR	S	P	ERA	WHIP
Jerry Reuss, L ERA: 2.9	(1, 1)	7.0	W	27	3	1	0	2	1	1	0	0	0	29	37	0.00	0.571																					
Ken Howell, R ERA: 3.35	(8, 1)	2.0		6	0	0	0	0	0	0	0	0	0	6	6	0.00	0.000																					

Batter	1	2	3	4	5	6	7	8	9	AB	R	H	RBI	BB	SO	LOB	BOTTOM																					
Mariano Duncan, R OBP: 0.303, SLG: 0.339	F9			G3 4-3 1B		SH1-3 1-2 2-3		K		3	0	1	0	0	1	2	San Diego Padres @ Los Angeles Dodgers Dodger Stadium, Los Angeles, CA Wed Jun 19 1985, 7:05 PM PDT Att: 45,415 - Unknown																					
Bill Russell, R OBP: 0.333, SLG: 0.308	F7			4-3 1-2		SF8		F6		3	0	0	1	0	0	3																						
Ken Landreaux, L OBP: 0.249, SLG: 0.360 Candy Maldonado, R OBP: 0.240, SLG: 0.273	1-3			G3 2-3		L3		4-3		3	0	0	0	0	0	2																						
Pedro Guerrero, R OBP: 0.370, SLG: 0.522		6-3		F8				F8		4	1	1	1	0	0	1																						
Greg Brock, L OBP: 0.311, SLG: 0.458		4-3		F8				F8		3	1	0	0	1	0	0																						
Mike Marshall, R OBP: 0.324, SLG: 0.440		L5		CS 1B				K		4	1	2	0	0	1	0																						
Mike Scioscia, L OBP: 0.339, SLG: 0.361				G3		F2 1-2		1B		2	1	0	0	1	0	1																						
Dave Anderson, R OBP: 0.324, SLG: 0.267				F7				E7		2	1	1	1	0	0	0																						
Jerry Reuss, L OBP: 0.219, SLG: 0.194 R.J. Reynolds, S OBP: 0.310, SLG: 0.385 Ken Howell, R ERA: 3.35				4-3		SH SH1-3		1B		1	0	0	0	0	0	0																						
Inning Stats	R: 0 E: 0 K: 0 S: 3	H: 0 LOB: 0 BB: 0 P: 3	R: 0 E: 0 K: 0 S: 3	H: 0 LOB: 0 BB: 0 P: 3	R: 0 E: 0 K: 0 S: 3	H: 1 LOB: 1 BB: 0 P: 4	R: 0 E: 0 K: 0 S: 3	H: 1 LOB: 0 BB: 0 P: 3	R: 1 E: 0 K: 0 S: 4	H: 0 LOB: 1 BB: 0 P: 5	R: 4 E: 1 K: 1 S: 9	H: 4 LOB: 2 BB: 2 P: 17	R: 0 E: 0 K: 1 S: 5	H: 0 LOB: 0 BB: 0 P: 5	R: 0 E: 0 K: 0 S: 3	H: 0 LOB: 0 BB: 0 P: 3	1B: 5 2B: 0 3B: 0 HR: 1	SF: 1 SAC: 2 DP: 0 HBP: 1	WP: 0 PB: 0 SB: 0 CS: 1	PA: 33																		
PITCHER	IP	WLS	BF	H	R	ER	SO	BB	IBB	HBP	BLK	WP	HR	S	P	ERA	WHIP	PITCHER				IP	WLS	BF	H	R	ER	SO	BB	IBB	HBP	BLK	WP	HR	S	P	ERA	WHIP
Andy Hawkins, R ERA: 3.21	(1, 1)	6.0	L	26	5	5	5	0	1	1	0	0	0	23	32	7.50	1.000																					
Craig Lefferts, L ERA: 3.26	(7, 1)	2.0		7	1	0	0	2	0	0	0	0	0	11	11	0.00	0.500																					



Batter	1	2	3	4	5	6	7	8	9	AB	R	H	RBI	BB	SO	LOB	TOP										
Joel Youngblood, R OBP: 0.288, SLG: 0.227 (1, 8) (6, 7)	6-3	L4		G5-4-3			SH3-4 BB		L9	4	0	0	0	1	0	3											
Manny Trillo, R OBP: 0.288, SLG: 0.260 (1, 4) S: 6	K		F8		F9		SH3-4			3	0	0	0	0	1	0											
Chili Davis, S OBP: 0.326, SLG: 0.403 (1, 9)	1B		F8		4-3		5-3			4	0	1	0	0	0	1											
Jeffrey Leonard, R OBP: 0.267, SLG: 0.364 Dan Gladden, R OBP: 0.276, SLG: 0.297 (1, 7) (6, 8)	6-3		HBP S BB		F8		F9			2	0	0	0	1	0	1											
Bob Brently, R OBP: 0.311, SLG: 0.415 (1, 2)		HR		HBP BB		1B BB		6-3		2	1	1	1	2	0	0											
Chris Brown, R OBP: 0.306, SLG: 0.352 Scot Thompson, L OBP: 0.171, SLG: 0.174 Jose Uribe, S OBP: 0.260, SLG: 0.320 (1, 5) (6, PH) (6, 6)		SH1-3 E BB		FC6-4 HBP		F4		F8		0	0	0	0	1	0	0											
David Green, R OBP: 0.231, SLG: 0.256 (1, 3)		E4 SH1-3		FC6-4		L8		F9		4	0	0	0	0	0	5											
Ricky Adams, R OBP: 0.217, SLG: 0.311 (1, 6) (6, 5)		SH1-3		6-3				F9		3	0	1	0	0	0	0											
Vida Blue, S Frank Williams, R Gary Rajsich, L OBP: 0.300, SLG: 0.237 Greg Minton, S Rob Deer, R OBP: 0.300, SLG: 0.358 (1, 1) (5, 1) (6, PH) (6, 1) (9, PH)	K			E1		L9		L5		2	0	0	0	0	1	2											
Inning Stats	R: 0 E: 0 K: 1 S: 6	H: 1 LOB: 1 BB: 0 P: 6	R: 1 E: 1 K: 1 S: 7	H: 1 LOB: 2 BB: 1 P: 11	R: 0 E: 0 K: 0 S: 3	H: 0 LOB: 0 BB: 2 P: 12	R: 0 E: 1 K: 0 S: 3	H: 0 LOB: 0 BB: 0 P: 3	R: 0 E: 0 K: 0 S: 4	H: 1 LOB: 2 BB: 1 P: 8	R: 0 E: 0 K: 0 S: 3	H: 0 LOB: 1 BB: 1 P: 7	R: 0 E: 0 K: 0 S: 3	H: 0 LOB: 0 BB: 0 P: 3	R: 0 E: 0 K: 0 S: 3	H: 0 LOB: 0 BB: 0 P: 3	1B: 2 2B: 0 3B: 0 HR: 1	SF: 0 SAC: 2 DP: 1 HBP: 1	WP: 0 PA: 37 PB: 0 SB: 1 CS: 0								
PITCHER	IP	WLS	BF	H	R	ER	SO	BB	IBB	HBP	BLK	WP	HR	S	P	ERA	WHIP										
Ed Wojna, R ERA: 2.25 Tim Stoddard, R ERA: 4.29 Craig Lefterts, L ERA: 3.16 (1, 1) (7, 1) (9, 1)	6.0	W	27	3	1	1	2	4	0	1	0	0	1	26	43	1.50	1.167										

San Francisco Giants @ San Diego Padres
Jack Murphy Stadium, San Diego, CA
Fri Jun 21 1985, 10:05 PM EDT
Att: 29,421 - Unknown

AB 29
R 1
H 3
RBI 1
BB 5
SO 2
LOB 16



Batter	1	2	3	4	5	6	7	8	9	AB	R	H	RBI	BB	SO	LOB	BOTTOM										
Jerry Royster, R OBP: 0.342, SLG: 0.387 (1, 4) (8, 5)	6-3		F8 1B 1B	1-3 2B			4-3	HR		5	2	3	4	0	0	0											
Tony Gwynn, L OBP: 0.381, SLG: 0.458 (1, 9)	4-3 1B		1B	4-3			5-3 2B	F7		5	0	3	0	0	0	2											
Steve Garvey, R OBP: 0.291, SLG: 0.446 (1, 3)	4-3		F3			E8 4-3 1B	5-3			4	1	1	0	0	0	4											
Kurt Bevacqua, R OBP: 0.409, SLG: 0.417 Tim Flannery, L OBP: 0.372, SLG: 0.349 (1, 5) (8, 4)			F8		4-3		5-3			3	0	0	0	1	0	4											
Kevin McReynolds, R OBP: 0.325, SLG: 0.410 (1, 8)	K		FC6-4 1B		G5-4-3 1B		5-3 1B 1B			4	0	3	2	0	1	2											
Carmelo Martinez, R OBP: 0.349, SLG: 0.468 (1, 7)			F9 FC6-4		G5-4-3		5-3			4	0	0	0	0	0	4											
Bruce Bochy, R OBP: 0.250, SLG: 0.316 Terry Kennedy, L OBP: 0.318, SLG: 0.436 (1, 2) (6, PH) (9, 2)				F9		K		1B HR IBB		2	0	0	0	1	1	0											
Garry Templeton, S OBP: 0.325, SLG: 0.388 (1, 6)			F9		F8		4-3			4	1	1	0	0	0	1											
Ed Wojna, R OBP: 0.500, SLG: 0.500 Bobby Brown, S OBP: 0.212, SLG: 0.226 Tim Stoddard, R Graig Nettles, L OBP: 0.372, SLG: 0.374 Craig Lefterts, L OBP: 0.300, SLG: 0.500 (1, 1) (6, PH) (7, 1) (8, PH) (9, 1)	K			2B 1B		5-3		HR IBB		2	0	1	0	0	1	1											
Inning Stats	R: 0 E: 0 K: 1 S: 6	H: 1 LOB: 2 BB: 1 P: 10	R: 0 E: 0 K: 1 S: 5	H: 0 LOB: 1 BB: 1 P: 9	R: 1 E: 0 K: 0 S: 6	H: 3 LOB: 0 BB: 0 P: 6	R: 0 E: 0 K: 0 S: 5	H: 2 LOB: 2 BB: 0 P: 5	R: 1 E: 1 K: 1 S: 4	H: 0 LOB: 0 BB: 0 P: 4	R: 0 E: 0 K: 1 S: 5	H: 0 LOB: 0 BB: 0 P: 5	R: 0 E: 0 K: 0 S: 4	H: 1 LOB: 1 BB: 0 P: 4	R: 4 E: 0 K: 0 S: 5	H: 3 LOB: 0 BB: 2 P: 13	1B: 9 2B: 2 3B: 0 HR: 1	SF: 0 SAC: 0 DP: 1 HBP: 0	WP: 0 PA: 38 PB: 0 SB: 0 CS: 0								
PITCHER	IP	WLS	BF	H	R	ER	SO	BB	IBB	HBP	BLK	WP	HR	S	P	ERA	WHIP										
Vida Blue, L ERA: 2.87 Frank Williams, R ERA: 3.38 Greg Minton, R ERA: 3.07 (1, 1) (5, 1) (6, 1)	4.1	L	23	8	2	1	2	2	0	0	0	0	0	1	1	2.08	2.308										

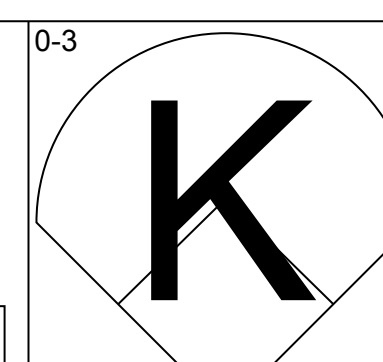
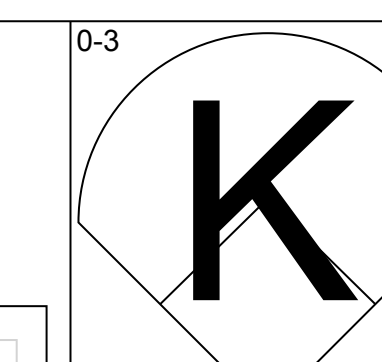
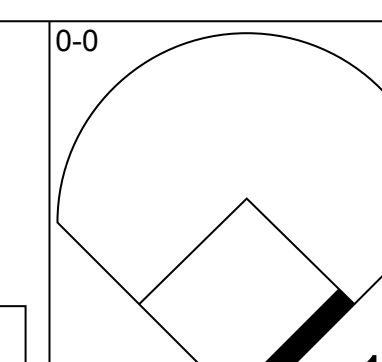
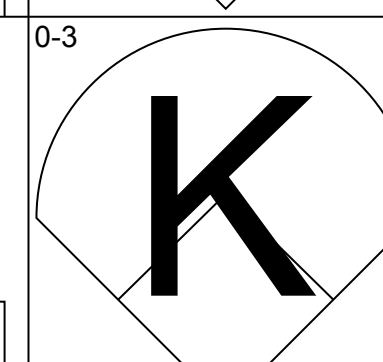
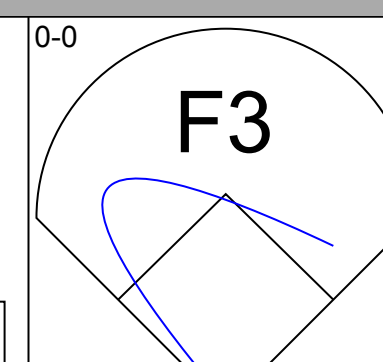
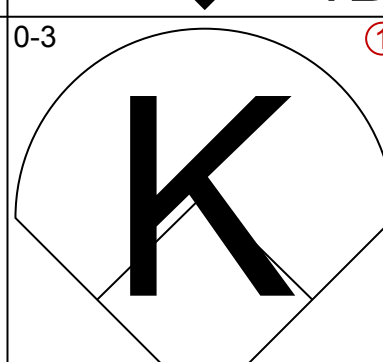
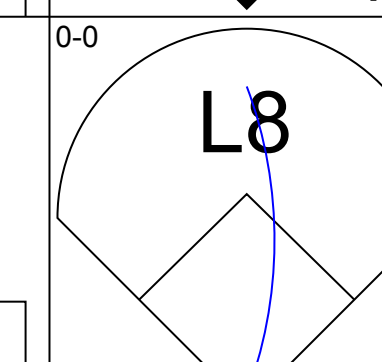
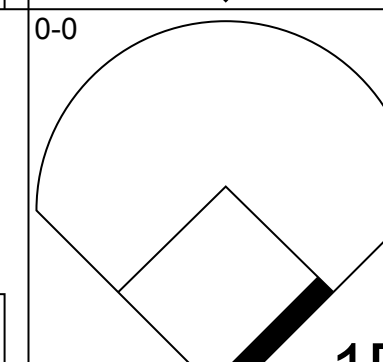
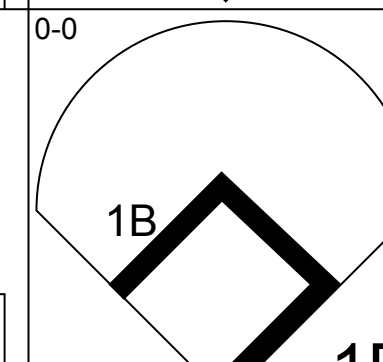
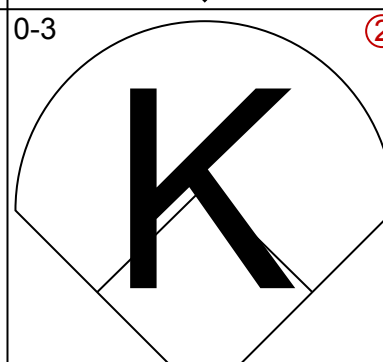
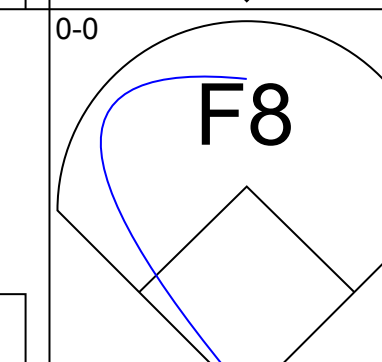
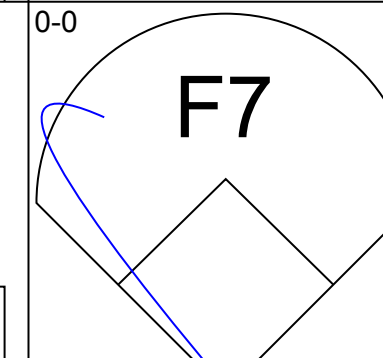
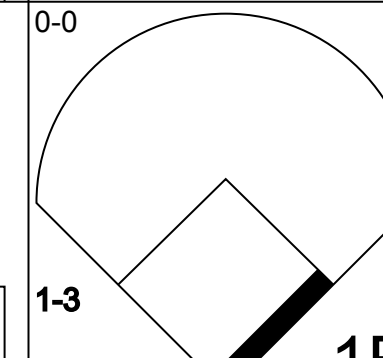
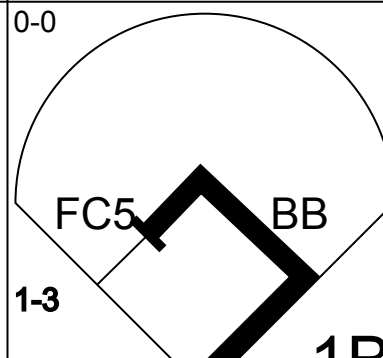
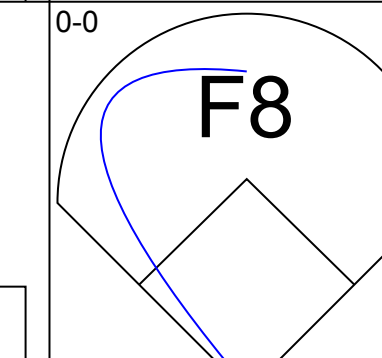
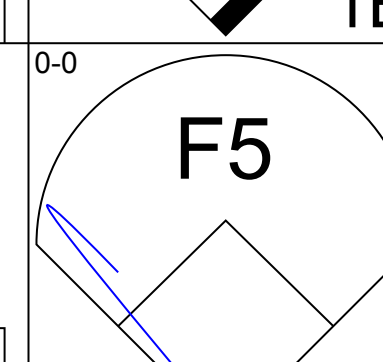
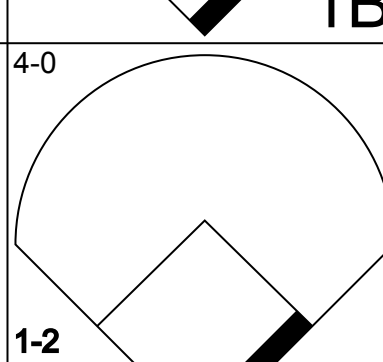
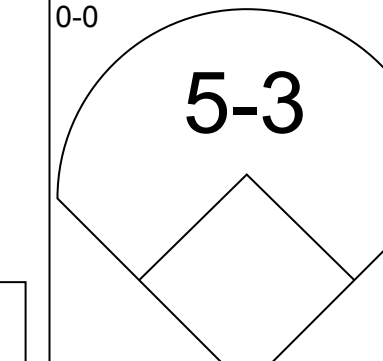
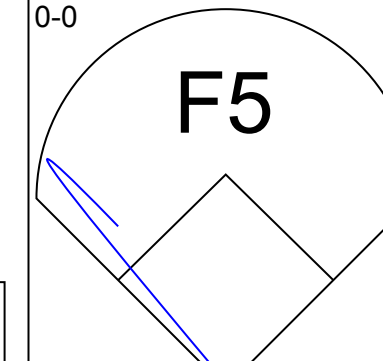
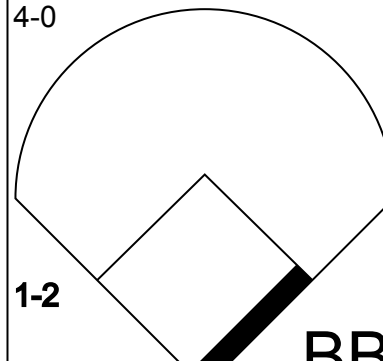
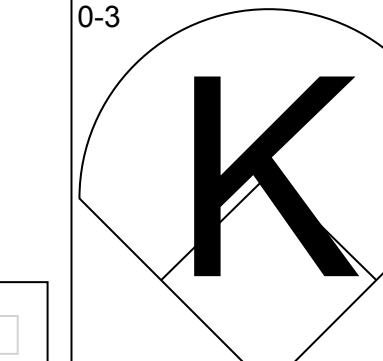
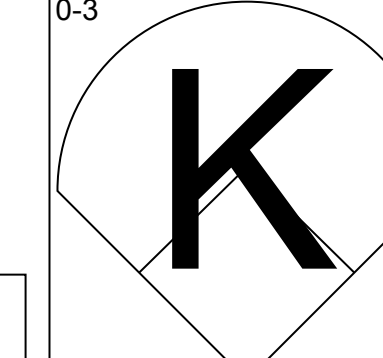
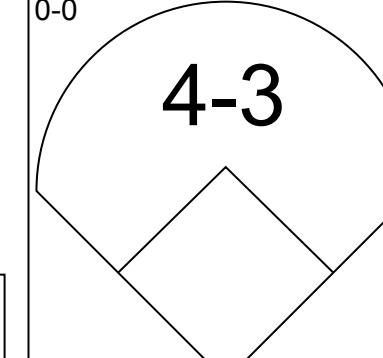
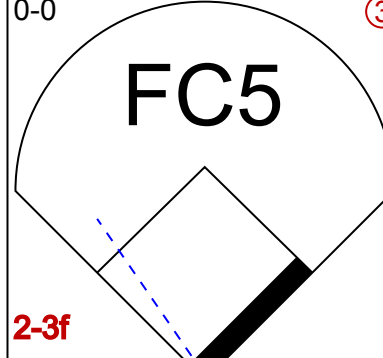
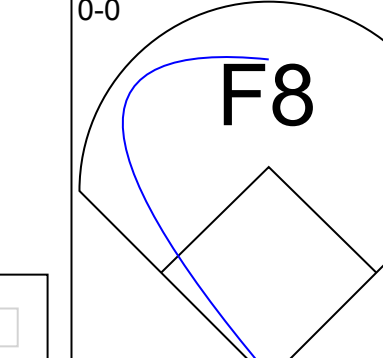
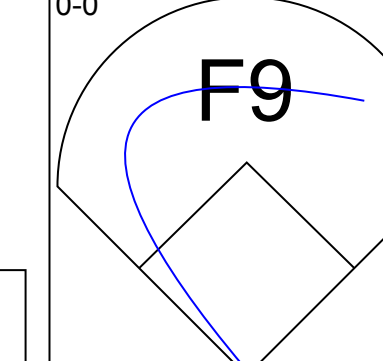
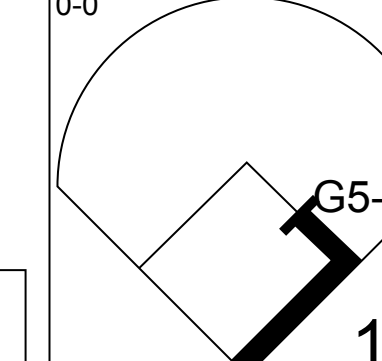
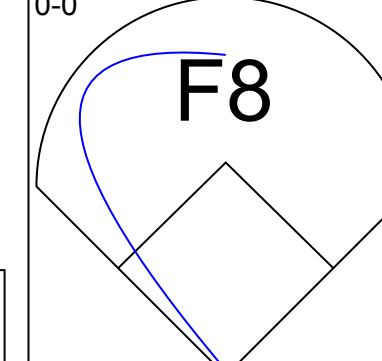
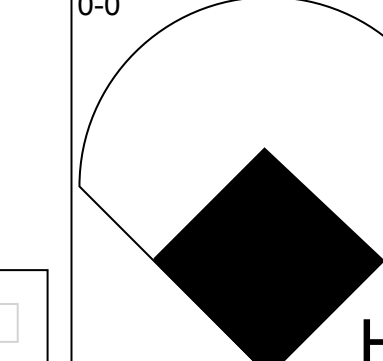
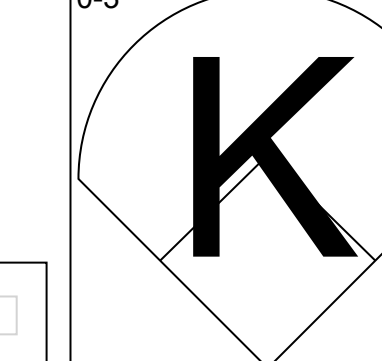
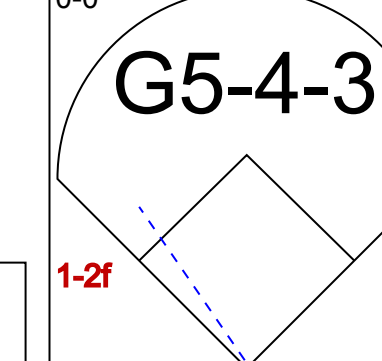
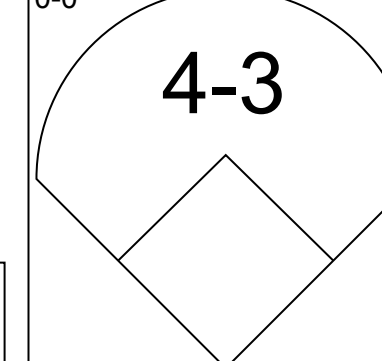
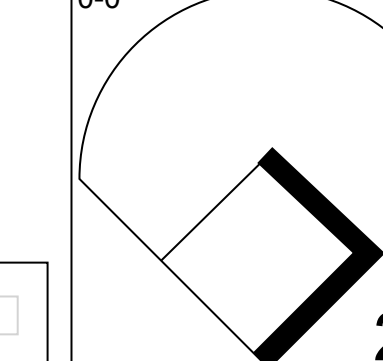
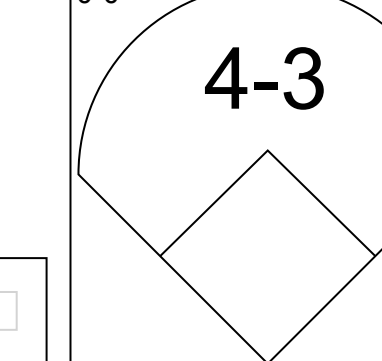
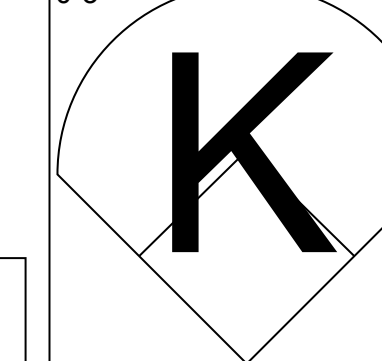
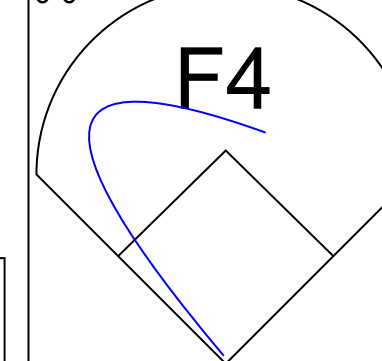
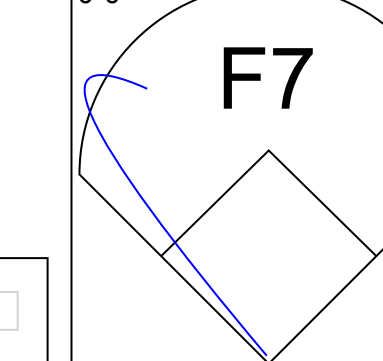
San Francisco Giants @ San Diego Padres
Jack Murphy Stadium, San Diego, CA
Fri Jun 21 1985, 10:05 PM EDT
Att: 29,421 - Unknown

AB 34
R 6
H 12
RBI 6
BB 4
SO 3
LOB 18



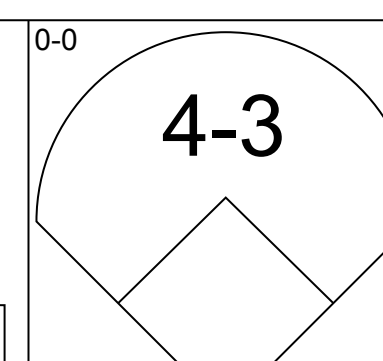
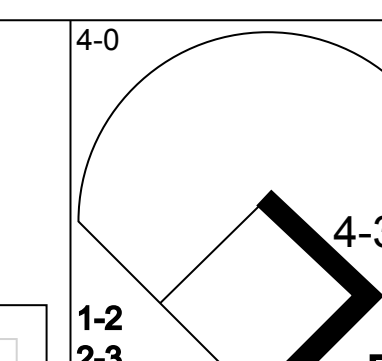
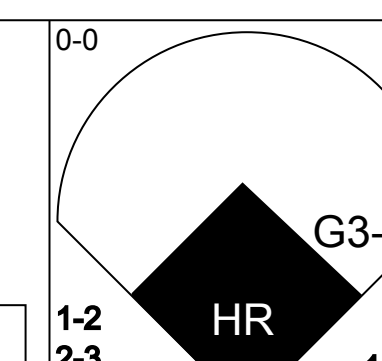
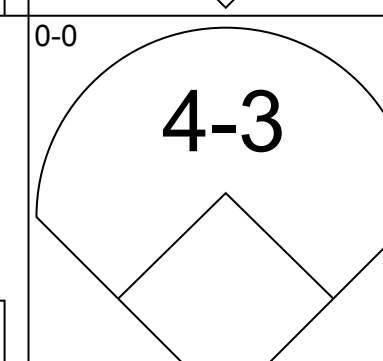
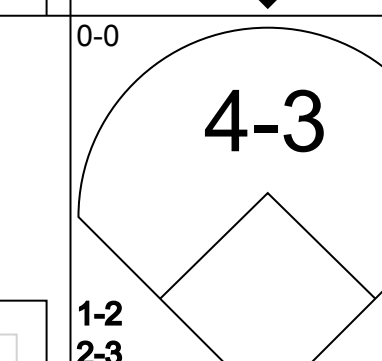
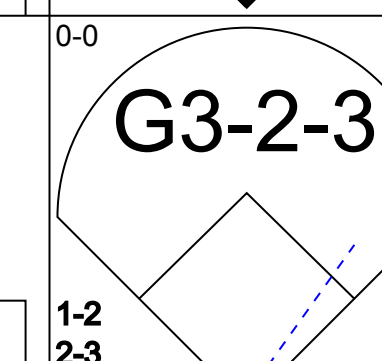
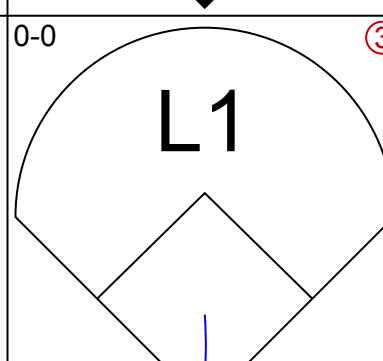
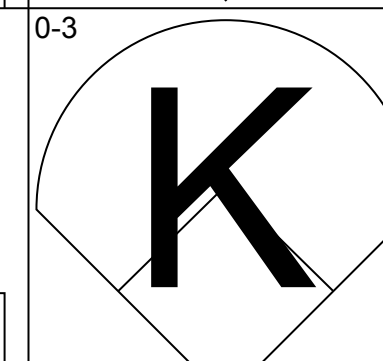
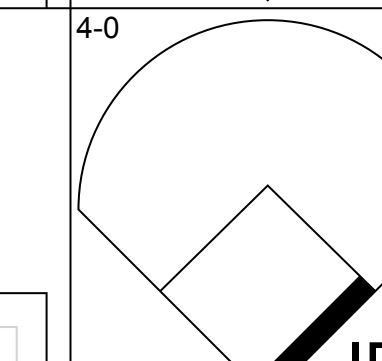
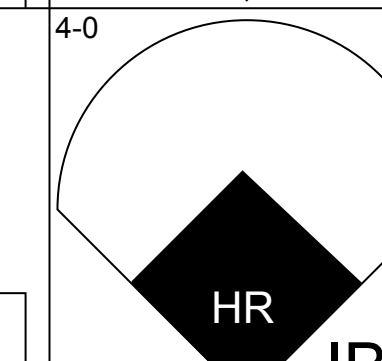
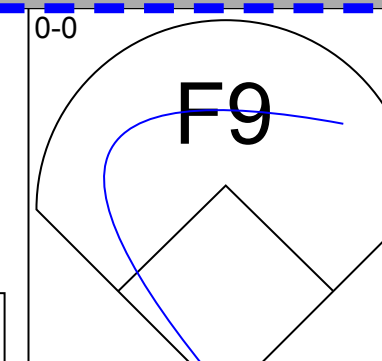
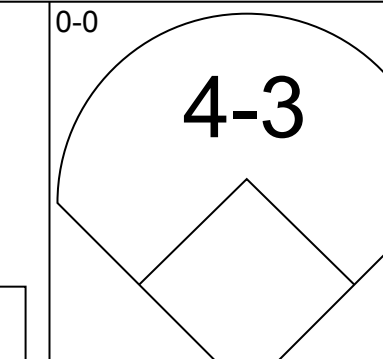
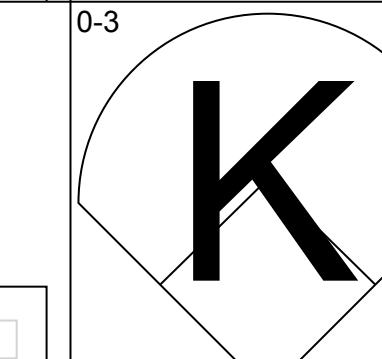
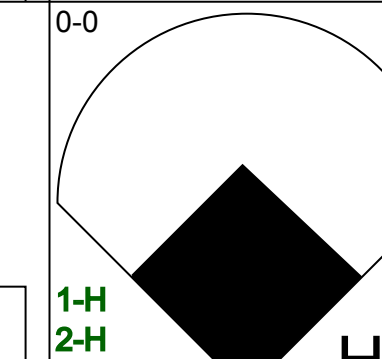
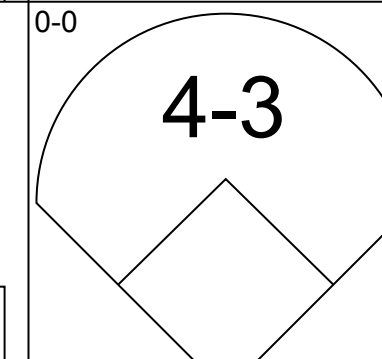
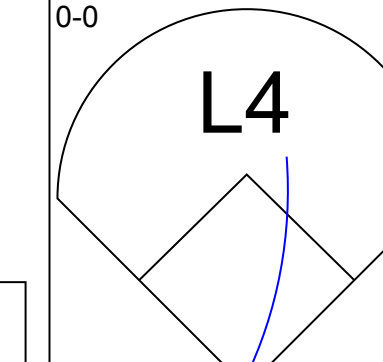
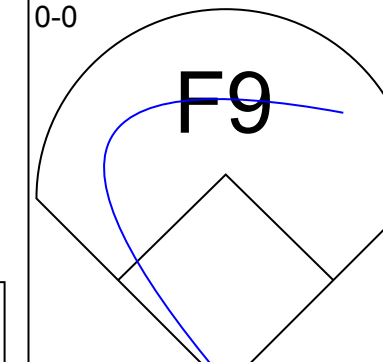
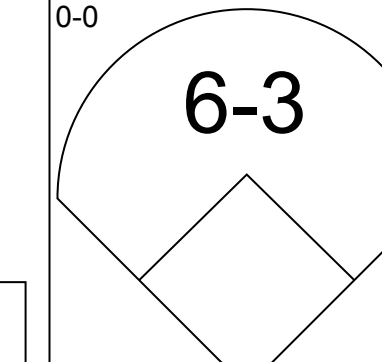
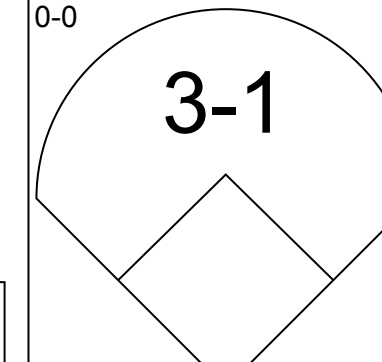
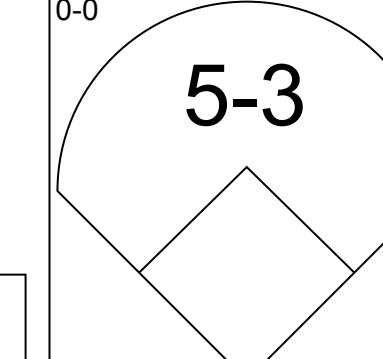
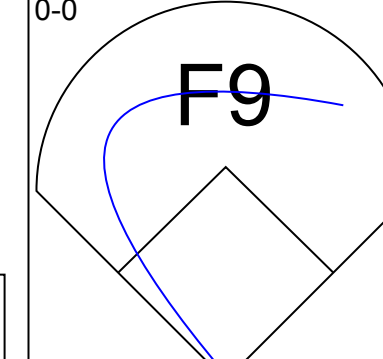
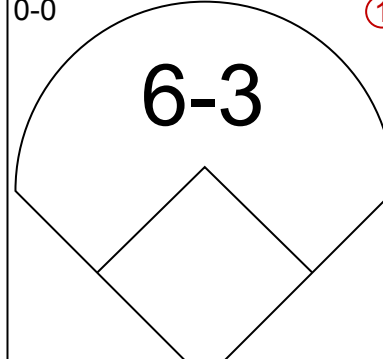
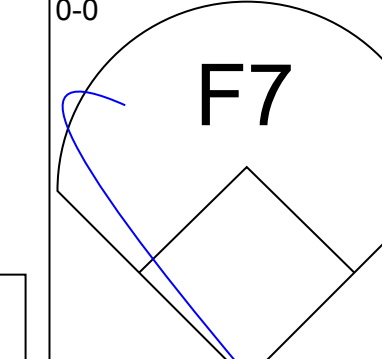
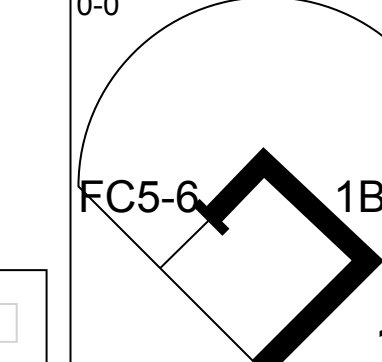
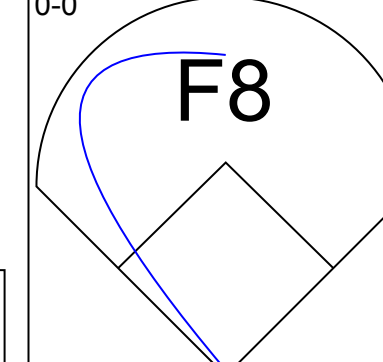
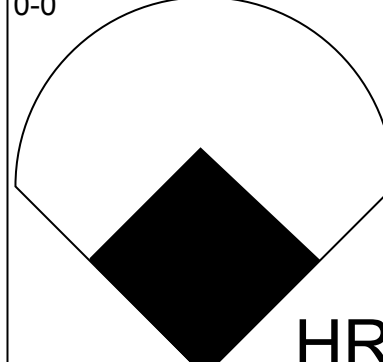
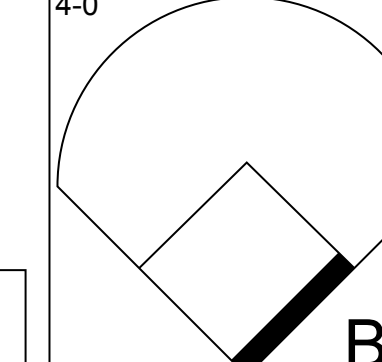
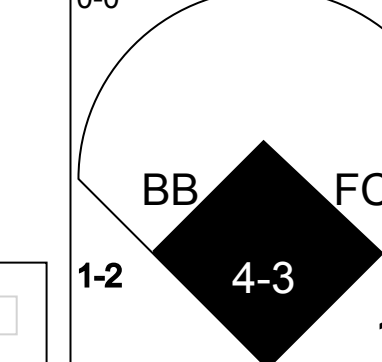

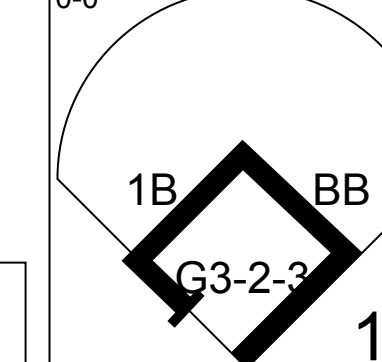
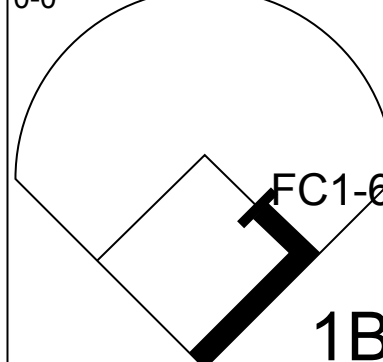

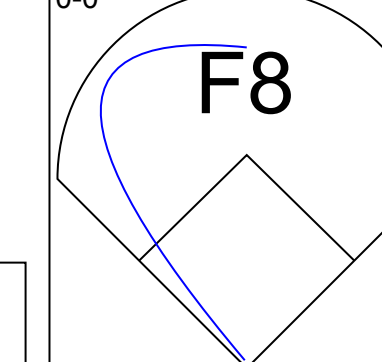
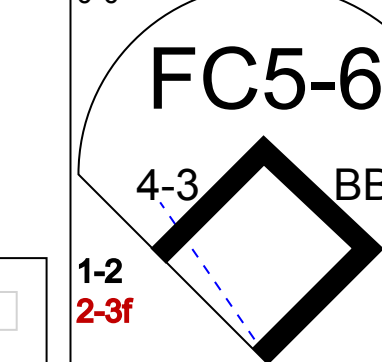

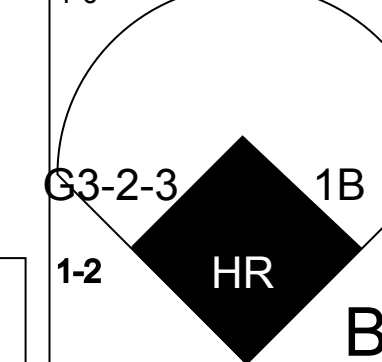
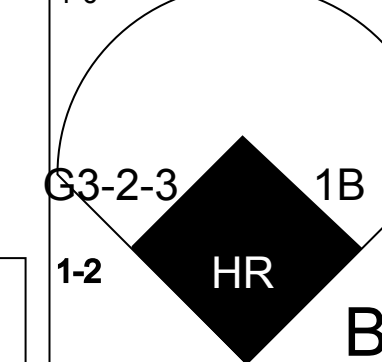
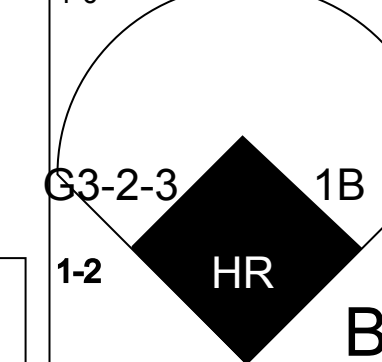
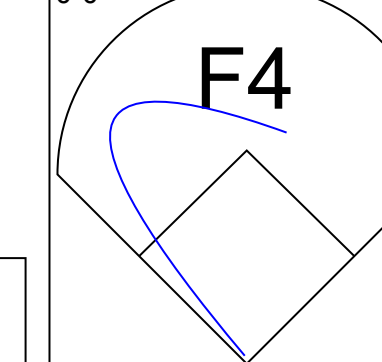
Batter	1	2	3	4	5	6	7	8	9	AB	R	H	RBI	BB	SO	LOB	TOP										
Dan Gladden, R OBP: 0.270, SLG: 0.292	0-3 K			0-0 F2		0-0 P5		0-0 F8		4	0	0	0	0	1	2	San Francisco Giants @ San Diego Padres Jack Murphy Stadium, San Diego, CA Sat Jun 22 1985, 6:33 AM EDT Att: 53,375 - Unknown livebaseballscorecards.com										
Manny Trillo, R OBP: 0.287, SLG: 0.257	0-0 6-3			0-0 6-3		4-0 BB		0-0 F8		3	0	0	0	1	0	1											
Joel Youngblood, R OBP: 0.276, SLG: 0.215	0-0 5-3			0-0 F9		0-3 K			0-0 6-3	4	0	0	0	0	1	2											
Chili Davis, S OBP: 0.325, SLG: 0.414		0-0 4-3			0-0 HR			0-0 F5		4	1	1	1	0	0	0											
Bob Brenly, R OBP: 0.315, SLG: 0.414		0-0 G6-3 1B			1-0 HBP			0-0 F7		3	0	1	0	0	0	0											
David Green, R OBP: 0.233, SLG: 0.252		0-0 G6-3			0-0 G6-4-3			4-0 BB		2	0	0	0	1	0	2											
Ricky Adams, R OBP: 0.204, SLG: 0.292			0-3 K		0-3 K			0-3 K		3	0	0	0	0	3	1											
Jose Uribe, S OBP: 0.256, SLG: 0.315			0-0 F8			0-0 G3		0-0 6-3		3	0	0	0	0	0	0											
Bill Laskey, R OBP: 0.211, SLG: 0.118			0-3 K			4-0 BB		4-0 BB		1	0	0	0	1	1	0											
Gary Rajsch, L OBP: 0.308, SLG: 0.237										0	0	0	0	1	0	0											
Chris Brown, R OBP: 0.306, SLG: 0.352										0	0	0	0	0	0	0											
Mark Davis, L OBP: 0.222, SLG: 0.444										0	0	0	0	0	0	0											
Inning Stats	R: 0 E: 0 K: 1 S: 5	H: 0 LOB: 0 BB: 0 P: 5	R: 0 E: 0 K: 0 S: 3	H: 1 LOB: 0 BB: 0 P: 3	R: 0 E: 0 K: 2 S: 7	H: 0 LOB: 0 BB: 0 P: 7	R: 0 E: 0 K: 0 S: 3	H: 0 LOB: 0 BB: 0 P: 3	R: 1 E: 0 K: 1 S: 5	H: 1 LOB: 0 BB: 0 P: 6	R: 0 E: 0 K: 1 S: 5	H: 0 LOB: 2 BB: 1 P: 13	R: 0 E: 0 K: 1 S: 5	H: 0 LOB: 1 BB: 1 P: 9	R: 0 E: 0 K: 0 S: 3	H: 0 LOB: 0 BB: 0 P: 3	R: 0 E: 0 K: 0 S: 3	H: 0 LOB: 0 BB: 0 P: 3	1B: 1 2B: 0 3B: 0 HR: 1	SF: 0 SAC: 0 DP: 2 HBP: 1	WP: 0 PB: 1 SB: 0 CS: 0	PA: 32					
PITCHER	IP	WLS	BF	H	R	ER	SO	BB	IBB	HBP	BLK	WP	HR	S	P	ERA	WHIP										
Eric Show, R ERA: 2.96	8.0	W	29	2	1	1	6	4	0	1	0	0	1	36	53	1.12	0.750										
Tim Stoddard, R ERA: 4.1	1.0	S	3	0	0	0	0	0	0	0	0	0	0	3	3	0.00	0.000										

Batter	1	2	3	4	5	6	7	8	9	AB	R	H	RBI	BB	SO	LOB	BOTTOM										
Tim Flannery, L OBP: 0.371, SLG: 0.344	4-0 1B BB									2	0	0	0	1	0	0	San Francisco Giants @ San Diego Padres Jack Murphy Stadium, San Diego, CA Sat Jun 22 1985, 6:33 AM EDT Att: 53,375 - Unknown livebaseballscorecards.com										
Jerry Royster, R OBP: 0.339, SLG: 0.383			0-0 P6			0-0 G3		0-3 K		1	0	0	0	0	1	2											
Tony Gwynn, L OBP: 0.380, SLG: 0.455	0-0 F9			0-0 HR 1B		0-0 P6		0-0 5-3		4	1	1	0	0	0	3											
Steve Garvey, R OBP: 0.295, SLG: 0.459	0-0 G6-4-3 1B			0-0 HR		0-0 F7				3	1	2	2	0	0	0											
Terry Kennedy, L OBP: 0.314, SLG: 0.430	0-0 G6-4-3			0-3 K			0-0 4-3			3	0	0	0	0	1	2											
Kevin McReynolds, R OBP: 0.321, SLG: 0.405		0-3 K		0-0 F8		0-0 F7				3	0	0	0	0	1	0											
Graig Nettles, L OBP: 0.367, SLG: 0.367		0-0 L7		0-3 K			0-0 4-3			3	0	0	0	0	1	0											
Camelto Martinez, R OBP: 0.349, SLG: 0.466		0-0 4-3				0-0 F9		0-0 SH3 1B		3	0	1	0	0	0	0											
Garry Templeton, S OBP: 0.323, SLG: 0.385			0-3 K			0-3 K		0-0 SH3		2	0	0	0	0	2	0											
Eric Show, R OBP: 0.097, SLG: 0.097			0-0 L7			0-3 K		4-0 IBB		2	0	0	0	0	1	0											
Kurt Bevacqua, R OBP: 0.422, SLG: 0.417										0	0	0	0	1	0	0											
Tim Stoddard, R ERA: 1.95										0	0	0	0	0	0	0											
Inning Stats	R: 0 E: 0 K: 0 S: 3	H: 1 LOB: 1 BB: 1 P: 7	R: 0 E: 0 K: 1 S: 5	H: 0 LOB: 0 BB: 0 P: 5	R: 0 E: 0 K: 1 S: 5	H: 0 LOB: 0 BB: 0 P: 5	R: 2 E: 0 K: 2 S: 9	H: 2 LOB: 0 BB: 0 P: 9	R: 0 E: 0 K: 2 S: 7	H: 0 LOB: 0 BB: 0 P: 7	R: 0 E: 0 K: 0 S: 3	H: 0 LOB: 0 BB: 0 P: 3	R: 0 E: 0 K: 0 S: 3	H: 0 LOB: 0 BB: 0 P: 3	R: 0 E: 0 K: 1 S: 6	H: 1 LOB: 2 BB: 1 P: 10	1B: 3 2B: 0 3B: 0 HR: 1	SF: 0 SAC: 1 DP: 1 HBP: 0	WP: 0 PB: 0 SB: 1 CS: 0	PA: 29							
PITCHER	IP	WLS	BF	H	R	ER	SO	BB	IBB	HBP	BLK	WP	HR	S	P	ERA	WHIP										
Bill Laskey, R ERA: 3.89	7.0	L	24	3	2	2	6	3	2	0	0	0	0	35	39	2.57	0.571										
Mark Davis, L ERA: 1.95	1.0		5	1	0	0	1	0	1	0	0	0	0	6	10	0.00	1.000										

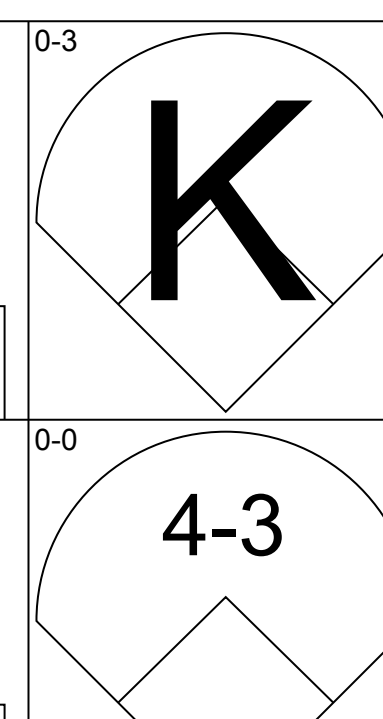
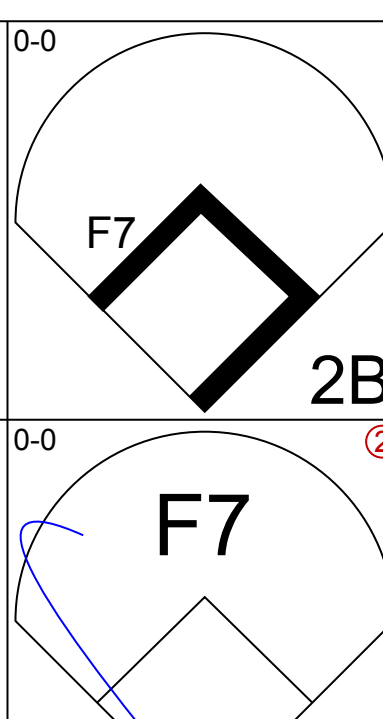
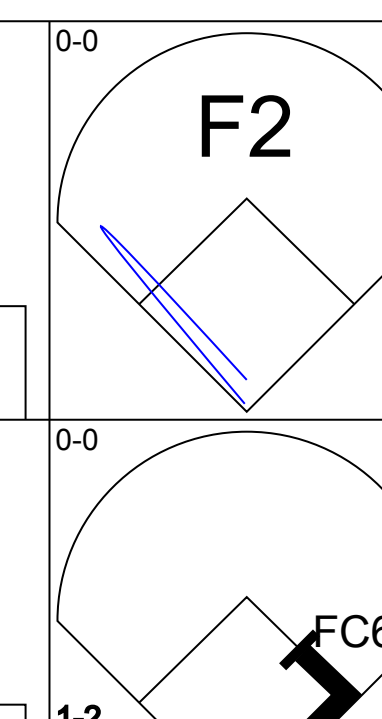
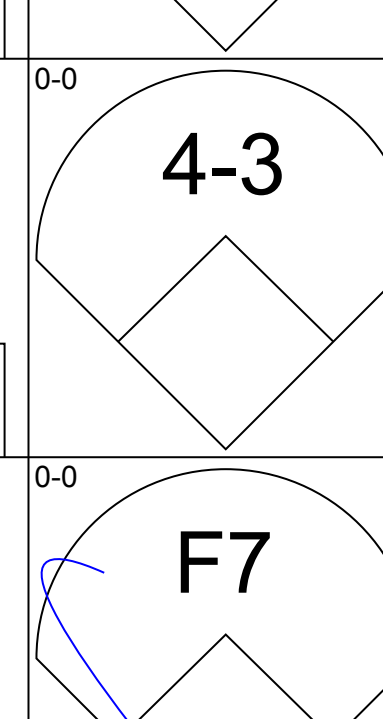
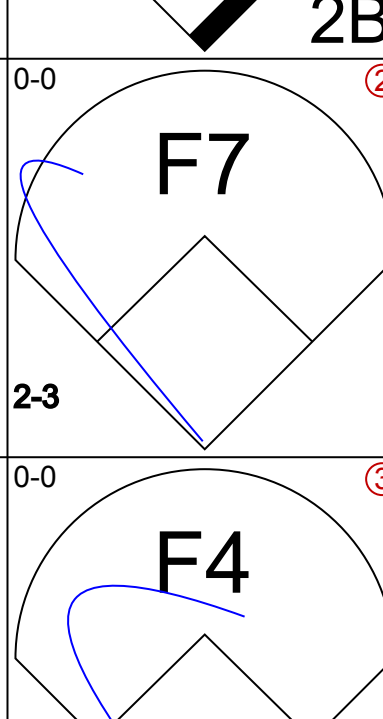
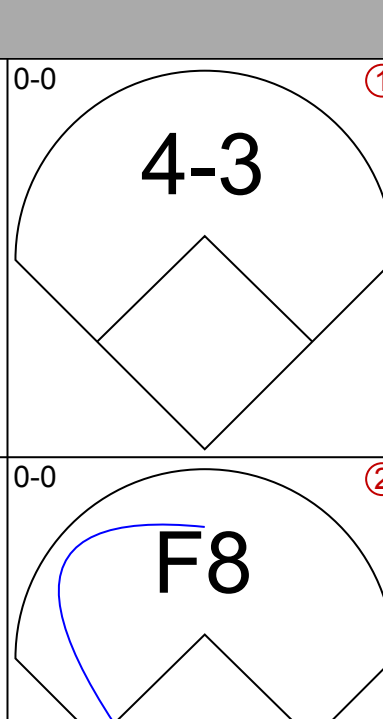
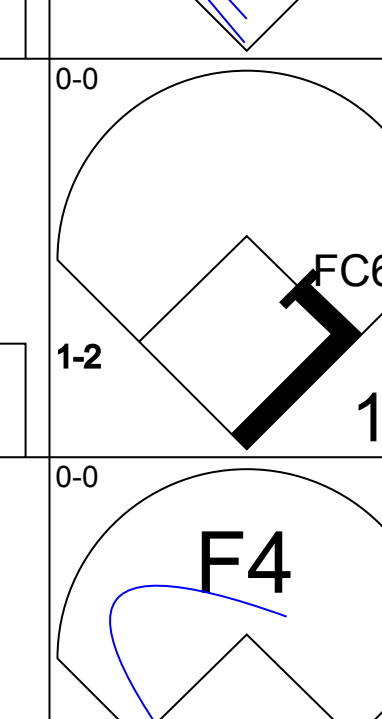
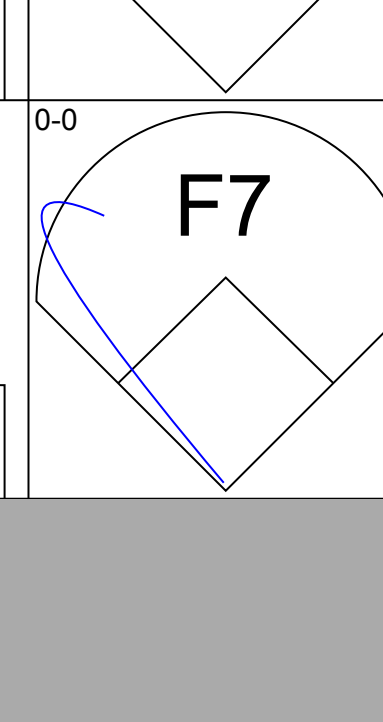
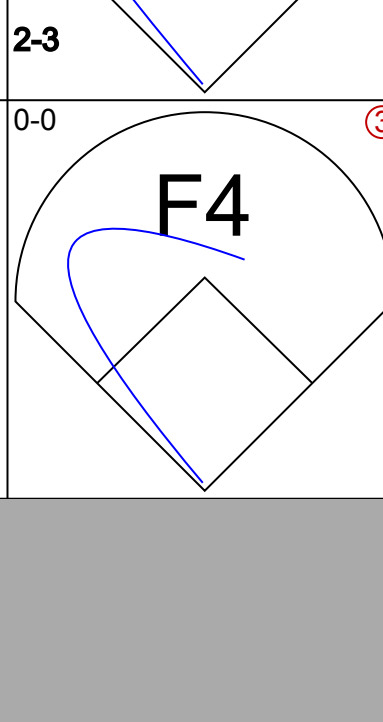
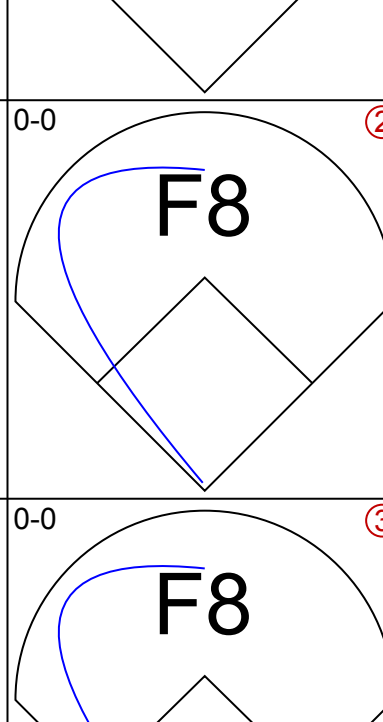
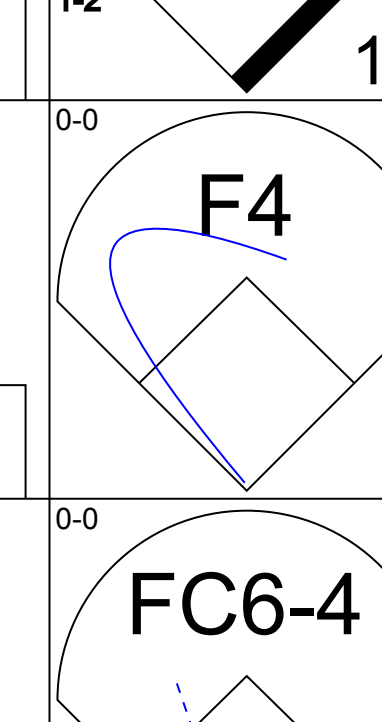
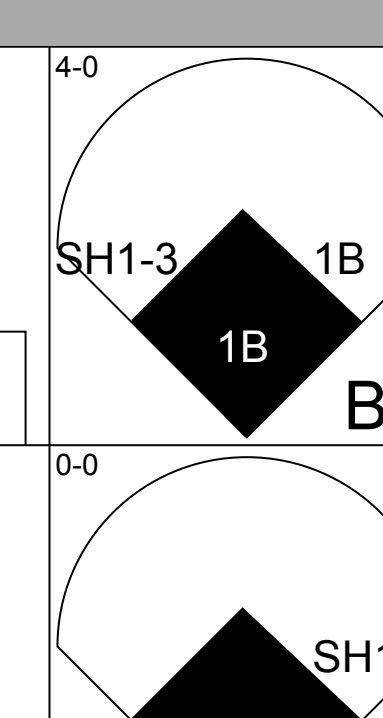
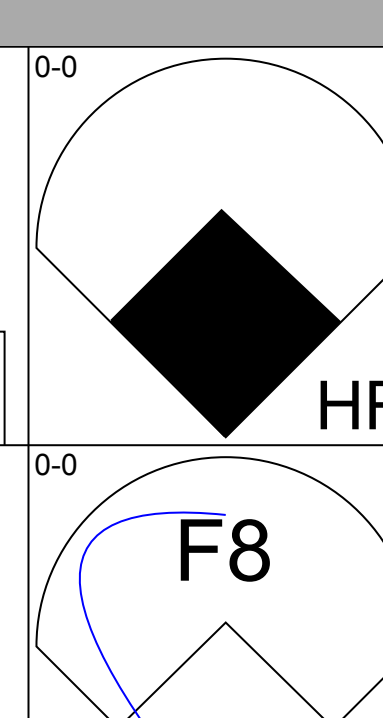
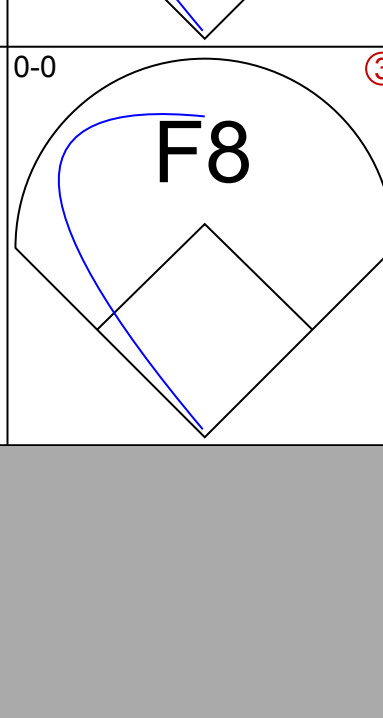
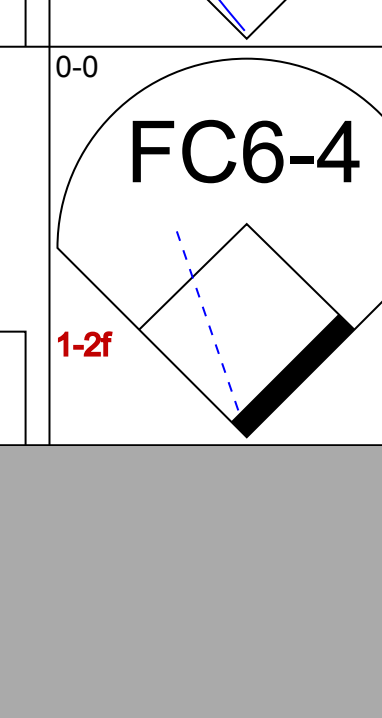
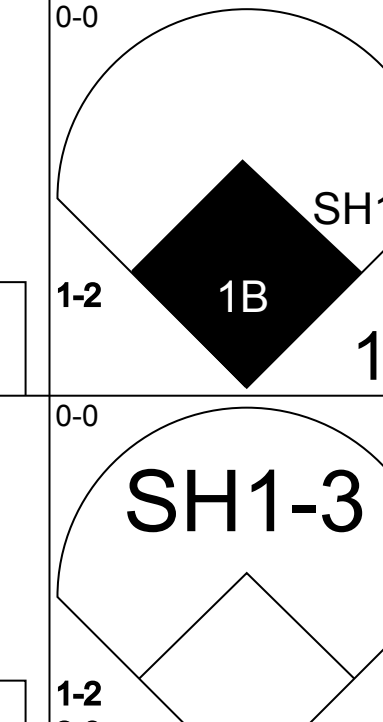
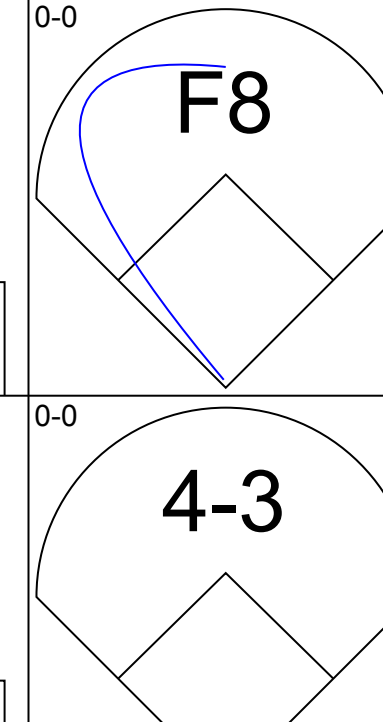

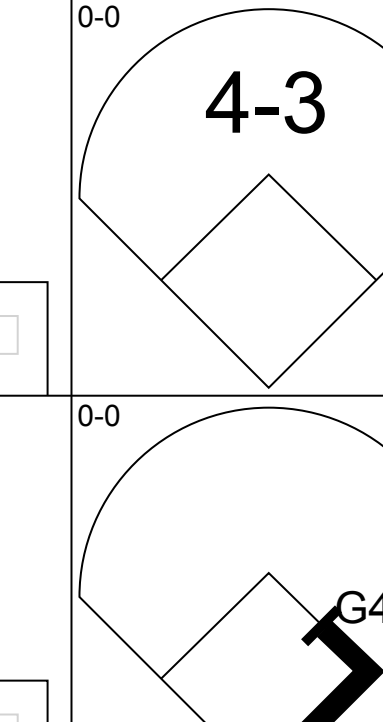
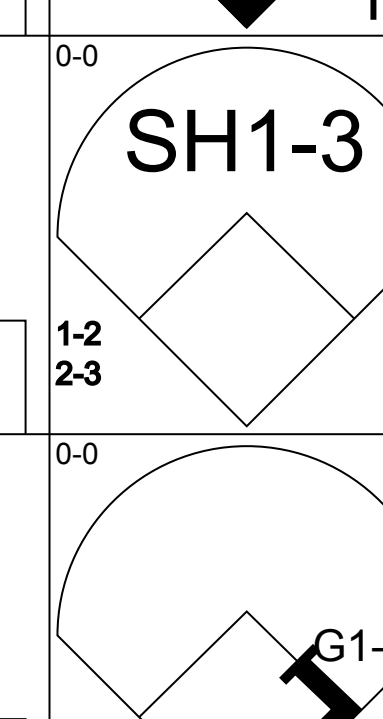
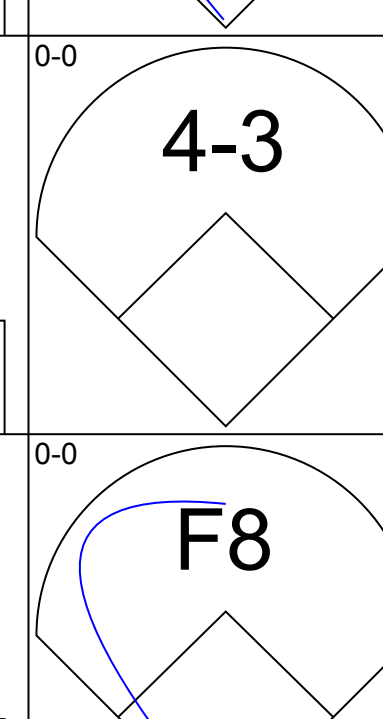

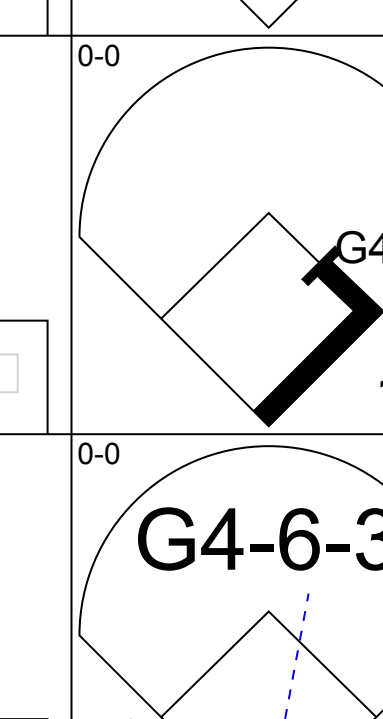
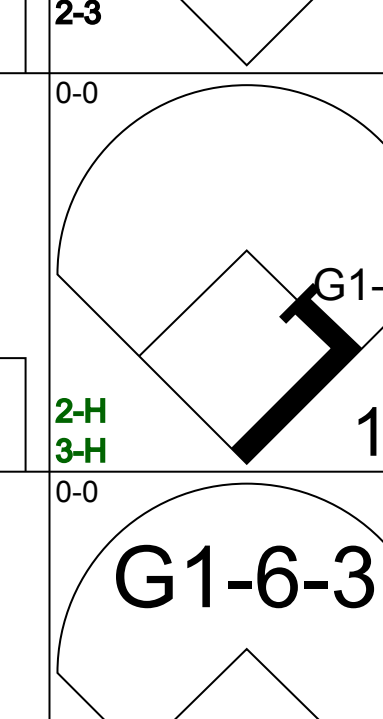
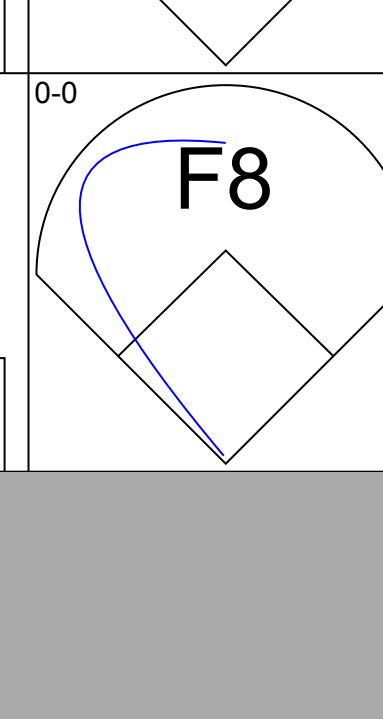

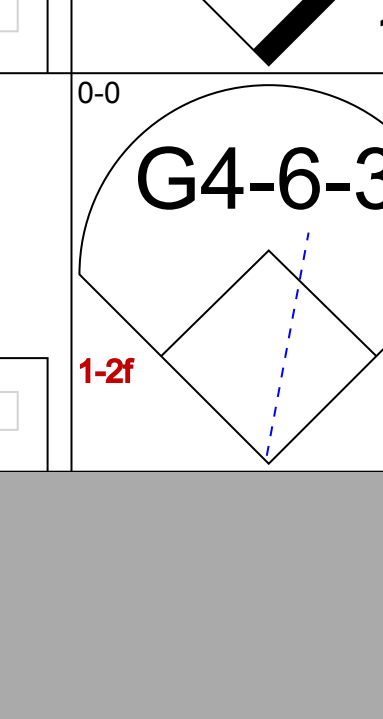
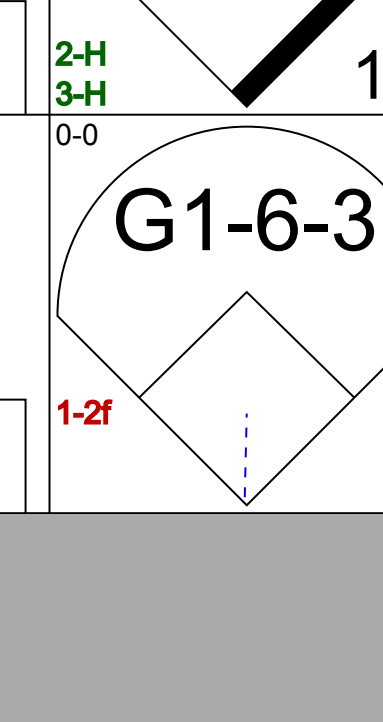
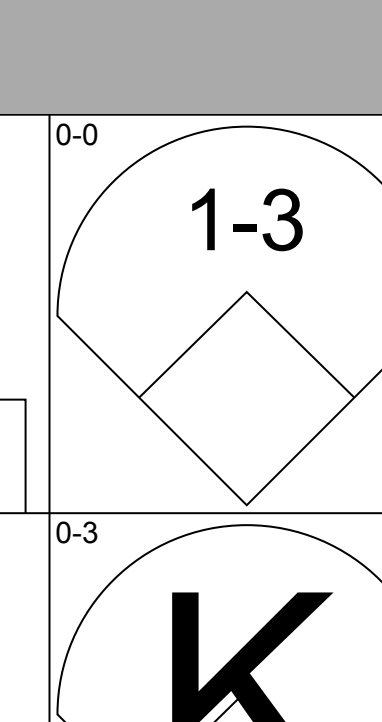
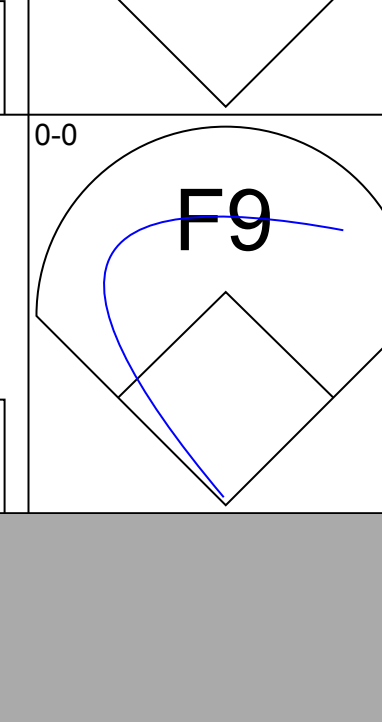
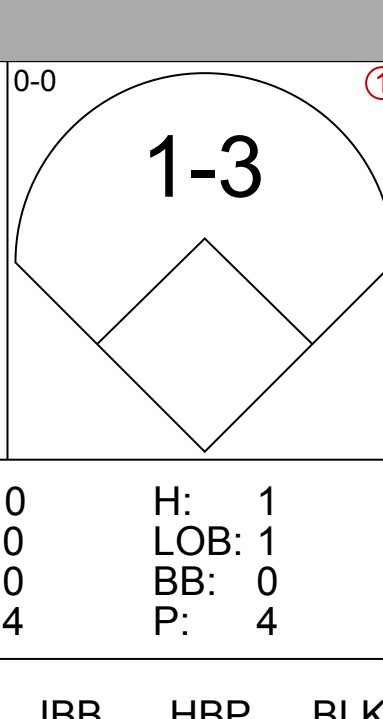
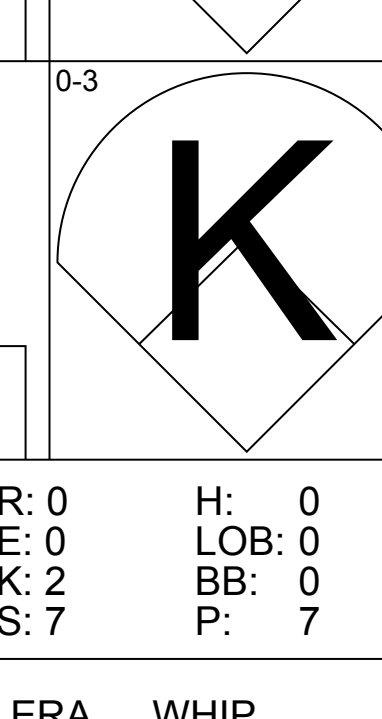
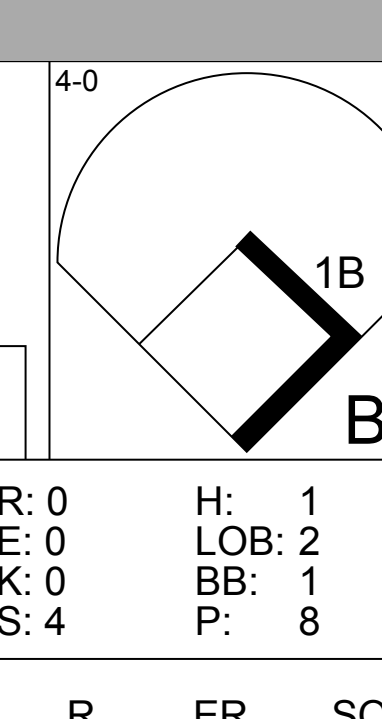
Batter	1	2	3	4	5	6	7	8	9	AB	R	H	RBI	BB	SO	LOB	TOP					
Joel Youngblood, R (1, 8) OBP: 0.286, SLG: 0.229										4	0	2	0	0	2	0	San Francisco Giants @ San Diego Padres Jack Murphy Stadium, San Diego, CA Sun Jun 23 1985, 6:33 AM EDT Att: 37,542 - Sunny					
Manny Trillo, R (1, 4) OBP: 0.283, SLG: 0.252										4	0	0	0	0	2	2						
Chili Davis, S (1, 9)										4	0	2	0	0	1	2						
Jeffrey Leonard, R (1, 7) OBP: 0.271, SLG: 0.367										4	0	2	0	0	0	2						
Rob Deer, R (8, 7) OBP: 0.300, SLG: 0.358										0	0	0	0	0	0	0						
Bob Brently, R (1, 2) OBP: 0.313, SLG: 0.407										3	0	0	0	1	1	2						
David Green, R (1, 3) OBP: 0.227, SLG: 0.245										4	0	0	0	0	1	5						
Ricky Adams, R (1, 5) OBP: 0.226, SLG: 0.365										4	1	2	1	0	0	0						
Jose Uribe, S (1, 6) OBP: 0.256, SLG: 0.318										4	0	1	0	0	1	1						
Atlee Hammaker, S (1, 1)										2	0	0	0	0	1	0						
Dan Gladden, R (7, PH) OBP: 0.269, SLG: 0.290										1	0	0	0	0	0	0						
Scott Garretts, R (7, 1)										0	0	0	0	0	0	0						
Alex Trevino, R (9, PH) OBP: 0.277, SLG: 0.306										1	0	0	0	0	0	1						
Inning Stats	R: 0 E: 0 K: 2 S: 8	H: 1 LOB: 1 BB: 0 P: 8	R: 0 E: 0 K: 1 S: 5	H: 0 LOB: 0 BB: 0 P: 5	R: 0 E: 0 K: 2 S: 7	H: 0 LOB: 0 BB: 0 P: 7	R: 0 E: 0 K: 0 S: 5	H: 2 LOB: 2 BB: 0 P: 5	R: 0 E: 0 K: 1 S: 5	H: 1 LOB: 0 BB: 0 P: 5	R: 0 E: 0 K: 2 S: 9	H: 2 LOB: 3 BB: 1 P: 13	R: 0 E: 0 K: 0 S: 3	H: 0 LOB: 0 BB: 0 P: 3	R: 0 E: 0 K: 0 S: 4	H: 1 LOB: 1 BB: 0 P: 4	R: 1 E: 0 K: 1 S: 7	H: 2 LOB: 1 BB: 0 P: 7	1B: 7 2B: 1 3B: 0 HR: 1	SF: 0 SAC: 0 DP: 1 HBP: 0	WP: 0 PB: 0 SB: 0 CS: 0	PA: 36
PITCHER Dave Dravecky, L (1, 1) ERA: 2.22	IP: 9.0 WLS: W BF: 36 H: 9 R: 1 ER: 1 SO: 9 BB: 1 IBB: 0 HBP: 0 BLK: 0 WP: 0 HR: 1 S: 53 P: 57 ERA: 1.00 WHIP: 1.111															PITCHER						

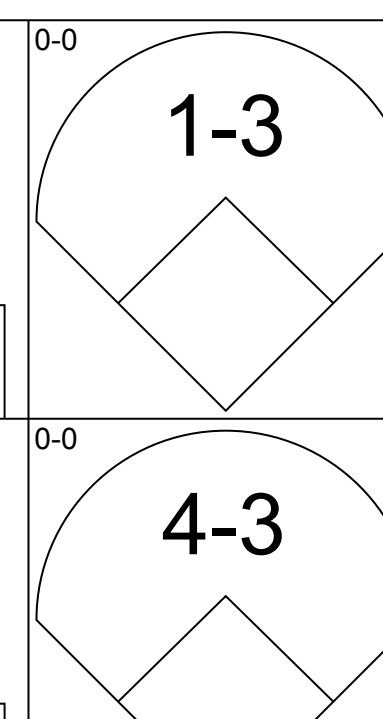
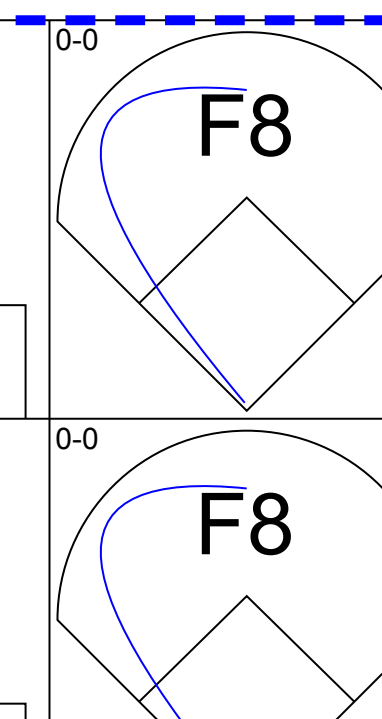
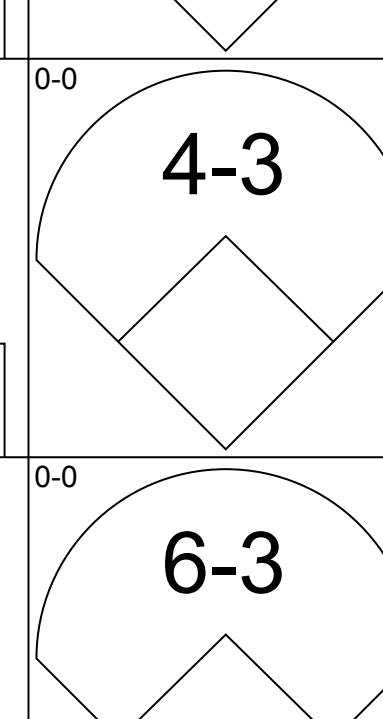
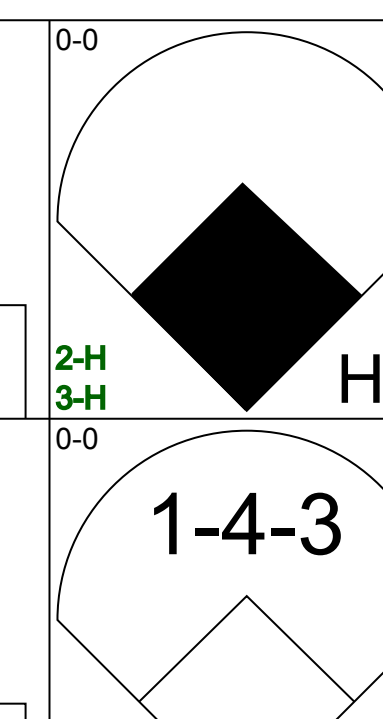
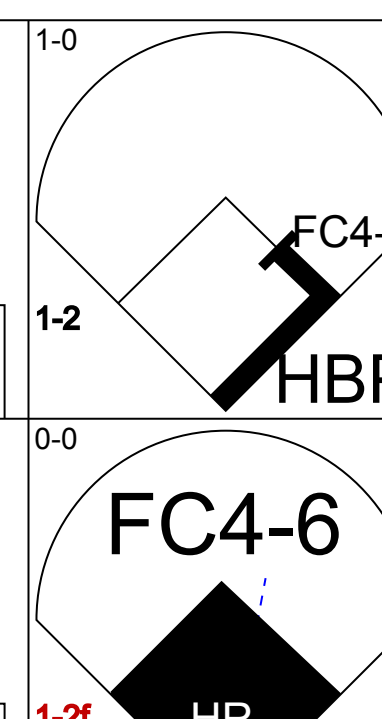
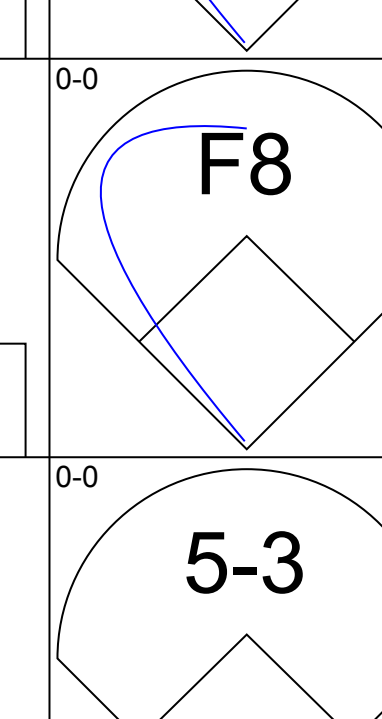
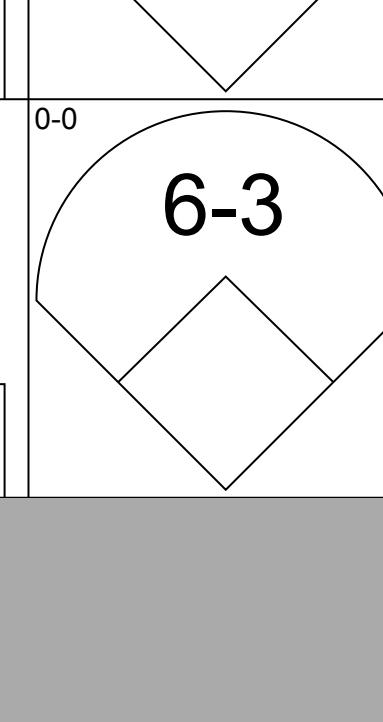
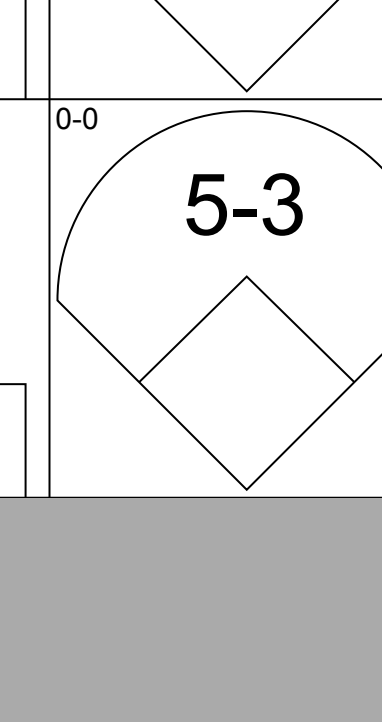
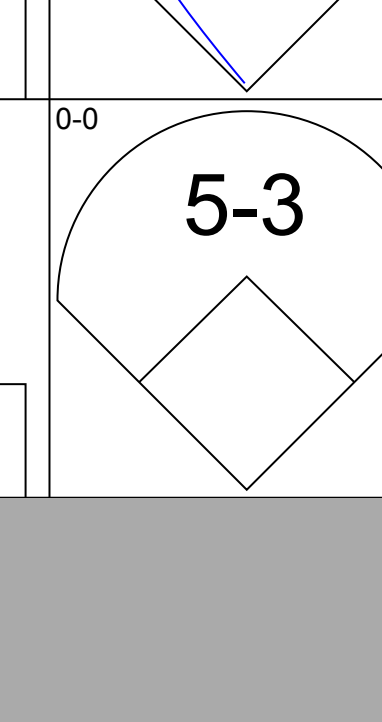
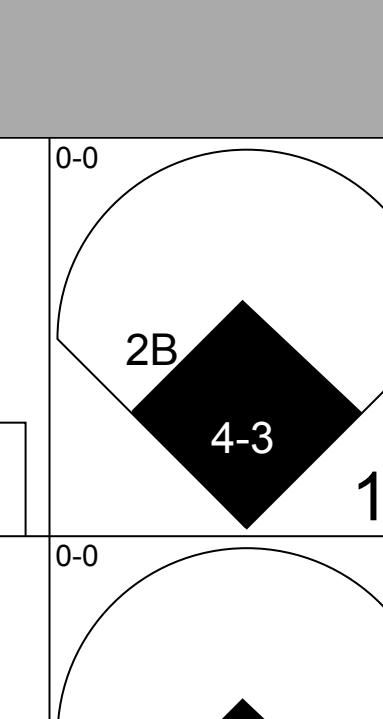
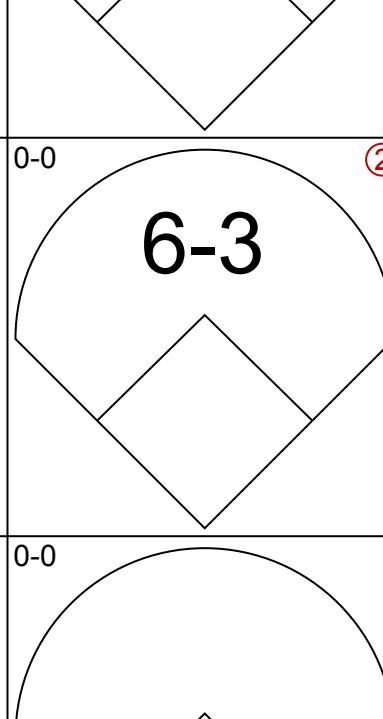
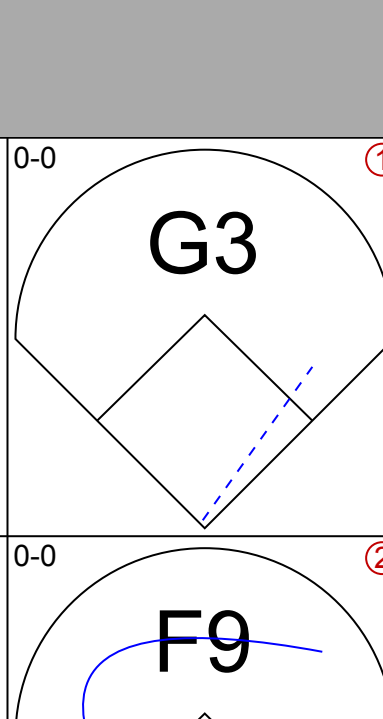
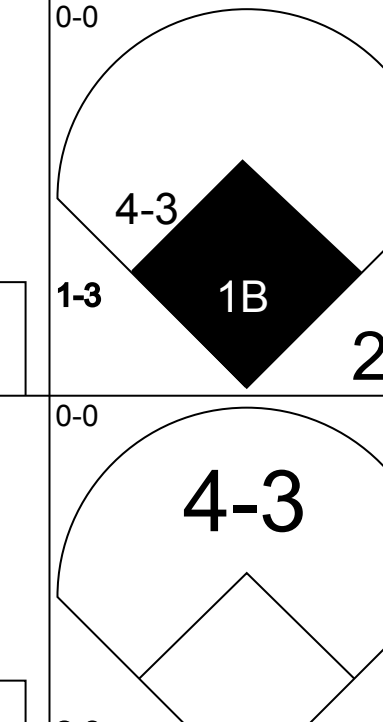
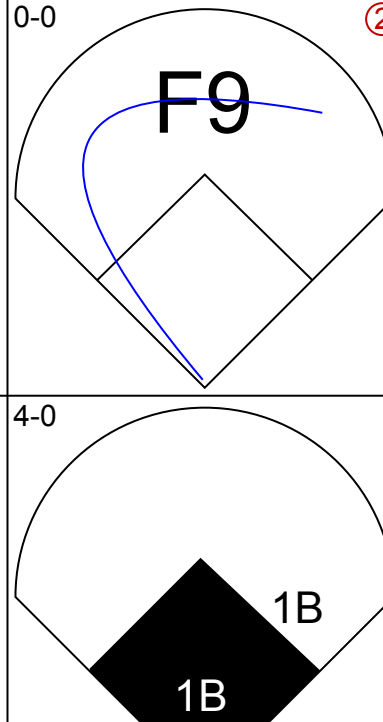
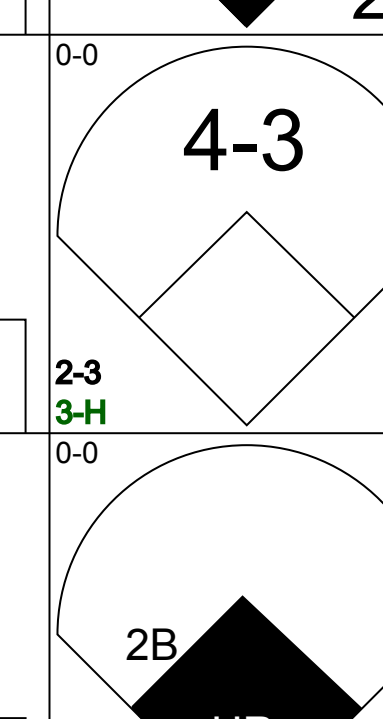
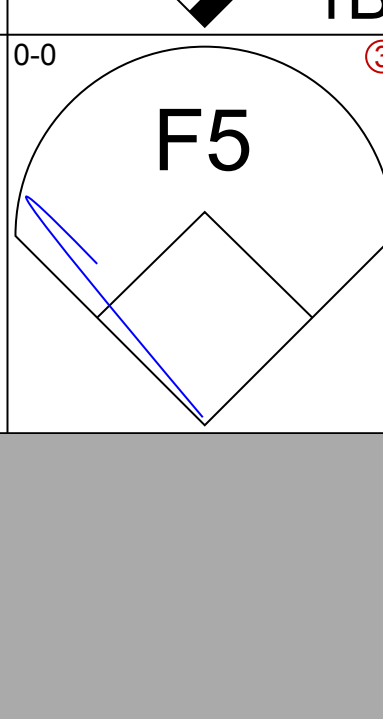
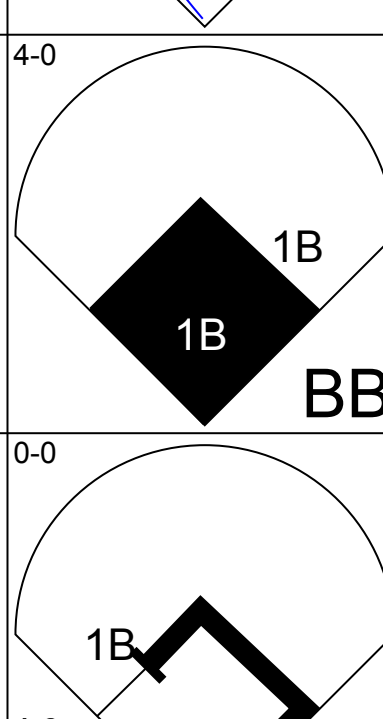
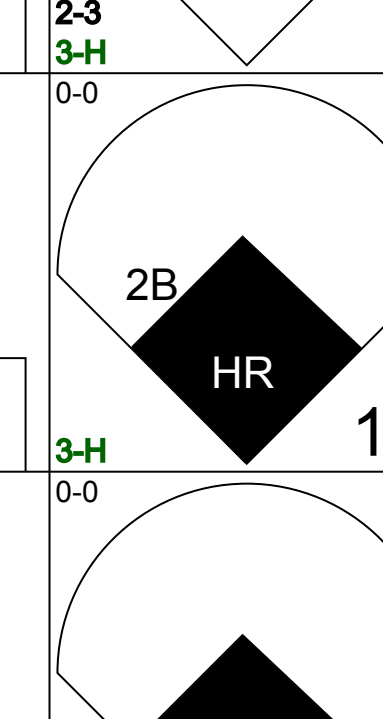
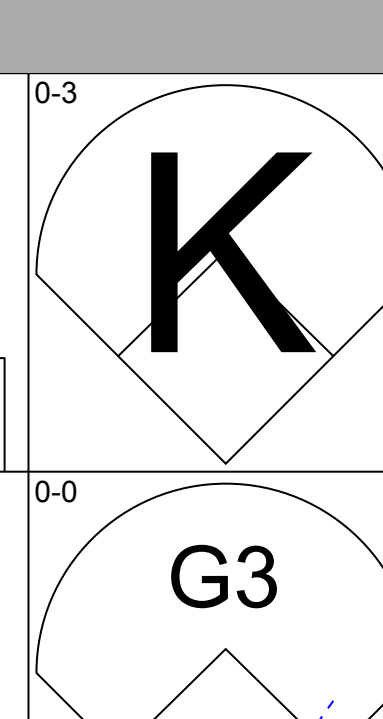
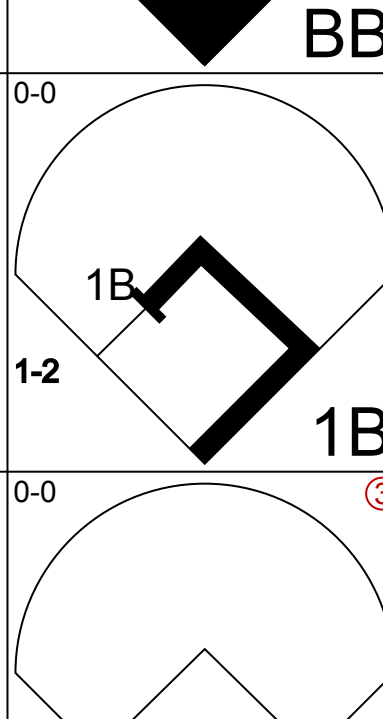
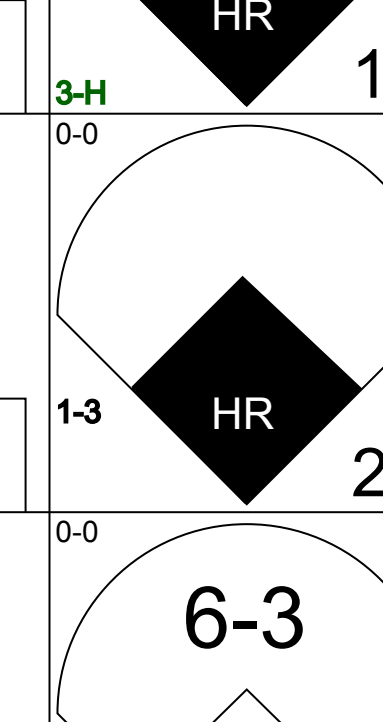
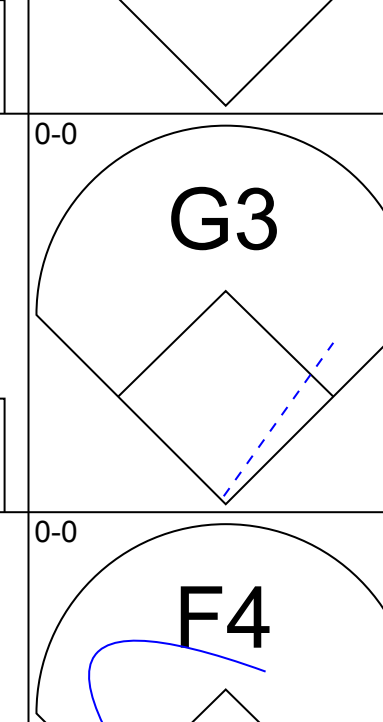
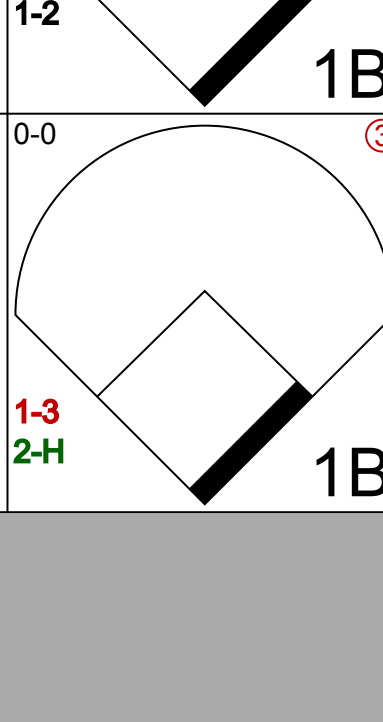
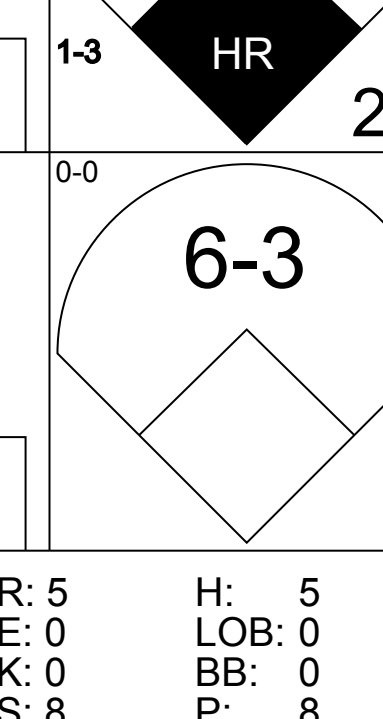
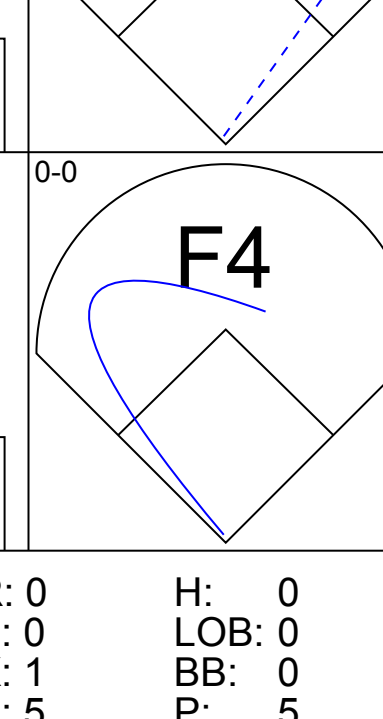
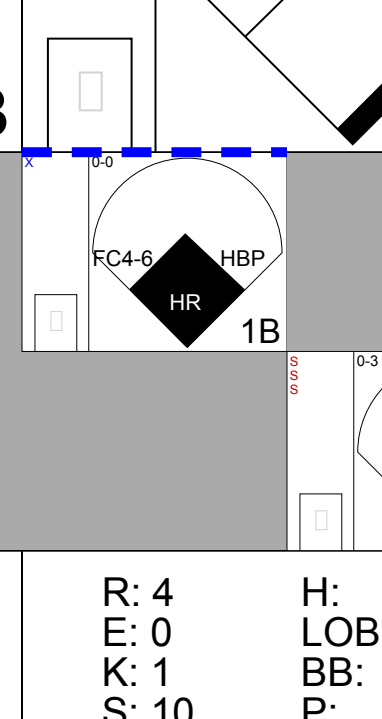
AB	35
R	1
H	9
RBI	1
BB	1
SO	9
LOB	15



Batter	1	2	3	4	5	6	7	8	9	AB	R	H	RBI	BB	SO	LOB	BOTTOM					
Jerry Royster, R (1, 4) OBP: 0.352, SLG: 0.385										2	1	1	0	2	0	0	San Francisco Giants @ San Diego Padres Jack Murphy Stadium, San Diego, CA Sun Jun 23 1985, 6:33 AM EDT Att: 37,542 - Sunny					
Tony Gwynn, L (1, 9) OBP: 0.355, SLG: 0.448										4	0	0	1	0	0	7						
Steve Garvey, R (1, 3) OBP: 0.297, SLG: 0.456										2	1	0	0	2	1	0						
Kurt Bevacqua, R (1, 5) OBP: 0.408, SLG: 0.475										4	1	1	4	0	1	3						
Kevin McReynolds, R (1, 8) OBP: 0.317, SLG: 0.398										4	0	0	0	0	0	0						
Carmelo Martinez, R (1, 7) OBP: 0.343, SLG: 0.458										4	0	0	0	0	0	0						
Bruce Bochy, R (1, 2) OBP: 0.295, SLG: 0.415										3	1	2	1	1	0	0						
Mario Ramirez, R (1, 6) OBP: 0.300, SLG: 0.300										4	1	3	0	0	0	1						
Dave Dravecky, R (1, 1) OBP: 0.161, SLG: 0.138										3	1	0	0	1	0	4						
Inning Stats	R: 0 E: 0 K: 1 S: 5	H: 0 LOB: 0 BB: 0 P: 5	R: 0 E: 0 K: 0 S: 3	H: 0 LOB: 0 BB: 0 P: 3	R: 1 E: 0 K: 1 S: 7	H: 2 LOB: 3 BB: 2 P: 15	R: 0 E: 0 K: 0 S: 3	H: 0 LOB: 0 BB: 0 P: 3	R: 4 E: 0 K: 0 S: 5	H: 3 LOB: 2 BB: 2 P: 13	R: 1 E: 0 K: 0 S: 5	H: 2 LOB: 2 BB: 1 P: 9	R: 0 E: 0 K: 0 S: 3	H: 0 LOB: 0 BB: 0 P: 3	R: 0 E: 0 K: 0 S: 3	H: 0 LOB: 1 BB: 1 P: 7		R: 0 E: 0 K: 0 S: 3	H: 0 LOB: 1 BB: 1 P: 7	1B: 5 2B: 0 3B: 0 HR: 2	SF: 0 SAC: 0 DP: 1 HBP: 0	WP: 0 PB: 0 SB: 0 CS: 0
PITCHER Atlee Hammaker, L (1, 1) ERA: 3.39	IP: 6.0 WLS: L BF: 29 H: 7 R: 6 ER: 6 SO: 2 BB: 3 IBB: 2 HBP: 0 BLK: 0 WP: 0 HR: 2 S: 28 P: 48 ERA: 9.00 WHIP: 1.667															PITCHER						
Scott Garretts, R (7, 1) ERA: 1.07	IP: 2.0 WLS: 7 BF: 7 H: 0 R: 0 ER: 0 SO: 0 BB: 1 IBB: 0 HBP: 0 BLK: 0 WP: 0 HR: 0 S: 6 P: 10 ERA: 0.00 WHIP: 0.500															PITCHER						



Batter	1	2	3	4	5	6	7	8	9	AB	R	H	RBI	BB	SO	LOB	TOP					
Dave Anderson, R OBP: 0.307, SLG: 0.257 (1, 5)										4	0	1	0	0	2	1	Los Angeles Dodgers @ San Diego Padres Jack Murphy Stadium, San Diego, CA Wed Jun 26 1985, 10:05 PM EDT Att: 36,113 - Unknown livebaseballscorecards.com					
Mariano Duncan, R OBP: 0.293, SLG: 0.317 (1, 6)										4	0	1	0	0	0	1						
Ken Landreaux, L OBP: 0.270, SLG: 0.351 (1, 8)										4	0	0	0	0	0	3						
Pedro Guerrero, R OBP: 0.397, SLG: 0.573 Carlos Diaz, R (8, 1)										3	2	1	1	1	0	2						
Greg Brock, L OBP: 0.324, SLG: 0.467 (1, 3)										4	2	2	1	0	0	0						
R.J. Reynolds, S OBP: 0.311, SLG: 0.362 (1, 9)										3	0	1	0	0	0	0						
Mike Scioscia, L OBP: 0.361, SLG: 0.357 (1, 2)										4	0	1	2	0	0	1						
Steve Sax, R OBP: 0.309, SLG: 0.246 (1, 4)										3	0	0	0	0	0	1						
Orel Hershiser, R OBP: 0.226, SLG: 0.233 Steve Howe, L (7, 1)										2	0	0	0	0	1	0						
Bobby Castillo, R OBP: 0.222, SLG: 0.125 Terry Whitfield, L OBP: 0.268, SLG: 0.400 (8, 7)										0	0	0	0	0	0	0						
Inning Stats	R: 0 E: 0 K: 1 S: 5	H: 0 LOB: 0 BB: 0 P: 5	R: 2 E: 0 K: 0 S: 4	H: 2 LOB: 0 BB: 1 P: 8	R: 0 E: 0 K: 0 S: 4	H: 1 LOB: 1 BB: 0 P: 4	R: 1 E: 0 K: 0 S: 4	H: 1 LOB: 0 BB: 0 P: 4	R: 0 E: 0 K: 2 S: 7	H: 0 LOB: 0 BB: 0 P: 7	R: 0 E: 0 K: 0 S: 3	H: 0 LOB: 0 BB: 0 P: 3	R: 1 E: 0 K: 0 S: 4	H: 1 LOB: 0 BB: 0 P: 4	R: 0 E: 0 K: 0 S: 4	H: 1 LOB: 2 BB: 1 P: 8	R: 0 E: 0 K: 0 S: 3	H: 1 LOB: 0 BB: 0 P: 3	1B: 4 2B: 1 3B: 0 HR: 2	SF: 0 SAC: 1 DP: 2 HBP: 0	WP: 0 PB: 0 SB: 0 CS: 0	PA: 34
PITCHER LaMarr Hoyt, R ERA: 3.13 (1, 1)	IP: 9.0 WLS: W BF: 34 H: 7 R: 4 ER: 4 SO: 3 BB: 2 IBB: 0 HBP: 0 BLK: 0 WP: 0 HR: 2 S: 38 P: 46 ERA: 4.00 WHIP: 1.000															PITCHER						

Batter	1	2	3	4	5	6	7	8	9	AB	R	H	RBI	BB	SO	LOB	BOTTOM											
Tim Flannery, L OBP: 0.366, SLG: 0.354 Jerry Royster, R OBP: 0.350, SLG: 0.382 (8, 4)										3	1	1	3	0	0	0	Los Angeles Dodgers @ San Diego Padres Jack Murphy Stadium, San Diego, CA Wed Jun 26 1985, 10:05 PM EDT Att: 36,113 - Unknown livebaseballscorecards.com											
Tony Gwynn, L OBP: 0.351, SLG: 0.444 (1, 9)										5	1	0	0	0	2													
Steve Garvey, R OBP: 0.295, SLG: 0.457 (1, 3)										5	1	1	3	0	0													
Terry Kennedy, L OBP: 0.308, SLG: 0.419 (1, 2)										4	1	1	0	0	0													
Kevin McReynolds, R OBP: 0.319, SLG: 0.403 (1, 8)										4	2	3	0	0	0													
Graig Nettles, L OBP: 0.373, SLG: 0.388 (1, 5)										3	1	1	2	1	0	2												
Carmelo Martinez, R OBP: 0.349, SLG: 0.470 (1, 7)										4	1	3	1	0	1	0												
Garry Templeton, S OBP: 0.326, SLG: 0.388 (1, 6)										3	1	2	1	1	0	0												
LaMarr Hoyt, R OBP: 0.081, SLG: 0.081 (1, 1)										4	1	1	0	0	1	5												
Inning Stats	R: 0 E: 0 K: 0 S: 3	H: 0 LOB: 0 BB: 0 P: 3	R: 5 E: 0 K: 0 S: 8	H: 5 LOB: 0 BB: 0 P: 8	R: 0 E: 0 K: 1 S: 5	H: 0 LOB: 0 BB: 0 P: 5	R: 0 E: 0 K: 0 S: 3	H: 2 LOB: 2 BB: 1 P: 8	R: 4 E: 0 K: 1 S: 10	H: 5 LOB: 3 BB: 1 P: 15	R: 0 E: 0 K: 0 S: 3	H: 0 LOB: 0 BB: 0 P: 3	1B: 8 2B: 3 3B: 0 HR: 2	SF: 0 SAC: 0 DP: 0 HBP: 1	WP: 0 PB: 0 SB: 1 CS: 0	PA: 39												
PITCHER Orel Hershiser, R ERA: 2.51 (7, 1)	IP: 6.0 WLS: L BF: 26 H: 8 R: 6 ER: 6 SO: 1 BB: 1 IBB: 0 HBP: 1 BLK: 0 WP: 0 HR: 1 S: 27 P: 31 ERA: 9.00 WHIP: 1.500															PITCHER												
Steve Howe, L ERA: 4.57 (7, 1)	0.2	8	5	4	4	0	0	0	1	7	8	54.00	7.500															
Bobby Castillo, R ERA: 4.58 (8, 1)	0.1	2	0	0	0	1	0	1	0	0	3	7	0.00	0.000														
Carlos Diaz, L ERA: 2.12 (8, 1)	1.0	3	0	0	0	0	0	0	0	0	3	3	0.00	0.000														

Batter	1	2	3	4	5	6	7	8	9	AB	R	H	RBI	BB	SO	LOB	TOP											
Dave Anderson, R (1.5) OBP: 0.305, SLG: 0.257 Al Oliver, L (9, PH) OBP: 0.282, SLG: 0.324	F1		G5-4-3		F4		S 1B		4-3	4	0	1	0	0	0	1	Los Angeles Dodgers @ San Diego Padres Jack Murphy Stadium, San Diego, CA Thu Jun 27 1985, 6:33 AM EDT Att: 47,482 - Unknown livebaseballscorecards.com											
Mariano Duncan, R (1.6) OBP: 0.292, SLG: 0.321	K		1-4-3				F7			4	0	1	0	0	1													
Ken Landreaux, L (1.8) OBP: 0.274, SLG: 0.369	HR				F8		G3			4	2	2	1	0	2													
Pedro Guerrero, R (1.7) OBP: 0.402, SLG: 0.570	K				E 1B BB				6-3 BB	1	1	0	0	3	1													
Greg Brock, L (1.3) OBP: 0.318, SLG: 0.456		4-3			E6 1B		F6		K	4	1	0	0	0	1													
R.J. Reynolds, S (1.9) OBP: 0.303, SLG: 0.354	K				SF7		F8		6-3	3	0	0	1	0	1													
Mike Scioscia, L (1.2) OBP: 0.365, SLG: 0.368 Candy Maldonado, R (8, PH) OBP: 0.237, SLG: 0.270 Steve Yeager, R (8.2) OBP: 0.214, SLG: 0.226					1B 1-3-2 1B		F9		6-3	3	0	2	1	0	0													
Steve Sax, R (1.4) OBP: 0.307, SLG: 0.246	F8						F9		F9	4	0	1	1	0	0													
Fernando Valenzuela, L (1.1) OBP: 0.200, SLG: 0.222 Jay Johnstone, L (7, PH) OBP: 0.143, SLG: 0.286 Tom Niedenfuer, R (7.1) OBP: 0.200, SLG: 0.200 Terry Whitfield, L (9, PH) OBP: 0.283, SLG: 0.393					1-3-2 1B		F7		F5	2	0	1	0	0	0													
Inning Stats	R: 1 E: 0 K: 2 S: 8	H: 1 LOB: 0 BB: 0 P: 8	R: 0 E: 0 K: 1 S: 6	H: 1 LOB: 1 BB: 0 P: 6	R: 0 E: 0 K: 0 S: 3	H: 1 LOB: 0 BB: 0 P: 3	R: 3 E: 1 K: 0 S: 6	H: 3 LOB: 1 BB: 1 P: 10	R: 0 E: 0 K: 0 S: 4	H: 0 LOB: 0 BB: 0 P: 3	R: 0 E: 0 K: 1 S: 5	H: 1 LOB: 1 BB: 1 P: 9	R: 0 E: 0 K: 0 S: 3	H: 0 LOB: 0 BB: 0 P: 3	R: 0 E: 0 K: 0 S: 3	H: 0 LOB: 0 BB: 0 P: 3		1B: 5 2B: 3 3B: 0 HR: 1	SF: 1 SAC: 0 DP: 2 HBP: 0	WP: 0 PB: 0 SB: 1 CS: 0	PA: 37							
PITCHER	IP	WLS	BF	H	R	ER	SO	BB	IBB	HBP	BLK	WP	HR	S	P	ERA		WHIP										
Ed Wojna, R (1.1) ERA: 3.52	3.1		17	6	4	3	3	1	0	0	0	0	1	22	26	8.10		2.100										
Craig Lefferts, L (4.1) ERA: 3.09	2.2	W	9	1	0	0	0	0	1	0	0	0	0	8	12	0.00		0.375										
Tim Stoddard, R (7.1) ERA: 4.13	1.0		5	1	0	0	0	1	0	0	0	0	0	4	8	0.00		2.000										
Mark Thurmond, L (8.1) ERA: 4.81	1.0	S	3	0	0	0	1	0	0	0	0	0	0	5	5	0.00		0.000										
Rich Gossage, R (9.1) ERA: 2.01	1.0	S	3	0	0	0	0	0	0	0	0	0	0	3	3	0.00	0.000											

Batter	1	2	3	4	5	6	7	8	9	AB	R	H	RBI	BB	SO	LOB	BOTTOM											
Jerry Royster, R (1.4) OBP: 0.370, SLG: 0.407			IBB 1B BB		SH1-3 1B					3	2	3	1	1	0	0	Los Angeles Dodgers @ San Diego Padres Jack Murphy Stadium, San Diego, CA Thu Jun 27 1985, 6:33 AM EDT Att: 47,482 - Unknown livebaseballscorecards.com											
Tony Gwynn, L (1.9) OBP: 0.352, SLG: 0.445 Gerry Davis, R (5.9) OBP: 0.357, SLG: 0.385	G4-6-3 1B				SH1-3 1B		F9			2	1	1	0	0	0	1												
Steve Garvey, R (1.3) OBP: 0.298, SLG: 0.456			F7				K			3	0	1	1	1	1	2												
Kurt Bevacqua, R (1.5) OBP: 0.396, SLG: 0.442 Rich Gossage, R (9.1)	1-3				G3		F9			3	0	0	0	1	0	2												
Kevin McReynolds, R (1.8) OBP: 0.325, SLG: 0.417					G3		F7			3	1	2	3	1	0	0												
Terry Kennedy, L (1.2) OBP: 0.304, SLG: 0.413			HR		G4-6-3 1B					4	0	0	0	0	0	4												
Carmelo Martinez, R (1.7) OBP: 0.352, SLG: 0.466										2	0	0	0	2	0	0												
Garry Templeton, S (1.6) OBP: 0.332, SLG: 0.393					G4-6-3					4	1	3	0	0	0	1												
Ed Wojna, R (1.1) ERA: 3.52 Craig Lefferts, L (4.1) ERA: 3.09 Bobby Brown, S (6, PH) OBP: 0.200, SLG: 0.212 Tim Stoddard, R (7.1) ERA: 4.13 Mark Thurmond, L (8.1) ERA: 4.81 Craig Nettles, L (9, PH) OBP: 0.371, SLG: 0.396										1	0	0	0	0	1	2												
Inning Stats	R: 0 E: 0 K: 0 S: 3	H: 1 LOB: 1 BB: 1 P: 7	R: 1 E: 0 K: 1 S: 6	H: 2 LOB: 1 BB: 1 P: 10	R: 2 E: 0 K: 0 S: 4	H: 2 LOB: 1 BB: 2 P: 12	R: 0 E: 0 K: 1 S: 4	H: 0 LOB: 0 BB: 1 P: 8	R: 1 E: 0 K: 0 S: 5	H: 2 LOB: 2 BB: 1 P: 9	R: 1 E: 0 K: 1 S: 7	H: 2 LOB: 1 BB: 0 P: 7	R: 0 E: 0 K: 1 S: 5	H: 0 LOB: 0 BB: 0 P: 5	R: 0 E: 0 K: 0 S: 4	H: 1 LOB: 1 BB: 0 P: 4		1B: 8 2B: 1 3B: 0 HR: 1	SF: 0 SAC: 1 DP: 3 HBP: 0	WP: 0 PB: 0 SB: 1 CS: 2	PA: 36							
PITCHER	IP	WLS	BF	H	R	ER	SO	BB	IBB	HBP	BLK	WP	HR	S	P	ERA		WHIP										
Fernando Valenzuela, L (1.1) ERA: 2.91	6.0	L	29	9	5	5	3	4	2	0	0	0	0	9	9	0.00		0.500										
Tom Niedenfuer, R (7.1) ERA: 2.33	2.0		7	1	0	0	1	0	0	0	0	0	0	9	9	0.00		0.500										

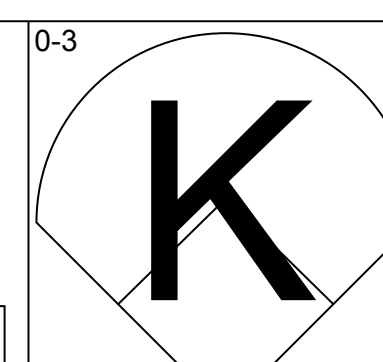
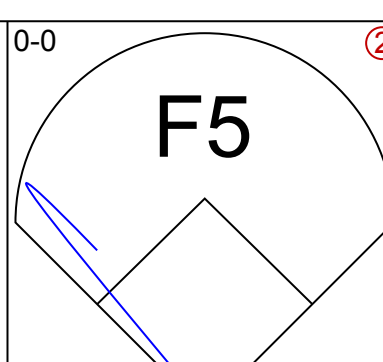
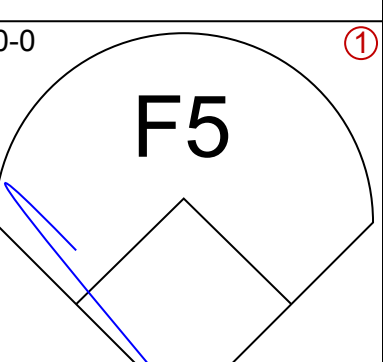
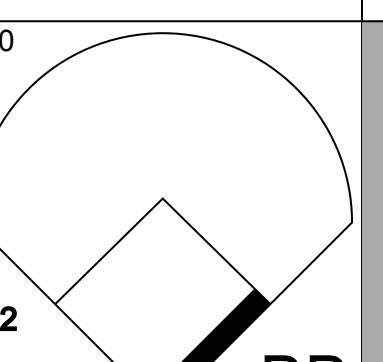
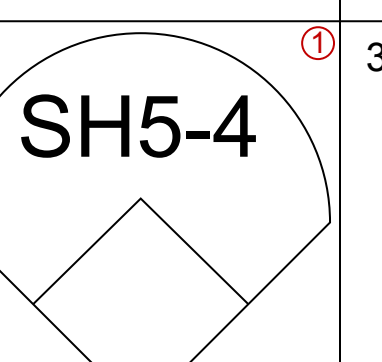
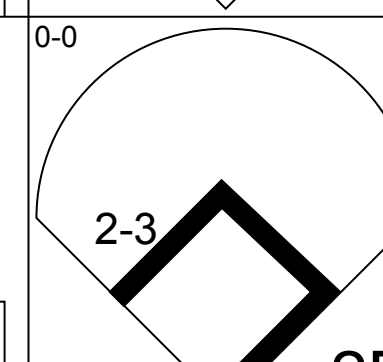
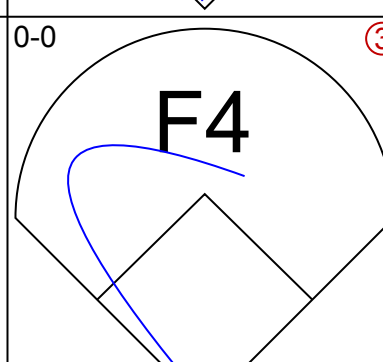
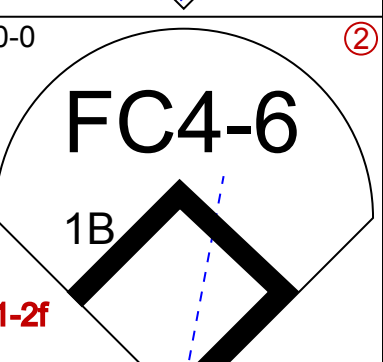
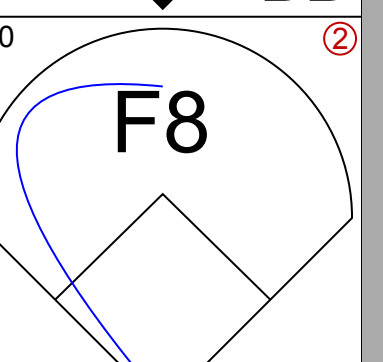
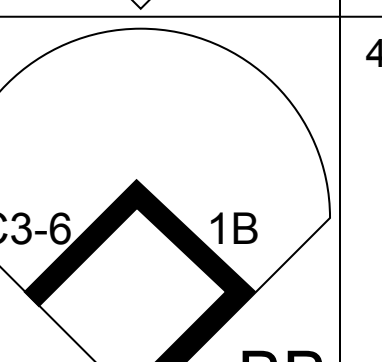
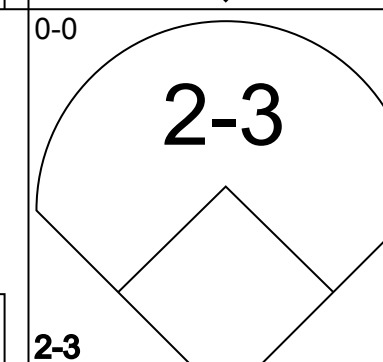
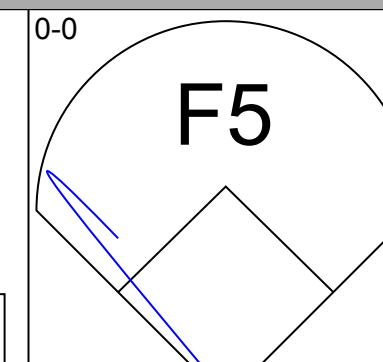
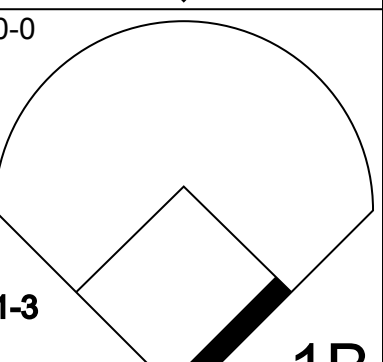
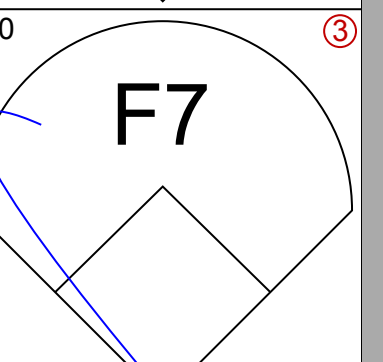
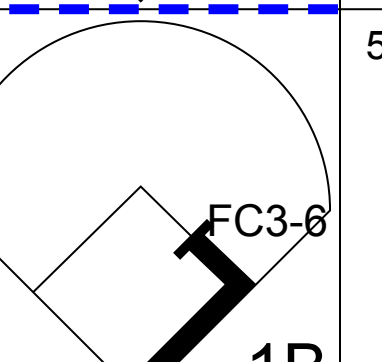
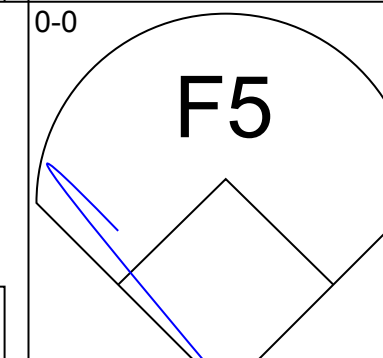
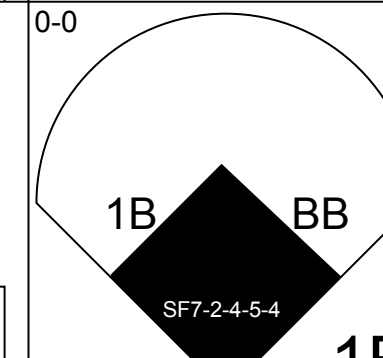
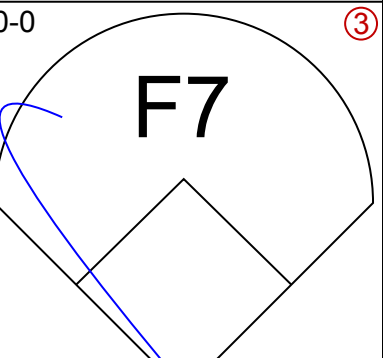
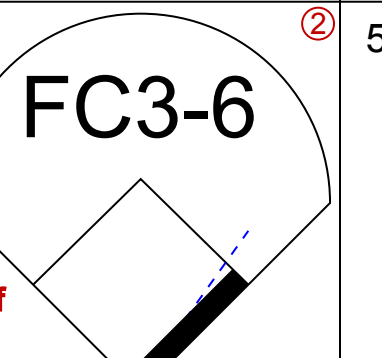
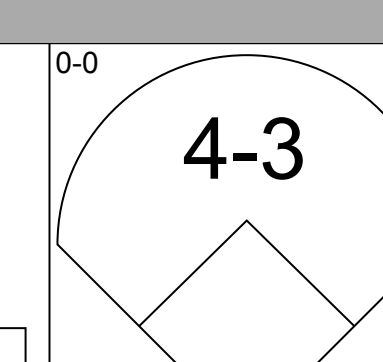
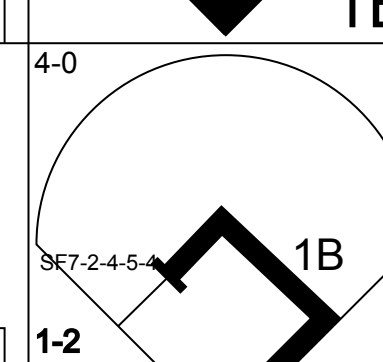
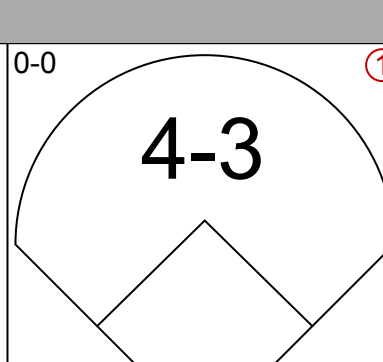
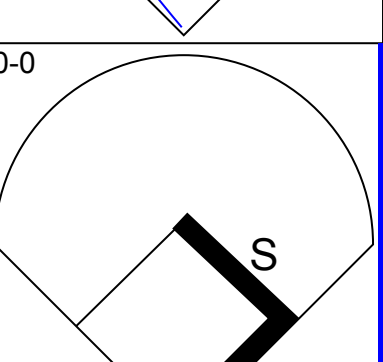
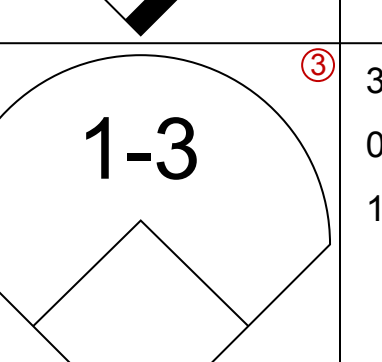
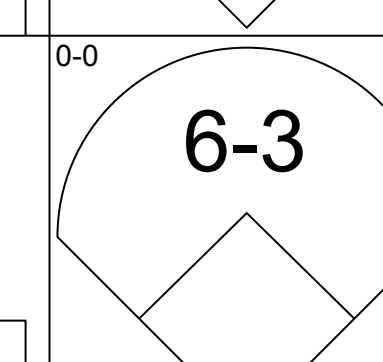
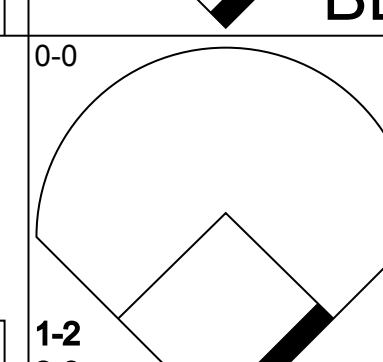
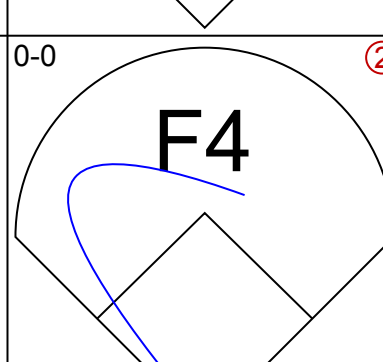
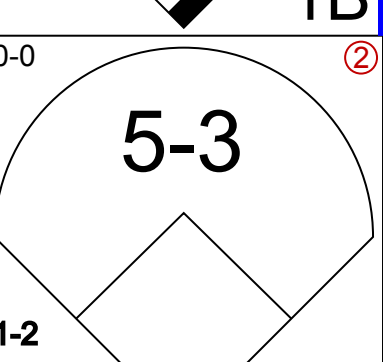
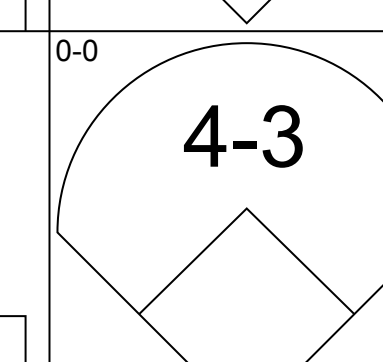
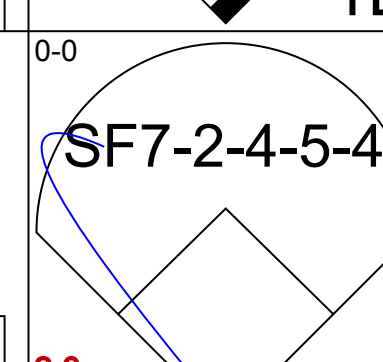
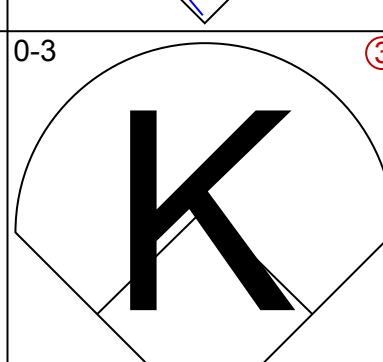
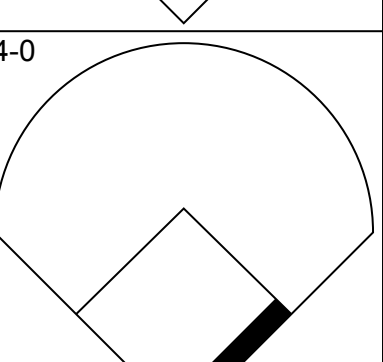
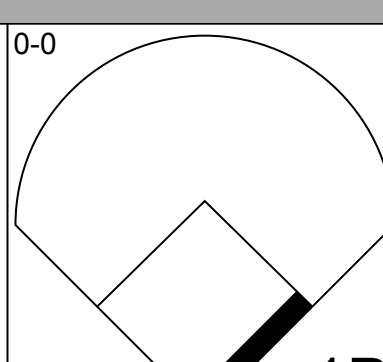
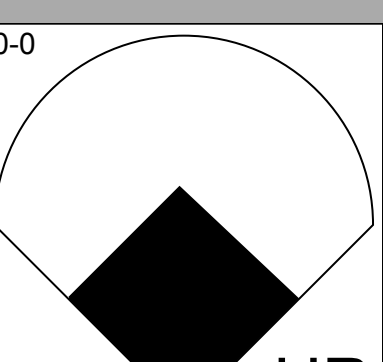
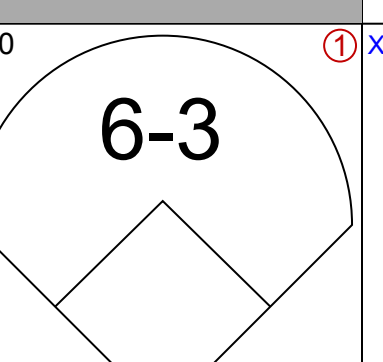

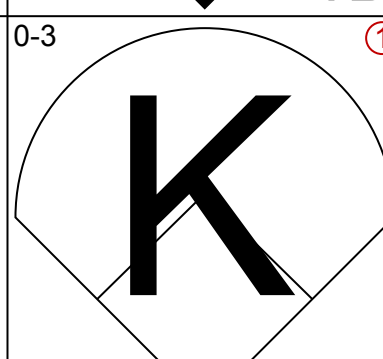
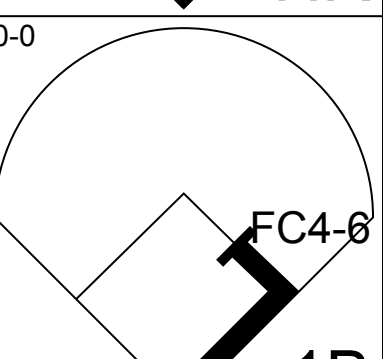
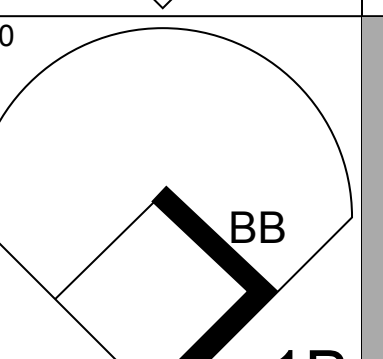
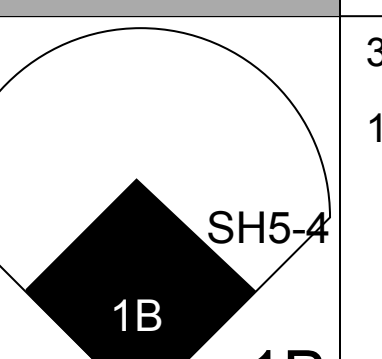
Batter	1	2	3	4	5	6	7	8	9	AB	R	H	RBI	BB	SO	LOB	TOP			
Gary Redus, R (1, 8) OBP: 0.385, SLG: 0.462	F9		F9 S BB		CS 1B		K			3	0	1	0	1	1	1	Cincinnati Reds @ San Diego Padres Jack Murphy Stadium, San Diego, CA Sat Jun 29 1985, 10:05 PM EDT Att: 52,383 - Unknown			
Dave Concepcion, R (1, 6) OBP: 0.327, SLG: 0.395	FC5-4 1B		F9 1-3		1B 2B			F9		4	0	2	0	0	0	1				
Dave Parker, L (1, 9) OBP: 0.377, SLG: 0.545	F5		4-3					K		4	0	1	0	0	1	2				
Tony Perez, R (1, 3) OBP: 0.403, SLG: 0.548	FC5-4				F 5-3 G1-2-3 1B			F9		4	0	1	0	0	0	1				
Alan Knicely, R (1, 2) OBP: 0.329, SLG: 0.436		K			5-3					4	0	1	0	0	1	1				
Cesar Cedeno, R (1, 7) OBP: 0.309, SLG: 0.340	F1				E5 1B			F9		4	0	1	0	0	0	1				
Nick Esasky, R (1, 5) OBP: 0.352, SLG: 0.398								F9		2	0	0	0	2	0	1				
Ron Oester, S (1, 4) OBP: 0.345, SLG: 0.382	F3				G1-2-3			K		4	0	1	0	0	1	5				
Mario Soto, R (1, 1) OBP: 0.178, SLG: 0.205					F9					2	0	0	0	0	0	0				
Dave Vangorder, R (7, PH) OBP: 0.280, SLG: 0.280								FC5-4		1	0	0	0	0	0	1				
Tom Hume, R (7, 1)										0	0	0	0	0	0	0				
Inning Stats	R: 0 E: 0 K: 0 S: 4	H: 1 LOB: 1 BB: 0 P: 4	R: 0 E: 0 K: 1 S: 5	H: 0 LOB: 1 BB: 1 P: 9	R: 0 E: 0 K: 0 S: 3	H: 0 LOB: 1 BB: 1 P: 7	R: 0 E: 1 K: 0 S: 4	H: 2 LOB: 2 BB: 0 P: 8	R: 0 E: 0 K: 0 S: 3	H: 3 LOB: 2 BB: 0 P: 4	R: 0 E: 0 K: 1 S: 6	H: 1 LOB: 1 BB: 0 P: 6	R: 0 E: 0 K: 1 S: 5	H: 0 LOB: 0 BB: 0 P: 5	R: 0 E: 0 K: 1 S: 6	H: 1 LOB: 1 BB: 0 P: 6	1B: 7 2B: 1 3B: 0 HR: 0	SF: 0 SAC: 0 DP: 1 HBP: 0	WP: 0 PB: 0 SB: 1 CS: 1	PA: 35
PITCHER Dave Dravecky, L (1, 1) ERA: 2.02	IP: 9.0 WLS: W BF: 35 H: 8 R: 0 ER: 0 SO: 4 BB: 3 IBB: 0 HBP: 0 BLK: 0 WP: 0 HR: 0 S: 40 P: 52 ERA: 0.00 WHIP: 1.222																			

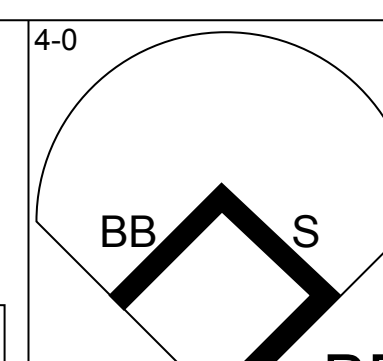
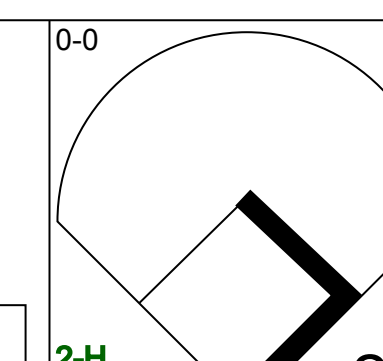
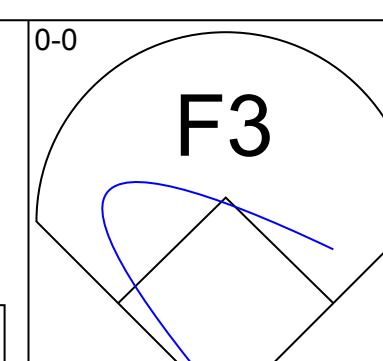
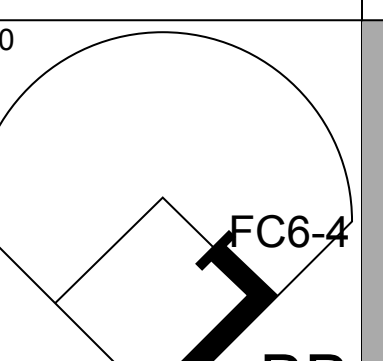
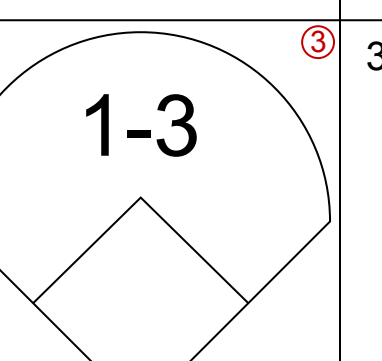
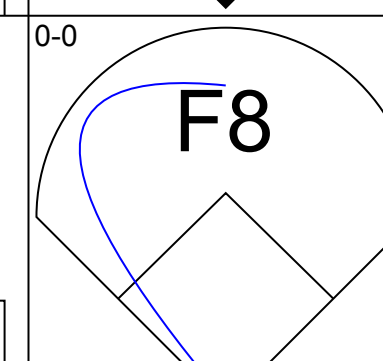
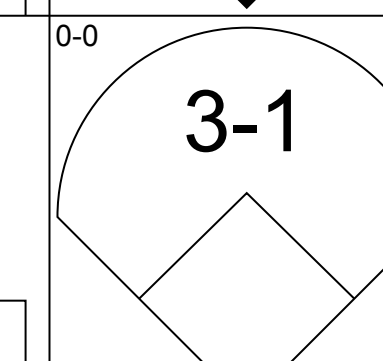
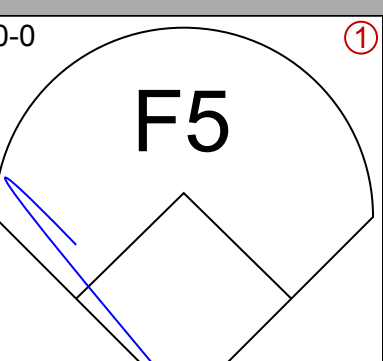
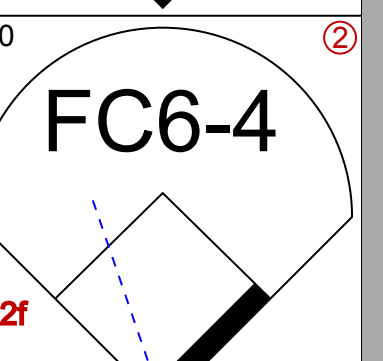
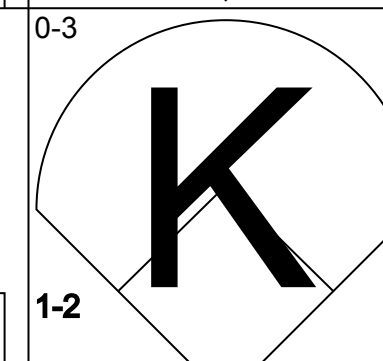
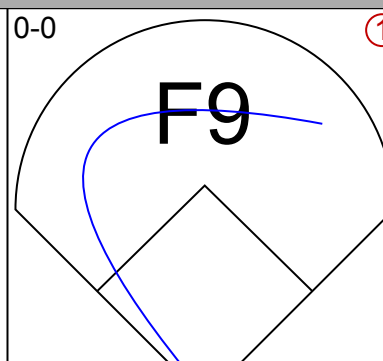
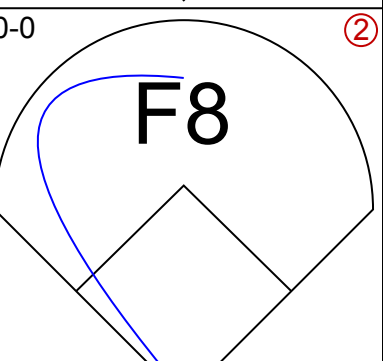
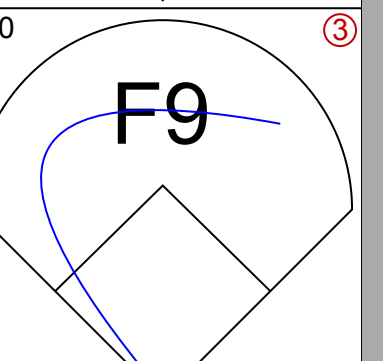
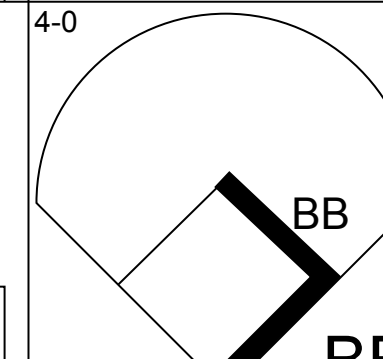
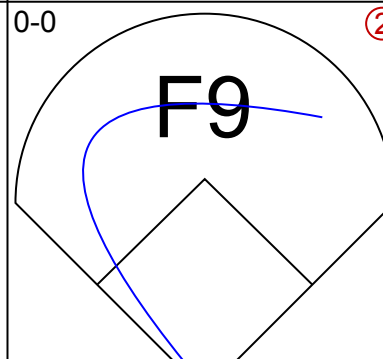
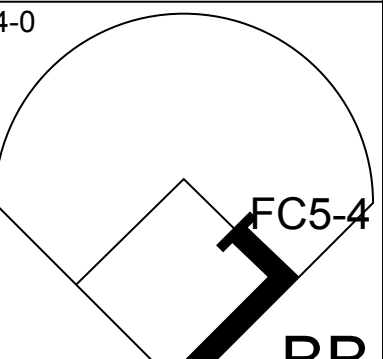
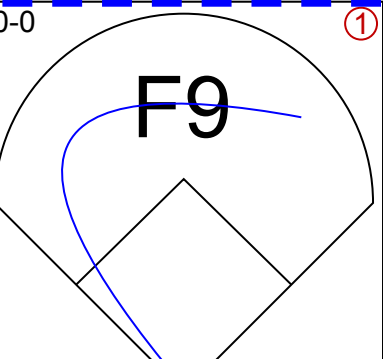
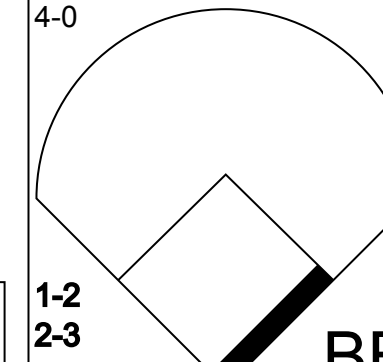
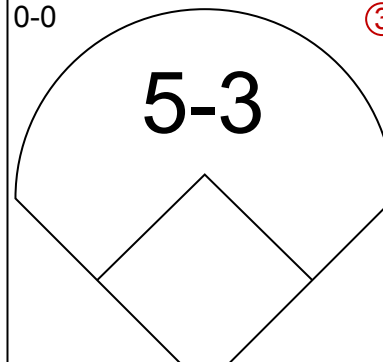
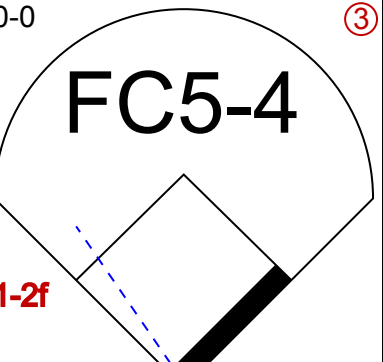
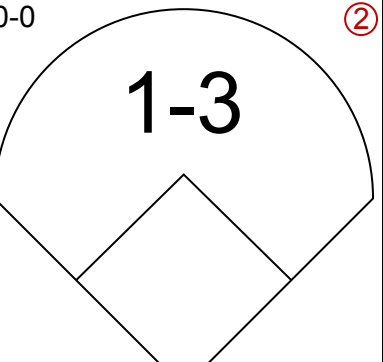
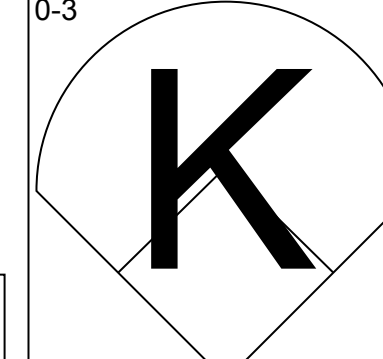
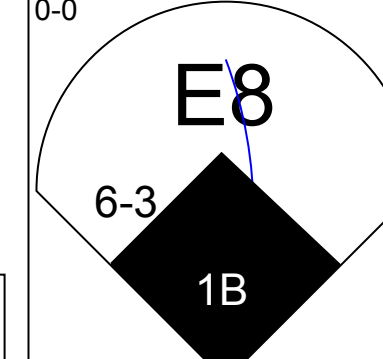
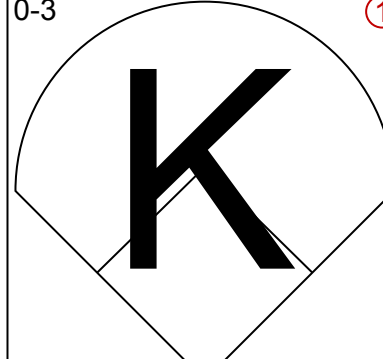
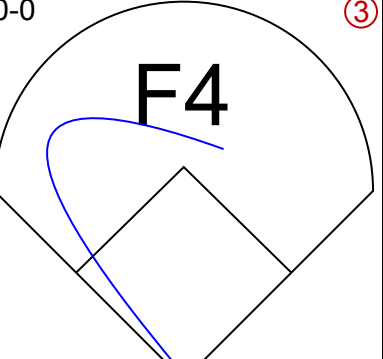
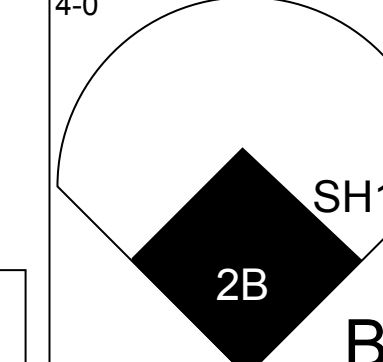
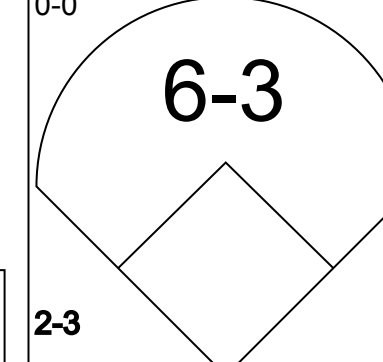
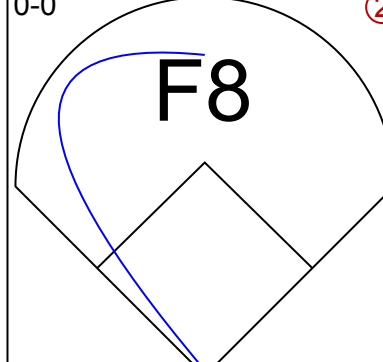

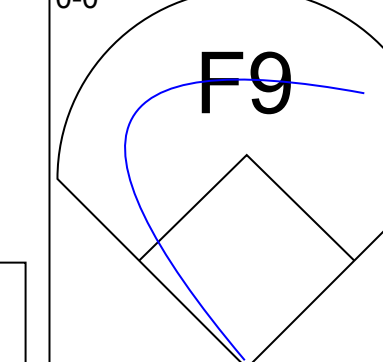
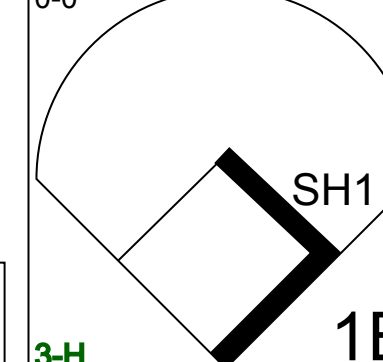
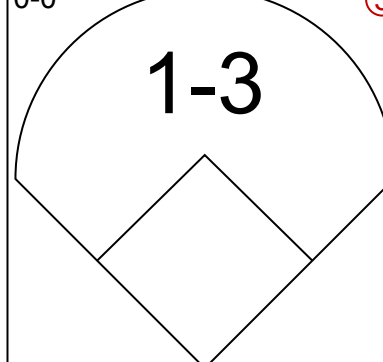

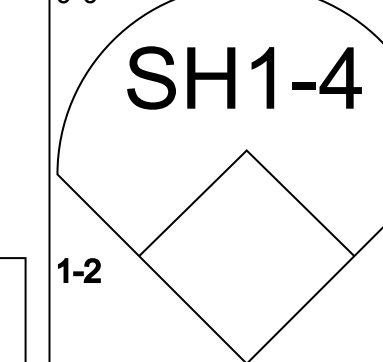
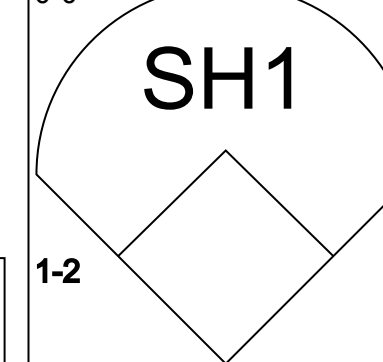


AB	32
R	0
H	8
RBI	0
BB	3
SO	4
LOB	14



Batter	1	2	3	4	5	6	7	8	9	AB	R	H	RBI	BB	SO	LOB	BOTTOM			
Tim Flannery, L (1, 4) OBP: 0.376, SLG: 0.366	K			G5-4-3 BB		1B 3B		G4-6-3 BB		2	1	1	1	2	1	0	Cincinnati Reds @ San Diego Padres Jack Murphy Stadium, San Diego, CA Sat Jun 29 1985, 10:05 PM EDT Att: 52,383 - Unknown			
Tony Gwynn, L (1, 9) OBP: 0.350, SLG: 0.442	F7			F8		S 1B		G4-6-3 1-2		4	0	1	1	0	0	2				
Steve Garvey, R (1, 3) OBP: 0.296, SLG: 0.446	F4			G5-4-3 1-2		F9		6-3		4	0	0	0	0	0	2				
Terry Kennedy, L (1, 2) OBP: 0.302, SLG: 0.405		G1-4-3				FC4 1B		1-2 IBB		2	0	1	0	1	0	0				
Kevin McReynolds, R (1, 8) OBP: 0.320, SLG: 0.410		F4				K		F9		3	0	0	0	0	1	3				
Graig Nettles, L (1, 5) OBP: 0.396, SLG: 0.380		F8				K		F5		3	0	0	0	0	1	1				
Camelo Martinez, R (1, 7) OBP: 0.349, SLG: 0.472				K		FC4 1-2		HR		3	1	1	1	0	1	1				
Garry Templeton, S (1, 6) OBP: 0.333, SLG: 0.401				G3				F5		3	1	1	0	0	0	0				
Dave Dravecky, R (1, 1) OBP: 0.147, SLG: 0.125				K		G3		6-3		3	0	0	0	0	1	1				
Inning Stats	R: 0 E: 0 K: 1 S: 5	H: 0 LOB: 0 BB: 0 P: 5	R: 0 E: 0 K: 0 S: 3	H: 0 LOB: 0 BB: 0 P: 3	R: 0 E: 0 K: 2 S: 7	H: 0 LOB: 0 BB: 0 P: 7	R: 0 E: 0 K: 0 S: 2	H: 0 LOB: 1 BB: 1 P: 6	R: 0 E: 0 K: 0 S: 8	H: 1 LOB: 1 BB: 0 P: 8	R: 2 E: 0 K: 0 S: 6	H: 3 LOB: 2 BB: 1 P: 10	R: 1 E: 0 K: 0 S: 4	H: 1 LOB: 0 BB: 0 P: 4	R: 0 E: 0 K: 0 S: 2	H: 0 LOB: 1 BB: 1 P: 6	1B: 2 2B: 0 3B: 2 HR: 1	SF: 0 SAC: 0 DP: 2 HBP: 0	WP: 0 PB: 0 SB: 1 CS: 0	PA: 30
PITCHER Mario Soto, R (1, 1) ERA: 3.2	IP: 6.0 WLS: L BF: 23 H: 4 R: 2 ER: 2 SO: 5 BB: 1 IBB: 1 HBP: 0 BLK: 0 WP: 0 HR: 0 S: 31 P: 39 ERA: 3.00 WHIP: 0.833																			
PITCHER Tom Hume, R (7, 1) ERA: 3.6	IP: 2.0 WLS: 7 BF: 7 H: 1 R: 1 ER: 1 SO: 0 BB: 1 IBB: 0 HBP: 0 BLK: 0 WP: 0 HR: 1 S: 6 P: 10 ERA: 4.50 WHIP: 1.000																			



Batter	1	2	3	4	5	6	7	8	9	AB	R	H	RBI	BB	SO	LOB	TOP					
Gary Redus, R OBP: 0.382, SLG: 0.453 (1, 7)										3	0	0	0	1	1	2	<p>Cincinnati Reds @ San Diego Padres Jack Murphy Stadium, San Diego, CA Sun Jun 30 1985, 6:33 AM EDT Att: 26,895 - Unknown</p> <p>livebaseballscorecards.com</p>					
Eddie Milner, L OBP: 0.323, SLG: 0.275 (1, 8)										4	0	1	0	1	0	4						
Pete Rose, S OBP: 0.408, SLG: 0.352 (1, 3)											5	0	2	1	0	0		3				
Dave Parker, L OBP: 0.374, SLG: 0.539 (1, 9)										5	1	1	0	0	0	5						
Wayne Krenchicki, L OBP: 0.407, SLG: 0.465 Max Venable, L OBP: 0.353, SLG: 0.467 John Franco, L OBP: 0.333, SLG: 0.333 (8, PR)										3	0	1	0	1	0	0						
Dave Concepcion, R OBP: 0.326, SLG: 0.393 (1, 6)										4	0	1	0	0	0	1						
Ron Oester, S OBP: 0.343, SLG: 0.379 (1, 4)										2	0	0	1	1	1	0						
Dave Vangorder, R OBP: 0.269, SLG: 0.320 (1, 2)										4	1	2	1	0	0	2						
Tom Browning, L OBP: 0.206, SLG: 0.194 Nick Esasky, R OBP: 0.355, SLG: 0.401 (8, 5)										3	0	2	0	0	1	1						
Inning Stats	R: 0 E: 0 K: 1 S: 6	H: 1 LOB: 1 BB: 0 P: 6	R: 0 E: 0 K: 0 S: 3	H: 0 LOB: 0 BB: 0 P: 3	R: 0 E: 0 K: 1 S: 6	H: 1 LOB: 1 BB: 0 P: 6	R: 1 E: 0 K: 0 S: 4	H: 2 LOB: 1 BB: 1 P: 8	R: 1 E: 0 K: 0 S: 6	H: 3 LOB: 2 BB: 0 P: 6	R: 0 E: 0 K: 1 S: 5	H: 0 LOB: 0 BB: 0 P: 5	R: 0 E: 0 K: 0 S: 4	H: 1 LOB: 2 BB: 1 P: 8	R: 0 E: 0 K: 0 S: 4	H: 1 LOB: 2 BB: 1 P: 8		R: 1 E: 0 K: 0 S: 5	H: 2 LOB: 2 BB: 1 P: 9	1B: 9 2B: 2 3B: 0 HR: 1	SF: 1 SAC: 1 DP: 1 HBP: 0	WP: 0 PB: 0 SB: 1 CS: 0
PITCHER	IP WLS BF H R ER SO BB IBB HBP BLK WP HR S P ERA WHIP	IP WLS BF H R ER SO BB IBB HBP BLK WP HR S P ERA WHIP															IP WLS BF H R ER SO BB IBB HBP BLK WP HR S P ERA WHIP					
Andy Hawkins, R ERA: 3.1 Rich Gossage, R ERA: 1.99 (9, 1)	8.1 L 38 10 3 3 3 3 3 1 0 0 0 1 40 56 3.24 1.560	0.2 3 1 0 0 0 0 0 0 0 0 0 0 0 3 3 0.00 1.500																				

Batter	1	2	3	4	5	6	7	8	9	AB	R	H	RBI	BB	SO	LOB	BOTTOM					
Jerry Royster, R OBP: 0.378, SLG: 0.412 (1, 4)										3	0	1	1	2	0	2	<p>Cincinnati Reds @ San Diego Padres Jack Murphy Stadium, San Diego, CA Sun Jun 30 1985, 6:33 AM EDT Att: 26,895 - Unknown</p> <p>livebaseballscorecards.com</p>					
Tony Gwynn, L OBP: 0.346, SLG: 0.436 (1, 9)										4	0	0	0	0	0	3						
Steve Garvey, R OBP: 0.292, SLG: 0.440 (1, 3)										4	0	0	0	0	1	2						
Kurt Bevacqua, R OBP: 0.419, SLG: 0.449 (1, 5)										2	0	0	0	2	0	0						
Kevin McReynolds, R OBP: 0.319, SLG: 0.406 (1, 8)										3	0	0	0	1	0	1						
Terry Kennedy, L OBP: 0.297, SLG: 0.398 (1, 2)										4	1	0	0	0	2	3						
Camelo Martinez, R OBP: 0.347, SLG: 0.466 (1, 7)										3	1	0	0	1	0	1						
Garry Templeton, S OBP: 0.332, SLG: 0.398 (1, 6)										4	0	1	1	0	0	1						
Andy Hawkins, R OBP: 0.125, SLG: 0.103 Rich Gossage, R OBP: 0.375, SLG: 0.433 (9, PH)										1	0	0	0	0	1	0						
Inning Stats	R: 0 E: 0 K: 2 S: 7	H: 0 LOB: 3 BB: 3 P: 19	R: 1 E: 0 K: 0 S: 4	H: 1 LOB: 1 BB: 1 P: 8	R: 0 E: 0 K: 0 S: 3	H: 0 LOB: 0 BB: 0 P: 3	R: 1 E: 1 K: 0 S: 5	H: 1 LOB: 1 BB: 0 P: 5	R: 0 E: 0 K: 0 S: 3	H: 0 LOB: 1 BB: 1 P: 7	R: 0 E: 0 K: 1 S: 5	H: 0 LOB: 0 BB: 0 P: 5	R: 0 E: 0 K: 1 S: 5	H: 0 LOB: 1 BB: 1 P: 9	R: 0 E: 0 K: 0 S: 3	H: 0 LOB: 0 BB: 0 P: 3		R: 0 E: 0 K: 0 S: 4	H: 1 LOB: 1 BB: 0 P: 4	1B: 2 2B: 1 3B: 0 HR: 0	SF: 0 SAC: 2 DP: 0 HBP: 0	WP: 0 PB: 0 SB: 1 CS: 0
PITCHER	IP WLS BF H R ER SO BB IBB HBP BLK WP HR S P ERA WHIP	IP WLS BF H R ER SO BB IBB HBP BLK WP HR S P ERA WHIP															IP WLS BF H R ER SO BB IBB HBP BLK WP HR S P ERA WHIP					
Tom Browning, L ERA: 3.59 John Franco, L ERA: 2.43 (8, 1)	7.0 W 7 1 0 0 0 0 0 0 0 0 0 0 7 7 0.00 0.500																					


Batter	1	2	3	4	5	6	7	8	9	10	AB	R	H	RBI	BB	SO	LOB	
Bill Doran, S OBP: 0.353, SLG: 0.404 (1, 4)	F7	SF9		K					1-3		4	1	1	1	0	1	0	
Craig Reynolds, L OBP: 0.325, SLG: 0.433 (1, 8)	HR				F8				F9		5	1	3	2	0	0	0	
Denny Walling, L OBP: 0.304, SLG: 0.396 (1, 5)	HR				F9				F7		5	1	2	2	0	0	2	
Jose Cruz, L OBP: 0.337, SLG: 0.428 (1, 7)	6-3				G4-6-3				F8		5	0	1	0	0	0	1	
Jerry Mumphrey, S OBP: 0.317, SLG: 0.389 (1, 9)					G3				5-3		4	0	2	0	0	0	1	
Kevin Bass, S OBP: 0.259, SLG: 0.372 (1, 8)	5-3				F9				E5		4	0	0	0	0	0	3	
Glenn Davis, R OBP: 0.264, SLG: 0.314 Enos Cabell, R OBP: 0.329, SLG: 0.374 (8, 3)					6-3				F7		4	1	1	0	0	0	2	
Mark Bailey, S OBP: 0.391, SLG: 0.441 (1, 2)					F8				4-3		4	1	1	0	0	0	0	
Nolan Ryan, R OBP: 0.105, SLG: 0.056 (1, 1)					F8				F8		3	0	0	0	0	0	0	
Inning Stats	R: 2 E: 0 K: 0 S: 6	H: 3 LOB: 1 BB: 0 P: 6	R: 2 E: 0 K: 0 S: 6	H: 3 LOB: 1 BB: 0 P: 6	R: 0 E: 0 K: 1 S: 5	H: 1 LOB: 0 BB: 0 P: 5	R: 0 E: 0 K: 0 S: 3	H: 1 LOB: 0 BB: 0 P: 3	R: 0 E: 1 K: 0 S: 4	H: 0 LOB: 1 BB: 0 P: 4	R: 0 E: 0 K: 0 S: 3	H: 0 LOB: 0 BB: 0 P: 3	R: 0 E: 0 K: 0 S: 3	H: 0 LOB: 0 BB: 0 P: 3	R: 0 E: 0 K: 0 S: 3	H: 0 LOB: 0 BB: 0 P: 3	1B: 8 2B: 2 3B: 0 HR: 1	SF: 1 SAC: 1 DP: 2 HBP: 0
PITCHER	IP	WLS	BF	H	R	ER	SO	BB	IBB	HBP	BLK	WP	HR	S	P	ERA	WHIP	
LaMarr Hoyt, R ERA: 3.32 (1, 1)	7.0		30	11	5	5	1	0	0	0	0	0	1	32	32	6.43	1.571	
Mark Thurmond, L ERA: 4.59 (8, 1)	2.0		7	0	0	0	0	0	0	0	0	0	0	7	7	0.00	0.000	
Rich Gossage, R ERA: 1.94 (10, 1)	1.0	W	3	0	0	0	0	0	0	0	0	0	0	3	3	0.00	0.000	

TOP

Houston Astros @ San Diego Padres
Jack Murphy Stadium, San Diego, CA

Mon Jul 01 1985, 10:05 PM EDT
Att: 36,001 - Unknown

AB	38
R	5
H	11
RBI	5
BB	0
SO	1
LOB	9



WP: 0	PA: 40
PB: 1	
SB: 2	
CS: 0	

livebaseballscorecards.com


Batter	1	2	3	4	5	6	7	8	9	10	AB	R	H	RBI	BB	SO	LOB			
Tim Flannery, L OBP: 0.376, SLG: 0.373 (1, 4)	F7				FC5-4				F7		5	1	2	0	0	0	4			
Tony Gwynn, L OBP: 0.344, SLG: 0.432 (1, 9)					K				G3		5	0	1	0	0	1	6			
Steve Garvey, R OBP: 0.267, SLG: 0.433 (1, 3)	F7				F8				5-3		5	0	0	1	0	0	2			
Terry Kennedy, L OBP: 0.297, SLG: 0.396 Bobby Brown, S OBP: 0.237, SLG: 0.229 (8, PR) (9, 8)	K				F9				K		4	0	1	0	0	2	1			
Kevin McReynolds, R Bruce Bochy, R OBP: 0.304, SLG: 0.486 (9, 2)					5-3				5-3		4	0	0	0	0	0	1			
Graig Nettles, L OBP: 0.369, SLG: 0.376 Jerry Royster, R OBP: 0.378, SLG: 0.412 (10, 5)					4-3				K		2	1	0	0	2	1	0			
Carmelo Martinez, R OBP: 0.349, SLG: 0.483 Gery Davis, R OBP: 0.375, SLG: 0.433 (10, 7)					K				K		4	1	2	2	0	2	0			
Garry Templeton, S OBP: 0.335, SLG: 0.405 (1, 6)					4-3				G3		3	1	1	0	1	0	0			
LaMarr Hoyt, R OBP: 0.105, SLG: 0.105 Al Bumby, L OBP: 0.251, SLG: 0.259 Mark Thurmond, L (7, PH) (8, 1)					SH2-3				F5		1	0	1	1	0	0	0			
Kurt Bevacqua, R OBP: 0.413, SLG: 0.449 Rich Gossage, R (10, 1)					FC5-4				SF9		1	0	0	0	0	0	0			
Inning Stats	R: 3 E: 0 K: 1 S: 6	H: 1 LOB: 1 BB: 0 P: 6	R: 3 E: 0 K: 0 S: 6	H: 3 LOB: 1 BB: 1 P: 10	R: 0 E: 0 K: 0 S: 3	H: 0 LOB: 0 BB: 0 P: 3	R: 0 E: 0 K: 1 S: 5	H: 0 LOB: 0 BB: 0 P: 5	R: 0 E: 0 K: 2 S: 7	H: 0 LOB: 0 BB: 0 P: 7	R: 0 E: 0 K: 0 S: 5	H: 0 LOB: 0 BB: 0 P: 5	R: 1 E: 0 K: 0 S: 5	H: 2 LOB: 2 BB: 0 P: 5	R: 0 E: 0 K: 0 S: 4	H: 1 LOB: 3 BB: 0 P: 12	R: 1 E: 0 K: 1 S: 5	H: 1 LOB: 0 BB: 0 P: 5	1B: 4 2B: 2 3B: 1 HR: 2	SF: 1 SAC: 1 DP: 0 HBP: 0
PITCHER	IP	WLS	BF	H	R	ER	SO	BB	IBB	HBP	BLK	WP	HR	S	P	ERA	WHIP			
Nolan Ryan, R ERA: 3.37 (1, 1)	9.2	L	41	9	6	6	7	2	1	0	0	0	2	52	64	5.59	1.138			

BOTTOM

Houston Astros @ San Diego Padres
Jack Murphy Stadium, San Diego, CA


Mon Jul 01 1985, 10:05 PM EDT
Att: 36,001 - Unknown


AB	36
R	6
H	9
RBI	6
BB	3
SO	7
LOB	14



WP: 0	PA: 41
PB: 0	
SB: 1	
CS: 0	

livebaseballscorecards.com

Batter	1	2	3	4	5	6	7	8	9	AB	R	H	RBI	BB	SO	LOB	TOP								
Tim Flannery, L OBP: 0.378, SLG: 0.370 (1, 4)	4-3		G3		CS	5-3	4-3 BB 2B BB	1B		4	1	1	0	1	0	1	San Diego Padres @ Pittsburgh Pirates Three Rivers Stadium, Pittsburgh, PA Thu Jul 04 1985, 3:33 AM EDT Att: 10,102 - Unknown AB 37 R 9 H 9 RBI 8 BB 5 SO 4 LOB 16 								
Tony Gwynn, L OBP: 0.347, SLG: 0.434 (1, 9)	1-3			F8		E	4-3 2B BB	1B		4	2	2	1	1	0	0									
Steve Garvey, R OBP: 0.286, SLG: 0.430 (1, 3)	P6			K	6-3		4-3	F9		5	0	0	0	0	1	5									
Terry Kennedy, L OBP: 0.294, SLG: 0.394 (1, 2)		4-3		F7		E6	3-1 1B	F8		5	1	1	2	0	0	1									
Kevin McReynolds, R OBP: 0.309, SLG: 0.389 (1, 8)		F9		6-3		1B 2B BB	3-1	F8		4	1	0	0	1	0	2									
Graig Nettles, L OBP: 0.376, SLG: 0.385 (1, 5)		F7			1B 3B	HBP 1B	P6			4	2	2	1	1	0	1									
Carmelo Martinez, R Bobby Brown, S OBP: 0.225, SLG: 0.216 (1, 7) (7, 7)			5-3		6-3	2B HBP		F8	F9	2	1	0	0	0	0	1									
Garry Templeton, S Mario Ramirez, R OBP: 0.343, SLG: 0.414 (8, PR) (8, PR)			S BB		CS 1B	1B 2B		1B 1B		3	0	3	4	1	0	0									
Eric Show, R OBP: 0.083, SLG: 0.083 (1, 1)			K		K	K		P3		4	0	0	0	0	3	4									
Inning Stats	R: 0 E: 0 K: 0 S: 3	H: 0 LOB: 0 BB: 0 P: 3	R: 0 E: 0 K: 0 S: 3	H: 0 LOB: 0 BB: 0 P: 3	R: 0 E: 0 K: 1 S: 5	H: 0 LOB: 1 BB: 1 P: 9	R: 0 E: 1 K: 1 S: 6	H: 0 LOB: 1 BB: 0 P: 6	R: 1 E: 0 K: 1 S: 6	H: 2 LOB: 0 BB: 0 P: 6	R: 5 E: 1 K: 1 S: 9	H: 3 LOB: 1 BB: 1 P: 14	R: 2 E: 0 K: 0 S: 4	H: 1 LOB: 1 BB: 2 P: 12	R: 1 E: 0 K: 0 S: 6	H: 3 LOB: 2 BB: 0 P: 6		R: 0 E: 0 K: 0 S: 3	H: 0 LOB: 1 BB: 1 P: 7	1B: 5 2B: 3 3B: 1 HR: 0	SF: 0 SAC: 0 DP: 0 HBP: 1	WP: 0 PB: 0 SB: 1 CS: 1	PA: 44		
PITCHER	IP	WLS	BF	H	R	ER	SO	BB	IBB	HBP	BLK	WP	HR	S	P	ERA	WHIP								
Rick Rhoden, R ERA: 4.27 (1, 1)	6.0	L	27	5	6	1	4	2	0	1	0	0	0	32	41	1.50	1.167								
Jim Winn, R ERA: 3.59 (7, 1)	2.0		12	4	3	3	0	2	0	0	0	0	0	10	18	13.50	3.000								
Cecilio Guante, R ERA: 2.0 (9, 1)	1.0		4	0	0	0	0	1	0	0	0	0	0	3	7	0.00	1.000								

Batter	1	2	3	4	5	6	7	8	9	AB	R	H	RBI	BB	SO	LOB	BOTTOM								
Marvell Wynne, L OBP: 0.275, SLG: 0.302 (1, 8)	4-3 SH1-3 1B		F9		F8			F7	1-2 2-3 BB	4	0	1	1	1	0	2	San Diego Padres @ Pittsburgh Pirates Three Rivers Stadium, Pittsburgh, PA Thu Jul 04 1985, 3:33 AM EDT Att: 10,102 - Unknown AB 32 R 1 H 7 RBI 1 BB 4 SO 5 LOB 21 								
Joe Orsulak, L OBP: 0.346, SLG: 0.356 (1, 9)	SH1-3		PO 1B		F8			F8		3	0	1	0	1	0	3									
Johnny Ray, S Jim Winn, R OBP: 0.359, SLG: 0.355 (1, 4) (7, 1)	4-3		PO	F9		F8		K		3	0	0	0	0	0	1									
Doug Frobel, L Cecilio Guante, R OBP: 0.348, SLG: 0.269 (8, PH) (9, 1)	2-3		1-2							0	0	0	0	0	1	1									
Jason Thompson, L OBP: 0.349, SLG: 0.427 (1, 3)	K			4-3		BB		F9		3	0	0	0	1	2										
Bill Madlock, R OBP: 0.309, SLG: 0.360 (1, 5)		P4		F8		F7		HBP 1B BB 1B		4	1	1	0	0	0	1									
Steve Kemp, L OBP: 0.311, SLG: 0.278 (1, 7)		1B			6-3		BB	BB HBP 1B		3	0	2	0	1	0	0									
Sam Khalifa, R OBP: 0.350, SLG: 0.405 (1, 6)		F9			1B 1B		K	F9		4	0	1	0	0	1	4									
Junior Ortiz, R OBP: 0.231, SLG: 0.269 (1, 2)		K			1B		K	P4		4	0	1	0	0	2	4									
Rick Rhoden, R Jim Morrison, R OBP: 0.229, SLG: 0.235 (1, 1) (7, 4)			F8		F8		F5	BB HBP		2	0	0	0	0	0	2									
Inning Stats	R: 0 E: 0 K: 1 S: 6	H: 1 LOB: 1 BB: 0 P: 6	R: 0 E: 0 K: 1 S: 6	H: 1 LOB: 0 BB: 0 P: 6	R: 0 E: 0 K: 0 S: 3	H: 0 LOB: 0 BB: 0 P: 3	R: 0 E: 0 K: 0 S: 3	H: 0 LOB: 0 BB: 0 P: 3	R: 0 E: 0 K: 2 S: 7	H: 0 LOB: 1 BB: 1 P: 11	R: 0 E: 0 K: 1 S: 5	H: 0 LOB: 1 BB: 1 P: 9	R: 1 E: 0 K: 0 S: 5	H: 2 LOB: 3 BB: 1 P: 10	1B: 7 2B: 0 3B: 0 HR: 0	SF: 0 SAC: 1 DP: 0 HBP: 1	WP: 0 PB: 0 SB: 0 CS: 0	PA: 39							
PITCHER	IP	WLS	BF	H	R	ER	SO	BB	IBB	HBP	BLK	WP	HR	S	P	ERA	WHIP								
Eric Show, R ERA: 3.15 (1, 1)	9.0	W	38	7	1	1	5	4	0	1	0	0	0	43	60	1.00	1.222								

Batter	1	2	3	4	5	6	7	8	9	AB	R	H	RBI	BB	SO	LOB	TOP					
Jerry Royster, R OBP: 0.378, SLG: 0.425										5	0	1	0	0	0	3						
Tony Gwynn, L OBP: 0.352, SLG: 0.436										3	2	1	0	1	0	3						
Steve Garvey, R OBP: 0.297, SLG: 0.443										5	2	3	0	0	0	2						
Kurt Bevacqua, R OBP: 0.400, SLG: 0.436										4	1	1	2	1	0	3						
Carmelo Martinez, R OBP: 0.345, SLG: 0.468										5	1	2	0	0	0	5						
Kevin McReynolds, R OBP: 0.384, SLG: 0.380										5	0	1	2	0	1	5						
Bruce Bochy, R OBP: 0.327, SLG: 0.490										5	1	2	2	0	0	2	AB					
Al Bumbry, L OBP: 0.293, SLG: 0.259										0	0	0	0	0	0	0	R					
Terry Kennedy, L OBP: 0.293, SLG: 0.390										0	0	0	0	0	0	0	H					
Garry Templeton, S OBP: 0.350, SLG: 0.410										5	0	1	0	0	1	1	RBI					
Andy Hawkins, R OBP: 0.119, SLG: 0.098										2	0	0	0	0	0	0	BB					
Bobby Brown, S OBP: 0.227, SLG: 0.220										1	0	1	1	0	0	0	SO					
Mark Thurmond, L OBP: 0.394, SLG: 0.452										0	0	0	0	0	0	0	LOB					
Gerry Davis, R OBP: 0.394, SLG: 0.452										1	0	1	0	0	0	0						
Craig Lefferts, L OBP: 0.333, SLG: 0.333										0	0	0	0	0	0	0						
Inning Stats	R: 2 E: 0 K: 0 S: 6	H: 3 LOB: 2 BB: 1 P: 10	R: 0 E: 0 K: 1 S: 5	H: 0 LOB: 0 BB: 0 P: 5	R: 0 E: 0 K: 0 S: 5	H: 2 LOB: 2 BB: 0 P: 5	R: 0 E: 0 K: 0 S: 3	H: 0 LOB: 0 BB: 0 P: 3	R: 0 E: 0 K: 0 S: 3	H: 0 LOB: 1 BB: 0 P: 4	R: 2 E: 0 K: 0 S: 7	H: 4 LOB: 2 BB: 0 P: 7	R: 0 E: 0 K: 0 S: 4	H: 1 LOB: 1 BB: 0 P: 4	R: 0 E: 0 K: 0 S: 4	H: 1 LOB: 1 BB: 0 P: 4	R: 3 E: 0 K: 1 S: 8	H: 3 LOB: 1 BB: 1 P: 12	1B: 10 2B: 4 3B: 0 HR: 0	SF: 0 SAC: 0 DP: 0 HBP: 1	WP: 0 PB: 0 SB: 0 CS: 0	PA: 44
PITCHER	IP WLS BF H R ER SO BB IBB HBP BLK WP HR S P ERA WHIP																					
Larry McWilliams, L ERA: 4.41	(1, 1) 5.1 27 9 4 4 1 1 0 1 0 0 0 0 27 32 6.75 1.875																					
Al Holland, L ERA: 3.48	(6, 1) 2.2 12 3 2 2 0 1 0 0 0 0 0 0 11 15 6.75 1.500																					
John Candelaria, L ERA: 3.43	(9, 1) 1.0 W 5 2 1 1 1 0 0 0 0 0 0 0 7 7 9.00 2.000																					

San Diego Padres @ Pittsburgh Pirates
Three Rivers Stadium, Pittsburgh, PA

Sat Jul 06 1985, 7:05 PM EDT
Att: 10,281 - Unknown

AB 41
R 7
H 14
RBI 7
BB 2
SO 2
LOB 24



Batter	1	2	3	4	5	6	7	8	9	AB	R	H	RBI	BB	SO	LOB	BOTTOM			
Marvell Wynne, L OBP: 0.289, SLG: 0.321										6	1	2	1	0	0	0				
Tony Peña, R OBP: 0.308, SLG: 0.395										5	0	2	1	0	1	0				
Bill Madlock, R OBP: 0.318, SLG: 0.388										5	3	3	0	0	0	1				
Jason Thompson, L OBP: 0.362, SLG: 0.433										2	2	2	2	3	0	0				
George Hendrick, R OBP: 0.290, SLG: 0.333										5	0	2	0	0	1	3				
Steve Kemp, L OBP: 0.309, SLG: 0.291										4	1	1	1	0	0	6				
Joe Orsulak, L OBP: 0.344, SLG: 0.353										1	0	0	0	0	0	0				
Jim Morrison, R OBP: 0.293, SLG: 0.311										5	0	2	2	0	0	2	AB			
Sam Khalifa, R OBP: 0.360, SLG: 0.378										3	1	1	0	2	0	3	R			
Larry McWilliams, L OBP: 0.129, SLG: 0.133										2	0	1	1	0	1	0	H			
Al Holland, R OBP: 0.500, SLG: 0.800										2	0	0	0	0	1	2	RBI			
John Candelaria, L ERA: 4.54										0	0	0	0	0	0	0	BB			
Sixto Lezcano, R OBP: 0.388, SLG: 0.311										1	0	1	0	0	0	0	SO			
Inning Stats	R: 0 E: 0 K: 0 S: 3	H: 0 LOB: 0 BB: 0 P: 3	R: 1 E: 0 K: 1 S: 7	H: 2 LOB: 1 BB: 0 P: 7	R: 1 E: 0 K: 1 S: 6	H: 1 LOB: 0 BB: 0 P: 6	R: 2 E: 0 K: 0 S: 7	H: 5 LOB: 3 BB: 1 P: 11	R: 0 E: 0 K: 0 S: 4	H: 1 LOB: 1 BB: 0 P: 4	R: 1 E: 0 K: 1 S: 6	H: 1 LOB: 2 BB: 2 P: 14	R: 1 E: 0 K: 1 S: 7	H: 2 LOB: 1 BB: 0 P: 7	R: 0 E: 0 K: 0 S: 5	H: 3 LOB: 2 BB: 0 P: 5	1B: 10 2B: 5 3B: 1 HR: 1	SF: 0 SAC: 0 DP: 0 HBP: 0	WP: 0 PB: 0 SB: 1 CS: 0	PA: 46
PITCHER	IP WLS BF H R ER SO BB IBB HBP BLK WP HR S P ERA WHIP																			
Andy Hawkins, R ERA: 3.35	(1, 1) 5.0 26 10 5 5 2 1 2 0 0 0 0 1 27 39 9.00 2.200																			
Mark Thurmond, L ERA: 4.54	(6, 1) 2.0 10 2 1 1 1 1 1 0 0 0 0 10 18 4.50 1.500																			
Craig Lefferts, L ERA: 4.14	(8, 1) 1.2 L 10 5 2 2 1 0 0 0 0 0 0 0 12 12 10.80 3.000																			

San Diego Padres @ Pittsburgh Pirates
Three Rivers Stadium, Pittsburgh, PA

Sat Jul 06 1985, 7:05 PM EDT
Att: 10,281 - Unknown

AB 41
R 8
H 17
RBI 8
BB 5
SO 4
LOB 17



Batter	1	2	3	4	5	6	7	8	9	AB	R	H	RBI	BB	SO	LOB	TOP		
Tim Flannery, L (1,4) OBP: 0.372, SLG: 0.361	0-0 3-1		0-0 F8			0-0 4-3	0-0 2B		0-3 K	5	0	1	2	0	1	1			
Tony Gwynn, L (1,9) OBP: 0.351, SLG: 0.432	0-0 F7		0-0 6-3			0-0 3-1	1-3 2-H 3-H 4-0 IBB			3	0	0	0	1	0	0			
Steve Garvey, R (1,3) OBP: 0.293, SLG: 0.438	0-0 5-3		0-3 K			0-0 1-3	0-0 F9			4	0	0	0	0	1	3			
Graig Nettles, L (1,5) OBP: 0.381, SLG: 0.396		0-0 F9		0-0 G6-4-3 1B			0-0 SH5-3 1B	0-3 K		4	1	2	0	0	1	0			
Terry Kennedy, L (1,2) OBP: 0.292, SLG: 0.388		0-0 F7		0-0 G6-4-3 1-2			0-0 1B SH5-3 FC3-5 1B	0-0 3-1		4	0	1	0	0	0	1			
Carmelo Martinez, R (1,7) OBP: 0.349, SLG: 0.469		0-0 E 1B		0-0 5-3			0-0 SH5-3 1-2 2-3	4-0 BB		2	0	1	0	1	0	0			
Kevin McReynolds, R (1,8) OBP: 0.300, SLG: 0.362		0-0 E7 1B			0-0 1-3	0-0 1-3	0-0 BB FC3-5 2B	0-0 4-3		4	1	2	1	0	0	1			
Garry Templeton, S (1,6) OBP: 0.352, SLG: 0.413		4-0 IBB			0-0 6-3		0-0 FC3-5 2B		0-0 SH5-4 CS 2B	3	1	1	0	1	0	2			
LaMarr Hoyt, R (1,1) OBP: 0.122, SLG: 0.100		0-0 F8			0-0 1-3		0-0 2B BB		0-0 SH5-4 2-3	2	0	0	0	1	0	3			
Inning Stats	R: 0 E: 0 K: 0 S: 3	H: 0 LOB: 0 BB: 0 P: 3	R: 0 E: 1 K: 0 S: 5	H: 2 LOB: 3 BB: 1 P: 9	R: 0 E: 0 K: 1 S: 5	H: 0 LOB: 0 BB: 0 P: 5	R: 0 E: 0 K: 0 S: 3	H: 1 LOB: 0 BB: 0 P: 3	R: 0 E: 0 K: 0 S: 3	H: 0 LOB: 0 BB: 0 P: 3	R: 3 E: 0 K: 0 S: 7	H: 4 LOB: 3 BB: 2 P: 15	R: 0 E: 0 K: 1 S: 5	H: 0 LOB: 1 BB: 1 P: 9	R: 0 E: 0 K: 1 S: 5	H: 1 LOB: 0 BB: 0 P: 5	1B: 6 2B: 2 3B: 0 HR: 0	SF: 0 SAC: 2 DP: 1 HBP: 0	WP: 0 PA: 37 CS: 1
PITCHER	IP	WLS	BF	H	R	ER	SO	BB	IBB	HBP	BLK	WP	HR	S	P	ERA	WHIP		
Rick Reuschel, R (1,1) ERA: 2.4	8.0	L	34	7	3	3	2	2	2	0	0	0	0	34	50	3.38	1.125		
Al Holland, L (9,1) ERA: 3.42	1.0		3	1	0	0	1	0	0	0	0	0	0	5	5	0.00	1.000		

San Diego Padres @ Pittsburgh Pirates
Three Rivers Stadium, Pittsburgh, PA
Sun Jul 07 1985, 3:33 AM EDT
Att: 11,608 - Unknown

AB 31
R 3
H 8
RBI 3
BB 4
SO 3
LOB 11



Batter	1	2	3	4	5	6	7	8	9	AB	R	H	RBI	BB	SO	LOB	BOTTOM		
Marvell Wynne, L (1,8) OBP: 0.288, SLG: 0.320	0-0 4-3		0-0 5-3			0-0 F9 FC3-2 1B		0-0 FC5-4 1B		4	0	1	0	0	0	1			
Lee Mazzilli, S (1,7) OBP: 0.451, SLG: 0.413	0-3 K			0-0 G3		0-0 FC3-2		0-0 FC6-4 1B		4	0	1	0	0	1	2			
Al Holland, R (9,1) OBP: 0.500, SLG: 0.800						1-2 3-H				0	0	0	0	0	0	0			
Johnny Ray, S (1,4) OBP: 0.282, SLG: 0.356	0-0 1B			0-0 1B		0-0 F9		0-0 FC6-4		4	0	2	0	0	0	4			
Jason Thompson, L (1,3) OBP: 0.356, SLG: 0.425	0-0 G3			0-0 F7		0-0 L4				4	0	0	0	0	0	4			
Tony Peña, R (1,2) OBP: 0.304, SLG: 0.389		0-0 5-3		0-0 4-3			0-3 K		0-0 4-3	4	0	0	0	0	1	1			
Joe Orsulak, L (1,9) OBP: 0.335, SLG: 0.344		0-0 6-3			0-0 F4		0-0 G3		0-0 4-3	4	0	0	0	0	0	0			
Jim Morrison, R (1,5) OBP: 0.287, SLG: 0.304		0-0 F7			0-0 F9		0-0 F8			3	0	0	0	0	0	0			
Sam Khalifa, R (1,6) OBP: 0.340, SLG: 0.354			0-0 6-3		0-0 L4			0-0 F5		3	0	0	0	0	0	0			
Rick Reuschel, R (1,1) OBP: 0.182, SLG: 0.227			0-0 F7			0-0 1B FC3-2 2B		0-0 FC5-4 1B		2	0	1	0	0	0	0			
Steve Kemp, L (8,PH) OBP: 0.313, SLG: 0.296										1	0	1	0	0	0	0			
Inning Stats	R: 0 E: 0 K: 1 S: 6	H: 1 LOB: 1 BB: 0 P: 6	R: 0 E: 0 K: 0 S: 3	H: 0 LOB: 0 BB: 0 P: 3	R: 0 E: 0 K: 0 S: 4	H: 1 LOB: 0 BB: 0 P: 4	R: 0 E: 0 K: 0 S: 3	H: 0 LOB: 0 BB: 0 P: 3	R: 0 E: 0 K: 1 S: 5	H: 0 LOB: 2 BB: 0 P: 5	R: 0 E: 0 K: 0 S: 5	H: 0 LOB: 2 BB: 0 P: 5	R: 0 E: 0 K: 0 S: 5	H: 2 LOB: 2 BB: 0 P: 5	R: 0 E: 0 K: 0 S: 3	H: 0 LOB: 0 BB: 0 P: 3	1B: 5 2B: 1 3B: 0 HR: 0	SF: 0 SAC: 0 DP: 0 HBP: 0	WP: 0 PA: 33 CS: 0
PITCHER	IP	WLS	BF	H	R	ER	SO	BB	IBB	HBP	BLK	WP	HR	S	P	ERA	WHIP		
LaMarr Hoyt, R (1,1) ERA: 3.09	9.0	W	33	6	0	0	2	0	0	0	0	0	0	37	37	0.00	0.667		


San Diego Padres @ Pittsburgh Pirates
Three Rivers Stadium, Pittsburgh, PA
Sun Jul 07 1985, 3:33 AM EDT
Att: 11,608 - Unknown

AB 33
R 0
H 6
RBI 0
BB 0
SO 2
LOB 12



Batter	1	2	3	4	5	6	7	8	9	AB	R	H	RBI	BB	SO	LOB	TOP										
Jerry Royster, R (1,4) OBP: 0.176, SLG: 0.206 Tim Flannery, L (6,PH) OBP: 0.396, SLG: 0.432 (6,4)	4-3		K		G5-4-3 1B	G3			BB 4-3-4	3	1	1	0	0	1	0	San Diego Padres @ Chicago Cubs Wrigley Field, Chicago, IL Mon Jul 08 1985, 3:33 AM CDT Att: 36,388 - Unknown										
Tony Gwynn, L (1,9) OBP: 0.347, SLG: 0.462	E4		1B		1-2 G5-4-3 1B		6-3		G4-3-6-4 1-2 2-H	5	1	2	0	0	0	1											
Steve Garvey, R (1,3) OBP: 0.313, SLG: 0.490	FC1-4-6 1-2		FC5-4 1B		G5-4-3 1-2 2-3		5-3		6-3	5	0	1	1	0	0	3											
Kevin McReynolds, R (1,8) OBP: 0.281, SLG: 0.286	FC6-4 1-2		FC5-4 BB		FC6 1B		F8			4	0	1	1	0	0	2											
Graig Nettles, L (1,5) OBP: 0.459, SLG: 0.565		6-3 5-3 BB	1-2 BB		FC6 1-2				L9	2	0	0	0	2	0	1											
Carmelo Martinez, R (1,7) OBP: 0.336, SLG: 0.491		5-3 1-2	4-3			SH5-3 2B			F8	4	0	1	0	0	0	3											
Bruce Bochy, R (1,2) OBP: 0.143, SLG: 0.143		6-3 2-3		5-3		SH5-3 2-3			1B	3	0	1	0	0	0	1											
Garry Templeton, S (1,6) OBP: 0.298, SLG: 0.395				4-3		4-3			K	3	0	0	0	1	1	2											
LaMarr Hoyt, R (1,1) Al Bumbry, L (6,PH) OBP: 0.429, SLG: 0.423 Luis DeLeon, R (6,PH) OBP: 1.000, SLG: 1.000 Bobby Brown, S (9,PH) OBP: 0.167, SLG: 0.333	1-3			K					G4-3-6-4 2B	2	0	0	0	0	1	2											
Inning Stats	R: 0 E: 1 K: 0 S: 4	H: 0 LOB: 1 BB: 0 P: 4	R: 0 E: 0 K: 0 S: 3	H: 0 LOB: 2 BB: 2 P: 11	R: 1 E: 0 K: 1 S: 7	H: 2 LOB: 2 BB: 1 P: 11	R: 0 E: 0 K: 1 S: 5	H: 0 LOB: 0 BB: 0 P: 5	R: 1 E: 0 K: 0 S: 5	H: 3 LOB: 1 BB: 0 P: 5	R: 0 E: 0 K: 0 S: 4	H: 1 LOB: 2 BB: 1 P: 8	R: 0 E: 0 K: 1 S: 6	H: 0 LOB: 0 BB: 0 P: 3	R: 0 E: 0 K: 1 S: 6	H: 1 LOB: 1 BB: 0 P: 6		R: 1 E: 0 K: 0 S: 3	H: 1 LOB: 0 BB: 1 P: 7	1B: 5 2B: 3 3B: 0 HR: 0	SF: 0 SAC: 1 DP: 2 HBP: 0	WP: 0 PA: 39 PB: 0 SB: 0 CS: 0					
PITCHER	IP	WLS	BF	H	R	ER	SO	BB	IBB	HBP	BLK	WP	HR	S	P	ERA	WHIP										
Steve Trout, L (1,1) ERA: 1.77	5.0		23	5	2	2	2	2	1	0	0	0	0	24	36	3.60	1.400										
George Frazier, R (6,1) ERA: 7.04	3.0	W	12	2	0	0	1	1	0	0	0	0	0	13	17	0.00	1.000										
Lee Smith, R (9,1) ERA: 1.98	1.0		4	1	1	1	0	1	0	0	0	0	0	3	7	9.00	2.000										

Batter	1	2	3	4	5	6	7	8	9	AB	R	H	RBI	BB	SO	LOB	BOTTOM										
Bob Dernier, R (1,8) OBP: 0.318, SLG: 0.282	K			23 3B 1B	F3		K			4	1	1	0	0	2	0	San Diego Padres @ Chicago Cubs Wrigley Field, Chicago, IL Mon Jul 08 1985, 3:33 AM CDT Att: 36,388 - Unknown										
23 Ryne Sandberg, R (1,4) OBP: 0.226, SLG: 0.367	6-3			1B 3B	F3		K			4	1	1	1	0	1	0											
Davey Lopes, R (1,7) OBP: 0.375, SLG: 0.353	5-3			6-3		K		S HR 1B		4	1	1	0	0	1	1											
Leon Durham, L (1,3) OBP: 0.347, SLG: 0.500		4-3		BB BB 1B		HR BB		1-H HR		3	2	2	3	1	0	0											
Keith Moreland, R (1,9) OBP: 0.352, SLG: 0.416		F8		BB BB BB		1-H HR		6-3		3	1	1	2	1	0	0											
Jody Davis, R (1,2) OBP: 0.320, SLG: 0.471		6-3		1-2 2-3 BB	FC6-4 BB	F5		1-3		3	0	0	0	1	0	0											
Ron Cey, R (1,5) OBP: 0.241, SLG: 0.300			F3	K		BB		FC4-6 1B		3	0	1	0	1	1	3											
Shawon Dunston, R (1,6) OBP: 0.292, SLG: 0.373 Larry Bowa, S (7,6) OBP: 0.287, SLG: 0.400			K	FC6-4 1-2		F7		FC4-6 1B		3	0	0	0	0	1	4											
Steve Trout, L (1,1) Gary Woods, R (5,PH) OBP: 0.333, SLG: 0.333 George Frazier, R (6,1) Lee Smith, R (9,1)	1-3				6-3		K			1	0	0	0	0	0	0											
Inning Stats	R: 0 E: 0 K: 1 S: 5	H: 0 LOB: 0 BB: 0 P: 5	R: 0 E: 0 K: 0 S: 3	H: 0 LOB: 0 BB: 0 P: 3	R: 0 E: 0 K: 1 S: 5	H: 0 LOB: 0 BB: 0 P: 5	R: 2 E: 0 K: 1 S: 8	H: 3 LOB: 3 BB: 2 P: 16	R: 0 E: 0 K: 0 S: 3	H: 0 LOB: 0 BB: 0 P: 3	R: 2 E: 0 K: 1 S: 6	H: 1 LOB: 1 BB: 2 P: 14	R: 0 E: 0 K: 3 S: 9	H: 0 LOB: 0 BB: 0 P: 9	R: 2 E: 0 K: 0 S: 6	H: 3 LOB: 1 BB: 0 P: 6		R: 2 E: 0 K: 0 S: 6	H: 3 LOB: 1 BB: 0 P: 6	1B: 4 2B: 0 3B: 1 HR: 2	SF: 0 SAC: 0 DP: 0 HBP: 0	WP: 0 PA: 35 PB: 0 SB: 1 CS: 0					
PITCHER	IP	WLS	BF	H	R	ER	SO	BB	IBB	HBP	BLK	WP	HR	S	P	ERA	WHIP										
LaMarr Hoyt, R (1,1) ERA: 4.03	5.0		20	3	2	2	3	2	0	0	0	0	2	24	32	3.60	1.000										
Luis DeLeon, R (6,1) ERA: 4.85	3.0	L	15	4	4	4	4	2	0	0	0	0	2	21	29	12.00	2.000										



Batter	1	2	3	4	5	6	7	8	9	AB	R	H	RBI	BB	SO	LOB	TOP										
Jerry Royster, R (1.4) OBP: 0.395, SLG: 0.423	G3			6-3 1B		4-0 HR BB	4-0 BB		F4	3	1	1	0	2	0	1	San Diego Padres @ Chicago Cubs Wrigley Field, Chicago, IL Tue Jul 09 1985, 3:33 AM CDT Att: 33,095 - Unknown livebaseballscorecards.com										
Gerry Davis, R (1.9) OBP: 0.378, SLG: 0.429	6-3			6-3		4-0 HR 1B	5-3			4	1	1	0	0	0	3											
Craig Lefferts, L (7.1) OBP: 0.333, SLG: 0.333	6-3			6-3		4-0 HR 1B	5-3			0	0	0	0	0	0	0											
Steve Garvey, R (1.3) OBP: 0.292, SLG: 0.443	5-3			5-3		4-0 HR		F7		4	1	1	3	0	0	1											
Kurt Bevacqua, R (1.5) OBP: 0.392, SLG: 0.414		6-3		4-0 BB		4-0 5-3		6-3		3	0	0	0	1	0	0											
Carmelo Martinez, R (1.7) OBP: 0.351, SLG: 0.464		F8		4-0 BB		4-0 BB		BB		3	0	1	0	1	0	2											
Kevin McReynolds, R (1.8) OBP: 0.317, SLG: 0.400		F7		4-0 BB		4-0 F9		F7		4	0	0	0	0	0	2											
Bruce Bochy, R (1.2) OBP: 0.305, SLG: 0.462		5-3		4-0 BB		4-0 6-3		F5		3	0	0	0	0	0	0											
Al Bumbry, L (9, PH) OBP: 0.288, SLG: 0.255		5-3		4-0 BB		4-0 6-3		F7		1	0	0	0	0	0	0											
Garry Templeton, S (1.6) OBP: 0.351, SLG: 0.409		5-3		4-0 BB		4-0 4-3		G3		2	0	0	0	0	0	0											
Roy Lee Jackson, R (5.1) OBP: 0.217, SLG: 0.209		5-3		4-0 BB		4-0 4-3		G3		0	0	0	0	0	0	0											
Bobby Brown, S (7, PH) OBP: 0.217, SLG: 0.209		5-3		4-0 BB		4-0 4-3		G3		2	0	0	0	0	0	0											
Eric Show, R (1.1) OBP: 0.081, SLG: 0.081				4-0 BB		4-0 6-3		6-3		1	0	0	0	0	1	0											
Mario Ramirez, R (5.6) OBP: 0.348, SLG: 0.455				4-0 BB		4-0 6-3		6-3		1	0	0	0	1	0	0											
Tim Flannery, L (9, PH) OBP: 0.371, SLG: 0.356				4-0 BB		4-0 6-3		6-3		0	0	0	0	0	0	0											
Inning Stats	R: 0 E: 0 K: 0 S: 3	H: 0 LOB: 0 BB: 0 P: 3	R: 0 E: 0 K: 0 S: 3	H: 0 LOB: 0 BB: 0 P: 3	R: 0 E: 0 K: 1 S: 5	H: 0 LOB: 0 BB: 1 P: 5	R: 0 E: 0 K: 0 S: 4	H: 1 LOB: 2 BB: 1 P: 8	R: 0 E: 0 K: 0 S: 3	H: 0 LOB: 0 BB: 0 P: 3	R: 3 E: 0 K: 0 S: 5	H: 2 LOB: 1 BB: 2 P: 13	R: 0 E: 0 K: 0 S: 3	H: 0 LOB: 2 BB: 2 P: 11	R: 0 E: 0 K: 0 S: 4	H: 1 LOB: 1 BB: 0 P: 4	R: 0 E: 0 K: 0 S: 3	H: 0 LOB: 1 BB: 0 P: 4	1B: 3 2B: 0 3B: 0 HR: 1	SF: 0 SAC: 0 DP: 0 HBP: 1	WP: 0 PA: 37 PB: 0 SB: 0 CS: 0						
PITCHER	IP	WLS	BF	H	R	ER	SO	BB	IBB	HBP	BLK	WP	HR	S	P	ERA	WHIP										
Steve Trout, L (1.1) ERA: 2.72	7.0	W	29	3	3	3	1	5	0	0	0	0	1	26	46	3.86	1.143										
George Frazier, R (8.1) ERA: 4.71	2.0	S	8	1	0	0	0	0	0	1	0	0	0	7	8	0.00	0.500										

Batter	1	2	3	4	5	6	7	8	9	AB	R	H	RBI	BB	SO	LOB	BOTTOM										
Billy Hatcher, R (1.8) OBP: 0.342, SLG: 0.478	23 HR 2B	F8		SF7		23 CS 1B		2H 1B		4	1	3	2	0	0	1	San Diego Padres @ Chicago Cubs Wrigley Field, Chicago, IL Tue Jul 09 1985, 3:33 AM CDT Att: 33,095 - Unknown livebaseballscorecards.com										
23 Ryne Sandberg, R (1.4) OBP: 0.339, SLG: 0.462	2H HR	1H HR		E S 1B		1-2 K		F7		5	3	3	4	0	1	2											
Thad Bosley, L (1.7) OBP: 0.341, SLG: 0.400	F9	F7		1H 1B		1-2 K		K		3	0	1	1	0	0	0											
Gary Woods, R (7.7) OBP: 0.280, SLG: 0.143	F9	F7		1H 1B		1-2 K		K		1	0	0	0	0	1	0											
Leon Durham, L (1.3) OBP: 0.361, SLG: 0.478	FC6-4 1B			G3		F7		1-3 2B		4	0	2	0	0	0	1											
Keith Moreland, R (1.9) OBP: 0.379, SLG: 0.417	FC6-4 HBP			1B		F6		1-3		4	0	1	0	0	0	2											
Richie Hebner, L (1.5) OBP: 0.338, SLG: 0.339	1-2 HBP			1B		F6		2-3		3	0	1	0	0	0	2											
George Frazier, R (8.1) ERA: 4.71	1-2 HBP			F5		F6		4-3		0	0	0	0	0	0	0											
Jody Davis, R (1.2) OBP: 0.320, SLG: 0.435	F5			F7		F9				4	1	1	0	0	0	4											
Larry Bowa, S (1.6) OBP: 0.230, SLG: 0.226		4-3		SH3 SF7 2B		K2-3		SH1-4 1B		3	1	1	0	0	1	1											
Steve Trout, L (1.1) OBP: 0.152, SLG: 0.129				SH3				SH1-4 1B		2	1	1	0	0	0	0											
Chris Speier, R (8.5) OBP: 0.316, SLG: 0.390	23 HR 1B			2-3		F6		F8		1	0	0	0	0	0	1											
Inning Stats	R: 2 E: 0 K: 0 S: 6	H: 3 LOB: 2 BB: 0 P: 7	R: 2 E: 0 K: 0 S: 5	H: 2 LOB: 0 BB: 0 P: 5	R: 0 E: 0 K: 0 S: 4	H: 1 LOB: 1 BB: 0 P: 4	R: 2 E: 0 K: 0 S: 6	H: 3 LOB: 1 BB: 0 P: 6	R: 0 E: 0 K: 1 S: 6	H: 1 LOB: 1 BB: 0 P: 6	R: 0 E: 0 K: 1 S: 5	H: 1 LOB: 1 BB: 0 P: 5	R: 0 E: 0 K: 0 S: 6	H: 1 LOB: 1 BB: 0 P: 6	R: 1 E: 0 K: 0 S: 5	H: 2 LOB: 1 BB: 0 P: 5	1B: 9 2B: 4 3B: 0 HR: 2	SF: 1 SAC: 2 DP: 1 HBP: 1	WP: 0 PA: 38 PB: 0 SB: 1 CS: 1								
PITCHER	IP	WLS	BF	H	R	ER	SO	BB	IBB	HBP	BLK	WP	HR	S	P	ERA	WHIP										
Eric Show, R (1.1) ERA: 3.51	4.0	L	22	9	6	6	0	0	0	1	0	0	0	21	22	13.50	2.250										
Roy Lee Jackson, R (5.1) ERA: 4.15	2.0		7	2	0	0	2	0	0	0	0	0	0	11	11	0.00	1.000										
Craig Lefferts, L (7.1) ERA: 4.15	2.0		9	3	1	1	1	0	0	0	0	0	0	11	11	4.50	1.500										

AB 31
R 3
H 4
RBI 3
BB 5
SO 1
LOB 9



AB 34
R 7
H 14
RBI 7
BB 0
SO 3
LOB 14



Batter	1	2	3	4	5	6	7	8	9	AB	R	H	RBI	BB	SO	LOB	TOP				
Tim Flannery, L (1, 4) OBP: 0.369, SLG: 0.351	G3		G6-3 BB		4-3			5-3		3	0	0	0	1	0	0	San Diego Padres @ Chicago Cubs Wrigley Field, Chicago, IL Wed Jul 10 1985, 3:33 AM CDT Att: 35,042 - Unknown				
Tony Gwynn, L (1, 9) OBP: 0.350, SLG: 0.429	4-3		G6-3 1-2				F8	1B		4	0	1	0	0	0	1					
Steve Garvey, R (1, 3) OBP: 0.291, SLG: 0.441	6-3						F7	1B 1B		4	0	1	0	0	1	1					
Graig Nettles, L (1, 5) OBP: 0.391, SLG: 0.407			4-3 HR				5-3			4	2	2	0	0	1	0					
Terry Kennedy, L (1, 2) OBP: 0.297, SLG: 0.390	4-3						F9			4	0	1	0	0	1	1					
Camelo Martinez, R (1, 7) OBP: 0.347, SLG: 0.458	K						5-3			3	0	0	1	0	1	1					
Kevin McReynolds, R (1, 8) OBP: 0.310, SLG: 0.410							F8	FC6-4 BB		2	1	1	2	1	0	1					
Garry Templeton, S (1, 6) OBP: 0.347, SLG: 0.405	K						FC6-4			3	0	0	0	0	2	1					
Dave Dravecky, R (1, 1) OBP: 0.154, SLG: 0.135			4-3				5-3			2	0	0	0	0	0	0					
Bobby Brown, S (8, PH) OBP: 0.213, SLG: 0.205										1	0	0	0	0	1	0					
Craig Lefferts, L (8, 1) OBP: 0.333, SLG: 0.333								K		0	0	0	0	0	0	0					
Inning Stats	R: 0 E: 0 K: 0 S: 3	H: 0 LOB: 0 BB: 0 P: 3	R: 2 E: 0 K: 2 S: 9	H: 2 LOB: 0 BB: 0 P: 9	R: 0 E: 0 K: 0 S: 2	H: 0 LOB: 0 BB: 1 P: 6	R: 1 E: 0 K: 0 S: 5	H: 3 LOB: 1 BB: 0 P: 5	R: 0 E: 0 K: 1 S: 5	H: 0 LOB: 0 BB: 0 P: 5	R: 0 E: 0 K: 0 S: 3	H: 0 LOB: 0 BB: 0 P: 3	R: 0 E: 0 K: 2 S: 8	H: 1 LOB: 1 BB: 0 P: 8	R: 0 E: 0 K: 2 S: 7	H: 0 LOB: 0 BB: 0 P: 7	1B: 4 2B: 1 3B: 0 HR: 1	SF: 1 SAC: 0 DP: 1 HBP: 0	WP: 0 PB: 0 SB: 0 CS: 0	PA: 33	
PITCHER	IP	WLS	BF	H	R	ER	SO	BB	IBB	HBP	BLK	WP	HR	S	P	ERA	WHIP				
Scott Sanderson, R (1, 1) ERA: 2.26	7.0	W	26	5	3	3	3	2	0	0	0	0	1	30	38	3.86	1.000				
Lee Smith, R (8, 1) ERA: 2.47	2.0	S	7	1	0	0	4	0	0	0	0	0	0	15	15	0.00	0.500				

Batter	1	2	3	4	5	6	7	8	9	AB	R	H	RBI	BB	SO	LOB	BOTTOM				
Billy Hatcher, R (1, 8) OBP: 0.346, SLG: 0.472	K		G5-3 BB		E5 23 1-3 1B		HR	5-3		5	2	2	0	0	1	1	San Diego Padres @ Chicago Cubs Wrigley Field, Chicago, IL Wed Jul 10 1985, 3:33 AM CDT Att: 35,042 - Unknown				
23 Ryne Sandberg, R (1, 4) OBP: 0.335, SLG: 0.456	F9		F8		1-3		F8			4	0	0	0	0	0	3					
Davey Lopes, R (1, 7) OBP: 0.425, SLG: 0.462	2B		BB		6-3 2-H		HR			3	1	3	3	1	0	0					
Keith Moreland, R (1, 9) OBP: 0.377, SLG: 0.425	6-3		G5-3 2-3		6-3 1-2		HR			4	1	1	1	0	0	4					
Jody Davis, R (1, 2) OBP: 0.319, SLG: 0.429	6-3				F9		BB			3	0	0	0	1	0	0					
Ron Cey, R (1, 5) OBP: 0.315, SLG: 0.381	1B				F7		6-3			3	0	0	0	1	0	1					
Lee Smith, R (8, 1) ERA: 2.47	BB				F4					0	0	0	0	0	0	0					
Leon Durham, L (1, 3) OBP: 0.366, SLG: 0.482	FC5-4 1B				1B		1B			4	0	3	0	0	0	0					
Larry Bowa, S (1, 6) OBP: 0.238, SLG: 0.235	K				1B		5-3			4	0	2	0	0	1	3					
Scott Sanderson, R (1, 1) OBP: 0.103, SLG: 0.037	FC5-4						F8			2	0	0	0	0	1	4					
Bob Demier, R (7, PH) OBP: 0.322, SLG: 0.318										1	0	0	0	0	0	0					
Chris Speier, R (8, 5) OBP: 0.316, SLG: 0.387	1-2				K					1	0	0	0	0	0	1					
Inning Stats	R: 0 E: 0 K: 1 S: 6	H: 1 LOB: 1 BB: 0 P: 6	R: 0 E: 0 K: 1 S: 6	H: 1 LOB: 2 BB: 1 P: 10	R: 0 E: 0 K: 0 S: 3	H: 1 LOB: 1 BB: 1 P: 7	R: 0 E: 0 K: 1 S: 7	H: 2 LOB: 2 BB: 0 P: 7	R: 1 E: 1 K: 0 S: 4	H: 1 LOB: 0 BB: 0 P: 4	R: 0 E: 0 K: 0 S: 4	H: 1 LOB: 1 BB: 0 P: 4	R: 3 E: 0 K: 0 S: 6	H: 3 LOB: 1 BB: 1 P: 10	R: 0 E: 0 K: 0 S: 4	H: 1 LOB: 0 BB: 0 P: 4	1B: 8 2B: 2 3B: 0 HR: 2	SF: 0 SAC: 0 DP: 2 HBP: 0	WP: 0 PB: 0 SB: 0 CS: 0	PA: 37	
PITCHER	IP	WLS	BF	H	R	ER	SO	BB	IBB	HBP	BLK	WP	HR	S	P	ERA	WHIP				
Dave Dravecky, L (1, 1) ERA: 2.11	7.0	L	33	10	4	3	3	3	0	0	0	0	2	36	48	3.86	1.857				
Craig Lefferts, L (8, 1) ERA: 4.06	1.0		4	1	0	0	0	0	0	0	0	0	0	4	4	0.00	1.000				



Batter	1	2	3	4	5	6	7	8	9	AB	R	H	RBI	BB	SO	LOB	TOP			
Jerry Royster, R (1.4) OBP: 0.382, SLG: 0.418	0-0 1B S 1B		0-0 5-3		0-0 6-3			0-0 1-3		4	0	1	0	0	0	0				
Tony Gwynn, L (1.9) OBP: 0.346, SLG: 0.424	0-3 K		0-0 F7			0-3 K		0-0 F8		4	0	0	0	0	2	1				
Steve Carvey, R (1.3) OBP: 0.291, SLG: 0.439	0-0 F9		0-0 1B			0-0 F9		0-3 K		4	0	1	0	0	1	1				
Kurt Bevacqua, R (1.5) OBP: 0.397, SLG: 0.419	0-0 BB 1B		0-0 5-3			0-0 F8		0-0 FC6-4 1B		4	0	2	0	0	0	1				
Kevin McReynolds, R (1.8) OBP: 0.309, SLG: 0.406	4-0 1-2 BB		0-0 1-3			0-0 L5		0-0 FC6-4 1-2 1B		3	0	0	0	1	0	1				
Terry Kennedy, L (1.2) OBP: 0.297, SLG: 0.389	0-0 4-1		0-3 K			0-0 G6-4-3 1B				3	0	1	0	0	1	3				
Camelo Martinez, R (1.7) OBP: 0.343, SLG: 0.453		0-0 F3		0-0 F7			0-0 G6-4-3 1-2 1B			3	0	0	0	0	0	1				
Garry Templeton, S (1.6) OBP: 0.344, SLG: 0.401		0-0 F9			0-0 6-3			0-0 4-3		3	0	0	0	0	0	0				
Mark Thurmond, L (1.1) Gerry Davis, R (5, PH) Roy Lee Jackson, R (5, 1) Bobby Brown, S (8, PH) Craig Lefferts, L (8, 1)	0-3 K				0-0 6-3		0-0 6-3	0-0 4-3		1	0	0	0	0	1	0				
Inning Stats	R: 0 E: 0 K: 1 S: 7	H: 2 LOB: 3 BB: 1 P: 11	R: 0 E: 0 K: 1 S: 5	H: 0 LOB: 0 BB: 0 P: 5	R: 0 E: 0 K: 0 S: 4	H: 1 LOB: 1 BB: 0 P: 4	R: 0 E: 0 K: 1 S: 5	H: 0 LOB: 0 BB: 0 P: 5	R: 0 E: 0 K: 0 S: 3	H: 0 LOB: 0 BB: 0 P: 3	R: 0 E: 0 K: 1 S: 5	H: 1 LOB: 0 BB: 0 P: 3	R: 0 E: 0 K: 0 S: 3	H: 0 LOB: 0 BB: 0 P: 3	R: 0 E: 0 K: 1 S: 6	H: 1 LOB: 1 BB: 0 P: 6	1B: 5 2B: 0 3B: 0 HR: 0	SF: 0 SAC: 0 DP: 1 HBP: 0	WP: 0 PB: 0 SB: 1 CS: 0	PA: 32
PITCHER John Tudor, L (1.1) ERA: 2.27	IP: 9.0 WLS: W BF: 32 H: 5 R: 0 ER: 0 SO: 5 BB: 1 IBB: 0 HBP: 0 BLK: 0 WP: 0 HR: 0 S: 41 P: 45 ERA: 0.00 WHIP: 0.667															PITCHER				

San Diego Padres @ St. Louis Cardinals
 Busch Stadium, St. Louis, MO
 Thu Jul 11 1985, 7:05 PM CDT
 Att: 32,805 - Unknown

AB	31
R	0
H	5
RBI	0
BB	1
SO	5
LOB	8



Batter	1	2	3	4	5	6	7	8	9	AB	R	H	RBI	BB	SO	LOB	BOTTOM	
Vince Coleman, S (1.7) OBP: 0.340, SLG: 0.360	0-0 S 1B 1B		0-0 F9		0-0 S E 1B			0-0 F3		4	2	2	0	1	0	2		
Willie McGee, S (1.8) OBP: 0.380, SLG: 0.488	0-0 S 1B		0-3 K		4-0 S 2B BB		0-0 3-1	0-0 2B		4	2	2	0	1	1	3		
Tom Herr, S (1.4) OBP: 0.400, SLG: 0.443	0-0 5-3 1-2 2-3		0-0 FC6-4		0-0 5-3 1-3 2-H		0-0 4-3	0-0 6-3		5	0	0	0	0	0	6		
Jack Clark, R (1.3) OBP: 0.397, SLG: 0.542	0-0 F9		0-3 K		0-0 2B 3-H			0-0 HR		4	1	2	2	0	1	2		
Tito Landrum, R (1.9) Andy Van Slyke, L (7, PH) ERA: 1.8	0-0 2-H 3-H 1B		0-0 E 1B		0-3 K		0-0 F3 S 1B			3	0	2	2	0	1	1		
Terry Pendleton, S (1.5) OBP: 0.270, SLG: 0.285	0-0 4-3		0-0 F1		0-0 G3		0-3 K			4	0	0	0	0	1	3		
Ozzie Smith, S (1.6) OBP: 0.344, SLG: 0.384		0-0 E 1B		0-0 E1		0-0 E6 E S 1B		0-0 F3 2-3		4	1	2	0	0	0	1		
Tom Nieto, R (1.2) OBP: 0.315, SLG: 0.285		0-0 E8 1-H 2B		0-0 5-3		0-3 K		0-3 K		4	0	1	1	0	2	4		
John Tudor, L (1.1) OBP: 0.176, SLG: 0.167		4-0 FC6-4 BB		0-0 F9		0-0 L4		0-0 L6		3	0	0	0	1	0	1		
Inning Stats	R: 2 E: 0 K: 0 S: 6	H: 3 LOB: 1 BB: 0 P: 6	R: 1 E: 1 K: 1 S: 7	H: 2 LOB: 2 BB: 1 P: 11	R: 0 E: 1 K: 1 S: 7	H: 2 LOB: 1 BB: 1 P: 11	R: 2 E: 0 K: 1 S: 7	H: 2 LOB: 1 BB: 1 P: 11	R: 0 E: 0 K: 0 S: 2	H: 0 LOB: 0 BB: 1 P: 6	R: 1 E: 0 K: 2 S: 9	H: 2 LOB: 1 BB: 0 P: 9	R: 0 E: 0 K: 0 S: 4	H: 1 LOB: 1 BB: 0 P: 4	1B: 8 2B: 3 3B: 0 HR: 1	SF: 0 SAC: 0 DP: 0 HBP: 0	WP: 0 PB: 0 SB: 8 CS: 1	PA: 39
PITCHER Mark Thurmond, L (1.1) ERA: 4.91 Roy Lee Jackson, R (5, 1) ERA: 1.8 Craig Lefferts, L (8, 1) ERA: 3.97	IP: 4.0 WLS: L BF: 23 H: 9 R: 5 ER: 5 SO: 3 BB: 2 IBB: 0 HBP: 0 BLK: 0 WP: 0 HR: 0 S: 27 P: 35 ERA: 11.25 WHIP: 2.750															PITCHER		

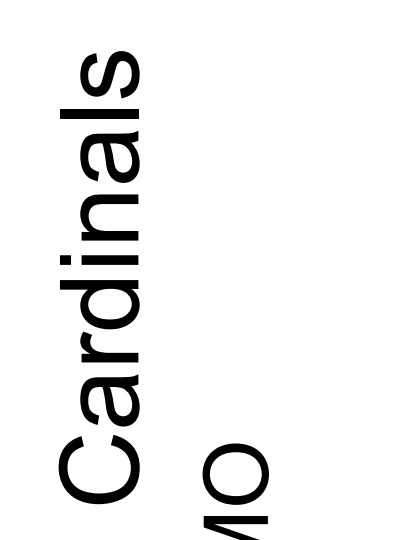
San Diego Padres @ St. Louis Cardinals
 Busch Stadium, St. Louis, MO
 Thu Jul 11 1985, 7:05 PM CDT
 Att: 32,805 - Unknown

AB	36
R	6
H	12
RBI	5
BB	3
SO	6
LOB	23



Batter	1	2	3	4	5	6	7	8	9	AB	R	H	RBI	BB	SO	LOB	TOP											
Tim Flannery, L OBP: 0.374, SLG: 0.359 (1, 4)	0-3 K		0-0 1B		0-0 F7			0-0 SH1-3 1B 2B	4-0 BB	4	1	2	1	1	1	1	San Diego Padres @ St. Louis Cardinals Busch Stadium, St. Louis, MO Fri Jul 12, 1985, 7:05 PM CDT Att: 44,199 - Unknown livebaseballscorecards.com											
Bobby Brown, S OBP: 0.212, SLG: 0.188 (1, 9)	4-0 CS BB		0-0 6-3			0-0 6-3		0-0 SH1-3 2-3	0-0 FC1-6-4 1-2	3	0	0	0	1	0	2												
Steve Garvey, R OBP: 0.290, SLG: 0.435 (1, 3)	0-0 5-3 1-2			0-0 F9		0-3 K		1-0 1B 1B HBP		3	0	0	0	0	1	1												
Graig Nettles, L OBP: 0.392, SLG: 0.406 (1, 5)		0-0 F3		4-0 BB		0-0 L4		0-0 1B 1-2 2-3 1B		3	0	1	1	1	0	0												
Terry Kennedy, L OBP: 0.300, SLG: 0.394 (1, 2)		0-0 L7		0-0 F7			0-0 2B	0-0 1-2 2-3 1B		4	0	2	0	0	0	1												
Carmelo Martinez, R OBP: 0.339, SLG: 0.446 (1, 7)		0-0 F5		0-0 L7			0-0 F6	0-0 F3		4	0	0	0	0	0	5												
Kevin McReynolds, R OBP: 0.311, SLG: 0.466 (1, 8)			0-0 FC6-4 1B		0-0 B1-6-4 1B		0-0 5-3	0-0 L7		4	0	2	0	0	0	4												
Garry Templeton, S OBP: 0.346, SLG: 0.400 (1, 6)			0-0 FC6-4 SH3 1B 1-2		0-0 B1-6-4 1B 1-2		4-0 IBB		0-0 5-3	3	1	1	0	1	0	1												
LaMarr Hoyt, R OBP: 0.116, SLG: 0.095 Rich Gossage, R (8, 1)			0-0 SH3 1-2		0-0 B1-6-4 1-2 2-3		0-3 K		0-0 G1-4-3	2	0	0	0	0	1	4												
Inning Stats	R: 0 E: 0 K: 1 S: 4	H: 0 LOB: 0 BB: 1 P: 8	R: 0 E: 0 K: 0 S: 3	H: 0 LOB: 0 BB: 0 P: 3	R: 1 E: 0 K: 0 S: 5	H: 2 LOB: 1 BB: 0 P: 5	R: 0 E: 0 K: 0 S: 3	H: 0 LOB: 1 BB: 1 P: 7	R: 0 E: 0 K: 1 S: 5	H: 0 LOB: 0 BB: 0 P: 5	R: 0 E: 0 K: 1 S: 6	H: 1 LOB: 2 BB: 1 P: 10	R: 1 E: 0 K: 0 S: 6	H: 3 LOB: 3 BB: 0 P: 7	R: 0 E: 0 K: 0 S: 3	H: 0 LOB: 1 BB: 1 P: 7	1B: 6 2B: 2 3B: 0 HR: 0	SF: 0 SAC: 2 DP: 1 HBP: 1	WP: 0 PB: 0 SB: 0 CS: 1	PA: 38								
PITCHER	IP	WLS	BF	H	R	ER	SO	BB	IBB	HBP	BLK	WP	HR	S	P	ERA	WHIP											
Joaquin Andujar, R ERA: 2.37 Ken Dayley, L ERA: 2.66	(1, 1)	8.0	L	34	8	2	2	3	2	1	1	0	0	0	36	49	2.25	1.250										
	(9, 1)	1.0		4	0	0	0	0	1	0	0	0	0	0	3	7	0.00	1.000										

Batter	1	2	3	4	5	6	7	8	9	AB	R	H	RBI	BB	SO	LOB	BOTTOM										
Vince Coleman, S OBP: 0.336, SLG: 0.355 (1, 7)	0-0 4-3		0-0 F2 1-2			0-0 F8			0-3 K	4	0	0	0	0	1	1	San Diego Padres @ St. Louis Cardinals Busch Stadium, St. Louis, MO Fri Jul 12, 1985, 7:05 PM CDT Att: 44,199 - Unknown livebaseballscorecards.com										
Willie McGee, S OBP: 0.375, SLG: 0.482 (1, 8)	0-0 4-3		0-0 G1-6-3			0-0 5-3			0-3 K	4	0	0	0	0	1	1											
Tom Herr, S OBP: 0.395, SLG: 0.437 (1, 4)	0-0 1-3			0-0 F7			0-0 F6		0-0 4-3	4	0	0	0	0	0	0											
Jack Clark, R OBP: 0.397, SLG: 0.540 (1, 3)		0-0 G3 1B		0-0 F5			0-0 F6			3	0	1	0	0	0	0											
Andy Van Slyke, L OBP: 0.349, SLG: 0.467 (1, 9)		0-0 G3 1-2		0-0 4-3			0-0 F8			3	0	0	0	0	0	1											
Terry Pendleton, S OBP: 0.267, SLG: 0.282 (1, 5)		0-0 F6			0-0 G3			0-0 L7		3	0	0	0	0	0	1											
Ozzie Smith, S OBP: 0.344, SLG: 0.384 (1, 6)		0-0 F7			0-0 3-1			0-0 CS 1B		3	0	1	0	0	0	1											
Tom Nieto, R OBP: 0.321, SLG: 0.293 Randy Hunt, R OBP: 0.189, SLG: 0.188 (8, PR) (9, 2)			0-0 FC6-4 2B		0-3 K			4-0 1-2 BB		2	0	1	0	1	1	0											
Joaquin Andujar, S OBP: 0.200, SLG: 0.193 Steve Braun, L OBP: 0.269, SLG: 0.222 Ken Dayley, L OBP: 0.333, SLG: 0.333 (8, PH) (9, 1)			0-0 FC6-4 S 2-3			0-3 K		0-0 F7		2	0	0	0	0	1	1											
Inning Stats	R: 0 E: 0 K: 0 S: 3	H: 0 LOB: 0 BB: 0 P: 3	R: 0 E: 0 K: 0 S: 4	H: 1 LOB: 1 BB: 0 P: 4	R: 0 E: 0 K: 0 S: 4	H: 1 LOB: 0 BB: 0 P: 4	R: 0 E: 0 K: 0 S: 3	H: 0 LOB: 0 BB: 0 P: 3	R: 0 E: 0 K: 1 S: 5	H: 0 LOB: 0 BB: 0 P: 5	R: 0 E: 0 K: 1 S: 3	H: 0 LOB: 0 BB: 0 P: 3	R: 0 E: 0 K: 0 S: 3	H: 1 LOB: 1 BB: 1 P: 7	R: 0 E: 0 K: 2 S: 7	H: 0 LOB: 0 BB: 0 P: 7	1B: 2 2B: 1 3B: 0 HR: 0	SF: 0 SAC: 0 DP: 0 HBP: 0	WP: 0 PB: 0 SB: 1 CS: 1	PA: 30							
PITCHER	IP	WLS	BF	H	R	ER	SO	BB	IBB	HBP	BLK	WP	HR	S	P	ERA	WHIP										
LaMarr Hoyt, R ERA: 2.93 Rich Gossage, R ERA: 1.72	(1, 1)	7.0	W	23	7	0	0	2	1	0	0	0	0	10	14	0.00	0.286										
	(8, 1)	2.0	S	7	1	0	0	2	1	0	0	0	0	10	14	0.00	1.000										



Batter	1	2	3	4	5	6	7	8	9	AB	R	H	RBI	BB	SO	LOB	TOP	
Tim Flannery, L (1,4) OBP: 0.382, SLG: 0.371	0-0 4-3		0-0 FC4-6 1B			0-0 G4-6-3 1B		4-0 FC4-6 BB		3	0	2	0	1	0	0	San Diego Padres @ St. Louis Cardinals Busch Stadium, St. Louis, MO Sun Jul 14 1985, 3:33 AM CDT Att: 38,509 - Unknown	
Tony Gwynn, L (1,9) OBP: 0.343, SLG: 0.419	0-0 4-3		0-0 FC4-6 1-2			0-0 G4-6-3 1-2		0-0 F7		4	0	0	0	0	0	3		
Steve Garvey, R (1,3) OBP: 0.284, SLG: 0.426	0-0 6-3			0-0 F9			0-0 F9	0-0 FC4-6 1-2		4	0	0	0	0	0	1		
Graig Nettles, L (1,5) OBP: 0.392, SLG: 0.405		0-3 K		0-0 F8			0-0 F8		0-3 K	4	0	0	0	0	2	0		
Terry Kennedy, L (1,2) OBP: 0.302, SLG: 0.397		0-0 6-3		0-0 F8			0-0 1B 1B		0-0 F7	4	1	1	0	0	0	0		
Carmelo Martinez, R (1,7) OBP: 0.343, SLG: 0.442		4-0 BB			0-3 K		0-0 1B 1-2		0-0 L3	3	0	1	0	1	1	0		
Kevin McReynolds, R (1,8) OBP: 0.309, SLG: 0.402		0-0 1-3			0-0 6-3		0-0 1B 1-3 2-H			3	0	1	1	0	0	1		
Mario Ramirez, R (1,6) OBP: 0.308, SLG: 0.400			0-0 F6		0-0 1-3		0-0 5-3			3	0	0	0	0	0	2		
Eric Show, R (1,1) OBP: 0.077, SLG: 0.077			0-3 K			0-0 F3		0-0 F8		2	0	0	0	0	1	0		
Al Bumbry, L (8, PH) OBP: 0.274, SLG: 0.241										1	0	0	0	0	0	0		
Dave Dravecky, R (8, 1) OBP: 0.154, SLG: 0.135										0	0	0	0	0	0	0		
Inning Stats	R: 0 E: 0 K: 0 S: 3	H: 0 LOB: 0 BB: 0 P: 3	R: 0 E: 0 K: 1 S: 5	H: 0 LOB: 1 BB: 1 P: 9	R: 0 E: 0 K: 1 S: 6	H: 1 LOB: 1 BB: 0 P: 6	R: 0 E: 0 K: 0 S: 3	H: 0 LOB: 0 BB: 0 P: 3	R: 0 E: 0 K: 1 S: 5	H: 0 LOB: 0 BB: 0 P: 5	R: 0 E: 0 K: 0 S: 3	H: 0 LOB: 1 BB: 1 P: 7	R: 0 E: 0 K: 1 S: 5	H: 0 LOB: 0 BB: 0 P: 5	1B: 5 2B: 0 3B: 0 HR: 0	SF: 0 SAC: 0 DP: 1 HBP: 0	WP: 0 PB: 0 SB: 0 CS: 0	PA: 33
PITCHER	IP WLS BF H R ER SO BB IBB HBP BLK WP HR S P ERA WHIP	IP WLS BF H R ER SO BB IBB HBP BLK WP HR S P ERA WHIP	IP WLS BF H R ER SO BB IBB HBP BLK WP HR S P ERA WHIP	IP WLS BF H R ER SO BB IBB HBP BLK WP HR S P ERA WHIP	IP WLS BF H R ER SO BB IBB HBP BLK WP HR S P ERA WHIP	IP WLS BF H R ER SO BB IBB HBP BLK WP HR S P ERA WHIP	IP WLS BF H R ER SO BB IBB HBP BLK WP HR S P ERA WHIP	IP WLS BF H R ER SO BB IBB HBP BLK WP HR S P ERA WHIP	IP WLS BF H R ER SO BB IBB HBP BLK WP HR S P ERA WHIP	IP WLS BF H R ER SO BB IBB HBP BLK WP HR S P ERA WHIP	IP WLS BF H R ER SO BB IBB HBP BLK WP HR S P ERA WHIP	IP WLS BF H R ER SO BB IBB HBP BLK WP HR S P ERA WHIP	IP WLS BF H R ER SO BB IBB HBP BLK WP HR S P ERA WHIP	IP WLS BF H R ER SO BB IBB HBP BLK WP HR S P ERA WHIP	IP WLS BF H R ER SO BB IBB HBP BLK WP HR S P ERA WHIP	IP WLS BF H R ER SO BB IBB HBP BLK WP HR S P ERA WHIP	IP WLS BF H R ER SO BB IBB HBP BLK WP HR S P ERA WHIP	
Kurt Kephire, R (1,1) ERA: 4.47	8.0	W	30	5	1	1	3	2	0	0	0	0	0	0	0	0	1.12	0.875
Ken Dayley, L (9,1) ERA: 2.5	0.2		2	0	0	0	1	0	0	0	0	0	0	0	0	0	0.00	0.000
Jeff Lahti, R (9,1) ERA: 2.67	0.1	S	1	0	0	0	0	0	0	0	0	0	0	0	0	0	0.00	0.000

AB	31
R	1
H	5
RBI	1
BB	2
SO	4
LOB	7



Batter	1	2	3	4	5	6	7	8	9	AB	R	H	RBI	BB	SO	LOB	BOTTOM			
Vince Coleman, S (1,7) OBP: 0.340, SLG: 0.362	0-0 F9		0-0 E1 CS			0-0 1B 1B		0-0 1B 2B		4	1	2	0	0	0	0	San Diego Padres @ St. Louis Cardinals Busch Stadium, St. Louis, MO Sun Jul 14 1985, 3:33 AM CDT Att: 38,509 - Unknown			
Willie McGee, S (1,8) OBP: 0.369, SLG: 0.472	0-3 K		0-0 1-2 1B			0-0 F9		0-3 K		4	0	1	0	0	2	2				
Tom Herr, S (1,4) OBP: 0.398, SLG: 0.445	0-0 2B			0-0 F7		0-0 BB 1B		0-0 5-3		4	0	2	0	0	0	1				
Jack Clark, R (1,3) OBP: 0.396, SLG: 0.536	0-3 K			0-3 K		0-0 1-2 BB		4-0 1B IBB		2	0	0	0	2	2	1				
Andy Van Slyke, L (1,9) OBP: 0.351, SLG: 0.461		4-0 BB BB		0-0 CS BB		0-0 F4		0-0 1-3 2-H 1B		2	0	0	0	1	0	3				
Tito Landrum, R (8, PH) OBP: 0.456, SLG: 0.552										1	0	1	1	0	0	0				
Terry Pendleton, S (1,5) OBP: 0.294, SLG: 0.288		0-0 F7			0-0 4-3		0-0 HR	0-0 5-3		4	1	1	1	0	0	3				
Ozzie Smith, S (1,6) OBP: 0.346, SLG: 0.383		0-0 1-2 1B			0-0 F4		0-0 G3			3	0	1	0	0	0	0				
Tom Nieto, R (1,2) OBP: 0.314, SLG: 0.283		0-3 K			0-0 F8		0-0 1-3			3	0	0	0	0	1	1				
Kurt Kephire, L (1,1) OBP: 0.182, SLG: 0.226			0-3 K			0-0 F7		0-0 F8		3	0	0	0	0	1	0				
Ken Dayley, L (9,1) OBP: 0.333, SLG: 0.333										0	0	0	0	0	0	0				
Jeff Lahti, R (9,1) ERA: 2.17										0	0	0	0	0	0	0				
Inning Stats	R: 0 E: 0 K: 2 S: 8	H: 1 LOB: 1 BB: 0 P: 8	R: 0 E: 0 K: 1 S: 5	H: 1 LOB: 1 BB: 1 P: 9	R: 0 E: 1 K: 1 S: 5	H: 1 LOB: 1 BB: 0 P: 5	R: 0 E: 0 K: 1 S: 5	H: 0 LOB: 0 BB: 0 P: 5	R: 0 E: 0 K: 0 S: 3	H: 0 LOB: 0 BB: 0 P: 3	R: 0 E: 0 K: 0 S: 5	H: 2 LOB: 3 BB: 1 P: 9	R: 1 E: 0 K: 0 S: 4	H: 1 LOB: 0 BB: 0 P: 4	R: 1 E: 0 K: 1 S: 7	H: 2 LOB: 2 BB: 1 P: 11	1B: 5 2B: 2 3B: 0 HR: 1	SF: 0 SAC: 0 DP: 0 HBP: 0	WP: 0 PB: 0 SB: 0 CS: 2	PA: 33
PITCHER	IP WLS BF H R ER SO BB IBB HBP BLK WP HR S P ERA WHIP	IP WLS BF H R ER SO BB IBB HBP BLK WP HR S P ERA WHIP	IP WLS BF H R ER SO BB IBB HBP BLK WP HR S P ERA WHIP	IP WLS BF H R ER SO BB IBB HBP BLK WP HR S P ERA WHIP	IP WLS BF H R ER SO BB IBB HBP BLK WP HR S P ERA WHIP	IP WLS BF H R ER SO BB IBB HBP BLK WP HR S P ERA WHIP	IP WLS BF H R ER SO BB IBB HBP BLK WP HR S P ERA WHIP	IP WLS BF H R ER SO BB IBB HBP BLK WP HR S P ERA WHIP	IP WLS BF H R ER SO BB IBB HBP BLK WP HR S P ERA WHIP	IP WLS BF H R ER SO BB IBB HBP BLK WP HR S P ERA WHIP	IP WLS BF H R ER SO BB IBB HBP BLK WP HR S P ERA WHIP	IP WLS BF H R ER SO BB IBB HBP BLK WP HR S P ERA WHIP	IP WLS BF H R ER SO BB IBB HBP BLK WP HR S P ERA WHIP	IP WLS BF H R ER SO BB IBB HBP BLK WP HR S P ERA WHIP	IP WLS BF H R ER SO BB IBB HBP BLK WP HR S P ERA WHIP	IP WLS BF H R ER SO BB IBB HBP BLK WP HR S P ERA WHIP				
Eric Show, R (1,1) ERA: 3.38	7.0	L	27	6	1	1	5	2	0	0	0	0	0	0	0	0	1.29	1.143		
Dave Dravecky, L (8, 1) ERA: 2.17	1.0		6	2	1	1	1	0	1	0	0	0	0	0	0	0	9.00	2.000		

AB	30
R	2
H	8
RBI	2
BB	3
SO	6
LOB	11



Batter	1	2	3	4	5	6	7	8	9	AB	R	H	RBI	BB	SO	LOB	TOP																				
Bill Almon, R (1, 7) OBP: 0.342, SLG: 0.419 Joe Orsulak, L (4, 7) OBP: 0.339, SLG: 0.348										2	1	1	0	0	0	0	Pittsburgh Pirates @ San Diego Padres Jack Murphy Stadium, San Diego, CA Thu Jul 18 1985, 6:33 AM EDT Att: 20,740 - Unknown																				
Johnny Ray, S (1, 4) OBP: 0.295, SLG: 0.373										4	0	1	0	0	0	1																					
Bill Madlock, R (1, 5) OBP: 0.316, SLG: 0.375										4	0	0	0	0	0	1																					
Sixto Lezcano, R (1, 9) OBP: 0.396, SLG: 0.366										4	1	2	1	0	0	0																					
Jason Thompson, L (1, 3) OBP: 0.348, SLG: 0.414 Jim Morrison, R (9, PR) OBP: 0.284, SLG: 0.300										4	0	2	0	0	0	0																					
Tony Peña, R (1, 2) OBP: 0.302, SLG: 0.377										4	0	1	0	0	0	3																					
Marvell Wynne, L (1, 8) OBP: 0.275, SLG: 0.300										4	0	0	0	0	1	5																					
Sam Khalifa, R (1, 6) OBP: 0.370, SLG: 0.370										3	0	1	0	0	0	1																					
Rick Reuschel, R (1, 1) OBP: 0.231, SLG: 0.269 Lee Mazzilli, S (8, PH) OBP: 0.442, SLG: 0.402 John Candelaria, L (8, 1)										2	0	1	0	0	0	0																					
Inning Stats	R: 1 E: 0 K: 0 S: 4	H: 2 LOB: 0 BB: 0 P: 4	R: 0 E: 1 K: 0 S: 4	H: 1 LOB: 1 BB: 0 P: 4	R: 0 E: 0 K: 0 S: 3	H: 0 LOB: 0 BB: 0 P: 3	R: 1 E: 0 K: 0 S: 4	H: 1 LOB: 0 BB: 0 P: 4	R: 0 E: 0 K: 1 S: 6	H: 1 LOB: 1 BB: 0 P: 6	R: 0 E: 0 K: 0 S: 3	H: 0 LOB: 0 BB: 0 P: 3	R: 0 E: 0 K: 0 S: 3	H: 1 LOB: 1 BB: 0 P: 3	R: 0 E: 0 K: 1 S: 6	H: 1 LOB: 2 BB: 0 P: 5		1B: 7 2B: 1 3B: 0 HR: 1	SF: 0 SAC: 1 DP: 2 HBP: 0	WP: 0 PA: 34 PB: 0 SB: 0 CS: 0																	
PITCHER	IP	WLS	BF	H	R	ER	SO	BB	IBB	HBP	BLK	WP	HR	S	P	ERA	WHIP	PITCHER		IP	WLS	BF	H	R	ER	SO	BB	IBB	HBP	BLK	WP	HR	S	P	ERA	WHIP	
Dave Dravecky, L (1, 1) ERA: 2.21	6.0		22	5	2	2	1	0	0	0	0	0	1	24	24	3.00	0.833																				
Craig Lefferts, L (7, 1) ERA: 3.72	2.0	W	7	2	0	0	1	0	0	0	0	0	0	9	9	0.00	1.000																				
Rich Gossage, R (9, 1) ERA: 1.69	1.0	S	5	2	0	0	0	0	0	0	0	0	0	5	5	0.00	2.000																				

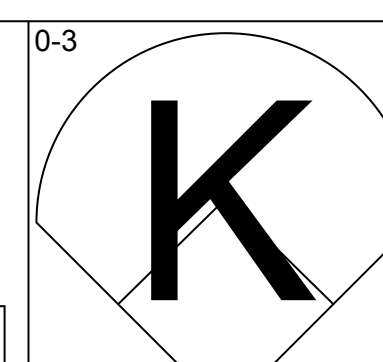
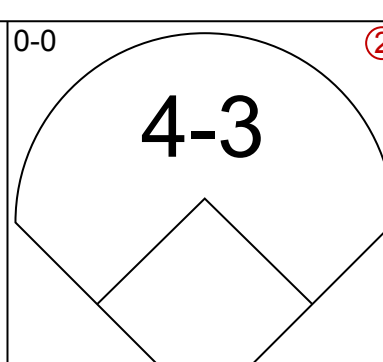
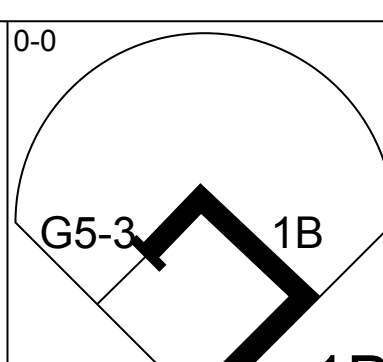
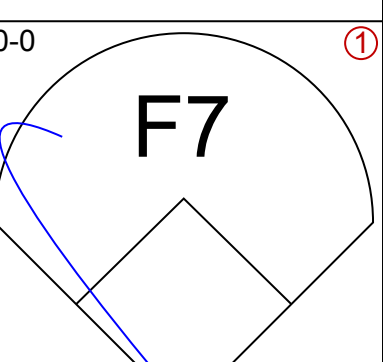
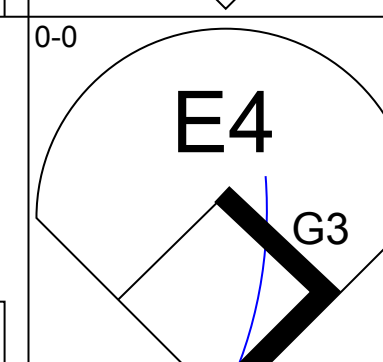
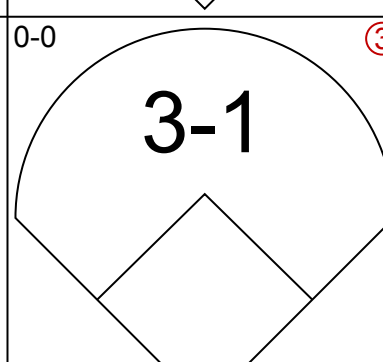
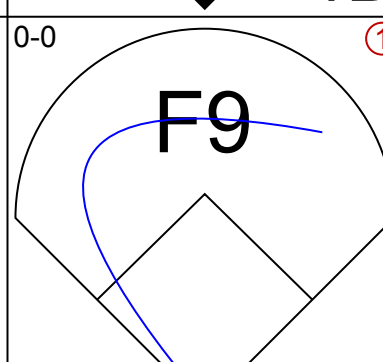
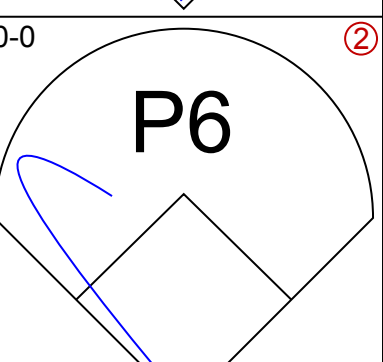
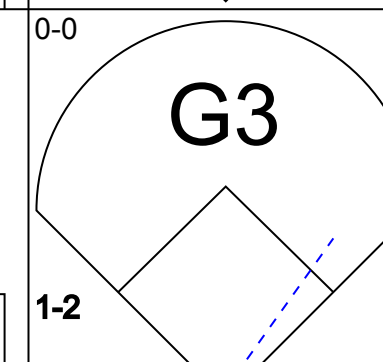
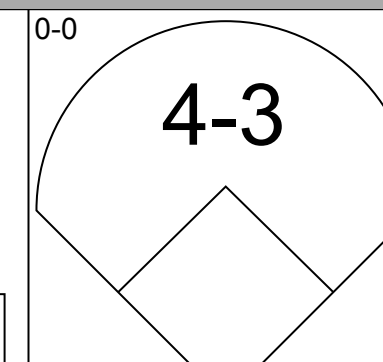
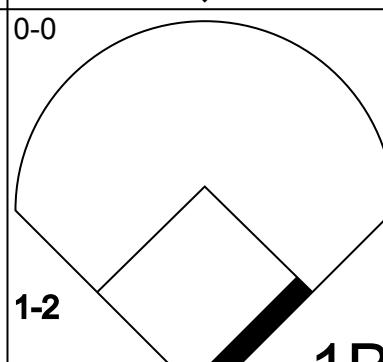
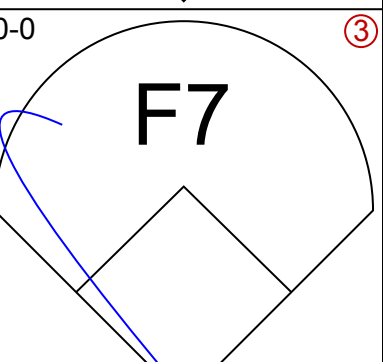
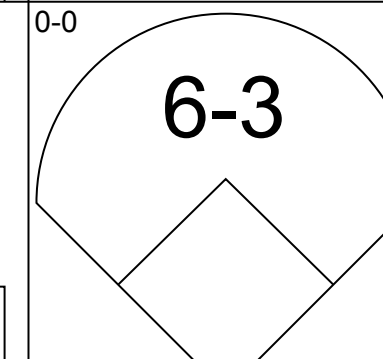
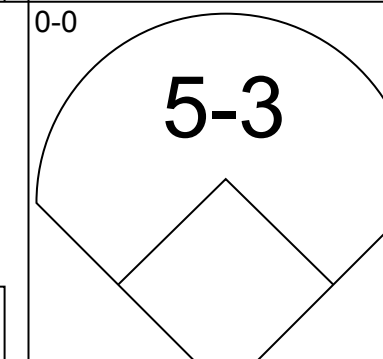
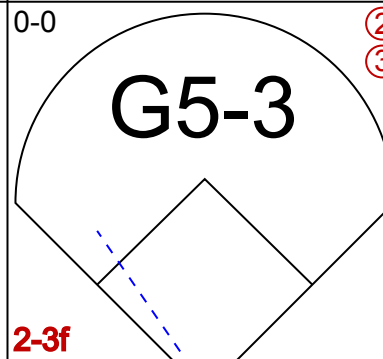
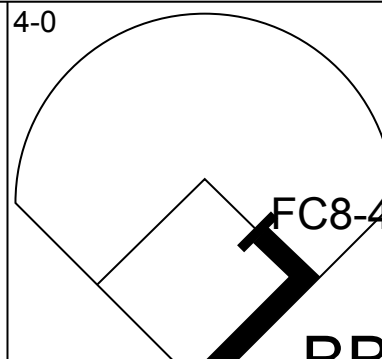
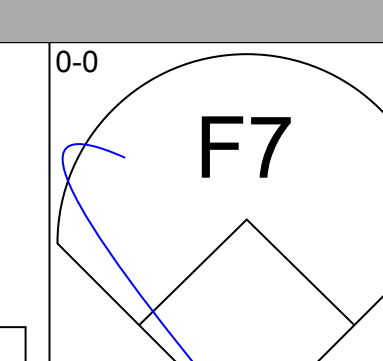
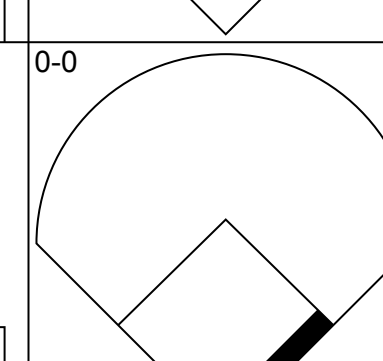
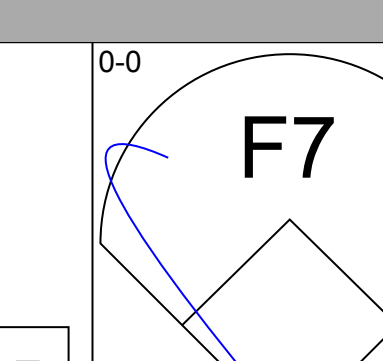
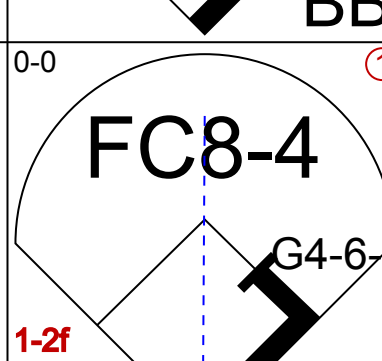
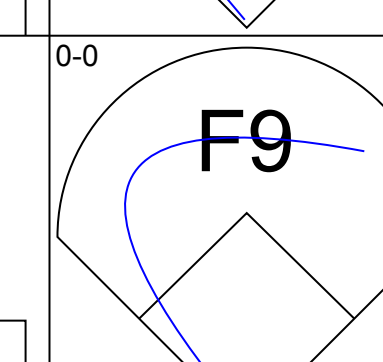
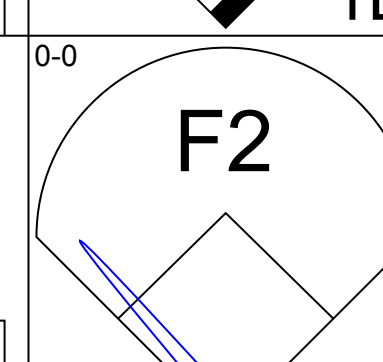
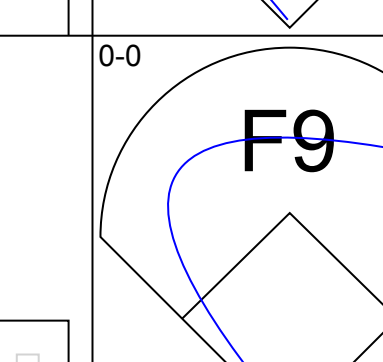
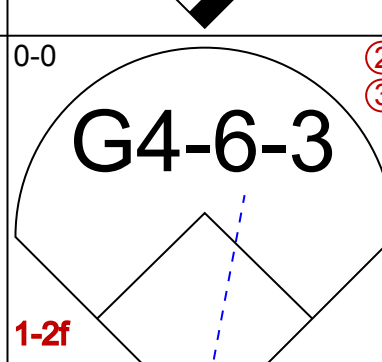
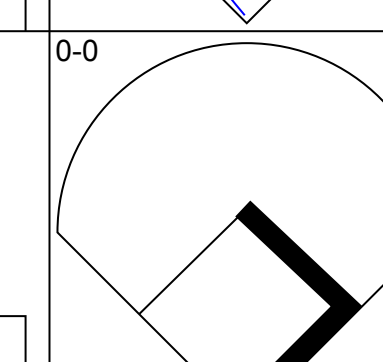
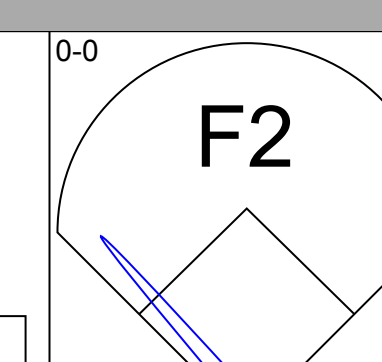
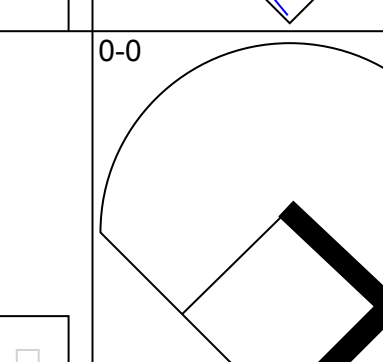
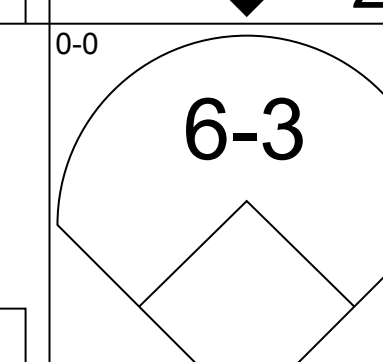
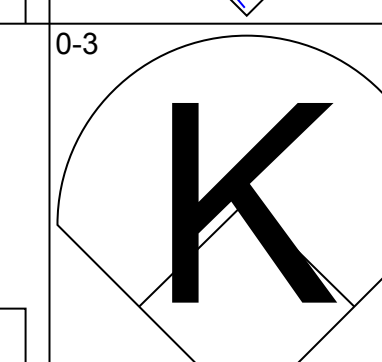
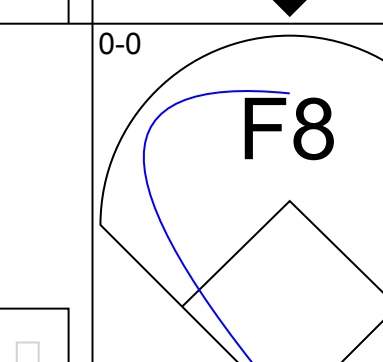
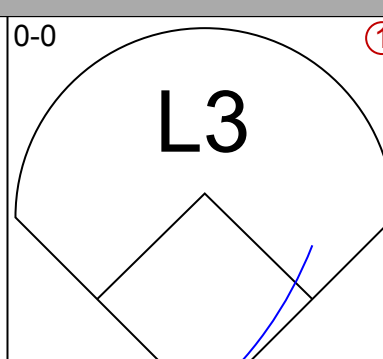
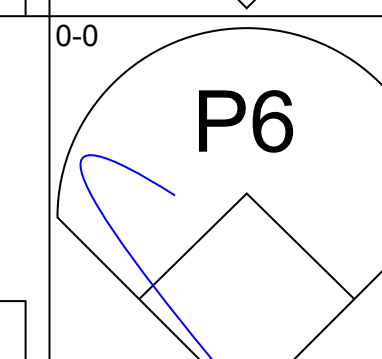
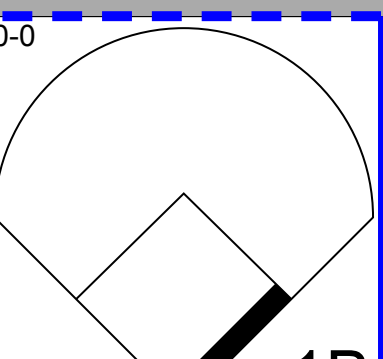
AB 33
R 2
H 9
RBI 1
BB 0
SO 2
LOB 13

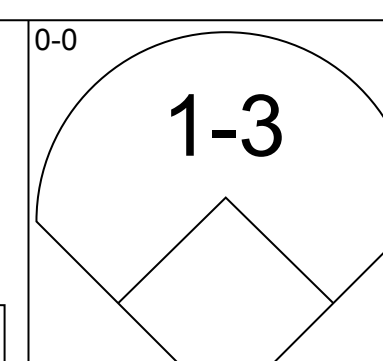
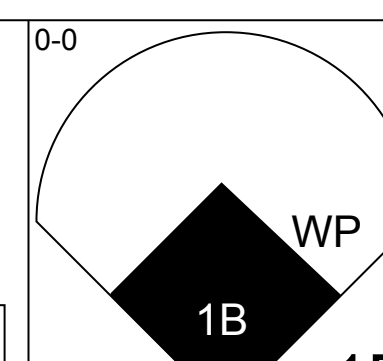

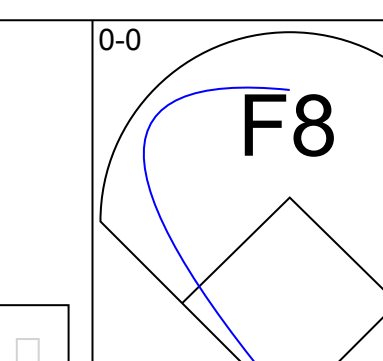
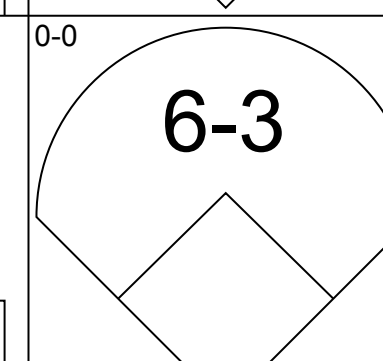
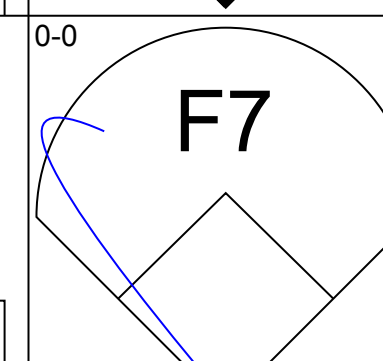

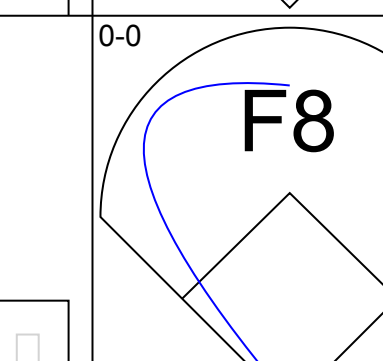
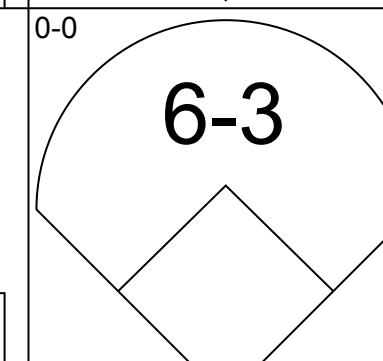
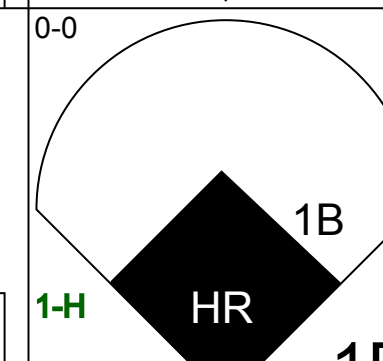

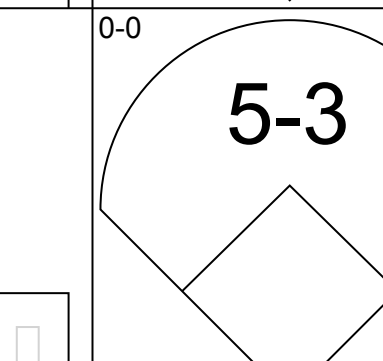
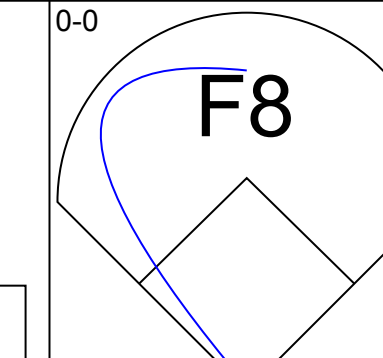
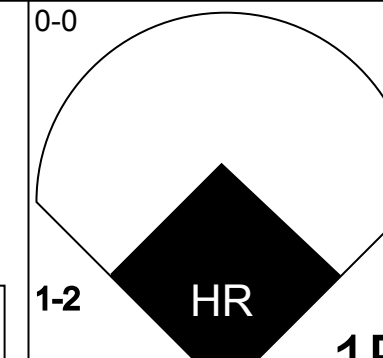

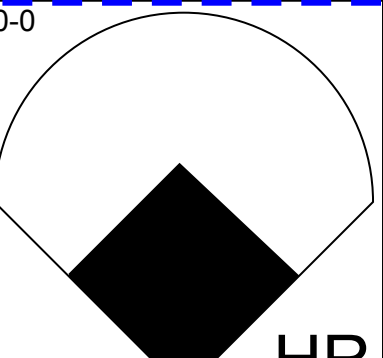
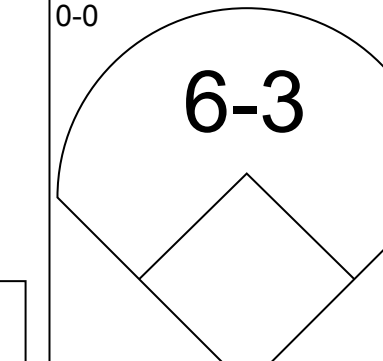
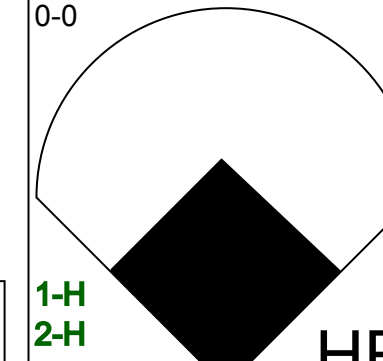


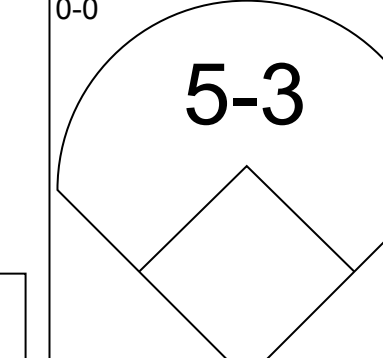
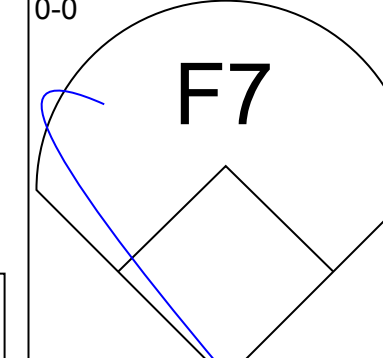
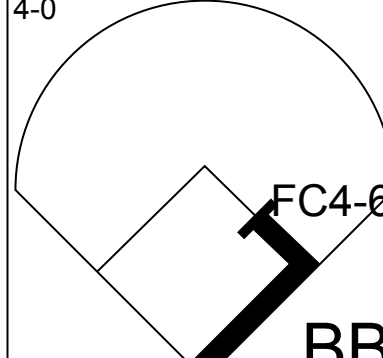
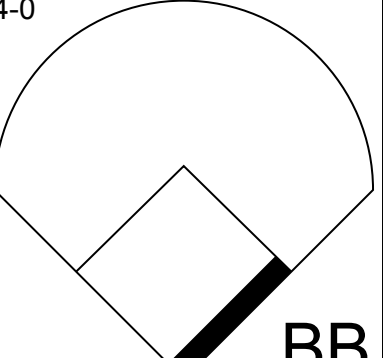
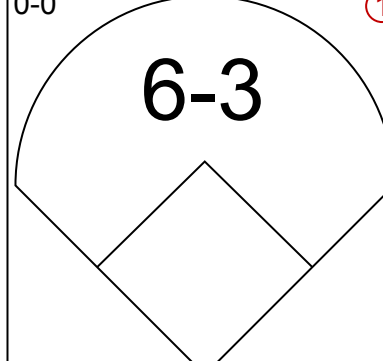
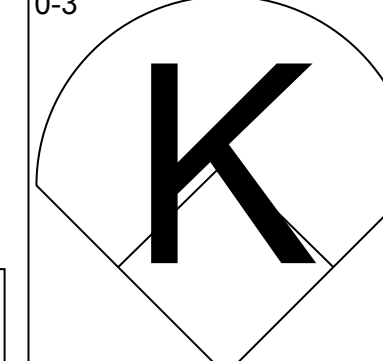
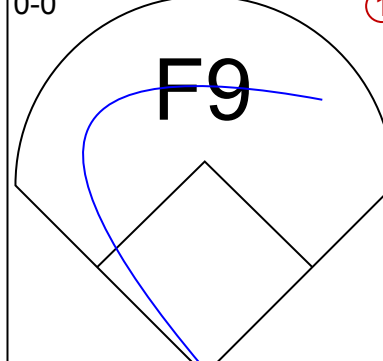
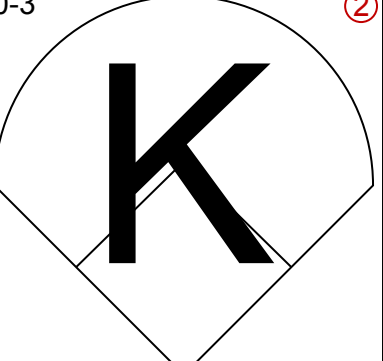
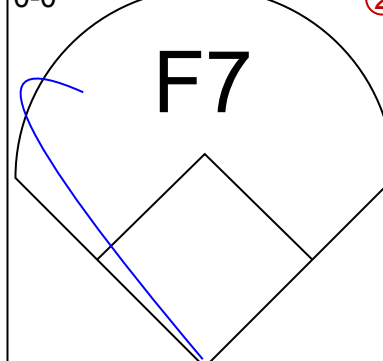
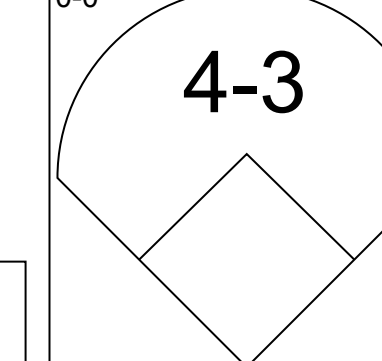
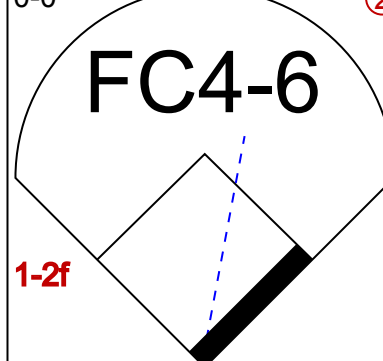
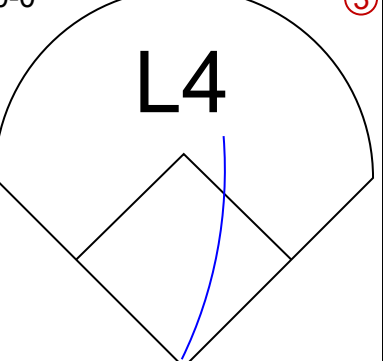
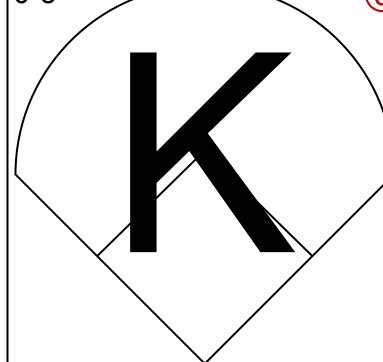
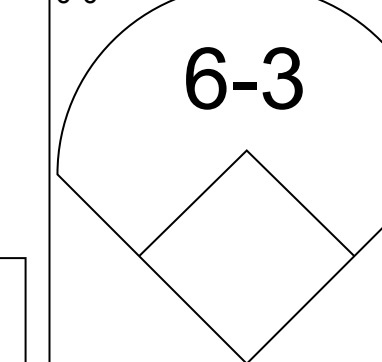
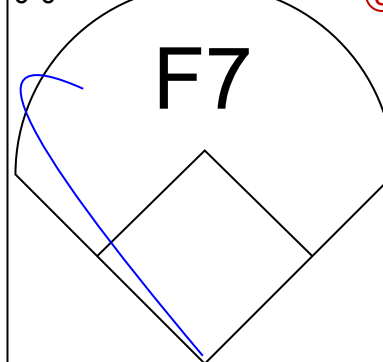



Batter	1	2	3	4	5	6	7	8	9	AB	R	H	RBI	BB	SO	LOB	BOTTOM																				
Tim Flannery, L (1, 4) OBP: 0.380, SLG: 0.369										4	0	1	0	0	1	0	Pittsburgh Pirates @ San Diego Padres Jack Murphy Stadium, San Diego, CA Thu Jul 18 1985, 6:33 AM EDT Att: 20,740 - Unknown																				
Tony Gwynn, L (1, 9) OBP: 0.339, SLG: 0.414										4	0	0	0	0	0	1																					
Steve Garvey, R (1, 3) OBP: 0.284, SLG: 0.424										4	1	1	0	0	1	0																					
Graig Nettles, L (1, 5) OBP: 0.394, SLG: 0.404										3	1	1	0	1	0	0																					
Terry Kennedy, L (1, 2) OBP: 0.301, SLG: 0.395										4	0	1	0	0	1	3																					
Carmelo Martinez, R (1, 7) OBP: 0.345, SLG: 0.454										4	1	2	1	0	0	3																					
Kevin McReynolds, R (1, 8) OBP: 0.307, SLG: 0.433										4	0	1	2	0	1	3																					
Garry Templeton, S (1, 6) OBP: 0.348, SLG: 0.397										1	0	0	0	2	0	0																					
Dave Dravecky, R (1, 1) OBP: 0.146, SLG: 0.128 Al Bumbry, L (6, PH) OBP: 0.270, SLG: 0.237 Craig Lefferts, L (7, 1) OBP: 0.333, SLG: 0.333 Rich Gossage, R (9, 1)										2	0	0	0	0	2	2																					
Inning Stats	R: 0 E: 0 K: 1 S: 5	H: 0 LOB: 0 BB: 0 P: 5	R: 0 E: 0 K: 1 S: 6	H: 1 LOB: 1 BB: 0 P: 6	R: 0 E: 0 K: 1 S: 6	H: 1 LOB: 1 BB: 0 P: 6	R: 2 E: 0 K: 1 S: 7	H: 2 LOB: 2 BB: 2 P: 15	R: 0 E: 0 K: 0 S: 3	H: 0 LOB: 0 BB: 0 P: 3	R: 0 E: 0 K: 1 S: 7	H: 2 LOB: 3 BB: 1 P: 11	R: 0 E: 0 K: 1 S: 5	H: 0 LOB: 0 BB: 0 P: 5	R: 1 E: 0 K: 0 S: 4	H: 1 LOB: 0 BB: 0 P: 4		1B: 5 2B: 1 3B: 0 HR: 1	SF: 0 SAC: 0 DP: 0 HBP: 0	WP: 1 PA: 34 PB: 0 SB: 0 CS: 0																	
PITCHER	IP	WLS	BF	H	R	ER	SO	BB	IBB	HBP	BLK	WP	HR	S	P	ERA	WHIP	PITCHER		IP	WLS	BF	H	R	ER	SO	BB	IBB	HBP	BLK	WP	HR	S	P	ERA	WHIP	
Rick Reuschel, R (1, 1) ERA: 2.35	7.0		30	6	2	2	6	1	2	0	0	0	0	39	51	2.57	1.000																				
John Candelaria, L (8, 1) ERA: 3.19	1.0	L	4	1	1	1	0	0	0	0	0	0	1	4	4	9.00	1.000																				


AB 31
R 3
H 7
RBI 3
BB 3
SO 6
LOB 15



Batter	1	2	3	4	5	6	7	8	9	AB	R	H	RBI	BB	SO	LOB	TOP					
Marvell Wynne, L OBP: 0.275, SLG: 0.299 (1, 8)										4	0	1	0	0	1	1	Pittsburgh Pirates @ San Diego Padres Jack Murphy Stadium, San Diego, CA Fri Jul 19 1985, 10:05 PM EDT Att: 30,386 - Unknown					
Lee Mazzilli, S OBP: 0.426, SLG: 0.384 (1, 3)										4	0	0	0	0	2							
Johnny Ray, S OBP: 0.285, SLG: 0.372 (1, 4)										4	0	1	0	0	2							
Sixto Lezcano, R OBP: 0.391, SLG: 0.353 (1, 9)										3	0	0	0	1	3							
Bill Madlock, R OBP: 0.315, SLG: 0.373 (1, 5)										4	0	1	0	0	1							
Tony Peña, R OBP: 0.299, SLG: 0.373 (1, 2)										4	0	0	0	0	2							
Steve Kemp, L OBP: 0.311, SLG: 0.316 (1, 7)										3	0	2	0	0	0							
Sam Khalifa, R OBP: 0.357, SLG: 0.355 (1, 6)										3	0	0	0	1	2							
Jose DeLeon, R OBP: 0.147, SLG: 0.065 (5, PH)										1	0	0	0	0	0							
Doug Froese, L OBP: 0.352, SLG: 0.280 (5, PH)										0	0	0	0	0	0							
Jim Winn, R OBP: 0.377, SLG: 0.179 (5, PH)										0	0	0	0	0	0							
Larry McWilliams, L OBP: 0.453, SLG: 0.352 (8, PH)										1	0	1	0	0	0							
Joe Orsulik, R OBP: 0.500, SLG: 0.800 (8, PH)										0	0	0	0	0	0							
Al Holland, R OBP: 0.351, SLG: 0.351 (8, PH)										0	0	0	0	0	0							
Inning Stats	R: 0 E: 1 K: 1 S: 6	H: 0 LOB: 1 BB: 0 P: 6	R: 0 E: 0 K: 0 S: 4	H: 1 LOB: 1 BB: 0 P: 4	R: 0 E: 0 K: 0 S: 3	H: 0 LOB: 0 BB: 0 P: 3	R: 0 E: 0 K: 0 S: 4	H: 1 LOB: 1 BB: 0 P: 4	R: 0 E: 0 K: 1 S: 5	H: 0 LOB: 0 BB: 0 P: 5	R: 0 E: 0 K: 0 S: 4	H: 2 LOB: 1 BB: 0 P: 4	R: 0 E: 0 K: 0 S: 4	H: 1 LOB: 1 BB: 0 P: 4	R: 0 E: 0 K: 0 S: 4	H: 1 LOB: 1 BB: 0 P: 4	R: 0 E: 0 K: 0 S: 2	H: 0 LOB: 0 BB: 1 P: 6	1B: 4 2B: 2 3B: 0 HR: 0	SF: 0 SAC: 0 DP: 2 HBP: 0	WP: 0 PB: 0 SB: 0 CS: 0	PA: 33
PITCHER	IP WLS BF H R ER SO BB IBB HBP BLK WP HR S P ERA WHIP																					
Andy Hawkins, R ERA: 3.16 (1, 1)	7.0 W 26 5 0 0 2 0 0 0 0 0 0 30 30 0.00 0.714																					
Tim Stoddard, R ERA: 3.52 (8, 1)	2.0 7 1 0 0 0 1 0 0 0 0 0 6 10 0.00 1.000																					

Batter	1	2	3	4	5	6	7	8	9	AB	R	H	RBI	BB	SO	LOB	BOTTOM			
Tim Flannery, L OBP: 0.382, SLG: 0.371 (1, 4)										4	2	2	0	0	0	0	Pittsburgh Pirates @ San Diego Padres Jack Murphy Stadium, San Diego, CA Fri Jul 19 1985, 10:05 PM EDT Att: 30,386 - Unknown			
Tony Gwynn, L OBP: 0.338, SLG: 0.413 (1, 9)										4	0	1	0	0	1					
Steve Garvey, R OBP: 0.286, SLG: 0.423 (1, 3)										3	1	1	1	1	0					
Graig Nettles, L OBP: 0.399, SLG: 0.420 (1, 5)										3	2	2	2	1	0					
Terry Kennedy, L OBP: 0.300, SLG: 0.403 (1, 2)										4	1	1	3	0	3					
Carmelo Martinez, R OBP: 0.347, SLG: 0.450 (1, 7)										2	0	0	0	2	0					
Kevin McReynolds, R OBP: 0.304, SLG: 0.395 (1, 8)										4	0	0	0	0	2					
Garry Templeton, S OBP: 0.344, SLG: 0.392 (1, 6)										4	0	0	0	0	2					
Andy Hawkins, R OBP: 0.111, SLG: 0.091 (1, 1)										3	0	0	0	0	1					
Tim Stoddard, R (8, 1)										0	0	0	0	0	0					
Inning Stats	R: 0 E: 0 K: 0 S: 3	H: 0 LOB: 0 BB: 0 P: 3	R: 0 E: 0 K: 0 S: 3	H: 0 LOB: 0 BB: 0 P: 3	R: 0 E: 0 K: 1 S: 5	H: 0 LOB: 0 BB: 0 P: 5	R: 4 E: 0 K: 1 S: 9	H: 4 LOB: 0 BB: 0 P: 9	R: 1 E: 0 K: 0 S: 5	H: 2 LOB: 3 BB: 2 P: 13	R: 0 E: 0 K: 0 S: 3	H: 0 LOB: 1 BB: 1 P: 7	R: 0 E: 0 K: 0 S: 3	H: 0 LOB: 0 BB: 0 P: 3	R: 1 E: 0 K: 1 S: 6	H: 1 LOB: 1 BB: 1 P: 10	1B: 5 2B: 0 3B: 0 HR: 2	SF: 0 SAC: 0 DP: 0 HBP: 0	WP: 1 PB: 0 SB: 0 CS: 0	PA: 35
PITCHER	IP WLS BF H R ER SO BB IBB HBP BLK WP HR S P ERA WHIP																			
Jose DeLeon, R ERA: 4.88 (5, 1)	4.0 L 16 4 4 4 2 0 0 0 0 0 0 20 20 9.00 1.000																			
Jim Winn, R ERA: 3.77 (5, 1)	0.2 6 2 1 1 0 2 0 0 0 0 0 4 12 13.50 6.000																			
Larry McWilliams, L ERA: 4.53 (5, 1)	2.1 8 0 0 0 0 1 0 0 0 0 0 7 11 0.00 0.429																			
Al Holland, L ERA: 3.51 (8, 1)	1.0 5 1 1 1 1 1 0 0 0 0 0 1 6 10 9.00 2.000																			

Batter	1	2	3	4	5	6	7	8	9	AB	R	H	RBI	BB	SO	LOB	TOP								
Marvell Wynne, L OBP: 0.278, SLG: 0.307 (1, 8)	F5		CS 1B			F7		2H 2B		4	0	2	1	0	0	0	Pittsburgh Pirates @ San Diego Padres Jack Murphy Stadium, San Diego, CA Sat Jul 20 1985, 6:33 AM EDT Att: 36,340 - Unknown AB 32 R 2 H 6 RBI 2 BB 1 SO 1 LOB 8 								
Joe Orsulak, L OBP: 0.341, SLG: 0.349 (1, 9)	4-3		CS 1-2	6-3		S 1B		P6		4	0	1	0	0	0	1									
Johnny Ray, S OBP: 0.284, SLG: 0.370 (1, 4)	F7			F8		6-3			FC5-4 1B	4	0	1	0	0	0	1									
Jason Thompson, L OBP: 0.343, SLG: 0.407 (1, 3)		K		G3			4-3		F5	4	0	0	0	0	1	1									
Bill Madlock, R OBP: 0.311, SLG: 0.368 (1, 5)		4-3			F8		F9		F9	4	0	0	0	0	0	1									
Tony Peña, R OBP: 0.295, SLG: 0.368 (1, 2)		4-3			5-3		4-3		FC5-4 1-2	4	0	0	0	0	0	1									
Steve Kemp, L OBP: 0.322, SLG: 0.347 (1, 7)				HR	S BB			2B 2B		2	2	2	1	1	0	0									
Sam Khalifa, R OBP: 0.345, SLG: 0.342 (1, 6)			6-3		F7			P4		3	0	0	0	0	0	2									
Rick Rhoden, R OBP: 0.195, SLG: 0.200 (1, 1)								G3		2	0	0	0	0	0	0									
Al Holland, R OBP: 0.500, SLG: 0.800 (7, 1)								F5		0	0	0	0	0	0	0									
Lee Mazzilli, S OBP: 0.422, SLG: 0.379 (8, PH)								G3		1	0	0	0	0	0	1									
Don Robinson, R (8, 1)										0	0	0	0	0	0	0									
Inning Stats	R: 0 E: 0 K: 0 S: 3	H: 0 LOB: 0 BB: 0 P: 3	R: 0 E: 0 K: 1 S: 5	H: 0 LOB: 0 BB: 0 P: 5	R: 1 E: 0 K: 0 S: 4	H: 2 LOB: 0 BB: 0 P: 4	R: 0 E: 0 K: 0 S: 3	H: 0 LOB: 0 BB: 0 P: 3	R: 0 E: 0 K: 0 S: 3	H: 0 LOB: 1 BB: 0 P: 7	R: 0 E: 0 K: 0 S: 4	H: 1 LOB: 1 BB: 0 P: 4	R: 0 E: 0 K: 0 S: 3	H: 0 LOB: 0 BB: 0 P: 3	R: 1 E: 0 K: 0 S: 5	H: 2 LOB: 1 BB: 0 P: 5	R: 0 E: 0 K: 0 S: 4	H: 1 LOB: 1 BB: 0 P: 4	1B: 3 2B: 2 3B: 0 HR: 1	SF: 0 SAC: 0 DP: 0 HBP: 0	WP: 0 PB: 0 SB: 2 CS: 1	PA: 34			
PITCHER	IP	WLS	BF	H	R	ER	SO	BB	IBB	HBP	BLK	WP	HR	S	P	ERA	WHIP								
LaMarr Hoyt, R ERA: 2.9 (1, 1)	8.0	W	29	5	2	2	1	1	0	0	0	0	1	30	34	2.25	0.750								
Rich Gossage, R ERA: 1.66 (9, 1)	1.0	S	4	1	0	0	0	0	0	0	0	0	0	4	4	0.00	1.000								

Batter	1	2	3	4	5	6	7	8	9	AB	R	H	RBI	BB	SO	LOB	BOTTOM								
Tim Flannery, L OBP: 0.384, SLG: 0.371 (1, 4)	6-3		G6-4-3 1-2		G4-6-3 BB		S 1B			3	1	1	1	1	0	1	Pittsburgh Pirates @ San Diego Padres Jack Murphy Stadium, San Diego, CA Sat Jul 20 1985, 6:33 AM EDT Att: 36,340 - Unknown AB 30 R 4 H 7 RBI 4 BB 4 SO 3 LOB 17 								
Tony Gwynn, L OBP: 0.337, SLG: 0.411 (1, 9)	5-3			5-3	G4-6-3 1-2		3H 1B		1H 1B	4	0	1	1	0	0	2									
Steve Garvey, R OBP: 0.286, SLG: 0.421 (1, 3)	K			1B 6-3		E5 4-3 6-3		F8		4	2	1	0	0	1	1									
Graig Nettles, L OBP: 0.404, SLG: 0.424 (1, 5)						4-3		F9 BB		3	0	2	0	1	0	1									
Terry Kennedy, L OBP: 0.297, SLG: 0.398 (1, 2)	FC1-6 1B			6-3 1B		6-3		K		4	0	0	2	0	1	3									
Carmelo Martinez, R OBP: 0.348, SLG: 0.447 (1, 7)	F2			BB		F7		1-2 BB		2	0	0	0	2	0	1									
Kevin McReynolds, R OBP: 0.301, SLG: 0.393 (1, 8)	5-3			K				F9		4	0	0	0	0	1	5									
Garry Templeton, S OBP: 0.345, SLG: 0.400 (1, 6)					F8		SH1-3 2B		4-3 1B 2B	4	1	2	0	0	0	2									
LaMarr Hoyt, R OBP: 0.111, SLG: 0.091 (1, 1)					E3 G6-4-3		SH1-3		4-3	2	0	0	0	0	0	0									
Rich Gossage, R (9, 1)										0	0	0	0	0	0	0									
Inning Stats	R: 0 E: 0 K: 1 S: 5	H: 0 LOB: 0 BB: 0 P: 5	R: 0 E: 0 K: 0 S: 4	H: 1 LOB: 1 BB: 0 P: 4	R: 0 E: 1 K: 0 S: 3	H: 0 LOB: 0 BB: 0 P: 3	R: 1 E: 0 K: 1 S: 7	H: 2 LOB: 2 BB: 1 P: 11	R: 0 E: 0 K: 0 S: 3	H: 1 LOB: 1 BB: 1 P: 7	R: 1 E: 1 K: 0 S: 4	H: 0 LOB: 0 BB: 0 P: 4	R: 2 E: 0 K: 0 S: 6	H: 3 LOB: 1 BB: 0 P: 6	R: 0 E: 0 K: 1 S: 5	H: 0 LOB: 2 BB: 2 P: 13	1B: 5 2B: 2 3B: 0 HR: 0	SF: 0 SAC: 1 DP: 2 HBP: 0	WP: 0 PB: 0 SB: 1 CS: 0	PA: 35					
PITCHER	IP	WLS	BF	H	R	ER	SO	BB	IBB	HBP	BLK	WP	HR	S	P	ERA	WHIP								
Rick Rhoden, R ERA: 4.57 (1, 1)	6.2	L	28	6	4	3	2	2	0	0	0	0	0	30	38	4.05	1.200								
Al Holland, L ERA: 3.49 (7, 1)	0.1		2	1	0	0	0	0	0	0	0	0	0	2	2	0.00	3.000								
Don Robinson, R ERA: 3.38 (8, 1)	1.0		5	0	0	0	1	2	0	0	0	0	0	5	13	0.00	2.000								

Batter	1	2	3	4	5	6	7	8	9	AB	R	H	RBI	BB	SO	LOB	TOP		
Marvell Wynne, L OBP: 0.277, SLG: 0.304 (1, 8)	0-3 K	0-0 F4			0-0 F5		0-0 4-3		0-0 SH5-4 1B	5	1	1	0	0	1	1	Pittsburgh Pirates @ San Diego Padres Jack Murphy Stadium, San Diego, CA Sun Jul 21 1985, 6:33 AM EDT Att: 23,481 - Unknown livebaseballscorecards.com		
Steve Kemp, L OBP: 0.315, SLG: 0.339 John Candelaria, L (7, 1)	0-0 4-3	0-0 F5			0-0 F7		0-0 6-3		0-0 SH5-4	4	0	0	0	0	0	1			
Cecilio Guante, R OBP: 0.125, SLG: 0.125 (9, 1)									1-2	0	0	0	0	0	0	0			
Johnny Ray, S OBP: 0.291, SLG: 0.373 (1, 4)	0-0 1B			0-0 HBP 1B	4-0 2B BB		0-3 K		4-0 1B 1B	3	1	2	0	2	1	0			
Jason Thompson, L OBP: 0.348, SLG: 0.415 (1, 3)	0-0 F2			0-0 F7	0-0 1-3 2B				0-0 1B 1B	5	0	3	1	0	0	2			
Bill Madlock, R OBP: 0.316, SLG: 0.367 (1, 5)		4-0 2B E BB		1-0 G4-6-3 HBP	0-0 F7				0-0 F8	3	1	1	1	1	0	3			
Doug Frobel, L OBP: 0.359, SLG: 0.299 (1, 9)		0-0 E 2B		0-0 G4-6-3	0-0 S 1B				0-3 K	5	1	2	0	0	1	5			
Sam Khalifa, R OBP: 0.352, SLG: 0.361 (1, 6)		0-0 E9 1B 2B		0-0 F8	0-0 F3				0-0 1B	4	1	2	2	0	0	1			
Junior Ortiz, R OBP: 0.233, SLG: 0.267 (1, 2)		0-0 1B		0-3 K	0-0 5-3				0-0 1-3	4	0	1	1	0	1	3			
Lee Tunnell, R OBP: 0.059, SLG: 0.059 Joe Orsulak, L OBP: 0.339, SLG: 0.347 (7, 7)		0-3 K		0-0 F9	0-3 K				0-0 F7	3	0	0	0	0	2	2			
										1	0	0	0	0	0	0	P WP: 0 PA: 42 RB: 0 SB: 1 CS: 0		
Inning Stats	R: 0 E: 0 K: 1 S: 6	H: 1 LOB: 1 BB: 0 P: 6	R: 3 E: 1 K: 1 S: 8	H: 3 LOB: 1 BB: 1 P: 12	R: 0 E: 0 K: 0 S: 3	H: 1 LOB: 0 BB: 0 P: 4	R: 0 E: 0 K: 1 S: 5	H: 0 LOB: 0 BB: 0 P: 5	R: 0 E: 0 K: 0 S: 4	H: 1 LOB: 2 BB: 1 P: 8	R: 0 E: 0 K: 1 S: 5	H: 0 LOB: 0 BB: 0 P: 5	R: 0 E: 0 K: 1 S: 7	H: 2 LOB: 2 BB: 0 P: 7	R: 2 E: 0 K: 0 S: 6	H: 3 LOB: 2 BB: 1 P: 10		1B: 9 2B: 3 3B: 0 HR: 0	SF: 0 SAC: 1 DP: 1 HBP: 1
PITCHER	IP WLS BF H R ER SO BB IBB HBP BLK WP HR S P ERA WHIP	IP WLS BF H R ER SO BB IBB HBP BLK WP HR S P ERA WHIP																	
Eric Show, R ERA: 3.37 (1, 1)	6.0 L 27 7 3 2 4	2.0 8 2 0 0 2	1.0 7 3 2 2 0	6.0 L 27 7 3 2 4	2.0 8 2 0 0 2	1.0 7 3 2 2 0	6.0 L 27 7 3 2 4	2.0 8 2 0 0 2	1.0 7 3 2 2 0	6.0 L 27 7 3 2 4	2.0 8 2 0 0 2	1.0 7 3 2 2 0	6.0 L 27 7 3 2 4	2.0 8 2 0 0 2	1.0 7 3 2 2 0	6.0 L 27 7 3 2 4	3.00 1.500	0.00 1.000	18.00 3.000
Craig Lefferts, L ERA: 3.59 (7, 1)	2.0 8 2 0 0 2	1.0 7 3 2 2 0	6.0 L 27 7 3 2 4	2.0 8 2 0 0 2	1.0 7 3 2 2 0	6.0 L 27 7 3 2 4	2.0 8 2 0 0 2	1.0 7 3 2 2 0	6.0 L 27 7 3 2 4	2.0 8 2 0 0 2	1.0 7 3 2 2 0	6.0 L 27 7 3 2 4	2.0 8 2 0 0 2	1.0 7 3 2 2 0	6.0 L 27 7 3 2 4	2.0 8 2 0 0 2	3.00 1.500	0.00 1.000	18.00 3.000
Mark Thurmond, L ERA: 5.09 (9, 1)	1.0 7 3 2 2 0	6.0 L 27 7 3 2 4	2.0 8 2 0 0 2	1.0 7 3 2 2 0	6.0 L 27 7 3 2 4	2.0 8 2 0 0 2	1.0 7 3 2 2 0	6.0 L 27 7 3 2 4	2.0 8 2 0 0 2	1.0 7 3 2 2 0	6.0 L 27 7 3 2 4	2.0 8 2 0 0 2	1.0 7 3 2 2 0	6.0 L 27 7 3 2 4	2.0 8 2 0 0 2	1.0 7 3 2 2 0	3.00 1.500	0.00 1.000	18.00 3.000

Batter	1	2	3	4	5	6	7	8	9	AB	R	H	RBI	BB	SO	LOB	BOTTOM		
Tim Flannery, L OBP: 0.383, SLG: 0.370 Jerry Royster, R OBP: 0.378, SLG: 0.409 (8, PH) (9, 4)	0-0 F5		0-0 1B			0-0 6-3		1-0 HBP		3	0	1	0	0	0	0	Pittsburgh Pirates @ San Diego Padres Jack Murphy Stadium, San Diego, CA Sun Jul 21 1985, 6:33 AM EDT Att: 23,481 - Unknown livebaseballscorecards.com		
Tony Gwynn, L OBP: 0.339, SLG: 0.412 (1, 9)	0-0 1-3 1B					0-0 1B		0-3 K		4	0	2	0	0	1	3			
Steve Garvey, R OBP: 0.283, SLG: 0.417 (1, 3)	0-0 1-3 1-2							0-0 F9		4	0	0	0	0	0	4			
Graig Nettles, L OBP: 0.405, SLG: 0.425 (1, 5)	0-0 4-3					0-0 G4-6-3 1B		0-0 F9		4	1	2	0	0	0	1			
Terry Kennedy, L OBP: 0.296, SLG: 0.399 (1, 2)		0-0 F7		0-0 G4-6-3		0-0 F8 2B		0-0 K		4	0	1	0	0	1	2			
Carmelo Martinez, R OBP: 0.350, SLG: 0.458 (1, 7)		0-0 G6-4-3 1B				0-0 F8		0-0 F8		4	1	2	2	0	0	1			
Kevin McReynolds, R OBP: 0.298, SLG: 0.389 (1, 8)		0-0 G6-4-3				0-0 F9		0-0 F9		4	0	0	0	0	0	2			
Garry Templeton, S OBP: 0.347, SLG: 0.405 (1, 6)				0-3 K		0-0 1-3		0-0 HBP 1B		4	0	2	0	0	1	0			
Eric Show, R OBP: 0.076, SLG: 0.075 Al Bumbry, L OBP: 0.269, SLG: 0.233 Craig Lefferts, L OBP: 0.333, SLG: 0.333 Kurt Bevacqua, R OBP: 0.292, SLG: 0.419 Mark Thurmond, L OBP: 0.311, SLG: 0.189 (5, PH) (7, 1) (8, PH) (9, 1) (9, PH)								0-0 F8		1	0	0	0	0	0	0	S WP: 0 PA: 36 RB: 0 SB: 0 CS: 0		
Inning Stats	R: 0 E: 0 K: 0 S: 4	H: 1 LOB: 1 BB: 0 P: 4	R: 0 E: 0 K: 0 S: 3	H: 1 LOB: 0 BB: 0 P: 3	R: 0 E: 0 K: 1 S: 6	H: 1 LOB: 1 BB: 0 P: 6	R: 0 E: 0 K: 0 S: 3	H: 1 LOB: 0 BB: 0 P: 3	R: 0 E: 0 K: 0 S: 4	H: 1 LOB: 1 BB: 0 P: 4	R: 0 E: 0 K: 0 S: 4	H: 1 LOB: 1 BB: 0 P: 4	R: 0 E: 0 K: 1 S: 6	H: 1 LOB: 2 BB: 0 P: 7	R: 2 E: 0 K: 2 S: 10	H: 3 LOB: 1 BB: 0 P: 10		1B: 7 2B: 2 3B: 0 HR: 1	SF: 0 SAC: 0 DP: 2 HBP: 1
PITCHER	IP WLS BF H R ER SO BB IBB HBP BLK WP HR S P ERA WHIP	IP WLS BF H R ER SO BB IBB HBP BLK WP HR S P ERA WHIP																	
Lee Tunnell, R ERA: 4.47 (1, 1)	6.0 W 21 5 0 0 1	2.1 12 4 2 2 2	0.2 3 1 0 0 1	6.0 W 21 5 0 0 1	2.1 12 4 2 2 2	0.2 3 1 0 0 1	6.0 W 21 5 0 0 1	2.1 12 4 2 2 2	0.2 3 1 0 0 1	6.0 W 21 5 0 0 1	2.1 12 4 2 2 2	0.2 3 1 0 0 1	6.0 W 21 5 0 0 1	2.1 12 4 2 2 2	0.2 3 1 0 0 1	6.0 W 21 5 0 0 1	0.00 0.833	7.71 1.714	0.00 1.500
John Candelaria, L ERA: 3.4 (7, 1)	2.1 12 4 2 2 2	0.2 3 1 0 0 1	6.0 W 21 5 0 0 1	2.1 12 4 2 2 2	0.2 3 1 0 0 1	6.0 W 21 5 0 0 1	2.1 12 4 2 2 2	0.2 3 1 0 0 1	6.0 W 21 5 0 0 1	2.1 12 4 2 2 2	0.2 3 1 0 0 1	6.0 W 21 5 0 0 1	2.1 12 4 2 2 2	0.2 3 1 0 0 1	6.0 W 21 5 0 0 1	2.1 12 4 2 2 2	0.00 0.833	7.71 1.714	0.00 1.500
Cecilio Guante, R ERA: 1.78 (9, 1)	0.2 3 1 0 0 1	6.0 W 21 5 0 0 1	2.1 12 4 2 2 2	0.2 3 1 0 0 1	6.0 W 21 5 0 0 1	2.1 12 4 2 2 2	0.2 3 1 0 0 1	6.0 W 21 5 0 0 1	2.1 12 4 2 2 2	0.2 3 1 0 0 1	6.0 W 21 5 0 0 1	2.1 12 4 2 2 2	0.2 3 1 0 0 1	6.0 W 21 5 0 0 1	2.1 12 4 2 2 2	0.2 3 1 0 0 1	0.00 1.500	7.71 1.714	0.00 1.500

Batter	1	2	3	4	5	6	7	8	9	AB	R	H	RBI	BB	SO	LOB	TOP								
Bob Dernier, R OBP: 0.318, SLG: 0.319	F8			6-3	23 1B		F8			5	1	2	2	0	0	0	Chicago Cubs @ San Diego Padres Jack Murphy Stadium, San Diego, CA Mon Jul 22 1985, 10:05 PM EDT Att: 23,873 - Unknown								
23 Ryne Sandberg, R OBP: 0.341, SLG: 0.469	K			6-3	2B		F3		F8	5	0	1	2	0	1	2									
Davey Lopes, R OBP: 0.408, SLG: 0.453	6-3			1B	BB					3	1	2	0	1	0	0									
Keith Moreland, R OBP: 0.375, SLG: 0.436		F6		1B	F3					4	0	2	1	0	0	2									
Leon Durham, L OBP: 0.355, SLG: 0.452	K			1B			1-3		G4-6-3	4	0	0	0	0	2	3									
Jody Davis, R OBP: 0.299, SLG: 0.395 Lee Smith, R (8.1)	F6			2-3			5-3		5-3	4	0	0	0	0	0	0									
Ron Cey, R OBP: 0.310, SLG: 0.375 Billy Hatcher, R OBP: 0.320, SLG: 0.419 Chris Speier, R OBP: 0.309, SLG: 0.365			F8		3-1				SH1-4	4	0	2	0	0	0	0									
Larry Bowa, S OBP: 0.269, SLG: 0.297		4-3		2B	1B		F5		SH1-4	3	1	1	0	0	0	1									
Steve Trout, L OBP: 0.171, SLG: 0.152 Warren Brusstar, R OBP: 0.333, SLG: 0.229 George Frazier, R OBP: 0.227, SLG: 0.424 Ron Meridith, L OBP: 0.188, SLG: 0.227			K		2B	23 1B	F4		K	1	0	0	0	0	1	0									
Inning Stats	R: 0 E: 0 K: 1 S: 5	H: 0 LOB: 0 BB: 0 P: 5	R: 0 E: 0 K: 1 S: 5	H: 0 LOB: 0 BB: 0 P: 5	R: 0 E: 0 K: 1 S: 5	H: 0 LOB: 0 BB: 0 P: 5	R: 0 E: 0 K: 1 S: 7	H: 2 LOB: 2 BB: 0 P: 7	R: 3 E: 0 K: 0 S: 7	H: 4 LOB: 2 BB: 1 P: 11	R: 0 E: 0 K: 0 S: 4	H: 1 LOB: 1 BB: 0 P: 4	R: 0 E: 0 K: 0 S: 3	H: 0 LOB: 0 BB: 0 P: 3	R: 1 E: 0 K: 0 S: 4	H: 2 LOB: 0 BB: 0 P: 4		R: 1 E: 0 K: 1 S: 7	H: 2 LOB: 2 BB: 0 P: 7	1B: 8 2B: 3 3B: 0 HR: 0	SF: 0 SAC: 1 DP: 1 HBP: 0	WP: 0 PB: 0 SB: 2 CS: 0	PA: 38		
PITCHER	IP	WLS	BF	H	R	ER	SO	BB	IBB	HBP	BLK	WP	HR	S	P	ERA	WHIP								
Dave Dravecky, L ERA: 2.35	4.2		20	6	3	3	4	0	0	0	0	0	0	28	28	5.79	1.286								
Tim Stoddard, R ERA: 3.49	0.1		2	0	0	0	0	1	0	0	0	0	0	1	5	0.00	3.000								
Craig Lefferts, L ERA: 3.51	1.0		4	1	0	0	0	0	0	0	0	0	0	4	4	0.00	1.000								
Roy Lee Jackson, R ERA: 3.38	3.0	L	12	4	2	2	1	0	0	0	0	0	0	14	14	6.00	1.333								


AB 36
R 5
H 11
RBI 5
BB 1
SO 5
LOB 10



Batter	1	2	3	4	5	6	7	8	9	AB	R	H	RBI	BB	SO	LOB	BOTTOM								
Jerry Royster, R OBP: 0.380, SLG: 0.406 Tim Flannery, L OBP: 0.383, SLG: 0.367	G6-4-3		4-3		1B		K		K	1	0	0	0	1	0	1	Chicago Cubs @ San Diego Padres Jack Murphy Stadium, San Diego, CA Mon Jul 22 1985, 10:05 PM EDT Att: 23,873 - Unknown								
Tony Gwynn, L OBP: 0.335, SLG: 0.407	F8		3-1		K		4-3			4	0	0	0	0	1	4									
Steve Garvey, R OBP: 0.285, SLG: 0.418	G6-4-3			2B	1B		F7			4	1	2	1	0	0	1									
Kevin McReynolds, R OBP: 0.294, SLG: 0.384		6-3		F9	K		F4			4	0	0	0	0	1	3									
Terry Kennedy, L OBP: 0.299, SLG: 0.413		HR		2B			3-1		F7	4	1	2	2	0	0	0									
Carmelo Martinez, R OBP: 0.349, SLG: 0.454		F3		F9	1B		F9			3	0	0	0	1	0	1									
Kurt Bevacqua, R OBP: 0.373, SLG: 0.388		1-3		4-3			F9			4	0	0	0	0	1	2									
Garry Templeton, S OBP: 0.352, SLG: 0.407				4-3	SH1-4		BLK		K	3	1	2	0	1	1	0									
Dave Dravecky, R ERA: 2.82 Tim Stoddard, R ERA: 5.01 Al Bumbry, L OBP: 0.295, SLG: 0.229 Craig Lefferts, L OBP: 0.227, SLG: 0.333 Bobby Brown, S OBP: 0.185, SLG: 0.225 Roy Lee Jackson, R ERA: 3.38 Graig Nettles, L OBP: 0.207, SLG: 0.425			SH1-4		F8		4-3			0	0	0	0	0	0	0									
Inning Stats	R: 0 E: 0 K: 0 S: 2	H: 0 LOB: 1 BB: 1 P: 6	R: 1 E: 0 K: 0 S: 4	H: 1 LOB: 0 BB: 0 P: 4	R: 0 E: 0 K: 0 S: 4	H: 1 LOB: 1 BB: 0 P: 4	R: 1 E: 0 K: 0 S: 5	H: 2 LOB: 1 BB: 0 P: 5	R: 1 E: 0 K: 2 S: 8	H: 1 LOB: 2 BB: 2 P: 16	R: 0 E: 0 K: 1 S: 5	H: 0 LOB: 0 BB: 0 P: 5	R: 0 E: 0 K: 0 S: 3	H: 0 LOB: 0 BB: 0 P: 3	R: 0 E: 0 K: 3 S: 9	H: 0 LOB: 1 BB: 1 P: 13		1B: 4 2B: 1 3B: 0 HR: 1	SF: 0 SAC: 1 DP: 1 HBP: 0	WP: 0 PB: 0 SB: 0 CS: 0	PA: 37				
PITCHER	IP	WLS	BF	H	R	ER	SO	BB	IBB	HBP	BLK	WP	HR	S	P	ERA	WHIP								
Steve Trout, L ERA: 2.82	3.0		11	2	1	1	0	1	0	0	0	0	0	10	14	3.00	1.000								
Warren Brusstar, R ERA: 5.01	1.0		5	2	1	1	0	0	0	0	0	0	0	5	5	9.00	2.000								
George Frazier, R ERA: 4.5	2.0		11	2	1	1	2	3	0	0	1	0	0	12	24	4.50	2.500								
Ron Meridith, L ERA: 5.06	1.0	W	3	0	0	0	1	0	0	0	0	0	0	5	5	0.00	0.000								
Lee Smith, R ERA: 2.76	2.0	S	7	0	0	0	3	1	0	0	0	0	0	12	16	0.00	0.500								

AB 31
R 3
H 6
RBI 3
BB 5
SO 6
LOB 16



Batter	1	2	3	4	5	6	7	8	9	AB	R	H	RBI	BB	SO	LOB	TOP								
Bob Dernier, R OBP: 0.317, SLG: 0.318 (1, 8)	F2	23 CS 1B			6-3	SH 23 BB		5-3		4	0	1	1	0	0	1	Chicago Cubs @ San Diego Padres Jack Murphy Stadium, San Diego, CA Tue Jul 23 1985, 10:05 PM EDT Att: 34,278 - Unknown								
23 Ryne Sandberg, R OBP: 0.349, SLG: 0.481 (1, 4)	1B SF9	CS			5-3	3-H 4-0 BB		1B 3B		4	2	4	1	1	0	0									
Davey Lopes, R OBP: 0.405, SLG: 0.449 Gary Woods, R OBP: 0.345, SLG: 0.245 (1, 7) (7, 7)	SF9 1B				6-3	G6-4-3		1B		4	1	1	0	0	0	4									
Keith Moreland, R OBP: 0.370, SLG: 0.431 (1, 9)	SF9				6-3			1B		1	0	1	1	0	0	0									
Leon Durham, L OBP: 0.364, SLG: 0.460 (1, 3)	1B									3	1	3	1	2	0	0									
Jody Davis, R OBP: 0.297, SLG: 0.391 (1, 2)	1B									5	1	1	0	0	1	5									
Ron Cey, R OBP: 0.311, SLG: 0.376 (1, 5)	F9									5	1	2	1	0	0	3									
Larry Bowa, S OBP: 0.267, SLG: 0.301 (1, 6)										5	1	1	1	0	0	3									
Rick Sutcliffe, L OBP: 0.233, SLG: 0.275 Thad Bosley, L OBP: 0.356, SLG: 0.452 Ron Meredith, L (8, PH) (8, 1)	1-4-3									2	0	0	1	0	0	0									
Inning Stats	R: 2 E: 0 K: 0 S: 7	H: 4 LOB: 2 BB: 0 P: 7	R: 0 E: 0 K: 0 S: 3	H: 1 LOB: 0 BB: 0 P: 3	R: 0 E: 0 K: 1 S: 6	H: 1 LOB: 2 BB: 1 P: 10	R: 0 E: 0 K: 0 S: 3	H: 0 LOB: 0 BB: 0 P: 3	R: 0 E: 0 K: 0 S: 4	H: 1 LOB: 1 BB: 0 P: 4	R: 4 E: 1 K: 0 S: 7	H: 3 LOB: 1 BB: 1 P: 11	R: 0 E: 0 K: 0 S: 5	H: 2 LOB: 2 BB: 0 P: 5	R: 2 E: 0 K: 0 S: 5	H: 3 LOB: 0 BB: 0 P: 5		R: 0 E: 0 K: 0 S: 3	H: 0 LOB: 1 BB: 1 P: 7	1B: 11 2B: 3 3B: 2 HR: 0	SF: 2 SAC: 1 DP: 2 HBP: 0	WP: 0 PB: 0 SB: 2 CS: 1	PA: 45		
PITCHER	IP	WLS	BF	H	R	ER	SO	BB	IBB	HBP	BLK	WP	HR	S	P	ERA	WHIP	PITCHER							
Andy Hawkins, R ERA: 3.31 (1, 1)	5.1	L	29	10	6	4	1	1	1	0	0	0	0	29	37	6.75	2.062								
Tim Stoddard, R ERA: 3.43 (6, 1)	0.2		1	0	0	0	0	0	0	0	0	0	0	1	1	0.00	0.000								
Ed Wojna, R ERA: 5.03 (7, 1)	3.0		14	5	2	2	0	1	0	0	0	0	0	13	17	6.00	2.000								

Batter	1	2	3	4	5	6	7	8	9	AB	R	H	RBI	BB	SO	LOB	BOTTOM								
Tim Flannery, L OBP: 0.377, SLG: 0.360 (1, 4)	F7							F6		4	0	0	0	0	0	0	Chicago Cubs @ San Diego Padres Jack Murphy Stadium, San Diego, CA Tue Jul 23 1985, 10:05 PM EDT Att: 34,278 - Unknown								
Tony Gwynn, L OBP: 0.339, SLG: 0.414 (1, 9)	1-6-3									4	0	3	0	0	0	0									
Steve Garvey, R OBP: 0.285, SLG: 0.416 (1, 3)	2B							1B		4	0	1	0	0	0	3									
Graig Nettles, L OBP: 0.408, SLG: 0.428 (1, 5)	2B							G3		3	0	1	0	1	1	1									
Terry Kennedy, L OBP: 0.296, SLG: 0.409 Ed Wojna, R OBP: 0.167, SLG: 0.167 Gerry Davis, R OBP: 0.359, SLG: 0.405 (1, 2) (7, 1) (9, PH)	K							F8		3	0	0	0	0	1	4									
Carmelo Martinez, R OBP: 0.351, SLG: 0.452 (1, 7)										0	0	0	0	0	0	0									
Kevin McReynolds, R OBP: 0.294, SLG: 0.391 (1, 8)										3	0	1	0	1	0	0									
Garry Templeton, S OBP: 0.349, SLG: 0.403 Mario Ramirez, R OBP: 0.296, SLG: 0.385 (1, 6) (8, 6)	4-3							F8		3	0	0	0	0	0	1									
Andy Hawkins, R OBP: 0.106, SLG: 0.087 Tim Stoddard, R (6, 1) Bruce Bochy, R OBP: 0.304, SLG: 0.453 (7, 2)	4-3									2	0	0	0	0	1	1									
Inning Stats	R: 0 E: 0 K: 1 S: 7	H: 2 LOB: 2 BB: 0 P: 7	R: 0 E: 0 K: 1 S: 6	H: 1 LOB: 1 BB: 0 P: 6	R: 0 E: 0 K: 0 S: 3	H: 1 LOB: 0 BB: 0 P: 3	R: 0 E: 0 K: 1 S: 5	H: 0 LOB: 0 BB: 0 P: 5	R: 0 E: 0 K: 0 S: 4	H: 0 LOB: 0 BB: 0 P: 5	R: 0 E: 0 K: 0 S: 4	H: 1 LOB: 2 BB: 1 P: 8	R: 1 E: 0 K: 0 S: 4	H: 1 LOB: 0 BB: 0 P: 4	R: 0 E: 0 K: 0 S: 4	H: 1 LOB: 1 BB: 0 P: 4	R: 0 E: 0 K: 0 S: 3	H: 0 LOB: 1 BB: 1 P: 7	1B: 4 2B: 2 3B: 0 HR: 1	SF: 0 SAC: 0 DP: 1 HBP: 0	WP: 0 PB: 1 SB: 0 CS: 0	PA: 35			
PITCHER	IP	WLS	BF	H	R	ER	SO	BB	IBB	HBP	BLK	WP	HR	S	P	ERA	WHIP	PITCHER							
Rick Sutcliffe, R ERA: 2.66 (1, 1)	7.0	W	27	6	1	1	4	1	0	0	0	0	0	34	38	1.29	1.000								
Ron Meredith, L ERA: 3.66 (8, 1)	2.0		8	1	0	0	0	1	0	0	0	0	0	7	11	0.00	1.000								

Batter	1	2	3	4	5	6	7	8	9	10	AB	R	H	RBI	BB	SO	LOB	TOP	
Bob Dernier, R OBP: 0.318, SLG: 0.320 (1, 8)											5	2	2	0	0	0	2		
23 Ryne Sandberg, R OBP: 0.353, SLG: 0.490 (1, 4)											4	2	2	2	1	0	1		
Gary Matthews, R OBP: 0.359, SLG: 0.350 Warren Brusstar, R (7, 1)											4	0	1	1	0	0	1		
Steve Lake, R OBP: 0.186, SLG: 0.227 (8, 2)											0	0	0	0	0	0	0		
Keith Moreland, R OBP: 0.307, SLG: 0.426 (1, 9)											4	0	0	0	1	1	2		
Leon Durham, L OBP: 0.305, SLG: 0.456 (1, 3)											4	0	1	0	1	0	1		
Jody Davis, R OBP: 0.293, SLG: 0.385 Lee Smith, R (8, 1)											4	0	0	0	0	1	2		
Richie Hebner, L OBP: 0.356, SLG: 0.358 George Frazier, R (10, 1)											0	0	0	0	0	0	0		
Ron Cey, R OBP: 0.314, SLG: 0.378 Davey Lopes, R OBP: 0.405, SLG: 0.449 Chris Speier, R OBP: 0.307, SLG: 0.362 (9, 5)											4	0	2	0	0	1	1		
Larry Bowa, S OBP: 0.267, SLG: 0.299 (1, 6)											4	0	1	0	0	0	4		
Dennis Eckersley, R OBP: 0.191, SLG: 0.095 Thad Bosley, L OBP: 0.352, SLG: 0.447 Gary Woods, R OBP: 0.339, SLG: 0.240 (7, 7)											2	0	0	0	0	1	2		
Inning Stats	R: 2 E: 0 K: 1 S: 7	H: 2 LOB: 0 BB: 0 P: 7	R: 0 E: 0 K: 0 S: 3	H: 1 LOB: 0 BB: 0 P: 3	R: 1 E: 0 K: 0 S: 5	H: 2 LOB: 1 BB: 0 P: 5	R: 0 E: 0 K: 1 S: 7	H: 2 LOB: 2 BB: 0 P: 7	R: 0 E: 0 K: 0 S: 3	H: 1 LOB: 1 BB: 0 P: 6	R: 0 E: 0 K: 0 S: 6	H: 0 LOB: 0 BB: 0 P: 3	R: 0 E: 1 K: 0 S: 4	H: 0 LOB: 2 BB: 0 P: 4	R: 1 E: 0 K: 1 S: 6	H: 1 LOB: 2 BB: 2 P: 14	1B: 8 2B: 2 3B: 0 HR: 1	SF: 0 SAC: 1 DP: 1 HBP: 0	WP: 0 PA: 43
PITCHER	IP 8.0	WLS L	BF 33	H 9	R 3	ER 3	SO 4	BB 1	IBB 0	HBP 0	BLK 0	WP 0	HR 1	S 40	P 44	ERA 3.38	WHIP 1.250		
LaMarr Hoyt, R ERA: 2.92 Tim Stoddard, R ERA: 3.51 Craig Lefferts, L ERA: 3.48	(1, 1)	(9, 1)	(10, 1)																

Chicago Cubs @ San Diego Padres
Jack Murphy Stadium, San Diego, CA
Wed Jul 24 1985, 10:05 PM EDT
Att: 30,175 - Unknown

AB	39
R	4
H	10
RBI	4
BB	3
SO	5
LOB	19



Batter	1	2	3	4	5	6	7	8	9	10	AB	R	H	RBI	BB	SO	LOB	BOTTOM			
Tim Flannery, L OBP: 0.379, SLG: 0.360 Bobby Brown, S OBP: 0.207, SLG: 0.185 Tim Stoddard, R (9, 1)											3	0	1	0	1	0	0				
Craig Lefferts, L OBP: 0.333, SLG: 0.333 (10, 1)											4	1	1	0	0	1	2				
Tony Gwynn, L OBP: 0.338, SLG: 0.415 (1, 9)											4	0	2	0	0	0	1				
Steve Garvey, R OBP: 0.267, SLG: 0.422 Gerry Davis, R OBP: 0.359, SLG: 0.405 (10, 7)											0	1	0	0	0	0	0				
Graig Nettles, L OBP: 0.406, SLG: 0.438 (1, 5)											4	1	1	2	0	1	2				
Terry Kennedy, L OBP: 0.299, SLG: 0.407 Jerry Royster, R OBP: 0.380, SLG: 0.406 (10, 4)											4	0	1	1	0	1	0				
Carmelo Martinez, R OBP: 0.347, SLG: 0.446 (10, 3)											4	0	0	0	0	1	2				
Kevin McReynolds, R OBP: 0.291, SLG: 0.387 (1, 8)											4	0	0	0	0	0	0				
Garry Templeton, S OBP: 0.348, SLG: 0.401 (1, 6)											4	0	1	0	0	1	0				
LaMarr Hoyt, R OBP: 0.106, SLG: 0.087 Al Bumby, L OBP: 0.258, SLG: 0.226 Mario Ramirez, R OBP: 0.296, SLG: 0.385 Bruce Bochy, R OBP: 0.296, SLG: 0.444 (10, 2)											2	0	0	0	0	0	1				
Inning Stats	R: 0 E: 0 K: 1 S: 5	H: 0 LOB: 0 BB: 0 P: 5	R: 0 E: 0 K: 3 S: 9	H: 0 LOB: 0 BB: 0 P: 9	R: 0 E: 0 K: 1 S: 5	H: 0 LOB: 0 BB: 0 P: 5	R: 2 E: 0 K: 0 S: 5	H: 2 LOB: 0 BB: 0 P: 5	R: 0 E: 0 K: 0 S: 4	H: 1 LOB: 1 BB: 1 P: 7	R: 0 E: 0 K: 0 S: 3	H: 0 LOB: 0 BB: 0 P: 3	R: 0 E: 0 K: 0 S: 4	H: 1 LOB: 1 BB: 0 P: 4	R: 1 E: 0 K: 0 S: 4	H: 2 LOB: 2 BB: 0 P: 4	R: 0 E: 0 K: 0 S: 3	H: 0 LOB: 0 BB: 0 P: 3	1B: 3 2B: 3 3B: 0 HR: 1	SF: 0 SAC: 0 DP: 0 HBP: 0	WP: 0 PA: 37
PITCHER	IP 6.0	WLS L	BF 22	H 4	R 2	ER 2	SO 5	BB 1	IBB 0	HBP 0	BLK 0	WP 0	HR 1	S 31	P 35	ERA 3.00	WHIP 0.833				
Dennis Eckersley, R ERA: 2.75 Warren Brusstar, R ERA: 4.89 Lee Smith, R ERA: 2.81 George Frazier, R ERA: 4.4	(1, 1)	(7, 1)	(8, 1)	(10, 1)																	

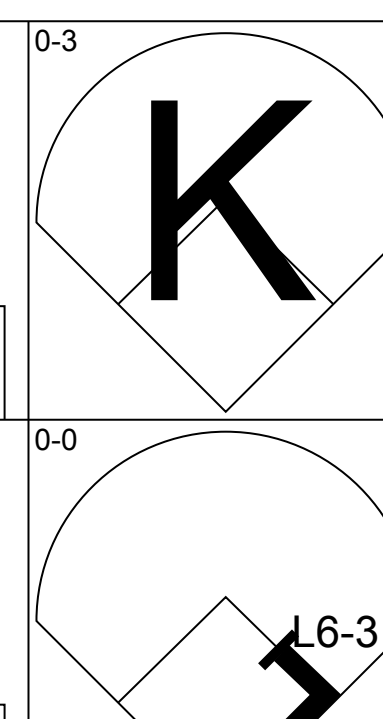
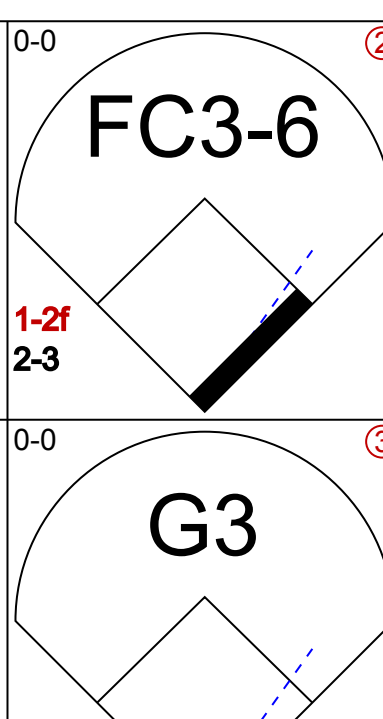
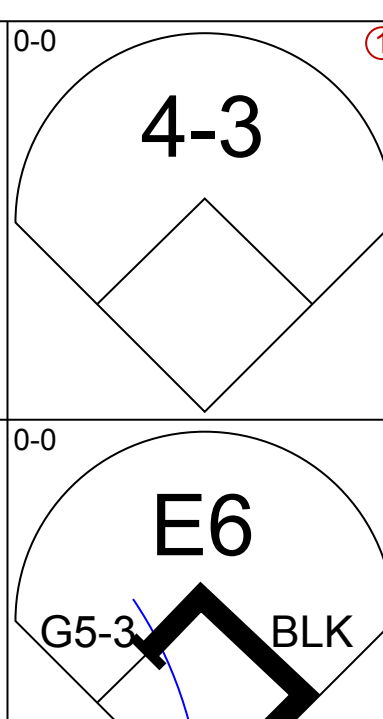
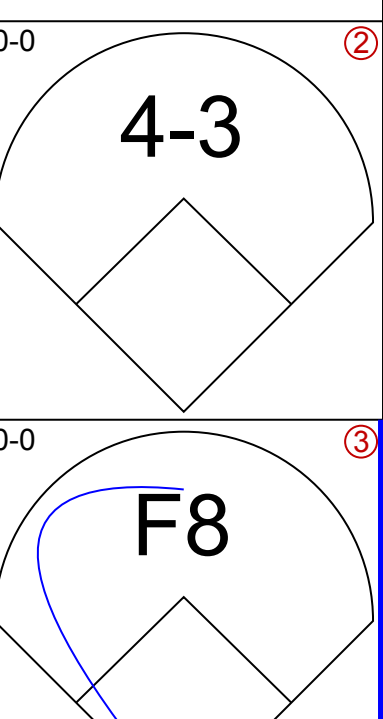
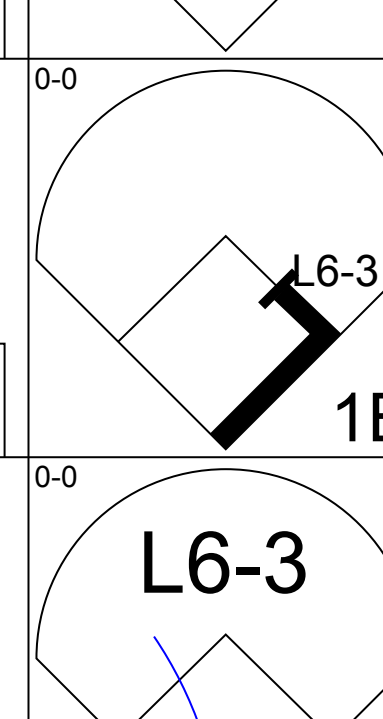
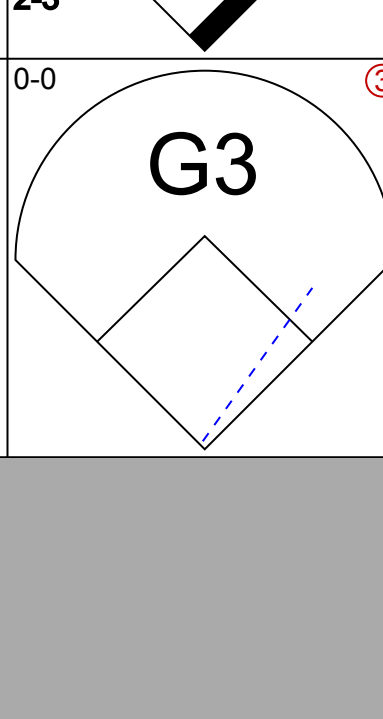
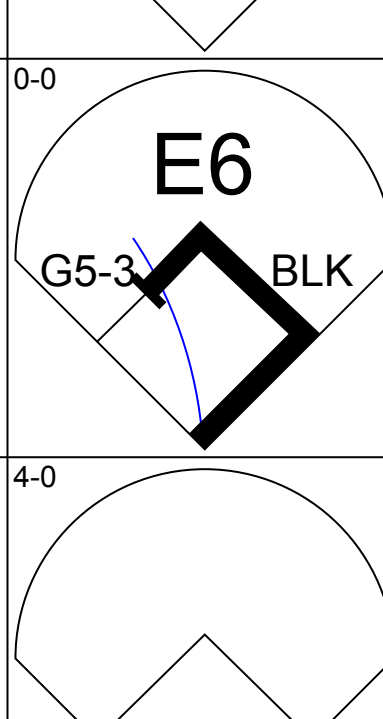
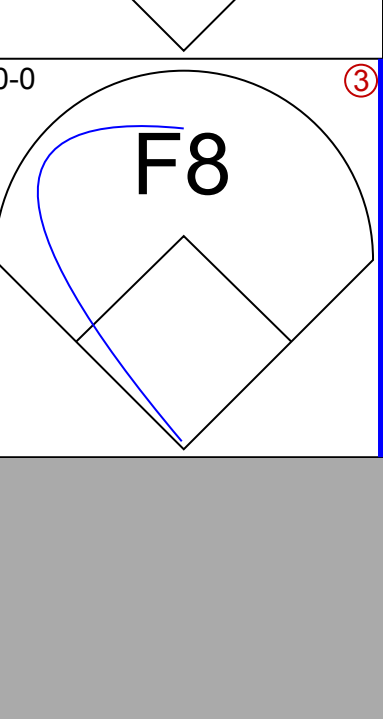
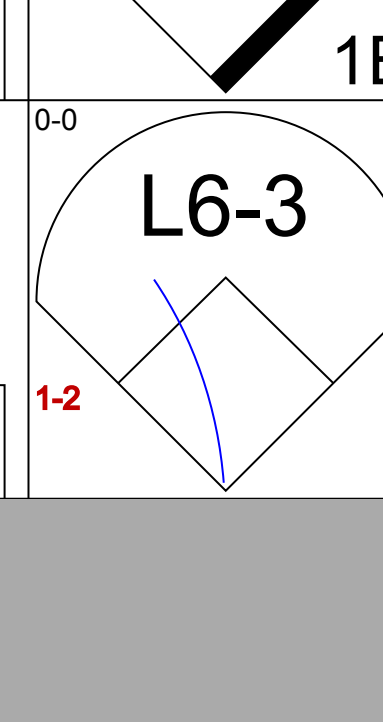
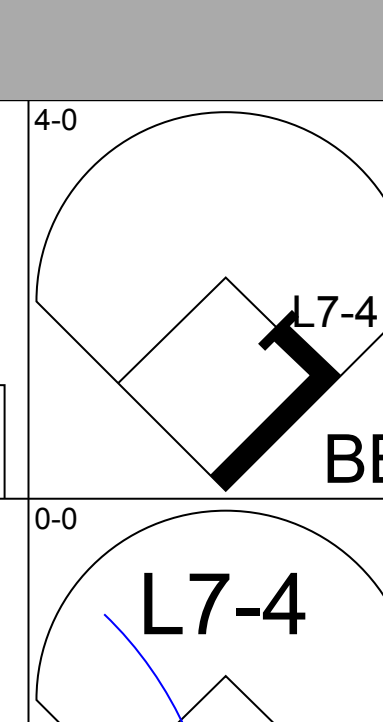
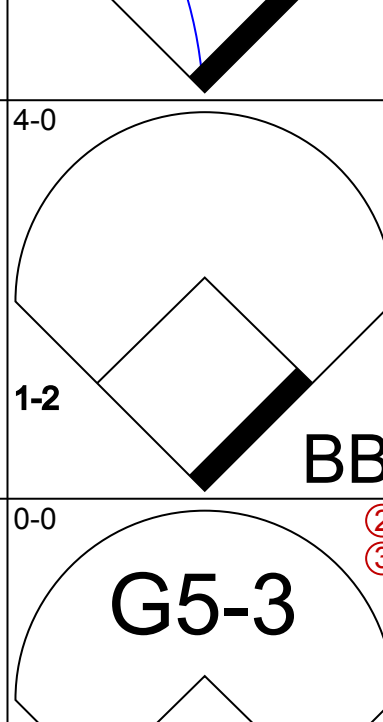
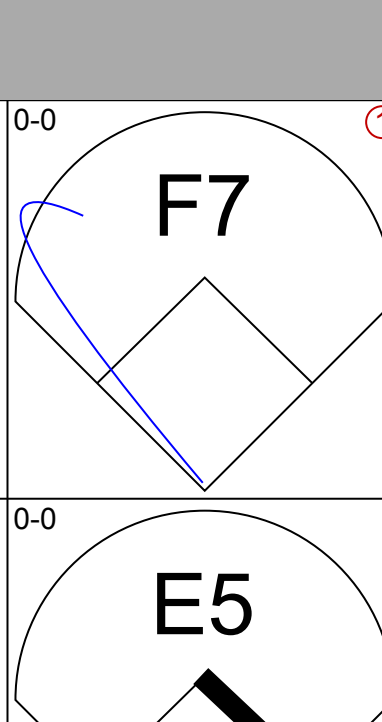
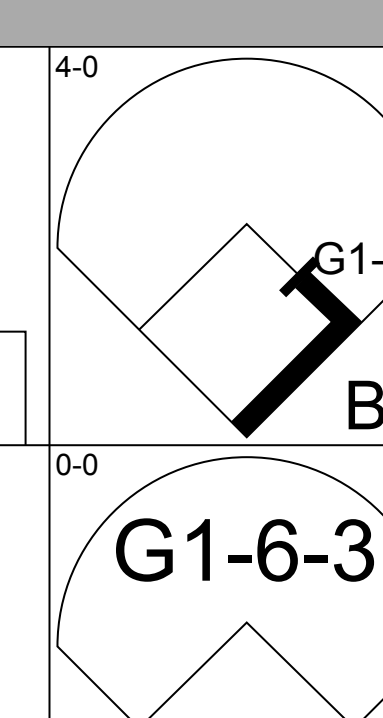
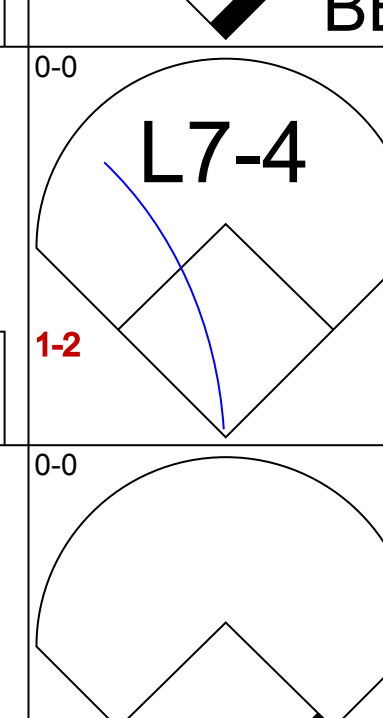
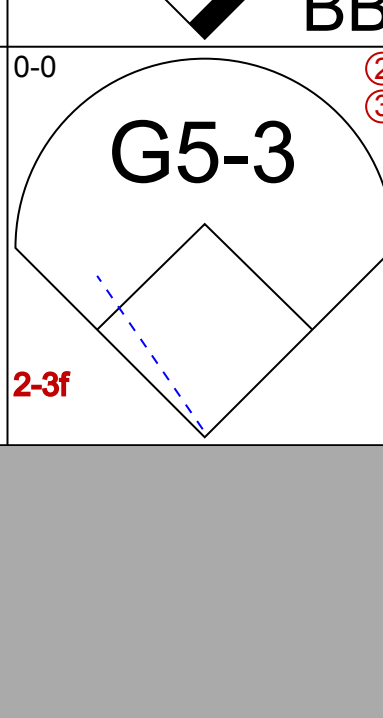
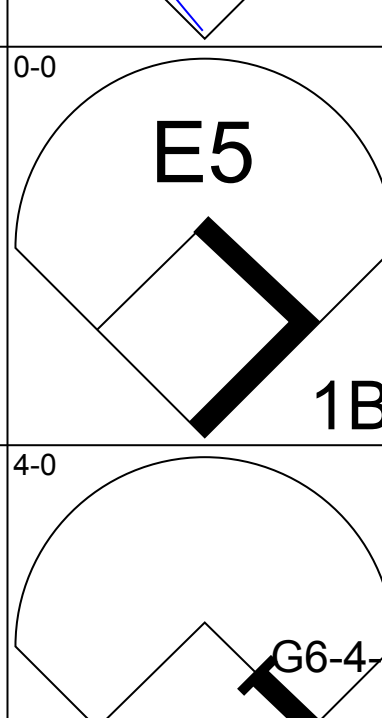
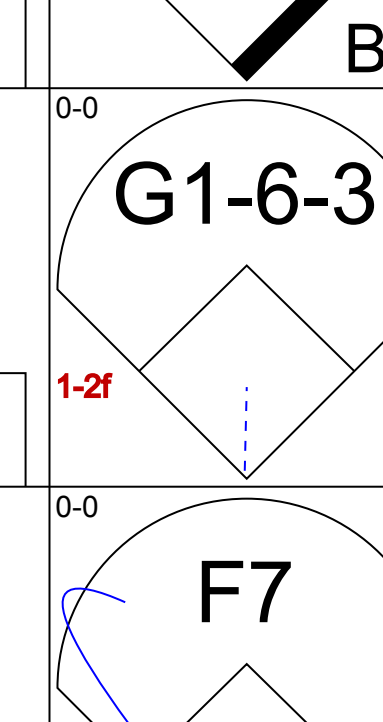
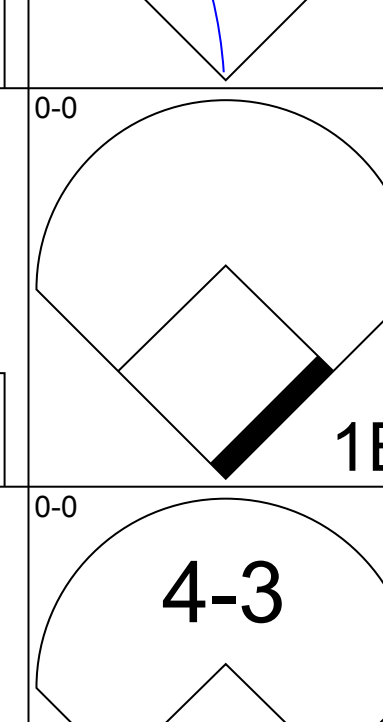
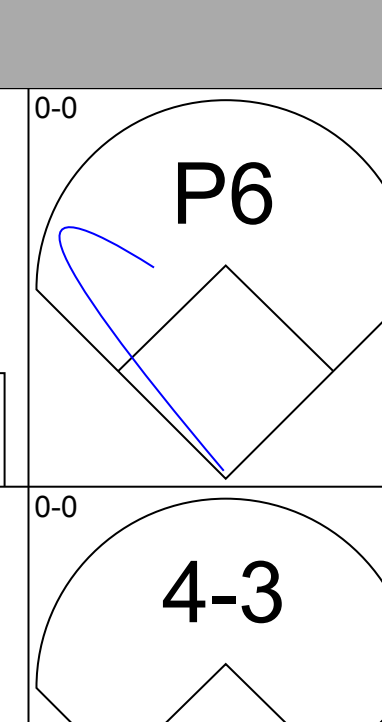
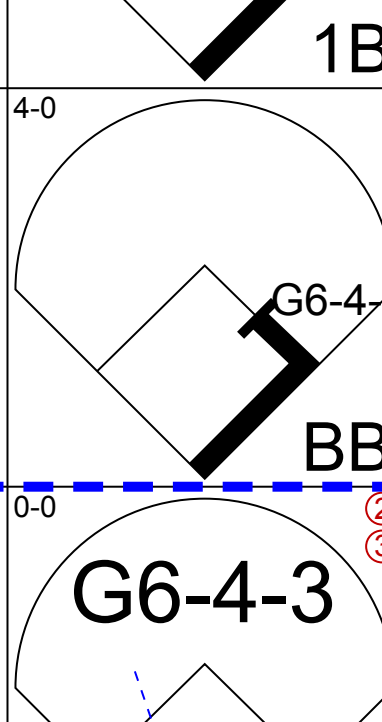
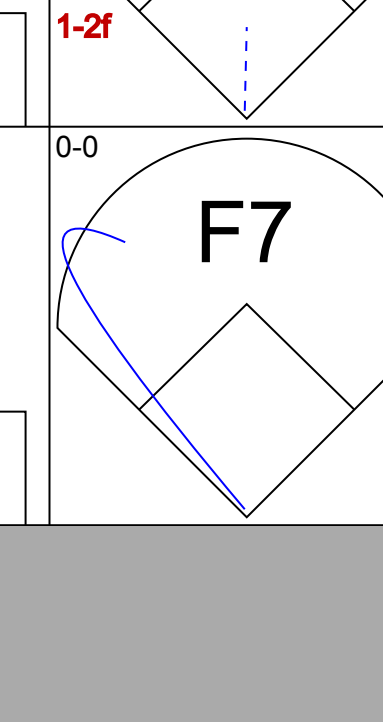
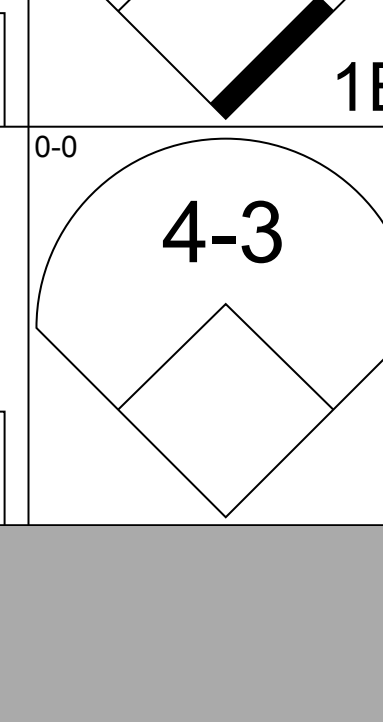
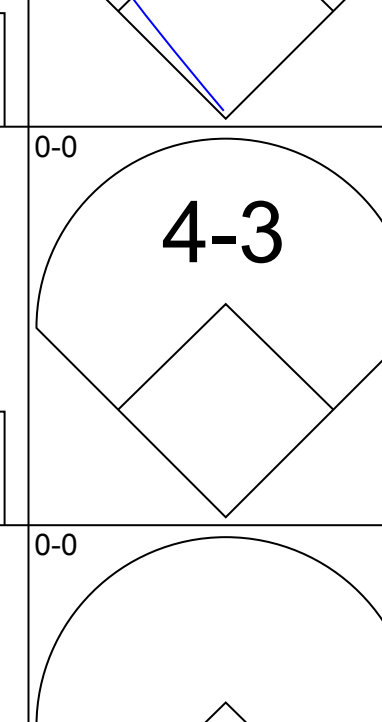
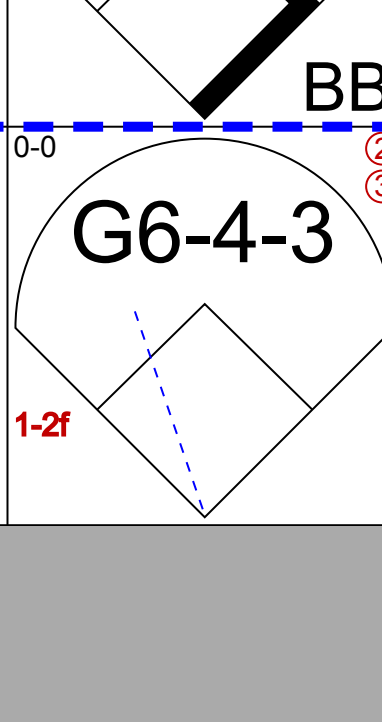
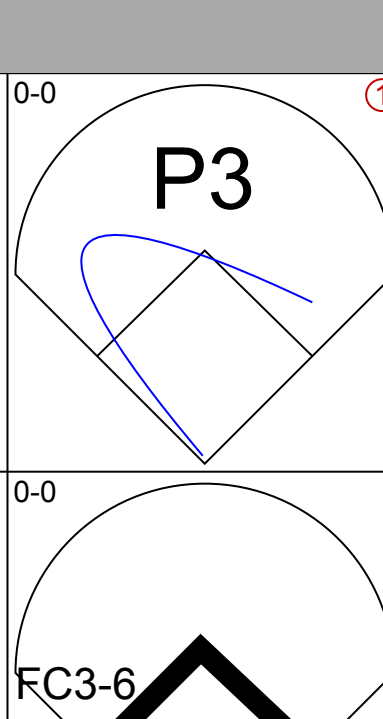
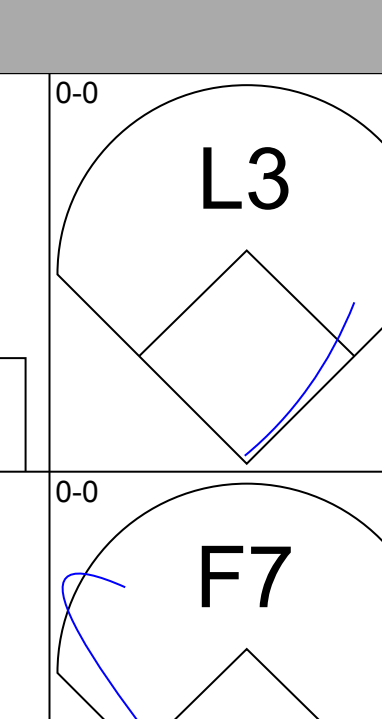
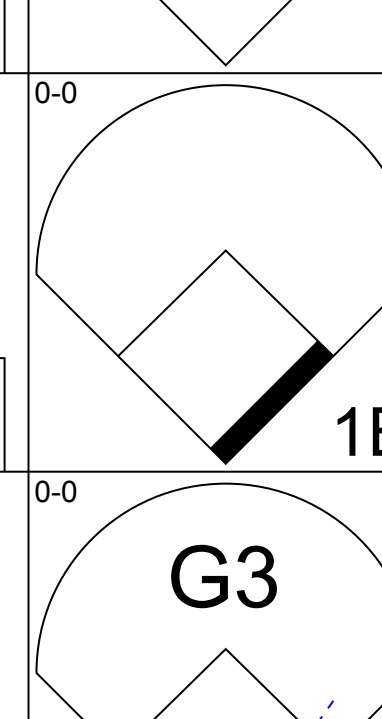
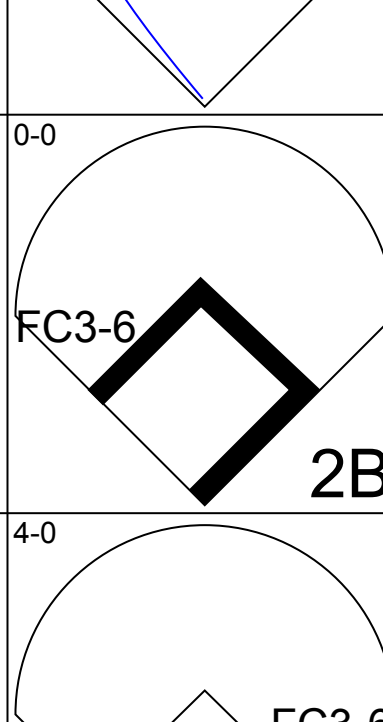
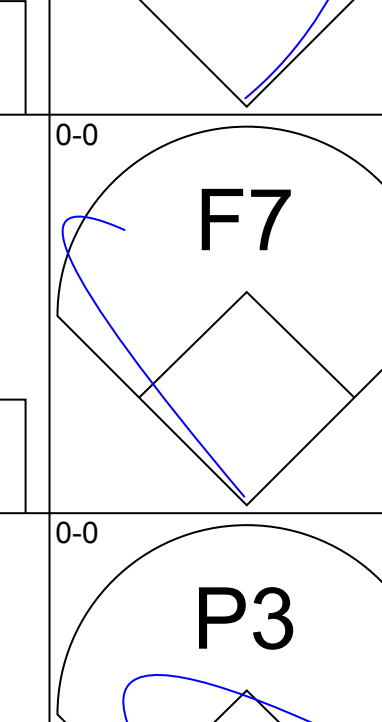
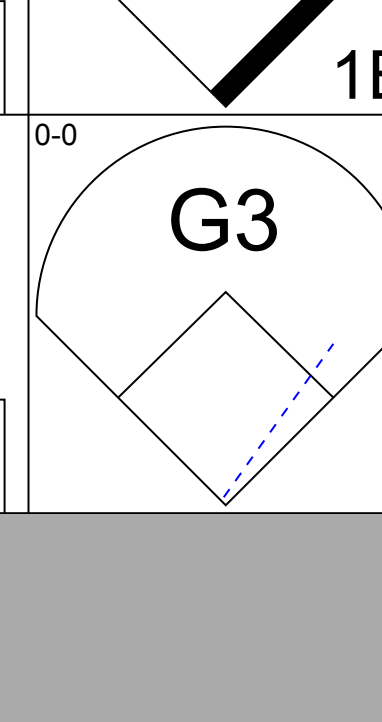
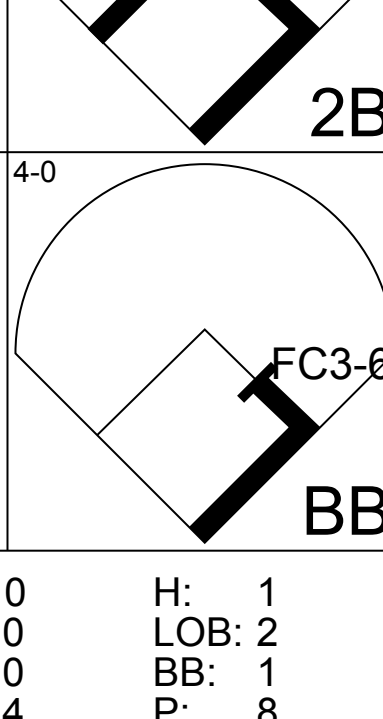
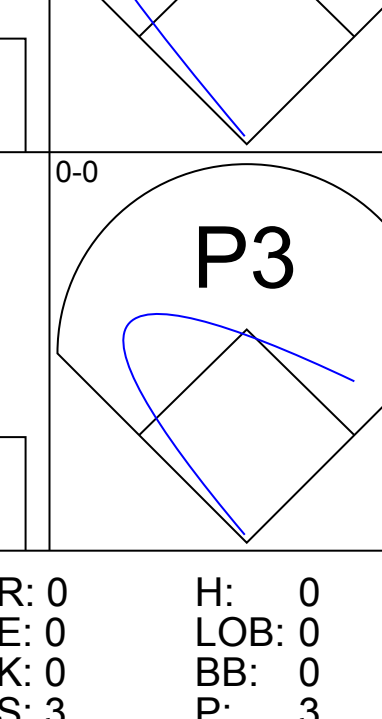
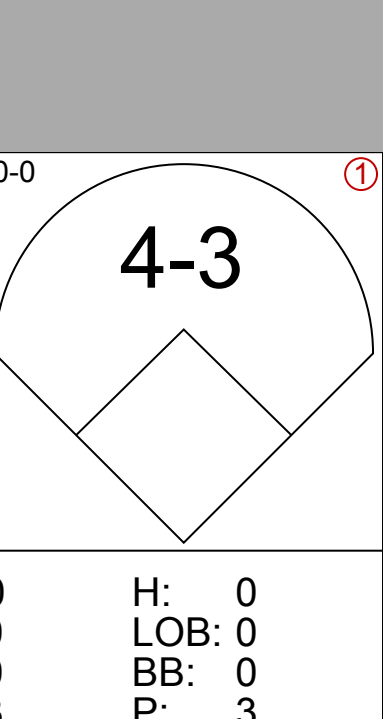
Chicago Cubs @ San Diego Padres
Jack Murphy Stadium, San Diego, CA
Wed Jul 24 1985, 10:05 PM EDT
Att: 30,175 - Unknown

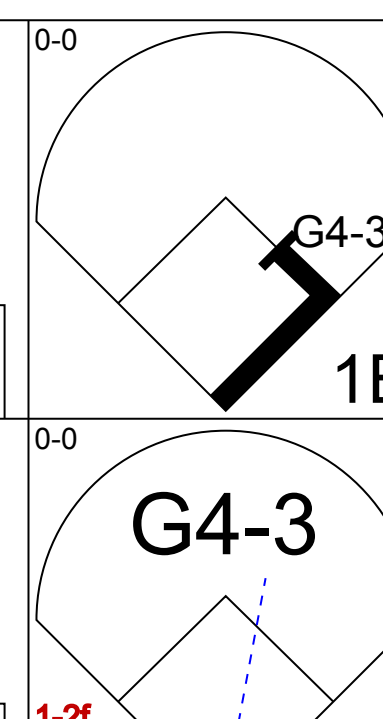
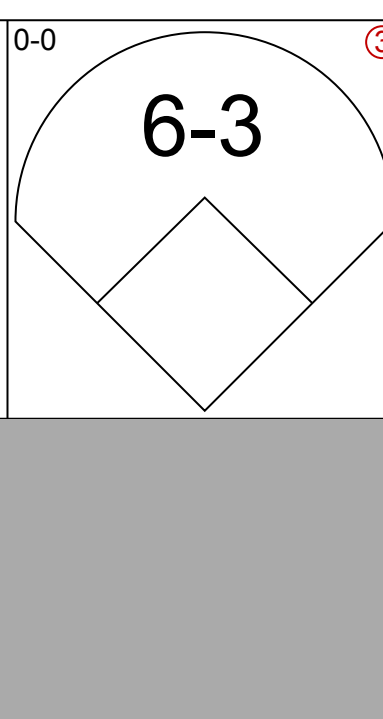
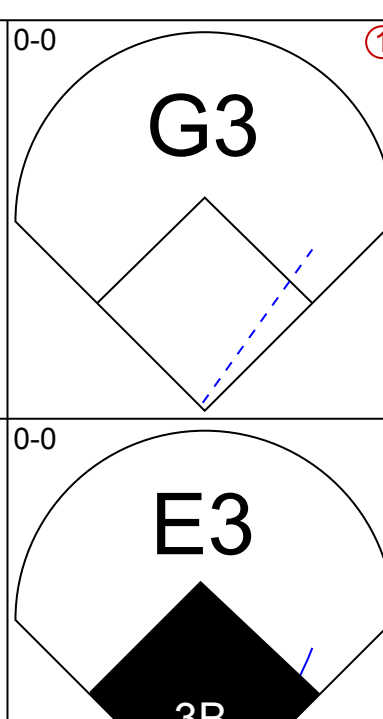
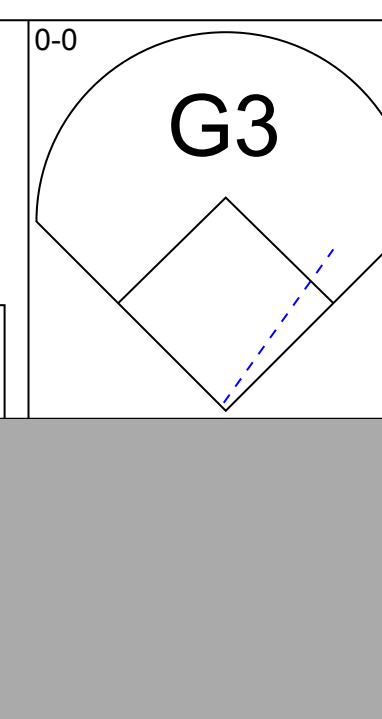
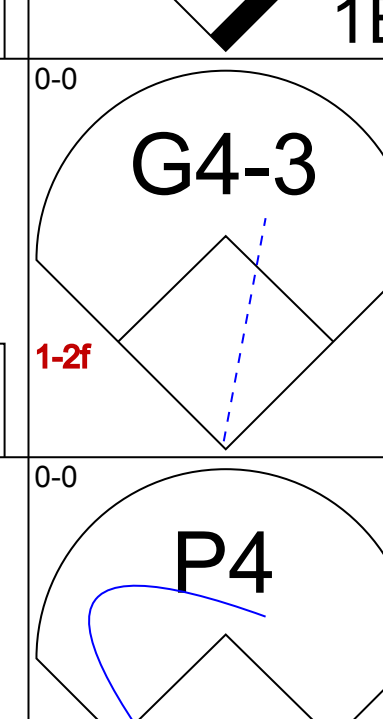
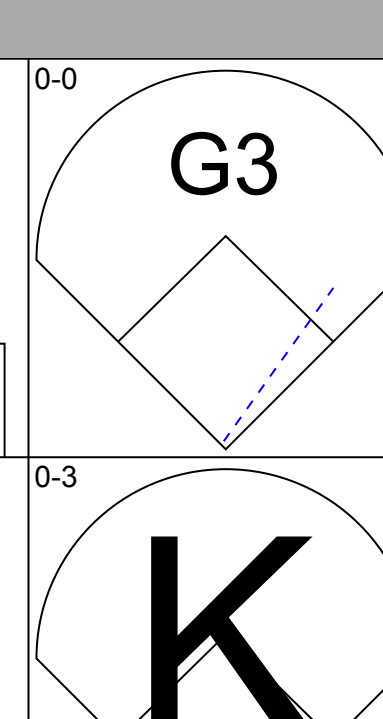
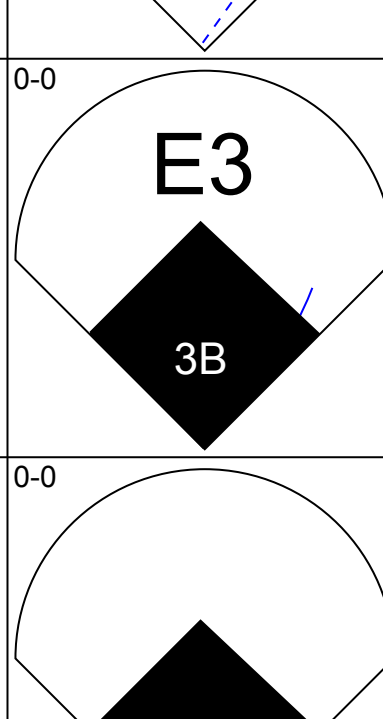
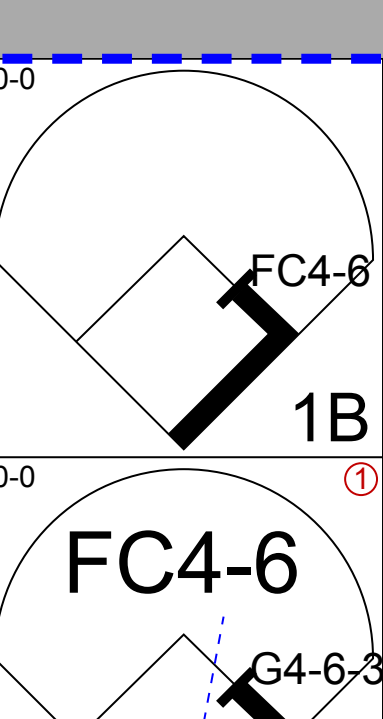
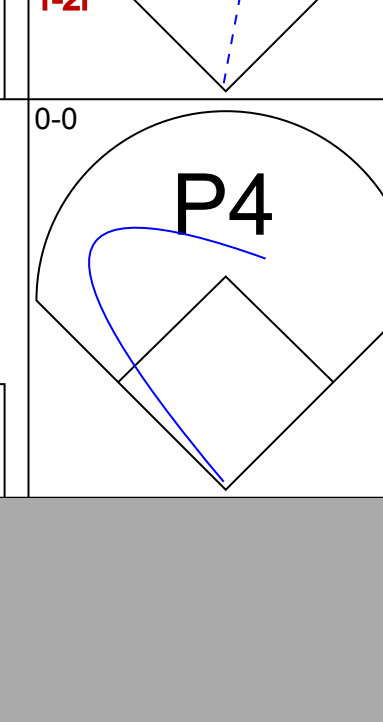
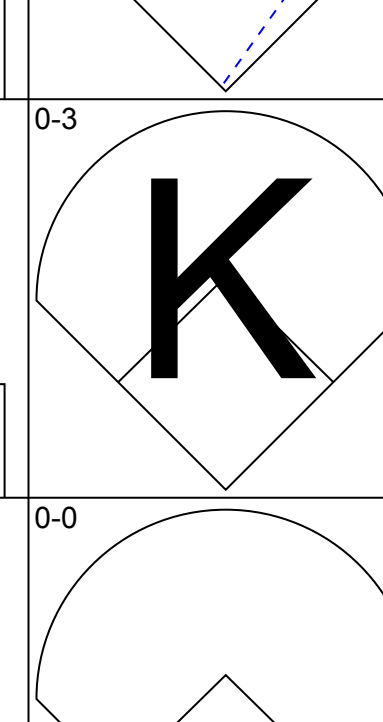
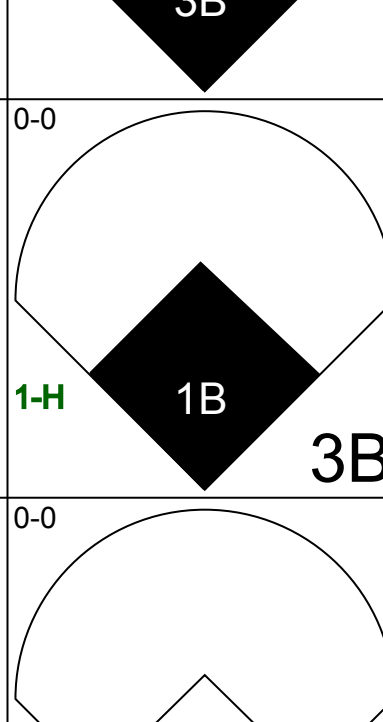

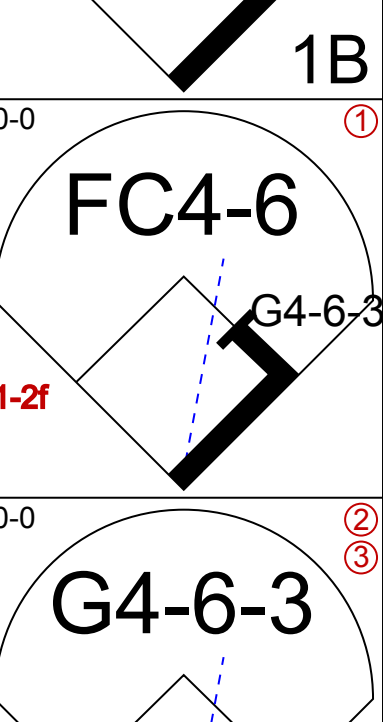
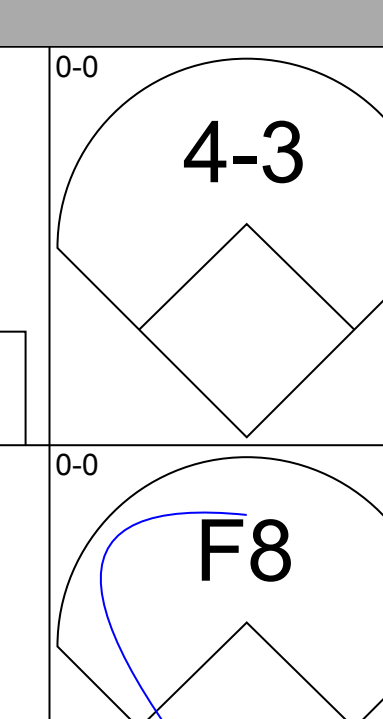
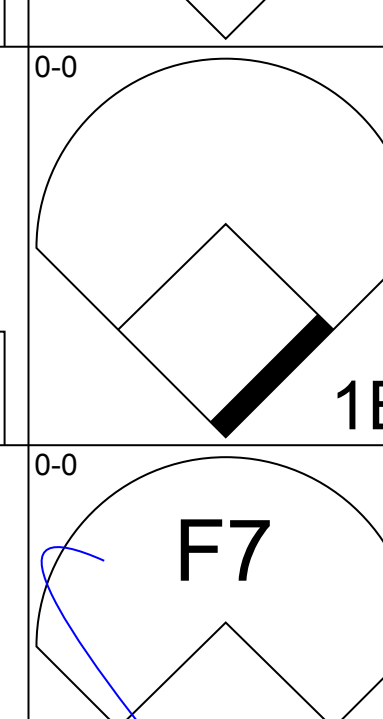
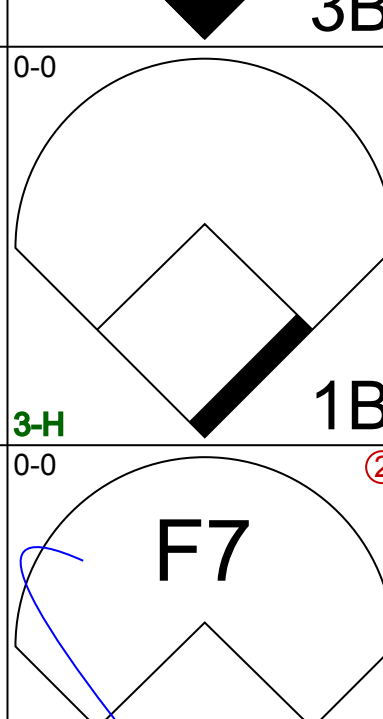

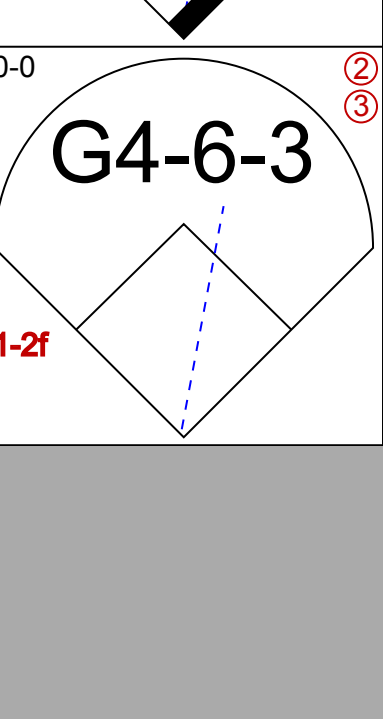
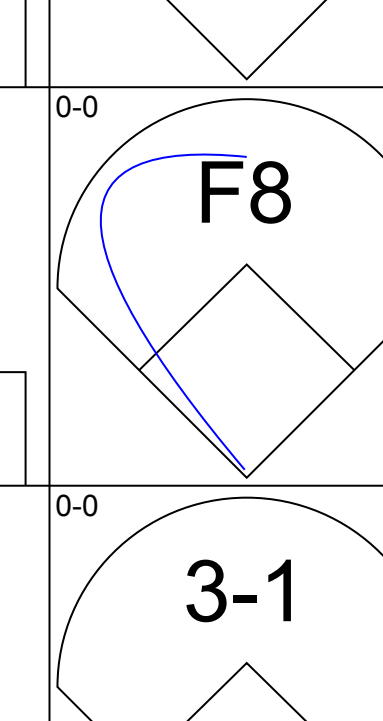
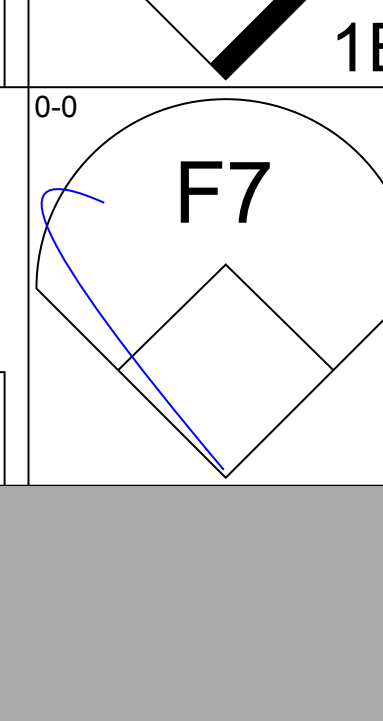
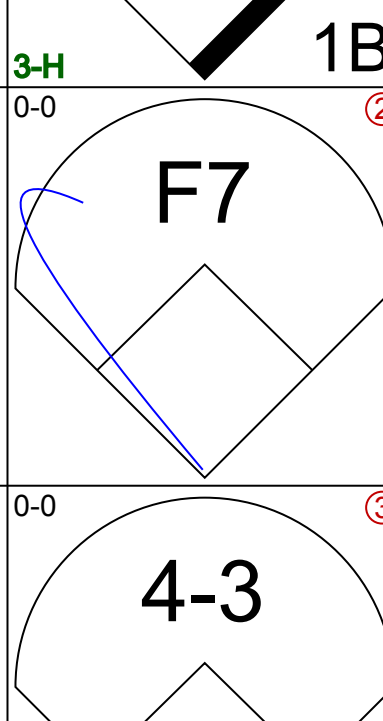
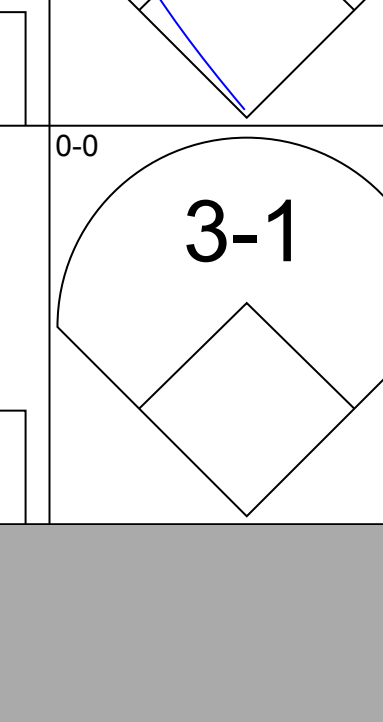
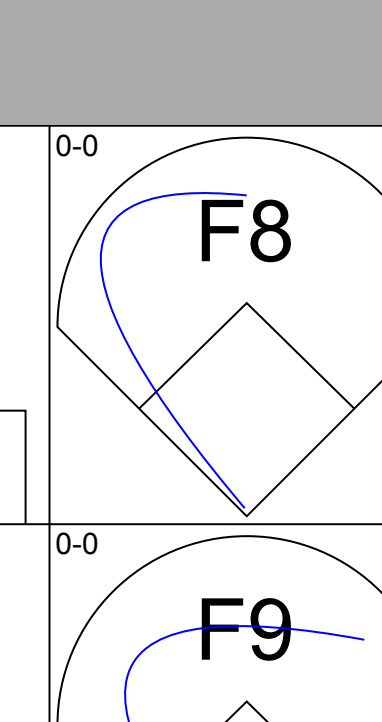
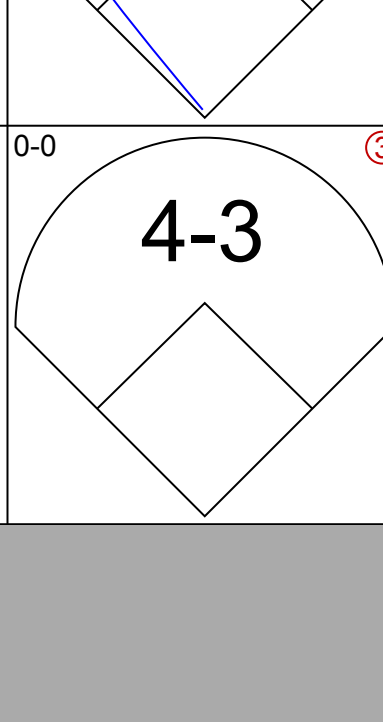
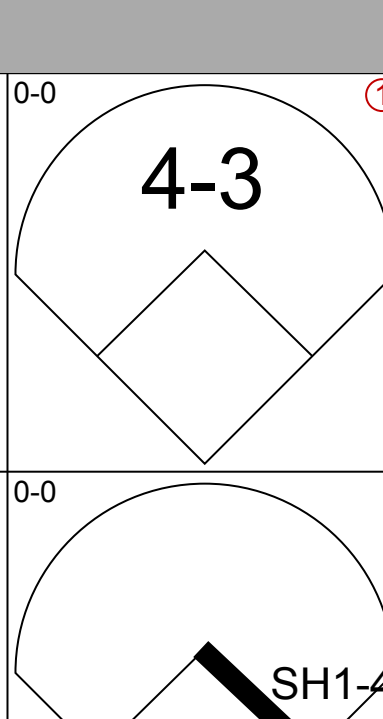
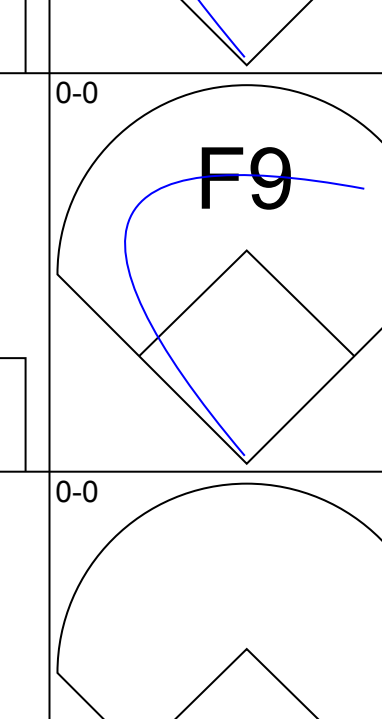
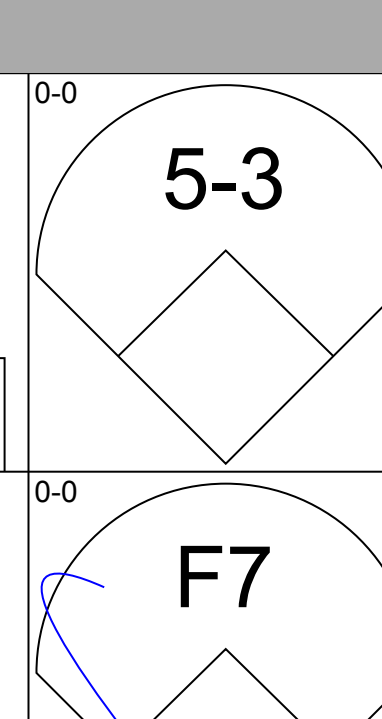
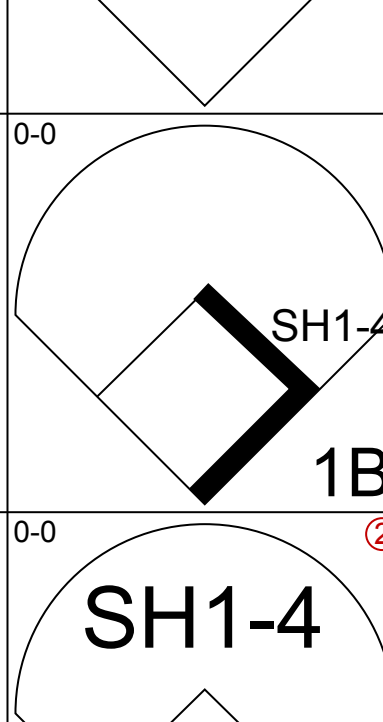
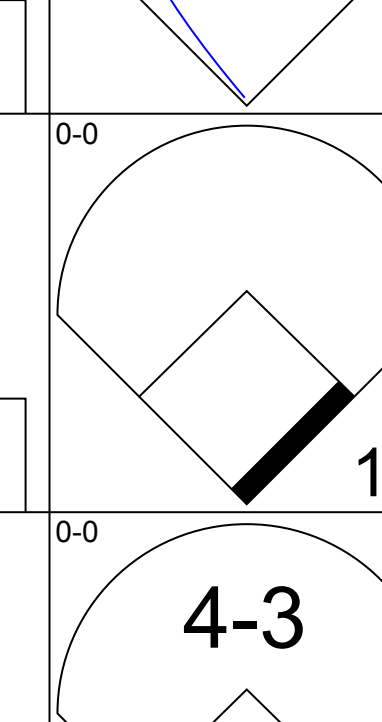
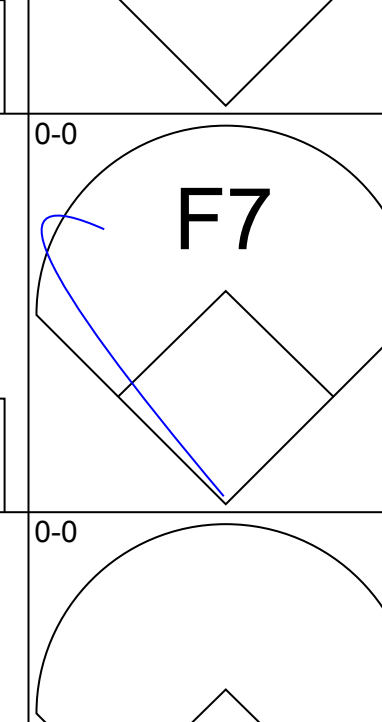
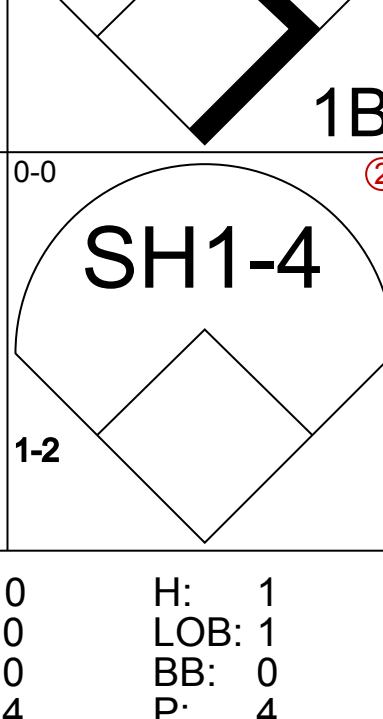
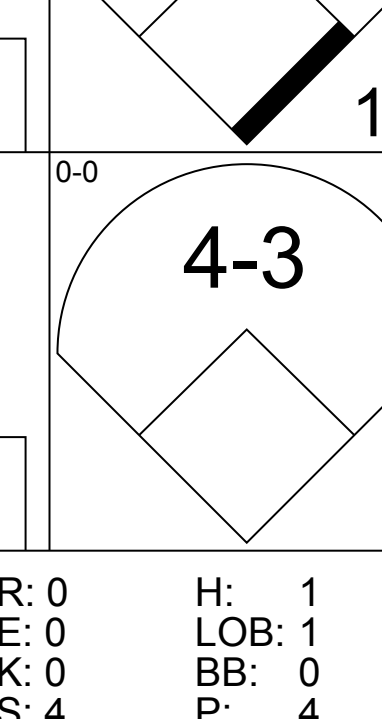
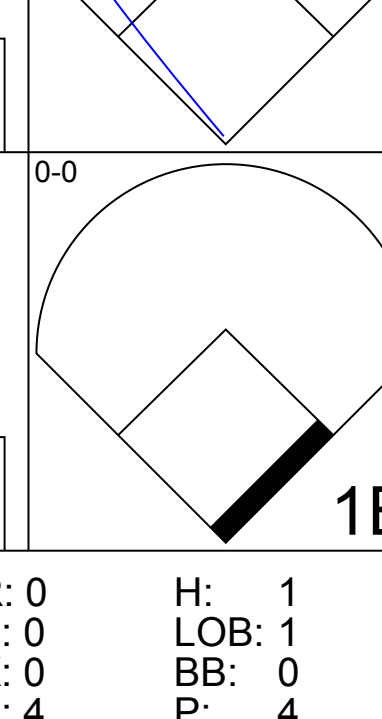
AB	35
R	3
H	7
RBI	3
BB	1
SO	5
LOB	8

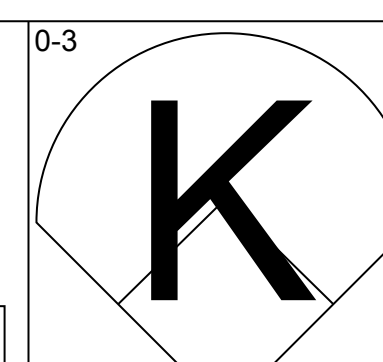
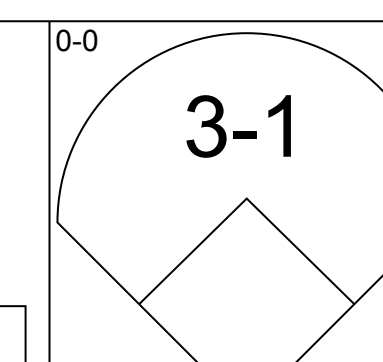
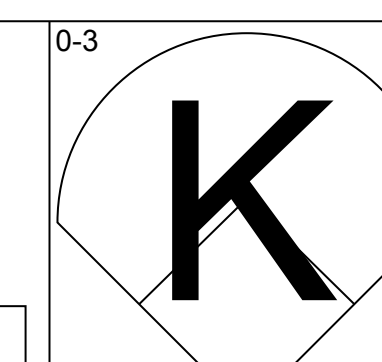
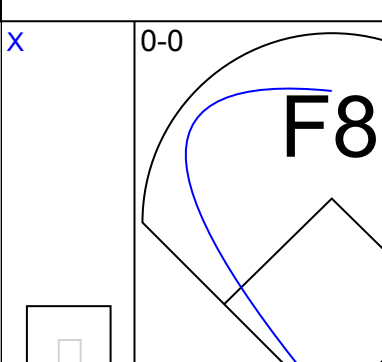
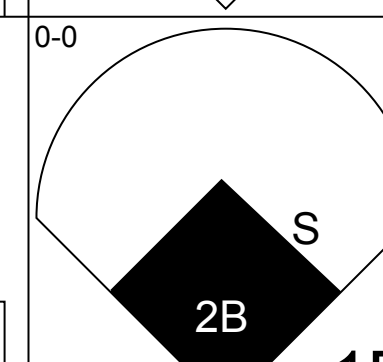
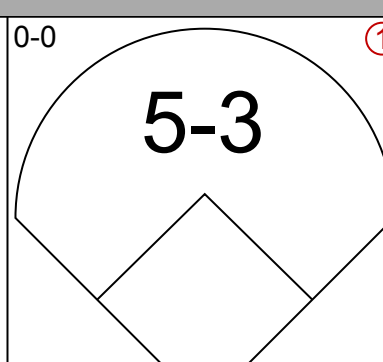
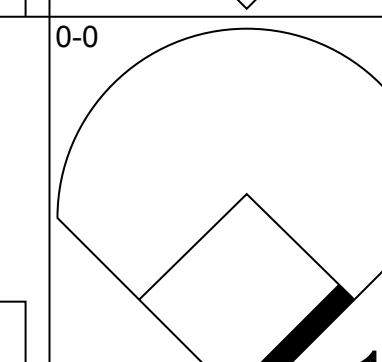
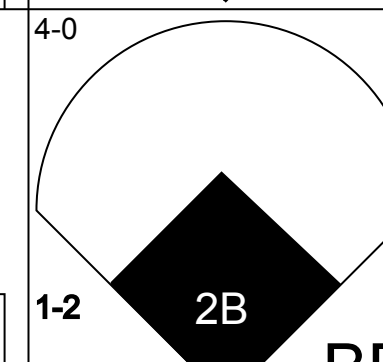
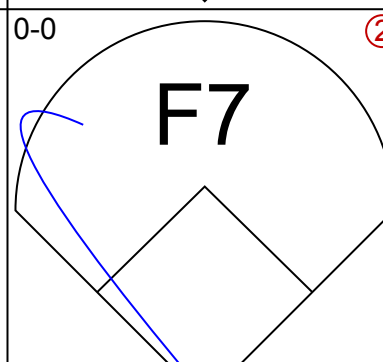
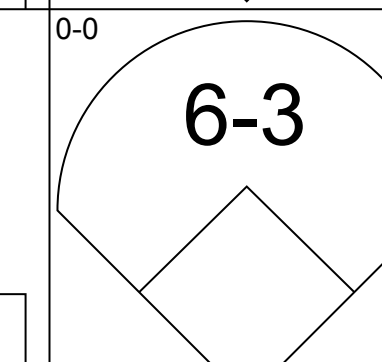
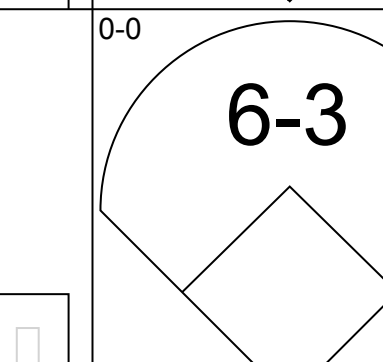
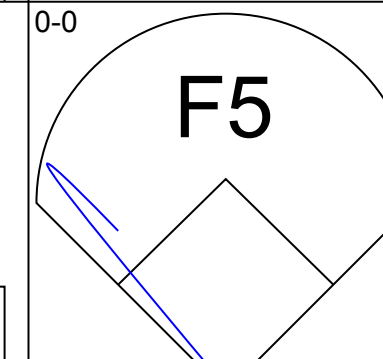
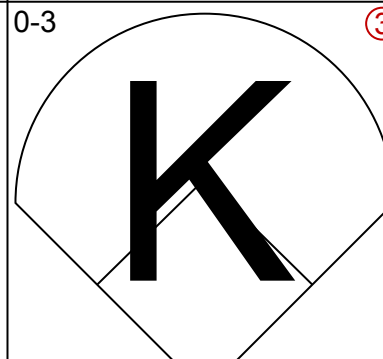
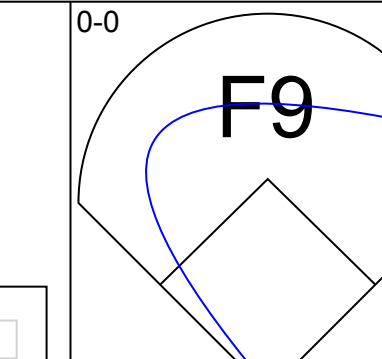
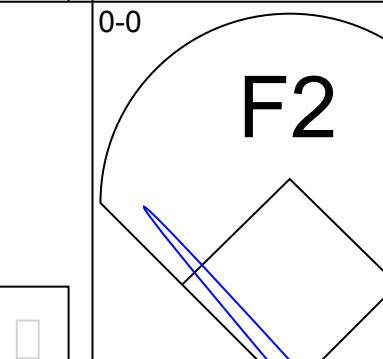
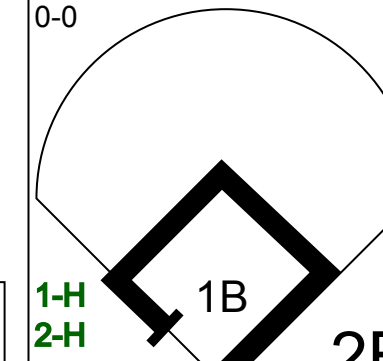
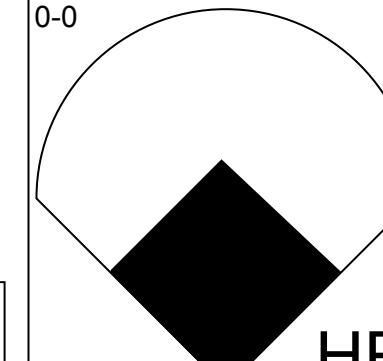
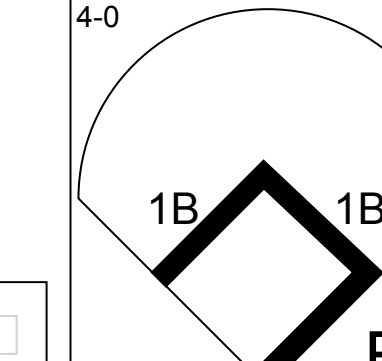
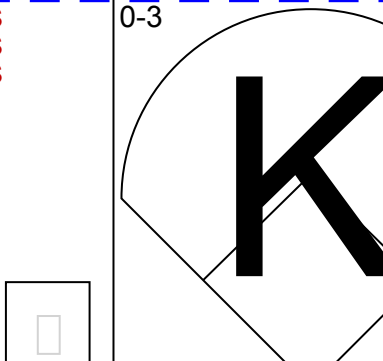
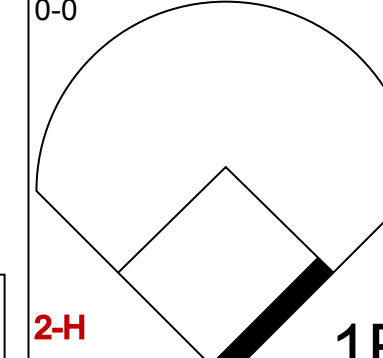
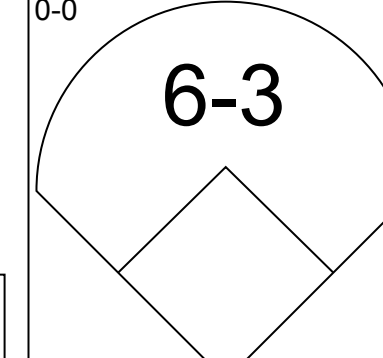
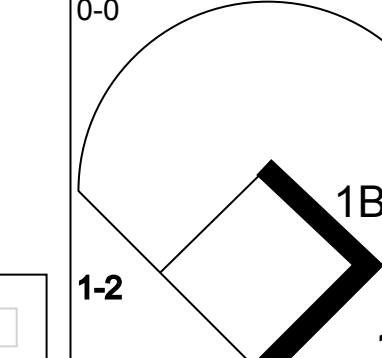
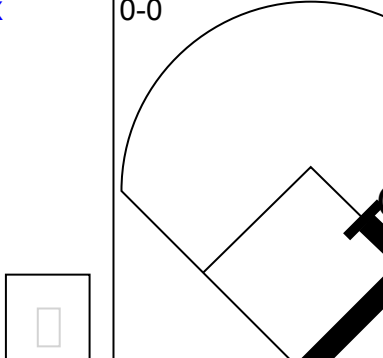
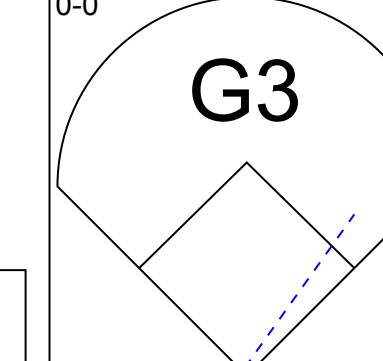
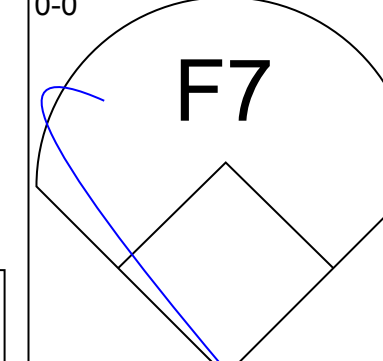
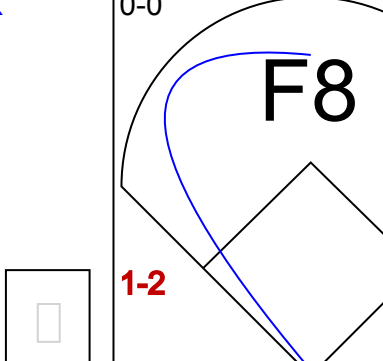

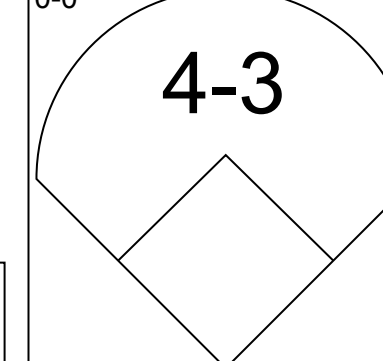
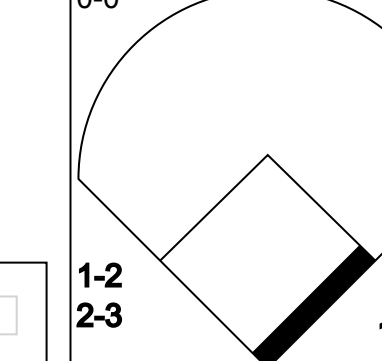
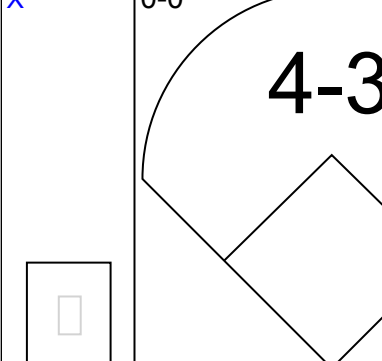
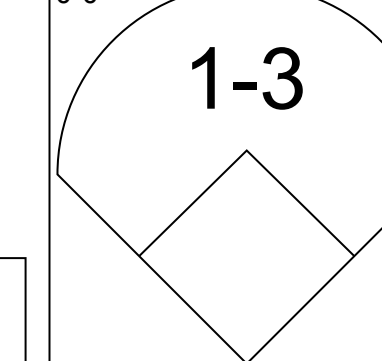
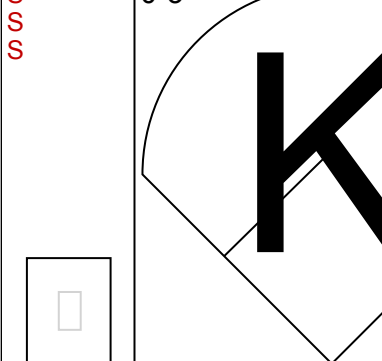


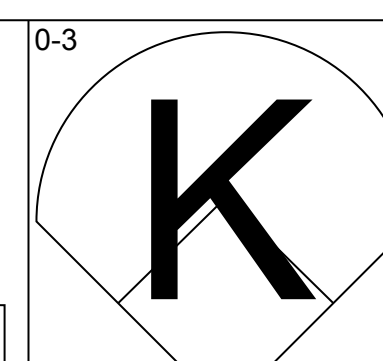
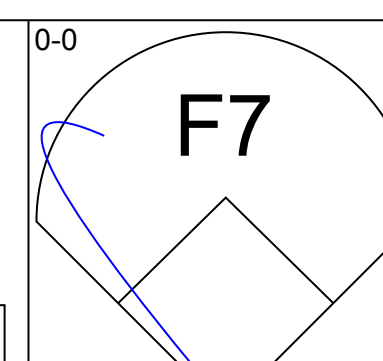
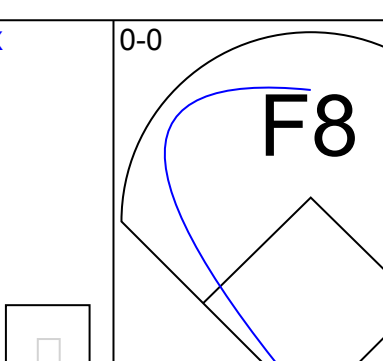
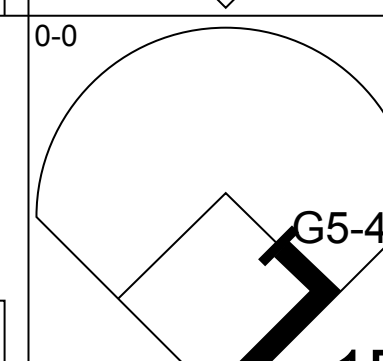
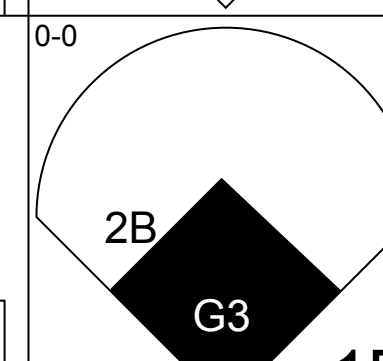
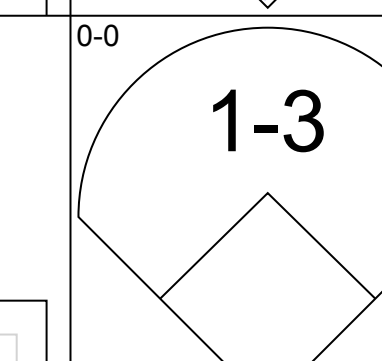
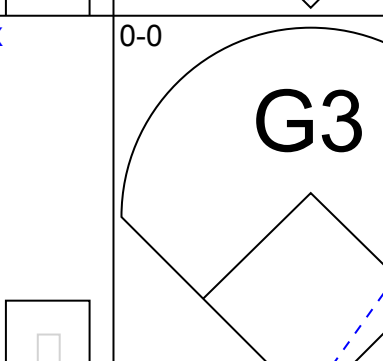
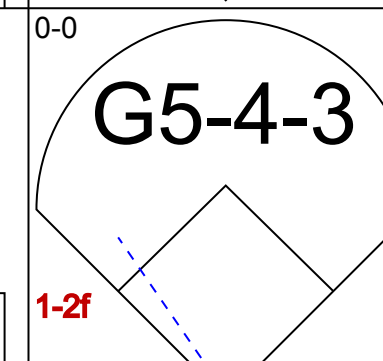
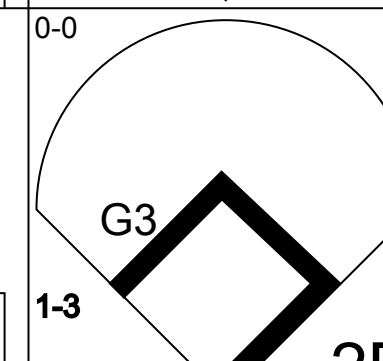
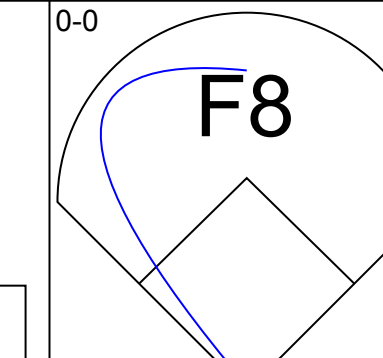
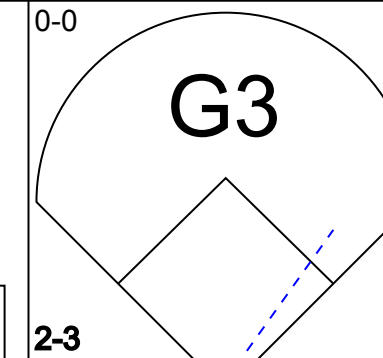
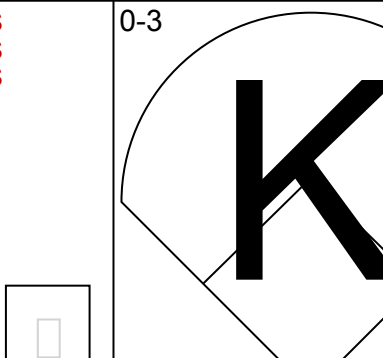
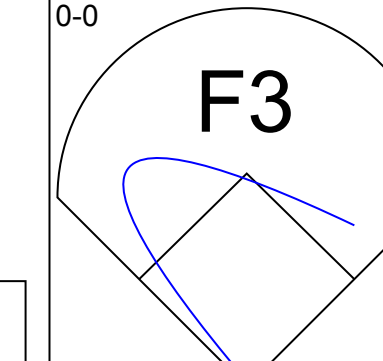
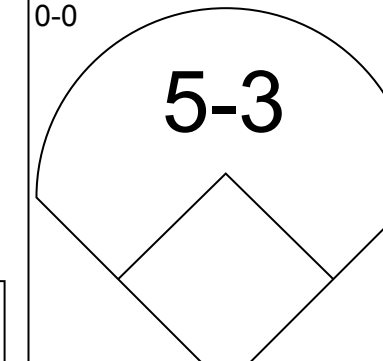
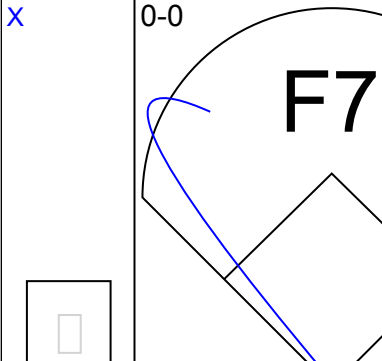
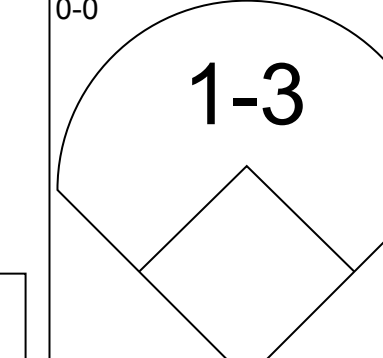
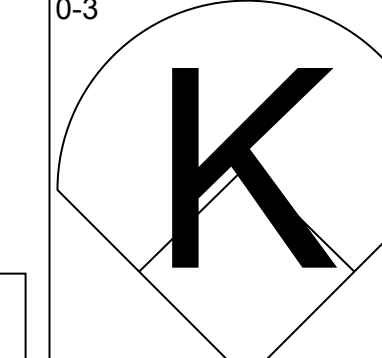
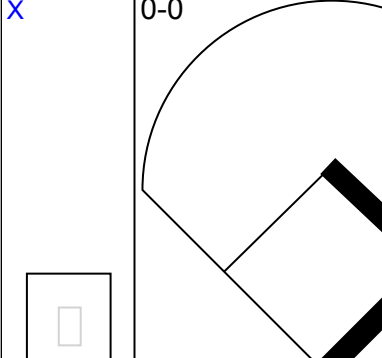
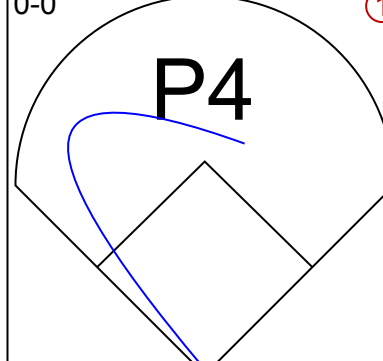
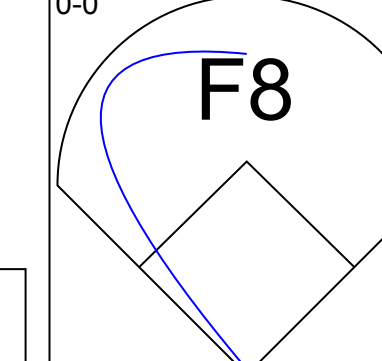
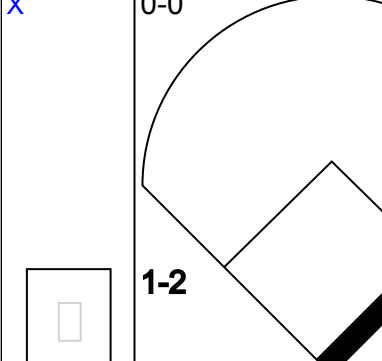
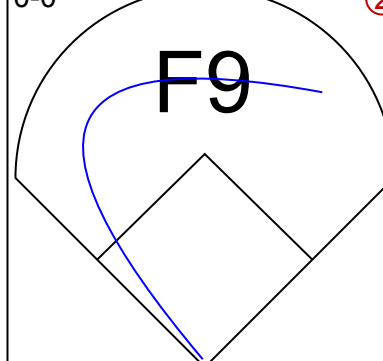
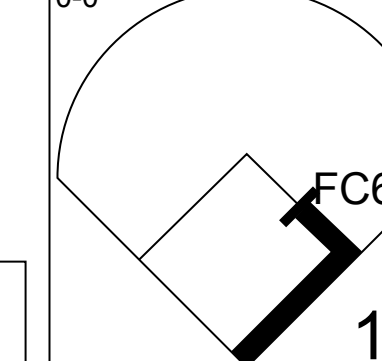
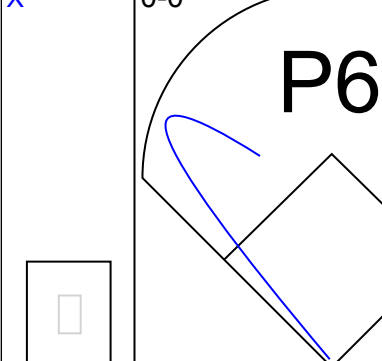
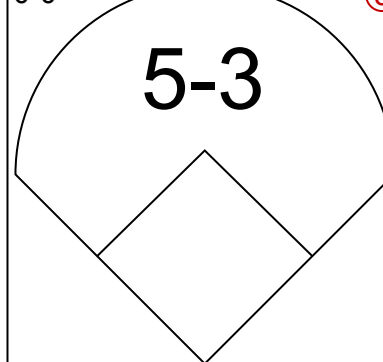
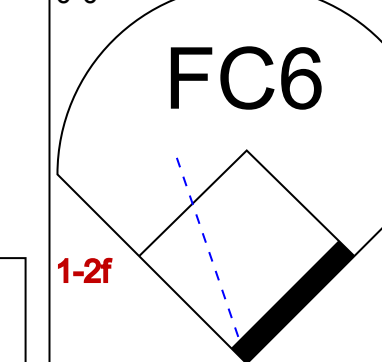
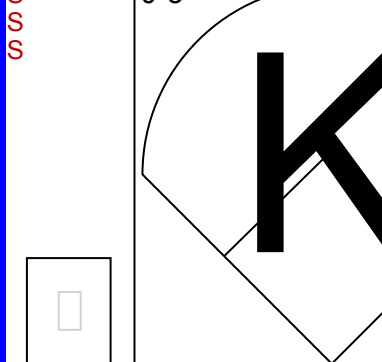
Batter	1	2	3	4	5	6	7	8	9	AB	R	H	RBI	BB	SO	LOB	TOP																	
Vince Coleman, S (1.7) OBP: 0.332, SLG: 0.349										5	2	4	1	0	1	0	St. Louis Cardinals @ San Diego Padres Jack Murphy Stadium, San Diego, CA Thu Jul 25 1985, 6:33 AM EDT Att: 24,164 - Unknown																	
Willie McGee, S (1.8) OBP: 0.394, SLG: 0.481										5	0	0	0	0	2	5																		
Tom Herr, S (1.4) OBP: 0.394, SLG: 0.431										4	2	1	1	0	0	3																		
Jack Clark, R (1.3) OBP: 0.398, SLG: 0.539										4	2	2	3	1	2	0																		
Andy Van Slyke, L (1.9) OBP: 0.343, SLG: 0.438										2	0	0	0	2	0	0																		
Ken Dayley, L (7.1) OBP: 0.333, SLG: 0.333										0	0	0	0	0	0	0																		
Mike Jorgensen, L (9, PH) OBP: 0.316, SLG: 0.167										1	0	0	0	0	1	2																		
Jeff Lahti, R (9.1)										0	0	0	0	0	0	0																		
Terry Pendleton, S (1.5) OBP: 0.294, SLG: 0.284										2	1	2	2	2	0	0																		
Ivan De Jesus, R (9.5) OBP: 0.327, SLG: 0.388										0	0	0	0	0	0	0																		
Darrell Porter, L (1.2) OBP: 0.266, SLG: 0.325										4	0	0	0	1	1	4																		
Ozzie Smith, S (1.6) OBP: 0.325, SLG: 0.357										4	0	0	0	0	0	3																		
Kurt Kephire, L (1.1) OBP: 0.158, SLG: 0.194										2	0	0	0	0	1	0																		
Ricky Horton, L (5.1)										0	0	0	0	0	0	0																		
Steve Braun, L (7, PH) OBP: 0.340, SLG: 0.390										2	2	2	0	0	0	0																		
Tito Landrum, R (9.9) OBP: 0.407, SLG: 0.479										0	0	0	0	0	0	0																		
Inning Stats	R: 0 E: 0 K: 1 S: 5	H: 1 LOB: 0 BB: 0 P: 5	R: 0 E: 0 K: 1 S: 5	H: 0 LOB: 1 BB: 1 P: 9	R: 0 E: 0 K: 0 S: 4	H: 1 LOB: 1 BB: 0 P: 4	R: 0 E: 0 K: 2 S: 7	H: 0 LOB: 2 BB: 2 P: 15	R: 0 E: 0 K: 2 S: 7	H: 0 LOB: 0 BB: 0 P: 7	R: 1 E: 0 K: 1 S: 7	H: 2 LOB: 3 BB: 2 P: 15	R: 3 E: 0 K: 0 S: 6	H: 3 LOB: 0 BB: 0 P: 6	R: 0 E: 0 K: 0 S: 3	H: 1 LOB: 0 BB: 0 P: 3	R: 5 E: 2 K: 1 S: 9	H: 3 LOB: 0 BB: 1 P: 13	1B: 9 2B: 1 3B: 0 HR: 1	SF: 2 SAC: 0 DP: 1 HBP: 0	WP: 0 PA: 43 PB: 0 SB: 2 CS: 1													
PITCHER	IP WLS BF H R ER SO BB IBB HBP BLK WP HR S P ERA WHIP																																	
Eric Show, R (1.1) ERA: 3.42	6.0	28	6	3	3	7	5	0	0	0	0	0	0	0	37	57	4.50	1.833																
Craig Lefferts, L (7.1) ERA: 3.59	1.0	4	1	1	1	0	0	0	0	0	0	0	0	1	4	4	9.00	1.000																
Rich Gossage, R (8.1) ERA: 1.92	2.0	L	11	4	5	2	1	1	0	0	0	0	0	0	12	16	9.00	2.500																

Batter	1	2	3	4	5	6	7	8	9	AB	R	H	RBI	BB	SO	LOB	BOTTOM																	
Al Bumbry, L (1.8) OBP: 0.254, SLG: 0.212										4	1	0	0	1	0	5	St. Louis Cardinals @ San Diego Padres Jack Murphy Stadium, San Diego, CA Thu Jul 25 1985, 6:33 AM EDT Att: 24,164 - Unknown																	
Tony Gwynn, L (1.9) OBP: 0.339, SLG: 0.413										4	1	1	1	1	0	3																		
Steve Garvey, R (1.3) OBP: 0.286, SLG: 0.419										3	0	0	1	1	1	1																		
Graig Nettles, L (1.5) OBP: 0.404, SLG: 0.447										4	1	1	1	0	2	4																		
Terry Kennedy, L (1.2) OBP: 0.295, SLG: 0.409										4	0	1	2	0	1	0																		
Garry Templeton, S (1.6) OBP: 0.347, SLG: 0.399										4	1	1	0	0	1	2																		
Carmelo Martinez, R (1.7) OBP: 0.343, SLG: 0.440										4	0	0	0	0	2	1																		
Tim Flannery, L (1.4) OBP: 0.381, SLG: 0.360										3	1	1	1	1	1	0																		
Eric Show, R (1.1) OBP: 0.116, SLG: 0.116										3	1	2	0	0	1	0																		
Craig Lefferts, L (7.1) OBP: 0.333, SLG: 0.333										0	0	0	0	0	0	0																		
Rich Gossage, R (8.1)										0	0	0	0	0	0	0																		
Bobby Brown, S (9, PH) OBP: 0.220, SLG: 0.200										1	0	1	0	0	0	0																		
Inning Stats	R: 0 E: 0 K: 1 S: 5	H: 0 LOB: 0 BB: 0 P: 5	R: 1 E: 0 K: 0 S: 4	H: 1 LOB: 0 BB: 0 P: 4	R: 0 E: 0 K: 0 S: 3	H: 1 LOB: 1 BB: 1 P: 7	R: 0 E: 0 K: 1 S: 5	H: 0 LOB: 0 BB: 0 P: 5	R: 0 E: 0 K: 2 S: 13	H: 5 LOB: 2 BB: 1 P: 17	R: 0 E: 0 K: 3 S: 9	H: 0 LOB: 0 BB: 0 P: 9	R: 0 E: 0 K: 1 S: 5	H: 0 LOB: 0 BB: 0 P: 5	R: 0 E: 0 K: 0 S: 3	H: 1 LOB: 1 BB: 1 P: 7	1B: 6 2B: 2 3B: 0 HR: 1	SF: 0 SAC: 0 DP: 2 HBP: 0	WP: 1 PA: 38 PB: 0 SB: 0 CS: 0															
PITCHER	IP WLS BF H R ER SO BB IBB HBP BLK WP HR S P ERA WHIP																																	
Kurt Kephire, R (1.1) ERA: 4.5	4.1	21	6	6	4	2	2	0	0	0	0	0	0	0	23	31	8.31	1.846																
Ricky Horton, L (5.1) ERA: 2.47	1.2	6	1	0	0	5	0	0	0	0	0	0	0	16	16	0.00	0.600																	
Ken Dayley, L (7.1) ERA: 2.5	2.0	W	7	0	0	0	2	1	0	0	0	1	0	10	14	0.00	0.500																	
Jeff Lahti, R (9.1) ERA: 2.38	1.0	S	4	1	0	0	0	1	0	0	0	0	0	3	7	0.00	2.000																	

Batter	1	2	3	4	5	6	7	8	9	AB	R	H	RBI	BB	SO	LOB	TOP					
Vince Coleman, S OBP: 0.326, SLG: 0.343 (1, 7)										4	0	0	0	0	1	2	St. Louis Cardinals @ San Diego Padres Jack Murphy Stadium, San Diego, CA Sat Jul 27 1985, 6:33 AM EDT Att: 32,132 - Unknown livebaseballscorecards.com					
Willie McGee, S OBP: 0.363, SLG: 0.476 Ricky Horton, L (8, 1)										4	0	1	0	0	0	2						
Tom Herr, S OBP: 0.395, SLG: 0.427 (1, 4)										2	0	0	0	2	0	1						
Jack Clark, R OBP: 0.401, SLG: 0.535 (1, 3)										3	0	1	0	1	0	3						
Andy Van Slyke, L OBP: 0.346, SLG: 0.436 (1, 9)										3	0	1	0	1	0	1						
Terry Pendleton, S OBP: 0.257, SLG: 0.276 (1, 5)										4	0	0	0	0	0	3						
Ozzie Smith, S OBP: 0.326, SLG: 0.357 (1, 6)										3	0	1	0	0	0	0						
Darrell Porter, L OBP: 0.268, SLG: 0.337 (1, 2)										3	0	1	0	0	0	1						
Danny Cox, R OBP: 0.190, SLG: 0.148 Steve Braun, L OBP: 0.347, SLG: 0.381 (8, PH) (8, 7)										1	0	0	0	1	0	0						
										1	0	0	0	0	0	0						
Inning Stats	R: 0 E: 0 K: 1 S: 5	H: 1 LOB: 0 BB: 0 P: 5	R: 0 E: 0 K: 0 S: 2	H: 0 LOB: 0 BB: 1 P: 6	R: 0 E: 0 K: 0 S: 4	H: 1 LOB: 2 BB: 1 P: 8	R: 0 E: 0 K: 0 S: 3	H: 1 LOB: 1 BB: 1 P: 7	R: 0 E: 0 K: 0 S: 3	H: 0 LOB: 0 BB: 0 P: 3	R: 0 E: 1 K: 0 S: 3	H: 0 LOB: 1 BB: 0 P: 7	R: 0 E: 0 K: 0 S: 4	H: 1 LOB: 1 BB: 0 P: 4	R: 0 E: 0 K: 0 S: 3	H: 0 LOB: 0 BB: 1 P: 3	R: 0 E: 1 K: 0 S: 3	H: 1 LOB: 1 BB: 1 P: 7	1B: 4 2B: 3 3B: 0 HR: 0	SF: 0 SAC: 0 DP: 5 HBP: 0	WP: 0 PB: 0 SB: 0 CS: 0	PA: 33
PITCHER	IP WLS BF H R ER SO BB IBB HBP BLK WP HR S P ERA WHIP	IP WLS BF H R ER SO BB IBB HBP BLK WP HR S P ERA WHIP																	IP WLS BF H R ER SO BB IBB HBP BLK WP HR S P ERA WHIP			
Andy Hawkins, R ERA: 3.11 Rich Gossage, R ERA: 1.63 (1, 1) (9, 1)	8.1 W 32 5 0 0 1 5 0 0 0 0 0 0 29 49 0.00 1.200	0.2 S 1 0 0 0 0 0 0 0 0 0 0 0 1 1 0.00 0.000																				

Batter	1	2	3	4	5	6	7	8	9	AB	R	H	RBI	BB	SO	LOB	BOTTOM			
Tim Flannery, L OBP: 0.381, SLG: 0.357 (1, 4)										4	0	1	0	0	0	2	St. Louis Cardinals @ San Diego Padres Jack Murphy Stadium, San Diego, CA Sat Jul 27 1985, 6:33 AM EDT Att: 32,132 - Unknown livebaseballscorecards.com			
Tony Gwynn, L OBP: 0.336, SLG: 0.406 (1, 9)										4	1	1	0	0	0	1				
Steve Garvey, R OBP: 0.284, SLG: 0.417 (1, 3)										4	1	1	1	0	1	1				
Graig Nettles, L OBP: 0.401, SLG: 0.441 (1, 5)										4	0	2	1	0	0	1				
Terry Kennedy, L OBP: 0.294, SLG: 0.405 (1, 2)										3	0	0	0	0	0	2				
Bobby Brown, S OBP: 0.222, SLG: 0.203 (1, 7)										3	0	0	0	0	0	1				
Kevin McReynolds, R OBP: 0.286, SLG: 0.360 (1, 8)										3	0	0	0	0	0	0				
Garry Templeton, S OBP: 0.356, SLG: 0.407 (1, 6)										3	0	2	0	0	0	0				
Andy Hawkins, R OBP: 0.122, SLG: 0.104 Rich Gossage, R (9, 1)										2	0	1	0	0	0	1				
										0	0	0	0	0	0	0				
Inning Stats	R: 0 E: 0 K: 0 S: 3	H: 1 LOB: 0 BB: 0 P: 3	R: 0 E: 0 K: 0 S: 3	H: 0 LOB: 0 BB: 0 P: 3	R: 0 E: 0 K: 0 S: 4	H: 1 LOB: 1 BB: 0 P: 4	R: 0 E: 0 K: 1 S: 6	H: 1 LOB: 0 BB: 0 P: 6	R: 0 E: 0 K: 0 S: 4	H: 1 LOB: 1 BB: 0 P: 4	R: 2 E: 1 K: 0 S: 6	H: 2 LOB: 1 BB: 0 P: 6	R: 0 E: 0 K: 0 S: 4	H: 1 LOB: 1 BB: 0 P: 4	R: 0 E: 0 K: 0 S: 3	H: 1 LOB: 0 BB: 0 P: 3	1B: 7 2B: 0 3B: 1 HR: 0	SF: 0 SAC: 1 DP: 2 HBP: 0	WP: 0 PB: 0 SB: 0 CS: 0	PA: 31
PITCHER	IP WLS BF H R ER SO BB IBB HBP BLK WP HR S P ERA WHIP	IP WLS BF H R ER SO BB IBB HBP BLK WP HR S P ERA WHIP																	IP WLS BF H R ER SO BB IBB HBP BLK WP HR S P ERA WHIP	
Danny Cox, R ERA: 2.54 Ricky Horton, L ERA: 2.42 (1, 1) (8, 1)	7.0 L 28 7 2 1 1 0 0 0 0 0 0 3 3 0.00 1.000	1.0 3 1 0 0 0 0 0 0 0 0 0 0 3 3 0.00 1.000																		

Batter	1	2	3	4	5	6	7	8	9	AB	R	H	RBI	BB	SO	LOB	TOP			
Vince Coleman, S (1, 7) OBP: 0.322, SLG: 0.338										5	0	0	0	0	3	1	St. Louis Cardinals @ San Diego Padres Jack Murphy Stadium, San Diego, CA Sun Jul 28 1985, 6:33 AM EDT Att: 38,762 - Unknown livebaseballscorecards.com			
Willie McGee, S (1, 8) OBP: 0.397, SLG: 0.484										4	2	3	0	0	0	0				
Tom Herr, S (1, 4) OBP: 0.393, SLG: 0.424										3	1	0	1	1	0	1				
Jack Clark, R (1, 3) OBP: 0.397, SLG: 0.529										4	0	0	0	0	1	2				
Darrell Porter, L (1, 2) OBP: 0.287, SLG: 0.395										3	1	2	3	1	1	0				
Terry Pendleton, S (1, 5) OBP: 0.283, SLG: 0.282										4	0	3	0	0	0	0				
Andy Van Slyke, L (1, 9) OBP: 0.341, SLG: 0.429										4	0	0	0	0	1	3				
Ozzie Smith, S (1, 6) OBP: 0.325, SLG: 0.356										4	0	1	0	0	1	0				
John Tudor, L (1, 1) OBP: 0.186, SLG: 0.179										4	0	1	0	0	1	3				
Jeff Lahti, R (9, 1)										0	0	0	0	0	0	0				
Inning Stats	R: 2 E: 0 K: 1 S: 7	H: 3 LOB: 2 BB: 1 P: 11	R: 0 E: 0 K: 1 S: 6	H: 1 LOB: 1 BB: 0 P: 6	R: 0 E: 0 K: 1 S: 5	H: 0 LOB: 0 BB: 0 P: 5	R: 1 E: 0 K: 0 S: 4	H: 1 LOB: 1 BB: 0 P: 4	R: 0 E: 0 K: 1 S: 6	H: 2 LOB: 3 BB: 1 P: 11	R: 1 E: 0 K: 1 S: 6	H: 1 LOB: 0 BB: 0 P: 6	R: 0 E: 0 K: 1 S: 5	H: 1 LOB: 0 BB: 0 P: 5	R: 0 E: 0 K: 1 S: 5	H: 0 LOB: 0 BB: 0 P: 5	1B: 7 2B: 1 3B: 1 HR: 1	SF: 0 SAC: 0 DP: 0 HBP: 0	WP: 0 PB: 0 SB: 1 CS: 1	PA: 37
PITCHER	IP WLS BF H R ER SO BB IBB HBP BLK WP HR S P ERA WHIP																			
LaMarr Hoyt, R (1, 1) ERA: 3.02	7.0 L 31 9 4 4 6 2 0 0 0 0 0 1 41 49 5.14 1.571																			
Mark Thurmond, L (8, 1) ERA: 4.95	2.0 6 1 0 0 2 0 0 0 0 0 0 0 10 10 0.00 0.500																			

Batter	1	2	3	4	5	6	7	8	9	AB	R	H	RBI	BB	SO	LOB	BOTTOM					
Jerry Royster, R (1, 4) OBP: 0.368, SLG: 0.392										4	0	0	0	0	1	0	St. Louis Cardinals @ San Diego Padres Jack Murphy Stadium, San Diego, CA Sun Jul 28 1985, 6:33 AM EDT Att: 38,762 - Unknown livebaseballscorecards.com					
Tony Gwynn, L (1, 9) OBP: 0.337, SLG: 0.407										4	1	2	0	0	0	0						
Steve Garvey, R (1, 3) OBP: 0.289, SLG: 0.425										4	0	3	0	0	0	1						
Graig Nettles, L (1, 5) OBP: 0.396, SLG: 0.434										4	0	0	1	0	2	3						
Carmelo Martinez, R (1, 7) OBP: 0.338, SLG: 0.430										4	0	0	0	0	0	1						
Terry Kennedy, L (1, 2) OBP: 0.293, SLG: 0.403										4	0	1	0	0	1	0						
Kevin McReynolds, R (1, 8) OBP: 0.288, SLG: 0.364										4	1	2	0	0	0	0						
Garry Templeton, S (1, 6) OBP: 0.357, SLG: 0.409										4	0	2	1	0	0	2						
LaMarr Hoyt, R (1, 1) OBP: 0.102, SLG: 0.083										2	0	0	0	0	0	1						
Kurt Bevacqua, R (7, PH) OBP: 0.365, SLG: 0.377										1	0	0	0	0	0	1						
Mark Thurmond, L (8, 1) OBP: 0.219, SLG: 0.200										0	0	0	0	0	0	0						
Bobby Brown, S (8, PH)										1	0	0	0	0	1	2						
Inning Stats	R: 0 E: 0 K: 1 S: 5	H: 1 LOB: 0 BB: 0 P: 5	R: 0 E: 0 K: 0 S: 3	H: 0 LOB: 0 BB: 0 P: 3	R: 0 E: 0 K: 0 S: 3	H: 0 LOB: 0 BB: 0 P: 3	R: 1 E: 0 K: 0 S: 5	H: 2 LOB: 1 BB: 0 P: 5	R: 0 E: 0 K: 1 S: 6	H: 1 LOB: 1 BB: 0 P: 6	R: 0 E: 0 K: 1 S: 6	H: 1 LOB: 1 BB: 0 P: 6	R: 1 E: 0 K: 1 S: 5	H: 2 LOB: 1 BB: 0 P: 5	R: 0 E: 0 K: 1 S: 6	H: 1 LOB: 0 BB: 0 P: 6	R: 0 E: 0 K: 1 S: 7	H: 2 LOB: 2 BB: 0 P: 7	1B: 7 2B: 3 3B: 0 HR: 0	SF: 0 SAC: 0 DP: 1 HBP: 0	WP: 0 PB: 0 SB: 0 CS: 0	PA: 36
PITCHER	IP WLS BF H R ER SO BB IBB HBP BLK WP HR S P ERA WHIP																					
John Tudor, L (1, 1) ERA: 2.23	8.1 W 33 9 2 2 4 0 0 0 0 0 0 0 41 41 2.16 1.080																					
Jeff Lahti, R (9, 1) ERA: 2.34	0.2 S 3 1 0 0 1 0 0 0 0 0 0 0 5 5 0.00 1.500																					

Batter	1	2	3	4	5	6	7	8	9	10	AB	R	H	RBI	BB	SO	LOB	TOP				
Tim Flannery, L <small>(1, 4) OBP: 0.383, SLG: 0.361</small> Jerry Royster, R <small>(7, PH) OBP: 0.355, SLG: 0.390</small>	6-3 1B		1B 2H	FC7-4 1B			6-3		1B 5-3		3	1	2	1	0	0	1	San Diego Padres @ Atlanta Braves Atlanta-Fulton County Stadium, Atlanta, GA Wed Jul 31 1986, 7:05 PM EDT Att: 14,873 - Unknown				
Tony Gwynn, L <small>(1, 9) OBP: 0.343, SLG: 0.413</small>	6-3		FC6-4 1B		1B E		B3		FC5 5-3 1B		5	1	3	0	0	0	1					
Steve Garvey, R <small>(1, 3) OBP: 0.286, SLG: 0.419</small>	E5		FC6-4 1B		E2 1B		F7		5-3 1B		5	0	1	2	0	0	3					
Graig Nettles, L <small>(1, 5) OBP: 0.391, SLG: 0.429</small>		4-3		4-3	F6			K	IBB		4	0	0	0	1	1	1					
Terry Kennedy, L <small>(8, PH) OBP: 0.326, SLG: 0.407</small> Gerry Davis, R <small>(8, PH) OBP: 0.306, SLG: 0.405</small> Roy Lee Jackson, R <small>(8, 1) OBP: 0.333, SLG: 0.333</small> Craig Lefferts, L <small>(8, PH) OBP: 0.260, SLG: 0.371</small> Kurt Bevacqua, R <small>(8, 1) OBP: 0.260, SLG: 0.371</small> Tim Stoddard, R <small>(8, 1) OBP: 0.260, SLG: 0.371</small>	F6			6-3 1B			G3		FC5 1B		4	0	2	0	0	0	0					
Carmelo Martinez, R <small>(1, 7) OBP: 0.341, SLG: 0.436</small>	F7			6-3 1B				2B		1-3	5	0	2	0	0	0	1					
Kevin McReynolds, R <small>(1, 8) OBP: 0.288, SLG: 0.377</small>			FC4-6 1B	5-3			K		F9	5-3	5	0	1	0	0	1	4					
Garry Templeton, S <small>(1, 6) OBP: 0.356, SLG: 0.402</small>			FC4-6 1B		3-1				1-3	4-3	4	1	0	0	1	0	3					
Dave Dravecky, R <small>(1, 1) OBP: 0.162, SLG: 0.116</small> Bruce Bochy, R <small>(8, 2) OBP: 0.310, SLG: 0.455</small>	5-3				FC7-4 BB				1B		2	0	0	0	1	1	3					
Inning Stats	R: 0 E: 1 K: 0 S: 3	H: 1 LOB: 1 BB: 0 P: 3	R: 0 E: 0 K: 0 S: 3	H: 0 LOB: 0 BB: 0 P: 3	R: 1 E: 0 K: 0 S: 6	H: 3 LOB: 2 BB: 0 P: 6	R: 0 E: 0 K: 0 S: 4	H: 1 LOB: 1 BB: 0 P: 4	R: 2 E: 1 K: 0 S: 5	H: 2 LOB: 1 BB: 1 P: 9	R: 0 E: 0 K: 2 S: 8	H: 0 LOB: 0 BB: 0 P: 3	R: 0 E: 0 K: 1 S: 7	H: 2 LOB: 2 BB: 0 P: 7	R: 1 E: 0 K: 0 S: 5	H: 3 LOB: 2 BB: 1 P: 9	R: 0 E: 0 K: 0 S: 3		H: 0 LOB: 0 BB: 0 P: 3	1B: 12 2B: 2 3B: 0 HR: 0	SF: 0 SAC: 0 DP: 1 HBP: 0	WP: 0 PB: 0 SB: 0 CS: 0
PITCHER	IP 6.0	WLS 27	BF 8	H 3	R 2	ER 2	SO 2	BB 1	IBB 0	HBP 0	BLK 0	WP 0	HR 0	S 29	P 37	ERA 3.00	WHIP 1.500					
Joe Johnson, R <small>ERA: 2.08</small> Terry Forster, L <small>ERA: 1.90</small> Jeff Dedmon, R <small>ERA: 2.77</small> Bruce Sutter, R <small>ERA: 3.31</small>	1.1	6	2	0	0	1	0	0	0	0	0	0	0	8	8	0.00	1.500					
Joe Johnson, R <small>ERA: 2.08</small> Terry Forster, L <small>ERA: 1.90</small> Jeff Dedmon, R <small>ERA: 2.77</small> Bruce Sutter, R <small>ERA: 3.31</small>	0.2	2	0	0	0	0	0	0	0	0	0	0	0	2	2	0.00	0.000					
Joe Johnson, R <small>ERA: 2.08</small> Terry Forster, L <small>ERA: 1.90</small> Jeff Dedmon, R <small>ERA: 2.77</small> Bruce Sutter, R <small>ERA: 3.31</small>	2.0	9	3	1	1	0	0	0	1	0	0	0	0	8	12	4.50	1.500					

Batter	1	2	3	4	5	6	7	8	9	10	AB	R	H	RBI	BB	SO	LOB	BOTTOM				
Brad Komminsk, R <small>(1, 9) OBP: 0.305, SLG: 0.259</small> Mill Thompson, L <small>(9, PH) OBP: 0.333, SLG: 0.410</small>	6-3		L6-3 1B		FC6-4 BB		L8		S 1B		3	0	1	0	1	0	1	San Diego Padres @ Atlanta Braves Atlanta-Fulton County Stadium, Atlanta, GA Wed Jul 31 1986, 7:05 PM EDT Att: 14,873 - Unknown				
Rafael Ramirez, R <small>(1, 6) OBP: 0.296, SLG: 0.361</small>	2B E 1B		L6-3 1B		SF7		5-3		K		4	1	1	1	0	1	3					
Dale Murphy, R <small>(1, 8) OBP: 0.367, SLG: 0.578</small>	E SF9 2B		6-3		FC6-4				HR	FC6-4 IBB	4	2	2	1	1	0	1					
Bob Horner, R <small>(1, 3) OBP: 0.351, SLG: 0.573</small>	FC5			5-3					FC6-4 IBB		5	0	2	0	0	0	3					
Terry Harper, R <small>(1, 7) OBP: 0.328, SLG: 0.431</small>	SF9			6-3					FC6-4 IBB		4	1	2	1	0	0	1					
Ken Oberkfell, L <small>(1, 5) OBP: 0.335, SLG: 0.368</small> Terry Forster, L <small>(7, 1) OBP: 0.333, SLG: 0.410</small> Jeff Dedmon, R <small>(8, 1) OBP: 0.333, SLG: 0.410</small> Claudio Washington, L <small>(8, PH) OBP: 0.324, SLG: 0.455</small> Bruce Sutter, R <small>(8, PH) OBP: 0.324, SLG: 0.455</small> Gerald Perry, L <small>(10, PH) OBP: 0.275, SLG: 0.229</small>	K				FC5-4 1B				F7		3	0	1	0	0	1	2					
Rick Cerone, R <small>(1, 2) OBP: 0.268, SLG: 0.279</small>		4-3		FC5-4 1B					F9		4	0	0	0	0	0	4					
Glenn Hubbard, R <small>(1, 4) OBP: 0.322, SLG: 0.322</small>		6-3			E5 PB SH2-4 SF7				F7		3	1	0	0	1	0	2					
Joe Johnson, R <small>(1, 1) OBP: 0.310, SLG: 0.455</small> Paul Runge, R <small>(7, 5) OBP: 0.297, SLG: 0.256</small>	K				SH2-4				SH1-4 BB	1-3	1	0	0	0	0	1	0					
Inning Stats	R: 2 E: 1 K: 1 S: 8	H: 2 LOB: 1 BB: 0 P: 8	R: 0 E: 0 K: 1 S: 5	H: 0 LOB: 0 BB: 0 P: 5	R: 0 E: 0 K: 0 S: 3	H: 1 LOB: 0 BB: 0 P: 3	R: 0 E: 0 K: 0 S: 4	H: 1 LOB: 1 BB: 0 P: 4	R: 1 E: 0 K: 0 S: 6	H: 3 LOB: 2 BB: 0 P: 6	R: 0 E: 0 K: 1 S: 6	H: 0 LOB: 1 BB: 1 P: 7	R: 1 E: 0 K: 0 S: 6	H: 3 LOB: 2 BB: 0 P: 6	R: 0 E: 0 K: 1 S: 6	H: 1 LOB: 2 BB: 1 P: 10	R: 1 E: 0 K: 0 S: 2		H: 2 LOB: 1 BB: 0 P: 2	1B: 7 2B: 4 3B: 0 HR: 1	SF: 2 SAC: 2 DP: 1 HBP: 0	WP: 0 PB: 1 SB: 1 CS: 0
PITCHER	IP 7.0	WLS 29	BF 5	H 3	R 3	ER 0	SO 2	BB 2	IBB 0	HBP 0	BLK 0	WP 0	HR 0	S 31	P 39	ERA 0.00	WHIP 1.000					
Dave Dravecky, L <small>ERA: 2.14</small> Roy Lee Jackson, R <small>ERA: 3.42</small> Craig Lefferts, L <small>ERA: 3.42</small> Tim Stoddard, R <small>ERA: 3.77</small>	0.0	3	3	1	1	0	0	0	0	0	0	0	0	1	3	∞	∞					
Dave Dravecky, L <small>ERA: 2.14</small> Roy Lee Jackson, R <small>ERA: 3.42</small> Craig Lefferts, L <small>ERA: 3.42</small> Tim Stoddard, R <small>ERA: 3.77</small>	1.0	3	0	0	0	0	0	0	0	0	0	0	0	3	3	0.00	0.000					
Dave Dravecky, L <small>ERA: 2.14</small> Roy Lee Jackson, R <small>ERA: 3.42</small> Craig Lefferts, L <small>ERA: 3.42</small> Tim Stoddard, R <small>ERA: 3.77</small>	1.0	7	3	1	1	1	1	0	1	0	0	0	0	8	12	9.00	3.000					




Batter	1	2	3	4	5	6	7	8	9	AB	R	H	RBI	BB	SO	LOB	TOP										
Tim Flannery, L (1,4) OBP: 0.386, SLG: 0.362										5	2	1	0	3	0		San Diego Padres @ Houston Astros Astrodome, Houston, TX Sat Aug 03 1985, 8:05 PM EDT Att: 27,868 - Unknown										
Tony Gwynn, L (1,9) OBP: 0.346, SLG: 0.411										4	0	2	0	0	1	0											
Steve Garvey, R (1,3) OBP: 0.295, SLG: 0.430										3	0	2	2	0	0	0											
Graig Nettles, L (1,5) OBP: 0.395, SLG: 0.447										4	0	1	0	0	1	3											
Terry Kennedy, L (1,2) OBP: 0.302, SLG: 0.411										4	0	1	0	0	2	2											
Carmelo Martinez, R (1,7) OBP: 0.346, SLG: 0.436										4	0	0	0	0	2	3											
Kevin McReynolds, R (1,8) OBP: 0.283, SLG: 0.366										3	1	0	0	1	0	1											
Garry Templeton, S (1,6) OBP: 0.348, SLG: 0.390										3	0	0	0	1	0	1											
Eric Show, R (1,1) OBP: 0.102, SLG: 0.102									3	0	0	0	0	0	2												
Craig Lefferts, L (9,1) OBP: 0.333, SLG: 0.333										0	0	0	0	0	0	0											
Inning Stats	R: 1 E: 0 K: 2 S: 10	H: 3 LOB: 2 BB: 0 P: 10	R: 2 E: 0 K: 0 S: 6	H: 3 LOB: 2 BB: 1 P: 10	R: 0 E: 0 K: 1 S: 6	H: 1 LOB: 2 BB: 1 P: 10	R: 0 E: 0 K: 3 S: 10	H: 1 LOB: 1 BB: 0 P: 10	R: 0 E: 0 K: 1 S: 5	H: 0 LOB: 0 BB: 0 P: 5	R: 0 E: 0 K: 0 S: 3	H: 0 LOB: 0 BB: 0 P: 3	R: 0 E: 0 K: 0 S: 3	H: 0 LOB: 0 BB: 0 P: 3	R: 0 E: 0 K: 1 S: 5	H: 0 LOB: 0 BB: 0 P: 5	1B: 8 2B: 0 3B: 0 HR: 0	SF: 1 SAC: 1 DP: 0 HBP: 0	WP: 0 PB: 0 SB: 0 CS: 0	PA: 37							
PITCHER	IP	WLS	BF	H	R	ER	SO	BB	IBB	HBP	BLK	WP	HR	S	P	ERA	WHIP										
Nolan Ryan, R (1,1) ERA: 3.63	7.0		31	8	3	3	8	1	1	0	0	0	0	45	53	3.86	1.286										
Jeff Calhoun, L (8,1) ERA: 2.37	1.0		3	0	0	0	0	0	0	0	0	0	0	3	3	0.00	0.000										
Charlie Kerfeld, R (9,1) ERA: 10.13	1.0	W	3	0	0	0	1	0	0	0	0	0	0	5	5	0.00	0.000										


AB	33
R	3
H	8
RBI	3
BB	2
SO	9
LOB	12



Batter	1	2	3	4	5	6	7	8	9	AB	R	H	RBI	BB	SO	LOB	BOTTOM										
Bill Doran, S (1,4) OBP: 0.358, SLG: 0.418										4	0	1	0	0	0	2	San Diego Padres @ Houston Astros Astrodome, Houston, TX Sat Aug 03 1985, 8:05 PM EDT Att: 27,868 - Unknown										
Craig Reynolds, L (1,6) OBP: 0.313, SLG: 0.398										3	1	1	0	1	0	0											
Denny Walling, L (1,5) OBP: 0.301, SLG: 0.369										4	0	2	0	0	0	1											
Jose Cruz, L (1,7) OBP: 0.341, SLG: 0.421										4	1	2	1	0	0	1											
Jerry Mumphrey, S (1,9) OBP: 0.330, SLG: 0.395										4	1	1	0	0	0	2											
Glenn Davis, R (1,3) OBP: 0.328, SLG: 0.467										4	0	2	1	0	0	2											
Dickie Thon, R (9, FR) OBP: 0.277, SLG: 0.329										0	1	0	0	0	0	0											
Kevin Bass, S (1,8) OBP: 0.294, SLG: 0.391										3	0	1	0	1	0	1											
Mark Bailey, S (1,2) OBP: 0.379, SLG: 0.417										4	0	1	2	0	0	2											
Nolan Ryan, R (1,1) OBP: 0.120, SLG: 0.106										2	0	1	0	0	0	0											
Jeff Calhoun, L (8,1)										0	0	0	0	0	0	0											
Chris Jones, L (8, PH) OBP: 0.296, SLG: 0.208										1	0	1	0	0	0	0											
Charlie Kerfeld, R (9,1)										0	0	0	0	0	0	0											
Inning Stats	R: 1 E: 0 K: 0 S: 6	H: 4 LOB: 2 BB: 0 P: 6	R: 0 E: 0 K: 0 S: 4	H: 1 LOB: 1 BB: 0 P: 4	R: 0 E: 0 K: 0 S: 3	H: 1 LOB: 0 BB: 0 P: 3	R: 0 E: 0 K: 0 S: 4	H: 1 LOB: 1 BB: 0 P: 4	R: 0 E: 0 K: 0 S: 3	H: 0 LOB: 0 BB: 0 P: 3	R: 0 E: 0 K: 0 S: 3	H: 1 LOB: 1 BB: 0 P: 3	R: 0 E: 0 K: 0 S: 3	H: 1 LOB: 1 BB: 1 P: 7	R: 3 E: 0 K: 0 S: 4	H: 4 LOB: 2 BB: 1 P: 8	1B: 11 2B: 3 3B: 0 HR: 0	SF: 0 SAC: 0 DP: 3 HBP: 0	WP: 0 PB: 0 SB: 0 CS: 1	PA: 35							
PITCHER	IP	WLS	BF	H	R	ER	SO	BB	IBB	HBP	BLK	WP	HR	S	P	ERA	WHIP										
Eric Show, R (1,1) ERA: 3.47	8.0		32	11	3	3	0	1	0	0	0	0	0	31	35	3.38	1.500										
Craig Lefferts, L (9,1) ERA: 3.56	0.0	L	3	2	1	1	0	0	1	0	0	0	0	2	6	∞	∞										



Batter	1	2	3	4	5	6	7	8	9	AB	R	H	RBI	BB	SO	LOB	TOP										
Tim Flannery, L (1,4) OBP: 0.384, SLG: 0.358	0-0 1-3		0-0 F5			0-0 F8			4-0 1B BB	3	0	0	0	1	0	1	San Diego Padres @ Houston Astros Astrodome, Houston, TX Sun Aug 04 1985, 8:05 PM EDT Att: 15,912 - Unknown										
Tony Gwynn, L (1,9) OBP: 0.345, SLG: 0.410	0-0 5-3			0-0 3-1		0-0 G3			0-0 4-3 1B	4	0	1	0	0	0	0											
Steve Garvey, R (1,3) OBP: 0.292, SLG: 0.426	0-0 F6			0-0 F9			0-0 F9		0-0 4-3 1-2	4	0	0	0	0	0	2											
Graig Nettles, L (1,5) OBP: 0.393, SLG: 0.442		0-0 3-1		0-0 F8			0-0 G3		4-0 1B	3	0	0	0	1	0	0											
Terry Kennedy, L (1,2) OBP: 0.302, SLG: 0.409		0-0 G3			0-0 G3-6-3 1B		0-0 F9		0-3 K	4	0	1	0	0	1	3											
Carmelo Martinez, R (1,7) OBP: 0.342, SLG: 0.431		0-0 F7			0-0 G3-6-3 1-2				0-0 5-3	4	0	0	0	0	0	4											
Kevin McReynolds, R (1,8) OBP: 0.286, SLG: 0.369			0-0 6-3			4-0 G4-6-3 1B				2	0	1	0	1	0	0											
Garry Templeton, S (1,6) OBP: 0.345, SLG: 0.387			0-3 K		0-3 K 1-2				0-0 G4-6-3 1-2	3	0	0	0	0	2	2											
Dave Dravecky, R (1,1) OBP: 0.167, SLG: 0.133			0-0 1B						0-0 HR	2	0	1	0	0	1	0											
Al Bumbry, L (9, PH) OBP: 0.299, SLG: 0.324										1	1	1	1	0	0	0											
Inning Stats	R: 0 E: 0 K: 0 S: 3	H: 0 LOB: 0 BB: 0 P: 3	R: 0 E: 0 K: 0 S: 3	H: 0 LOB: 0 BB: 0 P: 3	R: 0 E: 0 K: 1 S: 6	H: 1 LOB: 1 BB: 0 P: 6	R: 0 E: 0 K: 0 S: 3	H: 0 LOB: 0 BB: 0 P: 3	R: 0 E: 0 K: 1 S: 5	H: 1 LOB: 1 BB: 1 P: 9	R: 0 E: 0 K: 0 S: 3	H: 0 LOB: 0 BB: 0 P: 3	R: 0 E: 0 K: 0 S: 3	H: 1 LOB: 0 BB: 0 P: 3	R: 1 E: 0 K: 1 S: 7	H: 2 LOB: 3 BB: 2 P: 15	1B: 4 2B: 0 3B: 0 HR: 1	SF: 0 SAC: 0 DP: 2 HBP: 0	WP: 0 PB: 0 SB: 1 CS: 0	PA: 33							
PITCHER	IP	WLS	BF	H	R	ER	SO	BB	IBB	HBP	BLK	WP	HR	S	P	ERA	WHIP										
Mike Scott, R (1,1) ERA: 2.7	8.0	W	28	4	1	1	3	2	0	0	0	0	1	32	40	1.12	0.750										
Dave Smith, R (9,1) ERA: 1.98	1.0	S	5	1	0	0	1	0	1	0	0	0	0	6	10	0.00	1.000										

Batter	1	2	3	4	5	6	7	8	9	AB	R	H	RBI	BB	SO	LOB	BOTTOM										
Bill Doran, S (1,4) OBP: 0.355, SLG: 0.413	0-0 6-3	0-0 5-3			0-0 6-3		0-0 5-3			4	0	0	0	0	0	2	San Diego Padres @ Houston Astros Astrodome, Houston, TX Sun Aug 04 1985, 8:05 PM EDT Att: 15,912 - Unknown										
Phil Garner, R (1,5) OBP: 0.296, SLG: 0.355			0-0 F8		0-0 4-3 2B		0-0 F3			4	0	2	0	0	0	0											
Kevin Bass, S (1,8) OBP: 0.294, SLG: 0.389	0-0 F8		0-3 K		0-0 4-3 2-3			0-0 6-3 1B		4	0	1	0	0	1	2											
Jose Cruz, L (1,7) OBP: 0.340, SLG: 0.419	0-3 K		0-0 E7 2B 1B		0-3 K			0-0 F8		4	1	1	0	0	2	3											
Jerry Mumphrey, S (1,9) OBP: 0.332, SLG: 0.400		0-0 F8		0-0 2B		0-0 G6-3 1B		0-0 6-3 1-2		4	0	2	1	0	0	1											
Glenn Davis, R (1,3) OBP: 0.333, SLG: 0.486		0-0 HR		0-0 5-3		0-0 G6-3 1-2		4-0 1B		3	1	1	1	1	0	2											
Mark Bailey, S (1,2) OBP: 0.351, SLG: 0.419		0-0 2B 1B			0-0 F4		0-0 FC6-4 1B		0-0 F4	4	0	2	0	0	0	2											
Dickie Thon, R (1,6) OBP: 0.272, SLG: 0.322		0-0 F9			0-0 6-3		0-0 FC6-4 1-2			3	0	0	0	0	0	2											
Mike Scott, R (1,1) OBP: 0.224, SLG: 0.295		0-0 1-3 2B			0-3 K				0-0 F8	3	0	1	0	0	1	0											
Dave Smith, R (9,1) ERA: 2.15										0	0	0	0	0	0	0											
Inning Stats	R: 0 E: 0 K: 1 S: 6	H: 1 LOB: 1 BB: 0 P: 6	R: 1 E: 0 K: 0 S: 6	H: 3 LOB: 2 BB: 0 P: 6	R: 1 E: 1 K: 1 S: 7	H: 2 LOB: 1 BB: 0 P: 7	R: 0 E: 0 K: 1 S: 5	H: 0 LOB: 0 BB: 0 P: 5	R: 0 E: 0 K: 0 S: 6	H: 1 LOB: 1 BB: 0 P: 6	R: 0 E: 0 K: 0 S: 4	H: 2 LOB: 1 BB: 0 P: 4	R: 0 E: 0 K: 0 S: 3	H: 0 LOB: 0 BB: 0 P: 3	R: 0 E: 0 K: 0 S: 4	H: 1 LOB: 2 BB: 1 P: 8	1B: 6 2B: 3 3B: 0 HR: 1	SF: 0 SAC: 0 DP: 1 HBP: 0	WP: 0 PB: 0 SB: 0 CS: 0	PA: 34							
PITCHER	IP	WLS	BF	H	R	ER	SO	BB	IBB	HBP	BLK	WP	HR	S	P	ERA	WHIP										
Dave Dravecky, L (1,1) ERA: 2.15	8.0	L	34	10	2	2	4	0	1	0	0	0	1	41	45	2.25	1.250										

Batter	1	2	3	4	5	6	7	8	9	AB	R	H	RBI	BB	SO	LOB	TOP								
Al Bumby, L OBP: 0.296, SLG: 0.320 (1, 8)	0-0 1B	0-0 6-3		0-0 1-3		0-0 6-3		0-0 6-3		4	0	1	0	0	0	1	San Diego Padres @ Cincinnati Reds Riverfront Stadium, Cincinnati, OH Mon Aug 05 1985, 7:05 PM EDT Att: 24,622 - Unknown								
Kurt Bevacqua, R OBP: 0.344, SLG: 0.355 (8, PH)	1-2 1B	2-3 1B								1	0	0	0	0	0	0									
Craig Lefferts, L OBP: 0.333, SLG: 0.333 (8, 1)										0	0	0	0	0	0	0									
Gary Templeton, S OBP: 0.349, SLG: 0.390 (1, 6)	0-0 1-2 1B	0-0 3-H 1B			0-0 1B	0-0 4-3 1B		0-0 4-3		5	2	3	1	0	0	0									
Tony Gwynn, L OBP: 0.348, SLG: 0.411 (1, 9)	0-0 F7	0-0 1-H 1B			0-0 1-2 2B	0-0 BB		0-0 1B		4	1	2	1	1	1	2									
Steve Garvey, R OBP: 0.293, SLG: 0.426 (1, 3)	0-3 K	0-0 F9			0-0 2B	0-0 BB		0-0 F8		5	1	2	1	0	1	4									
Bobby Brown, S OBP: 0.221, SLG: 0.206 (9, PR)					0-0 1-2 2H 4-3 1B	0-0 BB		0-0 F8		0	0	0	0	0	0	0									
Graig Nettles, L OBP: 0.394, SLG: 0.445 (1, 5)	0-0 3-1			0-0 F8		0-0 4-3 2B		0-0 F7		5	0	2	1	0	0	2									
Terry Kennedy, L OBP: 0.303, SLG: 0.405 (1, 2)		0-0 2B		0-0 4-3		0-0 4-3		0-0 BB		3	1	0	1	2	0	3									
Carmelo Martinez, R OBP: 0.340, SLG: 0.431 (1, 7)		0-0 1B		0-0 K		0-0 F8		0-0 F4		5	1	1	0	0	1	4									
Tim Flannery, L OBP: 0.385, SLG: 0.359 (5, PH)		0-0 6-3		0-0 5-3		0-0 F5		0-0 F5		2	1	1	1	0	0	0									
Jerry Royster, R OBP: 0.356, SLG: 0.375 (5, 4)		0-0 6-3		0-0 K		0-0 F4		0-0 K		1	0	0	0	1	0	1									
Andy Hawkins, R OBP: 0.314, SLG: 0.115 (1, 1)		0-0 6-3		0-0 K		0-0 F4		0-0 K		1	0	0	1	0	0	1									
Inning Stats	R: 0 E: 0 K: 1 S: 7	H: 2 LOB: 2 BB: 0 P: 7	R: 4 E: 0 K: 0 S: 7	H: 4 LOB: 1 BB: 1 P: 11	R: 0 E: 0 K: 1 S: 5	H: 0 LOB: 0 BB: 0 P: 5	R: 0 E: 0 K: 1 S: 5	H: 0 LOB: 0 BB: 0 P: 5	R: 3 E: 0 K: 0 S: 6	H: 3 LOB: 2 BB: 2 P: 14	R: 0 E: 0 K: 0 S: 4	H: 1 LOB: 1 BB: 1 P: 4	R: 0 E: 0 K: 0 S: 3	H: 0 LOB: 1 BB: 1 P: 7	R: 0 E: 0 K: 1 S: 5	H: 0 LOB: 2 BB: 0 P: 5	R: 0 E: 0 K: 1 S: 7	H: 2 LOB: 2 BB: 0 P: 7	1B: 10 2B: 2 3B: 0 HR: 0	SF: 0 SAC: 0 DP: 0 HBP: 0	WP: 0 PB: 0 SB: 1 CS: 0	PA: 43			
PITCHER	IP	WLS	BF	H	R	ER	SO	BB	IBB	HBP	BLK	WP	HR	S	P	ERA	WHIP								
Andy McGaffigan, R ERA: 3.18	2.0		13	6	4	4	1	1	0	0	0	0	0	14	18	18.00	3.500								
John Stuper, R ERA: 4.59	1.0		3	0	0	0	1	0	0	0	0	0	0	5	5	0.00	0.000								
Bob Buchanan, L ERA: 7.0	1.2		10	3	3	3	1	2	0	0	0	0	0	10	18	16.20	3.000								
Tom Hume, R ERA: 3.23	0.1	W	1	0	0	0	0	0	0	0	0	0	0	1	1	0.00	0.000								
Ron Robinson, R ERA: 4.59	2.0		8	1	0	0	0	1	0	0	0	0	0	7	11	0.00	1.000								
PITCHER	IP	WLS	BF	H	R	ER	SO	BB	IBB	HBP	BLK	WP	HR	S	P	ERA	WHIP								
John Franco, L ERA: 2.13	1.2		7	2	0	0	2	0	0	0	0	0	0	0	0	0.00	1.200								
Ted Power, R ERA: 1.7	0.1	S	1	0	0	0	0	0	0	0	0	0	0	0	1	0.00	0.000								

AB 39
R 7
H 12
RBI 7
BB 4
SO 5
LOB 20



Batter	1	2	3	4	5	6	7	8	9	AB	R	H	RBI	BB	SO	LOB	BOTTOM								
Eddie Milner, L OBP: 0.333, SLG: 0.314 (1, 8)	0-0 F5	0-0 G5-4-3 1B		0-0 HR	0-0 F8			0-0 F7		5	1	2	1	0	0	0	San Diego Padres @ Cincinnati Reds Riverfront Stadium, Cincinnati, OH Mon Aug 05 1985, 7:05 PM EDT Att: 24,622 - Unknown								
Pete Rose, S OBP: 0.395, SLG: 0.326 (1, 3)	0-0 4-3	0-0 G5-4-3		0-0 HR		0-0 F7		0-0 1B		4	1	1	0	1	0	3									
Dave Parker, L OBP: 0.358, SLG: 0.534 (1, 9)	0-0 BB			0-0 2B	0-0 HR			0-0 F7		5	2	4	3	0	0	1									
Buddy Bell, R OBP: 0.316, SLG: 0.340 (1, 5)	0-0 1-2 BB			0-0 2B	0-0 K			0-0 F7		2	1	0	0	2	1	1									
Nick Esasky, R OBP: 0.347, SLG: 0.460 (1, 7)	0-0 K			0-0 1B	0-0 K			0-0 5-3		4	1	1	1	0	2	3									
Dave Concepcion, R OBP: 0.332, SLG: 0.353 (1, 6)		0-0 6-3		0-0 6-3				0-0 K		4	0	1	1	0	1	0									
Ron Oester, S OBP: 0.344, SLG: 0.373 (1, 4)		0-0 BB		0-0 SF7				0-0 1-3		3	2	2	1	0	0	0									
Dave Vangorder, R OBP: 0.266, SLG: 0.322 (1, 2)		0-0 1B		0-0 5-3				0-0 SF9		3	0	1	1	0	0	1									
John Franco, L OBP: 0.333, SLG: 0.333 (8, 1)		0-0 1B		0-0 K				0-0 F8		0	0	0	0	0	0	0									
Ted Power, R ERA: 1.7 (9, 1)		0-0 1-2 BB		0-0 K				0-0 F8		0	0	0	0	0	0	0									
Inning Stats	R: 0 E: 0 K: 1 S: 6	H: 1 LOB: 2 BB: 1 P: 10	R: 1 E: 0 K: 0 S: 5	H: 3 LOB: 2 BB: 1 P: 9	R: 3 E: 0 K: 1 S: 8	H: 3 LOB: 1 BB: 1 P: 12	R: 3 E: 0 K: 2 S: 9	H: 2 LOB: 0 BB: 1 P: 13	R: 1 E: 0 K: 0 S: 4	H: 1 LOB: 0 BB: 0 P: 4	R: 0 E: 0 K: 0 S: 4	H: 1 LOB: 1 BB: 0 P: 4	R: 0 E: 0 K: 1 S: 5	H: 0 LOB: 0 BB: 0 P: 5	R: 0 E: 0 K: 0 S: 4	H: 1 LOB: 1 BB: 0 P: 4	R: 0 E: 0 K: 1 S: 7	H: 1 LOB: 2 BB: 0 P: 7	1B: 7 2B: 4 3B: 0 HR: 1	SF: 2 SAC: 0 DP: 1 HBP: 0	WP: 0 PB: 0 SB: 3 CS: 0	PA: 39			
PITCHER	IP	WLS	BF	H	R	ER	SO	BB	IBB	HBP	BLK	WP	HR	S	P	ERA	WHIP								
Andy Hawkins, R ERA: 3.12	2.0		15	7	4	4	1	3	0	0	0	0	0	14	26	18.00	5.000								
Tom Stoddard, R ERA: 4.5	2.0		9	2	3	3	3	1	0	0	0	0	1	14	18	13.50	1.500								
Roy Lee Jackson, R ERA: 3.38	3.0	L	11	2	1	1	1	0	0	0	0	0	0	13	13	3.00	0.667								
Craig Lefferts, L ERA: 3.51	1.0		4	1	0	0	0	0	0	0	0	0	0	4	4	0.00	1.000								

AB 33
R 8
H 12
RBI 8
BB 4
SO 5
LOB 10



Batter	1	2	3	4	5	6	7	8	9	AB	R	H	RBI	BB	SO	LOB	TOP															
Bill Doran, S OBP: 0.356, SLG: 0.416 (1, 4)	F7		1B		F9		F2	2B		5	1	2	1	0	0	1	Houston Astros @ San Diego Padres Jack Murphy Stadium, San Diego, CA Thu Aug 08 1985, 10:05 PM EDT Att: 19,977 - Unknown livebaseballscorecards.com															
Craig Reynolds, L OBP: 0.311, SLG: 0.395 (1, 6)	P4		P4		1B		G3	F7		5	0	1	0	0	0	3																
Denny Walling, L OBP: 0.303, SLG: 0.367 (1, 5)	3-1		1B		F7		1B	BB	K	4	0	1	1	1	1	2																
Jose Cruz, L OBP: 0.343, SLG: 0.421 (1, 7)		6-3	1B		K		BB	BB	FC5-4	4	0	2	1	1	1	2																
Jerry Mumphrey, S OBP: 0.335, SLG: 0.413 (1, 9)	HR		F9			2B	1B	1-2	FC5-4	4	2	2	1	1	0	3																
Glenn Davis, R OBP: 0.327, SLG: 0.470 (1, 3)	K				K		F9	K	FC6-4	5	0	0	0	0	3	5																
Kevin Bass, S OBP: 0.301, SLG: 0.399 (1, 8)	G1				CS		1B	1-H	K	4	0	2	1	0	1	0																
Mark Bailey, S OBP: 0.377, SLG: 0.412 (1, 2)			F7		K				SH3-4	4	1	2	0	0	1	1																
Joe Niekro, R OBP: 0.299, SLG: 0.268 (1, 1)			1B				G5-4-3	1B	SH3-4	3	1	2	0	0	0	2																
Dave Smith, R (8, 1)			1B		1B		G5-4-3	1B	SH3-4	0	0	0	0	0	0	0																
Inning Stats	R: 0 E: 0 K: 0 S: 3	H: 0 LOB: 0 BB: 0 P: 3	R: 1 E: 0 K: 1 S: 6	H: 1 LOB: 0 BB: 0 P: 6	R: 2 E: 0 K: 0 S: 7	H: 4 LOB: 2 BB: 0 P: 7	R: 0 E: 0 K: 2 S: 7	H: 1 LOB: 0 BB: 0 P: 7	R: 0 E: 0 K: 1 S: 5	H: 2 LOB: 2 BB: 0 P: 7	R: 1 E: 0 K: 0 S: 5	H: 3 LOB: 1 BB: 0 P: 5	R: 0 E: 0 K: 1 S: 6	H: 1 LOB: 3 BB: 2 P: 14	R: 1 E: 0 K: 1 S: 7	H: 2 LOB: 1 BB: 1 P: 7	R: 0 E: 0 K: 1 S: 5	H: 0 LOB: 1 BB: 1 P: 9	1B: 10 2B: 3 3B: 0 HR: 1	SF: 0 SAC: 1 DP: 1 HBP: 0	WP: 0 PB: 0 SB: 0 CS: 1	PA: 42										
PITCHER	IP WLS BF H R ER SO BB IBB HBP BLK WP HR S P ERA WHIP																															
LaMarr Hoyt, R ERA: 3.44 (1, 1)	6.2	31	12	4	4	4	1	0	0	0	0	1	38	42	5.40	1.950																
Mark Thurmond, L ERA: 4.99 (7, 1)	1.1	7	2	1	1	2	1	0	0	0	0	0	10	14	6.75	2.250																
Craig Lefferts, L ERA: 3.45 (9, 1)	1.0	W	4	0	0	0	1	0	0	0	0	0	5	9	0.00	1.000																

Batter	1	2	3	4	5	6	7	8	9	AB	R	H	RBI	BB	SO	LOB	BOTTOM															
Al Bumbry, L OBP: 0.282, SLG: 0.304 (1, 8)	G3		6-3			F8		1-3		4	0	0	0	0	0	1	Houston Astros @ San Diego Padres Jack Murphy Stadium, San Diego, CA Thu Aug 08 1985, 10:05 PM EDT Att: 19,977 - Unknown livebaseballscorecards.com															
Gary Templeton, S OBP: 0.348, SLG: 0.387 (1, 6)	P6				FC1-6	G3		P6		3	0	0	0	1	0	1																
Tony Gwynn, L OBP: 0.347, SLG: 0.409 (1, 9)	F8				F7		F8		1B	4	1	1	0	0	0	1																
Steve Garvey, R OBP: 0.297, SLG: 0.435 (1, 3)	HR				FC1-6	1B	L5		1B	4	2	3	1	0	0	0																
Graig Nettles, L OBP: 0.389, SLG: 0.439 (1, 5)	L6				FC1-6	F7		P4		4	0	0	0	0	0	4																
Terry Kennedy, L OBP: 0.300, SLG: 0.401 (1, 2)	F7				3-4-1		4-3		E3	4	0	0	0	0	0	3																
Gerry Davis, R OBP: 0.341, SLG: 0.385 (9, FR)								1B		0	1	0	0	0	0	0																
Camelo Martinez, R OBP: 0.342, SLG: 0.440 (1, 7)	5-3							HR	E	4	1	2	3	0	0	0																
Bobby Brown, S OBP: 0.221, SLG: 0.206 (9, FR)								1B	S	0	1	0	0	0	0	0																
Tim Flannery, L OBP: 0.383, SLG: 0.355 (1, 4)			F9					F9	1B	3	0	0	0	1	0	0																
LaMarr Hoyt, R OBP: 0.096, SLG: 0.078 (1, 1)									1B	2	0	0	0	0	0	0																
Mark Thurmond, L (7, 1)			1-3							0	0	0	0	0	0	0																
Kurt Bevacqua, R OBP: 0.351, SLG: 0.355 (9, PH)								1-3		0	0	0	0	1	0	0																
Craig Lefferts, L OBP: 0.333, SLG: 0.333 (9, PH)								BB	1-2	0	0	0	0	0	0	0																
Jerry Royster, R OBP: 0.300, SLG: 0.379 (9, PH)									3-H	1	0	1	1	0	0	0																
Inning Stats	R: 0 E: 0 K: 0 S: 3	H: 0 LOB: 0 BB: 0 P: 3	R: 1 E: 0 K: 0 S: 4	H: 1 LOB: 0 BB: 0 P: 4	R: 0 E: 0 K: 0 S: 3	H: 0 LOB: 0 BB: 0 P: 3	R: 0 E: 0 K: 0 S: 4	H: 1 LOB: 2 BB: 1 P: 8	R: 0 E: 0 K: 0 S: 3	H: 0 LOB: 0 BB: 0 P: 3	R: 0 E: 0 K: 0 S: 3	H: 0 LOB: 0 BB: 0 P: 3	R: 0 E: 0 K: 0 S: 4	H: 1 LOB: 1 BB: 1 P: 8	R: 1 E: 1 K: 0 S: 6	H: 4 LOB: 2 BB: 1 P: 10	1B: 5 2B: 0 3B: 0 HR: 2	SF: 0 SAC: 0 DP: 0 HBP: 0	WP: 0 PB: 0 SB: 1 CS: 0	PA: 36												
PITCHER	IP WLS BF H R ER SO BB IBB HBP BLK WP HR S P ERA WHIP																															
Joe Niekro, R ERA: 3.18 (1, 1)	7.1	27	3	2	2	0	2	0	0	0	0	2	25	33	2.46	0.682																
Dave Smith, R ERA: 2.41 (8, 1)	1.0	L	9	4	4	3	0	1	0	0	0	0	8	12	27.00	5.000																

Batter	1	2	3	4	5	6	7	8	9	AB	R	H	RBI	BB	SO	LOB	TOP			
Bill Doran, S OBP: 0.362, SLG: 0.425 (1, 4)										4	1	1	1	1	2	3	Houston Astros @ San Diego Padres Jack Murphy Stadium, San Diego, CA Fri Aug 09 1985, 10:05 PM EDT Att: 23,656 - Unknown			
Craig Reynolds, L OBP: 0.311, SLG: 0.398 (1, 6)										3	0	1	0	0	0	0				
Dickie Thon, R OBP: 0.275, SLG: 0.323 (8, PH)										1	0	0	0	0	0	0				
Denny Walling, L OBP: 0.302, SLG: 0.365 (1, 9)										4	0	1	0	0	0	1				
Jose Cruz, L OBP: 0.346, SLG: 0.423 (1, 7)										4	0	2	0	0	1	2				
Jerry Mumphrey, S OBP: 0.333, SLG: 0.407 (1, 8)										3	0	0	0	1	2	2				
Glenn Davis, R OBP: 0.318, SLG: 0.449 (1, 3)										3	0	0	0	1	0	1				
Phil Garner, R OBP: 0.294, SLG: 0.352 (1, 5)										4	0	1	0	0	1	5				
Mark Bailey, S OBP: 0.373, SLG: 0.401 (1, 2)										3	0	0	0	1	1	1				
Mike Scott, R OBP: 0.216, SLG: 0.283 (1, 1)										2	0	0	0	0	2	0				
Harry Spilman, L OBP: 0.190, SLG: 0.207 (7, PH)										0	0	0	0	0	0	0				
Tim Tolman, R OBP: 0.087, SLG: 0.091 (7, PH)										1	0	0	0	0	0	2				
Jeff Calhoun, L OBP: 0.302, SLG: 0.397 (7, 1)										0	0	0	0	0	0	0				
Kevin Bass, S OBP: 0.302, SLG: 0.397 (9, PH)										1	0	1	0	0	0	0				
Inning Stats	R: 0 E: 0 K: 1 S: 6	H: 1 LOB: 1 BB: 0 P: 6	R: 0 E: 0 K: 0 S: 4	H: 1 LOB: 1 BB: 0 P: 4	R: 1 E: 0 K: 1 S: 6	H: 1 LOB: 0 BB: 0 P: 6	R: 0 E: 0 K: 1 S: 6	H: 0 LOB: 1 BB: 0 P: 8	R: 0 E: 0 K: 1 S: 6	H: 1 LOB: 1 BB: 0 P: 6	R: 0 E: 1 K: 1 S: 6	H: 0 LOB: 2 BB: 1 P: 10	R: 0 E: 0 K: 2 S: 8	H: 1 LOB: 3 BB: 2 P: 16	R: 0 E: 0 K: 1 S: 5	H: 1 LOB: 0 BB: 0 P: 5	1B: 5 2B: 1 3B: 0 HR: 1	SF: 0 SAC: 0 DP: 1 HBP: 0	WP: 0 PB: 0 SB: 0 CS: 1	PA: 38
PITCHER	IP WLS BF H R ER SO BB IBB HBP BLK WP HR S P ERA WHIP																			
Eric Show, R ERA: 3.39 (1, 1)	6.1 W 26 5 1 1 5 2 0 0 0 0 0 1 34 42 1.42 1.105																			
Craig Lefferts, L ERA: 3.39 (7, 1)	1.1 6 1 0 0 2 1 0 0 0 0 0 0 9 13 0.00 1.500																			
Roy Lee Jackson, R ERA: 3.29 (8, 1)	0.1 2 0 0 0 1 1 0 0 0 0 0 0 3 7 0.00 3.000																			
Mark Thurmond, L ERA: 4.82 (9, 1)	1.0 S 3 1 0 0 1 0 0 0 0 0 0 0 5 5 0.00 1.000																			

Batter	1	2	3	4	5	6	7	8	9	AB	R	H	RBI	BB	SO	LOB	BOTTOM			
Miguel Dilone, S OBP: 0.277, SLG: 0.290 (1, 8)										5	1	2	0	0	0	4	Houston Astros @ San Diego Padres Jack Murphy Stadium, San Diego, CA Fri Aug 09 1985, 10:05 PM EDT Att: 23,656 - Unknown			
Gary Templeton, S OBP: 0.345, SLG: 0.391 (1, 6)										4	0	0	0	0	0	2				
Tony Gwynn, L OBP: 0.349, SLG: 0.407 (1, 9)										4	0	1	0	0	0	2				
Steve Garvey, R OBP: 0.304, SLG: 0.436 (1, 3)										3	0	1	1	1	0	1				
Graig Nettles, L OBP: 0.379, SLG: 0.427 (1, 5)										4	0	0	0	0	1	3				
Terry Kennedy, L OBP: 0.299, SLG: 0.402 (1, 2)										4	1	1	0	0	0	0				
Carmelo Martinez, R OBP: 0.350, SLG: 0.445 (1, 7)										3	0	2	0	1	1	0				
Tim Flannery, L OBP: 0.386, SLG: 0.359 (1, 4)										4	0	2	0	0	0	3				
Eric Show, R OBP: 0.096, SLG: 0.096 (1, 1)										3	0	0	0	0	1	4				
Craig Lefferts, L OBP: 0.333, SLG: 0.333 (7, 1)										0	0	0	0	0	0	0				
Roy Lee Jackson, R OBP: 0.358, SLG: 0.355 (8, PH)										0	0	0	0	0	0	0				
Mark Thurmond, L OBP: 0.302, SLG: 0.397 (9, 1)										0	0	0	0	0	0	0				
Inning Stats	R: 0 E: 0 K: 0 S: 4	H: 1 LOB: 1 BB: 0 P: 4	R: 1 E: 1 K: 0 S: 5	H: 1 LOB: 2 BB: 1 P: 9	R: 0 E: 0 K: 0 S: 3	H: 0 LOB: 0 BB: 0 P: 3	R: 0 E: 0 K: 1 S: 7	H: 2 LOB: 2 BB: 0 P: 7	R: 1 E: 0 K: 0 S: 5	H: 2 LOB: 1 BB: 0 P: 5	R: 0 E: 0 K: 1 S: 6	H: 1 LOB: 1 BB: 0 P: 6	R: 0 E: 0 K: 1 S: 6	H: 1 LOB: 2 BB: 1 P: 10	R: 0 E: 0 K: 0 S: 4	H: 1 LOB: 2 BB: 1 P: 8	1B: 6 2B: 2 3B: 1 HR: 0	SF: 0 SAC: 0 DP: 0 HBP: 0	WP: 0 PB: 0 SB: 1 CS: 0	PA: 37
PITCHER	IP WLS BF H R ER SO BB IBB HBP BLK WP HR S P ERA WHIP																			
Mike Scott, R ERA: 2.65 (1, 1)	6.0 L 27 7 2 1 2 1 0 0 0 0 0 0 30 34 1.50 1.333																			
Jeff Calhoun, L ERA: 2.25 (7, 1)	2.0 10 2 0 0 1 0 2 0 0 0 0 0 10 18 0.00 1.000																			

Batter	1	2	3	4	5	6	7	8	9	AB	R	H	RBI	BB	SO	LOB	TOP										
Bill Doran, S OBP: 0.364, SLG: 0.437 (1, 4)										5	1	3	3	0	0	1	Houston Astros @ San Diego Padres Jack Murphy Stadium, San Diego, CA Sun Aug 11 1985, 6:33 AM EDT Att: 23,324 - Unknown										
Craig Reynolds, L OBP: 0.309, SLG: 0.394 (1, 6)										5	1	1	0	0	1	2											
Denny Walling, L OBP: 0.301, SLG: 0.364 (1, 5)										4	0	1	0	0	0	1											
Jose Cruz, L OBP: 0.345, SLG: 0.421 (1, 7)										4	1	1	0	0	0	3											
Jerry Mumphrey, S OBP: 0.332, SLG: 0.405 (1, 9)										4	0	1	1	0	0	1											
Glenn Davis, R OBP: 0.316, SLG: 0.453 (1, 3)										3	1	1	1	0	0	0											
Kevin Bass, S OBP: 0.302, SLG: 0.398 (1, 8)										4	0	1	0	0	1	2											
Mark Bailey, S OBP: 0.375, SLG: 0.414 (1, 2)										3	1	1	1	1	0	1											
Bob Knepper, L OBP: 0.175, SLG: 0.232 (1, 1)										4	2	1	0	0	1	2											
Inning Stats	R: 0 E: 0 K: 0 S: 3	H: 1 LOB: 0 BB: 0 P: 3	R: 0 E: 0 K: 0 S: 3	H: 0 LOB: 0 BB: 0 P: 3	R: 0 E: 0 K: 1 S: 6	H: 1 LOB: 1 BB: 0 P: 6	R: 2 E: 1 K: 0 S: 6	H: 2 LOB: 1 BB: 0 P: 6	R: 0 E: 0 K: 0 S: 3	H: 0 LOB: 0 BB: 0 P: 3	R: 0 E: 0 K: 0 S: 3	H: 0 LOB: 0 BB: 0 P: 3	R: 3 E: 0 K: 0 S: 7	H: 4 LOB: 1 BB: 0 P: 7	R: 2 E: 1 K: 2 S: 9	H: 2 LOB: 1 BB: 1 P: 13	1B: 6 2B: 3 3B: 0 HR: 2	SF: 1 SAC: 0 DP: 1 HBP: 0	WP: 0 PB: 0 SB: 0 CS: 0	PA: 39							
PITCHER	IP	WLS	BF	H	R	ER	SO	BB	IBB	HBP	BLK	WP	HR	S	P	ERA	WHIP										
Andy Hawkins, R ERA: 3.15 (1, 1)	7.1	L	30	9	5	3	1	0	0	0	0	0	2	32	32	3.68	1.227										
Craig Lefferts, L ERA: 3.43 (8, 1)	1.2		8	2	2	1	2	1	0	0	0	0	0	11	15	5.40	1.800										

AB	36
R	7
H	11
RBI	6
BB	1
SO	3
LOB	13



Batter	1	2	3	4	5	6	7	8	9	AB	R	H	RBI	BB	SO	LOB	BOTTOM										
Miguel Dilone, S OBP: 0.276, SLG: 0.289 (1, 8)										4	1	1	0	0	0	1	Houston Astros @ San Diego Padres Jack Murphy Stadium, San Diego, CA Sun Aug 11 1985, 6:33 AM EDT Att: 23,324 - Unknown										
Gary Templeton, S OBP: 0.346, SLG: 0.392 (1, 6)										4	0	2	0	0	0	1											
Tony Gwynn, L OBP: 0.350, SLG: 0.407 (1, 9)										3	1	1	0	1	0	1											
Steve Garvey, R OBP: 0.302, SLG: 0.432 (1, 3)										4	0	0	0	0	1	4											
Carmelo Martinez, R OBP: 0.346, SLG: 0.440 (1, 7)										4	0	0	0	0	1	2											
Terry Kennedy, L OBP: 0.302, SLG: 0.406 (1, 2)										4	0	2	1	0	2	0											
Graig Nettles, L OBP: 0.375, SLG: 0.421 (1, 5)										4	0	0	0	0	0	2											
Jerry Royster, R OBP: 0.360, SLG: 0.378 (1, 4)										3	0	1	0	0	0	1											
Andy Hawkins, R OBP: 0.143, SLG: 0.111 (1, 1)										2	0	0	0	0	0	1											
Craig Lefferts, L OBP: 0.333, SLG: 0.333 (8, 1)										0	0	0	0	0	0	0											
Inning Stats	R: 1 E: 0 K: 0 S: 4	H: 2 LOB: 1 BB: 1 P: 8	R: 0 E: 0 K: 1 S: 5	H: 0 LOB: 0 BB: 0 P: 5	R: 0 E: 0 K: 0 S: 3	H: 0 LOB: 0 BB: 0 P: 3	R: 1 E: 0 K: 1 S: 7	H: 2 LOB: 1 BB: 0 P: 7	R: 0 E: 0 K: 0 S: 4	H: 1 LOB: 1 BB: 0 P: 4	R: 0 E: 0 K: 0 S: 5	H: 0 LOB: 0 BB: 0 P: 5	R: 0 E: 0 K: 0 S: 4	H: 1 LOB: 1 BB: 0 P: 4	R: 0 E: 0 K: 0 S: 4	H: 0 LOB: 0 BB: 0 P: 4	R: 0 E: 0 K: 1 S: 5	H: 0 LOB: 0 BB: 0 P: 5	1B: 6 2B: 1 3B: 0 HR: 0	SF: 0 SAC: 1 DP: 1 HBP: 0	WP: 0 PB: 0 SB: 0 CS: 0	PA: 34					
PITCHER	IP	WLS	BF	H	R	ER	SO	BB	IBB	HBP	BLK	WP	HR	S	P	ERA	WHIP										
Bob Knepper, L ERA: 3.55 (1, 1)	9.0	W	34	7	2	2	4	1	0	0	0	0	0	41	45	2.00	0.889										



Batter	1	2	3	4	5	6	7	8	9	AB	R	H	RBI	BB	SO	LOB	TOP
Gary Redus, R (1, 8) OBP: 0.374, SLG: 0.425 Max Venable, L (8, PH) OBP: 0.310, SLG: 0.375 John Franco, L (8, 1) OBP: 0.333, SLG: 0.333	5-3		FC5-4			3-1		BB		3	0	0	0	0	0	1	Cincinnati Reds @ San Diego Padres Jack Murphy Stadium, San Diego, CA Mon Aug 12 1985, 10:05 PM EDT Att: 35,521 - Unknown
Tom Runnels, S (1, 6) OBP: 0.222, SLG: 0.222	1-3		F8			L6		F7		4	0	0	0	0	0	2	
Dave Parker, L (1, 9) OBP: 0.360, SLG: 0.533	FC5 1B			CS 1B		F8			2B	4	0	3	0	0	0	0	
Tony Perez, R (1, 3) OBP: 0.400, SLG: 0.508	1B			F9					K	4	0	2	0	0	1	2	
Nick Esasky, R (1, 7) OBP: 0.349, SLG: 0.462	FC5			5-3		F7		F7		4	0	0	0	0	0	5	
Buddy Bell, R (1, 5) OBP: 0.314, SLG: 0.330		G5-4-3 1B			F8		F9		F6	4	0	1	0	0	0	2	
Bo Diaz, R (1, 2) OBP: 0.248, SLG: 0.330		G5-4-3			P4		P5			3	0	0	0	0	0	2	
Ron Oester, S (1, 4) OBP: 0.339, SLG: 0.367		F9						G3		3	0	1	0	0	0	0	
Mario Soto, R (1, 1) OBP: 0.157, SLG: 0.174 Eddie Milner, L (8, PH) OBP: 0.332, SLG: 0.307					4-3			3-1		2	0	1	0	0	0	1	
			FC5-4 1B							1	0	0	0	0	0	0	
Inning Stats	R: 0 E: 0 K: 0 S: 5	H: 2 LOB: 2 BB: 0 P: 5	R: 0 E: 0 K: 0 S: 3	H: 1 LOB: 0 BB: 0 P: 3	R: 0 E: 0 K: 0 S: 3	H: 1 LOB: 0 BB: 0 P: 3	R: 0 E: 0 K: 0 S: 4	H: 1 LOB: 1 BB: 0 P: 4	R: 0 E: 0 K: 0 S: 3	H: 1 LOB: 1 BB: 0 P: 4	R: 0 E: 0 K: 1 S: 6	H: 0 LOB: 1 BB: 0 P: 7	R: 0 E: 0 K: 1 S: 6	H: 1 LOB: 1 BB: 0 P: 6	1B: 6 2B: 2 3B: 0 HR: 0	SF: 0 SAC: 0 DP: 1 HBP: 0	WP: 0 PA: 33 PB: 0 SB: 0 CS: 2
PITCHER	IP WLS BF H R ER SO BB IBB HBP BLK WP HR S P ERA WHIP																
Mark Thurmond, L (1, 1) ERA: 4.47 Lance McCullers, R (7, 1) ERA:	6.1 W 23 7 0 0 0 0 0 0 0 0 0 23 23 0.00 1.105																
2.2 S 10 1 0 0 1 1 0 0 0 0 0 0 11 15 0.00 0.750																	

Batter	1	2	3	4	5	6	7	8	9	AB	R	H	RBI	BB	SO	LOB	BOTTOM		
Miguel Dilone, S (1, 8) OBP: 0.266, SLG: 0.277	L3		K			F7		6-3		4	0	0	0	0	1	2	Cincinnati Reds @ San Diego Padres Jack Murphy Stadium, San Diego, CA Mon Aug 12 1985, 10:05 PM EDT Att: 35,521 - Unknown		
Gary Templeton, S (1, 6) OBP: 0.345, SLG: 0.390	F7			4-3		FC6-4		CS 1B		4	1	1	0	0	0	1			
Tony Gwynn, L (1, 9) OBP: 0.349, SLG: 0.404	1-3			F8		2B		F7		3	1	0	0	1	0	1			
Steve Garvey, R (1, 3) OBP: 0.306, SLG: 0.438		1B			1B	2B				3	0	3	2	0	0	0			
Terry Kennedy, L (1, 2) OBP: 0.299, SLG: 0.403		K		G3		P4				3	0	0	0	0	1	2			
Graig Nettles, L (1, 5) OBP: 0.375, SLG: 0.421		K				F8				3	0	1	0	0	1	0			
Carmelo Martinez, R (1, 7) OBP: 0.346, SLG: 0.438				6-3		G6-4-3		BB		2	0	0	0	1	0	1			
Tim Flannery, L (1, 4) OBP: 0.386, SLG: 0.357				SH1-4		F9		F8		2	0	0	0	1	0	1			
Mark Thurmond, L (1, 1) OBP: 0.100, SLG: 0.056 Lance McCullers, S (7, 1) ERA:				SH1-4		FC6-4		K		1	0	1	0	0	0	0			
				1-2		1B				1	0	0	0	0	1	1			
Inning Stats	R: 0 E: 0 K: 0 S: 3	H: 0 LOB: 0 BB: 0 P: 3	R: 0 E: 0 K: 2 S: 7	H: 1 LOB: 0 BB: 0 P: 7	R: 0 E: 0 K: 1 S: 5	H: 0 LOB: 1 BB: 1 P: 9	R: 0 E: 0 K: 0 S: 4	H: 1 LOB: 1 BB: 0 P: 4	R: 0 E: 0 K: 0 S: 3	H: 1 LOB: 0 BB: 0 P: 3	R: 2 E: 0 K: 0 S: 5	H: 2 LOB: 1 BB: 1 P: 9	R: 0 E: 0 K: 1 S: 5	H: 0 LOB: 1 BB: 1 P: 9	R: 0 E: 0 K: 0 S: 3	H: 1 LOB: 0 BB: 0 P: 3	1B: 5 2B: 1 3B: 0 HR: 0	SF: 0 SAC: 1 DP: 1 HBP: 0	WP: 0 PA: 30 PB: 0 SB: 1 CS: 1
PITCHER	IP WLS BF H R ER SO BB IBB HBP BLK WP HR S P ERA WHIP																		
Mario Soto, R (1, 1) ERA: 3.3 John Franco, L (8, 1) ERA: 1.95	7.0 L 27 5 2 2 4 0 0 0 0 0 0 0 3 3 2.57 1.143																		
1.0 3 1 0 0 0 0 0 0 0 0 0 0 3 3 0.00 1.000																			

Batter	1	2	3	4	5	6	7	8	9	AB	R	H	RBI	BB	SO	LOB	TOP			
Eddie Milner, L OBP: 0.331, SLG: 0.306 (1, 8)										4	0	1	0	0	0	3	Cincinnati Reds @ San Diego Padres Jack Murphy Stadium, San Diego, CA Tue Aug 13 1985, 10:05 PM EDT Att: 22,582 - Unknown			
Tom Runnels, S OBP: 0.154, SLG: 0.154 (1, 6)										4	0	0	0	0	4					
Pete Rose, S OBP: 0.390, SLG: 0.323 (1, 3)										4	0	1	0	0	2					
Dave Parker, L OBP: 0.359, SLG: 0.537 (1, 9)										4	1	1	1	0	2					
Nick Esasky, R OBP: 0.348, SLG: 0.458 (1, 7)										4	1	1	0	0	2					
Buddy Bell, R OBP: 0.313, SLG: 0.329 (1, 5)										4	1	1	0	0	1					
Bo Diaz, R OBP: 0.248, SLG: 0.327 (1, 2)										4	0	1	0	0	1					
Ron Oester, S OBP: 0.338, SLG: 0.366 (1, 4)										4	0	1	1	0	0					
Tom Browning, L OBP: 0.207, SLG: 0.200 (1, 1)										2	0	1	1	0	0					
John Franco, L OBP: 0.250, SLG: 0.250 (7, 1)										1	0	0	0	0	0					
Inning Stats	R: 0 E: 0 K: 0 S: 4	H: 1 LOB: 1 BB: 0 P: 4	R: 0 E: 0 K: 1 S: 6	H: 1 LOB: 1 BB: 0 P: 6	R: 0 E: 0 K: 0 S: 4	H: 1 LOB: 2 BB: 0 P: 4	R: 3 E: 0 K: 1 S: 10	H: 4 LOB: 2 BB: 0 P: 10	R: 0 E: 0 K: 0 S: 3	H: 0 LOB: 0 BB: 0 P: 3	R: 0 E: 0 K: 0 S: 3	H: 0 LOB: 0 BB: 0 P: 3	R: 0 E: 0 K: 2 S: 7	H: 0 LOB: 0 BB: 0 P: 7	R: 0 E: 0 K: 0 S: 3	H: 0 LOB: 0 BB: 0 P: 3	1B: 7 2B: 0 3B: 0 HR: 1	SF: 0 SAC: 1 DP: 0 HBP: 0	WP: 0 PB: 0 SB: 2 CS: 0	PA: 36
PITCHER	IP WLS BF H R ER SO BB IBB HBP BLK WP HR S P ERA WHIP																			
LaMarr Hoyt, R ERA: 3.52 (1, 1)	4.0 L 20 7 3 3 2 0 0 0 0 0 0 1 24 24 6.75 1.750																			
Craig Lefferts, L ERA: 3.32 (5, 1)	2.0 7 1 0 0 1 0 0 0 0 0 0 0 9 9 0.00 0.500																			
Roy Lee Jackson, R ERA: 2.7 (7, 1)	3.0 9 0 0 0 2 0 0 0 0 0 0 0 13 13 0.00 0.000																			

Batter	1	2	3	4	5	6	7	8	9	AB	R	H	RBI	BB	SO	LOB	BOTTOM					
Miguel Dilone, S OBP: 0.272, SLG: 0.269 (1, 8)										3	0	0	0	2	1	0	Cincinnati Reds @ San Diego Padres Jack Murphy Stadium, San Diego, CA Tue Aug 13 1985, 10:05 PM EDT Att: 22,582 - Unknown					
Garry Templeton, S OBP: 0.346, SLG: 0.391 (1, 6)										5	0	2	0	0	2	2						
Tony Gwynn, L OBP: 0.348, SLG: 0.401 (1, 9)										5	0	1	0	0	0	3						
Steve Garvey, R OBP: 0.304, SLG: 0.434 (1, 3)										4	0	0	0	0	0	2						
Kurt Bevacqua, R OBP: 0.364, SLG: 0.375 (8, PR) (9, 7)										4	0	2	0	0	0	0						
Carmelo Martinez, R OBP: 0.350, SLG: 0.441 (8, PR) (9, 4)										4	0	3	0	0	1	0						
Jerry Royster, R OBP: 0.357, SLG: 0.381 (9, 5)										4	1	1	0	0	2	5						
Bruce Bochy, R OBP: 0.310, SLG: 0.507 (1, 2)										3	1	1	2	1	1	3						
LaMarr Hoyt, R OBP: 0.284, SLG: 0.277 (4, PR) (5, 1)										1	0	0	0	0	1	0						
Kevin McReynolds, R OBP: 0.295, SLG: 0.300 (5, 1)										1	0	0	0	0	1	3						
Craig Lefferts, L OBP: 0.333, SLG: 0.333 (6, PR) (7, 1)										0	0	0	0	0	0	0						
Mario Ramirez, S OBP: 0.286, SLG: 0.286 (7, 1)										0	0	0	0	0	1	0						
Roy Lee Jackson, R OBP: 0.250, SLG: 0.250 (9, PR)										1	0	0	0	0	1	0						
Inning Stats	R: 0 E: 1 K: 1 S: 5	H: 0 LOB: 1 BB: 1 P: 9	R: 0 E: 0 K: 1 S: 6	H: 1 LOB: 1 BB: 0 P: 6	R: 0 E: 0 K: 2 S: 8	H: 1 LOB: 3 BB: 1 P: 8	R: 0 E: 0 K: 2 S: 9	H: 2 LOB: 3 BB: 1 P: 13	R: 0 E: 0 K: 0 S: 4	H: 1 LOB: 1 BB: 0 P: 4	R: 2 E: 0 K: 2 S: 9	H: 2 LOB: 0 BB: 0 P: 9	R: 0 E: 0 K: 1 S: 4	H: 0 LOB: 0 BB: 1 P: 8	R: 0 E: 0 K: 1 S: 7	H: 2 LOB: 2 BB: 0 P: 7	R: 0 E: 0 K: 1 S: 6	H: 1 LOB: 1 BB: 0 P: 6	1B: 7 2B: 3 3B: 0 HR: 1	SF: 0 SAC: 0 DP: 1 HBP: 0	WP: 0 PB: 0 SB: 0 CS: 2	PA: 39
PITCHER	IP WLS BF H R ER SO BB IBB HBP BLK WP HR S P ERA WHIP																					
Tom Browning, L ERA: 3.74 (7, 1)	6.0 W 28 7 2 2 8 3 0 0 0 0 0 0 41 53 3.00 1.667																					
John Franco, L ERA: 1.89 (7, 1)	3.0 S 11 3 0 0 3 0 0 0 0 0 0 0 17 17 0.00 1.000																					

Batter	1	2	3	4	5	6	7	8	9	AB	R	H	RBI	BB	SO	LOB	TOP			
Cesar Cedeno, R OBP: 0.310, SLG: 0.341 (1, 8)	4-0 1B BB		0-0 5-3		0-0 F7			0-0 6-3		3	1	0	0	1	0	0	Cincinnati Reds @ San Diego Padres Jack Murphy Stadium, San Diego, CA Wed Aug 14 1985, 10:05 PM EDT Att: 21,028 - Unknown livebaseballscores.com			
Dave Concepcion, R OBP: 0.321, SLG: 0.339 (1, 6)	0-3 K		0-0 1B			0-3 K		0-0 G1		4	0	1	0	0	2	1				
Dave Parker, L OBP: 0.358, SLG: 0.534 (1, 9)	0-0 2H 1B		0-3 K			0-3 K		0-0 F8		4	0	1	1	0	2	1				
Tony Perez, R OBP: 0.403, SLG: 0.504 (1, 3)	0-0 F9			0-0 6-3		0-0 1B			4-0 FC5-4 BB	3	0	1	0	1	0	1				
Nick Esasky, R OBP: 0.343, SLG: 0.450 (1, 7)	0-3 K			0-0 5-3		0-0 F3			0-0 F7	4	0	0	0	0	1	3				
Buddy Bell, R OBP: 0.315, SLG: 0.331 (1, 5)		0-0 G6-4-3 1B		0-0 1B			0-3 K		0-0 FC5-4 FC6-4 1-2	4	0	2	0	0	1	1				
Bo Diaz, R OBP: 0.248, SLG: 0.317 (1, 2)		0-0 G6-4-3 1-2		0-0 F9			4-0 BB		0-0 FC6-4 1-2	3	0	0	0	1	0	3				
Ron Oester, S OBP: 0.335, SLG: 0.363 (1, 4)		0-0 5-3			0-0 4-3		0-0 P6			3	0	0	0	0	0	1				
Jay Tibbs, R OBP: 0.116, SLG: 0.073 (7, PH)			0-0 5-3		0-3 K		0-0 F8			2	0	0	0	0	1	0				
Gary Redus, R OBP: 0.373, SLG: 0.423 (7, 1)										1	0	0	0	0	0	1				
Ron Robinson, R (7, 1)										0	0	0	0	0	0	0				
Inning Stats	R: 1 E: 0 K: 2 S: 8	H: 1 LOB: 1 BB: 1 P: 12	R: 0 E: 0 K: 0 S: 3	H: 1 LOB: 0 BB: 0 P: 3	R: 0 E: 0 K: 1 S: 6	H: 1 LOB: 1 BB: 0 P: 6	R: 0 E: 0 K: 0 S: 4	H: 1 LOB: 1 BB: 0 P: 4	R: 0 E: 0 K: 1 S: 5	H: 0 LOB: 0 BB: 0 P: 5	R: 0 E: 0 K: 2 S: 8	H: 1 LOB: 1 BB: 0 P: 8	R: 0 E: 0 K: 1 S: 5	H: 0 LOB: 1 BB: 1 P: 9	R: 0 E: 0 K: 0 S: 3	H: 0 LOB: 1 BB: 1 P: 7	1B: 5 2B: 0 3B: 0 HR: 0	SF: 0 SAC: 0 DP: 1 HBP: 0	WP: 0 PB: 0 SB: 1 CS: 0	PA: 34
PITCHER Dave Dravecky, L ERA: 2.17 (1, 1)	IP: 9.0 WLS: W BF: 34 H: 5 R: 1 ER: 1 SO: 7 BB: 3 IBB: 0 HBP: 0 BLK: 0 WP: 0 HR: 0 S: 45 P: 57 ERA: 1.00 WHIP: 0.889															PITCHER				

Batter	1	2	3	4	5	6	7	8	9	AB	R	H	RBI	BB	SO	LOB	BOTTOM	
Garry Templeton, S OBP: 0.345, SLG: 0.389 (1, 6)	0-0 4-3		0-0 1B 1B		0-0 F8		0-3 K			4	1	1	0	0	1	1	Cincinnati Reds @ San Diego Padres Jack Murphy Stadium, San Diego, CA Wed Aug 14 1985, 10:05 PM EDT Att: 21,028 - Unknown livebaseballscores.com	
Tony Gwynn, L OBP: 0.347, SLG: 0.400 (1, 9)	0-0 F7		0-0 F7		0-0 F7			0-0 6-3 1B		4	0	1	0	0	0	2		
Steve Garvey, R OBP: 0.301, SLG: 0.431 (1, 3)	0-0 6-3		0-0 E6 1B 2B		0-0 G3			0-0 6-3		4	1	0	0	0	0	3		
Terry Kennedy, L OBP: 0.301, SLG: 0.402 (1, 2)		0-0 4-3	0-0 2B 1B		0-0 F9			4-0 G1-6-3 BB		3	1	1	2	1	0	0		
Graig Nettles, L OBP: 0.373, SLG: 0.422 (1, 5)		0-3 K	0-0 2B		0-3 K			0-0 G1-6-3		4	0	1	2	0	2	2		
Carmelo Martinez, R OBP: 0.350, SLG: 0.439 (1, 7)		4-0 BB	0-3 K			0-3 K				2	0	0	0	1	2	1		
Kevin McReynolds, R OBP: 0.283, SLG: 0.365 (1, 8)		0-0 F9		0-0 P6			0-3 K			3	0	0	0	0	1	1		
Tim Flannery, L OBP: 0.385, SLG: 0.354 (1, 4)			0-0 F7	0-0 4-3			4-0 SH1-4 BB			2	0	0	0	1	0	0		
Dave Dravecky, R OBP: 0.173, SLG: 0.125 (1, 1)			4-0 E 1B BB	0-0 6-3			0-0 SH1-4			1	1	0	0	1	0	0		
Inning Stats	R: 0 E: 0 K: 0 S: 3	H: 0 LOB: 0 BB: 0 P: 3	R: 0 E: 0 K: 1 S: 5	H: 0 LOB: 1 BB: 1 P: 9	R: 4 E: 1 K: 1 S: 9	H: 3 LOB: 1 BB: 1 P: 13	R: 0 E: 0 K: 0 S: 3	H: 0 LOB: 0 BB: 0 P: 3	R: 0 E: 0 K: 2 S: 7	H: 0 LOB: 0 BB: 0 P: 7	R: 0 E: 0 K: 2 S: 7	H: 0 LOB: 1 BB: 1 P: 11	R: 0 E: 0 K: 0 S: 3	H: 1 LOB: 1 BB: 1 P: 7	1B: 3 2B: 1 3B: 0 HR: 0	SF: 0 SAC: 1 DP: 1 HBP: 0	WP: 0 PB: 0 SB: 0 CS: 0	PA: 32
PITCHER Jay Tibbs, R ERA: 4.29 (7, 1)	IP: 6.0 WLS: L BF: 24 H: 3 R: 4 ER: 0 SO: 4 BB: 3 IBB: 4 HBP: 0 BLK: 0 WP: 0 HR: 0 S: 30 P: 38 ERA: 0.00 WHIP: 0.833															PITCHER		
Ron Robinson, R ERA: 4.35 (7, 1)	IP: 2.0 WLS: L BF: 8 H: 1 R: 0 ER: 0 SO: 2 BB: 2 IBB: 0 HBP: 0 BLK: 0 WP: 0 HR: 0 S: 10 P: 18 ERA: 0.00 WHIP: 1.500															PITCHER		

Batter	1	2	3	4	5	6	7	8	9	10	AB	R	H	RBI	BB	SO	LOB	TOP										
Eddie Milner, L OBP: 0.333, SLG: 0.316 Cesar Cedeno, R OBP: 0.309, SLG: 0.340	0-0 HR 1B		4-3		4-3			0-0 S 3B		0-0 3-1	4	2	2	1	0	0	1	Cincinnati Reds @ San Diego Padres Jack Murphy Stadium, San Diego, CA Thu Aug 15 1985, 6:33 AM EDT Att: 19,973 - Unknown										
Pete Rose, S OBP: 0.390, SLG: 0.319	0-0 F8		0-0 F7		0-0 F7		4-0 WP S BB		4-0 1B IBB	3	0	0	0	2	0	1												
Dave Parker, L OBP: 0.359, SLG: 0.540 Max Venable, L OBP: 0.310, SLG: 0.375 Tony Perez, R OBP: 0.407, SLG: 0.508 Gary Redus, R OBP: 0.373, SLG: 0.423	0-0 HR			4-0 G4-6-3 BB		0-3 K		0-3 K		0-0 FC6-4 1B	3	1	1	2	1	2	1											
Buddy Bell, R OBP: 0.312, SLG: 0.327 Joe Price, R OBP: 0.373, SLG: 0.423	0-0 F3			0-0 G4-6-3		0-0 F7		0-0 F3		0-0 FC6-4	5	0	0	0	0	0	4											
Nick Esasky, R OBP: 0.342, SLG: 0.447	0-3 K			0-0 F8		0-0 F8		0-0 CS 1B		0-0 E6 CS	4	0	1	0	0	1	1											
Dave Conception, R OBP: 0.318, SLG: 0.335 John Franco, L OBP: 0.250, SLG: 0.250 Tom Hume, R OBP: 0.383, SLG: 0.429		0-0 F8		0-0 F9		0-0 F8		0-0 P6		0-0 6-3	4	0	0	0	0	0	3											
Bo Diaz, R OBP: 0.239, SLG: 0.305		0-0 P5				0-0 F8		0-0 6-3		0-0 6-3	4	0	0	0	0	0	0											
Ron Oester, S OBP: 0.337, SLG: 0.364		0-0 F7				0-0 SH3-4 1B		0-0 E4 3B		0-0 3-1 SH1-4 1B	4	2	2	0	0	0	0											
Andy McGaffigan, R Ted Power, R Tom Runnels, S			0-3 K		0-0 SH3-4		0-0 K		0-0 SH1-4	2	0	0	0	0	0	2	1											
Inning Stats	R: 2 E: 0 K: 1 S: 7	H: 2 LOB: 0 BB: 0 P: 7	R: 0 E: 0 K: 0 S: 3	H: 0 LOB: 0 BB: 0 P: 3	R: 0 E: 0 K: 1 S: 5	H: 0 LOB: 1 BB: 1 P: 5	R: 0 E: 0 K: 0 S: 4	H: 1 LOB: 1 BB: 0 P: 4	R: 0 E: 0 K: 1 S: 5	H: 0 LOB: 0 BB: 0 P: 5	R: 0 E: 0 K: 0 S: 3	H: 1 LOB: 0 BB: 0 P: 3	R: 2 E: 1 K: 2 S: 9	H: 1 LOB: 1 BB: 1 P: 13	R: 0 E: 1 K: 0 S: 3	H: 0 LOB: 0 BB: 0 P: 3	R: 1 E: 0 K: 0 S: 5		H: 2 LOB: 2 BB: 1 P: 9	1B: 5 2B: 0 3B: 1 HR: 1	SF: 0 SAC: 2 DP: 0 HBP: 0	WP: 1 PB: 0 SB: 2 CS: 2	PA: 40					
PITCHER	IP	WLS	BF	H	R	ER	SO	BB	IBB	HBP	BLK	WP	HR	S	P	ERA	WHIP											
Eric Show, R ERA: 3.35	7.1		29	5	4	2	4	2	0	0	0	1	0	1	35	43	2.46	0.955										
Craig Leferts, L ERA: 3.29	0.2		2	0	0	0	1	0	0	0	0	1	0	4	4	0.00	0.000											
Tim Stoddard, R ERA: 4.4	1.0		3	0	0	0	0	0	0	0	0	0	0	3	3	0.00	0.000											
Gene Walter, L ERA: 2.45	0.2	L	4	1	1	1	0	0	1	0	0	0	0	3	7	13.50	1.500											
Roy Lee Jackson, R ERA: 2.65	0.1		2	1	0	0	0	0	0	0	0	0	0	2	2	0.00	3.000											

AB	35
R	5
H	7
RBI	4
BB	3
SO	5
LOB	13



Batter	1	2	3	4	5	6	7	8	9	10	AB	R	H	RBI	BB	SO	LOB	BOTTOM									
Gary Templeton, S OBP: 0.346, SLG: 0.388	0-0 4-3		0-3 K2-3			0-0 6-3			4-0 WP S 1B SF9 BB	0-0 G4-6-3 1B	4	1	1	0	1	1	Cincinnati Reds @ San Diego Padres Jack Murphy Stadium, San Diego, CA Thu Aug 15 1985, 6:33 AM EDT Att: 19,973 - Unknown										
Tony Gwynn, L OBP: 0.347, SLG: 0.400	0-3 K2-3			0-0 6-3		0-0 3-1			0-0 WP 2B 1B	0-0 G4-6-3 1B	5	1	2	0	0	1		0									
Steve Garvey, R OBP: 0.298, SLG: 0.427	0-0 P2			0-0 L4		0-0 F1			0-0 SF9	0-0 G4-6-3	4	0	0	1	0	0		2									
Terry Kennedy, L OBP: 0.298, SLG: 0.397		0-0 6-3		0-3 K		0-3 K			0-0 F7	0-3 K	5	0	0	0	0	3		2									
Graig Nettles, L OBP: 0.372, SLG: 0.423		0-0 F8			0-0 G3		0-0 F7		0-0 2B		4	1	1	1	0	0		0									
Carmelo Martinez, R OBP: 0.348, SLG: 0.440 Bobby Brown, S OBP: 0.217, SLG: 0.203		0-0 F7			0-0 1-3			0-3 K	0-0 2B	0-0 1B	4	0	1	1	0	1		0									
Kevin McReynolds, R OBP: 0.287, SLG: 0.372			0-3 K		0-0 1B			0-0 G3	0-0 2B	0-0 BB	4	0	3	1	0	1		0									
Tim Flannery, L OBP: 0.383, SLG: 0.350				0-0 F7		0-0 F8		0-0 G3	0-0 2B	4-0 BB	3	0	0	0	1	0		2									
Eric Show, R ERA: 3.11 Craig Leferts, L ERA: 3.33 Kurt Bevacqua, R ERA: 3.370 Tim Stoddard, R ERA: 4.4 Al Bumbry, L ERA: 3.300 Jerry Royster, R ERA: 3.379 Gene Walter, L ERA: 2.45 Roy Lee Jackson, R ERA: 2.65				0-0 1B		0-3 K		0-3 K	0-0 G3	0-0 BB	2	0	1	0	0	1		0									
Inning Stats	R: 0 E: 0 K: 1 S: 5	H: 0 LOB: 0 BB: 0 P: 5	R: 0 E: 0 K: 0 S: 3	H: 0 LOB: 0 BB: 0 P: 3	R: 0 E: 0 K: 2 S: 8	H: 1 LOB: 1 BB: 0 P: 8	R: 0 E: 0 K: 1 S: 5	H: 0 LOB: 0 BB: 0 P: 5	R: 0 E: 0 K: 0 S: 4	H: 1 LOB: 1 BB: 0 P: 4	R: 0 E: 0 K: 1 S: 5	H: 0 LOB: 0 BB: 0 P: 5	R: 0 E: 0 K: 2 S: 8	H: 1 LOB: 1 BB: 0 P: 8	R: 4 E: 0 K: 0 S: 7	H: 4 LOB: 2 BB: 2 P: 15		R: 0 E: 0 K: 1 S: 6	H: 2 LOB: 1 BB: 0 P: 6	1B: 6 2B: 3 3B: 0 HR: 0	SF: 1 SAC: 0 DP: 1 HBP: 0	WP: 1 PB: 0 SB: 0 CS: 0	PA: 40				
PITCHER	IP	WLS	BF	H	R	ER	SO	BB	IBB	HBP	BLK	WP	HR	S	P	ERA	WHIP										
Andy McGaffigan, R ERA: 3.16	8.0		29	4	2	2	8	1	0	0	0	1	0	5	9	2.25	0.625										
Ted Power, R ERA: 1.9	0.2		6	3	2	2	0	1	0	0	0	1	0	5	9	27.00	6.000										
John Franco, L ERA: 1.85	0.1	W	3	2	0	0	0	0	0	0	0	0	0	3	3	0.00	6.000										
Tom Hume, R ERA: 3.44	0.2		1	0	0	0	0	0	0	0	0	0	0	1	1	0.00	0.000										
Joe Price, L ERA: 4.19	0.1	S	1	0	0	0	1	0	0	0	0	0	0	3	3	0.00	0.000										

AB	37
R	4
H	9
RBI	4
BB	2
SO	9
LOB	10



Batter	1	2	3	4	5	6	7	8	9	AB	R	H	RBI	BB	SO	LOB	TOP					
Claudell Washington, L OBP: 0.338, SLG: 0.449	4-0 BB		0-0 2B	5-3		4-0 BB			0-0 P6	3	1	1	0	2	0	1	Atlanta Braves @ San Diego Padres Jack Murphy Stadium, San Diego, CA Fri Aug 16 1985, 10:05 PM EDT Att: 22,154 - Unknown livebaseballscorecards.com					
Rafael Ramirez, R OBP: 0.302, SLG: 0.369	0-0 L7		0-0 4-3		0-0 4-3	0-0 G5-4-3 BB			0-3 K	5	0	0	0	0	1	5						
Dale Murphy, R OBP: 0.376, SLG: 0.563	0-3 K		0-0 1B		0-0 E6 FC6-4		0-0 1B		0-0 F9	5	1	2	1	0	1	1						
Bob Horner, R OBP: 0.350, SLG: 0.536	0-0 F9		0-0 1B		0-0 F8		0-0 1B			4	0	2	1	0	0	2						
Terry Harper, R OBP: 0.308, SLG: 0.397		0-0 6-3	0-0 F3		0-0 FC6-4		0-3 K			4	0	0	0	0	1	3						
Ken Oberkfell, L OBP: 0.361, SLG: 0.388		0-0 2B	0-0 P2			0-0 1B	0-0 1-3			4	1	2	0	0	0	2						
Glenn Hubbard, R OBP: 0.326, SLG: 0.312		0-0 P4		0-0 SH1-4 1B		0-0 P4		4-0 BB		3	0	1	0	1	0	2						
Rick Cerone, R OBP: 0.267, SLG: 0.265	4-0 BB		0-0 F8		0-0 E1 BB 1B		0-0 G3-6			2	0	0	0	1	0	2						
Gerald Perry, L OBP: 0.270, SLG: 0.224							1-3 BB 1B		0-0 G3-6	1	0	0	0	0	0	1						
Bruce Benedict, R OBP: 0.313, SLG: 0.230							1-2 BB 1B		0-0 6-3	0	0	0	0	0	0	0						
Rick Mahler, R OBP: 0.208, SLG: 0.192							1-2 BB 1B			1	0	0	0	0	0	2						
Milt Thompson, L OBP: 0.361, SLG: 0.417										1	0	1	1	0	0	0						
Rick Camp, R OBP: 0.273, SLG: 0.500										0	0	0	0	0	0	0						
Chris Chambliss, L OBP: 0.278, SLG: 0.284										1	0	0	0	0	0	0						
Gene Garber, R OBP: 0.250, SLG: 0.250										0	0	0	0	0	0	0						
Inning Stats	R: 0 E: 0 K: 1 S: 5	H: 0 LOB: 1 BB: 1 P: 9	R: 0 E: 0 K: 0 S: 4	H: 1 LOB: 2 BB: 1 P: 8	R: 2 E: 0 K: 0 S: 6	H: 3 LOB: 1 BB: 0 P: 6	R: 0 E: 0 K: 0 S: 4	H: 1 LOB: 1 BB: 0 P: 4	R: 0 E: 1 K: 0 S: 4	H: 0 LOB: 1 BB: 0 P: 4	R: 1 E: 1 K: 0 S: 5	H: 2 LOB: 2 BB: 1 P: 9	R: 0 E: 0 K: 1 S: 6	H: 2 LOB: 1 BB: 0 P: 6	R: 0 E: 0 K: 0 S: 2	H: 0 LOB: 0 BB: 1 P: 6	R: 0 E: 0 K: 1 S: 5	H: 0 LOB: 0 BB: 0 P: 5	1B: 6 2B: 3 3B: 0 HR: 0	SF: 0 SAC: 1 DP: 2 HBP: 0	WP: 0 PB: 0 SB: 1 CS: 0	PA: 39
PITCHER	IP WLS BF H R ER SO BB IBB HBP BLK WP HR S P ERA WHIP																					
Andy Hawkins, R ERA: 3.15	5.1 W 27 7 3 2 1 2 0 0 0 0 0 27 35 3.38 1.688																					
Lance McCullers, R ERA:	3.2 S 12 2 0 0 2 2 0 0 0 0 0 14 22 0.00 1.091																					

Batter	1	2	3	4	5	6	7	8	9	AB	R	H	RBI	BB	SO	LOB	BOTTOM			
Garry Templeton, S OBP: 0.344, SLG: 0.385	0-0 4-3	0-0 1B		0-0 5-3			0-0 F7	0-0 G3		5	0	1	1	0	0	1	Atlanta Braves @ San Diego Padres Jack Murphy Stadium, San Diego, CA Fri Aug 16 1985, 10:05 PM EDT Att: 22,154 - Unknown livebaseballscorecards.com			
Tony Gwynn, L OBP: 0.349, SLG: 0.403	0-0 4-3		0-0 G3 6-3 2B	0-0 G1-4-3			0-0 G3 1B BB			4	2	2	0	0	0	1				
Steve Garvey, R OBP: 0.298, SLG: 0.426	0-0 5-3		0-0 G3		0-0 F8		0-0 BB G3 WP 1B			4	1	1	0	0	0	1				
Terry Kennedy, L OBP: 0.295, SLG: 0.393		0-0 G3	0-0 6-3		0-0 G3		0-0 G3			4	0	0	1	0	0	2				
Graig Nettles, L OBP: 0.379, SLG: 0.428		0-0 1B BB 1B	0-0 1B		0-0 FC6-4 1B		4-0 WP BB 1B			3	1	3	0	1	0	0				
Carmelo Martinez, R OBP: 0.351, SLG: 0.437		4-0 1B 1B 1B	0-0 F9		0-0 FC6-4		4-0 WP BB			2	1	0	1	2	0	2				
Kevin McReynolds, R OBP: 0.290, SLG: 0.351	0-0 1B			0-0 HR			0-0 F9			3	1	2	1	0	0	0				
Miguel Dilone, S OBP: 0.270, SLG: 0.267	1-2 2-3 1B 1B						0-0 5-3			1	0	0	0	0	0	2				
Tim Flannery, L OBP: 0.385, SLG: 0.352	0-0 1B			0-0 WP 1B			0-0 G3			4	0	2	1	0	0	0				
Andy Hawkins, R OBP: 0.138, SLG: 0.107		0-0 1B		0-3 K			0-3 K			2	0	0	0	0	2	4				
Lance McCullers, S ERA: 3.65		0-3 K					0-3 K			2	0	0	0	0	2	0				
Inning Stats	R: 0 E: 0 K: 0 S: 3	H: 0 LOB: 0 BB: 0 P: 3	R: 2 E: 0 K: 1 S: 8	H: 4 LOB: 2 BB: 1 P: 12	R: 1 E: 0 K: 0 S: 5	H: 2 LOB: 1 BB: 0 P: 5	R: 1 E: 0 K: 1 S: 7	H: 2 LOB: 1 BB: 0 P: 7	R: 0 E: 0 K: 0 S: 4	H: 1 LOB: 1 BB: 0 P: 4	R: 0 E: 0 K: 1 S: 5	H: 0 LOB: 0 BB: 0 P: 5	R: 2 E: 0 K: 0 S: 5	H: 2 LOB: 2 BB: 2 P: 13	R: 0 E: 0 K: 1 S: 5	H: 0 LOB: 0 BB: 0 P: 5	1B: 9 2B: 1 3B: 0 HR: 1	SF: 0 SAC: 0 DP: 0 HBP: 0	WP: 2 PB: 0 SB: 0 CS: 0	PA: 37
PITCHER	IP WLS BF H R ER SO BB IBB HBP BLK WP HR S P ERA WHIP																			
Rick Mahler, R ERA: 3.4	5.0 L 24 9 4 4 2 1 1 1 0 0 1 0 10 18 9.00 1.500																			
Rick Camp, R ERA: 3.07	2.0 10 2 2 2 1 1 1 0 0 1 0 10 18 9.00 1.500																			
Gene Garber, R ERA: 3.65	1.0 3 0 0 0 1 0 0 0 0 0 0 5 5 0.00 0.000																			

Batter	1	2	3	4	5	6	7	8	9	AB	R	H	RBI	BB	SO	LOB	TOP																						
Brad Komminsk, R OBP: 0.315, SLG: 0.301	4-0 FC6-4 1B BB		0-0 G4-6-3 1B		4-0 BB		4-0 1-2 BB		0-3 K	2	0	1	0	3	1	1	Atlanta Braves @ San Diego Padres Jack Murphy Stadium, San Diego, CA Sun Aug 18 1985, 6:33 AM EDT Unknown																						
Rafael Ramirez, R OBP: 0.299, SLG: 0.365	0-3 K		0-0 G4-6-3 1-2		0-0 9-2 3-H		0-0 F7			4	0	0	0	0	1	7																							
Dale Murphy, R OBP: 0.379, SLG: 0.572	0-0 FC6-4 1-2 1B			0-0 HR		0-0 6-3		0-0 E 1B		4	1	3	1	0	0	0																							
Bob Horner, R OBP: 0.347, SLG: 0.530	0-0 FC6-4 FC4-6 1-2 2-3 1B			0-0 F9		0-0 6-3		0-0 F9		4	0	0	0	0	0	3																							
Terry Harper, R OBP: 0.310, SLG: 0.397	0-0 FC4-6 1-2			0-0 CS 1B		4-0 BB		0-3 K		3	0	1	0	1	1	3																							
Ken Oberkfell, L OBP: 0.390, SLG: 0.386		0-0 G5-4-3 1B		0-0 P5 1-2		0-0 G3		0-0 4-3 1-2		4	0	1	0	0	0	3																							
Glenn Hubbard, R OBP: 0.326, SLG: 0.313		0-0 G5-4-3 1-2		0-0 SH3-1 9-2 1B		0-0 F7		0-3 K		3	0	1	0	0	0	1																							
Milt Thompson, L OBP: 0.355, SLG: 0.410				0-0 SH3-1 1-2 BB		0-0 F7		0-3 F9		1	0	0	0	0	0	0																							
Bruce Benedict, R OBP: 0.313, SLG: 0.227		0-0 5-3		0-0 SH3-1 1-2 BB		0-0 K		0-0 F9		2	0	0	0	1	1	0																							
Gerald Perry, L OBP: 0.269, SLG: 0.223				0-0 SH3-1		0-0 S		4-0 BB		1	0	0	0	0	1	0																							
Steve Bedrosian, R OBP: 0.090, SLG: 0.090			0-3 K		1-2 2-3 1B				4-0 BB	1	0	0	0	0	1	0																							
Claudell Washington, L OBP: 0.360, SLG: 0.451										1	0	1	0	0	0	0																							
Gene Garber, R OBP: 0.290, SLG: 0.250										0	0	0	0	0	0	0																							
Chris Chambliss, L OBP: 0.282, SLG: 0.284										0	0	0	0	1	0	0																							
Paul Zuvella, R OBP: 0.245, SLG: 0.212										0	0	0	0	0	0	0																							
Inning Stats	R: 0 E: 0 K: 1 S: 6	H: 1 LOB: 2 BB: 1 P: 10	R: 0 E: 0 K: 0 S: 3	H: 1 LOB: 0 BB: 0 P: 3	R: 0 E: 0 K: 1 S: 5	H: 1 LOB: 0 BB: 0 P: 5	R: 1 E: 0 K: 0 S: 4	H: 2 LOB: 0 BB: 0 P: 4	R: 0 E: 0 K: 0 S: 3	H: 1 LOB: 2 BB: 2 P: 11	R: 0 E: 0 K: 0 S: 3	H: 0 LOB: 1 BB: 1 P: 7	R: 0 E: 0 K: 1 S: 6	H: 1 LOB: 2 BB: 1 P: 10	R: 0 E: 1 K: 1 S: 6	H: 1 LOB: 1 BB: 0 P: 6	R: 0 E: 0 K: 2 S: 7	H: 0 LOB: 1 BB: 1 P: 11	1B: 7 2B: 1 3B: 0 HR: 1	SF: 0 SAC: 1 DP: 3 HBP: 0	WP: 0 PB: 0 SB: 1 CS: 1	PA: 37																	
PITCHER	IP	WLS	BF	H	R	ER	SO	BB	IBB	HBP	BLK	WP	HR	S	P	ERA	WHIP	PITCHER				IP	WLS	BF	H	R	ER	SO	BB	IBB	HBP	BLK	WP	HR	S	P	ERA	WHIP	
Mark Thurmond, L ERA: 4.35	(1, 1)	4.1		19	6	1	1	2	3	0	0	0	0	1	20	32	2.08	2.077																					
Roy Lee Jackson, R ERA: 2.33	(5, 1)	2.1	W	9	1	0	0	1	2	0	0	0	0	0	9	17	0.00	1.286																					
Lance McCullers, R ERA:	(7, 1)	2.1	S	9	1	0	0	3	1	0	0	0	0	0	14	18	0.00	0.857																					
Gary Templeton, S OBP: 0.342, SLG: 0.382	(1, 6)	0-0 L3		0-0 F7		0-0 4-3		0-0 F7		0-0 4-3		0-0 F7		0-0 F7		3	0	0	0	0	0	0	0	0	0	0	0	0	0	0	0	0	0	0	0	0			
Mario Ramirez, R OBP: 0.281, SLG: 0.333	(6, 6)															1	0	0	0	0	0	0	0	0	0	0	0	0	0	0	0	0	0	0	0	0			
Tony Gwynn, L OBP: 0.346, SLG: 0.400	(1, 9)	0-0 4-3		0-0 F8		0-0 G3		0-0 4-3		0-0 G3		0-0 4-3		0-0 4-3		4	0	0	0	0	0	0	0	0	0	0	0	0	0	0	0	0	0	0	0	0	0		
Steve Garvey, R OBP: 0.301, SLG: 0.426	(1, 3)	4-0 HR BB		0-0 1B		4-0 1B FC1-2 BB		0-0 F8		4-0 1B FC1-2 BB		0-0 F8		0-0 4-3		2	1	1	0	2	0	0	0	0	0	0	0	0	0	0	0	0	0	0	0	0	0		
Graig Nettles, L OBP: 0.377, SLG: 0.435	(1, 5)	0-0 1-H HR		0-0 P5		0-0 F8		0-0 4-3		0-0 F8		0-0 4-3		0-0 4-3		4	1	1	2	0	0	2	0	0	0	0	0	0	0	0	0	0	0	0	0	0	0		
Terry Kennedy, L OBP: 0.295, SLG: 0.392	(1, 2)	0-0 1-3		0-0 F7		0-0 FC1-2 1B		0-0 F7		0-0 FC1-2 1B		0-0 F7		0-0 FC1-2 1B		3	0	1	0	0	0	0	0	0	0	0	0	0	0	0	0	0	0	0	0	0	0		
Carmelo Martinez, R OBP: 0.348, SLG: 0.434	(1, 7)		0-3 K		0-0 4-3		0-0 4-3		0-0 FC1-2		0-0 FC1-2		0-0 FC1-2		3	0	0	0	0	1	2	0	0	0	0	0	0	0	0	0	0	0	0	0	0	0	0		
Kevin McReynolds, R OBP: 0.289, SLG: 0.376	(1, 8)		0-3 K		0-3 K		0-3 K		0-3 K		0-3 K		0-3 K		3	0	0	0	0	3	0	0	0	0	0	0	0	0	0	0	0	0	0	0	0	0	0	0	
Tim Flannery, L OBP: 0.387, SLG: 0.351	(1, 4)		4-0 BB		0-0 F7		0-0 F7		0-0 SH3-4 HBP		0-0 SH3-4 HBP		1-0 SH3-4 HBP		1	0	0	0	1	0	0	0	0	0	0	0	0	0	0	0	0	0	0	0	0	0	0	0	
Mark Thurmond, L OBP: 0.095, SLG: 0.053	(1, 1)		0-0 F7		0-0 K		0-0 K		0-0 K		0-0 K		0-0 K		1	0	0	0	0	0	0	0	0	0	0	0	0	0	0	0	0	0	0	0	0	0	0	0	
Roy Lee Jackson, R ERA: 3.44	(5, 1)																																						
Lance McCullers, S ERA: 3.53	(7, 1)																																						
Inning Stats	R: 2 E: 0 K: 0 S: 4	H: 1 LOB: 0 BB: 1 P: 8	R: 0 E: 0 K: 2 S: 7	H: 0 LOB: 1 BB: 1 P: 11	R: 0 E: 0 K: 0 S: 4	H: 1 LOB: 1 BB: 0 P: 4	R: 0 E: 0 K: 1 S: 5	H: 0 LOB: 0 BB: 0 P: 5	R: 0 E: 0 K: 1 S: 5	H: 0 LOB: 0 BB: 0 P: 5	R: 0 E: 0 K: 0 S: 4	H: 1 LOB: 2 BB: 1 P: 8	R: 0 E: 0 K: 1 S: 5	H: 0 LOB: 1 BB: 0 P: 6	R: 0 E: 0 K: 0 S: 3	H: 0 LOB: 0 BB: 0 P: 3	R: 0 E: 0 K: 2 S: 7	H: 0 LOB: 1 BB: 1 P: 11	1B: 2 2B: 0 3B: 0 HR: 1	SF: 0 SAC: 1 DP: 0 HBP: 1	WP: 0 PB: 0 SB: 0 CS: 0	PA: 31																	
PITCHER	IP	WLS	BF	H	R	ER	SO	BB	IBB	HBP	BLK	WP	HR	S	P	ERA	WHIP	PITCHER				IP	WLS	BF	H	R	ER	SO	BB	IBB	HBP	BLK	WP	HR	S	P	ERA	WHIP	
Steve Bedrosian, R ERA: 3.44	(1, 1)	6.0	L	24	3	2	2	4	3	0	0	0	0	1	29	41	3.00	1.000																					
Gene Garber, R ERA: 3.53	(7, 1)	2.0		7	0	0	0	1	0	0	1	0	0	0	8	9	0.00	0.000																					

AB 30
R 1
H 8
RBI 1
BB 6
SO 6
LOB 18



AB 26
R 2
H 3
RBI 2
BB 3
SO 5
LOB 6



Batter	1	2	3	4	5	6	7	8	9	AB	R	H	RBI	BB	SO	LOB	TOP											
Milt Thompson, L (1, 9) OBP: 0.348, SLG: 0.400 Brad Komminsk, R (9, PH) OBP: 0.314, SLG: 0.300	0-0 G4-6-3 1B		0-0 F7		0-0 6-3	0-0 6-3		0-0 6-3	0-0 6-3	4	0	1	0	0	0	1	<p>Atlanta Braves @ San Diego Padres</p> <p>Jack Murphy Stadium, San Diego, CA</p> <p>Sun Aug 18 1985, 6:38 AM EDT</p> <p>Att: 32,531 - Unknown</p>											
Rafael Ramirez, R (1, 6) OBP: 0.298, SLG: 0.363	0-0 G4-6-3 1-2		0-0 CS 1B		0-0 F3		0-0 6-3	0-0 6-3	5	0	1	0	0	0	2													
Dale Murphy, R (1, 8) OBP: 0.376, SLG: 0.576	0-3 K		0-0 6-3 1-2		0-0 HR		0-0 F9		4	1	1	1	0	1	1													
Terry Harper, R (1, 7) OBP: 0.309, SLG: 0.395		0-0 1B E 1B		0-0 1-3		0-0 4-3		0-0 F8		4	1	1	0	0	0													
Gerald Perry, L (1, 3) OBP: 0.278, SLG: 0.235		0-0 S 1B 1B		0-0 CS 1B		0-0 HR 1B		0-0 4-3		4	2	3	0	0	0													
Ken Oberkfell, L (1, 5) OBP: 0.384, SLG: 0.399		0-0 FC5-4 1H 3H 1B		0-0 1B BB		0-0 HR		0-3 K		3	1	2	3	1	1													
Rick Cerone, R (1, 2) OBP: 0.271, SLG: 0.270		0-0 FC5-4 1-2 FC6-4		0-0 1B		0-0 3B 1B		0-3 K		4	1	2	0	0	1													
Paul Zuvella, R (1, 4) OBP: 0.255, SLG: 0.243 Bruce Sutter, R (9, 1)		0-0 FC6-4 1-2		0-0 F5		0-0 1H 3B		0-0 SH1 1B		4	0	2	1	0	0	3												
Craig McMurtry, R (1, 1) Terry Forster, L (5, 1) Gene Garber, R (7, 1) OBP: 0.250, SLG: 0.250 Glenn Hubbard, L (9, PH) OBP: 0.326, SLG: 0.313		0-3 K		0-0 1-3		0-0 L6		0-0 SH1 1-2		2	0	0	0	0	1	1												
Inning Stats	R: 0 E: 0 K: 1 S: 5	H: 1 LOB: 0 BB: 0 P: 5	R: 2 E: 0 K: 1 S: 8	H: 3 LOB: 1 BB: 0 P: 8	R: 0 E: 0 K: 0 S: 3	H: 1 LOB: 0 BB: 0 P: 3	R: 0 E: 0 K: 0 S: 4	H: 2 LOB: 2 BB: 1 P: 8	R: 0 E: 0 K: 0 S: 3	H: 0 LOB: 0 BB: 0 P: 3	R: 4 E: 0 K: 0 S: 8	H: 5 LOB: 1 BB: 0 P: 8	R: 0 E: 0 K: 0 S: 3	H: 0 LOB: 0 BB: 0 P: 3	R: 0 E: 0 K: 2 S: 7	H: 0 LOB: 0 BB: 0 P: 7		R: 0 E: 0 K: 0 S: 4	H: 1 LOB: 1 BB: 0 P: 4	1B: 10 2B: 0 3B: 1 HR: 2	SF: 0 SAC: 1 DP: 1 HBP: 0	WP: 0 PB: 0 SB: 1 CS: 2	PA: 38					
PITCHER	IP	WLS	BF	H	R	ER	SO	BB	IBB	HBP	BLK	WP	HR	S	P	ERA		WHIP	PITCHER									
LaMarr Hoyt, R (1, 1) ERA: 3.71	5.1	L	25	11	6	6	2	1	0	0	0	0	2	28	32	10.12		2.250										
Tim Stoddard, R (6, 1) ERA: 4.25	1.2		6	1	0	0	0	0	0	0	0	0	0	6	6	0.00		0.600										
Craig Lefferts, L (8, 1) ERA: 3.18	2.0		7	1	0	0	2	0	0	0	0	0	0	11	11	0.00		0.500										
Batter	1	2	3	4	5	6	7	8	9	AB	R	H	RBI	BB	SO	LOB		BOTTOM										
Jerry Royster, R (1, 6) OBP: 0.358, SLG: 0.400	0-0 HR		0-3 K		0-0 G6-4-3 1B		0-0 3-1		0-0 6-3	4	1	2	1	0	1	1		<p>Atlanta Braves @ San Diego Padres</p> <p>Jack Murphy Stadium, San Diego, CA</p> <p>Sun Aug 18 1985, 6:38 AM EDT</p> <p>Att: 32,531 - Unknown</p>										
Tony Gwynn, L (1, 9) OBP: 0.347, SLG: 0.400	0-0 1-3		0-0 CS 1B		0-0 G6-4-3 1-2		0-0 G5-4-3 1B		0-0 6-3	4	0	2	0	0	0	2												
Steve Garvey, R (1, 3) OBP: 0.299, SLG: 0.422	0-0 F9		0-3 K		0-0 6-3		0-0 G5-4-3 1-2		0-0 6-3	4	0	0	0	0	1	2												
Graig Nettles, L (1, 5) OBP: 0.373, SLG: 0.430	0-3 K		0-0 F8		0-0 G3		0-0 6-3		0-0 F5	4	0	0	0	0	1	0												
Terry Kennedy, L (1, 2) OBP: 0.295, SLG: 0.389		0-0 FC4-6 BB		0-3 K		0-0 4-3		0-0 F5		3	0	0	0	1	1	0												
Carmelo Martinez, R (1, 7) OBP: 0.347, SLG: 0.432		0-0 FC4-6 1B		0-0 F7		0-0 FC5-4 1B		0-0 P6		4	0	1	0	0	0	1												
Kevin McReynolds, R (1, 8) OBP: 0.289, SLG: 0.377		0-3 K		0-0 2B 1B		0-0 FC5-4 E		0-3 K		4	2	1	0	0	2	2												
Tim Flannery, L (1, 4) OBP: 0.393, SLG: 0.365		0-0 1-2 1B		0-0 1B 2B		0-0 E9 2B		0-0 K		3	0	3	2	0	0	0												
LaMarr Hoyt, R (1, 1) OBP: 0.091, SLG: 0.074 Tim Stoddard, R (6, 1) Bobby Brown, S (7, PH) OBP: 0.214, SLG: 0.200 Craig Lefferts, L (8, 1) OBP: 0.333, SLG: 0.333		0-0 4-3		0-0 G3		0-0 F9		0-0 F9		2	0	0	0	0	0	0	3											
Inning Stats	R: 1 E: 0 K: 1 S: 6	H: 1 LOB: 0 BB: 0 P: 6	R: 0 E: 0 K: 1 S: 6	H: 1 LOB: 2 BB: 1 P: 10	R: 0 E: 0 K: 2 S: 7	H: 1 LOB: 0 BB: 0 P: 7	R: 0 E: 0 K: 1 S: 5	H: 0 LOB: 0 BB: 0 P: 5	R: 1 E: 0 K: 0 S: 5	H: 3 LOB: 1 BB: 0 P: 5	R: 0 E: 0 K: 0 S: 3	H: 0 LOB: 0 BB: 0 P: 3	R: 1 E: 1 K: 0 S: 5	H: 2 LOB: 1 BB: 0 P: 5	R: 0 E: 0 K: 0 S: 3	H: 1 LOB: 0 BB: 0 P: 3	R: 0 E: 0 K: 1 S: 5		H: 0 LOB: 0 BB: 0 P: 5	1B: 6 2B: 2 3B: 0 HR: 1	SF: 0 SAC: 0 DP: 2 HBP: 0	WP: 0 PB: 0 SB: 0 CS: 1	PA: 34					
PITCHER	IP	WLS	BF	H	R	ER	SO	BB	IBB	HBP	BLK	WP	HR	S	P	ERA	WHIP		PITCHER									
Craig McMurtry, R (1, 1) ERA: 8.18	4.1		19	6	2	2	5	1	0	0	0	0	0	28	32	4.15	1.615											
Terry Forster, L (5, 1) ERA: 1.89	1.2	W	4	0	0	0	0	0	0	0	0	0	0	4	4	0.00	0.000											
Gene Garber, R (7, 1) ERA: 3.56	2.0		8	3	1	1	0	0	0	0	0	0	0	8	8	4.50	1.500											
Bruce Sutter, R (9, 1) ERA: 3.51	1.0	S	3	0	0	0	1	0	0	0	0	0	0	5	5	0.00	0.000											


Batter	1	2	3	4	5	6	7	8	9	AB	R	H	RBI	BB	SO	LOB	TOP								
Garry Templeton, S OBP: 0.340, SLG: 0.380	F8			F9				K	K	5	0	1	0	0	2	2	San Diego Padres @ Montreal Expos Olympic Stadium, Montreal, QB Tue Aug 20 1985, 7:05 PM EDT Att: 24,120 - Unknown								
Tony Gwynn, L OBP: 0.348, SLG: 0.403	K			G3 1B			F2			4	0	2	0	0	1	1									
Steve Garvey, R OBP: 0.298, SLG: 0.420	F8			G3 1-2			F5			3	0	0	0	1	0	2									
Graig Nettles, L OBP: 0.370, SLG: 0.425		F8		F9			K			4	0	0	0	0	1	4									
Terry Kennedy, L OBP: 0.294, SLG: 0.391		K						K	K	4	1	1	0	0	3	2									
Carmelo Martinez, R OBP: 0.347, SLG: 0.429		K								2	0	0	0	1	1	0									
Kevin McReynolds, R OBP: 0.292, SLG: 0.383				6-3						4	0	3	1	0	0	0									
Tim Flannery, L OBP: 0.391, SLG: 0.363				K						4	0	1	0	0	1	3									
Dave Dravecky, R OBP: 0.164, SLG: 0.118				F9						3	0	0	0	0	1	3									
Lance McCullers, S										0	0	0	0	0	0	0									
Al Bumbry, L OBP: 0.276, SLG: 0.296										1	0	0	0	0	0	2									
Gene Walter, L										0	0	0	0	0	0	0									
Inning Stats	R: 0 E: 0 K: 1 S: 5	H: 0 LOB: 0 BB: 0 P: 5	R: 0 E: 0 K: 2 S: 7	H: 0 LOB: 0 BB: 0 P: 7	R: 0 E: 0 K: 1 S: 5	H: 0 LOB: 0 BB: 0 P: 5	R: 0 E: 0 K: 0 S: 4	H: 1 LOB: 1 BB: 0 P: 4	R: 1 E: 0 K: 1 S: 7	H: 2 LOB: 1 BB: 0 P: 7	R: 0 E: 0 K: 1 S: 6	H: 1 LOB: 1 BB: 0 P: 6	R: 0 E: 0 K: 1 S: 7	H: 2 LOB: 2 BB: 0 P: 7	R: 0 E: 0 K: 2 S: 8	H: 1 LOB: 2 BB: 1 P: 12	R: 0 E: 0 K: 1 S: 6	H: 1 LOB: 2 BB: 1 P: 10	1B: 5 2B: 3 3B: 0 HR: 0	SF: 0 SAC: 1 DP: 0 HBP: 0	WP: 0 PB: 0 SB: 0 CS: 0	PA: 37			
PITCHER	IP	WLS	BF	H	R	ER	SO	BB	IBB	HBP	BLK	WP	HR	S	P	ERA	WHIP								
Bill Gullickson, R ERA: 3.43	(1, 1)	7.0	L	27	6	1	1	7	0	0	0	0	0	41	41	1.29	0.857								
Gary Lucas, L ERA: 2.87	(8, 1)	1.0		5	1	0	0	2	0	1	0	0	0	8	12	0.00	1.000								
Randy St. Claire, R ERA: 2.59	(9, 1)	1.0		5	1	0	0	1	1	0	0	0	0	6	10	0.00	2.000								

AB	34
R	1
H	8
RBI	1
BB	2
SO	10
LOB	19



Batter	1	2	3	4	5	6	7	8	9	AB	R	H	RBI	BB	SO	LOB	BOTTOM								
Mitch Webster, S OBP: 0.278, SLG: 0.449	F9				E4			F9		4	0	0	0	0	1	2	San Diego Padres @ Montreal Expos Olympic Stadium, Montreal, QB Tue Aug 20 1985, 7:05 PM EDT Att: 24,120 - Unknown								
Vance Law, R OBP: 0.366, SLG: 0.412	1B			G6-4-3 1B			1-3			4	0	2	0	0	1	1									
Andre Dawson, R OBP: 0.311, SLG: 0.442	F8			K				K		4	0	0	0	0	3	3									
Hubie Brooks, R OBP: 0.307, SLG: 0.405				G6-4-3 1-2 1B			F3			4	0	1	0	0	0	1									
Tim Wallach, R OBP: 0.315, SLG: 0.430	6-3							F9		4	0	2	0	0	0	2									
Jim Wehlford, R OBP: 0.292, SLG: 0.297				FC6-4 1B						3	0	1	0	0	0	2									
Herm Winningham, L OBP: 0.317, SLG: 0.361				FC6-4 1-2 1B			F9			1	0	0	0	0	0	0									
U L Washington, S OBP: 0.324, SLG: 0.385				FC1-6 1-2 1B						4	0	1	0	0	2	2									
Mike Fitzgerald, R OBP: 0.298, SLG: 0.281				FC1-6 1-2 1B			F7			4	0	1	0	0	1	3									
Bill Gullickson, R OBP: 0.156, SLG: 0.178				FC1-6 1-2 1B						2	0	0	0	0	0	2									
Tim Raines, S OBP: 0.379, SLG: 0.424										1	0	0	0	0	0	0									
Gary Lucas, L										0	0	0	0	0	0	0									
Randy St. Claire, R OBP: 0.500, SLG: 0.250										0	0	0	0	0	0	0									
Inning Stats	R: 0 E: 0 K: 0 S: 5	H: 2 LOB: 2 BB: 0 P: 5	R: 0 E: 0 K: 2 S: 9	H: 2 LOB: 2 BB: 0 P: 9	R: 0 E: 0 K: 1 S: 5	H: 1 LOB: 0 BB: 0 P: 5	R: 0 E: 0 K: 0 S: 4	H: 1 LOB: 1 BB: 0 P: 4	R: 0 E: 1 K: 2 S: 8	H: 0 LOB: 1 BB: 0 P: 8	R: 0 E: 0 K: 0 S: 5	H: 2 LOB: 2 BB: 0 P: 5	R: 0 E: 0 K: 1 S: 5	H: 0 LOB: 0 BB: 0 P: 3	R: 0 E: 0 K: 2 S: 8	H: 0 LOB: 0 BB: 0 P: 5	R: 0 E: 0 K: 2 S: 7	H: 0 LOB: 0 BB: 0 P: 7	1B: 7 2B: 1 3B: 0 HR: 0	SF: 0 SAC: 0 DP: 1 HBP: 0	WP: 0 PB: 0 SB: 0 CS: 0	PA: 35			
PITCHER	IP	WLS	BF	H	R	ER	SO	BB	IBB	HBP	BLK	WP	HR	S	P	ERA	WHIP								
Dave Dravecky, L ERA: 2.08	(1, 1)	7.0	W	29	8	0	0	5	0	0	0	0	0	39	39	0.00	1.143								
Lance McCullers, R	(8, 1)	1.0		3	0	0	0	1	0	0	0	0	0	5	5	0.00	0.000								
Gene Walter, L ERA: 1.93	(9, 1)	1.0	S	3	0	0	0	2	0	0	0	0	0	7	7	0.00	0.000								

AB	35
R	0
H	8
RBI	0
BB	0
SO	8
LOB	18



Batter	1	2	3	4	5	6	7	8	9	AB	R	H	RBI	BB	SO	LOB	TOP					
Garry Templeton, S OBP: 0.342, SLG: 0.384 (1, 6)										6	1	3	0	0	0	1	San Diego Padres @ Montreal Expos Olympic Stadium, Montreal, QB Wed Aug 21 1985, 7:05 PM EDT Att: 20,571 - Unknown					
Tony Gwynn, L OBP: 0.351, SLG: 0.406 (1, 9)										5	2	3	0	0	0	3						
Steve Garvey, R OBP: 0.299, SLG: 0.420 (1, 3)										4	1	1	1	1	0	3						
Graig Nettles, L OBP: 0.375, SLG: 0.432 (1, 5)										4	1	3	2	1	0	1						
Terry Kennedy, L OBP: 0.295, SLG: 0.391 (1, 2)										5	1	2	1	0	1	6						
Carmelo Martinez, R OBP: 0.348, SLG: 0.427 (1, 7)										4	0	1	1	1	1	6						
Kevin McReynolds, R OBP: 0.291, SLG: 0.381 (1, 8)										5	0	1	1	0	0	2						
Tim Flannery, L OBP: 0.386, SLG: 0.357 (1, 4)										5	0	0	0	0	1	4						
Eric Show, R OBP: 0.105, SLG: 0.105 (1, 1)										3	0	0	0	0	0	2						
Inning Stats	R: 0 E: 0 K: 1 S: 7	H: 2 LOB: 3 BB: 1 P: 11	R: 0 E: 1 K: 1 S: 7	H: 1 LOB: 2 BB: 0 P: 7	R: 2 E: 0 K: 0 S: 7	H: 4 LOB: 2 BB: 0 P: 7	R: 2 E: 0 K: 0 S: 6	H: 3 LOB: 2 BB: 1 P: 10	R: 0 E: 0 K: 0 S: 3	H: 0 LOB: 0 BB: 0 P: 3	R: 1 E: 0 K: 0 S: 5	H: 2 LOB: 1 BB: 0 P: 5	R: 0 E: 0 K: 0 S: 3	H: 0 LOB: 0 BB: 0 P: 3	R: 1 E: 0 K: 1 S: 7	H: 2 LOB: 2 BB: 1 P: 11	R: 0 E: 1 K: 0 S: 4	H: 0 LOB: 1 BB: 0 P: 4	1B: 11 2B: 3 3B: 0 HR: 0	SF: 0 SAC: 2 DP: 0 HBP: 0	WP: 0 PB: 1 SB: 1 CS: 0	PA: 46
PITCHER	IP WLS BF H R ER SO BB IBB HBP BLK WP HR S P ERA WHIP																					
Bill Laskey, R ERA: 4.18 (1, 1)	3.1 L 21 9 4 4 2 2 1 0 0 0 0 0 0 24 28 10.80 3.000																					
Bert Roberge, R ERA: 2.4 (4, 1)	1.2 7 1 0 0 0 1 0 0 0 0 0 0 0 6 10 0.00 1.200																					
Gary Lucas, L ERA: 2.94 (6, 1)	2.0 8 2 1 1 0 0 0 0 0 0 0 0 0 8 8 4.50 1.000																					
Randy St. Claire, R ERA: 2.66 (8, 1)	2.0 10 2 1 1 1 1 1 0 0 0 0 0 0 0 11 15 4.50 1.500																					
Batter	1	2	3	4	5	6	7	8	9	AB	R	H	RBI	BB	SO	LOB	BOTTOM					
Tim Raines, S OBP: 0.381, SLG: 0.432 (1, 7)										5	1	3	2	0	0	2	San Diego Padres @ Montreal Expos Olympic Stadium, Montreal, QB Wed Aug 21 1985, 7:05 PM EDT Att: 20,571 - Unknown					
Vance Law, R OBP: 0.362, SLG: 0.407 (1, 4)									5	0	0	0	0	1	4							
Andre Dawson, R OBP: 0.310, SLG: 0.440 (1, 9)									4	0	1	0	0	1	3							
Terry Francona, L OBP: 0.314, SLG: 0.363 (1, 3)									4	0	1	0	0	0	3							
Tim Wallach, R OBP: 0.314, SLG: 0.427 (1, 5)									3	0	0	0	1	1	1							
Herm Winningham, L OBP: 0.313, SLG: 0.355 (1, 8)									4	0	0	0	0	0	2							
U L Washington, S OBP: 0.323, SLG: 0.382 (1, 6)									4	0	1	0	0	0	2							
Mike Fitzgerald, R OBP: 0.300, SLG: 0.284 (1, 2)										4	1	2	0	0	0	1						
Bill Laskey, R OBP: 0.222, SLG: 0.125 (1, 1)										0	0	0	0	0	0	0						
Bert Roberge, R OBP: 0.147, SLG: 0.121 (4, 1)										0	0	0	0	0	0	0						
Razor Shines, S OBP: 0.147, SLG: 0.121 (6, 1)										1	0	0	0	0	0	0						
Gary Lucas, L OBP: 0.276, SLG: 0.244 (8, 1)										1	0	0	0	0	0	0						
Mitch Webster, S OBP: 0.205, SLG: 0.176 (8, 1)										0	0	0	0	0	1	1						
Randy St. Claire, R OBP: 0.205, SLG: 0.176 (8, 1)										0	0	0	0	0	0	0						
Scott Thompson, L OBP: 0.068, SLG: 0.202 (9, 1)										0	0	0	0	1	0	0						
Inning Stats	R: 0 E: 1 K: 1 S: 6	H: 0 LOB: 1 BB: 0 P: 6	R: 0 E: 0 K: 0 S: 3	H: 0 LOB: 0 BB: 0 P: 3	R: 1 E: 1 K: 0 S: 6	H: 2 LOB: 2 BB: 0 P: 6	R: 0 E: 0 K: 0 S: 4	H: 1 LOB: 1 BB: 0 P: 4	R: 1 E: 0 K: 0 S: 4	H: 1 LOB: 0 BB: 0 P: 4	R: 0 E: 0 K: 1 S: 6	H: 1 LOB: 1 BB: 0 P: 6	R: 0 E: 0 K: 0 S: 3	H: 0 LOB: 1 BB: 1 P: 7	R: 0 E: 0 K: 1 S: 5	H: 1 LOB: 1 BB: 1 P: 9	1B: 6 2B: 1 3B: 0 HR: 1	SF: 0 SAC: 1 DP: 1 HBP: 0	WP: 0 PB: 0 SB: 0 CS: 0	PA: 38		
PITCHER	IP WLS BF H R ER SO BB IBB HBP BLK WP HR S P ERA WHIP																					
Eric Show, R ERA: 3.23 (1, 1)	9.0 W 38 8 2 1 4 2 0 0 0 0 0 1 44 52 1.00 1.111																					

Batter	1	2	3	4	5	6	7	8	9	AB	R	H	RBI	BB	SO	LOB	TOP				
Miguel Dilone, S OBP: 0.267, SLG: 0.264 (1, 7)	E5 G3 S		6-3 1		G3 1		S 1B		F8 2	5	0	1	0	0	0	0					
Gary Templeton, S OBP: 0.343, SLG: 0.381 (1, 6)	4-0 G3 1-2 BB		L5 2		4-3 S BB 2		G3 3		F8 3	3	0	0	0	2	0	1					
Tony Gwynn, L OBP: 0.348, SLG: 0.402 (1, 9)	G3 1-2 2-3		E6 2B 1		4-3 1-3 2				F9 1	4	1	0	0	0	0	3					
Graig Nettles, L OBP: 0.376, SLG: 0.429 (1, 5)	F5 2		2B BB 1		L4 3				WP 1B 1B BB 1	2	2	0	0	2	0	3					
Steve Garvey, R OBP: 0.303, SLG: 0.424 (1, 3)	FC6-4 BB 1		2B 1-1H 2-H 1		5-3 1				1B WP 1-2 1B 1	3	0	2	2	1	0	0					
Terry Kennedy, L OBP: 0.295, SLG: 0.389 (1, 2)	FC6-4 1-2 1		F7 3		K 2				1-3 2-H 1B 2	4	0	1	1	0	1	4					
Kevin McReynolds, R OBP: 0.289, SLG: 0.377 (1, 8)			1-3 1		F8 1				K 2	4	0	0	0	0	2	2					
Tim Flannery, L OBP: 0.381, SLG: 0.352 (1, 4)			K 2		L6 2				G3 1	4	0	0	0	0	1	2					
Andy Hawkins, R OBP: 0.129, SLG: 0.100 (1, 1)			4-3 3		K 3				4-3 2	4	0	0	0	0	2	0					
Inning Stats	R: 0 E: 1 K: 0 S: 4	H: 0 LOB: 3 BB: 2 P: 12	R: 0 E: 0 K: 1 S: 5	H: 0 LOB: 0 BB: 0 P: 5	R: 2 E: 1 K: 0 S: 5	H: 1 LOB: 1 BB: 1 P: 9	R: 0 E: 0 K: 1 S: 5	H: 0 LOB: 0 BB: 0 P: 5	R: 0 E: 0 K: 2 S: 7	H: 0 LOB: 1 BB: 0 P: 7	R: 0 E: 0 K: 0 S: 4	H: 1 LOB: 1 BB: 0 P: 4	R: 1 E: 0 K: 1 S: 7	H: 2 LOB: 2 BB: 1 P: 11	R: 0 E: 0 K: 1 S: 5	H: 0 LOB: 0 BB: 0 P: 5	1B: 3 2B: 1 3B: 0 HR: 0	SF: 0 SAC: 0 DP: 0 HBP: 0	WP: 1 PB: 0 SB: 3 CS: 0	PA: 38	
PITCHER	IP WLS BF H R ER SO BB IBB HBP BLK WP HR S P ERA WHIP	7.1 L 33 4 3 1 4 5 0 0 0 1 0 36 56 1.23 1.227	8.1 5 0 0 0 2 0 0 0 0 0 0 0 0 9 9 0.00 0.000																		

San Diego Padres @ Montreal Expos
Olympic Stadium, Montreal, QB
Thu Aug 22 1985, 7:05 PM EDT
Att: 16,645 - Unknown

livebaseballscorecards.com

AB 33
R 3
H 4
RBI 3
BB 5
SO 6
LOB 15



Batter	1	2	3	4	5	6	7	8	9	AB	R	H	RBI	BB	SO	LOB	BOTTOM			
Tim Raines, S OBP: 0.382, SLG: 0.433 (1, 7)	BB 4-3 1B		4-3 1			K 1			E 1B 1	4	0	2	0	0	1	0				
Vance Law, R OBP: 0.361, SLG: 0.405 (1, 4)	4-3 1-2 1		5-3 2			1B 1			L6 1-3 2	4	0	1	0	0	0	2				
Andre Dawson, R OBP: 0.308, SLG: 0.435 (1, 9)	F9 2		P3 3			F7 2			F5 3	4	0	0	0	0	0	3				
Hubie Brooks, R OBP: 0.307, SLG: 0.403 (1, 6)	BB BB 1				K 1				F8 3	3	0	0	0	1	2	1				
Terry Francona, L OBP: 0.318, SLG: 0.363 (1, 3)	4-0 1-2 2-3 BB 1		3-1 2			G3 1B 1			4-3 2	3	0	1	0	1	0	0				
Tim Lincecum, R OBP: 0.312, SLG: 0.423 (1, 5)	F7 3		F7 3			F4 1			F5 3	4	0	0	0	0	0	4				
Herm Winningham, L OBP: 0.309, SLG: 0.351 Tim Burke, R OBP: 0.167, SLG: 0.167 (8, 1)			F8 1			1-6-3 1			G3 1-2 1	3	0	0	0	0	0	1				
Sal Butera, R OBP: 0.288, SLG: 0.328 (1, 2)			F2 2			F2 2			F6 3	3	0	0	0	0	0	1				
Floyd Youmans, R Mitch Webster, S OBP: 0.274, SLG: 0.440 (8, 8)			K 3			5-3 3			F7 1	2	0	0	0	0	1	0				
Inning Stats	R: 0 E: 0 K: 0 S: 4	H: 1 LOB: 3 BB: 2 P: 12	R: 0 E: 0 K: 1 S: 5	H: 0 LOB: 0 BB: 0 P: 5	R: 0 E: 0 K: 1 S: 5	H: 0 LOB: 0 BB: 0 P: 5	R: 0 E: 0 K: 1 S: 6	H: 0 LOB: 0 BB: 0 P: 6	R: 0 E: 0 K: 0 S: 4	H: 1 LOB: 1 BB: 0 P: 4	R: 0 E: 1 K: 0 S: 4	H: 1 LOB: 1 BB: 0 P: 4	R: 0 E: 0 K: 1 S: 5	H: 0 LOB: 0 BB: 0 P: 5	1B: 4 2B: 0 3B: 0 HR: 0	SF: 0 SAC: 0 DP: 0 HBP: 0	WP: 0 PB: 0 SB: 0 CS: 0	PA: 33		
PITCHER	IP WLS BF H R ER SO BB IBB HBP BLK WP HR S P ERA WHIP	9.0 W 33 4 0 0 4 2 0 0 0 0 0 39 47 0.00 0.667																		

San Diego Padres @ Montreal Expos
Olympic Stadium, Montreal, QB
Thu Aug 22 1985, 7:05 PM EDT
Att: 16,645 - Unknown

livebaseballscorecards.com

AB 31
R 0
H 4
RBI 0
BB 2
SO 4
LOB 12



Batter	1	2	3	4	5	6	7	8	9	AB	R	H	RBI	BB	SO	LOB	TOP																			
Garry Templeton, S OBP: 0.341, SLG: 0.379	4-3	F9				K		4-3		5	0	1	2	0	1	3																				
Tony Gwynn, L OBP: 0.349, SLG: 0.401			F8			4-3		F8		4	0	1	0	1	0	0																				
Steve Garvey, R OBP: 0.304, SLG: 0.429	5-3					G3				4	1	1	1	1	0	2																				
Graig Nettles, L OBP: 0.377, SLG: 0.436			FC4-6			G3				4	1	1	1	1	0	2																				
Terry Kennedy, L OBP: 0.292, SLG: 0.386	G3					L9		F6		4	0	0	0	0	1	3																				
Camelo Martínez, R OBP: 0.347, SLG: 0.426		6-3						K		4	1	1	0	0	1	0																				
Kevin McReynolds, R OBP: 0.290, SLG: 0.379		F7						F9		4	1	2	0	0	0	0																				
Tim Flannery, L OBP: 0.385, SLG: 0.358										4	1	3	1	0	0	1																				
Mark Thurmond, L OBP: 0.167, SLG: 0.136										3	1	2	1	0	0	1																				
Tim Stoddard, R										1	0	0	0	0	0	1																				
Craig Lefferts, L OBP: 0.333, SLG: 0.333										0	0	0	0	0	0	0																				
Inning Stats	R: 0 E: 0 K: 0 S: 3	H: 0 LOB: 2 BB: 2 P: 11	R: 0 E: 0 K: 0 S: 5	H: 2 LOB: 2 BB: 0 P: 5	R: 0 E: 0 K: 1 S: 5	H: 0 LOB: 1 BB: 1 P: 9	R: 0 E: 0 K: 0 S: 4	H: 1 LOB: 1 BB: 0 P: 4	R: 0 E: 0 K: 1 S: 5	H: 0 LOB: 0 BB: 0 P: 5	R: 4 E: 0 K: 0 S: 7	H: 5 LOB: 1 BB: 0 P: 7	R: 2 E: 0 K: 1 S: 7	H: 2 LOB: 0 BB: 0 P: 7	R: 0 E: 0 K: 0 S: 4	H: 1 LOB: 1 BB: 0 P: 4	R: 0 E: 0 K: 0 S: 3	H: 1 LOB: 0 BB: 0 P: 3	1B: 10 2B: 1 3B: 0 HR: 2	SF: 0 SAC: 0 DP: 1 HBP: 0	WP: 1 PB: 0 SB: 1 CS: 0	PA: 40														
PITCHER	IP	WLS	BF	H	R	ER	SO	BB	IBB	HBP	BLK	WP	HR	S	P	ERA	WHIP	PITCHER	IP	WLS	BF	H	R	ER	SO	BB	IBB	HBP	BLK	WP	HR	S	P	ERA	WHIP	
Rick Aguilera, R ERA: 3.4	6.0	L	28	8	4	4	2	3	0	0	0	1	0	29	41	6.00	1.833																			
Tom Gorman, L ERA: 5.29	1.0		5	2	2	2	1	0	0	0	0	0	2	7	7	18.00	2.000																			
Doug Sisk, R ERA: 5.88	2.0		7	2	0	0	0	0	0	0	0	0	0	7	7	0.00	1.000																			

San Diego Padres @ New York Mets
Shea Stadium, Flushing, NY
Fri Aug 23 1985, 7:05 PM EDT
Unknown

livebaseballscores.com

AB 37
R 6
H 12
RBI 6
BB 3
SO 3
LOB 13



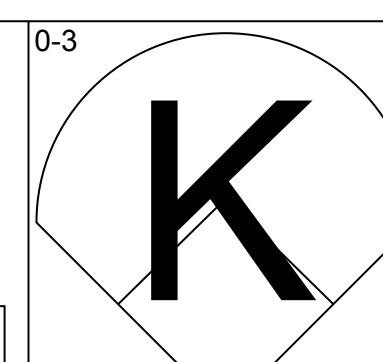
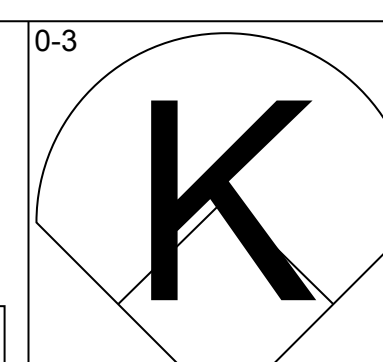
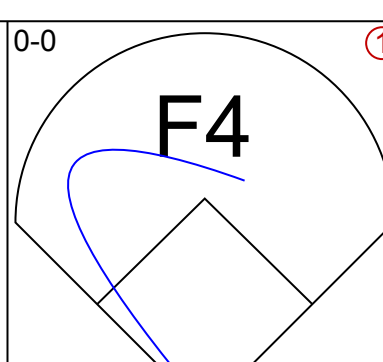
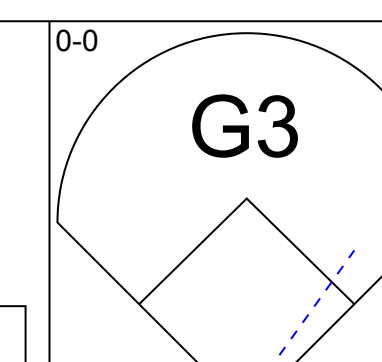
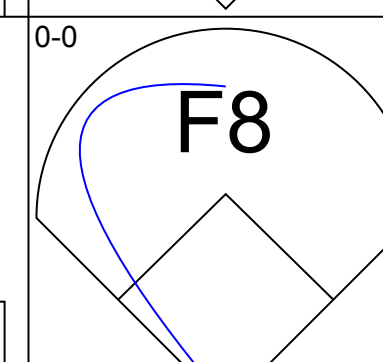
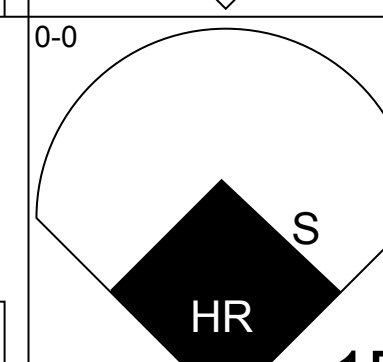
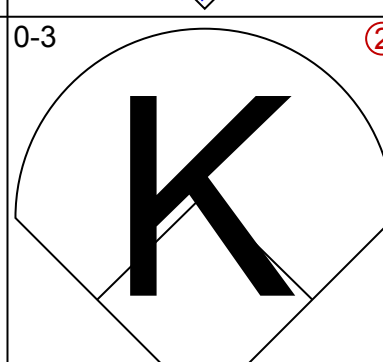
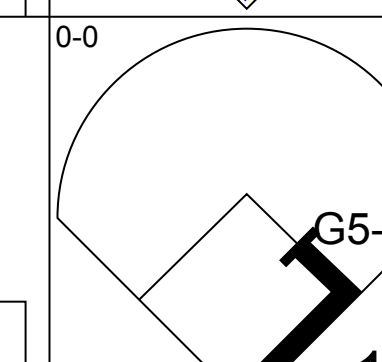
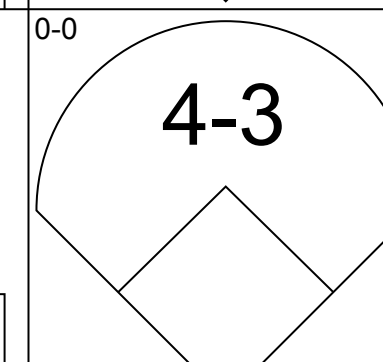
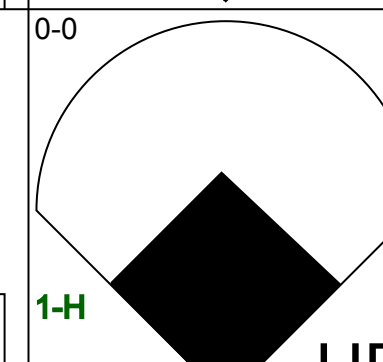
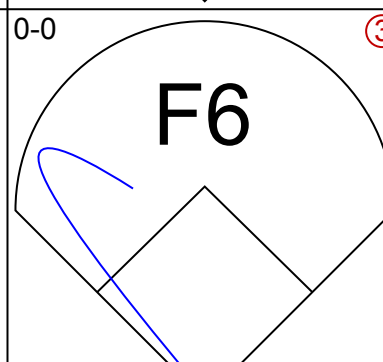
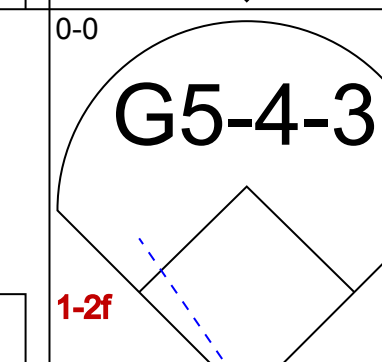
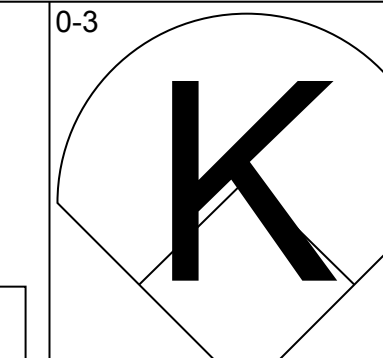
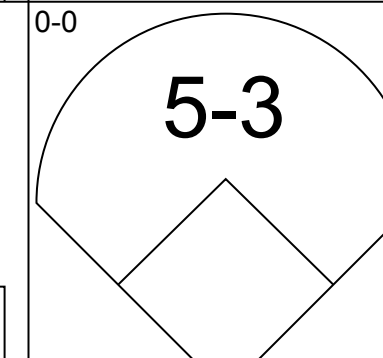
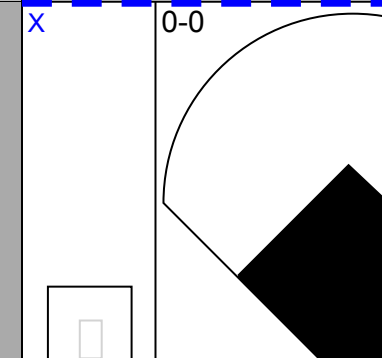
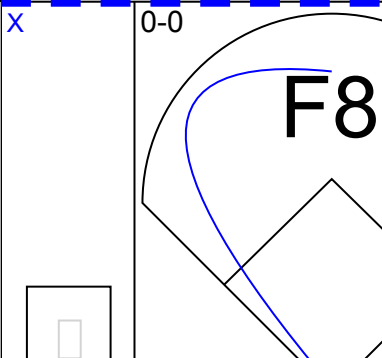
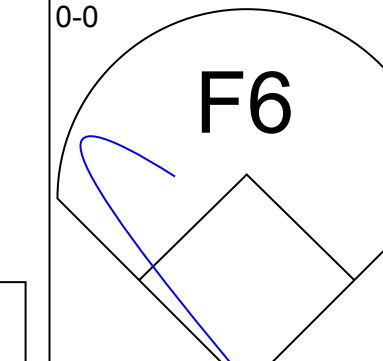
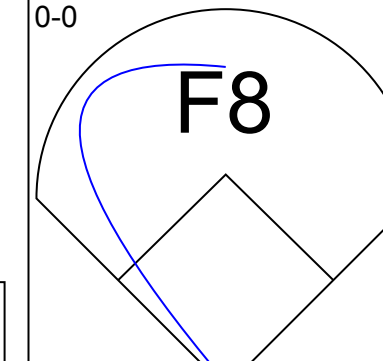
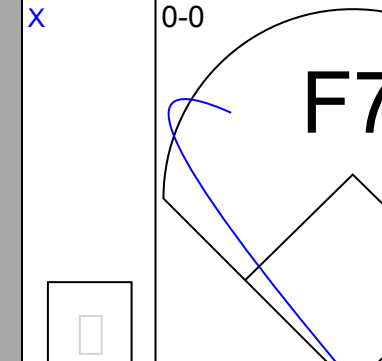
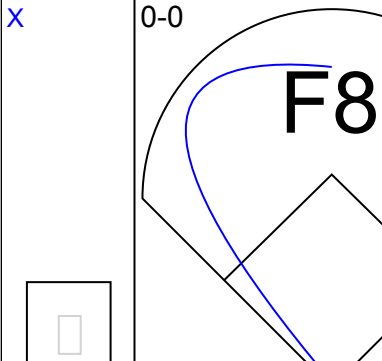
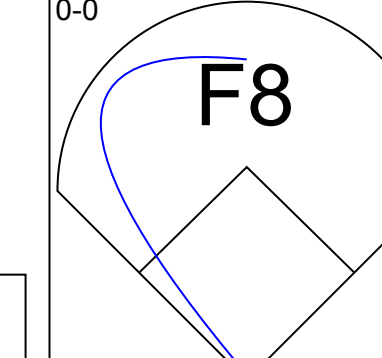
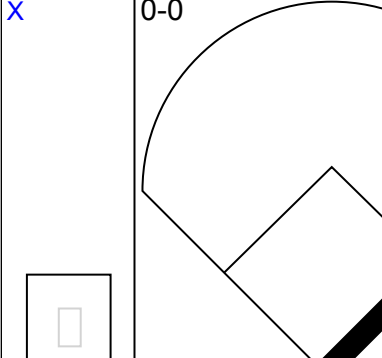
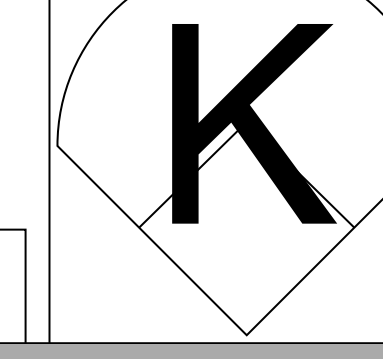
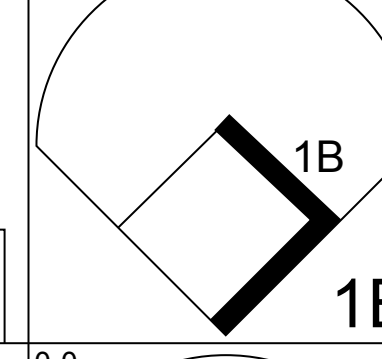
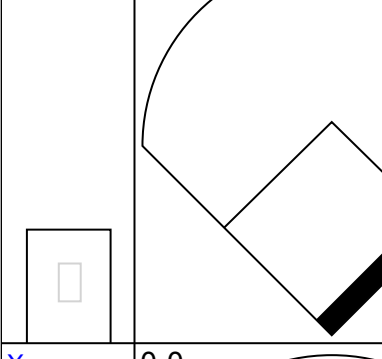
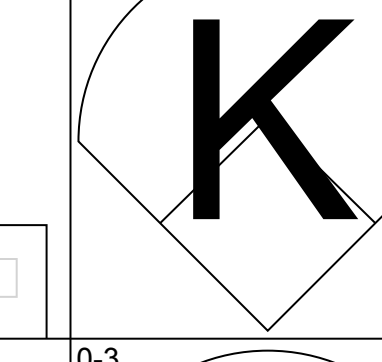
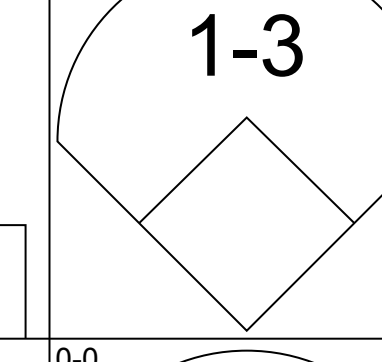
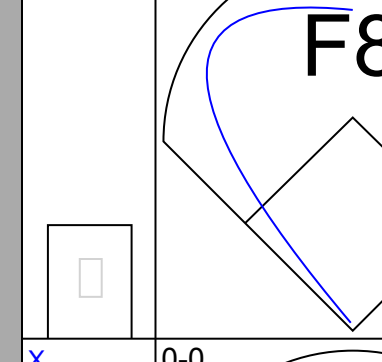
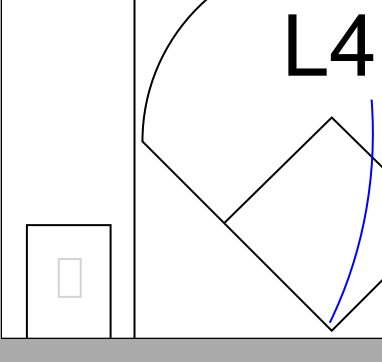
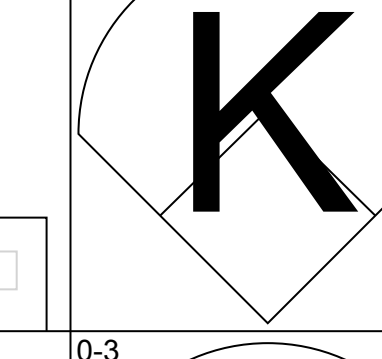
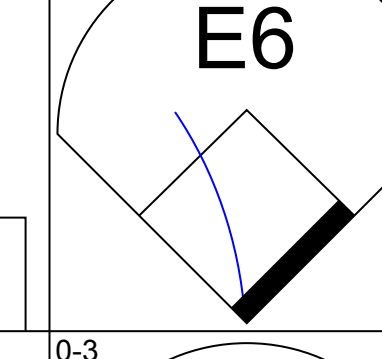
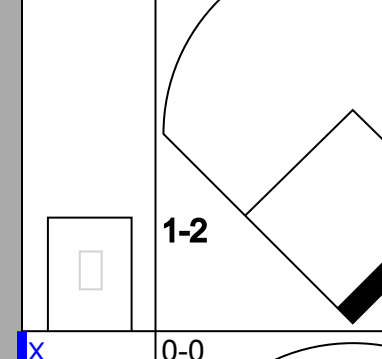
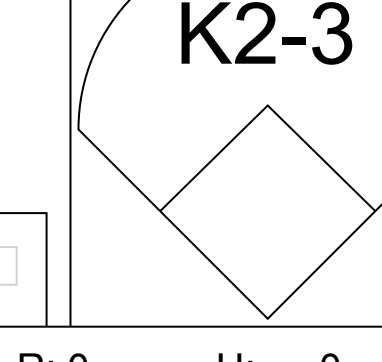
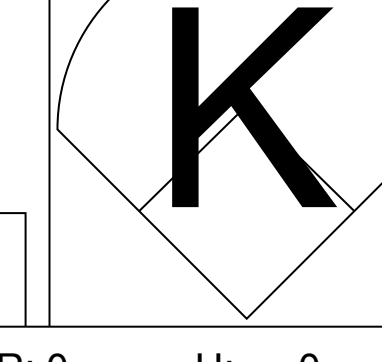
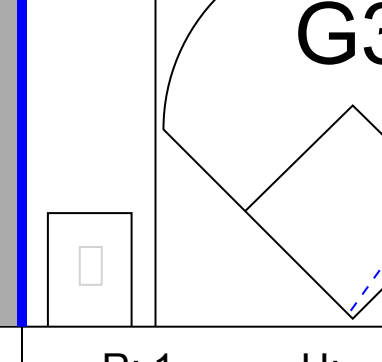
Batter	1	2	3	4	5	6	7	8	9	AB	R	H	RBI	BB	SO	LOB	BOTTOM																			
Wally Backman, S OBP: 0.353, SLG: 0.386	F8		6-3							3	0	0	0	2	1	1																				
Tom Paciorek, R OBP: 0.311, SLG: 0.311										4	0	0	0	0	0	4																				
Doug Sisk, R	F9		4-3							0	0	0	0	0	0	0																				
Rusty Staub, L OBP: 0.357, SLG: 0.353										1	0	0	0	0	0	3																				
Keith Hernandez, L OBP: 0.376, SLG: 0.421	3-1									4	0	0	0	0	2	0																				
Gary Carter, R OBP: 0.353, SLG: 0.430										4	0	1	0	0	0	0																				
Darryl Strawberry, L OBP: 0.382, SLG: 0.542										2	1	0	0	2	0	1																				
George Foster, R OBP: 0.319, SLG: 0.459										4	0	2	1	0	2	3																				
Ray Knight, R OBP: 0.231, SLG: 0.325										4	0	0	0	0	0	4																				
Rafael Santana, R OBP: 0.286, SLG: 0.299										4	0	2	0	0	0	1																				
Rick Aguilera, R OBP: 0.375, SLG: 0.435										2	0	0	0	0	0	2																				
Tom Gorman, L										0	0	0	0	0	0	0																				
Lenny Dykstra, L OBP: 0.347, SLG: 0.333										1	0	1	0	1	0	0																				
Inning Stats	R: 0 E: 0 K: 0 S: 3	H: 0 LOB: 0 BB: 0 P: 3	R: 1 E: 0 K: 0 S: 4	H: 1 LOB: 1 BB: 1 P: 8	R: 0 E: 0 K: 0 S: 3	H: 0 LOB: 0 BB: 0 P: 3	R: 0 E: 0 K: 1 S: 5	H: 0 LOB: 0 BB: 0 P: 5	R: 0 E: 0 K: 0 S: 5	H: 2 LOB: 3 BB: 1 P: 9	R: 0 E: 0 K: 1 S: 6	H: 1 LOB: 2 BB: 1 P: 10	R: 0 E: 0 K: 1 S: 6	H: 1 LOB: 1 BB: 0 P: 6	R: 0 E: 1 K: 2 S: 8	H: 0 LOB: 1 BB: 0 P: 8	R: 0 E: 0 K: 0 S: 3	H: 1 LOB: 2 BB: 2 P: 11	1B: 6 2B: 0 3B: 0 HR: 0	SF: 0 SAC: 0 DP: 0 HBP: 0	WP: 1 PB: 0 SB: 2 CS: 0	PA: 39														
PITCHER	IP	WLS	BF	H	R	ER	SO	BB	IBB	HBP	BLK	WP	HR	S	P	ERA	WHIP	PITCHER	IP	WLS	BF	H	R	ER	SO	BB	IBB	HBP	BLK	WP	HR	S	P	ERA	WHIP	
Mark Thurmond, L ERA: 4.2	5.1	W	23	4	1	1	1	3	0	0	0	1	0	22	34	1.69	1.312																			
Tim Stoddard, R ERA: 4.01	3.0		14	2	0	0	4	2	0	0	0	1	0	20	28	0.00	1.333																			
Craig Lefferts, L ERA: 3.15	0.2	S	1	0	0	0	0	0	0	0	0	0	0	1	1	0.00	0.000																			

San Diego Padres @ New York Mets
Shea Stadium, Flushing, NY
Fri Aug 23 1985, 7:05 PM EDT
Unknown

livebaseballscores.com

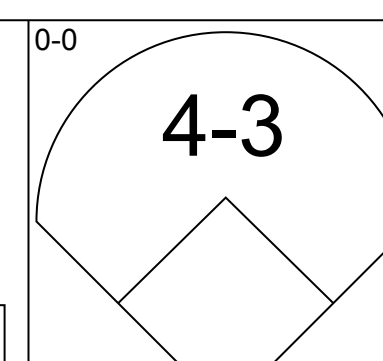
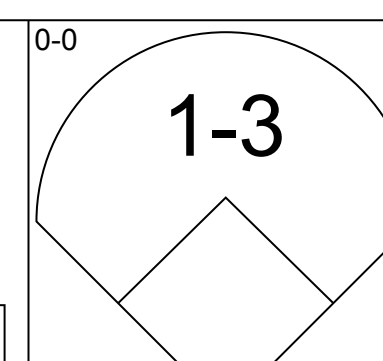
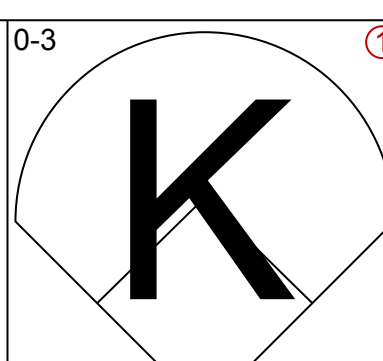
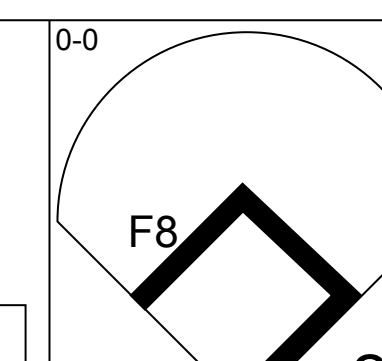
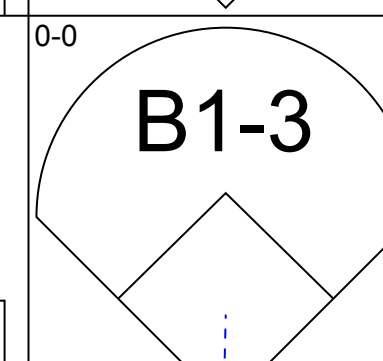
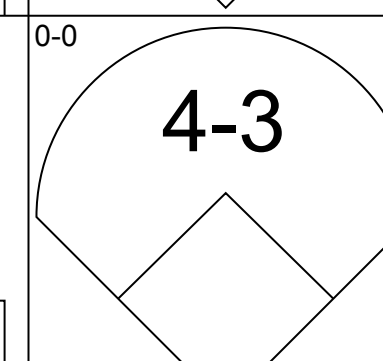
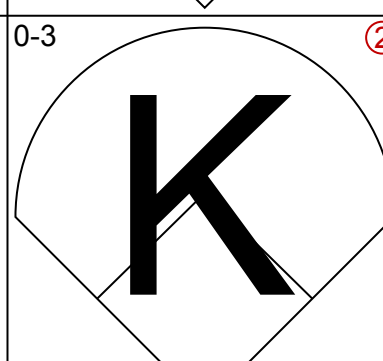
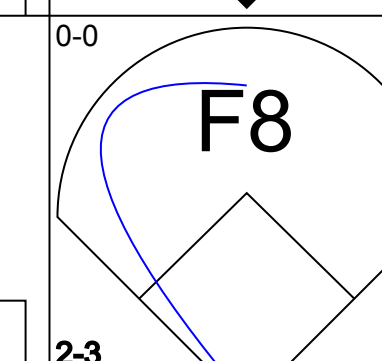
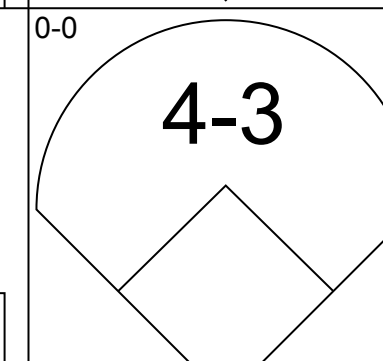
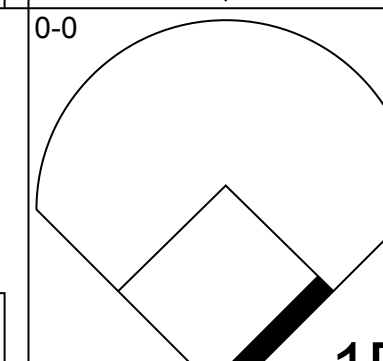
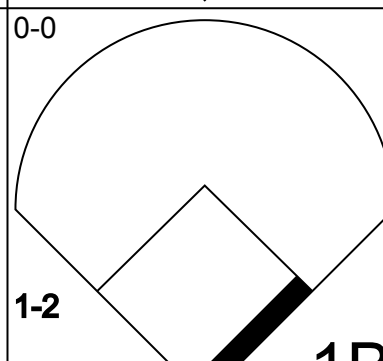
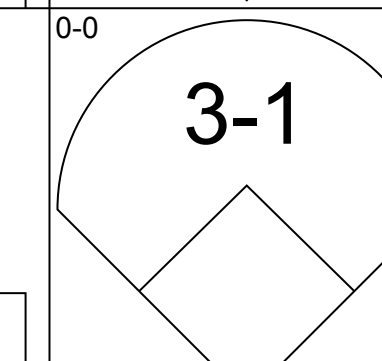
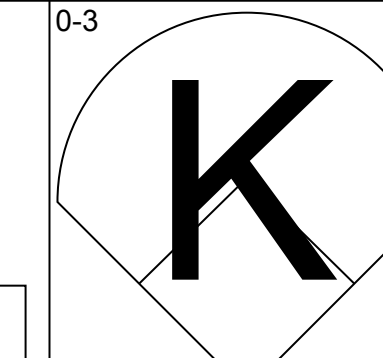
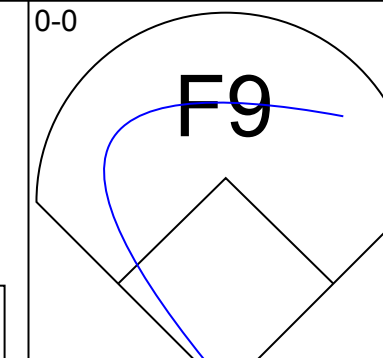
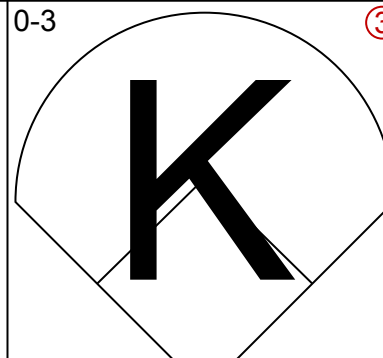
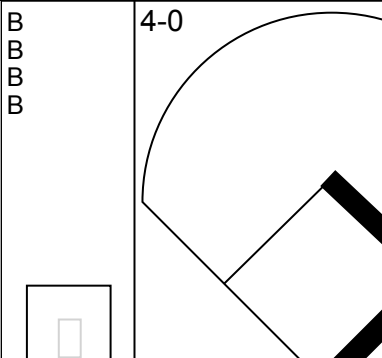
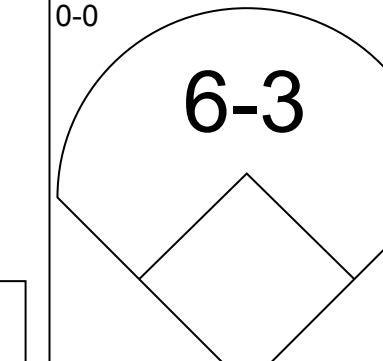
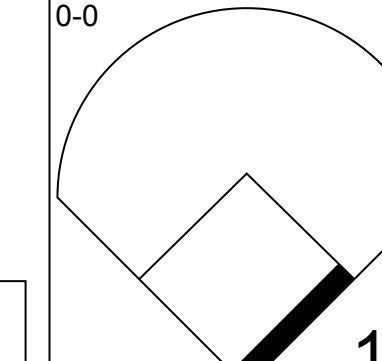
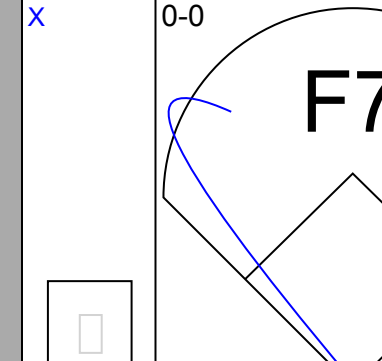
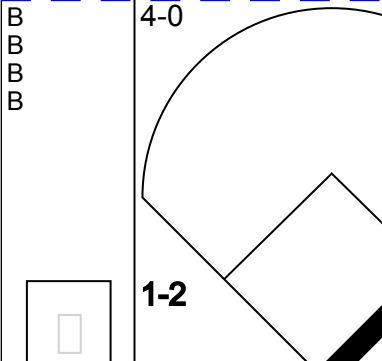
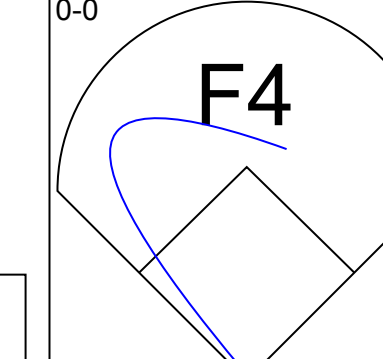
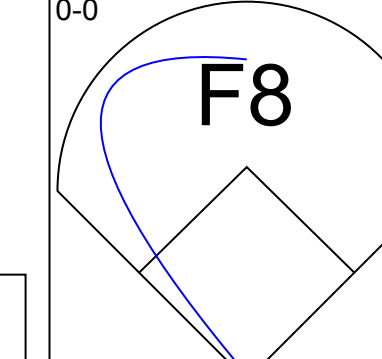
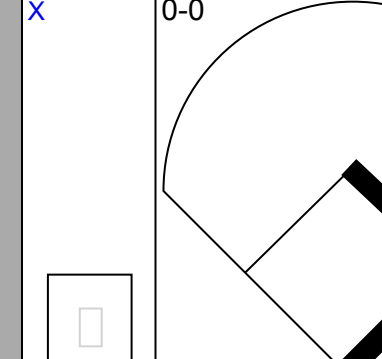
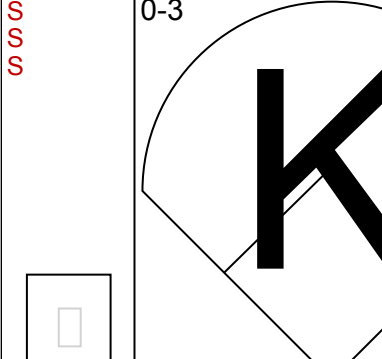
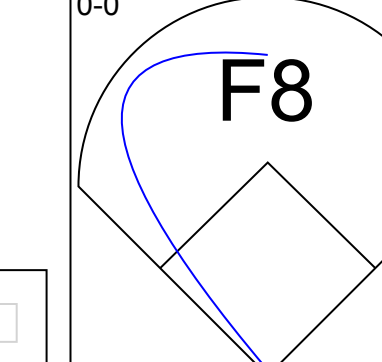
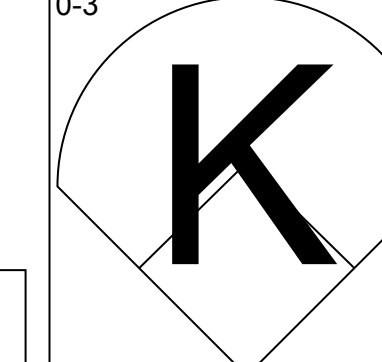
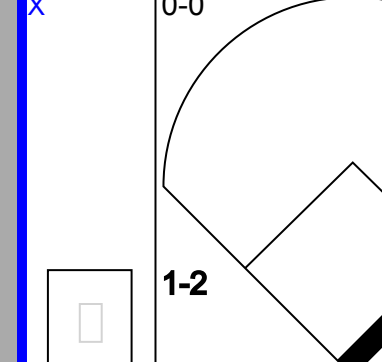
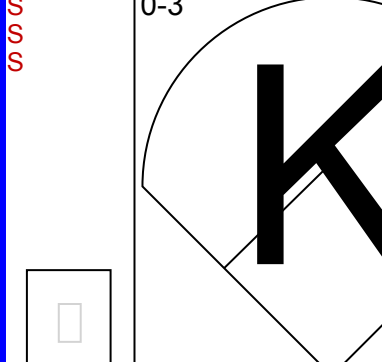
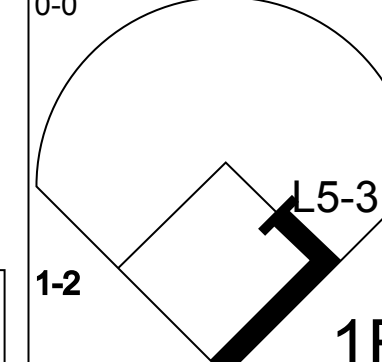
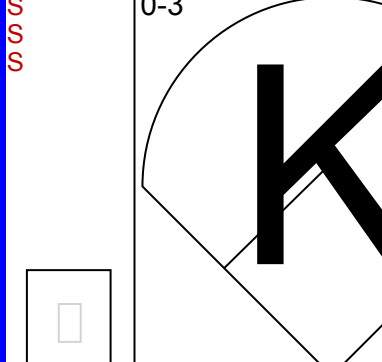
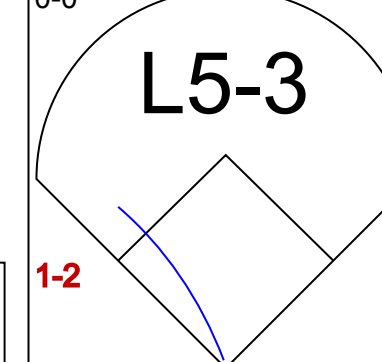
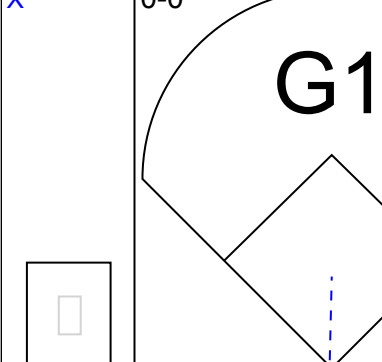


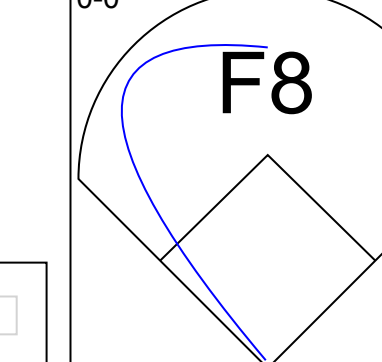
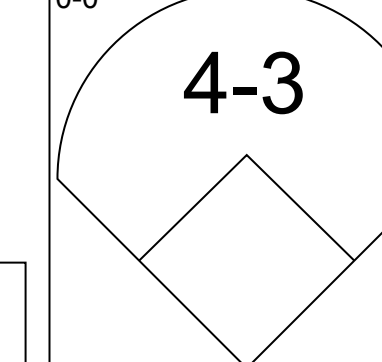
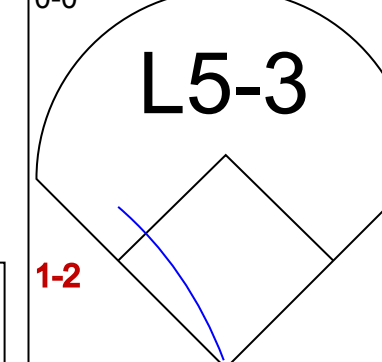
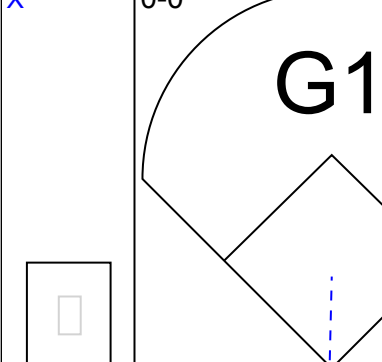
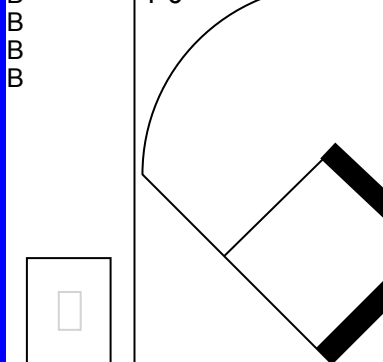
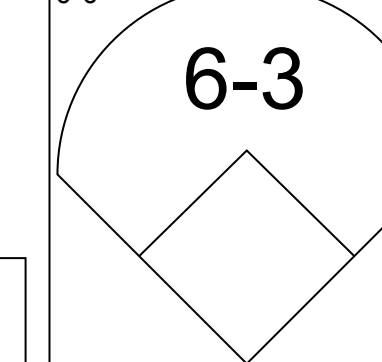
AB 33
R 1
H 6
RBI 1
BB 5
SO 5
LOB 19



Batter	1	2	3	4	5	6	7	8	9	AB	R	H	RBI	BB	SO	LOB	TOP																									
Miguel Dilone, S (1, 9) OBP: 0.258, SLG: 0.254										4	0	0	0	0	2	0	San Diego Padres @ New York Mets Shea Stadium, Flushing, NY Fri Aug 23 1985, 7:05 PM EDT Att: 45,156 - Unknown																									
Gary Tompston, S (1, 6) OBP: 0.343, SLG: 0.380										4	1	2	0	0	1	0																										
Steve Carvey, R (1, 3) OBP: 0.303, SLG: 0.433										4	1	1	2	0	0	1																										
Carmelo Martinez, R (1, 7) OBP: 0.346, SLG: 0.432										4	1	1	1	0	1	0																										
Kevin McReynolds, R (1, 8) OBP: 0.288, SLG: 0.375										4	0	0	0	0	0	0																										
Kurt Bevacqua, R (1, 5) OBP: 0.359, SLG: 0.369										3	0	1	0	0	1	0																										
Tim Flannery, L (7, 4) OBP: 0.387, SLG: 0.360										1	0	1	0	0	0	0																										
Jerry Royster, R (1, 4) OBP: 0.351, SLG: 0.391										4	0	0	0	0	1	2																										
Bruce Bochy, R (1, 2) OBP: 0.311, SLG: 0.500										3	0	1	0	0	1	0																										
Roy Lee Jackson, R (1, 1)										2	0	0	0	0	2	1																										
Craig Lefferts, L (6, 1) OBP: 0.250, SLG: 0.250										1	0	0	0	0	2																											
Gene Walter, L (9, 1)										0	0	0	0	0	0	0																										
Lance McCullers, S (9, 1)										0	0	0	0	0	0	0																										
Inning Stats	R: 0 E: 0 K: 1 S: 5	H: 0 LOB: 0 BB: 0 P: 5	R: 0 E: 0 K: 2 S: 7	H: 0 LOB: 0 BB: 0 P: 7	R: 0 E: 0 K: 3 S: 9	H: 0 LOB: 0 BB: 0 P: 9	R: 2 E: 0 K: 1 S: 7	H: 2 LOB: 0 BB: 0 P: 7	R: 0 E: 1 K: 1 S: 6	H: 0 LOB: 1 BB: 0 P: 6	R: 0 E: 0 K: 3 S: 5	H: 0 LOB: 0 BB: 0 P: 5	R: 1 E: 0 K: 0 S: 6	H: 3 LOB: 2 BB: 0 P: 6	R: 0 E: 0 K: 0 S: 3	H: 1 LOB: 0 BB: 0 P: 3	R: 0 E: 0 K: 0 S: 4	H: 1 LOB: 1 BB: 0 P: 4	R: 0 E: 0 K: 0 S: 4	H: 1 LOB: 1 BB: 0 P: 4	1B: 5 2B: 0 3B: 0 HR: 2	SF: 0 SAC: 0 DP: 1 HBP: 0	WP: 0 PB: 0 SB: 1 CS: 0	PA: 34																		
PITCHER	IP	WLS	BF	H	R	ER	SO	BB	IBB	HBP	BLK	WP	HR	S	P	ERA	WHIP	PITCHER								IP	WLS	BF	H	R	ER	SO	BB	IBB	HBP	BLK	WP	HR	S	P	ERA	WHIP
Sid Fernandez, L (1, 1) ERA: 2.74	6.0	L	21	2	2	2	9	0	0	0	0	0	1	39	39	3.00	0.333																									
Roger McDowell, R (7, 1) ERA: 3.12	2.0		9	4	1	1	0	0	0	0	0	0	1	9	9	4.50	2.000																									
Jesse Orosco, L (9, 1) ERA: 2.89	1.0		4	1	0	0	0	0	0	0	0	0	0	4	4	0.00	1.000																									

AB 34
R 3
H 7
RBI 3
BB 0
SO 9
LOB 6



Batter	1	2	3	4	5	6	7	8	9	AB	R	H	RBI	BB	SO	LOB	BOTTOM																										
Lenny Dykstra, L (1, 8) OBP: 0.345, SLG: 0.337										4	0	1	0	0	1	1	San Diego Padres @ New York Mets Shea Stadium, Flushing, NY Fri Aug 23 1985, 7:05 PM EDT Att: 45,156 - Unknown																										
Wally Backman, S (1, 4) OBP: 0.349, SLG: 0.381										4	0	0	0	0	1	2																											
Keith Hernandez, L (1, 3) OBP: 0.377, SLG: 0.421										4	0	2	0	0	0	1																											
Darryl Strawberry, L (1, 9) OBP: 0.380, SLG: 0.536										3	0	0	0	1	2	3																											
Danny Heep, L (1, 7) OBP: 0.336, SLG: 0.432										3	0	1	0	1	0	0																											
Howard Johnson, S (1, 5) OBP: 0.301, SLG: 0.353										4	0	1	0	0	1	3																											
Clint Hurdle, L (1, 2) OBP: 0.325, SLG: 0.394										2	0	0	0	0	1	1																											
Tom Paciorek, R (7, PH) OBP: 0.315, SLG: 0.315										1	0	1	0	0	0	0																											
Ronn Reynolds, R (8, 2) OBP: 0.303, SLG: 0.344										0	0	0	0	0	0	0																											
Gary Carter, R (9, PH) OBP: 0.352, SLG: 0.429										1	0	0	0	0	1	2																											
Larry Bowa, S (1, 6) OBP: 0.280, SLG: 0.312										4	0	0	0	0	0	5																											
Sid Fernandez, L (1, 1) OBP: 0.216, SLG: 0.270										1	0	0	0	0	0	0																											
Ray Knight, R (6, PH) OBP: 0.235, SLG: 0.325										0	0	0	0	1	0	0																											
Roger McDowell, R (7, 1) OBP: 0.214, SLG: 0.154										0	0	0	0	0	0	0																											
Rafael Santana, R (8, PH) OBP: 0.285, SLG: 0.298										0	0	0	0	0	0	0																											
Jesse Orosco, R (9, 1) OBP: 0.250, SLG: 0.250										0	0	0	0	0	0	0																											
Inning Stats	R: 0 E: 0 K: 0 S: 3	H: 0 LOB: 0 BB: 0 P: 3	R: 0 E: 0 K: 1 S: 5	H: 0 LOB: 0 BB: 0 P: 5	R: 0 E: 0 K: 0 S: 3	H: 0 LOB: 0 BB: 0 P: 3	R: 0 E: 0 K: 0 S: 4	H: 1 LOB: 1 BB: 0 P: 4	R: 0 E: 0 K: 0 S: 6	H: 1 LOB: 1 BB: 0 P: 6	R: 0 E: 0 K: 3 S: 10	H: 2 LOB: 1 BB: 1 P: 14	R: 0 E: 0 K: 0 S: 4	H: 1 LOB: 1 BB: 0 P: 4	R: 0 E: 0 K: 0 S: 4	H: 1 LOB: 1 BB: 0 P: 4	R: 0 E: 0 K: 2 S: 7	H: 0 LOB: 2 BB: 2 P: 15	1B: 5 2B: 2 3B: 0 HR: 0	SF: 0 SAC: 0 DP: 1 HBP: 0	WP: 0 PB: 0 SB: 0 CS: 0	PA: 35																					
PITCHER	IP	WLS	BF	H	R	ER	SO	BB	IBB	HBP	BLK	WP	HR	S	P	ERA	WHIP	PITCHER								IP	WLS	BF	H	R	ER	SO	BB	IBB	HBP	BLK	WP	HR	S	P	ERA	WHIP	
Roy Lee Jackson, R (1, 1) ERA: 1.85	5.0	W	17	2	0	0	2	0	0	0	0	0	0	21	21	0.00	0.400																										
Craig Lefferts, L (6, 1) ERA: 3.01	3.0		14	4	0	0	3	2	0	0	0	0	0	18	26	0.00	2.000																										
Gene Walter, L (9, 1) ERA: 1.8	0.1		2	0	0	0	1	1	0	0	0	0	0	3	7	0.00	3.000																										
Lance McCullers, R (9, 1) ERA:	0.2	S	2	0	0	0	1	0	0	0	0	0	0	4	4	0.00	0.000																										



Batter	1	2	3	4	5	6	7	8	9	AB	R	H	RBI	BB	SO	LOB	TOP	
Garry Templeton, S (1, 6) OBP: 0.342, SLG: 0.378	F7		F8		FC3-6			1B BB		3	0	0	0	1	0	1	San Diego Padres @ New York Mets Shea Stadium, Flushing, NY Sat Aug 24 1985, 7:05 PM EDT Att: 40,863 - Unknown	
Tony Gwynn, L (1, 9) OBP: 0.350, SLG: 0.402	CS 1B		1-3		F8			1B		4	0	2	0	0	0	1		
Steve Garvey, R (1, 3) OBP: 0.307, SLG: 0.435	BB		3-1					BB 1B		3	0	2	0	1	0	0		
Graig Nettles, L (1, 5) OBP: 0.375, SLG: 0.432	G3				K			BB 1B		3	0	0	0	1	1	4		
Terry Kennedy, L (1, 2) OBP: 0.292, SLG: 0.384					F7			BB		4	1	1	0	0	0	5		
Carmelo Martinez, R (1, 7) OBP: 0.347, SLG: 0.433										3	0	1	0	1	1	1		
Kevin McReynolds, R (1, 8) OBP: 0.285, SLG: 0.371					F8					4	0	0	0	0	1	3		
Tim Flannery, L (1, 4) OBP: 0.385, SLG: 0.357										2	0	0	1	0	0	0		
Jerry Royster, R (9, PH) OBP: 0.349, SLG: 0.388	SH1-3									1	0	0	0	0	1	0		
Dave Dravecky, R (1, 1) OBP: 0.175, SLG: 0.132										2	0	1	0	0	1	1		
Al Bumbry, L (7, PH) OBP: 0.273, SLG: 0.293										1	0	0	0	0	1	0		
Gene Walter, L (7, 1)										0	0	0	0	0	0	0		
Inning Stats	R: 0 E: 0 K: 0 S: 3	H: 1 LOB: 1 BB: 1 P: 7	R: 1 E: 0 K: 2 S: 9	H: 2 LOB: 1 BB: 0 P: 9	R: 0 E: 0 K: 1 S: 5	H: 0 LOB: 1 BB: 1 P: 9	R: 0 E: 0 K: 1 S: 4	H: 1 LOB: 1 BB: 1 P: 9	R: 0 E: 0 K: 1 S: 5	H: 0 LOB: 0 BB: 0 P: 5	R: 0 E: 0 K: 0 S: 4	H: 2 LOB: 2 BB: 1 P: 8	R: 0 E: 0 K: 1 S: 5	H: 0 LOB: 0 BB: 0 P: 5	1B: 6 2B: 1 3B: 0 HR: 0	SF: 0 SAC: 1 DP: 2 HBP: 0	WP: 0 PB: 0 SB: 0 CS: 1	PA: 35
PITCHER	IP WLS BF H R ER SO BB IBB HBP BLK WP HR S P ERA WHIP																	
Ron Darling, R (1, 1) ERA: 2.75	7.0 W 30 7 1 1 5 4 0 0 0 0 0 0 0 0 0 1.29 1.571																	
Jesse Orosco, L (8, 1) ERA: 2.79	2.0 S 5 0 0 0 1 0 0 0 0 0 0 0 0 0 7 0.00 0.000																	

AB	30
R	1
H	7
RBI	1
BB	4
SO	6
LOB	16



Batter	1	2	3	4	5	6	7	8	9	AB	R	H	RBI	BB	SO	LOB	BOTTOM			
Lenny Dykstra, L (1, 8) OBP: 0.339, SLG: 0.330	K				4-3					4	0	0	0	0	1	2	San Diego Padres @ New York Mets Shea Stadium, Flushing, NY Sat Aug 24 1985, 7:05 PM EDT Att: 40,863 - Unknown			
Wally Backman, S (1, 4) OBP: 0.346, SLG: 0.377	F8				F8					4	0	0	0	0	1	0				
Keith Hernandez, L (1, 3) OBP: 0.376, SLG: 0.420	F7				F8					4	0	1	0	0	0	0				
Gary Carter, R (1, 2) OBP: 0.351, SLG: 0.427					6-3					4	2	1	0	0	0	1				
George Foster, R (1, 7) OBP: 0.324, SLG: 0.465										4	2	3	0	0	0	1				
Tom Paciorek, R (1, 9) OBP: 0.316, SLG: 0.322										3	1	1	1	0	0	2				
Ray Knight, R (1, 5) OBP: 0.249, SLG: 0.338										4	0	4	3	0	0	0				
Rafael Santana, R (1, 6) OBP: 0.285, SLG: 0.298										4	0	1	1	0	1	4				
Ron Darling, R (1, 1) OBP: 0.206, SLG: 0.258										2	0	0	0	0	0	2				
Jesse Orosco, R (8, 1) OBP: 0.250, SLG: 0.250										0	0	0	0	0	0	0				
Inning Stats	R: 0 E: 0 K: 1 S: 5	H: 0 LOB: 0 BB: 0 P: 5	R: 2 E: 0 K: 0 S: 7	H: 4 LOB: 2 BB: 0 P: 7	R: 0 E: 0 K: 0 S: 3	H: 0 LOB: 0 BB: 0 P: 3	R: 0 E: 0 K: 0 S: 5	H: 2 LOB: 2 BB: 0 P: 5	R: 0 E: 0 K: 0 S: 3	H: 0 LOB: 0 BB: 0 P: 3	R: 1 E: 0 K: 0 S: 5	H: 2 LOB: 1 BB: 0 P: 5	R: 0 E: 0 K: 1 S: 5	H: 0 LOB: 0 BB: 0 P: 5	R: 2 E: 0 K: 1 S: 8	H: 3 LOB: 1 BB: 0 P: 8	1B: 9 2B: 2 3B: 0 HR: 0	SF: 0 SAC: 2 DP: 0 HBP: 0	WP: 0 PB: 0 SB: 0 CS: 0	PA: 35
PITCHER	IP WLS BF H R ER SO BB IBB HBP BLK WP HR S P ERA WHIP																			
Dave Dravecky, L (1, 1) ERA: 2.16	6.0 L 26 8 3 3 1 0 0 0 0 0 0 0 0 0 28 4.50 1.333																			
Gene Walter, L (7, 1) ERA: 3.95	2.0 9 3 2 2 2 0 0 0 0 0 0 0 0 0 13 9.00 1.500																			

AB	33
R	5
H	11
RBI	5
BB	0
SO	3
LOB	12



Batter	1	2	3	4	5	6	7	8	9	AB	R	H	RBI	BB	SO	LOB	TOP		
Garry Templeton, S OBP: 0.341, SLG: 0.373 Mario Ramirez, R OBP: 0.281, SLG: 0.333	0-0 1B	0-0 1-3			0-0 4-3		0-3 K			4	0	1	0	0	1	0			
Tony Gwynn, L OBP: 0.349, SLG: 0.401	0-0 4-3 2B		0-0 4-3		0-0 4-3			0-0 F7		4	1	2	0	0	0	0			
Steve Garvey, R OBP: 0.305, SLG: 0.431	0-0 4-3		0-0 5-3		0-0 4-3			0-0 6-3		4	0	0	0	0	0	2			
Graig Nettles, L OBP: 0.371, SLG: 0.430	0-0 2B		0-0 2B		0-0 F7			0-0 P6		4	0	2	1	0	0	1			
Terry Kennedy, L OBP: 0.291, SLG: 0.381	0-0 4-3		0-0 4-3		0-0 G5-4-3 1B			0-0 F9		4	0	1	0	0	0	2			
Carmelo Martinez, R OBP: 0.351, SLG: 0.443		0-0 2B 1B		0-0 6-3		0-0 G5-4-3 1B		0-0 HR		4	2	2	1	0	0	1			
Kevin McReynolds, R OBP: 0.289, SLG: 0.370		0-0 1-3 2B		0-0 6-3		0-0 F8		0-0 5-3		4	1	1	0	0	0	0			
Tim Flannery, L OBP: 0.391, SLG: 0.367		0-0 2H 3-H 1B		4-0 BB		0-0 3-1		0-0 2B		3	0	2	2	1	0	0			
Mark Thurmond, L OBP: 0.148, SLG: 0.120 Roy Lee Jackson, R (8, 1)	0-0 4-3		0-3 K		0-0 4-3			0-0 1-3		3	0	0	0	0	1	1			
Inning Stats	R: 1 E: 0 K: 0 S: 5	H: 3 LOB: 1 BB: 0 P: 5	R: 2 E: 0 K: 0 S: 5	H: 3 LOB: 0 BB: 0 P: 5	R: 0 E: 0 K: 1 S: 4	H: 1 LOB: 1 BB: 0 P: 4	R: 0 E: 0 K: 1 S: 5	H: 0 LOB: 1 BB: 1 P: 9	R: 0 E: 0 K: 0 S: 3	H: 1 LOB: 0 BB: 0 P: 3	R: 0 E: 0 K: 1 S: 5	H: 0 LOB: 0 BB: 0 P: 5	R: 0 E: 0 K: 0 S: 3	H: 0 LOB: 0 BB: 0 P: 3	R: 1 E: 0 K: 0 S: 5	H: 2 LOB: 1 BB: 0 P: 5	1B: 5 2B: 5 3B: 0 HR: 1	SF: 0 SAC: 0 DP: 1 HBP: 0	WP: 0 PA: 36 CS: 0
PITCHER	IP WLS BF H R ER SO BB IBB HBP BLK WP HR S P ERA WHIP	7.0 L 28 9 3 3 2 1 0 0 0 0 0 1 8 35 3.86 1.429	2.0 8 2 1 1 0 0 0 0 0 0 0 1 8 8 4.50 1.000																

San Diego Padres @ Philadelphia Phillies
Veterans Stadium, Philadelphia, PA
Tue Aug 27 1985, 7:05 PM EDT
Att: 23,604 - Unknown

AB 35
R 4
H 11
RBI 4
BB 1
SO 2
LOB 8



Batter	1	2	3	4	5	6	7	8	9	AB	R	H	RBI	BB	SO	LOB	BOTTOM		
Von Hayes, L OBP: 0.353, SLG: 0.447	0-0 4-3		0-0 P5			0-3 K		0-3 K	0-0 4-3	5	0	0	0	0	2	1			
Rick Schu, R OBP: 0.349, SLG: 0.420	0-0 F7		0-0 CS 1B			0-0 E7 1B		0-0 BB 1B		4	0	3	0	0	0	0			
Juan Samuel, R OBP: 0.297, SLG: 0.440	0-0 S 1B		0-3 K			0-3 K		0-0 F8		4	0	1	0	0	2	3			
Mike Schmidt, R OBP: 0.355, SLG: 0.485	4-0 1-2 BB		0-0 6-3			0-0 F8		4-0 1-2 BB		2	0	0	0	2	0	1			
Glenn Wilson, R OBP: 0.313, SLG: 0.427	0-3 K		0-0 6-3			0-0 1B 1B		0-3 K		4	0	1	0	0	2	4			
Ozzie Virgil, R OBP: 0.353, SLG: 0.469		0-0 6-3		0-0 P4		0-3 K		0-0 4-3 3B		4	1	1	0	0	1	1			
John Russell, R OBP: 0.296, SLG: 0.393 Greg Gross, L OBP: 0.371, SLG: 0.319	0-0 F7		0-0 F7			0-0 1-2 1B		0-0 F8		3	0	1	0	0	0	0			
Tom Foley, L OBP: 0.281, SLG: 0.347	0-0 1B		0-0 F8			0-3 K		0-0 4-3		4	0	1	1	0	1	2			
John Denny, R OBP: 0.203, SLG: 0.169 Luis Aguayo, R OBP: 0.390, SLG: 0.393 Dave Rucker, L OBP: 0.571, SLG: 0.667 Jeff Stone, L OBP: 0.299, SLG: 0.328	0-3 K		0-0 F7			0-0 P3		0-0 1B		2	0	0	0	0	1	1			
Inning Stats	R: 0 E: 1 K: 1 S: 6	H: 1 LOB: 2 BB: 1 P: 10	R: 0 E: 0 K: 1 S: 6	H: 1 LOB: 1 BB: 0 P: 6	R: 0 E: 0 K: 1 S: 5	H: 1 LOB: 1 BB: 0 P: 5	R: 0 E: 0 K: 0 S: 3	H: 0 LOB: 0 BB: 0 P: 3	R: 0 E: 1 K: 2 S: 8	H: 1 LOB: 1 BB: 0 P: 8	R: 0 E: 0 K: 2 S: 9	H: 2 LOB: 2 BB: 0 P: 9	R: 0 E: 0 K: 2 S: 8	H: 1 LOB: 2 BB: 1 P: 12	R: 1 E: 0 K: 0 S: 5	H: 2 LOB: 1 BB: 0 P: 5	1B: 8 2B: 1 3B: 1 HR: 0	SF: 0 SAC: 0 DP: 1 HBP: 0	WP: 0 PA: 37 CS: 1
PITCHER	IP WLS BF H R ER SO BB IBB HBP BLK WP HR S P ERA WHIP	7.2 W 31 7 0 0 8 2 0 0 0 0 0 8 45 53 0.00 1.174	1.1 S 6 2 1 1 1 0 0 0 0 0 0 8 8 6.75 1.500																

San Diego Padres @ Philadelphia Phillies
Veterans Stadium, Philadelphia, PA
Tue Aug 27 1985, 7:05 PM EDT
Att: 23,604 - Unknown

AB 35
R 1
H 9
RBI 1
BB 2
SO 9
LOB 16



Batter	1	2	3	4	5	6	7	8	9	AB	R	H	RBI	BB	SO	LOB	TOP								
Tim Raines, S (1,7) OBP: 0.390, SLG: 0.453	0-0 S 1B		0-0 6-3			0-0 5-3	0-0 2B 2B		0-0 HR	5	2	3	2	0	0	1	Montreal Expos @ San Diego Padres Jack Murphy Stadium, San Diego, CA Thu Aug 29 1985, 6:33 AM EDT Att: 16,749 - Unknown livebaseballscores.com								
Vance Law, R (1,4) OBP: 0.358, SLG: 0.397	0-0 F8		0-0 5-3			0-0 6-3	0-0 2B BB		0-0 1B	3	0	0	0	0	0	2									
Bert Roberge, R (6,1)										0	0	0	0	0	0	0									
Jim Wohlford, R (7,PH) OBP: 0.297, SLG: 0.291										0	0	0	0	0	0	0									
Terry Francona, L (7,PH) OBP: 0.333, SLG: 0.373										1	1	1	0	1	0	0									
Andre Dawson, R (1,9) OBP: 0.306, SLG: 0.433	0-3 K								0-3 K	4	1	2	3	0	1	1									
Tim Burke, R (7,1) OBP: 0.143, SLG: 0.143	1-2									1	0	0	0	0	1	1									
Jeff Reardon, R (9,1) OBP: 0.167, SLG: 0.167										0	0	0	0	0	0	0									
Hubie Brooks, R (1,6) OBP: 0.308, SLG: 0.407	0-0 1-3									4	0	0	0	0	1	3									
Tim Wallach, R (1,5) OBP: 0.310, SLG: 0.422		0-0 F9				0-0 F8			0-0 F9	4	1	1	0	0	0	0									
Andres Galaraga, R (1,3) OBP: 0.214, SLG: 0.154		0-0 6-3				0-0 F8			0-0 F9	2	1	0	0	1	0	0									
Herm Winningham, L (7,8) OBP: 0.312, SLG: 0.350										0	0	0	0	1	0	0									
Mitch Webster, S (1,8) OBP: 0.263, SLG: 0.398		0-3 K				0-0 F3			0-0 F8	4	1	1	1	0	1	1									
Mike Fitzgerald, R (1,2) OBP: 0.298, SLG: 0.287						0-0 5-3			0-0 F3	4	1	2	2	0	0	0									
Bryn Smith, R (1,1) OBP: 0.246, SLG: 0.274									0-0 F3	0	0	0	0	0	0	0									
Gary Lucas, L (5,1)										0	0	0	0	0	0	0									
U L Washington, S (6,PH) OBP: 0.316, SLG: 0.372									0-3 K	3	0	0	0	0	3	2									
Inning Stats	R: 0 E: 0 K: 1 S: 6	H: 1 LOB: 1 BB: 0 P: 6	R: 0 E: 0 K: 1 S: 5	H: 0 LOB: 0 BB: 0 P: 5	R: 0 E: 0 K: 0 S: 4	H: 1 LOB: 1 BB: 0 P: 4	R: 0 E: 0 K: 1 S: 5	H: 0 LOB: 0 BB: 0 P: 5	R: 0 E: 0 K: 0 S: 3	H: 0 LOB: 0 BB: 0 P: 3	R: 0 E: 0 K: 1 S: 5	H: 0 LOB: 0 BB: 0 P: 5	R: 7 E: 0 K: 1 S: 11	H: 6 LOB: 1 BB: 2 P: 19	R: 0 E: 0 K: 0 S: 2	H: 0 LOB: 0 BB: 1 P: 6	R: 1 E: 0 K: 2 S: 9	H: 2 LOB: 1 BB: 0 P: 9	1B: 7 2B: 2 3B: 0 HR: 1	SF: 0 SAC: 1 DP: 0 HBP: 0	WP: 0 PB: 0 SB: 1 CS: 1	PA: 39			
PITCHER	IP	WLS	BF	H	R	ER	SO	BB	IBB	HBP	BLK	WP	HR	S	P	ERA	WHIP								
Dave Dravecky, L (1,1) ERA: 2.34	6.1		26	6	5	5	4	1	0	0	0	0	0	33	37	7.11	1.105								
Gene Walter, L (7,1) ERA: 4.91	0.1	L	2	1	0	0	1	0	0	0	0	0	0	4	4	0.00	3.000								
Lance McCullers, R (7,1) ERA: 1.93	2.1		11	3	3	3	2	2	0	0	0	0	1	13	21	11.57	2.143								

Batter	1	2	3	4	5	6	7	8	9	AB	R	H	RBI	BB	SO	LOB	BOTTOM								
Garry Templeton, S (1,6) OBP: 0.341, SLG: 0.379	0-0 3-1		0-3 K						0-0 1B	3	1	1	1	0	1	0	Montreal Expos @ San Diego Padres Jack Murphy Stadium, San Diego, CA Thu Aug 29 1985, 6:33 AM EDT Att: 16,749 - Unknown livebaseballscores.com								
Mario Ramirez, R (6,6) OBP: 0.273, SLG: 0.323									0-0 1B	1	0	0	0	0	0	0									
Al Bumbry, L (9,PH) OBP: 0.281, SLG: 0.301										1	0	1	0	0	0	0									
Tony Gwynn, L (1,9) OBP: 0.349, SLG: 0.401	0-0 6-3		0-0 S 1B						0-0 1B	5	0	2	0	0	1	0									
Steve Garvey, R (1,3) OBP: 0.304, SLG: 0.431	0-0 E 2B		0-0 F7						0-0 K	5	1	1	0	0	1	3									
Graig Nettles, L (1,5) OBP: 0.370, SLG: 0.428	0-0 E4								0-0 E3	4	0	1	0	0	0	0									
Jerry Royster, R (8,PR) OBP: 0.357, SLG: 0.392	0-0 FC4-6								0-0 E3	0	0	0	0	0	0	0									
Terry Kennedy, L (1,2) OBP: 0.290, SLG: 0.379	0-0 FC4-6								0-0 F7	4	1	1	0	0	0	3									
Carmelo Martinez, R (1,7) OBP: 0.350, SLG: 0.439		0-0 F5							0-0 F6	3	1	0	0	1	1	1									
Kevin McReynolds, R (1,8) OBP: 0.286, SLG: 0.376		0-0 5-3							0-0 F9	4	1	1	3	0	0	1									
Tim Flannery, L (1,4) OBP: 0.390, SLG: 0.363		0-0 G3							0-3 K	3	0	0	0	1	1	0									
Dave Dravecky, R (1,1) OBP: 0.167, SLG: 0.125									0-3 K	3	0	0	0	0	0	1									
Gene Walter, L (7,1) ERA: 3.59										0	0	0	0	0	0	0									
Lance McCullers, S (7,1) ERA: 2.26										0	0	0	0	0	0	0									
Bobby Brown, S (9,PH) OBP: 0.211, SLG: 0.197										1	0	0	0	0	1	0									
Inning Stats	R: 1 E: 1 K: 0 S: 5	H: 1 LOB: 1 BB: 0 P: 5	R: 0 E: 0 K: 0 S: 3	H: 0 LOB: 0 BB: 0 P: 3	R: 0 E: 0 K: 1 S: 6	H: 1 LOB: 1 BB: 0 P: 6	R: 3 E: 0 K: 0 S: 5	H: 2 LOB: 0 BB: 1 P: 9	R: 1 E: 0 K: 0 S: 5	H: 2 LOB: 1 BB: 0 P: 5	R: 0 E: 0 K: 1 S: 5	H: 0 LOB: 1 BB: 1 P: 9	R: 0 E: 0 K: 1 S: 5	H: 0 LOB: 0 BB: 0 P: 5	R: 0 E: 1 K: 0 S: 4	H: 0 LOB: 1 BB: 0 P: 4	R: 0 E: 0 K: 3 S: 11	H: 2 LOB: 2 BB: 0 P: 11	1B: 5 2B: 1 3B: 0 HR: 2	SF: 0 SAC: 0 DP: 0 HBP: 0	WP: 0 PB: 0 SB: 1 CS: 0	PA: 39			
PITCHER	IP	WLS	BF	H	R	ER	SO	BB	IBB	HBP	BLK	WP	HR	S	P	ERA	WHIP								
Bryn Smith, R (1,1) ERA: 2.76	4.2		22	6	5	4	1	1	0	0	0	0	0	23	27	7.71	1.500								
Gary Lucas, L (5,1) ERA: 3.59	0.1		1	0	0	0	0	0	0	0	0	0	0	1	1	0.00	0.000								
Bert Roberge, R (6,1) ERA: 2.26	1.0	W	4	0	0	0	1	1	0	0	0	0	0	5	9	0.00	1.000								
Tim Burke, R (7,1) ERA: 1.71	2.2		11	2	0	0	3	0	0	0	0	0	0	17	17	0.00	0.750								
Jeff Reardon, R (9,1) ERA: 3.24	0.1	S	1	0	0	0	1	0	0	0	0	0	0	3	3	0.00	0.000								

Batter	1	2	3	4	5	6	7	8	9	AB	R	H	RBI	BB	SO	LOB	TOP
Tim Raines, S <small>OBP: 0.390, SLG: 0.451</small> (1, 7)										4	2	1	1	1	0	1	Montreal Expos @ San Diego Padres Jack Murphy Stadium, San Diego, CA Sat Aug 31 1985, 10:05 PM EDT Att: 43,065 - Unknown
Vance Law, R <small>OBP: 0.361, SLG: 0.403</small> (1, 4)										3	2	1	2	2	0	1	
Andre Dawson, R <small>OBP: 0.306, SLG: 0.431</small> Mitch Webster, S <small>OBP: 0.261, SLG: 0.395</small> (1, 9) (8, 9)										4	1	1	1	0	1	1	
Hubie Brooks, R <small>OBP: 0.305, SLG: 0.405</small> (1, 6)										3	0	0	1	0	1	1	
Terry Francona, L <small>OBP: 0.337, SLG: 0.396</small> (1, 3)										4	1	2	1	0	0	0	
Tim Lincecum, R <small>OBP: 0.309, SLG: 0.420</small> (1, 5)										4	0	1	0	0	0	0	
Herm Winningham, L <small>OBP: 0.311, SLG: 0.346</small> (1, 8)										3	0	0	0	1	2	1	
Mike Fitzgerald, R <small>OBP: 0.300, SLG: 0.291</small> (1, 2)										3	1	1	0	1	1	1	
Bill Gullickson, R <small>OBP: 0.173, SLG: 0.212</small> (1, 1)										3	0	1	0	0	1	1	
Inning Stats	R: 0 H: 0 E: 0 LOB: 0 K: 0 BB: 0 S: 3 P: 3	R: 1 H: 1 E: 0 LOB: 0 K: 0 BB: 0 S: 4 P: 4	R: 2 H: 2 E: 0 LOB: 0 K: 2 BB: 0 S: 9 P: 9	R: 0 H: 2 E: 0 LOB: 1 K: 1 BB: 0 S: 6 P: 6	R: 4 H: 2 E: 0 LOB: 0 K: 0 BB: 2 S: 5 P: 13	R: 0 H: 1 E: 0 LOB: 1 K: 1 BB: 0 S: 6 P: 6	R: 0 H: 0 E: 0 LOB: 1 K: 1 BB: 1 S: 5 P: 9	R: 0 H: 0 E: 0 LOB: 1 K: 1 BB: 1 S: 3 P: 7	R: 0 H: 0 E: 0 LOB: 1 K: 1 BB: 1 S: 5 P: 9	1B: 4 SF: 1 2B: 2 SAC: 1 3B: 0 DP: 0 HR: 2 HBP: 0	WP: 1 PA: 39 FB: 0 SB: 1 CS: 0						
PITCHER	IP WLS BF H R ER SO BB IBB HBP BLK WP HR S P ERA WHIP											IP WLS BF H R ER SO BB IBB HBP BLK WP HR S P ERA WHIP					
Eric Show, R <small>ERA: 3.26</small> (1, 1)	3.0 L 12 3 3 3 2 0 0 0 0 0 0 2 16 16 9.00 1.000																
Craig Lefferts, L <small>ERA: 3.34</small> (4, 1)	1.1 8 3 3 3 1 2 0 0 0 0 0 0 8 16 20.25 3.750																
Roy Lee Jackson, R <small>ERA: 2.05</small> (5, 1)	0.2 3 1 1 0 0 0 0 0 0 0 0 0 3 3 0.00 1.500																
Gene Walter, L <small>ERA: 3.86</small> (6, 1)	2.0 8 1 0 0 2 1 0 0 0 0 0 0 11 15 0.00 1.000																
Tim Stoddard, R <small>ERA: 4.53</small> (8, 1)	2.0 8 0 0 0 1 2 0 0 0 0 1 0 8 16 0.00 1.000																
Batter	1	2	3	4	5	6	7	8	9	AB	R	H	RBI	BB	SO	LOB	BOTTOM
Garry Templeton, S <small>OBP: 0.338, SLG: 0.376</small> (1, 6)										4	0	0	0	0	1	0	Montreal Expos @ San Diego Padres Jack Murphy Stadium, San Diego, CA Sat Aug 31 1985, 10:05 PM EDT Att: 43,065 - Unknown
Tony Gwynn, L <small>OBP: 0.350, SLG: 0.402</small> (1, 9)										4	1	2	0	0	0	0	
Steve Garvey, R <small>OBP: 0.304, SLG: 0.430</small> (1, 3)										4	0	1	0	0	1	2	
Graig Nettles, L <small>OBP: 0.369, SLG: 0.426</small> (1, 5)										4	0	1	0	0	1	1	
Terry Kennedy, L <small>OBP: 0.291, SLG: 0.379</small> Tim Stoddard, R <small>OBP: 0.348, SLG: 0.356</small> (1, 2) (8, 1)										3	0	1	1	0	0	0	
Kurt Bevacqua, R <small>OBP: 0.348, SLG: 0.356</small> (9, PH)										1	0	0	0	0	0	0	
Carmelo Martinez, R <small>OBP: 0.347, SLG: 0.435</small> (1, 7)										4	0	0	0	0	0	2	
Kevin McReynolds, R <small>OBP: 0.286, SLG: 0.375</small> (1, 8)										3	0	1	0	0	0	2	
Tim Flannery, L <small>OBP: 0.386, SLG: 0.360</small> (1, 4)										3	0	0	0	0	0	1	
Eric Show, R <small>OBP: 0.102, SLG: 0.102</small> Bobby Brown, S <small>OBP: 0.201, SLG: 0.194</small> Craig Lefferts, L <small>OBP: 0.226, SLG: 0.290</small> Roy Lee Jackson, R <small>OBP: 0.292, SLG: 0.298</small> Al Bumbry, L <small>OBP: 0.267, SLG: 0.403</small> Gene Walter, L <small>OBP: 0.307, SLG: 0.403</small> Bruce Bochy, R <small>OBP: 0.307, SLG: 0.403</small> (1, 1) (3, PH) (4, 1) (5, 1) (5, PH) (6, 1) (7, PH) (8, 2)	R: 0 H: 1 E: 0 LOB: 1 K: 0 BB: 0 S: 4 P: 4											R: 0 H: 0 E: 0 LOB: 0 K: 0 BB: 0 S: 3 P: 3					
Inning Stats	R: 0 H: 1 E: 0 LOB: 1 K: 0 BB: 0 S: 4 P: 4	R: 0 H: 0 E: 0 LOB: 0 K: 0 BB: 0 S: 3 P: 3	R: 0 H: 0 E: 0 LOB: 0 K: 0 BB: 0 S: 3 P: 3	R: 1 H: 3 E: 0 LOB: 2 K: 0 BB: 0 S: 6 P: 6	R: 0 H: 0 E: 0 LOB: 0 K: 0 BB: 0 S: 3 P: 3	R: 0 H: 1 E: 0 LOB: 0 K: 0 BB: 0 S: 3 P: 3	R: 0 H: 1 E: 1 LOB: 2 K: 0 BB: 0 S: 5 P: 5	R: 0 H: 0 E: 0 LOB: 0 K: 2 BB: 0 S: 7 P: 7	R: 0 H: 0 E: 0 LOB: 0 K: 1 BB: 0 S: 5 P: 5	1B: 6 SF: 0 2B: 0 SAC: 0 3B: 0 DP: 1 HR: 0 HBP: 0	WP: 0 PA: 33 FB: 0 SB: 0 CS: 0						
PITCHER	IP WLS BF H R ER SO BB IBB HBP BLK WP HR S P ERA WHIP											IP WLS BF H R ER SO BB IBB HBP BLK WP HR S P ERA WHIP					
Bill Gullickson, R <small>ERA: 3.13</small> (1, 1)	9.0 W 33 6 1 1 3 0 0 0 0 0 0 0 39 39 1.00 0.667																

AB	32
R	7
H	8
RBI	6
BB	5
SO	6
LOB	8



AB	33
R	1
H	6
RBI	1
BB	0
SO	3
LOB	10



livebaseballscores.com

livebaseballscores.com

Batter	1	2	3	4	5	6	7	8	9	AB	R	H	RBI	BB	SO	LOB	TOP					
Tim Raines, S (1, 7) OBP: 0.390, SLG: 0.452	0-3 K			0-0 F9 2B		0-0 SH4-3		0-0 F8	3 0 1 0 0 1 0								Montreal Expos @ San Diego Padres Jack Murphy Stadium, San Diego, CA Sun Sep 01 1985, 6:33 AM EDT Att: 16,887 - Unknown					
Vance Law, R (1, 4) OBP: 0.360, SLG: 0.402	0-0 1-3			0-0 F9		0-0 G5-4-3 1B		0-0 6-3	4 0 1 1 0 0 1													
Andre Dawson, R (1, 9) OBP: 0.303, SLG: 0.427	0-0 1-3			0-0 F7		G5-4-3 1B		0-0 6-3	4 0 0 0 0 0 3													
Hubie Brooks, R (1, 6) OBP: 0.306, SLG: 0.403		4-0 G4-6-3 BB		0-0 F8			0-0 P4		2 0 0 0 1 0 1													
Terry Francona, L (1, 3) OBP: 0.332, SLG: 0.390		0-0 G4-6-3		0-0 F9			0-0 F8		3 0 0 0 0 0 1													
Tim Wallach, R (1, 5) OBP: 0.307, SLG: 0.417		0-0 5-3		0-0 P4			0-3 K		3 0 0 0 0 1 0													
Herm Winningham, L (1, 8) OBP: 0.308, SLG: 0.342			0-0 4-3		0-0 G1			0-0 F2	3 0 0 0 0 0 0													
Sal Butera, R (1, 2) OBP: 0.296, SLG: 0.324			0-3 K			0-0 SH4-3 BB 1B		0-0 1-3	2 1 1 0 0 1 0													
Mitch Webster, S (8, PH) OBP: 0.259, SLG: 0.392									1 0 0 0 0 0 0													
Mike Fitzgerald, R (8, 2) OBP: 0.300, SLG: 0.291									0 0 0 0 0 0 0													
Floyd Youmans, R (1, 1) OBP: 0.162, SLG: 0.114									1 0 0 0 0 0 0													
Razor Shines, S (8, PH) OBP: 0.152, SLG: 0.114									0 0 0 0 1 0 0													
Bert Roberge, R (6, 1) OBP: 0.264, SLG: 0.282									0 0 0 0 0 0 0													
Scot Thompson, L (8, PH) OBP: 0.264, SLG: 0.282									1 0 0 0 0 0 0													
Randy St. Claire, R (8, 1) OBP: 0.429, SLG: 0.200									0 0 0 0 0 0 0													
Inning Stats	R: 0 E: 0 K: 1 S: 5	H: 0 LOB: 0 BB: 0 P: 5	R: 0 E: 0 K: 0 S: 2	H: 0 LOB: 0 BB: 1 P: 6	R: 0 E: 0 K: 1 S: 5	H: 0 LOB: 0 BB: 0 P: 5	R: 0 E: 0 K: 0 S: 4	H: 1 LOB: 1 BB: 0 P: 4	R: 0 E: 0 K: 0 S: 3	H: 0 LOB: 0 BB: 0 P: 3	R: 1 E: 0 K: 0 S: 4	H: 2 LOB: 1 BB: 1 P: 8	R: 0 E: 0 K: 1 S: 5	H: 0 LOB: 0 BB: 0 P: 5	R: 0 E: 0 K: 0 S: 3	H: 0 LOB: 0 BB: 0 P: 3	R: 0 E: 0 K: 0 S: 3	H: 0 LOB: 0 BB: 0 P: 3	1B: 2 2B: 1 3B: 0 HR: 0	SF: 0 SAC: 1 DP: 2 HBP: 0	WP: 0 PB: 0 SB: 0 CS: 0	PA: 30
PITCHER	IP WLS BF H R ER SO BB IBB HBP BLK WP HR S P ERA WHIP																					
Andy Hawkins, R (1, 1) ERA: 2.98	5.1 W 20 3 1 1 2 2 0 0 0 0 0 0 22 30 1.69 0.938																					
Lance McCullers, R (6, 1) ERA: 1.53	3.2 S 10 0 0 0 1 0 0 0 0 0 0 0 12 12 0.00 0.000																					
Batter	1	2	3	4	5	6	7	8	9	AB	R	H	RBI	BB	SO	LOB	BOTTOM					
Garry Templeton, S (1, 6) OBP: 0.339, SLG: 0.376	0-0 FC6-4 1B	0-0 S 1B		0-0 4-3		0-0 G3		0-0 F7	5 0 2 2 0 0 3								Montreal Expos @ San Diego Padres Jack Murphy Stadium, San Diego, CA Sun Sep 01 1985, 6:33 AM EDT Att: 16,887 - Unknown					
Tony Gwynn, L (1, 9) OBP: 0.348, SLG: 0.399	0-0 FC6-4 1B	0-0 3-1			0-0 F7	0-0 F5			4 1 0 0 0 0 3													
Steve Garvey, R (1, 3) OBP: 0.303, SLG: 0.428	0-0 F9		0-0 6-3		0-0 BB SF8 1B		0-0 5-3		4 1 1 0 0 0 1													
Graig Nettles, L (1, 5) OBP: 0.370, SLG: 0.427	0-0 1B		0-0 L3		0-0 BB 1B		0-0 F9		4 0 2 1 0 0 0													
Terry Kennedy, L (1, 2) OBP: 0.292, SLG: 0.379	0-3 K		0-3 K		1-2 BB		0-0 1B WP 1B		3 1 1 0 1 2 1													
Carmelo Martinez, R (1, 7) OBP: 0.349, SLG: 0.435		0-3 K		4-0 FC6-4 BB	0-0 SF8		0-0 WP 1B		2 0 1 1 1 1 0													
Kevin McReynolds, R (1, 8) OBP: 0.289, SLG: 0.314		4-0 SH5-4 BB 1B		4-0 FC6-4 BB	0-0 F3		0-0 5-3		2 1 0 0 2 0 3													
Tim Flannery, L (1, 4) OBP: 0.388, SLG: 0.359		4-0 SH5-4 BB 1B		0-0 F8		0-0 G3 SH3-4 1B		0-0 F8	3 1 1 0 1 0 2													
Andy Hawkins, R (1, 1) ERA: 2.98		0-0 SH5-4		0-0 FC6-4		0-0 SH3-4		0-3 K	1 0 0 0 0 0 2													
Lance McCullers, S (6, 1) ERA: 1.53		1-2 2-3		1-2 2-3		1-2			1 0 0 0 0 1 0													
Inning Stats	R: 1 E: 0 K: 1 S: 7	H: 2 LOB: 1 BB: 0 P: 7	R: 2 E: 0 K: 1 S: 6	H: 1 LOB: 1 BB: 2 P: 14	R: 0 E: 0 K: 1 S: 5	H: 0 LOB: 0 BB: 0 P: 5	R: 0 E: 0 K: 0 S: 3	H: 0 LOB: 2 BB: 2 P: 11	R: 1 E: 0 K: 0 S: 5	H: 2 LOB: 1 BB: 1 P: 9	R: 0 E: 0 K: 0 S: 4	H: 1 LOB: 1 BB: 0 P: 4	R: 1 E: 0 K: 0 S: 5	H: 2 LOB: 1 BB: 0 P: 5	R: 0 E: 0 K: 1 S: 5	H: 0 LOB: 0 BB: 0 P: 5	1B: 8 2B: 0 3B: 0 HR: 0	SF: 1 SAC: 2 DP: 0 HBP: 0	WP: 2 PB: 0 SB: 1 CS: 0	PA: 37		
PITCHER	IP WLS BF H R ER SO BB IBB HBP BLK WP HR S P ERA WHIP																					
Floyd Youmans, R (1, 1) ERA: 2.3	5.0 L 25 5 4 4 3 5 0 0 0 0 1 0 26 46 7.20 2.000																					
Bert Roberge, R (6, 1) ERA: 2.32	2.0 9 3 1 1 0 0 0 0 0 0 1 0 9 9 4.50 1.500																					
Randy St. Claire, R (8, 1) ERA: 3.07	1.0 3 0 0 0 1 0 0 0 0 0 0 0 5 5 0.00 0.000																					

Batter	1	2	3	4	5	6	7	8	9	AB	R	H	RBI	BB	SO	LOB	TOP					
Wally Backman, S OBP: 0.336, SLG: 0.364 (1,4)	6-3	1B		CS		1-3		F9		4	1	1	0	1	0	0						
Tom Paciorek, R OBP: 0.324, SLG: 0.330 (1,9)	1B	F3		6-3		6-3		HR		5	2	2	0	0	0	2						
Keith Hernandez, L OBP: 0.372, SLG: 0.425 (1,3)	1B	1B		1B		1B		HR		5	4	5	3	0	0	0						
Gary Carter, R OBP: 0.357, SLG: 0.451 (1,2)	1B	1B		F7		HR		F7		5	2	3	1	0	0	1						
Darryl Strawberry, L OBP: 0.383, SLG: 0.548 (1,8)	6-3	1B				F7		P6		5	1	2	3	0	1	2						
George Foster, R OBP: 0.322, SLG: 0.447 (1,7)	BB			5-3		5-3		1B		3	1	1	1	2	0	0						
Ray Knight, R OBP: 0.290, SLG: 0.345 (1,5)	6-3			FC4-6		F9		1B		5	1	3	4	0	0	1						
Rafael Santana, R OBP: 0.283, SLG: 0.295 (1,6)	L7			FC4-6		5-3		HR		5	0	0	0	0	0	4						
Sid Fernandez, L OBP: 0.214, SLG: 0.262 (1,1)				K		F7		1B		4	0	1	0	0	2	1						
Inning Stats	R: 4 E: 0 K: 0 S: 7	H: 4 LOB: 1 BB: 1 P: 11	R: 2 E: 0 K: 1 S: 8	H: 4 LOB: 2 BB: 0 P: 8	R: 0 E: 0 K: 1 S: 6	H: 1 LOB: 1 BB: 0 P: 6	R: 0 E: 0 K: 0 S: 3	H: 0 LOB: 0 BB: 0 P: 5	R: 0 E: 0 K: 0 S: 3	H: 0 LOB: 0 BB: 0 P: 3	R: 4 E: 0 K: 0 S: 7	H: 4 LOB: 0 BB: 0 P: 7	R: 2 E: 0 K: 0 S: 5	H: 3 LOB: 1 BB: 1 P: 5	R: 0 E: 0 K: 0 S: 3	H: 1 LOB: 1 BB: 1 P: 7	1B: 15 2B: 0 3B: 1 HR: 2	SF: 0 SAC: 0 DP: 1 HBP: 0	WP: 0 PB: 0 SB: 2 CS: 1	PA: 44		
PITCHER	IP WLS BF H R ER SO BB IBB HBP BLK WP HR S P ERA WHIP																					
Mark Thurmond, L ERA: 4.23 (1,1)	0.1 L 6 4 4 4 0 1 0 0 0 0 0 0 5 9 108.00 15.000																					
Luis Delson, R ERA: 4.46 (1,1)	2.2 12 5 2 2 2 0 0 0 0 0 0 0 16 16 6.75 1.875																					
Gene Walter, L ERA: 2.92 (4,1)	3.0 10 1 0 0 1 1 0 0 0 0 0 0 11 15 0.00 0.667																					
Bob Patterson, L ERA: 27.0 (7,1)	2.0 12 7 6 6 0 0 0 0 0 0 2 12 12 27.00 3.500																					
Rich Gossage, R ERA: 1.74 (9,1)	1.0 4 1 0 0 0 1 0 0 0 0 0 0 3 7 0.00 2.000																					
Batter	1	2	3	4	5	6	7	8	9	AB	R	H	RBI	BB	SO	LOB	BOTTOM					
Garry Templeton, S OBP: 0.336, SLG: 0.373 (1,6)	K		K			L3		F9		4	0	0	0	0	2	1						
Tony Gwynn, L OBP: 0.347, SLG: 0.404 Rich Gossage, R (9,1)	HR		G6-4-3			1-3		L6		4	1	1	1	0	0	1						
Steve Garvey, R OBP: 0.303, SLG: 0.426 (1,3)	F8					G4-6-3		F3		3	0	0	0	1	1	0						
Carmelo Martinez, R OBP: 0.350, SLG: 0.433 (1,7)	P6					G4-6-3		2B		2	2	0	0	2	0	1						
Graig Nettles, L OBP: 0.371, SLG: 0.433 (1,5)						P4		1B		4	1	2	1	0	0	0						
Kevin McReynolds, R OBP: 0.288, SLG: 0.373 (1,8)						G3		WP		4	0	1	1	0	1	1						
Terry Kennedy, L OBP: 0.292, SLG: 0.378 (1,2)						F5		1B		4	0	1	0	0	0	2						
Jerry Royster, R OBP: 0.352, SLG: 0.385 (1,4)						K		K		3	0	0	0	0	2	2						
Mark Thurmond, L OBP: 0.148, SLG: 0.120 Luis Delson, R OBP: 0.200, SLG: 0.200 Miguel DiToro, S OBP: 0.264, SLG: 0.254 Gene Walter, L (4,1) Garry Davis, R OBP: 0.332, SLG: 0.375 Bob Patterson, R (7,1) Bobby Brown, S OBP: 0.205, SLG: 0.191 (9,9)						G6-4-3		P4														
Inning Stats	R: 1 E: 0 K: 1 S: 6	H: 1 LOB: 0 BB: 0 P: 6	R: 0 E: 0 K: 0 S: 4	H: 1 LOB: 1 BB: 0 P: 4	R: 0 E: 0 K: 1 S: 4	H: 0 LOB: 0 BB: 1 P: 8	R: 0 E: 0 K: 0 S: 2	H: 0 LOB: 0 BB: 1 P: 6	R: 0 E: 0 K: 1 S: 5	H: 0 LOB: 0 BB: 0 P: 5	R: 0 E: 0 K: 0 S: 3	H: 0 LOB: 0 BB: 0 P: 3	R: 2 E: 0 K: 1 S: 7	H: 2 LOB: 1 BB: 1 P: 11	R: 0 E: 0 K: 0 S: 3	H: 0 LOB: 0 BB: 0 P: 3	R: 1 E: 0 K: 2 S: 8	H: 1 LOB: 1 BB: 1 P: 12	1B: 2 2B: 2 3B: 0 HR: 1	SF: 0 SAC: 0 DP: 2 HBP: 0	WP: 1 PB: 0 SB: 0 CS: 0	PA: 34
PITCHER	IP WLS BF H R ER SO BB IBB HBP BLK WP HR S P ERA WHIP																					
Sid Fernandez, L ERA: 2.84 (1,1)	9.0 W 34 5 4 4 6 4 0 0 0 1 1 42 58 4.00 1.000																					

New York Mets @ San Diego Padres
Jack Murphy Stadium, San Diego, CA
Mon Sep 02 1985, 10:05 PM EDT
Att: 26,306 - Unknown

AB 41
R 12
H 18
RBI 12
BB 3
SO 3
LOB 11



New York Mets @ San Diego Padres
Jack Murphy Stadium, San Diego, CA
Mon Sep 02 1985, 10:05 PM EDT
Att: 26,306 - Unknown

AB 30
R 4
H 5
RBI 3
BB 4
SO 6
LOB 8



Batter	1	2	3	4	5	6	7	8	9	AB	R	H	RBI	BB	SO	LOB	TOP								
Wally Backman, S OBP: 0.332, SLG: 0.359	0-3 K		0-0 6-3		0-0 6-3	0-0 5-3			0-0 FC6-4 3B	5	1	0	0	0	1	1									
Tom Paciorek, R OBP: 0.322, SLG: 0.328 Lenny Dykstra, L OBP: 0.335, SLG: 0.332	0-0 6-3		0-0 5-3		0-0 1B HR		0-0 F9		0-0 3B	4	1	1	0	0	0	0									
Keith Hernandez, L OBP: 0.374, SLG: 0.425	4-0 HR		0-0 4-3		0-0 1B HR		4-0 G6-4-3 BB		0-3 K	3	2	1	0	2	1	1									
Gary Carter, R OBP: 0.361, SLG: 0.474	0-0 HR			0-0 HR	0-0 1B		0-0 G6-4-3			4	3	3	6	0	0	1									
Darryl Strawberry, L OBP: 0.384, SLG: 0.557	0-3 K			0-0 HR	0-0 1B			0-0 L3		4	1	2	1	0	1	0									
George Foster, R OBP: 0.324, SLG: 0.446		4-0 BB		0-0 1B	0-3 K			0-0 F7		3	0	1	0	1	1	1									
Ray Knight, R OBP: 0.246, SLG: 0.339		0-0 G4-6-3		0-0 1B	0-0 F3			0-0 F8		4	0	0	0	0	0	3									
Rafael Santana, R OBP: 0.285, SLG: 0.295				4-0 BB		0-0 P4			0-0 1-3	3	0	1	0	1	0	0									
Rick Aguilera, R OBP: 0.357, SLG: 0.407 Jesse Orosco, R OBP: 0.400, SLG: 0.400		0-0 F3		0-0 5-3		0-0 P5			0-0 FC6-4 1B	3	0	0	0	0	0	2									
Inning Stats	R: 2 E: 0 K: 2 S: 8	H: 1 LOB: 0 BB: 1 P: 12	R: 0 E: 0 K: 0 S: 3	H: 1 LOB: 1 BB: 1 P: 7	R: 0 E: 0 K: 0 S: 3	H: 0 LOB: 0 BB: 0 P: 3	R: 2 E: 0 K: 0 S: 5	H: 3 LOB: 1 BB: 1 P: 9	R: 3 E: 0 K: 1 S: 9	H: 4 LOB: 1 BB: 0 P: 9	R: 0 E: 0 K: 0 S: 3	H: 0 LOB: 0 BB: 0 P: 3	R: 0 E: 0 K: 0 S: 2	H: 0 LOB: 0 BB: 1 P: 6	R: 0 E: 0 K: 0 S: 3	H: 0 LOB: 0 BB: 0 P: 3	R: 1 E: 0 K: 1 S: 7	H: 2 LOB: 1 BB: 0 P: 7	1B: 6 2B: 0 3B: 1 HR: 4	SF: 0 SAC: 0 DP: 3 HBP: 0	WP: 0 PB: 0 SB: 1 CS: 0	PA: 39			
PITCHER	IP	WLS	BF	H	R	ER	SO	BB	IBB	HBP	BLK	WP	HR	S	P	ERA	WHIP								
Dave Dravecky, L ERA: 2.57	4.1	L	21	7	6	6	2	3	0	0	0	0	3	22	34	12.46	2.308								
Luis Delson, R ERA: 4.53	0.2		4	2	1	1	1	0	0	0	0	0	1	6	6	13.50	3.000								
Craig Lefferts, L ERA: 3.25	2.0		6	0	0	0	0	1	0	0	0	0	0	5	9	0.00	0.500								
Greg Booker, R ERA: 6.75	2.0		8	2	1	1	1	0	0	0	0	0	0	10	10	4.50	1.000								

New York Mets @ San Diego Padres
Jack Murphy Stadium, San Diego, CA
Tue Sep 03 1985, 10:05 PM EDT
Att: 14,960 - Unknown

AB 35
R 8
H 11
RBI 8
BB 4
SO 4
LOB 9



Batter	1	2	3	4	5	6	7	8	9	AB	R	H	RBI	BB	SO	LOB	BOTTOM								
Garry Templeton, S OBP: 0.333, SLG: 0.369	0-0 3-1		0-3 K			0-0 L6	0-0 F9		0-0 L4	5	0	0	0	0	1	4									
Tony Gwynn, L OBP: 0.344, SLG: 0.400	0-0 G3		0-0 6-3			0-0 G3		0-0 4-3		4	0	0	0	0	0	0									
Steve Garvey, R OBP: 0.304, SLG: 0.436	0-0 6-3			0-0 F8		0-0 3B		0-0 HR		4	1	2	1	0	0	0									
Graig Nettles, L OBP: 0.368, SLG: 0.429		0-0 P4		0-0 F8		0-0 F7		0-0 P5		4	0	0	0	0	0	1									
Terry Kennedy, L OBP: 0.294, SLG: 0.385		0-0 1B		0-0 4-3			0-0 HR	0-0 1-3		4	1	2	1	0	0	0									
Carmelo Martinez, R OBP: 0.351, SLG: 0.440		0-3 K			0-0 HR		4-0 FC4-6 BB		0-0 6-3	3	1	1	1	1	1	1									
Kevin McReynolds, R OBP: 0.289, SLG: 0.374		0-0 1B			0-0 6-3		0-0 F9		0-0 BB	4	0	2	0	0	0	1									
Tim Flannery, L OBP: 0.385, SLG: 0.356 Jerry Royster, R OBP: 0.355, SLG: 0.385		0-0 F5			0-0 F7		0-0 FC4-6 1B		4-0 BB	3	0	0	0	0	0	3									
Dave Dravecky, R OBP: 0.154, SLG: 0.123 Luis Delson, R OBP: 0.209, SLG: 0.200 Al Bumbry, L OBP: 0.275, SLG: 0.294 Craig Lefferts, L OBP: 0.322, SLG: 0.344 Kurt Bevacqua, R OBP: 0.352, SLG: 0.364 Greg Booker, R OBP: 0.303, SLG: 0.486			0-0 4-3		0-0 4-3		0-0 1B		0-0 F8	1	0	0	0	0	0	0									
Inning Stats	R: 0 E: 0 K: 0 S: 3	H: 0 LOB: 0 BB: 0 P: 3	R: 0 E: 0 K: 1 S: 7	H: 2 LOB: 2 BB: 0 P: 7	R: 0 E: 0 K: 1 S: 5	H: 0 LOB: 0 BB: 0 P: 5	R: 0 E: 0 K: 0 S: 3	H: 0 LOB: 0 BB: 0 P: 3	R: 1 E: 0 K: 0 S: 4	H: 1 LOB: 1 BB: 0 P: 4	R: 0 E: 0 K: 0 S: 4	H: 1 LOB: 1 BB: 0 P: 4	R: 1 E: 0 K: 0 S: 5	H: 2 LOB: 2 BB: 1 P: 9	R: 0 E: 0 K: 0 S: 4	H: 1 LOB: 0 BB: 0 P: 4	R: 0 E: 0 K: 0 S: 4	H: 1 LOB: 2 BB: 1 P: 8	1B: 4 2B: 0 3B: 1 HR: 3	SF: 0 SAC: 0 DP: 0 HBP: 0	WP: 0 PB: 0 SB: 0 CS: 0	PA: 37			
PITCHER	IP	WLS	BF	H	R	ER	SO	BB	IBB	HBP	BLK	WP	HR	S	P	ERA	WHIP								
Rick Aguilera, R ERA: 3.32	6.2	W	27	6	2	2	2	1	0	0	0	0	2	30	34	2.70	1.050								
Jesse Orosco, L ERA: 2.67	2.1		10	2	1	1	0	1	0	0	0	0	1	9	13	3.86	1.286								

New York Mets @ San Diego Padres
Jack Murphy Stadium, San Diego, CA
Tue Sep 03 1985, 10:05 PM EDT
Att: 14,960 - Unknown

AB 35
R 3
H 8
RBI 3
BB 2
SO 2
LOB 12



Batter	1	2	3	4	5	6	7	8	9	AB	R	H	RBI	BB	SO	LOB	TOP				
Lenny Dykstra, L (1, 8) OBP: 0.332, SLG: 0.326	G3		P4		5-3	1-3			6-3 BLK 1B BB	4	1	0	0	1	0	2					
Wally Backman, S (1, 4) OBP: 0.333, SLG: 0.358	K		S 1B		HBP 1B BB		G3		6-3 1-3	4	1	1	1	1	1	1					
Darryl Strawberry, L (1, 9) OBP: 0.387, SLG: 0.554	F7		1-2 BB		1-2 HBP		K		BB 1B BB	2	1	0	0	2	1	0					
Gary Carter, R (1, 2)		HR	K		1-2 2H 1B		HR		1B 1B BB	4	3	3	3	1	1	2					
Danny Heep, L (1, 7) OBP: 0.338, SLG: 0.425	F7				K		4-3		1B 1B	5	1	2	2	0	1	2					
Tom Paciorek, R (1, 3) OBP: 0.320, SLG: 0.325	6-3				F7				1B 1B	5	0	1	1	0	2	3					
Howard Johnson, S (1, 5) OBP: 0.306, SLG: 0.378	1-3				BLK 3B		P4		K K	5	1	1	1	0	2	2					
Rafael Santana, R (1, 6) OBP: 0.287, SLG: 0.297			SH3 1B 1B		6-3		P4			4	1	2	0	0	0	1					
Ron Darling, R (1, 1) OBP: 0.191, SLG: 0.239			SH3		F8		SH2-4		4-3	1	0	0	0	0	0	0					
Mookie Wilson, S (9, PH) OBP: 0.308, SLG: 0.387										1	0	0	0	0	0	0					
Roger McDowell, R (9, 1) OBP: 0.267, SLG: 0.286										0	0	0	0	0	0	0					
Inning Stats	R: 0 E: 0 K: 1 S: 5	H: 0 LOB: 0 BB: 0 P: 5	R: 1 E: 0 K: 0 S: 4	H: 1 LOB: 0 BB: 0 P: 4	R: 1 E: 0 K: 1 S: 7	H: 2 LOB: 2 BB: 1 P: 11	R: 2 E: 0 K: 1 S: 7	H: 2 LOB: 0 BB: 0 P: 7	R: 1 E: 0 K: 1 S: 6	H: 1 LOB: 1 BB: 0 P: 11	R: 1 E: 0 K: 1 S: 6	H: 1 LOB: 0 BB: 0 P: 6	R: 0 E: 0 K: 2 S: 7	H: 0 LOB: 0 BB: 0 P: 7	R: 3 E: 0 K: 1 S: 7	H: 2 LOB: 2 BB: 3 P: 19	1B: 7 2B: 0 3B: 1 HR: 2	SF: 0 SAC: 2 DP: 0 HBP: 1	WP: 0 PB: 0 SB: 1 CS: 0	PA: 43	
PITCHER	IP WLS BF H R ER SO BB IBB HBP BLK WP HR S P ERA WHIP	IP WLS BF H R ER SO BB IBB HBP BLK WP HR S P ERA WHIP	IP WLS BF H R ER SO BB IBB HBP BLK WP HR S P ERA WHIP	IP WLS BF H R ER SO BB IBB HBP BLK WP HR S P ERA WHIP	IP WLS BF H R ER SO BB IBB HBP BLK WP HR S P ERA WHIP	IP WLS BF H R ER SO BB IBB HBP BLK WP HR S P ERA WHIP	IP WLS BF H R ER SO BB IBB HBP BLK WP HR S P ERA WHIP	IP WLS BF H R ER SO BB IBB HBP BLK WP HR S P ERA WHIP	IP WLS BF H R ER SO BB IBB HBP BLK WP HR S P ERA WHIP	IP WLS BF H R ER SO BB IBB HBP BLK WP HR S P ERA WHIP	IP WLS BF H R ER SO BB IBB HBP BLK WP HR S P ERA WHIP	IP WLS BF H R ER SO BB IBB HBP BLK WP HR S P ERA WHIP	IP WLS BF H R ER SO BB IBB HBP BLK WP HR S P ERA WHIP	IP WLS BF H R ER SO BB IBB HBP BLK WP HR S P ERA WHIP	IP WLS BF H R ER SO BB IBB HBP BLK WP HR S P ERA WHIP	IP WLS BF H R ER SO BB IBB HBP BLK WP HR S P ERA WHIP	IP WLS BF H R ER SO BB IBB HBP BLK WP HR S P ERA WHIP	IP WLS BF H R ER SO BB IBB HBP BLK WP HR S P ERA WHIP	IP WLS BF H R ER SO BB IBB HBP BLK WP HR S P ERA WHIP	IP WLS BF H R ER SO BB IBB HBP BLK WP HR S P ERA WHIP	IP WLS BF H R ER SO BB IBB HBP BLK WP HR S P ERA WHIP

New York Mets @ San Diego Padres
Jack Murphy Stadium, San Diego, CA
Wed Sep 04 1985, 10:05 PM EDT
Att: 15,676 - Unknown

AB 35
R 9
H 10
RBI 8
BB 5
SO 8
LOB 13



Batter	1	2	3	4	5	6	7	8	9	AB	R	H	RBI	BB	SO	LOB	BOTTOM				
Garry Templeton, S (1, 6) OBP: 0.333, SLG: 0.371	F7		1B 2B					6-3	5-3	5	1	2	0	0	0	0					
Tony Gwynn, L (1, 9) OBP: 0.346, SLG: 0.401	FC4-6 1B		2H 1B		G3			G3		4	0	2	1	0	0	1					
Steve Garvey, R (1, 3) OBP: 0.304, SLG: 0.434	K		5-3			F8		BB 1B		4	1	1	0	0	1	2					
Graig Nettles, L (1, 5) OBP: 0.369, SLG: 0.426	FC4-6		1-3			BB		1B BB		2	0	0	0	2	0	2					
Terry Kennedy, L (1, 2) OBP: 0.294, SLG: 0.384			F8		1-3			BB 1B		4	0	1	1	0	1	1					
Carmelo Martinez, R (1, 7) OBP: 0.352, SLG: 0.439			6-3 1B		5-3			FC5-4 BB		3	0	1	0	1	1	1					
Kevin McReynolds, R (1, 8) OBP: 0.287, SLG: 0.370			6-3		1-3			FC5-4		4	0	0	0	0	0	4					
Tim Flannery, L (1, 4) OBP: 0.381, SLG: 0.352			3-1						4-3	4	0	0	0	0	1	1					
Roy Lee Jackson, R Greg Booker, R Craig Lefferts, L Ed Wojna, R Tim Stoddard, R Bob Patterson, L Miguel Stovall, R			3-1						1-3	1	0	0	0	0	0	0					
Inning Stats	R: 0 E: 0 K: 1 S: 6	H: 1 LOB: 1 BB: 0 P: 6	R: 0 E: 0 K: 0 S: 4	H: 1 LOB: 0 BB: 0 P: 4	R: 1 E: 0 K: 0 S: 5	H: 2 LOB: 0 BB: 0 P: 5	R: 0 E: 0 K: 0 S: 3	H: 0 LOB: 0 BB: 0 P: 3	R: 0 E: 0 K: 2 S: 7	H: 0 LOB: 1 BB: 1 P: 11	R: 0 E: 0 K: 0 S: 3	H: 0 LOB: 0 BB: 0 P: 3	R: 1 E: 0 K: 0 S: 5	H: 2 LOB: 2 BB: 2 P: 13	R: 0 E: 0 K: 0 S: 3	H: 0 LOB: 0 BB: 0 P: 3	1B: 6 2B: 1 3B: 0 HR: 0	SF: 0 SAC: 0 DP: 0 HBP: 0	WP: 0 PB: 0 SB: 0 CS: 0	PA: 37	
PITCHER	IP WLS BF H R ER SO BB IBB HBP BLK WP HR S P ERA WHIP	IP WLS BF H R ER SO BB IBB HBP BLK WP HR S P ERA WHIP	IP WLS BF H R ER SO BB IBB HBP BLK WP HR S P ERA WHIP	IP WLS BF H R ER SO BB IBB HBP BLK WP HR S P ERA WHIP	IP WLS BF H R ER SO BB IBB HBP BLK WP HR S P ERA WHIP	IP WLS BF H R ER SO BB IBB HBP BLK WP HR S P ERA WHIP	IP WLS BF H R ER SO BB IBB HBP BLK WP HR S P ERA WHIP	IP WLS BF H R ER SO BB IBB HBP BLK WP HR S P ERA WHIP	IP WLS BF H R ER SO BB IBB HBP BLK WP HR S P ERA WHIP	IP WLS BF H R ER SO BB IBB HBP BLK WP HR S P ERA WHIP	IP WLS BF H R ER SO BB IBB HBP BLK WP HR S P ERA WHIP	IP WLS BF H R ER SO BB IBB HBP BLK WP HR S P ERA WHIP	IP WLS BF H R ER SO BB IBB HBP BLK WP HR S P ERA WHIP	IP WLS BF H R ER SO BB IBB HBP BLK WP HR S P ERA WHIP	IP WLS BF H R ER SO BB IBB HBP BLK WP HR S P ERA WHIP	IP WLS BF H R ER SO BB IBB HBP BLK WP HR S P ERA WHIP	IP WLS BF H R ER SO BB IBB HBP BLK WP HR S P ERA WHIP	IP WLS BF H R ER SO BB IBB HBP BLK WP HR S P ERA WHIP	IP WLS BF H R ER SO BB IBB HBP BLK WP HR S P ERA WHIP	IP WLS BF H R ER SO BB IBB HBP BLK WP HR S P ERA WHIP	IP WLS BF H R ER SO BB IBB HBP BLK WP HR S P ERA WHIP

New York Mets @ San Diego Padres
Jack Murphy Stadium, San Diego, CA
Wed Sep 04 1985, 10:05 PM EDT
Att: 15,676 - Unknown

AB 34
R 2
H 7
RBI 2
BB 3
SO 4
LOB 12



Batter	1	2	3	4	5	6	7	8	9	10	11	AB	R	H	RBI	BB	SO	LOB	TOP					
Jeff Stone, L OBP: 0.299, SLG: 0.330 Garry Maddox, R OBP: 0.287, SLG: 0.346	0-0 BB 1B FC	0-3 K	0-0 CS 1B	0-0 1B 1B	0-0 1B 1B	0-0 1B 1B	0-0 F7	0-0 1B 1B	0-3 K	0-0 1B 1B	0-3 K	4	2	2	0	0	1	0						
Juan Samuel, R OBP: 0.304, SLG: 0.454	0-0 FC BB 1-2 1B		0-0 CS 1B	0-0 1B 1B	0-0 1B 1B	0-0 1B 1B	4-0 1B BB	0-0 BB	0-3 K	0-0 BB	0-3 K	4	0	3	0	1	1	1						
Von Hayes, L OBP: 0.351, SLG: 0.438	0-0 F8		0-0 F8	0-0 1B 1B	0-0 1B 1B	0-0 1B 1B	0-0 1B 1B	0-0 1B 1B	0-0 G3	0-0 1B 1B	0-0 BB	5	0	2	1	0	0	4						
Mike Schmidt, R OBP: 0.368, SLG: 0.509	4-0 FC BB 1-2 2-3 3H		0-3 K	0-0 1B 1B	0-0 1B 1B	0-0 1B 1B	4-0 3-H 0-0 G4-6-3	0-0 1B 1B	4-0 1B BB	0-3 K	0-3 K	3	0	1	0	2	2	1						
Gienn Wilson, R OBP: 0.307, SLG: 0.420	0-0 FC		0-0 K	0-0 4-3	0-0 G4-6-3	0-0 1B 1B	0-0 1B 1B	0-0 1B 1B	0-3 K	0-3 K	0-3 K	5	0	0	1	0	2	8						
Ozzie Virgil, R OBP: 0.343, SLG: 0.465	0-3 K		0-3 K	0-0 K	0-0 K	0-0 K	0-0 F9	0-0 P4	0-0 P4	0-0 6-3	0-0 6-3	5	0	0	0	0	2	3						
Rick Schu, R OBP: 0.326, SLG: 0.410	0-3 K		0-0 1B	0-0 1B	0-0 1B	0-0 1B	0-0 P4	0-0 F3	0-0 F3	0-0 6-3	0-0 6-3	5	0	1	0	0	1	3						
Tom Foley, L OBP: 0.267, SLG: 0.318 Don Carman, L OBP: 0.296, SLG: 0.397 Derrel Thomas, S OBP: 0.296, SLG: 0.397 Dave Shipanoff, R OBP: 0.296, SLG: 0.397		0-0 6-3		0-0 F9	0-0 3-1	0-0 3-1	0-0 F9	0-0 F5	0-0 F5	0-3 K	0-3 K	4	0	0	0	0	0	1						
Shane Rawley, R OBP: 0.179, SLG: 0.140 Kent Tekulve, R OBP: 0.377, SLG: 0.392 Luis Aguayo, R OBP: 0.377, SLG: 0.392		0-3 K		0-3 K	0-3 K	0-3 K	0-0 P4	0-0 P4	0-0 P4	0-0 P4	0-0 P4	3	0	0	0	0	2	0						
Inning Stats	R: 1 E: 0 K: 2 S: 10	H: 2 LOB: 3 BB: 1 P: 14	R: 0 E: 0 K: 2 S: 7	H: 0 LOB: 0 BB: 0 P: 7	R: 0 E: 0 K: 1 S: 5	H: 1 LOB: 1 BB: 0 P: 5	R: 0 E: 0 K: 1 S: 6	H: 1 LOB: 1 BB: 0 P: 6	R: 1 E: 0 K: 1 S: 8	H: 4 LOB: 2 BB: 0 P: 8	R: 0 E: 0 K: 0 S: 3	H: 0 LOB: 0 BB: 0 P: 3	R: 0 E: 0 K: 1 S: 6	H: 1 LOB: 3 BB: 2 P: 14	R: 0 E: 0 K: 0 S: 3	H: 0 LOB: 0 BB: 0 P: 3	R: 0 E: 0 K: 2 S: 7	H: 0 LOB: 0 BB: 0 P: 7	R: 0 E: 0 K: 1 S: 5	H: 0 LOB: 0 BB: 0 P: 5	1B: 9 2B: 1 3B: 0 HR: 0	SF: 0 SAC: 0 DP: 2 HBP: 0	WP: 0 PB: 0 SB: 0 CS: 1	PA: 45
PITCHER	IP 6.2	WLS 2.1	BF 31	H 9	R 2	ER 2	SO 7	BB 3	IBB 0	HBP 0	BLK 0	WP 0	HR 0	S 42	P 54	ERA 2.70	WHIP 1.800							
Eric Show, R ERA: 3.24 Lance McCullers, R ERA: 1.35 Rich Gossage, R ERA: 1.69	(1, 1) (7, 1) (10, 1)																							

Philadelphia Phillies @ San Diego Padres
Jack Murphy Stadium, San Diego, CA
Fri Sep 06 1985, 10:05 PM EDT
Att: 14,869 - Unknown

AB 41
R 2
H 9
RBI 2
BB 4
SO 13
LOB 22



Batter	1	2	3	4	5	6	7	8	9	10	11	AB	R	H	RBI	BB	SO	LOB	BOTTOM			
Garry Templeton, S OBP: 0.331, SLG: 0.368	0-0 6-3	0-0 6-3			0-0 5-3		0-0 SH1-4		0-3 K			4	0	0	0	0	1	3				
Tony Gwynn, L OBP: 0.346, SLG: 0.401	0-0 G3		0-0 G3		0-0 BB 1B		0-0 F8		0-0 CS 1B	0-0 CS 1B	0-0 CS 1B	5	1	2	0	0	0	2				
Steve Garvey, R OBP: 0.308, SLG: 0.439	0-0 2B		0-0 1B		4-0 1B BB		0-0 1B		0-3 K	0-3 K	0-3 K	4	0	3	1	1	1	1				
Carmelo Martinez, R OBP: 0.351, SLG: 0.436	0-3 K		0-0 F9		0-0 1B		0-0 K		0-3 K	0-3 K	0-3 K	5	0	1	1	0	3	3				
Graig Nettles, L OBP: 0.365, SLG: 0.421 Bobby Brown, S OBP: 0.203, SLG: 0.188		0-0 4-3	0-0 P4		0-0 G3		0-0 G3		0-0 F8	0-0 E1 FC3 S FC7-2	0-0 E1 FC3 S FC7-2	5	0	0	0	0	0	3				
Kevin McReynolds, R OBP: 0.285, SLG: 0.369		0-0 FC5 1B		0-0 6-3		0-0 6-3		0-3 K	0-0 K	0-0 K	0-0 K	5	1	1	0	0	1	1				
Terry Kennedy, L OBP: 0.297, SLG: 0.385		0-0 HBP FC5 1B		0-0 G6-3 1B		0-0 4-3		0-3 K	0-3 K	0-0 K	0-0 K	4	0	2	0	1	1	0				
Jerry Royster, R OBP: 0.350, SLG: 0.379 Lance McCullers, S OBP: 0.326, SLG: 0.366 Gerry Davis, R OBP: 0.326, SLG: 0.366 Rich Gossage, R OBP: 0.352, SLG: 0.360		0-0 FC5		0-0 G6-3		0-0 F9		0-0 4-3	0-0 FC7-2 IBB	0-0 FC7-2 IBB	0-0 FC7-2 IBB	3	0	0	0	0	0	3				
Eric Show, R OBP: 0.115, SLG: 0.100 Mario Ramirez, R OBP: 0.294, SLG: 0.344 Miguel Dilone, S OBP: 0.252, SLG: 0.252 Tim Flannery, L OBP: 0.379, SLG: 0.351		1-0 HBP		0-0 F9		0-0 F9		0-0 F8 SH1-4 1B	0-0 F2	0-0 SF8	0-0 SF8	1	0	0	0	0	0	0				
Inning Stats	R: 0 E: 0 K: 1 S: 6	H: 1 LOB: 1 BB: 0 P: 6	R: 0 E: 0 K: 0 S: 5	H: 2 LOB: 3 BB: 0 P: 6	R: 0 E: 0 K: 0 S: 4	H: 1 LOB: 1 BB: 0 P: 4	R: 0 E: 0 K: 0 S: 3	H: 1 LOB: 0 BB: 0 P: 3	R: 1 E: 0 K: 1 S: 7	H: 2 LOB: 1 BB: 0 P: 7	R: 0 E: 0 K: 2 S: 7	H: 0 LOB: 0 BB: 0 P: 7	R: 0 E: 0 K: 1 S: 5	H: 0 LOB: 0 BB: 0 P: 5	R: 0 E: 0 K: 2 S: 7	H: 1 LOB: 0 BB: 0 P: 7	R: 1 E: 1 K: 0 S: 4	H: 0 LOB: 2 BB: 1 P: 8	1B: 9 2B: 1 3B: 0 HR: 0	SF: 1 SAC: 1 DP: 1 HBP: 1	WP: 0 PB: 0 SB: 1 CS: 1	PA: 45
PITCHER	IP 6.2	WLS 0.1	BF 29	H 8	R 1	ER 2	SO 1	BB 1	IBB 0	HBP 0	BLK 0	WP 0	HR 0	S 29	P 34	ERA 2.70	WHIP 1.350					
Shane Rawley, L ERA: 2.65 Kent Tekulve, R ERA: 3.75 Don Carman, L ERA: 3.75 Dave Shipanoff, R ERA: 1.42	(1, 1) (7, 1) (8, 1) (11, 1)																					

Philadelphia Phillies @ San Diego Padres
Jack Murphy Stadium, San Diego, CA
Fri Sep 06 1985, 10:05 PM EDT
Att: 14,869 - Unknown

AB 40
R 3
H 10
RBI 3
BB 2
SO 7
LOB 19



Batter	1	2	3	4	5	6	7	8	9	AB	R	H	RBI	BB	SO	LOB	TOP		
Jeff Stone, L OBP: 0.295, SLG: 0.325 Garry Maddox, R OBP: 0.288, SLG: 0.344 (8, 8)	0-0 3-1		0-3 K		0-0 E6			0-3 K		3	0	0	0	0	1	0			
Juan Samuel, R OBP: 0.304, SLG: 0.453 (1, 4)	0-0 1B		0-3 K		0-0 4-3			0-0 F9		4	0	1	0	0	1	1			
Von Hayes, L OBP: 0.352, SLG: 0.439 (8, 7)	0-0 1-2 1B			0-0 F7		0-0 3B 1B		0-3 K		4	1	2	0	0	1	0			
Mike Schmidt, R OBP: 0.369, SLG: 0.520 (1, 3)	0-0 F8			0-0 HR		0-0 1-H K 3B		0-0 F9		4	1	2	2	0	0	2			
Glenn Wilson, R OBP: 0.308, SLG: 0.421 (1, 9)	0-0 1-3			0-0 BLK 1B		0-0 5-3		0-0 1B		4	0	2	0	0	0	3			
Darren Daulton, L OBP: 0.293, SLG: 0.369 (1, 2)		0-0 F5		0-3 K		0-3 K		0-3 K		4	0	0	0	0	3	3			
Tom Foley, L OBP: 0.282, SLG: 0.311 (1, 6)		0-0 4-3		0-0 3-1			0-0 P4		0-3 K	4	0	0	0	0	1	2			
Rick Schu, R OBP: 0.323, SLG: 0.406 (1, 5)		0-0 F7			0-0 6-3		0-0 F8			3	0	0	0	0	0	0			
John Denny, R OBP: 0.184, SLG: 0.153 (1, 1)			0-0 F8		0-0 F8		0-0 F8			3	0	0	0	0	0	0			
Inning Stats	R: 0 E: 0 K: 0 S: 5	H: 2 LOB: 2 BB: 0 P: 5	R: 0 E: 0 K: 0 S: 3	H: 0 LOB: 0 BB: 0 P: 3	R: 0 E: 0 K: 2 S: 7	H: 0 LOB: 0 BB: 0 P: 7	R: 1 E: 0 K: 1 S: 7	H: 2 LOB: 1 BB: 0 P: 7	R: 0 E: 1 K: 0 S: 4	H: 0 LOB: 0 BB: 0 P: 4	R: 1 E: 0 K: 1 S: 6	H: 2 LOB: 0 BB: 0 P: 6	R: 0 E: 0 K: 0 S: 3	H: 0 LOB: 0 BB: 0 P: 3	R: 0 E: 0 K: 2 S: 8	H: 1 LOB: 1 BB: 0 P: 8	1B: 5 2B: 0 3B: 1 HR: 1	SF: 0 SAC: 0 DP: 0 HBP: 0	WP: 0 PA: 34 PB: 0 SB: 0 CS: 0
PITCHER	IP WLS BF H R ER SO BB IBB HBP BLK WP HR S P ERA WHIP	7.0 L 27 6 2 2 4 0 0 0 0 0 1 35 35 2.57 0.857	2.0 7 1 0 0 4 0 0 0 0 0 0 0 15 15 0.00 0.500																

Philadelphia Phillies @ San Diego Padres
Jack Murphy Stadium, San Diego, CA
Sat Sep 07 1985, 6:33 AM EDT
Att: 11,141 - Unknown

AB 34
R 2
H 7
RBI 2
BB 0
SO 8
LOB 11



Batter	1	2	3	4	5	6	7	8	9	AB	R	H	RBI	BB	SO	LOB	BOTTOM				
Tim Flannery, L OBP: 0.380, SLG: 0.352 (1, 4)	0-0 1-3 1B		0-0 4-3		0-0 1-3			0-0 FC3-6 1B		4	0	2	0	0	0	0					
Tony Gwynn, L OBP: 0.347, SLG: 0.401 (1, 9)	0-0 F7		0-0 1B BB		0-0 FC5-4 1B			0-0 FC3-6 G4-6-3 1-2		3	0	1	0	1	0	2					
Steve Garvey, R OBP: 0.308, SLG: 0.437 (1, 3)	0-0 1-3 1-2		0-0 1-2 1B		0-0 FC5-4 1-2			0-0 G4-6-3 1-2		4	0	1	0	0	0	3					
Graig Nettles, L OBP: 0.364, SLG: 0.417 (1, 5)	0-0 BB		0-0 4-3			0-0 F7			0-3 K	3	0	0	0	1	1	2					
Terry Kennedy, L OBP: 0.294, SLG: 0.382 (1, 2)	0-3 K			0-0 F8		0-0 P6		0-0 F8		4	0	0	0	0	1	2					
Carmelo Martinez, R OBP: 0.348, SLG: 0.432 (1, 7)		0-0 6-3		0-0 F3		0-0 6-3			0-0 5-3	4	0	0	0	0	0	0					
Kevin McReynolds, R OBP: 0.287, SLG: 0.370 (1, 8)		0-0 5-3		0-0 2B			0-0 5-3			3	0	1	0	0	0	0					
Mario Ramirez, R OBP: 0.278, SLG: 0.324 Miguel Dilone, S OBP: 0.289, SLG: 0.250 Jerry Royster, R OBP: 0.350, SLG: 0.379 (8, 6)		0-0 5-3		0-3 K			0-0 F2			2	0	0	0	0	1	1					
Andy Hawkins, R OBP: 0.118, SLG: 0.091 Al Bumbry, L OBP: 0.289, SLG: 0.287 Craig Lefferts, L OBP: 0.250, SLG: 0.250 (8, 1)			0-0 L4		0-0 2-3		0-3 K			2	0	0	0	0	0	0					
Inning Stats	R: 0 E: 0 K: 1 S: 6	H: 1 LOB: 2 BB: 1 P: 10	R: 0 E: 0 K: 0 S: 3	H: 0 LOB: 0 BB: 0 P: 3	R: 0 E: 0 K: 0 S: 4	H: 1 LOB: 2 BB: 1 P: 8	R: 0 E: 0 K: 1 S: 6	H: 1 LOB: 1 BB: 0 P: 6	R: 0 E: 0 K: 0 S: 4	H: 1 LOB: 1 BB: 0 P: 4	R: 0 E: 0 K: 0 S: 3	H: 0 LOB: 0 BB: 0 P: 3	R: 0 E: 0 K: 1 S: 5	H: 0 LOB: 0 BB: 0 P: 5	R: 0 E: 0 K: 0 S: 3	H: 1 LOB: 0 BB: 0 P: 3	R: 0 E: 0 K: 1 S: 5	H: 0 LOB: 0 BB: 0 P: 5	1B: 4 2B: 1 3B: 0 HR: 0	SF: 0 SAC: 0 DP: 1 HBP: 0	WP: 0 PA: 33 PB: 0 SB: 0 CS: 0
PITCHER	IP WLS BF H R ER SO BB IBB HBP BLK WP HR S P ERA WHIP	9.0 W 33 5 0 0 4 2 0 0 0 0 0 39 47 0.00 0.778																			

Philadelphia Phillies @ San Diego Padres
Jack Murphy Stadium, San Diego, CA
Sat Sep 07 1985, 6:33 AM EDT
Att: 11,141 - Unknown

AB 31
R 0
H 5
RBI 0
BB 2
SO 4
LOB 10



Batter	1	2	3	4	5	6	7	8	9	AB	R	H	RBI	BB	SO	LOB	TOP										
Von Hayes, L OBP: 0.351, SLG: 0.438 (1, 8)	3-1		G3		1B	4-3		F8		5	1	1	1	0	0	0	Philadelphia Phillies @ San Diego Padres Jack Murphy Stadium, San Diego, CA Sun Sep 08 1985, 6:33 AM EDT Att: 15,765 - Unknown										
Rick Schu, R OBP: 0.330, SLG: 0.410 (1, 5)	BB		2B		1B	BB		K		2	1	1	0	3	1	0											
Juan Samuel, R OBP: 0.305, SLG: 0.452 (1, 4)	P4		K		1B	K				5	2	2	1	0	2	3											
Mike Schmidt, R OBP: 0.368, SLG: 0.516 (1, 3)	K				1B					5	0	1	1	0	3	2											
Glenn Wilson, R OBP: 0.311, SLG: 0.425 (1, 9)		1-3			1B					5	0	3	2	0	0	0											
Ozzie Virgil, R OBP: 0.339, SLG: 0.459 (1, 2)	5-3				1B					5	0	0	0	0	2	4											
John Russell, R OBP: 0.297, SLG: 0.417 Garry Maddox, R OBP: 0.284, SLG: 0.342 (7, 8)	HR				K	HR		K		4	2	2	1	0	2	1											
Luis Aguayo, R OBP: 0.387, SLG: 0.448 (1, 6)	G3				SH1-4	HR		HR		4	3	3	3	0	0	0											
Steve Carlton, L OBP: 0.179, SLG: 0.192 (5, 1)			6-3		SH1-4	F9		K		1	0	0	0	0	0	0											
Jeff Stone, L OBP: 0.286, SLG: 0.324 Freddie Toliver, R OBP: 0.239, SLG: 0.392 Don Carman, L OBP: 0.239, SLG: 0.392 Kent Tekulve, R OBP: 0.239, SLG: 0.392 Dave Rucker, L OBP: 0.239, SLG: 0.392 (8, PH)					1-2					0	0	0	0	0	0	0											
Inning Stats	R: 0 E: 0 K: 1 S: 5	H: 0 LOB: 1 BB: 1 P: 9	R: 1 E: 0 K: 0 S: 4	H: 1 LOB: 0 BB: 0 P: 4	R: 0 E: 0 K: 1 S: 6	H: 1 LOB: 1 BB: 0 P: 6	R: 0 E: 0 K: 0 S: 3	H: 0 LOB: 0 BB: 0 P: 3	R: 4 E: 0 K: 2 S: 12	H: 5 LOB: 2 BB: 1 P: 16	R: 2 E: 0 K: 1 S: 7	H: 2 LOB: 1 BB: 1 P: 11	R: 0 E: 0 K: 3 S: 10	H: 1 LOB: 1 BB: 0 P: 10	R: 1 E: 0 K: 2 S: 8	H: 1 LOB: 0 BB: 0 P: 8	R: 1 E: 0 K: 2 S: 9	H: 2 LOB: 1 BB: 0 P: 9	1B: 7 2B: 3 3B: 0 HR: 3	SF: 0 SAC: 1 DP: 0 HBP: 0	WP: 1 PB: 0 SB: 4 CS: 0	PA: 43					
PITCHER	IP	WLS	BF	H	R	ER	SO	BB	IBB	HBP	BLK	WP	HR	S	P	ERA	WHIP										
Mark Thurmond, L ERA: 4.46 (1, 1)	4.2		22	6	5	5	3	2	0	0	0	0	1	26	34	9.64	1.714										
Ed Wojna, R ERA: 5.3 (5, 1)	0.1	L	4	3	2	2	1	0	0	0	0	0	1	6	6	54.00	9.000										
Gene Walter, L ERA: 2.7 (6, 1)	1.0		4	0	0	0	1	1	0	0	0	0	0	5	9	0.00	1.000										
Roy Lee Jackson, R ERA: 3.31 (7, 1)	2.0		8	2	1	1	5	0	0	0	0	0	1	18	18	4.50	1.000										
Tim Stoddard, R ERA: 4.53 (9, 1)	1.0		5	2	1	1	2	0	0	0	0	1	0	9	9	9.00	2.000										
Batter	1	2	3	4	5	6	7	8	9	AB	R	H	RBI	BB	SO	LOB	BOTTOM										
Garry Templeton, S OBP: 0.329, SLG: 0.373 (1, 6)	G3		HR		G1-6-3	K		4-3		5	1	1	2	0	1	0	Philadelphia Phillies @ San Diego Padres Jack Murphy Stadium, San Diego, CA Sun Sep 08 1985, 6:33 AM EDT Att: 15,765 - Unknown										
Jerry Royster, R OBP: 0.356, SLG: 0.407 (1, 4)	P4		2B		1B	1B		HR		5	2	3	1	0	0	0											
Tony Gwynn, L OBP: 0.348, SLG: 0.400 (1, 9)	4-3		F8		1B	1B				4	1	1	0	1	0	1											
Steve Garvey, R OBP: 0.309, SLG: 0.436 (1, 3)	F2		K		1B	1B		G5-3		4	1	1	0	1	1	2											
Kevin McReynolds, R OBP: 0.290, SLG: 0.372 Miguel Dilone, S OBP: 0.250, SLG: 0.250 (8, PH)	6-3		F9		1B	1B		5-3		4	0	2	2	1	0	0											
Carmelo Martinez, R OBP: 0.349, SLG: 0.429 (1, 7)	BB		P4		1B	BB		1B		3	1	0	0	2	0	6											
Kurt Bevacqua, R OBP: 0.357, SLG: 0.366 Graig Nettles, L OBP: 0.363, SLG: 0.416 (8, PH)	4-3		1B		1B	1B		F9		4	0	2	1	0	0	3											
Bruce Bochy, R OBP: 0.313, SLG: 0.500 (1, 2)			HR		1B	1B		K		4	1	2	1	0	2	2											
Mark Thurmond, L OBP: 0.138, SLG: 0.111 Ed Wojna, R OBP: 0.167, SLG: 0.167 Gene Walter, L OBP: 0.239, SLG: 0.392 Bobby Brown, S OBP: 0.239, SLG: 0.392 Roy Lee Jackson, R OBP: 0.239, SLG: 0.392 Garry Davis, R OBP: 0.239, SLG: 0.392 Tim Stoddard, R OBP: 0.239, SLG: 0.392 (8, PH)			K		1-3	1B		K		2	0	0	0	0	1	2											
Inning Stats	R: 0 E: 0 K: 0 S: 3	H: 0 LOB: 0 BB: 0 P: 3	R: 0 E: 0 K: 0 S: 3	H: 0 LOB: 1 BB: 1 P: 7	R: 2 E: 0 K: 2 S: 10	H: 3 LOB: 1 BB: 0 P: 10	R: 1 E: 0 K: 0 S: 4	H: 2 LOB: 1 BB: 1 P: 8	R: 3 E: 0 K: 1 S: 9	H: 4 LOB: 2 BB: 1 P: 13	R: 0 E: 0 K: 1 S: 5	H: 0 LOB: 0 BB: 0 P: 5	R: 0 E: 0 K: 0 S: 4	H: 1 LOB: 2 BB: 1 P: 8	R: 0 E: 0 K: 2 S: 7	H: 0 LOB: 0 BB: 0 P: 7		R: 1 E: 0 K: 0 S: 5	H: 2 LOB: 3 BB: 1 P: 9	1B: 8 2B: 2 3B: 0 HR: 2	SF: 0 SAC: 0 DP: 0 HBP: 0	WP: 0 PB: 0 SB: 0 CS: 0	PA: 43				
PITCHER	IP	WLS	BF	H	R	ER	SO	BB	IBB	HBP	BLK	WP	HR	S	P	ERA	WHIP										
Steve Carlton, L ERA: 3.0 (1, 1)	4.1		23	8	6	6	2	3	0	0	0	0	0	24	36	12.46	2.538										
Rick Sutthoff, R ERA: 3.0 (5, 1)	0.2	W	3	1	0	0	1	0	0	0	0	0	0	5	5	0.00	1.500										
Freddie Toliver, R ERA: 2.08 (6, 1)	2.0		8	1	0	0	1	1	0	0	0	0	0	9	13	0.00	1.000										
Don Carman, L ERA: 2.24 (8, 1)	1.0		5	1	1	1	2	1	0	0	0	0	1	8	12	9.00	2.000										
Kent Tekulve, R ERA: 3.71 (9, 1)	0.2		3	1	0	0	0	0	0	0	0	0	0	3	3	0.00	1.500										
PITCHER	IP	WLS	BF	H	R	ER	SO	BB	IBB	HBP	BLK	WP	HR	S	P	ERA	WHIP										
Dave Rucker, L ERA: 4.06 (9, 1)	0.1	S	1	0	0	0	0	0	0	0	0	0	0	1	1	0.00	0.000										

Batter	1	2	3	4	5	6	7	8	9	AB	R	H	RBI	BB	SO	LOB	TOP										
Gary Templeton, S OBP: 0.327, SLG: 0.369 (1, 6)										4	0	0	0	0	1	2	San Diego Padres @ Cincinnati Reds Riverfront Stadium, Cincinnati, OH Mon Sep 09 1985, 7:05 PM EDT Att: 29,289 - Unknown										
Tony Gwynn, L OBP: 0.347, SLG: 0.398 (1, 9)										4	0	1	0	0	0	1											
Steve Garvey, R OBP: 0.308, SLG: 0.435 (1, 3)										4	0	1	0	0	1	1											
Graig Nettles, L OBP: 0.360, SLG: 0.412 (1, 5)										4	0	0	0	0	1	1											
Bruce Bochy, R OBP: 0.310, SLG: 0.488 (1, 2)										4	1	1	0	0	0	0											
Carmelo Martinez, R OBP: 0.347, SLG: 0.426 (1, 7)										3	0	0	0	0	0	1											
Kevin McReynolds, R OBP: 0.290, SLG: 0.373 (1, 8)										3	0	1	1	0	1	0											
Tim Flannery, L OBP: 0.382, SLG: 0.351 (1, 4)										1	0	0	0	2	0	1											
Dave Dravecky, R OBP: 0.161, SLG: 0.121 Lance McCullers, S (7, 1)										1	0	0	0	0	1	1											
Al Bumbry, L OBP: 0.269, SLG: 0.287 Rich Gossage, R (8, 1)										0	0	0	0	0	0	0											
Inning Stats	R: 0 E: 0 K: 1 S: 5	H: 1 LOB: 0 BB: 0 P: 5	R: 0 E: 0 K: 0 S: 3	H: 0 LOB: 0 BB: 0 P: 3	R: 0 E: 0 K: 1 S: 5	H: 0 LOB: 1 BB: 1 P: 9	R: 0 E: 0 K: 1 S: 5	H: 0 LOB: 0 BB: 0 P: 5	R: 1 E: 0 K: 1 S: 7	H: 2 LOB: 1 BB: 0 P: 7	R: 0 E: 0 K: 0 S: 6	H: 1 LOB: 1 BB: 0 P: 6	R: 0 E: 0 K: 0 S: 3	H: 0 LOB: 0 BB: 0 P: 3	R: 0 E: 0 K: 0 S: 3	H: 0 LOB: 1 BB: 1 P: 7	R: 0 E: 0 K: 0 S: 3	H: 0 LOB: 0 BB: 0 P: 3	1B: 3 2B: 1 3B: 0 HR: 0	SF: 0 SAC: 2 DP: 1 HBP: 0	WP: 0 PB: 0 SB: 0 CS: 0	PA: 32					
PITCHER	IP	WLS	BF	H	R	ER	SO	BB	IBB	HBP	BLK	WP	HR	S	P	ERA	WHIP										
Andy McGaffigan, R ERA: 3.36	8.0		29	4	1	1	5	2	0	0	0	0	0	37	45	1.12	0.750										
John Franco, L ERA: 1.89	1.0	W	3	0	0	0	0	0	0	0	0	0	0	3	3	0.00	0.000										

AB	28
R	1
H	4
RBI	1
BB	2
SO	5
LOB	8



Batter	1	2	3	4	5	6	7	8	9	AB	R	H	RBI	BB	SO	LOB	BOTTOM										
Gary Redus, R OBP: 0.370, SLG: 0.413 (1, 8)										2	1	0	0	1	0	0	San Diego Padres @ Cincinnati Reds Riverfront Stadium, Cincinnati, OH Mon Sep 09 1985, 7:05 PM EDT Att: 29,289 - Unknown										
Eddie Milner, L OBP: 0.341, SLG: 0.344 John Franco, L OBP: 0.333, SLG: 0.333 (9, 1)										1	0	1	0	0	0	0											
Buddy Bell, R OBP: 0.303, SLG: 0.331 (1, 5)										4	0	1	1	0	0	2											
Dave Parker, L OBP: 0.358, SLG: 0.539 (1, 9)										4	1	1	0	0	0	0											
Tony Perez, R OBP: 0.407, SLG: 0.479 Eric Davis, R OBP: 0.211, SLG: 0.413 (7, PR)										3	0	1	0	0	0	0											
Nick Esasky, R OBP: 0.325, SLG: 0.441 (8, 3)										4	0	0	0	0	1	2											
Dave Concepcion, R OBP: 0.320, SLG: 0.341 (1, 6)										4	0	3	1	0	0	1											
Bo Diaz, R OBP: 0.288, SLG: 0.341 (1, 2)										3	0	0	0	0	1	2											
Ron Oester, S OBP: 0.359, SLG: 0.386 (1, 4)										3	0	1	0	0	0	1											
Andy McGaffigan, R Max Venable, L (8, PH)										2	0	0	0	0	0	0											
Inning Stats	R: 0 E: 0 K: 0 S: 3	H: 0 LOB: 0 BB: 0 P: 3	R: 0 E: 0 K: 1 S: 6	H: 1 LOB: 1 BB: 0 P: 6	R: 0 E: 0 K: 0 S: 3	H: 0 LOB: 0 BB: 0 P: 3	R: 0 E: 0 K: 0 S: 3	H: 0 LOB: 0 BB: 0 P: 3	R: 1 E: 0 K: 1 S: 7	H: 2 LOB: 2 BB: 0 P: 7	R: 0 E: 1 K: 1 S: 7	H: 2 LOB: 1 BB: 0 P: 7	R: 0 E: 0 K: 0 S: 4	H: 2 LOB: 1 BB: 0 P: 4	R: 1 E: 0 K: 0 S: 4	H: 2 LOB: 1 BB: 0 P: 4	1B: 8 2B: 0 3B: 0 HR: 0	SF: 0 SAC: 1 DP: 0 HBP: 0	WP: 0 PB: 0 SB: 0 CS: 1	PA: 33							
PITCHER	IP	WLS	BF	H	R	ER	SO	BB	IBB	HBP	BLK	WP	HR	S	P	ERA	WHIP										
Dave Dravecky, L ERA: 2.54	6.0		22	4	1	1	1	1	0	0	0	0	0	23	27	1.50	0.833										
Lance McCullers, R ERA: 1.29	1.0		2	0	0	0	0	0	0	0	1	0	0	2	2	0.00	0.000										
Rich Gossage, R ERA: 1.78	1.2	L	9	4	1	1	1	0	0	0	0	0	0	11	11	5.40	2.400										

AB	31
R	2
H	8
RBI	2
BB	1
SO	2
LOB	9



Batter	1	2	3	4	5	6	7	8	9	AB	R	H	RBI	BB	SO	LOB	TOP					
Garry Templeton, S OBP: 0.331, SLG: 0.376 (1, 6)										5	1	4	1	0	0	1	San Diego Padres @ Cincinnati Reds Riverfront Stadium, Cincinnati, OH Tue Sep 10 1985, 7:05 PM EDT Att: 51,045 - Unknown					
Tony Gwynn, L OBP: 0.347, SLG: 0.399 (1, 9)										5	1	2	0	0	0	3						
Steve Garvey, R OBP: 0.311, SLG: 0.434 (1, 3)										3	0	1	1	2	0	2						
Graig Nettles, L OBP: 0.357, SLG: 0.408 (1, 5)										4	0	0	1	0	0	5						
Bruce Bochy, R OBP: 0.295, SLG: 0.464 (1, 2)										4	0	0	0	0	1	2						
Carmelo Martinez, R OBP: 0.344, SLG: 0.422 (1, 7)										4	0	0	0	0	0	2						
Kevin McReynolds, R OBP: 0.289, SLG: 0.370 (1, 8)										4	0	0	0	0	1	0						
Tim Flannery, L OBP: 0.383, SLG: 0.353 (1, 4)										4	1	2	0	0	0	0						
LaMarr Hoyt, R OBP: 0.288, SLG: 0.071 (7, PH)										2	0	0	0	0	0	2						
Al Bumbry, L OBP: 0.227, SLG: 0.287 (7, 1)										0	0	0	0	1	0	0						
Lance McCullers, S OBP: 0.256, SLG: 0.250 (8, 1)										0	0	0	0	0	0	0						
Craig Lefferts, L OBP: 0.197, SLG: 0.183 (9, PH)										0	0	0	0	0	0	0						
Bobby Brown, S OBP: 0.197, SLG: 0.183 (9, 1)										0	0	0	0	0	0	0						
Rich Gossage, R OBP: 0.197, SLG: 0.183 (9, 1)										0	0	0	0	0	0	0						
Inning Stats	R: 2 E: 1 K: 0 S: 6	H: 3 LOB: 1 BB: 0 P: 6	R: 0 E: 1 K: 0 S: 4	H: 0 LOB: 1 BB: 0 P: 4	R: 0 E: 0 K: 0 S: 3	H: 0 LOB: 0 BB: 0 P: 3	R: 0 E: 0 K: 1 S: 5	H: 0 LOB: 0 BB: 0 P: 5	R: 0 E: 0 K: 0 S: 4	H: 2 LOB: 1 BB: 0 P: 4	R: 0 E: 0 K: 0 S: 3	H: 0 LOB: 1 BB: 1 P: 7	R: 1 E: 0 K: 0 S: 5	H: 2 LOB: 3 BB: 2 P: 13	R: 0 E: 0 K: 1 S: 5	H: 0 LOB: 0 BB: 0 P: 5	R: 0 E: 0 K: 0 S: 5	H: 2 LOB: 2 BB: 0 P: 5	1B: 8 2B: 1 3B: 0 HR: 0	SF: 0 SAC: 0 DP: 0 HBP: 0	WP: 1 PB: 0 SB: 0 CS: 1	PA: 39
PITCHER	IP	WLS	BF	H	R	ER	SO	BB	IBB	HBP	BLK	WP	HR	S	P	ERA	WHIP					
Ron Robinson, R ERA: 4.14 (1, 1)	6.1	L	28	7	3	3	1	2	0	0	0	0	0	28	36	4.26	1.421					
John Franco, L ERA: 1.94 (7, 1)	1.2		6	0	0	0	1	0	1	0	0	1	0	7	11	0.00	0.000					
Ted Power, R ERA: 2.72 (9, 1)	1.0	S	5	2	0	0	0	0	0	0	0	0	0	5	5	0.00	2.000					

AB	36
R	3
H	9
RBI	3
BB	3
SO	2
LOB	17



Batter	1	2	3	4	5	6	7	8	9	AB	R	H	RBI	BB	SO	LOB	BOTTOM					
Eddie Milner, L OBP: 0.339, SLG: 0.341 (1, 8)										3	0	0	0	0	1	2	San Diego Padres @ Cincinnati Reds Riverfront Stadium, Cincinnati, OH Tue Sep 10 1985, 7:05 PM EDT Att: 51,045 - Unknown					
Pete Rose, S OBP: 0.385, SLG: 0.320 (1, 3)										4	0	0	0	0	0	1						
Dave Parker, L OBP: 0.358, SLG: 0.540 (1, 9)										4	0	2	0	0	0	1						
Nick Esasky, R OBP: 0.325, SLG: 0.436 (1, 7)										4	1	0	0	0	2	2						
Buddy Bell, R OBP: 0.303, SLG: 0.336 (1, 5)										4	1	1	2	0	0	1						
Dave Concepcion, R OBP: 0.318, SLG: 0.338 (1, 6)										4	0	0	0	0	1	0						
Bo Diaz, R OBP: 0.283, SLG: 0.335 (1, 2)										3	0	0	0	0	1	0						
Ron Oester, S OBP: 0.358, SLG: 0.385 (1, 4)										3	0	1	0	0	0	0						
Ron Robinson, R OBP: 0.077, SLG: 0.077 (1, 1)										1	0	1	0	0	0	0						
John Franco, L OBP: 0.333, SLG: 0.333 (7, 1)										0	0	0	0	0	0	0						
Max Venable, L OBP: 0.336, SLG: 0.419 (6, PH)										1	0	1	0	0	0	0						
Ted Power, R ERA: 1.76 (9, 1)										0	0	0	0	0	0	0						
Inning Stats	R: 0 E: 0 K: 0 S: 3	H: 0 LOB: 0 BB: 0 P: 3	R: 0 E: 0 K: 0 S: 3	H: 0 LOB: 0 BB: 0 P: 3	R: 0 E: 0 K: 0 S: 4	H: 1 LOB: 1 BB: 0 P: 4	R: 2 E: 0 K: 0 S: 5	H: 2 LOB: 0 BB: 0 P: 5	R: 0 E: 0 K: 1 S: 6	H: 1 LOB: 1 BB: 0 P: 6	R: 0 E: 0 K: 1 S: 6	H: 1 LOB: 1 BB: 0 P: 6	R: 0 E: 0 K: 2 S: 7	H: 0 LOB: 0 BB: 0 P: 7	R: 0 E: 0 K: 0 S: 4	H: 1 LOB: 1 BB: 0 P: 4	R: 0 E: 0 K: 1 S: 5	H: 0 LOB: 0 BB: 0 P: 5	1B: 4 2B: 1 3B: 0 HR: 1	SF: 0 SAC: 2 DP: 0 HBP: 0	WP: 0 PB: 0 SB: 0 CS: 0	PA: 33
PITCHER	IP	WLS	BF	H	R	ER	SO	BB	IBB	HBP	BLK	WP	HR	S	P	ERA	WHIP					
LaMarr Hoyt, R ERA: 3.69 (1, 1)	6.0	W	23	5	2	2	2	2	0	0	0	0	0	10	10	0.00	0.600					
Lance McCullers, R ERA: 1.19 (7, 1)	1.2		6	1	0	0	2	0	0	0	0	0	0	10	10	0.00	0.600					
Craig Lefferts, L ERA: 3.12 (8, 1)	0.1		1	0	0	0	0	0	0	0	0	0	0	1	1	0.00	0.000					
Rich Gossage, R ERA: 1.76 (9, 1)	1.0	S	3	0	0	0	1	0	0	0	0	0	0	5	5	0.00	0.000					



Batter	1	2	3	4	5	6	7	8	9	AB	R	H	RBI	BB	SO	LOB	TOP		
Garry Templeton, S (1,6) OBP: 0.329, SLG: 0.373	0-3 K		0-0 F8			0-0 F9		0-0 4-3	4 0 0 0 0 1 0										
Jerry Royster, R (1,4) OBP: 0.354, SLG: 0.403	0-0 5-3			0-0 F2		0-0 F4		0-0 1B	4 0 1 0 0 0 0										
Tony Gwynn, L (1,9) OBP: 0.347, SLG: 0.397	0-0 4-3			0-0 F4			0-0 1B	0-0 F8	4 0 1 0 0 0 1										
Steve Garvey, R (1,3)		0-0 6-3		0-3 K			0-0 F9	0-0 3-1	4 0 0 0 0 1 2										
Carmelo Martinez, R (1,7)		0-3 K			0-3 K		0-0 F8		3 0 0 0 0 2 1										
Kevin McReynolds, R (1,8) OBP: 0.286, SLG: 0.370		0-0 1B			0-0 F8		0-0 F8		3 0 1 0 0 0 1										
Bruce Bochy, R (1,2) OBP: 0.297, SLG: 0.460		0-3 K			0-0 FC5-4 1B			0-0 F9	3 0 1 0 0 1 1								AB 31 R 0 H 5 RBI 0 BB 0 SO 6 LOB 8		
Kurt Bevacqua, R (1,5) OBP: 0.357, SLG: 0.365			0-0 F6		0-0 FC5-4			0-0 G6-4-3 1B	3 0 1 0 0 0 1										
Eric Show, R (1,1) OBP: 0.111, SLG: 0.097			0-3 K			0-0 5-3		0-0 G6-4-3	2 0 0 0 0 1 0										
Gerry Davis, R (8, PH) OBP: 0.311, SLG: 0.349									1 0 0 0 0 0 1										
Roy Lee Jackson, R (8,1)									0 0 0 0 0 0 0										
Gene Walter, L (8,1)									0 0 0 0 0 0 0										
Inning Stats	R: 0 E: 0 K: 1 S: 5	H: 0 LOB: 0 BB: 0 P: 5	R: 0 E: 0 K: 2 S: 8	H: 1 LOB: 1 BB: 0 P: 8	R: 0 E: 0 K: 1 S: 5	H: 0 LOB: 0 BB: 0 P: 5	R: 0 E: 0 K: 1 S: 5	H: 0 LOB: 0 BB: 0 P: 5	R: 0 E: 0 K: 0 S: 3	H: 0 LOB: 0 BB: 0 P: 3	R: 0 E: 0 K: 0 S: 4	H: 1 LOB: 1 BB: 0 P: 4	R: 0 E: 0 K: 0 S: 3	H: 1 LOB: 0 BB: 0 P: 3	R: 0 E: 0 K: 0 S: 4	H: 1 LOB: 1 BB: 0 P: 4	1B: 5 2B: 0 3B: 0 HR: 0	SF: 0 SAC: 0 DP: 1 HBP: 0	WP: 0 PA: 31 PB: 0 SB: 1 CS: 0
PITCHER	IP WLS BF H R ER SO BB IBB HBP BLK WP HR S P ERA WHIP																		
Tom Browning, L (1,1) ERA: 3.3	8.1 W 29 5 0 0 6 0 0 0 0 0 0 0 0 0 0 0 0.00 0.600																		
John Franco, L (9,1) ERA: 1.53	0.1 1 0 0 0 0 0 0 0 0 0 0 0 0 1 1 0.00 0.000																		
Ted Power, R (9,1) ERA: 2.7	0.1 S 1 0 0 0 0 0 0 0 0 0 0 0 0 1 1 0.00 0.000																		

San Diego Padres @ Cincinnati Reds
Riverfront Stadium, Cincinnati, OH
Wed Sep 11 1985, 7:05 PM EDT
Att: 47,237 - Unknown

livebaseballscorecards.com



Batter	1	2	3	4	5	6	7	8	9	AB	R	H	RBI	BB	SO	LOB	BOTTOM		
Eddie Milner, L (1,8) OBP: 0.335, SLG: 0.337	0-0 F5		0-0 F9		0-0 F8		0-0 6-3	0-3 K	5 0 0 0 0 1 2										
Pete Rose, S (1,3) OBP: 0.389, SLG: 0.329	0-0 FC6-4 1B		4-0 1B FC4-6 BB		0-0 F7		0-0 SF8 3B		3 2 2 0 1 0 1										
Dave Parker, L (1,9) OBP: 0.363, SLG: 0.541	4-0 FC6-4 1-2 BB		0-0 FC4-6 1-3 1B		4-0 FC6 1B		4-0 2B IBB		1 0 1 0 3 0 0										
Nick Esasky, R (1,7) OBP: 0.322, SLG: 0.432	0-0 FC6-4		0-0 FC4-6		0-0 FC6		0-0 SF8		3 0 0 2 0 0 5										
Max Venable, L (8,7) OBP: 0.336, SLG: 0.419	1-2 2-3		1-2 3-H		1-2		3-H		0 0 0 0 0 0 0										
Buddy Bell, R (1,5) OBP: 0.302, SLG: 0.337	0-0 F7		0-3 K		0-0 5-3		0-0 2B		4 0 1 0 0 1 3										
Dave Concepcion, R (1,6) OBP: 0.317, SLG: 0.338		0-0 1B		0-0 E1 G6-4-3		0-0 4-3	0-0 F9		4 0 1 0 0 0 2										
Bo Diaz, R (1,2) OBP: 0.288, SLG: 0.341		0-0 F7		0-0 G6-4-3		0-0 2B		4-0 CS BB	3 0 1 0 1 0 2								AB 30 R 2 H 8 RBI 2 BB 6 SO 3 LOB 20		
Gary Redus, R (8, PR) OBP: 0.370, SLG: 0.413				1-2					0 0 0 0 0 0 0										
Dave Vangorder, R (9,2) OBP: 0.284, SLG: 0.315									0 0 0 0 0 0 0										
Ron Oester, S (1,4) OBP: 0.360, SLG: 0.385		0-0 F7		0-0 G3		4-0 IBB		0-0 1B	3 0 1 0 1 0 1										
Tom Browning, L (1,1) OBP: 0.208, SLG: 0.216		0-0 F5			0-0 F8 2B		0-0 1-3		4 0 1 0 0 1 4										
John Franco, L (9,1) OBP: 0.333, SLG: 0.333									0 0 0 0 0 0 0										
Ted Power, R (9,1)									0 0 0 0 0 0 0										
Inning Stats	R: 0 E: 0 K: 0 S: 4	H: 1 LOB: 2 BB: 1 P: 8	R: 0 E: 0 K: 0 S: 4	H: 1 LOB: 0 BB: 0 P: 4	R: 1 E: 0 K: 1 S: 6	H: 1 LOB: 1 BB: 1 P: 10	R: 0 E: 0 K: 0 S: 3	H: 0 LOB: 0 BB: 0 P: 3	R: 0 E: 0 K: 0 S: 4	H: 1 LOB: 2 BB: 1 P: 8	R: 0 E: 0 K: 0 S: 4	H: 1 LOB: 2 BB: 1 P: 9	R: 0 E: 0 K: 2 S: 7	H: 1 LOB: 1 BB: 1 P: 11	R: 0 E: 0 K: 0 S: 4	H: 1 LOB: 1 BB: 1 P: 11	1B: 4 2B: 3 3B: 1 HR: 0	SF: 1 SAC: 0 DP: 1 HBP: 0	WP: 0 PA: 37 PB: 0 SB: 0 CS: 1
PITCHER	IP WLS BF H R ER SO BB IBB HBP BLK WP HR S P ERA WHIP																		
Eric Show, R (1,1) ERA: 3.22	7.0 L 33 7 2 2 1 2 2 3 0 0 0 0 0 0 0 0 2.57 1.286																		
Roy Lee Jackson, R (8,1) ERA: 3.27	0.1 2 1 0 0 0 1 0 0 0 0 0 0 1 5 0.00 6.000																		
Gene Walter, L (8,1) ERA: 2.57	0.2 2 0 0 0 0 2 0 0 0 0 0 0 0 6 6 0.00 0.000																		

San Diego Padres @ Cincinnati Reds
Riverfront Stadium, Cincinnati, OH
Wed Sep 11 1985, 7:05 PM EDT
Att: 47,237 - Unknown

livebaseballscorecards.com



Batter	1	2	3	4	5	6	7	8	9	AB	R	H	RBI	BB	SO	LOB	TOP				
Garry Templeton, S OBP: 0.326, SLG: 0.370 (1, 6)	G3		K		4-3		6-3			4	0	0	0	0	1	1	San Diego Padres @ Cincinnati Reds Riverfront Stadium, Cincinnati, OH Thu Sep 12 1985, 7:05 PM EDT Att: 13,418 - Unknown				
Tony Gwynn, L OBP: 0.348, SLG: 0.397 (1, 9)	4-3		6-3			FC5-4 1B		G5-4-3 BB		3	0	1	1	1	0	0					
Steve Garvey, R OBP: 0.308, SLG: 0.429 (1, 3)		BB			F9	FC5-4 1-2		G5-4-3 1-2		3	0	0	0	1	0	2					
Graig Nettles, L OBP: 0.356, SLG: 0.406 (1, 5)	F5			K			1B	F9		4	0	1	0	0	1	1					
Terry Kennedy, L OBP: 0.298, SLG: 0.385 Miguel Dilone, S OBP: 0.260, SLG: 0.250 (9, PR)			K		1B					4	0	3	0	0	1	0					
Carmelo Martinez, R OBP: 0.341, SLG: 0.418 (1, 7)		F9		1B			F2			4	0	1	0	0	1	3					
Kevin McReynolds, R OBP: 0.289, SLG: 0.371 (1, 8)					F8		G6-4-3 1-2			4	0	1	0	0	1	6					
Tim Flannery, L OBP: 0.382, SLG: 0.352 (1, 4)			K					F7		4	1	1	0	0	1	3					
Andy Hawkins, R OBP: 0.114, SLG: 0.088 (1, 1)				4-3		SH3-4 1B		F1		2	0	0	0	0	0	0					
Inning Stats	R: 0 E: 0 K: 2 S: 3	H: 0 LOB: 1 BB: 1 P: 7	R: 0 E: 0 K: 2 S: 8	H: 1 LOB: 1 BB: 0 P: 8	R: 0 E: 0 K: 1 S: 5	H: 0 LOB: 0 BB: 0 P: 5	R: 0 E: 0 K: 1 S: 7	H: 2 LOB: 2 BB: 0 P: 7	R: 1 E: 0 K: 0 S: 5	H: 2 LOB: 1 BB: 0 P: 5	R: 0 E: 0 K: 0 S: 4	H: 2 LOB: 0 BB: 0 P: 4	R: 0 E: 0 K: 0 S: 3	H: 0 LOB: 0 BB: 0 P: 3	R: 0 E: 0 K: 2 S: 2	H: 1 LOB: 2 BB: 0 P: 8	1B: 7 2B: 1 3B: 0 HR: 0	SF: 0 SAC: 1 DP: 2 HBP: 0	WP: 0 PB: 0 SB: 1 CS: 0	PA: 35	
PITCHER	IP	WLS	BF	H	R	ER	SO	BB	IBB	HBP	BLK	WP	HR	S	P	ERA	WHIP				
Jay Tibbs, R ERA: 4.04 (1, 1)	8.0	W	31	7	1	1	4	2	0	0	0	0	0	37	45	1.12	1.125				
John Franco, L ERA: 1.83 (9, 1)	0.1		2	1	0	0	1	0	0	0	0	0	0	4	4	0.00	3.000				
Ted Power, R ERA: 2.67 (9, 1)	0.2	S	2	0	0	0	1	0	0	0	0	0	0	4	4	0.00	0.000				

AB	32
R	1
H	8
RBI	1
BB	2
SO	6
LOB	16



Batter	1	2	3	4	5	6	7	8	9	AB	R	H	RBI	BB	SO	LOB	BOTTOM				
Eddie Milner, L OBP: 0.334, SLG: 0.336 (1, 8)			F5		1-3			F2		4	1	1	0	0	0	1	San Diego Padres @ Cincinnati Reds Riverfront Stadium, Cincinnati, OH Thu Sep 12 1985, 7:05 PM EDT Att: 13,418 - Unknown				
Buddy Bell, R OBP: 0.302, SLG: 0.339 (1, 5)			F8			F8		5-3		4	1	1	1	0	0	0					
Dave Parker, L OBP: 0.361, SLG: 0.538 (1, 9)			F3		F2		3-1			3	0	0	0	0	0	1					
Tony Perez, R OBP: 0.412, SLG: 0.483 (1, 3)					4-3					3	0	2	1	0	0	0					
Nick Esasky, R OBP: 0.322, SLG: 0.431 Eric Davis, R OBP: 0.211, SLG: 0.413 (9, 7)			F8			F4				3	0	1	0	0	0	2					
Dave Concepcion, R OBP: 0.315, SLG: 0.335 (1, 6)			F9		G6-4-3 1-2			F9		3	0	0	0	0	0	2					
Bo Diaz, R OBP: 0.284, SLG: 0.335 (1, 2)						F9		6-3		3	0	0	0	0	0	0					
Ron Oester, S OBP: 0.360, SLG: 0.385 (1, 4)			6-3					4-3		3	0	1	0	0	0	0					
Jay Tibbs, R OBP: 0.109, SLG: 0.075 Max Venable, L OBP: 0.333, SLG: 0.415 John Franco, L OBP: 0.333, SLG: 0.333 Ted Power, R (9, 1)								F9		1	0	0	0	0	1	0					
Inning Stats	R: 2 E: 0 K: 0 S: 6	H: 3 LOB: 1 BB: 0 P: 6	R: 0 E: 0 K: 1 S: 5	H: 0 LOB: 0 BB: 0 P: 5	R: 0 E: 0 K: 0 S: 3	H: 0 LOB: 0 BB: 0 P: 3	R: 0 E: 0 K: 0 S: 3	H: 1 LOB: 0 BB: 0 P: 3	R: 0 E: 0 K: 0 S: 4	H: 1 LOB: 1 BB: 0 P: 4	R: 0 E: 0 K: 0 S: 4	H: 1 LOB: 1 BB: 0 P: 4	R: 0 E: 0 K: 0 S: 3	H: 0 LOB: 0 BB: 0 P: 3	R: 0 E: 0 K: 0 S: 3	H: 0 LOB: 0 BB: 0 P: 3	1B: 5 2B: 1 3B: 0 HR: 0	SF: 0 SAC: 1 DP: 1 HBP: 0	WP: 0 PB: 0 SB: 0 CS: 0	PA: 29	
PITCHER	IP	WLS	BF	H	R	ER	SO	BB	IBB	HBP	BLK	WP	HR	S	P	ERA	WHIP				
Andy Hawkins, R ERA: 2.94 (1, 1)	8.0	L	29	6	2	2	1	0	0	0	0	0	0	31	31	2.25	0.750				

AB	28
R	2
H	6
RBI	2
BB	0
SO	1
LOB	6



Batter	1	2	3	4	5	6	7	8	9	AB	R	H	RBI	BB	SO	LOB	TOP					
Miguel Dilone, S OBP: 0.260, SLG: 0.250 (1, 7)	F6		1B		F6		B4			4	1	1	0	0	0	0	San Diego Padres @ Houston Astros Astrodome, Houston, TX Fri Sep 13 1985, 8:05 PM EDT Att: 8,932 - Unknown					
Jerry Royster, R OBP: 0.361, SLG: 0.404 (1, 6)	CS		1B		K			G4-6-3		2	0	1	1	2	1	0						
Tony Gwynn, L OBP: 0.349, SLG: 0.400 (1, 9)	BB		1B		E3			F9		4	0	2	1	0	0	1						
Graig Nettles, L OBP: 0.353, SLG: 0.402 (1, 5)	2B		1B		K			G4-6-3		4	0	0	0	0	3	5						
Terry Kennedy, L OBP: 0.296, SLG: 0.382 (1, 2)		K	L7					F8		4	0	0	0	0	2	2						
Steve Garvey, R OBP: 0.308, SLG: 0.427 (1, 3)		1B			5-3			F9		4	0	1	0	0	0	0						
Kevin McReynolds, R OBP: 0.285, SLG: 0.368 (1, 8)	6-3				5-3			F9		4	0	0	0	0	0	0						
Tim Flannery, L OBP: 0.384, SLG: 0.351 (1, 4)			1B	SH1-4	FC5-4			4-3		1	1	0	0	2	0	0						
Mark Thurmond, L OBP: 0.133, SLG: 0.107 (7, PH)			SH1-4	FC5-4				4-3		1	0	0	0	0	0	1						
Al Bumbry, L OBP: 0.274, SLG: 0.284 (7, 1)			SH1-4	FC5-4						1	0	0	0	0	0	0						
Craig Lefferts, L OBP: 0.250, SLG: 0.250 (7, 1)			1-2	1-2						0	0	0	0	0	0	0						
Inning Stats	R: 0 E: 0 K: 1 S: 5	H: 1 LOB: 1 BB: 1 P: 9	R: 0 E: 0 K: 1 S: 5	H: 1 LOB: 0 BB: 0 P: 5	R: 2 E: 0 K: 1 S: 8	H: 3 LOB: 2 BB: 1 P: 12	R: 0 E: 0 K: 0 S: 3	H: 0 LOB: 1 BB: 1 P: 7	R: 0 E: 1 K: 2 S: 8	H: 0 LOB: 0 BB: 0 P: 8	R: 0 E: 0 K: 1 S: 5	H: 0 LOB: 0 BB: 0 P: 5	R: 0 E: 0 K: 0 S: 3	H: 0 LOB: 0 BB: 0 P: 3	R: 0 E: 0 K: 0 S: 2	H: 0 LOB: 0 BB: 1 P: 6	R: 0 E: 0 K: 0 S: 3	H: 0 LOB: 0 BB: 0 P: 3	1B: 4 2B: 1 3B: 0 HR: 0	SF: 0 SAC: 1 DP: 1 HBP: 0	WP: 0 PB: 0 SB: 0 CS: 1	PA: 34
PITCHER Mike Scott, R ERA: 2.93 (1, 1)	IP: 9.0 WLS: W BF: 34 H: 5 R: 2 ER: 2 SO: 6	BB: 4 IBB: 0 HBP: 0 BLK: 0	WP: 0 HR: 0 S: 42 P: 58	ERA: 2.00 WHIP: 1.000	PITCHER														ERA: 2.00 WHIP: 1.000			

AB	29
R	2
H	5
RBI	2
BB	4
SO	6
LOB	9



Batter	1	2	3	4	5	6	7	8	9	AB	R	H	RBI	BB	SO	LOB	BOTTOM					
Dickie Thon, R OBP: 0.281, SLG: 0.327 (1, 6)	6-3	FC5-4			1-3		K			4	0	0	0	0	1	2	San Diego Padres @ Houston Astros Astrodome, Houston, TX Fri Sep 13 1985, 8:05 PM EDT Att: 8,932 - Unknown					
Jim Pankovits, R OBP: 0.341, SLG: 0.358 (1, 4)	F9		F8		S			4-3		4	0	1	0	0	0	0						
Kevin Bass, S OBP: 0.299, SLG: 0.407 (1, 8)	L9		F7		5-3			G3		3	0	0	0	1	0	1						
Jose Cruz, L OBP: 0.347, SLG: 0.413 (1, 7)		K	F9		6-3			G3		4	0	0	0	0	1	2						
Glenn Davis, R OBP: 0.320, SLG: 0.442 (1, 3)		BB	1B		F9			F9		3	1	1	0	1	0	0						
Jerry Mumphy, S OBP: 0.322, SLG: 0.384 (1, 9)		BB	1B		6-3			F6		4	1	1	0	0	0	2						
Bert Pena, R OBP: 0.286, SLG: 0.357 (1, 5)		F3			E			K		3	1	1	0	0	1	2						
John Mizerock, L OBP: 0.281, SLG: 0.333 (1, 2)		1B			E7			K		2	0	1	1	1	1	0						
Mike Scott, R OBP: 0.211, SLG: 0.262 (1, 1)		FC5-4			6-3			K		3	0	1	2	0	1	1						
Inning Stats	R: 2 E: 0 K: 0 S: 3	H: 3 LOB: 2 BB: 1 P: 12	R: 2 E: 0 K: 1 S: 8	H: 3 LOB: 1 BB: 1 P: 12	R: 0 E: 0 K: 0 S: 3	H: 0 LOB: 0 BB: 0 P: 3	R: 1 E: 1 K: 0 S: 5	H: 2 LOB: 1 BB: 0 P: 5	R: 0 E: 0 K: 0 S: 4	H: 1 LOB: 1 BB: 0 P: 4	R: 0 E: 0 K: 1 S: 5	H: 0 LOB: 0 BB: 0 P: 5	R: 0 E: 0 K: 3 S: 9	H: 0 LOB: 0 BB: 0 P: 9	R: 0 E: 0 K: 0 S: 3	H: 0 LOB: 2 BB: 2 P: 11		R: 0 E: 0 K: 0 S: 3	H: 0 LOB: 0 BB: 0 P: 11	1B: 5 2B: 1 3B: 0 HR: 0	SF: 0 SAC: 0 DP: 0 HBP: 0	WP: 0 PB: 0 SB: 1 CS: 0
PITCHER Mark Thurmond, L ERA: 4.46 Craig Lefferts, L ERA: 3.04 (7, 1)	IP: 6.0 WLS: L BF: 25 H: 6 R: 3 ER: 3 SO: 3	BB: 1 IBB: 0 HBP: 0 BLK: 0	WP: 0 HR: 0 S: 28 P: 32	ERA: 4.50 WHIP: 1.167	PITCHER														ERA: 4.50 WHIP: 1.167			



Batter	1	2	3	4	5	6	7	8	9	AB	R	H	RBI	BB	SO	LOB	TOP								
Garry Templeton, S OBP: 0.323, SLG: 0.366	E1 1B		6-3		F4		F2		F9	5	1	0	0	0	0	3	San Diego Padres @ Houston Astros Astrodome, Houston, TX Sat Sep 14 1985, 8:05 PM EDT Att: 9,885 - Unknown								
Jerry Royster, R OBP: 0.394, SLG: 0.422	B2		1B			HR		K		4	1	2	1	0	1										
Tony Gwynn, L OBP: 0.350, SLG: 0.400	F8		1-2			4-3		1B	6-3	4	1	2	0	0	1										
Steve Garvey, R OBP: 0.309, SLG: 0.428	1-H		L1			F9		6-3	1B	4	0	2	1	0	2										
Miguel Dilone, S OBP: 0.290, SLG: 0.250	1B					F9		1-3	1B	0	0	0	0	0	0										
Kurt Bevacqua, R OBP: 0.345, SLG: 0.350	F9				6-3	6-3		6-3	1B	4	0	0	1	0	2										
Carmelo Martinez, R OBP: 0.340, SLG: 0.416		G3			G3		G6-4-3	1B	4-3	4	0	1	0	0	2										
Kevin McReynolds, R OBP: 0.285, SLG: 0.369		1-3			6-3		G6-4-3	1B	G3	4	0	1	0	0	1										
Bruce Bochy, R OBP: 0.295, SLG: 0.451		6-3				4-3		1B	G3	4	0	1	0	0	1										
Dave Dravecky, R OBP: 0.156, SLG: 0.117					5-3		6-3		4-3	2	0	0	0	0	0										
Bobby Brown, S OBP: 0.208, SLG: 0.194										1	0	1	0	0	0										
Lance McCullers, S OBP: 0.295, SLG: 0.381										0	0	0	0	0	0										
Terry Kennedy, L OBP: 0.295, SLG: 0.381										1	0	0	0	0	1										
Inning Stats	R: 1 E: 1 K: 0 S: 5	H: 1 LOB: 1 BB: 0 P: 5	R: 0 E: 0 K: 0 S: 3	H: 0 LOB: 0 BB: 0 P: 3	R: 0 E: 0 K: 0 S: 5	H: 2 LOB: 2 BB: 0 P: 5	R: 0 E: 0 K: 0 S: 3	H: 0 LOB: 0 BB: 0 P: 3	R: 0 E: 0 K: 0 S: 3	H: 0 LOB: 0 BB: 0 P: 3	R: 1 E: 0 K: 0 S: 4	H: 1 LOB: 0 BB: 0 P: 4	R: 0 E: 0 K: 0 S: 5	H: 3 LOB: 2 BB: 0 P: 5	R: 1 E: 0 K: 1 S: 7	H: 2 LOB: 2 BB: 0 P: 7	R: 0 E: 0 K: 0 S: 4	H: 1 LOB: 1 BB: 0 P: 4	1B: 8 2B: 1 3B: 0 HR: 1	SF: 0 SAC: 0 DP: 1 HBP: 0	WP: 0 PB: 0 SB: 2 CS: 0	PA: 37			
PITCHER	IP	WLS	BF	H	R	ER	SO	BB	IBB	HBP	BLK	WP	HR	S	P	ERA	WHIP								
Bob Knepper, L ERA: 3.32	(1, 1)	7.0	W	28	7	2	1	0	0	0	0	0	1	28	28	1.29	1.000								
Bill Dawley, R ERA: 4.09	(8, 1)	1.0		5	2	1	1	1	0	0	0	0	0	7	7	9.00	2.000								
Dave Smith, R ERA: 2.55	(9, 1)	1.0	S	4	1	0	0	0	0	0	0	0	0	4	4	0.00	1.000								

AB 37
R 3
H 10
RBI 3
BB 0
SO 1
LOB 14



Batter	1	2	3	4	5	6	7	8	9	AB	R	H	RBI	BB	SO	LOB	BOTTOM								
Dickie Thon, R OBP: 0.281, SLG: 0.340	F5		HR		FC5-4 1B		K			4	2	1	2	0	1	3	San Diego Padres @ Houston Astros Astrodome, Houston, TX Sat Sep 14 1985, 8:05 PM EDT Att: 9,885 - Unknown								
Jim Pankovits, R OBP: 0.338, SLG: 0.355	F6		6-3		1B		6-3			4	0	1	1	0	1										
Kevin Bass, S OBP: 0.298, SLG: 0.406	F3		F4		1B				K	4	0	1	1	0	1										
Jose Cruz, L OBP: 0.346, SLG: 0.411		K			1-3		F8		BB	3	0	0	0	1	1										
Glenn Davis, R OBP: 0.319, SLG: 0.439		F8			6-3				9-3	4	0	1	0	0	1										
Dave Smith, R							1B		9-3	0	0	0	0	0	0										
Jerry Mumphrey, S OBP: 0.323, SLG: 0.384			FC6-4 1B		6-3		F4			3	0	1	0	0	1										
Mark Bailey, S OBP: 0.394, SLG: 0.421		FC6-4 1B			F9		F9			3	0	0	0	0	2										
Bert Pena, R OBP: 0.294, SLG: 0.353					4-3		FC5-4 1B		E6	3	1	1	0	0	0										
Bob Knepper, L OBP: 0.183, SLG: 0.217							SH1-4			1	1	1	0	1	0										
Bill Dawley, R OBP: 0.250, SLG: 0.143							SH1-4			0	0	0	0	0	0										
Denny Walling, L OBP: 0.318, SLG: 0.390			HR		1B		FC5-4 BB			0	0	0	0	0	0										
Inning Stats	R: 0 E: 0 K: 0 S: 3	H: 0 LOB: 0 BB: 0 P: 3	R: 0 E: 0 K: 1 S: 6	H: 1 LOB: 1 BB: 0 P: 6	R: 2 E: 0 K: 0 S: 5	H: 2 LOB: 0 BB: 0 P: 5	R: 0 E: 0 K: 0 S: 3	H: 0 LOB: 0 BB: 0 P: 3	R: 2 E: 0 K: 0 S: 5	H: 3 LOB: 2 BB: 1 P: 9	R: 0 E: 0 K: 0 S: 4	H: 1 LOB: 1 BB: 0 P: 4	R: 0 E: 1 K: 1 S: 6	H: 0 LOB: 1 BB: 0 P: 6	R: 0 E: 0 K: 1 S: 4	H: 0 LOB: 0 BB: 1 P: 8	R: 0 E: 0 K: 1 S: 4	H: 0 LOB: 0 BB: 1 P: 8	1B: 6 2B: 1 3B: 0 HR: 1	SF: 0 SAC: 1 DP: 1 HBP: 0	WP: 0 PB: 0 SB: 0 CS: 0	PA: 32			
PITCHER	IP	WLS	BF	H	R	ER	SO	BB	IBB	HBP	BLK	WP	HR	S	P	ERA	WHIP								
Dave Dravecky, L ERA: 2.65	(1, 1)	6.0	L	25	7	4	4	1	1	0	0	0	1	26	30	6.00	1.333								
Lance McCullers, R ERA: 1.09	(7, 1)	2.0		7	0	0	0	2	1	0	0	0	0	10	14	0.00	0.500								



Batter	1	2	3	4	5	6	7	8	9	AB	R	H	RBI	BB	SO	LOB	TOP																
Miguel Dilone, S OBP: 0.259, SLG: 0.250 (1, 8)										4	1	1	0	0	1	2	San Diego Padres @ Houston Astros Astrodome, Houston, TX Sun Sep 15 1985, 8:05 PM EDT Att: 6,412 - Unknown																
Gary Templeton, S OBP: 0.323, SLG: 0.368 (1, 6)										3	0	1	0	0	0	0																	
Tony Gwynn, L OBP: 0.347, SLG: 0.398 (1, 9)										3	0	0	1	0	1	1																	
Graig Nettles, L OBP: 0.352, SLG: 0.400 (6, PR)										2	0	0	0	1	1	0																	
Bobby Brown, S OBP: 0.208, SLG: 0.194 (6, PR)										0	0	0	0	0	0	0																	
Jerry Royster, R OBP: 0.362, SLG: 0.420 (6, 5)										1	0	0	0	0	0	1																	
Terry Kennedy, L OBP: 0.297, SLG: 0.381 (1, 2)										3	0	1	0	1	0	1																	
Steve Garvey, R OBP: 0.305, SLG: 0.427 (1, 3)										4	0	1	0	0	0	2																	
Carmelo Martinez, R OBP: 0.342, SLG: 0.417 (9, PR)										4	0	2	0	0	0	1																	
Gerry Davis, R OBP: 0.311, SLG: 0.349 (9, PR)										0	0	0	0	0	0	0																	
Tim Flannery, L OBP: 0.385, SLG: 0.353 (1, 4)										4	0	2	0	0	0	1																	
LaMarr Hoyt, R OBP: 0.086, SLG: 0.070 (7, PH)										1	0	0	0	0	1	2																	
Kevin Reynolds, R OBP: 0.285, SLG: 0.389 (7, 1)										1	0	0	0	0	1	0																	
Craig Lefferts, L OBP: 0.250, SLG: 0.250 (7, 1)										0	0	0	0	0	0	0																	
Lance McCullers, S OBP: 0.362, SLG: 0.420 (8, 1)										0	0	0	0	0	0	0																	
Inning Stats	R: 1 E: 0 K: 0 S: 4	H: 1 LOB: 1 BB: 1 P: 8	R: 0 E: 0 K: 1 S: 7	H: 2 LOB: 2 BB: 0 P: 7	R: 0 E: 0 K: 1 S: 5	H: 0 LOB: 0 BB: 0 P: 5	R: 0 E: 0 K: 1 S: 7	H: 3 LOB: 2 BB: 0 P: 7	R: 0 E: 0 K: 1 S: 5	H: 0 LOB: 0 BB: 0 P: 5	R: 0 E: 1 K: 0 S: 2	H: 0 LOB: 1 BB: 1 P: 6	R: 0 E: 0 K: 1 S: 5	H: 0 LOB: 0 BB: 0 P: 5	R: 0 E: 0 K: 0 S: 4	H: 1 LOB: 1 BB: 0 P: 4	R: 0 E: 0 K: 0 S: 4	H: 1 LOB: 1 BB: 0 P: 4	1B: 7 2B: 2 3B: 0 HR: 0	SF: 1 SAC: 2 DP: 2 HBP: 0	WP: 0 PB: 0 SB: 1 CS: 1	PA: 35											
PITCHER	IP WLS BF H R ER SO BB IBB HBP BLK WP HR S P ERA WHIP																																
Nolan Ryan, R ERA: 3.76 (1, 1)	6.0	24	6	1	1	4	2	0	0	0	0	0	0	30	38	1.50	1.333																
Jeff Calhoun, L ERA: 2.19 (7, 1)	2.0	7	1	0	0	1	0	0	0	0	0	0	0	9	9	0.00	0.500																
Dave Smith, R ERA: 2.51 (9, 1)	1.0	4	1	0	0	0	0	0	0	0	0	0	0	4	4	0.00	1.000																

Batter	1	2	3	4	5	6	7	8	9	AB	R	H	RBI	BB	SO	LOB	BOTTOM																
Kevin Bass, S OBP: 0.298, SLG: 0.404 (1, 8)										4	0	1	0	0	2	2	San Diego Padres @ Houston Astros Astrodome, Houston, TX Sun Sep 15 1985, 8:05 PM EDT Att: 6,412 - Unknown																
Craig Reynolds, L OBP: 0.296, SLG: 0.390 (1, 6)										4	0	0	0	0	3	3																	
Denny Walling, L OBP: 0.320, SLG: 0.392 (9, 3)										3	1	2	0	0	0	0																	
Jose Cruz, L OBP: 0.346, SLG: 0.410 (1, 7)										3	0	1	1	0	0	1																	
Jerry Mumphrey, S OBP: 0.323, SLG: 0.383 (1, 9)										3	0	1	0	0	0	1																	
Glenn Davis, R OBP: 0.322, SLG: 0.453 (9, 1)										3	1	2	1	0	0	0																	
Jim Pankovits, R OBP: 0.331, SLG: 0.346 (1, 4)										3	0	0	0	0	2	2																	
Mark Bailey, S OBP: 0.393, SLG: 0.421 (1, 2)										3	0	1	0	0	0	0																	
Nolan Ryan, R OBP: 0.131, SLG: 0.123 (6, PH)										1	0	0	0	0	0	0																	
Eric Bullock, L OBP: 0.125, SLG: 0.250 (8, PH)										1	0	0	0	0	0	0																	
Phil Garner, R OBP: 0.313, SLG: 0.382 (9, 5)										1	0	0	0	0	1	1																	
Inning Stats	R: 0 E: 0 K: 0 S: 3	H: 0 LOB: 0 BB: 0 P: 3	R: 0 E: 0 K: 0 S: 4	H: 1 LOB: 1 BB: 0 P: 4	R: 0 E: 0 K: 1 S: 5	H: 0 LOB: 0 BB: 0 P: 5	R: 1 E: 0 K: 0 S: 4	H: 2 LOB: 0 BB: 0 P: 4	R: 0 E: 0 K: 0 S: 3	H: 0 LOB: 0 BB: 0 P: 3	R: 0 E: 0 K: 0 S: 3	H: 1 LOB: 0 BB: 0 P: 3	R: 0 E: 0 K: 0 S: 3	H: 2 LOB: 0 BB: 0 P: 3	R: 1 E: 1 K: 1 S: 8	H: 2 LOB: 2 BB: 0 P: 8	1B: 7 2B: 2 3B: 0 HR: 1	SF: 0 SAC: 0 DP: 4 HBP: 0	WP: 0 PB: 1 SB: 0 CS: 1	PA: 30													
PITCHER	IP WLS BF H R ER SO BB IBB HBP BLK WP HR S P ERA WHIP																																
LaMarr Hoyt, R ERA: 3.57 (1, 1)	6.0	20	4	1	0	1	0	0	0	0	0	0	0	22	22	0.00	0.667																
Craig Lefferts, L ERA: 3.1 (7, 1)	1.1	6	4	1	1	0	0	0	0	0	1	6	6	6.75	3.000																		
Lance McCullers, R ERA: 1.07 (8, 1)	0.2	3	0	0	0	1	0	0	0	0	0	5	5	0.00	0.000																		

Batter	1	2	3	4	5	6	7	8	9	AB R H RBI BB SO LOB	TOP							
Mariano Duncan, R OBP: 0.296, SLG: 0.343	F6	3-1			F9		2H 3H 1B		K	5 0 1 2 0 1 2	Los Angeles Dodgers @ San Diego Padres Jack Murphy Stadium, San Diego, CA Tue Sep 17 1985, 10:05 PM EDT Att: 20,798 - Unknown livebaseballscorecards.com							
Ken Landreaux, L OBP: 0.320, SLG: 0.421	F7		F8		F5			F8	4 0 0 0 0 0 0									
Mike Marshall, R OBP: 0.339, SLG: 0.487 Jose Gonzalez, R (8, 9)	F6		F9		F8			1B 2B	4 1 1 0 0 0 0 0 0 0 0 0 0 0									
Greg Brock, L OBP: 0.330, SLG: 0.443		HR	F3		F7			G6-4-3 2H 1B	4 1 2 2 0 0 0									
Bill Madlock, R OBP: 0.332, SLG: 0.397 Dave Anderson, R OBP: 0.315, SLG: 0.294	1B 1B			F6	5-3			G6-4-3 1-2f	4 1 1 0 0 0 1 0 0 0 0 0 0 0									
Mike Scioscia, L OBP: 0.417, SLG: 0.437	1B SF9 1B			F9			F9	F9	4 1 1 0 0 0 0									
Len Matuszek, L OBP: 0.276, SLG: 0.357 Reggie Williams, R OBP: 0.250, SLG: 0.250	SF9 CS 1B			BB			E9 SH3 1B	1B 1B	2 1 1 1 1 0 0 1 1 1 0 0 0 0									
Steve Sax, R OBP: 0.353, SLG: 0.319	SF9			F7			SH3 1B 1B	1-2 1B	3 1 2 1 0 0 1									
Orel Hershiser, R OBP: 0.222, SLG: 0.191	K			F6			SH3	K	3 0 0 0 0 2 2									
Inning Stats	R: 0 E: 0 K: 0 S: 3	H: 0 LOB: 0 BB: 0 P: 3	R: 4 E: 0 K: 1 S: 9	H: 4 LOB: 0 BB: 0 P: 9	R: 0 E: 0 K: 0 S: 3	H: 0 LOB: 0 BB: 0 P: 3	R: 0 E: 0 K: 0 S: 3	H: 0 LOB: 0 BB: 0 P: 3	R: 2 E: 1 K: 0 S: 5	H: 2 LOB: 2 BB: 0 P: 5		R: 1 E: 0 K: 2 S: 4	H: 2 LOB: 0 BB: 0 P: 4	R: 0 E: 0 K: 2 S: 9	H: 2 LOB: 2 BB: 0 P: 9	1B: 8 2B: 1 3B: 0 HR: 1	SF: 1 SAC: 1 DP: 1 HBP: 0	WP: 0 PB: 0 SB: 0 CS: 1
PITCHER	IP WLS BF H R ER SO BB IBB HBP BLK WP HR S P ERA WHIP											IP WLS BF H R ER SO BB IBB HBP BLK WP HR S P ERA WHIP						
Andy Hawkins, R ERA: 3.01	(1, 1) 7.1 L 31 8 7 4 1 1 0 0 0 0 0 1 32 36 4.91 1.227																	
Ed Wojna, R ERA: 5.21	(8, 1) 0.2 1 0 0 0 0 0 0 0 0 0 0 1 1 0.00 0.000																	
Roy Lee Jackson, R ERA: 3.18	(9, 1) 1.0 5 2 0 0 0 2 0 0 0 0 0 0 9 9 0.00 2.000																	

Batter	1	2	3	4	5	6	7	8	9	AB R H RBI BB SO LOB	BOTTOM							
Tim Flannery, L OBP: 0.385, SLG: 0.353	1B 2B 1B		F4			6-3			4-3	4 1 1 0 0 0 0	Los Angeles Dodgers @ San Diego Padres Jack Murphy Stadium, San Diego, CA Tue Sep 17 1985, 10:05 PM EDT Att: 20,798 - Unknown livebaseballscorecards.com							
Gary Templeton, S OBP: 0.322, SLG: 0.366	FC6-4 1B		K			K		FC4-6 1B 1B	4 0 2 0 0 2 0									
Tony Gwynn, L OBP: 0.346, SLG: 0.396	FC6-4 2B		5-3			4-3		FC4-6 1B	4 0 1 0 0 0 2									
Graig Nettles, L OBP: 0.356, SLG: 0.404	2B					G6-4-3 BB		FC4-6 1-2f 2-3	3 0 2 1 1 0 2									
Terry Kennedy, L OBP: 0.294, SLG: 0.376	K		G6-4-3			G6-4-3		4-3	4 0 0 0 0 1 6									
Steve Garvey, R OBP: 0.307, SLG: 0.423	K				6-3	4-3			3 0 0 0 0 1 2									
Carmelo Martinez, R OBP: 0.345, SLG: 0.425		F4				G4-6-3 1B		G5-4-3 BB	2 0 1 0 1 0 0									
Kevin McReynolds, R OBP: 0.281, SLG: 0.364		5-3				G4-6-3 1-2f		G5-4-3	3 0 0 0 0 0 2									
Andy Hawkins, R OBP: 0.111, SLG: 0.086 Ed Wojna, R OBP: 0.167, SLG: 0.167 Al Bumbry, L OBP: 0.271, SLG: 0.281 Roy Lee Jackson, R (9, 1)		K				6-3		5-3	2 0 0 0 0 1 0 0 0 0 0 0 0 0 1 0 0 0 0 0 0 0 0 0 0 0 0 0									
Inning Stats	R: 1 E: 0 K: 2 S: 10	H: 3 LOB: 2 BB: 0 P: 10	R: 0 E: 0 K: 1 S: 5	H: 0 LOB: 0 BB: 0 P: 5	R: 0 E: 0 K: 1 S: 5	H: 1 LOB: 0 BB: 0 P: 3	R: 0 E: 0 K: 0 S: 3	H: 0 LOB: 0 BB: 0 P: 3	R: 0 E: 0 K: 1 S: 5	H: 0 LOB: 0 BB: 1 P: 5		R: 0 E: 0 K: 0 S: 2	H: 0 LOB: 0 BB: 1 P: 6	R: 0 E: 0 K: 0 S: 5	H: 2 LOB: 2 BB: 1 P: 5	1B: 6 2B: 1 3B: 0 HR: 0	SF: 0 SAC: 0 DP: 4 HBP: 0	WP: 0 PB: 0 SB: 0 CS: 0
PITCHER	IP WLS BF H R ER SO BB IBB HBP BLK WP HR S P ERA WHIP											IP WLS BF H R ER SO BB IBB HBP BLK WP HR S P ERA WHIP						
Orel Hershiser, R ERA: 2.04	(1, 1) 9.0 W 32 7 1 1 5 2 0 0 0 0 0 0 40 48 1.00 1.000																	

Batter	1	2	3	4	5	6	7	8	9	AB	R	H	RBI	BB	SO	LOB	TOP											
Garry Templeton, S OBP: 0.326, SLG: 0.370 (1, 6)										5	0	3	3	1	1	0												
Jerry Royster, R OBP: 0.395, SLG: 0.425 (1, 4)										4	0	0	0	0	0	3												
Tim Flannery, L OBP: 0.384, SLG: 0.352 (7, PH) (7, 4)										1	0	0	0	0	0	2												
Tony Gwynn, L OBP: 0.348, SLG: 0.396 (1, 9)										3	0	1	0	2	0	1												
Steve Garvey, R OBP: 0.304, SLG: 0.420 (1, 3)										5	0	0	0	0	2	5												
Kurt Bevacqua, R OBP: 0.362, SLG: 0.352 (1, 5)										2	2	1	0	3	0	0												
Carmelo Martinez, R OBP: 0.350, SLG: 0.437 (1, 7)										4	2	3	2	1	1	3												
Kevin McReynolds, R OBP: 0.283, SLG: 0.362 (1, 8)										3	1	0	0	2	1	5												
Bruce Bochy, R OBP: 0.306, SLG: 0.452 (1, 2)										2	1	1	0	1	1	1												
Terry Kennedy, L OBP: 0.295, SLG: 0.376 (7, PH) (7, 2)										1	0	0	0	1	1	0												
Mark Thurmond, L Ed Wynn, R Bobby Scott, S Craig Lefferts, L Roy Lee Jackson, R Al Williams, R Luis Delmonico, R Greg Nettles, L Lance McCullers, S Miguel Olivo, S										0	0	0	0	0	0	0												
Inning Stats	R: 0 E: 0 K: 1 S: 6	H: 1 LOB: 3 BB: 2 P: 14	R: 2 E: 0 K: 0 S: 5	H: 2 LOB: 1 BB: 1 P: 9	R: 2 E: 0 K: 1 S: 5	H: 1 LOB: 1 BB: 3 P: 17	R: 0 E: 0 K: 0 S: 3	H: 0 LOB: 1 BB: 1 P: 7	R: 0 E: 0 K: 1 S: 6	H: 1 LOB: 1 BB: 0 P: 6	R: 0 E: 0 K: 0 S: 4	H: 1 LOB: 2 BB: 1 P: 8	R: 2 E: 0 K: 0 S: 4	H: 1 LOB: 2 BB: 3 P: 16	R: 0 E: 0 K: 2 S: 9	H: 2 LOB: 2 BB: 0 P: 9	R: 0 E: 0 K: 2 S: 7	H: 0 LOB: 0 BB: 0 P: 7	1B: 6 2B: 2 3B: 0 HR: 1	SF: 1 SAC: 1 DP: 1 HBP: 0	WP: 1 PA: 46 PB: 0 CS: 0							
PITCHER	IP	WLS	BF	H	R	ER	SO	BB	IBB	HBP	BLK	WP	HR	S	P	ERA	WHIP											
Vida Blue, L ERA: 4.74	(1, 1)	5.0	W	26	5	4	4	3	7	0	0	0	1	1	25	53	7.20	2.400										
Greg Minton, R ERA: 3.44	(6, 1)	1.2		11	2	2	2	0	4	0	0	0	0	0	7	23	10.80	3.600										
Frank Williams, R ERA: 4.8	(7, 1)	0.1		1	0	0	0	0	0	0	0	0	0	0	1	1	0.00	0.000										
Scott Garrelts, R ERA: 2.03	(8, 1)	2.0	S	8	2	0	0	4	0	0	0	0	0	0	16	16	0.00	1.000										
Batter	1	2	3	4	5	6	7	8	9	AB	R	H	RBI	BB	SO	LOB	BOTTOM											
Dan Gladden, R OBP: 0.292, SLG: 0.308 (1, 8)										5	0	0	0	0	0	5												
Mike Woodard, L OBP: 0.342, SLG: 0.324 (1, 4)										5	0	1	1	0	0	0												
Ron Roenicke, S OBP: 0.427, SLG: 0.444 (1, 9)										5	2	2	0	0	0	1												
Chris Brown, R OBP: 0.348, SLG: 0.448 (1, 5)										4	2	0	0	1	0	0												
Bob Brenly, R OBP: 0.315, SLG: 0.408 (1, 2)										3	2	2	2	1	0	1												
Dan Driessen, L OBP: 0.323, SLG: 0.360 (1, 3)										3	0	1	1	1	0	1												
Rob Deer, R OBP: 0.276, SLG: 0.368 (1, 7)										4	1	1	1	0	2	5												
Jose Uribe, S OBP: 0.282, SLG: 0.321 (1, 6)										3	2	2	0	1	0	2												
Vida Blue, S Jeffrey Leonard, R Greg Minton, S Frank Williams, R Joel Youngblood, R Scott Garrelts, R	(1, 1) (5, PH) (6, 1) (7, 1) (8, 1)									1	0	0	0	0	1	0												
Inning Stats	R: 3 E: 1 K: 0 S: 6	H: 2 LOB: 0 BB: 0 P: 6	R: 2 E: 0 K: 0 S: 6	H: 3 LOB: 1 BB: 0 P: 6	R: 0 E: 0 K: 0 S: 4	H: 1 LOB: 1 BB: 1 P: 8	R: 0 E: 0 K: 1 S: 5	H: 0 LOB: 0 BB: 0 P: 5	R: 2 E: 0 K: 1 S: 8	H: 2 LOB: 3 BB: 2 P: 16	R: 0 E: 0 K: 0 S: 3	H: 0 LOB: 0 BB: 0 P: 3	R: 2 E: 0 K: 1 S: 7	H: 2 LOB: 1 BB: 1 P: 11	R: 0 E: 0 K: 0 S: 3	H: 0 LOB: 0 BB: 0 P: 3	1B: 6 2B: 2 3B: 0 HR: 2	SF: 0 SAC: 1 DP: 0 HBP: 0	WP: 0 PA: 40 PB: 0 CS: 0									
PITCHER	IP	WLS	BF	H	R	ER	SO	BB	IBB	HBP	BLK	WP	HR	S	P	ERA	WHIP											
Mark Thurmond, L ERA: 4.55	(1, 1)	1.2	L	11	5	5	2	0	0	0	0	0	0	1	11	11	10.80	3.000										
Ed Wojna, R ERA: 5.17	(2, 1)	0.1		1	0	0	0	0	0	0	0	0	0	1	1	0.00	0.000											
Craig Lefferts, L ERA: 3.14	(3, 1)	2.0		12	3	2	1	1	2	0	0	0	0	0	12	20	4.50	2.500										
Roy Lee Jackson, R ERA: 3.09	(5, 1)	1.0		4	0	0	0	1	1	0	0	0	0	5	9	0.00	1.000											
Luis Delmonico, R ERA: 4.5	(6, 1)	1.0		3	0	0	0	0	0	0	0	0	0	3	3	0.00	0.000											
San Diego Padres @ San Francisco Giants Candlestick Park, San Francisco, CA Wed Sep 18 1985, 10:05 PM EDT Att: 2,668 - Unknown																												
San Diego Padres @ San Francisco Giants Candlestick Park, San Francisco, CA Wed Sep 18 1985, 10:05 PM EDT Att: 2,668 - Unknown																												
San Diego Padres @ San Francisco Giants Candlestick Park, San Francisco, CA Wed Sep 18 1985, 10:05 PM EDT Att: 2,668 - Unknown																												
San Diego Padres @ San Francisco Giants Candlestick Park, San Francisco, CA Wed Sep 18 1985, 10:05 PM EDT Att: 2,668 - Unknown																												
San Diego Padres @ San Francisco Giants Candlestick Park, San Francisco, CA Wed Sep 18 1985, 10:05 PM EDT Att: 2,668 - Unknown																												
San Diego Padres @ San Francisco Giants Candlestick Park, San Francisco, CA Wed Sep 18 1985, 10:05 PM EDT Att: 2,668 - Unknown																												
San Diego Padres @ San Francisco Giants Candlestick Park, San Francisco, CA Wed Sep 18 1985, 10:05 PM EDT Att: 2,668 - Unknown																												
San Diego Padres @ San Francisco Giants Candlestick Park, San Francisco, CA Wed Sep 18 1985, 10:05 PM EDT Att: 2,668 - Unknown																												
San Diego Padres @ San Francisco Giants Candlestick Park, San Francisco, CA Wed Sep 18 1985, 10:05 PM EDT Att: 2,668 - Unknown																												
San Diego Padres @ San Francisco Giants Candlestick Park, San Francisco, CA Wed Sep 18 1985, 10:05 PM EDT Att: 2,668 - Unknown																												
San Diego Padres @ San Francisco Giants Candlestick Park, San Francisco, CA Wed Sep 18 1985, 10:05 PM EDT Att: 2,668 - Unknown																												
San Diego Padres @ San Francisco Giants Candlestick Park, San Francisco, CA Wed Sep 18 1985, 10:05 PM EDT Att: 2,668 - Unknown																												
San Diego Padres @ San Francisco Giants Candlestick Park, San Francisco, CA Wed Sep 18 1985, 10:05 PM EDT Att: 2,668 - Unknown																												
San Diego Padres @ San Francisco Giants Candlestick Park, San Francisco, CA Wed Sep 18 1985, 10:05 PM EDT Att: 2,668 - Unknown																												
San Diego Padres @ San Francisco Giants Candlestick Park, San Francisco, CA Wed Sep 18 1985, 10:05 PM EDT Att: 2,668 - Unknown																												
San Diego Padres @ San Francisco Giants Candlestick Park, San Francisco, CA Wed Sep 18 1985, 10:05 PM EDT Att: 2,668 - Unknown																												
San Diego Padres @ San Francisco Giants Candlestick Park, San Francisco, CA Wed Sep 18 1985, 10:05 PM EDT Att: 2,668 - Unknown																												
San Diego Padres @ San Francisco Giants Candlestick Park, San Francisco, CA Wed Sep 18 1985, 10:05 PM EDT Att: 2,668 - Unknown																												
San Diego Padres @ San Francisco Giants Candlestick Park, San Francisco, CA Wed Sep 18 1985, 10:05 PM EDT Att: 2,668 - Unknown																												
San Diego Padres @ San Francisco Giants Candlestick Park, San Francisco, CA Wed Sep 18 1985, 10:05 PM EDT Att: 2,668 - Unknown																												
San Diego Padres @ San Francisco Giants Candlestick Park, San Francisco, CA Wed Sep 18 1985, 10:05 PM EDT Att: 2,668 - Unknown																												
San Diego Padres @ San Francisco Giants Candlestick Park, San Francisco, CA Wed Sep 18 1985, 10:05 PM EDT Att: 2,668 - Unknown																												
San Diego Padres @ San Francisco Giants Candlestick Park, San Francisco, CA Wed Sep 18 1985, 10:05 PM EDT Att: 2,668 - Unknown																												
San Diego Padres @ San Francisco Giants Candlestick Park, San Francisco, CA Wed Sep 18 1985, 10:05 PM EDT Att: 2,668 - Unknown																												
San Diego Padres @ San Francisco Giants Candlestick Park, San Francisco, CA Wed Sep 18 1985, 10:05 PM EDT Att: 2,668 - Unknown																												
San Diego Padres @ San Francisco Giants Candlestick Park, San Francisco, CA Wed Sep 18 1985, 10:05 PM EDT Att: 2,668 - Unknown																												
San Diego Padres @ San Francisco Giants Candlestick Park, San Francisco, CA Wed Sep 18 1985, 10:05 PM EDT Att: 2,668 - Unknown																												
San Diego Padres @ San Francisco Giants Candlestick Park, San Francisco, CA Wed Sep 18 1985, 10:05 PM EDT Att: 2,668 - Unknown																												
San Diego Padres @ San Francisco Giants Candlestick Park, San Francisco, CA Wed Sep 18 1985, 10:05 PM EDT Att: 2,668 - Unknown																												
San Diego Padres @ San Francisco Giants Candlestick Park, San Francisco, CA Wed Sep 18 1985, 10:05 PM EDT Att: 2,668 - Unknown																												
San Diego Padres @ San Francisco Giants Candlestick Park, San Francisco, CA Wed Sep 18 1985, 10:05 PM EDT Att: 2,668 - Unknown																												
San Diego Padres @ San Francisco Giants Candlestick Park, San Francisco, CA Wed Sep 18 1985, 10:05 PM EDT Att: 2,668 - Unknown																												
San Diego Padres @ San Francisco Giants Candlestick Park, San Francisco, CA Wed Sep 18 1985, 10:05 PM EDT Att: 2,668 - Unknown																												
San Diego Padres @ San Francisco Giants Candlestick Park, San Francisco, CA Wed Sep 18 1985, 10:05 PM EDT Att: 2,668 - Unknown																												

Batter	1	2	3	4	5	6	7	8	9	AB	R	H	RBI	BB	SO	LOB	TOP										
Gerry Davis, R OBP: 0.314, SLG: 0.333 (1, 9)	0-0 6-3	0-3 K	0-0 1B		4-0 FC6 BB		0-0 F8		0-3 K	5	0	1	0	1	2	2	San Diego Padres @ San Francisco Giants Candlestick Park, San Francisco, CA Thu Sep 19 1985, 6:33 AM EDT Att: 2,307 - Unknown livebaseballscorecards.com										
Jerry Royster, R OBP: 0.362, SLG: 0.427 (1, 4)	0-0 FC4-6 1B	0-0 1B WP 1B	0-0 1B		0-3 K		0-0 6-3		0-3 K	6	2	3	1	0	2	2											
Steve Garvey, R OBP: 0.305, SLG: 0.419 Bobby Brown, S OBP: 0.203, SLG: 0.189 (8, 7)	0-0 E4 E	0-0 WP BB 1B	0-0 F3		0-0 FC6				0-0 BB 1B G4-6-3 1B	5	3	2	1	0	0	5											
Carmelo Martinez, R OBP: 0.354, SLG: 0.437 (8, 3)	4-0 FC4-6 IBB	4-0 WP 1B BB		4-0 BB		0-0 E6 BB		0-0 G4-6-3 BB 1B		2	2	1	0	3	0	0											
Kurt Bevacqua, R OBP: 0.364, SLG: 0.349 (1, 5)	0-0 FC4-6	0-0 1B BLK 1B		0-0 F8		0-3 K		4-0 G4-6-3 BB 1B		4	1	1	3	1	1	3											
Terry Kennedy, L OBP: 0.294, SLG: 0.374 (1, 2)	0-3 K	0-0 BLK 1B		0-0 F7		0-0 F8		0-0 G4-6-3		5	0	1	0	0	1	5											
Kevin McReynolds, R OBP: 0.285, SLG: 0.369 (1, 8)		0-0 1B		0-3 K		4-0 FC6 BB		0-0 HR		4	2	2	2	1	1	2											
Mario Ramirez, R OBP: 0.293, SLG: 0.316 (1, 6)		0-0 1B 1B		0-0 F8		0-0 6-3		0-0 FC6		4	1	1	0	1	0	2											
Dave Dravecky, R OBP: 0.159, SLG: 0.123 (1, 1)		0-0 F4		0-0 6-3		0-0 BB 1B		0-0 F6		5	0	1	0	0	0	3											
Inning Stats	R: 2 E: 2 K: 1 S: 7	H: 1 LOB: 1 BB: 1 P: 11	R: 6 E: 0 K: 1 S: 11	H: 6 LOB: 1 BB: 1 P: 15	R: 0 E: 0 K: 0 S: 5	H: 2 LOB: 2 BB: 0 P: 5	R: 0 E: 0 K: 1 S: 5	H: 0 LOB: 1 BB: 1 P: 9	R: 0 E: 0 K: 1 S: 6	H: 1 LOB: 2 BB: 1 P: 10	R: 0 E: 0 K: 0 S: 3	H: 0 LOB: 0 BB: 0 P: 3	R: 3 E: 0 K: 0 S: 5	H: 3 LOB: 1 BB: 2 P: 13	R: 0 E: 0 K: 2 S: 7	H: 0 LOB: 0 BB: 0 P: 7	1B: 12 2B: 0 3B: 0 HR: 1	SF: 0 SAC: 0 DP: 1 HBP: 0	WP: 1 PB: 0 SB: 0 CS: 0	PA: 48							
PITCHER	IP	WLS	BF	H	R	ER	SO	BB	IBB	HBP	BLK	WP	HR	S	P	ERA	WHIP										
Atlee Hammaker, L ERA: 3.75 (1, 1)	1.2	L	13	5	7	5	2	1	1	0	0	0	0	15	23	27.00	3.600										
Bobby Moore, R ERA: 3.39 (2, 1)	4.1		22	5	1	1	3	3	0	0	1	1	0	25	37	2.08	1.846										
Jeff Robinson, R ERA: 16.2 (7, 1)	1.2		9	3	3	3	0	2	0	0	0	0	1	7	15	16.20	3.000										
Frank Williams, R ERA: 4.7 (8, 1)	1.1		4	0	0	0	2	0	0	0	0	0	0	8	8	0.00	0.000										

Batter	1	2	3	4	5	6	7	8	9	AB	R	H	RBI	BB	SO	LOB	BOTTOM										
Dan Gladden, R OBP: 0.295, SLG: 0.310 (1, 8)	4-0 1-3 BLK BB		0-0 FC6-4 1B		0-0 F9		0-0 FC5-4		0-0 G6-4-3 1B	4	0	2	0	1	0	2	San Diego Padres @ San Francisco Giants Candlestick Park, San Francisco, CA Thu Sep 19 1985, 6:33 AM EDT Att: 2,307 - Unknown livebaseballscorecards.com										
Mike Woodard, L OBP: 0.341, SLG: 0.325 Manny Trillo, R OBP: 0.284, SLG: 0.286 (7, PH) (8, 4)	0-0 1-3		0-0 FC6-4 1B		0-0 4-3		0-0 L4		0-0 G6-4-3	3	0	1	0	0	0	1											
Ron Roenicke, S OBP: 0.414, SLG: 0.427 Frank Williams, R ERA: 4.7 (8, 1)	0-0 1-3		0-0 FC6-4 FC6-4		0-0 L6		0-0 F8			4	0	0	0	0	0	5											
Chris Brown, R OBP: 0.345, SLG: 0.444 (1, 5)	0-3 K		0-0 FC6-4		0-0 4-3		0-0 5-3			4	0	0	0	0	1	3											
Bob Brenly, R OBP: 0.312, SLG: 0.404 (7, 3)		0-0 5-3		0-0 5-3		0-0 F2		0-0 F4		4	0	0	0	0	0	0											
Dan Driessen, L OBP: 0.323, SLG: 0.360 Jeff Robinson, R OBP: 0.349, SLG: 0.339 (8, 9)		0-0 F9		0-0 HR 1B		0-0 F4		4-0 FC5-4 BB		3	1	1	0	0	0	0											
Rob Deer, R OBP: 0.283, SLG: 0.397 (1, 7)		0-0 1B		0-0 HR 1B		0-0 E9 1B 1B		0-0 FC5-4		4	2	2	2	0	0	1											
Jose Uribe, S OBP: 0.282, SLG: 0.320 (1, 6)		0-0 4-3		0-0 F3		0-0 FC5-4 1B 1B		0-0 5-3		4	0	1	0	0	0	1											
Atlee Hammaker, S OBP: 0.068, SLG: 0.068 Bobby Moore, R OBP: 0.296, SLG: 0.363 (7, 2)			0-0 G3		0-0 5-3		0-0 FC5-4 1B 1B		0-0 1B	0	0	0	0	0	0	0											
Inning Stats	R: 0 E: 0 K: 1 S: 5	H: 0 LOB: 1 BB: 1 P: 9	R: 0 E: 0 K: 0 S: 4	H: 1 LOB: 1 BB: 0 P: 4	R: 0 E: 0 K: 0 S: 5	H: 2 LOB: 2 BB: 0 P: 5	R: 2 E: 0 K: 0 S: 5	H: 2 LOB: 0 BB: 0 P: 5	R: 0 E: 0 K: 0 S: 3	H: 0 LOB: 0 BB: 0 P: 3	R: 1 E: 1 K: 0 S: 6	H: 2 LOB: 2 BB: 0 P: 6	R: 0 E: 0 K: 0 S: 3	H: 0 LOB: 1 BB: 1 P: 7	R: 0 E: 0 K: 0 S: 4	H: 2 LOB: 1 BB: 0 P: 4	1B: 8 2B: 0 3B: 0 HR: 1	SF: 0 SAC: 0 DP: 1 HBP: 0	WP: 0 PB: 0 SB: 0 CS: 0	PA: 38							
PITCHER	IP	WLS	BF	H	R	ER	SO	BB	IBB	HBP	BLK	WP	HR	S	P	ERA	WHIP										
Dave Dravecky, L ERA: 2.62 (1, 1)	9.0	W	38	9	3	2	1	2	0	0	0	0	1	38	46	2.00	1.222										




Batter	1	2	3	4	5	6	7	8	9	AB	R	H	RBI	BB	SO	LOB	TOP			
Mitt Thompson, L OBP: 0.308, SLG: 0.345 (1, 7)	F7		G1-4-3			E4		4-3		4	0	0	0	0	0	0	Atlanta Braves @ San Diego Padres Jack Murphy Stadium, San Diego, CA Fri Sep 20 1985, 10:05 PM EDT Att: 12,758 - Unknown			
Rafael Ramirez, R OBP: 0.275, SLG: 0.341 Albert Hall, S OBP: 0.227, SLG: 0.179 (1, 6) (6, 8)	F3			P4		G6-4-3		K		3	0	0	0	0	0	1				
Dale Murphy, R OBP: 0.385, SLG: 0.549 Andres Thomas, R (6, 6)	K			1B		K		1-3		3	0	1	0	0	2	0				
Bob Horner, R OBP: 0.346, SLG: 0.520 (1, 3)		P4		F7				F7		4	1	1	0	0	0	1				
Claudell Washington, L OBP: 0.348, SLG: 0.453 (1, 9)	F5					K		E	BB	3	0	1	0	1	1	0				
Ken Oberkfell, L OBP: 0.397, SLG: 0.375 (1, 5)				1B				E6		4	0	2	0	0	0	4				
Glenn Hubbard, R OBP: 0.317, SLG: 0.316 Paul Zuvella, R OBP: 0.263, SLG: 0.260 (1, 4) (6, 4)	F9					5-3		E6		2	0	0	0	0	0	1				
Larry Owen, R OBP: 0.324, SLG: 0.397 (1, 2)			K			6-3		F7		4	0	0	0	0	1	3				
Steve Bedrosian, R OBP: 0.083, SLG: 0.068 Steve Shields, R OBP: 0.176, SLG: 0.125 Jeff Dedmon, L OBP: 0.200, SLG: 0.111 Terry Harper, R OBP: 0.322, SLG: 0.406 Gene Garber, R OBP: 0.250, SLG: 0.250 (1, 1) (4, 1) (5, 1) (8, PH) (8, 1)			6-3			6-3		6-3		1	0	0	0	0	0	0				
Inning Stats	R: 0 E: 0 K: 1 S: 5	H: 0 LOB: 0 BB: 0 P: 5	R: 0 E: 0 K: 0 S: 4	H: 1 LOB: 1 BB: 0 P: 4	R: 0 E: 0 K: 1 S: 5	H: 0 LOB: 0 BB: 0 P: 5	R: 0 E: 0 K: 0 S: 3	H: 2 LOB: 2 BB: 0 P: 5	R: 0 E: 0 K: 1 S: 5	H: 0 LOB: 0 BB: 0 P: 5	R: 0 E: 0 K: 1 S: 6	H: 1 LOB: 1 BB: 0 P: 6	R: 0 E: 0 K: 0 S: 3	H: 0 LOB: 0 BB: 0 P: 3	R: 1 E: 2 K: 1 S: 8	H: 1 LOB: 3 BB: 1 P: 12		1B: 4 2B: 1 3B: 0 HR: 0	SF: 0 SAC: 0 DP: 1 HBP: 0	WP: 0 PB: 0 SB: 0 CS: 0
PITCHER	IP WLS BF H R ER SO BB IBB HBP BLK WP HR S P ERA WHIP																			
LaMarr Hoyt, R ERA: 3.48 Gene Walter, L ERA: 2.0 (1, 1) (6, 1)	5.0 W 18 3 0 0 2 0 0 0 0 0 0 0 22 22 0.00 0.600																			

Batter	1	2	3	4	5	6	7	8	9	AB	R	H	RBI	BB	SO	LOB	BOTTOM			
Garry Templeton, S OBP: 0.331, SLG: 0.375 Mario Ramirez, R OBP: 0.310, SLG: 0.333 (1, 6) (6, 6)	F9 4-3 1B		1B	BB	E7		FC5 PB			4	4	4	2	0	0	0	Atlanta Braves @ San Diego Padres Jack Murphy Stadium, San Diego, CA Fri Sep 20 1985, 10:05 PM EDT Att: 12,758 - Unknown			
Jerry Royster, R OBP: 0.395, SLG: 0.431 Bruce Bochy, R OBP: 0.303, SLG: 0.447 (1, 5) (7, 2)	F9		1B	1B	1B	1B	K			3	1	2	1	1	0	1				
Tony Gwynn, L OBP: 0.351, SLG: 0.398 Bobby Brown, S OBP: 0.213, SLG: 0.189 (1, 9) (5, PR) (6, 9)	4-3		1B	E5	1B	1B	BB			4	1	3	4	0	0	0				
Terry Kennedy, L OBP: 0.295, SLG: 0.373 (1, 2) (7, 3)	FC6-4 BB		1B	5-3	1B	1B	K			4	0	1	0	1	1	5				
Carmelo Martinez, R OBP: 0.355, SLG: 0.435 Al Bumby, L OBP: 0.250, SLG: 0.275 (1, 7) (6, 7)	FC6-4		G6-4-3	1B	1B	1B	BB	FC5		2	1	0	0	2	0	4				
Steve Garvey, R OBP: 0.306, SLG: 0.419 Gene Walter, L (1, 3) (6, 1)	F9			1B	1-3			4-3		3	1	1	1	1	0	2				
Kevin McReynolds, R OBP: 0.289, SLG: 0.369 Miguel Dilone, S OBP: 0.261, SLG: 0.252 (1, 8) (6, 8)	F9		1B	E2		K		FC6-4 1B		3	1	1	0	0	0	1				
Tim Flannery, L OBP: 0.382, SLG: 0.350 (1, 4)	P6		1B	K		K		FC6-4		5	1	1	1	0	2	3				
LaMarr Hoyt, R OBP: 0.083, SLG: 0.068 Kurt Bevacqua, R OBP: 0.358, SLG: 0.342 (1, 1) (6, 3) (7, 5)			6-3	SH5-4	E5			4-3		2	1	0	0	0	0	0				
Inning Stats	R: 1 E: 0 K: 0 S: 4	H: 1 LOB: 1 BB: 1 P: 8	R: 0 E: 0 K: 0 S: 3	H: 0 LOB: 0 BB: 0 P: 3	R: 1 E: 0 K: 0 S: 6	H: 4 LOB: 2 BB: 0 P: 6	R: 7 E: 2 K: 1 S: 11	H: 5 LOB: 3 BB: 1 P: 23	R: 2 E: 2 K: 0 S: 6	H: 3 LOB: 2 BB: 1 P: 10	R: 0 E: 0 K: 3 S: 9	H: 0 LOB: 0 BB: 0 P: 9	R: 0 E: 0 K: 2 S: 8	H: 1 LOB: 2 BB: 1 P: 12	R: 0 E: 0 K: 0 S: 4	H: 1 LOB: 1 BB: 0 P: 4		1B: 15 2B: 0 3B: 0 HR: 0	SF: 0 SAC: 1 DP: 2 HBP: 0	WP: 2 PB: 1 SB: 1 CS: 0
PITCHER	IP WLS BF H R ER SO BB IBB HBP BLK WP HR S P ERA WHIP																			
Steve Bedrosian, R ERA: 3.73 Steve Shields, R ERA: 4.5 Jeff Dedmon, R ERA: 3.59 Gene Garber, R ERA: 3.9 (1, 1) (4, 1) (5, 1) (8, 1)	3.1 L 19 5 5 3 1 2 0 0 0 0 2 0 11 19 40.50 10.500																			


Batter	1	2	3	4	5	6	7	8	9	AB	R	H	RBI	BB	SO	LOB	TOP			
Mitt Thompson, L (1.7) OBP: 0.307, SLG: 0.342	0-0 E 1B		0-0 3-1			0-0 6-3		0-0 4-3	4 0 1 0 0 0 0								Atlanta Braves @ San Diego Padres Jack Murphy Stadium, San Diego, CA Sat Sep 21 1985, 10:05 PM EDT Att: 24,265 - Unknown			
Rafael Ramirez, R (1.6) OBP: 0.274, SLG: 0.338	0-0 F9		0-0 F8			0-0 5-3		0-0 F9	4 0 0 0 0 0 1											
Dale Murphy, R (1.8) OBP: 0.383, SLG: 0.545	0-0 E6 1-2		0-0 F8			0-0 6-3		0-0 F9	4 0 0 0 0 0 1											
Bob Horner, R (1.3) OBP: 0.346, SLG: 0.521	0-0 F9			0-0 2B		0-0 5-3			3 0 1 0 0 0 2											
Claudell Washington, L (1.9) OBP: 0.346, SLG: 0.449	0-0 P4			0-3 K		0-0 F7			3 0 0 0 0 1 2											
Ken Oberkfell, L (1.5) OBP: 0.396, SLG: 0.374		0-0 1B		0-3 K		0-0 6-3			3 0 1 0 0 1 0											
Glenn Hubbard, R (1.4) OBP: 0.316, SLG: 0.314		0-3 K			0-0 P6			0-0 G3	2 0 0 0 0 1 1											
Albert Hall, S (8, PH) OBP: 0.222, SLG: 0.175									1 0 0 0 0 0 0											
Rick Cerone, R (8.2) OBP: 0.277, SLG: 0.280									0 0 0 0 0 0 0											
Bruce Benedict, R (1.2) OBP: 0.296, SLG: 0.241		0-0 L5			0-0 L6			0-3 K	2 0 0 0 0 0 1											
Gerald Perry, L (8, PH) OBP: 0.295, SLG: 0.282									1 0 0 0 0 1 0											
Paul Zuvella, R (8.4) OBP: 0.263, SLG: 0.260									0 0 0 0 0 0 0											
Joe Johnson, R (1.1) OBP: 0.167, SLG: 0.095		0-0 4-3			0-0 4-3			0-0 F8	2 0 0 0 0 0 1											
Chris Chambliss, L (8, PH) OBP: 0.291, SLG: 0.317									1 0 0 0 0 0 0											
Rick Camp, R (8.1) OBP: 0.286, SLG: 0.462									0 0 0 0 0 0 0											
Inning Stats	R: 0 E: 1 K: 0 S: 5	H: 1 LOB: 2 BB: 0 P: 5	R: 0 E: 0 K: 1 S: 6	H: 1 LOB: 1 BB: 0 P: 6	R: 0 E: 0 K: 0 S: 3	H: 0 LOB: 0 BB: 0 P: 3	R: 0 E: 0 K: 2 S: 7	H: 1 LOB: 0 BB: 0 P: 7	R: 0 E: 0 K: 0 S: 3	H: 0 LOB: 0 BB: 0 P: 3	R: 0 E: 0 K: 0 S: 3	H: 0 LOB: 0 BB: 0 P: 3	R: 0 E: 0 K: 1 S: 5	H: 0 LOB: 0 BB: 0 P: 5	R: 0 E: 0 K: 0 S: 3	H: 0 LOB: 0 BB: 0 P: 3	1B: 2 2B: 1 3B: 0 HR: 0	SF: 0 SAC: 0 DP: 0 HBP: 0	WP: 0 PB: 0 SB: 0 CS: 0	PA: 30
PITCHER Eric Show, R (1.1) ERA: 3.01	IP: 9.0 WLS: W BF: 30 H: 3 R: 0 ER: 0 SO: 4 BB: 0 IBB: 0 HBP: 0 BLK: 0 WP: 0 HR: 0 S: 38 P: 38 ERA: 0.00 WHIP: 0.333															PITCHER	IP: 9.0 WLS: W BF: 30 H: 3 R: 0 ER: 0 SO: 4 BB: 0 IBB: 0 HBP: 0 BLK: 0 WP: 0 HR: 0 S: 38 P: 38 ERA: 0.00 WHIP: 0.333			

Batter	1	2	3	4	5	6	7	8	9	AB	R	H	RBI	BB	SO	LOB	BOTTOM			
Garry Templeton, S (1.6) OBP: 0.330, SLG: 0.374	0-3 K		0-0 BB 1B	0-0 F7		0-0 P1			4 0 1 0 0 1 3								Atlanta Braves @ San Diego Padres Jack Murphy Stadium, San Diego, CA Sat Sep 21 1985, 10:05 PM EDT Att: 24,265 - Unknown			
Tony Gwynn, L (1.9) OBP: 0.350, SLG: 0.396	4-0 BB G6-3		0-0 F8	0-0 F8		0-0 G4-6-3			3 0 0 0 1 0 5											
Steve Garvey, R (1.3) OBP: 0.308, SLG: 0.418	0-0 G6-3 1-2		0-0 P4		4-0 1B BB		0-0 G3-6-3 1B		3 0 1 0 1 0 3											
Terry Kennedy, L (1.2) OBP: 0.294, SLG: 0.370		0-0 6-3	4-0 BB 1B	0-0 F7		0-0 G3-6-3		0-0 G3-6-3 1B	3 0 0 0 1 0 2											
Carmelo Martinez, R (1.7) OBP: 0.356, SLG: 0.435		4-0 BB 1B	0-0 4-3		0-0 1B		0-0 F7		3 0 1 0 1 0 3											
Graig Nettles, L (1.5) OBP: 0.356, SLG: 0.405		0-0 1B		0-0 1B		0-0 F7		0-0 3-1	4 1 2 0 0 0 2											
Kevin McReynolds, R (1.8) OBP: 0.297, SLG: 0.370		0-0 F9		0-0 1B		0-0 1B		0-0 F7	4 0 2 0 0 0 2											
Tim Flannery, L (1.4) OBP: 0.383, SLG: 0.352		0-3 K		0-0 1B		0-3 K		0-0 1B	4 0 2 1 0 2 5											
Eric Show, R (1.1) OBP: 0.114, SLG: 0.101			0-0 BB 1B	0-3 K		0-0 G4-6-3 1B		0-3 K	4 0 1 0 0 2 3											
Inning Stats	R: 0 E: 0 K: 1 S: 4	H: 0 LOB: 1 BB: 1 P: 8	R: 0 E: 0 K: 1 S: 6	H: 1 LOB: 2 BB: 1 P: 10	R: 0 E: 1 K: 0 S: 5	H: 1 LOB: 3 BB: 1 P: 9	R: 1 E: 0 K: 1 S: 8	H: 3 LOB: 2 BB: 0 P: 8	R: 0 E: 0 K: 1 S: 7	H: 2 LOB: 3 BB: 1 P: 11	R: 0 E: 0 K: 0 S: 3	H: 1 LOB: 0 BB: 0 P: 3	R: 0 E: 0 K: 0 S: 3	H: 1 LOB: 0 BB: 0 P: 3	R: 0 E: 0 K: 1 S: 6	H: 1 LOB: 1 BB: 0 P: 6		1B: 10 2B: 0 3B: 0 HR: 0	SF: 0 SAC: 0 DP: 3 HBP: 0	WP: 0 PB: 0 SB: 0 CS: 0
PITCHER Joe Johnson, R (1.1) ERA: 3.18	IP: 7.0 WLS: L BF: 32 H: 9 R: 1 ER: 1 SO: 4 BB: 4 IBB: 0 HBP: 0 BLK: 0 WP: 0 HR: 0 S: 36 P: 52 ERA: 1.29 WHIP: 1.857															PITCHER	IP: 7.0 WLS: L BF: 32 H: 9 R: 1 ER: 1 SO: 4 BB: 4 IBB: 0 HBP: 0 BLK: 0 WP: 0 HR: 0 S: 36 P: 52 ERA: 1.29 WHIP: 1.857			
PITCHER Rick Camp, R (8.1) ERA: 4.22	IP: 1.0 WLS: L BF: 4 H: 1 R: 0 ER: 0 SO: 1 BB: 0 IBB: 0 HBP: 0 BLK: 0 WP: 0 HR: 0 S: 6 P: 6 ERA: 0.00 WHIP: 1.000															PITCHER	IP: 1.0 WLS: L BF: 4 H: 1 R: 0 ER: 0 SO: 1 BB: 0 IBB: 0 HBP: 0 BLK: 0 WP: 0 HR: 0 S: 6 P: 6 ERA: 0.00 WHIP: 1.000			

AB 30
R 0
H 3
RBI 0
BB 0
SO 4
LOB 9



AB 32
R 1
H 10
RBI 1
BB 4
SO 5
LOB 28



Batter	1	2	3	4	5	6	7	8	9	AB	R	H	RBI	BB	SO	LOB	TOP											
Dan Gladden, R OBP: 0.296, SLG: 0.320 Brad Wellman, R OBP: 0.271, SLG: 0.315	0-0 1B 2B		0-0 F7		0-0 6-3 SH3-4 1-2 1B		4-0 BB		0-0 F9	3	1	2	0	1	0	0	San Francisco Giants @ San Diego Padres Jack Murphy Stadium, San Diego, CA Wed Sep 25 1985, 10:05 PM EDT Att: 8,888 - Unknown livebaseballscorecards.com											
Mike Woodard, L OBP: 0.333, SLG: 0.339	0-0 P4		0-0 F8		0-0 SH3-4 1-2 2-3		0-0 G3		0-0 4-3	4	0	0	0	0	0	2												
Jeffrey Leonard, R OBP: 0.283, SLG: 0.410	0-0 1B 2H 1B		0-0 F3		0-0 6-3 2-3 3-H			0-0 HR	0-3 K	5	1	2	3	0	1	1												
Bob Brenly, R OBP: 0.313, SLG: 0.403	0-0 1-2 1B			0-0 CS 1B				0-0 6-3		4	0	2	0	0	0	1												
Dan Driessen, L OBP: 0.319, SLG: 0.353 David Green, R OBP: 0.297, SLG: 0.343	0-0 F9			0-0 4-3 1-2				4-0 BB 2B BB		3	0	0	0	0	0	3												
Rob Deer, R OBP: 0.301, SLG: 0.418	0-3 K			0-0 1B 1B				0-3 K		4	0	1	0	0	2	3												
Matt Nokes, L Alex Trevino, R OBP: 0.293, SLG: 0.350		0-0 P4		0-0 1-2 1B				4-0 2B 1-2 BB		3	0	1	0	0	0	0												
Jose Uribe, S OBP: 0.281, SLG: 0.317		0-3 K		0-0 P6				0-0 1-3 2-H 2B		4	0	1	1	0	2	2												
Roger Mason, R Jeff Robinson, R Ron Roenicke, S Greg Minton, S Colin Ward, L Chris Brown, R Bobby Moore, R		0-0 P6			1-0 SH3-4 1B 6-3 HBP			0-0 4-3	0-0 6-3	1	0	0	0	0	0	0												
Inning Stats	R: 1 E: 0 K: 1 S: 8	H: 3 LOB: 2 BB: 0 P: 8	R: 0 E: 0 K: 1 S: 5	H: 0 LOB: 0 BB: 0 P: 5	R: 0 E: 0 K: 0 S: 3	H: 3 LOB: 2 BB: 0 P: 5	R: 1 E: 0 K: 0 S: 4	H: 1 LOB: 1 BB: 0 P: 5	R: 0 E: 0 K: 0 S: 3	H: 0 LOB: 0 BB: 0 P: 3	R: 0 E: 0 K: 1 S: 5	H: 0 LOB: 1 BB: 1 P: 9	R: 2 E: 0 K: 1 S: 7	H: 2 LOB: 2 BB: 2 P: 15	R: 0 E: 0 K: 1 S: 5	H: 0 LOB: 0 BB: 0 P: 5		1B: 6 2B: 2 3B: 0 HR: 1	SF: 0 SAC: 1 DP: 0 HBP: 1	WP: 0 PB: 0 SB: 0 CS: 1	PA: 39							
PITCHER	IP	WLS	BF	H	R	ER	SO	BB	IBB	HBP	BLK	WP	HR	S	P	ERA		WHIP										
LaMarr Hoyt, R ERA: 3.45	7.0	W	29	7	2	2	3	1	0	1	0	0	0	33	38	2.57		1.143										
Craig Lefferts, L ERA: 3.32	0.2		6	2	2	2	1	2	0	0	0	0	1	6	14	27.00		6.000										
Rich Gossage, R ERA: 1.64	1.1	S	4	0	0	0	1	0	0	0	0	0	0	6	6	0.00		0.000										

Batter	1	2	3	4	5	6	7	8	9	AB	R	H	RBI	BB	SO	LOB	BOTTOM											
Garry Templeton, S OBP: 0.328, SLG: 0.371	0-0 E5 2B		0-3 K		0-0 S 3B 1B		0-0 6-3		0-0 6-3	5	2	1	0	0	1	1	San Francisco Giants @ San Diego Padres Jack Murphy Stadium, San Diego, CA Wed Sep 25 1985, 10:05 PM EDT Att: 8,888 - Unknown livebaseballscorecards.com											
Tony Gwynn, L OBP: 0.355, SLG: 0.401	0-3 K		0-0 3-1 1B 1-2 1B		0-0 1-H 1B 3B		4-0 6-3 BB	4-0 BB	3	2	2	1	2	1	1													
Steve Garvey, R OBP: 0.310, SLG: 0.419	0-3 K		0-0 3-1 1B 1-2 2-H 1B		0-0 3-H 1B 1B		0-0 6-3 1-2	0-0 F8	5	0	2	2	0	1	3													
Graig Nettles, L OBP: 0.358, SLG: 0.409	0-0 1-H 2B		0-0 3-1 1B 1-2 2-3		0-0 L9 1B		0-0 BB SF8 1B	0-0 G3	5	1	2	2	0	0	4													
Terry Kennedy, L OBP: 0.296, SLG: 0.369	0-3 K		0-3 K		0-0 1-3 1B		4-0 SF8 BB 1B IBB		3	1	1	0	1	2	3													
Carmelo Martinez, R OBP: 0.362, SLG: 0.434		0-0 F9		0-0 6-3 2B		0-3 K		4-0 1-2 2-3 BB		3	0	1	0	1	2													
Kevin McReynolds, R OBP: 0.291, SLG: 0.373		0-0 F9		0-3 K		0-0 F7		0-0 SF8 2-3 3-H		3	0	0	1	0	3													
Tim Flannery, L OBP: 0.382, SLG: 0.349		0-0 G3		0-0 6-3 2-3		0-0 6-3		0-0 1-2 1B		4	0	1	1	0	0													
LaMarr Hoyt, R OBP: 0.079, SLG: 0.065 Bobby Brown, S OBP: 0.210, SLG: 0.187 Craig Lefferts, L OBP: 0.250, SLG: 0.250 Rich Gossage, R			0-0 E6 1B		0-0 G3		0-0 4-3		0-3 K	3	1	0	0	0	0	1												
Inning Stats	R: 1 E: 1 K: 3 S: 11	H: 1 LOB: 1 BB: 0 P: 11	R: 0 E: 0 K: 0 S: 3	H: 0 LOB: 0 BB: 0 P: 3	R: 1 E: 1 K: 2 S: 10	H: 2 LOB: 2 BB: 0 P: 10	R: 0 E: 0 K: 1 S: 6	H: 1 LOB: 1 BB: 0 P: 6	R: 2 E: 0 K: 1 S: 9	H: 4 LOB: 2 BB: 0 P: 9	R: 0 E: 0 K: 0 S: 3	H: 0 LOB: 0 BB: 0 P: 3	R: 3 E: 0 K: 1 S: 7	H: 2 LOB: 3 BB: 3 P: 19	R: 0 E: 0 K: 0 S: 3	H: 0 LOB: 1 BB: 1 P: 7		1B: 7 2B: 2 3B: 1 HR: 0	SF: 1 SAC: 0 DP: 0 HBP: 0	WP: 0 PB: 0 SB: 1 CS: 0	PA: 40							
PITCHER	IP	WLS	BF	H	R	ER	SO	BB	IBB	HBP	BLK	WP	HR	S	P	ERA		WHIP										
Roger Mason, R ERA: 3.94	4.1	L	23	8	4	2	6	0	0	0	0	0	0	7	7	0.00		0.000										
Jeff Robinson, R ERA: 5.09	1.2		5	0	0	0	1	0	0	0	0	0	0	7	7	0.00		0.000										
Greg Minton, R ERA: 3.62	0.2		7	2	3	3	0	2	1	0	0	0	0	4	16	40.50		6.000										
Colin Ward, L ERA:	0.1		1	0	0	0	1	0	0	0	0	0	0	3	3	0.00		0.000										
Bobby Moore, R ERA: 3.55	1.0		4	0	0	0	0	1	0	0	0	0	0	3	7	0.00		1.000										

Batter	1	2	3	4	5	6	7	8	9	AB	R	H	RBI	BB	SO	LOB	TOP										
Garry Templeton, S OBP: 0.329, SLG: 0.373 Mario Ramirez, R OBP: 0.310, SLG: 0.333	0-3 K	0-0 1B 2B	0-0 1-3		0-3 K			0-0 BB 1B		5	1	2	0	0	2	2											
Tony Gwynn, L OBP: 0.358, SLG: 0.403 Gerry Davis, R OBP: 0.327, SLG: 0.373	0-0 E7 4-3 1B	0-0 2H 1B		0-0 L8		0-0 1B		4-0 BB G4-6-3 1B		4	1	3	1	1	0	0											
Steve Garvey, R OBP: 0.308, SLG: 0.416 Kurt Bevacqua, R OBP: 0.361, SLG: 0.361	0-0 4-3	0-0 F5		0-0 F4		0-3 K		0-0 G4-6-3 1-2		5	0	0	1	0	1	4											
Graig Nettles, L OBP: 0.360, SLG: 0.420	0-0 F7		0-0 HBP 1B		0-0 HR		0-0 3		0-0 2B	5	3	3	1	0	0	1											
Terry Kennedy, L OBP: 0.299, SLG: 0.375		0-0 4-3	0-0 F5		0-0 BB 1B		0-0 G3 2B		0-0 2B 2B	5	1	3	1	0	0	1											
Carmelo Martinez, R OBP: 0.364, SLG: 0.432		4-0 1B HR BB	1-0 1B HBP		4-0 BB		0-0 G3		0-3 K	2	2	0	0	2	1	2											
Kevin McReynolds, R OBP: 0.292, SLG: 0.375		0-0 HR 1B	0-0 F7		0-0 F4		0-0 4-3		0-0 2B	5	1	2	1	0	0	5											
Tim Flannery, L OBP: 0.380, SLG: 0.347		0-0 F7	0-0 1B 2H		0-0 4-3		0-0 F6		0-0 5-3	5	0	1	1	0	0	4											
Eric Show, R OBP: 0.133, SLG: 0.162		0-0 HR	0-0 1B		0-0 4-3		0-0 5-3		0-0 4-3	5	1	2	4	0	0	1											
Inning Stats	R: 1 E: 1 K: 1 S: 6	H: 1 LOB: 0 BB: 0 P: 6	R: 4 E: 0 K: 0 S: 7	H: 4 LOB: 1 BB: 1 P: 11	R: 2 E: 0 K: 0 S: 6	H: 3 LOB: 2 BB: 0 P: 7	R: 1 E: 0 K: 0 S: 5	H: 2 LOB: 2 BB: 1 P: 9	R: 0 E: 0 K: 1 S: 5	H: 0 LOB: 0 BB: 0 P: 5	R: 0 E: 0 K: 0 S: 4	H: 1 LOB: 1 BB: 0 P: 4	R: 0 E: 0 K: 0 S: 3	H: 1 LOB: 2 BB: 1 P: 7	R: 2 E: 0 K: 1 S: 8	H: 3 LOB: 1 BB: 0 P: 8	1B: 9 2B: 6 3B: 0 HR: 2	SF: 0 SAC: 0 DP: 2 HBP: 1	WP: 0 PB: 0 SB: 0 CS: 0	PA: 45							
PITCHER	IP	WLS	BF	H	R	ER	SO	BB	IBB	HBP	BLK	WP	HR	S	P	ERA	WHIP										
Joe Johnson, R ERA: 3.73	(1, 1)	2.2	L	17	7	7	6	1	0	1	0	0	1	17	22	20.25	3.000										
Steve Shields, R ERA: 4.75	(3, 1)	2.1		11	3	1	1	1	0	0	0	0	1	12	16	3.86	1.714										
Dave Schuler, L ERA: 6.97	(6, 1)	2.0		7	2	0	0	1	0	0	0	0	0	9	9	0.00	1.000										
Terry Forster, L ERA: 2.28	(8, 1)	2.0		10	4	2	2	1	1	0	0	0	0	11	15	9.00	2.500										

San Diego Padres @ Atlanta Braves
Atlanta-Fulton County Stadium, Atlanta, GA

AB 41
R 10
H 16
RBI 10
BB 3
SO 4
LOB 20



WP: 0 PA: 45
PB: 0
SB: 0
CS: 0

Batter	1	2	3	4	5	6	7	8	9	AB	R	H	RBI	BB	SO	LOB	BOTTOM										
Milt Thompson, L OBP: 0.329, SLG: 0.346 Terry Forster, L OBP: 0.357, SLG: 0.360	0-0 CS 1B		4-0 G6-4-3 BB		0-0 L7		0-0 FC6-4 1-2			3	0	1	0	1	0	3											
Ken Oberkfell, L OBP: 0.357, SLG: 0.360	0-0 4-3 1-2		0-0 L7		0-0 4-3			0-0 L9		4	0	0	0	0	0	3											
Dale Murphy, R OBP: 0.383, SLG: 0.542	0-0 1B		0-0 G6-4-3 1-2		0-0 F9		0-0 G4-6-3 BB		0-0 G4-6-3	3	0	1	0	1	0	1											
Gerald Perry, L OBP: 0.284, SLG: 0.281	0-0 1-3 1B		0-0 E6 E 1B		0-3 K		0-0 G4-6-3		0-0 4-3	4	0	2	0	0	1	1											
Claudell Washington, L OBP: 0.343, SLG: 0.449	0-3 K		0-0 F5		0-0 K		0-0 K		0-0 4-3	4	0	0	0	0	2	3											
Glenn Hubbard, R OBP: 0.318, SLG: 0.314		4-0 G6-4-3 BB BB		0-3 K		0-0 6-3		0-0 1B 1B		3	1	1	0	1	1	1											
Paul Zuvella, R OBP: 0.278, SLG: 0.268		4-0 G6-4-3 BB		0-0 E6 1-3		0-0 4-3		0-0 1B 1B		3	0	0	0	1	0	2											
Bruce Benedict, R OBP: 0.287, SLG: 0.232 Rick Cerone, R OBP: 0.230, SLG: 0.283		0-0 G6-4-3 1-2 2-3		0-0 F4		0-0 1B 1B		0-0 1B 1B		0	0	0	0	0	0	0											
Joe Johnson, R OBP: 0.180, SLG: 0.091 Steve Shields, R OBP: 0.195, SLG: 0.111 Albert Pujols, R OBP: 0.226, SLG: 0.175 Dave Schuler, R OBP: 0.304, SLG: 0.327		0-0 6-3		4-0 FC6-4 BB		0-0 1-2 1B		0-0 F7		1	0	0	0	0	0	1											
Inning Stats	R: 0 E: 0 K: 1 S: 7	H: 3 LOB: 2 BB: 0 P: 7	R: 0 E: 0 K: 0 S: 2	H: 0 LOB: 1 BB: 2 P: 10	R: 0 E: 0 K: 1 S: 6	H: 1 LOB: 2 BB: 0 P: 6	R: 0 E: 0 K: 2 S: 7	H: 0 LOB: 0 BB: 0 P: 7	R: 0 E: 0 K: 0 S: 5	H: 2 LOB: 2 BB: 0 P: 5	R: 0 E: 0 K: 0 S: 2	H: 0 LOB: 1 BB: 1 P: 6	R: 1 E: 0 K: 0 S: 5	H: 2 LOB: 1 BB: 0 P: 5	1B: 8 2B: 0 3B: 0 HR: 0	SF: 0 SAC: 0 DP: 3 HBP: 0	WP: 0 PA: 36 PB: 0 SB: 0 CS: 1										
PITCHER	IP	WLS	BF	H	R	ER	SO	BB	IBB	HBP	BLK	WP	HR	S	P	ERA	WHIP										
Eric Show, R ERA: 2.93	(1, 1)	9.0	W	36	8	1	1	4	5	0	0	0	0	39	59	1.00	1.444										

San Diego Padres @ Atlanta Braves
Atlanta-Fulton County Stadium, Atlanta, GA

AB 31
R 1
H 8
RBI 1
BB 5
SO 4
LOB 18



WP: 0 PA: 36
PB: 0
SB: 0
CS: 1

Batter	1	2	3	4	5	6	7	8	9	10	11	12	13	AB	R	H	RBI	BB	SO	LOB	TOP	
Gary Templeton, S OBP: 0.351, SLG: 0.375 Mario Ramirez, R OBP: 0.295, SLG: 0.317	3-1 2B	1B 1-2 2-H		CS 1B		4-3		E1		F7			5-3	5	1	3	1	0	0	0	0	
Jerry Royster, R OBP: 0.300, SLG: 0.422 Tim Flannery, L OBP: 0.380, SLG: 0.348	3-1	1B		1-3		1B BB		F6		G3			BB E 1B	4	0	1	1	1	0	3	2	
Tony Gwynn, L OBP: 0.361, SLG: 0.403	2B BB	K		HBP 1B		FC6-4 1B		L7		4-3			BB E BB	5	2	2	0	2	1	2	0	
Steve Garvey, R OBP: 0.312, SLG: 0.418	4-3 1-H 2-H	2B		FC6-4 HBP 1B		FC6-4 1-2		2B 1B		5-3			E BB	4	0	2	2	2	0	2	0	
Kurt Bevacqua, R Miguel Dilone, S Ed Wojna, R Tim Stoddard, R Luis Delaun, R	4-3	F7		FC6-4		B2-3		F7		F7		CS 2B	F6	6	0	1	0	0	0	0	7	
Carmelo Martinez, R OBP: 0.365, SLG: 0.433	6-3			1B		G6-4-3 BB		1-3		1-3 2B		F7	E6	6	0	2	0	1	0	3	0	
Kevin McReynolds, R OBP: 0.292, SLG: 0.375		FC2-6 1B BB		F7		G6-4-3 1-2		4-3		K		2B	F8	6	0	1	0	1	1	6	0	
Bruce Bochy, R OBP: 0.308, SLG: 0.436 Terry Kennedy, L OBP: 0.300, SLG: 0.375		FC2-6 1B 1B		F7		F9		6-3		L8		2B	F8	5	1	1	0	0	0	1	0	
Andy Hawkins, R Lance McCullers, S Bobby Brown, S Gene Walter, L Rich Gossage, R Roy Lee Jackson, R Craig Nettles, L	FC2-6 1B	F8		6-3		6-3		2-3		6-3		F8		3	1	0	0	0	0	3	0	
Inning Stats	R: 2 E: 0 K: 0 S: 5	H: 2 LOB: 1 BB: 1 P: 9	R: 2 E: 0 K: 1 S: 8	H: 3 LOB: 3 BB: 2 P: 16	R: 0 E: 0 K: 0 S: 4	H: 1 LOB: 1 BB: 0 P: 4	R: 0 E: 0 K: 0 S: 4	H: 2 LOB: 2 BB: 0 P: 5	R: 0 E: 0 K: 0 S: 4	H: 0 LOB: 0 BB: 1 P: 8	R: 0 E: 1 K: 0 S: 4	H: 0 LOB: 1 BB: 0 P: 4	R: 0 E: 0 K: 1 S: 3	H: 0 LOB: 0 BB: 0 P: 3	R: 0 E: 0 K: 0 S: 4	H: 2 LOB: 2 BB: 1 P: 8	R: 2 E: 1 K: 0 S: 5	H: 1 LOB: 2 BB: 2 P: 13	1B: 10 2B: 4 3B: 0 HR: 0	SF: 0 SAC: 0 DP: 1 HBP: 1	WIP: 0 PB: 0 SB: 0 CS: 2	PA: 61
PITCHER	IP ERA WLS BF H R ER SO BB IBB HBP BLK WP HR S P ERA WHIP	7.0 4.04 2.0 9 2 0 0 1 0 0 0 0 0 0 11 11 0.00 1.000	2.0 4.05 2.0 6 0 0 0 0 0 0 0 0 0 0 6 6 0.00 0.000	2.0 3.67 2.0 L 12 3 2 0 0 2 1 0 0 0 0 9 21 0.00 2.500	PITCHER																	IP ERA WLS BF H R ER SO BB IBB HBP BLK WP HR S P ERA WHIP

San Diego Padres @ Atlanta Braves
Atlanta-Fulton County Stadium, Atlanta, GA

AB 52
R 6
H 14
RBI 4
BB 8
SO 2
LOB 32



livebaseballscores.com

Batter	1	2	3	4	5	6	7	8	9	10	11	12	13	AB	R	H	RBI	BB	SO	LOB	BOTTOM			
Milt Thompson, L OBP: 0.330, SLG: 0.364	4-3		S 1B		F8		4-3 2B		1B BB		4-3		2B	6	2	3	1	1	0	1	0			
Ken Oberstall, S Albet Hald, R Rafael Ramirez, R Gene Garber, R Brad Peacock, R	4-3		2B BB		2B BB		2-3		1B		1B BB		F4	1	0	0	0	2	0	0	0			
Dale Murphy, R OBP: 0.385, SLG: 0.546	F5		SF9		1-H 2B		4-3		1B		1B BB		4-3 2B	5	0	3	4	1	0	1	0			
Gerald Perry, L OBP: 0.291, SLG: 0.277 Terry Harper, R OBP: 0.321, SLG: 0.401		F9	G3		F9		5-3		F5		K		4-3	3	0	0	0	0	3	3				
Jeff Dedmon, L OBP: 0.290, SLG: 0.111 Larry Owen, R OBP: 0.319, SLG: 0.391														0	0	0	0	0	0	0	0			
Claudell Washington, L OBP: 0.343, SLG: 0.446 Bob Horner, R OBP: 0.342, SLG: 0.517		G4-6-3 BB		K		1-3		F8		5-3		SH FC4-2 1B	6-3	2	0	0	1	1	0	4				
Rick Cerone, R OBP: 0.290, SLG: 0.281		G4-6-3 1-2		6-3		1B		F9		F4		FC4-2 SH BB		5	0	1	0	1	0	1				
Glenn Hubbard, R OBP: 0.320, SLG: 0.315			SH1-4 1B BB		1B		G5-4-3 1B		L9		K		SH FC4-2	4	1	2	0	1	1	0				
Paul Zuvella, R OBP: 0.286, SLG: 0.272			1B SH1-4 SF9 1B		1B		G5-4-3 1-2		6-3		4-3 SH3 BB		FC4-2	5	1	2	0	1	0	5				
Zane Smith, L OBP: 0.118, SLG: 0.118 Chris Chambliss, L OBP: 0.300, SLG: 0.325 Andres Thomas, R OBP: 0.200, SLG: 0.200			SH1-4		1-3		3-1		1B BB 1B		SH3		G4-2-3	1	0	0	0	0	2	1				
Inning Stats	R: 0 E: 0 K: 0 S: 3	H: 0 LOB: 0 BB: 0 P: 3	R: 0 E: 0 K: 0 S: 2	H: 0 LOB: 0 BB: 1 P: 6	R: 2 E: 0 K: 0 S: 7	H: 2 LOB: 2 BB: 2 P: 13	R: 0 E: 0 K: 0 S: 4	H: 2 LOB: 1 BB: 1 P: 4	R: 0 E: 0 K: 0 S: 3	H: 1 LOB: 1 BB: 0 P: 4	R: 0 E: 0 K: 0 S: 4	H: 0 LOB: 0 BB: 0 P: 3	R: 2 E: 0 K: 1 S: 5	H: 3 LOB: 2 BB: 3 P: 10	R: 0 E: 0 K: 1 S: 5	H: 0 LOB: 0 BB: 0 P: 5	R: 0 E: 1 K: 0 S: 4	H: 1 LOB: 2 BB: 1 P: 8	R: 1 E: 0 K: 0 S: 5	H: 2 LOB: 1 BB: 1 P: 5	1B: 10 2B: 4 3B: 0 HR: 0	SF: 1 SAC: 3 DP: 3 HBP: 0	WIP: 0 PB: 0 SB: 1 CS: 0	PA: 59
PITCHER	IP ERA WLS BF H R ER SO BB IBB HBP BLK WP HR S P ERA WHIP	6.1 2.84 0.2 2 0 0 0 0 0 0 0 0 0 2 2 0.00 0.000	1.0 1.82 1.0 3 0 0 0 0 0 0 0 0 0 3 3 0.00 0.000	2.0 1.84 1.0 6 0 0 0 0 1 2 1 0 0 0 5 17 0.00 2.000	PITCHER																	IP ERA WLS BF H R ER SO BB IBB HBP BLK WP HR S P ERA WHIP		

San Diego Padres @ Atlanta Braves
Atlanta-Fulton County Stadium, Atlanta, GA

AB 46
R 5
H 14
RBI 5
BB 9
SO 3
LOB 25



livebaseballscores.com

Sat Sep 28 1985, 7:05 PM EDT
Att: 18,021 - Unknown

Batter	1	2	3	4	5	6	7	8	9	AB	R	H	RBI	BB	SO	LOB	TOP								
Jerry Royster, R OBP: 0.365, SLG: 0.417	0-0 4-3		0-3 K		0-0 F9			0-0 4-3	0-0 BB 1B	5	0	1	0	0	1	1									
Tony Gwynn, L OBP: 0.381, SLG: 0.402	0-0 F8		0-0 4-3			0-0 4-3		0-0 S 1B	1-2 BB	4	1	1	0	1	0	1									
Steve Garvey, R OBP: 0.313, SLG: 0.419	0-3 K			0-0 B2		0-0 2B		0-0 5-3 1B	0-0 L6	5	0	2	1	0	1	3									
Graig Nettles, L OBP: 0.357, SLG: 0.415		0-0 1-3		0-0 G3		0-0 G3		0-0 5-3		4	0	0	0	0	0	2									
Terry Kennedy, L OBP: 0.303, SLG: 0.379		0-0 2B		0-0 1B		0-3 K		4-0 IBB		3	0	2	0	1	1	1									
Carmelo Martínez, R OBP: 0.384, SLG: 0.431		0-0 5-3		0-0 F8			4-0 BB BB	0-3 K		2	0	0	0	1	0	2									
Miguel Dilone, S OBP: 0.259, SLG: 0.250										0	0	0	0	0	0	0									
Gerry Davis, R OBP: 0.321, SLG: 0.365										1	0	0	0	0	1	2									
Lance McCullers, S OBP: 0.285, SLG: 0.365										0	0	0	0	0	0	0									
Gene Walter, L OBP: 0.285, SLG: 0.365										0	0	0	0	0	0	0									
Kevin McReynolds, R OBP: 0.295, SLG: 0.362		0-0 5-3			0-0 HR		4-0 BB BB	0-0 FC1-6 1B		3	1	2	1	1	0	1									
Tim Flannery, L OBP: 0.379, SLG: 0.347			0-0 SH1-4 1B		0-0 4-3		0-0 G4-6-3 1-2 2-3	0-0 FC1-6 BB 1B		4	0	1	0	0	0	3									
Mark Thurmond, L OBP: 0.118, SLG: 0.094			0-0 SH1-4		0-0 1-3		0-3 K	0-0 F7		2	0	0	0	0	1	2									
Bobby Brown, S OBP: 0.205, SLG: 0.162										1	0	0	0	0	0	1									
Inning Stats	R: 0 E: 0 K: 1 S: 5	H: 0 LOB: 0 BB: 0 P: 5	R: 0 E: 0 K: 0 S: 4	H: 1 LOB: 1 BB: 0 P: 4	R: 0 E: 0 K: 1 S: 6	H: 1 LOB: 1 BB: 0 P: 6	R: 0 E: 0 K: 0 S: 4	H: 1 LOB: 1 BB: 0 P: 4	R: 1 E: 0 K: 0 S: 4	H: 1 LOB: 0 BB: 0 P: 4	R: 0 E: 0 K: 1 S: 6	H: 1 LOB: 1 BB: 0 P: 6	R: 0 E: 0 K: 1 S: 4	H: 0 LOB: 2 BB: 12 P: 12	R: 1 E: 0 K: 1 S: 7	H: 2 LOB: 2 BB: 11 P: 11	R: 0 E: 0 K: 0 S: 5	H: 2 LOB: 3 BB: 1 P: 9	1B: 6 2B: 2 3B: 0 HR: 1	SF: 0 SAC: 1 DP: 1 HBP: 0	WP: 1 PB: 0 SB: 1 CS: 0	PA: 39			
PITCHER	IP WLS BF H R ER SO BB IBB HBP BLK WP HR S P ERA WHIP	8.2 37 9 2 2 5 2 1 0 0 1 1 44 56 2.08 1.269	0.0 1 0 0 0 0 1 0 0 0 0 0 0 4 ∞ ∞	0.1 W 1 0 0 0 0 0 0 0 0 0 1 1 0.00 0.000																					

San Diego Padres @ Atlanta Braves
Atlanta-Fulton County Stadium, Atlanta, GA
Sun Sep 29 1985, 3:33 AM EDT
Att: 8,292 - Unknown


AB 34
R 2
H 9
RBI 2
BB 4
SO 5
LOB 19



Batter	1	2	3	4	5	6	7	8	9	AB	R	H	RBI	BB	SO	LOB	BOTTOM							
Paul Zuvella, R OBP: 0.291, SLG: 0.279	0-0 1B FC6-4 2B		0-0 4-3		4-0 FC5-4 BB		0-3 K		4-0 BB	3	1	1	0	1	1	1								
Chris Chambliss, L OBP: 0.303, SLG: 0.325			0-0 F8		0-0 FC5-4		0-3 K2-3		1-2 2-3 3-H BB	4	0	1	0	0	1	3								
Rafael Ramirez, R OBP: 0.274, SLG: 0.336			0-0 FC6-4 1B		0-0 F8		0-3 K		0-0 FC6-4 1B	3	0	1	1	1	1	1								
Glenn Hubbard, R OBP: 0.320, SLG: 0.315			0-0 FC6-4 1B		0-0 F8		0-3 K		0-0 FC6-4 1B	4	0	1	0	0	1	3								
Dale Murphy, R OBP: 0.386, SLG: 0.545	0-0 FC6-4 1-2 3-H BB		0-3 K		0-0 FC5-4 1B		0-0 FC5-4 1B	4-0 CS BB		3	0	1	1	1	1	1								
Bob Horner, R OBP: 0.339, SLG: 0.513	0-0 E7			0-3 K		0-0 FC5-4 1B		0-0 F8		4	0	0	0	0	1	3								
Terry Harper, R OBP: 0.323, SLG: 0.401	4-0 G6-4-3 IBB			0-0 CS 1B		0-0 F9		0-3 K		3	0	1	0	1	1	2								
Rick Cerone, R OBP: 0.291, SLG: 0.279	0-0 G6-4-3			4-0 CS 1B		0-0 F9			1-0 SH3-4 SH BB HBP	2	0	0	0	1	0	4								
Milt Thompson, L OBP: 0.343, SLG: 0.364	0-0 G6-4-3			1-2 CS BB						0	1	0	0	0	0	0								
Brad Komminsk, R OBP: 0.316, SLG: 0.319		0-0 L9		0-0 CS		0-0 F8		0-0 2B 1B		3	1	1	0	0	0	0								
Paul Runge, R OBP: 0.350, SLG: 0.303		0-0 6-3			0-0 SH1-4 1B		0-0 SH1-4 1B		0-0 SH3-4	3	0	2	1	0	0	0								
Rick Mahler, R OBP: 0.187, SLG: 0.172					0-0 SH1-4 1B		0-3 K		4-0 BB IBB	2	0	0	0	0	1	1								
Terry Forster, L OBP: 0.286, SLG: 0.462										0	0	0	0	0	0	0								
Albert Hall, S OBP: 0.250, SLG: 0.171										0	0	0	0	1	0	0								
Inning Stats	R: 1 E: 1 K: 0 S: 5	H: 2 LOB: 2 BB: 1 P: 9	R: 0 E: 0 K: 0 S: 3	H: 0 LOB: 0 BB: 0 P: 3	R: 0 E: 0 K: 1 S: 5	H: 0 LOB: 0 BB: 0 P: 5	R: 0 E: 0 K: 1 S: 4	H: 1 LOB: 1 BB: 1 P: 8	R: 0 E: 0 K: 0 S: 4	H: 1 LOB: 2 BB: 1 P: 8	R: 0 E: 0 K: 0 S: 4	H: 1 LOB: 1 BB: 0 P: 4	R: 1 E: 0 K: 3 S: 11	H: 2 LOB: 1 BB: 0 P: 11	R: 0 E: 0 K: 1 S: 4	H: 0 LOB: 1 BB: 1 P: 8	R: 1 E: 1 K: 0 S: 2	H: 0 LOB: 3 BB: 2 P: 11	1B: 5 2B: 3 3B: 0 HR: 0	SF: 0 SAC: 3 DP: 2 HBP: 1	WP: 0 PB: 0 SB: 0 CS: 3	PA: 38		
PITCHER	IP WLS BF H R ER SO BB IBB HBP BLK WP HR S P ERA WHIP	7.0 L 7 0 1 0 1 1 1 1 0 0 0 6 15 0.00 0.750	1.1 L 7 0 1 0 1 1 1 1 0 0 0 6 15 0.00 0.750	0.0 1 0 0 0 0 1 0 0 0 0 0 0 4 ∞ ∞																				

San Diego Padres @ Atlanta Braves
Atlanta-Fulton County Stadium, Atlanta, GA
Sun Sep 29 1985, 3:33 AM EDT
Att: 8,292 - Unknown

AB 27
R 3
H 7
RBI 3
BB 6
SO 6
LOB 15



Batter	1	2	3	4	5	6	7	8	9	AB	R	H	RBI	BB	SO	LOB	TOP																
Garry Templeton, S OBP: 0.332, SLG: 0.378 (1, 6)	4-1		1B			F9		SH5-4	2B	4	0	2	1	0	0	0	San Diego Padres @ Los Angeles Dodgers Dodger Stadium, Los Angeles, CA Mon Sep 30 1985, 7:05 PM PDT Att: 37,571 - Unknown livebaseballscorecards.com																
Jerry Royster, R OBP: 0.370, SLG: 0.416 (1, 4)	4-3		F9			F8		F 4-3 BB	IBB	3	1	1	0	2	0	1																	
Tony Gwynn, L OBP: 0.346, SLG: 0.404 Rich Gossage, R (8, 1)	4-3			1B G6-3		F7		E8	K	4	1	2	2	0	0	1																	
Steve Garvey, R OBP: 0.313, SLG: 0.418 (1, 3)	K			2B				4-3		4	0	1	1	0	1	2																	
Carmelo Martinez, R OBP: 0.384, SLG: 0.430 (1, 7)	K			1B				6-3		4	0	1	0	0	1	2																	
Kevin McReynolds, R OBP: 0.255, SLG: 0.380 Miguel Dilone, S OBP: 0.259, SLG: 0.250 (9, PR) (9, 8)	6-3			F8				FC6-4	1B	3	0	0	0	1	0	1																	
Kurt Bevacqua, R OBP: 0.346, SLG: 0.352 Graig Nettles, L OBP: 0.356, SLG: 0.415 (9, PH) (9, 5)	6-3							FC6-4 WP	S	0	1	0	0	0	0	0																	
Bruce Bochy, R OBP: 0.306, SLG: 0.429 (1, 2)			K			F9		SH5-4	BB	4	1	1	0	0	2	1																	
LaMarr Hoyt, R OBP: 0.077, SLG: 0.063 Gerry Davis, R OBP: 0.345, SLG: 0.377 (8, PH) (8, 9)			K					1B	SH5-4	2	0	0	0	0	2	0																	
Inning Stats	R: 0 E: 0 K: 1 S: 6	H: 1 LOB: 1 BB: 0 P: 6	R: 0 E: 0 K: 1 S: 5	H: 0 LOB: 0 BB: 0 P: 5	R: 0 E: 0 K: 2 S: 8	H: 1 LOB: 1 BB: 0 P: 8	R: 1 E: 0 K: 0 S: 4	H: 2 LOB: 0 BB: 0 P: 4	R: 0 E: 0 K: 0 S: 3	H: 0 LOB: 0 BB: 0 P: 3	R: 0 E: 0 K: 0 S: 4	H: 1 LOB: 1 BB: 0 P: 4	R: 3 E: 1 K: 0 S: 5	H: 2 LOB: 1 BB: 2 P: 13	R: 2 E: 1 K: 2 S: 9	H: 2 LOB: 2 BB: 2 P: 17		1B: 7 2B: 2 3B: 0 HR: 0	SF: 0 SAC: 1 DP: 1 HBP: 0	WP: 1 PB: 0 SB: 1 CS: 0	PA: 39												
PITCHER	IP WLS BF H R ER SO BB IBB HBP BLK WP HR S P ERA WHIP																																
Fernando Valenzuela, L ERA: 2.48 (1, 1)	7.1	30	7	4	4	6	2	0	0	0	0	1	0	40	48	4.91	1.227																
Ken Howell, R ERA: 3.58 (8, 1)	1.2	L 9	2	2	2	2	1	1	0	0	0	0	0	11	19	10.80	1.800																

Batter	1	2	3	4	5	6	7	8	9	AB	R	H	RBI	BB	SO	LOB	BOTTOM																
Mariano Duncan, R OBP: 0.292, SLG: 0.341 (1, 6)	F9		G4-6-3			5-3		SF8		3	0	1	1	0	0	1	San Diego Padres @ Los Angeles Dodgers Dodger Stadium, Los Angeles, CA Mon Sep 30 1985, 7:05 PM PDT Att: 37,571 - Unknown livebaseballscorecards.com																
Ken Landreaux, L OBP: 0.312, SLG: 0.406 (1, 8)	6-3		G4-6-3			1-3		4-3		4	0	1	0	0	0	2																	
Bill Madlock, R OBP: 0.341, SLG: 0.399 Dave Anderson, R OBP: 0.320, SLG: 0.296 (6, PR) (9, 5)	6-3		F8			F4		BB		3	0	0	0	1	0	1																	
Pedro Guerrero, R OBP: 0.424, SLG: 0.590 (1, 7)	6-3					5-3		F5		4	0	0	0	0	0	3																	
Mike Marshall, R OBP: 0.338, SLG: 0.499 (1, 9)								F7		4	2	2	1	0	0	0																	
Mike Scioscia, L OBP: 0.408, SLG: 0.423 Reggie Williams, R OBP: 0.333, SLG: 0.333 (9, PR)	4-3					SH1-3		F8		3	0	1	1	0	0	0																	
Greg Brock, L OBP: 0.328, SLG: 0.436 Ken Howell, R (8, 1)	4-3					F5		G3		3	0	0	0	0	0	0																	
Terry Whitfield, L OBP: 0.299, SLG: 0.416 (9, PH)								L7		1	0	0	0	0	0	1																	
Steve Sax, R OBP: 0.353, SLG: 0.321 (1, 4)	F4					5-3		1B		4	1	1	0	0	0	1																	
Fernando Valenzuela, L OBP: 0.216, SLG: 0.271 Enos Cabell, R OBP: 0.329, SLG: 0.344 (8, 3)			1B							2	1	2	0	0	0	0																	
Inning Stats	R: 0 E: 0 K: 0 S: 4	H: 1 LOB: 1 BB: 0 P: 4	R: 1 E: 0 K: 0 S: 4	H: 1 LOB: 0 BB: 0 P: 4	R: 1 E: 0 K: 0 S: 4	H: 2 LOB: 0 BB: 0 P: 4	R: 1 E: 0 K: 0 S: 4	H: 1 LOB: 0 BB: 0 P: 4	R: 0 E: 0 K: 0 S: 3	H: 0 LOB: 0 BB: 0 P: 3	R: 0 E: 0 K: 0 S: 3	H: 0 LOB: 0 BB: 0 P: 3	R: 0 E: 0 K: 0 S: 5	H: 2 LOB: 2 BB: 1 P: 9	R: 0 E: 0 K: 0 S: 4	H: 1 LOB: 1 BB: 0 P: 4	1B: 7 2B: 1 3B: 1 HR: 1	SF: 1 SAC: 1 DP: 2 HBP: 0	WP: 0 PB: 0 SB: 1 CS: 0	PA: 35													
PITCHER	IP WLS BF H R ER SO BB IBB HBP BLK WP HR S P ERA WHIP																																
LaMarr Hoyt, R ERA: 3.47 (1, 1)	7.0	25	6	3	3	0	0	0	0	0	0	0	0	25	25	3.86	0.857																
Rich Gossage, R ERA: 1.91 (8, 1)	2.0	W 10	3	1	1	0	1	0	0	0	0	0	0	9	13	4.50	2.000																




Batter	1	2	3	4	5	6	7	8	9	AB	R	H	RBI	BB	SO	LOB	TOP								
Eddie Milner, L (1, 8) OBP: 0.343, SLG: 0.350	4-0 CS BB			0-0 F9			0-0 P5			2	1	0	0	2	0	2	Cincinnati Reds @ San Diego Padres Jack Murphy Stadium, San Diego, CA Wed Oct 02 1985, 10:05 PM EDT Att: 12,373 - Unknown								
Pete Rose, S (1, 3) OBP: 0.395, SLG: 0.319	0-0 F8			4-0 G3-6-1 BB			0-0 F8		0-3 K	3	0	0	0	1	1	2									
Dave Parker, L (1, 9) OBP: 0.363, SLG: 0.541	0-3 K			0-0 G3-6-1			0-0 1B		0-0 4-3	4	0	1	0	0	1	1									
Nick Esasky, R (1, 7) OBP: 0.326, SLG: 0.466		0-0 3-1			0-0 HR		0-0 FC6-4 1B		0-3 K	4	1	2	2	0	1	0									
Buddy Bell, R (1, 5) OBP: 0.309, SLG: 0.350		0-0 F7			0-0 G4-6-3 1B		0-0 FC6-4		0-0 5-3	4	0	1	0	0	0	2									
Dave Concepcion, R (1, 6) OBP: 0.315, SLG: 0.332		0-3 K			0-0 G4-6-3			0-0 F8	0-0 6-3	4	0	0	0	0	1	1									
Bo Diaz, R (1, 2) OBP: 0.307, SLG: 0.371			0-0 6-3						0-0 F8	3	1	2	1	0	0	0									
Gary Redus, R (7, PR) OBP: 0.366, SLG: 0.415									0-0 S 1B	0	1	0	0	0	0	0									
Dave Vancorder, R (7, PH) OBP: 0.289, SLG: 0.336										0	0	0	0	0	0	0									
Wayne Krenchicki, L (8, PH) OBP: 0.373, SLG: 0.360										1	0	0	0	0	0	0									
Ron Oester, S (1, 4) OBP: 0.359, SLG: 0.369			0-0 1-3							3	0	1	1	0	0	0									
Tom Browning, L (1, 1) OBP: 0.225, SLG: 0.235				0-0 4-3						2	0	0	0	0	0	0									
Max Venable, L (7, PH) OBP: 0.319, SLG: 0.429										1	0	0	0	0	0	2									
Tom Hume, R (7, 1)										0	0	0	0	0	0	0									
Inning Stats	R: 0 E: 0 K: 1 S: 4	H: 0 LOB: 0 BB: 1 P: 8	R: 0 E: 0 K: 1 S: 5	H: 0 LOB: 0 BB: 0 P: 5	R: 0 E: 0 K: 0 S: 3	H: 0 LOB: 0 BB: 0 P: 3	R: 0 E: 0 K: 0 S: 2	H: 0 LOB: 0 BB: 0 P: 6	R: 2 E: 0 K: 0 S: 5	H: 3 LOB: 0 BB: 0 P: 5	R: 1 E: 0 K: 0 S: 5	H: 2 LOB: 2 BB: 1 P: 9	R: 1 E: 0 K: 0 S: 5	H: 2 LOB: 0 BB: 0 P: 5	R: 0 E: 0 K: 2 S: 7	H: 0 LOB: 0 BB: 0 P: 7	R: 0 E: 0 K: 0 S: 3	H: 0 LOB: 0 BB: 0 P: 3	1B: 4 2B: 1 3B: 0 HR: 2	SF: 0 SAC: 0 DP: 2 HBP: 0	WP: 0 PB: 0 SB: 1 CS: 1	PA: 34			
PITCHER	IP	WLS	BF	H	R	ER	SO	BB	IBB	HBP	BLK	WP	HR	S	P	ERA	WHIP								
Eric Show, R (1, 1) ERA: 2.97	5.2		21	4	3	3	2	3	0	0	0	0	2	22	34	4.76	1.235								
Lance McCullers, R (6, 1) ERA: 1.95	1.1		7	3	1	1	0	0	0	0	0	0	0	7	7	6.75	2.250								
Rich Gossage, R (8, 1) ERA: 1.86	2.0	W	6	0	0	0	2	0	0	0	0	0	0	10	10	0.00	0.000								


AB	31
R	4
H	7
RBI	4
BB	3
SO	4
LOB	10



Batter	1	2	3	4	5	6	7	8	9	AB	R	H	RBI	BB	SO	LOB	BOTTOM								
Jerry Royster, R (1, 4) OBP: 0.369, SLG: 0.413	0-3 K		0-0 5-3				0-0 FC1-6 1B		0-0 F9	4	0	1	0	0	1	0	Cincinnati Reds @ San Diego Padres Jack Murphy Stadium, San Diego, CA Wed Oct 02 1985, 10:05 PM EDT Att: 12,373 - Unknown								
Tony Gwynn, L (1, 9) OBP: 0.383, SLG: 0.404	4-0 2B BB		0-0 6-3 1B		0-0 FC1-6 E S SF7		0-0 F7			3	2	1	0	1	0	1									
Steve Garvey, R (1, 3) OBP: 0.312, SLG: 0.420	0-0 1H 2B		0-0 6-3		0-0 SF7			0-3 K		3	0	1	2	0	1	1									
Carmelo Martinez, R (1, 7) OBP: 0.360, SLG: 0.431	0-0 E5		0-0 F7		0-0 6-3			0-0 HR		4	1	1	1	0	0	1									
Kevin McReynolds, R (1, 8) OBP: 0.294, SLG: 0.378	0-0 1-3				0-0 F8			0-0 6-3		4	0	1	0	0	0	1									
Kurt Bevacqua, R (1, 5) OBP: 0.344, SLG: 0.343		0-0 P4			4-0 HR BB			0-0 F7		2	1	0	0	1	0	1									
Graig Nettles, L (8, PH) OBP: 0.355, SLG: 0.414								0-0 P4		1	0	0	0	0	0	0									
Bruce Bochy, R (1, 2) OBP: 0.305, SLG: 0.446		0-3 K			0-0 1H HR			0-0 F8		3	1	1	2	0	1	1									
Mario Ramirez, R (1, 6) OBP: 0.314, SLG: 0.333					0-0 F8			0-0 FC6-4		3	0	1	0	0	0	1									
Eric Show, R (1, 1) OBP: 0.130, SLG: 0.158		0-3 K			0-3 K				0-3 K	2	0	0	0	0	2	1									
Lance McCullers, S (6, 1)										0	0	0	0	0	0	0									
Tim Flannery, L (7, PH) OBP: 0.378, SLG: 0.346										1	0	0	0	0	1	0									
Rich Gossage, R (8, 1)										0	0	0	0	0	0	0									
Inning Stats	R: 1 E: 1 K: 1 S: 6	H: 1 LOB: 1 BB: 1 P: 10	R: 0 E: 0 K: 2 S: 8	H: 1 LOB: 1 BB: 0 P: 8	R: 0 E: 0 K: 0 S: 4	H: 1 LOB: 1 BB: 0 P: 4	R: 2 E: 0 K: 1 S: 6	H: 1 LOB: 0 BB: 1 P: 10	R: 1 E: 0 K: 0 S: 4	H: 1 LOB: 0 BB: 0 P: 4	R: 0 E: 0 K: 0 S: 4	H: 1 LOB: 1 BB: 0 P: 4	R: 0 E: 0 K: 1 S: 5	H: 0 LOB: 0 BB: 0 P: 5	R: 1 E: 0 K: 1 S: 6	H: 1 LOB: 0 BB: 0 P: 6	1B: 4 2B: 1 3B: 0 HR: 2	SF: 1 SAC: 0 DP: 0 HBP: 0	WP: 0 PB: 0 SB: 1 CS: 0	PA: 33					
PITCHER	IP	WLS	BF	H	R	ER	SO	BB	IBB	HBP	BLK	WP	HR	S	P	ERA	WHIP								
Tom Browning, L (1, 1) ERA: 3.54	6.0		26	6	4	3	4	2	0	0	0	0	1	32	40	4.50	1.333								
Tom Hume, R (7, 1) ERA: 3.26	2.0	L	7	1	1	1	2	0	0	0	0	0	1	11	11	4.50	0.500								



Batter	1	2	3	4	5	6	7	8	9	AB	R	H	RBI	BB	SO	LOB	TOP			
Eddie Milner, L (1, 8) OBP: 0.346, SLG: 0.351	4-3	1B BB		G3			1B		1-3 2-H 1B	4	0	2	1	1	0	1	Cincinnati Reds @ San Diego Padres Jack Murphy Stadium, San Diego, CA Thu Oct 03 1985, 6:33 AM EDT Att: 8,698 - Unknown AB 33 R 4 H 8 RBI 4 BB 4 SO 1 LOB 10 			
Paul O'Neill, L (1, 7) OBP: 0.375, SLG: 0.500	HR	2B	1-3 2-H 1B		F7		F7		F7	5	1	2	1	0	0	3				
Dave Parker, L (1, 9) OBP: 0.363, SLG: 0.544	2-H HR		F2		F8			P5		4	1	1	2	0	0	2				
Nick Esasky, R (1, 3) OBP: 0.325, SLG: 0.463	K			F7		F8		4-0 BB L-3		3	0	0	0	1	1	0				
Wayne Krenchicki, L (1, 5) OBP: 0.371, SLG: 0.377	1B			F8		F9		L3		4	0	1	0	0	0	1				
Ron Oester, S (1, 4) OBP: 0.357, SLG: 0.366	1-3			4-3		F8			6-3	4	0	0	0	0	0	1				
Dave Vanorder, R (1, 2) OBP: 0.288, SLG: 0.329					5-3					3	1	0	0	1	0	0				
Tom Runnels, S (1, 6) OBP: 0.281, SLG: 0.241		SH3 1B BB			6-3		G3			3	1	1	0	1	0	0				
Jay Tibbs, R (1, 1) OBP: 0.119, SLG: 0.092										1	0	1	0	0	0	0				
Dave Concepcion, R (7, PH) OBP: 0.315, SLG: 0.331		SH3					F8		F2	1	0	0	0	0	0	0				
Bob Buchanan, L (7, 1)										0	0	0	0	0	0	0				
Mike Smith, R (7, 1)										0	0	0	0	0	0	0				
Max Venable, L (9, PH) OBP: 0.317, SLG: 0.425		1-2			1B					1	0	0	0	0	0	2				
Inning Stats	R: 2 E: 0 K: 1 S: 8	H: 3 LOB: 1 BB: 0 P: 8	R: 1 E: 0 K: 0 S: 4	H: 1 LOB: 2 BB: 2 P: 12	R: 0 E: 0 K: 0 S: 3	H: 0 LOB: 0 BB: 0 P: 3	R: 0 E: 0 K: 0 S: 4	H: 1 LOB: 1 BB: 0 P: 4	R: 0 E: 0 K: 0 S: 3	H: 0 LOB: 0 BB: 0 P: 3	R: 0 E: 0 K: 0 S: 4	H: 1 LOB: 1 BB: 0 P: 4	R: 0 E: 0 K: 0 S: 2	H: 0 LOB: 0 BB: 1 P: 6	R: 1 E: 0 K: 0 S: 5	H: 2 LOB: 2 BB: 1 P: 9	1B: 6 2B: 2 3B: 0 HR: 1	SF: 0 SAC: 1 DP: 1 HBP: 0	WP: 0 PB: 0 SB: 0 CS: 0	PA: 38
PITCHER Andy Hawkins, R (1, 1) ERA: 3.15	IP: 9.0 WLS: W BF: 38 H: 8 R: 4 ER: 4 SO: 1 BB: 4 IBB: 0 HBP: 0 BLK: 0 WP: 0 HR: 1 S: 36 P: 52 ERA: 4.00 WHIP: 1.333															PITCHER				

Batter	1	2	3	4	5	6	7	8	9	AB	R	H	RBI	BB	SO	LOB	BOTTOM			
Tim Flannery, L (1, 4) OBP: 0.383, SLG: 0.345	HR BB		FC4-6 BB		1B E BB		F8 1B BB	K		1	3	0	0	4	1	1	Cincinnati Reds @ San Diego Padres Jack Murphy Stadium, San Diego, CA Thu Oct 03 1985, 6:33 AM EDT Att: 8,698 - Unknown AB 31 R 9 H 10 RBI 9 BB 7 SO 3 LOB 15 			
Tony Gwynn, L (1, 9) OBP: 0.394, SLG: 0.411	1-H HR		FC4-6 1B	1-2	1B BB E 1B		1-2 1B 1B	FC1-6-4		5	3	3	2	0	0	2				
Steve Garvey, R (1, 3) OBP: 0.313, SLG: 0.420	G6-4-3 1B		1-2 1B		E5 BB 1B		F8			4	1	2	1	0	0	3				
Graig Nettles, L (1, 5) OBP: 0.356, SLG: 0.413	G6-4-3 1-2		4-3		1B BB		1B 1B			3	0	1	2	1	0	3				
Terry Kennedy, L (1, 2) OBP: 0.305, SLG: 0.378	F8			G1-6-3 1B BB	K		2-H HR 1B			3	1	1	0	1	1	3				
Carmelo Martinez, R (1, 7) OBP: 0.383, SLG: 0.439		6-3		1-2 G1-6-3 1B	1-3 2-H 3-H 1B		2-H HR			4	1	3	4	0	0	0				
Kevin McReynolds, R (1, 8) OBP: 0.292, SLG: 0.375		F9		G1-6-3 1-2 2-3		F8	F9			4	0	0	0	0	0	2				
Mario Ramirez, R (1, 6) OBP: 0.291, SLG: 0.308		P4		6-3		6-3		K		4	0	0	0	0	1	1				
Andy Hawkins, R (1, 1) OBP: 0.113, SLG: 0.078			3-1		F8	4-3		FC1-6-4 BB		3	0	0	0	1	0	0				
Inning Stats	R: 2 E: 0 K: 0 S: 4	H: 2 LOB: 0 BB: 1 P: 8	R: 0 E: 0 K: 0 S: 3	H: 0 LOB: 0 BB: 0 P: 3	R: 0 E: 0 K: 0 S: 4	H: 1 LOB: 2 BB: 1 P: 8	R: 0 E: 0 K: 0 S: 3	H: 1 LOB: 1 BB: 1 P: 7	R: 3 E: 1 K: 1 S: 7	H: 2 LOB: 2 BB: 2 P: 15	R: 0 E: 0 K: 0 S: 3	H: 0 LOB: 0 BB: 0 P: 3	R: 4 E: 0 K: 0 S: 6	H: 4 LOB: 0 BB: 1 P: 10	R: 0 E: 0 K: 2 S: 7	H: 0 LOB: 1 BB: 1 P: 11		1B: 8 2B: 0 3B: 0 HR: 2	SF: 0 SAC: 0 DP: 2 HBP: 0	WP: 0 PB: 0 SB: 0 CS: 0
PITCHER Jay Tibbs, R (1, 1) ERA: 3.92	IP: 6.0 WLS: L BF: 27 H: 6 R: 5 ER: 3 SO: 1 BB: 5 IBB: 0 HBP: 0 BLK: 0 WP: 0 HR: 1 S: 24 P: 44 ERA: 4.50 WHIP: 1.833															PITCHER				
Bob Buchanan, L (7, 1) ERA: 8.44	0.2	5	3	3	3	0	1	0	0	0	0	4	8	40.50	6.000					
Mike Smith, R (7, 1) ERA: 6.75	1.1	6	1	1	1	2	1	0	0	0	0	1	9	6.75	1.500					

Batter	1	2	3	4	5	6	7	8	9	AB	R	H	RBI	BB	SO	LOB	TOP										
Bill Doran, S OBP: 0.364, SLG: 0.437 (1, 4)										5	0	2	0	0	0	4											
Jim Pankovits, R OBP: 0.321, SLG: 0.337 Eric Bullock, L OBP: 0.308, SLG: 0.360 (8, PH) (8, 7)										3	0	2	0	0	0	0											
Kevin Bass, S OBP: 0.313, SLG: 0.422 (1, 8)										4	1	1	2	0	2	3											
Glenn Davis, R OBP: 0.335, SLG: 0.481 (1, 3)										4	0	0	0	0	1	3											
Phil Garner, R OBP: 0.315, SLG: 0.400 (1, 5)										4	1	3	1	0	0	0											
Alan Ashby, S OBP: 0.364, SLG: 0.422 (1, 2)										4	0	0	0	0	0	3											
Tim Tolman, R OBP: 0.310, SLG: 0.310 Jerry Mumphy, S OBP: 0.326, SLG: 0.397 (8, PH) (8, 9)										3	0	0	0	0	1	2											
Dickie Thon, R OBP: 0.298, SLG: 0.359 (1, 6)										3	0	2	0	1	0	0											
Bob Knepper, L OBP: 0.163, SLG: 0.192 Julio Solano, R (6, 1)										2	0	0	0	0	2	2											
Bert Pena, R OBP: 0.290, SLG: 0.345 Jeff Calhoun, L (7, 1)										0	0	0	0	1	0	0											
Denny Walling, L OBP: 0.316, SLG: 0.394 (9, PH)										1	0	0	0	0	0	1											
Inning Stats	R: 0 E: 0 K: 1 S: 6	H: 2 LOB: 1 BB: 0 P: 6	R: 0 E: 1 K: 1 S: 5	H: 0 LOB: 0 BB: 0 P: 5	R: 0 E: 0 K: 1 S: 5	H: 0 LOB: 0 BB: 0 P: 5	R: 0 E: 0 K: 0 S: 3	H: 0 LOB: 0 BB: 0 P: 3	R: 0 E: 0 K: 1 S: 6	H: 1 LOB: 2 BB: 1 P: 10	R: 0 E: 0 K: 1 S: 6	H: 2 LOB: 1 BB: 0 P: 6	R: 0 E: 0 K: 0 S: 5	H: 2 LOB: 3 BB: 1 P: 9	R: 3 E: 1 K: 2 S: 10	H: 2 LOB: 0 BB: 0 P: 10	R: 0 E: 0 K: 0 S: 3	H: 1 LOB: 0 BB: 0 P: 3	1B: 8 2B: 0 3B: 0 HR: 2	SF: 0 SAC: 0 DP: 3 HBP: 0	WP: 0 PB: 0 SB: 0 CS: 0	PA: 37					
PITCHER	IP	WLS	BF	H	R	ER	SO	BB	IBB	HBP	BLK	WP	HR	S	P	ERA	WHIP										
Mark Thurmond, L ERA: 3.97 Lance McCullers, R ERA: 2.45 Rich Gossage, R ERA: 1.82	6.2	W	27	7	0	0	5	1	1	0	0	0	0	35	43	0.00	1.200										
	0.2		5	2	3	2	1	0	0	0	0	0	2	7	7	27.00	3.000										
	1.2	S	5	1	0	0	1	0	0	0	0	0	0	7	7	0.00	0.600										

Houston Astros @ San Diego Padres
Jack Murphy Stadium, San Diego, CA
Fri Oct 04 1985, 10:05 PM EDT
Att: 11,210 - Unknown

AB 35
R 3
H 10
RBI 3
BB 2
SO 7
LOB 18



Batter	1	2	3	4	5	6	7	8	9	AB	R	H	RBI	BB	SO	LOB	BOTTOM										
Jerry Royster, R OBP: 0.369, SLG: 0.418 (1, 4)										4	1	1	0	1	0	1											
Tony Gwynn, L OBP: 0.383, SLG: 0.409 (1, 9)										5	1	1	1	0	0	2											
Steve Garvey, R OBP: 0.315, SLG: 0.424 (1, 3)										4	1	3	0	0	0	1											
Carmelo Martinez, R OBP: 0.362, SLG: 0.438 (1, 7)										4	0	1	1	0	0	4											
Kurt Bevacqua, R OBP: 0.354, SLG: 0.353 (1, 5)										2	0	2	1	1	0	0											
Terry Kennedy, L OBP: 0.303, SLG: 0.375 (1, 2)										4	0	0	0	0	1	7											
Bobby Brown, S OBP: 0.193, SLG: 0.171 (1, 8)										4	0	0	0	0	0	1											
Mario Ramirez, R OBP: 0.305, SLG: 0.375 (1, 6)										4	1	2	1	0	0	0											
Mark Thurmond, L OBP: 0.111, SLG: 0.088 Lance McCullers, S ERA: 3.48 Rich Gossage, R ERA: 2.54										2	0	0	0	0	1	0											
	0.1		1	0	0	0	0	0	0	0	0	1	1	0.00	0.000												
	2.0		8	1	0	0	1	1	0	0	0	9	13	0.00	1.000												
Inning Stats	R: 1 E: 0 K: 0 S: 6	H: 3 LOB: 2 BB: 0 P: 6	R: 0 E: 0 K: 1 S: 5	H: 0 LOB: 0 BB: 0 P: 5	R: 0 E: 1 K: 1 S: 7	H: 1 LOB: 3 BB: 1 P: 11	R: 0 E: 0 K: 0 S: 4	H: 1 LOB: 1 BB: 0 P: 4	R: 1 E: 1 K: 0 S: 5	H: 1 LOB: 1 BB: 0 P: 5	R: 2 E: 0 K: 0 S: 6	H: 3 LOB: 1 BB: 0 P: 6	R: 0 E: 0 K: 0 S: 4	H: 1 LOB: 1 BB: 0 P: 4	R: 0 E: 0 K: 1 S: 5	H: 0 LOB: 1 BB: 1 P: 9	1B: 7 2B: 1 3B: 1 HR: 1	SF: 1 SAC: 1 DP: 0 HBP: 0	WP: 0 PB: 0 SB: 1 CS: 0	PA: 38							
PITCHER	IP	WLS	BF	H	R	ER	SO	BB	IBB	HBP	BLK	WP	HR	S	P	ERA	WHIP										
Bob Knepper, L ERA: 3.55 Julio Solano, R ERA: 3.48 Jeff Calhoun, L ERA: 2.54	5.2	L	29	9	4	3	2	1	0	0	0	0	0	1	32	4.76	1.765										
	0.1		1	0	0	0	0	0	0	0	0	0	0	1	1	0.00	0.000										
	2.0		8	1	0	0	1	1	0	0	0	0	0	9	13	0.00	1.000										

Houston Astros @ San Diego Padres
Jack Murphy Stadium, San Diego, CA
Fri Oct 04 1985, 10:05 PM EDT
Att: 11,210 - Unknown

AB 34
R 4
H 10
RBI 4
BB 2
SO 3
LOB 16



Batter	1	2	3	4	5	6	7	8	9	AB	R	H	RBI	BB	SO	LOB	TOP		
Bill Doran, S OBP: 0.362, SLG: 0.434 Jim Pankovits, R OBP: 0.317, SLG: 0.333 (6, FH) (6, 4)	F7	K		F3		FC6-4		K		3	0	0	0	0	1	2			
Kevin Bass, S OBP: 0.312, SLG: 0.423 (1, 8)	F8	F8			F4		F8		2B 3B	5	1	1	0	0	0	1			
Jose Cruz, L OBP: 0.348, SLG: 0.421 (1, 7)	1-3				6-3		4-3		F8 1B 2B	5	2	2	2	0	0	0			
Glenn Davis, R OBP: 0.333, SLG: 0.477 (1, 3)		1B HR 1B		5-3		E1		F9	F8 1B 2B	5	1	1	0	0	0	1			
Jerry Mumphy, S OBP: 0.327, SLG: 0.397 (1, 9)		1B HBP HR 1B		F9		F7		K	1B	5	1	2	1	0	1	1			
Phil Garner, R OBP: 0.320, SLG: 0.403 (1, 5)		1-2 HR HBP		P6		E SF8 G3 1B		1B WP 1B	1B G6-4-3 1B	4	3	3	0	0	0	0			
Alan Ashby, S OBP: 0.380, SLG: 0.432 (1, 2)		1-2 HR		3-1		G3		P6	G6-4-3	5	1	1	4	0	0	4			
Dickie Thon, R OBP: 0.305, SLG: 0.362 (1, 6)		S SH1-4 BB		SF8		SF8		1B 1B		1	0	1	2	2	0	0			
Nolan Ryan, R OBP: 0.162, SLG: 0.143 Frank DiPino, L OBP: 0.167, SLG: 0.167 Bill Dawley, R OBP: 0.273, SLG: 0.200 (1, 1) (8, 1) (8, 1)		SH1-4		SH1-4		FC6-4 1B		1B		2	0	2	0	0	0	0			
Inning Stats	R: 0 E: 0 K: 0 S: 3	H: 0 LOB: 0 BB: 0 P: 3	R: 4 E: 0 K: 1 S: 8	H: 3 LOB: 1 BB: 1 P: 13	R: 1 E: 0 K: 0 S: 4	H: 1 LOB: 0 BB: 0 P: 4	R: 0 E: 0 K: 0 S: 3	H: 0 LOB: 1 BB: 1 P: 7	R: 0 E: 1 K: 0 S: 5	H: 2 LOB: 1 BB: 0 P: 5	R: 0 E: 0 K: 0 S: 3	H: 0 LOB: 0 BB: 0 P: 3	R: 1 E: 0 K: 2 S: 10	H: 3 LOB: 2 BB: 0 P: 10	R: 2 E: 0 K: 0 S: 6	H: 4 LOB: 1 BB: 0 P: 6	1B: 9 2B: 1 3B: 1 HR: 2	SF: 1 SAC: 2 DP: 1 HBP: 1	WP: 1 PA: 43 PB: 0 SB: 1 CS: 0
PITCHER	IP WLS BF H R ER SO BB IBB HBP BLK WP HR S P ERA WHIP	IP WLS BF H R ER SO BB IBB HBP BLK WP HR S P ERA WHIP	IP WLS BF H R ER SO BB IBB HBP BLK WP HR S P ERA WHIP	IP WLS BF H R ER SO BB IBB HBP BLK WP HR S P ERA WHIP	IP WLS BF H R ER SO BB IBB HBP BLK WP HR S P ERA WHIP	IP WLS BF H R ER SO BB IBB HBP BLK WP HR S P ERA WHIP	IP WLS BF H R ER SO BB IBB HBP BLK WP HR S P ERA WHIP	IP WLS BF H R ER SO BB IBB HBP BLK WP HR S P ERA WHIP	IP WLS BF H R ER SO BB IBB HBP BLK WP HR S P ERA WHIP	IP WLS BF H R ER SO BB IBB HBP BLK WP HR S P ERA WHIP	IP WLS BF H R ER SO BB IBB HBP BLK WP HR S P ERA WHIP	IP WLS BF H R ER SO BB IBB HBP BLK WP HR S P ERA WHIP	IP WLS BF H R ER SO BB IBB HBP BLK WP HR S P ERA WHIP	IP WLS BF H R ER SO BB IBB HBP BLK WP HR S P ERA WHIP	IP WLS BF H R ER SO BB IBB HBP BLK WP HR S P ERA WHIP	IP WLS BF H R ER SO BB IBB HBP BLK WP HR S P ERA WHIP	IP WLS BF H R ER SO BB IBB HBP BLK WP HR S P ERA WHIP	IP WLS BF H R ER SO BB IBB HBP BLK WP HR S P ERA WHIP	IP WLS BF H R ER SO BB IBB HBP BLK WP HR S P ERA WHIP

Houston Astros @ San Diego Padres
Jack Murphy Stadium, San Diego, CA
Sat Oct 05 1985, 6:33 AM EDT
Att: 9,122 - Unknown

AB	37
R	9
H	13
RBI	9
BB	2
SO	3
LOB	12



Batter	1	2	3	4	5	6	7	8	9	AB	R	H	RBI	BB	SO	LOB	BOTTOM				
Tim Flannery, L OBP: 0.383, SLG: 0.342 (1, 4)	F9 1B BB		K		F7		F9		1B 2B BB	3	1	0	0	2	1	2					
Tony Gwynn, L OBP: 0.394, SLG: 0.408 Tim Stoddard, R OBP: 0.226, SLG: 0.309 Bob Patterson, R OBP: 0.352, SLG: 0.350 (1, 9) (8, 1) (9, PH)					F7		F7		P6	3	0	1	0	1	0	1					
Kurt Bevacqua, R OBP: 0.352, SLG: 0.350 (9, PH)	1-2 1B		1-2 BB							0	0	0	0	0	0	0					
Steve Garvey, R OBP: 0.317, SLG: 0.430 (1, 3)	F9		F9			4-3 2B		1B 3B	2B 1B	5	1	3	0	0	0	4					
Graig Nettles, L OBP: 0.359, SLG: 0.416 (1, 5)	G4-6-3				1B BB	4-3		1B BB 1B	1B 2B	4	0	2	2	1	0	3					
Terry Kennedy, L OBP: 0.302, SLG: 0.374 (1, 2)		K			1-3 1B	1-3		K	F9	5	0	1	0	0	2	4					
Carmelo Martinez, R OBP: 0.381, SLG: 0.434 (1, 7)		F8		K		K		1B BB	F3	4	0	0	0	1	2	5					
Kevin McReynolds, R OBP: 0.292, SLG: 0.373 (1, 8)		K		K		K		2B BB	F8	3	1	0	0	1	2	4					
Mario Ramirez, R OBP: 0.317, SLG: 0.383 (1, 6)								F9	1B	4	0	2	0	0	1	3					
Ed Wojna, R OBP: 0.167, SLG: 0.167 Craig Lefferts, L OBP: 0.229, SLG: 0.220 Al Bumbry, L OBP: 0.226, SLG: 0.309 Roy Lee Jackson, R OBP: 0.226, SLG: 0.309 Miguel Dilone, S OBP: 0.248, SLG: 0.248 Gene Walter, L OBP: 0.226, SLG: 0.220 Bobby Brown, S OBP: 0.226, SLG: 0.190 (1, 1) (2, 1) (3, PH) (4, 1) (5, PH) (8, 1) (7, PH) (8, 9)					F8		K		F9 2B	0	0	0	0	0	0	0					
Inning Stats	R: 0 E: 0 K: 0 S: 3	H: 1 LOB: 1 BB: 1 P: 7	R: 0 E: 0 K: 2 S: 7	H: 0 LOB: 0 BB: 0 P: 7	R: 0 E: 0 K: 1 S: 6	H: 1 LOB: 2 BB: 1 P: 10	R: 0 E: 0 K: 3 S: 10	H: 1 LOB: 2 BB: 1 P: 14	R: 0 E: 0 K: 1 S: 5	H: 0 LOB: 0 BB: 0 P: 5	R: 0 E: 0 K: 1 S: 6	H: 1 LOB: 1 BB: 0 P: 6	R: 1 E: 0 K: 0 S: 4	H: 1 LOB: 1 BB: 1 P: 8	R: 1 E: 0 K: 2 S: 10	H: 3 LOB: 3 BB: 1 P: 14	R: 1 E: 0 K: 0 S: 5	H: 2 LOB: 2 BB: 1 P: 9	1B: 6 2B: 3 3B: 1 HR: 0	SF: 0 SAC: 0 DP: 1 HBP: 0	WP: 0 PA: 42 PB: 0 SB: 0 CS: 0
PITCHER	IP WLS BF H R ER SO BB IBB HBP BLK WP HR S P ERA WHIP	IP WLS BF H R ER SO BB IBB HBP BLK WP HR S P ERA WHIP	IP WLS BF H R ER SO BB IBB HBP BLK WP HR S P ERA WHIP	IP WLS BF H R ER SO BB IBB HBP BLK WP HR S P ERA WHIP	IP WLS BF H R ER SO BB IBB HBP BLK WP HR S P ERA WHIP	IP WLS BF H R ER SO BB IBB HBP BLK WP HR S P ERA WHIP	IP WLS BF H R ER SO BB IBB HBP BLK WP HR S P ERA WHIP	IP WLS BF H R ER SO BB IBB HBP BLK WP HR S P ERA WHIP	IP WLS BF H R ER SO BB IBB HBP BLK WP HR S P ERA WHIP	IP WLS BF H R ER SO BB IBB HBP BLK WP HR S P ERA WHIP	IP WLS BF H R ER SO BB IBB HBP BLK WP HR S P ERA WHIP	IP WLS BF H R ER SO BB IBB HBP BLK WP HR S P ERA WHIP	IP WLS BF H R ER SO BB IBB HBP BLK WP HR S P ERA WHIP	IP WLS BF H R ER SO BB IBB HBP BLK WP HR S P ERA WHIP	IP WLS BF H R ER SO BB IBB HBP BLK WP HR S P ERA WHIP	IP WLS BF H R ER SO BB IBB HBP BLK WP HR S P ERA WHIP	IP WLS BF H R ER SO BB IBB HBP BLK WP HR S P ERA WHIP	IP WLS BF H R ER SO BB IBB HBP BLK WP HR S P ERA WHIP	IP WLS BF H R ER SO BB IBB HBP BLK WP HR S P ERA WHIP		

Houston Astros @ San Diego Padres
Jack Murphy Stadium, San Diego, CA
Sat Oct 05 1985, 6:33 AM EDT
Att: 9,122 - Unknown

AB	36
R	3
H	10
RBI	3
BB	6
SO	10
LOB	31



Batter	1	2	3	4	5	6	7	8	9	AB	R	H	RBI	BB	SO	LOB	TOP			
Dickie Thon, R OBP: 0.299, SLG: 0.355 (1, 6)										5	0	0	0	0	2	1	Houston Astros @ San Diego Padres Jack Murphy Stadium, San Diego, CA Sun Oct 06 1985, 6:33 AM EDT Att: 22,813 - Unknown			
Kevin Bass, S OBP: 0.315, SLG: 0.427 (1, 8)										5	2	3	1	0	0	0				
Jose Cruz, L OBP: 0.349, SLG: 0.426 (1, 7)										3	1	1	2	1	0	1				
Glenn Davis, R OBP: 0.332, SLG: 0.474 Denny Walling, L OBP: 0.316, SLG: 0.394 (1, 3) (7, 3)										4	1	1	0	0	1	2				
Jerry Mumphrey, S OBP: 0.329, SLG: 0.396 (1, 9)										3	0	1	1	1	0	0				
Phil Garner, R OBP: 0.317, SLG: 0.400 (1, 5)										4	0	0	0	0	0	2				
Alan Ashby, S OBP: 0.363, SLG: 0.450 (1, 2)										4	1	2	1	0	0	0				
Jim Pankovits, R OBP: 0.316, SLG: 0.331 (1, 4)										4	1	1	0	0	3	1				
Mike Scott, R OBP: 0.192, SLG: 0.236 Charlie Kerfeld, R (3, 1)										1	0	0	0	0	0	0				
Tim Tolman, R OBP: 0.178, SLG: 0.302 Dave Smith, R (9, 1)										1	0	0	0	0	1	0				
										1	0	0	0	0	0	0				
Inning Stats	R: 2 E: 1 K: 1 S: 8	H: 3 LOB: 1 BB: 0 P: 8	R: 0 E: 0 K: 1 S: 5	H: 0 LOB: 0 BB: 0 P: 5	R: 0 E: 0 K: 0 S: 3	H: 0 LOB: 0 BB: 0 P: 3	R: 0 E: 0 K: 0 S: 7	H: 0 LOB: 0 BB: 0 P: 7	R: 2 E: 0 K: 0 S: 5	H: 2 LOB: 1 BB: 1 P: 9	R: 2 E: 0 K: 2 S: 10	H: 3 LOB: 2 BB: 1 P: 14	R: 0 E: 0 K: 1 S: 6	H: 1 LOB: 1 BB: 0 P: 6	R: 0 E: 0 K: 0 S: 3	H: 0 LOB: 0 BB: 0 P: 3	1B: 6 2B: 1 3B: 0 HR: 2	SF: 0 SAC: 1 DP: 0 HBP: 0	WP: 0 PB: 0 SB: 0 CS: 0	PA: 38
PITCHER	IP WLS BF H R ER SO BB IBB HBP BLK WP HR S P ERA WHIP	IP WLS BF H R ER SO BB IBB HBP BLK WP HR S P ERA WHIP																		
Eric Show, R ERA: 3.09 (1, 1)	6.0 L 26 7 6 5 4 1 0 0 0 0 0 2 33 37 7.50 1.333																			
Lance McCullers, R ERA: 2.31 (7, 1)	2.0 9 2 0 0 3 0 1 0 0 0 0 0 14 18 0.00 1.000																			
Gene Walter, L ERA: 2.05 (9, 1)	1.0 3 0 0 0 0 0 0 0 0 0 0 0 3 3 0.00 0.000																			

Batter	1	2	3	4	5	6	7	8	9	AB	R	H	RBI	BB	SO	LOB	BOTTOM			
Jerry Royster, R OBP: 0.363, SLG: 0.410 (1, 6)										5	0	0	0	0	1	3	Houston Astros @ San Diego Padres Jack Murphy Stadium, San Diego, CA Sun Oct 06 1985, 6:33 AM EDT Att: 22,813 - Unknown			
Tony Gwynn, L OBP: 0.394, SLG: 0.408 (1, 9)										5	1	2	0	0	1					
Steve Garvey, R OBP: 0.318, SLG: 0.430 (1, 3)										5	1	2	0	0	1					
Graig Nettles, L OBP: 0.363, SLG: 0.420 Miguel Dilone, S OBP: 0.255, SLG: 0.246 (1, 5) (9, PR)										5	1	4	1	0	0	0				
Terry Kennedy, L OBP: 0.301, SLG: 0.372 (1, 2)										5	1	1	1	0	5					
Carmelo Martinez, R OBP: 0.362, SLG: 0.434 Gery Davis, R OBP: 0.349, SLG: 0.379 (1, 7) (9, 7)										3	0	1	1	1	0	0				
Kevin McReynolds, R OBP: 0.290, SLG: 0.371 (1, 8)										4	0	0	0	0	2	5				
Tim Flannery, L OBP: 0.386, SLG: 0.341 (1, 4)										1	0	0	0	3	0	0				
Eric Show, R OBP: 0.138, SLG: 0.165 Lance McCullers, S (7, 1)										3	0	1	1	0	1	1				
Kurt Bevacqua, R OBP: 0.348, SLG: 0.348 Gene Walter, L (9, 1)										1	0	0	0	0	1	0				
										0	0	0	0	0	0	0				
Inning Stats	R: 1 E: 0 K: 2 S: 10	H: 3 LOB: 3 BB: 1 P: 14	R: 0 E: 0 K: 0 S: 3	H: 0 LOB: 1 BB: 1 P: 7	R: 3 E: 0 K: 0 S: 7	H: 5 LOB: 2 BB: 1 P: 11	R: 0 E: 0 K: 0 S: 3	H: 0 LOB: 0 BB: 0 P: 3	R: 0 E: 0 K: 1 S: 5	H: 0 LOB: 0 BB: 0 P: 5	R: 0 E: 0 K: 0 S: 4	H: 1 LOB: 1 BB: 0 P: 4	R: 0 E: 0 K: 0 S: 3	H: 0 LOB: 1 BB: 1 P: 7	R: 0 E: 0 K: 0 S: 5	H: 2 LOB: 3 BB: 0 P: 5	1B: 11 2B: 0 3B: 0 HR: 0	SF: 0 SAC: 0 DP: 1 HBP: 0	WP: 0 PB: 0 SB: 1 CS: 0	PA: 41
PITCHER	IP WLS BF H R ER SO BB IBB HBP BLK WP HR S P ERA WHIP	IP WLS BF H R ER SO BB IBB HBP BLK WP HR S P ERA WHIP																		
Mike Scott, R ERA: 3.29 (1, 1)	2.0 W 22 3 0 0 2 1 1 0 0 0 0 0 24 32 0.00 0.667																			
Charlie Kerfeld, R ERA: 4.09 (3, 1)	6.0 W 22 3 0 0 2 1 1 0 0 0 0 0 24 32 0.00 0.667																			
Dave Smith, R ERA: 2.27 (9, 1)	1.0 S 5 2 0 0 0 0 0 0 0 0 0 0 5 5 0.00 2.000																			