

San Diego Padres - 1986

Batter	1	2	3	4	5	6	7	8	9	AB R H RBI BB SO LOB	TOP									
Bip Roberts, S (1, 4) 0-0 S	0-3 K		0-0 G6-4-3 1-2f			0-3 K		0-0 5-3		4 0 0 0 0 2 1	San Diego Padres @ Los Angeles Dodgers Dodger Stadium, Los Angeles, CA Mon Apr 07 1986, 3:33 AM PST Att: 49,444 - Unknown livebaseballscorecards.com									
Tony Gwynn, L (1, 9) 0-0 X	0-0 F7			0-0 L8		0-0 1B 1B		0-3 K		4 0 1 0 0 1 0										
Kevin McReynolds, R (1, 8) 0-0 X	0-0 5-3			0-0 6-3		0-0 1B 1-2 1B		0-0 1B 1B		4 1 2 0 0 0 0										
Steve Garvey, R (1, 3) John Kruk, L (9, PR) 0-0 X		0-0 B1-3		0-0 6-3		0-0 F6		0-0 1B CS 1B		4 0 1 0 0 0 2 0 0 0 0 0 0 0										
Carmelo Martinez, R (1, 7) 0-0 S		0-3 K			0-0 1B 1B	0-3 K		0-3 K 1-2		4 0 1 0 0 3 4										
Garry Templeton, S (1, 6) 0-0 X		0-0 E S 1B			0-0 1B 1-2 1B		0-3 K	0-0 1B		4 0 3 1 0 1 0										
Terry Kennedy, L (1, 2) Marvell Wynne, L (7, PR) Bruce Bochy, R (7, 2) 0-0 X		0-0 G1 1-3			0-0 F7		4-0 CS BB	0-0 1-3 3-H		2 0 0 0 1 0 3 0 0 0 0 0 0 0 1 0 0 0 0 0 1										
Jerry Royster, R (1, 5) 0-0 S			0-3 K2-3		0-0 1B 1-3 2-H	0-0 6-3 1-2				3 0 1 0 0 1 1										
Eric Show, R (1, 1) Graig Nettles, L (8, PH) Craig Lefferts, L (8, 1) 0-0 X			0-0 G6-4-3 1B		0-0 5-3		0-3 K			2 0 1 0 0 0 2 1 0 0 0 0 1 0 0 0 0 0 0 0 0										
Inning Stats	R: 0 E: 0 K: 1 S: 5	H: 0 LOB: 0 BB: 0 P: 5	R: 0 E: 0 K: 1 S: 6	H: 1 LOB: 1 BB: 0 P: 6	R: 0 E: 0 K: 1 S: 5	H: 1 LOB: 0 BB: 0 P: 5	R: 0 E: 0 K: 0 S: 3	H: 0 LOB: 0 BB: 0 P: 3	R: 0 E: 0 K: 2 S: 9	H: 3 LOB: 2 BB: 0 P: 9		R: 0 E: 0 K: 1 S: 4	H: 0 LOB: 1 BB: 1 P: 8	R: 0 E: 0 K: 2 S: 7	H: 0 LOB: 0 BB: 0 P: 7	R: 1 E: 0 K: 1 S: 7	H: 3 LOB: 1 BB: 0 P: 7	1B: 10 2B: 0 3B: 0 HR: 0	SF: 0 SAC: 0 DP: 1 HBP: 0	WP: 0 PB: 0 SB: 1 CS: 2
PITCHER Fernando Valenzuela, L (1, 1) ERA: 1.0	IP: 9.0 WLS: W BF: 34 H: 10 R: 1 ER: 1 SO: 9 BB: 1 IBB: 0 HBP: 0 BLK: 0 WP: 0 HR: 0 S: 51 P: 55 ERA: 1.00 WHIP: 1.222											PITCHER	IP: 9.0 WLS: W BF: 34 H: 10 R: 1 ER: 1 SO: 9 BB: 1 IBB: 0 HBP: 0 BLK: 0 WP: 0 HR: 0 S: 51 P: 55 ERA: 1.00 WHIP: 1.222							

AB	33
R	1
H	10
RBI	1
BB	1
SO	9
LOB	14



Batter	1	2	3	4	5	6	7	8	9
Mariano Duncan, R (1, 6)	0-0 L4	0-0 F9			0-0 6-3			0-0 F9	
Ken Landreaux, L (1, 8)	0-0 F6		0-0 F7			0-0 1-3		0-0 F2	
Bill Madlock, R (1, 5) Dave Anderson, R (9, 5)	0-0 2B		0-0 5-3			0-0 6-3		0-0 1-3	
Greg Brock, L (1, 3)	0-0 G3		0-0 F3			0-0 G3			
Mike Marshall, R (1, 9) Franklin Stubbs, L (1, 7) Reggie Williams, R (9, 7)		4-0 1B BB		0-0 1B		0-0 4-3		0-0 4-3	
Mike Scioscia, L (1, 2)		0-0 1B		0-0 1-2 1B		0-0 4-3		4-0 FC6-4 BB	
Steve Sax, R (1, 4)		0-0 1B		0-0 1-2 2-3 3-H 1B		0-0 F8		0-0 FC6-4	
Fernando Valenzuela, L (1, 1)		0-0 F3		0-0 2-3		0-0 4-3		0-0 FC6-4	

AB	R	H	RBI	BB	SO	LOB
4	0	0	0	0	0	2
4	0	0	0	0	0	0
4	0	1	0	0	0	0
0	0	0	0	0	0	0
3	0	0	0	0	0	1
2	2	2	1	1	0	0
3	0	1	0	0	0	1
0	0	0	0	0	0	0
2	0	0	0	1	0	2
3	0	1	1	0	0	1
3	0	0	0	0	0	3

BOTTOM

San Diego Padres @ Los Angeles Dodgers
Dodger Stadium, Los Angeles, CA
 Mon Apr 07 1986, 3:33 AM PST
 Att. 49,444 - Unknown

livebaseballscores.com

AB	28
R	2
H	5
RBI	2
BB	2
SO	0
LOB	10



1B: 3	SF: 0
2B: 2	SAC: 0
3B: 0	DP: 1
HR: 1	HBP: 0

WP: 0	PA: 30
PB: 0	
SB: 0	
CS: 0	

Inning Stats	R	H	E	K	S	IP	WLS	BF	H	R	ER	SO	BB	IBB	HBP	BLK	WP	HR	S	P	ERA	WHIP
Eric Show, R (1, 1)	0	1	0	0	4	7.0	L	27	5	2	2	0	2	0	0	0	0	1	25	33	2.57	1.000
Craig Lefferts, L (8, 1)	0	0	0	0	0	1.0		3	0	0	0	0	0	0	0	0	0	0	3	3	0.00	0.000

PITCHER	IP	WLS	BF	H	R	ER	SO	BB	IBB	HBP	BLK	WP	HR	S	P	ERA	WHIP
Eric Show, R (1, 1)	7.0	L	27	5	2	2	0	2	0	0	0	0	1	25	33	2.57	1.000
Craig Lefferts, L (8, 1)	1.0		3	0	0	0	0	0	0	0	0	0	0	3	3	0.00	0.000

Batter	1	2	3	4	5	6	7	8	9	AB R H RBI BB SO LOB	TOP
Tim Flannery, L (1, 4) <small>OBP: 0.400, SLG: 0.400</small>	0-0 	0-0 		0-0 			0-0 		0-0 	5 0 2 0 0 0 1	San Diego Padres @ Los Angeles Dodgers Dodger Stadium, Los Angeles, CA Tue Apr 08 1986, 6:05 PM PST Att: 31,915 - Unknown livebaseballscorecards.com
Tony Gwynn, L (1, 9) <small>OBP: 0.111, SLG: 0.111</small>	0-0 	0-0 		0-0 			0-0 	0-0 	5 0 0 0 0 0 5		
Kevin McReynolds, R (1, 8) <small>OBP: 0.556, SLG: 0.556</small> (8, 7)	0-0 		0-0 		0-0 		0-0 	0-0 	5 1 3 0 0 0 1		
Steve Garvey, R (1, 3) <small>OBP: 0.125, SLG: 0.125</small>	0-0 		0-0 		0-3 		0-0 		4 0 0 0 0 1 5		
Terry Kennedy, L (1, 2) <small>OBP: 0.286, SLG: 0.167</small>	0-0 		0-0 		0-0 			0-3 	4 0 1 1 0 1 3		
Carmelo Martinez, R (1, 7) <small>OBP: 0.500, SLG: 0.429</small> Marvell Wynne, L (8, PR) (8, 8)		0-0 	0-0 		0-0 			4-0 	3 0 2 0 1 0 1 0 0 0 0 0 0 0		
Graig Nettles, L (1, 5)		4-0 	0-0 		0-0 			0-0 	3 0 0 0 1 0 3		
Garry Templeton, S (1, 6) <small>OBP: 0.375, SLG: 0.375</small>		0-0 	0-0 		0-0 			0-0 	4 0 0 0 0 0 5		
Dave Dravecky, R (1, 1) <small>OBP: 0.250, SLG: 0.250</small>		0-3 		0-3 		0-0 		0-0 	4 0 1 0 0 2 2		
Inning Stats	R: 0 H: 2 E: 0 LOB: 2 K: 0 BB: 0 S: 5 P: 5	R: 0 H: 2 E: 0 LOB: 3 K: 1 BB: 1 S: 7 P: 11	R: 1 H: 3 E: 0 LOB: 2 K: 0 BB: 0 S: 6 P: 6	R: 0 H: 0 E: 0 LOB: 0 K: 1 BB: 0 S: 5 P: 5	R: 0 H: 0 E: 1 LOB: 1 K: 1 BB: 0 S: 6 P: 6	R: 0 H: 0 E: 0 LOB: 0 K: 0 BB: 0 S: 3 P: 3	R: 0 H: 1 E: 0 LOB: 1 K: 0 BB: 0 S: 4 P: 4	R: 0 H: 0 E: 1 LOB: 1 K: 1 BB: 1 S: 5 P: 9	R: 0 H: 1 E: 0 LOB: 1 K: 0 BB: 0 S: 4 P: 4	1B: 9 SF: 0 2B: 0 SAC: 0 3B: 0 DP: 0 HR: 0 HBP: 0	WP: 0 PA: 39 PB: 0 SB: 1 CS: 0
PITCHER Orel Hershiser, R (1, 1) <small>ERA: 1.0</small>	IP 9.0 WLS L BF 39 H 9 R 1 ER 1 SO 4 BB 2 IBB 0 HBP 0 BLK 0 WP 0 HR 0 S 45 P 53 ERA 1.00 WHIP 1.222										

Batter	1	2	3	4	5	6	7	8	9	AB	R	H	RBI	BB	SO	LOB
--------	---	---	---	---	---	---	---	---	---	----	---	---	-----	----	----	-----

Mariano Duncan, R OBP: 0.125, SLG: 0.125 (1, 6)	0-0 L3		0-0 5-3			0-3 K			0-0 FC1-6 1B	4	0	1	0	0	1	1
Steve Sax, R OBP: 0.143, SLG: 0.143 (1, 4)	0-0 F7			0-3 K		0-0 5-3			0-0 FC1-6 1-2f	4	0	0	0	0	1	1
Bill Madlock, R OBP: 0.250, SLG: 0.375 (1, 5)	0-0 5-3			0-0 1B			0-0 F6		0-0 F6	4	0	1	0	0	0	1
Mike Marshall, R OBP: 0.500, SLG: 1.000 (1, 9)		0-0 6-3		0-0 F9			0-0 F8			3	0	0	0	0	0	1
Bill Russell, R (1, 7)		0-0 F6		0-0 4-3			0-0 5-3			3	0	0	0	0	0	1
Greg Brock, L (1, 3)		0-0 F8			0-0 F7			0-0 F6		3	0	0	0	0	0	0
Reggie Williams, R OBP: 0.333, SLG: 0.333 (1, 8)			0-0 CS 1B		0-0 L4			0-0 6-3		3	0	1	0	0	0	0
Mike Scioscia, L (1, 2)			4-0 SH3-4 BB 1-2		0-0 F9			0-0 F9		2	0	0	0	1	0	0
Orel Hershiser, R Enos Cabell, R (9, PH) (1, 1)			0-0 SH3-4 1-2			0-0 6-3			0-0 3-1	1	0	0	0	0	0	0
										1	0	0	0	0	0	0

Inning Stats	R: 0	H: 0	E: 0	K: 0	S: 3	R: 0	H: 0	E: 0	K: 0	S: 3	R: 0	H: 1	E: 0	K: 0	S: 3	R: 0	H: 1	E: 0	K: 1	S: 6	R: 0	H: 0	E: 0	K: 0	S: 3	R: 0	H: 0	E: 0	K: 1	S: 5	R: 0	H: 0	E: 0	K: 0	S: 3	R: 0	H: 0	E: 0	K: 0	S: 4	R: 0	H: 1	E: 0	K: 0	S: 4	1B: 3	2B: 0	3B: 0	HR: 0	SF: 0	SAC: 1	DP: 0	HBP: 0	WP: 0	PB: 0	SB: 0	CS: 1	PA: 30
--------------	------	------	------	------	------	------	------	------	------	------	------	------	------	------	------	------	------	------	------	------	------	------	------	------	------	------	------	------	------	------	------	------	------	------	------	------	------	------	------	------	------	------	------	------	------	-------	-------	-------	-------	-------	--------	-------	--------	-------	-------	-------	-------	--------

PITCHER	IP	WLS	BF	H	R	ER	SO	BB	IBB	HBP	BLK	WP	HR	S	P	ERA	WHIP
Dave Dravecky, L ERA:	(1, 1)	9.0	W	30	3	0	2	1	0	0	0	0	0	33	37	0.00	0.444


BOTTOM

San Diego Padres @ Los Angeles Dodgers
 Dodger Stadium, Los Angeles, CA
 Tue Apr 08 1986, 6:05 PM PST
 Att. 31,915 - Unknown

AB	28
R	0
H	3
RBI	0
BB	1
SO	2
LOB	5



WP	HR	S	P	ERA	WHIP
0	0	0	0	0.00	0.444

Batter	1	2	3	4	5	6	7	8	9	AB R H RBI BB SO LOB	TOP
Tim Flannery, L (1, 4) OBP: 0.333, SLG: 0.333	0-0 4-3		0-0 CS 1-2	0-0 5-3		0-0 F5			0-0 1B	4 0 1 0 0 0 1	
Tony Gwynn, L (1, 9) OBP: 0.077, SLG: 0.077	0-0 4-3			0-0 1-3			0-0 4-3		0-0 4-3	4 0 0 0 0 0 1	
Kevin McReynolds, R (1, 8) (8, 7) OBP: 0.417, SLG: 0.417	0-0 F7			0-0 5-3			0-0 5-3			3 0 0 0 0 0 0	
Steve Garvey, R (1, 3) OBP: 0.091, SLG: 0.091		0-0 F8			0-0 4-3		0-3 K			3 0 0 0 0 1 0	
Terry Kennedy, L (1, 2) OBP: 0.200, SLG: 0.111		0-0 4-3			0-0 5-3		0-3 K			3 0 0 0 0 1 0	
Carmelo Martinez, R (1, 7) OBP: 0.364, SLG: 0.300 Marvell Wynne, L (8, PR) (8, 8)		0-3 K			0-3 K			0-0 E6 FC4-6		3 0 0 0 0 2 0 0 0 0 0 0 0 0	
Graig Nettles, L (1, 5) Bip Roberts, S (8, PR) Jerry Royster, R (8, 5) OBP: 0.333, SLG: 0.333			0-0 3-1		4-0 G6-3 BB		0-0 FC4-6 CS			2 0 0 0 1 0 1 0 0 0 0 0 0 0 0 0 0 0 0 0 0	AB 28 R 0 H 3 RBI 0 BB 1 SO 5 LOB 5
Garry Templeton, S (1, 6) OBP: 0.364, SLG: 0.364			0-0 CS 1B		0-0 G6-3		0-0 CS		0-0 6-3	3 0 1 0 0 0 1	
Andy Hawkins, R (1, 1) OBP: 0.500, SLG: 0.500 Craig Lefferts, L (8, 1) Lance McCullers, S (8, 1) John Kruk, L (9, PH)			0-3 K		0-0 1B			0-0 F7		2 0 1 0 0 1 1 0 0 0 0 0 0 0 0 0 0 0 0 0 0 1 0 0 0 0 0 0	
Inning Stats	R: 0 E: 0 K: 0 S: 3 H: 0 LOB: 0 BB: 0 P: 3	R: 0 E: 0 K: 1 S: 5 H: 0 LOB: 0 BB: 0 P: 5	R: 0 E: 0 K: 1 S: 5 H: 1 LOB: 0 BB: 0 P: 5	R: 0 E: 0 K: 0 S: 3 H: 0 LOB: 0 BB: 0 P: 3	R: 0 E: 0 K: 1 S: 5 H: 0 LOB: 0 BB: 0 P: 5	R: 0 E: 0 K: 0 S: 3 H: 1 LOB: 1 BB: 1 P: 7	R: 0 E: 0 K: 1 S: 5 H: 0 LOB: 0 BB: 0 P: 5	R: 0 E: 1 K: 1 S: 5 H: 0 LOB: 1 BB: 0 P: 5	R: 0 E: 0 K: 0 S: 4 H: 1 LOB: 1 BB: 0 P: 4	1B: 3 2B: 0 3B: 0 HR: 0 SF: 0 SAC: 0 DP: 1 HBP: 0	WP: 0 PB: 0 SB: 0 CS: 2 PA: 31
PITCHER Bob Welch, R (1, 1) ERA:	IP 9.0 WLS W BF 29 H 3 R 0 ER 0 SO 5 BB 1 IBB 0 HBP 0 BLK 0 WP 0 HR 0 S 38 P 42 ERA 0.00 WHIP 0.444	PITCHER IP WLS BF H R ER SO BB IBB HBP BLK WP HR S P ERA WHIP									

San Diego Padres @ Los Angeles Dodgers
 Dodger Stadium, Los Angeles, CA
 Wed Apr 09 1986, 6:05 PM PST
 Att: 31,690 - Unknown

livebaseballscorecards.com

Batter	1	2	3	4	5	6	7	8	9
Mariano Duncan, R OBP: 0.167, SLG: 0.167 (1, 6)	0-0 F8		0-0 F7		0-0 4-3			0-0 CS S 1B	
Ken Landreaux, L (1, 8)	0-0 3-1			0-0 L8	4-0 FC5-4 BB			0-0 F1	
Bill Madlock, R OBP: 0.250, SLG: 0.333 Dave Anderson, R (9, 5)	0-0 F8			0-0 1B 1B	0-0 FC5-4 1-2f			0-3 K 1-3	
Greg Brock, L OBP: 0.222, SLG: 0.222 (1, 3)		0-0 1B		0-0 1-2 1B		0-0 F6			
Mike Marshall, R OBP: 0.444, SLG: 0.750 (1, 9)		0-0 F3		0-0 1-2 2-H 1B		0-0 5-3			
Franklin Stubbs, L OBP: 0.167, SLG: 0.167 Reggie Williams, R OBP: 0.333, SLG: 0.333 (7, 7)		0-3 K		0-3 K		0-3 K			
Mike Scioscia, L OBP: 0.333, SLG: 0.143 (1, 2)		0-0 4-3		0-0 6-3			0-0 G6-3 1B		
Steve Sax, R OBP: 0.200, SLG: 0.200 (1, 4)			0-3 K		0-0 4-3 WP 1B		0-0 G6-3 1-2f		
Bob Welch, R (1, 1)			0-0 4-3		0-0 F8		0-3 K		

Inning Stats	R: 0 E: 0 K: 0 S: 3	H: 0 LOB: 0 BB: 0 P: 3	R: 0 E: 0 K: 1 S: 6	H: 1 LOB: 1 BB: 0 P: 6	R: 0 E: 0 K: 1 S: 5	H: 0 LOB: 0 BB: 0 P: 5	R: 1 E: 0 K: 1 S: 8	H: 3 LOB: 2 BB: 0 P: 8	R: 0 E: 0 K: 0 S: 4	H: 1 LOB: 2 BB: 1 P: 8	R: 0 E: 0 K: 1 S: 5	H: 0 LOB: 0 BB: 0 P: 5	R: 0 E: 0 K: 1 S: 5	H: 1 LOB: 0 BB: 0 P: 5	R: 0 E: 0 K: 1 S: 5	H: 1 LOB: 1 BB: 0 P: 5
1B: 7 2B: 1 3B: 0 HR: 0	SF: 0 SAC: 0 DP: 2 HBP: 0	WP: 1 PB: 0 SB: 1 CS: 1	PA: 30													

PITCHER	IP	WLS	BF	H	R	ER	SO	BB	IBB	HBP	BLK	WP	HR	S	P	ERA	WHIP
Andy Hawkins, R ERA: 1.29 (1, 1)	7.0	L	28	7	1	1	5	1	0	0	0	1	0	37	41	1.29	1.143
Craig Lefferts, L ERA: (8, 1)	0.1		1	0	0	0	0	0	0	0	0	0	0	1	1	0.00	0.000
Lance McCullers, R ERA: (8, 1)	0.2		1	0	0	0	1	0	0	0	0	0	0	3	3	0.00	0.000

BOTTOM

San Diego Padres @ Los Angeles Dodgers
 Dodger Stadium, Los Angeles, CA
 Wed Apr 09 1986, 6:05 PM PST
 Att. 31,690 - Unknown

livebaseballscorecards.com

AB	29
R	1
H	7
RBI	1
BB	1
SO	6
LOB	14



Batter	1	2	3	4	5	6	7	8	9	AB R H RBI BB SO LOB	TOP											
Bip Roberts, S (1, 4) X	0-0 5-3	0-0 FC3-6 CS 1-2f		0-3 K		4-0 BB			0-3 K	4 0 0 0 1 2 3												
Tony Gwynn, L (1, 9) X OBP: 0.222, SLG: 0.176	0-0 1B	4-0 FC5 BB 1-2		0-0 G3		0-3 K			0-0 FC5-4 1B	4 0 2 0 1 1 3												
Kevin McReynolds, R (1, 8) X (7, 7) OBP: 0.353, SLG: 0.353	0-0 F7	0-0 FC5 1-2f			0-0 BB 1B				0-0 F9	5 1 1 0 0 1 4												
Steve Garvey, R (1, 3) X Marvell Wynne, L (7, PR) (7, 8)	0-0 1B 1-2		0-0 6-3		0-0 F6				0-0 FC5-4 1B 1-2f	4 0 2 0 0 0 1 1 0 0 0 0 0 1												
Garry Templeton, S (1, 6) X OBP: 0.333, SLG: 0.333	0-0 F8		0-0 4-3		0-0 L9				0-0 1B 1-2	4 0 1 0 0 0 3												
Carmelo Martinez, R (1, 7) X (7, 3) OBP: 0.400, SLG: 0.538		0-0 HR	0-3 K		4-0 1B BB 1-2				0-0 L6	3 1 1 1 1 1 1												
Terry Kennedy, L (1, 2) X OBP: 0.286, SLG: 0.231		0-0 1B 6-3		0-0 F9	0-0 1B 1-3 2-H				0-0 F7	4 1 2 1 0 0 0												
Jerry Royster, R (1, 5) X Graig Nettles, L (8, PH) (8, 5)		0-0 6-3		0-0 1B		0-0 F6			0-3 K	3 0 1 0 0 0 1 1 0 0 0 0 1 0												
Mark Thurmond, L (1, 1) X Lance McCullers, S (7, 1) OBP: 0.667, SLG: 0.667 Rich Gossage, R (8, 1)		0-0 FC3-6 1B 2-H		0-0 1B 2-3		0-0 6-3			0-0 F9	3 0 2 1 0 0 0 1 0 0 0 0 0 0 0 0 0 0 0 0 0												
Inning Stats	R: 0 E: 0 K: 0 S: 5	H: 2 LOB: 2 BB: 0 P: 5	R: 2 E: 0 K: 0 S: 6	H: 3 LOB: 2 BB: 1 P: 10	R: 0 E: 0 K: 1 S: 5	H: 0 LOB: 0 BB: 0 P: 5	R: 0 E: 0 K: 1 S: 7	H: 2 LOB: 2 BB: 0 P: 7	R: 1 E: 0 K: 0 S: 4	H: 2 LOB: 2 BB: 1 P: 8	R: 0 E: 0 K: 1 S: 5	H: 0 LOB: 1 BB: 1 P: 9	R: 0 E: 0 K: 1 S: 6	H: 2 LOB: 1 BB: 0 P: 6	R: 0 E: 0 K: 1 S: 5	H: 0 LOB: 0 BB: 0 P: 5	R: 0 E: 0 K: 1 S: 6	H: 1 LOB: 1 BB: 0 P: 6	1B: 10 2B: 1 3B: 0 HR: 1	SF: 0 SAC: 0 DP: 0 HBP: 0	WP: 0 PB: 0 SB: 0 CS: 2	PA: 40
PITCHER	IP WLS BF H R ER SO BB IBB HBP BLK WP HR S P ERA WHIP																					
Rick Honeycutt, L (1, 1) ERA: 5.79	4.2 L 24 8 3 3 2 2 0 0 0 0 0 1 26 34 5.79 2.143																					
Carlos Diaz, L (5, 1) ERA:	0.1 1 1 0 0 0 0 0 0 0 0 0 0 1 1 0.00 3.000																					
Ken Howell, R (6, 1) ERA:	3.0 11 2 0 0 3 1 0 0 0 0 0 0 16 20 0.00 1.000																					
Tom Niedenfuer, R (9, 1) ERA:	1.0 4 1 0 0 1 0 0 0 0 0 0 0 6 6 0.00 1.000																					

San Diego Padres @ Los Angeles Dodgers
 Dodger Stadium, Los Angeles, CA
 Thu Apr 10 1986, 6:05 PM PST
 Att: 50,387 - Unknown

AB	37
R	3
H	12
RBI	3
BB	3
SO	6
LOB	17



Batter	1	2	3	4	5	6	7	8	9
Mariano Duncan, R OBP: 0.118, SLG: 0.118	0-0 6-3		0-3 K		0-0 F4		0-0 6-3		0-0 F6
Bill Russell, R OBP: 0.500, SLG: 0.500 Ken Landreaux, L	4-0 1-3 BB		4-0 1B BB		0-0 E8 6-3 2B		0-0 F7		
Bill Madlock, R OBP: 0.267, SLG: 0.333 Ken Howell, R	0-0 1-3		0-0 1-2 1B		0-0 6-3			4-0 BB	
Terry Whitfield, L Tom Niedenfuer, R	1-2		1-2 1B		3-H 0-0 F9			0-0 F4	
Mike Marshall, R OBP: 0.308, SLG: 0.500	0-0 F9		0-0 F4		0-0 F9			0-0 F4	
Cesar Cedeno, R OBP: 0.667, SLG: 0.667 Franklin Stubbs, L OBP: 0.143, SLG: 0.143		0-0 G6-4-3 1B		0-0 FC5-4 1B		0-0 5-3		0-3 K	
Alex Trevino, R OBP: 0.333, SLG: 0.333 Mike Scioscia, L OBP: 0.300, SLG: 0.125		0-0 G6-4-3 1B		0-0 FC5-4 1-2f		0-0 L9		0-0 F4	
Greg Brock, L OBP: 0.154, SLG: 0.154		0-0 G6-4-3 1-2f 2-3		0-3 K		0-0 4-3		0-0 F8	
Steve Sax, R OBP: 0.286, SLG: 0.286		0-3 K		0-0 6-3			0-0 6-3 1B	0-0 CS 1B	
Rick Honeycutt, L Carlos Diaz, R Dave Anderson, R OBP: 0.667, SLG: 0.667			0-0 6-3		0-0 E 1B		0-3 K	0-0 1-2 1B	

Inning Stats	R: 0	H: 0	E: 0	K: 0	S: 3	H: 0	LOB: 1	BB: 1	P: 7	R: 0	H: 2	E: 0	K: 1	S: 6	H: 1	LOB: 2	BB: 0	P: 6	R: 0	H: 1	E: 0	K: 1	S: 6	R: 0	H: 1	E: 0	K: 1	S: 6	R: 2	H: 2	E: 1	K: 0	S: 5	H: 0	LOB: 0	BB: 0	P: 3	R: 0	H: 1	E: 0	K: 1	S: 6	R: 0	H: 0	E: 0	K: 1	S: 5	H: 0	LOB: 1	BB: 1	P: 9	R: 0	H: 2	E: 0	K: 0	S: 4	H: 2	LOB: 1	BB: 0	P: 4	1B: 8	SF: 0	2B: 1	SAC: 0	3B: 0	DP: 1	HR: 0	HBP: 0
--------------	------	------	------	------	------	------	--------	-------	------	------	------	------	------	------	------	--------	-------	------	------	------	------	------	------	------	------	------	------	------	------	------	------	------	------	------	--------	-------	------	------	------	------	------	------	------	------	------	------	------	------	--------	-------	------	------	------	------	------	------	------	--------	-------	------	-------	-------	-------	--------	-------	-------	-------	--------

PITCHER	IP	WLS	BF	H	R	ER	SO	BB	IBB	HBP	BLK	WP	HR	S	P	ERA	WHIP
Mark Thurmond, L ERA: 1.35	(1, 1)	6.2	28	7	2	1	4	2	0	0	0	0	0	34	42	1.35	1.350
Lance McCullers, R ERA:	(7, 1)	0.1	2	0	0	0	0	1	0	0	0	0	0	1	5	0.00	3.000
Rich Gossage, R ERA:	(8, 1)	2.0	7	2	0	0	1	0	0	0	0	0	0	9	9	0.00	1.000

BOTTOM

San Diego Padres @ Los Angeles Dodgers
Dodger Stadium, Los Angeles, CA
 Thu Apr 10 1986, 6:05 PM PST
 Att. 50,387 - Unknown

AB	34
R	2
H	9
RBI	2
BB	3
SO	5
LOB	18



WP	0	PA	37
PB	0		
SB	0		
CS	1		

Batter	1	2	3	4	5	6	7	8	9	10	11	AB R H RBI BB SO LOB	TOP																								
Eric Davis, R (1, 8) OBP: 0.188, SLG: 0.563	0-3 K ①		X 0-0 CS S 1B		X 0-0 6-3 ②		0-0 CS ③	0-0 F8 ①		0-3 K ①	0-3 K ③	6 0 1 0 0 3 3	<p>Cincinnati Reds @ San Diego Padres</p> <p>Jack Murphy Stadium, San Diego, CA</p> <p>Fri Apr 11 1986 9:05 PM EST</p> <p>Att. 52,934 - Unknown</p>																								
Kal Daniels, L (1, 7) OBP: 0.750, SLG: 0.500	0-0 S 1B		B 4-0 S ②		S 0-3 K ③			4-0 1B BB		0-0 4-3 ②		2 1 1 0 1 1 0																									
Tracy Jones, R (8, PH) OBP: 0.028, SLG: 0.667			1-3 HR BB									0 0 0 0 1 0 0																									
Max Venable, L (10, PH) (10, 7)												1 0 0 0 0 0 0																									
Dave Parker, L (1, 9) OBP: 0.429, SLG: 1.000	0-0 F5 ②		X 0-0 1-H HR		X 0-0 G3 ①			0-3 K ②		4-0 BB		4 1 1 2 1 1 2																									
Nick Esasky, R (1, 3) OBP: 0.429, SLG: 0.273	4-0 BB		X 0-0 2-3 ③		X 0-0 E6 5-3 1B			0-0 1-2 1B		0-3 K ③		4 0 2 0 1 1 1																									
Buddy Bell, R (1, 5) OBP: 0.071, SLG: 0.071	0-0 F3 ③				X 0-0 6-3 ①			0-0 5-3 ②				5 0 0 0 0 0 5																									
Dave Concepcion, R (1, 6) OBP: 0.286, SLG: 0.231		X 0-0 5-3 ①			X 0-0 6-3 ②			0-3 K ③		0-0 5-3 ①		5 0 0 0 0 2 1																									
Bo Diaz, R (1, 2) OBP: 0.500, SLG: 0.714		X 0-0 F3 ②			X 0-0 FC5-4 1B			0-0 F9 ①				5 1 3 1 0 0 0																									
Eddie Milner, L (11, PR)												0 0 0 0 0 0 0																									
Sal Butera, R (11, 2)												0 0 0 0 0 0 0																									
Ron Oester, S (1, 4) OBP: 0.357, SLG: 0.357		X 0-0 F7 ③			X 0-0 FC5-4 1-2f 1B			0-0 FC2-6 1B		0-0 5-3 ②		5 0 2 0 0 0 1																									
John Denny, R (1, 1)			0-3 K ①									4 0 0 0 0 1 1																									
John Franco, L (9, 1)												0 0 0 0 0 0 0																									
Paul O'Neill, L (11, PH)												0 0 0 0 1 0 0																									
Ted Power, R (11, 1)												0 0 0 0 0 0 0																									
Inning Stats	R: 0 H: 1 E: 0 K: 1 S: 6	H: 1 LOB: 2 BB: 1 P: 10	R: 0 H: 0 E: 0 K: 0 S: 3	H: 0 LOB: 0 BB: 0 P: 3	R: 2 H: 2 E: 0 K: 1 S: 6	H: 2 LOB: 1 BB: 1 P: 10	R: 0 H: 1 E: 0 K: 0 S: 4	H: 1 LOB: 1 BB: 0 P: 4	R: 0 H: 0 E: 0 K: 1 S: 5	H: 0 LOB: 0 BB: 0 P: 5	R: 0 H: 1 E: 0 K: 1 S: 6	H: 1 LOB: 1 BB: 0 P: 6	R: 0 H: 1 E: 0 K: 1 S: 6	H: 1 LOB: 2 BB: 1 P: 10	R: 1 H: 1 E: 0 K: 0 S: 4	H: 1 LOB: 0 BB: 0 P: 4	R: 0 H: 0 E: 0 K: 2 S: 7	H: 0 LOB: 1 BB: 1 P: 11	R: 0 H: 2 E: 0 K: 2 S: 9	H: 2 LOB: 3 BB: 1 P: 13	1B: 8 SF: 0 2B: 0 SAC: 0 3B: 0 DP: 0 HR: 2 HBP: 0	WP: 0 PA: 47															
PITCHER	IP WLS BF H R ER SO BB IBB HBP BLK WP HR S P ERA WHIP																																				
Eric Show, R (1, 1) ERA: 2.57	7.0		27	6	2	2	4	2	0	0	0	0	0	1	33	41	2.57	1.143																			
Craig Lefferts, L (8, 1) ERA: 2.7	2.0		9	2	1	1	1	1	0	0	0	0	0	1	10	14	4.50	1.500																			
Rich Gossage, R (10, 1) ERA:	1.0		4	0	0	0	2	1	0	0	0	0	0	0	7	11	0.00	1.000																			
Tim Stoddard, R (11, 1) ERA:	1.0	W	6	2	0	0	2	1	0	0	0	0	0	0	9	13	0.00	3.000																			

livebaseballscorecards.com

AB	41
R	3
H	10
RBI	3
BB	5
SO	9
LOB	14



Batter	1	2	3	4	5	6	7	8	9	10	11	AB R H RBI BB SO LOB	BOTTOM																
Tim Flannery, L OBP: 0.267, SLG: 0.267 (1, 4)	0-3 K		0-0 G3		0-0 G3			0-0 F8	0-0 F6		0-0 1B	6 0 1 1 0 1 3	Cincinnati Reds @ San Diego Padres Jack Murphy Stadium, San Diego, CA Fri Apr 11 1986, 9:05 PM EST Att. 52,934 - Unknown																
Tony Gwynn, L OBP: 0.261, SLG: 0.227 (1, 9)	0-0 1B		0-0 HR		0-0 4-3			0-0 F8		0-0 F8		5 1 2 0 0 0 0																	
Kevin McReynolds, R OBP: 0.364, SLG: 0.500 (1, 8) (10, 7)	0-0 F9		0-0 HR					0-0 5-3		0-0 CS 1B		5 1 2 2 0 0 1																	
Steve Garvey, R OBP: 0.200, SLG: 0.158 (1, 3)	0-3 K		0-0 6-3					0-0 L5		0-0 6-3 BB		4 0 0 0 1 1 1																	
Terry Kennedy, L OBP: 0.278, SLG: 0.235 (1, 2) Bip Roberts, S (9, PR) Rich Gossage, R (10, 1) Mark Thurmond, L OBP: 0.500, SLG: 0.500 (10, PH) Tim Stoddard, R (11, 1)		0-0 3-1		0-0 1-3			0-3 K		0-0 1B	0-0 4-3		4 0 1 0 0 1 0 0 1 0 0 0 0 0 0 0 0 0 0 0 0 1 0 0 0 0 0 1 0 0 0 0 0 0 0																	
Carmelo Martinez, R OBP: 0.333, SLG: 0.438 (1, 7) Dane Iorg, L (9, PH) Dave Dravecky, R OBP: 0.250, SLG: 0.250 (9, PR) Marvell Wynne, L OBP: 0.500, SLG: 0.500 (10, 8)		0-3 K		0-3 K			0-3 K		0-0 E4 4-3 1B		0-0 E FC6-2 1B	3 0 0 0 0 3 0 1 0 0 0 0 1 0 0 0 0 0 0 0 1 0 1 0 0 0 0																	
Graig Nettles, L OBP: 0.333, SLG: 0.111 (1, 5) Jerry Royster, R OBP: 0.500, SLG: 0.625 (9, PH) (10, 5)		4-0 BB		0-0 1B			0-3 K		0-0 4-3 1B		0-0 E1 FC6-2 1B	2 0 1 0 1 1 0 2 1 2 1 0 0 0																	
Garry Templeton, S OBP: 0.350, SLG: 0.316 (1, 6)		0-3 K		0-3 K			0-0 1B		0-0 4-3		4-0 1B FC6-2	4 0 1 0 1 2 4																	
Eric Show, R OBP: 0.250, SLG: 0.250 (1, 1) John Kruk, L (7, PH) Craig Lefferts, L (8, 1) Bruce Bochy, R (9, PH) (10, 2)			0-0 6-3		0-0 5-3		0-0 F7		4-0 IBB		0-0 FC6-2 1B	2 0 0 0 0 0 0 1 0 0 0 0 0 1 0 0 0 0 0 0 0 1 0 0 0 1 0 3																	
Inning Stats	R: 0 E: 0 K: 2 S: 8	H: 1 LOB: 1 BB: 0 P: 8	R: 0 E: 0 K: 2 S: 7	H: 0 LOB: 1 BB: 1 P: 11	R: 2 E: 0 K: 0 S: 5	H: 2 LOB: 0 BB: 0 P: 5	R: 0 E: 0 K: 2 S: 8	H: 1 LOB: 1 BB: 0 P: 8	R: 0 E: 0 K: 1 S: 5	H: 0 LOB: 0 BB: 0 P: 5	R: 0 E: 0 K: 2 S: 8	H: 1 LOB: 1 BB: 0 P: 8		R: 0 E: 0 K: 0 S: 3	H: 0 LOB: 0 BB: 0 P: 3	R: 0 E: 0 K: 1 S: 5	H: 0 LOB: 0 BB: 0 P: 5	R: 0 E: 0 K: 0 S: 3	H: 0 LOB: 0 BB: 0 P: 3	R: 1 E: 1 K: 0 S: 6	H: 2 LOB: 3 BB: 1 P: 10	R: 0 E: 0 K: 0 S: 3	H: 1 LOB: 1 BB: 1 P: 7	R: 1 E: 1 K: 0 S: 4	H: 3 LOB: 3 BB: 1 P: 8	1B: 10 2B: 0 3B: 0 HR: 1	SF: 0 SAC: 0 DP: 0 HBP: 0	WP: 0 PB: 0 SB: 0 CS: 1	PA: 46
PITCHER	IP WLS BF H R ER SO BB IBB HBP BLK WP HR S P ERA WHIP																												
John Denny, R ERA: 2.16 (1, 1)	8.1 33 6 3 2 9 1 0 0 0 0 1 50 54 2.16 0.840																												
John Franco, L ERA: (9, 1)	1.2 8 2 0 0 0 1 1 0 0 0 0 6 14 0.00 1.800																												
Ted Power, R ERA: 18.0 (11, 1)	0.1 L 5 3 1 1 0 0 1 0 0 0 0 4 8 27.00 9.000																												

AB	42
R	4
H	11
RBI	4
BB	4
SO	9
LOB	15



Batter	1	2	3	4	5	6	7	8	9	AB R H RBI BB SO LOB
Eric Davis, R (1, 8) OBP: 0.150, SLG: 0.450	0-0 5-3 (1)		0-0 4-3 (3)			0-0 4-3 (3)			0-0 F8 (1)	4 0 0 0 0 0 0
Tracy Jones, R (1, 7) OBP: 0.455, SLG: 0.444 Max Venable, L (9, PH) OBP: 0.500, SLG: 1.000 (9, 7)	0-0 5-3 (2)			0-0 6-3 (1)		0-0 F6 (1)			0-0 2B 2B (1)	3 0 0 0 0 0 0 1 1 1 0 0 0 0
Dave Parker, L (1, 9) OBP: 0.500, SLG: 1.059	0-0 2B			0-0 G4-6-3 1B		0-3 K (2)			0-0 WP HR 2B (2)	4 1 3 1 0 1 0
Nick Esasky, R (1, 3) OBP: 0.389, SLG: 0.467	0-3 K (3)			0-0 G4-6-3 1-2f (3)		0-0 F9 (3)			0-0 2-H HR (3)	4 1 1 2 0 1 2
Buddy Bell, R (1, 5) OBP: 0.056, SLG: 0.056		0-0 F8 (1)			0-0 F8 (1)				0-0 F8 (2)	4 0 0 0 0 0 0
Dave Concepcion, R (1, 6) OBP: 0.333, SLG: 0.353		0-0 G6-4-3 1B (2)			0-3 K (2)				0-0 1-3 (3)	4 0 2 0 0 1 0
Bo Diaz, R (1, 2) OBP: 0.412, SLG: 0.588		0-0 G6-4-3 1-2f (3)			0-0 4-3 (3)				0-0 F7 (2)	3 0 0 0 0 0 2
Ron Oester, S (1, 4) OBP: 0.353, SLG: 0.313			0-0 5-3 (1)			0-0 6-3 (1)			4-0 BB (2)	2 0 0 0 1 0 0
Mario Soto, R (1, 1) Tony Perez, R (8, PH) Ron Robinson, R (8, 1)			0-0 1-3 (2)			0-0 5-3 (2)			0-0 L4 (3)	2 0 0 0 0 0 0 1 0 0 0 0 0 2 0 0 0 0 0 0 0

Cincinnati Reds @ San Diego Padres
Jack Murphy Stadium, San Diego, CA
Sat Apr 12 1986, 9:05 PM EST
Att. 21,796 - Unknown

AB	32
R	3
H	7
RBI	3
BB	1
SO	3
LOB	6



Inning Stats	R	H	E	K	S	IP	WLS	BF	H	R	ER	SO	BB	IBB	HBP	BLK	WP	HR	S	P	ERA	WHIP
	0	1	0	1	6	7.2		26	4	0	0	3	1	0	0	0	0	0	31	35	0.00	0.652
	0	1	0	0		0.2		3	1	1	1	0	0	0	0	0	0	0	3	3	13.50	1.500
	0	1	0	0		0.0		1	1	0	0	0	0	0	0	0	0	0	1	1	∞	∞
	0	2	0	2		0.2	L	3	1	2	2	0	0	0	0	0	1	1	3	3	27.00	1.500

PITCHER	IP	WLS	BF	H	R	ER	SO	BB	IBB	HBP	BLK	WP	HR	S	P	ERA	WHIP
Dave Dravecky, L (1, 1) ERA: 5.4	7.2		26	4	0	0	3	1	0	0	0	0	0	31	35	0.00	0.652
Lance McCullers, R (8, 1) ERA: 5.4	0.2		3	1	1	1	0	0	0	0	0	0	0	3	3	13.50	1.500
Craig Lefferts, L (9, 1) ERA: 5.4	0.0		1	1	0	0	0	0	0	0	0	0	0	1	1	∞	∞
Tim Stoddard, R (9, 1) ERA: 5.4	0.2	L	3	1	2	2	0	0	0	0	0	1	1	3	3	27.00	1.500

Batter	1	2	3	4	5	6	7	8	9	AB	R	H	RBI	BB	SO	LOB
Tim Flannery, L (1, 4) OBP: 0.263, SLG: 0.263	0-0 6-3	0-0 1-3 1B			0-0 F8		0-0 F7			4	0	1	0	0	0	0
Tony Gwynn, L (1, 9) OBP: 0.296, SLG: 0.308	0-0 1B PB 1B	0-3 K			0-0 F7			0-0 1-3 2B		4	0	2	0	0	1	2
Kevin McReynolds, R (1, 8) (9, 7) OBP: 0.308, SLG: 0.423	0-0 5-3 1-2		0-0 F3		0-0 5-3			0-0 1-3 2-3		4	0	0	0	0	0	2
Steve Garvey, R (1, 3) OBP: 0.250, SLG: 0.348	0-0 2-3 1B		0-0 2-3			0-0 HR		0-0 5-3		4	1	2	1	0	0	1
Terry Kennedy, L (1, 2) OBP: 0.273, SLG: 0.200	0-0 F7		0-3 K			0-0 F7		4-0 IBB		3	0	0	0	1	1	2
Carmelo Martinez, R (1, 7) Marvell Wynne, L (9, 8) OBP: 0.318, SLG: 0.450 OBP: 0.500, SLG: 0.500		0-0 1B 2B		0-0 F6		0-3 K		0-0 G3		4	1	1	0	0	1	2
Graig Nettles, L (1, 5) OBP: 0.313, SLG: 0.083		0-3 K		0-0 F8		4-0 CS BB		0-0 F7		3	0	0	0	1	1	1
Garry Templeton, S (1, 6) OBP: 0.333, SLG: 0.304		0-3 K		0-0 CS 1B		0-0 F5		0-3 K		4	0	1	0	0	2	1
Dave Dravecky, R (1, 1) Lance McCullers, S (8, 1) Craig Lefferts, L (9, 1) Tim Stoddard, R (9, 1) John Kruk, L (9, PH)		0-0 1B 2-H 1B		0-3 K		0-0 5-3		0-3 K		3	0	1	1	0	1	1

Inning Stats	R: 0	H: 2	E: 0	LOB: 2	K: 0	BB: 0	S: 5	P: 5	R: 1	H: 3	E: 0	LOB: 2	K: 3	BB: 0	S: 12	P: 12	R: 0	H: 0	E: 0	LOB: 0	K: 1	BB: 0	S: 5	P: 5	R: 0	H: 1	E: 0	LOB: 1	K: 1	BB: 0	S: 6	P: 6	R: 0	H: 0	E: 0	LOB: 0	K: 0	BB: 0	S: 3	P: 3	R: 1	H: 1	E: 0	LOB: 0	K: 1	BB: 1	S: 5	P: 9	R: 0	H: 0	E: 0	LOB: 0	K: 0	BB: 0	S: 3	P: 3	R: 0	H: 1	E: 0	LOB: 2	K: 0	BB: 1	S: 4	P: 8	R: 0	H: 0	E: 0	LOB: 0	K: 2	BB: 0	S: 7	P: 7	R: 0	H: 0	E: 0	LOB: 0	K: 2	BB: 0	S: 7	P: 7	1B: 5	SF: 0	2B: 2	SAC: 0	3B: 0	DP: 0	HR: 1	HBP: 0	WP: 0	PA: 37
--------------	------	------	------	--------	------	-------	------	------	------	------	------	--------	------	-------	-------	-------	------	------	------	--------	------	-------	------	------	------	------	------	--------	------	-------	------	------	------	------	------	--------	------	-------	------	------	------	------	------	--------	------	-------	------	------	------	------	------	--------	------	-------	------	------	------	------	------	--------	------	-------	------	------	------	------	------	--------	------	-------	------	------	------	------	------	--------	------	-------	------	------	-------	-------	-------	--------	-------	-------	-------	--------	-------	--------

PITCHER	IP	WLS	BF	H	R	ER	SO	BB	IBB	HBP	BLK	WP	HR	S	P	ERA	WHIP
Mario Soto, R (1, 1) ERA: 2.13	7.0		28	7	2	2	6	1	0	0	0	0	1	39	43	2.57	1.143
Ron Robinson, R (8, 1) ERA:	2.0	W	8	1	0	0	2	0	1	0	0	0	0	11	15	0.00	0.500

BOTTOM

Cincinnati Reds @ San Diego Padres
Jack Murphy Stadium, San Diego, CA
 Sat Apr 12 1986, 9:05 PM EST
 Att. 21,796 - Unknown

livebaseballscorecards.com

AB	34
R	2
H	8
RBI	2
BB	2
SO	8
LOB	12



Batter	1	2	3	4	5	6	7	8	9	AB R H RBI BB SO LOB	TOP																
Eddie Milner, L OBP: 0.429, SLG: 0.500 (1, 8) X	0-0 HBP BB 2B	0-0 FC1-4 HR		0-0 2B 1B		4-0 PO BB		0-0 1-3		4 3 2 0 1 0 3																	
Kal Daniels, L OBP: 0.556, SLG: 1.000 (1, 7) X	0-0 F7	0-0 6-3		0-0 1-H 2B		0-0 PO	0-0 1-3		0-0 HR	5 1 2 2 0 0 2																	
Dave Parker, L OBP: 0.522, SLG: 1.095 (9, PR) B B B B	4-0 BB HBP BB	0-0 HR		0-3 K		0-3 K			0-0 1B	4 2 2 2 1 2 1 0 0 0 0 0 0 0																	
Nick Esasky, R OBP: 0.409, SLG: 0.500 (1, 3) H	1-0 BB BB	0-0 5-3		0-3 K		0-0 2B			0-0 1B	3 0 1 0 0 1 1 0 0 0 0 0 0 0 1 0 1 0 0 0 0 0 0 0 0 0 0 0																	
John Franco, L (7, 1)	1-2 2-3 FC5-2 HBP								1-3 1B																		
Max Venable, L OBP: 0.667, SLG: 1.000 (9, PH) (9, 9)																											
Joe Price, R (9, 1)																											
Bo Diaz, R OBP: 0.364, SLG: 0.476 (1, 2) B B B B	4-0 FC5-2 BB 1-2 2-3 3-H BB		0-0 6-3		0-0 6-3		0-3 K		0-3 K	4 0 0 1 1 2 3																	
Dave Concepcion, R OBP: 0.304, SLG: 0.286 (1, 5) B B B B	4-0 FC5-2 BB 1-2 2-3 3-H		0-0 F9		0-3 K		0-3 K	0-3 K	0-3 K	4 0 0 1 1 3 3																	
Kurt Stillwell, S OBP: 0.400, SLG: 0.250 (1, 6) X	0-0 FC5-2 BB 1-2 2-3 3-H		4-0 BB		0-0 F8		0-0 1B 1B		0-0 F8	4 0 1 0 1 0 6																	
Ron Oester, S OBP: 0.286, SLG: 0.250 (1, 4) S S S S	0-3 K		0-0 G3		0-3 K		0-0 F7		0-0 1B	4 0 0 0 0 2 5																	
Tom Browning, L OBP: 0.167, SLG: 0.167 (1, 1)										3 0 1 0 0 1 0																	
Tony Perez, R OBP: 0.500, SLG: 0.500 (7, 3)		0-0 FC1-4 1B		0-0 1-3		0-3 K		0-0 1B		1 0 1 0 0 0 0																	
Inning Stats	R: 2 E: 0 K: 1 S: 6	H: 1 LOB: 3 BB: 3 P: 19	R: 2 E: 0 K: 0 S: 5	H: 2 LOB: 0 BB: 0 P: 5	R: 0 E: 0 K: 0 S: 3	H: 0 LOB: 1 BB: 1 P: 7	R: 1 E: 0 K: 2 S: 9	H: 2 LOB: 1 BB: 0 P: 9	R: 0 E: 0 K: 1 S: 5	H: 0 LOB: 0 BB: 0 P: 5	R: 0 E: 0 K: 2 S: 6	H: 0 LOB: 0 BB: 1 P: 10	R: 0 E: 0 K: 2 S: 8	H: 1 LOB: 1 BB: 0 P: 8	R: 0 E: 0 K: 1 S: 7	H: 2 LOB: 2 BB: 0 P: 7	R: 1 E: 0 K: 2 S: 10	H: 3 LOB: 3 BB: 0 P: 10	1B: 6 2B: 3 3B: 0 HR: 2	SF: 0 SAC: 0 DP: 0 HBP: 1	WP: 0 PB: 0 SB: 3 CS: 0	PA: 44					
PITCHER	IP WLS BF H R ER SO BB IBB HBP BLK WP HR S P ERA WHIP																										
Andy Hawkins, R ERA: 5.23 (1, 1)	3.1		20	5	5	5	1	4	0	1	0	0	1	17	34	13.50	2.700										
Gene Walter, L ERA: (4, 1)	3.2		12	1	0	0	7	1	0	0	0	0	0	25	29	0.00	0.545										
Rich Gossage, R ERA: 1.8 (8, 1)	2.0	W	11	5	1	1	3	0	0	0	0	0	1	17	17	4.50	2.500										

Cincinnati Reds @ San Diego Padres
 Jack Murphy Stadium, San Diego, CA
 Sun Apr 13 1986, 6:33 AM EST
 Att: 23,546 - Unknown

livebaseballscorecards.com

AB	37
R	6
H	11
RBI	6
BB	5
SO	11
LOB	24





Batter	1	2	3	4	5	6	7	8	9	AB R H RBI BB SO LOB
Tim Flannery, L (1, 4) OBP: 0.261, SLG: 0.304	0-0 4-3		0-0 2B		0-0 4-3		0-0 B3			4 0 1 1 0 0 0
Tony Gwynn, L (1, 9) OBP: 0.355, SLG: 0.467	0-0 HR		0-3 K		0-0 WP S 1B		0-0 HR 1B			4 3 3 1 0 1 1
Kevin McReynolds, R (1, 8) OBP: 0.333, SLG: 0.533 (8, 7)	0-3 K		0-0 4-3		0-0 FC6-4 1B		0-0 1-H HR			4 1 2 3 0 1 1
Steve Garvey, R (1, 3) OBP: 0.214, SLG: 0.296	0-0 1-3			0-0 F2	0-0 FC6-4		0-0 F7			4 0 0 0 0 0 1
Carmelo Martinez, R (1, 7) OBP: 0.346, SLG: 0.409 Rich Gossage, R (8, 1)		0-0 5-3		4-0 BB		4-0 2B BB	0-3 K			2 0 0 0 2 1 0 0 0 0 0 0 0 0
Garry Templeton, S (1, 6) OBP: 0.321, SLG: 0.296		0-0 1B		0-0 F9		0-0 F9		0-0 6-3		4 0 1 0 0 0 2
Jerry Royster, R (1, 5) OBP: 0.417, SLG: 0.583		0-0 F7		0-0 F2		0-0 1-H 2B		0-0 F5		4 0 1 0 0 0 2
Bruce Bochy, R (1, 2) OBP: 0.286, SLG: 0.333		0-0 5-3			0-0 6-3 4-3 2B		0-0 F7		0-3 K	4 1 1 0 0 1 2
Andy Hawkins, R (1, 1) OBP: 0.333, SLG: 0.333 Gene Walter, L (4, 1) Marvell Wynne, L (7, PH) OBP: 0.750, SLG: 2.250 (8, 8)			0-3 K		0-0 6-3		0-0 HR		0-0 HR	1 0 0 0 0 1 0 1 0 0 0 0 0 1 2 2 2 2 0 0 0

Inning Stats	R: 1 E: 0 K: 1 S: 6	H: 1 LOB: 0 BB: 0 P: 6	R: 0 E: 0 K: 0 S: 4	H: 1 LOB: 1 BB: 0 P: 4	R: 0 E: 0 K: 2 S: 8	H: 1 LOB: 1 BB: 0 P: 8	R: 0 E: 0 K: 0 S: 3	H: 0 LOB: 1 BB: 1 P: 7	R: 2 E: 0 K: 0 S: 6	H: 3 LOB: 1 BB: 0 P: 6	R: 0 E: 0 K: 0 S: 3	H: 1 LOB: 1 BB: 1 P: 7	R: 3 E: 0 K: 1 S: 8	H: 3 LOB: 0 BB: 0 P: 8	R: 0 E: 0 K: 1 S: 5	H: 0 LOB: 0 BB: 0 P: 5	R: 1 E: 0 K: 0 S: 1	H: 1 LOB: 0 BB: 0 P: 1	1B: 4 2B: 3 3B: 0 HR: 4	SF: 0 SAC: 0 DP: 0 HBP: 0	WP: 1 PB: 0 SB: 1 CS: 0	PA: 36													
PITCHER	IP	WLS	BF	H	R	ER	SO	BB	IBB	HBP	BLK	WP	HR	S	P	ERA	WHIP	IP	WLS	BF	H	R	ER	SO	BB	IBB	HBP	BLK	WP	HR	S	P	ERA	WHIP	
Tom Browning, L (1, 1) ERA: 3.77	6.1		29	9	5	5	3	2	0	0	0	1	2	33	41	7.11	1.737																		
John Franco, L (7, 1) ERA: 1.69	1.2		6	1	1	1	2	0	0	0	0	0	1	10	10	5.40	0.600																		
Joe Price, L (9, 1) ERA:	0.0	L	1	1	1	1	0	0	0	0	0	0	1	1	1	∞	∞																		

Cincinnati Reds @ San Diego Padres
Jack Murphy Stadium, San Diego, CA
Sun Apr 13 1986, 6:33 AM EST
Att. 23,546 - Unknown

AB	34
R	7
H	11
RBI	7
BB	2
SO	5
LOB	10



Batter	1	2	3	4	5	6	7	8	9	10	11	AB R H RBI BB SO LOB	TOP								
Mariano Duncan, R OBP: 0.189, SLG: 0.250	0-3 K		0-0 6-3		0-0 FC6-4		0-0 1B			0-0 HR		5 1 2 2 0 1 3	Los Angeles Dodgers @ San Diego Padres Jack Murphy Stadium, San Diego, CA Mon Apr 14 1986, 9:05 PM EST Att. 25,432 - Unknown								
Bill Russell, R OBP: 0.364, SLG: 0.333	0-0 4-3		0-0 6-3			0-0 1B	0-3 K			0-3 K		3 1 1 0 0 0 1									
Franklin Stubbs, L OBP: 0.273, SLG: 0.700												2 0 0 0 0 2 1									
Ken Landreaux, L OBP: 0.261, SLG: 0.250												0 0 0 0 0 0 0									
Bill Madlock, R OBP: 0.250, SLG: 0.231	0-0 5-3					0-0 K		0-0 F8		0-0 6-3		5 0 0 0 0 1 1									
Mike Marshall, R OBP: 0.303, SLG: 0.433		0-3 K				0-3 K		0-0 F7		0-0 1B		5 0 2 0 0 2 1									
Cesar Cedeno, R OBP: 0.417, SLG: 0.364		0-0 6-3				0-0 5-3		0-0 E5		0-0 F8		5 0 1 0 0 0 2									
Greg Brock, L OBP: 0.273, SLG: 0.200		0-0 L9					0-0 F8	0-0 1B		0-0 F2		5 0 1 0 0 1 1									
Steve Sax, R OBP: 0.438, SLG: 0.433			0-0 SH3				0-0 FC3-5	0-0 6-3		0-0 1B		4 1 3 0 0 0 2									
Dave Anderson, R OBP: 0.467, SLG: 0.333										0-0 2B		1 0 0 0 0 1 0									
Mike Scioscia, L OBP: 0.345, SLG: 0.250			4-0 6-3				4-0 FC3-5		0-0 4-3	0-0 1B		3 0 1 0 2 0 0									
Bob Welch, R Ed Vande Berg, R			0-0 SH3				0-0 FC3-5	0-3 K		0-3 K		3 0 0 0 0 2 2									
												0 0 0 0 0 0 0									
Inning Stats	R: 0 E: 0 K: 1 S: 5	H: 0 LOB: 0 BB: 0 P: 5	R: 0 E: 0 K: 1 S: 5	H: 0 LOB: 0 BB: 0 P: 5	R: 1 E: 0 K: 0 S: 4	H: 1 LOB: 1 BB: 1 P: 8	R: 0 E: 0 K: 0 S: 4	H: 1 LOB: 2 BB: 1 P: 8	R: 0 E: 0 K: 2 S: 6	H: 1 LOB: 1 BB: 0 P: 8	R: 0 E: 0 K: 1 S: 5	H: 2 LOB: 0 BB: 0 P: 5		R: 1 E: 0 K: 1 S: 7	H: 2 LOB: 1 BB: 0 P: 7	R: 0 E: 0 K: 2 S: 7	H: 0 LOB: 0 BB: 0 P: 7	1B: 9 2B: 1 3B: 0 HR: 1	SF: 0 SAC: 1 DP: 0 HBP: 0	WP: 0 PB: 0 SB: 2 CS: 0	PA: 44
PITCHER	IP WLS BF H R ER SO BB IBB HBP BLK WP HR S P ERA WHIP																				
Mark Thurmond, L ERA: 2.03	(1, 1)	6.2		28	6	2	2	5	2	0	0	0	0	0	36	44	2.70	1.200			
Lance McCullers, R ERA: 2.25	(7, 1)	2.1		8	3	0	0	2	0	0	0	0	0	0	12	12	0.00	1.286			
Craig Lefferts, L ERA: 5.06	(10, 1)	2.0	W	8	2	1	1	3	0	0	0	0	0	1	14	14	4.50	1.000			

livebaseballscorecards.com

Batter	1	2	3	4	5	6	7	8	9	10	11	AB R H RBI BB SO LOB	BOTTOM	
Marvell Wynne, L (1, 8) <small>OBP: 0.333, SLG: 1.125</small>												4 0 0 1 0 1 2	Los Angeles Dodgers @ San Diego Padres Jack Murphy Stadium, San Diego, CA Mon Apr 14 1986, 9:05 PM EST Att. 25,432 - Unknown livebaseballscorecards.com	
Tony Gwynn, L (1, 9) <small>OBP: 0.333, SLG: 0.429</small>												5 1 1 0 0 3 0		
Kevin McReynolds, R (1, 7) <small>OBP: 0.371, SLG: 0.559</small>												4 0 2 0 1 1 1		
Steve Garvey, R (1, 3) <small>OBP: 0.212, SLG: 0.375</small>												5 1 1 1 0 2 5		
Terry Kennedy, L (1, 2) <small>OBP: 0.296, SLG: 0.250</small>												4 0 1 0 1 1 2		
Graig Nettles, L (1, 5) <small>OBP: 0.350, SLG: 0.071</small> Bip Roberts, S (9, PR) Jerry Royster, R (10, 5) <small>OBP: 0.417, SLG: 0.583</small> John Kruk, L (10, PH) <small>OBP: 0.250, SLG: 0.250</small> Carmelo Martinez, R (11, 5) <small>OBP: 0.346, SLG: 0.409</small>												2 0 0 0 2 0 0 0 0 0 0 0 0 0 0 0 0 0 0 0 0 1 0 1 1 0 0 0 0 0 0 0 0 0 0		
Garry Templeton, S (1, 6) <small>OBP: 0.313, SLG: 0.267</small>												3 0 0 0 1 1 2		
Tim Flannery, L (1, 4) <small>OBP: 0.286, SLG: 0.333</small>												4 1 1 0 1 1 5		
Mark Thurmond, L (1, 1) <small>OBP: 0.400, SLG: 0.400</small> Lance McCullers, S (7, 1) Dane Iorg, L (9, PH) Craig Lefferts, L (10, 1) Bruce Bochy, R (11, PH) <small>OBP: 0.375, SLG: 0.857</small>												1 0 0 0 0 0 2 1 0 0 0 0 1 0 1 0 0 0 0 1 2 0 0 0 0 0 0 0 1 1 1 1 0 0 0		
Inning Stats	R: 0 H: 1 E: 0 LOB: 1 K: 2 BB: 0 S: 8 P: 8	R: 0 H: 1 E: 0 LOB: 2 K: 1 BB: 1 S: 6 P: 10	R: 0 H: 1 E: 0 LOB: 1 K: 2 BB: 0 S: 8 P: 8	R: 0 H: 0 E: 0 LOB: 0 K: 1 BB: 0 S: 5 P: 5	R: 1 H: 1 E: 0 LOB: 0 K: 1 BB: 0 S: 6 P: 6	R: 1 H: 1 E: 0 LOB: 0 K: 1 BB: 0 S: 6 P: 6	R: 0 H: 0 E: 0 LOB: 0 K: 1 BB: 0 S: 5 P: 5	R: 0 H: 1 E: 1 LOB: 2 K: 2 BB: 1 S: 8 P: 12	R: 0 H: 0 E: 0 LOB: 2 K: 1 BB: 2 S: 5 P: 13	R: 1 H: 1 E: 1 LOB: 3 K: 0 BB: 2 S: 5 P: 13	R: 1 H: 1 E: 0 LOB: 0 K: 0 BB: 0 S: 1 P: 1	1B: 3 SF: 1 2B: 3 SAC: 2 3B: 0 DP: 0 HR: 2 HBP: 0		WP: 0 PA: 45 PB: 0 SB: 0 CS: 0
PITCHER Bob Welch, R (1, 1) <small>ERA: 0.96</small> Ed Vande Berg, L (10, 1) <small>ERA: 10.13</small>	IP WLS BF H R ER SO BB IBB HBP BLK WP HR S P ERA WHIP 9.2 0 42 7 3 2 12 2 3 0 0 0 1 61 81 1.86 0.931													PITCHER IP WLS BF H R ER SO BB IBB HBP BLK WP HR S P ERA WHIP 0.1 L 3 1 1 1 0 0 0 1 0 0 0 1 2 6 27.00 3.000



Batter	1	2	3	4	5	6	7	8	9	10	11	12	AB R H RBI BB SO LOB	TOP															
Mariano Duncan, R (1, 6) OBP: 0.190, SLG: 0.244	F8		F8		4-3			6-3			G4-6-3 1B		5 0 1 0 0 0 0	Los Angeles Dodgers @ San Diego Padres Jack Murphy Stadium, San Diego, CA Tue Apr 15 1986, 9:05 PM EST Att. 24,424 - Unknown livebaseballscorecards.com															
Ken Landreaux, L (1, 8) OBP: 0.250, SLG: 0.240	F7		5-3			SH1-3 E 6-3 1B		6-3			F7		5 1 1 0 0 0 1																
Bill Madlock, R (1, 5) OBP: 0.242, SLG: 0.226													5 0 1 0 0 0 2																
Dave Anderson, R (11, 5) OBP: 0.467, SLG: 0.333			6-3			E6 6-3 SH1-3 1-2		6-3			G4-6-3 1-2f		0 0 0 0 0 0 0																
Greg Brock, L (1, 3) OBP: 0.243, SLG: 0.176	K2-3				L6	SH1-3 1-2 2-3						1-3	4 0 0 0 0 2 1																
Mike Marshall, R (1, 9) OBP: 0.263, SLG: 0.371			6-3		F9	6-3 2-3 3-H		F9				K	5 0 0 1 0 1 1																
Franklin Stubbs, L (1, 7) OBP: 0.320, SLG: 0.682		BB											2 0 1 0 1 1 1																
Cesar Cedeno, R (9, PH) OBP: 0.357, SLG: 0.308		BB	5-3 BB									K	2 0 0 0 0 2 0																
Mike Scioscia, L (1, 2) OBP: 0.333, SLG: 0.222		BB	BB										3 0 0 0 1 0 1																
Bill Russell, R (1, 4) OBP: 0.267, SLG: 0.231		BB	BB										4 0 0 0 0 1 2																
Rick Honeycutt, L (1, 1)		BB	BB										2 0 0 0 0 0 2																
Terry Whitfield, L (7, PH)													1 0 0 0 0 1 0																
Tom Niedenfuer, R (7, 1)													0 0 0 0 0 0 0																
Enos Cabell, R (10, PH)													1 0 0 0 0 0 0																
Ken Howell, R (10, 1)													0 0 0 0 0 0 0																
Inning Stats	R: 0 E: 0 K: 1 S: 6	H: 1 LOB: 1 BB: 0 P: 6	R: 0 E: 0 K: 0 S: 3	H: 0 LOB: 2 BB: 2 P: 11	R: 0 E: 0 K: 0 S: 3	H: 0 LOB: 0 BB: 0 P: 3	R: 0 E: 0 K: 0 S: 4	H: 1 LOB: 1 BB: 0 P: 4	R: 0 E: 0 K: 1 S: 3	H: 0 LOB: 0 BB: 0 P: 3	R: 1 E: 1 K: 1 S: 7	H: 1 LOB: 1 BB: 0 P: 7	R: 0 E: 0 K: 1 S: 5	H: 0 LOB: 0 BB: 0 P: 5	R: 0 E: 0 K: 2 S: 7	H: 0 LOB: 0 BB: 0 P: 7	R: 0 E: 0 K: 1 S: 5	H: 1 LOB: 0 BB: 0 P: 5	R: 0 E: 0 K: 0 S: 3	H: 0 LOB: 0 BB: 0 P: 3	R: 0 E: 0 K: 2 S: 7	H: 0 LOB: 0 BB: 0 P: 7	R: 0 E: 0 K: 0 S: 3	H: 0 LOB: 0 BB: 0 P: 3	1B: 4 2B: 0 3B: 0 HR: 0	SF: 0 SAC: 1 DP: 1 HBP: 0	WP: 0 PB: 0 SB: 0 CS: 0	PA: 42	
PITCHER	IP WLS BF H R ER SO BB IBB HBP BLK WP HR S P ERA WHIP																												
Eric Show, R (1, 1) ERA: 1.71	7.0		27	3	1	0	3	2	0	0	0	0	0	0	0	0	0	0	0	0	0	0	0	0	0	0	0	0.00	0.714
Gene Walter, L (8, 1) ERA:	2.0		6	0	0	0	2	0	0	0	0	0	0	0	0	0	0	0	0	0	0	0	0	0	0	0	0	0.00	0.000
Lance McCullers, R (10, 1) ERA: 1.29	3.0	W	9	1	0	0	3	0	0	0	0	0	0	0	0	0	0	0	0	0	0	0	0	0	0	0	0	0.00	0.333



Batter	1	2	3	4	5	6	7	8	9	10	11	12	AB R H RBI BB SO LOB
Bip Roberts, S (1, 4) Dane Iorg, L (7, PH) Gene Walter, L (8, 1) John Kruk, L (9, PH) Lance McCullers, S (10, 1) Carmelo Martinez, R (12, PH) Dave Dravecky, R (12, PR)	0-0 5-3		0-3 K		0-0 1-3		0-3 K		0-3 K			0-0 SH1-4 FC9-2 1B	3 0 0 0 0 1 0 1 0 0 0 0 1 1 0 0 0 0 0 0 0 1 0 0 0 0 0 1 0 0 0 0 0 0 0 0 0 1 0 0 0 0 0 0 0 0 0 0 0
Tony Gwynn, L (1, 9) OBP: 0.333, SLG: 0.400	0-0 E4 2B		0-0 6-3		0-3 K		0-0 1-2 1B			0-0 4-3		4-0 FC9-2 SH1-4 1B BB	5 1 1 0 1 1 0
Kevin McReynolds, R (1, 7) OBP: 0.350, SLG: 0.500	0-0 F7		4-0 BB		0-0 F4		0-0 F9			0-3 K		0-0 SH1-4	4 0 0 0 1 1 3
Steve Garvey, R (1, 3) OBP: 0.231, SLG: 0.378	0-0 1-3 2B		0-0 F3			0-0 4-3	0-3 K			0-3 K		4-0 1B FC9-2 IBB	5 0 1 0 1 2 3
Jerry Royster, R (1, 6) OBP: 0.389, SLG: 0.529 (7, 5)	4-0 BB			0-0 6-3		0-0 F8 2B		0-0 F3			0-0 F9	0-0 FC9-2 1B	5 0 1 0 1 0 3
Graig Nettles, L (1, 5) OBP: 0.318, SLG: 0.063 Garry Templeton, S (6, PH) OBP: 0.389, SLG: 0.333 (7, 6)	0-0 G3			0-0 F5		4-0 F8 IBB		0-0 CS 1B			0-0 WP BB 1B	0-0 1-2 2-3 3-H 1B	2 0 0 0 0 0 3 3 0 3 1 1 0 0
Terry Kennedy, L (1, 2) OBP: 0.313, SLG: 0.286		0-3 K		0-0 2B		0-0 F8 1-2 2-3		0-0 6-3 1-2			4-0 WP BB 1B		4 1 1 0 1 1 3
Marvell Wynne, L (1, 8) OBP: 0.286, SLG: 0.846		0-3 K		0-0 2B		0-0 3-1			0-0 4-3		0-3 K	1-2 2-3	5 0 1 1 0 2 4
Eric Show, R (1, 1) OBP: 0.167, SLG: 0.167 Tim Flannery, L (7, PH) OBP: 0.290, SLG: 0.310 (8, 4)		0-3 K		0-3 K			4-0 1B BB		0-0 F7		0-3 K		2 0 0 0 0 2 1 2 0 0 0 1 1 2


Inning Stats	R: 0	H: 1	E: 1	K: 0	S: 5	LOB: 3	BB: 1	P: 9	R: 0	H: 0	E: 0	K: 3	S: 9	LOB: 0	BB: 0	P: 9	R: 0	H: 0	E: 0	K: 1	S: 5	LOB: 1	BB: 1	P: 9	R: 1	H: 2	E: 0	K: 1	S: 7	LOB: 1	BB: 0	P: 7	R: 0	H: 0	E: 0	K: 1	S: 5	LOB: 0	BB: 0	P: 5	R: 0	H: 1	E: 0	K: 0	S: 4	LOB: 2	BB: 1	P: 8	R: 0	H: 1	E: 0	K: 2	S: 8	LOB: 2	BB: 1	P: 12	R: 0	H: 0	E: 0	K: 0	S: 3	LOB: 0	BB: 0	P: 3	R: 0	H: 0	E: 0	K: 1	S: 5	LOB: 0	BB: 0	P: 5	R: 0	H: 0	E: 0	K: 2	S: 7	LOB: 0	BB: 0	P: 7	R: 0	H: 1	E: 0	K: 2	S: 8	LOB: 2	BB: 1	P: 12	R: 1	H: 2	E: 0	K: 0	S: 4	LOB: 3	BB: 2	P: 12	1B: 5	2B: 4	3B: 0	HR: 0	SF: 0	SAC: 1	DP: 0	HBP: 0	WP: 1	PB: 0	SB: 0	CS: 1	PA: 51
--------------	------	------	------	------	------	--------	-------	------	------	------	------	------	------	--------	-------	------	------	------	------	------	------	--------	-------	------	------	------	------	------	------	--------	-------	------	------	------	------	------	------	--------	-------	------	------	------	------	------	------	--------	-------	------	------	------	------	------	------	--------	-------	-------	------	------	------	------	------	--------	-------	------	------	------	------	------	------	--------	-------	------	------	------	------	------	------	--------	-------	------	------	------	------	------	------	--------	-------	-------	------	------	------	------	------	--------	-------	-------	-------	-------	-------	-------	-------	--------	-------	--------	-------	-------	-------	-------	--------

PITCHER	IP	WLS	BF	H	R	ER	SO	BB	IBB	HBP	BLK	WP	HR	S	P	ERA	WHIP
Rick Honeycutt, L (1, 1) ERA: 3.18	6.0		26	4	1	1	6	2	1	0	0	0	0	35	47	1.50	1.000
Tom Niedenfuer, R (7, 1) ERA: 2.57	3.0		11	2	0	0	3	1	0	0	0	0	0	16	20	0.00	1.000
Ken Howell, R (10, 1) ERA: 1.35	2.2	L	14	3	1	1	4	2	1	0	0	1	0	19	31	3.38	1.875

Los Angeles Dodgers @ San Diego Padres
 Jack Murphy Stadium, San Diego, CA
 Tue Apr 15 1986, 9:05 PM EST
 Att: 24,424 - Unknown

livebaseballscorecards.com

AB	43
R	2
H	9
RBI	2
BB	7
SO	13
LOB	23



Batter	1	2	3	4	5	6	7	8	9	AB R H RBI BB SO LOB	TOP																
Mariano Duncan, R (1, 6) OBP: 0.174, SLG: 0.222	0-0 B5-3		0-0 5-3		0-0 6-3			0-0 F9		4 0 0 0 0 0 2	Los Angeles Dodgers @ San Diego Padres Jack Murphy Stadium, San Diego, CA Wed Apr 16 1986, 9:05 PM EST Att: 30,403 - Unknown livebaseballscorecards.com																
Ken Landreaux, L (1, 8) OBP: 0.281, SLG: 0.345	0-0 4-3			0-0 3-1 2B		0-0 G4-1 2B		0-0 F5		4 1 2 0 0 0 0																	
Enos Cabell, R (1, 3) Greg Brock, L (9, PH) OBP: 0.237, SLG: 0.171	0-0 4-3			0-0 3-1 2-3		0-0 G4-1 2-3		0-3 K		3 0 0 0 0 0 2 1 0 0 0 0 1 0																	
Mike Marshall, R (1, 9) OBP: 0.286, SLG: 0.368		0-0 G5-4-3 1B		0-3 K		0-3 K		1-0 BB HBP		3 0 1 0 0 2 2																	
Cesar Cedeno, R (1, 7) Franklin Stubbs, L (9, PH) OBP: 0.353, SLG: 0.375 OBP: 0.346, SLG: 0.682		0-0 F4		0-0 2B		0-0 F8		4-0 FC5 BB		3 0 1 1 0 0 2 0 0 0 0 1 0 0																	
Alex Trevino, R (1, 2) Mike Scioscia, L (9, PH) OBP: 0.286, SLG: 0.167 OBP: 0.324, SLG: 0.214		0-0 G5-4-3 1-2f		0-0 F3		4-0 G6-4-3 BB		0-3 K		2 0 0 0 1 0 2 1 0 0 0 0 1 2																	
Bill Russell, R (1, 4) OBP: 0.263, SLG: 0.294			0-0 2B		0-0 F8		0-0 G6-4-3 1-2f		0-0 FC5			4 0 1 0 0 0 3															
Dave Anderson, R (1, 5) OBP: 0.389, SLG: 0.267			0-3 K		0-3 K		0-0 5-3			3 0 0 0 0 2 1																	
Dennis Powell, R (1, 1) Tom Niedenfuer, R (9, 1)			0-3 K		0-0 2B			0-0 1-3		3 0 1 0 0 1 1 0 0 0 0 0 0 0																	
Inning Stats	R: 0 E: 0 K: 0 S: 3	H: 0 LOB: 0 BB: 0 P: 3	R: 0 E: 0 K: 0 S: 3	H: 1 LOB: 0 BB: 0 P: 3	R: 0 E: 0 K: 2 S: 8	H: 1 LOB: 1 BB: 0 P: 8	R: 1 E: 0 K: 1 S: 7	H: 2 LOB: 1 BB: 0 P: 7	R: 0 E: 0 K: 1 S: 6	H: 1 LOB: 1 BB: 0 P: 6	R: 0 E: 0 K: 1 S: 6	H: 1 LOB: 1 BB: 0 P: 6	R: 0 E: 0 K: 0 S: 2	H: 0 LOB: 0 BB: 1 P: 6	R: 0 E: 0 K: 0 S: 3	H: 0 LOB: 0 BB: 0 P: 3	R: 0 E: 0 K: 2 S: 7	H: 0 LOB: 2 BB: 1 P: 12	1B: 1 2B: 5 3B: 0 HR: 0	SF: 0 SAC: 0 DP: 2 HBP: 1	WP: 0 PB: 0 SB: 0 CS: 0	PA: 34					
PITCHER	IP WLS BF H R ER SO BB IBB HBP BLK WP HR S P ERA WHIP																										
Dave Dravecky, L (1, 1) ERA: 0.36	8.0	29	6	1	1	5	1	0	0	0	0	0	0	38	42	1.12	0.875										
Rich Gossage, R (9, 1) ERA: 1.5	1.0	W	5	0	0	0	2	1	0	1	0	0	0	7	12	0.00	1.000										



Batter	1	2	3	4	5	6	7	8	9	AB R H RBI BB SO LOB	TOP																			
Tim Flannery, L (1, 4) OBP: 0.257, SLG: 0.273	0-0 4-3		0-0 4-3			0-3 K		0-0 F7		4 0 0 0 0 1 2	San Diego Padres @ San Francisco Giants Candlestick Park, San Francisco, CA Thu Apr 17 1986, 6:33 AM EST Att. 8,248 - Unknown livebaseballscorecards.com																			
Tony Gwynn, L (1, 9) OBP: 0.340, SLG: 0.391	0-0 4-3			0-0 F6			4-0 FC5-4 BB	0-0 2B	3 0 1 0 1 0 0																					
Kevin McReynolds, R (1, 8) OBP: 0.333, SLG: 0.444	0-0 F8			0-3 K			0-0 FC5-4 PB	0-3 K	4 0 0 0 0 2 2																					
Steve Garvey, R (1, 3) OBP: 0.234, SLG: 0.400		0-0 1B 2B		0-0 6-3			0-0 F5	0-0 F8	4 1 1 0 0 0 2																					
Terry Kennedy, L (1, 2) OBP: 0.256, SLG: 0.229		0-0 F8			0-0 F8		0-0 F7	0-0 F6	4 0 0 0 0 0 3																					
Graig Nettles, L (1, 5) OBP: 0.346, SLG: 0.150		0-0 G5-4-3 1B			0-3 K			0-0 1-3	3 0 1 1 0 1 0																					
John Kruk, L (1, 7) OBP: 0.250, SLG: 0.375		0-0 G5-4-3			0-0 F8			0-0 1B 2B	3 0 1 0 0 0 1																					
Garry Templeton, S (1, 6) OBP: 0.395, SLG: 0.333			0-0 F8			0-0 F8		0-0 2-3 1B	3 0 1 0 0 0 0																					
Andy Hawkins, R (1, 1) Dane Iorg, L (6, PH) Tim Stoddard, R (6, 1) Marvell Wynne, L (8, PH) Craig Lefferts, L (8, 1)			0-0 5-3			0-0 F8		0-3 K	1 0 0 0 0 0 0 1 0 0 0 0 0 0 0 0 0 0 0 0 0 1 0 0 0 0 1 2 0 0 0 0 0 0 0																					
Inning Stats	R: 0 E: 0 K: 0 S: 3	H: 0 LOB: 0 BB: 0 P: 3	R: 1 E: 0 K: 0 S: 4	H: 2 LOB: 0 BB: 0 P: 4	R: 0 E: 0 K: 0 S: 3	H: 0 LOB: 0 BB: 0 P: 3	R: 0 E: 0 K: 1 S: 5	H: 0 LOB: 0 BB: 0 P: 5	R: 0 E: 0 K: 1 S: 5	H: 0 LOB: 0 BB: 0 P: 5		R: 0 E: 0 K: 0 S: 3	H: 0 LOB: 1 BB: 1 P: 7	R: 0 E: 0 K: 1 S: 7	H: 2 LOB: 2 BB: 0 P: 7	R: 0 E: 0 K: 1 S: 6	H: 1 LOB: 1 BB: 0 P: 6	1B: 2 2B: 3 3B: 0 HR: 0	SF: 0 SAC: 0 DP: 1 HBP: 0	WP: 0 PB: 1 SB: 0 CS: 0	PA: 32									
PITCHER Mike Krukow, R (1, 1) ERA: 3.15	IP 9.0	WLS W	BF 32	H 5	R 1	ER 1	SO 5	BB 1	IBB 0	HBP 0	BLK 0	WP 0	HR 0	S 41	P 45	ERA 1.00	WHIP 0.667													
											PITCHER	IP	WLS	BF	H	R	ER	SO	BB	IBB	HBP	BLK	WP	HR	S	P	ERA	WHIP		

Batter	1	2	3	4	5	6	7	8	9
Dan Gladden, R OBP: 0.395, SLG: 0.429 (1, 8)	0-0 FC6-4 1B		0-0 BB 2B 1B		0-0 F9		0-0 F2		
Will Clark, L OBP: 0.381, SLG: 0.553 (1, 3)	0-0 F7		4-0 BB 2B BB		0-0 1B 2B		0-3 K		
Chris Brown, R OBP: 0.313, SLG: 0.267 (1, 5)	0-3 K		4-0 BB 2B BB		0-0 1B		0-0 F7		
Jeffrey Leonard, R OBP: 0.351, SLG: 0.618 (1, 7)	0-0 FC6-4 1-2f		0-0 2B		0-3 K		0-0 F7		
Chili Davis, S OBP: 0.233, SLG: 0.185 (1, 9)		0-0 1-3	0-0 F7		0-3 K		0-0 E5 BB		
Joel Youngblood, R OBP: 0.417, SLG: 0.400 (8, PH) (9, 9)									
Bob Brenly, R OBP: 0.485, SLG: 0.615 (1, 2)		0-0 5-3		0-3 K		4-0 BB	4-0 BB	1-2 BB	
Robby Thompson, R OBP: 0.263, SLG: 0.188 (1, 4)		0-0 F8		0-0 F3		0-0 F4	0-3 K		
Jose Uribe, S OBP: 0.259, SLG: 0.167 (1, 6)			0-0 F8	0-3 K		0-0 6-3			
Mike Krukow, R (1, 1)			0-0 F8		0-3 K		0-0 6-3		

AB	R	H	RBI	BB	SO	LOB
4	1	2	0	0	0	0
3	2	1	0	1	1	1
3	1	1	1	1	1	1
4	0	1	3	0	1	2
3	0	0	0	0	1	1
1	0	0	0	0	0	0
2	0	0	0	2	1	0
4	0	0	0	0	1	3
3	0	0	0	0	1	1
3	0	0	0	0	1	0

AB	30
R	4
H	5
RBI	4
BB	4
SO	8
LOB	9

Inning Stats		R: 0	H: 1	E: 0	K: 1	S: 6	P: 6	R: 0	H: 0	E: 0	K: 0	S: 3	R: 3	H: 2	E: 0	K: 0	S: 5	R: 0	H: 0	E: 0	K: 2	S: 7	R: 1	H: 2	E: 0	K: 2	S: 9	R: 0	H: 0	E: 0	K: 1	S: 5	R: 0	H: 0	E: 1	K: 1	S: 6	R: 0	H: 0	E: 1	K: 1	S: 6			
PITCHER		IP	WLS	BF	H	R	ER	SO	BB	IBB	HBP	BLK	WP	HR	S	P	ERA	WHIP	PITCHER		IP	WLS	BF	H	R	ER	SO	BB	IBB	HBP	BLK	WP	HR	S	P	ERA	WHIP								
Andy Hawkins, R ERA: 5.87 (1, 1)	5.0	L	22	5	4	4	5	5	2	0	0	0	0	0	30	38	7.20	1.400																											
Tim Stoddard, R ERA: 2.45 (6, 1)	2.0		7	0	0	0	2	1	0	0	0	0	0	0	10	14	0.00	0.500																											
Craig Lefferts, L ERA: 4.26 (8, 1)	1.0		5	0	0	0	1	1	0	0	0	0	0	0	6	10	0.00	1.000																											

WP	0	PA	34
PB	0	CS	0

San Diego Padres @ San Francisco Giants
 Candlestick Park, San Francisco, CA
 Thu Apr 17 1986, 6:33 AM EST
 Att. 8,248 - Unknown



Batter	1	2	3	4	5	6	7	8	9	AB R H RBI BB SO LOB	TOP											
Tim Flannery, L (1, 4) OBP: 0.231, SLG: 0.243	0-0 4-3		0-0 1-3		0-0 F7			0-0 G3		4 0 0 0 0 0 2	San Diego Padres @ San Francisco Giants Candlestick Park, San Francisco, CA Fri Apr 18 1986, 9:05 PM EST Att. 14,107 - Unknown livebaseballscorecards.com											
Tony Gwynn, L (1, 9) OBP: 0.333, SLG: 0.400	0-0 4-3		0-0 4-3			0-0 WP 2B		0-0 6-3		4 0 1 0 0 0 1												
Kevin McReynolds, R (1, 8) OBP: 0.327, SLG: 0.417	4-0 FC6-4 BB		0-0 6-3			0-0 6-3		0-0 L6		3 0 0 0 1 0 2												
Steve Garvey, R (1, 3) OBP: 0.216, SLG: 0.367	0-0 FC6-4 1-2f			0-0 4-3		0-0 F8 2-3		0-0 F9		4 0 0 0 0 0 2												
Terry Kennedy, L (1, 2) OBP: 0.279, SLG: 0.316		0-0 F8		0-0 4-3		4-0 BB		0-0 HR		3 1 1 1 1 0 0												
Graig Nettles, L (1, 5) OBP: 0.300, SLG: 0.125		0-0 E8 WP		0-0 G3		0-0 F3		0-0 3-1		4 0 0 0 0 0 2												
John Kruk, L (1, 7) OBP: 0.167, SLG: 0.250		0-3 K 2-3		0-0 4-3		0-3 K		0-3 K		4 0 0 0 0 3 1												
Garry Templeton, S (1, 6) OBP: 0.370, SLG: 0.310		0-3 K2-3		0-0 6-3		0-0 4-3				3 0 0 0 0 1 1												
Mark Thurmond, L (1, 1) OBP: 0.400, SLG: 0.400 Gene Walter, L (2, 1) OBP: 0.667, SLG: 1.000 Dane Iorg, L (7, PH) Tim Stoddard, R (7, 1)			0-0 2B		4-0 BB		0-3 K			0 0 0 0 0 0 0 1 0 1 0 1 0 0 1 0 0 0 0 1 0 0 0 0 0 0 0 0												
Inning Stats	R: 0 E: 0 K: 0 S: 3	H: 0 LOB: 1 BB: 1 P: 7	R: 0 E: 1 K: 2 S: 8	H: 0 LOB: 1 BB: 0 P: 8	R: 0 E: 0 K: 0 S: 4	H: 1 LOB: 1 BB: 0 P: 4	R: 0 E: 0 K: 0 S: 3	H: 0 LOB: 0 BB: 0 P: 3	R: 0 E: 0 K: 0 S: 4	H: 1 LOB: 2 BB: 1 P: 8	R: 0 E: 0 K: 2 S: 7	H: 0 LOB: 0 BB: 0 P: 7	R: 0 E: 0 K: 0 S: 3	H: 0 LOB: 0 BB: 0 P: 3	R: 1 E: 0 K: 1 S: 6	H: 1 LOB: 0 BB: 0 P: 6	1B: 0 2B: 2 3B: 0 HR: 1	SF: 0 SAC: 0 DP: 0 HBP: 0	WP: 2 PB: 0 SB: 0 CS: 0	PA: 34		
PITCHER Scott Garrelts, R (1, 1) ERA: 1.52	IP 9.0	WLS W	BF 34	H 3	R 1	ER 1	SO 5	BB 3	IBB 0	HBP 0	BLK 0	WP 2	HR 1	S 41	P 53	ERA 1.00	WHIP 0.667				ERA 1.52	WHIP



Batter	1	2	3	4	5	6	7	8	9
Dan Gladden, R OBP: 0.396, SLG: 0.413 (1, 8)	4-0 HR BB	0-0 2B 1B	0-0 FC6-4			0-3 K		0-3 K	
Will Clark, L OBP: 0.413, SLG: 0.585 Dan Driessen, L (7, 3)	4-0 HR BB	0-0 1B 2B		0-0 G6-4-3 1B		0-3 K			
Chris Brown, R OBP: 0.300, SLG: 0.263 (1, 5)	0-0 F8	0-0 1B 1B		0-0 G6-4-3		0-3 K			
Jeffrey Leonard, R OBP: 0.366, SLG: 0.684 (1, 7)	0-0 HR	0-0 FC6-4 1B		0-0 5-3		0-0 F7			
Chili Davis, S OBP: 0.235, SLG: 0.167 (1, 9)	0-0 F9	0-0 FC6-4		0-0 F8		4-0 BB			
Bob Brenly, R OBP: 0.432, SLG: 0.533 (1, 2)	0-0 F9		0-3 K		0-0 4-3	0-3 K			
Robby Thompson, R OBP: 0.310, SLG: 0.229 (1, 4)		4-0 4-3 1B BB	0-0 FC6-4 1B		0-0 6-3		0-0 SH1-4 1B		
Jose Uribe, S OBP: 0.258, SLG: 0.179 (1, 6)		0-0 4-3	0-3 K			0-0 SH1-3 1B		0-0 F9	
Scott Garrelts, R OBP: 0.143, SLG: 0.143 (1, 1)		0-3 K	0-0 FC6-4 1B			0-0 SH1-3		0-0 SH1-4	

Inning Stats	R: 3 E: 0 K: 0 S: 4	H: 1 LOB: 0 BB: 2 P: 12	R: 3 E: 0 K: 1 S: 9	H: 4 LOB: 2 BB: 1 P: 13	R: 0 E: 0 K: 2 S: 9	H: 2 LOB: 2 BB: 0 P: 9	R: 0 E: 0 K: 0 S: 3	H: 1 LOB: 0 BB: 0 P: 3	R: 0 E: 0 K: 0 S: 3	H: 0 LOB: 0 BB: 0 P: 3	R: 0 E: 0 K: 2 S: 8	H: 1 LOB: 1 BB: 0 P: 8	R: 0 E: 0 K: 2 S: 7	H: 0 LOB: 1 BB: 1 P: 11	R: 0 E: 0 K: 1 S: 6	H: 1 LOB: 1 BB: 0 P: 6
--------------	------------------------------	----------------------------------	------------------------------	----------------------------------	------------------------------	---------------------------------	------------------------------	---------------------------------	------------------------------	---------------------------------	------------------------------	---------------------------------	------------------------------	----------------------------------	------------------------------	---------------------------------

PITCHER	IP	WLS	BF	H	R	ER	SO	BB	IBB	HBP	BLK	WP	HR	S	P	ERA	WHIP
Mark Thurmond, L ERA: 5.4 (1, 1)	1.2	L	13	5	6	6	1	3	0	0	0	0	1	12	24	32.40	4.800
Gene Walter, L ERA: (2, 1)	4.1		16	4	0	0	4	0	0	0	0	0	0	24	24	0.00	0.923
Tim Stoddard, R ERA: 1.59 (7, 1)	2.0		8	1	0	0	3	1	0	0	0	0	0	13	17	0.00	1.000

BOTTOM

AB	R	H	RBI	BB	SO	LOB
4	2	1	1	1	2	4
3	2	2	1	1	1	1
0	0	0	0	0	0	0
4	0	1	1	0	1	3
4	1	2	3	0	0	0
3	0	0	0	1	0	2
4	0	0	0	0	2	1
3	1	2	0	1	0	0
4	0	1	0	0	1	3
2	0	1	0	0	1	1

San Diego Padres @ San Francisco Giants
Candlestick Park, San Francisco, CA

AB 31
R 6
H 10
RBI 6
BB 4
SO 8
LOB 15

WP: 0 **PA: 37**
PB: 0
SB: 1
CS: 0



livebaseballscorecards.com

Fri Apr 18 1986, 9:05 PM EST
Att. 14,107 - Unknown

Batter	1	2	3	4	5	6	7	8	9	AB R H RBI BB SO LOB	TOP								
Tim Flannery, L (1, 4) <small>OBP: 0.295, SLG: 0.333</small> (8, 5)	0-0 1B 2B	0-0 2B SF7 1B		0-0 1B		0-0 G4-6-3 1B		0-0 4-3		5 2 4 1 0 0 2									
Tony Gwynn, L (1, 9) <small>OBP: 0.322, SLG: 0.400</small>	0-3 K	0-0 SF7 2B		0-0 F7		0-0 G4-6-3		0-0 F7	5 0 1 2 0 1 4										
Kevin McReynolds, R (1, 8) <small>OBP: 0.298, SLG: 0.377</small>	0-0 1-3	0-0 F5		0-0 F9			0-0 F9	0-0 6-3	5 0 0 0 0 0 4										
Terry Kennedy, L (1, 2) <small>OBP: 0.292, SLG: 0.310</small>	0-0 PB 1B	4-0 IBB		0-0 F7			0-3 K	0-0 F4	4 0 1 1 1 1 1										
Graig Nettles, L (1, 5) <small>OBP: 0.294, SLG: 0.115</small>	4-0 1-2 BB	0-0 SF7			0-0 4-3			0-0 F8	2 0 0 1 1 0 0										
Garry Templeton, S (1, 6) <small>OBP: 0.340, SLG: 0.283</small>	0-3 K	0-0 4-3			0-0 F5			0-3 K	4 0 0 0 0 2 4										
Dane Iorg, L (1, 3) <small>OBP: 0.250, SLG: 0.250</small> Steve Garvey, R (8, PH) <small>OBP: 0.231, SLG: 0.380</small> (8, 3)			0-0 1B 1B 1B	0-0 G1-6-3 1B		0-0 3-1		0-0 1B 1B	3 1 2 0 0 0 0 1 0 1 0 0 0 0										
John Kruk, L (1, 7) <small>OBP: 0.200, SLG: 0.267</small> Carmelo Martinez, R (8, PH) <small>OBP: 0.379, SLG: 0.440</small> Bip Roberts, S (8, PR) (8, 4)		0-0 1B 2B 1B	0-0 G1-6-3	0-0 1-2f		0-0 F7		0-0 1-2 1B	3 1 1 0 0 0 1 1 0 1 0 0 0 0 0 0 0 0 0 0 0										
Eric Show, R (1, 1) <small>OBP: 0.333, SLG: 0.333</small> Lance McCullers, S (7, 1) Craig Lefferts, L (7, 1) Jerry Royster, R (7, 5) <small>OBP: 0.318, SLG: 0.429</small> (8, 7)		0-0 2B 1B	0-0 F3			0-0 1B 1B		0-3 K	3 1 2 0 0 0 0 0 0 0 0 0 0 0 0 0 0 0 0 0 0 1 0 0 0 0 1 2										
Inning Stats	R: 1 E: 0 K: 2 S: 9	H: 2 LOB: 2 BB: 1 P: 13	R: 4 E: 0 K: 0 S: 8	H: 5 LOB: 2 BB: 1 P: 12	R: 0 E: 0 K: 0 S: 3	H: 1 LOB: 0 BB: 0 P: 3	R: 0 E: 0 K: 0 S: 4	H: 1 LOB: 1 BB: 0 P: 4	R: 0 E: 0 K: 1 S: 5	H: 0 LOB: 0 BB: 0 P: 5	R: 0 E: 0 K: 2 S: 9	H: 2 LOB: 2 BB: 0 P: 9	R: 0 E: 0 K: 0 S: 3	H: 0 LOB: 0 BB: 0 P: 3	1B: 11 2B: 2 3B: 0 HR: 0	SF: 1 SAC: 0 DP: 2 HBP: 0	WP: 0 PB: 1 SB: 0 CS: 0	PA: 40	
PITCHER Jim Gott, R (1, 1) <small>ERA: 12.46</small> Michael LaCoss, R (2, 1) <small>ERA: 7.2</small> Bill Laskey, R (5, 1) <small>ERA: 2.84</small> Mark Davis, L (7, 1) <small>ERA: 3.52</small> Greg Minton, R (8, 1) <small>ERA: 4.05</small>	IP	WLS	BF	H	R	ER	SO	BB	IBB	HBP	BLK	WP	HR	S	P	ERA	WHIP		
	1.0		11	7	5	5	2	1	0	0	0	0	0	14	18	45.00	8.000		
	3.0		11	2	0	0	0	0	1	0	0	0	0	10	14	0.00	0.667		
	2.0		7	2	0	0	0	0	0	0	0	0	0	7	7	0.00	1.000		
	1.1	W	6	2	0	0	2	0	0	0	0	0	0	10	10	0.00	1.500		
	1.2	S	5	0	0	0	1	0	0	0	0	0	0	7	7	0.00	0.000		
PITCHER	IP	WLS	BF	H	R	ER	SO	BB	IBB	HBP	BLK	WP	HR	S	P	ERA	WHIP		

San Diego Padres @ San Francisco Giants
 Candlestick Park, San Francisco, CA

Sat Apr 19 1986, 6:33 AM EST
 Att. 26,367 - Unknown

AB	37
R	5
H	13
RBI	5
BB	2
SO	5
LOB	18



WP: 0	PA: 40
PB: 1	
SB: 0	
CS: 0	

Batter	1	2	3	4	5	6	7	8	9	AB	R	H	RBI	BB	SO	LOB
Dan Gladden, R OBP: 0.377, SLG: 0.412 (1, 8)	0-0 F8		0-0 5-3	0-0 F8			0-0 2-3	0-0 2B		5	0	1	0	0	0	1
Will Clark, L OBP: 0.412, SLG: 0.565 (1, 3)	0-0 BB 1B		0-3 K		0-3 K		0-0 HR 1B	0-3 K		5	1	2	0	0	3	1
Chris Brown, R OBP: 0.375, SLG: 0.455 (1, 5)	4-0 1-2 BB			0-0 1B 2B 1B	0-0 4-3		0-0 1-H HR			3	2	2	2	1	0	0
Jeffrey Leonard, R OBP: 0.378, SLG: 0.690 (1, 7)	0-0 F6			0-0 F8	0-0 1B		0-0 2B			4	0	2	0	0	0	3
Chili Davis, S OBP: 0.263, SLG: 0.156 (1, 9)	0-3 K			4-0 1-2 2B 1B BB	0-0 5-3		4-0 IBB			2	1	0	0	2	1	3
Bob Brenly, R OBP: 0.415, SLG: 0.500 (1, 2)		0-0 6-3		0-0 1-2 2-3 2B 1B		0-0 6-3	0-0 F8			4	1	1	0	0	0	2
Bob Melvin, R OBP: 0.179, SLG: 0.222 (8, 2)										0	0	0	0	0	0	0
Robby Thompson, R OBP: 0.304, SLG: 0.256 (1, 4)		0-0 4-3		0-0 1-H 2-H 3-H 2B 2B		0-0 6-3	0-0 F9			4	1	1	3	0	0	2
Greg Minton, S (8, 1)										0	0	0	0	0	0	0
Jose Uribe, S OBP: 0.286, SLG: 0.250 (1, 6)		0-0 4-3		0-0 2-H 2B		0-0 1B		0-3 K		4	0	2	1	0	1	0
Jim Gott, R (1, 1)			0-3 K	0-3 K		0-0 F8		0-0 5-3		0	0	0	0	0	0	0
Michael LaCoss, R (2, 1)										1	0	0	0	0	1	0
Dan Driessen, L (4, PH)										1	0	0	0	0	1	1
Bill Laskey, R (5, 1)										0	0	0	0	0	0	0
Joel Youngblood, R (6, PH)										1	0	0	0	0	0	1
Mark Davis, L (7, 1)										0	0	0	0	0	0	0
Brad Weiman, R (8, 4)										1	0	0	0	0	0	0

Inning Stats	R: 0	H: 1	E: 0	LOB: 2	K: 1	P: 10	R: 0	H: 0	E: 0	LOB: 0	K: 0	P: 3	R: 0	H: 0	E: 0	LOB: 0	K: 2	P: 7	R: 4	H: 4	E: 0	LOB: 1	K: 1	P: 13	R: 0	H: 1	E: 0	LOB: 1	K: 1	P: 6	R: 0	H: 1	E: 0	LOB: 1	K: 0	P: 4	R: 2	H: 3	E: 0	LOB: 2	K: 0	P: 10	R: 0	H: 1	E: 0	LOB: 1	K: 2	P: 8			
Eric Show, R ERA: 2.96 (1, 1)	IP: 6.1	WLS: 0	BF: 29	H: 8	R: 5	ER: 5	SO: 5	BB: 2	IBB: 0	HBP: 0	BLK: 0	WP: 0	HR: 0	S: 37	P: 45	ERA: 7.11	WHIP: 1.579																																		
Lance McCullers, R ERA: 2.57 (7, 1)	0.0	L	3	2	1	1	0	0	1	0	0	0	0	1	2	6	∞	∞																																	
Craig Lefferts, L ERA: 3.38 (7, 1)	1.2		6	1	0	0	2	0	0	0	0	0	0	0	10	10	0.00	0.600																																	


BOTTOM

San Diego Padres @ San Francisco Giants
 Candlestick Park, San Francisco, CA

Sat Apr 19 1986, 6:33 AM EST
 Att. 26,367 - Unknown

AB	35
R	6
H	11
RBI	6
BB	3
SO	7
LOB	14

livebaseballscorecards.com



WP	HR	S	P	ERA	WHIP
0	0	0	0	0	0
1	0	0	0	0	1
1	0	0	0	1	1
0	0	0	0	0	0
1	0	0	0	0	1
0	0	0	0	0	0
1	0	0	0	0	0

Batter	1	2	3	4	5	6	7	8	9	AB R H RBI BB SO LOB	TOP		
Jerry Royster, R (1, 5) OBP: 0.320, SLG: 0.417 Graig Nettles, L (8, PH) OBP: 0.286, SLG: 0.111 (8, 5)	0-0 5-3		0-0 CS 1B		0-0 F8			0-0 F8		3 0 1 0 0 0 1 1 0 0 0 0 0 0	San Diego Padres @ San Francisco Giants Candlestick Park, San Francisco, CA Sun Apr 20 1986, 6:33 AM EST Att: 39,548 - Unknown livebaseballscorecards.com		
Tony Gwynn, L (1, 9) OBP: 0.333, SLG: 0.414	0-0 2B		4-0 FC4-6 1-2 BB BB		0-0 G4-6-3 1-2f			0-0 F8		3 0 1 0 1 0 1			
Kevin McReynolds, R (1, 8) OBP: 0.295, SLG: 0.357	0-0 5-3		4-0 FC4-6 1-2 BB		0-0 1-3			0-0 F9		3 0 0 0 1 0 1			
Steve Garvey, R (1, 3) OBP: 0.214, SLG: 0.352	0-0 L5		0-0 FC4-6 1-2f 2-3		0-0 F3			0-0 F4		4 0 0 0 0 0 3			
Carmelo Martinez, R (1, 7) OBP: 0.364, SLG: 0.414		0-0 1B 1B	0-0 F8		0-0 5-3			0-0 5-3		4 0 1 0 0 0 2			
Garry Templeton, S (1, 6) OBP: 0.333, SLG: 0.280		0-0 1-2 1B		0-3 K			0-3 K		0-0 G3	4 0 1 0 0 2 0			
Bruce Bochy, R (1, 2) OBP: 0.273, SLG: 0.600 Terry Kennedy, L (7, PH) OBP: 0.286, SLG: 0.302 (7, 2)		0-0 F6		0-0 6-3			0-0 F8			2 0 0 0 0 0 2 1 0 0 0 0 0 0			
Bip Roberts, S (1, 4) Tim Flannery, L (7, PH) OBP: 0.311, SLG: 0.333 (7, 4)		0-0 F4		0-0 F8			4-0 BB			2 0 0 0 0 0 2 0 0 0 0 1 0 0			
Dave Dravecky, R (1, 1) OBP: 0.300, SLG: 0.600 John Kruk, L (5, PH) OBP: 0.250, SLG: 0.313 LaMarr Hoyt, R (5, 1) Dane Iorg, L (7, PH) OBP: 0.222, SLG: 0.222 Tim Stoddard, R (7, 1)		0-3 K		0-0 G4-6-3 1B			0-3 K			1 0 0 0 0 1 2 1 0 1 0 0 0 0 0 0 0 0 0 0 0 1 0 0 0 0 1 1 0 0 0 0 0 0 0			
Inning Stats	R: 0 H: 1 E: 0 LOB: 1 K: 0 BB: 0 S: 4 P: 4	R: 0 H: 2 E: 0 LOB: 2 K: 1 BB: 0 S: 7 P: 7	R: 0 H: 1 E: 0 LOB: 2 K: 0 BB: 2 S: 3 P: 11	R: 0 H: 0 E: 0 LOB: 0 K: 1 BB: 0 S: 5 P: 5	R: 0 H: 1 E: 0 LOB: 0 K: 0 BB: 0 S: 3 P: 3	R: 0 H: 0 E: 0 LOB: 0 K: 0 BB: 0 S: 3 P: 3	R: 0 H: 0 E: 0 LOB: 1 K: 2 BB: 1 S: 7 P: 11	R: 0 H: 0 E: 0 LOB: 0 K: 0 BB: 0 S: 3 P: 3	R: 0 H: 0 E: 0 LOB: 0 K: 0 BB: 0 S: 3 P: 3	1B: 4 SF: 0 2B: 1 SAC: 0 3B: 0 DP: 1 HR: 0 HBP: 0		WP: 0 PA: 33 PB: 0 SB: 0 CS: 1	
PITCHER	IP WLS BF H R ER SO BB IBB HBP BLK WP HR S P ERA WHIP											PITCHER	IP WLS BF H R ER SO BB IBB HBP BLK WP HR S P ERA WHIP
Vida Blue, L (1, 1) ERA: 4.73	5.0 W 20 5 0 0 2 2 0 0 0 0 0 0 22 30 0.00 1.400												
Jeff Robinson, R (6, 1) ERA: 2.45	4.0 S 13 0 0 0 2 1 0 0 0 0 0 0 16 20 0.00 0.250												

Batter	1	2	3	4	5	6	7	8	9	AB R H RBI BB SO LOB
Dan Gladden, R OBP: 0.357, SLG: 0.389 (1, 8)	0-3 K		0-0 SH SF4 1B		0-0 5-3		0-3 K			3 1 0 0 0 2 1
Will Clark, L OBP: 0.382, SLG: 0.531 (1, 3)	0-0 F8		0-0 SF4		0-0 G3			0-0 F4		3 0 0 1 0 0 0
Chris Brown, R OBP: 0.357, SLG: 0.400 (1, 5)	4-0 1B BB		0-0 F6		0-0 5-3			0-0 F5		3 0 0 0 1 0 1
Jeffrey Leonard, R OBP: 0.388, SLG: 0.674 (1, 7)	0-0 1-2 1B		0-0 HR S 1B			0-0 F4		0-0 F8		4 1 2 1 0 0 0
Chili Davis, S OBP: 0.288, SLG: 0.257 (1, 9)	0-3 K		0-0 1-H HR			0-3 K				3 1 1 2 0 2 2
Bob Melvin, R OBP: 0.161, SLG: 0.200 (1, 2)		0-3 K	0-0 6-3			0-0 L4				3 0 0 0 0 1 0
Robby Thompson, R OBP: 0.286, SLG: 0.238 (1, 4)		0-0 F6		0-3 K			0-0 F2			3 0 0 0 0 1 0
Jose Uribe, S OBP: 0.289, SLG: 0.235 (1, 6)		0-3 K		0-3 K			4-0 E S BB			2 0 0 0 1 2 0
Vida Blue, S Jeff Robinson, R (1, 1) (6, 1)			4-0 SH SF4 BB		0-0 F3		0-3 K 1-3			1 1 0 0 1 0 0 1 0 0 0 0 1 1

Inning Stats	R: 0 E: 0 K: 2 S: 8	H: 1 LOB: 2 BB: 1 P: 12	R: 0 E: 0 K: 2 S: 7	H: 0 LOB: 0 BB: 0 P: 7	R: 4 E: 1 K: 0 S: 6	H: 2 LOB: 0 BB: 1 P: 10	R: 0 E: 0 K: 2 S: 7	H: 0 LOB: 0 BB: 0 P: 7	R: 0 E: 0 K: 1 S: 5	H: 0 LOB: 0 BB: 0 P: 5	R: 0 E: 0 K: 2 S: 7	H: 0 LOB: 1 BB: 1 P: 11	R: 0 E: 0 K: 0 S: 3	H: 0 LOB: 0 BB: 0 P: 3
1B: 2 2B: 0 3B: 0 HR: 1	SF: 1 SAC: 1 DP: 0 HBP: 0	WP: 0 PB: 0 SB: 2 CS: 0												

PITCHER	IP	WLS	BF	H	R	ER	SO	BB	IBB	HBP	BLK	WP	HR	S	P	ERA	WHIP
Dave Dravecky, L ERA: 0.31 (1, 1)	4.0	L	18	3	4	0	6	2	0	0	0	0	1	28	36	0.00	1.250
LaMarr Hoyt, R ERA: (5, 1)	2.0		6	0	0	0	1	0	0	0	0	0	0	8	8	0.00	0.000
Tim Stoddard, R ERA: 1.17 (7, 1)	2.0		7	0	0	0	2	1	0	0	0	0	0	10	14	0.00	0.500

BOTTOM

San Diego Padres @ San Francisco Giants
Candlestick Park, San Francisco, CA

Sun Apr 20 1986, 6:33 AM EST
Att. 39,548 - Unknown

livebaseballscorecards.com

AB	26
R	4
H	3
RBI	4
BB	3
SO	9
LOB	5



WP	HR	S	P	ERA	WHIP
0	0	0	0	0.00	1.250
0	0	0	0	0.00	0.000
0	0	0	0	0.00	0.500

Batter	1	2	3	4	5	6	7	8	9	AB R H RBI BB SO LOB	TOP			
Tim Flannery, L (1, 4) OBP: 0.320, SLG: 0.404	0-0 FC4-2 3B	0-0 G6-4-3		0-0 1B 2B		0-0 F7		0-0 F5		5 0 2 0 0 0 3				
Tony Gwynn, L (1, 9) OBP: 0.338, SLG: 0.393	0-0 F7		0-0 F8	4-0 1B IBB		0-0 6-3		4-0 G6-4-3 BB	3 0 0 0 2 0 1					
Kevin McReynolds, R (1, 8) OBP: 0.288, SLG: 0.344	0-0 FC4-2 2B		0-0 F4	0-0 1B		0-0 1-3		0-0 G6-4-3	5 1 1 1 0 0 2					
Steve Garvey, R (1, 3) OBP: 0.213, SLG: 0.356	0-0 1B 2B		0-0 G3	0-0 F4		0-0 F5		0-0 F8	5 1 1 1 0 0 3					
Terry Kennedy, L (1, 2) OBP: 0.302, SLG: 0.362	0-0 1B 1B			0-0 2B 3B	0-0 F5		0-0 F5		4 1 2 1 0 0 0					
Carmelo Martinez, R (1, 7) OBP: 0.408, SLG: 0.515	0-0		0-0 F9 1B 2B	0-3 K		0-0 3B 2B			4 1 3 1 0 1 0					
Marvell Wynne, L (8, PR) OBP: 0.278, SLG: 0.688	0-0 1B		0-0 3B 2B	0-0 K		0-0 2B			0 1 0 0 0 0 0					
Graig Nettles, L (1, 5) OBP: 0.263, SLG: 0.100	0-0 3-1		0-0 F9 2B	0-0 L4		0-3 K			3 0 0 0 0 0 3					
Jerry Royster, R (8, PH) OBP: 0.308, SLG: 0.400			0-0 K	0-0 L4		0-3 K			1 0 0 0 0 1 1					
Garry Templeton, S (1, 6) OBP: 0.328, SLG: 0.264		0-0 F9	0-3 K		0-0 6-3		4-0 3B IBB		3 1 0 0 1 1 1					
Andy Hawkins, R (1, 1) OBP: 0.429, SLG: 0.429		0-0 G6-4-3 1B	0-0 2B 1B	0-3 K		0-3 K			3 1 2 1 0 1 0					
Gene Walter, L (7, 1) OBP: 0.667, SLG: 1.000									0 0 0 0 0 0 0					
LaMarr Hoyt, R (7, 1)									0 0 0 0 0 0 0					
Dane Iorg, L (8, PH) OBP: 0.300, SLG: 0.500									1 0 1 2 0 0 0					
Craig Lefferts, L (8, 1)									0 0 0 0 0 0 0					
Rich Gossage, R (8, 1)									0 0 0 0 0 0 0					
Inning Stats	R: 2 H: 4 E: 0 LOB: 2 K: 0 BB: 0 S: 7 P: 7	R: 0 H: 1 E: 0 LOB: 0 K: 0 BB: 0 S: 3 P: 3	R: 0 H: 0 E: 0 LOB: 0 K: 0 BB: 0 S: 3 P: 3	R: 3 H: 5 E: 0 LOB: 3 K: 1 BB: 1 S: 10 P: 14	R: 0 H: 0 E: 0 LOB: 0 K: 1 BB: 0 S: 5 P: 5	R: 0 H: 0 E: 0 LOB: 0 K: 1 BB: 0 S: 5 P: 5	R: 0 H: 0 E: 0 LOB: 0 K: 0 BB: 0 S: 3 P: 3	R: 2 H: 2 E: 0 LOB: 2 K: 1 BB: 1 S: 7 P: 11	R: 0 H: 0 E: 0 LOB: 0 K: 0 BB: 1 S: 2 P: 6	1B: 5 SF: 0 2B: 4 SAC: 0 3B: 3 DP: 2 HR: 0 HBP: 0	WP: 0 PA: 40 PB: 0 SB: 0 CS: 0			
PITCHER	IP WLS BF H R ER SO BB IBB HBP BLK WP HR S P ERA WHIP												PITCHER	IP WLS BF H R ER SO BB IBB HBP BLK WP HR S P ERA WHIP
John Denny, R (1, 1) ERA: 4.5	3.2 L 19 9 5 5 1 0 0 0 0 0 0 0 0 21 21 12.27 2.455													
Ron Robinson, R (4, 1) ERA: 0.57	3.1 12 1 0 0 2 0 1 0 0 0 0 0 0 15 19 0.00 0.300													
John Franco, L (8, 1) ERA: 3.27	1.0 6 2 2 2 1 0 1 0 0 0 0 0 0 7 11 18.00 2.000													
Ted Power, R (9, 1) ERA: 6.0	1.0 3 0 0 0 0 1 0 0 0 0 0 0 0 2 6 0.00 1.000													

San Diego Padres @ Cincinnati Reds
Riverfront Stadium, Cincinnati, OH
Wed Apr 23 1986, 3:33 AM EST
Att: 11,937 - Unknown

livebaseballscorecards.com

AB	37
R	7
H	12
RBI	7
BB	3
SO	4
LOB	14



BOTTOM

San Diego Padres @ Cincinnati Reds
 Riverfront Stadium, Cincinnati, OH
 Wed Apr 23 1986, 3:33 AM EST
 Att. 11,937 - Unknown

livebaseballscorecards.com

AB	32
R	4
H	5
RBI	4
BB	4
SO	9
LOB	18



WP:	0	PA:	37
PB:	0		
SB:	0		
CS:	0		

AB R H RBI BB SO LOB

5 0 0 0 0 2 6
 4 1 0 0 0 1 4
 0 0 0 0 0 0 0
 0 0 0 0 0 0 0

4 1 1 4 0 1 0

3 0 0 0 1 3 0

4 0 0 0 0 0 1

3 0 1 0 1 2 1

3 0 0 0 1 0 3

3 1 1 0 0 0 2

1 1 1 0 0 0 0
 1 0 0 0 0 0 1
 0 0 0 0 0 0 0
 0 0 0 0 1 0 0
 1 0 1 0 0 0 0

1B: 4 SF: 0
 2B: 0 SAC: 1
 3B: 0 DP: 0
 HR: 1 HBP: 0

Batter	1	2	3	4	5	6	7	8	9
Eric Davis, R OBP: 0.289, SLG: 0.410 (1, 8) (8, 7)	0-0 F4		0-3 K		0-0 6-3		0-3 K		0-0 FC6-4 1-2f
Kal Daniels, L OBP: 0.360, SLG: 0.522 John Franco, L Ted Power, R (1, 7) (8, 1) (9, 1)	0-0 4-3		0-0 E5 1-2 2-3 HR		0-0 F4		0-3 K		
Dave Parker, L OBP: 0.396, SLG: 0.778 (1, 9)	0-0 F7		0-0 1-H 2-H 3-H HR		0-3 K			0-0 F8	
Nick Esasky, R OBP: 0.362, SLG: 0.487 (1, 3)		4-0 BB FC6	0-3 K		0-3 K			0-3 K	
Bo Diaz, R OBP: 0.357, SLG: 0.525 (1, 2)		0-0 F7	0-0 4-3		0-0 5-3			0-0 F9	
Kurt Stillwell, S OBP: 0.444, SLG: 0.286 (1, 6)		0-3 K		0-0 FC7-6-4 1B		0-3 K			4-0 1B BB
Buddy Bell, R OBP: 0.167, SLG: 0.179 (1, 5)		0-0 FC6 1-2f		0-0 F3			4-0 SH1-4 BB		0-0 F9
Ron Oester, S OBP: 0.302, SLG: 0.300 (1, 4)			0-0 E 1B HR 1B		0-0 FC7-6-4 1-2f		0-0 SH1-4 1-2		0-0 F7
John Denny, R OBP: 0.333, SLG: 0.200 Ron Robinson, R Max Venable, L Tony Perez, R Eddie Milner, L (1, 1) (4, 1) (7, PH) (7, PH) (7, PR) (8, 8)			0-0 1-2 HR 1B		0-0 6-3		4-0 BB BB		0-0 FC6-4 1-2 1B

Inning Stats	R: 0	H: 0	R: 0	H: 0	R: 4	H: 3	R: 0	H: 0	R: 0	H: 0	R: 0	H: 0	R: 0	H: 0	R: 0	H: 1	R: 0	H: 1	R: 0	H: 0	R: 0	H: 0	R: 0	H: 1	R: 0	H: 1	R: 0	H: 0	
E: 0	LOB: 0	E: 0	LOB: 1	E: 1	LOB: 0	E: 0	LOB: 1	E: 0	LOB: 0	E: 0	LOB: 0	E: 0	LOB: 0	E: 0	LOB: 0	E: 0	LOB: 1	E: 0	LOB: 2	E: 0	LOB: 0	E: 0	LOB: 0	E: 0	LOB: 2	E: 0	LOB: 0	E: 0	LOB: 0
K: 0	BB: 0	K: 1	BB: 1	K: 2	BB: 0	K: 0	BB: 0	K: 2	BB: 0	K: 1	BB: 0	K: 2	BB: 0	K: 2	BB: 2	K: 1	BB: 0	K: 1	BB: 0	K: 1	BB: 0	K: 1	BB: 0	K: 0	BB: 1	K: 0	BB: 0	K: 0	BB: 0
S: 3	P: 3	S: 5	P: 9	S: 11	P: 11	S: 4	P: 4	S: 7	P: 7	S: 7	P: 15	S: 5	P: 5	S: 4	P: 8	S: 3	P: 9	S: 4	P: 8	S: 4	P: 8	S: 4	P: 8	S: 4	P: 8	S: 4	P: 8	S: 4	P: 8

PITCHER	IP	WLS	BF	H	R	ER	SO	BB	IBB	HBP	BLK	WP	HR	S	P	ERA	WHIP
Andy Hawkins, R ERA: 5.4 (1, 1)	6.1	W	26	4	4	3	6	2	0	0	0	0	1	36	44	4.26	0.947
Gene Walter, L ERA: (7, 1)	0.0		1	0	0	0	0	1	0	0	0	0	0	0	4	∞	∞
LaMarr Hoyt, R ERA: (7, 1)	0.2		2	0	0	0	2	0	0	0	0	0	0	6	6	0.00	0.000
Craig Lefferts, L ERA: 3.0 (8, 1)	1.0		4	0	0	0	1	1	0	0	0	0	0	5	9	0.00	1.000
Rich Gossage, R ERA: 1.29 (9, 1)	1.0	S	4	1	0	0	0	0	0	0	0	0	0	4	4	0.00	1.000

Batter	1	2	3	4	5	6	7	8	9	10	11	12	AB R H RBI BB SO LOB	TOP													
Dan Gladden, R (1, 8) OBP: 0.351, SLG: 0.357	0-0 B1-3		0-0 L6		0-0 FC6-4 1B	0-0 CS	1-0 G5-4-3 HBP		0-0 1B BB SF9 1B		0-0 F7		5 2 2 0 0 0 0	San Francisco Giants @ San Diego Padres Jack Murphy Stadium, San Diego, CA Fri Apr 25 1986, 9:05 PM EST Att: 28,300 - Unknown livebaseballscorecards.com													
Will Clark, L (1, 3) OBP: 0.385, SLG: 0.491	0-3 K		4-0 1B S 1B BB		0-0 FC6-4 1B		0-3 K		4-0 SF9 1B BB		0-0 1B		4 1 2 0 2 2 1														
Chris Brown, R (1, 5) OBP: 0.404, SLG: 0.488	0-0 F7		0-0 1B 1B		0-0 FC6-4 3-1 S		0-0 G5-4-3		0-0 1B		0-0 F9		6 0 2 2 0 0 3														
Jeffrey Leonard, R (1, 7) OBP: 0.382, SLG: 0.603		0-3 K	0-0 F5		0-0 3-1			0-0 F7	0-0 SF9			0-0 S F7 1B 1B	5 1 1 1 0 1 3														
Chili Davis, S (1, 9) OBP: 0.293, SLG: 0.412		0-0 S 2B 1B	0-0 FC5-4 1B		4-0 IBB			0-3 K	0-3 K			0-0 F7	5 1 2 1 1 2 3														
Bob Melvin, R (1, 2) OBP: 0.143, SLG: 0.176		0-3 K	0-0 FC5-4		0-0 F9			0-0 HR		0-3 K		0-3 K	3 0 0 0 0 1 5														
Michael LaCoss, R (8, 1)													0 0 0 0 0 0 0														
Dan Driessen, L (10, PH) OBP: 0.313, SLG: 0.308													1 0 0 0 0 1 0														
Greg Minton, S (10, 1)													1 0 0 0 0 1 1														
Robby Thompson, R (1, 4) OBP: 0.343, SLG: 0.350		0-0 1B 2B		0-0 L7		0-3 K		0-0 5-3		0-0 4-3		0-0 CS 1B	6 1 2 2 0 1 0														
Jose Uribe, S (1, 6) OBP: 0.308, SLG: 0.277		0-0 2H 1B		0-0 F5		4-0 CS BB			0-3 K	0-0 F6		0-0 CS	2 0 1 1 1 0 0														
Joel Youngblood, R (9, PH) OBP: 0.375, SLG: 0.308												1-2 1B	1 0 0 0 0 1 0														
Brad Wellman, R (9, 6) OBP: 0.200, SLG: 0.111													1 0 0 0 0 0 0														
Jim Gott, R (1, 1)													2 0 0 0 0 0 1														
Jeff Robinson, R (5, 1)													0 0 0 0 0 0 0														
Mark Davis, L (5, 1)													0 0 0 0 0 0 0														
Bob Brenly, R (5, 2) OBP: 0.411, SLG: 0.457													3 1 1 0 0 1 1														
Candy Maldonado, R (8, PH) OBP: 0.444, SLG: 0.765													1 1 1 1 0 0 0														
Inning Stats	R: 0 E: 0 K: 1 S: 5	H: 0 LOB: 0 BB: 0 P: 5	R: 2 E: 0 K: 2 S: 10	H: 3 LOB: 1 BB: 0 P: 10	R: 1 E: 0 K: 0 S: 5	H: 2 LOB: 2 BB: 1 P: 9	R: 0 E: 0 K: 0 S: 3	H: 0 LOB: 0 BB: 0 P: 3	R: 1 E: 0 K: 0 S: 5	H: 2 LOB: 2 BB: 1 P: 9	R: 0 E: 0 K: 1 S: 4	H: 0 LOB: 0 BB: 1 P: 8	R: 0 E: 0 K: 1 S: 4	H: 0 LOB: 0 BB: 0 P: 5	R: 1 E: 0 K: 1 S: 6	H: 1 LOB: 0 BB: 0 P: 6	R: 2 E: 0 K: 2 S: 10	H: 3 LOB: 2 BB: 1 P: 14	R: 0 E: 0 K: 1 S: 5	H: 0 LOB: 0 BB: 0 P: 5	R: 0 E: 0 K: 1 S: 6	H: 1 LOB: 1 BB: 0 P: 6	R: 0 E: 0 K: 1 S: 6	H: 2 LOB: 0 BB: 0 P: 6	1B: 12 2B: 1 3B: 0 HR: 1	SF: 1 SAC: 0 DP: 1 HBP: 1	WP: 0 PA: 54
PITCHER	IP WLS BF H R ER SO BB IBB HBP BLK WP HR S P ERA WHIP																										
Mark Thurmond, L (1, 1) ERA: 6.16	4.0		20	7	4	4	3	1	0	0	0	0	0	0	25	29	9.00	2.000									
Tim Stoddard, R (5, 1) ERA: 1.04	1.0	4	0	0	0	0	0	1	0	0	0	0	0	3	7	0.00	0.000										
Gene Walter, L (6, 1) ERA: 1.35	3.1	12	2	2	2	4	1	0	1	0	0	1	18	23	5.40	0.900											
Rich Gossage, R (9, 1) ERA: 2.08	1.2	8	2	1	1	2	1	0	0	0	0	0	11	15	5.40	1.800											
Craig Lefferts, L (11, 1) ERA: 3.27	2.0	W 8	3	1	1	2	0	0	0	0	0	0	12	12	4.50	1.500											



Batter	1	2	3	4	5	6	7	8	9	10	11	12
Tim Flannery, L OBP: 0.321, SLG: 0.373	4-0 E SF8 1B BB		4-0 E 1B BB	0-0 F8	0-3 K		0-0 F7			0-0 F7		
Tony Gwynn, L OBP: 0.351, SLG: 0.403	0-0 E5 SF8 1B		0-3 K		0-0 F8	0-0 1B 1B		0-0 6-3		0-0 SH1-3 1B		
Kevin McReynolds, R OBP: 0.324, SLG: 0.359	4-0 BB		0-0 E9 1B BB 1B		4-0 BLK 1B BB	0-0 1B 1B		0-0 4-3		0-0 SH1-3 1-2		
Steve Garvey, R OBP: 0.239, SLG: 0.365	0-0 SF8		4-0 1B BB BB		0-0 BB WP 1B 1B	0-0 1-3 1B		0-0 1-3		0-0 6-3		
Terry Kennedy, L OBP: 0.322, SLG: 0.353	0-3 K		0-0 G5-4-3 1B		4-0 BB 1B BB	0-3 K		0-0 F5		4-0 IBB		
Carmelo Martinez, R OBP: 0.400, SLG: 0.486 Bip Roberts, S Gene Walter, L OBP: 0.500, SLG: 0.667 Marvell Wynne, L OBP: 0.300, SLG: 0.667	0-3 K		0-0 G5-4-3 1-2f		4-0 1B SF9 BB	0-3 K		0-0 CS 1B		0-0 F8		
Graig Nettles, L OBP: 0.295, SLG: 0.250		0-0 F7		0-0 6-3 4-3 1B	0-0 SF9 BB 1B	0-0 G3		0-0 4-3				0-0 HR
Garry Templeton, S OBP: 0.313, SLG: 0.241		0-0 6-3		0-0 4-3	0-0 SF9 BB BB		0-0 1-3		0-0 K			0-0 3-1
Mark Thurmond, L OBP: 0.286, SLG: 0.286 Tim Stockard, R Dane Iorg, L OBP: 0.300, SLG: 0.500 Jerry Royster, R OBP: 0.286, SLG: 0.385 Rich Gossage, R John Kruk, L OBP: 0.235, SLG: 0.294 Craig Lefferts, L OBP: 1.000, SLG: 4.000		0-0 4-3		0-0 6-3	0-0 SF9 BB		0-0 6-3		0-0 6-3			0-0 HR


Inning Stats	R: 1	H: 1	E: 1	K: 2	S: 8	LOB: 2	BB: 2	P: 16	R: 0	H: 0	E: 0	K: 0	S: 3	LOB: 0	BB: 0	P: 3	R: 1	H: 2	E: 1	K: 1	S: 6	LOB: 2	BB: 2	P: 14	R: 0	H: 1	E: 0	K: 0	S: 4	LOB: 1	BB: 0	P: 4	R: 4	H: 2	E: 0	K: 1	S: 7	LOB: 2	BB: 4	P: 23	R: 0	H: 3	E: 0	K: 2	S: 10	LOB: 0	BB: 0	P: 3	R: 0	H: 1	E: 0	K: 0	S: 3	LOB: 0	BB: 0	P: 3	R: 0	H: 0	E: 0	K: 1	S: 5	LOB: 0	BB: 0	P: 5	R: 0	H: 1	E: 0	K: 0	S: 4	LOB: 2	BB: 1	P: 8	R: 2	H: 2	E: 0	K: 0	S: 3	LOB: 0	BB: 0	P: 3	1B: 11	SF: 2	2B: 0	SAC: 1	3B: 0	DP: 1	HR: 2	HBP: 0	WP: 1	PA: 54
--------------	------	------	------	------	------	--------	-------	-------	------	------	------	------	------	--------	-------	------	------	------	------	------	------	--------	-------	-------	------	------	------	------	------	--------	-------	------	------	------	------	------	------	--------	-------	-------	------	------	------	------	-------	--------	-------	------	------	------	------	------	------	--------	-------	------	------	------	------	------	------	--------	-------	------	------	------	------	------	------	--------	-------	------	------	------	------	------	------	--------	-------	------	--------	-------	-------	--------	-------	-------	-------	--------	-------	--------

PITCHER	IP	WLS	BF	H	R	ER	SO	BB	IBB	HBP	BLK	WP	HR	S	P	ERA	WHIP
Jim Gott, R ERA: 10.38	(1, 1)	4.1	23	5	5	4	3	6	0	0	1	1	0	23	47	8.31	2.538
Jeff Robinson, R ERA: 3.18	(5, 1)	0.0	3	1	0	0	0	2	0	0	0	0	0	1	9	∞	∞
Mark Davis, L ERA: 2.7	(5, 1)	2.2	11	3	2	2	3	0	0	0	0	0	0	17	17	6.75	1.125
Michael LaCoss, R ERA: 4.5	(8, 1)	2.0	6	1	0	0	0	0	0	0	0	0	0	6	6	0.00	0.500
Greg Minton, R ERA: 4.5	(10, 1)	2.1	L 11	3	2	2	1	0	1	0	0	0	2	12	16	7.71	1.286

San Francisco Giants @ San Diego Padres
Jack Murphy Stadium, San Diego, CA
 Fri Apr 25 1986, 9:05 PM EST
 Att: 28,300 - Unknown

AB	R	H	RBI	BB	SO	LOB
4	2	0	0	2	1	3
6	1	3	0	0	1	1
3	1	2	0	2	0	0
4	1	2	3	1	0	1
4	1	1	1	2	2	4
2	0	0	0	1	1	5
0	1	0	0	0	0	0
1	0	0	0	0	1	2
2	0	1	0	0	0	2
6	1	3	3	0	0	3
5	0	0	0	1	1	1
2	0	0	0	0	0	1
0	0	0	0	0	0	0
1	0	0	0	0	0	0
1	0	0	0	0	0	0
1	1	1	1	0	0	0

AB 42
R 9
H 13
RBI 9
BB 9
SO 7
LOB 23



Batter	1	2	3	4	5	6	7	8	9	10	AB R H RBI BB SO LOB	TOP										
Dan Gladden, R (1, 8) OBP: 0.342, SLG: 0.338	0-0 F8		1-0 1B HBP		0-0 F8		0-0 F6			0-0 F9	4 0 0 0 0 0 3	San Francisco Giants @ San Diego Padres Jack Murphy Stadium, San Diego, CA Sat Apr 26 1986, 6:33 AM EST Att. 53,748 - Unknown livebaseballscorecards.com										
Will Clark, L (1, 3) OBP: 0.371, SLG: 0.516	0-3 K		0-0 F7		0-0 CS 1-2	0-3 K	0-0 F5			0-0 HR	5 1 1 1 0 2 3											
Chris Brown, R (1, 5) OBP: 0.404, SLG: 0.468	0-0 5-3		0-0 1-3 1B			1-0 1B HBP		0-0 1-3		0-0 P3	4 0 1 0 0 0 0											
Jeffrey Leonard, R (1, 7) OBP: 0.361, SLG: 0.567		0-0 F7	0-3 K			0-3 K		0-3 K			4 0 0 0 0 3 3											
Chili Davis, S (1, 9) OBP: 0.306, SLG: 0.436		0-0 HR 2B		0-3 K		0-0 1-3 1B		0-3 K			4 1 2 0 0 2 0											
Bob Brenly, R (1, 2) OBP: 0.400, SLG: 0.500		0-0 HR 2-H		0-3 K		0-0 F8		0-0 5-3			4 1 1 2 0 1 2											
Robby Thompson, R (1, 4) OBP: 0.324, SLG: 0.328		0-3 K		0-3 K			0-3 K		0-3 K		4 0 0 0 0 4 0											
Jose Uribe, S (1, 6) Jeff Robinson, R (9, 1)	0-0 6-3				0-0 CS 1B		4-0 S BB		0-0 L6		3 0 1 0 1 0 0 0 0 0 0 0 0 0											
Roger Mason, R (1, 1) Dan Driessen, L (7, PH) Mark Davis, L (7, 1) Brad Wellman, R (9, 6) OBP: 0.111, SLG: 0.111 OBP: 0.353, SLG: 0.308 OBP: 0.182, SLG: 0.100			0-3 K		0-0 B3		4-0 1-2 IBB		0-0 F4		2 0 0 0 0 1 1 0 0 0 0 1 0 0 0 0 0 0 0 0 0 1 0 0 0 0 0 0											
Inning Stats	R: 0 E: 0 K: 1 S: 5	H: 0 LOB: 0 BB: 0 P: 5	R: 2 E: 0 K: 1 S: 7	H: 2 LOB: 0 BB: 0 P: 7	R: 0 E: 0 K: 2 S: 8	H: 1 LOB: 2 BB: 0 P: 9	R: 0 E: 0 K: 3 S: 9	H: 0 LOB: 0 BB: 0 P: 9	R: 0 E: 0 K: 2 S: 8	H: 1 LOB: 2 BB: 0 P: 9	R: 0 E: 0 K: 1 S: 5		H: 0 LOB: 2 BB: 2 P: 13	R: 0 E: 0 K: 2 S: 7	H: 0 LOB: 0 BB: 0 P: 7	R: 0 E: 0 K: 1 S: 5	H: 0 LOB: 0 BB: 0 P: 5	R: 1 E: 0 K: 0 S: 4	H: 1 LOB: 0 BB: 0 P: 4	1B: 3 2B: 1 3B: 0 HR: 2	SF: 0 SAC: 0 DP: 0 HBP: 2	WP: 0 PB: 0 SB: 1 CS: 1
PITCHER Eric Show, R (1, 1) ERA: 2.89	IP 10.0	WLS L	BF 39	H 6	R 3	ER 3	SO 13	BB 1	IBB 1	HBP 2	BLK 0	WP 0	HR 2	S 61	P 71	ERA 2.70	WHIP 0.700					



Batter	1	2	3	4	5	6	7	8	9	10	AB	R	H	RBI	BB	SO	LOB
Marvell Wynne, L (1, 8) <small>OBP: 0.304, SLG: 0.619</small> Jerry Royster, R (8, PH) <small>OBP: 0.276, SLG: 0.370</small> Dane Iorg, L (10, PH) <small>OBP: 0.273, SLG: 0.455</small>	F5		F7		F7			G5-3		4-3	3	0	1	0	0	0	0
Tony Gwynn, L (1, 9) <small>OBP: 0.346, SLG: 0.394</small>	K		F7					K			4	0	1	0	0	2	1
Kevin McReynolds, R (1, 7) <small>OBP: 0.333, SLG: 0.358</small>	5-3										3	1	1	0	1	1	1
Steve Garvey, R (1, 3) <small>OBP: 0.225, SLG: 0.343</small>		F3									4	0	0	0	0	1	3
Terry Kennedy, L (1, 2) <small>OBP: 0.317, SLG: 0.345</small>											4	0	1	0	0	1	3
Graig Nettles, L (1, 5) <small>OBP: 0.313, SLG: 0.333</small>											3	1	1	2	1	1	1
Garry Templeton, S (1, 6) <small>OBP: 0.294, SLG: 0.226</small>											4	0	0	0	0	2	3
Tim Flannery, L (1, 4) <small>OBP: 0.300, SLG: 0.345</small>											4	0	0	0	0	2	0
Eric Show, R (1, 1) <small>OBP: 0.250, SLG: 0.250</small> John Kruk, L (10, PH) <small>OBP: 0.222, SLG: 0.278</small>											3	0	0	0	0	2	0

Inning Stats	R: 0	H: 0	E: 0	K: 1	S: 5	R: 0	H: 1	E: 0	K: 1	S: 6	R: 0	H: 1	E: 0	K: 1	S: 6	R: 2	H: 1	E: 0	K: 2	S: 8	R: 0	H: 0	E: 0	K: 1	S: 5	R: 0	H: 1	E: 0	K: 2	S: 7	R: 0	H: 0	E: 0	K: 2	S: 7	R: 0	H: 1	E: 0	K: 1	S: 6	R: 0	H: 1	E: 0	K: 0	S: 3	R: 0	H: 0	E: 0	K: 0	S: 3
--------------	------	------	------	------	------	------	------	------	------	------	------	------	------	------	------	------	------	------	------	------	------	------	------	------	------	------	------	------	------	------	------	------	------	------	------	------	------	------	------	------	------	------	------	------	------	------	------	------	------	------

PITCHER	IP	WLS	BF	H	R	ER	SO	BB	IBB	HBP	BLK	WP	HR	S	P	ERA	WHIP
Roger Mason, R (1, 1) <small>ERA: 2.25</small>	6.0		23	4	2	2	7	1	0	0	0	0	1	36	40	3.00	0.833
Mark Davis, L (7, 1) <small>ERA: 2.35</small>	2.0		6	0	0	0	4	0	0	0	0	0	0	14	14	0.00	0.000
Jeff Robinson, R (9, 1) <small>ERA: 2.7</small>	2.0	W	8	1	0	0	1	0	1	0	0	0	0	9	13	0.00	0.500

BOTTOM

San Francisco Giants @ San Diego Padres
Jack Murphy Stadium, San Diego, CA
 Sat Apr 26 1986, 6:33 AM EST
 Att: 53,748 - Unknown

AB	35
R	2
H	5
RBI	2
BB	2
SO	12
LOB	12



WP: 0	PA: 37
PB: 0	
SB: 1	
CS: 0	

Batter	1	2	3	4	5	6	7	8	9	AB R H RBI BB SO LOB	TOP							
Dan Gladden, R (1, 8) OBP: 0.337, SLG: 0.325	0-0 F9		0-0 B3			0-3 K		4-0 E BB BB		3 1 0 0 1 1 0	San Francisco Giants @ San Diego Padres Jack Murphy Stadium, San Diego, CA Sun Apr 27 1986, 6:33 AM EDT Att: 25,799 - Unknown livebaseballscorecards.com							
Will Clark, L (1, 3) OBP: 0.378, SLG: 0.508	0-0 1B		0-0 F3			0-0 F4		4-0 E 1-2 FC4-6 BB		3 1 1 0 1 0 0								
Chris Brown, R (1, 5) OBP: 0.375, SLG: 0.431	0-0 F9				0-0 F7		0-3 K	0-0 E5 FC4-6 BB		4 0 0 0 0 1 2								
Jeffrey Leonard, R (1, 7) OBP: 0.382, SLG: 0.571	0-0 1B				0-0 F9		0-0 1B	4-0 1-2 FC4-6 BB		3 0 2 0 1 0 0								
Chili Davis, S (1, 9) Michael LaCoss, R (8, 1) OBP: 0.288, SLG: 0.407	0-0 4-3				0-0 6-3		0-0 F4	0-0 FC4-6 1-2F 2-3 3-H		4 0 0 1 0 0 5 0 0 0 0 0 0 0								
Bob Brenly, R (1, 2) OBP: 0.391, SLG: 0.472		4-0 CS BB			0-0 F7		0-0 6-3	0-3 K		3 0 0 0 1 1 3								
Robby Thompson, R (1, 4) Dan Driessen, L (9, PH) OBP: 0.311, SLG: 0.313		0-3 K			0-0 1-4-3			0-0 F7	0-0 F9	3 0 0 0 0 1 1 1 0 0 0 0 0 0								
Jose Uribe, S (1, 6) Joel Youngblood, R (9, PH) OBP: 0.322, SLG: 0.283		0-0 F4			0-3 K			0-0 HR 1B	0-0 6-3	3 1 1 0 0 1 0 1 0 0 0 0 0 0								
Mike Krukow, R (1, 1) Bob Melvin, R (6, PH) Bill Laskey, R (6, 1) Candy Maldonado, R (8, PH) OBP: 0.091, SLG: 0.091			0-0 F9			0-0 6-3		0-0 HR	0-0 F7	1 0 0 0 0 0 0 1 0 0 0 0 0 0 0 0 0 0 0 0 0 2 1 1 2 0 0 0								
Inning Stats	R: 0 E: 0 K: 0 S: 5	H: 2 LOB: 2 BB: 0 P: 5	R: 0 E: 0 K: 1 S: 4	H: 0 LOB: 0 BB: 1 P: 8	R: 0 E: 0 K: 0 S: 3	H: 0 LOB: 0 BB: 0 P: 3	R: 0 E: 0 K: 1 S: 5	H: 0 LOB: 0 BB: 0 P: 5	R: 0 E: 0 K: 1 S: 6	H: 1 LOB: 1 BB: 0 P: 6	R: 4 E: 1 K: 1 S: 8	H: 2 LOB: 2 BB: 3 P: 20	R: 0 E: 0 K: 0 S: 3	H: 0 LOB: 0 BB: 0 P: 3	1B: 4 2B: 0 3B: 0 HR: 1	SF: 0 SAC: 0 DP: 0 HBP: 0	WP: 0 PB: 0 SB: 0 CS: 1	PA: 36
PITCHER	IP WLS BF H R ER SO BB IBB HBP BLK WP HR S P ERA WHIP																	
Dave Dravecky, L (1, 1) ERA: 0.75	7.1 W 30 5 4 2 4 3 0 0 0 0 0 1 35 47 2.46 1.091																	
Tim Stoddard, R (8, 1) ERA: 1.04	0.0 1 0 0 0 0 1 0 0 0 0 0 0 0 4 ∞ ∞																	
Rich Gossage, R (8, 1) ERA: 1.74	1.2 S 5 0 0 0 1 0 0 0 0 0 0 0 7 7 0.00 0.000																	



Batter	1	2	3	4	5	6	7	8	9
John Kruk, L (1, 7) OBP: 0.227, SLG: 0.318 Marvell Wynne, L (8, 8) OBP: 0.304, SLG: 0.619	0-0 1B 5-3 2B		0-0 E4 HR		0-0 4-3		0-3 K		
Tony Gwynn, L (1, 9) OBP: 0.366, SLG: 0.493	0-0 2-3 1B		0-0 1-H HR		0-0 G3		0-0 HR		
Kevin McReynolds, R (1, 8) OBP: 0.316, SLG: 0.338 (8, 7)	0-0 L4		0-3 K		0-3 K		0-3 K		
Terry Kennedy, L (1, 2) OBP: 0.289, SLG: 0.322	0-0 5-3 1-2 3-H		0-0 F8		0-0 4-3		0-0 F8		
Garry Templeton, S (1, 6) OBP: 0.292, SLG: 0.227	0-0 G3		0-0 3-1		0-0 1B 1B		0-0 4-3		
Graig Nettles, L (1, 5) OBP: 0.327, SLG: 0.333		0-0 F7		4-0 2B BB		0-0 1-2 1B 1B	0-3 K		
Dane Iorg, L (1, 3) OBP: 0.267, SLG: 0.400 Steve Garvey, R (9, 3) OBP: 0.225, SLG: 0.343		0-0 F8		0-0 F9		0-0 1-2 2-H 1B	0-0 F8		
Tim Flannery, L (1, 4) OBP: 0.317, SLG: 0.379		0-0 1B		0-0 1-H CS 2B		0-0 F8			
Dave Dravecky, R (1, 1) OBP: 0.231, SLG: 0.462 Tim Stoddard, R (8, 1) Rich Gossage, R (8, 1)		0-0 6-3		0-3 K 3-H		0-0 L3			

Inning Stats	R: 1 E: 0 K: 0 S: 5	H: 2 LOB: 1 BB: 0 P: 5	R: 0 E: 0 K: 0 S: 4	H: 1 LOB: 1 BB: 0 P: 4	R: 2 E: 1 K: 1 S: 7	H: 1 LOB: 0 BB: 0 P: 7	R: 1 E: 0 K: 1 S: 5	H: 1 LOB: 0 BB: 1 P: 9	R: 0 E: 0 K: 1 S: 5	H: 0 LOB: 0 BB: 0 P: 5	R: 1 E: 0 K: 0 S: 6	H: 3 LOB: 2 BB: 0 P: 6	R: 1 E: 0 K: 2 S: 8	H: 1 LOB: 0 BB: 0 P: 8	R: 0 E: 0 K: 1 S: 5	H: 0 LOB: 0 BB: 0 P: 5
--------------	------------------------------	---------------------------------	------------------------------	---------------------------------	------------------------------	---------------------------------	------------------------------	---------------------------------	------------------------------	---------------------------------	------------------------------	---------------------------------	------------------------------	---------------------------------	------------------------------	---------------------------------

PITCHER	IP	WLS	BF	H	R	ER	SO	BB	IBB	HBP	BLK	WP	HR	S	P	ERA	WHIP
Mike Krukow, R (1, 1) ERA: 3.77	5.0	L	21	5	4	3	3	1	0	0	0	0	1	26	30	5.40	1.200
Bill Laskey, R (6, 1) ERA: 3.86	2.0		10	4	2	2	2	0	0	0	0	0	1	14	14	9.00	2.000
Michael LaCoss, R (8, 1) ERA: 4.0	1.0		3	0	0	0	1	0	0	0	0	0	0	5	5	0.00	0.000

BOTTOM

San Francisco Giants @ San Diego Padres
Jack Murphy Stadium, San Diego, CA
Sun Apr 27 1986, 6:33 AM EDT
Att. 25,799 - Unknown

livebaseballscorecards.com

AB	33
R	6
H	9
RBI	6
BB	1
SO	6
LOB	11



1B:	5	SF:	0	WP:	0	PA:	34
2B:	2	SAC:	0	PB:	0		
3B:	0	DP:	0	SB:	0		
HR:	2	HBP:	0	CS:	1		

Batter	1	2	3	4	5	6	7	8	9	AB R H RBI BB SO LOB	TOP																	
Shawon Dunston, R (1, 6) OBP: 0.318, SLG: 0.500 Chris Speier, R (7, 6) OBP: 0.538, SLG: 0.700	0-0 F6			0-0 F6		0-0 6-3		0-0 6-3		3 0 0 0 0 0 0 1 0 0 0 0 0 0																		
Davey Lopes, R (1, 5) OBP: 0.429, SLG: 0.522 Matt Keough, R (8, 1) OBP: 0.333, SLG: 0.333 Manny Trillo, R (9, 3) OBP: 0.321, SLG: 0.250	0-0 6-3			0-0 6-3		4-0 23 WP 23 S 23 1B BB		0-0 2B		3 1 1 0 1 0 0 0 0 0 0 0 0 0 0 0 0 0 0 0 0																		
23 Ryne Sandberg, R (1, 4) OBP: 0.275, SLG: 0.392	0-0 L7			0-0 6-3		0-0 SH2-4 1-H 1B		0-3 K		4 0 1 1 0 1 1																		
Keith Moreland, R (1, 9) OBP: 0.403, SLG: 0.435 (8, 5)		0-0 6-3		0-0 6-3 G3 1B		0-0 SH2-4 1-2 1B		0-0 1B		4 1 3 0 0 0 0																		
Thad Bosley, L (1, 7) OBP: 0.261, SLG: 0.333		0-0 F8		0-0 G3		0-0 SH2-4		0-0 F8		3 0 0 0 0 0 2																		
Jody Davis, R (1, 2) OBP: 0.284, SLG: 0.397		0-3 K		0-0 6-3		0-3 K		0-0 K		4 1 1 0 0 2 3																		
Steve Christmas, L (1, 3) OBP: 0.111, SLG: 0.222 Jay Baller, R (9, 1)			0-0 6-3		0-0 6-3		0-0 F9		0-3 K	4 0 0 0 0 1 5 0 0 0 0 0 0 0																		
Bob Dernier, R (1, 8) OBP: 0.244, SLG: 0.264			0-3 K		0-0 5-3		0-0 HR		0-0 E8 1-H 3-H 2B	4 1 2 3 0 1 0																		
Scott Sanderson, R (1, 1) OBP: 0.167, SLG: 0.167 Gary Matthews, R (6, PH) OBP: 0.313, SLG: 0.154 Ray Fontenot, L (6, 1) Jerry Mumphy, S (8, PH) OBP: 0.280, SLG: 0.435 (8, 9)			0-0 F9		0-0 F4		0-0 4-3		0-3 K	1 0 0 0 0 0 0 1 0 0 0 0 0 0 0 0 0 0 0 0 0 2 0 0 0 0 1 1																		
Inning Stats	R: 0 E: 0 K: 0 S: 3	H: 0 LOB: 0 BB: 0 P: 3	R: 0 E: 0 K: 1 S: 5	H: 0 LOB: 0 BB: 0 P: 5	R: 0 E: 0 K: 1 S: 5	H: 0 LOB: 0 BB: 0 P: 5	R: 0 E: 0 K: 0 S: 3	H: 1 LOB: 1 BB: 0 P: 4	R: 1 E: 0 K: 1 S: 7	H: 2 LOB: 2 BB: 1 P: 11	R: 1 E: 0 K: 1 S: 7	H: 2 LOB: 1 BB: 0 P: 7	R: 2 E: 1 K: 2 S: 10	H: 3 LOB: 1 BB: 0 P: 10	1B: 5 2B: 2 3B: 0 HR: 1	SF: 0 SAC: 1 DP: 0 HBP: 0	WP: 1 PB: 0 SB: 1 CS: 0	PA: 36										
PITCHER	IP WLS BF H R ER SO BB IBB HBP BLK WP HR S P ERA WHIP																											
Andy Hawkins, R (1, 1) ERA: 4.55	6.0		22	3	1	1	2	1	0	0	0	1	0	25	29	1.50	0.667											
Craig Lefferts, L (7, 1) ERA: 3.18	0.1		1	0	0	0	0	0	0	0	0	0	0	1	1	0.00	0.000											
Tim Stoddard, R (7, 1) ERA: 1.86	1.0		4	1	1	1	1	0	0	0	0	0	1	6	6	9.00	1.000											
Rich Gossage, R (8, 1) ERA: 3.0	1.2	L	9	4	2	2	3	0	0	0	0	0	0	15	15	10.80	2.400											

Chicago Cubs @ San Diego Padres
 Jack Murphy Stadium, San Diego, CA
 Mon Apr 28 1986, 10:05 PM EDT
 Att: 31,370 - Unknown

livebaseballscorecards.com

AB	34
R	4
H	8
RBI	4
BB	1
SO	6
LOB	12



Batter	1	2	3	4	5	6	7	8	9	AB R H RBI BB SO LOB	TOP																									
Bob Dernier, R OBP: 0.244, SLG: 0.253 (1, 8) BB	4-0 6-3 23 E BB		0-0 B3 ①			0-0 4-3 ①	0-3 K ③			3 1 0 0 1 1 3																										
Davey Lopes, R OBP: 0.375, SLG: 0.444 (1, 5) (7, 7)	0-0 6-3 ① 1-2		0-0 6-3 ②			0-0 G3 ②		0-0 F9 ①		4 0 0 0 0 0 2																										
23 Ryne Sandberg, R OBP: 0.286, SLG: 0.390 (1, 4)	0-0 E2 SF7 2-H 1B		0-0 5-3 ③			0-3 K ③		4-0 CS S BB		3 1 1 1 1 1 1																										
Keith Moreland, R OBP: 0.395, SLG: 0.423 (1, 3)	0-0 SF7 ② 3-H		0-0 5-3 ①			0-3 K ①		4-0 CS 1-2 IBB		2 0 0 1 1 1 0																										
Jerry Mumphy, S OBP: 0.276, SLG: 0.407 (1, 9)	0-0 F7 ③		0-0 F7 ②			0-0 1B 2B 1B		0-3 K ② ③ 1-2 2-3		4 1 1 0 0 1 2																										
Jody Davis, R OBP: 0.282, SLG: 0.388 (1, 2)		0-0 5-3 ①		0-0 6-3 ③		0-0 2B 1-3 4-3 1B		0-0 F5 ①		4 1 1 0 0 0 0																										
Gary Matthews, R OBP: 0.314, SLG: 0.207 Manny Trillo, R OBP: 0.310, SLG: 0.240 (7, PR) (7, 5)		0-0 5-3 ②		0-0 L7 ①		0-0 4-3 1-3 3-H 2B		0-0 F8 ②		3 0 1 1 0 0 0 1 0 0 0 0 0 0																										
Chris Speier, R OBP: 0.471, SLG: 0.538 (1, 6)		0-0 F7 ③		0-0 5-3 ②		4-0 4-3 IBB		0-0 F4 ③		3 0 0 0 1 0 0																										
Rick Sutcliffe, L OBP: 0.300, SLG: 0.800 Ray Fontenot, L (9, 1)			0-0 6-3 2B		0-0 F5 ③	0-0 4-3 ② 1-2 2-3 3-H				3 0 1 1 0 0 2 0 0 0 0 0 0 0																										
Inning Stats	R: 2 E: 1 K: 0 S: 4	H: 1 LOB: 0 BB: 1 P: 8	R: 0 E: 0 K: 0 S: 3	H: 0 LOB: 0 BB: 0 P: 3	R: 0 E: 0 K: 0 S: 4	H: 1 LOB: 1 BB: 0 P: 4	R: 0 E: 0 K: 0 S: 3	H: 0 LOB: 0 BB: 0 P: 3	R: 0 E: 0 K: 1 S: 5	H: 0 LOB: 0 BB: 0 P: 5	R: 2 E: 0 K: 2 S: 10	H: 3 LOB: 2 BB: 1 P: 14	R: 0 E: 0 K: 1 S: 4	H: 0 LOB: 1 BB: 2 P: 12	R: 0 E: 0 K: 0 S: 3	H: 0 LOB: 0 BB: 0 P: 3	1B: 3 2B: 2 3B: 0 HR: 0	SF: 1 SAC: 0 DP: 0 HBP: 0	WP: 0 PB: 0 SB: 1 CS: 2	PA: 35																
PITCHER	IP WLS BF H R ER SO BB IBB HBP BLK WP HR S P ERA WHIP																																			
LaMarr Hoyt, R ERA: 1.17 (1, 1)	5.0		18	2	2	1	0	1	0	0	0	0	0	17	21	1.80	0.600																			
Lance McCullers, R ERA: 2.25 (6, 1)	1.0		3	0	0	0	1	0	0	0	0	0	0	5	5	0.00	0.000																			
Gene Walter, L ERA: 2.35 (7, 1)	2.0		11	3	2	2	3	1	2	0	0	0	0	14	26	9.00	2.000																			
Craig Lefferts, L ERA: 2.92 (9, 1)	1.0	W	3	0	0	0	0	0	0	0	0	0	0	3	3	0.00	0.000																			

Chicago Cubs @ San Diego Padres
 Jack Murphy Stadium, San Diego, CA
 Tue Apr 29 1986, 10:05 PM EDT
 Att. 17,536 - Unknown

livebaseballscorecards.com

AB	30
R	4
H	5
RBI	4
BB	4
SO	4
LOB	10



Batter	1	2	3	4	5	6	7	8	9	AB R H RBI BB SO LOB
Marvell Wynne, L (1, 8) OBP: 0.323, SLG: 0.552	0-0 F8			0-0 F6			0-0 F8		0-0 FC6-4 1B	4 0 1 0 0 0 0
Tony Gwynn, L (1, 9) OBP: 0.367, SLG: 0.494	0-0 4-3			0-0 F9			0-0 1B FC4-6 2B		0-0 FC6-4 1B 1-2f	4 2 1 0 0 0 1
Steve Garvey, R (1, 3) OBP: 0.228, SLG: 0.333	0-0 6-3			0-0 F8			0-0 2-3 FC4-6 1B		0-0 1-2 HR 1B	4 1 2 0 0 0 0
Graig Nettles, L (1, 5) OBP: 0.288, SLG: 0.286		0-0 F7		0-0 1-3			0-0 1-2 FC4-6		0-0 1-2 HR 1B	3 0 0 1 0 0 1
Jerry Royster, R (9, PH) OBP: 0.300, SLG: 0.393										1 1 1 1 0 0 0
Terry Kennedy, L (1, 2) OBP: 0.307, SLG: 0.373		0-0 F9		0-0 CS 1B			0-0 3-H L7		0-0 1-H 2-H HR	4 1 2 3 0 0 1
John Kruk, L (1, 7) OBP: 0.250, SLG: 0.296		0-0 F7		0-3 K 1-2						2 0 0 0 1 1 1
Garry Templeton, S (1, 6) OBP: 0.278, SLG: 0.219			0-0 F7			0-0 F7		4-0 BB G6-4-3		3 0 0 0 0 0 1
Tim Flannery, L (1, 4) OBP: 0.357, SLG: 0.387			0-0 4-3			0-0 F8		4-0 BB BB		2 0 0 0 1 0 0
LaMarr Hoyt, R (1, 1)			0-0 6-3			0-0 F8		0-0 F8		1 0 0 0 0 0 0
Lance McCullers, S (6, 1)										0 0 0 0 0 0 0
Carmelo Martinez, R (6, PH)										1 0 0 0 0 0 0
Gene Walter, L (7, 1)										0 0 0 0 0 0 0
Dane Iorg, L (8, PH)										1 0 0 0 0 0 1
Craig Lefferts, L (9, 1)										0 0 0 0 0 0 0

Inning Stats	R: 0	H: 0	E: 0	LOB: 0	K: 0	BB: 0	S: 3	P: 3	R: 0	H: 0	E: 0	LOB: 0	K: 0	BB: 0	S: 3	P: 3	R: 0	H: 1	E: 0	LOB: 1	K: 1	BB: 0	S: 5	P: 5	R: 0	H: 0	E: 0	LOB: 0	K: 0	BB: 0	S: 3	P: 3	R: 1	H: 2	E: 0	LOB: 1	K: 0	BB: 0	S: 5	P: 5	R: 0	H: 0	E: 0	LOB: 1	K: 0	BB: 2	S: 2	P: 10	R: 4	H: 4	E: 0	LOB: 0	K: 0	BB: 0	S: 5	P: 5	1B: 5	SF: 0	2B: 2	SAC: 0	3B: 0	DP: 2	HR: 1	HBP: 0	WP: 0	PA: 32
--------------	------	------	------	--------	------	-------	------	------	------	------	------	--------	------	-------	------	------	------	------	------	--------	------	-------	------	------	------	------	------	--------	------	-------	------	------	------	------	------	--------	------	-------	------	------	------	------	------	--------	------	-------	------	-------	------	------	------	--------	------	-------	------	------	-------	-------	-------	--------	-------	-------	-------	--------	-------	--------

PITCHER	IP	WLS	BF	H	R	ER	SO	BB	IBB	HBP	BLK	WP	HR	S	P	ERA	WHIP
Rick Sutcliffe, R (1, 1) ERA: 4.41	8.1		30	5	3	3	1	2	0	0	0	0	0	30	38	3.24	0.840
Ray Fontenot, L (9, 1) ERA: 7.71	0.0	L	2	2	2	0	0	0	0	0	0	0	1	2	2	∞	∞

BOTTOM

Chicago Cubs @ San Diego Padres
 Jack Murphy Stadium, San Diego, CA
 Tue Apr 29 1986, 10:05 PM EDT
 Att. 17,536 - Unknown

livebaseballscorecards.com

AB	30
R	5
H	7
RBI	5
BB	2
SO	1
LOB	6



Batter	1	2	3	4	5	6	7	8	9	AB R H RBI BB SO LOB	TOP									
Vince Coleman, S (1, 7) OBP: 0.302, SLG: 0.321	0-0 5-3			0-0 F9			0-0 F8		4-0 BB	3 0 0 0 1 0 0										
Willie McGee, S (1, 8) OBP: 0.247, SLG: 0.296	0-0 F9			0-0 5-3			0-0 1B		0-0 F8	4 0 1 0 0 0 1										
Tom Herr, S (1, 4) OBP: 0.244, SLG: 0.191	0-0 6-3			0-0 5-3			0-0 L1			3 0 0 0 0 0 1										
Jack Clark, R (1, 3) OBP: 0.342, SLG: 0.446		0-0 F7			0-3 K		0-3 K			2 0 0 0 0 1 0										
Clint Hurdle, L (5, 3) OBP: 0.385, SLG: 0.538										1 0 0 0 0 1 1										
Tito Landrum, R (1, 9) OBP: 0.212, SLG: 0.258		0-0 4-3			0-0 F3			0-0 6-3		3 0 0 0 0 0 0										
Terry Pendleton, S (1, 5) OBP: 0.280, SLG: 0.224		0-0 6-3			0-0 5-3			0-0 5-3		3 0 0 0 0 0 0										
Ozzie Smith, S (1, 6) OBP: 0.394, SLG: 0.362			0-0 L4		0-0 5-3			0-0 3-1		3 0 0 0 0 0 0										
Mike Heath, R (1, 2) OBP: 0.179, SLG: 0.180			0-3 K		0-3 K				0-0 6-3	3 0 0 0 0 2 0										
Ricky Horton, L (1, 1) OBP: 0.167, SLG: 0.167			0-0 6-3		0-0 F7				0-0 F8	1 0 0 0 0 0 0										
Tom Lawless, R (6, PH)										1 0 0 0 0 0 0										
Greg Bargar, R (6, 1)										0 0 0 0 0 0 0										
Jerry White, S (9, PH) OBP: 0.182, SLG: 0.111										1 0 0 0 0 0 0										
Inning Stats	R: 0 E: 0 K: 0 S: 3	H: 0 LOB: 0 BB: 0 P: 3	R: 0 E: 0 K: 0 S: 3	H: 0 LOB: 0 BB: 0 P: 3	R: 0 E: 0 K: 1 S: 5	H: 0 LOB: 0 BB: 0 P: 5	R: 0 E: 0 K: 0 S: 3	H: 0 LOB: 0 BB: 0 P: 3	R: 0 E: 0 K: 1 S: 5	H: 0 LOB: 0 BB: 0 P: 5	R: 0 E: 0 K: 1 S: 6	H: 1 LOB: 1 BB: 0 P: 6	R: 0 E: 0 K: 0 S: 3	H: 0 LOB: 0 BB: 0 P: 3	R: 0 E: 0 K: 0 S: 3	H: 0 LOB: 1 BB: 1 P: 7	1B: 1 2B: 0 3B: 0 HR: 0	SF: 0 SAC: 0 DP: 0 HBP: 0	WP: 0 PB: 0 SB: 0 CS: 0	PA: 29
PITCHER Mark Thurmond, L (1, 1) ERA: 4.18	IP: 9.0 WLS: W BF: 29 H: 1 R: 0 ER: 0 SO: 4 BB: 1 IBB: 0 HBP: 0 BLK: 0 WP: 0 HR: 0 S: 36 P: 40 ERA: 0.00 WHIP: 0.222																			
PITCHER																				
IP WLS BF H R ER SO BB IBB HBP BLK WP HR S P ERA WHIP																				

St. Louis Cardinals @ San Diego Padres
 Jack Murphy Stadium, San Diego, CA
 Wed Apr 30 1986, 10:05 PM EDT
 Att. 16,637 - Unknown

AB	28
R	0
H	1
RBI	0
BB	1
SO	4
LOB	3



Batter	1	2	3	4	5	6	7	8	9	AB	R	H	RBI	BB	SO	LOB
Bip Roberts, S (1, 4)	0-0 6-3		0-0 6-3	0-3 K			0-3 K			4	0	0	0	0	2	1
Tony Gwynn, L OBP: 0.372, SLG: 0.506 (1, 9)	0-0 2B		0-0 F5			0-0 G3	0-0 1B			4	1	2	0	0	0	0
Kevin McReynolds, R OBP: 0.321, SLG: 0.395 (1, 8) (9, 7)	0-0 2B		0-0 HR			0-0 F8	0-0 F9			4	1	2	2	0	0	1
Steve Garvey, R OBP: 0.241, SLG: 0.380 (1, 3)	0-0 1-3		0-3 K			0-0 HR		0-0 1B		4	1	2	1	0	1	1
Carmelo Martinez, R OBP: 0.356, SLG: 0.425 Marvell Wynne, L OBP: 0.323, SLG: 0.552 (1, 7) (9, 8)	0-0 E5			0-0 5-3		0-0 F4		0-0 G5-4-3		4	0	0	0	0	0	2
Jerry Royster, R OBP: 0.294, SLG: 0.375 (1, 5)	0-0 FC6-4			0-0 1B			0-0 F7	0-0 F8		4	1	1	0	0	0	2
Garry Templeton, S OBP: 0.280, SLG: 0.213 (1, 6)		0-0 1-3		4-0 1B			0-0 F7			2	0	0	0	1	0	0
Bruce Bochy, R OBP: 0.286, SLG: 0.538 (1, 2)		0-0 5-3		0-0 1B			0-0 F4			3	1	1	0	0	0	0
Mark Thurmond, L OBP: 0.300, SLG: 0.300 (1, 1)		0-3 K		0-0 1B				0-0 6-3		3	0	1	1	0	1	0

Inning Stats		R: 1	H: 2	R: 0	H: 0	R: 0	H: 1	R: 2	H: 3	R: 1	H: 1	R: 0	H: 0	R: 0	H: 1	R: 0	H: 1
		E: 1	LOB: 2	E: 0	LOB: 0	E: 0	LOB: 1	E: 0	LOB: 1	E: 0	LOB: 0	E: 0	LOB: 0	E: 0	LOB: 1	E: 0	LOB: 0
		K: 0	BB: 0	K: 1	BB: 0	K: 1	BB: 1	K: 1	BB: 1	K: 0	BB: 0	K: 1	BB: 0	K: 0	BB: 0	K: 0	BB: 0
		S: 6	P: 6	S: 5	P: 5	S: 6	P: 6	S: 7	P: 11	S: 4	P: 4	S: 3	P: 3	S: 6	P: 6	S: 3	P: 3

PITCHER		IP	WLS	BF	H	R	ER	SO	BB	IBB	HBP	BLK	WP	HR	S	P	ERA	WHIP
Ricky Horton, L ERA: 4.39 (1, 1)		5.0	L	23	7	5	5	3	0	1	0	0	1	2	28	32	9.00	1.400
Greg Bargar, R ERA: 2.7 (6, 1)		3.0		10	2	0	0	1	0	0	0	0	0	0	12	12	0.00	0.667

PITCHER		IP	WLS	BF	H	R	ER	SO	BB	IBB	HBP	BLK	WP	HR	S	P	ERA	WHIP

BOTTOM

St. Louis Cardinals @ San Diego Padres
Jack Murphy Stadium, San Diego, CA

Wed Apr 30 1986, 10:05 PM EDT
 Att. 16,637 - Unknown

AB	32
R	5
H	9
RBI	4
BB	1
SO	4
LOB	7



1B: 5	SF: 0	WP: 1	PA: 33
2B: 2	SAC: 0	PB: 0	
3B: 0	DP: 1	SB: 1	
HR: 2	HBP: 0	CS: 0	

Batter	1	2	3	4	5	6	7	8	9	AB R H RBI BB SO LOB	TOP											
Vince Coleman, S (1, 7) OBP: 0.286, SLG: 0.313	0-0 F8		0-0 4-3		0-0 SF8		0-0 SF7		0-0 SF9	2 0 0 3 0 0 1												
Willie McGee, S (1, 8) OBP: 0.244, SLG: 0.282	0-3 K		0-0 F7		0-0 F7		0-0 6-3		4-0 FC4-6 BB	4 0 0 0 1 1 1												
Jack Clark, R (1, 3) OBP: 0.346, SLG: 0.426	0-3 K			0-3 K		4-0 BB BB		4-0 G1 1B BB	0-0 FC4-6 1-2f	3 0 0 0 2 2 1												
Clint Hurdle, L (1, 2) OBP: 0.412, SLG: 0.500		0-3 K		0-0 BB 1B		4-0 1-2 BB		0-3 K		3 0 1 0 1 2 1												
Andy Van Slyke, L (1, 9) OBP: 0.320, SLG: 0.250		0-0 F6		0-0 F5		0-3 K		0-0 G1 1B		4 0 1 0 0 1 3												
Terry Pendleton, S (1, 5) OBP: 0.291, SLG: 0.229		0-0 1B		4-0 1-2 BB		0-3 K		0-0 G1		3 0 1 0 1 1 4												
Tom Herr, S (1, 4) OBP: 0.235, SLG: 0.183		0-0 F4		0-0 F9		0-3 K		0-0 F6		3 0 0 0 0 1 5												
Ken Dayley, L (6, 1) OBP: 0.333, SLG: 0.333										0 0 0 0 0 0 0												
Jerry White, S (8, PH) OBP: 0.167, SLG: 0.100										1 0 0 0 0 0 2												
Pat Perry, L (8, 1)										0 0 0 0 0 0 0												
Ozzie Smith, S (1, 6) OBP: 0.429, SLG: 0.400			0-0 4-3 SH3-4 1B		4-0 SH3-4 S SF8 BB		0-0 S SF7 2B		4-0 E S SF9 BB	2 3 2 0 2 0 0												
Danny Cox, R (1, 1)			0-0 SH3-4		0-0 SH3-4		0-0 F9		0-3 K	0 0 0 0 0 0 0												
José Oquendo, S (6, 4) OBP: 0.556, SLG: 0.429			1-2		1-3					2 0 0 0 0 1 2												
Inning Stats	R: 0 E: 0 K: 2 S: 7	H: 0 LOB: 0 BB: 0 P: 7	R: 0 E: 0 K: 1 S: 6	H: 1 LOB: 1 BB: 0 P: 6	R: 0 E: 0 K: 0 S: 4	H: 1 LOB: 1 BB: 0 P: 4	R: 0 E: 0 K: 1 S: 6	H: 1 LOB: 2 BB: 1 P: 10	R: 1 E: 0 K: 3 S: 9	H: 0 LOB: 0 BB: 1 P: 7	R: 0 E: 0 K: 3 S: 9	H: 0 LOB: 2 BB: 2 P: 17	R: 1 E: 0 K: 0 S: 4	H: 1 LOB: 0 BB: 0 P: 4	R: 0 E: 0 K: 1 S: 6	H: 1 LOB: 2 BB: 1 P: 10	R: 1 E: 0 K: 1 S: 5	H: 0 LOB: 1 BB: 2 P: 13	1B: 4 2B: 1 3B: 0 HR: 0	SF: 3 SAC: 2 DP: 0 HBP: 0	WP: 0 PB: 0 SB: 3 CS: 0	PA: 39
PITCHER	IP WLS BF H R ER SO BB IBB HBP BLK WP HR S P ERA WHIP																					
Eric Show, R (1, 1) ERA: 2.91	6.0 W 26 4 2 2 7 4 0 0 0 0 0 0 36 52 3.00 1.333																					
Craig Lefferts, L (7, 1) ERA: 2.7	1.0 3 0 0 0 0 0 0 0 0 0 0 0 3 3 0.00 0.000																					
Rich Gossage, R (8, 1) ERA: 2.57	2.0 S 10 1 1 0 2 3 0 0 0 0 0 0 11 23 0.00 2.000																					

St. Louis Cardinals @ San Diego Padres
 Jack Murphy Stadium, San Diego, CA
 Thu May 01 1986 6:33 AM EDT
 Att: 28,472 - Unknown

livebaseballscorecards.com

AB	27
R	3
H	5
RBI	3
BB	7
SO	9
LOB	20



Batter	1	2	3	4	5	6	7	8	9	AB	R	H	RBI	BB	SO	LOB
Marvell Wynne, L (1, 8) OBP: 0.314, SLG: 0.515	0-0 5-3		0-0 4-3		0-0 G4-6-3 1B		0-0 F8			4	0	1	0	0	0	0
Tim Flannery, L (1, 4) OBP: 0.365, SLG: 0.385	0-0 BB 1B		4-0 1B BB		0-0 G4-6-3 1-2		0-0 1-3			3	0	1	0	1	0	1
Kevin McReynolds, R (1, 9) OBP: 0.341, SLG: 0.397	4-0 1-2 BB		0-0 L7			0-0 E 2B 1B	4-0 BB BB BB			2	1	1	0	2	0	1
Steve Garvey, R (1, 3) OBP: 0.241, SLG: 0.373	0-0 F7		0-0 1-3 1B			0-0 L9 1-2	0-0 1-3			4	0	1	0	0	0	4
Terry Kennedy, L (1, 2) OBP: 0.304, SLG: 0.380	0-3 K		0-0 F8			0-0 2-H 2B	0-3 K			4	0	1	1	0	2	4
Carmelo Martinez, R (1, 7) OBP: 0.367, SLG: 0.488		0-0 E5 1B		0-0 F7		4-0 PB E BB	0-0 HR			3	3	1	1	1	0	0
Graig Nettles, L (1, 5) OBP: 0.270, SLG: 0.264		0-3 K		0-0 4-3		0-0 E4 1-H	0-3 K			4	0	0	0	0	2	1
Garry Templeton, S (1, 6) OBP: 0.291, SLG: 0.218		0-0 2-H 1B		0-0 6-3		4-0 IBB	0-3 K			3	0	1	1	1	1	0
Eric Show, R (1, 1) OBP: 0.200, SLG: 0.200		0-0 3-1			0-0 5-3	0-3 K				3	0	0	0	0	1	2
Craig Lefferts, L (7, 1) OBP: 1.000, SLG: 4.000										0	0	0	0	0	0	0
Rich Gossage, R (8, 1)										0	0	0	0	0	0	0

Inning Stats	R: 0	H: 1	E: 0	K: 1	S: 6	R: 1	H: 1	E: 1	K: 1	S: 6	R: 0	H: 1	E: 0	K: 0	S: 4	R: 0	H: 0	E: 0	K: 0	S: 3	R: 0	H: 1	E: 0	K: 0	S: 3	R: 2	H: 2	E: 2	K: 1	S: 7	R: 0	H: 0	E: 0	K: 0	S: 3	R: 1	H: 1	E: 0	K: 3	S: 10
	LOB: 2	BB: 1	P: 10	LOB: 0	BB: 0	P: 6	LOB: 2	BB: 1	P: 8	LOB: 0	BB: 0	P: 3	LOB: 0	BB: 0	P: 3	LOB: 2	BB: 2	P: 15	LOB: 1	BB: 1	P: 7	LOB: 0	BB: 0	P: 10	LOB: 0	BB: 0	P: 10	SF: 0	SAC: 0	DP: 1	HBP: 0	WP: 0	PA: 35	1B: 5	2B: 1	3B: 0	HR: 1			

PITCHER	IP	WLS	BF	H	R	ER	SO	BB	IBB	HBP	BLK	WP	HR	S	P	ERA	WHIP
Danny Cox, R (1, 1) ERA: 5.19	5.2	L	24	6	3	1	2	3	0	0	0	0	0	25	37	1.59	1.588
Ken Dayley, L (6, 1) ERA: 5.4	1.1		7	0	0	0	1	1	1	0	0	0	0	7	15	0.00	0.750
Pat Perry, L (8, 1) ERA: 6.52	1.0		4	1	1	1	3	0	0	0	0	0	1	10	10	9.00	1.000


BOTTOM

St. Louis Cardinals @ San Diego Padres
Jack Murphy Stadium, San Diego, CA

Thu May 01 1986, 6:33 AM EDT
 Att. 28,472 - Unknown

livebaseballscorecards.com

AB	30
R	4
H	7
RBI	3
BB	5
SO	6
LOB	13



Batter	1	2	3	4	5	6	7	8	9	AB R H RBI BB SO LOB	TOP
R.J. Reynolds, S OBP: 0.356, SLG: 0.488 (1, 8) (7, 7)	0-0 4-3		0-0 1B			0-0 6-3	4-0 1B IBB		0-0 F5	4 0 1 0 1 0 0	
Jim Morrison, R OBP: 0.283, SLG: 0.339 (1, 5) SS	0-3 K		0-0 F4			0-0 F3	0-0 1B 1-2 2-H			4 0 1 1 0 1 1	
Johnny Ray, S OBP: 0.456, SLG: 0.519 (1, 4) X	0-0 1B BB		0-0 5-3			0-0 1B CS	4-0 1B 1-2 2-3			3 0 2 0 1 0 1	
Mike Brown, R OBP: 0.359, SLG: 0.397 (1, 9) BB BB BB	4-0 1-2 BB			0-0 4-3		0-0 CS	0-0 1B BB K			2 1 0 0 2 1 3	
Mike Diaz, R OBP: 0.333, SLG: 0.263 Joe Orsulak, L OBP: 0.309, SLG: 0.435 (1, 7) (7, PR) (7, 8) X	0-0 F8			0-0 6-3			0-0 1B SF7 1B	0-0 4-3		3 0 1 0 0 0 2 1 1 0 0 0 0 0	
Tony Peña, R OBP: 0.333, SLG: 0.362 (1, 2) X		0-0 6-3		0-0 6-3			0-0 1B 1B	0-0 6-3		4 1 1 1 0 0 0	
Sid Bream, L OBP: 0.347, SLG: 0.492 (1, 3) X		0-0 G3			0-0 F6		0-0 SF7	0-0 F8		3 0 0 1 0 0 0	
Sam Khalifa, R OBP: 0.147, SLG: 0.094 (1, 6) X		0-0 F3			0-0 F8		0-0 1B 1B		0-3 K	4 1 1 0 0 1 0	
Mike Bielecki, R Pat Clements, R Jim Winn, R (1, 1) (8, 1) (8, 1) SS			0-3 K		0-0 4-3		0-3 K		0-0 F8	3 0 0 0 0 2 2 0 0 0 0 0 0 0 1 0 0 0 0 0 0	
Inning Stats	R: 0 E: 0 K: 1 S: 6 H: 1 LOB: 2 BB: 1 P: 10	R: 0 E: 0 K: 0 S: 3 H: 0 LOB: 0 BB: 0 P: 3	R: 0 E: 0 K: 1 S: 6 H: 1 LOB: 1 BB: 0 P: 6	R: 0 E: 0 K: 0 S: 3 H: 0 LOB: 0 BB: 0 P: 3	R: 0 E: 0 K: 0 S: 3 H: 0 LOB: 0 BB: 0 P: 3	R: 0 E: 0 K: 0 S: 3 H: 1 LOB: 0 BB: 0 P: 3	R: 4 E: 0 K: 2 S: 11 H: 4 LOB: 3 BB: 3 P: 23	R: 0 E: 0 K: 0 S: 3 H: 0 LOB: 0 BB: 0 P: 3	R: 0 E: 0 K: 1 S: 5 H: 0 LOB: 0 BB: 0 P: 5	1B: 7 2B: 0 3B: 0 HR: 0 SF: 1 SAC: 0 DP: 0 HBP: 0	WP: 0 PB: 0 SB: 0 CS: 1 PA: 38
PITCHER	IP WLS BF H R ER SO BB IBB HBP BLK WP HR S P ERA WHIP	IP WLS BF H R ER SO BB IBB HBP BLK WP HR S P ERA WHIP	IP WLS BF H R ER SO BB IBB HBP BLK WP HR S P ERA WHIP	IP WLS BF H R ER SO BB IBB HBP BLK WP HR S P ERA WHIP	IP WLS BF H R ER SO BB IBB HBP BLK WP HR S P ERA WHIP	IP WLS BF H R ER SO BB IBB HBP BLK WP HR S P ERA WHIP	IP WLS BF H R ER SO BB IBB HBP BLK WP HR S P ERA WHIP	IP WLS BF H R ER SO BB IBB HBP BLK WP HR S P ERA WHIP	IP WLS BF H R ER SO BB IBB HBP BLK WP HR S P ERA WHIP	IP WLS BF H R ER SO BB IBB HBP BLK WP HR S P ERA WHIP	IP WLS BF H R ER SO BB IBB HBP BLK WP HR S P ERA WHIP
Dave Dravecky, L ERA: 1.49 (1, 1)	6.1 L 26 6 4 4 2 2 0 0 0 0 0 28 36 5.68 1.263										
Tim Stoddard, R ERA: 1.59 (7, 1)	1.2 8 1 0 0 2 1 1 0 0 0 0 10 18 0.00 1.200										
Lance McCullers, R ERA: 2.0 (9, 1)	1.0 3 0 0 0 1 0 0 0 0 0 0 5 5 0.00 0.000										

Pittsburgh Pirates @ San Diego Padres
 Jack Murphy Stadium, San Diego, CA
 Fri May 02 1986, 10:05 PM EDT
 Att: 19,417 - Unknown

livebaseballscorecards.com

AB	32
R	4
H	7
RBI	3
BB	4
SO	5
LOB	9



Batter	1	2	3	4	5	6	7	8	9
Tim Flannery, L (1, 4) OBP: 0.364, SLG: 0.373 Jerry Royster, R (8, PH) OBP: 0.286, SLG: 0.364 (9, 4)	0-0 F7		0-0 F9			4-0 BB		0-3 K	
Tony Gwynn, L (1, 9) OBP: 0.367, SLG: 0.495	0-0 G3		0-0 1B			0-0 F9		0-0 F8	
Kevin McReynolds, R (1, 8) OBP: 0.337, SLG: 0.383	4-0 BB		0-0 G3			0-0 F8		0-3 K	
Steve Garvey, R (1, 3) OBP: 0.231, SLG: 0.356	0-0 1-3			0-0 6-3		0-0 F8			0-0 5-3
Terry Kennedy, L (1, 2) OBP: 0.313, SLG: 0.387		0-0 3-1 6-3 1B		0-0 F7		0-0 6-3			0-0 G5-4-3 1B
Carmelo Martinez, R (1, 7) OBP: 0.340, SLG: 0.447		0-0 6-3 1-2		0-0 4-3		0-3 K			0-0 G5-4-3 1-2f
Graig Nettles, L (1, 5) OBP: 0.258, SLG: 0.250		0-0 3-1 2-3			0-0 F9		0-0 G4-1		
Garry Templeton, S (1, 6) OBP: 0.292, SLG: 0.222		0-0 F9			0-0 4-3			0-0 BB 1B	
Dave Dravecky, R (1, 1) OBP: 0.200, SLG: 0.400 Tim Stoddard, R (7, 1) John Kruk, L (8, PH) OBP: 0.276, SLG: 0.296 Lance McCullers, S (9, 1)			0-0 F9		0-0 4-3			4-0 BB 1-2 BB	

AB	R	H	RBI	BB	SO	LOB
2	0	0	0	1	0	0
1	0	0	0	0	1	2
4	0	1	0	0	0	3
3	0	0	0	1	1	4
4	0	0	0	0	0	2
4	0	2	0	0	0	0
4	0	0	0	0	1	2
3	0	0	0	0	0	1
3	0	1	0	0	0	1
2	0	0	0	0	0	0
0	0	0	0	0	0	0
0	0	0	0	1	0	0
0	0	0	0	0	0	0

BOTTOM

Pittsburgh Pirates @ San Diego Padres
 Jack Murphy Stadium, San Diego, CA

Fri May 02 1986, 10:05 PM EDT
 Att. 19,417 - Unknown

AB	30
R	0
H	4
RBI	0
BB	3
SO	3
LOB	15



Inning Stats																	
R	H	E	K	S	H	LOB	BB	P	R	H	E	K	S	H	LOB	BB	P
0	0	0	3	7	1	1	4	4	0	0	0	0	3	0	0	3	3
0	0	0	4	6	1	1	4	4	0	0	0	0	3	0	0	3	3
0	0	0	3	7	1	1	4	4	0	0	0	0	3	0	0	3	3
0	0	0	3	7	1	1	4	4	0	0	0	0	3	0	0	3	3
0	0	0	3	7	1	1	4	4	0	0	0	0	3	0	0	3	3
0	0	0	3	7	1	1	4	4	0	0	0	0	3	0	0	3	3
0	0	0	3	7	1	1	4	4	0	0	0	0	3	0	0	3	3
0	0	0	3	7	1	1	4	4	0	0	0	0	3	0	0	3	3
0	0	0	3	7	1	1	4	4	0	0	0	0	3	0	0	3	3
0	0	0	3	7	1	1	4	4	0	0	0	0	3	0	0	3	3
0	0	0	3	7	1	1	4	4	0	0	0	0	3	0	0	3	3

WP	HR	S	P	ERA	WHIP
0	0	0	33	0.00	0.857
0	0	0	4	0.00	0.000
0	0	0	6	0.00	0.750

Batter	1	2	3	4	5	6	7	8	9	AB R H RBI BB SO LOB	TOP																															
R.J. Reynolds, S (1, 7) OBP: 0.361, SLG: 0.472	0-0 L4		0-0 F7		0-0 L3		0-3 K		4-0 E BB 1-2 2-3	4 0 0 0 1 1 0																																
Joe Orsulak, L (1, 8) OBP: 0.325, SLG: 0.437	0-0 B5-3		0-0 F8		0-0 4-3 1B			0-0 4-3	0-0 E8 1B 1-3 2-H 3-H	5 0 2 2 0 0 0																																
Johnny Ray, S (1, 4) OBP: 0.440, SLG: 0.494	0-0 1B			0-0 1B FC4-6 1B	0-0 4-3			0-0 F8	0-0 F7	5 1 2 0 0 0 3																																
Sid Bream, L (1, 3) OBP: 0.341, SLG: 0.471	0-0 1-3			0-0 FC4-6 1-2 1B 1B	0-0 F7			0-3 K		4 1 1 0 0 1 2																																
Mike Brown, R (1, 9) OBP: 0.369, SLG: 0.411		0-0 S 2B		0-0 FC4-6 1-2 2-3 1B		0-3 K			0-0 F5	4 0 2 0 0 1 0																																
Tony Peña, R (1, 2) OBP: 0.322, SLG: 0.346		0-0 6-3		0-0 FC4-6 1B 1-2f 2-3 3-H		0-3 K			0-3 K	4 0 0 1 0 2 3																																
Jim Morrison, R (1, 5) OBP: 0.279, SLG: 0.422		0-0 F9 2-3		0-0 F2		0-0 F2			0-0 HR	4 1 1 1 0 0 3																																
Sam Khalifa, R (1, 6) OBP: 0.146, SLG: 0.103		0-3 K		0-0 1-2 3-H 1B			0-0 6-3		0-0 E6 BB E BB	4 1 1 1 0 1 1																																
Rick Rhoden, R (1, 1)			0-3 K		0-0 F3		0-3 K		4-0 E BB 1-2 BB	3 0 0 0 0 2 2																																
Pat Clements, R (8, 1)										0 0 0 0 0 0 0																																
Jim Winn, R (8, 1)										0 0 0 0 0 0 0																																
Lee Mazzilli, S (8, 3) OBP: 0.464, SLG: 0.211										0 1 0 0 1 0 0																																
Inning Stats	R: 0 E: 0 K: 0 S: 4	H: 1 LOB: 1 BB: 0 P: 4	R: 0 E: 0 K: 1 S: 6	H: 1 LOB: 1 BB: 0 P: 6	R: 0 E: 0 K: 1 S: 5	H: 0 LOB: 0 BB: 0 P: 5	R: 2 E: 0 K: 0 S: 7	H: 4 LOB: 2 BB: 0 P: 7	R: 0 E: 0 K: 0 S: 4	H: 1 LOB: 1 BB: 0 P: 4	R: 0 E: 0 K: 2 S: 7	H: 0 LOB: 0 BB: 0 P: 7	R: 0 E: 0 K: 2 S: 7	H: 0 LOB: 0 BB: 0 P: 7	R: 0 E: 0 K: 1 S: 5	H: 0 LOB: 0 BB: 0 P: 5	R: 3 E: 2 K: 1 S: 8	H: 2 LOB: 2 BB: 2 P: 16	1B: 7 2B: 1 3B: 0 HR: 1	SF: 0 SAC: 0 DP: 0 HBP: 0	WP: 0 PB: 0 SB: 2 CS: 0	PA: 39																				
PITCHER	IP	WLS	BF	H	R	ER	SO	BB	IBB	HBP	BLK	WP	HR	S	P	ERA	WHIP	PITCHER								IP	WLS	BF	H	R	ER	SO	BB	IBB	HBP	BLK	WP	HR	S	P	ERA	WHIP
LaMarr Hoyt, R (1, 1) ERA: 2.13	5.0		22	7	2	2	2	0	0	0	0	0	0	26	26	3.60	1.400																									
Tim Stoddard, R (6, 1) ERA: 1.35	2.0		6	0	0	0	4	0	0	0	0	0	0	14	14	0.00	0.000																									
Craig Lefferts, L (8, 1) ERA: 2.87	1.2	L	8	1	3	1	2	1	0	0	0	0	1	11	15	5.40	1.200																									
Lance McCullers, R (9, 1) ERA: 1.74	0.1		3	1	0	0	0	1	0	0	0	0	0	2	6	0.00	6.000																									

Pittsburgh Pirates @ San Diego Padres
 Jack Murphy Stadium, San Diego, CA
 Sun May 04 1986, 6:33 AM EDT
 Att: 21,727 - Unknown

livebaseballscorecards.com

AB	37
R	5
H	9
RBI	5
BB	2
SO	8
LOB	14



Batter	1	2	3	4	5	6	7	8	9	AB R H RBI BB SO LOB
Tim Flannery, L (1, 4) OBP: 0.373, SLG: 0.384	0-0 1-3 		0-0 1B 		0-0 1B 			0-0 F6 	0-3 K 	5 0 2 1 0 1 1
Tony Gwynn, L (1, 9) OBP: 0.389, SLG: 0.500	0-0 1B 		0-0 1-3 		4-0 1B 			0-0 1B 	0-0 1B 	4 1 3 0 1 0 1
Kevin McReynolds, R (1, 8) OBP: 0.333, SLG: 0.367	0-3 K 			0-0 6-3 	0-0 F3 			4-0 1B 	0-3 K 	4 0 0 0 1 2 6
Steve Garvey, R (1, 3) OBP: 0.240, SLG: 0.385	0-0 6-3 			0-0 1B 		0-0 5-3 		0-0 F2 		4 0 1 0 0 0 3
Terry Kennedy, L (1, 2) OBP: 0.318, SLG: 0.380		0-0 5-3 		0-0 G3-6-1 		0-0 G3 		0-0 1B 		4 0 1 1 0 0 1
Carmelo Martinez, R (1, 7) Lance McCullers, S (9, 1) OBP: 0.344, SLG: 0.472		0-0 4-3 			0-0 1-3 	0-0 5-3 		4-0 FC4-6 		3 0 0 0 1 0 0 0 0 0 0 0 0 0
Graig Nettles, L (1, 5) OBP: 0.268, SLG: 0.262		0-0 F8 			0-0 1B 			0-0 FC4-6 		4 1 1 0 0 0 3
Garry Templeton, S (1, 6) OBP: 0.276, SLG: 0.211			0-0 F7 		0-3 K 			0-0 6-3 	0-3 K 	4 0 0 0 0 2 1
LaMarr Hoyt, R (1, 1) John Kruk, L (5, PH) Tim Stoddard, R (6, 1) Dane Jorg, L (7, PH) Craig Lefferts, L (8, 1) Marvell Wynne, L (9, 8) OBP: 0.300, SLG: 0.321			0-3 K 		0-0 1B 		0-0 L8 		0-0 E5 	1 0 0 0 0 1 0 1 0 1 0 0 0 0 0 0 0 0 0 0 0 1 0 1 0 0 0 0 0 0

Inning Stats	R: 0 E: 0 K: 1 S: 6	H: 1 LOB: 1 BB: 0 P: 6	R: 0 E: 0 K: 0 S: 3	H: 0 LOB: 0 BB: 0 P: 3	R: 0 E: 0 K: 1 S: 6	H: 1 LOB: 1 BB: 0 P: 6	R: 0 E: 0 K: 0 S: 3	H: 1 LOB: 0 BB: 0 P: 3	R: 1 E: 0 K: 1 S: 8	H: 3 LOB: 3 BB: 1 P: 12	R: 0 E: 0 K: 0 S: 3	H: 0 LOB: 0 BB: 0 P: 3	R: 0 E: 0 K: 0 S: 3	H: 0 LOB: 0 BB: 0 P: 3	R: 1 E: 0 K: 0 S: 5	H: 2 LOB: 3 BB: 2 P: 13	R: 0 E: 1 K: 3 S: 11	H: 1 LOB: 2 BB: 0 P: 11	1B: 9 2B: 0 3B: 0 HR: 0	SF: 0 SAC: 0 DP: 1 HBP: 0
--------------	------------------------------	---------------------------------	------------------------------	---------------------------------	------------------------------	---------------------------------	------------------------------	---------------------------------	------------------------------	----------------------------------	------------------------------	---------------------------------	------------------------------	---------------------------------	------------------------------	----------------------------------	-------------------------------	----------------------------------	----------------------------------	------------------------------------

PITCHER	IP	WLS	BF	H	R	ER	SO	BB	IBB	HBP	BLK	WP	HR	S	P	ERA	WHIP
Rick Rhoden, R (1, 1) ERA: 2.29	7.2		31	7	2	2	3	2	0	0	0	0	0	35	43	2.35	1.174
Pat Clements, L (8, 1) ERA: 2.53	0.0		1	1	0	0	0	0	0	0	0	0	0	1	1	∞	∞
Jim Winn, R (8, 1) ERA: 1.59	1.1	W	7	1	0	0	3	1	0	0	0	1	0	12	16	0.00	1.500

BOTTOM

Pittsburgh Pirates @ San Diego Padres
Jack Murphy Stadium, San Diego, CA
 Sun May 04 1986, 6:33 AM EDT
 Att. 21,727 - Unknown

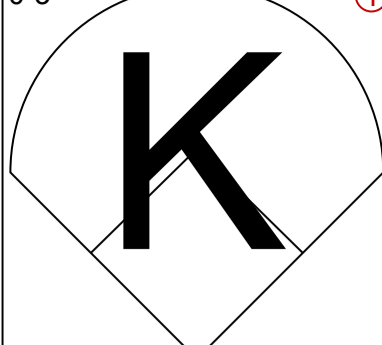
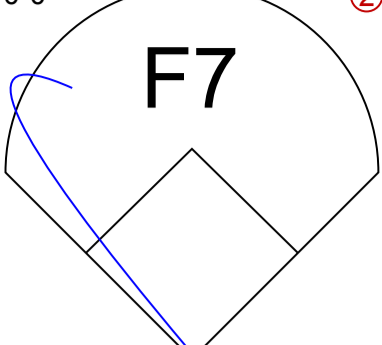
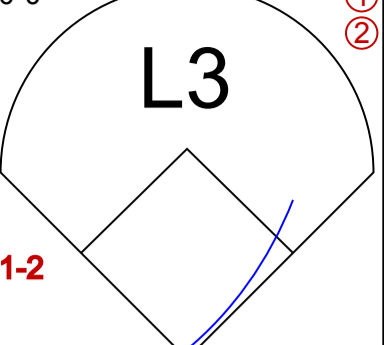
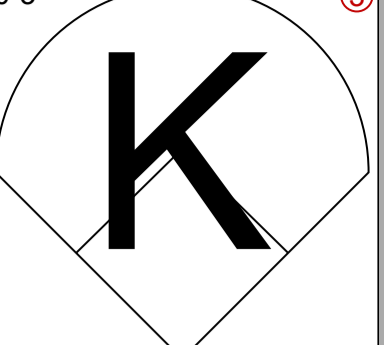
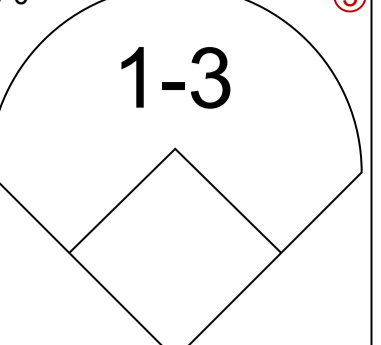
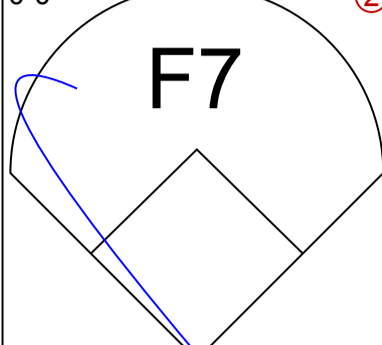

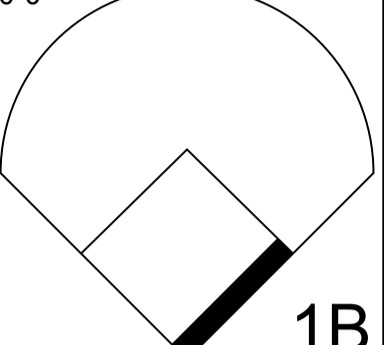
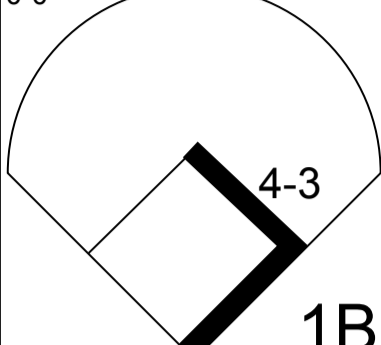
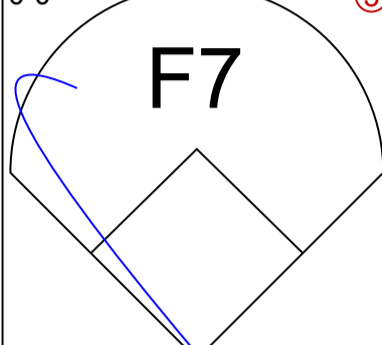
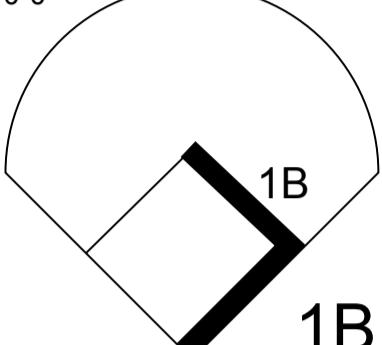
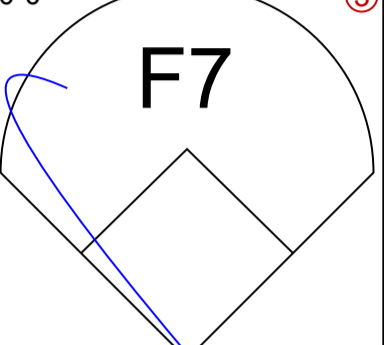
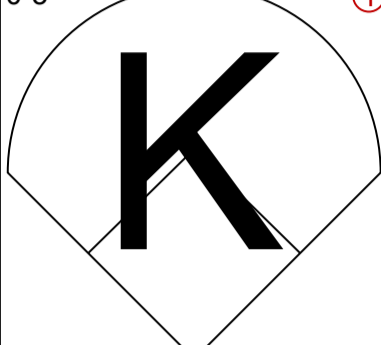
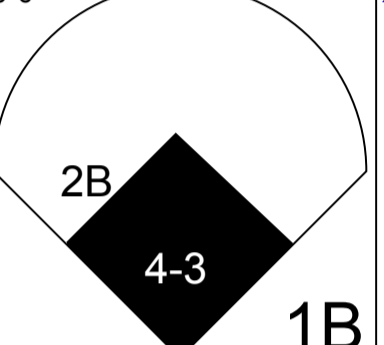
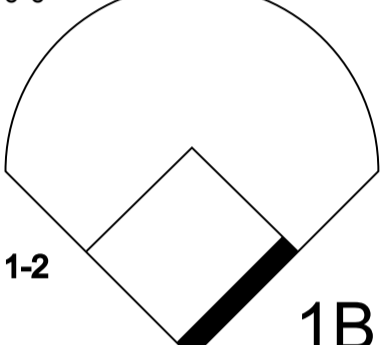
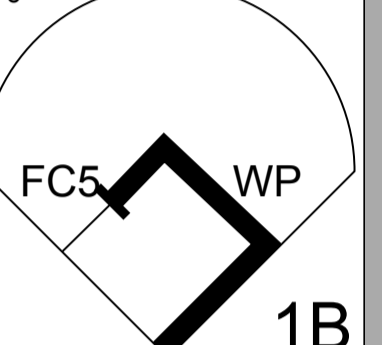
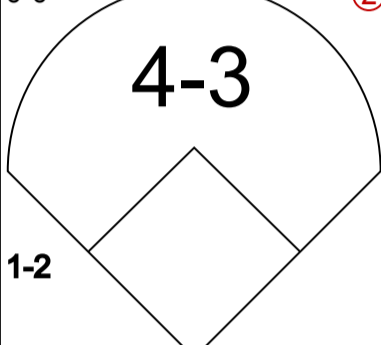
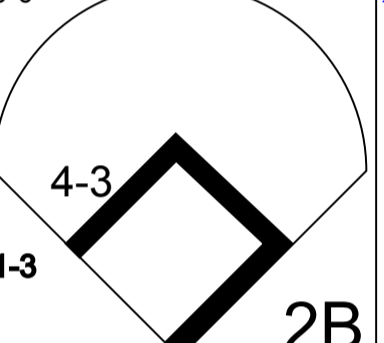
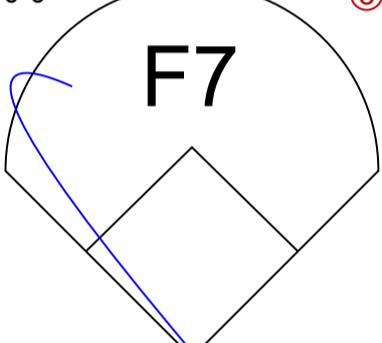
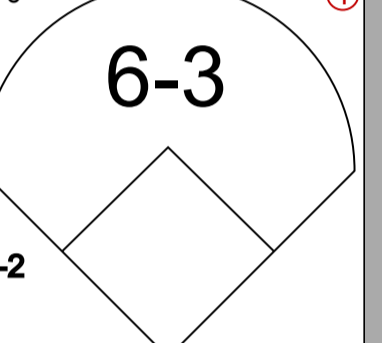
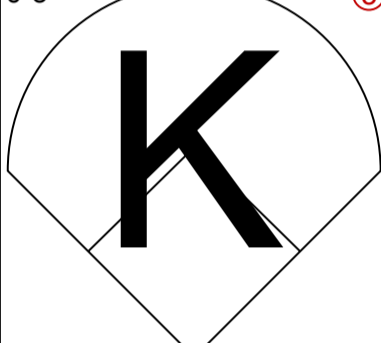
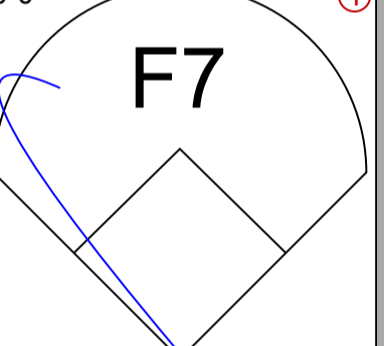
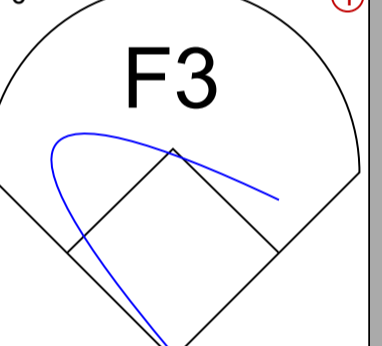
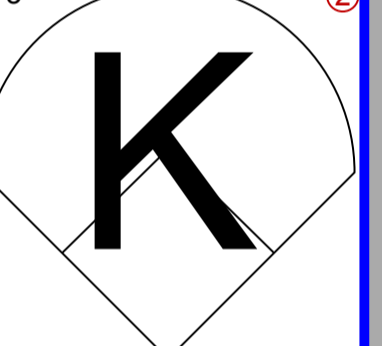
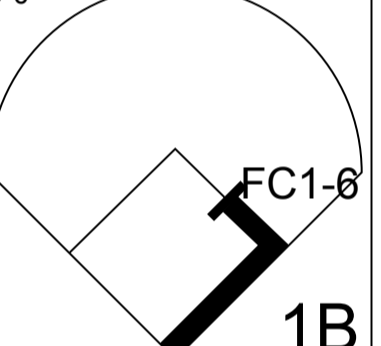
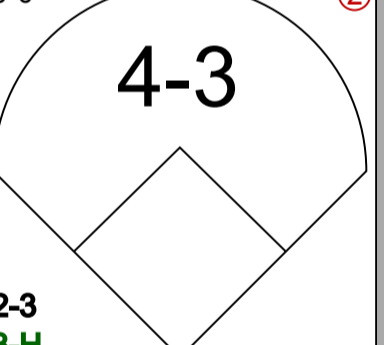
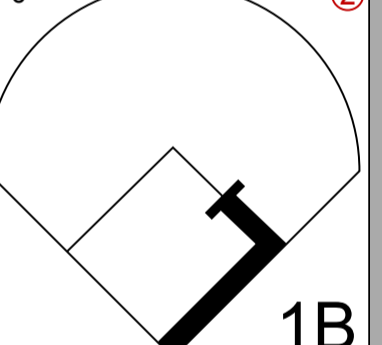
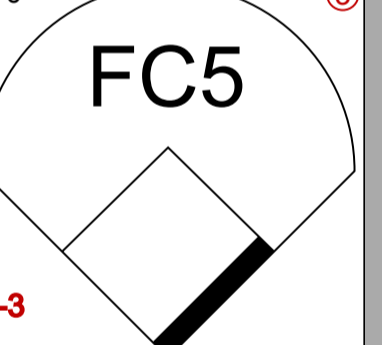
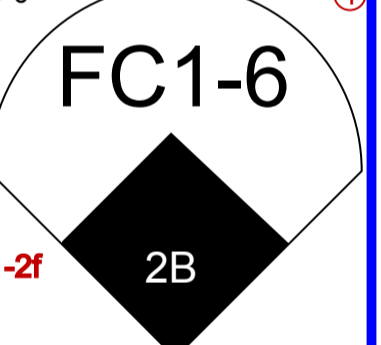
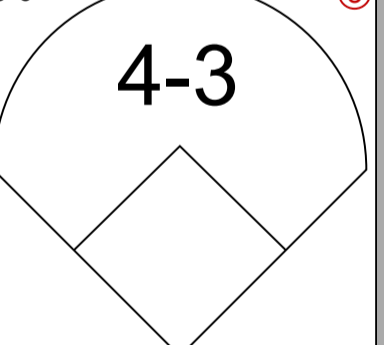
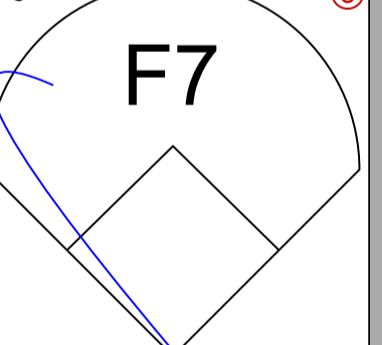
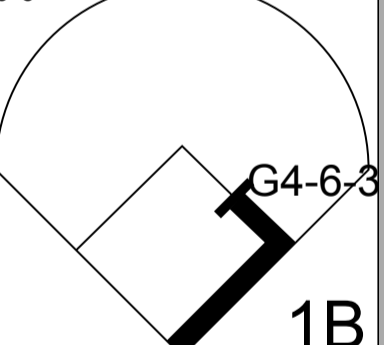

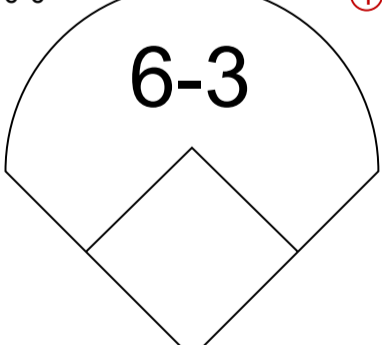
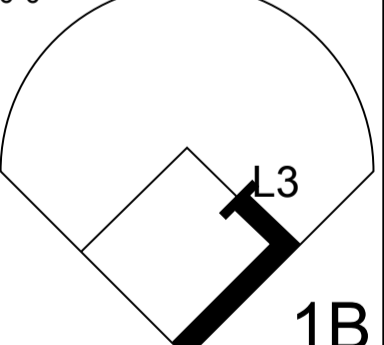
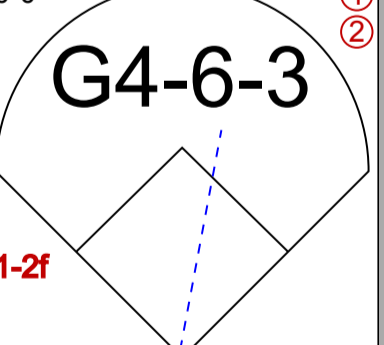
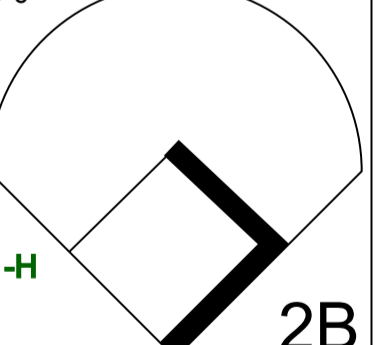
AB	36
R	2
H	9
RBI	2
BB	3
SO	6
LOB	16



WP: 1	PA: 39
PB: 0	
SB: 0	
CS: 0	

livebaseballscorecards.com

Batter	1	2	3	4	5	6	7	8	9	AB R H RBI BB SO LOB	TOP
--------	---	---	---	---	---	---	---	---	---	----------------------	-----

Tim Flannery, L <small>(1, 4) OBP: 0.352, SLG: 0.359</small> <small>(9, 5)</small>	0-3 		0-0 		0-0 		0-3 		0-0 	5 0 0 0 0 2 3	San Diego Padres @ St. Louis Cardinals Busch Stadium, St. Louis, MO Tue May 06 1986, 7:05 PM CDT Att: 21,705 - Unknown
Tony Gwynn, L <small>(1, 9) OBP: 0.402, SLG: 0.538</small>	0-0 		0-0 		0-0 			0-0 		4 1 3 1 0 0 0	
Terry Kennedy, L <small>(1, 2) OBP: 0.315, SLG: 0.373</small>	0-0 		0-0 		0-0 			0-3 		4 0 1 0 0 1 2	
Steve Garvey, R <small>(1, 3) OBP: 0.260, SLG: 0.400</small>		0-0 	0-0 			0-0 		0-0 		4 1 3 0 0 0 1	
Kevin McReynolds, R <small>(1, 8) OBP: 0.330, SLG: 0.372</small> Gene Walter, L <small>(8, 1) OBP: 0.500, SLG: 0.667</small> Rich Gossage, R <small>(9, 1)</small>		0-0 	0-0 			0-0 		0-3 		4 0 1 0 0 1 4 0 0 0 0 0 0 0 0 0 0 0 0 0 0	
Carmelo Martinez, R <small>(1, 7) OBP: 0.328, SLG: 0.446</small> Craig Lefferts, L <small>(6, 1) OBP: 1.000, SLG: 4.000</small> Lance McCullers, S <small>(7, 1)</small> Marvell Wynne, L <small>(8, 8) OBP: 0.316, SLG: 0.500</small>		0-0 		0-0 		0-3 		0-0 		3 0 0 0 0 1 3 0 0 0 0 0 0 0 0 0 0 0 0 0 0 1 0 1 0 0 0 0	
Graig Nettles, L <small>(1, 5) OBP: 0.267, SLG: 0.262</small> Bip Roberts, S <small>(9, PR) OBP: 0.087, SLG: 0.045</small> <small>(9, 4)</small>		0-0 		0-0 		0-0 		0-0 		4 0 1 1 0 0 3 0 1 0 0 0 0 0	
Garry Templeton, S <small>(1, 6) OBP: 0.275, SLG: 0.213</small>		0-0 		0-0 			0-0 		0-3 	4 0 1 0 0 1 2	
Mark Thurmond, L <small>(1, 1) OBP: 0.333, SLG: 0.333</small> John Kruk, L <small>(6, 7) OBP: 0.290, SLG: 0.310</small> Jerry Royster, R <small>(9, PH) OBP: 0.293, SLG: 0.410</small> <small>(9, 7)</small>			0-0 		0-0 		0-0 		0-0 	2 0 1 0 0 0 0 1 0 0 0 0 0 1 1 0 1 1 0 0 0	

Inning Stats	R: 0 E: 0 K: 1 S: 5	H: 0 LOB: 0 BB: 0 P: 5	R: 1 E: 0 K: 0 S: 5	H: 2 LOB: 1 BB: 0 P: 5	R: 1 E: 0 K: 0 S: 6	H: 3 LOB: 2 BB: 0 P: 6	R: 0 E: 0 K: 0 S: 3	H: 1 LOB: 0 BB: 0 P: 3	R: 0 E: 0 K: 1 S: 6	H: 2 LOB: 1 BB: 0 P: 4	R: 0 E: 0 K: 1 S: 6	H: 1 LOB: 1 BB: 0 P: 6	R: 0 E: 0 K: 1 S: 5	H: 1 LOB: 0 BB: 0 P: 5	R: 0 E: 0 K: 2 S: 8	H: 1 LOB: 1 BB: 0 P: 8	R: 1 E: 0 K: 1 S: 7	H: 2 LOB: 2 BB: 0 P: 7	1B: 10 2B: 3 3B: 0 HR: 1	SF: 0 SAC: 0 DP: 2 HBP: 0	WP: 1 PB: 0 SB: 0 CS: 0	PA: 37
--------------	------------------------------	---------------------------------	------------------------------	---------------------------------	------------------------------	---------------------------------	------------------------------	---------------------------------	------------------------------	---------------------------------	------------------------------	---------------------------------	------------------------------	---------------------------------	------------------------------	---------------------------------	------------------------------	---------------------------------	-----------------------------------	------------------------------------	----------------------------------	--------

PITCHER	IP	WLS	BF	H	R	ER	SO	BB	IBB	HBP	BLK	WP	HR	S	P	ERA	WHIP
Danny Cox, R <small>(1, 1) ERA: 4.3</small>	6.0		25	9	2	2	2	0	0	0	0	1	1	29	29	3.00	1.500
Ricky Horton, L <small>(7, 1) ERA: 4.13</small>	1.1		5	2	0	0	2	0	0	0	0	0	0	9	9	0.00	1.500
Greg Bargar, R <small>(8, 1) ERA: 1.42</small>	0.2		2	0	0	0	1	0	0	0	0	0	0	4	4	0.00	0.000
Ken Dayley, L <small>(9, 1) ERA: 6.59</small>	1.0	L	5	2	1	1	1	0	0	0	0	0	0	7	7	9.00	2.000

AB	37
R	3
H	13
RBI	3
BB	0
SO	6
LOB	19



PITCHER	IP	WLS	BF	H	R	ER	SO	BB	IBB	HBP	BLK	WP	HR	S	P	ERA	WHIP
----------------	----	-----	----	---	---	----	----	----	-----	-----	-----	----	----	---	---	-----	------

BOTTOM

San Diego Padres @ St. Louis Cardinals
 Busch Stadium, St. Louis, MO
 Tue May 06 1986, 7:05 PM CDT
 Att. 21,705 - Unknown

livebaseballscorecards.com

AB 34
 R 2
 H 11
 RBI 2
 BB 4
 SO 3
 LOB 18



WP: 0 PA: 40
 PB: 0
 SB: 0
 CS: 1

AB R H RBI BB SO LOB

5 1 2 0 0 0 2

5 0 1 0 0 1 2

4 0 0 0 1 0 3

5 1 3 2 0 1 2

3 0 1 0 0 0 2
 1 0 1 0 0 0 0

3 0 1 0 0 0 0

2 0 1 0 2 0 0

3 0 1 0 1 0 2

1 0 0 0 0 0 0
 1 0 0 0 0 0 3
 0 0 0 0 0 0 0
 0 0 0 0 0 0 0
 1 0 0 0 0 1 2
 0 0 0 0 0 0 0

1B: 6 SF: 0
 2B: 4 SAC: 2
 3B: 0 DP: 0
 HR: 1 HBP: 0

WP: 0 PA: 40
 PB: 0
 SB: 0
 CS: 1

Batter	1	2	3	4	5	6	7	8	9
Vince Coleman, S (1, 7) OBP: 0.287, SLG: 0.311	0-0 5-3 2B 1B	0-0 4-3			0-0 G1-6-3		0-0 6-3 BLK FC4-2-5 1B		0-0 5-3
Willie McGee, S (1, 8) OBP: 0.243, SLG: 0.260	0-3 K		0-0 CS 1B		0-0 F9		0-0 6-3 1-3		0-0 6-3
Tom Herr, S (1, 4) OBP: 0.255, SLG: 0.200	0-0 5-3 1-3		0-0 6-3 1-2		0-0 F9		0-0 FC4-2-5		4-0 BB
Jack Clark, R (1, 3) OBP: 0.357, SLG: 0.471	0-0 2B		0-0 1B		0-0 HR		0-0 F6		0-3 K
Tito Landrum, R (1, 9) OBP: 0.200, SLG: 0.256 Andy Van Slyke, L (8, PH) OBP: 0.339, SLG: 0.286 (9, 9)	0-0 6-3		0-0 1-3		0-0 2B			0-0 SH3 1B	
Ozzie Smith, S (1, 6) OBP: 0.405, SLG: 0.392		0-0 6-3		0-0 6-3		0-0 1B 2B		0-0 SH3 1-2	
Terry Pendleton, S (1, 5) OBP: 0.287, SLG: 0.229		0-0 SH1-4 2B		0-0 6-3		4-0 1B IBB		4-0 IBB	
Mike Heath, R (1, 2) OBP: 0.185, SLG: 0.172		4-0 SH1-4 BB		0-0 6-3		0-0 FC5-4 1-2 2-3 1B		0-0 F9	
Danny Cox, R (1, 1) Jerry White, S (6, PH) OBP: 0.118, SLG: 0.067 Ricky Horton, L (7, 1) OBP: 0.167, SLG: 0.167 Greg Bargar, R (8, 1) Clint Hurdle, L (8, PH) OBP: 0.333, SLG: 0.364 Ken Dayley, L (9, 1) OBP: 0.333, SLG: 0.333		0-0 SH1-4		0-0 4-3		0-0 FC5-4 1-2f		0-3 K	

Inning Stats	R: 1	H: 2	E: 0	K: 1	S: 7	LOB: 1	BB: 0	P: 7
	R: 0	H: 1	E: 0	K: 0	S: 4	LOB: 2	BB: 1	P: 8
	R: 0	H: 2	E: 0	K: 0	S: 4	LOB: 1	BB: 0	P: 4
	R: 0	H: 0	E: 0	K: 0	S: 3	LOB: 0	BB: 0	P: 3
	R: 0	H: 0	E: 0	K: 0	S: 3	LOB: 0	BB: 0	P: 3
	R: 1	H: 4	E: 0	K: 0	S: 6	LOB: 3	BB: 1	P: 10
	R: 0	H: 1	E: 0	K: 0	S: 4	LOB: 1	BB: 0	P: 4
	R: 0	H: 1	E: 0	K: 1	S: 6	LOB: 2	BB: 1	P: 10
	R: 0	H: 0	E: 0	K: 1	S: 5	LOB: 1	BB: 1	P: 9

PITCHER	IP	WLS	BF	H	R	ER	SO	BB	IBB	HBP	BLK	WP	HR	S	P	ERA	WHIP
Mark Thurmond, L (1, 1) ERA: 4.01	5.2		24	8	2	2	1	1	0	0	0	0	1	25	29	3.18	1.588
Craig Lefferts, L (6, 1) ERA: 2.7	1.0		6	2	0	0	0	0	1	0	1	0	0	5	9	0.00	2.000
Lance McCullers, R (7, 1) ERA: 1.59	1.0		5	1	0	0	0	0	1	0	0	0	0	4	8	0.00	1.000
Gene Walter, L (8, 1) ERA: 2.25	0.1	W	1	0	0	0	1	0	0	0	0	0	0	3	3	0.00	0.000
Rich Gossage, R (9, 1) ERA: 3.71	1.0	S	4	0	0	0	1	1	0	0	0	0	0	5	9	0.00	1.000

Batter	1	2	3	4	5	6	7	8	9	10	11	12	AB R H RBI BB SO LOB
Jerry Royster, R OBP: 0.326, SLG: 0.432 Graig Nettles, L OBP: 0.263, SLG: 0.258 (12, 5)	0-0 FC5-4 1B	0-3 K			0-0 4-3 1B		0-0 4-3 1-2			0-0 FC5-4 1B		0-3 K 1-2	5 0 3 0 0 1 2 1 0 0 0 0 1 1
Tony Gwynn, L OBP: 0.390, SLG: 0.514 (1, 9)	0-0 FC5-4 4-3 1-2f HR	0-0 4-3			0-0 4-3 1-2		0-3 K			0-3 K		4-0 IBB	5 1 0 0 1 2 5
Kevin McReynolds, R OBP: 0.330, SLG: 0.364 (1, 8)	0-0 4-3 1-2				0-0 FC6-4 BB					0-0 FC6-4 1B		0-0 F8	5 0 1 0 1 1 4
Steve Garvey, R OBP: 0.257, SLG: 0.419 (1, 3)	0-0 HR 2-H				0-0 FC6-4 1-2f					0-0 FC6-4 G1-4-3 1-2f		0-0 FC5-4 1-2f	5 1 1 2 0 1 4
Carmelo Martinez, R OBP: 0.319, SLG: 0.426 (1, 7)	0-0 1B				0-0 6-3					0-0 G1-4-3 1-2f		0-3 K	5 0 1 0 0 1 1
Terry Kennedy, L OBP: 0.299, SLG: 0.352 (1, 2)	0-3 K				0-0 6-3					0-0 4-3		0-0 F5	5 0 0 0 0 1 1
Garry Templeton, S OBP: 0.262, SLG: 0.202 (1, 6)					0-0 1-3					0-0 6-3		0-0 4-3	5 0 0 0 0 0 0
Bip Roberts, S OBP: 0.179, SLG: 0.192 (1, 4)					0-0 F6					0-0 4-3		0-0 S 1B	4 1 2 0 1 0 0
Eric Show, R OBP: 0.236, SLG: 0.294 John Kruk, L OBP: 0.313, SLG: 0.333 Gene Walter, L OBP: 0.300, SLG: 0.667 Dane Iorg, L OBP: 0.300, SLG: 0.300 Lance McCullers, S OBP: 0.346, SLG: 0.354 Tim Flannery, L OBP: 0.346, SLG: 0.354 Rich Gossage, R (12, 1)	0-0 2B 3-H	0-0 2B			0-0 6-3					0-0 4-3		0-0 B5	2 0 1 1 1 0 0 0 1 0 1 0 0 0 0 0 0 0 0 0 0 0 0 0 1 0 0 0 0 0 0 1 0 0 0 0 0 0 0 0 1 0 0 0 0 0 0 1 0 0 0 0 0 0 0 0

Inning Stats	R: 2 E: 0 K: 1 S: 8	H: 3 LOB: 1 BB: 0 P: 8	R: 1 E: 0 K: 1 S: 7	H: 2 LOB: 1 BB: 0 P: 7	R: 0 E: 0 K: 2 S: 7	H: 0 LOB: 0 BB: 0 P: 7	R: 0 E: 0 K: 0 S: 3	H: 0 LOB: 0 BB: 0 P: 3	R: 0 E: 0 K: 0 S: 4	H: 1 LOB: 2 BB: 1 P: 8	R: 0 E: 0 K: 0 S: 3	H: 0 LOB: 0 BB: 0 P: 3	R: 0 E: 0 K: 1 S: 6	H: 1 LOB: 1 BB: 0 P: 6	R: 0 E: 0 K: 0 S: 3	H: 1 LOB: 0 BB: 0 P: 3	R: 0 E: 0 K: 0 S: 3	H: 0 LOB: 1 BB: 1 P: 7	R: 0 E: 0 K: 1 S: 6	H: 1 LOB: 1 BB: 0 P: 6	R: 0 E: 0 K: 1 S: 5	H: 0 LOB: 0 BB: 0 P: 5	R: 0 E: 0 K: 1 S: 6	H: 1 LOB: 2 BB: 1 P: 10	1B: 7 2B: 1 3B: 1 HR: 1	SF: 0 SAC: 0 DP: 1 HBP: 0	WP: 0 PB: 0 SB: 1 CS: 0	PA: 48
PITCHER	IP	WLS	BF	H	R	ER	SO	BB	IBB	HBP	BLK	WP	HR	S	P	ERA	WHIP											
John Tudor, L ERA: 2.55 Todd Worrell, R ERA: 0.86	(1, 1) (11, 1)	10.0 2.0	40 8	9 1	3 0	3 0	6 2	2 0	0 1	0 0	0 0	0 0	1 0	50 11	58 15	2.70 0.00	1.100 0.500											

San Diego Padres @ St. Louis Cardinals
 Busch Stadium, St. Louis, MO
 Wed May 07 1986, 7:05 PM CDT
 Att: 24,074 - Unknown

AB	45
R	3
H	10
RBI	3
BB	3
SO	8
LOB	20

Batter	1	2	3	4	5	6	7	8	9	10	11	12
Willie McGee, S OBP: 0.250, SLG: 0.267 (1, 8)	0-0 1B 4-3 1B	0-3 K		0-0 1-3			0-0 L5-3 1B		0-0 4-3			
Andy Van Slyke, L OBP: 0.328, SLG: 0.278 (1, 9)	0-0 CS 4-3 1B		0-0 F9		0-0 F8		0-3 K		0-0 4-3			
Tom Herr, S OBP: 0.252, SLG: 0.191 Todd Worrell, R (11, 1)	0-0 4-3 1-2 3-H		4-0 HR BB		0-3 K		0-0 L5-3 1-2		0-0 F5			
Jack Clark, R OBP: 0.379, SLG: 0.506 (1, 3)	4-0 BB 2-3 BB		0-0 1-H HR		4-0 BB		4-0 FC1-6 BB		0-0 F5			
Clint Hurdle, L OBP: 0.333, SLG: 0.333 Vince Coleman, S OBP: 0.284, SLG: 0.308 Mike Heath, R OBP: 0.182, SLG: 0.169 (8, PH) (9, 2)	4-0 1-2 BB		0-3 K		0-0 F8		0-0 FC1-6 5-3 1-2		0-0 6-3			
Terry Pendleton, S OBP: 0.273, SLG: 0.216 (1, 5)	0-0 F7		0-0 F9		0-0 F8		0-0 5-3 1-2		0-0 F9			
Michael LaValiere, L OBP: 0.320, SLG: 0.292 Tito Landrum, R OBP: 0.191, SLG: 0.244 (8, PH) (9, 7)		0-0 SH2-3 1B		0-3 K		0-0 F9		0-3 K		0-0 F7		
Ozzie Smith, S OBP: 0.416, SLG: 0.423 (1, 6)		0-0 F4		4-0 BB		0-0 1B		0-0 F9		0-0 F9		0-0 1B 3B
John Tudor, L OBP: 0.111, SLG: 0.111 José Oquendo, S OBP: 0.636, SLG: 0.556 (11, 4)		0-0 SH2-3 1-2		0-0 B2		0-0 F8		0-0 F8				0-0 3-H 1B

AB	R	H	RBI	BB	SO	LOB
5	1	2	0	0	1	2
5	0	1	0	0	1	1
4	1	0	1	1	1	2
0	0	0	0	0	0	0
2	1	1	2	3	0	0
2	0	0	0	1	1	1
1	0	0	0	0	0	1
1	0	0	0	0	0	0
5	0	0	0	0	0	3
3	0	1	0	0	1	0
2	0	0	0	0	1	1
4	1	2	0	1	0	1
3	0	0	0	0	0	2
1	0	1	1	0	0	0

BOTTOM

San Diego Padres @ St. Louis Cardinals
Busch Stadium, St. Louis, MO
 Wed May 07 1986, 7:05 PM CDT
 Att: 24,074 - Unknown

livebaseballscorecards.com

AB	38
R	4
H	8
RBI	4
BB	6
SO	6
LOB	14



Inning Stats	R: 1	H: 2	E: 0	LOB: 2	K: 0	P: 12	R: 0	H: 1	E: 0	LOB: 1	K: 1	P: 6	R: 2	H: 1	E: 0	LOB: 0	K: 1	P: 10	R: 0	H: 0	E: 0	LOB: 1	K: 1	P: 9	R: 0	H: 1	E: 0	LOB: 1	K: 0	P: 4	R: 0	H: 1	E: 0	LOB: 0	K: 1	P: 5	R: 0	H: 0	E: 0	LOB: 1	K: 1	P: 9	R: 0	H: 0	E: 0	LOB: 0	K: 0	P: 3	R: 0	H: 0	E: 0	LOB: 0	K: 0	P: 3	R: 0	H: 0	E: 0	LOB: 0	K: 0	P: 3	R: 1	H: 2	E: 0	LOB: 1	K: 0	P: 2	R: 0	H: 2	E: 0	LOB: 0	K: 0	P: 2	1B: 6	2B: 1	3B: 1	HR: 1	SF: 0	SAC: 1	DP: 1	HBP: 0	WP: 0	PA: 45
--------------	------	------	------	--------	------	-------	------	------	------	--------	------	------	------	------	------	--------	------	-------	------	------	------	--------	------	------	------	------	------	--------	------	------	------	------	------	--------	------	------	------	------	------	--------	------	------	------	------	------	--------	------	------	------	------	------	--------	------	------	------	------	------	--------	------	------	------	------	------	--------	------	------	------	------	------	--------	------	------	-------	-------	-------	-------	-------	--------	-------	--------	-------	--------

PITCHER	IP	WLS	BF	H	R	ER	SO	BB	IBB	HBP	BLK	WP	HR	S	P	ERA	WHIP
Eric Show, R ERA: 3.1 (1, 1)	6.0		27	5	3	3	4	5	0	0	0	0	1	30	50	4.50	1.667
Gene Walter, L ERA: 2.0 (7, 1)	2.0		7	1	0	0	2	1	0	0	0	0	0	10	14	0.00	1.000
Lance McCullers, R ERA: 1.26 (9, 1)	3.0		9	0	0	0	0	0	0	0	0	0	0	9	9	0.00	0.000
Rich Gossage, R ERA: 4.24 (12, 1)	0.0	L	2	2	1	1	0	0	0	0	0	0	0	2	2	∞	∞

Batter	1	2	3	4	5	6	7	8	9	AB	R	H	RBI	BB	SO	LOB	TOP																	
Bip Roberts, S (1, 4) OBP: 0.188, SLG: 0.200	0-0 E SF7 1B		0-0 4-3		0-0 F8		0-0 G1-4-3			4	1	1	0	0	0	1																		
Tony Gwynn, L (1, 9) OBP: 0.385, SLG: 0.509	0-0 SF7		0-0 2B 1B		0-0 4-3			0-0 6-3		3	0	1	2	0	0	0																		
Dane Iorg, L (8, 3) OBP: 0.200, SLG: 0.300	1-H		2-H							0	0	0	0	0	0	0																		
Kevin McReynolds, R (1, 8) OBP: 0.345, SLG: 0.382	WP 1B		1-3 2B		4-0 WP SF8 BB			0-0 F5		3	1	2	0	1	0	0																		
Steve Garvey, R (1, 3) OBP: 0.257, SLG: 0.407	0-0 F4		4-0 G6-4-3 IBB		0-0 F7			0-3 K		3	0	0	0	1	1	2																		
Gene Walter, L (8, 1) OBP: 0.500, SLG: 0.667										0	0	0	0	0	0	0																		
Carmelo Martinez, R (1, 7) OBP: 0.329, SLG: 0.422	0-0 5-3		0-0 G6-4-3		4-0 SF8 WP BB			0-0 G1 1B		3	0	1	0	1	0	4																		
Jerry Royster, R (1, 5) OBP: 0.320, SLG: 0.413		0-0 F5		4-0 G6-4-3 BB		0-0 SF8		0-0 F7		2	0	0	1	1	0	1																		
Terry Kennedy, L (1, 2) OBP: 0.290, SLG: 0.341		0-0 4-3		0-0 G6-4-3		1-3 2-H F7		0-0 G1		3	0	0	0	0	0	2																		
Tim Stoddard, R (6, 1) OBP: 0.303, SLG: 0.323				1-2						0	0	0	0	0	0	0																		
John Kruk, L (8, 9) OBP: 0.303, SLG: 0.323										1	0	0	0	0	0	1																		
Garry Templeton, S (1, 6) OBP: 0.255, SLG: 0.196		0-3 K		0-0 5-3				0-0 F8		3	0	0	0	0	1	0																		
Tim Flannery, L (8, 6) OBP: 0.344, SLG: 0.350										1	0	0	0	0	0	1																		
Dave Dravecky, R (1, 1) OBP: 0.235, SLG: 0.375			4-0 1B BB		0-0 F9			0-0 F5		1	1	0	0	1	0	0																		
Craig Lefferts, L (6, 1) OBP: 1.000, SLG: 4.000										0	0	0	0	0	0	0																		
Bruce Bochy, R (6, 2) OBP: 0.333, SLG: 0.765										1	0	0	0	0	0	0																		
Inning Stats	R: 1 E: 1 K: 0 S: 5	H: 2 LOB: 1 BB: 0 P: 5	R: 0 E: 0 K: 1 S: 5	H: 0 LOB: 0 BB: 0 P: 5	R: 1 E: 0 K: 0 S: 4	H: 2 LOB: 2 BB: 2 P: 12	R: 0 E: 0 K: 0 S: 2	H: 0 LOB: 0 BB: 1 P: 6	R: 0 E: 0 K: 0 S: 3	H: 0 LOB: 0 BB: 0 P: 3	R: 1 E: 0 K: 0 S: 3	H: 0 LOB: 1 BB: 2 P: 11	R: 0 E: 0 K: 0 S: 3	H: 0 LOB: 0 BB: 0 P: 3	R: 0 E: 0 K: 1 S: 5	H: 0 LOB: 0 BB: 0 P: 5	R: 0 E: 0 K: 0 S: 4	H: 1 LOB: 1 BB: 0 P: 4	1B: 4 2B: 1 3B: 0 HR: 0	SF: 2 SAC: 0 DP: 2 HBP: 0	WP: 2 PB: 0 SB: 1 CS: 0	PA: 35												
PITCHER Tim Conroy, L (1, 1) ERA: 1.85	IP 9.0	WLS W	BF 35	H 5	R 3	ER 3	SO 2	BB 4	IBB 1	HBP 0	BLK 0	WP 2	HR 0	S 34	P 54	ERA 3.00	WHIP 1.000																	
PITCHER																		IP	WLS	BF	H	R	ER	SO	BB	IBB	HBP	BLK	WP	HR	S	P	ERA	WHIP

San Diego Padres @ St. Louis Cardinals
Busch Stadium, St. Louis, MO
Thu May 08 1986, 3:33 AM CDT
Att. 26,060 - Unknown

livebaseballscorecards.com

AB	28
R	3
H	5
RBI	3
BB	5
SO	2
LOB	12



Batter	1	2	3	4	5	6	7	8	9	AB	R	H	RBI	BB	SO	LOB	BOTTOM			
Vince Coleman, S OBP: 0.296, SLG: 0.340 (1, 7)	0-0 F4	0-0 F4		0-0 BLK 1-3 1B		0-0 S SH1-3 2-3 3B 1B	0-0 2-H 2B 3B	0-0 F7		6	2	3	1	0	0	3				
Ozzie Smith, S OBP: 0.404, SLG: 0.422 Tom Lawless, R (9, 4)	0-0 6-3	0-0 5-3		0-0 F5 1-2 3-H		0-0 SH1-3 1-2 3-H	0-0 1B 1B 2B	0-0 G3 1-2		5	1	1	2	0	0	4				
Willie McGee, S OBP: 0.271, SLG: 0.306 (1, 8)	0-0 BB 1B		0-3 K		0-0 G6-4-3 1B	0-0 2-H 3B	0-0 1B 2-3 1B	0-3 K		6	1	4	1	0	2	1				
Jack Clark, R OBP: 0.389, SLG: 0.505 (1, 3)	4-0 1B 1-2 BB		0-0 1B		0-0 G6-4-3 1-2f	0-3 K	0-0 1-3 3-H 1B			4	0	2	1	1	1	2				
Tito Landrum, R OBP: 0.240, SLG: 0.313 Andy Van Slyke, L OBP: 0.317, SLG: 0.268 (1, 9) (7, 9)	0-0 1-2 2-H 1B		0-0 CS 1B		0-0 2B		F7 F6			3	1	3	1	0	0	0				
Terry Pendleton, S OBP: 0.279, SLG: 0.228 (1, 5)	0-0 F9		0-0 F2 1-2		0-0 2B		0-0 4-3	4-0 1B 2B BB		4	1	1	1	1	0	4				
Mike Heath, R OBP: 0.211, SLG: 0.177 (1, 2)		4-0 SH1-4 E BB		0-0 6-3	0-0 F3		4-0 S 2B BB	0-0 2B 1B 1B		3	2	1	0	2	0	1				
José Oquendo, S OBP: 0.688, SLG: 0.692 (1, 4) (9, 6)		0-0 E6 SH1-4 1-2		0-0 1B BLK 1B		0-0 1B SH1-3 1B	4-0 1-2 2B IBB	0-0 1B 2B 1B 2B		4	4	3	1	1	0	1				
Tim Conroy, L OBP: 0.600, SLG: 0.750 (1, 1)		0-0 SH1-4 1-2 2-3		0-0 F1		0-0 SH1-4 1-2	0-0 1-H 2-H 3B 2B	0-0 G3 1B		3	1	2	4	0	0	1				
Inning Stats	R: 1 E: 0 K: 0 S: 5	H: 2 LOB: 2 BB: 1 P: 9	R: 0 E: 1 K: 0 S: 4	H: 0 LOB: 2 BB: 1 P: 8	R: 0 E: 0 K: 1 S: 6	H: 2 LOB: 1 BB: 0 P: 6	R: 1 E: 0 K: 0 S: 5	H: 3 LOB: 1 BB: 0 P: 5	R: 2 E: 0 K: 1 S: 8	H: 3 LOB: 1 BB: 0 P: 8	R: 5 E: 0 K: 0 S: 8	H: 5 LOB: 2 BB: 2 P: 16	R: 3 E: 0 K: 1 S: 8	H: 3 LOB: 1 BB: 1 P: 12	1B: 13 2B: 5 3B: 2 HR: 0	SF: 0 SAC: 3 DP: 1 HBP: 0	WP: 0 PB: 0 SB: 2 CS: 1	PA: 48		
PITCHER	IP WLS BF H R ER SO	IP WLS BF H R ER SO	IP WLS BF H R ER SO	IP WLS BF H R ER SO	IP WLS BF H R ER SO	IP WLS BF H R ER SO	IP WLS BF H R ER SO	IP WLS BF H R ER SO	IP WLS BF H R ER SO	IP WLS BF H R ER SO	IP WLS BF H R ER SO	IP WLS BF H R ER SO	IP WLS BF H R ER SO	IP WLS BF H R ER SO	IP WLS BF H R ER SO	IP WLS BF H R ER SO	IP WLS BF H R ER SO	IP WLS BF H R ER SO	IP WLS BF H R ER SO	
Dave Dravecky, L ERA: 2.27 (1, 1)	5.1 L	28 L	11 5	5 5	1 0	1 0	1 0	1 0	1 0	1 0	1 0	1 0	1 0	1 0	1 0	1 0	1 0	1 0	1 0	1 0
Craig Lefferts, L ERA: 2.65 (6, 1)	0.1	2	1	0	0	0	0	0	0	0	0	0	0	0	0	0	0	0	0	0
Tim Stoddard, R ERA: 4.3 (6, 1)	1.1	11	5	5	5	1	1	1	0	0	0	0	0	0	0	0	0	0	0	0
Gene Walter, L ERA: 3.32 (8, 1)	1.0	7	3	3	3	1	1	0	0	0	0	0	0	0	0	0	0	0	0	0

San Diego Padres @ St. Louis Cardinals
 Busch Stadium, St. Louis, MO
 Thu May 08 1986, 3:33 AM CDT
 Att. 26,060 - Unknown

AB 40
 R 13
 H 20
 RBI 12
 BB 5
 SO 3
 LOB 19



WP: 0 PA: 48
 PB: 0
 SB: 2
 CS: 1

Batter	1	2	3	4	5	6	7	8	9	AB R H RBI BB SO LOB	TOP											
Bip Roberts, S (1, 4) OBP: 0.250, SLG: 0.265 Garry Templeton, S (8, 6) OBP: 0.255, SLG: 0.196	0-3 K		0-0 CS 1B			0-0 CS 1B		0-0 WP 1B		4 0 3 0 0 1 0 0 0 0 0 0 0 0												
John Kruk, L (1, 7) OBP: 0.270, SLG: 0.286	0-0 4-3		0-3 K			0-3 K		0-0 F7		4 0 0 0 0 2 3												
Tony Gwynn, L (1, 9) OBP: 0.389, SLG: 0.509	0-3 K							0-0 4-3		4 1 2 0 0 1 1												
Steve Garvey, R (1, 3) OBP: 0.256, SLG: 0.411																						
Terry Kennedy, L (1, 2) OBP: 0.298, SLG: 0.372																						
Kevin McReynolds, R (1, 8) OBP: 0.350, SLG: 0.410																						
Graig Nettles, L (1, 5) OBP: 0.263, SLG: 0.257																						
Tim Flannery, L (1, 6) OBP: 0.351, SLG: 0.386 (8, 4)																						
Andy Hawkins, R (1, 1) OBP: 0.214, SLG: 0.214																						
Inning Stats	R: 0 E: 0 K: 2 S: 7	H: 0 LOB: 0 BB: 0 P: 7	R: 1 E: 0 K: 1 S: 6	H: 1 LOB: 0 BB: 0 P: 6	R: 1 E: 0 K: 1 S: 6	H: 2 LOB: 0 BB: 0 P: 6	R: 0 E: 0 K: 0 S: 3	H: 1 LOB: 0 BB: 0 P: 3	R: 0 E: 0 K: 0 S: 2	H: 0 LOB: 0 BB: 1 P: 6	R: 0 E: 0 K: 2 S: 7	H: 1 LOB: 0 BB: 0 P: 7	R: 3 E: 0 K: 0 S: 5	H: 2 LOB: 0 BB: 1 P: 9	R: 0 E: 0 K: 0 S: 4	H: 1 LOB: 1 BB: 0 P: 4	R: 1 E: 0 K: 0 S: 5	H: 2 LOB: 2 BB: 1 P: 9	1B: 6 2B: 2 3B: 0 HR: 3	SF: 0 SAC: 0 DP: 2 HBP: 0	WP: 2 PB: 0 SB: 0 CS: 2	PA: 36
PITCHER	IP WLS BF H R ER SO BB IBB HBP BLK WP HR S P ERA WHIP																					
Rick Sutcliffe, R (1, 1) ERA: 4.21	7.0 L 26 7 5 5 6 2 0 0 0 0 0 3 36 44 6.43 1.286																					
Ray Fontenot, L (8, 1) ERA: 3.86	1.0 4 1 0 0 0 0 0 0 0 0 1 0 4 4 0.00 1.000																					
Matt Keough, R (9, 1) ERA: 3.0	1.0 6 2 1 1 0 1 0 0 0 0 1 0 5 9 9.00 3.000																					

San Diego Padres @ Chicago Cubs
Wrigley Field, Chicago, IL
Fri May 09 1986, 3:33 AM CDT
Att. 22,578 - Unknown

livebaseballscorecards.com

AB 33
R 6
H 10
RBI 6
BB 3
SO 6
LOB 12



Batter	1	2	3	4	5	6	7	8	9	AB	R	H	RBI	BB	SO	LOB
Shawon Dunston, R OBP: 0.330, SLG: 0.505 (1, 6)	0-0 6-3		0-0 F9		0-0 CS			0-0 F4		4	0	1	1	0	0	0
Gary Matthews, R OBP: 0.324, SLG: 0.300 Matt Keough, R OBP: 0.250, SLG: 0.250 (1, 7) (9, 1)	0-0 F2		0-0 F9		0-0 CS	0-0 F7		0-0 5-3		4	0	0	0	0	0	0
23 Ryne Sandberg, R OBP: 0.349, SLG: 0.435 (1, 4)	0-0 L8			0-0 F6		0-0 F4			0-0 6-3	4	0	0	0	0	0	0
Keith Moreland, R OBP: 0.328, SLG: 0.369 (1, 9)		0-0 F3		0-0 F3		0-0 6-3			0-0 F8	4	0	0	0	0	0	0
Leon Durham, L OBP: 0.326, SLG: 0.430 (1, 3)		0-0 L3		0-0 F6			0-0 1B		0-0 F9	4	0	1	0	0	0	0
Jody Davis, R OBP: 0.294, SLG: 0.370 (1, 2)		0-0 PB 1B			0-0 F4		0-0 F8			3	0	1	0	0	0	1
Ron Cey, R OBP: 0.310, SLG: 0.408 (1, 5)		4-0 BB 1-2 BB			0-0 HR		0-0 F7			2	1	1	1	1	0	1
Jerry Mumphy, S OBP: 0.362, SLG: 0.429 (1, 8)		0-3 K			0-0 1B 2B		0-0 4-3			3	1	1	0	0	1	3
Rick Sutcliffe, L OBP: 0.188, SLG: 0.500 Ray Fontenot, L Terry Francona, L OBP: 0.250, SLG: 0.250 (1, 1) (8, 1) (8, PH) (9, 7)			0-0 1-3		0-3 K			0-0 4-3		2	0	0	0	0	1	1
										0	0	0	0	0	0	0
										1	0	0	0	0	0	0


Inning Stats	R: 0	H: 0	E: 0	K: 0	S: 3	R: 0	H: 1	E: 0	K: 1	S: 6	R: 0	H: 0	E: 0	K: 0	S: 3	R: 2	H: 3	E: 0	K: 1	S: 7	R: 0	H: 0	E: 0	K: 0	S: 3	R: 0	H: 1	E: 0	K: 0	S: 4	R: 0	H: 0	E: 0	K: 0	S: 3	R: 0	H: 0	E: 0	K: 0	S: 3
	LOB: 0	BB: 0	LOB: 2	BB: 1	P: 10	LOB: 0	BB: 0	LOB: 0	BB: 0	P: 3	LOB: 0	BB: 0	LOB: 0	BB: 0	P: 3	LOB: 0	BB: 0	LOB: 1	BB: 0	P: 4	LOB: 0	BB: 0	LOB: 0	BB: 0	P: 3	LOB: 0	BB: 0	LOB: 0	BB: 0	P: 3	LOB: 0	BB: 0	LOB: 0	BB: 0	P: 3	LOB: 0	BB: 0	LOB: 0	BB: 0	P: 3
	1B: 3	2B: 1	3B: 0	HR: 1	SF: 0	1B: 3	2B: 1	3B: 0	HR: 1	SF: 0	1B: 3	2B: 1	3B: 0	HR: 1	SF: 0	1B: 3	2B: 1	3B: 0	HR: 1	SF: 0	1B: 3	2B: 1	3B: 0	HR: 1	SF: 0	1B: 3	2B: 1	3B: 0	HR: 1	SF: 0	1B: 3	2B: 1	3B: 0	HR: 1	SF: 0	1B: 3	2B: 1	3B: 0	HR: 1	SF: 0
	WP: 0	PA: 33	WP: 0	PA: 33	WP: 0	PA: 33	WP: 0	PA: 33	WP: 0	PA: 33	WP: 0	PA: 33	WP: 0	PA: 33	WP: 0	PA: 33	WP: 0	PA: 33	WP: 0	PA: 33	WP: 0	PA: 33	WP: 0	PA: 33	WP: 0	PA: 33	WP: 0	PA: 33	WP: 0	PA: 33	WP: 0	PA: 33	WP: 0	PA: 33	WP: 0	PA: 33	WP: 0	PA: 33	WP: 0	PA: 33
	ERA: 4.1	ERA: 4.1	ERA: 4.1	ERA: 4.1	ERA: 4.1	ERA: 4.1	ERA: 4.1	ERA: 4.1	ERA: 4.1	ERA: 4.1	ERA: 4.1	ERA: 4.1	ERA: 4.1	ERA: 4.1	ERA: 4.1	ERA: 4.1	ERA: 4.1	ERA: 4.1	ERA: 4.1	ERA: 4.1	ERA: 4.1	ERA: 4.1	ERA: 4.1	ERA: 4.1	ERA: 4.1	ERA: 4.1	ERA: 4.1	ERA: 4.1	ERA: 4.1	ERA: 4.1	ERA: 4.1	ERA: 4.1	ERA: 4.1	ERA: 4.1	ERA: 4.1	ERA: 4.1	ERA: 4.1	ERA: 4.1	ERA: 4.1	ERA: 4.1

BOTTOM

San Diego Padres @ Chicago Cubs
 Wrigley Field, Chicago, IL
 Fri May 09 1986, 3:33 AM CDT
 Att. 22,578 - Unknown

livebaseballscorecards.com

AB	31
R	2
H	5
RBI	2
BB	1
SO	2
LOB	6



Batter	1	2	3	4	5	6	7	8	9	AB R H RBI BB SO LOB	TOP											
Bip Roberts, S (1, 4) OBP: 0.293, SLG: 0.333	0-0 HR 1B	0-0 G1-6-3 1-2f		0-0 CS 1B		0-0 1-3 2B		0-0 4-3 2-3		5 1 3 0 0 0 3												
John Kruk, L (1, 7) OBP: 0.275, SLG: 0.368	0-0		0-0 6-3	0-0 CS	0-3 K2-3	0-0 6-3		0-3 K		3 1 1 2 0 1 0												
Jerry Royster, R (6, PH) OBP: 0.314, SLG: 0.404										1 0 0 0 0 0 2												
Marvell Wynne, L (8, PH) OBP: 0.308, SLG: 0.486	1-H HR			1-2						1 0 0 0 0 1 1												
Tony Gwynn, L (1, 9) OBP: 0.382, SLG: 0.496	0-0 1-3		0-0 5-3 1B		0-0 4-3		0-0 4-3		0-0 G3	5 1 1 0 0 0 0												
Steve Garvey, R (1, 3) OBP: 0.262, SLG: 0.410	0-0 6-3 1B		0-0 5-3	1-2	0-0 F9		0-0 1B		0-0 6-3	5 0 2 0 0 0 1												
Terry Kennedy, L (1, 2) OBP: 0.303, SLG: 0.374	0-0 6-3 1-2		0-0 2B 1B	2-H		0-0 F7	0-0 1-3 1B		0-0 3-1	5 0 2 1 0 0 1												
Kevin McReynolds, R (1, 8) OBP: 0.355, SLG: 0.431	0-3 K		0-0 1-3 2B		0-0	0-0 HR 2B	0-0 L4			4 1 2 0 0 1 3												
Graig Nettles, L (1, 5) OBP: 0.265, SLG: 0.301		0-0 L6	0-0 4-3		0-0	0-0 HR	0-0 4-3			3 1 1 2 0 0 2												
Garry Templeton, S (7, PH) OBP: 0.232, SLG: 0.194										1 0 0 0 0 0 2												
Tim Flannery, L (1, 6) OBP: 0.357, SLG: 0.384		4-0 1B BB		0-0 G3		0-0 F7		0-0 4-3 S 1B		3 0 1 0 1 0 0												
LaMarr Hoyt, R (1, 1) OBP: 0.250, SLG: 0.250		0-0	0-3 K		0-3 K	0-0 2B 1B		0-3 K		2 0 1 0 0 1 0												
Tim Stoddard, R (5, 1) OBP: 0.330, SLG: 0.431										0 0 0 0 0 0 0												
Carmelo Martinez, R (6, PH) OBP: 0.000, SLG: 4.000										1 0 1 0 0 0 0												
Craig Lefferts, L (6, 1) OBP: 0.100, SLG: 0.200										0 0 0 0 0 0 0												
Dane Iorg, L (8, PH) OBP: 0.150, SLG: 0.286		1-2 1B								1 0 0 0 0 1 1												
Lance McCullers, S (8, 1)										0 0 0 0 0 0 0												
Inning Stats	R: 2 E: 0 K: 1 S: 8	H: 3 LOB: 1 BB: 0 P: 8	R: 0 E: 0 K: 0 S: 3	H: 1 LOB: 1 BB: 1 P: 7	R: 1 E: 0 K: 0 S: 6	H: 3 LOB: 2 BB: 0 P: 6	R: 0 E: 0 K: 1 S: 5	H: 1 LOB: 0 BB: 0 P: 5	R: 0 E: 0 K: 1 S: 5	H: 0 LOB: 0 BB: 0 P: 5	R: 2 E: 0 K: 0 S: 7	H: 4 LOB: 2 BB: 0 P: 7	R: 0 E: 0 K: 0 S: 5	H: 2 LOB: 2 BB: 0 P: 5	R: 0 E: 0 K: 2 S: 8	H: 1 LOB: 1 BB: 0 P: 8	R: 0 E: 0 K: 0 S: 3	H: 0 LOB: 0 BB: 0 P: 3	1B: 10 2B: 3 3B: 0 HR: 2	SF: 0 SAC: 0 DP: 1 HBP: 0	WP: 0 PB: 0 SB: 1 CS: 1	PA: 42
PITCHER	IP WLS BF H R ER SO BB IBB HBP BLK WP HR S P ERA WHIP																					
Dennis Eckersley, R (1, 1) ERA: 4.53	5.2 W 28 12 5 5 3 1 0 0 0 0 2 33 37 7.94 2.294																					
Guy Hoffman, L (6, 1) ERA: 4.91	1.1 6 2 0 0 0 0 0 0 0 0 0 6 6 0.00 1.500																					
Lee Smith, R (8, 1) ERA: 3.97	2.0 S 7 1 0 0 2 0 0 0 0 0 0 11 11 0.00 0.500																					

San Diego Padres @ Chicago Cubs
Wrigley Field, Chicago, IL
Sat May 10 1986, 3:33 AM CDT
Att: 33,401 - Unknown

livebaseballscorecards.com

AB	40
R	5
H	15
RBI	5
BB	1
SO	5
LOB	16



Batter	1	2	3	4	5	6	7	8	9
Shawon Dunston, R OBP: 0.328, SLG: 0.505 (1, 6)	0-0 G3 23 6-3 2B	0-0 F8		0-0 F7		0-0 F7			
Gary Matthews, R OBP: 0.311, SLG: 0.286 Bob Demier, R OBP: 0.234, SLG: 0.235 (1, 7) (7, 8)	0-0 G3 2-3		0-0 L4		0-3 K		0-0 F8		
23 Ryne Sandberg, R OBP: 0.353, SLG: 0.437 (1, 4)	0-0 6-3 3-H		0-0 5-3		0-0 1B		0-0 1B		
Keith Moreland, R OBP: 0.325, SLG: 0.391 (1, 9)	0-0 HR		0-3 K		0-0 F7 1-2		0-0 F9		
Leon Durham, L OBP: 0.323, SLG: 0.415 Lee Smith, R (8, 1)	0-0 3-1			0-0 F9	4-0 BB		0-0 F7		
Ron Cey, R OBP: 0.323, SLG: 0.434 Manny Trillo, R OBP: 0.281, SLG: 0.214 (1, 5) (9, 5)		0-0 HR 1B		0-0 HR 2B		0-0 F9		0-3 K	
Jody Davis, R OBP: 0.310, SLG: 0.408 (1, 2)		0-3 K		0-0 HR		0-0 FC5-4 1B		4-0 G3 BB	
Jerry Mumphy, S OBP: 0.333, SLG: 0.391 (1, 8) (7, 7)		0-0 F8		0-0 F8		0-0 FC5-4 SH1-4 1-2f		0-0 G3 1-2	
Dennis Eckersley, R OBP: 0.286, SLG: 0.500 Guy Hoffman, L Terry Francona, L OBP: 0.240, SLG: 0.240 (1, 1) (6, 1) (8, 3)		0-0 HR 1-H		0-0 1B		0-0 SH1-4 1-2		0-0 4-3	


Inning Stats	R: 2 E: 0 K: 0 S: 5	H: 2 LOB: 0 BB: 0 P: 5	R: 2 E: 0 K: 1 S: 7	H: 2 LOB: 0 BB: 0 P: 7	R: 0 E: 0 K: 1 S: 5	H: 0 LOB: 0 BB: 0 P: 5	R: 2 E: 0 K: 0 S: 6	H: 3 LOB: 1 BB: 0 P: 6	R: 0 E: 0 K: 1 S: 6	H: 1 LOB: 2 BB: 1 P: 10	R: 0 E: 0 K: 0 S: 4	H: 1 LOB: 1 BB: 0 P: 4	R: 0 E: 0 K: 0 S: 4	H: 1 LOB: 1 BB: 0 P: 4	R: 0 E: 0 K: 1 S: 5	H: 0 LOB: 1 BB: 1 P: 9
--------------	------------------------------	---------------------------------	------------------------------	---------------------------------	------------------------------	---------------------------------	------------------------------	---------------------------------	------------------------------	----------------------------------	------------------------------	---------------------------------	------------------------------	---------------------------------	------------------------------	---------------------------------

PITCHER	IP	WLS	BF	H	R	ER	SO	BB	IBB	HBP	BLK	WP	HR	S	P	ERA	WHIP
LaMarr Hoyt, R ERA: 4.86 (1, 1)	4.0	L	19	7	6	6	2	0	0	0	0	0	3	23	23	13.50	1.750
Tim Stoddard, R ERA: 4.02 (5, 1)	1.0		5	1	0	0	1	1	0	0	0	0	0	6	10	0.00	2.000
Craig Lefferts, L ERA: 2.37 (6, 1)	2.0		8	2	0	0	0	0	0	0	0	0	0	8	8	0.00	1.000
Lance McCullers, R ERA: 1.17 (8, 1)	1.0		4	0	0	0	1	1	0	0	0	0	0	5	9	0.00	1.000

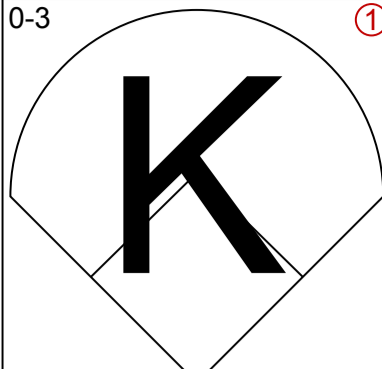
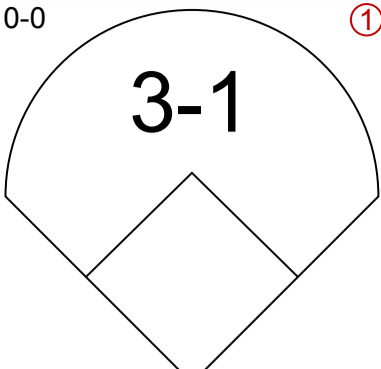
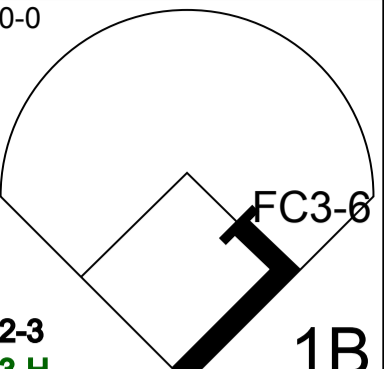
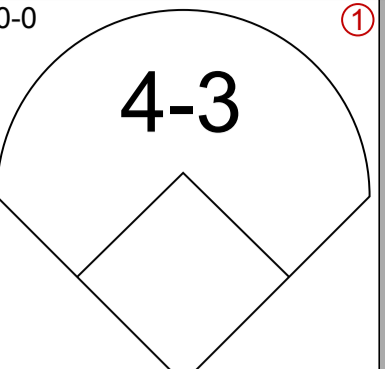
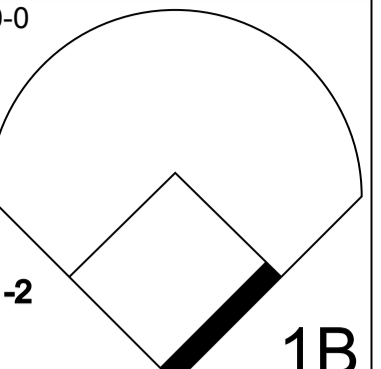
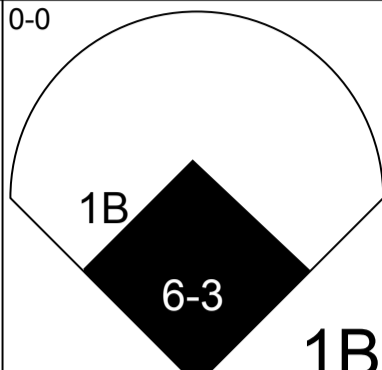
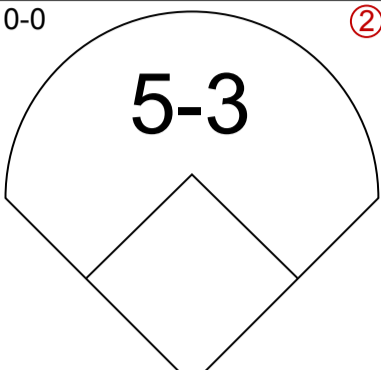
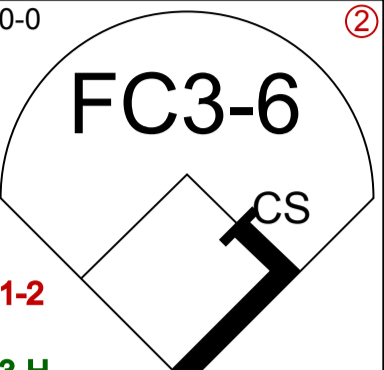
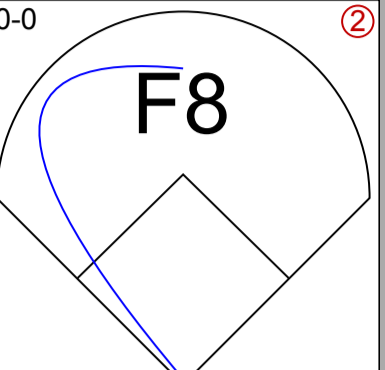
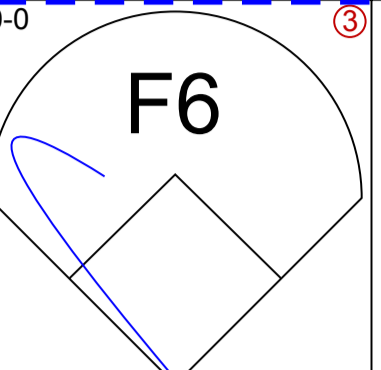
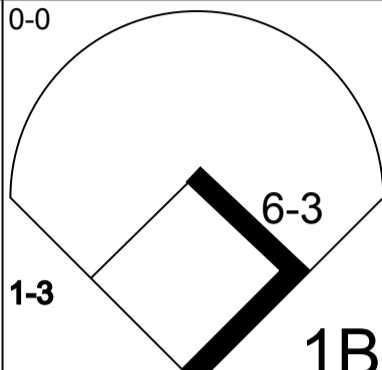
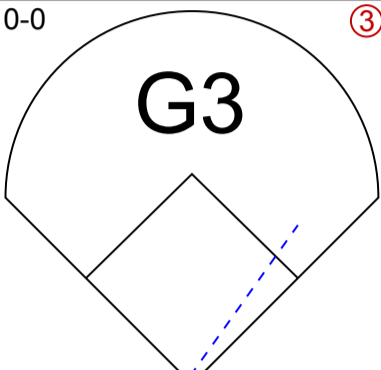
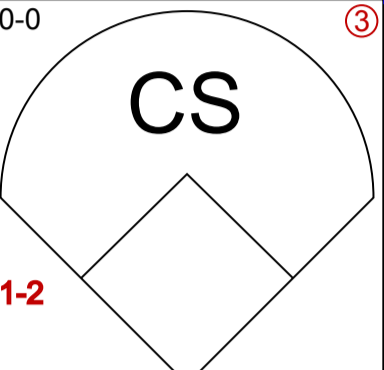
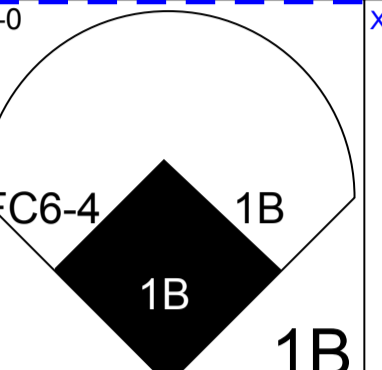
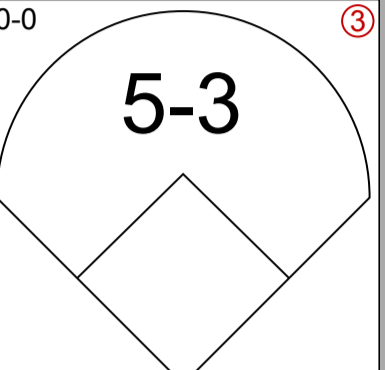
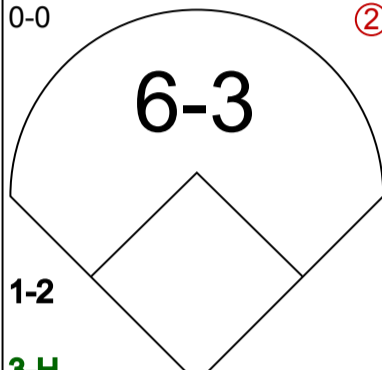
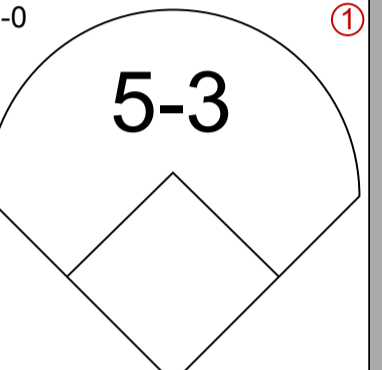
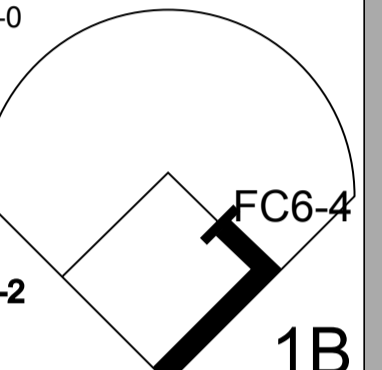
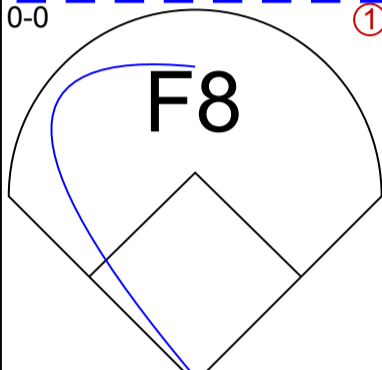
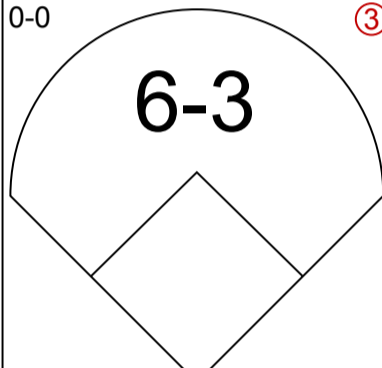
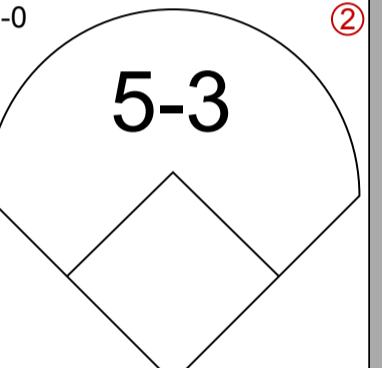
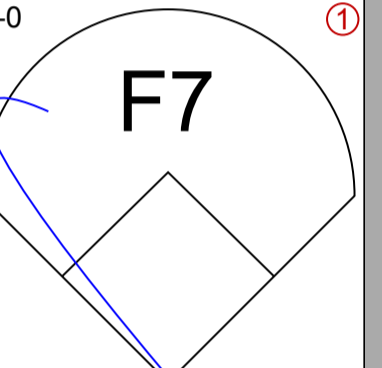
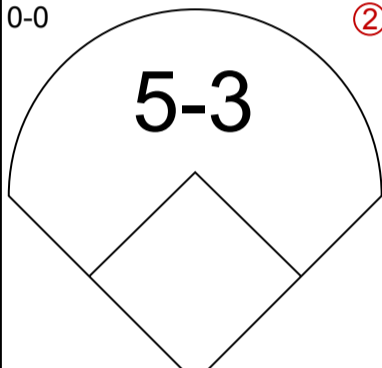
BOTTOM

San Diego Padres @ Chicago Cubs
 Wrigley Field, Chicago, IL
 Sat May 10 1986, 3:33 AM CDT
 Att. 33,401 - Unknown

AB	33
R	6
H	10
RBI	6
BB	2
SO	4
LOB	13



1B	2B	3B	HR	SF	SAC	DP	HBP	WP	PA
5	2	0	3	0	1	0	0	0	36

Batter	1	2	3	4	5	6	7	8	9	AB R H RBI BB SO LOB	TOP											
Bip Roberts, S (1, 4) OBP: 0.304, SLG: 0.341	0-3 		0-0 		0-0 		0-0 		0-0 	5 0 2 1 0 1 0												
Jerry Royster, R (1, 5) OBP: 0.309, SLG: 0.392	0-0 		0-0 		0-0 		0-0 		0-0 	4 1 1 1 0 0 1 1 0 0 0 0 0 2												
Tony Gwynn, L (1, 9) OBP: 0.385, SLG: 0.496	0-0 		0-0 		0-0 		0-0 		0-0 	4 1 2 0 0 0 0												
Steve Garvey, R (1, 3) OBP: 0.262, SLG: 0.405	0-0 			0-0 		0-0 		0-0 		4 0 1 1 0 0 1												
Kevin McReynolds, R (1, 8) OBP: 0.344, SLG: 0.416	0-0 			0-0 		0-0 		0-0 		4 0 0 0 0 0 3												
Garry Templeton, S (1, 6) OBP: 0.252, SLG: 0.196										4 1 1 0 0 0 2												
Craig Lefferts, L (8, 1) OBP: 1.000, SLG: 4.000										0 0 0 0 0 0 0												
Terry Kennedy, L (1, 2) OBP: 0.327, SLG: 0.408										4 1 4 2 0 0 0												
John Kruk, L (1, 7) OBP: 0.286, SLG: 0.375										2 1 1 0 0 0 1												
Carmelo Martinez, R (6, PH) OBP: 0.347, SLG: 0.431										0 0 0 0 1 0 0												
Dave Dravecky, R (6, PR) OBP: 0.235, SLG: 0.375										0 0 0 0 0 0 0												
Gene Walter, L (6, 1) OBP: 0.500, SLG: 0.667										0 0 0 0 0 0 0												
Tim Flannery, L (8, 6) OBP: 0.354, SLG: 0.379										1 0 0 0 0 0 1												
Mark Thurmond, L (1, 1) OBP: 0.308, SLG: 0.308										1 0 0 0 0 0 1												
Tim Stoddard, R (2, 1)										0 0 0 0 0 0 0												
Lance McCullers, S (4, 1)										0 0 0 0 0 0 0												
Marvell Wynne, L (6, PH) OBP: 0.293, SLG: 0.462										2 0 0 0 0 0 4												
Inning Stats	R: 1 E: 0 K: 1 S: 7	H: 2 LOB: 1 BB: 0 P: 7	R: 1 E: 0 K: 0 S: 4	H: 2 LOB: 0 BB: 0 P: 4	R: 0 E: 0 K: 0 S: 3	H: 0 LOB: 0 BB: 0 P: 3	R: 0 E: 0 K: 0 S: 3	H: 0 LOB: 0 BB: 0 P: 3	R: 2 E: 0 K: 0 S: 5	H: 3 LOB: 0 BB: 0 P: 5	R: 1 E: 0 K: 0 S: 6	H: 3 LOB: 3 BB: 1 P: 10	R: 0 E: 0 K: 0 S: 3	H: 0 LOB: 0 BB: 0 P: 3	R: 0 E: 0 K: 0 S: 3	H: 0 LOB: 0 BB: 0 P: 3	R: 0 E: 0 K: 0 S: 5	H: 2 LOB: 2 BB: 0 P: 5	1B: 11 2B: 1 3B: 0 HR: 0	SF: 0 SAC: 1 DP: 0 HBP: 0	WP: 0 PB: 0 SB: 0 CS: 2	PA: 39
PITCHER	IP WLS BF H R ER SO BB IBB HBP BLK WP HR S P ERA WHIP																					
Steve Trout, L (1, 1) ERA: 5.49	5.0 W 20 7 4 4 1 0 0 0 0 0 0 0 22 22 7.20 1.400																					
Matt Keough, R (6, 1) ERA: 3.38	0.2 5 3 1 1 0 0 0 0 0 0 0 0 5 5 13.50 4.500																					
Ray Fontenot, L (6, 1) ERA: 3.0	1.1 5 0 0 0 0 1 0 0 0 0 0 0 4 8 0.00 0.750																					
Jay Baller, R (8, 1) ERA: 4.44	1.2 7 2 0 0 0 0 0 0 0 0 0 0 7 7 0.00 1.200																					
Lee Smith, R (9, 1) ERA: 3.86	0.1 S 1 0 0 0 0 0 0 0 0 0 0 0 1 1 0.00 0.000																					

San Diego Padres @ Chicago Cubs
Wrigley Field, Chicago, IL
Sun May 11 1986, 3:33 AM CDT
Att. 32,359 - Unknown

AB	36
R	5
H	12
RBI	5
BB	1
SO	1
LOB	16



WP: 0	PA: 39
PB: 0	
SB: 0	
CS: 2	

PITCHER	IP	WLS	BF	H	R	ER	SO	BB	IBB	HBP	BLK	WP	HR	S	P	ERA	WHIP
Steve Trout, L	5.0	W	20	7	4	4	1	0	0	0	0	0	0	22	22	7.20	1.400
Matt Keough, R	0.2		5	3	1	1	0	0	0	0	0	0	0	5	5	13.50	4.500
Ray Fontenot, L	1.1		5	0	0	0	0	1	0	0	0	0	0	4	8	0.00	0.750
Jay Baller, R	1.2		7	2	0	0	0	0	0	0	0	0	0	7	7	0.00	1.200
Lee Smith, R	0.1	S	1	0	0	0	0	0	0	0	0	0	0	1	1	0.00	0.000

BOTTOM

San Diego Padres @ Chicago Cubs
Wrigley Field, Chicago, IL
Sun May 11 1986, 3:33 AM CDT
Att. 32,359 - Unknown

livebaseballscorecards.com

AB 36
R 9
H 13
RBI 8
BB 6
SO 9
LOB 21



WP: 0 PA: 43
PB: 0
SB: 1
CS: 4

AB R H RBI BB SO LOB

5 0 0 0 0 1 1

3 1 2 1 2 0 0

4 0 2 1 1 0 1

4 1 1 0 1 1 4

4 2 2 0 1 1 4

0 0 0 0 0 0 0

5 1 2 1 0 1 6

0 0 0 0 0 0 0

4 1 2 1 0 2 2

3 2 1 2 1 1 1

1B: 8 SF: 0
2B: 4 SAC: 0
3B: 0 DP: 1
HR: 1 HBP: 0

1B: 8 SF: 0
2B: 4 SAC: 0
3B: 0 DP: 1
HR: 1 HBP: 0

WP: 0 PA: 43
PB: 0
SB: 1
CS: 4

Table with 9 columns (Innings 1-9) and 14 rows (Batters). Each cell contains a baseball diamond diagram with play details (e.g., F7, E6, 5-3, 4-3, CS, K, F9, G6-3, 1B, 2B, 1B, 2B, 1B, F6, L5, 1B, 2B, 1B, BB, F4, K, K, F4, F4, K, E, S, 2B, E5, CS, BB, 23 BB, 1B, 1-H, 2-H, 3-H).

Inning Stats table with columns: R, H, E, K, S, LOB, BB, P, SO, IBB, HBP, BLK, WP, HR, S, P, ERA, WHIP.

Pitcher Stats table with columns: IP, WLS, BF, H, R, ER, SO, BB, IBB, HBP, BLK, WP, HR, S, P, ERA, WHIP.

Batter Info table with columns: Batter, (IP, OBP, SLG), (IP, OBP, SLG), (IP, OBP, SLG), (IP, OBP, SLG), (IP, OBP, SLG), (IP, OBP, SLG), (IP, OBP, SLG), (IP, OBP, SLG), (IP, OBP, SLG).

Pitcher Info table with columns: PITCHER, (IP, OBP, SLG), (IP, OBP, SLG), (IP, OBP, SLG), (IP, OBP, SLG), (IP, OBP, SLG).

Batter	1	2	3	4	5	6	7	8	9	AB R H RBI BB SO LOB	TOP			
Bip Roberts, S (1, 4) OBP: 0.314, SLG: 0.347	0-0 FC6-5 4-3 1B	0-0 S 1B		0-0 F1			0-0 F8		0-0 4-3	5 0 2 0 0 0 0				
Garry Templeton, S (1, 6) OBP: 0.244, SLG: 0.189	0-0 4-3 1-2	0-3 K				0-0 5-3	0-0 G3			4 0 0 0 0 1 2				
Tony Gwynn, L (1, 9) OBP: 0.381, SLG: 0.484	0-0 FC6-5 2-3		4-0 BB 1B BB			0-0 G3	0-0 3-1			3 1 0 0 1 0 1				
Steve Garvey, R (1, 3) OBP: 0.254, SLG: 0.392	0-0 5-3		0-0 G3			0-0 6-3		0-0 F5		4 0 0 0 0 0 2				
Terry Kennedy, L (1, 2) OBP: 0.342, SLG: 0.425		0-0 F7	0-0 WP 1B			4-0 FC6-4 BB		0-0 2B		3 0 2 1 1 0 0				
Kevin McReynolds, R (1, 8) (9, 7) OBP: 0.348, SLG: 0.409		4-0 1B HR BB	0-3 K			0-3 K		4-0 G1-4-3 IBB		2 1 0 0 2 2 2				
Graig Nettles, L (1, 5) Jerry Royster, R (8, PH) (8, 5) OBP: 0.264, SLG: 0.299 OBP: 0.304, SLG: 0.385		0-0 HR 1B	0-0 F2			0-0 FC6-4 1B		0-0 G1-4-3		3 1 1 0 0 0 2 1 0 0 0 0 0 2				
Dane Iorg, L (1, 7) Marvell Wynne, L (9, 8) OBP: 0.240, SLG: 0.440 OBP: 0.293, SLG: 0.462		0-0 HR		0-0 F9		0-0 1B		0-0 F8		4 1 2 3 0 0 0 0 0 0 0 0 0 0				
Eric Show, R (1, 1) Craig Lefferts, L (7, 1) Lance McCullers, S (8, 1) OBP: 0.200, SLG: 0.250 OBP: 1.000, SLG: 4.000		0-3 K	0-3 K			0-0 4-3		0-3 K		3 0 0 0 0 2 2 0 0 0 0 0 0 0 1 0 0 0 0 1 0				
Inning Stats	R: 0 E: 0 K: 0 S: 4 H: 1 LOB: 1 BB: 0 P: 4	R: 3 E: 0 K: 2 S: 10 H: 3 LOB: 1 BB: 1 P: 14	R: 1 E: 0 K: 1 S: 6 H: 1 LOB: 1 BB: 1 P: 10	R: 0 E: 0 K: 1 S: 5 H: 0 LOB: 0 BB: 0 P: 5	R: 0 E: 0 K: 0 S: 3 H: 0 LOB: 0 BB: 0 P: 3	R: 0 E: 0 K: 1 S: 6 H: 1 LOB: 2 BB: 1 P: 10	R: 0 E: 0 K: 0 S: 3 H: 0 LOB: 0 BB: 0 P: 3	R: 0 E: 0 K: 0 S: 3 H: 1 LOB: 1 BB: 1 P: 7	R: 0 E: 0 K: 1 S: 5 H: 0 LOB: 0 BB: 0 P: 5	1B: 5 2B: 1 3B: 0 HR: 1 SF: 0 SAC: 0 DP: 1 HBP: 0	WP: 1 PB: 0 SB: 1 CS: 0 PA: 37			
PITCHER	IP WLS BF H R ER SO BB IBB HBP BLK WP HR S P ERA WHIP												PITCHER	IP WLS BF H R ER SO BB IBB HBP BLK WP HR S P ERA WHIP
Mike Bielecki, R (1, 1) ERA: 4.55	4.0 L 19 5 4 4 4 2 0 0 0 1 1 25 33 9.00 1.750													
Bob Walk, R ERA: 2.37	2.0 8 1 0 0 1 1 0 0 0 0 0 9 13 0.00 1.000													
Pat Clements, L ERA: 1.98	2.0 7 1 0 0 0 0 0 1 0 0 0 6 10 0.00 0.500													
Cecilio Guante, R ERA: 1.19	1.0 3 0 0 0 0 1 0 0 0 0 0 5 5 0.00 0.000													

San Diego Padres @ Pittsburgh Pirates
 Three Rivers Stadium, Pittsburgh, PA
 Tue May 13 1986, 7:05 PM EDT
 Att. 5,392 - Unknown

AB	33
R	4
H	7
RBI	4
BB	4
SO	6
LOB	13



WP: 1	PA: 37
PB: 0	
SB: 1	
CS: 0	

ERA	WHIP

livebaseballscorecards.com

Batter	1	2	3	4	5	6	7	8	9	AB R H RBI BB SO LOB
Joe Orsulak, L OBP: 0.302, SLG: 0.378 (1, 8)	0-0 F9		4-0 F8 CI BB	0-0 F7		0-3 K2-3			0-0 5-3	4 0 0 0 1 1 3
Lee Mazzilli, S OBP: 0.463, SLG: 0.241 (1, 7)	4-0 CS BB		0-0 F8		0-0 2B 1B		0-3 K		0-0 F7	4 1 1 0 1 1 1
Johnny Ray, S OBP: 0.423, SLG: 0.461 (1, 4)	4-0 1-2 BB		0-1 CI		0-0 F8		0-0 P4		0-0 4-3	3 0 0 0 1 0 1
Sid Bream, L OBP: 0.378, SLG: 0.568 (1, 3)	0-0 5-3		0-0 F8		0-0 2B		0-0 P5			4 0 1 1 0 0 3
Mike Brown, R OBP: 0.368, SLG: 0.391 (1, 9)		4-0 BB BB	0-0 P6		0-3 K			0-0 4-3 6-3 2B		3 1 1 0 1 1 3
Tony Peña, R OBP: 0.305, SLG: 0.326 (1, 2)		0-3 K		4-0 BB BB	0-3 K			0-0 4-3		3 0 0 0 1 2 3
Jim Morrison, R OBP: 0.320, SLG: 0.489 (1, 5)		4-0 1-2 BB		0-0 F7		0-0 S 1B		0-0 6-3		3 0 1 1 1 0 1
Sam Khalifa, R OBP: 0.277, SLG: 0.224 (1, 6)		0-3 K		4-0 1-2 BB		0-3 K		0-0 2B		3 0 1 0 1 2 3
Mike Bielecki, R Trench Davis, L Bob Walk, R Mike Diaz, R Pat Clements, R Bill Almon, R Cecilio Guante, R (1, 1) (4, PH) (5, 1) (6, PH) (7, 1) (8, PH) (9, 1)		0-3 K		0-0 F9		0-3 K		0-0 F3		1 0 0 0 0 0 1 2 1 0 0 0 0 0 0 2 0 0 0 0 0 0 0 0 1 0 0 0 0 0 1 1 0 0 0 0 0 0 0 0 1 0 0 0 0 0 0 1 0 0 0 0 0 0 0 0

Inning Stats	R: 0	H: 0	E: 0	K: 0	S: 2	LOB: 1	BB: 2	P: 10	R: 0	H: 0	E: 0	K: 3	S: 9	LOB: 2	BB: 2	P: 17	R: 0	H: 0	E: 1	K: 0	S: 4	LOB: 2	BB: 1	P: 8	R: 0	H: 0	E: 0	K: 0	S: 3	LOB: 2	BB: 2	P: 11	R: 1	H: 2	E: 0	K: 2	S: 9	LOB: 1	BB: 0	P: 9	R: 0	H: 1	E: 0	K: 3	S: 10	LOB: 1	BB: 0	P: 10	R: 0	H: 0	E: 0	K: 1	S: 5	LOB: 0	BB: 0	P: 5	R: 1	H: 2	E: 0	K: 0	S: 5	LOB: 1	BB: 0	P: 5	R: 0	H: 0	E: 0	K: 0	S: 3	LOB: 0	BB: 0	P: 3	1B: 2	SF: 0	2B: 3	SAC: 0	3B: 0	DP: 0	HR: 0	HBP: 0
--------------	------	------	------	------	------	--------	-------	-------	------	------	------	------	------	--------	-------	-------	------	------	------	------	------	--------	-------	------	------	------	------	------	------	--------	-------	-------	------	------	------	------	------	--------	-------	------	------	------	------	------	-------	--------	-------	-------	------	------	------	------	------	--------	-------	------	------	------	------	------	------	--------	-------	------	------	------	------	------	------	--------	-------	------	-------	-------	-------	--------	-------	-------	-------	--------

PITCHER	IP	WLS	BF	H	R	ER	SO	BB	IBB	HBP	BLK	WP	HR	S	P	ERA	WHIP
Eric Show, R ERA: 2.93 (1, 1)	6.0	W	28	3	1	1	8	7	0	0	0	0	0	37	65	1.50	1.667
Craig Lefferts, L ERA: 2.49 (7, 1)	1.2		7	2	1	1	1	0	0	0	0	0	0	9	9	5.40	1.200
Lance McCullers, R ERA: 0.98 (8, 1)	1.1	S	4	0	0	0	0	0	0	0	0	0	0	4	4	0.00	0.000

BOTTOM

San Diego Padres @ Pittsburgh Pirates
Three Rivers Stadium, Pittsburgh, PA
Tue May 13 1986, 7:05 PM EDT
Att. 5,392 - Unknown

livebaseballscorecards.com

AB	31
R	2
H	5
RBI	2
BB	7
SO	9
LOB	24



WP: 0	PA: 39
PB: 0	
SB: 1	
CS: 1	

Batter	1	2	3	4	5	6	7	8	9	AB R H RBI BB SO LOB	TOP			
Bip Roberts, S (1, 4) OBP: 0.286, SLG: 0.315	0-0 6-3		0-0 F4	0-0 5-3		0-0 5-3		0-0 CS	0-0 4-3	5 0 0 0 0 0 2				
Garry Templeton, S (1, 6) OBP: 0.250, SLG: 0.207	0-3 K		0-0 F9		0-0 FC6-4 1B		0-0 4-3		0-0 1B WP 2B	5 1 2 0 0 1 0				
Tony Gwynn, L (1, 9) OBP: 0.396, SLG: 0.511	0-0 HR 3B		0-0 S 1B		0-0 FC6-4 2B 1-2f		0-0 E S 1B		0-0 WP BB 2B 1B	5 3 4 0 0 0 1				
Steve Garvey, R (1, 3) OBP: 0.259, SLG: 0.411	0-0 HR		0-0 6-3		0-0 F4		0-3 K		4-0 WP 2B BB	4 2 1 2 1 1 3				
Kevin McReynolds, R (1, 8) (8, 7) OBP: 0.365, SLG: 0.437	0-0 F7			0-0 WP BB 1B 1B		0-0 1-H 2B		4-0 BB BB	0-0 1-H 2-H 3-H 1B 2B	4 2 3 3 1 0 0				
Jerry Royster, R (1, 5) Graig Nettles, L (7, PH) (7, 5) OBP: 0.305, SLG: 0.370 OBP: 0.270, SLG: 0.295		4-0 FC3-6 BB 2-5 BB		0-0 F8		0-0 L5		0-3 K	4-0 BB 1B IBB	2 0 0 0 1 0 2 1 1 0 0 1 1 2				
Bruce Bochy, R (1, 2) OBP: 0.478, SLG: 0.944		4-0 FC3-6 1-2 BB		4-0 1B WP BB		0-0 HR		4-0 8-4 1B BB	4-0 1B 1-2 2-3 BB	1 1 1 1 4 0 0				
John Kruk, L (1, 7) Marvell Wynne, L (8, PR) (8, 8) OBP: 0.304, SLG: 0.386 OBP: 0.310, SLG: 0.475		0-0 FC3-6 1-2 2-3		0-0 SH2-3 1B		0-3 K		0-0 CS 1B	0-0 G6-4-3 1B	4 0 2 1 0 1 2 1 0 1 2 0 0 0				
Dave Dravecky, R (1, 1) Lance McCullers, S (7, 1) Dane Iorg, L (8, PH) Rich Gossage, R (8, 1) OBP: 0.211, SLG: 0.333 OBP: 0.231, SLG: 0.423		0-0 2-5		0-0 SH2-3		0-0 5-3		0-0 8-4	0-0 G6-4-3 1-2f	2 0 0 0 0 0 2 0 0 0 0 0 0 0 1 0 0 0 0 0 2 1 0 0 0 0 0 2				
Inning Stats	R: 2 E: 0 K: 1 S: 7 H: 2 LOB: 0 BB: 0 P: 7	R: 0 E: 0 K: 0 S: 2 H: 0 LOB: 1 BB: 2 P: 10	R: 0 E: 0 K: 0 S: 4 H: 1 LOB: 1 BB: 0 P: 4	R: 1 E: 0 K: 0 S: 5 H: 2 LOB: 2 BB: 1 P: 9	R: 1 E: 0 K: 0 S: 5 H: 2 LOB: 1 BB: 0 P: 5	R: 1 E: 0 K: 1 S: 6 H: 1 LOB: 0 BB: 0 P: 6	R: 0 E: 0 K: 2 S: 8 H: 1 LOB: 2 BB: 1 P: 12	R: 0 E: 0 K: 0 S: 2 H: 1 LOB: 1 BB: 1 P: 6	R: 5 E: 0 K: 0 S: 6 H: 4 LOB: 1 BB: 3 P: 18	1B: 8 2B: 5 3B: 1 HR: 2 SF: 0 SAC: 1 DP: 3 HBP: 0	WP: 2 PB: 0 SB: 2 CS: 1 PA: 46			
PITCHER	IP WLS BF H R ER SO BB IBB HBP BLK WP HR S P ERA WHIP												PITCHER	IP WLS BF H R ER SO BB IBB HBP BLK WP HR S P ERA WHIP
Bob Kipper, L (1, 1) ERA: 5.59	6.0 L 28 8 5 5 2 3 0 0 0 0 1 2 29 41 7.50 1.833													
Jose DeLeon, R (7, 1) ERA:	1.0 5 1 0 0 2 1 0 0 0 0 0 0 8 12 0.00 2.000													
Bob Walk, R (8, 1) ERA: 2.3	1.0 3 1 0 0 0 1 0 0 0 0 0 0 2 6 0.00 2.000													
Pat Clements, L (9, 1) ERA: 3.21	0.1 3 2 2 2 0 0 0 0 0 0 0 0 3 3 54.00 6.000													
Jim Winn, R (9, 1) ERA: 4.8	0.2 6 2 3 3 0 2 1 0 0 0 1 0 3 15 40.50 6.000													

San Diego Padres @ Pittsburgh Pirates
 Three Rivers Stadium, Pittsburgh, PA
 Wed May 14 1986, 7:05 PM EDT
 Att. 9,430 - Unknown

AB	36
R	10
H	14
RBI	9
BB	8
SO	4
LOB	18



WP: 2	PA: 46
-------	--------

BOTTOM

San Diego Padres @ Pittsburgh Pirates
Three Rivers Stadium, Pittsburgh, PA
Wed May 14 1986, 7:05 PM EDT
Att. 9,430 - Unknown

livebaseballscorecards.com

AB 33
R 4
H 6
RBI 4
BB 3
SO 7
LOB 11



WP: 0 PA: 36
PB: 0
SB: 0
CS: 0

AB R H RBI BB SO LOB

2 1 0 0 1 0 0
1 0 0 0 0 0 2

4 0 0 0 0 2 2

4 2 1 0 0 0 2

4 0 1 2 0 2 1

4 1 1 2 0 0 2
0 0 0 0 0 0 0

4 0 1 0 0 0 0

4 0 1 0 0 1 1

3 0 0 0 1 1 1

1 0 0 0 0 0 0
1 0 1 0 0 0 0
0 0 0 0 0 0 0
0 0 0 0 0 0 0
0 0 0 0 1 0 0
0 0 0 0 0 0 0
0 0 0 0 0 0 0
0 0 0 0 0 0 0
1 0 0 0 0 0 1

1B: 4 SF: 0
2B: 1 SAC: 0
3B: 0 DP: 0
HR: 1 HBP: 0

Batter	1	2	3	4	5	6	7	8	9
Bill Almon, R (1, 7) OBP: 0.353, SLG: 0.682 Joe Orsulak, L (7, PH) OBP: 0.299, SLG: 0.374 (8, 8) (9, 7)	0-0 4-3 F9		0-0 F9			4-0 FC5-4 FC5 1-2 E BB	0-0 F9		
Lee Mazzilli, S (1, 8) OBP: 0.422, SLG: 0.212 (8, 7) (9, 3)	0-0 5-3			0-3 K		0-0 FC5 1-2 FC5-4 2-3f		0-3 K2-3	
Johnny Ray, S (1, 4) OBP: 0.418, SLG: 0.454	0-0 5-3			0-0 L4		0-0 FC5-4 1-2f E 2-3		0-0 HR 1B	
Mike Brown, R (1, 9) OBP: 0.364, SLG: 0.396		0-3 K		0-3 K		0-0 E4 1-H 2-3 3-H 2B		0-0 F8	
Sid Bream, L (1, 3) OBP: 0.374, SLG: 0.586 Jim Winn, R (9, 1)		0-0 F6			0-0 F6		0-0 4-3	0-0 HR 1-H	
Tony Peña, R (1, 2) OBP: 0.303, SLG: 0.323		0-0 1B			0-0 5-3			0-0 1-3	
Jim Morrison, R (1, 5) OBP: 0.317, SLG: 0.478		0-3 K			0-0 FC6 1B		0-0 F8		0-0 F4
Sam Khalifa, R (1, 6) OBP: 0.275, SLG: 0.213			0-0 L3		0-0 FC6 1-2f		4-0 BB BB		0-3 K
Bob Kipper, R (1, 1) Rick Rhoden, R (6, PH) OBP: 0.286, SLG: 0.167 Rick Reuschel, R (6, PR) OBP: 0.214, SLG: 0.286 Jose DeLeon, R (7, 1) Mike Diaz, R (7, PH) OBP: 0.336, SLG: 0.217 Bob Walk, R (8, 1) OBP: 0.286, SLG: 0.571 Pat Clements, R (9, 1) Trench Davis, L (9, 8) OBP: 0.111, SLG: 0.118			0-0 G3			0-0 FC5 BB 1B	4-0 BB 1-2 BB		0-3 K

Inning Stats	R: 0	H: 0	E: 0	K: 0	S: 3	H: 0	LOB: 0	BB: 0	P: 3	R: 0	H: 1	E: 0	K: 2	S: 8	H: 0	LOB: 1	BB: 0	P: 8	R: 0	H: 0	E: 0	K: 2	S: 7	H: 0	LOB: 0	BB: 0	P: 7	R: 0	H: 1	E: 0	K: 0	S: 4	H: 2	LOB: 2	BB: 1	P: 9	R: 0	H: 0	E: 0	K: 0	S: 3	H: 2	LOB: 0	BB: 0	P: 7	R: 0	H: 0	E: 0	K: 2	S: 7	H: 0	LOB: 0	BB: 0	P: 7	1B: 4	SF: 0	2B: 1	SAC: 0	3B: 0	DP: 0	HR: 1	HBP: 0	WP: 0	PA: 36
--------------	------	------	------	------	------	------	--------	-------	------	------	------	------	------	------	------	--------	-------	------	------	------	------	------	------	------	--------	-------	------	------	------	------	------	------	------	--------	-------	------	------	------	------	------	------	------	--------	-------	------	------	------	------	------	------	------	--------	-------	------	-------	-------	-------	--------	-------	-------	-------	--------	-------	--------

PITCHER	IP	WLS	BF	H	R	ER	SO	BB	IBB	HBP	BLK	WP	HR	S	P	ERA	WHIP
Dave Dravecky, L (1, 1) ERA: 2.32	6.2	W	27	4	2	2	4	3	0	0	0	0	0	32	44	2.70	1.050
Lance McCullers, R (7, 1) ERA: 0.96	0.1		1	0	0	0	0	0	0	0	0	0	0	1	1	0.00	0.000
Rich Gossage, R (8, 1) ERA: 4.74	2.0	S	8	2	2	2	3	0	0	0	0	0	1	14	14	9.00	1.000

Batter	1	2	3	4	5	6	7	8	9	AB R H RBI BB SO LOB	TOP
Tim Raines, S (1, 7) OBP: 0.419, SLG: 0.492	0-0 FC4-6 1B		0-0 F8			0-3 K		0-0 CS 1B		4 0 2 0 0 1 0	
Mitch Webster, S (1, 8) OBP: 0.346, SLG: 0.440	0-0 FC4-6 1-2f			0-0 B1-3			0-0 HR	0-0 G3 1-2		4 1 1 1 0 0 2 0 0 0 0 0 0 0	
Andre Dawson, R (1, 9) OBP: 0.362, SLG: 0.586	0-0 F7		0-0 F8				0-0 6-3		0-0 F3	4 0 0 0 0 0 1	
Hubie Brooks, R (1, 6) OBP: 0.406, SLG: 0.664	0-0 F8		0-0 F8				1-0 1B HBP		0-0 HR	3 1 1 1 0 0 1	
Tim Wallach, R (1, 5) OBP: 0.379, SLG: 0.491		0-0 F8		0-0 F8			0-0 1-3 1B		0-0 F3	4 0 1 0 0 0 0	
Andres Galarraga, R (1, 3) OBP: 0.412, SLG: 0.506		0-0 1-3		0-0 F8			4-0 G4-6-3 IBB		0-0 F8	3 0 0 0 1 0 0	
Vance Law, R (1, 4) OBP: 0.325, SLG: 0.371		0-0 F8		0-3 K			0-0 G4-6-3 1-2f			3 0 0 0 0 1 3	
Mike Fitzgerald, R (1, 2) OBP: 0.283, SLG: 0.512			0-0 6-3			0-0 F8		0-0 HR		3 1 1 1 0 0 0	
Joe Hesketh, R (1, 1) Herm Winningham, L (8, PH) OBP: 0.393, SLG: 0.444			0-0 6-3			0-0 2-3		0-0 4-3		2 0 0 0 0 0 0 1 0 0 0 0 0 0	
Inning Stats	R: 0 H: 1 E: 0 LOB: 1 K: 0 BB: 0 S: 4 P: 4	R: 0 H: 0 E: 0 LOB: 0 K: 0 BB: 0 S: 3 P: 3	R: 0 H: 0 E: 0 LOB: 0 K: 0 BB: 0 S: 3 P: 3	R: 0 H: 0 E: 0 LOB: 0 K: 0 BB: 0 S: 3 P: 3	R: 0 H: 0 E: 0 LOB: 0 K: 1 BB: 0 S: 5 P: 5	R: 0 H: 0 E: 0 LOB: 0 K: 1 BB: 0 S: 5 P: 5	R: 1 H: 2 E: 0 LOB: 2 K: 0 BB: 1 S: 4 P: 9	R: 1 H: 2 E: 0 LOB: 0 K: 0 BB: 0 S: 4 P: 4	R: 1 H: 1 E: 0 LOB: 0 K: 0 BB: 0 S: 4 P: 4	1B: 3 SF: 0 2B: 0 SAC: 0 3B: 0 DP: 1 HR: 3 HBP: 1	WP: 0 PA: 33 PB: 0 SB: 0 CS: 1
PITCHER	IP WLS BF H R ER SO BB IBB HBP BLK WP HR S P ERA WHIP										
Andy Hawkins, R (1, 1) ERA: 3.86	7.1 L 28 5 2 2 2 0 0 1 1 0 0 2 30 35 2.46 0.682										
Craig Lefferts, L (8, 1) ERA: 2.42	0.2 1 0 0 0 0 0 0 0 0 0 0 0 1 1 0.00 0.000										
Lance McCullers, R (9, 1) ERA: 1.37	1.0 4 1 1 1 0 0 0 0 0 0 0 1 4 4 9.00 1.000										

Montreal Expos @ San Diego Padres
 Jack Murphy Stadium, San Diego, CA
 Fri May 16 1986, 10:05 PM EDT
 Att: 17,870 - Unknown

livebaseballscorecards.com

AB 31
R 3
H 6
RBI 3
BB 1
SO 2
LOB 7



Batter	1	2	3	4	5	6	7	8	9	AB R H RBI BB SO LOB
Bip Roberts, S (1, 4) OBP: 0.283, SLG: 0.298 Tim Flannery, L (9, PH) OBP: 0.350, SLG: 0.375	0-0 1-3		0-3 K		0-0 F9		4-0 E S BB		0-0 F9	3 0 0 0 1 1 0 1 0 0 0 0 0 0
Garry Templeton, S (1, 6) OBP: 0.258, SLG: 0.217	0-0 6-3		0-0 1B		0-0 1-3 1B		0-3 K			4 0 2 0 0 1 1
Tony Gwynn, L (1, 9) OBP: 0.399, SLG: 0.507	4-0 1B BB		0-0 G4-1		0-0 1-3			0-0 1B		3 0 1 0 1 0 2
Steve Garvey, R (1, 3) OBP: 0.266, SLG: 0.436	0-0 1-3 1B			0-0 HR		0-0 F7		0-0 F3		4 1 2 1 0 0 2
Kevin McReynolds, R (1, 8) OBP: 0.362, SLG: 0.431	0-0 F8			0-0 6-3 1B		0-0 F4		0-3 K		4 0 1 0 0 1 3
Carmelo Martinez, R (1, 7) OBP: 0.342, SLG: 0.412 Lance McCullers, S (9, 1)		4-0 BB BB	0-0 G5-4-3 BB		0-0 6-3		0-3 K		0-0 5-3	3 0 0 0 1 1 2 0 0 0 0 0 0 0
Terry Kennedy, L (1, 2) OBP: 0.331, SLG: 0.409		0-0 F6		0-0 1-3		0-0 4-3			0-0 F8	4 0 0 0 0 0 2
Jerry Royster, R (1, 5) OBP: 0.306, SLG: 0.357 Graig Nettles, L (9, PH) OBP: 0.278, SLG: 0.342		0-0 G5-4-3		4-0 IBB			0-0 F9		0-0 HR	2 0 0 0 1 0 1 1 1 1 1 0 0 0
Andy Hawkins, R (1, 1) OBP: 0.176, SLG: 0.176 Craig Lefferts, L (8, 1) OBP: 1.000, SLG: 4.000 Dane Iorg, L (9, 7) OBP: 0.222, SLG: 0.407			0-3 K		0-0 5-3		0-3 K		0-0 F9	3 0 0 0 0 2 2 0 0 0 0 0 0 0 1 0 0 0 0 0 0

Inning Stats	R: 0	H: 1	E: 0	K: 0	S: 4	H: 0	LOB: 2	BB: 1	P: 8	R: 0	H: 0	E: 0	K: 0	S: 2	R: 0	H: 1	E: 0	K: 2	S: 8	R: 1	H: 2	E: 0	K: 0	S: 5	R: 0	H: 1	E: 0	K: 1	S: 4	R: 0	H: 0	E: 0	K: 1	S: 5	R: 0	H: 0	E: 0	K: 2	S: 7	R: 0	H: 1	E: 0	K: 1	S: 6	R: 1	H: 1	E: 0	K: 0	S: 4	1B: 5	2B: 0	3B: 0	HR: 2	SF: 0	SAC: 0	DP: 1	HBP: 0	WP: 0	PB: 0	SB: 2	CS: 0	PA: 37
--------------	------	------	------	------	------	------	--------	-------	------	------	------	------	------	------	------	------	------	------	------	------	------	------	------	------	------	------	------	------	------	------	------	------	------	------	------	------	------	------	------	------	------	------	------	------	------	------	------	------	------	-------	-------	-------	-------	-------	--------	-------	--------	-------	-------	-------	-------	--------

PITCHER	IP	WLS	BF	H	R	ER	SO	BB	IBB	HBP	BLK	WP	HR	S	P	ERA	WHIP
Joe Hesketh, L (1, 1) ERA: 6.16	7.0	W	29	5	1	1	5	3	1	0	0	0	1	35	51	1.29	1.143
Jeff Reardon, R (8, 1) ERA: 2.83	2.0	S	8	2	1	1	1	0	0	0	0	0	1	10	10	4.50	1.000

BOTTOM

Montreal Expos @ San Diego Padres
Jack Murphy Stadium, San Diego, CA
 Fri May 16 1986, 10:05 PM EDT
 Att. 17,870 - Unknown

AB	33
R	2
H	7
RBI	2
BB	4
SO	6
LOB	15



Batter	1	2	3	4	5	6	7	8	9	AB R H RBI BB SO LOB	TOP						
Tim Raines, S (1, 7) X OBP: 0.413, SLG: 0.504	0-0 F9		0-0 4-3			0-0 HR	0-0 F5		0-3 K	5 1 1 1 0 1 4							
Mitch Webster, S (1, 8) X OBP: 0.336, SLG: 0.425	0-0 L6			0-0 F8		0-3 K		0-0 F4		4 0 0 0 0 1 0							
Andre Dawson, R (1, 9) X OBP: 0.351, SLG: 0.565	0-0 F9			0-0 6-3		0-0 6-3		0-0 F9		4 0 0 0 0 0 0							
Hubie Brooks, R (1, 6) <i>0.00</i> OBP: 0.415, SLG: 0.690		0-3 K		0-0 HR		0-0 1B		0-0 FC5-4 1B		4 1 3 1 0 1 0							
Tim Wallach, R (1, 5) X OBP: 0.368, SLG: 0.475		0-0 F9		0-0 1-3		0-0 F9		0-0 FC5-4 1-2f		4 0 0 0 0 0 2							
Wayne Krenchicki, L (1, 3) X OBP: 0.167, SLG: 0.370		0-0			0-0 6-3		0-0 6-3		0-0 F5	3 1 1 1 0 0 0							
Dan Schatzeder, L (7, 1) X OBP: 0.545, SLG: 0.800		HR								0 0 0 0 0 0 0							
Al Newman, S (9, PH) X OBP: 0.333, SLG: 0.325		HR								1 0 0 0 0 0 0							
Vance Law, R (1, 4) X OBP: 0.331, SLG: 0.385		0-3 K			0-0 1-3		0-0 2B		0-0 FC6-4 BB 1B	4 0 2 0 0 1 0							
Dann Bilardello, R (1, 2) X OBP: 0.255, SLG: 0.333			0-0 L6		0-0 1B		4-0 BB		4-0 FC6-4 BB	2 0 1 0 0 0 0							
Mike Fitzgerald, R (7, PH) X OBP: 0.313, SLG: 0.512									1-2 BB	0 0 0 0 2 0 0							
Andy McGaffigan, R (1, 1) X Bert Roberge, R (6, 1) X Herm Winningham, L (7, PH) X Andres Galarraga, R (7, PH) X OBP: 0.404, SLG: 0.494		0-0 5-3			0-0 6-3		0-0 F4		0-0 FC6-4 1-2f 2-3	2 0 0 0 0 0 1							
Inning Stats	R: 0 H: 0 E: 0 K: 0 S: 3	H: 0 LOB: 0 BB: 0 P: 3	R: 1 H: 1 E: 0 K: 2 S: 8	H: 1 LOB: 0 BB: 0 P: 8	R: 0 H: 0 E: 0 K: 0 S: 3	H: 0 LOB: 0 BB: 0 P: 3	R: 1 H: 1 E: 0 K: 0 S: 4	H: 1 LOB: 1 BB: 0 P: 4	R: 0 H: 1 E: 0 K: 0 S: 4	H: 1 LOB: 2 BB: 1 P: 8	R: 0 H: 1 E: 0 K: 0 S: 4	H: 1 LOB: 1 BB: 0 P: 4	R: 0 H: 1 E: 0 K: 1 S: 6	H: 1 LOB: 2 BB: 1 P: 10	1B: 4 SF: 0 2B: 1 SAC: 0 3B: 0 DP: 0 HR: 3 HBP: 0	WP: 0 PA: 37 PB: 0 SB: 0 CS: 0	
PITCHER	IP WLS BF H R ER SO BB IBB HBP BLK WP HR S P ERA WHIP															PITCHER	IP WLS BF H R ER SO BB IBB HBP BLK WP HR S P ERA WHIP
LaMarr Hoyt, R (1, 1) ERA: 4.76	6.0 W 23 5 3 3 3 0 0 0 0 0 3 29 29 4.50 0.833																
Lance McCullers, R (7, 1) ERA: 1.35	0.1 3 1 0 0 0 1 0 0 0 0 0 2 6 0.00 6.000																
Craig Lefferts, L (7, 1) ERA: 2.35	0.2 2 0 0 0 0 0 0 0 0 0 0 2 2 0.00 0.000																
Rich Gossage, R (8, 1) ERA: 4.29	2.0 S 9 2 0 0 1 1 0 0 0 0 0 10 14 0.00 1.500																

Montreal Expos @ San Diego Padres
Jack Murphy Stadium, San Diego, CA
 Sat May 17 1986, 10:05 PM EDT
 Att: 54,366 - Unknown

livebaseballscorecards.com

AB	35
R	3
H	8
RBI	3
BB	2
SO	4
LOB	11



Batter	1	2	3	4	5	6	7	8	9	AB	R	H	RBI	BB	SO	LOB
Bip Roberts, S (1, 4) OBP: 0.281, SLG: 0.295	0-3 K		0-0 E7		0-0 6-3 1B	0-0 F8				4	0	1	1	0	1	1
Garry Templeton, S (1, 6) OBP: 0.250, SLG: 0.210	0-0 F8		0-0 F7		0-0 6-3					4	0	0	1	0	0	2
Tony Gwynn, L (1, 9) OBP: 0.401, SLG: 0.500	0-0 F7			0-0 F7	4-0 IBB					2	0	0	0	2	0	0
Steve Garvey, R (1, 3) OBP: 0.259, SLG: 0.423		0-3 K		0-0 6-3	0-0 F7					4	0	0	0	0	2	3
Rich Gossage, R (8, 1)										0	0	0	0	0	0	0
Terry Kennedy, L (1, 2) OBP: 0.328, SLG: 0.398		0-0 F9		0-0 4-3		4-0 1B 2B BB				3	1	0	0	1	0	1
Kevin McReynolds, R (1, 8) OBP: 0.372, SLG: 0.472		0-0 2B			0-0 HR	0-0 2B 1B				4	2	3	1	0	0	0
Graig Nettles, L (1, 5) OBP: 0.280, SLG: 0.333		0-0 G3			4-0 SH2-4 1B BB	0-3 K				2	1	0	0	1	1	3
Jerry Royster, R (8, PH) OBP: 0.317, SLG: 0.368										1	0	1	0	0	0	0
Carmelo Martinez, R (1, 7) OBP: 0.337, SLG: 0.403			0-0 5-3		0-0 1B SH2-4 6-3 1B	0-3 K				4	1	1	0	0	1	3
LaMarr Hoyt, R (1, 1) OBP: 0.200, SLG: 0.200			0-0 6-3		0-0 SH2-4	0-0 2B				1	0	0	0	0	0	0
Tim Flannery, L (6, PH) OBP: 0.356, SLG: 0.393					1-2 2-3					1	0	1	2	0	0	0
Lance McCullers, S (7, 1)										0	0	0	0	0	0	0
Craig Lefferts, L (7, 1) OBP: 1.000, SLG: 4.000										0	0	0	0	0	0	0
Marvell Wynne, L (8, 8) OBP: 0.310, SLG: 0.475										0	0	0	0	0	0	0

Inning Stats	R: 0	H: 0	E: 0	K: 1	S: 5	R: 0	H: 1	E: 0	K: 1	S: 6	R: 0	H: 0	E: 1	K: 0	S: 4	R: 0	H: 0	E: 0	K: 0	S: 3	R: 3	H: 3	E: 0	K: 0	S: 6	R: 2	H: 2	E: 0	K: 2	S: 9	R: 0	H: 0	E: 0	K: 1	S: 5	R: 0	H: 1	E: 0	K: 0	S: 3	1B: 4	2B: 2	3B: 0	HR: 1	SF: 0	SAC: 1	DP: 1	HBP: 0	WP: 0	PB: 0	SB: 1	CS: 0	PA: 35
--------------	------	------	------	------	------	------	------	------	------	------	------	------	------	------	------	------	------	------	------	------	------	------	------	------	------	------	------	------	------	------	------	------	------	------	------	------	------	------	------	------	-------	-------	-------	-------	-------	--------	-------	--------	-------	-------	-------	-------	--------

PITCHER	IP	WLS	BF	H	R	ER	SO	BB	IBB	HBP	BLK	WP	HR	S	P	ERA	WHIP
Andy McGaffigan, R (1, 1) ERA: 4.37	5.0	L	23	4	4	4	2	2	1	0	0	0	1	24	36	7.20	1.200
Bert Roberge, R (6, 1) ERA: 9.0	1.0		5	2	1	1	2	0	0	0	0	0	0	9	9	9.00	2.000
Dan Schatzeder, L (7, 1) ERA: 2.7	2.0		7	1	0	0	1	1	0	0	0	0	0	8	12	0.00	1.000

BOTTOM

Montreal Expos @ San Diego Padres
Jack Murphy Stadium, San Diego, CA
 Sat May 17 1986, 10:05 PM EDT
 Att. 54,366 - Unknown

livebaseballscorecards.com

AB	30
R	5
H	7
RBI	5
BB	4
SO	5
LOB	13



Batter	1	2	3	4	5	6	7	8	9	AB R H RBI BB SO LOB	TOP	
Tim Raines, S (1, 7) OBP: 0.418, SLG: 0.518 Herm Winningham, L (7, 8) OBP: 0.393, SLG: 0.444										4 2 2 0 1 0 1 0 0 0 0 0 0 0		
Mitch Webster, S (1, 8) OBP: 0.345, SLG: 0.423 (7, 7)										3 1 1 0 2 1 0		
Andre Dawson, R (1, 9) OBP: 0.353, SLG: 0.555 Wayne Krenchicki, L (8, 5) OBP: 0.167, SLG: 0.370										4 1 1 1 1 1 3 0 0 0 0 0 0 0		
Hubie Brooks, R (1, 6) OBP: 0.415, SLG: 0.700 Al Newman, S (8, 6) OBP: 0.333, SLG: 0.325										4 1 1 4 1 0 2 0 0 0 0 0 0 0		
Tim Wallach, R (1, 5) OBP: 0.362, SLG: 0.464 Jeff Parrett, R (8, 1)										5 1 1 0 0 2 3 0 0 0 0 0 0 0		
Andres Galarraga, R (1, 3) OBP: 0.404, SLG: 0.483										4 1 1 0 1 0 1		
Vance Law, R (1, 4) OBP: 0.341, SLG: 0.398										4 1 2 2 1 1 1	AB 38 R 8 H 11 RBI 8 BB 7 SO 10 LOB 19	
Mike Fitzgerald, R (1, 2) OBP: 0.321, SLG: 0.500										5 0 2 1 0 1 4		
Floyd Youmans, R (1, 1) OBP: 0.133, SLG: 0.071 Jim Wohlford, R (8, 9) OBP: 0.125, SLG: 0.188										4 0 0 0 0 3 3 1 0 0 0 0 1 1		
Inning Stats	R: 7 H: 8 E: 0 LOB: 2 K: 1 BB: 2 S: 12 P: 20	R: 0 H: 0 E: 1 LOB: 2 K: 1 BB: 1 S: 6 P: 10	R: 1 H: 1 E: 0 LOB: 2 K: 1 BB: 2 S: 6 P: 14	R: 0 H: 0 E: 0 LOB: 1 K: 2 BB: 1 S: 7 P: 11	R: 0 H: 0 E: 0 LOB: 0 K: 2 BB: 0 S: 7 P: 7	R: 0 H: 0 E: 0 LOB: 0 K: 0 BB: 0 S: 3 P: 3	R: 0 H: 1 E: 0 LOB: 1 K: 1 BB: 0 S: 6 P: 6	R: 0 H: 0 E: 0 LOB: 1 K: 1 BB: 1 S: 5 P: 9	R: 0 H: 1 E: 0 LOB: 1 K: 1 BB: 0 S: 6 P: 6	1B: 7 SF: 0 2B: 3 SAC: 0 3B: 0 DP: 1 HR: 1 HBP: 0	WP: 1 PA: 45 PB: 1 SB: 2 CS: 0	
PITCHER	IP WLS BF H R ER SO BB IBB HBP BLK WP HR S P ERA WHIP											
Mark Thurmond, L (1, 1) ERA: 6.11	0.0 L 6 5 6 6 0 1 0 0 0 0 0 1 5 9 ∞ ∞											
Tim Stoddard, R (1, 1) ERA: 4.43	5.0 24 4 2 2 7 5 0 0 0 0 0 0 33 53 3.60 1.800											
Gene Walter, L (6, 1) ERA: 3.52	2.0 7 1 0 0 1 0 0 0 0 0 1 0 9 9 0.00 0.500											
Craig Lefferts, L (8, 1) ERA: 2.16	2.0 8 1 0 0 2 1 0 0 0 0 0 0 11 15 0.00 1.000											

Montreal Expos @ San Diego Padres
 Jack Murphy Stadium, San Diego, CA
 Sun May 18 1986, 6:33 AM EDT
 Att: 47,823 - Unknown

livebaseballscorecards.com



Batter	1	2	3	4	5	6	7	8	9	AB	R	H	RBI	BB	SO	LOB
Bip Roberts, S (1, 4) OBP: 0.294, SLG: 0.297 Craig Lefferts, L (8, 1) OBP: 0.500, SLG: 2.000	0-3 K	4-0 S BB			0-0 FC4 WP S 1-2f		0-0 1B		0-3 K	3	0	1	0	1	1	1
Garry Templeton, S (1, 6) OBP: 0.252, SLG: 0.213 Gene Walter, L (6, 1) OBP: 0.500, SLG: 0.667 Dane Iorg, L (7, PH) OBP: 0.207, SLG: 0.379	0-0 FC6-4 BB 1B	0-0 5-3			0-0 6-3		0-0 5-3		0-0 1-3	3	1	1	0	0	0	2
Tony Gwynn, L (1, 9) OBP: 0.404, SLG: 0.496	4-0 FC6-4 BB 1B				0-0 4-3			0-0 1B SF8 1B		3	1	1	0	1	0	1
Steve Garvey, R (1, 3) OBP: 0.280, SLG: 0.421 John Kruk, L (7, 7) OBP: 0.319, SLG: 0.400	0-0 FC6-4 1B				0-0 6-3		0-0 G4-6-3 1B	0-0 BB 1B		3	1	1	0	0	0	2
Terry Kennedy, L (1, 2) OBP: 0.328, SLG: 0.397 Bruce Bochy, R (7, 2) OBP: 0.458, SLG: 0.895	0-0 1B				0-0 F7		0-0 G4-6-3 1-2f	0-3 K		3	0	1	1	0	0	1
Kevin McReynolds, R (1, 8) OBP: 0.372, SLG: 0.469 Marvell Wynne, L (7, 8) OBP: 0.326, SLG: 0.475	0-0 1B				0-0 L5		0-0 F5	4-0 BB 1B		3	0	1	1	0	0	0
Graig Nettles, L (1, 5) OBP: 0.271, SLG: 0.321 Jerry Royster, R (8, 6) OBP: 0.313, SLG: 0.368	0-0 G3				0-0 F4		0-0 4-3	0-0 SF8		3	0	0	0	0	0	2
Carmelo Martinez, R (1, 7) OBP: 0.322, SLG: 0.382					0-3 K		0-0 F9	0-3 K		4	0	0	0	0	2	2
Mark Thurmond, L (1, 1) OBP: 0.308, SLG: 0.308 Tim Stoddard, R (1, 1) Tim Flannery, L (5, PH) OBP: 0.365, SLG: 0.396		0-0 4-3			1-0 FC4 HBP		0-0 1B		0-0 F7	0	0	0	0	0	0	0

Inning Stats	R: 2	H: 3	E: 0	K: 1	S: 8	LOB: 2	BB: 1	P: 12	R: 0	H: 0	E: 0	K: 0	S: 3	LOB: 1	BB: 1	P: 7	R: 0	H: 0	E: 0	K: 0	S: 3	LOB: 0	BB: 0	P: 3	R: 0	H: 0	E: 0	K: 1	S: 5	LOB: 0	BB: 0	P: 5	R: 0	H: 1	E: 0	K: 0	S: 3	LOB: 0	BB: 0	P: 4	R: 0	H: 1	E: 0	K: 0	S: 3	LOB: 0	BB: 0	P: 3	R: 0	H: 2	E: 0	K: 0	S: 5	LOB: 2	BB: 0	P: 5	R: 1	H: 2	E: 0	K: 2	S: 9	LOB: 2	BB: 1	P: 13	R: 0	H: 0	E: 0	K: 1	S: 5	LOB: 0	BB: 0	P: 5	1B: 8	2B: 0	3B: 0	HR: 0	SF: 1	SAC: 0	DP: 1	HBP: 1	WP: 1	PB: 0	SB: 2	CS: 0	PA: 38
--------------	------	------	------	------	------	--------	-------	-------	------	------	------	------	------	--------	-------	------	------	------	------	------	------	--------	-------	------	------	------	------	------	------	--------	-------	------	------	------	------	------	------	--------	-------	------	------	------	------	------	------	--------	-------	------	------	------	------	------	------	--------	-------	------	------	------	------	------	------	--------	-------	-------	------	------	------	------	------	--------	-------	------	-------	-------	-------	-------	-------	--------	-------	--------	-------	-------	-------	-------	--------

PITCHER	IP	WLS	BF	H	R	ER	SO	BB	IBB	HBP	BLK	WP	HR	S	P	ERA	WHIP
Floyd Youmans, R (1, 1) ERA: 5.18	7.0	W	29	6	2	2	2	2	2	0	0	1	0	30	39	2.57	1.143
Jeff Parrett, R (8, 1) ERA: 2.84	2.0		9	2	1	1	3	1	0	0	0	0	0	14	18	4.50	1.500


BOTTOM

Montreal Expos @ San Diego Padres
Jack Murphy Stadium, San Diego, CA
 Sun May 18 1986, 6:33 AM EDT
 Att. 47,823 - Unknown

livebaseballscores.com

AB	33
R	3
H	8
RBI	3
BB	3
SO	5
LOB	15



Batter	1	2	3	4	5	6	7	8	9	AB R H RBI BB SO LOB	TOP	
Jeff Stone, L (1, 8) OBP: 0.143, SLG: 0.143	0-3 K		0-0 4-3		0-3 K			0-3 K	0-0 G3	5 0 0 1 0 3 3		
Darren Daulton, L (1, 2) OBP: 0.365, SLG: 0.434	0-0 F9			0-0 F9	0-3 K			0-3 K	0-3 K	5 0 0 0 0 3 3		
Juan Samuel, R (1, 4) OBP: 0.344, SLG: 0.376	0-3 K			0-0 WP S 1B		0-3 K		0-0 1B		4 0 2 0 0 2 0		
Mike Schmidt, R (1, 3) OBP: 0.360, SLG: 0.455		0-0 G3		0-0 F3		0-3 K		0-3 K		4 0 0 0 0 2 2		
Von Hayes, L (1, 7) OBP: 0.408, SLG: 0.492		0-0 2B		4-0 1-3 BB		0-0 4-3			0-0 BB 1B 2B 1B	3 1 2 0 1 0 0		
Glenn Wilson, R (1, 9) OBP: 0.255, SLG: 0.222		0-0 F4		0-3 K			0-0 F9		0-0 F4	4 0 0 0 0 1 4		
Rick Schu, R (1, 5) OBP: 0.320, SLG: 0.402		0-3 K			4-0 SH1-4 BB BB		0-3 K		0-0 BB 1-2 2B 1B	3 1 1 0 1 2 1	AB 33 R 3 H 7 RBI 3 BB 4 SO 13 LOB 14	
Tom Foley, L (1, 6) OBP: 0.583, SLG: 0.583			0-0 4-3		4-0 SH1-4 BB		0-0 1B		4-0 2B G3 BB	2 1 1 0 2 0 0		
Kevin Gross, R (1, 1) OBP: 0.111, SLG: 0.167 Ron Roenicke, S (9, PH) OBP: 0.458, SLG: 0.476			0-0 F9		0-0 SH1-4		0-0 F9		0-0 1-3 2-H 3-H 2B	2 0 0 0 0 0 1 1 0 1 2 0 0 0		
Inning Stats	R: 0 E: 0 K: 2 S: 7 H: 0 LOB: 0 BB: 0 P: 7	R: 0 E: 0 K: 1 S: 6 H: 1 LOB: 1 BB: 0 P: 6	R: 0 E: 0 K: 0 S: 3 H: 0 LOB: 0 BB: 0 P: 3	R: 0 E: 0 K: 1 S: 6 H: 1 LOB: 2 BB: 1 P: 10	R: 0 E: 0 K: 2 S: 7 H: 0 LOB: 2 BB: 2 P: 15	R: 0 E: 0 K: 2 S: 7 H: 0 LOB: 0 BB: 0 P: 7	R: 0 E: 0 K: 1 S: 6 H: 1 LOB: 1 BB: 0 P: 6	R: 0 E: 0 K: 3 S: 10 H: 1 LOB: 1 BB: 0 P: 10	R: 3 E: 0 K: 1 S: 8 H: 3 LOB: 1 BB: 1 P: 12	1B: 5 2B: 2 3B: 0 HR: 0 SF: 0 SAC: 1 DP: 0 HBP: 0	WP: 1 PB: 0 SB: 1 CS: 0 PA: 38	
PITCHER	IP WLS BF H R ER SO BB IBB HBP BLK WP HR S P ERA WHIP											
Eric Show, R (1, 1) ERA: 2.97	8.1 W 35 6 3 3 12 4 0 0 0 1 0 55 71 3.24 1.200											
Rich Gossage, R (9, 1) ERA: 4.15	0.2 S 3 1 0 0 1 0 0 0 0 0 0 5 5 0.00 1.500											

Philadelphia Phillies @ San Diego Padres
 Jack Murphy Stadium, San Diego, CA
 Tue May 20 1986, 10:05 PM EDT
 Att: 13,997 - Unknown

livebaseballscorecards.com

Batter	1	2	3	4	5	6	7	8	9
Bip Roberts, S (1, 4) OBP: 0.286, SLG: 0.288 Tim Flannery, L (4, 4) OBP: 0.368, SLG: 0.419	0-0 B1-3		0-0 L6			0-0 G3		0-0 E4 1-H 3B	
Garry Templeton, S (1, 6) OBP: 0.252, SLG: 0.214	0-0 F5		0-3 K			0-0 L4-3 1B		0-0 F7	
Tony Gwynn, L (1, 9) OBP: 0.400, SLG: 0.490	0-0 BB 1B				0-0 4-3	0-0 L4-3 1-2		0-0 L6	
Steve Garvey, R (1, 3) OBP: 0.260, SLG: 0.413	4-0 1-2 BB				0-0 F8		0-0 L8	0-0 4-3	
Terry Kennedy, L (1, 2) OBP: 0.328, SLG: 0.395	0-0 L7				0-0 F5		0-0 HR 1B		
Kevin McReynolds, R (1, 8) OBP: 0.377, SLG: 0.496 (8, 7)		0-0 B5-3			0-0 S 1B		3-0 1-H HR		
Graig Nettles, L (1, 5) OBP: 0.263, SLG: 0.310		0-0 3-1			0-3 K 1-2		0-0 4-3		
Carmelo Martinez, R (1, 7) OBP: 0.311, SLG: 0.367 Marvell Wynne, L (8, 8) OBP: 0.326, SLG: 0.475		0-3 K			0-0 F2		0-0 L5		
Eric Show, R (1, 1) OBP: 0.217, SLG: 0.261 Rich Gossage, R (9, 1)			0-0 F9		0-0 F4		0-0 E 1B		

Inning Stats	R: 0	H: 1	E: 0	LOB: 2	K: 0	BB: 1	S: 4	P: 8
	R: 0	H: 0	E: 0	LOB: 0	K: 1	BB: 0	S: 5	P: 5
	R: 0	H: 0	E: 0	LOB: 0	K: 1	BB: 0	S: 5	P: 5
	R: 0	H: 0	E: 0	LOB: 0	K: 0	BB: 0	S: 3	P: 3
	R: 0	H: 1	E: 0	LOB: 1	K: 1	BB: 0	S: 6	P: 6
	R: 0	H: 1	E: 0	LOB: 0	K: 0	BB: 0	S: 3	P: 3
	R: 2	H: 2	E: 0	LOB: 0	K: 0	BB: 0	S: 5	P: 8
	R: 2	H: 2	E: 1	LOB: 0	K: 0	BB: 0	S: 5	P: 5

PITCHER	IP	WLS	BF	H	R	ER	SO	BB	IBB	HBP	BLK	WP	HR	S	P	ERA	WHIP
Kevin Gross, R (1, 1) ERA: 4.83	8.0	L	31	7	4	3	3	1	0	0	0	0	1	36	43	3.38	1.000

BOTTOM

AB	R	H	RBI	BB	SO	LOB
2	0	0	0	0	0	0
2	1	1	1	0	0	0
4	0	1	0	0	1	0
4	0	1	0	0	0	1
3	0	0	0	1	0	0
3	1	1	0	0	0	2
3	1	2	2	0	0	0
3	0	0	0	0	1	1
3	0	0	0	0	1	1
0	0	0	0	0	0	0
3	1	1	0	0	0	1
0	0	0	0	0	0	0

AB	30
R	4
H	7
RBI	3
BB	1
SO	3
LOB	6



WP	PA
0	31

Philadelphia Phillies @ San Diego Padres
Jack Murphy Stadium, San Diego, CA
 Tue May 20 1986, 10:05 PM EDT
 Att. 13,997 - Unknown

livebaseballscorecards.com

Batter	1	2	3	4	5	6	7	8	9	AB R H RBI BB SO LOB	TOP																					
Ron Roenicke, S (1, 8) OBP: 0.429, SLG: 0.440	0-0 F3		0-0 1B 1B		0-3 K			0-0 1-3		4 1 1 0 0 1 0																						
Von Hayes, L (1, 7) OBP: 0.404, SLG: 0.484	0-3 K		0-0 1-3 1B HBP		0-0 F7			0-3 K		4 1 1 0 0 2 0																						
Juan Samuel, R (1, 4) OBP: 0.340, SLG: 0.364	0-0 F2		1-0 1-2 1B HBP		0-0 E6 8-5			0-0 F4		3 0 0 0 0 0 0																						
Mike Schmidt, R (1, 3) OBP: 0.357, SLG: 0.448		0-0 6-3	0-0 1-2 2-H 3-H 1B		0-0 F9			0-0 L7		4 0 1 2 0 0 1																						
Glenn Wilson, R (1, 9) OBP: 0.255, SLG: 0.223		0-0 F S 1B	0-0 F8		0-0 8-5 2-3f			0-0 F8		4 0 1 0 0 0 3																						
John Russell, R (1, 2) OBP: 0.315, SLG: 0.333		0-3 K		0-3 K			0-3 K			3 0 0 0 0 3 1																						
Rick Schu, R (1, 5) OBP: 0.310, SLG: 0.389		0-0 6-3 1-3		0-0 6-3			0-0 4-3			3 0 0 0 0 0 1																						
Steve Jeltz, S (1, 6) OBP: 0.320, SLG: 0.274			0-0 5-3		0-3 K		0-3 K			3 0 0 0 0 2 0																						
Charles Hudson, S (1, 1) Dave Rucker, L (3, 1) Jeff Stone, L (5, PH) Tom Hume, R (5, 1) Luis Aguayo, R (8, PH) Steve Bedrosian, R (8, 1)			0-3 K		0-3 K		0-3 K			1 0 0 0 0 0 1 0 0 0 0 0 0 0 0 0 1 0 0 0 0 0 1 0 0 0 0 0 0 0 0 0 1 0 0 0 0 0 1 0 0 0 0 0 0 0 0 0																						
Inning Stats	R: 0 E: 0 K: 1 S: 5	H: 0 LOB: 0 BB: 0 P: 5	R: 0 E: 0 K: 1 S: 6	H: 1 LOB: 1 BB: 0 P: 6	R: 2 E: 0 K: 1 S: 8	H: 3 LOB: 2 BB: 0 P: 9	R: 0 E: 0 K: 2 S: 7	H: 0 LOB: 0 BB: 0 P: 7	R: 0 E: 1 K: 0 S: 3	H: 0 LOB: 0 BB: 0 P: 3	R: 0 E: 0 K: 2 S: 7	H: 0 LOB: 0 BB: 0 P: 7	R: 0 E: 0 K: 0 S: 3	H: 0 LOB: 0 BB: 0 P: 3	R: 0 E: 0 K: 0 S: 3	H: 0 LOB: 0 BB: 0 P: 3	1B: 4 2B: 1 3B: 0 HR: 0	SF: 0 SAC: 0 DP: 1 HBP: 1	WP: 0 PB: 0 SB: 1 CS: 0	PA: 32												
PITCHER Dave Dravecky, L (1, 1) ERA: 2.27	IP 9.0	WLS W	BF 32	H 4	R 2	ER 2	SO 11	BB 0	IBB 0	HBP 1	BLK 0	WP 0	HR 0	S 53	P 54	ERA 2.00	WHIP 0.444															
											PITCHER	IP	WLS	BF	H	R	ER	SO	BB	IBB	HBP	BLK	WP	HR	S	P	ERA	WHIP				

Philadelphia Phillies @ San Diego Padres
 Jack Murphy Stadium, San Diego, CA
 Wed May 21 1986, 10:05 PM EDT
 Att: 12,674 - Unknown

livebaseballscorecards.com

AB 31
 R 2
 H 4
 RBI 2
 BB 0
 SO 11
 LOB 6



Batter	1	2	3	4	5	6	7	8	9	AB	R	H	RBI	BB	SO	LOB
Marvell Wynne, L (1, 8) OBP: 0.319, SLG: 0.477	0-0 F8	0-0 F8		0-0 E5 L9-2 2B		0-0 1-3				4	0	1	0	0	0	3
Garry Templeton, S (1, 6) OBP: 0.252, SLG: 0.222	0-0 1-3	0-0 2B 1-H 2-H		0-0 L9-2		0-0 6-3				4	0	1	1	0	0	2
Tony Gwynn, L (1, 9) OBP: 0.415, SLG: 0.503	0-0 WP 1B		0-0 2B	0-0 1B		0-0 1B		0-0 1B SF9		4	2	4	0	0	0	0
Steve Garvey, R (1, 3) OBP: 0.266, SLG: 0.422	0-0 4-3 1-2		0-0 SF8 4-3 1-H	0-0 F9		0-0 1B G6-4-3		0-0 1B		4	1	2	0	0	0	2
Terry Kennedy, L (1, 2) OBP: 0.319, SLG: 0.385		0-0 6-3	0-0 4-3		0-0 F4		0-0 SF9			3	0	0	1	0	0	1
Kevin McReynolds, R (1, 7) OBP: 0.374, SLG: 0.489		4-0 1B 1B BB	0-0 SF8		0-0 5-3		0-0 G6-4-3 1-2f			2	1	0	1	1	0	1
Graig Nettles, L (1, 5) OBP: 0.272, SLG: 0.352		0-0 1B 1-2 1B	0-0 HR		0-0 4-3		0-3 K			4	2	2	1	0	1	0
Tim Flannery, L (1, 4) OBP: 0.382, SLG: 0.427		0-0 1B 1-3 2-H 2B	0-0 1B		4-0 SH3-4 BB		0-3 K			3	1	2	1	1	1	0
Dave Dravecky, R (1, 1) OBP: 0.227, SLG: 0.333		0-0 2B 1-2 1B	0-0 3-1		0-0 SH3-4		0-0 6-3			3	0	1	1	0	0	1

Inning Stats	R: 0	H: 1	E: 0	LOB: 1	K: 0	BB: 0	S: 4	P: 4
	R: 3	H: 4	E: 0	LOB: 2	K: 0	BB: 1	S: 6	P: 10
	R: 3	H: 4	E: 0	LOB: 1	K: 0	BB: 0	S: 7	P: 7
	R: 0	H: 2	E: 1	LOB: 1	K: 0	BB: 0	S: 4	P: 4
	R: 0	H: 0	E: 0	LOB: 0	K: 0	BB: 0	S: 3	P: 3
	R: 0	H: 0	E: 0	LOB: 1	K: 0	BB: 1	S: 3	P: 7
	R: 1	H: 2	E: 0	LOB: 0	K: 0	BB: 0	S: 4	P: 4
	R: 0	H: 0	E: 0	LOB: 0	K: 2	BB: 0	S: 7	P: 7

BOTTOM

Philadelphia Phillies @ San Diego Padres
Jack Murphy Stadium, San Diego, CA
 Wed May 21 1986, 10:05 PM EDT
 Att. 12,674 - Unknown

AB	31
R	7
H	13
RBI	6
BB	2
SO	2
LOB	10



PITCHER	IP	WLS	BF	H	R	ER	SO	BB	IBB	HBP	BLK	WP	HR	S	P	ERA	WHIP
Charles Hudson, R (1, 1) ERA: 4.33	2.0	L	13	7	5	5	0	1	0	0	0	1	0	12	16	22.50	4.000
Dave Rucker, L (3, 1) ERA: 2.79	2.0		9	4	1	1	0	0	0	0	0	0	1	9	9	4.50	2.000
Tom Hume, R (5, 1) ERA: 6.75	3.0		11	2	1	1	0	1	0	0	0	0	0	10	14	3.00	1.000
Steve Bedrosian, R (8, 1) ERA: 5.19	1.0		3	0	0	0	2	0	0	0	0	0	0	7	7	0.00	0.000

WP	HR	S	P	ERA	WHIP
WP: 1	HR: 0	S: 0	P: 36	ERA: 6.75	WHIP: 1.000
PB: 0	SAC: 1	DP: 2	CS: 0		
SB: 0	HBP: 0				

Batter	1	2	3	4	5	6	7	8	9	AB R H RBI BB SO LOB
--------	---	---	---	---	---	---	---	---	---	----------------------

Greg Gross, L (1, 7) <small>OBP: 0.464, SLG: 0.364</small>	0-0 F9		4-0 1B BB		0-0 1-2 1B		0-0 1-2f			3 0 1 0 1 0 1
Ron Roenicke, S (1, 8) <small>OBP: 0.406, SLG: 0.414</small>	0-0 F9		0-0 1-2 2-H 1B		0-0 4-3			0-0 6-3		4 0 1 1 0 0 2
Juan Samuel, R (1, 4) <small>OBP: 0.327, SLG: 0.348</small>	0-3 K		0-0 F9		0-0 E3 CS			0-0 5-3		4 0 0 0 0 1 2
Mike Schmidt, R (1, 5) <small>OBP: 0.354, SLG: 0.465</small>		0-0 F4		0-0 5-3		0-0 1-2 HR		0-3 K		4 1 1 1 0 1 0
Von Hayes, L (1, 3) <small>OBP: 0.393, SLG: 0.469</small>		0-0 5-3		0-0 F4		0-0 1-3		0-0 4-3		4 0 0 0 0 0 0
Glenn Wilson, R (1, 9) <small>OBP: 0.255, SLG: 0.232</small>		0-0 G3		0-0 6-3		0-0 2B		0-0 F8		4 0 1 0 0 0 0
Darren Daulton, L (1, 2) <small>OBP: 0.350, SLG: 0.413</small>			0-3 K		0-0 4-3		0-3 K		0-3 K	4 0 0 0 0 3 1
Tom Foley, L (1, 6) <small>OBP: 0.579, SLG: 0.600</small>			0-0 1B S		0-0 G3		0-0 1-3 1B			3 1 2 0 0 0 0
Steve Carlton, L (1, 1) <small>OBP: 0.238, SLG: 0.200</small>			0-0 6-3		0-0 1B 1B		0-3 K			2 0 1 0 0 0 1
Jeff Stone, L (7, PH) <small>OBP: 0.125, SLG: 0.125</small>										0 0 0 0 0 0 0
Rick Schu, R (7, PH) <small>OBP: 0.307, SLG: 0.385</small>										1 0 0 0 0 1 1
Kent Tekulve, R (7, 1)										0 0 0 0 0 0 0

Philadelphia Phillies @ San Diego Padres
 Jack Murphy Stadium, San Diego, CA
 Thu May 22 1986, 6:33 AM EDT
 Att: 21,173 - Unknown

AB	33
R	2
H	7
RBI	2
BB	1
SO	6
LOB	8



Inning Stats	R: 0	H: 0	E: 0	K: 1	S: 5	P: 5	R: 0	H: 0	E: 0	K: 0	S: 3	P: 3	R: 1	H: 2	E: 0	K: 1	S: 7	P: 11	R: 0	H: 0	E: 0	K: 0	S: 3	P: 3	R: 0	H: 2	E: 0	K: 0	S: 5	P: 5	R: 1	H: 2	E: 1	K: 1	S: 7	P: 7	R: 0	H: 1	E: 0	K: 1	S: 5	P: 5	R: 0	H: 0	E: 0	K: 1	S: 5	P: 5	R: 0	H: 0	E: 0	K: 1	S: 5	P: 5	1B: 5	2B: 2	3B: 0	HR: 1	SF: 0	SAC: 0	DP: 1	HBP: 0	WP: 0	PB: 0	SB: 1	CS: 1	PA: 34
--------------	------	------	------	------	------	------	------	------	------	------	------	------	------	------	------	------	------	-------	------	------	------	------	------	------	------	------	------	------	------	------	------	------	------	------	------	------	------	------	------	------	------	------	------	------	------	------	------	------	------	------	------	------	------	------	-------	-------	-------	-------	-------	--------	-------	--------	-------	-------	-------	-------	--------

PITCHER	IP	WLS	BF	H	R	ER	SO	BB	IBB	HBP	BLK	WP	HR	S	P	ERA	WHIP
Andy Hawkins, R (1, 1) ERA: 3.76	6.0	W	26	7	2	2	3	1	0	0	0	0	1	31	35	3.00	1.333
Craig Lefferts, L (7, 1) ERA: 1.93	3.0	S	8	0	0	0	3	0	0	0	0	0	0	14	14	0.00	0.000

WP: 0	PA: 34
PB: 0	
SB: 1	
CS: 1	

livebaseballscorecards.com

Batter	1	2	3	4	5	6	7	8	9	AB R H RBI BB SO LOB
Jerry Royster, R (1, 5) OBP: 0.309, SLG: 0.377	0-0 F3		0-3 K		0-0 2B			0-0 E6 FC6-4 1B SF8		4 1 1 0 0 1 0
Garry Templeton, S (1, 6) OBP: 0.259, SLG: 0.230	0-0 F8			0-0 G1-6-3 1B	0-0 1-3			0-0 FC6-4 1-2 1B		4 0 2 0 0 0 1
Tony Gwynn, L (1, 9) OBP: 0.411, SLG: 0.493	4-0 BB			0-0 G1-6-3 1-2f		0-0 F8		0-0 FC6-4 SF8 S 1B		3 1 0 0 1 0 3
Steve Garvey, R (1, 3) OBP: 0.272, SLG: 0.440	0-0 F9			0-0 F8		0-0 HR		4-0 1B 1-2 IBB		3 1 1 1 1 0 1
Kevin McReynolds, R (1, 8) (8, 7) OBP: 0.371, SLG: 0.507		0-3 K			0-0 HR	0-0 5-3		0-0 SF8		3 1 1 2 0 1 0
Bruce Bochy, R (1, 2) OBP: 0.429, SLG: 0.783		0-0 5-3			0-0 F7	0-3 K		0-0 1B		4 0 1 1 0 1 0
Carmelo Martinez, R (1, 7) Marvell Wynne, L (8, 8) OBP: 0.301, SLG: 0.354 OBP: 0.313, SLG: 0.467		0-0 F7			0-0 E6 HR		0-0 F8	0-0 4-3		3 1 0 0 0 0 0 1 0 0 0 0 0 2
Tim Flannery, L (1, 4) OBP: 0.381, SLG: 0.455			0-0 F7		0-0 HR		0-0 6-3			3 1 1 2 0 0 0
Andy Hawkins, R (1, 1) Craig Lefferts, L (7, 1) OBP: 0.158, SLG: 0.158 OBP: 0.333, SLG: 1.333			0-0 F9		0-0 F3		0-0 F6			2 0 0 0 0 0 0 1 0 0 0 0 0 0

Inning Stats	R: 0	H: 0	E: 0	K: 0	S: 3	LOB: 1	BB: 1	P: 7	R: 0	H: 0	E: 0	K: 1	S: 5	LOB: 0	BB: 0	P: 5	R: 0	H: 1	E: 0	K: 0	S: 3	LOB: 0	BB: 0	P: 3	R: 3	H: 3	E: 1	K: 0	S: 7	LOB: 1	BB: 0	P: 7	R: 1	H: 1	E: 0	K: 1	S: 6	LOB: 0	BB: 0	P: 6	R: 0	H: 0	E: 0	K: 0	S: 3	LOB: 0	BB: 0	P: 3	R: 2	H: 2	E: 1	K: 0	S: 6	LOB: 2	BB: 1	P: 10
--------------	------	------	------	------	------	--------	-------	------	------	------	------	------	------	--------	-------	------	------	------	------	------	------	--------	-------	------	------	------	------	------	------	--------	-------	------	------	------	------	------	------	--------	-------	------	------	------	------	------	------	--------	-------	------	------	------	------	------	------	--------	-------	-------

PITCHER	IP	WLS	BF	H	R	ER	SO	BB	IBB	HBP	BLK	WP	HR	S	P	ERA	WHIP
Steve Carlton, L (1, 1) ERA: 4.94	6.0	L	24	5	4	3	3	1	0	0	0	0	3	29	33	4.50	1.000
Kent Tekulve, R (7, 1) ERA: 1.37	2.0		10	2	2	0	0	0	1	0	0	0	0	9	13	0.00	1.000


BOTTOM

Philadelphia Phillies @ San Diego Padres
Jack Murphy Stadium, San Diego, CA

Thu May 22 1986, 6:33 AM EDT
Att. 21,173 - Unknown

livebaseballscorecards.com

AB	31
R	6
H	7
RBI	6
BB	2
SO	3
LOB	7



WP	HR	S	P	ERA	WHIP
0	3	1	34	0	0

Batter	1	2	3	4	5	6	7	8	9	AB R H RBI BB SO LOB	TOP																			
Mookie Wilson, S (1, 8) OBP: 0.410, SLG: 0.471	0-0 SH3-1 4-3 2B		0-0 G3 1B		0-0 G4-6-3 1B		0-0 2-H 3-H 3B		0-0 BB S 1B	5 1 5 2 0 0 0																				
Wally Backman, S (1, 4) OBP: 0.408, SLG: 0.477	0-0 SH3-1 2-3		0-0 G3 1-2		0-0 G4-6-3 1-2		0-0 5-3		4-0 BB BB BB BB 1-2 BB BB	3 0 0 0 1 0 3																				
Keith Hernandez, L (1, 3) OBP: 0.421, SLG: 0.450	0-0 4-3 3-H		4-0 BB				4-0 K S IBB		0-0 F8	3 0 0 1 2 1 2																				
Darryl Strawberry, L (1, 9) OBP: 0.333, SLG: 0.470	4-0 BB		0-0 G3				0-0 G3 1-2		4-0 1-2 2-3 BB	3 0 0 0 2 1 4																				
Gary Carter, R (1, 2) OBP: 0.322, SLG: 0.434	0-0 F2						0-0 HR		0-0 F8 S S S	5 1 1 1 0 1 4																				
George Foster, R (1, 7) OBP: 0.304, SLG: 0.398							0-3 K S S S		4-0 BB	3 0 0 0 1 2 0																				
Ray Knight, R (1, 5) OBP: 0.378, SLG: 0.557									0-3 K S S S	2 1 1 0 2 1 1																				
Howard Johnson, S (1, 6) OBP: 0.344, SLG: 0.380									4-0 SH2-4 1B BB	4 1 1 0 0 0 3																				
Sid Fernandez, L (1, 1) OBP: 0.250, SLG: 0.167									0-0 SH2-4 3B 1B 1-2 2-3	2 0 0 0 0 1 0																				
Lenny Dykstra, L (7, PH) OBP: 0.345, SLG: 0.358									0-0 F8	0 0 0 0 0 0 0																				
Roger McDowell, R (7, 1) OBP: 0.250, SLG: 0.250									0-0 F7	0 0 0 0 0 0 0																				
Danny Heep, L (9, PH) OBP: 0.396, SLG: 0.535									0-0 F7	1 0 0 0 0 0 0																				
Jesse Orosco, R (9, 1)									0-0 F7	0 0 0 0 0 0 0																				
Inning Stats	R: 1 E: 0 K: 0 S: 4	H: 1 LOB: 1 BB: 1 P: 8	R: 0 E: 0 K: 1 S: 4	H: 0 LOB: 0 BB: 1 P: 8	R: 0 E: 0 K: 1 S: 6	H: 1 LOB: 2 BB: 1 P: 10	R: 0 E: 0 K: 0 S: 4	H: 1 LOB: 1 BB: 0 P: 4	R: 0 E: 0 K: 0 S: 3	H: 1 LOB: 0 BB: 0 P: 3	R: 1 E: 0 K: 2 S: 8	H: 1 LOB: 0 BB: 0 P: 8	R: 2 E: 0 K: 1 S: 7	H: 2 LOB: 2 BB: 2 P: 15	R: 0 E: 0 K: 1 S: 5	H: 0 LOB: 1 BB: 1 P: 9	R: 0 E: 0 K: 1 S: 6	H: 1 LOB: 3 BB: 2 P: 14	1B: 4 2B: 3 3B: 1 HR: 1	SF: 0 SAC: 2 DP: 2 HBP: 0	WP: 0 PB: 0 SB: 2 CS: 0	PA: 41								
PITCHER	IP WLS BF H R ER SO BB IBB HBP BLK WP HR S P ERA WHIP																													
LaMarr Hoyt, R (1, 1) ERA: 4.97	6.1		27	6	4	4	4	4	4	0	0	0	0	0	1	31	47	5.68	1.579											
Gene Walter, L (7, 1) ERA: 3.42	0.2		4	1	0	0	1	0	1	0	0	0	0	0	5	9	0.00	1.500												
Lance McCullers, R (8, 1) ERA: 1.25	1.2		9	1	0	0	1	3	0	0	0	0	0	0	8	20	0.00	2.400												
Rich Gossage, R (9, 1) ERA: 4.09	0.1	W	1	0	0	0	1	0	0	0	0	0	0	0	3	3	0.00	0.000												

New York Mets @ San Diego Padres
Jack Murphy Stadium, San Diego, CA
 Fri May 23 1986, 10:05 PM EDT
 Att. 22,982 - Unknown

livebaseballscorecards.com

AB	31
R	4
H	8
RBI	4
BB	8
SO	7
LOB	17



BOTTOM

New York Mets @ San Diego Padres
Jack Murphy Stadium, San Diego, CA
Fri May 23 1986, 10:05 PM EDT
Att. 22,982 - Unknown

livebaseballscorecards.com

AB 34
R 7
H 8
RBI 6
BB 4
SO 6
LOB 15



WP: 2 PA: 39
PB: 0
SB: 1
CS: 0

AB R H RBI BB SO LOB

4 1 1 0 1 0 3

4 2 0 0 1 1 3

5 1 2 3 0 1 2

4 1 1 2 0 1 2

3 0 0 0 1 0 0

3 1 1 1 0 0 0

0 0 0 0 0 0 0

4 1 2 0 0 0 2

0 0 0 0 0 0 0

3 0 0 0 1 1 1

3 0 1 0 0 2 2

0 0 0 0 0 0 0

0 0 0 0 0 0 0

1 0 0 0 0 0 0

1B: 4 SF: 0
2B: 1 SAC: 0
3B: 0 DP: 1
HR: 3 HBP: 1

Batter	1	2	3	4	5	6	7	8	9
Jerry Royster, R OBP: 0.315, SLG: 0.385 (1, 4) BBB (9, 5)	4-0 FC6-4 BB	0-0 F4 1-3 3-H		0-0 F8		0-0 5-3			0-0 HR 2B
Garry Templeton, S OBP: 0.257, SLG: 0.224 (1, 6) X	0-0 FC6-4 1-2f		0-0 E6 HR	0-0 FC4-6 1-2f			0-3 K		4-0 HR BB
Tony Gwynn, L OBP: 0.410, SLG: 0.510 (1, 9) SSS	0-3 K 1-2		0-0 L7		0-0 G5-4-3 1B		0-0 3-1		0-0 HR 1-H 2-H
Steve Garvey, R OBP: 0.272, SLG: 0.455 (1, 3) SSS	0-3 K		0-0 HR 1-H		0-0 G5-4-3 1-2f		0-0 L7		
Kevin McReynolds, R OBP: 0.368, SLG: 0.496 (1, 8) (9, 7)		0-0 6-3	0-0 F2		4-0 HBP BB			0-0 5-3	
Graig Nettles, L OBP: 0.280, SLG: 0.383 Rich Gossage, R (9, 1)		0-0 HR	0-0 G3		1-0 FC5-4 HBP 1-2			0-0 3-1	
Carmelo Martinez, R OBP: 0.309, SLG: 0.360 Marvell Wynne, L OBP: 0.313, SLG: 0.467 (9, 8)		0-0 1B E 1B		0-0 BB 1B		0-0 FC5-4 1-2f		0-0 6-3	
Terry Kennedy, L OBP: 0.317, SLG: 0.376 (1, 2)		0-3 K		4-0 FC4-6 1-2 BB		0-0 4-3		0-0 3-1	
LaMarr Hoyt, R OBP: 0.250, SLG: 0.250 Gene Walter, L OBP: 0.500, SLG: 0.667 Lance McCullers, S Tim Flannery, L OBP: 0.377, SLG: 0.450 (9, 4)		0-0 WP 1-3 1B		0-3 K		0-3 K		0-0 F7	

Inning Stats	R: 0	H: 0	E: 0	K: 2	S: 7	H: 0	LOB: 1	BB: 1	P: 11	R: 2	H: 3	E: 0	K: 1	S: 8	R: 2	H: 1	E: 1	K: 0	S: 5	R: 0	H: 1	E: 0	K: 1	S: 6	R: 0	H: 1	E: 0	K: 0	S: 3	R: 0	H: 0	E: 0	K: 1	S: 5	R: 0	H: 0	E: 0	K: 0	S: 5	R: 0	H: 0	E: 0	K: 0	S: 3	R: 3	H: 2	E: 0	K: 0	S: 4
--------------	------	------	------	------	------	------	--------	-------	-------	------	------	------	------	------	------	------	------	------	------	------	------	------	------	------	------	------	------	------	------	------	------	------	------	------	------	------	------	------	------	------	------	------	------	------	------	------	------	------	------

PITCHER	IP	WLS	BF	H	R	ER	SO	BB	IBB	HBP	BLK	WP	HR	S	P	ERA	WHIP
Sid Fernandez, L ERA: 3.06 (1, 1)	6.0		28	6	4	3	5	3	0	1	0	1	2	34	47	4.50	1.500
Roger McDowell, R ERA: 3.24 (7, 1)	2.0		6	0	0	0	1	0	0	0	0	0	0	8	8	0.00	0.000
Jesse Orosco, L ERA: 1.86 (9, 1)	0.2	L	5	2	3	3	0	1	0	0	0	0	1	4	8	40.50	4.500

IP WLS BF H R ER SO BB IBB HBP BLK WP HR S P ERA WHIP

Batter	1	2	3	4	5	6	7	8	9	AB R H RBI BB SO LOB	TOP														
Mookie Wilson, S OBP: 0.386, SLG: 0.436 (1, 8) (8, 7)	0-3 K		0-0 L8		0-0 F7		0-0 1B		0-0 5-3	5 0 1 0 0 1 1															
Kevin Mitchell, R OBP: 0.327, SLG: 0.463 (1, 5)	0-3 K			0-0 1B	0-0 1B		0-3 K			4 2 2 0 0 2 1															
Keith Hernandez, L OBP: 0.423, SLG: 0.451 (1, 3)	0-0 1B			0-0 1B	0-3 K		0-0 G1-4-2			4 1 2 0 0 1 2															
Gary Carter, R OBP: 0.327, SLG: 0.436 (1, 2)	0-0 L6			0-0 1B	0-0 1B			0-3 K		4 1 2 2 0 1 1															
Darryl Strawberry, L OBP: 0.325, SLG: 0.456 (1, 9)		0-3 K		0-0 F8	0-0 F7			0-0 G3		4 0 0 0 0 1 3															
George Foster, R OBP: 0.302, SLG: 0.396 (1, 7)		0-0 6-3		0-0 SF8		0-0 1B		0-0 L6		3 0 1 1 0 0 0															
Lenny Dykstra, L OBP: 0.345, SLG: 0.358 (8, 8)										0 0 0 0 0 0 0															
Tim Teufel, R OBP: 0.323, SLG: 0.318 (1, 4)			0-0 F7		0-0 1B		0-0 F9		0-0 6-3	4 1 1 0 0 0 1															
Rafael Santana, R OBP: 0.227, SLG: 0.232 (1, 6)			0-0 6-3		0-0 2B		0-0 G6-4-3		0-0 1B	4 0 2 2 0 0 1															
Bruce Berenyi, R (1, 1)			0-3 K		0-3 K			0-0 L9		2 0 0 0 0 2 1															
Randy Niemann, L (6, 1)										0 0 0 0 0 0 0															
Howard Johnson, S OBP: 0.341, SLG: 0.375 (7, PH)										1 0 0 0 0 0 0															
Roger McDowell, R OBP: 0.200, SLG: 0.200 (7, 1)										1 0 0 0 0 1 1															
Jesse Orosco, R (9, 1)										0 0 0 0 0 0 0															
Inning Stats	R: 0 E: 0 K: 2 S: 8	H: 1 LOB: 1 BB: 0 P: 8	R: 0 E: 0 K: 1 S: 5	H: 0 LOB: 0 BB: 0 P: 5	R: 0 E: 0 K: 1 S: 5	H: 0 LOB: 0 BB: 0 P: 5	R: 4 E: 1 K: 1 S: 10	H: 5 LOB: 1 BB: 0 P: 10	R: 1 E: 0 K: 1 S: 7	H: 2 LOB: 1 BB: 0 P: 7	R: 0 E: 0 K: 0 S: 3	H: 1 LOB: 0 BB: 0 P: 3	R: 0 E: 0 K: 1 S: 6	H: 1 LOB: 1 BB: 0 P: 6	R: 0 E: 0 K: 1 S: 5	H: 0 LOB: 0 BB: 0 P: 5	R: 0 E: 0 K: 1 S: 6	H: 1 LOB: 1 BB: 0 P: 6	1B: 10 2B: 1 3B: 0 HR: 0	SF: 1 SAC: 0 DP: 1 HBP: 0	WP: 0 PB: 0 SB: 2 CS: 0	PA: 37			
PITCHER	IP	WLS	BF	H	R	ER	SO	BB	IBB	HBP	BLK	WP	HR	S	P	ERA	WHIP								
Mark Thurmond, L ERA: 6.46 (1, 1)	3.2	L	17	6	4	4	4	0	0	0	0	0	0	25	25	9.82	1.636								
Tim Stoddard, R ERA: 4.56 (4, 1)	1.1		6	2	1	1	2	0	0	0	0	0	0	10	10	6.75	1.500								
Gene Walter, L ERA: 3.28 (6, 1)	1.0		3	1	0	0	0	0	0	0	0	0	0	3	3	0.00	1.000								
Lance McCullers, R ERA: 1.14 (7, 1)	2.0		7	1	0	0	2	0	0	0	0	0	0	11	11	0.00	0.500								
Craig Lefferts, L ERA: 1.86 (9, 1)	1.0		4	1	0	0	1	0	0	0	0	0	0	6	6	0.00	1.000								

New York Mets @ San Diego Padres
Jack Murphy Stadium, San Diego, CA
 Sat May 24 1986, 10:05 PM EDT
 Att: 36,679 - Unknown

livebaseballscorecards.com

AB	36
R	5
H	11
RBI	5
BB	0
SO	9
LOB	12



BOTTOM

New York Mets @ San Diego Padres
Jack Murphy Stadium, San Diego, CA
Sat May 24 1986, 10:05 PM EDT
Att. 36,679 - Unknown

livebaseballscorecards.com

AB 39
R 4
H 13
RBI 4
BB 6
SO 5
LOB 28



WP: 0 PA: 45
PB: 0
SB: 0
CS: 0

AB R H RBI BB SO LOB

5 0 2 0 0 0 3

5 0 1 0 0 1 4

3 0 2 0 2 0 0

5 0 0 0 0 0 8

3 1 1 0 2 0 0

5 2 3 3 0 1 3

4 1 2 1 0 1 3

1 0 0 0 0 0 0

1B: 9 SF: 0
2B: 1 SAC: 0
3B: 0 DP: 1
HR: 3 HBP: 0

Batter	1	2	3	4	5	6	7	8	9
Marvell Wynne, L (1, 8) OBP: 0.321, SLG: 0.460	0-0 F8		0-0 G3-6-3 1B		0-0 F9	0-0 F8		0-0 BB FC7-6-5 1B	
Garry Templeton, S (1, 6) OBP: 0.255, SLG: 0.223	0-3 K		0-0 G3-6-3 1-2f		0-0 FC3-2 BB		0-0 G4-6-3 1B	0-0 FC7-6-5 FC5 BB 1-2 2-3f	
Tony Gwynn, L (1, 9) OBP: 0.421, SLG: 0.513	0-0 6-3		0-0 1B		4-0 FC6-4 BB 1-2		0-0 E 1B 1-2	4-0 1-2 2-3 BB	
Steve Garvey, R (1, 3) OBP: 0.263, SLG: 0.440		0-0 5-3	0-0 F9		0-0 FC6-4 1-2f		0-0 G4-6-3 1-2 2-3	0-0 FC5 2-3f	
Terry Kennedy, L (1, 2) OBP: 0.326, SLG: 0.375		4-0 HR BB		0-0 6-3		0-0 F7	4-0 IBB		0-0 1B 1B
Kevin McReynolds, R (1, 7) OBP: 0.375, SLG: 0.541		0-0 HR 1-H		0-0 F9		0-0 HR	0-3 K		0-0 1B 1-2
Graig Nettles, L (1, 5) OBP: 0.288, SLG: 0.418		0-0 HR		0-0 1B		0-3 K	0-0 4-3		0-0 F9
Jerry Royster, R (9, PH) OBP: 0.311, SLG: 0.379		0-0 HR		0-0 1B		0-0 1B			0-0 F9
Tim Flannery, L (1, 4) OBP: 0.370, SLG: 0.433		0-3 K		0-0 F7		4-0 BB BB		0-0 4-3	0-3 K
Mark Thurmond, L Tim Stoddard, R John Kruk, L Gene Winters, L Carmelo Martinez, R Lance McCullers, S Dane Iorg, L Dave Dravecky, R Craig Littlefield, L Craig Biggio, R Bruce Bochy, R		0-0 5-3			0-0 F9 FC3-2 2B	4-0 1-2 BB		0-0 FC7-6-5 1B	0-0 F3

Inning Stats	R: 0	H: 0	E: 0	K: 1	S: 5	WLS	BF	H	R	ER	SO	BB	IBB	HBP	BLK	WP	HR	S	P	ERA	WHIP
	0	0	0	1	5		24	7	4	3	2	2	0	0	0	0	3	26	34	5.06	1.688
	3	2	0	1	7		4	0	0	0	1	2	0	0	0	0	0	4	12	0.00	3.000
	0	0	0	0	0		14	6	0	0	1	1	1	0	0	0	0	14	22	0.00	3.500
	0	0	0	0	0		3	0	0	0	1	0	0	0	0	0	0	5	5	0.00	0.000

PITCHER	IP	WLS	BF	H	R	ER	SO	BB	IBB	HBP	BLK	WP	HR	S	P	ERA	WHIP
Bruce Berenyi, R (1, 1) ERA: 5.4	5.1		24	7	4	3	2	2	0	0	0	0	3	26	34	5.06	1.688
Randy Niemann, L (6, 1) ERA: 3.18	0.2		4	0	0	0	1	2	0	0	0	0	0	4	12	0.00	3.000
Roger McDowell, R (7, 1) ERA: 3.06	2.0		14	6	0	0	1	1	1	0	0	0	0	14	22	0.00	3.500
Jesse Orosco, L (9, 1) ERA: 1.77	1.0	S	3	0	0	0	1	0	0	0	0	0	0	5	5	0.00	0.000

Batter	1	2	3	4	5	6	7	8	9	10	11	AB R H RBI BB SO LOB	TOP				
Lenny Dykstra, L (1, 8) OBP: 0.344, SLG: 0.357												6 1 2 0 0 0 3					
Wally Backman, S (1, 4) OBP: 0.408, SLG: 0.486												5 1 2 0 0 0 2					
Keith Hernandez, L (1, 3) OBP: 0.416, SLG: 0.443												5 0 1 0 0 0 3					
Darryl Strawberry, L (1, 9) OBP: 0.345, SLG: 0.468												3 1 3 2 2 0 0					
Kevin Mitchell, R (1, 6) OBP: 0.310, SLG: 0.439												3 0 0 0 0 0 5					
Danny Heep, L (8, PH) OBP: 0.388, SLG: 0.523												1 0 0 0 0 0 1					
Rafael Santana, R (8, 6) OBP: 0.224, SLG: 0.229												1 0 0 0 0 0 1					
Mookie Wilson, S (1, 7) OBP: 0.367, SLG: 0.395												4 1 0 0 1 0 2					
Howard Johnson, S (1, 5) OBP: 0.354, SLG: 0.381												4 0 2 0 1 1 0					
Ed Hearn, R (1, 2) OBP: 0.556, SLG: 0.571												4 0 1 0 1 1 2					
Bob Ojeda, L (1, 1) OBP: 0.100, SLG: 0.100												2 0 0 0 0 1 1					
Tim Teufel, R (10, PH) OBP: 0.320, SLG: 0.314												1 0 0 0 0 0 0					
Jesse Orosco, R (10, 1)												0 0 0 1 0 0 0					
Inning Stats	R: 0 H: 1 E: 0 LOB: 2 K: 0 BB: 1 S: 4 P: 8	R: 0 H: 1 E: 0 LOB: 1 K: 1 BB: 0 S: 6 P: 6	R: 1 H: 3 E: 0 LOB: 2 K: 0 BB: 0 S: 6 P: 6	R: 0 H: 0 E: 0 LOB: 0 K: 2 BB: 0 S: 7 P: 7	R: 0 H: 0 E: 0 LOB: 0 K: 0 BB: 0 S: 3 P: 3	R: 0 H: 0 E: 0 LOB: 0 K: 0 BB: 1 S: 2 P: 6	R: 0 H: 1 E: 0 LOB: 1 K: 0 BB: 0 S: 4 P: 4	R: 1 H: 2 E: 0 LOB: 0 K: 0 BB: 0 S: 4 P: 4	R: 0 H: 1 E: 0 LOB: 0 K: 0 BB: 0 S: 3 P: 3	R: 0 H: 1 E: 0 LOB: 1 K: 0 BB: 0 S: 4 P: 4	R: 2 H: 1 E: 0 LOB: 2 K: 0 BB: 3 S: 4 P: 16	1B: 10 SF: 1 2B: 1 SAC: 1 3B: 0 DP: 1 HR: 0 HBP: 0	WP: 2 PA: 46 PB: 0 SB: 4 CS: 2				
PITCHER	IP WLS BF H R ER SO BB IBB HBP BLK WP HR S P ERA WHIP																
Eric Show, R (1, 1) ERA: 2.93	7.0	29	7	2	2	3	1	1	0	0	0	0	0	33	41	2.57	1.143
Rich Gossage, R (8, 1) ERA: 3.6	3.0	10	3	0	0	0	0	0	0	0	1	0	10	10	0.00	1.000	
Craig Lefferts, L (11, 1) ERA: 2.45	0.1	L	4	1	2	2	0	1	1	0	0	0	0	2	10	54.00	6.000
Lance McCullers, R (11, 1) ERA: 1.13	0.1		2	0	0	0	0	1	0	0	0	1	0	1	5	0.00	3.000
Gene Walter, L (11, 1) ERA: 3.24	0.1		1	0	0	0	0	0	0	0	0	0	0	1	1	0.00	0.000

New York Mets @ San Diego Padres
Jack Murphy Stadium, San Diego, CA
 Sun May 25 1986, 6:33 AM EDT
 Att. 30,296 - Unknown

AB	39
R	4
H	11
RBI	3
BB	5
SO	3
LOB	20



1B	10	SF	1
2B	1	SAC	1
3B	0	DP	1
HR	0	HBP	0

BOTTOM

New York Mets @ San Diego Padres
Jack Murphy Stadium, San Diego, CA

Sun May 25 1986 6:33 AM EDT
Att. 30,296 - Unknown

livebaseballscorecards.com

AB	37
R	2
H	7
RBI	1
BB	5
SO	7
LOB	15



AB R H RBI BB SO LOB

5	1	1	0	0	0	1
4	0	1	0	1	0	0
4	1	2	0	1	1	1
4	0	0	0	1	0	3
3	0	2	1	0	1	0
1	0	0	0	1	0	0
5	0	0	0	0	0	3
4	0	1	0	1	0	2
4	0	0	0	0	2	5
1	0	0	0	0	0	1
1	0	0	0	0	1	0
1	0	0	0	0	1	0
0	0	0	0	0	0	0
0	0	0	0	0	0	0
0	0	0	0	0	0	0
0	0	0	0	0	0	0

1B:	6	SF:	0
2B:	1	SAC:	1
3B:	0	DP:	1
HR:	0	HBP:	0
WP:	0	PA:	43
PB:	0		
SB:	4		
CS:	0		

Batter	1	2	3	4	5	6	7	8	9	10	11
Jerry Royster, R OBP: 0.304, SLG: 0.380 (1, 5)	0-0 E 2B		0-0 F6		0-0 6-3			0-0 F8		0-0 F3	
Tony Gwynn, L OBP: 0.421, SLG: 0.506 (1, 9)	0-0 F9 2-H		0-0 F7			0-0 6-3		0-0 1B		4-0 BB	
Kevin McReynolds, R OBP: 0.362, SLG: 0.540 (1, 8) (8, 7)	0-0 BB 1B		0-3 K			0-0 G1-6-3 1B		0-0 5-3		4-0 FC6-4 IBB	
Steve Garvey, R OBP: 0.262, SLG: 0.429 (1, 3)	4-0 1B 1-2 BB			0-0 6-3		0-0 G1-6-3 1-2f			0-0 L8	0-0 FC6-4 1-2 2-3	
Carmelo Martinez, R OBP: 0.327, SLG: 0.371 Marvell Wynne, L OBP: 0.327, SLG: 0.451 (1, 7) (7, PR) (8, 8)	0-0 1-3 2-H 1B		0-3 K				0-0 1B		4-0 6-3 BB		0-0 F9
Bruce Bochy, R OBP: 0.353, SLG: 0.621 (1, 2)	0-0 F8		0-0 6-3				0-0 5-3 1-2		0-0 6-3		0-0 F7
Garry Templeton, S OBP: 0.259, SLG: 0.224 (1, 6)		0-0 1-3				0-0 SH1-4 1B		0-0 1-3		4-0 IBB	0-0 4-3
Tim Flannery, L OBP: 0.358, SLG: 0.417 (1, 4)		0-0 F7				0-3 K		0-3 K		0-0 L6	
Eric Show, R OBP: 0.206, SLG: 0.250 Rich Crossage, R OBP: 0.324, SLG: 0.372 Terry Kennedy, L OBP: 0.333, SLG: 1.333 Craig Lefferts, L OBP: 0.333, SLG: 1.333 Lance McCullers, S OBP: 0.500, SLG: 0.667 (1, 1) (8, 1) (10, PH) (11, 1) (11, 1) (11, 1)		0-3 K				0-0 SH1-4 1-2		0-3 K		0-3 K	

Inning Stats	R: 2	H: 3	E: 1	LOB: 1	K: 0	BB: 1	S: 5	P: 9	R: 0	H: 0	E: 0	LOB: 0	K: 1	BB: 0	S: 5	P: 5	R: 0	H: 0	E: 0	LOB: 0	K: 1	BB: 0	S: 5	P: 5	R: 0	H: 0	E: 0	LOB: 0	K: 1	BB: 0	S: 6	P: 6	R: 0	H: 1	E: 0	LOB: 1	K: 1	BB: 0	S: 6	P: 6	R: 0	H: 1	E: 0	LOB: 0	K: 0	BB: 0	S: 3	P: 3	R: 0	H: 1	E: 0	LOB: 2	K: 1	BB: 0	S: 6	P: 6	R: 0	H: 1	E: 0	LOB: 1	K: 1	BB: 0	S: 6	P: 6	R: 0	H: 0	E: 0	LOB: 2	K: 0	BB: 2	S: 3	P: 11	R: 0	H: 0	E: 0	LOB: 2	K: 1	BB: 2	S: 5	P: 13	R: 0	H: 0	E: 0	LOB: 0	K: 0	BB: 0	S: 3	P: 3
--------------	------	------	------	--------	------	-------	------	------	------	------	------	--------	------	-------	------	------	------	------	------	--------	------	-------	------	------	------	------	------	--------	------	-------	------	------	------	------	------	--------	------	-------	------	------	------	------	------	--------	------	-------	------	------	------	------	------	--------	------	-------	------	------	------	------	------	--------	------	-------	------	------	------	------	------	--------	------	-------	------	-------	------	------	------	--------	------	-------	------	-------	------	------	------	--------	------	-------	------	------

PITCHER	IP	WLS	BF	H	R	ER	SO	BB	IBB	HBP	BLK	WP	HR	S	P	ERA	WHIP
Bob Ojeda, L ERA: 1.7 (1, 1)	9.0		35	7	2	2	6	2	1	0	0	0	0	44	56	2.00	1.000
Jesse Orosco, L ERA: 1.61 (10, 1)	2.0	W	8	0	0	0	1	1	1	0	0	0	0	8	16	0.00	0.500

Batter	1	2	3	4	5	6	7	8	9	AB R H RBI BB SO LOB	TOP																
Tim Flannery, L (1, 4) OBP: 0.367, SLG: 0.414	0-0 4-3	4-0 FC3-2 1B BB		4-0 F9 1B 4-3 BB		0-3 K		0-0 FC6-4 1B		3 2 1 0 2 1 0																	
Tony Gwynn, L (1, 9) OBP: 0.420, SLG: 0.500	4-0 3B BB	0-0 FC3-2 1B		0-0 4-3 1B F9		0-0 G3		0-0 FC6-4 1-2f		4 2 1 0 1 0 4																	
Kevin McReynolds, R (1, 8) (8, 7) OBP: 0.388, SLG: 0.552	0-0 4-3 3B	0-0 1-3 2-3 3-H		0-0 F9		4-0 WP BB			0-0 6-3	4 1 2 3 1 0 2																	
Terry Kennedy, L (1, 2) OBP: 0.313, SLG: 0.358	0-0 4-3	0-3 K		0-0 4-3		0-0 4-3			0-0 4-3	5 0 0 2 0 1 4																	
Graig Nettles, L (1, 5) OBP: 0.302, SLG: 0.456	0-0 F5			0-0 1B FC2-1-6 1B					0-0 G3	5 1 3 2 0 0 0																	
Dane Iorg, L (1, 3) Steve Garvey, R (7, 3) OBP: 0.265, SLG: 0.412 OBP: 0.266, SLG: 0.451		0-0 E 1B 1B		0-0 1-3 FC2-1-6 1B		0-0 F2			0-0 6-3	4 1 2 0 0 0 1 1 1 1 1 0 0 0																	
Garry Templeton, S (1, 6) OBP: 0.257, SLG: 0.223		0-0 E8 1B FC3-2 1B		0-0 FC2-1-6 BB 1-2 3-H		0-0 F8			0-0 F7	5 0 1 0 0 0 2																	
John Kruk, L (1, 7) Marvell Wynne, L (8, 8) OBP: 0.346, SLG: 0.429 OBP: 0.327, SLG: 0.451		0-0 FC3-2 SH1-3 1B 1B		4-0 1-2 BB		0-0 4-3			0-0 F7	3 1 1 1 1 0 0 0 0 0 0 0 0 0																	
Dave Dravecky, R (1, 1) OBP: 0.200, SLG: 0.292		0-0 SH1-3		0-3 K		0-3 K			0-0 4-3	3 0 0 0 0 2 2																	
Inning Stats	R: 2 E: 0 K: 0 S: 4	H: 1 LOB: 0 BB: 1 P: 8	R: 3 E: 1 K: 1 S: 9	H: 4 LOB: 2 BB: 1 P: 13	R: 0 E: 0 K: 1 S: 6	H: 2 LOB: 2 BB: 1 P: 10	R: 2 E: 0 K: 0 S: 5	H: 2 LOB: 1 BB: 1 P: 9	R: 0 E: 0 K: 1 S: 5	H: 0 LOB: 0 BB: 0 P: 5	R: 0 E: 0 K: 1 S: 5	H: 0 LOB: 1 BB: 1 P: 9	R: 0 E: 0 K: 0 S: 3	H: 0 LOB: 0 BB: 0 P: 3	R: 0 E: 0 K: 0 S: 4	H: 1 LOB: 1 BB: 0 P: 4	R: 2 E: 0 K: 0 S: 5	H: 2 LOB: 0 BB: 0 P: 5	1B: 9 2B: 1 3B: 1 HR: 2	SF: 0 SAC: 1 DP: 1 HBP: 0	WP: 1 PB: 0 SB: 0 CS: 0	PA: 43					
PITCHER	IP WLS BF H R ER SO BB IBB HBP BLK WP HR S P ERA WHIP																										
Jay Tibbs, R (1, 1) ERA: 2.71	1.2		12	5	5	5	0	2	0	0	0	0	0	10	18	27.00	4.200										
Bert Roberge, R (2, 1) ERA: 10.38	0.1		1	0	0	0	1	0	0	0	0	0	0	3	3	0.00	0.000										
Jeff Parrett, R (3, 1) ERA: 3.77	4.0	L	18	4	2	2	3	3	0	0	0	1	0	21	33	4.50	1.750										
Andy McGaffigan, R (7, 1) ERA: 4.01	2.0		7	1	0	0	0	0	0	0	0	0	0	7	7	0.00	0.500										
Tim Burke, R (9, 1) ERA: 1.24	1.0		5	2	2	2	0	0	0	0	0	0	2	5	5	18.00	2.000										

San Diego Padres @ Montreal Expos
Olympic Stadium, Montreal, QB
Mon May 26 1986, 7:05 PM EDT
Att. 11,626 - Unknown

AB	37
R	9
H	12
RBI	9
BB	5
SO	4
LOB	15



BOTTOM

San Diego Padres @ Montreal Expos
Olympic Stadium, Montreal, QB
Mon May 26 1986, 7:05 PM EDT
Att. 11,626 - Unknown

livebaseballscores.com

AB	38
R	6
H	9
RBI	6
BB	1
SO	6
LOB	16



WP:	0	PA:	39
PB:	0	SB:	0
CS:	0		

AB R H RBI BB SO LOB

5	1	1	3	0	0	1
5	0	2	0	0	0	0
5	2	2	1	0	0	2
4	0	0	0	0	3	1
3	1	1	0	1	0	1
4	1	0	0	0	0	3
4	1	2	2	0	0	1
3	0	0	0	0	3	3
0	0	0	0	0	0	0
1	0	0	0	0	0	2
0	0	0	0	0	0	0
0	0	0	0	0	0	0
0	0	0	0	0	0	0
1	0	0	0	0	0	2
1	0	1	0	0	0	0
2	0	0	0	0	0	0
1B:	4	SF:	0			
2B:	3	SAC:	0			
3B:	0	DP:	0			
HR:	2	HBP:	0			

Batter	1	2	3	4	5	6	7	8	9
Tim Raines, S (1, 7) OBP: 0.418, SLG: 0.509	0-0 1-3 1-H 2-H HR	0-0 HR		0-0 F4			0-0 L4		0-0 F8
Mitch Webster, S (1, 8) OBP: 0.346, SLG: 0.415	0-0 3-1	0-0 2B			0-0 F9		0-0 6-3		0-0 FC5-4 1B
Andre Dawson, R (1, 9) OBP: 0.364, SLG: 0.565	0-0 HR	0-0 F9			0-0 F5			0-0 1B 2B	0-0 FC5-4 1-2f
Hubie Brooks, R (1, 6) OBP: 0.389, SLG: 0.660	0-3 K		0-3 K		0-0 6-3			0-3 K	
Tim Wallach, R (1, 5) OBP: 0.349, SLG: 0.507		4-0 1B BB		0-0 F7		0-0 2B		0-0 6-3	
Andres Galarraga, R (1, 3) OBP: 0.364, SLG: 0.453		0-0 E5 1B HR		0-0 5-3		0-0 6-3		0-0 E5 1B	
Vance Law, R (1, 4) OBP: 0.319, SLG: 0.366		0-0 1B HR		0-0 F9		0-0 F8		0-0 1B	
Dann Bilardello, R (1, 2) OBP: 0.218, SLG: 0.280		0-3 K		0-3 K		0-3 K		0-0 F8	
Andy McGaffigan, R (7, 1)									
Al Newman, S (8, PH) OBP: 0.300, SLG: 0.277									
Tim Burke, R (9, 1)									
Jay Tibbs, R (1, 1) OBP: 0.250, SLG: 0.222		0-0 F8		0-0 F8		0-0 F7		0-0 F6	
Bert Roberge, R (2, 1)									
Jim Wohlford, R (2, PH) OBP: 0.150, SLG: 0.200									
Jeff Parrett, R (3, 1) OBP: 1.000, SLG: 1.000									
Mike Fitzgerald, R (7, 2) OBP: 0.282, SLG: 0.431									
	R: 1 H: 1 E: 0 K: 1 S: 6	R: 4 H: 3 E: 1 K: 1 S: 9	R: 0 H: 0 E: 0 K: 1 S: 5	R: 0 H: 1 E: 0 K: 1 S: 6	R: 0 H: 0 E: 0 K: 0 S: 3	R: 0 H: 1 E: 0 K: 1 S: 6	R: 0 H: 0 E: 0 K: 0 S: 3	R: 1 H: 2 E: 1 K: 1 S: 8	R: 0 H: 1 E: 0 K: 0 S: 4

Inning Stats	R	H	E	K	S	IP	WLS	BF	H	R	ER	SO	BB	IBB	HBP	BLK	WP	HR	S	P	ERA	WHIP
PITCHER Dave Dravecky, L (1, 1) ERA: 2.12	1	1	0	1	6	9.0	W	39	9	6	1	6	1	0	0	0	0	2	50	54	1.00	1.111

San Diego Padres @ Montreal Expos

Olympic Stadium, Montreal, QB

Tue May 27 1986, 7:05 PM EDT
Att. 11,641 - Unknown

AB	33
R	4
H	8
RBI	4
BB	1
SO	6
LOB	12



WP:	0	PA:	34
PB:	0		
SB:	1		
CS:	0		

AB R H RBI BB SO LOB

3	0	0	0	0	0	1
1	0	1	0	0	0	0
4	1	1	0	0	0	2
4	1	1	0	0	0	1
4	1	2	3	0	1	0
0	0	0	0	0	0	0
3	1	1	0	1	1	1
4	0	0	0	0	0	4
4	0	1	1	0	2	2
2	0	0	0	0	1	1
1	0	0	0	0	0	0
1	0	0	0	0	0	0
0	0	0	0	0	0	0
0	0	0	0	0	0	0

1B:	6	SF:	0
2B:	2	SAC:	0
3B:	0	DP:	2
HR:	1	HBP:	0

Batter	1	2	3	4	5	6	7	8	9
Jerry Royster, R (1, 4) OBP: 0.293, SLG: 0.365 Tim Flannery, L (8, PH) OBP: 0.372, SLG: 0.420 (8, 4)	0-0 6-3 1B	0-0 F8 1B			0-0 F9			0-0 FC5-4 1B	
Tony Gwynn, L (1, 9) OBP: 0.417, SLG: 0.494	0-0 1B HR 1B	0-0 9-3 1-2f			0-0 4-3			0-0 FC5-4 G5-4-3 1-2f	
Kevin McReynolds, R (1, 8) OBP: 0.385, SLG: 0.544	0-0 1-3 HR 1B				0-0 F9			0-0 G5-4-3 1-2f	
Steve Garvey, R (1, 3) OBP: 0.271, SLG: 0.470 Marvell Wynne, L (9, PR) OBP: 0.327, SLG: 0.451	0-0 1-H 3-H HR		S S		0-3 K			0-0 S 1B	
Carmelo Martinez, R (1, 7) OBP: 0.333, SLG: 0.380	0-0 F9 1B 2B				0-0 F9	B B B		0-3 K 1-2	
Garry Templeton, S (1, 6) OBP: 0.251, SLG: 0.217	0-0 F9 2-3				0-0 F9			0-0 L5	
Terry Kennedy, L (1, 2) OBP: 0.312, SLG: 0.355	0-0 3-H 1B		S S		0-3 K			0-0 F5	
Mark Wasinger, R (1, 5) Graig Nettles, L (7, PH) OBP: 0.299, SLG: 0.452 (7, 5)	0-3 K				0-0 F4			0-0 1-3	
Andy Hawkins, R (1, 1) OBP: 0.190, SLG: 0.190 Gene Walter, L (6, 1) OBP: 0.500, SLG: 0.667 John Kruk, L (7, PH) OBP: 0.340, SLG: 0.420 Tim Stoddard, R (7, 1)		0-0 9-3 1B			0-3 K			0-0 F7	

Inning Stats	R: 4	H: 5	E: 0	LOB: 1	K: 1	BB: 0	S: 10	P: 10	R: 0	H: 1	E: 0	LOB: 0	K: 0	BB: 0	S: 3	P: 3	R: 0	H: 0	E: 0	LOB: 0	K: 1	BB: 0	S: 5	P: 5	R: 0	H: 0	E: 0	LOB: 0	K: 1	BB: 0	S: 5	P: 5	R: 0	H: 0	E: 0	LOB: 1	K: 0	BB: 1	S: 3	P: 7	R: 0	H: 0	E: 0	LOB: 0	K: 1	BB: 0	S: 5	P: 5	R: 0	H: 1	E: 0	LOB: 0	K: 0	BB: 0	S: 3	P: 3	R: 0	H: 1	E: 0	LOB: 2	K: 1	BB: 0	S: 6	P: 6	1B: 6	SF: 0	2B: 2	SAC: 0	3B: 0	DP: 2	HR: 1	HBP: 0	WP: 0	PA: 34
--------------	------	------	------	--------	------	-------	-------	-------	------	------	------	--------	------	-------	------	------	------	------	------	--------	------	-------	------	------	------	------	------	--------	------	-------	------	------	------	------	------	--------	------	-------	------	------	------	------	------	--------	------	-------	------	------	------	------	------	--------	------	-------	------	------	------	------	------	--------	------	-------	------	------	-------	-------	-------	--------	-------	-------	-------	--------	-------	--------

PITCHER	IP	WLS	BF	H	R	ER	SO	BB	IBB	HBP	BLK	WP	HR	S	P	ERA	WHIP
Joe Hesketh, L (1, 1) ERA: 5.7	6.0		24	6	4	4	4	1	0	0	0	0	1	31	35	6.00	1.167
Tim Burke, R (7, 1) ERA: 1.17	2.0	W	6	1	0	0	1	0	0	0	0	0	0	8	8	0.00	0.500
Jeff Reardon, R (9, 1) ERA: 2.38	1.0	S	4	1	0	0	1	0	0	0	0	0	0	6	6	0.00	1.000

PITCHER	IP	WLS	BF	H	R	ER	SO	BB	IBB	HBP	BLK	WP	HR	S	P	ERA	WHIP
---------	----	-----	----	---	---	----	----	----	-----	-----	-----	----	----	---	---	-----	------

Batter	1	2	3	4	5	6	7	8	9
Tim Raines, S OBP: 0.420, SLG: 0.509 (1, 7)	0-0 1B S FC6-4 1B		0-0 4-3		0-0 1B S	0-3 K			
Mitch Webster, S OBP: 0.357, SLG: 0.424 (1, 8)	0-0 1-3 FC6-4 1B			0-0 F8 S E 1B	0-0 1-H BLK 1B			0-0 E1 SH5-3 S 5-3	
Andre Dawson, R OBP: 0.357, SLG: 0.553 (1, 9)	0-0 1-2f 3-H FC6-4 CS 1B			0-0 1-3 F8	0-0 1-2 F5			0-0 1-3 SH5-3	
Hubie Brooks, R OBP: 0.385, SLG: 0.656 (1, 6)	0-3 1-2 K			0-0 3-H E5		0-0 4-3 PB 2B		0-0 3-H 5-3	
Tim Wallach, R OBP: 0.341, SLG: 0.494 (1, 5)		0-0 F9		0-0 6-3		0-0 2-3 4-3		0-0 3-H F2	
Andres Galarraga, R OBP: 0.368, SLG: 0.450 (1, 3)		0-0 6-3		4-0 BB		0-0 3-H FC5-4 1B		0-0 F3	
Vance Law, R OBP: 0.311, SLG: 0.356 (1, 4)		0-0 6-3		0-0 F9		0-0 1-2f FC5-4 1B S		0-3 K	
Mike Fitzgerald, R OBP: 0.280, SLG: 0.412 (1, 2)			0-3 K		0-0 F8	4-0 1-2 1B IBB		0-0 F7	
Joe Hesketh, R (1, 1)			0-3 K		0-3 K	0-0 1-2 2-3 1B			
Wayne Krenchicki, L (6, PH)									
Tim Burke, R (7, 1)									
Herm Winningham, L (9, 8)									

AB	R	H	RBI	BB	SO	LOB
4	2	2	0	0	1	3
4	2	3	1	0	0	0
0	0	0	0	0	0	0
3	0	0	1	0	0	3
4	1	1	2	0	1	1
0	0	0	0	0	0	0
4	0	0	0	0	0	2
3	0	1	0	1	0	0
4	0	0	0	0	1	3
3	0	0	0	1	1	0
2	0	0	0	0	2	0
1	0	1	0	0	0	0
0	0	0	0	0	0	0
0	0	0	0	0	0	0

BOTTOM

San Diego Padres @ Montreal Expos
Olympic Stadium, Montreal, QB

Tue May 27 1986, 7:05 PM EDT
Att. 11,641 - Unknown

livebaseballscorecards.com

AB	32
R	5
H	8
RBI	4
BB	2
SO	6
LOB	12



1B: 7	SF: 0	WP: 0	PA: 35
2B: 2	SAC: 1	PB: 1	
3B: 0	DP: 1	SB: 5	
HR: 0	HBP: 0	CS: 1	

Inning Stats		R: 1	H: 2	E: 0	LOB: 1	K: 1	BB: 0	S: 6	P: 6
R: 0		H: 0	E: 0	LOB: 0	K: 0	BB: 0	S: 3	P: 3	
R: 0		H: 0	E: 0	LOB: 0	K: 2	BB: 0	S: 7	P: 7	
R: 1		H: 1	E: 1	LOB: 2	K: 0	BB: 1	S: 5	P: 9	
R: 1		H: 2	E: 0	LOB: 1	K: 1	BB: 0	S: 7	P: 7	
R: 1		H: 3	E: 0	LOB: 3	K: 0	BB: 1	S: 8	P: 12	
R: 1		H: 0	E: 1	LOB: 0	K: 0	BB: 0	S: 4	P: 4	
R: 0		H: 0	E: 0	LOB: 0	K: 1	BB: 0	S: 5	P: 5	

PITCHER	IP	WLS	BF	H	R	ER	SO	BB	IBB	HBP	BLK	WP	HR	S	P	ERA	WHIP
Andy Hawkins, R (1, 1)	5.2		27	8	4	4	4	1	1	0	1	0	0	33	41	6.35	1.588
Gene Walter, L (6, 1)	0.1		1	0	0	0	1	0	0	0	0	0	0	3	3	0.00	0.000
Tim Stoddard, R (7, 1)	2.0	L	7	0	1	0	1	0	0	0	0	0	0	9	9	0.00	0.000

Batter	1	2	3	4	5	6	7	8	9	AB R H RBI BB SO LOB	TOP	
Tim Flannery, L (1, 6) <small>OBP: 0.373, SLG: 0.414</small> 										4 1 1 0 1 0 0		
Tony Gwynn, L (1, 9) <small>OBP: 0.416, SLG: 0.489</small> 										4 2 1 0 0 0 1		
Kevin McReynolds, R (1, 8) <small>OBP: 0.385, SLG: 0.543</small> 										4 1 1 2 1 1 0		
Steve Garvey, R (1, 3) Marvell Wynne, L (7, 8) <small>OBP: 0.282, SLG: 0.477</small> <small>OBP: 0.321, SLG: 0.442</small>										4 2 3 2 0 0 1 1 0 0 0 0 0 0		
Graig Nettles, L (1, 5) <small>OBP: 0.298, SLG: 0.439</small> 										3 1 0 0 1 0 2		
Carmelo Martinez, R (1, 7) <small>OBP: 0.349, SLG: 0.396</small> 										4 1 3 1 0 0 2		
Terry Kennedy, L (1, 2) <small>OBP: 0.310, SLG: 0.373</small> 										4 1 1 3 0 2 3		
Jerry Royster, R (1, 4) <small>OBP: 0.291, SLG: 0.397</small> 										4 1 1 2 0 1 0		
LaMarr Hoyt, R (1, 1) Lance McCullers, S (9, 1) <small>OBP: 0.167, SLG: 0.167</small> 										4 0 0 0 0 2 0 0 0 0 0 0 0 0		
Inning Stats	R: 0 H: 0 E: 0 LOB: 0 K: 1 BB: 1 S: 4 P: 8	R: 3 H: 2 E: 0 LOB: 0 K: 1 BB: 1 S: 7 P: 11	R: 3 H: 3 E: 1 LOB: 1 K: 1 BB: 1 S: 8 P: 12	R: 2 H: 2 E: 0 LOB: 1 K: 0 BB: 0 S: 5 P: 6	R: 0 H: 1 E: 0 LOB: 0 K: 0 BB: 0 S: 3 P: 3	R: 0 H: 0 E: 0 LOB: 0 K: 1 BB: 0 S: 5 P: 5	R: 0 H: 1 E: 0 LOB: 1 K: 0 BB: 0 S: 4 P: 4	R: 2 H: 2 E: 0 LOB: 0 K: 2 BB: 0 S: 9 P: 9	R: 0 H: 0 E: 0 LOB: 0 K: 0 BB: 0 S: 3 P: 3	1B: 8 SF: 0 2B: 1 SAC: 0 3B: 0 DP: 2 HR: 2 HBP: 1	WP: 0 PA: 40 PB: 0 SB: 3 CS: 0	
PITCHER	IP WLS BF H R ER SO BB IBB HBP BLK WP HR S P ERA WHIP											
Floyd Youmans, R (1, 1) ERA: 5.72	2.1 L 13 4 6 5 2 3 0 0 0 0 0 1 14 26 19.29 3.000											
Bert Roberge, R (3, 1) ERA: 10.5	1.2 9 3 2 2 1 0 0 0 1 0 0 0 10 11 10.80 1.800											
Andy McGaffigan, R (5, 1) ERA: 3.83	2.0 6 1 0 0 1 0 0 0 0 0 0 0 8 8 0.00 0.500											
Jeff Parrett, R (7, 1) ERA: 4.41	2.0 9 3 2 2 2 0 0 0 0 0 1 13 13 9.00 1.500											
Vance Law, R (9, 1) ERA:	1.0 3 0 0 0 0 0 0 0 0 0 0 0 3 3 0.00 0.000											

San Diego Padres @ Montreal Expos
 Olympic Stadium, Montreal, QB
 Wed May 28 1986, 7:05 PM EDT
 Att: 21,342 - Unknown

AB	36
R	10
H	11
RBI	10
BB	3
SO	6
LOB	9



Batter	1	2	3	4	5	6	7	8	9	AB	R	H	RBI	BB	SO	LOB
Tim Raines, S OBP: 0.414, SLG: 0.500 Jim Wohlford, R OBP: 0.136, SLG: 0.182	0-0 F7	0-3 K		0-0 F7		0-0 F4			0-0 F9	3	0	0	0	0	1	3
Mitch Webster, S OBP: 0.352, SLG: 0.424	0-0 F7		0-0 2B		0-0 F9		0-0 F4		0-0 F8	5	0	1	0	0	0	0
Andre Dawson, R OBP: 0.363, SLG: 0.562 Herm Winningham, L OBP: 0.347, SLG: 0.413	0-0 E5 FC5 1B		0-0 FC6-4 1B		0-0 2B		0-0 3-1		0-0 HR	3	0	2	0	0	0	0
Tim Wallach, R OBP: 0.343, SLG: 0.503	0-0 1-2 1B		0-0 F6		0-0 5-3		0-0 F3		0-0 3B	5	0	2	0	0	0	3
Andres Galarraga, R OBP: 0.359, SLG: 0.438 Dann Bilardello, R OBP: 0.228, SLG: 0.308	0-0 FC5 2-3f		0-3 K		0-3 K			0-0 2B	0-3 K	3	0	0	0	0	2	5
Vance Law, R OBP: 0.309, SLG: 0.353		0-0 G6-4-3 1B	0-0 FC6-4 1-2f			0-0 F3		0-0 F4		4	0	1	0	0	0	3
Al Newman, S OBP: 0.352, SLG: 0.292		4-0 G6-4-3 1-2 BB		4-0 5-3 BB		0-0 1B		4-0 BB		1	0	1	0	3	0	0
Mike Fitzgerald, R OBP: 0.282, SLG: 0.408 Jeff Parrett, R OBP: 1.000, SLG: 1.000 Wayne Krenchicki, L OBP: 0.195, SLG: 0.351		0-0 G6-4-3 1-2f 2-3		0-0 5-3 1-2		0-0 1B		0-0 F3		3	0	1	0	0	0	3
Floyd Youmans, R OBP: 0.271, SLG: 0.063 Bert Roberge, R OBP: 0.462, SLG: 0.667 Dan Schatzeder, L OBP: 0.462, SLG: 0.667 Andy McGalligan, R OBP: 0.367, SLG: 0.277		4-0 BB		0-3 K		0-0 F4		0-0 F9		0	0	0	0	1	0	0

Inning Stats	R: 0	H: 1	E: 1	LOB: 2	K: 0	BB: 0	S: 5	P: 5
	R: 0	H: 1	E: 0	LOB: 2	K: 1	BB: 2	S: 5	P: 13
	R: 0	H: 2	E: 0	LOB: 2	K: 1	BB: 0	S: 7	P: 7
	R: 0	H: 0	E: 0	LOB: 1	K: 1	BB: 1	S: 5	P: 9
	R: 0	H: 1	E: 0	LOB: 1	K: 1	BB: 0	S: 6	P: 6
	R: 0	H: 2	E: 0	LOB: 2	K: 0	BB: 0	S: 5	P: 5
	R: 0	H: 0	E: 0	LOB: 0	K: 0	BB: 0	S: 3	P: 3
	R: 0	H: 1	E: 0	LOB: 2	K: 0	BB: 1	S: 4	P: 8
	R: 1	H: 2	E: 0	LOB: 1	K: 1	BB: 0	S: 7	P: 7

PITCHER	IP	WLS	BF	H	R	ER	SO	BB	IBB	HBP	BLK	WP	HR	S	P	ERA	WHIP
LaMarr Hoyt, R ERA: 4.06	(1, 1)	8.2	40	10	1	1	4	4	0	0	0	0	0	44	60	1.04	1.615
Lance McCullers, R ERA: 1.11	(9, 1)	0.1	1	0	0	0	1	0	0	0	0	0	0	3	3	0.00	0.000

BOTTOM

San Diego Padres @ Montreal Expos
Olympic Stadium, Montreal, QB

Wed May 28 1986, 7:05 PM EDT
Att. 21,342 - Unknown

AB	R	H	RBI	BB	SO	LOB
37	1	10	1	4	5	27

livebaseballscores.com



WP	HR	S	P	ERA	WHIP
0	0	0	41		

Batter	1	2	3	4	5	6	7	8	9	AB R H RBI BB SO LOB	TOP											
Tim Flannery, L (1, 4) OBP: 0.370, SLG: 0.417	0-0 F7		0-0 2B		0-0 F8		0-0 G4-6-3			4 0 1 0 0 0 1												
Tony Gwynn, L (1, 9) OBP: 0.413, SLG: 0.489	0-0 2B		0-0 5-3		0-0 F9			0-0 F8		4 0 1 0 0 0 1												
Kevin McReynolds, R (1, 8) OBP: 0.382, SLG: 0.536	0-0 F8		0-3 K		0-0 F8			0-0 1B		4 0 1 0 0 1 2												
Steve Garvey, R (1, 3) Marvell Wynne, L (8, PR) OBP: 0.292, SLG: 0.489 OBP: 0.321, SLG: 0.442	0-0 G3			0-0 2B	0-0 1B			0-0 1B		4 0 3 0 0 0 1 0 0 0 0 0 0 0												
Graig Nettles, L (1, 5) OBP: 0.288, SLG: 0.423		0-0 3-1		0-0 4-3	0-0 F9			0-0 F7		4 0 0 0 0 0 4												
Carmelo Martinez, R (1, 7) OBP: 0.345, SLG: 0.390		0-0 F2		0-3 K	0-0 1B			0-0 F6		4 0 1 0 0 1 3												
Terry Kennedy, L (1, 2) OBP: 0.315, SLG: 0.379		0-0 2B		4-0 BB	0-0 F7			0-0 F7		3 0 1 0 1 0 2												
Garry Templeton, S (1, 6) OBP: 0.246, SLG: 0.212		0-0 6-3		0-0 4-3			0-0 4-3		0-3 K	4 0 0 0 0 1 3												
Eric Show, R (1, 1) John Kruk, L (7, PH) Craig Lefferts, L (7, 1) Dane Iorg, L (9, PH) OBP: 0.192, SLG: 0.231 OBP: 0.352, SLG: 0.420 OBP: 0.333, SLG: 1.333 OBP: 0.257, SLG: 0.400		0-3 K		0-0 4-3		4-0 BB		0-0 F5		2 0 0 0 0 1 0 0 0 0 0 1 0 0 0 0 0 0 0 0 0 1 0 0 0 0 0 0												
Inning Stats	R: 0 E: 0 K: 0 S: 4	H: 1 LOB: 1 BB: 0 P: 4	R: 0 E: 0 K: 0 S: 4	H: 1 LOB: 1 BB: 0 P: 4	R: 0 E: 0 K: 2 S: 8	H: 1 LOB: 1 BB: 0 P: 8	R: 0 E: 0 K: 1 S: 6	H: 1 LOB: 2 BB: 1 P: 10	R: 0 E: 0 K: 0 S: 3	H: 0 LOB: 0 BB: 0 P: 3	R: 0 E: 0 K: 0 S: 5	H: 2 LOB: 2 BB: 0 P: 5	R: 0 E: 0 K: 0 S: 2	H: 0 LOB: 0 BB: 1 P: 6	R: 0 E: 0 K: 0 S: 5	H: 2 LOB: 2 BB: 0 P: 5	R: 0 E: 0 K: 1 S: 5	H: 0 LOB: 0 BB: 0 P: 5	1B: 4 2B: 4 3B: 0 HR: 0	SF: 0 SAC: 0 DP: 1 HBP: 0	WP: 0 PB: 0 SB: 0 CS: 0	PA: 36
PITCHER Kevin Gross, R (1, 1) ERA: 4.31	IP: 9.0 WLS: W BF: 36 H: 8 R: 0 ER: 0 SO: 4 BB: 2 IBB: 0 HBP: 0 BLK: 0 WP: 0 HR: 0 S: 42 P: 50 ERA: 0.00 WHIP: 1.111																				PITCHER IP: WLS: BF: H: R: ER: SO: BB: IBB: HBP: BLK: WP: HR: S: P: ERA: WHIP	

San Diego Padres @ Philadelphia Phillies
Veterans Stadium, Philadelphia, PA
Fri May 30 1986, 7:05 PM EDT
Att: 10,608 - Unknown

livebaseballscorecards.com

AB	34
R	0
H	8
RBI	0
BB	2
SO	4
LOB	17



Batter	1	2	3	4	5	6	7	8	9	AB	R	H	RBI	BB	SO	LOB
Jeff Stone, L (1, 7) <small>OBP: 0.241, SLG: 0.214</small> Greg Gross, L (9, 7) <small>OBP: 0.471, SLG: 0.407</small>	0-0 1B		0-0 4-3		0-0 1B	0-0 F4				4	1	2	0	0	0	1
Milt Thompson, L (1, 8) <small>OBP: 0.247, SLG: 0.259</small>	0-3 K		0-0 F5		0-0 4-3		0-0 B1-3			4	0	0	0	0	1	2
Juan Samuel, R (1, 4) <small>OBP: 0.311, SLG: 0.330</small>	0-0 F8		0-0 F9		0-0 1B		4-0 BB			3	1	1	1	1	0	1
Mike Schmidt, R (1, 5) <small>OBP: 0.381, SLG: 0.510</small>	0-3 K			0-0 5-3	0-0 E8		0-0 G5-4-3			4	0	1	0	0	1	2
Von Hayes, L (1, 3) <small>OBP: 0.382, SLG: 0.448</small>		0-0 1B		0-0 F7	4-0 IBB			0-0 B2		3	0	1	0	1	0	0
Glenn Wilson, R (1, 9) <small>OBP: 0.264, SLG: 0.270</small>		0-0 G6-3		0-0 HBP	0-3 K			0-0 F8		4	0	1	0	0	1	3
Darren Daulton, L (1, 2) <small>OBP: 0.370, SLG: 0.419</small>		4-0 BB		1-0 HBP		0-0 F9		0-3 K		2	0	0	0	1	1	0
Steve Jeltz, S (1, 6) <small>OBP: 0.333, SLG: 0.290</small>		4-0 BB		0-0 F9		0-0 2B				2	0	1	0	1	0	2
Kevin Gross, R (1, 1) <small>OBP: 0.083, SLG: 0.125</small>		0-3 K			0-3 K	0-0 F9				3	0	0	0	0	2	3

Inning Stats	R: 0	H: 1	E: 0	LOB: 1	K: 2	BB: 0	S: 8	P: 8	R: 0	H: 1	E: 0	LOB: 2	K: 1	BB: 2	S: 5	P: 13	R: 0	H: 0	E: 0	LOB: 0	K: 0	BB: 0	S: 3	P: 3	R: 0	H: 1	E: 0	LOB: 2	K: 0	BB: 0	S: 4	P: 5	R: 2	H: 3	E: 1	LOB: 2	K: 2	BB: 1	S: 10	P: 14	R: 0	H: 1	E: 0	LOB: 1	K: 0	BB: 0	S: 4	P: 4	R: 0	H: 0	E: 0	LOB: 0	K: 0	BB: 1	S: 2	P: 6	R: 0	H: 0	E: 0	LOB: 0	K: 1	BB: 0	S: 5	P: 5
Eric Show, R (1, 1) <small>ERA: 2.82</small> Craig Lefferts, L (7, 1) <small>ERA: 2.3</small>	IP	WLS	BF	H	R	ER	SO	BB	IBB	HBP	BLK	WP	HR	S	P	ERA	WHIP	IP	WLS	BF	H	R	ER	SO	BB	IBB	HBP	BLK	WP	HR	S	P	ERA	WHIP	IP	WLS	BF	H	R	ER	SO	BB	IBB	HBP	BLK	WP	HR	S	P	ERA	WHIP													

BOTTOM

San Diego Padres @ Philadelphia Phillies
Veterans Stadium, Philadelphia, PA

Fri May 30 1986, 7:05 PM EDT
Att. 10,608 - Unknown

livebaseballscorecards.com

AB	29
R	2
H	7
RBI	1
BB	4
SO	6
LOB	14



1B: 6	SF: 0	WP: 0	PA: 34
2B: 1	SAC: 0	PB: 0	
3B: 0	DP: 2	SB: 2	
HR: 0	HBP: 1	CS: 0	

Batter	1	2	3	4	5	6	7	8	9	AB R H RBI BB SO LOB	TOP
Tim Flannery, L (1, 4) <small>OBP: 0.373, SLG: 0.415</small> 	4-0 		0-0 		0-0 		0-0 			3 0 1 0 1 0 1	
Tony Gwynn, L (1, 9) <small>OBP: 0.405, SLG: 0.478</small> 	0-3 		0-0 		0-0 			0-0 		4 0 0 0 0 1 3	
Kevin McReynolds, R (1, 8) <small>OBP: 0.374, SLG: 0.524</small> 	0-0 			0-0 		0-0 		0-3 		4 0 0 0 0 1 1	
Steve Garvey, R (1, 3) <small>OBP: 0.291, SLG: 0.483</small> 	0-0 			0-0 		0-0 		0-0 		4 0 1 0 0 0 0	
Graig Nettles, L (1, 5) <small>OBP: 0.297, SLG: 0.420</small> Jerry Royster, R (6, 5) <small>OBP: 0.291, SLG: 0.397</small> Dane Iorg, L (9, PH) <small>OBP: 0.250, SLG: 0.389</small> 	0-0 			4-0 		4-0 		0-3 		1 0 0 0 2 0 2 0 0 0 0 0 0 0 1 0 0 0 0 1 0	
Carmelo Martinez, R (1, 7) <small>OBP: 0.350, SLG: 0.394</small> 		0-0 		0-0 		0-0 		0-0 		4 0 2 0 0 0 0	
Terry Kennedy, L (1, 2) <small>OBP: 0.307, SLG: 0.369</small> 		0-0 		0-0 		0-0 		0-0 		4 0 0 0 0 0 4	
Garry Templeton, S (1, 6) <small>OBP: 0.242, SLG: 0.208</small> 		0-0 			0-0 		0-0 			3 0 0 0 0 0 0	
Dave Dravecky, R (1, 1) <small>OBP: 0.214, SLG: 0.296</small> Gene Walter, L (7, 1) <small>OBP: 0.500, SLG: 0.667</small> 			0-0 		0-0 		0-0 			3 0 1 0 0 0 0 0 0 0 0 0 0 0	
Inning Stats	R: 0 H: 1 E: 0 LOB: 2 K: 1 BB: 1 S: 6 P: 10	R: 0 H: 0 E: 0 LOB: 0 K: 0 BB: 0 S: 3 P: 3	R: 0 H: 1 E: 0 LOB: 0 K: 0 BB: 0 S: 3 P: 3	R: 0 H: 1 E: 0 LOB: 2 K: 0 BB: 1 S: 4 P: 8	R: 0 H: 1 E: 0 LOB: 1 K: 0 BB: 0 S: 4 P: 4	R: 0 H: 1 E: 0 LOB: 2 K: 0 BB: 1 S: 4 P: 8	R: 0 H: 0 E: 0 LOB: 0 K: 0 BB: 0 S: 3 P: 3	R: 0 H: 0 E: 0 LOB: 0 K: 1 BB: 0 S: 5 P: 5	R: 0 H: 0 E: 0 LOB: 0 K: 1 BB: 0 S: 5 P: 5	1B: 5 SF: 0 2B: 0 SAC: 0 3B: 0 DP: 1 HR: 0 HBP: 0	WP: 0 PA: 34 PB: 0 SB: 0 CS: 0
PITCHER Charles Hudson, R (1, 1) <small>ERA: 3.61</small> Steve Bedrosian, R (8, 1) <small>ERA: 4.22</small>	IP WLS BF H R ER SO BB IBB HBP BLK WP HR S P ERA WHIP 7.0 W 28 5 0 0 1 3 0 0 0 0 0 0 27 39 0.00 1.143 2.0 S 6 0 0 0 2 0 0 0 0 0 0 0 0 10 10 0.00 0.000										

San Diego Padres @ Philadelphia Phillies
 Veterans Stadium, Philadelphia, PA
 Sat May 31 1986, 3:33 AM EDT
 Att: 21,211 - Unknown

AB	31
R	0
H	5
RBI	0
BB	3
SO	3
LOB	11



Batter	1	2	3	4	5	6	7	8	9	AB	R	H	RBI	BB	SO	LOB	BOTTOM
--------	---	---	---	---	---	---	---	---	---	----	---	---	-----	----	----	-----	--------

Jeff Stone, L (1, 7) <small>OBP: 0.242, SLG: 0.219</small> Steve Bedrosian, R (8, 1)	0-3 		0-3 			0-0 	0-0 			4	0	1	0	0	2	2	San Diego Padres @ Philadelphia Phillies Veterans Stadium, Philadelphia, PA Sat May 31 1986, 3:33 AM EDT Att. 21,211 - Unknown AB 28 R 1 H 5 RBI 1 BB 3 SO 9 LOB 13
Ron Roenicke, S (1, 8) <small>OBP: 0.326, SLG: 0.325</small>	0-0 		0-0 			0-0 		0-3 		4	0	1	0	0	1	2	
Juan Samuel, R (1, 4) <small>OBP: 0.301, SLG: 0.319</small>	0-0 			0-0 		0-0 		0-3 		4	0	0	0	0	1	3	
Mike Schmidt, R (1, 5) <small>OBP: 0.383, SLG: 0.513</small>	0-0 			0-0 		0-3 		4-0 		3	0	1	0	1	1	2	
Von Hayes, L (1, 3) <small>OBP: 0.374, SLG: 0.437</small>		0-0 		0-0 		0-0 		0-3 		4	0	0	0	0	1	3	
Glenn Wilson, R (1, 9) <small>OBP: 0.260, SLG: 0.265</small>		0-0 			0-0 		0-3 			3	0	0	0	0	1	0	
John Russell, R (1, 2) <small>OBP: 0.328, SLG: 0.429</small>		0-3 			0-0 		0-0 			3	1	1	1	0	1	0	
Steve Jeltz, S (1, 6) <small>OBP: 0.340, SLG: 0.288</small>			4-0 		4-0 		0-0 			1	0	0	0	2	0	0	
Charles Hudson, S (1, 1) Rick Schu, R (7, PH) Greg Gross, L (8, 7) <small>OBP: 0.309, SLG: 0.384</small> <small>OBP: 0.471, SLG: 0.407</small>			0-0 		0-3 		0-0 			1	0	0	0	0	1	1	

Inning Stats	R: 0 H: 2 E: 0 LOB: 2 K: 1 BB: 0 S: 6 P: 6	R: 0 H: 0 E: 0 LOB: 0 K: 1 BB: 0 S: 5 P: 5	R: 0 H: 0 E: 0 LOB: 1 K: 1 BB: 1 S: 5 P: 9	R: 0 H: 0 E: 0 LOB: 0 K: 0 BB: 0 S: 3 P: 3	R: 0 H: 0 E: 0 LOB: 1 K: 1 BB: 1 S: 5 P: 9	R: 0 H: 1 E: 1 LOB: 2 K: 1 BB: 0 S: 7 P: 7	R: 1 H: 2 E: 0 LOB: 1 K: 1 BB: 0 S: 7 P: 7	R: 0 H: 0 E: 0 LOB: 1 K: 3 BB: 1 S: 9 P: 13	1B: 2 SF: 0 2B: 2 SAC: 1 3B: 0 DP: 0 HR: 1 HBP: 0	WP: 0 PA: 32 PB: 0 SB: 0 CS: 0
---------------------	---	---	---	---	---	---	---	--	--	---

PITCHER Dave Dravecky, L (1, 1) <small>ERA: 2.05</small> Gene Walter, L (7, 1) <small>ERA: 3.04</small>	IP 6.2 WLS L BF 27 H 5 R 1 ER 1 SO 6 BB 2 IBB 0 HBP 0 BLK 0 WP 0 HR 1 S 37 P 45 ERA 1.35 WHIP 1.050	PITCHER IP 1.1 WLS BF 5 H 0 R 0 ER 0 SO 3 BB 1 IBB 0 HBP 0 BLK 0 WP 0 HR 0 S 10 P 14 ERA 0.00 WHIP 0.750	IP WLS BF H R ER SO BB IBB HBP BLK WP HR S P ERA WHIP
--	---	--	---

Batter	1	2	3	4	5	6	7	8	9	AB R H RBI BB SO LOB	TOP		
Jerry Royster, R (1, 4) OBP: 0.300, SLG: 0.395 Craig Lefferts, L (8, 1) OBP: 0.333, SLG: 1.333 Terry Kennedy, L (9, PH) OBP: 0.311, SLG: 0.373	0-0 F4	0-0 4-3			0-0 G3 1B	4-0 1B 1-2 BB			0-0 BB 1B	3 0 1 0 1 0 0 0 0 0 0 0 0 0 1 0 1 0 0 0 0			
Tony Gwynn, L (1, 9) OBP: 0.410, SLG: 0.484	0-0 HR 2B		0-0 4-3		0-0 G3	0-0 1B			4-0 1-2 BB	4 1 2 1 1 0 1			
Kevin McReynolds, R (1, 8) OBP: 0.372, SLG: 0.534 Marvell Wynne, L (7, 8) OBP: 0.316, SLG: 0.434	0-0 2-H HR		0-3 K		0-0 6-3				0-0 3	4 1 1 2 0 1 1 1 0 0 0 0 0 2			
Steve Garvey, R (1, 3) OBP: 0.292, SLG: 0.481 Lance McCullers, S (5, 1) Gene Walter, L (6, 1) OBP: 0.500, SLG: 0.667 Dane Iorg, L (6, 5) OBP: 0.263, SLG: 0.378	0-0 6-3		0-0 BB 1B		0-0 F9				0-0 L5	3 0 1 0 0 0 1 0 0 0 0 0 0 0 0 0 0 0 0 0 0 1 0 0 0 1 0 1			
Carmelo Martinez, R (1, 7) OBP: 0.355, SLG: 0.393	0-0 1B 1B		4-0 1-2 BB			0-0 L7			0-0 F8				
Bruce Bochy, R (1, 2) OBP: 0.368, SLG: 0.606	0-0 1-2 1B		0-0 F3			0-0 2B 1B			0-3 K	4 1 2 0 0 1 3			
Tim Flannery, L (1, 6) OBP: 0.370, SLG: 0.417	0-0 F9			0-0 F1		0-0 1-3 1B 2B			0-0 F8	4 1 1 0 0 0 2			
Mark Wasinger, R (1, 5) (6, 4)		0-0 F9		0-0 L5		0-0 5-3			0-3 K	4 0 0 0 0 1 2			
Andy Hawkins, R (1, 1) OBP: 0.182, SLG: 0.182 Tim Stoddard, R (2, 1) John Kruk, L (5, 7) OBP: 0.357, SLG: 0.423		0-0 F8		0-3 K		0-0 2-H 3-H 1B 1B			0-0 6-3	1 0 0 0 0 0 0 1 0 0 0 0 1 0 2 1 1 2 0 0 0			
Inning Stats	R: 2 E: 0 K: 0 S: 7 H: 4 LOB: 2 BB: 0 P: 7	R: 0 E: 0 K: 0 S: 3 H: 0 LOB: 0 BB: 0 P: 3	R: 0 E: 0 K: 1 S: 6 H: 1 LOB: 2 BB: 1 P: 10	R: 0 E: 0 K: 1 S: 5 H: 0 LOB: 0 BB: 0 P: 5	R: 0 E: 0 K: 0 S: 4 H: 1 LOB: 1 BB: 0 P: 4	R: 3 E: 0 K: 0 S: 6 H: 4 LOB: 2 BB: 1 P: 10	R: 0 E: 0 K: 1 S: 5 H: 0 LOB: 1 BB: 1 P: 9	R: 0 E: 0 K: 1 S: 5 H: 0 LOB: 0 BB: 0 P: 5	R: 0 E: 0 K: 0 S: 3 H: 1 LOB: 1 BB: 1 P: 7	1B: 8 2B: 3 3B: 0 HR: 1 SF: 0 SAC: 0 DP: 1 HBP: 0	WP: 0 PB: 0 SB: 0 CS: 0 PA: 40		
PITCHER	IP WLS BF H R ER SO BB IBB HBP BLK WP HR S P ERA WHIP											PITCHER	IP WLS BF H R ER SO BB IBB HBP BLK WP HR S P ERA WHIP
Steve Carlton, L (1, 1) ERA: 4.85 Tom Hume, R (7, 1) ERA: 5.19 Dave Rucker, L (9, 1) ERA: 2.57	6.0 W 29 10 5 5 2 2 0 0 0 0 0 1 31 39 7.50 2.000												

San Diego Padres @ Philadelphia Phillies
Veterans Stadium, Philadelphia, PA
Sun Jun 01 1986, 3:33 AM EDT
Att: 35,144 - Unknown

AB	36
R	5
H	11
RBI	5
BB	4
SO	4
LOB	14



Batter	1	2	3	4	5	6	7	8	9
Jeff Stone, L (1, 7) OBP: 0.282, SLG: 0.243	0-0 4-3	0-0 2B 1B	0-0 F8		0-0 L4-3 1B	0-0 1-3		4-0 1B SF8 BB	
Ron Roenicke, S (1, 8) OBP: 0.347, SLG: 0.356	0-0 BB SF7 2B	4-0 2B BB	0-0 F4		0-0 L4-3		0-3 K	0-0 1B	
Juan Samuel, R (1, 4) Luis Aguayo, R (6, 4) OBP: 0.323, SLG: 0.365 OBP: 0.211, SLG: 0.275	1-0 HR HBP	0-0 S E 2B	0-0 HR		4-0 BB		0-0 F8	0-0 SF8	
Mike Schmidt, R (1, 5) Rick Schu, R (5, 5) OBP: 0.388, SLG: 0.510 OBP: 0.310, SLG: 0.382	4-0 HR BB	0-0 1-3	4-0 BB		0-0 L7		0-0 1B 1B	0-0 G3	
Von Hayes, L (1, 3) OBP: 0.380, SLG: 0.441	0-0 SF7	4-0 E S BB IBB	0-0 G3			0-0 1B HR 1B	0-0 FC6-4 1B		
Glenn Wilson, R (1, 9) OBP: 0.275, SLG: 0.296	0-0 HR	4-0 BB BB BB		0-0 BB 1B		0-0 1-3 HR 1B	0-0 FC6-4		
Darren Daulton, L (1, 2) OBP: 0.387, SLG: 0.458	4-0 CS BB	4-0 BB BB		0-3 K		0-0 1-H HR		0-0 BB 1B 1B	
Steve Jeltz, S (1, 6) OBP: 0.349, SLG: 0.283	0-0 CS	6-3 BB		4-0 G6-4-3 BB		0-3 K		4-0 1B BB BB	
Steve Carlton, L (1, 1) Milt Thompson, L (6, PH) Tom Hume, R (7, 1) Dave Rucker, L (9, 1) OBP: 0.222, SLG: 0.192 OBP: 0.245, SLG: 0.257				0-0 G6-4-3		0-3 K		0-3 K	

AB	R	H	RBI	BB	SO	LOB
5	2	2	0	1	0	0
5	2	2	2	1	1	1
2	3	2	4	1	0	0
1	0	0	1	0	0	0
1	1	0	0	2	0	1
3	0	1	0	0	0	2
3	2	2	1	1	0	1
4	2	3	3	1	0	2
3	2	2	3	2	1	1
2	1	0	1	3	1	0
3	1	1	0	0	0	5
1	0	0	0	0	1	0
1	0	0	0	0	1	2
0	0	0	0	0	0	0

1B	2B	3B	SF	SAC	DP	HBP
10	3	0	2	0	2	1

WP	PA	ERA	WHIP
0	50		

PITCHER	IP	WLS	BF	H	R	ER	SO	BB	IBB	HBP	BLK	WP	HR	S	P	ERA	WHIP
Andy Hawkins, R (1, 1) ERA: 5.08	1.1	L	12	5	8	8	0	3	0	1	0	0	1	8	21	54.00	6.000
Tim Stoddard, R (2, 1) ERA: 4.45	2.2		15	2	2	2	1	5	1	0	0	0	1	11	35	6.75	2.625
Lance McCullers, R (5, 1) ERA: 2.13	1.0		7	4	3	3	0	1	0	0	0	0	1	6	10	27.00	5.000
Gene Walter, L (6, 1) ERA: 2.83	2.0		8	2	0	0	3	0	0	0	0	0	0	14	14	0.00	1.000
Craig Lefferts, L (8, 1) ERA: 3.06	1.0		7	2	3	3	1	2	0	0	0	0	0	7	15	27.00	4.000

San Diego Padres @ Philadelphia Phillies
Veterans Stadium, Philadelphia, PA
 Sun Jun 01 1986, 3:33 AM EDT
 Att. 35,144 - Unknown

livebaseballscorecards.com

AB	34
R	16
H	15
RBI	15
BB	12
SO	5
LOB	15



Batter	1	2	3	4	5	6	7	8	9	AB R H RBI BB SO LOB	TOP	
Tim Flannery, L (1, 4) OBP: 0.367, SLG: 0.408	0-0 1-3		0-3 K			0-0 4-3		4-0 BB		3 0 0 0 1 1 0		
Tony Gwynn, L (1, 9) OBP: 0.411, SLG: 0.482	4-0 G6-4-3 BB			0-0 FC6-4 1B		0-3 K		0-0 4-3		3 0 1 0 1 1 2		
Kevin McReynolds, R (1, 8) OBP: 0.369, SLG: 0.545	0-0 G6-4-3 1-2f		0-0 FC6-4 G1-6-3 1-2f			0-0 HR		0-0 6-3		4 1 1 1 0 0 2		
Steve Garvey, R (1, 3) OBP: 0.291, SLG: 0.476		0-0 1B		0-0 G1-6-3 1-2f		0-0 5-3		0-0 F7		4 0 1 0 0 0 1		
Terry Kennedy, L (1, 2) OBP: 0.304, SLG: 0.364		0-3 K			0-0 F7		0-0 G3		0-0 F9	4 0 0 0 0 1 1		
Carmelo Martinez, R (1, 7) OBP: 0.355, SLG: 0.400		0-0 F3			0-0 3-1			0-0 6-3 SF7 2B		3 1 1 0 0 0 1		
Dane Iorg, L (1, 5) OBP: 0.244, SLG: 0.350		0-0 4-3			0-0 F6			0-0 6-3 2-3		3 0 0 0 0 0 2		
Jerry Royster, R (1, 6) OBP: 0.301, SLG: 0.386			0-3 K			0-0 6-3		4-0 SF7 BB		2 0 0 0 1 1 0		
LaMarr Hoyt, R (1, 1) OBP: 0.154, SLG: 0.154			0-0 3-1			0-0 4-3		0-0 SF7 1-2 3-H		1 0 0 0 0 0 0		
John Kruk, L (6, PH) OBP: 0.351, SLG: 0.415										1 0 0 0 0 0 0		
Lance McCullers, S (6, 1)										0 0 0 0 0 0 0		
Marvell Wynne, L (8, PH) OBP: 0.310, SLG: 0.434										0 0 0 1 0 0 0		
Rich Gossage, R (8, 1)										0 0 0 0 0 0 0		
Inning Stats	R: 0 E: 0 K: 0 S: 2 H: 0 LOB: 0 BB: 1 P: 6	R: 0 E: 0 K: 1 S: 6 H: 1 LOB: 1 BB: 0 P: 6	R: 0 E: 0 K: 2 S: 7 H: 0 LOB: 0 BB: 0 P: 7	R: 0 E: 0 K: 0 S: 3 H: 1 LOB: 0 BB: 0 P: 3	R: 0 E: 0 K: 0 S: 3 H: 0 LOB: 0 BB: 0 P: 3	R: 0 E: 0 K: 0 S: 3 H: 0 LOB: 0 BB: 0 P: 3	R: 1 E: 0 K: 1 S: 6 H: 1 LOB: 0 BB: 0 P: 6	R: 1 E: 0 K: 0 S: 4 H: 1 LOB: 2 BB: 2 P: 12	R: 0 E: 0 K: 0 S: 3 H: 0 LOB: 0 BB: 0 P: 3	1B: 2 2B: 1 3B: 0 HR: 1 SF: 1 SAC: 0 DP: 2 HBP: 0	WP: 0 PB: 0 SB: 0 CS: 0	PA: 32
PITCHER Dwight Gooden, R (1, 1) ERA: 1.97	IP: 9.0 WLS: W BF: 32 H: 4 R: 2 ER: 2 SO: 4 BB: 3 IBB: 0 HBP: 0 BLK: 0 WP: 0 HR: 1 S: 37 P: 49 ERA: 2.00 WHIP: 0.778											

San Diego Padres @ New York Mets
Shea Stadium, Flushing, NY
Mon Jun 02 1986, 7:05 PM EDT
Att. 28,426 - Unknown

livebaseballscorecards.com

AB	28
R	2
H	4
RBI	2
BB	3
SO	4
LOB	9



BOTTOM

San Diego Padres @ New York Mets
Shea Stadium, Flushing, NY
Mon Jun 02 1986, 7:05 PM EDT
Att. 28,426 - Unknown

livebaseballscorecards.com

AB 36
R 11
H 14
RBI 11
BB 6
SO 2
LOB 14



WP: 0 PA: 43
PB: 1
SB: 2
CS: 0

AB R H RBI BB SO LOB

4 1 2 0 1 0 1

4 1 2 1 1 0 1

5 2 2 0 0 0 4
0 0 0 0 0 0 0

4 2 2 0 1 0 2

4 3 2 3 1 0 1

4 2 2 4 0 0 1
1 0 1 3 0 0 0

3 0 0 0 1 1 0
1 0 0 0 0 1 1

3 0 1 0 1 0 2

3 0 0 0 0 0 1

1B: 9 SF: 0
2B: 1 SAC: 1
3B: 1 DP: 1
HR: 3 HBP: 0

Batter	1	2	3	4	5	6	7	8	9
Mookie Wilson, S (1, 8) OBP: 0.375, SLG: 0.429 (8, 7)	4-0 BB S		0-0 1B S	0-0 4-3 S		0-0 1B		0-0 F4 S	
Wally Backman, S (1, 4) OBP: 0.394, SLG: 0.451	0-0 F9		0-0 1B 1-H		0-0 4-3	0-0 1B 1-3		4-0 BB 1B	
Keith Hernandez, L (1, 3) OBP: 0.426, SLG: 0.472 Tim Teufel, R (9, 3) OBP: 0.318, SLG: 0.323	0-0 F9 1-2		0-0 F4 S		0-0 1B HR 1B	0-0 F8 S		0-0 BB BB 1B 1-3	
Gary Carter, R (1, 2) OBP: 0.335, SLG: 0.444	0-0 F7 S			0-0 HR 2B	0-0 F7 S		0-0 FC4-6 1B S	4-0 BB 3B BB 1-2	
Danny Heep, L (1, 9) OBP: 0.353, SLG: 0.500		0-0 3-1 S		0-0 HR 2-H	0-0 HR 1-2		0-0 FC4-6 6-3 PB 1-2f S	4-0 BB 3B BB 1-2 2-3 3-H	
George Foster, R (1, 7) OBP: 0.310, SLG: 0.504 Lenny Dykstra, L (8, 8) OBP: 0.350, SLG: 0.362		0-0 F3 S		0-0 HR S	0-0 HR 1-H 2-H		0-0 6-3 1-3 S	0-0 3B 1-H 2-H 3-H	
Ray Knight, R (1, 5) OBP: 0.378, SLG: 0.552 Kevin Mitchell, R (8, PH) OBP: 0.333, SLG: 0.470 (9, 5)		0-0 F2 S		0-3 K S	0-0 F3 S		4-0 BB S	0-3 K S	
Rafael Santana, R (1, 6) OBP: 0.235, SLG: 0.207			0-0 4-3 S	4-0 SH1-3 BB S		0-0 G4-6-3 1B S	0-0 F9 S		
Dwight Gooden, R (1, 1) OBP: 0.143, SLG: 0.214			0-0 4-3 S	0-0 SH1-3 1-2 S		0-0 G4-6-3 1-2f S		0-0 6-3 S	

Inning Stats	R: 0	H: 0	E: 0	K: 0	S: 3	LOB: 1	BB: 1	P: 7
	R: 0	H: 0	E: 0	K: 0	S: 3	LOB: 0	BB: 0	P: 3
	R: 1	H: 2	E: 0	K: 0	S: 5	LOB: 1	BB: 0	P: 5
	R: 3	H: 3	E: 0	K: 1	S: 8	LOB: 1	BB: 1	P: 12
	R: 3	H: 3	E: 0	K: 0	S: 6	LOB: 0	BB: 0	P: 6
	R: 0	H: 3	E: 0	K: 0	S: 5	LOB: 2	BB: 0	P: 5
	R: 0	H: 1	E: 0	K: 0	S: 4	LOB: 2	BB: 1	P: 8
	R: 4	H: 2	E: 0	K: 1	S: 7	LOB: 1	BB: 3	P: 19

PITCHER	IP	WLS	BF	H	R	ER	SO	BB	IBB	HBP	BLK	WP	HR	S	P	ERA	WHIP
LaMarr Hoyt, R (1, 1) ERA: 5.06	5.0	L	25	8	7	7	1	2	0	0	0	0	3	25	33	12.60	2.000
Lance McCullers, R (6, 1) ERA: 1.98	2.0		10	4	0	0	0	1	0	0	0	0	0	9	13	0.00	2.500
Rich Gossage, R (8, 1) ERA: 4.85	1.0		8	2	4	4	1	3	0	0	0	0	0	7	19	36.00	5.000

Batter	1	2	3	4	5	6	7	8	9	AB R H RBI BB SO LOB	TOP													
Jerry Royster, R (1, 6) OBP: 0.289, SLG: 0.368	0-3 K		0-3 K		0-0 F9		0-3 K			4 0 0 0 0 3 1														
Tony Gwynn, L (1, 9) OBP: 0.408, SLG: 0.477	0-3 K		0-0 F7			0-0 2B 1B		0-0 4-3		4 1 1 0 0 1 0														
Kevin McReynolds, R (1, 8) OBP: 0.367, SLG: 0.544	0-3 K			0-0 F3		0-0 4-3 HR 2B		0-0 F8		4 1 1 1 0 1 0														
Steve Garvey, R (1, 3) OBP: 0.295, SLG: 0.492		0-0 HR		0-0 1B		0-0 4-3		0-0 6-3		4 1 2 1 0 0 1														
Carmelo Martinez, R (1, 7) OBP: 0.359, SLG: 0.439		0-0 G3 SH1-3 2B		0-0 F3		0-0 HR		0-0 5-3		4 2 2 2 0 0 1														
Marvell Wynne, L (9, 8) OBP: 0.310, SLG: 0.434				0-0 F5		0-0 K		0-0 4-3		0 0 0 0 0 0 0														
Terry Kennedy, L (1, 2) OBP: 0.297, SLG: 0.354		0-0 G3		0-0 F5		0-0 K		0-0 4-3		4 0 0 0 0 1 2														
Mark Wasinger, R (1, 5) OBP: 0.238, SLG: 0.341		0-0 SH1-3			0-0 3-1	0-0 F4		0-0 6-3		2 0 0 1 0 0 0														
Dane Iorg, L (6, 5) OBP: 0.238, SLG: 0.341		0-0 SH1-3								1 0 0 0 0 0 0														
Tim Flannery, L (1, 4) OBP: 0.366, SLG: 0.402		0-3 K			4-0 BB		0-0 F8			2 0 0 0 1 1 0														
Mark Thurmond, L (1, 1) OBP: 0.250, SLG: 0.250			0-0 6-3		0-0 F1		0-0 5-3			2 0 0 0 0 0 1														
Andy Hawkins, R (5, 1) OBP: 0.182, SLG: 0.182										0 0 0 0 0 0 0														
John Kruk, L (7, PH) OBP: 0.345, SLG: 0.407										1 0 0 0 0 0 0														
Craig Lefferts, L (7, 1) OBP: 0.333, SLG: 1.333										0 0 0 0 0 0 0														
Rich Gossage, R (8, 1)										0 0 0 0 0 0 0														
Inning Stats	R: 0 E: 0 K: 3 S: 9	H: 0 LOB: 0 BB: 0 P: 9	R: 2 E: 0 K: 1 S: 7	H: 2 LOB: 0 BB: 0 P: 7	R: 0 E: 0 K: 1 S: 5	H: 0 LOB: 0 BB: 0 P: 5	R: 0 E: 0 K: 0 S: 4	H: 1 LOB: 1 BB: 0 P: 4	R: 0 E: 0 K: 0 S: 3	H: 0 LOB: 1 BB: 1 P: 7	R: 3 E: 0 K: 1 S: 8	H: 3 LOB: 0 BB: 0 P: 8	R: 0 E: 0 K: 1 S: 5	H: 0 LOB: 0 BB: 0 P: 5	R: 0 E: 0 K: 0 S: 3	H: 0 LOB: 0 BB: 0 P: 3	R: 0 E: 0 K: 0 S: 3	H: 0 LOB: 0 BB: 0 P: 3	R: 0 E: 0 K: 0 S: 3	H: 0 LOB: 0 BB: 0 P: 3	1B: 2 2B: 2 3B: 0 HR: 2	SF: 0 SAC: 1 DP: 0 HBP: 0	WP: 0 PB: 0 SB: 0 CS: 0	PA: 34
PITCHER	IP WLS BF H R ER SO BB IBB HBP BLK WP HR S P ERA WHIP																				PITCHER	IP WLS BF H R ER SO BB IBB HBP BLK WP HR S P ERA WHIP		
Sid Fernandez, L (1, 1) ERA: 3.36	6.0 L 25 6 5 5 6 1 0 0 0 0 2 36 40 7.50 1.167																				Doug Sisk, R (7, 1) ERA: 2.35	3.0 9 0 0 0 1 0 0 0 0 0 0 0 11 11 0.00 0.000		

San Diego Padres @ New York Mets
 Shea Stadium, Flushing, NY
 Tue Jun 03 1986, 7:05 PM EDT
 Att. 25,196 - Unknown

livebaseballscorecards.com

AB	32
R	5
H	6
RBI	5
BB	1
SO	7
LOB	6



BOTTOM

San Diego Padres @ New York Mets
Shea Stadium, Flushing, NY
Tue Jun 03 1986, 7:05 PM EDT
Att. 25,196 - Unknown

livebaseballscorecards.com

AB 39
R 4
H 13
RBI 2
BB 1
SO 7
LOB 21



WP: 1 PA: 40
PB: 0
SB: 3
CS: 0

AB R H RBI BB SO LOB

5	1	2	0	0	1	1
5	1	3	0	0	1	1
4	0	1	0	1	1	3
5	1	2	1	0	1	6
4	1	2	0	0	1	1
4	0	1	0	0	0	2
3	0	0	0	0	1	2
1	0	1	0	0	0	0
3	0	0	1	0	0	2
1	0	0	0	0	0	2
2	0	0	0	0	0	1
1	0	0	0	0	0	0
0	0	0	0	0	0	0
1	0	1	0	0	0	0

Batter	1	2	3	4	5	6	7	8	9
Mookie Wilson, S OBP: 0.377, SLG: 0.426 (1, 8)	0-0 1B 1B		0-0 1-3		0-0 E S 1B		0-3 K		0-0 FC6-4 WP S 1-2f
Kevin Mitchell, R OBP: 0.351, SLG: 0.479 (1, 9) (9, 6)	0-0 G5-4-3 1-3 1B		0-0 1B 1B		0-0 E S 1B 1-H		0-0 1-3		0-3 K 1-2
Keith Hernandez, L OBP: 0.425, SLG: 0.467 (1, 3)	0-0 F4		0-0 G6-4-3 1-3 1B		0-0 F3		0-3 K		4-0 WP BB
Gary Carter, R OBP: 0.337, SLG: 0.443 (1, 2)	0-0 G5-4-3 1-2f		0-0 G6-4-3 1-2f		0-0 1B E 1B 1-H			0-0 1B 1B	0-3 K 1-2 2-3
George Foster, R OBP: 0.316, SLG: 0.504 (1, 7)		0-0 FC6-4 1B FC6-4 1B		0-0 1-3	0-0 E 1B 1-3			0-3 K	
Ray Knight, R OBP: 0.375, SLG: 0.544 (1, 5)		0-0 FC6-4 1-2 1B		0-0 F7	0-0 E5 1-3 3-H			0-0 F9	
Tim Teufel, R OBP: 0.309, SLG: 0.313 (8, PH) Wally Backman, S OBP: 0.400, SLG: 0.457 (9, 4)		0-0 FC6-4 1-2f 2-3 FC6-4		0-0 E5		0-3 K		0-0 1-2 1B	
Rafael Santana, R OBP: 0.229, SLG: 0.200 (8, PH) Danny Heep, L OBP: 0.348, SLG: 0.492 (9, 9)		0-0 FC6-4 1-2f 3-H		0-0 6-3		0-0 F3		0-0 F7	
Sid Fernandez, L OBP: 0.200, SLG: 0.130 (6, PH) Tim Corcoran, L Doug Sisk, R Lenny Dykstra, L OBP: 0.354, SLG: 0.367 (9, PH)		0-3 K		0-0 4-3		0-0 F6			0-0 FC6-4 1B

Inning Stats	R: 0	H: 2	E: 0	LOB: 1	K: 0	BB: 0	S: 4	R: 1	H: 2	E: 0	LOB: 1	K: 1	BB: 0	S: 7	R: 0	H: 2	E: 0	LOB: 1	K: 0	BB: 0	S: 4	R: 3	H: 4	E: 2	LOB: 1	K: 0	BB: 0	S: 7	R: 0	H: 0	E: 0	LOB: 0	K: 1	BB: 0	S: 5	R: 0	H: 0	E: 0	LOB: 0	K: 2	BB: 0	S: 7	R: 0	H: 2	E: 0	LOB: 2	K: 1	BB: 0	S: 7	R: 0	H: 1	E: 0	LOB: 2	K: 2	BB: 1	S: 8	1B: 13	SF: 0	2B: 0	SAC: 0	3B: 0	DP: 2	HR: 0	HBP: 0	WP: 1	PA: 40
--------------	------	------	------	--------	------	-------	------	------	------	------	--------	------	-------	------	------	------	------	--------	------	-------	------	------	------	------	--------	------	-------	------	------	------	------	--------	------	-------	------	------	------	------	--------	------	-------	------	------	------	------	--------	------	-------	------	------	------	------	--------	------	-------	------	--------	-------	-------	--------	-------	-------	-------	--------	-------	--------

PITCHER	IP	WLS	BF	H	R	ER	SO	BB	IBB	HBP	BLK	WP	HR	S	P	ERA	WHIP
Mark Thurmond, L ERA: 6.39 (1, 1)	4.2		21	8	3	3	1	0	0	0	0	0	0	23	23	5.79	1.714
Andy Hawkins, R ERA: 4.97 (5, 1)	1.1	W	6	2	1	0	1	0	0	0	0	0	0	8	8	0.00	1.500
Craig Lefferts, L ERA: 2.97 (7, 1)	1.0		4	1	0	0	2	0	0	0	0	0	0	8	8	0.00	1.000
Rich Gossage, R ERA: 4.5 (8, 1)	2.0	S	9	2	0	0	3	1	0	0	0	1	0	14	18	0.00	1.500

PITCHER	IP	WLS	BF	H	R	ER	SO	BB	IBB	HBP	BLK	WP	HR	S	P	ERA	WHIP
---------	----	-----	----	---	---	----	----	----	-----	-----	-----	----	----	---	---	-----	------

Batter	1	2	3	4	5	6	7	8	9	AB R H RBI BB SO LOB	TOP
Tim Flannery, L (1, 4) <small>OBP: 0.369, SLG: 0.396</small>	1-0 		4-0 		0-0 			0-3 		2 1 0 0 1 1 0	
Tony Gwynn, L (1, 9) <small>OBP: 0.410, SLG: 0.490</small>	4-0 		0-0 			0-0 			0-0 	3 1 1 2 1 0 0	
Kevin McReynolds, R (1, 8) <small>OBP: 0.360, SLG: 0.532</small>	0-3 		0-0 			0-0 			0-0 	4 0 0 0 0 1 2	
Steve Garvey, R (1, 3) <small>OBP: 0.289, SLG: 0.482</small>	0-0 		0-0 			0-3 			0-0 	4 0 0 0 0 1 2	
Terry Kennedy, L (1, 2) <small>OBP: 0.298, SLG: 0.350</small>		0-0 		0-0 			4-0 			2 0 0 0 1 0 0	
Carmelo Martinez, R (1, 7) Marvell Wynne, L (7, 8) <small>OBP: 0.351, SLG: 0.427</small> <small>OBP: 0.310, SLG: 0.434</small>		0-3 		0-0 			0-0 			3 0 0 0 0 1 1	
Dane Iorg, L (1, 5) Garry Templeton, S (7, 6) <small>OBP: 0.244, SLG: 0.341</small> <small>OBP: 0.242, SLG: 0.208</small>		0-0 		0-0 			0-0 			3 0 1 0 0 0 0	
Jerry Royster, R (1, 6) <small>OBP: 0.280, SLG: 0.356</small>		0-0 		0-0 			0-0 			0 0 0 0 0 0 0	
Eric Show, R (1, 1) Lance McCullers, S (6, 1) John Kruk, L (8, PH) Gene Walter, L (8, 1) Craig Lefferts, L (8, 1) <small>OBP: 0.179, SLG: 0.214</small> <small>OBP: 0.339, SLG: 0.400</small> <small>OBP: 0.500, SLG: 0.667</small> <small>OBP: 0.333, SLG: 1.333</small>		0-0 		0-3 			0-0 			3 0 0 0 0 0 1	
Inning Stats	R: 0 H: 0 E: 0 LOB: 1 K: 1 BB: 1 S: 4 P: 9	R: 0 H: 1 E: 0 LOB: 1 K: 1 BB: 0 S: 6 P: 6	R: 2 H: 1 E: 0 LOB: 0 K: 0 BB: 1 S: 4 P: 8	R: 0 H: 0 E: 0 LOB: 0 K: 0 BB: 0 S: 3 P: 3	R: 0 H: 0 E: 0 LOB: 0 K: 1 BB: 0 S: 5 P: 5	R: 0 H: 0 E: 0 LOB: 0 K: 1 BB: 0 S: 5 P: 5	R: 0 H: 0 E: 0 LOB: 0 K: 0 BB: 1 S: 2 P: 6	R: 0 H: 0 E: 0 LOB: 0 K: 1 BB: 0 S: 5 P: 5	R: 0 H: 0 E: 0 LOB: 0 K: 0 BB: 0 S: 3 P: 3	1B: 1 SF: 0 2B: 1 SAC: 0 3B: 0 DP: 2 HR: 1 HBP: 1	WP: 0 PA: 31 PB: 0 SB: 0 CS: 0
PITCHER Bruce Berenyi, R (1, 1) <small>ERA: 5.74</small> Roger McDowell, R (7, 1) <small>ERA: 2.83</small>	IP WLS BF H R ER SO BB IBB HBP BLK WP HR S P ERA WHIP 6.0 22 2 2 2 4 2 0 1 0 0 1 27 36 3.00 0.667 3.0 W 9 0 0 0 1 1 0 0 0 0 0 10 14 0.00 0.333										

San Diego Padres @ New York Mets
 Shea Stadium, Flushing, NY
 Wed Jun 04 1986, 7:05 PM EDT
 Att: 26,735 - Unknown

livebaseballscorecards.com

AB	27
R	2
H	2
RBI	2
BB	3
SO	5
LOB	6



Batter	1	2	3	4	5	6	7	8	9
Lenny Dykstra, L (1, 8) OBP: 0.362, SLG: 0.379	0-0 G6-3 1B		4-0 E BB		0-0 2B	0-0 F8		0-3 K	
Wally Backman, S (1, 4) OBP: 0.385, SLG: 0.438 Tim Teufel, R (8, PH) OBP: 0.306, SLG: 0.309 (9, 4)	0-0 G6-3 1-2f		0-0 F7 1-2		0-0 G1		0-3 K	0-0 FC6-4 1-2f 2-3 3-H	
Keith Hernandez, L (1, 3) OBP: 0.425, SLG: 0.462	4-0 FC6-4 BB		0-0 F7			0-0 5-3	0-0 1B	0-0 F9	
Gary Carter, R (1, 2) OBP: 0.335, SLG: 0.435	0-0 FC6-4 1-2f		0-0 4-3			4-0 1B BB	0-3 K		
Danny Heep, L (1, 9) OBP: 0.356, SLG: 0.493		0-0 FC6-4 FC1-2 1B		0-3 K		0-0 1B 1B	0-0 F6		
George Foster, R (1, 7) OBP: 0.336, SLG: 0.508		4-0 FC6-4 1-2 BB		4-0 G6-4-3 BB		0-0 E 1B 1B 1-2 3-H		4-0 1B BB	
Ray Knight, R (1, 5) OBP: 0.378, SLG: 0.542		0-0 FC6-4 FC1-2 1-2f 2-3		0-0 G6-4-3 1-2f		0-0 E8 1-3 2-H 1B		0-0 2B FC6-4 1B	
Rafael Santana, R (1, 6) OBP: 0.224, SLG: 0.196 Tim Corcoran, L (6, PH) Kevin Mitchell, R (7, 6) OBP: 0.360, SLG: 0.500		0-0 FC1-2 FC6-4 1-2 3-H			0-0 6-3	4-0 IBB		0-0 FC6-4 1-3 2-H 2B	
Bruce Berenyi, R (1, 1) Darryl Strawberry, L (6, PH) OBP: 0.353, SLG: 0.465 Roger McDowell, R (7, 1) OBP: 0.333, SLG: 0.200		0-0 FC6-4 1-2f			0-0 F8	0-3 K		4-0 FC6-4 BB	

Inning Stats	R: 0 E: 0 K: 0 S: 3	H: 1 LOB: 1 BB: 1 P: 7	R: 0 E: 0 K: 0 S: 4	H: 1 LOB: 2 BB: 1 P: 8	R: 0 E: 1 K: 0 S: 3	H: 0 LOB: 1 BB: 1 P: 7	R: 0 E: 0 K: 1 S: 4	H: 0 LOB: 0 BB: 1 P: 8	R: 0 E: 0 K: 0 S: 4	H: 1 LOB: 1 BB: 0 P: 4	R: 2 E: 1 K: 1 S: 8	H: 3 LOB: 3 BB: 2 P: 16	R: 0 E: 0 K: 2 S: 8	H: 1 LOB: 1 BB: 0 P: 8	R: 2 E: 0 K: 1 S: 7	H: 2 LOB: 2 BB: 2 P: 15
--------------	------------------------------	---------------------------------	------------------------------	---------------------------------	------------------------------	---------------------------------	------------------------------	---------------------------------	------------------------------	---------------------------------	------------------------------	----------------------------------	------------------------------	---------------------------------	------------------------------	----------------------------------

PITCHER	IP	WLS	BF	H	R	ER	SO	BB	IBB	HBP	BLK	WP	HR	S	P	ERA	WHIP
Eric Show, R (1, 1) ERA: 2.85	5.1		25	6	2	2	1	5	0	0	0	0	0	22	42	3.38	2.062
Lance McCullers, R (6, 1) ERA: 1.86	1.2		7	1	0	0	3	0	1	0	0	0	0	12	16	0.00	0.600
Gene Walter, L (8, 1) ERA: 3.45	0.0	L	3	2	2	2	0	1	0	0	0	0	0	2	6	∞	∞
Craig Lefferts, L (8, 1) ERA: 2.88	1.0		4	0	0	0	1	1	0	0	0	0	0	5	9	0.00	1.000

BOTTOM

San Diego Padres @ New York Mets
Shea Stadium, Flushing, NY

Wed Jun 04 1986, 7:05 PM EDT
Att. 26,735 - Unknown

AB	R	H	RBI	BB	SO	LOB
4	0	2	0	1	1	6
4	0	0	0	0	1	3
1	0	0	1	0	0	2
4	0	1	0	1	0	3
3	1	0	0	1	1	3
4	1	2	0	0	1	1
1	1	1	1	3	0	0
4	1	2	1	0	0	3
2	0	0	0	0	0	2
0	0	0	0	1	0	0
1	0	1	1	0	0	0
2	0	0	0	0	0	2
1	0	0	0	0	1	3
0	0	0	0	1	0	0

AB	31
R	4
H	9
RBI	4
BB	8
SO	5
LOB	28

WP: 0 PA: 39
PB: 0
SB: 0
CS: 0



1B	2B	3B	HR	SF	SAC	DP	HBP
7	2	0	0	0	2	2	0

WP	HR	S	P	ERA	WHIP
0	0	0	0	0.00	0.600

Batter	1	2	3	4	5	6	7	8	9	AB R H RBI BB SO LOB	TOP													
Bill Sample, R (1, 9) <small>OBP: 0.293, SLG: 0.407</small> (3, 7)	0-0 B1	0-0 F7		0-0 L8			0-0 FC5-4 1B		0-0 F6	5 0 1 0 0 0 2														
Rafael Ramirez, R (1, 5) <small>OBP: 0.269, SLG: 0.371</small> Ken Oberkell, L (8, 5) <small>OBP: 0.391, SLG: 0.378</small>	0-0 6-3		0-0 G1-4-3 1B 2B	0-0 4-3			0-0 F8		4-0 BB	4 1 1 0 0 0 1 0 0 0 0 1 0 0														
Dale Murphy, R (1, 8) <small>OBP: 0.398, SLG: 0.511</small>	0-3 K		0-0 G1-4-3 2-3			0-0 L7	0-0 FC5-4 1-2f		0-3 K	5 0 0 0 0 2 3														
Bob Homer, R (1, 3) <small>OBP: 0.344, SLG: 0.486</small>		0-0 1B 2B	4-0 1B BB IBB			0-0 F8		4-0 SH3 1B WP BB	0-3 K	3 1 1 0 2 1 1														
Terry Harper, R (1, 7) <small>OBP: 0.296, SLG: 0.328</small> Omar Moreno, L (3, PH) <small>OBP: 0.330, SLG: 0.490</small> (3, 9)		0-0 FC1 2-H 1B	4-0 1B BB	1-2		0-3 K		0-0 SH3 1-3		1 0 1 0 0 0 0 1 0 0 0 1 1 0														
Andres Thomas, R (1, 6) <small>OBP: 0.338, SLG: 0.442</small>		0-0 FC1 2-3 1B	0-0 1-2 2-3 3-H 1B			0-0 F8		0-0 L6		4 1 1 1 0 0 2														
Ozzie Virgil, R (1, 2) <small>OBP: 0.297, SLG: 0.360</small>		4-0 1B 1-2 1B BB	0-0 L6			0-0 F2		4-0 1B BB		2 1 0 0 2 0 3														
Glenn Hubbard, R (1, 4) <small>OBP: 0.346, SLG: 0.353</small>		0-0 1-3 2-H 1B	0-3 K			0-0 L8		0-0 1-2 3-H 1B		4 0 2 2 0 1 3														
Zane Smith, L (1, 1) <small>OBP: 0.088, SLG: 0.088</small> Gene Garber, R (9, 1)		0-0 1-2 3-H 1B		0-0 1-3			0-3 K	0-3 K		4 0 1 1 0 2 2 0 0 0 0 0 0 0														
Inning Stats	R: 0 E: 0 K: 1 S: 5	H: 0 LOB: 0 BB: 0 P: 5	R: 2 E: 0 K: 0 S: 6	H: 4 LOB: 2 BB: 1 P: 10	R: 1 E: 0 K: 1 S: 7	H: 2 LOB: 3 BB: 2 P: 15	R: 0 E: 0 K: 0 S: 3	H: 0 LOB: 0 BB: 0 P: 3	R: 0 E: 0 K: 1 S: 5	H: 0 LOB: 0 BB: 0 P: 5	R: 0 E: 0 K: 0 S: 3	H: 0 LOB: 0 BB: 0 P: 3	R: 0 E: 0 K: 1 S: 6	H: 1 LOB: 1 BB: 0 P: 6	R: 1 E: 0 K: 1 S: 6	H: 1 LOB: 2 BB: 2 P: 14	R: 0 E: 0 K: 2 S: 7	H: 0 LOB: 1 BB: 1 P: 11	1B: 6 2B: 2 3B: 0 HR: 0	SF: 0 SAC: 1 DP: 0 HBP: 0	WP: 1 PB: 0 SB: 0 CS: 0	PA: 40		
PITCHER Dave Dravecky, L (1, 1) <small>ERA: 2.25</small> Lance McCullers, R (6, 1) <small>ERA: 1.97</small> Gene Walter, L (9, 1) <small>ERA: 3.34</small>	IP	WLS	BF	H	R	ER	SO	BB	IBB	HBP	BLK	WP	HR	S	P	ERA	WHIP						ERA	WHIP
	5.0	L	23	6	3	3	3	2	1	0	0	0	0	26	38	5.40	1.600							
	3.0		13	2	1	1	2	2	0	0	0	1	0	15	23	3.00	1.333							
	1.0		4	0	0	0	2	1	0	0	0	0	0	7	11	0.00	1.000							


Atlanta Braves @ San Diego Padres
 Jack Murphy Stadium, San Diego, CA
 Thu Jun 05 1986, 10:05 PM EDT
 Att. 12,863 - Unknown

livebaseballscorecards.com

AB	33
R	4
H	8
RBI	4
BB	6
SO	7
LOB	17



Batter	1	2	3	4	5	6	7	8	9	AB	R	H	RBI	BB	SO	LOB	BOTTOM
--------	---	---	---	---	---	---	---	---	---	----	---	---	-----	----	----	-----	--------

Bip Roberts, S OBP: 0.297, SLG: 0.314 (1, 4)	0-0 WP 2B		0-0 1B 1-4-3-2		0-0 1-3			0-0 F8		4	1	2	0	0	0	1	<p>Atlanta Braves @ San Diego Padres Jack Murphy Stadium, San Diego, CA</p> <p>Thu Jun 05 1986, 10:05 PM EDT Att. 12,863 - Unknown</p> <p>livebaseballscorecards.com</p> <table border="0"> <tr><td>AB</td><td>29</td></tr> <tr><td>R</td><td>2</td></tr> <tr><td>H</td><td>7</td></tr> <tr><td>RBI</td><td>1</td></tr> <tr><td>BB</td><td>6</td></tr> <tr><td>SO</td><td>4</td></tr> <tr><td>LOB</td><td>12</td></tr> </table> 	AB	29	R	2	H	7	RBI	1	BB	6	SO	4	LOB	12
AB	29																														
R	2																														
H	7																														
RBI	1																														
BB	6																														
SO	4																														
LOB	12																														
Tony Gwynn, L OBP: 0.412, SLG: 0.495 (1, 9)	0-0 6-3		0-0 1B 1-4-3-2			0-0 6-3		0-0 2B		4	0	2	0	0	0	1															
Kevin McReynolds, R OBP: 0.358, SLG: 0.524 (1, 8) (4, 7)	0-0 6-3 2-H		0-0 1-4-3-2 1-2f 2-Hf			0-3 K		4-0 BB		3	0	0	0	1	1	2															
Steve Garvey, R OBP: 0.288, SLG: 0.480 (1, 3) Marvell Wynne, L OBP: 0.295, SLG: 0.411 (4, 8)	0-0 6-3			0-0 4-3		0-0 4-3		0-3 K		1	0	0	0	0	0	0															
Carmelo Martinez, R OBP: 0.356, SLG: 0.450 (1, 7) (4, 3)		4-0 BB BB BB	BB BB BB	0-0 L8			0-0 F8		0-0 HR	3	1	1	1	1	0	0															
Bruce Bochy, R OBP: 0.390, SLG: 0.588 (1, 2) Tim Flannery, L OBP: 0.367, SLG: 0.393 (9, PH)		BB BB BB	BB BB BB	0-0 F7			4-0 BB BB		0-0 1-3	1	0	0	0	2	0	0															
Jerry Royster, R OBP: 0.282, SLG: 0.348 (1, 5) Terry Kennedy, L OBP: 0.302, SLG: 0.354 (9, PH)		BB BB BB	BB BB BB	0-3 K 1-2		0-0 4-3		4-0 G6-4-3 BB		2	0	0	0	1	1	1															
Garry Templeton, S OBP: 0.242, SLG: 0.209 (1, 6)		BB BB BB	BB BB BB	0-0 1-3 2-3		0-0 1-3		0-0 G6-4-3 1-2f		4	0	1	0	0	0	3															
Dave Dravecky, R OBP: 0.207, SLG: 0.286 (1, 1) John Kruk, L OBP: 0.350, SLG: 0.400 (5, PH) Lance McCullers, S OBP: 0.302, SLG: 0.354 (6, 1) Dane Iorg, L OBP: 0.239, SLG: 0.333 (8, PH) Gene Walter, L OBP: 0.500, SLG: 0.667 (9, 1)		BB BB BB	BB BB BB	0-3 K		4-0 BB		0-0 1-6-3		1	0	0	0	0	1	2															
Inning Stats	R: 1 E: 0 K: 0 S: 4	H: 1 LOB: 0 BB: 0 P: 4	R: 0 E: 0 K: 2 S: 7	H: 1 LOB: 2 BB: 2 P: 15	R: 0 E: 0 K: 0 S: 3	H: 2 LOB: 0 BB: 0 P: 3	R: 0 E: 0 K: 0 S: 3	H: 0 LOB: 0 BB: 0 P: 3	R: 0 E: 0 K: 1 S: 5	H: 0 LOB: 1 BB: 0 P: 5	R: 0 E: 0 K: 0 S: 2	H: 0 LOB: 1 BB: 2 P: 10	R: 0 E: 0 K: 1 S: 6	H: 1 LOB: 2 BB: 1 P: 10	R: 1 E: 0 K: 0 S: 4	H: 2 LOB: 0 BB: 0 P: 4	1B: 4 2B: 2 3B: 1 HR: 1	SF: 0 SAC: 0 DP: 2 HBP: 0	WP: 1 PB: 0 SB: 2 CS: 1	PA: 35											

PITCHER	IP	WLS	BF	H	R	ER	SO	BB	IBB	HBP	BLK	WP	HR	S	P	ERA	WHIP
Zane Smith, L ERA: 2.55 (1, 1)	8.0	W	32	6	2	2	4	6	0	0	0	1	1	34	58	2.25	1.500
Gene Garber, R ERA: 1.3 (9, 1)	1.0	S	3	1	0	0	0	0	0	0	0	0	0	3	3	0.00	1.000

Batter	1	2	3	4	5	6	7	8	9	10	11	AB R H RBI BB SO LOB	TOP									
Omar Moreno, L (1, 9) OBP: 0.321, SLG: 0.481	G3		G3		4-3		K		F7		K	6 0 1 0 0 2 3	<p>Atlanta Braves @ San Diego Padres</p> <p>Jack Murphy Stadium, San Diego, CA</p> <p>Fri Jun 06 1986, 10:05 PM EDT</p> <p>Att. 19,224 - Unknown</p>									
Ken Oberkfell, L (1, 5) OBP: 0.385, SLG: 0.379	2B		G3		F8		F2		4-3			5 0 1 0 0 0 3										
Dale Murphy, R (1, 8) OBP: 0.394, SLG: 0.503	F4			1-3		G5-4-3 1B		K		K		5 0 1 0 0 2 1										
Bob Horner, R (1, 3) OBP: 0.341, SLG: 0.478	4-3			K		G5-4-3 1-2		E5 FC4-6		BB 1B		5 0 1 0 0 1 2										
Gerald Perry, L (1, 7) OBP: 0.395, SLG: 0.361		L3 1B		1B		1B		FC4-6 IBB		1-2 BB		3 0 3 0 2 0 0										
Rafael Ramirez, R (1, 6) OBP: 0.262, SLG: 0.361		L3 1-2		4-3		4-3		FC4-6 BB		L8		5 0 0 0 0 0 7										
Ozzie Virgil, R (1, 2) OBP: 0.307, SLG: 0.383		F3			HR		1B BB	1-2 BB		2-3		3 1 1 1 2 0 2										
Glenn Hubbard, R (1, 4) OBP: 0.346, SLG: 0.348			6-3		4-3 SH1-4 WP BB		K		L8		1-3	2 1 0 0 1 1 1										
Ted Simmons, S (8, PH) OBP: 0.340, SLG: 0.378												2 0 0 0 0 0 3										
David Palmer, R (1, 1) OBP: 0.080, SLG: 0.080			F5		SH1-4		1-2 1B		K		4-3	1 0 0 0 0 0 0										
Chris Chambliss, L (7, PH) OBP: 0.568, SLG: 0.645												1 0 1 0 0 0 0										
Paul Assenmacher, L (7, 1) OBP: 0.200, SLG: 0.200												0 0 0 0 0 0 0										
Jeff Dedmon, L (7, 1) OBP: 0.200, SLG: 0.200												2 0 0 0 0 1 0										
Inning Stats	R: 0 E: 0 S: 4	H: 1 LOB: 1 BB: 0 P: 4	R: 0 E: 0 S: 3	H: 1 LOB: 0 BB: 0 P: 3	R: 0 E: 0 S: 4	H: 1 LOB: 1 BB: 0 P: 4	R: 0 E: 0 S: 6	H: 1 LOB: 1 BB: 0 P: 6	R: 2 E: 0 S: 4	H: 1 LOB: 2 BB: 1 P: 12	R: 0 E: 1 S: 6	H: 0 LOB: 3 BB: 2 P: 14	R: 0 E: 0 S: 5	H: 0 LOB: 0 BB: 0 P: 5	R: 0 E: 0 S: 6	H: 1 LOB: 2 BB: 1 P: 10	R: 0 E: 0 S: 5	H: 0 LOB: 0 BB: 0 P: 5	1B: 6 2B: 3 3B: 0 HR: 1	SF: 0 SAC: 1 DP: 2 HBP: 0	WP: 1 PB: 0 SB: 0 CS: 0	PA: 46
PITCHER	IP WLS BF H R ER SO BB IBB HBP BLK WP HR S P ERA WHIP																					
Andy Hawkins, R (1, 1) ERA: 4.78	6.1		26	7	2	2	2	2	2	0	0	0	1	1	28	36	2.84	1.421				
Craig Lefferts, L (7, 1) ERA: 2.83	0.2		3	1	0	0	1	0	0	0	0	0	0	0	5	5	0.00	1.500				
Tim Stoddard, R (8, 1) ERA: 4.15	2.0		9	0	0	0	2	1	1	0	0	0	0	0	11	19	0.00	0.500				
Gene Walter, L (10, 1) ERA: 3.13	2.0	W	8	1	0	0	2	1	0	0	0	0	0	0	11	15	0.00	1.000				

livebaseballscorecards.com

AB	40
R	2
H	9
RBI	1
BB	5
SO	7
LOB	22



Batter	1	2	3	4	5	6	7	8	9	10	11	AB R H RBI BB SO LOB	BOTTOM															
Bip Roberts, S OBP: 0.313, SLG: 0.329 (1, 4)	0-0 E3 4-3 S 4-3		0-0 CS 1B		0-0 FC1-6 1B 1-2		0-0 BLK 1B		0-3 K		0-0 1B 1B	6 3 3 0 0 1 1	Atlanta Braves @ San Diego Padres Jack Murphy Stadium, San Diego, CA Fri Jun 06 1986, 10:05 PM EDT Att. 19,224 - Unknown															
Tony Gwynn, L OBP: 0.414, SLG: 0.493 (1, 9)	0-0 4-3 1-3		0-0 3-1 1-2		0-0 1B 1-2		4-0 1-2 IBB		0-0 F7	0-0 F7	0-0 1B 1B	5 0 2 0 1 0 2																
Marvell Wynne, L OBP: 0.299, SLG: 0.403 (1, 8)	0-0 4-3 3-H		0-3 K		0-0 S 1B 1-3 2-H		0-0 F4		0-0 G3	0-0 G3	0-0 1B 1B 1-3 2-H	6 0 2 3 0 1 2																
Steve Garvey, R OBP: 0.290, SLG: 0.475 (1, 3)	0-0 5-3			0-0 4-3	4-0 1-2 BB		0-0 6-3		0-0 E7 1B WP			4 0 1 0 1 0 2																
Terry Kennedy, L OBP: 0.304, SLG: 0.352 (1, 2)		0-0 G3 1B		0-0 1-3	0-3 K			0-0 4-3		4-0 WP IBB		4 0 1 0 1 1 3																
Carmelo Martinez, R OBP: 0.357, SLG: 0.439 (1, 7)		0-0 G3 1-2		4-0 BB		0-3 K		0-0 F3		4-0 FC6-4 IBB 1-2 2-3		3 0 0 0 2 1 1																
Graig Nettles, L OBP: 0.290, SLG: 0.409 (1, 5)		0-3 K		0-3 K		0-3 K		0-0 6-3		0-0 FC6-4 1-2		3 0 0 0 0 3 2																
Jerry Royster, R OBP: 0.279, SLG: 0.344 (7, 5)												1 0 0 0 0 0 0																
Dane Iorg, L OBP: 0.234, SLG: 0.326 (10, PH) (11, 5)												1 0 0 0 0 0 3																
Garry Templeton, S OBP: 0.246, SLG: 0.206 (1, 6)		4-0 IBB			4-0 FC1-6 BB		0-3 K		0-0 6-3		0-0 6-3	3 0 0 0 2 1 0																
Andy Hawkins, R OBP: 0.167, SLG: 0.167 (1, 1)		0-3 K			0-3 K			0-0 5-3		0-3 K		2 0 0 0 0 0 2 3																
Craig Lefferts, L OBP: 0.333, SLG: 1.333 (7, PH)												0 0 0 0 0 0 0 0																
Kevin McKeynoles, R OBP: 0.395, SLG: 0.521 (7, PH)												1 0 0 0 0 0 0 0																
Tim Stoddard, R (8, 1)												0 0 0 0 0 0 0 0																
John Kruk, L OBP: 0.344, SLG: 0.393 (9, PH)												1 0 0 0 0 0 1 0																
Gene Walter, L OBP: 0.400, SLG: 0.500 (10, 1)												1 0 0 0 0 0 1 0																
Inning Stats	R: 1 E: 1 K: 0 S: 4	H: 0 LOB: 0 BB: 0 P: 4	R: 0 E: 0 K: 2 S: 8	H: 1 LOB: 2 BB: 1 P: 12	R: 0 E: 0 K: 1 S: 5	H: 1 LOB: 0 BB: 0 P: 5	R: 0 E: 0 K: 1 S: 5	H: 0 LOB: 1 BB: 1 P: 9	R: 1 E: 0 K: 2 S: 9	H: 2 LOB: 3 BB: 2 P: 17	R: 0 E: 0 K: 3 S: 9	H: 0 LOB: 0 BB: 0 P: 9	R: 0 E: 0 K: 0 S: 4	H: 1 LOB: 2 BB: 1 P: 8	R: 0 E: 0 K: 0 S: 3	H: 0 LOB: 0 BB: 0 P: 3	R: 0 E: 0 K: 2 S: 7	H: 0 LOB: 0 BB: 0 P: 7	R: 0 E: 1 K: 0 S: 4	H: 1 LOB: 3 BB: 2 P: 12	R: 1 E: 0 K: 1 S: 7	H: 3 LOB: 2 BB: 0 P: 7	1B: 9 2B: 0 3B: 0 HR: 0	SF: 0 SAC: 0 DP: 0 HBP: 0	WP: 1 PB: 0 SB: 2 CS: 1	PA: 48		
PITCHER	IP WLS BF H R ER SO BB IBB HBP BLK WP HR S P ERA WHIP																											
David Palmer, R ERA: 2.88 (1, 1)	6.0	26	4	2	1	9	3	1	0	0	0	0	0	40	56	1.50	1.167											
Paul Assenmacher, L ERA: 1.35 (7, 1)	0.2	4	1	0	0	0	0	1	0	1	0	0	0	3	7	0.00	1.500											
Jeff Dedmon, R ERA: 4.07 (7, 1)	4.0	L	18	4	1	1	3	0	2	0	0	1	0	22	30	2.25	1.000											

livebaseballscores.com

AB 41
R 3
H 9
RBI 3
BB 7
SO 12
LOB 19



Batter	1	2	3	4	5	6	7	8	9	AB R H RBI BB SO LOB	TOP											
Omar Moreno, L (1, 9) OBP: 0.325, SLG: 0.467	0-0 F8	0-3 K		4-0 BB		4-0 HR BB		0-0 F8		3 1 0 0 2 1 1												
Ken Oberkfell, L (1, 5) OBP: 0.397, SLG: 0.400	4-0 1B BB		4-0 1B G3-2 BB	0-0 F9		0-0 HR 1H 2H		4-0 WP BB		2 1 1 3 3 0 3												
Dale Murphy, R (1, 8) OBP: 0.390, SLG: 0.495	0-0 F3		0-0 F5		0-0 6-3 1B	0-0 2-3		0-3 K		5 0 1 0 0 1 3												
Bob Homer, R (1, 3) OBP: 0.347, SLG: 0.482	0-0 1-3 1B		0-0 1-3 1B		0-0 6-3	0-0 F9		0-0 1B		5 0 3 0 0 0 1												
Gerald Perry, L (1, 7) OBP: 0.391, SLG: 0.342	0-3 K		0-0 G3-2		4-0 FC6-4 BB		0-0 1-3		0-0 F9	2 0 0 0 1 1 4 2 0 0 0 0 0 1												
Bill Sample, R (6, 7)																						
Rafael Ramirez, R (1, 6) OBP: 0.261, SLG: 0.362		0-0 1B 2B		0-0 4-3		0-0 F7		0-0 F9		5 1 1 0 0 0 3												
Ozzie Virgil, R (1, 2) OBP: 0.310, SLG: 0.374		0-0 6-3		4-0 SH2-4 1B BB		0-0 FC6-4		4-0 BB		3 0 0 0 2 0 4												
Glenn Hubbard, R (1, 4) OBP: 0.349, SLG: 0.352		0-0 SH2-4 1B		0-0 SH2-4 1B		0-0 F4		0-3 K		4 0 2 1 0 1 1												
Rick Mahler, R (1, 1) OBP: 0.250, SLG: 0.286		0-0 SH2-4		0-0 SH2-4		0-0 HR BB 1B		0-0 1-3		2 1 1 0 0 0 0 0 0 0 0 0 0 0												
Paul Assenmacher, L (8, 1)																						
Inning Stats	R: 0 E: 0 K: 1 S: 6	H: 1 LOB: 2 BB: 1 P: 10	R: 1 E: 0 K: 1 S: 7	H: 2 LOB: 1 BB: 0 P: 7	R: 0 E: 0 K: 0 S: 3	H: 1 LOB: 1 BB: 1 P: 7	R: 0 E: 0 K: 0 S: 4	H: 1 LOB: 3 BB: 2 P: 12	R: 0 E: 0 K: 0 S: 4	H: 1 LOB: 2 BB: 1 P: 8	R: 3 E: 0 K: 0 S: 5	H: 2 LOB: 0 BB: 1 P: 9	R: 0 E: 0 K: 1 S: 5	H: 0 LOB: 1 BB: 1 P: 9	R: 0 E: 0 K: 1 S: 5	H: 0 LOB: 1 BB: 1 P: 9	R: 0 E: 0 K: 0 S: 4	H: 1 LOB: 1 BB: 0 P: 4	1B: 7 2B: 2 3B: 0 HR: 1	SF: 0 SAC: 2 DP: 1 HBP: 0	WP: 1 PB: 0 SB: 0 CS: 0	PA: 43
PITCHER	IP WLS BF H R ER SO BB IBB HBP BLK WP HR S P ERA WHIP																					
LaMarr Hoyt, R (1, 1) ERA: 5.18	6.0 L 31 8 4 4 2 6 0 0 0 0 0 1 29 53 6.00 2.333																					
Tim Stoddard, R (7, 1) ERA: 4.02	1.0 4 0 0 0 1 1 0 0 0 0 0 0 5 9 0.00 1.000																					
Craig Lefferts, L (8, 1) ERA: 2.68	2.0 8 1 0 0 1 1 0 0 0 0 1 0 9 13 0.00 1.000																					

Atlanta Braves @ San Diego Padres
 Jack Murphy Stadium, San Diego, CA
 Sat Jun 07 1986, 10:05 PM EDT
 Att: 54,732 - Unknown

livebaseballscorecards.com

AB	33
R	4
H	9
RBI	4
BB	8
SO	4
LOB	21



BOTTOM

Atlanta Braves @ San Diego Padres
Jack Murphy Stadium, San Diego, CA
Sat Jun 07 1986, 10:05 PM EDT
Att. 54,732 - Unknown

AB R H RBI BB SO LOB

4 0 0 0 0 0 2

4 0 0 0 0 0 0

4 0 0 0 0 0 0

4 0 1 0 0 0 0

3 1 1 0 0 0 0
1 0 0 0 0 0 1
0 0 0 0 0 0 0

4 1 3 0 0 0 0

2 0 1 2 1 0 1
1 0 1 0 0 0 0

4 0 1 0 0 2 2

2 0 0 0 0 1 2
0 0 0 0 0 0 0
0 0 0 0 1 0 0
0 0 0 0 0 0 0
1 0 0 0 0 1 1

AB 34
R 2
H 8
RBI 2
BB 2
SO 4
LOB 9



WP: 0 PA: 36
PB: 0
SB: 0
CS: 1

1B: 7 SF: 0
2B: 1 SAC: 0
3B: 0 DP: 0
HR: 0 HBP: 0

Table with 11 columns (Batter 1-9) and 11 rows of batter data. Each row includes a batter's name, statistics (OBP, SLG), and a baseball diamond diagram showing the play. Batter 1: Bip Roberts (4-3), Tony Gwynn (1-3), Kevin McReynolds (F8), Steve Garvey (F7), Terry Kennedy (F7), Carmelo Martinez (F7), Bruce Bochy (F7), Marvell Wynne (1B), Graig Nettles (5-3), Jerry Royster (5-3), Garry Templeton (F9), LaMarr Hoyt (4-3), Tim Stoddard (4-3), Tim Flannery (4-3), Craig Lefferts (4-3), Dane Iorg (4-3). Batter 2: Steve Garvey (F7), Terry Kennedy (F7), Carmelo Martinez (F7), Bruce Bochy (F7), Marvell Wynne (1B), Graig Nettles (5-3), Jerry Royster (5-3), Garry Templeton (F9), LaMarr Hoyt (4-3), Tim Stoddard (4-3), Tim Flannery (4-3), Craig Lefferts (4-3), Dane Iorg (4-3). Batter 3: Kevin McReynolds (F8), Steve Garvey (F7), Terry Kennedy (F7), Carmelo Martinez (F7), Bruce Bochy (F7), Marvell Wynne (1B), Graig Nettles (5-3), Jerry Royster (5-3), Garry Templeton (F9), LaMarr Hoyt (4-3), Tim Stoddard (4-3), Tim Flannery (4-3), Craig Lefferts (4-3), Dane Iorg (4-3). Batter 4: Tony Gwynn (F8), Kevin McReynolds (6-3), Steve Garvey (6-3), Terry Kennedy (6-3), Carmelo Martinez (6-3), Bruce Bochy (6-3), Marvell Wynne (1B), Graig Nettles (5-3), Jerry Royster (5-3), Garry Templeton (F9), LaMarr Hoyt (4-3), Tim Stoddard (4-3), Tim Flannery (4-3), Craig Lefferts (4-3), Dane Iorg (4-3). Batter 5: Kevin McReynolds (6-3), Steve Garvey (6-3), Terry Kennedy (6-3), Carmelo Martinez (6-3), Bruce Bochy (6-3), Marvell Wynne (1B), Graig Nettles (5-3), Jerry Royster (5-3), Garry Templeton (F9), LaMarr Hoyt (4-3), Tim Stoddard (4-3), Tim Flannery (4-3), Craig Lefferts (4-3), Dane Iorg (4-3). Batter 6: Tony Gwynn (3-1), Kevin McReynolds (6-3), Steve Garvey (6-3), Terry Kennedy (6-3), Carmelo Martinez (6-3), Bruce Bochy (6-3), Marvell Wynne (1B), Graig Nettles (5-3), Jerry Royster (5-3), Garry Templeton (F9), LaMarr Hoyt (4-3), Tim Stoddard (4-3), Tim Flannery (4-3), Craig Lefferts (4-3), Dane Iorg (4-3). Batter 7: Steve Garvey (1-3), Terry Kennedy (1-3), Carmelo Martinez (1-3), Bruce Bochy (1-3), Marvell Wynne (1B), Graig Nettles (5-3), Jerry Royster (5-3), Garry Templeton (F9), LaMarr Hoyt (4-3), Tim Stoddard (4-3), Tim Flannery (4-3), Craig Lefferts (4-3), Dane Iorg (4-3). Batter 8: Tony Gwynn (L3), Kevin McReynolds (5-3), Steve Garvey (FC5-4), Terry Kennedy (FC5-4), Carmelo Martinez (FC5-4), Bruce Bochy (FC5-4), Marvell Wynne (1B), Graig Nettles (5-3), Jerry Royster (5-3), Garry Templeton (F9), LaMarr Hoyt (4-3), Tim Stoddard (4-3), Tim Flannery (4-3), Craig Lefferts (4-3), Dane Iorg (4-3). Batter 9: Steve Garvey (4-3), Terry Kennedy (4-3), Carmelo Martinez (4-3), Bruce Bochy (4-3), Marvell Wynne (1B), Graig Nettles (5-3), Jerry Royster (5-3), Garry Templeton (F9), LaMarr Hoyt (4-3), Tim Stoddard (4-3), Tim Flannery (4-3), Craig Lefferts (4-3), Dane Iorg (4-3).

Inning Stats table with columns for R, H, E, K, S, LOB, BB, P. Inning 1: R:0 H:0 E:0 K:0 S:3 LOB:0 BB:0 P:3. Inning 2: R:0 H:1 E:0 K:0 S:4 LOB:1 BB:0 P:4. Inning 3: R:0 H:0 E:0 K:0 S:3 LOB:0 BB:0 P:3. Inning 4: R:0 H:0 E:0 K:0 S:3 LOB:0 BB:0 P:3. Inning 5: R:0 H:2 E:0 K:1 S:6 LOB:2 BB:1 P:10. Inning 6: R:0 H:0 E:0 K:0 S:3 LOB:0 BB:0 P:3. Inning 7: R:2 H:3 E:0 K:1 S:8 LOB:2 BB:1 P:12. Inning 8: R:0 H:1 E:0 K:0 S:4 LOB:1 BB:0 P:4. Inning 9: R:0 H:1 E:0 K:2 S:8 LOB:1 BB:0 P:8.

Pitcher stats table with columns for IP, WLS, BF, H, R, ER, SO, BB, IBB, HBP, BLK, WP, HR, S, P, ERA, WHIP. Rick Mahler (1, 1): IP 7.2, WLS W, BF 31, H 7, R 2, ER 2, SO 2, BB 2, IBB 0, HBP 0, BLK 0, WP 0, HR 0, S 33, P 41, ERA 4.63, WHIP 1.174. Paul Assenmacher (8, 1): IP 1.1, WLS S, BF 5, H 1, R 0, ER 0, SO 2, BB 0, IBB 0, HBP 0, BLK 0, WP 0, HR 0, S 9, P 9, ERA 1.29, WHIP 0.750.

ERA WHIP

Batter	1	2	3	4	5	6	7	8	9	AB R H RBI BB SO LOB	TOP																			
Bill Sample, R (1, 9) OBP: 0.286, SLG: 0.391	0-0 5-3			0-0 6-3		0-0 4-3			0-0 1B	4 0 1 0 0 0 0	Atlanta Braves @ San Diego Padres Jack Murphy Stadium, San Diego, CA Sun Jun 08 1986, 6:33 AM EDT Att. 20,472 - Unknown livebaseballscorecards.com																			
Rafael Ramirez, R (1, 5) OBP: 0.260, SLG: 0.374	0-0 4-3			0-0 HR		0-0 6-3			0-0 F9	4 1 1 1 0 0 1																				
Dale Murphy, R (1, 8) OBP: 0.383, SLG: 0.485	0-0 F9			0-0 1-3		0-3 K			0-0 F9	4 0 0 0 0 1 1																				
Bob Homer, R (1, 3) OBP: 0.341, SLG: 0.472		0-0 F8		0-0 L3		0-0 E6 G6-3			0-0 F8	4 0 0 0 0 0 1																				
Terry Harper, R (1, 7) OBP: 0.290, SLG: 0.321		0-0 F9			0-0 F3		0-0 F9			3 0 0 0 0 0 1																				
Andres Thomas, R (1, 6) OBP: 0.325, SLG: 0.425		0-0 F9			0-0 1-3		0-0 G6-3 1-2f			3 0 0 0 0 0 1																				
Bruce Benedict, R (1, 2) OBP: 0.421, SLG: 0.545			0-0 F9		0-0 2B		0-0 5-3			3 0 1 0 0 0 0																				
Glenn Hubbard, R (1, 4) OBP: 0.349, SLG: 0.348			0-0 F9		4-0 IBB		0-0 F4			2 0 0 0 1 0 0																				
Joe Johnson, R (1, 1) OBP: 0.160, SLG: 0.130 Ed Olwine, R (6, 1) Chris Chambliss, L (8, PH) Gene Garber, R (8, 1)			0-0 1-3		0-0 4-3		0-0 F6			2 0 0 0 0 0 2 0 0 0 0 0 0 0 1 0 0 0 0 0 0 0 0 0 0 0 0 0																				
Inning Stats	R: 0 E: 0 K: 0 S: 3	H: 0 LOB: 0 BB: 0 P: 3	R: 0 E: 0 K: 0 S: 3	H: 0 LOB: 0 BB: 0 P: 3	R: 1 E: 0 K: 0 S: 4	H: 1 LOB: 0 BB: 0 P: 4	R: 0 E: 0 K: 0 S: 4	H: 1 LOB: 2 BB: 1 P: 8	R: 0 E: 1 K: 1 S: 5	H: 0 LOB: 0 BB: 0 P: 5	R: 0 E: 1 K: 0 S: 3	H: 0 LOB: 0 BB: 0 P: 3	R: 0 E: 0 K: 0 S: 3	H: 0 LOB: 0 BB: 0 P: 3	R: 0 E: 0 K: 0 S: 4	H: 1 LOB: 1 BB: 0 P: 4	1B: 1 2B: 1 3B: 0 HR: 1	SF: 0 SAC: 0 DP: 1 HBP: 0	WP: 0 PB: 0 SB: 0 CS: 0	PA: 31										
PITCHER Mark Thurmond, L (1, 1) ERA: 5.47	IP 9.0	WLS W	BF 31	H 3	R 1	ER 1	SO 1	BB 0	IBB 1	HBP 0	BLK 0	WP 0	HR 1	S 32	P 36	ERA 1.00	WHIP 0.333													
											PITCHER	IP	WLS	BF	H	R	ER	SO	BB	IBB	HBP	BLK	WP	HR	S	P	ERA	WHIP		



Batter	1	2	3	4	5	6	7	8	9	AB R H RBI BB SO LOB
Bip Roberts, S (1, 4) OBP: 0.295, SLG: 0.310	0-0 L5	0-0 4-3			0-0 4-3	0-0 1-2 1B				4 0 1 0 0 0 1
Tony Gwynn, L (1, 9) OBP: 0.408, SLG: 0.481	0-0 4-3 1B		0-0 L7		4-0 F8 BB	0-0 F8				3 0 1 0 1 0 2
Kevin McReynolds, R (1, 7) OBP: 0.348, SLG: 0.505	0-0 4-3 1-2		0-0 BB 1B		0-0 F8 1-2		0-0 4-3			4 0 1 0 0 0 2
Graig Nettles, L (1, 5) OBP: 0.299, SLG: 0.403	0-3 K		4-0 BB 1B		0-0 L9		0-0 4-3 1B			2 0 0 0 1 1 2
Jerry Royster, R (7, PH) OBP: 0.292, SLG: 0.358			1-2 BB							1 0 1 0 0 0 0
Marvell Wynne, L (1, 8) OBP: 0.320, SLG: 0.429		0-0 S 2B 1B	0-0 F8		0-0 4-3	0-0 4-3 1-2				4 1 1 0 0 0 3
Terry Kennedy, L (1, 2) OBP: 0.304, SLG: 0.349		0-3 K 1-2	0-0 F7		0-0 2B 1B 1B	0-0 F8				4 1 1 0 0 1 4
John Kruk, L (1, 3) OBP: 0.344, SLG: 0.407		0-3 K		0-0 4-3		0-0 CS 1-3 2B		0-3 K		3 0 1 0 0 1 1
Steve Garvey, R (7, 3) OBP: 0.288, SLG: 0.468										1 0 0 0 0 1 0
Garry Templeton, S (1, 6) OBP: 0.256, SLG: 0.210		4-0 2B IBB		0-0 G4-6-3 1B		4-0 CS 1B IBB		0-0 F7		2 2 1 0 2 0 0
Mark Thurmond, L (1, 1) OBP: 0.300, SLG: 0.350		0-0 1-H 2-H 2B		0-0 G4-6-3 1-2f		0-0 1-H 2-3 3-H 1B		0-3 K		4 0 2 4 0 1 1

Inning Stats	R: 0 E: 0 K: 1 S: 6	H: 1 LOB: 1 BB: 0 P: 6	R: 2 E: 0 K: 2 S: 9	H: 2 LOB: 1 BB: 1 P: 13	R: 0 E: 0 K: 0 S: 4	H: 1 LOB: 2 BB: 1 P: 8	R: 0 E: 0 K: 0 S: 3	H: 1 LOB: 0 BB: 0 P: 3	R: 0 E: 0 K: 0 S: 3	H: 0 LOB: 1 BB: 1 P: 7	R: 2 E: 0 K: 0 S: 6	H: 4 LOB: 2 BB: 1 P: 10	R: 0 E: 0 K: 0 S: 4	H: 1 LOB: 1 BB: 0 P: 4	R: 0 E: 0 K: 2 S: 7	H: 0 LOB: 0 BB: 0 P: 7	1B: 8 2B: 2 3B: 0 HR: 0	SF: 0 SAC: 0 DP: 1 HBP: 0	WP: 0 PB: 0 SB: 1 CS: 2	PA: 36
--------------	------------------------------	---------------------------------	------------------------------	----------------------------------	------------------------------	---------------------------------	------------------------------	---------------------------------	------------------------------	---------------------------------	------------------------------	----------------------------------	------------------------------	---------------------------------	------------------------------	---------------------------------	----------------------------------	------------------------------------	----------------------------------	--------

PITCHER	IP	WLS	BF	H	R	ER	SO	BB	IBB	HBP	BLK	WP	HR	S	P	ERA	WHIP
Joe Johnson, R (1, 1) ERA: 4.4	5.2	L	28	9	4	4	3	2	2	0	0	0	0	30	46	6.35	1.941
Ed Olwine, L (6, 1) ERA: 2.7	1.1		5	1	0	0	0	0	0	0	0	0	0	5	5	0.00	0.750
Gene Garber, R (8, 1) ERA: 1.26	1.0		3	0	0	0	2	0	0	0	0	0	0	7	7	0.00	0.000

BOTTOM

Atlanta Braves @ San Diego Padres
Jack Murphy Stadium, San Diego, CA

Sun Jun 08 1986, 6:33 AM EDT
Att. 20,472 - Unknown

livebaseballscorecards.com

AB	32
R	4
H	10
RBI	4
BB	4
SO	5
LOB	16



Batter	1	2	3	4	5	6	7	8	9	AB R H RBI BB SO LOB	TOP											
Bill Doran, S OBP: 0.362, SLG: 0.374 (1, 4) X	0-0 F6		0-3 K		0-0 HR		0-0 F8		0-0 F7	5 1 1 1 0 1 0												
Billy Hatcher, R OBP: 0.324, SLG: 0.386 (1, 8) X	0-0 1B		4-0 BLK 1B BB		0-0 F8		0-3 K			3 1 1 0 1 1 0												
Jose Cruz, L OBP: 0.302, SLG: 0.293 (1, 7) X	0-0 BB 1-3 1B		0-0 1-H 1B		0-0 F9		0-0 3-1			4 0 2 1 0 0 0												
Glenn Davis, R OBP: 0.342, SLG: 0.515 (1, 3) B B B	4-0 G4-6-3 1-2 BB		0-0 F7		0-0 HR		0-0 4-3			3 1 1 1 1 0 0												
Kevin Bass, S OBP: 0.316, SLG: 0.431 (1, 9) X	0-0 G4-6-3 1-2f			0-0 HR	0-0 2B		0-0 F7		0-0 F7	4 1 2 1 0 0 3												
Denny Walling, L OBP: 0.354, SLG: 0.368 (1, 5) X		0-0 6-3		4-0 8-3 BB		4-0 6-3 SH1-4 BB		0-0 F7		2 0 0 0 2 0 0												
Craig Reynolds, L OBP: 0.320, SLG: 0.442 (1, 6) X		0-0 2B		0-0 8-3 1-2f		0-0 SH1-4 1-2		0-0 HR		3 1 2 1 0 0 1												
Mark Bailey, S OBP: 0.299, SLG: 0.287 (1, 2) X		0-0 F6		0-0 FC5-4 1B		0-0 6-3 2-3		0-0 F5		4 0 1 0 0 0 2												
Jim Deshaies, L (1, 1) X		0-0 L5		0-0 FC5-4 1-2f		0-3 K		0-3 K		2 0 0 0 0 0 2												
Jim Pankovits, R OBP: 0.250, SLG: 0.160 (6, PH)										1 0 0 0 0 1 1												
Larry Andersen, R (6, 1)										0 0 0 0 0 0 0												
Frank DiPino, L OBP: 0.250, SLG: 0.250 (7, 1)										0 0 0 0 0 0 0												
Aurelio Lopez, R (8, 1)										1 0 0 0 0 1 0												
Inning Stats	R: 0 E: 0 K: 0 S: 4	H: 2 LOB: 2 BB: 1 P: 8	R: 0 E: 0 K: 0 S: 4	H: 1 LOB: 1 BB: 0 P: 4	R: 1 E: 0 K: 1 S: 5	H: 1 LOB: 0 BB: 1 P: 9	R: 1 E: 0 K: 0 S: 4	H: 2 LOB: 1 BB: 1 P: 8	R: 2 E: 0 K: 1 S: 5	H: 3 LOB: 1 BB: 0 P: 5	R: 0 E: 0 K: 1 S: 5	H: 0 LOB: 1 BB: 1 P: 9	R: 0 E: 0 K: 1 S: 5	H: 0 LOB: 0 BB: 0 P: 5	R: 0 E: 0 K: 0 S: 3	H: 0 LOB: 0 BB: 0 P: 3	R: 1 E: 0 K: 1 S: 6	H: 1 LOB: 0 BB: 0 P: 6	1B: 4 2B: 3 3B: 0 HR: 4	SF: 0 SAC: 1 DP: 2 HBP: 0	WP: 0 PB: 0 SB: 0 CS: 0	PA: 37
PITCHER	IP WLS BF H R ER SO BB IBB HBP BLK WP HR S P ERA WHIP											PITCHER	IP WLS BF H R ER SO BB IBB HBP BLK WP HR S P ERA WHIP									
Eric Show, R ERA: 3.1 (1, 1)	5.0 L 23 9 4 4 1 3 0 0 1 0 3 22 34 7.20 2.400																					
Gene Walter, L ERA: 2.94 (6, 1)	2.0 7 0 0 0 2 1 0 0 0 0 0 0 10 14 0.00 0.500																					
Tim Stoddard, R ERA: 4.05 (8, 1)	2.0 7 1 1 1 1 0 0 0 0 0 0 1 9 9 4.50 0.500																					

Houston Astros @ San Diego Padres
Jack Murphy Stadium, San Diego, CA

Mon Jun 09 1986, 10:05 PM EDT
Att: 19,167 - Unknown

livebaseballscorecards.com

AB	32
R	5
H	10
RBI	5
BB	4
SO	4
LOB	9



Batter	1	2	3	4	5	6	7	8	9	AB	R	H	RBI	BB	SO	LOB						
Bip Roberts, S OBP: 0.293, SLG: 0.318 (1, 4)	0-0 4-3		0-0 F3		0-0 1-H 2-H 2B		0-0 F3			4	0	1	2	0	0	2						
Tony Gwynn, L OBP: 0.402, SLG: 0.472 (1, 9)	0-0 1-3		0-0 F7		0-0 F8		0-0 4-3			4	0	0	0	0	0	3						
Kevin McReynolds, R OBP: 0.351, SLG: 0.515 (1, 8)	0-0 2B			0-3 K		0-0 2B		0-0 6-3		4	1	2	0	0	1	0						
Steve Garvey, R OBP: 0.283, SLG: 0.459 (1, 3)	0-0 F7			0-0 F7		0-0 6-3		0-0 F3		4	0	0	0	0	0	2						
Carmelo Martinez, R OBP: 0.359, SLG: 0.441 (1, 7)		4-0 BB		0-0 1-3		0-0 1B 2B		0-0 F7		3	0	1	1	1	0	0						
Jerry Royster, R OBP: 0.296, SLG: 0.361 (1, 5)		0-0 FC5-4			0-0 2B		0-0 BB		0-3 K	2	1	1	0	0	0	1						
Graig Nettles, L OBP: 0.302, SLG: 0.405 (6, PH) (7, 5)		0-0 FC5-4 BB			0-0 1B		0-0 G5-4-3			2	0	1	0	0	1	0						
Terry Kennedy, L OBP: 0.308, SLG: 0.354 (1, 2)		0-0 9-3			0-0 2B		0-0 G5-4-3			3	1	1	0	1	0	3						
Garry Templeton, S OBP: 0.256, SLG: 0.211 (1, 6)			0-3 K		0-3 K		0-0 3-1		0-0 F8	4	0	1	0	0	2	3						
Eric Show, R OBP: 0.207, SLG: 0.278 (1, 1)			0-0 2B		0-3 K		0-0 3-1		0-0 3-1	1	0	1	0	0	0	0						
John Kruk, L OBP: 0.338, SLG: 0.400 (5, PH)										0	0	0	0	0	1	2						
Gene Walter, L OBP: 0.400, SLG: 0.500 (6, 1)										0	0	0	0	0	0	0						
Dane Iorg, L OBP: 0.224, SLG: 0.313 (7, PH)										1	0	0	0	0	0	1						
Tim Stoddard, R OBP: 0.316, SLG: 0.423 (8, 1)										0	0	0	0	0	0	0						
Marvell Wynne, L (9, PH)										1	0	0	0	0	0	1						
Inning Stats	R: 0 E: 0 K: 5 S: 4	H: 1 LOB: 1 BB: 0 P: 4	R: 0 E: 0 K: 0 S: 2	H: 0 LOB: 0 BB: 1 P: 6	R: 0 E: 0 K: 1 S: 6	H: 1 LOB: 1 BB: 0 P: 6	R: 0 E: 0 K: 1 S: 5	H: 0 LOB: 0 BB: 0 P: 5	R: 2 E: 0 K: 2 S: 9	H: 2 LOB: 1 BB: 1 P: 13	R: 1 E: 0 K: 0 S: 5	H: 3 LOB: 1 BB: 0 P: 5	R: 0 E: 0 K: 0 S: 4	H: 1 LOB: 1 BB: 0 P: 4	R: 0 E: 0 K: 0 S: 3	H: 0 LOB: 0 BB: 0 P: 3	R: 0 E: 0 K: 1 S: 6	H: 1 LOB: 1 BB: 0 P: 6	1B: 3 2B: 7 3B: 0 HR: 0	SF: 0 SAC: 0 DP: 2 HBP: 0	WP: 0 PB: 0 SB: 0 CS: 0	PA: 36
PITCHER Jim Deshaies, L ERA: 4.64 (1, 1)	5.0	WLS W	BF 20	H 4	R 2	ER 2	SO 4	BB 2	IBB 0	HBP 0	BLK 0	WP 0	HR 0	S 26	P 34	ERA 3.60	WHIP 1.200					
Larry Andersen, R ERA: 3.81 (6, 1)	1.0		6	4	1	1	0	0	0	0	0	0	0	6	6	9.00	4.000					
Frank DiPino, L ERA: 1.38 (7, 1)	1.0		3	0	0	0	0	0	0	0	0	0	0	3	3	0.00	0.000					
Aurelio Lopez, R ERA: (8, 1)	2.0	S	7	1	0	0	1	0	0	0	0	0	0	9	9	0.00	0.500					

BOTTOM

Houston Astros @ San Diego Padres
Jack Murphy Stadium, San Diego, CA
Mon Jun 09 1986, 10:05 PM EDT
Att. 19,167 - Unknown

livebaseballscorecards.com

AB	34
R	3
H	9
RBI	3
BB	2
SO	5
LOB	18



Batter	1	2	3	4	5	6	7	8	9	AB R H RBI BB SO LOB	TOP
Bill Doran, S (1, 4) OBP: 0.369, SLG: 0.396 Jim Pankovits, R (8, PH) OBP: 0.267, SLG: 0.185 (8, 4)	0-0 	0-0 5-3			0-0 HR	0-0 1-2 1B		0-0 1-2 3B 1B	0-3 K	4 1 3 1 0 0 0 2 1 1 0 0 1 0	
Billy Hatcher, R (1, 7) OBP: 0.324, SLG: 0.396	4-0 1-2 2B BB		0-0 6-3		0-0 F9	0-0 F4		0-0 1-H 2-H 2B 3B	0-0 3-1	5 2 1 2 1 0 2	
Tony Walker, R (1, 8) OBP: 0.280, SLG: 0.326	0-0 G5-3 2-3f		0-3 K		0-0 F8	0-0 G6-4-3 1-2f		0-0 FC6-4 3-H 1B 2B	4-0 BB	5 1 1 1 1 1 4	
Glenn Davis, R (1, 3) OBP: 0.343, SLG: 0.522 Alan Ashby, S (8, 2) OBP: 0.333, SLG: 0.375	0-0 1-H HR 2B		0-0 F7		0-0 E 2B		0-0 6-3	0-0 E5 FC6-4	0-0 F9	5 2 2 1 0 0 1 1 0 0 0 0 0 1	
Kevin Bass, S (1, 9) OBP: 0.327, SLG: 0.457	0-0 2-H HR			0-0 6-3 2B	4-0 E IBB		0-0 BB G1-2-3 1B	0-0 FC6-4 1-2f 2-3 E 1B		4 3 3 2 1 0 2	
Phil Garner, R (1, 5) OBP: 0.367, SLG: 0.507	4-0 S BB		0-0 6-3		0-0 E6 1-H 2-H 3B		0-0 BB 1B	0-3 K		4 1 2 2 1 1 3	
Mark Bailey, S (1, 2) OBP: 0.309, SLG: 0.288 (8, 3)	0-0 1-2 F4		0-0 F4		4-0 BB		4-0 1-2 2-3 BB	0-0 1-2 3-H E 1B		3 0 1 1 2 0 2	
Bert Pena, R (1, 6)		0-0 F9		4-0 IBB	0-0 F7		0-0 G1-2-3 3-Hf	0-0 1-3 2-H E5		4 0 0 0 1 0 5	
Bob Knepper, L (1, 1) OBP: 0.070, SLG: 0.070		0-3 K		0-3 K		0-0 1B 1B		0-0 E1 1B 3B	0-3 K	5 1 1 0 0 3 4	
Inning Stats	R: 3 H: 3 E: 0 LOB: 1 K: 0 BB: 2 S: 5 P: 13	R: 0 H: 0 E: 0 LOB: 0 K: 1 BB: 0 S: 5 P: 5	R: 0 H: 0 E: 0 LOB: 0 K: 1 BB: 0 S: 5 P: 5	R: 0 H: 1 E: 0 LOB: 2 K: 1 BB: 1 S: 6 P: 10	R: 4 H: 3 E: 1 LOB: 1 K: 0 BB: 2 S: 6 P: 14	R: 0 H: 2 E: 0 LOB: 1 K: 0 BB: 0 S: 4 P: 4	R: 0 H: 2 E: 0 LOB: 2 K: 0 BB: 1 S: 4 P: 8	R: 5 H: 4 E: 3 LOB: 2 K: 2 BB: 0 S: 14 P: 14	R: 0 H: 0 E: 0 LOB: 1 K: 1 BB: 1 S: 5 P: 9	1B: 7 SF: 0 2B: 4 SAC: 0 3B: 2 DP: 3 HR: 2 HBP: 0	WP: 0 PA: 49 PB: 0 SB: 1 CS: 0
PITCHER Dave Dravecky, L (1, 1) ERA: 2.74 Tim Stoddard, R (5, 1) ERA: 4.01 Craig Lefferts, L (6, 1) ERA: 2.54 Gene Walter, L (8, 1) ERA: 3.38 Lance McCullers, R (9, 1) ERA: 1.91	IP WLS BF H R ER SO BB IBB HBP BLK WP HR S P ERA WHIP 4.2 L 24 7 7 6 3 2 2 0 0 0 2 26 42 11.57 1.929 0.1 2 0 0 0 0 1 0 0 0 0 0 1 5 0.00 3.000 2.0 9 4 0 0 0 1 0 0 0 0 0 8 12 0.00 2.500 1.0 10 4 5 2 2 0 0 0 0 0 0 14 14 18.00 4.000 1.0 4 0 0 0 1 1 0 0 0 0 0 5 9 0.00 1.000	PITCHER IP WLS BF H R ER SO BB IBB HBP BLK WP HR S P ERA WHIP									

Houston Astros @ San Diego Padres
 Jack Murphy Stadium, San Diego, CA

Tue Jun 10 1986, 10:05 PM EDT
 Att: 13,966 - Unknown

livebaseballscorecards.com

AB 42
R 12
H 15
RBI 10
BB 7
SO 6
LOB 24



Batter	1	2	3	4	5	6	7	8	9	AB	R	H	RBI	BB	SO	LOB
Bip Roberts, S OBP: 0.281, SLG: 0.304 (1, 4)	0-0 F7		0-0 B1			0-0 F8		0-0 1-3		4	0	0	0	0	0	1
Tony Gwynn, L OBP: 0.395, SLG: 0.464 (1, 9)	0-0 4-3			0-0 G3		0-0 F7		0-0 F5		4	0	0	0	0	0	1
Kevin McReynolds, R OBP: 0.349, SLG: 0.515 (1, 8) (8, 7)	0-0 2B			0-0 5-3		0-0 L6			0-0 6-3	4	0	1	0	0	0	0
Steve Garvey, R OBP: 0.279, SLG: 0.453 (1, 3)	0-3 K			0-0 F6			0-0 6-3		0-0 F3	3	0	0	0	0	1	1
Gene Walter, L OBP: 0.400, SLG: 0.500 (8, 1)										0	0	0	0	0	0	0
Lance McCullers, S (9, 1)										0	0	0	0	0	0	0
Bruce Bochy, R OBP: 0.381, SLG: 0.571 (9, PH)										1	0	0	0	0	0	0
Carmelo Martinez, R OBP: 0.349, SLG: 0.427 (1, 7) (8, 3)		0-3 K			0-0 F8		0-0 6-3		0-0 F7	4	0	0	0	0	1	0
Jerry Royster, R OBP: 0.288, SLG: 0.350 (1, 5) (7, 6)		0-3 K			0-3 K		0-0 4-3			3	0	0	0	0	2	0
Terry Kennedy, L OBP: 0.308, SLG: 0.371 (1, 2)		0-0 F5			0-0 E1 1B					3	1	1	1	0	0	0
Garry Templeton, S OBP: 0.259, SLG: 0.214 (1, 6)			0-3 K		0-0 FC6-4 1B			0-0 4-3		2	0	1	0	0	1	0
Tim Flannery, L OBP: 0.369, SLG: 0.390 (7, 5)					1-2 FC6-4 1B					1	0	0	0	0	0	0
Dave Dravecky, R OBP: 0.200, SLG: 0.276 (1, 1)			0-0 1-3		0-0 FC6-4			0-0 1-3 1B		1	0	0	0	0	0	0
Tim Stoddard, R (5, 1)										0	0	0	0	0	0	0
John Kruk, L OBP: 0.333, SLG: 0.393 (5, PH)										1	0	0	0	0	0	2
Craig Lefferts, L OBP: 0.333, SLG: 1.333 (6, 1)										0	0	0	0	0	0	0
Marvell Wynne, L OBP: 0.325, SLG: 0.431 (8, 8)										1	0	1	0	0	0	0

Inning Stats	R: 0	H: 1	E: 0	K: 1	S: 6	R: 0	H: 0	E: 0	K: 2	S: 7	R: 0	H: 0	E: 0	K: 1	S: 5	R: 0	H: 0	E: 0	K: 0	S: 3	R: 0	H: 0	E: 1	K: 1	S: 7	R: 0	H: 0	E: 0	K: 0	S: 3	R: 0	H: 0	E: 0	K: 0	S: 3	R: 1	H: 2	E: 0	K: 0	S: 5	R: 0	H: 0	E: 0	K: 0	S: 3
	LOB: 1	BB: 0	P: 6	LOB: 0	BB: 0	LOB: 0	BB: 0	LOB: 0	BB: 0	P: 7	LOB: 0	BB: 0	LOB: 0	BB: 0	P: 5	LOB: 2	BB: 0	P: 7	LOB: 0	BB: 0	P: 3	LOB: 0	BB: 0	P: 3	LOB: 1	BB: 0	P: 5	LOB: 0	BB: 0	P: 3	LOB: 0	BB: 0	P: 3	SF: 0	SAC: 0	DP: 0	HBP: 0	1B: 2	2B: 1	3B: 0	HR: 1	WP: 0	PB: 0	SB: 0	CS: 0

PITCHER	IP	WLS	BF	H	R	ER	SO	BB	IBB	HBP	BLK	WP	HR	S	P	ERA	WHIP
Bob Knepper, L ERA: 2.26 (1, 1)	9.0	W	32	4	1	1	5	0	0	0	0	0	1	42	42	1.00	0.444

BOTTOM


Houston Astros @ San Diego Padres
Jack Murphy Stadium, San Diego, CA
 Tue Jun 10 1986, 10:05 PM EDT
 Att. 13,966 - Unknown

livebaseballscorecards.com

AB	32
R	1
H	4
RBI	1
BB	0
SO	5
LOB	5



WP	PA
0	32

Batter	1	2	3	4	5	6	7	8	9	AB R H RBI BB SO LOB	TOP																									
Bill Doran, S (1, 4) OBP: 0.370, SLG: 0.390	4-0 S 1B BB	0-3 K	0-3 K		0-0 E5 G4-6-3		4-0 1B E BB	0-0 F8		3 2 0 0 2 1 2																										
Craig Reynolds, L (1, 6) OBP: 0.314, SLG: 0.430	0-3 K		0-0 F9		0-0 G4-6-3		0-0 E BB 1B		0-0 F6	5 1 1 1 0 1 2																										
Jose Cruz, L (1, 7) OBP: 0.311, SLG: 0.299	0-0 HBP 1B		0-0 FC6-4 1B		0-0 F9		4-0 E SF9 BB		0-3 K	4 1 2 1 1 1 0																										
Glenn Davis, R (1, 3) OBP: 0.336, SLG: 0.510	0-0 F9		0-0 FC6-4 BB		0-0 F9		0-0 E5		0-0 6-3	5 0 0 1 0 0 3																										
Kevin Bass, S (1, 8) OBP: 0.335, SLG: 0.455 (7, 9)	1-0 HBP		4-0 BB		4-0 HR BB		0-3 K			1 1 0 0 2 1 2																										
Denny Walling, L (1, 5) OBP: 0.351, SLG: 0.393	0-0 F9		0-0 3-1		0-0 HR		0-0 SF9			3 1 1 3 0 0 4																										
Terry Puhl, L (1, 9) OBP: 0.291, SLG: 0.321 Frank DiPino, L (7, 1) OBP: 0.250, SLG: 0.250		4-0 SH1-4 BB		0-0 F6		0-0 F7		0-0 5-3		3 0 0 0 1 0 1 0 0 0 0 0 0 0	AB 31 R 7 H 6 RBI 6 BB 6 SO 6 LOB 16																									
Alan Ashby, S (1, 2) OBP: 0.330, SLG: 0.368 Tony Walker, R (8, PR) OBP: 0.280, SLG: 0.326 Mark Bailey, S (8, 2) OBP: 0.309, SLG: 0.288		0-3 K		0-0 F7		0-0 F6		0-0 CS 1B		4 0 1 0 0 1 1 0 0 0 0 0 0 0 0 0 0 0 0 0 0																										
Mike Madden, L (1, 1) Larry Andersen, R (3, 1) Jim Pankovits, R (7, PH) OBP: 0.290, SLG: 0.214 Billy Hatcher, R (7, 8) OBP: 0.321, SLG: 0.393		0-0 SH1-4		0-0 4-3			0-0 BB 1B	0-3 K		0 0 0 0 0 0 0 1 0 0 0 0 0 0 1 1 1 0 0 0 0 1 0 0 0 0 1 1																										
Inning Stats	R: 1 E: 0 K: 1 S: 6	H: 1 LOB: 2 BB: 1 P: 11	R: 0 E: 0 K: 2 S: 7	H: 0 LOB: 1 BB: 1 P: 11	R: 0 E: 0 K: 0 S: 4	H: 1 LOB: 2 BB: 1 P: 8	R: 0 E: 0 K: 0 S: 3	H: 0 LOB: 0 BB: 0 P: 3	R: 0 E: 1 K: 0 S: 4	H: 0 LOB: 0 BB: 0 P: 8	R: 4 E: 1 K: 1 S: 8	H: 2 LOB: 1 BB: 2 P: 16	R: 0 E: 0 K: 1 S: 5	H: 1 LOB: 1 BB: 0 P: 5	R: 0 E: 0 K: 1 S: 5	H: 0 LOB: 0 BB: 0 P: 5	1B: 5 2B: 0 3B: 0 HR: 1	SF: 1 SAC: 1 DP: 1 HBP: 1	WP: 0 PB: 0 SB: 1 CS: 1	PA: 40																
PITCHER	IP WLS BF H R ER SO BB IBB HBP BLK WP HR S P ERA WHIP																																			
Andy Hawkins, R (1, 1) ERA: 4.76	6.0		26	3	3	3	3	4	0	1	0	0	1	27	44	4.50	1.167																			
LaMarr Hoyt, R (7, 1) ERA: 5.55	0.0		4	2	4	2	0	2	0	0	0	0	0	2	10	∞	∞																			
Lance McCullers, R (7, 1) ERA: 1.75	3.0	W	10	1	0	0	3	0	0	0	0	0	0	16	16	0.00	0.333																			

Houston Astros @ San Diego Padres
 Jack Murphy Stadium, San Diego, CA
 Wed Jun 11 1986, 6:33 AM EDT
 Att. 13,686 - Unknown

livebaseballscorecards.com

Batter	1	2	3	4	5	6	7	8	9
Bip Roberts, S (1, 4) OBP: 0.290, SLG: 0.333	0-3 K		0-0 FC1-6 1B		0-0 2B 3B		0-0 SH3-4	0-0 1B	
Tony Gwynn, L (1, 9) Marvell Wynne, L (5, 8) OBP: 0.325, SLG: 0.440	0-0 CS 1B		0-0 1B WP 1B		0-0 2B		0-0 F4	0-0 6-3	
Kevin McReynolds, R (1, 8) Kevin McReynolds, R (5, 9) OBP: 0.347, SLG: 0.510	0-3 K		0-0 1B WP 1B		0-0 F9		0-3 K		
Steve Garvey, R (1, 3) OBP: 0.279, SLG: 0.449		0-3 K2-3	0-0 1B P3		0-0 F5		0-0 F7		
Carmelo Martinez, R (1, 7) John Kruk, L (8, PR) John Kruk, L (9, 7) OBP: 0.333, SLG: 0.393		0-0 HR 1B	0-0 P3		0-0 F3		4-0 2B BB		
Bruce Bochy, R (1, 2) OBP: 0.391, SLG: 0.667		0-0 HR		0-0 F3		0-0 L8	0-0 2B 2B		
Jerry Royster, R (1, 5) OBP: 0.287, SLG: 0.340		0-3 K		0-3 K		0-0 5-3	4-0 2B SH2-3 IBB		
Garry Templeton, S (1, 6) OBP: 0.259, SLG: 0.220		0-0 4-3		0-0 4-3		0-0 G3	0-0 SH2-3 1B 2B		
Andy Hawkins, R (1, 1) LaMarr Hoyt, R (7, 1) Lance McCullers, S (7, 1) OBP: 0.231, SLG: 0.200 OBP: 0.133, SLG: 0.133			4-0 FC1-6 BB		0-0 3B 1B		4-0 SH3-4 BB	0-0 SH2-3	

Inning Stats	R: 0	H: 1	E: 0	K: 2	S: 7	LOB: 0	BB: 0	P: 7
	R: 2	H: 2	E: 0	K: 2	S: 9	LOB: 0	BB: 0	P: 9
	R: 3	H: 3	E: 0	K: 0	S: 5	LOB: 0	BB: 1	P: 9
	R: 0	H: 0	E: 0	K: 1	S: 5	LOB: 0	BB: 0	P: 5
	R: 2	H: 3	E: 0	K: 0	S: 6	LOB: 1	BB: 0	P: 6
	R: 0	H: 0	E: 0	K: 0	S: 3	LOB: 0	BB: 0	P: 3
	R: 0	H: 0	E: 0	K: 1	S: 5	LOB: 1	BB: 1	P: 9
	R: 4	H: 3	E: 0	K: 0	S: 6	LOB: 1	BB: 2	P: 14

PITCHER	IP	WLS	BF	H	R	ER	SO	BB	IBB	HBP	BLK	WP	HR	S	P	ERA	WHIP
Mike Madden, L (1, 1) ERA: 4.08	2.1		13	6	5	5	4	1	0	0	0	1	1	20	24	19.29	3.000
Larry Andersen, R (3, 1) ERA: 3.94	3.2		13	3	2	2	1	0	0	0	0	0	0	15	15	4.91	0.818
Frank DiPino, L (7, 1) ERA: 2.57	2.0	L	12	3	4	4	1	2	1	0	0	0	0	11	23	18.00	2.500

BOTTOM


Houston Astros @ San Diego Padres
Jack Murphy Stadium, San Diego, CA

Wed Jun 11 1986, 6:33 AM EDT
Att. 13,686 - Unknown

AB	R	H	RBI	BB	SO	LOB
4	2	2	2	0	1	1
2	1	2	1	0	0	0
3	0	1	1	0	0	2
4	1	1	0	0	2	3
4	0	1	1	0	1	1
3	1	1	0	1	0	2
0	1	0	0	0	0	0
4	2	2	2	0	0	0
3	1	0	0	1	2	0
4	1	1	2	0	0	0
1	1	1	0	1	0	0
0	0	0	0	0	0	0
0	0	0	1	1	0	0

AB	32
R	11
H	12
RBI	10
BB	4
SO	6
LOB	9

livebaseballscorecards.com



WP	PA
1	38
PB: 0	
SB: 1	
CS: 1	

Batter	1	2	3	4	5	6	7	8	9	AB R H RBI BB SO LOB	TOP
Mariano Duncan, R (1, 6) OBP: 0.285, SLG: 0.303	0-0 4-3	0-0 5-3		0-0 F9		0-3 K		0-3 K		5 0 0 0 0 2 3	
Steve Sax, R (1, 4) OBP: 0.379, SLG: 0.438	0-0 6-3		0-0 L4		0-0 HR 1B	0-0 5-3		0-0 4-3		5 1 1 0 0 0 1	
Franklin Stubbs, L (1, 7) OBP: 0.321, SLG: 0.536	0-3 K		0-0 F4		0-0 HR 1B		0-0 F8		0-3 K	5 1 1 0 0 2 0	
Bill Madlock, R (1, 5) Dave Anderson, R (7, 5) OBP: 0.268, SLG: 0.311 OBP: 0.298, SLG: 0.306		0-0 6-3	0-0 2B 1B		0-0 HR		0-0 F8		0-0 E6 1B	4 2 2 3 0 0 0 1 0 1 0 0 0 0	
Mike Marshall, R (1, 9) OBP: 0.324, SLG: 0.518		0-0 BB 1B 1B	0-0 1B 2B		0-0 4-3		0-0 BB 1B			4 1 3 1 0 0 0	
Alex Trevino, R (1, 2) OBP: 0.298, SLG: 0.294		0-0 BB 1B	4-0 IBB		0-0 4-3		4-0 BB 1B			2 1 1 0 2 0 0	
Greg Brock, L (1, 3) OBP: 0.301, SLG: 0.378		4-0 BB 1B	0-0 F7		0-3 K		0-0 F8			3 0 0 0 1 1 4	
Reggie Williams, R (1, 8) OBP: 0.322, SLG: 0.366		0-0 SH1-3 1B		0-0 F8		0-0 6-3 1B		0-0 F6		4 0 2 2 0 0 0	
Fernando Valenzuela, L (1, 1) OBP: 0.174, SLG: 0.174		0-0 SH1-3		0-0 F3		0-0 6-3		0-0 F4		3 0 0 0 0 0 1	
Inning Stats	R: 0 H: 0 E: 0 LOB: 0 K: 1 BB: 0 S: 5 P: 5	R: 2 H: 3 E: 0 LOB: 2 K: 0 BB: 1 S: 6 P: 10	R: 1 H: 2 E: 0 LOB: 2 K: 0 BB: 1 S: 5 P: 9	R: 0 H: 0 E: 0 LOB: 0 K: 0 BB: 0 S: 3 P: 3	R: 3 H: 3 E: 1 LOB: 0 K: 1 BB: 0 S: 8 P: 8	R: 0 H: 1 E: 0 LOB: 1 K: 1 BB: 0 S: 6 P: 6	R: 0 H: 1 E: 0 LOB: 2 K: 0 BB: 1 S: 4 P: 8	R: 0 H: 0 E: 0 LOB: 0 K: 1 BB: 0 S: 5 P: 5	R: 0 H: 1 E: 1 LOB: 1 K: 1 BB: 0 S: 5 P: 5	1B: 9 SF: 0 2B: 1 SAC: 1 3B: 0 DP: 0 HR: 1 HBP: 0	WP: 0 PA: 40 PB: 0 SB: 0 CS: 0
PITCHER	IP WLS BF H R ER SO BB IBB HBP BLK WP HR S P ERA WHIP										
Mark Thurmond, L (1, 1) ERA: 5.93	5.0 L 25 8 6 6 2 1 1 0 0 0 0 1 27 35 10.80 1.800										
LaMarr Hoyt, R (6, 1) ERA: 5.33	2.0 9 2 0 0 1 1 0 0 0 0 0 0 10 14 0.00 1.500										
Tim Stoddard, R (8, 1) ERA: 3.79	2.0 6 1 0 0 2 0 0 0 0 0 0 0 10 10 0.00 0.500										

Los Angeles Dodgers @ San Diego Padres
 Jack Murphy Stadium, San Diego, CA

AB	36
R	6
H	11
RBI	6
BB	3
SO	5
LOB	9



Fri Jun 13 1986, 10:05 PM EDT
 Att: 33,343 - Unknown

livebaseballscorecards.com

Batter	1	2	3	4	5	6	7	8	9	AB	R	H	RBI	BB	SO	LOB
--------	---	---	---	---	---	---	---	---	---	----	---	---	-----	----	----	-----

Bip Roberts, S OBP: 0.279, SLG: 0.320 (1, 4) X	0-0 F3 ①		X 0-0 F1 ③		X 0-0 F5 ③			SS 0-3 K ①		4	0	0	0	0	1	1
Tony Gwynn, L OBP: 0.398, SLG: 0.469 (1, 9) X	0-0 4-3 ②			X 0-0 1B 1B 2B		X 0-0 G3 ①		X 0-0 G3 ②		4	1	1	0	0	0	0
Kevin McReynolds, R OBP: 0.350, SLG: 0.509 (1, 8) X	0-0 F9 ③			X 0-0 1B 2-3 1B		X 0-0 1B 1B		SS 0-3 K ③		4	0	2	0	0	1	0
Steve Garvey, R OBP: 0.278, SLG: 0.445 (1, 3) X		X 0-0 F8 ①		X 0-0 1-3 CS 1B		X 0-0 F7 ②			X 0-0 F6 ①	4	0	1	1	0	0	1
Carmelo Martinez, R OBP: 0.350, SLG: 0.420 (1, 7) X		SS 0-3 K ②		SS 0-3 K ②		X 0-0 1-2 1B		X 0-0 F9 ②	X 0-0 F9 ②	4	0	1	0	0	2	2
Garry Templeton, S OBP: 0.258, SLG: 0.236 (1, 6) X		X 0-0 HR		SS 0-3 K ③		X 0-0 F9 ③			X 0-0 F9 ③	4	1	1	1	0	1	3
Terry Kennedy, L OBP: 0.308, SLG: 0.367 (1, 2) X		X 0-0 4-3 ③		BB 4-0 BB		X 0-0 F7 ①				2	0	0	0	1	0	0
Randy Ready, R OBP: 0.264, SLG: 0.268 (1, 5) X		SS 0-3 K ①		X 0-0 F6 ①		X 0-0 F6 ②				3	0	0	0	0	1	1
Tim Stoddard, R (8, 1)										0	0	0	0	0	0	0
Mark Thurmond, L OBP: 0.286, SLG: 0.333 (1, 1) X		X 0-0 F8 ②		X 0-0 F3 ②		X 0-0 F3 ②		SS 0-3 K ③		1	0	0	0	0	0	0
Dane Iorg, L OBP: 0.220, SLG: 0.306 (5, PH)										1	0	0	0	0	0	1
LaMarr Hoyt, R OBP: 0.133, SLG: 0.133 (6, 1)										0	0	0	0	0	0	0
Jerry Royster, R OBP: 0.284, SLG: 0.337 (7, PH)										1	0	0	0	0	1	0
Jerry Royster, R (8, 5)																

Inning Stats	R: 0	H: 0	E: 0	K: 0	S: 3	R: 1	H: 1	E: 0	K: 1	S: 6	R: 0	H: 0	E: 0	K: 1	S: 5	R: 1	H: 3	E: 0	K: 2	S: 9	R: 0	H: 0	E: 0	K: 0	S: 3	R: 0	H: 2	E: 0	K: 1	S: 5	R: 0	H: 0	E: 0	K: 2	S: 7	R: 0	H: 0	E: 0	K: 0	S: 3	R: 0	H: 0	E: 0	K: 0	S: 3	1B: 4	SF: 0	2B: 1	SAC: 0	3B: 0	DP: 0	HR: 1	HBP: 0	WP: 0	PA: 33
--------------	------	------	------	------	------	------	------	------	------	------	------	------	------	------	------	------	------	------	------	------	------	------	------	------	------	------	------	------	------	------	------	------	------	------	------	------	------	------	------	------	------	------	------	------	------	-------	-------	-------	--------	-------	-------	-------	--------	-------	--------

PITCHER	IP	WLS	BF	H	R	ER	SO	BB	IBB	HBP	BLK	WP	HR	S	P	ERA	WHIP
Fernando Valenzuela, L ERA: 2.79 (1, 1)	9.0	W	33	6	2	2	7	1	0	0	0	0	1	46	50	2.00	0.778

BOTTOM

Los Angeles Dodgers @ San Diego Padres
Jack Murphy Stadium, San Diego, CA
 Fri Jun 13 1986, 10:05 PM EDT
 Att. 33,343 - Unknown

AB	32
R	2
H	6
RBI	2
BB	1
SO	7
LOB	9



WP	PA	ERA	WHIP
0	33		

Batter	1	2	3	4	5	6	7	8	9	AB R H RBI BB SO LOB	TOP	
Mariano Duncan, R (1, 6) OBP: 0.285, SLG: 0.302	0-3 K			0-0 CS 1B		0-0 F3		0-0 F9		4 0 1 0 0 1 2		
Steve Sax, R (1, 4) OBP: 0.377, SLG: 0.435	0-0 6-3			0-3 1-2 K			0-0 WP 1B		0-0 4-3	4 0 1 0 0 1 1		
Ken Landreaux, L (1, 8) OBP: 0.315, SLG: 0.387 Reggie Williams, R (9, PH) OBP: 0.318, SLG: 0.361	0-0 F9			0-0 1B			0-3 K		0-0 F7	3 0 1 0 0 1 1 1 0 0 0 0 0 0		
Bill Madlock, R (1, 5) OBP: 0.261, SLG: 0.303				0-0 F6			0-0 F7		0-0 F6	4 0 0 0 0 0 2		
Mike Marshall, R (1, 9) OBP: 0.324, SLG: 0.514 Alejandro Pena, R (8, 1)				0-0 F8		4-0 FC6-4 G3 BB		0-0 5-3		2 0 0 0 1 0 1 0 0 0 0 0 0 0		
Franklin Stubbs, L (1, 7) OBP: 0.321, SLG: 0.528				0-3 K		0-0 G3		0-0 FC4-6 BB		2 0 0 0 1 1 1		
Greg Brock, L (1, 3) OBP: 0.296, SLG: 0.371				0-0 4-3		0-0 FC6-4		0-0 FC4-6 1B		3 0 0 0 0 0 2		
Alex Trevino, R (1, 2) OBP: 0.300, SLG: 0.283				4-0 SH1-4-5 BB		0-3 K		0-0 F9		2 0 0 0 1 1 1		
Orel Hershiser, R (1, 1) OBP: 0.269, SLG: 0.280 Ed Vande Berg, R (7, 1) Bill Russell, R (8, PH) OBP: 0.265, SLG: 0.298 (8, 9)				0-0 SH1-4-5		0-0 F5		0-0 1B		1 0 0 0 0 0 0 0 0 0 0 0 0 0 1 0 1 0 0 0 0		
Inning Stats	R: 0 H: 0 E: 0 LOB: 0 K: 1 BB: 0 S: 5 P: 5	R: 0 H: 0 E: 0 LOB: 0 K: 1 BB: 0 S: 5 P: 5	R: 0 H: 0 E: 0 LOB: 0 K: 0 BB: 1 S: 2 P: 6	R: 0 H: 2 E: 0 LOB: 1 K: 1 BB: 0 S: 6 P: 6	R: 0 H: 0 E: 0 LOB: 0 K: 0 BB: 1 S: 2 P: 6	R: 0 H: 0 E: 0 LOB: 0 K: 1 BB: 0 S: 5 P: 5	R: 0 H: 1 E: 0 LOB: 1 K: 1 BB: 0 S: 6 P: 6	R: 0 H: 1 E: 0 LOB: 2 K: 0 BB: 1 S: 4 P: 8	R: 0 H: 0 E: 0 LOB: 0 K: 0 BB: 0 S: 3 P: 3	1B: 4 SF: 0 2B: 2 SAC: 1 3B: 0 DP: 2 HR: 0 HBP: 0	WP: 1 PA: 31 PB: 0 SB: 0 CS: 1	
PITCHER	IP WLS BF H R ER SO BB IBB HBP BLK WP HR S P ERA WHIP											
Eric Show, R (1, 1) ERA: 2.87	7.0 W 24 3 0 0 5 3 0 0 0 1 0 31 43 0.00 0.857											
Craig Lefferts, L (8, 1) ERA: 2.48	1.0 4 1 0 0 0 0 0 0 0 0 0 4 4 0.00 1.000											
Gene Walter, L (9, 1) ERA: 3.28	1.0 3 0 0 0 0 0 0 0 0 0 0 3 3 0.00 0.000											

Los Angeles Dodgers @ San Diego Padres
 Jack Murphy Stadium, San Diego, CA
 Sat Jun 14 1986, 10:05 PM EDT
 Att: 40,785 - Unknown

AB	27
R	0
H	4
RBI	0
BB	3
SO	5
LOB	11



Batter	1	2	3	4	5	6	7	8	9
Tim Flannery, L (1, 4) <small>OBP: 0.370, SLG: 0.390</small>	0-0 3-1			0-0 1-3		0-0 F8 HR 1B	0-0 1-3	0-0 2B 1-2 1B	
Tony Gwynn, L (1, 9) <small>OBP: 0.402, SLG: 0.489</small>	0-0 3-1			0-0 2B 2B		0-0 F8 1-2	0-0 HR 3B 2-H 3-H	0-0 1-3 2-H 2B	
Kevin McReynolds, R (1, 8) <small>OBP: 0.351, SLG: 0.518</small> (7, 7)	0-0 6-3			0-0 6-3		4-0 HR BB	0-0 HR 3-H	0-0 F3	
Steve Garvey, R (1, 3) <small>OBP: 0.277, SLG: 0.444</small> Gene Walter, L (9, 1) <small>OBP: 0.400, SLG: 0.500</small>			0-0 6-3	0-0 2B 2-H		0-0 F2	0-0 G3	0-0 3-1	
Graig Nettles, L (1, 5) <small>OBP: 0.308, SLG: 0.432</small>			0-0 F7			0-0 4-3		0-0 1B 1B	
Carmelo Martinez, R (1, 7) <small>OBP: 0.350, SLG: 0.418</small> Marvell Wynne, L (7, 8) <small>OBP: 0.333, SLG: 0.447</small>			0-0 5-3			0-0 L6		0-0 1B 1B 1-2	
Terry Kennedy, L (1, 2) <small>OBP: 0.307, SLG: 0.364</small>			0-0 4-3			0-0 6-3		0-0 SH1-4 3B 1B	
Garry Templeton, S (1, 6) <small>OBP: 0.268, SLG: 0.242</small>			0-0 F8			4-0 IBB		0-0 SH1-4 3B 1B 1-2	
Eric Show, R (1, 1) <small>OBP: 0.194, SLG: 0.258</small> Craig Lefferts, L (8, 1) <small>OBP: 0.333, SLG: 1.333</small> Dane Iorg, L (8, PH) <small>OBP: 0.235, SLG: 0.320</small> (9, 3)			0-0 F3			0-3 K		0-0 SH1-4 1-2 2-3 2-H 3-H 2B 1B	

Inning Stats	R: 0	H: 0	E: 0	K: 0	S: 3	LOB: 0	BB: 0	P: 3
	0	0	0	0	3	0	0	3
	0	0	0	0	3	0	0	3
	0	0	0	0	3	0	0	3
	1	2	0	0	4	1	0	4
	0	1	0	1	6	2	1	10
	3	2	0	1	7	0	1	9
	4	4	0	4	11	2	0	11

PITCHER	IP	WLS	BF	H	R	ER	SO	BB	IBB	HBP	BLK	WP	HR	S	P	ERA	WHIP
Orel Hershiser, R (1, 1) <small>ERA: 3.35</small>	6.1	L	27	7	6	6	1	1	1	0	0	1	1	27	35	8.53	1.263
Ed Vande Berg, L (7, 1) <small>ERA: 3.57</small>	0.2		4	2	2	2	0	0	0	0	0	0	1	4	4	27.00	3.000
Alejandro Pena, R (8, 1) <small>ERA: 7.27</small>	1.0		9	6	4	4	1	0	0	0	0	0	0	11	11	36.00	6.000

AB R H RBI BB SO LOB

5	1	2	0	0	0	2
5	2	3	3	0	0	1
4	2	1	2	1	0	3
5	0	1	1	0	0	4
0	0	0	0	0	0	0
4	2	2	3	0	0	0
3	0	1	0	0	0	0
1	1	1	0	0	0	0
4	1	1	0	0	1	3
3	2	2	1	1	0	0
2	0	0	0	0	1	2
0	0	0	0	0	0	0
1	1	1	2	0	0	0

1B: 9	SF: 0	WP: 1	PA: 40
2B: 3	SAC: 1	PB: 0	
3B: 1	DP: 0	SB: 0	
HR: 2	HBP: 0	CS: 0	

Los Angeles Dodgers @ San Diego Padres
 Jack Murphy Stadium, San Diego, CA
 Sat Jun 14 1986, 10:05 PM EDT
 Att. 40,785 - Unknown

AB	37
R	12
H	15
RBI	12
BB	2
SO	2
LOB	15



PITCHER	IP	WLS	BF	H	R	ER	SO	BB	IBB	HBP	BLK	WP	HR	S	P	ERA	WHIP
---------	----	-----	----	---	---	----	----	----	-----	-----	-----	----	----	---	---	-----	------

Batter	1	2	3	4	5	6	7	8	9	AB R H RBI BB SO LOB	TOP											
Mariano Duncan, R (1, 6) OBP: 0.287, SLG: 0.316	0-3 K		0-3 K		0-0 L1		0-0 CS 1B		0-0 HR	5 1 2 3 0 2 1												
Steve Sax, R (1, 4) OBP: 0.373, SLG: 0.427	0-0 6-3		0-0 5-3			0-3 K	0-0 CS 1-2	0-0 6-3	4-0 BB	4 0 0 0 1 1 0												
Bill Madlock, R (1, 5) OBP: 0.261, SLG: 0.297 Dave Anderson, R (8, PR) OBP: 0.295, SLG: 0.303 (8, 5)	0-0 F9			0-0 F5		0-0 F7		4-0 2B BB	0-3 K	3 0 0 0 1 0 0 1 1 0 0 0 1 1												
Mike Marshall, R (1, 9) OBP: 0.327, SLG: 0.513		0-0 6-3 1B		0-0 S 1B		0-3 K		0-0 F8		4 0 2 0 0 1 1												
Bill Russell, R (1, 7) OBP: 0.283, SLG: 0.333		0-0 6-3 1-2		0-0 F9			0-0 1B SH E 1B	0-0 1-H 2B		4 1 2 1 0 0 2												
Franklin Stubbs, L (1, 3) OBP: 0.315, SLG: 0.517		0-0 F5		0-0 1-3			0-0 SH E 1-2	0-0 F9		3 1 0 0 0 0 4												
Alex Trevino, R (1, 2) OBP: 0.344, SLG: 0.296		4-0 BB			4-0 SH5-4 BB		0-0 E3 4-3 1B 1B 1-H 2-H		4-0 SH1-4 HR BB	1 2 1 0 3 0 0												
Reggie Williams, R (1, 8) OBP: 0.308, SLG: 0.349		0-0 L8			0-0 F8		0-0 B3		0-0 SH1-4	3 0 0 0 0 0 4												
Rick Honeycutt, L (1, 1) Ken Landreaux, L (7, PH) OBP: 0.313, SLG: 0.384 Tom Niedenfuer, R (7, 1) OBP: 0.500, SLG: 0.500 Len Matuszek, L (9, PH) OBP: 0.444, SLG: 0.778 Ken Howell, R (9, 1)			0-3 K		0-0 SH5-4		0-0 4-3		0-3 K	1 0 0 0 0 1 0 1 0 0 0 0 0 1 0 0 0 0 0 0 0 1 0 0 0 0 1 1 0 0 0 0 0 0 0												
Inning Stats	R: 0 E: 0 K: 1 S: 5	H: 0 LOB: 0 BB: 0 P: 5	R: 0 E: 0 K: 0 S: 4	H: 1 LOB: 2 BB: 1 P: 8	R: 0 E: 0 K: 2 S: 7	H: 0 LOB: 0 BB: 0 P: 7	R: 0 E: 0 K: 0 S: 4	H: 1 LOB: 1 BB: 0 P: 4	R: 0 E: 0 K: 0 S: 3	H: 0 LOB: 1 BB: 1 P: 7	R: 0 E: 0 K: 2 S: 7	H: 0 LOB: 0 BB: 0 P: 7	R: 3 E: 1 K: 0 S: 6	H: 3 LOB: 0 BB: 0 P: 6	R: 1 E: 0 K: 0 S: 4	H: 1 LOB: 2 BB: 1 P: 8	R: 2 E: 0 K: 2 S: 8	H: 1 LOB: 1 BB: 2 P: 16	1B: 5 2B: 1 3B: 0 HR: 1	SF: 0 SAC: 3 DP: 0 HBP: 0	WP: 0 PB: 0 SB: 1 CS: 1	PA: 40
PITCHER	IP WLS BF H R ER SO BB IBB HBP BLK WP HR S P ERA WHIP																					
Dave Dravecky, L (1, 1) ERA: 2.76	6.0 L 25 4 3 2 5 2 0 0 0 0 0 0 33 41 3.00 1.000																					
Lance McCullers, R (7, 1) ERA: 1.7	1.0 3 1 0 0 0 0 0 0 0 0 0 0 3 3 0.00 1.000																					
Craig Lefferts, L (8, 1) ERA: 2.63	1.0 5 1 1 1 0 1 0 0 0 0 0 0 4 8 9.00 2.000																					
Tim Stoddard, R (9, 1) ERA: 4.17	1.0 6 1 2 2 2 2 0 0 0 0 0 1 8 16 18.00 3.000																					

Los Angeles Dodgers @ San Diego Padres
 Jack Murphy Stadium, San Diego, CA
 Sun Jun 15 1986, 6:33 AM EDT
 Att. 30,677 - Unknown

AB	31
R	6
H	7
RBI	4
BB	5
SO	7
LOB	15



Batter	1	2	3	4	5	6	7	8	9	AB	R	H	RBI	BB	SO	LOB
Bip Roberts, S OBP: 0.278, SLG: 0.311 (1, 4)	0-0 L6		0-0 5-3		4-0 CS BB		0-3 K			3	0	0	0	1	1	1
Tony Gwynn, L OBP: 0.399, SLG: 0.485 (1, 9)	0-0 4-3		0-0 F7		0-0 1B			0-0 4-3		4	0	1	0	0	0	0
Kevin McReynolds, R OBP: 0.353, SLG: 0.523 (1, 8)	0-0 2B			0-0 1B	0-0 L5			0-0 F9		4	0	2	0	0	0	1
Steve Garvey, R OBP: 0.276, SLG: 0.445 (1, 3)	0-0 L5			0-0 1B		0-0 F8		0-0 1-3		4	0	1	0	0	0	1
Carmelo Martinez, R OBP: 0.348, SLG: 0.414 (1, 7)		0-0 F9		0-0 L3		0-0 5-3			0-0 1B	4	0	1	0	0	0	2
Bruce Bochy, R OBP: 0.367, SLG: 0.619 (1, 2)		0-0 5-3		0-0 5-3		0-0 1-3			0-3 K	3	0	0	0	0	0	2
Tim Flannery, L OBP: 0.367, SLG: 0.387 (9, PH)									0-3 K	1	0	0	0	0	1	1
Graig Nettles, L OBP: 0.320, SLG: 0.438 (1, 5)		0-0 FC6-4 1B		1-0 FC6-4 HBP			0-0 1B		0-3 K	3	0	2	0	0	1	1
Garry Templeton, S OBP: 0.263, SLG: 0.238 (1, 6)		0-0 FC6-4		0-0 FC6-4			0-0 F5		0-0 5-3	4	0	0	0	0	0	6
Dave Dravecky, R OBP: 0.188, SLG: 0.258 (1, 1)			0-3 K		0-0 3-1		0-0 F7			2	0	0	0	0	1	0
Lance McCullers, S (7, 1)										0	0	0	0	0	0	0
Dane Iorg, L OBP: 0.231, SLG: 0.314 (7, PH)										1	0	0	0	0	0	1
Craig Lefferts, L OBP: 0.333, SLG: 1.333 (8, 1)										0	0	0	0	0	0	0
Tim Stoddard, R (9, 1)										0	0	0	0	0	0	0

Inning Stats	R: 0	H: 1	E: 0	LOB: 1	K: 0	BB: 0	S: 4	P: 4	R: 0	H: 1	E: 0	LOB: 1	K: 0	BB: 0	S: 4	P: 4	R: 0	H: 0	E: 0	LOB: 0	K: 1	BB: 0	S: 5	P: 5	R: 0	H: 2	E: 0	LOB: 3	K: 0	BB: 0	S: 5	P: 6	R: 0	H: 1	E: 0	LOB: 1	K: 0	BB: 1	S: 3	P: 7	R: 0	H: 0	E: 0	LOB: 0	K: 0	BB: 0	S: 3	P: 3	R: 0	H: 1	E: 0	LOB: 1	K: 1	BB: 0	S: 6	P: 6	R: 0	H: 0	E: 0	LOB: 0	K: 0	BB: 0	S: 3	P: 3	R: 0	H: 0	E: 0	LOB: 0	K: 2	BB: 0	S: 8	P: 8	R: 0	H: 1	E: 0	LOB: 1	K: 2	BB: 0	S: 8	P: 8	1B: 5	SF: 0	2B: 2	SAC: 0	3B: 0	DP: 0	HR: 0	HBP: 1	WP: 0	PA: 35
--------------	------	------	------	--------	------	-------	------	------	------	------	------	--------	------	-------	------	------	------	------	------	--------	------	-------	------	------	------	------	------	--------	------	-------	------	------	------	------	------	--------	------	-------	------	------	------	------	------	--------	------	-------	------	------	------	------	------	--------	------	-------	------	------	------	------	------	--------	------	-------	------	------	------	------	------	--------	------	-------	------	------	------	------	------	--------	------	-------	------	------	-------	-------	-------	--------	-------	-------	-------	--------	-------	--------

PITCHER	IP	WLS	BF	H	R	ER	SO	BB	IBB	HBP	BLK	WP	HR	S	P	ERA	WHIP
Rick Honeycutt, L ERA: 2.07 (1, 1)	6.0	W	24	5	0	0	1	1	0	0	0	0	0	24	29	0.00	1.000
Tom Niedenfuer, R ERA: 3.32 (7, 1)	2.0		7	1	0	0	1	0	0	0	0	0	0	9	9	0.00	0.500
Ken Howell, R ERA: 1.45 (9, 1)	1.0		4	1	0	0	2	0	0	0	0	0	0	8	8	0.00	1.000

BOTTOM

Los Angeles Dodgers @ San Diego Padres
Jack Murphy Stadium, San Diego, CA
 Sun Jun 15 1986, 6:33 AM EDT
 Att. 30,677 - Unknown

livebaseballscorecards.com

AB	33
R	0
H	7
RBI	0
BB	1
SO	4
LOB	16



Batter	1	2	3	4	5	6	7	8	9	AB R H RBI BB SO LOB	TOP	
Candy Maldonado, R (1, 9) OBP: 0.288, SLG: 0.479	0-0 F8		0-0 F8			0-0 F9		0-3 K		4 0 0 0 0 1 1	San Francisco Giants @ San Diego Padres Jack Murphy Stadium, San Diego, CA Mon Jun 16 1986, 10:05 PM EDT Att. 13,408 - Unknown livebaseballscorecards.com	
Mike Aldrete, L (1, 3) OBP: 0.311, SLG: 0.288	0-0 1B		0-0 F6			0-0 4-3		0-3 K		4 0 1 0 0 1 1		
Chris Brown, R (1, 5) OBP: 0.384, SLG: 0.466	0-0 F7				0-0 5-3				0-0 5-3	4 0 0 0 0 0 1		
Jeffrey Leonard, R (1, 7) OBP: 0.347, SLG: 0.440	0-0 F9				0-0 1B		0-3 K		0-3 K	4 0 1 0 0 2 1		
Chili Davis, S (1, 8) OBP: 0.368, SLG: 0.493		0-0 1B		4-0 1B		0-0 2B		0-0 1B	0-0 1B	3 0 3 0 1 0 0		
Bob Melvin, R (1, 2) OBP: 0.242, SLG: 0.337		0-0 5-3		0-0 1-2		0-0 G3		0-0 FC5-4	0-0 FC5-4	4 0 0 0 0 0 5		
Robby Thompson, R (1, 4) OBP: 0.316, SLG: 0.344		0-0 1B		0-0 1-2f		0-0 G3		0-0 G3		3 0 1 0 0 0 1		
Jose Uribe, S (1, 6) OBP: 0.321, SLG: 0.284		0-0 F2		0-0 1-2f		0-0 G3		0-0 1B		3 0 1 0 0 0 1		
Scott Garrelts, R (1, 1) OBP: 0.167, SLG: 0.200 Bill Laskey, R (6, 1) Mark Davis, L (7, 1) Greg Minton, S (7, 1) Mike Woodard, L (8, PH) Juan Berenguer, R (8, 1)			0-3 K			0-0 F8		0-0 1-3	0-0 1-3	2 0 0 0 0 0 1 0 1 0 0 0 0 0 0 1 0 0 0 0 0 0 0 0		
Inning Stats	R: 0 H: 1 E: 0 LOB: 1 K: 0 BB: 0 S: 4 P: 4	R: 0 H: 2 E: 0 LOB: 1 K: 0 BB: 0 S: 4 P: 4	R: 0 H: 0 E: 0 LOB: 0 K: 1 BB: 0 S: 5 P: 5	R: 0 H: 1 E: 0 LOB: 1 K: 0 BB: 1 S: 3 P: 7	R: 0 H: 0 E: 0 LOB: 0 K: 0 BB: 0 S: 3 P: 3	R: 0 H: 0 E: 0 LOB: 0 K: 0 BB: 0 S: 3 P: 3	R: 0 H: 1 E: 0 LOB: 1 K: 1 BB: 0 S: 6 P: 6	R: 0 H: 1 E: 0 LOB: 1 K: 2 BB: 0 S: 8 P: 8	R: 0 H: 1 E: 0 LOB: 1 K: 1 BB: 0 S: 6 P: 6	1B: 6 SF: 0 2B: 1 SAC: 0 3B: 0 DP: 1 HR: 0 HBP: 0	WP: 0 PA: 33 PB: 0 SB: 1 CS: 1	
PITCHER Andy Hawkins, R (1, 1) ERA: 4.25	IP WLS BF H R ER SO BB IBB HBP BLK WP HR S P ERA WHIP	9.0 W 33 7 0 0 5 1 0 0 0 0 0 0 42 46 0.00 0.889										



Batter	1	2	3	4	5	6	7	8	9
Marvell Wynne, L OBP: 0.341, SLG: 0.488 (1, 8)	0-0 G3		0-0 G3-6-3 1B			0-0 HR	0-3 K		
Tony Gwynn, L OBP: 0.401, SLG: 0.481 (1, 9)	4-0 G6-4-3 BB		0-0 G3-6-3 1-2f			0-0 6-3	4-0 BB		
Kevin McReynolds, R OBP: 0.348, SLG: 0.513 (1, 7)	0-0 G6-4-3 1-2f			0-0 F7		0-0 F3	0-0 F8		
Steve Garvey, R OBP: 0.280, SLG: 0.446 (1, 3)		0-0 G3-6 1B		0-0 4-3			0-0 SH 1B 1B	0-0 F7	
Graig Nettles, L OBP: 0.318, SLG: 0.432 (1, 5)		0-0 G3-6 1-2f		0-0 4-3			0-0 SH 1B 1B	0-3 K	
Terry Kennedy, L OBP: 0.313, SLG: 0.366 (1, 2)		1-0 HBP			0-0 G4-6-3 1B		0-0 SH 1B BB	0-0 G3	
Garry Templeton, S OBP: 0.264, SLG: 0.239 (1, 6)		0-3 K			0-0 G4-6-3 1-2f		0-0 BB BB 1B		
Tim Flannery, L OBP: 0.369, SLG: 0.389 (1, 4)			0-0 1B SH3-4 1B		0-0 G3		4-0 BB BB		
Carmelo Martinez, R OBP: 0.352, SLG: 0.414 (7, PH)							1-2 BB BB		
Bip Roberts, S OBP: 0.276, SLG: 0.311 (8, 4)									
Andy Hawkins, R OBP: 0.214, SLG: 0.185 (1, 1)			0-0 SH3-4 1-2			0-0 6-3	0-3 K		

Inning Stats	R: 0	H: 0	E: 0	K: 0	S: 2	LOB: 0	BB: 1	P: 6	R: 0	H: 1	E: 0	K: 1	S: 5	LOB: 1	BB: 0	P: 6	R: 0	H: 2	E: 0	K: 0	S: 4	LOB: 1	BB: 0	P: 4	R: 0	H: 0	E: 0	K: 0	S: 3	LOB: 0	BB: 0	P: 3	R: 0	H: 1	E: 0	K: 0	S: 3	LOB: 0	BB: 0	P: 3	R: 1	H: 1	E: 0	K: 0	S: 4	LOB: 0	BB: 0	P: 4	R: 3	H: 3	E: 0	K: 2	S: 11	LOB: 3	BB: 2	P: 19	R: 0	H: 0	E: 0	K: 1	S: 5	LOB: 0	BB: 0	P: 5
--------------	------	------	------	------	------	--------	-------	------	------	------	------	------	------	--------	-------	------	------	------	------	------	------	--------	-------	------	------	------	------	------	------	--------	-------	------	------	------	------	------	------	--------	-------	------	------	------	------	------	------	--------	-------	------	------	------	------	------	-------	--------	-------	-------	------	------	------	------	------	--------	-------	------

PITCHER	IP	WLS	BF	H	R	ER	SO	BB	IBB	HBP	BLK	WP	HR	S	P	ERA	WHIP
Scott Garrelts, R ERA: 3.18 (1, 1)	5.0		17	4	0	0	1	1	0	0	0	0	0	17	22	0.00	1.000
Bill Laskey, R ERA: 3.76 (6, 1)	1.0	L	6	3	3	3	0	0	0	0	0	0	1	6	6	27.00	3.000
Mark Davis, L ERA: 2.27 (7, 1)	0.2		6	1	1	1	2	2	0	0	0	0	0	8	16	13.50	4.500
Greg Minton, R ERA: 5.06 (7, 1)	0.1		1	0	0	0	0	0	0	0	0	0	0	1	1	0.00	0.000
Juan Berenguer, R ERA: 2.64 (8, 1)	1.0		3	0	0	0	1	0	0	0	0	0	0	5	5	0.00	0.000


BOTTOM

San Francisco Giants @ San Diego Padres
Jack Murphy Stadium, San Diego, CA

Mon Jun 16 1986, 10:05 PM EDT
Att. 13,408 - Unknown

AB	R	H	RBI	BB	SO	LOB
4	1	2	1	0	1	3
2	0	0	1	2	0	2
4	0	0	0	0	0	4
4	1	2	0	0	0	0
4	1	1	0	0	1	1
2	1	1	0	0	0	0
3	0	1	2	0	1	2
2	0	1	0	0	0	0
0	0	0	0	1	0	0
0	0	0	0	0	0	0
2	0	0	0	0	1	3

AB	27
R	4
H	8
RBI	4
BB	3
SO	4
LOB	15



WP: 0	PA: 33
PB: 0	
SB: 0	
CS: 0	

PITCHER	IP	WLS	BF	H	R	ER	SO	BB	IBB	HBP	BLK	WP	HR	S	P	ERA	WHIP
---------	----	-----	----	---	---	----	----	----	-----	-----	-----	----	----	---	---	-----	------

Batter	1	2	3	4	5	6	7	8	9	AB R H RBI BB SO LOB	TOP														
Jose Uribe, S (1, 6) OBP: 0.318, SLG: 0.281	0-0 L3		0-0 F7	0-3 K		0-0 E5		0-0 F3		5 0 1 0 0 1 2															
Robby Thompson, R (1, 4) OBP: 0.314, SLG: 0.338	0-0 5-3		4-0 1B 2B BB		0-3 K	0-0 6-3		0-0 F9		4 1 0 0 1 1 1															
Jeffrey Leonard, R (1, 7) OBP: 0.348, SLG: 0.444	0-0 6-3		0-0 2B 1B		0-0 F9		0-0 7-4 2B		0-3 K	5 1 2 0 0 1 0															
Chili Davis, S (1, 8) OBP: 0.377, SLG: 0.498		4-0 CS BB	0-0 3-6 2B		4-0 BB		4-0 BB		0-0 4-3	2 0 1 2 3 0 0															
Candy Maldonado, R (1, 9) OBP: 0.287, SLG: 0.469		4-0 1B 1B BB	0-0 3-6 2B		0-0 4-3		0-3 K			3 0 0 0 1 1 4															
Mike Aldrete, L (1, 3) OBP: 0.308, SLG: 0.286		0-0 1B 1B		0-0 F5		0-3 K		0-0 7-4		4 0 1 0 0 1 2															
Bob Brenly, R (1, 2) OBP: 0.373, SLG: 0.335		0-0 1B		0-0 S WP E 1B		0-0 F3		4-0 BB		3 1 2 0 1 0 0															
Luis Quinones, S (1, 5) OBP: 0.345, SLG: 0.500		0-0 F4		4-0 S CS BB		0-0 S 2B 1B		0-3 K		3 1 1 0 1 1 4															
Mike Krukow, R (1, 1) OBP: 0.237, SLG: 0.222 Jeff Robinson, R (6, 1) OBP: 0.125, SLG: 0.143 Greg Minton, S (8, 1)		0-0 F3		4-0 S BB		0-0 E 2B		0-3 K		2 1 1 1 1 0 3 1 0 0 0 0 1 1 0 0 0 0 0 0 0															
Inning Stats	R: 0 E: 0 K: 0 S: 3	H: 0 LOB: 0 BB: 0 P: 3	R: 0 E: 0 K: 0 S: 4	H: 2 LOB: 3 BB: 2 P: 12	R: 2 E: 0 K: 0 S: 4	H: 2 LOB: 0 BB: 1 P: 8	R: 1 E: 0 K: 1 S: 5	H: 1 LOB: 1 BB: 2 P: 13	R: 0 E: 0 K: 1 S: 5	H: 0 LOB: 1 BB: 1 P: 9	R: 2 E: 1 K: 1 S: 8	H: 3 LOB: 1 BB: 0 P: 8	R: 0 E: 0 K: 1 S: 5	H: 1 LOB: 1 BB: 1 P: 9	R: 0 E: 0 K: 2 S: 7	H: 0 LOB: 1 BB: 1 P: 11	R: 0 E: 0 K: 1 S: 5	H: 0 LOB: 0 BB: 0 P: 5	1B: 6 2B: 5 3B: 0 HR: 0	SF: 0 SAC: 0 DP: 2 HBP: 0	WP: 1 PB: 0 SB: 4 CS: 2	PA: 40			
PITCHER	IP	WLS	BF	H	R	ER	SO	BB	IBB	HBP	BLK	WP	HR	S	P	ERA	WHIP								
LaMarr Hoyt, R (1, 1) ERA: 5.27	4.0		19	5	3	2	1	5	0	0	0	1	0	16	36	4.50	2.500								
Tim Stoddard, R (5, 1) ERA: 4.06	1.0		4	0	0	0	1	1	0	0	0	0	0	5	9	0.00	1.000								
Gene Walter, L (6, 1) ERA: 3.44	1.0		6	3	2	1	1	0	0	0	0	0	0	8	8	9.00	3.000								
Craig Lefferts, L (7, 1) ERA: 2.51	2.0	W	8	1	0	0	3	2	0	0	0	0	0	12	20	0.00	1.500								
Rich Gossage, R (9, 1) ERA: 4.34	1.0	S	3	0	0	0	1	0	0	0	0	0	0	5	5	0.00	0.000								

San Francisco Giants @ San Diego Padres
Jack Murphy Stadium, San Diego, CA
 Tue Jun 17 1986, 10:05 PM EDT
 Att. 14,781 - Unknown

AB	32
R	5
H	9
RBI	3
BB	8
SO	7
LOB	17



Batter	1	2	3	4	5	6	7	8	9	AB	R	H	RBI	BB	SO	LOB	BOTTOM			
Marvell Wynne, L <small>(1, 8) OBP: 0.333, SLG: 0.471</small>	0-3 		0-3 			0-0 	0-0 	0-0 		5	1	1	0	0	2	1	San Francisco Giants @ San Diego Padres Jack Murphy Stadium, San Diego, CA Tue Jun 17 1986, 10:05 PM EDT Att. 14,781 - Unknown livebaseballscorecards.com			
Tony Gwynn, L <small>(1, 9) OBP: 0.399, SLG: 0.475</small>	0-0 		0-0 			4-0 	0-0 			3	1	0	0	1	0	0				
Kevin McReynolds, R <small>(1, 7) OBP: 0.346, SLG: 0.509</small>	0-0 			0-0 		0-3 	0-3 			4	0	1	0	0	2	2				
Steve Garvey, R <small>(1, 3) OBP: 0.283, SLG: 0.447</small>		0-3 		0-0 		0-0 		0-0 		4	2	2	1	0	1	1				
Graig Nettles, L <small>(1, 5) OBP: 0.323, SLG: 0.456</small>		0-0 		0-0 		0-0 		0-0 		4	2	2	2	0	0	2				
Terry Kennedy, L <small>(1, 2) OBP: 0.321, SLG: 0.374</small>		0-0 			0-0 	0-0 		0-0 		4	2	3	1	0	0	0				
Garry Templeton, S <small>(1, 6) OBP: 0.268, SLG: 0.244</small>		0-0 			0-0 	0-0 		0-3 		4	0	2	2	0	1	2				
Tim Flannery, L <small>(1, 4) OBP: 0.372, SLG: 0.392</small>		0-0 			0-0 	0-0 		0-0 		4	0	2	2	0	0	2				
LaMarr Hoyt, R <small>(1, 1) OBP: 0.125, SLG: 0.125</small> Tim Stoddard, R <small>(5, 1)</small> Jerry Royster, R <small>(5, PH) OBP: 0.282, SLG: 0.333</small> Gene Walter, L <small>(6, 1) OBP: 0.460, SLG: 0.500</small> Dane Iorg, R <small>(6, PH) OBP: 0.225, SLG: 0.308</small> Craig Lefferts, L <small>(7, 1) OBP: 0.333, SLG: 1.333</small> Carmelo Martinez, R <small>(8, PH) OBP: 0.349, SLG: 0.411</small> Rich Gossage, R <small>(9, 1)</small>		0-3 			0-0 	0-3 		0-3 		1	0	0	0	0	1	0				
Inning Stats	R: 0 E: 0 K: 1 S: 5	H: 0 LOB: 0 BB: 0 P: 5	R: 1 E: 0 K: 1 S: 7	H: 2 LOB: 1 BB: 0 P: 7	R: 0 E: 0 K: 2 S: 7	H: 0 LOB: 0 BB: 0 P: 7	R: 0 E: 0 K: 0 S: 3	H: 1 LOB: 0 BB: 0 P: 3	R: 0 E: 0 K: 0 S: 4	H: 1 LOB: 1 BB: 0 P: 4	R: 4 E: 0 K: 2 S: 12	H: 5 LOB: 2 BB: 1 P: 16	R: 0 E: 0 K: 1 S: 5	H: 0 LOB: 0 BB: 0 P: 5	R: 3 E: 0 K: 2 S: 11	H: 4 LOB: 1 BB: 0 P: 11	1B: 12 2B: 1 3B: 0 HR: 1	SF: 0 SAC: 0 DP: 2 HBP: 0	WP: 2 PB: 0 SB: 1 CS: 1	PA: 37
PITCHER	IP WLS BF H R ER SO	WLS L	BF H R ER SO	H R ER SO	BB IBB HBP BLK WP HR S P	BB IBB HBP BLK WP HR S P	ERA WHIP	PITCHER	IP WLS BF H R ER SO	BB IBB HBP BLK WP HR S P	ERA WHIP									
Mike Krukow, R <small>(1, 1) ERA: 3.68</small>	5.2		24	7	5	5	5	7.94	1.412											
Jeff Robinson, R <small>(6, 1) ERA: 3.83</small>	1.1	L	11	6	3	3	3	20.25	4.500											
Greg Minton, R <small>(8, 1) ERA: 4.93</small>	1.0		2	0	0	0	1	0.00	0.000											

San Francisco Giants @ San Diego Padres
 Jack Murphy Stadium, San Diego, CA

AB 36
 R 8
 H 13
 RBI 8
 BB 1
 SO 9
 LOB 15



Batter	1	2	3	4	5	6	7	8	9	AB R H RBI BB SO LOB	TOP		
Joel Youngblood, R (1, 9) OBP: 0.377, SLG: 0.391	0-0 6-3	0-0 1-2 BB 1B		0-0 3-H 1B		0-0 5-3		0-0 CS 1B		5 0 3 1 0 0 0			
Robby Thompson, R (1, 4) OBP: 0.311, SLG: 0.335	0-0 G3	0-0 F7		0-3 1-2 K			0-0 1B	0-0 CS 1-2	0-0 6-3	5 0 1 0 0 1 3			
Jeffrey Leonard, R (1, 7) OBP: 0.349, SLG: 0.440	0-0 S 1B	4-0 1-2 2-3 BB		0-0 F7			0-3 K		0-3 K	4 0 1 0 1 2 2			
Chili Davis, S (1, 8) OBP: 0.373, SLG: 0.490	0-0 1-2 6-3	0-0 F6		0-0 5-3			0-0 F7		0-0 1B	5 0 1 0 0 0 5			
Chris Brown, R (1, 5) OBP: 0.384, SLG: 0.481		0-0 HR	0-0 F4		0-0 CS 1B		0-0 4-3		0-0 1-3	5 1 2 1 0 0 2			
Bob Brenly, R (1, 3) OBP: 0.375, SLG: 0.331		4-0 HR BB	0-0 F7		4-0 1-2 BB			0-0 L5		2 1 0 0 2 0 0			
Mike Aldrete, L (8, 3) OBP: 0.308, SLG: 0.286										0 0 0 0 0 0 0			
Bob Melvin, R (1, 2) OBP: 0.252, SLG: 0.366		0-0 1-H HR	0-3 K		0-3 K			4-0 HR BB		3 2 1 2 1 2 1			
Jose Uribe, S (1, 6) OBP: 0.321, SLG: 0.300		0-0 F9		0-0 SH5-4 1B		0-0 4-3		0-0 1-H HR		4 2 2 2 0 0 0			
Michael LaCoss, R (1, 1) OBP: 0.321, SLG: 0.333		0-0 BB 1B		0-0 SH5-4		0-0 F4		0-0 6-3		2 0 1 0 0 0 0			
Mark Davis, L (7, 1)										0 0 0 0 0 0 0			
Juan Berenguer, R (7, 1)										1 0 0 0 0 0 0			
Inning Stats	R: 0 E: 0 K: 0 S: 4 H: 1 LOB: 1 BB: 0 P: 4	R: 3 E: 0 K: 0 S: 7 H: 4 LOB: 3 BB: 2 P: 15	R: 0 E: 0 K: 1 S: 5 H: 0 LOB: 0 BB: 0 P: 5	R: 1 E: 0 K: 1 S: 7 H: 2 LOB: 1 BB: 0 P: 7	R: 0 E: 0 K: 1 S: 5 H: 1 LOB: 1 BB: 1 P: 9	R: 0 E: 0 K: 0 S: 3 H: 0 LOB: 0 BB: 0 P: 3	R: 0 E: 0 K: 1 S: 6 H: 1 LOB: 1 BB: 0 P: 6	R: 2 E: 0 K: 0 S: 4 H: 2 LOB: 0 BB: 1 P: 8	R: 0 E: 0 K: 1 S: 6 H: 1 LOB: 1 BB: 0 P: 6	1B: 9 2B: 0 3B: 0 HR: 3 SF: 0 SAC: 1 DP: 0 HBP: 0	WP: 0 PB: 0 SB: 3 CS: 2 PA: 42		
PITCHER	IP WLS BF H R ER SO BB IBB HBP BLK WP HR S P ERA WHIP											PITCHER	IP WLS BF H R ER SO BB IBB HBP BLK WP HR S P ERA WHIP
Mark Thurmond, L (1, 1) ERA: 6.25	1.1 L 10 5 3 3 0 1 0 0 0 0 2 9 13 20.25 4.500												
Tim Stoddard, R (2, 1) ERA: 4.02	2.2 11 2 1 1 2 1 0 0 0 0 0 14 18 3.38 1.125												
Lance McCullers, R (5, 1) ERA: 1.58	3.0 11 2 0 0 2 1 0 0 0 0 0 14 18 0.00 1.000												
Gene Walter, L (8, 1) ERA: 3.72	2.0 9 3 2 2 1 1 0 0 0 0 1 10 14 9.00 2.000												

San Francisco Giants @ San Diego Padres
 Jack Murphy Stadium, San Diego, CA
 Wed Jun 18 1986, 10:05 PM EDT
 Att. 24,444 - Unknown

AB	36
R	6
H	12
RBI	6
BB	4
SO	5
LOB	13



Batter	1	2	3	4	5	6	7	8	9
Marvell Wynne, L (1, 8) OBP: 0.333, SLG: 0.466 Jerry Royster, R (7, PH) OBP: 0.288, SLG: 0.333 Gene Walter, L (8, 1) OBP: 0.400, SLG: 0.500 Bruce Bochy, R (9, PH) OBP: 0.360, SLG: 0.605	0-0 CS 1B		0-0 4-3		0-0 G3		4-0 1-2 BB BB		0-0 F4
Tony Gwynn, L (1, 9) OBP: 0.399, SLG: 0.472	0-0 1-2 FC4-6 1B		0-0 4-3		0-0 G1-4-3		4-0 1-2 2-3 BB		0-0 F8
Kevin McReynolds, R (1, 7) OBP: 0.344, SLG: 0.500 (8, 8)	0-0 1-2 FC4-6			4-0 1B 1B BB	0-0 4-3		0-3 K		0-0 F4
Steve Garvey, R (1, 3) OBP: 0.283, SLG: 0.456	0-0 4-3			0-0 F9		0-0 HR	0-0 F7		
Graig Nettles, L (1, 5) OBP: 0.327, SLG: 0.457		0-3 K		0-0 BB 1B 1B		0-0 G3		0-0 1B 1B	
Terry Kennedy, L (1, 2) OBP: 0.319, SLG: 0.371		0-0 4-3		0-0 BB 1B		0-0 6-3		0-3 K	
Garry Templeton, S (1, 6) OBP: 0.268, SLG: 0.244		0-0 6-3		0-3 K		0-0 F8		0-0 1-3 1B	
Tim Flannery, L (1, 4) OBP: 0.375, SLG: 0.387			0-0 4-3	4-0 1-2 2-3 BB		4-0 BB BB BB	0-3 K		
Mark Thumond, L (1, 1) OBP: 0.286, SLG: 0.333 Tim Stockard, R (2, 1) OBP: 0.250, SLG: 1.000 Dane Long, L (4, PH) OBP: 0.222, SLG: 0.302 Lance McCullers, S (5, 1) OBP: 0.345, SLG: 0.495 Carmelo Martinez, R (7, PH) OBP: 0.345, SLG: 0.495 (8, 7)			0-0 HR	0-0 F7		0-0 F7	0-0 F3		

AB	R	H	RBI	BB	SO	LOB
3	0	1	0	0	0	0
0	0	0	0	1	0	0
0	0	0	0	0	0	0
1	0	0	0	0	0	0
4	0	1	0	1	0	0
4	1	0	0	1	1	4
4	1	1	1	0	0	5
4	0	2	0	0	1	0
4	0	1	1	0	1	1
4	0	1	0	0	1	2
2	0	0	0	2	1	2
0	0	0	0	0	0	0
1	1	1	1	0	0	0
1	0	0	0	0	0	3
0	0	0	0	0	0	0
2	0	0	0	0	0	3

BOTTOM

San Francisco Giants @ San Diego Padres
 Jack Murphy Stadium, San Diego, CA
 Wed Jun 18 1986, 10:05 PM EDT
 Att. 24,444 - Unknown

livebaseballscores.com

AB	34
R	3
H	8
RBI	3
BB	5
SO	5
LOB	20



Inning	R	H	E	K	S	IP	WLS	BF	H	R	ER	SO	BB	IBB	HBP	BLK	WP	HR	S	P	ERA	WHIP
1	0	2	0	4	4	6.1	W	27	6	3	3	2	3	0	0	0	0	2	28	40	4.26	1.421
2	0	0	0	1	5	0.0		2	0	0	0	0	2	0	0	0	0	0	0	8	∞	∞
3	0	0	0	1	5	2.2	S	10	2	0	0	3	0	0	0	0	0	0	16	16	0.00	0.750

PITCHER	IP	WLS	BF	H	R	ER	SO	BB	IBB	HBP	BLK	WP	HR	S	P	ERA	WHIP
Michael LaCoss, R (1, 1) ERA: 2.76	6.1	W	27	6	3	3	2	3	0	0	0	0	2	28	40	4.26	1.421
Mark Davis, L (7, 1) ERA: 2.27	0.0		2	0	0	0	0	2	0	0	0	0	0	0	8	∞	∞
Juan Berenguer, R (7, 1) ERA: 2.43	2.2	S	10	2	0	0	3	0	0	0	0	0	0	16	16	0.00	0.750

WP	PA
0	39
0	
0	
1	

Batter	1	2	3	4	5	6	7	8	9	AB R H RBI BB SO LOB	TOP		
Randy Kutcher, R (1, 8) OBP: 0.400, SLG: 1.000	0-0 L4 1B		0-3 K2-3		0-3 K		0-0 F9		0-0 HR	5 1 2 1 0 2 0	San Francisco Giants @ San Diego Padres Jack Murphy Stadium, San Diego, CA Thu Jun 19 1986, 6:33 AM EDT Att. 22,788 - Unknown livebaseballscorecards.com		
Jose Uribe, S (1, 6) OBP: 0.314, SLG: 0.293	0-0 L4 1-2		0-0 F8		0-0 F3		0-0 F8	0-0 F8	5 0 0 0 0 0 1				
Joel Youngblood, R (1, 7) OBP: 0.397, SLG: 0.449 (8, 4)	4-0 PB BB		0-0 HR		0-0 6-3		4-0 BB	0-0 F9	3 1 1 1 2 0 0				
Chili Davis, S (1, 9) OBP: 0.374, SLG: 0.488	0-0 F3 1-2		0-0 1B 1B		0-0 3-1		0-0 F7	0-0 1B	5 0 2 0 0 0 2				
Chris Brown, R (1, 5) OBP: 0.380, SLG: 0.473		0-0 F3	0-0 1B		0-0 5-3		0-0 F3	0-3 K	5 0 1 0 0 1 1				
Mike Aldrete, L (1, 3) OBP: 0.333, SLG: 0.310		4-0 1B SH1-4 BB	0-0 F8		4-0 BB BB		0-0 2B		2 1 1 0 2 0 2				
Bob Brenly, R (1, 2) OBP: 0.382, SLG: 0.333		0-0 SH1-4 1B		0-0 F4		4-0 BB BB	4-0 BB		2 0 1 0 2 0 0				
Robby Thompson, R (1, 4) OBP: 0.313, SLG: 0.333 Candy Maldonado, R (8, PH) OBP: 0.285, SLG: 0.465 (8, 7)		0-0 SH1-4		0-0 F6		4-0 BB BB	0-0 F4		1 0 0 1 1 0 0 1 0 0 0 0 0 2				
Terry Mulholland, R (1, 1) Jeff Robinson, R (4, 1) OBP: 0.125, SLG: 0.143 Harry Spilman, L (6, PH) OBP: 0.253, SLG: 0.426 Greg Minton, S (6, 1) Bob Melvin, R (8, PH) OBP: 0.250, SLG: 0.363 Bill Lasky, R (8, 1)		0-0 5-3		0-0 4-3		0-3 K	0-3 K		2 0 0 0 0 0 1 0 0 0 0 0 0 0 1 0 0 0 0 0 1 3 0 0 0 0 0 0 0 0 1 0 0 0 0 0 1 2 0 0 0 0 0 0 0 0				
Inning Stats	R: 0 H: 1 E: 0 LOB: 1 K: 0 BB: 1 S: 3 P: 7	R: 1 H: 1 E: 0 LOB: 1 K: 0 BB: 1 S: 4 P: 8	R: 1 H: 3 E: 0 LOB: 2 K: 1 BB: 0 S: 8 P: 8	R: 0 H: 0 E: 0 LOB: 0 K: 0 BB: 0 S: 3 P: 3	R: 0 H: 0 E: 0 LOB: 0 K: 1 BB: 0 S: 5 P: 5	R: 0 H: 0 E: 0 LOB: 3 K: 1 BB: 3 S: 5 P: 17	R: 0 H: 0 E: 0 LOB: 1 K: 0 BB: 1 S: 3 P: 7	R: 0 H: 1 E: 0 LOB: 2 K: 1 BB: 1 S: 6 P: 10	R: 1 H: 2 E: 0 LOB: 1 K: 1 BB: 0 S: 7 P: 7	1B: 5 SF: 0 2B: 2 SAC: 1 3B: 0 DP: 1 HR: 2 HBP: 0		WP: 0 PA: 41 PB: 1 SB: 0 CS: 0	
PITCHER	IP WLS BF H R ER SO BB IBB HBP BLK WP HR S P ERA WHIP											PITCHER	IP WLS BF H R ER SO BB IBB HBP BLK WP HR S P ERA WHIP
Eric Show, R (1, 1) ERA: 2.85	7.0 W 31 5 2 2 3 6 0 0 0 0 1 31 55 2.57 1.571												
Craig Lefferts, L (8, 1) ERA: 2.6	2.0 10 3 1 1 2 1 0 0 0 0 0 1 13 17 4.50 2.000												



Batter	1	2	3	4	5	6	7	8	9
Bip Roberts, S OBP: 0.274, SLG: 0.306 (1, 4)	0-0 4-3		0-0 6-3	0-0 F8		0-0 4-3		0-0 1B	
Tony Gwynn, L OBP: 0.399, SLG: 0.470 (1, 9)	0-0 4-3		0-0 3B 1B		0-0 3-1		0-0 F9 S 1B	0-0 4-3	
Kevin McReynolds, R OBP: 0.346, SLG: 0.506 (1, 8) (7, 7)	0-0 4-3		0-0 1-H 3B		0-0 4-3		4-0 1-2 G1-6-3 BB		
Steve Garvey, R OBP: 0.282, SLG: 0.453 (1, 3)		0-0 4-3 E 1B 1B	0-3 K		0-3 K		0-0 F9 2-3		
Carmelo Martinez, R OBP: 0.357, SLG: 0.409 Marvell Wynne, L OBP: 0.330, SLG: 0.461 (1, 7) (6, PR) (7, 8)		0-0 E 1-2 1B		4-0 HR BB		4-0 5-3 3B BB	0-0 G1-6-3 1-2f		
Bruce Bochy, R OBP: 0.352, SLG: 0.565 (1, 2)		0-0 4-3 1-2 2-3		0-3 K		0-0 5-3 1-2		4-0 HR BB	
Graig Nettles, L OBP: 0.337, SLG: 0.503 (1, 5)		0-0 E1 G4-6-3 2-3 3-H		0-0 1-H HR		4-0 3B IBB		0-0 HR	
Garry Templeton, S OBP: 0.272, SLG: 0.258 (1, 6)		0-0 G4-6-3 1-2f		0-0 1B		0-0 1-H 2-H 3B		0-0 G3	
Eric Show, R OBP: 0.176, SLG: 0.235 Craig Lefferts, L OBP: 0.250, SLG: 1.000 (1, 1) (8, 1)			0-0 4-3	0-0 F8		0-0 6-3		0-0 F9	


AB	R	H	RBI	BB	SO	LOB
5	0	1	0	0	0	3
5	1	2	0	0	0	1
3	0	1	1	1	0	0
4	1	1	0	0	2	3
1	1	1	0	2	0	0
1	1	0	0	0	0	2
3	1	0	0	1	1	4
3	3	2	4	1	0	1
4	0	2	2	0	0	2
3	0	0	0	0	0	3
1	0	0	0	0	0	0

BOTTOM

San Francisco Giants @ San Diego Padres
Jack Murphy Stadium, San Diego, CA

Thu Jun 19 1986, 6:33 AM EDT
Att. 22,788 - Unknown

AB	33
R	8
H	10
RBI	7
BB	5
SO	3
LOB	19



Inning Stats		R: 0	H: 0	E: 0	K: 0	S: 3	P: 3	R: 1	H: 2	E: 1	K: 0	S: 5	R: 1	H: 2	E: 0	K: 1	S: 7	R: 2	H: 2	E: 0	K: 1	S: 7	R: 0	H: 0	E: 0	K: 1	S: 5	R: 2	H: 1	E: 0	K: 0	S: 4	R: 0	H: 1	E: 0	K: 0	S: 3	R: 2	H: 2	E: 0	K: 0	S: 5																												
PITCHER	IP	WLS	BF	H	R	ER	SO	BB	IBB	HBP	BLK	WP	HR	S	P	ERA	WHIP	PITCHER	IP	WLS	BF	H	R	ER	SO	BB	IBB	HBP	BLK	WP	HR	S	P	ERA	WHIP																																			
Terry Mulholland, L ERA: 4.3	(1, 1)	3.1	L	17	6	4	3	2	1	0	0	0	0	1	20	24	8.10	2.100	Jeff Robinson, R ERA: 3.69	(4, 1)	1.2	5	0	0	0	1	0	0	0	0	7	7	0.00	0.000	Greg Minton, R ERA: 5.13	(6, 1)	2.0	10	2	2	2	0	2	1	0	0	0	0	7	19	9.00	2.000	Bill Laskey, R ERA: 4.28	(8, 1)	1.0	6	2	2	2	0	1	0	0	0	0	1	5	9	18.00	3.000

WP: 0	PA: 38
PB: 0	SB: 1
CS: 0	

Batter	1	2	3	4	5	6	7	8	9	AB R H RBI BB SO LOB	TOP																
Bip Roberts, S (1, 4) OBP: 0.265, SLG: 0.295 Rich Gossage, R (8, 1)	0-0 5-3			0-0 6-3		0-0 5-3		0-3 K	0-0 FC6-4	4 0 0 0 0 1 0 1 0 0 0 0 0 1																	
Tony Gwynn, L (1, 9) OBP: 0.404, SLG: 0.478	0-0 4-3			0-0 1B 1B		0-0 1B 2B		0-0 1B		4 3 3 0 0 0 0																	
Kevin McReynolds, R (1, 8) OBP: 0.352, SLG: 0.508	0-3 K			0-0 F6 1B 1-2		0-0 2B L3 1B		4-0 1B E BB		3 1 2 0 1 1 0																	
Steve Garvey, R (1, 3) OBP: 0.286, SLG: 0.458		0-0 F7		0-0 1B 1-2 2-H		0-0 2B 1-3 3-H		0-3 K		4 0 2 2 0 1 2																	
Carmelo Martinez, R (1, 7) OBP: 0.380, SLG: 0.408 Marvell Wynne, L (8, PR) OBP: 0.330, SLG: 0.461	0-0 4-3			0-0 F6 2-3		4-0 IBB		0-0 E8 1B 1B 1-H 2-H		3 0 1 1 1 0 2 0 1 0 0 0 0 0																	
Garry Templeton, S (1, 6) OBP: 0.271, SLG: 0.258	0-0 F4			0-0 6-3		0-0 L3		0-0 CS 1B 2-H		4 0 1 1 0 0 3																	
Jerry Royster, R (1, 5) OBP: 0.287, SLG: 0.330			0-3 K		0-0 1B		0-0 4-3	0-0 CS 1-2	0-0 F7	4 0 1 0 0 1 0	AB 34																
Terry Kennedy, L (1, 2) OBP: 0.318, SLG: 0.374			0-0 F7		0-3 K		0-0 2B		0-0 4-3	4 0 1 0 0 1 1	R 5																
Dave Dravecky, R (1, 1) OBP: 0.176, SLG: 0.242 Lance McCullers, S (6, 1) Tim Flannery, L (8, 4) OBP: 0.379, SLG: 0.387	0-0 4-3			0-0 F4			0-3 K		4-0 FC6-4 BB	2 0 0 0 0 0 1 1 0 0 0 0 1 0 0 0 0 0 1 0 0	H 11																
Inning Stats	R: 0 E: 0 K: 1 S: 5	H: 0 LOB: 0 BB: 0 P: 5	R: 0 E: 0 K: 0 S: 3	H: 0 LOB: 0 BB: 0 P: 3	R: 0 E: 0 K: 1 S: 5	H: 0 LOB: 0 BB: 0 P: 5	R: 1 E: 0 K: 0 S: 5	H: 3 LOB: 1 BB: 0 P: 5	R: 0 E: 0 K: 1 S: 6	H: 1 LOB: 1 BB: 0 P: 6	R: 1 E: 0 K: 0 S: 5	H: 3 LOB: 2 BB: 1 P: 9	R: 0 E: 0 K: 1 S: 5	H: 1 LOB: 0 BB: 0 P: 5	R: 3 E: 1 K: 2 S: 9	H: 3 LOB: 1 BB: 1 P: 13	R: 0 E: 0 K: 0 S: 3	H: 0 LOB: 1 BB: 1 P: 7	1B: 8 2B: 4 3B: 0 HR: 0	SF: 0 SAC: 0 DP: 1 HBP: 0	WP: 0 PB: 0 SB: 1 CS: 1	PA: 38					
PITCHER	IP	WLS	BF	H	R	ER	SO	BB	IBB	HBP	BLK	WP	HR	S	P	ERA	WHIP										
Rick Honeycutt, L (1, 1) ERA: 2.12	7.0		27	8	2	2	4	0	1	0	0	0	0	34	38	2.57	1.143										
Ken Howell, R (8, 1) ERA: 2.12	1.0	L	6	3	3	2	2	1	0	0	0	0	0	9	13	18.00	4.000										
Ed Vande Berg, L (9, 1) ERA: 3.47	1.0		4	0	0	0	0	1	0	0	0	0	0	3	7	0.00	1.000										

San Diego Padres @ Los Angeles Dodgers
Dodger Stadium, Los Angeles, CA
 Fri Jun 20 1986, 7:05 PM PDT
 Att: 46,288 - Unknown

AB	34
R	5
H	11
RBI	4
BB	3
SO	6
LOB	10



Batter	1	2	3	4	5	6	7	8	9	AB	R	H	RBI	BB	SO	LOB
Mariano Duncan, R (1, 6) Bill Russell, R (7, PR) OBP: 0.282, SLG: 0.309 OBP: 0.296, SLG: 0.333 (8, 6)	0-0 F8	0-0 F7			0-0 6-3		0-0 4-3 1B		1-0 1B HBP	4	0	1	0	0	0	2
Steve Sax, R (1, 4) OBP: 0.379, SLG: 0.433	0-0 6-3		0-0 5-3		0-0 F4		0-0 4-3		0-0 BB 1B	5	0	1	1	0	0	1
Enos Cabell, R (1, 3) OBP: 0.304, SLG: 0.282	0-0 F7		0-0 F7		0-0 F6		0-0 3-H 1B		4-0 BB G6-4-3	4	0	1	1	1	0	0
Bill Madlock, R (1, 5) Dave Anderson, R (6, PR) OBP: 0.275, SLG: 0.329 OBP: 0.297, SLG: 0.304 (7, 5)		0-0 HR	0-0 F2		0-0 1B 1B		0-0 4-3		0-0 G6-4-3	3	1	2	1	0	0	0
Mike Marshall, R (1, 9) OBP: 0.345, SLG: 0.535		4-0 BB 1B		0-0 1B 1B		0-0 1B 1B		0-0 6-3		3	1	2	0	1	0	0
Franklin Stubbs, L (1, 7) OBP: 0.326, SLG: 0.540		0-0 F8		0-0 1B		0-0 F3		0-0 G3		4	0	1	0	0	0	3
Alex Trevino, R (1, 2) OBP: 0.349, SLG: 0.329		0-0 F7		0-0 F6		0-0 F7		0-3 K		4	0	0	0	0	1	5
Reggie Williams, R (1, 8) Ken Landreaux, L (6, PH) OBP: 0.333, SLG: 0.363 OBP: 0.309, SLG: 0.386 (7, 8)		4-0 1B IBB		0-3 K		0-0 G3		0-0 6-3		1	0	0	0	1	1	2
Rick Honeycutt, L (1, 1) Len Matuszek, L (7, PH) Ken Howell, R (8, 1) Ed Vande Berg, R (9, 1) Jack Fimple, R (9, PH)		0-0 1B		0-0 F7		0-0 F6		4-0 BB 1B HBP		2	0	1	1	0	0	2

Inning Stats	R: 0	H: 0	E: 0	K: 0	S: 3	H: 0	LOB: 0	BB: 0	P: 3	R: 2	H: 2	E: 0	K: 0	S: 5	H: 2	LOB: 2	BB: 2	P: 13	R: 0	H: 0	E: 0	K: 0	S: 3	R: 0	H: 0	E: 0	K: 0	S: 3	H: 2	LOB: 2	BB: 0	P: 3	R: 0	H: 2	E: 0	K: 0	S: 5	H: 2	LOB: 2	BB: 0	P: 5	R: 1	H: 2	E: 0	K: 0	S: 5	H: 0	LOB: 0	BB: 0	P: 5	R: 0	H: 0	E: 0	K: 1	S: 5	H: 1	LOB: 2	BB: 2	P: 12	1B: 8	SF: 0	2B: 0	SAC: 0	3B: 0	DP: 1	HR: 1	HBP: 1	WP: 0	PA: 40
--------------	------	------	------	------	------	------	--------	-------	------	------	------	------	------	------	------	--------	-------	-------	------	------	------	------	------	------	------	------	------	------	------	--------	-------	------	------	------	------	------	------	------	--------	-------	------	------	------	------	------	------	------	--------	-------	------	------	------	------	------	------	------	--------	-------	-------	-------	-------	-------	--------	-------	-------	-------	--------	-------	--------

PITCHER	IP	WLS	BF	H	R	ER	SO	BB	IBB	HBP	BLK	WP	HR	S	P	ERA	WHIP
Dave Dravecky, L (1, 1) ERA: 2.79	5.1		24	6	2	2	1	1	1	0	0	0	1	24	32	3.38	1.312
Lance McCullers, R (6, 1) ERA: 1.73	1.2	W	7	2	1	1	0	0	0	0	0	0	0	7	7	5.40	1.200
Rich Gossage, R (8, 1) ERA: 4.35	2.0	S	9	1	1	1	1	2	0	1	0	0	0	8	17	4.50	1.500

BOTTOM

San Diego Padres @ Los Angeles Dodgers
 Dodger Stadium, Los Angeles, CA
 Fri Jun 20 1986, 7:05 PM PDT
 Att. 46,288 - Unknown

livebaseballscorecards.com

AB	35
R	4
H	9
RBI	4
BB	4
SO	2
LOB	22



Batter	1	2	3	4	5	6	7	8	9	10	11	12	13	14	AB	R	H	RBI	BB	SO	LOB	TOP								
Bip Roberts, S OBP: 0.262, SLG: 0.291 Tim Flannery, L OBP: 0.378, SLG: 0.386 (10, 4)	B1-3		3-1		FC4-6		1B	G3		F8		E1		1B	5	1	1	0	0	0	1									
Tony Gwynn, L OBP: 0.413, SLG: 0.483 (1, 9)	BB		G3		F5		1B							1B	6	2	4	1	1	0	1									
Kevin McReynolds, R OBP: 0.349, SLG: 0.514 (1, 8) (9, 7)	F9		3B				F3							K	7	0	2	2	0	2	9									
Steve Garvey, R OBP: 0.286, SLG: 0.453 Lance McCullers, S (12, 1)	BB		6-3				E5							F9	7	0	2	2	0	0	5									
Carmelo Martinez, R OBP: 0.356, SLG: 0.397 Rich Gossage, R (9, 1) John Kruk, L OBP: 0.353, SLG: 0.403 (12, 3)	BB				F9		K							K	4	0	0	0	1	1	3									
Graig Nettles, L OBP: 0.327, SLG: 0.480 (1, 5)	F2				K		4-3							F7	7	0	0	0	1	2	7									
Garry Templeton, S OBP: 0.280, SLG: 0.264 (1, 6)			F9		F9		E5							FC6-4	6	2	3	0	1	0	2									
Bruce Bochy, R OBP: 0.333, SLG: 0.531 Terry Kennedy, L OBP: 0.317, SLG: 0.386 (8, 2) (8, 2)	K				F8		E3							F8	3	1	0	0	0	1	1									
Andy Hawkins, R OBP: 0.233, SLG: 0.207 Tim Lincecum, R OBP: 0.290, SLG: 1.000 Jerry Royster, R OBP: 0.286, SLG: 0.327 Craig Loftis, L OBP: 0.250, SLG: 1.000 Dane Iorg, L OBP: 0.450, SLG: 0.256 Gene Walter, L OBP: 0.450, SLG: 0.500 Marvell Wynne, L OBP: 0.340, SLG: 0.462 (1, 1) (8, 1) (7, PH) (7, 1) (8, PH) (8, 1) (8, 1) (8, 1)	L6						F4							FC6-4	2	0	1	0	0	0	0									
Inning Stats	R: 0 E: 0 K: 0 S: 4	H: 1 LOB: 3 BB: 1 P: 9	R: 0 E: 0 K: 1 S: 5	H: 0 LOB: 0 BB: 0 P: 5	R: 0 E: 0 K: 1 S: 4	H: 0 LOB: 0 BB: 0 P: 5	R: 0 E: 0 K: 0 S: 4	H: 1 LOB: 1 BB: 0 P: 4	R: 0 E: 1 K: 1 S: 6	H: 0 LOB: 1 BB: 0 P: 6	R: 3 E: 2 K: 0 S: 8	H: 4 LOB: 2 BB: 0 P: 8	R: 2 E: 0 K: 0 S: 5	H: 2 LOB: 0 BB: 0 P: 5	R: 1 E: 0 K: 0 S: 4	H: 1 LOB: 0 BB: 0 P: 4	R: 0 E: 0 K: 0 S: 3	H: 0 LOB: 2 BB: 2 P: 11	R: 1 E: 0 K: 1 S: 7	H: 2 LOB: 2 BB: 1 P: 11	R: 0 E: 1 K: 1 S: 7	H: 1 LOB: 3 BB: 1 P: 11	R: 0 E: 0 K: 0 S: 4	H: 1 LOB: 2 BB: 0 P: 8	R: 1 E: 0 K: 3 S: 12	H: 3 LOB: 2 BB: 0 P: 12	1B: 14 2B: 1 3B: 1 HR: 1	SF: 1 SAC: 0 DP: 0 HBP: 1	WP: 1 PB: 0 SB: 2 CS: 0	PA: 69
PITCHER	IP	WLS	BF	H	R	ER	SO	BB	IBB	HBP	BLK	WP	HR	S	P	ERA	WHIP													
Jerry Reuss, L ERA: 5.75 (1, 1)	6.1		28	5	3	1	3	1	0	1	0	0	0	32	37	1.42	0.947													
Ed Vande Berg, L ERA: 3.47 (7, 1)	0.0		1	1	0	0	0	0	0	0	0	0	0	1	1	∞	∞													
Tom Niedenfuer, R ERA: 3.4 (7, 1)	1.2		8	3	2	0	0	0	0	0	0	0	1	8	8	10.80	1.800													
Ken Howell, R ERA: 2.03 (9, 1)	2.0		9	1	1	0	0	1	1	0	0	0	0	7	15	0.00	1.000													
Carlos Diaz, L ERA: 8.64 (11, 1)	1.1		9	3	1	1	1	1	0	0	0	1	0	10	14	6.75	3.000													
Alejandro Pena, R ERA: 6.35 (12, 1)	2.2		L	14	4	1	4	1	1	0	0	0	0	20	28	3.38	1.875													

San Diego Padres @ Los Angeles Dodgers
Dodger Stadium, Los Angeles, CA
Sat Jun 21 1986, 7:05 PM PDT
Att: 46,600 - Unknown

AB	61
R	8
H	17
RBI	8
BB	6
SO	8
LOB	42




Batter	1	2	3	4	5	6	7	8	9	10	11	12	13	14	AB	R	H	RBI	BB	SO	LOB
Dave Anderson, R (1, 6) OBP: 0.292, SLG: 0.298 Bill Russell, R (4, 6) OBP: 0.288, SLG: 0.327	6-3		K		K		SH3-4 1B		F8		SF7			F8	2	0	0	0	0	1	0
Steve Sax, R (1, 4) OBP: 0.380, SLG: 0.437	2B		F8-3 1B			E6 2B	SH3-4 1B		F3		1-3			4-3	7	2	3	0	0	0	1
Franklin Stubbs, L (1, 7) OBP: 0.316, SLG: 0.521	F7		F8-3			F8	SH3-4		F7					4-3	6	0	0	0	0	0	3
Bill Madlock, R (1, 5) OBP: 0.282, SLG: 0.343	2B			5-3		2B	G6-4-3 IBB							K	5	1	2	2	1	2	0
Mike Marshall, R (1, 9) OBP: 0.337, SLG: 0.522	K			K		K	G6-4-3							F8	6	0	0	0	0	3	5
Len Matuszek, L (1, 3) OBP: 0.333, SLG: 0.500 Ken Howell, R (9, 1) Ken Landreaux, L (10, PH) OBP: 0.308, SLG: 0.384 Carlos Diaz, R (11, 1) Jack Fimple, R (12, 3)		G3		F9		2B 1B IBB		K		F7				K	3	1	0	0	1	1	0
Alex Trevino, R (1, 2) OBP: 0.371, SLG: 0.400		4-3			K	1B 2B									5	3	3	2	1	1	0
Reggie Williams, R (1, 8) OBP: 0.343, SLG: 0.381					K	1B				5-3				K	6	0	3	2	0	2	1
Jerry Reuss, L (1, 11) OBP: 0.316, SLG: 0.333 Ed Vande Berg, R (7, 11) Tom Niedenfuer, R (7, 11) OBP: 0.500, SLG: 0.500 Enos Cabell, R (8, PH) OBP: 0.301, SLG: 0.279 Alejandro Pena, R (12, 11)			4-3			1B				K				K	2	0	0	0	0	0	0

Inning Stats	R: 1	H: 2	E: 0	K: 1	S: 7	LOB: 1	BB: 0	P: 7	R: 0	H: 1	E: 0	K: 0	S: 4	LOB: 1	BB: 0	P: 4	R: 0	H: 1	E: 0	K: 1	S: 5	LOB: 0	BB: 0	P: 5	R: 0	H: 0	E: 0	K: 1	S: 5	LOB: 0	BB: 0	P: 5	R: 0	H: 0	E: 0	K: 3	S: 9	LOB: 1	BB: 1	P: 13	R: 4	H: 3	E: 1	K: 1	S: 9	LOB: 1	BB: 1	P: 13	R: 0	H: 2	E: 0	K: 0	S: 4	LOB: 2	BB: 1	P: 8	R: 1	H: 1	E: 0	K: 2	S: 8	LOB: 0	BB: 0	P: 8	R: 0	H: 0	E: 0	K: 0	S: 3	LOB: 0	BB: 0	P: 3	R: 0	H: 0	E: 0	K: 1	S: 5	LOB: 0	BB: 0	P: 5	R: 1	H: 2	E: 0	K: 0	S: 5	LOB: 1	BB: 0	P: 5	R: 0	H: 0	E: 0	K: 3	S: 9	LOB: 1	BB: 1	P: 13	R: 0	H: 0	E: 0	K: 0	S: 3	LOB: 0	BB: 0	P: 3	R: 0	H: 0	E: 0	K: 0	S: 5	LOB: 0	BB: 0	P: 5	R: 0	H: 0	E: 0	K: 1	S: 5	LOB: 0	BB: 0	P: 5
PITCHER	IP	WLS	BF	H	R	ER	SO	BB	IBB	HBP	BLK	WP	HR	S	P	ERA	WHIP																																																																																																							
Andy Hawkins, R (1, 1) ERA: 4.08	5.2		25	6	5	1	7	1	1	0	0	0	0	37	45	1.59	1.235																																																																																																							
Tim Stoddard, R (6, 1) ERA: 3.98	0.1		2	1	0	0	0	0	0	0	0	0	0	2	2	0.00	3.000																																																																																																							
Craig Lefferts, L (7, 1) ERA: 2.54	1.0		5	2	0	0	0	0	1	0	0	0	0	4	8	0.00	2.000																																																																																																							
Gene Walter, L (8, 1) ERA: 3.86	1.0		4	1	1	1	2	0	0	0	0	0	1	8	8	9.00	1.000																																																																																																							
Rich Gossage, R (9, 1) ERA: 4.24	3.0		11	2	1	1	1	0	0	0	0	0	0	13	13	3.00	0.667																																																																																																							
PITCHER	IP	WLS	BF	H	R	ER	SO	BB	IBB	HBP	BLK	WP	HR	S	P	ERA	WHIP	1B:	2B:	3B:	HR:	SF:	SAC:	DP:	HBP:	WP:	PA:																																																																																													
Lance McCullers, R (12, 1) ERA: 1.61	3.0		10	0	0	0	4	1	0	0	0	0	0	17	21	0.00	0.333	6	6	0	1	1	2	0	1	57																																																																																														

San Diego Padres @ Los Angeles Dodgers
 Dodger Stadium, Los Angeles, CA
 Sat Jun 21 1986, 7:05 PM PDT
 Att: 46,600 - Unknown

livebaseballscorecards.com

AB 50
 R 7
 H 12
 RBI 7
 BB 4
 SO 14
 LOB 14



Batter	1	2	3	4	5	6	7	8	9	AB R H RBI BB SO LOB	TOP											
Tim Flannery, L (1, 4) <small>OBP: 0.384, SLG: 0.414</small> (8, 5)	0-0 F8		0-0 1B		0-0 SF9		0-0 1B		0-0 HR	4 1 3 2 0 0 0												
Tony Gwynn, L (1, 9) <small>OBP: 0.413, SLG: 0.489</small>	0-0 4-3		0-0 4-3		0-0 1B		0-0 1-3		0-0 3B	5 0 2 1 0 0 2												
John Kruk, L (1, 7) <small>OBP: 0.361, SLG: 0.409</small> Carmelo Martinez, R (9, PH) <small>OBP: 0.364, SLG: 0.395</small> Kevin McReynolds, R (9, 7) <small>OBP: 0.349, SLG: 0.514</small>	0-0 G3			0-0 L4-3	0-0 1B			0-0 4-3	0-0 F8	4 0 2 1 0 0 0 1 0 0 0 0 0 1 0 0 0 0 0 0 0												
Steve Garvey, R (1, 3) <small>OBP: 0.281, SLG: 0.446</small>		0-0 F4		0-0 F7	0-0 G3			0-3 K		4 0 0 0 0 1 3												
Graig Nettles, L (1, 5) <small>OBP: 0.331, SLG: 0.477</small> Bip Roberts, S (8, PR) <small>OBP: 0.262, SLG: 0.291</small> (8, 4)		4-0 BB		0-0 L4-3		0-0 4-3		0-0 1B		3 0 1 0 1 0 1 0 1 0 0 0 0 0												
Garry Templeton, S (1, 6) <small>OBP: 0.279, SLG: 0.264</small>		0-3 K			0-0 F9	0-3 K		0-0 1B		4 0 1 1 0 2 1												
Terry Kennedy, L (1, 2) <small>OBP: 0.316, SLG: 0.383</small>		0-0 G3			0-0 BB	0-0 F7		0-3 K		4 1 1 0 0 1 2												
Marvell Wynne, L (1, 8) <small>OBP: 0.337, SLG: 0.453</small>			0-0 3-1		0-0 SF9	0-0 1B		0-0 F7		4 1 1 0 0 0 0												
Mark Thurmond, L (1, 1) <small>OBP: 0.273, SLG: 0.318</small> Jerry Royster, R (5, PH) <small>OBP: 0.290, SLG: 0.327</small> Gene Walter, L (5, 1) <small>OBP: 0.400, SLG: 0.500</small> Craig Lefferts, L (6, 1) <small>OBP: 0.167, SLG: 0.667</small>			0-0 1-3		4-0 1B	4-0 1B		0-0 F8	0-3 K	1 0 0 0 0 0 0 0 1 0 0 1 0 0 0 0 0 0 0 0 0 2 0 0 0 0 1 0												
Inning Stats	R: 0 E: 0 K: 0 S: 3	H: 0 LOB: 0 BB: 0 P: 3	R: 0 E: 0 K: 1 S: 5	H: 0 LOB: 1 BB: 1 P: 9	R: 0 E: 0 K: 0 S: 4	H: 1 LOB: 1 BB: 0 P: 4	R: 0 E: 0 K: 0 S: 3	H: 1 LOB: 0 BB: 0 P: 3	R: 3 E: 0 K: 0 S: 7	H: 4 LOB: 2 BB: 1 P: 11	R: 0 E: 0 K: 1 S: 5	H: 0 LOB: 0 BB: 0 P: 5	R: 0 E: 0 K: 0 S: 4	H: 1 LOB: 1 BB: 0 P: 4	R: 1 E: 0 K: 2 S: 9	H: 2 LOB: 1 BB: 0 P: 9	R: 1 E: 0 K: 1 S: 7	H: 2 LOB: 1 BB: 0 P: 7	1B: 9 2B: 1 3B: 1 HR: 1	SF: 1 SAC: 0 DP: 1 HBP: 0	WP: 0 PA: 39 PB: 0 SB: 1 CS: 0	
PITCHER Bob Welch, R (1, 1) <small>ERA: 3.84</small> Tom Niedenfuer, R (9, 1) <small>ERA: 3.56</small> Ed Vande Berg, L (9, 1) <small>ERA: 3.44</small>	IP 8.0 0.2 0.1	WLS L	BF 34 4 1	H 9 2 0	R 4 1 0	ER 4 1 0	SO 4 1 0	BB 2 0 0	IBB 0 0 0	HBP 0 0 0	BLK 0 0 0	WP 0 0 0	HR 0 1 0	S 40 6 1	P 48 6 1	ERA 4.50 13.50 0.00	WHIP 1.375 3.000 0.000	PITCHER IP WLS BF H R ER SO BB IBB HBP BLK WP HR S P ERA WHIP				

San Diego Padres @ Los Angeles Dodgers
 Dodger Stadium, Los Angeles, CA
 Sun Jun 22 1986, 3:33 AM PDT
 Att. 42,236 - Unknown

AB	36
R	5
H	11
RBI	5
BB	2
SO	5
LOB	10



Batter	1	2	3	4	5	6	7	8	9	AB R H RBI BB SO LOB
Steve Sax, R OBP: 0.380, SLG: 0.434 (1, 4)	0-0 6-3	0-0 F7		0-0 B2-4		4-0 BB			0-0 G4-6-3 1B	4 0 1 0 1 0 2
Bill Russell, R OBP: 0.297, SLG: 0.322 (1, 5)	4-0 1B BB		0-0 E BB 1B	0-0 5-3		0-0 F7			0-0 G4-6-3 1-2f	4 1 1 0 1 0 3
Enos Cabell, R OBP: 0.305, SLG: 0.294 (1, 3)	0-0 1-3 1B		0-0 E5 BB FC6-4 BB		0-0 1-3	0-3 K			0-0 2B	5 1 2 0 0 1 3
Mike Marshall, R OBP: 0.338, SLG: 0.516 (1, 9)	0-0 F6		4-0 1-2 E BB BB		4-0 1B BB		0-3 K		0-0 1-3	3 1 0 0 2 1 3
Franklin Stubbs, L OBP: 0.314, SLG: 0.512 (1, 7)	0-3 K		4-0 1-2 2-3 3-H BB		0-3 K		0-0 F7			3 0 0 1 1 2 3
Alex Trevino, R OBP: 0.376, SLG: 0.405 (1, 2)		0-0 1B 4-3 1B		0-0 F3		0-0 1-2 1B		0-3 K		4 1 2 0 0 1 3
Reggie Williams, R OBP: 0.339, SLG: 0.376 (1, 8)		0-0 4-3 1B 1-3		0-0 FC6-4 1B 1-2f 2-H 3-H		0-3 K		0-0 L5		4 0 1 1 0 1 3
Craig Shipley, R OBP: 0.250, SLG: 0.250 (1, 6)		0-0 4-3 2-3 3-H		0-0 1B 1-3		0-0 F3		0-0 L6		4 0 1 1 0 0 1
Bob Welch, R OBP: 0.139, SLG: 0.176 (1, 1)		0-3 K		0-0 B2-4 1B		4-0 BB BB		0-0 5-3		2 0 1 0 1 1 1
Bill Madlock, R OBP: 0.281, SLG: 0.341 (8, PH)										1 0 0 0 0 0 0
Tom Niedenfuer, R OBP: 0.500, SLG: 0.500 (9, 1)										0 0 0 0 0 0 0
Ed Vande Berg, R (9, 1)										0 0 0 0 0 0 0

Inning Stats	R: 0 E: 0 K: 1 S: 6	H: 1 LOB: 2 BB: 1 P: 10	R: 1 E: 0 K: 1 S: 7	H: 2 LOB: 1 BB: 0 P: 7	R: 3 E: 2 K: 0 S: 5	H: 2 LOB: 2 BB: 2 P: 13	R: 0 E: 0 K: 0 S: 3	H: 1 LOB: 0 BB: 0 P: 3	R: 0 E: 0 K: 2 S: 8	H: 1 LOB: 2 BB: 1 P: 12	R: 0 E: 0 K: 1 S: 5	H: 0 LOB: 2 BB: 2 P: 13	R: 0 E: 0 K: 2 S: 7	H: 0 LOB: 0 BB: 0 P: 7	R: 0 E: 0 K: 0 S: 3	H: 0 LOB: 0 BB: 0 P: 3	R: 0 E: 0 K: 0 S: 4	H: 2 LOB: 1 BB: 0 P: 4	1B: 8 2B: 2 3B: 0 HR: 0	SF: 0 SAC: 0 DP: 2 HBP: 0	WP: 0 PB: 0 SB: 0 CS: 0	PA: 40
--------------	------------------------------	----------------------------------	------------------------------	---------------------------------	------------------------------	----------------------------------	------------------------------	---------------------------------	------------------------------	----------------------------------	------------------------------	----------------------------------	------------------------------	---------------------------------	------------------------------	---------------------------------	------------------------------	---------------------------------	----------------------------------	------------------------------------	----------------------------------	--------

PITCHER	IP	WLS	BF	H	R	ER	SO	BB	IBB	HBP	BLK	WP	HR	S	P	ERA	WHIP
Mark Thurmond, L ERA: 6.0 (1, 1)	4.0		20	6	4	1	2	3	0	0	0	0	0	21	33	2.25	2.250
Gene Walter, L ERA: 3.73 (5, 1)	1.1		8	1	0	0	2	3	0	0	0	0	0	9	21	0.00	3.000
Craig Leferts, L ERA: 2.36 (6, 1)	3.2	W	12	2	0	0	3	0	0	0	0	0	0	18	18	0.00	0.545


BOTTOM

San Diego Padres @ Los Angeles Dodgers
Dodger Stadium, Los Angeles, CA

Sun Jun 22 1986, 3:33 AM PDT
Att. 42,236 - Unknown

livebaseballscores.com

AB	34
R	4
H	9
RBI	3
BB	6
SO	7
LOB	22



Batter	1	2	3	4	5	6	7	8	9	AB R H RBI BB SO LOB	TOP
Marvell Wynne, L (1, 8) <small>OBP: 0.333, SLG: 0.444</small>	0-0 F7		0-0 1-3		0-0 3-1			0-0 F9		4 0 1 1 0 0 1	San Diego Padres @ San Francisco Giants Candlestick Park, San Francisco, CA Mon Jun 23 1986, 6:33 AM EDT Att: 10,604 - Unknown
Tony Gwynn, L (1, 9) Bip Roberts, S (5, 4) <small>OBP: 0.409, SLG: 0.483</small> <small>OBP: 0.260, SLG: 0.288</small>	0-0 4-3		0-0 1-3		0-0 F8			0-0 E5		3 0 0 0 0 0 2 1 0 0 0 0 0 0	
John Kruk, L (1, 7) <small>OBP: 0.368, SLG: 0.397</small>	4-0 BB		4-0 BB		0-0 G3			0-0 6-3		2 0 0 0 2 0 1	
Steve Garvey, R (1, 3) Carmelo Martinez, R (5, 3) <small>OBP: 0.279, SLG: 0.443</small> <small>OBP: 0.355, SLG: 0.396</small>	0-0 1-3		0-0 F7		0-0 G4-6-3 1B			0-0 F3		2 0 0 0 0 0 3 2 0 1 0 0 0 0	
Graig Nettles, L (1, 5) Dane Iorg, L (5, 7) <small>OBP: 0.328, SLG: 0.471</small> <small>OBP: 0.211, SLG: 0.286</small>		0-0 F6		0-0 4-3	0-0 G4-6-3 1-2f			0-0 F8		2 0 0 0 0 0 0 2 0 0 0 0 0 1	
Terry Kennedy, L (1, 2) Bruce Bochy, R (5, 2) <small>OBP: 0.313, SLG: 0.380</small> <small>OBP: 0.322, SLG: 0.510</small>		0-0 F7		0-0 F7		0-3 K		0-0 6-3		2 0 0 0 0 0 0 2 0 0 0 0 1 0	
Garry Templeton, S (1, 6) Tim Stoddard, R (4, 1) Mark Thurmond, L (7, PH) <small>OBP: 0.277, SLG: 0.262</small> <small>OBP: 0.250, SLG: 1.000</small> <small>OBP: 0.261, SLG: 0.304</small>		0-0 F7		0-0 4-3		0-3 K				2 0 0 0 0 0 0 0 0 0 0 0 0 0 1 0 0 0 0 1 0	
Kevin McReynolds, R (8, 7) <small>OBP: 0.349, SLG: 0.514</small>						0-0 4-3				0 0 0 0 0 0 0	
Tim Flannery, L (1, 4) <small>OBP: 0.388, SLG: 0.415</small>			0-0 SH5-4 1B		4-0 3-1 BB		0-0 4-3			2 1 1 0 1 0 0	
LaMarr Hoyt, R (1, 1) Jerry Royster, R (4, 6) <small>OBP: 0.125, SLG: 0.125</small> <small>OBP: 0.286, SLG: 0.321</small>			0-0 SH5-4		0-3 K		0-0 F8			0 0 0 0 0 0 0 2 0 0 0 0 1 1	
Inning Stats	R: 0 H: 0 E: 0 LOB: 1 K: 0 BB: 1 S: 3 P: 7	R: 0 H: 0 E: 0 LOB: 0 K: 0 BB: 0 S: 3 P: 3	R: 1 H: 2 E: 0 LOB: 2 K: 0 BB: 1 S: 5 P: 9	R: 0 H: 0 E: 0 LOB: 0 K: 0 BB: 0 S: 3 P: 3	R: 0 H: 0 E: 0 LOB: 1 K: 1 BB: 1 S: 5 P: 9	R: 0 H: 1 E: 0 LOB: 0 K: 0 BB: 0 S: 3 P: 3	R: 0 H: 0 E: 0 LOB: 0 K: 2 BB: 0 S: 7 P: 7	R: 0 H: 0 E: 1 LOB: 1 K: 0 BB: 0 S: 4 P: 4	R: 0 H: 0 E: 0 LOB: 0 K: 0 BB: 0 S: 3 P: 3	1B: 3 SF: 0 2B: 0 SAC: 1 3B: 0 DP: 1 HR: 0 HBP: 0	WP: 0 PA: 33 PB: 0 SB: 0 CS: 0
PITCHER Michael LaCoss, R (1, 1) <small>ERA: 2.6</small>	IP WLS BF H R ER SO BB IBB HBP BLK WP HR S P ERA WHIP 9.0 W 33 3 1 1 3 3 0 0 0 0 0 0 36 48 1.00 0.667										

AB	29
R	1
H	3
RBI	1
BB	3
SO	3
LOB	9



Batter	1	2	3	4	5	6	7	8	9
Randy Kutcher, R OBP: 0.296, SLG: 0.556 (1, 8)			F8		F7			K	
Robby Thompson, R OBP: 0.321, SLG: 0.338 Mike Woodard, L OBP: 0.400, SLG: 0.440 (6, 4)		G3		5-3	K				
Jeffrey Leonard, R OBP: 0.343, SLG: 0.431 Candy Maldonado, R OBP: 0.288, SLG: 0.477 (5, 7)		K			K			F3	
Chili Davis, S OBP: 0.376, SLG: 0.480 Joel Youngblood, R OBP: 0.381, SLG: 0.453 (5, 9)		F8				K		F3	
Chris Brown, R OBP: 0.406, SLG: 0.490 (1, 5)						5-3			
Mike Aldrete, L OBP: 0.341, SLG: 0.343 (1, 3)			4-3			K	K		
Bob Brenly, R OBP: 0.387, SLG: 0.339 Harry Spilman, L OBP: 0.258, SLG: 0.407 (9, 2)									
Jose Uribe, S OBP: 0.313, SLG: 0.284 Luis Quinones, S OBP: 0.355, SLG: 0.500 (6, 6)			G3						
Michael LaCoss, R OBP: 0.344, SLG: 0.484 (1, 1)				5-3					

Inning Stats	R: 5 E: 0 K: 1 S: 12	H: 7 LOB: 2 BB: 0 P: 12	R: 0 E: 0 K: 1 S: 5	H: 0 LOB: 0 BB: 0 P: 5	R: 2 E: 0 K: 0 S: 6	H: 3 LOB: 1 BB: 0 P: 6	R: 2 E: 0 K: 1 S: 8	H: 3 LOB: 3 BB: 2 P: 16	R: 0 E: 0 K: 2 S: 7	H: 0 LOB: 0 BB: 0 P: 7	R: 5 E: 1 K: 1 S: 10	H: 4 LOB: 1 BB: 1 P: 14	R: 4 E: 0 K: 1 S: 9	H: 4 LOB: 0 BB: 0 P: 9
1B: 15 2B: 3 3B: 1 HR: 2	SF: 2 SAC: 1 DP: 0 HBP: 0	WP: 1 PB: 0 SB: 0 CS: 0	PA: 49											

PITCHER	IP	WLS	BF	H	R	ER	SO	BB	IBB	HBP	BLK	WP	HR	S	P	ERA	WHIP
LaMarr Hoyt, R ERA: 6.36 (1, 1)	3.1	L	23	13	9	9	2	0	0	0	0	0	0	27	27	24.30	3.900
Tim Stoddard, R ERA: 3.74 (4, 1)	2.2		10	0	0	0	5	1	1	0	0	1	0	18	26	0.00	0.375
Mark Thurmond, L ERA: 6.33 (7, 1)	1.0		9	4	5	3	1	1	0	0	0	0	0	10	14	27.00	5.000
Dane Iorg, R ERA: 36.0 (8, 1)	1.0		7	4	4	4	1	0	0	0	0	0	2	9	9	36.00	4.000

BOTTOM

San Diego Padres @ San Francisco Giants
Candlestick Park, San Francisco, CA

Mon Jun 23 1986, 6:33 AM EDT
Att. 10,604 - Unknown

AB	43
R	18
H	21
RBI	18
BB	3
SO	9
LOB	13

livebaseballscores.com

Batter	1	2	3	4	5	6	7	8	9	AB R H RBI BB SO LOB	TOP									
Bip Roberts, S (1, 4) <small>OBP: 0.256, SLG: 0.283</small> Dane Iorg, L (8, PH) <small>OBP: 0.207, SLG: 0.281</small> Rich Gossage, R (8, 1)	0-0 6-3			0-0 5-3		0-0 SH1-4		0-0 FC1-5 1B	0-0 5-3	2 0 0 0 0 0 0 1 0 0 0 0 0 2 1 0 0 0 0 0 3	San Diego Padres @ San Francisco Giants Candlestick Park, San Francisco, CA Tue Jun 24 1986, 10:05 PM EDT Att: 22,736 - Unknown livebaseballscorecards.com									
Tony Gwynn, L (1, 9) <small>OBP: 0.407, SLG: 0.487</small>	0-0 6-3			0-0 1B 3B		0-0 4-3		0-0 F5		4 1 1 0 0 0 3										
Kevin McReynolds, R (1, 8) <small>OBP: 0.351, SLG: 0.514</small> (7, 7)	0-0 F9			0-0 WP 1B		0-0 F9		0-0 1-2 2-3 1B		4 0 2 2 0 0 1										
Steve Garvey, R (1, 3) <small>OBP: 0.275, SLG: 0.436</small>		0-3 K		0-0 L6		0-0 F7			0-0 G1-4-3	4 0 0 0 0 1 1										
Carmelo Martinez, R (1, 7) <small>OBP: 0.349, SLG: 0.389</small> Marvell Wynne, L (7, 8) <small>OBP: 0.330, SLG: 0.440</small>		0-0 P3		0-0 F2		0-0 L6			0-0 4-3	3 0 0 0 0 0 1 1 0 0 0 0 0 0										
Garry Templeton, S (1, 6) <small>OBP: 0.261, SLG: 0.260</small>		0-0 F9			0-0 F9		4-0 BB		4-0 1B BB	2 1 0 0 2 0 0										
Graig Nettles, L (1, 5) <small>OBP: 0.326, SLG: 0.465</small>			0-0 F7		0-0 4-3		0-3 K		0-0 1B 1-2 1B	4 0 1 0 0 1 1										
Bruce Bochy, R (1, 2) <small>OBP: 0.323, SLG: 0.500</small> Tim Flannery, L (8, PR) <small>OBP: 0.392, SLG: 0.419</small> (8, 4)			0-0 F8		0-0 F8			0-0 FC1-5 1B	0-0 1-3 2-H 1B	3 0 1 0 0 0 0 1 0 1 1 0 0 0										
Eric Show, R (1, 1) <small>OBP: 0.171, SLG: 0.229</small> John Kruk, L (6, PH) <small>OBP: 0.377, SLG: 0.397</small> Lance McCullers, S (6, 1) Terry Kennedy, L (8, PH) <small>OBP: 0.319, SLG: 0.383</small> (8, 2)		0-3 K			4-0 4-3 SH1-4 BB		0-0 FC1-5 1B	4-0 1B	0-0 IBB	1 0 0 0 0 1 0 0 0 0 0 1 0 0 0 0 0 0 0 0 0 1 1 1 0 1 0 0										
Inning Stats	R: 0 E: 0 K: 0 S: 3	H: 0 LOB: 0 BB: 0 P: 3	R: 0 E: 0 K: 1 S: 5	H: 0 LOB: 0 BB: 0 P: 5	R: 0 E: 0 K: 1 S: 5	H: 0 LOB: 0 BB: 0 P: 5	R: 1 E: 0 K: 0 S: 5	H: 2 LOB: 1 BB: 0 P: 5	R: 0 E: 0 K: 0 S: 3	H: 0 LOB: 1 BB: 1 P: 7		R: 0 E: 0 K: 1 S: 5	H: 0 LOB: 1 BB: 1 P: 9	R: 1 E: 0 K: 0 S: 5	H: 3 LOB: 1 BB: 0 P: 5	R: 1 E: 0 K: 0 S: 5	H: 2 LOB: 3 BB: 2 P: 13	1B: 6 2B: 0 3B: 1 HR: 0	SF: 0 SAC: 1 DP: 0 HBP: 0	WP: 1 PB: 0 SB: 0 CS: 0
PITCHER	IP WLS BF H R ER SO BB IBB HBP BLK WP HR S P ERA WHIP																			
Terry Mulholland, L (1, 1) <small>ERA: 3.48</small> Jeff Robinson, R (7, 1) <small>ERA: 4.07</small> Chuck Hensley, L (8, 1) <small>ERA: 1.69</small> Greg Minton, R (8, 1) <small>ERA: 5.18</small>	6.0 L 21 2 1 1 2 1 0 0 0 1 0 24 28 1.50 0.500																			

AB	32
R	3
H	7
RBI	3
BB	4
SO	3
LOB	12



Batter	1	2	3	4	5	6	7	8	9	AB R H RBI BB SO LOB
Randy Kutcher, R OBP: 0.290, SLG: 0.548 (1, 8)	0-3 K		0-3 K			0-0 SH1-4 2B		0-0 FC5-4		4 0 1 0 0 2 1
Robby Thompson, R OBP: 0.321, SLG: 0.337 (1, 4)	0-0 CS 1B			0-3 K		0-0 SH1-4 2-3		0-0 F7		3 0 1 0 0 1 1
Jeffrey Leonard, R OBP: 0.342, SLG: 0.426 (1, 7)	4-0 1-2 BB			0-0 F9		0-3 K		0-0 1-3		3 0 0 0 1 1 1
Chili Davis, S OBP: 0.375, SLG: 0.474 (1, 9)	0-3 K			4-0 1B BB		0-0 1-3		0-0 4-3		3 0 0 0 1 1 2
Chris Brown, R OBP: 0.408, SLG: 0.490 (1, 5)		0-0 3-1		0-0 1-3 1B		0-0 S 1B		0-3 K		4 0 2 0 0 1 0
Mike Aldrete, L OBP: 0.341, SLG: 0.333 (1, 3)		0-0 F8		4-0 BB BB BB		0-3 6-3 BB		0-3 K		2 0 0 0 1 1 1
Bob Brenly, R OBP: 0.382, SLG: 0.333 Greg Minton, S (8, 1)		0-3 K		0-0 6-3		0-0 6-3		0-0 P4		3 0 0 0 0 1 1 0 0 0 0 0 0 0
Jose Uribe, S OBP: 0.313, SLG: 0.281 (1, 6)			0-0 F2		0-0 F9		4-0 FC5-4 BB			2 0 0 0 1 0 1
Terry Mulholland, R Jeff Robinson, R OBP: 0.123, SLG: 0.143 Chuck Hensley, L Bob Melvin, R OBP: 0.252, SLG: 0.348 (1, 1) (7, 1) (8, 1) (8, 2)			0-0 F8		0-0 6-3		0-0 F9			2 0 0 0 0 0 1 0 0 0 0 0 0 0 0 0 0 0 0 0 0 1 0 0 0 0 0 1

Inning Stats	R: 0 E: 0 K: 2 S: 7	H: 1 LOB: 1 BB: 1 P: 11	R: 0 E: 0 K: 1 S: 5	H: 0 LOB: 0 BB: 0 P: 5	R: 0 E: 0 K: 1 S: 5	H: 0 LOB: 0 BB: 0 P: 5	R: 0 E: 0 K: 1 S: 5	H: 1 LOB: 2 BB: 1 P: 9	R: 0 E: 0 K: 0 S: 3	H: 0 LOB: 1 BB: 1 P: 7	R: 0 E: 0 K: 1 S: 6	H: 1 LOB: 1 BB: 0 P: 6	R: 0 E: 0 K: 1 S: 5	H: 1 LOB: 0 BB: 0 P: 5	R: 0 E: 0 K: 0 S: 3	H: 0 LOB: 1 BB: 1 P: 7	R: 0 E: 0 K: 1 S: 5	H: 0 LOB: 0 BB: 0 P: 5	1B: 3 2B: 2 3B: 0 HR: 0	SF: 0 SAC: 1 DP: 1 HBP: 0	WP: 0 PB: 0 SB: 2 CS: 1	PA: 32
PITCHER	IP	WLS	BF	H	R	ER	SO	BB	IBB	HBP	BLK	WP	HR	S	P	ERA	WHIP					
Eric Show, R ERA: 2.72 (1, 1)	5.0	W	18	2	0	0	5	3	0	0	0	0	0	25	37	0.00	1.000					
Lance McCullers, R ERA: 1.54 (6, 1)	2.0		7	2	0	0	2	0	0	0	0	0	0	11	11	0.00	1.000					
Rich Gossage, R ERA: 4.0 (8, 1)	2.0	S	7	0	0	0	1	1	0	0	0	0	0	8	12	0.00	0.500					

BOTTOM

San Diego Padres @ San Francisco Giants
Candlestick Park, San Francisco, CA

Tue Jun 24 1986, 10:05 PM EDT
Att. 22,736 - Unknown

livebaseballscorecards.com

AB	27
R	0
H	4
RBI	0
BB	4
SO	8
LOB	10



Batter	1	2	3	4	5	6	7	8	9	AB R H RBI BB SO LOB	TOP											
Jerry Royster, R (1, 5) OBP: 0.277, SLG: 0.310 Tim Flannery, L (9, 4) OBP: 0.392, SLG: 0.419	0-0 E5 1B SF9		0-0 1-3	0-0 F3			0-0 F9			4 1 0 0 0 0 1 0 0 0 0 0 0 0	San Diego Padres @ San Francisco Giants Candlestick Park, San Francisco, CA Wed Jun 25 1986, 6:33 AM EDT Att: 17,590 - Unknown livebaseballscorecards.com											
Tony Gwynn, L (1, 9) OBP: 0.411, SLG: 0.489	0-0 E 1-3 1B		0-0 S 1B		0-0 F8		4-0 CS BB			3 0 2 0 1 0 0												
Kevin McReynolds, R (1, 8) OBP: 0.350, SLG: 0.510	0-0 SF9		4-0 1-2 BB		0-0 F9		0-0 CS 1-2	0-0 F3		2 0 0 1 1 0 0												
Steve Garvey, R (1, 3) OBP: 0.271, SLG: 0.430	0-0 F8 1-2		0-3 K		0-0 F9			0-0 5-3		4 0 0 0 0 1 3												
Carmelo Martinez, R (1, 7) OBP: 0.349, SLG: 0.384 Marvell Wynne, L (6, 8) OBP: 0.338, SLG: 0.446	0-0 F7			4-0 2B 1B BB		0-0 4-3		0-0 CS 1B		2 1 0 0 1 0 1 1 0 1 0 0 0 0												
Garry Templeton, S (1, 6) OBP: 0.276, SLG: 0.255		0-0 1-3		0-3 K		0-0 6-3		0-0 CS 1-2	0-3 K	4 0 0 0 0 2 1												
Terry Kennedy, L (1, 2) OBP: 0.318, SLG: 0.377		0-3 K		0-0 F9		4-0 BB			0-3 K	3 0 0 0 1 2 1												
Bip Roberts, S (1, 4) OBP: 0.258, SLG: 0.293 John Kruk, L (9, PH) OBP: 0.385, SLG: 0.397 Rich Gossage, R (9, 1)		0-0 F8		0-0 1B 2B		0-0 P6			4-0 BB	3 1 1 0 0 0 1 0 0 0 0 1 0 0 0 0 0 0 0 0 0												
Dave Dravecky, R (1, 1) OBP: 0.189, SLG: 0.250 Lance McCullers, S (8, 1) Craig Lefferts, L (8, 1) OBP: 0.167, SLG: 0.667 Graig Nettles, L (9, PH) OBP: 0.324, SLG: 0.463			0-3 K	0-0 1B		0-0 6-3		0-3 K		3 0 1 2 0 1 0 0 0 0 0 0 0 0 0 0 0 0 0 0 0 1 0 0 0 0 1 1												
Inning Stats	R: 1 E: 2 K: 0 S: 5	H: 1 LOB: 1 BB: 0 P: 5	R: 0 E: 0 K: 1 S: 5	H: 0 LOB: 0 BB: 0 P: 5	R: 0 E: 0 K: 2 S: 8	H: 1 LOB: 2 BB: 1 P: 12	R: 2 E: 0 K: 1 S: 7	H: 2 LOB: 1 BB: 1 P: 11	R: 0 E: 0 K: 0 S: 3	H: 0 LOB: 0 BB: 0 P: 3		R: 0 E: 0 K: 0 S: 3	H: 0 LOB: 1 BB: 1 P: 7	R: 0 E: 0 K: 0 S: 2	H: 0 LOB: 0 BB: 1 P: 6	R: 0 E: 0 K: 0 S: 3	H: 1 LOB: 0 BB: 0 P: 3	R: 0 E: 0 K: 3 S: 9	H: 0 LOB: 1 BB: 1 P: 13	1B: 4 2B: 1 3B: 0 HR: 0	SF: 1 SAC: 0 DP: 0 HBP: 0	WP: 0 PB: 0 SB: 1 CS: 2
PITCHER	IP WLS BF H R ER SO BB IBB HBP BLK WP HR S P ERA WHIP																					
Vida Blue, L (1, 1) ERA: 3.14	7.0 L 29 4 3 2 4 4 0 0 0 0 0 0 33 49 2.57 1.143																					
Frank Williams, R (8, 1) ERA:	1.0 3 1 0 0 0 0 0 0 0 0 0 0 3 3 0.00 1.000																					
Juan Berenguer, R (9, 1) ERA: 2.08	1.0 4 0 0 0 0 3 1 0 0 0 0 0 9 13 0.00 1.000																					

Batter	1	2	3	4	5	6	7	8	9	AB R H RBI BB SO LOB
Randy Kutcher, R (1, 8) OBP: 0.286, SLG: 0.514	0-0 CS 1B		0-0 SH1-4 1-2		0-0 E6 6-3		0-0 1-3		0-3 K	4 0 1 0 0 1 0
Robby Thompson, R (1, 4) OBP: 0.326, SLG: 0.350	0-0 6-3 1-2		4-0 FC6-4 BB		0-0 F9		4-0 BB		0-0 HR	3 1 1 1 2 0 2
Jeffrey Leonard, R (1, 7) OBP: 0.336, SLG: 0.418	0-0 4-3		0-0 FC6-4 FC6-4 1-2 2-3		0-0 6-3 2-3		0-0 4-3		0-3 K	5 0 0 0 0 1 4
Chili Davis, S (1, 9) OBP: 0.369, SLG: 0.466		0-0 4-3	0-0 FC6-4 1-2		0-0 F7			0-0 5-3		4 0 0 0 0 0 3
Chris Brown, R (1, 5) OBP: 0.414, SLG: 0.495		0-0 1B 1B		0-0 6-3		0-0 CS 1B		0-0 BB 1B G1-2-3 1B		4 0 3 0 0 0 0
Bob Brenly, R (1, 3) OBP: 0.384, SLG: 0.333		0-0 F7		4-0 2B BB		0-0 6-3 1-2		0-0 1-2 1B		3 0 1 0 1 0 2
Bob Melvin, R (1, 2) OBP: 0.277, SLG: 0.374		0-0 FC5-4 1B 1-3		0-0 2B		0-0 1B		4-0 1-2 2-3 BB		3 0 3 0 1 0 0
Jose Uribe, S (1, 6) OBP: 0.310, SLG: 0.278 Candy Maldonado, R (8, PH) OBP: 0.287, SLG: 0.473 Juan Berenguer, R (9, 1)		0-0 FC5-4 1-2		0-0 P3		0-0 F7		0-0 G1-2-3 3-HF		3 0 0 0 0 0 5 1 0 0 0 0 0 3 0 0 0 0 0 0 0
Vida Blue, S (1, 1) OBP: 0.188, SLG: 0.071 Joel Youngblood, R (7, PH) OBP: 0.375, SLG: 0.444 Frank Williams, R (8, 1) Luis Quinones, S (9, 6) OBP: 0.344, SLG: 0.484			0-0 FC6-4 SH1-4 1B		0-0 P6		0-0 F9		0-0 4-3	2 0 1 0 0 0 2 1 0 0 0 0 0 0 0 0 0 0 0 0 0 1 0 0 0 0 0 0

BOTTOM

San Diego Padres @ San Francisco Giants
Candlestick Park, San Francisco, CA
Wed Jun 25 1986, 6:33 AM EDT
Att. 17,590 - Unknown

livebaseballscorecards.com

AB	34
R	1
H	10
RBI	1
BB	4
SO	2
LOB	21



Inning Stats	R: 0	H: 1	E: 0	K: 0	S: 3	LOB: 0	BB: 0	P: 3	R: 0	H: 2	E: 0	K: 0	S: 5	LOB: 2	BB: 0	P: 5	R: 0	H: 1	E: 0	K: 0	S: 4	LOB: 2	BB: 1	P: 8	R: 0	H: 0	E: 1	K: 0	S: 4	LOB: 1	BB: 0	P: 4	R: 0	H: 2	E: 0	K: 0	S: 4	LOB: 1	BB: 0	P: 4	R: 0	H: 0	E: 0	K: 0	S: 3	LOB: 1	BB: 1	P: 7	R: 0	H: 2	E: 0	K: 0	S: 4	LOB: 2	BB: 1	P: 8	R: 1	H: 1	E: 0	K: 2	S: 8	LOB: 0	BB: 0	P: 8	1B: 8	2B: 1	3B: 0	HR: 1	SF: 0	SAC: 1	DP: 1	HBP: 0	WP: 0	PB: 0	SB: 0	CS: 2	PA: 39
--------------	------	------	------	------	------	--------	-------	------	------	------	------	------	------	--------	-------	------	------	------	------	------	------	--------	-------	------	------	------	------	------	------	--------	-------	------	------	------	------	------	------	--------	-------	------	------	------	------	------	------	--------	-------	------	------	------	------	------	------	--------	-------	------	------	------	------	------	------	--------	-------	------	-------	-------	-------	-------	-------	--------	-------	--------	-------	-------	-------	-------	--------

PITCHER	IP	WLS	BF	H	R	ER	SO	BB	IBB	HBP	BLK	WP	HR	S	P	ERA	WHIP
Dave Dravecky, L (1, 1) ERA: 2.6	7.1	W	33	9	0	0	0	3	0	0	0	0	0	30	42	0.00	1.636
Lance McCullers, R (8, 1) ERA: 1.54	0.0		1	0	0	0	0	1	0	0	0	0	0	0	4	∞	∞
Craig Lefferts, L (8, 1) ERA: 2.32	0.2		1	0	0	0	0	0	0	0	0	0	0	1	1	0.00	0.000
Rich Gossage, R (9, 1) ERA: 4.14	1.0	S	4	1	1	1	2	0	0	0	0	0	0	8	8	9.00	1.000

Batter	1	2	3	4	5	6	7	8	9	AB R H RBI BB SO LOB	TOP																										
Marvell Wynne, L (1, 8) OBP: 0.339, SLG: 0.453	0-0 SF7 1B		0-0 F8		0-0 3-1			0-0 G1 1B 2B	0-0 4-3	5 2 2 0 0 0 1																											
Tony Gwynn, L (1, 9) OBP: 0.414, SLG: 0.496	0-0 SF7 1-H		0-0 1B			0-0 G4-6-3 1B		0-0 G1 2-3	0-0 2B	4 0 3 1 0 0 1																											
Kevin McReynolds, R (1, 7) OBP: 0.347, SLG: 0.504	0-0 6-3		0-0 4-3			0-3 K		0-0 FC6-4 1B	0-0 6-3	5 0 1 1 0 1 3																											
Steve Garvey, R (1, 3) OBP: 0.268, SLG: 0.423	0-0 F7			0-0 L8		0-0 G4-6-3 1-2f		0-0 FC6-4 BB 1B 1-2f		4 1 0 0 0 0 2																											
Graig Nettles, L (1, 5) OBP: 0.323, SLG: 0.457		0-3 K		0-3 K			0-0 4-3	0-0 BB 1B 1-2		4 0 1 0 0 2 0																											
Bip Roberts, S (8, PR) OBP: 0.258, SLG: 0.293										0 1 0 0 0 0 0																											
Terry Kennedy, L (1, 2) OBP: 0.325, SLG: 0.381		0-0 1B		0-3 K			0-0 6-3 1B	4-0 1B 1-2 2-3 BB		3 0 2 0 1 1 0																											
Garry Templeton, S (1, 6) OBP: 0.284, SLG: 0.267		0-0 F8			0-0 1B 2B		0-0 1-2 1B	0-0 1-3 2-H 3-H 1B		4 0 3 2 0 0 1																											
Tim Flannery, L (1, 4) OBP: 0.389, SLG: 0.415		0-0 4-3			0-0 B5-6-3 2-3 1B		0-0 6-3 1-2 2-3	0-0 G3		4 0 1 0 0 0 5																											
Andy Hawkins, R (1, 1) OBP: 0.219, SLG: 0.194			0-0 4-3		0-0 B5-6-3 1-2f		0-0 F8		0-0 1-3	2 0 0 0 0 0 2																											
Lance McCullers, S (5, 1)										0 0 0 0 0 0 0																											
John Kruk, L (7, PH) OBP: 0.350, SLG: 0.391										1 0 0 0 0 0 2																											
Gene Walter, L (7, 1) OBP: 0.490, SLG: 0.500										0 0 0 0 0 0 0																											
Tim Stoddard, R (8, 1) OBP: 0.250, SLG: 1.000										0 0 0 0 0 0 0																											
Craig Lefferts, L (8, 1) OBP: 0.167, SLG: 0.667										0 0 0 0 0 0 0																											
Dane Iorg, L (9, PH) OBP: 0.203, SLG: 0.276										1 0 0 0 0 0 0																											
Inning Stats	R: 1 E: 0 K: 0 S: 4	H: 1 LOB: 0 BB: 0 P: 4	R: 0 E: 0 K: 1 S: 6	H: 1 LOB: 1 BB: 0 P: 6	R: 0 E: 0 K: 0 S: 4	H: 1 LOB: 1 BB: 0 P: 4	R: 0 E: 0 K: 2 S: 7	H: 0 LOB: 0 BB: 0 P: 7	R: 0 E: 0 K: 0 S: 4	H: 2 LOB: 1 BB: 0 P: 4	R: 0 E: 0 K: 1 S: 5	H: 1 LOB: 0 BB: 0 P: 5	R: 0 E: 0 K: 0 S: 5	H: 2 LOB: 2 BB: 0 P: 5	R: 3 E: 0 K: 0 S: 7	H: 4 LOB: 2 BB: 1 P: 11	R: 0 E: 0 K: 0 S: 4	H: 1 LOB: 1 BB: 0 P: 4	1B: 10 2B: 3 3B: 0 HR: 0	SF: 1 SAC: 0 DP: 2 HBP: 0	WP: 0 PB: 0 SB: 1 CS: 0	PA: 39															
PITCHER	IP WLS BF H R ER SO BB IBB HBP BLK WP HR S P ERA WHIP																																				
Craig McMurtry, R (1, 1) ERA: 3.83	7.1		30	10	3	2	4	0	0	0	0	0	0	38	38	2.46	1.364																				
Jeff Dedmon, R (8, 1) ERA: 3.03	0.1		2	1	0	0	0	0	0	0	0	0	0	2	2	0.00	3.000																				
Paul Assenmacher, L (8, 1) ERA: 2.23	0.0		1	0	0	0	0	1	0	0	0	0	0	4	∞	∞																					
Gene Garber, R (8, 1) ERA: 1.32	1.1	W	6	2	1	1	0	0	0	0	0	0	0	6	6	6.75	1.500																				

San Diego Padres @ Atlanta Braves
Atlanta-Fulton County Stadium, Atlanta, GA

Fri Jun 27 1986, 7:05 PM EDT
Att: 25,493 - Unknown

livebaseballscorecards.com

AB	37
R	4
H	13
RBI	4
BB	1
SO	4
LOB	17



Batter	1	2	3	4	5	6	7	8	9
Claudell Washington, L (1, 9) OBP: 0.336, SLG: 0.467	4-0 CS BB		4-0 1-2 BB		0-0 1-3 HR 1B		0-0 5-3		
Omar Moreno, L (1, 7) OBP: 0.298, SLG: 0.387	0-0 F7		0-0 F8		0-0 1-2 HR 1B		0-3 K		
Dale Murphy, R (1, 8) OBP: 0.373, SLG: 0.474	0-0 6-3 1-2			0-3 K	0-0 1-H 2-H HR			4-0 SH1-4 SF8 BB BB	
Bob Horner, R (1, 3) OBP: 0.341, SLG: 0.474		0-0 5-3		0-0 1B	0-0 2B			4-0 SH1-4 BB	
Ken Oberkfell, L (1, 4) OBP: 0.385, SLG: 0.407		0-0 1-3		0-0 L8	0-0 2-3			0-0 SH1-4	
Rafael Ramirez, R (1, 5) OBP: 0.258, SLG: 0.352		0-0 G3		0-0 F7		0-0 4-3		4-0 IBB	
Ozzie Virgil, R (1, 2) OBP: 0.354, SLG: 0.434			4-0 FC6-5 4-3 BB		0-0 6-3	0-3 K		0-0 SF8	
Andres Thomas, R (1, 6) OBP: 0.321, SLG: 0.477			0-0 4-3 1-2		0-0 F8	0-0 F9		0-0 F4	
Craig Murtry, R (1, 1) OBP: 0.250, SLG: 0.182			0-0 FC6-5 S		0-0 1B 1B		0-3 K		
Jeff Dedmon, L (8, 1) OBP: 0.286, SLG: 0.286									
Paul Assenmacher, L (8, 1)									
Gene Garber, R (8, 1)									

Inning Stats	R: 0 E: 0 K: 0 S: 2	H: 0 LOB: 0 BB: 1 P: 6	R: 0 E: 0 K: 0 S: 3	H: 0 LOB: 0 BB: 0 P: 3	R: 0 E: 0 K: 0 S: 3	H: 0 LOB: 2 BB: 2 P: 11	R: 0 E: 0 K: 1 S: 6	H: 1 LOB: 1 BB: 0 P: 6	R: 4 E: 0 K: 0 S: 8	H: 5 LOB: 1 BB: 0 P: 8	R: 0 E: 0 K: 1 S: 5	H: 0 LOB: 0 BB: 0 P: 5	R: 0 E: 0 K: 2 S: 7	H: 0 LOB: 0 BB: 0 P: 7	R: 1 E: 0 K: 0 S: 3	H: 0 LOB: 2 BB: 3 P: 15
--------------	------------------------------	---------------------------------	------------------------------	---------------------------------	------------------------------	----------------------------------	------------------------------	---------------------------------	------------------------------	---------------------------------	------------------------------	---------------------------------	------------------------------	---------------------------------	------------------------------	----------------------------------

PITCHER	IP	WLS	BF	H	R	ER	SO	BB	IBB	HBP	BLK	WP	HR	S	P	ERA	WHIP
Andy Hawkins, R (1, 1) ERA: 4.26	4.2		22	6	4	4	1	3	0	0	0	0	1	21	33	7.71	1.929
Lance McCullers, R (5, 1) ERA: 1.5	1.1		4	0	0	0	1	0	0	0	0	0	0	6	6	0.00	0.000
Gene Walter, L (7, 1) ERA: 3.64	1.0		3	0	0	0	2	0	0	0	0	0	0	7	7	0.00	0.000
Tim Stoddard, R (8, 1) ERA: 3.95	0.0	L	2	0	1	1	0	2	0	0	0	0	0	8	8	∞	∞
Craig Lefferts, L (8, 1) ERA: 2.28	1.0		4	0	0	0	0	0	1	0	0	0	0	3	7	0.00	0.000

BOTTOM

San Diego Padres @ Atlanta Braves
Atlanta-Fulton County Stadium, Atlanta, GA

Fri Jun 27 1986, 7:05 PM EDT
Att. 25,493 - Unknown

AB	R	H	RBI	BB	SO	LOB
2	1	1	0	2	0	0
4	1	1	1	0	1	3
3	2	1	3	1	1	1
3	0	2	0	1	0	0
3	0	0	0	0	0	2
3	0	0	0	1	0	1
2	0	0	1	1	1	0
4	0	0	0	0	0	3
3	1	1	0	0	1	1
0	0	0	0	0	0	0
0	0	0	0	0	0	0
0	0	0	0	0	0	0

livebaseballscorecards.com

AB	27
R	5
H	6
RBI	5
BB	6
SO	4
LOB	11

Braves

WP: 0	PA: 35
PB: 0	
SB: 1	
CS: 1	

Batter	1	2	3	4	5	6	7	8	9	AB R H RBI BB SO LOB	TOP											
Bip Roberts, S (1, 4) OBP: 0.256, SLG: 0.289	0-0 S 1B	0-0 4-3			0-0 L8		0-0 L8		0-0 6-3 1-2	5 1 1 0 0 0 3												
Tony Gwynn, L (1, 9) OBP: 0.412, SLG: 0.493	0-0 E 1B		0-0 L7		0-0 6-3			0-0 B1-3		4 0 1 1 0 0 0												
Kevin McReynolds, R (1, 8) (8, 7)	0-0 F8		0-0 F3		4-0 BB			0-3 K		3 0 0 0 1 1 1												
Carmelo Martinez, R (1, 7) (8, 3)	4-0 G1-4-3 1-3 BB		0-0 1B		0-0 F8			0-0 2B		3 0 2 0 1 0 1												
Steve Garvey, R (1, 3) OBP: 0.264, SLG: 0.417	0-0 G1-4-3 1-2f		0-0 1-3		0-0 F6			0-0 F9		4 0 0 0 0 0 4												
Garry Templeton, S (1, 6) OBP: 0.279, SLG: 0.263		0-0 E9 S 1B		0-0 5-3		0-0 6-3			0-0 E6 1B	4 2 0 0 0 0 0												
Bruce Bochy, R (1, 2) OBP: 0.308, SLG: 0.474		0-3 K		0-0 6-3		0-0 F3			0-0 FC4 1B	3 0 0 0 0 1 1												
Terry Kennedy, L (9, PH) OBP: 0.328, SLG: 0.384		1-2							1-2 1B	1 0 1 0 0 0 0	AB 35											
Jerry Royster, R (1, 5) OBP: 0.286, SLG: 0.319		0-0		0-0			0-0 6-3		0-0 FC4 1B	3 0 2 1 0 0 0	R 3											
Tim Flannery, L (9, PH) OBP: 0.389, SLG: 0.415		2-H		1B					1-2 2-H	0 0 0 0 0 0 0	H 8											
John Kruk, L (9, PH) OBP: 0.388, SLG: 0.400				1B					1-2 2-3	1 0 1 1 0 0 0	RBI 3											
LaMarr Hoyt, R (1, 1) OBP: 0.111, SLG: 0.111		0-0 6-3		0-3 K			0-3 K		0-0 FC4	2 0 0 0 0 0 1 2	BB 2											
Graig Nettles, L (7, PH) OBP: 0.321, SLG: 0.455									1-2f 2-3	1 0 0 0 0 0 1 0	SO 4											
Lance McCullers, S (7, 1) OBP: 0.400, SLG: 0.500										0 0 0 0 0 0 0 0	LOB 14											
Gene Walter, L (7, 1) OBP: 0.167, SLG: 0.667										0 0 0 0 0 0 0 0												
Craig Lefferts, L (8, 1) OBP: 0.167, SLG: 0.667										0 0 0 0 0 0 0 0												
Marvell Wynne, L (8, 8) OBP: 0.336, SLG: 0.449										1 0 0 0 0 0 0 2												
Inning Stats	R: 1 E: 0 K: 0 S: 4	H: 2 LOB: 1 BB: 1 P: 8	R: 1 E: 1 K: 1 S: 7	H: 1 LOB: 1 BB: 0 P: 7	R: 0 E: 0 K: 0 S: 4	H: 1 LOB: 1 BB: 0 P: 4	R: 0 E: 0 K: 1 S: 6	H: 1 LOB: 1 BB: 0 P: 6	R: 0 E: 0 K: 0 S: 3	H: 0 LOB: 1 BB: 1 P: 7	R: 0 E: 0 K: 0 S: 3	H: 0 LOB: 0 BB: 0 P: 3	R: 0 E: 0 K: 1 S: 5	H: 0 LOB: 0 BB: 0 P: 5	R: 0 E: 0 K: 1 S: 6	H: 1 LOB: 1 BB: 0 P: 6	R: 1 E: 1 K: 0 S: 5	H: 2 LOB: 1 BB: 0 P: 5	1B: 7 2B: 1 3B: 0 HR: 0	SF: 0 SAC: 0 DP: 1 HBP: 0	WP: 0 PB: 0 SB: 3 CS: 1	PA: 37
PITCHER	IP WLS BF H R ER SO BB IBB HBP BLK WP HR S P ERA WHIP																					
Zane Smith, L (1, 1) ERA: 2.9	7.0 W 28 5 2 1 3 2 0 0 0 0 0 0 32 40 1.29 1.000																					
Jeff Dedmon, R (8, 1) ERA: 2.95	1.0 6 2 1 0 1 0 0 0 0 0 0 0 8 8 0.00 2.000																					
Paul Assenmacher, L (9, 1) ERA: 2.17	1.0 S 3 1 0 0 0 0 0 0 0 0 0 0 3 3 0.00 1.000																					

San Diego Padres @ Atlanta Braves
Atlanta-Fulton County Stadium, Atlanta, GA

Sat Jun 28 1986, 7:05 PM EDT
Att: 39,085 - Unknown

livebaseballscorecards.com



Batter	1	2	3	4	5	6	7	8	9	AB R H RBI BB SO LOB	TOP
Marvell Wynne, L (1, 8) <small>OBP: 0.333, SLG: 0.436</small>	0-3 		4-0 		0-0 			0-0 		3 0 0 0 1 1 0	
Tony Gwynn, L (1, 9) <small>OBP: 0.410, SLG: 0.490</small>	0-0 		0-0 		0-0 			0-0 		4 0 1 1 0 0 1	
Kevin McReynolds, R (1, 7) <small>OBP: 0.344, SLG: 0.492</small>	0-0 		4-0 			0-0 		0-0 		3 0 0 0 1 0 1	
Graig Nettles, L (1, 5) <small>OBP: 0.314, SLG: 0.444</small>		0-0 	0-0 			0-0 			0-0 	4 0 0 0 0 0 2	
Terry Kennedy, L (1, 2) <small>OBP: 0.327, SLG: 0.382</small>		0-0 		0-0 		0-3 		0-0 		4 0 1 0 0 1 0	
Garry Templeton, S (1, 6) <small>OBP: 0.279, SLG: 0.260</small>		4-0 		0-0 			0-0 	0-0 		3 0 0 0 1 0 1	
Dane Iorg, L (1, 3) <small>OBP: 0.226, SLG: 0.295</small> Craig Lefferts, L (7, 1) <small>OBP: 0.167, SLG: 0.667</small> John Kruk, L (9, PH) <small>OBP: 0.383, SLG: 0.394</small>		0-0 		0-0 			0-0 	0-0 		3 0 2 0 0 0 1	
Tim Flannery, L (1, 4) <small>OBP: 0.388, SLG: 0.410</small>			4-0 	0-0 			0-0 			2 1 0 0 1 0 2	
Mark Thurmond, L (1, 1) <small>OBP: 0.250, SLG: 0.292</small> Tim Stoddard, R (5, 1) <small>OBP: 0.250, SLG: 1.000</small> Steve Garvey, R (7, 3) <small>OBP: 0.263, SLG: 0.416</small>			0-0 		0-0 			0-0 		1 0 0 0 0 0 0	
Inning Stats	R: 0 H: 0 E: 0 LOB: 0 K: 1 BB: 0 S: 5 P: 5	R: 0 H: 0 E: 0 LOB: 1 K: 0 BB: 1 S: 3 P: 7	R: 1 H: 0 E: 0 LOB: 2 K: 0 BB: 3 S: 3 P: 15	R: 0 H: 1 E: 0 LOB: 1 K: 0 BB: 0 S: 4 P: 4	R: 0 H: 0 E: 0 LOB: 0 K: 0 BB: 0 S: 3 P: 3	R: 0 H: 0 E: 0 LOB: 0 K: 1 BB: 0 S: 5 P: 5	R: 0 H: 1 E: 0 LOB: 0 K: 0 BB: 0 S: 3 P: 3	R: 0 H: 1 E: 0 LOB: 1 K: 0 BB: 0 S: 4 P: 4	R: 0 H: 1 E: 0 LOB: 1 K: 0 BB: 0 S: 4 P: 4	1B: 4 SF: 0 2B: 0 SAC: 1 3B: 0 DP: 1 HR: 0 HBP: 0	WP: 1 PA: 34 PB: 0 SB: 0 CS: 0
PITCHER David Palmer, R (1, 1) <small>ERA: 2.91</small>	IP WLS BF H R ER SO BB IBB HBP BLK WP HR S P ERA WHIP 9.0 W 34 4 1 1 2 4 0 0 0 1 0 34 50 1.00 0.889										

San Diego Padres @ Atlanta Braves
 Atlanta-Fulton County Stadium, Atlanta, GA

Sun Jun 29 1986, 3:33 AM EDT
 Att: 23,438 - Unknown

livebaseballscorecards.com

AB	29
R	1
H	4
RBI	1
BB	4
SO	2
LOB	9



Batter	1	2	3	4	5	6	7	8	9	AB	R	H	RBI	BB	SO	LOB
Bill Sample, R OBP: 0.310, SLG: 0.391 (1, 9)	0-0 G4-6-3 1B		0-0 4-1	4-0 IBB		0-0 1B				3	0	2	0	1	0	0
Rafael Ramirez, R OBP: 0.258, SLG: 0.347 (1, 5)	0-0 G4-6-3 1-2f		0-0 FC5-4 1B	0-0 F8		0-0 F9				4	0	1	0	0	0	4
Dale Murphy, R OBP: 0.373, SLG: 0.469 (1, 8)	0-0 5-3		0-0 FC5-4 1B		0-0 G6-4-3 1B					4	1	2	0	0	0	1
Bob Horner, R OBP: 0.349, SLG: 0.479 (1, 3)		0-0 F9 2B	0-0 1-2 1B		0-0 G6-4-3 1B		0-0 F8			4	1	3	0	0	0	1
Terry Harper, R OBP: 0.281, SLG: 0.319 (1, 7)		4-0 2B 1-2 BB	0-0 F9		0-0 G6-4-3		0-0 G4-6-3 1B			3	0	1	0	1	0	4
Ken Oberkfell, L OBP: 0.381, SLG: 0.406 (1, 4)		0-0 B5		0-0 F8	0-0 1B		0-0 G4-6-3			4	0	1	1	0	0	4
Bruce Benedict, R OBP: 0.362, SLG: 0.442 (1, 2)		0-0 F9		0-0 L3	0-0 6-3			0-0 F9		4	0	0	0	0	0	3
Andres Thomas, R OBP: 0.325, SLG: 0.496 (1, 6)		0-0 1-3 3-H 2B		0-0 2B 3B		0-0 6-3		0-0 F8		4	1	2	1	0	0	0
David Palmer, R OBP: 0.139, SLG: 0.250 (1, 1)		0-0 5-3		0-0 3-H 2B		0-0 5-3		0-3 K		4	0	1	1	0	1	2

Inning Stats	R: 0	H: 1	E: 0	K: 0	S: 3	LOB: 0	BB: 0	P: 3
	R: 1	H: 2	E: 0	K: 0	S: 5	LOB: 2	BB: 1	P: 9
	R: 0	H: 2	E: 0	K: 0	S: 5	LOB: 2	BB: 0	P: 5
	R: 1	H: 2	E: 0	K: 0	S: 5	LOB: 2	BB: 1	P: 9
	R: 0	H: 3	E: 0	K: 0	S: 5	LOB: 1	BB: 0	P: 5
	R: 0	H: 1	E: 0	K: 0	S: 4	LOB: 1	BB: 0	P: 4
	R: 0	H: 2	E: 0	K: 0	S: 4	LOB: 1	BB: 0	P: 4
	R: 0	H: 0	E: 0	K: 1	S: 5	LOB: 0	BB: 0	P: 5

PITCHER	IP	WLS	BF	H	R	ER	SO	BB	IBB	HBP	BLK	WP	HR	S	P	ERA	WHIP
Mark Thurmond, L ERA: 6.29 (1, 1)	4.2	L	24	10	3	3	0	0	1	0	0	0	0	22	30	5.79	2.357
Tim Stoddard, R ERA: 3.8 (5, 1)	1.2		8	3	0	0	0	0	0	0	0	0	0	8	8	0.00	1.800
Craig Lefferts, L ERA: 2.17 (7, 1)	1.2		4	0	0	0	1	0	0	0	0	0	0	6	6	0.00	0.000

BOTTOM

San Diego Padres @ Atlanta Braves
Atlanta-Fulton County Stadium, Atlanta, GA
 Sun Jun 29 1986, 3:33 AM EDT
 Att. 23,438 - Unknown

livebaseballscorecards.com

AB	34
R	3
H	13
RBI	3
BB	2
SO	1
LOB	19



WP	HR	S	P	ERA	WHIP
0	0	3	0	0	0

Batter	1	2	3	4	5	6	7	8	9	AB R H RBI BB SO LOB	TOP										
Marvell Wynne, L (1, 8) <small>OBP: 0.320, SLG: 0.417</small>	0-0 F8	0-0 F8			0-0 F8	0-3 K		0-0 5-3		5 0 0 0 0 1 3											
Tony Gwynn, L (1, 9) <small>OBP: 0.407, SLG: 0.495</small>	0-0 HR		0-0 F7		0-0 F8		0-0 L6		0-0 F7	5 1 1 1 0 0 0											
Kevin McReynolds, R (1, 7) <small>OBP: 0.345, SLG: 0.491</small>	0-0 HR 1B		0-0 F7			0-0 FC4-6 1B 2B 1B	0-0 6-3		0-0 F9	5 2 2 0 0 0 0											
Steve Garvey, R (1, 3) Carmelo Martinez, R (8, 3) <small>OBP: 0.361, SLG: 0.395</small>	0-0 FC6 HR 1-2		0-0 F7			0-0 FC4-6 1B	0-0 6-3		4-0 BB 1B BB	4 1 1 0 0 0 1 0 0 0 0 1 0 0											
Garry Templeton, S (1, 6) <small>OBP: 0.285, SLG: 0.278</small>	0-0 HR 1-H 2-H			0-0 F9		0-0 FC4-6 2B 1B 1-2 2-3		0-0 1B 1B	0-0 BB 1B	5 3 3 3 0 0 2											
Jerry Royster, R (1, 5) <small>OBP: 0.290, SLG: 0.317</small>	0-0 5-3			0-0 6-3		0-0 F4		0-0 1B FC4 1B	4-0 BB 1B	4 1 1 0 1 0 2											
Terry Kennedy, L (1, 2) <small>OBP: 0.332, SLG: 0.396</small>	0-0 F8			0-0 2B		0-0 1B 2B		0-0 FC4 1B	0-0 F6	5 1 3 2 0 0 3											
Bip Roberts, S (1, 4) <small>OBP: 0.255, SLG: 0.282</small>		0-3 K		0-0 5-3		0-0 1B IBB		0-0 FC4 4-3		3 0 0 1 1 1 2											
Dave Dravecky, R (1, 1) Dane Iorg, L (8, PH) Lance McCullers, S (8, 1) <small>OBP: 0.200, SLG: 0.256 OBP: 0.222, SLG: 0.290 OBP: 0.361, SLG: 0.395</small>		0-0 F8			0-3 K	0-0 1B		0-0 4-3		3 0 1 2 0 1 0 1 0 0 0 0 0 1 0 0 0 0 0 0 0											
Inning Stats	R: 4 E: 1 K: 0 S: 7	H: 3 LOB: 0 BB: 0 P: 7	R: 0 E: 0 K: 1 S: 5	H: 0 LOB: 0 BB: 0 P: 5	R: 0 E: 0 K: 0 S: 3	H: 0 LOB: 0 BB: 0 P: 3	R: 0 E: 0 K: 0 S: 4	H: 1 LOB: 1 BB: 0 P: 4	R: 0 E: 0 K: 1 S: 5	H: 0 LOB: 0 BB: 0 P: 5	R: 3 E: 0 K: 1 S: 9	H: 4 LOB: 2 BB: 1 P: 13	R: 0 E: 0 K: 0 S: 3	H: 0 LOB: 0 BB: 0 P: 3	R: 2 E: 0 K: 0 S: 6	H: 3 LOB: 1 BB: 0 P: 6	R: 0 E: 0 K: 0 S: 4	H: 1 LOB: 3 BB: 2 P: 12	1B: 8 2B: 2 3B: 0 HR: 2	SF: 0 SAC: 0 DP: 0 HBP: 0	WP: 0 PA: 43 PB: 0 SB: 0 CS: 0
PITCHER	IP WLS BF H R ER SO BB IBB HBP BLK WP HR S P ERA WHIP																				
Bob Knepper, L (1, 1) <small>ERA: 2.74</small>	6.0 L 28 8 7 6 3 0 1 0 0 0 2 33 37 9.00 1.333																				
Larry Andersen, R (7, 1) <small>ERA: 3.62</small>	3.0 15 4 2 2 0 2 0 0 0 0 0 13 21 6.00 2.000																				

San Diego Padres @ Houston Astros
 Astrodome, Houston, TX
 Mon Jun 30 1986, 8:05 PM EDT
 Att: 11,141 - Unknown

AB	40
R	9
H	12
RBI	9
BB	3
SO	3
LOB	14



Batter	1	2	3	4	5	6	7	8	9	AB	R	H	RBI	BB	SO	LOB
Bill Doran, S OBP: 0.371, SLG: 0.381 (1, 4)	0-0 5-3	0-0 G6-3			0-0 F9		0-0 F9		0-0 F4	5	0	0	0	0	0	2
Dickie Thon, R OBP: 0.300, SLG: 0.333 (1, 6)	0-0 6-3 2B		0-0 5-3		0-0 1B		0-0 1B			4	0	3	0	0	0	0
Phil Gamier, R OBP: 0.343, SLG: 0.454 (1, 5)	0-0 6-3 2-3		0-0 5-3		0-0 F8		0-0 1-3			4	0	0	0	0	0	3
Glenn Davis, R OBP: 0.332, SLG: 0.514 (1, 3)	0-0 F8		0-0 F6		0-0 F6			0-0 4-3		4	0	0	0	0	0	2
Kevin Bass, S OBP: 0.368, SLG: 0.504 (1, 9)		4-0 3B BB		0-0 1B		0-0 5-3		0-0 F9		3	1	1	0	1	0	0
Jose Cruz, L OBP: 0.332, SLG: 0.321 (1, 7)		0-0 2B 3B		0-0 1B		0-0 F8		0-0 E4		4	1	2	1	0	0	0
Tony Walker, R OBP: 0.288, SLG: 0.346 (1, 8)		0-0 2B		0-0 F4		0-0 E6 1B		0-0 G3		4	0	2	1	0	0	3
John Mizerock, L OBP: 0.440, SLG: 0.278 (1, 2)		4-0 BB		0-0 F5		0-0 G3			0-0 5-3	2	0	0	0	1	0	3
Larry Andersen, R (7, 1)										0	0	0	0	0	0	0
Denny Walling, L OBP: 0.358, SLG: 0.388 (9, PH)		G6-3 BB								1	0	0	0	0	0	0
Bob Knepper, L OBP: 0.078, SLG: 0.078 (1, 1)		0-0 B1		0-0 F7					0-0 4-3	2	0	0	0	0	0	4
Alan Ashby, S OBP: 0.333, SLG: 0.355 (7, 2)										2	0	0	0	0	0	0

BOTTOM

San Diego Padres @ Houston Astros
Astrodome, Houston, TX
Mon Jun 30 1986, 8:05 PM EDT
Att. 11,141 - Unknown

livebaseballscorecards.com

AB	35
R	2
H	8
RBI	2
BB	2
SO	0
LOB	17



Inning Stats	R: 0	H: 1	E: 0	LOB: 1	K: 0	BB: 0	S: 4	P: 4									
PITCHER	IP	WLS	BF	H	R	ER	SO	BB	IBB	HBP	BLK	WP	HR	S	P	ERA	WHIP
Dave Dravecky, L ERA: 2.6 (1, 1)	7.0	W	30	8	2	2	0	2	0	0	0	0	0	28	36	2.57	1.429
Lance McCullers, R ERA: 1.78 (8, 1)	2.0		7	0	0	0	0	0	0	0	0	0	0	7	7	0.00	0.000

WP: 0	PA: 37
PB: 0	
SB: 0	
CS: 0	

San Diego Padres @ Houston Astros
Astrodome, Houston, TX

Tue Jul 01 1986, 8:05 PM EDT
Att. 13,866 - Unknown

livebaseballscorecards.com

AB	38
R	7
H	12
RBI	7
BB	5
SO	3
LOB	20



AB R H RBI BB SO LOB

5	1	2	2	0	0	1
4	2	2	1	1	0	0
4	0	1	0	1	1	2
5	0	1	1	0	0	3
5	1	3	2	0	0	2
5	0	0	0	0	1	6
4	1	2	1	1	1	0
2	1	0	0	2	0	2
2	0	0	0	0	0	3
1	0	1	0	0	0	0
0	1	0	0	0	0	0
1	0	0	0	0	0	1
0	0	0	0	0	0	0

1B:	10	SF:	0
2B:	2	SAC:	0
3B:	0	DP:	1
HR:	0	HBP:	0

WP:	0	PA:	43
PB:	0		
SB:	1		
CS:	0		

Batter	1	2	3	4	5	6	7	8	9
Marvell Wynne, L (1, 8) OBP: 0.323, SLG: 0.425	0-0 5-3		0-0 1-H 2B		0-0 4-3	0-0 1B 1B	0-0 F8		
Tony Gwynn, L (1, 9) OBP: 0.410, SLG: 0.495	0-0 3-1		4-0 IBB		0-0 1B 1B	0-0 1B 1B		0-0 4-3	
Kevin McReynolds, R (1, 7) OBP: 0.346, SLG: 0.487	0-0 F9		0-3 K		0-0 1B 1B	4-0 1B IBB		0-0 5-3	
Steve Garvey, R (1, 3) OBP: 0.262, SLG: 0.410		0-0 F9		0-0 F6	0-0 1-2 2-H 1B	0-0 F4		0-0 5-3	
Garry Templeton, S (1, 6) OBP: 0.290, SLG: 0.285		0-0 1-3		0-0 S 2B 1B	0-0 F7	0-0 1-3 2-H 3-H 1B		0-0 G3-6-3 1B	
Graig Nettles, L (1, 5) OBP: 0.306, SLG: 0.431		0-3 K		0-0 F7	0-0 F9	0-0 4-3		0-0 G3-6-3 1-2f	
Terry Kennedy, L (1, 2) OBP: 0.337, SLG: 0.402			0-0 2B 1B	0-0 1-H 2B		0-0 F9	4-0 F8 G3 BB	0-3 K	
Tim Flannery, L (1, 4) OBP: 0.390, SLG: 0.405			0-0 F7	4-0 IBB		4-0 1B BB	0-0 G3		
Eric Show, R (1, 1) OBP: 0.162, SLG: 0.216			0-0 B3	0-0 6-3		0-0 1B 1B	0-0 F8		
Dane Iorg, L (6, PH) OBP: 0.234, SLG: 0.302									
Lance McCullers, S (6, PR)									
Gene Walter, L (6, 1) OBP: 0.333, SLG: 0.400									
Rich Gossage, R (9, 1)									

Inning Stats	R: 0	H: 0	E: 0	K: 0	S: 3	R: 0	H: 0	E: 0	K: 1	S: 5	R: 1	H: 2	E: 0	K: 1	S: 7	R: 1	H: 2	E: 0	K: 0	S: 5	R: 1	H: 3	E: 0	K: 0	S: 6	R: 4	H: 4	E: 0	K: 0	S: 7	R: 0	H: 0	E: 0	K: 0	S: 3	R: 0	H: 0	E: 0	K: 1	S: 5	R: 0	H: 1	E: 0	K: 1	S: 5
--------------	------	------	------	------	------	------	------	------	------	------	------	------	------	------	------	------	------	------	------	------	------	------	------	------	------	------	------	------	------	------	------	------	------	------	------	------	------	------	------	------	------	------	------	------	------

PITCHER	IP	WLS	BF	H	R	ER	SO	BB	IBB	HBP	BLK	WP	HR	S	P	ERA	WHIP
Mark Knudson, R (1, 1) ERA: 3.6	5.0	L	24	7	3	3	2	0	2	0	0	0	0	26	34	5.40	1.400
Manny Hernandez, R (6, 1) ERA: 4.24	0.1		6	3	4	4	0	1	1	0	0	0	0	4	12	108.00	12.000
Aurelio Lopez, R (6, 1) ERA: 2.7	1.2		7	1	0	0	0	1	0	0	0	0	0	6	10	0.00	1.200
Frank DiPino, L (8, 1) ERA: 2.83	2.0		6	1	0	0	1	0	0	0	0	0	0	8	8	0.00	0.500

PITCHER	IP	WLS	BF	H	R	ER	SO	BB	IBB	HBP	BLK	WP	HR	S	P	ERA	WHIP
---------	----	-----	----	---	---	----	----	----	-----	-----	-----	----	----	---	---	-----	------

Batter	1	2	3	4	5	6	7	8	9	AB R H RBI BB SO LOB	TOP		
Marvell Wynne, L (1, 8) <small>OBP: 0.336, SLG: 0.444</small>	0-0 		0-0 		0-0 			0-0 		4 1 3 0 0 0 1			
Tony Gwynn, L (1, 9) <small>OBP: 0.408, SLG: 0.492</small>	0-0 4-3 		0-0 			0-0 		0-0 		4 0 1 1 0 0 2			
Kevin McReynolds, R (1, 7) <small>OBP: 0.342, SLG: 0.480</small>	0-0 		0-0 			0-0 		0-0 		4 0 0 0 0 0 1			
Steve Garvey, R (1, 3) <small>OBP: 0.262, SLG: 0.409</small> Mark Thurmond, L (6, 1) <small>OBP: 0.250, SLG: 0.292</small> Tim Stoddard, R (8, 1) <small>OBP: 0.250, SLG: 1.000</small> Dane Iorg, L (9, PH) <small>OBP: 0.231, SLG: 0.297</small>		0-0 		0-0 		0-3 		0-0 		3 0 1 0 0 0 1 0 0 0 0 0 0 0 0 0 0 0 0 0 0 0 0 0 1 0 0 0 0 0 0 0			
Garry Templeton, S (1, 6) <small>OBP: 0.286, SLG: 0.280</small>		0-0 		0-0 			0-0 		0-0 		4 0 0 0 0 0 1		
Graig Nettles, L (1, 5) <small>OBP: 0.302, SLG: 0.424</small>		0-0 		0-0 			0-0 				3 0 0 0 0 0 1		
Terry Kennedy, L (1, 2) <small>OBP: 0.333, SLG: 0.397</small>		0-3 			0-0 		0-0 				3 0 0 0 0 1 1		
Tim Flannery, L (1, 4) <small>OBP: 0.384, SLG: 0.398</small>			0-0 		0-3 			0-0 		3 0 0 0 0 1 0			
Andy Hawkins, R (1, 1) <small>OBP: 0.235, SLG: 0.212</small> John Kruk, L (6, 3) <small>OBP: 0.378, SLG: 0.389</small>			0-0 		0-0 			0-0 		2 0 1 0 0 0 0 1 0 0 0 0 0 0			
Inning Stats	R: 0 H: 1 E: 0 LOB: 0 K: 0 BB: 0 S: 3 P: 3	R: 0 H: 1 E: 0 LOB: 1 K: 1 BB: 0 S: 6 P: 6	R: 1 H: 2 E: 0 LOB: 1 K: 0 BB: 0 S: 5 P: 5	R: 0 H: 0 E: 0 LOB: 0 K: 0 BB: 0 S: 3 P: 3	R: 0 H: 1 E: 0 LOB: 1 K: 1 BB: 0 S: 6 P: 6	R: 0 H: 0 E: 0 LOB: 0 K: 1 BB: 0 S: 5 P: 5	R: 0 H: 0 E: 0 LOB: 0 K: 0 BB: 0 S: 3 P: 3	R: 0 H: 1 E: 0 LOB: 1 K: 0 BB: 0 S: 4 P: 4	R: 0 H: 0 E: 0 LOB: 0 K: 0 BB: 0 S: 3 P: 3	R: 0 H: 0 E: 0 LOB: 0 K: 0 BB: 0 S: 3 P: 3	R: 0 H: 1 E: 0 LOB: 1 K: 0 BB: 0 S: 3 P: 3	1B: 5 SF: 0 2B: 1 SAC: 0 3B: 0 DP: 0 HR: 0 HBP: 0	WP: 0 PA: 32 PB: 0 SB: 1 CS: 1
PITCHER Mike Scott, R (1, 1) <small>ERA: 2.27</small>	IP WLS BF H R ER SO BB IBB HBP BLK WP HR S P ERA WHIP 9.0 W 32 6 1 1 3 0 0 0 0 0 0 0 38 38 1.00 0.667											PITCHER IP WLS BF H R ER SO BB IBB HBP BLK WP HR S P ERA WHIP	

San Diego Padres @ Houston Astros
 Astrodome, Houston, TX
 Wed Jul 02 1986, 4:33 AM EDT
 Att: 10,148 - Unknown

livebaseballscorecards.com

AB	32
R	1
H	6
RBI	1
BB	0
SO	3
LOB	7



Batter	1	2	3	4	5	6	7	8	9
Bill Doran, S (1, 4) OBP: 0.373, SLG: 0.380	0-0 F6		4-0 1B HR BB		0-0 F4	4-0 BB		4-0 BB 1B IBB	
Ty Gainey, L (1, 8) Phil Garner, R (8, PH) John Mizerock, L (9, 2) OBP: 0.429, SLG: 0.429 OBP: 0.350, SLG: 0.454 OBP: 0.464, SLG: 0.263	0-3 K		0-0 1-2 HR 1B		0-3 K	0-3 K		4-0 1-2 2-3 3-H BB 1B BB	
Denny Walling, L (1, 5) OBP: 0.366, SLG: 0.433	0-0 1B 1B		0-0 1-H 2-H HR		0-0 HR		0-0 4-3	0-0 1-2 2-H 3-H 1B	
Glenn Davis, R (1, 3) OBP: 0.329, SLG: 0.516	0-0 1-2 1B		0-0 F5		0-0 5-3		0-3 K	0-0 F9	
Kevin Bass, S (1, 9) OBP: 0.368, SLG: 0.496	0-0 F9		0-0 G3-6 1B		0-0 F5		0-0 F8		
Jose Cruz, L (1, 7) OBP: 0.325, SLG: 0.310		0-3 K	0-0 G3-6		4-0 2B BB BB			0-3 K	
Craig Reynolds, L (1, 6) OBP: 0.303, SLG: 0.400		0-0 F6		0-0 F7		0-0 BB 2B		0-0 SH1-4 BLK BB 1B	
Alan Ashby, S (1, 2) Tony Walker, R (8, PH) OBP: 0.348, SLG: 0.351 OBP: 0.290, SLG: 0.333		4-0 BB		0-0 G3		4-0 BB IBB		4-0 BB SH1-4 1B IBB	
Mike Scott, R (1, 1) OBP: 0.104, SLG: 0.085		0-3 K		0-0 1-3		0-3 K		0-0 SH1-4	

AB	R	H	RBI	BB	SO	LOB
2	2	0	1	3	0	0
4	1	1	0	0	3	3
0	0	0	1	1	0	0
0	0	0	0	0	0	0
5	2	4	6	0	0	0
5	0	1	0	0	1	2
4	0	1	0	0	0	2
3	1	0	0	1	2	1
4	1	2	0	0	0	0
1	0	0	0	2	0	0
0	1	0	0	1	0	0
3	0	0	0	0	2	4

BOTTOM

San Diego Padres @ Houston Astros
Astrodome, Houston, TX

Wed Jul 02 1986, 4:33 AM EDT
Att. 10,148 - Unknown

AB	31
R	8
H	9
RBI	8
BB	8
SO	8
LOB	12



Inning Stats	R	H	E	K	S	IP	WLS	BF	H	R	ER	SO	BB	IBB	HBP	BLK	WP	HR	S	P	ERA	WHIP
	0	2	0	1	7	5.2	L	28	7	5	5	5	4	1	0	0	0	2	33	53	7.94	1.941
	0	0	0	0	0	2.0		11	2	3	3	3	1	2	0	1	0	0	14	26	13.50	1.500
	0	0	0	0	0	0.1		1	0	0	0	0	0	0	0	0	0	0	1	1	0.00	0.000

1B	2B	3B	HR	SF	SAC	DP	HBP	WP	PA
6	1	0	2	0	1	1	0	0	40

Batter	1	2	3	4	5	6	7	8	9	AB R H RBI BB SO LOB	TOP	
Davey Lopes, R OBP: 0.433, SLG: 0.530 (1, 5) X	0-0 F6 ①		0-0 5-3 ②			0-0 6-3 ①			0-0 6-4 5-3 1B	4 0 1 0 0 0 0		
Shawon Dunston, R OBP: 0.311, SLG: 0.436 (1, 6) S S S	0-3 K ②		0-3 K ③			0-0 F8 ②			0-0 5-3 1-2 ①	4 0 0 0 0 2 1		
Jerry Mumphy, S OBP: 0.354, SLG: 0.338 (1, 8) X	0-0 2B			0-0 G1-4-3 1B		0-0 6-3 ③			0-0 6-4 2-3f ② ③	4 0 2 0 0 0 1		
Keith Moreland, R OBP: 0.330, SLG: 0.385 (1, 9) S S S	0-3 K ③			0-0 G1-4-3 1-2f ① ②			0-0 F3 ①			3 0 0 0 0 1 2		
Leon Durham, L OBP: 0.338, SLG: 0.399 (1, 3)		0-0 5-3 ①		0-0 F4 ③			0-0 F7 ②			3 0 0 0 0 0 0		
Jody Davis, R OBP: 0.298, SLG: 0.428 (1, 2)		0-0 1B			0-0 F6 ①		0-3 K ③			3 0 1 0 0 1 0		
Gary Matthews, R OBP: 0.349, SLG: 0.361 (1, 7)		0-0 F8 ②			0-0 G3 ②			0-0 F5 ①		3 0 0 0 0 0 1		
Chris Speier, R OBP: 0.342, SLG: 0.435 (1, 4)		0-0 F8 ③			0-0 HR			0-0 6-3 ②		3 1 1 1 0 0 1		
Dennis Eckersley, R OBP: 0.171, SLG: 0.343 Ron Cey, R OBP: 0.359, SLG: 0.485 Guy Hoffman, L (8, 1)			0-3 K ①		0-3 K ③			0-3 K ③		2 0 0 0 0 2 0 1 0 0 0 0 1 0 0 0 0 0 0 0 0		
Inning Stats	R: 0 E: 0 K: 2 S: 8 H: 1 LOB: 1 BB: 0 P: 8	R: 0 E: 0 K: 0 S: 4 H: 1 LOB: 1 BB: 0 P: 4	R: 0 E: 0 K: 2 S: 7 H: 0 LOB: 0 BB: 0 P: 7	R: 0 E: 0 K: 0 S: 3 H: 1 LOB: 0 BB: 0 P: 3	R: 1 E: 0 K: 1 S: 6 H: 1 LOB: 0 BB: 0 P: 6	R: 0 E: 0 K: 0 S: 3 H: 0 LOB: 0 BB: 0 P: 3	R: 0 E: 0 K: 1 S: 5 H: 0 LOB: 0 BB: 0 P: 5	R: 0 E: 0 K: 1 S: 5 H: 0 LOB: 0 BB: 0 P: 5	R: 0 E: 0 K: 0 S: 3 H: 1 LOB: 0 BB: 0 P: 3	1B: 3 2B: 2 3B: 0 HR: 1 SF: 0 SAC: 0 DP: 2 HBP: 0	WP: 0 PB: 0 SB: 0 CS: 0 PA: 30	
PITCHER LaMarr Hoyt, R ERA: 5.3 (1, 1)	IP: 9.0 WLS: W BF: 30 H: 5 R: 1 ER: 1 SO: 7 BB: 0 IBB: 0 HBP: 0 BLK: 0 WP: 0 HR: 1 S: 44 P: 44 ERA: 1.00 WHIP: 0.556											PITCHER IP: WLS: BF: H: R: ER: SO: BB: IBB: HBP: BLK: WP: HR: S: P: ERA: WHIP

Chicago Cubs @ San Diego Padres
 Jack Murphy Stadium, San Diego, CA
 Thu Jul 03 1986, 10:05 PM EDT
 Att: 17,028 - Unknown

livebaseballscorecards.com

AB	30
R	1
H	5
RBI	1
BB	0
SO	7
LOB	6



Batter	1	2	3	4	5	6	7	8	9
Marvell Wynne, L (1, 8) OBP: 0.333, SLG: 0.445	0-0 F8		0-0 F5		0-0 E		0-0 4-3		
Tony Gwynn, L (1, 9) OBP: 0.406, SLG: 0.489	0-0 4-3		0-0 4-3		0-0 5-3			0-0 E1	
Kevin McReynolds, R (1, 7) OBP: 0.347, SLG: 0.482	4-0 BB			0-0 4-3	0-0 E6			0-0 SF9	
Steve Garvey, R (1, 3) OBP: 0.259, SLG: 0.405	0-0 G1			0-0 4-3	0-0 CS	0-0 F3		0-0 SF9	
Garry Templeton, S (1, 6) OBP: 0.289, SLG: 0.285		0-0 F3		0-0 2B		0-0 L6		0-0 IBB	
Graig Nettles, L (1, 5) OBP: 0.305, SLG: 0.422		0-3 K		4-0 FC4-6		0-3 K		0-0 1B	
Terry Kennedy, L (1, 2) OBP: 0.332, SLG: 0.394		0-3 K		0-3 K			0-0 SH5-4	0-0 F8	
Tim Flannery, L (1, 4) OBP: 0.379, SLG: 0.391			0-3 K	0-0 FC4-6			0-0 F8		
LaMarr Hoyt, R (1, 1) OBP: 0.150, SLG: 0.150			0-0 1B		0-0 F9		0-0 SH5-4		

Inning Stats	R: 0	H: 0	E: 0	K: 0	S: 3	R: 0	H: 0	E: 0	K: 2	S: 7	R: 0	H: 1	E: 0	K: 1	S: 6	R: 1	H: 2	E: 0	K: 1	S: 7	R: 1	H: 1	E: 1	K: 0	S: 4	R: 0	H: 0	E: 0	K: 1	S: 5	R: 0	H: 1	E: 0	K: 0	S: 4	R: 2	H: 3	E: 1	K: 0	S: 5
	LOB: 1	BB: 1	P: 7	LOB: 0	BB: 0	P: 7	LOB: 1	BB: 0	P: 6	LOB: 2	BB: 1	P: 11	LOB: 0	BB: 0	P: 4	LOB: 0	BB: 0	P: 5	LOB: 1	BB: 1	P: 9	LOB: 1	BB: 1	P: 9	LOB: 1	BB: 1	P: 9	LOB: 0	BB: 0	P: 9	LOB: 1	BB: 1	P: 9	LOB: 1	BB: 1	P: 9	LOB: 1	BB: 1	P: 9	

PITCHER	IP	WLS	BF	H	R	ER	SO	BB	IBB	HBP	BLK	WP	HR	S	P	ERA	WHIP
Dennis Eckersley, R (1, 1) ERA: 5.36	7.0	L	28	5	2	1	5	2	0	0	0	0	0	36	44	1.29	1.000
Guy Hoffman, L (8, 1) ERA: 4.53	1.0		6	3	2	2	0	0	1	0	0	0	0	5	9	18.00	3.000

AB R H RBI BB SO LOB

4	1	1	0	0	0	2
4	1	1	0	0	0	2
3	2	2	0	1	0	0
3	0	0	1	0	0	2
3	0	1	1	1	0	0
3	0	1	1	1	2	0
4	0	1	0	0	2	3
3	0	0	0	0	1	3
2	0	1	0	0	0	0

1B: 6	SF: 1	WP: 0	PA: 35
2B: 2	SAC: 1	PB: 0	
3B: 0	DP: 0	SB: 0	
HR: 0	HBP: 0	CS: 1	

Chicago Cubs @ San Diego Padres
 Jack Murphy Stadium, San Diego, CA
 Thu Jul 03 1986, 10:05 PM EDT
 Att. 17,028 - Unknown

livebaseballscorecards.com

AB	29
R	4
H	8
RBI	3
BB	3
SO	5
LOB	12



Batter	1	2	3	4	5	6	7	8	9	AB R H RBI BB SO LOB	TOP	
Davey Lopes, R (1, 5) OBP: 0.436, SLG: 0.530 Chris Speier, R (1, 5) OBP: 0.329, SLG: 0.415	1-0 23 G3 BLK HBP		0-3 K			0-0 F8		0-0 F9		0 0 0 0 0 0 0 3 0 0 0 0 1 1		
Jerry Mumphrey, S (1, 8) OBP: 0.351, SLG: 0.331	0-0 F8			0-0 4-3		0-0 4-3		4-0 23 FC6-4 BB		3 0 0 0 1 0 1		
23 Ryne Sandberg, R (1, 4) OBP: 0.323, SLG: 0.425	0-0 G3			0-0 F9			0-0 F8	0-0 FC6-4		4 0 0 0 0 0 3		
Keith Moreland, R (1, 9) OBP: 0.332, SLG: 0.385 Dave Martinez, L (9, PR) OBP: 0.209, SLG: 0.175	0-0 F2			0-3 K			4-0 BB	0-0 G4-6-3 1B		3 0 1 0 1 1 1 0 0 0 0 0 0 0		
Leon Durham, L (1, 3) OBP: 0.333, SLG: 0.393		0-0 4-3			0-0 F8		0-0 F7	0-0 G4-6-3		4 0 0 0 0 0 2		
Jody Davis, R (1, 2) OBP: 0.297, SLG: 0.425		0-3 K			0-0 1B		0-3 K	0-3 K		4 0 1 0 0 3 2		
Gary Matthews, R (1, 7) OBP: 0.354, SLG: 0.385		0-3 K			0-0 1B			0-0 HR		3 1 2 1 0 1 0		
Shawon Dunston, R (1, 6) OBP: 0.308, SLG: 0.431			0-0 3-1		0-0 G6-4-3			0-3 K		3 0 0 0 0 1 2		
Ed Lynch, R (1, 1) Thad Bosley, L (8, PH) OBP: 0.427, SLG: 0.391 Ray Fontenot, L (8, 1) OBP: 0.500, SLG: 0.500			0-0 F9			0-0 F9		0-0 2B		2 0 0 0 0 0 0 1 0 1 0 0 0 0 0 0 0 0 0 0 0		
Inning Stats	R: 0 H: 0 E: 0 LOB: 1 K: 0 BB: 0 S: 3 P: 4	R: 0 H: 0 E: 0 LOB: 0 K: 2 BB: 0 S: 7 P: 7	R: 0 H: 0 E: 0 LOB: 0 K: 1 BB: 0 S: 5 P: 5	R: 0 H: 0 E: 0 LOB: 0 K: 1 BB: 0 S: 5 P: 5	R: 0 H: 2 E: 0 LOB: 1 K: 0 BB: 0 S: 4 P: 4	R: 0 H: 0 E: 0 LOB: 0 K: 0 BB: 0 S: 3 P: 3	R: 0 H: 0 E: 0 LOB: 1 K: 1 BB: 1 S: 5 P: 9	R: 1 H: 2 E: 0 LOB: 2 K: 1 BB: 1 S: 7 P: 11	R: 0 H: 1 E: 0 LOB: 1 K: 1 BB: 0 S: 5 P: 5	1B: 3 SF: 0 2B: 1 SAC: 0 3B: 0 DP: 2 HR: 1 HBP: 1	WP: 0 PA: 33 PB: 0 SB: 0 CS: 0	
PITCHER Lance McCullers, R (1, 1) ERA: 1.58 Craig Lefferts, L (7, 1) ERA: 2.14 Rich Gossage, R (8, 1) ERA: 4.08	IP WLS BF H R ER SO BB IBB HBP BLK WP HR S P ERA WHIP											PITCHER IP WLS BF H R ER SO BB IBB HBP BLK WP HR S P ERA WHIP
	6.1 0 22 2 0 0 4 1 0 1 1 0 0 28 33 0.00 0.474											
	0.2 0 2 0 0 0 1 0 0 0 0 0 0 4 4 0.00 0.000											
	2.0 W 9 3 1 1 2 1 0 0 0 0 0 1 12 16 4.50 2.000											

Chicago Cubs @ San Diego Padres
 Jack Murphy Stadium, San Diego, CA
 Fri Jul 04 1986, 10:05 PM EDT
 Att: 49,070 - Unknown

livebaseballscorecards.com

AB	30
R	1
H	5
RBI	1
BB	2
SO	7
LOB	12



Batter	1	2	3	4	5	6	7	8	9	AB R H RBI BB SO LOB
Marvell Wynne, L (1, 8) OBP: 0.324, SLG: 0.432	0-0 F9		0-0 4-3			0-3 K		0-0 4-3		4 0 0 0 0 1 2
Tony Gwynn, L (1, 9) OBP: 0.404, SLG: 0.484	0-0 F5			0-0 F7		4-0 IBB			0-0 1-3	3 0 0 0 1 0 0
Kevin McReynolds, R (1, 7) OBP: 0.343, SLG: 0.475	0-0 5-3			0-0 5-3		0-0 FC5			0-0 6-3	4 0 0 0 0 0 2
Steve Garvey, R (1, 3) OBP: 0.280, SLG: 0.404 Rich Gossage, R (8, 1) Bruce Bochy, R (9, PH) OBP: 0.318, SLG: 0.534		0-0 2-3 1B		0-0 4-3			0-0 F9		0-0 HR	3 1 1 0 0 0 0 0 0 0 0 0 0 0 1 1 1 1 0 0 0
Garry Templeton, S (1, 6) OBP: 0.286, SLG: 0.281		0-0 F5			0-0 F8		0-3 K			3 0 0 0 0 1 1
Graig Nettles, L (1, 5) OBP: 0.306, SLG: 0.421		0-0 2-3			0-0 G4-6-3 1B		0-0 1-3			3 0 1 0 0 0 1
Terry Kennedy, L (1, 2) OBP: 0.332, SLG: 0.393		0-0 2-H 1B			0-0 G4-6-3			0-0 3-1		3 0 1 1 0 0 1
Tim Flannery, L (1, 4) OBP: 0.380, SLG: 0.389 Jerry Royster, R (8, PH) OBP: 0.295, SLG: 0.317			0-0 F9			1-0 FC5 SH1-4 HBP		4-0 BB		1 0 0 0 0 0 0 0 0 0 0 1 0 0
Lance McCullers, S (1, 1) Craig Lefferts, L (7, 1) Carmelo Martinez, R (8, 3) OBP: 0.359, SLG: 0.393			0-3 K			0-0 SH1-4		0-0 F9		1 0 0 0 0 1 0 0 0 0 0 0 0 0 1 0 0 0 0 0 1

Inning Stats	R: 0 E: 0 K: 0 S: 3	H: 0 LOB: 0 BB: 0 P: 3	R: 1 E: 0 K: 0 S: 4	H: 2 LOB: 1 BB: 0 P: 4	R: 0 E: 0 K: 1 S: 5	H: 0 LOB: 0 BB: 0 P: 5	R: 0 E: 0 K: 0 S: 3	H: 0 LOB: 0 BB: 0 P: 3	R: 0 E: 0 K: 0 S: 3	H: 1 LOB: 0 BB: 0 P: 3	R: 0 E: 0 K: 1 S: 5	H: 0 LOB: 2 BB: 1 P: 10	R: 0 E: 0 K: 1 S: 5	H: 0 LOB: 0 BB: 0 P: 5	R: 0 E: 0 K: 0 S: 3	H: 0 LOB: 1 BB: 1 P: 7	R: 1 E: 0 K: 0 S: 3	H: 1 LOB: 0 BB: 0 P: 3	1B: 3 2B: 0 3B: 0 HR: 1	SF: 0 SAC: 1 DP: 1 HBP: 1
--------------	------------------------------	---------------------------------	------------------------------	---------------------------------	------------------------------	---------------------------------	------------------------------	---------------------------------	------------------------------	---------------------------------	------------------------------	----------------------------------	------------------------------	---------------------------------	------------------------------	---------------------------------	------------------------------	---------------------------------	----------------------------------	------------------------------------


PITCHER	IP	WLS	BF	H	R	ER	SO	BB	IBB	HBP	BLK	WP	HR	S	P	ERA	WHIP
Ed Lynch, R (1, 1) ERA: 1.04	7.0		24	3	1	1	3	0	1	1	0	0	0	28	33	1.29	0.429
Ray Fontenot, L (8, 1) ERA: 3.52	1.2	L	7	1	1	1	0	1	0	0	0	0	1	6	10	5.40	1.200

BOTTOM

Chicago Cubs @ San Diego Padres
Jack Murphy Stadium, San Diego, CA
 Fri Jul 04 1986, 10:05 PM EDT
 Att. 49,070 - Unknown

livebaseballscorecards.com

AB	27
R	2
H	4
RBI	2
BB	2
SO	3
LOB	8



WP	PA	ERA	WHIP
0	31		

Batter	1	2	3	4	5	6	7	8	9	AB R H RBI BB SO LOB	TOP						
Shawon Dunston, R (1, 6) OBP: 0.304, SLG: 0.426	0-0 5-3		0-0 F3		0-0 F3			0-0 F6		4 0 0 0 0 0 0							
Gary Matthews, R (1, 7) OBP: 0.352, SLG: 0.400 Dave Martinez, L (9, 8) OBP: 0.209, SLG: 0.175	0-0 5-3		0-0 HR			0-0 L6		0-0 F7		4 1 1 1 0 0 0 0 0 0 0 0 0 0							
23 Ryne Sandberg, R (1, 4) OBP: 0.325, SLG: 0.426	0-0 BB 1B		0-0 6-3			0-0 5-3 1B		0-0 F8		4 0 2 0 0 0 0							
Keith Moreland, R (1, 9) OBP: 0.331, SLG: 0.381	4-0 1-2 BB			0-0 F8		0-0 5-3		0-0 F9		3 0 0 0 1 0 1							
Jody Davis, R (1, 2) OBP: 0.300, SLG: 0.435	0-0 4-3			0-0 5-3		4-0 IBB		0-0 HR		3 1 1 1 1 0 2							
Leon Durham, L (1, 3) OBP: 0.329, SLG: 0.387		0-3 K		0-0 F7		0-0 5-3		0-0 F9		4 0 0 0 0 1 2							
Ron Cey, R (1, 5) OBP: 0.365, SLG: 0.507 Davey Lopes, R (7, PR) OBP: 0.436, SLG: 0.530 Dave Gumpert, R (7, 1) Terry Francona, L (9, PH) OBP: 0.254, SLG: 0.228 Lee Smith, R (9, 1)		0-0 4-3			0-0 HR		4-0 CS BB	0-0 5-3		2 1 1 1 1 0 0 0 0 0 0 0 0 0 0 0 0 0 0 0 0 1 0 0 0 0 0 0 0 0 0 0 0 0 0							
Jerry Mumphrey, S (1, 8) OBP: 0.346, SLG: 0.325		0-3 K		0-0 5-3		0-0 K		0-3 K		3 0 0 0 0 2 1							
Steve Trout, L (1, 1) OBP: 0.212, SLG: 0.219 Chris Speier, R (7, PH) OBP: 0.325, SLG: 0.409		0-3 K		0-0 1B		0-0 1B		0-3 K		2 0 1 0 0 1 0 1 0 0 0 0 1 1							
Inning Stats	R: 0 H: 1 E: 0 LOB: 2 K: 0 BB: 1 S: 4 P: 8	R: 0 H: 0 E: 0 LOB: 0 K: 2 BB: 0 S: 7 P: 7	R: 1 H: 1 E: 0 LOB: 0 K: 1 BB: 0 S: 6 P: 6	R: 0 H: 0 E: 0 LOB: 0 K: 0 BB: 0 S: 3 P: 3	R: 1 H: 2 E: 0 LOB: 0 K: 0 BB: 0 S: 4 P: 4	R: 0 H: 1 E: 0 LOB: 2 K: 0 BB: 1 S: 4 P: 8	R: 0 H: 0 E: 0 LOB: 1 K: 2 BB: 1 S: 6 P: 10	R: 0 H: 0 E: 0 LOB: 0 K: 0 BB: 0 S: 3 P: 3	R: 1 H: 1 E: 0 LOB: 0 K: 0 BB: 0 S: 4 P: 4	1B: 3 SF: 0 2B: 0 SAC: 0 3B: 0 DP: 0 HR: 3 HBP: 0	WP: 0 PA: 34 PB: 0 SB: 0 CS: 1						
PITCHER	IP WLS BF H R ER SO BB IBB HBP BLK WP HR S P ERA WHIP																
Dave Dravecky, L (1, 1) ERA: 2.62	6.0	24	5	2	2	3	1	1	0	0	0	0	2	28	36	3.00	1.000
Craig Lefferts, L (7, 1) ERA: 2.18	3.0	L	10	1	1	1	2	1	0	0	0	0	1	13	17	3.00	0.667

Chicago Cubs @ San Diego Padres
 Jack Murphy Stadium, San Diego, CA
 Sat Jul 05 1986, 10:05 PM EDT
 Att: 43,742 - Unknown

livebaseballscorecards.com

AB	31
R	3
H	6
RBI	3
BB	3
SO	5
LOB	7



Batter	1	2	3	4	5	6	7	8	9	AB R H RBI BB SO LOB
Jerry Royster, R (1, 5) OBP: 0.301, SLG: 0.317 Dane Iorg, L (9, PH) OBP: 0.227, SLG: 0.292	0-0 1B SF9 1B	4-0 1B 1-2 BB		0-0 L6		0-0 F8			0-3 K	3 1 1 0 1 0 1 1 0 0 0 0 1 0
Tony Gwynn, L (1, 9) OBP: 0.407, SLG: 0.486	0-0 1B SF9 1B	0-0 1B 1-3			0-0 S BB 1B		0-0 4-3		0-3 K	5 1 3 0 0 1 0
Kevin McReynolds, R (1, 7) OBP: 0.338, SLG: 0.470	0-0 SF9 1-2 3-H	0-0 L4			0-0 F6		0-3 K			3 0 0 1 0 1 3
Steve Garvey, R (1, 3) OBP: 0.269, SLG: 0.411	0-0 1B 2-H		0-0 1B 2B		4-0 1-2 BB		4-0 FC6 BB			2 0 2 1 2 0 0
Garry Templeton, S (1, 6) OBP: 0.289, SLG: 0.282	4-0 IBB		0-0 CS 1B 2-3		0-3 K		0-0 FC6 1-2f			3 0 1 0 1 1 3
Bruce Bochy, R (1, 2) OBP: 0.319, SLG: 0.517 John Kruk, L (8, PH) OBP: 0.373, SLG: 0.384 Tim Flannery, L (9, 4) OBP: 0.380, SLG: 0.389	4-0 IBB 1-2		0-3 K		0-3 K 2-3		0-3 K		0-3 K	2 0 0 0 1 2 4 1 0 0 0 0 1 0 0 0 0 0 0 0 0
Marvell Wynne, L (1, 8) OBP: 0.315, SLG: 0.419	0-0 3-1		0-3 K 1-2		0-3 K		0-3 K		0-0 F6	4 0 0 0 0 2 4
Bip Roberts, S (1, 4) OBP: 0.264, SLG: 0.286 Terry Kennedy, L (8, PH) OBP: 0.331, SLG: 0.392 (9, 2)		4-0 CS BB		0-0 4-3		0-0 CS 1B		0-0 4-3		2 0 1 0 1 0 0 1 0 0 0 0 0 0
Dave Dravecky, R (1, 1) OBP: 0.190, SLG: 0.244 Carmelo Martinez, R (6, PH) OBP: 0.362, SLG: 0.393 Lance McCullers, S (6, PR) Craig Lefferts, L (7, 1) OBP: 0.167, SLG: 0.667 Graig Nettles, L (9, PH) OBP: 0.304, SLG: 0.418		0-0 F2		0-3 K		4-0 BB 1-2			0-3 K	2 0 0 0 0 1 1 0 0 0 0 0 1 0 0 0 0 0 0 0 0 0 0 0 0 0 0 0 0 0 0 1 0 0 0 0 1 0

Inning Stats	R: 2 E: 0 K: 5 S: 5	H: 3 LOB: 2 BB: 2 P: 13	R: 0 E: 0 K: 3 S: 3	H: 1 LOB: 2 BB: 2 P: 11	R: 0 E: 0 K: 2 S: 8	H: 2 LOB: 1 BB: 0 P: 8	R: 0 E: 0 K: 1 S: 5	H: 0 LOB: 0 BB: 0 P: 5	R: 0 E: 0 K: 2 S: 8	H: 1 LOB: 2 BB: 1 P: 12	R: 0 E: 0 K: 1 S: 5	H: 1 LOB: 1 BB: 1 P: 9	R: 0 E: 0 K: 1 S: 5	H: 0 LOB: 1 BB: 1 P: 9	R: 0 E: 0 K: 1 S: 5	H: 0 LOB: 0 BB: 0 P: 5	R: 0 E: 0 K: 3 S: 9	H: 0 LOB: 0 BB: 0 P: 9	1B: 7 2B: 1 3B: 0 HR: 0	SF: 1 SAC: 0 DP: 0 HBP: 0
--------------	------------------------------	----------------------------------	------------------------------	----------------------------------	------------------------------	---------------------------------	------------------------------	---------------------------------	------------------------------	----------------------------------	------------------------------	---------------------------------	------------------------------	---------------------------------	------------------------------	---------------------------------	------------------------------	---------------------------------	----------------------------------	------------------------------------

PITCHER	IP	WLS	BF	H	R	ER	SO	BB	IBB	HBP	BLK	WP	HR	S	P	ERA	WHIP
Steve Trout, L (1, 1) ERA: 4.54	6.0		28	8	2	2	6	4	2	0	0	0	0	34	58	3.00	2.000
Dave Gumpert, R (7, 1) ERA: 1.04	2.0	W	7	0	0	0	2	1	0	0	0	0	0	10	14	0.00	0.500
Lee Smith, R (9, 1) ERA: 2.74	1.0	S	3	0	0	0	3	0	0	0	0	0	0	9	9	0.00	0.000

BOTTOM

Chicago Cubs @ San Diego Padres
Jack Murphy Stadium, San Diego, CA


Sat Jul 05 1986, 10:05 PM EDT
Att. 43,742 - Unknown

AB	30
R	2
H	8
RBI	2
BB	7
SO	11
LOB	16

livebaseballscorecards.com



WP : 0	PA : 38
PB : 0	
SB : 1	
CS : 3	

Batter	1	2	3	4	5	6	7	8	9	AB R H RBI BB SO LOB	TOP
Dave Martinez, L (1, 8) <small>OBP: 0.191, SLG: 0.159</small> Guy Hoffman, L (6, 1) Thad Bosley, L (8, 9) <small>OBP: 0.421, SLG: 0.385</small>	0-3 K		0-3 K		0-0 4-3	0-0 F7		0-3 K	0-3 K	4 0 0 0 0 2 2 0 0 0 0 0 0 0 1 0 0 0 0 1 0	Chicago Cubs @ San Diego Padres Jack Murphy Stadium, San Diego, CA Sun Jul 06 1986, 6:33 AM EDT Att: 17,192 - Unknown livebaseballscorecards.com AB 35 R 1 H 8 RBI 1 BB 3 SO 6 LOB 19 
Gary Matthews, R (1, 7) <small>OBP: 0.353, SLG: 0.406</small>	0-0 5-3		0-0 S 1B		0-0 2B		0-0 F8	0-3 K	5 0 2 0 0 1 0		
23 Ryne Sandberg, R (1, 4) <small>OBP: 0.325, SLG: 0.422</small>	0-0 F4		0-0 F8		4-0 BB		0-0 6-3		3 0 0 0 1 0 1		
Keith Moreland, R (1, 9) <small>OBP: 0.330, SLG: 0.377</small> (8, 5)		4-0 2B BB	0-3 K 1-2		0-0 F8		0-0 F7		3 0 0 0 1 1 3		
Leon Durham, L (1, 3) <small>OBP: 0.330, SLG: 0.388</small> Terry Francona, L (6, PH) <small>OBP: 0.262, SLG: 0.237</small> (6, 3)		0-0 F3		0-0 1B		0-0 1B 1B		0-0 F8	2 0 1 0 0 0 1 2 1 1 0 0 0 0		
Jody Davis, R (1, 2) <small>OBP: 0.299, SLG: 0.432</small>		0-0 F7		0-0 F8 1B		0-0 1B 1B		0-0 F6	4 0 1 0 0 0 2		
Ron Cey, R (1, 5) <small>OBP: 0.369, SLG: 0.521</small> Chris Speier, R (8, PR) <small>OBP: 0.325, SLG: 0.409</small> (8, 5) Lee Smith, R (8, 1)		0-0 1-3 2B		0-0 F4		0-0 F2		0-0 2B	4 0 2 0 0 0 3 0 0 0 0 0 0 0 0 0 0 0 0 0 0		
Shawon Dunston, R (1, 6) <small>OBP: 0.307, SLG: 0.425</small>		4-0 IBB		0-0 F2		0-0 1-2 2-H 1B		0-0 F8	3 0 1 1 1 0 2		
Scott Sanderson, R (1, 1) <small>OBP: 0.071, SLG: 0.037</small> Jerry Mumphrey, S (6, PH) <small>OBP: 0.342, SLG: 0.321</small> (6, 8)		0-0 F9		0-0 F8		0-0 F8		0-3 K	2 0 0 0 0 0 3 2 0 0 0 0 1 2		
Inning Stats	R: 0 H: 0 E: 0 LOB: 0 K: 1 BB: 0 S: 5 P: 5	R: 0 H: 1 E: 0 LOB: 3 K: 0 BB: 2 S: 4 P: 12	R: 0 H: 1 E: 0 LOB: 1 K: 2 BB: 0 S: 8 P: 8	R: 0 H: 1 E: 0 LOB: 1 K: 0 BB: 0 S: 4 P: 4	R: 0 H: 1 E: 0 LOB: 2 K: 0 BB: 1 S: 4 P: 8	R: 1 H: 3 E: 0 LOB: 2 K: 0 BB: 0 S: 6 P: 6	R: 0 H: 0 E: 0 LOB: 0 K: 0 BB: 0 S: 3 P: 3	R: 0 H: 1 E: 0 LOB: 1 K: 0 BB: 0 S: 4 P: 4	R: 0 H: 0 E: 0 LOB: 0 K: 3 BB: 0 S: 9 P: 9	1B: 5 SF: 0 2B: 3 SAC: 0 3B: 0 DP: 0 HR: 0 HBP: 0	
PITCHER Andy Hawkins, R (1, 1) <small>ERA: 4.24</small> Rich Gossage, R (8, 1) <small>ERA: 3.95</small>	IP WLS BF H R ER SO BB IBB HBP BLK WP HR S P ERA WHIP 7.2 W 34 8 1 1 3 2 1 0 0 0 0 37 49 1.17 1.304 1.1 S 4 0 0 0 3 0 0 0 0 0 0 0 10 10 0.00 0.000	PITCHER IP WLS BF H R ER SO BB IBB HBP BLK WP HR S P ERA WHIP									

Batter	1	2	3	4	5	6	7	8	9
Marvell Wynne, L (1, 8) OBP: 0.320, SLG: 0.450	0-0 HR		0-0 F6 1-2			0-0 4-3		0-0 2B	
Tony Gwynn, L (1, 9) OBP: 0.405, SLG: 0.481	0-3 K			0-0 F8		0-0 G3		4-0 IBB	
Kevin McReynolds, R (1, 7) OBP: 0.343, SLG: 0.472	4-0 BB			0-0 1B SF8		0-0 1B		0-0 F9	
Steve Garvey, R (1, 3) OBP: 0.270, SLG: 0.411	0-0 G6-4-3			0-0 1B		0-0 L6			
Garry Templeton, S (1, 6) OBP: 0.290, SLG: 0.284		0-0 F7		0-0 SF8		0-0 G6-3 1B			
Graig Nettles, L (1, 5) OBP: 0.300, SLG: 0.412		0-0 3-1		0-0 F9		0-0 G6-3			
Rich Gossage, R (8, 1)						1-2f			
Terry Kennedy, L (1, 2) OBP: 0.327, SLG: 0.387		0-0 F8			0-0 4-3		0-3 K		
Tim Flannery, L (1, 4) OBP: 0.379, SLG: 0.388			0-0 CS 1B		0-3 K		0-0 G3		
Andy Hawkins, R (1, 1) OBP: 0.222, SLG: 0.200			0-3 K		0-0 F9		0-0 F6		
Jerry Royster, R (8, 5) OBP: 0.299, SLG: 0.315									

Inning Stats	R: 1	H: 1	E: 0	K: 1	S: 5	LOB: 0	BB: 1	P: 9	R: 0	H: 0	E: 0	K: 0	S: 3	LOB: 0	BB: 0	P: 3	R: 0	H: 1	E: 0	K: 1	S: 5	LOB: 0	BB: 0	P: 5	R: 1	H: 2	E: 0	K: 0	S: 5	LOB: 1	BB: 0	P: 5	R: 0	H: 0	E: 0	K: 1	S: 5	LOB: 0	BB: 0	P: 5	R: 0	H: 1	E: 0	K: 0	S: 4	LOB: 1	BB: 0	P: 4	R: 0	H: 1	E: 0	K: 1	S: 5	LOB: 0	BB: 0	P: 5	R: 0	H: 1	E: 0	K: 0	S: 4	LOB: 2	BB: 1	P: 8
--------------	------	------	------	------	------	--------	-------	------	------	------	------	------	------	--------	-------	------	------	------	------	------	------	--------	-------	------	------	------	------	------	------	--------	-------	------	------	------	------	------	------	--------	-------	------	------	------	------	------	------	--------	-------	------	------	------	------	------	------	--------	-------	------	------	------	------	------	------	--------	-------	------

PITCHER	IP	WLS	BF	H	R	ER	SO	BB	IBB	HBP	BLK	WP	HR	S	P	ERA	WHIP
Scott Sanderson, R (1, 1) ERA: 4.06	5.0	L	18	4	2	2	3	1	0	0	0	0	1	23	27	3.60	1.000
Guy Hoffman, L (6, 1) ERA: 4.32	2.2		11	3	0	0	1	0	1	0	0	0	0	12	16	0.00	1.125
Lee Smith, R (8, 1) ERA: 2.72	0.1		1	0	0	0	0	0	0	0	0	0	0	1	1	0.00	0.000

AB R H RBI BB SO LOB

4	1	2	1	0	0	1
3	0	0	0	1	1	0
3	1	2	0	1	0	2
3	0	1	0	0	0	2
2	0	1	1	0	0	0
3	0	0	0	0	0	2
0	0	0	0	0	0	0
3	0	0	0	0	1	0
3	0	1	0	0	1	0
2	0	0	0	0	1	1
1	0	0	0	0	0	0

AB	27	R	2	H	7	RBI	2	BB	2	SO	4	LOB	8
WP:	0	PA:	30	PB:	0	SB:	0	CS:	1	ERA:		WHIP:	

Chicago Cubs @ San Diego Padres
Jack Murphy Stadium, San Diego, CA
 Sun Jul 06 1986, 6:33 AM EDT
 Att. 17,192 - Unknown

livebaseballscorecards.com



Batter	1	2	3	4	5	6	7	8	9	10	AB R H RBI BB SO LOB	TOP										
Barry Bonds, L (1, 8) OBP: 0.371, SLG: 0.486	0-3 K		4-0 1B BB		4-0 S BB		0-3 K			4-0 1B S HR BB	2 1 0 0 3 2 0	Pittsburgh Pirates @ San Diego Padres Jack Murphy Stadium, San Diego, CA Mon Jul 07 1986, 10:05 PM EDT Att. 28,366 - Unknown										
Joe Orsulak, L (1, 9) OBP: 0.324, SLG: 0.366 Bill Almon, R (8, PH) OBP: 0.339, SLG: 0.444	0-3 K		0-0 1B		0-0 3-1		0-0 6-3		0-3 K	3 0 1 0 0 1 1 2 0 0 0 0 1 1												
Johnny Ray, S (1, 4) OBP: 0.367, SLG: 0.383	0-0 G3		0-0 F9		0-0 1B 1B		0-3 K		0-0 HR 1B	5 1 2 0 0 1 2												
Sid Bream, L (1, 3) OBP: 0.365, SLG: 0.494		0-0 1B CS 2B		4-0 WP G1-4-3 BB		0-0 F9		0-3 K	0-0 HR	4 1 2 3 1 1 1												
R.J. Reynolds, S (1, 7) OBP: 0.359, SLG: 0.465		0-0 CS 1B		0-3 K		0-3 K		0-0 1B 1B	0-3 K	5 0 2 0 0 3 2												
Tony Peña, R (1, 2) OBP: 0.314, SLG: 0.360		0-0 F7		0-0 G1-4-3		0-0 1B		0-0 1B	0-0 4-3	5 0 2 0 0 0 3												
Jim Morrison, R (1, 5) OBP: 0.303, SLG: 0.401		0-0 F4		0-0 F9		0-3 K		0-3 K		4 0 0 0 0 2 6												
U L Washington, S (1, 6) OBP: 0.258, SLG: 0.179			0-0 F8		0-0 G3		0-0 F8		0-3 K	4 0 0 0 0 1 2												
Rick Rhoden, R (1, 1) OBP: 0.354, SLG: 0.378 Lee Mazzilli, S (9, PH) OBP: 0.389, SLG: 0.256 Cecilio Guante, R (9, 1)			0-3 K		0-0 F9		0-0 5-3		0-0 4-3	3 0 0 0 0 1 0 1 0 0 0 0 0 2 0 0 0 0 0 0 0												
Inning Stats	R: 0 E: 0 K: 2 S: 7	H: 0 LOB: 0 BB: 0 P: 7	R: 0 E: 0 K: 0 S: 4	H: 2 LOB: 1 BB: 0 P: 4	R: 0 E: 0 K: 1 S: 6	H: 1 LOB: 2 BB: 1 P: 10	R: 0 E: 0 K: 1 S: 5	H: 0 LOB: 1 BB: 1 P: 9	R: 0 E: 0 K: 2 S: 9	H: 2 LOB: 2 BB: 0 P: 9	R: 0 E: 0 K: 1 S: 5		H: 0 LOB: 0 BB: 0 P: 5	R: 0 E: 0 K: 2 S: 7	H: 0 LOB: 0 BB: 0 P: 7	R: 0 E: 0 K: 2 S: 9	H: 2 LOB: 2 BB: 0 P: 9	R: 3 E: 0 K: 2 S: 9	H: 2 LOB: 0 BB: 1 P: 13	1B: 7 2B: 1 3B: 0 HR: 1	SF: 0 SAC: 0 DP: 0 HBP: 0	WP: 1 PB: 0 SB: 2 CS: 2
PITCHER	IP WLS BF H R ER SO BB IBB HBP BLK WP HR S P ERA WHIP																					
Eric Show, R (1, 1) ERA: 2.65	4.2		3	0	0	4	3	0	0	0	0	1	0	24	36	0.00	1.286					
Gene Walter, L (5, 1) ERA: 3.83	1.1		6	2	0	2	0	0	0	0	0	0	0	10	10	0.00	1.500					
Craig Lefferts, L (7, 1) ERA: 2.11	2.0		6	0	0	3	0	0	0	0	0	0	0	12	12	0.00	0.000					
Rich Gossage, R (9, 1) ERA: 4.4	2.0	L	11	4	3	4	1	0	0	0	0	0	1	18	22	13.50	2.500					

AB	38
R	3
H	9
RBI	3
BB	4
SO	13
LOB	20



livebaseballscorecards.com

Batter	1	2	3	4	5	6	7	8	9	10	AB	R	H	RBI	BB	SO	LOB
Marvell Wynne, L (1, 8) OBP: 0.316, SLG: 0.441	0-3 K		X 0-0 1B			X 0-0 F7		X 0-0 5-3		S 0-3 K	5	0	1	0	0	2	1
Tony Gwynn, L (1, 9) OBP: 0.401, SLG: 0.475	0-0 5-3		X 0-0 F8			X 0-0 L6		X 0-0 4-3			4	0	0	0	0	0	1
Kevin McReynolds, R (1, 7) OBP: 0.342, SLG: 0.469	0-0 CS 1B			X 0-0 F8			S 0-3 K		X 0-0 F8		4	0	1	0	0	1	0
Steve Garvey, R (1, 3) OBP: 0.266, SLG: 0.405	0-0 CS 1-2	0-0 4-3		X 0-0 4-3			S 0-3 K		S 0-3 K		4	0	0	0	0	2	0
Garry Templeton, S (1, 6) OBP: 0.289, SLG: 0.283		S 0-3 K		S 0-3 K			X 0-0 BB S 1B		S 0-3 K		4	0	1	0	0	3	0
Graig Nettles, L (1, 5) OBP: 0.313, SLG: 0.415		BB 4-0 BB			X 0-0 G3-6-1 1B		BB 4-0 BB		BB 4-0 BB	BB 4-0 BB	1	1	1	0	3	0	0
Terry Kennedy, L (1, 2) OBP: 0.326, SLG: 0.382		X 0-0 4-3		X 0-0 G3-6-1 1-2f			BB 4-0 BB		BB 4-0 BB	X 0-0 E3	3	0	0	0	1	0	3
Tim Flannery, L (1, 4) OBP: 0.372, SLG: 0.379			X 0-0 F8		X 0-0 4-3		X 0-0 4-3			S 0-3 K	4	0	0	0	0	1	5
Eric Show, R (1, 1) Gene Walter, L (5, 1) Dane Iorgi (6, PH) Craig Lefferts, L (7, 1) John Kruk, L (8, PH) Rich Gossage, R (9, 1) Carmelo Martinez, R (10, PH)			X 0-0 F3			X 0-0 4-3		X 0-0 F7		X 0-0 SF8 3-H	1	0	0	0	0	0	0

Inning Stats	R: 0 E: 0 K: 1 S: 5	H: 1 LOB: 0 BB: 0 P: 5	R: 0 E: 0 K: 1 S: 5	H: 0 LOB: 1 BB: 1 P: 9	R: 0 E: 0 K: 0 S: 4	H: 1 LOB: 1 BB: 0 P: 4	R: 0 E: 0 K: 1 S: 5	H: 0 LOB: 0 BB: 0 P: 5	R: 0 E: 0 K: 0 S: 3	H: 1 LOB: 0 BB: 0 P: 3	R: 0 E: 0 K: 2 S: 8	H: 1 LOB: 3 BB: 2 P: 16	R: 0 E: 0 K: 0 S: 3	H: 0 LOB: 0 BB: 0 P: 3	R: 0 E: 0 K: 2 S: 7	H: 0 LOB: 0 BB: 0 P: 7	R: 1 E: 1 K: 2 S: 8	H: 0 LOB: 1 BB: 1 P: 12	1B: 4 2B: 0 3B: 0 HR: 0	SF: 1 SAC: 0 DP: 1 HBP: 0
---------------------	------------------------------	---------------------------------	------------------------------	---------------------------------	------------------------------	---------------------------------	------------------------------	---------------------------------	------------------------------	---------------------------------	------------------------------	----------------------------------	------------------------------	---------------------------------	------------------------------	---------------------------------	------------------------------	----------------------------------	----------------------------------	------------------------------------

PITCHER	IP	WLS	BF	H	R	ER	SO	BB	IBB	HBP	BLK	WP	HR	S	P	ERA	WHIP
Rick Rhoden, R (1, 1) ERA: 2.34	8.0		29	4	0	0	5	3	0	0	0	0	0	36	48	0.00	0.875
Cecilio Guante, R (9, 1) ERA: 2.31	2.0	W	8	0	1	0	4	1	0	0	0	0	0	15	19	0.00	0.500

PITCHER	IP	WLS	BF	H	R	ER	SO	BB	IBB	HBP	BLK	WP	HR	S	P	ERA	WHIP

BOTTOM

Pittsburgh Pirates @ San Diego Padres
Jack Murphy Stadium, San Diego, CA
 Mon Jul 07 1986, 10:05 PM EDT
 Att: 28,366 - Unknown

livebaseballscorecards.com

AB	32
R	1
H	4
RBI	1
BB	4
SO	9
LOB	10



WP: 0	PA: 38
PB: 0	
SB: 1	
CS: 1	

Batter	1	2	3	4	5	6	7	8	9	AB R H RBI BB SO LOB	TOP	
Joe Orsulak, L (1, 8) OBP: 0.323, SLG: 0.364	0-0 L4		0-0 6-3 1-3 1B		0-0 G3		0-0 F9			4 0 1 0 0 0 2		
U L Washington, S (1, 6) OBP: 0.257, SLG: 0.188	0-0 6-3		0-0 1-3 1-2		0-3 K			0-0 1B		4 0 1 0 0 1 1		
Johnny Ray, S (1, 4) OBP: 0.365, SLG: 0.381	0-0 1B 1B		0-0 6-3 2-3		0-0 4-3			0-0 3 1-2f		4 1 1 0 0 0 2		
Sid Bream, L (1, 3) OBP: 0.367, SLG: 0.494	0-0 1B 1-2 1B		0-0 F8		0-0 G6-4-3 1B			0-0 4-3		4 0 2 0 0 0 1		
R.J. Reynolds, S (1, 7) OBP: 0.359, SLG: 0.463 Bill Almon, R (9, PH) OBP: 0.337, SLG: 0.441	0-0 FC6-4 1-3 2-H 1B		0-3 K		0-0 G6-4-3 1-2f			0-0 F8		3 0 1 1 0 1 1 1 0 0 0 0 0 0		
Tony Peña, R (1, 2) OBP: 0.316, SLG: 0.377	0-0 FC6-4 1-2f		0-0 HR		0-0 G6-4-3		0-0 6-3 2B		0-0 4-3	4 1 2 1 0 0 2		
Jim Morrison, R (1, 5) OBP: 0.303, SLG: 0.396		0-0 F8		0-0 F9		0-0 6-3 2-3		4-0 BB		3 0 0 0 1 0 1		
Mike Brown, R (1, 9) OBP: 0.300, SLG: 0.315		0-0 4-3		0-0 5-3		4-0 IBB		0-0 F7		3 0 0 0 1 0 1		
Rick Reuschel, R (1, 1) OBP: 0.150, SLG: 0.175 Larry McWilliams, L (8, 1) OBP: 0.200, SLG: 0.211		0-3 K		0-0 6-3		0-3 K				3 0 0 0 0 2 2 0 0 0 0 0 0 0		
Inning Stats	R: 1 H: 3 E: 0 LOB: 2 K: 0 BB: 0 S: 6 P: 6	R: 0 H: 0 E: 0 LOB: 0 K: 1 BB: 0 S: 5 P: 5	R: 0 H: 1 E: 0 LOB: 1 K: 0 BB: 0 S: 4 P: 4	R: 1 H: 1 E: 0 LOB: 0 K: 1 BB: 0 S: 6 P: 6	R: 0 H: 0 E: 0 LOB: 0 K: 1 BB: 0 S: 5 P: 5	R: 0 H: 1 E: 0 LOB: 0 K: 0 BB: 0 S: 3 P: 3	R: 0 H: 1 E: 0 LOB: 2 K: 1 BB: 1 S: 6 P: 10	R: 0 H: 1 E: 0 LOB: 0 K: 0 BB: 0 S: 3 P: 3	R: 0 H: 0 E: 0 LOB: 1 K: 0 BB: 1 S: 3 P: 7	1B: 6 SF: 0 2B: 2 SAC: 0 3B: 0 DP: 2 HR: 1 HBP: 0	WP: 0 PA: 35 PB: 0 SB: 0 CS: 0	
PITCHER LaMarr Hoyt, R (1, 1) ERA: 5.0 Craig Lefferts, L (9, 1) ERA: 2.08	IP WLS BF H R ER SO BB IBB HBP BLK WP HR S P ERA WHIP	8.0 W 31 8 2 2 4 0 1 0 0 0 0 1 38 42 2.25 1.000	1.0 S 4 0 0 0 0 1 0 0 0 0 0 0 3 7 0.00 1.000	PITCHER IP WLS BF H R ER SO BB IBB HBP BLK WP HR S P ERA WHIP								

Pittsburgh Pirates @ San Diego Padres
 Jack Murphy Stadium, San Diego, CA
 Tue Jul 08 1986, 10:05 PM EDT
 Att. 16,051 - Unknown

livebaseballscorecards.com

AB 33
 R 2
 H 8
 RBI 2
 BB 2
 SO 4
 LOB 13



Batter	1	2	3	4	5	6	7	8	9	AB R H RBI BB SO LOB	TOP											
Joe Orsulak, L (1, 8) OBP: 0.336, SLG: 0.382	0-0 S E 1B		4-0 CS BB		0-0 HR	4-0 BB BB		4-0 FC5-4 SF7 BB		2 3 2 1 3 0 0	Pittsburgh Pirates @ San Diego Padres Jack Murphy Stadium, San Diego, CA Wed Jul 09 1986, 10:05 PM EDT Att: 15,816 - Unknown											
Lee Mazzilli, S (1, 7) OBP: 0.393, SLG: 0.259 Jim Morrison, R (7, 5) OBP: 0.305, SLG: 0.396	0-0 F8 1-H		0-0 2B 1B		0-3 K	4-0 1-2 2-3 BB		4-0 1-2 FC5-4 BB		3 1 1 0 1 1 0 0 0 0 0 1 0 0												
Johnny Ray, S (1, 4) OBP: 0.366, SLG: 0.395	0-0 HR		0-0 1-H 2B		0-0 F7	0-3 K		0-0 FC5-4 SF7 1-2f 2-3		5 1 2 2 0 1 5												
Sid Bream, L (1, 3) OBP: 0.374, SLG: 0.504	0-0 S 1B		4-0 BB		0-0 2B 1B		0-0 HBP 2B	0-0 SF7 1-2 3-H		3 1 3 1 1 0 0												
R.J. Reynolds, S (1, 9) OBP: 0.356, SLG: 0.462	0-0 1-3 1-2		0-0 F7		0-0 1-H 2B		0-0 5-3	0-0 5-3		5 0 1 1 0 0 5												
Tony Peña, R (1, 2) OBP: 0.314, SLG: 0.374	0-3 K		0-3 K		0-0 6-3		0-0 F6		0-0 G6-4-3 1B	5 0 1 0 0 2 5												
Bill Almon, R (1, 5) OBP: 0.333, SLG: 0.430 (7, 7)		0-0 6-3		0-0 3-1		0-0 E5 BB SH1-4	4-0 HBP IBB		0-3 K	4 0 0 0 1 1 1												
Rafael Belliard, R (1, 6) OBP: 0.307, SLG: 0.265		0-3 K		0-0 4-3		0-0 SH1-4 1-2	1-0 1-2 2-3 HBP		0-0 G6-4-3 1-2f	3 0 0 0 0 1 1												
Mike Bielecki, R (1, 1) OBP: 0.030, SLG: 0.030 Mike Brown, R (6, PH) OBP: 0.299, SLG: 0.313 Pat Clements, R (6, 1) Don Robinson, R (7, 1)		0-0 G1		0-3 K		0-0 F9	0-3 K			2 0 0 0 0 1 0 1 0 0 0 0 0 1 1 0 0 0 0 1 3 0 0 0 0 0 0 0												
Inning Stats	R: 2 E: 1 K: 1 S: 8	H: 3 LOB: 1 BB: 0 P: 8	R: 0 E: 0 K: 1 S: 5	H: 0 LOB: 0 BB: 0 P: 5	R: 1 E: 0 K: 1 S: 6	H: 2 LOB: 2 BB: 2 P: 14	R: 0 E: 0 K: 1 S: 5	H: 0 LOB: 0 BB: 0 P: 5	R: 2 E: 0 K: 1 S: 8	H: 3 LOB: 1 BB: 0 P: 8		R: 0 E: 1 K: 1 S: 6	H: 0 LOB: 3 BB: 2 P: 14	R: 0 E: 0 K: 1 S: 6	H: 1 LOB: 3 BB: 1 P: 11	R: 1 E: 0 K: 0 S: 3	H: 0 LOB: 1 BB: 2 P: 11	R: 0 E: 0 K: 1 S: 5	H: 1 LOB: 0 BB: 0 P: 5	1B: 5 2B: 3 3B: 0 HR: 2	SF: 1 SAC: 1 DP: 1 HBP: 1	WP: 0 PB: 0 SB: 3 CS: 1
PITCHER Lance McCullers, R (1, 1) ERA: 2.18 Bob Stoddard, R (6, 1) Gene Walter, L (8, 1) ERA: 3.86	IP 5.0	WLS L	BF 24	H 8	R 5	ER 5	SO 5	BB 2	IBB 0	HBP 0	BLK 0	WP 0	HR 2	S 32	P 40	ERA 9.00	WHIP 2.000					
PITCHER	IP	WLS	BF	H	R	ER	SO	BB	IBB	HBP	BLK	WP	HR	S	P	ERA	WHIP					

livebaseballscorecards.com

AB	34
R	6
H	10
RBI	5
BB	7
SO	8
LOB	21



Batter	1	2	3	4	5	6	7	8	9	AB R H RBI BB SO LOB	TOP														
Vince Coleman, S (1, 7) OBP: 0.327, SLG: 0.319	0-0 F8		4-0 SH1-4 1B BB	0-0 B1-3			0-0 F8			3 1 0 0 1 0 0															
Willie McGee, S (1, 8) OBP: 0.286, SLG: 0.316	0-0 G5-4-3 1B		4-0 1B SH1-4 SF9 BB			0-0 5-3	0-3 K			3 1 1 0 1 1 0															
Tom Herr, S (1, 4) OBP: 0.304, SLG: 0.281	0-0 G5-4-3 1-2f		0-0 SH1-4			0-0 5-3		0-3 K		3 0 0 0 0 1 1															
Alan Knicely, R (1, 3) OBP: 0.447, SLG: 0.333		0-0 1B S	4-0 SF9 1B BB			0-0 FC6-4 1B		0-0 5-3		3 1 2 0 1 0 0															
Tito Landrum, R (1, 9) OBP: 0.252, SLG: 0.257 Andy Van Slyke, L (8, PR) OBP: 0.315, SLG: 0.354		0-3 K	0-0 1B			0-0 FC6-4 1-2f		0-0 2B		4 0 2 1 0 1 2 0 0 0 0 0 0 0															
Mike Heath, R (1, 2) OBP: 0.281, SLG: 0.322		0-3 K	0-0 SF9			0-0 G1-6-3 1B		0-0 5-3		3 0 1 1 0 1 2															
Terry Pendleton, S (1, 5) OBP: 0.268, SLG: 0.264		0-0 1B 2-H	0-0 F4			0-0 G1-6-3 1-2f		0-0 F8		4 0 1 1 0 0 3															
José Oquendo, S (1, 6) OBP: 0.425, SLG: 0.420		0-0 1B		0-0 B1-3		0-0 4-3		0-3 K		4 0 1 0 0 1 0															
John Tudor, L (1, 1) OBP: 0.064, SLG: 0.064 Todd Worrell, R (8, 1) Ozzie Smith, S (9, PH) OBP: 0.382, SLG: 0.352		0-3 K		0-3 K			0-0 F6		0-3 K	3 0 0 0 0 2 2 0 0 0 0 0 0 0 1 0 0 0 0 1 0															
Inning Stats	R: 0 E: 0 K: 0 S: 3	H: 1 LOB: 0 BB: 0 P: 3	R: 1 E: 0 K: 3 S: 12	H: 3 LOB: 2 BB: 0 P: 12	R: 2 E: 0 K: 0 S: 4	H: 1 LOB: 2 BB: 3 P: 16	R: 0 E: 0 K: 1 S: 5	H: 0 LOB: 0 BB: 0 P: 5	R: 0 E: 0 K: 0 S: 4	H: 1 LOB: 1 BB: 0 P: 4	R: 0 E: 0 K: 0 S: 3	H: 1 LOB: 0 BB: 0 P: 3	R: 0 E: 0 K: 1 S: 5	H: 0 LOB: 0 BB: 0 P: 5	R: 0 E: 0 K: 1 S: 6	H: 1 LOB: 1 BB: 0 P: 6	R: 0 E: 0 K: 2 S: 7	H: 0 LOB: 0 BB: 0 P: 7	1B: 7 2B: 1 3B: 0 HR: 0	SF: 1 SAC: 1 DP: 2 HBP: 0	WP: 0 PB: 0 SB: 2 CS: 0	PA: 36			
PITCHER	IP WLS BF H R ER SO BB IBB HBP BLK WP HR S P ERA WHIP																								
Dave Dravecky, L (1, 1) ERA: 2.73	5.0		23	6	3	3	4	3	0	0	0	0	0	28	40	5.40	1.800								
Dave LaPoint, L (6, 1) ERA: 5.56	2.0		6	1	0	0	1	0	0	0	0	0	0	8	8	0.00	0.500								
Craig Lefferts, L (8, 1) ERA: 2.01	2.0	W	7	1	0	0	3	0	0	0	0	0	0	13	13	0.00	0.500								

St. Louis Cardinals @ San Diego Padres
 Jack Murphy Stadium, San Diego, CA
 Thu Jul 10 1986, 6:33 AM EDT
 Att: 20,453 - Unknown

livebaseballscorecards.com

AB	31
R	3
H	8
RBI	3
BB	3
SO	8
LOB	10



Batter	1	2	3	4	5	6	7	8	9
Jerry Royster, R OBP: 0.295, SLG: 0.311 (1, 5)	0-3 K		0-0 6-3		0-0 1B		0-0 F9		
Tony Gwynn, L OBP: 0.401, SLG: 0.497 (1, 9)	0-0 F5			0-0 1B	0-0 1B			0-0 HR	
Kevin McReynolds, R OBP: 0.345, SLG: 0.472 (1, 7)	0-0 F9			0-0 1B	0-0 PO	0-0 6-3		0-0 HR	
Steve Garvey, R OBP: 0.266, SLG: 0.396 (1, 3)		0-0 F7		0-3 K		0-0 4-3		0-0 F6	
Garry Templeton, S OBP: 0.284, SLG: 0.283 (1, 6)		0-0 F8		0-0 F9		0-0 1-3		0-0 2B	
Bruce Bochy, R OBP: 0.333, SLG: 0.571 Lance McCullers, S (7, PR) Terry Kennedy, L (8, 2) OBP: 0.327, SLG: 0.398		0-0 HR		0-3 K		0-0 1-3 1B		0-0 L6	
Marvell Wynne, L OBP: 0.319, SLG: 0.445 (1, 8)		0-3 K			0-3 K		0-0 B2	4-0 IBB	
Bip Roberts, S (1, 4) Tim Flannery, L (8, PH) OBP: 0.371, SLG: 0.374 (9, 4)			0-0 6-3		0-0 FC6-4 1B		0-0 1-3	0-3 K	
Dave Dravecky, R (1, 1) Carmelo Martinez, R (5, PH) OBP: 0.355, SLG: 0.386 Dave LaPoint, L (6, 1) John Kruk, L (7, PH) OBP: 0.379, SLG: 0.395 Craig Lefferts, L (8, 1) OBP: 0.167, SLG: 0.667			0-0 6-3		0-0 FC6-4 1B		4-0 BB		

AB	R	H	RBI	BB	SO	LOB
4	0	1	0	0	1	2
4	1	3	2	0	0	0
4	1	2	1	0	0	0
4	0	0	0	0	1	2
4	0	1	0	0	0	2
3	1	2	1	0	1	2
0	0	0	0	0	0	0
1	0	0	0	0	0	1
3	0	0	0	1	2	1
3	0	1	0	0	0	1
1	0	0	0	0	1	2
1	0	0	0	0	0	0
0	0	0	0	0	0	0
0	0	0	0	1	0	0
0	0	0	0	0	0	0


BOTTOM

St. Louis Cardinals @ San Diego Padres
Jack Murphy Stadium, San Diego, CA

Thu Jul 10 1986, 6:33 AM EDT
Att. 20,453 - Unknown

livebaseballscorecards.com

AB	33
R	4
H	10
RBI	4
BB	2
SO	6
LOB	14



Inning Stats	R: 0	H: 0	E: 0	K: 1	S: 5	R: 1	H: 1	E: 0	K: 1	S: 6	R: 0	H: 0	E: 0	K: 0	S: 3	R: 0	H: 2	E: 0	K: 2	S: 9	R: 1	H: 3	E: 0	K: 1	S: 7	R: 0	H: 0	E: 0	K: 0	S: 3	R: 0	H: 1	E: 0	K: 0	S: 4	R: 2	H: 3	E: 0	K: 1	S: 8
	0	0	0	1	5	1	1	0	1	6	0	0	0	0	3	0	0	0	0	9	1	3	0	1	7	0	0	0	0	0	0	0	0	0	0	2	3	0	0	12

PITCHER	IP	WLS	BF	H	R	ER	SO	BB	IBB	HBP	BLK	WP	HR	S	P	ERA	WHIP
John Tudor, L (1, 1) ERA: 2.66	7.0	L	30	9	4	4	5	1	0	0	0	0	3	39	43	5.14	1.429
Todd Worrell, R (8, 1) ERA: 1.81	1.0		5	1	0	0	1	0	1	0	0	0	0	6	10	0.00	1.000

WP	PA	ERA	WHIP
0	36		

Batter	1	2	3	4	5	6	7	8	9	AB R H RBI BB SO LOB	TOP											
Vince Coleman, S (1, 7) OBP: 0.330, SLG: 0.322	0-0 G3 1B		4-0 FC6 BB	0-0 FC4-6 E		0-0 BLK 1B		0-0 5-3		4 1 2 1 1 0 2												
Ozzie Smith, S (1, 6) OBP: 0.376, SLG: 0.345	0-0 F6		0-0 FC6 1B	0-0 E3		0-0 F7		0-0 F8		5 0 0 0 0 0 3												
Willie McGee, S (1, 8) OBP: 0.288, SLG: 0.315	0-0 G3 1-2		0-0 1B	0-0 6-3		4-0 IBB		0-0 F8		4 0 1 0 1 0 2												
Andy Van Slyke, L (1, 3) OBP: 0.313, SLG: 0.350	0-0 1-3		0-0 F5		0-0 1B SF8 6-3 1B	0-0 3-1		0-0 F6		5 1 1 0 0 0 5												
Curt Ford, L (1, 9) OBP: 0.329, SLG: 0.405		0-0 1B 1B	0-0 4-3		0-0 6-3		0-3 K		0-0 4-3	3 0 1 0 0 0 3												
Tito Landrum, R (7, PH) OBP: 0.248, SLG: 0.252					1-2					2 0 0 0 0 1 0												
Michael LaValliere, L (1, 2) OBP: 0.339, SLG: 0.324		0-0 F4		4-0 F8 FC4-6 BB	0-0 2-3 1B		0-0 4-3			3 1 1 0 1 0 1												
Terry Pendleton, S (1, 5) OBP: 0.271, SLG: 0.268		0-0 F8		0-0 FC4-6 BB E 1B	0-0 SF8		0-0 1B			3 1 2 1 0 0 1												
José Oquendo, S (1, 4) OBP: 0.417, SLG: 0.411		0-0 1B		0-0 F8	0-0 F8		0-0 4-3			4 0 1 0 0 0 4												
Danny Cox, R (1, 1) OBP: 0.222, SLG: 0.240		0-3 K		4-0 FC4-6 BB		0-3 K		0-3 K		3 0 0 0 1 3 2												
Todd Worrell, R (8, 1)										0 0 0 0 0 0 0												
Inning Stats	R: 0 E: 0 K: 0 S: 4	H: 1 LOB: 1 BB: 0 P: 4	R: 0 E: 0 K: 1 S: 7	H: 2 LOB: 2 BB: 0 P: 7	R: 0 E: 0 K: 0 S: 4	H: 1 LOB: 2 BB: 1 P: 8	R: 3 E: 1 K: 0 S: 5	H: 1 LOB: 1 BB: 2 P: 13	R: 1 E: 0 K: 0 S: 5	H: 2 LOB: 1 BB: 0 P: 5	R: 0 E: 0 K: 1 S: 6	H: 1 LOB: 2 BB: 1 P: 10	R: 0 E: 0 K: 1 S: 6	H: 1 LOB: 1 BB: 0 P: 6	R: 0 E: 0 K: 1 S: 5	H: 0 LOB: 0 BB: 0 P: 5	R: 0 E: 0 K: 0 S: 3	H: 0 LOB: 0 BB: 0 P: 3	1B: 9 2B: 0 3B: 0 HR: 0	SF: 1 SAC: 0 DP: 0 HBP: 0	WP: 0 PB: 0 SB: 1 CS: 0	PA: 41
PITCHER	IP WLS BF H R ER SO BB IBB HBP BLK WP HR S P ERA WHIP																				PITCHER	IP WLS BF H R ER SO BB IBB HBP BLK WP HR S P ERA WHIP
Andy Hawkins, R (1, 1) ERA: 4.21	5.0 L 26 7 4 2 1 3 0 0 0 0 0 0 25 37 3.60 2.000																					
Dave LaPoint, L (6, 1) ERA: 5.33	3.0 12 2 0 0 3 0 1 0 1 0 0 0 17 21 0.00 0.667																					
Bob Stoddard, R (9, 1) ERA:	1.0 3 0 0 0 0 0 0 0 0 0 0 0 3 3 0.00 0.000																					

St. Louis Cardinals @ San Diego Padres
Jack Murphy Stadium, San Diego, CA

livebaseballscorecards.com

AB	36
R	4
H	9
RBI	2
BB	4
SO	4
LOB	23



Fri Jul 11 1986, 10:05 PM EDT
Att: 21,730 - Unknown

Batter	1	2	3	4	5	6	7	8	9	AB	R	H	RBI	BB	SO	LOB
Marvell Wynne, L (1, 8) OBP: 0.317, SLG: 0.440	0-0 E4 4-3		0-0 F5		0-0 1-2 1B			0-0 F8		4	1	1	0	0	0	1
Tony Gwynn, L (1, 9) OBP: 0.399, SLG: 0.494	0-0 F7		0-3 K		0-0 F7			0-0 1-2 1B		4	0	1	0	0	1	3
Kevin McReynolds, R (1, 7) OBP: 0.341, SLG: 0.466	0-0 4-3 1-H		0-3 K		0-0 5-3			0-3 K		4	0	0	1	0	2	2
Graig Nettles, L (1, 5) OBP: 0.307, SLG: 0.412	0-0 E9 2B		0-0 5-3		0-0 F8			0-3 K		4	0	1	0	0	1	2
Steve Garvey, R (1, 3) OBP: 0.263, SLG: 0.391	0-0 6-3		0-0 F6		0-0 F7			0-0 5-3		4	0	0	0	0	0	1
Garry Templeton, S (1, 6) OBP: 0.281, SLG: 0.279		0-0 6-3		0-0 4-3			0-0 F9		0-3 K	4	0	0	0	0	1	0
Terry Kennedy, L (1, 2) OBP: 0.326, SLG: 0.399		0-0 F7		0-0 1B SF8 2B			0-0 3-1		0-0 F8	4	1	1	0	0	0	0
Tim Flannery, L (1, 4) OBP: 0.371, SLG: 0.374		0-0 G3		0-0 2-3 1B 1B			0-0 3-1			3	0	1	0	0	0	0
Andy Hawkins, R (1, 1) OBP: 0.216, SLG: 0.194			0-3 K		0-0 3-H SF8			4-0 1B BB		1	0	0	0	0	1	0
Dane Iorg, L (5, PH) OBP: 0.221, SLG: 0.288										0	0	0	1	0	0	0
Dave LaPoint, L (6, 1)										0	0	0	0	0	0	0
John Kruk, L (8, PH) OBP: 0.386, SLG: 0.395										0	0	0	0	1	0	0
Bob Stoddard, R (9, 1)										0	0	0	0	0	0	0

Inning Stats	R: 1	H: 1	E: 2	K: 0	S: 5	H: 1	LOB: 1	BB: 0	P: 5	R: 0	H: 0	E: 0	K: 0	S: 3	R: 0	H: 0	E: 0	K: 2	S: 7	R: 0	H: 0	E: 0	K: 1	S: 5	R: 1	H: 3	E: 0	K: 0	S: 6	R: 0	H: 0	E: 0	K: 0	S: 3	R: 0	H: 0	E: 0	K: 2	S: 8	R: 0	H: 1	E: 0	K: 1	S: 5	R: 0	H: 0	E: 0	K: 1	S: 5	1B: 3	2B: 2	3B: 0	HR: 0	SF: 1	SAC: 0	DP: 0	HBP: 0	WP: 0	PB: 0	SB: 1	CS: 0	PA: 34
--------------	------	------	------	------	------	------	--------	-------	------	------	------	------	------	------	------	------	------	------	------	------	------	------	------	------	------	------	------	------	------	------	------	------	------	------	------	------	------	------	------	------	------	------	------	------	------	------	------	------	------	-------	-------	-------	-------	-------	--------	-------	--------	-------	-------	-------	-------	--------

PITCHER	IP	WLS	BF	H	R	ER	SO	BB	IBB	HBP	BLK	WP	HR	S	P	ERA	WHIP
Danny Cox, R (1, 1) ERA: 3.79	7.1	W	29	5	2	1	3	1	0	0	0	0	0	34	38	1.23	0.818
Todd Worrell, R (8, 1) ERA: 1.76	1.2	S	5	0	0	0	3	0	0	0	0	0	0	11	11	0.00	0.000

BOTTOM

St. Louis Cardinals @ San Diego Padres
Jack Murphy Stadium, San Diego, CA
 Fri Jul 11 1986, 10:05 PM EDT
 Att. 21,730 - Unknown

livebaseballscorecards.com

AB	32
R	2
H	5
RBI	2
BB	1
SO	6
LOB	9



Batter	1	2	3	4	5	6	7	8	9	AB R H RBI BB SO LOB	TOP											
Vince Coleman, S (1, 7) OBP: 0.330, SLG: 0.321	0-0 4-3 S 1B	0-0 3-1			0-0 1-3		0-0 F9			4 1 1 0 0 0 0												
Ozzie Smith, S (1, 6) OBP: 0.372, SLG: 0.340	0-0 4-3 1-3	0-0 3-1			0-0 4-3			0-0 F9		4 0 0 0 0 0 1												
Willie McGee, S (1, 8) OBP: 0.290, SLG: 0.318	0-0 2B 3-H 1B		0-0 F9		0-0 1B			0-0 F9		4 1 2 1 0 0 0												
Andy Van Slyke, L (1, 3) OBP: 0.312, SLG: 0.353	0-0 2B 1-H		0-0 3-1		0-3 K			0-3 K		4 1 1 1 0 2 1												
Curt Ford, L (1, 9) Tito Landrum, R (8, 9) OBP: 0.329, SLG: 0.416 OBP: 0.246, SLG: 0.250	0-0 2B 3-H		0-0 F8			0-0 B1			0-0 6-3	3 0 1 1 0 0 0 1 0 0 0 0 0 0												
Michael LaValliere, L (1, 2) OBP: 0.336, SLG: 0.316	4-0 BB			0-0 F9		0-0 F6			0-0 4-3	3 0 0 0 1 0 0												
Terry Pendleton, S (1, 5) OBP: 0.271, SLG: 0.268	0-3 K			0-0 1B S		0-0 F5			0-0 5-3	4 1 1 0 0 1 2												
José Oquendo, S (1, 4) OBP: 0.414, SLG: 0.408	0-0 1-3			0-0 1B B2-6-4 1-H			0-0 F3			3 0 1 1 0 0 2												
Bob Forsch, R (1, 1) Ken Dayley, L (7, 1) Todd Worrell, R (9, 1) OBP: 0.150, SLG: 0.275 OBP: 0.333, SLG: 0.200		0-0 F9		0-0 B2-6-4 1-2f			0-3 K			3 0 0 0 0 1 1 0 0 0 0 0 0 0 0 0 0 0 0 0 0												
Inning Stats	R: 3 E: 0 K: 1 S: 9	H: 4 LOB: 2 BB: 1 P: 13	R: 0 E: 0 K: 0 S: 3	H: 0 LOB: 0 BB: 0 P: 3	R: 0 E: 0 K: 0 S: 3	H: 0 LOB: 0 BB: 0 P: 3	R: 1 E: 0 K: 0 S: 4	H: 2 LOB: 0 BB: 0 P: 4	R: 0 E: 0 K: 1 S: 6	H: 1 LOB: 1 BB: 0 P: 6	R: 0 E: 0 K: 0 S: 3	H: 0 LOB: 0 BB: 0 P: 3	R: 0 E: 0 K: 1 S: 5	H: 0 LOB: 0 BB: 0 P: 5	R: 0 E: 0 K: 1 S: 5	H: 0 LOB: 0 BB: 0 P: 5	R: 0 E: 0 K: 0 S: 3	H: 0 LOB: 0 BB: 0 P: 3	1B: 5 2B: 2 3B: 0 HR: 0	SF: 0 SAC: 0 DP: 1 HBP: 0	WP: 0 PB: 0 SB: 2 CS: 0	PA: 34
PITCHER	IP WLS BF H R ER SO BB IBB HBP BLK WP HR S P ERA WHIP																					
Ed Whitson, R (1, 1) ERA: 7.5	5.0 L 22 7 4 4 2 1 0 0 0 0 0 0 25 29 7.20 1.600																					
Craig Lefferts, L (6, 1) ERA: 1.92	3.0 9 0 0 0 2 0 0 0 0 0 0 0 13 13 0.00 0.000																					
Gene Walter, L (9, 1) ERA: 3.78	1.0 3 0 0 0 0 0 0 0 0 0 0 0 3 3 0.00 0.000																					

St. Louis Cardinals @ San Diego Padres
 Jack Murphy Stadium, San Diego, CA
 Sat Jul 12 1986, 10:05 PM EDT
 Att: 38,621 - Unknown

AB	33
R	4
H	7
RBI	4
BB	1
SO	4
LOB	7



livebaseballscorecards.com

BOTTOM

St. Louis Cardinals @ San Diego Padres
Jack Murphy Stadium, San Diego, CA

Sat Jul 12 1986, 10:05 PM EDT
Att. 38,621 - Unknown

livebaseballscorecards.com

AB	32
R	2
H	10
RBI	2
BB	1
SO	2
LOB	16



WP:	0	PA:	33
PB:	0		
SB:	0		
CS:	0		

AB	R	H	RBI	BB	SO	LOB
4	0	0	0	0	0	3
4	1	2	0	0	1	0
4	0	2	0	0	0	1
4	0	1	1	0	0	2
3	0	0	0	1	0	3
4	0	0	0	0	1	3
3	1	3	1	0	0	0
0	0	0	0	0	0	0
2	0	1	0	0	0	1
1	0	0	0	0	0	2
0	0	0	0	0	0	0
1	0	0	0	0	0	1
1	0	1	0	0	0	0
0	0	0	0	0	0	0
1	0	0	0	0	0	0
0	0	0	0	0	0	0

Batter	1	2	3	4	5	6	7	8	9
Marvell Wynne, L (1, 8) OBP: 0.310, SLG: 0.429	0-0 4-3 ①		0-0 G4-6-3 ② 1-2f		0-0 G3-6-3 ② 1-2f			0-0 L6 ②	
Tony Gwynn, L (1, 9) OBP: 0.401, SLG: 0.494	0-0 F7 ②			0-0 1B 1B		0-0 FC3-6 1B		0-3 K ③	
John Kruk, L (1, 7) OBP: 0.391, SLG: 0.400	0-0 4-3 ③			0-0 G6-4-3 1B 1-2		0-0 FC3-6 L3 1-2f		0-0 1B	
Graig Nettles, L (1, 5) OBP: 0.306, SLG: 0.409		0-0 L5 ①		0-0 G6-4-3 1B 1-2 2-H		0-0 L3 ② 1-2		0-0 F9 ①	
Carmelo Martinez, R (1, 3) OBP: 0.353, SLG: 0.379		0-0 L9 ②		0-0 G6-4-3 ① ② 1-2f 2-3		4-0 1B BB		0-0 L5 ②	
Garry Templeton, S (1, 6) OBP: 0.277, SLG: 0.275		0-0 6-3 ③		0-0 6-3 ③		0-3 K ①		0-0 4-3 ③	
Terry Kennedy, L (1, 2) OBP: 0.333, SLG: 0.418			0-0 HR		0-0 FC3-6 1B		0-0 G6-4-3 1B 1-2		
Bip Roberts, S (7, PR) OBP: 0.262, SLG: 0.283									
Tim Flannery, L (1, 4) OBP: 0.372, SLG: 0.375									
Jerry Royster, R (7, PH) OBP: 0.293, SLG: 0.308									
Bruce Bochy, R (8, 2) OBP: 0.333, SLG: 0.571									
Ed Whitson, R (1, 1) OBP: 0.232, SLG: 0.299									
Dane Iorg, L (5, PH) OBP: 0.167, SLG: 0.667									
Craig Lefferts, L (6, 1) OBP: 0.262, SLG: 0.389									
Steve Garvey, R (8, PH) OBP: 0.333, SLG: 0.400									
Gene Walter, L (9, 1)									

Inning Stats	R: 0	H: 0	E: 0	K: 0	S: 3	H: 0	LOB: 0	BB: 0	P: 3	R: 0	H: 0	E: 0	K: 0	S: 3	R: 1	H: 2	E: 0	K: 0	S: 4	R: 1	H: 3	E: 0	K: 0	S: 5	R: 0	H: 2	E: 0	K: 0	S: 4	R: 0	H: 1	E: 0	K: 0	S: 3	R: 0	H: 1	E: 0	K: 1	S: 5	R: 0	H: 0	E: 0	K: 1	S: 5	R: 0	H: 1	E: 0	K: 0	S: 4
--------------	------	------	------	------	------	------	--------	-------	------	------	------	------	------	------	------	------	------	------	------	------	------	------	------	------	------	------	------	------	------	------	------	------	------	------	------	------	------	------	------	------	------	------	------	------	------	------	------	------	------

PITCHER	IP	WLS	BF	H	R	ER	SO	BB	IBB	HBP	BLK	WP	HR	S	P	ERA	WHIP
Bob Forsch, R (1, 1) ERA: 2.51	6.0	W	23	8	2	2	0	1	0	0	0	0	1	22	26	3.00	1.500
Ken Dayley, L (7, 1) ERA: 3.26	2.0		6	1	0	0	2	0	0	0	0	0	0	10	10	0.00	0.500
Todd Worrell, R (9, 1) ERA: 1.73	1.0	S	4	1	0	0	0	0	0	0	0	0	0	4	4	0.00	1.000

Batter	1	2	3	4	5	6	7	8	9	AB R H RBI BB SO LOB	TOP		
Vince Coleman, S (1, 7) OBP: 0.326, SLG: 0.317 Greg Mathews, R (6, 1) OBP: 0.059, SLG: 0.059 Tito Landrum, R (9, PH) OBP: 0.244, SLG: 0.248	0-0 G3	0-0 F7			0-3 K	0-3 K			0-3 K	4 0 0 0 0 2 0 0 0 0 0 0 0 0 1 0 0 0 0 1 0	St. Louis Cardinals @ San Diego Padres Jack Murphy Stadium, San Diego, CA Sun Jul 13 1986, 6:33 AM EDT Att: 21,794 - Unknown livebaseballscorecards.com		
Tom Herr, S (1, 4) OBP: 0.305, SLG: 0.283	0-0 4-3		0-0 3-1		0-0 FC4-6 1B	0-0 G3		0-0 FC4-6 1B	5 0 2 0 0 0 0				
Willie McGee, S (1, 8) OBP: 0.289, SLG: 0.316	0-0 1B S 1B		0-3 K		0-0 FC4-6 1B 1-2f		0-0 F9	0-0 FC4-6 1B 1-2f	5 2 1 0 0 1 2				
Andy Van Slyke, L (1, 3) OBP: 0.318, SLG: 0.355	4-0 1B 1-2 1B BB		0-0 4-3		0-0 1B 1-3		0-0 F9	0-0 1B 1-3 1B	4 1 2 0 1 0 0				
Curt Ford, L (1, 9) OBP: 0.333, SLG: 0.415	0-0 1B 1-2 2-3 1B			0-0 G3	0-0 F7		0-0 4-3	0-0 1B 1-2 3-H 1B	5 0 2 1 0 0 2				
Michael LaValliere, L (1, 2) OBP: 0.353, SLG: 0.325	0-0 1B 1-2 2-H 3-H		4-0 3-1 BB		0-0 G3 1B HR		4-0 BB	0-0 F8	3 1 2 2 2 0 2				
Terry Pendleton, S (1, 5) OBP: 0.270, SLG: 0.268	0-0 F8		0-0 3-1 1-2		0-0 1B 1-2 HR		0-0 F8		4 1 1 0 0 0 4				
José Oquendo, S (1, 6) OBP: 0.407, SLG: 0.392		0-0 F9		4-0 IBB		0-0 G3 1-2 2-3		0-0 L5	3 0 0 0 1 0 3				
Tim Conroy, L (1, 1) OBP: 0.333, SLG: 0.455 Ray Burris, R (4, 1) OBP: 0.182, SLG: 0.318 Pat Perry, L (5, 1) Clint Hurdle, L (6, PH) OBP: 0.207, SLG: 0.253 (6, 7)		0-0 4-3		0-3 K		0-0 HR 2-H 3-H		0-3 K	2 0 0 0 0 1 2 0 0 0 0 0 0 0 0 0 0 0 0 0 0 2 1 1 3 0 1 1				
Inning Stats	R: 2 H: 3 E: 0 LOB: 2 K: 0 BB: 1 S: 6 P: 10	R: 0 H: 0 E: 0 LOB: 0 K: 0 BB: 0 S: 3 P: 3	R: 0 H: 0 E: 0 LOB: 0 K: 1 BB: 0 S: 5 P: 5	R: 0 H: 0 E: 0 LOB: 2 K: 1 BB: 2 S: 5 P: 13	R: 0 H: 2 E: 0 LOB: 2 K: 1 BB: 0 S: 7 P: 7	R: 3 H: 3 E: 0 LOB: 0 K: 1 BB: 0 S: 8 P: 8	R: 0 H: 0 E: 0 LOB: 0 K: 0 BB: 0 S: 3 P: 3	R: 0 H: 0 E: 0 LOB: 1 K: 1 BB: 1 S: 5 P: 9	R: 1 H: 3 E: 0 LOB: 2 K: 1 BB: 0 S: 8 P: 8	1B: 10 SF: 0 2B: 0 SAC: 0 3B: 0 DP: 0 HR: 1 HBP: 0	WP: 0 PA: 42 PB: 0 SB: 1 CS: 0		
PITCHER	IP WLS BF H R ER SO BB IBB HBP BLK WP HR S P ERA WHIP											PITCHER	IP WLS BF H R ER SO BB IBB HBP BLK WP HR S P ERA WHIP
LaMarr Hoyt, R (1, 1) ERA: 4.97	6.0 W 29 8 5 3 4 2 1 0 0 0 1 34 46 4.50 1.667												
Bob Stoddard, R (7, 1) ERA: 1.5	3.0 S 13 3 1 1 2 1 0 0 0 0 0 16 20 3.00 1.333												




Batter	1	2	3	4	5	6	7	8	9
Bip Roberts, S (1, 4) OBP: 0.267, SLG: 0.282	0-3 K		0-0 1B	0-3 K	4-0 3B BB		0-0 F7		
Tony Gwynn, L (1, 9) John Kruk, L (6, 7) OBP: 0.398, SLG: 0.420	0-0 G3		0-0 F8	4-0 2B E BB	0-0 SF9 3B		0-0 6-3 2B		
Kevin McReynolds, R (1, 7) (6, 9) OBP: 0.339, SLG: 0.466	0-0 5-3		0-3 K	0-0 E 2B	0-0 SF9		0-0 6-3		
Steve Garvey, R (1, 3) Carmelo Martinez, R (8, 3) OBP: 0.353, SLG: 0.379		0-3 K		0-0 E 1B	0-0 1-3		0-0 F3		
Garry Templeton, S (1, 6) Tim Flannery, L (9, 5) OBP: 0.372, SLG: 0.375		0-0 6-3		0-0 FC6-4 HBP		0-0 F4		0-0 F9	
Terry Kennedy, L (1, 2) Bob Stoddard, R (7, 1)		0-3 K		1-0 WP BB 1-2 E HBP	0-0 1B	0-0 2B 1B		0-3 K	
Jerry Royster, R (1, 5) (9, 6) OBP: 0.303, SLG: 0.321			0-0 1B 2B	4-0 WP 1-2 E BB	0-0 2B 1B	0-0 F4		0-3 K	
Marvell Wynne, L (1, 8) OBP: 0.318, SLG: 0.446			0-0 1B	0-0 E4 2B	0-0 3B 2B	0-0 2B		0-0 F7	
LaMarr Hoyt, R (1, 1) Bruce Bochy, R (6, PH) (7, 2) OBP: 0.329, SLG: 0.563			0-3 K	0-0 2B 2B	0-3 K	0-0 5-3			

AB	R	H	RBI	BB	SO	LOB
4	1	1	1	1	2	1
3	2	1	2	1	0	2
1	0	1	0	0	0	0
4	1	1	2	0	1	3
5	0	2	2	0	1	1
0	0	0	0	0	0	0
5	1	0	0	0	0	2
0	0	0	0	0	0	0
3	2	2	0	0	1	0
1	0	0	0	0	1	0
4	3	2	0	1	1	2
5	2	3	3	0	0	1
3	1	1	1	0	2	3
1	0	0	0	0	0	2

St. Louis Cardinals @ San Diego Padres
Jack Murphy Stadium, San Diego, CA
Sun Jul 13 1986, 6:33 AM EDT
Att. 21,794 - Unknown

AB 39
R 13
H 14
RBI 11
BB 3
SO 9
LOB 17



Inning Stats		R: 0	H: 0	E: 0	K: 1	S: 5	R: 0	H: 0	E: 0	K: 2	S: 7	R: 1	H: 3	E: 0	K: 2	S: 10	R: 7	H: 4	E: 2	K: 1	S: 10	R: 5	H: 4	E: 0	K: 1	S: 9	R: 0	H: 2	E: 0	K: 0	S: 5	R: 0	H: 1	E: 0	K: 2	S: 8	R: 0	H: 0	E: 0	K: 2	S: 8
PITCHER		IP	WLS	BF	H	R	ER	SO	BB	IBB	HBP	BLK	WP	HR	S	P	ERA	WHIP																							
Tim Conroy, L (1, 1) ERA: 4.47		3.2	L	20	5	7	7	6	2	0	1	0	1	0	29	38	17.18	1.909																							
Ray Burris, R (4, 1) ERA: 5.09		0.2		8	5	5	5	1	1	0	0	0	0	0	9	13	67.50	9.000																							
Pat Perry, L (5, 1) ERA: 4.06		0.2		3	1	1	1	0	0	0	0	0	0	0	3	3	13.50	1.500																							
Greg Mathews, L (6, 1) ERA: 3.3		3.0		13	3	0	0	2	0	0	0	0	1	0	17	17	0.00	1.000																							

Batter	1	2	3	4	5	6	7	8	9	AB R H RBI BB SO LOB
--------	---	---	---	---	---	---	---	---	---	----------------------

Marvell Wynne, L (1, 8) <small>OBP: 0.309, SLG: 0.434</small>	0-0 F7		0-0 4-3	0-0 FC4 1-2f		0-0 F9 1-2			0-0 5-3	5 0 0 0 0 0 3
Tony Gwynn, L (1, 9) <small>OBP: 0.399, SLG: 0.494</small>	0-0 F7		0-0 5-3		0-0 CS 1B			0-0 F7	0-0 F7	5 0 1 0 0 0 0
Kevin McReynolds, R (1, 7) <small>OBP: 0.341, SLG: 0.468</small>	4-0 BB		0-0 3-1		0-0 FC1-5-6-5 1-2 2B			0-3 K		3 0 1 0 1 1 0
Graig Nettles, L (1, 5) <small>OBP: 0.300, SLG: 0.401</small>	0-0 G3			0-0 5-3	0-0 FC1-5-6-5 2-3			0-0 F8		4 0 0 0 0 0 2
Steve Garvey, R (1, 3) <small>OBP: 0.270, SLG: 0.392</small> Craig Lefferts, L (8, 1) <small>OBP: 0.167, SLG: 0.667</small>		0-3 K		0-0 BB 2B 1B	4-0 BB BB			0-0 1B		3 1 2 0 1 1 0 0 0 0 0 0 0 0
Terry Kennedy, L (1, 2) <small>OBP: 0.338, SLG: 0.416</small>		0-3 K		4-0 2B 1-2 SF9 BB	0-0 F9			0-0 F9		3 1 0 0 1 1 3
Garry Templeton, S (1, 6) <small>OBP: 0.279, SLG: 0.283</small>		0-0 2B		0-0 SF9 1-3 2-H 2B		0-0 FC1-6 1B		0-3 K		4 0 3 1 0 1 1
Tim Flannery, L (1, 4) <small>OBP: 0.370, SLG: 0.371</small>		4-0 IBB		0-0 SF9 2-3 3-H	0-0 F8			0-0 F9		2 0 0 1 1 0 2
Lance McCullers, S (1, 1) Carmelo Martinez, R (8, 3) <small>OBP: 0.351, SLG: 0.377</small>		0-3 K		4-0 FC4 BB	0-0 FC1-6 S 1-2f			0-0 F9		2 0 0 0 1 1 3 1 0 0 0 0 0 0

Inning Stats	R: 0 H: 0 E: 0 LOB: 1 K: 0 BB: 1 S: 3 P: 7	R: 0 H: 1 E: 0 LOB: 2 K: 3 BB: 1 S: 10 P: 14	R: 0 H: 0 E: 0 LOB: 0 K: 0 BB: 0 S: 3 P: 3	R: 2 H: 2 E: 0 LOB: 2 K: 0 BB: 2 S: 5 P: 13	R: 0 H: 2 E: 0 LOB: 2 K: 0 BB: 1 S: 4 P: 8	R: 0 H: 1 E: 0 LOB: 1 K: 0 BB: 0 S: 4 P: 4	R: 0 H: 0 E: 0 LOB: 0 K: 1 BB: 0 S: 5 P: 5	R: 0 H: 1 E: 0 LOB: 1 K: 1 BB: 0 S: 6 P: 6	R: 0 H: 0 E: 0 LOB: 0 K: 0 BB: 0 S: 3 P: 3	1B: 4 SF: 1 2B: 3 SAC: 0 3B: 0 DP: 0 HR: 0 HBP: 0	WP: 0 PA: 38 PB: 0 SB: 1 CS: 1
--------------	---	---	---	--	---	---	---	---	---	--	---

PITCHER	IP	WLS	BF	H	R	ER	SO	BB	IBB	HBP	BLK	WP	HR	S	P	ERA	WHIP
Rick Rhoden, R (1, 1) <small>ERA: 2.45</small>	6.0	L	28	6	2	2	3	4	1	0	0	0	0	29	49	3.00	1.667
Cecilio Guante, R (7, 1) <small>ERA: 2.18</small>	2.0		7	1	0	0	2	0	0	0	0	0	0	11	11	0.00	0.500
Don Robinson, R (9, 1) <small>ERA: 3.3</small>	1.0		3	0	0	0	0	0	0	0	0	0	0	3	3	0.00	0.000

TOP

San Diego Padres @ Pittsburgh Pirates
 Three Rivers Stadium, Pittsburgh, PA
 Thu Jul 17 1986, 7:05 PM EDT
 Att. 8,865 - Unknown

livebaseballscorecards.com

AB	32
R	2
H	7
RBI	2
BB	5
SO	5
LOB	14



Batter	1	2	3	4	5	6	7	8	9
Barry Bonds, L (1, 8) OBP: 0.355, SLG: 0.462	0-0 F8		0-3 K			0-3 K		0-0 F8	
Joe Orsulak, L (1, 9) Mike Brown, R (8, PH) Don Robinson, R (9, 1) OBP: 1.000, SLG: 1.000	0-3 K		0-0 4-3			0-0 F7		0-0 F9	
Johnny Ray, S (1, 4) OBP: 0.369, SLG: 0.394	0-0 L6			4-0 E BB		0-0 1B		0-0 F9	
Sid Bream, L (1, 3) Mike Diaz, R (9, PH) OBP: 0.329, SLG: 0.473		0-0 5-3		0-0 F8 1-2		0-0 F8		0-0 F7	
R.J. Reynolds, S (1, 7) OBP: 0.355, SLG: 0.453		0-0 6-3		0-0 F7			0-0 F9 PB 1B	0-0 F3	
Tony Peña, R (1, 2) OBP: 0.312, SLG: 0.375		0-3 K		0-0 F9			0-0 F9 1-3		
Jim Morrison, R (1, 5) OBP: 0.309, SLG: 0.408			0-0 6-3		0-0 F8		0-0 6-3		
U L Washington, S (1, 6) OBP: 0.295, SLG: 0.275			0-0 1B 3B		0-0 F7		0-0 1-3		
Rick Rhoden, R (1, 1) Cecilio Guante, R (7, 1) Bill Almon, R (8, PH) OBP: 0.333, SLG: 0.417			0-0 3-H 1B		0-0 L6			0-3 K	


AB	R	H	RBI	BB	SO	LOB
4	0	0	0	0	2	1
3	0	0	0	0	1	1
1	0	0	0	0	0	0
0	0	0	0	0	0	0
3	0	1	0	1	0	0
3	0	0	0	0	0	2
1	0	0	0	0	0	0
4	0	1	0	0	0	1
3	0	0	0	0	1	2
3	0	0	0	0	0	1
3	1	1	0	0	0	1
2	0	1	1	0	0	0
0	0	0	0	0	0	0
1	0	0	0	0	1	0

BOTTOM

San Diego Padres @ Pittsburgh Pirates
Three Rivers Stadium, Pittsburgh, PA

Thu Jul 17 1986, 7:05 PM EDT
 Att. 8,865 - Unknown

AB	31
R	1
H	4
RBI	1
BB	1
SO	5
LOB	9



Inning Stats	R: 0	H: 0	E: 0	K: 1	S: 5	LOB: 0	BB: 0	P: 5
R: 0 H: 0 E: 0 K: 1 S: 5	R: 0 H: 0 E: 0 K: 1 S: 5	R: 0 H: 2 E: 0 K: 1 S: 7	R: 0 H: 0 E: 1 K: 0 S: 3	R: 0 H: 0 E: 0 K: 0 S: 3	R: 0 H: 1 E: 0 K: 1 S: 6	R: 0 H: 1 E: 0 K: 0 S: 4	R: 0 H: 0 E: 0 K: 1 S: 5	R: 0 H: 0 E: 0 K: 0 S: 3
IP: 7.0 WLS: W BF: 26 H: 4 R: 1 ER: 1 SO: 4	IP: 2.0 WLS: S BF: 6 H: 0 R: 0 ER: 0 SO: 1	IP: 0.0 WLS: 3-H BF: 1 H: 2 R: 0 ER: 0 SO: 0	IP: 0.0 WLS: 1 BF: 0 H: 0 R: 0 ER: 0 SO: 0	IP: 0.0 WLS: 1 BF: 0 H: 0 R: 0 ER: 0 SO: 0	IP: 0.0 WLS: 1 BF: 0 H: 1 R: 0 ER: 0 SO: 0	IP: 0.0 WLS: 1 BF: 0 H: 1 R: 0 ER: 0 SO: 0	IP: 0.0 WLS: 1 BF: 0 H: 0 R: 0 ER: 0 SO: 0	IP: 0.0 WLS: 1 BF: 0 H: 0 R: 0 ER: 0 SO: 0

WP	PA	ERA	WHIP
32			

Batter	1	2	3	4	5	6	7	8	9	AB R H RBI BB SO LOB	TOP											
Marvell Wynne, L (1, 8) OBP: 0.312, SLG: 0.444	0-0 SH3 1B 2B		0-0 4-3		0-0 5-3		0-0 1-H 2-H 2B		0-0 FC4-6 HR	5 2 2 2 0 0 2												
Tony Gwynn, L (1, 9) OBP: 0.397, SLG: 0.500	0-0 SH3 2-3		0-0 4-3			0-0 3-1	0-0 6-3		0-0 HR	4 1 1 3 0 0 1												
Kevin McReynolds, R (1, 7) OBP: 0.342, SLG: 0.467	0-0 1B 3-H			0-0 5-3		0-0 1B 1B	0-0 F8		0-0 6-3	5 0 2 1 0 0 1												
Graig Nettles, L (1, 5) OBP: 0.309, SLG: 0.414	0-0 1B 1-3			0-0 WP 2B		0-0 1-2 1B		0-0 F9	0-0 1B	3 0 3 0 0 0 0 2 0 1 0 0 0 0												
Bip Roberts, S (6, 4) OBP: 0.270, SLG: 0.285																						
Steve Garvey, R (1, 3) OBP: 0.267, SLG: 0.389	0-0 G6-3 1-2f			0-0 5-3		0-0 F2		0-0 4-3	0-0 1-3	3 0 0 0 0 0 5 2 0 0 0 0 0 1												
John Kruk, L (6, 3) OBP: 0.389, SLG: 0.410																						
Terry Kennedy, L (1, 2) OBP: 0.338, SLG: 0.413		0-0 F7		4-0 WP BB		0-0 6-3		0-0 6-3		2 0 0 0 1 0 2 1 0 0 0 0 0 0												
Bruce Bochy, R (6, 2) OBP: 0.324, SLG: 0.554																						
Garry Templeton, S (1, 6) OBP: 0.276, SLG: 0.281		0-3 K		0-0 L7			0-0 4-3		4-0 1B BB	3 0 0 0 0 0 1 2 0 0 0 0 0 0 0 0 0 1 0 0 1 0 0	AB 37 R 7 H 13 RBI 7 BB 3 SO 2 LOB 15											
Bob Stoddard, R (7, 1) OBP: 0.354, SLG: 0.377				1-2 2-3																		
Carmelo Martinez, R (9, PH)																						
Tim Flannery, L (1, 4) OBP: 0.376, SLG: 0.379		0-3 K			0-0 G5-4-3 1B		0-0 BB 2B 1B		0-0 FC4-6 1B HR 1B	4 2 3 0 0 1 0												
Andy Hawkins, R (1, 1) OBP: 0.211, SLG: 0.189																						
Dane Iorg, L (5, PH) OBP: 0.229, SLG: 0.294																						
Dave LaPoint, L (5, 1) OBP: 0.333, SLG: 0.400			0-0 4-3		0-0 G5-4-3 1-2f		4-0 BB 2B BB		0-0 FC4-6 1B	1 0 0 0 0 0 0 0 1 0 0 0 0 0 0 1 0 0 0 0 0 0 0 0 0 0 0 0 0 0 0 0 1 1 1 1 1 1 0 0												
Gene Walter, L (5, 1) OBP: 0.312, SLG: 0.326																						
Jerry Royster, R (7, PH) OBP: 0.312, SLG: 0.326																						
Inning Stats	R: 1 E: 0 K: 0 S: 5	H: 3 LOB: 1 BB: 0 P: 5	R: 0 E: 0 K: 2 S: 7	H: 0 LOB: 0 BB: 0 P: 7	R: 0 E: 0 K: 0 S: 3	H: 0 LOB: 0 BB: 0 P: 3	R: 0 E: 0 K: 0 S: 4	H: 1 LOB: 2 BB: 1 P: 8	R: 0 E: 0 K: 0 S: 3	H: 1 LOB: 0 BB: 0 P: 3	R: 0 E: 0 K: 0 S: 5	H: 2 LOB: 2 BB: 0 P: 5	R: 2 E: 0 K: 0 S: 5	H: 2 LOB: 1 BB: 1 P: 9	R: 0 E: 0 K: 0 S: 3	H: 0 LOB: 0 BB: 0 P: 3	R: 4 E: 0 K: 0 S: 7	H: 4 LOB: 1 BB: 1 P: 11	1B: 9 2B: 3 3B: 0 HR: 1	SF: 0 SAC: 1 DP: 2 HBP: 0	WP: 1 PB: 0 SB: 0 CS: 0	PA: 41
PITCHER	IP WLS BF H R ER SO BB IBB HBP BLK WP HR S P ERA WHIP																					
Rick Reuschel, R (1, 1) ERA: 4.27	7.0 W 30 9 3 3 2 2 0 0 0 1 0 32 40 3.86 1.571																					
Larry McWilliams, L (8, 1) ERA: 4.76	1.0 3 0 0 0 0 0 0 0 0 0 0 3 3 0.00 0.000																					
Barry Jones, R (9, 1) ERA: 8.31	0.1 5 3 4 4 0 1 0 0 0 0 1 4 8 108.00 12.000																					
Don Robinson, R (9, 1) ERA: 3.23	0.2 3 1 0 0 0 0 0 0 0 0 0 3 3 0.00 1.500																					

San Diego Padres @ Pittsburgh Pirates
 Three Rivers Stadium, Pittsburgh, PA
 Fri Jul 18 1986, 7:05 PM EDT
 Att: 10,975 - Unknown

livebaseballscorecards.com



Batter	1	2	3	4	5	6	7	8	9	AB	R	H	RBI	BB	SO	LOB
Barry Bonds, L OBP: 0.351, SLG: 0.453 (1, 8)	F9	G3-2-3		SF8	K			FC6-4 BB		3	0	0	1	1	1	3
Joe Orsulak, L OBP: 0.329, SLG: 0.377 (1, 9)	1-6-3		L4	4-3		4-3		FC6-4 2B		5	1	0	0	0	0	1
Johnny Ray, S OBP: 0.370, SLG: 0.394 (1, 4)	F7		1B		SH1-4 1B	F8		1-H 2B		3	2	1	0	1	0	0
Bill Almon, R OBP: 0.337, SLG: 0.427 (8, 6)			BB		1B					1	0	1	1	0	0	0
Sid Bream, L OBP: 0.364, SLG: 0.487 (1, 3)		FC4-6 1B	1B	SF8 1B	1B	SH1-4 3B	5-3	F3		5	2	3	0	0	0	1
R.J. Reynolds, S OBP: 0.357, SLG: 0.457 (1, 7)		FC4-6 1B	1B	SF8 1B	SH1-4		F8 1B	G3		4	2	2	1	0	0	2
Tony Peña, R OBP: 0.314, SLG: 0.375 (1, 2)		1B	SF8		1B		F8			2	2	1	1	1	0	1
Junior Ortiz, R OBP: 0.385, SLG: 0.407 (8, 2)		1B	SF8		3B					0	0	0	0	0	0	0
Jim Morrison, R OBP: 0.314, SLG: 0.413 (1, 5)		G3-2-3 1B	F7		3B		WP 1B			4	1	3	3	0	0	1
U L Washington, S OBP: 0.335, SLG: 0.364 (1, 6)		BB		SH1-4 SF8	1B	WP 3B		F8		4	2	3	4	0	0	1
Rick Reuschel, R OBP: 0.163, SLG: 0.167 (1, 1)		BB		SH1-4						1	0	0	0	1	0	0
Lee Mazzilli, S OBP: 0.387, SLG: 0.293 (7, PH)		BB		SH1-4		6-3				1	0	0	0	0	0	1
Larry McWilliams, L OBP: 0.200, SLG: 0.211 (8, 1)										0	0	0	0	0	0	0
Barry Jones, R (9, 1)										0	0	0	0	0	0	0
Don Robinson, R OBP: 1.000, SLG: 1.000 (9, 1)		BB								0	0	0	0	0	0	0

Inning Stats	R: 0	H: 0	E: 0	K: 0	S: 3	H: 0	LOB: 0	BB: 0	P: 3	R: 2	H: 3	E: 0	K: 0	S: 5	H: 2	LOB: 1	BB: 1	P: 9	R: 1	H: 1	E: 0	K: 0	S: 4	H: 5	LOB: 0	BB: 0	P: 10	R: 0	H: 0	E: 0	K: 0	S: 3	R: 1	H: 2	E: 0	K: 0	S: 5	R: 1	H: 1	E: 0	K: 0	S: 4	H: 1	LOB: 1	BB: 1	P: 8	1B: 11	SF: 2	3B: 1	HR: 0
--------------	------	------	------	------	------	------	--------	-------	------	------	------	------	------	------	------	--------	-------	------	------	------	------	------	------	------	--------	-------	-------	------	------	------	------	------	------	------	------	------	------	------	------	------	------	------	------	--------	-------	------	--------	-------	-------	-------


PITCHER	IP	WLS	BF	H	R	ER	SO	BB	IBB	HBP	BLK	WP	HR	S	P	ERA	WHIP
Andy Hawkins, R ERA: 4.45 (1, 1)	4.0	L	20	6	5	5	0	3	0	0	0	0	0	17	29	11.25	2.250
Dave LaPoint, L ERA: 5.92 (5, 1)	0.1		6	5	5	5	0	0	0	0	0	0	0	6	6	135.00	15.000
Gene Walter, L ERA: 3.66 (5, 1)	1.2		5	0	0	0	1	0	0	0	0	1	0	7	7	0.00	0.000
Bob Stoddard, R ERA: 3.38 (7, 1)	2.0		10	3	2	2	0	1	0	0	0	1	0	9	13	9.00	2.000

BOTTOM

San Diego Padres @ Pittsburgh Pirates
 Three Rivers Stadium, Pittsburgh, PA

Fri Jul 18 1986, 7:05 PM EDT
 Att. 10,975 - Unknown

AB	33
R	12
H	14
RBI	11
BB	4
SO	1
LOB	11



WP	2	PA	41
PB	0	SB	4
CS	0		

Batter	1	2	3	4	5	6	7	8	9	AB R H RBI BB SO LOB	TOP
Marvell Wynne, L (1, 8) <small>OBP: 0.311, SLG: 0.456</small>	0-0 		0-3 			0-0 			0-0 	4 1 1 1 0 1 1	
Tony Gwynn, L (1, 9) <small>OBP: 0.396, SLG: 0.496</small>	0-0 			0-0 		0-0 			4-0 	3 1 0 0 1 0 0	
Kevin McReynolds, R (1, 7) <small>OBP: 0.344, SLG: 0.472</small>	0-0 			0-0 		0-0 			0-0 	3 0 2 0 0 0 0	
Graig Nettles, L (1, 5) <small>OBP: 0.304, SLG: 0.407</small>		0-0 		0-0 		0-0 			0-0 	4 0 0 0 0 0 4	
Steve Garvey, R (1, 3) <small>OBP: 0.267, SLG: 0.396</small>		0-3 		0-0 		0-0 			0-0 	4 1 1 2 0 1 2	
Terry Kennedy, L (1, 2) <small>OBP: 0.337, SLG: 0.408</small>		0-0 			0-0 		0-0 		4-0 	3 0 0 0 1 0 1	
Garry Templeton, S (1, 6) <small>OBP: 0.276, SLG: 0.280</small>			0-0 		0-0 			0-0 	0-3 	4 0 1 0 0 1 1	
Tim Flannery, L (1, 4) <small>OBP: 0.376, SLG: 0.375</small>			4-0 		0-0 			0-0 		2 0 0 0 1 0 1	
Ed Whitson, R (1, 1) John Kruk, L (8, PH) <small>OBP: 0.385, SLG: 0.405</small> Craig Lefferts, L (8, 1) <small>OBP: 0.167, SLG: 0.667</small> Rich Gossage, R (9, 1)			0-3 			0-0 		0-3 		2 0 0 0 0 1 1 1 0 0 0 0 1 0 0 0 0 0 0 0 0 0 0 0 0 0 0 0	
Inning Stats	R: 0 H: 0 E: 0 LOB: 0 K: 0 BB: 0 S: 3 P: 3	R: 0 H: 0 E: 0 LOB: 0 K: 1 BB: 0 S: 5 P: 5	R: 0 H: 0 E: 0 LOB: 1 K: 2 BB: 1 S: 7 P: 11	R: 0 H: 1 E: 0 LOB: 1 K: 0 BB: 0 S: 4 P: 4	R: 0 H: 0 E: 0 LOB: 0 K: 0 BB: 0 S: 3 P: 3	R: 0 H: 0 E: 0 LOB: 0 K: 0 BB: 0 S: 3 P: 3	R: 0 H: 1 E: 0 LOB: 1 K: 0 BB: 0 S: 4 P: 4	R: 0 H: 1 E: 0 LOB: 0 K: 1 BB: 0 S: 5 P: 5	R: 3 H: 2 E: 1 LOB: 1 K: 1 BB: 2 S: 7 P: 15	1B: 2 SF: 0 2B: 1 SAC: 1 3B: 0 DP: 2 HR: 2 HBP: 0	WP: 0 PA: 34 PB: 0 SB: 0 CS: 0
PITCHER Bob Walk, R (1, 1) <small>ERA: 3.31</small> Cecilio Guante, R (9, 1) <small>ERA: 2.43</small>	IP WLS BF H R ER SO BB IBB HBP BLK WP HR S P ERA WHIP 8.0 28 4 1 1 4 1 0 0 0 0 1 35 39 1.12 0.625 1.0 W 6 1 2 2 1 2 0 0 0 0 0 1 6 14 18.00 3.000	PITCHER IP WLS BF H R ER SO BB IBB HBP BLK WP HR S P ERA WHIP									

San Diego Padres @ Pittsburgh Pirates
 Three Rivers Stadium, Pittsburgh, PA
 Sat Jul 19 1986, 3:33 AM EDT
 Att. 8,559 - Unknown

livebaseballscorecards.com

AB	30
R	3
H	5
RBI	3
BB	3
SO	5
LOB	11



Batter	1	2	3	4	5	6	7	8	9	AB	R	H	RBI	BB	SO	LOB
Barry Bonds, L (1, 8) OBP: 0.344, SLG: 0.442	0-0 4-3	0-0 FC1-6			0-0 G3			0-0 F7		4	0	0	0	0	0	2
Joe Orsulak, L (1, 9) OBP: 0.325, SLG: 0.373 Bill Almon, R (9, PH) OBP: 0.335, SLG: 0.424	0-0 L3	0-0 CS	0-0 4-3			0-3 K			0-0 F8	3	0	0	0	0	1	0
Johnny Ray, S (1, 4) OBP: 0.372, SLG: 0.395	0-0 1B		0-0 5-3			0-0 F7			0-0 1B	4	1	2	0	0	0	0
Sid Bream, L (1, 3) OBP: 0.361, SLG: 0.482 Mike Brown, R (9, PH) OBP: 0.302, SLG: 0.324	0-3 K		0-0 L4			0-3 K			0-0 1B	3	0	0	0	0	2	1
R.J. Reynolds, S (1, 7) OBP: 0.359, SLG: 0.456		4-0 1B			0-0 4-3			0-0 1B	0-0 F7	3	1	1	0	1	0	2
Tony Peña, R (1, 2) OBP: 0.317, SLG: 0.377		0-0 1B			0-3 K			0-0 1B	0-0 G5-4-3	4	1	2	1	0	1	1
Jim Morrison, R (1, 5) OBP: 0.317, SLG: 0.414		0-0 1B			0-0 F7			0-0 1B	0-0 L5	4	0	2	1	0	0	0
U L Washington, S (1, 6) OBP: 0.314, SLG: 0.340		0-0 1B			0-3 K			0-0 F6		3	0	0	1	0	1	2
Bob Walk, R (1, 1) OBP: 0.208, SLG: 0.273 Cecilio Guante, R (9, 1)		0-0 SF7			0-3 K			0-3 K		2	0	0	1	0	2	0

Inning Stats	R: 0	H: 1	E: 0	K: 1	S: 6	H: 1	LOB: 1	BB: 0	P: 6	R: 2	H: 2	E: 1	K: 0	S: 5	H: 0	LOB: 0	BB: 0	P: 3	R: 0	H: 0	E: 0	K: 1	S: 5	R: 0	H: 0	E: 0	K: 2	S: 7	H: 0	LOB: 0	BB: 0	P: 7	R: 0	H: 1	E: 0	K: 0	S: 3	R: 0	H: 0	E: 0	K: 1	S: 5	R: 2	H: 4	E: 0	K: 0	S: 6	H: 0	LOB: 2	BB: 0	P: 6	1B: 8	2B: 0	3B: 0	HR: 0	SF: 1	SAC: 0	DP: 1	HBP: 0	WP: 0	PB: 0	SB: 1	CS: 1	PA: 35
--------------	------	------	------	------	------	------	--------	-------	------	------	------	------	------	------	------	--------	-------	------	------	------	------	------	------	------	------	------	------	------	------	--------	-------	------	------	------	------	------	------	------	------	------	------	------	------	------	------	------	------	------	--------	-------	------	-------	-------	-------	-------	-------	--------	-------	--------	-------	-------	-------	-------	--------

PITCHER	IP	WLS	BF	H	R	ER	SO	BB	IBB	HBP	BLK	WP	HR	S	P	ERA	WHIP
Ed Whitson, R (1, 1) ERA: 6.8	7.0		25	4	2	2	6	1	0	0	0	0	0	36	40	2.57	0.714
Craig Lefferts, L (8, 1) ERA: 2.09	1.1	L	6	2	2	2	1	0	0	0	0	0	0	8	8	13.50	1.500
Rich Gossage, R (9, 1) ERA: 4.36	0.1		3	2	0	0	0	0	0	0	0	0	0	3	3	0.00	6.000

BOTTOM

San Diego Padres @ Pittsburgh Pirates
Three Rivers Stadium, Pittsburgh, PA

Sat Jul 19 1986, 3:33 AM EDT
Att. 8,559 - Unknown

livebaseballscorecards.com

AB	32
R	4
H	8
RBI	4
BB	1
SO	7
LOB	8



Batter	1	2	3	4	5	6	7	8	9	AB R H RBI BB SO LOB	TOP														
Marvell Wynne, L (1, 8) OBP: 0.304, SLG: 0.446	0-0 L1		0-0 F9		0-0 G3		0-3 K			4 0 0 0 0 1 1															
John Kruk, L (1, 9) OBP: 0.394, SLG: 0.407	0-0		4-0		0-0		4-0			2 0 1 0 1 0 0															
Tony Gwynn, L (8, PH) OBP: 0.397, SLG: 0.496	CS 1B		BB		G3		BB			0 0 0 0 1 0 0															
Kevin McReynolds, R (1, 7) OBP: 0.349, SLG: 0.471	4-0		4-0		4-0		0-0			1 1 0 0 3 0 1															
Graig Nettles, L (1, 5) OBP: 0.305, SLG: 0.410	0-0		0-0		0-0		0-0			3 1 1 0 0 0 4															
Carmelo Martinez, R (8, PH) OBP: 0.353, SLG: 0.375	F8		FC4-6		FC4-6		6-3			1 0 0 0 0 0 0															
Bip Roberts, S (8, 4) OBP: 0.270, SLG: 0.285	F8		FC4-6		FC4-6		WP			0 0 0 0 0 0 0															
Steve Garvey, R (1, 3) OBP: 0.267, SLG: 0.392			0-0		0-0		0-0			3 0 0 1 1 0 1															
Terry Kennedy, L (1, 2) OBP: 0.332, SLG: 0.402			0-0		0-0		0-0			4 0 0 0 0 0 1															
Tim Flannery, L (1, 4) OBP: 0.375, SLG: 0.371			0-0		0-0		0-0			2 0 0 0 1 1 0															
Bruce Bochy, R (9, PH) OBP: 0.333, SLG: 0.576			6-3		6-3		0-3			1 0 1 0 0 0 0															
Lance McCullers, S (9, PR)			6-3		6-3		K			0 0 0 0 0 0 0															
Jerry Royster, R (1, 6) OBP: 0.311, SLG: 0.319			4-0		0-0		0-0			3 0 0 0 1 1 3															
Dave Dravecky, R (1, 1) OBP: 0.182, SLG: 0.233			0-0		0-0		0-0			1 0 0 0 0 1 0															
Craig Lefferts, L (6, 1) OBP: 0.167, SLG: 0.667			SH1-4		0-3		0-0			0 0 0 0 0 0 0															
Garry Templeton, S (7, PH) OBP: 0.275, SLG: 0.279			SH1-4		0-3		F9			1 0 0 0 0 0 0															
Gene Walter, L (7, 1) OBP: 0.333, SLG: 0.400			SH1-4		0-3		F9			0 0 0 0 0 0 0															
Dane Iorg, L (9, PH) OBP: 0.225, SLG: 0.290			SH1-4		0-3		F9			1 0 0 0 0 1 2															
Inning Stats	R: 0 E: 0 K: 0 S: 3	H: 1 LOB: 1 BB: 1 P: 7	R: 0 E: 0 K: 0 S: 3	H: 0 LOB: 0 BB: 0 P: 3	R: 0 E: 0 K: 0 S: 3	H: 0 LOB: 3 BB: 3 P: 15	R: 0 E: 0 K: 0 S: 3	H: 0 LOB: 1 BB: 1 P: 7	R: 0 E: 0 K: 1 S: 5	H: 0 LOB: 0 BB: 0 P: 5	R: 2 E: 0 K: 1 S: 6	H: 1 LOB: 0 BB: 1 P: 10	R: 0 E: 0 K: 1 S: 5	H: 0 LOB: 0 BB: 0 P: 5	R: 0 E: 0 K: 0 S: 2	H: 0 LOB: 0 BB: 1 P: 6	R: 0 E: 0 K: 2 S: 8	H: 1 LOB: 2 BB: 1 P: 12	1B: 1 2B: 3 3B: 0 HR: 0	SF: 0 SAC: 1 DP: 1 HBP: 0	WP: 1 PB: 0 SB: 1 CS: 1	PA: 36			
PITCHER	IP WLS BF H R ER SO BB IBB HBP BLK WP HR S P ERA WHIP																								
Mike Bielecki, R (1, 1) ERA: 4.5	5.1		23	2	2	2	1	6	0	0	0	0	0	19	43	3.38	1.500								
Larry McWilliams, L (6, 1) ERA: 4.58	3.0	W	10	0	0	0	2	2	0	0	0	1	0	12	20	0.00	0.667								
Don Robinson, R (9, 1) ERA: 3.16	0.2	S	3	1	0	0	2	0	0	0	0	0	0	7	7	0.00	1.500								

San Diego Padres @ Pittsburgh Pirates
 Three Rivers Stadium, Pittsburgh, PA
 Sun Jul 20 1986, 3:33 AM EDT
 Att: 15,765 - Unknown

livebaseballscorecards.com

AB	27
R	2
H	3
RBI	1
BB	8
SO	5
LOB	13



Batter	1	2	3	4	5	6	7	8	9
Barry Bonds, L OBP: 0.342, SLG: 0.437 (1, 8)	0-3 K		0-0 G3-4-1			0-0 BB 1B	0-3 K		
Bill Almon, R OBP: 0.333, SLG: 0.416 (1, 7)	0-0 5-3		0-0 F7			4-0 1B 2B BB	0-0 5-3		
Johnny Ray, S OBP: 0.370, SLG: 0.393 (1, 4)	0-0 F8			0-0 6-3		0-0 2B SF8 1B		0-0 F8	
Jim Morrison, R OBP: 0.319, SLG: 0.422 (1, 5)		0-0 4-3 SF9 2B		0-3 K		0-0 SF8 2B		0-0 5-3	
Mike Brown, R OBP: 0.305, SLG: 0.321 Joe Orsulak, L OBP: 0.325, SLG: 0.373 (8, PR) (9, 9)		0-0 4-3		0-0 F7		4-0 IBB		4-0 1B BB	
Tony Peña, R OBP: 0.322, SLG: 0.378 (1, 3) (7, 2)		4-0 CS IBB			4-0 CS BB	0-0 F3		0-0 1-3 1B	
Junior Ortiz, R OBP: 0.368, SLG: 0.400 Sid Bream, L OBP: 0.360, SLG: 0.481 (1, 2) (7, 3)		0-0 SF9		0-0 6-3		0-0 SF8		0-3 K	
U L Washington, S OBP: 0.335, SLG: 0.347 (1, 6)		0-0 CS	0-0 G3-4-1 SH1 1B		4-0 BB	0-3 K			
Mike Bielecki, R OBP: 0.029, SLG: 0.029 Larry McWilliams, L OBP: 0.190, SLG: 0.200 Don Robinson, R OBP: 1.000, SLG: 1.000 (1, 1) (6, 1) (9, 1)			0-0 SH1		0-0 5-3		0-0 1-3		

AB	R	H	RBI	BB	SO	LOB
4	1	1	0	0	2	1
3	1	0	0	1	0	1
4	1	1	1	0	0	0
4	1	2	1	0	1	0
2	0	0	0	2	0	1
0	0	0	0	0	0	0
2	0	1	0	2	0	3
1	0	0	2	0	0	1
1	0	0	0	0	1	2
2	0	1	0	1	1	2
1	0	0	0	0	0	1
1	0	0	0	0	0	0
0	0	0	0	0	0	0

BOTTOM	
San Diego Padres @ Pittsburgh Pirates Three Rivers Stadium, Pittsburgh, PA	
Sun Jul 20 1986, 3:33 AM EDT Att. 15,765 - Unknown	
AB	25
R	4
H	6
RBI	4
BB	6
SO	5
LOB	12
	
WP: 0	PA: 35
PB: 0	SB: 0
CS: 2	

Inning Stats														
R	H	E	K	S	R	H	E	K	S	R	H	E	K	S
0	0	0	1	5	1	1	0	3	0	0	0	0	1	4
0	0	0	0	5	0	0	0	0	0	0	0	0	0	0
0	0	0	0	5	0	0	0	0	0	0	0	0	0	0
0	0	0	0	5	0	0	0	0	0	0	0	0	0	0
0	0	0	0	5	0	0	0	0	0	0	0	0	0	0
0	0	0	0	5	0	0	0	0	0	0	0	0	0	0
0	0	0	0	5	0	0	0	0	0	0	0	0	0	0
0	0	0	0	5	0	0	0	0	0	0	0	0	0	0
0	0	0	0	5	0	0	0	0	0	0	0	0	0	0
0	0	0	0	5	0	0	0	0	0	0	0	0	0	0
0	0	0	0	5	0	0	0	0	0	0	0	0	0	0
0	0	0	0	5	0	0	0	0	0	0	0	0	0	0

PITCHER														
IP	WLS	BF	H	R	ER	SO	BB	IBB	HBP	BLK	WP	HR	S	P
5.0	L	20	3	3	3	2	3	1	0	0	0	0	20	36
1.0		6	2	1	1	1	0	1	0	0	0	0	7	11
2.0		8	1	0	0	2	1	0	0	0	0	0	11	15

PITCHER														
IP	WLS	BF	H	R	ER	SO	BB	IBB	HBP	BLK	WP	HR	S	P
5.0	L	20	3	3	3	2	3	1	0	0	0	0	20	36
1.0		6	2	1	1	1	0	1	0	0	0	0	7	11
2.0		8	1	0	0	2	1	0	0	0	0	0	11	15

Batter	1	2	3	4	5	6	7	8	9	AB R H RBI BB SO LOB	TOP									
Jerry Royster, R OBP: 0.321, SLG: 0.331 (1, 5) X	0-0 E6 1B		X 0-0 CS 1B			0-3 K		X 0-0 1-2 1B		4 0 3 0 0 1 1										
Tony Gwynn, L OBP: 0.393, SLG: 0.490 (1, 9) X	0-0 L8		0-0 CS 1-2	0-0 4-3		X 0-0 G4-6-3 1-2f		X 0-0 F9		4 0 0 0 0 0 4										
Kevin McReynolds, R OBP: 0.353, SLG: 0.472 (1, 8) B B B	4-0 G4-6-3 BB			0-0 5-3			X 0-0 FC5-4 1B		X 0-0 2B 1B	3 1 2 0 1 0 0										
Steve Garvey, R OBP: 0.267, SLG: 0.394 (1, 3) X	0-0 G4-6-3 1-2f			X 0-0 F7			X 0-0 FC5-4 1-2f		X 0-0 4-3 1-H 2B	4 0 1 1 0 0 3										
Carmelo Martinez, R OBP: 0.351, SLG: 0.369 (1, 7) B B B		4-0 G5-4-3 BB			X 0-0 F9		0-3 K		X 0-0 5-3	3 0 0 0 1 1 2										
Bruce Bochy, R OBP: 0.321, SLG: 0.551 (1, 2) X		0-0 G5-4-3 1-2f		X 0-0 6-3			X 0-0 5-3		X 0-0 4-3 2-3	3 0 0 0 0 0 2 1 0 0 0 0 0 1										
Terry Kennedy, L OBP: 0.331, SLG: 0.401 (9, PH)																				
Garry Templeton, S OBP: 0.276, SLG: 0.280 (1, 6) X		0-0 4-3		X 0-0 1B				X 0-0 6-3	X 4-0 BB BB	3 0 1 0 1 0 0										
Bip Roberts, S OBP: 0.285, SLG: 0.279 (1, 4) X			0-0 5-3		X 0-0 F2			X 0-0 4-3	X 0-0 F7	3 0 0 0 0 0 1 1 0 0 0 0 0 2										
Tim Flannery, L OBP: 0.373, SLG: 0.369 (9, PH)																				
LaMarr Hoyt, R OBP: 0.148, SLG: 0.185 (1, 1) X			0-0 F9			0-3 K G4-6-3		B B B 4-0 1B BB		2 0 0 0 0 1 0 0 0 0 0 1 0 0 0 0 0 0 0 0 0 0 0 0 0 0 0 0										
John Kruk, L OBP: 0.400, SLG: 0.407 (8, PH)																				
Dave LaPoint, L (8, 1)																				
Bob Stoddard, R (8, 1)																				
Inning Stats	R: 0 E: 1 K: 0 S: 3	H: 1 LOB: 1 BB: 1 P: 7	R: 0 E: 0 K: 0 S: 2	H: 0 LOB: 0 BB: 1 P: 6	R: 0 E: 0 K: 0 S: 3	H: 1 LOB: 0 BB: 0 P: 3	R: 0 E: 0 K: 0 S: 3	H: 0 LOB: 0 BB: 0 P: 3	R: 0 E: 0 K: 2 S: 7	H: 0 LOB: 0 BB: 0 P: 7	R: 0 E: 0 K: 1 S: 6	H: 1 LOB: 1 BB: 0 P: 6	R: 0 E: 0 K: 1 S: 4	H: 1 LOB: 2 BB: 1 P: 8	R: 1 E: 0 K: 0 S: 5	H: 2 LOB: 2 BB: 1 P: 9	1B: 6 2B: 1 3B: 0 HR: 0	SF: 0 SAC: 0 DP: 3 HBP: 0	WP: 1 PB: 0 SB: 0 CS: 1	PA: 36
PITCHER	IP WLS BF H R ER SO BB IBB HBP BLK WP HR S P ERA WHIP																			
Jamie Moyer, L ERA: 6.29 (1, 1)	8.0 W 29 5 0 0 3 3 0 0 0 1 0 32 44 0.00 1.000																			
Lee Smith, R ERA: 2.86 (9, 1)	1.0 6 2 1 1 0 1 0 0 0 0 0 5 9 9.00 3.000																			

San Diego Padres @ Chicago Cubs
Wrigley Field, Chicago, IL
Mon Jul 21 1986, 3:33 AM CDT
Att. 21,563 - Unknown

livebaseballscorecards.com

AB	31
R	1
H	7
RBI	1
BB	4
SO	3
LOB	16



BOTTOM

San Diego Padres @ Chicago Cubs
Wrigley Field, Chicago, IL
Mon Jul 21 1986, 3:33 AM CDT
Att. 21,563 - Unknown

livebaseballscores.com

AB	35
R	6
H	13
RBI	5
BB	1
SO	4
LOB	13



WP: 0	PA: 37
PB: 0	SB: 1
CS: 0	

AB	R	H	RBI	BB	SO	LOB
5	1	1	0	0	2	1
4	1	2	0	0	1	1
4	0	0	1	0	0	2
3	1	1	1	1	0	0
4	1	2	0	0	0	1
4	1	4	0	0	0	0
0	0	0	0	0	0	0
3	1	2	2	0	1	1
0	0	0	0	0	0	0
4	0	0	0	0	0	5
3	0	0	0	0	0	2
1	0	1	1	0	0	0
1B: 10	SF: 1					
2B: 3	SAC: 0					
3B: 0	DP: 1					
HR: 0	HBP: 0					

Batter	1	2	3	4	5	6	7	8	9									
Shawon Dunston, R OBP: 0.305, SLG: 0.437 (1, 6)	0-0 23 6-3 4-3 2B		0-0 6-3		0-3 K		0-3 K	0-0 F6										
23 Ryne Sandberg, R OBP: 0.328, SLG: 0.425 (1, 4)	0-0 6-3 2-3		0-3 K			0-0 4-3 1B	0-0 S 1B											
Thad Bosley, L OBP: 0.405, SLG: 0.370 (1, 7)	0-0 4-3 3-H		0-0 4-3			0-0 4-3 1-2	0-0 F7 1-2											
Leon Durham, L OBP: 0.336, SLG: 0.401 (1, 3)	4-0 BB			0-0 F9		0-0 1B SF9 1B		0-0 4-3										
Keith Moreland, R OBP: 0.344, SLG: 0.396 (1, 2) (9, 9)	0-0 5-3			0-0 1-3		0-0 SF9 1B 1-2		0-0 1B 2B 1B										
Jerry Mumphy, S OBP: 0.357, SLG: 0.350 Jody Davis, R OBP: 0.295, SLG: 0.412 (1, 9) (9, 2)		0-0 G5-3 1B 1B		0-0 1B		0-0 1-2 2-3 1B		0-0 2B E 1B										
Ron Cey, R OBP: 0.369, SLG: 0.526 Lee Smith, R (1, 5) (9, 1)		0-0 1-2 1B		0-3 K		0-0 SF9 2-3 3-H		0-0 E9 2B 2B										
Dave Martinez, L OBP: 0.169, SLG: 0.194 (1, 8)		0-0 F8			0-0 F7	0-0 F3		0-0 L9										
Jamie Moyer, L Chris Speier, R OBP: 0.333, SLG: 0.429 (1, 1) (8, PH) (9, 5)		0-0 G5-3 2-3f			0-0 5-3		0-0 4-3	0-0 2B										
Inning Stats	R: 1 E: 0 K: 0 S: 4	H: 1 LOB: 1 BB: 1 P: 8	R: 0 E: 0 K: 0 S: 4	H: 2 LOB: 1 BB: 0 P: 4	R: 0 E: 0 K: 1 S: 5	H: 0 LOB: 0 BB: 0 P: 5	R: 0 E: 0 K: 1 S: 5	H: 0 LOB: 0 BB: 0 P: 5	R: 2 E: 0 K: 0 S: 7	H: 4 LOB: 2 BB: 0 P: 7	R: 0 E: 0 K: 1 S: 6	H: 1 LOB: 1 BB: 0 P: 6	R: 3 E: 1 K: 0 S: 7	H: 4 LOB: 1 BB: 0 P: 7	1B: 10 2B: 3 3B: 0 HR: 0	SF: 1 SAC: 0 DP: 1 HBP: 0	WP: 0 PB: 0 SB: 1 CS: 0	PA: 37
PITCHER	IP WLS L	BF H R ER SO	BB IBB HBP BLK	WP HR S P	ERA WHIP	PITCHER	IP WLS L	BF H R ER SO	BB IBB HBP BLK	WP HR S P	ERA WHIP							
LaMarr Hoyt, R ERA: 4.88 (1, 1)	7.0	30	9	3	3	4	1	0	0	0	0	3.86	1.429					
Dave LaPoint, L ERA: 6.23 (8, 1)	0.2	5	3	3	3	0	0	0	0	0	0	40.50	4.500					
Bob Stoddard, R ERA: 3.24 (8, 1)	0.1	2	1	0	0	0	0	0	0	0	2	0.00	3.000					

Batter	1	2	3	4	5	6	7	8	9	AB R H RBI BB SO LOB	TOP
Tim Flannery, L (1, 4) <small>OBP: 0.374, SLG: 0.367</small>	0-0 3-1		0-0 4-3		0-0 L7			0-0 F9 1B <small>1-2</small>	4-0 G6-4-3 BB	4 1 1 0 1 0 3	
Tony Gwynn, L (1, 9) <small>OBP: 0.391, SLG: 0.486</small>	0-0 3-1			0-0 4-3		0-0 L7		0-0 PB 1B <small>1-2 2-H</small>	0-0 G6-4-3 <small>1-2f</small>	5 1 1 1 0 0 2	
John Kruk, L (1, 3) <small>OBP: 0.394, SLG: 0.400</small> (8, 7)	0-0 3-1			0-0 L8		0-0 5-3 1B		0-3 K		4 0 1 0 0 1 2	
Kevin McReynolds, R (1, 7) <small>OBP: 0.352, SLG: 0.468</small> (8, 8)		0-0 5-3		4-0 BB		0-0 5-3 <small>1-2</small>		0-0 F9 <small>2-3</small>		3 0 0 0 1 0 3	
Graig Nettles, L (1, 5) <small>OBP: 0.301, SLG: 0.405</small> Jerry Royster, R (8, PH) <small>OBP: 0.325, SLG: 0.336</small> (8, 5)		0-3 K		0-0 L9		0-0 L9		0-0 PB 1B <small>1-2 3-H</small>		3 0 0 0 0 1 2 1 1 1 1 0 0 0	
Terry Kennedy, L (1, 2) <small>OBP: 0.331, SLG: 0.400</small> Bruce Bochy, R (8, PH) <small>OBP: 0.329, SLG: 0.557</small> (8, 2)		0-0 F7			0-0 BB 1B		0-0 F8	0-0 1B <small>1-H 2-H</small>		3 0 1 0 0 0 0 1 0 1 2 0 0 0	
Marvell Wynne, L (1, 8) <small>OBP: 0.310, SLG: 0.447</small> Steve Garvey, R (8, PH) <small>OBP: 0.266, SLG: 0.392</small> (8, 3)			0-0 FC3-6 1B	4-0 BB <small>1-2</small>	0-0 FC4-6 BB		0-0 F7	0-0 5-3		2 0 1 0 1 0 0 1 0 0 0 0 0 1	
Garry Templeton, S (1, 6) <small>OBP: 0.275, SLG: 0.276</small>			0-3 K	0-3 K		0-0 L8			0-3 K	4 0 0 0 0 3 3	
Lance McCullers, S (1, 1) Bob Stoddard, R (7, 1) Daneborg, L (8, PH) <small>OBP: 0.236, SLG: 0.300</small> Dave LaPoint, L (8, 1) Carmelo Martinez, R (9, PH) <small>OBP: 0.354, SLG: 0.372</small>			0-0 FC3-6 <small>1-2f</small>	0-0 FC4-6 <small>1-2f</small>				0-0 1B 1B	0-0 BB 1B	2 0 0 0 0 0 3 0 0 0 0 0 0 0 1 1 1 0 0 0 0 0 0 0 0 0 0 0 1 0 1 0 0 0 0	
Inning Stats	R: 0 H: 0 E: 0 LOB: 0 K: 0 BB: 0 S: 3 P: 3	R: 0 H: 0 E: 0 LOB: 0 K: 1 BB: 0 S: 5 P: 5	R: 0 H: 1 E: 0 LOB: 1 K: 1 BB: 0 S: 6 P: 6	R: 0 H: 0 E: 0 LOB: 1 K: 0 BB: 1 S: 3 P: 7	R: 0 H: 1 E: 0 LOB: 2 K: 1 BB: 1 S: 6 P: 10	R: 0 H: 1 E: 0 LOB: 1 K: 0 BB: 0 S: 4 P: 4	R: 0 H: 0 E: 0 LOB: 0 K: 0 BB: 0 S: 3 P: 3	R: 4 H: 5 E: 0 LOB: 1 K: 1 BB: 0 S: 10 P: 10	R: 0 H: 1 E: 0 LOB: 1 K: 1 BB: 1 S: 5 P: 9	1B: 9 SF: 0 2B: 0 SAC: 0 3B: 0 DP: 1 HR: 0 HBP: 0	WP: 0 PA: 38 PB: 1 SB: 0 CS: 0
PITCHER Ed Lynch, R (1, 1) <small>ERA: 2.32</small> Frank DiPino, L (8, 1) <small>ERA: 3.59</small> Lee Smith, R (9, 1) <small>ERA: 2.81</small>	IP WLS BF H R ER SO BB IBB HBP BLK WP HR S P ERA WHIP 7.0 W 29 6 3 3 3 2 0 0 0 0 0 0 33 41 3.86 1.143	IP WLS BF H R ER SO BB IBB HBP BLK WP HR S P ERA WHIP 1.0 5 2 1 0 1 0 0 0 0 0 0 0 7 7 0.00 2.000	IP WLS BF H R ER SO BB IBB HBP BLK WP HR S P ERA WHIP 1.0 S 4 1 0 0 1 1 0 0 0 0 0 0 5 9 0.00 2.000	PITCHER IP WLS BF H R ER SO BB IBB HBP BLK WP HR S P ERA WHIP	IP WLS BF H R ER SO BB IBB HBP BLK WP HR S P ERA WHIP						

San Diego Padres @ Chicago Cubs
 Wrigley Field, Chicago, IL
 Tue Jul 22 1986, 3:33 AM CDT
 Att. 27,044 - Unknown

livebaseballscorecards.com

AB	35
R	4
H	9
RBI	4
BB	3
SO	5
LOB	19



Batter	1	2	3	4	5	6	7	8	9	AB R H RBI BB SO LOB	BOTTOM
--------	---	---	---	---	---	---	---	---	---	----------------------	--------

Jerry Mumphy, S (1, 8) OBP: 0.362, SLG: 0.357 (8, 7)	4-0 23 4-3 23 PB 4-3 BB		0-0 1B		0-0 23 1B G6-4-3 2B	0-0 F7		0-3 K		4 2 2 0 1 1 0	
23 Ryne Sandberg, R (1, 4) OBP: 0.327, SLG: 0.422	0-0 4-3 1-3		0-0 F2		0-0 G6-4-3 2-3 1B		0-0 F6	0-0 F9		5 0 1 0 0 0 2	
Gary Matthews, R (1, 7) OBP: 0.355, SLG: 0.450 Dave Martinez, L (7, PR) OBP: 0.169, SLG: 0.194 (8, 8)	0-0 4-3		0-0 F8		0-0 G6-4-3 1-2f 3-H		0-0 E5 2B			4 0 0 1 0 0 2 0 1 0 0 0 0 0	
Leon Durham, L (1, 3) OBP: 0.338, SLG: 0.403	0-0 4-3 3-H		0-0 F5		0-0 1B S BB		0-0 2B 1-H			3 2 1 1 1 0 1	
Keith Moreland, R (1, 9) OBP: 0.348, SLG: 0.399		0-0 5-3		4-0 G3 BB	4-0 1B IBB		0-0 1B 2-H			2 1 1 1 2 0 0	
Jody Davis, R (1, 2) OBP: 0.295, SLG: 0.410		0-3 K		0-0 G3 1-2	0-0 1B		0-0 F7			4 0 1 1 0 1 3	
Ron Cey, R (1, 5) OBP: 0.372, SLG: 0.522 Chris Speier, R (7, PR) OBP: 0.333, SLG: 0.429 (8, 5)		4-0 2B BB		0-0 F9	0-3 K		0-0 2-H 1B			3 0 1 1 1 1 3 0 0 0 0 0 0 0	
Shawon Dunston, R (1, 6) OBP: 0.307, SLG: 0.439		0-0 1-3 2B		4-0 IBB		0-0 5-3	0-0 F8			3 0 1 0 1 0 1	
Ed Lynch, R (1, 1) Frank DiPino, L (8, 1) OBP: 0.200, SLG: 0.200 Manny Trillo, R (8, PH) OBP: 0.385, SLG: 0.391 Lee Smith, R (9, 1)		0-3 K		0-3 K		0-0 L9	0-0 F3			3 0 0 0 0 2 4 0 0 0 0 0 0 0 1 0 0 0 0 0 0 0 0 0 0 0 0 0	

Inning Stats	R: 1 H: 0 E: 0 LOB: 0 K: 0 BB: 1 S: 3 P: 7	R: 0 H: 1 E: 0 LOB: 2 K: 2 BB: 1 S: 8 P: 12	R: 0 H: 1 E: 0 LOB: 1 K: 0 BB: 0 S: 4 P: 4	R: 0 H: 0 E: 0 LOB: 2 K: 1 BB: 2 S: 5 P: 13	R: 2 H: 3 E: 0 LOB: 2 K: 1 BB: 2 S: 7 P: 15	R: 0 H: 0 E: 0 LOB: 0 K: 0 BB: 0 S: 3 P: 3	R: 3 H: 3 E: 1 LOB: 1 K: 0 BB: 0 S: 7 P: 7	R: 0 H: 0 E: 0 LOB: 0 K: 1 BB: 0 S: 5 P: 5	1B: 4 SF: 0 2B: 4 SAC: 0 3B: 0 DP: 1 HR: 0 HBP: 0	WP: 0 PA: 38 PB: 1 SB: 1 CS: 0

	PITCHER	IP	WLS	BF	H	R	ER	SO	BB	IBB	HBP	BLK	WP	HR	S	P	ERA	WHIP
Lance McCullers, R (1, 1) ERA: 2.27		6.1	L	31	6	6	4	4	4	2	0	0	0	0	33	57	5.68	1.579
Bob Stoddard, R (7, 1) ERA: 4.0		0.2		4	2	0	0	0	0	0	0	0	0	0	4	4	0.00	3.000
Dave LaPoint, L (8, 1) ERA: 6.15		1.0		3	0	0	0	1	0	0	0	0	0	0	5	5	0.00	0.000

San Diego Padres @ Chicago Cubs
 Wrigley Field, Chicago, IL
 Tue Jul 22 1986, 3:33 AM CDT
 Att. 27,044 - Unknown

AB	32
R	6
H	8
RBI	5
BB	6
SO	5
LOB	16



Batter	1	2	3	4	5	6	7	8	9	AB R H RBI BB SO LOB	TOP
Tim Flannery, L (1, 4) <small>OBP: 0.371, SLG: 0.363</small>	0-0 		0-0 		0-0 		0-0 	0-0 		5 2 1 1 0 0 2	San Diego Padres @ Chicago Cubs Wrigley Field, Chicago, IL Wed Jul 23 1986, 3:33 AM CDT Att: 32,755 - Unknown
Tony Gwynn, L (1, 9) <small>OBP: 0.394, SLG: 0.491</small>	0-0 		0-0 		0-0 		0-0 		0-0 	5 1 3 2 0 0 2	
John Kruk, L (1, 7) <small>OBP: 0.404, SLG: 0.411</small>	0-0 		0-0 		0-0 		0-0 		0-0 	5 0 3 2 0 0 1	
Carmelo Martinez, R (9, 3) <small>OBP: 0.354, SLG: 0.372</small>	0-0 		0-0 		0-0 		0-0 		0-0 	0 0 0 0 0 0 0	
Graig Nettles, L (1, 5) <small>OBP: 0.295, SLG: 0.396</small>		0-0 	0-0 		0-0 		0-0 		0-0 	5 0 0 0 0 1 4	
Steve Garvey, R (1, 3) <small>OBP: 0.266, SLG: 0.391</small>		0-0 		0-0 		0-0 		0-0 		4 0 1 0 0 0 0	
Bip Roberts, S (8, PR) <small>OBP: 0.265, SLG: 0.279</small>										0 1 0 0 0 0 0	
Rich Gossage, R (8, 1) <small>OBP: 0.279, SLG: 0.279</small>										0 0 0 0 0 0 0	
Terry Kennedy, L (1, 2) <small>OBP: 0.331, SLG: 0.399</small>		0-0 		0-0 		0-0 		0-0 		3 0 1 0 0 1 0	
Bruce Bochy, R (8, PH) <small>OBP: 0.329, SLG: 0.557</small>		0-0 		0-0 		0-0 		0-0 		0 0 0 0 0 0 0	
Marvell Wynne, L (1, 8) <small>OBP: 0.308, SLG: 0.448</small>			0-0 		0-3 		0-3 		0-0 	4 1 1 1 0 2 1	
Garry Templeton, S (1, 6) <small>OBP: 0.277, SLG: 0.282</small>			0-0 		0-0 		0-0 		0-3 	4 2 2 0 0 1 2	
Andy Hawkins, R (1, 1) <small>OBP: 0.205, SLG: 0.184</small>			0-0 		0-0 		0-0 		0-3 	1 0 0 0 0 0 1	
Jerry Royster, R (7, PH) <small>OBP: 0.323, SLG: 0.333</small>			0-0 		0-0 		0-0 		4-0 	1 0 0 0 0 0 0	
Craig Lefferts, L (7, 1) <small>OBP: 0.167, SLG: 0.667</small>			0-0 		0-0 		0-0 		3-H 	0 0 0 0 0 0 0	
Kevin McReynolds, R (8, PH) <small>OBP: 0.354, SLG: 0.468</small>			0-0 		0-0 		0-0 		3-H 	0 0 0 0 1 0 0	
Inning Stats	R: 0 H: 1 E: 0 LOB: 0 K: 0 BB: 0 S: 3 P: 3	R: 0 H: 1 E: 0 LOB: 1 K: 0 BB: 0 S: 4 P: 4	R: 1 H: 3 E: 0 LOB: 2 K: 0 BB: 0 S: 6 P: 6	R: 0 H: 0 E: 0 LOB: 0 K: 1 BB: 0 S: 5 P: 5	R: 2 H: 3 E: 1 LOB: 1 K: 0 BB: 0 S: 6 P: 6	R: 0 H: 0 E: 0 LOB: 0 K: 2 BB: 0 S: 7 P: 7	R: 2 H: 2 E: 1 LOB: 1 K: 1 BB: 0 S: 8 P: 8	R: 2 H: 2 E: 1 LOB: 1 K: 1 BB: 1 S: 7 P: 11	R: 0 H: 0 E: 0 LOB: 0 K: 0 BB: 0 S: 3 P: 3	1B: 9 SF: 0 2B: 3 SAC: 2 3B: 0 DP: 1 HR: 0 HBP: 0	WP: 1 PA: 40 PB: 0 SB: 0 CS: 0
PITCHER Scott Sanderson, R (1, 1) <small>ERA: 3.79</small>	IP: 4.0 WLS: 0 BF: 19 H: 7 R: 3 ER: 3 SO: 1 BB: 0 IBB: 0 HBP: 0 BLK: 0 WP: 0 HR: 0 S: 21 P: 21 ERA: 6.75 WHIP: 1.750					PITCHER Ray Fontenot, L (5, 1) <small>ERA: 3.32</small>	IP: 3.0 WLS: 0 BF: 13 H: 4 R: 3 ER: 1 SO: 3 BB: 0 IBB: 0 HBP: 0 BLK: 0 WP: 0 HR: 0 S: 19 P: 19 ERA: 3.00 WHIP: 1.333				
Dave Gumpert, R (8, 1) <small>ERA: 1.83</small>	IP: 2.0 WLS: 0 BF: 8 H: 1 R: 1 ER: 0 SO: 1 BB: 1 IBB: 0 HBP: 0 BLK: 0 WP: 1 HR: 0 S: 9 P: 13 ERA: 0.00 WHIP: 1.000										

livebaseballscorecards.com

AB 37
R 7
H 12
RBI 6
BB 1
SO 5
LOB 13



Batter	1	2	3	4	5	6	7	8	9	AB	R	H	RBI	BB	SO	LOB
Jerry Mumphrey, S OBP: 0.364, SLG: 0.360 (1, 8)	0-0 23 G6-3 1B	0-0 G3			0-0 23 HR 1B		0-0 4-3			4	1	2	0	0	0	1
23 Ryne Sandberg, R OBP: 0.326, SLG: 0.428 (1, 4)	0-0 G6-3 1-2f	0-0 F8			0-0 1-H HR		0-3 K			4	1	1	2	0	1	2
Gary Matthews, R OBP: 0.353, SLG: 0.446 (1, 7)	0-0 1B				0-0 F9		0-0 5-3			4	0	1	0	0	0	0
Leon Durham, L OBP: 0.340, SLG: 0.405 (1, 3)	0-0 1-3 1B				0-0 4-3			0-0 F7		4	0	2	0	0	0	0
Keith Moreland, R OBP: 0.345, SLG: 0.395 (1, 9)	0-0 4-3				0-3 K 1-2		0-0 5-3	0-0 F3		4	0	0	0	0	1	3
Jody Davis, R OBP: 0.294, SLG: 0.417 (1, 2)		0-0 5-3			0-0 6-3		0-0 HR	0-0 5-3		4	1	1	1	0	0	0
Ron Cey, R OBP: 0.369, SLG: 0.515 (1, 5)		0-0 WP 2B 1B			0-0 6-3		0-3 K			4	1	1	0	0	2	0
Shawon Dunston, R OBP: 0.309, SLG: 0.442 (1, 6)		0-0 1-H 2B 2B			0-0 F5		0-0 1B			4	1	2	1	0	1	0
Scott Sanderson, R OBP: 0.088, SLG: 0.091 (1, 1)		0-0 G3 2B			0-3 K		0-3 K			1	0	1	1	0	0	0
Ray Fontenot, L OBP: 0.250, SLG: 0.250 (5, 1)										2	0	0	0	0	2	1
Dave Gumpert, R (8, 1)										0	0	0	0	0	0	0
Thad Bosley, L (9, PH) OBP: 0.400, SLG: 0.365										1	0	0	0	0	1	0

Inning Stats	R: 0	H: 3	E: 0	K: 0	S: 5	R: 2	H: 3	E: 0	K: 0	S: 6	R: 0	H: 1	E: 0	K: 1	S: 5	R: 0	H: 0	E: 0	K: 0	S: 3	R: 2	H: 2	E: 0	K: 1	S: 7	R: 1	H: 2	E: 0	K: 2	S: 9	R: 0	H: 0	E: 0	K: 1	S: 5	R: 0	H: 0	E: 0	K: 0	S: 3	R: 0	H: 0	E: 0	K: 3	S: 9	R: 0	H: 0	E: 0	K: 0	S: 9	1B: 7	2B: 2	3B: 0	HR: 2	SF: 0	SAC: 0	DP: 1	HBP: 0	WP: 1	PB: 0	SB: 0	CS: 1	PA: 36
--------------	------	------	------	------	------	------	------	------	------	------	------	------	------	------	------	------	------	------	------	------	------	------	------	------	------	------	------	------	------	------	------	------	------	------	------	------	------	------	------	------	------	------	------	------	------	------	------	------	------	------	-------	-------	-------	-------	-------	--------	-------	--------	-------	-------	-------	-------	--------

PITCHER	IP	WLS	BF	H	R	ER	SO	BB	IBB	HBP	BLK	WP	HR	S	P	ERA	WHIP
Andy Hawkins, R (1, 1) ERA: 4.6	6.0		27	11	5	5	4	0	0	0	0	1	2	35	35	7.50	1.833
Craig Lefferts, L (7, 1) ERA: 2.15	1.0	W	3	0	0	0	1	0	0	0	0	0	0	5	5	0.00	0.000
Rich Gossage, R (8, 1) ERA: 4.17	2.0	S	6	0	0	0	3	0	0	0	0	0	0	12	12	0.00	0.000

BOTTOM

San Diego Padres @ Chicago Cubs
Wrigley Field, Chicago, IL
 Wed Jul 23 1986, 3:33 AM CDT
 Att. 32,755 - Unknown

livebaseballscorecards.com

AB	36
R	5
H	11
RBI	5
BB	0
SO	8
LOB	7



Batter	1	2	3	4	5	6	7	8	9	AB R H RBI BB SO LOB	TOP
Tim Flannery, L (1, 4) OBP: 0.378, SLG: 0.374 Jerry Royster, R (8, PH) OBP: 0.321, SLG: 0.331 (8, 4)	0-0 6-3 2B		0-0 G4-6-3 1B		4-0 G4-6-3 BB			0-3 K		2 1 2 0 1 0 0 1 0 0 0 0 1 1	
Tony Gwynn, L (1, 9) OBP: 0.392, SLG: 0.488	0-0 6-3 2-3		0-0 F7		0-0 G4-6-3 1-2f			0-0 1B 2-H		4 0 1 1 0 0 4	
John Kruk, L (1, 3) OBP: 0.398, SLG: 0.404	0-0 6-3 3-H		0-0 G4-6-3 1-2f		0-0 6-3			0-0 1B 1-2		4 0 1 1 0 0 1	
Kevin McReynolds, R (1, 7) OBP: 0.350, SLG: 0.462	0-0 E5			0-0 G1		0-0 P4		0-0 F9		4 0 0 0 0 0 2	
Terry Kennedy, L (1, 2) OBP: 0.330, SLG: 0.397	0-3 K			0-0 1B		0-0 F7		0-0 1-3		4 0 1 0 0 1 3	
Graig Nettles, L (1, 5) OBP: 0.298, SLG: 0.397 Bip Roberts, S (9, PR) OBP: 0.265, SLG: 0.279		0-0 FC3-6 1B		0-0 L4		0-0 F7		0-0 SH5-4 1B		4 0 2 0 0 0 1 0 0 0 0 0 0 0	
Marvell Wynne, L (1, 8) OBP: 0.304, SLG: 0.441		0-0 P6		0-0 F8		0-0 1-3		0-0 SH5-4 1-2		3 0 0 0 0 0 2	
Garry Templeton, S (1, 6) OBP: 0.277, SLG: 0.282		0-0 FC3-6 1-2f			0-0 FC1-6 1B		0-0 G1-6-3		0-0 5-3	4 0 1 0 0 0 3	
Ed Whitson, R (1, 1) Dane Iorg, L (8, PH) OBP: 0.247, SLG: 0.324 Craig Lefferts, L (8, 1) OBP: 0.167, SLG: 0.667 Steve Garvey, R (9, PH) OBP: 0.265, SLG: 0.390		0-0 L4		0-0 FC1-6 BB 1-2f			0-0 1B 2B	0-0 F9		2 0 0 0 0 0 2 1 1 1 0 0 0 0 0 0 0 0 0 0 0 1 0 0 0 0 0 2	
Inning Stats	R: 1 H: 1 E: 1 LOB: 1 K: 1 BB: 0 S: 7 P: 7	R: 0 H: 1 E: 0 LOB: 1 K: 0 BB: 0 S: 4 P: 4	R: 0 H: 1 E: 0 LOB: 0 K: 0 BB: 0 S: 3 P: 3	R: 0 H: 1 E: 0 LOB: 1 K: 0 BB: 0 S: 4 P: 4	R: 0 H: 1 E: 0 LOB: 1 K: 0 BB: 1 S: 3 P: 7	R: 0 H: 0 E: 0 LOB: 0 K: 0 BB: 0 S: 3 P: 3	R: 0 H: 0 E: 0 LOB: 0 K: 0 BB: 0 S: 3 P: 3	R: 1 H: 3 E: 0 LOB: 2 K: 1 BB: 0 S: 8 P: 8	R: 0 H: 1 E: 0 LOB: 2 K: 0 BB: 0 S: 4 P: 4	1B: 7 SF: 0 2B: 2 SAC: 1 3B: 0 DP: 2 HR: 0 HBP: 0	WP: 0 PA: 36 PB: 0 SB: 0 CS: 0
PITCHER Bob Forsch, R (1, 1) ERA: 2.44 Ricky Horton, L (8, 1) ERA: 2.77 Todd Worrell, R (8, 1) ERA: 1.6	IP WLS BF H R ER SO BB IBB HBP BLK WP HR S P ERA WHIP 7.0 W 27 6 2 2 1 1 0 0 0 0 0 0 28 32 2.57 1.000 0.1 3 2 0 0 1 0 0 0 0 0 0 0 5 5 0.00 6.000 1.2 S 6 1 0 0 0 0 0 0 0 0 0 0 6 6 0.00 0.600	PITCHER IP WLS BF H R ER SO BB IBB HBP BLK WP HR S P ERA WHIP									

San Diego Padres @ St. Louis Cardinals
 Busch Stadium, St. Louis, MO
 Fri Jul 25 1986, 7:05 PM CDT
 Att: 29,518 - Unknown

AB	34
R	2
H	9
RBI	2
BB	1
SO	2
LOB	21



Batter	1	2	3	4	5	6	7	8	9	AB	R	H	RBI	BB	SO	LOB
Vince Coleman, S OBP: 0.322, SLG: 0.307 (1, 7)	4-0 G3 S 1B BB	0-0 1B 1-2 3-H 1B			0-0 E3			4-0 S SH1-3 BB		2	1	1	1	2	0	0
Ozzie Smith, S OBP: 0.381, SLG: 0.355 (1, 6)	0-0 G3	0-0 S 1B			0-0 F9			0-0 SH1-3		3	0	1	1	0	0	1
Tom Herr, S OBP: 0.319, SLG: 0.298 (1, 4)	4-0 1B BB	0-3 K			0-0 P4			4-0 CS IBB		2	0	0	0	2	1	2
Andy Van Slyke, L OBP: 0.337, SLG: 0.409 (1, 8)	0-0 G3-6-3 1B				0-0 6-3			4-0 BB BB BB 1-2 2-3 BB		3	0	1	1	1	0	0
Curt Ford, L OBP: 0.333, SLG: 0.408 (1, 9)	0-0 G3-6-3				0-0 F8			0-0 P4		3	0	1	0	0	0	2
Tito Landrum, R OBP: 0.239, SLG: 0.236 (8, PH) (9, 9)	1-2f							CS 1B		1	0	0	0	0	0	2
Michael LaValliere, L OBP: 0.344, SLG: 0.319 (1, 2)		0-0 1B 1B 2B			0-3 K			0-0 F8		3	1	1	0	0	1	1
Clint Hurdle, L OBP: 0.218, SLG: 0.253 (1, 3)		0-0 1B 1B 1B			4-0 G6-4-3 BB			0-0 CS 1-2		2	1	1	0	1	1	0
Terry Pendleton, S OBP: 0.267, SLG: 0.265 (1, 5)		0-0 P6			0-0 G6-4-3			0-3 K		3	0	0	0	0	0	3
Bob Forsch, R OBP: 0.133, SLG: 0.244 (1, 1)		0-0 F7			0-3 K			0-0 F9		3	0	0	0	0	1	2
Ricky Horton, L OBP: 0.250, SLG: 0.143 (8, 1)										0	0	0	0	0	0	0
Todd Worrell, R (8, 1)										0	0	0	0	0	0	0


Inning Stats	R: 1	H: 1	E: 0	K: 0	S: 3	H: 1	LOB: 1	BB: 2	P: 11	R: 2	H: 4	E: 0	K: 1	S: 9	H: 0	LOB: 2	BB: 0	P: 9	R: 0	H: 0	E: 0	K: 1	S: 5	H: 0	LOB: 0	BB: 0	P: 5	R: 0	H: 0	E: 1	K: 0	S: 3	H: 1	LOB: 0	BB: 0	P: 3	R: 0	H: 0	E: 0	K: 1	S: 5	H: 0	LOB: 0	BB: 0	P: 5	R: 0	H: 0	E: 0	K: 0	S: 2	H: 0	LOB: 2	BB: 3	P: 14
PITCHER	IP	WLS	BF	H	R	ER	SO	BB	IBB	HBP	BLK	WP	HR	S	P	ERA	WHIP																																					
Ed Whitson, R ERA: 6.43 (1, 1)	7.0	L	27	6	3	3	4	3	0	0	0	0	0	32	44	3.86	1.286																																					
Craig Lefferts, L ERA: 2.13 (8, 1)	1.0		5	0	0	0	0	2	1	0	0	0	0	2	14	0.00	2.000																																					

BOTTOM

San Diego Padres @ St. Louis Cardinals
 Busch Stadium, St. Louis, MO
 Fri Jul 25 1986, 7:05 PM CDT
 Att. 29,518 - Unknown

livebaseballscorecards.com

AB	25
R	3
H	6
RBI	3
BB	6
SO	4
LOB	13



WP: 0	PA: 33
PB: 0	
SB: 3	
CS: 2	

Batter	1	2	3	4	5	6	7	8	9	AB R H RBI BB SO LOB	TOP		
Jerry Royster, R (1, 5) OBP: 0.326, SLG: 0.336	0-0 F9		0-0 L6-3			0-0 1B BLK G1-6-3 1B	0-0 1-2 2-H 1B			4 1 2 1 0 0 1			
Tony Gwynn, L (1, 9) OBP: 0.391, SLG: 0.485	0-0 4-3			0-0 F8		0-0 1-3 G1-6-3 1B	0-0 4-3			4 0 1 0 0 0 2			
John Kruk, L (1, 7) OBP: 0.402, SLG: 0.417	0-0 BLK 1B			0-0 2B		0-0 1-2f 3-H G1-6-3		0-0 F8		4 0 2 0 0 0 1			
Kevin McReynolds, R (1, 8) OBP: 0.349, SLG: 0.460	0-0 F9			0-0 5-3		0-0 WP 1B		0-3 K		4 0 1 0 0 1 2			
Steve Garvey, R (1, 3) OBP: 0.262, SLG: 0.385		0-0 F9		0-0 G3		0-0 L7		0-0 F9		4 0 0 0 0 0 2			
Garry Templeton, S (1, 6) OBP: 0.274, SLG: 0.278		0-0 F8			0-0 6-3		0-0 6-3		0-0 6-3	4 0 0 0 0 0 0			
Terry Kennedy, L (1, 2) OBP: 0.329, SLG: 0.399		0-0 L5			0-0 3-1		0-0 1B 2B		0-0 4-3	4 1 1 0 0 0 0			
Bip Roberts, S (1, 4) OBP: 0.270, SLG: 0.287			0-0 6-3		0-0 2B		4-0 BB BB BB 1B BB		0-0 6-3	3 0 1 0 1 0 0			
LaMarr Hoyt, R (1, 1) OBP: 0.172, SLG: 0.207 Carmelo Martinez, R (7, PH) OBP: 0.352, SLG: 0.370 Craig Leferts, L (7, 1) OBP: 0.167, SLG: 0.667			0-0 L6-3 1B		0-3 K		0-0 F3			2 0 1 0 0 1 1 1 0 0 0 0 0 2 0 0 0 0 0 0 0			
Inning Stats	R: 0 H: 1 E: 0 LOB: 1 K: 0 BB: 0 S: 4 P: 4	R: 0 H: 0 E: 0 LOB: 0 K: 0 BB: 0 S: 3 P: 3	R: 0 H: 1 E: 0 LOB: 0 K: 0 BB: 0 S: 3 P: 3	R: 0 H: 1 E: 0 LOB: 1 K: 0 BB: 0 S: 4 P: 4	R: 0 H: 1 E: 0 LOB: 1 K: 1 BB: 0 S: 6 P: 6	R: 1 H: 3 E: 0 LOB: 1 K: 0 BB: 0 S: 5 P: 5	R: 1 H: 2 E: 0 LOB: 2 K: 0 BB: 1 S: 5 P: 9	R: 0 H: 0 E: 0 LOB: 0 K: 1 BB: 0 S: 5 P: 5	R: 0 H: 0 E: 0 LOB: 0 K: 0 BB: 0 S: 3 P: 3	1B: 6 SF: 0 2B: 4 SAC: 0 3B: 0 DP: 2 HR: 0 HBP: 0	WP: 1 PA: 35 PB: 0 SB: 0 CS: 0		
PITCHER	IP WLS BF H R ER SO BB IBB HBP BLK WP HR S P ERA WHIP											PITCHER	IP WLS BF H R ER SO BB IBB HBP BLK WP HR S P ERA WHIP
Greg Mathews, L (1, 1) ERA: 3.31	6.1 W 26 8 2 2 1 1 0 0 0 2 1 0 27 31 2.84 1.421												
Ricky Horton, L (7, 1) ERA: 2.63	2.2 S 9 1 0 0 1 0 0 0 0 0 0 0 11 11 0.00 0.375												

San Diego Padres @ St. Louis Cardinals
 Busch Stadium, St. Louis, MO
 Sat Jul 26 1986, 3:33 AM CDT
 Att: 30,086 - Unknown

livebaseballscorecards.com

AB	34
R	2
H	9
RBI	1
BB	1
SO	2
LOB	11



Batter	1	2	3	4	5	6	7	8	9	AB R H RBI BB SO LOB
Vince Coleman, S OBP: 0.322, SLG: 0.307 (1, 7)	0-0 S 4-3 1B	0-0 F8			0-0 F7		0-0 F8			4 1 1 0 0 0 0
Ozzie Smith, S OBP: 0.380, SLG: 0.352 (1, 6)	4-0 4-3 1-3 2B BB	0-0 F4			0-0 4-3		0-0 F4			3 1 0 0 1 0 0
Tom Herr, S OBP: 0.321, SLG: 0.299 (1, 4)	0-0 4-3 1-2 3-H				0-0 4-3		0-0 1B			3 0 1 1 1 0 1
Andy Van Slyke, L OBP: 0.336, SLG: 0.404 (1, 8)	0-0 4-3				0-0 F8		4-0 4-3 S E BB			3 1 0 0 1 0 3
Curt Ford, L OBP: 0.339, SLG: 0.422 (1, 9)	0-0 BB 1B 2B 2-H				0-0 CS 1B		0-0 4-3 1-3			4 1 2 1 0 1 1
Michael LaValliere, L OBP: 0.342, SLG: 0.312 (1, 2)	4-0 BB 1B BB				0-0 F7 1-3 3-H		0-0 E1 3-H			3 0 0 0 1 1 2
Clint Hurdle, L OBP: 0.231, SLG: 0.256 (1, 3)	4-0 1B BB 1-2 2-3				0-3 K		0-0 F8			3 0 1 0 1 1 1
Terry Pendleton, S OBP: 0.272, SLG: 0.269 (1, 5)	0-0 1B 1-2 2-H 3-H				0-3 K		4-0 IBB			3 0 2 1 1 1 0
Greg Mathews, R OBP: 0.087, SLG: 0.045 Ricky Horton, L OBP: 0.222, SLG: 0.125 (1, 1) (7, 1)		0-3 K			0-3 K		0-3 K			3 0 0 0 0 3 2 1 0 0 0 0 0 2

Inning Stats	R: 3	H: 3	E: 0	K: 0	S: 5	LOB: 2	BB: 3	P: 17	R: 0	H: 0	E: 0	K: 1	S: 5	LOB: 0	BB: 0	P: 5	R: 0	H: 1	E: 0	K: 0	S: 3	LOB: 1	BB: 1	P: 7	R: 0	H: 0	E: 0	K: 3	S: 9	LOB: 0	BB: 0	P: 9	R: 0	H: 0	E: 0	K: 0	S: 3	LOB: 0	BB: 0	P: 3	R: 1	H: 0	E: 1	K: 1	S: 6	LOB: 2	BB: 2	P: 14	R: 0	H: 1	E: 0	K: 0	S: 4	LOB: 1	BB: 0	P: 4	R: 0	H: 2	E: 0	K: 2	S: 9	LOB: 2	BB: 0	P: 9
PITCHER	IP	WLS	BF	H	R	ER	SO	BB	IBB	HBP	BLK	WP	HR	S	P	ERA	WHIP																																															
LaMarr Hoyt, R ERA: 4.86 (1, 1)	6.0	L	27	4	4	3	5	5	1	0	0	0	0	31	55	4.50	1.500																																															
Craig Lefferts, L ERA: 2.07 (7, 1)	2.0		9	3	0	0	2	0	0	0	0	0	0	13	13	0.00	1.500																																															

BOTTOM

San Diego Padres @ St. Louis Cardinals
 Busch Stadium, St. Louis, MO
 Sat Jul 26 1986, 3:33 AM CDT
 Att. 30,086 - Unknown

livebaseballscorecards.com

AB	30
R	4
H	7
RBI	3
BB	6
SO	7
LOB	12



WP: 0	PA: 36
PB: 0	
SB: 3	
CS: 2	

Batter	1	2	3	4	5	6	7	8	9	AB R H RBI BB SO LOB	TOP											
Jerry Royster, R (1, 6) OBP: 0.331, SLG: 0.338 Carmelo Martinez, R (9, PH) OBP: 0.350, SLG: 0.368	4-0 1B BB		0-0 SH2-4 2-3		0-0 SH1-4 9-2 1B		0-0 6-3		0-0 5-3	2 0 1 0 1 0 0 1 0 0 0 0 0 0												
Tony Gwynn, L (1, 9) OBP: 0.394, SLG: 0.491	0-0 1-3 CS 1B		0-0 6-3		0-0 1-2 SH1-4 1B		0-0 2B			4 0 3 0 0 0 1												
John Kruk, L (1, 7) OBP: 0.392, SLG: 0.406 Marvell Wynne, L (7, 8) OBP: 0.304, SLG: 0.441	0-3 K		0-3 K		0-0 1-2 2-3 SH1-4		0-3 K			3 0 0 0 0 3 4 0 0 0 0 0 0 0												
Kevin McReynolds, R (1, 8) OBP: 0.350, SLG: 0.462	0-0 1-2 L7			0-0 1B 2B	4-0 IBB			0-3 K		3 1 1 0 1 1 2												
Steve Garvey, R (1, 3) OBP: 0.265, SLG: 0.387		0-0 F9		0-0 2B SF8 1B	0-0 9-2			0-0 1B		4 1 2 0 0 0 3												
Bruce Bochy, R (1, 2) OBP: 0.341, SLG: 0.575 Terry Kennedy, L (8, PH) OBP: 0.328, SLG: 0.397		0-0 1B		0-0 1-3 3-H 2B		0-0 5-3		0-3 K		3 0 2 1 0 0 0 1 0 0 0 0 1 1												
Graig Nettles, L (1, 5) OBP: 0.293, SLG: 0.392		0-0 F8		0-0 SF8		0-0 F7		0-0 L9		3 0 0 1 0 0 2												
Bip Roberts, S (1, 4) OBP: 0.264, SLG: 0.279		0-0 5-3		0-0 L1		0-0 5-3			0-0 F7	4 0 0 0 0 0 2												
Lance McCullers, S (1, 1) OBP: 0.176, SLG: 0.133 Craig Lefferts, L (7, 1) OBP: 0.167, SLG: 0.667 Gene Walter, L (8, 1) OBP: 0.333, SLG: 0.400 Tim Flannery, L (9, PH) OBP: 0.376, SLG: 0.372			0-0 SH2-4 2B	0-0 F3			0-0 5-3		0-3 K	3 0 1 0 0 0 1 0 0 0 0 0 0 0 0 0 0 0 0 0 0 1 0 0 0 0 1 0												
Inning Stats	R: 0 E: 0 K: 1 S: 5	H: 1 LOB: 1 BB: 1 P: 9	R: 0 E: 0 K: 0 S: 4	H: 1 LOB: 1 BB: 0 P: 4	R: 0 E: 0 K: 1 S: 6	H: 1 LOB: 1 BB: 0 P: 6	R: 2 E: 0 K: 0 S: 6	H: 3 LOB: 1 BB: 0 P: 6	R: 0 E: 0 K: 0 S: 4	H: 2 LOB: 2 BB: 1 P: 8	R: 0 E: 0 K: 0 S: 3	H: 0 LOB: 0 BB: 0 P: 3	R: 0 E: 0 K: 1 S: 6	H: 1 LOB: 1 BB: 0 P: 6	R: 0 E: 0 K: 2 S: 8	H: 1 LOB: 1 BB: 0 P: 8	R: 0 E: 0 K: 1 S: 5	H: 0 LOB: 0 BB: 0 P: 5	1B: 6 2B: 5 3B: 0 HR: 0	SF: 1 SAC: 2 DP: 1 HBP: 0	WP: 0 PB: 0 SB: 0 CS: 1	PA: 37
PITCHER	IP WLS BF H R ER SO BB IBB HBP BLK WP HR S P ERA WHIP																				PITCHER	IP WLS BF H R ER SO BB IBB HBP BLK WP HR S P ERA WHIP
John Tudor, L (1, 1) ERA: 2.64	7.0 W 30 9 2 2 3 1 1 0 0 0 0 34 42 2.57 1.429																					
Ray Soff, R (8, 1) ERA:	0.1 2 1 0 0 1 0 0 0 0 0 0 0 4 4 0.00 3.000																					
Pat Perry, L (8, 1) ERA: 4.54	0.2 2 0 0 0 1 0 0 0 0 0 0 0 4 4 0.00 0.000																					
Todd Worrell, R (9, 1) ERA: 1.58	1.0 S 3 0 0 0 1 0 0 0 0 0 0 5 5 0.00 0.000																					

San Diego Padres @ St. Louis Cardinals
 Busch Stadium, St. Louis, MO
 Sun Jul 27 1986, 3:33 AM CDT
 Att. 35,323 - Unknown

livebaseballscorecards.com

AB	32
R	2
H	10
RBI	2
BB	2
SO	6
LOB	16



BOTTOM

San Diego Padres @ St. Louis Cardinals
Busch Stadium, St. Louis, MO
Sun Jul 27 1986, 3:33 AM CDT
Att. 35,323 - Unknown

livebaseballscorecards.com

AB 30
R 3
H 7
RBI 3
BB 6
SO 3
LOB 16



WP: 0 PA: 37
PB: 0
SB: 1
CS: 0

AB R H RBI BB SO LOB

5 1 2 0 0 1 1

3 1 1 1 1 0 1

2 0 1 0 1 0 2

2 0 1 2 2 1 1

4 0 0 0 0 0 7

3 0 0 0 1 0 0

3 0 0 0 0 0 0

1 0 0 0 0 0 3

4 0 1 0 0 0 0

2 0 1 0 0 1 1
0 1 0 0 1 0 0
0 0 0 0 0 0 0
0 0 0 0 0 0 0
1 0 0 0 0 0 0
0 0 0 0 0 0 0

1B: 7 SF: 0
2B: 0 SAC: 0
3B: 0 DP: 0
HR: 0 HBP: 1

Batter	1	2	3	4	5	6	7	8	9
Vince Coleman, S (1, 7) OBP: 0.323, SLG: 0.308	0-0 G3 1B		0-3 K		0-0 1-3		0-0 1B 1-2 1B	0-0 F3	
Ozzie Smith, S (1, 6) OBP: 0.381, SLG: 0.351	0-0 G3 1-2		4-0 G3 1-2 BB		0-0 F8		0-0 1B 1-3 2-H HBP 1B		
Tom Herr, S (1, 4) OBP: 0.326, SLG: 0.300	0-0 BB 1B		0-0 G3 1-2 2-3		4-0 E S BB		1-0 FC4-3 1-2 HBP 1B		
Andy Van Slyke, L (1, 8) OBP: 0.342, SLG: 0.405	4-0 1-2 BB		4-0 BB		0-3 K 1-3		0-0 FC4-3 1-2 1B		
Curt Ford, L (1, 9) OBP: 0.328, SLG: 0.406	0-0 F9		0-0 F9		0-0 4-3		0-0 FC4-3 1-2 2-3 BB		
Michael LaValliere, L (1, 2) OBP: 0.339, SLG: 0.306		0-0 F7		0-0 F9		0-0 F8	4-0 1-2 BB		
Clint Hurdle, L (1, 3) OBP: 0.223, SLG: 0.247 Alan Knicely, R (7, PH) OBP: 0.370, SLG: 0.302 (8, 3)		0-0 F8		0-0 F6		0-0 F7	0-0 4-3		
Terry Pendleton, S (1, 5) OBP: 0.272, SLG: 0.269		0-0 1-3		0-0 1B		0-0 4-3	0-0 F9		
John Tudor, L (1, 1) OBP: 0.127, SLG: 0.127 Jose Oquendo, S (7, PH) OBP: 0.414, SLG: 0.388 Ray Scott, R (8, 1) Pat Perry, L (8, 1) Tito Landrum, R (8, PH) OBP: 0.237, SLG: 0.234 Todd Worrell, R (9, 1)			0-0 G3 BB 1B		0-3 K		4-0 1B 1B BB	0-0 F5	

Inning Stats	R: 0 E: 0 K: 0 S: 4	H: 2 LOB: 2 BB: 1 P: 8	R: 0 E: 0 K: 0 S: 3	H: 0 LOB: 0 BB: 0 P: 3	R: 0 E: 0 K: 1 S: 6	H: 1 LOB: 3 BB: 2 P: 14	R: 0 E: 0 K: 1 S: 6	H: 1 LOB: 1 BB: 0 P: 6	R: 0 E: 0 K: 1 S: 5	H: 0 LOB: 1 BB: 1 P: 9	R: 0 E: 0 K: 0 S: 3	H: 0 LOB: 0 BB: 0 P: 3	R: 3 E: 0 K: 0 S: 6	H: 3 LOB: 3 BB: 2 P: 15	R: 0 E: 0 K: 0 S: 3	H: 0 LOB: 0 BB: 0 P: 3
--------------	------------------------------	---------------------------------	------------------------------	---------------------------------	------------------------------	----------------------------------	------------------------------	---------------------------------	------------------------------	---------------------------------	------------------------------	---------------------------------	------------------------------	----------------------------------	------------------------------	---------------------------------

PITCHER	IP	WLS	BF	H	R	ER	SO	BB	IBB	HBP	BLK	WP	HR	S	P	ERA	WHIP
Lance McCullers, R (1, 1) ERA: 2.42	6.1	L	29	6	3	3	3	5	0	0	0	0	0	30	50	4.26	1.737
Craig Lefferts, L (7, 1) ERA: 2.05	0.2		5	1	0	0	0	1	0	1	0	0	0	3	8	0.00	3.000
Gene Walter, L (8, 1) ERA: 3.46	1.0		3	0	0	0	0	0	0	0	0	0	0	3	3	0.00	0.000

PITCHER	IP	WLS	BF	H	R	ER	SO	BB	IBB	HBP	BLK	WP	HR	S	P	ERA	WHIP
---------	----	-----	----	---	---	----	----	----	-----	-----	-----	----	----	---	---	-----	------

Batter	1	2	3	4	5	6	7	8	9	AB R H RBI BB SO LOB	TOP	
Ron Oester, S OBP: 0.320, SLG: 0.354 (1, 4) X	0-0 4-3		0-3 K			0-0 1B		0-0 G3		4 0 1 0 0 1 0		
Eddie Milner, L OBP: 0.293, SLG: 0.407 (1, 8) X	0-0 S 1B			0-3 K		0-0 F9		0-0 F7		4 0 1 0 0 1 1		
Kal Daniels, L OBP: 0.423, SLG: 0.506 (1, 7) B B B	4-0 1-2 4-3 BB			0-0 4-3		0-0 FC6-4 1B			0-0 FC5-4 1B 1B	3 1 2 0 1 0 0		
Eric Davis, R OBP: 0.399, SLG: 0.558 (1, 9) X	0-0 4-3 1-2f			0-0 L6		0-0 FC6-4 1-2f			0-0 FC5-4 1-2 1B	4 0 1 0 0 0 4		
Bo Diaz, R OBP: 0.321, SLG: 0.364 Scott Terry, R OBP: 0.400, SLG: 0.250 (1, 2) (9, PR)		X	0-0 F3		X	0-0 5-3		X	0-0 FC5-4 1B HBP	4 0 1 0 0 0 2 0 1 0 0 0 0 0		
Buddy Bell, R OBP: 0.329, SLG: 0.381 (1, 5)		X	0-0 F9		X	0-0 1B		X	0-0 F4 1B HBP	3 0 1 0 0 0 1		
Nick Esasky, R OBP: 0.343, SLG: 0.427 (1, 3)		X	0-0 4-3		X	0-0 F8		X	0-0 F9 1B	4 0 1 2 0 0 2		
Kurt Stillwell, S OBP: 0.282, SLG: 0.228 Dave Parker, L OBP: 0.351, SLG: 0.528 (1, 6) (9, PH)			0-3 K			0-3 K			0-3 K	3 0 0 0 0 2 2 1 0 0 0 0 1 2		
Tom Browning, L OBP: 0.180, SLG: 0.163 Max Venable, L OBP: 0.304, SLG: 0.315 Ted Power, R Pete Rose, S OBP: 0.311, SLG: 0.260 Rob Murphy, L Tony Perez, R OBP: 0.330, SLG: 0.261 (1, 1) (8, PH) (6, 1) (8, PH) (8, 1) (9, PH)		X	0-0 5-3		X	0-3 K		X	0-0 6-3 K	1 0 0 0 0 0 0 1 0 0 0 0 1 0 0 0 0 0 0 0 0 1 0 0 0 0 0 0 0 0 0 0 0 0 0 1 0 0 0 0 1 2		
Inning Stats	R: 0 H: 1 E: 0 LOB: 1 K: 0 BB: 1 S: 3 P: 7	R: 0 H: 0 E: 0 LOB: 0 K: 0 BB: 0 S: 3 P: 3	R: 0 H: 0 E: 0 LOB: 0 K: 2 BB: 0 S: 7 P: 7	R: 0 H: 0 E: 0 LOB: 0 K: 1 BB: 0 S: 5 P: 5	R: 0 H: 1 E: 0 LOB: 1 K: 1 BB: 0 S: 6 P: 6	R: 0 H: 2 E: 0 LOB: 2 K: 1 BB: 0 S: 7 P: 7	R: 0 H: 1 E: 0 LOB: 1 K: 0 BB: 0 S: 4 P: 4	R: 0 H: 0 E: 0 LOB: 0 K: 0 BB: 0 S: 3 P: 3	R: 2 H: 3 E: 0 LOB: 2 K: 2 BB: 0 S: 10 P: 11	1B: 8 SF: 0 2B: 1 SAC: 0 3B: 0 DP: 1 HR: 0 HBP: 1	WP: 0 PA: 36 PB: 0 SB: 1 CS: 0	
PITCHER Andy Hawkins, R ERA: 4.44 Rich Gossage, R ERA: 4.11 (1, 1) (9, 1)	IP WLS BF H R ER SO BB IBB HBP BLK WP HR S P ERA WHIP	8.1 W 33 7 2 2 5 1 0 1 0 0 0 0 41 46 2.16 0.960	0.2 S 3 1 0 0 2 0 0 0 0 0 0 0 7 7 0.00 1.500	PITCHER IP WLS BF H R ER SO BB IBB HBP BLK WP HR S P ERA WHIP								

Cincinnati Reds @ San Diego Padres
 Jack Murphy Stadium, San Diego, CA
 Mon Jul 28 1986, 10:05 PM EDT
 Att: 12,273 - Unknown

livebaseballscorecards.com

AB	34
R	2
H	8
RBI	2
BB	1
SO	7
LOB	16



Batter	1	2	3	4	5	6	7	8	9	AB R H RBI BB SO LOB	TOP																										
Kurt Stillwell, S (1, 6) OBP: 0.280, SLG: 0.227	0-0 F4		0-0 S 1B		0-0 5-3		0-0 E6 2-3		0-0 F7	5 0 1 0 0 0 2																											
Buddy Bell, R (1, 5) OBP: 0.328, SLG: 0.382	0-3 K		0-0 F8 1-2		0-0 2B		0-0 F4			4 0 1 0 0 0 1 3																											
Dave Parker, L (1, 9) OBP: 0.350, SLG: 0.525	0-0 F5		0-0 F8		0-0 L3			0-0 FC6-4 1B		4 0 1 0 0 0 2																											
Eric Davis, R (1, 8) OBP: 0.400, SLG: 0.562		0-0 S 1B		0-0 2B		0-0 6-3		0-0 FC6-4 1B 1-2f		4 1 2 0 0 0 1																											
Bo Diaz, R (1, 2) OBP: 0.320, SLG: 0.362		0-0 6-3 1-2		0-0 F8		0-0 4-3		0-0 G6-3 1B 1-3		4 0 1 0 0 0 2																											
Tony Perez, R (1, 3) OBP: 0.336, SLG: 0.263		0-0 FC6-4 1B 2-H		4-0 BB		0-3 K		0-0 G6-3 1-2f		3 0 1 1 1 1 2																											
Nick Esasky, R (1, 7) OBP: 0.336, SLG: 0.418		0-0 F9		0-0 F4		0-0 1-3		0-0 F7		4 0 0 0 0 0 3																											
Ron Oester, S (1, 4) OBP: 0.320, SLG: 0.352		0-0 FC6-4 1-2f		0-3 K		0-0 E SH1-4 1B		0-0 F8		4 0 1 0 0 0 1 3																											
Bill Gullickson, R (1, 1) OBP: 0.082, SLG: 0.063			0-0 F9		0-0 5-3		0-0 SH1-4		0-0 2B	2 0 0 0 0 0 0																											
Kal Daniels, L (9, PH) OBP: 0.429, SLG: 0.524										1 0 1 0 0 0 0																											
Ron Robinson, R (9, 1) OBP: 0.083, SLG: 0.083										0 0 0 0 0 0 0																											
Inning Stats	R: 0 E: 0 K: 1 S: 5	H: 0 LOB: 0 BB: 0 P: 5	R: 1 E: 0 K: 0 S: 5	H: 2 LOB: 1 BB: 0 P: 5	R: 0 E: 0 K: 0 S: 4	H: 1 LOB: 1 BB: 0 P: 4	R: 0 E: 0 K: 1 S: 6	H: 1 LOB: 2 BB: 1 P: 10	R: 0 E: 0 K: 1 S: 4	H: 0 LOB: 0 BB: 0 P: 5	R: 0 E: 1 K: 0 S: 5	H: 1 LOB: 2 BB: 0 P: 5	R: 0 E: 0 K: 0 S: 4	H: 2 LOB: 1 BB: 0 P: 4	R: 0 E: 0 K: 0 S: 4	H: 1 LOB: 1 BB: 0 P: 4	1B: 6 2B: 3 3B: 0 HR: 0	SF: 0 SAC: 1 DP: 1 HBP: 0	WP: 0 PB: 0 SB: 3 CS: 0	PA: 37																	
PITCHER	IP WLS BF H R ER SO BB IBB HBP BLK WP HR S P ERA WHIP																																				
Dave Dravecky, L (1, 1) ERA: 2.75	7.0		30	7	1	1	3	1	0	0	0	0	0	0	35	39	1.29	1.143																			
Rich Gossage, R (8, 1) ERA: 3.94	2.0	W	7	2	0	0	0	0	0	0	0	0	0	7	7	0.00	1.000																				

Cincinnati Reds @ San Diego Padres
Jack Murphy Stadium, San Diego, CA
 Tue Jul 29 1986, 10:05 PM EDT
 Att: 19,316 - Unknown

livebaseballscorecards.com

AB	35
R	1
H	9
RBI	1
BB	1
SO	3
LOB	18



Batter	1	2	3	4	5	6	7	8	9	AB	R	H	RBI	BB	SO	LOB
Tim Flannery, L (1, 4) OBP: 0.386, SLG: 0.378	0-0 F8 4-3 1B		4-0 BB		4-0 CS BB			0-0 1B		2	0	2	0	2	0	0
Tony Gwynn, L (1, 9) OBP: 0.392, SLG: 0.494	0-0 4-3 1-2		0-0 F8		0-0 CS 1-2	0-0 SH1-3 6-3-2 1B		0-0 F5		4	0	1	0	0	0	3
Kevin McReynolds, R (1, 7) OBP: 0.349, SLG: 0.470	0-0 F8 2-3			0-0 4-3		0-0 SH1-3 1-3		0-0 F8		3	0	0	0	0	0	2
Steve Garvey, R (1, 3) OBP: 0.267, SLG: 0.386	0-0 4-3			0-0 E6 FC6-4		0-0 6-3-2 3-H			0-3 K	4	0	0	0	0	1	2
Graig Nettles, L (1, 5) OBP: 0.293, SLG: 0.387		0-0 G3		0-0 F8		0-0 F7			4-0 1B BB	3	0	0	0	1	0	1
Jerry Royster, R (9, PR) OBP: 0.330, SLG: 0.354										0	1	0	0	0	0	0
Terry Kennedy, L (1, 2) OBP: 0.330, SLG: 0.401		0-0 G3		0-0 FC6-4 1-2f		0-0 1B			0-3 K	3	0	1	0	0	0	1
Bip Roberts, S (7, PR) OBP: 0.265, SLG: 0.282										0	0	0	0	0	0	0
Bruce Bochy, R (8, 2) OBP: 0.337, SLG: 0.568										1	0	0	0	0	1	1
Marvell Wynne, L (1, 8) OBP: 0.303, SLG: 0.450		0-0 4-3			0-0 HR		0-0 F7		0-0 1B 1B	4	1	2	1	0	0	1
Garry Templeton, S (1, 6) OBP: 0.270, SLG: 0.275			0-0 F1			0-3 K		0-0 F8	0-0 1B 1-2 2-H	4	0	1	1	0	1	1
Dave Dravecky, R (1, 1) OBP: 0.174, SLG: 0.222			0-3 K			0-0 F9				2	0	0	0	0	1	0
Rich Gossage, R (8, 1)										1	0	0	0	0	1	0

Inning Stats	R: 0	H: 1	E: 0	LOB: 1	K: 0	BB: 0	S: 4	P: 4	R: 0	H: 0	E: 0	LOB: 0	K: 0	BB: 0	S: 3	P: 3	R: 0	H: 0	E: 1	LOB: 1	K: 0	BB: 0	S: 4	P: 4	R: 1	H: 1	E: 0	LOB: 0	K: 1	BB: 1	S: 5	P: 9	R: 0	H: 1	E: 0	LOB: 0	K: 0	BB: 0	S: 3	P: 3	R: 0	H: 1	E: 0	LOB: 1	K: 0	BB: 0	S: 4	P: 4	R: 0	H: 1	E: 0	LOB: 1	K: 1	BB: 0	S: 6	P: 6	R: 1	H: 2	E: 0	LOB: 2	K: 2	BB: 1	S: 8	P: 12	1B: 6	SF: 0	2B: 1	SAC: 1	3B: 0	DP: 1	HR: 1	HBP: 0	WP: 0	PA: 36
--------------	------	------	------	--------	------	-------	------	------	------	------	------	--------	------	-------	------	------	------	------	------	--------	------	-------	------	------	------	------	------	--------	------	-------	------	------	------	------	------	--------	------	-------	------	------	------	------	------	--------	------	-------	------	------	------	------	------	--------	------	-------	------	------	------	------	------	--------	------	-------	------	-------	-------	-------	-------	--------	-------	-------	-------	--------	-------	--------

PITCHER	IP	WLS	BF	H	R	ER	SO	BB	IBB	HBP	BLK	WP	HR	S	P	ERA	WHIP
Bill Gullickson, R (1, 1) ERA: 3.64	8.0		30	5	1	1	3	2	0	0	0	0	1	34	42	1.12	0.875
Ron Robinson, R (9, 1) ERA: 2.36	0.2	L	5	2	1	1	2	1	0	0	0	0	0	8	12	13.50	4.500

BOTTOM

Cincinnati Reds @ San Diego Padres
 Jack Murphy Stadium, San Diego, CA
 Tue Jul 29 1986, 10:05 PM EDT
 Att. 19,316 - Unknown

AB	31
R	2
H	7
RBI	2
BB	3
SO	5
LOB	12



WP	PA	ERA	WHIP
0	36		

Batter	1	2	3	4	5	6	7	8	9	AB R H RBI BB SO LOB	TOP									
Eddie Milner, L (1, 8) OBP: 0.298, SLG: 0.408	0-0 F9 1B		0-0 4-3		4-0 FC4-6 BB		0-0 4-3		0-0 BB HBP 1B	4 0 2 0 1 0 1										
Pete Rose, S (1, 3) OBP: 0.309, SLG: 0.258	0-0 1-2 1B		0-0 F7		0-0 FC4-6		0-0 4-3		0-3 K	5 0 1 0 0 1 3										
Kal Daniels, L (1, 7) OBP: 0.417, SLG: 0.500	0-0 F9 2-3		0-0 L4		0-0 F9		0-0 4-3		1-0 BB HBP	4 0 0 0 0 0 3										
Dave Parker, L (1, 9) OBP: 0.350, SLG: 0.521	0-3 K				0-0 F8		0-0 F5		4-0 BB 1B BB	3 1 0 1 2 1 2										
Bo Diaz, R (1, 2) OBP: 0.318, SLG: 0.359	0-0 6-3				0-0 L5		0-0 F7		0-0 BB 1B	5 1 1 0 0 0 5										
Buddy Bell, R (1, 5) OBP: 0.332, SLG: 0.383					4-0 BB BB		0-0 F6		4-0 1B BB	2 0 1 0 2 0 0										
Kurt Stillwell, S (1, 6) OBP: 0.285, SLG: 0.229					4-0 1-2 BB		0-0 B1-3		0-0 1-2 2-H 3-H 1B	3 0 1 2 1 0 1										
Ron Oester, S (1, 4) OBP: 0.319, SLG: 0.351					0-0 4-3		0-0 1B		0-0 4-3	4 0 1 0 0 0 5										
John Denny, R (1, 1) OBP: 0.217, SLG: 0.182					0-0 F5		0-3 K		4-0 1B BB BB	2 0 0 0 0 1 1										
Rob Murphy, L (6, 1)										0 0 0 0 0 0 0										
Wade Rowdon, R (7, PH) OBP: 0.329, SLG: 0.379										1 0 0 0 0 1 1										
Scott Terry, R (7, 1) OBP: 0.400, SLG: 0.250										0 0 0 0 0 0 0										
Nick Esasky, R (9, PH) OBP: 0.340, SLG: 0.418										0 1 0 0 1 0 0										
Inning Stats	R: 0 E: 0 K: 1 S: 7	H: 2 LOB: 2 BB: 0 P: 7	R: 0 E: 0 K: 1 S: 6	H: 1 LOB: 1 BB: 0 P: 6	R: 0 E: 0 K: 0 S: 3	H: 0 LOB: 0 BB: 0 P: 3	R: 0 E: 0 K: 0 S: 3	H: 0 LOB: 2 BB: 2 P: 11	R: 0 E: 0 K: 0 S: 3	H: 0 LOB: 1 BB: 1 P: 7	R: 0 E: 0 K: 1 S: 6	H: 1 LOB: 1 BB: 0 P: 6	R: 2 E: 0 K: 0 S: 5	H: 2 LOB: 2 BB: 2 P: 13	R: 1 E: 0 K: 1 S: 5	H: 1 LOB: 2 BB: 2 P: 14	1B: 7 2B: 0 3B: 0 HR: 0	SF: 0 SAC: 0 DP: 1 HBP: 1	WP: 0 PB: 0 SB: 0 CS: 0	PA: 41
PITCHER	IP WLS BF H R ER SO BB IBB HBP BLK WP HR S P ERA WHIP																			
Ed Whitson, R (1, 1) ERA: 5.94	7.2 W 34 6 2 2 3 5 0 0 0 0 0 0 35 55 2.35 1.435																			
Gene Walter, L (8, 1) ERA: 3.54	1.1 7 1 1 1 1 2 0 1 0 0 0 0 6 15 6.75 2.250																			

Cincinnati Reds @ San Diego Padres
 Jack Murphy Stadium, San Diego, CA
 Wed Jul 30 1986, 10:05 PM EDT
 Att: 18,422 - Unknown

livebaseballscorecards.com

AB	33
R	3
H	7
RBI	3
BB	7
SO	4
LOB	22




Batter	1	2	3	4	5	6	7	8	9	AB	R	H	RBI	BB	SO	LOB
Tim Flannery, L (1, 4) OBP: 0.390, SLG: 0.383	0-0 F8 1B		0-0 2B SF7 1B	0-0 G3		0-0 F7	0-0 2-H 1B			5	1	3	1	0	0	0
Tony Gwynn, L (1, 9) OBP: 0.392, SLG: 0.495	0-0 F8 1-2		0-0 1-3 HR 2B	0-0 L1		0-0 1B 1B	0-0 L8			5	2	2	0	0	0	2
Kevin McReynolds, R (1, 7) OBP: 0.355, SLG: 0.471	4-0 BB		4-0 HR BB	0-0 1B		0-0 E 1B 1B	0-0 6-3			3	1	2	0	2	0	1
Steve Garvey, R (1, 3) OBP: 0.269, SLG: 0.388	0-3 K		0-0 SF7	0-0 1-3		0-0 1-2 3-H E 1B	0-0 HR 1B			4	1	2	2	0	1	3
Graig Nettles, L (1, 5) OBP: 0.299, SLG: 0.414	0-0 4-3		0-0 1-H 2-H HR		4-0 1B FC1 BB	0-0 1-2 2-3 E4	0-0 1-H HR			4	2	2	5	1	0	4
Terry Kennedy, L (1, 2) OBP: 0.331, SLG: 0.399		0-3 K	4-0 2B BB		0-0 1-3 FC1 1B	0-3 K	0-0 F7			4	1	1	0	1	2	3
Marvell Wynne, L (1, 8) OBP: 0.306, SLG: 0.454		0-3 K	0-0 1-H 2B		0-0 1-2 3-H FC1	0-0 5-3	0-0 1B			5	0	2	1	0	1	5
Garry Templeton, S (1, 6) OBP: 0.270, SLG: 0.272		0-3 K	4-0 IBB		0-3 K		0-0 E4 SH3-4 1B	0-0 F7		4	1	0	0	1	2	3
Ed Whitson, R (1, 1) Gene Walter, L (8, 1) OBP: 0.286, SLG: 0.333			0-3 K		0-3 K		0-0 SH3-4	0-3 K		3	0	0	0	0	3	4
			0-3 K							1	0	0	0	0	1	1

Inning Stats	R: 0	H: 1	E: 0	K: 1	S: 6	LOB: 2	BB: 1	P: 10	R: 0	H: 0	E: 0	K: 3	S: 9	LOB: 0	BB: 0	P: 9	R: 5	H: 4	E: 0	K: 2	S: 11	LOB: 2	BB: 3	P: 23	R: 0	H: 1	E: 0	K: 0	S: 4	LOB: 1	BB: 0	P: 4	R: 0	H: 1	E: 0	K: 2	S: 8	LOB: 2	BB: 1	P: 12	R: 1	H: 3	E: 1	K: 1	S: 9	LOB: 3	BB: 0	P: 9	R: 1	H: 1	E: 1	K: 0	S: 5	LOB: 1	BB: 0	P: 8	R: 2	H: 3	E: 0	K: 1	S: 8	LOB: 1	BB: 0	P: 8
PITCHER	IP	WLS	BF	H	R	ER	SO	BB	IBB	HBP	BLK	WP	HR	S	P	ERA	WHIP																																															
John Denny, R (1, 1) ERA: 4.61	5.1	L	31	10	6	6	8	4	1	0	0	0	0	42	62	10.12	2.625																																															
Rob Murphy, L (6, 1) ERA: 0.79	0.2		3	0	0	0	1	0	0	0	0	0	0	5	5	0.00	0.000																																															
Scott Terry, R (7, 1) ERA: 6.43	2.0		11	4	3	2	1	0	0	0	0	0	0	13	13	9.00	2.000																																															

BOTTOM

Cincinnati Reds @ San Diego Padres
Jack Murphy Stadium, San Diego, CA
 Wed Jul 30 1986, 10:05 PM EDT
 Att. 18,422 - Unknown

AB	38
R	9
H	14
RBI	9
BB	5
SO	10
LOB	26



WP: 0	PA: 45
PB: 0	
SB: 0	
CS: 0	

livebaseballscorecards.com

Batter	1	2	3	4	5	6	7	8	9	AB R H RBI BB SO LOB	TOP											
Bill Doran, S (1, 4) OBP: 0.371, SLG: 0.371	4-0 3B 4-3 BB	0-0 2B			0-3 K		4-0 1B E BB	0-0 9-2 3-Hr		3 2 1 0 2 1 4												
Davey Lopes, R (1, 8) OBP: 0.404, SLG: 0.467	0-0 4-3 1-2	0-0 F9			0-0 F5		0-0 L7-4 1-3 1B E		0-0 1B 1B	5 0 2 0 0 0 3												
Denny Walling, L (1, 5) OBP: 0.375, SLG: 0.452	0-0 HR 2-H 3B			0-0 F6		0-0 1B 2-H	0-0 E7 1-2 3-H		0-0 1B G4-3 1B	5 1 3 2 0 0 1												
Glenn Davis, R (1, 3) OBP: 0.330, SLG: 0.512	0-0 F4			0-0 F4		0-0 5-3	0-0 L7-4 2-3		0-0 F7	5 0 0 0 0 0 6												
Kevin Bass, S (1, 9) OBP: 0.359, SLG: 0.488	0-0 HR 3-H			0-0 F5		0-0 4-3		0-0 1B 1B	0-0 G4-3 1-2f	5 2 2 2 0 0 2												
Jose Cruz, L (1, 7) OBP: 0.325, SLG: 0.337	0-0 2B			0-0 L8		0-3 K		0-0 F8		4 0 1 0 0 1 1												
Alan Ashby, S (1, 2) OBP: 0.360, SLG: 0.370	0-0 F8			0-0 F8		0-0 1B		0-0 1B BB 9-2 1B		4 0 2 0 0 0 1												
Craig Reynolds, L (1, 6) OBP: 0.281, SLG: 0.368				0-0 F9		0-0 F7		4-0 1B BB		3 0 0 0 0 0 1												
Dickie Thon, R (8, PH) OBP: 0.310, SLG: 0.331				0-0 F7		0-0 F5		1-2 1B BB		0 0 0 0 1 0 0												
Bob Knepper, L (1, 1) OBP: 0.087, SLG: 0.101				0-0 4-3		0-0 1B 2B		0-0 F7		3 1 1 0 0 0 0												
Charlie Kerfeld, R (7, 1) OBP: 0.250, SLG: 0.250								1-2 2-3 3-H 1B		1 0 1 1 0 0 0												
Dave Smith, R (9, 1)										0 0 0 0 0 0 0												
Inning Stats	R: 3 E: 0 K: 0 S: 6	H: 3 LOB: 1 BB: 1 P: 10	R: 0 E: 0 K: 0 S: 4	H: 1 LOB: 1 BB: 0 P: 4	R: 0 E: 0 K: 0 S: 3	H: 0 LOB: 0 BB: 0 P: 3	R: 0 E: 0 K: 1 S: 3	H: 0 LOB: 0 BB: 0 P: 3	R: 1 E: 0 K: 1 S: 7	H: 2 LOB: 1 BB: 0 P: 7	R: 0 E: 0 K: 1 S: 6	H: 1 LOB: 1 BB: 0 P: 6	R: 1 E: 1 K: 0 S: 4	H: 1 LOB: 1 BB: 1 P: 8	R: 1 E: 0 K: 0 S: 5	H: 3 LOB: 2 BB: 1 P: 9	R: 0 E: 0 K: 0 S: 4	H: 2 LOB: 1 BB: 0 P: 4	1B: 8 2B: 5 3B: 1 HR: 1	SF: 0 SAC: 0 DP: 3 HBP: 0	WP: 0 PB: 0 SB: 0 CS: 0	PA: 41
PITCHER	IP WLS BF H R ER SO BB IBB HBP BLK WP HR S P ERA WHIP																					
LaMarr Hoyt, R (1, 1) ERA: 4.92	6.0 L 26 7 4 4 2 1 0 0 0 0 0 1 29 33 6.00 1.333																					
Dave LaPoint, L (7, 1) ERA: 6.16	1.1 10 4 2 1 0 2 0 0 0 0 0 0 8 16 6.75 4.500																					
Lance McCullers, R (8, 1) ERA: 2.4	0.2 1 0 0 0 0 0 0 0 0 0 0 0 1 1 0.00 0.000																					
Gene Walter, L (9, 1) ERA: 3.47	1.0 4 2 0 0 0 0 0 0 0 0 0 0 4 4 0.00 2.000																					

Houston Astros @ San Diego Padres
 Jack Murphy Stadium, San Diego, CA
 Fri Aug 01 1986, 10:05 PM EDT
 Att: 22,108 - Unknown

livebaseballscorecards.com

AB	38
R	6
H	13
RBI	5
BB	3
SO	2
LOB	19



BOTTOM

Houston Astros @ San Diego Padres
Jack Murphy Stadium, San Diego, CA
Fri Aug 01 1986, 10:05 PM EDT
Att. 22,108 - Unknown

livebaseballscorecards.com

AB	34
R	3
H	7
RBI	3
BB	2
SO	5
LOB	9



WP	1	PA	36
PB	0		
SB	0		
CS	0		

AB R H RBI BB SO LOB

4 1 1 0 0 0 0

4 1 1 0 0 0 0
3 1 2 1 1 0 0
0 0 0 0 0 0 0

4 0 2 1 0 0 1

4 0 1 1 0 0 2

4 0 0 0 0 0 2

2 0 0 0 0 2 0
1 0 0 0 1 1 2

4 0 0 0 0 1 1

1 0 0 0 0 0 0
1 0 0 0 0 1 0
0 0 0 0 0 0 0
0 0 0 0 0 0 0
2 0 0 0 0 0 1

1B: 6 SF: 0
2B: 1 SAC: 0
3B: 0 DP: 0
HR: 0 HBP: 0

Batter	1	2	3	4	5	6	7	8	9
Bip Roberts, S (1, 4) OBP: 0.265, SLG: 0.281	0-0 L8		0-0 F6			0-0 B1-3		0-0 1B 1B	
Tony Gwynn, L (1, 9) OBP: 0.390, SLG: 0.492	0-0 4-3			0-0 6-3			0-0 6-3	0-0 1B 1B	
Kevin McReynolds, R (1, 7) Gene Walter, L (9, 1) OBP: 0.286, SLG: 0.333	0-0 1B			0-0 5-3			4-0 1B 2B BB	0-0 1B 1B	
Steve Garvey, R (1, 3) OBP: 0.271, SLG: 0.389	0-0 F8			0-0 F8			0-0 2B 1B	0-0 1B 1B	
Garry Templeton, S (1, 6) OBP: 0.269, SLG: 0.274		0-0 6-3			0-0 6-3		0-0 1B 2B	0-0 F8	
Terry Kennedy, L (1, 2) OBP: 0.327, SLG: 0.394		0-0 F6		0-0 G1-6-3		0-0 F6		0-0 F6	
Graig Nettles, L (1, 5) Jerry Royster, R (7, PH) Dave LaPoint, L (8, 5) Lance McCullers, S (8, 1) Tim Flannery, L (8, PH) OBP: 0.331, SLG: 0.352		0-3 K		0-3 K		0-3 K		4-0 WP BB	
Marvell Wynne, L (1, 8) OBP: 0.300, SLG: 0.445			0-0 F3			0-0 L4		0-0 4-3	0-3 K
LaMarr Hoyt, R (1, 1) Dane Iorg, L (6, PH) Dave LaPoint, L (7, 1) Lance McCullers, S (8, 1) Tim Flannery, L (8, PH) OBP: 0.167, SLG: 0.200 OBP: 0.243, SLG: 0.319 OBP: 0.178, SLG: 0.133 OBP: 0.367, SLG: 0.379			0-0 6-3			0-3 K		0-0 4-3	0-0 F8

Inning Stats	R: 0	H: 1	E: 0	K: 0	S: 4	LOB: 1	BB: 0	P: 4	R: 0	H: 0	E: 0	K: 1	S: 5	LOB: 0	BB: 0	P: 5	R: 0	H: 0	E: 0	K: 0	S: 3	LOB: 0	BB: 0	P: 3	R: 0	H: 0	E: 0	K: 1	S: 5	LOB: 0	BB: 0	P: 5	R: 1	H: 2	E: 0	K: 1	S: 7	LOB: 2	BB: 1	P: 11	R: 2	H: 4	E: 0	K: 0	S: 7	LOB: 2	BB: 0	P: 7	R: 0	H: 0	E: 0	K: 1	S: 5	LOB: 1	BB: 1	P: 9	1B: 6	SF: 0	2B: 1	SAC: 0	3B: 0	DP: 0	HR: 0	HBP: 0	WP: 1	PA: 36
--------------	------	------	------	------	------	--------	-------	------	------	------	------	------	------	--------	-------	------	------	------	------	------	------	--------	-------	------	------	------	------	------	------	--------	-------	------	------	------	------	------	------	--------	-------	-------	------	------	------	------	------	--------	-------	------	------	------	------	------	------	--------	-------	------	-------	-------	-------	--------	-------	-------	-------	--------	-------	--------

PITCHER	IP	WLS	BF	H	R	ER	SO	BB	IBB	HBP	BLK	WP	HR	S	P	ERA	WHIP
Bob Knepper, L (1, 1) ERA: 2.59	6.2	W	24	3	1	1	3	1	0	0	0	0	0	29	33	1.35	0.600
Charlie Kerfeld, R (7, 1) ERA: 2.55	1.1		8	4	2	2	1	0	0	0	0	0	0	10	10	13.50	3.000
Dave Smith, R (9, 1) ERA: 3.11	1.0	S	4	0	0	0	1	1	0	0	0	1	0	5	9	0.00	1.000

Batter	1	2	3	4	5	6	7	8	9	AB R H RBI BB SO LOB	TOP									
Bill Doran, S (1, 4) OBP: 0.370, SLG: 0.368	4-0 HR BB	0-3 K			0-0 6-3		0-3 K			3 1 0 0 1 2 0										
Davey Lopes, R (1, 8) OBP: 0.401, SLG: 0.478	0-0 HR 1-H	0-0 F8			0-0 F8		0-0 F8			4 1 1 2 0 0 0										
Phil Garner, R (1, 5) OBP: 0.336, SLG: 0.441	0-0 F7				0-3 K			0-0 4-3		4 0 0 0 0 1 0										
Glenn Davis, R (1, 3) OBP: 0.329, SLG: 0.508	4-0 HR BB BB				0-3 K			0-0 F7		3 1 0 0 1 1 0										
Kevin Bass, S (1, 9) OBP: 0.361, SLG: 0.487	4-0 HR BB 1-2				0-0 F9			0-0 F9		3 1 1 0 1 0 0										
Jose Cruz, L (1, 7) OBP: 0.324, SLG: 0.346	0-0 HR 1-H 2-H				0-0 F9			0-0 F4		4 1 1 3 0 0 1										
Alan Ashby, S (1, 2) OBP: 0.357, SLG: 0.367	0-0 F7				0-0 1B		0-3 K			4 0 1 0 0 1 1										
Craig Reynolds, L (1, 6) OBP: 0.277, SLG: 0.362	0-0 F6				0-0 F4			0-0 4-3		3 0 0 0 0 0 1										
Mike Scott, R (1, 1) OBP: 0.123, SLG: 0.125		0-3 K			0-0 F9			0-3 K		3 0 0 0 0 2 1										
Aurelio Lopez, R (8, 1)										0 0 0 0 0 0 0										
Dave Smith, R (9, 1)										0 0 0 0 0 0 0										
Inning Stats	R: 5 E: 0 K: 0 S: 5	H: 2 LOB: 0 BB: 3 P: 17	R: 0 E: 0 K: 2 S: 7	H: 0 LOB: 0 BB: 0 P: 7	R: 0 E: 0 K: 1 S: 5	H: 0 LOB: 0 BB: 0 P: 5	R: 0 E: 0 K: 0 S: 4	H: 1 LOB: 1 BB: 0 P: 4	R: 0 E: 0 K: 1 S: 5	H: 0 LOB: 0 BB: 0 P: 5	R: 0 E: 0 K: 2 S: 7	H: 0 LOB: 0 BB: 0 P: 7	R: 0 E: 0 K: 0 S: 3	H: 0 LOB: 0 BB: 0 P: 3	R: 0 E: 0 K: 0 S: 3	H: 0 LOB: 0 BB: 0 P: 3	1B: 2 2B: 0 3B: 0 HR: 2	SF: 0 SAC: 0 DP: 0 HBP: 0	WP: 0 PB: 0 SB: 0 CS: 0	PA: 34
PITCHER	IP WLS BF H R ER SO BB IBB HBP BLK WP HR S P ERA WHIP																			
Eric Show, R (1, 1) ERA: 2.95	0.1 L 4 1 3 3 0 2 0 0 0 0 0 1 2 10 81.00 9.000																			
Lance McCullers, R (1, 1) ERA: 2.33	6.2 24 3 2 2 7 1 0 0 0 0 0 1 37 41 2.70 0.600																			
Craig Lefferts, L (8, 1) ERA: 2.0	2.0 6 0 0 0 0 0 0 0 0 0 0 0 6 6 0.00 0.000																			

Houston Astros @ San Diego Padres
 Jack Murphy Stadium, San Diego, CA
 Sat Aug 02 1986, 10:05 PM EDT
 Att. 28,612 - Unknown

livebaseballscorecards.com

AB	31
R	5
H	4
RBI	5
BB	3
SO	7
LOB	4



BOTTOM

Houston Astros @ San Diego Padres
Jack Murphy Stadium, San Diego, CA
Sat Aug 02 1986, 10:05 PM EDT
Att. 28,612 - Unknown

livebaseballscorecards.com

AB 36
R 4
H 10
RBI 4
BB 4
SO 15
LOB 22



WP: 0 PA: 40
PB: 0
SB: 0
CS: 0

AB R H RBI BB SO LOB

2	1	0	3	1	0	
5	0	1	0	0	0	4
5	0	3	3	0	0	2
4	1	0	0	1	2	5
4	0	2	1	0	0	1
4	0	1	0	0	3	2
4	0	1	0	0	3	3
4	1	1	0	0	3	3
0	0	0	0	0	0	0
2	1	0	0	0	1	1
1	0	0	0	0	1	0
0	0	0	0	0	0	0
1	0	0	0	0	1	1

Batter	1	2	3	4	5	6	7	8	9									
Tim Flannery, L (1, 4) OBP: 0.395, SLG: 0.381	4-0 2B BB		0-3 K		4-0 G6-4-3 BB		4-0 G4-3-6 BB		0-0 G3 1B									
Tony Gwynn, L (1, 9) OBP: 0.388, SLG: 0.489	0-0 F7		0-0 F8		0-0 G6-4-3 1-2f 2-3		0-0 G4-3-6 1-2f		0-0 G3 1B									
John Kruk, L (1, 7) OBP: 0.400, SLG: 0.432	0-0 1-4-3 1-H 2B		0-0 2B		0-0 1B 3-H			0-0 6-3	0-0 G3									
Graig Nettles, L (1, 5) OBP: 0.295, SLG: 0.404	0-0 1-4-3 2-3		0-3 K		0-0 F8			4-0 2B BB	0-3 K									
Steve Garvey, R (1, 3) OBP: 0.273, SLG: 0.393	0-0 F7			0-0 1B		0-0 4-3		0-0 1-H 2B										
Terry Kennedy, L (1, 2) OBP: 0.327, SLG: 0.392		0-3 K		0-3 K		0-0 1B		0-3 K										
Marvell Wynne, L (1, 8) OBP: 0.299, SLG: 0.442		0-0 1B		0-3 K		0-3 K		0-3 K										
Garry Templeton, S (1, 6) OBP: 0.269, SLG: 0.274		0-3 K		0-3 K		0-3 K			0-0 1B G3 1B									
Eric Show, R (1, 1) OBP: 0.158, SLG: 0.211		0-3 K			0-0 E3 G6-4-3 BB 1B		0-3 K		0-3 K									
Lance McCullers, S (1, 1) OBP: 0.158, SLG: 0.118																		
Dane Iorg, L (7, PH) OBP: 0.240, SLG: 0.315																		
Craig Lefferts, L (8, 1) OBP: 0.167, SLG: 0.667																		
Kevin McReynolds, R (9, PH) OBP: 0.358, SLG: 0.472																		
Inning Stats	R: 1 E: 0 K: 0 S: 4	H: 1 LOB: 1 BB: 1 P: 8	R: 0 E: 0 K: 3 S: 10	H: 1 LOB: 1 BB: 0 P: 10	R: 0 E: 0 K: 2 S: 8	H: 1 LOB: 1 BB: 0 P: 10	R: 1 E: 1 K: 0 S: 4	H: 1 LOB: 1 BB: 1 P: 8	R: 0 E: 0 K: 1 S: 4	H: 0 LOB: 0 BB: 1 P: 8	R: 1 E: 0 K: 2 S: 8	H: 1 LOB: 1 BB: 1 P: 12	R: 1 E: 0 K: 2 S: 10	H: 3 LOB: 2 BB: 0 P: 10	1B: 7 2B: 3 3B: 0 HR: 0	SF: 0 SAC: 0 DP: 2 HBP: 0	WP: 0 PB: 0 SB: 0 CS: 0	PA: 40
PITCHER	IP WLS BF	H R ER SO	BB IBB HBP BLK	WP HR S P	ERA WHIP	PITCHER	IP WLS BF	H R ER SO	BB IBB HBP BLK	WP HR S P	ERA WHIP							
Mike Scott, R (1, 1) ERA: 2.26	7.0 W	6 2 1 11	3 0 0 0	0 0 48 60	1.29 1.286	Aurelio Lopez, R (8, 1) ERA: 2.65	1.1 S	3 2 2 3	1 0 0 0	0 0 13 17	13.50 3.000	Dave Smith, R (9, 1) ERA: 3.05	0.2 S	1 0 0 1	0 0 0 0	0 0 5 5	0.00 1.500	

Batter	1	2	3	4	5	6	7	8	9	AB R H RBI BB SO LOB	TOP											
Bill Doran, S (1, 4) OBP: 0.371, SLG: 0.369	0-3 K			0-0 FC4-6 1B		0-0 1B		0-0 F9		4 0 2 0 0 1 1												
Billy Hatcher, R (1, 8) Kevin Bass, S (8, PH) OBP: 0.271, SLG: 0.315 OBP: 0.362, SLG: 0.488	0-0 4-3			0-0 FC4-6 1-2f		0-0 L4		0-0 1B		3 0 0 0 0 0 2 1 0 1 0 0 0 0												
Phil Garner, R (1, 5) OBP: 0.335, SLG: 0.437	0-0 CS 1B			0-0 6-3 1-2		0-0 F3		0-0 F8		4 0 1 0 0 0 4												
Glenn Davis, R (1, 3) OBP: 0.326, SLG: 0.503	0-0 CS 1-2	0-0 3-1		0-0 F6		0-0 F8		0-0 F3		4 0 0 0 0 0 2												
Jose Cruz, L (1, 7) OBP: 0.326, SLG: 0.348				0-0 5-3 1B		0-3 K		0-0 F6		4 0 2 0 0 1 0												
Terry Puhl, L (1, 9) OBP: 0.285, SLG: 0.326				0-0 5-3 1-2f		0-0 FC6 1B		0-0 4-3		4 0 1 0 0 0 2												
Dickie Thon, R (1, 6) OBP: 0.310, SLG: 0.348				0-0 4-3		0-3 K		0-0 HR		3 1 1 1 0 1 1												
John Mizerock, L (1, 2) Alan Ashby, S (8, PH) OBP: 0.397, SLG: 0.196 OBP: 0.355, SLG: 0.365				0-0 F7		0-0 FC6 1-2f		0-3 K		2 0 0 0 0 0 1 1 0 0 0 0 1 0												
Mark Knudson, R (1, 1) Craig Reynolds, L (6, PH) Tom Funk, L (6, 1) Jim Pankovits, R (8, PH) Larry Andersen, R (8, 1)				0-3 K		0-3 K		0-0 1B		1 0 0 0 0 1 0 1 0 0 0 0 1 0 0 0 0 0 0 0 0 1 0 1 0 0 0 0 0 0 0 0 0 0 0												
Inning Stats	R: 0 E: 0 K: 1 S: 5	H: 1 LOB: 0 BB: 0 P: 5	R: 0 E: 0 K: 0 S: 3	H: 1 LOB: 0 BB: 0 P: 3	R: 0 E: 0 K: 1 S: 5	H: 0 LOB: 0 BB: 0 P: 5	R: 0 E: 1 K: 0 S: 4	H: 1 LOB: 2 BB: 0 P: 4	R: 0 E: 0 K: 2 S: 8	H: 1 LOB: 1 BB: 0 P: 8	R: 0 E: 0 K: 1 S: 6	H: 1 LOB: 1 BB: 0 P: 6	R: 0 E: 0 K: 0 S: 3	H: 0 LOB: 0 BB: 0 P: 3	R: 1 E: 0 K: 1 S: 8	H: 3 LOB: 2 BB: 0 P: 8	R: 0 E: 0 K: 0 S: 3	H: 1 LOB: 0 BB: 0 P: 3	1B: 8 2B: 1 3B: 0 HR: 1	SF: 0 SAC: 0 DP: 2 HBP: 0	WP: 0 PB: 0 SB: 1 CS: 1	PA: 34
PITCHER	IP WLS BF H R ER SO BB IBB HBP BLK WP HR S P ERA WHIP																					
Andy Hawkins, R (1, 1) ERA: 4.27	7.1 W 27 7 1 1 6 0 0 0 0 0 0 1 39 39 1.23 0.955																					
Rich Gossage, R (8, 1) ERA: 3.81	1.2 S 6 2 0 0 0 0 0 0 0 0 0 0 6 6 0.00 1.200																					

Houston Astros @ San Diego Padres
Jack Murphy Stadium, San Diego, CA

Sun Aug 03 1986, 6:33 AM EDT
Att: 21,850 - Unknown

livebaseballscorecards.com

AB 33
R 1
H 9
RBI 1
BB 0
SO 6
LOB 13



Batter	1	2	3	4	5	6	7	8	9	AB	R	H	RBI	BB	SO	LOB
Tim Flannery, L (1, 4) OBP: 0.393, SLG: 0.378	0-3 K	0-0 F5			0-0 FC4-6 1B		0-0 F8			4	0	1	0	0	1	2
Tony Gwynn, L (1, 9) OBP: 0.387, SLG: 0.486	0-0 F7		0-0 F8		0-0 FC4-6 CS			0-0 SH1-3 1B		4	1	1	0	0	0	1
John Kruk, L (1, 7) OBP: 0.395, SLG: 0.426	0-0 6-3		0-3 K		0-3 K			0-0 SH1-3 1B		4	0	1	0	0	2	1
Marvell Wynne, L (8, PR) (9, 8) OBP: 0.299, SLG: 0.442					1-2			1-2 SH1-3 1B		0	1	0	0	0	0	0
Kevin McReynolds, R (1, 8) (9, 7) OBP: 0.360, SLG: 0.473		0-0 HR 1B	0-0 CS 1B		0-0 6-3			0-0 SH1-3		3	1	2	0	0	0	0
Graig Nettles, L (1, 5) OBP: 0.297, SLG: 0.415		0-0 HR	0-0 CS	0-0 4-3		0-0 G3		4-0 1B IBB		3	1	1	2	1	0	0
Steve Garvey, R (1, 3) OBP: 0.276, SLG: 0.402		0-0 HR		0-0 F7		0-0 5-3		0-0 G4-6-3 1B		4	1	2	3	0	0	0
Terry Kennedy, L (1, 2) OBP: 0.326, SLG: 0.390		0-0 F7		0-0 HBP 1B			0-0 F3	0-0 G4-6-3 1B		4	0	1	0	0	0	2
Garry Templeton, S (1, 6) OBP: 0.270, SLG: 0.272		0-0 F7		1-0 HBP		0-0 5-3				2	0	0	0	0	0	0
Andy Hawkins, R (1, 1) OBP: 0.222, SLG: 0.227		0-0		0-0 HBP			0-0			3	0	2	0	0	0	2
Rich Gossage, R (8, 1)				0-0 F9						0	0	0	0	0	0	0

Inning Stats	R: 0	H: 0	E: 0	K: 1	S: 5	LOB: 0	BB: 0	P: 5	R: 3	H: 4	E: 0	K: 0	S: 7	LOB: 1	BB: 0	P: 7	R: 0	H: 1	E: 0	K: 1	S: 5	LOB: 0	BB: 0	P: 5	R: 0	H: 1	E: 0	K: 0	S: 4	LOB: 2	BB: 0	P: 5	R: 0	H: 0	E: 0	K: 0	S: 3	LOB: 0	BB: 0	P: 3	R: 0	H: 1	E: 0	K: 0	S: 4	LOB: 1	BB: 0	P: 4	R: 2	H: 3	E: 0	K: 0	S: 5	LOB: 2	BB: 1	P: 9
--------------	------	------	------	------	------	--------	-------	------	------	------	------	------	------	--------	-------	------	------	------	------	------	------	--------	-------	------	------	------	------	------	------	--------	-------	------	------	------	------	------	------	--------	-------	------	------	------	------	------	------	--------	-------	------	------	------	------	------	------	--------	-------	------


PITCHER	IP	WLS	BF	H	R	ER	SO	BB	IBB	HBP	BLK	WP	HR	S	P	ERA	WHIP
Mark Knudson, R (1, 1) ERA: 4.32	5.0	L	21	7	3	3	3	0	0	1	0	0	2	26	27	5.40	1.400
Tom Funk, L (6, 1) ERA: 3.0	2.0		7	1	0	0	0	0	0	0	0	0	0	7	7	0.00	0.500
Larry Andersen, R (8, 1) ERA: 3.63	1.0		6	3	2	2	0	0	1	0	0	0	0	5	9	18.00	3.000

BOTTOM

Houston Astros @ San Diego Padres
Jack Murphy Stadium, San Diego, CA

Sun Aug 03 1986, 6:33 AM EDT
 Att. 21,850 - Unknown

AB	31
R	5
H	11
RBI	5
BB	1
SO	3
LOB	8



1B	2B	3B	HR	SF	SAC	DP	HBP	WP	HR	S	P	ERA	WHIP
8	1	0	2	0	1	1	1	0	0	0	0	0	0

Batter	1	2	3	4	5	6	7	8	9	AB	R	H	RBI	BB	SO	LOB
Tim Flannery, L (1, 4) OBP: 0.392, SLG: 0.378 Jerry Royster, R (9, PH) OBP: 0.330, SLG: 0.350	0-0 G4-6-3 1B		0-0 F8			0-3 K			0-3 K	3	0	1	0	0	1	1
Tony Gwynn, L (1, 9) OBP: 0.386, SLG: 0.484	0-0 G4-6-3 1-2f			0-0 G4-1		0-0 4-3			0-0 FC5-4 BB 1B	4	0	1	0	0	0	1
John Kruk, L (1, 7) OBP: 0.398, SLG: 0.432	0-3 K2-3			0-0 2B			0-3 K		4-0 FC5-4 BB	3	0	1	0	1	2	0
Kevin McReynolds, R (1, 8) OBP: 0.361, SLG: 0.472		4-0 BB	0-0 G1-6-3 BB	0-0 F9		0-0 G4-6-3 1B			0-0 FC5-4	3	0	1	1	1	0	3
Graig Nettles, L (1, 5) OBP: 0.293, SLG: 0.409		0-0 G1-6-3 1-2f	0-3 K	0-3 K		0-0 G4-6-3 1-2f			0-3 K	4	0	0	0	0	2	5
Steve Garvey, R (1, 3) OBP: 0.276, SLG: 0.401		0-0 F5		0-0 5-3				0-0 L4-3 1B		3	0	1	0	0	0	0
Terry Kennedy, L (1, 2) OBP: 0.329, SLG: 0.391		4-0 BB	0-0 FC1-6 BB	0-0 G4-6-3 1B		0-0 L4-3		0-0 L4-3		2	0	1	0	1	0	1
Garry Templeton, S (1, 6) OBP: 0.268, SLG: 0.270		0-0 F7	0-0 F7	0-0 G4-6-3 1-2f		0-0 G4-6-3		0-0 F8		3	0	0	0	0	0	2
Dave Dravecky, R (1, 1) OBP: 0.167, SLG: 0.213 Dave LaPoint, L (9, 1) Dane Iorg, L (9, PH) OBP: 0.250, SLG: 0.338		0-0 FC1-6 S	0-0 FC1-6 S	0-0 5-3		0-0 5-3		0-0 FC5-4 1B 2B		2	0	0	0	0	0	1

Inning Stats	R: 0	H: 1	E: 0	K: 1	S: 5	LOB: 0	BB: 0	P: 5	R: 0	H: 0	E: 0	K: 0	S: 2	LOB: 0	BB: 1	P: 6	R: 0	H: 1	E: 0	K: 1	S: 6	LOB: 1	BB: 0	P: 6	R: 0	H: 1	E: 0	K: 0	S: 3	LOB: 0	BB: 0	P: 3	R: 0	H: 0	E: 0	K: 1	S: 5	LOB: 0	BB: 0	P: 5	R: 0	H: 1	E: 0	K: 1	S: 5	LOB: 0	BB: 0	P: 5	R: 0	H: 1	E: 0	K: 0	S: 3	LOB: 0	BB: 0	P: 3	R: 1	H: 2	E: 0	K: 2	S: 9	LOB: 2	BB: 1	P: 13	1B: 5	2B: 3	3B: 0	HR: 0	SF: 0	SAC: 0	DP: 5	HBP: 0	WP: 0	PB: 0	SB: 1	CS: 0	PA: 32
--------------	------	------	------	------	------	--------	-------	------	------	------	------	------	------	--------	-------	------	------	------	------	------	------	--------	-------	------	------	------	------	------	------	--------	-------	------	------	------	------	------	------	--------	-------	------	------	------	------	------	------	--------	-------	------	------	------	------	------	------	--------	-------	------	------	------	------	------	------	--------	-------	-------	-------	-------	-------	-------	-------	--------	-------	--------	-------	-------	-------	-------	--------

PITCHER	IP	WLS	BF	H	R	ER	SO	BB	IBB	HBP	BLK	WP	HR	S	P	ERA	WHIP
Jim Acker, R (1, 1) ERA: 3.92	8.0	W	27	6	1	1	4	2	0	0	0	0	0	33	41	1.12	1.000
Paul Assenmacher, L (9, 1) ERA: 2.91	0.1		3	1	0	0	1	1	0	0	0	0	0	4	8	0.00	6.000
Gene Garber, R (9, 1) ERA: 1.24	0.2	S	2	0	0	0	1	0	0	0	0	0	0	4	4	0.00	0.000

BOTTOM

Atlanta Braves @ San Diego Padres
Jack Murphy Stadium, San Diego, CA

Mon Aug 04 1986, 10:05 PM EDT
 Att. 14,164 - Unknown

AB	29
R	1
H	7
RBI	1
BB	3
SO	6
LOB	15



PITCHER	IP	WLS	BF	H	R	ER	SO	BB	IBB	HBP	BLK	WP	HR	S	P	ERA	WHIP
---------	----	-----	----	---	---	----	----	----	-----	-----	-----	----	----	---	---	-----	------

Batter	1	2	3	4	5	6	7	8	9	AB R H RBI BB SO LOB	TOP	
Omar Moreno, L (1, 9) OBP: 0.279, SLG: 0.367	0-0 4-3		0-0 G4-6-3		0-3 K2-3		0-0 SH1-4		0-3 K	4 0 0 0 0 2 2		
Ken Oberkfell, L (1, 5) OBP: 0.382, SLG: 0.377	0-0 BB 1B		0-0 G3		0-0 G3		0-0 F7			4 0 1 0 0 0 1		
Dale Murphy, R (1, 8) OBP: 0.369, SLG: 0.474	4-0 1-2 BB			0-0 F8		0-0 1B 1B 2B		4-0 1B 1B BB		2 1 1 0 2 0 0		
Bob Homer, R (1, 3) OBP: 0.339, SLG: 0.467	0-0 F9			0-0 4-3		0-0 1B 1B		0-0 F9		4 0 1 0 0 0 3		
Ken Griffey, L (1, 7) OBP: 0.344, SLG: 0.489	0-0 F8			0-0 L4		0-0 F8		0-0 1B 1B		4 1 1 0 0 0 4		
Andres Thomas, R (1, 6) OBP: 0.317, SLG: 0.468		0-3 K			0-0 F9 1B S		0-0 1B 1B	0-0 1B 1B		4 1 3 1 0 1 0		
Ozzie Virgil, R (1, 2) OBP: 0.330, SLG: 0.371		0-0 6-3			0-0 F9		0-0 1-3	0-0 1B		4 0 1 1 0 0 3		
Glenn Hubbard, R (1, 4) OBP: 0.368, SLG: 0.333		0-3 K			0-0 SH2-4 1B		0-0 L9		0-0 F7	4 0 1 1 0 1 0		
Cliff Speck, R (1, 1) Ed Olwine, R (6, 1) OBP: 0.500, SLG: 0.500			4-0 G4-6-3 BB		0-0 SH2-4		0-0 SH1-4 1B		0-3 K	0 0 0 0 1 0 0 2 0 1 0 0 1 0		
Inning Stats	R: 0 H: 1 E: 0 LOB: 2 K: 0 BB: 1 S: 4 P: 8	R: 0 H: 0 E: 0 LOB: 0 K: 2 BB: 0 S: 7 P: 7	R: 0 H: 0 E: 0 LOB: 0 K: 0 BB: 1 S: 2 P: 6	R: 0 H: 0 E: 0 LOB: 0 K: 0 BB: 0 S: 3 P: 3	R: 1 H: 2 E: 0 LOB: 1 K: 1 BB: 0 S: 7 P: 7	R: 1 H: 3 E: 0 LOB: 2 K: 0 BB: 0 S: 6 P: 6	R: 0 H: 1 E: 0 LOB: 1 K: 0 BB: 0 S: 4 P: 4	R: 1 H: 3 E: 0 LOB: 2 K: 0 BB: 1 S: 4 P: 8	R: 0 H: 0 E: 0 LOB: 0 K: 2 BB: 0 S: 7 P: 7	1B: 9 SF: 0 2B: 1 SAC: 2 3B: 0 DP: 1 HR: 0 HBP: 0	WP: 0 PA: 37 PB: 0 SB: 1 CS: 0	
PITCHER Ed Whitson, R (1, 1) ERA: 5.68 Craig Leferts, L (7, 1) ERA: 2.03	IP WLS BF H R ER SO BB IBB HBP BLK WP HR S P ERA WHIP	6.0 L 25 6 2 2 3 2 0 0 0 0 0 0 29 37 3.00 1.333	3.0 12 4 1 1 2 1 0 0 0 0 0 0 15 19 3.00 1.667	PITCHER IP WLS BF H R ER SO BB IBB HBP BLK WP HR S P ERA WHIP								

Atlanta Braves @ San Diego Padres
 Jack Murphy Stadium, San Diego, CA
 Tue Aug 05 1986, 10:05 PM EDT
 Att. 14,650 - Unknown

livebaseballscorecards.com

AB	32
R	3
H	10
RBI	3
BB	3
SO	5
LOB	13



Batter	1	2	3	4	5	6	7	8	9	AB R H RBI BB SO LOB
Tim Flannery, L (1, 4) <small>OBP: 0.394, SLG: 0.377</small> Terry Kennedy, L (9, PH) <small>OBP: 0.328, SLG: 0.390</small>	4-0 BB		0-0 1B		0-0 4-3 1B		0-3 K 1B	0-0 3-1 1B	3 0 1 0 1 1 0 1 0 0 0 0 0 0	
Tony Gwynn, L (1, 9) <small>OBP: 0.385, SLG: 0.482</small>	0-0 1B		0-0 F7 1B		0-0 G3 1B		0-0 6-3 1B		4 0 1 0 0 0 1	
Kevin McReynolds, R (1, 7) <small>OBP: 0.358, SLG: 0.467</small>	0-0 F9 2-3		0-0 F9 1-3		0-3 K 1B		0-0 G3 1B		4 0 0 0 0 1 3	
Steve Garvey, R (1, 3) <small>OBP: 0.276, SLG: 0.402</small>	0-0 FC5-2 1-2 3-H		0-0 1-3 1B		0-0 BLK 4-3 2B		0-0 F7 1B		4 1 1 0 0 0 3	
Graig Nettles, L (1, 5) <small>OBP: 0.293, SLG: 0.404</small>	0-3 K 1B			4-0 1B BB		0-0 F2 2-3		0-3 K 1B	3 0 0 0 1 2 3	
Garry Templeton, S (1, 6) <small>OBP: 0.267, SLG: 0.270</small>		0-0 E6 1B		0-0 5-3 1B		0-0 4-3 1B		0-0 F9 1B	4 0 1 1 0 0 0	
Marvell Wynne, L (1, 8) <small>OBP: 0.300, SLG: 0.440</small> Jerry Royster, R (9, PH) <small>OBP: 0.328, SLG: 0.348</small>		0-0 F7 1B		0-0 F9 1B		0-0 E 1B		0-0 F6 1B	3 0 1 0 0 0 3 1 0 0 0 0 0 0	
Bruce Bochy, R (1, 2) <small>OBP: 0.333, SLG: 0.545</small>		0-0 1-3 1-2		0-0 5-3 1-2		4-0 1-3 BB		0-0 6-3 1B	3 0 0 0 1 0 3	
Ed Whitson, R (1, 1) <small>OBP: 0.395, SLG: 0.429</small> John Kruk, L (6, PH) <small>OBP: 0.167, SLG: 0.667</small> Craig Lefferts, L (7, 1) <small>OBP: 0.167, SLG: 0.667</small> Carmelo Martinez, R (9, PH) <small>OBP: 0.353, SLG: 0.388</small>		0-3 K 1B		0-3 K 1B		0-0 F8 1B		0-0 HR 1B	2 0 0 0 0 2 3 1 0 0 0 0 0 2 0 0 0 0 0 0 0 1 1 1 1 0 0 0	

Inning Stats	R: 0	H: 1	E: 0	K: 1	S: 6	LOB: 2	BB: 1	P: 10	R: 0	H: 0	E: 1	K: 1	S: 6	LOB: 1	BB: 0	P: 6	R: 0	H: 1	E: 0	K: 0	S: 4	LOB: 1	BB: 0	P: 4	R: 0	H: 1	E: 0	K: 1	S: 6	LOB: 2	BB: 1	P: 10	R: 0	H: 0	E: 0	K: 1	S: 5	LOB: 0	BB: 0	P: 5	R: 1	H: 2	E: 0	K: 0	S: 5	LOB: 2	BB: 1	P: 9	R: 0	H: 0	E: 0	K: 1	S: 5	LOB: 0	BB: 0	P: 5	R: 0	H: 0	E: 0	K: 1	S: 5	LOB: 0	BB: 0	P: 5	R: 0	H: 0	E: 0	K: 1	S: 5	LOB: 0	BB: 0	P: 5	R: 1	H: 1	E: 0	K: 0	S: 4	LOB: 0	BB: 0	P: 4	1B: 4	SF: 0	2B: 1	SAC: 0	3B: 0	DP: 0	HR: 1	HBP: 0	WP: 0	PA: 37
--------------	------	------	------	------	------	--------	-------	-------	------	------	------	------	------	--------	-------	------	------	------	------	------	------	--------	-------	------	------	------	------	------	------	--------	-------	-------	------	------	------	------	------	--------	-------	------	------	------	------	------	------	--------	-------	------	------	------	------	------	------	--------	-------	------	------	------	------	------	------	--------	-------	------	------	------	------	------	------	--------	-------	------	------	------	------	------	------	--------	-------	------	-------	-------	-------	--------	-------	-------	-------	--------	-------	--------

PITCHER	IP	WLS	BF	H	R	ER	SO	BB	IBB	HBP	BLK	WP	HR	S	P	ERA	WHIP
Cliff Speck, R (1, 1) <small>ERA: 1.35</small>	5.2	W	26	5	1	1	4	3	0	0	1	0	0	31	43	1.59	1.412
Ed Olwine, L (6, 1) <small>ERA: 2.78</small>	3.1	S	11	1	1	1	2	0	0	0	0	0	1	15	15	2.70	0.300


BOTTOM

Atlanta Braves @ San Diego Padres
Jack Murphy Stadium, San Diego, CA

Tue Aug 05 1986, 10:05 PM EDT
 Att. 14,650 - Unknown

livebaseballscorecards.com

AB	34
R	2
H	6
RBI	2
BB	3
SO	6
LOB	21



Batter	1	2	3	4	5	6	7	8	9	AB R H RBI BB SO LOB	TOP											
Omar Moreno, L (1, 9) OBP: 0.273, SLG: 0.360	0-0 4-3		0-0 4-3			0-3 K		0-0 F5	0-0 F7	5 0 0 0 0 1 3												
Ken Oberkfell, L (1, 5) OBP: 0.380, SLG: 0.373	0-0 F7		0-0 F7			4-0 BB		0-0 G3	0-0 G3	4 0 0 0 1 0 3												
Dale Murphy, R (1, 8) OBP: 0.370, SLG: 0.476	0-3 K			0-0 1B		0-3 K		0-0 2B		4 0 2 0 0 2 1												
Ted Simmons, S (1, 3) OBP: 0.333, SLG: 0.400		0-0 4-3		0-0 F5		0-0 L6		0-0 6-3		4 0 0 0 0 0 3												
Ken Griffey, L (1, 7) OBP: 0.346, SLG: 0.489		0-3 K		0-3 K			0-0 FC5-4 1B		0-0 SH2-4 2B 1B	4 1 2 0 0 2 1												
Andres Thomas, R (1, 6) OBP: 0.313, SLG: 0.462		0-0 4-3		0-0 F6			0-0 FC5-4 FC6-4 1-2f BB		0-0 SH2-4 1-2	3 0 0 0 0 0 2												
Ozzie Virgil, R (1, 2) OBP: 0.336, SLG: 0.383			0-0 HR		0-0 F5		4-0 FC6-4 1-2 BB		4-0 2B 1B BB	2 1 1 1 2 0 0	AB 33											
Bill Sample, R (9, PR) OBP: 0.304, SLG: 0.377										0 1 0 0 0 0 0	R 4											
Bruce Benedict, R (9, 2) OBP: 0.358, SLG: 0.361										0 0 0 0 0 0 0	H 8											
Glenn Hubbard, R (1, 4) OBP: 0.368, SLG: 0.333											RBI 4											
Bob Horner, R (9, PH) OBP: 0.341, SLG: 0.472			0-0 4-3 SH1-4 1B		0-0 F5		0-0 FC6-4 1-2f 2-3		0-0 1B 2B	3 0 1 0 0 0 2	BB 3											
Gene Garber, R (9, 1) OBP: 0.400, SLG: 0.250									1-3 2-H 2B	1 1 1 1 0 0 0	SO 5											
Rick Mahler, R (1, 1) OBP: 0.203, SLG: 0.197			0-0 SH1-4		0-0 F8		0-0 F4		0-0 1B	0 0 0 0 0 0 0	LOB 17											
Chris Chambliss, L (7, PH) OBP: 0.390, SLG: 0.419									2-H 3-H 1B	1 0 0 0 0 0 2												
Paul Assenmacher, L (7, 1) OBP: 0.252, SLG: 0.305										0 0 0 0 0 0 0												
Rafael Ramirez, R (9, PH) OBP: 0.252, SLG: 0.305										1 0 1 2 0 0 0												
Inning Stats	R: 0 E: 0 K: 1 S: 5	H: 0 LOB: 0 BB: 0 P: 5	R: 0 E: 0 K: 1 S: 5	H: 0 LOB: 0 BB: 0 P: 5	R: 1 E: 0 K: 0 S: 5	H: 2 LOB: 1 BB: 0 P: 5	R: 0 E: 0 K: 1 S: 6	H: 1 LOB: 1 BB: 0 P: 6	R: 0 E: 0 K: 1 S: 3	H: 0 LOB: 0 BB: 0 P: 3	R: 0 E: 0 K: 2 S: 7	H: 0 LOB: 1 BB: 1 P: 11	R: 0 E: 0 K: 0 S: 4	H: 1 LOB: 2 BB: 1 P: 8	R: 0 E: 0 K: 0 S: 4	H: 1 LOB: 1 BB: 0 P: 4	R: 3 E: 0 K: 0 S: 6	H: 3 LOB: 2 BB: 1 P: 10	1B: 5 2B: 2 3B: 0 HR: 1	SF: 0 SAC: 2 DP: 0 HBP: 0	WP: 0 PB: 0 SB: 1 CS: 0	PA: 38
PITCHER	IP WLS BF H R ER SO BB IBB HBP BLK WP HR S P ERA WHIP																					
LaMarr Hoyt, R (1, 1) ERA: 4.8	8.1 L 34 6 3 3 5 3 0 0 0 0 0 1 41 53 3.24 1.080																					
Rich Gossage, R (9, 1) ERA: 3.93	0.2 4 2 1 1 0 0 0 0 0 0 0 0 4 4 13.50 3.000																					

Atlanta Braves @ San Diego Padres
Jack Murphy Stadium, San Diego, CA
 Wed Aug 06 1986, 10:05 PM EDT
 Att: 15,391 - Unknown

AB	33
R	4
H	8
RBI	4
BB	3
SO	5
LOB	17



Batter	1	2	3	4	5	6	7	8	9	AB R H RBI BB SO LOB	TOP											
Tim Flannery, L (1, 4) OBP: 0.393, SLG: 0.377	0-0 CS 1B			0-3 K		0-0 F9		0-0 FC4-8 1B		4 0 2 0 0 1 0	San Diego Padres @ Houston Astros Astrodome, Houston, TX Fri Aug 08 1986, 8:05 PM EDT Att: 31,142 - Unknown livebaseballscorecards.com											
Tony Gwynn, L (1, 9) OBP: 0.387, SLG: 0.481	0-0 F7 1-2			0-0 S 1B		0-0 F8		0-0 FC4-6 S 1-2f		4 0 1 0 0 0 2												
John Kruk, L (1, 7) OBP: 0.408, SLG: 0.448	0-3 K			4-0 FC6-4 1-2 BB		0-0 3B		0-0 F8 1-2		3 0 1 0 1 1 1												
Steve Garvey, R (1, 3) OBP: 0.275, SLG: 0.397		0-3 K		0-0 F7		0-0 F8		0-0 1B		4 0 1 0 0 1 3												
Marvell Wynne, L (1, 8) OBP: 0.294, SLG: 0.429		0-0 5-3		0-0 FC6-4 1-2f		0-0 F2		0-0 F9		4 0 0 0 0 0 3												
Terry Kennedy, L (1, 2) OBP: 0.326, SLG: 0.385		0-0 4-3		0-3 K		0-0 3-1		0-0 F8		4 0 0 0 0 1 1												
Graig Nettles, L (1, 5) OBP: 0.296, SLG: 0.403			0-3 K		0-0 1B		4-0 BB		0-0 F9			3 0 1 0 1 1 1										
Garry Templeton, S (1, 6) OBP: 0.263, SLG: 0.265			0-3 K		0-0 F6		0-0 4-3					3 0 0 0 0 1 2										
Lance McCullers, S (1, 1) OBP: 0.143, SLG: 0.105 Gene Walter, L (6, 1) OBP: 0.286, SLG: 0.333 Carmelo Martinez, R (8, PH) OBP: 0.352, SLG: 0.386 Eric Show, R (8, 1) OBP: 0.158, SLG: 0.211			0-3 K		0-3 K			0-3 K		2 0 0 0 0 2 1 0 0 0 0 0 0 0 1 0 0 0 0 1 0 0 0 0 0 0 0 0												
Inning Stats	R: 0 E: 0 K: 1 S: 5	H: 1 LOB: 0 BB: 0 P: 5	R: 0 E: 0 K: 1 S: 5	H: 0 LOB: 0 BB: 0 P: 5	R: 0 E: 0 K: 3 S: 9	H: 0 LOB: 0 BB: 0 P: 9	R: 0 E: 0 K: 1 S: 6	H: 1 LOB: 2 BB: 1 P: 10	R: 0 E: 0 K: 2 S: 8	H: 1 LOB: 1 BB: 0 P: 8	R: 0 E: 0 K: 0 S: 4	H: 1 LOB: 1 BB: 0 P: 4	R: 0 E: 0 K: 0 S: 3	H: 0 LOB: 1 BB: 1 P: 7	R: 0 E: 0 K: 1 S: 6	H: 1 LOB: 1 BB: 0 P: 6	R: 0 E: 0 K: 0 S: 4	H: 1 LOB: 1 BB: 0 P: 4	1B: 5 2B: 0 3B: 1 HR: 0	SF: 0 SAC: 0 DP: 0 HBP: 0	WP: 0 PB: 0 SB: 2 CS: 1	PA: 34
PITCHER Mike Scott, R (1, 1) ERA: 2.16	IP: 9.0 WLS: W BF: 34 H: 6 R: 0 ER: 0 SO: 9 BB: 2 IBB: 0 HBP: 0 BLK: 0 WP: 0 HR: 0 S: 50 P: 58 ERA: 0.00 WHIP: 0.889											PITCHER	IP: WLS: BF: H: R: ER: SO: BB: IBB: HBP: BLK: WP: HR: S: P: ERA: WHIP:									

Batter	1	2	3	4	5	6	7	8	9
Bill Doran, S (1, 4) <small>OBP: 0.365, SLG: 0.361</small> Jim Pankovits, R (7, 4) <small>OBP: 0.357, SLG: 0.380</small>	0-3 K		0-0 F7			1-0 SF8 SH 1B HBP	0-0 1B		
Davey Lopes, R (1, 8) <small>OBP: 0.391, SLG: 0.464</small>	0-0 F7			0-0 F5		0-0 SH 1B S 1B 1-2 2-3	0-0 F7		
Denny Walling, L (1, 5) <small>OBP: 0.374, SLG: 0.475</small>	0-0 4-3			0-0 F5		0-0 SF8 2-3 3-H		0-0 F7	
Glenn Davis, R (1, 3) <small>OBP: 0.336, SLG: 0.505</small>		0-0 F8		0-0 5-3		4-0 1B 1B 1-2 BB		0-0 1B 2B	
Kevin Bass, S (1, 9) <small>OBP: 0.364, SLG: 0.498</small>		0-0 G3			0-0 F8	0-0 1B 1B 1-2 2-3 3-H		0-0 1B 2-H	
Jose Cruz, L (1, 7) <small>OBP: 0.331, SLG: 0.350</small>		0-0 1B			0-0 F7	0-0 1B G5-4-3 1B 1-3 2-H 3-H		0-0 F6	
Alan Ashby, S (1, 2) <small>OBP: 0.340, SLG: 0.353</small>		0-0 F8			0-0 1B	0-0 G5-4-3 1B 1-2f		4-0 IBB	
Craig Reynolds, L (1, 6) <small>OBP: 0.269, SLG: 0.350</small> Dickie Thon, R (7, PH) <small>OBP: 0.302, SLG: 0.337</small> (8, 6)			0-0 F9		0-0 L4		0-0 F8	0-0 F9	
Mike Scott, R (1, 1) <small>OBP: 0.132, SLG: 0.149</small>			0-0 F8			0-0 SH SF8 2B	0-0 5-3		

Inning Stats	R: 0	H: 0	E: 0	K: 1	S: 5	LOB: 0	BB: 0	P: 5
	R: 0	H: 1	E: 0	K: 0	S: 4	LOB: 1	BB: 0	P: 4
	R: 0	H: 0	E: 0	K: 0	S: 3	LOB: 0	BB: 0	P: 3
	R: 0	H: 0	E: 0	K: 0	S: 3	LOB: 0	BB: 0	P: 3
	R: 0	H: 1	E: 0	K: 0	S: 4	LOB: 1	BB: 0	P: 4
	R: 4	H: 3	E: 0	K: 0	S: 6	LOB: 1	BB: 1	P: 11
	R: 0	H: 1	E: 0	K: 0	S: 4	LOB: 1	BB: 0	P: 4
	R: 1	H: 2	E: 0	K: 0	S: 5	LOB: 2	BB: 1	P: 9

PITCHER	IP	WLS	BF	H	R	ER	SO	BB	IBB	HBP	BLK	WP	HR	S	P	ERA	WHIP
Lance McCullers, R (1, 1) <small>ERA: 2.58</small>	5.1	L	24	5	4	4	1	1	0	1	0	0	0	24	29	6.75	1.125
Gene Walter, L (6, 1) <small>ERA: 3.38</small>	1.2		5	1	0	0	0	0	0	0	0	0	0	5	5	0.00	0.600
Eric Show, R (8, 1) <small>ERA: 3.0</small>	1.0		6	2	1	1	0	0	1	0	0	0	0	5	9	9.00	2.000

AB R H RBI BB SO LOB

2	1	0	0	0	1	0
1	0	1	0	0	0	0
3	1	0	0	0	0	1
3	0	0	1	0	0	0
3	2	1	0	1	0	0
4	0	2	2	0	0	0
4	0	2	2	0	0	1
3	0	1	0	1	0	3
2	0	0	0	0	0	1
2	0	0	0	0	0	2
3	1	1	0	0	0	0

AB	30
R	5
H	8
RBI	5
BB	2
SO	1
LOB	8



WP	HR	S	P	ERA	WHIP
0	0	0	0	0	0

San Diego Padres @ Houston Astros
 Astrodome, Houston, TX
 Fri Aug 08 1986, 8:05 PM EDT
 Att. 31,142 - Unknown

livebaseballscorecards.com

Batter	1	2	3	4	5	6	7	8	9	AB R H RBI BB SO LOB	TOP
Jerry Royster, R (1, 4) OBP: 0.328, SLG: 0.344 Tim Flannery, L (8, PH) OBP: 0.392, SLG: 0.376 (8, 4)	0-3 K		0-3 K		4-0 BB			0-3 K		2 0 0 0 1 2 1 1 0 0 0 0 1 0	San Diego Padres @ Houston Astros Astrodome, Houston, TX Sat Aug 09 1986, 8:05 PM EDT Att: 38,169 - Unknown
Tony Gwynn, L (1, 9) OBP: 0.383, SLG: 0.477	0-0 L7		0-0 F4		0-0 F7			0-0 4-3		4 0 0 0 0 0 2	
John Kruk, L (1, 7) OBP: 0.418, SLG: 0.449	0-0 1B			0-0 F7		4-0 BB		4-0 BB		2 0 1 0 2 0 0	
Kevin McReynolds, R (1, 8) OBP: 0.356, SLG: 0.462	0-3 K			4-0 HR		0-0 5-3		0-0 F8		3 1 0 0 1 1 3	
Steve Garvey, R (1, 3) OBP: 0.275, SLG: 0.404		0-0 6-3		0-0 HR		0-0 6-3		0-0 5-3		4 1 1 2 0 0 1	
Bruce Bochy, R (1, 2) OBP: 0.326, SLG: 0.532 Terry Kennedy, L (6, PH) OBP: 0.324, SLG: 0.382 (6, 2)		0-3 K		0-0 F4		0-3 K		0-3 K		2 0 0 0 0 1 0 2 0 0 0 0 2 1	
Graig Nettles, L (1, 5) OBP: 0.292, SLG: 0.397		0-0 G4-1		0-0 3-1			0-0 4-3		0-3 K	4 0 0 0 0 1 0	
Garry Templeton, S (1, 6) OBP: 0.263, SLG: 0.265			0-0 1B		0-0 F9		0-0 4-3			3 0 1 0 0 0 0	
Andy Hawkins, R (1, 1) OBP: 0.222, SLG: 0.227 Dane Iorg, L (3, PH) OBP: 0.244, SLG: 0.329 Dave LaPoint, L (3, 1) Bip Roberts, S (7, PH) OBP: 0.264, SLG: 0.280 Gene Walter, L (7, 1) OBP: 0.286, SLG: 0.333			0-3 K		0-0 F8		0-0 5-3			0 0 0 0 0 0 0 1 0 0 0 0 1 1 1 0 0 0 0 0 0 1 0 0 0 0 0 0 0 0 0 0 0 0 0	
Inning Stats	R: 0 H: 1 E: 0 LOB: 1 K: 2 BB: 0 S: 8 P: 8	R: 0 H: 0 E: 0 LOB: 0 K: 1 BB: 0 S: 5 P: 5	R: 0 H: 1 E: 0 LOB: 1 K: 2 BB: 0 S: 8 P: 8	R: 2 H: 1 E: 0 LOB: 0 K: 0 BB: 1 S: 4 P: 8	R: 0 H: 0 E: 0 LOB: 1 K: 0 BB: 1 S: 3 P: 7	R: 0 H: 0 E: 0 LOB: 1 K: 1 BB: 1 S: 5 P: 9	R: 0 H: 0 E: 0 LOB: 0 K: 0 BB: 0 S: 3 P: 3	R: 0 H: 0 E: 0 LOB: 1 K: 1 BB: 1 S: 5 P: 9	R: 0 H: 0 E: 0 LOB: 0 K: 2 BB: 0 S: 7 P: 7	1B: 2 SF: 0 2B: 0 SAC: 0 3B: 0 DP: 0 HR: 1 HBP: 0	
PITCHER Jim Deshaies, L (1, 1) ERA: 3.76 Charlie Kerfeld, R (6, 1) ERA: 2.73	IP WLS BF H R ER SO BB IBB HBP BLK WP HR S P ERA WHIP 5.0 W 21 3 2 2 5 3 0 0 0 0 0 1 28 40 3.60 1.200 4.0 S 13 0 0 0 4 1 0 0 0 0 0 0 20 24 0.00 0.250	PITCHER IP WLS BF H R ER SO BB IBB HBP BLK WP HR S P ERA WHIP									

livebaseballscorecards.com

AB	30
R	2
H	3
RBI	2
BB	4
SO	9
LOB	9



Batter	1	2	3	4	5	6	7	8	9	AB	R	H	RBI	BB	SO	LOB
Bill Doran, S OBP: 0.366, SLG: 0.359 (1, 4)	4-0 1B HR BB	4-0 6-3 S 2B BB		0-0 F4	0-0 F6		0-0 B1-5			3	2	0	0	2	0	5
Billy Hatcher, R OBP: 0.288, SLG: 0.339 (1, 8)	0-0 1-2 HR 1B	0-0 6-3		0-0 1-3		0-0 F5		0-0 4-3 S 1B		5	1	2	0	0	0	1
Denny Walling, L OBP: 0.375, SLG: 0.490 (1, 5)	0-0 1-H 2-H HR	0-0 F9 1B 2B		0-0 E4 FC6-4		0-0 4-3		0-0 4-3 1-3		5	2	2	4	0	0	1
Glenn Davis, R OBP: 0.337, SLG: 0.510 (1, 3)	4-0 1B BB BB	0-0 F9		0-0 FC6-4 1-2f		0-0 HR		0-0 L6		4	1	1	1	1	0	3
Kevin Bass, S OBP: 0.364, SLG: 0.495 (1, 9)	0-0 F7	4-0 1B BB			0-0 F2	0-0 1B		0-0 3-1		4	0	1	0	1	0	2
Jose Cruz, L OBP: 0.333, SLG: 0.355 (1, 7)	0-0 F8	0-0 1-3 3-H 1B			0-0 BB 2B	0-3 K				4	0	2	1	0	1	2
Alan Ashby, S OBP: 0.348, SLG: 0.360 (1, 2)	4-0 1-2 1B BB		0-3 K		4-0 BB IBB		0-0 WP B1-5 2B			2	0	1	0	2	1	0
Craig Reynolds, L OBP: 0.269, SLG: 0.349 (1, 6)	0-0 1-2 2-3 1B		0-0 3-1		0-0 F9		0-0 6-3			3	0	1	0	0	0	2
Dickie Thon, R OBP: 0.300, SLG: 0.335 (7, PH) (8, 6)										1	0	0	0	0	0	1
Jim Deshaies, L OBP: 0.147, SLG: 0.065 (1, 1)	0-3 K		0-3 K		4-0 1-2 2-3 BB		4-0 2-3 BB			2	0	0	0	1	2	3
Charlie Kerfeld, R OBP: 0.400, SLG: 0.250 (6, 1)										0	0	0	0	1	0	0

Inning Stats	R: 3	H: 3	E: 0	K: 1	S: 8	LOB: 3	BB: 3	P: 20	R: 2	H: 2	E: 0	K: 0	S: 4	LOB: 2	BB: 2	P: 12	R: 0	H: 0	E: 0	K: 2	S: 7	LOB: 0	BB: 0	P: 7	R: 0	H: 1	E: 0	K: 0	S: 4	LOB: 3	BB: 2	P: 12	R: 1	H: 2	E: 0	K: 1	S: 7	LOB: 1	BB: 0	P: 7	R: 0	H: 1	E: 0	K: 0	S: 3	LOB: 1	BB: 1	P: 7	R: 0	H: 1	E: 0	K: 0	S: 4	LOB: 1	BB: 0	P: 4
--------------	------	------	------	------	------	--------	-------	-------	------	------	------	------	------	--------	-------	-------	------	------	------	------	------	--------	-------	------	------	------	------	------	------	--------	-------	-------	------	------	------	------	------	--------	-------	------	------	------	------	------	------	--------	-------	------	------	------	------	------	------	--------	-------	------

PITCHER	IP	WLS	BF	H	R	ER	SO	BB	IBB	HBP	BLK	WP	HR	S	P	ERA	WHIP
Andy Hawkins, R ERA: 4.53 (1, 1)	2.0	L	15	5	5	5	1	5	0	0	0	0	1	12	32	22.50	5.000
Dave LaPoint, L ERA: 5.89 (3, 1)	4.0		18	3	1	1	3	1	1	0	0	0	1	22	30	2.25	1.000
Gene Walter, L ERA: 3.26 (7, 1)	2.0		8	2	0	0	0	1	0	0	0	1	0	7	11	0.00	1.500

BOTTOM

San Diego Padres @ Houston Astros
Astrodome, Houston, TX

Sat Aug 09 1986, 8:05 PM EDT
Att. 38,169 - Unknown

livebaseballscorecards.com

AB	33
R	6
H	10
RBI	6
BB	8
SO	4
LOB	20



WP: 1	PA: 41
PB: 0	SB: 2
CS: 0	

Batter	1	2	3	4	5	6	7	8	9	AB R H RBI BB SO LOB	TOP											
Jerry Royster, R OBP: 0.321, SLG: 0.335 (1, 5) X	0-0 4-3	0-0 6-3			0-3 K		X 0-0 6-3			4 0 0 0 0 1 1												
Tony Gwynn, L OBP: 0.382, SLG: 0.473 (1, 9) B B B	4-0 1B 2B BB		X 0-0 F8			X 0-0 F7		X 0-0 L6		3 1 0 0 1 0 0												
John Kruk, L OBP: 0.427, SLG: 0.454 Marvell Wynne, L OBP: 0.294, SLG: 0.429 (1, 7) X (8, PR) (8, 8)	0-0 1-2 2B 1B		X 0-0 L5-3 1B			S O S 0-3 K		B B B 4-0 E BB		3 1 2 0 1 1 0 0 0 0 0 0 0 0												
Kevin McReynolds, R OBP: 0.355, SLG: 0.468 (1, 8) X (8, 7)	0-0 F7		X 0-0 L5-3			X 0-0 HR		X 0-0 E6 G6-4-3		4 1 1 1 0 0 4												
Steve Garvey, R OBP: 0.275, SLG: 0.404 (1, 3) X	0-0 WP 1-H 2-H 2B			X 0-0 6-3		X 0-0 L6		X 0-0 G6-4-3		4 1 1 2 0 0 2												
Garry Templeton, S OBP: 0.266, SLG: 0.271 (1, 6) X	0-0 2-H 2B			X 0-0 F8			X 0-0 PB SH 2B 1B		X 0-0 6-3	4 1 2 1 0 0 0												
Terry Kennedy, L OBP: 0.321, SLG: 0.379 (1, 2) S S S	0-3 K			X 0-0 F9			X 0-0 SH PB 2B		X 0-0 G3	3 0 0 0 0 1 1												
Bip Roberts, S OBP: 0.264, SLG: 0.280 (1, 4) X					X 0-0 G1-6-3 1B		X 0-0 5-3		X 0-0 5-3	4 0 1 0 0 0 2												
Dave Dravecky, R OBP: 0.160, SLG: 0.204 Bruce Bochy, R OBP: 0.333, SLG: 0.550 Lance McCullers, S OBP: 0.143, SLG: 0.105 Craig Lefferts, L OBP: 0.167, SLG: 0.667 Rich Gossage, R Tim Flannery, L OBP: 0.392, SLG: 0.376 (1, 1) (7, PH) (7, PR) (7, 1) (9, 1) (9, 4)					X 0-0 K		X 0-0 G1-6-3		X 0-0 2-H 3-H 2B	2 0 0 0 0 1 1 1 0 1 1 0												
Inning Stats	R: 3 E: 0 K: 1 S: 8	H: 3 LOB: 1 BB: 1 P: 12	R: 0 E: 0 K: 1 S: 5	H: 0 LOB: 0 BB: 0 P: 5	R: 0 E: 0 K: 0 S: 3	H: 1 LOB: 0 BB: 0 P: 3	R: 0 E: 0 K: 0 S: 3	H: 0 LOB: 0 BB: 0 P: 3	R: 0 E: 0 K: 1 S: 5	H: 1 LOB: 0 BB: 0 P: 5	R: 1 E: 0 K: 1 S: 6	H: 1 LOB: 0 BB: 0 P: 6	R: 1 E: 0 K: 0 S: 5	H: 2 LOB: 1 BB: 0 P: 5	R: 0 E: 1 K: 0 S: 3	H: 0 LOB: 2 BB: 1 P: 7	R: 0 E: 0 K: 0 S: 3	H: 0 LOB: 0 BB: 0 P: 3	1B: 4 2B: 4 3B: 0 HR: 1	SF: 0 SAC: 1 DP: 3 HBP: 0	WP: 1 PB: 1 SB: 0 CS: 0	PA: 35
PITCHER	IP WLS BF H R ER SO BB IBB HBP BLK WP HR S P ERA WHIP																					
Bob Knepper, L ERA: 2.74 (1, 1)	7.0 L 28 8 5 5 4 1 0 0 0 1 1 35 39 6.43 1.286																					
Tom Funk, L ERA: 2.25 (8, 1)	0.1 3 0 0 0 0 1 0 0 0 0 0 2 6 0.00 3.000																					
Aurelio Lopez, R ERA: 2.79 (8, 1)	1.2 4 0 0 0 0 0 0 0 0 0 0 4 4 0.00 0.000																					

San Diego Padres @ Houston Astros
Astrodome, Houston, TX
Sun Aug 10 1986, 4:33 AM EDT
Att: 20,839 - Unknown

livebaseballscorecards.com

AB	32
R	5
H	8
RBI	5
BB	2
SO	4
LOB	11



Batter	1	2	3	4	5	6	7	8	9	AB R H RBI BB SO LOB
Davey Lopes, R (1, 5) OBP: 0.396, SLG: 0.465	0-0 F9		4-0 BB		0-0 SH3 1B		0-0 F4		0-0 1B	4 0 2 1 1 0 0
Billy Hatcher, R (1, 8) Terry Puhl, L (9, PH) OBP: 0.289, SLG: 0.347 OBP: 0.293, SLG: 0.336	0-0 PB 3B		0-0 E6		0-0 SH3			0-0 F8	0-0 5-3	3 1 1 0 0 0 1 1 0 0 0 0 0 2
Phil Gamier, R (1, 4) OBP: 0.328, SLG: 0.426	0-0 G5-4-3 1B		0-0 L3		0-0 5-3			0-0 4-3		4 0 1 0 0 0 4
Glenn Davis, R (1, 3) OBP: 0.334, SLG: 0.505	0-0 G5-4-3			0-0 4-3	0-3 K			0-0 6-3		4 0 0 0 0 1 3
Kevin Bass, S (1, 9) OBP: 0.363, SLG: 0.500		0-0 6-3		0-0 F8		0-3 K			0-0 HR	4 1 1 1 0 1 0
Jose Cruz, L (1, 7) OBP: 0.335, SLG: 0.355		0-0 4-3		4-0 1B BB		0-0 6-3			0-0 1B 1B	3 1 1 0 1 0 0
Alan Ashby, S (1, 2) OBP: 0.346, SLG: 0.358		0-0 5-3		0-0 1B		0-0 5-3			0-0 F7	4 0 1 0 0 0 1
Dickie Thon, R (1, 6) Craig Reynolds, L (9, PH) OBP: 0.296, SLG: 0.330 OBP: 0.273, SLG: 0.352			0-0 6-3	0-0 F8			0-0 F8		0-0 1B 1B	3 0 0 0 0 0 2 1 0 1 0 0 0 0
Bob Knepper, L (1, 1) Jim Pankovits, R (7, PH) Tom Funk, L (8, 1) Aurelio Lopez, R (8, 1) Denny Walling, L (9, PH) OBP: 0.096, SLG: 0.110 OBP: 0.351, SLG: 0.373			0-3 K		0-0 SH3 1B 1B		0-0 F9		0-0 F8	2 0 1 0 0 1 0 1 0 1 0 0 0 0 0 2

Inning Stats	R: 1 E: 0 K: 0 S: 4	H: 2 LOB: 0 BB: 0 P: 4	R: 0 E: 0 K: 0 S: 3	H: 0 LOB: 0 BB: 0 P: 3	R: 0 E: 1 K: 1 S: 6	H: 0 LOB: 2 BB: 1 P: 10	R: 0 E: 0 K: 0 S: 4	H: 1 LOB: 2 BB: 1 P: 8	R: 0 E: 0 K: 1 S: 7	H: 2 LOB: 2 BB: 0 P: 7	R: 0 E: 0 K: 1 S: 5	H: 0 LOB: 0 BB: 0 P: 5	R: 0 E: 0 K: 0 S: 3	H: 0 LOB: 0 BB: 0 P: 3	R: 0 E: 0 K: 0 S: 3	H: 0 LOB: 0 BB: 0 P: 3	R: 2 E: 0 K: 0 S: 7	H: 4 LOB: 2 BB: 0 P: 7	1B: 7 2B: 0 3B: 1 HR: 1	SF: 0 SAC: 1 DP: 1 HBP: 0
--------------	------------------------------	---------------------------------	------------------------------	---------------------------------	------------------------------	----------------------------------	------------------------------	---------------------------------	------------------------------	---------------------------------	------------------------------	---------------------------------	------------------------------	---------------------------------	------------------------------	---------------------------------	------------------------------	---------------------------------	----------------------------------	------------------------------------

PITCHER	IP	WLS	BF	H	R	ER	SO	BB	IBB	HBP	BLK	WP	HR	S	P	ERA	WHIP
Dave Dravecky, L (1, 1) ERA: 2.8	6.0	W	25	5	1	1	3	2	0	0	0	0	0	29	37	1.50	1.167
Craig Lefferts, L (7, 1) ERA: 2.2	2.0		8	2	2	2	0	0	0	0	0	0	1	8	8	9.00	1.000
Rich Gossage, R (9, 1) ERA: 3.86	1.0	S	5	2	0	0	0	0	0	0	0	0	0	5	5	0.00	2.000

BOTTOM

San Diego Padres @ Houston Astros
Astrodome, Houston, TX

Sun Aug 10 1986, 4:33 AM EDT
Att. 20,839 - Unknown

AB	35
R	3
H	9
RBI	2
BB	2
SO	3
LOB	15

livebaseballscorecards.com



WP	PA	ERA	WHIP
0	38		
1			
0			
0			

Batter	1	2	3	4	5	6	7	8	9	AB R H RBI BB SO LOB	TOP	
Tim Flannery, L (1, 4) <small>OBP: 0.393, SLG: 0.375</small> Dave LaPoint, L (7, 1) Bruce Bochy, R (9, PH) <small>OBP: 0.330, SLG: 0.543</small>	4-0 BB		0-0 F6 1-2			0-0 1-3 1B	0-0 1B		0-0 6-3 HR	3 0 1 2 1 0 1 0 0 0 0 0 0 0 1 0 0 0 0 0 0	San Diego Padres @ Atlanta Braves Atlanta-Fulton County Stadium, Atlanta, GA Mon Aug 11 1986, 7:05 PM EDT Att. 8,832 - Unknown	
Tony Gwynn, L (1, 9) <small>OBP: 0.382, SLG: 0.472</small> Marvell Wynne, L (6, 8) <small>OBP: 0.295, SLG: 0.443</small>	0-0 G6-4-3 1-2f		0-0 4-3			0-0 1B	0-0 1-3		0-0 HR	3 0 1 0 0 0 2 2 1 1 1 0 0 2		
John Kruk, L (1, 7) <small>OBP: 0.426, SLG: 0.448</small> (6, 9)	4-0 BB			0-0 G3		0-0 L8		0-0 HR 1B	0-0 F7	4 1 1 0 1 0 1		
Kevin McReynolds, R (1, 8) <small>OBP: 0.352, SLG: 0.463</small> (6, 7)	0-0 L4			0-0 F2		0-0 4-3 1-2		0-0 L7		4 0 0 0 0 0 3		
Steve Garvey, R (1, 3) <small>OBP: 0.278, SLG: 0.406</small> Bip Roberts, S (7, 4) <small>OBP: 0.268, SLG: 0.280</small>		0-3 K		0-0 1B			0-0 G3 1B 1B	4-0 1-2 HR BB		3 1 2 0 0 1 0 0 1 0 0 1 0 0		
Terry Kennedy, L (1, 2) <small>OBP: 0.321, SLG: 0.377</small>		0-0 F8		0-0 1-3			0-0 1-2 G3 1B 1B	0-0 L5		4 1 1 0 0 0 3		
Graig Nettles, L (1, 5) <small>OBP: 0.291, SLG: 0.406</small>		0-0 F8			0-0 4-3		0-0 G3 1-2 2-3	0-0 1-1 2-1 HR		4 1 1 3 0 0 2		
Garry Templeton, S (1, 6) <small>OBP: 0.264, SLG: 0.269</small> Eric Show, R (5, 1) <small>OBP: 0.158, SLG: 0.211</small> Dane Iorg, L (7, PH) <small>OBP: 0.238, SLG: 0.321</small> (7, 3)			0-0 F9		0-0 4-3		0-0 5-3	0-0 6-3		2 0 0 0 0 0 0 0 0 0 0 0 0 0 2 0 0 0 0 0 2		
Ed Whitson, R (1, 1) Gene Walter, L (2, 1) <small>OBP: 0.375, SLG: 0.429</small> Jerry Royster, R (5, PH) <small>OBP: 0.321, SLG: 0.331</small> (5, 6)			0-0 BLK 1B		0-3 K		4-0 1B BB		0-0 F7	0 0 0 0 0 0 0 1 0 1 0 0 0 0 2 0 0 0 1 1 0		
Inning Stats	R: 0 H: 0 E: 0 LOB: 1 K: 0 BB: 2 S: 2 P: 10	R: 0 H: 0 E: 0 LOB: 0 K: 1 BB: 0 S: 5 P: 5	R: 0 H: 1 E: 0 LOB: 1 K: 0 BB: 0 S: 4 P: 4	R: 0 H: 1 E: 0 LOB: 1 K: 0 BB: 0 S: 4 P: 4	R: 0 H: 0 E: 0 LOB: 0 K: 1 BB: 0 S: 5 P: 5	R: 0 H: 1 E: 0 LOB: 1 K: 0 BB: 0 S: 4 P: 4	R: 2 H: 3 E: 0 LOB: 2 K: 0 BB: 1 S: 6 P: 10	R: 3 H: 2 E: 0 LOB: 0 K: 0 BB: 1 S: 5 P: 9	R: 1 H: 1 E: 0 LOB: 0 K: 0 BB: 0 S: 4 P: 4	1B: 7 SF: 0 2B: 0 SAC: 0 3B: 0 DP: 1 HR: 2 HBP: 0		WP: 0 PA: 39 PB: 0 SB: 1 CS: 0
PITCHER Rick Mahler, R (1, 1) <small>ERA: 5.13</small>	IP WLS BF H R ER SO BB IBB HBP BLK WP HR S P ERA WHIP 9.0 W 39 9 6 6 2 4 0 0 1 0 2 39 55 6.00 1.444											

livebaseballscorecards.com

AB	35
R	6
H	9
RBI	6
BB	4
SO	2
LOB	16



Batter	1	2	3	4	5	6	7	8	9
Omar Moreno, L OBP: 0.276, SLG: 0.355 (1, 9) (7, 8)	0-0 4-3	0-0 FC1-5 HR 1B 1-2 2-H 3-H		0-0 2-3		0-0 1B 2B 1-3		0-3 K	
Ken Oberkfell, L OBP: 0.382, SLG: 0.378 (1, 5) BB	4-0 2B WP BB	0-0 FC1-5 HR 1-2 2-3f		0-0 6-3		0-0 1B 2-H 3-H			
Dale Murphy, R OBP: 0.375, SLG: 0.504 Bill Sample, R OBP: 0.304, SLG: 0.377 (1, 8) (7, 9)	0-0 WP SF7 2B 1-3	0-0 HR 1-H 2-H			0-0 HR	0-0 F9			
Ken Griffey, L OBP: 0.352, SLG: 0.507 Terry Harper, R OBP: 0.308, SLG: 0.349 (1, 7) (7, 7)	0-0 SF7 2-H 3-H	0-3 K			0-0 4-3		0-0 F8		
Chris Chambliss, L OBP: 0.375, SLG: 0.413 (1, 3)	0-0 6-3	0-3 K			0-0 4-3		0-0 2B		
Rafael Ramirez, R OBP: 0.252, SLG: 0.309 (1, 6)		0-0 BB 3B	0-0 L8		0-0 5-3		0-0 F7		
Ozzie Virgil, R OBP: 0.342, SLG: 0.385 (1, 2)		4-0 BB 1B BB	4-0 G6-4-3 BB			0-0 F5	0-0 1-3		
Glenn Hubbard, R OBP: 0.368, SLG: 0.328 (1, 4)		4-0 BB 1B BB	0-0 G6-4-3			0-0 5-3		0-0 F7	
Rick Mahler, R OBP: 0.221, SLG: 0.203 (1, 1)		4-0 FC1-5 1B BB		0-0 F9		0-0 2B 1B		0-0 F3	

AB	R	H	RBI	BB	SO	LOB
5	2	2	2	0	1	0
3	2	1	2	1	0	2
4	3	3	4	0	0	1
0	0	0	0	0	0	0
2	0	0	1	0	1	0
1	0	0	0	0	0	0
4	0	1	0	0	1	0
4	1	1	0	0	0	1
2	1	0	0	2	0	1
3	1	0	0	1	0	1
3	1	1	1	1	0	0

BOTTOM

San Diego Padres @ Atlanta Braves
Atlanta-Fulton County Stadium, Atlanta, GA
Mon Aug 11 1986, 7:05 PM EDT
Att. 8,832 - Unknown

AB	31
R	11
H	9
RBI	10
BB	5
SO	3
LOB	6



1B: 3	SF: 1	WP: 1	PA: 37
2B: 3	SAC: 0	PB: 0	
3B: 1	DP: 1	SB: 0	
HR: 2	HBP: 0	CS: 0	

Inning Stats	R: 2	H: 1	E: 0	LOB: 0	K: 0	BB: 1	S: 4	P: 8									
Ed Whitson, R ERA: 6.5 (1, 1)	IP: 1.0	WLS: 0	BF: 10	H: 3	R: 7	ER: 7	SO: 0	BB: 4	IBB: 0	HBP: 0	BLK: 0	WP: 1	HR: 0	S: 6	P: 22	ERA: 63.00	WHIP: 7.000
Gene Walter, L ERA: 3.25 (2, 1)	3.0		10	1	1	1	2	1	0	0	0	0	1	13	17	3.00	0.667
Eric Show, R ERA: 3.18 (5, 1)	2.0		10	4	3	3	0	0	0	0	0	0	1	10	10	13.50	2.000
Dave LaPoint, L ERA: 5.75 (7, 1)	2.0		7	1	0	0	1	0	0	0	0	0	0	9	9	0.00	0.500

PITCHER	IP	WLS	BF	H	R	ER	SO	BB	IBB	HBP	BLK	WP	HR	S	P	ERA	WHIP
Ed Whitson, R ERA: 6.5 (1, 1)	1.0	0	10	3	7	7	0	4	0	0	0	1	0	6	22	63.00	7.000
Gene Walter, L ERA: 3.25 (2, 1)	3.0		10	1	1	1	2	1	0	0	0	0	1	13	17	3.00	0.667
Eric Show, R ERA: 3.18 (5, 1)	2.0		10	4	3	3	0	0	0	0	0	0	1	10	10	13.50	2.000
Dave LaPoint, L ERA: 5.75 (7, 1)	2.0		7	1	0	0	1	0	0	0	0	0	0	9	9	0.00	0.500

Batter	1	2	3	4	5	6	7	8	9	AB R H RBI BB SO LOB	TOP									
Jerry Royster, R (1, 5) OBP: 0.328, SLG: 0.353	4-0 CS BB		0-0 CS 1B			0-0 F7		0-0 HR	0-3 K	4 1 2 1 1 1 2										
Tony Gwynn, L (1, 9) OBP: 0.381, SLG: 0.472	0-0 F8 1-2		0-0 CS 1-2	0-0 F9			0-0 2B 2B	0-0 F7		4 1 1 0 0 0 1										
John Kruk, L (1, 7) OBP: 0.415, SLG: 0.435 Rich Gossage, R (8, 1)	0-3 K			0-0 F7			0-3 K	0-0 G3		4 0 0 0 0 2 1 0 0 0 0 0 0 0										
Kevin McReynolds, R (1, 8) OBP: 0.353, SLG: 0.462 (8, 7)		0-0 6-3		0-0 F4			4-0 2B 2B	0-0 FC5-4 1B		3 1 1 0 1 0 0										
Steve Garvey, R (1, 3) OBP: 0.282, SLG: 0.412		0-0 FC6-4 1B			0-0 G6-4-3 1B		0-0 2B 2B	0-0 FC5-4		4 1 3 1 0 0 1										
Bruce Bochy, R (1, 2) OBP: 0.337, SLG: 0.565		0-0 L6			0-0 G6-4-3 1-2f		0-0 2B 2B		0-0 6-3 2B	4 0 2 2 0 0 2										
Garry Templeton, S (1, 6) OBP: 0.284, SLG: 0.267		0-0 FC6-4 1-2f			0-0 F9		4-0 IBB		0-0 6-3 2-3	3 0 0 0 1 0 2										
Bip Roberts, S (1, 4) OBP: 0.284, SLG: 0.275 Tim Flannery, L (9, PH) OBP: 0.392, SLG: 0.373 (9, 4)			0-0 5-3			0-0 4-3	0-0 F5		0-3 K	3 0 0 0 0 0 2 1 0 0 0 0 1 1										
LaMarr Hoyt, R (1, 1) OBP: 0.167, SLG: 0.194 Craig Lefferts, L (7, 1) OBP: 0.167, SLG: 0.667 Marvell Wynne, L (8, 8) OBP: 0.298, SLG: 0.443			0-0 4-3			0-0 F8	0-0 1-3		4-0 BB	3 0 0 0 0 0 2 0 0 0 0 0 0 0 0 0 0 0 1 0 0										
Inning Stats	R: 0 E: 0 K: 1 S: 4	H: 0 LOB: 0 BB: 1 P: 8	R: 0 E: 0 K: 0 S: 4	H: 1 LOB: 1 BB: 0 P: 4	R: 0 E: 0 K: 0 S: 3	H: 1 LOB: 0 BB: 0 P: 3	R: 0 E: 0 K: 0 S: 3	H: 0 LOB: 0 BB: 0 P: 3	R: 0 E: 0 K: 0 S: 3	H: 1 LOB: 0 BB: 0 P: 3	R: 3 E: 0 K: 1 S: 8	H: 3 LOB: 2 BB: 2 P: 16	R: 1 E: 0 K: 0 S: 5	H: 2 LOB: 1 BB: 0 P: 5	R: 0 E: 0 K: 2 S: 8	H: 1 LOB: 2 BB: 1 P: 12	1B: 4 2B: 4 3B: 0 HR: 1	SF: 0 SAC: 0 DP: 1 HBP: 0	WP: 0 PB: 0 SB: 0 CS: 2	PA: 38
PITCHER	IP WLS BF H R ER SO BB IBB HBP BLK WP HR S P ERA WHIP																			
Zane Smith, L (1, 1) ERA: 3.4	7.0 L 27 6 3 3 2 2 1 0 0 0 0 0 28 40 3.86 1.143																			
Paul Assenmacher, L (8, 1) ERA: 2.9	0.2 3 1 1 1 0 0 0 0 0 0 0 0 1 3 3 13.50 1.500																			
Jeff Dedmon, R (8, 1) ERA: 2.96	0.2 4 2 0 0 0 0 0 0 0 0 0 0 4 4 0.00 3.000																			
Ed Olwine, L (9, 1) ERA: 2.59	0.2 3 0 0 0 0 2 1 0 0 0 0 0 0 6 10 0.00 1.500																			

San Diego Padres @ Atlanta Braves
Atlanta-Fulton County Stadium, Atlanta, GA

Tue Aug 12 1986, 7:05 PM EDT
Att: 12,005 - Unknown

livebaseballscorecards.com

AB	33
R	4
H	9
RBI	4
BB	4
SO	4
LOB	14



Batter	1	2	3	4	5	6	7	8	9	AB	R	H	RBI	BB	SO	LOB	BOTTOM			
Omar Moreno, L OBP: 0.273, SLG: 0.351 Bill Sample, R OBP: 0.308, SLG: 0.381 (1, 9) (8, PH) (9, 9)	0-0 4-3 ①		0-0 F9 ③			0-3 K ①		0-0 WP 1B		3	0	0	0	0	1	0				
Ken Oberkfell, L OBP: 0.380, SLG: 0.374 (1, 5)	0-0 6-3 ②			4-0 FC6-4 BB		0-0 F9 ②		0-0 F9 ①		3	0	0	0	1	0	1				
Dale Murphy, R OBP: 0.372, SLG: 0.499 (1, 8)	0-0 6-3 ③			0-0 FC6-4 1B 1-2f		0-3 K ③		0-0 F4 ②		4	0	0	0	0	1	2				
Ken Griffey, L OBP: 0.354, SLG: 0.507 (1, 7)		0-0 F5 ①		0-0 BB 1B 1-3		0-0 1B 1B 1B		0-3 K ③		4	1	2	0	0	1	1				
Chris Chambliss, L OBP: 0.391, SLG: 0.415 (1, 3)		4-0 1B BB		4-0 G5-4-3 BB 1-2		0-0 1B E 1B 1-3		0-0 E7 6-3		2	2	1	0	2	0	0				
Rafael Ramirez, R OBP: 0.255, SLG: 0.311 (1, 6)		0-0 G6-3 1B 1-3		0-0 G5-4-3 ② ③ 1-2f		0-0 1B FC6-4 1B 1-2 3-H		0-0 F4 ①		4	0	2	1	0	0	4				
Ozzie Virgil, R OBP: 0.338, SLG: 0.379 (1, 2)		0-0 G6-3 ② ③ 1-2f			0-0 F7 ①		0-0 F4 ①		0-0 6-3 ②	4	0	0	1	0	0	4				
Glenn Hubbard, R OBP: 0.365, SLG: 0.325 Terry Harper, R OBP: 0.307, SLG: 0.347 (1, 4) (9, PH)			0-0 6-3 ①		0-0 F9 ②		0-0 FC6-4 ②		0-3 K ③	3	0	0	0	0	0	1				
Zane Smith, L OBP: 0.130, SLG: 0.096 Ted Simmons, S OBP: 0.323, SLG: 0.389 Paul Assenmacher, L (8, 1) Jeff Dedmon, L OBP: 0.167, SLG: 0.167 Ed Olwine, R OBP: 0.500, SLG: 0.500 (1, 1) (7, PH) (8, 1) (9, 1)			0-0 F6 ②		0-0 4-3 ③		0-0 F7 ③			2	0	0	0	0	0	0				
Inning Stats	R: 0 E: 0 K: 0 S: 3	H: 0 LOB: 0 BB: 0 P: 3	R: 0 E: 0 K: 0 S: 3	H: 1 LOB: 1 BB: 1 P: 7	R: 0 E: 0 K: 0 S: 3	H: 0 LOB: 0 BB: 0 P: 3	R: 0 E: 0 K: 2 S: 7	H: 0 LOB: 0 BB: 0 P: 7	R: 2 E: 1 K: 0 S: 6	H: 3 LOB: 1 BB: 0 P: 6	R: 0 E: 0 K: 1 S: 6	H: 1 LOB: 1 BB: 0 P: 6	R: 1 E: 1 K: 1 S: 6	H: 0 LOB: 0 BB: 0 P: 6	1B: 6 2B: 0 3B: 0 HR: 0	SF: 0 SAC: 0 DP: 2 HBP: 0	WP: 1 PB: 0 SB: 0 CS: 0	PA: 35		
PITCHER	IP WLS BF H R ER SO BB IBB HBP BLK WP HR S P ERA WHIP	IP WLS BF H R ER SO BB IBB HBP BLK WP HR S P ERA WHIP	IP WLS BF H R ER SO BB IBB HBP BLK WP HR S P ERA WHIP	IP WLS BF H R ER SO BB IBB HBP BLK WP HR S P ERA WHIP	IP WLS BF H R ER SO BB IBB HBP BLK WP HR S P ERA WHIP	IP WLS BF H R ER SO BB IBB HBP BLK WP HR S P ERA WHIP	IP WLS BF H R ER SO BB IBB HBP BLK WP HR S P ERA WHIP	IP WLS BF H R ER SO BB IBB HBP BLK WP HR S P ERA WHIP	IP WLS BF H R ER SO BB IBB HBP BLK WP HR S P ERA WHIP	IP WLS BF H R ER SO BB IBB HBP BLK WP HR S P ERA WHIP	IP WLS BF H R ER SO BB IBB HBP BLK WP HR S P ERA WHIP	IP WLS BF H R ER SO BB IBB HBP BLK WP HR S P ERA WHIP	IP WLS BF H R ER SO BB IBB HBP BLK WP HR S P ERA WHIP	IP WLS BF H R ER SO BB IBB HBP BLK WP HR S P ERA WHIP	IP WLS BF H R ER SO BB IBB HBP BLK WP HR S P ERA WHIP	IP WLS BF H R ER SO BB IBB HBP BLK WP HR S P ERA WHIP	IP WLS BF H R ER SO BB IBB HBP BLK WP HR S P ERA WHIP	IP WLS BF H R ER SO BB IBB HBP BLK WP HR S P ERA WHIP	IP WLS BF H R ER SO BB IBB HBP BLK WP HR S P ERA WHIP	
LaMarr Hoyt, R ERA: 4.64 (1, 1)	6.0																			
Craig Lefferts, L ERA: 2.18 (7, 1)	1.0																			
Rich Gossage, R ERA: 3.71 (8, 1)	2.0																			

San Diego Padres @ Atlanta Braves
Atlanta-Fulton County Stadium, Atlanta, GA

Tue Aug 12 1986, 7:05 PM EDT
Att. 12,005 - Unknown

livebaseballscores.com

AB 32
R 3
H 6
RBI 2
BB 3
SO 4
LOB 14



Batter	1	2	3	4	5	6	7	8	9	AB R H RBI BB SO LOB	TOP													
Tim Flannery, L (1, 4) OBP: 0.390, SLG: 0.372	0-3 K		0-0 1B 1B 1B		0-0 SH2-3		0-0 4-3	0-0 G3		4 1 1 0 0 1 1														
Tony Gwynn, L (1, 9) OBP: 0.383, SLG: 0.483	0-3 K		0-0 F7		0-0 1B		0-0 HR		0-0 1B 2B	5 3 3 2 0 1 2														
John Kruk, L (1, 7) Kevin McReynolds, R (7, 7) OBP: 0.417, SLG: 0.437 OBP: 0.355, SLG: 0.463	0-0 F5		0-0 1B 1B		0-0 F6		0-0 WP 1B		0-0 1B 1B	4 1 2 1 0 0 1 1 0 1 0 0 0 0														
Steve Garvey, R (1, 3) OBP: 0.283, SLG: 0.412		0-3 K	0-0 1B		0-0 1B		0-3 K		0-0 F9	5 0 2 2 0 2 3														
Graig Nettles, L (1, 5) OBP: 0.293, SLG: 0.406		0-0 F7	0-0 F7		0-0 4-3		0-0 1B		0-0 1B	5 0 2 2 0 0 3														
Marvell Wynne, L (1, 8) OBP: 0.296, SLG: 0.435		4-0 BB			0-0 G3		0-0 F6	0-0 4-3	0-3 K	4 0 0 0 1 1 3														
Terry Kennedy, L (1, 2) OBP: 0.316, SLG: 0.372		0-0 F7			0-0 F7		0-3 K		0-0 G4-1	5 0 0 0 0 1 3														
Garry Templeton, S (1, 6) OBP: 0.289, SLG: 0.272			0-0 1B 1B		0-0 6-3		0-0 1B		0-0 SH1-4 1B	4 1 3 0 0 0 0														
Lance McCullers, S (1, 1) Craig Lefferts, L (7, 1) Rich Gossage, R (9, 1) OBP: 0.167, SLG: 0.095 OBP: 0.167, SLG: 0.667			0-3 K		4-0 SH2-3 1B BB		0-3 K		0-0 SH1-4	2 1 0 0 1 2 2 0 0 0 0 0 0 0 0 0 0 0 0 0 0														
Inning Stats	R: 0 E: 0 K: 2 S: 7	H: 0 LOB: 0 BB: 0 P: 7	R: 0 E: 0 K: 1 S: 5	H: 0 LOB: 1 BB: 1 P: 9	R: 2 E: 0 K: 1 S: 9	H: 4 LOB: 2 BB: 0 P: 9	R: 0 E: 0 K: 0 S: 3	H: 0 LOB: 0 BB: 0 P: 3	R: 2 E: 0 K: 0 S: 5	H: 2 LOB: 1 BB: 1 P: 9	R: 0 E: 0 K: 2 S: 8	H: 1 LOB: 1 BB: 0 P: 8	R: 2 E: 0 K: 1 S: 8	H: 3 LOB: 1 BB: 0 P: 8	R: 0 E: 0 K: 0 S: 4	H: 1 LOB: 1 BB: 0 P: 4	R: 1 E: 0 K: 1 S: 8	H: 3 LOB: 2 BB: 0 P: 8	1B: 12 2B: 1 3B: 0 HR: 1	SF: 0 SAC: 2 DP: 0 HBP: 0	WP: 1 PB: 0 SB: 0 CS: 0	PA: 43		
PITCHER	IP WLS BF H R ER SO BB IBB HBP BLK WP HR S P ERA WHIP	IP WLS BF H R ER SO BB IBB HBP BLK WP HR S P ERA WHIP	Doyle Alexander, R (1, 1) ERA: 4.57	Ed Olwine, L (7, 1) ERA: 2.55	Paul Assenmacher, L (8, 1) ERA: 2.84	Gene Garber, R (9, 1) ERA: 1.85																		

San Diego Padres @ Atlanta Braves
Atlanta-Fulton County Stadium, Atlanta, GA

Wed Aug 13 1986, 7:05 PM EDT
Att: 11,569 - Unknown

livebaseballscorecards.com

AB 39
R 7
H 14
RBI 7
BB 2
SO 8
LOB 18



Batter	1	2	3	4	5	6	7	8	9	AB R H RBI BB SO LOB
Omar Moreno, L (1, 9) OBP: 0.286, SLG: 0.378	0-0 G4-6-3 1B		0-0 E 1B		0-0 BB 1B		0-0 1-H HR		0-0 1B 2B	5 2 5 2 0 0 0
Ken Oberkfell, L (1, 5) OBP: 0.383, SLG: 0.374	0-0 G4-6-3 1-2f		0-0 F2		4-0 1-2 BB		0-0 BB 1B		4-0 1B HR BB	3 1 1 0 2 0 2
Dale Murphy, R (1, 8) OBP: 0.370, SLG: 0.494	0-3 K		0-0 6-3		0-0 F8		4-0 1-2 BB		0-3 K	4 0 0 0 1 2 5
Ken Griffey, L (1, 7) OBP: 0.354, SLG: 0.509							0-0 F7		0-0 F9	5 1 2 1 0 0 2
Chris Chambliss, L (1, 3) OBP: 0.412, SLG: 0.465							0-0 F7		0-0 HR 1B	4 2 3 3 1 0 0
Rafael Ramirez, R (1, 6) OBP: 0.255, SLG: 0.319							0-3 K		0-0 F4	4 1 1 2 0 1 3
Glenn Hubbard, R (1, 4) OBP: 0.362, SLG: 0.321							0-0 F7		0-0 G6-4-3 1B	3 0 0 0 0 0 1
Terry Harper, R (8, PH) OBP: 0.310, SLG: 0.350										1 0 1 0 0 0 0
Gene Garber, R (9, 1) OBP: 0.400, SLG: 0.250										0 0 0 0 0 0 0
Bruce Benedict, R (1, 2) OBP: 0.340, SLG: 0.333										3 0 0 0 0 0 0
Ted Simmons, S (8, PH) OBP: 0.323, SLG: 0.386										1 0 0 0 0 0 2
Doyle Alexander, R (1, 1) OBP: 0.176, SLG: 0.176										2 0 1 0 0 0 0
Ed Olwine, R (7, 1) OBP: 0.500, SLG: 0.500										0 0 0 0 0 0 0
Bill Sample, R (7, PH) OBP: 0.312, SLG: 0.381										0 1 0 0 1 0 0
Paul Assenmacher, L (8, 1) OBP: 0.305, SLG: 0.448										0 0 0 0 0 0 0
Andres Thomas, R (9, 6) OBP: 0.305, SLG: 0.448										1 0 0 0 0 1 0

Inning Stats	R: 0 E: 0 K: 1 S: 5	H: 1 LOB: 0 BB: 0 P: 5	R: 2 E: 1 K: 0 S: 5	H: 2 LOB: 0 BB: 0 P: 5	R: 0 E: 1 K: 0 S: 4	H: 2 LOB: 1 BB: 0 P: 4	R: 0 E: 0 K: 0 S: 3	H: 1 LOB: 1 BB: 1 P: 7	R: 0 E: 0 K: 0 S: 4	H: 1 LOB: 2 BB: 1 P: 8	R: 0 E: 0 K: 1 S: 5	H: 0 LOB: 0 BB: 0 P: 5	R: 2 E: 0 K: 0 S: 5	H: 2 LOB: 2 BB: 2 P: 13	R: 0 E: 0 K: 0 S: 4	H: 2 LOB: 1 BB: 0 P: 4	R: 4 E: 0 K: 2 S: 9	H: 3 LOB: 0 BB: 1 P: 13	1B: 9 2B: 3 3B: 0 HR: 3	SF: 0 SAC: 0 DP: 3 HBP: 0	WP: 0 PB: 0 SB: 0 CS: 0	PA: 41
--------------	------------------------------	---------------------------------	------------------------------	---------------------------------	------------------------------	---------------------------------	------------------------------	---------------------------------	------------------------------	---------------------------------	------------------------------	---------------------------------	------------------------------	----------------------------------	------------------------------	---------------------------------	------------------------------	----------------------------------	----------------------------------	------------------------------------	----------------------------------	--------

PITCHER	IP	WLS	BF	H	R	ER	SO	BB	IBB	HBP	BLK	WP	HR	S	P	ERA	WHIP
Lance McCullers, R (1, 1) ERA: 2.76	6.2		30	9	4	4	2	4	0	0	0	0	2	30	46	5.40	1.950
Craig Lefferts, L (7, 1) ERA: 2.14	1.1		5	2	0	0	0	0	0	0	0	0	5	5	0.00	1.500	
Rich Gossage, R (9, 1) ERA: 4.33	0.2	L	6	3	4	4	2	1	0	0	0	0	1	9	13	54.00	6.000

BOTTOM

San Diego Padres @ Atlanta Braves
Atlanta-Fulton County Stadium, Atlanta, GA

Wed Aug 13 1986, 7:05 PM EDT
Att. 11,569 - Unknown

AB	36
R	8
H	14
RBI	8
BB	5
SO	4
LOB	15

livebaseballscorecards.com



Batter	1	2	3	4	5	6	7	8	9	AB R H RBI BB SO LOB	TOP																			
Tim Flannery, L (1, 4) <small>OBP: 0.396, SLG: 0.376</small> Garry Templeton, S (7, PH) <small>OBP: 0.270, SLG: 0.273</small>	 G4-6-3 1B		 HR HBP		 1B		 G4-6-3 1B		 G4-6-3 1-2f	2 1 2 0 0 0 0 2 0 1 1 0 0 2																				
Tony Gwynn, L (1, 9) <small>OBP: 0.380, SLG: 0.479</small>	 G4-6-3 1-2f		 L7		 5-3		 G4-6-3 1-2f			4 0 0 0 0 0 6																				
John Kruk, L (1, 7) <small>OBP: 0.419, SLG: 0.459</small>	 K		 HR			 8-2 1B		 4-3		4 1 2 2 0 1 0																				
Steve Garvey, R (1, 3) <small>OBP: 0.283, SLG: 0.411</small>		 K	 F8			 K 1-3		 1B		4 0 1 0 0 2 1																				
Graig Nettles, L (1, 5) <small>OBP: 0.289, SLG: 0.400</small>		 G3		 G3		 8-2 3-Hf		 L7		4 0 0 0 0 0 2																				
Marvell Wynne, L (1, 8) <small>OBP: 0.296, SLG: 0.430</small>		 1B BB		 F8		 G3		 4-3		3 0 0 0 1 0 1																				
Terry Kennedy, L (1, 2) <small>OBP: 0.319, SLG: 0.374</small> Lance McCullers, S (7, PR) <small>OBP: 0.167, SLG: 0.095</small> Bruce Bochy, R (7, 2) <small>OBP: 0.344, SLG: 0.570</small>		 1-3 1B		 6-3		 PB 1B		 1B		3 0 2 0 0 0 0 0 1 0 0 0 0 0 1 0 1 0 0 0 0																				
Jerry Royster, R (1, 6) <small>OBP: 0.332, SLG: 0.356</small>		 K		 F8		 1B PB		 G4-6-3 1B		4 0 2 0 0 1 2																				
Andy Hawkins, R (1, 1) <small>OBP: 0.213, SLG: 0.217</small> Dane Iorg, L (7, PH) <small>OBP: 0.238, SLG: 0.321</small> Kevin McReynolds, R (7, PH) <small>OBP: 0.350, SLG: 0.463</small> Gene Walter, L (7, 1) <small>OBP: 0.375, SLG: 0.429</small> Craig Lefferts, L (8, 1) <small>OBP: 0.167, SLG: 0.662</small> Carmelo Martinez, R (9, PH) <small>OBP: 0.350, SLG: 0.384</small>			 F3		 F3	 1-2 2-3 IBB		 K		2 0 0 0 0 0 0 0 0 0 0 0 0 0 0 0 0 0 1 0 0 0 0 0 0 0 0 0 0 0 0 0 0 0 0 1 0 0 0 0 1 2																				
Inning Stats	R: 0 E: 0 K: 1 S: 5	H: 1 LOB: 0 BB: 0 P: 5	R: 0 E: 0 K: 2 S: 8	H: 1 LOB: 2 BB: 1 P: 12	R: 2 E: 0 K: 0 S: 4	H: 1 LOB: 0 BB: 0 P: 5	R: 0 E: 0 K: 0 S: 3	H: 0 LOB: 0 BB: 0 P: 3	R: 0 E: 0 K: 0 S: 4	H: 1 LOB: 1 BB: 0 P: 4	R: 0 E: 1 K: 1 S: 5	H: 1 LOB: 0 BB: 0 P: 5	R: 1 E: 0 K: 0 S: 5	H: 3 LOB: 3 BB: 1 P: 9	R: 0 E: 0 K: 0 S: 4	H: 1 LOB: 1 BB: 0 P: 4	R: 0 E: 0 K: 1 S: 6	H: 2 LOB: 1 BB: 0 P: 6	1B: 10 2B: 1 3B: 0 HR: 1	SF: 0 SAC: 0 DP: 4 HBP: 1	WP: 0 PB: 1 SB: 1 CS: 0	PA: 37								
PITCHER	IP WLS BF H R ER SO BB IBB HBP BLK WP HR S P ERA WHIP																													
David Palmer, R (1, 1) <small>ERA: 3.34</small> Ed Olwine, L (7, 1) <small>ERA: 2.55</small> Jeff Dedmon, R (7, 1) <small>ERA: 2.89</small> Gene Garber, R (9, 1) <small>ERA: 1.82</small>	6.1		26	7	3	3	4	1	0	1	0	0	0	1	32	37	4.26	1.263												
	0.0		1	0	0	0	0	0	1	0	0	0	0	0	4	∞	∞													
	1.2	W	6	2	0	0	0	0	0	0	0	0	0	6	6	0.00	1.200													
	1.0		4	2	0	0	1	0	0	0	0	0	0	6	6	0.00	2.000													

San Diego Padres @ Atlanta Braves
 Atlanta-Fulton County Stadium, Atlanta, GA

Thu Aug 14 1986, 7:05 PM EDT
 Att: 22,653 - Unknown

livebaseballscorecards.com

AB	34
R	3
H	11
RBI	3
BB	2
SO	5
LOB	16



Batter	1	2	3	4	5	6	7	8	9
Omar Moreno, L (1, 9) OBP: 0.290, SLG: 0.393 Bill Sample, R (8, PH) OBP: 0.316, SLG: 0.391 Gene Garber, R (9, 1) OBP: 0.400, SLG: 0.250	0-0 F7		0-0 CS 1B			0-0 HR		0-0 BB HR 2B	
Ken Oberkfell, L (1, 5) OBP: 0.384, SLG: 0.374	0-0 HR 1B		0-0 F8			0-0 F3		4-0 BB HR BB	
Dale Murphy, R (1, 8) OBP: 0.371, SLG: 0.500	0-0 HR 1-H		0-3 K 1-2			0-0 F9		4-0 HR BB 1-2 2-3	
Ken Griffey, L (1, 7) OBP: 0.353, SLG: 0.514	0-3 K			0-0 4-3		0-0 F6		0-0 HR 1-H 2-H 3-H	
Chris Chambliss, L (1, 3) OBP: 0.396, SLG: 0.444	0-3 K			0-0 4-3		0-3 K		0-0 F9	
Rafael Ramirez, R (1, 6) OBP: 0.253, SLG: 0.316		0-0 5-3		0-0 F8		0-0 F9			
Ozzie Virgil, R (1, 2) OBP: 0.334, SLG: 0.375		0-0 6-3			0-0 L5	0-0 6-3			
Glenn Hubbard, R (1, 4) OBP: 0.362, SLG: 0.325		0-0 2B			0-0 F9			0-0 F9	
David Palmer, R (1, 1) OBP: 0.151, SLG: 0.231 Ed Olwine, R (7, 1) OBP: 0.500, SLG: 0.500 Jeff Dedmon, L (7, 1) OBP: 0.167, SLG: 0.167 Terry Harper, R (8, PH) OBP: 0.309, SLG: 0.349		0-0 6-3			0-3 K			0-0 5-3	

Inning Stats	R: 2 E: 0 K: 2 S: 9	H: 2 LOB: 0 BB: 0 P: 9	R: 0 E: 0 K: 0 S: 4	H: 1 LOB: 1 BB: 0 P: 4	R: 0 E: 0 K: 1 S: 5	H: 1 LOB: 1 BB: 0 P: 5	R: 0 E: 0 K: 0 S: 3	H: 0 LOB: 0 BB: 0 P: 3	R: 0 E: 0 K: 1 S: 5	H: 0 LOB: 0 BB: 0 P: 5	R: 1 E: 0 K: 0 S: 4	H: 1 LOB: 0 BB: 0 P: 4	R: 0 E: 0 K: 1 S: 5	H: 0 LOB: 0 BB: 0 P: 5	R: 4 E: 0 K: 0 S: 5	H: 2 LOB: 0 BB: 2 P: 13
--------------	------------------------------	---------------------------------	------------------------------	---------------------------------	------------------------------	---------------------------------	------------------------------	---------------------------------	------------------------------	---------------------------------	------------------------------	---------------------------------	------------------------------	---------------------------------	------------------------------	----------------------------------

PITCHER	IP	WLS	BF	H	R	ER	SO	BB	IBB	HBP	BLK	WP	HR	S	P	ERA	WHIP
Andy Hawkins, R (1, 1) ERA: 4.53	6.0		22	5	3	3	4	0	0	0	0	0	2	30	30	4.50	0.833
Gene Walter, L (7, 1) ERA: 3.44	1.2	L	7	1	2	2	1	1	0	0	0	0	0	8	12	10.80	1.200
Craig Lefferts, L (8, 1) ERA: 2.35	0.1		3	1	2	2	0	1	0	0	0	0	1	2	6	54.00	6.000

BOTTOM

AB	R	H	RBI	BB	SO	LOB
3	1	2	1	0	0	0
1	1	1	0	0	0	0
0	0	0	0	0	0	0
3	2	1	0	1	0	1
3	2	1	2	1	1	1
4	1	1	4	0	1	0
4	0	0	0	0	2	0
3	0	0	0	0	0	0
3	0	0	0	0	0	0
3	0	1	0	0	0	0
2	0	0	0	0	1	1
0	0	0	0	0	0	0
0	0	0	0	0	0	0
1	0	0	0	0	0	0

San Diego Padres @ Atlanta Braves
Atlanta-Fulton County Stadium, Atlanta, GA


Thu Aug 14 1986, 7:05 PM EDT
Att. 22,653 - Unknown

livebaseballscorecards.com

AB	30
R	7
H	7
RBI	7
BB	2
SO	5
LOB	3

Braves

WP	PA
0	32
PB	0
SB	0
CS	1

Batter	1	2	3	4	5	6	7	8	9	AB R H RBI BB SO LOB	TOP														
Tim Flannery, L (1, 4) OBP: 0.393, SLG: 0.371	0-3 K		4-0 G4-6-3 BB		0-0 F8		0-3 K		0-3 K	4 0 0 0 1 3 2	<p>San Diego Padres @ Cincinnati Reds Riverfront Stadium, Cincinnati, OH</p> <p>Fri Aug 15 1986, 3:33 AM EDT Unknown</p> <p>livebaseballscorecards.com</p> <table border="1"> <tr><td>AB</td><td>31</td></tr> <tr><td>R</td><td>2</td></tr> <tr><td>H</td><td>7</td></tr> <tr><td>RBI</td><td>2</td></tr> <tr><td>BB</td><td>6</td></tr> <tr><td>SO</td><td>9</td></tr> <tr><td>LOB</td><td>21</td></tr> </table> 	AB	31	R	2	H	7	RBI	2	BB	6	SO	9	LOB	21
AB	31																								
R	2																								
H	7																								
RBI	2																								
BB	6																								
SO	9																								
LOB	21																								
Tony Gwynn, L (1, 9) OBP: 0.378, SLG: 0.478	0-3 K		0-0 G4-6-3		0-0 2B		0-0 L1		0-0 FC6-4	5 0 1 0 0 1 4															
John Kruk, L (1, 7) OBP: 0.430, SLG: 0.459	4-0 BB			0-0 2B SF8 1B	4-0 BB			4-0 1B BB BB	0-0 F7	2 1 1 0 3 0 1															
Steve Garvey, R (1, 3) OBP: 0.285, SLG: 0.412	0-3 K			0-0 2B	0-0 F7			4-0 1B BB		3 1 1 0 1 1 3															
Graig Nettles, L (1, 5) OBP: 0.285, SLG: 0.396		0-0 4-3		0-0 SF8		0-0 F8		0-3 K		3 0 0 1 0 1 2															
Terry Kennedy, L (1, 2) OBP: 0.321, SLG: 0.379		0-0 F7		0-0 2B		0-0 F8		0-0 1B		4 0 2 1 0 0 0															
Marvell Wynne, L (1, 8) Kevin McReynolds, R (8, PH) OBP: 0.355, SLG: 0.462		0-0 F3		0-0 F2		0-0 F9		0-3 K		3 0 0 0 0 0 1 1 0 0 0 0 1 3															
Garry Templeton, S (1, 6) OBP: 0.272, SLG: 0.274			0-0 SH1-3 1B	0-3 K		4-0 WP BB		0-0 4-3		3 0 1 0 1 1 4															
Dave Dravecky, R (1, 1) Carmelo Martinez, R (5, PH) Dave LaPoint, L (5, 1) Jerry Royster, R (7, PH) Gene Walter, L (7, 1) Bip Roberts, S (8, PH) OBP: 0.268, SLG: 0.279			0-0 SH1-3		0-0 6-3		0-3 K		0-0 FC6-4 1B	0 0 0 0 0 0 0 1 0 0 0 0 0 0 0 0 0 0 0 0 0 1 0 0 0 0 1 1 0 0 0 0 0 0 0 1 0 1 0 0 0 0															
Inning Stats	R: 0 E: 0 K: 3 S: 9	H: 0 LOB: 1 BB: 1 P: 13	R: 0 E: 0 K: 0 S: 3	H: 0 LOB: 0 BB: 0 P: 3	R: 0 E: 0 K: 0 S: 3	H: 1 LOB: 1 BB: 1 P: 7	R: 2 E: 0 K: 1 S: 8	H: 3 LOB: 1 BB: 0 P: 8	R: 0 E: 0 K: 0 S: 4	H: 1 LOB: 2 BB: 1 P: 8	R: 0 E: 0 K: 0 S: 3	H: 0 LOB: 0 BB: 0 P: 3	R: 0 E: 0 K: 2 S: 7	H: 0 LOB: 1 BB: 1 P: 11	R: 0 E: 0 K: 2 S: 8	H: 1 LOB: 3 BB: 2 P: 16	R: 0 E: 0 K: 1 S: 6	H: 1 LOB: 1 BB: 0 P: 6	1B: 4 2B: 3 3B: 0 HR: 0	SF: 1 SAC: 1 DP: 1 HBP: 0	WP: 1 PB: 0 SB: 1 CS: 0	PA: 39			
PITCHER	IP WLS BF H R ER SO BB IBB HBP BLK WP HR S P ERA WHIP																								
Mario Soto, R (1, 1) ERA: 4.71	6.0 W 25 5 2 2 4 3 0 0 0 0 0 30 42 3.00 1.333																								
Rob Murphy, L (7, 1) ERA: 0.79	3.0 S 14 2 0 0 5 3 0 0 0 1 0 21 33 0.00 1.667																								

Batter	1	2	3	4	5	6	7	8	9
Barry Larkin, R OBP: 0.333, SLG: 0.200 (1, 4)	0-0 F9 FC HR 1B	0-0 FC6-4 1-2f		0-0 5-3		0-0 6-3		4-0 IBB	
Kurt Stillwell, S OBP: 0.301, SLG: 0.245 (1, 6)	0-0 FC HR 1-2	0-0 F6		0-0 FC5-4 1B			0-0 HR 1B	0-0 L6-4 2-3	
Dave Parker, L OBP: 0.331, SLG: 0.482 (1, 9)	0-0 F9 2-3		0-0 HR	0-3 K			0-3 K		
Buddy Bell, R OBP: 0.353, SLG: 0.420 (1, 5)	0-0 HR 1-H 3-H		0-0 HR	0-0 FC5-4 1-2f			0-0 F8		
Tony Perez, R OBP: 0.338, SLG: 0.295 Max Venable, L OBP: 0.303, SLG: 0.306 (1, 3) (9, 7)	4-0 BB		0-0 6-3		0-0 F7		0-0 HR 1-H		
Nick Esasky, R OBP: 0.322, SLG: 0.387 (1, 7) (9, 3)	0-0 F7		4-0 BB 4-3		0-0 F7		0-3 K		
Eddie Milner, L OBP: 0.293, SLG: 0.410 (1, 8)	0-0 1-3		0-0 BB 4-3		0-0 4-3			0-0 1B S 1B	
Sal Butera, R OBP: 0.346, SLG: 0.341 (1, 2)		0-0 6-3	4-0 IBB		0-0 F7		0-0 L6-4 2-3 1-3 1B		
Mario Soto, R OBP: 0.111, SLG: 0.148 Pete Rose, S OBP: 0.327, SLG: 0.281 Rob Murphy, L (7, 1)		0-0 FC6-4 1B	0-0 1-3		0-0 6-3		0-0 2-3		

Inning Stats	R: 3 E: 0 K: 0 S: 6	H: 2 LOB: 1 BB: 1 P: 10	R: 0 E: 0 K: 0 S: 4	H: 1 LOB: 1 BB: 0 P: 4	R: 2 E: 0 K: 0 S: 5	H: 2 LOB: 2 BB: 2 P: 13	R: 0 E: 0 K: 1 S: 6	H: 1 LOB: 1 BB: 0 P: 6	R: 0 E: 0 K: 0 S: 3	H: 0 LOB: 0 BB: 0 P: 3	R: 0 E: 0 K: 0 S: 3	H: 0 LOB: 0 BB: 0 P: 3	R: 2 E: 0 K: 2 S: 9	H: 2 LOB: 0 BB: 0 P: 9	R: 0 E: 0 K: 0 S: 4	H: 2 LOB: 2 BB: 1 P: 8
--------------	------------------------------	----------------------------------	------------------------------	---------------------------------	------------------------------	----------------------------------	------------------------------	---------------------------------	------------------------------	---------------------------------	------------------------------	---------------------------------	------------------------------	---------------------------------	------------------------------	---------------------------------

PITCHER	IP	WLS	BF	H	R	ER	SO	BB	IBB	HBP	BLK	WP	HR	S	P	ERA	WHIP
Dave Dravecky, L ERA: 3.01 (1, 1)	4.0	L	22	6	5	5	1	2	1	0	0	0	3	21	33	11.25	2.000
Dave LaPoint, L ERA: 5.61 (5, 1)	2.0		6	0	0	0	0	0	0	0	0	0	0	6	6	0.00	0.000
Gene Walter, L ERA: 3.61 (7, 1)	2.0		10	4	2	2	2	0	1	0	0	0	1	13	17	9.00	2.000

BOTTOM

San Diego Padres @ Cincinnati Reds
Riverfront Stadium, Cincinnati, OH

Fri Aug 15 1986, 3:33 AM EDT
Unknown

AB	34
R	7
H	10
RBI	7
BB	4
SO	3
LOB	19



1B	2B	3B	HR	SF	SAC	DP	HBP	WP	PA
6	1	0	0	0	0	1	0	0	38

Batter	1	2	3	4	5	6	7	8	9	AB R H RBI BB SO LOB	TOP											
Jerry Royster, R (1, 6) OBP: 0.332, SLG: 0.372	0-3 K		0-0 G3 1B	0-0 SH1-4		0-0 HR	0-3 K		0-0 FC4-6	5 2 2 1 0 2 3												
Tony Gwynn, L (1, 9) OBP: 0.382, SLG: 0.480	0-0 1B SF7 1B		0-0 G3	0-0 1-2 2-3 3-H 1B		0-0 1B		4-0 1B BB		4 2 3 1 1 0 1												
John Kruk, L (1, 7) OBP: 0.435, SLG: 0.461 Marvell Wynne, L (9, 8) OBP: 0.292, SLG: 0.424	0-0 1-3 1B		4-0 1B BB	0-0 F7		0-0 L4		0-0 1-3 6-3 1B		4 0 2 0 1 0 2 0 0 0 0 0 0 0												
Kevin McReynolds, R (1, 8) OBP: 0.351, SLG: 0.457	0-0 SF7		0-0 F7		0-0 F8	0-0 F2		0-0 L6		4 0 0 1 0 0 5												
Steve Garvey, R (1, 3) OBP: 0.286, SLG: 0.419	0-0 F8		0-0 1-3 2-H 1B		0-0 HR	0-3 K		0-0 6-3		5 1 2 3 0 1 3												
Bruce Bochy, R (1, 2) OBP: 0.356, SLG: 0.557			0-0 F7	4-0 1B IBB		4-0 2B FC6 BB		4-0 SH1-4 HBP BB		2 0 0 0 3 1 1												
Tim Flannery, L (1, 5) OBP: 0.393, SLG: 0.373			0-0 F7	0-0 F8		0-0 FC6 1-3 2B		1-0 SH1-4 HBP		4 0 1 0 0 0 3												
Bip Roberts, S (1, 4) OBP: 0.271, SLG: 0.299			0-0 HR		0-0 SH1-4 1B 1B	0-0 FC6 2-3 3-H		0-0 F7		5 2 2 1 0 0 4												
Eric Show, R (1, 1) OBP: 0.190, SLG: 0.220			0-0 5-3		0-0 1B SH1-4 1B	0-0 3-1		0-0 SH1-4		3 0 1 0 1 0 2												
Inning Stats	R: 1 E: 0 K: 1 S: 7	H: 2 LOB: 1 BB: 0 P: 7	R: 1 E: 0 K: 0 S: 4	H: 1 LOB: 0 BB: 0 P: 4	R: 1 E: 0 K: 0 S: 5	H: 2 LOB: 3 BB: 2 P: 13	R: 1 E: 0 K: 0 S: 5	H: 3 LOB: 1 BB: 0 P: 5	R: 1 E: 0 K: 0 S: 5	H: 2 LOB: 2 BB: 1 P: 9	R: 1 E: 0 K: 1 S: 7	H: 2 LOB: 1 BB: 0 P: 7	R: 0 E: 0 K: 1 S: 5	H: 0 LOB: 2 BB: 1 P: 10	R: 1 E: 0 K: 1 S: 6	H: 1 LOB: 1 BB: 1 P: 10	R: 0 E: 0 K: 0 S: 3	H: 0 LOB: 1 BB: 1 P: 7	1B: 9 2B: 1 3B: 0 HR: 3	SF: 1 SAC: 2 DP: 0 HBP: 1	WP: 0 PB: 0 SB: 0 CS: 0	PA: 46
PITCHER	IP WLS BF H R ER SO BB IBB HBP BLK WP HR S P ERA WHIP																					
Tom Browning, L (1, 1) ERA: 4.01	4.1 L 25 10 5 5 1 2 1 0 0 0 0 2 24 36 10.38 2.769																					
Carl Willis, R (5, 1) ERA: 4.5	1.2 7 2 1 1 1 0 0 0 0 0 0 1 9 9 5.40 1.200																					
Ted Power, R (7, 1) ERA: 4.88	3.0 14 1 1 1 2 3 0 1 0 0 0 0 14 27 3.00 1.333																					

San Diego Padres @ Cincinnati Reds
Riverfront Stadium, Cincinnati, OH
Fri Aug 15 1986, 7:05 PM EDT
Att: 35,006 - Unknown

AB	36
R	7
H	13
RBI	7
BB	6
SO	4
LOB	24



Batter	1	2	3	4	5	6	7	8	9	AB R H RBI BB SO LOB
Kal Daniels, L OBP: 0.410, SLG: 0.516 (1, 7)	0-0 G3		0-0 F7			0-0 F8			0-0 B5-3 1B	4 1 1 0 0 0 1
Pete Rose, S OBP: 0.322, SLG: 0.276 (1, 3)	0-3 K			0-0 4-3		0-0 F8			0-0 B5-3	4 0 0 0 0 1 2
Dave Parker, L OBP: 0.332, SLG: 0.481 (1, 9)	0-0 4-3			0-3 K			4-0 G6-4-3 BB		0-0 2-H 1B	3 0 1 1 1 1 0
Bo Diaz, R OBP: 0.307, SLG: 0.361 (1, 2)		0-0 F8		0-3 K			0-0 G6-4-3		0-0 F7	4 0 0 0 0 1 2
Buddy Bell, R OBP: 0.352, SLG: 0.421 (1, 5)		0-0 G3 2B		0-3 K			0-0 F8			3 0 1 0 0 1 0
Kurt Stillwell, S OBP: 0.298, SLG: 0.242 (1, 6)		0-0 G3		0-0 4-3				0-3 K		3 0 0 0 0 1 1
Eddie Milner, L OBP: 0.290, SLG: 0.406 (1, 8)		0-0 L1		0-0 F5				0-0 F4		3 0 0 0 0 0 1
Ron Oester, S OBP: 0.317, SLG: 0.339 (1, 4)			0-0 F5					0-0 F7		3 0 1 0 0 0 0
Tom Browning, L OBP: 0.172, SLG: 0.158 (1, 1)			0-0 6-3				0-3 K		0-0 F9	1 0 0 0 0 0 0
Carl Willis, L (5, 1)										0 0 0 0 0 0 0
Barry Larkin, R (6, PH)										1 0 0 0 0 1 1
Ted Power, R (7, 1)										0 0 0 0 0 0 0
Max Venable, L (9, PH)										1 0 0 0 0 0 0

Inning Stats	R: 0	H: 0	E: 0	K: 1	S: 5	R: 0	H: 1	E: 0	K: 0	S: 4	R: 0	H: 0	E: 0	K: 0	S: 3	R: 0	H: 0	E: 0	K: 2	S: 7	R: 0	H: 0	E: 0	K: 1	S: 5	R: 0	H: 1	E: 0	K: 1	S: 6	R: 0	H: 0	E: 0	K: 0	S: 2	R: 0	H: 0	E: 0	K: 1	S: 5	R: 1	H: 2	E: 0	K: 0	S: 5	1B: 3	SF: 0	2B: 1	SAC: 0	3B: 0	DP: 1	HR: 0	HBP: 0	WP: 0	PA: 31
Eric Show, R ERA: 3.02 (1, 1)	IP	WLS	BF	H	R	ER	SO	BB	IBB	HBP	BLK	WP	HR	S	P	ERA	WHIP																																						

BOTTOM

San Diego Padres @ Cincinnati Reds
Riverfront Stadium, Cincinnati, OH
Fri Aug 15 1986, 7:05 PM EDT
Att. 35,006 - Unknown

livebaseballscorecards.com

AB	30
R	1
H	4
RBI	1
BB	1
SO	6
LOB	8



Batter	1	2	3	4	5	6	7	8	9	AB R H RBI BB SO LOB	TOP											
Tim Flannery, L (1, 4) <small>OBP: 0.391, SLG: 0.371</small> Carmelo Martinez, R (9, PH) <small>OBP: 0.347, SLG: 0.380</small>	0-0 F4		0-0 G3		0-0 1B		0-0 F7		0-0 F7	4 0 1 0 0 0 1 1 0 0 0 0 0 1												
Tony Gwynn, L (1, 9) <small>OBP: 0.383, SLG: 0.480</small>	0-0 F7		0-0 2B		0-0 1B		0-0 F7			4 0 2 0 0 0 0												
John Kruk, L (1, 7) <small>OBP: 0.442, SLG: 0.477</small>	4-0 BB		0-0 2B		0-0 G1-6-3		0-0 2B			3 1 2 0 1 0 2												
Kevin McReynolds, R (1, 8) <small>OBP: 0.353, SLG: 0.460</small>	0-3 K		0-0 F3				0-0 2B			4 0 2 1 0 1 3												
Steve Garvey, R (1, 3) <small>OBP: 0.286, SLG: 0.416</small>		4-0 BB	0-0 4-3				0-0 6-3		0-0 6-3	3 0 0 0 1 0 4												
Graig Nettles, L (1, 5) <small>OBP: 0.265, SLG: 0.394</small>		0-0 1B		0-0 F9		0-0 L8		0-3 K		4 0 1 0 0 1 1												
Terry Kennedy, L (1, 2) <small>OBP: 0.320, SLG: 0.377</small>		0-0 F7		0-0 4-3			0-0 1B		0-0 G3	4 0 1 0 0 0 2												
Garry Templeton, S (1, 6) <small>OBP: 0.272, SLG: 0.273</small>		0-3 K		0-0 G3			0-0 FC6-4		0-0 1B	4 0 1 0 0 1 3												
Ed Whitson, R (1, 1) Dane Iorg, L (7, PH) <small>OBP: 0.235, SLG: 0.316</small> Lance McCullers, S (7, 1) <small>OBP: 0.167, SLG: 0.095</small> Marvell Wynne, L (9, PH) <small>OBP: 0.292, SLG: 0.424</small> Jerry Royster, R (9, PH) <small>OBP: 0.330, SLG: 0.370</small>		0-0 F3		0-3 K			0-0 FC1-6		0-0 F7	2 0 0 0 0 1 2 1 0 0 0 0 0 1 0 0 0 0 0 0 0 0 0 0 0 0 0 0 1 0 0 0 0 0 1												
Inning Stats	R: 0 E: 0 K: 1 S: 5	H: 0 LOB: 1 BB: 1 P: 9	R: 0 E: 0 K: 1 S: 6	H: 1 LOB: 2 BB: 1 P: 10	R: 0 E: 0 K: 0 S: 5	H: 2 LOB: 2 BB: 0 P: 5	R: 0 E: 0 K: 0 S: 3	H: 0 LOB: 0 BB: 0 P: 3	R: 0 E: 0 K: 1 S: 6	H: 2 LOB: 1 BB: 0 P: 6	R: 0 E: 0 K: 0 S: 3	H: 1 LOB: 0 BB: 0 P: 3	R: 0 E: 0 K: 0 S: 4	H: 1 LOB: 1 BB: 0 P: 4	R: 1 E: 0 K: 1 S: 7	H: 2 LOB: 1 BB: 0 P: 7	R: 0 E: 0 K: 0 S: 4	H: 1 LOB: 1 BB: 0 P: 4	1B: 7 2B: 3 3B: 0 HR: 0	SF: 0 SAC: 0 DP: 2 HBP: 0	WP: 0 PB: 0 SB: 0 CS: 0	PA: 37
PITCHER	IP WLS BF H R ER SO BB IBB HBP BLK WP HR S P ERA WHIP																					
Bill Gullickson, R (1, 1) <small>ERA: 3.13</small> John Franco, L (9, 1) <small>ERA: 2.43</small>	8.1 W 35 10 1 1 4 2 0 0 0 0 0 0 41 49 1.08 1.440																					
PITCHER	IP WLS BF H R ER SO BB IBB HBP BLK WP HR S P ERA WHIP																					

San Diego Padres @ Cincinnati Reds
 Riverfront Stadium, Cincinnati, OH
 Sat Aug 16 1986, 7:05 PM EDT
 Att: 26,945 - Unknown

livebaseballscorecards.com

AB	35
R	1
H	10
RBI	1
BB	2
SO	4
LOB	21



Batter	1	2	3	4	5	6	7	8	9	AB	R	H	RBI	BB	SO	LOB
Kal Daniels, L OBP: 0.406, SLG: 0.516 (1, 7)	F4		4-3 2B	F3		G4-6-3 1-2f				4	0	1	0	0	0	3
Pete Rose, S OBP: 0.317, SLG: 0.271 (1, 3)	4-3		4-3		L8		K			4	0	0	0	0	1	1
Dave Parker, L OBP: 0.331, SLG: 0.478 (1, 9)	F5		K		HR 1B BB		4-3			3	1	0	0	1	1	1
Bo Diaz, R OBP: 0.309, SLG: 0.361 (1, 2)		F8			HR 1B		5-3			3	1	1	0	1	0	0
Buddy Bell, R OBP: 0.354, SLG: 0.429 (1, 5)		1B BB	F4		HR			L8		3	2	1	3	1	0	2
Kurt Stillwell, S OBP: 0.297, SLG: 0.242 (1, 6)		1B 1B		F9	4-3		B1-3			4	0	1	0	0	0	0
Eddie Milner, L OBP: 0.290, SLG: 0.404 (1, 8) John Franco, L (9, 1)		F8		1B 1B	4-3		6-3			4	0	1	0	0	0	2
Ron Oester, S OBP: 0.317, SLG: 0.339 (1, 4)		1B		F4		F8				3	0	1	1	0	0	1
Bill Gullickson, R OBP: 0.119, SLG: 0.088 (1, 1) Max Venable, L OBP: 0.300, SLG: 0.303 (9, 8)		F2		1-2 1B		G4-6-3 BB				2	0	1	0	1	0	2

Inning Stats	R: 0	H: 0	E: 0	K: 0	S: 3	R: 1	H: 2	E: 0	K: 0	S: 5	R: 0	H: 1	E: 0	K: 1	S: 6	R: 0	H: 2	E: 0	K: 0	S: 5	R: 3	H: 2	E: 0	K: 0	S: 5	R: 0	H: 0	E: 0	K: 1	S: 5	R: 0	H: 0	E: 0	K: 0	S: 3	R: 0	H: 0	E: 0	K: 0	S: 3	1B: 5	SF: 0	2B: 1	SAC: 0	3B: 0	DP: 1	HR: 1	HBP: 0	WP: 0	PA: 34
Ed Whitson, R ERA: 6.46 (1, 1)	6.0	WLS: L	BF: 28	H: 7	R: 4	ER: 4	SO: 1	BB: 4	IBB: 0	HBP: 0	BLK: 0	WP: 0	HR: 1	S: 26	P: 42	ERA: 6.00	WHIP: 1.833																																	
Lance McCullers, R ERA: 2.71 (7, 1)	2.0	WLS: L	BF: 6	H: 0	R: 0	ER: 0	SO: 1	BB: 0	IBB: 0	HBP: 0	BLK: 0	WP: 0	HR: 0	S: 8	P: 8	ERA: 0.00	WHIP: 0.000																																	

BOTTOM

San Diego Padres @ Cincinnati Reds
Riverfront Stadium, Cincinnati, OH

Sat Aug 16 1986, 7:05 PM EDT
Att. 26,945 - Unknown

livebaseballscorecards.com

AB	30
R	4
H	7
RBI	4
BB	4
SO	2
LOB	12

Batter	1	2	3	4	5	6	7	8	9	AB R H RBI BB SO LOB	TOP
--------	---	---	---	---	---	---	---	---	---	----------------------	-----

Jerry Royster, R OBP: 0.332, SLG: 0.370 (1, 5) X	0-0 F8		0-0 F8		0-0 2B 1B	0-0 1B 1B	0-0 6-3			5 2 2 0 0 0 0	
Tony Gwynn, L OBP: 0.385, SLG: 0.484 (1, 9) X	0-0 E3 1B		0-0 E 2B		0-0 2B 1B	0-0 1B 1B		0-0 4-3		5 3 3 1 0 0 0	
John Kruk, L OBP: 0.446, SLG: 0.506 (1, 7) X	0-0 1-2 1B		0-3 K		0-0 1-3 2-H 2B	0-0 F8		0-0 HR		5 2 3 2 0 1 3	
Steve Garvey, R OBP: 0.287, SLG: 0.415 (1, 3) X	0-0 F9		0-0 E7 1B		4-0 2B FC6-4 IBB	0-0 F3		0-0 F5		4 1 1 1 1 0 4	
Bruce Bochy, R OBP: 0.358, SLG: 0.559 (1, 2) S S S	0-3 K		0-3 K		0-0 1-3 2-H 3-H 2B	0-0 1B		0-3 K		5 0 2 3 0 3 3	
Garry Templeton, S OBP: 0.276, SLG: 0.276 (1, 6) X		0-0 G4-1 1B		0-0 6-3	4-0 FC6-4 IBB	0-0 1-2 3-H 1B		0-0 6-3		4 0 2 1 1 0 0	
Marvell Wynne, L OBP: 0.286, SLG: 0.416 (1, 8) X		0-0 G4-1		0-3 K	0-0 FC6-4	0-3 K		0-3 K		5 0 0 1 0 3 5	
Bip Roberts, S OBP: 0.266, SLG: 0.293 (1, 4) X		0-0 F8		0-0 F8	0-0 FC6-4		0-0 G3		0-0 4-3	4 0 0 0 0 0 3	
Craig Lefferts, L OBP: 0.167, SLG: 0.667 (7, 1) X					1-2f					0 0 0 0 0 0 0	
Lance McCullers, S OBP: 0.167, SLG: 0.095 (7, 1) X										0 0 0 0 0 0 0	
Rich Gossage, R (8, 1) X										1 0 0 0 0 0 0	
LaMarr Hoyt, R OBP: 0.179, SLG: 0.184 (1, 1) X		0-0 6-3		0-0 6-3	0-0 6-3	4-0 1B BB	0-0 G3			2 1 0 0 1 0 1	
Gene Walter, L OBP: 0.375, SLG: 0.429 (6, 1) X										0 0 0 0 0 0 0	
Tim Flannery, L OBP: 0.390, SLG: 0.369 (7, PH) (7, 4) X										1 0 0 0 0 0 0	

Inning Stats	R: 0 E: 1 K: 1 S: 7	H: 1 LOB: 2 BB: 0 P: 7	R: 0 E: 0 K: 0 S: 4	H: 1 LOB: 1 BB: 0 P: 4	R: 1 E: 1 K: 2 S: 9	H: 2 LOB: 1 BB: 0 P: 9	R: 0 E: 0 K: 1 S: 5	H: 0 LOB: 0 BB: 0 P: 5	R: 4 E: 0 K: 0 S: 7	H: 4 LOB: 2 BB: 2 P: 15	R: 3 E: 0 K: 1 S: 9	H: 4 LOB: 2 BB: 1 P: 13	R: 0 E: 0 K: 0 S: 3	H: 0 LOB: 0 BB: 0 P: 3	R: 1 E: 0 K: 1 S: 6	H: 1 LOB: 0 BB: 0 P: 6	R: 0 E: 0 K: 1 S: 5	H: 0 LOB: 0 BB: 0 P: 5	1B: 9 2B: 3 3B: 0 HR: 1	SF: 0 SAC: 0 DP: 0 HBP: 0	WP: 0 PB: 0 SB: 0 CS: 0	PA: 44
--------------	------------------------------	---------------------------------	------------------------------	---------------------------------	------------------------------	---------------------------------	------------------------------	---------------------------------	------------------------------	----------------------------------	------------------------------	----------------------------------	------------------------------	---------------------------------	------------------------------	---------------------------------	------------------------------	---------------------------------	----------------------------------	------------------------------------	----------------------------------	--------

PITCHER	IP	WLS	BF	H	R	ER	SO	BB	IBB	HBP	BLK	WP	HR	S	P	ERA	WHIP
Chris Welsh, L ERA: 4.34 (1, 1)	4.1	L	24	8	5	5	4	0	2	0	0	0	0	30	38	10.38	1.846
Rob Murphy, L ERA: 0.77 (5, 1)	0.2		2	0	0	0	0	0	0	0	0	0	0	2	2	0.00	0.000
Carl Willis, R ERA: 5.19 (6, 1)	0.2		7	4	3	3	0	1	0	0	0	0	0	6	10	40.50	7.500
Ted Power, R ERA: 4.86 (6, 1)	0.1		1	0	0	0	1	0	0	0	0	0	0	3	3	0.00	0.000
Ron Robinson, R ERA: 2.62 (7, 1)	2.0		7	1	1	1	1	0	0	0	0	0	1	9	9	4.50	0.500
PITCHER	IP	WLS	BF	H	R	ER	SO	BB	IBB	HBP	BLK	WP	HR	S	P	ERA	WHIP
John Franco, L ERA: 2.4 (9, 1)	1.0		3	0	0	0	1	0	0	0	0	0	0	5	5	0.00	0.000

San Diego Padres @ Cincinnati Reds
Riverfront Stadium, Cincinnati, OH
Sun Aug 17 1986, 3:33 AM EDT
Att: 27,175 - Unknown

livebaseballscorecards.com

AB	41
R	9
H	13
RBI	9
BB	3
SO	7
LOB	19



BOTTOM

San Diego Padres @ Cincinnati Reds
Riverfront Stadium, Cincinnati, OH

Sun Aug 17 1986, 3:33 AM EDT
Att. 27,175 - Unknown

livebaseballscorecards.com

AB	36
R	5
H	9
RBI	5
BB	3
SO	8
LOB	11



WP	0	PA	39
PB	0		
SB	1		
CS	0		

AB R H RBI BB SO LOB

5	0	1	1	0	0	2
5	0	0	0	0	1	1
4	0	1	0	1	1	0
4	1	2	0	0	0	1
3	1	1	2	1	0	2
4	1	1	1	0	2	4
4	0	0	0	0	3	0
4	2	2	1	0	0	0
0	0	0	0	1	0	0
0	0	0	0	0	0	0
1	0	0	0	0	0	1
0	0	0	0	0	0	0
0	0	0	0	0	0	0
1	0	1	0	0	0	0
0	0	0	0	0	0	0
1	0	0	0	0	0	0
0	0	0	0	0	1	0
0	0	0	0	0	0	0

Batter	1	2	3	4	5	6	7	8	9
Kal Daniels, L (1, 7) OBP: 0.399, SLG: 0.504	0-0 G3		0-0 5-3		0-0 5-3				0-0 F7
Max Venable, L (1, 8) OBP: 0.287, SLG: 0.288	0-0 F2			0-0 4-3	0-0 1-3		0-3 K		0-0 G3
Dave Parker, L (1, 9) OBP: 0.332, SLG: 0.476	0-0 F9			0-0 E5 4-3 1B		0-0 F6 BB	4-0 K BB		0-3 K
Bo Diaz, R (1, 2) OBP: 0.311, SLG: 0.363		0-0 6-3		0-0 4-3 2-3		0-0 HR 1B	0-0 4-3 1B		
Buddy Bell, R (1, 5) OBP: 0.355, SLG: 0.436		0-0 F8		4-0 IBB		0-0 HR 1-H	0-0 4-3 1-2 2-3		
Barry Larkin, R (1, 6) OBP: 0.273, SLG: 0.500		0-3 K		0-3 K		0-0 HR	0-0 6-3		
Nick Esasky, R (1, 3) OBP: 0.317, SLG: 0.381			0-0 F6		0-3 K2-3	0-3 K		0-3 K	
Ron Oester, S (1, 4) OBP: 0.318, SLG: 0.351			0-0 5-3		0-0 1B 2B	0-0 HR 1B		0-0 F8	
Chris Welsh, L Rob Murphy, L Tony Perez, R Carl Willis, L Ted Power, R Eddie Milner, L Ron Robinson, R Pete Rose, S John Franco, L			4-0 BB		0-0 F4	0-0 1B		0-3 K	

Inning Stats	R: 0 E: 0 K: 0 S: 3	H: 0 LOB: 0 BB: 0 P: 3	R: 0 E: 0 K: 1 S: 5	H: 0 LOB: 0 BB: 0 P: 5	R: 0 E: 0 K: 0 S: 3	H: 0 LOB: 1 BB: 1 P: 7	R: 0 E: 1 K: 1 S: 6	H: 1 LOB: 2 BB: 1 P: 10	R: 1 E: 0 K: 1 S: 7	H: 2 LOB: 1 BB: 0 P: 7	R: 4 E: 0 K: 1 S: 10	H: 5 LOB: 1 BB: 0 P: 10	R: 0 E: 0 K: 1 S: 6	H: 1 LOB: 2 BB: 1 P: 10	R: 0 E: 0 K: 2 S: 7	H: 0 LOB: 0 BB: 0 P: 7	R: 0 E: 0 K: 1 S: 5	H: 0 LOB: 0 BB: 0 P: 5	1B: 5 2B: 1 3B: 0 HR: 3	SF: 0 SAC: 0 DP: 0 HBP: 0
--------------	------------------------------	---------------------------------	------------------------------	---------------------------------	------------------------------	---------------------------------	------------------------------	----------------------------------	------------------------------	---------------------------------	-------------------------------	----------------------------------	------------------------------	----------------------------------	------------------------------	---------------------------------	------------------------------	---------------------------------	----------------------------------	------------------------------------

PITCHER	IP	WLS	BF	H	R	ER	SO	BB	IBB	HBP	BLK	WP	HR	S	P	ERA	WHIP
LaMarr Hoyt, R (1, 1) ERA: 4.79	5.2		26	7	5	5	4	1	1	0	0	0	3	32	40	7.94	1.412
Gene Walter, L (6, 1) ERA: 3.59	0.1		2	1	0	0	0	0	0	0	0	0	0	2	2	0.00	3.000
Craig Lefferts, L (7, 1) ERA: 2.33	0.2		4	1	0	0	1	1	0	0	0	0	0	5	9	0.00	3.000
Lance McCullers, R (7, 1) ERA: 2.7	0.1		1	0	0	0	0	0	0	0	0	0	0	1	1	0.00	0.000
Rich Gossage, R (8, 1) ERA: 4.18	2.0		6	0	0	0	3	0	0	0	0	0	0	12	12	0.00	0.000

Batter	1	2	3	4	5	6	7	8	9	AB R H RBI BB SO LOB	TOP
Tim Flannery, L (1, 4) <small>OBP: 0.388, SLG: 0.365</small> 	4-0 		0-0 4-3 			0-0 F8 			0-0 F8 	3 0 0 0 1 0 1	
Tony Gwynn, L (1, 9) <small>OBP: 0.388, SLG: 0.495</small> 	0-0 F8 			0-0 G4-6-3 1B 			0-0 	0-0 	0-0 HR 	4 1 3 2 0 0 1	
John Kruk, L (1, 7) <small>OBP: 0.437, SLG: 0.494</small> 	0-0 6-3 			0-0 G4-6-3 1-2f 			0-3 K 		0-0 4-3 	4 0 0 0 0 1 3	
Steve Garvey, R (1, 3) <small>OBP: 0.287, SLG: 0.413</small> 	0-0 F3 			0-0 6-3 			0-0 L7 		0-0 1B 2B 	4 1 1 0 0 0 2	
Graig Nettles, L (1, 5) <small>OBP: 0.284, SLG: 0.392</small> 		0-0 4-3 			0-0 F9 			0-3 K 	0-0 2B 2B 	4 1 1 0 0 1 1	
Terry Kennedy, L (1, 2) <small>OBP: 0.322, SLG: 0.381</small> 		0-0 4-3 			0-0 G3 			0-0 G4-6-3 1B 	0-0 2B 2B 	4 1 2 1 0 0 0	
Marvell Wynne, L (1, 8) <small>OBP: 0.283, SLG: 0.411</small> Kevin McReynolds, R (9, PH) <small>OBP: 0.354, SLG: 0.464</small> 		0-0 F6 			0-0 3-1 			0-0 G4-6-3 1-2f 	0-0 2B 	3 0 0 0 0 0 1 1 0 1 2 0 0 0	
Jerry Royster, R (1, 6) <small>OBP: 0.330, SLG: 0.365</small> 			0-3 K 			0-3 K 		0-0 6-3 	4-0 BB 	3 0 0 0 1 2 0	
Dave LaPoint, L (1, 1) <small>OBP: 0.375, SLG: 0.429</small> Gene Walter, L (6, 1) <small>OBP: 0.244, SLG: 0.325</small> Dane Iorg, L (9, PH) <small>OBP: 0.275, SLG: 0.275</small> Garry Templeton, S (9, PH) <small>OBP: 0.275, SLG: 0.275</small> 		0-0 5-3 			0-0 1-3 				HR 1B 	2 0 0 0 0 0 0 0 0 0 0 0 0 0 1 1 1 0 0 0 0 1 0 0 0 0 1 2	
Inning Stats	R: 0 H: 0 E: 0 LOB: 1 K: 0 BB: 1 S: 3 P: 7	R: 0 H: 0 E: 0 LOB: 0 K: 0 BB: 0 S: 3 P: 3	R: 0 H: 0 E: 0 LOB: 0 K: 1 BB: 0 S: 5 P: 5	R: 0 H: 1 E: 0 LOB: 0 K: 0 BB: 0 S: 3 P: 3	R: 0 H: 0 E: 0 LOB: 0 K: 0 BB: 0 S: 3 P: 3	R: 0 H: 0 E: 0 LOB: 0 K: 1 BB: 0 S: 5 P: 5	R: 0 H: 1 E: 0 LOB: 1 K: 2 BB: 0 S: 8 P: 8	R: 0 H: 1 E: 0 LOB: 0 K: 0 BB: 0 S: 3 P: 3	R: 5 H: 6 E: 0 LOB: 2 K: 1 BB: 1 S: 11 P: 15	1B: 5 SF: 0 2B: 3 SAC: 0 3B: 0 DP: 2 HR: 1 HBP: 0	WP: 0 PA: 36 PB: 0 SB: 0 CS: 0
PITCHER John Denny, R (1, 1) <small>ERA: 4.2</small> John Franco, L (9, 1) <small>ERA: 2.39</small>	IP WLS BF H R ER SO BB IBB HBP BLK WP HR S P ERA WHIP 8.2 W 33 8 5 5 4 1 0 0 0 0 1 40 44 5.19 1.038 0.1 S 3 1 0 0 1 1 0 0 0 0 0 0 4 8 0.00 6.000	PITCHER IP WLS BF H R ER SO BB IBB HBP BLK WP HR S P ERA WHIP									

San Diego Padres @ Cincinnati Reds
 Riverfront Stadium, Cincinnati, OH
 Mon Aug 18 1986, 7:05 PM EDT
 Att: 17,303 - Unknown

livebaseballscorecards.com

AB	34
R	5
H	9
RBI	5
BB	2
SO	5
LOB	11



Batter	1	2	3	4	5	6	7	8	9
Kal Daniels, L (1, 7) Eddie Milner, L (8, 8) OBP: 0.395, SLG: 0.496 OBP: 0.292, SLG: 0.406	0-0 E1 1B 1B		0-3 K		0-0 G5-4-3		0-0 HR 1B		
Buddy Bell, R (1, 5) OBP: 0.354, SLG: 0.441	0-3 K		0-0 5-3		0-0 5-3		0-0 HR 1B		
Dave Parker, L (1, 9) OBP: 0.331, SLG: 0.474	0-0 1-2 1B		0-0 F6			0-0 F5	0-0 F6		
Eric Davis, R (1, 8) (8, 7) OBP: 0.383, SLG: 0.515	0-0 1-2 2-3 1B			0-0 F3		0-0 F8	0-0 F3		
Bo Diaz, R (1, 2) OBP: 0.310, SLG: 0.370	0-3 K			0-0 5-3		0-0 HR	0-3 K		
Tony Perez, R (1, 3) OBP: 0.333, SLG: 0.291	0-0 F4			0-0 F8		0-0 1B 1B		0-3 K	
Barry Larkin, R (1, 6) (9, 4) OBP: 0.333, SLG: 0.500		0-0 L9			0-0 E 1B	0-0 1-2 1B		0-0 F8	
Ron Oester, S (1, 4) John Franco, L (9, 1) OBP: 0.318, SLG: 0.352		0-0 L9			0-0 E6 1B 2B	0-3 K		0-0 6-3	
John Denny, R (1, 1) Kurt Stillwell, S (9, 6) OBP: 0.263, SLG: 0.222 OBP: 0.297, SLG: 0.242		0-0 5-3			0-0 G5-4-3 1B		0-0 1B HR 1B		

AB	R	H	RBI	BB	SO	LOB
4	1	1	0	0	1	1
0	0	0	0	0	0	0
4	1	1	3	0	1	1
4	0	1	0	0	0	0
4	0	1	0	0	0	0
4	1	1	1	0	2	3
4	0	1	0	0	1	3
4	1	2	0	0	0	0
4	1	1	1	0	1	2
0	0	0	0	0	0	0
3	1	2	1	0	0	0
0	0	0	0	0	0	0
1B: 8	SF: 0	2B: 1	SAC: 0	3B: 0	DP: 1	HR: 2
WP: 0	PA: 35	PB: 0	CS: 0	SB: 0		

BOTTOM

San Diego Padres @ Cincinnati Reds
Riverfront Stadium, Cincinnati, OH
Mon Aug 18 1986, 7:05 PM EDT
Att. 17,303 - Unknown

AB	35
R	6
H	11
RBI	6
BB	0
SO	6
LOB	10



Inning Stats		R: 0	H: 2	E: 1	K: 2	S: 10	LOB: 3	BB: 0	P: 10							
R: 0	H: 0	E: 0	K: 0	S: 3	LOB: 0	BB: 0	P: 3									
R: 0	H: 0	E: 0	K: 1	S: 5	LOB: 0	BB: 0	P: 5									
R: 0	H: 0	E: 0	K: 0	S: 3	LOB: 0	BB: 0	P: 3									
R: 2	H: 3	E: 1	K: 0	S: 5	LOB: 0	BB: 0	P: 5									
R: 1	H: 3	E: 0	K: 1	S: 8	LOB: 2	BB: 0	P: 8									
R: 3	H: 3	E: 0	K: 1	S: 8	LOB: 0	BB: 0	P: 8									
R: 0	H: 0	E: 0	K: 1	S: 5	LOB: 0	BB: 0	P: 5									
PITCHER																
IP	WLS	BF	H	R	ER	SO	BB	IBB	HBP	BLK	WP	HR	S	P	ERA	WHIP
Dave LaPoint, L (1, 1) ERA: 5.56	5.2	L	24	7	3	3	3	0	0	0	0	1	30	30	4.76	1.235
Gene Walter, L (6, 1) ERA: 3.86	2.1		11	4	3	3	0	0	0	0	0	1	17	17	11.57	1.714

Batter	1	2	3	4	5	6	7	8	9	AB R H RBI BB SO LOB	TOP											
Tom Foley, L (1, 4) OBP: 0.352, SLG: 0.382	0-0 F8		0-0 1B 1-2 1B		0-0 F8		0-0 F8			4 0 1 0 0 0 1	Montreal Expos @ San Diego Padres Jack Murphy Stadium, San Diego, CA Tue Aug 19 1986, 10:05 PM EDT Att: 15,400 - Unknown livebaseballscorecards.com											
Mitch Webster, S (1, 8) OBP: 0.359, SLG: 0.424	0-0 B5-3		0-0 F5		0-0 E3 3-1 WP 4-3		0-0 F9			4 1 0 0 0 0 2												
Tim Raines, S (1, 7) OBP: 0.412, SLG: 0.498	0-0 F8		0-0 FC4 1-3 2-H 1B		0-0 3-1 1-3		0-0 G4-6-3 1B			4 0 2 0 0 0 1												
Andre Dawson, R (1, 9) OBP: 0.319, SLG: 0.494		0-0 F3	0-0 FC4 1-2f		0-0 4-3		0-0 G4-6-3 1-2f			4 0 0 1 0 0 3												
Tim Wallach, R (1, 5) OBP: 0.325, SLG: 0.433		0-0 F8		0-3 K	4-0 BB BB		0-0 F4			3 0 0 0 1 1 0												
Andres Galarraga, R (1, 3) OBP: 0.319, SLG: 0.386		4-0 BB BB BB BB E BB		0-0 4-3	0-0 6-3		0-0 F8			3 0 0 0 1 0 1												
Luis Rivera, R (1, 6) OBP: 0.323, SLG: 0.333		0-0 E4 1-2		0-0 F7		0-0 F5		0-0 F3		4 0 0 0 0 0 1												
Dann Bilardello, R (1, 2) OBP: 0.244, SLG: 0.256		0-3 K		0-0 F9		0-0 1B 1B				3 0 1 0 0 1 2												
Bryn Smith, R (1, 1) OBP: 0.154, SLG: 0.146 Wayne Krenchicki, L (7, PH) OBP: 0.311, SLG: 0.327 Dave Tomlin, L (7, 1)			0-0 1B 1B 1B		0-0 6-3		0-0 1B			2 0 1 0 0 0 0 1 0 1 0 0 0 0 0 0 0 0 0 0 0												
Inning Stats	R: 0 E: 0 K: 0 S: 3	H: 0 LOB: 0 BB: 0 P: 3	R: 0 E: 1 K: 1 S: 6	H: 0 LOB: 2 BB: 1 P: 10	R: 0 E: 0 K: 0 S: 5	H: 3 LOB: 2 BB: 0 P: 5	R: 0 E: 0 K: 1 S: 5	H: 0 LOB: 0 BB: 0 P: 5	R: 0 E: 0 K: 0 S: 3	H: 0 LOB: 0 BB: 0 P: 3	R: 1 E: 1 K: 0 S: 4	H: 0 LOB: 1 BB: 1 P: 8	R: 0 E: 0 K: 0 S: 4	H: 2 LOB: 1 BB: 0 P: 4	R: 0 E: 0 K: 0 S: 3	H: 1 LOB: 0 BB: 0 P: 3	R: 0 E: 0 K: 0 S: 3	H: 0 LOB: 0 BB: 0 P: 3	1B: 6 2B: 0 3B: 0 HR: 0	SF: 0 SAC: 0 DP: 1 HBP: 0	WP: 1 PB: 0 SB: 0 CS: 0	PA: 34
PITCHER Andy Hawkins, R (1, 1) ERA: 4.27	IP 9.0	WLS W	BF 34	H 6	R 1	ER 0	SO 2	BB 2	IBB 0	HBP 0	BLK 0	WP 1	HR 0	S 36	P 44	ERA 0.00	WHIP 0.889					



Batter	1	2	3	4	5	6	7	8	9	AB R H RBI BB SO LOB	TOP												
Tom Foley, L OBP: 0.348, SLG: 0.376 (1, 4) (8, 6)	0-0 F9		0-0 BB 1B 1B		0-0 B2		0-0 FC4-6 1B 1B		0-0 F9	5 1 1 0 0 0 3	Montreal Expos @ San Diego Padres Jack Murphy Stadium, San Diego, CA Wed Aug 20 1986, 10:05 PM EDT Att: 11,602 - Unknown												
Mitch Webster, S OBP: 0.360, SLG: 0.424 (1, 8)	0-0 4-3		0-0 BB 1B		0-0 F9		0-0 FC6-5 1B 1B			4 0 2 0 0 0 2													
Tim Raines, S OBP: 0.417, SLG: 0.503 (1, 7)	0-0 2B		4-0 BB 1B		0-0 BLK 1B		0-0 1B 1B			3 1 3 1 1 0 0													
Andre Dawson, R OBP: 0.318, SLG: 0.491 (1, 9)	0-0 5-3		0-3 K		0-0 BB 1B		0-0 FC6-5			4 0 1 1 0 1 6													
Wayne Krenchicki, L OBP: 0.315, SLG: 0.327 (1, 3)		0-0 G3		0-0 CS 1B		4-0 BB 1B		0-0 F7		3 0 1 0 1 0 0													
Tim Wallach, R OBP: 0.322, SLG: 0.429 (1, 5)		0-3 K		0-0 F6		0-0 F2		0-0 5-3		4 0 0 0 0 1 3													
Luis Rivera, R OBP: 0.304, SLG: 0.311 Tim Burke, R (8, 1)		0-0 F4		0-3 K		0-0 G5-4-3		0-3 K		4 0 0 0 0 2 3 0 0 0 0 0 0 0													
Tom Nieto, R OBP: 0.279, SLG: 0.328 Dann Bilardello, R OBP: 0.248, SLG: 0.260 (5, PR) (5, 2)			0-0 4-3		1-0 SH3-4 HBP		0-0 FC4-6 1B		0-3 K	1 0 0 0 0 0 0 2 0 1 0 0 1 0													
Jay Tibbs, R OBP: 0.188, SLG: 0.174 Wallace Johnson, S OBP: 0.234, SLG: 0.348 Bob McClure, R OBP: 0.333, SLG: 0.333 Al Newman, S OBP: 0.303, SLG: 0.250 Jim Wohlford, R OBP: 0.268, SLG: 0.277 (1, 1) (7, PH) (7, 1) (8, 4) (9, PH)			0-0 F2		0-0 SH3-4		0-3 K		0-0 4-3	1 0 0 0 0 0 0 1 0 0 0 0 1 1 0 0 0 0 0 0 0 0 0 0 0 0 0 0 1 0 0 0 0 0 0													
Inning Stats	R: 0 E: 0 K: 0 S: 4	H: 1 LOB: 1 BB: 0 P: 4	R: 0 E: 0 K: 1 S: 5	H: 0 LOB: 0 BB: 0 P: 5	R: 0 E: 0 K: 1 S: 7	H: 2 LOB: 3 BB: 1 P: 11	R: 0 E: 0 K: 1 S: 5	H: 1 LOB: 0 BB: 0 P: 5	R: 0 E: 0 K: 1 S: 3	H: 0 LOB: 2 BB: 0 P: 4		R: 1 E: 0 K: 0 S: 4	H: 2 LOB: 1 BB: 1 P: 8	R: 1 E: 0 K: 1 S: 8	H: 3 LOB: 2 BB: 0 P: 8	R: 0 E: 0 K: 1 S: 5	H: 0 LOB: 0 BB: 0 P: 5	R: 0 E: 0 K: 1 S: 5	H: 0 LOB: 0 BB: 0 P: 5	1B: 8 2B: 1 3B: 0 HR: 0	SF: 0 SAC: 1 DP: 1 HBP: 1	WP: 0 PB: 0 SB: 0 CS: 1	PA: 37
PITCHER	IP WLS BF H R ER SO BB IBB HBP BLK WP HR S P ERA WHIP	IP WLS BF H R ER SO BB IBB HBP BLK WP HR S P ERA WHIP	IP WLS BF H R ER SO BB IBB HBP BLK WP HR S P ERA WHIP	IP WLS BF H R ER SO BB IBB HBP BLK WP HR S P ERA WHIP	IP WLS BF H R ER SO BB IBB HBP BLK WP HR S P ERA WHIP	IP WLS BF H R ER SO BB IBB HBP BLK WP HR S P ERA WHIP	IP WLS BF H R ER SO BB IBB HBP BLK WP HR S P ERA WHIP	IP WLS BF H R ER SO BB IBB HBP BLK WP HR S P ERA WHIP	IP WLS BF H R ER SO BB IBB HBP BLK WP HR S P ERA WHIP	IP WLS BF H R ER SO BB IBB HBP BLK WP HR S P ERA WHIP	IP WLS BF H R ER SO BB IBB HBP BLK WP HR S P ERA WHIP	IP WLS BF H R ER SO BB IBB HBP BLK WP HR S P ERA WHIP	IP WLS BF H R ER SO BB IBB HBP BLK WP HR S P ERA WHIP	IP WLS BF H R ER SO BB IBB HBP BLK WP HR S P ERA WHIP	IP WLS BF H R ER SO BB IBB HBP BLK WP HR S P ERA WHIP	IP WLS BF H R ER SO BB IBB HBP BLK WP HR S P ERA WHIP	IP WLS BF H R ER SO BB IBB HBP BLK WP HR S P ERA WHIP	IP WLS BF H R ER SO BB IBB HBP BLK WP HR S P ERA WHIP	IP WLS BF H R ER SO BB IBB HBP BLK WP HR S P ERA WHIP	IP WLS BF H R ER SO BB IBB HBP BLK WP HR S P ERA WHIP	IP WLS BF H R ER SO BB IBB HBP BLK WP HR S P ERA WHIP	IP WLS BF H R ER SO BB IBB HBP BLK WP HR S P ERA WHIP	IP WLS BF H R ER SO BB IBB HBP BLK WP HR S P ERA WHIP

livebaseballscorecards.com

AB	33
R	2
H	9
RBI	2
BB	2
SO	6
LOB	18



Batter	1	2	3	4	5	6	7	8	9
Tim Flannery, L OBP: 0.391, SLG: 0.362 (1, 5) (7, 4)	0-0 G3		0-0 G6-4-3		0-0 1B		0-0 SH1-4		
Tony Gwynn, L OBP: 0.388, SLG: 0.493 (1, 9)	0-0 3-1			0-0 F7	0-0 G3		0-0 4-3		
John Kruk, L OBP: 0.429, SLG: 0.480 Marvell Wynne, L OBP: 0.283, SLG: 0.411 (1, 7) (8, 8)	0-3 K			0-0 4-3		0-0 HR	0-3 K		
Kevin McReynolds, R OBP: 0.357, SLG: 0.489 (1, 8) (8, 7)		0-0 F8		0-0 HR		0-0 HR	0-3 K		
Steve Garvey, R OBP: 0.286, SLG: 0.411 (1, 3)		0-0 6-3		1-0 1B HBP		0-0 F8	0-3 K 1B		
Terry Kennedy, L OBP: 0.321, SLG: 0.378 (1, 2)		0-0 F8		0-0 FC4-6 1B		0-0 1B	0-0 F8		
Bip Roberts, S OBP: 0.271, SLG: 0.298 Lance McCullers, S OBP: 0.167, SLG: 0.095 Dane Iorg, L OBP: 0.253, SLG: 0.333 Rich Gossage, R (8, PH) (9, 1)			0-0 BB 1B	0-0 FC4-6 1B		0-0 L6	0-0 1B		
Garry Templeton, S OBP: 0.277, SLG: 0.280 (1, 6)			4-0 G6-4-3 BB		0-0 G3	0-0 F9	0-3 K		
Eric Show, R OBP: 0.182, SLG: 0.209 Craig Lefferts, L OBP: 0.167, SLG: 0.667 Jerry Royster, R OBP: 0.333, SLG: 0.365 (1, 1) (7, 1) (7, 5)			0-3 K		0-3 K		4-0 SH1-4 BB		

Inning Stats	R: 0 E: 0 K: 1 S: 5	H: 0 LOB: 0 BB: 0 P: 5	R: 0 E: 0 K: 0 S: 3	H: 0 LOB: 0 BB: 0 P: 3	R: 0 E: 0 K: 1 S: 5	H: 1 LOB: 1 BB: 1 P: 9	R: 1 E: 0 K: 0 S: 5	H: 2 LOB: 2 BB: 0 P: 6	R: 0 E: 0 K: 1 S: 6	H: 1 LOB: 1 BB: 0 P: 6	R: 2 E: 0 K: 0 S: 6	H: 3 LOB: 1 BB: 0 P: 6	R: 0 E: 0 K: 1 S: 5	H: 0 LOB: 1 BB: 1 P: 9	R: 0 E: 0 K: 3 S: 11	H: 1 LOB: 2 BB: 0 P: 11
--------------	------------------------------	---------------------------------	------------------------------	---------------------------------	------------------------------	---------------------------------	------------------------------	---------------------------------	------------------------------	---------------------------------	------------------------------	---------------------------------	------------------------------	---------------------------------	-------------------------------	----------------------------------

PITCHER															PITCHER																			
IP	WLS	BF	H	R	ER	SO	BB	IBB	HBP	BLK	WP	HR	S	P	ERA	WHIP	IP	WLS	BF	H	R	ER	SO	BB	IBB	HBP	BLK	WP	HR	S	P	ERA	WHIP	
Jay Tibbs, R ERA: 3.74 (1, 1)	6.0	L	26	7	3	3	3	1	0	1	0	0	30	35	4.50	1.333																		
Bob McClure, L ERA: 4.1 (7, 1)	1.0		4	0	0	1	1	0	0	0	0	0	5	9	0.00	1.000																		
Tim Burke, R ERA: 2.52 (8, 1)	1.0		5	1	0	3	0	0	0	0	1	0	11	11	0.00	1.000																		

AB R H RBI BB SO LOB

3	0	1	0	0	0	2
4	0	0	0	0	0	2
4	1	1	0	0	2	1
0	0	0	0	0	0	0
4	2	2	3	0	1	0
3	0	0	0	0	1	0
4	0	2	0	0	0	1
3	0	1	0	0	0	3
0	0	0	0	0	0	0
1	0	1	0	0	0	0
0	0	0	0	0	0	0
3	0	0	0	1	1	3
2	0	0	0	0	2	2
0	0	0	0	0	0	0
0	0	0	0	1	0	0

AB	31
R	3
H	8
RBI	3
BB	2
SO	7
LOB	14



WP: 1	PA: 35
PB: 0	
SB: 0	
CS: 0	

1B: 6	SF: 0
2B: 0	SAC: 1
3B: 0	DP: 1
HR: 2	HBP: 1

Montreal Expos @ San Diego Padres
Jack Murphy Stadium, San Diego, CA
Wed Aug 20 1986, 10:05 PM EDT
Att. 11,602 - Unknown

Batter	1	2	3	4	5	6	7	8	9	AB R H RBI BB SO LOB	TOP											
Luis Rivera, R (1, 6) OBP: 0.311, SLG: 0.308	0-0 G3		0-0 2B 1B		0-3 K			4-0 FC6-4 BB	0-0 L5	4 0 1 0 1 1 2												
Mitch Webster, S (1, 8) OBP: 0.359, SLG: 0.425	0-0 F9		0-0 1-3 2B			0-0 F8		0-0 FC6-4 BB 1-2f		4 0 1 0 0 0 1												
Tim Raines, S (1, 7) OBP: 0.415, SLG: 0.500	4-0 BB		0-0 1-3			0-0 F4		0-0 F4		3 0 0 0 1 0 3												
Andre Dawson, R (1, 9) OBP: 0.320, SLG: 0.490	0-0 F8			0-0 F4		0-0 1B		4-0 1-2 BB		3 0 1 0 1 0 1												
Tim Wallach, R (1, 5) OBP: 0.319, SLG: 0.425		0-0 F8		0-0 F7		0-0 5-3		0-0 F7		4 0 0 0 0 0 3												
Jeff Reardon, R (8, 1) OBP: 0.143, SLG: 0.143										0 0 0 0 0 0 0												
Wallace Johnson, S (1, 3) OBP: 0.255, SLG: 0.360		0-0 G3		0-0 1B			0-0 6-3 1B		0-0 5-3	4 0 2 0 0 0 0												
Dann Bilardello, R (1, 2) OBP: 0.241, SLG: 0.252			0-0 F7		0-0 F6		0-3 K		0-0 6-3	4 0 0 0 0 1 2												
Al Newman, S (1, 4) OBP: 0.302, SLG: 0.245			0-0 5-3		0-3 K		0-0 6-3		4-0 BB BB	3 0 0 0 1 1 1												
Dennis Martinez, R (1, 1) OBP: 0.059, SLG: 0.118			0-0 F8		0-0 F9		0-0 F2		4-0 BB BB	1 0 0 0 0 0 0												
Jim Wohlford, R (5, PH) OBP: 0.264, SLG: 0.273										1 0 0 0 0 0 0												
Andy McCalligan, R (5, 1) OBP: 0.059, SLG: 0.069										0 0 0 0 0 0 0												
Wayne Krenchicki, L (7, PH) OBP: 0.314, SLG: 0.325										1 0 0 0 0 0 1												
Bob McClure, R (7, 1) OBP: 0.333, SLG: 0.333										0 0 0 0 0 0 0												
Tom Foley, L (8, 5) OBP: 0.352, SLG: 0.376									1-2 BB	0 0 0 0 1 0 0												
Inning Stats	R: 0 E: 0 K: 0 S: 3	H: 0 LOB: 1 BB: 1 P: 7	R: 0 E: 0 K: 0 S: 3	H: 0 LOB: 0 BB: 0 P: 3	R: 0 E: 0 K: 0 S: 5	H: 2 LOB: 2 BB: 0 P: 5	R: 0 E: 0 K: 0 S: 4	H: 1 LOB: 1 BB: 0 P: 4	R: 0 E: 0 K: 2 S: 7	H: 0 LOB: 0 BB: 0 P: 7	R: 0 E: 0 K: 1 S: 4	H: 1 LOB: 1 BB: 0 P: 4	R: 0 E: 0 K: 1 S: 6	H: 1 LOB: 1 BB: 0 P: 6	R: 0 E: 0 K: 0 S: 3	H: 0 LOB: 2 BB: 2 P: 11	R: 0 E: 0 K: 0 S: 3	H: 0 LOB: 2 BB: 2 P: 11	1B: 4 2B: 1 3B: 0 HR: 0	SF: 0 SAC: 0 DP: 0 HBP: 0	WP: 0 PB: 0 SB: 0 CS: 0	PA: 37
PITCHER	IP WLS BF H R ER SO BB IBB HBP BLK WP HR S P ERA WHIP																				IP WLS BF H R ER SO BB IBB HBP BLK WP HR S P ERA WHIP	
Dave Dravecky, L (1, 1) ERA: 2.92	5.0 W 19 3 0 0 2 1 0 0 0 0 0 22 26 0.00 0.800																					
Gene Walter, L (6, 1) ERA: 3.65	4.0 S 18 2 0 0 1 4 0 0 0 0 0 16 32 0.00 1.500																					

Montreal Expos @ San Diego Padres
Jack Murphy Stadium, San Diego, CA
Thu Aug 21 1986, 6:33 AM EDT
Att: 14,694 - Unknown

livebaseballscorecards.com

AB	32
R	0
H	5
RBI	0
BB	5
SO	3
LOB	14



Batter	1	2	3	4	5	6	7	8	9	AB	R	H	RBI	BB	SO	LOB
Tim Flannery, L OBP: 0.389, SLG: 0.361 (1, 5)	0-3 K		0-3 K	0-0 2-H 1B			0-0 4-3			4	0	1	1	0	2	0
Tony Gwynn, L OBP: 0.385, SLG: 0.489 (1, 9)	0-0 5-3		0-0 6-3		0-0 F8		0-0 F6			4	0	0	0	0	0	0
John Kruk, L OBP: 0.436, SLG: 0.486 (1, 7)	0-0 1B 2B		4-0 BB HR BB		0-3 K			4-0 BB G4-6-3 BB		2	2	1	0	2	1	0
Kevin McReynolds, R OBP: 0.360, SLG: 0.490 (1, 8)	0-0 PO 2-H 1B		4-0 1-2 HR BB		0-0 1B			0-0 G4-6-3 1-2f		3	1	2	1	1	0	1
Steve Garvey, R OBP: 0.286, SLG: 0.416 (1, 3)	0-0 PO 1-2	0-0 5-3	0-0 1-H 2-H HR		0-0 F9			0-0 L3		4	1	1	3	0	0	1
Terry Kennedy, L OBP: 0.321, SLG: 0.386 (1, 2)		0-0 HR	0-3 K			0-0 6-3				3	1	1	1	0	1	0
Bip Roberts, S OBP: 0.277, SLG: 0.304 (1, 4)		0-0 FC6-4 1B		0-0 FC6-4 1B		0-3 K				3	0	2	0	0	1	0
Garry Templeton, S OBP: 0.275, SLG: 0.278 (1, 6)		0-0 F4		0-0 FC6-4 SH2-3 1B		0-0 3-1				3	1	0	0	0	0	2
Dave Dravecky, R OBP: 0.157, SLG: 0.200 Gene Walter, L OBP: 0.333, SLG: 0.375 (6, 1)		0-0 FC6-4		0-0 SH2-3			0-3 K			1	0	0	0	0	0	1
										1	0	0	0	0	1	0


Inning Stats	R: 1	H: 2	E: 0	K: 1	S: 6	LOB: 0	BB: 0	P: 6	R: 1	H: 2	E: 0	K: 0	S: 5	LOB: 1	BB: 0	P: 5	R: 3	H: 1	E: 0	K: 2	S: 8	LOB: 0	BB: 2	P: 16	R: 1	H: 2	E: 0	K: 0	S: 4	LOB: 1	BB: 0	P: 4	R: 0	H: 1	E: 0	K: 1	S: 6	LOB: 1	BB: 0	P: 6	R: 0	H: 0	E: 0	K: 1	S: 5	LOB: 0	BB: 0	P: 5	R: 0	H: 0	E: 0	K: 1	S: 5	LOB: 0	BB: 0	P: 5	R: 0	H: 0	E: 0	K: 0	S: 2	LOB: 0	BB: 1	P: 6
--------------	------	------	------	------	------	--------	-------	------	------	------	------	------	------	--------	-------	------	------	------	------	------	------	--------	-------	-------	------	------	------	------	------	--------	-------	------	------	------	------	------	------	--------	-------	------	------	------	------	------	------	--------	-------	------	------	------	------	------	------	--------	-------	------	------	------	------	------	------	--------	-------	------

PITCHER	IP	WLS	BF	H	R	ER	SO	BB	IBB	HBP	BLK	WP	HR	S	P	ERA	WHIP
Dennis Martinez, R ERA: 6.06 (1, 1)	4.0	L	19	7	6	6	3	2	0	0	0	0	2	23	31	13.50	2.250
Andy McGaffigan, R ERA: 3.12 (5, 1)	2.0		7	1	0	0	2	0	0	0	0	0	0	11	11	0.00	0.500
Bob McClure, L ERA: 4.02 (7, 1)	1.0		3	0	0	0	1	0	0	0	0	0	0	5	5	0.00	0.000
Jeff Reardon, R ERA: 3.87 (8, 1)	1.0		3	0	0	0	0	1	0	0	0	0	0	2	6	0.00	1.000

BOTTOM

Montreal Expos @ San Diego Padres
Jack Murphy Stadium, San Diego, CA
 Thu Aug 21 1986, 6:33 AM EDT
 Att. 14,694 - Unknown

AB	28
R	6
H	8
RBI	6
BB	3
SO	6
LOB	5



WP	HR	S	P	ERA	WHIP
0	0	1	0	0	0
0	0	1	0	0	0
0	0	1	0	0	0
0	0	1	0	0	0

Batter	1	2	3	4	5	6	7	8	9	AB R H RBI BB SO LOB	TOP											
Gary Redus, R (1, 7) OBP: 0.340, SLG: 0.485	0-0 F4		4-0 BB		0-0 1-H 2B		0-3 K		4-0 PO BB	3 0 1 1 2 1 0												
Milt Thompson, L (1, 8) OBP: 0.268, SLG: 0.293	0-3 K		0-0 F4		0-0 G3			0-0 G3	0-0 PO	4 0 0 0 0 1 3												
Von Hayes, L (1, 3) OBP: 0.375, SLG: 0.439	0-0 F7			0-0 5-3 4-3 2B		0-0 F7		0-0 F7		4 1 1 0 0 0 0												
Mike Schmidt, R (1, 5) OBP: 0.384, SLG: 0.547		0-0 F6		0-0 5-3		0-0 2B		0-0 E7		4 2 2 0 0 0 1												
Rick Schu, R (8, 5) OBP: 0.338, SLG: 0.457				2-3		1B		2B		0 0 0 0 0 0 0												
Glenn Wilson, R (1, 9) OBP: 0.314, SLG: 0.405		0-0 6-3		0-0 4-3		0-0 1B		0-0 WP 1B		4 0 2 2 0 0 0												
Juan Samuel, R (1, 4) OBP: 0.303, SLG: 0.450		0-0 F6		3-H 0-3 K		0-3 K		0-0 WP 1B		4 0 1 0 0 2 1												
Ronn Reynolds, R (1, 2) OBP: 0.271, SLG: 0.358			0-0 F4		0-0 6-3	0-0 F9		0-0 4-3		4 0 0 0 0 0 3												
Steve Jeltz, S (1, 6) OBP: 0.338, SLG: 0.276			0-0 6-3		0-0 2B 1B		0-0 4-3		0-0 F8	4 1 1 0 0 0 0												
Bruce Ruffin, S (1, 1) OBP: 0.094, SLG: 0.125			0-0 BB 1B		0-3 K		0-3 K		0-3 K	4 0 1 0 0 3 1												
Inning Stats	R: 0 E: 0 K: 1 S: 5	H: 0 LOB: 0 BB: 0 P: 5	R: 0 E: 0 K: 0 S: 3	H: 0 LOB: 0 BB: 0 P: 3	R: 0 E: 0 K: 0 S: 4	H: 1 LOB: 2 BB: 1 P: 8	R: 1 E: 0 K: 1 S: 6	H: 1 LOB: 0 BB: 0 P: 6	R: 1 E: 0 K: 1 S: 7	H: 2 LOB: 1 BB: 0 P: 7	R: 1 E: 0 K: 1 S: 7	H: 2 LOB: 1 BB: 0 P: 7	R: 0 E: 0 K: 2 S: 7	H: 0 LOB: 0 BB: 0 P: 7	R: 1 E: 1 K: 0 S: 6	H: 3 LOB: 2 BB: 0 P: 6	R: 0 E: 0 K: 1 S: 4	H: 0 LOB: 0 BB: 1 P: 8	1B: 5 2B: 4 3B: 0 HR: 0	SF: 0 SAC: 0 DP: 0 HBP: 0	WP: 1 PB: 0 SB: 1 CS: 0	PA: 38
PITCHER	IP WLS BF H R ER SO BB IBB HBP BLK WP HR S P ERA WHIP																					
Ed Whitson, R (1, 1) ERA: 6.3	7.2 L 33 9 4 4 6 1 0 0 0 0 0 0 44 48 4.70 1.304																					
Dave LaPoint, L (8, 1) ERA: 5.54	0.1 1 0 0 0 0 0 0 0 0 0 1 0 1 1 0.00 0.000																					
Craig Lefferts, L (9, 1) ERA: 2.28	1.0 3 0 0 0 0 1 1 0 0 0 0 0 4 8 0.00 1.000																					

Philadelphia Phillies @ San Diego Padres
 Jack Murphy Stadium, San Diego, CA
 Fri Aug 22 1986, 10:05 PM EDT
 Att: 16,296 - Unknown

AB	35
R	4
H	9
RBI	3
BB	2
SO	7
LOB	9



Batter	1	2	3	4	5	6	7	8	9	AB	R	H	RBI	BB	SO	LOB
Jerry Royster, R (1, 5) OBP: 0.332, SLG: 0.362	0-0 5-3		0-0 G4-6-3			0-3 K		0-0 1B		4	0	1	0	0	1	1
Tony Gwynn, L (1, 9) OBP: 0.384, SLG: 0.487	0-0 4-3		0-0 6-3			0-0 6-3		0-0 1B		4	0	1	1	0	0	0
John Kruk, L (1, 7) OBP: 0.427, SLG: 0.475	0-3 K				0-0 F7	0-3 K		0-3 K		4	0	0	0	0	3	2
Kevin McReynolds, R (1, 8) OBP: 0.359, SLG: 0.486		4-0 BB			0-0 F3			0-0 4-3	0-0 4-3	3	0	0	0	1	0	0
Steve Garvey, R (1, 3) OBP: 0.288, SLG: 0.417		0-3 K			0-0 FC5-4			0-3 K	0-0 2B	4	0	2	0	0	2	1
Bruce Bochy, R (1, 2) OBP: 0.355, SLG: 0.546		0-3 K			0-0 FC5-4			0-0 1B	0-0 F8	4	0	1	0	0	1	3
Garry Templeton, S (1, 6) OBP: 0.275, SLG: 0.280		0-0 E4				0-0 F9		0-3 K	0-0 2B	4	0	1	0	0	1	1
Bip Roberts, S (1, 4) OBP: 0.277, SLG: 0.299		0-0 FC4-6				0-0 6-3		4-0 PB	0-0 5-3	3	1	0	0	1	0	4
Ed Whitson, R (1, 1) OBP: 0.071, SLG: 0.071			0-0			0-0 4-3		0-0 F8		2	0	1	0	0	0	0
Dave LaPoint, L (8, 1)										0	0	0	0	0	0	0
Carmelo Martinez, R (8, PH) OBP: 0.345, SLG: 0.378										1	0	0	0	0	0	1
Craig Lefferts, L (9, 1) OBP: 0.167, SLG: 0.667										0	0	0	0	0	0	0


Inning Stats	R: 0	H: 0	E: 0	K: 1	S: 5	R: 0	H: 0	E: 1	K: 2	S: 8	R: 0	H: 1	E: 0	K: 0	S: 3	R: 0	H: 1	E: 0	K: 0	S: 4	R: 0	H: 0	E: 0	K: 0	S: 3	R: 0	H: 0	E: 0	K: 2	S: 7	R: 0	H: 1	E: 0	K: 1	S: 5	R: 1	H: 2	E: 0	K: 2	S: 9	R: 0	H: 2	E: 0	K: 0	S: 5	1B: 6	SF: 0	2B: 1	SAC: 0	3B: 0	DP: 1	HR: 0	HBP: 0	WP: 0	PA: 35
PITCHER Bruce Ruffin, L (1, 1) ERA: 2.49	IP	WLS	BF	H	R	ER	SO	BB	IBB	HBP	BLK	WP	HR	S	P	ERA	WHIP	IP	WLS	BF	H	R	ER	SO	BB	IBB	HBP	BLK	WP	HR	S	P	ERA	WHIP	IP	WLS	BF	H	R	ER	SO	BB	IBB	HBP	BLK	WP	HR	S	P	ERA	WHIP				

BOTTOM

Philadelphia Phillies @ San Diego Padres
Jack Murphy Stadium, San Diego, CA

Fri Aug 22 1986, 10:05 PM EDT
Att. 16,296 - Unknown

AB	33
R	1
H	7
RBI	1
BB	2
SO	8
LOB	13



Batter	1	2	3	4	5	6	7	8	9	10	11	12	AB	R	H	RBI	BB	SO	LOB	TOP		
Jeff Stone, L (1, 7) OBP: 0.323, SLG: 0.403 Steve Bedrosian, R (9, 1) OBP: 0.400, SLG: 0.250 Rick Schu, R (11, PH) OBP: 0.341, SLG: 0.457 Kent Tekulve, R (11, 1)	0-0 1B		0-3 K		0-0 1B			0-0 F8	0-3 K		4-0 IBB		5	0	2	0	0	2	1			
Milt Thompson, L (1, 8) OBP: 0.270, SLG: 0.291	4-0 BB		0-0 G3 1B		0-0 6-3			0-0 B3		0-0 F7	0-3 K		5	0	1	0	1	1	4			
Von Hayes, L (1, 3) OBP: 0.375, SLG: 0.436	0-0 F7		0-0 G3		0-0 G6-4-3 1B			0-0 G3		0-3 K		4-0 CS BB	5	0	1	0	1	1	3			
Mike Schmidt, R (1, 5) OBP: 0.394, SLG: 0.544	0-3 K		0-3 K		0-0 F5			0-0 HR 1B		0-0 FC5-4 1B		0-0 F8 1-2	6	1	2	0	0	2	5			
Glenn Wilson, R (1, 9) OBP: 0.310, SLG: 0.399	0-3 K		0-0 F8		0-0 G6-4-3 1-2f			0-0 F3		0-0 FC5-4 1-2f		0-0 6-3	6	0	0	0	0	1	5			
Juan Samuel, R (1, 4) OBP: 0.302, SLG: 0.454		0-0 F3		0-0 F4			0-0 5-3		0-0 HR		0-0 F7		5	1	1	2	0	0	0			
John Russell, R (1, 2) OBP: 0.290, SLG: 0.425 Gary Redus, R (9, PR) OBP: 0.338, SLG: 0.483 (9, 7)		0-0 F8		0-0 F2			0-0 4-3 2B		0-0 4-3 S E 1B		0-0 F8		4	0	2	0	0	0	0			
Steve Jeltz, S (1, 6) OBP: 0.338, SLG: 0.274 Greg Gross, L (9, PH) OBP: 0.373, SLG: 0.302 Ronn Reynolds, R (9, 2) OBP: 0.282, SLG: 0.368		4-0 BB		0-0 4-3			0-0 4-3		0-0 4-3		0-0 2B 1B		2	0	0	0	1	0	1			
Mike Maddux, L (1, 1) Ron Roenicke, S (7, PH) OBP: 0.381, SLG: 0.386 Dan Schatzeder, L (7, 1) OBP: 0.519, SLG: 0.682 Luis Aguayo, R (9, PH) OBP: 0.236, SLG: 0.324 (9, 6)		0-3 K		0-3 K			0-0 F7		0-0 E5		0-0 2B		2	0	0	0	0	2	1			
Inning Stats	R: 0 E: 0 K: 2 S: 8	H: 1 LOB: 2 BB: 1 P: 12	R: 0 E: 0 K: 1 S: 5	H: 0 LOB: 1 BB: 1 P: 9	R: 0 E: 0 K: 2 S: 8	H: 1 LOB: 1 BB: 0 P: 8	R: 0 E: 0 K: 0 S: 3	H: 0 LOB: 0 BB: 0 P: 3	R: 0 E: 0 K: 1 S: 6	H: 1 LOB: 1 BB: 0 P: 6	R: 0 E: 0 K: 0 S: 3	H: 0 LOB: 0 BB: 0 P: 3	R: 3 E: 1 K: 1 S: 9	H: 3 LOB: 1 BB: 0 P: 9	R: 0 E: 0 K: 1 S: 6	H: 1 LOB: 1 BB: 0 P: 6	R: 0 E: 0 K: 0 S: 2	H: 0 LOB: 0 BB: 1 P: 6	1B: 8 2B: 2 3B: 0 HR: 1	SF: 0 SAC: 0 DP: 1 HBP: 0	WP: 0 PB: 0 SB: 2 CS: 1	PA: 50
PITCHER	IP WLS BF H R ER SO BB IBB HBP BLK WP HR S P ERA WHIP																					
LaMarr Hoyt, R (1, 1) ERA: 4.62	8.1																					
Rich Gossage, R (9, 1) ERA: 4.06	0.2																					
Craig Lefferts, L (10, 1) ERA: 2.23	2.0																					
Lance McCullers, R (12, 1) ERA: 2.64	1.0	W																				

Philadelphia Phillies @ San Diego Padres
 Jack Murphy Stadium, San Diego, CA
 Sat Aug 23 1986, 6:33 AM EDT
 Att. 25,884 - Unknown

livebaseballscorecards.com

AB	46
R	3
H	11
RBI	2
BB	4
SO	9
LOB	23



Batter	1	2	3	4	5	6	7	8	9	10	11	12	AB	R	H	RBI	BB	SO	LOB	
Tim Flannery, L OBP: 0.388, SLG: 0.358 (1, 5) BB (9, 4)	4-0 G3 2B BB	0-3 K			0-0 FC6-4 1B		0-0 B1-3		0-0 F8			0-0 E7 1B FC6-2	5	1	1	0	1	1	1	
Tony Gwynn, L OBP: 0.383, SLG: 0.483 (1, 9) X	0-0 G3 1-2				0-0 FC6-4 BB 1-2f		0-3 K			0-3 K		4-0 FC6-2 1B IBB	4	1	0	0	2	2	2	
John Kruk, L OBP: 0.429, SLG: 0.469 Marvell Wynne, L OBP: 0.285, SLG: 0.411 (1, 7) BB (9, 8)	4-0 2B BB				4-0 4-3 BB		4-0 1-2 BB		0-0 L5		0-0 F8	0-0 1B FC6-2 1B	2	1	0	0	2	0	1	
Kevin McReynolds, R OBP: 0.357, SLG: 0.484 (1, 8) X (9, 7)	0-0 1B 2B 1-H 2-H				0-0 F9		0-0 F9		0-0 F9		0-0 5-3	0-0 FC6-2 1B	6	0	1	2	0	0	5	
Steve Garvey, R OBP: 0.291, SLG: 0.426 Dave Dravecky, R OBP: 0.157, SLG: 0.200 Lance McCullers, S OBP: 0.167, SLG: 0.095 Bruce Bochy, R OBP: 0.360, SLG: 0.551 (1, 3) X (11, PR) (12, 1) (12, PH)	0-0 2-3 1B				0-3 K		0-3 K		0-0 HR		0-0 SH1-3 1B	0-0 1B	5	1	3	1	0	2	2	
Terry Kennedy, L OBP: 0.320, SLG: 0.383 (1, 2) S S	0-3 K				4-0 FC3-6 BB		0-0 G3		0-3 K		0-0 SH1-3	0-0 SH1-3	3	0	0	0	1	2	2	
Bip Roberts, S OBP: 0.273, SLG: 0.294 Jerry Royster, R OBP: 0.330, SLG: 0.360 Graig Nettles, L OBP: 0.287, SLG: 0.392 (1, 4) X (9, 5) (11, PH) (12, 5)	0-0 4-3				0-0 FC3-6 S 1-2f		0-0 B3		0-3 K		4-0 FC6-4 IBB	4-0 FC6-4 IBB	3	0	0	0	0	0	3	
Garry Templeton, S OBP: 0.276, SLG: 0.280 (1, 6) X		0-0 6-3			4-0 3-1 IBB		0-0 3-1		0-0 S 1B		0-0 F7	0-0 F7	4	0	1	0	1	0	2	
LaMarr Hoyt, R OBP: 0.167, SLG: 0.171 Rich Crossade, R Dane Iorg, L OBP: 0.250, SLG: 0.329 Craig Lefferts, L OBP: 0.197, SLG: 0.667 Carmelo Martinez, R OBP: 0.344, SLG: 0.376 (1, 1) (9, 1) (9, PH) (10, 1) (11, PH) (12, 3)		0-0 4-3			0-0 5-3		0-0 4-3		0-3 K		0-0 FC6-4	0-0 FC6-4	3	0	0	0	0	0	2	


Inning Stats	R: 2	H: 2	E: 0	LOB: 2	K: 1	S: 7	R: 0	H: 0	E: 0	LOB: 0	K: 1	S: 5	R: 0	H: 0	E: 0	LOB: 0	K: 0	S: 2	R: 0	H: 0	E: 0	LOB: 2	K: 1	S: 5	R: 0	H: 1	E: 0	LOB: 2	K: 1	S: 6	R: 0	H: 0	E: 0	LOB: 0	K: 0	S: 3	R: 0	H: 0	E: 0	LOB: 0	K: 1	S: 5	R: 1	H: 1	E: 0	LOB: 0	K: 1	S: 6	R: 0	H: 1	E: 0	LOB: 1	K: 2	S: 8	R: 0	H: 0	E: 0	LOB: 0	K: 1	S: 5	R: 0	H: 1	E: 0	LOB: 2	K: 0	S: 4	R: 1	H: 2	E: 1	LOB: 3	K: 0	S: 4	1B: 6	2B: 1	3B: 0	HR: 1	SF: 0	SAC: 1	DP: 0	HBP: 0	WP: 0	PA: 50
--------------	------	------	------	--------	------	------	------	------	------	--------	------	------	------	------	------	--------	------	------	------	------	------	--------	------	------	------	------	------	--------	------	------	------	------	------	--------	------	------	------	------	------	--------	------	------	------	------	------	--------	------	------	------	------	------	--------	------	------	------	------	------	--------	------	------	------	------	------	--------	------	------	------	------	------	--------	------	------	-------	-------	-------	-------	-------	--------	-------	--------	-------	--------

PITCHER	IP	WLS	BF	H	R	ER	SO	BB	IBB	HBP	BLK	WP	HR	S	P	ERA	WHIP
Mike Maddux, R ERA: 6.39 (1, 1)	6.0		26	3	2	2	4	5	1	0	0	0	0	28	52	3.00	1.333
Dan Schatzeder, L ERA: 3.54 (7, 1)	2.0		7	1	1	1	2	0	0	0	0	0	1	11	11	4.50	0.500
Steve Bedrosian, R ERA: 2.9 (9, 1)	2.0		7	1	0	0	3	0	0	0	0	0	0	13	13	0.00	0.500
Kent Tekulve, R ERA: 2.83 (11, 1)	1.1	L	10	3	1	1	0	0	2	0	0	0	0	8	16	6.75	2.250

Philadelphia Phillies @ San Diego Padres
Jack Murphy Stadium, San Diego, CA
 Sat Aug 23 1986, 6:33 AM EDT
 Att: 25,884 - Unknown

livebaseballscorecards.com

AB	41
R	4
H	8
RBI	4
BB	8
SO	9
LOB	23



Batter	1	2	3	4	5	6	7	8	9	AB R H RBI BB SO LOB	TOP
Jeff Stone, L (1, 7) <small>OBP: 0.331, SLG: 0.414</small> Steve Bedrosian, R (9, 1) <small>OBP: 0.400, SLG: 0.250</small>	0-0 		0-0 6-3 		0-0 1-3 		0-0 		0-0 SH2-4 1-2 2-3 	4 0 3 0 0 0 0 0 0 0 0 0 0 0	Philadelphia Phillies @ San Diego Padres Jack Murphy Stadium, San Diego, CA Sun Aug 24 1986, 6:33 AM EDT Att: 13,409 - Unknown
Milt Thompson, L (1, 8) <small>OBP: 0.273, SLG: 0.295</small>	0-3 1-2 			0-0 	0-0 3-H 		0-0 1-2 	0-0 2-H 3-H 	4 0 2 3 0 1 1		
Von Hayes, L (1, 3) <small>OBP: 0.375, SLG: 0.436</small>	0-0 2-3 			0-0 	0-0 		0-0 1-3 	0-0 	5 1 2 0 0 0 2		
Mike Schmidt, R (1, 5) <small>OBP: 0.383, SLG: 0.540</small>	0-0 			0-0 		4-0 S S S 	0-3 		3 0 0 0 1 1 4		
Glenn Wilson, R (1, 9) <small>OBP: 0.309, SLG: 0.402</small>		0-0 		0-0 1-H 		0-0 	0-3 S S S 		4 1 1 1 0 1 1		
Juan Samuel, R (1, 4) <small>OBP: 0.301, SLG: 0.459</small>		0-0 		0-0 3-H 		0-3 S S S 	0-0 		4 1 1 2 0 1 1		
Ronn Reynolds, R (1, 2) <small>OBP: 0.280, SLG: 0.352</small>		0-3 		0-0 		4-0 S S S 	0-0 		3 0 0 0 1 1 0		
Steve Jeltz, S (1, 6) <small>OBP: 0.337, SLG: 0.274</small>			0-0 		0-3 	0-0 		0-0 SH2-4 	4 1 1 0 0 1 2		
Charles Hudson, S (1, 1) <small>OBP: 0.070, SLG: 0.048</small> Michael Jackson, R (3, 1) <small>OBP: 0.340, SLG: 0.457</small> Rick Schu, R (5, PH) <small>OBP: 0.389, SLG: 0.299</small> Tom Hume, R (5, 1) <small>OBP: 0.383, SLG: 0.386</small> Greg Gross, L (7, PH) <small>OBP: 0.383, SLG: 0.386</small> Kent Givine, R (7, 1) <small>OBP: 0.383, SLG: 0.386</small> Ron Roenicke, S (9, PH) <small>OBP: 0.383, SLG: 0.386</small>		0-3 		4-0 		0-0 		4-0 1-2 	1 0 0 0 0 0 1 0 0 0 0 0 0 0 0 0 0 1 0 0 0 1 0 0 0 0 0 0 0 0 0 0 1 0 0 0 0 0 0 0 0 0 0 0 0 0 0 0 0 1 0 0 1 0 0 0		
Inning Stats	R: 0 H: 1 E: 0 LOB: 1 K: 1 BB: 0 S: 6 P: 6	R: 0 H: 0 E: 0 LOB: 0 K: 1 BB: 0 S: 5 P: 5	R: 0 H: 0 E: 0 LOB: 0 K: 1 BB: 0 S: 5 P: 5	R: 3 H: 3 E: 0 LOB: 0 K: 0 BB: 0 S: 6 P: 6	R: 1 H: 1 E: 0 LOB: 1 K: 1 BB: 1 S: 6 P: 10	R: 0 H: 0 E: 0 LOB: 2 K: 1 BB: 2 S: 5 P: 13	R: 0 H: 3 E: 0 LOB: 2 K: 1 BB: 0 S: 7 P: 7	R: 0 H: 0 E: 0 LOB: 0 K: 1 BB: 0 S: 5 P: 5	R: 2 H: 2 E: 0 LOB: 0 K: 0 BB: 1 S: 4 P: 8	1B: 7 SF: 1 2B: 1 SAC: 1 3B: 1 DP: 0 HR: 1 HBP: 0	WP: 0 PA: 39 PB: 0 SB: 1 CS: 1
PITCHER Andy Hawkins, R (1, 1) <small>ERA: 4.34</small> Lance McCullers, R (6, 1) <small>ERA: 2.58</small> Rich Gossage, R (9, 1) <small>ERA: 4.3</small>	IP WLS BF H R ER SO BB IBB HBP BLK WP HR S P ERA WHIP 5.2 0 25 5 4 4 5 3 0 0 0 0 1 32 44 6.35 1.412 2.1 0 9 3 0 0 2 0 0 0 0 0 0 13 13 0.00 1.286 1.0 L 5 2 2 2 0 1 0 0 0 0 0 0 4 8 18.00 3.000	PITCHER IP WLS BF H R ER SO BB IBB HBP BLK WP HR S P ERA WHIP									

BOTTOM

Philadelphia Phillies @ San Diego Padres
Jack Murphy Stadium, San Diego, CA

Sun Aug 24 1986, 6:33 AM EDT
Att. 13,409 - Unknown

livebaseballscorecards.com

AB 38
R 5
H 12
RBI 5
BB 3
SO 4
LOB 18



WP: 0 PA: 41
PB: 1
SB: 1
CS: 2

AB R H RBI BB SO LOB

5 0 3 0 0 0 0

4 1 3 0 1 0 1

4 0 0 0 0 0 5

4 1 2 0 1 1 0

4 2 1 1 1 1 1

4 1 2 3 0 1 2

3 0 1 1 0 0 2

1 0 0 0 0 0 1

4 0 0 0 0 1 3

3 0 0 0 0 0 3

0 0 0 0 0 0 0

1 0 0 0 0 0 0

1B: 11 SF: 0
2B: 1 SAC: 0
3B: 0 DP: 2
HR: 1 HBP: 0

Batter	1	2	3	4	5	6	7	8	9
Tim Flannery, L (1, 5) OBP: 0.391, SLG: 0.362 (8, 4)	0-0 F7	0-0 1B		0-0 1B		0-0 3-1		0-0 1B	
Tony Gwynn, L (1, 9) OBP: 0.387, SLG: 0.485	4-0 1B	0-0 1B		0-0 1B		0-0 1B		0-0 G3	
John Kruk, L (1, 7) OBP: 0.421, SLG: 0.459 Rich Gossage, R (9, 1) Dane Iorg, L (9, PH) OBP: 0.247, SLG: 0.325	0-0 F8	0-0 6-3		0-0 4-3		0-0 G1-6-3		0-0 F7	
Kevin McReynolds, R (1, 8) OBP: 0.359, SLG: 0.484 (9, 7)	4-0 1B		0-0 1B		0-0 1B		0-3 K	0-0 L8	
Steve Garvey, R (1, 3) OBP: 0.292, SLG: 0.424	0-0 1B		4-0 1B		0-0 1B		0-3 K	0-0 4-3	
Terry Kennedy, L (1, 2) OBP: 0.322, SLG: 0.392	0-0 HR		0-3 K		0-0 1B		0-0 E1		
Bip Roberts, S (1, 4) OBP: 0.274, SLG: 0.295 Graig Nettles, L (7, PH) OBP: 0.286, SLG: 0.390 (8, 5)	0-0 G3		0-0 1B		0-0 F8		0-0 F8		
Garry Templeton, S (1, 6) OBP: 0.274, SLG: 0.277		0-3 K	0-0 L5		0-0 E4		0-0 B1-3		
Andy Hawkins, R (1, 1) OBP: 0.185, SLG: 0.189 Lance McCullers, S (6, 1) OBP: 0.167, SLG: 0.095 Marvell Wynne, L (8, PH) OBP: 0.284, SLG: 0.410 (9, 8)		0-0 L8		0-0 F3		0-0 FC6-4		0-0 4-3	

Inning Stats	R: 4	H: 2	E: 0	K: 0	S: 5	LOB: 0	BB: 2	P: 13
	R: 0	H: 2	E: 0	K: 1	S: 7	LOB: 2	BB: 0	P: 7
	R: 1	H: 2	E: 0	K: 1	S: 6	LOB: 1	BB: 1	P: 10
	R: 0	H: 2	E: 0	K: 0	S: 4	LOB: 1	BB: 0	P: 4
	R: 0	H: 2	E: 1	K: 0	S: 6	LOB: 3	BB: 0	P: 6
	R: 0	H: 1	E: 0	K: 0	S: 3	LOB: 0	BB: 0	P: 3
	R: 0	H: 0	E: 1	K: 2	S: 8	LOB: 1	BB: 0	P: 8
	R: 0	H: 1	E: 0	K: 0	S: 4	LOB: 1	BB: 0	P: 4
	R: 0	H: 0	E: 0	K: 0	S: 3	LOB: 0	BB: 0	P: 3

PITCHER	IP	WLS	BF	H	R	ER	SO	BB	IBB	HBP	BLK	WP	HR	S	P	ERA	WHIP
Charles Hudson, R ERA: 5.15	(1, 1)	2.0	14	5	5	5	1	3	0	0	0	0	1	13	25	22.50	4.000
Michael Jackson, R ERA: 1.5	(3, 1)	2.0	7	3	0	0	1	0	0	0	0	0	0	9	9	0.00	1.500
Tom Hume, R ERA: 2.85	(5, 1)	2.0	9	3	0	0	0	0	0	0	0	0	0	9	9	0.00	1.500
Kent Tekulve, R ERA: 2.76	(7, 1)	2.0	W 8	1	0	0	2	0	0	0	0	0	0	12	12	0.00	0.500
Steve Bedrosian, R ERA: 2.86	(9, 1)	1.0	S 3	0	0	0	0	0	0	0	0	0	0	3	3	0.00	0.000

WP	HR	S	P	ERA	WHIP
0	1	12	41	2.86	1.500

Batter	1	2	3	4	5	6	7	8	9	AB R H RBI BB SO LOB	TOP																
Lenny Dykstra, L (1, 8) OBP: 0.374, SLG: 0.459 Kevin Mitchell, R (5, PH) OBP: 0.363, SLG: 0.511 (5, 7)	0-3 K		0-3 K		0-0 2-H 2B		0-0 2-3 1B	0-0 F8		2 0 0 0 0 2 2 3 0 2 1 0 0 1																	
Wally Backman, S (1, 4) OBP: 0.379, SLG: 0.385 Tim Teufel, R (5, PH) OBP: 0.325, SLG: 0.368 (5, 4)	0-0 6-3		0-0 FC6-4		0-3 K		4-0 BB BB		0-0 E6 FC4-6	2 0 0 0 0 0 2 2 0 0 0 1 1 1																	
Keith Hernandez, L (1, 3) OBP: 0.402, SLG: 0.438 (1, 3)	0-0 F6			0-0 4-3		4-0 G3 4-3 1B BB	4-0 1-2 BB		0-0 FC4-6 3B	3 2 0 0 2 0 1																	
Darryl Strawberry, L (1, 9) OBP: 0.363, SLG: 0.499 (1, 9)		0-0 F7		4-0 BB BB		0-0 4-3 1-2	0-0 3-1		0-3 K	4 0 0 0 1 1 5																	
Mookie Wilson, S (1, 7) OBP: 0.355, SLG: 0.456 (5, 8)		0-0 F5		0-0 F7		0-0 G3 2-3		0-0 6-3	0-0 K 3B	5 0 1 1 0 0 2																	
Howard Johnson, S (1, 5) OBP: 0.337, SLG: 0.462 (1, 5)		0-0 F8		0-0 F3		0-0 3-H 1B		0-0 K 1B 2B	0-3 K	5 1 2 1 0 1 2																	
Ed Hearn, R (1, 2) OBP: 0.324, SLG: 0.404 (1, 2)			0-0 F8		4-0 SH1-4 2B BB	0-0 6-3		0-0 F9		3 1 0 0 1 0 2																	
Rafael Santana, R (1, 6) OBP: 0.276, SLG: 0.237 (1, 6)			0-0 2B		0-0 F7		0-0 1B SH5-4 1B	4-0 1B E IBB		3 1 2 0 1 0 1																	
Ron Darling, R (1, 1) OBP: 0.149, SLG: 0.141 Jesse Orosco, R (7, 1) Ray Knight, R (8, PH) OBP: 0.353, SLG: 0.426 Randy Niemann, L (8, 1) OBP: 0.429, SLG: 0.333 Roger McDowell, R (8, 1) OBP: 0.375, SLG: 0.333			4-0 FC6-4 BB		0-0 SH1-4		0-0 SH5-4 1-2	0-0 E7 1-H 2-H 1B		0 0 0 0 1 0 0 0 0 0 0 0 0 0 1 0 1 1 0 0 0 0 0 0 0 0 0 0 0 0 0 0 0 0 0																	
Inning Stats	R: 0 E: 0 K: 1 S: 5	H: 0 LOB: 0 BB: 0 P: 5	R: 0 E: 0 K: 0 S: 3	H: 0 LOB: 0 BB: 0 P: 3	R: 0 E: 0 K: 1 S: 6	H: 1 LOB: 2 BB: 1 P: 10	R: 0 E: 0 K: 0 S: 3	H: 0 LOB: 1 BB: 1 P: 7	R: 1 E: 0 K: 1 S: 6	H: 1 LOB: 1 BB: 1 P: 10	R: 1 E: 0 K: 0 S: 4	H: 1 LOB: 1 BB: 1 P: 8	R: 0 E: 0 K: 0 S: 4	H: 2 LOB: 3 BB: 2 P: 12	R: 2 E: 1 K: 0 S: 5	H: 2 LOB: 1 BB: 1 P: 9	R: 1 E: 1 K: 2 S: 9	H: 1 LOB: 1 BB: 0 P: 9	1B: 4 SF: 0 2B: 3 SAC: 2 3B: 1 DP: 0 HR: 0 HBP: 0	WP: 0 PA: 42 PB: 0 SB: 0 CS: 0							
PITCHER	IP WLS BF H R ER SO BB IBB HBP BLK WP HR S P ERA WHIP																										
Eric Show, R (1, 1) ERA: 2.97	2.1		7	0	0	0	1	0	0	0	0	0	0	9	9	0.00	0.000										
Dave LaPoint, L (3, 1) ERA: 5.46	4.2		24	5	2	2	2	6	0	0	0	0	0	22	46	3.86	2.357										
Craig Lefferts, L (8, 1) ERA: 2.28	2.0	L	11	3	3	1	2	0	1	0	0	0	0	14	18	4.50	1.500										

New York Mets @ San Diego Padres
Jack Murphy Stadium, San Diego, CA
Mon Aug 25 1986, 10:05 PM EDT
Att: 18,605 - Unknown

livebaseballscores.com

AB	33
R	5
H	8
RBI	4
BB	7
SO	5
LOB	19



BOTTOM

New York Mets @ San Diego Padres
Jack Murphy Stadium, San Diego, CA
Mon Aug 25 1986, 10:05 PM EDT
Att. 18,605 - Unknown

livebaseballscores.com

AB 33
R 2
H 9
RBI 2
BB 3
SO 3
LOB 19



WP: 0 PA: 36
PB: 0
SB: 0
CS: 0

AB R H RBI BB SO LOB

4 1 3 0 0 0 0

4 0 2 0 0 0 2

4 0 1 1 0 0 4

4 0 0 0 0 1 6

4 0 0 0 0 2 1

2 1 1 0 2 0 0

3 0 1 1 1 0 1

4 0 1 0 0 0 2

4 0 0 0 0 0 0

2 0 0 0 0 0 0

1 0 0 0 0 0 1

0 0 0 0 0 0 0

1 0 0 0 0 0 2

1B: 7 SF: 0
2B: 3 SAC: 0
3B: 0 DP: 3
HR: 0 HBP: 0

1B: 7 SF: 0
2B: 3 SAC: 0
3B: 0 DP: 3
HR: 0 HBP: 0

1B: 7 SF: 0
2B: 3 SAC: 0
3B: 0 DP: 3
HR: 0 HBP: 0

1B: 7 SF: 0
2B: 3 SAC: 0
3B: 0 DP: 3
HR: 0 HBP: 0

1B: 7 SF: 0
2B: 3 SAC: 0
3B: 0 DP: 3
HR: 0 HBP: 0

Batter	1	2	3	4	5	6	7	8	9
Tim Flannery, L (1, 4) OBP: 0.395, SLG: 0.367	0-0 E 1B		0-0 1B		0-0 F8			0-0 FC6-4 1B	
Tony Gwynn, L (1, 9) OBP: 0.388, SLG: 0.485	0-0 E4 G5-3 1-3 1B		0-0 1-2 1B			0-0 7-3 1B		0-0 FC6-4 FC6-4 1-2f 1B	
Kevin McReynolds, R (1, 7) OBP: 0.358, SLG: 0.482	0-0 G5-3 1-2 3-H 1B		0-0 F4			0-0 F4		0-0 FC6-4 1-2f	
Steve Garvey, R (1, 3) OBP: 0.290, SLG: 0.421	0-0 G5-3 1-2 2-3f		0-0 B2-3			0-0 7-3 1-2f		0-3 K	
Terry Kennedy, L (1, 2) OBP: 0.319, SLG: 0.388	0-3 K			0-0 4-3			0-3 K		0-0 5-3
Graig Nettles, L (1, 5) OBP: 0.291, SLG: 0.391		4-0 BB BB BB BB	4-0 G4-6-3 BB	0-0 6-3		0-0 6-3	4-0 2B BB		0-0 3-1 BB 1B
Marvell Wynne, L (1, 8) OBP: 0.287, SLG: 0.413		0-0 G4-6-3 1-2f	0-0 G4-6-3	0-0 6-3			0-0 1-H 2B		4-0 1-2 BB
Garry Templeton, S (1, 6) OBP: 0.274, SLG: 0.279			0-0 F7		0-0 F8		0-0 2B		0-0 3-1 1-2 2-3
Eric Show, R (1, 1) OBP: 0.182, SLG: 0.209			0-0 1-3		0-0 F8		0-0 1-3		0-0 5-3
Dave LaPoint, L (3, 1)									
John Kruk, L (7, PH) OBP: 0.419, SLG: 0.457									
Craig Lefferts, L (8, 1) OBP: 0.167, SLG: 0.667									
Dane Iorg, L (9, PH) OBP: 0.244, SLG: 0.321									

Inning Stats	R: 1	H: 2	E: 1	LOB: 1	K: 1	S: 7	P: 7
	R: 0	H: 0	E: 0	LOB: 0	K: 0	S: 2	P: 6
	R: 0	H: 2	E: 0	LOB: 2	K: 0	S: 5	P: 5
	R: 0	H: 0	E: 0	LOB: 0	K: 0	S: 3	P: 3
	R: 0	H: 0	E: 0	LOB: 0	K: 0	S: 3	P: 3
	R: 0	H: 1	E: 0	LOB: 0	K: 0	S: 3	P: 3
	R: 1	H: 2	E: 0	LOB: 1	K: 1	S: 6	P: 10
	R: 0	H: 1	E: 0	LOB: 1	K: 1	S: 4	P: 8
	R: 0	H: 1	E: 0	LOB: 2	K: 0	S: 4	P: 8

PITCHER	IP	WLS	BF	H	R	ER	SO	BB	IBB	HBP	BLK	WP	HR	S	P	ERA	WHIP
Ron Darling, R (1, 1) ERA: 2.84	6.2		26	7	2	2	2	2	2	0	0	0	0	28	36	2.70	1.350
Jesse Orosco, L (7, 1) ERA: 2.56	0.1	W	1	0	0	0	0	0	0	0	0	0	0	1	1	0.00	0.000
Randy Niemann, L (8, 1) ERA: 3.6	0.1		2	1	0	0	0	0	0	0	0	0	0	2	2	0.00	3.000
Roger McDowell, R (8, 1) ERA: 2.28	1.2	S	7	1	0	0	1	1	0	0	0	0	0	8	12	0.00	1.200

Batter	1	2	3	4	5	6	7	8	9	AB R H RBI BB SO LOB	TOP																
Mookie Wilson, S (1, 8) OBP: 0.359, SLG: 0.457 Lenny Dykstra, L (7, 8) OBP: 0.373, SLG: 0.458	0-0 F8	0-0 1B CS 1B		0-0 BB FC4 HBP 1B	0-0 FC4-6 FC6-4 1-2f		4-0 1B 2B BB		0-0 L6 1-2	4 2 2 0 1 0 1 1 0 0 0 0 0 1																	
Tim Teufel, R (1, 4) OBP: 0.333, SLG: 0.390	0-0 HR	0-0 1-3 1B		0-0 FC4 HBP BB 1B	0-0 FC6-4 1-2f		0-0 2B 1-3 1B		0-0 2-H 1B	6 2 4 3 0 0 2																	
Keith Hernandez, L (1, 3) OBP: 0.403, SLG: 0.440 Lee Mazzilli, S (7, PR) OBP: 0.379, SLG: 0.339 (7, 3)	0-3 K	0-3 K		4-0 HBP 1B BB		0-0 F9 1B 1B		0-0 1-3 3-H 2B	0-0 F5 1-2	4 2 2 1 1 2 2 1 0 0 0 0 0 1																	
Kevin Mitchell, R (1, 7) OBP: 0.362, SLG: 0.507	0-0 1B 1B		0-0 5-3	0-0 F7		0-0 1B 1-2 SF9 1B		0-3 K	0-3 K	6 1 2 0 0 2 6																	
Darryl Strawberry, L (1, 9) OBP: 0.363, SLG: 0.496	0-0 FC5-4 1-2 1B		0-0 F5	1-0 1B HBP		0-0 F9 2-3		0-3 K		4 0 1 1 0 1 4																	
Ray Knight, R (1, 5) OBP: 0.359, SLG: 0.431 Jesse Orosco, R (8, 1)	0-0 FC5-4 1-2f		0-0 1B 1B	0-0 1B 1-2 3-H		0-0 1-3 3-H 1B		0-0 G6-4-3 1B		5 0 4 3 0 0 2 0 0 0 0 0 0 0																	
Ed Hearn, R (1, 2) OBP: 0.327, SLG: 0.408		0-0 HR 1B	0-0 1-2 1B	0-0 F9		0-0 SF9		0-0 G6-4-3 1-2f		4 1 2 1 0 0 2																	
Rafael Santana, R (1, 6) OBP: 0.278, SLG: 0.249		0-0 HR	0-0 F7		0-0 FC1-6 1B		0-0 F9		0-0 6-3	5 1 2 2 0 0 3																	
Sid Fernandez, L (1, 1) OBP: 0.217, SLG: 0.241 Howard Johnson, S (8, 5) OBP: 0.340, SLG: 0.466		0-3 K		0-0 1B FC4 2B	0-0 FC1-6 FC4-6 1-2f		0-3 K		0-0 S 1B	4 1 1 0 0 2 1 1 1 1 0 0 0 0																	
Inning Stats	R: 1 E: 0 K: 1 S: 8	H: 3 LOB: 2 BB: 0 P: 8	R: 2 E: 0 K: 2 S: 10	H: 4 LOB: 2 BB: 0 P: 10	R: 0 E: 0 K: 0 S: 5	H: 2 LOB: 2 BB: 0 P: 5	R: 4 E: 0 K: 0 S: 6	H: 3 LOB: 1 BB: 1 P: 11	R: 0 E: 0 K: 0 S: 4	H: 1 LOB: 1 BB: 0 P: 4	R: 2 E: 0 K: 3 S: 6	H: 3 LOB: 1 BB: 0 P: 6	R: 1 E: 0 K: 3 S: 11	H: 2 LOB: 2 BB: 1 P: 15	R: 0 E: 0 K: 0 S: 3	H: 1 LOB: 0 BB: 0 P: 3	R: 1 E: 0 K: 1 S: 7	H: 2 LOB: 1 BB: 0 P: 7	1B: 17 2B: 3 3B: 0 HR: 2	SF: 1 SAC: 0 DP: 2 HBP: 1	WP: 0 PB: 0 SB: 1 CS: 1	PA: 49					
PITCHER	IP	WLS	BF	H	R	ER	SO	BB	IBB	HBP	BLK	WP	HR	S	P	ERA	WHIP										
Dave Dravecky, L (1, 1) ERA: 3.07	1.0	L	8	5	3	3	1	0	0	0	0	0	2	10	10	27.00	5.000										
Gene Walter, L (2, 1) ERA: 3.97	3.0		17	7	4	4	2	1	0	1	0	0	0	19	24	12.00	2.667										
Dave LaPoint, L (5, 1) ERA: 5.4	1.0		4	1	0	0	0	0	0	0	0	0	0	4	4	0.00	1.000										
Craig Lefferts, L (6, 1) ERA: 2.45	1.0		6	3	2	2	0	0	0	0	0	0	0	6	6	18.00	3.000										
Lance McCullers, R (7, 1) ERA: 2.62	2.0		9	3	1	1	3	1	0	0	0	0	0	14	18	4.50	2.000										
PITCHER	IP	WLS	BF	H	R	ER	SO	BB	IBB	HBP	BLK	WP	HR	S	P	ERA	WHIP										
Rich Gossage, R (9, 1) ERA: 4.37	1.0		5	2	1	1	1	0	0	0	0	0	0	7	7	9.00	2.000										

New York Mets @ San Diego Padres
Jack Murphy Stadium, San Diego, CA

Tue Aug 26 1986, 10:05 PM EDT
Att: 15,992 - Unknown

AB	45
R	11
H	21
RBI	11
BB	2
SO	7
LOB	25



WP	0	PA	49
PB	0		
SB	1		
CS	1		

livebaseballscorecards.com

Batter	1	2	3	4	5	6	7	8	9	AB R H RBI BB SO LOB
--------	---	---	---	---	---	---	---	---	---	----------------------

Jerry Royster, R <small>OBP: 0.332, SLG: 0.376</small> (1, 4) (6, 6)										5 1 2 2 0 0 0
Tony Gwynn, L <small>OBP: 0.392, SLG: 0.488</small> (1, 9)										5 1 4 1 0 0 0
Kevin McReynolds, R <small>OBP: 0.359, SLG: 0.481</small> (1, 7)										5 0 2 0 0 0 4
Steve Garvey, R <small>OBP: 0.290, SLG: 0.420</small> Dane Iorg, L <small>OBP: 0.250, SLG: 0.326</small> (1, 3) (7, 3)										3 0 1 0 0 0 1 2 1 1 0 0 1 2
Bruce Bochy, R <small>OBP: 0.362, SLG: 0.573</small> (1, 2)										5 1 2 3 0 0 4
Graig Nettles, L <small>OBP: 0.294, SLG: 0.390</small> (1, 5)										3 0 1 0 1 0 1
Garry Templeton, S <small>OBP: 0.272, SLG: 0.278</small> Craig Lefferts, L <small>OBP: 0.167, SLG: 0.667</small> John Kruk, L <small>OBP: 0.417, SLG: 0.454</small> Lance McCullers, S <small>OBP: 0.167, SLG: 0.095</small> Carmelo Martinez, R <small>OBP: 0.342, SLG: 0.374</small> Rich Gossage, R <small>OBP: 0.167, SLG: 0.374</small> (1, 9) (6, 1) (6, PH) (7, 1) (8, PH) (9, 1)										2 0 0 0 0 1 4 0 0 0 0 0 0 0 1 0 0 0 0 0 1 0 0 0 0 0 0 0 1 0 0 0 0 1 0 0 0 0 0 0 0 0
Marvell Wynne, L <small>OBP: 0.286, SLG: 0.410</small> (1, 8)										4 1 1 0 0 2 0
Dave Dravecky, R <small>OBP: 0.157, SLG: 0.200</small> Gene Walter, L <small>OBP: 0.300, SLG: 0.333</small> Dave LaPoint, L <small>OBP: 0.274, SLG: 0.292</small> Bip Roberts, S <small>OBP: 0.274, SLG: 0.292</small> (1, 1) (2, 1) (5, 1) (5, PH) (6, 4)										0 0 0 0 0 0 0 1 0 0 0 0 0 0 0 0 0 0 0 0 0 2 1 0 0 1 1 1

Inning Stats	R: 0	H: 1	E: 0	LOB: 1	K: 0	BB: 0	S: 4	P: 4	R: 0	H: 1	E: 0	LOB: 0	K: 0	BB: 0	S: 3	P: 3	R: 0	H: 0	E: 0	LOB: 0	K: 1	BB: 0	S: 5	P: 5	R: 0	H: 2	E: 0	LOB: 3	K: 1	BB: 1	S: 7	P: 11	R: 1	H: 3	E: 0	LOB: 1	K: 1	BB: 0	S: 7	P: 7	R: 0	H: 1	E: 0	LOB: 1	K: 0	BB: 0	S: 4	P: 4	R: 5	H: 4	E: 0	LOB: 0	K: 1	BB: 1	S: 9	P: 13	R: 0	H: 0	E: 0	LOB: 0	K: 1	BB: 0	S: 5	P: 5	R: 0	H: 2	E: 0	LOB: 2	K: 1	BB: 0	S: 7	P: 7	1B: 12	SF: 0	2B: 0	SAC: 0	3B: 0	DP: 2	HR: 2	HBP: 0	WP: 1	PA: 41
--------------	------	------	------	--------	------	-------	------	------	------	------	------	--------	------	-------	------	------	------	------	------	--------	------	-------	------	------	------	------	------	--------	------	-------	------	-------	------	------	------	--------	------	-------	------	------	------	------	------	--------	------	-------	------	------	------	------	------	--------	------	-------	------	-------	------	------	------	--------	------	-------	------	------	------	------	------	--------	------	-------	------	------	--------	-------	-------	--------	-------	-------	-------	--------	-------	--------

PITCHER	IP	WLS	BF	H	R	ER	SO	BB	IBB	HBP	BLK	WP	HR	S	P	ERA	WHIP
Sid Fernandez, L <small>ERA: 3.61</small>	(1, 1)	7.0	33	12	6	6	4	2	0	0	0	1	2	39	47	7.71	2.000
Jesse Orosco, L <small>ERA: 2.48</small>	(8, 1)	2.0	8	2	0	0	2	0	0	0	0	0	0	12	12	0.00	1.000

BOTTOM

New York Mets @ San Diego Padres
 Jack Murphy Stadium, San Diego, CA
 Tue Aug 26 1986, 10:05 PM EDT
 Att. 15,992 - Unknown

livebaseballscorecards.com

AB	39
R	6
H	14
RBI	6
BB	2
SO	6
LOB	18



Batter	1	2	3	4	5	6	7	8	9	10	11	AB R H RBI BB SO LOB	TOP																		
Lenny Dykstra, L OBP: 0.375, SLG: 0.457 (1, 8)	4-0 BB 1B BB	0-3 K		0-0 G3			0-0 SH5-4 1B		0-0 F6		0-0 1B SF8 1B	5 2 2 0 1 1 1																			
Wally Backman, S OBP: 0.379, SLG: 0.385 (1, 4)	0-0 BB 1B 1B		0-0 B1				0-0 F8		0-0 SH5-4		0-0 6-3 1B	5 1 2 0 0 0 0																			
Keith Hernandez, L OBP: 0.404, SLG: 0.443 (1, 3)	4-0 1B E BB		0-0 E6 HR				0-0 F5 1B		0-0 F5 2B		0-0 SF8 3-H 1B	4 2 2 1 1 0 2																			
Darryl Strawberry, L OBP: 0.367, SLG: 0.504 (1, 9)	0-0 E S 1B		0-0 HR				4-0 BB IBB		4-0 F6		0-0 K	4 1 2 4 2 1 2																			
Danny Heep, L OBP: 0.377, SLG: 0.418 Mookie Wilson, S OBP: 0.357, SLG: 0.455 (1, 7) (8, 7)	0-3 K		0-3 K				0-0 F8		0-3 K		0-3 K	4 0 0 0 0 3 6 1 0 0 0 0 1 0																			
Ray Knight, R OBP: 0.355, SLG: 0.425 Doug Sisk, R (1, 5) (10, 1)	0-0 E1		0-0 F9				0-0 L5		0-0 5-3		0-3 K	5 0 0 1 0 1 1 0 0 0 0 0 0 0																			
John Gibbons, R OBP: 0.385, SLG: 0.417 (1, 2)	0-0 9-2						0-3 K		0-0 K		0-0 FC4-6 1B	5 0 2 0 0 2 2																			
Rafael Santana, R OBP: 0.280, SLG: 0.252 (1, 6)							0-0 SH1-3 1B		0-0 5-3		0-0 FC4-6 1B	5 0 2 0 0 0 2																			
Dwight Gooden, R OBP: 0.123, SLG: 0.127 Lee Mazzilli, S OBP: 0.377, SLG: 0.336 Roger McDowell, R OBP: 0.375, SLG: 0.333 Jesse Orosco, R (1, 1) (8, PH) (8, 1) (8, 1)							0-0 SH1-3 1B		0-0 SH5-4 1B		0-0 F9	2 0 1 0 0 0 0 1 0 0 0 0 0 1 0 0 0 0 0 0 0 0 0 0 0 0 0 0 1 0 0 0 0 0 0																			
Howard Johnson, S OBP: 0.338, SLG: 0.463 (10, 5)							1-2																								
Inning Stats	R: 3 E: 1 K: 1 S: 7	H: 2 LOB: 1 BB: 2 P: 15	R: 0 E: 0 K: 1 S: 5	H: 1 LOB: 0 BB: 0 P: 5	R: 2 E: 1 K: 1 S: 7	H: 1 LOB: 0 BB: 0 P: 7	R: 0 E: 0 K: 1 S: 6	H: 1 LOB: 1 BB: 0 P: 6	R: 0 E: 0 K: 0 S: 3	H: 1 LOB: 1 BB: 1 P: 7	R: 0 E: 0 K: 1 S: 5	H: 0 LOB: 0 BB: 0 P: 5	R: 0 E: 0 K: 1 S: 7	H: 2 LOB: 3 BB: 1 P: 11	R: 0 E: 0 K: 0 S: 4	H: 1 LOB: 1 BB: 0 P: 4	R: 0 E: 0 K: 2 S: 8	H: 1 LOB: 1 BB: 0 P: 8	R: 0 E: 0 K: 2 S: 8	H: 1 LOB: 1 BB: 0 P: 8	R: 1 E: 0 K: 1 S: 7	H: 2 LOB: 1 BB: 0 P: 7	1B: 11 2B: 2 3B: 0 HR: 1	SF: 1 SAC: 2 DP: 1 HBP: 0	WP: 0 PB: 0 SB: 1 CS: 0	PA: 49					
PITCHER	IP WLS BF H R ER SO BB IBB HBP BLK WP HR S P ERA WHIP																														
Ed Whitson, R ERA: 6.35 (1, 1)	5.0	23	6	5	4	4	3	0	0	0	0	0	1	28	40	7.20	1.800														
Andy Hawkins, R ERA: 4.29 (6, 1)	2.0	9	2	0	0	2	0	1	0	0	0	0	0	12	16	0.00	1.000														
Lance McCullers, R ERA: 2.59 (8, 1)	1.0	4	1	0	0	0	0	0	0	0	0	0	0	4	4	0.00	1.000														
Rich Gossage, R ERA: 4.31 (9, 1)	3.0	L 13	4	1	1	3	0	0	0	0	0	0	0	19	19	3.00	1.333														

New York Mets @ San Diego Padres
 Jack Murphy Stadium, San Diego, CA
 Wed Aug 27 1986, 10:05 PM EDT
 Att. 19,747 - Unknown

AB 42
 R 6
 H 13
 RBI 6
 BB 4
 SO 9
 LOB 17



WP: 0 PA: 49
 PB: 0
 SB: 1
 CS: 0

Batter	1	2	3	4	5	6	7	8	9	10	11	AB	R	H	RBI	BB	SO	LOB
Tim Flannery, L (1, 4) OBP: 0.392, SLG: 0.363 (9, 5)	0-0 4-3		0-3 K		0-0 1-3		0-0 F7	0-0 4-3			0-0 2-H 1B	6	0	1	0	0	1	5
Tony Gwynn, L (1, 9) OBP: 0.394, SLG: 0.489	0-0 6-3			0-0 S 1B		0-0 2B 1B		0-0 BB 1B		0-0 F7		5	1	3	0	0	0	0
John Kruk, L (1, 7) OBP: 0.421, SLG: 0.460	0-3 K			4-0 BB 1B		0-0 1-2 2B		0-0 1-2 BB 1B		0-0 F4		4	2	2	0	1	1	0
Kevin McReynolds, R (1, 8) OBP: 0.357, SLG: 0.477		0-0 F9		0-0 F8		0-0 6-3		4-0 E 1B BB		0-0 1-3		4	1	0	0	1	0	3
Steve Garvey, R (1, 3) OBP: 0.289, SLG: 0.420		0-0 4-3		0-3 K		0-0 2B		0-0 E4 1B 1B		0-0 5-3		5	1	1	2	0	1	3
Graig Nettles, L (1, 5) OBP: 0.291, SLG: 0.386 Bruce Bochy, R (8, PH) OBP: 0.356, SLG: 0.562 (9, 2)		0-0 G3		0-3 K		0-3 K		0-3 K		0-0 6-3		3	0	0	0	0	2	3
Terry Kennedy, L (1, 2) OBP: 0.316, SLG: 0.385 Carmelo Martinez, R (8, PH) OBP: 0.345, SLG: 0.377 Bip Roberts, S (8, PR) OBP: 0.273, SLG: 0.291 (9, 4)			0-0 4-3		0-3 K		0-0 5-3	0-0 1B 1B		0-0 4-3		3	0	0	0	0	1	0
Garry Templeton, S (1, 6) OBP: 0.276, SLG: 0.286		0-0 4-3		0-0 4-3		0-0 2B	0-0 F7	0-0 1B 1B		0-0 0-0	0-0 1B 2B	5	0	3	1	0	0	0
Ed Whittson, R (1, 1) OBP: 0.133, SLG: 0.133 Dane Jord, L (5, PH) OBP: 0.247, SLG: 0.322 Andy Hawkins, R (6, 1) OBP: 0.186, SLG: 0.189 Jerry Royster, R (7, PH) OBP: 0.385, SLG: 0.379 Lance McCullers, S (8, 1) OBP: 0.197, SLG: 0.195 Marvel Wynne, S (8, PH) OBP: 0.285, SLG: 0.409 Rich Gossage, R (9, 1) Craig Lefferts, L (11, PH) OBP: 0.143, SLG: 0.571			0-0 1B		0-3 K		0-0 1B	0-3 K			0-3 K	1	0	1	0	0	0	0

BOTTOM

New York Mets @ San Diego Padres
Jack Murphy Stadium, San Diego, CA
 Wed Aug 27 1986, 10:05 PM EDT
 Att. 19,747 - Unknown

livebaseballscorecards.com

AB 44
R 5
H 13
RBI 4
BB 2
SO 10
LOB 20



Inning Stats	R: 0	H: 0	R: 0	H: 0	R: 0	H: 1	R: 0	H: 1	R: 1	H: 3	R: 0	H: 1	R: 4	H: 4	R: 0	H: 0	R: 0	H: 0	R: 0	H: 2
	E: 0	LOB: 0	E: 0	LOB: 0	E: 0	LOB: 1	E: 0	LOB: 2	E: 0	LOB: 1	E: 1	LOB: 2	E: 1	LOB: 2	E: 0	LOB: 0	E: 0	LOB: 0	E: 0	LOB: 2
	K: 1	BB: 0	K: 0	BB: 0	K: 1	BB: 0	K: 2	BB: 1	K: 1	BB: 0	K: 0	BB: 0	K: 2	BB: 1	K: 0	BB: 0	K: 0	BB: 0	K: 1	BB: 0
	S: 5	P: 5	S: 3	P: 3	S: 6	P: 6	S: 8	P: 12	S: 7	P: 7	S: 4	P: 4	S: 12	P: 16	S: 3	P: 3	S: 3	P: 3	S: 5	P: 5

PITCHER	IP	WLS	BF	H	R	ER	SO	BB	IBB	HBP	BLK	WP	HR	S	P	ERA	WHIP
Dwight Gooden, R (1, 1) ERA: 2.95	7.0		28	7	1	1	7	1	0	0	0	0	0	41	45	1.29	1.143
Roger McDowell, R (8, 1) ERA: 2.53	0.0		4	2	4	3	0	1	0	0	0	0	0	3	7	∞	∞
Jesse Orosco, L (8, 1) ERA: 2.4	2.0		8	2	0	0	2	0	0	0	0	0	0	12	12	0.00	1.000
Doug Sisk, R (10, 1) ERA: 2.7	2.0	W	6	2	0	0	1	0	0	0	0	0	0	8	8	0.00	1.000

WP: 0 PA: 46
 PB: 0
 SB: 2
 CS: 0

Batter	1	2	3	4	5	6	7	8	9	AB R H RBI BB SO LOB	TOP											
Tim Flannery, L (1, 4) OBP: 0.390, SLG: 0.362 (7, 5)	0-3 K		0-0 1B		0-0 F7			0-3 K		4 0 1 0 0 2 2												
Tony Gwynn, L (1, 9) OBP: 0.391, SLG: 0.485	0-0 F8		0-0 6-3		0-0 3-1			0-0 1-3		4 0 0 0 0 0 3												
John Kruk, L (1, 7) OBP: 0.418, SLG: 0.453	0-0 4-3			4-0 BB		0-0 6-3		0-0 L6		3 0 0 0 1 0 0												
Kevin McReynolds, R (1, 8) OBP: 0.356, SLG: 0.481		0-0 6-3		0-3 K		0-0 5-3			0-0 HR	4 1 1 1 0 1 1												
Steve Garvey, R (1, 3) Carmelo Martinez, R (7, 3) OBP: 0.289, SLG: 0.419 OBP: 0.348, SLG: 0.380		0-0 1B		0-0 F7		0-0 F8			0-0 E 1B	3 0 1 0 0 0 1 1 0 1 0 0 0 0												
Graig Nettles, L (1, 5) Bip Roberts, S (7, 4) OBP: 0.289, SLG: 0.383 OBP: 0.272, SLG: 0.289		0-0 F7		0-0 F8			0-0 4-3		0-0 F7	3 0 0 0 0 0 2 1 0 0 0 0 0 1												
Terry Kennedy, L (1, 2) Bruce Bochy, R (7, 2) OBP: 0.317, SLG: 0.385 OBP: 0.353, SLG: 0.557		0-0 1-3			0-0 SH5-4 1B 1B		0-0 F8		0-0 E4 1-2	3 0 1 0 0 0 1 1 0 0 0 0 0 1	AB 34 R 1 H 7 RBI 1 BB 1 SO 6 LOB 17											
Garry Templeton, S (1, 6) Dane Iorg, L (7, 1) OBP: 0.278, SLG: 0.291 OBP: 0.244, SLG: 0.318			0-0 4-3		0-0 SH5-4 1B		0-0 2B		0-3 K	3 0 2 0 0 0 0 1 0 0 0 0 1 2												
LaMarr Hoyt, R (1, 1) Gene Walter, L (3, 1) Jerry Royster, R (7, PH) OBP: 0.163, SLG: 0.167 OBP: 0.300, SLG: 0.333 OBP: 0.332, SLG: 0.376			0-3 K		0-0 SH5-4		0-3 K		0-0 F8	1 0 0 0 0 1 0 0 0 0 0 0 0 0 2 0 0 0 0 1 3												
Inning Stats	R: 0 E: 0 K: 1 S: 5	H: 0 LOB: 0 BB: 0 P: 5	R: 0 E: 0 K: 0 S: 4	H: 1 LOB: 1 BB: 0 P: 4	R: 0 E: 0 K: 1 S: 6	H: 1 LOB: 1 BB: 0 P: 6	R: 0 E: 0 K: 1 S: 5	H: 0 LOB: 1 BB: 1 P: 9	R: 0 E: 0 K: 0 S: 5	H: 2 LOB: 2 BB: 0 P: 5	R: 0 E: 0 K: 0 S: 3	H: 0 LOB: 0 BB: 0 P: 3	R: 0 E: 0 K: 1 S: 6	H: 1 LOB: 1 BB: 0 P: 6	R: 0 E: 0 K: 1 S: 5	H: 0 LOB: 0 BB: 0 P: 5	R: 1 E: 1 K: 1 S: 8	H: 2 LOB: 2 BB: 0 P: 8	1B: 5 2B: 1 3B: 0 HR: 1	SF: 0 SAC: 1 DP: 0 HBP: 0	WP: 0 PB: 0 SB: 0 CS: 0	PA: 36
PITCHER Bryn Smith, R (1, 1) ERA: 3.89	IP 9.0 WLS W BF 36 H 7 R 1 ER 1 SO 6 BB 1 IBB 0 HBP 0 BLK 0 WP 0 HR 1 S 47 P 51 ERA 1.00 WHIP 0.889											PITCHER	IP WLS BF H R ER SO BB IBB HBP BLK WP HR S P ERA WHIP									

San Diego Padres @ Montreal Expos
Olympic Stadium, Montreal, QB
Sat Aug 30 1986, 3:33 AM EDT
Unknown

livebaseballscorecards.com



Batter	1	2	3	4	5	6	7	8	9	AB	R	H	RBI	BB	SO	LOB
Wallace Johnson, S OBP: 0.295, SLG: 0.351 (1, 3)	0-0 F6	0-0 F7	0-0 1B			4-0 1B BB	0-0 F9			4	1	1	1	1	0	1
Mitch Webster, S OBP: 0.361, SLG: 0.423 (1, 8)	0-0 1B	0-0 G3	0-0 L6			0-0 1B SF7	0-0 4-3			5	1	2	0	0	0	2
Tim Raines, S OBP: 0.412, SLG: 0.495 Jim Wohlford, R OBP: 0.278, SLG: 0.329 (1, 7) (8, 7)	0-0 F7		0-0 4-3 1B 2B		0-3 K	0-0 1B S		0-0 BB 1B		4	2	2	1	0	1	1
Andre Dawson, R OBP: 0.322, SLG: 0.484 Herm Winningham, L OBP: 0.296, SLG: 0.381 (1, 9) (8, 9)	4-0 1-2 BB		0-0 4-3		0-0 5-3	0-3 K		0-0 F8		3	0	0	0	1	1	3
Tim Wallach, R OBP: 0.314, SLG: 0.413 Al Newman, S OBP: 0.301, SLG: 0.245 (1, 5) (8, 4)	0-0 F8		1-3 1B 2B HBP		0-0 2B	4-0 1B IBB		0-3 K		2	1	1	0	1	0	2
Tom Foley, L OBP: 0.358, SLG: 0.401 (1, 6)		0-0 2B 1B	0-0 1-2 2B 1B		0-0 6-3	0-0 SF7		4-0 1-2 FC5-4 BB		3	2	2	2	1	0	1
Vance Law, R OBP: 0.292, SLG: 0.304 (1, 4) (8, 5)		0-0 1B 2B	0-0 1-3			0-0 L4-3 1B		0-0 FC5-4		5	1	3	2	0	0	4
Dann Bilardello, R OBP: 0.238, SLG: 0.242 (1, 2)		0-0 SH1-4 1B	4-0 2B IBB			0-0 L4-3 1B		0-0 F7		3	1	1	1	1	0	3
Bryn Smith, R OBP: 0.175, SLG: 0.189 (1, 1)		0-0 SH1-4	0-0 1B 2B			0-0 F9		0-0 6-3		3	1	1	3	0	0	0

Inning Stats	R: 0	H: 1	E: 0	K: 0	S: 4	R: 2	H: 3	E: 0	K: 0	S: 6	R: 5	H: 4	E: 0	K: 0	S: 7	R: 0	H: 1	E: 0	K: 1	S: 6	R: 0	H: 1	E: 0	K: 0	S: 3	R: 3	H: 3	E: 0	K: 1	S: 8	R: 0	H: 0	E: 0	K: 0	S: 3	R: 0	H: 1	E: 0	K: 1	S: 6
	LOB: 2	BB: 1	P: 8	LOB: 1	BB: 0	P: 6	LOB: 1	BB: 1	P: 12	LOB: 1	BB: 0	P: 6	LOB: 0	BB: 0	P: 3	LOB: 2	BB: 2	P: 16	LOB: 0	BB: 0	P: 3	LOB: 2	BB: 1	P: 10	LOB: 0	BB: 0	P: 3	LOB: 2	BB: 1	P: 10	LOB: 0	BB: 0	P: 3	LOB: 2	BB: 1	P: 10	LOB: 0	BB: 0	P: 3	

PITCHER	IP	WLS	BF	H	R	ER	SO	BB	IBB	HBP	BLK	WP	HR	S	P	ERA	WHIP
LaMarr Hoyt, R ERA: 4.99 (1, 1)	2.2	L	18	7	7	7	0	1	1	0	0	0	0	15	24	23.62	3.000
Gene Walter, L ERA: 4.15 (3, 1)	3.1		17	6	3	3	2	1	1	0	0	0	0	19	27	8.10	2.100
Dane Iorg, R ERA: 12.0 (7, 1)	2.0		8	1	0	0	1	1	0	0	0	0	0	9	13	0.00	1.000

BOTTOM

San Diego Padres @ Montreal Expos
Olympic Stadium, Montreal, QB

Sat Aug 30 1986, 3:33 AM EDT
Unknown

AB	35
R	10
H	14
RBI	10
BB	5
SO	3
LOB	19



WP	HR	S	P	ERA	WHIP
0	0	1	3	0.00	1.000
0	0	1	3	8.10	2.100
0	0	1	3	23.62	3.000

Batter	1	2	3	4	5	6	7	8	9	AB R H RBI BB SO LOB	TOP																		
Tim Flannery, L (1, 4) <small>OBP: 0.388, SLG: 0.364</small>	0-0 4-3		0-0 F8			0-0 F8 HR 2B		0-0 G3		4 1 1 0 0 0 0																			
Tony Gwynn, L (1, 9) <small>OBP: 0.388, SLG: 0.481</small>	0-0 F7		0-0 4-3			0-0 F7		0-0 G3		4 0 0 0 0 0 1																			
Kevin McReynolds, R (1, 7) <small>OBP: 0.353, SLG: 0.477</small> Lance McCullers, S (8, 1) <small>OBP: 0.167, SLG: 0.095</small>	0-0 5-3			0-0 5-3		0-0 F8 2-3		0-0 4-3		4 0 0 0 0 0 1 0 0 0 0 0 0 0																			
Steve Garvey, R (1, 3) <small>OBP: 0.291, SLG: 0.426</small>		0-0 G3		0-3 K		0-0 HR 3-H		0-0 FC6-4 SH3-4 1B		4 2 2 2 0 1 0																			
Graig Nettles, L (1, 5) <small>OBP: 0.286, SLG: 0.379</small> Jerry Royster, R (9, PH) <small>OBP: 0.332, SLG: 0.376</small> (9, 5)	0-0 3-1		0-0 3-1		0-0 4-3		0-0 SH3-4 1-2		0-0 SH3-4	3 0 0 0 0 0 0 0 0 0 0 0 0 0																			
Terry Kennedy, L (1, 2) <small>OBP: 0.319, SLG: 0.384</small> Bruce Bochy, R (9, PH) <small>OBP: 0.358, SLG: 0.557</small> (9, 2)		4-0 PB 1B BB		0-0 4-3		4-0 FC1-6 BB		4-0 FC6-4 BB		1 1 0 0 2 0 0 0 0 0 0 1 0 0																			
Marvell Wynne, L (1, 8) <small>OBP: 0.285, SLG: 0.406</small>	0-0 PB 1B		0-0 1-2 1B		0-0 F8		0-0 FC1-6 FC5-4 1-2f		0-0 FC6-4 1B 1-2f 2-3	4 1 1 0 0 0 3																			
Garry Templeton, S (1, 6) <small>OBP: 0.282, SLG: 0.295</small>	0-0 1-H 2-H 1B		0-0 1B		0-0 FC6-4 1B		0-0 FC5-4 1-2f		0-0 1B 1-2 3-H	4 0 3 3 0 0 1																			
Andy Hawkins, R (1, 1) <small>OBP: 0.179, SLG: 0.182</small> Carmelo Martinez, R (7, PH) <small>OBP: 0.347, SLG: 0.378</small> Craig Lefferts, L (7, 1) <small>OBP: 0.143, SLG: 0.571</small> John Kruk, L (8, 7) <small>OBP: 0.416, SLG: 0.451</small>		0-0 5-3		0-0 FC6-4 1-2f		0-0 F5		0-0 L5		2 0 0 0 0 0 1 1 0 0 0 0 0 1 0 0 0 0 0 0 0 1 0 0 0 0 0 2																			
Inning Stats	R: 0 E: 0 K: 0 S: 3	H: 0 LOB: 0 BB: 0 P: 3	R: 2 E: 0 K: 0 S: 4	H: 2 LOB: 1 BB: 1 P: 8	R: 0 E: 0 K: 0 S: 3	H: 0 LOB: 0 BB: 0 P: 3	R: 0 E: 0 K: 1 S: 5	H: 0 LOB: 0 BB: 0 P: 5	R: 0 E: 0 K: 0 S: 4	H: 1 LOB: 1 BB: 0 P: 4	R: 2 E: 0 K: 0 S: 5	H: 2 LOB: 0 BB: 0 P: 5	R: 0 E: 0 K: 0 S: 3	H: 0 LOB: 1 BB: 1 P: 7	R: 0 E: 0 K: 0 S: 3	H: 0 LOB: 0 BB: 0 P: 3	R: 1 E: 0 K: 0 S: 5	H: 2 LOB: 2 BB: 1 P: 9	1B: 5 2B: 1 3B: 0 HR: 1	SF: 0 SAC: 1 DP: 0 HBP: 0	WP: 0 PB: 1 SB: 0 CS: 0	PA: 36							
PITCHER	IP WLS BF H R ER SO BB IBB HBP BLK WP HR S P ERA WHIP																												
Bob Sebra, R (1, 1) <small>ERA: 4.07</small> Bob McClure, L (7, 1) <small>ERA: 3.61</small>	6.0		23	5	4	3	1	1	0	0	0	0	0	1	24	28	4.50	1.000											
	3.0	L	13	2	1	1	0	2	0	0	0	0	0	0	11	19	3.00	1.333											

San Diego Padres @ Montreal Expos
 Olympic Stadium, Montreal, QB
 Sat Aug 30 1986, 3:38 AM EDT
 Att: 22,721 - Unknown

livebaseballscorecards.com

AB	32
R	5
H	7
RBI	5
BB	3
SO	1
LOB	10



BOTTOM

San Diego Padres @ Montreal Expos
 Olympic Stadium, Montreal, QB
 Sat Aug 30 1986, 3:38 AM EDT
 Att. 22,721 - Unknown

livebaseballscorecards.com

AB	35
R	4
H	11
RBI	4
BB	2
SO	5
LOB	16



WP: 0	PA: 39
PB: 1	
SB: 2	
CS: 2	

AB	R	H	RBI	BB	SO	LOB
2	1	0	0	1	2	2
1	0	0	0	0	0	0

5	2	2	1	0	0	1
---	---	---	---	---	---	---

5	0	2	0	0	0	2
---	---	---	---	---	---	---

3	1	2	2	0	0	0
1	0	0	0	0	0	1

3	0	1	0	1	0	2
0	0	0	0	0	0	0

4	0	0	0	0	1	4
---	---	---	---	---	---	---

4	0	2	1	0	0	0
---	---	---	---	---	---	---

4	0	1	0	0	1	4
---	---	---	---	---	---	---

2	0	1	0	0	1	0
1	0	0	0	0	0	0
0	0	0	0	0	0	0
0	0	0	0	0	0	0

1B:	10	SF:	0
2B:	0	SAC:	1
3B:	1	DP:	1
HR:	0	HBP:	1

Batter	1	2	3	4	5	6	7	8	9							
Herm Winningham, L OBP: 0.297, SLG: 0.376 Jim Wohlford, R OBP: 0.275, SLG: 0.324 (1, 9) (7, PH) (8, 9)	4-0 3B BB	0-3 K		0-3 K			0-0 1-3		0-0 SH1-4 1-2							
Mitch Webster, S OBP: 0.362, SLG: 0.428 (1, 8)	0-0 1B 3B	0-0 4-3			0-0 1B S 1B		0-0 F8		0-0 F7 2-3							
Tim Raines, S OBP: 0.412, SLG: 0.494 (1, 7)	0-0 6-3		0-0 4-3		0-0 G4-6-3 1-3 S 1B		0-0 1B		0-0 F8							
Wayne Krenchicki, L OBP: 0.308, SLG: 0.324 Wallace Johnson, S OBP: 0.291, SLG: 0.347 (1, 3) (7, PH) (8, 3)	0-0 1B 1B		0-0 4-3		0-0 G4-6-3 1-2 1B		0-0 4-3									
Tim Wallach, R OBP: 0.315, SLG: 0.413 Luis Rivera, R OBP: 0.286, SLG: 0.270 (1, 5) (9, 6)	0-0 1B 1B		0-0 4-3		0-0 G4-6-3 1-2 2-3			4-0 1B CS BB								
Tom Foley, L OBP: 0.351, SLG: 0.392 (1, 6) (9, 4)	0-0 F5		0-0 4-3		0-0 K			0-0 F2								
Vance Law, R OBP: 0.294, SLG: 0.307 (1, 4) (9, 5)	0-0 1B		0-0 F8			0-0 F9		0-0 CS 1B								
Dann Bilardello, R OBP: 0.236, SLG: 0.242 (1, 2)	0-0 4-3		0-0 1B 1B			0-0 F8		0-3 K								
Bob Sebra, R OBP: 0.357, SLG: 0.308 Al Newman, S OBP: 0.299, SLG: 0.244 Bob McClure, R OBP: 0.333, SLG: 0.333 Andre Dawson, R OBP: 0.323, SLG: 0.484 (1, 1) (6, PH) (7, 1) (9, PH)		0-3 K		0-0 1B		0-0 1-3			1-0 PB SH1-4 HBP							
Inning Stats	R: 3 E: 0 K: 0 S: 7	H: 4 LOB: 2 BB: 1 P: 11	R: 0 E: 0 K: 2 S: 7	H: 0 LOB: 0 BB: 0 P: 7	R: 0 E: 0 K: 0 S: 3	H: 0 LOB: 0 BB: 0 P: 3	R: 0 E: 0 K: 1 S: 7	H: 2 LOB: 2 BB: 0 P: 7	R: 1 E: 0 K: 1 S: 7	H: 3 LOB: 1 BB: 0 P: 7	R: 0 E: 0 K: 0 S: 3	H: 0 LOB: 0 BB: 0 P: 3	R: 0 E: 0 K: 1 S: 5	H: 1 LOB: 1 BB: 1 P: 9	R: 0 E: 0 K: 0 S: 3	H: 0 LOB: 1 BB: 0 P: 4

PITCHER	IP	WLS	BF	H	R	ER	SO	BB	IBB	HBP	BLK	WP	HR	S	P	ERA	WHIP
Andy Hawkins, R ERA: 4.35 (1, 1)	6.0		27	9	4	4	4	1	0	0	0	0	0	34	38	6.00	1.667
Craig Lefferts, L ERA: 2.42 (7, 1)	1.1		7	2	0	0	0	1	0	0	0	0	0	6	10	0.00	2.250
Lance McCullers, R ERA: 2.56 (8, 1)	1.2	W	5	0	0	0	1	0	0	1	0	0	0	6	7	0.00	0.000

Batter	1	2	3	4	5	6	7	8	9	AB R H RBI BB SO LOB	TOP	
Tim Flannery, L (1, 4) <small>OBP: 0.392, SLG: 0.369</small>	0-3 		0-0 		0-0 			0-0 		4 1 3 0 0 1 0	San Diego Padres @ Montreal Expos Olympic Stadium, Montreal, QB Sun Aug 31 1986, 3:33 AM EDT Att: 18,296 - Unknown	
Tony Gwynn, L (1, 9) <small>OBP: 0.387, SLG: 0.482</small>	0-0 4-3 		0-0 4-3 		0-0 F8 			0-0 2-3 		4 1 1 2 0 0 2		
John Kruk, L (1, 7) <small>OBP: 0.409, SLG: 0.442</small> Craig Lefferts, L (8, 1) <small>OBP: 0.143, SLG: 0.571</small> Lance McCullers, S (8, 1) <small>OBP: 0.167, SLG: 0.095</small>	0-0 4-3 		0-0 4-3 		0-0 CS 	0-0 F7 		0-0 G1-4-3 		4 0 0 0 0 0 2 0 0 0 0 0 0 0 0 0 0 0 0 0 0		
Kevin McReynolds, R (1, 8) <small>OBP: 0.357, SLG: 0.489</small>		0-0 	0-0 			0-0 		0-0 F8 		4 1 3 2 0 0 1		
Steve Garvey, R (1, 3) <small>OBP: 0.289, SLG: 0.423</small>		0-0 B5-3 	0-0 5-3 			0-3 CS 			0-0 6-3 	4 0 0 0 0 1 2		
Garry Templeton, S (1, 6) <small>OBP: 0.280, SLG: 0.293</small>		0-0 1-3 		0-0 F8 		0-0 1-3 		0-0 F8 		4 0 0 0 0 0 1		
Graig Nettles, L (1, 5) <small>OBP: 0.286, SLG: 0.377</small>		0-0 3-1 		0-0 G3 			0-0 		0-0 3-1 	4 0 1 0 0 0 0		
Bruce Bochy, R (1, 2) <small>OBP: 0.358, SLG: 0.550</small>			0-0 1B SH1-4 	0-3 CS 			0-0 G5-4-3 		0-0 3-1 	3 1 1 0 0 1 1		
Ed Wojna, R (1, 1) Marvell Wynne, L (8, 8) <small>OBP: 0.285, SLG: 0.406</small>			0-0 SH1-4 		0-3 CS 		0-3 			2 0 0 0 0 2 0 0 0 0 0 0 0 0		
Inning Stats	R: 0 H: 0 E: 0 LOB: 0 K: 1 BB: 0 S: 5 P: 5	R: 1 H: 1 E: 0 LOB: 0 K: 0 BB: 0 S: 4 P: 4	R: 3 H: 4 E: 0 LOB: 1 K: 0 BB: 0 S: 7 P: 7	R: 0 H: 0 E: 0 LOB: 0 K: 1 BB: 0 S: 5 P: 5	R: 0 H: 1 E: 0 LOB: 0 K: 1 BB: 0 S: 5 P: 5	R: 0 H: 1 E: 0 LOB: 1 K: 1 BB: 0 S: 6 P: 6	R: 0 H: 1 E: 0 LOB: 0 K: 1 BB: 0 S: 5 P: 5	R: 0 H: 1 E: 0 LOB: 1 K: 0 BB: 0 S: 4 P: 4	R: 0 H: 0 E: 0 LOB: 0 K: 0 BB: 0 S: 3 P: 3	1B: 6 SF: 0 2B: 2 SAC: 1 3B: 0 DP: 1 HR: 1 HBP: 0		WP: 0 PA: 35 PB: 0 SB: 0 CS: 1
PITCHER Jay Tibbs, R (1, 1) <small>ERA: 4.03</small> Andy McGaffigan, R (6, 1) <small>ERA: 3.04</small> Bert Roberge, R (8, 1) <small>ERA: 6.48</small>	IP WLS BF H R ER SO BB IBB HBP BLK WP HR S P ERA WHIP											PITCHER IP WLS BF H R ER SO BB IBB HBP BLK WP HR S P ERA WHIP

livebaseballscorecards.com

AB	33
R	4
H	9
RBI	4
BB	0
SO	5
LOB	9



Batter	1	2	3	4	5	6	7	8	9	AB R H RBI BB SO LOB	TOP																											
Jerry Royster, R (1, 5) OBP: 0.338, SLG: 0.380	0-0 L7		0-0 F9	0-0 2B		4-0 BB		4-0 BB		3 0 1 1 2 0 0																												
Tony Gwynn, L (1, 9) OBP: 0.387, SLG: 0.480	4-0 BLK BB		0-0 G3	0-0 G3		0-0 F8		0-0 FC5-4 1B		4 0 1 0 1 0 3																												
Kevin McReynolds, R (1, 8) OBP: 0.357, SLG: 0.486	0-0 L9		4-0 2B BB		0-0 F8		0-0 1B 1B	0-0 FC5-4 1-2f		4 1 1 0 1 0 3																												
Steve Garvey, R (1, 3) OBP: 0.288, SLG: 0.422	0-3 K 1-2		0-0 2B		0-0 F8		0-3 K		0-0 4-3	5 0 1 1 0 2 2																												
Bruce Bochy, R (1, 2) OBP: 0.349, SLG: 0.536		0-0 E6 FC4-6 BB	0-0 G3		0-0 E6 HR		0-0 HBP 1B		0-0 2B	3 1 0 0 0 0 1 2 0 2 0 0 0 0																												
Terry Kennedy, L (7, PH) OBP: 0.322, SLG: 0.390																																						
Carmelo Martinez, R (1, 7) OBP: 0.349, SLG: 0.393		0-0 F3		0-0 5-3		0-0 HR		1-0 G4-3 HBP		3 1 1 2 0 0 1 1 0 0 0 0 0 1																												
Marvell Wynne, L (9, PH) OBP: 0.264, SLG: 0.405																																						
Garry Templeton, S (1, 6) OBP: 0.281, SLG: 0.295		4-0 FC4-6 1-2 BB		0-0 1B 2B 2B		0-0 F8		0-0 G4-3 1-2f		4 1 1 0 1 0 4																												
Bip Roberts, S (1, 4) OBP: 0.271, SLG: 0.288		0-0 FC4-6 1-2f 2-3		0-0 2B 2-3 1B		0-0 B1-3		0-0 F7		4 0 1 0 0 0 2																												
Ed Whitson, R (1, 1) OBP: 0.118, SLG: 0.118		0-0 4-3		0-3 K		0-0 F7		0-3 K		2 0 0 0 0 1 4 1 0 0 0 0 0 0 0 0 0 0 0 0 0 1 0 0 0 0 1 0 0 0 0 0 0 0 0																												
John Kruk, L (6, PH) OBP: 0.407, SLG: 0.439																																						
Gene Walter, L (6, 1) OBP: 0.300, SLG: 0.333																																						
Graig Nettles, L (8, PH) OBP: 0.285, SLG: 0.376																																						
Craig Lefferts, L (8, 1) OBP: 0.143, SLG: 0.571																																						
Inning Stats	R: 0 E: 0 K: 1 S: 5	H: 0 LOB: 1 BB: 1 P: 9	R: 0 E: 1 K: 0 S: 4	H: 0 LOB: 2 BB: 1 P: 8	R: 1 E: 0 K: 0 S: 4	H: 1 LOB: 1 BB: 1 P: 8	R: 1 E: 0 K: 1 S: 8	H: 3 LOB: 2 BB: 0 P: 8	R: 2 E: 1 K: 0 S: 5	H: 1 LOB: 0 BB: 0 P: 5	R: 0 E: 0 K: 0 S: 3	H: 0 LOB: 1 BB: 1 P: 7	R: 0 E: 0 K: 1 S: 6	H: 2 LOB: 2 BB: 0 P: 7	R: 0 E: 0 K: 1 S: 6	H: 1 LOB: 2 BB: 1 P: 10	R: 0 E: 0 K: 0 S: 4	H: 1 LOB: 1 BB: 0 P: 4	1B: 4 2B: 4 3B: 0 HR: 1	SF: 0 SAC: 0 DP: 1 HBP: 1	WP: 0 PB: 0 SB: 0 CS: 0	PA: 43																
PITCHER	IP WLS BF H R ER SO BB IBB HBP BLK WP HR S P ERA WHIP																																					
Bruce Ruffin, L (1, 1) ERA: 2.41	6.0		29	5	4	2	2	4	0	0	1	0	1	29	45	3.00	1.500																					
Tom Hume, R (7, 1) ERA: 2.79	1.0		5	2	0	0	1	0	0	1	0	0	0	6	7	0.00	2.000																					
Dan Schatzeder, L (8, 1) ERA: 3.48	0.2		4	1	0	0	1	1	0	0	0	0	0	5	9	0.00	3.000																					
Kent Tekulve, R (8, 1) ERA: 2.62	1.1	W	5	1	0	0	0	0	0	0	0	0	0	5	5	0.00	0.750																					

San Diego Padres @ Philadelphia Phillies
Veterans Stadium, Philadelphia, PA
Mon Sep 01 1986, 7:05 PM EDT
Att: 25,385 - Unknown

AB	37
R	4
H	9
RBI	4
BB	5
SO	4
LOB	21



Batter	1	2	3	4	5	6	7	8	9	AB	R	H	RBI	BB	SO	LOB
Gary Redus, R OBP: 0.344, SLG: 0.476 (1, 7)	0-0 2B		0-0 6-3	0-0 3B		0-3 K		4-0 1B 2B BB		4	2	2	0	1	1	2
Milt Thompson, L OBP: 0.282, SLG: 0.315 (1, 8)	0-0 2B		0-0 1B 1B	0-0 G3		0-0 1-3		0-0 1B		5	0	3	1	0	0	3
Von Hayes, L OBP: 0.377, SLG: 0.456 (1, 3)	0-0 F7		0-0 F8		0-0 HR		0-0 4-3	0-0 1-3 2B		5	1	2	2	0	0	2
Mike Schmidt, R OBP: 0.385, SLG: 0.541 (1, 5)	0-3 K		0-0 1-2 1B		0-0 L5		0-0 F2	4-0 IBB		4	0	1	0	1	1	1
Ron Roenicke, S OBP: 0.383, SLG: 0.378 (1, 9)	0-0 4-3		0-0 G3		4-0 CS BB		4-0 WP WP BB	0-0 F8		3	0	0	0	2	0	6
Juan Samuel, R OBP: 0.301, SLG: 0.461 (1, 4)		0-0 E1		0-0 HR		0-0 1-2 CS 1B		4-0 1-2 WP IBB		3	1	2	1	1	0	0
John Russell, R OBP: 0.296, SLG: 0.453 (1, 2)		0-3 K		0-0 HR		0-0 CS	0-0 5-3	0-3 K		4	1	1	1	0	2	3
Kent Tekulve, R (8, 1)										0	0	0	0	0	0	0
Steve Jeltz, S OBP: 0.330, SLG: 0.267 (1, 6)		0-0 F8		0-0 F7		0-0 BB 1B		0-0 F8		4	0	1	0	0	0	1
Bruce Ruffin, S OBP: 0.081, SLG: 0.108 (1, 1)		0-0 F9		0-3 K		4-0 BB		0-0 F7		2	0	0	0	0	1	1
Rick Schu, R OBP: 0.338, SLG: 0.443 (6, PH)										0	0	0	0	1	0	0
Tom Hume, R (7, 1)										0	0	0	0	0	0	0
Dan Schatzeder, L OBP: 0.519, SLG: 0.682 (8, 1)										0	0	0	0	0	0	0
Ronn Reynolds, R OBP: 0.250, SLG: 0.310 (8, 2)										1	0	0	0	0	0	0

Inning Stats	R: 1	H: 2	E: 0	K: 1	S: 7	H: 2	LOB: 1	BB: 0	P: 7	R: 0	H: 0	E: 1	K: 1	S: 6	H: 0	LOB: 1	BB: 0	P: 6	R: 0	H: 2	E: 0	K: 0	S: 5	H: 2	LOB: 2	BB: 0	P: 5	R: 2	H: 3	E: 0	K: 1	S: 8	H: 1	LOB: 2	BB: 1	P: 7	R: 1	H: 2	E: 0	K: 0	S: 3	H: 1	LOB: 2	BB: 1	P: 10	R: 0	H: 0	E: 0	K: 1	S: 5	H: 2	LOB: 3	BB: 2	P: 13	R: 1	H: 2	E: 0	K: 0	S: 5	H: 2	LOB: 3	BB: 2	P: 13
--------------	------	------	------	------	------	------	--------	-------	------	------	------	------	------	------	------	--------	-------	------	------	------	------	------	------	------	--------	-------	------	------	------	------	------	------	------	--------	-------	------	------	------	------	------	------	------	--------	-------	-------	------	------	------	------	------	------	--------	-------	-------	------	------	------	------	------	------	--------	-------	-------

PITCHER	IP	WLS	BF	H	R	ER	SO	BB	IBB	HBP	BLK	WP	HR	S	P	ERA	WHIP
Ed Whitson, R ERA: 6.39 (1, 1)	5.0		24	9	4	4	3	1	0	0	0	0	3	29	33	7.20	2.000
Gene Walter, L ERA: 4.04 (6, 1)	2.0		10	1	0	0	2	2	1	0	0	2	0	11	23	0.00	1.500
Craig Leferts, L ERA: 2.47 (8, 1)	1.0	L	7	2	1	1	0	1	1	0	0	0	0	5	13	9.00	3.000

BOTTOM

San Diego Padres @ Philadelphia Phillies
Veterans Stadium, Philadelphia, PA

Mon Sep 01 1986, 7:05 PM EDT
Att. 25,385 - Unknown

AB	35
R	5
H	12
RBI	5
BB	6
SO	5
LOB	19

WP: 2 PA: 42
PB: 0
SB: 2
CS: 2



Batter	1	2	3	4	5	6	7	8	9	AB R H RBI BB SO LOB	TOP											
Tim Flannery, L (1, 4) OBP: 0.392, SLG: 0.367	0-0 L9 FC5-4 1B	0-0 F7			4-0 HR BB		0-3 K		0-0 G3	4 2 1 0 1 1 2												
Tony Gwynn, L (1, 9) OBP: 0.391, SLG: 0.482	0-0 FC5-4 1B		0-0 BLK 1B		0-0 F7		0-0 1B		1-0 2B HBP	4 0 3 1 0 0 1												
Kevin McReynolds, R (1, 7) (8, 8) OBP: 0.357, SLG: 0.494	0-0 L9 2-3		0-0 F8		0-0 HR		0-0 F7		0-0 2B	5 1 2 2 0 0 4												
Steve Garvey, R (1, 3) OBP: 0.287, SLG: 0.420	0-0 FC5-4 HR		0-3 K		0-0 1-3			0-0 G1 1B	0-0 F8	5 1 1 1 0 1 4												
Terry Kennedy, L (1, 2) OBP: 0.322, SLG: 0.396	0-0 HR		0-3 K			0-3 K		0-0 F8		4 1 1 2 0 2 2												
Graig Nettles, L (1, 5) Lance McCullers, S (8, 1) OBP: 0.262, SLG: 0.371 OBP: 0.167, SLG: 0.095	0-0 F8		0-0 4-3		0-0 F9		0-0 G1		0-0 1-2	4 0 0 0 0 0 1 0 0 0 0 0 0 0												
Marvell Wynne, L (1, 8) John Kruk, L (8, PR) OBP: 0.283, SLG: 0.400 OBP: 0.407, SLG: 0.439		0-0 L6	0-0 B2		0-3 K		0-0 FC4-6 HBP			3 0 0 0 0 1 0 0 0 0 0 0 0 0												
Garry Templeton, S (1, 6) OBP: 0.283, SLG: 0.296		0-0 SH1-4 1B	0-0 4-3		0-0 SH1-4 1B		0-0 FC4-6			4 1 2 0 0 0 2												
Dave LaPoint, L (1, 1) Jerry Royster, R (8, 5) OBP: 0.336, SLG: 0.378		0-0 SH1-4	0-0 4-3		0-0 SH1-4			0-0 L5		1 0 0 0 0 0 0 1 0 0 0 0 0 0												
Inning Stats	R: 3 E: 0 K: 0 S: 6	H: 3 LOB: 0 BB: 0 P: 6	R: 0 E: 0 K: 0 S: 4	H: 1 LOB: 1 BB: 0 P: 4	R: 0 E: 0 K: 2 S: 8	H: 1 LOB: 1 BB: 0 P: 8	R: 0 E: 0 K: 0 S: 3	H: 0 LOB: 0 BB: 0 P: 3	R: 2 E: 0 K: 0 S: 4	H: 1 LOB: 0 BB: 1 P: 8	R: 0 E: 0 K: 2 S: 7	H: 0 LOB: 0 BB: 0 P: 7	R: 1 E: 0 K: 1 S: 7	H: 2 LOB: 1 BB: 0 P: 7	R: 0 E: 0 K: 0 S: 4	H: 1 LOB: 2 BB: 0 P: 5	R: 0 E: 0 K: 0 S: 4	H: 1 LOB: 2 BB: 0 P: 5	1B: 7 2B: 1 3B: 0 HR: 2	SF: 0 SAC: 2 DP: 0 HBP: 2	WP: 0 PB: 0 SB: 1 CS: 0	PA: 40
PITCHER	IP WLS BF H R ER SO BB IBB HBP BLK WP HR S P ERA WHIP																				PITCHER	IP WLS BF H R ER SO BB IBB HBP BLK WP HR S P ERA WHIP
Jeff Bittiger, R (1, 1) ERA: 9.00	5.0 L 22 6 5 5 2 1 0 0 1 0 2 25 29 9.00 1.400																					
Charles Hudson, R (6, 1) ERA: 5.14	2.0 8 2 1 1 3 0 0 0 0 0 0 0 14 14 4.50 1.000																					
Michael Jackson, R (8, 1) ERA: 1.13	2.0 10 2 0 0 0 0 0 0 2 0 0 0 8 10 0.00 1.000																					

San Diego Padres @ Philadelphia Phillies
Veterans Stadium, Philadelphia, PA
Tue Sep 02 1986, 7:05 PM EDT
Att: 15,553 - Unknown

AB	35
R	6
H	10
RBI	6
BB	1
SO	5
LOB	16



Batter	1	2	3	4	5	6	7	8	9	AB	R	H	RBI	BB	SO	LOB
Gary Redus, R (1, 7) OBP: 0.348, SLG: 0.482	0-0 BLK 1B		0-0 F7		0-0 2-H 1B		0-0 1-3 3-H 2B		0-0 L6	5	0	3	2	0	0	1
Rick Schu, R (1, 5) OBP: 0.332, SLG: 0.434	0-0 F8		0-0 F4		0-3 K		0-3 K			4	0	0	0	0	2	4
Von Hayes, L (1, 9) OBP: 0.375, SLG: 0.452	0-0 F9 1-2		0-3 K			0-0 6-3	0-0 4-3			4	0	0	0	0	1	3
Mike Schmidt, R (1, 3) OBP: 0.384, SLG: 0.538	4-0 BB			0-0 F4		0-3 K		0-0 F8		3	0	0	0	1	1	0
Juan Samuel, R (1, 4) OBP: 0.301, SLG: 0.459	0-0 F7			0-0 4-3		0-0 1B		0-3 K		4	0	1	0	0	1	2
Chris James, R (1, 8) OBP: 0.250, SLG: 0.400		0-0 BLK E5		0-0 6-3		0-0 6-3		0-3 K		4	0	0	0	0	1	1
John Russell, R (1, 2) OBP: 0.296, SLG: 0.454		0-0 F9			0-0 1B 2B		0-3 K		0-3 K	4	1	1	0	0	2	1
Luis Aguayo, R (1, 6) OBP: 0.261, SLG: 0.324		0-3 K			0-0 F2		4-0 1B 2B BB		0-0 5-3	3	1	0	0	1	1	2
Jeff Bittiger, R (1, 1) Greg Legg, R (5, PH) Charles Hudson, S (6, 1) Milt Thompson, L (7, PH) Michael Jackson, R (8, 1) Greg Gross, L (9, PH)		0-3 K			0-0 F8		0-0 2B 1B		0-0 2B	1	0	0	0	0	1	1

Inning Stats	R: 0	H: 1	E: 0	LOB: 2	K: 0	BB: 1	S: 4	P: 8	R: 0	H: 0	E: 1	LOB: 1	K: 2	BB: 0	S: 8	P: 8	R: 0	H: 0	E: 0	LOB: 0	K: 1	BB: 0	S: 5	P: 5	R: 0	H: 0	E: 0	LOB: 0	K: 0	BB: 0	S: 3	P: 3	R: 1	H: 2	E: 0	LOB: 1	K: 1	BB: 0	S: 7	P: 7	R: 0	H: 1	E: 0	LOB: 1	K: 1	BB: 0	S: 6	P: 6	R: 1	H: 2	E: 0	LOB: 2	K: 2	BB: 1	S: 9	P: 13	R: 0	H: 0	E: 0	LOB: 0	K: 2	BB: 0	S: 7	P: 7	R: 0	H: 1	E: 0	LOB: 1	K: 1	BB: 0	S: 6	P: 6	1B: 4	2B: 3	3B: 0	HR: 0	SF: 0	SAC: 0	DP: 0	HBP: 0	WP: 0	PA: 37
PITCHER	IP	WLS	BF	H	R	ER	SO	BB	IBB	HBP	BLK	WP	HR	S	P	ERA	WHIP																																																																	
Dave LaPoint, L (1, 1) ERA: 5.21	7.0	W	30	6	2	2	7	2	0	0	2	0	0	42	50	2.57	1.143																																																																	
Lance McCullers, R (8, 1) ERA: 2.48	2.0		7	1	0	0	3	0	0	0	0	0	0	13	13	0.00	0.500																																																																	


BOTTOM

San Diego Padres @ Philadelphia Phillies
Veterans Stadium, Philadelphia, PA

Tue Sep 02 1986, 7:05 PM EDT
Att. 15,553 - Unknown

livebaseballscorecards.com

AB	35
R	2
H	7
RBI	2
BB	2
SO	10
LOB	16



Batter	1	2	3	4	5	6	7	8	9	AB R H RBI BB SO LOB	TOP	
Tim Flannery, L (1, 4) <small>OBP: 0.393, SLG: 0.368</small>	0-0 F8		0-0 1B BLK 1B	0-0 4-3			0-0 G6-3 <small>1-2f</small>		0-0 BB E 1B 1B	5 1 2 0 0 0 3	San Diego Padres @ Philadelphia Phillies Veterans Stadium, Philadelphia, PA Wed Sep 03 1986, 7:05 PM EDT Att: 15,066 - Unknown	
Tony Gwynn, L (1, 9) <small>OBP: 0.388, SLG: 0.477</small>	0-0 G3		0-0 F7		0-0 L9		0-0 G3	0-0 E4 1B BB BLK	5 1 0 0 0 0 3			
John Kruk, L (1, 7) <small>OBP: 0.411, SLG: 0.438</small> Bip Roberts, S (9, PR) <small>OBP: 0.271, SLG: 0.288</small> Lance McCullers, S (9, 1) <small>OBP: 0.167, SLG: 0.095</small>	4-0 1B BB		0-0 1B		0-0 F8			4-0 BLK 1B E BB	3 0 1 1 2 0 0 0 1 0 0 0 0 0 0 0 0 0 0 0 0			
Kevin McReynolds, R (1, 8) <small>OBP: 0.362, SLG: 0.498</small>	0-0 1B		0-0 F7		0-0 S 1B		0-0 5-3 1B	0-0 E BLK 1B	5 1 4 1 0 0 2			
Steve Garvey, R (1, 3) <small>OBP: 0.288, SLG: 0.419</small>	0-3 K2-3			0-0 1B 2B 1B	0-3 K		0-0 5-3 1B	4-0 E BB	4 2 1 0 1 2 4			
Terry Kennedy, L (1, 2) <small>OBP: 0.320, SLG: 0.396</small>		0-0 G3		0-0 F8		0-0 F8		0-0 E8 2B	5 0 1 3 0 0 2			
Graig Nettles, L (1, 5) <small>OBP: 0.283, SLG: 0.371</small>		0-0 F9		0-0 2B 1B		0-3 K		0-0 E 1B BB 1B	5 1 2 0 0 1 2			
Garry Templeton, S (1, 6) <small>OBP: 0.283, SLG: 0.298</small>		0-0 4-3		0-0 2B		0-0 1-3		0-0 F8	4 0 1 1 0 0 1			
LaMarr Hoyt, R (1, 1) <small>OBP: 0.156, SLG: 0.159</small> Dane Iorg, L (7, PH) <small>OBP: 0.253, SLG: 0.326</small> Gene Walter, L (7, 1) <small>OBP: 0.350, SLG: 0.333</small> Bob Stoddard, R (8, 1) <small>OBP: 0.262, SLG: 0.398</small> Marvell Wynne, L (9, PH) <small>OBP: 0.262, SLG: 0.398</small>			0-3 K	0-3 K		0-0 G6-3 1B		0-0 L7	2 0 0 0 0 2 2 1 0 1 0 0 0 0 0 0 0 0 0 0 0 0 0 0 0 0 0 0 1 0 0 0 0 0 1			
Inning Stats	R: 0 H: 1 E: 0 LOB: 2 K: 1 BB: 1 S: 6 P: 10	R: 0 H: 0 E: 0 LOB: 0 K: 0 BB: 0 S: 3 P: 3	R: 0 H: 2 E: 0 LOB: 2 K: 1 BB: 0 S: 7 P: 7	R: 1 H: 3 E: 0 LOB: 2 K: 1 BB: 0 S: 8 P: 8	R: 0 H: 1 E: 0 LOB: 1 K: 1 BB: 0 S: 6 P: 6	R: 0 H: 0 E: 0 LOB: 0 K: 1 BB: 0 S: 5 P: 5	R: 0 H: 1 E: 0 LOB: 0 K: 0 BB: 0 S: 3 P: 3	R: 0 H: 1 E: 0 LOB: 1 K: 0 BB: 0 S: 4 P: 4	R: 6 H: 4 E: 2 LOB: 2 K: 0 BB: 2 S: 8 P: 16	1B: 11 SF: 0 2B: 2 SAC: 0 3B: 0 DP: 1 HR: 0 HBP: 0	WP: 0 PA: 43 PB: 0 SB: 1 CS: 0	
PITCHER Mike Maddux, R (1, 1) <small>ERA: 5.28</small> Steve Bedrosian, R (9, 1) <small>ERA: 3.2</small>	IP WLS BF H R ER SO BB IBB HBP BLK WP HR S P ERA WHIP											PITCHER IP WLS BF H R ER SO BB IBB HBP BLK WP HR S P ERA WHIP

livebaseballscorecards.com

AB	40
R	7
H	13
RBI	6
BB	3
SO	5
LOB	20



Batter	1	2	3	4	5	6	7	8	9	AB R H RBI BB SO LOB
Gary Redus, R (1, 7) OBP: 0.352, SLG: 0.489	0-0 3-1 BB HR 1B		0-0 1-3		0-0 CS 1B			0-3 K	0-0 1B 2B	5 1 3 0 0 1 0
Milt Thompson, L (1, 8) OBP: 0.295, SLG: 0.326	4-0 3-1 HR BB		0-0 4-3		0-0 CS 1-2	0-0 FC4-6 1B 1B		0-0 WP 1B 1B	0-0 2-3 1B	4 2 3 0 1 0 0
Von Hayes, L (1, 3) OBP: 0.375, SLG: 0.452	0-0 3-1 1-2 2-3		0-0 G3			0-0 FC4-6 1-2 1B		0-0 1-H 1B 1B	0-0 4-3	5 1 2 1 0 0 4
Mike Schmidt, R (1, 5) OBP: 0.387, SLG: 0.547	0-0 HR 2-H 3-H			0-0 F8 2B		0-0 FC4-6 FC6-4 1-2f 2-3		4-0 F8 1B IBB		3 1 2 3 1 0 2
Glenn Wilson, R (1, 9) OBP: 0.309, SLG: 0.404	0-0 5-3			0-0 F8 2-3		0-3 K		0-0 1-2 2-H 1B		4 0 1 1 0 1 3
Juan Samuel, R (1, 4) OBP: 0.298, SLG: 0.455	0-0 F8			0-3 K		0-0 FC6-4 1-2f		0-0 F8 2-3		4 0 0 0 0 1 5
Ronn Reynolds, R (1, 2) OBP: 0.239, SLG: 0.295		0-0 5-3		0-3 K			0-3 K	0-0 1-3		4 0 0 0 0 2 3
Steve Jeltz, S (1, 6) OBP: 0.328, SLG: 0.265		0-0 F9			0-0 F8		0-3 K		0-0 6-3	3 0 0 0 0 1 0
Greg Gross, L (9, PH) OBP: 0.364, SLG: 0.308										1 0 0 0 0 0 0
Mike Maddux, L (1, 1) OBP: 0.400, SLG: 0.250		0-3 K			0-0 4-3		0-0 3-1		0-3 K	3 0 0 0 0 1 0
Steve Bedrosian, R (9, 1) OBP: 0.381, SLG: 0.377										0 0 0 0 0 0 0
Ron Roenicke, S (9, PH)										1 0 0 0 0 1 0

Inning Stats	R: 3 E: 0 K: 5 S: 5	H: 2 LOB: 0 BB: 1 P: 9	R: 0 E: 0 K: 1 S: 5	H: 0 LOB: 0 BB: 0 P: 5	R: 0 E: 0 K: 0 S: 3	H: 0 LOB: 0 BB: 0 P: 3	R: 0 E: 0 K: 2 S: 8	H: 1 LOB: 1 BB: 0 P: 8	R: 0 E: 0 K: 0 S: 3	H: 1 LOB: 0 BB: 0 P: 3	R: 0 E: 0 K: 1 S: 7	H: 2 LOB: 2 BB: 0 P: 7	R: 0 E: 0 K: 2 S: 7	H: 0 LOB: 0 BB: 0 P: 7	R: 2 E: 0 K: 1 S: 8	H: 3 LOB: 2 BB: 1 P: 12	R: 0 E: 0 K: 1 S: 7	H: 2 LOB: 2 BB: 0 P: 7	1B: 8 2B: 2 3B: 0 HR: 1	SF: 0 SAC: 0 DP: 0 HBP: 0
--------------	------------------------------	---------------------------------	------------------------------	---------------------------------	------------------------------	---------------------------------	------------------------------	---------------------------------	------------------------------	---------------------------------	------------------------------	---------------------------------	------------------------------	---------------------------------	------------------------------	----------------------------------	------------------------------	---------------------------------	----------------------------------	------------------------------------

PITCHER	IP	WLS	BF	H	R	ER	SO	BB	IBB	HBP	BLK	WP	HR	S	P	ERA	WHIP
LaMarr Hoyt, R (1, 1) ERA: 4.97	6.0		24	6	3	3	4	1	0	0	0	0	1	31	35	4.50	1.167
Gene Walter, L (7, 1) ERA: 4.2	1.1		7	2	2	2	3	0	1	0	0	1	0	12	16	13.50	1.500
Bob Stoddard, R (8, 1) ERA: 3.72	0.2	W	3	1	0	0	0	0	0	0	0	0	0	3	3	0.00	1.500
Lance McCullers, R (9, 1) ERA: 2.46	1.0	S	5	2	0	0	1	0	0	0	0	0	0	7	7	0.00	2.000

BOTTOM

San Diego Padres @ Philadelphia Phillies
Veterans Stadium, Philadelphia, PA

Wed Sep 03 1986, 7:05 PM EDT
Att. 15,066 - Unknown

AB	37
R	5
H	11
RBI	5
BB	2
SO	8
LOB	17

WP: 1 PA: 40
PB: 0
SB: 0
CS: 1



PITCHER	IP	WLS	BF	H	R	ER	SO	BB	IBB	HBP	BLK	WP	HR	S	P	ERA	WHIP
---------	----	-----	----	---	---	----	----	----	-----	-----	-----	----	----	---	---	-----	------

Batter	1	2	3	4	5	6	7	8	9	AB R H RBI BB SO LOB	TOP					
Tim Flannery, L (1, 4) OBP: 0.387, SLG: 0.362	0-0 F8	0-0 F8		0-0 F8		0-0 F8		0-0 G3		5 0 0 0 0 0 4						
Tony Gwynn, L (1, 9) OBP: 0.388, SLG: 0.479	0-0 2B		0-3 K	0-0 1B		0-0 L8			0-0 F7	5 0 2 0 0 1 0						
John Kruk, L (1, 7) OBP: 0.417, SLG: 0.444 Marvell Wynne, L (7, PR) OBP: 0.282, SLG: 0.398 Carmelo Martinez, R (9, PH) OBP: 0.348, SLG: 0.391	0-3 K		0-0 2B	1-2 1B			0-0 FC6		0-0 F8	4 1 3 0 0 1 1 0 0 0 0 0 0 0 1 0 0 0 0 0 0						
Kevin McReynolds, R (1, 8) OBP: 0.360, SLG: 0.497	0-0 1-3		0-0 1B	0-0 F7			0-0 1-3		0-0 6-3	5 1 1 1 0 0 4						
Steve Garvey, R (1, 3) OBP: 0.290, SLG: 0.425		0-0 HR	0-0 1B		0-3 K		0-0 FC6			4 1 2 2 0 1 2						
Terry Kennedy, L (1, 2) OBP: 0.320, SLG: 0.393		0-0 4-3	4-0 1B	1-2 BB		0-0 L8		0-3 K		3 0 0 0 1 1 1						
Graig Nettles, L (1, 5) OBP: 0.289, SLG: 0.379 Bip Roberts, S (8, PR) OBP: 0.271, SLG: 0.288 Jerry Royster, R (8, 5) OBP: 0.336, SLG: 0.378		0-0 1B	0-0 F8		0-0 FC6-4			0-0 L9		4 0 3 0 0 0 2 0 0 0 0 0 0 0 0 0 0 0 0 0 0						
Garry Templeton, S (1, 6) OBP: 0.283, SLG: 0.298		0-3 K	0-0 1B	1-2 2-H		0-0 FC6-4		0-0 L9		4 0 1 0 0 1 3						
Andy Hawkins, R (1, 1) OBP: 0.183, SLG: 0.186 Craig Lefferts, L (8, 1) OBP: 0.143, SLG: 0.571 Lance McCullers, S (8, 1) OBP: 0.167, SLG: 0.095		0-0 1B		0-3 K		0-0 F3		0-3 K		4 0 1 0 0 2 2 0 0 0 0 0 0 0 0 0 0 0 0 0 0						
Inning Stats	R: 0 H: 1 E: 0 LOB: 1 K: 1 BB: 0 S: 6 P: 6	R: 1 H: 3 E: 0 LOB: 2 K: 1 BB: 0 S: 8 P: 8	R: 2 H: 4 E: 0 LOB: 2 K: 1 BB: 1 S: 8 P: 12	R: 0 H: 2 E: 0 LOB: 2 K: 1 BB: 0 S: 7 P: 7	R: 0 H: 1 E: 0 LOB: 1 K: 1 BB: 0 S: 6 P: 6	R: 0 H: 0 E: 0 LOB: 0 K: 0 BB: 0 S: 3 P: 3	R: 0 H: 1 E: 0 LOB: 1 K: 1 BB: 0 S: 6 P: 6	R: 0 H: 1 E: 0 LOB: 2 K: 1 BB: 0 S: 6 P: 6	R: 0 H: 0 E: 0 LOB: 0 K: 0 BB: 0 S: 3 P: 3	1B: 9 SF: 0 2B: 3 SAC: 0 3B: 0 DP: 0 HR: 1 HBP: 0	WP: 0 PA: 40 PB: 0 SB: 0 CS: 0					
PITCHER	IP WLS BF H R ER SO BB IBB HBP BLK WP HR S P ERA WHIP															
Ron Darling, R (1, 1) ERA: 3.11	7.0	33	12	3	3	6	1	0	0	0	0	1	44	48	3.86	1.857
Jesse Orosco, L (8, 1) ERA: 2.33	2.0	W	7	1	0	1	0	0	0	0	0	0	9	9	0.00	0.500

San Diego Padres @ New York Mets
Shea Stadium, Flushing, NY
Sat Sep 06 1986, 3:33 AM EDT
Att: 46,879 - Unknown

livebaseballscorecards.com

AB 39
R 3
H 13
RBI 3
BB 1
SO 7
LOB 19



Batter	1	2	3	4	5	6	7	8	9	AB	R	H	RBI	BB	SO	LOB
Lenny Dykstra, L OBP: 0.377, SLG: 0.460 (1, 8)	0-0 1B 1B		0-0 F9		0-0 4-3			0-0 SH1-4 1B 2B		4	1	2	0	0	0	0
Wally Backman, S OBP: 0.379, SLG: 0.382 (1, 4)	0-0 1-2 1B		4-0 2B BB		0-0 L8			0-0 SH1-4 2-3		2	1	1	0	1	0	0
Keith Hernandez, L OBP: 0.404, SLG: 0.442 (1, 3)	0-0 F7		0-0 1-H 2B		0-0 4-3			0-0 HR 1B		4	0	2	2	0	0	2
Gary Carter, R OBP: 0.335, SLG: 0.438 (1, 2)	0-0 F6		0-0 6-3		0-0 HR			0-0 1-2 HR		4	2	2	2	0	0	3
Darryl Strawberry, L OBP: 0.355, SLG: 0.482 (1, 9)	0-0 1-4-3				0-0 F8			0-3 K		4	0	0	0	0	1	2
Mookie Wilson, S OBP: 0.358, SLG: 0.451 (1, 7)		0-3 K			0-3 K			0-3 K		3	0	0	0	0	3	0
Ray Knight, R OBP: 0.354, SLG: 0.418 Howard Johnson, S OBP: 0.341, SLG: 0.451 (4, PR) (5, 5)		0-0 L4			0-0 1B			0-0 F6		2	0	1	0	0	0	0
Kevin Elster, R OBP: 0.250, SLG: 0.250 (1, 6)		0-0 5-3			0-0 F6			0-3 K		3	0	0	0	0	1	1
Ron Darling, R OBP: 0.141, SLG: 0.132 Lee Mazzilli, S OBP: 0.368, SLG: 0.328 Jesse Orosco, R (7, PH) (8, 1)			0-0 G3		0-0 1-3			0-3 K		2	0	0	0	0	0	0
										1	0	0	0	0	1	0
										0	0	0	0	0	0	0

Inning Stats	R: 0	H: 2	E: 0	K: 5	S: 5	R: 0	H: 0	E: 0	K: 1	S: 5	R: 1	H: 1	E: 0	K: 0	S: 4	R: 0	H: 1	E: 0	K: 1	S: 6	R: 0	H: 0	E: 0	K: 0	S: 3	R: 1	H: 1	E: 0	K: 1	S: 6	R: 0	H: 0	E: 0	K: 2	S: 7	R: 2	H: 3	E: 0	K: 1	S: 7	R: 0	H: 0	E: 0	K: 0	S: 7			
	LOB: 2	BB: 0	P: 5			LOB: 0	BB: 0	P: 5			LOB: 1	BB: 1	P: 8			LOB: 0	BB: 0	P: 3			LOB: 0	BB: 0	P: 3			LOB: 0	BB: 0	P: 7			LOB: 0	BB: 0	P: 7			SF: 0	SAC: 1	DP: 0	HBP: 0									

PITCHER	IP	WLS	BF	H	R	ER	SO	BB	IBB	HBP	BLK	WP	HR	S	P	ERA	WHIP
Andy Hawkins, R ERA: 4.33 (1, 1)	7.0		28	6	3	3	5	1	0	0	0	0	1	37	41	3.86	1.000
Craig Lefferts, L ERA: 2.46 (8, 1)	0.1		2	1	0	0	0	0	0	0	0	0	0	2	2	0.00	3.000
Lance McCullers, R ERA: 2.52 (8, 1)	0.2	L	2	1	1	1	1	0	0	0	0	0	1	4	4	13.50	1.500

BOTTOM

San Diego Padres @ New York Mets
Shea Stadium, Flushing, NY

Sat Sep 06 1986, 3:33 AM EDT
Att. 46,879 - Unknown

AB	30
R	4
H	8
RBI	4
BB	1
SO	6
LOB	8

WP	PA	ERA	WHIP
0	32		
0			
0			

Batter	1	2	3	4	5	6	7	8	9	AB R H RBI BB SO LOB	TOP	
Tim Flannery, L (1, 4) <small>OBP: 0.383, SLG: 0.358</small>	0-0 4-3		0-0 L7			0-3 K		0-0 F7		4 0 0 0 0 1 3	San Diego Padres @ New York Mets Shea Stadium, Flushing, NY Sun Sep 07 1986, 3:33 AM EDT Unknown	
Tony Gwynn, L (1, 9) <small>OBP: 0.385, SLG: 0.475</small>	0-0 4-3			0-0 F7		0-0 F8		0-0 L1		4 0 0 0 0 0 2		
John Kruk, L (1, 7) <small>OBP: 0.412, SLG: 0.438</small> Gene Walter, L (6, 1) <small>OBP: 0.300, SLG: 0.333</small> Jerry Royster, R (9, PH) <small>OBP: 0.339, SLG: 0.381</small>	0-0 4-3			0-0 6-3		0-3 K		0-0 1B 1B	3 0 0 0 0 1 0 0 0 0 0 0 0 0 1 0 1 0 0 0 0			
Kevin McReynolds, R (1, 8) <small>OBP: 0.357, SLG: 0.492</small>		0-3 K		0-0 F9			0-0 5-3		0-0 F9	4 0 0 0 0 1 1		
Carmelo Martinez, R (1, 3) <small>OBP: 0.346, SLG: 0.388</small> (6, 7)		0-0 P5			0-0 1-3		0-0 6-3		0-0 FC6-4 1-2 1B	4 0 1 0 0 0 0		
Terry Kennedy, L (1, 2) <small>OBP: 0.317, SLG: 0.389</small>		0-0 F7			0-0 4-3		0-3 K		0-3 K	4 0 0 0 0 2 2		
Graig Nettles, L (1, 5) <small>OBP: 0.291, SLG: 0.377</small>			0-0 F7		4-0 FC6-4 BB		4-0 E BB		0-0 FC6-4 1-2f	2 0 0 0 2 0 2		
Garry Templeton, S (1, 6) <small>OBP: 0.283, SLG: 0.298</small>			0-0 SH1-3 1B		0-0 FC6-4 1-2f		0-0 L7			3 0 1 0 0 0 2		
Dave LaPoint, L (1, 1) Bob Stoddard, R (4, 1) Dane Iorg, L (6, PH) <small>OBP: 0.258, SLG: 0.363</small> (6, 3)			0-0 SH1-3 1-2			0-0 HR		0-0 E6 1-2		0 0 0 0 0 0 0 0 0 0 0 0 0 0 2 1 1 1 0 0 1		
Inning Stats	R: 0 H: 0 E: 0 LOB: 0 K: 0 BB: 0 S: 3 P: 3	R: 0 H: 0 E: 0 LOB: 0 K: 1 BB: 0 S: 5 P: 5	R: 0 H: 1 E: 0 LOB: 1 K: 0 BB: 0 S: 4 P: 4	R: 0 H: 0 E: 0 LOB: 0 K: 0 BB: 0 S: 3 P: 3	R: 0 H: 0 E: 0 LOB: 1 K: 0 BB: 1 S: 3 P: 7	R: 1 H: 1 E: 0 LOB: 0 K: 2 BB: 0 S: 8 P: 8	R: 0 H: 0 E: 0 LOB: 0 K: 1 BB: 0 S: 5 P: 5	R: 0 H: 0 E: 1 LOB: 2 K: 0 BB: 1 S: 4 P: 8	R: 0 H: 2 E: 0 LOB: 2 K: 1 BB: 0 S: 7 P: 7	1B: 3 SF: 0 2B: 0 SAC: 1 3B: 0 DP: 0 HR: 1 HBP: 0	WP: 0 PA: 34 PB: 0 SB: 0 CS: 0	
PITCHER Dwight Gooden, R (1, 1) <small>ERA: 2.94</small>	IP WLS BF H R ER SO BB IBB HBP BLK WP HR S P ERA WHIP 9.0 W 34 4 1 1 5 2 0 0 0 0 1 42 50 1.00 0.667											PITCHER IP WLS BF H R ER SO BB IBB HBP BLK WP HR S P ERA WHIP

AB	31
R	1
H	4
RBI	1
BB	2
SO	5
LOB	13



Batter	1	2	3	4	5	6	7	8	9	AB R H RBI BB SO LOB
Stan Jefferson, S OBP: 0.400, SLG: 0.250 (1, 8)	0-3 K	1-0 E 2B HBP		0-0 2B BB 1B	0-3 K			0-0 P4		4 2 1 0 0 2 1
Mookie Wilson, S OBP: 0.362, SLG: 0.455 (1, 7)	4-0 1B SF8 BB	0-0 E5 2B		0-0 BB 2B		0-0 F3		0-0 2-H 1B		4 2 2 2 1 0 2
Kevin Mitchell, R OBP: 0.364, SLG: 0.498 (1, 9)	0-0 BB 1B	0-0 2B		4-0 BB BB		0-0 F3		0-0 F8		4 0 2 3 1 0 1
Gary Carter, R OBP: 0.335, SLG: 0.436 (1, 2)	0-0 SF8	0-0 F8		4-0 BB		0-0 5-3				2 0 0 2 1 0 0
Ray Knight, R OBP: 0.353, SLG: 0.415 (1, 5)	4-0 BB		0-0 5-3	0-0 F3			0-0 P6			3 0 0 0 1 0 3
Lee Mazzilli, S OBP: 0.365, SLG: 0.325 (1, 3)	0-0 5-3		0-0 4-3 1B	0-0 P4		0-3 K				4 0 1 0 0 1 5
Tim Teufel, R OBP: 0.328, SLG: 0.379 (1, 4)		0-0 E4 S BB E	0-0 4-3 1B	0-0 1-3		0-0 1-3				4 1 0 0 0 0 4
Kevin Elster, R OBP: 0.500, SLG: 0.333 (1, 6)		4-0 E HBP 2B BB	4-0 FC6-4 IBB	0-3 K			0-0 SH1-4 1B			2 2 1 0 2 1 0
Dwight Gooden, R OBP: 0.114, SLG: 0.118 (1, 1)		0-3 K	0-0 FC6-4	0-0 P9			0-0 SH1-4			3 0 0 0 0 1 4

Inning Stats	R: 1 E: 0 K: 1 S: 6	H: 1 LOB: 2 BB: 2 P: 14	R: 4 E: 2 K: 1 S: 7	H: 1 LOB: 0 BB: 1 P: 12	R: 0 E: 0 K: 0 S: 4	H: 1 LOB: 2 BB: 1 P: 8	R: 1 E: 0 K: 0 S: 5	H: 2 LOB: 3 BB: 2 P: 13	R: 0 E: 0 K: 2 S: 7	H: 0 LOB: 0 BB: 0 P: 7	R: 0 E: 0 K: 0 S: 3	H: 0 LOB: 0 BB: 0 P: 3	R: 0 E: 0 K: 1 S: 5	H: 0 LOB: 0 BB: 0 P: 5	R: 1 E: 0 K: 0 S: 5	H: 2 LOB: 1 BB: 0 P: 5	1B: 5 2B: 2 3B: 0 HR: 0	SF: 1 SAC: 1 DP: 0 HBP: 1	WP: 0 PB: 0 SB: 1 CS: 0	PA: 39
--------------	------------------------------	----------------------------------	------------------------------	----------------------------------	------------------------------	---------------------------------	------------------------------	----------------------------------	------------------------------	---------------------------------	------------------------------	---------------------------------	------------------------------	---------------------------------	------------------------------	---------------------------------	----------------------------------	------------------------------------	----------------------------------	--------

PITCHER	IP	WLS	BF	H	R	ER	SO	BB	IBB	HBP	BLK	WP	HR	S	P	ERA	WHIP
Dave LaPoint, L ERA: 5.23 (1, 1)	3.0	L	22	5	6	2	2	5	1	1	0	0	0	19	44	6.00	3.333
Bob Stoddard, R ERA: 3.09 (4, 1)	2.0		6	0	0	0	2	0	0	0	0	0	0	10	10	0.00	0.000
Gene Walter, L ERA: 4.15 (6, 1)	3.0		11	2	1	1	1	0	0	0	0	0	0	13	13	3.00	0.667

BOTTOM

San Diego Padres @ New York Mets
Shea Stadium, Flushing, NY
Sun Sep 07 1986, 3:33 AM EDT
Unknown

livebaseballscorecards.com

AB	30
R	7
H	7
RBI	7
BB	6
SO	5
LOB	20



Batter	1	2	3	4	5	6	7	8	9	AB R H RBI BB SO LOB	TOP																								
Jerry Royster, R (1, 5) OBP: 0.339, SLG: 0.377 Tim Flannery, L (6, PH) OBP: 0.384, SLG: 0.356 (6, 5)	0-0 F2		0-0 F2	4-0 G4-3 BB		4-0 BB FC1-2 BB		0-0 6-3		2 0 0 0 1 0 1 1 0 0 0 1 0 0																									
John Kruk, L (1, 9) OBP: 0.411, SLG: 0.434 (6, 3)	0-0 1B		4-0 WP SF8 BB	0-0 G4-3		0-0 FC1-2 BB		0-0 4-3		4 1 1 0 1 0 5																									
Kevin McReynolds, R (1, 7) OBP: 0.358, SLG: 0.490	0-0 F9		0-0 SF8 WP E 1B		0-0 F7	4-0 BB		0-3 K		4 1 1 1 1 1 1																									
Carmelo Martinez, R (1, 3) OBP: 0.346, SLG: 0.389 Tony Gwynn, L (6, PH) OBP: 0.384, SLG: 0.473 (6, 9)	0-0 1-3		0-0 SF8		0-0 F8	0-0 3-1 BB		0-0 6-3		2 0 1 1 0 0 1 2 0 0 0 0 0 3																									
Bruce Bochy, R (1, 2) OBP: 0.338, SLG: 0.517 Terry Kennedy, L (9, PH) OBP: 0.316, SLG: 0.388		0-0 4-3	0-0 E5 1B		0-0 F8		0-0 6-3		0-0 F8	4 0 0 0 0 0 1 1 0 0 0 0 0 0																									
Garry Templeton, S (1, 6) OBP: 0.286, SLG: 0.300		0-3 K	0-0 FC4-6 1B		0-0 1-3		0-0 1B 1B		4-0 BB 1B BB	4 1 2 0 1 1 1																									
Marvell Wynne, L (1, 8) OBP: 0.288, SLG: 0.396		4-0 BB	0-0 FC4-6			4-0 BB FC1-2 BB	0-3 K		4-0 1B BB	2 0 0 0 3 1 3																									
Bip Roberts, S (1, 4) OBP: 0.283, SLG: 0.300	0-0 F9			0-0 SH1-4 1B		0-0 FC1-2 BB 1B	0-0 1B 1B		0-0 1B 1B	5 1 4 1 0 0 1																									
Ed Wojna, R (1, 1) OBP: 0.333, SLG: 0.333 Craig Lefferts, L (6, 1) OBP: 0.125, SLG: 0.500 Bob Stoddard, R (6, 1) Graig Nettles, L (7, PH) OBP: 0.290, SLG: 0.376 Gene Walter, L (7, 1) OBP: 0.300, SLG: 0.333 Dane Long, L (8, PH) OBP: 0.255, SLG: 0.359			0-0 1B BB WP 1B	0-0 SH1-4		0-3 K	0-0 F7		0-0 G3	1 1 1 0 0 0 0 1 0 0 0 0 1 2 0 0 0 0 0 0 0 1 0 0 0 0 0 2 0 0 0 0 0 0 0 1 0 0 0 0 0 2																									
Inning Stats	R: 0 E: 0 K: 0 S: 4	H: 1 LOB: 1 BB: 0 P: 4	R: 0 E: 0 K: 1 S: 5	H: 0 LOB: 1 BB: 1 P: 9	R: 3 E: 1 K: 0 S: 7	H: 3 LOB: 2 BB: 1 P: 11	R: 0 E: 0 K: 0 S: 3	H: 1 LOB: 1 BB: 1 P: 7	R: 0 E: 0 K: 1 S: 4	H: 1 LOB: 1 BB: 0 P: 4	R: 1 E: 0 K: 1 S: 6	H: 1 LOB: 3 BB: 3 P: 18	R: 0 E: 0 K: 1 S: 7	H: 2 LOB: 2 BB: 0 P: 7	R: 0 E: 0 K: 1 S: 5	H: 0 LOB: 0 BB: 0 P: 5	R: 1 E: 0 K: 0 S: 4	H: 1 LOB: 2 BB: 2 P: 12	1B: 10 2B: 0 3B: 0 HR: 0	SF: 1 SAC: 1 DP: 1 HBP: 0	WP: 1 PB: 0 SB: 0 CS: 0	PA: 45													
PITCHER	IP WLS BF H R ER SO BB IBB HBP BLK WP HR S P ERA WHIP																																		
Sid Fernandez, L (1, 1) ERA: 3.57	5.0	24	6	3	2	1	3	0	0	0	1	0	23	35	3.60	1.800																			
Doug Sisk, R (6, 1) ERA: 2.63	1.0	7	1	1	1	1	3	0	0	0	0	0	6	18	9.00	4.000																			
Roger McDowell, R (7, 1) ERA: 2.48	3.0	14	3	1	1	2	2	0	0	0	0	0	16	24	3.00	1.667																			

San Diego Padres @ New York Mets
Shea Stadium, Flushing, NY
Sun Sep 07 1986, 3:38 AM EDT
Att: 38,630 - Unknown

livebaseballscorecards.com

AB	35
R	5
H	10
RBI	3
BB	8
SO	4
LOB	23



Batter	1	2	3	4	5	6	7	8	9	AB	R	H	RBI	BB	SO	LOB
Lenny Dykstra, L OBP: 0.380, SLG: 0.461 (1, 8)	0-0 1B S 1B 1B	0-0 4-3		0-0 1B 1B	0-0 1-3		4-0 3-1 SH3 BB			4	2	2	0	1	0	2
Wally Backman, S OBP: 0.386, SLG: 0.388 (1, 4)	0-0 1B 1B	0-0 S 1B		0-0 1B 1B		4-0 S 1B BB	0-0 SH3			3	2	3	0	1	0	0
Keith Hernandez, L OBP: 0.409, SLG: 0.445 (1, 3)	0-0 1B 1B	4-0 BB		0-0 1B 1B		0-0 BB 4-3 1B	4-0 3-1 BB			3	1	3	3	2	0	0
Darryl Strawberry, L OBP: 0.354, SLG: 0.479 (1, 9)	0-0 F8	0-3 K		0-0 G5-4-3 1B		0-0 4-3	0-0 3-1			5	0	1	0	0	1	7
Danny Heep, L OBP: 0.389, SLG: 0.418 (1, 7)	0-0 1B 1B		0-0 F4	0-0 G5-4-3		4-0 BB FC6-4 BB	4-0 BB			3	1	1	1	2	0	3
Howard Johnson, S OBP: 0.343, SLG: 0.446 (1, 5)	0-0 1B		0-0 F8		0-0 F8	4-0 FC6-4 BB	0-0 F8			4	0	1	0	1	0	3
Ed Hearn, R OBP: 0.346, SLG: 0.427 (1, 2)	4-0 FC6-4 BB		0-0 1B		0-0 FC8-5 1B	4-0 FC6-4 BB		0-3 K		3	0	2	1	2	1	0
Kevin Elster, R OBP: 0.400, SLG: 0.250 Dave Magadan, L OBP: 1.000, SLG: 1.000 Rafael Santana, R OBP: 0.283, SLG: 0.257 (1, 6)	0-0 FC6-4		0-0 F3		0-0 FC8-5 1B	0-0 FC6-4		0-0 L6		2	0	0	0	0	0	4
Sid Fernandez, L OBP: 0.203, SLG: 0.226 Gary Carter, R OBP: 0.334, SLG: 0.435 Doug Sisk, R Lee Mazzilli, S OBP: 0.363, SLG: 0.323 Roger McDowell, R OBP: 0.333, SLG: 0.294 (1, 1)		0-0 4-3		0-0 F7		0-0 FC8-5	0-0 F6		0-0 F9		1	0	0	0	0	2

Inning Stats	R: 2	H: 5	E: 0	LOB: 3	K: 0	BB: 1	S: 7	R: 0	H: 1	E: 0	LOB: 2	K: 1	BB: 1	S: 6	R: 0	H: 1	E: 0	LOB: 1	K: 0	BB: 0	S: 4	R: 1	H: 4	E: 0	LOB: 2	K: 0	BB: 0	S: 6	R: 0	H: 2	E: 0	LOB: 2	K: 0	BB: 0	S: 5	R: 3	H: 1	E: 0	LOB: 2	K: 0	BB: 4	S: 4	R: 0	H: 0	E: 0	LOB: 3	K: 0	BB: 3	S: 3	R: 0	H: 0	E: 0	LOB: 0	K: 1	BB: 0	S: 5
--------------	------	------	------	--------	------	-------	------	------	------	------	--------	------	-------	------	------	------	------	--------	------	-------	------	------	------	------	--------	------	-------	------	------	------	------	--------	------	-------	------	------	------	------	--------	------	-------	------	------	------	------	--------	------	-------	------	------	------	------	--------	------	-------	------

PITCHER	IP	WLS	BF	H	R	ER	SO	BB	IBB	HBP	BLK	WP	HR	S	P	ERA	WHIP
Ed Wojna, R ERA: 3.18 (1, 1)	4.1		26	13	3	3	1	2	0	0	0	0	0	26	34	6.23	3.462
Craig Lefferts, L ERA: 2.72 (5, 1)	1.0	L	7	1	3	3	0	3	0	0	0	0	0	4	16	27.00	4.000
Bob Stoddard, R ERA: 2.92 (6, 1)	0.2		3	0	0	0	0	1	0	0	0	0	0	2	6	0.00	1.500
Gene Walter, L ERA: 4.06 (7, 1)	2.0		9	0	0	0	1	3	0	0	0	0	0	8	20	0.00	1.500

BOTTOM

San Diego Padres @ New York Mets
Shea Stadium, Flushing, NY

Sun Sep 07 1986, 3:38 AM EDT
Att. 38,630 - Unknown

AB	35
R	6
H	14
RBI	6
BB	9
SO	2
LOB	25

livebaseballscores.com



WP: 0	PA: 45
PB: 0	
SB: 3	
CS: 0	

Batter	1	2	3	4	5	6	7	8	9	AB R H RBI BB SO LOB	TOP	
Jerry Royster, R (1, 5) OBP: 0.343, SLG: 0.379 Graig Nettles, L (6, PH) OBP: 0.291, SLG: 0.377 (6, 5)	4-0 G5-3 BB BB		0-0 F7		0-0 BB 1B	0-0 1-3 2-H 3-H 1B			0-0 F7	2 0 1 0 1 0 1 2 0 1 2 0 0 0		
Tony Gwynn, L (1, 9) OBP: 0.384, SLG: 0.471	4-0 1-2 BB		0-0 E5 FC5-4		4-0 1-2 BB FC5-4	0-0 F7			0-0 6-3	3 0 0 0 2 0 3		
Kevin McReynolds, R (1, 8) OBP: 0.355, SLG: 0.486 (7, 7)	0-0 F4		0-0 FC5-4		0-3 K					4 0 0 0 0 1 6		
Steve Garvey, R (1, 3) OBP: 0.289, SLG: 0.424	0-0 G5-3 2-3f			0-0 G6-4-3 1B	0-0 FC5-4			0-3 K		4 0 1 0 0 1 4		
Carmelo Martinez, R (1, 7) OBP: 0.340, SLG: 0.382 Lance McCullers, S (7, 1) OBP: 0.167, SLG: 0.095		0-0 1-3		0-0 G6-4-3 1-2f		0-0 F3		0-0 5-3		4 0 0 0 0 0 1 0 0 0 0 0 0 0		
Bruce Bochy, R (1, 2) OBP: 0.336, SLG: 0.533		0-0 F9		0-0 HR		0-0 L5		0-3 K		4 1 1 1 0 1 0		
Garry Templeton, S (1, 6) OBP: 0.288, SLG: 0.300		0-0 G3		0-0 1B		4-0 BB 1B BB		0-0 1-3		3 1 1 0 1 0 0		
Bip Roberts, S (1, 4) OBP: 0.287, SLG: 0.304			0-0 E SH1-4 1B	0-0 1-3		0-0 1-2 1B BB 1B		0-0 1-3		4 1 2 0 0 0 1		
Ed Whitson, R (1, 1) OBP: 0.118, SLG: 0.118 Dane Long, L (5, PH) OBP: 0.263, SLG: 0.355 Bob Stoddard, R (5, 1) John Kruk, L (6, PH) OBP: 0.414, SLG: 0.434 Craig Lefferts, L (6, 1) OBP: 0.125, SLG: 0.500 Marvell Wynne, L (7, 8) OBP: 0.267, SLG: 0.394			0-0 SH1-4		0-3 K	4-0 1-2 2-3 BB			0-0 F8	0 0 0 0 0 0 0 1 0 0 0 0 0 1 0 0 0 0 0 0 0 0 0 0 0 0 0 0 1 0 0 0 0 0 0 0 0 0 0 1 0 0 0 0 0 0 0		
Inning Stats	R: 0 H: 0 E: 0 LOB: 1 K: 0 BB: 2 S: 2 P: 10	R: 0 H: 0 E: 0 LOB: 0 K: 0 BB: 0 S: 3 P: 3	R: 0 H: 1 E: 1 LOB: 2 K: 0 BB: 0 S: 5 P: 5	R: 1 H: 3 E: 0 LOB: 1 K: 0 BB: 0 S: 5 P: 5	R: 0 H: 1 E: 0 LOB: 2 K: 2 BB: 1 S: 8 P: 12	R: 2 H: 2 E: 0 LOB: 2 K: 0 BB: 2 S: 5 P: 13	R: 0 H: 0 E: 0 LOB: 0 K: 1 BB: 0 S: 5 P: 5	R: 0 H: 0 E: 0 LOB: 0 K: 1 BB: 0 S: 5 P: 5	R: 0 H: 0 E: 0 LOB: 0 K: 0 BB: 0 S: 3 P: 3	1B: 6 SF: 0 2B: 0 SAC: 1 3B: 0 DP: 2 HR: 1 HBP: 0	WP: 0 PA: 38 PB: 0 SB: 0 CS: 0	
PITCHER	IP WLS BF H R ER SO BB IBB HBP BLK WP HR S P ERA WHIP											
Terry Mulholland, L (1, 1) ERA: 4.25	5.2 W 27 6 3 3 2 5 0 0 0 0 1 26 46 4.76 1.941											
Jeff Robinson, R (6, 1) ERA: 3.53	1.1 5 1 0 0 1 0 0 0 0 0 0 7 7 0.00 0.750											
Scott Garrelts, R (8, 1) ERA: 3.28	2.0 S 6 0 0 0 1 0 0 0 0 0 0 8 8 0.00 0.000											

San Diego Padres @ San Francisco Giants
Candlestick Park, San Francisco, CA
Mon Sep 08 1986, 10:05 PM EDT
Att. 4,428 - Unknown

AB	32
R	3
H	7
RBI	3
BB	5
SO	4
LOB	16



Batter	1	2	3	4	5	6	7	8	9
Mike Woodard, L (1, 4) OBP: 0.366, SLG: 0.353	0-3 K	0-0 S 1B		4-0 1B BB	0-0 F3			4-0 CS BB	
Will Clark, L (1, 3) OBP: 0.338, SLG: 0.447	0-0 4-3 2B 1B	4-0 1-2 BB		0-0 1-3 4-3 1B		0-0 1-3		0-0 1-2 S 1B	
Mike Aldrete, L (1, 7) OBP: 0.360, SLG: 0.414 Randy Kutcher, R (8, PR) OBP: 0.263, SLG: 0.407 (9, 7)	0-0 4-3 1-2	0-0 1-3		0-0 BB 4-3 1-3 3-H 1B		0-0 G3		4-0 G6-3 1-2 BB	
Candy Maldonado, R (1, 9) OBP: 0.309, SLG: 0.489 Dan Gladden, R (9, 8) OBP: 0.358, SLG: 0.349	0-0 1B 2B 2-H		0-0 BB B1 2B	0-0 4-3 1-2 3-H		0-0 2B		0-0 G6-3 1-2f	
Chili Davis, S (1, 8) OBP: 0.374, SLG: 0.413 (9, 9)	4-0 1B BB		4-0 BB BB	4-0 BB BB		0-0 F8			
Bob Brenly, R (1, 5) OBP: 0.355, SLG: 0.377	0-0 1-3 2-H 1B		4-0 1-2 2-3 BB	4-0 1-2 2-3 BB		0-0 5-3			
Bob Melvin, R (1, 2) OBP: 0.261, SLG: 0.325	0-0 4-3		0-3 K	0-3 K		0-3 K			
Jose Uribe, S (1, 6) OBP: 0.301, SLG: 0.275		0-0 6-3	0-0 B1		0-0 F9		4-0 WP BB		
Terry Mulholland, R (1, 1) OBP: 0.056, SLG: 0.056 Jeff Robinson, R (6, 1) OBP: 0.083, SLG: 0.091 Rick Lancellotti, L (7, PH) Scott Garrelts, R (8, 1) OBP: 0.214, SLG: 0.293		0-0 1-3		0-0 1-3	0-0 5-3		0-3 K		

Inning Stats	R: 2 E: 0 K: 1 S: 8	H: 3 LOB: 2 BB: 1 P: 12	R: 0 E: 0 K: 0 S: 4	H: 1 LOB: 2 BB: 1 P: 8	R: 0 E: 0 K: 1 S: 5	H: 1 LOB: 2 BB: 2 P: 13	R: 2 E: 0 K: 1 S: 7	H: 2 LOB: 3 BB: 3 P: 19	R: 0 E: 0 K: 0 S: 3	H: 0 LOB: 0 BB: 0 P: 3	R: 0 E: 0 K: 0 S: 4	H: 1 LOB: 1 BB: 0 P: 4	R: 0 E: 0 K: 2 S: 7	H: 0 LOB: 1 BB: 1 P: 11	R: 0 E: 0 K: 0 S: 2	H: 1 LOB: 2 BB: 2 P: 10
--------------	------------------------------	----------------------------------	------------------------------	---------------------------------	------------------------------	----------------------------------	------------------------------	----------------------------------	------------------------------	---------------------------------	------------------------------	---------------------------------	------------------------------	----------------------------------	------------------------------	----------------------------------

PITCHER	IP	WLS	BF	H	R	ER	SO	BB	IBB	HBP	BLK	WP	HR	S	P	ERA	WHIP
Ed Whitson, R (1, 1) ERA: 6.5	4.0	L	25	7	4	4	3	7	0	0	0	0	0	24	52	9.00	3.500
Bob Stoddard, R (5, 1) ERA: 2.7	1.0		3	0	0	0	0	0	0	0	0	0	0	3	3	0.00	0.000
Craig Lefferts, L (6, 1) ERA: 2.69	1.0		4	1	0	0	0	0	0	0	0	0	0	4	4	0.00	1.000
Lance McCullers, R (7, 1) ERA: 2.48	2.0		8	1	0	0	2	3	0	0	0	1	0	9	21	0.00	2.000

BOTTOM

San Diego Padres @ San Francisco Giants
Candlestick Park, San Francisco, CA

Mon Sep 08 1986, 10:05 PM EDT
Att. 4,428 - Unknown

AB	R	H	RBI	BB	SO	LOB
3	1	1	0	2	1	0
4	2	3	0	1	0	0
4	0	1	1	1	0	3
0	0	0	0	0	0	0
5	1	3	2	0	0	3
0	0	0	0	0	0	0
1	0	0	0	3	0	1
2	0	1	1	2	0	0
4	0	0	0	0	3	8
3	0	0	0	1	0	3
3	0	0	0	0	0	0
0	0	0	0	0	0	0
1	0	0	0	0	1	1
0	0	0	0	0	0	0

AB	30
R	4
H	9
RBI	4
BB	10
SO	5
LOB	19

WP: 1 PA: 40
PB: 0
SB: 2
CS: 1

1B: 6 SF: 0
2B: 4 SAC: 0
3B: 0 DP: 2
HR: 0 HBP: 0

GIANTS

Batter	1	2	3	4	5	6	7	8	9	AB R H RBI BB SO LOB	TOP											
Bip Roberts, S (1, 4) OBP: 0.286, SLG: 0.303	0-0 1-3		0-3 K			0-0 L6-4 1B		0-0 F7		4 0 1 0 0 1 1	San Diego Padres @ San Francisco Giants Candlestick Park, San Francisco, CA Tue Sep 09 1986, 10:05 PM EDT Att. 6,664 - Unknown livebaseballscorecards.com											
Tony Gwynn, L (1, 9) OBP: 0.385, SLG: 0.471	0-0 E 1B		0-0 6-3			0-0 1-2 1B		0-0 G4-6-3 1-2f		4 0 2 0 0 0 1												
John Kruk, L (1, 7) OBP: 0.407, SLG: 0.426	0-0 E5 FC6-4 1-2		0-3 K		0-3 L6-4 2-3		0-3 K		4 0 0 0 0 2 3													
Kevin McReynolds, R (1, 8) OBP: 0.353, SLG: 0.482	0-3 K		0-0 F9		0-0 L5		0-0 F8		4 0 0 0 0 1 3													
Steve Garvey, R (1, 3) OBP: 0.289, SLG: 0.423	0-0 FC6-4 1-2f		0-0 P6			0-0 F8		0-0 1B	4 0 1 0 0 0 2													
Terry Kennedy, L (1, 2) OBP: 0.315, SLG: 0.389		0-0 4-3			0-0 L3		0-0 G3 2B	0-0 4-3	4 0 1 0 0 0 1													
Graig Nettles, L (1, 5) OBP: 0.292, SLG: 0.379		0-0 F7			0-0 4-3 2B		0-0 G3 2-3		3 0 1 0 0 0 1													
Garry Templeton, S (1, 6) OBP: 0.286, SLG: 0.298 Dave LaPoint, L (7, 1)		0-0 F8			0-0 4-3 2-3		0-0 4-3		3 0 0 0 0 0 2 0 0 0 0 0 0 0													
LaMarr Hoyt, R (1, 1) OBP: 0.152, SLG: 0.156 Dane Iorg, L (5, PH) OBP: 0.250, SLG: 0.351 Bob Stoddard, R (5, 1) Jerry Royster, R (7, 6) OBP: 0.346, SLG: 0.381			0-0 3-1		0-0 3-1			0-0 G4-6-3 1B	1 0 0 0 0 0 0 1 0 0 0 0 0 1 0 0 0 0 0 0 0 1 0 1 0 0 0 0													
Inning Stats	R: 0 E: 1 K: 1 S: 7	H: 1 LOB: 2 BB: 0 P: 7	R: 0 E: 0 K: 0 S: 3	H: 0 LOB: 0 BB: 0 P: 3	R: 0 E: 0 K: 1 S: 5	H: 0 LOB: 0 BB: 0 P: 5	R: 0 E: 0 K: 1 S: 5	H: 0 LOB: 0 BB: 0 P: 5	R: 0 E: 0 K: 0 S: 4	H: 1 LOB: 1 BB: 0 P: 4	R: 0 E: 0 K: 0 S: 4	H: 2 LOB: 1 BB: 0 P: 4	R: 0 E: 0 K: 0 S: 4	H: 1 LOB: 1 BB: 0 P: 4	R: 0 E: 0 K: 0 S: 3	H: 1 LOB: 0 BB: 0 P: 3	R: 0 E: 0 K: 1 S: 6	H: 1 LOB: 1 BB: 0 P: 6	1B: 5 2B: 3 3B: 0 HR: 0	SF: 0 SAC: 0 DP: 2 HBP: 0	WP: 0 PB: 0 SB: 0 CS: 0	PA: 33
PITCHER Michael LaCoss, R (1, 1) ERA: 3.7	IP 9.0	WLS W	BF 33	H 7	R 0	ER 0	SO 4	BB 0	IBB 0	HBP 0	BLK 0	WP 0	HR 0	S 41	P 41	ERA 0.00	WHIP 0.778					

AB	33
R	0
H	7
RBI	0
BB	0
SO	4
LOB	15



Batter	1	2	3	4	5	6	7	8	9
Mike Woodard, L OBP: 0.391, SLG: 0.351 (1, 4)	4-0 S HR BB	4-0 HBP BB		0-0 F8		0-0 P4		0-0 4-3 1B	
Will Clark, L OBP: 0.339, SLG: 0.442 (1, 3)	4-0 HR BB	1-0 HBP		0-0 G3		0-3 K		0-0 4-3	
Mike Aldrete, L OBP: 0.358, SLG: 0.410 Randy Kutcher, R OBP: 0.262, SLG: 0.405 (8, PH) (9, 7)	0-0 F7	0-0 1-3		0-0 1-3			0-0 E FC5 2B 1B	0-3 K	
Candy Maldonado, R OBP: 0.308, SLG: 0.495 Dan Gladden, R OBP: 0.358, SLG: 0.349 (1, 9) (8, 8)	0-0 HR		0-0 F8		0-0 F7		0-3 K		
Chili Davis, S OBP: 0.373, SLG: 0.411 (1, 8) (8, 9)	0-0 F7		0-0 S HR 1B		0-3 K		0-0 FC5 2B		
Bob Brenly, R OBP: 0.356, SLG: 0.389 (1, 5)	0-3 K		0-0 1-H HR		0-0 L6		0-0 1-H 3-H 1B 2B		
Bob Melvin, R OBP: 0.261, SLG: 0.323 (1, 2)		0-0 6-3	0-0 F8		0-0 F2		0-0 3-H 1B		
Jose Uribe, S OBP: 0.302, SLG: 0.274 (1, 6)		4-0 HBP S BB	0-0 P5		4-0 S BB		0-0 F7		
Michael LaCoss, R OBP: 0.259, SLG: 0.364 (1, 1)		0-3 K		4-0 G3 BLK BB		0-0 1-2 1B		0-3 K	

Inning Stats	R: 3	H: 1	E: 0	K: 1	S: 6	LOB: 0	BB: 2	P: 14
	R: 0	H: 0	E: 0	K: 1	S: 5	LOB: 3	BB: 2	P: 14
	R: 2	H: 2	E: 0	K: 0	S: 5	LOB: 0	BB: 0	P: 5
	R: 0	H: 0	E: 0	K: 0	S: 3	LOB: 1	BB: 1	P: 7
	R: 0	H: 0	E: 0	K: 1	S: 5	LOB: 0	BB: 0	P: 5
	R: 0	H: 1	E: 0	K: 1	S: 6	LOB: 2	BB: 1	P: 10
	R: 2	H: 3	E: 1	K: 1	S: 8	LOB: 1	BB: 0	P: 8
	R: 0	H: 1	E: 0	K: 2	S: 8	LOB: 1	BB: 0	P: 8

PITCHER	IP	WLS	BF	H	R	ER	SO	BB	IBB	HBP	BLK	WP	HR	S	P	ERA	WHIP
LaMarr Hoyt, R ERA: 5.14 (1, 1)	4.0	L	21	3	5	5	2	5	0	1	1	0	2	19	40	11.25	2.000
Bob Stoddard, R ERA: 2.35 (5, 1)	2.0		8	1	0	0	2	1	0	0	0	0	0	11	15	0.00	1.000
Dave LaPoint, L ERA: 5.13 (7, 1)	2.0		10	4	2	0	3	0	0	0	0	0	0	16	16	0.00	2.000

AB R H RBI BB SO LOB

3	1	1	0	2	0	3
3	1	0	0	1	1	4
4	1	1	0	0	0	6
1	0	0	0	0	1	1
4	1	1	3	0	1	1
0	0	0	0	0	0	0
4	1	1	0	0	1	1
4	2	2	3	0	1	0
4	0	1	1	0	0	0
2	0	0	0	2	0	1
3	0	1	0	1	2	1

1B: 5	SF: 0	WP: 0	PA: 39
2B: 1	SAC: 0	PB: 0	
3B: 0	DP: 0	SB: 4	
HR: 2	HBP: 1	CS: 0	


ERA WHIP

San Diego Padres @ San Francisco Giants
Candlestick Park, San Francisco, CA
Tue Sep 09 1986, 10:05 PM EDT
Att. 6,664 - Unknown

livebaseballscorecards.com

AB	32
R	7
H	8
RBI	7
BB	6
SO	7
LOB	18



Batter	1	2	3	4	5	6	7	8	9	AB R H RBI BB SO LOB	TOP																
Omar Moreno, L (1, 9) OBP: 0.292, SLG: 0.372	0-0 1-3		0-0 G3 1B 2B		0-0 FC4-6 E 1B 1-2f		0-0 6-3		0-0 F8	5 2 1 0 0 0 1	<p>Atlanta Braves @ San Diego Padres</p> <p>Jack Murphy Stadium, San Diego, CA</p> <p>Wed Sep 10 1986, 10:05 PM EDT</p> <p>Att. 7,338 - Unknown</p> <p>livebaseballscorecards.com</p> <table border="1"> <tr><td>AB</td><td>39</td></tr> <tr><td>R</td><td>4</td></tr> <tr><td>H</td><td>13</td></tr> <tr><td>RBI</td><td>4</td></tr> <tr><td>BB</td><td>1</td></tr> <tr><td>SO</td><td>6</td></tr> <tr><td>LOB</td><td>16</td></tr> </table> 	AB	39	R	4	H	13	RBI	4	BB	1	SO	6	LOB	16		
AB	39																										
R	4																										
H	13																										
RBI	4																										
BB	1																										
SO	6																										
LOB	16																										
Ken Oberkfell, L (1, 4) OBP: 0.381, SLG: 0.375	0-0 F8		0-0 G3		0-0 E7 1B 1-3		0-0 4-3		0-0 F7	5 1 1 0 0 0 1																	
Dale Murphy, R (1, 8) OBP: 0.365, SLG: 0.505	0-0 1B 1B		0-0 1B		0-0 1B		4-0 BB		0-0 HR	4 1 4 4 1 0 0																	
Bob Homer, R (1, 3) OBP: 0.335, SLG: 0.465	0-0 1-2 1B		0-0 F8		0-0 F8		0-0 F9		0-3 K	5 0 1 0 0 1 3																	
Ken Griffey, L (1, 7) OBP: 0.336, SLG: 0.497	0-3 K				0-0 F9		0-3 K		0-0 4-3	4 0 0 0 0 2 3																	
Rafael Ramirez, R (1, 5) OBP: 0.280, SLG: 0.339					0-0 S 1B		0-0 G4-3 1B		0-0 E 1B 1B	4 0 3 0 0 1 0																	
Ozzie Virgil, R (1, 2) OBP: 0.335, SLG: 0.371					0-3 K 1-2		0-0 G4-3 1-2f		0-0 E5 1B	4 0 1 0 0 1 2																	
Andres Thomas, R (1, 6) OBP: 0.278, SLG: 0.405					0-3 K		0-0 1B		0-0 F3	4 0 1 0 0 1 3																	
Doyle Alexander, R (1, 1) OBP: 0.194, SLG: 0.233					0-0 F4		0-0 6-3		0-0 4-3	3 0 1 0 0 0 1																	
Paul Assenmacher, L (7, 1)										0 0 0 0 0 0 0																	
Jeff Dedmon, L (7, 1) OBP: 0.154, SLG: 0.154										0 0 0 0 0 0 0																	
Ted Simmons, S (8, PH) OBP: 0.313, SLG: 0.400										1 0 0 0 0 0 2																	
Gene Garber, R (8, 1) OBP: 0.286, SLG: 0.167										0 0 0 0 0 0 0																	
Inning Stats	R: 0 E: 0 K: 1 S: 7	H: 2 LOB: 2 BB: 0 P: 7	R: 0 E: 0 K: 1 S: 5	H: 0 LOB: 0 BB: 0 P: 5	R: 1 E: 0 K: 0 S: 5	H: 2 LOB: 1 BB: 0 P: 5	R: 0 E: 0 K: 2 S: 8	H: 1 LOB: 1 BB: 0 P: 8	R: 2 E: 1 K: 1 S: 8	H: 3 LOB: 1 BB: 0 P: 8	R: 0 E: 0 K: 0 S: 4	H: 2 LOB: 1 BB: 0 P: 4	R: 0 E: 0 K: 0 S: 3	H: 0 LOB: 1 BB: 1 P: 7	R: 0 E: 1 K: 0 S: 5	H: 2 LOB: 2 BB: 0 P: 5	R: 1 E: 0 K: 1 S: 6	H: 1 LOB: 0 BB: 0 P: 6	1B: 11 2B: 1 3B: 0 HR: 1	SF: 0 SAC: 0 DP: 1 HBP: 0	WP: 0 PB: 0 SB: 1 CS: 0	PA: 40					
PITCHER	IP WLS BF H R ER SO BB IBB HBP BLK WP HR S P ERA WHIP																										
Andy Hawkins, R (1, 1) ERA: 4.31	5.0		23	8	3	2	5	0	0	0	0	0	0	33	33	3.60	1.600										
Gene Walter, L (6, 1) ERA: 3.98	2.1		10	3	0	0	0	1	0	0	0	0	0	9	13	0.00	1.714										
Lance McCullers, R (8, 1) ERA: 2.52	1.2	W	7	2	1	1	1	0	0	0	0	0	1	9	9	5.40	1.200										

Batter	1	2	3	4	5	6	7	8	9	AB	R	H	RBI	BB	SO	LOB				
Tim Flannery, L (1, 4) OBP: 0.389, SLG: 0.361	0-0 6-3		0-0 1B 1B		0-0 1B		0-0 1B	0-0 1B	0-0 1B	4	1	3	2	1	0	0				
Tony Gwynn, L (1, 9) OBP: 0.383, SLG: 0.468	0-0 4-3		0-0 F7		0-0 1B		0-0 F8	0-0 FC3-2	0-0 FC3-2	5	1	1	0	0	0	5				
John Kruk, L (1, 7) OBP: 0.415, SLG: 0.448	0-0 HR		0-0 1B		0-0 F7		0-0 FC6-4	0-0 2B	0-0 2B	5	2	4	3	0	0	2				
Kevin McReynolds, R (1, 8) OBP: 0.352, SLG: 0.480	0-3 K		0-0 1B		0-0 6-3		0-0 FC6-4	0-0 2B	0-0 2B	4	0	1	0	0	1	4				
Lance McCullers, S (8, 1) OBP: 0.200, SLG: 0.182			0-0 1B				0-0 1-2f	0-0 1-H	0-0 2B	1	0	1	2	0	0	0				
Steve Garvey, R (1, 3) OBP: 0.289, SLG: 0.420		0-0 F3	0-0 F9				0-0 F4	0-0 SH3	0-0 1-3	3	0	0	0	1	0	3				
Bip Roberts, S (8, PR) OBP: 0.286, SLG: 0.303										0	1	0	0	0	0	0				
Carmelo Martinez, R (8, PH) OBP: 0.339, SLG: 0.380										1	0	0	0	0	0	2				
Terry Kennedy, L (1, 2) OBP: 0.313, SLG: 0.386		0-0 5-3		0-0 F7		0-0 F8		0-0 SH3	0-0 SH3	3	0	0	0	0	0	0				
Graig Nettles, L (1, 5) OBP: 0.291, SLG: 0.378		0-0 6-3		0-0 F7		0-0 F7		0-0 2B	0-0 1B	4	1	1	1	0	0	0				
Garry Templeton, S (1, 6) OBP: 0.290, SLG: 0.304			0-0 SH5-4	0-0 F6		0-0 F6		0-0 2B	0-0 2B	4	3	3	0	0	0	0				
Jerry Royster, R (9, 6) OBP: 0.346, SLG: 0.381			1B	2B				0-0 1B	0-0 1B	0	0	0	0	0	0	0				
Andy Hawkins, R (1, 1) OBP: 0.183, SLG: 0.186			0-0 SH5-4		0-0 F6		0-0 SH3-4	0-0 1B	0-0 FC3-2	0	0	0	0	0	0	0				
Dane Iorg, L (5, PH) OBP: 0.247, SLG: 0.347										1	0	0	0	0	0	0				
Gene Walter, L (6, 1) OBP: 0.300, SLG: 0.333										0	0	0	0	0	0	0				
Marvell Wynne, L (8, 8) OBP: 0.289, SLG: 0.400			2-3					0-0 1-3	0-0 2B	1	0	1	1	0	0	0				
Inning Stats	R: 1 E: 0 K: 1 S: 6	H: 1 LOB: 0 BB: 0 P: 6	R: 0 E: 0 K: 0 S: 3	H: 0 LOB: 0 BB: 0 P: 3	R: 1 E: 0 K: 0 S: 7	H: 4 LOB: 3 BB: 0 P: 7	R: 0 E: 0 K: 0 S: 3	H: 0 LOB: 0 BB: 0 P: 3	R: 0 E: 0 K: 0 S: 5	H: 2 LOB: 2 BB: 0 P: 5	R: 0 E: 0 K: 0 S: 3	H: 0 LOB: 0 BB: 0 P: 3	R: 1 E: 0 K: 0 S: 5	H: 2 LOB: 2 BB: 1 P: 9	R: 6 E: 0 K: 0 S: 9	H: 6 LOB: 2 BB: 1 P: 13	1B: 11 2B: 3 3B: 0 HR: 1	SF: 0 SAC: 3 DP: 0 HBP: 0	WP: 0 PB: 0 SB: 0 CS: 0	PA: 41

BOTTOM

Atlanta Braves @ San Diego Padres
Jack Murphy Stadium, San Diego, CA

Wed Sep 10 1986, 10:05 PM EDT
Att. 7,338 - Unknown

livebaseballscores.com

AB	36
R	9
H	15
RBI	9
BB	2
SO	1
LOB	16



PITCHER	IP	WLS	BF	H	R	ER	SO	BB	IBB	HBP	BLK	WP	HR	S	P	ERA	WHIP
Doyle Alexander, R (1, 1) ERA: 4.3	6.1		28	8	3	3	1	1	0	0	0	0	1	29	33	4.26	1.421
Paul Assenmacher, L (7, 1) ERA: 2.51	0.1		2	1	0	0	0	0	0	0	0	0	0	2	2	0.00	3.000
Jeff Dedmon, R (7, 1) ERA: 2.92	0.1		1	0	0	0	0	0	0	0	0	0	0	1	1	0.00	0.000
Gene Garber, R (8, 1) ERA: 2.47	1.0	L	10	6	6	6	0	1	0	0	0	0	0	9	13	54.00	7.000

Batter	1	2	3	4	5	6	7	8	9	AB R H RBI BB SO LOB	TOP													
Omar Moreno, L (1, 9) OBP: 0.288, SLG: 0.367	0-0 L7		0-3 K		0-0 FC4-6			0-3 K		4 0 0 0 0 2 2														
Ken Oberkfell, L (1, 4) OBP: 0.382, SLG: 0.374	4-0 BB			0-0 6-3		0-0 4-3		4-0 BB		2 0 0 0 2 0 0														
Dale Murphy, R (1, 8) OBP: 0.362, SLG: 0.501	0-0 F7			0-3 K		0-0 F3		0-0 F2		4 0 0 0 0 1 2														
Bob Homer, R (1, 3) OBP: 0.333, SLG: 0.461	0-0 5-3			0-0 F5		0-3 K			0-0 E1	4 0 0 0 0 1 1														
Ken Griffey, L (1, 7) OBP: 0.338, SLG: 0.497		0-0 4-3			0-0 FC4-6		0-0 FC6-4		0-0 FC3-6	4 0 2 0 0 0 1														
Rafael Ramirez, R (1, 5) OBP: 0.279, SLG: 0.338		0-0 6-3			0-0 FC4-6		0-0 FC6-4		0-0 G5-4-3	4 1 1 0 0 0 2														
Bruce Benedict, R (1, 2) OBP: 0.324, SLG: 0.333		0-0 5-3			0-0 E5		0-0 F8		0-0 G5-4-3	4 0 0 0 0 0 4														
Andres Thomas, R (1, 6) OBP: 0.275, SLG: 0.401			0-3 K		0-0 E1		0-0 F9			3 0 0 1 0 1 2														
David Palmer, R (1, 1) OBP: 0.210, SLG: 0.295 Zane Smith, L (3, 1) OBP: 0.119, SLG: 0.088 Chris Chambliss, L (5, PH) OBP: 0.371, SLG: 0.409 Cliff Speck, R (5, 1) Bill Sample, R (8, PH) OBP: 0.333, SLG: 0.429 Ed O'Wine, R (8, 1) OBP: 0.500, SLG: 0.333			0-0 5-3		0-0 F8			0-0 5-3		1 0 0 0 0 0 0 0 0 0 0 0 0 0 1 0 0 0 0 0 2 0 0 0 0 0 0 0 1 0 0 0 0 0 0 0 0 0 0 0 0 0														
Inning Stats	R: 0 E: 0 K: 0 S: 3	H: 0 LOB: 1 BB: 1 P: 7	R: 0 E: 0 K: 0 S: 3	H: 0 LOB: 0 BB: 0 P: 3	R: 0 E: 0 K: 2 S: 7	H: 0 LOB: 0 BB: 0 P: 7	R: 0 E: 0 K: 1 S: 5	H: 0 LOB: 0 BB: 0 P: 5	R: 1 E: 2 K: 0 S: 6	H: 1 LOB: 2 BB: 0 P: 6	R: 0 E: 0 K: 1 S: 5	H: 0 LOB: 0 BB: 0 P: 5	R: 0 E: 0 K: 0 S: 4	H: 1 LOB: 1 BB: 0 P: 4	R: 0 E: 0 K: 1 S: 5	H: 0 LOB: 1 BB: 1 P: 9	R: 0 E: 1 K: 0 S: 4	H: 1 LOB: 1 BB: 0 P: 4	1B: 3 2B: 0 3B: 0 HR: 0	SF: 0 SAC: 0 DP: 1 HBP: 0	WP: 0 PB: 0 SB: 0 CS: 0	PA: 34		
PITCHER Ed Wojna, R (1, 1) ERA: 1.77	IP 9.0	WLS W	BF 34	H 3	R 1	ER 0	SO 5	BB 2	IBB 0	HBP 0	BLK 0	WP 0	HR 0	S 42	P 50	ERA 0.00	WHIP 0.556							

Atlanta Braves @ San Diego Padres
 Jack Murphy Stadium, San Diego, CA
 Thu Sep 11 1986, 10:05 PM EDT
 Att. 6,187 - Unknown

livebaseballscorecards.com

AB	32
R	1
H	3
RBI	1
BB	2
SO	5
LOB	16



Batter	1	2	3	4	5	6	7	8	9	AB	R	H	RBI	BB	SO	LOB
Tim Flannery, L (1, 4) OBP: 0.389, SLG: 0.362	0-0 F7	0-0 L6		0-0 G3-6-3 1B		0-0 WP 2B 1B		0-0 6-3		5	1	2	0	0	0	0
Tony Gwynn, L (1, 9) OBP: 0.382, SLG: 0.465	0-0 6-3	0-0 4-3		0-0 G3-6-3 1-2f		4-0 2B BB		0-0 L4		4	1	0	0	1	0	1
John Kruk, L (1, 7) OBP: 0.420, SLG: 0.453	4-0 1B BB	4-0 CS BB		0-0 F8		0-0 2B 1-H 2-H				2	1	1	2	2	0	0
Kevin McReynolds, R (1, 8) OBP: 0.355, SLG: 0.485	4-0 1B BB	0-0 CS	0-0 2B 2B		0-0 G3 2B	0-3 K				3	2	2	0	1	1	1
Steve Garvey, R (1, 3) Carmelo Martinez, R (8, 3) OBP: 0.289, SLG: 0.419 OBP: 0.339, SLG: 0.380	0-0 E 1B 1-2 2-3		0-0 F8		0-0 G3 2-3		0-0 F3			4	1	1	0	0	0	2
Terry Kennedy, L (1, 2) OBP: 0.317, SLG: 0.388	0-0 E7 1B 1-3 2-H 3-H		4-0 2B BB		0-3 K		0-0 1B			3	2	2	2	1	1	1
Graig Nettles, L (1, 5) OBP: 0.293, SLG: 0.380	4-0 1B IBB		0-0 1B 2B 1-H 2-H		0-0 F5		0-3 K			3	1	1	2	1	1	2
Jerry Royster, R (1, 6) OBP: 0.348, SLG: 0.384	0-0 1B		0-0 G3-6-3 1B 2-H			0-0 5-3		0-0 F7		4	0	2	3	0	0	1
Ed Wojna, R (1, 1) OBP: 0.143, SLG: 0.143	0-3 K		0-0 G3-6-3 1-2f			0-3 K		0-3 K		4	0	0	0	0	3	3

Inning Stats		R: 4	H: 3	R: 0	H: 0	R: 3	H: 3	R: 0	H: 1	R: 0	H: 1	R: 2	H: 2	R: 0	H: 1	R: 0	H: 0
		E: 1	LOB: 2	E: 0	LOB: 0	E: 0	LOB: 0	E: 0	LOB: 0	E: 0	LOB: 1	E: 0	LOB: 1	E: 0	LOB: 1	E: 0	LOB: 0
		K: 1	BB: 3	K: 0	BB: 1	K: 0	BB: 1	K: 1	BB: 0	K: 1	BB: 0	K: 2	BB: 1	K: 1	BB: 0	K: 1	BB: 0
		S: 8	P: 20	S: 2	P: 6	S: 5	P: 9	S: 3	P: 3	S: 6	P: 6	S: 9	P: 13	S: 6	P: 6	S: 5	P: 5
PITCHER	IP	WLS	BF	H	R	ER	SO	BB	IBB	HBP	BLK	WP	HR	S	P	ERA	WHIP
David Palmer, R (1, 1) ERA: 3.64	2.1	L	16	5	7	7	1	4	1	0	0	0	0	13	33	27.00	3.857
Zane Smith, L (3, 1) ERA: 4.08	1.2		5	2	0	0	0	0	0	0	0	0	0	5	5	0.00	1.200
Cliff Speck, R (5, 1) ERA: 3.96	3.0		14	4	2	2	4	1	0	0	0	1	0	21	25	6.00	1.667
Ed Olwine, L (8, 1) ERA: 3.62	1.0		3	0	0	0	1	0	0	0	0	0	0	5	5	0.00	0.000

BOTTOM

Atlanta Braves @ San Diego Padres
Jack Murphy Stadium, San Diego, CA
 Thu Sep 11 1986, 10:05 PM EDT
 Att. 6,187 - Unknown

AB	32
R	9
H	11
RBI	9
BB	6
SO	6
LOB	11



1B: 7	SF: 0	WP: 1	PA: 39
2B: 4	SAC: 0	PB: 0	
3B: 0	DP: 2	SB: 0	
HR: 0	HBP: 0	CS: 1	

livebaseballscorecards.com

Batter	1	2	3	4	5	6	7	8	9	AB R H RBI BB SO LOB	TOP														
Billy Hatcher, R (1, 8) OBP: 0.315, SLG: 0.387	0-0 5-3		0-0 F4		0-0 FC6-4			0-0 B2	0-0 1B	5 0 1 2 0 0 3															
Bill Doran, S (1, 4) OBP: 0.366, SLG: 0.362	0-3 K			0-0 2B	0-3 K			0-0 1B	0-0 1B	5 1 3 0 0 2 1															
Denny Walling, L (1, 5) OBP: 0.375, SLG: 0.492	0-0 F9			0-3 K			0-0 F9	0-3 K	0-3 K	5 0 0 0 0 3 5															
Glenn Davis, R (1, 3) OBP: 0.334, SLG: 0.493		0-0 F3		0-3 K			0-0 5-3	0-0 4-3		4 0 0 0 0 1 3															
Kevin Bass, S (1, 9) OBP: 0.357, SLG: 0.490		0-0 G1-6-3		0-0 2B			0-0 F8		0-0 SH3 BB	4 1 2 1 0 0 0															
Jose Cruz, L (1, 7) OBP: 0.338, SLG: 0.379		0-0 F6		0-0 F7			0-0 F9		4-0 BB SH3	3 1 0 0 1 0 1															
Alan Ashby, S (1, 2) OBP: 0.343, SLG: 0.360			0-3 K		0-0 HR		4-0 G5-4-3		0-0 SH3	2 1 1 1 1 1 0															
Dickie Thon, R (1, 6) OBP: 0.321, SLG: 0.344			0-0 SH1-4		0-3 K		0-0 G5-4-3		4-0 BB	3 0 1 0 0 1 1															
Craig Reynolds, L (9, PH) OBP: 0.283, SLG: 0.361			1B				1-2 1B		1B IBB	0 1 0 0 1 0 0															
Danny Darwin, R (1, 1) OBP: 0.143, SLG: 0.143			0-0 SH1-4		0-0 FC6-4			4-0 1B S	4-0 1B	1 0 1 0 0 0 0															
Dan Driessen, L (8, PH) OBP: 0.429, SLG: 0.533			1-2 1B					BB	1-2 2-3 3-H	0 0 0 0 1 0 0															
Tony Walker, R (8, PR) OBP: 0.915, SLG: 0.372										0 0 0 0 0 0 0															
Charlie Kerfeld, R (8, 1) OBP: 0.222, SLG: 0.125										0 0 0 0 0 0 0															
Terry Puhl, L (9, PH) OBP: 0.297, SLG: 0.333										0 0 0 1 1 0 0															
Dave Smith, R (9, 1) OBP: 0.297, SLG: 0.333										0 0 0 0 0 0 0															
Inning Stats	R: 0 E: 0 K: 1 S: 5	H: 0 LOB: 0 BB: 0 P: 5	R: 0 E: 0 K: 0 S: 3	H: 0 LOB: 0 BB: 0 P: 3	R: 0 E: 0 K: 1 S: 6	H: 1 LOB: 1 BB: 0 P: 6	R: 1 E: 0 K: 2 S: 9	H: 2 LOB: 1 BB: 0 P: 9	R: 1 E: 0 K: 2 S: 9	H: 2 LOB: 1 BB: 0 P: 9	R: 0 E: 0 K: 0 S: 3	H: 0 LOB: 0 BB: 0 P: 3	R: 0 E: 0 K: 0 S: 2	H: 0 LOB: 0 BB: 1 P: 6	R: 0 E: 0 K: 1 S: 6	H: 1 LOB: 3 BB: 1 P: 10	R: 3 E: 0 K: 1 S: 7	H: 3 LOB: 2 BB: 3 P: 19	1B: 6 2B: 2 3B: 0 HR: 1	SF: 0 SAC: 2 DP: 1 HBP: 0	WP: 0 PB: 0 SB: 2 CS: 0	PA: 39			
PITCHER	IP	WLS	BF	H	R	ER	SO	BB	IBB	HBP	BLK	WP	HR	S	P	ERA	WHIP								
Dave LaPoint, L (1, 1) ERA: 4.98	7.0		26	5	2	2	6	1	0	0	0	0	1	37	41	2.57	0.857								
Lance McCullers, R (8, 1) ERA: 2.71	1.1	L	10	2	3	3	1	3	1	0	0	0	0	8	24	20.25	3.750								
Craig Lefferts, L (9, 1) ERA: 2.67	0.2		3	2	0	0	1	0	0	0	0	0	0	5	5	0.00	3.000								

Houston Astros @ San Diego Padres
 Jack Murphy Stadium, San Diego, CA
 Fri Sep 12 1986, 10:05 PM EDT
 Att: 11,319 - Unknown

livebaseballscorecards.com

AB	32
R	5
H	9
RBI	5
BB	5
SO	8
LOB	14



Batter	1	2	3	4	5	6	7	8	9	AB	R	H	RBI	BB	SO	LOB	BOTTOM					
Tim Flannery, L (1, 4) OBP: 0.388, SLG: 0.359 (8, 5)	0-0 F9		0-3 K			0-3 K		4-0 FC5-6 1B BB		3	0	0	0	1	2	0	Houston Astros @ San Diego Padres Jack Murphy Stadium, San Diego, CA Fri Sep 12 1986, 10:05 PM EDT Att. 11,319 - Unknown					
Tony Gwynn, L (1, 9) OBP: 0.382, SLG: 0.467	0-0 4-3		0-0 F4			0-0 4-3 2B		0-0 WP FC5-6 SF9 1B		4	1	2	0	0	0	0						
John Kruk, L (1, 7) Marvell Wynne, L (9, 8) OBP: 0.289, SLG: 0.400	0-0 4-3			0-0 1-3		0-0 4-3 2B		0-0 FC5-6 SF9		4	0	0	0	0	0	3						
Kevin McReynolds, R (1, 8) OBP: 0.352, SLG: 0.482 (9, 7)		0-0 5-3		0-0 F8		0-0 F9		0-0 SF9		3	0	0	1	0	0	1						
Steve Garvey, R (1, 3) OBP: 0.288, SLG: 0.418		0-0 6-3		0-0 F7			0-0 E4 1B	0-0 6-3		4	1	1	0	0	0	1						
Terry Kennedy, L (1, 2) OBP: 0.316, SLG: 0.394		0-0 HR			0-0 6-3		0-0 1-3		0-3 K	4	1	1	1	0	1	1						
Graig Nettles, L (1, 5) OBP: 0.296, SLG: 0.381 Bip Roberts, S (7, PR) OBP: 0.285, SLG: 0.302 (8, 4)		4-0 FC6-4 BB			0-0 G4-1		0-0 2-H 1B		0-0 6-3	2	0	1	1	1	0	0						
Jerry Royster, R (1, 6) OBP: 0.346, SLG: 0.381		0-0 FC6-4 1-2f			0-0 E5		0-0 F9		0-0 1B	4	0	1	0	0	0	2						
Dave LaPoint, L (1, 1) Daneborg, L (7, PH) OBP: 0.245, SLG: 0.344 Lance McCullers, S (8, 1) OBP: 0.200, SLG: 0.182 Craig Lefferts, L (9, 1) OBP: 0.125, SLG: 0.500 Carmelo Martinez, R (9, PH) OBP: 0.337, SLG: 0.378			0-0 F7		0-3 K		0-0 F5		0-0 F7	2	0	0	0	0	1	1						
Inning Stats	R: 0 E: 0 K: 0 S: 3	H: 0 LOB: 0 BB: 0 P: 3	R: 1 E: 0 K: 0 S: 4	H: 1 LOB: 1 BB: 1 P: 8	R: 0 E: 0 K: 1 S: 5	H: 0 LOB: 0 BB: 0 P: 5	R: 0 E: 0 K: 0 S: 3	H: 0 LOB: 0 BB: 0 P: 3	R: 0 E: 1 K: 1 S: 6	H: 0 LOB: 1 BB: 0 P: 6	R: 0 E: 0 K: 1 S: 6	H: 1 LOB: 1 BB: 0 P: 6	R: 1 E: 1 K: 0 S: 5	H: 2 LOB: 1 BB: 0 P: 5	R: 1 E: 0 K: 0 S: 4	H: 1 LOB: 1 BB: 1 P: 8	R: 0 E: 0 K: 1 S: 6	H: 1 LOB: 1 BB: 0 P: 6	1B: 4 2B: 1 3B: 0 HR: 1	SF: 1 SAC: 0 DP: 0 HBP: 0	WP: 1 PB: 0 SB: 0 CS: 0	PA: 36 ERA WHIP
Danny Darwin, R (1, 1) ERA: 3.53	IP: 7.0	WLS: 27	H: 4	R: 2	ER: 2	SO: 3	BB: 1	IBB: 0	HBP: 0	BLK: 0	WP: 0	HR: 1	S: 32	P: 36	ERA: 2.57	WHIP: 0.714						
Charlie Kerfeld, R (8, 1) ERA: 2.86	1.0	W	5	1	1	0	1	0	0	0	1	0	4	8	9.00	2.000						
Dave Smith, R (9, 1) ERA: 2.31	1.0	S	4	1	0	0	1	0	0	0	0	0	6	6	0.00	1.000						

livebaseballscorecards.com

AB	33
R	3
H	6
RBI	3
BB	2
SO	4
LOB	11



Batter	1	2	3	4	5	6	7	8	9	AB R H RBI BB SO LOB	TOP
Billy Hatcher, R OBP: 0.316, SLG: 0.384 (1, 8) (8, 7)	1-0 BB BB E HBP	0-0 6-3			4-0 BB BB E BB		0-0 6-3		0-0 F4	3 2 0 0 1 0 1	
Bill Doran, S OBP: 0.369, SLG: 0.363 (1, 4)	4-0 BB BB SF8 BB		0-0 L3		0-0 E8 1-H 1B		4-0 BB		0-0 CS 1-2	2 1 1 1 2 0 0	
Denny Walling, L OBP: 0.374, SLG: 0.488 (1, 5)	4-0 PB BB FC4-2 BB		0-0 6-3		0-0 4-3		0-0 F9			3 0 0 0 1 0 2	
Glenn Davis, R OBP: 0.335, SLG: 0.492 (1, 3)	4-0 FC4-2 PB BB		0-0 F7		0-0 F2		0-0 1B			3 0 1 1 1 0 0	
Kevin Bass, S OBP: 0.357, SLG: 0.489 (1, 9)	0-0 SF8 3-H		0-0 F4		0-0 S 1B		0-0 F8			3 0 1 1 0 0 1	
Jose Cruz, L OBP: 0.335, SLG: 0.375 (1, 7)	0-0 FC4-2		0-0 F5		0-3 K		0-0 F9			4 0 0 0 0 1 4	
Charlie Kerfeld, R OBP: 0.222, SLG: 0.125 (8, 1)	1-3 2-H									0 0 0 0 0 0 0	
Dave Smith, R (8, 1)										0 0 0 0 0 0 0	
Alan Ashby, S OBP: 0.342, SLG: 0.356 (1, 2)	0-0 5-3		0-0 6-3		4-0 BB 1-2		0-3 K			3 0 0 0 1 1 3	
Craig Reynolds, L OBP: 0.280, SLG: 0.357 (1, 6)		0-3 K			0-3 K		0-0 F9		0-0 F4	3 0 0 0 0 2 2	
Dickie Thon, R OBP: 0.320, SLG: 0.343 (9, PH) (9, 6)										1 0 0 0 0 0 0	
Nolan Ryan, R OBP: 0.111, SLG: 0.094 (1, 1)		0-0 6-3			0-0 F9				0-0 F9	3 0 0 0 0 0 0	
Tony Walker, R OBP: 0.322, SLG: 0.380 (8, 8)									CS 1B	1 0 1 0 0 0 0	

Inning Stats	R: 2	H: 0	E: 1	K: 0	S: 3	P: 16	R: 0	H: 0	E: 0	K: 1	S: 5	P: 5	R: 0	H: 0	E: 0	K: 0	S: 3	P: 3	R: 1	H: 1	E: 1	K: 1	S: 6	P: 10	R: 0	H: 1	E: 0	K: 1	S: 6	P: 10	R: 0	H: 0	E: 0	K: 0	S: 3	P: 7	R: 0	H: 1	E: 0	K: 1	S: 6	P: 6	R: 0	H: 1	E: 0	K: 0	S: 3	P: 3	1B: 4	SF: 1	2B: 0	SAC: 0	3B: 0	DP: 0	HR: 0	HBP: 1	WP: 0	PA: 38
--------------	------	------	------	------	------	-------	------	------	------	------	------	------	------	------	------	------	------	------	------	------	------	------	------	-------	------	------	------	------	------	-------	------	------	------	------	------	------	------	------	------	------	------	------	------	------	------	------	------	------	-------	-------	-------	--------	-------	-------	-------	--------	-------	--------

PITCHER	IP	WLS	BF	H	R	ER	SO	BB	IBB	HBP	BLK	WP	HR	S	P	ERA	WHIP
LaMarr Hoyt, R ERA: 5.27 (1, 1)	0.0		4	0	2	2	0	3	0	1	0	0	0	0	13	∞	∞
Gene Walter, L ERA: 3.86 (1, 1)	4.2		16	1	1	1	2	1	0	0	0	0	0	19	23	1.93	0.429
Bob Stoddard, R ERA: 2.16 (5, 1)	1.1		6	1	0	0	1	1	0	0	0	0	0	7	11	0.00	1.500
Ed Whitson, R ERA: 6.37 (7, 1)	2.0		8	1	0	0	1	1	0	0	0	0	0	9	13	0.00	1.000
Craig Lefferts, L ERA: 2.65 (9, 1)	1.0	W	3	1	0	0	0	0	0	0	0	0	0	3	3	0.00	1.000

Houston Astros @ San Diego Padres
 Jack Murphy Stadium, San Diego, CA
 Sat Sep 13 1986, 10:05 PM EDT
 Att: 32,729 - Unknown

AB	29
R	3
H	4
RBI	3
BB	6
SO	4
LOB	13



WP: 0	PA: 38
PB: 1	
SB: 2	
CS: 1	

BOTTOM

Houston Astros @ San Diego Padres
Jack Murphy Stadium, San Diego, CA
Sat Sep 13 1986, 10:05 PM EDT
Att. 32,729 - Unknown

livebaseballscorecards.com

AB 29
R 4
H 7
RBI 4
BB 2
SO 6
LOB 9



WP: 0 PA: 32
PB: 0
SB: 1
CS: 0

AB R H RBI BB SO LOB

4 0 0 0 0 2 4

4 1 1 0 0 0 1

2 0 0 0 0 1 0
2 1 1 1 0 0 0

4 1 1 0 0 0 0

4 0 1 2 0 2 0

3 1 2 0 0 1 0
0 0 0 0 0 0 0

2 0 1 1 1 0 0
0 0 0 0 0 0 0
0 0 0 0 0 0 0

2 0 0 0 0 0 1

0 0 0 0 0 0 0
1 0 0 0 0 0 0
0 0 0 0 0 0 0
0 0 0 0 1 0 0
0 0 0 0 0 0 0
1 0 0 0 0 0 3

1B: 5 SF: 0
2B: 2 SAC: 1
3B: 0 DP: 1
HR: 0 HBP: 0

WP: 0 PA: 32
PB: 0
SB: 1
CS: 0

Batter	1	2	3	4	5	6	7	8	9
Tim Flannery, L (1, 4) OBP: 0.384, SLG: 0.354 (9, 5)	0-3 K ①		0-0 G3 ②			0-3 K ①		0-0 4-3 ③	
Tony Gwynn, L (1, 9) OBP: 0.381, SLG: 0.465	0-0 4-3 ②		0-0 F8 ③			0-0 G6-4-3 ②③ 1-2f		0-0	0-0
John Kruk, L (1, 7) Marvell Wynne, L (6, 8) OBP: 0.410, SLG: 0.441 OBP: 0.291, SLG: 0.401	0-0 F7 ③			0-3 K ①			0-0 F6 ①		0-0
Kevin McReynolds, R (1, 8) OBP: 0.351, SLG: 0.480 (6, 7)		0-0 5-3 ①		0-0 F8 ②			0-0 F4 ②		0-0
Steve Garvey, R (1, 3) OBP: 0.288, SLG: 0.416		0-3 K ②		0-3 K ③			0-0 F8 ③		0-0
Terry Kennedy, L (1, 2) Bip Roberts, S (8, PR) OBP: 0.319, SLG: 0.399 OBP: 0.285, SLG: 0.302 (9, 4)		0-0		0-3 K ①				0-0 SH3-4	
Graig Nettles, L (1, 5) Dave Dravecky, R (8, PR) Craig Lefferts, L (9, 1) OBP: 0.299, SLG: 0.385 OBP: 0.157, SLG: 0.200 OBP: 0.125, SLG: 0.500		0-0		0-0 F8 ②				4-0	
Jerry Royster, R (1, 6) OBP: 0.344, SLG: 0.378		0-0		0-0 F3 ③				0-0	0-0
LaMarr Hoyt, R (1, 1) Gene Walters, L (1, 1) Bob Stoddard, L (5, 1) Dane Iorg, L (6, PH) Ed Whitson, R (7, 1) Bruce Bochy, R (8, PH) OBP: 0.152, SLG: 0.156 OBP: 0.273, SLG: 0.300 OBP: 0.263, SLG: 0.344 OBP: 0.118, SLG: 0.118 OBP: 0.333, SLG: 0.529 (9, 2)			0-0 4-3 ①			4-0		0-0	0-0

Inning Stats	R: 0	H: 0	E: 0	K: 1	S: 5	H: 0	LOB: 0	BB: 0	P: 5	R: 1	H: 2	E: 0	K: 1	S: 7	H: 0	LOB: 0	BB: 0	P: 7	R: 0	H: 0	E: 0	K: 2	S: 7	H: 0	LOB: 0	BB: 0	P: 7	R: 0	H: 0	E: 0	K: 1	S: 5	H: 0	LOB: 0	BB: 0	P: 5	R: 0	H: 0	E: 0	K: 1	S: 4	H: 0	LOB: 0	BB: 1	P: 8	R: 0	H: 0	E: 0	K: 0	S: 3	H: 1	LOB: 3	BB: 1	P: 8	R: 3	H: 4	E: 0	K: 0	S: 4	H: 4	LOB: 1	BB: 0	P: 4	1B: 5	SF: 0	2B: 2	SAC: 1	3B: 0	DP: 1	HR: 0	HBP: 0	WP: 0	PA: 32
--------------	------	------	------	------	------	------	--------	-------	------	------	------	------	------	------	------	--------	-------	------	------	------	------	------	------	------	--------	-------	------	------	------	------	------	------	------	--------	-------	------	------	------	------	------	------	------	--------	-------	------	------	------	------	------	------	------	--------	-------	------	------	------	------	------	------	------	--------	-------	------	-------	-------	-------	--------	-------	-------	-------	--------	-------	--------

PITCHER	IP	WLS	BF	H	R	ER	SO	BB	IBB	HBP	BLK	WP	HR	S	P	ERA	WHIP
Nolan Ryan, R (1, 1) ERA: 3.47	7.0		23	2	1	1	6	1	0	0	0	0	0	34	38	1.29	0.429
Charlie Kerfeld, R (8, 1) ERA: 2.85	0.1		3	1	0	0	0	1	0	0	0	0	0	2	6	0.00	6.000
Dave Smith, R (8, 1) ERA: 2.81	0.2	L	6	4	3	3	0	0	0	0	0	0	0	6	6	40.50	6.000

Batter	1	2	3	4	5	6	7	8	9	AB R H RBI BB SO LOB	TOP					
Billy Hatcher, R OBP: 0.312, SLG: 0.379 (1, 8) X	0-0 F3		0-0 F8		0-0 FC1 BB		0-0 F8		0-0 G3	5 0 0 0 0 0 1						
Bill Doran, S OBP: 0.372, SLG: 0.369 (1, 4) X	0-0 1B 2B		0-0 G3		4-0 BB		0-0 2B		4-0 BB	3 1 2 0 2 0 0						
Denny Walling, L OBP: 0.374, SLG: 0.485 (1, 5) X	0-0 1B			0-0 5-3	0-0 F8		4-0 FC6-4 IBB		0-0 F7	4 0 1 1 1 0 3						
Glenn Davis, R OBP: 0.334, SLG: 0.492 (1, 3) X	0-0 F9			0-0 F8		0-0 PB 2B			0-0 FC6-4	4 0 1 0 0 0 3						
Kevin Bass, S OBP: 0.356, SLG: 0.492 (1, 9) X	0-0 G3			0-0 HR		0-0 6-3			0-0 5-3	4 1 1 1 0 0 2						
Jose Cruz, L OBP: 0.340, SLG: 0.380 (1, 7)		4-0 G4-6-3 BB		0-0 2B		4-0 BB			0-0 4-3 1B	2 0 2 0 2 0 0						
Craig Reynolds, L OBP: 0.277, SLG: 0.354 (1, 6)		0-0 F6		0-0 F5		0-0 F9			0-0 4-3	3 0 0 0 0 0 4						
Dickie Thon, R OBP: 0.319, SLG: 0.341 (8, PH) (8, 6)									1-2	1 0 0 0 0 0 1	AB 33					
John Mizerock, L OBP: 0.389, SLG: 0.282 (1, 2)		0-0 G4-6-3				0-0 FC1 SH1-4 1B			0-3 K	4 0 1 0 0 1 4	R 2					
Mike Scott, R OBP: 0.136, SLG: 0.140 (1, 1)			0-3 K		0-0 SH1-4				0-0 6-3	3 0 0 0 0 1 0	H 8					
Inning Stats	R: 1 H: 2 E: 0 LOB: 1 K: 0 BB: 0 S: 5 P: 5	R: 0 H: 0 E: 0 LOB: 0 K: 0 BB: 1 S: 2 P: 6	R: 0 H: 0 E: 0 LOB: 0 K: 1 BB: 0 S: 5 P: 5	R: 1 H: 2 E: 0 LOB: 1 K: 0 BB: 0 S: 5 P: 5	R: 0 H: 1 E: 0 LOB: 2 K: 0 BB: 1 S: 4 P: 8	R: 0 H: 1 E: 0 LOB: 2 K: 0 BB: 1 S: 4 P: 8	R: 0 H: 1 E: 0 LOB: 2 K: 0 BB: 1 S: 4 P: 8	R: 0 H: 1 E: 0 LOB: 2 K: 0 BB: 1 S: 4 P: 8	R: 0 H: 1 E: 0 LOB: 1 K: 1 BB: 0 S: 6 P: 6	R: 0 H: 0 E: 0 LOB: 1 K: 0 BB: 1 S: 3 P: 7	1B: 3 SF: 0 2B: 4 SAC: 1 3B: 0 DP: 1 HR: 1 HBP: 0	WP: 0 PA: 39				
PITCHER	IP WLS BF H R ER SO BB IBB HBP BLK WP HR S P ERA WHIP															
Andy Hawkins, R ERA: 4.25 (1, 1)	7.0	31	7	2	2	1	3	1	0	0	0	1	29	45	2.57	1.429
Craig Lefferts, L ERA: 2.59 (8, 1)	2.0	W	8	1	0	0	1	0	0	0	0	0	9	13	0.00	1.000

Houston Astros @ San Diego Padres
Jack Murphy Stadium, San Diego, CA

Sun Sep 14 1986, 6:33 AM EDT
Att: 13,279 - Unknown

livebaseballscorecards.com



Batter	1	2	3	4	5	6	7	8	9	AB R H RBI BB SO LOB
Tim Flannery, L (1, 4) OBP: 0.383, SLG: 0.353	0-0 E 1B		0-0 F6		0-0 G6-4-3			0-0 F8		4 0 1 0 0 0 1
Tony Gwynn, L (1, 9) OBP: 0.382, SLG: 0.467	0-0 E3 1-2		0-0 3-1		0-0 S 1B			0-0 2B		4 0 2 0 0 0 1
Marvell Wynne, L (1, 8) OBP: 0.287, SLG: 0.395	0-0 F5		0-0 6-3		0-3 K 1-2			0-3 K		4 0 0 0 0 2 4
Kevin McReynolds, R (1, 7) OBP: 0.351, SLG: 0.481	0-3 K			0-0 2B		0-0 F7		0-3 K		4 0 1 0 0 2 3
Tim Pyznarski, R (1, 3) Dane Iorg, L (9, PH) OBP: 0.250, SLG: 0.340	0-0 6-3			0-3 K		0-3 K			0-0 1-3	3 0 0 0 0 2 3 1 0 0 0 0 0 0
Benito Santiago, R (1, 2) Terry Kennedy, L (9, PH) Bip Roberts, S (9, PR) OBP: 0.333, SLG: 0.667 OBP: 0.320, SLG: 0.400 OBP: 0.285, SLG: 0.302		0-0 2B		0-0 F9		0-3 K			0-0 HR 1B	3 0 1 0 0 1 1 1 0 1 0 0 0 0 0 1 0 0 0 0 0
Randy Asadoor, R (1, 5) Carmelo Martinez, R (9, PH) OBP: 0.340, SLG: 0.395		0-3 K		0-3 K			0-3 K		0-0 HR	3 0 0 0 0 3 2 1 1 1 2 0 0 0
Gary Green, R (1, 6) OBP: 0.333, SLG: 0.667		0-3 K			0-0 FC3 G6-4-3 2B		0-3 K			3 1 1 0 0 2 1
Andy Hawkins, R (1, 1) Steve Garvey, R (7, PH) Craig Lefferts, L (8, 1) OBP: 0.177, SLG: 0.180 OBP: 0.288, SLG: 0.416 OBP: 0.125, SLG: 0.500		0-3 K			0-0 FC3 G6-4-3		0-3 K			2 0 0 0 0 1 2 1 0 0 0 0 1 0 0 0 0 0 0 0 0


Inning Stats	R: 0 E: 1 K: 1 S: 7	H: 1 LOB: 2 BB: 0 P: 7	R: 0 E: 0 K: 3 S: 10	H: 1 LOB: 1 BB: 0 P: 10	R: 0 E: 0 K: 0 S: 3	H: 0 LOB: 0 BB: 0 P: 3	R: 0 E: 0 K: 2 S: 8	H: 1 LOB: 1 BB: 0 P: 8	R: 0 E: 0 K: 1 S: 7	H: 2 LOB: 1 BB: 0 P: 7	R: 0 E: 0 K: 2 S: 7	H: 0 LOB: 0 BB: 0 P: 7	R: 0 E: 0 K: 3 S: 9	H: 0 LOB: 0 BB: 0 P: 9	R: 0 E: 0 K: 2 S: 8	H: 1 LOB: 1 BB: 0 P: 8	R: 2 E: 0 K: 0 S: 3	H: 2 LOB: 1 BB: 0 P: 3	1B: 3 2B: 4 3B: 0 HR: 1	SF: 0 SAC: 0 DP: 1 HBP: 0	WP: 0 PB: 0 SB: 1 CS: 0	PA: 34
PITCHER Mike Scott, R (1, 1) ERA: 2.28	IP 8.1 WLS L BF 34 H 8 R 3 ER 3 SO 14 BB 0 IBB 0 HBP 0 BLK 0 WP 0 HR 1 S 62 P 62 ERA 3.24 WHIP 0.960																					

BOTTOM

Houston Astros @ San Diego Padres
Jack Murphy Stadium, San Diego, CA

Sun Sep 14 1986, 6:33 AM EDT
 Att. 13,279 - Unknown

AB	34
R	3
H	8
RBI	2
BB	0
SO	14
LOB	18



livebaseballscorecards.com

Batter	1	2	3	4	5	6	7	8	9	AB R H RBI BB SO LOB	TOP		
Will Clark, L (1, 3) OBP: 0.354, SLG: 0.459	0-0 1B G5-4-3 2B		0-0 G3		0-0 F8	0-3 K			0-0 F7	5 1 1 0 0 1 4	San Francisco Giants @ San Diego Padres Jack Murphy Stadium, San Diego, CA Tue Sep 16 1986, 10:05 PM EDT Att. 8,446 - Unknown livebaseballscorecards.com		
Robby Thompson, R (1, 4) OBP: 0.323, SLG: 0.369	0-0 2B G5-4-3 1B		0-0 F9		0-0 G6-4-3 1-2f	0-0 F7		0-0 F8	5 0 1 0 0 0 4				
Mike Aldrete, L (1, 7) OBP: 0.365, SLG: 0.401 Joel Youngblood, R (7, PH) OBP: 0.303, SLG: 0.375	0-0 G5-4-3 1-2f 3-H		0-0 E5			0-0 E3 1-3 1B 2B		0-0 G6-4-3 1B	3 1 0 0 0 0 1 1 0 1 0 0 0 0 0 0 0 0 0 0 0				
Randy Kutcher, R (9, 8) OBP: 0.260, SLG: 0.402	0-0 F6		0-3 K			0-0 1-3 2B 1B		0-0 G6-4-3 1-2f	4 1 1 0 0 1 2				
Candy Maldonado, R (1, 9) OBP: 0.301, SLG: 0.485						0-0 1-3 1B		0-0 K	4 0 1 0 0 1 2				
Chili Davis, S (1, 8) OBP: 0.371, SLG: 0.411		0-0 G3 PB 1B		0-0 3-1		0-0 1-3 1-2 2-3		0-3 K	3 1 1 0 0 1 1				
Bob Brenly, R (1, 2) OBP: 0.363, SLG: 0.416		0-0 F8 1-2		0-0 1B		4-0 2B 1B IBB		0-3 K	2 0 0 0 0 0 2 1 0 1 2 0 0 0 1 0 0 0 0 0 0				
Luis Quinones, S (1, 5) OBP: 0.227, SLG: 0.272 Harry Spilman, L (6, PH) OBP: 0.326, SLG: 0.453 Mike Woodard, L (6, PR) OBP: 0.333, SLG: 0.289		0-0 G3 2-3		0-0 F5		0-0 1B 2B 1-3 2-H 3-H		0-0 G3	2 0 0 0 2 1 1				
Jose Uribe, S (1, 6) OBP: 0.314, SLG: 0.278		4-0 IBB		0-0 G3		4-0 1B IBB		0-3 K					
Mike Krukow, R (1, 1) OBP: 0.197, SLG: 0.167 Mark Davis, L (9, 1) OBP: 0.143, SLG: 0.286		0-0 4-3			4-0 BB G6-4-3	0-0 1B		0-3 K	3 0 1 1 1 1 2 0 0 0 0 0 0 0				
Inning Stats	R: 1 H: 2 E: 0 LOB: 0 K: 0 BB: 0 S: 4 P: 4	R: 0 H: 1 E: 0 LOB: 2 K: 0 BB: 1 S: 4 P: 8	R: 0 H: 0 E: 1 LOB: 1 K: 1 BB: 0 S: 6 P: 6	R: 0 H: 1 E: 0 LOB: 1 K: 0 BB: 0 S: 4 P: 4	R: 0 H: 0 E: 0 LOB: 0 K: 0 BB: 1 S: 2 P: 6	R: 3 H: 3 E: 1 LOB: 3 K: 1 BB: 2 S: 9 P: 17	R: 0 H: 1 E: 0 LOB: 0 K: 1 BB: 0 S: 5 P: 5	R: 0 H: 0 E: 0 LOB: 0 K: 2 BB: 0 S: 7 P: 7	R: 0 H: 0 E: 0 LOB: 0 K: 1 BB: 0 S: 5 P: 5	1B: 6 SF: 0 2B: 2 SAC: 0 3B: 0 DP: 3 HR: 0 HBP: 0	WP: 0 PA: 38 PB: 1 SB: 0 CS: 0		
PITCHER	IP WLS BF H R ER SO BB IBB HBP BLK WP HR S P ERA WHIP											PITCHER	IP WLS BF H R ER SO BB IBB HBP BLK WP HR S P ERA WHIP
Ed Wojna, R (1, 1) ERA: 2.45	5.1 L 25 6 4 3 1 1 2 0 0 0 0 0 24 36 5.06 1.312												
Dave LaPoint, L (6, 1) ERA: 4.87	2.2 10 2 0 0 4 0 1 0 0 0 0 0 17 21 0.00 0.750												
Greg Booker, R (9, 1) ERA:	1.0 3 0 0 0 1 0 0 0 0 0 0 0 5 5 0.00 0.000												



Batter	1	2	3	4	5	6	7	8	9	AB	R	H	RBI	BB	SO	LOB	BOTTOM	
Tim Flannery, L (1, 4) OBP: 0.382, SLG: 0.352 Bip Roberts, S (8, PR) OBP: 0.285, SLG: 0.302 Bruce Bochy, R (9, PH) OBP: 0.331, SLG: 0.525	0-0 		0-0 F8 			0-0 G3 		0-0 E4 	0-0 F9 	4	0	1	0	0	0	0	San Francisco Giants @ San Diego Padres Jack Murphy Stadium, San Diego, CA Tue Sep 16 1986, 10:05 PM EDT Att. 8,446 - Unknown livebaseballscorecards.com	
Tony Gwynn, L (1, 9) OBP: 0.383, SLG: 0.468	0-3 K 		0-0 3-1 			0-0 		0-0 		4	0	2	0	0	1	1		
John Kruk, L (1, 7) OBP: 0.415, SLG: 0.444	4-0 		0-0 6-3 			0-0 		0-0 		3	0	2	0	1	0	0		
Kevin McReynolds, R (1, 8) OBP: 0.348, SLG: 0.477	0-3 K 			0-0 5-3 		0-0 G6-4-3 		0-3 K 		4	0	0	0	0	2	7		
Tim Puzanski, R (1, 3) Carmelo Martinez, R (8, PH) OBP: 0.339, SLG: 0.393	0-0 FC5 			0-3 K 		0-0 G6-4-3 		0-3 K 	0-3 K 	3	0	0	0	0	2	2		
Benito Santiago, R (1, 2) Marvell Wynne, L (9, PH) OBP: 0.289, SLG: 0.401		0-0 		0-0 6-3 			0-0 F7 		0-0 	3	0	1	0	0	0	0		
Randy Asadoor, R (1, 5) Terry Kennedy, L (9, PH) OBP: 0.322, SLG: 0.404		0-0 F4 			0-3 K 		0-0 		0-0 	3	0	1	0	0	1	1		
Gary Green, R (1, 6) Graig Nettles, L (9, PH) Jerry Royster, R (9, PH) OBP: 0.342, SLG: 0.376		0-0 5-3 			0-0 F9 		0-0 5-3 		0-0 1-3 	3	0	0	0	0	0	2		
Ed Wojna, R (1, 1) Dave LaPoint, L (6, 1) Dane Iorg, L (8, PH) Greg Booker, R (9, 1) Steve Garvey, R (9, PH) OBP: 0.287, SLG: 0.415		0-3 K 			0-3 K 			0-0 4-3 	0-3 K 	2	0	0	0	0	2	1		
Inning Stats	R: 0 H: 1 E: 0 LOB: 2 K: 2 BB: 1 S: 8 P: 12	R: 0 H: 1 E: 0 LOB: 1 K: 1 BB: 0 S: 6 P: 6	R: 0 H: 0 E: 0 LOB: 0 K: 0 BB: 0 S: 3 P: 3	R: 0 H: 0 E: 0 LOB: 0 K: 1 BB: 0 S: 5 P: 5	R: 0 H: 0 E: 0 LOB: 0 K: 2 BB: 0 S: 7 P: 7	R: 0 H: 2 E: 0 LOB: 1 K: 0 BB: 0 S: 4 P: 4	R: 0 H: 1 E: 0 LOB: 1 K: 1 BB: 0 S: 6 P: 6	R: 0 H: 2 E: 1 LOB: 3 K: 2 BB: 0 S: 10 P: 10	R: 1 H: 2 E: 0 LOB: 1 K: 1 BB: 0 S: 7 P: 7	1B: 7 SF: 0 2B: 2 SAC: 0 3B: 0 DP: 1 HR: 0 HBP: 0	WP: 0 PA: 37 PB: 0 SB: 0 CS: 0							
PITCHER Mike Krukow, R (1, 1) ERA: 3.07 Mark Davis, L (9, 1) ERA: 2.97	IP WLS BF H R ER SO BB IBB HBP BLK WP HR S P ERA WHIP 8.0 W 34 9 1 1 9 1 0 0 0 0 0 0 51 55 1.12 1.250						PITCHER IP WLS BF H R ER SO BB IBB HBP BLK WP HR S P ERA WHIP 1.0 S 3 0 0 0 1 0 0 0 0 0 0 0 5 5 0.00 0.000											

San Francisco Giants @ San Diego Padres
 Jack Murphy Stadium, San Diego, CA
 Tue Sep 16 1986, 10:05 PM EDT
 Att. 8,446 - Unknown

AB	36
R	1
H	9
RBI	1
BB	1
SO	10
LOB	20



Batter	1	2	3	4	5	6	7	8	9	10	AB	R	H	RBI	BB	SO	LOB	TOP						
Dan Gladden, R OBP: 0.354, SLG: 0.354 Mark Davis, L OBP: 0.143, SLG: 0.286	(1, 8) X 0-0 F9		(1, 8) X 0-0 F3		(1, 8) X 0-0 F9		(1, 8) X 0-0 HR		(1, 8) X 0-0 3-1		5	1	1	1	0	0	3							
Robby Thompson, R OBP: 0.323, SLG: 0.368	(1, 4) X 0-0 CS 1B			(1, 4) X 0-0 F7			(1, 4) X 0-0 5-3		(1, 4) X 0-0 F8		4	0	1	0	1	0	1							
Will Clark, L OBP: 0.355, SLG: 0.461	(1, 3) X 0-3 K 1-2			(1, 3) X 0-3 K			(1, 3) X 0-0 G3		(1, 3) X 0-0 F9 2B		5	0	2	0	0	2	3							
Candy Maldonado, R OBP: 0.297, SLG: 0.478	(1, 7) X 0-0 6-3			(1, 7) X 0-0 F8			(1, 7) X 0-0 F8		(1, 7) X 0-0 F9 2-3		5	0	0	0	0	0	2							
Chili Davis, S OBP: 0.370, SLG: 0.409	(1, 9) X 0-3 K			(1, 9) X 0-0 6-3			(1, 9) X 0-0 G6-4-3 1B		(1, 9) X 0-0 4-3		5	0	1	0	0	1	1							
Bob Brenly, R OBP: 0.365, SLG: 0.414	(1, 5) X 0-0 F7			(1, 5) X 4-0 E 2B BB			(1, 5) X 0-0 G6-4-3 1-2		(1, 5) X 4-0 IBB		2	1	0	0	2	0	1							
Bob Melvin, R OBP: 0.258, SLG: 0.331 Scott Garrelts, R OBP: 0.205, SLG: 0.279 Mike Aldrete, L OBP: 0.365, SLG: 0.401	(1, 2) X 0-0 F8			(1, 2) X 0-0 E8 2B 1-3			(1, 2) X 0-0 6-3		(1, 2) X 0-0 4-3		3	1	0	0	0	0	2							
Jose Uribe, S OBP: 0.318, SLG: 0.283	(1, 6) X 4-0 E 2B BB			(1, 6) X 0-0 2B 2B			(1, 6) X 0-0 F5		(1, 6) X 0-0 3-1 SH2-4 1B		3	1	2	2	1	0	0							
Vida Blue, S OBP: 0.227, SLG: 0.211 Luis Quinones, S OBP: 0.224, SLG: 0.269	(1, 1) X 0-3 K 1-3			(1, 1) X 0-0 2B			(1, 1) X 0-3 K		(1, 1) X 0-0 SH2-4 1-2		2	0	1	1	0	1	1							
											1	0	0	0	0	1	0							
Inning Stats	R: 0 E: 0 K: 1 S: 5	H: 1 LOB: 0 BB: 0 P: 5	R: 0 E: 0 K: 1 S: 5	H: 0 LOB: 0 BB: 0 P: 5	R: 0 E: 1 K: 1 S: 5	H: 0 LOB: 1 BB: 1 P: 9	R: 0 E: 0 K: 1 S: 5	H: 0 LOB: 0 BB: 0 P: 5	R: 3 E: 1 K: 0 S: 6	H: 2 LOB: 2 BB: 2 P: 14	R: 0 E: 0 K: 0 S: 4	H: 1 LOB: 1 BB: 0 P: 4	R: 1 E: 0 K: 1 S: 6	H: 1 LOB: 0 BB: 0 P: 6	R: 0 E: 0 K: 0 S: 4	H: 1 LOB: 2 BB: 1 P: 8	R: 0 E: 0 K: 0 S: 4	H: 1 LOB: 1 BB: 0 P: 4	R: 0 E: 0 K: 0 S: 3	H: 1 LOB: 0 BB: 0 P: 3	1B: 4 2B: 3 3B: 0 HR: 1	SF: 0 SAC: 1 DP: 1 HBP: 0	WP: 0 PB: 0 SB: 0 CS: 1	PA: 41
PITCHER	IP	WLS	BF	H	R	ER	SO	BB	IBB	HBP	BLK	WP	HR	S	P	ERA	WHIP							
Ed Vosberg, L ERA: 3.6	(1, 1)		21	3	3	2	4	3	0	0	0	0	0	26	38	3.60	1.200							
Bob Stoddard, R ERA: 2.41	(6, 1)		8	2	1	1	1	0	0	0	0	0	1	10	10	4.50	1.000							
Greg Booker, R ERA:	(8, 1)		5	1	0	0	0	0	1	0	0	0	0	4	8	0.00	1.000							
Lance McCullers, R ERA: 2.67	(9, 1)	W	7	2	0	0	0	0	0	0	0	0	0	7	7	0.00	1.000							

San Francisco Giants @ San Diego Padres
 Jack Murphy Stadium, San Diego, CA
 Wed Sep 17 1986, 10:05 PM EDT
 Att. 24,043 - Unknown

AB	36
R	4
H	8
RBI	4
BB	4
SO	5
LOB	16



Batter	1	2	3	4	5	6	7	8	9	10	AB	R	H	RBI	BB	SO	LOB
Jerry Royster, R (1, 4) OBP: 0.338, SLG: 0.371 Tim Flannery, L (7, PH) OBP: 0.381, SLG: 0.351 Greg Booker, R (8, 1) Graig Nettles, L (9, 5) OBP: 0.298, SLG: 0.383	F3		6-3			F7	K		K		3	0	0	0	0	0	0
Tony Gwynn, L (1, 9) OBP: 0.382, SLG: 0.471	F8			F7		HR	FC6-4		K		5	1	1	1	0	1	2
John Kruk, L (1, 7) OBP: 0.415, SLG: 0.441	F8			4-3		BB		BB	K		4	1	1	0	1	1	0
Kevin McReynolds, R (1, 8) OBP: 0.349, SLG: 0.480		SF9		6-3		K		BB	2B		5	2	2	0	0	1	1
Tim Pyznarski, R (1, 3) Marvell Wynne, L (8, PH) OBP: 0.292, SLG: 0.406 Steve Garvey, R (9, 3) OBP: 0.286, SLG: 0.414		6-3		K		BB		BB	G3		2	0	0	0	1	1	1
Benito Santiago, R (1, 2) OBP: 0.364, SLG: 0.800		SF9		FC5-4		F9		F3			4	1	2	2	0	0	3
Randy Asadoor, R (1, 5) OBP: 0.300, SLG: 0.222 Lance McCullers, S (9, 1) OBP: 0.200, SLG: 0.182		F9		FC5-4		BB		BB	1B		3	0	1	0	1	0	1
Gary Green, R (1, 6) OBP: 0.200, SLG: 0.300			K			BB		BB	F9		0	0	0	0	0	0	0
Ed Vosberg, L (1, 1) Carmelo Martinez, R (5, PH) OBP: 0.337, SLG: 0.392 Bob Stoddard, R (6, 1) Terry Kennedy, L (7, PH) OBP: 0.323, SLG: 0.405 Bip Roberts, S (8, 4) OBP: 0.288, SLG: 0.305		L6		F7		BB		BB	FC6-4		1	0	0	0	0	0	0
											4	0	1	0	0	2	3
											1	0	0	0	0	0	0
											1	0	0	0	0	0	2
											0	0	0	0	0	0	0
											1	0	1	0	0	0	0
											1	0	1	0	0	0	0

Inning Stats																	1B	SF	2B	SAC	3B	DP	HR	HBP	WP	PA	
R: 0	H: 0	R: 1	H: 1	R: 0	H: 0	R: 0	H: 0	R: 1	H: 1	R: 0	H: 2	R: 2	H: 4	R: 0	H: 0	R: 1	H: 1	1B: 7	SF: 1	2B: 1	SAC: 0	3B: 1	DP: 0	HR: 2	HBP: 0	WP: 0	PA: 42
E: 0	LOB: 0	E: 0	LOB: 0	E: 0	LOB: 0	E: 0	LOB: 0	E: 0	LOB: 2	E: 0	LOB: 2	E: 0	LOB: 2	E: 0	LOB: 0	E: 0	LOB: 0	1B: 7	SF: 1	2B: 1	SAC: 0	3B: 1	DP: 0	HR: 2	HBP: 0	WP: 0	PA: 42
K: 0	BB: 0	K: 0	BB: 0	K: 1	BB: 0	K: 1	BB: 0	K: 1	BB: 2	K: 2	BB: 0	K: 0	BB: 1	K: 3	BB: 0	K: 0	BB: 0	1B: 7	SF: 1	2B: 1	SAC: 0	3B: 1	DP: 0	HR: 2	HBP: 0	WP: 0	PA: 42
S: 3	P: 3	S: 4	P: 4	S: 5	P: 5	S: 3	P: 3	S: 7	P: 7	S: 9	P: 9	S: 6	P: 10	S: 9	P: 9	S: 3	P: 3	1B: 7	SF: 1	2B: 1	SAC: 0	3B: 1	DP: 0	HR: 2	HBP: 0	WP: 0	PA: 42

PITCHER																	IP	WLS	BF	H	R	ER	SO	BB	IBB	HBP	BLK	WP	HR	S	P	ERA	WHIP
Vida Blue, L (1, 1) ERA: 3.34	5.1		21	4	2	2	2	1	0	0	0	0	1	24	28	3.38	0.938																
Scott Garrelts, R (6, 1) ERA: 3.26	2.2		15	6	2	2	3	1	1	0	0	0	0	19	27	6.75	2.625																
Mark Davis, L (9, 1) ERA: 3.03	1.2	L	6	1	1	1	3	0	0	0	0	0	1	12	12	5.40	0.600																


BOTTOM

San Francisco Giants @ San Diego Padres
Jack Murphy Stadium, San Diego, CA

Wed Sep 17 1986, 10:05 PM EDT
Att: 24,043 - Unknown

livebaseballscorecards.com

AB	38
R	5
H	11
RBI	5
BB	3
SO	8
LOB	15



Batter	1	2	3	4	5	6	7	8	9	AB R H RBI BB SO LOB	TOP																									
Tim Flannery, L (1, 4) OBP: 0.379, SLG: 0.347	0-3 K		0-3 K		4-0 BB E BB	0-3 K			0-3 K	4 1 0 0 1 4 2	San Diego Padres @ Houston Astros Astrodome, Houston, TX Fri Sep 19 1986, 8:05 PM EDT Att. 23,805 - Unknown livebaseballscorecards.com																									
Tony Gwynn, L (1, 9) OBP: 0.382, SLG: 0.470	0-0 F7			0-0 BB 1B	0-3 K		0-0 4-3		0-0 FC4-6 1B	5 1 2 0 0 1 1																										
John Kruk, L (1, 7) OBP: 0.420, SLG: 0.439 Marvell Wynne, L (7, 8) OBP: 0.291, SLG: 0.405	4-0 FC5-4 BB			4-0 1B BB	4-0 FC6-4 BB		0-0 6-3		0-0 FC4-6 DI 1-2f 2-3	1 1 0 0 3 0 0 1 0 0 0 0 0 2																										
Kevin McReynolds, R (1, 8) OBP: 0.349, SLG: 0.479	0-0 FC5-4 1-2f			0-0 WP SH 1B	0-0 FC6-4 1B 1-2f 2-H		0-0 1B		0-3 K	5 1 2 1 0 1 4																										
Steve Garvey, R (1, 3) OBP: 0.288, SLG: 0.415		0-0 5-3		0-0 SH CS WP 1B			0-0 6-3			4 0 2 1 0 0 1																										
Benito Santiago, R (1, 2) OBP: 0.267, SLG: 0.571		0-0 F8		0-3 K 1-2 2-3						4 0 0 0 0 2 4																										
Graig Nettles, L (1, 5) OBP: 0.298, SLG: 0.380		0-3 K		4-0 SH IBB		0-0 3-1		0-0 F6		3 0 0 0 1 1 0																										
Gary Green, R (1, 6) OBP: 0.250, SLG: 0.333 Terry Kennedy, L (8, PH) OBP: 0.323, SLG: 0.404 Jerry Royster, R (8, 6) OBP: 0.338, SLG: 0.371			0-3 K	0-0 SH	0-0 SH 1-2 2-3 3-H		0-0 SH2-4 1B		0-0 4-3	2 0 1 1 0 1 0 1 0 0 0 0 0 0 0 0 0 0 0 0 0																										
Andy Hawkins, R (1, 1) OBP: 0.172, SLG: 0.175 Craig Lefferts, L (6, 1) OBP: 0.125, SLG: 0.500 Dave LaPoint, L (7, 1) OBP: 0.200, SLG: 0.192 Bob Stoddard, R (7, 1) OBP: 0.290, SLG: 0.192 Lance McCullers, S (7, 3) OBP: 0.340, SLG: 0.394 Tim Pyznarski, R (9, PR)			0-0 F3	0-3 K 3-H	0-3 K		0-0 SH2-4		0-0 FC4-6 1B	2 0 0 0 0 0 1 3 0 1 0 1 0 0 0 0 0 0 0 0 0 0 0 0 0																										
Inning Stats	R: 0 E: 0 K: 1 S: 5	H: 0 LOB: 1 BB: 1 P: 9	R: 0 E: 0 K: 1 S: 5	H: 0 LOB: 0 BB: 0 P: 5	R: 0 E: 0 K: 2 S: 7	H: 0 LOB: 0 BB: 0 P: 7	R: 3 E: 1 K: 2 S: 10	H: 3 LOB: 2 BB: 2 P: 18	R: 1 E: 1 K: 1 S: 6	H: 1 LOB: 2 BB: 2 P: 14		R: 0 E: 0 K: 1 S: 6	H: 1 LOB: 1 BB: 0 P: 6	R: 0 E: 0 K: 0 S: 4	H: 1 LOB: 1 BB: 0 P: 4	R: 0 E: 0 K: 1 S: 5	H: 0 LOB: 0 BB: 0 P: 5	R: 0 E: 0 K: 2 S: 9	H: 2 LOB: 3 BB: 0 P: 9	1B: 8 2B: 0 3B: 0 HR: 0	SF: 0 SAC: 2 DP: 0 HBP: 0	WP: 1 PB: 0 SB: 0 CS: 1	PA: 40													
PITCHER	IP WLS BF H R ER SO BB IBB HBP BLK WP HR S P ERA WHIP																				PITCHER	IP WLS BF H R ER SO BB IBB HBP BLK WP HR S P ERA WHIP														
Nolan Ryan, R (1, 1) ERA: 3.59	5.0		24	4	4	4	7	4	1	0	0	1	0	33	53	7.20	1.600																			
Jeff Calhoun, L (6, 1) ERA: 4.66	1.0		4	1	0	0	1	0	0	0	0	0	0	6	6	0.00	1.000																			
Charlie Kerfeld, R (7, 1) ERA: 2.77	2.1	W	10	3	0	0	2	0	0	0	0	0	0	14	14	0.00	1.286																			
Dave Smith, R (9, 1) ERA: 2.77	0.2	S	2	0	0	0	1	0	0	0	0	0	0	4	4	0.00	0.000																			



Batter	1	2	3	4	5	6	7	8	9	AB	R	H	RBI	BB	SO	LOB	BOTTOM			
Billy Hatcher, R OBP: 0.309, SLG: 0.376 (1, 8) B B B	4-0 F8 G3 1B BB		X 0-0 F8 ①		X 0-0 F9 ①		B B B 4-0 FC4 BB	X 0-0 5-3 ③		3	1	0	0	2	0	1				
Bill Doran, S OBP: 0.369, SLG: 0.368 (1, 4) X	0-0 G3 ① 1-2		B B B 4-0 FC5-4 BB		X 0-0 L3 ②		X 0-0 FC4 WP 1B 1B 1-2f			3	1	0	0	1	0	3				
Denny Walling, L OBP: 0.376, SLG: 0.489 (1, 5) X	0-0 F8 ② 2-3		X 0-0 F8 ②		B B B 4-0 1-2 BB		X 0-0 1B WP 1B 1B 1-2			3	1	1	0	1	0	2				
Glenn Davis, R OBP: 0.341, SLG: 0.498 (1, 3) X	0-0 1B		X 0-0 FC5-4 ③ 1-2f		X 0-0 F8 ③		X 0-0 1B 1B 1-3 2-H			4	0	2	2	0	0	3				
Tony Walker, R OBP: 0.322, SLG: 0.380 (7, PR) X										0	0	0	0	0	0	0				
Dan Driessen, L OBP: 0.417, SLG: 0.516 (8, 3) X	3-H 1B ③									0	0	0	0	0	0	0				
Kevin Bass, S OBP: 0.361, SLG: 0.498 (1, 9) X	0-0 G3 ③			X 0-0 1B 2B		X 0-0 F9 2B 2B	X 0-0 1-2 3-H 1B ②			4	2	3	1	0	0	1				
Jose Cruz, L OBP: 0.342, SLG: 0.393 (1, 7) B B B		4-0 BB		X 0-0 G4-6-3 1B 2-H		X 0-0 F9 ① 2-3	X 0-0 F5 ②			3	0	1	1	1	0	3				
Alan Ashby, S OBP: 0.341, SLG: 0.368 (1, 2) X		0-0 F8 ①		X 0-0 F9 ①		X 0-0 1B 2B 3-H	X 0-0 F9 ③			4	0	1	1	0	0	4				
Craig Reynolds, L OBP: 0.275, SLG: 0.349 (1, 6) X		0-0 F9 ②		X 0-0 G4-6-3 ② ③ 1-2f		X 0-0 F4 ② 3-H		S S 0-3 K ①		2	0	0	0	0	0	2				
Dickie Thon, R OBP: 0.322, SLG: 0.345 (6, PH) (7, 6) X		0-0 F9 ②						S S 0-3 K ②		2	0	0	0	0	1	1				
Nolan Ryan, R OBP: 0.109, SLG: 0.093 (1, 1) X		0-0 6-3 ③				X 0-0 BB 1B	X 0-0 1B 2-H			1	0	0	0	0	0	1				
Ty Gainey, L OBP: 0.413, SLG: 0.500 (5, PH) (6, 1) X										1	0	1	0	0	0	0				
Jeff Calhoun, L OBP: 0.220, SLG: 0.111 (6, 1) X										0	0	0	0	0	0	0				
Davey Lopes, R OBP: 0.384, SLG: 0.437 (6, PH) (7, 1) X										1	0	1	0	0	0	0				
Charlie Kerfeld, R OBP: 0.220, SLG: 0.111 (7, 1) X										1	0	0	0	0	1	0				
Dave Smith, R (9, 1) X										0	0	0	0	0	0	0				
Inning Stats	R: 1 E: 0 K: 0 S: 4	H: 1 LOB: 1 BB: 1 P: 8	R: 0 E: 0 K: 0 S: 3	H: 0 LOB: 1 BB: 1 P: 7	R: 0 E: 0 K: 0 S: 3	H: 0 LOB: 1 BB: 1 P: 7	R: 1 E: 0 K: 0 S: 4	H: 2 LOB: 0 BB: 0 P: 4	R: 0 E: 0 K: 0 S: 4	H: 1 LOB: 2 BB: 1 P: 8	R: 1 E: 0 K: 0 S: 5	H: 3 LOB: 2 BB: 0 P: 5	R: 2 E: 0 K: 0 S: 6	H: 3 LOB: 2 BB: 1 P: 10	R: 0 E: 0 K: 2 S: 7	H: 0 LOB: 0 BB: 0 P: 7	1B: 7 2B: 3 3B: 0 HR: 0	SF: 0 SAC: 0 DP: 1 HBP: 0	WP: 1 PB: 0 SB: 0 CS: 0	PA: 37 ERA WHIP

San Diego Padres @ Houston Astros
Astrodome, Houston, TX
Fri Sep 19 1986, 8:05 PM EDT
Att. 23,805 - Unknown

AB 32
R 5
H 10
RBI 5
BB 5
SO 2
LOB 21



livebaseballscorecards.com

PITCHER																	
IP	WLS	BF	H	R	ER	SO	BB	IBB	HBP	BLK	WP	HR	S	P	ERA	WHIP	
Andy Hawkins, R ERA: 4.27 (1, 1)	5.1		25	6	3	3	0	4	0	0	0	0	21	37	5.06	1.875	
Craig Lefferts, L ERA: 2.66 (6, 1)	0.2		3	1	1	0	1	0	0	0	0	0	2	6	13.50	3.000	
Dave LaPoint, L ERA: 4.93 (7, 1)	0.1	L	2	1	0	0	0	0	0	0	0	0	2	2	0.00	3.000	
Bob Stoddard, R ERA: 2.41 (7, 1)	0.0		1	1	0	0	0	0	0	0	1	0	1	1	∞	∞	
Lance McCullers, R ERA: 2.64 (7, 1)	1.2		6	1	1	2	0	0	0	0	0	0	10	10	5.40	0.600	

Batter	1	2	3	4	5	6	7	8	9	AB R H RBI BB SO LOB	TOP	
Tim Flannery, L (1, 4) <small>OBP: 0.376, SLG: 0.345</small> (7, 6)	0-3 		0-0 F9		0-0 3-1			0-0 4-3	0-0 	5 0 1 1 0 1 0	San Diego Padres @ Houston Astros Astrodome, Houston, TX Sat Sep 20 1986, 8:05 PM EDT Att: 36,878 - Unknown	
Tony Gwynn, L (1, 9) <small>OBP: 0.385, SLG: 0.474</small>	0-0 		0-0 F5			0-0 		0-0 E4	0-0 	5 2 4 1 0 0 0		
John Kruk, L (1, 7) <small>OBP: 0.416, SLG: 0.432</small>	0-3 		0-0 1-3			0-3 		4-0 	0-0 F9	4 0 0 0 1 2 4		
Kevin McReynolds, R (1, 8) <small>OBP: 0.352, SLG: 0.491</small>	0-0 			0-0 		0-3 		0-0 		4 1 3 3 0 1 1		
Steve Garvey, R (1, 3) <small>OBP: 0.286, SLG: 0.412</small>	0-3 K2-3			0-3 		0-3 		0-0 F3		4 0 0 0 0 3 4		
Benito Santiago, R (1, 2) <small>OBP: 0.316, SLG: 0.722</small>		0-0 		0-3 			0-0 5-3		0-0 	4 2 2 1 0 1 1		
Graig Nettles, L (1, 5) <small>OBP: 0.297, SLG: 0.379</small>			0-0 4-3		0-0 F5		0-3 		0-0 	4 1 1 0 0 1 1		
Gary Green, R (1, 6) <small>OBP: 0.214, SLG: 0.286</small> Dane Iorg, L (7, PH) <small>OBP: 0.245, SLG: 0.333</small> Bip Roberts, S (7, 4) <small>OBP: 0.288, SLG: 0.305</small> Terry Kennedy, L (9, PH) <small>OBP: 0.322, SLG: 0.403</small>			0-3 		0-3 		0-0 F4		0-3 	2 0 0 0 0 2 0 1 0 0 0 0 0 0 0 0 0 0 0 0 0 1 0 0 0 0 1 2		
Ray Hayward, L (1, 1) <small>OBP: 0.118, SLG: 0.118</small> Ed Whitson, R (2, 1) <small>OBP: 0.152, SLG: 0.156</small> Mark Parent, R (5, PH) <small>OBP: 0.290, SLG: 0.404</small> LaMarr Hoyt, R (5, 1) <small>OBP: 0.290, SLG: 0.404</small> Marvell Wynne, L (8, PH) <small>OBP: 0.290, SLG: 0.404</small> Greg Booker, R (8, 1) <small>OBP: 0.339, SLG: 0.393</small> Carmelo Martinez, R (9, PH)		0-0 F5		0-0 4-3			0-0 5-3		0-3 	1 0 0 0 0 0 0 0 0 0 0 0 0 0 1 0 0 0 0 0 0 0 0 0 0 0 0 0 1 0 0 0 0 0 0 0 0 0 0 0 0 0 1 0 0 0 0 1 2		
Inning Stats	R: 2 H: 2 E: 0 LOB: 0 K: 3 BB: 0 S: 11 P: 11	R: 1 H: 1 E: 0 LOB: 0 K: 1 BB: 0 S: 6 P: 6	R: 0 H: 0 E: 0 LOB: 0 K: 0 BB: 0 S: 3 P: 3	R: 0 H: 1 E: 0 LOB: 1 K: 2 BB: 0 S: 8 P: 8	R: 0 H: 0 E: 0 LOB: 0 K: 1 BB: 0 S: 5 P: 5	R: 0 H: 1 E: 0 LOB: 1 K: 3 BB: 0 S: 10 P: 10	R: 0 H: 0 E: 0 LOB: 0 K: 1 BB: 0 S: 5 P: 5	R: 1 H: 2 E: 1 LOB: 2 K: 0 BB: 1 S: 5 P: 9	R: 2 H: 4 E: 0 LOB: 2 K: 2 BB: 0 S: 11 P: 11	1B: 7 SF: 0 2B: 1 SAC: 0 3B: 1 DP: 0 HR: 2 HBP: 0		WP: 0 PA: 39 PB: 0 SB: 5 CS: 0
PITCHER Mike Scott, R (1, 1) <small>ERA: 2.33</small> Aurelio Lopez, R (8, 1) <small>ERA: 3.45</small>	IP WLS BF H R ER SO BB IBB HBP BLK WP HR S P ERA WHIP 7.0 W 26 5 3 3 11 0 0 0 0 0 2 48 48 3.86 0.714											PITCHER IP WLS BF H R ER SO BB IBB HBP BLK WP HR S P ERA WHIP 2.0 13 6 3 3 2 1 0 0 0 0 0 0 16 20 13.50 3.500

livebaseballscorecards.com

AB	38
R	6
H	11
RBI	6
BB	1
SO	13
LOB	15



Batter	1	2	3	4	5	6	7	8	9	AB R H RBI BB SO LOB	TOP			
Jerry Royster, R (1, 4) OBP: 0.340, SLG: 0.376	0-0 6-3	0-0 1B 1B				0-0 F6		0-0 F7		5 1 2 1 0 0 0				
Tony Gwynn, L (1, 9) OBP: 0.385, SLG: 0.472	0-3 K	4-0 1B BB				0-0 4-3		0-0 G3		3 0 0 0 2 1 0				
John Kruk, L (1, 7) Marvell Wynne, L (8, PR) OBP: 0.290, SLG: 0.404	0-0 1B 1B	0-0 1B				0-0 BB 1B		0-0 1B 1B		5 0 4 2 0 1 2 0 0 0 0 0 0 0				
Kevin McReynolds, R (1, 8) OBP: 0.356, SLG: 0.499	0-0 1-2 1B					0-0 HR		0-0 1-3 1B		4 1 3 1 1 0 0				
Benito Santiago, R (1, 2) OBP: 0.333, SLG: 0.652	0-0 F7					0-0 1B 1B		0-0 FC6-4 1B		5 1 2 0 0 0 6				
Tim Puznarski, R (1, 3) OBP: 0.214, SLG: 0.083		0-3 K	0-0 FC6-4 1B			0-0 1B 1B		0-0 F8		4 0 1 0 1 1 1				
Randy Asadoor, R (1, 5) OBP: 0.333, SLG: 0.286		0-0 1B 1B	0-0 F6			0-0 1-2 K 1B		0-0 F8		5 1 2 1 0 0 2				
Gary Green, R (1, 6) OBP: 0.158, SLG: 0.211		0-0 F8				0-0 5-3 K		0-0 F9		5 0 0 0 0 1 4				
Jimmy Jones, R (1, 1) OBP: 0.250, SLG: 0.250		0-0 1B 1B	0-3 K	0-3 K		0-3 K		0-3 K		4 1 1 0 0 3 2				
Inning Stats	R: 0 E: 0 K: 1 S: 7 H: 2 LOB: 2 BB: 0 P: 7	R: 3 E: 0 K: 1 S: 8 H: 4 LOB: 2 BB: 1 P: 12	R: 0 E: 0 K: 0 S: 4 H: 1 LOB: 1 BB: 0 P: 4	R: 0 E: 0 K: 2 S: 8 H: 1 LOB: 2 BB: 1 P: 12	R: 2 E: 0 K: 2 S: 10 H: 4 LOB: 1 BB: 0 P: 10	R: 0 E: 0 K: 0 S: 4 H: 1 LOB: 2 BB: 1 P: 8	R: 0 E: 0 K: 1 S: 5 H: 0 LOB: 1 BB: 1 P: 9	R: 0 E: 0 K: 0 S: 3 H: 2 LOB: 2 BB: 0 P: 5	R: 0 E: 0 K: 0 S: 3 H: 0 LOB: 0 BB: 0 P: 3	1B: 13 2B: 1 3B: 0 HR: 1 SF: 0 SAC: 0 DP: 0 HBP: 0	WP: 0 PB: 0 SB: 2 CS: 0 PA: 44			
PITCHER	IP WLS BF H R ER SO BB IBB HBP BLK WP HR S P ERA WHIP												PITCHER	IP WLS BF H R ER SO BB IBB HBP BLK WP HR S P ERA WHIP
Bob Knepper, L (1, 1) ERA: 3.13	4.0 L 24 11 5 5 4 2 0 0 0 0 0 1 30 38 11.25 3.250													
Manny Hernandez, R (5, 1) ERA: 3.76	2.0 8 2 0 0 2 1 0 0 0 0 0 0 11 15 0.00 1.500													
Jeff Calhoun, L (7, 1) ERA: 4.03	3.0 12 2 0 0 1 1 0 0 0 0 0 0 13 17 0.00 1.000													

San Diego Padres @ Houston Astros
Astrodome, Houston, TX
Sun Sep 21 1986, 4:33 AM EDT
Att. 23,385 - Unknown

livebaseballscorecards.com

AB	40
R	5
H	15
RBI	5
BB	4
SO	7
LOB	17



Batter	1	2	3	4	5	6	7	8	9	AB R H RBI BB SO LOB
Billy Hatcher, R OBP: 0.309, SLG: 0.375 (1, 8)	0-0 4-3 ①		0-0 4-3 ③			0-0 4-3 ③			0-3 K ③	4 0 0 0 0 1 1
Bill Doran, S OBP: 0.368, SLG: 0.368 (1, 4)	0-0 4-3 ②			0-3 K ①			0-0 4-3 ①			3 0 0 0 0 1 0
Denny Walling, L OBP: 0.373, SLG: 0.484 (1, 5)	0-0 4-3 ③			0-0 F8 ②			0-0 4-3 ②			3 0 0 0 0 0 0
Glenn Davis, R OBP: 0.340, SLG: 0.495 (1, 3)		0-0 5-3 ①		0-0 F7 ③			0-0 5-3 ③			3 0 0 0 0 0 0
Kevin Bass, S OBP: 0.362, SLG: 0.498 (1, 9)		0-0 G3 ②			0-0 6-3 ①			0-0 F6 ①		3 0 0 0 0 0 0
Jose Cruz, L OBP: 0.341, SLG: 0.398 (1, 7)		0-0 F9 ③			0-3 K ②			0-0 4-3 ②		3 0 0 0 0 1 0
Craig Reynolds, L OBP: 0.272, SLG: 0.345 (1, 6)			0-3 K ①		0-0 F6 ③			0-0 F9 ③		3 0 0 0 0 1 0
John Mizerock, L OBP: 0.378, SLG: 0.270 (1, 2)			0-0 F9 ②			0-0 3-1 ①			0-0 G3 ①	3 0 0 0 0 0 0
Bob Knepper, L OBP: 0.103, SLG: 0.149 (5, 1)			0-0			0-3 K ②			0-0 F7 ②	1 0 1 0 0 0 0
Manny Hernandez, R (5, 1)										0 0 0 0 0 0 0
Ty Gainey, L OBP: 0.404, SLG: 0.488 (6, PH)										1 0 0 0 0 1 0
Jeff Calhoun, L (7, 1)										0 0 0 0 0 0 0
Terry Puhl, L OBP: 0.299, SLG: 0.336 (9, PH)										1 0 0 0 0 0 0

BOTTOM

San Diego Padres @ Houston Astros
Astrodome, Houston, TX
Sun Sep 21 1986, 4:33 AM EDT
Att. 23,385 - Unknown

livebaseballscorecards.com

AB	28
R	0
H	1
RBI	0
BB	0
SO	5
LOB	1



Inning Stats	R: 0	H: 0	E: 0	K: 0	S: 3	LOB: 0	BB: 0	P: 3									
PITCHER Jimmy Jones, R ERA: (1, 1)	IP: 9.0	WLS: W	BF: 28	H: 1	R: 0	ER: 0	SO: 5	BB: 0	IBB: 0	HBP: 0	BLK: 0	WP: 0	HR: 0	S: 38	P: 38	ERA: 0.00	WHIP: 0.111

WP: 0	PA: 28
PB: 0	
SB: 0	
CS: 0	

Batter	1	2	3	4	5	6	7	8	9	AB	R	H	RBI	BB	SO	LOB	TOP
Tim Flannery, L (1, 4) <small>OBP: 0.378, SLG: 0.345</small> Jerry Royster, R (8, PH) <small>OBP: 0.340, SLG: 0.376</small>	0-0 FC4-6 1B	0-0 FC6-4 1B		4-0 FC4-6 BB		0-0 FC5-6 FC3-6		0-0 SH2-4		3	0	1	1	1	0	3	
Tony Gwynn, L (1, 9) <small>OBP: 0.384, SLG: 0.470</small>	0-0 FC4-6 S	0-0 1B		0-0 FC4-6		0-0 FC3-6 HR		0-0 4-3		5	1	1	0	0	0	5	
Kevin McReynolds, R (1, 8) <small>OBP: 0.356, SLG: 0.506</small>	0-3 K	0-0 L9		0-0 F7		0-0 HR		0-0 2B		5	1	2	4	0	1	4	
John Kruk, L (1, 7) <small>OBP: 0.417, SLG: 0.432</small> Craig Lefferts, L (6, 1) <small>OBP: 0.125, SLG: 0.500</small> Greg Gougar, R (7, 1) <small>OBP: 0.291, SLG: 0.304</small> Garry Templeton, S (7, 1) <small>OBP: 0.220, SLG: 0.182</small> Lance McCullers, S (9, PH) <small>OBP: 0.287, SLG: 0.414</small> Steve Garvey, R (9, PR) <small>OBP: 0.288, SLG: 0.305</small>	0-3 K		0-0 3-1		0-3 K		0-0 L6		4	0	0	0	0	0	2	2	
Benito Santiago, R (1, 2) <small>OBP: 0.345, SLG: 0.607</small>		0-3 K	0-0 CS 1B		0-0 6-3		0-0 G6-4-3 1B		0-0 F8	5	0	2	0	0	1	2	
Tim Lincecum, R (1, 3) <small>OBP: 0.263, SLG: 0.125</small>		0-0 1B 1B	4-0 1B BB		0-0 L1		0-0 G6-4-3		0-0 L9	4	1	1	0	1	0	1	
Randy Asadoor, R (1, 5) <small>OBP: 0.450, SLG: 0.421</small>		0-0 1B E 1B	0-0 FC6-4 1B				0-0 1B 1B		0-0 F4	5	2	4	0	0	0	0	
Gary Green, R (1, 6) <small>OBP: 0.217, SLG: 0.261</small>		0-0 1B FC6-4 1B	0-0 FC6-4				0-0 FC5-6 1B		0-0 FC5-4 1B	4	1	2	1	0	0	3	
Ed Wojna, R (1, 1) <small>OBP: 0.182, SLG: 0.182</small> Dane Long, L (6, PH) <small>OBP: 0.262, SLG: 0.340</small> Dave Dravecky, R (6, PR) <small>OBP: 0.157, SLG: 0.200</small> Dave LaPoint, L (6, 1) <small>OBP: 0.292, SLG: 0.408</small> Marvell Wynne, L (8, 8) <small>OBP: 0.337, SLG: 0.391</small> Carmelo Martinez, R (8, PH) <small>OBP: 0.337, SLG: 0.391</small> LaMarr Hoyt, R (9, 1) <small>OBP: 0.152, SLG: 0.156</small>		0-0 FC6-4 1B	0-3 K		0-0 FC3-6 FC5-6 HR 1B		0-0 4-3 SH2-4 2B 1B		0-3 K	2	0	1	0	0	1	0	
Inning Stats	R: 0 E: 0 K: 2 S: 8 H: 1 LOB: 1 P: 8	R: 3 E: 0 K: 1 S: 10 H: 5 LOB: 2 BB: 0 P: 10	R: 0 E: 0 K: 0 S: 4 H: 2 LOB: 2 BB: 1 P: 8	R: 0 E: 0 K: 1 S: 5 H: 0 LOB: 1 BB: 1 P: 9	R: 0 E: 0 K: 1 S: 5 H: 0 LOB: 0 BB: 0 P: 5	R: 4 E: 0 K: 0 S: 7 H: 4 LOB: 1 BB: 0 P: 7	R: 0 E: 0 K: 0 S: 4 H: 2 LOB: 1 BB: 0 P: 4	R: 1 E: 0 K: 0 S: 5 H: 2 LOB: 2 BB: 1 P: 9	R: 0 E: 0 K: 1 S: 6 H: 1 LOB: 1 BB: 0 P: 6	1B: 14 2B: 2 3B: 0 HR: 1 SF: 0 SAC: 1 DP: 1 HBP: 0	WP: 0 PA: 45 PB: 0 SB: 2 CS: 1						
PITCHER David Palmer, R (1, 1) <small>ERA: 3.7</small> Ed Olwine, L (6, 1) <small>ERA: 3.71</small> Craig McMurtry, R (7, 1) <small>ERA: 4.97</small> Zane Smith, L (8, 1) <small>ERA: 3.97</small>	IP	WLS	BF	H	R	ER	SO	BB	IBB	HBP	BLK	WP	HR	S	P	ERA	WHIP
	5.0		27	11	6	4	5	2	0	0	0	0	0	35	43	7.20	2.600
	1.0		4	1	1	1	0	0	0	0	0	0	1	4	4	9.00	1.000
	1.0		4	2	0	0	0	0	0	0	0	0	0	4	4	0.00	2.000
	2.0	W	10	3	1	1	1	1	0	0	0	0	0	11	15	4.50	2.000

San Diego Padres @ Atlanta Braves
Atlanta-Fulton County Stadium, Atlanta, GA
Mon Sep 22 1986, 7:05 PM EDT
Att. 2,419 - Unknown

livebaseballscorecards.com

AB 41
R 8
H 17
RBI 7
BB 3
SO 6
LOB 21



BOTTOM

San Diego Padres @ Atlanta Braves
Atlanta-Fulton County Stadium, Atlanta, GA

Mon Sep 22 1986, 7:05 PM EDT
Att. 2,419 - Unknown

livebaseballscorecards.com

AB 34
R 9
H 12
RBI 8
BB 7
SO 2
LOB 13



WP: 1 PA: 44
PB: 0
SB: 3
CS: 0

AB R H RBI BB SO LOB

4 2 3 1 1 0 0

4 0 2 2 1 0 2

4 1 1 1 1 0 2

3 2 1 1 2 0 1
0 1 0 0 0 0 0

4 1 1 3 0 1 1

3 0 0 0 0 1 0
0 0 0 0 1 0 0
0 0 0 0 0 0 0
0 0 0 0 1 0 0

5 0 2 0 0 0 3

4 2 2 0 0 0 1

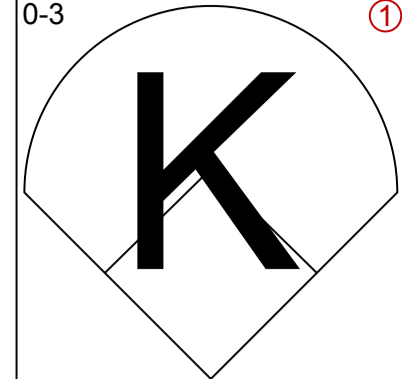
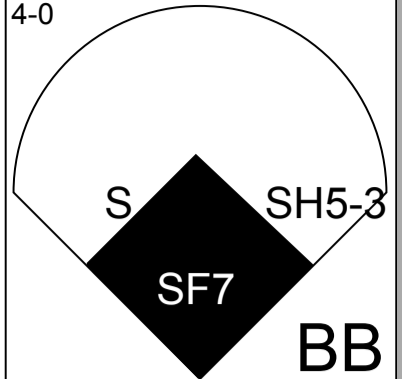
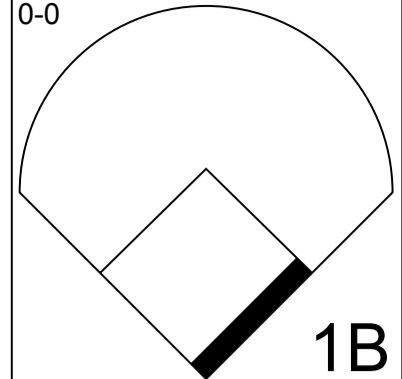
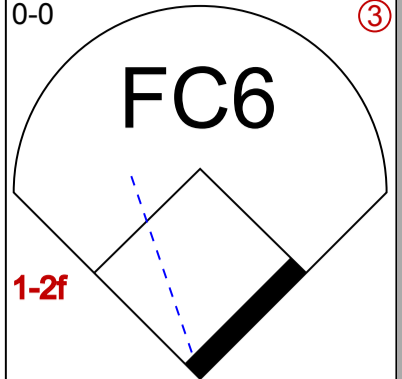
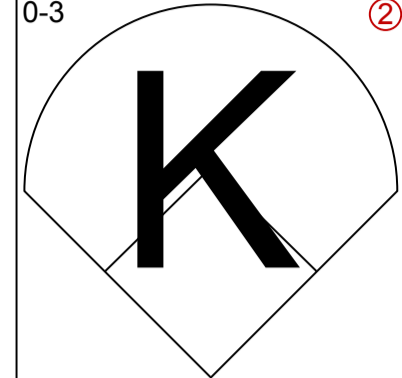
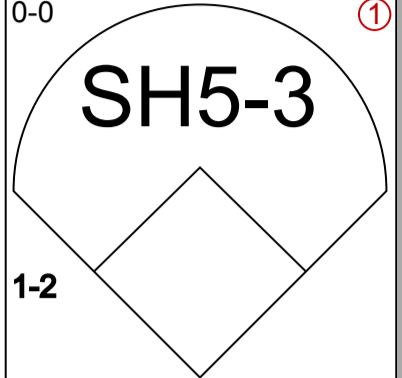
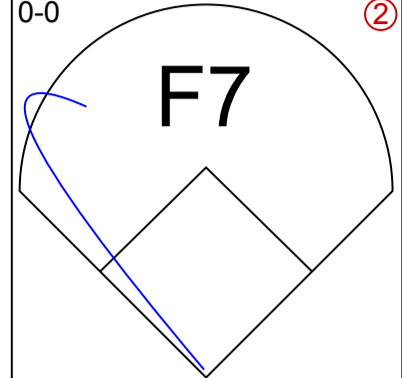
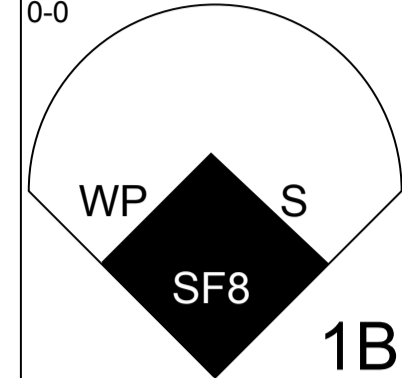
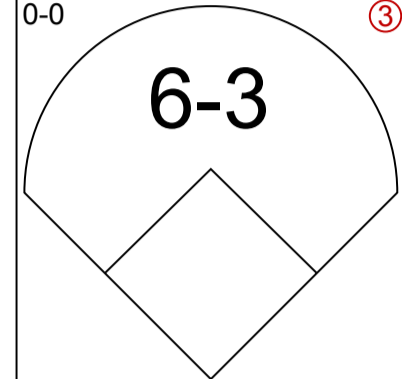
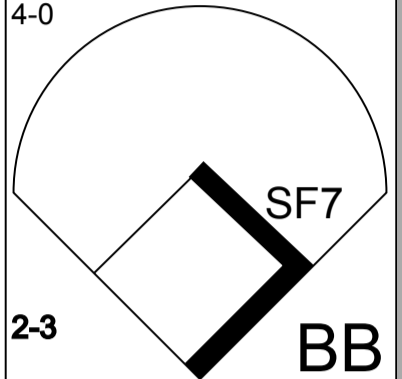
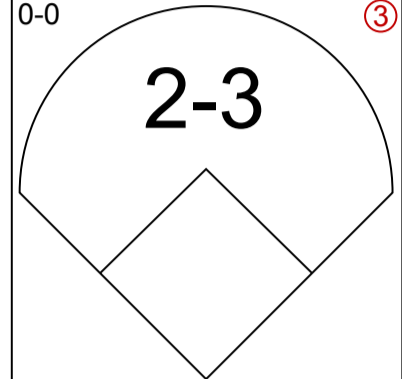
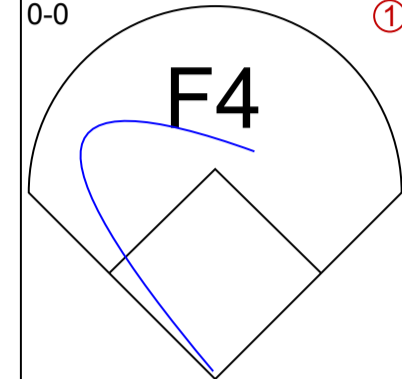
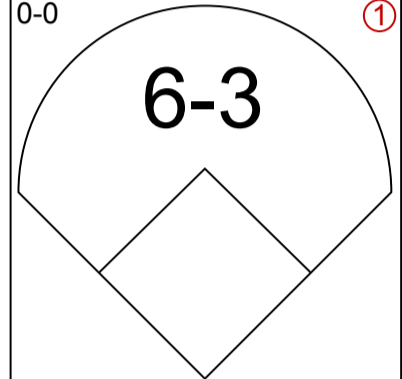
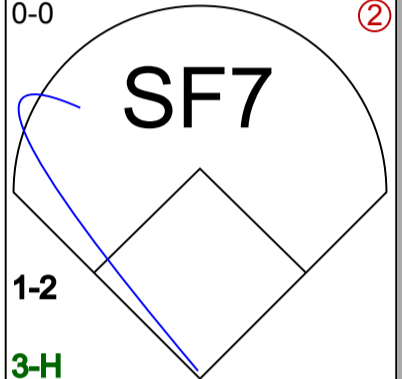
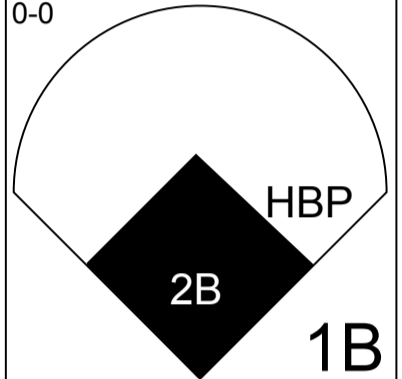
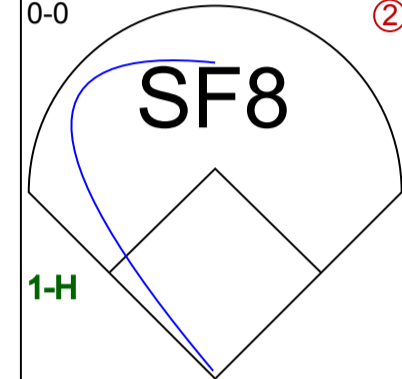
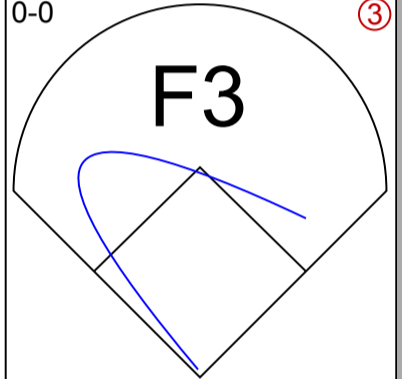
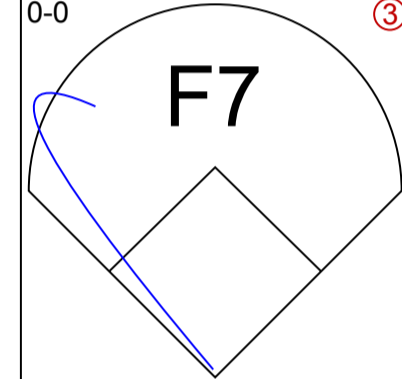
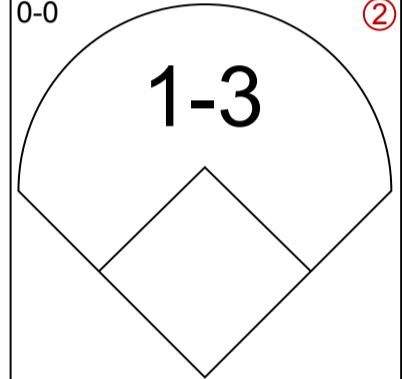
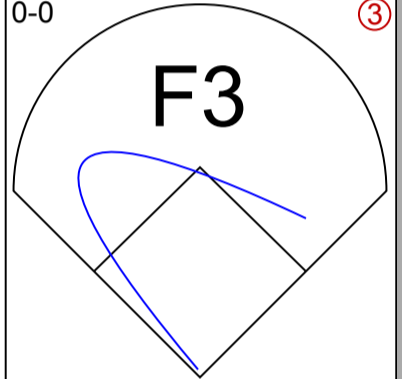
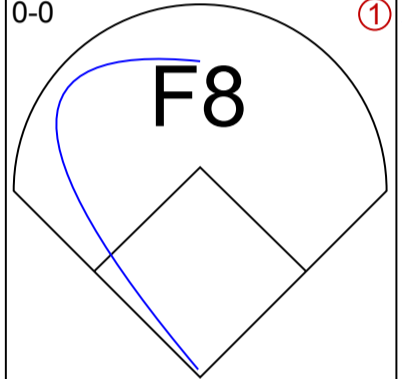
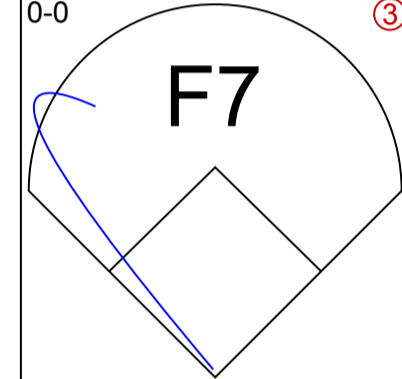
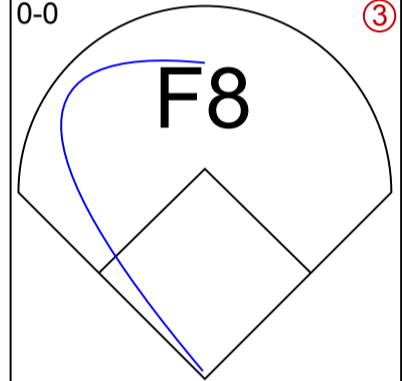
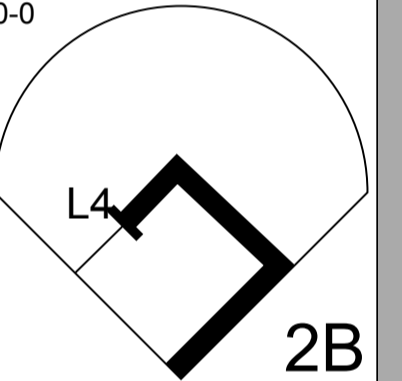
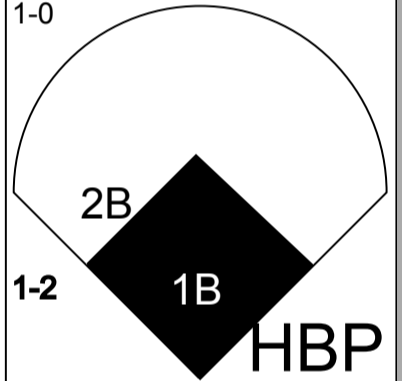
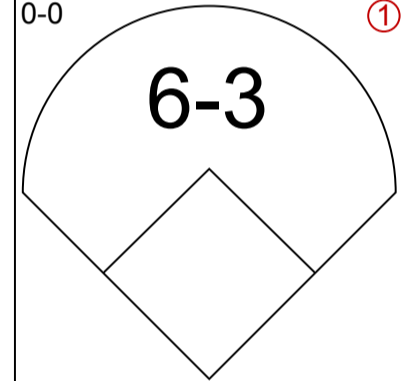
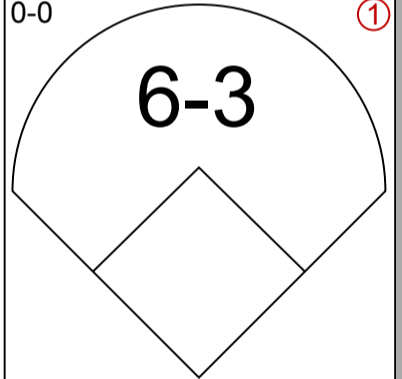
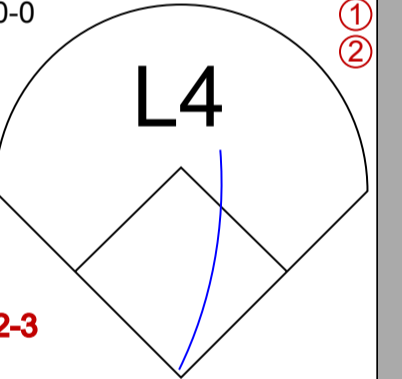
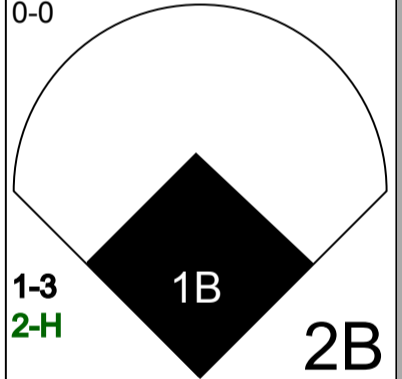
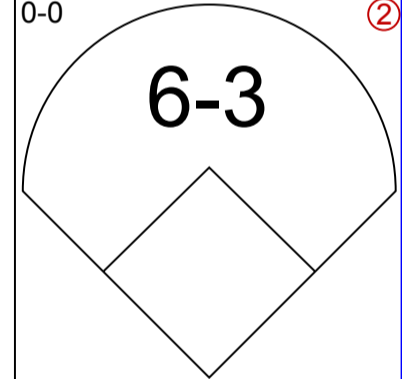
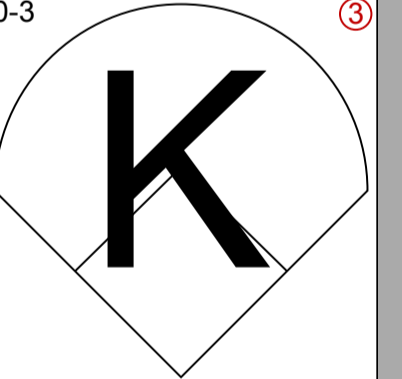
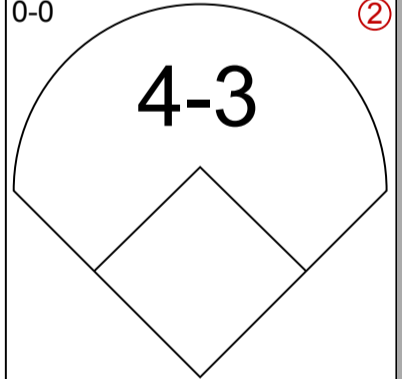
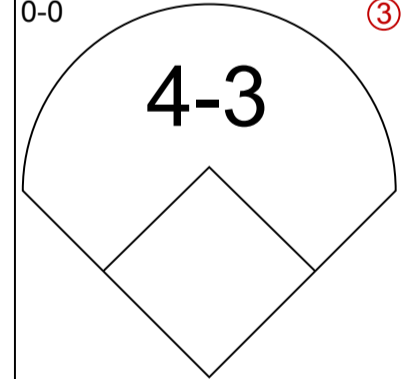
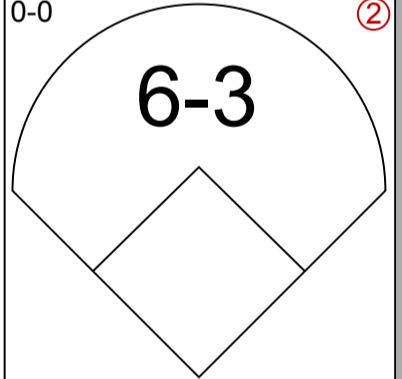
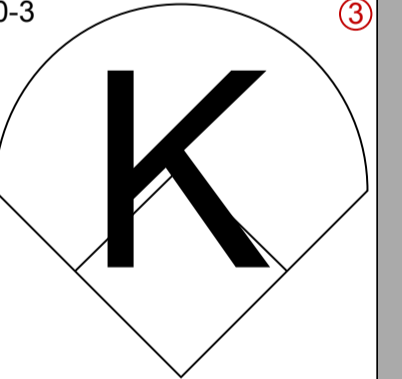
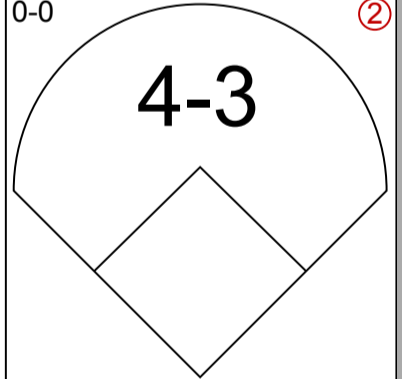
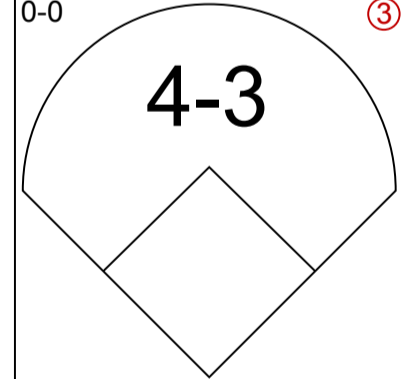
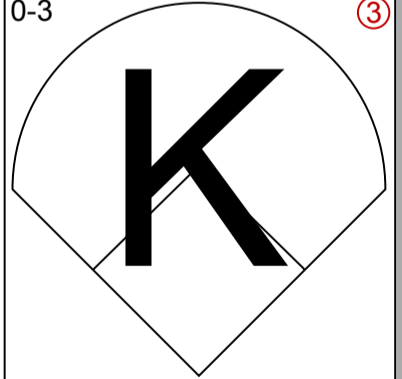
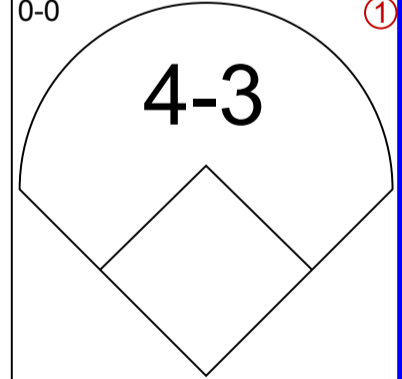
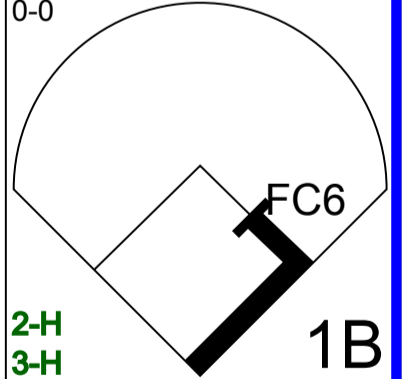
1B: 7 SF: 0
2B: 1 SAC: 2
3B: 2 DP: 1
HR: 2 HBP: 0

Batter	1	2	3	4	5	6	7	8	9
Albert Hall, S OBP: 0.370, SLG: 0.304 (1, 9)	0-0 G3 2B		4-0 S BB		0-0 3B 1B		0-0 1B 3B 1B	0-0 G1-3 2-H	
Ken Oberkfell, L OBP: 0.381, SLG: 0.377 (1, 5)	0-0 G3 2-3		0-0 F8 1-2		0-0 3B		0-0 1B	4-0 PO BLK BB	
Dale Murphy, R OBP: 0.357, SLG: 0.500 (1, 8)	0-0 F3			0-0 5-3	0-0 5-3		0-0 FC4-6 3B	4-0 BB	
Bob Horner, R OBP: 0.329, SLG: 0.459 (1, 3) Omar Moreno, L OBP: 0.279, SLG: 0.355 (9, PR)	0-0 6-3			0-0 HR		0-0 E5 HR	4-0 FC4-6 BB	0-0 PO 2-3	4-0 SH1-3 WP E BB
Gerald Perry, L OBP: 0.357, SLG: 0.410 (1, 7)		0-0 G3		0-3 K		0-0 HR	0-0 FC4-6 BLK		0-0 SH1-3 1-3
Rafael Ramirez, R OBP: 0.275, SLG: 0.339 (1, 6) Ken Griffey, L OBP: 0.341, SLG: 0.487 (7, PH) Zane Smith, L OBP: 0.119, SLG: 0.088 (8, 1) Chris Chambliss, L OBP: 0.380, SLG: 0.416 (9, PH)		0-0 1-3		0-0 5-3		0-3 K	0-0 IBB		4-0 IBB
Ozzie Virgil, R OBP: 0.341, SLG: 0.367 (1, 2)		0-0 5-3				0-0 FC6-4 1B	0-0 G6-4-3 1B		0-0 F9 3-H
Glenn Hubbard, R OBP: 0.341, SLG: 0.310 (1, 4)			0-0 L9		0-0 FC6-4 1B SH2-4 3B	0-0 G6-4-3 1B		0-0 E G1-3 1B	
David Palmer, R OBP: 0.203, SLG: 0.286 (1, 1) Ed Olwine, R OBP: 0.500, SLG: 0.333 (6, 1) Terry Harper, R OBP: 0.312, SLG: 0.350 (6, PH) Craig McMurtry, R OBP: 0.176, SLG: 0.125 (7, 1) Andres Thomas, R OBP: 0.270, SLG: 0.391 (8, 6)			0-0 6-3		0-0 SH2-4	0-0 G6-4-3		0-0 G6-3	

Inning Stats	R: 0 E: 0 K: 0 S: 4	H: 1 LOB: 1 BB: 0 P: 4	R: 0 E: 0 K: 0 S: 3	H: 0 LOB: 0 BB: 0 P: 3	R: 0 E: 0 K: 0 S: 3	H: 0 LOB: 1 BB: 1 P: 7	R: 1 E: 0 K: 1 S: 6	H: 1 LOB: 0 BB: 0 P: 6	R: 2 E: 0 K: 0 S: 6	H: 3 LOB: 1 BB: 0 P: 6	R: 2 E: 1 K: 1 S: 8	H: 3 LOB: 1 BB: 0 P: 8	R: 2 E: 0 K: 0 S: 5	H: 3 LOB: 2 BB: 2 P: 13	R: 1 E: 1 K: 0 S: 3	H: 1 LOB: 1 BB: 2 P: 11	R: 1 E: 1 K: 0 S: 2	H: 0 LOB: 2 BB: 2 P: 10	1B: 7 2B: 1 3B: 2 HR: 2	SF: 0 SAC: 2 DP: 1 HBP: 0	WP: 1 PB: 0 SB: 3 CS: 0	PA: 44
--------------	------------------------------	---------------------------------	------------------------------	---------------------------------	------------------------------	---------------------------------	------------------------------	---------------------------------	------------------------------	---------------------------------	------------------------------	---------------------------------	------------------------------	----------------------------------	------------------------------	----------------------------------	------------------------------	----------------------------------	----------------------------------	------------------------------------	----------------------------------	--------

PITCHER	IP	WLS	BF	H	R	ER	SO	BB	IBB	HBP	BLK	WP	HR	S	P	ERA	WHIP
Ed Wojna, R ERA: 2.93 (1, 1)	5.0		21	5	3	3	1	1	0	0	0	0	1	22	26	5.40	1.200
Dave LaPoint, L ERA: 4.99 (6, 1)	0.1		4	2	2	1	1	0	0	0	0	0	1	6	6	27.00	6.000
Craig Lefferts, L ERA: 2.81 (6, 1)	1.0		5	4	2	2	0	0	0	0	0	0	0	5	5	18.00	4.000
Greg Booker, R ERA: (7, 1)	0.0		1	0	0	0	0	1	0	0	0	0	0	4	4	∞	∞
Lance McCullers, R ERA: 2.6 (7, 1)	1.2		8	1	1	0	0	2	1	0	2	0	0	5	17	0.00	1.800

PITCHER	IP	WLS	BF	H	R	ER	SO	BB	IBB	HBP	BLK	WP	HR	S	P	ERA	WHIP
LaMarr Hoyt, R ERA: 5.26 (9, 1)	0.2		4	0	1	0	0	1	1	0	0	1	0	2	10	0.00	1.500

Batter	1	2	3	4	5	6	7	8	9	AB R H RBI BB SO LOB	TOP											
Bip Roberts, S (1, 4) OBP: 0.292, SLG: 0.305	0-3 			4-0 		0-0 	0-0 			3 1 1 0 1 1 1												
Tony Gwynn, L (1, 9) OBP: 0.383, SLG: 0.469	0-3 			0-0 		0-0 		0-0 		3 1 1 0 0 1 1												
Kevin McReynolds, R (1, 8) OBP: 0.355, SLG: 0.503	0-0 			4-0 		0-0 		0-0 		3 0 0 0 1 0 2												
John Kruk, L (1, 7) OBP: 0.415, SLG: 0.433		0-0 		0-0 			0-0 	0-0 		2 1 1 2 0 0 0												
Marvell Wynne, L (9, 8) OBP: 0.292, SLG: 0.406				1-2 				1-H 		0 0 0 0 0 0 0												
Benito Santiago, R (1, 2) OBP: 0.303, SLG: 0.531		0-0 		0-0 			0-0 	0-0 		4 0 0 0 0 0 2												
Tim Lincecum, R (1, 3) OBP: 0.304, SLG: 0.211		0-0 			0-0 		1-0 		0-0 	3 1 1 0 0 0 0												
Randy Asadoor, R (1, 5) OBP: 0.417, SLG: 0.435			0-0 		0-0 		0-0 		0-0 	4 1 1 1 0 0 1												
Lance McCullers, S (9, 1) OBP: 0.200, SLG: 0.182				2-3 		1-3 			0-0 	0 0 0 0 0 0 0												
Gary Green, R (1, 6) OBP: 0.200, SLG: 0.240			0-0 		0-3 		0-0 		0-0 	2 0 0 0 0 1 0												
Garry Templeton, S (7, PH) OBP: 0.290, SLG: 0.303										2 0 0 0 0 0 2												
Ed Vosberg, L (1, 1) OBP: 0.250, SLG: 0.337		0-3 				0-0 	0-0 			1 0 0 0 0 0 1 0												
Dane Iorg, L (6, PH) OBP: 0.250, SLG: 0.337										1 0 0 0 0 0 0 0												
Greg Booker, R (6, 1) OBP: 0.250, SLG: 0.337										0 0 0 0 0 0 0 0												
Terry Kennedy, L (7, PH) OBP: 0.323, SLG: 0.405										1 0 1 2 0 0 0 0												
Ray Hayward, L (7, PR) OBP: 0.323, SLG: 0.405										0 0 0 0 0 0 0 0												
Craig Lefferts, L (7, 1) OBP: 0.125, SLG: 0.500										0 0 0 0 0 0 0 0												
Craig Nettles, L (9, 5) OBP: 0.297, SLG: 0.379										0 0 0 0 0 0 0 0												
Inning Stats	R: 0 E: 0 K: 2 S: 7	H: 0 LOB: 0 BB: 0 P: 7	R: 0 E: 0 K: 0 S: 3	H: 0 LOB: 0 BB: 0 P: 3	R: 0 E: 0 K: 1 S: 5	H: 0 LOB: 0 BB: 0 P: 5	R: 1 E: 0 K: 0 S: 3	H: 0 LOB: 1 BB: 2 P: 11	R: 0 E: 0 K: 1 S: 5	H: 1 LOB: 0 BB: 0 P: 5	R: 0 E: 0 K: 0 S: 4	H: 1 LOB: 1 BB: 0 P: 4	R: 3 E: 0 K: 0 S: 6	H: 3 LOB: 1 BB: 0 P: 7	R: 1 E: 0 K: 0 S: 4	H: 1 LOB: 0 BB: 0 P: 4	R: 0 E: 0 K: 0 S: 3	H: 0 LOB: 0 BB: 0 P: 3	1B: 4 2B: 3 3B: 0 HR: 0	SF: 2 SAC: 1 DP: 1 HBP: 1	WP: 1 PB: 0 SB: 2 CS: 0	PA: 35
PITCHER	IP WLS BF H R ER SO BB IBB HBP BLK WP HR S P ERA WHIP																					
Jim Acker, R (1, 1) ERA: 4.02	8.0 L 32 6 5 5 4 2 0 1 0 1 0 37 46 5.62 1.000																					
Jeff Dedmon, R (9, 1) ERA: 2.89	1.0 3 0 0 0 0 0 0 0 0 0 0 3 3 0.00 0.000																					

San Diego Padres @ Atlanta Braves
Atlanta-Fulton County Stadium, Atlanta, GA

Tue Sep 23 1986, 7:05 PM EDT
Att. 3,090 - Unknown

livebaseballscorecards.com

AB	29
R	5
H	6
RBI	5
BB	2
SO	4
LOB	9



Batter	1	2	3	4	5	6	7	8	9	AB R H RBI BB SO LOB
Albert Hall, S OBP: 0.375, SLG: 0.321 (1, 9)	0-0 4-3		0-0 BLK 1B		0-0 BB S 1B	0-0 6-3			0-0 F5	5 1 2 0 0 0 1
Brad Komminsk, R OBP: 0.400, SLG: 0.400 (1, 5) Ken Griffey, L OBP: 0.343, SLG: 0.488 (9, PH)	0-0 4-3		0-0 BB 1B 1B		0-0 F7		0-0 G6-3 1B		0-0 1B	4 1 2 1 0 0 1 1 0 1 0 0 0 0
Dale Murphy, R OBP: 0.356, SLG: 0.496 (1, 8)	0-0 L4		0-0 F9		4-0 BB BB 1-2 BB BB		0-0 G6-3 1-2f		0-3 K	4 0 0 0 1 1 3
Bob Horner, R OBP: 0.330, SLG: 0.457 (1, 3)		0-0 F9	4-0 1B 1-2 BB		0-0 F9		0-0 1B		0-0 F8	4 0 1 0 1 0 3
Terry Harper, R OBP: 0.319, SLG: 0.354 (1, 7)		0-0 1B 1B	0-0 1B 1B G6-4-3		4-0 1-2 2-3 BB		0-0 1-3			3 0 2 1 1 0 1
Andres Thomas, R OBP: 0.270, SLG: 0.389 (1, 6)		0-0 2B 1B 1-2	0-0 G6-4-3 1-2f		0-0 L5			0-0 E5 CS		4 0 1 0 0 0 5
Ozzie Virgil, R OBP: 0.340, SLG: 0.368 (1, 2)		0-0 1-3 2B		0-0 F3		0-0 F4		0-3 K 1-2		4 0 1 0 0 1 1
Glenn Hubbard, R OBP: 0.345, SLG: 0.313 (1, 4)		4-0 IBB		0-0 5-3		0-0 1B		0-0 E5 1B		3 0 2 0 1 0 0
Jim Acker, R OBP: 0.125, SLG: 0.167 (1, 1) Bill Sample, R OBP: 0.340, SLG: 0.437 (8, PH) Jeff Dedmon, L OBP: 0.133, SLG: 0.133 (9, 1)		0-0 6-3		0-3 K2-3		0-3 K		0-0 F7		3 0 0 0 0 2 4 1 0 0 0 0 0 1 0 0 0 0 0 0 0

Inning Stats	R: 0 E: 0 K: 0 S: 3	H: 0 LOB: 0 BB: 0 P: 3	R: 0 E: 0 K: 0 S: 5	H: 3 LOB: 3 BB: 1 P: 9	R: 2 E: 0 K: 0 S: 5	H: 3 LOB: 1 BB: 1 P: 9	R: 0 E: 0 K: 1 S: 5	H: 0 LOB: 0 BB: 0 P: 5	R: 0 E: 0 K: 0 S: 4	H: 1 LOB: 3 BB: 2 P: 12	R: 0 E: 0 K: 1 S: 6	H: 1 LOB: 1 BB: 0 P: 6	R: 0 E: 0 K: 0 S: 4	H: 2 LOB: 1 BB: 0 P: 4	R: 0 E: 2 K: 1 S: 6	H: 1 LOB: 1 BB: 0 P: 6	R: 0 E: 0 K: 1 S: 6	H: 1 LOB: 1 BB: 0 P: 6	1B: 11 2B: 2 3B: 0 HR: 0	SF: 0 SAC: 0 DP: 3 HBP: 0	WP: 0 PB: 0 SB: 1 CS: 1	PA: 40
--------------	------------------------------	---------------------------------	------------------------------	---------------------------------	------------------------------	---------------------------------	------------------------------	---------------------------------	------------------------------	----------------------------------	------------------------------	---------------------------------	------------------------------	---------------------------------	------------------------------	---------------------------------	------------------------------	---------------------------------	-----------------------------------	------------------------------------	----------------------------------	--------

PITCHER	IP	WLS	BF	H	R	ER	SO	BB	IBB	HBP	BLK	WP	HR	S	P	ERA	WHIP
Ed Vosberg, L ERA: 3.6 (1, 1)	5.0		24	7	2	2	1	3	1	0	1	0	0	22	38	3.60	2.000
Greg Booker, R ERA: (6, 1)	1.0	W	4	1	0	0	1	0	0	0	0	0	0	6	6	0.00	1.000
Craig Lefferts, L ERA: 2.76 (7, 1)	2.0		8	3	0	0	1	0	0	0	0	0	0	10	10	0.00	1.500
Lance McCullers, R ERA: 2.58 (9, 1)	1.0	S	4	1	0	0	1	0	0	0	0	0	0	6	6	0.00	1.000

BOTTOM

San Diego Padres @ Atlanta Braves
Atlanta-Fulton County Stadium, Atlanta, GA

Tue Sep 23 1986, 7:05 PM EDT
Att. 3,090 - Unknown

livebaseballscorecards.com

AB	36
R	2
H	12
RBI	2
BB	4
SO	4
LOB	20



Batter	1	2	3	4	5	6	7	8	9	10	AB	R	H	RBI	BB	SO	LOB	TOP				
John Kruk, L (1, 7) <small>OBP: 0.411, SLG: 0.427</small> Carmelo Martinez, R (9, PH) <small>OBP: 0.340, SLG: 0.394</small> Bip Roberts, S (9, PR) <small>OBP: 0.292, SLG: 0.305</small>	0-0 F8		0-3 K			0-3 K			0-0 F9 2-H 1B 2B 1B		3	0	0	0	0	2	0					
Tony Gwynn, L (1, 9) <small>OBP: 0.383, SLG: 0.468</small>	0-0 4-3			0-0 4-3			0-0 G3		0-0 1-2 2B 1B		4	1	1	0	0	0	0					
Kevin McReynolds, R (1, 8) <small>OBP: 0.353, SLG: 0.499</small>	0-0 F8			0-0 F8			0-0 F3		0-0 F9 2-3		4	0	0	0	0	0	2					
Steve Garvey, R (1, 3) <small>OBP: 0.287, SLG: 0.415</small> Marvell Wynne, L (9, PR) <small>OBP: 0.292, SLG: 0.406</small>		0-0 F8		0-0 F8			0-0 F7		0-0 1-H 3-H 2B		4	0	1	2	0	0	0					
Graig Nettles, L (1, 5) <small>OBP: 0.299, SLG: 0.378</small>		0-0 5-3			0-0 G6-4-3 1B			0-3 K	0-0 4-0 IBB		3	0	1	0	1	1	0					
Jerry Royster, R (1, 4) <small>OBP: 0.340, SLG: 0.373</small> Terry Kennedy, L (9, PH) <small>OBP: 0.323, SLG: 0.404</small> Lance McCullers, S (9, 1) <small>OBP: 0.200, SLG: 0.182</small>		4-0 BB		0-0 G6-4-3 1-2f			0-0 5-3		0-0 G3		2	0	0	0	1	0	1					
Mark Parent, R (1, 2)		0-0 4-3		0-0 6-3			0-0 5-3			0-0 4-3		4	0	0	0	0	1					
Gary Green, R (1, 6) <small>OBP: 0.185, SLG: 0.222</small> Garry Templeton, S (9, PH) <small>OBP: 0.291, SLG: 0.306</small>			0-0 6-3		0-0 6-3				0-0 1B 2B	0-3 K	2	0	0	0	0	0	0					
Andy Hawkins, R (1, 1) <small>OBP: 0.169, SLG: 0.172</small> Tim Pyznarski, R (6, PH) <small>OBP: 0.292, SLG: 0.200</small> Ed Whitson, R (6, 1) <small>OBP: 0.118, SLG: 0.118</small> Bruce Bochy, R (9, PH) <small>OBP: 0.328, SLG: 0.520</small> Dane Iorg, L (9, 3) <small>OBP: 0.248, SLG: 0.333</small>			0-3 K			0-0 1-3			0-0 F8	0-0 5-3	1	0	0	0	0	1	0					
Inning Stats	R: 0 E: 0 K: 0 S: 3	H: 0 LOB: 0 BB: 0 P: 3	R: 0 E: 0 K: 0 S: 3	H: 0 LOB: 1 BB: 1 P: 7	R: 0 E: 0 K: 2 S: 7	H: 0 LOB: 0 BB: 0 P: 7	R: 0 E: 0 K: 0 S: 3	H: 0 LOB: 0 BB: 0 P: 3	R: 0 E: 0 K: 1 S: 5	H: 0 LOB: 0 BB: 0 P: 5	R: 0 E: 0 K: 0 S: 3	H: 0 LOB: 0 BB: 0 P: 3	R: 0 E: 0 K: 1 S: 5	H: 0 LOB: 0 BB: 0 P: 5	R: 3 E: 0 K: 0 S: 7	H: 4 LOB: 2 BB: 1 P: 11	R: 0 E: 0 K: 1 S: 5	H: 0 LOB: 0 BB: 0 P: 5	1B: 3 2B: 2 3B: 0 HR: 0	SF: 0 SAC: 0 DP: 1 HBP: 0	WP: 0 PB: 0 SB: 0 CS: 0	PA: 36
PITCHER Rick Honeycutt, L (1, 1) <small>ERA: 3.2</small> Ken Howell, R (9, 1) <small>ERA: 3.26</small>	IP: 8.1 WLS: W BF: 29 H: 4 R: 3 ER: 3 SO: 4 BB: 1 IBB: 0 HBP: 0 BLK: 0 WP: 0 HR: 0 S: 36 P: 40 ERA: 3.24 WHIP: 0.600																					

San Diego Padres @ Los Angeles Dodgers
 Dodger Stadium, Los Angeles, CA
 Thu Sep 25 1986, 3:33 AM PDT
 Unknown

AB	34
R	3
H	5
RBI	3
BB	2
SO	5
LOB	7



Batter	1	2	3	4	5	6	7	8	9	10	AB	R	H	RBI	BB	SO	LOB	BOTTOM									
Steve Sax, R (1, 4) OBP: 0.381, SLG: 0.433	0-0 6-3		0-0 F3		0-0 F9		0-0 1B		0-0 4-3		5	0	1	0	0	0	3	San Diego Padres @ Los Angeles Dodgers Dodger Stadium, Los Angeles, CA Thu Sep 25 1986, 3:33 AM PDT Unknown									
Len Matuszek, L (1, 7) OBP: 0.328, SLG: 0.436 Reggie Williams, R (9, 9) OBP: 0.330, SLG: 0.372	0-0 F9		0-0 F6		0-0 HR		0-0 1B		0-0 6-3		4	1	2	3	0	0	1										
Bill Madlock, R (1, 5) OBP: 0.338, SLG: 0.407 Jeff Hamilton, R (8, 5) OBP: 0.237, SLG: 0.339	0-0 F4		0-0 FC5-4		4-0 BB		0-0 6-3		0-0 HR		3	0	0	0	1	0	2										
Greg Brock, L (1, 3) OBP: 0.314, SLG: 0.434		0-0 BB		0-0 F9		0-0 F9		0-0 4-3			4	0	1	0	0	0	1										
Ralph Bryant, L (1, 9) OBP: 0.353, SLG: 0.674 Jose Gonzalez, R (9, 8) OBP: 0.265, SLG: 0.303		0-3 K		0-0 G3		0-0 1-3		0-3 K			4	0	0	0	0	2	1										
Mike Scioscia, L (1, 2) OBP: 0.371, SLG: 0.354		0-3 K		0-0 4-3		4-0 BB		0-0 1B			3	0	1	0	1	1	1										
Franklin Stubbs, L (1, 8) OBP: 0.297, SLG: 0.436 Ken Howell, R (9, 1)		4-0 BB		0-0 SH1-3		0-0 F7		0-0 F4			3	1	1	0	1	0	2										
Dave Anderson, R (1, 6) OBP: 0.315, SLG: 0.305		0-3 K		4-0 SH1-3		4-0 FC5-4		0-0 F9			3	1	0	0	1	1	3										
Rick Honeycutt, L (1, 1) OBP: 0.208, SLG: 0.098 Bill Russell, R (9, 7) OBP: 0.306, SLG: 0.305			4-0 FC5-4		0-0 SH1-3		0-3 K		0-0 F9		1	0	0	0	1	1	0										
					1-2 2-3						1	0	0	0	0	0	0										
Inning Stats	R: 0 E: 0 K: 0 S: 3	H: 0 LOB: 0 BB: 0 P: 3	R: 0 E: 0 K: 3 S: 10	H: 1 LOB: 2 BB: 1 P: 14	R: 0 E: 0 K: 0 S: 3	H: 0 LOB: 1 BB: 1 P: 7	R: 0 E: 0 K: 0 S: 3	H: 0 LOB: 0 BB: 0 P: 3	R: 3 E: 0 K: 0 S: 5	H: 2 LOB: 1 BB: 2 P: 13	R: 0 E: 0 K: 0 S: 3	H: 0 LOB: 1 BB: 1 P: 7	R: 0 E: 0 K: 1 S: 6	H: 2 LOB: 1 BB: 0 P: 6	R: 0 E: 0 K: 1 S: 6	H: 1 LOB: 1 BB: 0 P: 6	R: 0 E: 0 K: 0 S: 3	H: 0 LOB: 0 BB: 0 P: 3	R: 1 E: 0 K: 0 S: 2	H: 1 LOB: 0 BB: 0 P: 2	1B: 5 2B: 0 3B: 0 HR: 2	SF: 0 SAC: 1 DP: 0 HBP: 0	WP: 0 PB: 0 SB: 0 CS: 0	PA: 39			
PITCHER	IP	WLS	BF	H	R	ER	SO	BB	IBB	HBP	BLK	WP	HR	S	P	ERA	WHIP										
Andy Hawkins, R (1, 1) ERA: 4.3	5.0		22	3	3	3	3	4	0	0	0	0	1	24	40	5.40	1.400										
Ed Whitson, R (6, 1) ERA: 6.03	3.0		12	3	0	0	2	1	0	0	0	0	0	15	19	0.00	1.333										
Lance McCullers, R (9, 1) ERA: 2.62	1.1	L	5	1	1	1	0	0	0	0	0	0	1	5	5	6.75	0.750										



Batter	1	2	3	4	5	6	7	8	9	AB	R	H	RBI	BB	SO	LOB
Steve Sax, R (1, 4) OBP: 0.381, SLG: 0.432	0-3 K		0-0 5-3		0-3 K		0-0 1B	4-0 BB		4	0	1	1	1	2	1
Mariano Duncan, R (1, 6) OBP: 0.294, SLG: 0.323 Greg Brock, L (8, PH) Ken Howell, R (9, 1)	0-0 F9		0-3 K		0-0 1B		0-0 F8	0-3 K		4	0	1	0	0	1	1
Enos Cabell, R (1, 9) OBP: 0.269, SLG: 0.315 Ken Landreaux, L (9, PH)	0-0 6-3			0-0 E4 1B	0-3 K			0-3 K2-3	0-0 F8	4	1	0	0	0	2	2
Jeff Hamilton, R (1, 5) OBP: 0.244, SLG: 0.375		0-0 5-3		0-0 F4		0-0 HR		0-0 1B 2B	0-0 F3	5	2	2	1	0	0	1
Alex Trevino, R (1, 2) OBP: 0.348, SLG: 0.383 Mike Scioscia, L (9, PH)		0-0 5-3		0-0 FC5-4 1B		0-0 F8		0-0 WP 1B 6-3 1B	0-0 4-3	4	1	2	1	0	0	0
Larry See, R (1, 3) OBP: 0.300, SLG: 0.278 Pedro Guerrero, R (8, PH) Mike Marshall, R (8, PR)		4-0 WP 1B BB		0-3 K		0-0 F8		0-0 BB WP 1B		2	1	0	0	1	1	1
Reggie Williams, R (1, 8) OBP: 0.330, SLG: 0.372 Bill Madlock, R (8, PH) Dave Anderson, R (9, 6)		0-0 FC4-6 1B		0-0 FC5-4 1-2f		0-0 6-3		0-0 6-3 1-2 2-H		1	0	1	1	0	0	0
Bill Russell, R (1, 7) OBP: 0.303, SLG: 0.302 Franklin Stubbs, L (7, PH)		0-0 FC4-6		0-0 1-6-3			0-0 F7	4-0 BB BB IBB		2	0	0	0	0	0	1
Jerry Reuss, L (1, 1) OBP: 0.286, SLG: 0.300 Brian Holton, R (5, 1) Dennis Powell, R (7, 1) Len Matuszek, L (8, PH) Jose Gonzalez, R (8, PR)			0-3 K		0-0 E3 1B		0-3 K	4-0 BB BB		1	0	0	0	0	1	0

Inning Stats	R: 0	H: 0	E: 0	K: 1	S: 5	R: 1	H: 1	E: 0	K: 0	S: 4	R: 0	H: 0	E: 0	K: 2	S: 7	R: 1	H: 1	E: 1	K: 1	S: 7	R: 0	H: 1	E: 1	K: 2	S: 9	R: 1	H: 1	E: 0	K: 0	S: 4	R: 0	H: 1	E: 0	K: 1	S: 6	R: 3	H: 3	E: 0	K: 2	S: 10	R: 0	H: 0	E: 0	K: 0	S: 3	1B: 6	2B: 1	3B: 0	HR: 1	SF: 0	SAC: 0	DP: 0	HBP: 0	WP: 2	PB: 0	SB: 1	CS: 0	PA: 41
--------------	------	------	------	------	------	------	------	------	------	------	------	------	------	------	------	------	------	------	------	------	------	------	------	------	------	------	------	------	------	------	------	------	------	------	------	------	------	------	------	-------	------	------	------	------	------	-------	-------	-------	-------	-------	--------	-------	--------	-------	-------	-------	-------	--------

PITCHER	IP	WLS	BF	H	R	ER	SO	BB	IBB	HBP	BLK	WP	HR	S	P	ERA	WHIP
Ray Hayward, L (1, 1) ERA: 9.82	6.0		25	4	3	2	6	1	0	0	0	1	1	36	40	3.00	0.833
Greg Booker, R (7, 1) ERA:	1.0		4	1	0	0	1	0	0	0	0	0	0	6	6	0.00	1.000
Craig Lefferts, L (8, 1) ERA: 3.01	0.1		4	3	3	3	1	0	0	0	0	0	0	6	6	81.00	9.000
Lance McCullers, R (8, 1) ERA: 2.59	1.2	W	8	0	0	0	1	2	1	0	0	1	0	7	19	0.00	1.200

BOTTOM

San Diego Padres @ Los Angeles Dodgers
 Dodger Stadium, Los Angeles, CA
 Thu Sep 25 1986, 7:05 PM PDT
 Att. 24,397 - Unknown

livebaseballscorecards.com

AB	37
R	6
H	8
RBI	6
BB	4
SO	9
LOB	12



Batter	1	2	3	4	5	6	7	8	9	AB R H RBI BB SO LOB	TOP														
Kurt Stillwell, S OBP: 0.311, SLG: 0.256 (1, 6) X	0-0 BB 1B 1B	0-0 1B 1B		0-0 5-3			0-0 2-H 1B	0-0 G3		5 1 3 2 0 0 3															
Max Venable, L OBP: 0.287, SLG: 0.314 (1, 7) X	0-0 1-2 BB 1B	0-0 3-H F8			0-0 4-3		0-0 F8		0-0 HR	5 2 2 1 0 0 2															
Dave Parker, L OBP: 0.333, SLG: 0.479 (1, 9) B B B	4-0 1-2 2-3 E 1B BB	0-0 1-3 1B			0-0 G6-4-3 1B		0-3 K		0-0 4-3	4 1 2 0 1 1 1															
Buddy Bell, R OBP: 0.362, SLG: 0.438 (1, 5) X	0-0 1-2 2-H 3-H FC5-4 1B		0-0 6-3		0-0 G6-4-3			0-3 K	0-0 1B	5 0 2 2 0 1 1															
Bo Diaz, R OBP: 0.322, SLG: 0.381 (1, 2) X	0-0 FC5-4		0-0 F9			0-0 F4		0-0 BB 1B SF8 1B	0-0 F1	4 0 1 0 0 0 1															
Tracy Jones, R OBP: 0.406, SLG: 0.453 (8, PR)	1-2f 2-H									0 1 0 0 0 0 0															
Sal Butera, R OBP: 0.341, SLG: 0.339 (8, 2)										1 0 0 0 0 0 1															
Eddie Milner, L OBP: 0.319, SLG: 0.434 (1, 8) S S S	0-3 K		0-0 F4			0-0 6-3		0-0 BB 1B 1-2	0-0 F4	5 0 1 0 0 1 2															
Tony Perez, R OBP: 0.322, SLG: 0.311 (1, 3) X	0-0 F9			0-0 F3		0-0 F9		4-0 BB 1B 1-2 2-3		3 0 0 0 0 0 1															
Rob Murphy, L (6, 1)										0 0 0 0 0 0 0															
Kal Daniels, L OBP: 0.389, SLG: 0.500 (8, PH)										0 0 0 0 1 0 0															
Tom Browning, L OBP: 0.183, SLG: 0.173 (8, PR)										0 0 0 0 0 0 0															
John Franco, L (8, 1)										0 0 0 0 0 0 0															
Ron Oester, S OBP: 0.321, SLG: 0.358 (1, 4) X		0-0 SH1-4 1B 2B		0-0 HR		0-0 SH1-4 1B		0-0 SF8		3 3 3 2 0 0 0															
Chris Welsh, L OBP: 0.167, SLG: 0.250 (1, 1) X		0-0 SH1-4		0-0 F6		0-0 SH1-4		4-0 3-H		0 0 0 0 0 0 0															
Carl Willis, L OBP: 0.333, SLG: 0.333 (1, 1)										0 0 0 0 0 0 0															
Barry Larkin, R OBP: 0.320, SLG: 0.410 (4, PH)										1 0 0 0 0 0 0															
Bill Landrum, R (4, 1)										0 0 0 0 0 0 0															
Dave Concepcion, R OBP: 0.315, SLG: 0.337 (6, 3) X		2-3						1-2 2-3 BB		0 0 0 0 1 0 0															
Inning Stats	R: 3 E: 1 K: 1 S: 8	H: 3 LOB: 1 BB: 1 P: 12	R: 1 E: 0 K: 0 S: 5	H: 3 LOB: 2 BB: 0 P: 5	R: 0 E: 0 K: 0 S: 3	H: 0 LOB: 0 BB: 0 P: 3	R: 1 E: 0 K: 0 S: 4	H: 1 LOB: 0 BB: 0 P: 4	R: 0 E: 0 K: 0 S: 3	H: 1 LOB: 0 BB: 0 P: 3	R: 0 E: 0 K: 0 S: 3	H: 0 LOB: 0 BB: 0 P: 3	R: 1 E: 0 K: 1 S: 7	H: 2 LOB: 1 BB: 0 P: 7	R: 1 E: 0 K: 1 S: 7	H: 2 LOB: 3 BB: 2 P: 15	R: 1 E: 0 K: 0 S: 5	H: 2 LOB: 1 BB: 0 P: 5	1B: 11 2B: 1 3B: 0 HR: 2	SF: 1 SAC: 2 DP: 1 HBP: 0	WP: 0 PB: 0 SB: 0 CS: 0	PA: 42			
PITCHER	IP WLS BF H R ER SO BB IBB HBP BLK WP HR S P ERA WHIP																								
Jimmy Jones, R ERA: 2.45 (1, 1)	2.0		12	6	4	3	1	1	0	0	0	0	0	13	17	13.50	3.500								
Dave LaPoint, L ERA: 4.9 (3, 1)	4.0		13	2	1	1	0	0	0	0	0	0	1	13	13	2.25	0.500								
Craig Lefferts, L ERA: 3.07 (7, 1)	1.0	L	5	2	1	1	1	0	0	0	0	0	0	7	7	9.00	2.000								
Bob Stoddard, R ERA: 2.79 (8, 1)	0.2		6	2	1	1	1	2	0	0	0	0	0	6	14	13.50	6.000								
LaMarr Hoyt, R ERA: 5.27 (8, 1)	1.1		6	2	1	1	0	0	0	0	0	0	1	6	6	6.75	1.500								

Cincinnati Reds @ San Diego Padres
 Jack Murphy Stadium, San Diego, CA
 Fri Sep 26 1986, 10:05 PM EDT
 Att. 8,126 - Unknown

AB	36
R	8
H	14
RBI	7
BB	3
SO	3
LOB	12



livebaseballscorecards.com

BOTTOM

Cincinnati Reds @ San Diego Padres
Jack Murphy Stadium, San Diego, CA

Fri Sep 26 1986, 10:05 PM EDT
 Att. 8,126 - Unknown

AB	33
R	6
H	8
RBI	6
BB	6
SO	8
LOB	21



WP : 0	PA : 40
PB : 0	
SB : 1	
CS : 1	

Batter	1	2	3	4	5	6	7	8	9	AB	R	H	RBI	BB	SO	LOB
Jerry Royster, R OBP: 0.339, SLG: 0.367 (1, 4)	4-0 E BB	0-3 K		4-0 BB BB		0-0 F8			0-0 FC6-4 G3	3	1	0	0	2	1	4
Tony Gwynn, L OBP: 0.381, SLG: 0.467 (1, 9)	0-0 E9 1B 2B	0-0 FC6-4		0-0 F6			0-0 4-3		0-0 G3	5	1	1	2	0	0	4
Kevin McReynolds, R OBP: 0.357, SLG: 0.506 (1, 8)	0-0 2B 1B	0-0 6-3		0-0 F4			0-0 4-3		4-0 BB	4	1	1	1	1	0	3
Carmelo Martinez, R OBP: 0.344, SLG: 0.395 (1, 7)	0-0 E 2B		4-0 FC5-4 BB		0-0 F8		0-3 K		0-0 G3	4	1	1	1	1	1	2
Benito Santiago, R OBP: 0.317, SLG: 0.487 (1, 2)	4-0 E BB		0-0 F6		0-3 K			0-3 K		3	1	0	0	1	2	1
Tim Pyznarski, R OBP: 0.313, SLG: 0.250 (1, 3)	0-3 K		0-0 F8		0-3 K			0-0 F5		4	0	0	0	0	2	3
Randy Asadoor, R OBP: 0.419, SLG: 0.500 (1, 5)	0-0 E4 CS 2B		0-0 FC5-4		0-0 E S 1B			0-3 K		4	0	2	2	0	1	1
Gary Green, R OBP: 0.219, SLG: 0.226 (1, 6)	0-0 F9		0-0 SH1-4 1B		0-3 K			0-0 FC6-4 1B G3 1B		3	0	1	0	0	1	2
Garry Templeton, S OBP: 0.295, SLG: 0.311 (9, PH)	3-0 F9		0-0 SH1-4		0-0 F7			0-0 FC6-4 1B		1	1	1	0	0	0	0
Jimmy Jones, R Mark Parent, R Dave LaPoint, L Craig Nettles, L Steve Garvey, R Craig Lefferts, L Bob Stoddard, R LaMar Hoyt, R Bruce Bochy, R Tim Lincecum, L		4-0 FC6-4 BB		0-0 SH1-4					0-0 FC6-4 1B	0	0	0	0	0	0	0

Inning Stats	R	H	E	K	S	LOB	BB	P	R	H	E	K	S	LOB	BB	P	1B	2B	3B	HR	SF	SAC	DP	HBP	WP	PA	ERA	WHIP
Chris Welsh, L ERA: 4.91 (1, 1)	0.0	4	3	4	4	0	0	0	0	0	0	0	0	0	0	0	0	0	0	0	0	0	0	0	0	0	0	0
Carl Willis, R ERA: 4.53 (1, 1)	3.0	12	1	1	1	2	3	0	0	0	0	0	0	13	25	3.00	1.333											
Bill Landrum, R ERA: 6.75 (4, 1)	2.1	10	2	0	0	3	1	0	0	0	0	0	0	15	19	0.00	1.286											
Rob Murphy, L ERA: 0.8 (6, 1)	1.2	W	5	0	0	0	1	0	0	0	0	0	0	7	7	0.00	0.000											
John Franco, L ERA: 3.1 (8, 1)	2.0	S	9	2	1	1	2	1	0	0	0	0	0	12	16	4.50	1.500											

WP : 0	PA : 40
PB : 0	
SB : 1	
CS : 1	

Batter	1	2	3	4	5	6	7	8	9	10	11	AB R H RBI BB SO LOB	TOP																				
Kurt Stilwell, S OBP: 0.310, SLG: 0.252 (1, 6)	0-0 F9	0-0 4-3		4-0 BB		0-0 6-3		0-0 F6			0-0 SH1-4	4 0 0 0 1 0 2	Cincinnati Reds @ San Diego Padres Jack Murphy Stadium, San Diego, CA Sat Sep 27 1986, 10:05 PM EDT Att: 8,708 - Unknown																				
Max Venable, L OBP: 0.288, SLG: 0.315 (1, 7)	0-0 E S 1B		0-0 G6-3 1B	0-3 K		0-3 K		0-0 F7			0-0 F2	6 0 2 0 0 2 5																					
Dave Parker, L OBP: 0.332, SLG: 0.475 (1, 9)	0-3 K		0-0 G6-3 1-2f	0-0 G3		0-0 F7					4-0 HR IBB	5 1 0 0 1 2 5																					
Buddy Bell, R OBP: 0.365, SLG: 0.445 (1, 5)	0-0 E5 2-3		0-0 1B		4-0 FC4-6 BB E BB		0-0 5-3				0-0 G4-6-3 1B	5 2 3 3 1 0 1																					
Bo Diaz, R OBP: 0.322, SLG: 0.379 (1, 2)	0-0 F7		0-3 K		4-0 FC4-6 1-2 BB		0-0 HR 1B				0-0 G4-6-3 1-2f	5 1 1 0 1 2 5																					
Eddie Milner, L OBP: 0.319, SLG: 0.448 (1, 8)					0-0 FC4-6 1-2f 2-3 S		0-0 1-H HR				0-3 K	5 2 2 3 0 2 2																					
Tony Perez, R OBP: 0.324, SLG: 0.315 (1, 3)					0-0 HR		0-0 6-3				0-3 K	4 0 1 0 1 2 1																					
Ron Oester, S OBP: 0.324, SLG: 0.359 (1, 4)					0-0 2B		0-0 4-3				0-0 4-3	4 0 2 0 1 0 0																					
Tom Browning, L OBP: 0.176, SLG: 0.167 (1, 1)					0-0 SH1-4 1B																												
John Franco, L (9, 1)					0-0 F7																												
Kal Daniels, L OBP: 0.392, SLG: 0.500 (11, PH)					0-0 SH1-4 1B																												
Eric Davis, R OBP: 0.386, SLG: 0.536 (11, PR)					0-0 FC6-4 1-2f																												
Ron Robinson, R OBP: 0.071, SLG: 0.071 (11, 1)											4-0 SH1-4 HR BB	3 0 0 0 0 0 4 0 0 0 0 0 0 0 0 0 0 0 1 0 0 0 1 0 0 0 0 0 0 0 0 0 0 0 0																					
Inning Stats	R: 0 E: 1 K: 1 S: 7	H: 1 LOB: 2 BB: 0 P: 7	R: 0 E: 1 K: 1 S: 6	H: 1 LOB: 2 BB: 1 P: 10	R: 0 E: 0 K: 1 S: 6	H: 2 LOB: 1 BB: 0 P: 6	R: 1 E: 0 K: 1 S: 8	H: 3 LOB: 3 BB: 1 P: 12	R: 1 E: 1 K: 1 S: 5	H: 0 LOB: 2 BB: 3 P: 17	R: 0 E: 0 K: 1 S: 5	H: 0 LOB: 0 BB: 0 P: 5	R: 2 E: 0 K: 0 S: 5	H: 2 LOB: 0 BB: 0 P: 5	R: 0 E: 0 K: 0 S: 3	H: 0 LOB: 0 BB: 0 P: 3	R: 0 E: 0 K: 1 S: 5	H: 1 LOB: 0 BB: 0 P: 5	R: 0 E: 0 K: 2 S: 7	H: 0 LOB: 0 BB: 0 P: 7	R: 3 E: 0 K: 1 S: 6	H: 1 LOB: 1 BB: 2 P: 14	1B: 7 2B: 1 3B: 0 HR: 3	SF: 0 SAC: 2 DP: 2 HBP: 0	WP: 0 PB: 0 SB: 3 CS: 0	PA: 50							
PITCHER	IP WLS BF H R ER SO BB IBB HBP BLK WP HR S P ERA WHIP																																
Ed Wojna, R ERA: 2.78 (1, 1)	5.0		27	7	2	1	5	4	1	0	0	0	0	0	1	32	52	1.80	2.200														
Ed Whitson, R ERA: 6.03 (6, 1)	3.0		11	2	2	2	1	0	0	0	0	0	0	1	13	13	6.00	0.667															
Bob Stoddard, R ERA: 2.66 (9, 1)	1.0		3	1	0	0	1	0	0	0	0	0	0	0	5	5	0.00	1.000															
Lance McCullers, R ERA: 2.75 (10, 1)	2.0	L	9	1	3	3	3	1	1	0	0	0	0	1	13	21	13.50	1.000															

livebaseballscorecards.com

AB	41
R	7
H	11
RBI	6
BB	7
SO	10
LOB	25



Batter	1	2	3	4	5	6	7	8	9	10	11	AB	R	H	RBI	BB	SO	LOB	BOTTOM							
Jerry Royster, R OBP: 0.337, SLG: 0.367 (1, 4) (9, 6) (10, 4)	0-3 K		0-0 5-3			0-0 6-3			0-0 1B 2B	0-0 4-3		5	1	1	0	0	1	0								
Tony Gwynn, L OBP: 0.380, SLG: 0.464 (1, 9)	0-0 F7			0-0 F9			0-0 6-3 1B		0-0 E6 1B E	0-0 6-3		5	1	1	0	0	0	1								
Kevin McReynolds, R OBP: 0.357, SLG: 0.504 (1, 8) (10, 7)	0-3 K			0-3 K			0-0 6-3 1-2		0-0 E 1B 1-2 2-H	4-0 1B BB		4	1	1	1	1	2	1								
Carmelo Martinez, R OBP: 0.342, SLG: 0.396 Tim Flannery, L OBP: 0.378, SLG: 0.345 Marvell Wynne, L OBP: 0.297, SLG: 0.408 (1, 7) (9, PR) (10, 8)		0-3 K		0-0 F3			0-3 K		0-0 E6 1B 2B 1-H 2-H	0-0 FC6-4 1B		4	0	1	2	0	2	1								
Benito Santiago, R OBP: 0.304, SLG: 0.442 (1, 2)		0-0 F9			0-0 F8		0-0 F9		4-0 1B BB	0-0 FC6-4		4	0	0	0	1	0	3								
Tim Pyznarski, R OBP: 0.324, SLG: 0.287 Ed Whitson, R OBP: 0.118, SLG: 0.118 Mark Farnetti, R Bip Roberts, S OBP: 0.282, SLG: 0.206 Garry Templeton, S OBP: 0.284, SLG: 0.309 (1, 3) (6, 1) (8, PH) (9, 4) (9, PH) (10, 6)		0-0 E S 1B		0-0 F9		0-0 F9		0-3 K	0-3 K		0-3 K	2	0	1	0	0	0	0	0							
Randy Asadoor, R OBP: 0.389, SLG: 0.486 (1, 5)		0-0 F4 1-3		0-0 F3				0-0 2B	0-3 K		0-3 K	5	0	1	0	0	2	3								
Gary Green, R OBP: 0.235, SLG: 0.242 Bruce Bochy, R OBP: 0.327, SLG: 0.516 Bob Stoddard, R John Kruk, L OBP: 0.411, SLG: 0.428 Lance McCullers, S OBP: 0.200, SLG: 0.182 Terry Kennedy, S OBP: 0.322, SLG: 0.403 (1, 6) (8, PH) (9, 1) (9, PH) (10, 1) (11, PH)			0-0 F9			0-0 G5-4-3 1B		0-3 K	0-0 1-2 3-H 1B		0-3 K	2	0	1	0	0	0	0	0							
Ed Wojna, R OBP: 0.167, SLG: 0.167 Steve Garvey, R OBP: 0.284, SLG: 0.411 (1, 1) (6, 3)			0-3 K			0-0 G5-4-3 1-2f		0-0 F8	0-3 K			1	0	0	0	0	1	0								
Inning Stats	R: 0 E: 0 K: 2 S: 7	H: 0 LOB: 0 BB: 0 P: 7	R: 0 E: 0 K: 1 S: 6	H: 1 LOB: 1 BB: 0 P: 6	R: 0 E: 0 K: 1 S: 5	H: 0 LOB: 0 BB: 0 P: 5	R: 0 E: 0 K: 1 S: 5	H: 0 LOB: 0 BB: 0 P: 5	R: 0 E: 0 K: 0 S: 3	H: 0 LOB: 0 BB: 0 P: 3	R: 0 E: 0 K: 0 S: 3	H: 1 LOB: 0 BB: 0 P: 3	R: 0 E: 0 K: 0 S: 6	H: 1 LOB: 1 BB: 0 P: 6	R: 0 E: 0 K: 2 S: 8	H: 1 LOB: 1 BB: 0 P: 8	R: 4 E: 2 K: 3 S: 14	H: 4 LOB: 3 BB: 1 P: 18	R: 0 E: 0 K: 0 S: 4	H: 1 LOB: 2 BB: 1 P: 8	R: 0 E: 0 K: 3 S: 9	H: 0 LOB: 0 BB: 0 P: 9	1B: 6 2B: 3 3B: 0 HR: 0	SF: 0 SAC: 0 DP: 1 HBP: 0	WP: 0 PB: 0 SB: 1 CS: 0	PA: 44
PITCHER	IP	WLS	BF	H	R	ER	SO	BB	IBB	HBP	BLK	WP	HR	S	P	ERA	WHIP									
Tom Browning, L ERA: 3.77 (1, 1)	8.0		31	7	4	2	8	0	0	0	0	0	0	47	47	2.25	0.875									
John Franco, L ERA: 3.04 (9, 1)	2.0	W	10	2	0	0	3	2	0	0	0	0	0	14	22	0.00	2.000									
Ron Robinson, R ERA: 3.34 (11, 1)	1.0	S	3	0	0	0	3	0	0	0	0	0	0	9	9	0.00	0.000									

Cincinnati Reds @ San Diego Padres
 Jack Murphy Stadium, San Diego, CA
 Sat Sep 27 1986, 10:05 PM EDT
 Att: 8,708 - Unknown

AB	42
R	4
H	9
RBI	4
BB	2
SO	14
LOB	17



1B	6	SF	0	WP	0	PA	44
2B	3	SAC	0	PB	0		
3B	0	DP	1	SB	1		
HR	0	HBP	0	CS	0		

livebaseballscorecards.com

Batter	1	2	3	4	5	6	7	8	9	AB R H RBI BB SO LOB	TOP																															
Kurt Stillwell, S (1, 6) OBP: 0.308, SLG: 0.251	0-3 K	0-0 1B S 2-H 1B		0-0 F5		0-0 F9			0-0 4-3	5 1 1 1 0 1 1																																
Dave Concepcion, R (1, 3) OBP: 0.316, SLG: 0.348	0-0 HR	0-0 S 1-3 1B		0-0 F9				0-3 K	0-0 6-3	5 1 2 1 0 1 1																																
Eric Davis, R (1, 9) OBP: 0.388, SLG: 0.535 (8, 7)	0-3 K	4-0 BB 1-2 BB			0-0 F9			0-0 E S 1B	4-0 E S BB	3 1 1 0 2 1 0																																
Buddy Bell, R (1, 5) OBP: 0.364, SLG: 0.445	0-0 2B	0-0 5-3			0-0 F4			0-3 K 1-H	0-0 6-3	5 0 1 0 0 1 3																																
Bo Diaz, R (1, 2) OBP: 0.321, SLG: 0.377	0-0 6-3			0-0 F3		4-0 3B BB		0-0 F9		3 1 0 0 1 0 1																																
Eddie Milner, L (1, 8) OBP: 0.326, SLG: 0.456		0-0 G3		0-0 6-3		0-0 3B 1-H		0-0 3-1 2B		4 0 2 1 0 0 0																																
Nick Esasky, R (1, 7) Dave Parker, L (8, 9) OBP: 0.332, SLG: 0.475		4-0 2B BB		0-0 F9		0-3 K		0-3 K		3 1 0 0 1 2 2 0 0 0 0 0 0 0																																
Ron Oester, S (1, 4) OBP: 0.321, SLG: 0.356		0-0 F9			0-0 G3			0-0 3-1 2-3		4 0 0 0 0 0 2																																
Ted Power, R (1, 1) Ron Robinson, R (9, 1) OBP: 0.071, SLG: 0.071		0-0 1B 2B 1-H		4-0 BB		0-3 K		0-3 K		3 1 1 1 1 2 1 0 0 0 0 0 0 0																																
Inning Stats	R: 1 E: 0 K: 2 S: 9	H: 2 LOB: 1 BB: 0 P: 9	R: 3 E: 0 K: 0 S: 6	H: 3 LOB: 2 BB: 2 P: 14	R: 0 E: 0 K: 0 S: 3	H: 0 LOB: 0 BB: 0 P: 3	R: 0 E: 0 K: 0 S: 3	H: 0 LOB: 1 BB: 1 P: 7	R: 1 E: 0 K: 1 S: 6	H: 1 LOB: 1 BB: 1 P: 10	R: 0 E: 0 K: 1 S: 5	H: 0 LOB: 0 BB: 0 P: 5	R: 1 E: 0 K: 2 S: 8	H: 1 LOB: 0 BB: 0 P: 8	R: 0 E: 0 K: 2 S: 8	H: 1 LOB: 1 BB: 0 P: 8	R: 0 E: 0 K: 0 S: 3	H: 0 LOB: 1 BB: 1 P: 7	1B: 3 2B: 3 3B: 1 HR: 1	SF: 0 SAC: 0 DP: 0 HBP: 0	WP: 0 PB: 0 SB: 4 CS: 0	PA: 40																				
PITCHER	IP	WLS	BF	H	R	ER	SO	BB	IBB	HBP	BLK	WP	HR	S	P	ERA	WHIP	PITCHER								IP	WLS	BF	H	R	ER	SO	BB	IBB	HBP	BLK	WP	HR	S	P	ERA	WHIP
Ed Vosberg, L (1, 1) ERA: 6.17	1.2	L	11	5	4	4	2	1	0	0	0	0	1	14	18	21.60	3.600																									
LaMarr Hoyt, R (2, 1) ERA: 5.21	3.1		14	1	1	1	1	3	0	0	0	0	0	13	25	2.70	1.200																									
Bob Stoddard, R (6, 1) ERA: 2.42	2.0		7	1	1	0	3	0	0	0	0	0	0	13	13	0.00	0.500																									
Greg Booker, R (8, 1) ERA:	2.0		8	1	0	0	2	1	0	0	0	0	0	11	15	0.00	1.000																									

Cincinnati Reds @ San Diego Padres
Jack Murphy Stadium, San Diego, CA
 Sun Sep 28 1986, 6:33 AM EDT
 Att: 12,617 - Unknown

livebaseballscorecards.com

AB	35
R	6
H	8
RBI	4
BB	5
SO	8
LOB	11



Batter	1	2	3	4	5	6	7	8	9	AB	R	H	RBI	BB	SO	LOB	BOTTOM	
Bip Roberts, S (1, 4) Terry Kennedy, L (5, PH) Dave Dravecky, R (5, PR) Bob Stoddard, R (6, 1) Benito Santiago, R (8, 2)	0-0 1-3		0-0 1B		4-0 BB			0-0 F8		2	0	1	0	0	0	0	Cincinnati Reds @ San Diego Padres Jack Murphy Stadium, San Diego, CA Sun Sep 28 1986, 6:33 AM EDT Att. 12,617 - Unknown	
Tony Gwynn, L (1, 9)	4-0 CS BB		0-0 CS	0-0 1-3	0-3 K			0-0 G3		3	0	0	0	1	1	3		
Kevin McReynolds, R (1, 8)	0-3 K			0-3 K			0-0 F4	4-0 HR BB		3	1	0	0	1	2	1		
Carmelo Martinez, R (1, 7)		0-0 E6 G3		0-0 F8			0-0 6-3	0-0 HR		4	1	1	2	0	0	0		
Garry Templeton, S (1, 6)		0-0 G3			0-3 K		0-0 4-3	0-0 6-3		4	0	0	0	0	1	1		
Randy Asadoor, R (1, 5) (6, 4)		0-0 F8			0-0 BB 1B BB 1B			0-0 1B	0-3 K	4	1	2	0	0	1	1		
Tim Pyznarski, R (1, 3)		0-0 6-3			0-0 BB BB 1B			0-0 F9	0-3 K	4	0	1	0	0	1	2		
Mark Parent, R (1, 2) Greg Booker, R (8, 1) Dane Iorg, L (9, PH)			0-0 F8		0-3 K			0-3 K	0-3 K	3	0	0	0	0	2	3		
Ed Vosberg, L (1, 1) LaMarr Hoyt, R (2, 1) Graig Nettles, L (5, PH)			0-0 6-3		4-0 BB			0-3 K		0	0	0	0	0	0	0		
Inning Stats	R: 0 H: 0 E: 0 LOB: 1 K: 1 BB: 1 S: 4 P: 8	R: 0 H: 0 E: 1 LOB: 1 K: 0 BB: 0 S: 4 P: 4	R: 0 H: 1 E: 0 LOB: 0 K: 0 BB: 0 S: 3 P: 3	R: 0 H: 0 E: 0 LOB: 0 K: 1 BB: 0 S: 5 P: 5	R: 1 H: 2 E: 0 LOB: 3 K: 3 BB: 2 S: 11 P: 19	R: 0 H: 0 E: 0 LOB: 0 K: 0 BB: 0 S: 3 P: 3	R: 0 H: 1 E: 0 LOB: 1 K: 2 BB: 0 S: 8 P: 8	R: 2 H: 1 E: 0 LOB: 0 K: 0 BB: 1 S: 4 P: 8	R: 0 H: 0 E: 0 LOB: 0 K: 3 BB: 0 S: 9 P: 9	1B: 4 SF: 0 2B: 1 SAC: 0 3B: 0 DP: 1 HR: 1 HBP: 0	WP: 0 PA: 36 PB: 0 SB: 0 CS: 2							
PITCHER	IP WLS BF H R ER SO BB IBB HBP BLK WP HR S P ERA WHIP	IP WLS BF H R ER SO BB IBB HBP BLK WP HR S P ERA WHIP																
Ted Power, R (1, 1) Ron Robinson, R (9, 1)	8.0 W 32 5 3 3 7 4 0 0 0 0 1 42 58 3.38 1.125	1.0 S 3 0 0 0 3 0 0 0 0 0 0 9 9 0.00 0.000																

Cincinnati Reds @ San Diego Padres
 Jack Murphy Stadium, San Diego, CA
 Sun Sep 28 1986, 6:33 AM EDT
 Att. 12,617 - Unknown

AB	31
R	3
H	5
RBI	3
BB	4
SO	10
LOB	12



Batter	1	2	3	4	5	6	7	8	9	AB	R	H	RBI	BB	SO	LOB	TOP										
Steve Sax, R (1, 4) <small>OBP: 0.387, SLG: 0.436</small> Dave Anderson, R (8, PR) <small>OBP: 0.315, SLG: 0.305</small> (8, 4)	0-0 	4-0 		4-0 		4-0 		0-0 		2	1	2	1	3	0	0											
Mariano Duncan, R (1, 6) <small>OBP: 0.286, SLG: 0.311</small>	0-0 	0-0 		0-0 		0-3 		0-0 		5	0	0	1	0	1	6											
Enos Cabell, R (1, 9) <small>OBP: 0.294, SLG: 0.318</small> Ralph Bryant, L (7, 9) <small>OBP: 0.344, SLG: 0.648</small>	4-0 		4-0 		0-0 		0-0 	0-3 		2	2	2	0	2	0	0											
Pedro Guerrero, R (1, 3) <small>OBP: 0.327, SLG: 0.660</small> Larry See, R (7, 3) <small>OBP: 0.318, SLG: 0.350</small>	0-0 		0-0 		0-3 		0-0 	0-0 		4	1	2	2	0	1	2											
Jeff Hamilton, R (1, 5) <small>OBP: 0.227, SLG: 0.343</small>	0-0 		0-0 		0-0 		0-0 	0-0 		5	0	0	0	0	0	5											
Mike Scioscia, L (1, 2) <small>OBP: 0.367, SLG: 0.358</small> Jack Fimple, R (8, 2) <small>OBP: 0.368, SLG: 0.083</small>		0-0 	0-0 		0-0 		0-0 		0-3 	4	1	2	1	0	0	1											
Reggie Williams, R (1, 7) <small>OBP: 0.331, SLG: 0.376</small>		0-0 	0-0 	0-0 		0-0 	0-0 		0-0 	5	1	2	0	0	0	0											
Jose Gonzalez, R (1, 8) <small>OBP: 0.266, SLG: 0.345</small>		0-0 		0-0 		0-0 	0-0 		0-0 	5	2	2	2	0	0	1											
Orel Hershiser, R (1, 1) <small>OBP: 0.243, SLG: 0.275</small>		0-0 		0-0 		0-0 		0-0 	0-0 	5	1	2	0	0	0	1											
Inning Stats	R: 1 E: 1 K: 0 S: 4	H: 1 LOB: 1 BB: 1 P: 8	R: 1 E: 1 K: 0 S: 5	H: 2 LOB: 2 BB: 1 P: 9	R: 1 E: 0 K: 0 S: 3	H: 2 LOB: 0 BB: 1 P: 7	R: 0 E: 0 K: 0 S: 4	H: 1 LOB: 2 BB: 1 P: 8	R: 0 E: 1 K: 1 S: 6	H: 1 LOB: 1 BB: 0 P: 6	R: 1 E: 0 K: 1 S: 6	H: 1 LOB: 1 BB: 1 P: 10	R: 3 E: 0 K: 0 S: 6	H: 3 LOB: 0 BB: 0 P: 6	R: 2 E: 0 K: 1 S: 8	H: 3 LOB: 2 BB: 0 P: 8	R: 1 E: 0 K: 1 S: 6	H: 1 LOB: 0 BB: 0 P: 6	1B: 7 2B: 4 3B: 2 HR: 3	SF: 0 SAC: 0 DP: 2 HBP: 0	WP: 3 PB: 0 SB: 0 CS: 1	PA: 46					
PITCHER Ray Hayward, L (1, 1) <small>ERA: 9.0</small> Ed Whitson, R (3, 1) <small>ERA: 5.95</small> Dave LaPoint, L (5, 1) <small>ERA: 5.07</small> Greg Booker, R (8, 1) <small>ERA: 2.25</small> Craig Lefferts, L (9, 1) <small>ERA: 3.12</small>	IP	WLS	BF	H	R	ER	SO	BB	IBB	HBP	BLK	WP	HR	S	P	ERA	WHIP										
	2.2	L	15	5	3	2	0	3	0	0	1	3	0	12	24	6.75	3.000										
	1.1		5	1	0	0	0	1	0	0	0	0	0	4	8	0.00	1.500										
	3.0		15	5	4	4	2	1	0	0	0	0	3	18	22	12.00	2.000										
	1.0		6	3	2	2	1	0	0	0	0	0	0	8	8	18.00	3.000										
	1.0		4	1	1	1	1	0	0	0	0	0	0	6	6	9.00	1.000										

Los Angeles Dodgers @ San Diego Padres
 Jack Murphy Stadium, San Diego, CA
 Mon Sep 29 1986, 10:05 PM EDT
 Att. 9,054 - Unknown

AB	40
R	10
H	15
RBI	8
BB	5
SO	4
LOB	17



WP: 3	PA: 46
-------	--------

Batter	1	2	3	4	5	6	7	8	9	AB	R	H	RBI	BB	SO	LOB
John Kruk, L (1, 9) OBP: 0.409, SLG: 0.425	0-0 6-3		0-0 G3		0-0 SH1-3 1B		0-0 F8			4	0	1	0	0	0	0
Randy Asadoor, R (1, 5) OBP: 0.372, SLG: 0.452	0-0 4-3		0-0 F9		0-0 SH1-3 1-2			0-3 K		3	0	0	0	0	1	0
Kevin McReynolds, R (1, 8) Craig Lefferts, L (9, 1) OBP: 0.358, SLG: 0.505 OBP: 0.125, SLG: 0.500	0-0 3B		0-0 FC5-4 1B		0-0 F8			0-0 F9		4	0	2	0	0	0	1
Carmelo Martinez, R (1, 7) OBP: 0.336, SLG: 0.400	0-0 4-3		0-0 FC5-4 1-2f		0-3 K			0-3 K		0	0	0	0	0	0	0
Benito Santiago, R (1, 2) OBP: 0.294, SLG: 0.417		0-0 FC6-4 1B		0-0 5-3		0-0 5-3			0-0 6-3	4	0	1	0	0	0	0
Garry Templeton, S (1, 6) Marvell Wynne, L (9, 8) OBP: 0.292, SLG: 0.307 OBP: 0.299, SLG: 0.410		0-0 L5		0-0 FC4 1B		0-3 K			0-0 FC3-6 1B	3	0	1	0	0	1	1
Tim Pyznarski, R (1, 3) OBP: 0.310, SLG: 0.263		0-0 FC6-4 1-2 1B		0-0 FC4 1-2f 1B		0-0 6-3			0-0 FC3-6 FC4 1-2f	4	0	1	0	0	0	2
Bip Roberts, S (1, 4) OBP: 0.293, SLG: 0.306		0-0 FC6-4 1-2f 2-3 1B		0-0 1-2 1B			0-0 E5 G1-6-3		0-0 FC4 1-2f	4	0	1	0	0	0	3
Ray Hayward, L (1, 1) Ed Whitson, R (3, 1) Dane Iorg, L (4, PH) Dave LaPoint, L (5, 1) Mark Parent, R (7, PH) Greg Booker, R (8, 1) Gary Green, R (9, 8) OBP: 0.118, SLG: 0.118 OBP: 0.243, SLG: 0.327	0-0 4-3		0-0 F8				0-0 G1-6-3 1-2f			1	0	0	0	0	0	2

Inning Stats	R: 0	H: 1	E: 0	LOB: 1	K: 0	BB: 0	S: 4	P: 4	R: 0	H: 2	E: 0	LOB: 2	K: 0	BB: 0	S: 5	P: 5	R: 0	H: 1	E: 0	LOB: 1	K: 0	BB: 0	S: 4	P: 4	R: 0	H: 2	E: 0	LOB: 2	K: 0	BB: 0	S: 5	P: 5	R: 0	H: 1	E: 0	LOB: 1	K: 1	BB: 0	S: 6	P: 6	R: 0	H: 0	E: 0	LOB: 0	K: 1	BB: 0	S: 5	P: 5	R: 0	H: 0	E: 1	LOB: 0	K: 0	BB: 0	S: 3	P: 3	R: 0	H: 0	E: 0	LOB: 0	K: 2	BB: 0	S: 7	P: 7	R: 0	H: 1	E: 0	LOB: 1	K: 0	BB: 0	S: 4	P: 4	1B: 7	SF: 0	2B: 0	SAC: 1	3B: 1	DP: 1	HR: 0	HBP: 0	WP: 0	PA: 35
PITCHER Orel Hershiser, R (1, 1) ERA: 3.69	IP	WLS	BF	H	R	ER	SO	BB	IBB	HBP	BLK	WP	HR	S	P	ERA	WHIP	IP	WLS	BF	H	R	ER	SO	BB	IBB	HBP	BLK	WP	HR	S	P	ERA	WHIP	IP	WLS	BF	H	R	ER	SO	BB	IBB	HBP	BLK	WP	HR	S	P	ERA	WHIP																															

BOTTOM

Los Angeles Dodgers @ San Diego Padres
Jack Murphy Stadium, San Diego, CA

Mon Sep 29 1986, 10:05 PM EDT
 Att: 9,054 - Unknown

livebaseballscorecards.com

AB	34
R	0
H	8
RBI	0
BB	0
SO	4
LOB	15



Batter	1	2	3	4	5	6	7	8	9	AB R H RBI BB SO LOB	TOP																									
Steve Sax, R (1, 4) OBP: 0.389, SLG: 0.442	0-0 G3 3B		0-0 HR 1B			0-0 F8			0-0 WP 2B	5 3 3 0 0 0 3																										
Franklin Stubbs, L (1, 8) OBP: 0.296, SLG: 0.425	0-0 G3		0-0 HR 2B	0-0 3-1			0-0 F5		0-0 2B	4 1 1 1 0 0 0																										
Len Matuszek, L (9, PH) OBP: 0.330, SLG: 0.438	3-H								2-H 2B	1 0 1 1 0 0 0																										
Ralph Bryant, L (1, 9) OBP: 0.333, SLG: 0.661	0-0 1-3		0-0 HR	0-0 3-1			0-3 K		0-0 F7	5 1 1 3 0 1 1																										
Pedro Guerrero, R (1, 7) OBP: 0.298, SLG: 0.600	0-3 K		0-0 6-3	0-0 F8			0-0 F7		0-0 5-3	5 0 0 0 0 1 1																										
Greg Brock, L (1, 3) OBP: 0.309, SLG: 0.422		4-0 FC4-6 1B BB	0-3 K		0-3 K			4-0 L6-3 BB		2 1 0 0 2 2 0																										
Jose Gonzalez, R (8, PR) OBP: 0.266, SLG: 0.345										0 0 0 0 0 0 0																										
Mike Scioscia, L (1, 2) OBP: 0.368, SLG: 0.357		0-0 FC4-6 1B	4-0 HBP 1B BB		0-0 4-3			0-0 L6-3		3 1 1 0 1 0 1																										
Jeff Hamilton, R (1, 5) OBP: 0.234, SLG: 0.369		0-0 FC4-6 1B	0-0 BB HBP 1B		0-0 F4			0-0 HR		4 1 2 1 0 0 2																										
Ken Howell, R (8, 1) Dennis Powell, R (8, 1) OBP: 0.231, SLG: 0.462		1-2 2-3	1-2							0 0 0 0 0 0 0																										
Mariano Duncan, R (1, 6) OBP: 0.288, SLG: 0.311		0-0 S 1B	1-0 BB HBP			0-0 F8		0-3 K		3 0 1 1 0 1 1																										
Rick Honeycutt, L (1, 1) OBP: 0.216, SLG: 0.093	0-0 F9		4-0 BB			0-0 4-3			0-0 F5	2 0 0 1 1 0 1																										
Joe Beckwith, L (6, 1) Ed Vande Berg, R (6, 1) Dave Anderson, R (8, 5) Ken Landreaux, L (9, PH) OBP: 0.309, SLG: 0.361	1-2	0-0 3-H	1-2 2-3 BB							0 0 0 0 0 0 0																										
Inning Stats	R: 1 E: 0 K: 1 S: 6	H: 1 LOB: 0 BB: 0 P: 6	R: 1 E: 0 K: 0 S: 4	H: 2 LOB: 1 BB: 1 P: 8	R: 4 E: 0 K: 1 S: 9	H: 4 LOB: 3 BB: 2 P: 18	R: 0 E: 0 K: 0 S: 3	H: 0 LOB: 0 BB: 0 P: 3	R: 0 E: 0 K: 1 S: 5	H: 0 LOB: 0 BB: 0 P: 5	R: 0 E: 0 K: 1 S: 5	H: 0 LOB: 0 BB: 0 P: 5	R: 1 E: 0 K: 1 S: 5	H: 1 LOB: 1 BB: 1 P: 9	R: 1 E: 0 K: 0 S: 5	H: 2 LOB: 1 BB: 0 P: 5	1B: 4 2B: 4 3B: 1 HR: 2	SF: 0 SAC: 0 DP: 1 HBP: 1	WP: 1 PA: 40																	
PITCHER	IP WLS BF H R ER SO BB IBB HBP BLK WP HR S P ERA WHIP																																			
Andy Hawkins, R (1, 1) ERA: 4.47	2.1		13	6	5	5	1	1	0	0	0	0	1	14	18	19.29	3.000																			
Gene Walter, L (3, 1) ERA: 3.88	1.2		9	1	1	1	1	2	0	1	0	0	0	8	17	5.40	1.800																			
Ed Vosberg, L (5, 1) ERA: 5.27	2.0		6	0	0	0	1	0	0	0	0	0	0	8	8	0.00	0.000																			
LaMarr Hoyt, R (7, 1) ERA: 5.21	2.0	W	7	1	1	1	2	1	0	0	0	0	1	10	14	4.50	1.000																			
Lance McCullers, R (9, 1) ERA: 2.8	1.0		5	2	1	1	0	0	0	0	0	1	0	5	5	9.00	2.000																			

Los Angeles Dodgers @ San Diego Padres
 Jack Murphy Stadium, San Diego, CA
 Tue Sep 30 1986, 10:05 PM EDT
 Att. 9,455 - Unknown

AB	35
R	8
H	10
RBI	8
BB	4
SO	5
LOB	10



BOTTOM

Los Angeles Dodgers @ San Diego Padres
Jack Murphy Stadium, San Diego, CA

AB 33
R 11
H 12
RBI 11
BB 8
SO 5
LOB 17



WP: 0 PA: 42
PB: 1
SB: 1
CS: 0

Tue Sep 30 1986, 10:05 PM EDT
Att. 9,455 - Unknown

livebaseballscorecards.com

AB	R	H	RBI	BB	SO	LOB
4	0	2	2	0	0	0
0	0	0	0	0	0	0
4	2	1	0	1	0	3
4	1	1	2	1	0	0
2	1	0	0	2	0	1
1	0	1	3	0	0	0
5	2	2	1	0	2	3
4	1	2	1	1	0	2
3	2	2	2	1	0	2
1	0	0	0	1	1	1
2	0	1	0	0	0	1
0	1	0	0	0	0	0
0	0	0	0	0	0	0
1	0	0	0	0	1	1
0	0	0	0	0	0	0
0	1	0	0	1	0	0

Batter	1	2	3	4	5	6	7	8	9									
Jerry Royster, R OBP: 0.339, SLG: 0.369 John Kruk, L OBP: 0.409, SLG: 0.425 (1, 4) (8, PH) (9, 3)	0-0 F6 1B	0-0 1-3 2-H 1B			0-0 6-3	0-0 2-H 1B		0-0 SH1-3 1-2 2-3										
Tony Gwynn, L OBP: 0.379, SLG: 0.464 (1, 9)	0-0 1B 3B	0-0 3-1 3B			0-0 4-3	0-0 6-3		4-0 3B IBB										
Kevin McReynolds, R OBP: 0.358, SLG: 0.503 (1, 8) (8, 7)	0-0 G1-6-3 3-H 1B		0-0 F9		0-0 F9		0-0 F8	4-0 3B BB										
Carmelo Martinez, R OBP: 0.338, SLG: 0.397 Marvell Wynne, L OBP: 0.301, SLG: 0.419 (1, 7) (7, PR) (8, 8)	0-0 G1-6-3 1-2f		0-0 6-3		4-0 2B 1B BB	4-0 S BB	0-0 1-H 2-H 3-H 3B											
Benito Santiago, R OBP: 0.304, SLG: 0.491 (1, 2)		0-0 HR	0-3 K		0-0 1B 2B	0-3 K	0-0 F9											
Garry Templeton, S OBP: 0.295, SLG: 0.308 (1, 6)		0-0 PB 1B		0-0 F9	0-0 2B 1B	4-0 IBB	0-0 F9											
Randy Asadoor, R OBP: 0.404, SLG: 0.489 (1, 5)		0-0 1B BB		4-0 FC6-4 BB	0-0 1B 2B	0-0 F3												
Tim Pyznarski, R OBP: 0.318, SLG: 0.256 Steve Garvey, R OBP: 0.285, SLG: 0.412 (1, 3) (6, PH) (7, 3)		4-0 1B	0-3 K	0-0 F5			0-0 SH1-3 BB											
Tim Flannery, L OBP: 0.378, SLG: 0.345 Lance McCullers, S OBP: 0.200, SLG: 0.182 (8, PR) (9, 1)		1-2 BB		0-0 FC6-4	0-3 K		4-0 BB SH1-3 BB											
Andy Hawkins, R Gene Walter, L Mark Parent, R Ed Vasquez, L Dane Iott, L Bruce Bochy, R LaMarr Hoyt, R Bip Roberts, S		0-3 K		0-0 1-2f			1-2 3B BB											
Inning Stats	R: 1 E: 0 K: 0 S: 4	H: 2 LOB: 0 BB: 0 P: 4	R: 2 E: 0 K: 1 S: 8	H: 4 LOB: 2 BB: 1 P: 12	R: 0 E: 0 K: 1 S: 5	H: 0 LOB: 0 BB: 0 P: 5	R: 0 E: 0 K: 1 S: 5	H: 0 LOB: 0 BB: 0 P: 3	R: 0 E: 0 K: 1 S: 9	H: 0 LOB: 1 BB: 1 P: 13	R: 0 E: 0 K: 1 S: 5	H: 0 LOB: 2 BB: 2 P: 13	R: 4 E: 0 K: 0 S: 5	H: 2 LOB: 2 BB: 3 P: 17	1B: 7 2B: 2 3B: 2 HR: 1	SF: 0 SAC: 1 DP: 1 HBP: 0	WP: 0 PB: 1 SB: 1 CS: 0	PA: 42
PITCHER	IP WLS BF H R ER SO BB IBB HBP BLK WP HR S P ERA WHIP	IP WLS BF H R ER SO BB IBB HBP BLK WP HR S P ERA WHIP	IP WLS BF H R ER SO BB IBB HBP BLK WP HR S P ERA WHIP	IP WLS BF H R ER SO BB IBB HBP BLK WP HR S P ERA WHIP	IP WLS BF H R ER SO BB IBB HBP BLK WP HR S P ERA WHIP	IP WLS BF H R ER SO BB IBB HBP BLK WP HR S P ERA WHIP	IP WLS BF H R ER SO BB IBB HBP BLK WP HR S P ERA WHIP	IP WLS BF H R ER SO BB IBB HBP BLK WP HR S P ERA WHIP	IP WLS BF H R ER SO BB IBB HBP BLK WP HR S P ERA WHIP	IP WLS BF H R ER SO BB IBB HBP BLK WP HR S P ERA WHIP	IP WLS BF H R ER SO BB IBB HBP BLK WP HR S P ERA WHIP	IP WLS BF H R ER SO BB IBB HBP BLK WP HR S P ERA WHIP	IP WLS BF H R ER SO BB IBB HBP BLK WP HR S P ERA WHIP	IP WLS BF H R ER SO BB IBB HBP BLK WP HR S P ERA WHIP	IP WLS BF H R ER SO BB IBB HBP BLK WP HR S P ERA WHIP	IP WLS BF H R ER SO BB IBB HBP BLK WP HR S P ERA WHIP	IP WLS BF H R ER SO BB IBB HBP BLK WP HR S P ERA WHIP	IP WLS BF H R ER SO BB IBB HBP BLK WP HR S P ERA WHIP

Rick Honeycutt, L ERA: 3.32 (1, 1)	5.0		22	6	4	4	3	3	0	0	0	0	1	25	37	7.20	1.800
Joe Beckwith, R ERA: 6.87 (6, 1)	0.1		4	3	2	0	0	0	0	0	0	0	0	4	4	54.00	9.000
Ed Vande Berg, L ERA: 3.59 (6, 1)	1.2		8	1	1	1	2	1	1	0	0	0	0	10	18	5.40	1.200
Ken Howell, R ERA: 3.91 (8, 1)	0.1	L	6	2	4	4	0	2	1	0	0	0	0	3	15	108.00	12.000
Dennis Powell, L ERA: 4.6 (8, 1)	0.2		2	0	0	0	0	0	0	0	0	0	0	2	2	0.00	0.000

Batter	1	2	3	4	5	6	7	8	9	AB R H RBI BB SO LOB	TOP											
Steve Sax, R (1, 4) OBP: 0.390, SLG: 0.441	0-0 F4			4-0 HR BB		0-0 1B S 1B		0-0 6-3 2-3		3 1 1 0 1 0 1	Los Angeles Dodgers @ San Diego Padres Jack Murphy Stadium, San Diego, CA Wed Oct 01 1986, 10:05 PM EDT Att: 11,945 - Unknown livebaseballscorecards.com											
Mariano Duncan, R (1, 6) OBP: 0.285, SLG: 0.308	0-3 K			0-0 F9		0-3 K 1-2		0-0 6-3		4 0 0 0 0 2 3												
Ralph Bryant, L (1, 9) OBP: 0.329, SLG: 0.635	0-0 F4			0-3 K		0-0 1B 2-3			0-3 K	4 0 1 0 0 2 1												
Franklin Stubbs, L (1, 7) OBP: 0.296, SLG: 0.430		0-0 4-3		0-0 1-H HR		0-0 G3			0-0 F8	4 1 1 2 0 0 0												
Len Matuszek, L (1, 3) OBP: 0.329, SLG: 0.434 Reggie Williams, R (9, PR) OBP: 0.331, SLG: 0.376		0-3 K		0-0 1-3		0-3 K2-3			0-0 1B	4 0 1 0 0 2 0 0 0 0 0 0 0 0												
Mike Scioscia, L (1, 2) OBP: 0.367, SLG: 0.354		0-0 F8			0-0 F4		4-0 BB		0-0 F7	3 0 0 0 1 0 1												
Jeff Hamilton, R (1, 5) OBP: 0.230, SLG: 0.361			0-0 6-3		0-0 L8		0-3 K			3 0 0 0 0 1 1												
Jose Gonzalez, R (1, 8) OBP: 0.260, SLG: 0.337 Ken Landreaux, L (8, PH) OBP: 0.312, SLG: 0.363 (8, 8)			0-3 K2-3		0-3 K			0-0 6-3 WP 1B		2 0 0 0 0 2 0 1 0 1 0 0 0 0												
Brian Holton, R (1, 1) Dennis Powell, R (3, 1) Bill Russell, R (8, PH) Ed Vande Berg, R (8, 1)			0-3 K		0-0 5-3			0-3 K 1-2		1 0 0 0 0 1 0 1 0 0 0 0 0 0 1 0 0 0 0 1 1 0 0 0 0 0 0 0												
Inning Stats	R: 0 E: 0 K: 1 S: 5	H: 0 LOB: 0 BB: 0 P: 5	R: 0 E: 0 K: 1 S: 5	H: 0 LOB: 0 BB: 0 P: 5	R: 0 E: 0 K: 2 S: 7	H: 0 LOB: 0 BB: 0 P: 7	R: 2 E: 0 K: 1 S: 6	H: 1 LOB: 0 BB: 1 P: 10	R: 0 E: 0 K: 1 S: 5	H: 0 LOB: 0 BB: 0 P: 5	R: 0 E: 0 K: 1 S: 6	H: 2 LOB: 2 BB: 0 P: 6	R: 0 E: 0 K: 2 S: 7	H: 0 LOB: 1 BB: 1 P: 11	R: 0 E: 0 K: 1 S: 6	H: 1 LOB: 1 BB: 0 P: 6	R: 0 E: 0 K: 1 S: 6	H: 1 LOB: 1 BB: 0 P: 6	1B: 4 2B: 0 3B: 0 HR: 1	SF: 0 SAC: 0 DP: 0 HBP: 0	WP: 1 PB: 0 SB: 1 CS: 0	PA: 33
PITCHER	IP WLS BF H R ER SO BB IBB HBP BLK WP HR S P ERA WHIP																					
Jimmy Jones, R (1, 1) ERA: 2.5	7.0 W 25 3 2 2 9 2 0 0 0 0 0 1 41 49 2.57 0.714																					
Rich Gossage, R (8, 1) ERA: 4.24	1.0 4 1 0 0 1 0 0 0 0 0 1 0 6 6 0.00 1.000																					
Lance McCullers, R (9, 1) ERA: 2.78	1.0 S 4 1 0 0 1 0 0 0 0 0 0 0 6 6 0.00 1.000																					



Batter	1	2	3	4	5	6	7	8	9	AB	R	H	RBI	BB	SO	LOB
Tony Gwynn, L (1, 9) OBP: 0.380, SLG: 0.469	0-0 S 1B 2B	0-0 4-3			0-0 3-1			0-0 3B		4	1	2	0	0	0	0
John Kruk, L (1, 7) OBP: 0.404, SLG: 0.419	0-0 6-3		0-0 F8		0-0 4-3			0-3 K		4	0	0	0	0	1	2
Kevin McReynolds, R (1, 8) Marvell Wynne, L (3, 8) OBP: 0.359, SLG: 0.503 OBP: 0.302, SLG: 0.418	1-0 S 1B HBP		0-0 6-3 1B		0-3 K			0-0 6-3		0	1	0	0	0	0	0
Steve Garvey, R (1, 3) OBP: 0.285, SLG: 0.409	0-0 F3 1-2 2-3		0-0 6-3		0-0 4-3			4-0 IBB		3	0	0	0	1	0	3
Terry Kennedy, L (1, 2) OBP: 0.323, SLG: 0.401	0-0 2B 1B		0-0 F8		0-0 4-3			0-0 F8		4	1	1	2	0	0	3
Graig Nettles, L (1, 5) OBP: 0.301, SLG: 0.380	0-0 2B			0-0 F6				0-0 G3		3	0	1	1	0	0	0
Garry Templeton, S (1, 6) OBP: 0.295, SLG: 0.309	0-0 L4			0-3 K				0-0 1B		3	0	1	0	0	1	1
Bip Roberts, S (1, 4) Jerry Royster, R (7, PH) OBP: 0.294, SLG: 0.304 OBP: 0.338, SLG: 0.368			0-0 F7		0-3 K			0-0 L6		2	0	0	0	0	1	0
Jimmy Jones, R (1, 1) Carmelo Martinez, R (7, PH) Rich Gossage, R (8, 1) Lance McCullers, S (9, 1) OBP: 0.167, SLG: 0.167 OBP: 0.337, SLG: 0.395 OBP: 0.200, SLG: 0.182			0-0 F6		0-3 K			0-0 F3		1	0	0	0	0	0	1

Inning Stats		R: 3	H: 3	LOB: 1	K: 0	S: 6	P: 7	R: 0	H: 0	LOB: 0	K: 0	S: 3	P: 3	R: 0	H: 1	LOB: 1	K: 0	S: 4	P: 4	R: 0	H: 0	LOB: 0	K: 2	S: 7	P: 7	R: 0	H: 0	LOB: 0	K: 1	S: 5	P: 5	R: 0	H: 1	LOB: 1	K: 0	S: 4	P: 4	R: 0	H: 1	LOB: 2	K: 1	S: 6	P: 10
PITCHER	IP	WLS	BF	H	R	ER	SO	BB	IBB	HBP	BLK	WP	HR	S	P	ERA	WHIP																										
Brian Holton, R (1, 1) ERA: 4.44	2.1	L	12	4	3	3	0	0	0	1	0	0	0	11	12	11.57	1.714																										
Dennis Powell, L (3, 1) ERA: 4.27	4.2		15	1	0	0	4	0	0	0	0	0	0	23	23	0.00	0.214																										
Ed Vande Berg, L (8, 1) ERA: 3.54	1.0		5	1	0	0	1	0	1	0	0	0	0	6	10	0.00	1.000																										

BOTTOM

Los Angeles Dodgers @ San Diego Padres
Jack Murphy Stadium, San Diego, CA
 Wed Oct 01 1986, 10:05 PM EDT
 Att. 11,945 - Unknown

AB	30
R	3
H	6
RBI	3
BB	1
SO	5
LOB	12



1B: 3	SF: 0	WP: 0	PA: 32
2B: 2	SAC: 0	PB: 0	
3B: 1	DP: 0	SB: 2	
HR: 0	HBP: 1	CS: 0	

Batter	1	2	3	4	5	6	7	8	9	AB R H RBI BB SO LOB	TOP									
Tony Gwynn, L (1, 9) OBP: 0.382, SLG: 0.469	0-0 1B BLK FC1-2 1B	4-0 3B IBB		0-0 1B		0-0 F7			0-0 F2	4 1 2 0 1 0 2										
John Kruk, L (1, 7) OBP: 0.407, SLG: 0.430	0-0 F9 FC1-2 1-3 1B	0-0 1-H 2-H 3-H 3B		0-0 L8			0-0 1B		0-3 K	5 0 3 3 0 1 1										
Kevin McReynolds, R (1, 8) OBP: 0.358, SLG: 0.501	0-0 FC1-2 1-2 3-H 1B	0-3 K			0-0 L4-3 1B		0-0 F9			4 0 1 0 0 1 4										
Carmelo Martinez, R (1, 3) OBP: 0.332, SLG: 0.388	0-0 F9 2-3 1B		0-0 6-3		0-0 F6		0-0 F5			4 0 0 0 0 0 4										
Garry Templeton, S (1, 6) OBP: 0.294, SLG: 0.308	0-3 K		0-0 PB 1B		0-0 L4-3 1-2		0-0 F7			4 0 1 0 0 1 4										
Randy Asadoor, R (1, 5) OBP: 0.400, SLG: 0.468		4-0 WP 3B BB	0-3 K			0-3 K		0-3 K		2 1 0 0 1 2 1 1 0 0 0 0 1 0										
Graig Nettles, L (8, PH) OBP: 0.300, SLG: 0.379																				
Mark Parent, R (1, 2) OBP: 0.200, SLG: 0.143		0-0 WP 3B 1B	0-0 F7		0-0 F7		0-0 1B 1B		0-3 K	3 1 2 0 0 0 1 1 0 0 0 0 1 0	AB 36 R 3 H 10 RBI 3 BB 2 SO 12 LOB 23									
Benito Santiago, R (6, PR) OBP: 0.298, SLG: 0.481		1-2 3B 1B	1-2 F7		1-2 F7		1-2 1B 1B		0-3 K											
Bip Roberts, S (1, 4) OBP: 0.293, SLG: 0.303		0-3 K	0-3 K		0-0 F7		0-0 F7		0-0 6-3	4 0 1 0 0 1 2										
Ed Wojna, R (1, 1) OBP: 0.143, SLG: 0.143		0-3 K	0-3 K		0-3 K		0-3 K		0-3 K	2 0 0 0 0 2 2 0 0 0 0 0 0 0 1 0 0 0 0 1 2 0 0 0 0 0 0 0 1 0 0 0 0 1 0										
LaMarr Hoyt, R (4, 1) OBP: 0.149, SLG: 0.152																				
Dane Iorg, L (6, PH) OBP: 0.241, SLG: 0.324																				
Greg Booker, R (6, 1) OBP: 0.241, SLG: 0.324																				
Jerry Royster, R (9, PH) OBP: 0.337, SLG: 0.367																				
Inning Stats	R: 0 E: 0 K: 1 S: 7	H: 2 LOB: 2 BB: 0 P: 7	R: 3 E: 0 K: 3 S: 11	H: 2 LOB: 1 BB: 2 P: 19	R: 0 E: 0 K: 1 S: 6	H: 1 LOB: 1 BB: 0 P: 6	R: 0 E: 0 K: 1 S: 6	H: 1 LOB: 1 BB: 0 P: 6	R: 0 E: 0 K: 2 S: 9	H: 2 LOB: 2 BB: 0 P: 9	R: 0 E: 0 K: 0 S: 4	H: 1 LOB: 1 BB: 0 P: 4	R: 0 E: 0 K: 2 S: 7	H: 0 LOB: 0 BB: 0 P: 7	R: 0 E: 0 K: 2 S: 7	H: 0 LOB: 0 BB: 0 P: 7	1B: 9 2B: 1 3B: 1 HR: 0	SF: 0 SAC: 0 DP: 1 HBP: 0	WP: 1 PB: 1 SB: 0 CS: 0	PA: 38
PITCHER	IP WLS BF H R ER SO BB IBB HBP BLK WP HR S P ERA WHIP																			
Ted Power, R (1, 1) ERA: 3.7	7.0 W 32 10 3 3 8 1 1 0 1 1 0 46 54 3.86 1.571																			
Ron Robinson, R (8, 1) ERA: 3.27	1.0 3 0 0 0 2 0 0 0 0 0 0 7 7 0.00 0.000																			
John Franco, L (9, 1) ERA: 2.95	1.0 S 3 0 0 0 2 0 0 0 0 0 0 7 7 0.00 0.000																			

San Diego Padres @ Cincinnati Reds
Riverfront Stadium, Cincinnati, OH
Fri Oct 03 1986, 7:05 PM EDT
Att: 12,853 - Unknown

livebaseballscorecards.com



Batter	1	2	3	4	5	6	7	8	9
Barry Larkin, R OBP: 0.313, SLG: 0.391 (1, 6)	0-0 1-3		0-3 K	0-3 K			0-0 G3		
Buddy Bell, R OBP: 0.361, SLG: 0.445 (1, 5)	0-3 K		0-0 F3	0-0 F4			0-0 L8		
Dave Parker, L OBP: 0.333, SLG: 0.478 (1, 9)	0-0 4-3			0-0 E4 1B FC3-6	0-0 F9			0-3 K	
Eric Davis, R OBP: 0.380, SLG: 0.522 (1, 7)		0-0 2B 3B		1-0 FC3-6 1B E HBP	0-0 6-3			0-0 F8	
Bo Diaz, R OBP: 0.327, SLG: 0.380 (1, 2)		0-0 L5		0-0 FC3-6 1B	0-0 5-3			0-0 E 1B	
Tracy Jones, R OBP: 0.406, SLG: 0.453 (8, PR)				0-0 FC3-6 E		0-0 1-3		4-0 E 1B	
Sal Butera, R OBP: 0.344, SLG: 0.336 (9, 2)				0-0 E 2B		0-0 F4		0-0 F8	
Eddie Milner, L OBP: 0.320, SLG: 0.451 (1, 8)		0-0 2B		0-0 E 2B		0-0 F5			
Tony Perez, R OBP: 0.332, SLG: 0.342 (1, 3)		0-0 F6		0-0 E 2B					
John Franco, L (9, 1)				0-0 E 2B					
Ron Oester, S OBP: 0.322, SLG: 0.357 (1, 4)		0-3 K		0-0 S S IBB					
Ted Power, R OBP: 0.222, SLG: 0.167 (1, 1)			0-3 K	4-0 S S BB			0-0 4-3		
Kurt Stillwell, S OBP: 0.310, SLG: 0.259 (7, PH)									
Ron Robinson, R OBP: 0.071, SLG: 0.071 (8, 1)									
Dave Concepcion, R OBP: 0.315, SLG: 0.345 (9, 3)									

Inning Stats	R: 0	H: 0	E: 0	K: 1	S: 5	R: 1	H: 2	E: 0	K: 1	S: 7	R: 0	H: 0	E: 0	K: 2	S: 7	R: 4	H: 2	E: 2	K: 1	S: 8	R: 0	H: 0	E: 0	K: 0	S: 3	R: 0	H: 0	E: 0	K: 0	S: 3	R: 0	H: 0	E: 1	K: 1	S: 6	R: 1	H: 1	E: 1	K: 1	S: 6
	LOB: 0	BB: 0	P: 5	LOB: 1	BB: 0	P: 7	LOB: 0	BB: 0	P: 7		LOB: 2	BB: 2	P: 7	LOB: 0	BB: 0	P: 3	LOB: 2	BB: 2	P: 17	LOB: 0	BB: 0	P: 3	LOB: 0	BB: 0	P: 3	LOB: 0	BB: 0	P: 3	LOB: 0	BB: 0	P: 3	LOB: 2	BB: 1	P: 10	LOB: 2	BB: 1	P: 10			

PITCHER	IP	WLS	BF	H	R	ER	SO	BB	IBB	HBP	BLK	WP	HR	S	P	ERA	WHIP
Ed Wojna, R ERA: 3.23 (1, 1)	3.1	L	16	4	5	3	4	0	0	1	0	0	0	23	24	8.10	1.200
LaMarr Hoyt, R ERA: 5.15 (4, 1)	1.2		7	0	0	0	1	1	1	0	0	0	0	7	15	0.00	0.600
Greg Booker, R ERA: 1.64 (6, 1)	3.0		11	1	1	0	1	0	1	0	0	0	0	12	16	0.00	0.333

BOTTOM

San Diego Padres @ Cincinnati Reds
Riverfront Stadium, Cincinnati, OH

Fri Oct 03 1986, 7:05 PM EDT
Att. 12,853 - Unknown

AB	R	H	RBI	BB	SO	LOB
4	0	0	0	0	2	2
4	0	0	0	0	1	2
4	1	0	0	0	1	0
3	2	1	0	0	0	0
4	0	2	0	0	0	1
0	1	0	0	0	0	0
0	0	0	0	0	0	0
3	1	1	2	1	0	2
4	1	1	2	0	0	2
0	0	0	0	0	0	0
2	0	0	0	1	1	1
1	0	0	0	1	1	0
1	0	0	0	0	0	0
0	0	0	0	0	0	0
0	0	0	0	0	0	0

livebaseballscorecards.com

AB	30
R	6
H	5
RBI	4
BB	3
SO	6
LOB	10



WP: 0	PA: 34
PB: 0	CS: 0
SB: 4	
HR: 0	
SF: 0	
SAC: 0	
DP: 0	
HBP: 1	

Batter	1	2	3	4	5	6	7	8	9	AB R H RBI BB SO LOB	TOP	
Tony Gwynn, L (1, 9) OBP: 0.382, SLG: 0.468	0-0 CS 1B		4-0 1B HR BB	0-0 F7			0-0 1-3		0-0 FC4-6 1-2f	4 1 1 0 1 0 2		
John Kruk, L (1, 7) OBP: 0.405, SLG: 0.427	0-3 K		0-0 1B HR		0-0 5-3			0-0 F8		4 1 1 0 0 1 1		
Kevin McReynolds, R (1, 8) OBP: 0.359, SLG: 0.505	4-0 1-2 BB		0-0 1B HR		0-0 F9			0-0 1-3		3 1 1 4 1 0 0		
Steve Garvey, R (1, 3) OBP: 0.285, SLG: 0.408	0-0 F9		0-0 1B G4-3		0-0 6-3			0-3 K		4 0 1 0 0 1 1		
Garry Templeton, S (1, 6) OBP: 0.294, SLG: 0.308		0-3 K	0-0 1B G4-3 1-2f		0-0 F8			0-0 1B SF7 1B		4 1 1 0 0 1 1		
Benito Santiago, R (1, 2) OBP: 0.311, SLG: 0.483		0-3 K		0-0 1B CS FC4 1B		0-0 F8		0-0 1B 6-3 1B		4 2 2 0 0 1 0		
Randy Asadoor, R (1, 5) OBP: 0.389, SLG: 0.451		0-3 K		0-0 1B CS		0-0 F8		0-0 6-3		4 0 1 0 0 1 2		
Bip Roberts, S (1, 4) OBP: 0.293, SLG: 0.303			0-0 6-3	0-0 FC4		0-0 F9		0-0 SF7		0 0 0 0 0 0 0		
Jerry Royster, R (2, 4) OBP: 0.333, SLG: 0.362				1-2 2-H						3 0 0 1 0 0 1		
Marvell Wynne, L (9, PH) OBP: 0.301, SLG: 0.418										0 0 0 1 0 0 0		
Eid Whitson, R Gene Walters, L Dane Long, L Dave LaPoint, L Craig Nettles, L Carmelo Martinez, R Rich Gossage, R Ed Vosberg, L Bob Stoddard, R Terry Kennedy, L Dave Dravecky, R		0-0 1B HR BB 1B		0-3 K		0-0 5-3		0-0 1B FC4-6		1 1 1 0 1 0 1 0 0 1 1 0 0 0 0 0 0 0 0 0 0		
Inning Stats	R: 0 H: 1 E: 0 LOB: 1 K: 1 BB: 1 S: 5 P: 9	R: 0 H: 0 E: 0 LOB: 0 K: 3 BB: 0 S: 9 P: 9	R: 4 H: 4 E: 0 LOB: 0 K: 0 BB: 1 S: 6 P: 10	R: 1 H: 2 E: 0 LOB: 1 K: 1 BB: 0 S: 7 P: 7	R: 0 H: 0 E: 0 LOB: 0 K: 0 BB: 0 S: 3 P: 3	R: 0 H: 0 E: 0 LOB: 0 K: 0 BB: 0 S: 3 P: 3	R: 0 H: 0 E: 0 LOB: 0 K: 0 BB: 0 S: 3 P: 3	R: 0 H: 0 E: 0 LOB: 0 K: 1 BB: 0 S: 5 P: 5	R: 2 H: 3 E: 0 LOB: 1 K: 0 BB: 0 S: 6 P: 6	1B: 9 SF: 1 2B: 0 SAC: 0 3B: 0 DP: 1 HR: 1 HBP: 0	WP: 0 PA: 37 PB: 0 SB: 1 CS: 3	
PITCHER	IP WLS BF H R ER SO BB IBB HBP BLK WP HR S P ERA WHIP											
Bill Gullickson, R (1, 1) ERA: 3.38	6.1 W 26 7 5 5 5 2 0 0 0 0 0 1 34 42 7.11 1.421											
Rob Murphy, L (7, 1) ERA: 0.73	1.2 5 0 0 0 1 0 0 0 0 0 0 0 7 7 0.00 0.000											
Bill Landrum, R (9, 1) ERA: 6.75	0.2 5 3 2 2 0 0 0 0 0 0 0 0 5 5 27.00 4.500											
John Franco, L (9, 1) ERA: 2.94	0.1 S 1 0 0 0 0 0 0 0 0 0 0 0 1 1 0.00 0.000											

San Diego Padres @ Cincinnati Reds
Riverfront Stadium, Cincinnati, OH
Sat Oct 04 1986, 3:33 AM EDT
Att: 12,654 - Unknown

AB	34
R	7
H	10
RBI	7
BB	2
SO	6
LOB	9



Batter	1	2	3	4	5	6	7	8	9	AB	R	H	RBI	BB	SO	LOB
Barry Larkin, R (1, 6) OBP: 0.315, SLG: 0.404	0-3 K	0-0 3B		0-0 1B			0-0 F9	0-0 FC6-4		5	0	2	4	0	1	1
Buddy Bell, R (1, 5) OBP: 0.363, SLG: 0.447	0-0 1B	0-0 5-3		0-0 G3			0-0 HR	4-0 BB		4	1	2	0	1	0	2
Dave Parker, L (1, 9) OBP: 0.332, SLG: 0.480	0-3 K			0-0 G3			0-0 F7	0-3 K		5	1	1	1	0	2	5
Bill Landrum, R (9, 1)										0	0	0	0	0	0	0
John Franco, L (9, 1)										0	0	0	0	0	0	0
Eric Davis, R (1, 7) OBP: 0.379, SLG: 0.527	0-3 K			0-0 G3			0-0 HR	0-3 K		4	1	1	2	0	1	1
Tony Perez, R (1, 3) OBP: 0.335, SLG: 0.360		0-0 1B	0-0 HR			0-0 K	0-0 L4			4	2	2	1	0	1	0
Eddie Milner, L (1, 8) OBP: 0.319, SLG: 0.449		0-0 F9	0-3 K			0-0 F9		0-0 3B		4	1	1	0	0	1	1
Sal Butera, R (1, 2) OBP: 0.356, SLG: 0.363		4-0 3B	0-0 5-3			0-0 1B		0-0 3B		3	2	2	1	1	0	0
Ron Oester, S (1, 4) OBP: 0.325, SLG: 0.356		4-0 3B		4-0 1B		0-0 F8		4-0 BB		1	2	0	0	3	0	0
Bill Gullickson, R (1, 1) OBP: 0.110, SLG: 0.076		0-0 1-3		0-0 SH1-4		0-0 F8		0-3 K		2	0	0	1	0	0	2
Rob Murphy, L (7, 1)										0	0	0	0	0	0	0
Dave Concepcion, R (8, PH) OBP: 0.314, SLG: 0.344		1-3		1-2						1	0	0	0	0	1	2
Max Venable, L (9, 7) OBP: 0.289, SLG: 0.313		1-2		1-2						0	0	0	0	0	0	0

Inning Stats	R: 0	H: 1	E: 0	K: 3	S: 10	H: 1	LOB: 1	BB: 0	P: 10	R: 3	H: 2	E: 0	K: 0	S: 5	H: 2	LOB: 1	BB: 2	P: 13	R: 2	H: 2	E: 0	K: 1	S: 7	R: 1	H: 1	E: 0	K: 0	S: 4	R: 0	H: 0	E: 0	K: 1	S: 5	R: 0	H: 1	E: 0	K: 0	S: 3	R: 2	H: 2	E: 0	K: 0	S: 5	R: 2	H: 2	E: 0	K: 2	S: 9	R: 2	H: 2	E: 0	K: 2	S: 9
PITCHER	IP	WLS	BF	H	R	ER	SO	BB	IBB	HBP	BLK	WP	HR	S	P	ERA	WHIP																																				
Ed Whitson, R (1, 1) ERA: 6.23	2.1		14	5	5	5	3	2	0	0	0	0	0	18	26	19.29	3.000																																				
Gene Walter, L (3, 1) ERA: 3.86	0.2		2	0	0	0	1	0	0	0	0	0	0	4	4	0.00	0.000																																				
Dave LaPoint, L (4, 1) ERA: 5.02	3.0	L	11	2	1	1	1	1	0	0	0	0	0	12	16	3.00	1.000																																				
Rich Gossage, R (7, 1) ERA: 4.45	1.0		5	2	2	2	0	0	0	0	0	0	0	5	5	18.00	2.000																																				
Ed Vosberg, L (8, 1) ERA: 6.59	0.0		3	2	2	2	0	1	0	0	0	0	0	2	6	∞	∞																																				
PITCHER	IP	WLS	BF	H	R	ER	SO	BB	IBB	HBP	BLK	WP	HR	S	P	ERA	WHIP	1B	2B	3B	HR	SF	SAC	DP	HBP	WP	HR	S	P	ERA	WHIP																						
Bob Stoddard, R (8, 1) ERA: 2.31	1.0		4	0	0	0	2	1	0	0	0	0	0	4	11	0.00	1.000	5	1	2	3	0	0	0	0	0	0	7	11	0.00	1.000																						

BOTTOM

San Diego Padres @ Cincinnati Reds
Riverfront Stadium, Cincinnati, OH

Sat Oct 04 1986, 3:33 AM EDT
Att. 12,654 - Unknown

livebaseballscorecards.com

AB	33
R	10
H	11
RBI	10
BB	5
SO	7
LOB	14



WP	0	PA	39
PB	0	SB	0
CS	0		

Batter	1	2	3	4	5	6	7	8	9	AB R H RBI BB SO LOB	TOP	
Tony Gwynn, L (1, 9) OBP: 0.381, SLG: 0.467	0-0 SH1-3 4-3 2B	0-0 F8			0-0 4-3		0-0 F5		0-0 FC4-6 1-2f	5 1 1 0 0 0 2		
Jerry Royster, R (1, 4) OBP: 0.336, SLG: 0.362	0-0 SH1-3 2-3		0-0 F2		0-0 6-3			0-0 1B 1B	4-0 1-2 IBB	3 0 1 0 1 0 0		
John Kruk, L (1, 7) OBP: 0.403, SLG: 0.424 Marvell Wynne, L (8, PR) OBP: 0.300, SLG: 0.417 (8, 8)	0-0 4-3 3-H		0-0 4-3		0-0 4-3			0-0 1-3 1B	0-3 K	4 0 1 1 0 0 0 1 0 0 0 0 1 2		
Kevin McReynolds, R (1, 8) OBP: 0.358, SLG: 0.504 (8, 7)	0-0 1B E 1B		0-0 6-3			0-0 5-3		0-3 K 1-2		4 1 1 0 0 1 2		
Benito Santiago, R (1, 2) OBP: 0.308, SLG: 0.468	0-0 E5 1B 1-H 1B			0-0 F8		0-0 F7		0-3 K		4 0 1 0 0 1 3		
Garry Templeton, S (1, 6) OBP: 0.296, SLG: 0.308	0-0 1-3 1B			0-0 6-3		0-0 F8		4-0 IBB		3 0 1 0 1 0 0		
Randy Asadoor, R (1, 5) OBP: 0.397, SLG: 0.455	0-0 5-3			0-0 1B 1B			0-0 SH1-4 1B	0-3 K		4 0 2 0 0 1 5		
Tim Pyznarski, R (1, 3) OBP: 0.319, SLG: 0.262 Carmelo Martinez, R (7, 3) OBP: 0.333, SLG: 0.389 Tim Flannery, L (9, PR) OBP: 0.378, SLG: 0.345 Craig Lefferts, L (9, 1) OBP: 0.125, SLG: 0.500		0-3 K		0-0 1-2 1B		0-0 F7		0-0 FC5-4 1B		3 0 1 0 0 1 1 1 0 1 0 0 0 0 0 0 0 0 0 0 0 0 0 0 0 0 0 0		
Andy Hawkins, R (1, 1) OBP: 0.162, SLG: 0.164 Steve Garvey, R (9, PH) OBP: 0.284, SLG: 0.408 (9, 3)		0-0 4-3		0-3 K		0-0 SH1-4		0-0 FC5-4 FC4-6 1-2f		2 0 0 0 0 1 2 1 0 0 0 0 0 1		
Inning Stats	R: 2 H: 4 E: 1 LOB: 2 K: 0 BB: 0 S: 7 P: 7	R: 0 H: 0 E: 0 LOB: 0 K: 1 BB: 0 S: 5 P: 5	R: 0 H: 0 E: 0 LOB: 0 K: 0 BB: 0 S: 3 P: 3	R: 0 H: 2 E: 0 LOB: 2 K: 1 BB: 0 S: 7 P: 7	R: 0 H: 0 E: 0 LOB: 0 K: 0 BB: 0 S: 3 P: 3	R: 0 H: 0 E: 0 LOB: 0 K: 0 BB: 0 S: 3 P: 3	R: 0 H: 1 E: 0 LOB: 1 K: 0 BB: 0 S: 4 P: 4	R: 0 H: 2 E: 0 LOB: 3 K: 3 BB: 1 S: 11 P: 15	R: 0 H: 1 E: 0 LOB: 2 K: 1 BB: 1 S: 6 P: 10	1B: 9 SF: 0 2B: 1 SAC: 2 3B: 0 DP: 0 HR: 0 HBP: 0	WP: 0 PA: 39 PB: 0 SB: 2 CS: 0	
PITCHER	IP WLS BF H R ER SO BB IBB HBP BLK WP HR S P ERA WHIP											
Chris Welsh, L (1, 1) ERA: 4.78	7.0 L 28 7 2 2 2 0 0 0 0 0 0 0 32 32 2.57 1.000											
Ron Robinson, R (8, 1) ERA: 3.24	1.0 6 2 0 0 3 0 1 0 0 0 0 0 11 15 0.00 2.000											
Rob Murphy, L (9, 1) ERA: 0.72	1.0 5 1 0 0 1 0 1 0 0 0 0 0 6 10 0.00 1.000											

San Diego Padres @ Cincinnati Reds
Riverfront Stadium, Cincinnati, OH
Sun Oct 05 1986, 3:33 AM EDT
Att. 24,825 - Unknown

livebaseballscorecards.com

AB	35
R	2
H	10
RBI	1
BB	2
SO	6
LOB	18



Batter	1	2	3	4	5	6	7	8	9	AB	R	H	RBI	BB	SO	LOB	BOTTOM		
Eric Davis, R OBP: 0.378, SLG: 0.523 (1, 7) S S	0-3 K	0-0 F8			4-0 BB			0-3 K		3	0	0	0	1	2	3			
Barry Larkin, R OBP: 0.320, SLG: 0.403 (1, 6) X	0-0 6-3		0-0 F9		4-0 BB			0-0 1B		3	0	1	0	1	0	0			
Dave Parker, L OBP: 0.330, SLG: 0.477 (1, 9) X	0-0 F5		0-3 K		0-3 K			0-3 K		4	0	0	0	0	3	3			
Buddy Bell, R OBP: 0.362, SLG: 0.445 (1, 5) X		0-0 E4 SF7	0-0 4-3			0-0 F7		0-0 1B		4	1	1	0	0	0	0			
Tony Perez, R OBP: 0.333, SLG: 0.355 (1, 3) B B B B		4-0 1B BB		0-0 F4		0-0 F9		0-0 F8		3	0	0	0	1	0	2			
Eddie Milner, L OBP: 0.317, SLG: 0.446 (1, 8) X		0-0 SF7		0-0 F4		0-0 6-3		0-0 F4		3	0	0	1	0	0	0			
Dave Vangorder, R (1, 2) B B B B		4-0 1B BB		0-0 5-3			0-0 F6		0-0 F9	3	0	0	0	1	0	0			
Ron Oester, S OBP: 0.325, SLG: 0.356 (1, 4) X		0-0 1B			0-0 F6		0-0 F4		0-3 K	4	0	1	0	0	1	0			
Chris Welsh, L OBP: 0.159, SLG: 0.238 (1, 1) Kurt Stillwell, S OBP: 0.309, SLG: 0.258 (7, PH) Ron Robinson, R OBP: 0.071, SLG: 0.071 (8, 1) Rob Murphy, L (9, 1)		0-3 K			0-0 G3		0-0 F6			2	0	0	0	0	1	3			
Inning Stats	R: 0 E: 0 K: 1 S: 5	H: 0 LOB: 0 BB: 0 P: 5	R: 1 E: 1 K: 1 S: 7	H: 1 LOB: 3 BB: 2 P: 15	R: 0 E: 0 K: 1 S: 5	H: 0 LOB: 0 BB: 0 P: 5	R: 0 E: 0 K: 0 S: 3	H: 0 LOB: 0 BB: 0 P: 3	R: 0 E: 0 K: 0 S: 3	H: 2 LOB: 2 BB: 0 P: 9	R: 0 E: 0 K: 1 S: 5	H: 0 LOB: 0 BB: 0 P: 5	1B: 3 2B: 0 3B: 0 HR: 0	SF: 1 SAC: 0 DP: 0 HBP: 0	WP: 0 PB: 0 SB: 2 CS: 0	PA: 35			
PITCHER Andy Hawkins, R ERA: 4.3 (1, 1) Craig Lefferts, L ERA: 3.09 (9, 1)	IP 8.0	WLS W	BF 32	H 3	R 1	ER 0	SO 6	BB 4	IBB 0	HBP 0	BLK 0	WP 0	HR 0	S 40	P 56	ERA 0.00	WHIP 0.875		
	IP 1.0	WLS S	BF 3	H 0	R 0	ER 0	SO 1	BB 0	IBB 0	HBP 0	BLK 0	WP 0	HR 0	S 5	P 5	ERA 0.00	WHIP 0.000		

San Diego Padres @ Cincinnati Reds
Riverfront Stadium, Cincinnati, OH

Sun Oct 05 1986, 3:33 AM EDT
Att. 24,825 - Unknown

AB	30
R	1
H	3
RBI	1
BB	4
SO	7
LOB	11



livebaseballscorecards.com