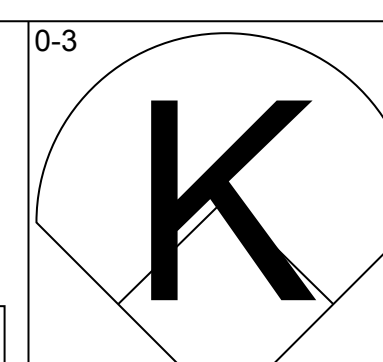
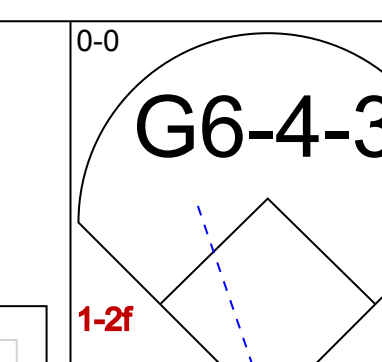
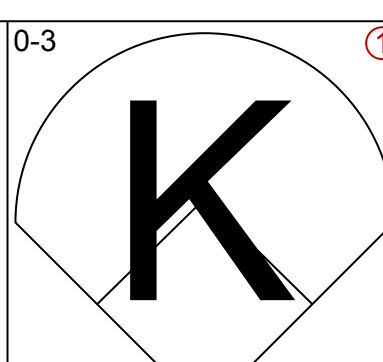
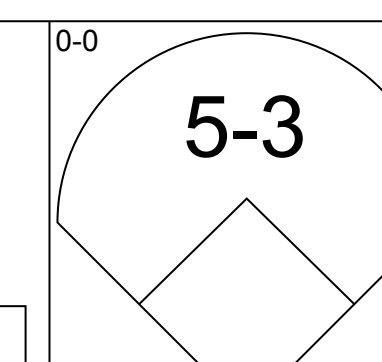
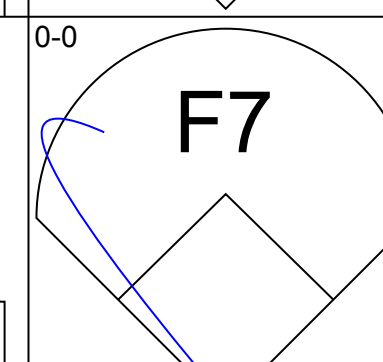
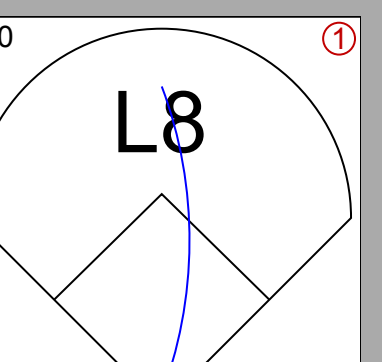
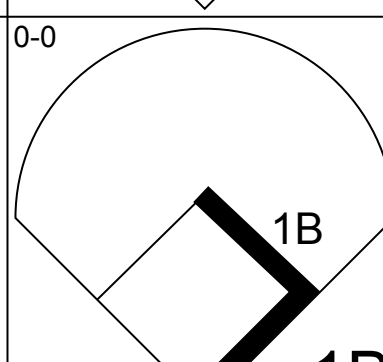
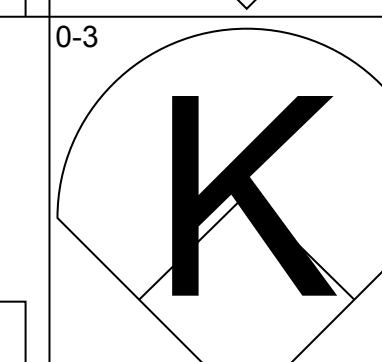
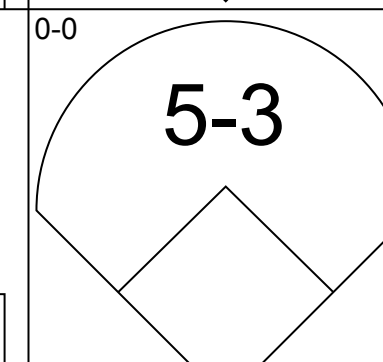
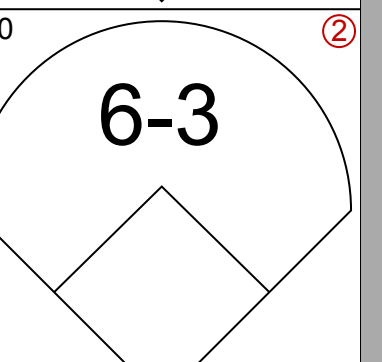
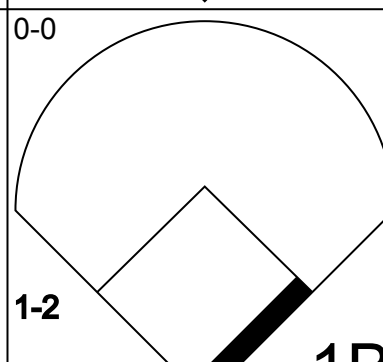
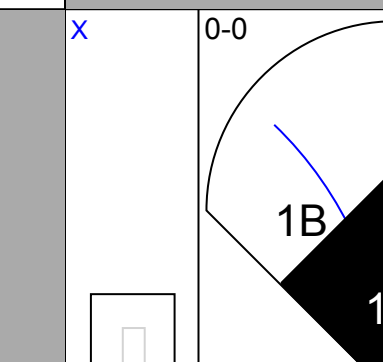
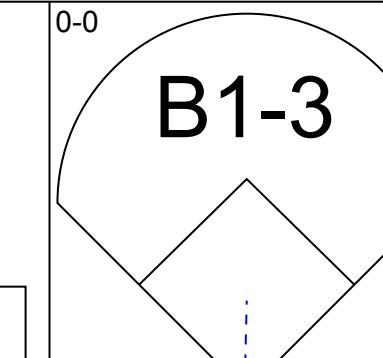
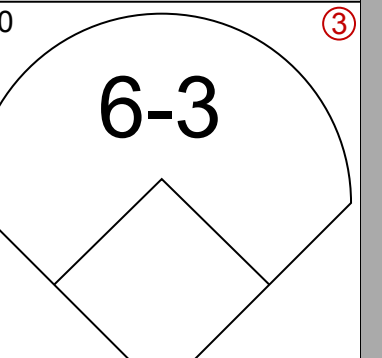
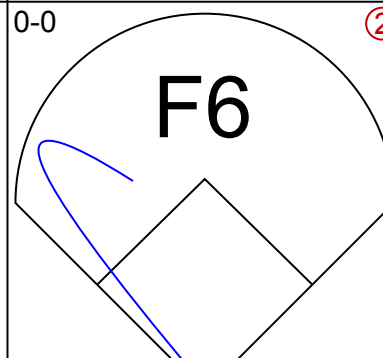
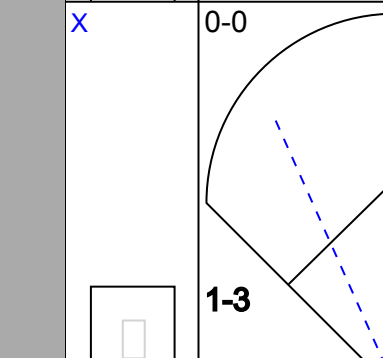

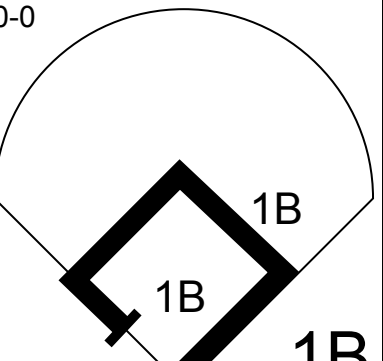
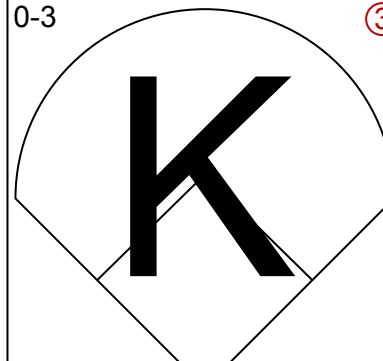
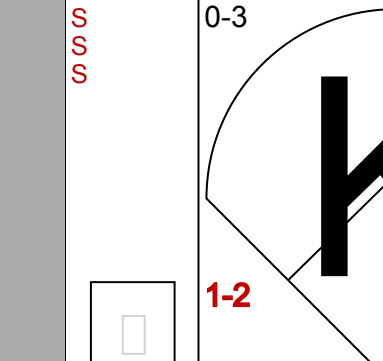

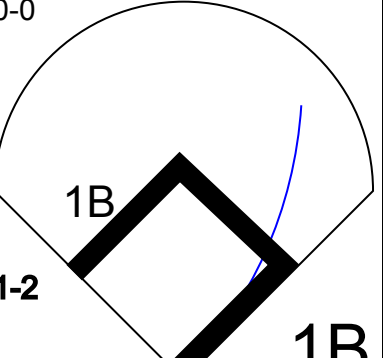
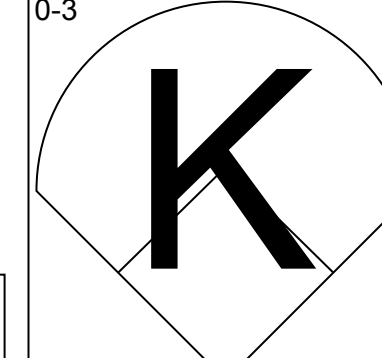
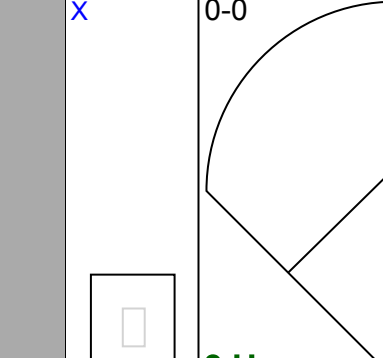

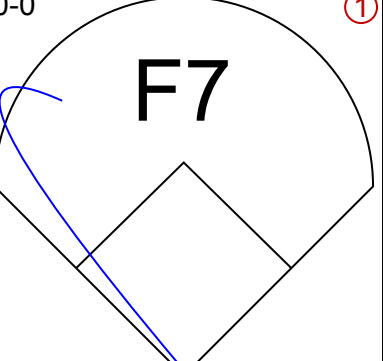
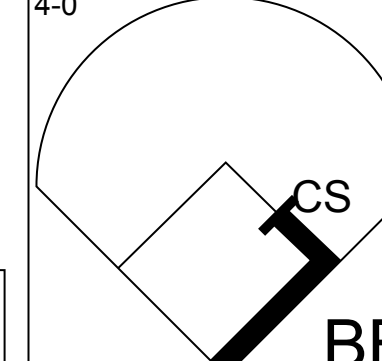
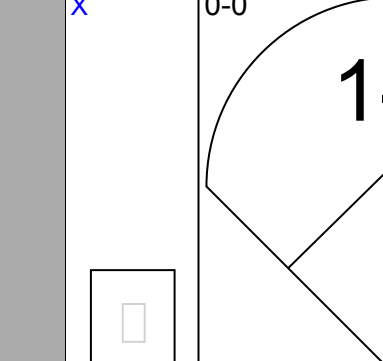
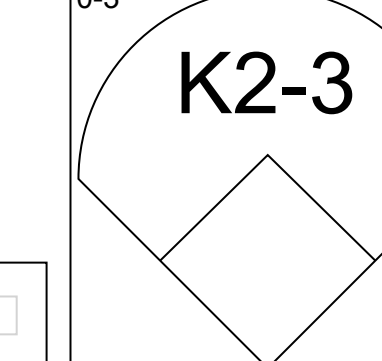
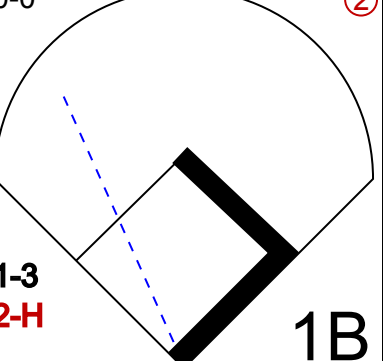
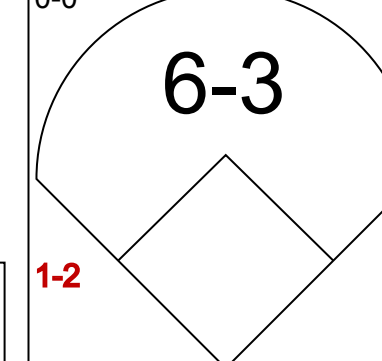
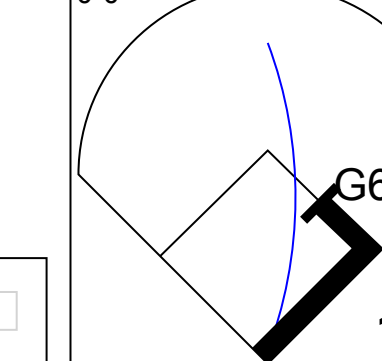
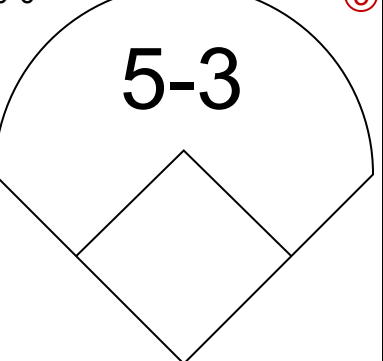
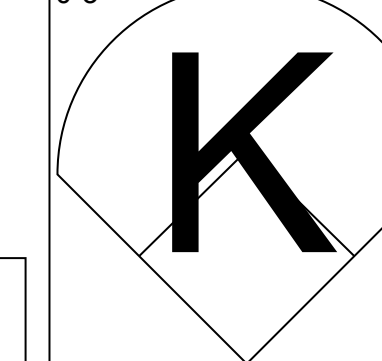
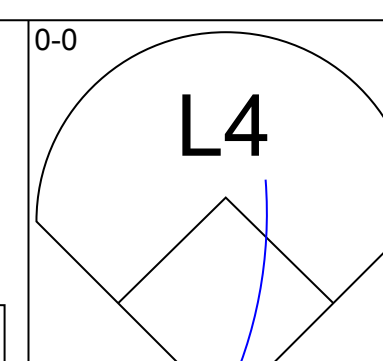
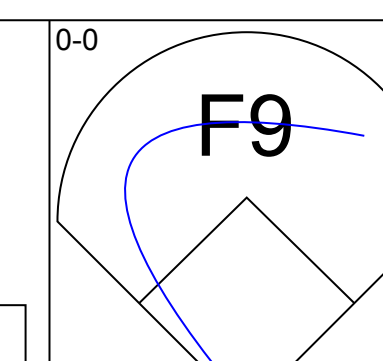
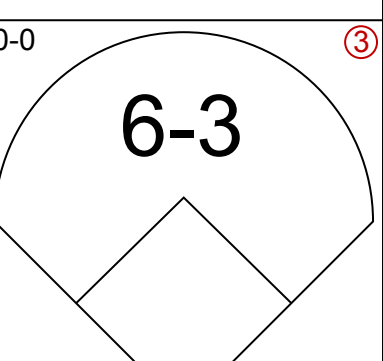
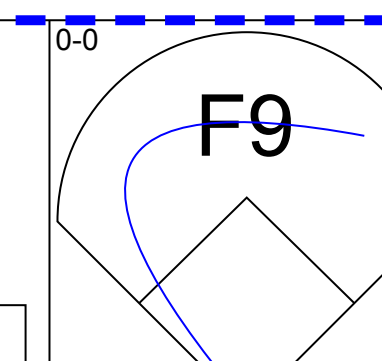
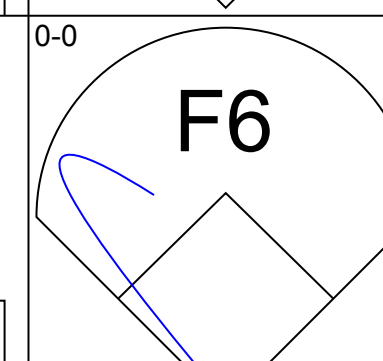
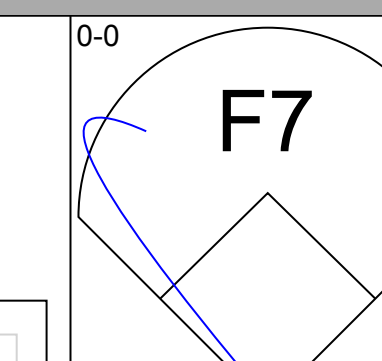
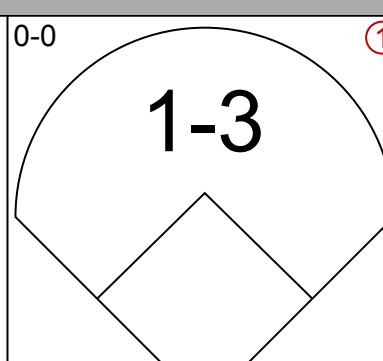
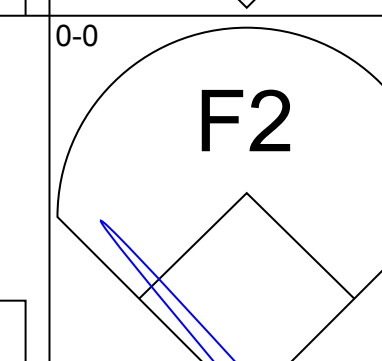
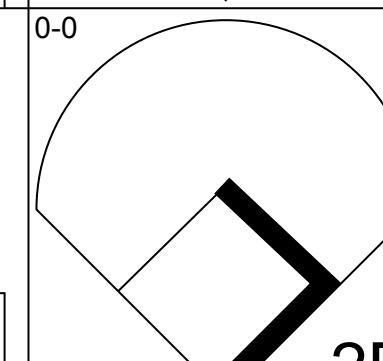
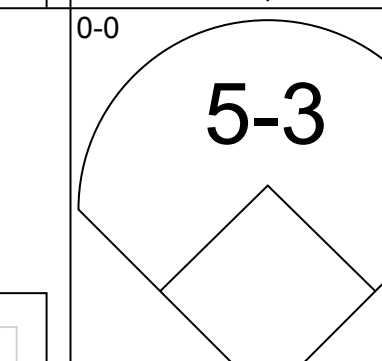
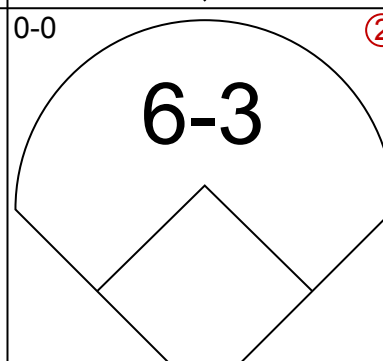
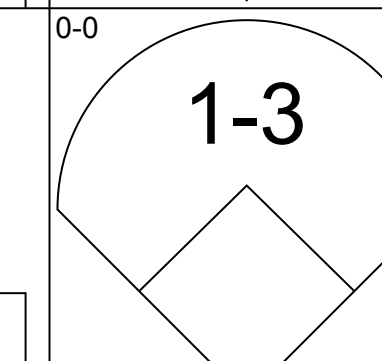
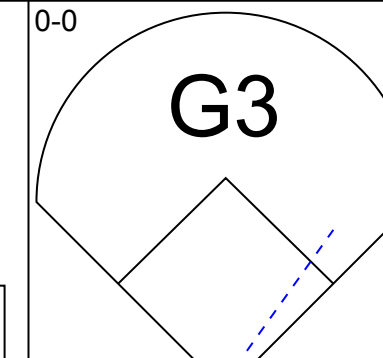
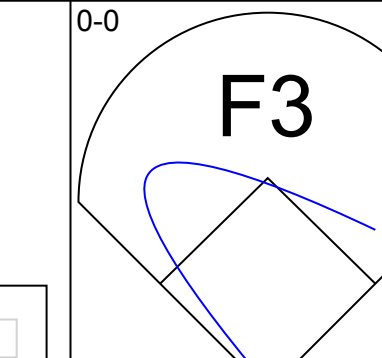
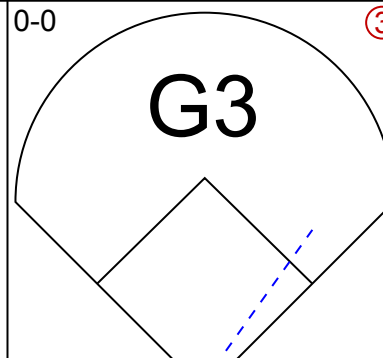
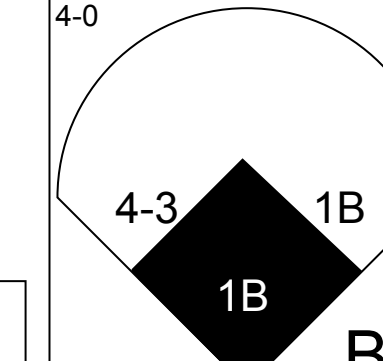
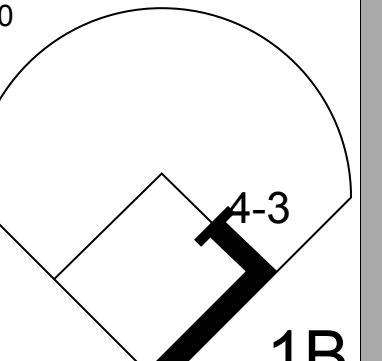

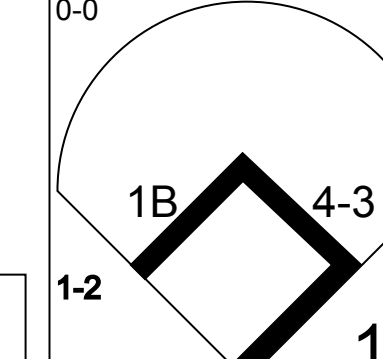

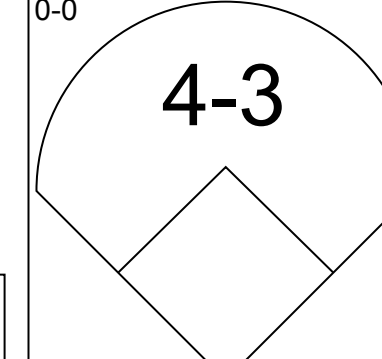
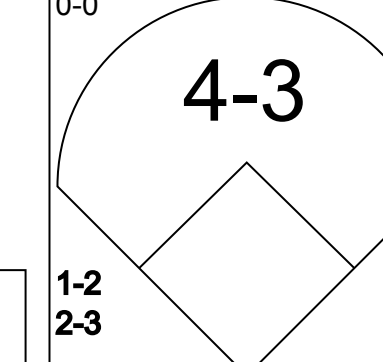
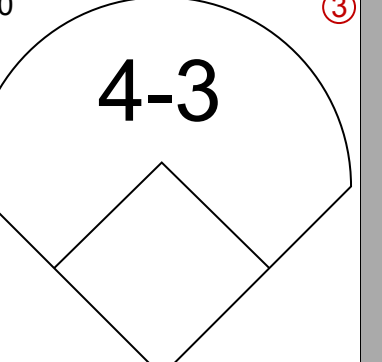
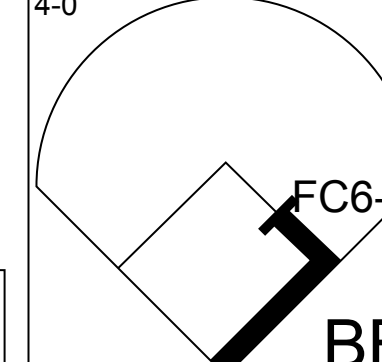
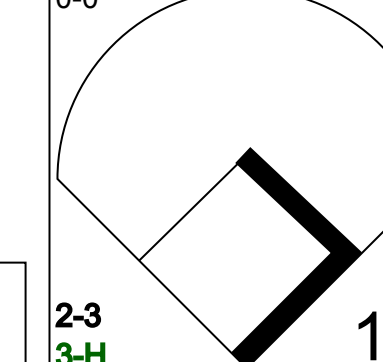
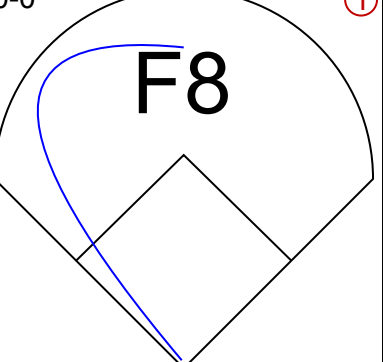
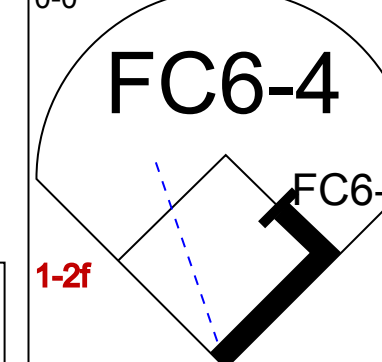
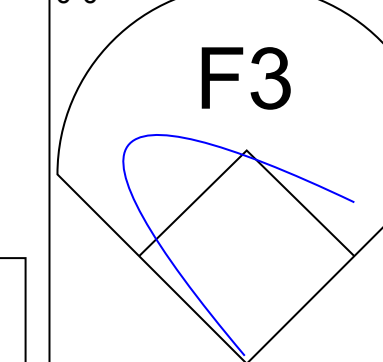
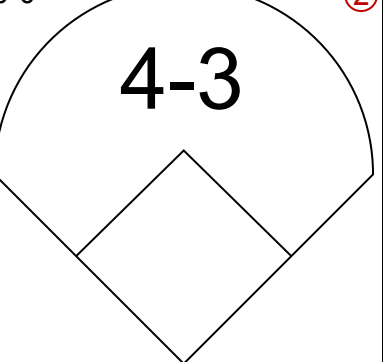
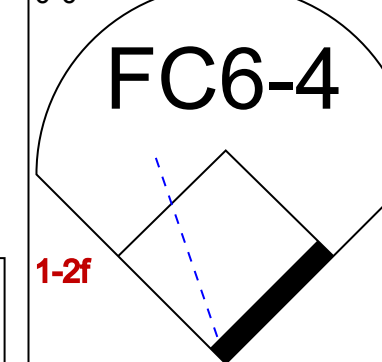


San Diego Padres - 1986

Batter	1	2	3	4	5	6	7	8	9	AB	R	H	RBI	BB	SO	LOB	TOP					
Bip Roberts, S (1.4) 0-0										4	0	0	0	0	2	1	San Diego Padres @ Los Angeles Dodgers Dodger Stadium, Los Angeles, CA Mon Apr 07 1986, 3:33 AM PST Att: 49,444 - Unknown livebaseballscorecards.com					
Tony Gwynn, L (1.9) OBP: 0.250, SLG: 0.250										4	0	1	0	0	1	0						
Kevin McReynolds, R (1.8) OBP: 0.500, SLG: 0.500										4	1	2	0	0	0	0						
Steve Garvey, R (1.3) John Kruk, L (9, PR)										4	0	1	0	0	0	2						
Carmelo Martinez, R (1.7) OBP: 0.250, SLG: 0.250										4	0	1	0	0	3	4						
Gary Templeton, S (1.6) OBP: 0.750, SLG: 0.750										4	0	3	1	0	1	0						
Terry Kennedy, L (1.2) Marvell Wynne, L (7, PR) Bruce Bochy, R (7.2)										2	0	0	0	1	0	3						
Jerry Royster, R (1.5) OBP: 0.333, SLG: 0.333										3	0	1	0	0	1	1						
Eric Show, R (1.1) OBP: 0.500, SLG: 0.500 Graig Nettles, L (8, PH) Craig Lefferts, L (8.1)										2	0	1	0	0	0	2						
Inning Stats	R: 0 E: 0 K: 1 S: 5	H: 0 LOB: 0 BB: 0 P: 5	R: 0 E: 0 K: 1 S: 6	H: 1 LOB: 1 BB: 0 P: 6	R: 0 E: 0 K: 1 S: 5	H: 1 LOB: 0 BB: 0 P: 5	R: 0 E: 0 K: 0 S: 3	H: 0 LOB: 0 BB: 0 P: 3	R: 0 E: 0 K: 0 S: 5	H: 3 LOB: 2 BB: 0 P: 5	R: 0 E: 0 K: 2 S: 9	H: 2 LOB: 2 BB: 0 P: 9	R: 0 E: 0 K: 1 S: 4	H: 0 LOB: 1 BB: 1 P: 8	R: 0 E: 0 K: 2 S: 7	H: 0 LOB: 0 BB: 0 P: 7		R: 1 E: 0 K: 1 S: 7	H: 3 LOB: 1 BB: 0 P: 7	1B: 10 2B: 0 3B: 0 HR: 0	SF: 0 SAC: 0 DP: 1 HBP: 0	WP: 0 PB: 0 SB: 1 CS: 2
PITCHER Fernando Valenzuela, L (1.1) ERA: 1.0	IP: 9.0 WLS: W BF: 34 H: 10 R: 1 ER: 1 SO: 9 BB: 1 IBB: 0 HBP: 0 BLK: 0 WP: 0 HR: 0 S: 51 P: 55 ERA: 1.00 WHIP: 1.222																					

Batter	1	2	3	4	5	6	7	8	9	AB	R	H	RBI	BB	SO	LOB	BOTTOM			
Mariano Duncan, R (1.6)										4	0	0	0	0	0	2	San Diego Padres @ Los Angeles Dodgers Dodger Stadium, Los Angeles, CA Mon Apr 07 1986, 3:33 AM PST Att: 49,444 - Unknown livebaseballscorecards.com			
Ken Landreaux, L (1.8)										4	0	0	0	0	0	0				
Bill Madlock, R (1.5) Dave Anderson, R (9.5)										4	0	1	0	0	0	0				
Greg Brock, L (1.3)										3	0	0	0	0	1	0				
Mike Marshall, R (1.9) OBP: 1.000, SLG: 2.500										2	2	2	1	1	0	0				
Franklin Stubbs, L (1.7) Reggie Williams, R (9.7)										3	0	1	0	0	0	1				
Mike Scioscia, L (1.2)										2	0	0	0	1	0	2				
Steve Sax, R (1.4) OBP: 0.333, SLG: 0.333										3	0	1	1	0	0	1				
Fernando Valenzuela, L (1.1)										3	0	0	0	0	0	3				
Inning Stats	R: 0 E: 0 K: 0 S: 4	H: 1 LOB: 1 BB: 0 P: 4	R: 1 E: 0 K: 0 S: 5	H: 2 LOB: 2 BB: 1 P: 9	R: 0 E: 0 K: 0 S: 3	H: 0 LOB: 0 BB: 0 P: 3	R: 0 E: 0 K: 0 S: 3	H: 1 LOB: 0 BB: 0 P: 3	R: 0 E: 0 K: 0 S: 4	H: 1 LOB: 1 BB: 1 P: 8	R: 0 E: 0 K: 0 S: 3	H: 0 LOB: 0 BB: 0 P: 3	R: 1 E: 0 K: 0 S: 4	H: 1 LOB: 1 BB: 1 P: 8	R: 0 E: 0 K: 0 S: 3	H: 0 LOB: 0 BB: 0 P: 3		1B: 3 2B: 2 3B: 0 HR: 1	SF: 0 SAC: 0 DP: 1 HBP: 0	WP: 0 PB: 0 SB: 0 CS: 0
PITCHER Eric Show, R (1.1) ERA: 2.57 Craig Lefferts, L (8.1) ERA:	IP: 7.0 WLS: L BF: 27 H: 5 R: 2 ER: 2 SO: 2 BB: 2 IBB: 0 HBP: 0 BLK: 0 WP: 0 HR: 1 S: 25 P: 33 ERA: 2.57 WHIP: 1.000																			

Batter	1	2	3	4	5	6	7	8	9	AB	R	H	RBI	BB	SO	LOB	TOP		
Tim Flannery, L (1,4) OBP: 0.400, SLG: 0.400										5	0	2	0	0	0	1			
Tony Gwynn, L (1,9) OBP: 0.111, SLG: 0.111										5	0	0	0	0	0	5			
Kevin McReynolds, R (1,8) OBP: 0.356, SLG: 0.556										5	1	3	0	0	0	1			
Steve Garvey, R (1,3) OBP: 0.125, SLG: 0.125										4	0	0	0	0	1	5			
Terry Kennedy, L (1,2) OBP: 0.286, SLG: 0.167										4	0	1	1	0	1	3			
Carmelo Martínez, R (1,7) OBP: 0.550, SLG: 0.429										3	0	2	0	1	0	1			
Marvell Wynne, L (8,8)										0	0	0	0	0	0	0			
Graig Nettles, L (1,5)										3	0	0	0	1	0	3			
Garry Templeton, S (1,6) OBP: 0.375, SLG: 0.375										4	0	0	0	0	0	5			
Dave Dravecky, R (1,1) OBP: 0.250, SLG: 0.250										4	0	1	0	0	2	2			
Inning Stats	R: 0 E: 0 K: 0 S: 5	H: 2 LOB: 2 BB: 0 P: 5	R: 0 E: 0 K: 1 S: 7	H: 2 LOB: 3 BB: 1 P: 11	R: 1 E: 0 K: 0 S: 6	H: 3 LOB: 2 BB: 0 P: 6	R: 0 E: 0 K: 1 S: 5	H: 0 LOB: 0 BB: 0 P: 5	R: 0 E: 1 K: 0 S: 6	H: 0 LOB: 1 BB: 0 P: 6	R: 0 E: 0 K: 0 S: 4	H: 1 LOB: 1 BB: 0 P: 4	R: 0 E: 1 K: 1 S: 5	H: 0 LOB: 1 BB: 1 P: 9	R: 0 E: 0 K: 0 S: 4	H: 1 LOB: 1 BB: 0 P: 4	1B: 9 2B: 0 3B: 0 HR: 0	SF: 0 SAC: 0 DP: 0 HBP: 0	WP: 0 PA: 39 PB: 0 SB: 1 CS: 0
PITCHER Orel Hershiser, R (1,1) ERA: 1.0	IP: 9.0 WLS: L BF: 39 H: 9 R: 1 ER: 1 SO: 4 BB: 2 IBB: 0 HBP: 0 BLK: 0 WP: 0 HR: 0 S: 45 P: 53 ERA: 1.00 WHIP: 1.222																		

San Diego Padres @ Los Angeles Dodgers
 Dodger Stadium, Los Angeles, CA
 Tue Apr 08 1986, 6:05 PM PST
 Att: 31,915 - Unknown

AB 37
 R 1
 H 9
 RBI 1
 BB 2
 SO 4
 LOB 26



Batter	1	2	3	4	5	6	7	8	9	AB	R	H	RBI	BB	SO	LOB	BOTTOM		
Mariano Duncan, R (1,6) OBP: 0.125, SLG: 0.125										4	0	1	0	0	1	1			
Steve Sax, R (1,4) OBP: 0.143, SLG: 0.143										4	0	0	0	0	1	1			
Bill Madlock, R (1,5) OBP: 0.250, SLG: 0.375										4	0	1	0	0	0	1			
Mike Marshall, R (1,9) OBP: 0.500, SLG: 1.000										3	0	0	0	0	0	1			
Bill Russell, R (1,7)										3	0	0	0	0	0	1			
Greg Brock, L (1,3)										3	0	0	0	0	0	0			
Reggie Williams, R (1,8) OBP: 0.333, SLG: 0.333										3	0	1	0	0	0	0			
Mike Scioscia, L (1,2)										2	0	0	0	1	0	0			
Orel Hershiser, R (1,1)										1	0	0	0	0	0	0			
Enos Cabell, R (8,PH)										1	0	0	0	0	0	0			
Inning Stats	R: 0 E: 0 K: 0 S: 3	H: 0 LOB: 0 BB: 0 P: 3	R: 0 E: 0 K: 0 S: 3	H: 0 LOB: 0 BB: 0 P: 3	R: 0 E: 0 K: 0 S: 3	H: 1 LOB: 1 BB: 1 P: 7	R: 0 E: 0 K: 1 S: 6	H: 1 LOB: 1 BB: 0 P: 6	R: 0 E: 0 K: 0 S: 3	H: 0 LOB: 0 BB: 0 P: 3	R: 0 E: 0 K: 0 S: 3	H: 0 LOB: 0 BB: 0 P: 3	R: 0 E: 0 K: 0 S: 3	H: 0 LOB: 0 BB: 0 P: 3	R: 0 E: 0 K: 0 S: 4	H: 1 LOB: 1 BB: 0 P: 4	1B: 3 2B: 0 3B: 0 HR: 0	SF: 0 SAC: 1 DP: 0 HBP: 0	WP: 0 PA: 30 PB: 0 SB: 0 CS: 1
PITCHER Dave Dravecky, L (1,1) ERA:	IP: 9.0 WLS: W BF: 30 H: 3 R: 0 ER: 0 SO: 2 BB: 1 IBB: 0 HBP: 0 BLK: 0 WP: 0 HR: 0 S: 33 P: 37 ERA: 0.00 WHIP: 0.444																		

San Diego Padres @ Los Angeles Dodgers
 Dodger Stadium, Los Angeles, CA
 Tue Apr 08 1986, 6:05 PM PST
 Att: 31,915 - Unknown

AB 28
 R 0
 H 3
 RBI 0
 BB 1
 SO 2
 LOB 5



Batter	1	2	3	4	5	6	7	8	9	AB	R	H	RBI	BB	SO	LOB	TOP										
Tim Flannery, L OBP: 0.333, SLG: 0.333 (1, 4)	0-0 4-3		0-0 CS	0-0 5-3		0-0 F5			0-0 1B	4	0	1	0	0	0	1											
Tony Gwynn, L OBP: 0.077, SLG: 0.077 (1, 9)	0-0 4-3			0-0 1-3			0-0 4-3		0-0 4-3	4	0	0	0	0	0	1											
Kevin McReynolds, R OBP: 0.417, SLG: 0.417 (1, 8) (8, 7)	0-0 F7			0-0 5-3			0-0 5-3			3	0	0	0	0	0	0											
Steve Garvey, R OBP: 0.091, SLG: 0.091 (1, 3)		0-0 F8			0-0 4-3			0-3 K		3	0	0	0	0	1	0											
Terry Kennedy, L OBP: 0.200, SLG: 0.111 (1, 2)		0-0 4-3			0-0 5-3			0-3 K		3	0	0	0	0	1	0											
Carmelo Martinez, R OBP: 0.384, SLG: 0.300 Marvell Wynne, L (8, PR) (8, 8)		0-3 K			0-3 K			0-0 E6 FC4-6		3	0	0	0	0	2	0											
Graig Nettles, L Bip Roberts, S Jerry Royster, R OBP: 0.333, SLG: 0.333 (1, 5) (8, PR) (8, 5)			0-0 3-1			4-0 G6-3 BB		0-0 FC4-6 CS		2	0	0	0	1	0	1	AB 28 R 0 H 3 RBI 0 BB 1 SO 5 LOB 5										
Garry Templeton, S OBP: 0.364, SLG: 0.364 (1, 6)			0-0 CS 1B		0-0 G6-3			0-0 CS	0-0 6-3	3	0	1	0	0	0	1											
Andy Hawkins, R OBP: 0.500, SLG: 0.500 Craig Lefferts, L Lance McCullers, S John Kruk, L (1, 1) (8, 1) (8, 1) (8, FH)			0-3 K		0-0 1B		0-0 1B		0-0 F7	2	0	1	0	0	1	1											
Inning Stats	R: 0 E: 0 K: 0 S: 3	H: 0 LOB: 0 BB: 0 P: 3	R: 0 E: 0 K: 1 S: 5	H: 0 LOB: 0 BB: 0 P: 5	R: 0 E: 0 K: 1 S: 5	H: 1 LOB: 0 BB: 0 P: 5	R: 0 E: 0 K: 0 S: 3	H: 0 LOB: 0 BB: 0 P: 3	R: 0 E: 0 K: 1 S: 5	H: 0 LOB: 0 BB: 0 P: 5	R: 0 E: 1 K: 1 S: 5	H: 0 LOB: 1 BB: 0 P: 5	R: 0 E: 0 K: 1 S: 5	H: 1 LOB: 1 BB: 0 P: 4	R: 0 E: 0 K: 0 S: 4	H: 1 LOB: 1 BB: 0 P: 4	1B: 3 2B: 0 3B: 0 HR: 0	SF: 0 SAC: 0 DP: 1 HBP: 0	WP: 0 PB: 0 SB: 0 CS: 2	PA: 31							
PITCHER Bob Welch, R ERA: (1, 1)	IP 9.0	WLS W	BF 29	H 3	R 0	ER 0	SO 5	BB 1	IBB 0	HBP 0	BLK 0	WP 0	HR 0	S 38	P 42	ERA 0.00	WHIP 0.444										

San Diego Padres @ Los Angeles Dodgers
 Dodger Stadium, Los Angeles, CA
 Wed Apr 09 1986, 6:05 PM PST
 Att: 31,690 - Unknown
 livebaseballscorecards.com



Batter	1	2	3	4	5	6	7	8	9	AB	R	H	RBI	BB	SO	LOB	BOTTOM										
Mariano Duncan, R OBP: 0.167, SLG: 0.167 (1, 6)	0-0 F8		0-0 F7		0-0 4-3			0-0 CS 1B		4	0	1	0	0	0	1											
Ken Landreaux, L (1, 8)	0-0 3-1			0-0 L8	4-0 FC5-4 BB			0-0 F1		3	0	0	0	1	0	1											
Bill Madlock, R OBP: 0.250, SLG: 0.333 Dave Anderson, R (1, 5) (9, 5)	0-0 F8			0-0 1B 1B	0-0 FC5-4			0-3 K		4	1	1	0	0	1	3											
Greg Brock, L OBP: 0.222, SLG: 0.222 (1, 3)		0-0 1B		0-0 1B		0-0 F6				3	0	2	0	0	0	0											
Mike Marshall, R OBP: 0.444, SLG: 0.750 (1, 9)		0-0 F3		0-0 1B		0-0 5-3				3	0	1	1	0	0	1											
Franklin Stubbs, L OBP: 0.167, SLG: 0.167 Reggie Williams, R OBP: 0.333, SLG: 0.333 (1, 7) (7, 7)		0-3 K		0-3 K		0-3 K				3	0	0	0	0	3	3											
Mike Scioscia, L OBP: 0.333, SLG: 0.143 (1, 2)		0-0 4-3			0-0 6-3			0-0 G6-3 1B		3	0	1	0	0	0	3											
Steve Sax, R OBP: 0.200, SLG: 0.200 (1, 4)			0-3 K		0-0 WP 1B			0-0 G6-3		3	0	1	0	0	1	1											
Bob Welch, R (1, 1)			0-0 4-3		0-0 F8			0-3 K		3	0	0	0	0	1	1											
Inning Stats	R: 0 E: 0 K: 0 S: 3	H: 0 LOB: 0 BB: 0 P: 3	R: 0 E: 0 K: 1 S: 6	H: 1 LOB: 0 BB: 0 P: 6	R: 0 E: 0 K: 1 S: 5	H: 0 LOB: 0 BB: 0 P: 5	R: 1 E: 0 K: 1 S: 8	H: 3 LOB: 2 BB: 0 P: 8	R: 0 E: 0 K: 1 S: 5	H: 0 LOB: 0 BB: 0 P: 5	R: 0 E: 0 K: 1 S: 5	H: 1 LOB: 1 BB: 0 P: 5	R: 0 E: 0 K: 1 S: 5	H: 1 LOB: 1 BB: 0 P: 5	R: 0 E: 0 K: 1 S: 5	H: 1 LOB: 1 BB: 0 P: 5	1B: 7 2B: 1 3B: 0 HR: 0	SF: 0 SAC: 0 DP: 2 HBP: 0	WP: 1 PB: 0 SB: 1 CS: 1	PA: 30							
PITCHER Andy Hawkins, R ERA: 1.29 Craig Lefferts, L ERA: Lance McCullers, R ERA: (1, 1) (8, 1) (8, 1)	IP 7.0	WLS L	BF 28	H 7	R 1	ER 1	SO 5	BB 1	IBB 0	HBP 0	BLK 0	WP 1	HR 1	S 37	P 41	ERA 1.29	WHIP 1.143										

San Diego Padres @ Los Angeles Dodgers
 Dodger Stadium, Los Angeles, CA
 Wed Apr 09 1986, 6:05 PM PST
 Att: 31,690 - Unknown
 livebaseballscorecards.com



Batter	1	2	3	4	5	6	7	8	9	AB	R	H	RBI	BB	SO	LOB	TOP										
Bip Roberts, S (1,4) OBP: 0.222, SLG: 0.176	5-3	FC3-6 CS		K					K	4	0	0	0	1	2	3	San Diego Padres @ Los Angeles Dodgers Dodger Stadium, Los Angeles, CA Thu Apr 10 1986, 6:05 PM PST Att: 50,387 - Unknown livebaseballscorecards.com										
Tony Gwynn, L (1,9) OBP: 0.333, SLG: 0.500	1B	FC5 BB		G3					FC5-4 1B	4	0	2	0	1	1	3											
Kevin McReynolds, R (1,8) OBP: 0.353, SLG: 0.353	F7	FC5 1-2							F9	5	1	1	0	0	1	4											
Steve Garvey, R (1,3) Marvell Wynne, L (7, PR) (7,8)	1B			6-3					FC5-4 1-2	4	0	2	0	0	0	1											
Garry Templeton, S (1,6) OBP: 0.333, SLG: 0.333	F8			4-3						4	0	1	0	0	0	3											
Carmelo Martinez, R (1,7) OBP: 0.400, SLG: 0.538		HR		K					L6	3	1	1	1	1	1	1											
Terry Kennedy, L (1,2) OBP: 0.286, SLG: 0.231		6-3 1B							F7	4	1	2	1	0	0	0											
Jerry Royster, R (1,5) Graig Nettles, L (8, PH) (8,5)	6-3			1B					F7	3	0	1	0	0	0	1											
Mark Thurmond, L (1,1) Lance McCullers, S (7,1) Rich Gossage, R (8,1)	FC3-6 1B			2B					F9	3	0	2	1	0	0	0											
Inning Stats	R: 0 E: 0 K: 0 S: 5	H: 2 LOB: 2 BB: 0 P: 5	R: 2 E: 0 K: 0 S: 6	H: 3 LOB: 2 BB: 1 P: 10	R: 0 E: 0 K: 1 S: 5	H: 0 LOB: 0 BB: 0 P: 5	R: 0 E: 0 K: 1 S: 7	H: 2 LOB: 2 BB: 0 P: 7	R: 1 E: 0 K: 0 S: 4	H: 2 LOB: 1 BB: 1 P: 8	R: 0 E: 0 K: 1 S: 6	H: 2 LOB: 1 BB: 0 P: 6	R: 0 E: 0 K: 1 S: 5	H: 0 LOB: 0 BB: 0 P: 5	R: 0 E: 0 K: 1 S: 6	H: 1 LOB: 1 BB: 0 P: 6		1B: 10 2B: 1 3B: 0 HR: 1	SF: 0 SAC: 0 DP: 0 HBP: 0	WP: 0 PB: 0 SB: 0 CS: 2	PA: 40						
PITCHER	IP	WLS	BF	H	R	ER	SO	BB	IBB	HBP	BLK	WP	HR	S	P	ERA	WHIP										
Rick Honeycutt, L (1,1) ERA: 5.79	4.2	L	24	8	3	3	2	2	0	0	0	0	1	26	34	5.79	2.143										
Carlos Diaz, L (5,1) ERA:	0.1	1	1	0	0	0	0	0	0	0	0	0	0	1	1	0.00	3.000										
Ken Howell, R (6,1) ERA:	3.0	11	2	0	0	3	1	0	0	0	0	0	0	16	20	0.00	1.000										
Tom Niedenfuer, R (9,1) ERA:	1.0	4	1	0	0	1	0	0	0	0	0	0	0	6	6	0.00	1.000										

Batter	1	2	3	4	5	6	7	8	9	AB	R	H	RBI	BB	SO	LOB	BOTTOM										
Mariano Duncan, R (1,6) OBP: 0.118, SLG: 0.118	6-3			K					F6	5	0	0	0	0	1	3	San Diego Padres @ Los Angeles Dodgers Dodger Stadium, Los Angeles, CA Thu Apr 10 1986, 6:05 PM PST Att: 50,387 - Unknown livebaseballscorecards.com										
Bill Russell, R (1,7) Ken Landreaux, L (7, PH) (8,7) (9,8)	1-3 BB			1B					F7	1	1	1	1	2	0	0											
Bill Madlock, R (1,5) Ken Howell, R (6,1) Terry Whitfield, L (8, PH) Tom Niedenfuer, R (9,1)	1-3			1B						3	0	1	1	0	0	1											
Mike Marshall, R (1,9) OBP: 0.308, SLG: 0.500	F9			F4					F4	4	0	0	0	0	4												
Cesar Cedeno, R (1,8) Franklin Stubbs, L (8, PH) OBP: 0.143, SLG: 0.143	G6-4-3 1B			FC5-4 1B					K	3	0	2	0	0	0	0											
Alex Trevino, R (1,2) Mike Scioscia, L (8, PH) OBP: 0.300, SLG: 0.125	G6-4-3 1B			FC5-4					F4	3	0	1	0	0	0	1											
Greg Brock, L (1,3) OBP: 0.154, SLG: 0.154	G6-4-3 1-2 2-3			K					F8	4	0	0	0	0	1	3											
Steve Sax, R (1,4) OBP: 0.286, SLG: 0.286	K			6-3					CS 1B	4	0	2	0	0	1	2											
Rick Honeycutt, L (1,1) Carlos Diaz, R (5,1) Dave Anderson, R (5, PH) OBP: 0.667, SLG: 0.667	6-3								1-2	1	0	0	0	0	0	0											
Inning Stats	R: 0 E: 0 K: 0 S: 3	H: 0 LOB: 1 BB: 1 P: 7	R: 0 E: 0 K: 1 S: 6	H: 2 LOB: 1 BB: 0 P: 6	R: 0 E: 0 K: 1 S: 6	H: 1 LOB: 2 BB: 1 P: 10	R: 0 E: 0 K: 1 S: 6	H: 1 LOB: 1 BB: 0 P: 6	R: 2 E: 1 K: 0 S: 5	H: 2 LOB: 0 BB: 0 P: 5	R: 0 E: 0 K: 1 S: 3	H: 0 LOB: 0 BB: 0 P: 3	R: 0 E: 0 K: 1 S: 6	H: 1 LOB: 1 BB: 0 P: 6	R: 0 E: 0 K: 1 S: 5	H: 0 LOB: 1 BB: 1 P: 9		R: 0 E: 0 K: 0 S: 4	H: 2 LOB: 1 BB: 0 P: 4	1B: 8 2B: 1 3B: 0 HR: 0	SF: 0 SAC: 0 DP: 1 HBP: 0	WP: 0 PB: 0 SB: 0 CS: 1	PA: 37				
PITCHER	IP	WLS	BF	H	R	ER	SO	BB	IBB	HBP	BLK	WP	HR	S	P	ERA	WHIP										
Mark Thurmond, L (1,1) ERA: 1.35	6.2	W	28	7	2	1	4	2	0	0	0	0	0	34	42	1.35	1.350										
Lance McCullers, R (7,1) ERA:	0.1	2	0	0	0	0	1	0	0	0	0	0	0	1	5	0.00	3.000										
Rich Gossage, R (8,1) ERA:	2.0	S	7	2	0	0	1	0	0	0	0	0	0	9	9	0.00	1.000										

Batter	1	2	3	4	5	6	7	8	9	10	11	AB	R	H	RBI	BB	SO	LOB	TOP					
Eric Davis, R OBP: 0.188, SLG: 0.563 (1, 8)	K		CS S 1B		6-3		CS	F8		K	K	6	0	1	0	0	3	3						
Kal Daniels, L OBP: 0.760, SLG: 0.500 (1, 7)																								
Tracy Jones, R OBP: 0.625, SLG: 0.667 (8, PH)	S 1B		HR		K					4-3		2	1	1	0	1	1	0						
Max Venable, L (10, PH)			HR									0	0	0	0	1	0	0						
Dave Parker, L OBP: 0.429, SLG: 1.000 (1, 9)	F5		HR									4	1	1	2	1	1	2						
Nick Esasky, R OBP: 0.429, SLG: 0.273 (1, 3)			2-3									4	0	2	0	1	1	1						
Buddy Bell, R OBP: 0.071, SLG: 0.071 (1, 5)	F3				6-3							5	0	0	0	0	0	5						
Dave Concepcion, R OBP: 0.290, SLG: 0.231 (1, 6)			5-3		6-3							5	0	0	0	0	2	1						
Bo Diaz, R OBP: 0.500, SLG: 0.714 (1, 2)			F3									5	1	3	1	0	0	0						
Eddie Milner, L (11, PR)												0	0	0	0	0	0	0						
Sal Butera, R (11, 2)												0	0	0	0	0	0	0						
Ron Oester, S OBP: 0.357, SLG: 0.357 (1, 4)			F7		FC5-4							5	0	2	0	0	0	1						
John Denny, R (1, 1)												4	0	0	0	0	1	1						
John Franco, L (9, 1)			K									0	0	0	0	0	0	0						
Paul O'Neill, L (11, PH)												0	0	0	0	1	0	0						
Ted Power, R (11, 1)												0	0	0	0	0	0	0						
Inning Stats	R: 0 E: 0 K: 1 S: 6	H: 1 LOB: 2 BB: 1 P: 10	R: 0 E: 0 K: 0 S: 3	H: 0 LOB: 0 BB: 0 P: 3	R: 2 E: 0 K: 1 S: 6	H: 2 LOB: 0 BB: 1 P: 10	R: 0 E: 0 K: 0 S: 4	H: 1 LOB: 1 BB: 0 P: 4	R: 0 E: 0 K: 1 S: 5	H: 0 LOB: 0 BB: 0 P: 5	R: 0 E: 0 K: 1 S: 6	H: 1 LOB: 1 BB: 0 P: 6	R: 0 E: 0 K: 1 S: 6	H: 1 LOB: 2 BB: 1 P: 10	R: 1 E: 0 K: 0 S: 4	H: 1 LOB: 0 BB: 0 P: 4	R: 0 E: 0 K: 2 S: 7	H: 0 LOB: 1 BB: 1 P: 11	R: 0 E: 0 K: 2 S: 9	H: 3 LOB: 3 BB: 1 P: 13	1B: 8 2B: 0 3B: 0 HR: 2	SF: 0 SAC: 0 DP: 0 HBP: 0	WP: 0 PB: 0 SB: 2 CS: 2	PA: 47
PITCHER	IP 7.0	WLS 2.0	BF 9	H 2	R 1	ER 1	SO 1	BB 1	IBB 0	HBP 0	BLK 0	WP 0	HR 1	S 10	P 14	ERA 4.50	WHIP 1.500							
Eric Show, R ERA: 2.57 (8, 1)	2.0	9	2	1	1	1	1	1	0	0	0	0	1	10	14	4.50	1.500							
Craig Lefferts, L ERA: 2.7 (10, 1)	1.0	4	0	0	0	2	1	0	0	0	0	0	0	7	11	0.00	1.000							
Rich Gossage, R ERA: (11, 1)	1.0	W	6	2	0	0	2	1	0	0	0	0	0	9	13	0.00	3.000							

Cincinnati Reds @ San Diego Padres
Jack Murphy Stadium, San Diego, CA
Fri Apr 11 1986, 9:05 PM EST
Att: 52,934 - Unknown

AB 41
R 3
H 10
RBI 3
BB 5
SO 9
LOB 14



Batter	1	2	3	4	5	6	7	8	9	10	11	AB	R	H	RBI	BB	SO	LOB	BOTTOM			
Tim Flannery, L OBP: 0.267, SLG: 0.267 (1, 4)	K		G3		G3			F8	F6			6	0	1	1	0	1	3				
Tony Gwynn, L OBP: 0.261, SLG: 0.227 (1, 9)					4-3							5	1	2	0	0	0	0				
Kevin McReynolds, R OBP: 0.364, SLG: 0.500 (1, 8)			HR									5	1	2	2	0	0	1				
Steve Garvey, R OBP: 0.200, SLG: 0.158 (1, 3)												4	0	0	0	1	1	1				
Terry Kennedy, L OBP: 0.279, SLG: 0.235 (9, PR)												4	0	1	0	0	1	0				
Bip Roberts, S (10, 1)												0	1	0	0	0	0	0				
Rich Gossage, R (10, PH)												0	0	0	0	0	0	0				
Mark Thurmond, L OBP: 0.500, SLG: 0.500 (11, 1)												1	0	0	0	0	0	1				
Carmelo Martinez, R OBP: 0.333, SLG: 0.438 (9, PH)												3	0	0	0	0	3	0				
Dane Iorg, L (9, PH)												1	0	0	0	0	0	1				
Dave Dravecky, R OBP: 0.250, SLG: 0.250 (9, PR)												0	0	0	0	0	0	0				
Marvell Wynne, L OBP: 0.500, SLG: 0.500 (10, 8)												1	0	1	0	0	0	0				
Graig Nettles, L OBP: 0.333, SLG: 0.111 (1, 5)												2	0	1	0	1	1	0				
Jerry Royster, R OBP: 0.500, SLG: 0.625 (9, PH)												2	1	2	1	0	0	0				
Garry Templeton, S OBP: 0.350, SLG: 0.316 (1, 6)												4	0	1	0	1	2	4				
Eric Show, R OBP: 0.250, SLG: 0.250 (7, PH)												2	0	0	0	0	0	0				
John Kruk, L (8, 1)												1	0	0	0	0	0	1				
Craig Lefferts, L (8, 1)												0	0	0	0	0	0	0				
Bruce Bochy, R (10, 2)												1	0	0	0	1	0	3				
Inning Stats	R: 0 E: 0 K: 2 S: 8	H: 1 LOB: 1 BB: 0 P: 8	R: 0 E: 0 K: 2 S: 7	H: 0 LOB: 1 BB: 1 P: 11	R: 2 E: 0 K: 0 S: 5	H: 2 LOB: 0 BB: 0 P: 5	R: 0 E: 0 K: 2 S: 8	H: 1 LOB: 1 BB: 0 P: 8	R: 0 E: 0 K: 0 S: 3	H: 0 LOB: 0 BB: 0 P: 3	R: 0 E: 0 K: 0 S: 3	H: 0 LOB: 0 BB: 0 P: 3	R: 1 E: 1 K: 0 S: 6	H: 2 LOB: 3 BB: 1 P: 10	R: 0 E: 0 K: 0 S: 3	H: 1 LOB: 1 BB: 1 P: 7	R: 1 E: 1 K: 0 S: 4	H: 3 LOB: 3 BB: 1 P: 8	1B: 10 2B: 0 3B: 0 HR: 1	SF: 0 SAC: 0 DP: 0 HBP: 0	WP: 0 PB: 0 SB: 0 CS: 1	PA: 46
PITCHER	IP 8.1	WLS 1.2	BF 33	H 6	R 2	ER 0	SO 9	BB 1	IBB 0	HBP 0	BLK 0	WP 0	HR 1	S 50	P 54	ERA 2.16	WHIP 0.840					
John Denny, R ERA: 2.16 (9, 1)	1.2	8	2	0	0	0	0	1	1	0	0	0	0	6	14	2.00	1.800					
Ted Power, R ERA: 18.0 (11, 1)	0.1	L	5	3	1	1	0	0	1	0	0	0	0	4	8	27.00	9.000					

Cincinnati Reds @ San Diego Padres
Jack Murphy Stadium, San Diego, CA
Fri Apr 11 1986, 9:05 PM EST
Att: 52,934 - Unknown

AB 42
R 4
H 11
RBI 4
BB 4
SO 9
LOB 15



Batter	1	2	3	4	5	6	7	8	9	AB	R	H	RBI	BB	SO	LOB	TOP												
Eddie Milner, L OBP: 0.429, SLG: 0.500 (1, 8)	0-0 HBP BB 2B	0-0 FC1-4 S HR 1-2		0-0 2B 1B		0-0 PO BB		0-0 1-3		4	3	2	0	1	0	3													
Kal Daniels, L OBP: 0.556, SLG: 1.000 (1, 7)	0-0 F7	0-0 6-3		0-0 S 1-H 2B		0-0 PO 1-2		0-0 1-3		5	1	2	2	0	0	2													
Dave Parker, L OBP: 0.522, SLG: 1.095 Eric Davis, R OBP: 0.150, SLG: 0.450 (9, PR) (9, 9)	4-0 BB HBP BB	0-0 HR		0-3 K 2-3				0-3 K		4	2	2	2	1	2	1													
Nick Esasky, R OBP: 0.409, SLG: 0.500 John Franco, L (7, 1)	1-0 BB HBP BB	0-0 5-3		0-3 K				0-0 2B		3	0	1	0	0	1	1													
Max Venable, L OBP: 0.667, SLG: 1.000 Joe Price, R (9, 1)	1-2 2-3 FC5-2 HBP			0-3 K				1-3 S 1B		1	0	1	0	0	0	0													
Bo Diaz, R OBP: 0.304, SLG: 0.476 (1, 2)	4-0 FC5-2 BB 1-2 2-3 3-H			0-0 6-3				0-3 K 1-2		4	0	0	1	1	2	3													
Dave Concepcion, R OBP: 0.304, SLG: 0.286 (1, 5)	4-0 FC5-2 BB 1-2 2-3 3-H			0-0 F9				0-3 K		4	0	0	1	1	3	3													
Kurt Stillwell, S OBP: 0.400, SLG: 0.250 (1, 6)	0-0 FC5-2 BB 1-2 2-3 3-H			4-0 BB				0-0 F8 1B 1B		4	0	1	0	1	0	6													
Ron Oester, S OBP: 0.286, SLG: 0.250 (1, 4)	0-3 K			0-0 G3				0-3 F7		4	0	0	0	0	2	5													
Tom Browning, L OBP: 0.167, SLG: 0.167 Tony Perez, R OBP: 0.500, SLG: 0.500 (7, 3)				0-0 1-3				0-0 1B		3	0	1	0	0	1	0													
Inning Stats	R: 2 E: 0 K: 1 S: 6	H: 1 LOB: 3 BB: 3 P: 19	R: 2 E: 0 K: 0 S: 5	H: 2 LOB: 0 BB: 0 P: 5	R: 0 E: 0 K: 0 S: 3	H: 0 LOB: 1 BB: 1 P: 7	R: 1 E: 0 K: 2 S: 9	H: 2 LOB: 1 BB: 0 P: 9	R: 0 E: 0 K: 1 S: 5	H: 0 LOB: 0 BB: 0 P: 5	R: 0 E: 0 K: 2 S: 6	H: 1 LOB: 1 BB: 1 P: 10	R: 0 E: 0 K: 1 S: 7	H: 2 LOB: 2 BB: 0 P: 7	R: 1 E: 0 K: 2 S: 10	H: 3 LOB: 3 BB: 0 P: 10	1B: 6 2B: 3 3B: 0 HR: 2	SF: 0 SAC: 0 DP: 0 HBP: 1	WP: 0 PB: 0 SB: 3 CS: 0	PA: 44									
PITCHER	IP	WLS	BF	H	R	ER	SO	BB	IBB	HBP	BLK	WP	HR	S	P	ERA	WHIP												
Andy Hawkins, R ERA: 5.23 Gene Walter, L ERA: Rich Gossage, R ERA: 1.8	(1, 1) 3.1	(4, 1) 3.2	(8, 1) 2.0	W	11	5	1	1	3	0	0	0	0	0	1	17	17	4.50	2.500										

Batter	1	2	3	4	5	6	7	8	9	AB	R	H	RBI	BB	SO	LOB	BOTTOM										
Tim Flannery, L OBP: 0.281, SLG: 0.304 (1, 4)	0-0 4-3									4	0	1	1	0	0	0											
Tony Gwynn, L OBP: 0.355, SLG: 0.467 (1, 9)	0-0 HR									4	3	3	1	0	1	1											
Kevin McReynolds, R OBP: 0.333, SLG: 0.533 (8, 7)	0-3 K									4	1	2	3	0	1	1											
Steve Garvey, R OBP: 0.214, SLG: 0.296 (1, 3)	0-0 1-3									4	0	0	0	0	0	1											
Carmelo Martinez, R OBP: 0.346, SLG: 0.409 Rich Gossage, R (8, 1)		0-0 5-3								2	0	0	0	2	1	0											
Gary Templeton, S OBP: 0.321, SLG: 0.296 (1, 6)		0-0 1B								4	0	1	0	0	0	2											
Jerry Royster, R OBP: 0.417, SLG: 0.583 (1, 5)		0-0 F7								4	0	1	0	0	0	2											
Bruce Bochy, R OBP: 0.286, SLG: 0.333 (1, 2)		0-0 5-3								4	1	1	0	0	1	2											
Andy Hawkins, R OBP: 0.333, SLG: 0.333 Gene Walter, L (4, 1) Marvell Wynne, L OBP: 0.750, SLG: 2.250 (7, PH) (8, 8)			0-3 K							1	0	0	0	0	1	0											
Inning Stats	R: 1 E: 0 K: 1 S: 6	H: 1 LOB: 0 BB: 0 P: 6	R: 0 E: 0 K: 0 S: 4	H: 1 LOB: 1 BB: 0 P: 4	R: 0 E: 0 K: 2 S: 8	H: 1 LOB: 1 BB: 0 P: 8	R: 0 E: 0 K: 0 S: 3	H: 0 LOB: 1 BB: 1 P: 7	R: 2 E: 0 K: 0 S: 6	H: 3 LOB: 1 BB: 0 P: 6	R: 0 E: 0 K: 0 S: 3	H: 1 LOB: 0 BB: 1 P: 7	R: 3 E: 0 K: 1 S: 8	H: 3 LOB: 0 BB: 0 P: 8	R: 0 E: 0 K: 1 S: 5	H: 0 LOB: 0 BB: 0 P: 5	R: 1 E: 0 K: 0 S: 1	H: 1 LOB: 0 BB: 0 P: 1	1B: 4 2B: 3 3B: 0 HR: 4	SF: 0 SAC: 0 DP: 0 HBP: 0	WP: 1 PB: 0 SB: 1 CS: 0	PA: 36					
PITCHER	IP	WLS	BF	H	R	ER	SO	BB	IBB	HBP	BLK	WP	HR	S	P	ERA	WHIP										
Tom Browning, L ERA: 3.77 John Franco, L ERA: 1.69 Joe Price, L ERA:	(1, 1) 6.1	(7, 1) 1.2	(9, 1) 0.0	L	1	1	1	0	0	0	0	0	1	1	1	∞	∞										

Cincinnati Reds @ San Diego Padres
Jack Murphy Stadium, San Diego, CA
Sun Apr 13 1986, 6:33 AM EST
Att: 23,546 - Unknown

AB 37
R 6
H 11
RBI 6
BB 5
SO 11
LOB 24



Cincinnati Reds @ San Diego Padres
Jack Murphy Stadium, San Diego, CA
Sun Apr 13 1986, 6:33 AM EST
Att: 23,546 - Unknown

AB 34
R 7
H 11
RBI 7
BB 2
SO 5
LOB 10



Batter	1	2	3	4	5	6	7	8	9	AB	R	H	RBI	BB	SO	LOB	TOP		
Tim Flannery, L OBP: 0.257, SLG: 0.273 (1, 4)	0-0 4-3		0-0 4-3			0-3 K		0-0 F7		4	0	0	0	0	1	2			
Tony Gwynn, L OBP: 0.340, SLG: 0.391 (1, 9)	0-0 4-3			0-0 F6			4-0 FC5-4 BB		0-0 2B	3	0	1	0	1	0	0			
Kevin McReynolds, R OBP: 0.333, SLG: 0.444 (1, 8)	0-0 F8			0-3 K			0-0 FC5-4 PB 1-2		0-3 K	4	0	0	0	0	2	2			
Steve Garvey, R OBP: 0.234, SLG: 0.400 (1, 3)		0-0 1B 2B		0-0 6-3			0-0 F5		0-0 F8	4	1	1	0	0	0	2			
Terry Kennedy, L OBP: 0.256, SLG: 0.229 (1, 2)		0-0 F8			0-0 F8		0-0 F7 1-2		0-0 F6	4	0	0	0	0	0	3			
Graig Nettles, L OBP: 0.346, SLG: 0.150 (1, 5)		0-0 G5-4-3 2H 1B		0-3 K			0-0 1-3			3	0	1	1	0	1	0			
John Kruk, L OBP: 0.250, SLG: 0.375 (1, 7)		0-0 G5-4-3 1-2		0-0 F8			0-0 1B 2B			3	0	1	0	0	0	1			
Garry Templeton, S OBP: 0.395, SLG: 0.333 (1, 6)			0-0 F8			0-0 F8		0-0 2-3 1B		3	0	1	0	0	0	0			
Andy Hawkins, R OBP: 0.250, SLG: 0.250 (1, 1)			0-0 5-3			0-0 F8		0-3 K		1	0	0	0	0	0	0			
Dane Iorg, L (6, PH)										1	0	0	0	0	0	0			
Tim Stoddard, R (6, 1)										0	0	0	0	0	0	0			
Marvell Wynne, L OBP: 0.278, SLG: 0.688 (8, PH)										1	0	0	0	0	1	2			
Craig Lefferts, L (8, 1)										0	0	0	0	0	0	0			
Inning Stats	R: 0 E: 0 K: 0 S: 3	H: 0 LOB: 0 BB: 0 P: 3	R: 1 E: 0 K: 0 S: 4	H: 2 LOB: 0 BB: 0 P: 4	R: 0 E: 0 K: 0 S: 3	H: 0 LOB: 0 BB: 0 P: 3	R: 0 E: 0 K: 1 S: 5	H: 0 LOB: 0 BB: 0 P: 5	R: 0 E: 0 K: 1 S: 5	H: 0 LOB: 0 BB: 0 P: 5	R: 0 E: 0 K: 0 S: 3	H: 0 LOB: 1 BB: 1 P: 7	R: 0 E: 0 K: 1 S: 7	H: 2 LOB: 2 BB: 0 P: 7	R: 0 E: 0 K: 1 S: 6	H: 1 LOB: 1 BB: 0 P: 6	1B: 2 2B: 3 3B: 0 HR: 0	SF: 0 SAC: 0 DP: 1 HBP: 0	WP: 0 PA: 32 PB: 1 SB: 0 CS: 0
PITCHER Mike Krukow, R ERA: 3.15 (1, 1)	IP: 9.0 WLS: W BF: 32 H: 5 R: 1 ER: 1 SO: 5 BB: 1 IBB: 0 HBP: 0 BLK: 0 WP: 0 HR: 0 S: 41 P: 45 ERA: 1.00 WHIP: 0.667															PITCHER Mike Krukow, R ERA: 3.15 (1, 1)	IP: 9.0 WLS: W BF: 32 H: 5 R: 1 ER: 1 SO: 5 BB: 1 IBB: 0 HBP: 0 BLK: 0 WP: 0 HR: 0 S: 41 P: 45 ERA: 1.00 WHIP: 0.667		

San Diego Padres @ San Francisco Giants
Candlestick Park, San Francisco, CA
Thu Apr 17 1986, 6:33 AM EST
Att: 8,248 - Unknown

AB	31
R	1
H	5
RBI	1
BB	1
SO	5
LOB	12



Batter	1	2	3	4	5	6	7	8	9	AB	R	H	RBI	BB	SO	LOB	BOTTOM		
Dan Gladden, R OBP: 0.395, SLG: 0.429 (1, 8)	0-0 FC6-4 1B		0-0 BB 2B 1B		0-0 F9		0-0 F2			4	1	2	0	0	0	0			
Will Clark, L OBP: 0.381, SLG: 0.553 (1, 3)	0-0 F7		4-0 BB 2B BB		0-0 1B 2B		0-3 K			3	2	1	0	1	1	1			
Chris Brown, R OBP: 0.313, SLG: 0.267 (1, 5)	0-3 K		4-0 BB 2B BB		0-0 2H 1B		0-0 F7			3	1	1	1	1	1	1			
Jeffrey Leonard, R OBP: 0.351, SLG: 0.618 (1, 7)	0-0 FC6-4 1-2		0-0 1H 2H 3H 2B		0-3 K		0-0 F7			4	0	1	3	0	1	2			
Chili Davis, S OBP: 0.233, SLG: 0.185 (1, 9)		0-0 1-3		0-0 F7		0-3 K		0-0 E5 BB		3	0	0	0	0	1	1			
Joel Youngblood, R OBP: 0.417, SLG: 0.400 (8, PH) (9, 9)										1	0	0	0	0	0	0			
Bob Brenly, R OBP: 0.485, SLG: 0.615 (1, 2)		0-0 5-3		0-3 K		4-0 BB		4-0 1-2 BB		2	0	0	0	2	1	0			
Robby Thompson, R OBP: 0.283, SLG: 0.188 (1, 4)		0-0 F8		0-0 F3		0-0 F4		0-3 K		4	0	0	0	0	1	3			
Jose Uribe, S OBP: 0.259, SLG: 0.167 (1, 6)			0-0 F8		0-3 K		0-0 6-3			3	0	0	0	0	1	1			
Mike Krukow, R (1, 1)			0-0 F8		0-3 K		0-0 6-3			3	0	0	0	0	1	0			
Inning Stats	R: 0 E: 0 K: 1 S: 6	H: 1 LOB: 1 BB: 0 P: 6	R: 0 E: 0 K: 0 S: 3	H: 0 LOB: 0 BB: 0 P: 3	R: 3 E: 0 K: 0 S: 5	H: 2 LOB: 1 BB: 2 P: 13	R: 0 E: 0 K: 2 S: 7	H: 0 LOB: 0 BB: 0 P: 7	R: 1 E: 0 K: 2 S: 9	H: 2 LOB: 1 BB: 0 P: 9	R: 0 E: 0 K: 1 S: 5	H: 0 LOB: 0 BB: 0 P: 5	R: 0 E: 0 K: 1 S: 6	H: 0 LOB: 2 BB: 1 P: 10	R: 0 E: 1 K: 1 S: 6	H: 0 LOB: 2 BB: 1 P: 10	1B: 3 2B: 2 3B: 0 HR: 0	SF: 0 SAC: 0 DP: 0 HBP: 0	WP: 0 PA: 34 PB: 0 SB: 0 CS: 0
PITCHER Andy Hawkins, R ERA: 5.87 (1, 1)	IP: 5.0 WLS: L BF: 22 H: 5 R: 4 ER: 4 SO: 5 BB: 2 IBB: 0 HBP: 0 BLK: 0 WP: 0 HR: 0 S: 30 P: 38 ERA: 7.20 WHIP: 1.400															PITCHER Andy Hawkins, R ERA: 5.87 (1, 1)	IP: 5.0 WLS: L BF: 22 H: 5 R: 4 ER: 4 SO: 5 BB: 2 IBB: 0 HBP: 0 BLK: 0 WP: 0 HR: 0 S: 30 P: 38 ERA: 7.20 WHIP: 1.400		
Tim Stoddard, R ERA: 2.45 (6, 1)	IP: 2.0 WLS: 7 BF: 7 H: 0 R: 0 ER: 0 SO: 2 BB: 1 IBB: 0 HBP: 0 BLK: 0 WP: 0 HR: 0 S: 10 P: 14 ERA: 0.00 WHIP: 0.500															Tim Stoddard, R ERA: 2.45 (6, 1)	IP: 2.0 WLS: 7 BF: 7 H: 0 R: 0 ER: 0 SO: 2 BB: 1 IBB: 0 HBP: 0 BLK: 0 WP: 0 HR: 0 S: 10 P: 14 ERA: 0.00 WHIP: 0.500		
Craig Lefferts, L ERA: 4.26 (8, 1)	IP: 1.0 WLS: 5 BF: 5 H: 0 R: 0 ER: 0 SO: 1 BB: 1 IBB: 0 HBP: 0 BLK: 0 WP: 0 HR: 0 S: 6 P: 10 ERA: 0.00 WHIP: 1.000															Craig Lefferts, L ERA: 4.26 (8, 1)	IP: 1.0 WLS: 5 BF: 5 H: 0 R: 0 ER: 0 SO: 1 BB: 1 IBB: 0 HBP: 0 BLK: 0 WP: 0 HR: 0 S: 6 P: 10 ERA: 0.00 WHIP: 1.000		

San Diego Padres @ San Francisco Giants
Candlestick Park, San Francisco, CA
Thu Apr 17 1986, 6:33 AM EST
Att: 8,248 - Unknown

AB	30
R	4
H	5
RBI	4
BB	4
SO	8
LOB	9



Batter	1	2	3	4	5	6	7	8	9	AB	R	H	RBI	BB	SO	LOB	TOP			
Tim Flannery, L OBP: 0.231, SLG: 0.243 (1,4)	0-0 4-3		0-0 1-3		0-0 F7			0-0 G3		4	0	0	0	0	0	2	San Diego Padres @ San Francisco Giants Candlestick Park, San Francisco, CA Fri Apr 18 1986, 9:05 PM EST Att: 14,107 - Unknown livebaseballscorecards.com			
Tony Gwynn, L OBP: 0.333, SLG: 0.400 (1,9)	0-0 4-3		0-0 4-3			0-0 WP 2B		0-0 6-3		4	0	1	0	0	0	1				
Kevin McReynolds, R OBP: 0.327, SLG: 0.417 (1,8)	4-0 FC6-4 BB		0-0 6-3			0-0 6-3		0-0 L6		3	0	0	0	1	0	2				
Steve Garvey, R OBP: 0.216, SLG: 0.367 (1,3)	0-0 FC6-4 1-2			0-0 4-3		0-0 F8 2-3		0-0 F9		4	0	0	0	0	0	2				
Terry Kennedy, L OBP: 0.279, SLG: 0.316 (1,2)		0-0 F8		0-0 4-3		0-0 4-0 BB		0-0 HR		3	1	1	1	1	0	0				
Graig Nettles, L OBP: 0.300, SLG: 0.125 (1,5)		0-0 E8 WP		0-0 G3		0-0 F3		0-0 3-1		4	0	0	0	0	0	2				
John Kruk, L OBP: 0.167, SLG: 0.250 (1,7)		0-3 K 2-3		0-0 4-3		0-0 K		0-3 K		4	0	0	0	0	3	1				
Garry Templeton, S OBP: 0.370, SLG: 0.310 (1,6)		0-3 K2-3		0-0 6-3		0-0 4-3				3	0	0	0	0	1	1				
Mark Thurmond, L OBP: 0.400, SLG: 0.400 (2,1)					0-0 2B					0	0	0	0	0	0	0				
Gene Walter, L OBP: 0.667, SLG: 1.000 (7,PH)										1	0	1	0	1	0	0				
Dane Iorg, L (7,PH)										1	0	0	0	1	1	0				
Tim Stoddard, R (7,1)										0	0	0	0	0	0	0				
Inning Stats	R: 0 E: 0 K: 0 S: 3	H: 0 LOB: 1 BB: 1 P: 7	R: 0 E: 1 K: 2 S: 8	H: 0 LOB: 1 BB: 0 P: 8	R: 0 E: 0 K: 0 S: 4	H: 1 LOB: 1 BB: 0 P: 4	R: 0 E: 0 K: 0 S: 3	H: 0 LOB: 0 BB: 0 P: 3	R: 0 E: 0 K: 2 S: 4	H: 1 LOB: 2 BB: 1 P: 8	R: 0 E: 0 K: 2 S: 7	H: 0 LOB: 0 BB: 0 P: 7	R: 0 E: 0 K: 0 S: 3	H: 0 LOB: 0 BB: 0 P: 3	R: 1 E: 0 K: 1 S: 6	H: 1 LOB: 0 BB: 0 P: 6	1B: 0 2B: 2 3B: 0 HR: 1	SF: 0 SAC: 0 DP: 0 HBP: 0	WP: 2 PB: 0 SB: 0 CS: 0	PA: 34
PITCHER Scott Garrelts, R ERA: 1.52 (1,1)	IP: 9.0 WLS: W BF: 34 H: 3 R: 1 ER: 1 SO: 5 BB: 3 IBB: 0 HBP: 0 BLK: 0 WP: 2 HR: 1 S: 41 P: 53 ERA: 1.00 WHIP: 0.667															PITCHER				

Batter	1	2	3	4	5	6	7	8	9	AB	R	H	RBI	BB	SO	LOB	BOTTOM	
Dan Gladden, R OBP: 0.396, SLG: 0.413 (1,8)	4-0 HR BB	0-0 2B 1B	0-0 FC6-4 1-2 2-3			0-3 K		0-3 K		4	2	1	1	1	2	4	San Diego Padres @ San Francisco Giants Candlestick Park, San Francisco, CA Fri Apr 18 1986, 9:05 PM EST Att: 14,107 - Unknown livebaseballscorecards.com	
Will Clark, L OBP: 0.413, SLG: 0.585 (1,3)	4-0 HR BB	0-0 2B 1B		0-0 G6-4-3 1B		0-3 K				3	2	2	1	1	1	1		
Dan Driessen, L (7,3)	4-0 HR BB	0-0 2B 1B		0-0 G6-4-3 1B		0-3 K				0	0	0	0	0	0	0		
Chris Brown, R OBP: 0.300, SLG: 0.263 (1,5)	0-0 F8	0-0 1B 2B		0-0 G6-4-3 1-2		0-3 K				4	0	1	1	0	1	3		
Jeffrey Leonard, R OBP: 0.366, SLG: 0.684 (1,7)	0-0 HR BB	0-0 FC6-4 1B		0-0 5-3		0-0 F7				4	1	2	3	0	0	0		
Chili Davis, S OBP: 0.235, SLG: 0.167 (1,9)	0-0 F9	0-0 FC6-4 1-2			0-0 F8		4-0 BB			3	0	0	0	1	0	2		
Bob Brenly, R OBP: 0.432, SLG: 0.533 (1,2)	0-0 F9		0-3 K		0-0 4-3		0-3 K			4	0	0	0	0	2	1		
Robby Thompson, R OBP: 0.310, SLG: 0.229 (1,4)		4-0 1B BB	0-0 FC6-4 1B		0-0 6-3			0-0 SH1-4 1B		3	1	2	0	1	0	0		
Jose Uribe, S OBP: 0.258, SLG: 0.179 (1,6)		0-0 4-3	0-3 K			0-0 SH1-3 1B		0-0 F9		4	0	1	0	0	1	3		
Scott Garrelts, R OBP: 0.143, SLG: 0.143 (1,1)		0-3 K	0-0 FC6-4 1B			0-0 SH1-3		0-0 SH1-4		2	0	1	0	0	1	1		
Inning Stats	R: 3 E: 0 K: 0 S: 4	H: 1 LOB: 0 BB: 2 P: 12	R: 3 E: 0 K: 1 S: 9	H: 4 LOB: 1 BB: 1 P: 13	R: 0 E: 0 K: 2 S: 9	H: 2 LOB: 2 BB: 0 P: 9	R: 0 E: 0 K: 0 S: 3	H: 1 LOB: 0 BB: 0 P: 3	R: 0 E: 0 K: 2 S: 8	H: 1 LOB: 1 BB: 0 P: 8	R: 0 E: 0 K: 2 S: 7	H: 0 LOB: 1 BB: 1 P: 11	R: 0 E: 0 K: 1 S: 6	H: 1 LOB: 1 BB: 0 P: 6	1B: 8 2B: 1 3B: 0 HR: 1	SF: 0 SAC: 2 DP: 1 HBP: 0	WP: 0 PB: 0 SB: 1 CS: 0	PA: 37
PITCHER Mark Thurmond, L ERA: 5.4 (1,1)	IP: 1.2 WLS: L BF: 13 H: 5 R: 6 ER: 6 SO: 6 BB: 3 IBB: 0 HBP: 0 BLK: 0 WP: 0 HR: 1 S: 12 P: 24 ERA: 32.40 WHIP: 4.800															PITCHER		
Gene Walter, L ERA: (2,1)	4.1 WLS: BF: 16 H: 4 R: 0 ER: 0 SO: 4 BB: 0 IBB: 0 HBP: 0 BLK: 0 WP: 0 HR: 0 S: 24 P: 24 ERA: 0.00 WHIP: 0.923																	
Tim Stoddard, R ERA: 1.59 (7,1)	2.0 WLS: BF: 8 H: 1 R: 0 ER: 0 SO: 3 BB: 1 IBB: 0 HBP: 0 BLK: 0 WP: 0 HR: 0 S: 13 P: 17 ERA: 0.00 WHIP: 1.000																	



Batter	1	2	3	4	5	6	7	8	9	AB	R	H	RBI	BB	SO	LOB	TOP										
Jerry Royster, R OBP: 0.320, SLG: 0.417 Graig Nettles, L OBP: 0.286, SLG: 0.111	5-3		CS 1B		F8			F8		3	0	1	0	0	0	1	San Diego Padres @ San Francisco Giants Candlestick Park, San Francisco, CA Sun Apr 20 1986, 6:33 AM EST Att: 39,548 - Unknown livebaseballscorecards.com										
Tony Gwynn, L OBP: 0.333, SLG: 0.414	2B		FC4-6 BB 1-2		G4-6-3 1-2			F8		3	0	1	0	1	0	1											
Kevin McReynolds, R OBP: 0.295, SLG: 0.357	5-3		FC4-6 BB 1-2		1-3			F9		3	0	0	0	1	0	1											
Steve Garvey, R OBP: 0.214, SLG: 0.352	L5		FC4-6 BB 1-2 2-3		F3			F4		4	0	0	0	0	0	3											
Carmelo Martinez, R OBP: 0.364, SLG: 0.414		1B 1B	F8		5-3			5-3		4	0	1	0	0	0	2											
Gary Templeton, S OBP: 0.333, SLG: 0.280		1B 1-2		K				K		4	0	1	0	0	2	0											
Bruce Bochy, R OBP: 0.273, SLG: 0.600 Terry Kennedy, L OBP: 0.286, SLG: 0.302	F6		6-3		F8			F8		2	0	0	0	0	0	2											
Bip Roberts, S Tim Flannery, L OBP: 0.311, SLG: 0.333	F4		F8		F8			BB		2	0	0	0	0	0	2											
Dave Dravecky, R OBP: 0.300, SLG: 0.600 John Kruk, L OBP: 0.250, SLG: 0.313 LaMarr Hoyt, R OBP: 0.222, SLG: 0.222 Dane Iorg, L OBP: 0.222, SLG: 0.222 Tim Stoddard, R OBP: 0.222, SLG: 0.222	K		G4-6-3 1B		K			K		1	0	0	0	0	1	2											
Inning Stats	R: 0 E: 0 K: 0 S: 4	H: 1 LOB: 1 BB: 0 P: 4	R: 0 E: 0 K: 1 S: 7	H: 2 LOB: 2 BB: 0 P: 7	R: 0 E: 0 K: 0 S: 3	H: 1 LOB: 2 BB: 2 P: 11	R: 0 E: 0 K: 1 S: 5	H: 0 LOB: 0 BB: 0 P: 5	R: 0 E: 0 K: 0 S: 3	H: 0 LOB: 1 BB: 1 P: 3	R: 0 E: 0 K: 2 S: 7	H: 0 LOB: 0 BB: 0 P: 11	R: 0 E: 0 K: 0 S: 3	H: 0 LOB: 0 BB: 0 P: 3	R: 0 E: 0 K: 0 S: 3	H: 0 LOB: 0 BB: 0 P: 3		1B: 4 2B: 1 3B: 0 HR: 0	SF: 0 SAC: 0 DP: 1 HBP: 0	WP: 0 PB: 0 SB: 0 CS: 1	PA: 33						
PITCHER	IP	WLS	BF	H	R	ER	SO	BB	IBB	HBP	BLK	WP	HR	S	P	ERA	WHIP										
Vida Blue, L ERA: 4.73 Jeff Robinson, R ERA: 2.45	5.0	W	20	5	0	0	2	2	0	0	0	0	0	22	30	0.00	1.400										

Batter	1	2	3	4	5	6	7	8	9	AB	R	H	RBI	BB	SO	LOB	BOTTOM										
Dan Gladden, R OBP: 0.357, SLG: 0.389	K		SH SF4 1B		5-3			K		3	1	0	0	0	2	1	San Diego Padres @ San Francisco Giants Candlestick Park, San Francisco, CA Sun Apr 20 1986, 6:33 AM EST Att: 39,548 - Unknown livebaseballscorecards.com										
Will Clark, L OBP: 0.382, SLG: 0.531	F8		SF4		G3			F4		3	0	0	1	0	0	0											
Chris Brown, R OBP: 0.357, SLG: 0.400	1B BB		F6		5-3			F5		3	0	0	0	1	0	1											
Jeffrey Leonard, R OBP: 0.388, SLG: 0.674	1B		HR 1B		F4			F8		4	1	2	1	0	0	0											
Chili Davis, S OBP: 0.268, SLG: 0.257	K		HR 1B		K			K		3	1	1	2	0	2	2											
Bob Melvin, R OBP: 0.161, SLG: 0.200	K		6-3		L4			L4		3	0	0	0	0	1	0											
Robby Thompson, R OBP: 0.286, SLG: 0.238	F6		K		K			F2		3	0	0	0	0	1	0											
Jose Uribe, S OBP: 0.289, SLG: 0.235	K		K		K			S BB		2	0	0	0	1	2	0											
Vida Blue, S Jeff Robinson, R			SH SF4 BB		F3			K		1	0	0	0	0	1	1											
Inning Stats	R: 0 E: 0 K: 2 S: 8	H: 1 LOB: 2 BB: 1 P: 12	R: 0 E: 0 K: 2 S: 7	H: 0 LOB: 0 BB: 0 P: 7	R: 4 E: 1 K: 0 S: 6	H: 2 LOB: 1 BB: 1 P: 10	R: 0 E: 0 K: 2 S: 7	H: 0 LOB: 0 BB: 0 P: 7	R: 0 E: 0 K: 1 S: 5	H: 0 LOB: 0 BB: 0 P: 5	R: 0 E: 0 K: 2 S: 7	H: 0 LOB: 1 BB: 1 P: 11	R: 0 E: 0 K: 0 S: 3	H: 0 LOB: 0 BB: 0 P: 3	R: 0 E: 0 K: 0 S: 3	H: 0 LOB: 0 BB: 0 P: 3		1B: 2 2B: 0 3B: 0 HR: 1	SF: 1 SAC: 1 DP: 0 HBP: 0	WP: 0 PB: 0 SB: 0 CS: 0	PA: 31						
PITCHER	IP	WLS	BF	H	R	ER	SO	BB	IBB	HBP	BLK	WP	HR	S	P	ERA	WHIP										
Dave Dravecky, L ERA: 0.31 LaMarr Hoyt, R ERA: 0.31 Tim Stoddard, R ERA: 1.17	4.0	L	18	3	4	0	6	2	0	0	0	0	0	8	8	0.00	0.000										

Batter	1	2	3	4	5	6	7	8	9	AB	R	H	RBI	BB	SO	LOB	TOP							
Tim Flannery, L OBP: 0.320, SLG: 0.404 (1, 4)										5	0	2	0	0	0	3								
Tony Gwynn, L OBP: 0.338, SLG: 0.393 (1, 9)										3	0	0	0	2	0	1								
Kevin McReynolds, R OBP: 0.289, SLG: 0.344 (1, 8) (8, 7)										5	1	1	1	0	0	2								
Steve Garvey, R OBP: 0.213, SLG: 0.356 (1, 3)										5	1	1	1	0	0	3								
Terry Kennedy, L OBP: 0.302, SLG: 0.362 (1, 2)										4	1	2	1	0	0	0								
Carmelo Martinez, R OBP: 0.459, SLG: 0.515 (8, PR)										4	1	3	1	0	1	0								
Marvell Wynne, L OBP: 0.279, SLG: 0.688 (8, 8)										0	1	0	0	0	0	0								
Graig Nettles, L OBP: 0.429, SLG: 0.100 (1, 5)										3	0	0	0	0	0	3								
Jerry Royster, R OBP: 0.308, SLG: 0.400 (8, PH) (8, 5)										1	0	0	0	0	1	1								
Garry Templeton, S OBP: 0.328, SLG: 0.264 (1, 6)										3	1	0	0	1	1	1								
Andy Hawkins, R OBP: 0.429, SLG: 0.429 (7, 1)										3	1	2	1	0	1	0								
Gene Walter, L OBP: 1.067, SLG: 1.000 (7, 1)										0	0	0	0	0	0	0								
LaMarr Hoyt, R OBP: 0.333, SLG: 0.222 (7, 1)										1	0	1	2	0	0	0								
Dane Iorg, L OBP: 0.596, SLG: 0.500 (8, PH)										0	0	0	0	0	0	0								
Craig Lefferts, L OBP: 0.356, SLG: 0.427 (8, 1)										0	0	0	0	0	0	0								
Rich Gossage, R OBP: 0.356, SLG: 0.417 (9, 1)										0	0	0	0	0	0	0								
Inning Stats	R: 2 E: 0 K: 0 S: 7	H: 4 LOB: 2 BB: 0 P: 7	R: 0 E: 0 K: 0 S: 3	H: 1 LOB: 0 BB: 0 P: 3	R: 0 E: 0 K: 0 S: 3	H: 0 LOB: 0 BB: 0 P: 3	R: 3 E: 0 K: 1 S: 10	H: 5 LOB: 3 BB: 1 P: 14	R: 0 E: 0 K: 1 S: 5	H: 0 LOB: 0 BB: 0 P: 5	R: 0 E: 0 K: 0 S: 3	H: 0 LOB: 0 BB: 0 P: 3	R: 0 E: 0 K: 1 S: 7	H: 2 LOB: 2 BB: 1 P: 11	R: 0 E: 0 K: 0 S: 2	H: 0 LOB: 0 BB: 1 P: 6	1B: 5 2B: 4 3B: 3 HR: 0	SF: 0 SAC: 0 DP: 2 HBP: 0	WP: 0 PB: 0 SB: 0 CS: 0	PA: 40				
PITCHER	IP WLS BF H R ER SO BB IBB HBP BLK WP HR S P ERA WHIP	IP WLS BF H R ER SO BB IBB HBP BLK WP HR S P ERA WHIP	IP WLS BF H R ER SO BB IBB HBP BLK WP HR S P ERA WHIP	IP WLS BF H R ER SO BB IBB HBP BLK WP HR S P ERA WHIP	IP WLS BF H R ER SO BB IBB HBP BLK WP HR S P ERA WHIP	IP WLS BF H R ER SO BB IBB HBP BLK WP HR S P ERA WHIP	IP WLS BF H R ER SO BB IBB HBP BLK WP HR S P ERA WHIP	IP WLS BF H R ER SO BB IBB HBP BLK WP HR S P ERA WHIP	IP WLS BF H R ER SO BB IBB HBP BLK WP HR S P ERA WHIP	IP WLS BF H R ER SO BB IBB HBP BLK WP HR S P ERA WHIP	IP WLS BF H R ER SO BB IBB HBP BLK WP HR S P ERA WHIP	IP WLS BF H R ER SO BB IBB HBP BLK WP HR S P ERA WHIP	IP WLS BF H R ER SO BB IBB HBP BLK WP HR S P ERA WHIP	IP WLS BF H R ER SO BB IBB HBP BLK WP HR S P ERA WHIP	IP WLS BF H R ER SO BB IBB HBP BLK WP HR S P ERA WHIP	IP WLS BF H R ER SO BB IBB HBP BLK WP HR S P ERA WHIP	IP WLS BF H R ER SO BB IBB HBP BLK WP HR S P ERA WHIP	IP WLS BF H R ER SO BB IBB HBP BLK WP HR S P ERA WHIP	IP WLS BF H R ER SO BB IBB HBP BLK WP HR S P ERA WHIP	IP WLS BF H R ER SO BB IBB HBP BLK WP HR S P ERA WHIP	IP WLS BF H R ER SO BB IBB HBP BLK WP HR S P ERA WHIP	IP WLS BF H R ER SO BB IBB HBP BLK WP HR S P ERA WHIP		
John Denny, R ERA: 4.5 (1, 1)	3.2 L 19 9 5 5 1 0 0 0 0 0 0 0 0 21 21 12.27 2.455	3.1 12 1 0 0 2 0 1 0 0 0 0 0 0 15 19 0.00 0.300	1.0 6 2 2 2 1 0 1 0 0 0 0 0 0 7 11 18.00 2.000	1.0 3 0 0 0 0 1 0 0 0 0 0 0 0 2 6 0.00 1.000																				
Ron Robinson, R ERA: 9.57 (4, 1)																								
John Franco, L ERA: 3.27 (8, 1)																								
Ted Power, R ERA: 6.0 (9, 1)																								

San Diego Padres @ Cincinnati Reds
Riverfront Stadium, Cincinnati, OH
Wed Apr 23 1986, 3:33 AM EST
Att: 11,937 - Unknown

AB	37
R	7
H	12
RBI	7
BB	3
SO	4
LOB	14



Batter	1	2	3	4	5	6	7	8	9	AB	R	H	RBI	BB	SO	LOB	BOTTOM							
Eric Davis, R OBP: 0.289, SLG: 0.410 (1, 8) (8, 7)										5	0	0	0	0	2	6								
Kal Daniels, L OBP: 0.380, SLG: 0.522 (1, 7)										4	1	0	0	0	1	4								
John Franco, L ERA: 9.57 (8, 1)										0	0	0	0	0	0	0								
Ted Power, R ERA: 6.0 (9, 1)										4	1	1	4	0	1	0								
Nick Esasky, R OBP: 0.362, SLG: 0.487 (1, 3)										3	0	0	0	1	3	0								
Bo Diaz, R OBP: 0.357, SLG: 0.525 (1, 2)										4	0	0	0	0	0	1								
Kurt Stillwell, S OBP: 0.444, SLG: 0.286 (1, 6)										3	0	1	0	1	2	1								
Buddy Bell, R OBP: 0.167, SLG: 0.179 (1, 5)										3	0	0	0	1	0	3								
Ron Oester, S OBP: 0.302, SLG: 0.300 (1, 4)										3	1	1	0	0	0	2								
John Denny, R OBP: 0.355, SLG: 0.200 (4, 1)										1	1	1	0	0	0	0								
Ron Robinson, R ERA: 9.57 (4, 1)										1	0	0	0	0	0	1								
Max Venable, L OBP: 0.333, SLG: 0.500 (7, PH)										0	0	0	0	0	0	0								
Tony Perez, R OBP: 0.356, SLG: 0.222 (7, PH)										0	0	0	0	0	1	0								
Eddie Milner, L OBP: 0.385, SLG: 0.417 (8, 8)										1	0	1	0	0	0	0								
Inning Stats	R: 0 E: 0 K: 0 S: 3	H: 0 LOB: 0 BB: 0 P: 3	R: 0 E: 0 K: 1 S: 5	H: 0 LOB: 1 BB: 1 P: 9	R: 4 E: 1 K: 2 S: 11	H: 3 LOB: 0 BB: 0 P: 11	R: 0 E: 0 K: 0 S: 4	H: 1 LOB: 1 BB: 0 P: 4	R: 0 E: 0 K: 1 S: 5	H: 0 LOB: 0 BB: 0 P: 5	R: 0 E: 0 K: 2 S: 7	H: 0 LOB: 0 BB: 2 P: 7	R: 0 E: 0 K: 2 S: 7	H: 0 LOB: 2 BB: 2 P: 15	R: 0 E: 0 K: 1 S: 5	H: 0 LOB: 0 BB: 0 P: 5	R: 0 E: 0 K: 0 S: 4	H: 1 LOB: 2 BB: 1 P: 8	1B: 4 2B: 0 3B: 0 HR: 1	SF: 0 SAC: 1 DP: 0 HBP: 0	WP: 0 PB: 0 SB: 0 CS: 0	PA: 37		
PITCHER	IP WLS BF H R ER SO BB IBB HBP BLK WP HR S P ERA WHIP	IP WLS BF H R ER SO BB IBB HBP BLK WP HR S P ERA WHIP	IP WLS BF H R ER SO BB IBB HBP BLK WP HR S P ERA WHIP	IP WLS BF H R ER SO BB IBB HBP BLK WP HR S P ERA WHIP	IP WLS BF H R ER SO BB IBB HBP BLK WP HR S P ERA WHIP	IP WLS BF H R ER SO BB IBB HBP BLK WP HR S P ERA WHIP	IP WLS BF H R ER SO BB IBB HBP BLK WP HR S P ERA WHIP	IP WLS BF H R ER SO BB IBB HBP BLK WP HR S P ERA WHIP	IP WLS BF H R ER SO BB IBB HBP BLK WP HR S P ERA WHIP	IP WLS BF H R ER SO BB IBB HBP BLK WP HR S P ERA WHIP	IP WLS BF H R ER SO BB IBB HBP BLK WP HR S P ERA WHIP	IP WLS BF H R ER SO BB IBB HBP BLK WP HR S P ERA WHIP	IP WLS BF H R ER SO BB IBB HBP BLK WP HR S P ERA WHIP	IP WLS BF H R ER SO BB IBB HBP BLK WP HR S P ERA WHIP	IP WLS BF H R ER SO BB IBB HBP BLK WP HR S P ERA WHIP	IP WLS BF H R ER SO BB IBB HBP BLK WP HR S P ERA WHIP	IP WLS BF H R ER SO BB IBB HBP BLK WP HR S P ERA WHIP	IP WLS BF H R ER SO BB IBB HBP BLK WP HR S P ERA WHIP	IP WLS BF H R ER SO BB IBB HBP BLK WP HR S P ERA WHIP	IP WLS BF H R ER SO BB IBB HBP BLK WP HR S P ERA WHIP	IP WLS BF H R ER SO BB IBB HBP BLK WP HR S P ERA WHIP	IP WLS BF H R ER SO BB IBB HBP BLK WP HR S P ERA WHIP		
Andy Hawkins, R ERA: 5.4 (1, 1)	6.1 W 26 4 4 3 6 2 0 0 0 0 0 0 0 36 44 4.26 0.947	0.0 1 0 0 0 0 1 0 0 0 0 0 0 0 4 4 0.00 0.000	0.2 2 0 0 0 2 0 0 0 0 0 0 0 0 6 6 0.00 0.000	1.0 4 0 0 0 1 1 0 0 0 0 0 0 0 5 9 0.00 1.000	1.0 S 4 1 0 0 0 0 0 0 0 0 0 0 0 4 4 0.00 1.000																			
Gene Walter, L ERA: 9.57 (7, 1)																								
LaMarr Hoyt, R ERA: 3.0 (7, 1)																								
Craig Lefferts, L ERA: 3.0 (8, 1)																								
Rich Gossage, R ERA: 1.29 (9, 1)																								

San Diego Padres @ Cincinnati Reds
Riverfront Stadium, Cincinnati, OH
Wed Apr 23 1986, 3:33 AM EST
Att: 11,937 - Unknown

AB	32
R	4
H	5
RBI	4
BB	4
SO	9
LOB	18



Batter	1	2	3	4	5	6	7	8	9	10	AB	R	H	RBI	BB	SO	LOB	TOP				
Dan Gladden, R (1.8) OBP: 0.342, SLG: 0.338	F8		1B HBP		F8		F6			F9	4	0	0	0	0	0	3	San Francisco Giants @ San Diego Padres Jack Murphy Stadium, San Diego, CA Sat Apr 26 1986, 6:33 AM EST Att: 53,748 - Unknown AB 35 R 3 H 6 RBI 3 BB 2 SO 13 LOB 12				
Will Clark, L (1.3) OBP: 0.371, SLG: 0.516	K		F7		CS	K	F5			HR	5	1	1	1	0	2	3					
Chris Brown, R (1.5) OBP: 0.404, SLG: 0.468	5-3		1B			1B HBP			1-3		4	0	1	0	0	0	0					
Jeffrey Leonard, R (1.7) OBP: 0.351, SLG: 0.567		F7	K			K					4	0	0	0	0	3	3					
Chili Davis, S (1.9) OBP: 0.306, SLG: 0.436		HR 2B			K		1-3 1B				4	1	2	0	0	2	0					
Bob Brenly, R (1.2) OBP: 0.400, SLG: 0.500		HR			K		F8			5-3	4	1	1	2	0	1	2					
Robby Thompson, R (1.4) OBP: 0.324, SLG: 0.328		HR			K					K	4	0	0	0	0	4	0					
Jose Uribe, S (1.6) OBP: 0.321, SLG: 0.280										L6	3	0	1	0	1	0	0					
Jeff Robinson, R (9.1)	6-3										0	0	0	0	0	0	0					
Roger Mason, R (1.1) OBP: 0.111, SLG: 0.111											2	0	0	0	0	1	1					
Dan Driessen, L (7. PH) OBP: 0.353, SLG: 0.308										F4	0	0	0	0	1	0	0					
Mark Davis, L (7.1)											0	0	0	0	0	0	0					
Brad Wellman, R (9.6) OBP: 0.182, SLG: 0.100											1	0	0	0	0	0	0					
Inning Stats	R: 0 E: 0 K: 1 S: 5	H: 0 LOB: 0 BB: 0 P: 5	R: 2 E: 0 K: 1 S: 7	H: 2 LOB: 0 BB: 0 P: 7	R: 0 E: 0 K: 2 S: 8	H: 1 LOB: 2 BB: 0 P: 9	R: 0 E: 0 K: 3 S: 9	H: 0 LOB: 0 BB: 0 P: 9	R: 0 E: 0 K: 2 S: 8	H: 1 LOB: 2 BB: 0 P: 9	R: 0 E: 0 K: 1 S: 5	H: 0 LOB: 2 BB: 2 P: 13	R: 0 E: 0 K: 2 S: 7	H: 0 LOB: 0 BB: 0 P: 7	R: 0 E: 0 K: 1 S: 5	H: 0 LOB: 0 BB: 0 P: 5	R: 1 E: 0 K: 0 S: 4	H: 1 LOB: 0 BB: 0 P: 4	1B: 3 2B: 1 3B: 0 HR: 2	SF: 0 SAC: 0 DP: 0 HBP: 2	WP: 0 PB: 0 SB: 1 CS: 1	PA: 40
PITCHER Eric Show, R (1.1) ERA: 2.89	IP 10.0	WLS L	BF 39	H 6	R 3	ER 3	SO 13	BB 1	IBB 1	HBP 2	BLK 0	WP 0	HR 2	S 61	P 71	ERA 2.70	WHIP 0.700					

Batter	1	2	3	4	5	6	7	8	9	10	AB	R	H	RBI	BB	SO	LOB	BOTTOM				
Marvell Wynne, L (1.8) OBP: 0.304, SLG: 0.619	F5				F7			G5-3		4-3	3	0	1	0	0	0	0	San Francisco Giants @ San Diego Padres Jack Murphy Stadium, San Diego, CA Sat Apr 26 1986, 6:33 AM EST Att: 53,748 - Unknown AB 35 R 2 H 5 RBI 2 BB 2 SO 12 LOB 12				
Jerry Royster, R (8. PH) OBP: 0.276, SLG: 0.370			1B								1	0	0	0	0	0	0					
Dane Iorg, L (10. PH) OBP: 0.273, SLG: 0.455											1	0	0	0	0	0	0					
Tony Gwynn, L (1.9) OBP: 0.346, SLG: 0.394	K		F7			1B		K			4	0	1	0	0	2	1					
Kevin McReynolds, R (1.7) OBP: 0.333, SLG: 0.358	5-3					HR BB		K			3	1	1	0	1	1	1					
Steve Garvey, R (1.3) OBP: 0.225, SLG: 0.343		F3			F6		P5			HR 1B	4	0	0	0	0	1	3					
Terry Kennedy, L (1.2) OBP: 0.317, SLG: 0.345					K		F9			4-3	4	0	1	0	0	1	3					
Graig Nettles, L (1.5) OBP: 0.313, SLG: 0.333		1B			K			G3			3	1	1	2	1	1	1					
Garry Templeton, S (1.6) OBP: 0.284, SLG: 0.226										HR 1B	4	0	0	0	0	2	3					
Tim Flannery, L (1.4) OBP: 0.300, SLG: 0.345					K					F8	4	0	0	0	0	2	0					
Eric Show, R (1.1) OBP: 0.250, SLG: 0.250										F8	3	0	0	0	0	2	0					
John Kruk, L (10. PH) OBP: 0.222, SLG: 0.278			6-3					K			1	0	0	0	0	0	0					
Inning Stats	R: 0 E: 0 K: 1 S: 5	H: 0 LOB: 0 BB: 0 P: 5	R: 0 E: 0 K: 1 S: 6	H: 1 LOB: 1 BB: 0 P: 6	R: 0 E: 0 K: 1 S: 6	H: 1 LOB: 1 BB: 1 P: 6	R: 2 E: 0 K: 2 S: 8	H: 1 LOB: 0 BB: 1 P: 12	R: 0 E: 0 K: 1 S: 5	H: 0 LOB: 0 BB: 0 P: 5	R: 0 E: 0 K: 2 S: 6	H: 0 LOB: 0 BB: 0 P: 6	R: 0 E: 0 K: 2 S: 7	H: 0 LOB: 0 BB: 0 P: 7	R: 0 E: 0 K: 1 S: 6	H: 1 LOB: 2 BB: 1 P: 10	R: 0 E: 0 K: 0 S: 3	H: 0 LOB: 0 BB: 0 P: 3	1B: 4 2B: 0 3B: 0 HR: 1	SF: 0 SAC: 0 DP: 0 HBP: 0	WP: 0 PB: 0 SB: 1 CS: 0	PA: 37
PITCHER Roger Mason, R (1.1) ERA: 2.25	IP 6.0	WLS 23	BF 23	H 4	R 2	ER 2	SO 7	BB 1	IBB 0	HBP 0	BLK 0	WP 0	HR 1	S 36	P 40	ERA 3.00	WHIP 0.833					
Mark Davis, L (7.1) ERA: 2.35	2.0	6	0	0	0	4	0	0	0	0	0	0	0	0	14	0.00	0.000					
Jeff Robinson, R (9.1) ERA: 2.7	2.0	W	8	1	0	0	1	0	1	0	0	0	0	9	13	0.00	0.500					

Batter	1	2	3	4	5	6	7	8	9	AB	R	H	RBI	BB	SO	LOB	TOP
Dan Gladden, R (1,8) OBP: 0.337, SLG: 0.325	F9		B3			K		BB E BB		3	1	0	0	1	1	0	San Francisco Giants @ San Diego Padres Jack Murphy Stadium, San Diego, CA Sun Apr 27 1986, 6:33 AM EDT Att: 25,799 - Unknown livebaseballscorecards.com
Will Clark, L (1,3) OBP: 0.376, SLG: 0.508	1B		F3			F4		F FC4-6 BB		3	1	1	0	1	0	0	
Chris Brown, R (1,5) OBP: 0.375, SLG: 0.431	F9			F7			K	FC4-6 BB 1-3 2-H		4	0	0	0	0	1	2	
Jeffrey Leonard, R (1,7) OBP: 0.382, SLG: 0.571	1B			F9				FC4-6 BB		3	0	2	0	1	0	0	
Chili Davis, S (1,9) OBP: 0.288, SLG: 0.407 Michael LaCoss, R (8,1)	4-3			6-3			F4	FC4-6 BB 1-2 2-3 3-H		4	0	0	1	0	0	5	
Bob Brenly, R (1,2) OBP: 0.391, SLG: 0.472		4-0 BB BB BB			F7		6-3	K		3	0	0	0	1	1	3	
Robby Thompson, R (1,4) OBP: 0.311, SLG: 0.313 Dan Driessen, L (9, PH) OBP: 0.333, SLG: 0.286		CS BB	K		1-4-3			F7	F9	3	0	0	0	0	1	1	
Jose Uribe, S (1,6) OBP: 0.322, SLG: 0.283 Joel Youngblood, R (9, PH) OBP: 0.353, SLG: 0.286			F4			K			6-3	3	1	1	0	0	1	0	
Mike Krukow, R (1,1) OBP: 0.091, SLG: 0.091 Bob Melvin, R (6, PH) OBP: 0.139, SLG: 0.171 Bill Laskey, R (6,1) Candy Maldonado, R (8, PH) OBP: 0.450, SLG: 0.895				F9		6-3			F7	1	0	0	0	0	0	0	
								HR		1	0	0	0	0	0	0	
								HR		2	1	1	2	0	0	0	
Inning Stats	R: 0 E: 0 K: 0 S: 5	H: 2 LOB: 2 BB: 0 P: 5	R: 0 E: 0 K: 1 S: 4	H: 0 LOB: 0 BB: 1 P: 8	R: 0 E: 0 K: 0 S: 3	H: 0 LOB: 0 BB: 0 P: 3	R: 0 E: 0 K: 1 S: 5	H: 0 LOB: 0 BB: 0 P: 5	R: 0 E: 0 K: 1 S: 6	H: 1 LOB: 1 BB: 0 P: 6	R: 4 E: 1 K: 1 S: 8	H: 2 LOB: 2 BB: 3 P: 20	R: 0 E: 0 K: 0 S: 3	H: 0 LOB: 0 BB: 0 P: 3	1B: 4 2B: 0 3B: 0 HR: 1	SF: 0 SAC: 0 DP: 0 HBP: 0	WP: 0 PA: 36 PB: 0 SB: 0 CS: 1
PITCHER	IP WLS BF H R ER SO BB IBB HBP BLK WP HR S P ERA WHIP																
Dave Dravecky, L (1,1) ERA: 0.75	7.1 W 30 5 4 2 4 3 0 0 0 0 1 35 47 2.46 1.091																
Tim Stoddard, R (8,1) ERA: 1.04	0.0 1 0 0 0 0 1 0 0 0 0 0 0 4 ∞ ∞																
Rich Gossage, R (8,1) ERA: 1.74	1.2 S 5 0 0 0 1 0 0 0 0 0 0 0 7 7 0.00 0.000																

Batter	1	2	3	4	5	6	7	8	9	AB	R	H	RBI	BB	SO	LOB	BOTTOM		
John Kruk, L (1,7) OBP: 0.227, SLG: 0.318 Marvell Wynne, L (8,8) OBP: 0.304, SLG: 0.619	1B 5-3 2B		E4 HR		4-3		K			4	2	1	0	0	1	0	San Francisco Giants @ San Diego Padres Jack Murphy Stadium, San Diego, CA Sun Apr 27 1986, 6:33 AM EDT Att: 25,799 - Unknown livebaseballscorecards.com		
Tony Gwynn, L (1,9) OBP: 0.396, SLG: 0.493	5-3 1B		HR		G3		HR			4	2	3	3	0	0	0			
Kevin McReynolds, R (1,8) OBP: 0.316, SLG: 0.336	L4		K		K		K			4	0	0	0	0	3	2			
Terry Kennedy, L (1,2) OBP: 0.299, SLG: 0.322	5-3		F8			4-3	F8			4	0	0	1	0	0	1			
Garry Templeton, S (1,6) OBP: 0.292, SLG: 0.227	G3		3-1			1B 1B		4-3		4	1	1	0	0	0	1			
Graig Nettles, L (1,5) OBP: 0.327, SLG: 0.333		F7		2B BB		1B 1B		K		3	1	1	0	1	1	0			
Dane Iorg, L (1,3) OBP: 0.267, SLG: 0.490 Steve Garvey, R (9,3) OBP: 0.225, SLG: 0.343		F8		F9		1B 1B		F8		4	0	1	1	0	0	1			
Tim Flannery, L (1,4) OBP: 0.317, SLG: 0.379				1B		F8				3	0	2	1	0	0	2			
Dave Dravecky, R (1,1) OBP: 0.231, SLG: 0.462 Tim Stoddard, R (8,1) Rich Gossage, R (8,1)				2B CS		L3				3	0	0	0	0	1	4			
				3H						0	0	0	0	0	0	0			
										0	0	0	0	0	0	0			
Inning Stats	R: 1 E: 0 K: 0 S: 5	H: 2 LOB: 1 BB: 0 P: 5	R: 0 E: 0 K: 0 S: 4	H: 1 LOB: 1 BB: 0 P: 4	R: 2 E: 1 K: 1 S: 7	H: 1 LOB: 0 BB: 0 P: 7	R: 1 E: 0 K: 1 S: 5	H: 1 LOB: 0 BB: 1 P: 9	R: 0 E: 0 K: 1 S: 5	H: 0 LOB: 0 BB: 0 P: 5	R: 1 E: 0 K: 2 S: 8	H: 3 LOB: 2 BB: 0 P: 6	R: 1 E: 0 K: 2 S: 8	H: 1 LOB: 0 BB: 0 P: 8	R: 0 E: 0 K: 1 S: 5	H: 0 LOB: 0 BB: 0 P: 5	1B: 5 2B: 2 3B: 0 HR: 2	SF: 0 SAC: 0 DP: 0 HBP: 0	WP: 0 PA: 34 PB: 0 SB: 0 CS: 1
PITCHER	IP WLS BF H R ER SO BB IBB HBP BLK WP HR S P ERA WHIP																		
Mike Krukow, R (1,1) ERA: 3.77	5.0 L 21 5 4 3 3 1 0 0 0 0 0 1 26 30 5.40 1.200																		
Bill Laskey, R (6,1) ERA: 3.66	2.0 10 4 2 2 2 0 0 0 0 0 0 1 14 14 9.00 2.000																		
Michael LaCoss, R (8,1) ERA: 4.0	1.0 3 0 0 0 0 1 0 0 0 0 0 0 5 5 0.00 0.000																		

Batter	1	2	3	4	5	6	7	8	9	AB	R	H	RBI	BB	SO	LOB	TOP										
Shawn Dunston, R (1, 6) OBP: 0.318, SLG: 0.500 Chris Speier, R (7, 6) OBP: 0.538, SLG: 0.700	F6			F6		6-3		6-3		3	0	0	0	0	0	0											
Davey Lopes, R (1, 5) OBP: 0.429, SLG: 0.522 Matt Keough, R (8, 1) OBP: 0.333, SLG: 0.333 Manny Trillo, R (9, 3) OBP: 0.321, SLG: 0.250	6-3			6-3			23 WP 23 S BB			3	1	1	0	1	0	0											
23 Ryne Sandberg, R (1, 4) OBP: 0.275, SLG: 0.392	L7			6-3			SH2-4 1B 1-H			4	0	1	1	0	1	1											
Keith Moreland, R (1, 9) OBP: 0.403, SLG: 0.435		6-3			6-3 G3 1B		SH2-4 1B 1-2		1B E 1B	4	1	3	0	0	0	0											
Thad Bosley, L (1, 7) OBP: 0.261, SLG: 0.333		F8			G3		SH2-4		F8	3	0	0	0	0	0	2											
Jody Davis, R (1, 2) OBP: 0.284, SLG: 0.397					6-3					4	1	1	0	0	2	3											
Steve Christmas, L (1, 3) OBP: 0.111, SLG: 0.222 Jay Baller, R (9, 1)				6-3						4	0	0	0	0	1	5											
Bob Dernier, R (1, 8) OBP: 0.244, SLG: 0.264					K		5-3		E8	4	1	2	3	0	1	0											
Scott Sanderson, R (1, 1) OBP: 0.167, SLG: 0.167 Gary Matthews, R (6, PH) OBP: 0.313, SLG: 0.154 Ray Fontenot, L (6, 1) Jerry Mumphrey, S (8, PH) OBP: 0.280, SLG: 0.435					F9		F4		K	1	0	0	0	0	0	0											
										1	0	0	0	0	0	0											
										2	0	0	0	0	1	1											
Inning Stats	R: 0 E: 0 K: 0 S: 3	H: 0 LOB: 0 BB: 0 P: 3	R: 0 E: 0 K: 1 S: 5	H: 0 LOB: 0 BB: 0 P: 5	R: 0 E: 0 K: 1 S: 5	H: 0 LOB: 0 BB: 0 P: 5	R: 0 E: 0 K: 0 S: 3	H: 0 LOB: 0 BB: 0 P: 3	R: 0 E: 0 K: 0 S: 4	H: 1 LOB: 1 BB: 0 P: 4	R: 0 E: 0 K: 0 S: 3	H: 0 LOB: 0 BB: 0 P: 3	R: 1 E: 0 K: 1 S: 7	H: 2 LOB: 2 BB: 1 P: 11	R: 1 E: 0 K: 1 S: 7	H: 2 LOB: 1 BB: 0 P: 7	R: 2 E: 1 K: 2 S: 10	H: 3 LOB: 1 BB: 0 P: 10	1B: 5 2B: 2 3B: 0 HR: 1	SF: 0 SAC: 1 DP: 0 HBP: 0	WP: 1 PA: 36 PB: 0 SB: 1 CS: 0						
PITCHER	IP	WLS	BF	H	R	ER	SO	BB	IBB	HBP	BLK	WP	HR	S	P	ERA	WHIP										
Andy Hawkins, R (1, 1) ERA: 4.55	6.0		22	3	1	1	2	1	0	0	0	1	0	25	29	1.50	0.667										
Craig Lefferts, L (7, 1) ERA: 3.18	0.1		1	0	0	0	0	0	0	0	0	0	0	1	1	0.00	0.000										
Tim Stoddard, R (7, 1) ERA: 1.86	1.0		4	1	1	1	1	0	0	0	0	0	1	6	6	9.00	1.000										
Rich Gossage, R (8, 1) ERA: 3.0	1.2	L	9	4	2	2	3	0	0	0	0	0	0	15	15	10.80	2.400										

Chicago Cubs @ San Diego Padres
Jack Murphy Stadium, San Diego, CA
Mon Apr 28 1986, 10:05 PM EDT
Att: 31,370 - Unknown

AB	34
R	4
H	8
RBI	4
BB	1
SO	6
LOB	12



Batter	1	2	3	4	5	6	7	8	9	AB	R	H	RBI	BB	SO	LOB	BOTTOM										
Marvell Wynne, L (1, 8) OBP: 0.333, SLG: 0.600	E S 1B				4-3		6-3			4	0	2	0	0	0	1											
Tony Gwynn, L (1, 9) OBP: 0.372, SLG: 0.494	F7				F8					4	0	2	1	0	0	2											
Steve Garvey, R (1, 3) OBP: 0.213, SLG: 0.324	K				F8					4	0	0	0	0	1	4											
Graig Nettles, L (1, 5) OBP: 0.304, SLG: 0.304	F8				CS		3-1		FC4-6 1B	4	0	0	0	0	0	2											
Terry Kennedy, L (1, 2) OBP: 0.296, SLG: 0.317		F2			F7		E8		L4	4	0	1	0	0	0	1											
John Kruk, L (1, 7) OBP: 0.240, SLG: 0.320 Kevin McReynolds, R (9, 7) OBP: 0.313, SLG: 0.333					K		4-3		K	3	1	1	0	0	1	1											
Garry Templeton, S (1, 6) OBP: 0.289, SLG: 0.229							4-3		K	1	0	0	0	0	1	0											
Tim Flannery, L (1, 4) OBP: 0.358, SLG: 0.400 Bip Roberts, S (9, PR)							4-3 SH1-4 1B		E S BB	2	1	2	0	2	0	0											
Andy Hawkins, R (1, 1) OBP: 0.375, SLG: 0.375 Craig Lefferts, L (7, 1) OBP: 1.000, SLG: 4.000 Tim Stoddard, R (7, 1) Rich Gossage, R (8, 1) Dane Iorg, L (9, PH) OBP: 0.250, SLG: 0.375							SH1-4		F6	1	0	0	1	0	0	1											
										0	0	0	0	0	0	0											
										1	0	0	0	0	1	1											
										0	0	0	0	0	0	0											
										1	0	0	0	0	1												
Inning Stats	R: 0 E: 1 K: 1 S: 6	H: 1 LOB: 1 BB: 0 P: 6	R: 1 E: 1 K: 1 S: 6	H: 1 LOB: 1 BB: 1 P: 10	R: 0 E: 0 K: 0 S: 3	H: 1 LOB: 0 BB: 0 P: 3	R: 0 E: 0 K: 1 S: 5	H: 0 LOB: 0 BB: 0 P: 5	R: 2 E: 0 K: 0 S: 6	H: 3 LOB: 1 BB: 0 P: 6	R: 0 E: 1 K: 0 S: 4	H: 1 LOB: 1 BB: 0 P: 4	R: 0 E: 0 K: 1 S: 5	H: 1 LOB: 0 BB: 0 P: 5	R: 0 E: 0 K: 0 S: 4	H: 1 LOB: 1 BB: 0 P: 4	R: 0 E: 0 K: 2 S: 7	H: 0 LOB: 2 BB: 1 P: 11	1B: 9 2B: 0 3B: 0 HR: 0	SF: 0 SAC: 1 DP: 0 HBP: 0	WP: 0 PA: 37 PB: 0 SB: 3 CS: 2						
PITCHER	IP	WLS	BF	H	R	ER	SO	BB	IBB	HBP	BLK	WP	HR	S	P	ERA	WHIP										
Scott Sanderson, R (1, 1) ERA: 4.58	5.0		21	6	3	2	3	0	0	0	0	0	0	26	30	3.60	1.200										
Ray Fontenot, L (6, 1) ERA: 3.09	2.0		7	2	0	0	1	0	0	0	0	0	0	9	9	0.00	1.000										
Matt Keough, R (8, 1) ERA: 3.09	1.0	W	4	1	0	0	0	0	0	0	0	0	0	4	4	0.00	1.000										
Jay Baller, R (9, 1) ERA: 2.87	1.0	S	4	0	0	0	2	1	0	0	0	0	0	7	11	0.00	1.000										

Chicago Cubs @ San Diego Padres
Jack Murphy Stadium, San Diego, CA
Mon Apr 28 1986, 10:05 PM EDT
Att: 31,370 - Unknown

AB	33
R	3
H	9
RBI	2
BB	2
SO	6
LOB	16



Batter	1	2	3	4	5	6	7	8	9	AB	R	H	RBI	BB	SO	LOB	TOP										
Bob Dernier, R OBP: 0.244, SLG: 0.253 (1, 8)										3	1	0	0	1	1	3	Chicago Cubs @ San Diego Padres Jack Murphy Stadium, San Diego, CA Tue Apr 29 1986, 10:05 PM EDT Att: 17,536 - Unknown										
Davey Lopes, R OBP: 0.375, SLG: 0.444 (1, 5) (7, 7)										4	0	0	0	0	0	2											
23 Ryne Sandberg, R OBP: 0.286, SLG: 0.390 (1, 4)										3	1	1	1	1	1	1											
Keith Moreland, R OBP: 0.395, SLG: 0.423 (1, 3)										2	0	0	1	1	1	0											
Jerry Mumphrey, S OBP: 0.276, SLG: 0.407 (1, 9)										4	1	1	0	0	1	2											
Jody Davis, R OBP: 0.282, SLG: 0.388 (1, 2)										4	1	1	0	0	0	0											
Gary Matthews, R OBP: 0.314, SLG: 0.207 Manny Trillo, R OBP: 0.310, SLG: 0.240 (7, PR) (7, 5)										3	0	1	1	0	0	0											
Chris Speier, R OBP: 0.471, SLG: 0.538 (1, 6)										3	0	0	0	1	0	0											
Rick Sutcliffe, L OBP: 0.300, SLG: 0.800 Ray Fontenot, L (9, 1)										3	0	1	1	0	0	2											
Inning Stats	R: 2 E: 1 K: 0 S: 4	H: 1 LOB: 0 BB: 1 P: 8	R: 0 E: 0 K: 0 S: 3	H: 0 LOB: 0 BB: 0 P: 3	R: 0 E: 0 K: 0 S: 4	H: 1 LOB: 1 BB: 0 P: 4	R: 0 E: 0 K: 0 S: 3	H: 0 LOB: 0 BB: 0 P: 3	R: 0 E: 0 K: 1 S: 5	H: 0 LOB: 0 BB: 0 P: 5	R: 0 E: 0 K: 2 S: 10	H: 3 LOB: 2 BB: 1 P: 14	R: 0 E: 0 K: 1 S: 4	H: 0 LOB: 1 BB: 2 P: 12	R: 0 E: 0 K: 0 S: 3	H: 0 LOB: 0 BB: 0 P: 3		1B: 3 2B: 2 3B: 0 HR: 0	SF: 1 SAC: 0 DP: 0 HBP: 0	WP: 0 PB: 0 SB: 1 CS: 2	PA: 35						
PITCHER	IP	WLS	BF	H	R	ER	SO	BB	IBB	HBP	BLK	WP	HR	S	P	ERA	WHIP										
LaMarr Hoyt, R ERA: 1.17 (1, 1)	5.0		18	2	2	1	0	1	0	0	0	0	0	17	21	1.80	0.600										
Lance McCullers, R ERA: 2.25 (6, 1)	1.0		3	0	0	0	1	0	0	0	0	0	0	5	5	0.00	0.000										
Gene Walter, L ERA: 2.35 (7, 1)	2.0		11	3	2	2	3	1	2	0	0	0	0	14	26	9.00	2.000										
Craig Lefferts, L ERA: 2.92 (9, 1)	1.0	W	3	0	0	0	0	0	0	0	0	0	0	3	3	0.00	0.000										

AB	30
R	4
H	5
RBI	4
BB	4
SO	4
LOB	10



Batter	1	2	3	4	5	6	7	8	9	AB	R	H	RBI	BB	SO	LOB	BOTTOM										
Marvell Wynne, L OBP: 0.323, SLG: 0.552 (1, 8)										4	0	1	0	0	0	0	Chicago Cubs @ San Diego Padres Jack Murphy Stadium, San Diego, CA Tue Apr 29 1986, 10:05 PM EDT Att: 17,536 - Unknown										
Tony Gwynn, L OBP: 0.387, SLG: 0.494 (1, 9)										4	2	1	0	0	0	1											
Steve Garvey, R OBP: 0.228, SLG: 0.333 (1, 3)										4	1	2	0	0	0	0											
Graig Nettles, L OBP: 0.288, SLG: 0.286 Jerry Royster, R OBP: 0.300, SLG: 0.393 (9, PH) (9, PH)										3	0	0	1	0	0	1											
Terry Kennedy, L OBP: 0.307, SLG: 0.373 (1, 2)										4	1	2	3	0	0	1											
John Kruk, L OBP: 0.250, SLG: 0.296 (1, 7)										2	0	0	0	1	1	1											
Garry Templeton, S OBP: 0.278, SLG: 0.219 (1, 6)										3	0	0	0	0	0	1											
Tim Flannery, L OBP: 0.357, SLG: 0.387 (1, 4)										2	0	0	0	1	0	0											
LaMarr Hoyt, R Lance McCullers, S Carmelo Martinez, R Gene Walter, L Dane Iord, L Craig Lefferts, L (1, 1) (6, 1) (6, PH) (7, 1) (8, PH) (9, 1)										1	0	0	0	0	0	0											
Inning Stats	R: 0 E: 0 K: 0 S: 3	H: 0 LOB: 0 BB: 0 P: 3	R: 0 E: 0 K: 0 S: 3	H: 0 LOB: 0 BB: 0 P: 3	R: 0 E: 0 K: 0 S: 3	H: 0 LOB: 0 BB: 0 P: 3	R: 0 E: 0 K: 1 S: 5	H: 1 LOB: 1 BB: 0 P: 5	R: 0 E: 0 K: 0 S: 3	H: 0 LOB: 0 BB: 0 P: 3	R: 1 E: 0 K: 0 S: 5	H: 2 LOB: 1 BB: 0 P: 5	R: 0 E: 0 K: 0 S: 2	H: 0 LOB: 1 BB: 2 P: 10	R: 4 E: 0 K: 0 S: 5	H: 4 LOB: 0 BB: 0 P: 5		1B: 5 2B: 2 3B: 0 HR: 1	SF: 0 SAC: 0 DP: 2 HBP: 0	WP: 0 PB: 0 SB: 0 CS: 1	PA: 32						
PITCHER	IP	WLS	BF	H	R	ER	SO	BB	IBB	HBP	BLK	WP	HR	S	P	ERA	WHIP										
Rick Sutcliffe, R ERA: 4.41 (1, 1)	8.1		30	5	3	3	1	2	0	0	0	0	0	30	38	3.24	0.840										
Ray Fontenot, L ERA: 7.71 (9, 1)	0.0	L	2	2	2	2	0	0	0	0	0	0	1	2	2	∞	∞										

AB	30
R	5
H	7
RBI	5
BB	2
SO	1
LOB	6



Batter	1	2	3	4	5	6	7	8	9	AB	R	H	RBI	BB	SO	LOB	TOP			
Vince Coleman, S (1,7) OBP: 0.302, SLG: 0.321	0-0 5-3			0-0 F9			0-0 F8		4-0 BB	3	0	0	0	1	0	0				
Willie McGee, S (1,8) OBP: 0.247, SLG: 0.296	0-0 F9			0-0 5-3			0-0 1B		0-0 F8	4	0	1	0	0	0	1				
Tom Herr, S (1,4) OBP: 0.244, SLG: 0.191	0-0 6-3			0-0 5-3			0-0 L1			3	0	0	0	0	0	1				
Jack Clark, R (1,3) OBP: 0.342, SLG: 0.446			0-0 F7			0-3 K				2	0	0	0	0	1	0				
Clint Hurdle, L (5,3) OBP: 0.395, SLG: 0.538										1	0	0	0	0	1	1				
Tito Landrum, R (1,9) OBP: 0.212, SLG: 0.258		0-0 4-3				0-0 F3			0-0 6-3	3	0	0	0	0	0	0				
Terry Pendleton, S (1,5) OBP: 0.280, SLG: 0.224		0-0 6-3				0-0 5-3			0-0 5-3	3	0	0	0	0	0	0				
Ozzie Smith, S (1,6) OBP: 0.394, SLG: 0.362			0-0 L4			0-0 5-3			0-0 3-1	3	0	0	0	0	0	0				
Mike Heath, R (1,2) OBP: 0.179, SLG: 0.180			0-3 K			0-3 K			0-0 6-3	3	0	0	0	0	2	0				
Ricky Horton, L (1,1) OBP: 0.167, SLG: 0.167			0-0 6-3			0-0 F7			0-0 F8	1	0	0	0	0	0	0				
Tom Lawless, R (6,PH)										1	0	0	0	0	0	0				
Greg Bargar, R (6,PH)										0	0	0	0	0	0	0				
Jerry White, S (9,PH) OBP: 0.182, SLG: 0.111										1	0	0	0	0	0	0				
Inning Stats	R: 0 E: 0 K: 0 S: 3	H: 0 LOB: 0 BB: 0 P: 3	R: 0 E: 0 K: 0 S: 3	H: 0 LOB: 0 BB: 0 P: 3	R: 0 E: 0 K: 1 S: 5	H: 0 LOB: 0 BB: 0 P: 5	R: 0 E: 0 K: 0 S: 3	H: 0 LOB: 0 BB: 0 P: 3	R: 0 E: 0 K: 1 S: 5	H: 0 LOB: 0 BB: 0 P: 5	R: 0 E: 0 K: 0 S: 6	H: 1 LOB: 1 BB: 0 P: 6	R: 0 E: 0 K: 0 S: 3	H: 0 LOB: 0 BB: 0 P: 3	R: 0 E: 0 K: 0 S: 3	H: 0 LOB: 1 BB: 1 P: 7	1B: 1 2B: 0 3B: 0 HR: 0	SF: 0 SAC: 0 DP: 0 HBP: 0	WP: 0 PB: 0 SB: 0 CS: 0	PA: 29
PITCHER Mark Thurmond, L (1,1) ERA: 4.18	IP: 9.0 WLS: W BF: 29 H: 1 R: 0 ER: 0 SO: 4 BB: 1 IBB: 0 HBP: 0 BLK: 0 WP: 0 HR: 0 S: 36 P: 40 ERA: 0.00 WHIP: 0.222																			

St. Louis Cardinals @ San Diego Padres
Jack Murphy Stadium, San Diego, CA
Wed Apr 30 1986, 10:05 PM EDT
Att: 16,637 - Unknown

AB 28
R 0
H 1
RBI 0
BB 1
SO 4
LOB 3



Batter	1	2	3	4	5	6	7	8	9	AB	R	H	RBI	BB	SO	LOB	BOTTOM			
Bip Roberts, S (1,4)	0-0 6-3		0-0 6-3	0-3 K			0-3 K			4	0	0	0	0	2	1				
Tony Gwynn, L (1,9) OBP: 0.372, SLG: 0.506	0-0 2B		0-0 F5		0-0 G3		0-0 1B			4	1	2	0	0	0	0				
Kevin McReynolds, R (1,8) OBP: 0.321, SLG: 0.395	0-0 E		0-0 HR		0-0 F8		0-0 F9			4	1	2	2	0	0	1				
Steve Garvey, R (1,3) OBP: 0.241, SLG: 0.380	0-0 1-3		0-3 K		0-0 HR			0-0 G5-4-3	1B	4	1	2	1	0	1	1				
Carmelo Martinez, R (1,7) OBP: 0.356, SLG: 0.425	0-0 E5			0-0 5-3		0-0 F4		0-0 G5-4-3	1B	4	0	0	0	0	0	2				
Marvell Wynne, L (9,8) OBP: 0.353, SLG: 0.552	0-0 FC6-4							0-0 G5-4-3	1B	0	0	0	0	0	0	0				
Jerry Royster, R (1,5) OBP: 0.294, SLG: 0.375	0-0 FC6-4			0-0 1B		0-0 WP		0-0 F7		4	1	1	0	0	0	2				
Garry Templeton, S (1,6) OBP: 0.280, SLG: 0.213		0-0 1-3		4-0 1B		0-0 F7		0-0 F7		2	0	0	0	1	0	0				
Bruce Bochy, R (1,2) OBP: 0.286, SLG: 0.538		0-0 5-3		0-0 1B		0-0 F4		0-0 F4		3	1	1	0	0	0	0				
Mark Thurmond, L (1,1) OBP: 0.300, SLG: 0.300		0-3 K		0-0 1B		1-2 3H		0-0 6-3		3	0	1	1	0	1	0				
Inning Stats	R: 1 E: 1 K: 0 S: 6	H: 2 LOB: 2 BB: 0 P: 6	R: 0 E: 0 K: 1 S: 5	H: 0 LOB: 0 BB: 0 P: 5	R: 1 E: 0 K: 1 S: 6	H: 1 LOB: 0 BB: 0 P: 6	R: 2 E: 0 K: 1 S: 7	H: 3 LOB: 1 BB: 1 P: 11	R: 1 E: 0 K: 0 S: 4	H: 1 LOB: 0 BB: 0 P: 4	R: 0 E: 0 K: 0 S: 3	H: 0 LOB: 0 BB: 0 P: 3	R: 0 E: 0 K: 1 S: 6	H: 1 LOB: 1 BB: 0 P: 6	R: 0 E: 0 K: 0 S: 3	H: 1 LOB: 0 BB: 0 P: 3	1B: 5 2B: 2 3B: 0 HR: 2	SF: 0 SAC: 0 DP: 1 HBP: 0	WP: 1 PB: 0 SB: 1 CS: 0	PA: 33
PITCHER Ricky Horton, L (1,1) ERA: 4.39	IP: 5.0 WLS: L BF: 23 H: 7 R: 5 ER: 5 SO: 3 BB: 0 IBB: 1 HBP: 0 BLK: 0 WP: 1 HR: 2 S: 28 P: 32 ERA: 9.00 WHIP: 1.400																			
Greg Bargar, R (6,1) ERA: 2.7	IP: 3.0 WLS: L BF: 10 H: 2 R: 0 ER: 0 SO: 1 BB: 0 IBB: 0 HBP: 0 BLK: 0 WP: 0 HR: 0 S: 12 P: 12 ERA: 0.00 WHIP: 0.667																			

St. Louis Cardinals @ San Diego Padres
Jack Murphy Stadium, San Diego, CA
Wed Apr 30 1986, 10:05 PM EDT
Att: 16,637 - Unknown

AB 32
R 5
H 9
RBI 4
BB 1
SO 4
LOB 7




Batter	1	2	3	4	5	6	7	8	9	AB	R	H	RBI	BB	SO	LOB	TOP					
Vince Coleman, S (1.7) OBP: 0.286, SLG: 0.313	F8		4-3		SF8		SF7		SF9	2	0	0	3	0	0	1	St. Louis Cardinals @ San Diego Padres Jack Murphy Stadium, San Diego, CA Thu May 01 1986, 6:33 AM EDT Att: 28,472 - Unknown livebaseballscorecards.com					
Willie McGee, S (1.8) OBP: 0.244, SLG: 0.282	K		F7		F7		6-3		FC4-6 BB	4	0	0	0	1	1							
Jack Clark, R (1.3) OBP: 0.346, SLG: 0.426	K			K		BB BB		G1 1B BB	FC4-6 1-2	3	0	0	0	2	2							
Clint Hurdle, L (1.2) OBP: 0.412, SLG: 0.500		K		BB 1B		BB 1-2		K		3	0	1	0	1	2	1						
Andy Van Slyke, L (1.9) OBP: 0.320, SLG: 0.250		F6		F5		K		G1 1B		4	0	1	0	0	1	3						
Terry Pendleton, S (1.5) OBP: 0.291, SLG: 0.229		1B		BB 1-2		K		G1	1-2 2-3	3	0	1	0	1	1	4						
Tom Herr, S (1.4) OBP: 0.235, SLG: 0.183										3	0	0	0	0	1	5						
Ken Dayley, L (6.1) OBP: 0.333, SLG: 0.333	F4			F9		K		F6		0	0	0	0	0	0	0						
Jerry White, S (8. PH) OBP: 0.167, SLG: 0.100										1	0	0	0	0	0	2						
Pat Perry, L (8.1)										0	0	0	0	0	0	0						
Ozzie Smith, S (1.6) OBP: 0.429, SLG: 0.400			4-3 SH3-4 1B		SH3-4 SF8 BB		SF7 2B		E SF9 BB	2	3	2	0	2	0	0						
Danny Cox, R (1.1)			SH3-4		SH3-4		F9		K	0	0	0	0	0	0	0						
José Oquendo, S (6.4) OBP: 0.556, SLG: 0.429										2	0	0	0	0	1	2						
Inning Stats	R: 0 E: 0 K: 2 S: 7	H: 0 LOB: 0 BB: 0 P: 7	R: 0 E: 0 K: 1 S: 6	H: 1 LOB: 1 BB: 0 P: 6	R: 0 E: 0 K: 0 S: 4	H: 1 LOB: 1 BB: 0 P: 4	R: 0 E: 0 K: 1 S: 6	H: 1 LOB: 2 BB: 1 P: 10	R: 1 E: 0 K: 0 S: 3	H: 0 LOB: 0 BB: 1 P: 7	R: 0 E: 0 K: 3 S: 9	H: 0 LOB: 2 BB: 2 P: 17	R: 1 E: 0 K: 0 S: 4	H: 1 LOB: 0 BB: 0 P: 4	R: 0 E: 0 K: 1 S: 6	H: 1 LOB: 2 BB: 1 P: 10	R: 1 E: 0 K: 1 S: 5	H: 0 LOB: 1 BB: 2 P: 13	1B: 4 2B: 1 3B: 0 HR: 0	SF: 3 SAC: 2 DP: 0 HBP: 0	WP: 0 PB: 0 SB: 3 CS: 0	PA: 39
PITCHER	IP WLS BF H R ER SO BB IBB HBP BLK WP HR S P ERA WHIP																					
Eric Show, R (1.1) ERA: 2.91	6.0 W 26 4 2 2 7 4 0 0 0 0 0 0 36 52 3.00 1.333																					
Craig Lefferts, L (7.1) ERA: 2.7	1.0 3 0 0 0 0 0 0 0 0 0 0 0 3 3 0.00 0.000																					
Rich Gossage, R (8.1) ERA: 2.57	2.0 S 10 1 1 0 2 3 0 0 0 0 0 0 11 23 0.00 2.000																					

Batter	1	2	3	4	5	6	7	8	9	AB	R	H	RBI	BB	SO	LOB	BOTTOM	
Marvell Wynne, L (1.8) OBP: 0.314, SLG: 0.515	5-3		4-3		G4-6-3 1B		F8			4	0	1	0	0	0	0	St. Louis Cardinals @ San Diego Padres Jack Murphy Stadium, San Diego, CA Thu May 01 1986, 6:33 AM EDT Att: 28,472 - Unknown livebaseballscorecards.com	
Tim Flannery, L (1.4) OBP: 0.385, SLG: 0.385	BB 1B		1B BB		G4-6-3 1-2		1-3			3	0	1	0	1	0	1		
Kevin McReynolds, R (1.9) OBP: 0.341, SLG: 0.387	4-0 1-2 BB		L7			E 2B 1B		BB		2	1	1	0	2	0	1		
Steve Garvey, R (1.3) OBP: 0.241, SLG: 0.373	F7					L9 1-2		1-3		4	0	1	0	0	0	4		
Terry Kennedy, L (1.2) OBP: 0.304, SLG: 0.380	K		F8			2H 2B		K		4	0	1	1	0	2	4		
Carmelo Martínez, R (1.7) OBP: 0.387, SLG: 0.488		E5 1B		F7		PB E BB		HR		3	3	1	1	1	0	0		
Graig Nettles, L (1.5) OBP: 0.270, SLG: 0.264		K		4-3		E4 1-H		K		4	0	0	0	0	2	1		
Garry Templeton, S (1.6) OBP: 0.291, SLG: 0.218		2H 1B		6-3		IBB		K		3	0	1	1	1	1	0		
Eric Show, R (1.1) OBP: 0.200, SLG: 0.200					5-3					3	0	0	0	0	1	2		
Craig Lefferts, L (7.1) OBP: 1.000, SLG: 4.000										0	0	0	0	0	0	0		
Rich Gossage, R (8.1)										0	0	0	0	0	0	0		
Inning Stats	R: 0 E: 0 K: 1 S: 6	H: 1 LOB: 2 BB: 1 P: 10	R: 1 E: 1 K: 1 S: 6	H: 1 LOB: 0 BB: 0 P: 6	R: 0 E: 0 K: 0 S: 4	H: 1 LOB: 2 BB: 1 P: 8	R: 0 E: 0 K: 0 S: 3	H: 0 LOB: 0 BB: 0 P: 3	R: 0 E: 0 K: 1 S: 7	H: 2 LOB: 2 BB: 2 P: 15	R: 0 E: 0 K: 0 S: 3	H: 0 LOB: 1 BB: 1 P: 7	R: 0 E: 0 K: 3 S: 10	H: 1 LOB: 0 BB: 0 P: 10	1B: 5 2B: 1 3B: 0 HR: 1	SF: 0 SAC: 0 DP: 1 HBP: 0	WP: 0 PB: 1 SB: 1 CS: 0	PA: 35
PITCHER	IP WLS BF H R ER SO BB IBB HBP BLK WP HR S P ERA WHIP																	
Danny Cox, R (1.1) ERA: 5.19	5.2 L 24 6 3 1 2 3 0 0 0 0 0 0 7 15 0.00 0.750																	
Ken Dayley, L (6.1) ERA: 5.4	1.1 7 0 0 0 1 1 1 0 0 0 0 0 7 15 0.00 0.750																	
Pat Perry, L (8.1) ERA: 6.52	1.0 4 1 1 1 3 0 0 0 0 0 0 1 10 10 9.00 1.000																	


Batter	1	2	3	4	5	6	7	8	9	AB	R	H	RBI	BB	SO	LOB	TOP										
R.J. Reynolds, S OBP: 0.356, SLG: 0.488 (1, 8)	0-0 4-3		0-0 1B			0-0 6-3	4-0 BB 1B IBB		0-0 F5	4	0	1	0	1	0	0	Pittsburgh Pirates @ San Diego Padres Jack Murphy Stadium, San Diego, CA Fri May 02, 1986, 10:05 PM EDT Att: 19,417 - Unknown										
Jim Morrison, R OBP: 0.283, SLG: 0.339 (1, 5)	0-3 K		0-0 F4			0-0 F3	0-0 BB 1-2 2-H 1B			4	0	1	1	0	1	1											
Johnny Ray, S OBP: 0.456, SLG: 0.519 (1, 4)	0-0 BB 1B		0-0 5-3			0-0 CS 1B	4-0 BB 1-2 2-3 BB			3	0	2	0	1	0	1											
Mike Brown, R OBP: 0.359, SLG: 0.397 (1, 9)	4-0 1-2 BB			0-0 4-3		0-0 CS	0-0 BB K			2	1	0	0	2	1	3											
Mike Diaz, R OBP: 0.333, SLG: 0.263 Joe Orsulak, L OBP: 0.309, SLG: 0.435 (7, PR) (7, 8)	0-0 F8			0-0 6-3			0-0 1B SF7 1B	0-0 4-3		3	0	1	0	0	0	2											
Tony Peña, R OBP: 0.333, SLG: 0.362 (1, 2)		0-0 6-3		0-0 6-3			0-0 1B 1B	0-0 6-3		4	1	1	1	0	0	0											
Sid Bream, L OBP: 0.347, SLG: 0.492 (1, 3)		0-0 G3			0-0 F6		0-0 SF7 1B	0-0 F8		3	0	0	1	0	0	0											
Sam Khalifa, R OBP: 0.147, SLG: 0.094 (1, 6)		0-0 F3			0-0 F8		0-0 1B 1B	0-3 K		4	1	1	0	0	1	0											
Mike Bielecki, R Pat Clements, R Jim Winn, R (1, 1) (8, 1) (8, 1)			0-3 K		0-0 4-3		0-3 K	0-0 F8		3	0	0	0	0	2	2											
Inning Stats	R: 0 E: 0 K: 1 S: 6	H: 1 LOB: 2 BB: 1 P: 10	R: 0 E: 0 K: 0 S: 3	H: 0 LOB: 0 BB: 0 P: 3	R: 0 E: 0 K: 1 S: 6	H: 1 LOB: 1 BB: 0 P: 6	R: 0 E: 0 K: 0 S: 3	H: 0 LOB: 0 BB: 0 P: 3	R: 0 E: 0 K: 0 S: 3	H: 0 LOB: 0 BB: 0 P: 3	R: 4 E: 0 K: 2 S: 11	H: 4 LOB: 3 BB: 3 P: 23	R: 0 E: 0 K: 0 S: 3	H: 0 LOB: 0 BB: 0 P: 3	R: 0 E: 0 K: 1 S: 5	H: 0 LOB: 0 BB: 0 P: 5		1B: 7 2B: 0 3B: 0 HR: 0	SF: 1 SAC: 0 DP: 0 HBP: 0	WP: 0 PB: 0 SB: 0 CS: 1	PA: 38						
PITCHER	IP	WLS	BF	H	R	ER	SO	BB	IBB	HBP	BLK	WP	HR	S	P	ERA	WHIP										
Dave Dravecky, L ERA: 1.49 Tim Stoddard, R ERA: 1.59 Lance McCullers, R ERA: 2.0	(1, 1) (7, 1) (9, 1)	6.1 1.2 1.0	L 8 3	6 1 0	4 0 0	4 0 0	2 2 1	2 1 0	0 1 0	0 0 0	0 0 0	0 0 0	0 0 0	28 10 5	36 18 5	5.68 0.00 0.00	1.263 1.200 0.000										

AB 32
R 4
H 7
RBI 3
BB 4
SO 5
LOB 9



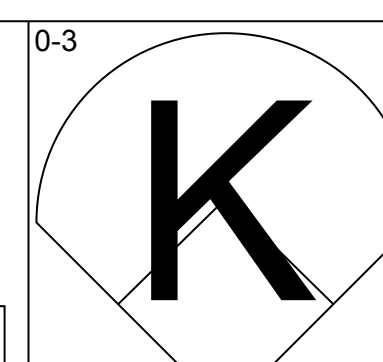
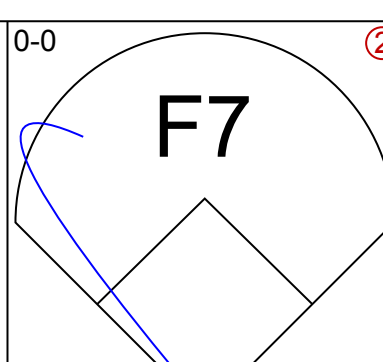
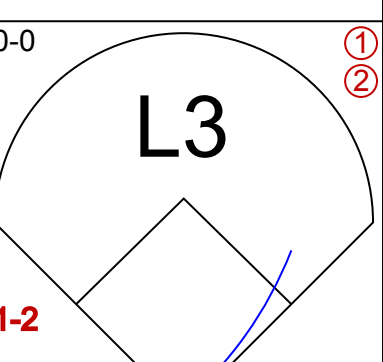
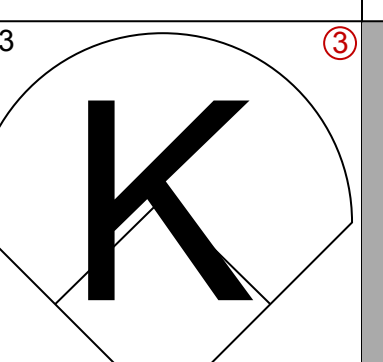
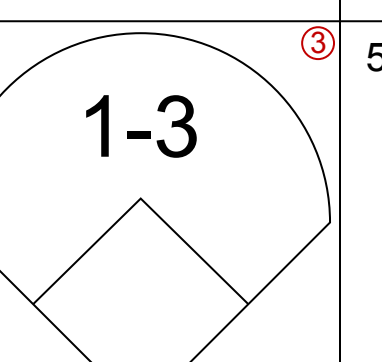
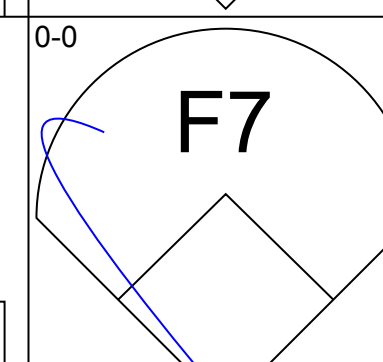
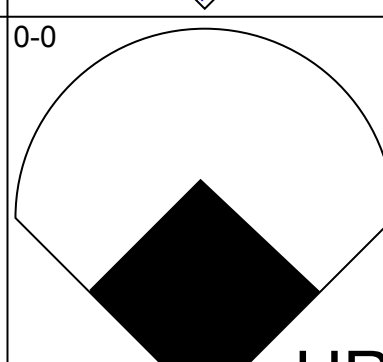
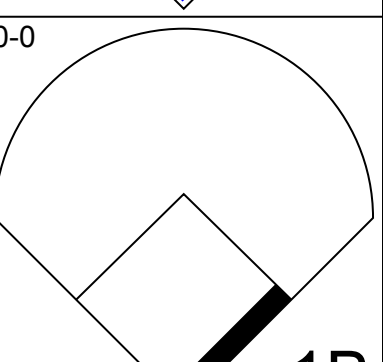

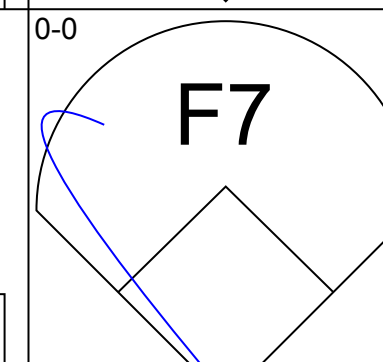
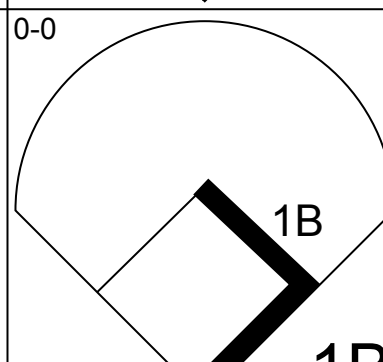
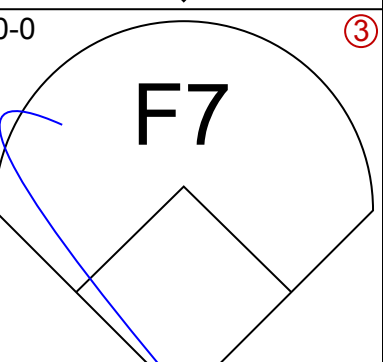

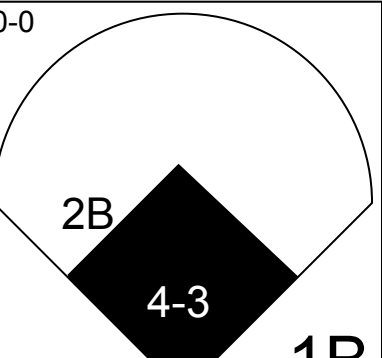
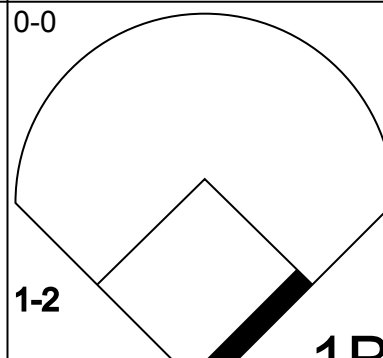
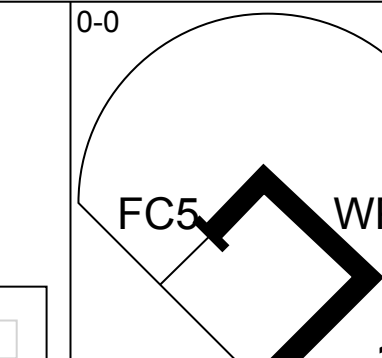

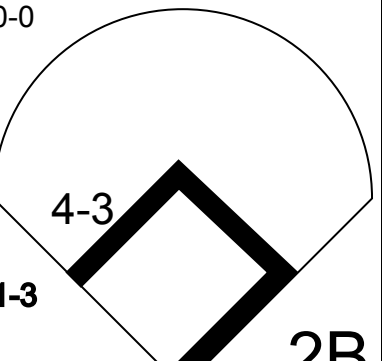
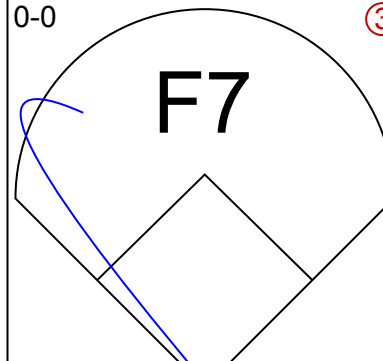
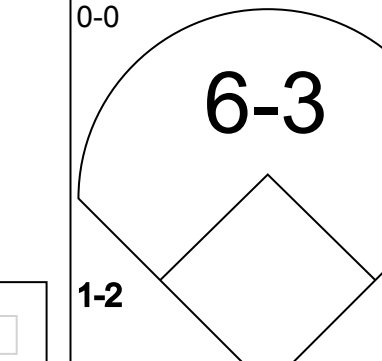

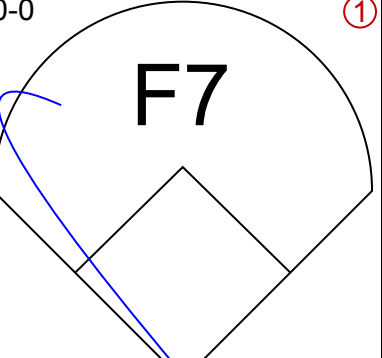
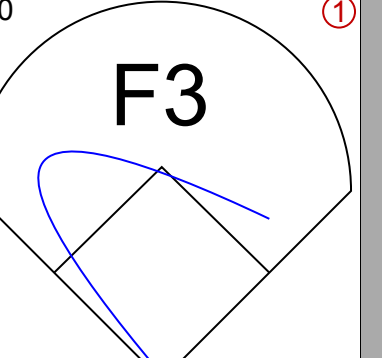
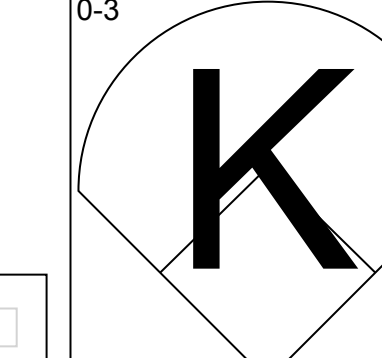
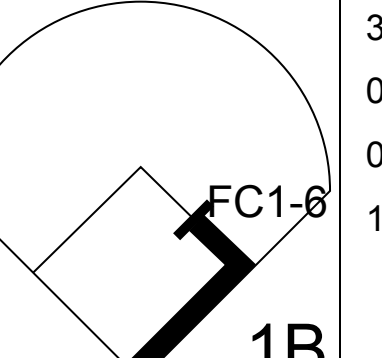
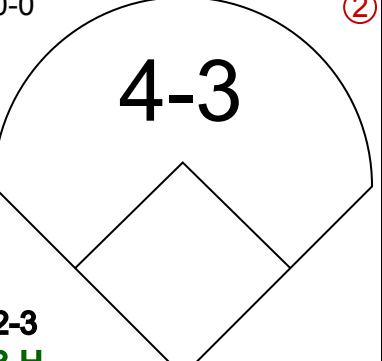
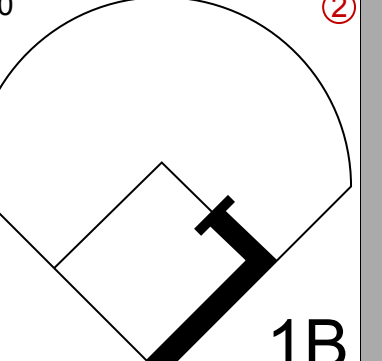
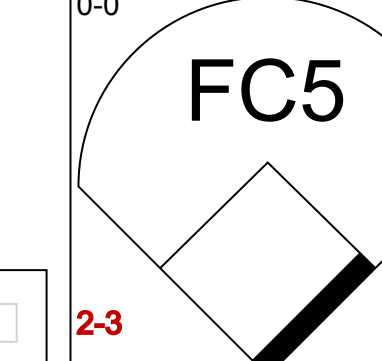
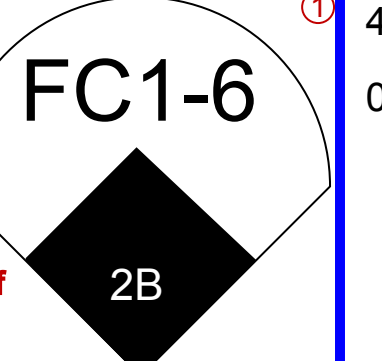
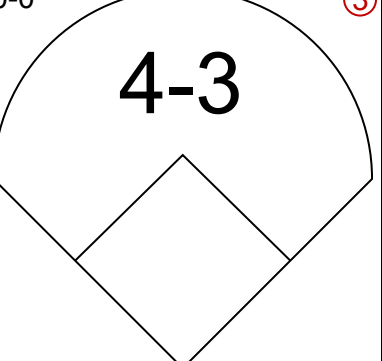
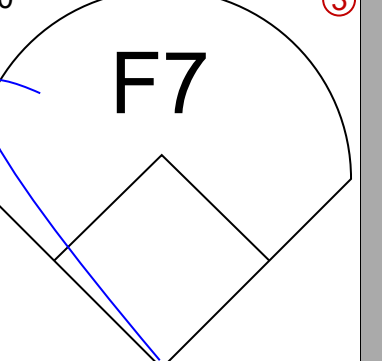
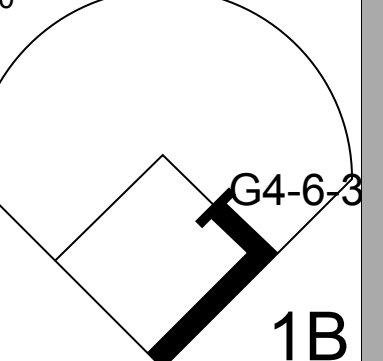
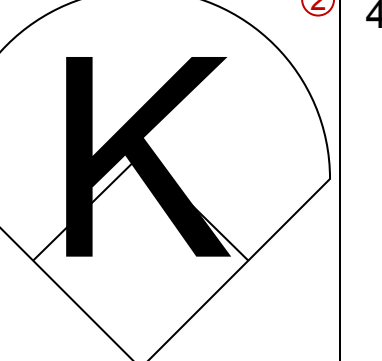
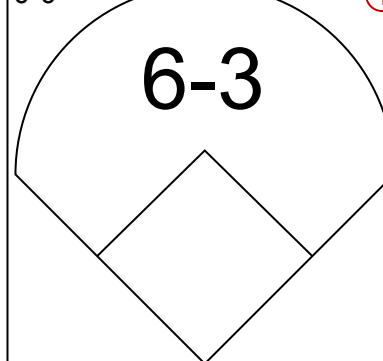

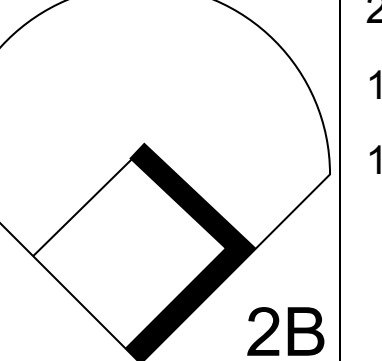
Batter	1	2	3	4	5	6	7	8	9	AB	R	H	RBI	BB	SO	LOB	BOTTOM										
Tim Flannery, L OBP: 0.364, SLG: 0.373 Jerry Royster, R OBP: 0.286, SLG: 0.364 (1, 4) (8, PH) (9, 4)	0-0 F7		0-0 F9			4-0 BB		0-3 K		2	0	0	0	1	0	0	Pittsburgh Pirates @ San Diego Padres Jack Murphy Stadium, San Diego, CA Fri May 02, 1986, 10:05 PM EDT Att: 19,417 - Unknown										
Tony Gwynn, L OBP: 0.397, SLG: 0.495 (1, 9)	0-0 G3		0-0 1B			0-0 F9		0-0 F8		4	0	1	0	0	0	3											
Kevin McReynolds, R OBP: 0.337, SLG: 0.383 (1, 8)	4-0 BB		0-0 G3			0-0 F8		0-3 K		3	0	0	0	1	1	4											
Steve Garvey, R OBP: 0.231, SLG: 0.356 (1, 3)	0-0 1-3			0-0 6-3		0-0 F8			0-0 5-3	4	0	0	0	0	0	2											
Terry Kennedy, L OBP: 0.313, SLG: 0.387 (1, 2)		0-0 3-1 6-3 1B		0-0 F7			0-0 6-3		0-0 G5-4-3 1B	4	0	2	0	0	0	0											
Carmelo Martinez, R OBP: 0.340, SLG: 0.447 (1, 7)		0-0 6-3 1-2		0-0 4-3			0-3 K		0-0 G5-4-3	4	0	0	0	0	1	2											
Graig Nettles, L OBP: 0.258, SLG: 0.250 (1, 5)		0-0 3-1 2-3			0-0 F9		0-0 G4-1			3	0	0	0	0	0	1											
Garry Templeton, S OBP: 0.292, SLG: 0.222 (1, 6)		0-0 F9			0-0 4-3			0-0 BB 1B		3	0	1	0	0	0	1											
Dave Dravecky, R OBP: 0.200, SLG: 0.400 Tim Stoddard, R John Kruk, L OBP: 0.276, SLG: 0.296 Lance McCullers, S (1, 1) (7, 1) (8, PH) (9, 1)			0-0 F9		0-0 4-3			4-0 BB		2	0	0	0	0	0	0											
Inning Stats	R: 0 E: 0 K: 0 S: 3	H: 0 LOB: 1 BB: 1 P: 7	R: 0 E: 0 K: 0 S: 4	H: 1 LOB: 1 BB: 0 P: 4	R: 0 E: 0 K: 0 S: 4	H: 1 LOB: 1 BB: 0 P: 4	R: 0 E: 0 K: 0 S: 3	H: 0 LOB: 0 BB: 0 P: 3	R: 0 E: 0 K: 0 S: 3	H: 0 LOB: 0 BB: 0 P: 3	R: 0 E: 0 K: 1 S: 5	H: 0 LOB: 0 BB: 0 P: 5	R: 0 E: 0 K: 2 S: 8	H: 1 LOB: 2 BB: 1 P: 12	R: 0 E: 0 K: 0 S: 3	H: 1 LOB: 1 BB: 0 P: 3		1B: 4 2B: 0 3B: 0 HR: 0	SF: 0 SAC: 0 DP: 1 HBP: 0	WP: 0 PB: 0 SB: 0 CS: 0	PA: 33						
PITCHER	IP	WLS	BF	H	R	ER	SO	BB	IBB	HBP	BLK	WP	HR	S	P	ERA	WHIP										
Mike Bielecki, R Pat Clements, L Jim Winn, R ERA: 4.43 ERA: 2.61 ERA: 1.8	(1, 1) (8, 1) (8, 1)	7.0 0.2 1.1	W 2 S	3 0 1	0 0 0	0 0 0	0 1 1	3 0 0	0 0 0	0 0 0	0 0 0	0 0 0	0 0 0	26 4 6	38 4 6	0.00 0.00 0.00	0.857 0.000 0.750										

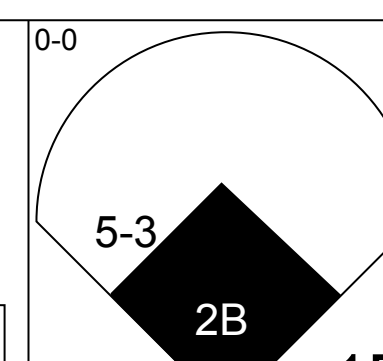
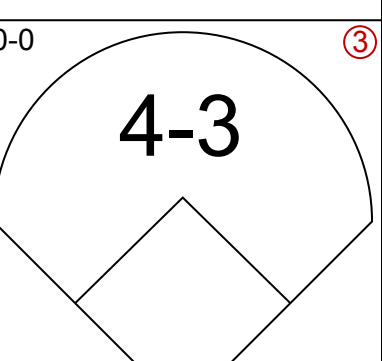
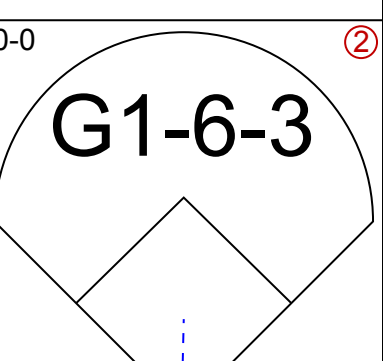
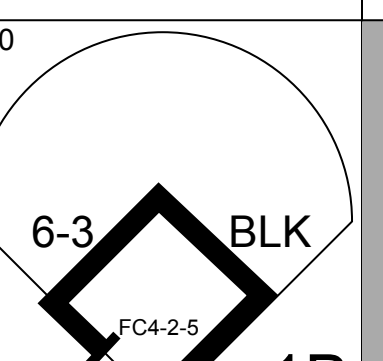
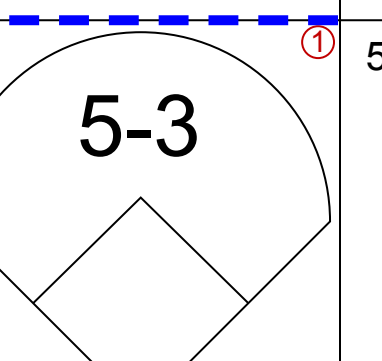
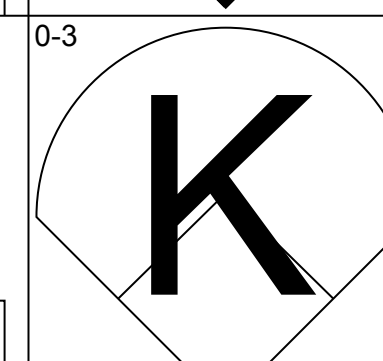
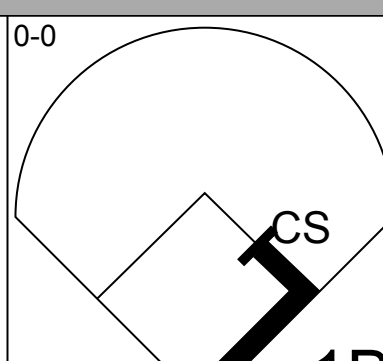
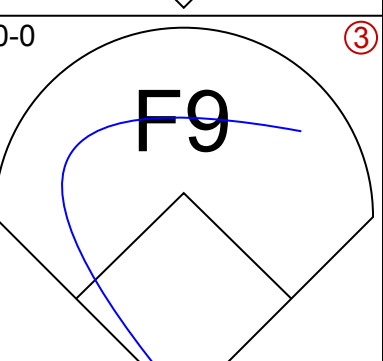
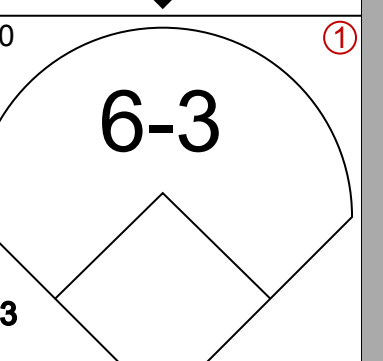
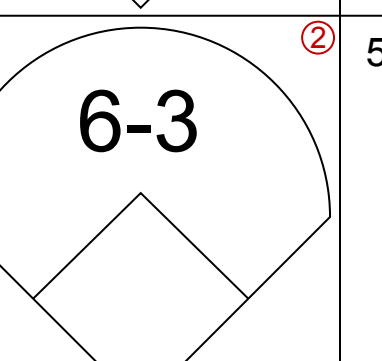
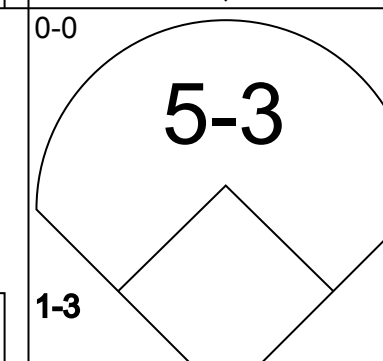
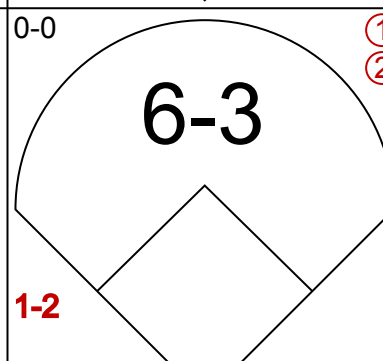
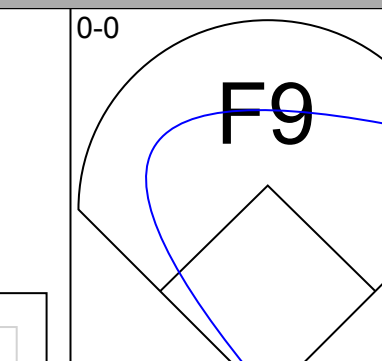

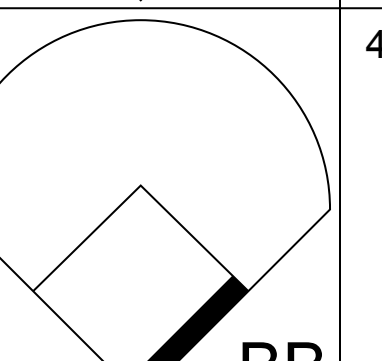
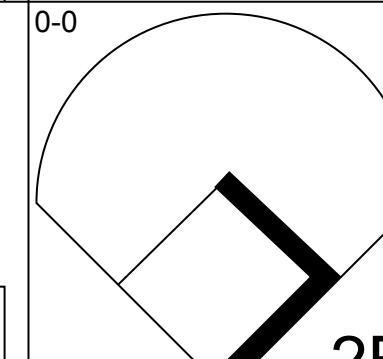
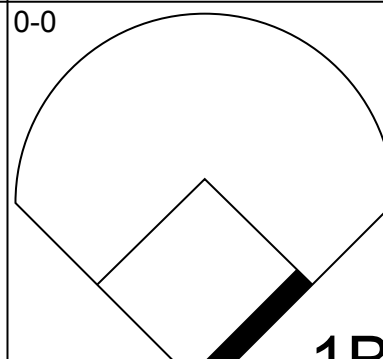
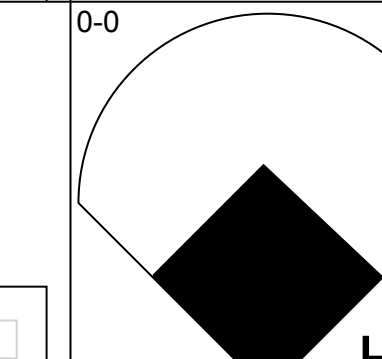
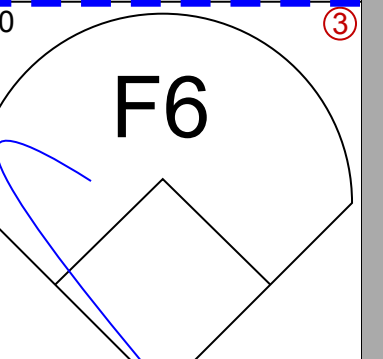
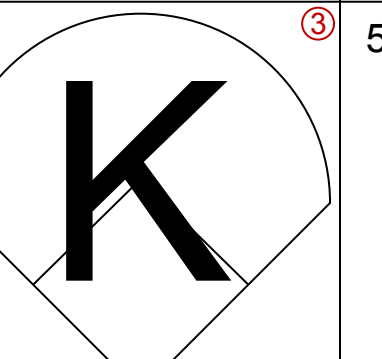
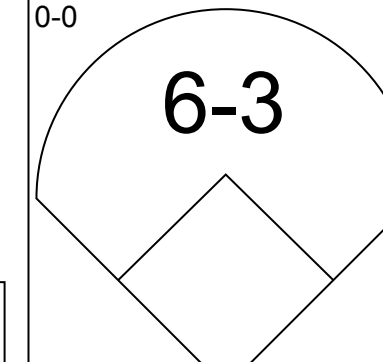
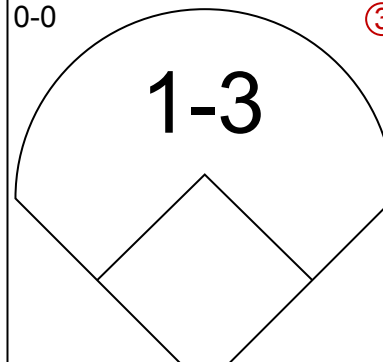
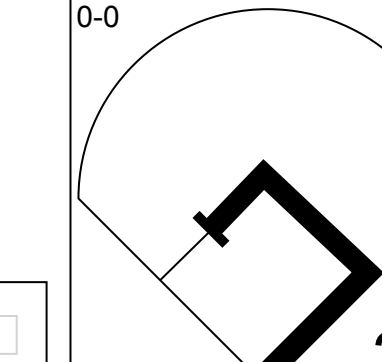

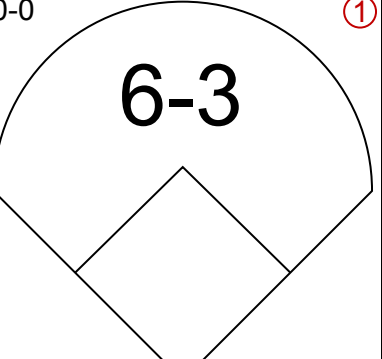
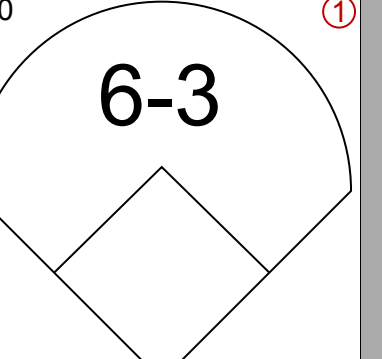
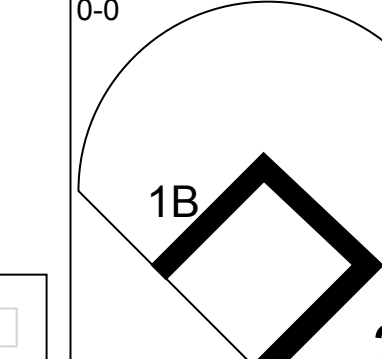

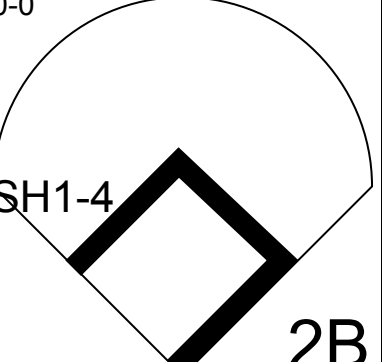
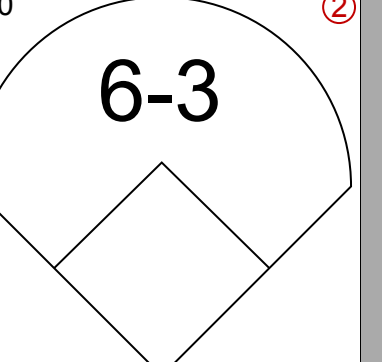
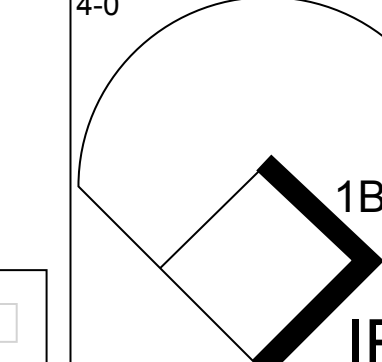

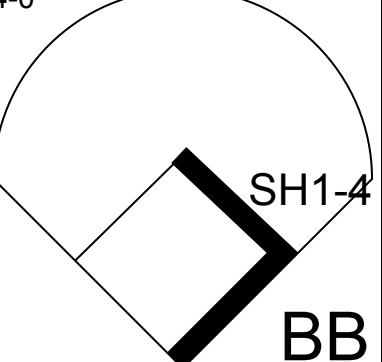
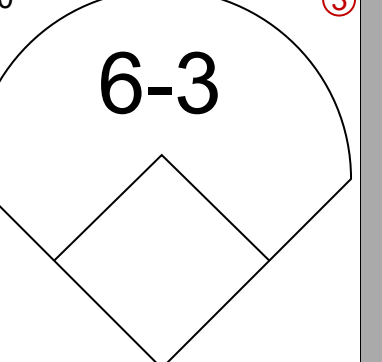
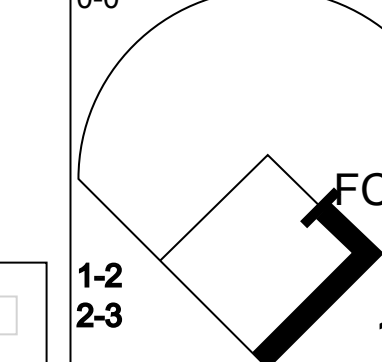

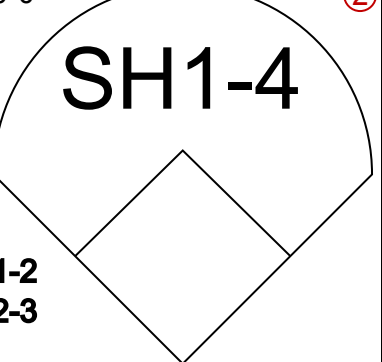
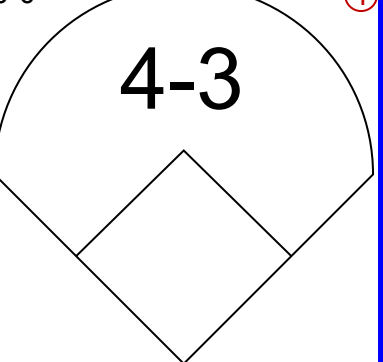
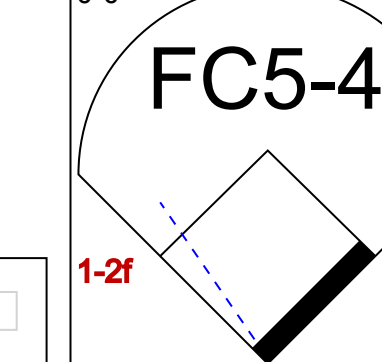

AB 30
R 0
H 4
RBI 0
BB 3
SO 3
LOB 15



Batter	1	2	3	4	5	6	7	8	9	AB	R	H	RBI	BB	SO	LOB	TOP										
R.J. Reynolds, S OBP: 0.361, SLG: 0.472	L4		F7		L3		K		E	4	0	0	0	1	1	0	Pittsburgh Pirates @ San Diego Padres Jack Murphy Stadium, San Diego, CA Sun May 04 1986, 6:33 AM EDT Att: 21,727 - Unknown										
Joe Orsulak, L OBP: 0.325, SLG: 0.437	B5-3		F8		4-3			4-3	E8	5	0	2	2	0	0												
Johnny Ray, S OBP: 0.440, SLG: 0.494					4-3			F8	F7	5	1	2	0	0	0												
Sid Bream, L OBP: 0.341, SLG: 0.471	1-3				FC4-6			K		4	1	1	0	0	1												
Mike Brown, R OBP: 0.369, SLG: 0.411					FC4-6				F5	4	0	2	0	0	1												
Tony Peña, R OBP: 0.322, SLG: 0.346					FC4-6			K	K	4	0	0	1	0	2												
Jim Morrison, R OBP: 0.279, SLG: 0.422					F2					4	1	1	1	0	0												
Sam Khalifa, R OBP: 0.146, SLG: 0.103								6-3	E6	4	1	1	1	0	1												
Rick Rhoden, R Pat Clements, R Jim Winn, R Lee Mazzilli, S OBP: 0.464, SLG: 0.211			K		F3		K		E	3	0	0	0	0	2												
Inning Stats	R: 0 E: 0 K: 0 S: 4	H: 1 LOB: 1 BB: 0 P: 4	R: 0 E: 0 K: 1 S: 6	H: 1 LOB: 1 BB: 0 P: 6	R: 0 E: 0 K: 1 S: 5	H: 0 LOB: 0 BB: 0 P: 5	R: 2 E: 0 K: 0 S: 7	H: 4 LOB: 2 BB: 0 P: 7	R: 0 E: 0 K: 0 S: 4	H: 1 LOB: 1 BB: 0 P: 4	R: 0 E: 0 K: 2 S: 7	H: 0 LOB: 0 BB: 0 P: 7	R: 0 E: 0 K: 2 S: 7	H: 0 LOB: 0 BB: 0 P: 7	R: 0 E: 0 K: 1 S: 5	H: 0 LOB: 0 BB: 0 P: 5	R: 3 E: 2 K: 1 S: 8	H: 2 LOB: 2 BB: 2 P: 16	1B: 7 2B: 1 3B: 0 HR: 1	SF: 0 SAC: 0 DP: 0 HBP: 0	WP: 0 PB: 0 SB: 2 CS: 0	PA: 39					
PITCHER	IP	WLS	BF	H	R	ER	SO	BB	IBB	HBP	BLK	WP	HR	S	P	ERA	WHIP										
LaMarr Hoyt, R ERA: 2.13	(1, 1)	5.0	22	7	2	2	2	0	0	0	0	0	0	26	26	3.60	1.400										
Tim Stoddard, R ERA: 1.35	(6, 1)	2.0	6	0	0	0	4	0	0	0	0	0	0	14	14	0.00	0.000										
Craig Lefferts, L ERA: 2.87	(8, 1)	1.2	L	8	1	3	1	2	1	0	0	0	1	11	15	5.40	1.200										
Lance McCullers, R ERA: 1.74	(9, 1)	0.1	3	1	0	0	0	1	0	0	0	0	0	2	6	0.00	6.000										

Batter	1	2	3	4	5	6	7	8	9	AB	R	H	RBI	BB	SO	LOB	BOTTOM										
Tim Flannery, L OBP: 0.373, SLG: 0.384	1-3							F6	K	5	0	2	1	0	1	Pittsburgh Pirates @ San Diego Padres Jack Murphy Stadium, San Diego, CA Sun May 04 1986, 6:33 AM EDT Att: 21,727 - Unknown											
Tony Gwynn, L OBP: 0.389, SLG: 0.500			1-3							4	1	3	0	1	0												
Kevin McReynolds, R OBP: 0.333, SLG: 0.367	K				6-3		F3			4	0	0	0	1	2												
Steve Garvey, R OBP: 0.240, SLG: 0.385	6-3						5-3			4	0	1	0	0	0												
Terry Kennedy, L OBP: 0.318, SLG: 0.380					G3-6-1		G3			4	0	1	1	0	0												
Carmelo Martinez, R OBP: 0.344, SLG: 0.472 Lance McCullers, S							1-3		5-3	3	0	0	0	1	0												
Graig Nettles, L OBP: 0.268, SLG: 0.262									FC4-6	4	1	1	0	0	0												
Garry Templeton, S OBP: 0.276, SLG: 0.211					F7				FC4-6	4	0	0	0	0	2												
LaMarr Hoyt, R John Kruk, L Tim Stoddard, R Dane Iorg, L Craig Lefferts, L Marvyn Wymore, L OBP: 0.207, SLG: 0.486										1	0	0	0	0	1												
Inning Stats	R: 0 E: 0 K: 1 S: 6	H: 1 LOB: 1 BB: 0 P: 6	R: 0 E: 0 K: 0 S: 3	H: 0 LOB: 0 BB: 0 P: 3	R: 0 E: 0 K: 1 S: 6	H: 1 LOB: 1 BB: 0 P: 6	R: 0 E: 0 K: 0 S: 3	H: 1 LOB: 0 BB: 0 P: 3	R: 1 E: 0 K: 1 S: 8	H: 3 LOB: 3 BB: 1 P: 12	R: 0 E: 0 K: 0 S: 3	H: 0 LOB: 0 BB: 0 P: 3	R: 0 E: 0 K: 0 S: 3	H: 0 LOB: 0 BB: 0 P: 3	R: 1 E: 0 K: 0 S: 5	H: 2 LOB: 2 BB: 2 P: 13	R: 0 E: 1 K: 3 S: 11	H: 1 LOB: 2 BB: 0 P: 11	1B: 9 2B: 0 3B: 0 HR: 0	SF: 0 SAC: 0 DP: 1 HBP: 0	WP: 1 PB: 0 SB: 0 CS: 0	PA: 39					
PITCHER	IP	WLS	BF	H	R	ER	SO	BB	IBB	HBP	BLK	WP	HR	S	P	ERA	WHIP										
Rick Rhoden, R ERA: 2.29	(1, 1)	7.2	31	7	2	2	3	2	0	0	0	0	0	35	43	2.35	1.174										
Pat Clements, L ERA: 2.53	(8, 1)	0.0	1	1	0	0	0	0	0	0	0	0	0	1	1	∞	∞										
Jim Winn, R ERA: 1.59	(8, 1)	1.1	W	7	1	0	0	3	1	0	0	1	0	12	16	0.00	1.500										

Batter	1	2	3	4	5	6	7	8	9	AB	R	H	RBI	BB	SO	LOB	TOP									
Tim Flannery, L OBP: 0.352, SLG: 0.359 (1, 4)										5	0	0	0	0	2	3	San Diego Padres @ St. Louis Cardinals Busch Stadium, St. Louis, MO Tue May 06 1986, 7:05 PM CDT Att: 21,705 - Unknown									
Tony Gwynn, L OBP: 0.402, SLG: 0.538 (1, 9)										4	1	3	1	0	0	0										
Terry Kennedy, L OBP: 0.315, SLG: 0.373 (1, 2)										4	0	1	0	0	1	2										
Steve Garvey, R OBP: 0.260, SLG: 0.400 (1, 3)										4	1	3	0	0	0	1										
Kevin McReynolds, R OBP: 0.330, SLG: 0.372 Gene Walter, L OBP: 0.500, SLG: 0.667 Rich Gossage, R (8, 1)										4	0	1	0	0	1	4										
Carmelo Martinez, R OBP: 0.329, SLG: 0.446 Craig Lefferts, L OBP: 1.000, SLG: 4.000 Lance McCullers, S (7, 1)										3	0	0	0	0	1	3										
Marvell Wynne, L OBP: 0.316, SLG: 0.500 (8, 8)										0	0	0	0	0	0	0										
Graig Nettles, L OBP: 0.262, SLG: 0.262 Bip Roberts, S OBP: 0.087, SLG: 0.045 (9, PR)										4	0	1	1	0	0	3										
Garry Templeton, S OBP: 0.275, SLG: 0.213 (1, 6)										4	0	1	0	0	1	2										
Mark Thurmond, L OBP: 0.333, SLG: 0.333 John Kruk, L OBP: 0.290, SLG: 0.310 Jerry Royster, R OBP: 0.293, SLG: 0.410 (9, PH)										2	0	1	0	0	0	0										
Inning Stats	R: 0 E: 0 K: 1 S: 5	H: 0 LOB: 0 BB: 0 P: 5	R: 1 E: 0 K: 0 S: 5	H: 2 LOB: 1 BB: 0 P: 5	R: 1 E: 0 K: 0 S: 6	H: 3 LOB: 2 BB: 0 P: 6	R: 0 E: 0 K: 0 S: 3	H: 1 LOB: 0 BB: 0 P: 3	R: 0 E: 0 K: 0 S: 4	H: 2 LOB: 1 BB: 0 P: 4	R: 0 E: 0 K: 1 S: 6	H: 1 LOB: 0 BB: 0 P: 6	R: 0 E: 0 K: 1 S: 5	H: 1 LOB: 1 BB: 0 P: 5	R: 0 E: 0 K: 2 S: 8	H: 1 LOB: 1 BB: 0 P: 8		R: 1 E: 0 K: 1 S: 7	H: 2 LOB: 2 BB: 0 P: 7	1B: 10 2B: 3 3B: 0 HR: 1	SF: 0 SAC: 0 DP: 2 HBP: 0	WP: 1 PB: 0 SB: 0 CS: 0	PA: 37			
PITCHER	IP	WLS	BF	H	R	ER	SO	BB	IBB	HBP	BLK	WP	HR	S	P	ERA		WHIP								
Danny Cox, R ERA: 4.3 (1, 1)	6.0		25	9	2	2	2	0	0	0	0	1	1	29	29	3.00		1.500								
Ricky Horton, L ERA: 4.13 (7, 1)	1.1		5	2	0	0	2	0	0	0	0	0	0	9	9	0.00		1.500								
Greg Bargar, R ERA: 1.42 (8, 1)	0.2		2	0	0	0	1	0	0	0	0	0	0	4	4	0.00		0.000								
Ken Dayley, L ERA: 6.59 (9, 1)	1.0	L	5	2	1	1	1	0	0	0	0	0	0	7	7	9.00		2.000								

Batter	1	2	3	4	5	6	7	8	9	AB	R	H	RBI	BB	SO	LOB	BOTTOM									
Vince Coleman, S OBP: 0.287, SLG: 0.311 (1, 7)										5	1	2	0	0	0	2	San Diego Padres @ St. Louis Cardinals Busch Stadium, St. Louis, MO Tue May 06 1986, 7:05 PM CDT Att: 21,705 - Unknown									
Willie McGee, S OBP: 0.243, SLG: 0.260 (1, 8)										5	0	1	0	0	1	2										
Tom Herr, S OBP: 0.255, SLG: 0.200 (1, 4)										4	0	0	0	1	0	3										
Jack Clark, R OBP: 0.357, SLG: 0.471 (1, 3)										5	1	3	2	0	1	2										
Tito Landrum, R OBP: 0.200, SLG: 0.256 Andy Van Slyke, L OBP: 0.339, SLG: 0.286 (8, PH)										3	0	1	0	0	0	2										
Ozzie Smith, S OBP: 0.405, SLG: 0.392 (1, 6)										3	0	1	0	0	0	0										
Terry Pendleton, S OBP: 0.287, SLG: 0.229 (1, 5)										2	0	1	0	2	0	0										
Mike Heath, R OBP: 0.185, SLG: 0.172 (1, 2)										3	0	1	0	1	0	2										
Danny Cox, R Jerry White, S Ricky Horton, L Greg Bargar, R Clint Hurdle, L Ken Dayley, L										1	0	0	0	0	0	0										
Inning Stats	R: 1 E: 0 K: 1 S: 7	H: 2 LOB: 1 BB: 0 P: 7	R: 0 E: 0 K: 0 S: 4	H: 1 LOB: 2 BB: 1 P: 8	R: 0 E: 0 K: 0 S: 4	H: 2 LOB: 1 BB: 0 P: 4	R: 0 E: 0 K: 0 S: 3	H: 0 LOB: 0 BB: 0 P: 3	R: 0 E: 0 K: 0 S: 3	H: 0 LOB: 0 BB: 0 P: 3	R: 1 E: 0 K: 0 S: 6	H: 4 LOB: 3 BB: 1 P: 10	R: 0 E: 0 K: 0 S: 4	H: 1 LOB: 1 BB: 0 P: 4	R: 0 E: 0 K: 1 S: 6	H: 1 LOB: 2 BB: 1 P: 10		R: 0 E: 0 K: 1 S: 5	H: 0 LOB: 1 BB: 1 P: 9	1B: 6 2B: 4 3B: 0 HR: 1	SF: 0 SAC: 2 DP: 0 HBP: 0	WP: 0 PB: 0 SB: 0 CS: 1	PA: 40			
PITCHER	IP	WLS	BF	H	R	ER	SO	BB	IBB	HBP	BLK	WP	HR	S	P	ERA		WHIP								
Mark Thurmond, L ERA: 4.01 (1, 1)	5.2		24	8	2	2	1	1	0	0	0	0	0	5	9	0.00		2.000								
Craig Lefferts, L ERA: 2.7 (6, 1)	1.0		6	2	0	0	0	0	1	0	1	0	0	5	9	0.00		2.000								
Lance McCullers, R ERA: 1.59 (7, 1)	1.0		5	1	0	0	0	0	1	0	0	0	0	4	8	0.00		1.000								
Gene Walter, L ERA: 2.25 (8, 1)	0.1	W	1	0	0	0	1	0	0	0	0	0	0	3	3	0.00		0.000								
Rich Gossage, R ERA: 3.71 (9, 1)	1.0	S	4	0	0	0	1	1	0	0	0	0	0	5	9	0.00		1.000								

Batter	1	2	3	4	5	6	7	8	9	AB	R	H	RBI	BB	SO	LOB	TOP					
Bip Roberts, S OBP: 0.188, SLG: 0.200 (1,4)										4	1	1	0	0	0	1	San Diego Padres @ St. Louis Cardinals Busch Stadium, St. Louis, MO Thu May 08 1986, 3:33 AM CDT Att: 26,060 - Unknown					
Tony Gwynn, L OBP: 0.385, SLG: 0.509 Dane Iorg, L OBP: 0.200, SLG: 0.300 (1,9) (8,3)										3	0	1	2	0	0	0						
Kevin McReynolds, R OBP: 0.345, SLG: 0.382 (1,8)										3	1	2	0	1	0	0						
Steve Garvey, R OBP: 0.257, SLG: 0.407 Gene Walter, L OBP: 0.500, SLG: 0.667 (1,3) (8,1)										3	0	0	0	1	1	2						
Carmelo Martinez, R OBP: 0.329, SLG: 0.422 (1,7)										3	0	1	0	1	0	4						
Jerry Royster, R OBP: 0.320, SLG: 0.413 (1,5)										2	0	0	1	1	0	1						
Terry Kennedy, L OBP: 0.290, SLG: 0.341 Tim Stoddard, R OBP: 0.303, SLG: 0.323 (1,2) (6,1) (8,9)										3	0	0	0	0	0	2						
Garry Templeton, S OBP: 0.255, SLG: 0.196 Tim Flannery, L OBP: 0.344, SLG: 0.350 (1,6) (8,6)										3	0	0	0	0	1	0						
Dave Dravecky, R OBP: 0.235, SLG: 0.375 Craig Lefferts, L OBP: 1.000, SLG: 4.000 Bruce Bochy, R OBP: 0.333, SLG: 0.765 (1,1) (6,1) (6,2)										1	1	0	0	1	0	0						
Inning Stats	R: 1 E: 1 K: 0 S: 5	H: 2 LOB: 1 BB: 0 P: 5	R: 0 E: 0 K: 1 S: 5	H: 0 LOB: 0 BB: 0 P: 5	R: 1 E: 0 K: 0 S: 4	H: 2 LOB: 2 BB: 2 P: 12	R: 0 E: 0 K: 0 S: 2	H: 0 LOB: 0 BB: 1 P: 6	R: 0 E: 0 K: 0 S: 3	H: 0 LOB: 0 BB: 0 P: 3	R: 1 E: 0 K: 0 S: 3	H: 0 LOB: 0 BB: 2 P: 11	R: 0 E: 0 K: 0 S: 3	H: 0 LOB: 0 BB: 0 P: 3	R: 0 E: 0 K: 1 S: 5	H: 1 LOB: 1 BB: 0 P: 5		R: 0 E: 0 K: 0 S: 4	H: 1 LOB: 1 BB: 0 P: 4	1B: 4 2B: 1 3B: 0 HR: 0	SF: 2 SAC: 0 DP: 2 HBP: 0	WP: 2 PB: 0 SB: 1 CS: 0
PITCHER Tim Conroy, L ERA: 1.85 (1,1)	IP: 9.0 WLS: W BF: 35 H: 5 R: 3 ER: 3 SO: 2 BB: 4 IBB: 1 HBP: 0 BLK: 0 WP: 2 HR: 0 S: 34 P: 54 ERA: 3.00 WHIP: 1.000															PITCHER	IP: WLS: BF: H: R: ER: SO: BB: IBB: HBP: BLK: WP: HR: S: P: ERA: WHIP:					

Batter	1	2	3	4	5	6	7	8	9	AB	R	H	RBI	BB	SO	LOB	BOTTOM	
Vince Coleman, S OBP: 0.296, SLG: 0.340 (1,7)										6	2	3	1	0	0	3	San Diego Padres @ St. Louis Cardinals Busch Stadium, St. Louis, MO Thu May 08 1986, 3:33 AM CDT Att: 26,060 - Unknown	
Ozzie Smith, S OBP: 0.494, SLG: 0.422 Tom Lawless, R OBP: 0.317, SLG: 0.268 (1,6) (9,4)										5	1	1	2	0	0	4		
Willie McGee, S OBP: 0.271, SLG: 0.306 (1,8)										6	1	4	1	0	2	1		
Jack Clark, R OBP: 0.389, SLG: 0.505 (1,3)										4	0	2	1	1	1	2		
Tito Landrum, R OBP: 0.240, SLG: 0.313 Andy Van Slyke, L OBP: 0.317, SLG: 0.268 (1,9) (7,9)										3	1	3	1	0	0	0		
Terry Pendleton, S OBP: 0.279, SLG: 0.228 (1,5)										4	1	1	1	1	0	4		
Mike Heath, R OBP: 0.211, SLG: 0.177 (1,2)										3	2	1	0	2	0	1		
José Oquendo, S OBP: 0.688, SLG: 0.692 (1,4) (9,6)										4	4	3	1	1	0	1		
Tim Conroy, L OBP: 0.600, SLG: 0.750 (1,1)										3	1	2	4	0	0	1		
Inning Stats	R: 1 E: 0 K: 0 S: 5	H: 2 LOB: 2 BB: 1 P: 9	R: 0 E: 1 K: 0 S: 4	H: 0 LOB: 2 BB: 1 P: 8	R: 0 E: 0 K: 1 S: 6	H: 2 LOB: 1 BB: 0 P: 6	R: 1 E: 0 K: 0 S: 5	H: 3 LOB: 1 BB: 0 P: 5	R: 2 E: 0 K: 1 S: 8	H: 3 LOB: 1 BB: 0 P: 8	R: 5 E: 0 K: 0 S: 8	H: 5 LOB: 2 BB: 2 P: 16	R: 3 E: 0 K: 1 S: 8	H: 3 LOB: 1 BB: 1 P: 12	1B: 13 2B: 5 3B: 2 HR: 0	SF: 0 SAC: 3 DP: 1 HBP: 0		WP: 0 PB: 0 SB: 2 CS: 1
PITCHER Dave Dravecky, L ERA: 2.27 Craig Lefferts, L ERA: 2.65 Tim Stoddard, R ERA: 4.3 Gene Walter, L ERA: 3.32 (1,1) (6,1) (6,1) (8,1)	IP: 5.1 WLS: L BF: 28 H: 11 R: 5 ER: 5 SO: 1 BB: 2 IBB: 0 HBP: 0 BLK: 0 WP: 0 HR: 0 S: 28 P: 36 ERA: 8.44 WHIP: 2.438															PITCHER	IP: WLS: BF: H: R: ER: SO: BB: IBB: HBP: BLK: WP: HR: S: P: ERA: WHIP:	



Batter	1	2	3	4	5	6	7	8	9	AB	R	H	RBI	BB	SO	LOB	TOP										
Bip Roberts, S (1,4) OBP: 0.250, SLG: 0.265 Garry Templeton, S (8,6) OBP: 0.255, SLG: 0.196	0-3 K		0-0 CS 1B		0-0 CS 1B			0-0 WP 1B		4	0	3	0	0	1	0											
John Kruk, L (1,7) OBP: 0.270, SLG: 0.286	0-0 4-3		0-3 K		0-3 K			0-0 F7		4	0	0	0	0	2	3											
Tony Gwynn, L (1,9) OBP: 0.389, SLG: 0.509	0-3 K			0-0 G3-6-1 1B				0-0 1-3 HR 1B		4	1	2	0	0	1	1											
Steve Garvey, R (1,3) OBP: 0.256, SLG: 0.411		0-0 F6		0-0 F8				0-0 1-3		4	1	1	0	0	0	2											
Terry Kennedy, L (1,2) OBP: 0.298, SLG: 0.372		0-0 HR		0-0 G3-6-1				4-0 HR BB		3	2	1	1	1	0	2											
Kevin McReynolds, R (1,8) OBP: 0.350, SLG: 0.410		0-3 K			4-0 BB			0-0 HR		3	1	1	3	1	1	1											
Graig Nettles, L (1,5) OBP: 0.263, SLG: 0.257		0-0 F8			0-0 3			0-0 F9		4	0	1	1	0	0	1											
Tim Flannery, L (1,6) OBP: 0.351, SLG: 0.386 (8,4)			0-0 HR		0-0 F8			0-0 G3		3	1	1	1	1	0	0											
Andy Hawkins, R (1,1) OBP: 0.214, SLG: 0.214			0-0 F8			0-3 K		0-0 6-3		4	0	0	0	0	1	2											
Inning Stats	R: 0 E: 0 K: 2 S: 7	H: 0 LOB: 0 BB: 0 P: 7	R: 1 E: 0 K: 1 S: 6	H: 1 LOB: 0 BB: 0 P: 6	R: 1 E: 0 K: 1 S: 6	H: 2 LOB: 0 BB: 0 P: 6	R: 0 E: 0 K: 0 S: 3	H: 1 LOB: 0 BB: 0 P: 3	R: 0 E: 0 K: 0 S: 2	H: 0 LOB: 0 BB: 1 P: 6	R: 0 E: 0 K: 2 S: 7	H: 1 LOB: 0 BB: 0 P: 7	R: 3 E: 0 K: 0 S: 5	H: 2 LOB: 0 BB: 1 P: 9	R: 0 E: 0 K: 0 S: 4	H: 1 LOB: 1 BB: 0 P: 4	R: 1 E: 0 K: 0 S: 5	H: 2 LOB: 2 BB: 1 P: 9	1B: 6 2B: 2 3B: 0 HR: 3	SF: 0 SAC: 0 DP: 2 HBP: 0	WP: 2 PA: 36 PB: 0 SB: 0 CS: 2						
PITCHER	IP	WLS	BF	H	R	ER	SO	BB	IBB	HBP	BLK	WP	HR	S	P	ERA	WHIP										
Rick Sutcliffe, R (1,1) ERA: 4.21	7.0	L	26	7	5	5	6	2	0	0	0	0	3	36	44	6.43	1.286										
Ray Fontenot, L (8,1) ERA: 3.95	1.0		4	1	0	0	0	0	0	0	0	1	0	4	4	0.00	1.000										
Matt Keough, R (9,1) ERA: 3.0	1.0		6	2	1	1	0	1	0	0	0	1	0	5	9	9.00	3.000										

San Diego Padres @ Chicago Cubs
Wrigley Field, Chicago, IL
Fri May 09 1986, 3:33 AM CDT
Att: 22,578 - Unknown

AB	33
R	6
H	10
RBI	6
BB	3
SO	6
LOB	12



Batter	1	2	3	4	5	6	7	8	9	AB	R	H	RBI	BB	SO	LOB	BOTTOM										
Shawon Dunston, R (1,6) OBP: 0.330, SLG: 0.505	0-0 6-3		0-0 F9		0-0 CS 1B			0-0 F4		4	0	1	1	0	0	0											
Gary Matthews, R (1,7) OBP: 0.324, SLG: 0.300 Matt Keough, R (9,1) OBP: 0.250, SLG: 0.250	0-0 F2		0-0 F9		0-0 CS		0-0 F7		0-0 5-3	4	0	0	0	0	0	0											
23 Ryne Sandberg, R (1,4) OBP: 0.349, SLG: 0.435	0-0 L8			0-0 F6			0-0 F4		0-0 6-3	4	0	0	0	0	0	0											
Keith Moreland, R (1,9) OBP: 0.328, SLG: 0.369		0-0 F3		0-0 F3			0-0 6-3		0-0 F8	4	0	0	0	0	0	0											
Leon Durham, L (1,3) OBP: 0.326, SLG: 0.430		0-0 L3		0-0 F6				0-0 1B		4	0	1	0	0	0	0											
Jody Davis, R (1,2) OBP: 0.294, SLG: 0.370		0-0 PB 1B			0-0 F4		0-0 F8			3	0	1	0	0	0	1											
Ron Cey, R (1,5) OBP: 0.310, SLG: 0.408		4-0 1B		1-2 BB			0-0 HR		0-0 F7	2	1	1	1	1	0	1											
Jerry Mumphy, S (1,8) OBP: 0.362, SLG: 0.429		0-3 K			0-0 1B		0-0 2B		0-0 4-3	3	1	1	0	0	1	3											
Rick Sutcliffe, L (1,1) OBP: 0.188, SLG: 0.500 Ray Fontenot, L (8,1) Terry Francona, L (8,PH) OBP: 0.250, SLG: 0.250 (9,7)			0-0 1-3		0-3 K			0-0 4-3		2	0	0	0	0	1	1											
Inning Stats	R: 0 E: 0 K: 0 S: 3	H: 0 LOB: 0 BB: 0 P: 3	R: 0 E: 0 K: 1 S: 6	H: 1 LOB: 2 BB: 1 P: 10	R: 0 E: 0 K: 0 S: 3	H: 0 LOB: 0 BB: 0 P: 3	R: 0 E: 0 K: 0 S: 3	H: 0 LOB: 0 BB: 0 P: 3	R: 2 E: 0 K: 1 S: 7	H: 3 LOB: 0 BB: 0 P: 7	R: 0 E: 0 K: 0 S: 3	H: 0 LOB: 0 BB: 0 P: 3	R: 0 E: 0 K: 0 S: 4	H: 1 LOB: 1 BB: 0 P: 4	R: 0 E: 0 K: 0 S: 3	H: 0 LOB: 0 BB: 0 P: 3	R: 0 E: 0 K: 0 S: 3	H: 0 LOB: 0 BB: 0 P: 3	1B: 3 2B: 1 3B: 0 HR: 1	SF: 0 SAC: 0 DP: 0 HBP: 0	WP: 0 PA: 33 PB: 1 SB: 0 CS: 1						
PITCHER	IP	WLS	BF	H	R	ER	SO	BB	IBB	HBP	BLK	WP	HR	S	P	ERA	WHIP										
Andy Hawkins, R (1,1) ERA: 4.1	9.0	W	32	5	2	2	2	1	0	0	0	0	1	35	39	2.00	0.667										

San Diego Padres @ Chicago Cubs
Wrigley Field, Chicago, IL
Fri May 09 1986, 3:33 AM CDT
Att: 22,578 - Unknown

AB	31
R	2
H	5
RBI	2
BB	1
SO	2
LOB	6



Batter	1	2	3	4	5	6	7	8	9	AB	R	H	RBI	BB	SO	LOB	TOP										
Bip Roberts, S (1,4) OBP: 0.293, SLG: 0.333	0-0 HR 1B	0-0 G1-6-3		0-0 CS 1B		0-0 1-3 2B		0-0 4-3		5	1	3	0	0	0	3											
John Kruk, L (1,7) OBP: 0.275, SLG: 0.368			0-0 6-3	0-0 CS	0-3 K2-3	0-0 6-3		0-3 K		3	1	1	2	0	1	0											
Jerry Royster, R (6,PH) OBP: 0.314, SLG: 0.404										1	0	0	0	0	0	2											
Marvell Wynne, L (8,PH) OBP: 0.308, SLG: 0.486	1-H HR									1	0	0	0	0	1	1											
Tony Gwynn, L (1,9) OBP: 0.382, SLG: 0.496	1-3		0-0 5-3 1B		0-0 4-3			0-0 4-3		5	1	1	0	0	0	0											
Steve Garvey, R (1,3) OBP: 0.262, SLG: 0.410	6-3 1B		0-0 5-3		0-0 F9			0-0 6-3		5	0	2	0	0	0	1											
Terry Kennedy, L (1,2) OBP: 0.303, SLG: 0.374	6-3		0-0 2B 1B		0-0 F7			0-0 3-1		5	0	2	1	0	0	1											
Kevin McReynolds, R (1,8) OBP: 0.355, SLG: 0.431	K		0-0 2B		0-0 HR 2B			0-0 L4		4	1	2	0	0	1	3											
Graig Nettles, L (1,5) OBP: 0.285, SLG: 0.301		0-0 L6		0-0 4-3		0-0 HR		0-0 4-3		3	1	1	2	0	0	2											
Garry Templeton, S (7,PH) OBP: 0.252, SLG: 0.194										1	0	0	0	0	0	2											
Tim Flannery, L (1,6) OBP: 0.357, SLG: 0.384		4-0 1B BB		0-0 G3		0-0 F7		0-0 4-3 S 1B		3	0	1	0	1	0	0											
LaMarr Hoyt, R (1,1) OBP: 0.240, SLG: 0.250			0-0 1B		0-0 K			0-0 2B 1B		2	0	1	0	0	1	0											
Tim Stoddard, R (5,1) OBP: 0.308, SLG: 0.431										0	0	0	0	0	0	0											
Carmelo Martinez, R (6,PH) OBP: 0.285, SLG: 0.400										1	0	1	0	0	0	0											
Craig Lefferts, L (6,1) OBP: 0.281, SLG: 0.214										0	0	0	0	0	0	0											
Dane Long, L (8,PH) OBP: 0.262, SLG: 0.266										1	0	0	0	0	1	1											
Lance McCullers, S (8,1) OBP: 0.293, SLG: 0.333										0	0	0	0	0	0	0											
Inning Stats	R: 2 E: 0 K: 1 S: 8	H: 3 LOB: 1 BB: 0 P: 8	R: 0 E: 0 K: 0 S: 3	H: 1 LOB: 1 BB: 1 P: 7	R: 1 E: 0 K: 0 S: 6	H: 3 LOB: 2 BB: 0 P: 6	R: 0 E: 0 K: 1 S: 5	H: 1 LOB: 0 BB: 0 P: 5	R: 0 E: 0 K: 0 S: 5	H: 0 LOB: 0 BB: 0 P: 5	R: 2 E: 0 K: 0 S: 7	H: 4 LOB: 2 BB: 0 P: 7	R: 0 E: 0 K: 0 S: 5	H: 2 LOB: 2 BB: 0 P: 5	R: 0 E: 0 K: 2 S: 8	H: 1 LOB: 1 BB: 0 P: 8	R: 0 E: 0 K: 0 S: 3	H: 0 LOB: 0 BB: 0 P: 3	1B: 10 2B: 3 3B: 0 HR: 2	SF: 0 SAC: 0 DP: 1 HBP: 0	WP: 0 PB: 0 SB: 1 CS: 1	PA: 42					
PITCHER	IP	WLS	BF	H	R	ER	SO	BB	IBB	HBP	BLK	WP	HR	S	P	ERA	WHIP										
Dennis Eckersley, R (1,1) ERA: 4.53	5.2	W	28	12	5	5	3	1	0	0	0	0	2	33	37	7.94	2.294										
Guy Hoffman, L (6,1) ERA: 4.91	1.1		6	2	0	0	0	0	0	0	0	0	0	6	6	0.00	1.500										
Lee Smith, R (8,1) ERA: 3.97	2.0	S	7	1	0	0	2	0	0	0	0	0	0	11	11	0.00	0.500										

San Diego Padres @ Chicago Cubs
Wrigley Field, Chicago, IL
Sat May 10 1986, 3:33 AM CDT
Att: 33,401 - Unknown

AB 40
R 5
H 15
RBI 5
BB 1
SO 5
LOB 16

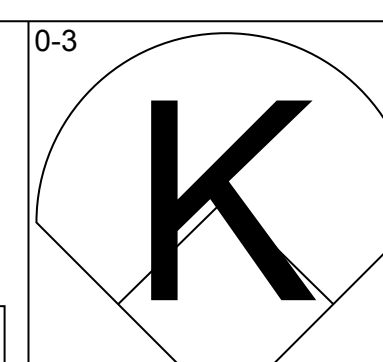
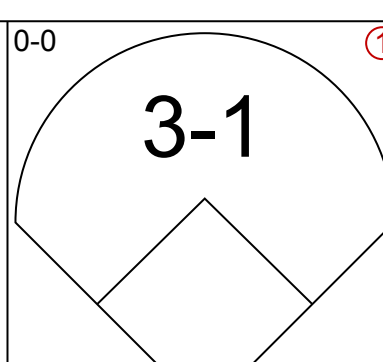
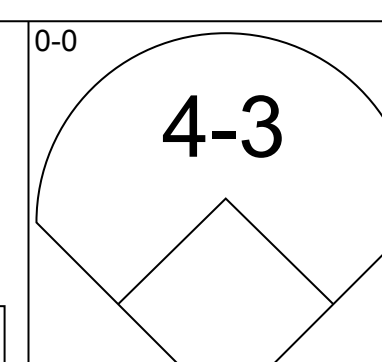
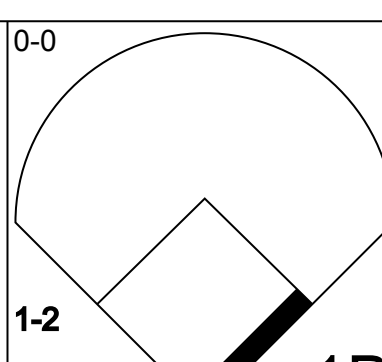
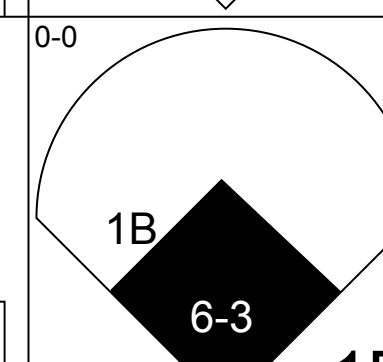
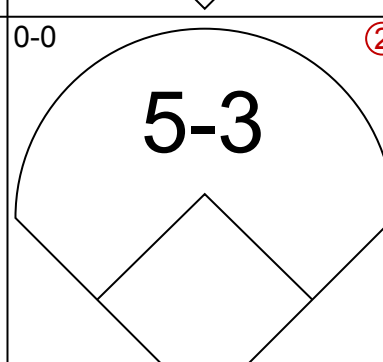
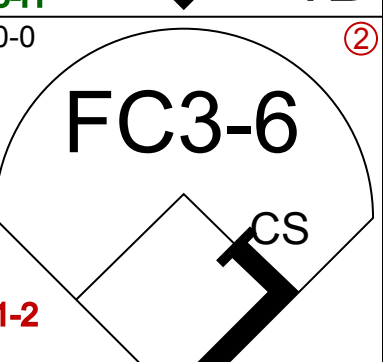
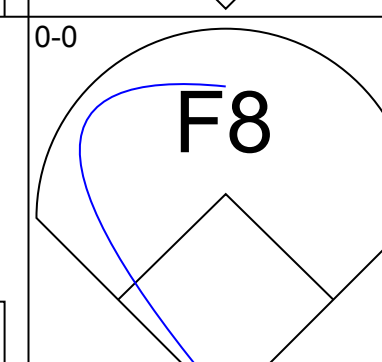
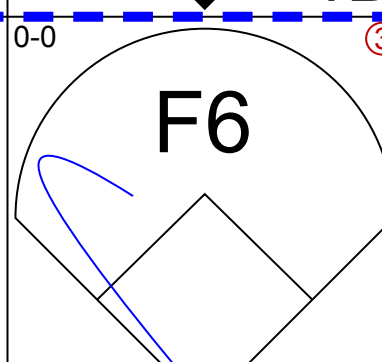
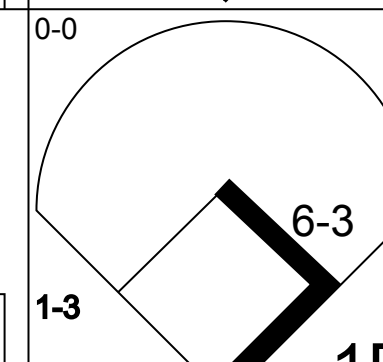
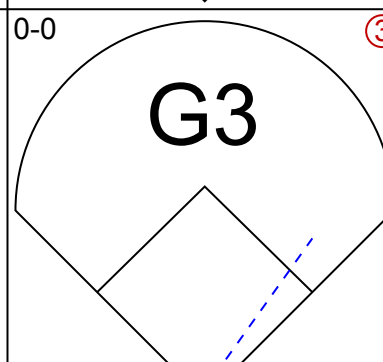
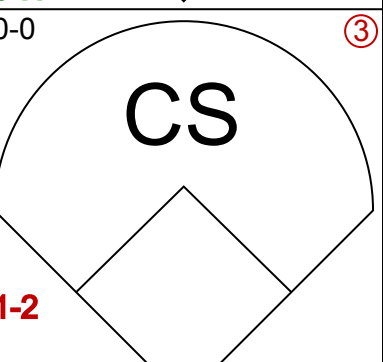
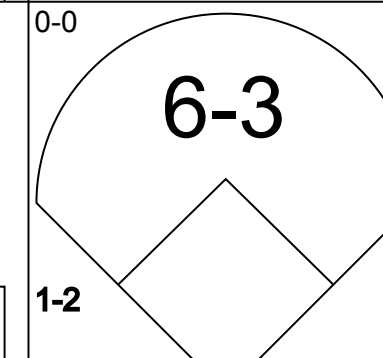
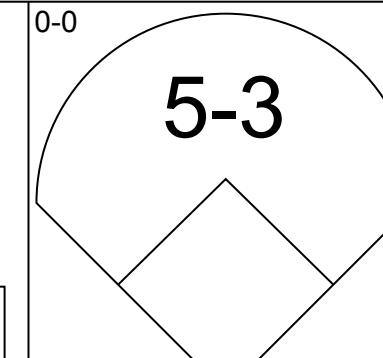
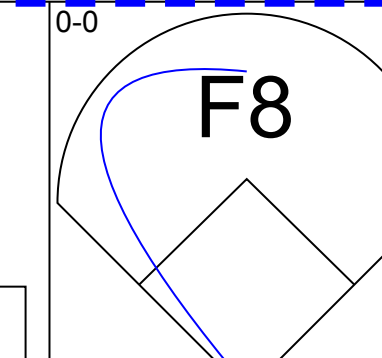
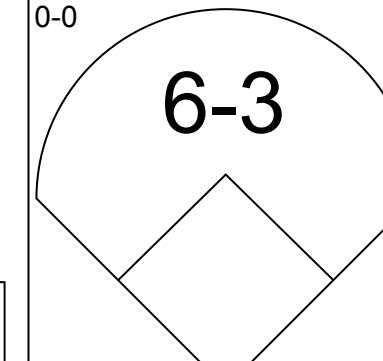
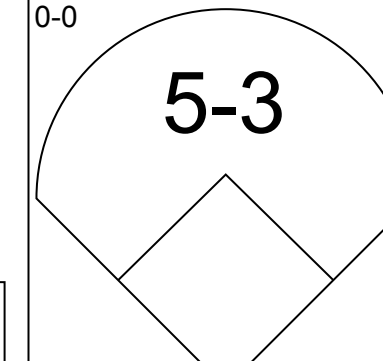
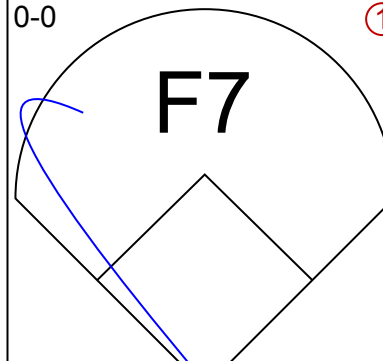
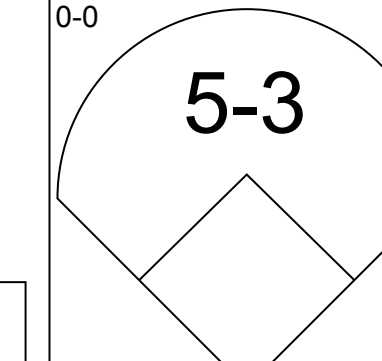
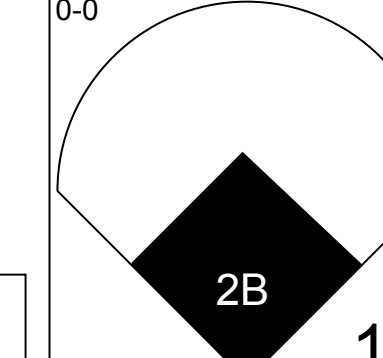
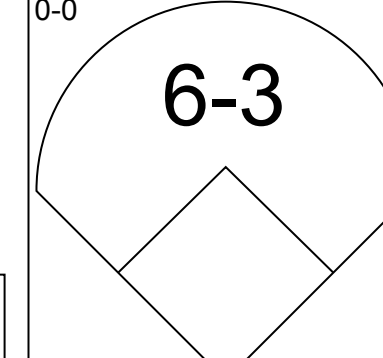
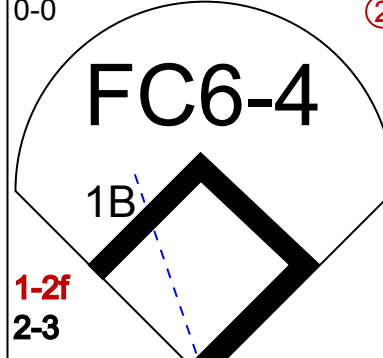
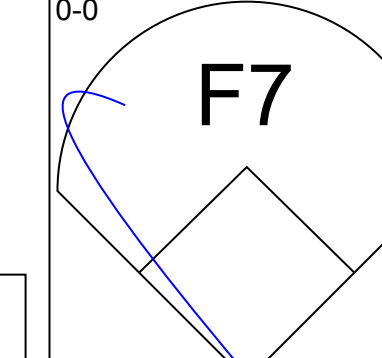
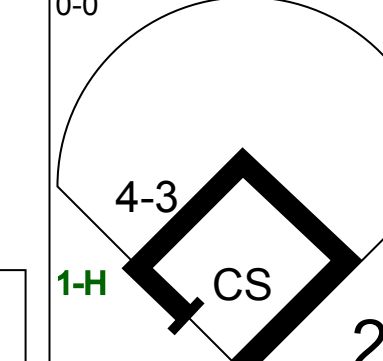
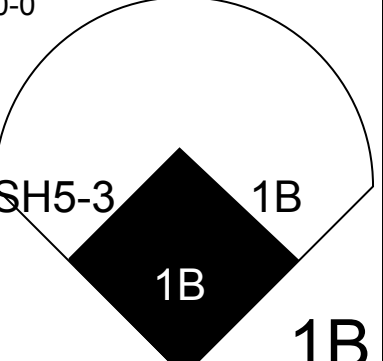
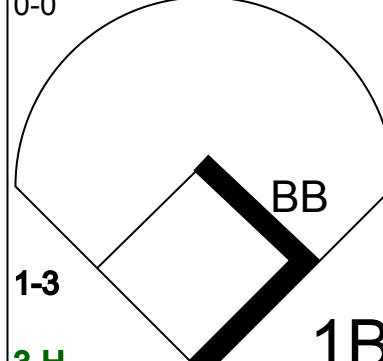
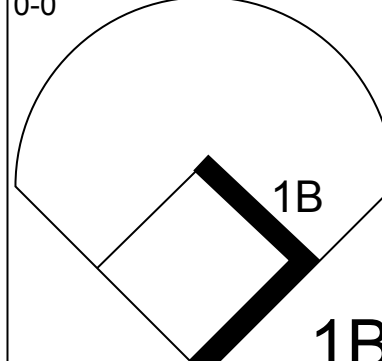
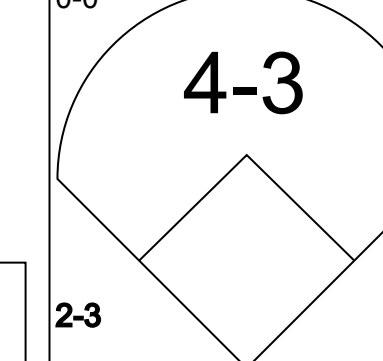
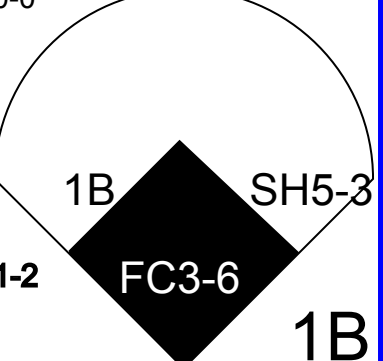
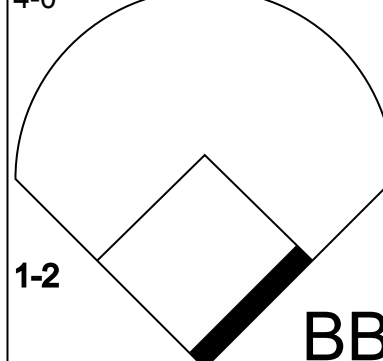
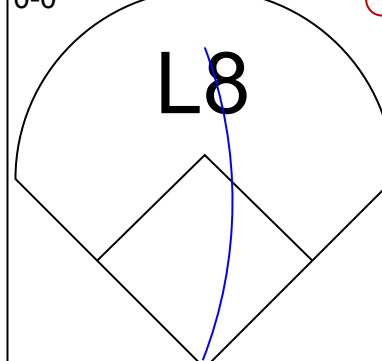
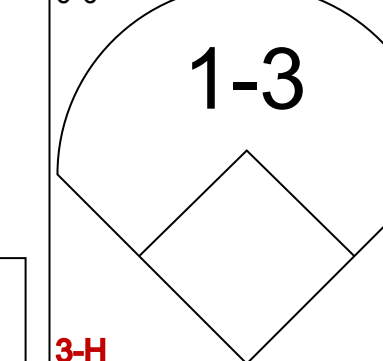
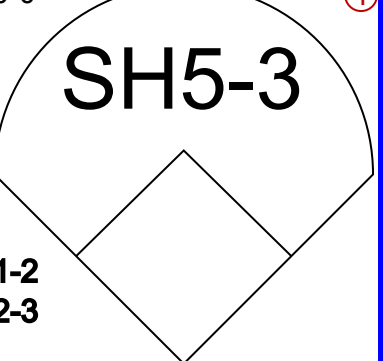
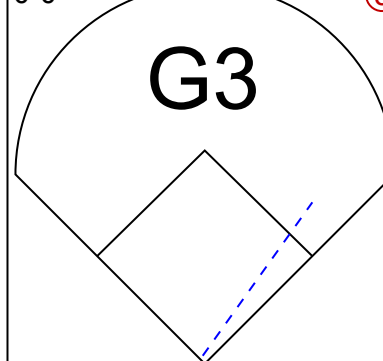
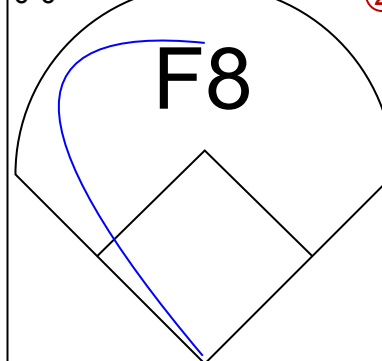


Batter	1	2	3	4	5	6	7	8	9	AB	R	H	RBI	BB	SO	LOB	BOTTOM										
Shawon Dunston, R (1,6) OBP: 0.328, SLG: 0.505	0-0 G3 23 6-3 2B			0-0 F7		0-0 F7				4	1	1	0	0	0	2											
Gary Matthews, R (1,7) OBP: 0.311, SLG: 0.286	0-0 G3		0-0 L4		0-3 K			0-0 F8		3	0	0	0	0	1	1											
Bob Dernier, R (7,8) OBP: 0.234, SLG: 0.235	2-3									1	0	0	0	0	0	0											
23 Ryne Sandberg, R (1,4) OBP: 0.353, SLG: 0.437	0-0 6-3		0-0 5-3		0-0 S 1B			0-0 1B		4	0	2	1	0	0	0											
Keith Moreland, R (1,9) OBP: 0.325, SLG: 0.391	0-0 HR		0-3 K		0-0 F7			0-0 F9		4	1	1	1	0	1	2											
Leon Durham, L (1,3) OBP: 0.323, SLG: 0.415	0-0 3-1			0-0 F9	4-0 BB			0-0 F7		3	0	0	0	1	0	1											
Lee Smith, R (8,1)										0	0	0	0	0	0	0											
Ron Cey, R (1,5) OBP: 0.323, SLG: 0.434		0-0 HR 1B		0-0 HR 2B		0-0 F9		0-3 K		4	2	2	0	0	1	2											
Manny Trillo, R (9,5) OBP: 0.281, SLG: 0.214										0	0	0	0	0	0	0											
Jody Davis, R (1,2) OBP: 0.310, SLG: 0.408		0-3 K		0-0 HR		0-0 FC5-4 1B		4-0 G3 BB		3	1	2	2	1	1	1											
Jerry Mumphrey, S (1,8) OBP: 0.333, SLG: 0.391		0-0 F8		0-0 F8		0-0 FC5-4 SH1-4		0-0 G3		4	0	0	0	0	0	3											
Dennis Eckersley, R (1,1) OBP: 0.286, SLG: 0.500			0-0 HR		0-0 1B			0-0 4-3		2	1	2	2	0	0	0											
Guy Hoffman, L (6,1)										0	0	0	0	0	0	0											
Terry Francona, L (8,3) OBP: 0.240, SLG: 0.240		1-H HR				0-0 SH1-4		0-0 4-3		1	0	0	0	0	0	1											
Inning Stats	R: 2 E: 0 K: 0 S: 5	H: 2 LOB: 0 BB: 0 P: 5	R: 2 E: 0 K: 1 S: 7	H: 2 LOB: 0 BB: 0 P: 7	R: 0 E: 0 K: 1 S: 5	H: 0 LOB: 0 BB: 0 P: 5	R: 2 E: 0 K: 0 S: 6	H: 3 LOB: 1 BB: 0 P: 6	R: 0 E: 0 K: 0 S: 4	H: 1 LOB: 2 BB: 0 P: 4	R: 0 E: 0 K: 0 S: 4	H: 1 LOB: 1 BB: 0 P: 4	R: 0 E: 0 K: 1 S: 5	H: 0 LOB: 1 BB: 1 P: 9	R: 0 E: 0 K: 0 S: 5	H: 0 LOB: 1 BB: 1 P: 9	1B: 5 2B: 2 3B: 0 HR: 3	SF: 0 SAC: 1 DP: 0 HBP: 0	WP: 0 PB: 0 SB: 1 CS: 0	PA: 36							
PITCHER	IP	WLS	BF	H	R	ER	SO	BB	IBB	HBP	BLK	WP	HR	S	P	ERA	WHIP										
LaMarr Hoyt, R (1,1) ERA: 4.86	4.0	L	19	7	6	6	2	0	0	0	0	0	3	23	23	13.50	1.750										
Tim Stoddard, R (5,1) ERA: 4.02	1.0		5	1	0	0	1	1	0	0	0	0	0	6	10	0.00	2.000										
Craig Lefferts, L (6,1) ERA: 2.37	2.0		8	2	0	0	0	0	0	0	0	0	0	8	8	0.00	1.000										
Lance McCullers, R (8,1) ERA: 1.17	1.0		4	0	0	0	1	1	0	0	0	0	0	5	9	0.00	1.000										

San Diego Padres @ Chicago Cubs
Wrigley Field, Chicago, IL
Sat May 10 1986, 3:33 AM CDT
Att: 33,401 - Unknown

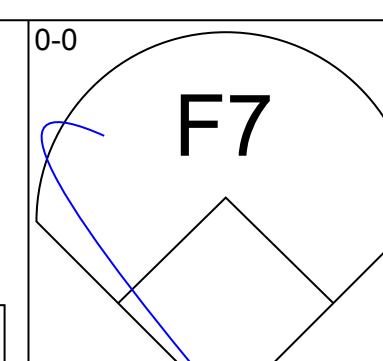
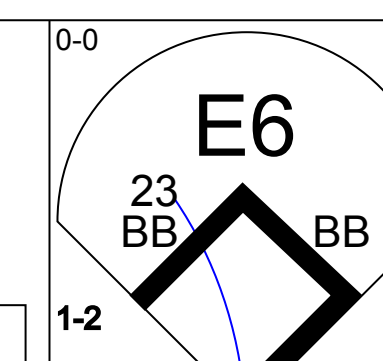
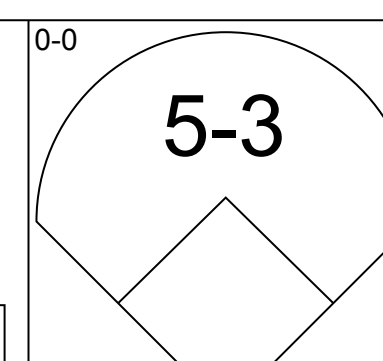
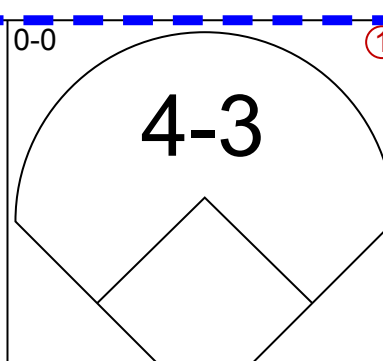
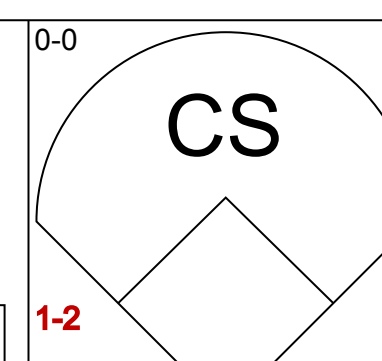
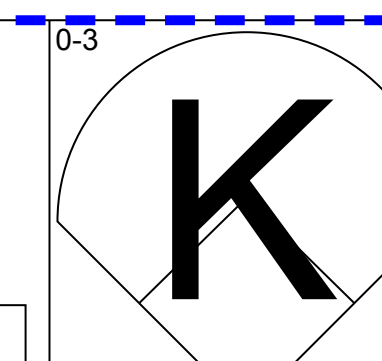
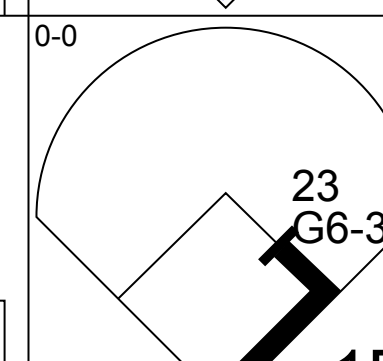
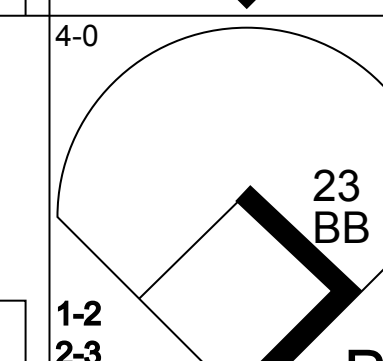
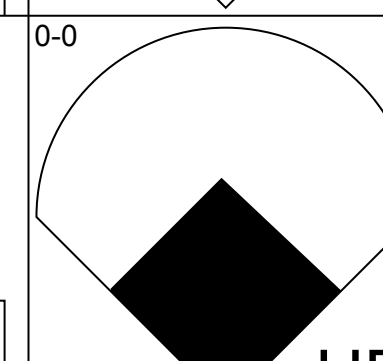
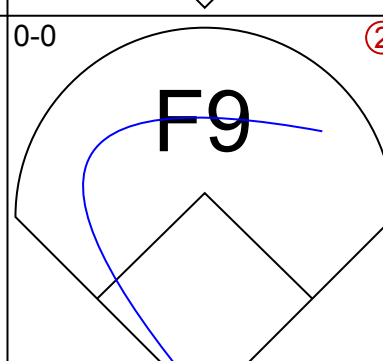
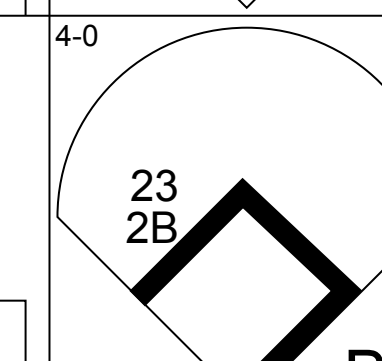
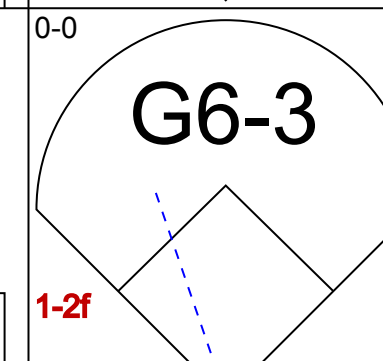
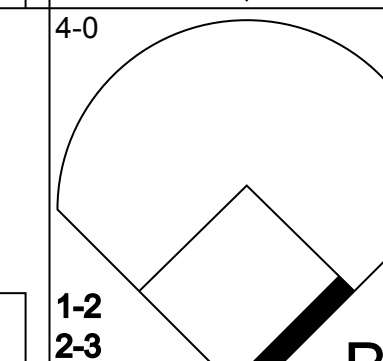
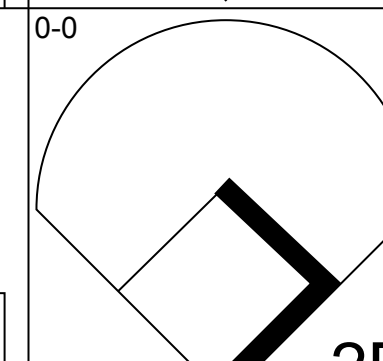
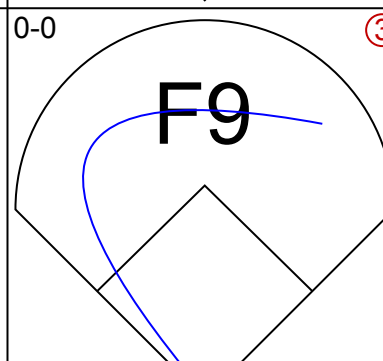
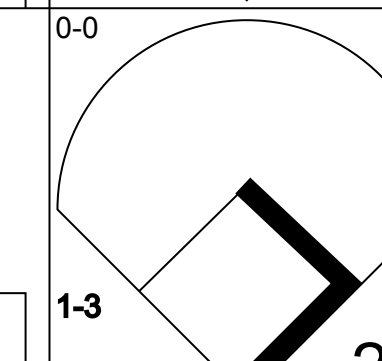
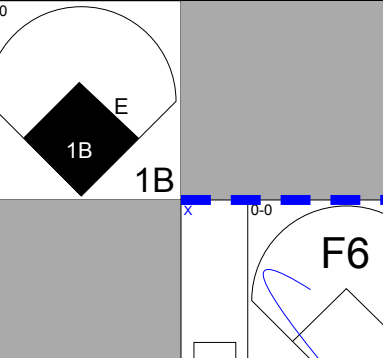
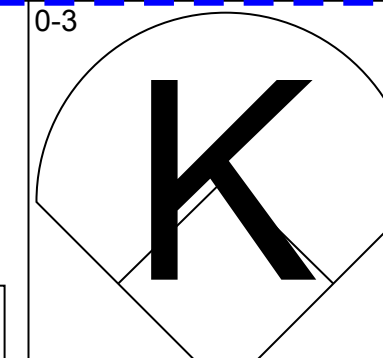
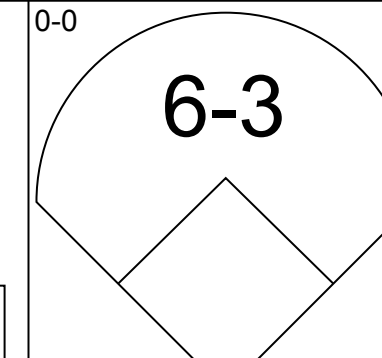
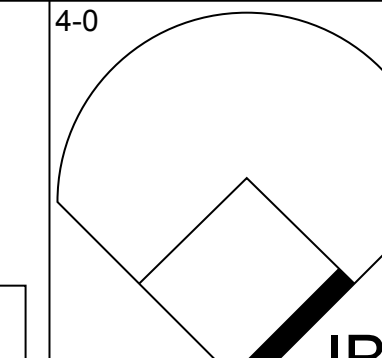
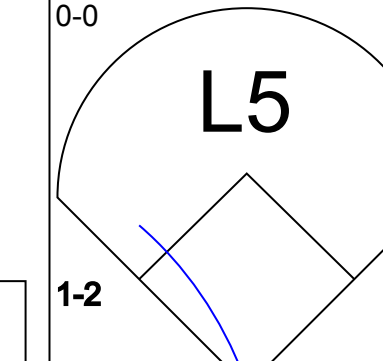
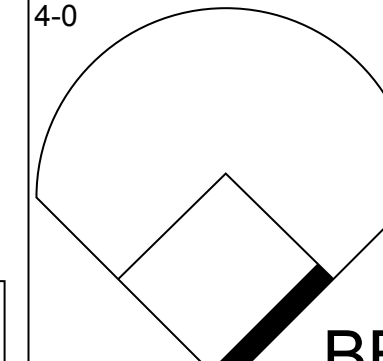
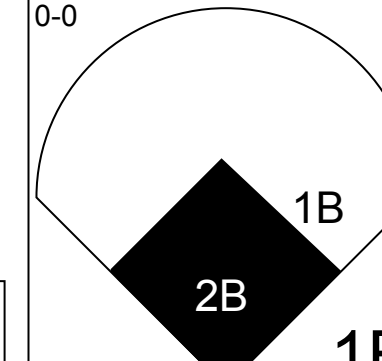
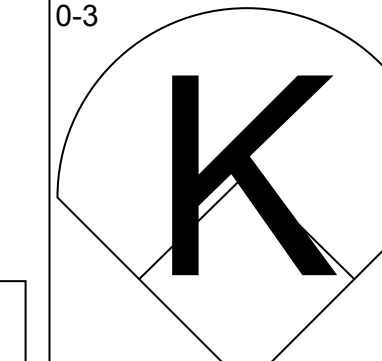
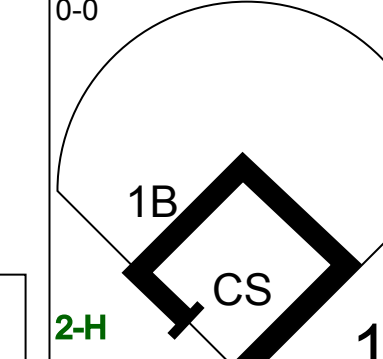
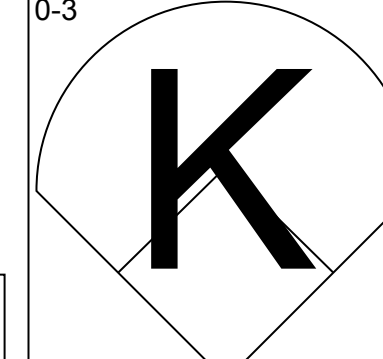
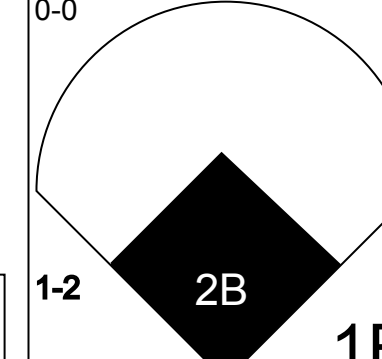
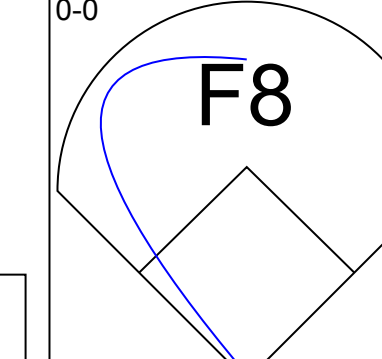
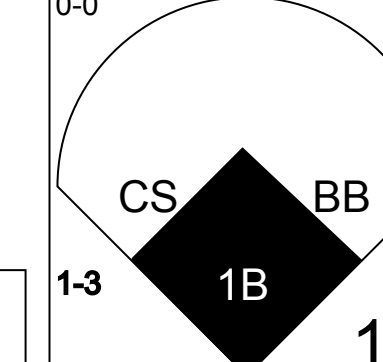

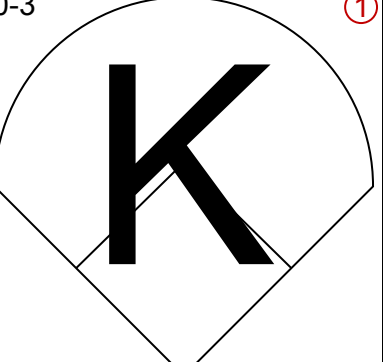
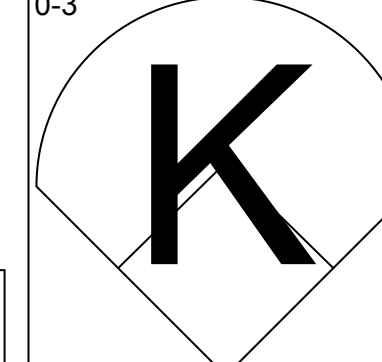
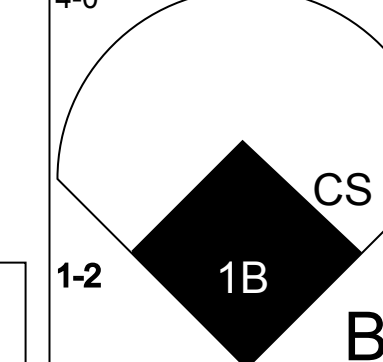

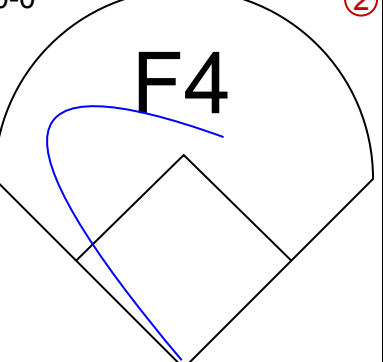
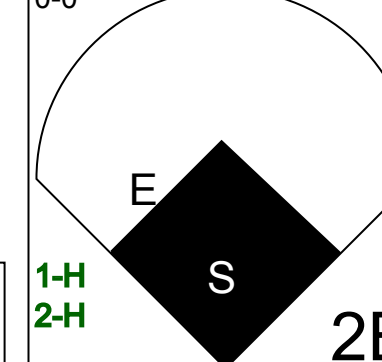

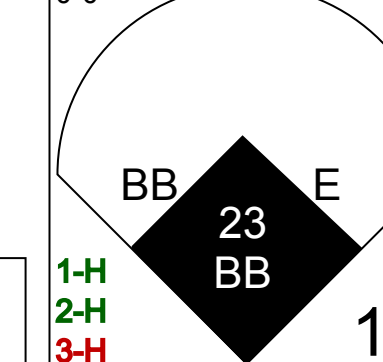

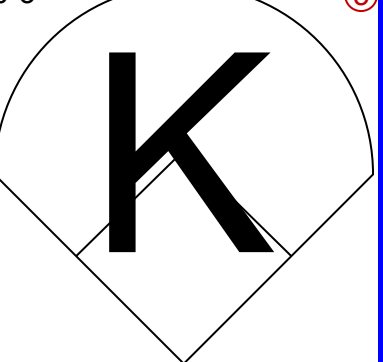
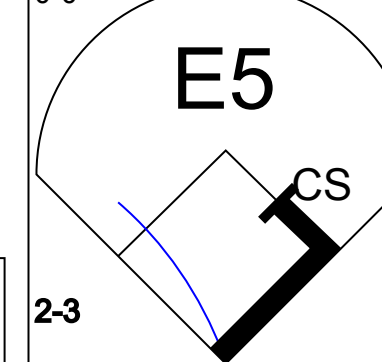
AB 33
R 6
H 10
RBI 6
BB 2
SO 4
LOB 13



Batter	1	2	3	4	5	6	7	8	9	AB	R	H	RBI	BB	SO	LOB	TOP								
Bip Roberts, S OBP: 0.304, SLG: 0.341 (1, 4)										5	0	2	1	0	1	0	San Diego Padres @ Chicago Cubs Wrigley Field, Chicago, IL Sun May 11 1986, 3:33 AM CDT Att: 32,359 - Unknown								
Jerry Royster, R OBP: 0.305, SLG: 0.392 Graig Nettles, L OBP: 0.262, SLG: 0.297 (9, PH)										4	1	1	1	0	0	1									
Tony Gwynn, L OBP: 0.385, SLG: 0.496 (1, 9)										4	1	2	0	0	0	0									
Steve Garvey, R OBP: 0.262, SLG: 0.405 (1, 3)										4	0	1	1	0	0	1									
Kevin McReynolds, R OBP: 0.344, SLG: 0.416 (1, 8) (6, 7)										4	0	0	0	0	0	3									
Gary Templeton, S OBP: 0.252, SLG: 0.196 Craig Lefferts, L OBP: 1.000, SLG: 4.000 (8, 1)										4	1	1	0	0	0	2									
Terry Kennedy, L OBP: 0.327, SLG: 0.408 (1, 2)										4	1	4	2	0	0	0									
John Kruk, L OBP: 0.286, SLG: 0.375 Carmelo Martinez, R OBP: 0.347, SLG: 0.431 Dave Dravecky, R OBP: 0.235, SLG: 0.375 Gene Walter, L OBP: 0.500, SLG: 0.667 Tim Flannery, L OBP: 0.354, SLG: 0.379 (8, 6)										2	1	1	0	0	0	1									
Mark Thurmond, L OBP: 0.308, SLG: 0.308 Tim Stoddard, R (2, 1) Lance McCullers, S (4, 1) Marvell Wynne, L OBP: 0.293, SLG: 0.462 (6, 8)										1	0	0	0	0	0	1									
Inning Stats	R: 1 E: 0 K: 1 S: 7	H: 2 LOB: 1 BB: 0 P: 7	R: 1 E: 0 K: 0 S: 4	H: 2 LOB: 3 BB: 0 P: 4	R: 0 E: 0 K: 0 S: 3	H: 0 LOB: 0 BB: 0 P: 3	R: 0 E: 0 K: 0 S: 3	H: 0 LOB: 0 BB: 0 P: 3	R: 2 E: 0 K: 0 S: 5	H: 3 LOB: 0 BB: 0 P: 5	R: 1 E: 0 K: 0 S: 6	H: 3 LOB: 3 BB: 1 P: 10	R: 0 E: 0 K: 0 S: 3	H: 0 LOB: 0 BB: 0 P: 3	R: 0 E: 0 K: 0 S: 3	H: 0 LOB: 0 BB: 0 P: 3		R: 0 E: 0 K: 0 S: 5	H: 2 LOB: 2 BB: 0 P: 5	1B: 11 2B: 1 3B: 0 HR: 0	SF: 0 SAC: 1 DP: 0 HBP: 0	WP: 0 PB: 0 SB: 0 CS: 2	PA: 39		
PITCHER	IP	WLS	BF	H	R	ER	SO	BB	IBB	HBP	BLK	WP	HR	S	P	ERA	WHIP								
Steve Trout, L ERA: 5.49	5.0	W	20	7	4	4	1	0	0	0	0	0	0	22	22	7.20	1.400								
Matt Keough, R ERA: 3.39	0.2		5	3	1	1	0	0	0	0	0	0	0	5	5	13.50	4.500								
Ray Fontenot, L ERA: 3.0	1.1		5	0	0	0	0	1	0	0	0	0	0	4	8	0.00	0.750								
Jay Baller, R ERA: 4.44	1.2		7	2	0	0	0	0	0	0	0	0	0	7	7	0.00	1.200								
Lee Smith, R ERA: 3.86	0.1	S	1	0	0	0	0	0	0	0	0	0	0	1	1	0.00	0.000								

AB 36
R 5
H 12
RBI 5
BB 1
SO 1
LOB 16



Batter	1	2	3	4	5	6	7	8	9	AB	R	H	RBI	BB	SO	LOB	BOTTOM								
Shawon Dunston, R OBP: 0.314, SLG: 0.483 (1, 6)										5	0	0	0	0	1	1	San Diego Padres @ Chicago Cubs Wrigley Field, Chicago, IL Sun May 11 1986, 3:33 AM CDT Att: 32,359 - Unknown								
Davey Lopes, R OBP: 0.370, SLG: 0.447 (1, 7)										3	1	2	1	2	0	0									
23 Ryne Sandberg, R OBP: 0.362, SLG: 0.455 (1, 4)										4	0	2	1	1	0	1									
Keith Moreland, R OBP: 0.328, SLG: 0.387 (1, 9)										4	1	1	0	1	1	4									
Ron Cey, R OBP: 0.343, SLG: 0.456 Manny Trillo, R OBP: 0.281, SLG: 0.214 (9, 5)										4	2	2	0	1	1	4									
Leon Durham, L OBP: 0.327, SLG: 0.414 Lee Smith, R (9, 1)										5	1	2	1	0	1	6									
Jody Davis, R OBP: 0.316, SLG: 0.411 (1, 2)										4	1	2	1	0	2	2									
Bob Dernier, R OBP: 0.243, SLG: 0.248 (1, 8)										3	2	1	2	1	1	1									
Steve Trout, L OBP: 0.214, SLG: 0.286 Gary Matthews, R OBP: 0.307, SLG: 0.281 Matt Keough, R OBP: 0.265, SLG: 0.290 Ray Fontenot, L Chris Speier, R OBP: 0.495, SLG: 0.644 Jay Baller, R Terry Francona, R OBP: 0.246, SLG: 0.240 (9, 3)										2	1	1	2	0	1	1									
Inning Stats	R: 0 E: 0 K: 0 S: 3	H: 1 LOB: 0 BB: 0 P: 3	R: 4 E: 2 K: 0 S: 7	H: 4 LOB: 3 BB: 3 P: 19	R: 1 E: 0 K: 2 S: 9	H: 2 LOB: 1 BB: 0 P: 9	R: 1 E: 0 K: 2 S: 9	H: 2 LOB: 2 BB: 1 P: 13	R: 0 E: 0 K: 0 S: 3	H: 0 LOB: 0 BB: 0 P: 3	R: 3 E: 1 K: 1 S: 8	H: 3 LOB: 0 BB: 0 P: 8	R: 0 E: 0 K: 2 S: 8	H: 1 LOB: 3 BB: 2 P: 16	1B: 8 2B: 4 3B: 0 HR: 1	SF: 0 SAC: 0 DP: 1 HBP: 0		WP: 0 PB: 0 SB: 1 CS: 4	PA: 43						
PITCHER	IP	WLS	BF	H	R	ER	SO	BB	IBB	HBP	BLK	WP	HR	S	P	ERA	WHIP								
Mark Thurmond, L ERA: 4.58	1.2	L	12	5	4	3	0	3	0	0	0	0	0	9	21	16.20	4.800								
Tim Stoddard, R ERA: 4.67	1.2		9	4	2	2	2	0	0	0	0	0	1	13	13	10.80	2.400								
Lance McCullers, R ERA: 1.06	1.2		6	0	0	0	4	1	0	0	0	0	0	13	17	0.00	0.600								
Gene Walter, L ERA: 3.86	2.0		9	3	3	2	1	0	0	0	0	0	0	11	11	9.00	1.500								
Craig Lefferts, L ERA: 2.25	1.0		6	1	0	0	2	1	1	0	0	0	0	8	16	0.00	2.000								

AB 36
R 9
H 13
RBI 8
BB 6
SO 9
LOB 21



Batter	1	2	3	4	5	6	7	8	9	AB	R	H	RBI	BB	SO	LOB	TOP										
Bip Roberts, S OBP: 0.314, SLG: 0.347 (1, 4)										5	0	2	0	0	0	0											
Gary Templeton, S OBP: 0.244, SLG: 0.189 (1, 6)										4	0	0	0	0	0	1	2										
Tony Gwynn, L OBP: 0.381, SLG: 0.484 (1, 9)										3	1	0	0	1	0	1											
Steve Garvey, R OBP: 0.254, SLG: 0.392 (1, 3)										4	0	0	0	0	0	2											
Terry Kennedy, L OBP: 0.342, SLG: 0.425 (1, 2)										3	0	2	1	1	0	0											
Kevin McReynolds, R OBP: 0.346, SLG: 0.499 (1, 8) (9, 7)										2	1	0	0	2	2	2											
Graig Nettles, L OBP: 0.240, SLG: 0.299 (8, PH) Jerry Royster, R OBP: 0.304, SLG: 0.385 (8, 5)										3	1	1	0	0	0	2											
Dane Iorg, L OBP: 0.240, SLG: 0.440 Marvell Wynne, L OBP: 0.233, SLG: 0.462 (1, 7) (9, 8)										4	1	2	3	0	0	0											
Eric Show, R OBP: 0.200, SLG: 0.250 Craig Lefferts, L OBP: 1.000, SLG: 4.000 Lance McCullers, S (8, 1)										3	0	0	0	0	2	2											
Inning Stats	R: 0 E: 0 K: 0 S: 4	H: 1 LOB: 1 BB: 0 P: 4	R: 3 E: 0 K: 2 S: 10	H: 3 LOB: 1 BB: 1 P: 14	R: 1 E: 0 K: 1 S: 6	H: 1 LOB: 1 BB: 1 P: 10	R: 0 E: 0 K: 1 S: 5	H: 0 LOB: 0 BB: 0 P: 5	R: 0 E: 0 K: 1 S: 3	H: 1 LOB: 2 BB: 1 P: 10	R: 0 E: 0 K: 0 S: 3	H: 0 LOB: 0 BB: 0 P: 3	R: 0 E: 0 K: 0 S: 3	H: 1 LOB: 1 BB: 1 P: 7	R: 0 E: 0 K: 1 S: 5	H: 0 LOB: 0 BB: 0 P: 5	1B: 5 2B: 1 3B: 0 HR: 1	SF: 0 SAC: 0 DP: 1 HBP: 0	WP: 1 PB: 0 SB: 1 CS: 0	PA: 37							
PITCHER	IP	WLS	BF	H	R	ER	SO	BB	IBB	HBP	BLK	WP	HR	S	P	ERA	WHIP										
Mike Bielecki, R ERA: 4.55 Bob Walk, R ERA: 2.37 Pat Clements, L ERA: 1.98 Cecilio Guante, R ERA: 1.19	4.0	L	19	5	4	4	4	2	0	0	0	1	1	25	33	9.00	1.750										
	2.0		8	1	0	0	1	1	0	0	0	0	0	9	13	0.00	1.000										
	2.0		7	1	0	0	0	0	1	0	0	0	0	6	10	0.00	0.500										
	1.0		3	0	0	0	1	0	0	0	0	0	0	5	5	0.00	0.000										

San Diego Padres @ Pittsburgh Pirates
Three Rivers Stadium, Pittsburgh, PA
Tue May 13 1986, 7:05 PM EDT
Att: 5,392 - Unknown

livebaseballscorecards.com

AB 33
R 4
H 7
RBI 4
BB 4
SO 6
LOB 13



Batter	1	2	3	4	5	6	7	8	9	AB	R	H	RBI	BB	SO	LOB	BOTTOM										
Joe Orsulak, L OBP: 0.302, SLG: 0.378 (1, 8)										4	0	0	0	1	1	3											
Lee Mazzilli, S OBP: 0.463, SLG: 0.241 (1, 7)										4	1	1	0	1	1	1											
Johnny Ray, S OBP: 0.423, SLG: 0.461 (1, 4)										3	0	0	0	1	0	1											
Sid Bream, L OBP: 0.378, SLG: 0.568 (1, 3)										4	0	1	1	0	0	3											
Mike Brown, R OBP: 0.368, SLG: 0.391 (1, 9)										3	1	1	0	1	1	3											
Tony Peña, R OBP: 0.305, SLG: 0.326 (1, 2)										3	0	0	0	1	2	3											
Jim Morrison, R OBP: 0.320, SLG: 0.489 (1, 5)										3	0	1	1	1	0	1											
Sam Khalifa, R OBP: 0.277, SLG: 0.224 (1, 6)										3	0	1	0	1	2	3											
Mike Bielecki, R Trench Davis, L Bob Walk, R Mike Diaz, R Pat Clements, R Bill Almon, R Cecilio Guante, R (1, 1) (4, PH) (5, 1) (6, PH) (7, 1) (8, PH) (9, 1)										1	0	0	0	0	1	2											
Inning Stats	R: 0 E: 0 K: 0 S: 2	H: 0 LOB: 1 BB: 2 P: 10	R: 0 E: 0 K: 3 S: 9	H: 0 LOB: 2 BB: 2 P: 17	R: 0 E: 1 K: 0 S: 4	H: 0 LOB: 2 BB: 1 P: 8	R: 0 E: 0 K: 0 S: 3	H: 0 LOB: 2 BB: 2 P: 11	R: 1 E: 0 K: 2 S: 9	H: 2 LOB: 1 BB: 0 P: 9	R: 0 E: 0 K: 3 S: 10	H: 1 LOB: 1 BB: 0 P: 10	R: 0 E: 0 K: 1 S: 5	H: 0 LOB: 0 BB: 0 P: 5	R: 1 E: 0 K: 0 S: 5	H: 2 LOB: 1 BB: 0 P: 5	R: 0 E: 0 K: 0 S: 3	H: 0 LOB: 0 BB: 0 P: 3	1B: 2 2B: 3 3B: 0 HR: 0	SF: 0 SAC: 0 DP: 0 HBP: 0	WP: 0 PB: 0 SB: 1 CS: 1	PA: 39					
PITCHER	IP	WLS	BF	H	R	ER	SO	BB	IBB	HBP	BLK	WP	HR	S	P	ERA	WHIP										
Eric Show, R ERA: 2.93 Craig Lefferts, L ERA: 2.49 Lance McCullers, R ERA: 0.98	6.0	W	28	3	1	1	8	7	0	0	0	0	0	37	65	1.50	1.667										
	1.2		7	2	1	1	1	0	0	0	0	0	0	9	9	5.40	1.200										
	1.1	S	4	0	0	0	0	0	0	0	0	0	0	4	4	0.00	0.000										

San Diego Padres @ Pittsburgh Pirates
Three Rivers Stadium, Pittsburgh, PA
Tue May 13 1986, 7:05 PM EDT
Att: 5,392 - Unknown

livebaseballscorecards.com

AB 31
R 2
H 5
RBI 2
BB 7
SO 9
LOB 24



Batter	1	2	3	4	5	6	7	8	9	AB	R	H	RBI	BB	SO	LOB	TOP
Tim Raines, S (1,7) OBP: 0.419, SLG: 0.492										4	0	2	0	0	1	0	Montreal Expos @ San Diego Padres Jack Murphy Stadium, San Diego, CA Fri May 16 1986, 10:05 PM EDT Att: 17,870 - Unknown
Mitch Webster, S (1,8) OBP: 0.346, SLG: 0.440 Jeff Reardon, R (8,1)										4	1	1	1	0	0	2	
Andre Dawson, R (1,9) OBP: 0.362, SLG: 0.586										4	0	0	0	0	0	1	
Hubie Brooks, R (1,6) OBP: 0.406, SLG: 0.664										3	1	1	1	0	0	1	
Tim Wallach, R (1,5) OBP: 0.379, SLG: 0.491										4	0	1	0	0	0	0	
Andres Galarraga, R (1,3) OBP: 0.412, SLG: 0.506										3	0	0	0	1	0	0	
Vance Law, R (1,4) OBP: 0.325, SLG: 0.371										3	0	0	0	0	1	3	
Mike Fitzgerald, R (1,2) OBP: 0.283, SLG: 0.512										3	1	1	1	0	0	0	
Joe Hesketh, R (1,1) Herm Winningham, L (8, PH) OBP: 0.393, SLG: 0.444										2	0	0	0	0	0	0	
Inning Stats	R: 0 E: 0 K: 0 S: 4	H: 1 LOB: 1 BB: 0 P: 4	R: 0 E: 0 K: 0 S: 3	H: 0 LOB: 0 BB: 0 P: 3	R: 0 E: 0 K: 0 S: 3	H: 0 LOB: 0 BB: 0 P: 3	R: 0 E: 0 K: 1 S: 5	H: 0 LOB: 0 BB: 0 P: 5	R: 1 E: 0 K: 0 S: 4	H: 2 LOB: 2 BB: 1 P: 9	R: 1 E: 0 K: 0 S: 4	H: 2 LOB: 0 BB: 0 P: 4	R: 1 E: 0 K: 0 S: 4	H: 1 LOB: 0 BB: 0 P: 4	1B: 3 2B: 0 3B: 0 HR: 3	SF: 0 SAC: 0 DP: 1 HBP: 1	WP: 0 PA: 33 PB: 0 SB: 0 CS: 1
PITCHER	IP WLS BF H R ER SO BB IBB HBP BLK WP HR S P ERA WHIP																
Andy Hawkins, R (1,1) ERA: 3.86	7.1 L 28 5 2 2 2 0 0 1 1 0 0 2 30 35 2.46 0.682																
Craig Lefferts, L (8,1) ERA: 2.42	0.2 1 0 0 0 0 0 0 0 0 0 0 0 1 1 0.00 0.000																
Lance McCullers, R (9,1) ERA: 1.37	1.0 4 1 1 1 0 0 0 0 0 0 0 0 1 4 4 9.00 1.000																

AB	31
R	3
H	6
RBI	3
BB	1
SO	2
LOB	7



Batter	1	2	3	4	5	6	7	8	9	AB	R	H	RBI	BB	SO	LOB	BOTTOM				
Bip Roberts, S (1,4) OBP: 0.283, SLG: 0.298 Tim Flannery, L (9, PH) OBP: 0.350, SLG: 0.375										3	0	0	0	1	1	0	Montreal Expos @ San Diego Padres Jack Murphy Stadium, San Diego, CA Fri May 16 1986, 10:05 PM EDT Att: 17,870 - Unknown				
Gary Templeton, S (1,6) OBP: 0.256, SLG: 0.217										4	0	2	0	0	1	1					
Tony Gwynn, L (1,9) OBP: 0.399, SLG: 0.507										3	0	1	0	1	0	2					
Steve Garvey, R (1,3) OBP: 0.266, SLG: 0.436										4	1	2	1	0	0	2					
Kevin McReynolds, R (1,8) OBP: 0.362, SLG: 0.431										4	0	1	0	0	1	3					
Carmelo Martinez, R (1,7) OBP: 0.342, SLG: 0.412 Lance McCullers, S (9,1)										3	0	0	0	1	1	2					
Terry Kennedy, L (1,2) OBP: 0.331, SLG: 0.409										4	0	0	0	0	0	2					
Jerry Royster, R (1,5) OBP: 0.306, SLG: 0.357 Craig Nettles, L (9, PH) OBP: 0.276, SLG: 0.342										2	0	0	0	1	0	1					
Andy Hawkins, R (1,1) OBP: 0.176, SLG: 0.176 Craig Lefferts, L (8,1) OBP: 1.000, SLG: 4.000 Dane Iorg, L (9,7) OBP: 0.222, SLG: 0.407										3	0	0	0	0	2	2					
Inning Stats	R: 0 E: 0 K: 0 S: 4	H: 1 LOB: 2 BB: 1 P: 8	R: 0 E: 0 K: 0 S: 2	H: 0 LOB: 0 BB: 1 P: 6	R: 0 E: 0 K: 2 S: 8	H: 1 LOB: 1 BB: 0 P: 8	R: 1 E: 0 K: 0 S: 5	H: 2 LOB: 2 BB: 1 P: 9	R: 0 E: 0 K: 0 S: 4	H: 1 LOB: 1 BB: 0 P: 4	R: 0 E: 0 K: 1 S: 5	H: 0 LOB: 0 BB: 0 P: 5	R: 0 E: 0 K: 2 S: 7	H: 0 LOB: 1 BB: 1 P: 11	R: 0 E: 0 K: 1 S: 6	H: 1 LOB: 1 BB: 0 P: 6	R: 1 E: 0 K: 0 S: 4	H: 1 LOB: 0 BB: 0 P: 4	1B: 5 2B: 0 3B: 0 HR: 2	SF: 0 SAC: 0 DP: 1 HBP: 0	WP: 0 PA: 37 PB: 0 SB: 2 CS: 0
PITCHER	IP WLS BF H R ER SO BB IBB HBP BLK WP HR S P ERA WHIP																				
Joe Hesketh, L (1,1) ERA: 6.16	7.0 W 29 5 1 1 1 5 3 1 0 0 0 1 35 51 1.29 1.143																				
Jeff Reardon, R (8,1) ERA: 2.63	2.0 S 8 2 1 1 1 0 0 0 0 0 0 1 10 10 4.50 1.000																				

AB	33
R	2
H	7
RBI	2
BB	4
SO	6
LOB	15



Batter	1	2	3	4	5	6	7	8	9	AB	R	H	RBI	BB	SO	LOB	TOP		
Tim Raines, S (1, 7) OBP: 0.418, SLG: 0.518 Herm Winningham, L (7, 8) OBP: 0.393, SLG: 0.444										4	2	2	0	1	0	1	Montreal Expos @ San Diego Padres Jack Murphy Stadium, San Diego, CA Sun May 18 1986, 6:33 AM EDT Att: 47,823 - Unknown		
Mitch Webster, S (1, 8) OBP: 0.345, SLG: 0.423										3	1	1	0	2	1	0			
Andre Dawson, R (1, 9) OBP: 0.353, SLG: 0.555 Wayne Krenchicki, L (8, 5)										4	1	1	1	1	1	3			
Hubie Brooks, R (1, 6) OBP: 0.415, SLG: 0.700 Al Newman, S (8, 6) OBP: 0.333, SLG: 0.325										4	1	1	4	1	0	2			
Tim Wallach, R (1, 5) OBP: 0.362, SLG: 0.464 Jeff Parrett, R (8, 1)										5	1	1	0	0	2	3			
Andres Galaraga, R (1, 3) OBP: 0.404, SLG: 0.483										4	1	1	0	1	0	1			
Vance Law, R (1, 4) OBP: 0.341, SLG: 0.398										4	1	2	2	1	1	1			
Mike Fitzgerald, R (1, 2) OBP: 0.321, SLG: 0.500										5	0	2	1	0	1	4			
Floyd Youmans, R (1, 1) OBP: 0.133, SLG: 0.071 Jim Wohlford, R (8, 9) OBP: 0.125, SLG: 0.188										4	0	0	0	0	3	3			
Inning Stats	R: 7 E: 0 K: 1 S: 12	H: 8 LOB: 2 BB: 2 P: 20	R: 0 E: 1 K: 1 S: 6	H: 0 LOB: 2 BB: 1 P: 10	R: 1 E: 0 K: 1 S: 6	H: 1 LOB: 2 BB: 2 P: 14	R: 0 E: 0 K: 2 S: 7	H: 0 LOB: 1 BB: 1 P: 11	R: 0 E: 0 K: 0 S: 3	H: 0 LOB: 0 BB: 0 P: 3	R: 0 E: 0 K: 1 S: 6	H: 1 LOB: 1 BB: 0 P: 6	R: 0 E: 0 K: 1 S: 5	H: 0 LOB: 1 BB: 1 P: 9	R: 0 E: 0 K: 1 S: 6	H: 1 LOB: 1 BB: 0 P: 6		1B: 7 2B: 3 3B: 0 HR: 1 SF: 0 SAC: 0 DP: 1 HBP: 0	WP: 1 PB: 1 SB: 2 CS: 0
PITCHER	IP WLS BF H R ER SO	IP WLS BF H R ER SO	IP WLS BF H R ER SO	IP WLS BF H R ER SO	IP WLS BF H R ER SO	IP WLS BF H R ER SO	IP WLS BF H R ER SO	IP WLS BF H R ER SO	IP WLS BF H R ER SO	IP WLS BF H R ER SO	IP WLS BF H R ER SO	IP WLS BF H R ER SO	IP WLS BF H R ER SO	IP WLS BF H R ER SO	IP WLS BF H R ER SO	BB IBB HBP BLK WP HR S P ERA WHIP	BB IBB HBP BLK WP HR S P ERA WHIP		
Mark Thurmond, L (1, 1) ERA: 8.11	0.0	6	5	6	6	0	1	0	0	0	0	0	0	0	0	0	∞	∞	
Tim Stoddard, R (1, 1) ERA: 4.43	5.0	24	4	2	2	7	5	0	0	0	0	0	0	33	53	3.60	1.800		
Gene Walter, L (6, 1) ERA: 3.52	2.0	7	1	0	0	1	0	0	0	0	1	0	0	9	9	0.00	0.500		
Craig Lefferts, L (8, 1) ERA: 2.16	2.0	8	1	0	0	2	1	0	0	0	0	0	0	11	15	0.00	1.000		
Bip Roberts, S (1, 4) OBP: 0.294, SLG: 0.297 Craig Lefferts, L (8, 1) OBP: 0.500, SLG: 2.000											3	0	1	0	1	1	1		
Garry Templeton, S (1, 6) OBP: 0.252, SLG: 0.213 Gene Walter, L (6, 1) OBP: 0.500, SLG: 0.667 Dane Iorg, L (7, PH) OBP: 0.207, SLG: 0.379											3	1	1	0	0	2	2		
Tony Gwynn, L (1, 9) OBP: 0.404, SLG: 0.496										3	1	1	0	1	0	1			
Steve Garvey, R (1, 3) OBP: 0.260, SLG: 0.421 John Kruk, L (7, 7) OBP: 0.319, SLG: 0.400										3	1	1	0	0	0	2			
Terry Kennedy, L (1, 2) OBP: 0.328, SLG: 0.397 Bruce Bochy, R (7, 2) OBP: 0.458, SLG: 0.895										3	0	1	1	0	0	1			
Kevin McReynolds, R (1, 8) OBP: 0.372, SLG: 0.469 Marvell Wynne, L (7, 8) OBP: 0.320, SLG: 0.475										3	0	1	1	0	0	0			
Graig Nettles, L (1, 5) OBP: 0.321, SLG: 0.321 Jerry Royster, R (8, 6) OBP: 0.313, SLG: 0.368										3	0	0	0	0	2	2			
Carmelo Martinez, R (1, 7) OBP: 0.322, SLG: 0.382										4	0	0	0	0	2	2			
Mark Thurmond, L (1, 1) OBP: 0.308, SLG: 0.308 Tim Stoddard, R (1, 1) OBP: 0.365, SLG: 0.396 Tim Flannery, L (5, PH) OBP: 0.365, SLG: 0.396										0	0	0	0	0	0	0			
Inning Stats	R: 2 E: 0 K: 1 S: 8	H: 3 LOB: 1 BB: 1 P: 12	R: 0 E: 0 K: 0 S: 3	H: 0 LOB: 1 BB: 1 P: 7	R: 0 E: 0 K: 0 S: 3	H: 0 LOB: 0 BB: 0 P: 3	R: 0 E: 0 K: 1 S: 5	H: 0 LOB: 0 BB: 0 P: 5	R: 0 E: 0 K: 0 S: 3	H: 1 LOB: 0 BB: 0 P: 3	R: 0 E: 0 K: 0 S: 5	H: 2 LOB: 2 BB: 0 P: 5	R: 0 E: 0 K: 2 S: 9	H: 2 LOB: 1 BB: 1 P: 13	R: 0 E: 0 K: 1 S: 5	H: 0 LOB: 0 BB: 0 P: 5	1B: 8 2B: 0 3B: 0 HR: 0 SF: 1 SAC: 0 DP: 1 HBP: 1	WP: 1 PB: 0 SB: 2 CS: 0	PA: 38
PITCHER	IP WLS BF H R ER SO	IP WLS BF H R ER SO	IP WLS BF H R ER SO	IP WLS BF H R ER SO	IP WLS BF H R ER SO	IP WLS BF H R ER SO	IP WLS BF H R ER SO	IP WLS BF H R ER SO	IP WLS BF H R ER SO	IP WLS BF H R ER SO	IP WLS BF H R ER SO	IP WLS BF H R ER SO	IP WLS BF H R ER SO	IP WLS BF H R ER SO	IP WLS BF H R ER SO	BB IBB HBP BLK WP HR S P ERA WHIP	BB IBB HBP BLK WP HR S P ERA WHIP		
Floyd Youmans, R (1, 1) ERA: 5.18	7.0	29	6	2	2	2	2	0	0	0	0	0	0	30	39	2.57	1.143		
Jeff Parrett, R (8, 1) ERA: 2.84	2.0	9	2	1	1	3	1	0	0	0	0	0	0	14	18	4.50	1.500		

AB	38
R	8
H	11
RBI	8
BB	7
SO	10
LOB	19

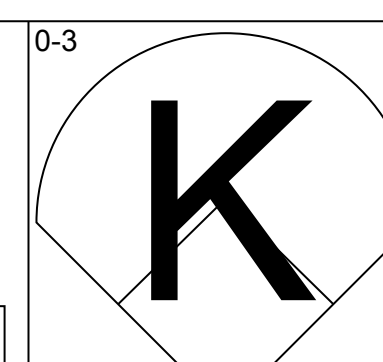
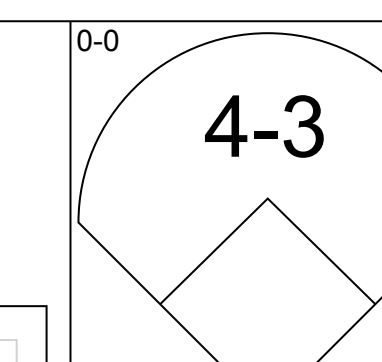
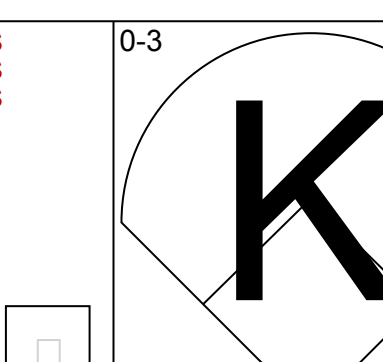
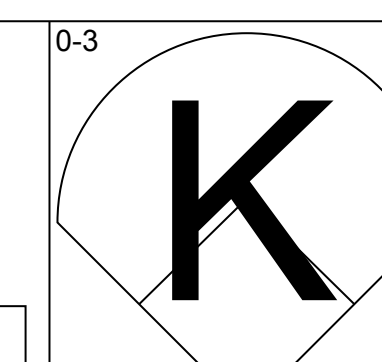
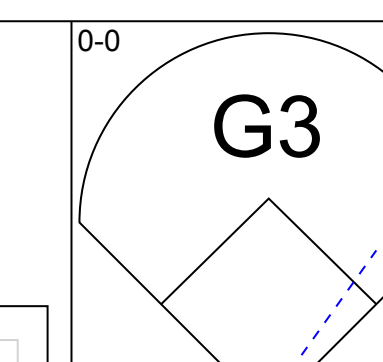
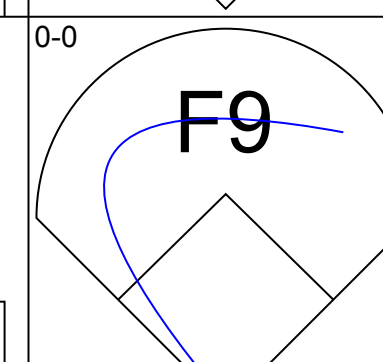
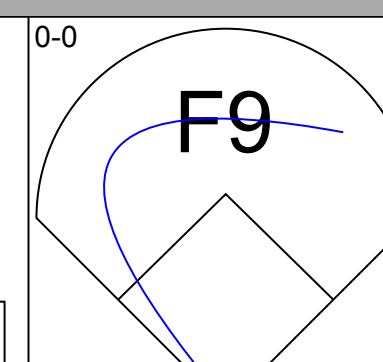
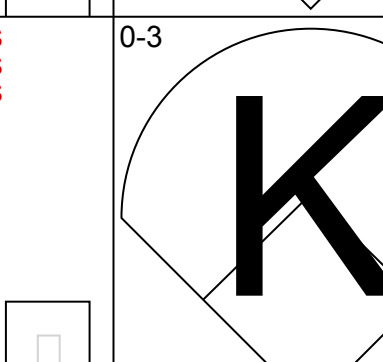
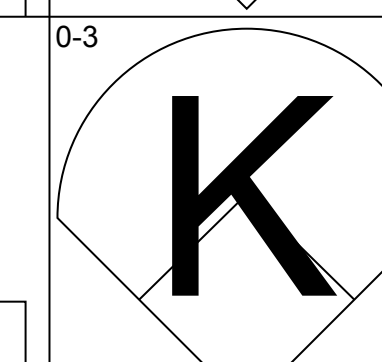
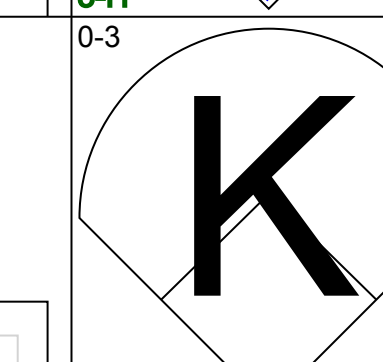
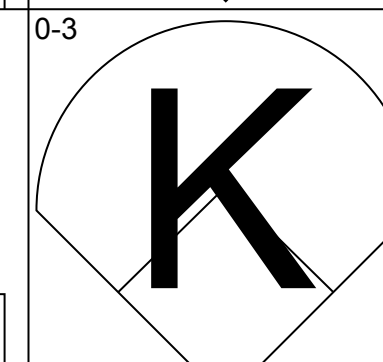
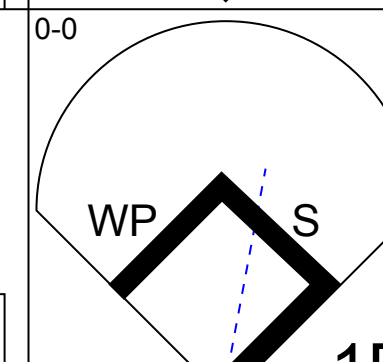
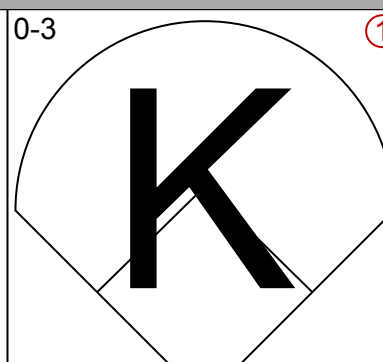
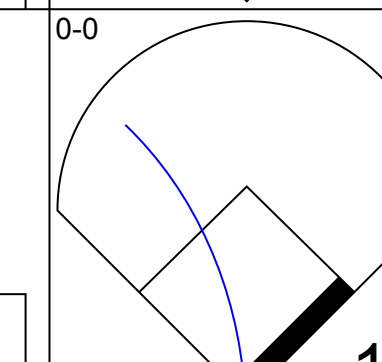
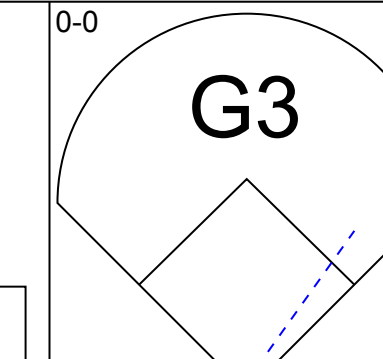
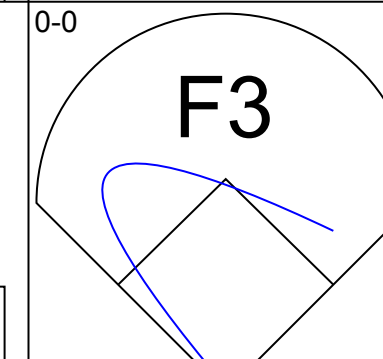
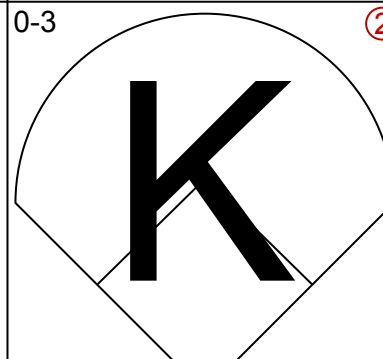
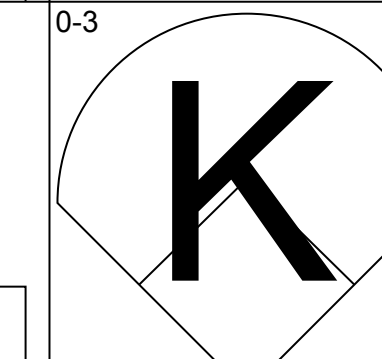
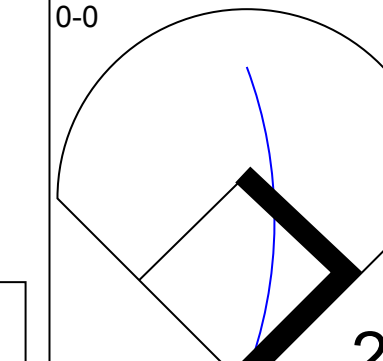
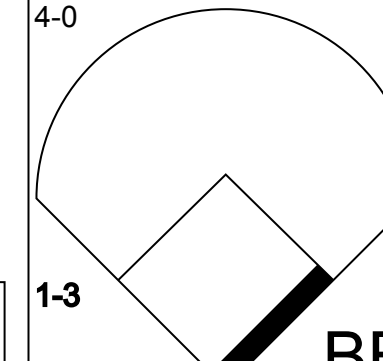
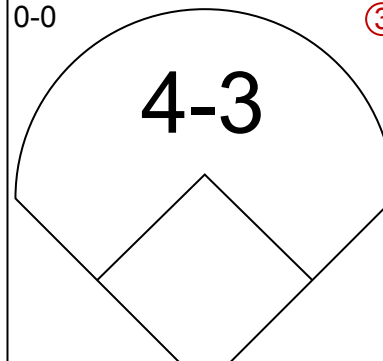
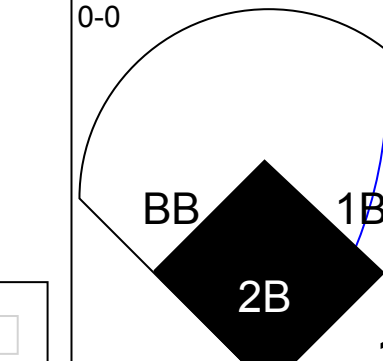
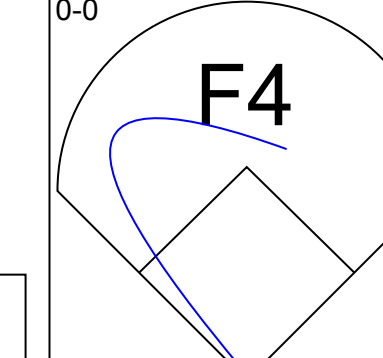
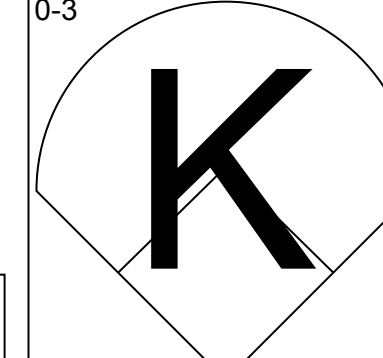
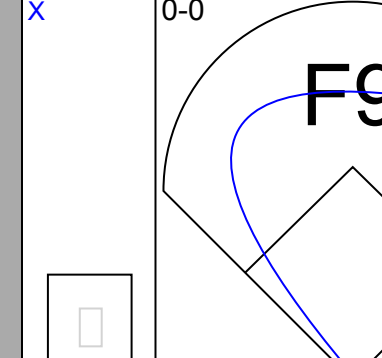
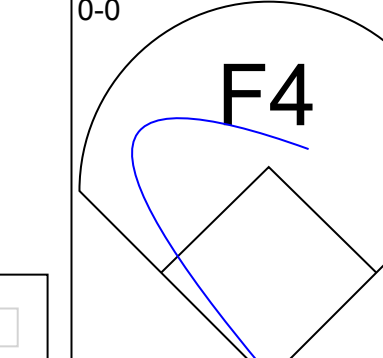
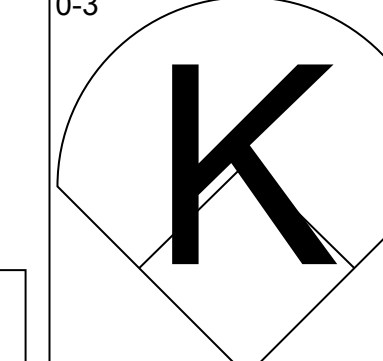
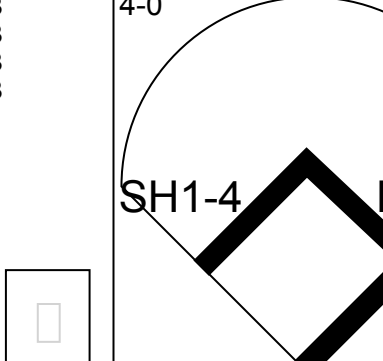
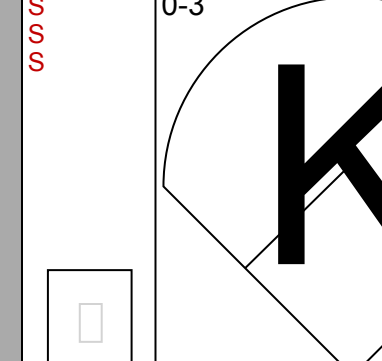
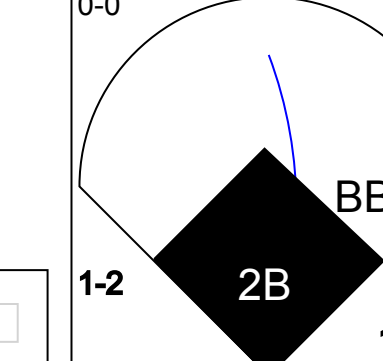
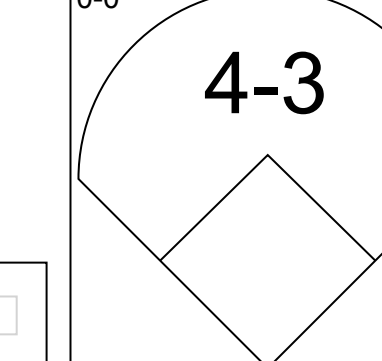
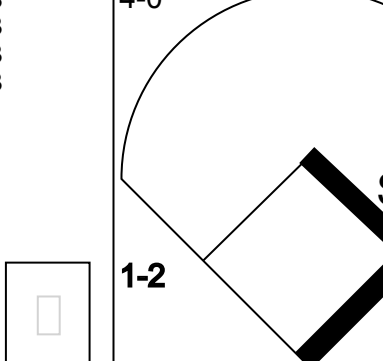
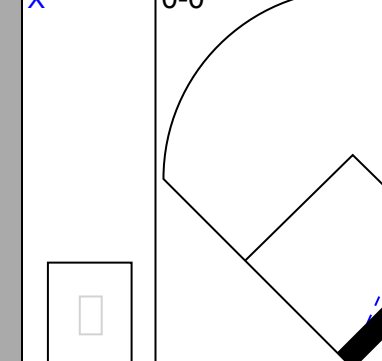
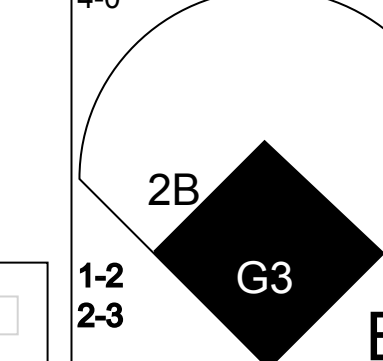
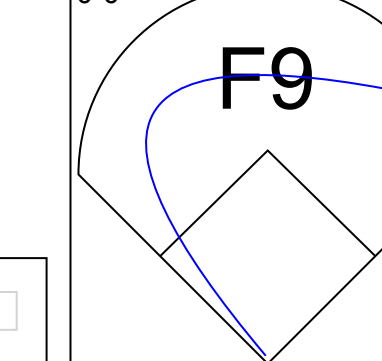
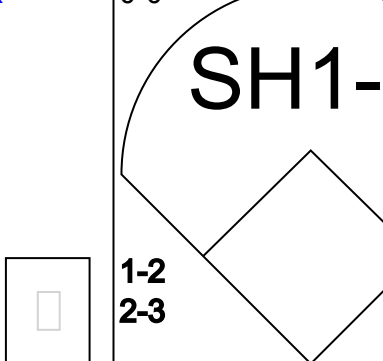
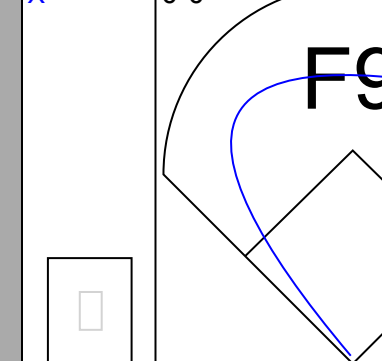
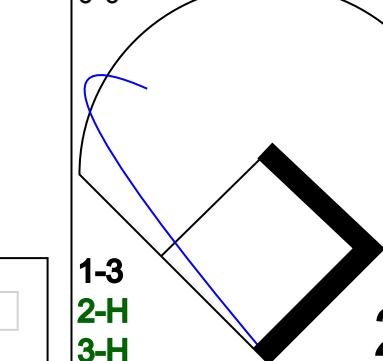


AB	33
R	3
H	8
RBI	3
BB	3
SO	5
LOB	15



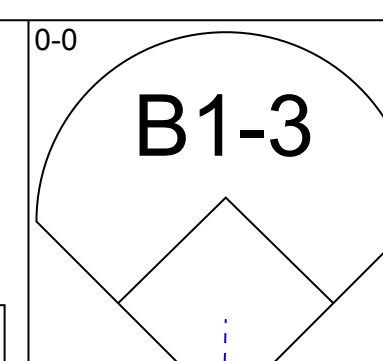
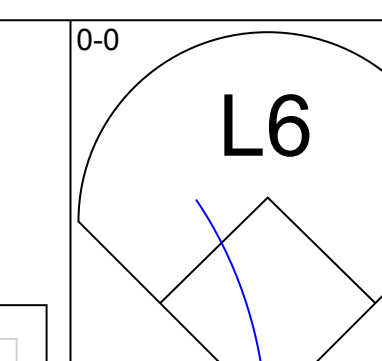
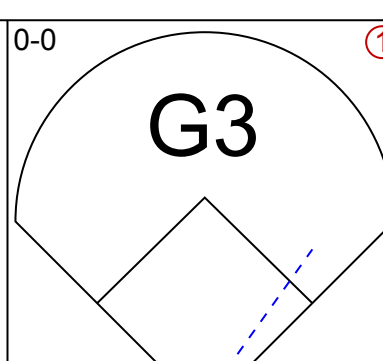
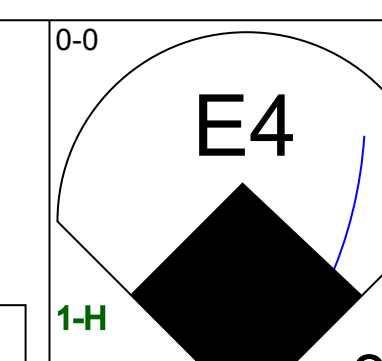
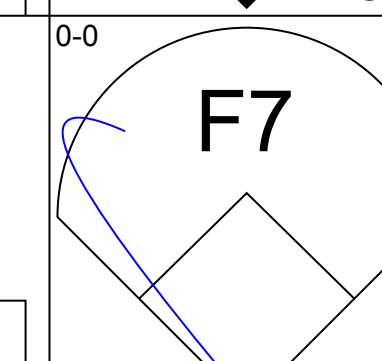
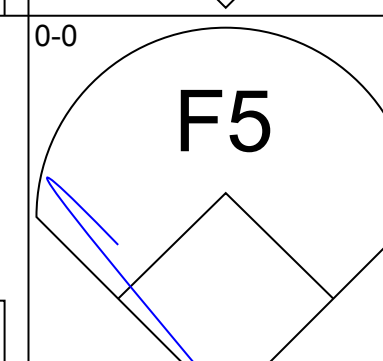
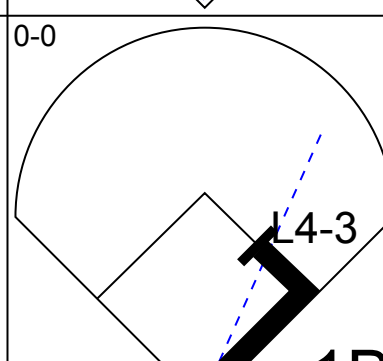
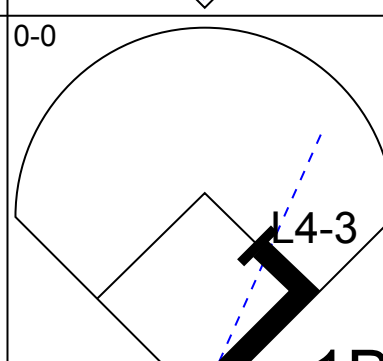
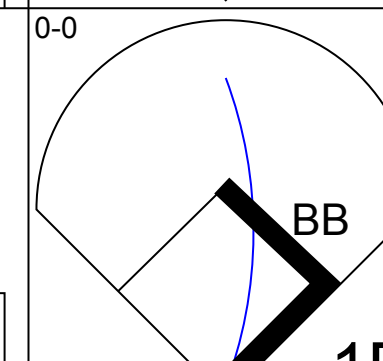
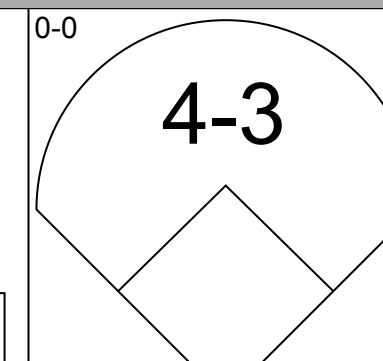
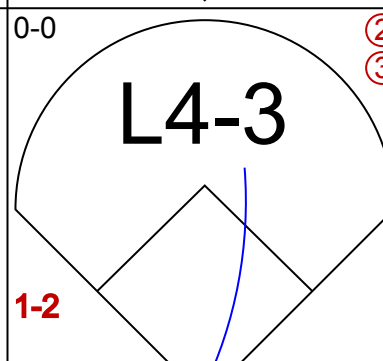
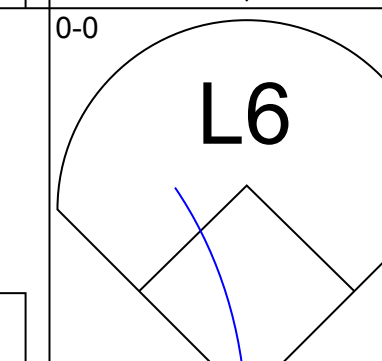

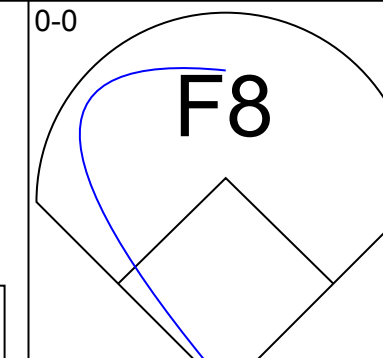
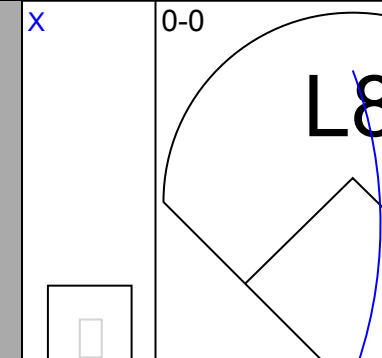
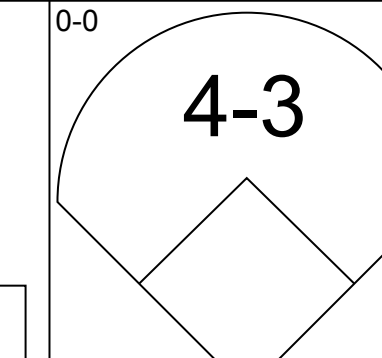
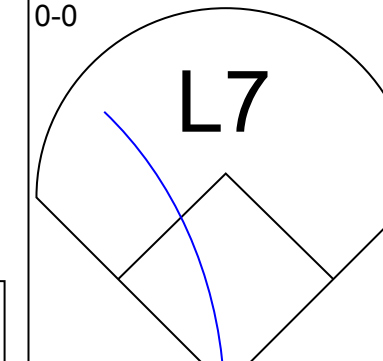
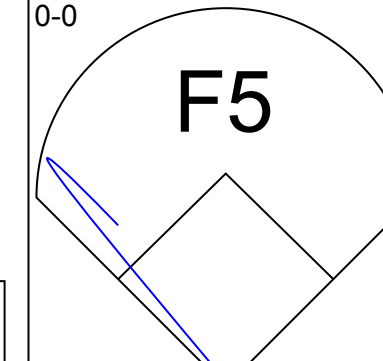
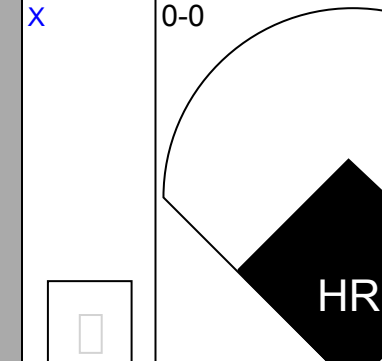
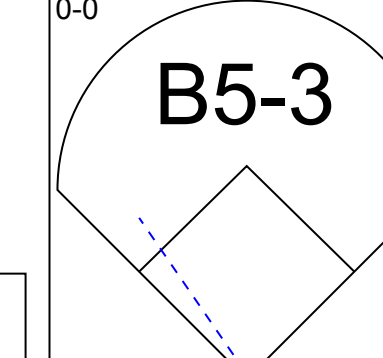
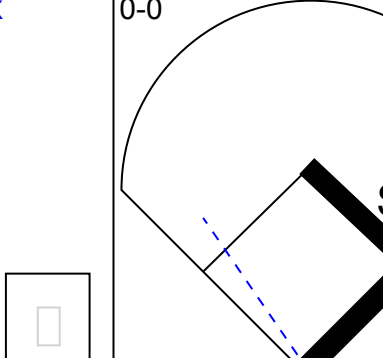
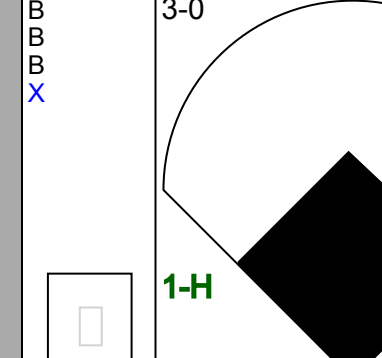
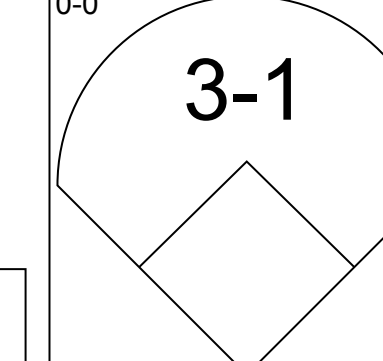
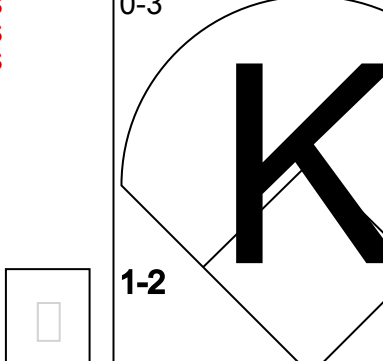
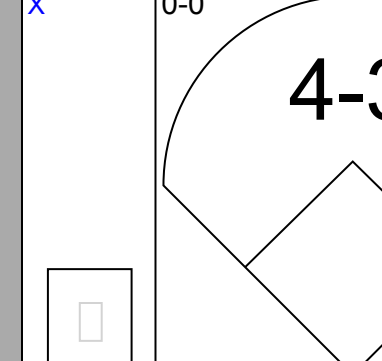
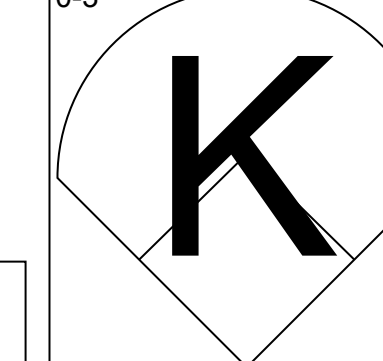
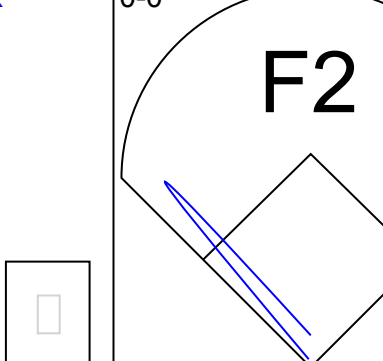
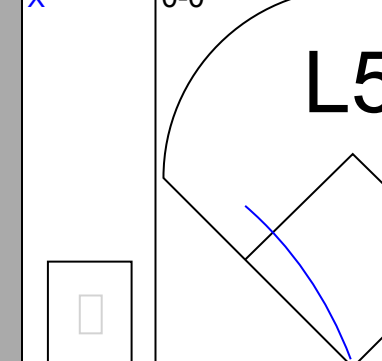
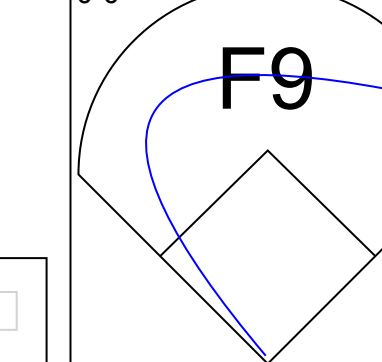
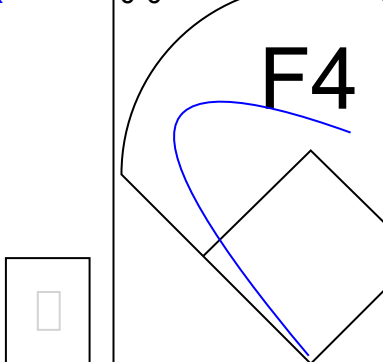
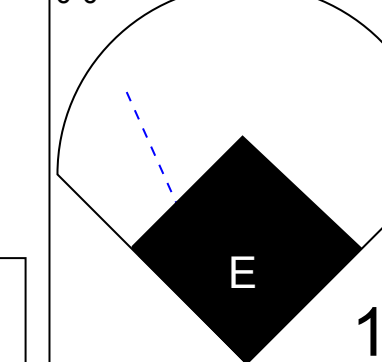
livebaseballscorecards.com

livebaseballscorecards.com

Batter	1	2	3	4	5	6	7	8	9	AB	R	H	RBI	BB	SO	LOB	TOP			
Jeff Stone, L (1, 8) OBP: 0.143, SLG: 0.143										5	0	0	1	0	3	3	Philadelphia Phillies @ San Diego Padres Jack Murphy Stadium, San Diego, CA Tue May 20 1986, 10:05 PM EDT Att: 13,997 - Unknown			
Darren Daulton, L (1, 2) OBP: 0.365, SLG: 0.434										5	0	0	0	0	3	3				
Juan Samuel, R (1, 4) OBP: 0.344, SLG: 0.376										4	0	2	0	0	2	0				
Mike Schmidt, R (1, 3) OBP: 0.360, SLG: 0.455										4	0	0	0	0	2	2				
Von Hayes, L (1, 7) OBP: 0.408, SLG: 0.492										3	1	2	0	1	0	0				
Glenn Wilson, R (1, 9) OBP: 0.295, SLG: 0.222										4	0	0	0	0	1	4				
Rick Schu, R (1, 5) OBP: 0.320, SLG: 0.402										3	1	1	0	1	2	1				
Tom Foley, L (1, 6) OBP: 0.563, SLG: 0.583										2	1	1	0	2	0	0				
Kevin Gross, R (1, 1) OBP: 0.111, SLG: 0.167										2	0	0	0	0	0	1				
Ron Roenicke, S (9, PH) OBP: 0.458, SLG: 0.476										1	0	1	2	0	0	0				
Inning Stats	R: 0 E: 0 K: 2 S: 7	H: 0 LOB: 0 BB: 0 P: 7	R: 0 E: 0 K: 1 S: 6	H: 1 LOB: 1 BB: 0 P: 6	R: 0 E: 0 K: 0 S: 3	H: 0 LOB: 0 BB: 0 P: 3	R: 0 E: 0 K: 1 S: 6	H: 1 LOB: 2 BB: 1 P: 10	R: 0 E: 0 K: 2 S: 7	H: 0 LOB: 0 BB: 0 P: 7	R: 0 E: 0 K: 1 S: 6	H: 1 LOB: 1 BB: 0 P: 6	R: 0 E: 0 K: 3 S: 10	H: 1 LOB: 1 BB: 1 P: 10	R: 3 E: 0 K: 1 S: 8	H: 3 LOB: 1 BB: 1 P: 12	1B: 5 2B: 2 3B: 0 HR: 0	SF: 0 SAC: 1 DP: 0 HBP: 0	WP: 1 PB: 0 SB: 1 CS: 0	PA: 38
PITCHER	IP WLS BF H R ER SO BB IBB HBP BLK WP HR S P ERA WHIP																			
Eric Show, R (1, 1) ERA: 2.97	8.1 W 35 6 3 3 12 4 0 0 0 1 0 55 71 3.24 1.200																			
Rich Gossage, R (9, 1) ERA: 4.15	0.2 S 3 1 0 0 1 0 0 0 0 0 0 5 5 0.00 1.500																			


AB	33
R	3
H	7
RBI	3
BB	4
SO	13
LOB	14



Batter	1	2	3	4	5	6	7	8	9	AB	R	H	RBI	BB	SO	LOB	BOTTOM	
Bip Roberts, S (1, 4) OBP: 0.286, SLG: 0.288										2	0	0	0	0	0	0	Philadelphia Phillies @ San Diego Padres Jack Murphy Stadium, San Diego, CA Tue May 20 1986, 10:05 PM EDT Att: 13,997 - Unknown	
Tim Flannery, L (4, 4) OBP: 0.368, SLG: 0.419										4	0	1	0	0	1	0		
Garry Templeton, S (1, 6) OBP: 0.252, SLG: 0.214										4	0	1	0	0	0	1		
Tony Gwynn, L (1, 9) OBP: 0.400, SLG: 0.490										3	0	0	0	1	0	0		
Steve Garvey, R (1, 3) OBP: 0.260, SLG: 0.413										3	0	0	0	1	0	0		
Terry Kennedy, L (1, 2) OBP: 0.328, SLG: 0.395										3	1	1	0	0	0	2		
Kevin McReynolds, R (1, 8) OBP: 0.377, SLG: 0.496										3	1	2	2	0	0	0		
Graig Nettles, L (1, 5) OBP: 0.283, SLG: 0.310										3	0	0	0	0	1	1		
Carmelo Martinez, R (1, 7) OBP: 0.311, SLG: 0.367										3	0	0	0	0	1	1		
Marvell Wynne, L (8, 8) OBP: 0.326, SLG: 0.475										0	0	0	0	0	0	0		
Eric Show, R (1, 1) OBP: 0.217, SLG: 0.261										3	1	1	0	0	0	1		
Rich Gossage, R (9, 1) ERA: 4.83										0	0	0	0	0	0	0		
Inning Stats	R: 0 E: 0 K: 0 S: 4	H: 1 LOB: 2 BB: 1 P: 8	R: 0 E: 0 K: 1 S: 5	H: 0 LOB: 0 BB: 0 P: 5	R: 0 E: 0 K: 1 S: 5	H: 0 LOB: 0 BB: 0 P: 5	R: 0 E: 0 K: 0 S: 3	H: 0 LOB: 0 BB: 0 P: 3	R: 2 E: 1 K: 0 S: 5	H: 2 LOB: 2 BB: 0 P: 8	R: 2 E: 1 K: 0 S: 5	H: 2 LOB: 0 BB: 0 P: 5	R: 2 E: 1 K: 0 S: 5	H: 2 LOB: 0 BB: 0 P: 5	1B: 5 2B: 1 3B: 1 HR: 1	SF: 0 SAC: 0 DP: 1 HBP: 0	WP: 0 PB: 0 SB: 1 CS: 0	PA: 31
PITCHER	IP WLS BF H R ER SO BB IBB HBP BLK WP HR S P ERA WHIP																	
Kevin Gross, R (1, 1) ERA: 4.83	8.0 L 31 7 4 3 3 1 0 0 0 0 1 36 43 3.38 1.000																	

AB	30
R	4
H	7
RBI	3
BB	1
SO	3
LOB	6



Batter	1	2	3	4	5	6	7	8	9	AB	R	H	RBI	BB	SO	LOB	TOP			
Ron Roenicke, S OBP: 0.429, SLG: 0.440	F3		1B					1-3		4	1	1	0	0	1	0	Philadelphia Phillies @ San Diego Padres Jack Murphy Stadium, San Diego, CA Wed May 21 1986, 10:05 PM EDT Att: 12,674 - Unknown			
Von Hayes, L OBP: 0.404, SLG: 0.484	K		1B					K		4	1	1	0	0	2	0				
Juan Samuel, R OBP: 0.340, SLG: 0.364	F2		1B						F4	3	0	0	0	0	0	0				
Mike Schmidt, R OBP: 0.357, SLG: 0.448		6-3	1B					F9	F4	4	0	1	2	0	0	1				
Glenn Wilson, R OBP: 0.255, SLG: 0.223		1B	F8					8-5	F8	4	0	1	0	0	0	3				
John Russell, R OBP: 0.315, SLG: 0.333	K									3	0	0	0	0	3	1				
Rick Schu, R OBP: 0.310, SLG: 0.389	6-3							4-3		3	0	0	0	0	0	1				
Steve Jeltz, S OBP: 0.320, SLG: 0.274			5-3					K		3	0	0	0	0	2	0				
Charles Hudson, S Dave Rucker, L Jeff Stone, L Tom Hume, R Luis Aguayo, R Steve Bedrosian, R			K					K		1	0	0	0	0	1	0				
										0	0	0	0	0	0	0				
Inning Stats	R: 0 E: 0 K: 1 S: 5	H: 0 LOB: 0 BB: 0 P: 5	R: 0 E: 0 K: 1 S: 6	H: 1 LOB: 1 BB: 0 P: 6	R: 2 E: 0 K: 1 S: 8	H: 3 LOB: 2 BB: 0 P: 9	R: 0 E: 0 K: 2 S: 7	H: 0 LOB: 0 BB: 0 P: 7	R: 0 E: 0 K: 0 S: 3	H: 0 LOB: 0 BB: 0 P: 3	R: 0 E: 0 K: 2 S: 7	H: 0 LOB: 0 BB: 0 P: 7	R: 0 E: 0 K: 0 S: 3	H: 0 LOB: 0 BB: 0 P: 3	R: 0 E: 0 K: 0 S: 3	H: 0 LOB: 0 BB: 0 P: 3	1B: 4 2B: 1 3B: 0 HR: 0	SF: 0 SAC: 0 DP: 1 HBP: 1	WP: 0 PB: 0 SB: 1 CS: 0	PA: 32
PITCHER Dave Dravecky, L ERA: 2.27	IP: 9.0 WLS: W BF: 32 H: 4 R: 2 ER: 2 SO: 11 BB: 0 IBB: 0 HBP: 1 BLK: 0 WP: 0 HR: 0 S: 53 P: 54 ERA: 2.00 WHIP: 0.444																			

Batter	1	2	3	4	5	6	7	8	9	AB	R	H	RBI	BB	SO	LOB	BOTTOM			
Marvell Wynne, L OBP: 0.319, SLG: 0.477	F8	F8		E5		1-3				4	0	1	0	0	0	3	Philadelphia Phillies @ San Diego Padres Jack Murphy Stadium, San Diego, CA Wed May 21 1986, 10:05 PM EDT Att: 12,674 - Unknown			
Gary Templeton, S OBP: 0.252, SLG: 0.222	1-3	2B		L9-2		6-3				4	0	1	1	0	0	2				
Tony Gwynn, L OBP: 0.415, SLG: 0.503	1B			2B						4	2	4	0	0	0	0				
Steve Garvey, R OBP: 0.266, SLG: 0.422	4-3			1B						4	1	2	0	0	0	2				
Terry Kennedy, L OBP: 0.319, SLG: 0.385		6-3		4-3		F4				3	0	0	1	0	0	1				
Kevin McReynolds, R OBP: 0.374, SLG: 0.489		1B		SF8		5-3				2	1	0	1	1	0	1				
Graig Nettles, L OBP: 0.272, SLG: 0.352		1B		HR		4-3				4	2	2	1	0	1	0				
Tim Flannery, L OBP: 0.382, SLG: 0.427		1B		1B						3	1	2	1	1	1	0				
Dave Dravecky, R OBP: 0.227, SLG: 0.333		2B		3-1		SH3-4				3	0	1	1	0	0	1				
Inning Stats	R: 0 E: 0 K: 0 S: 4	H: 1 LOB: 1 BB: 0 P: 4	R: 3 E: 0 K: 0 S: 6	H: 4 LOB: 2 BB: 1 P: 10	R: 3 E: 0 K: 0 S: 7	H: 4 LOB: 1 BB: 0 P: 7	R: 0 E: 1 K: 0 S: 4	H: 2 LOB: 1 BB: 0 P: 4	R: 0 E: 0 K: 0 S: 3	H: 0 LOB: 1 BB: 1 P: 3	R: 1 E: 0 K: 0 S: 4	H: 2 LOB: 0 BB: 0 P: 4	R: 0 E: 0 K: 2 S: 7	H: 0 LOB: 0 BB: 0 P: 7	R: 0 E: 0 K: 0 S: 7	H: 0 LOB: 0 BB: 0 P: 7	1B: 9 2B: 4 3B: 0 HR: 1	SF: 2 SAC: 1 DP: 2 HBP: 0	WP: 1 PB: 0 SB: 0 CS: 0	PA: 36
PITCHER Charles Hudson, R ERA: 4.33 Dave Rucker, L ERA: 2.79 Tom Hume, R ERA: 6.75 Steve Bedrosian, R ERA: 5.19	IP: 2.0 WLS: L BF: 9 H: 4 R: 1 ER: 1 SO: 0 BB: 0 IBB: 0 HBP: 0 BLK: 0 WP: 0 HR: 1 S: 9 P: 9 ERA: 4.50 WHIP: 2.000	IP: 3.0 WLS: 11 BF: 11 H: 2 R: 1 ER: 1 SO: 0 BB: 1 IBB: 0 HBP: 0 BLK: 0 WP: 0 HR: 0 S: 10 P: 14 ERA: 3.00 WHIP: 1.000	IP: 1.0 WLS: 3 BF: 0 H: 0 R: 0 ER: 0 SO: 2 BB: 0 IBB: 0 HBP: 0 BLK: 0 WP: 0 HR: 0 S: 7 P: 7 ERA: 0.00 WHIP: 0.000																	

AB	31
R	2
H	4
RBI	2
BB	0
SO	11
LOB	6

AB	31
R	7
H	13
RBI	6
BB	2
SO	2
LOB	10

Batter	1	2	3	4	5	6	7	8	9	AB	R	H	RBI	BB	SO	LOB	TOP								
Greg Gross, L (1,7) OBP: 0.464, SLG: 0.364	F9		1B BB		1-2 1B		1-2			3	0	1	0	1	0	1									
Ron Roenicke, S (1,8) OBP: 0.406, SLG: 0.414	F9		1-2 2-H 1B		4-3			6-3		4	0	1	1	0	0	2									
Juan Samuel, R (1,4) OBP: 0.327, SLG: 0.348	K		F9			E3 CS		5-3		4	0	0	0	0	1	2									
Mike Schmidt, R (1,5) OBP: 0.354, SLG: 0.465		F4		5-3		1-2 HR		K		4	1	1	1	0	1	0									
Von Hayes, L (1,3) OBP: 0.393, SLG: 0.469		5-3		F4		1-3			4-3	4	0	0	0	0	0	0									
Glenn Wilson, R (1,9) OBP: 0.255, SLG: 0.232		G3		6-3			2B		F8	4	0	1	0	0	0	0									
Darren Daulton, L (1,2) OBP: 0.350, SLG: 0.413			K		4-3		K		K	4	0	0	0	0	3	1									
Tom Foley, L (1,6) OBP: 0.579, SLG: 0.600			1B S		G3				1-3 1B	3	1	2	0	0	0	0									
Steve Carlton, L (1,1) OBP: 0.238, SLG: 0.200 (7, PH)			6-3						K	2	0	1	0	0	0	1									
Jeff Stone, L (7, PH) OBP: 0.125, SLG: 0.125										0	0	0	0	0	0	0									
Rick Schu, R (7, PH) OBP: 0.307, SLG: 0.385										1	0	0	0	0	1	1									
Kent Tekulve, R (7,1) OBP: 0.307, SLG: 0.385										0	0	0	0	0	0	0									
Inning Stats	R: 0 E: 0 K: 1 S: 5	H: 0 LOB: 0 BB: 0 P: 5	R: 0 E: 0 K: 0 S: 3	H: 0 LOB: 0 BB: 0 P: 3	R: 1 E: 0 K: 1 S: 7	H: 2 LOB: 2 BB: 1 P: 11	R: 0 E: 0 K: 0 S: 3	H: 0 LOB: 0 BB: 0 P: 3	R: 0 E: 0 K: 0 S: 5	H: 2 LOB: 2 BB: 0 P: 5	R: 1 E: 1 K: 1 S: 7	H: 2 LOB: 1 BB: 0 P: 7	R: 0 E: 0 K: 1 S: 5	H: 1 LOB: 0 BB: 0 P: 5	R: 0 E: 0 K: 1 S: 5	H: 0 LOB: 0 BB: 0 P: 5	R: 0 E: 0 K: 1 S: 5	H: 0 LOB: 0 BB: 0 P: 5	1B: 5 2B: 2 3B: 0 HR: 1	SF: 0 SAC: 0 DP: 1 HBP: 0	WP: 0 PB: 0 SB: 1 CS: 1	PA: 34			
PITCHER	IP	WLS	BF	H	R	ER	SO	BB	IBB	HBP	BLK	WP	HR	S	P	ERA	WHIP								
Andy Hawkins, R (1,1) ERA: 3.76	6.0	W	26	7	2	2	3	1	0	0	0	0	1	31	35	3.00	1.333								
Craig Lefferts, L (7,1) ERA: 1.93	3.0	S	8	0	0	0	3	0	0	0	0	0	0	14	14	0.00	0.000								

Philadelphia Phillies @ San Diego Padres
Jack Murphy Stadium, San Diego, CA
Thu May 22 1986, 6:33 AM EDT
Att: 21,173 - Unknown

AB 33
R 2
H 7
RBI 2
BB 1
SO 6
LOB 8



Batter	1	2	3	4	5	6	7	8	9	AB	R	H	RBI	BB	SO	LOB	BOTTOM								
Jerry Royster, R (1,5) OBP: 0.309, SLG: 0.377	F3		K					E6 FC6-4 1B SF8		4	1	1	0	0	1	0									
Gary Templeton, S (1,6) OBP: 0.259, SLG: 0.230	F8			G1-6-3 1B	1-3			FC6-4 1B		4	0	2	0	0	0	1									
Tony Gwynn, L (1,9) OBP: 0.411, SLG: 0.493				G1-6-3 1-2		F8		FC6-4 SF8 1B S		3	1	0	0	1	0	3									
Steve Garvey, R (1,3) OBP: 0.272, SLG: 0.440	F9			F8		HR		1-2 1B IBB		3	1	1	1	1	0	1									
Kevin McReynolds, R (1,8) OBP: 0.371, SLG: 0.507 (8,7)		K			HR	5-3		SF8		3	1	1	2	0	1	0									
Bruce Bochy, R (1,2) OBP: 0.425, SLG: 0.783		5-3			F7	K		2-3 3-H 1B		4	0	1	1	0	1	0									
Carmelo Martinez, R (1,7) OBP: 0.391, SLG: 0.354					E6 HR			4-3		3	1	0	0	0	0	0									
Marvell Wynne, L (8,8) OBP: 0.313, SLG: 0.467										1	0	0	0	0	0	2									
Tim Flannery, L (1,4) OBP: 0.381, SLG: 0.455			F7		HR					3	1	1	2	0	0	0									
Andy Hawkins, R (1,1) OBP: 0.158, SLG: 0.158					F3					2	0	0	0	0	0	0									
Craig Lefferts, L (7,1) OBP: 0.333, SLG: 1.333										1	0	0	0	0	0	0									
Inning Stats	R: 0 E: 0 K: 0 S: 3	H: 0 LOB: 1 BB: 1 P: 7	R: 0 E: 0 K: 1 S: 5	H: 0 LOB: 0 BB: 0 P: 5	R: 0 E: 0 K: 1 S: 5	H: 0 LOB: 0 BB: 0 P: 5	R: 0 E: 0 K: 0 S: 3	H: 1 LOB: 0 BB: 0 P: 3	R: 3 E: 1 K: 0 S: 7	H: 3 LOB: 1 BB: 0 P: 7	R: 1 E: 0 K: 1 S: 6	H: 1 LOB: 0 BB: 0 P: 6	R: 0 E: 0 K: 0 S: 3	H: 0 LOB: 0 BB: 0 P: 3	R: 2 E: 1 K: 0 S: 6	H: 2 LOB: 2 BB: 1 P: 10	R: 0 E: 0 K: 0 S: 3	H: 0 LOB: 0 BB: 0 P: 10	1B: 3 2B: 1 3B: 0 HR: 3	SF: 1 SAC: 0 DP: 1 HBP: 0	WP: 0 PB: 0 SB: 1 CS: 0	PA: 34			
PITCHER	IP	WLS	BF	H	R	ER	SO	BB	IBB	HBP	BLK	WP	HR	S	P	ERA	WHIP								
Steve Carlton, L (1,1) ERA: 4.94	6.0	L	24	5	4	3	3	1	0	0	0	0	3	29	33	4.50	1.000								
Kent Tekulve, R (7,1) ERA: 1.37	2.0		10	2	2	0	0	0	1	0	0	0	0	9	13	0.00	1.000								

Philadelphia Phillies @ San Diego Padres
Jack Murphy Stadium, San Diego, CA
Thu May 22 1986, 6:33 AM EDT
Att: 21,173 - Unknown

AB 31
R 6
H 7
RBI 6
BB 2
SO 3
LOB 7



Batter	1	2	3	4	5	6	7	8	9	AB	R	H	RBI	BB	SO	LOB	TOP										
Mookie Wilson, S OBP: 0.386, SLG: 0.436 (1, 8)	K		L8		F7		S		5-3	5	0	1	0	0	1	1	New York Mets @ San Diego Padres Jack Murphy Stadium, San Diego, CA Sat May 24 1986, 10:05 PM EDT Att: 36,679 - Unknown										
Kevin Mitchell, R OBP: 0.327, SLG: 0.463 (1, 5)	K			F	S		K			4	2	2	0	0	2	1											
Keith Hernandez, L OBP: 0.423, SLG: 0.451 (1, 3)				E9	K		G1-4-2			4	1	2	0	0	1	2											
Gary Carter, R OBP: 0.327, SLG: 0.436 (1, 2)	L6			F8	F7			K		4	1	2	2	0	1	1											
Darryl Strawberry, L OBP: 0.325, SLG: 0.456 (1, 9)	K			F8	F7			G3		4	0	0	0	0	1	3											
George Foster, R OBP: 0.302, SLG: 0.396 Lenny Dykstra, L OBP: 0.345, SLG: 0.358 (8, 8)	6-3			SF8		G6-4-3		L6		3	0	1	1	0	0	0											
Tim Lincecum, R OBP: 0.323, SLG: 0.318 (1, 4)	F7			F9					6-3	4	1	1	0	0	0	1											
Rafael Santana, R OBP: 0.227, SLG: 0.232 (1, 6)			6-3		G6-4-3					4	0	2	2	0	0	1											
Bruce Berenyi, R Randy Niemann, L Howard Johnson, S Roger McDowell, R Jesse Orosco, L (9, 1)	K		K				L9		K	2	0	0	0	0	0	2											
Inning Stats	R: 0 E: 0 K: 2 S: 8	H: 1 LOB: 1 BB: 0 P: 8	R: 0 E: 0 K: 1 S: 5	H: 0 LOB: 0 BB: 0 P: 5	R: 0 E: 0 K: 1 S: 5	H: 0 LOB: 0 BB: 0 P: 5	R: 4 E: 1 K: 1 S: 10	H: 5 LOB: 1 BB: 0 P: 10	R: 1 E: 0 K: 0 S: 3	H: 2 LOB: 1 BB: 0 P: 7	R: 0 E: 0 K: 1 S: 6	H: 1 LOB: 0 BB: 0 P: 6	R: 0 E: 0 K: 1 S: 5	H: 0 LOB: 0 BB: 0 P: 5	R: 0 E: 0 K: 1 S: 6	H: 1 LOB: 1 BB: 0 P: 6		1B: 10 2B: 1 3B: 0 HR: 0	SF: 1 SAC: 0 DP: 1 HBP: 0	WP: 0 PB: 0 SB: 2 CS: 0	PA: 37						
PITCHER	IP	WLS	BF	H	R	ER	SO	BB	IBB	HBP	BLK	WP	HR	S	P	ERA	WHIP										
Mark Thurmond, L ERA: 6.46 (1, 1)	3.2	L	17	6	4	4	4	0	0	0	0	0	0	25	25	9.82	1.636										
Tim Stoddard, R ERA: 4.59 (4, 1)	1.1		6	2	1	1	2	0	0	0	0	0	0	10	10	6.75	1.500										
Gene Walter, L ERA: 3.28 (6, 1)	1.0		3	1	0	0	0	0	0	0	0	0	0	3	3	0.00	1.000										
Lance McCullers, R ERA: 1.14 (7, 1)	2.0		7	1	0	0	2	0	0	0	0	0	0	11	11	0.00	0.500										
Craig Lefferts, L ERA: 1.89 (9, 1)	1.0		4	1	0	0	1	0	0	0	0	0	0	6	6	0.00	1.000										

Batter	1	2	3	4	5	6	7	8	9	AB	R	H	RBI	BB	SO	LOB	BOTTOM										
Marvell Wynne, L OBP: 0.321, SLG: 0.460 (1, 8)	F8		G3-6-3		F9	F8		BB		5	0	2	0	0	0	3	New York Mets @ San Diego Padres Jack Murphy Stadium, San Diego, CA Sat May 24 1986, 10:05 PM EDT Att: 36,679 - Unknown										
Gary Templeton, S OBP: 0.255, SLG: 0.223 (1, 6)	K		G3-6-3		FC3-2		G4-6-3	FC7-6-5		5	0	1	0	0	1	4											
Tony Gwynn, L OBP: 0.421, SLG: 0.513 (1, 9)	6-3				FC6-4					3	0	2	0	2	0	0											
Steve Garvey, R OBP: 0.263, SLG: 0.440 (1, 3)	5-3		F9		FC6-4		G4-6-3	FC5		5	0	0	0	0	0	8											
Terry Kennedy, L OBP: 0.326, SLG: 0.375 (1, 2)	HR	BB		6-3		F7				3	1	1	0	2	0	0											
Kevin McReynolds, R OBP: 0.375, SLG: 0.541 (1, 7)	HR			F9		HR				5	2	3	3	0	1	3											
Graig Nettles, L OBP: 0.288, SLG: 0.418 Jerry Royster, R OBP: 0.311, SLG: 0.379 (9, PH)	HR						K	4-3		4	1	2	1	0	1	3											
Tim Flannery, L OBP: 0.370, SLG: 0.433 (1, 4)	K				F7		BB			4	0	0	0	1	2	3											
Mark Thurmond, L Tim Stoddard, R Gene Walter, L Lance McCullers, R Craig Lefferts, L Bruce Berenyi, R (1, 1)	5-3				F9					1	0	0	0	0	0	0											
Inning Stats	R: 0 E: 0 K: 1 S: 5	H: 0 LOB: 0 BB: 0 P: 5	R: 3 E: 0 K: 1 S: 7	H: 2 LOB: 1 BB: 1 P: 11	R: 0 E: 0 K: 0 S: 4	H: 2 LOB: 1 BB: 0 P: 4	R: 0 E: 0 K: 0 S: 4	H: 1 LOB: 1 BB: 0 P: 4	R: 0 E: 0 K: 0 S: 4	H: 1 LOB: 2 BB: 1 P: 8	R: 1 E: 1 K: 1 S: 6	H: 1 LOB: 3 BB: 1 P: 14	R: 0 E: 0 K: 1 S: 7	H: 2 LOB: 3 BB: 1 P: 11	R: 0 E: 0 K: 0 S: 5	H: 2 LOB: 2 BB: 1 P: 9		R: 0 E: 0 K: 1 S: 7	H: 2 LOB: 2 BB: 0 P: 7	1B: 9 2B: 1 3B: 0 HR: 3	SF: 0 SAC: 0 DP: 1 HBP: 0	WP: 0 PB: 0 SB: 0 CS: 0	PA: 45				
PITCHER	IP	WLS	BF	H	R	ER	SO	BB	IBB	HBP	BLK	WP	HR	S	P	ERA	WHIP										
Bruce Berenyi, R ERA: 5.4 (1, 1)	5.1	W	24	7	4	3	2	2	0	0	0	0	0	4	12	5.06	1.688										
Randy Niemann, L ERA: 3.18 (6, 1)	0.2		4	0	0	0	1	2	0	0	0	0	0	4	12	0.00	3.000										
Roger McDowell, R ERA: 3.06 (7, 1)	2.0		14	6	0	0	1	1	1	0	0	0	0	14	22	0.00	3.500										
Jesse Orosco, L ERA: 1.77 (9, 1)	1.0	S	3	0	0	0	1	0	0	0	0	0	0	5	5	0.00	0.000										

AB	36
R	5
H	11
RBI	5
BB	0
SO	9
LOB	12

AB	39
R	4
H	13
RBI	4
BB	6
SO	5
LOB	28



Batter	1	2	3	4	5	6	7	8	9	10	11	AB	R	H	RBI	BB	SO	LOB	TOP									
Lenny Dykstra, L OBP: 0.344, SLG: 0.357	F7		1B		1-3		3-1			4-3	5-3	6	1	2	0	0	0	3										
Wally Backman, S OBP: 0.409, SLG: 0.486	2B		F8		6-3			4-3 WP		4-3		5	1	2	0	0	0	2										
Keith Hernandez, L OBP: 0.416, SLG: 0.443	6-3		F9		F8			4-3		L8		5	0	1	0	0	0	3										
Darryl Strawberry, L OBP: 0.345, SLG: 0.468	IBB		1B					CS		CS		3	1	3	2	2	0	0										
Kevin Mitchell, R OBP: 0.310, SLG: 0.439	F3		F9		F2			4-3				3	0	0	0	0	0	5										
Danny Heep, L OBP: 0.388, SLG: 0.523												1	0	0	0	0	0	1										
Rafael Santana, R OBP: 0.224, SLG: 0.229												1	0	0	0	0	0	1										
Mookie Wilson, S OBP: 0.367, SLG: 0.395		F7	F8		3-1					F8		4	1	0	0	1	0	2										
Howard Johnson, S OBP: 0.354, SLG: 0.381					K			F9				4	0	2	0	1	1	0										
Ed Hearn, R OBP: 0.556, SLG: 0.571		K			F8					G6-4-3		4	0	1	0	1	1	2										
Bob Ojeda, L OBP: 0.100, SLG: 0.100												2	0	0	0	0	1	1										
Tim Teufel, R OBP: 0.320, SLG: 0.314	F7				K			SH1-4				1	0	0	0	0	0	0										
Jesse Orosco, R OBP: 0.320, SLG: 0.314												0	0	0	1	0	0	0										
Jesse Orosco, R OBP: 0.320, SLG: 0.314												0	0	0	1	0	0	0										
Inning Stats	R: 0 E: 0 K: 0 S: 4	H: 1 LOB: 2 BB: 1 P: 8	R: 0 E: 0 K: 1 S: 6	H: 1 LOB: 1 BB: 0 P: 6	R: 1 E: 0 K: 0 S: 6	H: 3 LOB: 2 BB: 0 P: 6	R: 0 E: 0 K: 2 S: 7	H: 0 LOB: 0 BB: 0 P: 7	R: 0 E: 0 K: 0 S: 2	H: 0 LOB: 0 BB: 1 P: 6	R: 0 E: 0 K: 0 S: 4	H: 1 LOB: 1 BB: 0 P: 4	R: 1 E: 0 K: 0 S: 4	H: 2 LOB: 0 BB: 0 P: 4	R: 0 E: 0 K: 0 S: 3	H: 1 LOB: 0 BB: 0 P: 3	R: 0 E: 0 K: 0 S: 4	H: 1 LOB: 1 BB: 0 P: 4	R: 2 E: 0 K: 0 S: 4	H: 1 LOB: 2 BB: 3 P: 16	1B: 10 2B: 1 3B: 0 HR: 0	SF: 1 SAC: 1 DP: 1 HBP: 0	WP: 2 PB: 0 SB: 4 CS: 2	PA: 46				
PITCHER	IP ERA WLS BF H R ER SO BB IBB HBP BLK WP HR S P ERA WHIP	Eric Show, R ERA: 2.93	Rich Gossage, R ERA: 3.6	Craig Lefferts, L ERA: 2.45	Lance McCullers, R ERA: 1.13	Gene Walter, L ERA: 3.24	PITCHER	IP ERA WLS BF H R ER SO BB IBB HBP BLK WP HR S P ERA WHIP	Eric Show, R ERA: 2.93	Rich Gossage, R ERA: 3.6	Craig Lefferts, L ERA: 2.45	Lance McCullers, R ERA: 1.13	Gene Walter, L ERA: 3.24	Eric Show, R ERA: 2.93	Rich Gossage, R ERA: 3.6	Craig Lefferts, L ERA: 2.45	Lance McCullers, R ERA: 1.13	Gene Walter, L ERA: 3.24	Eric Show, R ERA: 2.93	Rich Gossage, R ERA: 3.6	Craig Lefferts, L ERA: 2.45	Lance McCullers, R ERA: 1.13	Gene Walter, L ERA: 3.24	Eric Show, R ERA: 2.93	Rich Gossage, R ERA: 3.6	Craig Lefferts, L ERA: 2.45	Lance McCullers, R ERA: 1.13	Gene Walter, L ERA: 3.24

New York Mets @ San Diego Padres
Jack Murphy Stadium, San Diego, CA
Sun May 25 1986, 6:33 AM EDT
Att: 30,296 - Unknown

AB 39
R 4
H 11
RBI 3
BB 5
SO 3
LOB 20



Batter	1	2	3	4	5	6	7	8	9	10	11	AB	R	H	RBI	BB	SO	LOB	BOTTOM									
Jerry Royster, R OBP: 0.304, SLG: 0.380	E		F6		6-3			F8		F3		5	1	1	0	0	0	1										
Tony Gwynn, L OBP: 0.421, SLG: 0.506	F9		F7									4	0	1	0	1	0	0										
Kevin McReynolds, R OBP: 0.362, SLG: 0.540	BB		K					5-3				4	1	2	0	1	1	1										
Steve Garvey, R OBP: 0.262, SLG: 0.429	1B				6-3			G1-6-3		L8		4	0	0	0	1	0	3										
Carmelo Martinez, R OBP: 0.327, SLG: 0.371					K							3	0	2	1	0	1	0										
Marvell Wynne, L OBP: 0.327, SLG: 0.451								S				1	0	0	0	1	0	0										
Bruce Bochy, R OBP: 0.353, SLG: 0.621	F8				6-3			5-3		6-3		5	0	0	0	0	0	3										
Garry Templeton, S OBP: 0.289, SLG: 0.224			1-3					1-3				4	0	1	0	1	0	2										
Tim Flannery, L OBP: 0.358, SLG: 0.417			F7		K			K		L6		4	0	0	0	0	2	5										
Eric Show, R ERA: 2.93												1	0	0	0	0	1	0										
Rich Gossage, R ERA: 3.6												1	0	0	0	0	1	0										
Craig Lefferts, L ERA: 2.45												0	0	0	0	0	0	0										
Lance McCullers, R ERA: 1.13												0	0	0	0	0	0	0										
Gene Walter, L ERA: 3.24												0	0	0	0	0	0	0										
Inning Stats	R: 2 E: 1 K: 0 S: 5	H: 3 LOB: 1 BB: 1 P: 9	R: 0 E: 0 K: 1 S: 5	H: 0 LOB: 0 BB: 0 P: 5	R: 0 E: 0 K: 1 S: 5	H: 0 LOB: 0 BB: 0 P: 5	R: 0 E: 0 K: 1 S: 6	H: 1 LOB: 1 BB: 0 P: 6	R: 0 E: 0 K: 1 S: 6	H: 1 LOB: 2 BB: 2 P: 11	R: 0 E: 0 K: 1 S: 5	H: 0 LOB: 2 BB: 2 P: 13	R: 0 E: 0 K: 0 S: 3	H: 0 LOB: 0 BB: 0 P: 3	1B: 6 2B: 1 3B: 0 HR: 0	SF: 0 SAC: 1 DP: 1 HBP: 0	WP: 0 PB: 0 SB: 4 CS: 0	PA: 43										
PITCHER	IP ERA WLS BF H R ER SO BB IBB HBP BLK WP HR S P ERA WHIP	Eric Show, R ERA: 2.93	Rich Gossage, R ERA: 3.6	Craig Lefferts, L ERA: 2.45	Lance McCullers, R ERA: 1.13	Gene Walter, L ERA: 3.24	PITCHER	IP ERA WLS BF H R ER SO BB IBB HBP BLK WP HR S P ERA WHIP	Eric Show, R ERA: 2.93	Rich Gossage, R ERA: 3.6	Craig Lefferts, L ERA: 2.45	Lance McCullers, R ERA: 1.13	Gene Walter, L ERA: 3.24	Eric Show, R ERA: 2.93	Rich Gossage, R ERA: 3.6	Craig Lefferts, L ERA: 2.45	Lance McCullers, R ERA: 1.13	Gene Walter, L ERA: 3.24	Eric Show, R ERA: 2.93	Rich Gossage, R ERA: 3.6	Craig Lefferts, L ERA: 2.45	Lance McCullers, R ERA: 1.13	Gene Walter, L ERA: 3.24	Eric Show, R ERA: 2.93	Rich Gossage, R ERA: 3.6	Craig Lefferts, L ERA: 2.45	Lance McCullers, R ERA: 1.13	Gene Walter, L ERA: 3.24

New York Mets @ San Diego Padres
Jack Murphy Stadium, San Diego, CA
Sun May 25 1986, 6:33 AM EDT
Att: 30,296 - Unknown

AB 37
R 2
H 7
RBI 1
BB 5
SO 7
LOB 15



Batter	1	2	3	4	5	6	7	8	9	AB	R	H	RBI	BB	SO	LOB	TOP
Tim Flannery, L <small>OBP: 0.367, SLG: 0.414</small> 										3	2	1	0	2	1	0	San Diego Padres @ Montreal Expos Olympic Stadium, Montreal, QB <small>Mon May 26 1986, 7:05 PM EDT Att: 11,626 - Unknown</small>
Tony Gwynn, L <small>OBP: 0.420, SLG: 0.500</small> 										4	2	1	0	1	0	4	
Kevin McReynolds, R <small>OBP: 0.389, SLG: 0.552</small> 										4	1	2	3	1	0	2	
Terry Kennedy, L <small>OBP: 0.313, SLG: 0.358</small> 										5	0	0	2	0	1	4	
Graig Nettles, L <small>OBP: 0.302, SLG: 0.456</small> 										5	1	3	2	0	0	0	
Dane Iorg, L <small>OBP: 0.265, SLG: 0.412</small> Steve Garvey, R <small>OBP: 0.266, SLG: 0.451</small> 										4	1	2	0	0	0	1	
Garry Templeton, S <small>OBP: 0.257, SLG: 0.223</small> 										5	0	1	0	0	0	2	
John Kruk, L <small>OBP: 0.346, SLG: 0.429</small> Marvell Wynne, L <small>OBP: 0.327, SLG: 0.451</small> 										3	1	1	1	1	0	0	
Dave Dravecky, R <small>OBP: 0.200, SLG: 0.292</small> 										3	0	0	0	0	2	2	
Inning Stats <small>R: 2, H: 1, E: 0, LOB: 0, K: 0, BB: 1, S: 4</small>	<small>R: 3, H: 4, E: 1, LOB: 2, K: 1, BB: 1, S: 9</small>	<small>R: 0, H: 2, E: 0, LOB: 2, K: 1, BB: 1, S: 6</small>	<small>R: 2, H: 2, E: 0, LOB: 1, K: 0, BB: 1, S: 5</small>	<small>R: 0, H: 0, E: 0, LOB: 0, K: 1, BB: 0, S: 5</small>	<small>R: 0, H: 0, E: 0, LOB: 1, K: 1, BB: 1, S: 5</small>	<small>R: 0, H: 0, E: 0, LOB: 0, K: 0, BB: 0, S: 3</small>	<small>R: 0, H: 1, E: 0, LOB: 1, K: 0, BB: 0, S: 4</small>	<small>R: 2, H: 2, E: 0, LOB: 0, K: 0, BB: 0, S: 5</small>	<small>1B: 9, SF: 0, 2B: 1, SAC: 1, 3B: 1, DP: 1, HR: 2, HBP: 0</small>	<small>WP: 1, PA: 43, FB: 0, SB: 0, CS: 0</small>							
PITCHER Jay Tibbs, R <small>ERA: 2.71</small> Bert Roberge, R <small>ERA: 10.38</small> Jeff Parrett, R <small>ERA: 3.77</small> Andy McGaffigan, R <small>ERA: 4.01</small> Tim Burke, R <small>ERA: 1.24</small>	<small>IP: 1.2, WLS: 12, BF: 5, H: 5, R: 5, ER: 5, SO: 0, BB: 2, IBB: 0, HBP: 0, BLK: 0, WP: 0, HR: 0, S: 10, P: 18, ERA: 27.00, WHIP: 4.200</small>	<small>IP: 0.1, WLS: 1, BF: 0, H: 0, R: 0, ER: 0, SO: 1, BB: 0, IBB: 0, HBP: 0, BLK: 0, WP: 0, HR: 0, S: 3, P: 3, ERA: 0.00, WHIP: 0.000</small>	<small>IP: 4.0, WLS: 18, BF: 4, H: 2, R: 2, ER: 3, SO: 3, BB: 0, IBB: 0, HBP: 0, BLK: 0, WP: 1, HR: 0, S: 21, P: 33, ERA: 4.50, WHIP: 1.750</small>	<small>IP: 2.0, WLS: 7, BF: 1, H: 0, R: 0, ER: 0, SO: 0, BB: 0, IBB: 0, HBP: 0, BLK: 0, WP: 0, HR: 7, S: 7, P: 7, ERA: 0.00, WHIP: 0.500</small>	<small>IP: 1.0, WLS: 5, BF: 2, H: 2, R: 2, ER: 0, SO: 0, BB: 0, IBB: 0, HBP: 0, BLK: 0, WP: 0, HR: 2, S: 5, P: 5, ERA: 18.00, WHIP: 2.000</small>	PITCHER <small>IP: 0.0, WLS: 0, BF: 0, H: 0, R: 0, ER: 0, SO: 0, BB: 0, IBB: 0, HBP: 0, BLK: 0, WP: 0, HR: 0, S: 0, P: 0, ERA: 0.00, WHIP: 0.000</small>	<small>IP: 0.0, WLS: 0, BF: 0, H: 0, R: 0, ER: 0, SO: 0, BB: 0, IBB: 0, HBP: 0, BLK: 0, WP: 0, HR: 0, S: 0, P: 0, ERA: 0.00, WHIP: 0.000</small>	<small>IP: 0.0, WLS: 0, BF: 0, H: 0, R: 0, ER: 0, SO: 0, BB: 0, IBB: 0, HBP: 0, BLK: 0, WP: 0, HR: 0, S: 0, P: 0, ERA: 0.00, WHIP: 0.000</small>	<small>IP: 0.0, WLS: 0, BF: 0, H: 0, R: 0, ER: 0, SO: 0, BB: 0, IBB: 0, HBP: 0, BLK: 0, WP: 0, HR: 0, S: 0, P: 0, ERA: 0.00, WHIP: 0.000</small>	<small>IP: 0.0, WLS: 0, BF: 0, H: 0, R: 0, ER: 0, SO: 0, BB: 0, IBB: 0, HBP: 0, BLK: 0, WP: 0, HR: 0, S: 0, P: 0, ERA: 0.00, WHIP: 0.000</small>							
Batter Tim Raines, S <small>OBP: 0.418, SLG: 0.509</small> 										5	1	1	3	0	0	1	San Diego Padres @ Montreal Expos Olympic Stadium, Montreal, QB <small>Mon May 26 1986, 7:05 PM EDT Att: 11,626 - Unknown</small>
Mitch Webster, S <small>OBP: 0.346, SLG: 0.415</small> 										5	0	2	0	0	0	0	
Andre Dawson, R <small>OBP: 0.364, SLG: 0.565</small> 										5	2	2	1	0	0	2	
Hubie Brooks, R <small>OBP: 0.389, SLG: 0.660</small> 									4	0	0	0	0	3	1		
Tim Wallach, R <small>OBP: 0.349, SLG: 0.507</small> 										3	1	1	0	1	0	1	
Andres Galarraga, R <small>OBP: 0.364, SLG: 0.453</small> 										4	1	0	0	0	0	3	
Vance Law, R <small>OBP: 0.319, SLG: 0.366</small> 										4	1	2	2	0	0	1	
Dann Bilardello, R <small>OBP: 0.218, SLG: 0.280</small> Andy McGaffigan, R <small>OBP: 0.300, SLG: 0.277</small> Al Newman, S <small>OBP: 0.300, SLG: 0.277</small> Tim Burke, R <small>OBP: 0.300, SLG: 0.277</small> 										3	0	0	0	0	3	3	
Jay Tibbs, R <small>OBP: 0.250, SLG: 0.222</small> Bert Roberge, R <small>OBP: 0.150, SLG: 0.200</small> Jeff Parrett, R <small>OBP: 1.000, SLG: 1.000</small> Mike Fitzgerald, R <small>OBP: 0.292, SLG: 0.431</small> 										0	0	0	0	0	0	0	
Inning Stats <small>R: 1, H: 1, E: 0, LOB: 0, K: 1, BB: 0, S: 6</small>	<small>R: 4, H: 3, E: 1, LOB: 1, K: 1, BB: 1, S: 9</small>	<small>R: 0, H: 0, E: 0, LOB: 0, K: 1, BB: 0, S: 5</small>	<small>R: 0, H: 1, E: 0, LOB: 0, K: 1, BB: 0, S: 6</small>	<small>R: 0, H: 0, E: 0, LOB: 0, K: 0, BB: 0, S: 3</small>	<small>R: 0, H: 1, E: 0, LOB: 1, K: 1, BB: 0, S: 6</small>	<small>R: 0, H: 0, E: 0, LOB: 0, K: 0, BB: 0, S: 3</small>	<small>R: 1, H: 2, E: 0, LOB: 2, K: 1, BB: 0, S: 8</small>	<small>R: 0, H: 1, E: 0, LOB: 1, K: 0, BB: 0, S: 4</small>	<small>1B: 4, SF: 0, 2B: 3, SAC: 0, 3B: 0, DP: 0, HR: 2, HBP: 0</small>	<small>WP: 0, PA: 39, FB: 0, SB: 0, CS: 0</small>							
PITCHER Dave Dravecky, L <small>ERA: 2.12</small>	<small>IP: 9.0, WLS: 39, BF: 9, H: 6, R: 1, ER: 1, SO: 6, BB: 1, IBB: 0, HBP: 0, BLK: 0, WP: 0, HR: 2, S: 50, P: 54, ERA: 1.00, WHIP: 1.111</small>	<small>IP: 0.0, WLS: 0, BF: 0, H: 0, R: 0, ER: 0, SO: 0, BB: 0, IBB: 0, HBP: 0, BLK: 0, WP: 0, HR: 0, S: 0, P: 0, ERA: 0.00, WHIP: 0.000</small>	<small>IP: 0.0, WLS: 0, BF: 0, H: 0, R: 0, ER: 0, SO: 0, BB: 0, IBB: 0, HBP: 0, BLK: 0, WP: 0, HR: 0, S: 0, P: 0, ERA: 0.00, WHIP: 0.000</small>	<small>IP: 0.0, WLS: 0, BF: 0, H: 0, R: 0, ER: 0, SO: 0, BB: 0, IBB: 0, HBP: 0, BLK: 0, WP: 0, HR: 0, S: 0, P: 0, ERA: 0.00, WHIP: 0.000</small>	<small>IP: 0.0, WLS: 0, BF: 0, H: 0, R: 0, ER: 0, SO: 0, BB: 0, IBB: 0, HBP: 0, BLK: 0, WP: 0, HR: 0, S: 0, P: 0, ERA: 0.00, WHIP: 0.000</small>	<small>IP: 0.0, WLS: 0, BF: 0, H: 0, R: 0, ER: 0, SO: 0, BB: 0, IBB: 0, HBP: 0, BLK: 0, WP: 0, HR: 0, S: 0, P: 0, ERA: 0.00, WHIP: 0.000</small>	<small>IP: 0.0, WLS: 0, BF: 0, H: 0, R: 0, ER: 0, SO: 0, BB: 0, IBB: 0, HBP: 0, BLK: 0, WP: 0, HR: 0, S: 0, P: 0, ERA: 0.00, WHIP: 0.000</small>	<small>IP: 0.0, WLS: 0, BF: 0, H: 0, R: 0, ER: 0, SO: 0, BB: 0, IBB: 0, HBP: 0, BLK: 0, WP: 0, HR: 0, S: 0, P: 0, ERA: 0.00, WHIP: 0.000</small>	<small>IP: 0.0, WLS: 0, BF: 0, H: 0, R: 0, ER: 0, SO: 0, BB: 0, IBB: 0, HBP: 0, BLK: 0, WP: 0, HR: 0, S: 0, P: 0, ERA: 0.00, WHIP: 0.000</small>								

AB	37
R	9
H	12
RBI	9
BB	5
SO	4
LOB	15



Batter	1	2	3	4	5	6	7	8	9	AB	R	H	RBI	BB	SO	LOB	TOP										
Jerry Royster, R (1, 4) OBP: 0.293, SLG: 0.365 Tim Flannery, L (8, PH) OBP: 0.372, SLG: 0.420	6-3	F8			F9			FC5-4 1B		3	0	0	0	0	0	1											
Tony Gwynn, L (1, 9) OBP: 0.417, SLG: 0.494	1B HR	9-3			4-3			FC5-4 G5-4-3 1-2		4	1	1	0	0	0	2											
Kevin McReynolds, R (1, 8) OBP: 0.385, SLG: 0.544	1-3 HR			F9		F9		G5-4-3 1-2		4	1	1	0	0	0	1											
Steve Garvey, R (1, 3) OBP: 0.271, SLG: 0.470 Marvell Wynne, L (9, PR) OBP: 0.327, SLG: 0.451	1-H 3-H HR			K		F7				4	1	2	3	0	1	0											
Carmelo Martinez, R (1, 7) OBP: 0.333, SLG: 0.380	F9 1B			F9						3	1	1	0	1	1	1											
Gary Templeton, S (1, 6) OBP: 0.251, SLG: 0.217	F9				F9					4	0	0	0	0	0	4											
Terry Kennedy, L (1, 2) OBP: 0.312, SLG: 0.355	3-H 1B			K						4	0	1	1	0	2	2											
Mark Wasinger, R (1, 5) OBP: 0.239, SLG: 0.452	K			F4						2	0	0	0	0	1	1											
Graig Nettles, L (7, PH) OBP: 0.299, SLG: 0.452	K									1	0	0	0	0	0	0											
Andy Hawkins, R (1, 1) OBP: 0.190, SLG: 0.190 Gene Walter, L (6, 1) OBP: 0.500, SLG: 0.667 John Kruk, L (7, PH) OBP: 0.340, SLG: 0.420 Tim Stoddard, R (7, 1)					K					2	0	1	0	0	1	0											
Inning Stats	R: 4 E: 0 K: 1 S: 10	H: 5 LOB: 1 BB: 0 P: 10	R: 0 E: 0 K: 0 S: 3	H: 1 LOB: 0 BB: 0 P: 3	R: 0 E: 0 K: 1 S: 5	H: 0 LOB: 0 BB: 0 P: 5	R: 0 E: 0 K: 1 S: 5	H: 0 LOB: 0 BB: 0 P: 5	R: 0 E: 0 K: 1 S: 5	H: 0 LOB: 1 BB: 1 P: 7	R: 0 E: 0 K: 1 S: 5	H: 0 LOB: 0 BB: 0 P: 5	R: 0 E: 0 K: 0 S: 3	H: 1 LOB: 0 BB: 0 P: 3	R: 0 E: 0 K: 1 S: 6	H: 1 LOB: 2 BB: 0 P: 6	1B: 6 2B: 2 3B: 0 HR: 1	SF: 0 SAC: 0 DP: 2 HBP: 0	WP: 0 PB: 0 SB: 1 CS: 0	PA: 34							
PITCHER	IP	WLS	BF	H	R	ER	SO	BB	IBB	HBP	BLK	WP	HR	S	P	ERA	WHIP										
Joe Hesketh, L (1, 1) ERA: 5.7	6.0		24	6	4	4	4	1	0	0	0	0	1	31	35	6.00	1.167										
Tim Burke, R (7, 1) ERA: 1.17	2.0	W	6	1	0	0	1	0	0	0	0	0	0	8	8	0.00	0.500										
Jeff Reardon, R (9, 1) ERA: 2.38	1.0	S	4	1	0	0	1	0	0	0	0	0	0	6	6	0.00	1.000										

San Diego Padres @ Montreal Expos
Olympic Stadium, Montreal, QB
Tue May 27 1986, 7:05 PM EDT
Att: 11,641 - Unknown

AB 33
R 4
H 8
RBI 4
BB 1
SO 6
LOB 12



Batter	1	2	3	4	5	6	7	8	9	AB	R	H	RBI	BB	SO	LOB	BOTTOM										
Tim Raines, S (1, 7) OBP: 0.420, SLG: 0.509	1B S FC6-4		4-3			K				4	2	2	0	0	1	3											
Mitch Webster, S (1, 8) OBP: 0.357, SLG: 0.424 Al Newman, S (9, 6) OBP: 0.300, SLG: 0.277	1B S FC6-4			F8 E S		BLK 1B		E1 SH5-3 S 5-3		4	2	3	1	0	0	0											
Andre Dawson, R (1, 9) OBP: 0.357, SLG: 0.553	FC6-4 CS 1-2 3-H			F8 1-3		F5 1-2		SH5-3 1-3		3	0	0	1	0	0	3											
Hubie Brooks, R (1, 6) OBP: 0.385, SLG: 0.656 Jeff Reardon, R (9, 1)	K			E5 3-H		4-3 PB 2B		5-3 3-H		4	1	1	2	0	1	1											
Tim Wallach, R (1, 5) OBP: 0.341, SLG: 0.494		F9		6-3		4-3		F2		4	0	0	0	0	0	2											
Andres Galarraga, R (1, 3) OBP: 0.388, SLG: 0.450	6-3							F3		3	0	1	0	1	0	0											
Vance Law, R (1, 4) OBP: 0.311, SLG: 0.356	6-3							K		4	0	0	0	0	1	3											
Mike Fitzgerald, R (1, 2) OBP: 0.280, SLG: 0.412			K					F7		3	0	0	0	1	1	0											
Joe Hesketh, R (1, 1) Wayne Krenchinski, L (6, PH) OBP: 0.250, SLG: 0.361 Tim Burke, R (7, 1) Herm Winningham, L (9, 8) OBP: 0.342, SLG: 0.361			K							2	0	0	0	0	2	0											
Inning Stats	R: 1 E: 0 K: 1 S: 6	H: 2 LOB: 1 BB: 0 P: 6	R: 0 E: 0 K: 0 S: 3	H: 0 LOB: 0 BB: 0 P: 3	R: 0 E: 0 K: 2 S: 7	H: 0 LOB: 0 BB: 0 P: 7	R: 1 E: 1 K: 0 S: 5	H: 1 LOB: 2 BB: 1 P: 9	R: 1 E: 0 K: 1 S: 7	H: 2 LOB: 3 BB: 1 P: 7	R: 1 E: 0 K: 1 S: 8	H: 3 LOB: 3 BB: 1 P: 12	R: 1 E: 1 K: 0 S: 4	H: 0 LOB: 0 BB: 0 P: 4	R: 0 E: 0 K: 1 S: 5	H: 0 LOB: 0 BB: 0 P: 5	1B: 7 2B: 2 3B: 0 HR: 0	SF: 0 SAC: 1 DP: 1 HBP: 0	WP: 0 PB: 1 SB: 5 CS: 1	PA: 35							
PITCHER	IP	WLS	BF	H	R	ER	SO	BB	IBB	HBP	BLK	WP	HR	S	P	ERA	WHIP										
Andy Hawkins, R (1, 1) ERA: 4.01	5.2		27	8	4	4	4	1	0	0	1	0	0	33	41	6.35	1.588										
Gene Walter, L (6, 1) ERA: 3.2	0.1		1	0	0	0	1	0	0	0	0	0	0	3	3	0.00	0.000										
Tim Stoddard, R (7, 1) ERA: 4.21	2.0	L	7	0	1	0	1	0	0	0	0	0	0	9	9	0.00	0.000										

San Diego Padres @ Montreal Expos
Olympic Stadium, Montreal, QB
Tue May 27 1986, 7:05 PM EDT
Att: 11,641 - Unknown

AB 32
R 5
H 8
RBI 4
BB 2
SO 6
LOB 12



Batter	1	2	3	4	5	6	7	8	9	AB	R	H	RBI	BB	SO	LOB	TOP
Tim Flannery, L <small>OBP: 0.373, SLG: 0.414</small> 										4	1	1	0	1	0	0	
Tony Gwynn, L <small>OBP: 0.416, SLG: 0.489</small> 										4	2	1	0	0	0	1	
Kevin McReynolds, R <small>OBP: 0.385, SLG: 0.543</small> 										4	1	1	2	1	1	0	
Steve Garvey, R <small>OBP: 0.282, SLG: 0.477</small> Marvell Wynne, L <small>OBP: 0.321, SLG: 0.442</small>										4	2	3	2	0	0	1	
Graig Nettles, L <small>OBP: 0.298, SLG: 0.439</small> 										3	1	0	0	1	0	2	
Carmelo Martinez, R <small>OBP: 0.349, SLG: 0.396</small> 										4	1	3	1	0	0	2	
Terry Kennedy, L <small>OBP: 0.310, SLG: 0.373</small> 										4	1	1	3	0	2	3	
Jerry Royster, R <small>OBP: 0.291, SLG: 0.397</small> 										4	1	1	2	0	1	0	
LaMarr Hoyt, R <small>OBP: 0.167, SLG: 0.167</small> Lance McCullers, S <small>ERA: 1.11</small>										4	0	0	0	0	2	0	
Inning Stats	R: 0 H: 0 E: 0 K: 1 S: 4	R: 3 H: 2 E: 0 K: 1 S: 7	R: 3 H: 3 E: 1 K: 1 S: 8	R: 2 H: 2 E: 0 K: 0 S: 5	R: 0 H: 1 E: 0 K: 0 S: 3	R: 0 H: 0 E: 0 K: 1 S: 5	R: 0 H: 1 E: 0 K: 0 S: 4	R: 2 H: 2 E: 0 K: 2 S: 9	R: 0 H: 0 E: 0 K: 0 S: 3	1B: 8 2B: 1 3B: 0 HR: 2	SF: 0 SAC: 0 DP: 2 HBP: 1	WP: 0 PA: 40 PB: 0 SB: 3 CS: 0					
PITCHER	IP: 2.1 WLS: L BF: 13 H: 4 R: 6 ER: 5 SO: 2	IP: 1.0 WLS: L BF: 3 H: 1 R: 0 ER: 0 SO: 0	IP: 1.0 WLS: L BF: 3 H: 1 R: 0 ER: 0 SO: 0	IP: 1.0 WLS: L BF: 3 H: 1 R: 0 ER: 0 SO: 0	IP: 1.0 WLS: L BF: 3 H: 1 R: 0 ER: 0 SO: 0	IP: 1.0 WLS: L BF: 3 H: 1 R: 0 ER: 0 SO: 0	IP: 1.0 WLS: L BF: 3 H: 1 R: 0 ER: 0 SO: 0	IP: 1.0 WLS: L BF: 3 H: 1 R: 0 ER: 0 SO: 0	IP: 1.0 WLS: L BF: 3 H: 1 R: 0 ER: 0 SO: 0	IP: 1.0 WLS: L BF: 3 H: 1 R: 0 ER: 0 SO: 0	ERA: 5.72 WHIP: 3.000	ERA: 10.80 WHIP: 1.800	ERA: 9.00 WHIP: 1.500	ERA: 0.00 WHIP: 0.000			
Batter	1	2	3	4	5	6	7	8	9	AB	R	H	RBI	BB	SO	LOB	BOTTOM
Tim Raines, S <small>OBP: 0.414, SLG: 0.500</small> Jim Wohlford, R <small>OBP: 0.136, SLG: 0.182</small>										3	0	0	0	0	1	3	
Mitch Webster, S <small>OBP: 0.352, SLG: 0.424</small> 										5	0	1	0	0	0	0	
Andre Dawson, R <small>OBP: 0.363, SLG: 0.562</small> Herm Winningham, L <small>OBP: 0.347, SLG: 0.413</small>										3	0	2	0	0	0	0	
Tim Wallach, R <small>OBP: 0.343, SLG: 0.503</small> 										5	0	2	0	0	0	3	
Andres Galarraga, R <small>OBP: 0.359, SLG: 0.438</small> Dann Bilardo, R <small>OBP: 0.229, SLG: 0.308</small>										3	0	0	0	0	2	5	
Vance Law, R <small>OBP: 0.309, SLG: 0.353</small> 									4	0	1	0	0	0	3		
Al Newman, S <small>OBP: 0.352, SLG: 0.292</small> 										1	0	1	0	3	0	0	
Mike Fitzgerald, R <small>OBP: 0.282, SLG: 0.408</small> Jeff Parrett, R <small>OBP: 1.000, SLG: 1.000</small> Wayne Krenchicki, L <small>OBP: 0.156, SLG: 0.351</small>									3	0	1	0	0	0	3		
Floyd Youmans, R <small>OBP: 0.210, SLG: 0.063</small> Bert Roberge, R <small>ERA: 10.5</small> Dan Schatzeder, L <small>OBP: 0.345, SLG: 0.499</small> Andy McGaffigan, R <small>OBP: 0.307, SLG: 0.377</small> Jason Thompson, L <small>OBP: 0.307, SLG: 0.377</small>									0	0	0	0	1	0	0		
Inning Stats	R: 0 H: 1 E: 1 K: 0 S: 5	R: 0 H: 1 E: 0 K: 1 S: 5	R: 0 H: 2 E: 0 K: 1 S: 7	R: 0 H: 0 E: 0 K: 1 S: 5	R: 0 H: 1 E: 0 K: 1 S: 6	R: 0 H: 2 E: 0 K: 0 S: 5	R: 0 H: 0 E: 0 K: 0 S: 3	R: 0 H: 1 E: 0 K: 0 S: 4	R: 1 H: 2 E: 0 K: 1 S: 7	1B: 5 2B: 3 3B: 1 HR: 1	SF: 0 SAC: 0 DP: 1 HBP: 0	WP: 0 PA: 41 PB: 0 SB: 0 CS: 0					
PITCHER	IP: 8.2 WLS: W BF: 40 H: 10 R: 1 ER: 1 SO: 4	IP: 0.1 WLS: L BF: 1 H: 0 R: 0 ER: 0 SO: 1	IP: 1.0 WLS: L BF: 3 H: 1 R: 0 ER: 0 SO: 0	IP: 1.0 WLS: L BF: 3 H: 1 R: 0 ER: 0 SO: 0	IP: 1.0 WLS: L BF: 3 H: 1 R: 0 ER: 0 SO: 0	IP: 1.0 WLS: L BF: 3 H: 1 R: 0 ER: 0 SO: 0	IP: 1.0 WLS: L BF: 3 H: 1 R: 0 ER: 0 SO: 0	IP: 1.0 WLS: L BF: 3 H: 1 R: 0 ER: 0 SO: 0	IP: 1.0 WLS: L BF: 3 H: 1 R: 0 ER: 0 SO: 0	IP: 1.0 WLS: L BF: 3 H: 1 R: 0 ER: 0 SO: 0	ERA: 4.06 WHIP: 1.615	ERA: 0.00 WHIP: 0.000					

San Diego Padres @ Montreal Expos
 Olympic Stadium, Montreal, QB
 Wed May 28 1986, 7:05 PM EDT
 Att: 21,342 - Unknown

AB 36
 R 10
 H 11
 RBI 10
 BB 3
 SO 6
 LOB 9



San Diego Padres @ Montreal Expos
 Olympic Stadium, Montreal, QB
 Wed May 28 1986, 7:05 PM EDT
 Att: 21,342 - Unknown

AB 37
 R 1
 H 10
 RBI 1
 BB 4
 SO 5
 LOB 27



Batter	1	2	3	4	5	6	7	8	9	AB	R	H	RBI	BB	SO	LOB	TOP					
Tim Flannery, L (1, 4) OBP: 0.370, SLG: 0.417	F7																4 0 1 0 0 0 1					
Tony Gwynn, L (1, 9) OBP: 0.413, SLG: 0.489																	4 0 1 0 0 0 1					
Kevin McReynolds, R (1, 8) OBP: 0.382, SLG: 0.536																	4 0 1 0 0 1 2					
Steve Garvey, R (1, 3) OBP: 0.292, SLG: 0.489																	4 0 3 0 0 0 1					
Marvell Wynne, L (8, PR) OBP: 0.321, SLG: 0.442																	0 0 0 0 0 0 0					
Graig Nettles, L (1, 5) OBP: 0.288, SLG: 0.423																	4 0 0 0 0 0 4					
Carmelo Martinez, R (1, 7) OBP: 0.345, SLG: 0.390																	4 0 1 0 0 1 3					
Terry Kennedy, L (1, 2) OBP: 0.315, SLG: 0.379																	3 0 1 0 1 0 2					
Garry Templeton, S (1, 6) OBP: 0.246, SLG: 0.212																	4 0 0 0 0 1 3					
Eric Show, R (1, 1) OBP: 0.192, SLG: 0.231																	2 0 0 0 0 1 0					
John Kruk, L (7, PH) OBP: 0.352, SLG: 0.420																	0 0 0 0 1 0 0					
Craig Lefferts, L (7, 1) OBP: 0.333, SLG: 1.333																	0 0 0 0 0 0 0					
Dane Iorg, L (9, PH) OBP: 0.257, SLG: 0.400																	1 0 0 0 0 0 0					
Inning Stats	R: 0 E: 0 K: 0 S: 4	H: 1 LOB: 1 BB: 0 P: 4	R: 0 E: 0 K: 0 S: 4	H: 1 LOB: 1 BB: 0 P: 4	R: 0 E: 0 K: 2 S: 8	H: 1 LOB: 1 BB: 0 P: 8	R: 0 E: 0 K: 1 S: 6	H: 1 LOB: 2 BB: 1 P: 10	R: 0 E: 0 K: 0 S: 3	H: 0 LOB: 0 BB: 0 P: 3	R: 0 E: 0 K: 0 S: 5	H: 2 LOB: 2 BB: 0 P: 5	R: 0 E: 0 K: 0 S: 2	H: 0 LOB: 0 BB: 1 P: 6	R: 0 E: 0 K: 0 S: 5	H: 2 LOB: 2 BB: 0 P: 5	R: 0 E: 0 K: 1 S: 5	H: 0 LOB: 0 BB: 0 P: 5	1B: 4 2B: 4 3B: 0 HR: 0	SF: 0 SAC: 0 DP: 1 HBP: 0	WP: 0 PB: 0 SB: 0 CS: 0	PA: 36
PITCHER Kevin Gross, R (1, 1) ERA: 4.31	IP: 9.0 WLS: W BF: 36 H: 8 R: 0 ER: 0 SO: 4 BB: 2 IBB: 0 HBP: 0 BLK: 0 WP: 0 HR: 0 S: 42 P: 50 ERA: 0.00 WHIP: 1.111															PITCHER Kevin Gross, R (1, 1) ERA: 4.31	IP: 9.0 WLS: W BF: 36 H: 8 R: 0 ER: 0 SO: 4 BB: 2 IBB: 0 HBP: 0 BLK: 0 WP: 0 HR: 0 S: 42 P: 50 ERA: 0.00 WHIP: 1.111					

San Diego Padres @ Philadelphia Phillies
Veterans Stadium, Philadelphia, PA
Fri May 30 1986, 7:05 PM EDT
Att: 10,608 - Unknown

AB 34
R 0
H 8
RBI 0
BB 2
SO 4
LOB 17



Batter	1	2	3	4	5	6	7	8	9	AB	R	H	RBI	BB	SO	LOB	BOTTOM			
Jeff Stone, L (1, 7) OBP: 0.241, SLG: 0.214																	4 1 2 0 0 0 1			
Greg Gross, L (9, 7) OBP: 0.471, SLG: 0.407																	0 0 0 0 0 0 0			
Milt Thompson, L (1, 8) OBP: 0.247, SLG: 0.259																	4 0 0 0 0 1 2			
Juan Samuel, R (1, 4) OBP: 0.311, SLG: 0.330																	3 1 1 1 1 0 1			
Mike Schmidt, R (1, 5) OBP: 0.381, SLG: 0.510																	4 0 1 0 0 1 2			
Von Hayes, L (1, 3) OBP: 0.382, SLG: 0.448																	3 0 1 0 1 0 0			
Glenn Wilson, R (1, 9) OBP: 0.284, SLG: 0.270																	4 0 1 0 0 1 3			
Darren Daulton, L (1, 2) OBP: 0.370, SLG: 0.419																	2 0 0 0 1 1 0			
Steve Jeltz, S (1, 6) OBP: 0.333, SLG: 0.290																	2 0 1 0 1 0 2			
Kevin Gross, R (1, 1) OBP: 0.083, SLG: 0.125																	3 0 0 0 0 2 3			
Inning Stats	R: 0 E: 0 K: 2 S: 8	H: 1 LOB: 1 BB: 0 P: 8	R: 0 E: 0 K: 1 S: 5	H: 1 LOB: 2 BB: 2 P: 13	R: 0 E: 0 K: 0 S: 3	H: 0 LOB: 0 BB: 0 P: 3	R: 0 E: 0 K: 0 S: 4	H: 1 LOB: 2 BB: 0 P: 5	R: 2 E: 1 K: 2 S: 10	H: 3 LOB: 2 BB: 1 P: 14	R: 0 E: 0 K: 0 S: 4	H: 1 LOB: 1 BB: 0 P: 4	R: 0 E: 0 K: 0 S: 2	H: 0 LOB: 0 BB: 1 P: 6	R: 0 E: 0 K: 1 S: 5	H: 0 LOB: 0 BB: 0 P: 5	1B: 6 2B: 1 3B: 0 HR: 0	SF: 0 SAC: 0 DP: 2 HBP: 1	WP: 0 PB: 0 SB: 2 CS: 0	PA: 34
PITCHER Eric Show, R (1, 1) ERA: 2.82	IP: 6.0 WLS: L BF: 28 H: 7 R: 2 ER: 1 SO: 5 BB: 2 IBB: 1 HBP: 1 BLK: 0 WP: 0 HR: 0 S: 34 P: 47 ERA: 1.50 WHIP: 1.500															PITCHER Eric Show, R (1, 1) ERA: 2.82	IP: 6.0 WLS: L BF: 28 H: 7 R: 2 ER: 1 SO: 5 BB: 2 IBB: 1 HBP: 1 BLK: 0 WP: 0 HR: 0 S: 34 P: 47 ERA: 1.50 WHIP: 1.500			
PITCHER Craig Lefferts, L (7, 1) ERA: 2.3	IP: 2.0 WLS: L BF: 6 H: 0 R: 0 ER: 0 SO: 1 BB: 1 IBB: 0 HBP: 0 BLK: 0 WP: 0 HR: 0 S: 7 P: 11 ERA: 0.00 WHIP: 0.500															PITCHER Craig Lefferts, L (7, 1) ERA: 2.3	IP: 2.0 WLS: L BF: 6 H: 0 R: 0 ER: 0 SO: 1 BB: 1 IBB: 0 HBP: 0 BLK: 0 WP: 0 HR: 0 S: 7 P: 11 ERA: 0.00 WHIP: 0.500			

San Diego Padres @ Philadelphia Phillies
Veterans Stadium, Philadelphia, PA
Fri May 30 1986, 7:05 PM EDT
Att: 10,608 - Unknown

AB 29
R 2
H 7
RBI 1
BB 4
SO 6
LOB 14



Batter	1	2	3	4	5	6	7	8	9	AB	R	H	RBI	BB	SO	LOB	TOP										
Tim Flannery, L (1, 4) OBP: 0.373, SLG: 0.415	4-0 1B BB		0-0 1B		0-0 FC4-6		0-0 6-3			3	0	1	0	1	0	1	San Diego Padres @ Philadelphia Phillies Veterans Stadium, Philadelphia, PA Sat May 31 1986, 3:33 AM EDT Att: 21,211 - Unknown livebaseballscorecards.com										
Tony Gwynn, L (1, 9) OBP: 0.405, SLG: 0.478	0-3 K		0-0 G3-6-3		0-0 F8			0-0 6-3		4	0	0	0	0	1	3											
Kevin McReynolds, R (1, 8) OBP: 0.374, SLG: 0.524	0-0 F8			0-0 F8		0-0 5-3		0-3 K		4	0	0	0	0	1	1											
Steve Garvey, R (1, 3) OBP: 0.291, SLG: 0.483	0-0 1-3 1B			0-0 1-3		0-0 F9		0-0 F8		4	0	1	0	0	0	0											
Graig Nettles, L (1, 5) OBP: 0.297, SLG: 0.420	0-0 4-3			4-0 1B BB		4-0 1B BB			0-3 K	1	0	0	0	2	0	2											
Jerry Royster, R (6, 5) OBP: 0.291, SLG: 0.397										0	0	0	0	0	0	0											
Dave Long, L (9, PH) OBP: 0.250, SLG: 0.389										1	0	0	0	0	1	0											
Carmelo Martinez, R (1, 7) OBP: 0.350, SLG: 0.384		0-0 F6		0-0 1-2 1B		0-0 1-3 1B		0-0 F3		4	0	2	0	0	0	0											
Terry Kennedy, L (1, 2) OBP: 0.307, SLG: 0.369		0-0 3-1		0-0 G3		0-0 F7		0-0 F7		4	0	0	0	0	0	4											
Garry Templeton, S (1, 6) OBP: 0.242, SLG: 0.298		0-0 6-3			0-0 G3		0-0 6-3			3	0	0	0	0	0	0											
Dave Dravecky, R (1, 1) OBP: 0.214, SLG: 0.296			0-0 F9		0-0 FC4-6 1B		0-0 4-3			3	0	1	0	0	0	0											
Gene Walter, L (7, 1) OBP: 0.500, SLG: 0.667									0	0	0	0	0	0	0	0											
Inning Stats	R: 0 E: 0 K: 1 S: 6	H: 1 LOB: 2 BB: 1 P: 10	R: 0 E: 0 K: 0 S: 3	H: 0 LOB: 0 BB: 0 P: 3	R: 0 E: 0 K: 0 S: 3	H: 1 LOB: 2 BB: 0 P: 3	R: 0 E: 0 K: 0 S: 4	H: 1 LOB: 1 BB: 0 P: 4	R: 0 E: 0 K: 0 S: 5	H: 0 LOB: 0 BB: 0 P: 5	R: 0 E: 0 K: 1 S: 5	H: 0 LOB: 0 BB: 0 P: 5	R: 0 E: 0 K: 1 S: 5	H: 0 LOB: 0 BB: 0 P: 5	R: 0 E: 0 K: 1 S: 5	H: 0 LOB: 0 BB: 0 P: 5	1B: 5 2B: 0 3B: 0 HR: 0	SF: 0 SAC: 0 DP: 1 HBP: 0	WP: 0 PA: 34 PB: 0 SB: 0 CS: 0								
PITCHER	IP	WLS	BF	H	R	ER	SO	BB	IBB	HBP	BLK	WP	HR	S	P	ERA	WHIP										
Charles Hudson, R (1, 1) ERA: 3.61	7.0	W	28	5	0	0	1	3	0	0	0	0	0	27	39	0.00	1.143										
Steve Bedrosian, R (8, 1) ERA: 4.22	2.0	S	6	0	0	0	2	0	0	0	0	0	0	10	10	0.00	0.000										

Batter	1	2	3	4	5	6	7	8	9	AB	R	H	RBI	BB	SO	LOB	BOTTOM											
Jeff Stone, L (1, 7) OBP: 0.242, SLG: 0.219	0-3 K		0-3 K			0-0 FC5-4 1B	0-0 4-3			4	0	1	0	0	2	2	San Diego Padres @ Philadelphia Phillies Veterans Stadium, Philadelphia, PA Sat May 31 1986, 3:33 AM EDT Att: 21,211 - Unknown livebaseballscorecards.com											
Steve Bedrosian, R (8, 1)										0	0	0	0	0	0	0												
Ron Roenicke, S (1, 8) OBP: 0.326, SLG: 0.325	0-0 2B 1B		0-0 F4			0-0 E6 FC5-4		0-3 K		4	0	1	0	0	1	2												
Juan Samuel, R (1, 4) OBP: 0.301, SLG: 0.319	0-0 F4			0-0 F7		0-0 FC5-4		0-3 K		4	0	0	0	0	1	3												
Mike Schmidt, R (1, 5) OBP: 0.383, SLG: 0.513	0-0 1-H 2B			0-0 4-3		0-3 K		4-0 BB		3	0	1	0	1	1	2												
Von Hayes, L (1, 3) OBP: 0.374, SLG: 0.437		0-0 F7		0-0 F9		0-0 4-3		0-3 K		4	0	0	0	0	1	3												
Glenn Wilson, R (1, 9) OBP: 0.280, SLG: 0.265		0-0 F9			0-0 F5		0-3 K			3	0	0	0	0	1	0												
John Russell, R (1, 2) OBP: 0.328, SLG: 0.429		0-3 K			0-0 F6		0-0 HR			3	1	1	1	0	1	0												
Steve Jeltz, S (1, 6) OBP: 0.340, SLG: 0.288			4-0 SH1-4 BB		4-0 BB		0-0 F4			1	0	0	0	2	0	0												
Charles Hudson, S (1, 1)			0-0 SH1-4		0-3 K		0-0 2B			1	0	0	0	0	1	1												
Rick Schu, R (7, PH) OBP: 0.309, SLG: 0.384										1	0	1	0	0	0	0												
Greg Gross, L (8, 7) OBP: 0.471, SLG: 0.407										0	0	0	0	0	0	0												
Inning Stats	R: 0 E: 0 K: 1 S: 6	H: 2 LOB: 2 BB: 0 P: 6	R: 0 E: 0 K: 1 S: 5	H: 0 LOB: 0 BB: 0 P: 5	R: 0 E: 0 K: 1 S: 5	H: 0 LOB: 1 BB: 1 P: 9	R: 0 E: 0 K: 0 S: 3	H: 0 LOB: 0 BB: 0 P: 3	R: 0 E: 1 K: 1 S: 7	H: 1 LOB: 2 BB: 0 P: 7	R: 1 E: 0 K: 1 S: 7	H: 2 LOB: 1 BB: 0 P: 7	R: 0 E: 0 K: 3 S: 9	H: 0 LOB: 1 BB: 1 P: 13	R: 0 E: 0 K: 3 S: 9	H: 0 LOB: 1 BB: 1 P: 13	1B: 2 2B: 2 3B: 0 HR: 1	SF: 0 SAC: 1 DP: 0 HBP: 0	WP: 0 PA: 32 PB: 0 SB: 0 CS: 0									
PITCHER	IP	WLS	BF	H	R	ER	SO	BB	IBB	HBP	BLK	WP	HR	S	P	ERA	WHIP											
Dave Dravecky, L (1, 1) ERA: 2.05	6.2	L	27	5	1	1	6	2	0	0	0	0	0	1	37	45	1.35	1.050										
Gene Walter, L (7, 1) ERA: 3.04	1.1		5	0	0	0	3	1	0	0	0	0	0	10	14	0.00	0.750											



Batter	1	2	3	4	5	6	7	8	9	AB	R	H	RBI	BB	SO	LOB	TOP				
Jerry Royster, R OBP: 0.300, SLG: 0.395	F4	4-3																			
Craig Lefferts, L OBP: 0.333, SLG: 1.333						G3															
Tony Kennedy, L OBP: 0.311, SLG: 0.373						1B															
Tony Gwynn, L OBP: 0.410, SLG: 0.484																					
Kevin McReynolds, R OBP: 0.372, SLG: 0.534																					
Marvell Wynne, L OBP: 0.316, SLG: 0.434																					
Steve Garvey, R OBP: 0.292, SLG: 0.481																					
Lance McCullers, S																					
Gene Walter, L OBP: 0.500, SLG: 0.667																					
Dane Iorg, L OBP: 0.283, SLG: 0.378																					
Carmelo Martinez, R OBP: 0.355, SLG: 0.393																					
Bruce Bochy, R OBP: 0.368, SLG: 0.606																					
Tim Flannery, L OBP: 0.370, SLG: 0.417																					
Mark Wasinger, R																					
Andy Hawkins, R OBP: 0.182, SLG: 0.182																					
Tim Stoddard, R																					
John Kruk, L OBP: 0.357, SLG: 0.423																					
Inning Stats	R: 2 E: 0 K: 0 S: 7	H: 4 LOB: 2 BB: 0 P: 7	R: 0 E: 0 K: 0 S: 3	H: 0 LOB: 0 BB: 0 P: 3	R: 0 E: 0 K: 1 S: 6	H: 1 LOB: 2 BB: 1 P: 10	R: 0 E: 0 K: 1 S: 5	H: 0 LOB: 0 BB: 0 P: 5	R: 0 E: 0 K: 0 S: 4	H: 1 LOB: 1 BB: 1 P: 4	R: 0 E: 0 K: 0 S: 6	H: 4 LOB: 2 BB: 1 P: 10	R: 0 E: 0 K: 1 S: 5	H: 0 LOB: 1 BB: 1 P: 9	R: 0 E: 0 K: 1 S: 5	H: 1 LOB: 1 BB: 0 P: 7	1B: 8 2B: 3 3B: 0 HR: 1	SF: 0 SAC: 0 DP: 1 HBP: 0	WP: 0 PB: 0 SB: 0 CS: 0	PA: 40	
PITCHER	IP WLS BF H R ER SO BB IBB HBP BLK WP HR S P ERA WHIP	IP WLS BF H R ER SO BB IBB HBP BLK WP HR S P ERA WHIP	IP WLS BF H R ER SO BB IBB HBP BLK WP HR S P ERA WHIP	IP WLS BF H R ER SO BB IBB HBP BLK WP HR S P ERA WHIP	IP WLS BF H R ER SO BB IBB HBP BLK WP HR S P ERA WHIP	IP WLS BF H R ER SO BB IBB HBP BLK WP HR S P ERA WHIP	IP WLS BF H R ER SO BB IBB HBP BLK WP HR S P ERA WHIP	IP WLS BF H R ER SO BB IBB HBP BLK WP HR S P ERA WHIP	IP WLS BF H R ER SO BB IBB HBP BLK WP HR S P ERA WHIP	IP WLS BF H R ER SO BB IBB HBP BLK WP HR S P ERA WHIP	IP WLS BF H R ER SO BB IBB HBP BLK WP HR S P ERA WHIP	IP WLS BF H R ER SO BB IBB HBP BLK WP HR S P ERA WHIP	IP WLS BF H R ER SO BB IBB HBP BLK WP HR S P ERA WHIP	IP WLS BF H R ER SO BB IBB HBP BLK WP HR S P ERA WHIP	IP WLS BF H R ER SO BB IBB HBP BLK WP HR S P ERA WHIP	IP WLS BF H R ER SO BB IBB HBP BLK WP HR S P ERA WHIP	IP WLS BF H R ER SO BB IBB HBP BLK WP HR S P ERA WHIP	IP WLS BF H R ER SO BB IBB HBP BLK WP HR S P ERA WHIP	IP WLS BF H R ER SO BB IBB HBP BLK WP HR S P ERA WHIP	IP WLS BF H R ER SO BB IBB HBP BLK WP HR S P ERA WHIP	IP WLS BF H R ER SO BB IBB HBP BLK WP HR S P ERA WHIP
Steve Carlton, L ERA: 4.85	6.0 W 29 10 5 5 2 2 0 0 0 0 1 31 39 7.50 2.000	6.0 W 29 10 5 5 2 2 0 0 0 0 0 0 10 14 0.00 0.500	1.0 4 1 0 0 0 1 0 0 0 0 0 3 7 0.00 2.000																		
Tom Hume, R ERA: 5.19																					
Dave Rucker, L ERA: 2.57																					

San Diego Padres @ Philadelphia Phillies
Veterans Stadium, Philadelphia, PA
Sun Jun 01 1986, 3:33 AM EDT
Att: 35,144 - Unknown

AB 36
R 5
H 11
RBI 5
BB 4
SO 4
LOB 14



Batter	1	2	3	4	5	6	7	8	9	AB	R	H	RBI	BB	SO	LOB	BOTTOM				
Jeff Stone, L OBP: 0.282, SLG: 0.243	4-3		F8																		
Ron Roenicke, S OBP: 0.347, SLG: 0.356																					
Juan Samuel, R OBP: 0.388, SLG: 0.510																					
Luis Aguayo, R OBP: 0.211, SLG: 0.275																					
Mike Schmidt, R OBP: 0.388, SLG: 0.510																					
Rick Schu, R OBP: 0.310, SLG: 0.382																					
Von Hayes, L OBP: 0.380, SLG: 0.441																					
Glenn Wilson, R OBP: 0.275, SLG: 0.296																					
Darren Daulton, L OBP: 0.387, SLG: 0.458																					
Steve Jeltz, S OBP: 0.349, SLG: 0.283																					
Steve Carlton, L OBP: 0.222, SLG: 0.192																					
Milt Thompson, L OBP: 0.245, SLG: 0.257																					
Tom Hume, R																					
Dave Rucker, L																					
Inning Stats	R: 4 E: 0 K: 0 S: 4	H: 2 LOB: 0 BB: 2 P: 13	R: 5 E: 0 K: 0 S: 6	H: 3 LOB: 3 BB: 5 P: 26	R: 1 E: 0 K: 0 S: 4	H: 1 LOB: 1 BB: 1 P: 8	R: 0 E: 0 K: 1 S: 5	H: 1 LOB: 1 BB: 1 P: 9	R: 0 E: 0 K: 0 S: 3	H: 1 LOB: 1 BB: 1 P: 7	R: 0 E: 0 K: 2 S: 10	H: 3 LOB: 0 BB: 0 P: 10	R: 0 E: 0 K: 1 S: 7	H: 2 LOB: 2 BB: 0 P: 7	R: 3 E: 0 K: 1 S: 7	H: 2 LOB: 1 BB: 2 P: 15	1B: 10 2B: 3 3B: 0 HR: 3	SF: 2 SAC: 0 DP: 2 HBP: 1	WP: 0 PB: 0 SB: 2 CS: 1	PA: 50	
PITCHER	IP WLS BF H R ER SO BB IBB HBP BLK WP HR S P ERA WHIP	IP WLS BF H R ER SO BB IBB HBP BLK WP HR S P ERA WHIP	IP WLS BF H R ER SO BB IBB HBP BLK WP HR S P ERA WHIP	IP WLS BF H R ER SO BB IBB HBP BLK WP HR S P ERA WHIP	IP WLS BF H R ER SO BB IBB HBP BLK WP HR S P ERA WHIP	IP WLS BF H R ER SO BB IBB HBP BLK WP HR S P ERA WHIP	IP WLS BF H R ER SO BB IBB HBP BLK WP HR S P ERA WHIP	IP WLS BF H R ER SO BB IBB HBP BLK WP HR S P ERA WHIP	IP WLS BF H R ER SO BB IBB HBP BLK WP HR S P ERA WHIP	IP WLS BF H R ER SO BB IBB HBP BLK WP HR S P ERA WHIP	IP WLS BF H R ER SO BB IBB HBP BLK WP HR S P ERA WHIP	IP WLS BF H R ER SO BB IBB HBP BLK WP HR S P ERA WHIP	IP WLS BF H R ER SO BB IBB HBP BLK WP HR S P ERA WHIP	IP WLS BF H R ER SO BB IBB HBP BLK WP HR S P ERA WHIP	IP WLS BF H R ER SO BB IBB HBP BLK WP HR S P ERA WHIP	IP WLS BF H R ER SO BB IBB HBP BLK WP HR S P ERA WHIP	IP WLS BF H R ER SO BB IBB HBP BLK WP HR S P ERA WHIP	IP WLS BF H R ER SO BB IBB HBP BLK WP HR S P ERA WHIP	IP WLS BF H R ER SO BB IBB HBP BLK WP HR S P ERA WHIP	IP WLS BF H R ER SO BB IBB HBP BLK WP HR S P ERA WHIP	IP WLS BF H R ER SO BB IBB HBP BLK WP HR S P ERA WHIP
Andy Hawkins, R ERA: 5.08	1.1 L 12 5 8 8 0 3 0 1 0 0 0 1 8 21 54.00 6.000	2.2 15 2 2 2 1 5 1 0 0 0 0 1 11 35 6.75 2.625	1.0 4 3 3 0 1 0 0 0 0 0 1 6 10 27.00 5.000																		
Tim Stoddard, R ERA: 4.45																					
Lance McCullers, R ERA: 2.13																					
Gene Walter, L ERA: 2.83																					
Craig Lefferts, L ERA: 3.09																					

San Diego Padres @ Philadelphia Phillies
Veterans Stadium, Philadelphia, PA
Sun Jun 01 1986, 3:33 AM EDT
Att: 35,144 - Unknown

AB 34
R 16
H 15
RBI 15
BB 12
SO 5
LOB 15



Batter	1	2	3	4	5	6	7	8	9	AB	R	H	RBI	BB	SO	LOB	TOP			
Tim Flannery, L OBP: 0.367, SLG: 0.408 (1, 4)	0-0 1-3		0-3 K			0-0 4-3		4-0 BB		3	0	0	0	1	1	0				
Tony Gwynn, L OBP: 0.411, SLG: 0.482 (1, 9)	4-0 G6-4-3 BB			0-0 FC6-4 1B		0-3 K		0-0 4-3		3	0	1	0	1	1	2				
Kevin McReynolds, R OBP: 0.389, SLG: 0.545 (1, 8)	0-0 G6-4-3 1-2			0-0 FC6-4 G1-6-3 1-2				0-0 HR		4	1	1	1	0	0	2				
Steve Garvey, R OBP: 0.291, SLG: 0.476 (1, 3)		0-0 1B		0-0 G1-6-3 1-2		0-0 5-3			0-0 F7	4	0	1	0	0	0	1				
Terry Kennedy, L OBP: 0.304, SLG: 0.364 (1, 2)		0-3 K			0-0 F7		0-0 G3		0-0 F9	4	0	0	0	0	1	1				
Carmelo Martinez, R OBP: 0.358, SLG: 0.400 (1, 7)		0-0 F3			0-0 3-1			0-0 6-3 SF7		3	1	1	0	0	0	1				
Dane Iorg, L OBP: 0.244, SLG: 0.350 (1, 5)		0-0 4-3			0-0 F6			0-0 6-3 2B		3	0	0	0	0	0	2				
Jerry Royster, R OBP: 0.301, SLG: 0.386 (1, 6)			0-3 K		0-0 6-3			4-0 SF7 BB		2	0	0	0	1	1	0				
LaMarr Hoyt, R OBP: 0.154, SLG: 0.154 (1, 1)			0-0 3-1		0-0 4-3			0-0 SF7		1	0	0	0	0	0	0				
John Kruk, L OBP: 0.351, SLG: 0.415 (6, PH)								1-2 3H		1	0	0	0	0	0	0				
Lance McCullers, S (6, 1)										0	0	0	0	0	0	0				
Marvell Wynne, L OBP: 0.310, SLG: 0.434 (8, PH)										0	0	0	1	0	0	0				
Rich Gossage, R (8, 1)										0	0	0	0	0	0	0				
Inning Stats	R: 0 E: 0 K: 0 S: 2	H: 0 LOB: 0 BB: 1 P: 6	R: 0 E: 0 K: 1 S: 6	H: 1 LOB: 1 BB: 0 P: 6	R: 0 E: 0 K: 2 S: 7	H: 0 LOB: 0 BB: 0 P: 7	R: 0 E: 0 K: 0 S: 3	H: 1 LOB: 0 BB: 0 P: 3	R: 0 E: 0 K: 0 S: 3	H: 0 LOB: 0 BB: 0 P: 3	R: 1 E: 0 K: 1 S: 6	H: 1 LOB: 0 BB: 0 P: 6	R: 0 E: 0 K: 0 S: 4	H: 1 LOB: 2 BB: 2 P: 12	R: 0 E: 0 K: 0 S: 3	H: 0 LOB: 0 BB: 0 P: 3	1B: 2 2B: 1 3B: 0 HR: 1	SF: 1 SAC: 0 DP: 2 HBP: 0	WP: 0 PB: 0 SB: 0 CS: 0	PA: 32
PITCHER Dwight Gooden, R ERA: 1.97 (1, 1)	IP: 9.0 WLS: W BF: 32 H: 4 R: 2 ER: 2 SO: 4 BB: 3 IBB: 0 HBP: 0 BLK: 0 WP: 0 HR: 1 S: 37 P: 49 ERA: 2.00 WHIP: 0.778															PITCHER				

San Diego Padres @ New York Mets
Shea Stadium, Flushing, NY
Mon Jun 02 1986, 7:05 PM EDT
Att: 28,426 - Unknown

AB	28
R	2
H	4
RBI	2
BB	3
SO	4
LOB	9

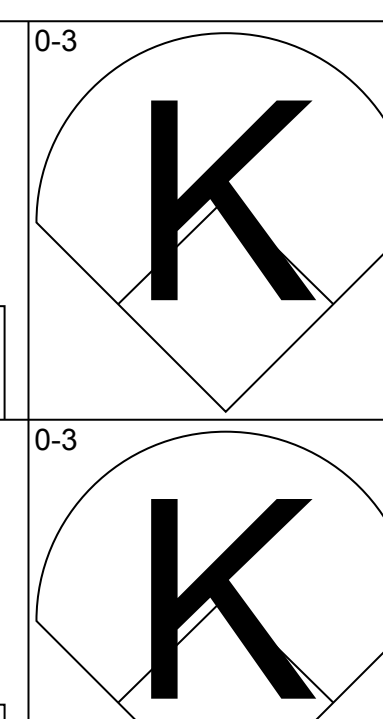
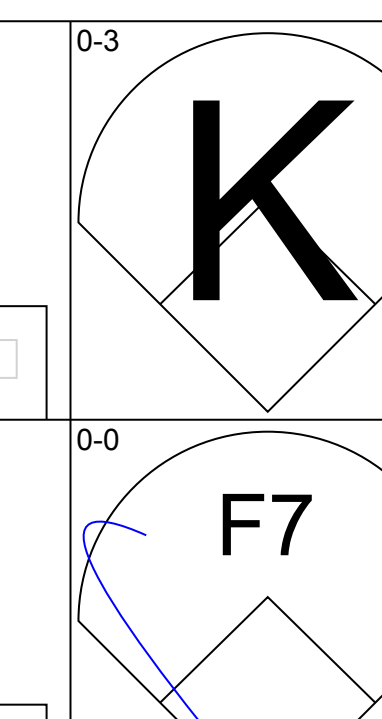
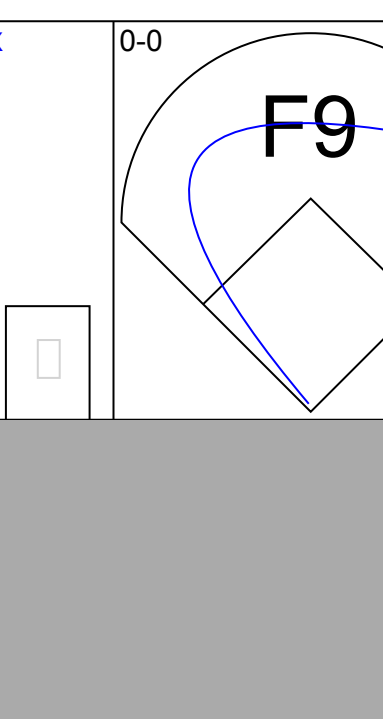
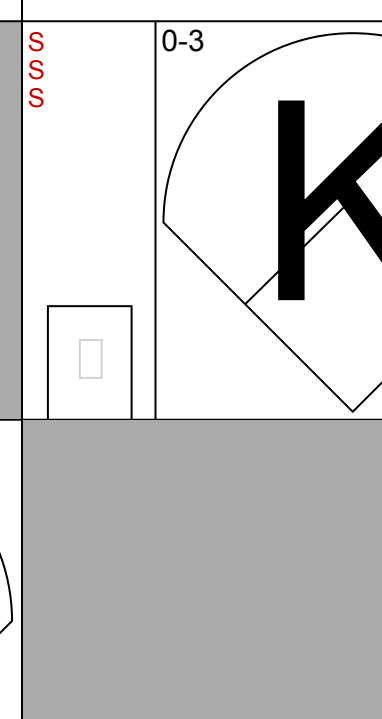
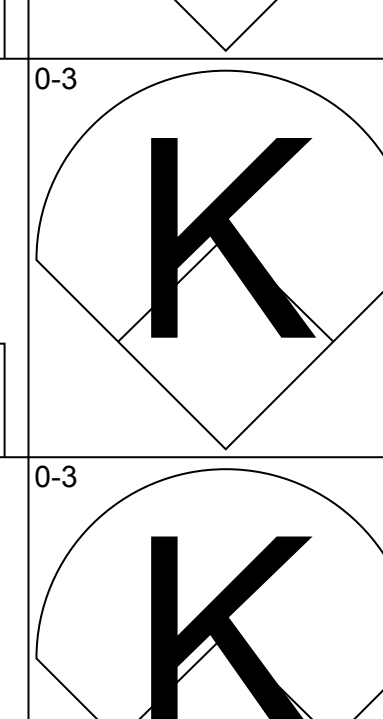
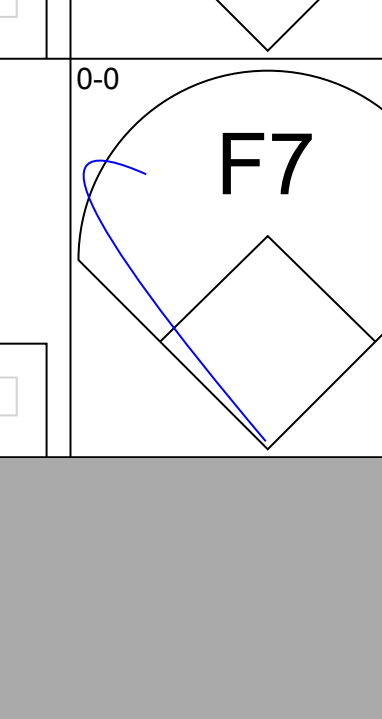
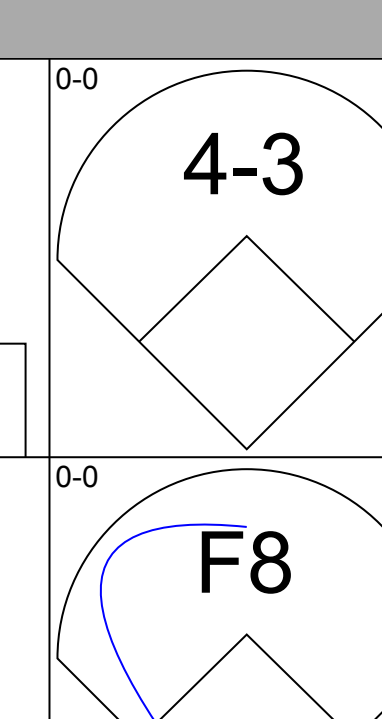


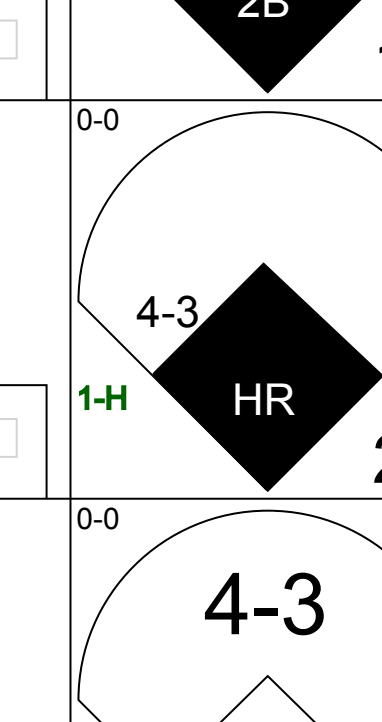
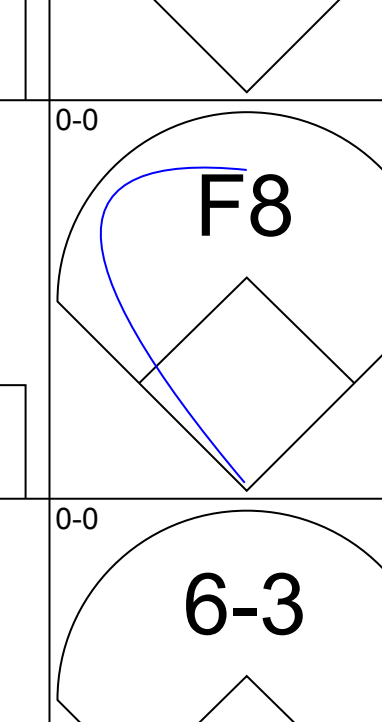

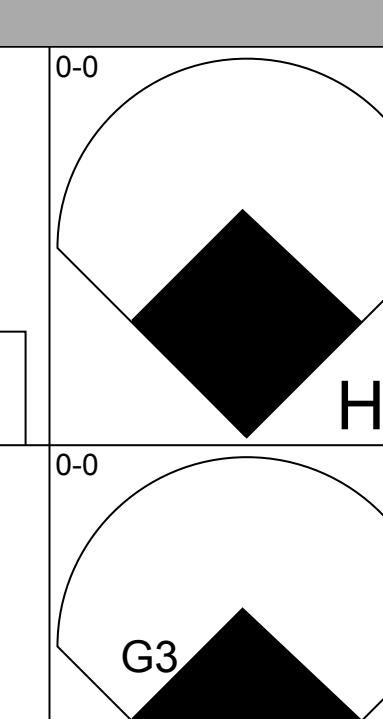
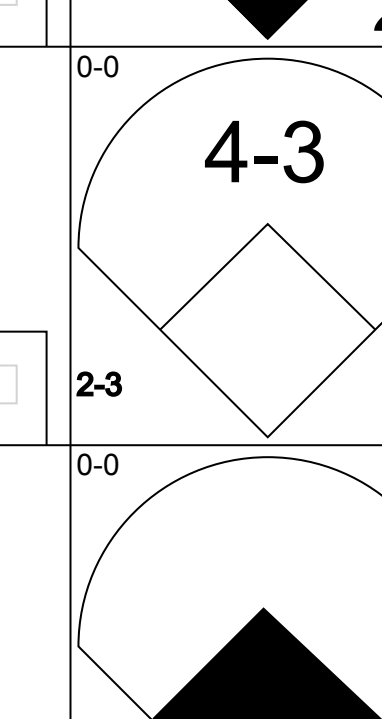
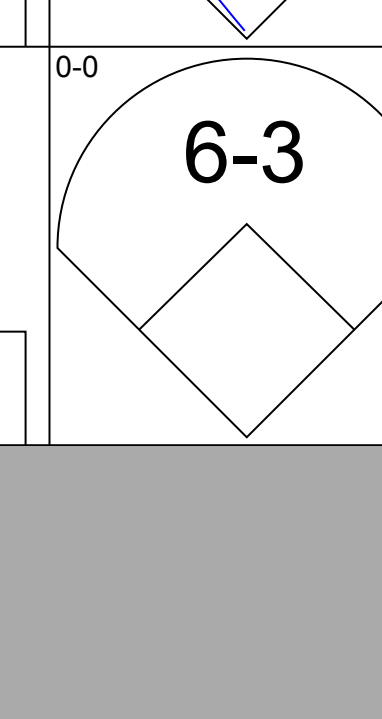

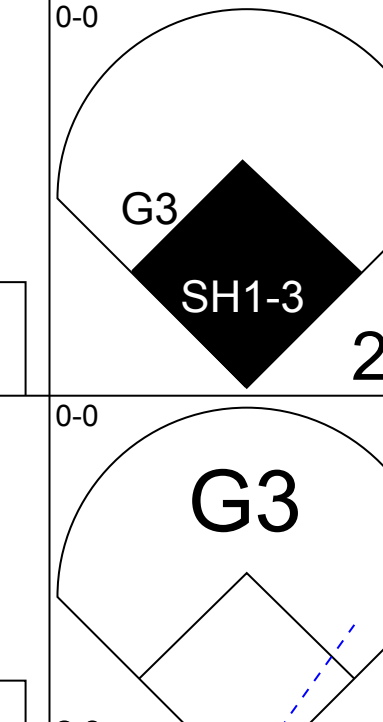
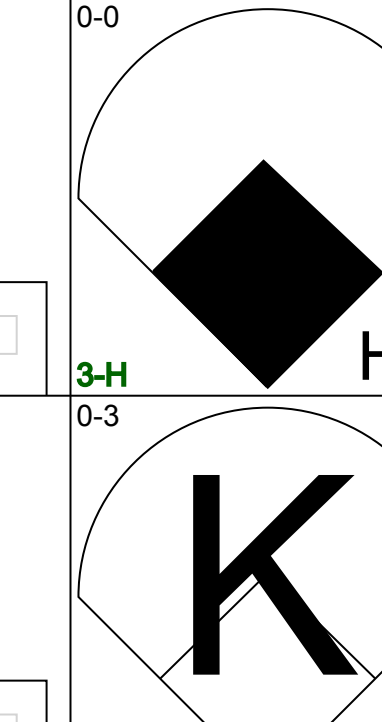
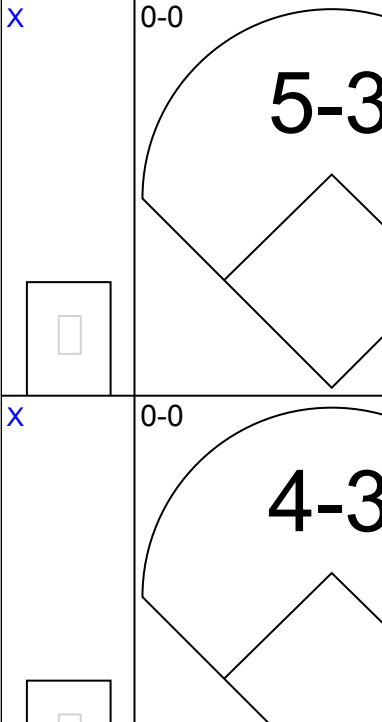

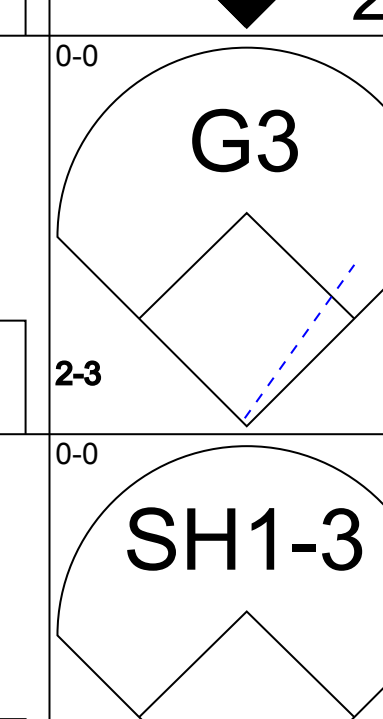
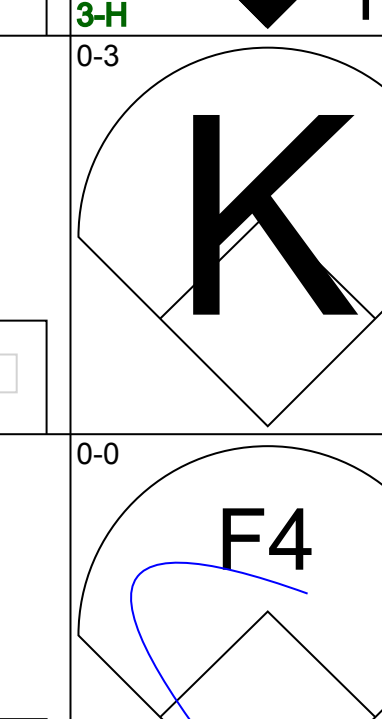
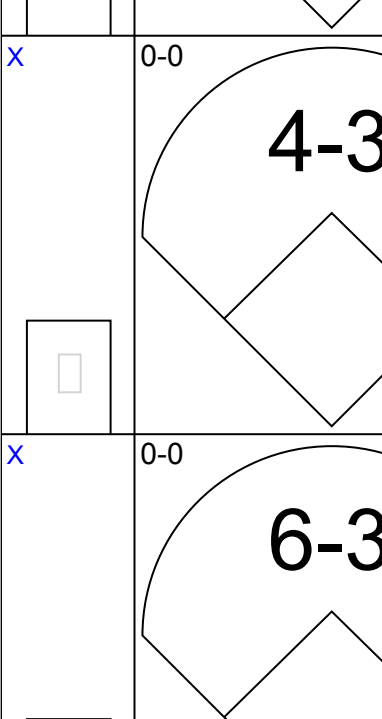
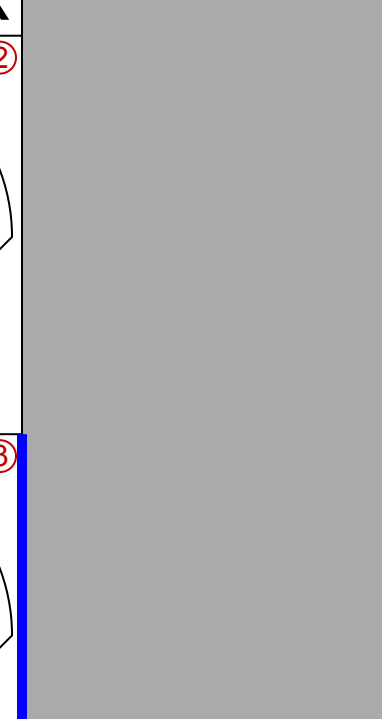
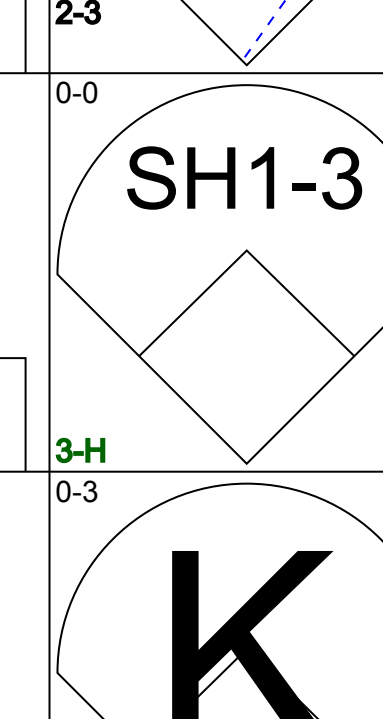
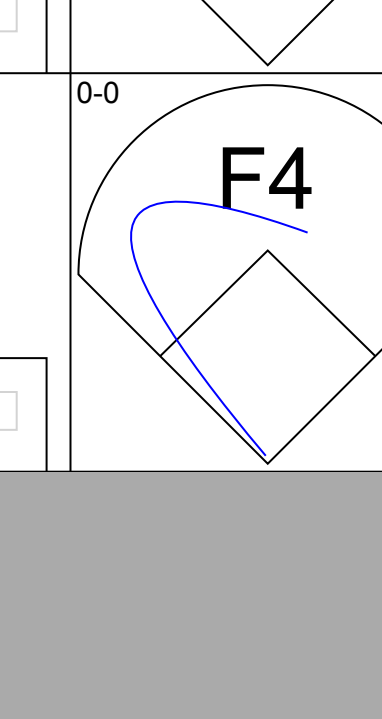
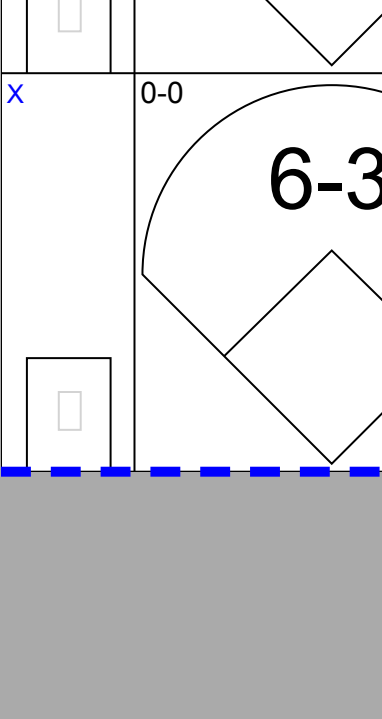
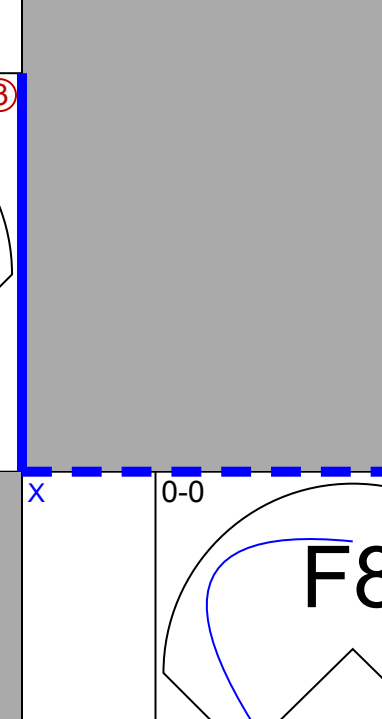
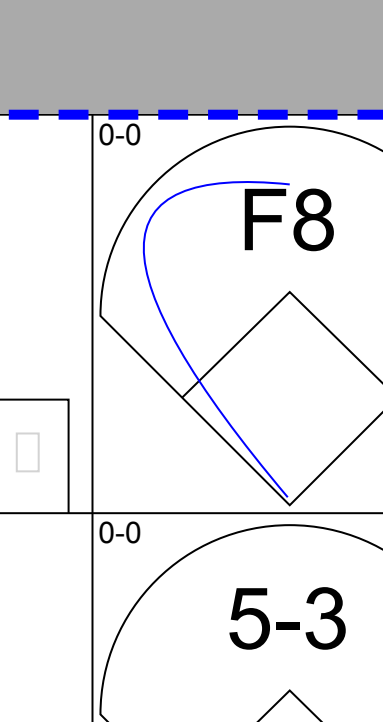
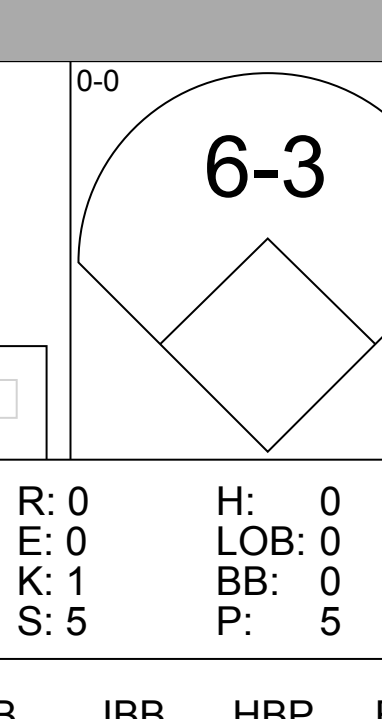
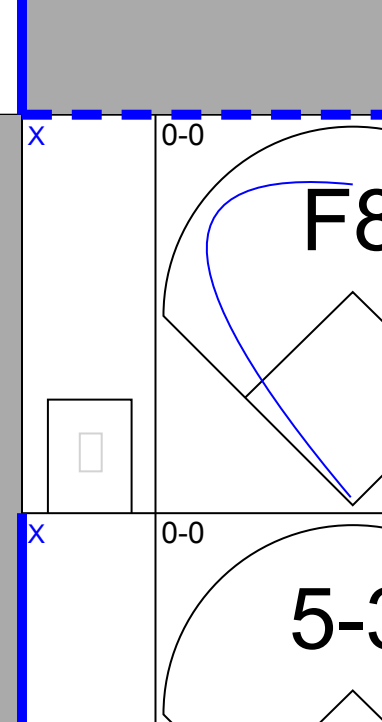
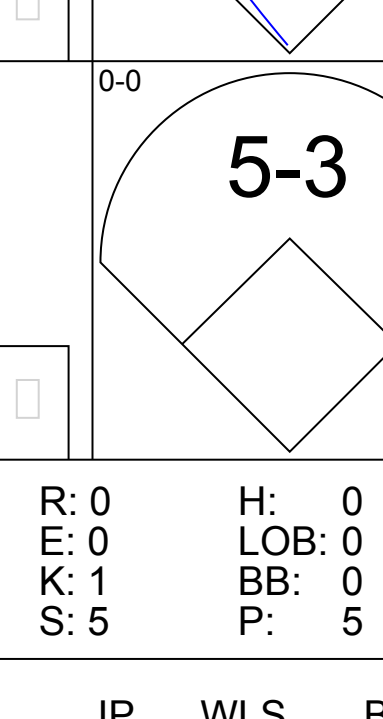
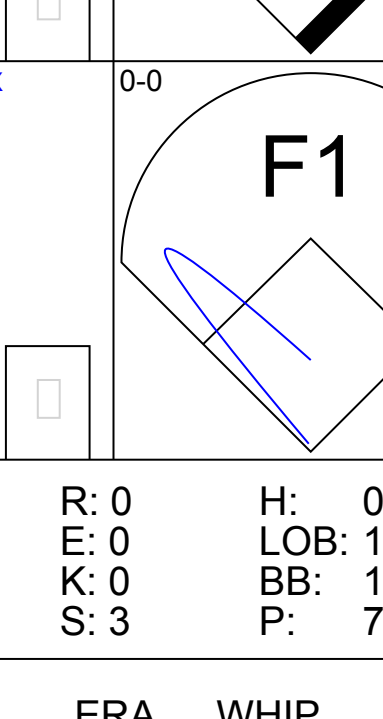
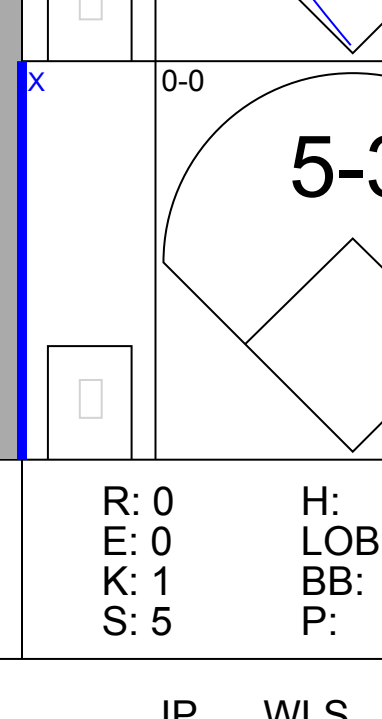


Batter	1	2	3	4	5	6	7	8	9	AB	R	H	RBI	BB	SO	LOB	BOTTOM			
Mookie Wilson, S OBP: 0.375, SLG: 0.429 (1, 8) (8, 7)	4-0 S BB		0-0 S 1B	0-0 4-3		0-0 1B		0-0 F4		4	1	2	0	1	0	1				
Wally Backman, S OBP: 0.394, SLG: 0.451 (1, 4)	0-0 F9		0-0 1H 1B		0-0 4-3	0-0 1-3 1B		4-0 1B BB		4	1	2	1	1	0	1				
Keith Hernandez, L OBP: 0.426, SLG: 0.472 (1, 3)	0-0 F9		0-0 F4		0-0 1B HR	0-0 1B HR		0-0 F8		5	2	2	0	0	0	4				
Tim Teufel, R OBP: 0.318, SLG: 0.323 (9, 3)	1-2 F9							1-3 BB 3B 1B		0	0	0	0	0	0	0				
Gary Carter, R OBP: 0.335, SLG: 0.444 (1, 2)	0-0 F7			0-0 HR 2B	0-0 F7		0-0 FC4-6 1B	4-0 1-2 3B BB		4	2	2	0	1	0	2				
Danny Heep, L OBP: 0.353, SLG: 0.500 (1, 9)		0-0 3-1		0-0 HR 2H	0-0 HR 1B		0-0 FC4-6 6-3 PB 1-2	4-0 1-2 2-3 3H 3B BB		4	3	2	3	1	0	1				
George Foster, R OBP: 0.310, SLG: 0.504 (1, 7)		0-0 F3		0-0 HR	0-0 HR 1B		0-0 6-3	0-0 1-2 2H 3H 3B		4	2	2	4	0	0	1				
Lenny Dykstra, L OBP: 0.350, SLG: 0.362 (8, 8)		0-0 F3		0-0 HR	0-0 HR 1B		0-0 6-3	0-0 1-3 1H 2H 3H 3B		1	0	1	3	0	0	0				
Ray Knight, R OBP: 0.552 (1, 5)		0-0 F2		0-3 K	0-0 F3		4-0 BB	0-3 K		3	0	0	0	1	1	0				
Kevin Mitchell, R OBP: 0.333, SLG: 0.470 (9, 5)										1	0	0	0	0	1	1				
Rafael Santana, R OBP: 0.235, SLG: 0.207 (1, 6)			0-0 4-3	4-0 SH1-3 BB		0-0 G4-6-3 1B		0-0 F9		3	0	1	0	1	0	2				
Dwight Gooden, R OBP: 0.143, SLG: 0.214 (1, 1)			0-0 4-3	0-0 SH1-3		0-0 G4-6-3		0-0 6-3		3	0	0	0	0	0	1				
Inning Stats	R: 0 E: 0 K: 0 S: 3	H: 0 LOB: 1 BB: 1 P: 7	R: 0 E: 0 K: 0 S: 3	H: 0 LOB: 0 BB: 0 P: 3	R: 1 E: 0 K: 0 S: 5	H: 2 LOB: 1 BB: 0 P: 5	R: 3 E: 0 K: 1 S: 8	H: 3 LOB: 1 BB: 1 P: 12	R: 3 E: 0 K: 0 S: 6	H: 3 LOB: 0 BB: 0 P: 6	R: 0 E: 0 K: 0 S: 5	H: 3 LOB: 2 BB: 0 P: 5	R: 0 E: 0 K: 0 S: 4	H: 1 LOB: 2 BB: 1 P: 8	R: 4 E: 0 K: 1 S: 7	H: 2 LOB: 1 BB: 3 P: 19	1B: 9 2B: 1 3B: 1 HR: 3	SF: 0 SAC: 1 DP: 1 HBP: 0	WP: 0 PB: 1 SB: 2 CS: 0	PA: 43
PITCHER LaMarr Hoyt, R ERA: 5.06 (6, 1)	IP: 5.0 WLS: L BF: 25 H: 8 R: 7 ER: 7 SO: 1 BB: 2 IBB: 0 HBP: 0 BLK: 0 WP: 0 HR: 3 S: 25 P: 33 ERA: 12.60 WHIP: 2.000															PITCHER				
Lance McCullers, R ERA: 1.98 (8, 1)	IP: 2.0 WLS: L BF: 10 H: 4 R: 0 ER: 0 SO: 0 BB: 1 IBB: 0 HBP: 0 BLK: 0 WP: 0 HR: 0 S: 9 P: 13 ERA: 0.00 WHIP: 2.500															PITCHER				
Rich Gossage, R ERA: 4.85 (8, 1)	IP: 1.0 WLS: L BF: 8 H: 2 R: 4 ER: 4 SO: 1 BB: 0 IBB: 0 HBP: 0 BLK: 0 WP: 0 HR: 0 S: 7 P: 19 ERA: 36.00 WHIP: 5.000															PITCHER				

San Diego Padres @ New York Mets
Shea Stadium, Flushing, NY
Mon Jun 02 1986, 7:05 PM EDT
Att: 28,426 - Unknown

AB	36
R	11
H	14
RBI	11
BB	6
SO	2
LOB	14

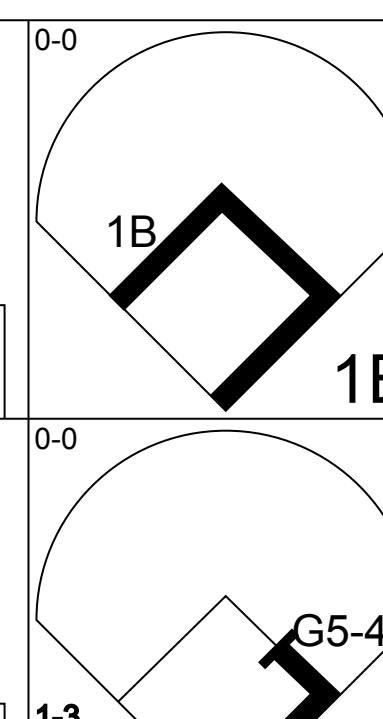
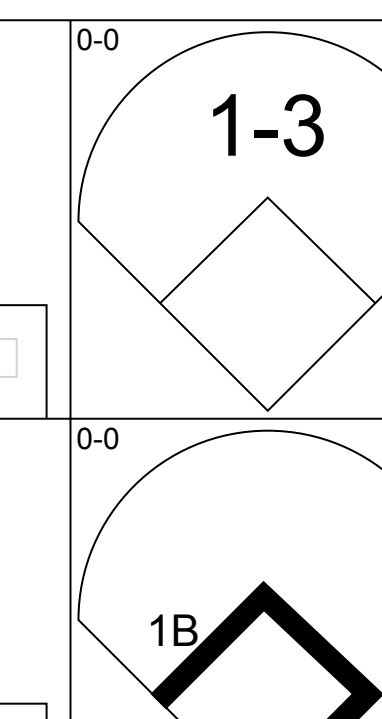
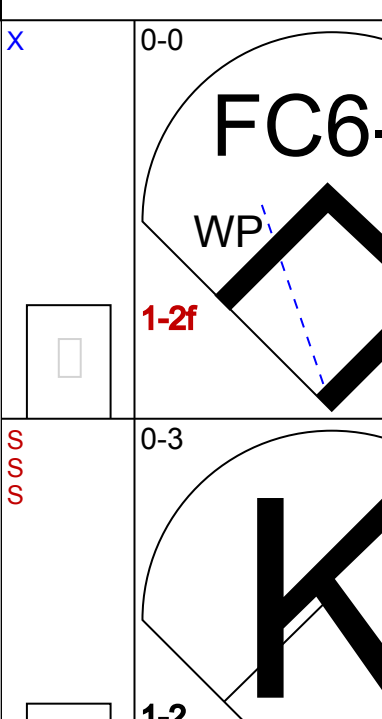
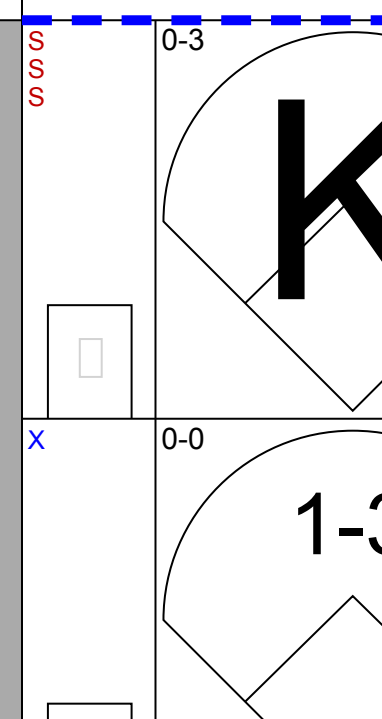
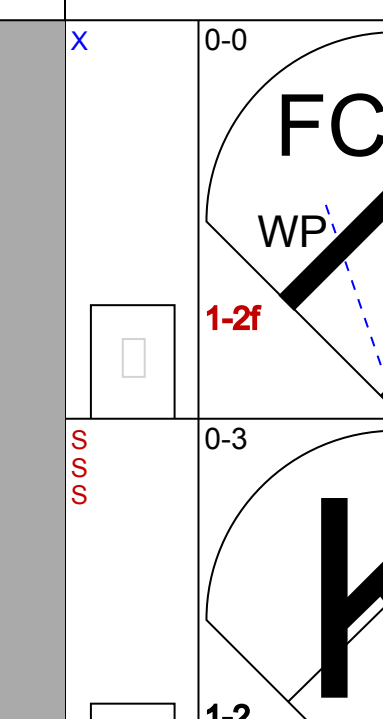
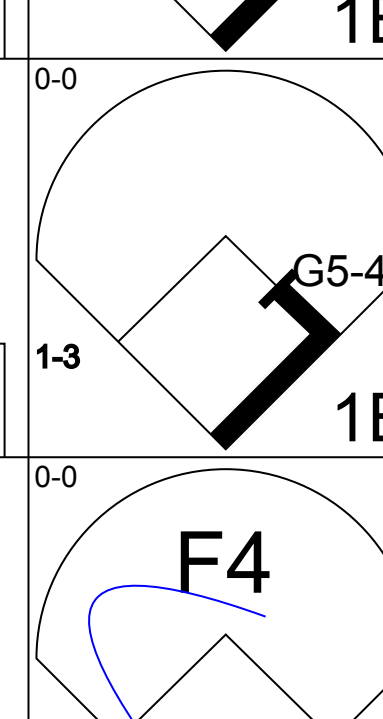
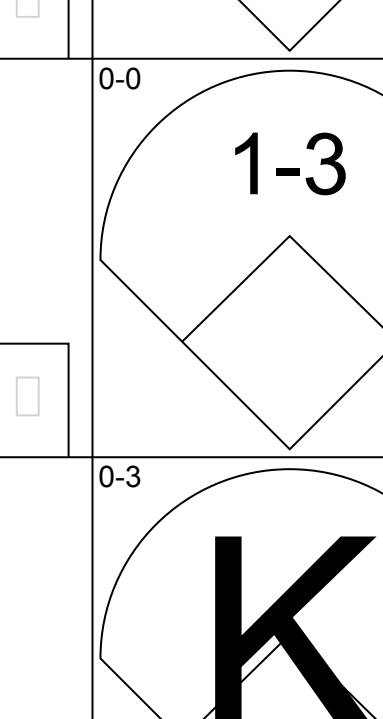
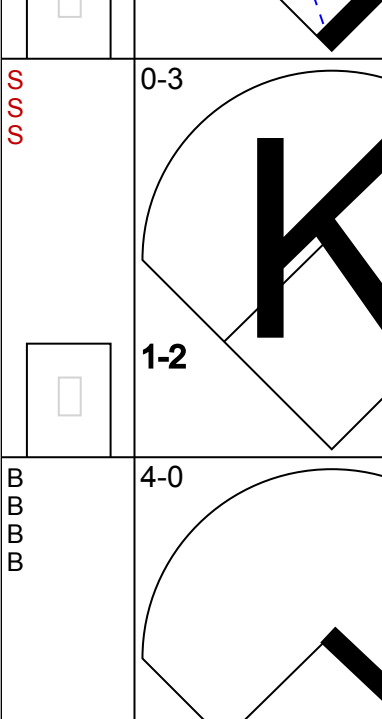
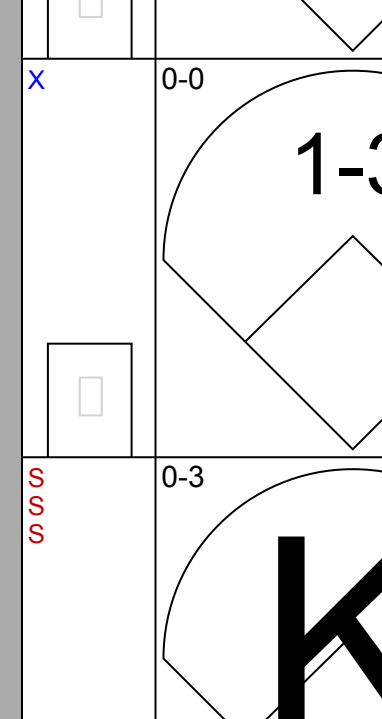
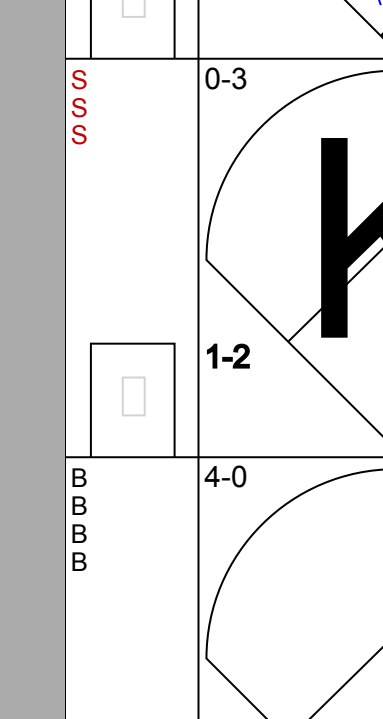
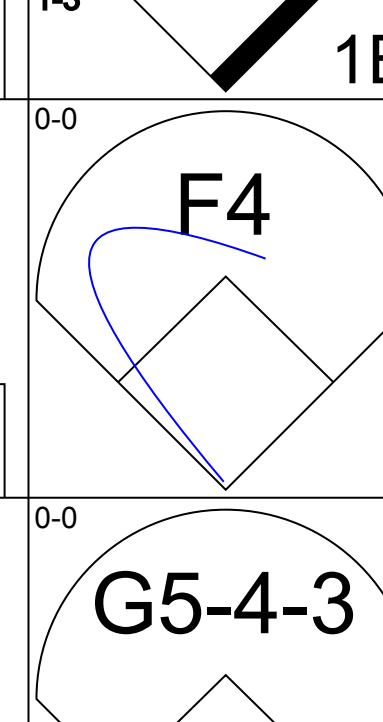
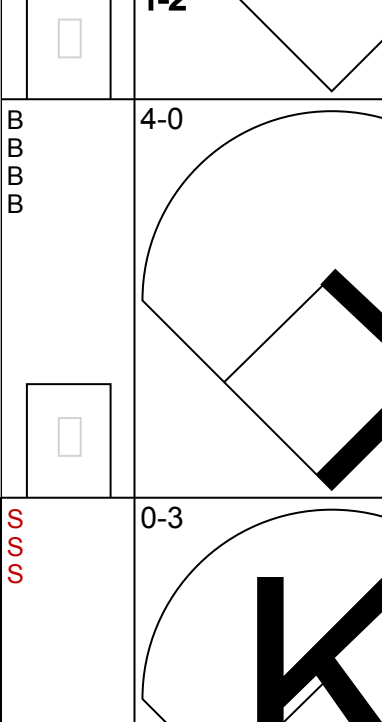
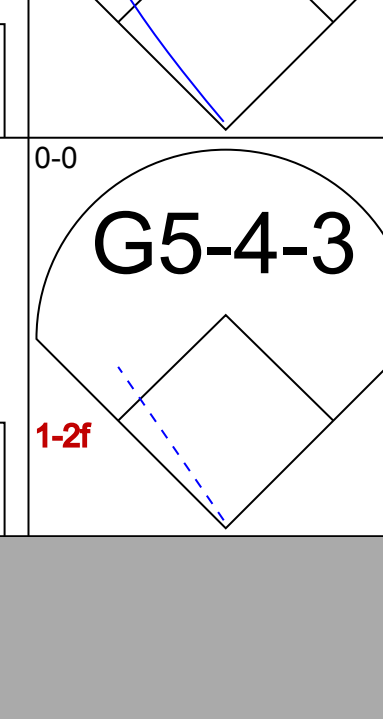
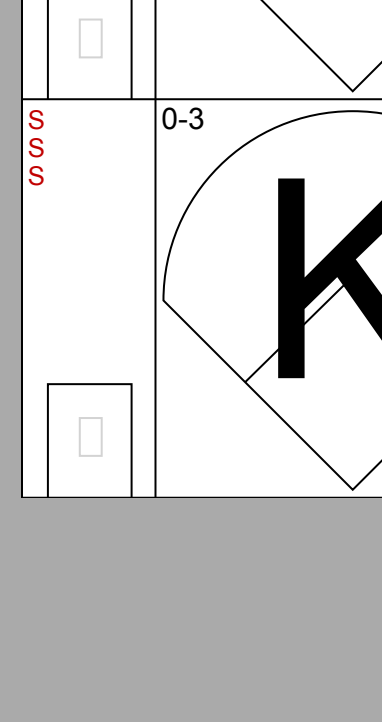
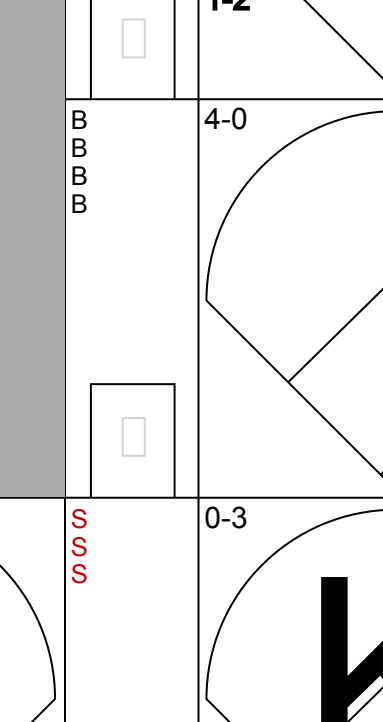
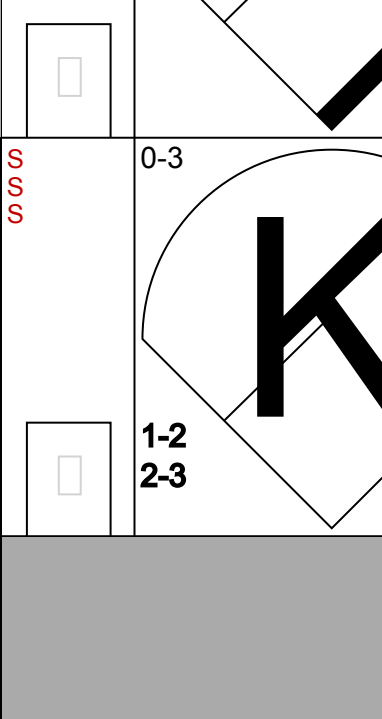
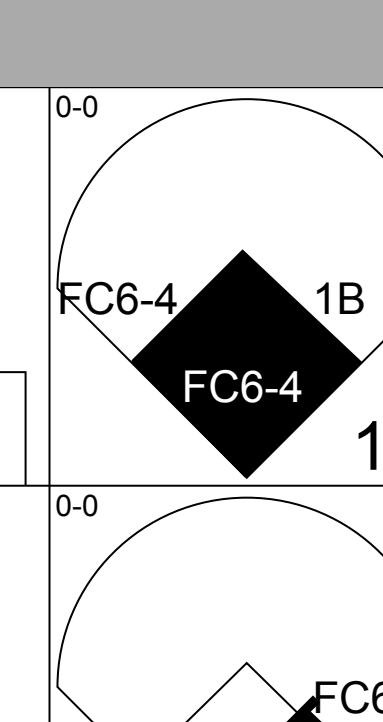
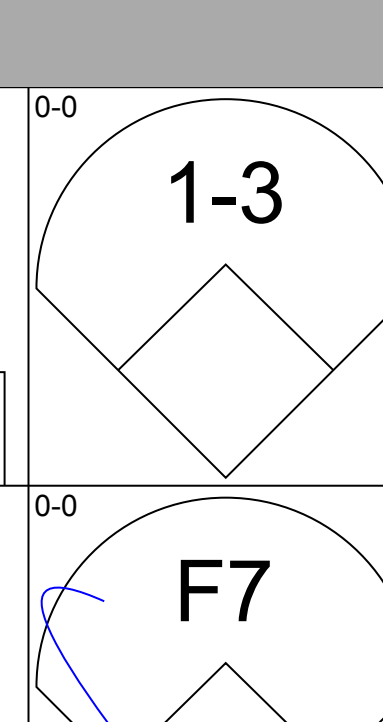

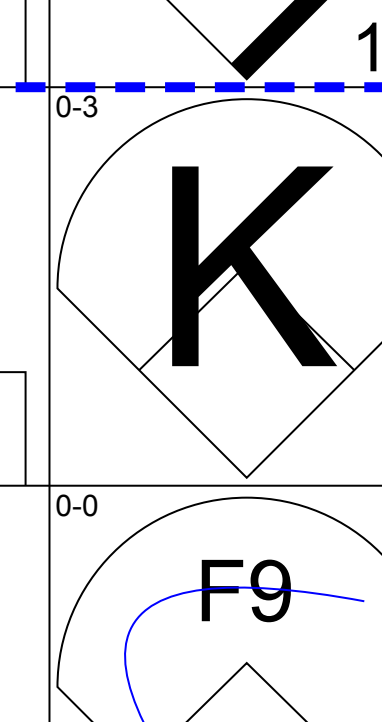
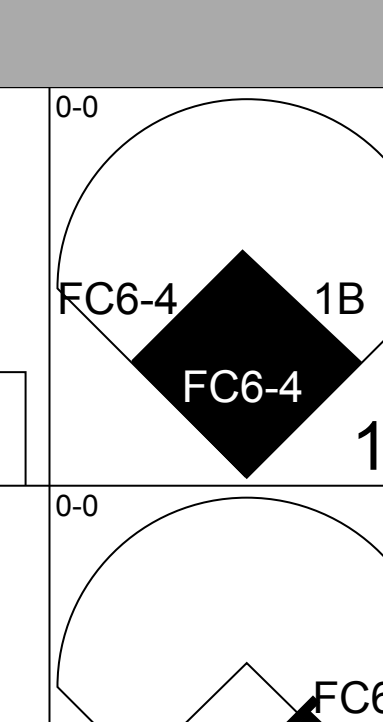
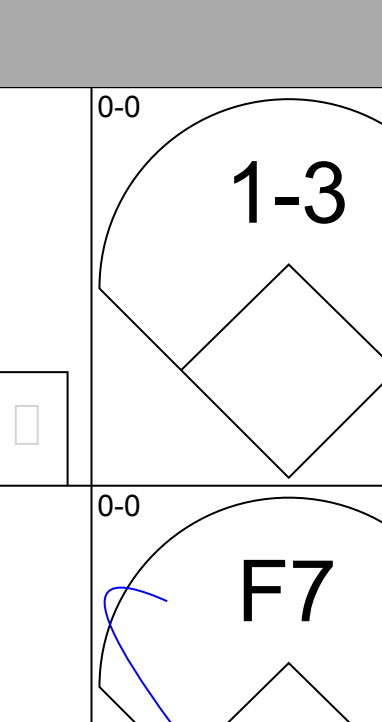


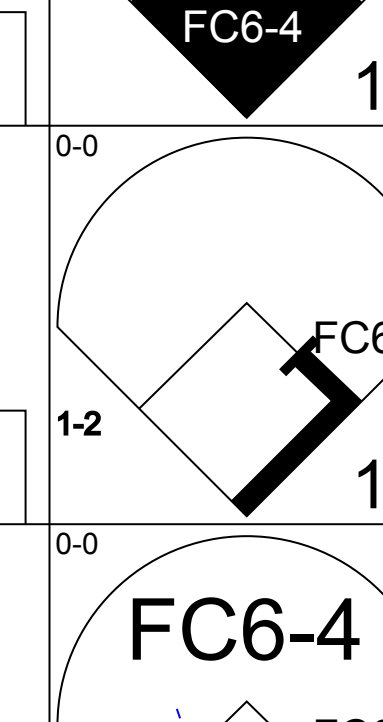
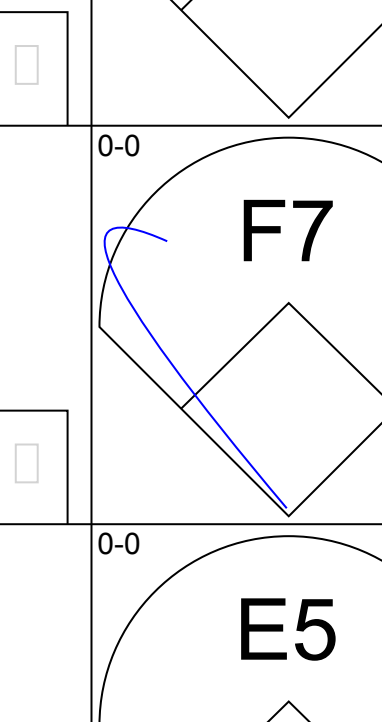
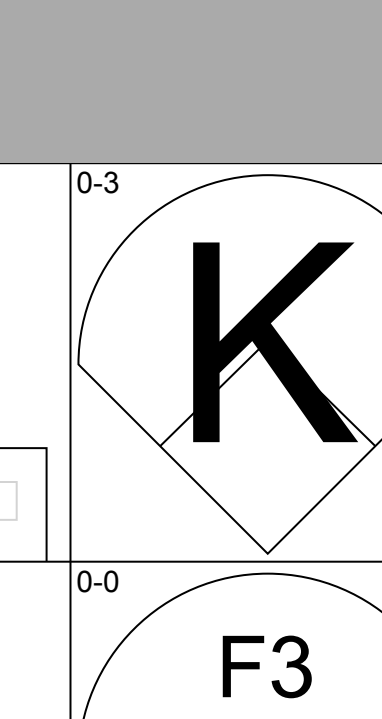

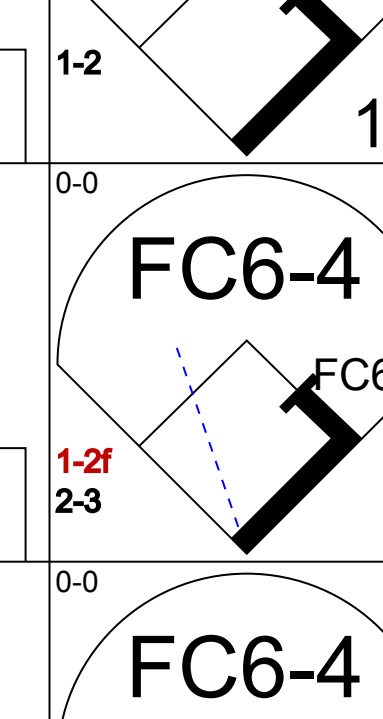
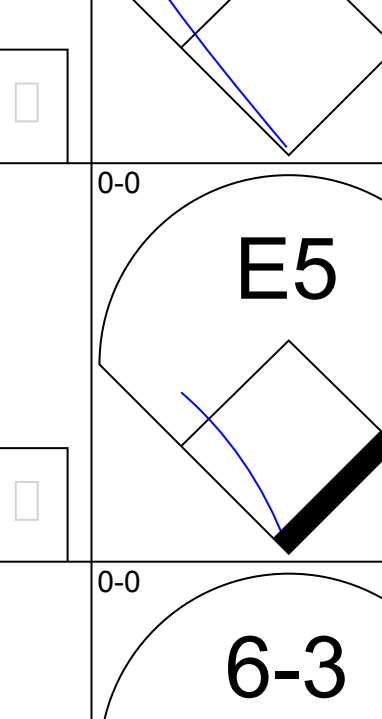
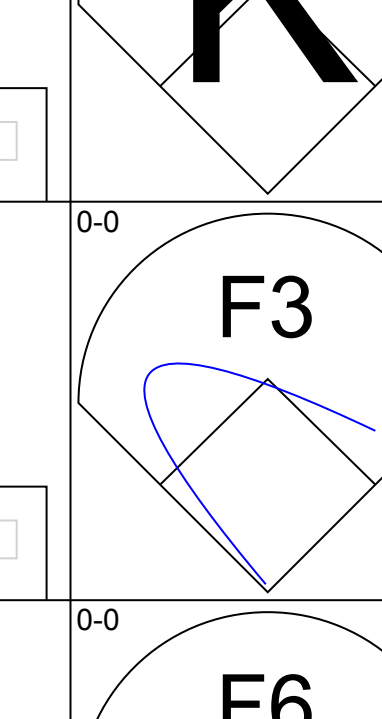

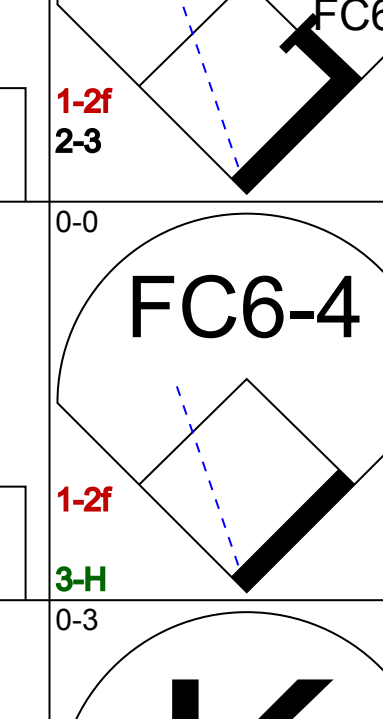
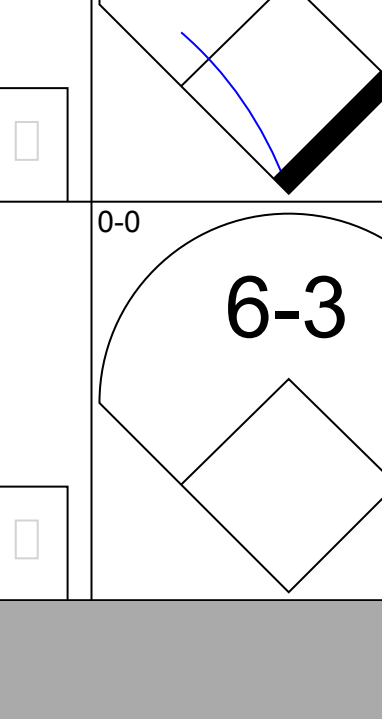
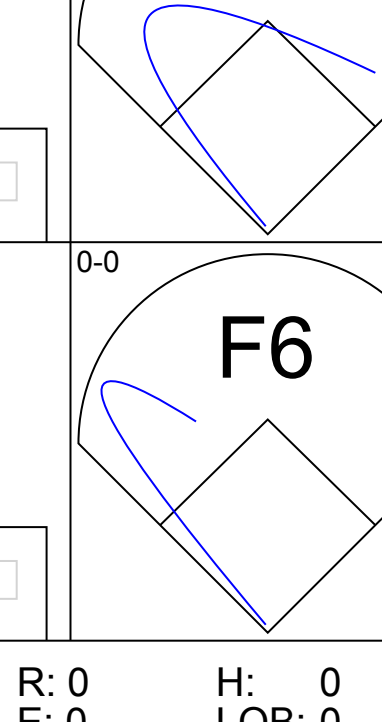

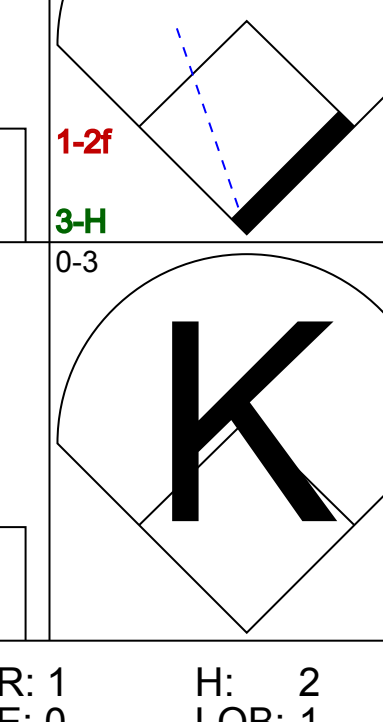
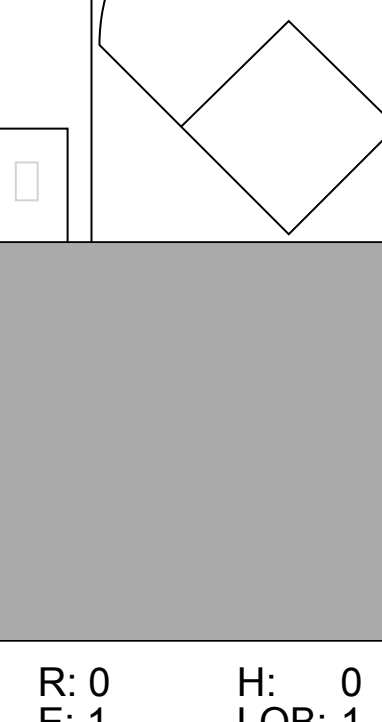
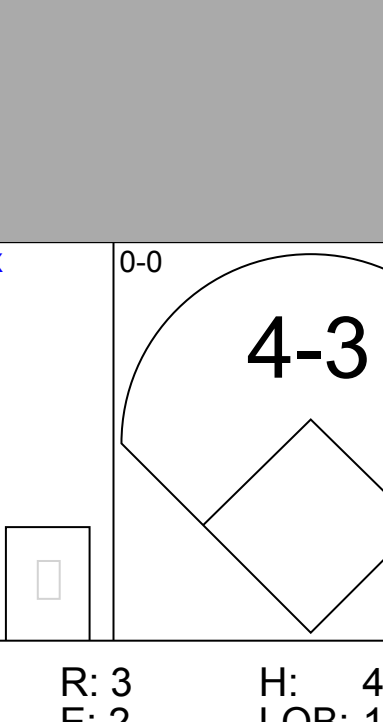
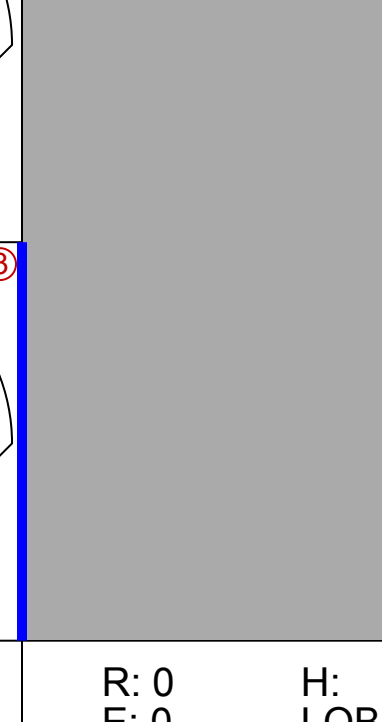


Batter	1	2	3	4	5	6	7	8	9	AB	R	H	RBI	BB	SO	LOB	TOP						
Jerry Royster, R OBP: 0.289, SLG: 0.368 (1, 6)										4	0	0	0	0	3	1							
Tony Gwynn, L OBP: 0.408, SLG: 0.477 (1, 9)										4	1	1	0	0	1	0							
Kevin McReynolds, R OBP: 0.387, SLG: 0.544 (1, 8) (9, 7)										4	1	1	1	0	1	0							
Steve Garvey, R OBP: 0.295, SLG: 0.492 (1, 3)										4	1	2	1	0	0	1							
Carmelo Martinez, R OBP: 0.359, SLG: 0.439 Marvell Wynne, L OBP: 0.310, SLG: 0.434 (1, 7) (9, 8)										4	2	2	2	0	0	1							
Terry Kennedy, L OBP: 0.297, SLG: 0.354 (1, 2)										4	0	0	0	0	1	2							
Mark Wasinger, R Dane Iorg, L OBP: 0.238, SLG: 0.341 (1, 5) (6, 5)										2	0	0	1	0	0	0							
Tim Flannery, L OBP: 0.366, SLG: 0.402 (1, 4)										2	0	0	0	1	1	0							
Mark Thurmond, L Andy Hawkins, R John Kruk, L Craig Lefferts, L Rich Gossage, R OBP: 0.250, SLG: 0.250 OBP: 0.182, SLG: 0.182 OBP: 0.345, SLG: 0.407 OBP: 0.333, SLG: 1.333 OBP: 0.333, SLG: 1.333 (1, 1) (5, 1) (7, PH) (7, 1) (8, 1)										2	0	0	0	0	0	1							
Inning Stats	R: 0 E: 0 K: 3 S: 9	H: 0 LOB: 0 BB: 0 P: 9	R: 2 E: 0 K: 1 S: 7	H: 2 LOB: 0 BB: 0 P: 7	R: 0 E: 0 K: 1 S: 5	H: 0 LOB: 0 BB: 0 P: 5	R: 0 E: 0 K: 0 S: 4	H: 1 LOB: 1 BB: 0 P: 4	R: 0 E: 0 K: 0 S: 3	H: 0 LOB: 1 BB: 1 P: 7	R: 3 E: 0 K: 1 S: 8	H: 3 LOB: 0 BB: 0 P: 8	R: 0 E: 0 K: 1 S: 5	H: 0 LOB: 0 BB: 0 P: 5	R: 0 E: 0 K: 0 S: 3	H: 0 LOB: 0 BB: 0 P: 3	R: 0 E: 0 K: 0 S: 3	H: 0 LOB: 0 BB: 0 P: 3	1B: 2 2B: 2 3B: 0 HR: 2	SF: 0 SAC: 1 DP: 0 HBP: 0	WP: 0 PB: 0 SB: 0 CS: 0	PA: 34	
PITCHER	IP WLS BF H R ER SO BB IBB HBP BLK WP HR S P ERA WHIP	IP WLS BF H R ER SO BB IBB HBP BLK WP HR S P ERA WHIP	IP WLS BF H R ER SO BB IBB HBP BLK WP HR S P ERA WHIP	IP WLS BF H R ER SO BB IBB HBP BLK WP HR S P ERA WHIP	IP WLS BF H R ER SO BB IBB HBP BLK WP HR S P ERA WHIP	IP WLS BF H R ER SO BB IBB HBP BLK WP HR S P ERA WHIP	IP WLS BF H R ER SO BB IBB HBP BLK WP HR S P ERA WHIP	IP WLS BF H R ER SO BB IBB HBP BLK WP HR S P ERA WHIP	IP WLS BF H R ER SO BB IBB HBP BLK WP HR S P ERA WHIP	IP WLS BF H R ER SO BB IBB HBP BLK WP HR S P ERA WHIP	IP WLS BF H R ER SO BB IBB HBP BLK WP HR S P ERA WHIP	IP WLS BF H R ER SO BB IBB HBP BLK WP HR S P ERA WHIP	IP WLS BF H R ER SO BB IBB HBP BLK WP HR S P ERA WHIP	IP WLS BF H R ER SO BB IBB HBP BLK WP HR S P ERA WHIP	IP WLS BF H R ER SO BB IBB HBP BLK WP HR S P ERA WHIP	IP WLS BF H R ER SO BB IBB HBP BLK WP HR S P ERA WHIP	IP WLS BF H R ER SO BB IBB HBP BLK WP HR S P ERA WHIP	IP WLS BF H R ER SO BB IBB HBP BLK WP HR S P ERA WHIP	IP WLS BF H R ER SO BB IBB HBP BLK WP HR S P ERA WHIP	IP WLS BF H R ER SO BB IBB HBP BLK WP HR S P ERA WHIP	IP WLS BF H R ER SO BB IBB HBP BLK WP HR S P ERA WHIP	IP WLS BF H R ER SO BB IBB HBP BLK WP HR S P ERA WHIP	IP WLS BF H R ER SO BB IBB HBP BLK WP HR S P ERA WHIP

San Diego Padres @ New York Mets
Shea Stadium, Flushing, NY
Tue Jun 03 1986, 7:05 PM EDT
Att: 25,196 - Unknown

AB 32
R 5
H 6
RBI 5
BB 1
SO 7
LOB 6



Batter	1	2	3	4	5	6	7	8	9	AB	R	H	RBI	BB	SO	LOB	BOTTOM						
Mookie Wilson, S OBP: 0.377, SLG: 0.426 (1, 8)										5	1	2	0	0	1	1							
Kevin Mitchell, R OBP: 0.351, SLG: 0.479 (1, 9) (9, 6)										5	1	3	0	0	1	1							
Keith Hernandez, L OBP: 0.425, SLG: 0.467 (1, 3)										4	0	1	0	1	1	3							
Gary Carter, R OBP: 0.337, SLG: 0.443 (1, 2)										5	1	2	1	0	1	6							
George Foster, R OBP: 0.316, SLG: 0.504 (1, 7)										4	1	2	0	0	1	1							
Ray Knight, R OBP: 0.375, SLG: 0.544 (1, 5)										4	0	1	0	0	0	2							
Tim Lincecum, R Wally Backman, S OBP: 0.309, SLG: 0.313 OBP: 0.400, SLG: 0.457 (1, 4) (6, PH) (9, 4)										3	0	0	0	0	1	2							
Rafael Santana, R Danny Heep, L OBP: 0.229, SLG: 0.200 OBP: 0.348, SLG: 0.492 (1, 6) (8, PH) (9, 9)										3	0	0	1	0	0	2							
Sid Fernandez, L Tim Corcoran, L Doug Sisk, R Lenny Dykstra, L OBP: 0.200, SLG: 0.130 OBP: 0.354, SLG: 0.367 (1, 1) (6, PH) (7, 1) (8, PH)										2	0	0	0	0	1	1							
Inning Stats	R: 0 E: 0 K: 0 S: 4	H: 2 LOB: 1 BB: 0 P: 4	R: 1 E: 0 K: 1 S: 7	H: 2 LOB: 1 BB: 0 P: 7	R: 0 E: 0 K: 0 S: 4	H: 2 LOB: 1 BB: 0 P: 4	R: 0 E: 0 K: 0 S: 4	H: 0 LOB: 1 BB: 0 P: 4	R: 3 E: 2 K: 1 S: 7	H: 4 LOB: 1 BB: 0 P: 7	R: 0 E: 0 K: 2 S: 7	H: 0 LOB: 0 BB: 0 P: 7	R: 0 E: 0 K: 1 S: 7	H: 2 LOB: 2 BB: 0 P: 7	R: 0 E: 0 K: 2 S: 8	H: 1 LOB: 2 BB: 1 P: 12	1B: 13 2B: 0 3B: 0 HR: 0	SF: 0 SAC: 0 DP: 2 HBP: 0	WP: 1 PB: 0 SB: 3 CS: 0	PA: 40			
PITCHER	IP WLS BF H R ER SO BB IBB HBP BLK WP HR S P ERA WHIP	IP WLS BF H R ER SO BB IBB HBP BLK WP HR S P ERA WHIP	IP WLS BF H R ER SO BB IBB HBP BLK WP HR S P ERA WHIP	IP WLS BF H R ER SO BB IBB HBP BLK WP HR S P ERA WHIP	IP WLS BF H R ER SO BB IBB HBP BLK WP HR S P ERA WHIP	IP WLS BF H R ER SO BB IBB HBP BLK WP HR S P ERA WHIP	IP WLS BF H R ER SO BB IBB HBP BLK WP HR S P ERA WHIP	IP WLS BF H R ER SO BB IBB HBP BLK WP HR S P ERA WHIP	IP WLS BF H R ER SO BB IBB HBP BLK WP HR S P ERA WHIP	IP WLS BF H R ER SO BB IBB HBP BLK WP HR S P ERA WHIP	IP WLS BF H R ER SO BB IBB HBP BLK WP HR S P ERA WHIP	IP WLS BF H R ER SO BB IBB HBP BLK WP HR S P ERA WHIP	IP WLS BF H R ER SO BB IBB HBP BLK WP HR S P ERA WHIP	IP WLS BF H R ER SO BB IBB HBP BLK WP HR S P ERA WHIP	IP WLS BF H R ER SO BB IBB HBP BLK WP HR S P ERA WHIP	IP WLS BF H R ER SO BB IBB HBP BLK WP HR S P ERA WHIP	IP WLS BF H R ER SO BB IBB HBP BLK WP HR S P ERA WHIP	IP WLS BF H R ER SO BB IBB HBP BLK WP HR S P ERA WHIP	IP WLS BF H R ER SO BB IBB HBP BLK WP HR S P ERA WHIP	IP WLS BF H R ER SO BB IBB HBP BLK WP HR S P ERA WHIP	IP WLS BF H R ER SO BB IBB HBP BLK WP HR S P ERA WHIP	IP WLS BF H R ER SO BB IBB HBP BLK WP HR S P ERA WHIP	IP WLS BF H R ER SO BB IBB HBP BLK WP HR S P ERA WHIP

San Diego Padres @ New York Mets
Shea Stadium, Flushing, NY
Tue Jun 03 1986, 7:05 PM EDT
Att: 25,196 - Unknown

AB 39
R 4
H 13
RBI 2
BB 1
SO 7
LOB 21



Batter	1	2	3	4	5	6	7	8	9	AB	R	H	RBI	BB	SO	LOB	TOP			
Tim Flannery, L OBP: 0.369, SLG: 0.396 (1, 4)										2	1	0	0	1	1	0				
Tony Gwynn, L OBP: 0.410, SLG: 0.490 (1, 9)										3	1	1	2	1	0	0				
Kevin McReynolds, R OBP: 0.360, SLG: 0.532 (1, 8) (7, 7)										4	0	0	0	0	1	2				
Steve Garvey, R OBP: 0.289, SLG: 0.482 (1, 3)										4	0	0	0	0	1	2				
Terry Kennedy, L OBP: 0.298, SLG: 0.350 (1, 2)										2	0	0	0	1	0	0				
Carmelo Martinez, R OBP: 0.351, SLG: 0.427 (1, 7)										3	0	0	0	0	1	1				
Marvell Wynne, L OBP: 0.310, SLG: 0.434 (7, 8)										0	0	0	0	0	0	0				
Dane Iorg, L OBP: 0.244, SLG: 0.341 (1, 5)										3	0	1	0	0	0	0				
Garry Templeton, S OBP: 0.242, SLG: 0.208 (7, 6)										0	0	0	0	0	0	0				
Jerry Royster, R OBP: 0.280, SLG: 0.356 (1, 6) (7, 5)										3	0	0	0	0	0	1				
Eric Show, R OBP: 0.179, SLG: 0.214 (1, 1)										2	0	0	0	0	1	0				
Lance McCullers, S (6, 1)										0	0	0	0	0	0	0				
John Kruk, L OBP: 0.339, SLG: 0.400 (8, PH)										1	0	0	0	0	0	0				
Gene Walter, L OBP: 0.500, SLG: 0.667 (8, 1)										0	0	0	0	0	0	0				
Craig Lefferts, L OBP: 0.333, SLG: 1.333 (8, 1)										0	0	0	0	0	0	0				
Inning Stats	R: 0 E: 0 K: 1 S: 4	H: 0 LOB: 1 BB: 1 P: 9	R: 0 E: 0 K: 1 S: 6	H: 1 LOB: 1 BB: 0 P: 6	R: 2 E: 0 K: 0 S: 4	H: 1 LOB: 0 BB: 1 P: 8	R: 0 E: 0 K: 0 S: 3	H: 0 LOB: 0 BB: 0 P: 3	R: 0 E: 0 K: 1 S: 5	H: 0 LOB: 0 BB: 0 P: 5	R: 0 E: 0 K: 0 S: 2	H: 0 LOB: 0 BB: 1 P: 6	R: 0 E: 0 K: 1 S: 5	H: 0 LOB: 0 BB: 0 P: 5	R: 0 E: 0 K: 0 S: 3	H: 0 LOB: 0 BB: 0 P: 3	1B: 1 2B: 1 3B: 0 HR: 1	SF: 0 SAC: 0 DP: 2 HBP: 1	WP: 0 PB: 0 SB: 0 CS: 0	PA: 31
PITCHER	IP	WLS	BF	H	R	ER	SO	BB	IBB	HBP	BLK	WP	HR	S	P	ERA	WHIP			
Bruce Berenyi, R ERA: 5.74 (1, 1)	6.0		22	2	2	2	4	2	0	1	0	0	1	27	36	3.00	0.667			
Roger McDowell, R ERA: 2.83 (7, 1)	3.0	W	9	0	0	0	1	1	0	0	0	0	0	10	14	0.00	0.333			

San Diego Padres @ New York Mets
Shea Stadium, Flushing, NY
Wed Jun 04 1986, 7:05 PM EDT
Att: 26,735 - Unknown

AB 27
R 2
H 2
RBI 2
BB 3
SO 5
LOB 6





Batter	1	2	3	4	5	6	7	8	9	AB	R	H	RBI	BB	SO	LOB	BOTTOM			
Lenny Dykstra, L OBP: 0.362, SLG: 0.379 (1, 8)										4	0	2	0	1	1	6				
Wally Backman, S OBP: 0.385, SLG: 0.438 (1, 4)										4	0	0	0	0	1	3				
Tim Teufel, R OBP: 0.306, SLG: 0.309 (8, PH) (9, 4)										1	0	0	1	0	0	2				
Keith Hernandez, L OBP: 0.425, SLG: 0.462 (1, 3)										4	0	1	0	1	0	3				
Gary Carter, R OBP: 0.335, SLG: 0.435 (1, 2)										3	1	0	0	1	1	3				
Danny Heep, L OBP: 0.356, SLG: 0.493 (1, 9)										4	1	2	0	0	1	1				
George Foster, R OBP: 0.336, SLG: 0.508 (1, 7)										1	1	1	1	3	0	0				
Ray Knight, R OBP: 0.378, SLG: 0.542 (1, 5)										4	1	2	1	0	0	3				
Rafael Santana, R OBP: 0.224, SLG: 0.196 (1, 6)										2	0	0	0	0	2					
Tim Corcoran, L (6, PH)										0	0	0	0	1	0	0				
Kevin Mitchell, R OBP: 0.360, SLG: 0.500 (7, 6)										1	0	1	1	0	0	0				
Bruce Berenyi, R (1, 1)										2	0	0	0	0	2					
Daryl Strawberry, L OBP: 0.333, SLG: 0.465 (6, PH)										1	0	0	0	1	3					
Roger McDowell, R OBP: 0.333, SLG: 0.200 (7, 1)										0	0	0	0	1	0	0				
Inning Stats	R: 0 E: 0 K: 0 S: 3	H: 1 LOB: 1 BB: 1 P: 7	R: 0 E: 0 K: 0 S: 4	H: 1 LOB: 2 BB: 1 P: 8	R: 0 E: 0 K: 1 S: 4	H: 0 LOB: 0 BB: 1 P: 8	R: 0 E: 0 K: 0 S: 4	H: 0 LOB: 0 BB: 0 P: 4	R: 2 E: 1 K: 1 S: 8	H: 3 LOB: 3 BB: 2 P: 16	R: 0 E: 0 K: 2 S: 8	H: 1 LOB: 1 BB: 0 P: 8	R: 2 E: 0 K: 1 S: 7	H: 2 LOB: 2 BB: 2 P: 15	R: 0 E: 0 K: 0 S: 3	H: 0 LOB: 0 BB: 0 P: 3	1B: 7 2B: 2 3B: 0 HR: 0	SF: 0 SAC: 0 DP: 2 HBP: 0	WP: 0 PB: 0 SB: 0 CS: 0	PA: 39
PITCHER	IP	WLS	BF	H	R	ER	SO	BB	IBB	HBP	BLK	WP	HR	S	P	ERA	WHIP			
Eric Show, R ERA: 2.85 (1, 1)	5.1		25	6	2	2	1	5	0	0	0	0	0	22	42	3.38	2.062			
Lance McCullers, R ERA: 1.86 (6, 1)	1.2		7	1	0	0	3	0	1	0	0	0	0	12	16	0.00	0.600			
Gene Walter, L ERA: 3.45 (8, 1)	0.0	L	3	2	2	2	0	1	0	0	0	0	0	2	6	∞	∞			
Craig Lefferts, L ERA: 2.88 (8, 1)	1.0		4	0	0	0	1	1	0	0	0	0	0	5	9	0.00	1.000			

San Diego Padres @ New York Mets
Shea Stadium, Flushing, NY
Wed Jun 04 1986, 7:05 PM EDT
Att: 26,735 - Unknown

AB 31
R 4
H 9
RBI 4
BB 8
SO 5
LOB 28



Batter	1	2	3	4	5	6	7	8	9	AB	R	H	RBI	BB	SO	LOB	TOP																		
Bill Sample, R OBP: 0.293, SLG: 0.407 (1, 9)	B1	F7		L8			FC5-4 1B		F6	5	0	1	0	0	0	2	<p>Atlanta Braves @ San Diego Padres Jack Murphy Stadium, San Diego, CA</p> <p>Thu Jun 05 1986, 10:05 PM EDT Att: 12,863 - Unknown</p> <p>livebaseballscores.com</p> <p>AB 33 R 4 H 8 RBI 4 BB 6 SO 7 LOB 17</p> 																		
Rafael Ramirez, R OBP: 0.289, SLG: 0.371 Ken Oberkfell, L OBP: 0.391, SLG: 0.378 (1, 5)	6-3		G1-4-3 1B 2B	4-3			F8			4	1	1	0	0	0	1																			
Dale Murphy, R OBP: 0.396, SLG: 0.511 (1, 8)	K		G1-4-3 2-3		L7		FC5-4 1-2		K	5	0	0	0	0	2	3																			
Bob Horner, R OBP: 0.344, SLG: 0.486 (1, 3)					F8				K	3	1	1	0	2	1	1																			
Terry Harper, R OBP: 0.296, SLG: 0.328 Omar Moreno, L OBP: 0.330, SLG: 0.490 (3, PH)									K	1	0	1	0	0	0	0																			
Andres Thomas, R OBP: 0.338, SLG: 0.442 (1, 6)									SH3	1	0	0	0	0	0	0																			
Ozzie Virgil, R OBP: 0.297, SLG: 0.360 (1, 2)									SH3	1	0	0	0	1	1	0																			
Glenn Hubbard, R OBP: 0.346, SLG: 0.353 (1, 4)									L6	4	1	1	1	0	0	2																			
Zane Smith, L OBP: 0.088, SLG: 0.088 Gene Garber, R (9, 1)									L6	2	1	0	0	2	0	3																			
Inning Stats	R: 0 E: 0 K: 1 S: 5	H: 0 LOB: 0 BB: 0 P: 5	R: 2 E: 0 K: 0 S: 6	H: 4 LOB: 2 BB: 1 P: 10	R: 1 E: 0 K: 1 S: 7	H: 2 LOB: 3 BB: 2 P: 15	R: 0 E: 0 K: 0 S: 3	H: 0 LOB: 0 BB: 0 P: 3	R: 0 E: 0 K: 1 S: 5	H: 0 LOB: 0 BB: 0 P: 5	R: 0 E: 0 K: 0 S: 3	H: 0 LOB: 0 BB: 0 P: 3	R: 0 E: 0 K: 1 S: 6	H: 1 LOB: 1 BB: 0 P: 6	R: 1 E: 0 K: 1 S: 6	H: 1 LOB: 2 BB: 1 P: 14		R: 0 E: 0 K: 2 S: 7	H: 0 LOB: 1 BB: 1 P: 11	1B: 6 2B: 2 3B: 0 HR: 0	SF: 0 SAC: 1 DP: 0 HBP: 0	WP: 1 PB: 0 CS: 0	PA: 40												
PITCHER	IP	WLS	BF	H	R	ER	SO	BB	IBB	HBP	BLK	WP	HR	S	P	ERA	WHIP																		
Dave Dravecky, L ERA: 2.25 Lance McCullers, R ERA: 1.97 Gene Walter, L ERA: 3.34	(1, 1)	5.0	L	23	6	3	3	3	2	1	0	0	0	0	26	38	5.40	1.600																	
																		PITCHER	IP	WLS	BF	H	R	ER	SO	BB	IBB	HBP	BLK	WP	HR	S	P	ERA	WHIP

Batter	1	2	3	4	5	6	7	8	9	AB	R	H	RBI	BB	SO	LOB	BOTTOM																		
Bip Roberts, S OBP: 0.297, SLG: 0.314 (1, 4)	S WP 2B				1-3					4	1	2	0	0	0	1	<p>Atlanta Braves @ San Diego Padres Jack Murphy Stadium, San Diego, CA</p> <p>Thu Jun 05 1986, 10:05 PM EDT Att: 12,863 - Unknown</p> <p>livebaseballscores.com</p> <p>AB 29 R 2 H 7 RBI 1 BB 6 SO 4 LOB 12</p> 																		
Tony Gwynn, L OBP: 0.412, SLG: 0.495 (1, 9)	6-3									4	0	2	0	0	0	1																			
Kevin McReynolds, R OBP: 0.359, SLG: 0.524 (1, 8)	6-3									3	0	0	0	1	1	2																			
Steve Garvey, R OBP: 0.288, SLG: 0.480 Marvell Wynne, L OBP: 0.295, SLG: 0.411 (4, 8)	6-3									1	0	0	0	0	0	0																			
Carmelo Martinez, R OBP: 0.356, SLG: 0.450 (4, 3)										3	1	1	1	1	0	0																			
Bruce Bochy, R OBP: 0.390, SLG: 0.588 Tim Flannery, L OBP: 0.367, SLG: 0.393 (9, PH)										1	0	0	0	2	0	0																			
Jerry Royster, R OBP: 0.282, SLG: 0.348 Terry Kennedy, L OBP: 0.302, SLG: 0.354 (9, PH)										1	0	0	0	0	0	0																			
Garry Templeton, S OBP: 0.242, SLG: 0.209 (1, 6)										2	0	0	0	1	1	1																			
Dave Dravecky, R OBP: 0.207, SLG: 0.286 John Kruk, L OBP: 0.350, SLG: 0.490 Lance McCullers, S (6, 1)										1	0	0	0	0	0	0																			
Dane Iorg, L OBP: 0.239, SLG: 0.333 Gene Walter, L OBP: 0.500, SLG: 0.667 (9, 1)										1	0	0	0	0	0	0																			
Inning Stats	R: 1 E: 0 K: 0 S: 4	H: 1 LOB: 0 BB: 0 P: 4	R: 0 E: 0 K: 2 S: 7	H: 1 LOB: 2 BB: 2 P: 15	R: 0 E: 0 K: 0 S: 3	H: 2 LOB: 0 BB: 0 P: 3	R: 0 E: 0 K: 0 S: 3	H: 0 LOB: 0 BB: 0 P: 3	R: 0 E: 0 K: 0 S: 3	H: 0 LOB: 1 BB: 1 P: 7	R: 0 E: 0 K: 1 S: 5	H: 0 LOB: 0 BB: 0 P: 5	R: 0 E: 0 K: 0 S: 2	H: 0 LOB: 1 BB: 2 P: 10	R: 0 E: 0 K: 1 S: 6	H: 1 LOB: 2 BB: 1 P: 10	R: 1 E: 0 K: 0 S: 4	H: 2 LOB: 0 BB: 0 P: 4	1B: 4 2B: 2 3B: 1 HR: 1	SF: 0 SAC: 0 DP: 2 HBP: 0	WP: 1 PB: 0 CS: 1	PA: 35													
PITCHER	IP	WLS	BF	H	R	ER	SO	BB	IBB	HBP	BLK	WP	HR	S	P	ERA	WHIP																		
Zane Smith, L ERA: 2.55 Gene Garber, R ERA: 1.3	(1, 1)	8.0	W	32	6	2	2	4	6	0	0	0	0	0	34	58	2.25	1.500																	
																		PITCHER	IP	WLS	BF	H	R	ER	SO	BB	IBB	HBP	BLK	WP	HR	S	P	ERA	WHIP

Batter	1	2	3	4	5	6	7	8	9	10	11	AB	R	H	RBI	BB	SO	LOB	TOP								
Omar Moreno, L OBP: 0.321, SLG: 0.481 (1, 9)	G3		2B		4-3		K		F7		K	6	0	1	0	0	2	3									
Ken Oberkfell, L OBP: 0.365, SLG: 0.379 (8, 4)	2B		G3		F8		F2		4-3			5	0	1	0	0	0	3									
Dale Murphy, R OBP: 0.394, SLG: 0.503 (1, 8)	F4			1-3			G5-4-3 1B		K		K	5	0	1	0	0	2	1									
Bob Horner, R OBP: 0.341, SLG: 0.478 (1, 3)	4-3			K			G5-4-3 1-2f 1B		E5 FC4-6 1B		BB 1B	5	0	1	0	0	1	2									
Gerald Perry, L OBP: 0.395, SLG: 0.361 (1, 7)			L3 1B		1B		1B		FC4-6 1B		BB 1-2 BB	3	0	3	0	2	0	0									
Rafael Ramirez, R OBP: 0.262, SLG: 0.361 (1, 6)			L3 1-2		4-3		4-3		FC4-6 BB		L8	5	0	0	0	0	0	7									
Ozzie Virgil, R OBP: 0.307, SLG: 0.383 (1, 2)			F3				HR		1B BB		2-3	3	1	1	1	2	0	2									
Glenn Hubbard, R OBP: 0.346, SLG: 0.348 (8, PH)					6-3		4-3 SH1-4 WP BB		L8		1-3	2	1	0	0	1	1	1									
Ted Simmons, S OBP: 0.340, SLG: 0.378 (8, 5)									K			2	0	0	0	0	0	3									
David Palmer, R OBP: 0.096, SLG: 0.080 (7, PH)												1	0	0	0	0	0	0									
Chris Chambliss, L OBP: 0.368, SLG: 0.645 (7, 1)												1	0	1	0	0	0	0									
Paul Assenmacher, L OBP: 0.200, SLG: 0.200 (7, 1)												0	0	0	0	0	0	0									
Jeff Dedmon, L OBP: 0.200, SLG: 0.200 (7, 1)												2	0	0	0	0	1	0									
Inning Stats	R: 0 E: 0 K: 0 S: 4	H: 1 LOB: 1 BB: 0 P: 4	R: 0 E: 0 K: 0 S: 3	H: 1 LOB: 0 BB: 0 P: 3	R: 0 E: 0 K: 0 S: 4	H: 1 LOB: 1 BB: 0 P: 4	R: 0 E: 0 K: 1 S: 6	H: 2 LOB: 1 BB: 0 P: 6	R: 2 E: 0 K: 0 S: 4	H: 1 LOB: 0 BB: 1 P: 8	R: 0 E: 0 K: 2 S: 8	H: 1 LOB: 2 BB: 1 P: 12	R: 0 E: 0 K: 1 S: 6	H: 0 LOB: 3 BB: 2 P: 14	R: 0 E: 0 K: 1 S: 5	H: 0 LOB: 0 BB: 0 P: 5	R: 0 E: 0 K: 1 S: 6	H: 1 LOB: 2 BB: 1 P: 10	R: 0 E: 0 K: 1 S: 5	H: 0 LOB: 0 BB: 0 P: 5	1B: 6 2B: 3 3B: 0 HR: 1	SF: 0 SAC: 1 DP: 2 HBP: 0	WP: 1 PB: 0 SB: 0 CS: 0	PA: 46			
PITCHER	IP ERA WLS BF H R ER SO BB IBB HBP BLK WP HR S P ERA WHIP	IP ERA WLS BF H R ER SO BB IBB HBP BLK WP HR S P ERA WHIP	IP ERA WLS BF H R ER SO BB IBB HBP BLK WP HR S P ERA WHIP	IP ERA WLS BF H R ER SO BB IBB HBP BLK WP HR S P ERA WHIP	IP ERA WLS BF H R ER SO BB IBB HBP BLK WP HR S P ERA WHIP	IP ERA WLS BF H R ER SO BB IBB HBP BLK WP HR S P ERA WHIP	IP ERA WLS BF H R ER SO BB IBB HBP BLK WP HR S P ERA WHIP	IP ERA WLS BF H R ER SO BB IBB HBP BLK WP HR S P ERA WHIP	IP ERA WLS BF H R ER SO BB IBB HBP BLK WP HR S P ERA WHIP	IP ERA WLS BF H R ER SO BB IBB HBP BLK WP HR S P ERA WHIP	IP ERA WLS BF H R ER SO BB IBB HBP BLK WP HR S P ERA WHIP	IP ERA WLS BF H R ER SO BB IBB HBP BLK WP HR S P ERA WHIP	IP ERA WLS BF H R ER SO BB IBB HBP BLK WP HR S P ERA WHIP	IP ERA WLS BF H R ER SO BB IBB HBP BLK WP HR S P ERA WHIP	IP ERA WLS BF H R ER SO BB IBB HBP BLK WP HR S P ERA WHIP	IP ERA WLS BF H R ER SO BB IBB HBP BLK WP HR S P ERA WHIP	IP ERA WLS BF H R ER SO BB IBB HBP BLK WP HR S P ERA WHIP	IP ERA WLS BF H R ER SO BB IBB HBP BLK WP HR S P ERA WHIP	IP ERA WLS BF H R ER SO BB IBB HBP BLK WP HR S P ERA WHIP	IP ERA WLS BF H R ER SO BB IBB HBP BLK WP HR S P ERA WHIP	IP ERA WLS BF H R ER SO BB IBB HBP BLK WP HR S P ERA WHIP	IP ERA WLS BF H R ER SO BB IBB HBP BLK WP HR S P ERA WHIP	IP ERA WLS BF H R ER SO BB IBB HBP BLK WP HR S P ERA WHIP	IP ERA WLS BF H R ER SO BB IBB HBP BLK WP HR S P ERA WHIP	IP ERA WLS BF H R ER SO BB IBB HBP BLK WP HR S P ERA WHIP	IP ERA WLS BF H R ER SO BB IBB HBP BLK WP HR S P ERA WHIP	IP ERA WLS BF H R ER SO BB IBB HBP BLK WP HR S P ERA WHIP

Atlanta Braves @ San Diego Padres
Jack Murphy Stadium, San Diego, CA
Fri Jun 06 1986, 10:05 PM EDT
Att: 19,224 - Unknown

AB 40
R 2
H 9
RBI 1
BB 5
SO 7
LOB 22





Batter	1	2	3	4	5	6	7	8	9	10	11	AB	R	H	RBI	BB	SO	LOB	BOTTOM								
Bip Roberts, S OBP: 0.313, SLG: 0.329 (1, 4)	E3 4-3 S 4-3		CS 1B		FC1-6 1B		BLK 1B		K		1B	6	3	3	0	0	1	1									
Tony Gwynn, L OBP: 0.414, SLG: 0.493 (1, 9)	4-3		3-1		1B		1B				1B	5	0	2	0	1	0	2									
Marvell Wynne, L OBP: 0.299, SLG: 0.403 (1, 8)	4-3		K		1B		1B		F4		G3	6	0	2	3	0	1	2									
Steve Garvey, R OBP: 0.290, SLG: 0.475 (1, 3)	5-3			4-3			6-3				E7 WP 1B	4	0	1	0	1	0	2									
Terry Kennedy, L OBP: 0.304, SLG: 0.352 (1, 2)			G3 1B		1-3		K		4-3		WP IBB	4	0	1	0	1	1	3									
Carmelo Martinez, R OBP: 0.359, SLG: 0.439 (1, 7)			G3		BB		K		F3		FC6-4 IBB	3	0	0	0	2	1	1									
Graig Nettles, L OBP: 0.290, SLG: 0.409 (7, 5)			K		K		K		6-3		FC6-4	3	0	0	0	0	3	2									
Jerry Royster, R OBP: 0.279, SLG: 0.344 (10, PH)					K		K				1-2f 1B	1	0	0	0	0	0	0									
Dane Iorg, L OBP: 0.234, SLG: 0.326 (11, 5)					K		K					1	0	0	0	0	0	3									
Garry Templeton, S OBP: 0.246, SLG: 0.206 (1, 6)					FC1-6 BB		K		6-3		6-3	3	0	0	0	2	1	0									
Andy Hawkins, R OBP: 0.162, SLG: 0.167 (7, PH)					K							2	0	0	0	0	2	3									
Kevin McCarthy, R OBP: 0.133, SLG: 0.133 (7, PH)					K							0	0	0	0	0	0	0									
Tim Stoddard, R OBP: 0.198, SLG: 0.251 (8, 1)					K							0	0	0	0	0	0	0									
John Kruk, L OBP: 0.142, SLG: 0.199 (8, PH)					K							1	0	0	0	0	1	0									
Jeff Dedmon, L OBP: 0.200, SLG: 0.200 (10, 1)					K							1	0	0	0	0	1	0									
Inning Stats	R: 1 E: 1 K: 0 S: 4	H: 0 LOB: 0 BB: 0 P: 4	R: 0 E: 0 K: 2 S: 8	H: 1 LOB: 2 BB: 1 P: 12	R: 0 E: 0 K: 1 S: 5	H: 1 LOB: 0 BB: 0 P: 5	R: 0 E: 0 K: 1 S: 5	H: 0 LOB: 0 BB: 0 P: 9	R: 0 E: 0 K: 3 S: 9	H: 0 LOB: 0 BB: 0 P: 9	R: 0 E: 0 K: 0 S: 4	H: 1 LOB: 2 BB: 1 P: 8	R: 0 E: 0 K: 0 S: 3	H: 0 LOB: 0 BB: 0 P: 3	R: 0 E: 0 K: 2 S: 7	H: 0 LOB: 0 BB: 0 P: 7	R: 0 E: 1 K: 0 S: 4	H: 1 LOB: 3 BB: 1 P: 12	R: 1 E: 0 K: 1 S: 7	H: 3 LOB: 2 BB: 0 P: 7	1B: 9 2B: 0 3B: 0 HR: 0	SF: 0 SAC: 0 DP: 0 HBP: 0	WP: 1 PB: 0 SB: 2 CS: 1	PA: 48			
PITCHER	IP ERA WLS BF H R ER SO BB IBB HBP BLK WP HR S P ERA WHIP	IP ERA WLS BF H R ER SO BB IBB HBP BLK WP HR S P ERA WHIP	IP ERA WLS BF H R ER SO BB IBB HBP BLK WP HR S P ERA WHIP	IP ERA WLS BF H R ER SO BB IBB HBP BLK WP HR S P ERA WHIP	IP ERA WLS BF H R ER SO BB IBB HBP BLK WP HR S P ERA WHIP	IP ERA WLS BF H R ER SO BB IBB HBP BLK WP HR S P ERA WHIP	IP ERA WLS BF H R ER SO BB IBB HBP BLK WP HR S P ERA WHIP	IP ERA WLS BF H R ER SO BB IBB HBP BLK WP HR S P ERA WHIP	IP ERA WLS BF H R ER SO BB IBB HBP BLK WP HR S P ERA WHIP	IP ERA WLS BF H R ER SO BB IBB HBP BLK WP HR S P ERA WHIP	IP ERA WLS BF H R ER SO BB IBB HBP BLK WP HR S P ERA WHIP	IP ERA WLS BF H R ER SO BB IBB HBP BLK WP HR S P ERA WHIP	IP ERA WLS BF H R ER SO BB IBB HBP BLK WP HR S P ERA WHIP	IP ERA WLS BF H R ER SO BB IBB HBP BLK WP HR S P ERA WHIP	IP ERA WLS BF H R ER SO BB IBB HBP BLK WP HR S P ERA WHIP	IP ERA WLS BF H R ER SO BB IBB HBP BLK WP HR S P ERA WHIP	IP ERA WLS BF H R ER SO BB IBB HBP BLK WP HR S P ERA WHIP	IP ERA WLS BF H R ER SO BB IBB HBP BLK WP HR S P ERA WHIP	IP ERA WLS BF H R ER SO BB IBB HBP BLK WP HR S P ERA WHIP	IP ERA WLS BF H R ER SO BB IBB HBP BLK WP HR S P ERA WHIP	IP ERA WLS BF H R ER SO BB IBB HBP BLK WP HR S P ERA WHIP	IP ERA WLS BF H R ER SO BB IBB HBP BLK WP HR S P ERA WHIP	IP ERA WLS BF H R ER SO BB IBB HBP BLK WP HR S P ERA WHIP	IP ERA WLS BF H R ER SO BB IBB HBP BLK WP HR S P ERA WHIP	IP ERA WLS BF H R ER SO BB IBB HBP BLK WP HR S P ERA WHIP	IP ERA WLS BF H R ER SO BB IBB HBP BLK WP HR S P ERA WHIP	IP ERA WLS BF H R ER SO BB IBB HBP BLK WP HR S P ERA WHIP

Atlanta Braves @ San Diego Padres
Jack Murphy Stadium, San Diego, CA
Fri Jun 06 1986, 10:05 PM EDT
Att: 19,224 - Unknown

AB 41
R 3
H 9
RBI 3
BB 7
SO 12
LOB 19



Batter	1	2	3	4	5	6	7	8	9	AB	R	H	RBI	BB	SO	LOB	TOP			
Bill Sample, R OBP: 0.286, SLG: 0.391 (1, 9)	0-0 5-3			0-0 6-3		0-0 4-3			0-0 1B	4	0	1	0	0	0	0	Atlanta Braves @ San Diego Padres Jack Murphy Stadium, San Diego, CA Sun Jun 08 1986, 6:33 AM EDT Att: 20,472 - Unknown AB 30 R 1 H 3 RBI 1 BB 1 SO 1 LOB 7 			
Rafael Ramirez, R OBP: 0.280, SLG: 0.374 (1, 5)	0-0 4-3			0-0 HR		0-0 6-3			0-0 F9	4	1	1	1	0	0	1				
Dale Murphy, R OBP: 0.383, SLG: 0.485 (1, 8)	0-0 F9			0-0 1-3		0-3 K			0-0 F9	4	0	0	0	0	1	1				
Bob Horner, R OBP: 0.341, SLG: 0.472 (1, 3)		0-0 F8		0-0 L3				0-0 E6	0-0 F8	4	0	0	0	0	0	1				
Terry Harper, R OBP: 0.290, SLG: 0.321 (1, 7)		0-0 F9			0-0 F3			0-0 F9		3	0	0	0	0	0	1				
Andres Thomas, R OBP: 0.325, SLG: 0.425 (1, 6)		0-0 F9			0-0 1-3			0-0 G6-3		3	0	0	0	0	0	1				
Bruce Benedict, R OBP: 0.421, SLG: 0.545 (1, 2)			0-0 F9		0-0 2B			0-0 5-3		3	0	1	0	0	0	0				
Glenn Hubbard, R OBP: 0.349, SLG: 0.348 (1, 4)			0-0 F9		4-0 IBB			0-0 F4		2	0	0	0	1	0	0				
Joe Johnson, R OBP: 0.160, SLG: 0.130 Ed Olwine, R (6, 1)	0-0 1-3			0-0 1-3				0-0 F6		2	0	0	0	0	0	2				
Chris Chambliss, L OBP: 0.553, SLG: 0.625 Gene Garber, R (8, 1)					0-0 4-3					0	0	0	0	0	0	0				
Inning Stats	R: 0 E: 0 K: 0 S: 3	H: 0 LOB: 0 BB: 0 P: 3	R: 0 E: 0 K: 0 S: 3	H: 0 LOB: 0 BB: 0 P: 3	R: 0 E: 0 K: 0 S: 3	H: 0 LOB: 0 BB: 0 P: 3	R: 1 E: 0 K: 0 S: 4	H: 1 LOB: 0 BB: 0 P: 4	R: 0 E: 0 K: 1 S: 5	H: 0 LOB: 0 BB: 0 P: 5	R: 0 E: 1 K: 0 S: 3	H: 0 LOB: 0 BB: 0 P: 3	R: 0 E: 0 K: 0 S: 3	H: 0 LOB: 0 BB: 0 P: 3	R: 0 E: 0 K: 0 S: 4	H: 1 LOB: 1 BB: 0 P: 4	1B: 1 2B: 1 3B: 0 HR: 1	SF: 0 SAC: 0 DP: 1 HBP: 0	WP: 0 PB: 0 SB: 0 CS: 0	PA: 31
PITCHER Mark Thurmond, L ERA: 5.47 (1, 1)	IP: 9.0 WLS: W BF: 31 H: 3 R: 1 ER: 1 SO: 1 BB: 0 IBB: 1 HBP: 0 BLK: 0 WP: 0 HR: 1 S: 32 P: 36 ERA: 1.00 WHIP: 0.333																			

Batter	1	2	3	4	5	6	7	8	9	AB	R	H	RBI	BB	SO	LOB	BOTTOM			
Bip Roberts, S OBP: 0.295, SLG: 0.310 (1, 4)	0-0 L5	0-0 4-3				0-0 4-3			0-0 1B	4	0	1	0	0	0	1	Atlanta Braves @ San Diego Padres Jack Murphy Stadium, San Diego, CA Sun Jun 08 1986, 6:33 AM EDT Att: 20,472 - Unknown AB 32 R 4 H 10 RBI 4 BB 4 SO 5 LOB 16 			
Tony Gwynn, L OBP: 0.344, SLG: 0.481 (1, 9)	0-0 4-3		0-0 L7		4-0 F8	0-0 F8			0-0 F8	3	0	1	0	1	0	2				
Kevin McReynolds, R OBP: 0.349, SLG: 0.595 (1, 7)	0-0 4-3		0-0 BB		0-0 F8			0-0 4-3		4	0	1	0	0	0	2				
Graig Nettles, L OBP: 0.299, SLG: 0.403 Jerry Royster, R OBP: 0.292, SLG: 0.358 (7, PH) (8, 5)	0-3 K		4-0 BB		0-0 L9			0-0 4-3		2	0	0	0	1	1	2				
Marvell Wynne, L OBP: 0.320, SLG: 0.429 (1, 8)		0-0 2B		0-0 F8		0-0 4-3		0-0 4-3		4	1	1	0	0	0	3				
Terry Kennedy, L OBP: 0.304, SLG: 0.349 (1, 2)		0-3 K		0-0 F7		0-0 2B		0-0 F8		4	1	1	0	0	1	4				
John Kruk, L OBP: 0.344, SLG: 0.407 Steve Garvey, R OBP: 0.288, SLG: 0.468 (7, 3)		0-3 K		0-0 4-3		0-0 CS		0-3 K		3	0	1	0	0	1	1				
Garry Templeton, S OBP: 0.256, SLG: 0.210 (1, 6)		4-0 2B		0-0 1B		4-0 CS		0-0 F7		2	2	1	0	2	0	0				
Mark Thurmond, L OBP: 0.300, SLG: 0.350 (1, 1)		0-0 1B		0-0 G4-6-3		0-0 1B		0-3 K		4	0	2	4	0	1	1				
Inning Stats	R: 0 E: 0 K: 1 S: 6	H: 1 LOB: 1 BB: 0 P: 6	R: 2 E: 0 K: 2 S: 9	H: 2 LOB: 1 BB: 1 P: 13	R: 0 E: 0 K: 0 S: 4	H: 1 LOB: 2 BB: 1 P: 8	R: 0 E: 0 K: 0 S: 3	H: 1 LOB: 0 BB: 0 P: 3	R: 0 E: 0 K: 0 S: 3	H: 0 LOB: 1 BB: 1 P: 7	R: 2 E: 0 K: 0 S: 6	H: 4 LOB: 2 BB: 1 P: 10	R: 0 E: 0 K: 0 S: 4	H: 1 LOB: 1 BB: 0 P: 4	R: 0 E: 0 K: 2 S: 7	H: 0 LOB: 0 BB: 0 P: 7		1B: 8 2B: 2 3B: 0 HR: 0	SF: 0 SAC: 0 DP: 1 HBP: 0	WP: 0 PB: 0 SB: 1 CS: 2
PITCHER Joe Johnson, R ERA: 4.4 Ed Olwine, L ERA: 2.7 Gene Garber, R ERA: 1.26 (1, 1) (6, 1) (8, 1)	IP: 5.2 WLS: L BF: 28 H: 9 R: 4 ER: 4 SO: 4 BB: 2 IBB: 2 HBP: 0 BLK: 0 WP: 0 HR: 0 S: 30 P: 46 ERA: 6.35 WHIP: 1.941																			

Batter	1	2	3	4	5	6	7	8	9	AB	R	H	RBI	BB	SO	LOB	TOP								
Bill Doran, S OBP: 0.369, SLG: 0.396 Jim Pankovits, R OBP: 0.267, SLG: 0.185	G5-3 BB 1B	5-3				G6-4-3 1B		3B 1B	K	4	1	3	1	0	0	0									
Billy Hatcher, R OBP: 0.324, SLG: 0.396	2B BB		6-3		F9	F4		2B 3B	3-1	5	2	1	2	1	0	2									
Tony Walker, R OBP: 0.280, SLG: 0.326	G5-3		K		F8	G6-4-3		FC6-4 1B 2B		5	1	1	1	1	1	4									
Glenn Davis, R OBP: 0.343, SLG: 0.522 Alan Ashby, S OBP: 0.333, SLG: 0.375	HR 2B		F7		E		6-3	E5 FC6-4	F9	5	2	2	1	0	0	1									
Kevin Bass, S OBP: 0.327, SLG: 0.457	HR			6-3 2B	E	IBB	BB G1-2-3 1B	FC6-4 E		4	3	3	2	1	0	2									
Phil Garner, R OBP: 0.367, SLG: 0.507	S BB		6-3		E6	3B	BB 1B	K		4	1	2	2	1	1	3									
Mark Bailey, S OBP: 0.309, SLG: 0.288	F4			F4		BB	1-2 2-3 BB	E 1B		3	0	1	1	2	0	2									
Bert Pena, R		F9				IBB	G1-2-3	E5		4	0	0	0	1	0	5									
Bob Knepper, L OBP: 0.070, SLG: 0.070		K		K				E1 1B	K	5	1	1	0	0	3	4									
Inning Stats	R: 3 E: 0 K: 0 S: 5	H: 3 LOB: 1 BB: 2 P: 13	R: 0 E: 0 K: 1 S: 5	H: 0 LOB: 0 BB: 0 P: 5	R: 0 E: 0 K: 1 S: 5	H: 0 LOB: 0 BB: 0 P: 5	R: 0 E: 0 K: 1 S: 6	H: 1 LOB: 2 BB: 1 P: 10	R: 4 E: 1 K: 0 S: 6	H: 3 LOB: 1 BB: 2 P: 14	R: 0 E: 0 K: 0 S: 4	H: 2 LOB: 1 BB: 0 P: 4	R: 0 E: 0 K: 0 S: 4	H: 2 LOB: 2 BB: 1 P: 8	R: 5 E: 3 K: 2 S: 14	H: 4 LOB: 2 BB: 0 P: 14	R: 0 E: 0 K: 1 S: 5	H: 0 LOB: 1 BB: 1 P: 9	1B: 7 2B: 4 3B: 2 HR: 2	SF: 0 SAC: 0 DP: 3 HBP: 0	WP: 0 PB: 0 SB: 1 CS: 0	PA: 49			
PITCHER	IP	WLS	BF	H	R	ER	SO	BB	IBB	HBP	BLK	WP	HR	S	P	ERA	WHIP								
Dave Dravecky, L ERA: 2.74	4.2	L	24	7	7	6	3	2	2	0	0	0	2	26	42	11.57	1.929								
Tim Stoddard, R ERA: 4.01	0.1		2	0	0	0	0	1	0	0	0	0	0	1	5	0.00	3.000								
Craig Lefferts, L ERA: 2.54	2.0		9	4	0	0	0	1	0	0	0	0	0	8	12	0.00	2.500								
Gene Walter, L ERA: 3.38	1.0		10	4	5	2	2	0	0	0	0	0	0	14	14	18.00	4.000								
Lance McCullers, R ERA: 1.91	1.0		4	0	0	0	1	1	0	0	0	0	0	5	9	0.00	1.000								

Houston Astros @ San Diego Padres
Jack Murphy Stadium, San Diego, CA
Tue Jun 10 1986, 10:05 PM EDT
Att: 13,966 - Unknown

AB 42
R 12
H 15
RBI 10
BB 7
SO 6
LOB 24



Batter	1	2	3	4	5	6	7	8	9	AB	R	H	RBI	BB	SO	LOB	BOTTOM								
Bip Roberts, S OBP: 0.281, SLG: 0.304	F7		B1			F8		1-3		4	0	0	0	0	0	1									
Tony Gwynn, L OBP: 0.395, SLG: 0.464	4-3			G3		F7		F5		4	0	0	0	0	0	1									
Kevin McReynolds, R OBP: 0.349, SLG: 0.515	2B			5-3		L6			6-3	4	0	1	0	0	0	0									
Steve Garvey, R OBP: 0.279, SLG: 0.453 Gene Walter, L OBP: 0.400, SLG: 0.500 Lance McCullers, S OBP: 0.381, SLG: 0.571	K			F6			6-3		F3	3	0	0	0	0	1	1									
Carmelo Martinez, R OBP: 0.349, SLG: 0.427		K			F8		6-3		F7	4	0	0	0	0	1	0									
Jerry Royster, R OBP: 0.286, SLG: 0.350		K			K		4-3			3	0	0	0	0	2	0									
Terry Kennedy, L OBP: 0.308, SLG: 0.371					E1 1B					3	1	1	1	0	0	0									
Garry Templeton, S OBP: 0.259, SLG: 0.214 Tim Flannery, L OBP: 0.309, SLG: 0.390						FC6-4 1B		4-3		2	0	1	0	0	1	0									
Dave Dravecky, R OBP: 0.200, SLG: 0.276 Tim Stoddard, R										0	0	0	0	0	0	0									
John Kruk, L OBP: 0.333, SLG: 0.393 Craig Lefferts, L OBP: 0.333, SLG: 1.333 Manvell Wynne, L OBP: 0.325, SLG: 0.431						FC6-4 1B				1	0	0	0	0	0	2									
Inning Stats	R: 0 E: 0 K: 1 S: 6	H: 1 LOB: 1 BB: 0 P: 6	R: 0 E: 0 K: 2 S: 7	H: 0 LOB: 0 BB: 0 P: 7	R: 0 E: 0 K: 1 S: 5	H: 0 LOB: 0 BB: 0 P: 5	R: 0 E: 0 K: 0 S: 3	H: 0 LOB: 0 BB: 0 P: 3	R: 0 E: 1 K: 1 S: 7	H: 1 LOB: 2 BB: 0 P: 7	R: 0 E: 0 K: 0 S: 3	H: 0 LOB: 0 BB: 0 P: 3	R: 0 E: 0 K: 0 S: 3	H: 0 LOB: 0 BB: 0 P: 3	R: 1 E: 0 K: 0 S: 5	H: 2 LOB: 1 BB: 0 P: 5	R: 0 E: 0 K: 0 S: 3	H: 0 LOB: 0 BB: 0 P: 3	1B: 2 2B: 1 3B: 0 HR: 1	SF: 0 SAC: 0 DP: 0 HBP: 0	WP: 0 PB: 0 SB: 0 CS: 0	PA: 32			
PITCHER	IP	WLS	BF	H	R	ER	SO	BB	IBB	HBP	BLK	WP	HR	S	P	ERA	WHIP								
Bob Knepper, L ERA: 2.26	9.0	W	32	4	1	1	5	0	0	0	0	0	1	42	42	1.00	0.444								

Houston Astros @ San Diego Padres
Jack Murphy Stadium, San Diego, CA
Tue Jun 10 1986, 10:05 PM EDT
Att: 13,966 - Unknown

AB 32
R 1
H 4
RBI 1
BB 0
SO 5
LOB 5



Batter	1	2	3	4	5	6	7	8	9	AB	R	H	RBI	BB	SO	LOB	TOP								
Bill Doran, S OBP: 0.370, SLG: 0.390 (1, 4)										3	2	0	0	2	1	2									
Craig Reynolds, L OBP: 0.314, SLG: 0.430 (1, 6)										5	1	1	1	0	1	2									
Jose Cruz, L OBP: 0.311, SLG: 0.299 (1, 7)										4	1	2	1	1	1	0									
Glenn Davis, R OBP: 0.336, SLG: 0.510 (1, 3)										5	0	0	1	0	0	3									
Kevin Bass, S OBP: 0.335, SLG: 0.455 (1, 8) (7, 9)										1	1	0	0	2	1	2									
Denny Walling, L OBP: 0.351, SLG: 0.393 (1, 5)										3	1	1	3	0	0	4									
Terry Puhl, L OBP: 0.291, SLG: 0.321 Frank DiPino, L OBP: 0.250, SLG: 0.250 (7, 1)										3	0	0	0	1	0	1									
Alan Ashby, S OBP: 0.330, SLG: 0.368 (8, PR) Tony Walker, R OBP: 0.290, SLG: 0.326 Mark Bailey, S OBP: 0.309, SLG: 0.288 (8, 2)										4	0	1	0	0	1	1									
Mike Madden, L (1, 1) Larry Andersen, R (3, 1) Jim Pankovits, R OBP: 0.290, SLG: 0.214 Billy Hatcher, R OBP: 0.321, SLG: 0.393 (7, 8)										0	0	0	0	0	0	0									
Inning Stats	R: 1 E: 0 K: 1 S: 6	H: 1 LOB: 2 BB: 1 P: 11	R: 0 E: 0 K: 2 S: 7	H: 0 LOB: 1 BB: 1 P: 11	R: 0 E: 0 K: 0 S: 4	H: 1 LOB: 2 BB: 1 P: 8	R: 0 E: 0 K: 0 S: 3	H: 0 LOB: 0 BB: 0 P: 3	R: 0 E: 1 K: 0 S: 3	H: 0 LOB: 0 BB: 0 P: 3	R: 2 E: 0 K: 0 S: 4	H: 1 LOB: 0 BB: 1 P: 8	R: 4 E: 1 K: 1 S: 8	H: 2 LOB: 1 BB: 2 P: 16	R: 0 E: 0 K: 1 S: 5	H: 1 LOB: 1 BB: 0 P: 5	R: 0 E: 0 K: 1 S: 5	H: 0 LOB: 0 BB: 0 P: 5	1B: 5 2B: 0 3B: 0 HR: 1	SF: 1 SAC: 1 DP: 1 HBP: 1	WP: 0 PB: 0 SB: 1 CS: 1	PA: 40			
PITCHER	IP	WLS	BF	H	R	ER	SO	BB	IBB	HBP	BLK	WP	HR	S	P	ERA	WHIP								
Andy Hawkins, R ERA: 4.76 (1, 1)	6.0		26	3	3	3	3	4	0	1	0	0	1	27	44	4.50	1.167								
LaMarr Hoyt, R ERA: 5.55 (7, 1)	0.0		4	2	4	2	0	2	0	0	0	0	0	2	10	∞	∞								
Lance McCullers, R ERA: 1.75 (7, 1)	3.0	W	10	1	0	0	3	0	0	0	0	0	0	16	16	0.00	0.333								

Houston Astros @ San Diego Padres
Jack Murphy Stadium, San Diego, CA
Wed Jun 11 1986, 6:33 AM EDT
Att: 13,686 - Unknown

AB	31
R	7
H	6
RBI	6
BB	6
SO	6
LOB	16



Batter	1	2	3	4	5	6	7	8	9	AB	R	H	RBI	BB	SO	LOB	BOTTOM								
Bip Roberts, S OBP: 0.290, SLG: 0.333 (1, 4)										4	2	2	2	0	1	1									
Tony Gwynn, L OBP: 0.400, SLG: 0.469 Marvell Wynne, L OBP: 0.325, SLG: 0.440 (5, 8)										2	1	2	1	0	0	0									
Kevin McReynolds, R OBP: 0.347, SLG: 0.510 (1, 8) (5, 9)										4	1	1	0	0	2	3									
Steve Garvey, R OBP: 0.279, SLG: 0.449 (1, 3)										4	0	1	1	0	1	1									
Carmelo Martinez, R OBP: 0.353, SLG: 0.425 John Kruk, L OBP: 0.353, SLG: 0.393 (8, PR) (9, 7)										3	1	1	0	1	0	2									
Bruce Bochy, R OBP: 0.391, SLG: 0.667 (1, 2)										4	2	2	2	0	0	0									
Jerry Royster, R OBP: 0.287, SLG: 0.340 (1, 5)										3	1	0	0	1	2	0									
Garry Templeton, S OBP: 0.259, SLG: 0.220 (1, 6)										4	1	1	2	0	0	0									
Andy Hawkins, R OBP: 0.231, SLG: 0.200 LaMarr Hoyt, R OBP: 0.133, SLG: 0.133 Lance McCullers, S ERA: 2.57 (7, 1)										1	1	1	0	1	0	0									
Inning Stats	R: 0 E: 0 K: 2 S: 7	H: 1 LOB: 0 BB: 0 P: 7	R: 2 E: 0 K: 2 S: 9	H: 2 LOB: 0 BB: 0 P: 9	R: 3 E: 0 K: 0 S: 5	H: 3 LOB: 1 BB: 1 P: 9	R: 0 E: 0 K: 1 S: 5	H: 0 LOB: 0 BB: 0 P: 5	R: 2 E: 0 K: 0 S: 6	H: 3 LOB: 1 BB: 0 P: 6	R: 0 E: 0 K: 0 S: 3	H: 0 LOB: 0 BB: 0 P: 3	R: 0 E: 0 K: 1 S: 5	H: 0 LOB: 1 BB: 1 P: 9	R: 4 E: 0 K: 0 S: 6	H: 3 LOB: 1 BB: 2 P: 14	R: 0 E: 0 K: 0 S: 6	H: 3 LOB: 1 BB: 2 P: 14	1B: 7 2B: 4 3B: 1 HR: 1	SF: 0 SAC: 2 DP: 1 HBP: 0	WP: 1 PB: 0 SB: 1 CS: 1	PA: 38			
PITCHER	IP	WLS	BF	H	R	ER	SO	BB	IBB	HBP	BLK	WP	HR	S	P	ERA	WHIP								
Mike Madden, L ERA: 4.08 (1, 1)	2.1		13	5	5	5	4	1	0	0	0	0	0	20	24	19.29	3.000								
Larry Andersen, R ERA: 3.94 (3, 1)	3.2		13	3	2	2	1	0	0	0	0	0	0	15	15	4.91	0.818								
Frank DiPino, L ERA: 2.57 (7, 1)	2.0	L	12	3	4	4	1	2	1	0	0	0	0	11	23	18.00	2.500								

Houston Astros @ San Diego Padres
Jack Murphy Stadium, San Diego, CA
Wed Jun 11 1986, 6:33 AM EDT
Att: 13,686 - Unknown

AB	32
R	11
H	12
RBI	10
BB	4
SO	6
LOB	9



Batter	1	2	3	4	5	6	7	8	9	AB	R	H	RBI	BB	SO	LOB	TOP										
Mariano Duncan, R OBP: 0.285, SLG: 0.303	0-0 4-3	0-0 5-3		0-0 F9		0-3 K		0-3 K		5	0	0	0	0	2	3											
Steve Sax, R OBP: 0.379, SLG: 0.438	0-0 6-3		0-0 L4		0-0 HR	0-0 5-3			0-0 4-3	5	1	1	0	0	0	1											
Franklin Stubbs, L OBP: 0.321, SLG: 0.536	0-3 K		0-0 F4		0-0 E5		0-0 F8		0-3 K	5	1	1	0	0	2	0											
Bill Madlock, R OBP: 0.268, SLG: 0.311		0-0 6-3	0-0		0-0		0-0		0-0	4	2	2	3	0	0	0											
Dave Anderson, R OBP: 0.296, SLG: 0.306			2B		HR				E6	1	0	1	0	0	0	0											
Mike Marshall, R OBP: 0.324, SLG: 0.518		0-0 BB	0-0	0-0 4-3		0-0	0-0			4	1	3	1	0	0	0											
Alex Trevino, R OBP: 0.298, SLG: 0.294		0-0 BB	4-0	0-0	0-0	0-0	4-0			2	1	1	0	2	0	0											
Greg Brock, L OBP: 0.301, SLG: 0.378	4-0		0-0	0-0	0-3		0-0			3	0	0	0	1	1	4											
Reggie Williams, R OBP: 0.322, SLG: 0.366	0-0		0-0	0-0	0-0	0-0	0-0	0-0		4	0	2	2	0	0	0											
Fernando Valenzuela, L OBP: 0.174, SLG: 0.174	0-0		0-0	0-0	0-0	0-0	0-0	0-0		3	0	0	0	0	0	1											
Inning Stats	R: 0 E: 0 K: 1 S: 5	H: 0 LOB: 0 BB: 0 P: 5	R: 2 E: 0 K: 0 S: 6	H: 3 LOB: 2 BB: 1 P: 10	R: 1 E: 0 K: 0 S: 5	H: 2 LOB: 2 BB: 1 P: 9	R: 0 E: 0 K: 0 S: 3	H: 0 LOB: 0 BB: 0 P: 3	R: 3 E: 1 K: 1 S: 8	H: 3 LOB: 0 BB: 0 P: 8	R: 0 E: 0 K: 0 S: 4	H: 1 LOB: 2 BB: 1 P: 8	R: 0 E: 0 K: 1 S: 5	H: 0 LOB: 0 BB: 0 P: 5	R: 0 E: 1 K: 1 S: 5	H: 1 LOB: 1 BB: 0 P: 5	1B: 9 2B: 1 3B: 0 HR: 1	SF: 0 SAC: 1 DP: 0 HBP: 0	WP: 0 PA: 40 PB: 0 SB: 0 CS: 0								
PITCHER	IP	WLS	BF	H	R	ER	SO	BB	IBB	HBP	BLK	WP	HR	S	P	ERA	WHIP										
Mark Thurmond, L ERA: 5.93	5.0	L	25	8	6	6	2	1	1	0	0	0	1	27	35	10.80	1.800										
LaMarr Hoyt, R ERA: 5.33	2.0		9	2	0	0	1	1	0	0	0	0	0	10	14	0.00	1.500										
Tim Stoddard, R ERA: 3.79	2.0		6	1	0	0	2	0	0	0	0	0	0	10	10	0.00	0.500										

Los Angeles Dodgers @ San Diego Padres
Jack Murphy Stadium, San Diego, CA
Fri Jun 13 1986, 10:05 PM EDT
Att: 33,343 - Unknown

AB 36
R 6
H 11
RBI 6
BB 3
SO 5
LOB 9

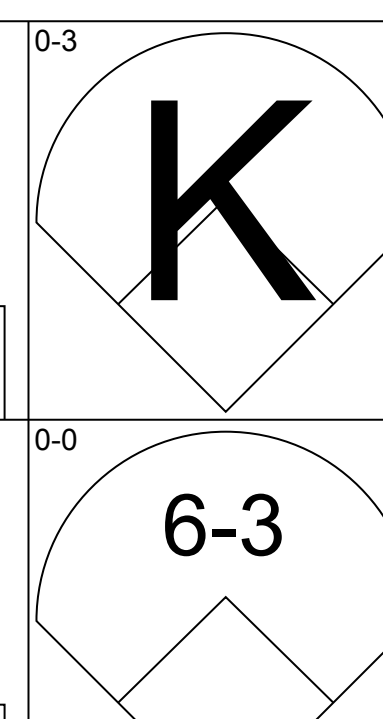
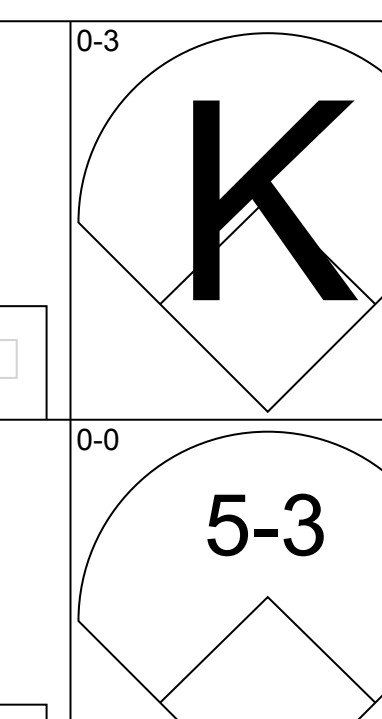
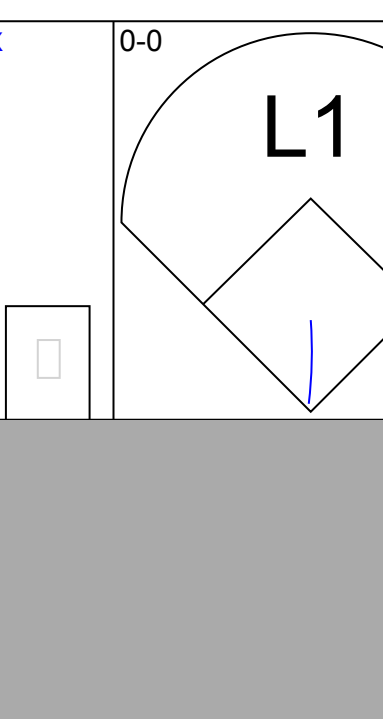
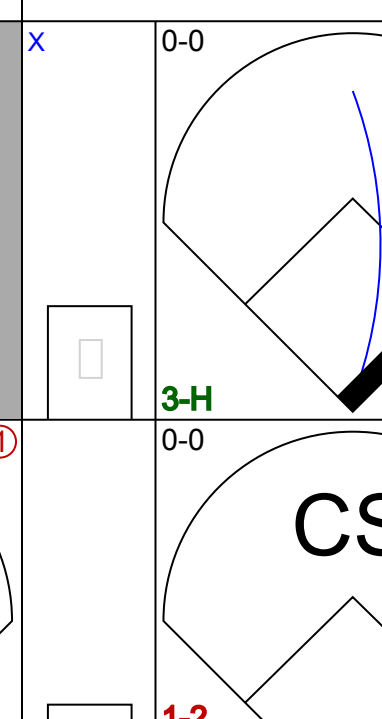
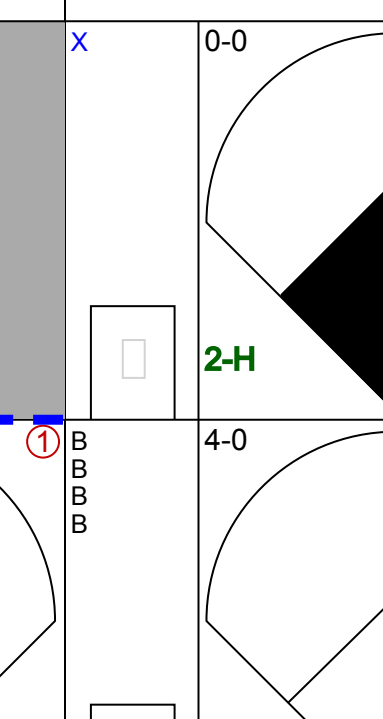
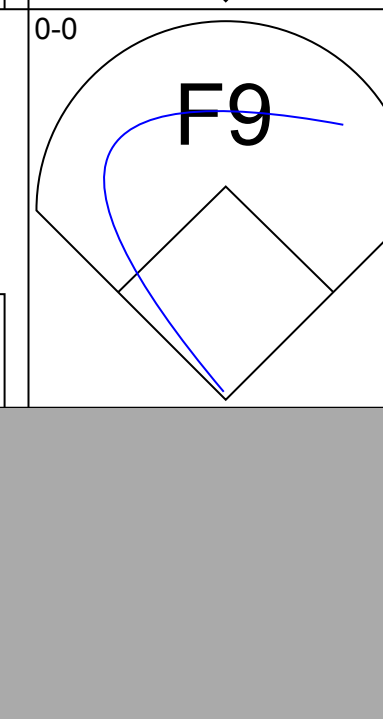
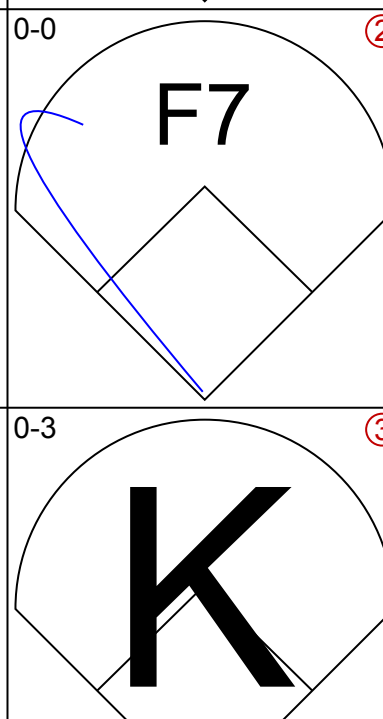
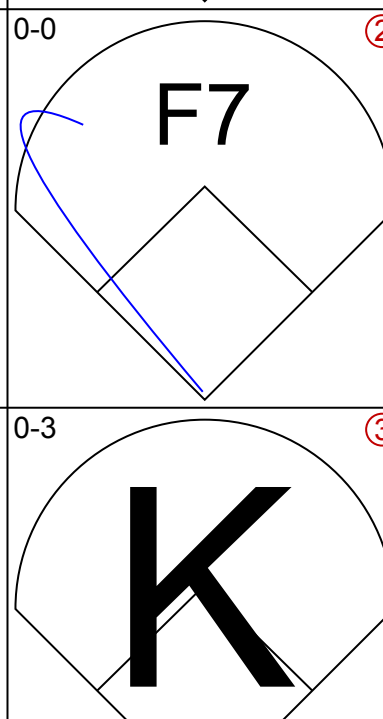

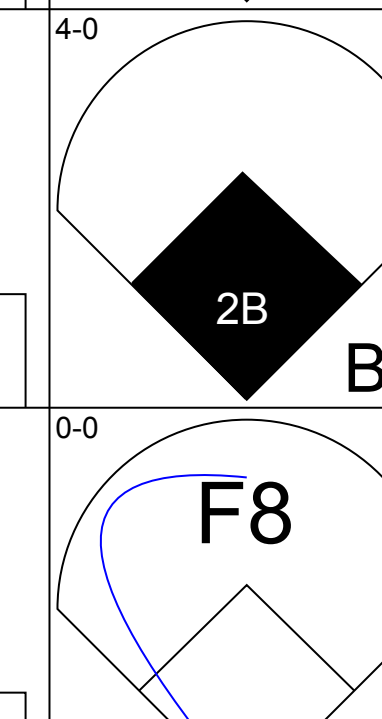
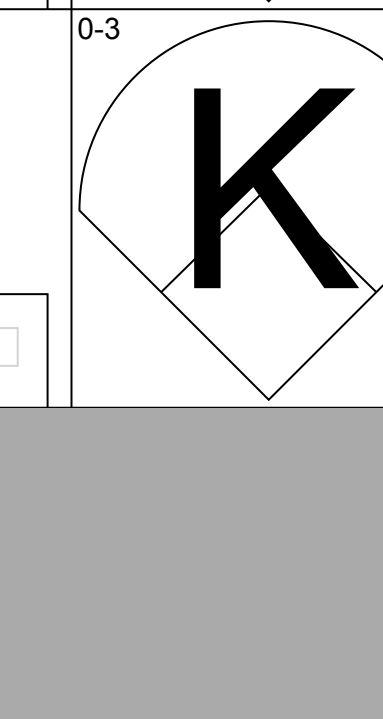

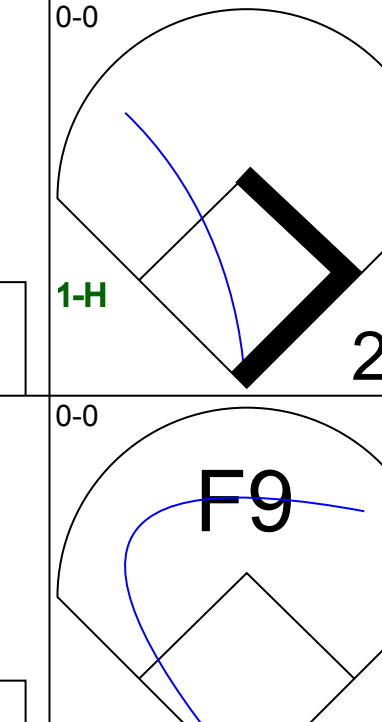

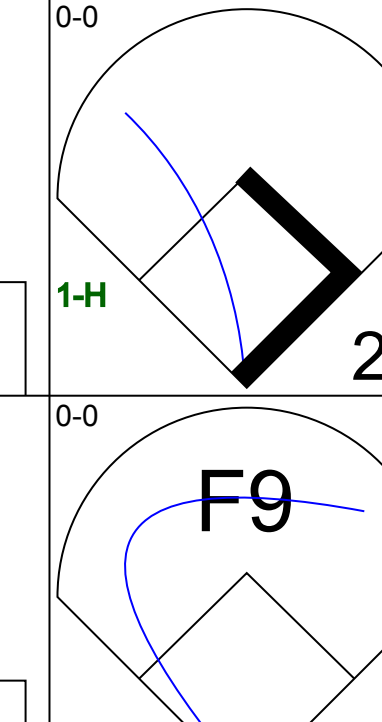


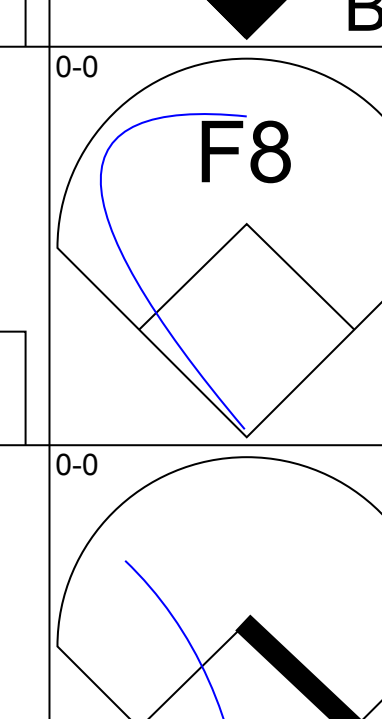

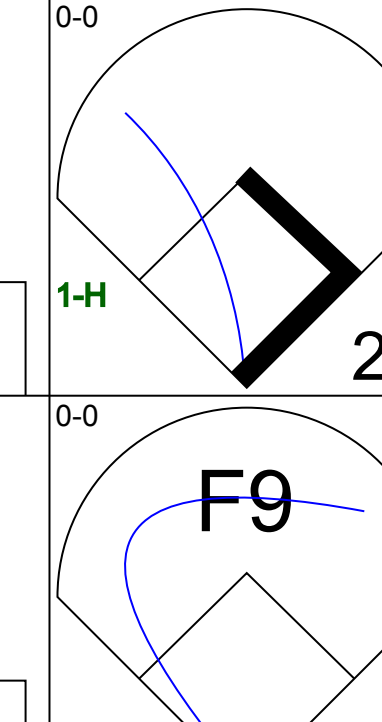
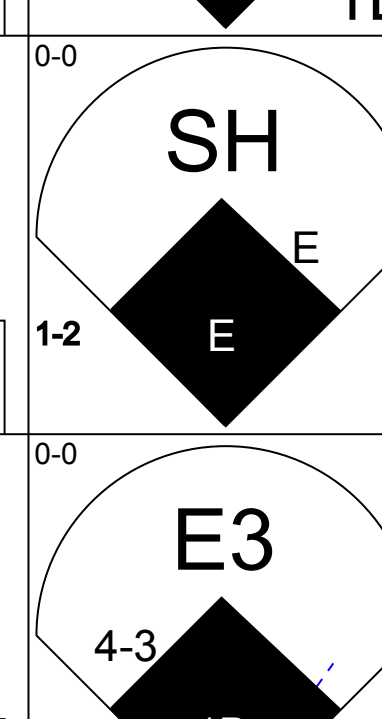
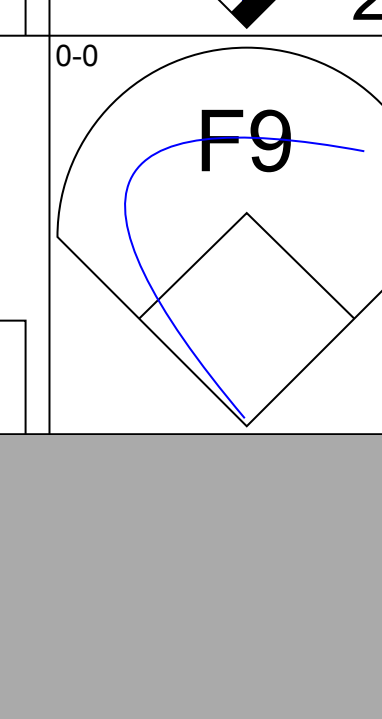
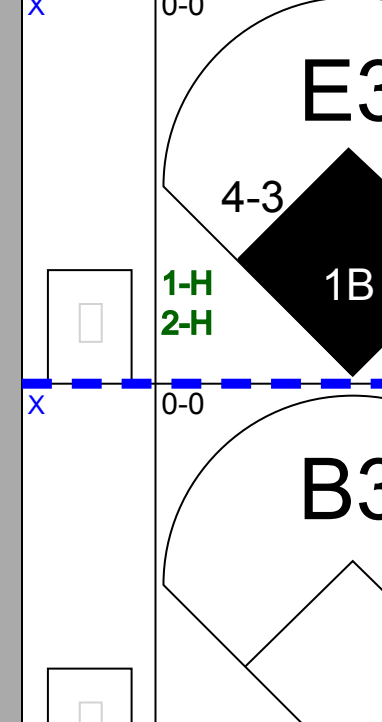
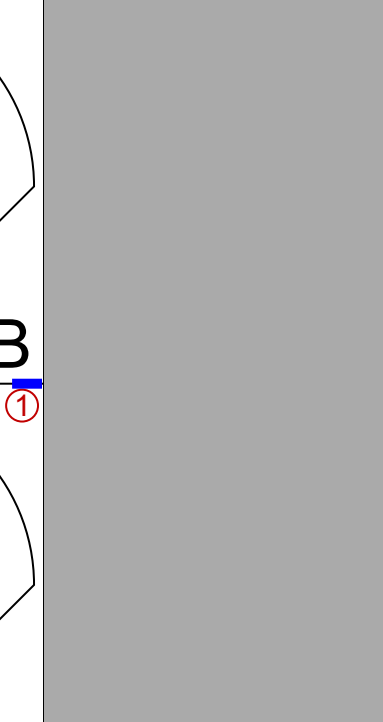
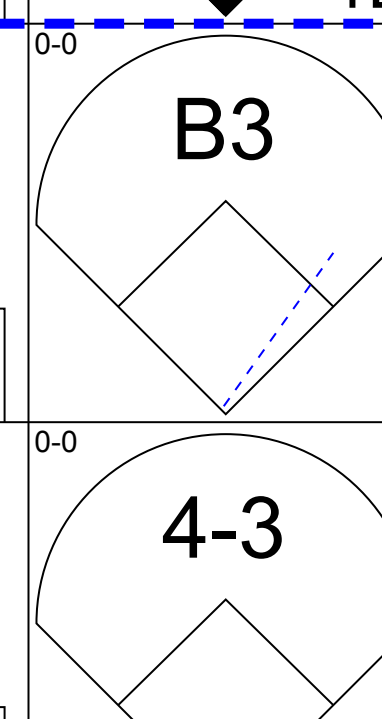

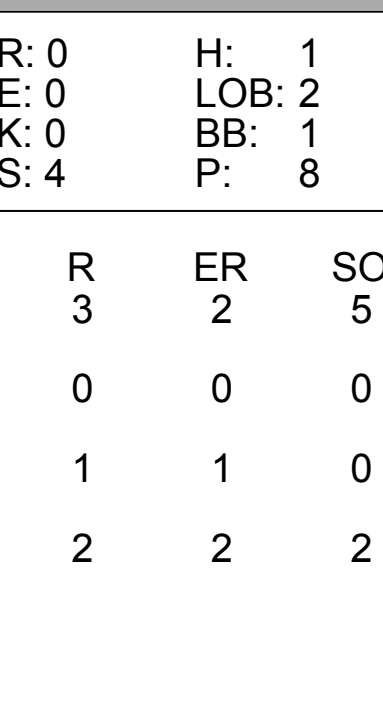
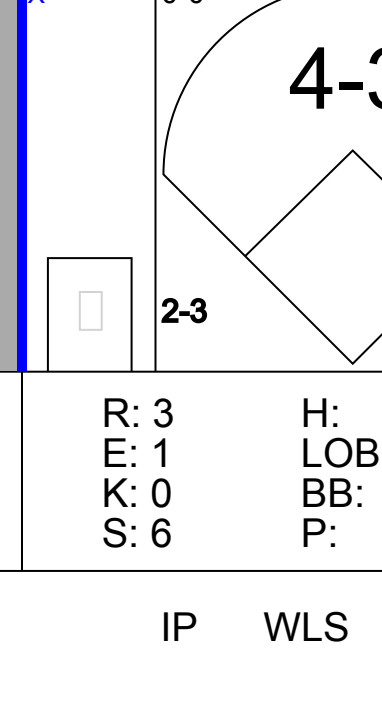
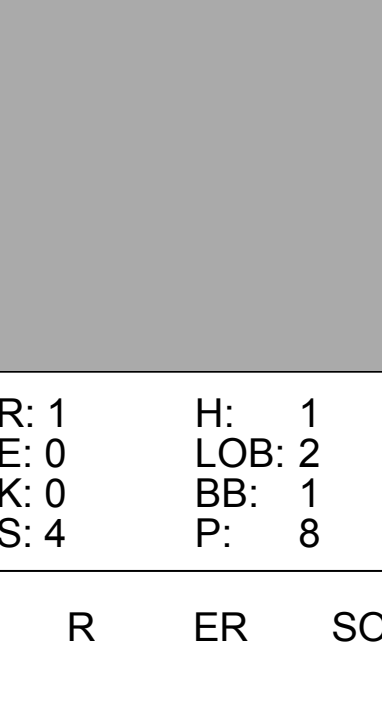
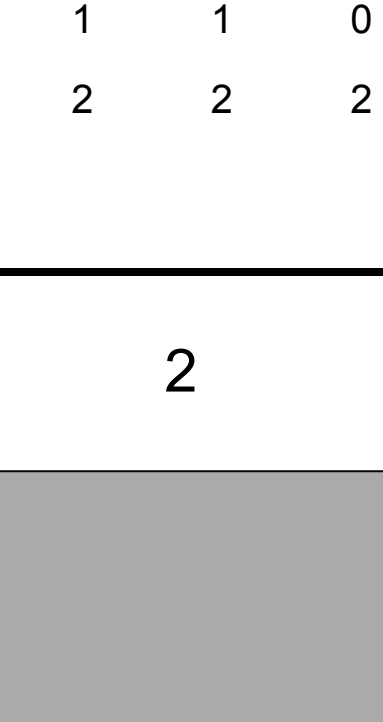
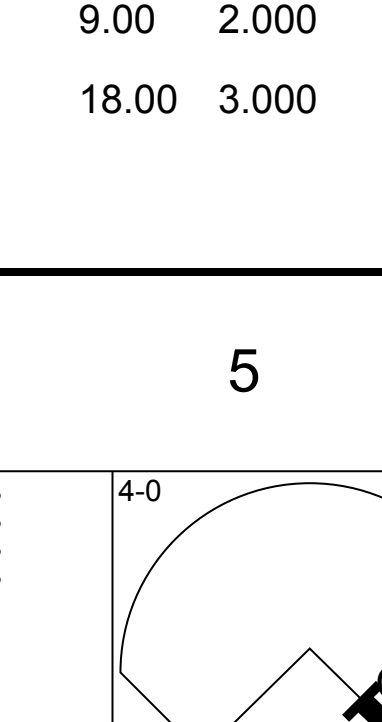
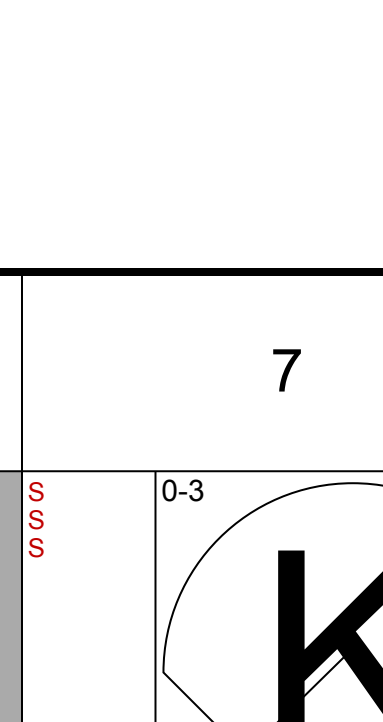
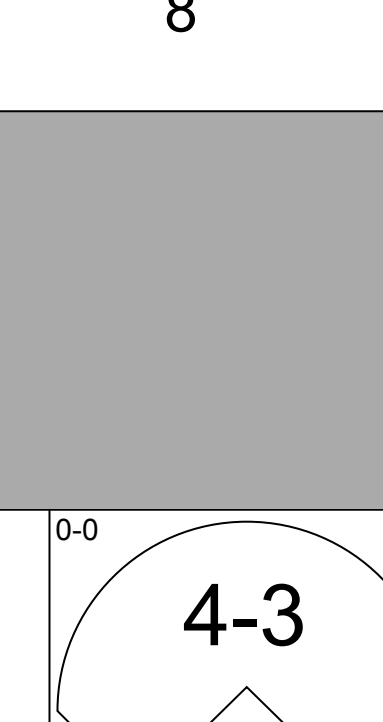

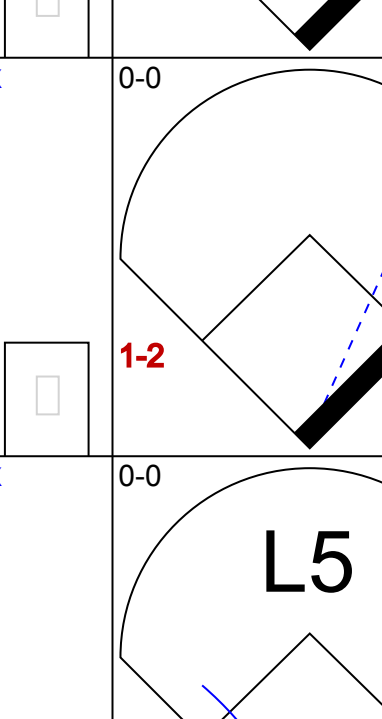

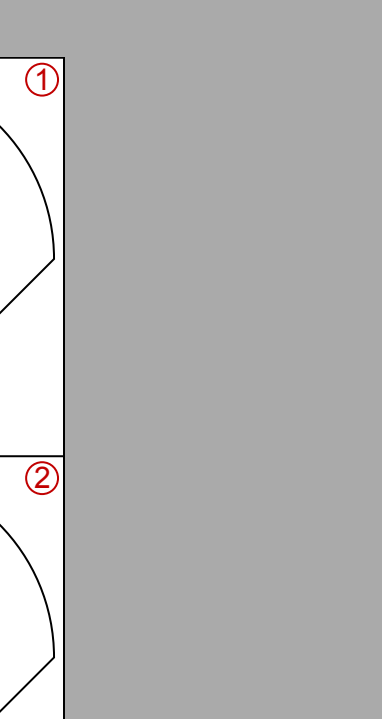



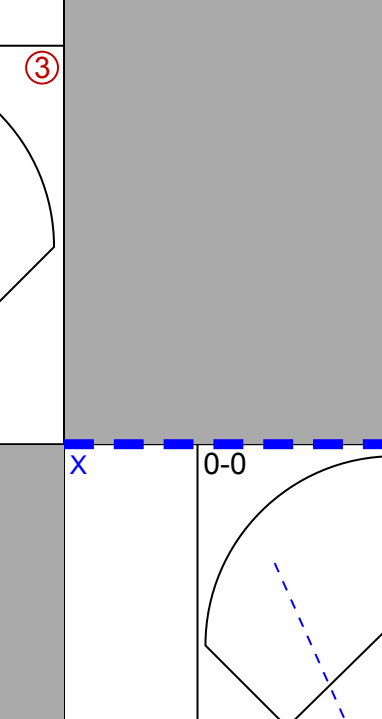


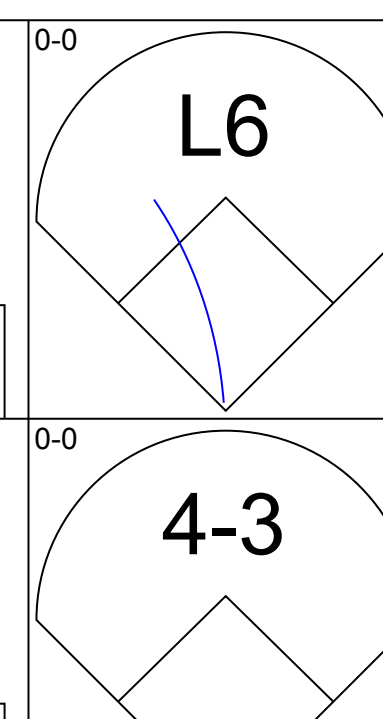
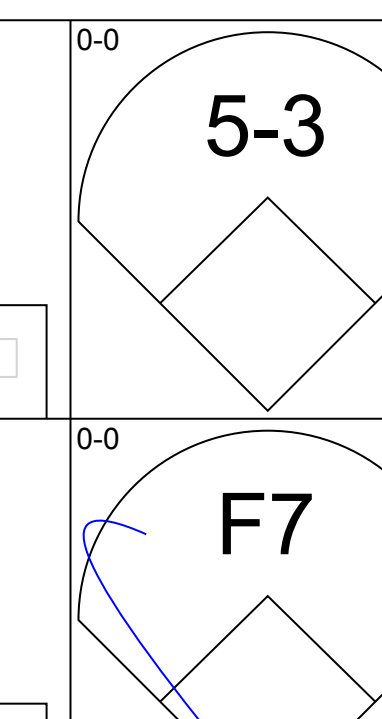
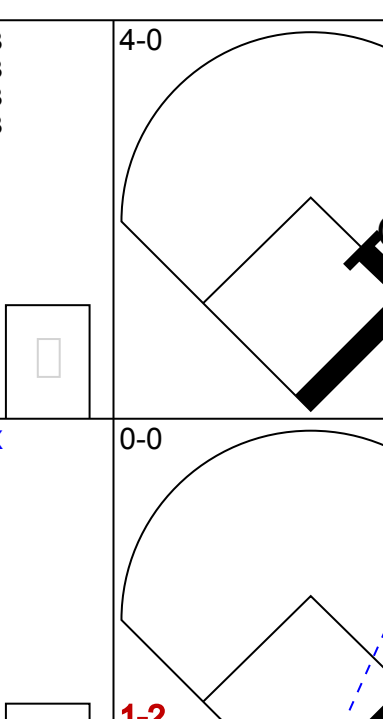
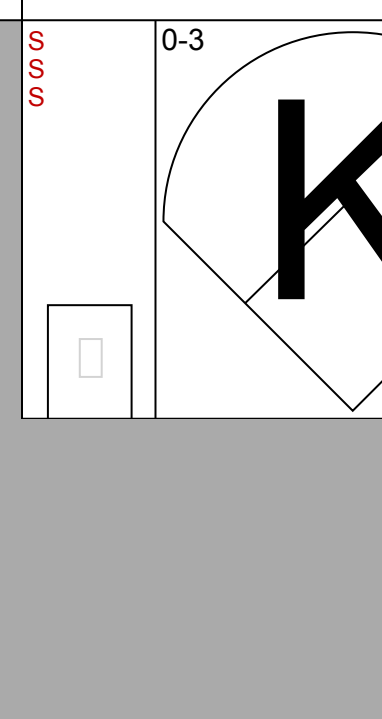
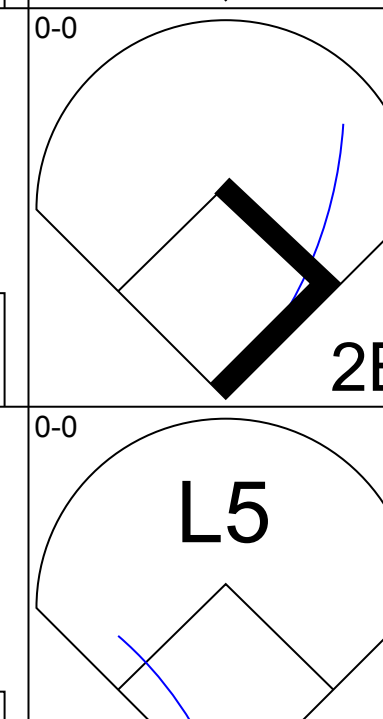

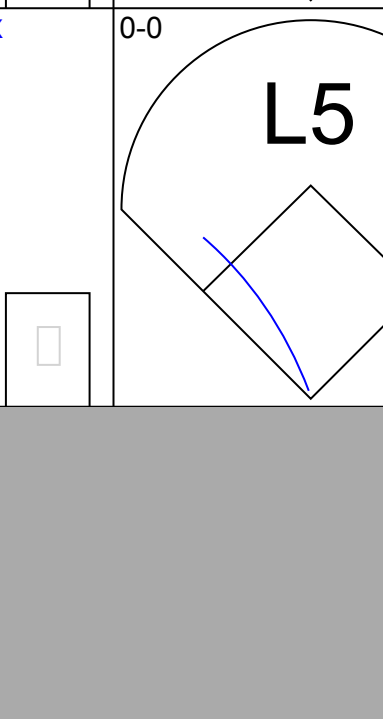
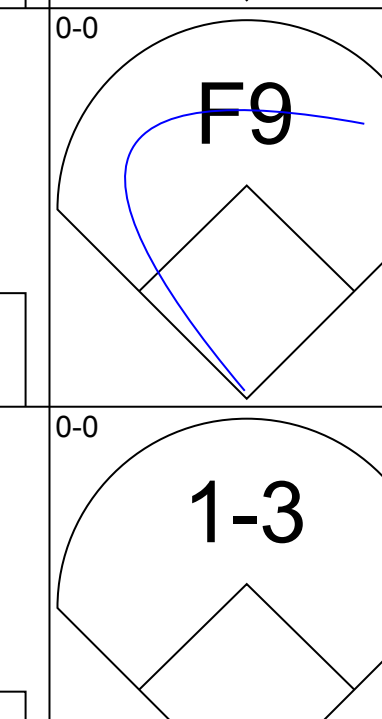

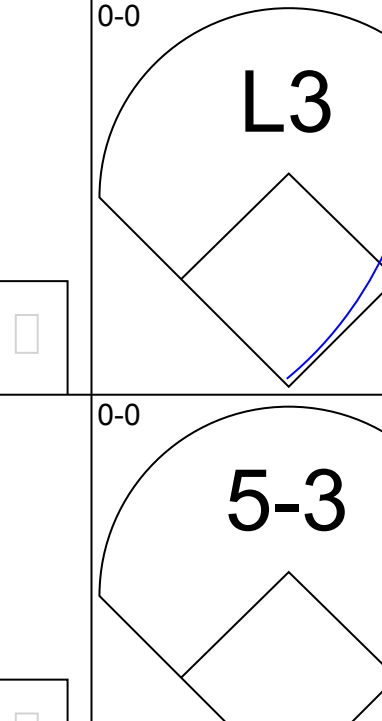



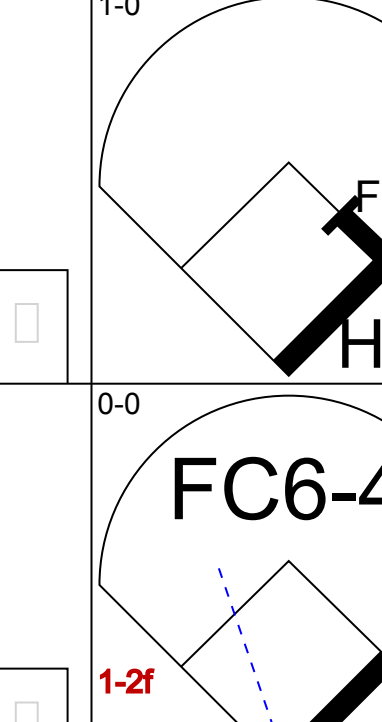

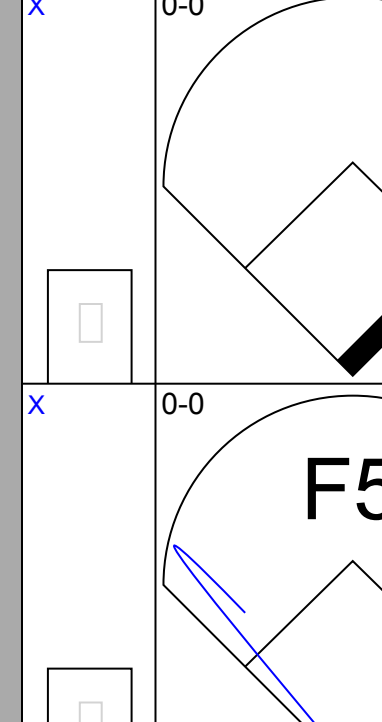

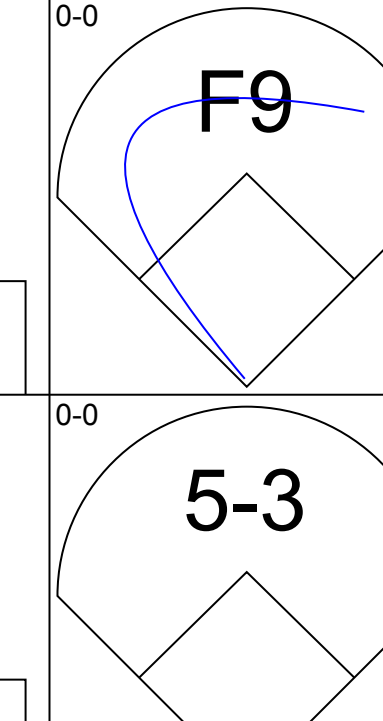
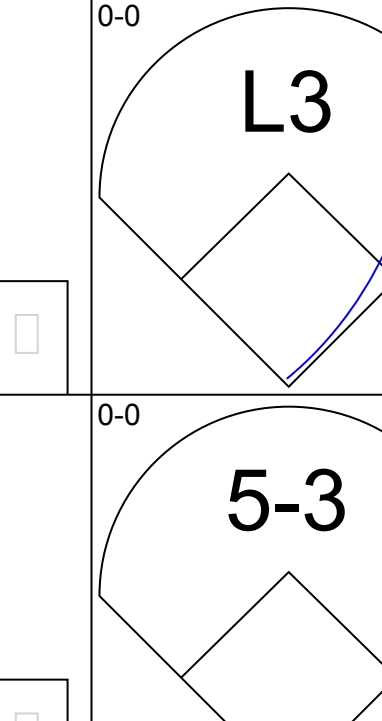
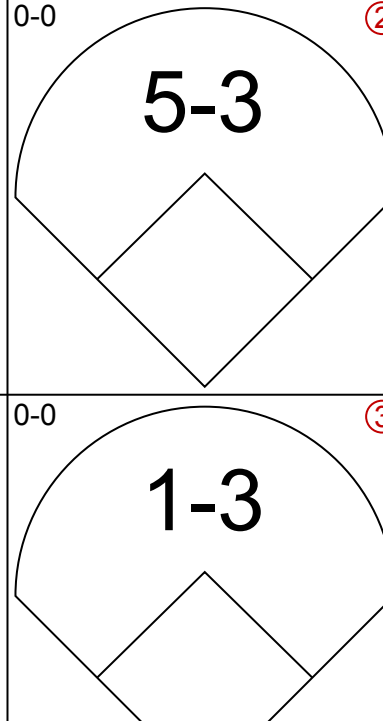
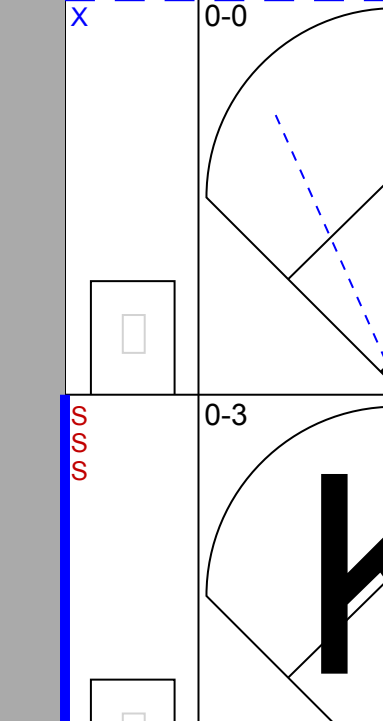
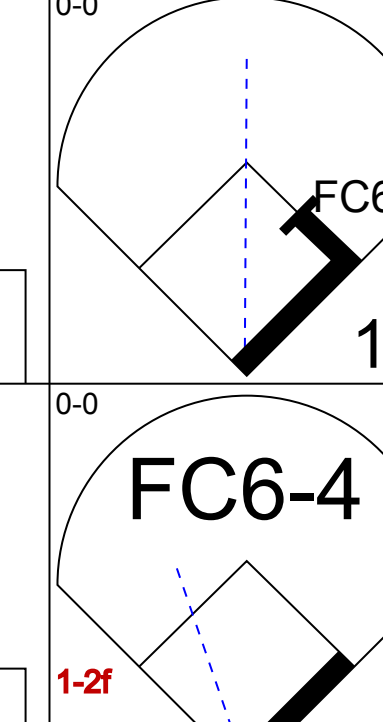
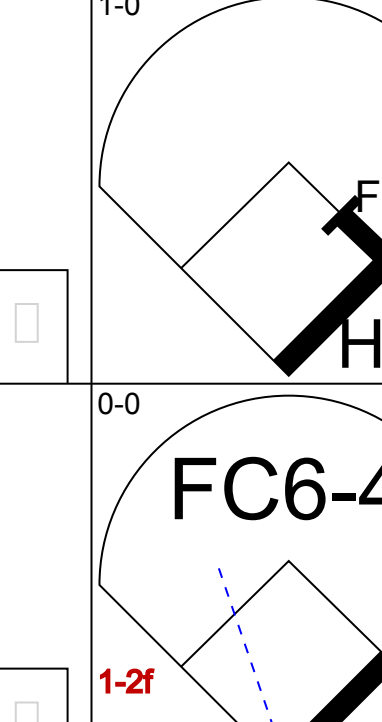

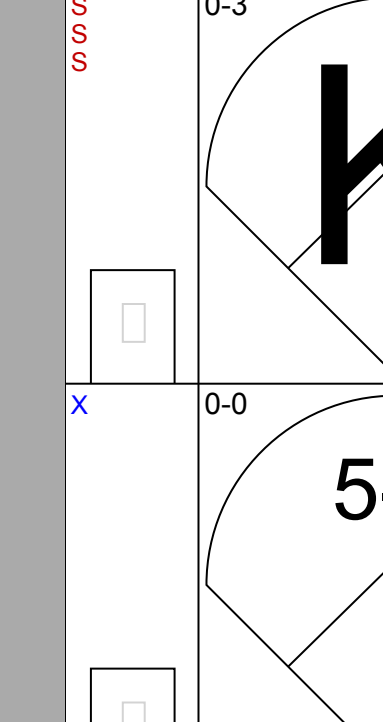
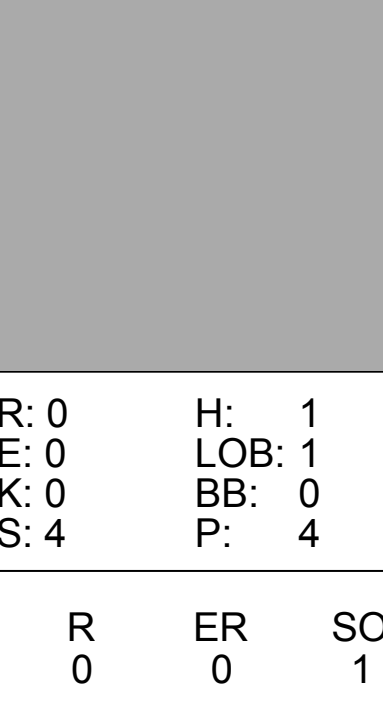
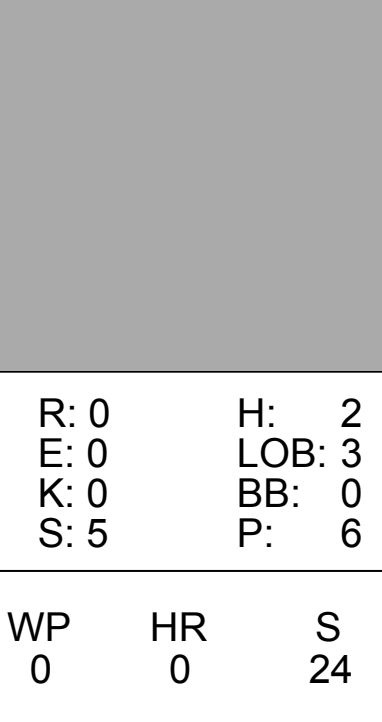
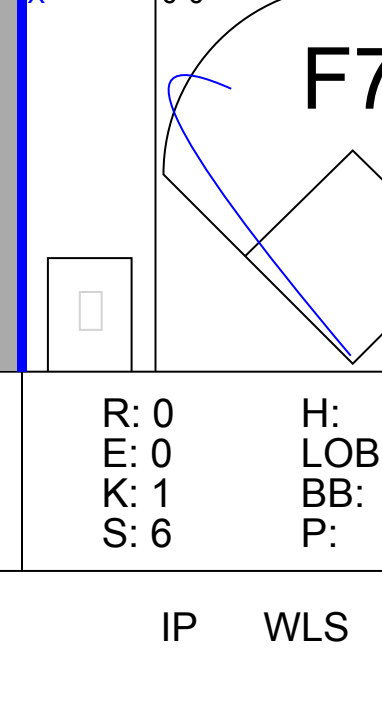
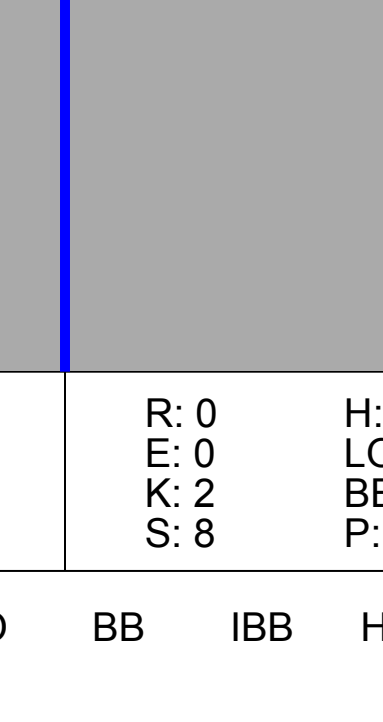

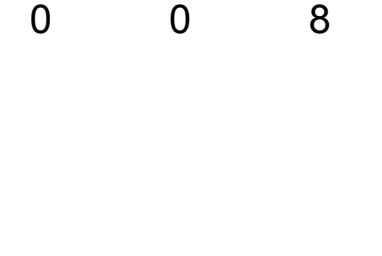


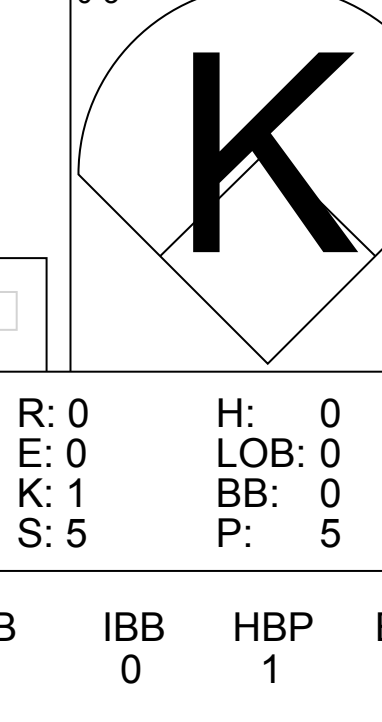
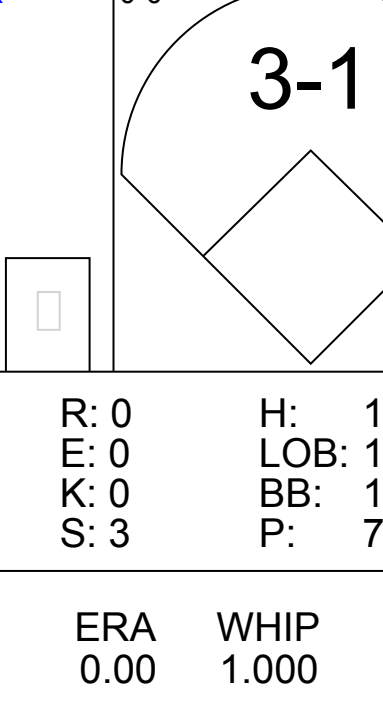

Batter	1	2	3	4	5	6	7	8	9	AB	R	H	RBI	BB	SO	LOB	BOTTOM										
Bip Roberts, S OBP: 0.279, SLG: 0.320	0-0 F3		0-0 F1		0-0 F5			0-3 K		4	0	0	0	0	1	1											
Tony Gwynn, L OBP: 0.398, SLG: 0.469	0-0 4-3			0-0		0-0		0-0		4	1	1	0	0	0	0											
Kevin McReynolds, R OBP: 0.350, SLG: 0.599	0-0 F9			0-0		0-0		0-3		4	0	2	0	0	1	0											
Steve Garvey, R OBP: 0.278, SLG: 0.445		0-0		0-0		0-0		0-0		4	0	1	1	0	0	1											
Carmelo Martinez, R OBP: 0.350, SLG: 0.420		0-3		0-3		0-0		0-0		4	0	1	0	0	2	2											
Gary Templeton, S OBP: 0.258, SLG: 0.236		0-0		0-3		0-0		0-0		4	1	1	1	0	1	3											
Terry Kennedy, L OBP: 0.308, SLG: 0.367		0-0		0-0		4-0		0-0		2	0	0	0	1	0	0											
Randy Ready, R OBP: 0.264, SLG: 0.268			0-3			0-0		0-0		3	0	0	0	0	1	1											
Tim Stoddard, R						0-0		0-0		0	0	0	0	0	0	0											
Mark Thurmond, L OBP: 0.286, SLG: 0.333			0-0			0-0		0-3		1	0	0	0	0	0	0											
Dane Iorg, L OBP: 0.220, SLG: 0.306			0-0			0-0		0-0		1	0	0	0	0	0	1											
LaMarr Hoyt, R OBP: 0.133, SLG: 0.133						0-0		0-0		0	0	0	0	0	0	0											
Jerry Royster, R OBP: 0.284, SLG: 0.337						0-0		0-0		1	0	0	0	0	1	0											
Inning Stats	R: 0 E: 0 K: 0 S: 3	H: 0 LOB: 0 BB: 0 P: 3	R: 1 E: 0 K: 1 S: 6	H: 1 LOB: 0 BB: 0 P: 6	R: 0 E: 0 K: 1 S: 5	H: 0 LOB: 0 BB: 0 P: 5	R: 1 E: 0 K: 2 S: 9	H: 3 LOB: 1 BB: 0 P: 9	R: 0 E: 0 K: 0 S: 3	H: 0 LOB: 2 BB: 0 P: 5	R: 0 E: 0 K: 1 S: 5	H: 0 LOB: 0 BB: 0 P: 5	R: 0 E: 0 K: 2 S: 7	H: 0 LOB: 0 BB: 0 P: 7	R: 0 E: 0 K: 0 S: 3	H: 0 LOB: 0 BB: 0 P: 3	1B: 4 2B: 1 3B: 0 HR: 1	SF: 0 SAC: 0 DP: 0 HBP: 0	WP: 0 PA: 33 PB: 0 SB: 0 CS: 1								
PITCHER	IP	WLS	BF	H	R	ER	SO	BB	IBB	HBP	BLK	WP	HR	S	P	ERA	WHIP										
Fernando Valenzuela, L ERA: 2.79	9.0	W	33	6	2	2	7	1	0	0	0	0	1	46	50	2.00	0.778										

Los Angeles Dodgers @ San Diego Padres
Jack Murphy Stadium, San Diego, CA
Fri Jun 13 1986, 10:05 PM EDT
Att: 33,343 - Unknown

AB 32
R 2
H 6
RBI 2
BB 1
SO 7
LOB 9





Batter	1	2	3	4	5	6	7	8	9	AB	R	H	RBI	BB	SO	LOB	TOP					
Mariano Duncan, R OBP: 0.287, SLG: 0.316										5	1	2	3	0	2	1	Los Angeles Dodgers @ San Diego Padres Jack Murphy Stadium, San Diego, CA Sun Jun 15 1986, 6:33 AM EDT Att: 30,677 - Unknown livebaseballscorecards.com					
Steve Sax, R OBP: 0.373, SLG: 0.427										4	0	0	0	1	1	0						
Bill Madlock, R OBP: 0.297, SLG: 0.297 Dave Anderson, R OBP: 0.295, SLG: 0.303										3	0	0	0	1	0	0						
Mike Marshall, R OBP: 0.327, SLG: 0.513										4	0	2	0	0	1	1						
Bill Russell, R OBP: 0.283, SLG: 0.333										4	1	2	1	0	0	2						
Franklin Stubbs, L OBP: 0.315, SLG: 0.517										3	1	0	0	0	0	4						
Alex Trevino, R OBP: 0.344, SLG: 0.296										1	2	1	0	3	0	0						
Reggie Williams, R OBP: 0.308, SLG: 0.349										3	0	0	0	0	0	4						
Rick Honeycutt, L OBP: 0.313, SLG: 0.384 Ken Landreaux, L OBP: 0.500, SLG: 0.500 Tom Niedenfuer, R OBP: 0.444, SLG: 0.778 Ken Howell, R OBP: 0.444, SLG: 0.778										1	0	0	0	0	1	0						
Inning Stats	R: 0 E: 0 K: 1 S: 5	H: 0 LOB: 0 BB: 0 P: 5	R: 0 E: 0 K: 0 S: 4	H: 1 LOB: 2 BB: 1 P: 8	R: 0 E: 0 K: 2 S: 7	H: 0 LOB: 0 BB: 0 P: 7	R: 0 E: 0 K: 0 S: 4	H: 1 LOB: 1 BB: 0 P: 4	R: 0 E: 0 K: 0 S: 3	H: 0 LOB: 1 BB: 1 P: 7	R: 0 E: 0 K: 2 S: 7	H: 0 LOB: 0 BB: 0 P: 7	R: 3 E: 1 K: 0 S: 6	H: 3 LOB: 0 BB: 0 P: 6	R: 1 E: 0 K: 0 S: 4	H: 1 LOB: 2 BB: 1 P: 8		R: 2 E: 0 K: 2 S: 8	H: 1 LOB: 1 BB: 2 P: 16	1B: 5 2B: 1 3B: 0 HR: 1	SF: 0 SAC: 3 DP: 0 HBP: 0	WP: 0 PB: 0 SB: 1 CS: 1
PITCHER	IP	WLS	BF	H	R	ER	SO	BB	IBB	HBP	BLK	WP	HR	S	P	ERA	WHIP					
Dave Dravecky, L ERA: 2.76	(1, 1)	6.0	L	25	4	3	2	5	2	0	0	0	0	0	33	41	3.00	1.000				
Lance McCullers, R ERA: 1.7	(7, 1)	1.0		3	1	0	0	0	0	0	0	0	0	0	3	3	0.00	1.000				
Craig Lefferts, L ERA: 2.63	(8, 1)	1.0		5	1	1	0	0	1	0	0	0	0	4	8	9.00	2.000					
Tim Stoddard, R ERA: 4.17	(9, 1)	1.0		6	1	2	2	2	2	0	0	0	0	1	8	18.00	3.000					

Batter	1	2	3	4	5	6	7	8	9	AB	R	H	RBI	BB	SO	LOB	BOTTOM					
Bip Roberts, S OBP: 0.278, SLG: 0.311										3	0	0	0	1	1	1	Los Angeles Dodgers @ San Diego Padres Jack Murphy Stadium, San Diego, CA Sun Jun 15 1986, 6:33 AM EDT Att: 30,677 - Unknown livebaseballscorecards.com					
Tony Gwynn, L OBP: 0.399, SLG: 0.485										4	0	1	0	0	0	0						
Kevin McReynolds, R OBP: 0.353, SLG: 0.523										4	0	2	0	0	0	1						
Steve Garvey, R OBP: 0.276, SLG: 0.445										4	0	1	0	0	0	1						
Carmelo Martinez, R OBP: 0.348, SLG: 0.414										4	0	1	0	0	0	2						
Bruce Bochy, R OBP: 0.367, SLG: 0.619 Tim Flannery, L OBP: 0.367, SLG: 0.387										3	0	0	0	0	0	2						
Graig Nettles, L OBP: 0.320, SLG: 0.438										3	0	2	0	0	1	1						
Garry Templeton, S OBP: 0.263, SLG: 0.238										4	0	0	0	0	0	6						
Dave Dravecky, R OBP: 0.188, SLG: 0.258 Lance McCullers, S OBP: 0.231, SLG: 0.314 Craig Lefferts, L OBP: 0.333, SLG: 1.333 Tim Stoddard, R ERA: 1.45										2	0	0	0	0	1	0						
Inning Stats	R: 0 E: 0 K: 0 S: 4	H: 1 LOB: 1 BB: 0 P: 4	R: 0 E: 0 K: 0 S: 4	H: 1 LOB: 0 BB: 0 P: 4	R: 0 E: 0 K: 1 S: 5	H: 0 LOB: 0 BB: 0 P: 5	R: 0 E: 0 K: 0 S: 5	H: 2 LOB: 3 BB: 0 P: 6	R: 0 E: 0 K: 0 S: 3	H: 1 LOB: 1 BB: 1 P: 7	R: 0 E: 0 K: 1 S: 6	H: 1 LOB: 1 BB: 0 P: 6	R: 0 E: 0 K: 0 S: 3	H: 0 LOB: 0 BB: 0 P: 3	R: 0 E: 0 K: 1 S: 6	H: 1 LOB: 1 BB: 0 P: 6		R: 0 E: 0 K: 2 S: 8	H: 1 LOB: 1 BB: 0 P: 8	1B: 5 2B: 2 3B: 0 HR: 0	SF: 0 SAC: 0 DP: 0 HBP: 1	WP: 0 PB: 0 SB: 0 CS: 1
PITCHER	IP	WLS	BF	H	R	ER	SO	BB	IBB	HBP	BLK	WP	HR	S	P	ERA	WHIP					
Rick Honeycutt, L ERA: 2.07	(1, 1)	6.0	W	24	5	0	0	1	0	0	0	0	0	24	29	0.00	1.000					
Tom Niedenfuer, R ERA: 3.32	(7, 1)	2.0		7	1	0	0	1	0	0	0	0	0	9	9	0.00	0.500					
Ken Howell, R ERA: 1.45	(9, 1)	1.0		4	1	0	0	2	0	0	0	0	0	8	8	0.00	1.000					

Batter	1	2	3	4	5	6	7	8	9	AB	R	H	RBI	BB	SO	LOB	TOP			
Candy Maldonado, R OBP: 0.288, SLG: 0.479 (1, 9)										4	0	0	0	0	1	1	San Francisco Giants @ San Diego Padres Jack Murphy Stadium, San Diego, CA Mon Jun 16 1986, 10:05 PM EDT Att: 13,408 - Unknown livebaseballscorecards.com			
Mike Aldrete, L OBP: 0.311, SLG: 0.288 (1, 3)										4	0	1	0	0	1	1				
Chris Brown, R OBP: 0.384, SLG: 0.466 (1, 5)										4	0	0	0	0	1					
Jeffrey Leonard, R OBP: 0.347, SLG: 0.440 (1, 7)										4	0	1	0	0	2	1				
Chili Davis, S OBP: 0.368, SLG: 0.493 (1, 8)										3	0	3	0	1	0	0				
Bob Melvin, R OBP: 0.242, SLG: 0.337 (1, 2)										4	0	0	0	0	5					
Robby Thompson, R OBP: 0.316, SLG: 0.344 (1, 4)										3	0	1	0	0	1					
Jose Uribe, S OBP: 0.321, SLG: 0.284 (1, 6)										3	0	1	0	0	1					
Scott Garrelts, R OBP: 0.167, SLG: 0.200 (6, 1) Bill Laskey, R (6, 1) Mark Davis, L (7, 1) Greg Minton, S (7, 1) Mike Woodard, L OBP: 0.276, SLG: 0.373 (8, PH) Juan Berenguer, R (8, 1)										2	0	0	0	0	1	0				
Inning Stats	R: 0 E: 0 K: 0 S: 4	H: 1 LOB: 1 BB: 0 P: 4	R: 0 E: 0 K: 0 S: 4	H: 2 LOB: 1 BB: 0 P: 4	R: 0 E: 0 K: 1 S: 5	H: 0 LOB: 0 BB: 0 P: 5	R: 0 E: 0 K: 0 S: 3	H: 1 LOB: 1 BB: 0 P: 7	R: 0 E: 0 K: 0 S: 3	H: 0 LOB: 0 BB: 0 P: 3	R: 0 E: 0 K: 1 S: 6	H: 1 LOB: 1 BB: 0 P: 6	R: 0 E: 0 K: 2 S: 8	H: 1 LOB: 1 BB: 0 P: 8	R: 0 E: 0 K: 1 S: 6	H: 1 LOB: 1 BB: 0 P: 6	1B: 6 2B: 1 3B: 0 HR: 0	SF: 0 SAC: 0 DP: 1 HBP: 0	WP: 0 PB: 0 SB: 1 CS: 1	PA: 33
PITCHER Andy Hawkins, R ERA: 4.25 (1, 1)	IP: 9.0 WLS: W BF: 33 H: 7 R: 0 ER: 0 SO: 5 BB: 1 IBB: 0 HBP: 0 BLK: 0 WP: 0 HR: 0 S: 42 P: 46 ERA: 0.00 WHIP: 0.889																			

Batter	1	2	3	4	5	6	7	8	9	AB	R	H	RBI	BB	SO	LOB	BOTTOM			
Marvell Wynne, L OBP: 0.341, SLG: 0.488 (1, 8)										4	1	2	1	0	1	3	San Francisco Giants @ San Diego Padres Jack Murphy Stadium, San Diego, CA Mon Jun 16 1986, 10:05 PM EDT Att: 13,408 - Unknown livebaseballscorecards.com			
Tony Gwynn, L OBP: 0.401, SLG: 0.481 (1, 9)										2	0	0	1	2	0	2				
Kevin McReynolds, R OBP: 0.340, SLG: 0.513 (1, 7)										4	0	0	0	0	4					
Steve Garvey, R OBP: 0.280, SLG: 0.446 (1, 3)										4	1	2	0	0	0	0				
Graig Nettles, L OBP: 0.318, SLG: 0.432 (1, 5)										4	1	1	0	0	1	1				
Terry Kennedy, L OBP: 0.313, SLG: 0.366 (1, 2)										2	1	1	0	0	0	0				
Garry Templeton, S OBP: 0.264, SLG: 0.239 (1, 6)										3	0	1	2	0	1	2				
Tim Flannery, L OBP: 0.369, SLG: 0.389 (1, 4) Carmelo Martinez, R OBP: 0.352, SLG: 0.414 (7, PH) Bip Roberts, S OBP: 0.276, SLG: 0.311 (8, 4)										2	0	1	0	0	0	0				
Andy Hawkins, R OBP: 0.214, SLG: 0.185 (1, 1)										2	0	0	0	1	3					
Inning Stats	R: 0 E: 0 K: 0 S: 2	H: 0 LOB: 0 BB: 1 P: 6	R: 0 E: 0 K: 1 S: 5	H: 1 LOB: 1 BB: 0 P: 6	R: 0 E: 0 K: 0 S: 4	H: 2 LOB: 1 BB: 0 P: 4	R: 0 E: 0 K: 0 S: 3	H: 0 LOB: 0 BB: 0 P: 3	R: 0 E: 0 K: 0 S: 3	H: 1 LOB: 0 BB: 0 P: 3	R: 1 E: 0 K: 0 S: 4	H: 1 LOB: 0 BB: 0 P: 4	R: 3 E: 0 K: 2 S: 11	H: 3 LOB: 3 BB: 2 P: 19	R: 0 E: 0 K: 1 S: 5	H: 0 LOB: 0 BB: 0 P: 5	1B: 7 2B: 0 3B: 0 HR: 1	SF: 0 SAC: 2 DP: 4 HBP: 1	WP: 0 PB: 0 SB: 0 CS: 0	PA: 33
PITCHER Scott Garrelts, R ERA: 3.18 Bill Laskey, R ERA: 3.76 Mark Davis, L ERA: 2.27 Greg Minton, R ERA: 5.06 Juan Berenguer, R ERA: 2.64	IP: 5.0 WLS: L BF: 6 H: 3 R: 3 ER: 3 SO: 0 BB: 0 IBB: 0 HBP: 0 BLK: 0 WP: 0 HR: 1 S: 17 P: 22 ERA: 0.00 WHIP: 1.000																			

Batter	1	2	3	4	5	6	7	8	9	AB	R	H	RBI	BB	SO	LOB	TOP										
Jose Uribe, S OBP: 0.318, SLG: 0.281 (1, 6)	L3		F7	K		E5		F3		5	0	1	0	0	1	2	<p>San Francisco Giants @ San Diego Padres Jack Murphy Stadium, San Diego, CA Tue Jun 17 1986, 10:05 PM EDT Att: 14,781 - Unknown</p> <p>AB 32 R 5 H 9 RBI 3 BB 8 SO 7 LOB 17</p> 										
Robby Thompson, R OBP: 0.314, SLG: 0.338 (1, 4)	5-3		1B 2B BB		K	6-3			F9	4	1	0	0	1	1												
Jeffrey Leonard, R OBP: 0.348, SLG: 0.444 (1, 7)	6-3		1-3 2B 1B		F9		7-4 2B		K	5	1	2	0	0	1	0											
Chili Davis, S OBP: 0.377, SLG: 0.498 (1, 8)		4-0 CS BB	3-6 1-H 3-H 2B						4-3	2	0	1	2	3	0	0											
Candy Maldonado, R OBP: 0.287, SLG: 0.469 (1, 9)		1B 1B BB 1-2	3-6 2-3f 2B		4-3		K			3	0	0	0	1	1	4											
Mike Aldrete, L OBP: 0.308, SLG: 0.286 (1, 3)		1B 1-2 1B		F5		K	7-4 2-3f			4	0	1	0	0	1	2											
Bob Brenly, R OBP: 0.373, SLG: 0.335 (1, 2)		1-2 2-3 1B		S WP E 1B		F3		4-0 BB		3	1	2	0	1	0	0											
Luis Quinones, S OBP: 0.345, SLG: 0.500 (1, 5)		F4		S CS BB 1-2		S 2B 1B		K		3	1	1	0	1	1	4											
Mike Krukow, R OBP: 0.237, SLG: 0.222 Jeff Robinson, R OBP: 0.125, SLG: 0.143 Greg Minton, S (6, 1)	F3			1-H 2-H BB		1-H E 2B		K		2	1	1	1	1	0	3											
Inning Stats	R: 0 E: 0 K: 0 S: 3	H: 0 LOB: 0 BB: 0 P: 3	R: 0 E: 0 K: 0 S: 4	H: 2 LOB: 3 BB: 2 P: 12	R: 2 E: 0 K: 0 S: 4	H: 2 LOB: 0 BB: 1 P: 8	R: 1 E: 0 K: 1 S: 5	H: 1 LOB: 1 BB: 2 P: 13	R: 0 E: 0 K: 1 S: 5	H: 0 LOB: 1 BB: 1 P: 9	R: 2 E: 1 K: 1 S: 8	H: 3 LOB: 1 BB: 0 P: 8	R: 0 E: 0 K: 1 S: 5	H: 1 LOB: 1 BB: 1 P: 9	R: 0 E: 0 K: 2 S: 7	H: 0 LOB: 1 BB: 1 P: 11	R: 0 E: 0 K: 1 S: 5	H: 0 LOB: 0 BB: 0 P: 5	1B: 6 2B: 5 3B: 0 HR: 0	SF: 0 SAC: 0 DP: 2 HBP: 0	WP: 1 PB: 0 SB: 4 CS: 2	PA: 40					
PITCHER	IP	WLS	BF	H	R	ER	SO	BB	IBB	HBP	BLK	WP	HR	S	P	ERA	WHIP										
LaMarr Hoyt, R ERA: 5.27 (1, 1)	4.0		19	5	3	2	1	5	0	0	0	1	0	16	36	4.50	2.500										
Tim Stoddard, R ERA: 4.09 (5, 1)	1.0		4	0	0	0	1	1	0	0	0	0	0	5	9	0.00	1.000										
Gene Walter, L ERA: 3.44 (6, 1)	1.0		6	3	2	1	1	0	0	0	0	0	0	8	8	9.00	3.000										
Craig Lefferts, L ERA: 2.51 (7, 1)	2.0	W	8	1	0	0	3	2	0	0	0	0	0	12	20	0.00	1.500										
Rich Gossage, R ERA: 4.34 (9, 1)	1.0	S	3	0	0	0	1	0	0	0	0	0	0	5	5	0.00	0.000										

Batter	1	2	3	4	5	6	7	8	9	AB	R	H	RBI	BB	SO	LOB	BOTTOM										
Marvell Wynne, L OBP: 0.333, SLG: 0.471 (1, 8)	K		K			1B BB 1B	4-3	4-3		5	1	1	0	0	2	1	<p>San Francisco Giants @ San Diego Padres Jack Murphy Stadium, San Diego, CA Tue Jun 17 1986, 10:05 PM EDT Att: 14,781 - Unknown</p> <p>AB 36 R 8 H 13 RBI 8 BB 1 SO 9 LOB 15</p> 										
Tony Gwynn, L OBP: 0.399, SLG: 0.475 (1, 9)	F9		F8			F8 1B BB 1-2	4-3			3	1	0	0	1	0	0											
Kevin McReynolds, R OBP: 0.346, SLG: 0.599 (1, 7)	F9			G5-4-3 1B		K	K			4	0	1	0	0	2	2											
Steve Garvey, R OBP: 0.283, SLG: 0.447 (1, 3)		K		G5-4-3 1-2f		1-2 2H 1B 1B		HR 1B		4	2	2	1	0	1	1											
Graig Nettles, L OBP: 0.323, SLG: 0.456 (1, 5)		1B FC4-6 1B		4-3		F8 2-3		1-H HR		4	2	2	2	0	0	2											
Terry Kennedy, L OBP: 0.321, SLG: 0.374 (1, 2)		FC4-6 1B			F7	1-2 1B 1B		WP 1B 1B		4	2	3	1	0	0	0											
Garry Templeton, S OBP: 0.268, SLG: 0.244 (1, 6)		FC4-6 S 1-2f 3-H			G3 1B	1-2 2H 1B		K CS 1B		4	0	2	2	0	1	2											
Tim Flannery, L OBP: 0.372, SLG: 0.392 (1, 4)		F8			G3	1-3 2H 1B		1-2 1B		4	0	2	2	0	0	2											
LaMarr Hoyt, R OBP: 0.125, SLG: 0.125 Tim Stoddard, R OBP: 0.333, SLG: 0.333 Gene Walter, L OBP: 0.349, SLG: 0.500 Dane Iord, L OBP: 0.309, SLG: 0.309 Craig Lefferts, L OBP: 0.333, SLG: 0.441 Carmelo Martinez, R OBP: 0.346, SLG: 0.471 Rich Gossage, R (6, 1)			K					3-H 1-2 K		1	0	0	0	0	1	0											
Inning Stats	R: 0 E: 0 K: 1 S: 5	H: 0 LOB: 0 BB: 0 P: 5	R: 1 E: 0 K: 1 S: 7	H: 2 LOB: 1 BB: 0 P: 7	R: 0 E: 0 K: 2 S: 7	H: 0 LOB: 0 BB: 0 P: 7	R: 0 E: 0 K: 0 S: 3	H: 1 LOB: 0 BB: 0 P: 3	R: 0 E: 0 K: 0 S: 4	H: 1 LOB: 1 BB: 0 P: 4	R: 4 E: 0 K: 2 S: 12	H: 5 LOB: 2 BB: 1 P: 16	R: 0 E: 0 K: 1 S: 5	H: 0 LOB: 0 BB: 0 P: 5	R: 3 E: 0 K: 2 S: 11	H: 4 LOB: 1 BB: 0 P: 11	R: 0 E: 0 K: 1 S: 5	H: 0 LOB: 0 BB: 0 P: 5	1B: 12 2B: 1 3B: 0 HR: 1	SF: 0 SAC: 0 DP: 2 HBP: 0	WP: 2 PB: 0 SB: 1 CS: 1	PA: 37					
PITCHER	IP	WLS	BF	H	R	ER	SO	BB	IBB	HBP	BLK	WP	HR	S	P	ERA	WHIP										
Mike Krukow, R ERA: 3.88 (1, 1)	5.2		24	7	3	5	5	1	0	0	0	0	0	33	37	7.94	1.412										
Jeff Robinson, R ERA: 3.83 (6, 1)	1.1	L	11	6	3	3	3	0	0	0	0	1	1	17	17	20.25	4.500										
Greg Minton, R ERA: 4.93 (8, 1)	1.0		2	0	0	0	1	0	0	0	0	0	0	4	4	0.00	0.000										

Batter	1	2	3	4	5	6	7	8	9	AB	R	H	RBI	BB	SO	LOB	TOP								
Bip Roberts, S (1,4) OBP: 0.285, SLG: 0.295 Rich Gossage, R (8,1)	0-0 5-3			0-0 6-3		0-0 5-3		0-3 K	0-0 FC6-4	4	0	0	0	0	1	0									
Tony Gwynn, L (1,9) OBP: 0.404, SLG: 0.478	0-0 4-3			0-0 1B 1B		0-0 1B 2B		0-0 1B 1B		4	3	3	0	0	0	0									
Kevin McReynolds, R (1,8) OBP: 0.352, SLG: 0.506 (8,7)	0-3 K			0-0 F6 1B 1B		0-0 2B L3 1B		4-0 1B BB		3	1	2	0	1	1	0									
Steve Garvey, R (1,3) OBP: 0.286, SLG: 0.458		0-0 F7		0-0 1B 1B		0-0 1B 2B		0-3 K		4	0	2	2	0	1	2									
Carmelo Martinez, R (1,7) OBP: 0.360, SLG: 0.408 Marvell Wynne, L (8,PR) OBP: 0.350, SLG: 0.451 (8,8)		0-0 4-3		0-0 F6				0-0 E8 1B 1B		3	0	1	1	1	0	2									
Gary Templeton, S (1,6) OBP: 0.271, SLG: 0.258		0-0 F4			0-0 6-3		0-0 L3		0-0 1B 1B	4	0	1	1	0	0	3									
Jerry Royster, R (1,5) OBP: 0.287, SLG: 0.330			0-3 K		0-0 1B		0-0 4-3	0-0 CS	0-0 F7	4	0	1	0	0	1	0									
Terry Kennedy, L (1,2) OBP: 0.318, SLG: 0.374			0-0 F7		0-3 K		0-0 2B		0-0 4-3	4	0	1	0	0	1	1									
Dave Dravecky, R (1,1) OBP: 0.176, SLG: 0.242 Lance McCullers, S (6,1)			0-0 4-3		0-0 F4		0-3 K		4-0 BB	2	0	0	0	0	0	1									
Tim Flannery, L (8,4) OBP: 0.379, SLG: 0.387										0	0	0	0	1	0	0									
Inning Stats	R: 0 E: 0 K: 1 S: 5	H: 0 LOB: 0 BB: 0 P: 5	R: 0 E: 0 K: 0 S: 3	H: 0 LOB: 0 BB: 0 P: 3	R: 0 E: 0 K: 1 S: 5	H: 0 LOB: 0 BB: 0 P: 5	R: 1 E: 0 K: 0 S: 5	H: 3 LOB: 1 BB: 0 P: 5	R: 0 E: 0 K: 1 S: 6	H: 1 LOB: 1 BB: 0 P: 6	R: 1 E: 0 K: 0 S: 5	H: 3 LOB: 2 BB: 1 P: 9	R: 0 E: 0 K: 1 S: 5	H: 1 LOB: 0 BB: 0 P: 5	R: 3 E: 1 K: 2 S: 9	H: 3 LOB: 1 BB: 1 P: 13	R: 0 E: 0 K: 0 S: 3	H: 0 LOB: 1 BB: 1 P: 7	1B: 8 2B: 4 3B: 0 HR: 0	SF: 0 SAC: 0 DP: 1 HBP: 0	WP: 0 PB: 0 SB: 1 CS: 1	PA: 38			
PITCHER	IP	WLS	BF	H	R	ER	SO	BB	IBB	HBP	BLK	WP	HR	S	P	ERA	WHIP								
Rick Honeycutt, L (1,1) ERA: 2.12	7.0		27	8	2	2	4	0	1	0	0	0	0	34	38	2.57	1.143								
Ken Howell, R (8,1) ERA: 2.12	1.0	L	6	3	3	2	2	1	0	0	0	0	0	9	13	18.00	4.000								
Ed Vande Berg, L (9,1) ERA: 3.47	1.0		4	0	0	0	0	1	0	0	0	0	0	3	7	0.00	1.000								

San Diego Padres @ Los Angeles Dodgers
 Dodger Stadium, Los Angeles, CA
 Fri Jun 20 1986, 7:05 PM PDT
 Att: 46,288 - Unknown

AB	34
R	5
H	11
RBI	4
BB	3
SO	6
LOB	10



Batter	1	2	3	4	5	6	7	8	9	AB	R	H	RBI	BB	SO	LOB	BOTTOM								
Mariano Duncan, R (1,6) OBP: 0.282, SLG: 0.309 Bill Russell, R (7,PR) OBP: 0.296, SLG: 0.333 (8,6)	0-0 F8	0-0 F7			0-0 6-3		0-0 4-3 1B 1B		1-0 1B HBP	4	0	1	0	0	0	2									
Steve Sax, R (1,4) OBP: 0.379, SLG: 0.433	0-0 6-3		0-0 5-3		0-0 F4		0-0 4-3		0-0 BB	5	0	1	1	0	0	1									
Enos Cabell, R (1,3) OBP: 0.304, SLG: 0.282	0-0 F7		0-0 F7		0-0 F6		0-0 1B		4-0 BB	4	0	1	1	1	0	0									
Bill Madlock, R (1,5) OBP: 0.275, SLG: 0.329 Dave Anderson, R (6,PR) OBP: 0.297, SLG: 0.304 (7,5)		0-0 HR		0-0 F2		0-0 1B	0-0 4-3		0-0 G6-4-3	3	1	2	1	0	0	0									
Mike Marshall, R (1,9) OBP: 0.345, SLG: 0.535		4-0 1B BB		0-0 1B		0-0 1B		0-0 6-3		3	1	2	0	1	0	0									
Franklin Stubbs, L (1,7) OBP: 0.326, SLG: 0.540		0-0 F8		0-0 1B		0-0 F3		0-0 G3		4	0	1	0	0	0	3									
Alex Trevino, R (1,2) OBP: 0.349, SLG: 0.329		0-0 F7		0-0 F6		0-0 F7		0-3 K		4	0	0	0	0	1	5									
Reggie Williams, R (1,8) OBP: 0.333, SLG: 0.363 Ken Landreaux, L (6,PH) OBP: 0.309, SLG: 0.386 (7,8)		4-0 1B IBB		0-3 K		0-0 G3		0-0 6-3		1	0	0	0	1	1	2									
Rick Honeycutt, L (1,1) OBP: 0.056, SLG: 0.056 Len Matuszek, L (7,PH) OBP: 0.364, SLG: 0.636 Ken Howell, R (8,1)		0-0 1B		0-0 F7		0-0 F6		0-0 HBP 1B BB		2	0	1	1	0	0	2									
Ed Vande Berg, R (9,1) Jack Fimple, R (9,PH)		1-3 2H 1B								0	0	0	0	0	0	0									
Inning Stats	R: 0 E: 0 K: 0 S: 3	H: 2 LOB: 2 BB: 2 P: 13	R: 0 E: 0 K: 0 S: 3	H: 0 LOB: 0 BB: 0 P: 3	R: 0 E: 0 K: 1 S: 7	H: 2 LOB: 2 BB: 0 P: 7	R: 0 E: 0 K: 0 S: 3	H: 0 LOB: 0 BB: 0 P: 3	R: 0 E: 0 K: 0 S: 5	H: 2 LOB: 2 BB: 0 P: 5	R: 1 E: 0 K: 0 S: 5	H: 2 LOB: 0 BB: 0 P: 5	R: 0 E: 0 K: 1 S: 5	H: 0 LOB: 0 BB: 0 P: 5	R: 0 E: 0 K: 0 S: 3	H: 1 LOB: 2 BB: 2 P: 12	1B: 8 2B: 0 3B: 0 HR: 1	SF: 0 SAC: 0 DP: 1 HBP: 1	WP: 0 PB: 0 SB: 2 CS: 0	PA: 40					
PITCHER	IP	WLS	BF	H	R	ER	SO	BB	IBB	HBP	BLK	WP	HR	S	P	ERA	WHIP								
Dave Dravecky, L (1,1) ERA: 2.79	5.1		24	6	2	2	1	1	0	0	0	0	0	7	7	5.40	1.200								
Lance McCullers, R (6,1) ERA: 1.73	1.2	W	7	2	1	1	0	0	0	0	0	0	0	7	7	5.40	1.200								
Rich Gossage, R (8,1) ERA: 4.35	2.0	S	9	1	1	1	1	2	0	1	0	0	0	8	17	4.50	1.500								

San Diego Padres @ Los Angeles Dodgers
 Dodger Stadium, Los Angeles, CA
 Fri Jun 20 1986, 7:05 PM PDT
 Att: 46,288 - Unknown


AB	35
R	4
H	9
RBI	4
BB	4
SO	2
LOB	22



Batter	1	2	3	4	5	6	7	8	9	10	11	12	13	14	AB	R	H	RBI	BB	SO	LOB	TOP								
Big Roberts, S OBP: 0.262, SLG: 0.291 Tim Flannery, L OBP: 0.378, SLG: 0.386	B1-3		3-1		FC4-6		1B 1B	G3		F8		E1		1B 1B	5	1	1	0	0	0	1									
Tony Gwynn, L OBP: 0.413, SLG: 0.483	BB 1B HBP		G3		F5		1B 1B			SF7		E S 2B 1B		1B 1B	6	2	4	1	1	1	0	1								
Kevin McReynolds, R OBP: 0.349, SLG: 0.514	F9		3B			6-3	F3			SF7		WP 1H 2B		K	7	0	2	2	0	2	9									
Steve Garvey, R OBP: 0.286, SLG: 0.453 Lance McCullers, S	1-2 BB 1B		6-3			E5	1B			F8		F9		4-3	7	0	2	2	0	0	5									
Carmelo Martinez, R OBP: 0.396, SLG: 0.397 Rich Cossage, R	1-2 2-3 BB				F9	K	F6			F6		K		1B BB	4	0	0	0	1	1	3									
John Kruk, L OBP: 0.353, SLG: 0.463	1-2 2-3 BB													1-3 2-3 1B	1	0	0	0	0	1	1									
Graig Nettles, L OBP: 0.327, SLG: 0.480	F2					4-3				1-3		F9		FC6-4 BB	7	0	0	0	1	2	7									
Garry Templeton, S OBP: 0.280, SLG: 0.264			F9		F9										6	2	3	0	1	0	2									
Bruce Bochy, R OBP: 0.333, SLG: 0.531 Terry Kennedy, L OBP: 0.317, SLG: 0.386			K				F8								3	1	0	0	0	1	1									
Andy Hawkins, R OBP: 0.352, SLG: 0.397 Tim Stoddard, R OBP: 0.352, SLG: 0.327 Craig Lefferts, L OBP: 0.352, SLG: 0.327 Dane Berg, L OBP: 0.352, SLG: 0.327 Gene Walter, L OBP: 0.352, SLG: 0.327 Rich Cossage, R OBP: 0.352, SLG: 0.327			L6												4	1	1	2	0	0	3									
Inning Stats	R: 0 E: 0 K: 0 S: 4	H: 1 LOB: 3 BB: 1 P: 9	R: 0 E: 0 K: 1 S: 5	H: 0 LOB: 0 BB: 0 P: 5	R: 0 E: 0 K: 1 S: 4	H: 1 LOB: 1 BB: 0 P: 4	R: 0 E: 0 K: 1 S: 5	H: 0 LOB: 0 BB: 0 P: 5	R: 0 E: 0 K: 1 S: 6	H: 1 LOB: 1 BB: 0 P: 6	R: 3 E: 0 K: 0 S: 8	H: 4 LOB: 2 BB: 0 P: 8	R: 2 E: 0 K: 0 S: 5	H: 2 LOB: 0 BB: 0 P: 5	R: 1 E: 0 K: 0 S: 4	H: 1 LOB: 0 BB: 0 P: 4	R: 0 E: 0 K: 0 S: 3	H: 0 LOB: 2 BB: 2 P: 11	R: 1 E: 0 K: 1 S: 7	H: 2 LOB: 2 BB: 1 P: 11	R: 0 E: 0 K: 0 S: 4	H: 1 LOB: 3 BB: 1 P: 11	R: 0 E: 0 K: 0 S: 4	H: 1 LOB: 2 BB: 1 P: 8	R: 1 E: 0 K: 3 S: 12	H: 3 LOB: 2 BB: 0 P: 12	1B: 14 2B: 3 3B: 1 HR: 1	SF: 1 SAC: 0 DP: 0 HBP: 1	WP: 1 PB: 0 SB: 2 CS: 0	PA: 69
PITCHER	IP	WLS	BF	H	R	ER	SO	BB	IBB	HBP	BLK	WP	HR	S	P	ERA	WHIP													
Jerry Reuss, L ERA: 5.75	6.1		28	5	3	3	3					0	0	32	37	5.75	1.42													
Ed Vande Berg, L ERA: 3.47	0.0		1	1	0	0	0	0	0	0	0	0	0	1	1	∞	∞													
Tom Niedenfuer, R ERA: 3.4	1.2		8	3	2	2	0	0	0	0	0	0	1	8	8	10.80	1.800													
Ken Howell, R ERA: 2.03	2.0		9	1	1	0	0	1	1	0	0	0	0	7	15	0.00	1.000													
Carlos Diaz, L ERA: 9.84	1.1		9	3	1	1	1	1	0	0	0	1	0	10	14	6.75	3.000													

San Diego Padres @ Los Angeles Dodgers
Dodger Stadium, Los Angeles, CA
Sat Jun 21 1986, 7:05 PM PDT
Att. 46,600 - Unknown


AB: 61
R: 8
H: 17
RBI: 8
BB: 6
SO: 8
LOB: 42



Batter	1	2	3	4	5	6	7	8	9	10	11	12	13	14	AB	R	H	RBI	BB	SO	LOB	BOTTOM						
Dave Anderson, R OBP: 0.292, SLG: 0.298 Bill Russell, R OBP: 0.288, SLG: 0.327	6-3		K		K		SH3-4 1B 1B			F8		SF7		F8	2	0	0	0	0	1	0							
Steve Sax, R OBP: 0.380, SLG: 0.437	2B		F8-3 1B			E6 WP 2B	SH3-4 1B			F3		1-3		4-3	7	2	3	0	0	0	1							
Franklin Stubbs, L OBP: 0.316, SLG: 0.521	F7		F8-3			F8	SH3-4			F7				4-3	6	0	0	0	0	0	3							
Bill Madlock, R OBP: 0.282, SLG: 0.343	2H 2B				5-3		1H 2B							K	5	1	2	2	1	2	0							
Mike Marshall, R OBP: 0.337, SLG: 0.522	K				K		2B 1B IBB			G6-4-3				F8	6	0	0	0	0	3	5							
Len Matuszek, L OBP: 0.333, SLG: 0.500 Ken Howell, R			G3												3	1	0	0	1	1	0							
Ken Landreaux, R OBP: 0.308, SLG: 0.384 Carlos Diaz, R Jack Fimple, R					F9		2B 1B IBB								0	0	0	0	0	0	0							
Alex Trevino, R OBP: 0.371, SLG: 0.400			4-3				1-3 2H 2B							SH2-4 1B	5	3	3	2	1	1	0							
Reggie Williams, R OBP: 0.343, SLG: 0.381															6	0	3	2	0	2	1							
Jerry Reuss, L OBP: 0.352, SLG: 0.397 Ed Vande Berg, R OBP: 0.352, SLG: 0.327 Tom Niedenfuer, R OBP: 0.352, SLG: 0.327 Ken Howell, R OBP: 0.352, SLG: 0.327 Alejandro Pena, R			4-3				1-3 2H 3H							SH2-4 1B	2	0	0	0	1	0	2							
Inning Stats	R: 1 E: 0 K: 1 S: 7	H: 2 LOB: 1 BB: 0 P: 7	R: 0 E: 0 K: 0 S: 4	H: 1 LOB: 1 BB: 0 P: 4	R: 0 E: 0 K: 1 S: 5	H: 1 LOB: 1 BB: 0 P: 5	R: 0 E: 0 K: 1 S: 5	H: 0 LOB: 0 BB: 0 P: 5	R: 0 E: 0 K: 1 S: 9	H: 1 LOB: 1 BB: 0 P: 13	R: 4 E: 0 K: 1 S: 9	H: 3 LOB: 1 BB: 1 P: 13	R: 0 E: 0 K: 0 S: 3	H: 0 LOB: 0 BB: 0 P: 3	R: 1 E: 0 K: 1 S: 5	H: 2 LOB: 1 BB: 0 P: 5	R: 0 E: 0 K: 1 S: 9	H: 0 LOB: 0 BB: 0 P: 13	R: 0 E: 0 K: 1 S: 5	H: 0 LOB: 0 BB: 0 P: 5	R: 0 E: 0 K: 1 S: 9	H: 0 LOB: 1 BB: 1 P: 13	R: 0 E: 0 K: 0 S: 3	H: 0 LOB: 0 BB: 0 P: 3	1B: 6 2B: 6 3B: 0 HR: 1	SF: 1 SAC: 2 DP: 2 HBP: 0	WP: 1 PB: 0 SB: 1 CS: 0	PA: 57
PITCHER	IP	WLS	BF	H	R	ER	SO	BB	IBB	HBP	BLK	WP	HR	S	P	ERA	WHIP											
Andy Hawkins, R ERA: 4.08	5.2		25	6	5	7	7					1	0	37	45	1.59	1.235											
Tim Stoddard, R ERA: 3.98	0.1		2	1	0	0	0	0	0	0	0	0	0	2	2	0.00	3.000											
Craig Lefferts, L ERA: 2.94	1.0		5	2	0	0	0	0	0	0	0	0	0	4	8	0.00	2.000											
Gene Walter, L ERA: 3.86	1.0		4	1	1	1	2	0	0	0	0	0	1	8	8	9.00	1.000											
Rich Cossage, R ERA: 4.24	3.0		11	2	1	1	1	0	0	0	0	0	0	13	13	3.00	0.667											

San Diego Padres @ Los Angeles Dodgers
Dodger Stadium, Los Angeles, CA
Sat Jun 21 1986, 7:05 PM PDT
Att. 46,600 - Unknown

AB: 50
R: 7
H: 12
RBI: 7
BB: 4
SO: 14
LOB: 14



Batter	1	2	3	4	5	6	7	8	9	AB	R	H	RBI	BB	SO	LOB	TOP										
Tim Flannery, L (1.4) OBP: 0.384, SLG: 0.414	F8		1B		SF9		1B		HR	4	1	3	2	0	0	0	San Diego Padres @ Los Angeles Dodgers Dodger Stadium, Los Angeles, CA Sun Jun 22 1986, 3:33 AM PDT Att: 42,236 - Unknown livebaseballscorecards.com										
Tony Gwynn, L (1.9) OBP: 0.413, SLG: 0.489	4-3		4-3		1B		1-3		3B	5	0	2	1	0	0	2											
John Kruk, L (1.7) Carmelo Martinez, R (9, PH) Kevin McReynolds, R (9.7) OBP: 0.409, SLG: 0.409 OBP: 0.354, SLG: 0.395 OBP: 0.349, SLG: 0.514	G3				1B				F8	4	0	2	1	0	0	0											
Steve Garvey, R (1.3) OBP: 0.281, SLG: 0.446		F4		F7	G3				K	4	0	0	0	0	1	3											
Graig Nettles, L (1.5) Bip Roberts, S (8, PR) OBP: 0.331, SLG: 0.477 OBP: 0.262, SLG: 0.291				L4-3			4-3		S	3	0	1	0	1	0	1											
Gary Templeton, S (1.6) OBP: 0.279, SLG: 0.264							F9		1B	4	0	1	1	0	2	1											
Terry Kennedy, L (1.2) OBP: 0.316, SLG: 0.383									1B	4	1	1	0	0	1	2											
Marvell Wynne, L (1.8) OBP: 0.337, SLG: 0.453			3-1		SF9		F7		F9	4	1	1	0	0	0	0											
Mark Thurmond, L (1.1) Jerry Royster, R (5, PH) Gene Walter, L (5.1) Craig Lefferts, L (6.1) OBP: 0.273, SLG: 0.318 OBP: 0.290, SLG: 0.327 OBP: 0.400, SLG: 0.500 OBP: 0.167, SLG: 0.667			1-3		1B		F8		K	1	0	0	0	0	0	0											
Inning Stats	R: 0 E: 0 K: 0 S: 3	H: 0 LOB: 0 BB: 0 P: 3	R: 0 E: 0 K: 1 S: 5	H: 0 LOB: 1 BB: 1 P: 9	R: 0 E: 0 K: 0 S: 4	H: 1 LOB: 1 BB: 0 P: 4	R: 0 E: 0 K: 0 S: 3	H: 1 LOB: 0 BB: 0 P: 3	R: 3 E: 0 K: 0 S: 7	H: 4 LOB: 2 BB: 1 P: 11	R: 0 E: 0 K: 1 S: 5	H: 0 LOB: 0 BB: 0 P: 5	R: 0 E: 0 K: 0 S: 4	H: 1 LOB: 1 BB: 0 P: 4	R: 1 E: 0 K: 2 S: 9	H: 2 LOB: 1 BB: 0 P: 9		R: 1 E: 0 K: 1 S: 7	H: 2 LOB: 1 BB: 0 P: 7	1B: 9 2B: 1 3B: 1 HR: 1	SF: 1 SAC: 0 DP: 1 HBP: 0	WP: 0 PB: 0 SB: 1 CS: 0	PA: 39				
PITCHER	IP	WLS	BF	H	R	ER	SO	BB	IBB	HBP	BLK	WP	HR	S	P	ERA	WHIP										
Bob Welch, R (1.1) ERA: 3.84	8.0		34	9	4	4	4	2	0	0	0	0	0	40	48	4.50	1.375										
Tom Niedenfuer, R (9.1) ERA: 3.56	0.2	L	4	2	1	1	1	0	0	0	0	0	1	6	6	13.50	3.000										
Ed Vande Berg, L (9.1) ERA: 3.44	0.1		1	0	0	0	0	0	0	0	0	0	0	1	1	0.00	0.000										

Batter	1	2	3	4	5	6	7	8	9	AB	R	H	RBI	BB	SO	LOB	BOTTOM										
Steve Sax, R (1.4) OBP: 0.380, SLG: 0.434	6-3	F7		B2-4					G4-6-3	4	0	1	0	1	0	2	San Diego Padres @ Los Angeles Dodgers Dodger Stadium, Los Angeles, CA Sun Jun 22 1986, 3:33 AM PDT Att: 42,236 - Unknown livebaseballscorecards.com										
Bill Russell, R (1.5) OBP: 0.297, SLG: 0.322	1B		BB	5-3		F7			G4-6-3	4	1	1	0	1	0	3											
Enos Cabell, R (1.3) OBP: 0.305, SLG: 0.294			E5		1-3		K			5	1	2	0	0	1	3											
Mike Marshall, R (1.9) OBP: 0.338, SLG: 0.516	F6		BB						2B	3	1	0	0	2	1	3											
Franklin Stubbs, L (1.7) OBP: 0.314, SLG: 0.512	K		BB							3	0	0	1	1	2	3											
Alex Trevino, R (1.2) OBP: 0.376, SLG: 0.405		1B	F3							4	1	2	0	0	1	3											
Reggie Williams, R (1.8) OBP: 0.339, SLG: 0.376			FC6-4						L5	4	0	1	1	0	1	3											
Craig Shipley, R (1.6) OBP: 0.250, SLG: 0.250		4-3							L6	4	0	1	1	0	0	1											
Bob Welch, R (1.1) Mark Thurmond, L (8, PH) Gene Walter, L (9.1) Tom Niedenfuer, R (9.1) Ed Vande Berg, R (9.1) OBP: 0.139, SLG: 0.176 OBP: 0.281, SLG: 0.341 OBP: 0.500, SLG: 0.500 OBP: 0.500, SLG: 0.500			1B		B2-4				5-3	2	0	1	0	1	1	1											
Inning Stats	R: 0 E: 0 K: 1 S: 6	H: 1 LOB: 2 BB: 1 P: 10	R: 1 E: 0 K: 1 S: 7	H: 2 LOB: 1 BB: 0 P: 7	R: 3 E: 0 K: 0 S: 5	H: 2 LOB: 2 BB: 2 P: 13	R: 0 E: 0 K: 0 S: 3	H: 1 LOB: 0 BB: 0 P: 3	R: 0 E: 0 K: 2 S: 8	H: 0 LOB: 0 BB: 2 P: 12	R: 0 E: 0 K: 1 S: 5	H: 0 LOB: 0 BB: 2 P: 13	R: 0 E: 0 K: 2 S: 7	H: 0 LOB: 0 BB: 0 P: 7	R: 0 E: 0 K: 0 S: 3	H: 0 LOB: 0 BB: 0 P: 3		R: 0 E: 0 K: 0 S: 4	H: 2 LOB: 1 BB: 0 P: 4	1B: 8 2B: 2 3B: 0 HR: 0	SF: 0 SAC: 0 DP: 2 HBP: 0	WP: 0 PB: 0 SB: 0 CS: 0	PA: 40				
PITCHER	IP	WLS	BF	H	R	ER	SO	BB	IBB	HBP	BLK	WP	HR	S	P	ERA	WHIP										
Mark Thurmond, L (1.1) ERA: 6.0	4.0		20	6	4	1	2	3	0	0	0	0	0	9	21	2.25	2.250										
Gene Walter, L (5.1) ERA: 3.73	1.1		8	1	0	0	2	3	0	0	0	0	0	9	21	0.00	3.000										
Craig Lefferts, L (6.1) ERA: 2.36	3.2	W	12	2	0	0	3	0	0	0	0	0	0	18	18	0.00	0.545										



Batter	1	2	3	4	5	6	7	8	9	AB	R	H	RBI	BB	SO	LOB	TOP	
Marvell Wynne, L OBP: 0.333, SLG: 0.444	(1,8) X 0-0 F7		X 0-0 1-3 2H 1B		X 0-0 3-1		X 0-0 F9			4	0	1	1	0	0	1	San Diego Padres @ San Francisco Giants Candlestick Park, San Francisco, CA Mon Jun 23 1986, 6:33 AM EDT Att: 10,604 - Unknown livebaseballscorecards.com	
Tony Gwynn, L OBP: 0.409, SLG: 0.483 Bip Roberts, S OBP: 0.260, SLG: 0.288	(1,9) X (5,4) 0-0 4-3		X 0-0 1-3		X 0-0 F8		X 0-0 E5			3	0	0	0	0	0	2		
John Kruk, L OBP: 0.368, SLG: 0.397	(1,7) B (5,9) B 4-0 BB		X 4-0 BB		X 0-0 G3		X 0-0 6-3			2	0	0	0	2	0	1		
Steve Garvey, R OBP: 0.279, SLG: 0.443 Carmelo Martinez, R OBP: 0.355, SLG: 0.396	(1,3) X (5,3) 0-0 1-3		X 0-0 F7		X 0-0 G4-6-3 1B		X 0-0 F3			2	0	0	0	0	0	3		
Graig Nettles, L OBP: 0.328, SLG: 0.471 Dane Iorg, L OBP: 0.211, SLG: 0.286	(1,5) X (5,7) X (8,1) 0-0 F6		X 0-0 4-3		X 0-0 G4-6-3 1B		X 0-0 F8			2	0	0	0	0	0	0		
Terry Kennedy, L OBP: 0.313, SLG: 0.380 Bruce Bochy, R OBP: 0.322, SLG: 0.510	(1,2) X (5,2) 0-0 F7		X 0-0 F7		X 0-3 K		X 0-0 6-3			2	0	0	0	0	0	0		
Gary Templeton, S OBP: 0.277, SLG: 0.262 Tim Stoddard, R OBP: 0.250, SLG: 1.000 Mark Thurmond, L OBP: 0.261, SLG: 0.304	(1,6) X (4,1) X (7,PH) X (7,1) X (8,7) X 0-0 F7		X 0-0 4-3		X 0-0 K		X 0-0 K			2	0	0	0	0	0	0		
Kevin McReynolds, R OBP: 0.349, SLG: 0.514	(1,4) X (5,5) 0-0 4-3		X 0-0 4-3		X 4-0 3-1 BB		X 0-0 4-3			2	1	1	0	1	0	0		
LaMarr Hoyt, R OBP: 0.125, SLG: 0.125 Jerry Royster, R OBP: 0.286, SLG: 0.321	(1,1) X (4,6) 0-0 SH5-4		X 0-0 SH5-4 1B		X 0-3 K		X 0-0 F8			0	0	0	0	0	0	0		
Inning Stats	R: 0 E: 0 K: 0 S: 3	H: 0 LOB: 1 BB: 1 P: 7	R: 0 E: 0 K: 0 S: 3	H: 0 LOB: 0 BB: 0 P: 3	R: 1 E: 0 K: 0 S: 5	H: 2 LOB: 2 BB: 1 P: 9	R: 0 E: 0 K: 0 S: 3	H: 0 LOB: 0 BB: 0 P: 3	R: 0 E: 0 K: 2 S: 7	H: 0 LOB: 0 BB: 0 P: 7	R: 0 E: 1 K: 0 S: 4	H: 0 LOB: 1 BB: 0 P: 4	R: 0 E: 0 K: 0 S: 3	H: 0 LOB: 0 BB: 0 P: 3	1B: 3 2B: 0 3B: 0 HR: 0	SF: 0 SAC: 1 DP: 1 HBP: 0		WP: 0 PA: 33 PB: 0 SB: 0 CS: 0
PITCHER Michael LaCoss, R ERA: 2.6	(1,1)	IP: 9.0 WLS: W BF: 33 H: 3 R: 1 ER: 1 SO: 3 BB: 3 IBB: 0 HBP: 0 BLK: 0 WP: 0 HR: 0 S: 36 P: 48 ERA: 1.00 WHIP: 0.667																

Batter	1	2	3	4	5	6	7	8	9	AB	R	H	RBI	BB	SO	LOB	BOTTOM	
Randy Kutcher, R OBP: 0.296, SLG: 0.556	(1,8) X 0-0 K		X 0-0 F8		X 0-0 F7		X 0-0 K			6	2	2	1	0	2	3	San Diego Padres @ San Francisco Giants Candlestick Park, San Francisco, CA Mon Jun 23 1986, 6:33 AM EDT Att: 10,604 - Unknown livebaseballscorecards.com	
Robby Thompson, R OBP: 0.321, SLG: 0.338 Mike Woodard, L OBP: 0.400, SLG: 0.440	(1,4) X (6,4) 0-0 1B		X 0-0 G3		X 0-3 K		X 0-0 K			4	1	1	0	0	1	0		
Jeffrey Leonard, R OBP: 0.343, SLG: 0.431 Candy Maldonado, R OBP: 0.288, SLG: 0.477	(1,7) X (5,7) X 0-0 SF9		X 0-3 K		X 0-0 K		X 0-0 K			2	1	1	1	0	1	0		
Chili Davis, S OBP: 0.376, SLG: 0.480 Joel Youngblood, R OBP: 0.351, SLG: 0.453	(1,9) X (4,PH) X (5,9) X 0-0 1B		X 0-0 F8		X 0-0 2B		X 0-3 K		X 0-0 SF7		2	1	1	0	0	0		
Chris Brown, R OBP: 0.406, SLG: 0.490	(1,5) X 0-0 1B		X 0-0 4-3		X 0-0 2B		X 0-0 5-3		X 0-0 SF7		4	2	3	1	1	0		
Mike Aldrete, L OBP: 0.341, SLG: 0.343	(1,3) X 0-0 1B		X 0-0 4-3		X 4-0 WP		X 0-3 K		X 0-3 K		4	1	1	2	1	2		
Bob Brenly, R OBP: 0.387, SLG: 0.339 Harry Spilman, L OBP: 0.258, SLG: 0.407	(1,2) X (6,PH) X (9,2) 0-0 SH5-3		X 0-0 G3		X 0-3 K		X 0-0 K		X 0-0 FC6-4		4	1	3	2	0	1		
Jose Uribe, S OBP: 0.313, SLG: 0.284 Luis Quinones, S OBP: 0.355, SLG: 0.500	(1,6) X (6,6) 0-0 SH5-3		X 0-0 G3		X 4-0 IBB		X 0-0 FC6-4		X 0-0 HR		2	0	1	1	1	0		
Michael LaCoss, R OBP: 0.344, SLG: 0.484	(1,1) X 0-0 SH5-3		X 0-0 2B		X 0-0 5-3		X 0-0 E4		X 0-0 HR		4	2	2	4	0	0		
Inning Stats	R: 5 E: 0 K: 1 S: 12	H: 7 LOB: 2 BB: 0 P: 12	R: 0 E: 0 K: 1 S: 5	H: 0 LOB: 0 BB: 0 P: 5	R: 2 E: 0 K: 0 S: 6	H: 3 LOB: 1 BB: 0 P: 6	R: 2 E: 0 K: 1 S: 8	H: 3 LOB: 3 BB: 2 P: 16	R: 0 E: 0 K: 2 S: 7	H: 0 LOB: 0 BB: 0 P: 7	R: 5 E: 1 K: 1 S: 10	H: 4 LOB: 1 BB: 1 P: 14	R: 4 E: 0 K: 1 S: 9	H: 4 LOB: 0 BB: 0 P: 9	1B: 15 2B: 3 3B: 1 HR: 2	SF: 2 SAC: 1 DP: 0 HBP: 0		WP: 1 PA: 49 PB: 0 SB: 0 CS: 0
PITCHER LaMarr Hoyt, R ERA: 6.36 Tim Stoddard, R ERA: 3.74 Mark Thurmond, L ERA: 6.33 Dane Iorg, R ERA: 36.0	(1,1)	IP: 3.1 WLS: L BF: 23 H: 13 R: 9 ER: 9 SO: 2 BB: 1 IBB: 1 HBP: 0 BLK: 0 WP: 1 HR: 0 S: 27 P: 27 ERA: 24.30 WHIP: 3.900																



Batter	1	2	3	4	5	6	7	8	9	AB	R	H	RBI	BB	SO	LOB	TOP			
Bip Roberts, S (1,4) OBP: 0.256, SLG: 0.283	0-0 6-3			0-0 5-3		0-0 SH1-4		0-0 FC1-5	0-0 5-3	2	0	0	0	0	0	0	San Diego Padres @ San Francisco Giants Candlestick Park, San Francisco, CA Tue Jun 24 1986, 10:05 PM EDT Att: 22,736 - Unknown			
Dane Iorg, L (8,PH) OBP: 0.207, SLG: 0.281								1-2 2-3		1	0	0	0	0	2					
Rich Gossage, R (8,1)										1	0	0	0	0	3					
Tony Gwynn, L (1,9) OBP: 0.407, SLG: 0.487	0-0 6-3			0-0 1B		0-0 4-3		0-0 F5		4	1	1	0	0	3					
Kevin McReynolds, R (1,8) OBP: 0.351, SLG: 0.514	0-0 F9			0-0 3B		0-0 F9		0-0		4	0	2	2	0	1					
Steve Garvey, R (1,3) OBP: 0.275, SLG: 0.436		0-3 K		0-0 L6				0-0 F7		4	0	0	0	1	1					
Carmelo Martinez, R (1,7) OBP: 0.349, SLG: 0.389		0-0 P3		0-0 F2				0-0 L6		3	0	0	0	0	1					
Marvell Wynne, L (7,8)				1-2						1	0	0	0	0	0					
Gary Templeton, S (1,6) OBP: 0.281, SLG: 0.260						0-0 F9		4-0 BB		2	1	0	0	2	0					
Graig Nettles, L (1,5) OBP: 0.326, SLG: 0.465			0-0 F7		0-0 4-3		0-3 K		0-0 1B	4	0	1	0	0	1					
Bruce Bochy, R (1,2) OBP: 0.323, SLG: 0.500				0-0 F8		0-0 F8		0-0 FC1-5		3	0	1	0	0	0					
Tim Flannery, L (8,FR) OBP: 0.392, SLG: 0.419								1-2 2-H		1	0	1	1	0	0					
Eric Show, R (1,1) OBP: 0.171, SLG: 0.229			0-3 K		4-0 4-3		4-0 SH1-4		4-0 FC1-5	1	0	0	0	0	1					
John Kruk, L (6,PH) OBP: 0.377, SLG: 0.397								1-2		0	0	0	0	1	0					
Lance McCullers, S (6,1)										0	0	0	0	0	0					
Terry Kennedy, L (8,PH) OBP: 0.319, SLG: 0.383										1	1	1	0	1	0					
Inning Stats	R: 0 E: 0 K: 0 S: 3	H: 0 LOB: 0 BB: 0 P: 3	R: 0 E: 0 K: 1 S: 5	H: 0 LOB: 0 BB: 0 P: 5	R: 0 E: 0 K: 1 S: 5	H: 2 LOB: 1 BB: 0 P: 5	R: 0 E: 0 K: 0 S: 3	H: 0 LOB: 0 BB: 0 P: 3	R: 0 E: 0 K: 0 S: 3	H: 0 LOB: 1 BB: 1 P: 7	R: 0 E: 0 K: 1 S: 5	H: 0 LOB: 1 BB: 1 P: 9	R: 1 E: 0 K: 0 S: 5	H: 3 LOB: 1 BB: 0 P: 5	R: 1 E: 0 K: 0 S: 5	H: 2 LOB: 3 BB: 2 P: 13	1B: 6 2B: 0 3B: 1 HR: 0	SF: 0 SAC: 1 DP: 0 HBP: 0	WP: 1 PA: 37 PB: 0 CS: 0	
PITCHER	IP	WLS	BF	H	R	ER	SO	BB	IBB	HBP	BLK	WP	HR	S	P	ERA	WHIP			
Terry Mulholland, L (1,1) ERA: 3.48	6.0	L	21	2	1	1	2	1	0	0	0	1	0	24	28	1.50	0.500			
Jeff Robinson, R (7,1) ERA: 4.07	1.0		6	2	1	1	1	1	0	0	0	0	0	7	11	9.00	3.000			
Chuck Hensley, L (8,1) ERA: 1.69	0.2		2	0	0	0	0	0	0	0	0	0	0	2	2	0.00	0.000			
Greg Minton, R (8,1) ERA: 5.18	1.1		8	3	1	1	0	1	1	0	0	0	0	6	14	6.75	3.000			

Batter	1	2	3	4	5	6	7	8	9	AB	R	H	RBI	BB	SO	LOB	BOTTOM			
Randy Kutcher, R (1,8) OBP: 0.290, SLG: 0.548	0-3 K		0-3 K			0-0 SH1-4		0-0 FC5-4		4	0	1	0	0	2	1	San Diego Padres @ San Francisco Giants Candlestick Park, San Francisco, CA Tue Jun 24 1986, 10:05 PM EDT Att: 22,736 - Unknown			
Robby Thompson, R (1,4) OBP: 0.321, SLG: 0.337	0-0 CS			0-3 K		0-0 SH1-4		0-0 F7		3	0	1	0	0	1					
Jeffrey Leonard, R (1,7) OBP: 0.342, SLG: 0.426	4-0 1-2			0-0 F9		0-3 K				3	0	0	0	1	1					
Chili Davis, S (1,9) OBP: 0.375, SLG: 0.474	0-3 K			4-0 1B		0-0 1-3				3	0	0	0	1	2					
Chris Brown, R (1,5) OBP: 0.408, SLG: 0.490		0-0 3-1		0-0 1-3		0-0 K		0-3 K		4	0	2	0	0	1					
Mike Aldrete, L (1,3) OBP: 0.341, SLG: 0.333		0-0 F8			4-0 6-3		0-3 K			2	0	0	0	1	1					
Bob Brenly, R (1,2) OBP: 0.362, SLG: 0.333		0-3 K			0-0 6-3		0-0 P4			3	0	0	0	0	1					
Greg Minton, S (8,1)										0	0	0	0	0	0					
Jose Uribe, S (1,6) OBP: 0.313, SLG: 0.281					0-0 F2			4-0 FC5-4		2	0	0	0	1	0					
Terry Mulholland, R (1,1) ERA: 2.72					0-0 F8			0-0 F9		2	0	0	0	0	0					
Jeff Robinson, R (7,1) OBP: 0.353, SLG: 0.143					0-0 F8					0	0	0	0	0	0					
Chuck Hensley, L (8,1)										0	0	0	0	0	0					
Bob Melvin, R (8,2) OBP: 0.252, SLG: 0.348										1	0	0	0	0	0					
Inning Stats	R: 0 E: 0 K: 2 S: 7	H: 1 LOB: 1 BB: 1 P: 11	R: 0 E: 0 K: 1 S: 5	H: 0 LOB: 0 BB: 0 P: 5	R: 0 E: 0 K: 1 S: 5	H: 1 LOB: 2 BB: 1 P: 9	R: 0 E: 0 K: 0 S: 3	H: 0 LOB: 1 BB: 0 P: 7	R: 0 E: 0 K: 1 S: 6	H: 1 LOB: 1 BB: 0 P: 6	R: 0 E: 0 K: 1 S: 5	H: 1 LOB: 0 BB: 1 P: 5	R: 0 E: 0 K: 0 S: 3	H: 0 LOB: 1 BB: 1 P: 7	R: 0 E: 0 K: 1 S: 5	H: 0 LOB: 0 BB: 0 P: 5	1B: 3 2B: 2 3B: 0 HR: 0	SF: 0 SAC: 1 DP: 1 HBP: 0	WP: 0 PA: 32 PB: 0 CS: 1	
PITCHER	IP	WLS	BF	H	R	ER	SO	BB	IBB	HBP	BLK	WP	HR	S	P	ERA	WHIP			
Eric Show, R (1,1) ERA: 2.72	5.0	W	18	2	0	0	5	3	0	0	0	0	0	25	37	0.00	1.000			
Lance McCullers, R (6,1) ERA: 1.54	2.0		7	2	0	0	2	0	0	0	0	0	0	11	11	0.00	1.000			
Rich Gossage, R (8,1) ERA: 4.0	2.0	S	7	0	0	0	1	1	0	0	0	0	0	8	12	0.00	0.500			




Batter	1	2	3	4	5	6	7	8	9	AB	R	H	RBI	BB	SO	LOB	TOP			
Bip Roberts, S OBP: 0.256, SLG: 0.289 (1, 4)										5	1	1	0	0	0	3	San Diego Padres @ Atlanta Braves Atlanta-Fulton County Stadium, Atlanta, GA Sat Jun 28 1986, 7:05 PM EDT Att: 39,085 - Unknown			
Tony Gwynn, L OBP: 0.412, SLG: 0.493 (1, 9)										4	0	1	1	0	0	0				
Kevin McReynolds, R OBP: 0.346, SLG: 0.496 (1, 8) (8, 7)										3	0	0	0	1	1	1				
Carmelo Martinez, R OBP: 0.358, SLG: 0.395 (1, 7) (8, 3)										3	0	2	0	1	0	1				
Steve Garvey, R OBP: 0.264, SLG: 0.417 (1, 3)										4	0	0	0	0	0	4				
Gary Templeton, S OBP: 0.279, SLG: 0.263 (1, 6)										4	2	0	0	0	0	0				
Bruce Bochy, R OBP: 0.306, SLG: 0.474 (9, PH)										3	0	0	0	0	1	1				
Terry Kennedy, L OBP: 0.328, SLG: 0.384 (9, PH)										1	0	1	0	0	0	0				
Jerry Royster, R OBP: 0.286, SLG: 0.319 (9, PH)										3	0	2	1	0	0	0				
Tim Flannery, L OBP: 0.389, SLG: 0.415 (9, PH)										0	0	0	0	0	0	0				
John Kruk, L OBP: 0.388, SLG: 0.400 (9, PH)										1	0	1	1	0	0	0				
LaMarr Hoyt, R OBP: 0.116, SLG: 0.111 (7, PH)										2	0	0	0	0	1	2				
Graig Nettles, L OBP: 0.237, SLG: 0.250 (7, 1)										1	0	0	0	0	1	0				
Lance McCullers, S OBP: 0.000, SLG: 0.000 (7, 1)										0	0	0	0	0	0	0				
Gene Walter, L OBP: 0.000, SLG: 0.000 (8, 1)										0	0	0	0	0	0	0				
Craig Lefferts, L OBP: 0.000, SLG: 0.000 (8, 1)										0	0	0	0	0	0	0				
Marvell Wynne, L OBP: 0.000, SLG: 0.000 (8, 1)										1	0	0	0	0	0	2				
Inning Stats	R: 1 E: 0 K: 0 S: 4	H: 2 LOB: 1 BB: 1 P: 8	R: 1 E: 1 K: 1 S: 7	H: 1 LOB: 1 BB: 0 P: 7	R: 0 E: 0 K: 0 S: 4	H: 1 LOB: 1 BB: 0 P: 4	R: 0 E: 0 K: 1 S: 6	H: 1 LOB: 1 BB: 1 P: 6	R: 0 E: 0 K: 0 S: 3	H: 0 LOB: 0 BB: 0 P: 3	R: 0 E: 0 K: 1 S: 5	H: 0 LOB: 0 BB: 0 P: 5	R: 0 E: 0 K: 1 S: 6	H: 1 LOB: 1 BB: 0 P: 6	R: 1 E: 1 K: 0 S: 5	H: 2 LOB: 1 BB: 0 P: 5	1B: 7 2B: 1 3B: 0 HR: 0	SF: 0 SAC: 0 DP: 1 HBP: 0	WP: 0 PB: 0 SB: 3 CS: 1	PA: 37
PITCHER	IP WLS BF H R ER SO BB IBB HBP BLK WP HR S P ERA WHIP																			
Zane Smith, L ERA: 2.9 (8, 1)	7.0 W 28 5 2 1 3 2 0 0 0 0 0 0 32 40 1.29 1.000																			
Jeff Dedmon, R ERA: 2.95 (9, 1)	1.0 S 6 2 1 0 1 0 0 0 0 0 0 0 8 8 0.00 2.000																			
Paul Assenmacher, L ERA: 2.17 (9, 1)	1.0 S 3 1 0 0 0 0 0 0 0 0 0 0 3 3 0.00 1.000																			

AB	35
R	3
H	8
RBI	3
BB	2
SO	4
LOB	14



Batter	1	2	3	4	5	6	7	8	9	AB	R	H	RBI	BB	SO	LOB	BOTTOM				
Claudell Washington, L OBP: 0.336, SLG: 0.460 (1, 9)										2	0	0	0	1	1	1	San Diego Padres @ Atlanta Braves Atlanta-Fulton County Stadium, Atlanta, GA Sat Jun 28 1986, 7:05 PM EDT Att: 39,085 - Unknown				
Terry Harper, R OBP: 0.276, SLG: 0.319 (8, 7)										1	0	1	1	0	0	0					
Omar Moreno, L OBP: 0.302, SLG: 0.350 (1, 7) (8, 9)										4	1	2	0	0	1	2					
Dale Murphy, R OBP: 0.371, SLG: 0.469 (1, 8)										3	1	0	0	1	2	2					
Bob Horner, R OBP: 0.344, SLG: 0.475 (1, 3)										4	0	2	1	0	0	1					
Ken Oberkfell, L OBP: 0.383, SLG: 0.409 (1, 4)										4	0	1	1	0	0	2					
Rafael Ramirez, R OBP: 0.258, SLG: 0.348 (1, 5)										3	1	0	0	0	0	3					
Ozzie Virgil, R OBP: 0.356, SLG: 0.432 (1, 2)										3	1	1	0	1	0	0					
Andres Thomas, R OBP: 0.319, SLG: 0.469 (1, 6)										4	0	1	0	0	1	5					
Zane Smith, L OBP: 0.073, SLG: 0.073 (7, PH)										2	0	0	0	0	1	1					
Ted Simmons, S OBP: 0.348, SLG: 0.379 (8, 1)										1	1	1	1	0	0	0					
Jeff Dedmon, L OBP: 0.250, SLG: 0.250 (8, 1)										1	0	0	0	0	1	3					
Paul Assenmacher, L ERA: 2.24 (9, 1)										0	0	0	0	0	0	0					
Inning Stats	R: 1 E: 0 K: 0 S: 5	H: 2 LOB: 1 BB: 0 P: 5	R: 0 E: 0 K: 0 S: 3	H: 0 LOB: 0 BB: 0 P: 3	R: 0 E: 0 K: 0 S: 2	H: 0 LOB: 0 BB: 1 P: 6	R: 0 E: 0 K: 1 S: 6	H: 1 LOB: 1 BB: 0 P: 6	R: 0 E: 0 K: 2 S: 8	H: 1 LOB: 1 BB: 0 P: 8	R: 0 E: 0 K: 1 S: 5	H: 1 LOB: 0 BB: 0 P: 5	R: 3 E: 1 K: 2 S: 10	H: 3 LOB: 1 BB: 0 P: 11	R: 1 E: 1 K: 1 S: 7	H: 1 LOB: 3 BB: 2 P: 15		1B: 8 2B: 2 3B: 0 HR: 0	SF: 0 SAC: 0 DP: 1 HBP: 1	WP: 0 PB: 0 SB: 1 CS: 2	PA: 36
PITCHER	IP WLS BF H R ER SO BB IBB HBP BLK WP HR S P ERA WHIP																				
LaMarr Hoyt, R ERA: 5.91 (7, 1)	6.0 L 5 2 3 2 1 0 0 0 1 0 0 0 6 7 27.00 3.000																				
Lance McCullers, R ERA: 1.85 (7, 1)	0.2 L 5 2 3 2 1 1 0 0 0 0 0 0 6 10 27.00 9.000																				
Gene Walter, L ERA: 3.83 (8, 1)	1.0 4 0 0 0 0 1 0 1 0 0 0 0 5 9 0.00 0.000																				

AB	32
R	5
H	9
RBI	4
BB	3
SO	7
LOB	20



Batter	1	2	3	4	5	6	7	8	9	AB	R	H	RBI	BB	SO	LOB	TOP		
Marvell Wynne, L OBP: 0.333, SLG: 0.436 (1, 8)	0-3 K		4-0 BB		0-0 4-3			0-0 F7		3	0	0	0	1	1	0			
Tony Gwynn, L OBP: 0.410, SLG: 0.490 (1, 9)	0-0 3-1		0-0 4-1		0-0 G3			0-0 1B		4	0	1	1	0	0	1			
Kevin McReynolds, R OBP: 0.344, SLG: 0.492 (1, 7)	0-0 5-3		1-2 3-H 4-0 BB		0-0 F8			0-0 F4		3	0	0	0	1	0	1			
Graig Nettles, L OBP: 0.314, SLG: 0.444 (1, 5)		0-0 4-3	0-0 L3		0-0 G3			0-0 F8		4	0	0	0	0	0	2			
Terry Kennedy, L OBP: 0.327, SLG: 0.382 (1, 2)		0-0 F7		0-0 G3		0-3 K		0-0 FC5-4 1B		4	0	1	0	0	1	0			
Gary Templeton, S OBP: 0.279, SLG: 0.260 (1, 6)		4-0 BB		0-0 4-3			0-0 5-3	0-0 FC5-4 1-2		3	0	0	0	1	0	1			
Dane Iorg, L OBP: 0.226, SLG: 0.295 Craig Lefferts, L OBP: 0.167, SLG: 0.667 John Kruk, L OBP: 0.383, SLG: 0.394 (9, PH)	0-0 6-3			0-0 1B			0-0 G4-6-3 1B	0-0 F8		3	0	2	0	0	0	1			
Tim Flannery, L OBP: 0.388, SLG: 0.410 (1, 4)			4-0 SH1-4 WP 4-1 BB	0-0 L9			0-0 G4-6-3 1-2			2	1	0	0	1	0	2			
Mark Thurmond, L OBP: 0.250, SLG: 0.292 Tim Stoddard, R OBP: 0.250, SLG: 1.000 Steve Garvey, R OBP: 0.263, SLG: 0.416 (7, 3)			0-0 SH1-4 1-3		0-0 G3			0-0 F8		1	0	0	0	0	0	0			
Inning Stats	R: 0 E: 0 K: 1 S: 5	H: 0 LOB: 0 BB: 0 P: 5	R: 0 E: 0 K: 0 S: 3	H: 0 LOB: 1 BB: 1 P: 7	R: 1 E: 0 K: 0 S: 3	H: 0 LOB: 2 BB: 3 P: 15	R: 0 E: 0 K: 0 S: 4	H: 1 LOB: 1 BB: 0 P: 4	R: 0 E: 0 K: 1 S: 5	H: 0 LOB: 0 BB: 0 P: 3	R: 0 E: 0 K: 0 S: 3	H: 1 LOB: 0 BB: 0 P: 3	R: 0 E: 0 K: 0 S: 4	H: 1 LOB: 1 BB: 0 P: 4	R: 0 E: 0 K: 0 S: 4	H: 1 LOB: 1 BB: 0 P: 4	1B: 4 2B: 0 3B: 0 HR: 0	SF: 0 SAC: 1 DP: 1 HBP: 0	WP: 1 PA: 34
PITCHER David Palmer, R ERA: 2.91 (1, 1)	IP: 9.0 WLS: W BF: 34 H: 4 R: 1 ER: 1 SO: 2 BB: 4 IBB: 0 HBP: 0 BLK: 0 WP: 1 HR: 0 S: 34 P: 50 ERA: 1.00 WHIP: 0.889																		

San Diego Padres @ Atlanta Braves
Atlanta-Fulton County Stadium, Atlanta, GA
Sun Jun 29 1986, 3:33 AM EDT
Att: 23,438 - Unknown

AB	29
R	1
H	4
RBI	1
BB	4
SO	2
LOB	9



Batter	1	2	3	4	5	6	7	8	9	AB	R	H	RBI	BB	SO	LOB	BOTTOM
Bill Sample, R OBP: 0.310, SLG: 0.391 (1, 9)	0-0 G4-6-3 1B		0-0 4-1		4-0 IBB			0-0 1B		3	0	2	0	1	0	0	
Rafael Ramirez, R OBP: 0.258, SLG: 0.347 (1, 5)	0-0 G4-6-3 1-2		0-0 FC5-4 1B		0-0 F8			0-0 F9		4	0	1	0	0	0	4	
Dale Murphy, R OBP: 0.373, SLG: 0.469 (1, 8)	0-0 5-3		0-0 FC5-4 1B 1-2		0-0 G6-4-3 1B 1B			0-0 1B		4	1	2	0	0	0	1	
Bob Horner, R OBP: 0.349, SLG: 0.479 (1, 3)		0-0 F9 2B 1B	0-0 1-2 1B		0-0 G6-4-3 1B			0-0 F8		4	1	3	0	0	0	1	
Terry Harper, R OBP: 0.281, SLG: 0.319 (1, 7)		4-0 2B BB 1-2	0-0 F9		0-0 G6-4-3 1-2 2-3			0-0 G4-6-3 1B		3	0	1	0	1	0	4	
Ken Oberkfell, L OBP: 0.381, SLG: 0.406 (1, 4)		0-0 B5		0-0 F8		0-0 1B		0-0 G4-6-3		4	0	1	1	0	0	4	
Bruce Benedict, R OBP: 0.362, SLG: 0.442 (1, 2)		0-0 F9 2-3		0-0 L3		0-0 6-3		0-0 F9		4	0	0	0	0	0	3	
Andres Thomas, R OBP: 0.325, SLG: 0.496 (1, 6)		0-0 1-3 2B		0-0 2B 3B		0-0 6-3		0-0 F8		4	1	2	1	0	0	0	
David Palmer, R OBP: 0.139, SLG: 0.250 (1, 1)		0-0 5-3		0-0 2B		0-0 5-3		0-3 K		4	0	1	1	0	1	2	
Inning Stats	R: 0 E: 0 K: 0 S: 3	H: 1 LOB: 0 BB: 0 P: 3	R: 1 E: 0 K: 0 S: 5	H: 2 LOB: 1 BB: 1 P: 9	R: 0 E: 0 K: 0 S: 5	H: 2 LOB: 2 BB: 0 P: 5	R: 1 E: 0 K: 0 S: 5	H: 3 LOB: 1 BB: 0 P: 5	R: 0 E: 0 K: 0 S: 4	H: 1 LOB: 1 BB: 0 P: 4	R: 0 E: 0 K: 0 S: 4	H: 2 LOB: 1 BB: 0 P: 4	R: 0 E: 0 K: 1 S: 5	H: 0 LOB: 0 BB: 0 P: 5	1B: 10 2B: 2 3B: 1 HR: 0	SF: 0 SAC: 0 DP: 3 HBP: 0	WP: 0 PA: 36
PITCHER Mark Thurmond, L ERA: 6.29 Tim Stoddard, R ERA: 3.5 Craig Lefferts, L ERA: 2.17 (5, 1) (7, 1)	IP: 4.2 WLS: L BF: 24 H: 10 R: 3 ER: 0 SO: 3 BB: 1 IBB: 1 HBP: 0 BLK: 0 WP: 0 HR: 0 S: 22 P: 30 ERA: 5.79 WHIP: 2.357																

San Diego Padres @ Atlanta Braves
Atlanta-Fulton County Stadium, Atlanta, GA
Sun Jun 29 1986, 3:33 AM EDT
Att: 23,438 - Unknown

AB	34
R	3
H	13
RBI	3
BB	2
SO	1
LOB	19



Batter	1	2	3	4	5	6	7	8	9	AB	R	H	RBI	BB	SO	LOB	TOP																					
Marvell Wynne, L OBP: 0.320, SLG: 0.417	F8	F8			F8	K		5-3		5	0	0	0	0	1	3																						
Tony Gwynn, L OBP: 0.407, SLG: 0.495	HR		F7		F8		L6		F7	5	1	1	1	0	0	0																						
Kevin McReynolds, R OBP: 0.345, SLG: 0.491	HR		F7			FC4-6 1B 2B	6-3		F9	5	2	2	0	0	0	0																						
Steve Garvey, R OBP: 0.263, SLG: 0.413 Carmelo Martinez, R OBP: 0.361, SLG: 0.395	FC6 HR		F7			FC4-6 1B	6-3		BB 1B BB	4	1	1	0	0	0	1																						
Garry Templeton, S OBP: 0.285, SLG: 0.278	HR				F9	FC4-6 2B 1B			BB 1B	5	3	3	3	0	0	2																						
Jerry Royster, R OBP: 0.290, SLG: 0.317	5-3				6-3	F4			BB 1B	4	1	1	0	1	0	2																						
Terry Kennedy, L OBP: 0.332, SLG: 0.396	F8					1B 2B			F6	5	1	3	2	0	0	3																						
Bip Roberts, S OBP: 0.255, SLG: 0.282			K		5-3	1B IBB			FC4 4-3	3	0	0	1	1	1	2																						
Dave Dravecky, R OBP: 0.200, SLG: 0.256 Dane Iorg, L OBP: 0.222, SLG: 0.290 Lance McCullers, S OBP: 0.381, SLG: 0.395	F8				K	1B			4-3	3	0	1	2	0	1	0																						
Inning Stats	R: 4 E: 1 K: 0 S: 7	H: 3 LOB: 0 BB: 0 P: 7	R: 0 E: 0 K: 1 S: 5	H: 0 LOB: 0 BB: 0 P: 5	R: 0 E: 0 K: 0 S: 3	H: 0 LOB: 0 BB: 0 P: 3	R: 0 E: 0 K: 0 S: 4	H: 1 LOB: 1 BB: 0 P: 4	R: 0 E: 0 K: 1 S: 5	H: 0 LOB: 0 BB: 0 P: 5	R: 3 E: 0 K: 1 S: 9	H: 4 LOB: 2 BB: 1 P: 13	R: 0 E: 0 K: 0 S: 3	H: 0 LOB: 0 BB: 0 P: 3	R: 2 E: 0 K: 0 S: 6	H: 3 LOB: 1 BB: 2 P: 6	R: 0 E: 0 K: 0 S: 4	H: 1 LOB: 3 BB: 2 P: 12	1B: 8 2B: 2 3B: 0 HR: 2	SF: 0 SAC: 0 DP: 0 HBP: 0	WP: 0 PB: 0 SB: 0 CS: 0	PA: 43																
PITCHER	IP	WLS	BF	H	R	ER	SO	BB	IBB	HBP	BLK	WP	HR	S	P	ERA	WHIP	PITCHER				IP	WLS	BF	H	R	ER	SO	BB	IBB	HBP	BLK	WP	HR	S	P	ERA	WHIP
Bob Knepper, L ERA: 2.74	(1, 1)	6.0	L	28	8	7	6	3	0	1	0	0	0	2	33	37	9.00	1.333																				
Larry Andersen, R ERA: 3.62	(7, 1)	3.0		15	4	2	2	0	2	0	0	0	0	0	13	21	6.00	2.000																				

San Diego Padres @ Houston Astros
Astrodome, Houston, TX
Mon Jun 30 1986, 8:05 PM EDT
Att: 11,141 - Unknown

AB 40
R 9
H 12
RBI 9
BB 3
SO 3
LOB 14



Batter	1	2	3	4	5	6	7	8	9	AB	R	H	RBI	BB	SO	LOB	BOTTOM																					
Bill Doran, S OBP: 0.371, SLG: 0.381	5-3	G6-3			F9		F9		F4	5	0	0	0	0	0	2																						
Dickie Thon, R OBP: 0.300, SLG: 0.333	6-3 2B		5-3							4	0	3	0	0	0	0																						
Phil Garner, R OBP: 0.343, SLG: 0.454	6-3 2-3		5-3		F8		1-3			4	0	0	0	0	0	3																						
Glenn Davis, R OBP: 0.332, SLG: 0.514	F8		F6		F6			4-3		4	0	0	0	0	0	2																						
Kevin Bass, S OBP: 0.368, SLG: 0.504		3B BB			1B		5-3		F9	3	1	1	0	1	0	0																						
Jose Cruz, L OBP: 0.332, SLG: 0.321		1H 2B 3B			1B		F8		E4	4	1	2	1	0	0	0																						
Tony Walker, R OBP: 0.286, SLG: 0.346		3H 2B			F4		E6 1B		G3	4	0	2	1	0	0	3																						
John Mizerock, L OBP: 0.440, SLG: 0.278 Larry Andersen, R OBP: 0.358, SLG: 0.388		BB BB BB BB			F5		G3		5-3	2	0	0	0	1	0	3																						
Denny Walling, L OBP: 0.358, SLG: 0.388		G6-3 BB								1	0	0	0	0	0	0																						
Bob Knepper, L OBP: 0.078, SLG: 0.078 Alan Ashby, S OBP: 0.333, SLG: 0.355		B1			F7		5-3		4-3	2	0	0	0	0	0	4																						
Inning Stats	R: 0 E: 0 K: 0 S: 4	H: 1 LOB: 1 BB: 0 P: 4	R: 2 E: 0 K: 0 S: 4	H: 2 LOB: 1 BB: 2 P: 12	R: 0 E: 0 K: 0 S: 3	H: 0 LOB: 0 BB: 0 P: 3	R: 0 E: 0 K: 0 S: 5	H: 2 LOB: 2 BB: 0 P: 5	R: 0 E: 0 K: 0 S: 4	H: 1 LOB: 1 BB: 0 P: 4	R: 0 E: 0 K: 0 S: 4	H: 1 LOB: 1 BB: 0 P: 4	R: 0 E: 0 K: 0 S: 4	H: 0 LOB: 0 BB: 0 P: 4	R: 0 E: 0 K: 0 S: 3	H: 0 LOB: 0 BB: 0 P: 3	1B: 5 2B: 2 3B: 1 HR: 0	SF: 0 SAC: 0 DP: 1 HBP: 0	WP: 0 PB: 0 SB: 0 CS: 0	PA: 37																		
PITCHER	IP	WLS	BF	H	R	ER	SO	BB	IBB	HBP	BLK	WP	HR	S	P	ERA	WHIP	PITCHER				IP	WLS	BF	H	R	ER	SO	BB	IBB	HBP	BLK	WP	HR	S	P	ERA	WHIP
Dave Dravecky, L ERA: 2.6	(1, 1)	7.0	W	30	8	2	2	0	2	0	0	0	0	28	36	2.57	1.429																					
Lance McCullers, R ERA: 1.79	(8, 1)	2.0		7	0	0	0	0	0	0	0	0	0	7	7	0.00	0.000																					

San Diego Padres @ Houston Astros
Astrodome, Houston, TX
Mon Jun 30 1986, 8:05 PM EDT
Att: 11,141 - Unknown


AB 35
R 2
H 8
RBI 2
BB 2
SO 0
LOB 17



Batter	1	2	3	4	5	6	7	8	9	AB	R	H	RBI	BB	SO	LOB	TOP										
Marvell Wynne, L (1.8) OBP: 0.323, SLG: 0.425	0-0 5-3		0-0 1-H 2B		0-0 4-3	1B 1-2 3-H 1B	0-0 F8			5	1	2	2	0	0	1											
Tony Gwynn, L (1.9) OBP: 0.410, SLG: 0.495	0-0 3-1		4-0 IBB		0-0 1B 1B	0-0 1B 1B		0-0 4-3		4	2	2	1	1	0	0											
Kevin McReynolds, R (1.7) OBP: 0.346, SLG: 0.487	0-0 F9		0-3 K		0-0 1B 1B	4-0 1B IBB		0-0 5-3		4	0	1	0	1	1	2											
Steve Garvey, R (1.3) OBP: 0.262, SLG: 0.410		0-0 F9		0-0 F6	0-0 1-2 2-H 1B	0-0 F4		0-0 5-3		5	0	1	1	0	0	3											
Garry Templeton, S (1.6) OBP: 0.290, SLG: 0.285	0-0 1-3			0-0 S 2B 1B	0-0 F7	0-0 1-3 2-H 1B		0-0 G3-6-3 1B		5	1	3	2	0	0	2											
Graig Nettles, L (1.5) OBP: 0.306, SLG: 0.431	0-3 K			0-0 F7	0-0 F9	0-0 4-3		0-0 G3-6-3 1B 1-2		5	0	0	0	0	1	6											
Terry Kennedy, L (1.2) OBP: 0.337, SLG: 0.402			0-0 2B 1B	0-0 1-H 2B		0-0 F9	4-0 F8 G3 BB		0-3 K	4	1	2	1	1	1	0											
Tim Flannery, L (1.4) OBP: 0.390, SLG: 0.405			0-0 F7	4-0 IBB		4-0 1B 1B BB	0-0 G3			2	1	0	0	2	0	2											
Eric Show, R (1.1) OBP: 0.162, SLG: 0.216										2	0	0	0	0	0	3											
Dane Iorg, L (6, PH) OBP: 0.234, SLG: 0.302										1	0	1	0	0	0	0											
Lance McCullers, S (6, PR)										0	1	0	0	0	0	0											
Gene Walter, L (6.1) OBP: 0.333, SLG: 0.400										1	0	0	0	0	0	1											
Rich Gossage, R (9.1) OBP: 0.333, SLG: 0.400										0	0	0	0	0	0	0											
Inning Stats	R: 0 E: 0 K: 0 S: 3	H: 0 LOB: 0 BB: 0 P: 3	R: 0 E: 0 K: 1 S: 5	H: 0 LOB: 0 BB: 0 P: 5	R: 1 E: 0 K: 1 S: 7	H: 2 LOB: 2 BB: 1 P: 11	R: 1 E: 0 K: 0 S: 5	H: 2 LOB: 2 BB: 1 P: 9	R: 1 E: 0 K: 0 S: 6	H: 3 LOB: 2 BB: 0 P: 6	R: 4 E: 0 K: 0 S: 7	H: 4 LOB: 2 BB: 2 P: 15	R: 0 E: 0 K: 0 S: 3	H: 0 LOB: 1 BB: 1 P: 7	R: 0 E: 0 K: 1 S: 5	H: 1 LOB: 0 BB: 0 P: 5	1B: 10 2B: 2 3B: 0 HR: 0	SF: 0 SAC: 0 DP: 1 HBP: 0	WP: 0 PB: 0 SB: 1 CS: 0	PA: 43							
PITCHER	IP	WLS	BF	H	R	ER	SO	BB	IBB	HBP	BLK	WP	HR	S	P	ERA	WHIP										
Mark Knudson, R (1.1) ERA: 3.6	5.0	L	24	7	3	3	2	0	2	0	0	0	0	26	34	5.40	1.400										
Manny Hernandez, R (6.1) ERA: 4.24	0.1		6	3	4	4	0	1	1	0	0	0	0	4	12	108.00	12.000										
Aurelio Lopez, R (6.1) ERA: 2.7	1.2		7	1	0	0	0	1	0	0	0	0	0	6	10	0.00	1.200										
Frank DiPino, L (8.1) ERA: 2.83	2.0		6	1	0	0	1	0	0	0	0	0	0	8	8	0.00	0.500										

San Diego Padres @ Houston Astros
Astrodome, Houston, TX
Tue Jul 01 1986, 8:05 PM EDT
Att: 13,866 - Unknown


AB 38
R 7
H 12
RBI 7
BB 5
SO 3
LOB 20



Batter	1	2	3	4	5	6	7	8	9	AB	R	H	RBI	BB	SO	LOB	BOTTOM										
Bill Doran, S (1.4) OBP: 0.370, SLG: 0.383	0-0 F7		0-0 F9		0-0 SH3	1-2 2-3 1B	0-0 F9		0-0 2-H 2B	4	0	1	1	0	0	1											
Ty Gwynn, L (1.8) OBP: 0.410, SLG: 0.495	0-0 BB 1B		0-0 5-3		0-0 G3	2-3 3-H 1B	4-0 1-2 BB		0-0 L5	3	0	2	1	0	0	0											
Denny Walling, L (1.5) OBP: 0.353, SLG: 0.382	0-0 1-2 1B		0-0 F7		0-0 G3	1-2 3-H 1B	0-0 4-3		0-0 F9	5	0	1	1	0	0	4											
Glenn Davis, R (1.3) OBP: 0.331, SLG: 0.521	0-0 L6			0-0 F4	0-0 F5			0-0 HR		4	1	1	1	0	0	3											
Kevin Bass, S (1.9) OBP: 0.370, SLG: 0.500	4-0 1-2 2-3 BB			4-0 BB		0-0 F8		0-0 5-3		2	0	0	0	2	0	0											
Jose Cruz, L (1.7) OBP: 0.326, SLG: 0.315	0-0 F9			0-0 F4	0-0 F4	0-3 K		0-0 F8		4	0	0	0	0	1	4											
Craig Reynolds, L (1.6) OBP: 0.297, SLG: 0.389		0-0 4-3		0-0 F9		0-0 5-3		0-0 F5		4	0	0	0	0	0	1											
John Mizerock, L (1.2) OBP: 0.464, SLG: 0.263		0-0 F9			4-0 SH3 1B BB				0-0 5-3 2B 1B	1	1	0	0	2	0	0											
Dickie Thon, R (9, PH) OBP: 0.305, SLG: 0.338					4-0 1B SH3 BB				0-0 5-3 1B	0	1	1	0	0	0	0											
Mark Knudson, R (1.1) ERA: 2.76		0-3 K			4-0 1B SH3 BB				0-0 5-3	1	0	0	0	0	1	0											
Alan Ashby, S (5, PH) OBP: 0.339, SLG: 0.355									0-0 5-3	0	1	0	0	1	0	0											
Tony Walker, R (6.8) OBP: 0.279, SLG: 0.333									1-2	2	0	0	0	0	1	2											
Inning Stats	R: 0 E: 0 K: 0 S: 5	H: 2 LOB: 3 BB: 1 P: 9	R: 0 E: 0 K: 1 S: 5	H: 0 LOB: 0 BB: 0 P: 5	R: 0 E: 0 K: 0 S: 3	H: 0 LOB: 0 BB: 0 P: 3	R: 0 E: 0 K: 0 S: 3	H: 0 LOB: 1 BB: 1 P: 7	R: 2 E: 0 K: 0 S: 4	H: 1 LOB: 2 BB: 2 P: 12	R: 0 E: 0 K: 1 S: 5	H: 0 LOB: 0 BB: 0 P: 5	R: 0 E: 0 K: 1 S: 5	H: 0 LOB: 2 BB: 2 P: 13	R: 1 E: 0 K: 0 S: 4	H: 1 LOB: 0 BB: 0 P: 4	R: 1 E: 0 K: 0 S: 5	H: 2 LOB: 1 BB: 0 P: 5	1B: 4 2B: 1 3B: 0 HR: 1	SF: 0 SAC: 1 DP: 0 HBP: 0	WP: 0 PB: 0 SB: 0 CS: 0	PA: 39					
PITCHER	IP	WLS	BF	H	R	ER	SO	BB	IBB	HBP	BLK	WP	HR	S	P	ERA	WHIP										
Eric Show, R (1.1) ERA: 2.76	5.0	W	22	3	2	2	1	4	0	0	0	0	0	20	36	3.60	1.400										
Gene Walter, L (6.1) ERA: 3.84	3.1		15	3	2	2	2	2	0	0	0	0	1	17	25	5.40	1.500										
Rich Gossage, R (9.1) ERA: 4.06	0.2	S	2	0	0	0	0	0	0	0	0	0	0	2	2	0.00	0.000										

San Diego Padres @ Houston Astros
Astrodome, Houston, TX
Tue Jul 01 1986, 8:05 PM EDT
Att: 13,866 - Unknown

AB 32
R 4
H 6
RBI 4
BB 6
SO 3
LOB 16



Batter	1	2	3	4	5	6	7	8	9	AB	R	H	RBI	BB	SO	LOB	TOP					
Marvell Wynne, L (1.8) OBP: 0.336, SLG: 0.444										4	1	3	0	0	0	1						
Tony Gwynn, L (1.9) OBP: 0.406, SLG: 0.492										4	0	1	1	0	0	2						
Kevin McReynolds, R (1.7) OBP: 0.342, SLG: 0.480										4	0	0	0	0	0	1						
Steve Garvey, R (1.3) OBP: 0.262, SLG: 0.409										3	0	1	0	0	1	0						
Mark Thurmond, L (6.1) OBP: 0.250, SLG: 0.292										0	0	0	0	0	0	0						
Tim Stoddard, R (8.1) OBP: 0.250, SLG: 1.000										0	0	0	0	0	0	0						
Dane Iorg, L (9, PH) OBP: 0.231, SLG: 0.297										1	0	0	0	0	0	0						
Garry Templeton, S (1.6) OBP: 0.286, SLG: 0.280										4	0	0	0	0	0	1						
Graig Nettles, L (1.5) OBP: 0.302, SLG: 0.424										3	0	0	0	0	0	1						
Terry Kennedy, L (1.2) OBP: 0.333, SLG: 0.397										3	0	0	0	0	1	1						
Tim Flannery, L (1.4) OBP: 0.384, SLG: 0.398										3	0	0	0	0	1	0						
Andy Hawkins, R (1.1) OBP: 0.235, SLG: 0.212										2	0	1	0	0	0	0						
John Kruk, L (6.3) OBP: 0.378, SLG: 0.389										1	0	0	0	0	0	0						
Inning Stats	R: 0 E: 0 K: 0 S: 3	H: 1 LOB: 0 BB: 0 P: 3	R: 0 E: 0 K: 1 S: 6	H: 1 LOB: 1 BB: 0 P: 6	R: 1 E: 0 K: 0 S: 5	H: 2 LOB: 1 BB: 0 P: 5	R: 0 E: 0 K: 0 S: 3	H: 0 LOB: 0 BB: 0 P: 3	R: 0 E: 0 K: 1 S: 6	H: 1 LOB: 1 BB: 0 P: 6	R: 0 E: 0 K: 0 S: 5	H: 0 LOB: 0 BB: 0 P: 5	R: 0 E: 0 K: 0 S: 3	H: 0 LOB: 0 BB: 0 P: 3	R: 0 E: 0 K: 0 S: 4	H: 1 LOB: 1 BB: 0 P: 4	R: 0 E: 0 K: 0 S: 3	H: 0 LOB: 0 BB: 0 P: 3	1B: 5 2B: 1 3B: 0 HR: 0	SF: 0 SAC: 0 DP: 0 HBP: 0	WP: 0 PB: 0 SB: 1 CS: 1	PA: 32
PITCHER Mike Scott, R (1.1) ERA: 2.27	IP: 9.0 WLS: W BF: 32 H: 6 R: 1 ER: 1 SO: 3 BB: 0 IBB: 0 HBP: 0 BLK: 0 WP: 0 HR: 0 S: 38 P: 38 ERA: 1.00 WHIP: 0.667															PITCHER	IP: 9.0 WLS: W BF: 32 H: 6 R: 1 ER: 1 SO: 3 BB: 0 IBB: 0 HBP: 0 BLK: 0 WP: 0 HR: 0 S: 38 P: 38 ERA: 1.00 WHIP: 0.667					

San Diego Padres @ Houston Astros
Astrodome, Houston, TX
Wed Jul 02 1986, 4:33 AM EDT
Att: 10,148 - Unknown

AB 32
R 1
H 6
RBI 1
BB 0
SO 3
LOB 7



Batter	1	2	3	4	5	6	7	8	9	AB	R	H	RBI	BB	SO	LOB	BOTTOM					
Bill Doran, S (1.4) OBP: 0.373, SLG: 0.380										2	2	0	1	3	0	0						
Ty Gaine, L (1.8) OBP: 0.429, SLG: 0.429										4	1	1	0	0	3	3						
Phil Garner, R (8, PH) OBP: 0.350, SLG: 0.454										0	0	0	1	1	0	0						
John Mizerock, L (9.2) OBP: 0.464, SLG: 0.263										0	0	0	0	0	0	0						
Denny Walling, L (1.5) OBP: 0.366, SLG: 0.433										5	2	4	6	0	0	0						
Glenn Davis, R (1.3) OBP: 0.329, SLG: 0.516										5	0	1	0	0	1	2						
Kevin Bass, S (1.9) OBP: 0.368, SLG: 0.496										4	0	1	0	0	0	2						
Jose Cruz, L (1.7) OBP: 0.325, SLG: 0.310										3	1	0	0	1	2	1						
Craig Reynolds, L (1.6) OBP: 0.303, SLG: 0.400										4	1	2	0	0	0	0						
Alan Ashby, S (1.2) OBP: 0.348, SLG: 0.351										1	0	0	0	2	0	0						
Tony Walker, R (8, PH) OBP: 0.290, SLG: 0.333										0	1	0	0	1	0	0						
Mike Scott, R (1.1) OBP: 0.104, SLG: 0.085										3	0	0	0	0	2	4						
Inning Stats	R: 0 E: 0 K: 1 S: 7	H: 2 LOB: 2 BB: 0 P: 7	R: 0 E: 0 K: 2 S: 7	H: 0 LOB: 1 BB: 1 P: 11	R: 3 E: 0 K: 0 S: 5	H: 3 LOB: 0 BB: 1 P: 9	R: 0 E: 0 K: 0 S: 3	H: 0 LOB: 0 BB: 0 P: 3	R: 1 E: 0 K: 1 S: 6	H: 1 LOB: 0 BB: 0 P: 6	R: 1 E: 0 K: 2 S: 8	H: 1 LOB: 3 BB: 3 P: 20	R: 0 E: 0 K: 1 S: 5	H: 0 LOB: 0 BB: 0 P: 5	R: 3 E: 0 K: 1 S: 7	H: 2 LOB: 2 BB: 3 P: 19	R: 0 E: 0 K: 0 S: 5	H: 0 LOB: 0 BB: 0 P: 3	1B: 6 2B: 1 3B: 0 HR: 2	SF: 0 SAC: 1 DP: 1 HBP: 0	WP: 0 PB: 0 SB: 0 CS: 0	PA: 40
PITCHER Andy Hawkins, R (1.1) ERA: 4.47	IP: 5.2 WLS: L BF: 28 H: 7 R: 5 ER: 5 SO: 5 BB: 4 IBB: 1 HBP: 0 BLK: 1 WP: 0 HR: 2 S: 33 P: 53 ERA: 7.94 WHIP: 1.941															PITCHER	IP: 5.2 WLS: L BF: 28 H: 7 R: 5 ER: 5 SO: 5 BB: 4 IBB: 1 HBP: 0 BLK: 1 WP: 0 HR: 2 S: 33 P: 53 ERA: 7.94 WHIP: 1.941					
Mark Thurmond, L (6.1) ERA: 6.5	IP: 2.0 WLS: 11 BF: 2 H: 2 R: 3 ER: 3 SO: 3 BB: 1 IBB: 2 HBP: 0 BLK: 1 WP: 0 HR: 0 S: 14 P: 26 ERA: 13.50 WHIP: 1.500															PITCHER	IP: 2.0 WLS: 11 BF: 2 H: 2 R: 3 ER: 3 SO: 3 BB: 1 IBB: 2 HBP: 0 BLK: 1 WP: 0 HR: 0 S: 14 P: 26 ERA: 13.50 WHIP: 1.500					
Tim Stoddard, R (8.1) ERA: 3.77	IP: 0.1 WLS: 1 BF: 0 H: 0 R: 0 ER: 0 SO: 0 BB: 0 IBB: 0 HBP: 0 BLK: 0 WP: 0 HR: 0 S: 1 P: 1 ERA: 0.00 WHIP: 0.000															PITCHER	IP: 0.1 WLS: 1 BF: 0 H: 0 R: 0 ER: 0 SO: 0 BB: 0 IBB: 0 HBP: 0 BLK: 0 WP: 0 HR: 0 S: 1 P: 1 ERA: 0.00 WHIP: 0.000					

San Diego Padres @ Houston Astros
Astrodome, Houston, TX
Wed Jul 02 1986, 4:33 AM EDT
Att: 10,148 - Unknown

AB 31
R 8
H 9
RBI 8
BB 8
SO 8
LOB 12



Batter	1	2	3	4	5	6	7	8	9	AB	R	H	RBI	BB	SO	LOB	TOP					
Davey Lopes, R OBP: 0.433, SLG: 0.530 (1, 5)	F6		5-3			6-3			6-4 5-3 1B	4	0	1	0	0	0	0						
Shawon Dunston, R OBP: 0.311, SLG: 0.436 (1, 6)	K		K			F8			5-3 1-2	4	0	0	0	0	2	1						
Jerry Mumphrey, S OBP: 0.354, SLG: 0.338 (1, 8)					G1-4-3 1B	6-3			6-4 2-3f	4	0	2	0	0	0	1						
Keith Moreland, R OBP: 0.330, SLG: 0.385 (1, 9)	K				G1-4-3 1-2f	F3				3	0	0	0	0	1	2						
Leon Durham, L OBP: 0.338, SLG: 0.399 (1, 3)		5-3			F4					3	0	0	0	0	0	0						
Jody Davis, R OBP: 0.298, SLG: 0.428 (1, 2)						F6				3	0	1	0	0	1	0						
Gary Matthews, R OBP: 0.349, SLG: 0.361 (1, 7)						G3				3	0	0	0	0	0	1						
Chris Speier, R OBP: 0.342, SLG: 0.435 (1, 4)										3	1	1	1	0	0	1						
Dennis Eckersley, R OBP: 0.171, SLG: 0.343 Ron Cey, R OBP: 0.359, SLG: 0.485 Guy Hoffman, L (8, 1)			K							2	0	0	0	0	2	0						
										1	0	0	0	0	1	0						
										0	0	0	0	0	0	0						
Inning Stats	R: 0 E: 0 K: 2 S: 8	H: 1 LOB: 1 BB: 0 P: 8	R: 0 E: 0 K: 0 S: 4	H: 1 LOB: 1 BB: 0 P: 4	R: 0 E: 0 K: 2 S: 7	H: 0 LOB: 0 BB: 0 P: 7	R: 0 E: 0 K: 0 S: 3	H: 1 LOB: 0 BB: 0 P: 3	R: 1 E: 0 K: 1 S: 6	H: 1 LOB: 0 BB: 0 P: 6	R: 0 E: 0 K: 0 S: 3	H: 0 LOB: 0 BB: 0 P: 3	R: 0 E: 0 K: 1 S: 5	H: 0 LOB: 0 BB: 0 P: 5	R: 0 E: 0 K: 1 S: 5	H: 0 LOB: 0 BB: 0 P: 5	R: 0 E: 0 K: 0 S: 3	H: 1 LOB: 0 BB: 0 P: 3	1B: 3 2B: 2 3B: 0 HR: 1	SF: 0 SAC: 0 DP: 2 HBP: 0	WP: 0 PB: 0 SB: 0 CS: 0	PA: 30
PITCHER LaMarr Hoyt, R ERA: 5.3 (1, 1)	IP: 9.0 WLS: W BF: 30 H: 5 R: 1 ER: 1 SO: 7 BB: 0 IBB: 0 HBP: 0 BLK: 0 WP: 0 HR: 1 S: 44 P: 44 ERA: 1.00 WHIP: 0.556															PITCHER						

Chicago Cubs @ San Diego Padres
Jack Murphy Stadium, San Diego, CA
Thu Jul 03 1986, 10:05 PM EDT
Att: 17,028 - Unknown

AB 30
R 1
H 5
RBI 1
BB 0
SO 7
LOB 6



Batter	1	2	3	4	5	6	7	8	9	AB	R	H	RBI	BB	SO	LOB	BOTTOM			
Marvell Wynne, L OBP: 0.333, SLG: 0.445 (1, 8)	F8		F5						4-3	4	1	1	0	0	0	2				
Tony Gwynn, L OBP: 0.406, SLG: 0.489 (1, 9)	4-3		4-3						E1 1B SF9 1B	4	1	1	0	0	0	2				
Kevin McReynolds, R OBP: 0.347, SLG: 0.482 (1, 7)									E6 CS	3	2	2	0	1	0	0				
Steve Garvey, R OBP: 0.259, SLG: 0.405 (1, 3)									E6 CS	3	0	0	1	0	0	2				
Garry Templeton, S OBP: 0.289, SLG: 0.285 (1, 6)									F3	3	0	1	1	1	0	0				
Graig Nettles, L OBP: 0.305, SLG: 0.422 (1, 5)									L6	3	0	1	1	1	2	0				
Terry Kennedy, L OBP: 0.332, SLG: 0.394 (1, 2)									K	4	0	1	0	0	2	3				
Tim Flannery, L OBP: 0.379, SLG: 0.391 (1, 4)									K	3	0	0	0	0	1	3				
LaMarr Hoyt, R OBP: 0.150, SLG: 0.150 (1, 1)									F9	2	0	1	0	0	0	0				
Inning Stats	R: 0 E: 0 K: 0 S: 3	H: 0 LOB: 1 BB: 1 P: 7	R: 0 E: 0 K: 2 S: 7	H: 0 LOB: 0 BB: 0 P: 7	R: 0 E: 0 K: 1 S: 6	H: 1 LOB: 1 BB: 0 P: 6	R: 1 E: 0 K: 1 S: 7	H: 2 LOB: 2 BB: 1 P: 11	R: 1 E: 1 K: 0 S: 4	H: 1 LOB: 0 BB: 0 P: 4	R: 0 E: 0 K: 1 S: 5	H: 0 LOB: 0 BB: 0 P: 5	R: 0 E: 0 K: 0 S: 4	H: 1 LOB: 1 BB: 0 P: 4	R: 2 E: 1 K: 0 S: 5	H: 3 LOB: 1 BB: 1 P: 9	1B: 6 2B: 2 3B: 0 HR: 0	SF: 1 SAC: 1 DP: 0 HBP: 0	WP: 0 PB: 0 SB: 0 CS: 1	PA: 35
PITCHER Dennis Eckersley, R ERA: 5.38 Guy Hoffman, L ERA: 4.53 (8, 1)	IP: 7.0 WLS: L BF: 28 H: 2 R: 2 ER: 1 SO: 5 BB: 2 IBB: 0 HBP: 0 BLK: 0 WP: 0 HR: 0 S: 36 P: 44 ERA: 1.29 WHIP: 1.000															PITCHER				

Chicago Cubs @ San Diego Padres
Jack Murphy Stadium, San Diego, CA
Thu Jul 03 1986, 10:05 PM EDT
Att: 17,028 - Unknown


AB 29
R 4
H 8
RBI 3
BB 3
SO 5
LOB 12



Batter	1	2	3	4	5	6	7	8	9	AB	R	H	RBI	BB	SO	LOB	TOP								
Davey Lopes, R (1.5) OBP: 0.436, SLG: 0.530 Chris Speier, R (1.5) OBP: 0.329, SLG: 0.415	1-0 23 G3 BLK HBP		0-3 K			0-0 F8		0-0 F9		0	0	0	0	0	0	0									
Jerry Mumphrey, S (1.8) OBP: 0.351, SLG: 0.331	0-0 F8			0-0 4-3		0-0 4-3		4-0 23 FC6-4 BB		3	0	0	0	1	0	1									
23 Ryne Sandberg, R (1.4) OBP: 0.323, SLG: 0.425	0-0 G3			0-0 F9			0-0 F8	0-0 FC6-4		4	0	0	0	0	0	3									
Keith Moreland, R (1.9) OBP: 0.332, SLG: 0.385 Dave Martinez, L (9, PR) OBP: 0.209, SLG: 0.175	0-0 F2		0-3 K		0-3 K		4-0 BB		0-0 G4-6-3 1B	3	0	1	0	1	1	1									
Leon Durham, L (1.3) OBP: 0.333, SLG: 0.393		0-0 4-3			0-0 F8		0-0 F7		0-0 G4-6-3 1-2	4	0	0	0	0	2										
Jody Davis, R (1.2) OBP: 0.297, SLG: 0.425		0-3 K			0-0 1B		0-3 K		0-3 K	4	0	1	0	0	3	2									
Gary Matthews, R (1.7) OBP: 0.354, SLG: 0.385		0-3 K			0-0 1B			0-0 HR		3	1	2	1	0	1	0									
Shawon Dunston, R (1.6) OBP: 0.308, SLG: 0.431			0-0 3-1		0-0 G6-4-3			0-3 K		3	0	0	0	0	1	2									
Ed Lynch, R (1.1) Thad Bosley, L (8, PH) OBP: 0.427, SLG: 0.391 Ray Fontenot, L (8, 1) OBP: 0.500, SLG: 0.500			0-0 F9			0-0 F9		0-0 2B		2	0	0	0	0	0	0									
Inning Stats	R: 0 E: 0 K: 0 S: 3	H: 0 LOB: 1 BB: 0 P: 4	R: 0 E: 0 K: 2 S: 7	H: 0 LOB: 0 BB: 0 P: 7	R: 0 E: 0 K: 1 S: 5	H: 0 LOB: 0 BB: 0 P: 5	R: 0 E: 0 K: 1 S: 5	H: 0 LOB: 1 BB: 0 P: 5	R: 0 E: 0 K: 0 S: 4	H: 2 LOB: 1 BB: 0 P: 4	R: 0 E: 0 K: 0 S: 3	H: 0 LOB: 0 BB: 0 P: 3	R: 0 E: 0 K: 1 S: 5	H: 0 LOB: 1 BB: 1 P: 9	R: 1 E: 0 K: 1 S: 7	H: 2 LOB: 2 BB: 1 P: 11	R: 0 E: 0 K: 1 S: 5	H: 1 LOB: 1 BB: 0 P: 5	1B: 3 2B: 1 3B: 0 HR: 1	SF: 0 SAC: 0 DP: 2 HBP: 1	WP: 0 PB: 0 SB: 0 CS: 0	PA: 33			
PITCHER	IP	WLS	BF	H	R	ER	SO	BB	IBB	HBP	BLK	WP	HR	S	P	ERA	WHIP								
Lance McCullers, R (1.1) ERA: 1.58	6.1		22	2	0	0	4	1	0	1	1	0	0	28	33	0.00	0.474								
Craig Lefferts, L (7.1) ERA: 2.14	0.2		2	0	0	0	1	0	0	0	0	0	0	4	4	0.00	0.000								
Rich Gossage, R (8.1) ERA: 4.08	2.0	W	9	3	1	1	2	1	0	0	0	0	1	12	16	4.50	2.000								

Chicago Cubs @ San Diego Padres
Jack Murphy Stadium, San Diego, CA
Fri Jul 04 1986, 10:05 PM EDT
Att: 49,070 - Unknown


AB	30
R	1
H	5
RBI	1
BB	2
SO	7
LOB	12



Batter	1	2	3	4	5	6	7	8	9	AB	R	H	RBI	BB	SO	LOB	BOTTOM								
Marvell Wynne, L (1.8) OBP: 0.324, SLG: 0.432	0-0 F9		0-0 4-3			0-3 K		0-0 4-3		4	0	0	0	0	1	2									
Tony Gwynn, L (1.9) OBP: 0.404, SLG: 0.484	0-0 F5			0-0 F7		4-0 IBB		0-0 1-3		3	0	0	0	1	0	0									
Kevin McReynolds, R (1.7) OBP: 0.343, SLG: 0.475	0-0 5-3			0-0 5-3		0-0 FC5		0-0 6-3		4	0	0	0	0	0	2									
Steve Garvey, R (1.3) OBP: 0.260, SLG: 0.404 Rich Gossage, R (8, 1) Bruce Bochy, R (9, PH) OBP: 0.318, SLG: 0.534		0-0 2-3 1B		0-0 4-3			0-0 F9		0-0 HR	3	1	1	0	0	0	0									
Garry Templeton, S (1.6) OBP: 0.286, SLG: 0.281		0-0 F5			0-0 F8		0-3 K			3	0	0	0	0	1	1									
Graig Nettles, L (1.5) OBP: 0.306, SLG: 0.421		0-0 2-3			0-0 1B		0-0 1-3			3	0	1	0	0	0	1									
Terry Kennedy, L (1.2) OBP: 0.332, SLG: 0.393		0-0 1B			0-0 G4-6-3			0-0 3-1		3	0	1	1	0	0	1									
Tim Flannery, L (1.4) OBP: 0.380, SLG: 0.389 Jerry Royster, R (8, PH) OBP: 0.295, SLG: 0.317			0-0 F9			1-0 FC5 SH1-4 HBP		4-0 BB		1	0	0	0	0	0	0									
Lance McCullers, S (1.1) Craig Lefferts, L (7.1) OBP: 0.197, SLG: 0.667 Carmelo Martinez, R (8, 3) OBP: 0.359, SLG: 0.393			0-3 K			0-0 SH1-4		0-0 F9		1	0	0	0	0	1	0									
Inning Stats	R: 0 E: 0 K: 0 S: 3	H: 0 LOB: 0 BB: 0 P: 3	R: 1 E: 0 K: 0 S: 4	H: 2 LOB: 1 BB: 0 P: 4	R: 0 E: 0 K: 1 S: 5	H: 0 LOB: 0 BB: 0 P: 5	R: 0 E: 0 K: 0 S: 3	H: 0 LOB: 0 BB: 0 P: 3	R: 0 E: 0 K: 1 S: 5	H: 1 LOB: 0 BB: 0 P: 3	R: 0 E: 0 K: 1 S: 5	H: 0 LOB: 2 BB: 1 P: 10	R: 0 E: 0 K: 1 S: 5	H: 0 LOB: 0 BB: 0 P: 5	R: 0 E: 0 K: 0 S: 3	H: 0 LOB: 1 BB: 1 P: 7	R: 1 E: 0 K: 0 S: 3	H: 1 LOB: 0 BB: 0 P: 3	1B: 3 2B: 0 3B: 0 HR: 1	SF: 0 SAC: 1 DP: 1 HBP: 1	WP: 0 PB: 0 SB: 0 CS: 0	PA: 31			
PITCHER	IP	WLS	BF	H	R	ER	SO	BB	IBB	HBP	BLK	WP	HR	S	P	ERA	WHIP								
Ed Lynch, R (1.1) ERA: 1.04	7.0		24	3	1	1	3	0	1	1	0	0	0	28	33	1.29	0.429								
Ray Fontenot, L (8, 1) ERA: 3.52	1.2	L	7	1	1	1	0	1	0	0	0	0	1	6	10	5.40	1.200								


Chicago Cubs @ San Diego Padres
Jack Murphy Stadium, San Diego, CA
Fri Jul 04 1986, 10:05 PM EDT
Att: 49,070 - Unknown


AB	27
R	2
H	4
RBI	2
BB	2
SO	3
LOB	8



Batter	1	2	3	4	5	6	7	8	9	AB	R	H	RBI	BB	SO	LOB	TOP								
Shawn Dunston, R OBP: 0.304, SLG: 0.426	5-3		F3		F3			F6		4	0	0	0	0	0	0	Chicago Cubs @ San Diego Padres Jack Murphy Stadium, San Diego, CA Sat Jul 05 1986, 10:05 PM EDT Att: 43,742 - Unknown								
Gary Matthews, R OBP: 0.352, SLG: 0.400 Dave Martinez, L OBP: 0.209, SLG: 0.175	5-3		HR			L6		F7		4	1	1	1	0	0	0									
23 Ryne Sandberg, R OBP: 0.325, SLG: 0.426	1B		6-3			1B		F8		4	0	2	0	0	0	0									
Keith Moreland, R OBP: 0.331, SLG: 0.381	1B				F8			F9		3	0	0	0	1	0	1									
Jody Davis, R OBP: 0.300, SLG: 0.435	4-3				5-3			HR		3	1	1	1	1	0	2									
Leon Durham, L OBP: 0.329, SLG: 0.387					F7			F9		4	0	0	0	0	1	2									
Ron Cey, R OBP: 0.365, SLG: 0.507 Davey Lopes, R OBP: 0.436, SLG: 0.530 Dave Gumpert, R OBP: 0.254, SLG: 0.228 Terry Francona, L OBP: 0.254, SLG: 0.228 Lee Smith, R OBP: 0.346, SLG: 0.325	4-3					HR		CS		2	1	1	1	1	0	0									
Jerry Mumphrey, S OBP: 0.346, SLG: 0.325					5-3			K		3	0	0	0	0	2	1									
Steve Trout, L OBP: 0.212, SLG: 0.219 Chris Speier, R OBP: 0.325, SLG: 0.409								K		2	0	1	0	0	1	0									
								1-2		1	0	0	0	0	1	1									
Inning Stats	R: 0 E: 0 K: 0 S: 4	H: 1 LOB: 2 BB: 1 P: 8	R: 0 E: 0 K: 2 S: 7	H: 0 LOB: 0 BB: 0 P: 7	R: 1 E: 0 K: 1 S: 6	H: 1 LOB: 0 BB: 0 P: 6	R: 0 E: 0 K: 0 S: 3	H: 0 LOB: 0 BB: 0 P: 3	R: 1 E: 0 K: 0 S: 4	H: 2 LOB: 2 BB: 0 P: 4	R: 0 E: 0 K: 0 S: 4	H: 1 LOB: 2 BB: 1 P: 8	R: 0 E: 0 K: 2 S: 6	H: 0 LOB: 1 BB: 1 P: 10	R: 0 E: 0 K: 0 S: 3	H: 0 LOB: 0 BB: 0 P: 3	R: 1 E: 0 K: 0 S: 4	H: 1 LOB: 0 BB: 0 P: 4	1B: 3 2B: 0 3B: 0 HR: 3	SF: 0 SAC: 0 DP: 0 HBP: 0	WP: 0 PB: 0 SB: 0 CS: 1	PA: 34			
PITCHER	IP	WLS	BF	H	R	ER	SO	BB	IBB	HBP	BLK	WP	HR	S	P	ERA	WHIP								
Dave Dravecky, L ERA: 2.62	6.0		24	5	2	2	3	1	1	0	0	0	2	28	36	3.00	1.000								
Craig Lefferts, L ERA: 2.18	3.0	L	10	1	1	1	2	1	0	0	0	0	1	13	17	3.00	0.667								

Batter	1	2	3	4	5	6	7	8	9	AB	R	H	RBI	BB	SO	LOB	BOTTOM								
Jerry Royster, R OBP: 0.301, SLG: 0.317 Dane Iorg, L OBP: 0.227, SLG: 0.292	1B	1B		L6		F8			K	3	1	1	0	1	0	1	Chicago Cubs @ San Diego Padres Jack Murphy Stadium, San Diego, CA Sat Jul 05 1986, 10:05 PM EDT Att: 43,742 - Unknown								
Tony Gwynn, L OBP: 0.407, SLG: 0.486	1B	1B			S	BB		4-3	K	5	1	3	0	0	1	0									
Kevin McReynolds, R OBP: 0.330, SLG: 0.470	SF9	L4			F6			K		3	0	0	1	0	1	3									
Steve Garvey, R OBP: 0.269, SLG: 0.411	1B			1B	2B			FC6		2	0	2	1	2	0	0									
Garry Templeton, S OBP: 0.289, SLG: 0.282	1B			CS	K			FC6		3	0	1	0	1	1	3									
Bruce Bochy, R OBP: 0.315, SLG: 0.517 John Kruk, L OBP: 0.373, SLG: 0.384 Tim Flannery, L OBP: 0.390, SLG: 0.389	1B			K		K		K		2	0	0	0	1	2	4									
Marvell Wynne, L OBP: 0.315, SLG: 0.419	3-1			K		K		K		4	0	0	0	0	2	4									
Bip Roberts, S OBP: 0.264, SLG: 0.286 Terry Kennedy, L OBP: 0.331, SLG: 0.392		CS		4-3		CS		4-3		2	0	1	0	1	0	0									
Dave Dravecky, R OBP: 0.190, SLG: 0.244 Carmelo Martinez, R OBP: 0.302, SLG: 0.393 Lance McCullers, S OBP: 0.167, SLG: 0.667 Craig Nettles, L OBP: 0.304, SLG: 0.418	F2			K		1B		K		2	0	0	0	0	1	1									
						1-2				1	0	0	0	0	1	0									
Inning Stats	R: 2 E: 0 K: 0 S: 5	H: 3 LOB: 2 BB: 2 P: 13	R: 0 E: 0 K: 0 S: 3	H: 1 LOB: 2 BB: 2 P: 11	R: 0 E: 0 K: 2 S: 8	H: 2 LOB: 1 BB: 0 P: 8	R: 0 E: 0 K: 1 S: 5	H: 0 LOB: 0 BB: 0 P: 5	R: 0 E: 0 K: 2 S: 8	H: 1 LOB: 2 BB: 1 P: 12	R: 0 E: 0 K: 1 S: 5	H: 1 LOB: 1 BB: 1 P: 9	R: 0 E: 0 K: 1 S: 5	H: 0 LOB: 1 BB: 1 P: 9	R: 0 E: 0 K: 1 S: 5	H: 0 LOB: 0 BB: 0 P: 5	R: 0 E: 0 K: 3 S: 9	H: 0 LOB: 0 BB: 0 P: 9	1B: 7 2B: 1 3B: 0 HR: 0	SF: 1 SAC: 0 DP: 0 HBP: 0	WP: 0 PB: 0 SB: 1 CS: 3	PA: 38			
PITCHER	IP	WLS	BF	H	R	ER	SO	BB	IBB	HBP	BLK	WP	HR	S	P	ERA	WHIP								
Steve Trout, L ERA: 4.54	6.0		28	8	2	2	6	4	2	0	0	0	0	34	58	3.00	2.000								
Dave Gumpert, R ERA: 1.04	2.0	W	7	0	0	0	2	1	0	0	0	0	0	10	14	0.00	0.500								
Lee Smith, R ERA: 2.74	1.0	S	3	0	0	0	3	0	0	0	0	0	0	9	9	0.00	0.000								

Batter	1	2	3	4	5	6	7	8	9	AB	R	H	RBI	BB	SO	LOB	TOP								
Dave Martinez, L OBP: 0.191, SLG: 0.159 Guy Hoffman, L (6, 1)	K		K		4-3	F7		K		4	0	0	0	0	2	2	<p>Chicago Cubs @ San Diego Padres Jack Murphy Stadium, San Diego, CA Sun Jul 06 1986, 6:33 AM EDT Att: 17,192 - Unknown</p> <p>livebaseballscores.com</p> <p>AB 35 R 1 H 8 RBI 1 BB 3 SO 6 LOB 19</p> 								
Thad Bosley, L OBP: 0.421, SLG: 0.385									K	0	0	0	0	0	0	0									
Gary Matthews, R OBP: 0.353, SLG: 0.406	5-3								K	5	0	2	0	0	1	0									
23 Ryne Sandberg, R OBP: 0.325, SLG: 0.422	F4									3	0	0	0	1	0	1									
Keith Moreland, R OBP: 0.330, SLG: 0.377										3	0	0	0	1	1	3									
Leon Durham, L OBP: 0.369, SLG: 0.388 Terry Francona, L OBP: 0.262, SLG: 0.237										2	0	1	0	0	0	1									
Jody Davis, R OBP: 0.299, SLG: 0.432										2	1	1	0	0	0	0									
Ron Cey, R Chris Speier, R Lee Smith, R										4	0	1	0	0	0	2									
Shawon Dunston, R OBP: 0.307, SLG: 0.425										4	0	2	0	0	0	3									
Scott Sanderson, R OBP: 0.071, SLG: 0.037 Jerry Mumphrey, S OBP: 0.342, SLG: 0.321										0	0	0	0	0	0	0									
Inning Stats	R: 0 E: 0 K: 1 S: 5	H: 0 LOB: 0 BB: 0 P: 5	R: 0 E: 0 K: 0 S: 4	H: 1 LOB: 3 BB: 2 P: 12	R: 0 E: 0 K: 2 S: 8	H: 1 LOB: 1 BB: 0 P: 8	R: 0 E: 0 K: 0 S: 4	H: 1 LOB: 1 BB: 0 P: 4	R: 0 E: 0 K: 0 S: 4	H: 1 LOB: 2 BB: 1 P: 8	R: 1 E: 0 K: 0 S: 6	H: 3 LOB: 2 BB: 0 P: 6	R: 0 E: 0 K: 0 S: 3	H: 0 LOB: 0 BB: 0 P: 3	R: 0 E: 0 K: 0 S: 4	H: 1 LOB: 1 BB: 0 P: 4	R: 0 E: 0 K: 3 S: 9	H: 0 LOB: 0 BB: 0 P: 9	1B: 5 2B: 3 3B: 0 HR: 0	SF: 0 SAC: 0 DP: 0 HBP: 0	WP: 0 PB: 0 SB: 1 CS: 0	PA: 38			
PITCHER	IP	WLS	BF	H	R	ER	SO	BB	IBB	HBP	BLK	WP	HR	S	P	ERA	WHIP								
Andy Hawkins, R ERA: 4.24 Rich Gossage, R ERA: 3.95	7.2	W	34	8	1	1	3	2	1	0	0	0	0	37	49	1.17	1.304								

Batter	1	2	3	4	5	6	7	8	9	AB	R	H	RBI	BB	SO	LOB	BOTTOM											
Marvell Wynne, L OBP: 0.320, SLG: 0.450	HR		F6			4-3		2B		4	1	2	1	0	0	1	<p>Chicago Cubs @ San Diego Padres Jack Murphy Stadium, San Diego, CA Sun Jul 06 1986, 6:33 AM EDT Att: 17,192 - Unknown</p> <p>livebaseballscores.com</p> <p>AB 27 R 2 H 7 RBI 2 BB 2 SO 4 LOB 8</p> 											
Tony Gwynn, L OBP: 0.405, SLG: 0.481	K					G3		IBB		3	0	0	0	1	1	0												
Kevin McReynolds, R OBP: 0.343, SLG: 0.472	G6-4-3							F9		3	1	2	0	1	0	2												
Steve Garvey, R OBP: 0.270, SLG: 0.411	G6-4-3					L6				3	0	1	0	0	0	2												
Garry Templeton, S OBP: 0.290, SLG: 0.284										2	0	1	1	0	0	0												
Graig Nettles, L OBP: 0.300, SLG: 0.412 Rich Gossage, R										3	0	0	0	0	0	2												
Terry Kennedy, L OBP: 0.327, SLG: 0.387										3	0	0	0	0	1	0												
Tim Flannery, L OBP: 0.379, SLG: 0.388										3	0	1	0	0	1	0												
Andy Hawkins, R OBP: 0.222, SLG: 0.200 Jerry Royster, R OBP: 0.299, SLG: 0.315										2	0	0	0	0	1	1												
Inning Stats	R: 1 E: 0 K: 1 S: 5	H: 1 LOB: 1 BB: 1 P: 9	R: 0 E: 0 K: 0 S: 3	H: 0 LOB: 0 BB: 0 P: 3	R: 0 E: 0 K: 1 S: 5	H: 1 LOB: 0 BB: 0 P: 5	R: 1 E: 0 K: 0 S: 5	H: 2 LOB: 1 BB: 0 P: 5	R: 0 E: 0 K: 0 S: 4	H: 1 LOB: 1 BB: 0 P: 4	R: 0 E: 0 K: 1 S: 5	H: 1 LOB: 0 BB: 0 P: 5	R: 0 E: 0 K: 0 S: 4	H: 1 LOB: 2 BB: 1 P: 8	R: 0 E: 0 K: 0 S: 4	H: 1 LOB: 1 BB: 1 P: 8		1B: 5 2B: 1 3B: 0 HR: 1	SF: 1 SAC: 0 DP: 2 HBP: 0	WP: 0 PB: 0 SB: 0 CS: 1	PA: 30							
PITCHER	IP	WLS	BF	H	R	ER	SO	BB	IBB	HBP	BLK	WP	HR	S	P	ERA	WHIP											
Scott Sanderson, R ERA: 4.06 Guy Hoffman, L ERA: 4.32 Lee Smith, R ERA: 2.72	5.0	L	18	4	2	2	3	4	2	2	3	0	0	0	1	0	1	16	0.00	1.125								

Batter	1	2	3	4	5	6	7	8	9	10	AB	R	H	RBI	BB	SO	LOB							
Barry Bonds, L OBP: 0.371, SLG: 0.486 (1, 8)	0-3 K		4-0 1B BB		4-0 S BB		0-3 K			4-0 1B S HR BB	2	1	0	0	3	2	0							
Joe Orsulak, L OBP: 0.324, SLG: 0.366 (1, 9)	0-3 K		0-0		0-0 3-1			0-0 6-3		0-3 K	3	0	1	0	0	1	1							
Bill Almon, R OBP: 0.339, SLG: 0.444 (8, 7)	0-0 K		1-3 1B		1-2			0-3 K		0-0 K	5	1	2	0	0	1	2							
Johnny Ray, S OBP: 0.367, SLG: 0.383 (1, 4)	0-0 G3		0-0 F9			0-0 1B 1B		0-3 K		0-0 HR 1B	4	1	2	3	1	1	1							
Sid Bream, L OBP: 0.365, SLG: 0.494 (1, 3)		0-0 1B CS 2B		4-0 WP G1-4-3 BB		0-0 F9		0-3 K		0-0 HR	5	0	2	0	0	3	2							
R.J. Reynolds, S OBP: 0.359, SLG: 0.465 (1, 7) (8, 9)	0-0 CS 1B		0-0 K		0-3 K		0-0 K		0-0 1B	0-3 K	5	0	2	0	0	3	2							
Tony Peña, R OBP: 0.314, SLG: 0.360 (1, 2)	0-0 F7		0-0 G1-4-3		0-0 1-2 1B		0-0 1-2 1B		0-0 1-3 1B	0-0 4-3	5	0	2	0	0	0	3							
Jim Morrison, R OBP: 0.303, SLG: 0.401 (1, 5)	0-0 F4		0-0 F9		0-0 2-3 K		0-3 K		0-3 K		4	0	0	0	0	2	6							
U L Washington, S OBP: 0.258, SLG: 0.179 (1, 6)			0-0 F8		0-0 G3		0-0 F8		0-3 K		4	0	0	0	0	1	2							
Rick Rhoden, R OBP: 0.354, SLG: 0.378 (1, 1)			0-3 K		0-0 F9		0-0 5-3		0-0 4-3		3	0	0	0	0	1	0							
Lee Mazzilli, S OBP: 0.359, SLG: 0.256 (9, PH)											1	0	0	0	0	0	2							
Cecilio Guante, R (9, 1)											0	0	0	0	0	0	0							
Inning Stats	R: 0 E: 0 K: 2 S: 7	H: 0 LOB: 0 BB: 0 P: 7	R: 0 E: 0 K: 0 S: 4	H: 2 LOB: 1 BB: 0 P: 4	R: 0 E: 0 K: 1 S: 6	H: 1 LOB: 2 BB: 1 P: 10	R: 0 E: 0 K: 1 S: 5	H: 0 LOB: 1 BB: 1 P: 9	R: 0 E: 0 K: 0 S: 3	H: 2 LOB: 2 BB: 0 P: 7	R: 0 E: 0 K: 1 S: 5	H: 0 LOB: 0 BB: 0 P: 5	R: 0 E: 0 K: 2 S: 7	H: 0 LOB: 0 BB: 0 P: 7	R: 0 E: 0 K: 2 S: 9	H: 2 LOB: 2 BB: 0 P: 9	R: 3 E: 0 K: 2 S: 9	H: 2 LOB: 0 BB: 1 P: 13	1B: 7 2B: 1 3B: 0 HR: 1	SF: 0 SAC: 0 DP: 0 HBP: 0	WP: 1 PB: 0 SB: 2 CS: 2	PA: 42		
PITCHER	IP 4.2	WLS 19	BF 3	H 0	R 0	ER 0	SO 4	BB 3	IBB 0	HBP 0	BLK 0	WP 1	HR 0	S 24	P 36	ERA 0.00	WHIP 1.286							
Eric Show, R ERA: 2.65	(1, 1)																							
Gene Walter, L ERA: 3.83	(5, 1)	1.1	6	2	0	0	2	0	0	0	0	0	0	10	10	0.00	1.500							
Craig Loefferts, L ERA: 2.11	(7, 1)	2.0	6	0	0	0	3	0	0	0	0	0	0	12	12	0.00	0.000							
Rich Gossage, R ERA: 4.4	(9, 1)	2.0	L	11	4	3	3	4	1	0	0	0	0	1	18	22	13.50	2.500						

Pittsburgh Pirates @ San Diego Padres
Jack Murphy Stadium, San Diego, CA
Mon Jul 07 1986, 10:05 PM EDT
Att: 28,366 - Unknown


AB 38
R 3
H 9
RBI 3
BB 4
SO 13
LOB 20



Batter	1	2	3	4	5	6	7	8	9	10	AB	R	H	RBI	BB	SO	LOB						
Marvell Wynne, L OBP: 0.316, SLG: 0.441 (1, 8)	0-3 K		0-0 1B			0-0 F7		0-0 5-3		0-3 K	5	0	1	0	0	2	1						
Tony Gwynn, L OBP: 0.401, SLG: 0.475 (1, 9)	0-0 5-3		0-0 F8			0-0 L6		0-0 4-3			4	0	0	0	0	0	1						
Kevin McReynolds, R OBP: 0.342, SLG: 0.469 (1, 7)	0-0 CS 1B		0-0 F8		0-0 F8		0-3 K		0-0 F8		4	0	1	0	0	1	0						
Steve Garvey, R OBP: 0.266, SLG: 0.405 (1, 3)	0-0 CS	0-0 4-3		0-0 4-3		0-3 K		0-3 K		0-3 K	4	0	0	0	0	2	0						
Garry Templeton, S OBP: 0.269, SLG: 0.283 (1, 6)		0-3 K		0-3 K		0-0 BB S 1B		0-3 K		0-3 K	4	0	1	0	0	3	0						
Graig Nettles, L OBP: 0.313, SLG: 0.415 (1, 5)		4-0 BB		0-0 G3-6-1 1B		4-0 BB 1-2 BB		4-0 BB 1-2 BB		4-0 E SF8 BB	1	1	1	0	3	0	0						
Terry Kennedy, L OBP: 0.326, SLG: 0.382 (1, 2)		0-0 4-3		0-0 G3-6-1		4-0 BB 1-2 BB		4-0 BB 1-2 BB		0-0 E3	3	0	0	0	1	0	3						
Tim Flannery, L OBP: 0.372, SLG: 0.379 (1, 4)			0-0 F8		0-0 4-3		0-0 4-3		0-3 K		4	0	0	0	0	1	5						
Eric Show, R ERA: 2.65	(1, 1)										1	0	0	0	0	0	0						
Gene Walter, L ERA: 3.83	(5, 1)										0	0	0	0	0	0	0						
Daneborg, L ERA: 0.000	(8, PH)										1	0	0	0	0	0	0						
Craig Loefferts, L ERA: 2.11	(7, 1)										0	0	0	0	0	0	0						
John Kruk, L OBP: 0.342, SLG: 0.469	(8, PH)										1	0	0	0	0	0	0						
Rich Gossage, R ERA: 4.4	(9, 1)										0	0	0	0	0	0	0						
Carmelo Martinez, R OBP: 0.308, SLG: 0.383 (10, PH)											0	0	0	1	0	0	0						
Inning Stats	R: 0 E: 0 K: 1 S: 5	H: 1 LOB: 1 BB: 0 P: 5	R: 0 E: 0 K: 1 S: 5	H: 0 LOB: 0 BB: 1 P: 9	R: 0 E: 0 K: 0 S: 4	H: 1 LOB: 1 BB: 4 P: 4	R: 0 E: 0 K: 0 S: 3	H: 0 LOB: 0 BB: 0 P: 3	R: 0 E: 0 K: 0 S: 3	H: 1 LOB: 3 BB: 2 P: 16	R: 0 E: 0 K: 0 S: 3	H: 0 LOB: 0 BB: 0 P: 3	R: 0 E: 0 K: 2 S: 7	H: 0 LOB: 0 BB: 0 P: 7	R: 1 E: 1 K: 2 S: 8	H: 0 LOB: 1 BB: 1 P: 12	1B: 4 2B: 0 3B: 0 HR: 0	SF: 1 SAC: 0 DP: 1 HBP: 0	WP: 0 PB: 0 SB: 1 CS: 1	PA: 38			
PITCHER	IP 8.0	WLS 29	BF 4	H 0	R 0	ER 0	SO 5	BB 3	IBB 0	HBP 0	BLK 0	WP 0	HR 0	S 36	P 48	ERA 0.00	WHIP 0.875						
Rick Rhoden, R ERA: 2.34	(1, 1)																						
Cecilio Guante, R ERA: 2.31	(9, 1)	2.0	W	8	0	1	0	4	1	0	0	0	0	15	19	0.00	0.500						

Pittsburgh Pirates @ San Diego Padres
Jack Murphy Stadium, San Diego, CA
Mon Jul 07 1986, 10:05 PM EDT
Att: 28,366 - Unknown

AB 32
R 1
H 4
RBI 1
BB 4
SO 9
LOB 10



Batter	1	2	3	4	5	6	7	8	9	AB	R	H	RBI	BB	SO	LOB	TOP			
Joe Orsulak, L (1, 8) OBP: 0.323, SLG: 0.364	L4		6-3 1-3 1B		G3		F9			4	0	1	0	0	0	2	Pittsburgh Pirates @ San Diego Padres Jack Murphy Stadium, San Diego, CA Tue Jul 08 1986, 10:05 PM EDT Att: 16,051 - Unknown livebaseballscorecards.com			
U.L. Washington, S (1, 6) OBP: 0.257, SLG: 0.188	6-3		1-3 1-2		K			1B		4	0	1	0	0	1	1				
Johnny Ray, S (1, 4) OBP: 0.365, SLG: 0.381	1B 1B		6-3 2-3		4-3			3 1-2		4	1	1	0	0	0	2				
Sid Bream, L (1, 3) OBP: 0.367, SLG: 0.494	1B 1-2 1B		F8			1B	6-4-3	4-3		4	0	2	0	0	0	1				
R.J. Reynolds, S (1, 7) OBP: 0.359, SLG: 0.463 Bill Almon, R (9, PH) OBP: 0.337, SLG: 0.441	FC6-4 1-3 2-H 1B			K		G6-4-3 1-2		F8		3	0	1	1	0	1	1				
Tony Peña, R (1, 2) OBP: 0.316, SLG: 0.377	FC6-4 1-2						6-3 2B	4-3		4	1	2	1	0	0	2				
Jim Morrison, R (1, 5) OBP: 0.303, SLG: 0.396		F8		F9		6-3 2-3			BB BB BB	3	0	0	0	1	0	1				
Mike Brown, R (1, 9) OBP: 0.300, SLG: 0.315		4-3		5-3				F7		3	0	0	0	1	0	1				
Rick Reuschel, R (1, 1) OBP: 0.150, SLG: 0.175 Larry McWilliams, L (8, 1) OBP: 0.200, SLG: 0.211			K		6-3					3	0	0	0	0	2	2				
										0	0	0	0	0	0	0				
Inning Stats	R: 1 E: 0 K: 0 S: 6	H: 3 LOB: 2 BB: 0 P: 6	R: 0 E: 0 K: 1 S: 5	H: 0 LOB: 0 BB: 0 P: 5	R: 0 E: 0 K: 0 S: 4	H: 1 LOB: 1 BB: 0 P: 4	R: 1 E: 0 K: 1 S: 6	H: 1 LOB: 0 BB: 0 P: 6	R: 0 E: 0 K: 1 S: 5	H: 0 LOB: 0 BB: 0 P: 5	R: 0 E: 0 K: 0 S: 3	H: 1 LOB: 2 BB: 1 P: 3	R: 0 E: 0 K: 1 S: 6	H: 1 LOB: 1 BB: 1 P: 10	R: 0 E: 0 K: 0 S: 3	H: 0 LOB: 1 BB: 1 P: 7	1B: 6 2B: 2 3B: 0 HR: 1	SF: 0 SAC: 0 DP: 2 HBP: 0	WP: 0 PB: 0 SB: 0 CS: 0	PA: 35
PITCHER	IP	WLS	BF	H	R	ER	SO	BB	IBB	HBP	BLK	WP	HR	S	P	ERA	WHIP			
LaMarr Hoyt, R (1, 1) ERA: 5.0	8.0	W	31	8	2	2	4	0	1	0	0	0	1	38	42	2.25	1.000			
Craig Lefferts, L (9, 1) ERA: 2.08	1.0	S	4	0	0	0	0	1	0	0	0	0	0	3	7	0.00	1.000			

Batter	1	2	3	4	5	6	7	8	9	AB	R	H	RBI	BB	SO	LOB	BOTTOM			
Marvell Wynne, L (1, 8) OBP: 0.321, SLG: 0.443	G6-4-3 1B		F9			4-3		HR 2-3 3-H 1B		4	1	2	1	0	0	0	Pittsburgh Pirates @ San Diego Padres Jack Murphy Stadium, San Diego, CA Tue Jul 08 1986, 10:05 PM EDT Att: 16,051 - Unknown livebaseballscorecards.com			
Tony Gwynn, L (1, 9) OBP: 0.395, SLG: 0.481	G6-4-3 1-2		G3			4-3		HR 1-H 3-H HR		4	1	1	3	0	0	1				
Kevin McReynolds, R (1, 7) OBP: 0.341, SLG: 0.465	BB BB BB		6-3			G3		K		3	0	0	0	1	1	0				
Steve Garvey, R (1, 3) OBP: 0.266, SLG: 0.401	4-0 1-2 FC4-6 BB			6-3			1-3	6-3		3	0	0	0	1	0	0				
Garry Templeton, S (1, 6) OBP: 0.285, SLG: 0.279	FC4-6 1-2			L1			3-1	5-3		4	0	0	0	0	0	2				
Graig Nettles, L (1, 5) OBP: 0.313, SLG: 0.419		F8		F2			2B			3	0	1	0	0	0	0				
Terry Kennedy, L (1, 2) OBP: 0.326, SLG: 0.386					4-3		K			3	0	1	0	0	1	1				
Bip Roberts, S (1, 4) OBP: 0.261, SLG: 0.281 Tim Flannery, L (8, PH) OBP: 0.376, SLG: 0.379 (9, 4)							F8	2B 1B BB		2	0	0	0	0	0	1				
LaMarr Hoyt, R (1, 1) OBP: 0.136, SLG: 0.136 John Kruk, L (8, PH) OBP: 0.376, SLG: 0.400 Craig Lefferts, L (9, 1) OBP: 0.167, SLG: 0.667							1-3	1B HR 2B		2	0	0	0	0	1	1				
										1	1	1	0	0	0	0				
Inning Stats	R: 0 E: 0 K: 0 S: 3	H: 1 LOB: 2 BB: 2 P: 11	R: 0 E: 0 K: 1 S: 6	H: 1 LOB: 1 BB: 0 P: 6	R: 0 E: 0 K: 0 S: 3	H: 0 LOB: 0 BB: 0 P: 3	R: 0 E: 0 K: 0 S: 3	H: 0 LOB: 0 BB: 0 P: 3	R: 0 E: 0 K: 1 S: 6	H: 1 LOB: 1 BB: 0 P: 6	R: 4 E: 0 K: 1 S: 8	H: 3 LOB: 0 BB: 1 P: 12	1B: 2 2B: 3 3B: 0 HR: 1	SF: 0 SAC: 0 DP: 1 HBP: 0	WP: 0 PB: 0 SB: 0 CS: 0	PA: 32				
PITCHER	IP	WLS	BF	H	R	ER	SO	BB	IBB	HBP	BLK	WP	HR	S	P	ERA	WHIP			
Rick Reuschel, R (1, 1) ERA: 3.86	7.0	L	28	5	3	3	2	3	0	0	0	0	0	29	41	3.86	1.143			
Larry McWilliams, L (8, 1) ERA: 5.09	1.0		4	1	1	1	1	0	0	0	0	0	1	6	6	9.00	1.000			

Batter	1	2	3	4	5	6	7	8	9	AB	R	H	RBI	BB	SO	LOB	TOP					
Vince Coleman, S (1.7)	F8		SH1-4 1B	B1-3			F8			3	1	0	0	1	0	0	St. Louis Cardinals @ San Diego Padres Jack Murphy Stadium, San Diego, CA Thu Jul 10 1986, 6:33 AM EDT Att: 20,453 - Unknown					
Willie McGee, S (1.8)	G5-4-3 1B		1B SH1-4 SF9		5-3		K			3	1	1	0	1	1	0						
Tom Herr, S (1.4)	G5-4-3		SH1-4		5-3			K		3	0	0	0	0	1	1						
Alan Knicely, R (1.3)		S 1B	SF9 1B		FC6-4 1B			5-3		3	1	2	0	1	0	0						
Tito Landrum, R (1.9) Andy Van Slyke, L (8, PR) (8.9)	K				FC6-4 1B					4	0	2	1	0	1	2						
Mike Heath, R (1.2)	K		SF9			G1-6-3 1B				3	0	1	1	0	1	2						
Terry Pendleton, S (1.5)			F4		G1-6-3 1B			F8		4	0	1	1	0	0	3						
José Oquendo, S (1.6)				B1-3				K		4	0	1	0	0	1	0						
John Tudor, L (1.1) Todd Worrell, R (8.1)	K									3	0	0	0	0	2	2						
Ozzie Smith, S (9, PH) (8.1)	K						F6			0	0	0	0	0	0	0						
Inning Stats	R: 0 E: 0 K: 0 S: 3	H: 1 LOB: 0 BB: 0 P: 3	R: 1 E: 0 K: 3 S: 12	H: 3 LOB: 2 BB: 0 P: 12	R: 2 E: 0 K: 0 S: 4	H: 1 LOB: 2 BB: 3 P: 16	R: 0 E: 0 K: 1 S: 5	H: 0 LOB: 0 BB: 0 P: 5	R: 0 E: 0 K: 0 S: 4	H: 1 LOB: 0 BB: 0 P: 4	R: 0 E: 0 K: 0 S: 3	H: 0 LOB: 0 BB: 0 P: 3	R: 0 E: 0 K: 1 S: 5	H: 0 LOB: 0 BB: 0 P: 5	R: 0 E: 0 K: 1 S: 6	H: 1 LOB: 1 BB: 0 P: 6	R: 0 E: 0 K: 2 S: 7	H: 0 LOB: 0 BB: 0 P: 7	1B: 7 2B: 1 3B: 0 HR: 0	SF: 1 SAC: 1 DP: 2 HBP: 0	WP: 0 PB: 0 SB: 2 CS: 0	PA: 36
PITCHER	IP	WLS	BF	H	R	ER	SO	BB	IBB	HBP	BLK	WP	HR	S	P	ERA	WHIP					
Dave Dravecky, L (1.1)	5.0		23	6	3	3	4	3	0	0	0	0	0	28	40	5.40	1.800					
Dave LaPoint, L (6.1)	2.0		6	1	0	0	1	0	0	0	0	0	0	8	8	0.00	0.500					
Craig Lefferts, L (8.1)	2.0	W	7	1	0	0	3	0	0	0	0	0	0	13	13	0.00	0.500					

Batter	1	2	3	4	5	6	7	8	9	AB	R	H	RBI	BB	SO	LOB	BOTTOM				
Jerry Royster, R (1.5)	K		6-3				F9			4	0	1	0	0	1	2	St. Louis Cardinals @ San Diego Padres Jack Murphy Stadium, San Diego, CA Thu Jul 10 1986, 6:33 AM EDT Att: 20,453 - Unknown				
Tony Gwynn, L (1.9)	F5			1B 2B	1B PO			HR		4	1	3	2	0	0	0					
Kevin McReynolds, R (1.7)	F9			F9 1B	PO	6-3		HR		4	1	2	1	0	0	0					
Steve Garvey, R (1.3)		F7		K		4-3		F6		4	0	0	0	0	1	2					
Garry Templeton, S (1.6)		F8		F9		1-3				4	0	1	0	0	0	2					
Bruce Bochy, R (1.2) Lance McCullers, S (7, PR) (8.2)				K				L6		3	1	2	1	0	1	2					
Terry Kennedy, L (8.2)		HR					1-3 1B			1	0	0	0	0	0	1					
Marvell Wynne, L (1.8)		K			K		B2			3	0	0	0	1	2	1					
Bip Roberts, S (1.4) Tim Flannery, L (8, PH) (9.4)			6-3		FC6-4 1B		1-3			3	0	1	0	0	0	1					
Dave Dravecky, R (1.1) Carmelo Martínez, R (6, PH) (8.1) Dave LaPoint, L (6.1) John Kruk, L (7, PH) (8.1) Craig Lefferts, L (8.1)			6-3		FC6-4 1B					1	0	0	0	0	0	0					
Inning Stats	R: 0 E: 0 K: 1 S: 5	H: 0 LOB: 0 BB: 0 P: 5	R: 1 E: 0 K: 1 S: 6	H: 1 LOB: 0 BB: 0 P: 6	R: 0 E: 0 K: 0 S: 3	H: 0 LOB: 0 BB: 0 P: 3	R: 0 E: 0 K: 2 S: 9	H: 2 LOB: 2 BB: 0 P: 9	R: 1 E: 0 K: 1 S: 7	H: 3 LOB: 1 BB: 0 P: 7	R: 0 E: 0 K: 0 S: 3	H: 0 LOB: 0 BB: 0 P: 3	R: 0 E: 0 K: 0 S: 4	H: 1 LOB: 2 BB: 1 P: 8	R: 0 E: 0 K: 1 S: 8	H: 3 LOB: 2 BB: 1 P: 12	1B: 5 2B: 2 3B: 0 HR: 3	SF: 0 SAC: 0 DP: 0 HBP: 0	WP: 0 PB: 0 SB: 0 CS: 0	PA: 36	
PITCHER	IP	WLS	BF	H	R	ER	SO	BB	IBB	HBP	BLK	WP	HR	S	P	ERA	WHIP				
John Tudor, L (1.1)	7.0	L	30	9	4	4	5	1	0	0	0	0	0	39	43	5.14	1.429				
Todd Worrell, R (8.1)	1.0		5	1	0	0	1	0	1	0	0	0	0	6	10	0.00	1.000				

Batter	1	2	3	4	5	6	7	8	9	AB	R	H	RBI	BB	SO	LOB	TOP										
Vince Coleman, S (1, 7) OBP: 0.330, SLG: 0.322	G3 1B		FC6 BB	FC4-6 E		BLK 1B		5-3		4	1	2	1	1	0	2	St. Louis Cardinals @ San Diego Padres Jack Murphy Stadium, San Diego, CA Fri Jul 11, 1986, 10:05 PM EDT Att: 21,730 - Unknown livebaseballscorecards.com										
Ozzie Smith, S (1, 6) OBP: 0.376, SLG: 0.345	F6		FC6 1B	E3		F7		F8		5	0	0	0	0	0	3											
Willie McGee, S (1, 8) OBP: 0.288, SLG: 0.315	G3		1B	6-3				F8		4	0	1	0	1	0	2											
Andy Van Slyke, L (1, 3) OBP: 0.313, SLG: 0.350	1-3		F5		1B 6-3 SF8 1B			F6		5	1	1	0	0	0	5											
Curt Ford, L (1, 9) OBP: 0.329, SLG: 0.405		1B 1B	4-3		6-3			4-3		3	0	1	0	0	0	3											
Tito Landrum, R (7, PH) OBP: 0.248, SLG: 0.252					1-2		K			2	0	0	0	0	1	0											
Michael LaValliere, L (1, 2) OBP: 0.339, SLG: 0.324		F4		F8 FC4-6 BB		2-3 1B		4-3		3	1	1	0	1	0	1											
Terry Pendleton, S (1, 5) OBP: 0.271, SLG: 0.288		F8		FC4-6 BB 1B		SF8		1B		3	1	2	1	0	0	1											
José Oquendo, S (1, 4) OBP: 0.417, SLG: 0.411		1-3 1B		F8		F8		4-3		4	0	1	0	0	0	4											
Danny Cox, R (1, 1) OBP: 0.222, SLG: 0.240				2-3 1B						3	0	0	0	1	3	2											
Todd Worrell, R (8, 1)				1-2 FC4-6 BB			K		K	0	0	0	0	0	0	0											
Inning Stats	R: 0 E: 0 K: 0 S: 4	H: 1 LOB: 1 BB: 0 P: 4	R: 0 E: 0 K: 1 S: 7	H: 2 LOB: 2 BB: 0 P: 7	R: 0 E: 0 K: 0 S: 4	H: 1 LOB: 2 BB: 1 P: 8	R: 3 E: 1 K: 0 S: 5	H: 1 LOB: 1 BB: 2 P: 13	R: 1 E: 0 K: 0 S: 5	H: 2 LOB: 1 BB: 0 P: 5	R: 0 E: 0 K: 1 S: 6	H: 1 LOB: 1 BB: 0 P: 6	R: 0 E: 0 K: 1 S: 5	H: 0 LOB: 0 BB: 0 P: 5	R: 0 E: 0 K: 0 S: 3	H: 0 LOB: 0 BB: 0 P: 3	1B: 9 2B: 0 3B: 0 HR: 0	SF: 1 SAC: 0 DP: 0 HBP: 0	WP: 0 PB: 0 SB: 1 CS: 0	PA: 41							
PITCHER	IP	WLS	BF	H	R	ER	SO	BB	IBB	HBP	BLK	WP	HR	S	P	ERA	WHIP										
Andy Hawkins, R (1, 1) ERA: 4.21	5.0	L	26	7	4	2	1	3	0	0	0	0	0	25	37	3.60	2.000										
Dave LaPoint, L (6, 1) ERA: 5.33	3.0		12	2	0	0	3	0	1	0	1	0	0	17	21	0.00	0.667										
Bob Stoddard, R (9, 1) ERA:	1.0		3	0	0	0	0	0	0	0	0	0	0	3	3	0.00	0.000										

Batter	1	2	3	4	5	6	7	8	9	AB	R	H	RBI	BB	SO	LOB	BOTTOM										
Marvell Wynne, L (1, 8) OBP: 0.317, SLG: 0.440	E4 E S 4-3		F5					F8		4	1	1	0	0	0	1	St. Louis Cardinals @ San Diego Padres Jack Murphy Stadium, San Diego, CA Fri Jul 11, 1986, 10:05 PM EDT Att: 21,730 - Unknown livebaseballscorecards.com										
Tony Gwynn, L (1, 9) OBP: 0.399, SLG: 0.494	F7		K					F7		4	0	1	0	0	1	3											
Kevin McReynolds, R (1, 7) OBP: 0.341, SLG: 0.466	4-3							1B		4	0	0	1	0	2	2											
Graig Nettles, L (1, 5) OBP: 0.307, SLG: 0.412	E9 2B							K		4	0	1	0	0	1	2											
Steve Garvey, R (1, 3) OBP: 0.263, SLG: 0.391	6-3							K		4	0	0	0	0	0	1											
Gary Templeton, S (1, 6) OBP: 0.281, SLG: 0.279		6-3						F9		4	0	0	0	0	1	0											
Terry Kennedy, L (1, 2) OBP: 0.326, SLG: 0.399		F7						3-1		4	1	1	0	0	0	0											
Tim Flannery, L (1, 4) OBP: 0.371, SLG: 0.374		G3						3-1		3	0	1	0	0	0	0											
Andy Hawkins, R (1, 1) OBP: 0.216, SLG: 0.194										1	0	0	0	0	1	0											
Dane Iorg, L (5, PH) OBP: 0.221, SLG: 0.288										0	0	0	1	0	0	0											
Dave LaPoint, L (6, 1) OBP: 0.221, SLG: 0.288										0	0	0	0	0	0	0											
John Kruk, L (8, PH) OBP: 0.386, SLG: 0.395										0	0	0	0	1	0	0											
Bob Stoddard, R (9, 1) ERA:										0	0	0	0	0	0	0											
Inning Stats	R: 1 E: 2 K: 0 S: 5	H: 1 LOB: 1 BB: 0 P: 5	R: 0 E: 0 K: 0 S: 3	H: 0 LOB: 0 BB: 0 P: 3	R: 0 E: 0 K: 2 S: 7	H: 0 LOB: 0 BB: 0 P: 7	R: 0 E: 0 K: 1 S: 5	H: 0 LOB: 0 BB: 0 P: 5	R: 1 E: 0 K: 0 S: 6	H: 3 LOB: 2 BB: 0 P: 6	R: 0 E: 0 K: 0 S: 3	H: 0 LOB: 0 BB: 0 P: 3	R: 0 E: 0 K: 0 S: 3	H: 0 LOB: 0 BB: 0 P: 3	R: 0 E: 0 K: 2 S: 8	H: 1 LOB: 2 BB: 1 P: 12	R: 0 E: 0 K: 1 S: 5	H: 0 LOB: 0 BB: 0 P: 5	1B: 3 2B: 2 3B: 0 HR: 0	SF: 1 SAC: 0 DP: 0 HBP: 0	WP: 0 PB: 0 SB: 1 CS: 0	PA: 34					
PITCHER	IP	WLS	BF	H	R	ER	SO	BB	IBB	HBP	BLK	WP	HR	S	P	ERA	WHIP										
Danny Cox, R (1, 1) ERA: 3.79	7.1	W	29	5	2	1	3	1	0	0	0	0	0	34	38	1.23	0.818										
Todd Worrell, R (8, 1) ERA: 1.76	1.2	S	5	0	0	0	3	0	0	0	0	0	0	11	11	0.00	0.000										

Batter	1	2	3	4	5	6	7	8	9	AB	R	H	RBI	BB	SO	LOB	TOP			
Vince Coleman, S OBP: 0.330, SLG: 0.321	0-0 4-3 1B	0-0 3-1			0-0 1-3		0-0 F9			4	1	1	0	0	0	0				
Ozzie Smith, S OBP: 0.372, SLG: 0.340	0-0 4-3	0-0 3-1			0-0 4-3		0-0 F9			4	0	0	0	0	0	1				
Willie McGee, S OBP: 0.290, SLG: 0.318	0-0 2B		0-0 F9		0-0 1B		0-0 F9			4	1	2	1	0	0	0				
Andy Van Slyke, L OBP: 0.312, SLG: 0.353	0-0 2B		0-0 3-1		0-0 K		0-0 K			4	1	1	1	0	2	1				
Curt Ford, L OBP: 0.329, SLG: 0.416	0-0 2B		0-0 F8			0-0 B1			0-0 6-3	3	0	1	1	0	0	0				
Tito Landrum, R OBP: 0.246, SLG: 0.250	0-0 2B					0-0 F6			0-0 4-3	3	0	0	0	1	0	0				
Michael LaValliere, L OBP: 0.336, SLG: 0.316	0-0 BB		0-0 F9			0-0 F5			0-0 5-3	4	1	1	0	0	1	2				
Terry Pendleton, S OBP: 0.271, SLG: 0.288	0-0 K		0-0 1B			0-0 F3				3	0	1	1	0	0	2				
José Oquendo, S OBP: 0.414, SLG: 0.408	0-0 1-3		0-0 1B		0-0 B2-6-4		0-0 F3			3	0	1	1	0	0	2				
Bob Forsch, R OBP: 0.150, SLG: 0.275		0-0 F9		0-0 B2-6-4		0-0 K				3	0	0	0	0	1	1				
Ken Dayley, L OBP: 0.333, SLG: 0.200										0	0	0	0	0	0	0				
Todd Worrell, R OBP: 0.333, SLG: 0.200										0	0	0	0	0	0	0				
Inning Stats	R: 3 E: 0 K: 1 S: 9	H: 4 LOB: 2 BB: 1 P: 13	R: 0 E: 0 K: 0 S: 3	H: 0 LOB: 0 BB: 0 P: 3	R: 0 E: 0 K: 0 S: 3	H: 0 LOB: 0 BB: 0 P: 3	R: 1 E: 0 K: 0 S: 4	H: 2 LOB: 1 BB: 0 P: 4	R: 0 E: 0 K: 1 S: 6	H: 1 LOB: 1 BB: 0 P: 6	R: 0 E: 0 K: 0 S: 3	H: 0 LOB: 0 BB: 0 P: 3	R: 0 E: 0 K: 1 S: 5	H: 0 LOB: 0 BB: 0 P: 5	R: 0 E: 0 K: 0 S: 3	H: 0 LOB: 0 BB: 0 P: 3	1B: 5 2B: 2 3B: 0 HR: 0	SF: 0 SAC: 0 DP: 1 HBP: 0	WP: 0 PB: 0 SB: 2 CS: 0	PA: 34
PITCHER	IP WLS BF H R ER SO BB IBB HBP BLK WP HR S P ERA WHIP																			
Ed Whitson, R ERA: 7.5	(1, 1) 5.0 L 22 7 4 4 2 1 0 0 0 0 0 0 25 29 7.20 1.600																			
Craig Lefferts, L ERA: 1.92	(6, 1) 3.0 9 0 0 0 2 0 0 0 0 0 0 0 13 13 0.00 0.000																			
Gene Walter, L ERA: 3.78	(9, 1) 1.0 3 0 0 0 0 0 0 0 0 0 0 0 3 3 0.00 0.000																			

St. Louis Cardinals @ San Diego Padres
Jack Murphy Stadium, San Diego, CA
Sat Jul 12 1986, 10:05 PM EDT
Att: 38,621 - Unknown

AB 33
R 4
H 7
RBI 4
BB 1
SO 4
LOB 7



Batter	1	2	3	4	5	6	7	8	9	AB	R	H	RBI	BB	SO	LOB	BOTTOM					
Marvell Wynne, L OBP: 0.310, SLG: 0.429	0-0 4-3		0-0 G4-6-3		0-0 G3-6-3			0-0 L6		4	0	0	0	0	0	3						
Tony Gwynn, L OBP: 0.401, SLG: 0.494	0-0 F7			0-0 1B		0-0 FC3-6		0-0 K		4	1	2	0	0	1	0						
John Kruk, L OBP: 0.391, SLG: 0.400	0-0 4-3			0-0 1B		0-0 FC3-6			0-0 1B	4	0	2	0	0	0	1						
Graig Nettles, L OBP: 0.306, SLG: 0.409		0-0 L5		0-0 1B		0-0 L3			0-0 F9	4	0	1	1	0	0	2						
Carmelo Martinez, R OBP: 0.353, SLG: 0.379		0-0 L9		0-0 1B		0-0 L3			0-0 L5	3	0	0	0	1	0	3						
Gary Templeton, S OBP: 0.277, SLG: 0.275		0-0 6-3		0-0 6-3		0-0 K			0-0 4-3	4	0	0	0	0	1	3						
Terry Kennedy, L OBP: 0.233, SLG: 0.418			0-0 HR		0-0 1B		0-0 1B			3	1	3	1	0	0	0						
Bip Roberts, S OBP: 0.282, SLG: 0.283					0-0 1B		0-0 1B			0	0	0	0	0	0	0						
Tim Flannery, L OBP: 0.372, SLG: 0.375					0-0 1B		0-0 1B			2	0	1	0	0	0	1						
Jerry Royster, R OBP: 0.293, SLG: 0.308					0-0 1B		0-0 1B			1	0	0	0	0	0	2						
Bruce Bochy, R OBP: 0.333, SLG: 0.571					0-0 1B		0-0 1B			0	0	0	0	0	0	0						
Ed Whitson, R					0-0 1B		0-0 1B			1	0	0	0	0	0	1						
Dane Iorg, L OBP: 0.232, SLG: 0.299					0-0 1B		0-0 1B			1	0	1	0	0	0	0						
Craig Lefferts, L OBP: 0.167, SLG: 0.667					0-0 1B		0-0 1B			0	0	0	0	0	0	0						
Steve Garvey, R OBP: 0.262, SLG: 0.389					0-0 1B		0-0 1B			1	0	0	0	0	0	0						
Gene Walter, L OBP: 0.333, SLG: 0.400					0-0 1B		0-0 1B			0	0	0	0	0	0	0						
Inning Stats	R: 0 E: 0 K: 0 S: 3	H: 0 LOB: 0 BB: 0 P: 3	R: 0 E: 0 K: 0 S: 3	H: 0 LOB: 0 BB: 0 P: 3	R: 1 E: 0 K: 0 S: 4	H: 2 LOB: 0 BB: 0 P: 4	R: 1 E: 0 K: 0 S: 5	H: 3 LOB: 1 BB: 0 P: 5	R: 0 E: 0 K: 0 S: 4	H: 2 LOB: 1 BB: 0 P: 4	R: 0 E: 0 K: 0 S: 3	H: 1 LOB: 0 BB: 0 P: 3	R: 0 E: 0 K: 1 S: 5	H: 1 LOB: 2 BB: 1 P: 9	R: 0 E: 0 K: 1 S: 5	H: 0 LOB: 0 BB: 0 P: 5	R: 0 E: 0 K: 0 S: 4	H: 1 LOB: 1 BB: 0 P: 4	1B: 9 2B: 1 3B: 0 HR: 1	SF: 0 SAC: 0 DP: 5 HBP: 0	WP: 0 PB: 0 SB: 0 CS: 0	PA: 33
PITCHER	IP WLS BF H R ER SO BB IBB HBP BLK WP HR S P ERA WHIP																					
Bob Forsch, R ERA: 2.51	(1, 1) 6.0 W 23 8 2 2 2 1 0 0 0 0 0 0 1 22 26 3.00 1.500																					
Ken Dayley, L ERA: 3.29	(7, 1) 2.0 6 1 0 0 2 0 0 0 0 0 0 0 10 10 0.00 0.500																					
Todd Worrell, R ERA: 1.73	(9, 1) 1.0 S 4 1 0 0 0 0 0 0 0 0 0 0 4 4 0.00 1.000																					

St. Louis Cardinals @ San Diego Padres
Jack Murphy Stadium, San Diego, CA
Sat Jul 12 1986, 10:05 PM EDT
Att: 38,621 - Unknown

AB 32
R 2
H 10
RBI 2
BB 1
SO 2
LOB 16



Batter	1	2	3	4	5	6	7	8	9	AB	R	H	RBI	BB	SO	LOB	TOP				
Vince Coleman, S OBP: 0.326, SLG: 0.317	G3	F7			K	K			K	4	0	0	0	0	2	0	St. Louis Cardinals @ San Diego Padres Jack Murphy Stadium, San Diego, CA Sun Jul 13 1986, 6:33 AM EDT Att: 21,794 - Unknown livebaseballscorecards.com				
Greg Mathews, R OBP: 0.059, SLG: 0.059										0	0	0	0	0	0						
Tito Landrum, R OBP: 0.244, SLG: 0.248										1	0	0	0	0	1						
Tom Herr, S OBP: 0.305, SLG: 0.283	4-3		3-1			FC4-6 1B	G3			5	0	2	0	0	0						
Willie McGee, S OBP: 0.289, SLG: 0.316	1B S 1B		K		FC4-6 1B 1-2		F9		FC4-6 1B 1-2	5	2	1	0	0	1	2					
Andy Van Slyke, L OBP: 0.318, SLG: 0.355	1B 1B BB		4-3				F9			4	1	2	0	1	0	0					
Curt Ford, L OBP: 0.333, SLG: 0.415	1B 1-2 2-3			G3			F7			5	0	2	1	0	0	2					
Michael LaValliere, L OBP: 0.353, SLG: 0.325	1B 1-2 2-H 3-H			3-1 BB		G3 1B HR			F8	3	1	2	2	2	0	2					
Terry Pendleton, S OBP: 0.270, SLG: 0.288	F8		3-1			1B G3 HR			F8	4	1	1	0	0	0	4					
José Oquendo, S OBP: 0.407, SLG: 0.392		F9				G3			L5	3	0	0	0	1	0	3					
Tim Conroy, L OBP: 0.333, SLG: 0.455										2	0	0	0	0	1	2					
Ray Burris, R OBP: 0.182, SLG: 0.318	4-3			K					K	0	0	0	0	0	0	0					
Pat Perry, L OBP: 0.207, SLG: 0.253										2	1	1	3	0	1	1					
Clint Hurdle, L OBP: 0.207, SLG: 0.253										0	0	0	0	0	0	0					
Inning Stats	R: 2 E: 0 K: 0 S: 6	H: 3 LOB: 2 BB: 1 P: 10	R: 0 E: 0 K: 0 S: 3	H: 0 LOB: 0 BB: 0 P: 3	R: 0 E: 0 K: 1 S: 5	H: 0 LOB: 0 BB: 0 P: 5	R: 0 E: 0 K: 1 S: 5	H: 0 LOB: 2 BB: 2 P: 13	R: 0 E: 0 K: 1 S: 7	H: 2 LOB: 0 BB: 0 P: 7	R: 3 E: 0 K: 1 S: 8	H: 3 LOB: 0 BB: 0 P: 8	R: 0 E: 0 K: 0 S: 3	H: 0 LOB: 1 BB: 1 P: 9	R: 1 E: 0 K: 1 S: 8	H: 3 LOB: 2 BB: 0 P: 8	1B: 10 2B: 0 3B: 0 HR: 1	SF: 0 SAC: 0 DP: 0 HBP: 0	WP: 0 PB: 0 SB: 1 CS: 0	PA: 42	
PITCHER	IP	WLS	BF	H	R	ER	SO	BB	IBB	HBP	BLK	WP	HR	S	P	ERA	WHIP				
LaMarr Hoyt, R ERA: 4.97	6.0	W	29	8	5	3	4	2	1	0	0	0	1	34	46	4.50	1.667				
Bob Stoddard, R ERA: 1.5	3.0	S	13	3	1	1	2	1	0	0	0	0	0	16	20	3.00	1.333				

Batter	1	2	3	4	5	6	7	8	9	AB	R	H	RBI	BB	SO	LOB	BOTTOM				
Bip Roberts, S OBP: 0.267, SLG: 0.282	K				K				F7	4	1	1	1	1	2	1	St. Louis Cardinals @ San Diego Padres Jack Murphy Stadium, San Diego, CA Sun Jul 13 1986, 6:33 AM EDT Att: 21,794 - Unknown livebaseballscorecards.com				
Tony Gwynn, L OBP: 0.402, SLG: 0.489										3	2	1	2	1	0	2					
John Kruk, L OBP: 0.398, SLG: 0.420	G3		F8							1	0	1	0	0	0	0					
Kevin McReynolds, R OBP: 0.339, SLG: 0.466	5-3									4	1	1	2	0	1	3					
Steve Garvey, R OBP: 0.284, SLG: 0.390		K								5	0	2	2	0	1	1					
Carmelo Martínez, R OBP: 0.353, SLG: 0.379										0	0	0	0	0	0	0					
Garry Templeton, S OBP: 0.273, SLG: 0.271										5	1	0	0	0	0	2					
Tim Flannery, L OBP: 0.372, SLG: 0.375	6-3									0	0	0	0	0	0	0					
Terry Kennedy, L OBP: 0.338, SLG: 0.420										3	2	2	0	0	1	0					
Bob Stoddard, R ERA: 1.5	K									1	0	0	0	0	1	0					
Jerry Royster, R OBP: 0.303, SLG: 0.321										4	3	2	0	1	1	2					
Marvell Wynne, L OBP: 0.318, SLG: 0.446										5	2	3	3	0	0	1					
LaMarr Hoyt, R OBP: 0.160, SLG: 0.200										3	1	1	1	0	2	3					
Bruce Bochy, R OBP: 0.329, SLG: 0.563										1	0	0	0	0	0	2					
Inning Stats	R: 0 E: 0 K: 1 S: 5	H: 0 LOB: 0 BB: 0 P: 5	R: 0 E: 0 K: 2 S: 7	H: 0 LOB: 0 BB: 0 P: 7	R: 1 E: 0 K: 2 S: 10	H: 3 LOB: 0 BB: 0 P: 10	R: 7 E: 2 K: 1 S: 10	H: 4 LOB: 1 BB: 2 P: 19	R: 5 E: 0 K: 1 S: 9	H: 4 LOB: 0 BB: 1 P: 13	R: 0 E: 0 K: 0 S: 5	H: 2 LOB: 2 BB: 0 P: 5	R: 0 E: 0 K: 0 S: 4	H: 1 LOB: 1 BB: 0 P: 4	R: 0 E: 0 K: 2 S: 8	H: 0 LOB: 1 BB: 0 P: 8	1B: 7 2B: 6 3B: 1 HR: 0	SF: 1 SAC: 0 DP: 0 HBP: 1	WP: 2 PB: 0 SB: 0 CS: 0	PA: 44	
PITCHER	IP	WLS	BF	H	R	ER	SO	BB	IBB	HBP	BLK	WP	HR	S	P	ERA	WHIP				
Tim Conroy, L ERA: 4.47	3.2	L	20	5	7	7	6	2	0	1	0	0	0	9	13	67.50	9.000				
Ray Burris, R ERA: 5.09	0.2		8	5	5	5	1	1	0	0	0	0	0	3	3	13.50	1.500				
Pat Perry, L ERA: 4.06	0.2		3	1	1	1	0	0	0	0	0	0	0	3	3	13.50	1.500				
Greg Mathews, L ERA: 3.3	3.0		13	3	0	0	2	0	0	0	0	1	0	17	17	0.00	1.000				

Batter	1	2	3	4	5	6	7	8	9	AB	R	H	RBI	BB	SO	LOB	TOP				
Marvell Wynne, L OBP: 0.308, SLG: 0.434 (1, 8)	F7		4-3	FC4		F9			5-3	5	0	0	0	0	0	3					
Tony Gwynn, L OBP: 0.399, SLG: 0.494 (1, 9)	F7		5-3				F7		F7	5	0	1	0	0	0	0					
Kevin McReynolds, R OBP: 0.341, SLG: 0.466 (1, 7)			3-1				K			3	0	1	0	1	1	0					
Graig Nettles, L OBP: 0.300, SLG: 0.401 (1, 5)	G3			5-3	FC1-5-6-5		F8			4	0	0	0	0	0	2					
Steve Garvey, R OBP: 0.270, SLG: 0.392 Craig Lefferts, L OBP: 0.167, SLG: 0.667 (8, 1)		K		BB 2B					1B	3	1	2	0	1	1	0					
Terry Kennedy, L OBP: 0.338, SLG: 0.416 (1, 2)	K			BB 2B	F9				F9	3	1	0	0	1	1	3					
Garry Templeton, S OBP: 0.279, SLG: 0.283 (1, 6)				SF9 2B					K	4	0	3	1	0	1	1					
Tim Flannery, L OBP: 0.370, SLG: 0.371 (1, 4)				SF9					F9	2	0	0	1	1	0	2					
Lance McCullers, S Camelo Martinez, R OBP: 0.351, SLG: 0.377 (8, 3)		K		FC4 BB					F9	2	0	0	0	1	1	3					
Inning Stats	R: 0 E: 0 K: 0 S: 3	H: 0 LOB: 1 BB: 1 P: 7	R: 0 E: 0 K: 3 S: 10	H: 1 LOB: 2 BB: 1 P: 14	R: 0 E: 0 K: 0 S: 3	H: 0 LOB: 0 BB: 0 P: 3	R: 2 E: 0 K: 0 S: 5	H: 2 LOB: 2 BB: 2 P: 13	R: 0 E: 0 K: 0 S: 4	H: 2 LOB: 2 BB: 1 P: 8	R: 0 E: 0 K: 1 S: 6	H: 1 LOB: 1 BB: 0 P: 6	R: 0 E: 0 K: 1 S: 6	H: 1 LOB: 1 BB: 0 P: 6	R: 0 E: 0 K: 0 S: 3	H: 0 LOB: 0 BB: 0 P: 3	1B: 4 2B: 3 3B: 0 HR: 0	SF: 1 SAC: 0 DP: 0 HBP: 0	WP: 0 PB: 0 SB: 1 CS: 1	PA: 38	
PITCHER	IP	WLS	BF	H	R	ER	SO	BB	IBB	HBP	BLK	WP	HR	S	P	ERA	WHIP				
Rick Rhoden, R ERA: 2.45 (1, 1)	6.0	L	28	6	2	2	3	4	1	0	0	0	0	29	49	3.00	1.667				
Cecilio Guante, R ERA: 2.18 (7, 1)	2.0		7	1	0	0	2	0	0	0	0	0	0	11	11	0.00	0.500				
Don Robinson, R ERA: 3.3 (9, 1)	1.0		3	0	0	0	0	0	0	0	0	0	0	3	3	0.00	0.000				

San Diego Padres @ Pittsburgh Pirates
Three Rivers Stadium, Pittsburgh, PA
Thu Jul 17 1986, 7:05 PM EDT
Att: 8,865 - Unknown

AB 32
R 2
H 7
RBI 2
BB 5
SO 5
LOB 14





Batter	1	2	3	4	5	6	7	8	9	AB	R	H	RBI	BB	SO	LOB	BOTTOM				
Barry Bonds, L OBP: 0.355, SLG: 0.462 (1, 8)	F8		K			K		F8		4	0	0	0	0	2	1					
Joe Orsulak, L OBP: 0.335, SLG: 0.384 Mike Brown, R OBP: 0.299, SLG: 0.321 Don Robinson, R OBP: 1.000, SLG: 1.000 (8, PH)	K		4-3			F7		F9		3	0	0	0	0	1	1					
Johnny Ray, S OBP: 0.369, SLG: 0.394 (1, 4)	L6								F9	3	0	1	0	1	0	0					
Sid Bream, L OBP: 0.361, SLG: 0.485 Mike Diaz, R OBP: 0.329, SLG: 0.473 (9, PH)		5-3				F8		F8		3	0	0	0	0	0	2					
R.J. Reynolds, S OBP: 0.355, SLG: 0.453 (9, 9)		6-3				F7		F9 PB		4	0	1	0	0	0	1					
Tony Peña, R OBP: 0.312, SLG: 0.375 (1, 2)						F9		F9		3	0	0	0	0	1	2					
Jim Morrison, R OBP: 0.309, SLG: 0.408 (1, 5)			6-3			F8		6-3		3	0	0	0	0	0	1					
U.L. Washington, S OBP: 0.295, SLG: 0.275 (1, 6)						F7		1-3		3	1	1	0	0	0	1					
Rick Rhoden, R OBP: 0.353, SLG: 0.375 Cecilio Guante, R (7, 1) Bill Almon, R OBP: 0.333, SLG: 0.417 (8, PH)									K	2	0	1	1	0	0	0					
Inning Stats	R: 0 E: 0 K: 1 S: 5	H: 0 LOB: 0 BB: 0 P: 5	R: 0 E: 0 K: 1 S: 7	H: 0 LOB: 1 BB: 0 P: 7	R: 0 E: 1 K: 0 S: 3	H: 0 LOB: 1 BB: 1 P: 7	R: 0 E: 0 K: 0 S: 6	H: 1 LOB: 1 BB: 0 P: 6	R: 0 E: 0 K: 0 S: 4	H: 1 LOB: 1 BB: 0 P: 4	R: 0 E: 0 K: 1 S: 5	H: 0 LOB: 0 BB: 0 P: 5	R: 0 E: 0 K: 0 S: 3	H: 0 LOB: 0 BB: 0 P: 3	1B: 3 2B: 0 3B: 1 HR: 0	SF: 0 SAC: 0 DP: 0 HBP: 0	WP: 0 PB: 1 SB: 0 CS: 0	PA: 32			
PITCHER	IP	WLS	BF	H	R	ER	SO	BB	IBB	HBP	BLK	WP	HR	S	P	ERA	WHIP				
Lance McCullers, R ERA: 2.09 (1, 1)	7.0	W	26	4	1	1	4	1	0	0	0	0	0	8	8	0.00	0.714				
Craig Lefferts, L ERA: 1.96 (8, 1)	2.0	S	6	0	0	0	1	0	0	0	0	0	0	8	8	0.00	0.000				

San Diego Padres @ Pittsburgh Pirates
Three Rivers Stadium, Pittsburgh, PA
Thu Jul 17 1986, 7:05 PM EDT
Att: 8,865 - Unknown


AB 31
R 1
H 4
RBI 1
BB 1
SO 5
LOB 9




Batter	1	2	3	4	5	6	7	8	9	AB	R	H	RBI	BB	SO	LOB	TOP		
Marvell Wynne, L (1,8) OBP: 0.311, SLG: 0.456	G3		K			G3			HR	4	1	1	1	0	1	1	San Diego Padres @ Pittsburgh Pirates Three Rivers Stadium, Pittsburgh, PA Sat Jul 19 1986, 3:33 AM EDT Att: 8,559 - Unknown livebaseballscorecards.com		
Tony Gwynn, L (1,9) OBP: 0.396, SLG: 0.496	F7			F9		4-3			G4-6-3 SH HR BB	3	1	0	0	1	0	0			
Kevin McReynolds, R (1,7) OBP: 0.344, SLG: 0.472	F9			1-3 1B			F8 2B		SH G4-6-3	3	0	2	0	0	0	0			
Graig Nettles, L (1,5) OBP: 0.304, SLG: 0.407		5-3		1-3			F9		G4-6-3	4	0	0	0	0	0	4			
Steve Garvey, R (1,3) OBP: 0.267, SLG: 0.396		K		F7			F8		HR	4	1	1	2	0	1	2			
Terry Kennedy, L (1,2) OBP: 0.337, SLG: 0.408		L9			F8		L5		BB	3	0	0	0	1	0	1			
Garry Templeton, S (1,6) OBP: 0.276, SLG: 0.280			1-3		F8			G6-4-3 1B	K	4	0	1	0	0	1	1			
Tim Flannery, L (1,4) OBP: 0.376, SLG: 0.375				F7				G6-4-3 1-2		2	0	0	0	1	0	1			
Ed Whitson, R (1,1) John Kruk, L (8,PH) Craig Lefferts, L (8,PH) Rich Gossage, R (9,1)			K			6-3		K		2	0	0	0	0	1	1			
Inning Stats	R: 0 E: 0 K: 0 S: 3	H: 0 LOB: 0 BB: 0 P: 3	R: 0 E: 0 K: 1 S: 5	H: 0 LOB: 0 BB: 0 P: 5	R: 0 E: 0 K: 2 S: 7	H: 0 LOB: 1 BB: 1 P: 11	R: 0 E: 0 K: 0 S: 4	H: 1 LOB: 1 BB: 0 P: 4	R: 0 E: 0 K: 0 S: 3	H: 0 LOB: 0 BB: 0 P: 3	R: 0 E: 0 K: 0 S: 4	H: 1 LOB: 1 BB: 0 P: 4	R: 0 E: 0 K: 1 S: 5	H: 1 LOB: 0 BB: 0 P: 5	R: 3 E: 1 K: 1 S: 7	H: 2 LOB: 1 BB: 2 P: 15		1B: 2 2B: 1 3B: 0 HR: 2	SF: 0 SAC: 1 DP: 2 HBP: 0
PITCHER	IP	WLS	BF	H	R	ER	SO	BB	IBB	HBP	BLK	WP	HR	S	P	ERA	WHIP		
Bob Walk, R (1,1) ERA: 3.31	8.0		28	4	1	1	4	1	0	0	0	0	1	35	39	1.12	0.625		
Cecilio Guante, R (9,1) ERA: 2.43	1.0	W	6	1	2	2	1	2	0	0	0	0	1	6	14	18.00	3.000		

Batter	1	2	3	4	5	6	7	8	9	AB	R	H	RBI	BB	SO	LOB	BOTTOM		
Barry Bonds, L (1,8) OBP: 0.344, SLG: 0.442	4-3	FC1-6 1-2 2-3			G3			F7		4	0	0	0	0	0	2	San Diego Padres @ Pittsburgh Pirates Three Rivers Stadium, Pittsburgh, PA Sat Jul 19 1986, 3:33 AM EDT Att: 8,559 - Unknown livebaseballscorecards.com		
Joe Orsulak, L (1,9) OBP: 0.325, SLG: 0.373	L3	CS	4-3			K			F8	3	0	0	0	0	1	0			
Bill Almon, R (9,PH) OBP: 0.335, SLG: 0.424										1	0	0	0	0	0	0			
Johnny Ray, S (1,4) OBP: 0.372, SLG: 0.395	1B		5-3			F7			1B 1B	4	1	2	0	0	0	0			
Sid Bream, L (1,3) OBP: 0.361, SLG: 0.482	K		L4			K			1B 1B	3	0	0	0	0	2	1			
Mike Brown, R (9,PH) OBP: 0.302, SLG: 0.324									1B 1B	1	1	1	0	0	0	0			
R.J. Reynolds, S (1,7) OBP: 0.359, SLG: 0.456		1B E BB		4-3			G5-4-3 1B		F7	3	1	1	0	1	0	2			
Tony Peña, R (1,2) OBP: 0.317, SLG: 0.377		E SF7 1B		K			G5-4-3 1-2		1B	4	1	2	1	0	1	1			
Jim Morrison, R (1,5) OBP: 0.317, SLG: 0.414		FC1-6 E CS 1B		F7			L5		1B	4	0	2	1	0	0	0			
U.L. Washington, S (1,6) OBP: 0.314, SLG: 0.340		E4 FC1-6			K			F6		3	0	0	1	0	1	2			
Bob Walk, R (1,1) OBP: 0.208, SLG: 0.273		SF7 3H			K			K		2	0	0	1	0	2	0			
Cecilio Guante, R (9,1) ERA: 4.36										0	0	0	0	0	0	0			
Inning Stats	R: 0 E: 0 K: 1 S: 6	H: 1 LOB: 1 BB: 0 P: 6	R: 2 E: 1 K: 0 S: 5	H: 2 LOB: 1 BB: 1 P: 9	R: 0 E: 0 K: 0 S: 3	H: 0 LOB: 0 BB: 0 P: 3	R: 0 E: 0 K: 1 S: 5	H: 0 LOB: 0 BB: 0 P: 5	R: 0 E: 0 K: 2 S: 7	H: 0 LOB: 0 BB: 0 P: 7	R: 0 E: 0 K: 0 S: 3	H: 1 LOB: 0 BB: 0 P: 3	R: 0 E: 0 K: 1 S: 5	H: 0 LOB: 0 BB: 0 P: 5	R: 2 E: 0 K: 0 S: 6	H: 4 LOB: 2 BB: 0 P: 6	1B: 8 2B: 0 3B: 0 HR: 0	SF: 1 SAC: 0 DP: 1 HBP: 0	WP: 0 PA: 35 SB: 0 CS: 1
PITCHER	IP	WLS	BF	H	R	ER	SO	BB	IBB	HBP	BLK	WP	HR	S	P	ERA	WHIP		
Ed Whitson, R (1,1) ERA: 6.8	7.0		25	4	2	2	6	1	0	0	0	0	0	36	40	2.57	0.714		
Craig Lefferts, L (8,1) ERA: 2.09	1.1	L	6	2	2	2	1	0	0	0	0	0	0	8	8	13.50	1.500		
Rich Gossage, R (9,1) ERA: 4.36	0.1		3	2	0	0	0	0	0	0	0	0	0	3	3	0.00	6.000		

Batter	1	2	3	4	5	6	7	8	9	AB	R	H	RBI	BB	SO	LOB	TOP								
Marvell Wynne, L (1, 8) OBP: 0.304, SLG: 0.446	L1		F9		G3		K			4	0	0	0	0	1	1	San Diego Padres @ Pittsburgh Pirates Three Rivers Stadium, Pittsburgh, PA Sun Jul 20 1986, 3:33 AM EDT Att: 15,765 - Unknown								
John Kruk, L (1, 9) OBP: 0.394, SLG: 0.407 Tony Gwynn, L (8, PH) OBP: 0.397, SLG: 0.496	CS 1B		BB		G3			BB 8-3		2	0	1	0	1	0	0									
Kevin McReynolds, R (1, 7) OBP: 0.349, SLG: 0.471	1-2 BB		FC4-6 BB			2B 6-3 BB		8-3		1	1	0	0	3	0	1									
Graig Nettles, L (1, 5) OBP: 0.305, SLG: 0.410 Carmelo Martinez, R (8, PH) OBP: 0.353, SLG: 0.375 Bip Roberts, S (8, 4) OBP: 0.270, SLG: 0.285	F8		FC4-6			6-3 WP 2B		F7		3	1	1	0	0	0	4									
Steve Garvey, R (1, 3) OBP: 0.267, SLG: 0.392		F8		4-3		6-3			2B BB	3	0	0	1	1	0	1									
Terry Kennedy, L (1, 2) OBP: 0.332, SLG: 0.402	1-3			5-3		F9		F7		4	0	0	0	0	0	1									
Tim Flannery, L (1, 4) OBP: 0.375, SLG: 0.371	6-3					3-H 6-3 K			2B	2	0	0	0	1	1	0									
Bruce Bochy, R (9, PH) OBP: 0.333, SLG: 0.576 Lance McCullers, S (9, PR)				S BB				1-3 2B		1	0	1	0	0	0	0									
Jerry Royster, R (1, 6) OBP: 0.311, SLG: 0.319			BB SH1-4 BB	4-3			1-3	K		3	0	0	0	1	1	3									
Dave Dravecky, R (1, 1) OBP: 0.182, SLG: 0.233 Craig Lefferts, L (6, 1) OBP: 0.167, SLG: 0.667 Garry Templeton, S (7, PH) OBP: 0.275, SLG: 0.279 Gene Walter, L (7, 1) OBP: 0.333, SLG: 0.400 Dane Iorg, L (9, PH) OBP: 0.225, SLG: 0.290			SH1-4		K		F9	K		1	0	0	0	0	1	0									
Inning Stats	R: 0 E: 0 K: 0 S: 3	H: 1 LOB: 1 BB: 1 P: 7	R: 0 E: 0 K: 0 S: 3	H: 0 LOB: 0 BB: 0 P: 3	R: 0 E: 0 K: 0 S: 3	H: 0 LOB: 3 BB: 3 P: 15	R: 0 E: 0 K: 0 S: 3	H: 0 LOB: 1 BB: 1 P: 7	R: 0 E: 0 K: 1 S: 5	H: 0 LOB: 0 BB: 0 P: 5	R: 2 E: 0 K: 1 S: 6	H: 1 LOB: 0 BB: 1 P: 10	R: 0 E: 0 K: 1 S: 5	H: 0 LOB: 0 BB: 0 P: 5	R: 0 E: 0 K: 2 S: 2	H: 0 LOB: 0 BB: 1 P: 6	R: 0 E: 0 K: 2 S: 8	H: 1 LOB: 2 BB: 1 P: 12	1B: 1 2B: 3 3B: 0 HR: 0	SF: 0 SAC: 1 DP: 1 HBP: 0	WP: 1 PB: 0 SB: 1 CS: 1	PA: 36			
PITCHER	IP	WLS	BF	H	R	ER	SO	BB	IBB	HBP	BLK	WP	HR	S	P	ERA	WHIP								
Mike Bielecki, R (1, 1) ERA: 4.5	5.1		23	2	2	2	1	6	0	0	0	0	0	19	43	3.38	1.500								
Larry McWilliams, L (6, 1) ERA: 4.58	3.0	W	10	0	0	0	2	2	0	0	0	1	0	12	20	0.00	0.667								
Don Robinson, R (9, 1) ERA: 3.16	0.2	S	3	1	0	0	2	0	0	0	0	0	0	7	7	0.00	1.500								
Batter	1	2	3	4	5	6	7	8	9	AB	R	H	RBI	BB	SO	LOB	BOTTOM								
Barry Bonds, L (1, 8) OBP: 0.342, SLG: 0.437	K		G3-4-1			BB 1B	K			4	1	1	0	0	2	1	San Diego Padres @ Pittsburgh Pirates Three Rivers Stadium, Pittsburgh, PA Sun Jul 20 1986, 3:33 AM EDT Att: 15,765 - Unknown								
Bill Almon, R (1, 7) OBP: 0.333, SLG: 0.416	5-3		F7			1B 2B BB	5-3			3	1	0	0	1	0	1									
Johnny Ray, S (1, 4) OBP: 0.370, SLG: 0.393	F8			6-3		2B SF8 1B	F8			4	1	1	1	0	0	0									
Jim Morrison, R (1, 5) OBP: 0.319, SLG: 0.422		4-3 SF9 2B		K		1-3 3-H 2B	5-3			4	1	2	1	0	1	0									
Mike Brown, R (1, 9) OBP: 0.305, SLG: 0.321 Joe Orsulak, L (8, PR) OBP: 0.325, SLG: 0.373		4-3		F7				1B BB		2	0	0	0	2	0	1									
Tony Peña, R (1, 3) OBP: 0.322, SLG: 0.378		2-3				IBB		1B BB		0	0	0	0	0	0	0									
Junior Ortiz, R (1, 2) OBP: 0.366, SLG: 0.490 Sid Bream, L (7, 3) OBP: 0.360, SLG: 0.481		CS IBB				F3		1B		2	0	1	0	2	0	3									
U L Washington, S (1, 6) OBP: 0.333, SLG: 0.347		CS		G3-4-1 SH1 1B				K		1	0	0	2	0	1	2									
Mike Bielecki, R (1, 1) OBP: 0.029, SLG: 0.029 Larry McWilliams, L (6, 1) OBP: 0.150, SLG: 0.200 Don Robinson, R (9, 1) OBP: 1.000, SLG: 1.000					5-3		1-3			1	0	0	0	0	0	1									
Inning Stats	R: 0 E: 0 K: 1 S: 5	H: 0 LOB: 0 BB: 0 P: 5	R: 1 E: 0 K: 0 S: 3	H: 1 LOB: 0 BB: 1 P: 7	R: 0 E: 0 K: 0 S: 4	H: 1 LOB: 1 BB: 0 P: 4	R: 0 E: 0 K: 1 S: 5	H: 0 LOB: 0 BB: 0 P: 5	R: 0 E: 0 K: 1 S: 2	H: 0 LOB: 2 BB: 2 P: 10	R: 3 E: 0 K: 1 S: 8	H: 3 LOB: 2 BB: 2 P: 16	R: 0 E: 0 K: 1 S: 5	H: 0 LOB: 0 BB: 0 P: 5	R: 0 E: 0 K: 1 S: 6	H: 1 LOB: 2 BB: 1 P: 10		1B: 4 2B: 2 3B: 0 HR: 0	SF: 2 SAC: 1 DP: 0 HBP: 0	WP: 0 PB: 0 SB: 0 CS: 2	PA: 35				
PITCHER	IP	WLS	BF	H	R	ER	SO	BB	IBB	HBP	BLK	WP	HR	S	P	ERA	WHIP								
Dave Dravecky, L (1, 1) ERA: 2.83	5.0	L	20	3	3	3	2	3	1	0	0	0	0	20	36	5.40	1.200								
Craig Lefferts, L (6, 1) ERA: 2.19	1.0		6	2	1	1	1	0	1	0	0	0	0	7	11	9.00	2.000								
Gene Walter, L (7, 1) ERA: 3.52	2.0		8	1	0	0	2	1	0	0	0	0	0	11	15	0.00	1.000								

Batter	1	2	3	4	5	6	7	8	9	AB	R	H	RBI	BB	SO	LOB	TOP									
Tim Flannery, L OBP: 0.374, SLG: 0.367 (1, 4)	0-0 3-1		0-0 4-3		0-0 L7			0-0 F9 1B	4-0 G6-4-3 BB	4	1	1	0	1	0	3	San Diego Padres @ Chicago Cubs Wrigley Field, Chicago, IL Tue Jul 22 1986, 3:33 AM CDT Att: 27,044 - Unknown AB 35 R 4 H 9 RBI 4 BB 3 SO 5 LOB 19 									
Tony Gwynn, L OBP: 0.391, SLG: 0.486 (1, 9)	0-0 3-1		0-0 4-3		0-0 L7			0-0 PB 1B	0-0 G6-4-3	5	1	1	1	0	0	2										
John Kruk, L OBP: 0.394, SLG: 0.400 (1, 3) (8, 7)	0-0 3-1		0-0 L8		0-0 5-3 1B			0-3 K		4	0	1	0	0	1	2										
Kevin McReynolds, R OBP: 0.352, SLG: 0.468 (1, 7) (8, 8)		0-0 5-3		4-0 BB	0-0 5-3			0-0 F9		3	0	0	0	1	0	3										
Graig Nettles, L OBP: 0.301, SLG: 0.405 (1, 5) Jerry Royster, R OBP: 0.325, SLG: 0.336 (8, PH) (8, 5)		0-3 K		0-0 L9	0-0 L9			0-0 PB 1B		3	0	0	0	0	1	2										
Terry Kennedy, L OBP: 0.331, SLG: 0.400 (1, 2) Bruce Bochy, R OBP: 0.325, SLG: 0.557 (8, PH) (8, 2)		0-0 F7			0-0 BB 1B			0-0 F8		3	0	1	0	0	0	0										
Marvell Wynne, L OBP: 0.310, SLG: 0.447 (1, 8) Steve Garvey, R OBP: 0.266, SLG: 0.392 (8, PH) (8, 3)			0-0 FC3-6 1B		4-0 FC4-6 BB			0-0 F7	0-0 5-3	2	0	1	0	1	0	0										
Garry Templeton, S OBP: 0.275, SLG: 0.276 (1, 6)			0-3 K		0-3 K			0-0 L8		4	0	0	0	0	3	3										
Lance McCullers, S (1, 1) Bob Stoddard, R (7, 1) Dane Iorg, L OBP: 0.236, SLG: 0.300 (8, PH) Dave LaPoint, L (8, 1) Camelo Martinez, R OBP: 0.354, SLG: 0.372 (8, PH)		0-0 FC3-6		0-0 FC4-6				0-0 1B 1B		2	0	0	0	0	0	3										
Inning Stats	R: 0 E: 0 K: 0 S: 3	H: 0 LOB: 0 BB: 0 P: 3	R: 0 E: 0 K: 1 S: 5	H: 0 LOB: 0 BB: 0 P: 5	R: 0 E: 0 K: 1 S: 6	H: 1 LOB: 1 BB: 0 P: 6	R: 0 E: 0 K: 0 S: 3	H: 0 LOB: 1 BB: 1 P: 7	R: 0 E: 0 K: 1 S: 6	H: 1 LOB: 2 BB: 1 P: 10	R: 0 E: 0 K: 0 S: 4	H: 1 LOB: 1 BB: 0 P: 4	R: 0 E: 0 K: 0 S: 3	H: 0 LOB: 0 BB: 0 P: 3	R: 4 E: 0 K: 1 S: 10	H: 5 LOB: 1 BB: 0 P: 10		R: 0 E: 0 K: 1 S: 5	H: 1 LOB: 1 BB: 1 P: 9	1B: 9 2B: 0 3B: 0 HR: 0	SF: 0 SAC: 0 DP: 1 HBP: 0	WP: 0 PB: 1 SB: 0 CS: 0	PA: 38			
PITCHER	IP	WLS	BF	H	R	ER	SO	BB	IBB	HBP	BLK	WP	HR	S	P	ERA		WHIP								
Ed Lynch, R ERA: 2.32 Frank DiPino, L ERA: 3.59 Lee Smith, R ERA: 2.81	7.0	W	29	6	3	3	3	2	0	0	0	0	0	33	41	3.86		1.143								

Batter	1	2	3	4	5	6	7	8	9	AB	R	H	RBI	BB	SO	LOB	BOTTOM									
Jerry Mumphrey, S OBP: 0.362, SLG: 0.357 (1, 8) (8, 7)	4-0 23 4-3 PB BB		0-0 1B		0-0 23 G6-4-3 2B			0-3 K		4	2	0	1	1	0		San Diego Padres @ Chicago Cubs Wrigley Field, Chicago, IL Tue Jul 22 1986, 3:33 AM CDT Att: 27,044 - Unknown AB 32 R 6 H 8 RBI 5 BB 6 SO 5 LOB 16 									
23 Ryne Sandberg, R OBP: 0.327, SLG: 0.422 (1, 4)	0-0 4-3		0-0 F2		0-0 G6-4-3 1B			0-0 F9		5	0	1	0	0	0	2										
Gary Matthews, R OBP: 0.355, SLG: 0.450 (1, 7) Dave Martinez, L OBP: 0.169, SLG: 0.194 (7, PR) (8, 8)	0-0 4-3		0-0 F8		0-0 G6-4-3			0-0 E5 2B		4	0	0	1	0	0	2										
Leon Durham, L OBP: 0.338, SLG: 0.403 (1, 3)	0-0 4-3		0-0 F5		4-0 S 1B BB			0-0 2B 2B		3	2	1	1	1	0	1										
Keith Moreland, R OBP: 0.348, SLG: 0.399 (1, 9)		0-0 5-3		4-0 G3 BB	4-0 1B IBB			0-0 1B 2B		2	1	1	1	2	0	0										
Jody Davis, R OBP: 0.295, SLG: 0.410 (1, 2)		0-3 K		0-0 G3	0-0 1-2 2H 1B			0-0 F7		4	0	1	1	0	1	3										
Ron Cey, R OBP: 0.372, SLG: 0.522 (1, 5) Chris Speier, R OBP: 0.333, SLG: 0.429 (7, PR) (8, 5)		4-0 2B BB		0-0 F9	0-3 K			0-0 1B		3	0	1	1	1	1	3										
Shawon Dunston, R OBP: 0.307, SLG: 0.439 (1, 6)		0-0 2B		4-0 IBB				0-0 F8		3	0	1	0	1	0	1										
Ed Lynch, R (1, 1) Frank DiPino, L ERA: 4.0 Manny Trillo, R OBP: 0.385, SLG: 0.391 (8, PH) Lee Smith, R (9, 1)		0-3 K		0-3 K				0-0 F3		3	0	0	0	0	2	4										
Inning Stats	R: 1 E: 0 K: 0 S: 3	H: 0 LOB: 0 BB: 1 P: 7	R: 0 E: 0 K: 2 S: 8	H: 1 LOB: 2 BB: 1 P: 12	R: 0 E: 0 K: 0 S: 4	H: 1 LOB: 1 BB: 0 P: 4	R: 0 E: 0 K: 1 S: 5	H: 0 LOB: 2 BB: 2 P: 13	R: 2 E: 0 K: 1 S: 7	H: 3 LOB: 2 BB: 2 P: 15	R: 0 E: 0 K: 0 S: 3	H: 0 LOB: 0 BB: 0 P: 3	R: 3 E: 1 K: 0 S: 7	H: 3 LOB: 1 BB: 0 P: 7	R: 0 E: 0 K: 1 S: 5	H: 0 LOB: 0 BB: 0 P: 5		1B: 4 2B: 4 3B: 0 HR: 0	SF: 0 SAC: 0 DP: 1 HBP: 0	WP: 0 PB: 1 SB: 1 CS: 0	PA: 38					
PITCHER	IP	WLS	BF	H	R	ER	SO	BB	IBB	HBP	BLK	WP	HR	S	P	ERA		WHIP								
Lance McCullers, R ERA: 2.27 Bob Stoddard, R ERA: 4.0 Dave LaPoint, L ERA: 6.15	6.1	L	31	6	6	4	4	4	2	0	0	0	0	4	4	0.00		3.000								

Batter	1	2	3	4	5	6	7	8	9	AB	R	H	RBI	BB	SO	LOB	TOP						
Tim Flannery, L (1,4) OBP: 0.371, SLG: 0.363	F8		F7				E1	F9		5	2	1	1	0	0	2							
Tony Gwynn, L (1,9) OBP: 0.394, SLG: 0.491	G6-4-3 1B		1B		4-3		1B		1-3	5	1	3	2	0	0	2							
John Kruk, L (1,7) OBP: 0.404, SLG: 0.411	G6-4-3		1B							5	0	3	2	0	0	1							
Carmelo Martinez, R (8,3) OBP: 0.334, SLG: 0.372	G6-4-3		1B							0	0	0	0	0	0	0							
Graig Nettles, L (1,5) OBP: 0.295, SLG: 0.396		F7	F9		4-3		K		G3	5	0	0	0	0	1	4							
Steve Garvey, R (1,3) OBP: 0.266, SLG: 0.391		6-3			F8		F2			4	0	1	0	0	0	0							
Bip Roberts, S (8, PR) OBP: 0.265, SLG: 0.279										0	1	0	0	0	0	0							
Rich Gossage, R (8,1) OBP: 0.329, SLG: 0.557										0	0	0	0	0	0	0							
Terry Kennedy, L (1,2) OBP: 0.331, SLG: 0.399					6-3		K		SH5-4	3	0	1	0	0	1	0							
Bruce Bochy, R (8, PH) OBP: 0.329, SLG: 0.557									SH5-4	0	0	0	0	0	0	0							
Marvell Wynne, L (1,8) OBP: 0.308, SLG: 0.448										4	1	1	1	0	2	1							
Garry Templeton, S (1,6) OBP: 0.277, SLG: 0.282										4	2	2	0	0	1	2							
Andy Hawkins, R (1,1) OBP: 0.205, SLG: 0.184										1	0	0	0	0	0	1							
Jerry Royster, R (7, PH) OBP: 0.323, SLG: 0.333										1	0	0	0	0	0	0							
Craig Lefferts, L (7,1) OBP: 0.197, SLG: 0.667										0	0	0	0	0	0	0							
Kevin McReynolds, R (8, PH) OBP: 0.354, SLG: 0.468										0	0	0	0	1	0	0							
Inning Stats	R: 0 E: 0 K: 0 S: 3	H: 1 LOB: 0 BB: 0 P: 3	R: 0 E: 0 K: 0 S: 4	H: 1 LOB: 0 BB: 0 P: 4	R: 1 E: 0 K: 0 S: 6	H: 3 LOB: 2 BB: 0 P: 6	R: 0 E: 0 K: 1 S: 5	H: 0 LOB: 0 BB: 0 P: 5	R: 2 E: 0 K: 1 S: 6	H: 3 LOB: 1 BB: 0 P: 6	R: 0 E: 0 K: 2 S: 7	H: 0 LOB: 0 BB: 0 P: 7	R: 2 E: 1 K: 1 S: 8	H: 2 LOB: 1 BB: 0 P: 8	R: 2 E: 1 K: 1 S: 7	H: 2 LOB: 1 BB: 1 P: 11	R: 0 E: 0 K: 0 S: 3	H: 0 LOB: 0 BB: 0 P: 3	1B: 9 2B: 3 3B: 0 HR: 0	SF: 0 SAC: 2 DP: 1 HBP: 0	WP: 1 PB: 0 SB: 0 CS: 0	PA: 40	
PITCHER	IP	WLS	BF	H	R	ER	SO	BB	IBB	HBP	BLK	WP	HR	S	P	ERA	WHIP					ERA	WHIP
Scott Sanderson, R (1,1) ERA: 3.79	4.0		19	7	3	3	1	0	0	0	0	0	0	21	21	6.75	1.750						
Ray Fontenot, L (5,1) ERA: 3.32	3.0	L	13	4	3	1	3	0	0	0	0	0	0	19	19	3.00	1.333						
Dave Gumpert, R (8,1) ERA: 1.83	2.0		8	1	1	0	1	1	0	0	0	1	0	9	13	0.00	1.000						

San Diego Padres @ Chicago Cubs
Wrigley Field, Chicago, IL
Wed Jul 23 1986, 3:33 AM CDT
Att: 32,755 - Unknown

AB 37
R 7
H 12
RBI 6
BB 1
SO 5
LOB 13



Batter	1	2	3	4	5	6	7	8	9	AB	R	H	RBI	BB	SO	LOB	BOTTOM						
Jerry Mumphrey, S (1,8) OBP: 0.364, SLG: 0.360	G6-3 1B	G3					4-3			4	1	2	0	0	0	1							
23 Ryne Sandberg, R (1,4) OBP: 0.326, SLG: 0.428	G6-3	F8					K			4	1	1	2	0	1	2							
Gary Matthews, R (1,7) OBP: 0.353, SLG: 0.446	1B						F9		5-3	4	0	1	0	0	0	0							
Leon Durham, L (1,3) OBP: 0.340, SLG: 0.405							4-3			4	0	2	0	0	0	0							
Keith Moreland, R (1,9) OBP: 0.345, SLG: 0.395	4-3									4	0	0	0	0	1	3							
Jody Davis, R (1,2) OBP: 0.294, SLG: 0.417										4	1	1	1	0	0	0							
Ron Cey, R (1,5) OBP: 0.369, SLG: 0.515										4	1	1	0	0	2	0							
Shawon Dunston, R (1,6) OBP: 0.309, SLG: 0.442										4	1	2	1	0	1	0							
Scott Sanderson, R (1,1) OBP: 0.088, SLG: 0.091										1	0	1	1	0	0	0							
Ray Fontenot, L (5,1) OBP: 0.250, SLG: 0.250										2	0	0	0	0	2	1							
Dave Gumpert, R (8,1) ERA: 2.15										0	0	0	0	0	0	0							
Thad Bosley, L (8, PH) OBP: 0.400, SLG: 0.365										1	0	0	0	0	1	0							
Inning Stats	R: 0 E: 0 K: 0 S: 5	H: 3 LOB: 2 BB: 0 P: 5	R: 2 E: 0 K: 0 S: 6	H: 3 LOB: 1 BB: 0 P: 6	R: 0 E: 0 K: 1 S: 5	H: 1 LOB: 0 BB: 0 P: 5	R: 0 E: 0 K: 0 S: 3	H: 0 LOB: 0 BB: 0 P: 3	R: 2 E: 0 K: 1 S: 7	H: 2 LOB: 0 BB: 0 P: 7	R: 1 E: 0 K: 2 S: 9	H: 2 LOB: 1 BB: 0 P: 9	R: 0 E: 0 K: 1 S: 5	H: 0 LOB: 0 BB: 0 P: 5	R: 0 E: 0 K: 0 S: 3	H: 0 LOB: 0 BB: 0 P: 3	R: 0 E: 0 K: 3 S: 9	H: 0 LOB: 0 BB: 0 P: 9	1B: 7 2B: 2 3B: 0 HR: 2	SF: 0 SAC: 0 DP: 1 HBP: 0	WP: 1 PB: 0 SB: 0 CS: 1	PA: 36	
PITCHER	IP	WLS	BF	H	R	ER	SO	BB	IBB	HBP	BLK	WP	HR	S	P	ERA	WHIP					ERA	WHIP
Andy Hawkins, R (1,1) ERA: 4.6	6.0		27	11	5	5	4	0	0	0	0	0	0	35	35	7.50	1.833						
Craig Lefferts, L (7,1) ERA: 2.15	1.0	W	3	0	0	0	1	0	0	0	0	0	0	5	5	0.00	0.000						
Rich Gossage, R (8,1) ERA: 4.17	2.0	S	6	0	0	0	3	0	0	0	0	0	0	12	12	0.00	0.000						

San Diego Padres @ Chicago Cubs
Wrigley Field, Chicago, IL
Wed Jul 23 1986, 3:33 AM CDT
Att: 32,755 - Unknown

AB 36
R 5
H 11
RBI 5
BB 0
SO 8
LOB 7



Batter	1	2	3	4	5	6	7	8	9	AB	R	H	RBI	BB	SO	LOB	TOP										
Tim Flannery, L (1, 4) OBP: 0.376, SLG: 0.374 Jerry Royster, R (8, PH) OBP: 0.321, SLG: 0.331 (8, 4)	0-0 6-3 2B		0-0 G4-6-3 1B		4-0 1-2 G4-6-3 BB			0-3 K		2	1	2	0	1	0	0											
Tony Gwynn, L (1, 9) OBP: 0.392, SLG: 0.488	0-0 6-3 2-3		0-0 F7		0-0 G4-6-3 1-2			0-0 1B		4	0	1	1	0	0	4											
John Kruk, L (1, 3) OBP: 0.398, SLG: 0.404	0-0 6-3 3-H		0-0 G4-6-3 1-2		0-0 6-3			0-0 1B		4	0	1	1	0	0	1											
Kevin McReynolds, R (1, 7)	0-0 E5			0-0 G1		0-0 P4		0-0 F9		4	0	0	0	0	0	2											
Terry Kennedy, L (1, 2)	0-3 K			0-0 1B		0-0 F7		0-0 1-3		4	0	1	0	0	1	3											
Graig Nettles, L (1, 5) OBP: 0.298, SLG: 0.397 Bip Roberts, S (9, PR) OBP: 0.265, SLG: 0.279		0-0 FC3-6 1B		0-0 L4			0-0 F7		0-0 SH5-4 1B	4	0	2	0	0	0	1											
Marvell Wynne, L (1, 8)		0-0 P6		0-0 F8			0-0 1-3		0-0 SH5-4 1-2 1B	3	0	0	0	0	0	2	AB 34										
Garry Templeton, S (1, 6)		0-0 FC3-6 1-2 1B			0-0 FC1-6 1B		0-0 G1-6-3		0-0 5-3	4	0	1	0	0	0	3	R 2										
Ed Whitson, R (1, 1) Dane Iorg, L (8, PH) OBP: 0.247, SLG: 0.324 Craig Lefferts, L (8, 1) OBP: 0.167, SLG: 0.667 Steve Garvey, R (9, PH) OBP: 0.265, SLG: 0.390		0-0 L4		0-0 FC1-6 BB				0-0 1B 2B	0-0 F9	2	0	0	0	0	0	2	H 9										
Inning Stats	R: 1 E: 1 K: 1 S: 7	H: 1 LOB: 1 BB: 0 P: 7	R: 0 E: 0 K: 0 S: 4	H: 1 LOB: 0 BB: 0 P: 4	R: 0 E: 0 K: 0 S: 3	H: 1 LOB: 0 BB: 0 P: 3	R: 0 E: 0 K: 0 S: 3	H: 0 LOB: 0 BB: 0 P: 3	R: 0 E: 0 K: 0 S: 3	H: 0 LOB: 0 BB: 0 P: 3	R: 1 E: 0 K: 1 S: 8	H: 3 LOB: 2 BB: 0 P: 8	R: 0 E: 0 K: 0 S: 4	H: 1 LOB: 2 BB: 0 P: 4	1B: 7 2B: 2 3B: 0 HR: 0	SF: 0 SAC: 1 DP: 2 HBP: 0	WP: 0 PB: 0 SB: 0 CS: 0	PA: 36									
PITCHER	IP	WLS	BF	H	R	ER	SO	BB	IBB	HBP	BLK	WP	HR	S	P	ERA	WHIP										
Bob Forsch, R (1, 1) ERA: 2.44	7.0	W	27	6	2	2	1	1	0	0	0	0	0	28	32	2.57	1.000										
Ricky Horton, L (8, 1) ERA: 2.77	0.1		3	2	0	0	1	0	0	0	0	0	0	5	5	0.00	6.000										
Todd Worrell, R (8, 1) ERA: 1.6	1.2	S	6	1	0	0	0	0	0	0	0	0	0	6	6	0.00	0.600										

San Diego Padres @ St. Louis Cardinals
Busch Stadium, St. Louis, MO
Fri Jul 25 1986, 7:05 PM CDT
Att: 29,518 - Unknown

AB 34
R 2
H 9
RBI 2
BB 1
SO 2
LOB 21



Batter	1	2	3	4	5	6	7	8	9	AB	R	H	RBI	BB	SO	LOB	BOTTOM										
Vince Coleman, S (1, 7) OBP: 0.322, SLG: 0.307	4-0 G3 1B	0-0 1B			0-0 E3			4-0 S SH1-3 BB		2	1	1	1	2	0	0											
Ozzie Smith, S (1, 6) OBP: 0.381, SLG: 0.355	0-0 G3	0-0 S 1B			0-0 F9			0-0 SH1-3		3	0	1	1	0	0	1											
Tom Herr, S (1, 4) OBP: 0.319, SLG: 0.298	4-0 1B	0-3 K			0-0 P4			4-0 CS IBB		2	0	0	0	2	1	2											
Andy Van Slyke, L (1, 8) OBP: 0.337, SLG: 0.409	0-0 1-2 3-H 1B		0-0 6-3		0-0 4-3			4-0 1-2 2-3 BB		3	0	1	1	1	0	0											
Curt Ford, L (1, 9) OBP: 0.333, SLG: 0.408 Tito Landrum, R (8, PH) OBP: 0.239, SLG: 0.236 (9, 9)	0-0 G3-6-3		0-0 F8		0-0 CS 1B			0-0 P4		3	0	1	0	0	0	2											
Michael LaValliere, L (1, 2) OBP: 0.344, SLG: 0.319		0-0 1B 2B	0-3 K		0-0 F8			0-0 F8		3	1	1	0	0	1	1											
Clint Hurdle, L (1, 3) OBP: 0.218, SLG: 0.253		0-0 1B 1B		4-0 G6-4-3 BB		0-0 CS	0-3 K			2	1	1	0	1	1	0	AB 25										
Terry Pendleton, S (1, 5) OBP: 0.267, SLG: 0.265		0-0 P6		0-0 G6-4-3			0-0 4-3			3	0	0	0	0	0	3	R 3										
Bob Forsch, R (1, 1) ERA: 6.43 Ricky Horton, L (8, 1) OBP: 0.250, SLG: 0.143 Todd Worrell, R (8, 1)		0-0 F7		0-3 K			0-0 F9			3	0	0	0	0	1	2	H 6										
Inning Stats	R: 1 E: 0 K: 0 S: 3	H: 1 LOB: 1 BB: 2 P: 11	R: 2 E: 0 K: 1 S: 9	H: 4 LOB: 2 BB: 0 P: 9	R: 0 E: 0 K: 1 S: 5	H: 0 LOB: 0 BB: 0 P: 5	R: 0 E: 0 K: 1 S: 4	H: 0 LOB: 0 BB: 1 P: 8	R: 0 E: 1 K: 0 S: 3	H: 0 LOB: 0 BB: 0 P: 3	R: 0 E: 0 K: 0 S: 3	H: 1 LOB: 0 BB: 0 P: 3	R: 0 E: 0 K: 1 S: 5	H: 0 LOB: 0 BB: 0 P: 5	R: 0 E: 0 K: 0 S: 2	H: 0 LOB: 2 BB: 3 P: 14	1B: 5 2B: 1 3B: 0 HR: 0	SF: 0 SAC: 1 DP: 2 HBP: 0	WP: 0 PB: 0 SB: 3 CS: 2	PA: 33							
PITCHER	IP	WLS	BF	H	R	ER	SO	BB	IBB	HBP	BLK	WP	HR	S	P	ERA	WHIP										
Ed Whitson, R (1, 1) ERA: 6.43	7.0	L	27	6	3	3	4	3	0	0	0	0	0	32	44	3.86	1.286										
Craig Lefferts, L (8, 1) ERA: 2.13	1.0		5	0	0	0	0	2	1	0	0	0	0	2	14	0.00	2.000										

San Diego Padres @ St. Louis Cardinals
Busch Stadium, St. Louis, MO
Fri Jul 25 1986, 7:05 PM CDT
Att: 29,518 - Unknown

AB 25
R 3
H 6
RBI 3
BB 6
SO 4
LOB 13



Batter	1	2	3	4	5	6	7	8	9	AB	R	H	RBI	BB	SO	LOB	TOP																		
Jerry Royster, R OBP: 0.326, SLG: 0.336 (1, 5)	F9		L6-3			1B BLK G1-6-3				4	1	2	1	0	0	1	San Diego Padres @ St. Louis Cardinals Busch Stadium, St. Louis, MO Sat Jul 26 1986, 3:33 AM CDT Att: 30,086 - Unknown livebaseballscorecards.com																		
Tony Gwynn, L OBP: 0.391, SLG: 0.485 (1, 9)	4-3			F8			4-3			4	0	1	0	0	0	2																			
John Kruk, L OBP: 0.402, SLG: 0.417 (1, 7)	BLK 1B				F8					4	0	2	0	0	0	1																			
Kevin McReynolds, R OBP: 0.349, SLG: 0.460 (1, 8)	F9			5-3		WP 1B		K		4	0	1	0	0	1	2																			
Steve Garvey, R OBP: 0.262, SLG: 0.385 (1, 3)		F9		G3		L7		F9		4	0	0	0	0	0	2																			
Gary Templeton, S OBP: 0.274, SLG: 0.278 (1, 6)		F8			6-3				6-3	4	0	0	0	0	0	0																			
Terry Kennedy, L OBP: 0.329, SLG: 0.399 (1, 2)			L5		3-1				4-3	4	1	1	0	0	0	0																			
Bip Roberts, S OBP: 0.270, SLG: 0.287 (1, 4)				6-3					6-3	3	0	1	0	1	0	0																			
LaMarr Hoyt, R OBP: 0.172, SLG: 0.207 Carmelo Martinez, R OBP: 0.352, SLG: 0.370 Craig Lefferts, L OBP: 0.167, SLG: 0.667 (7, 1)						K			F3	2	0	1	0	0	1	1																			
										1	0	0	0	0	0	2																			
										0	0	0	0	0	0	0																			
Inning Stats	R: 0 E: 0 K: 0 S: 4	H: 1 LOB: 1 BB: 0 P: 4	R: 0 E: 0 K: 0 S: 3	H: 0 LOB: 0 BB: 0 P: 3	R: 0 E: 0 K: 0 S: 3	H: 1 LOB: 0 BB: 0 P: 3	R: 0 E: 0 K: 0 S: 4	H: 1 LOB: 1 BB: 0 P: 4	R: 0 E: 0 K: 1 S: 6	H: 1 LOB: 1 BB: 0 P: 6	R: 1 E: 0 K: 0 S: 5	H: 3 LOB: 1 BB: 0 P: 5	R: 1 E: 0 K: 0 S: 5	H: 2 LOB: 2 BB: 1 P: 9	R: 0 E: 0 K: 1 S: 5	H: 0 LOB: 0 BB: 0 P: 5	R: 0 E: 0 K: 0 S: 3	H: 0 LOB: 0 BB: 0 P: 3	1B: 6 2B: 4 3B: 0 HR: 0	SF: 0 SAC: 0 DP: 2 HBP: 0	WP: 1 PB: 0 SB: 0 CS: 0	PA: 35													
PITCHER	IP WLS BF H R ER SO BB IBB HBP BLK WP HR S P ERA WHIP																																		
Greg Mathews, L ERA: 3.31 Ricky Horton, L ERA: 2.63	(1, 1) (7, 1)	6.1 S	W 9	26 1	8 0	2 0	2 0	1 1	1 0	0 0	0 0	0 0	0 0	0 0	0 0	0 0	11 11	0.00 0.375	2.84 1.421																

Batter	1	2	3	4	5	6	7	8	9	AB	R	H	RBI	BB	SO	LOB	BOTTOM																		
Vince Coleman, S OBP: 0.322, SLG: 0.307 (1, 7)	S 4-3 1B						F8			4	1	1	0	0	0	0	San Diego Padres @ St. Louis Cardinals Busch Stadium, St. Louis, MO Sat Jul 26 1986, 3:33 AM CDT Att: 30,086 - Unknown livebaseballscorecards.com																		
Ozzie Smith, S OBP: 0.380, SLG: 0.352 (1, 6)	4-3 2B BB						F4			3	1	0	0	1	0	0																			
Tom Herr, S OBP: 0.321, SLG: 0.299 (1, 4)	4-3						4-3			3	0	1	1	1	0	1																			
Andy Van Slyke, L OBP: 0.336, SLG: 0.404 (1, 8)	4-3						F8			3	1	0	0	1	0	3																			
Curt Ford, L OBP: 0.339, SLG: 0.422 (1, 9)	BB 2H 1B 2B						F8			4	1	2	1	0	1	1																			
Michael LaValliere, L OBP: 0.342, SLG: 0.312 (1, 2)	BB 1B BB						F7			3	0	0	0	1	1	2																			
Clint Hurdle, L OBP: 0.231, SLG: 0.256 (1, 3)	BB 1B 1-2 2-3 BB						K			3	0	1	0	1	1	1																			
Terry Pendleton, S OBP: 0.272, SLG: 0.269 (1, 5)	BB 1B						K			3	0	2	1	1	1	0																			
Greg Mathews, R OBP: 0.087, SLG: 0.045 Ricky Horton, L OBP: 0.222, SLG: 0.125 (7, 1)							K			3	0	0	0	0	3	2																			
										1	0	0	0	0	0	2																			
Inning Stats	R: 3 E: 0 K: 0 S: 5	H: 3 LOB: 2 BB: 3 P: 17	R: 0 E: 0 K: 1 S: 5	H: 0 LOB: 0 BB: 0 P: 5	R: 0 E: 0 K: 0 S: 3	H: 1 LOB: 1 BB: 1 P: 7	R: 0 E: 0 K: 3 S: 9	H: 0 LOB: 0 BB: 0 P: 9	R: 0 E: 0 K: 0 S: 3	H: 0 LOB: 0 BB: 0 P: 3	R: 1 E: 1 K: 1 S: 6	H: 0 LOB: 2 BB: 2 P: 14	R: 0 E: 0 K: 0 S: 4	H: 1 LOB: 1 BB: 0 P: 4	R: 0 E: 0 K: 2 S: 9	H: 2 LOB: 2 BB: 0 P: 9	1B: 6 2B: 1 3B: 0 HR: 0	SF: 0 SAC: 0 DP: 0 HBP: 0	WP: 0 PB: 0 SB: 3 CS: 2	PA: 36															
PITCHER	IP WLS BF H R ER SO BB IBB HBP BLK WP HR S P ERA WHIP																																		
LaMarr Hoyt, R ERA: 4.86 Craig Lefferts, L ERA: 2.07	(1, 1) (7, 1)	6.0 L		27 3	4 4	3 3	5 5	5 0	0 0	0 0	0 0	0 0	0 0	0 0	0 0	0 0	13 13	0.00 1.500	4.50 1.500																

Batter	1	2	3	4	5	6	7	8	9	AB	R	H	RBI	BB	SO	LOB	TOP										
Jerry Royster, R OBP: 0.331, SLG: 0.338 Carmelo Martinez, R OBP: 0.350, SLG: 0.368	4-0 1B BB		0-0 SH2-4		0-0 SH1-4 1B		0-0 6-3		0-0 5-3	2	0	1	0	1	0	0	San Diego Padres @ St. Louis Cardinals Busch Stadium, St. Louis, MO Sun Jul 27 1986, 3:33 AM CDT Att: 35,923 - Unknown										
Tony Gwynn, L OBP: 0.394, SLG: 0.491	0-0 CS 1B		0-0 6-3		0-0 SH1-4 1B		0-0 2B			4	0	3	0	0	0	1											
John Kruk, L OBP: 0.392, SLG: 0.406 Marvell Wynne, L OBP: 0.304, SLG: 0.441	0-3 K		0-3 K		0-0 SH1-4 1-2 2-3		0-3 K			3	0	0	0	0	3	4											
Kevin McReynolds, R OBP: 0.350, SLG: 0.462	0-0 L7 1-2			0-0 1B 2B	0-0 IBB			0-3 K		3	1	1	0	1	1	2											
Steve Garvey, R OBP: 0.265, SLG: 0.387		0-0 F9		0-0 2B SF8 1B	0-0 9-2			0-0 1B		4	1	2	0	0	0	3											
Bruce Bochy, R OBP: 0.341, SLG: 0.575 Terry Kennedy, L OBP: 0.328, SLG: 0.397		0-0 1B		0-0 1-3 3-H 2B	0-0 3-H 2B	0-0 5-3		0-3 K		3	0	2	1	0	0	0											
Graig Nettles, L OBP: 0.293, SLG: 0.392		0-0 F8		0-0 SF8	0-0 F7			0-0 L9		3	0	0	1	0	0	2											
Bip Roberts, S OBP: 0.264, SLG: 0.279		0-0 5-3		0-0 L1	0-0 5-3			0-0 F7		4	0	0	0	0	0	2											
Lance McCullers, S OBP: 0.176, SLG: 0.133 Craig Lefferts, L OBP: 0.167, SLG: 0.667 Gene Walter, L OBP: 0.333, SLG: 0.400 Tim Flannery, L OBP: 0.376, SLG: 0.372			0-0 SH2-4 2B	0-0 F3			0-0 5-3	0-3 K		3	0	1	0	0	0	1											
Inning Stats	R: 0 E: 0 K: 1 S: 5	H: 1 LOB: 1 BB: 1 P: 9	R: 0 E: 0 K: 0 S: 4	H: 1 LOB: 1 BB: 0 P: 4	R: 0 E: 0 K: 1 S: 6	H: 1 LOB: 1 BB: 0 P: 6	R: 2 E: 0 K: 0 S: 6	H: 3 LOB: 1 BB: 1 P: 6	R: 0 E: 0 K: 0 S: 4	H: 2 LOB: 2 BB: 1 P: 8	R: 0 E: 0 K: 0 S: 3	H: 0 LOB: 0 BB: 0 P: 3	R: 0 E: 0 K: 1 S: 6	H: 1 LOB: 1 BB: 0 P: 6	R: 0 E: 0 K: 2 S: 8	H: 1 LOB: 1 BB: 0 P: 8		R: 0 E: 0 K: 1 S: 5	H: 0 LOB: 0 BB: 0 P: 5	1B: 6 2B: 5 3B: 0 HR: 0	SF: 1 SAC: 2 DP: 1 HBP: 0	WP: 0 PB: 0 SB: 0 CS: 1	PA: 37				
PITCHER	IP	WLS	BF	H	R	ER	SO	BB	IBB	HBP	BLK	WP	HR	S	P	ERA	WHIP										
John Tudor, L ERA: 2.64	7.0	W	30	9	2	2	3	1	1	0	0	0	0	34	42	2.57	1.429										
Ray Sofl, R ERA:	0.1		2	1	0	0	1	0	0	0	0	0	0	4	4	0.00	3.000										
Pat Perry, L ERA: 4.54	0.2		2	0	0	1	1	0	0	0	0	0	0	4	4	0.00	0.000										
Todd Worrell, R ERA: 1.88	1.0	S	3	0	0	0	1	0	0	0	0	0	0	5	5	0.00	0.000										

Batter	1	2	3	4	5	6	7	8	9	AB	R	H	RBI	BB	SO	LOB	BOTTOM										
Vince Coleman, S OBP: 0.323, SLG: 0.308	0-0 G3 1B		0-3 K		0-0 1-3		0-0 1B 1B	0-0 F3		5	1	2	0	0	1	1	San Diego Padres @ St. Louis Cardinals Busch Stadium, St. Louis, MO Sun Jul 27 1986, 3:33 AM CDT Att: 35,923 - Unknown										
Ozzie Smith, S OBP: 0.381, SLG: 0.351	0-0 G3 1-2		4-0 G3 BB		0-0 F8		0-0 1B HBP 1B			3	1	1	1	1	0	1											
Tom Herr, S OBP: 0.326, SLG: 0.300	0-0 BB 1B		0-0 G3		4-0 E S BB		0-0 FC4-3 HBP 1B			2	0	1	0	1	0	2											
Andy Van Slyke, L OBP: 0.342, SLG: 0.405	4-0 BB 1-2 BB		4-0 BB BB		0-3 K		0-0 FC4-3 1B			2	0	1	2	2	1	1											
Curt Ford, L OBP: 0.328, SLG: 0.406	0-0 F9		0-0 F9		0-0 4-3		0-0 FC4-3 BB			4	0	0	0	0	0	7											
Michael LaValliere, L OBP: 0.339, SLG: 0.306		0-0 F7		0-0 F9		0-0 F8	4-0 1-2 BB			3	0	0	0	1	0	0											
Clint Hurdle, L OBP: 0.223, SLG: 0.247 Alan Knicely, R OBP: 0.370, SLG: 0.302		0-0 F8		0-0 F6		0-0 F7	0-0 4-3			3	0	0	0	0	0	0											
Terry Pendleton, S OBP: 0.272, SLG: 0.269		0-0 1-3		0-0 1B		0-0 4-3	0-0 F9			4	0	1	0	0	0	0											
John Tudor, L OBP: 0.127, SLG: 0.127 Jose Contreras, S OBP: 0.214, SLG: 0.388 Ray Sofl, R ERA: 2.05 Pat Perry, L ERA: 4.54 Tilo Landrum, R OBP: 0.234 Todd Worrell, R ERA: 1.88			0-0 G3 BB 1B	0-3 K		0-0 4-0 1B BB	0-0 F5			2	0	1	0	0	1	1											
Inning Stats	R: 0 E: 0 K: 0 S: 4	H: 2 LOB: 2 BB: 1 P: 8	R: 0 E: 0 K: 0 S: 3	H: 0 LOB: 0 BB: 0 P: 3	R: 0 E: 0 K: 1 S: 6	H: 1 LOB: 3 BB: 2 P: 14	R: 0 E: 0 K: 1 S: 6	H: 1 LOB: 1 BB: 0 P: 6	R: 0 E: 0 K: 0 S: 5	H: 0 LOB: 1 BB: 1 P: 9	R: 0 E: 0 K: 0 S: 3	H: 0 LOB: 0 BB: 0 P: 3	R: 3 E: 0 K: 0 S: 6	H: 3 LOB: 3 BB: 2 P: 15	R: 0 E: 0 K: 0 S: 3	H: 0 LOB: 0 BB: 0 P: 3		1B: 7 2B: 0 3B: 0 HR: 0	SF: 0 SAC: 0 DP: 0 HBP: 1	WP: 0 PB: 0 SB: 1 CS: 0	PA: 37						
PITCHER	IP	WLS	BF	H	R	ER	SO	BB	IBB	HBP	BLK	WP	HR	S	P	ERA	WHIP										
Lance McCullers, R ERA: 2.42	6.1	L	29	6	3	3	3	5	0	0	0	0	0	30	50	4.26	1.737										
Craig Lefferts, L ERA: 2.05	0.2		5	1	0	0	0	1	0	1	0	0	0	3	8	0.00	3.000										
Gene Walter, L ERA: 3.46	1.0		3	0	0	0	0	0	0	0	0	0	0	3	3	0.00	0.000										



Batter	1	2	3	4	5	6	7	8	9	AB	R	H	RBI	BB	SO	LOB	TOP					
Ron Oester, S (1,4) OBP: 0.320, SLG: 0.354	4-3		K					G3		4	0	1	0	0	1	0	Cincinnati Reds @ San Diego Padres Jack Murphy Stadium, San Diego, CA Mon Jul 28 1986, 10:05 PM EDT Att: 12,273 - Unknown					
Eddie Milner, L (1,8) OBP: 0.293, SLG: 0.407	1B			K		F9		F7		4	0	1	0	0	1	1						
Kal Daniels, L (1,7) OBP: 0.423, SLG: 0.506	4-3 BB			4-3		FC6-4		FC5-4	1B	3	1	2	0	1	0	0						
Eric Davis, R (1,9) OBP: 0.399, SLG: 0.558	4-3			L6		FC6-4		FC5-4	1B	4	0	1	0	0	0	4						
Bo Diaz, R (1,2) OBP: 0.321, SLG: 0.364 Scott Terry, R (9, PR) OBP: 0.400, SLG: 0.250	F3			5-3				FC5-4	HBP	4	0	1	0	0	0	2						
Buddy Bell, R (1,5) OBP: 0.329, SLG: 0.381	F9			1B				1B	HBP	3	0	1	0	0	0	1						
Nick Esasky, R (1,3) OBP: 0.343, SLG: 0.427	4-3			F8				1B		4	0	1	2	0	0	2						
Kurt Stillwell, S (1,6) OBP: 0.282, SLG: 0.228 Dave Parker, L (9, PH) OBP: 0.351, SLG: 0.528			K		K			K		3	0	0	0	0	2	2						
Tom Browning, L (1,1) OBP: 0.186, SLG: 0.163 Max Vetro, L (6, PH) OBP: 0.304, SLG: 0.315 Ted Power, R (6, PH) OBP: 0.311, SLG: 0.280 Rob Murphy, L (8, PH) OBP: 0.330, SLG: 0.281	5-3			5-3		K		6-3		1	0	0	0	0	0	0						
Inning Stats	R: 0 E: 0 K: 0 S: 3	H: 1 LOB: 1 BB: 1 P: 7	R: 0 E: 0 K: 0 S: 3	H: 0 LOB: 0 BB: 0 P: 3	R: 0 E: 0 K: 2 S: 7	H: 0 LOB: 0 BB: 0 P: 7	R: 0 E: 0 K: 1 S: 5	H: 0 LOB: 0 BB: 0 P: 5	R: 0 E: 0 K: 1 S: 6	H: 1 LOB: 1 BB: 0 P: 6	R: 0 E: 0 K: 1 S: 7	H: 2 LOB: 2 BB: 0 P: 7	R: 0 E: 0 K: 0 S: 4	H: 1 LOB: 1 BB: 0 P: 4	R: 0 E: 0 K: 0 S: 3	H: 0 LOB: 0 BB: 0 P: 3		R: 2 E: 0 K: 2 S: 10	H: 3 LOB: 2 BB: 0 P: 11	1B: 8 2B: 1 3B: 0 HR: 0	SF: 0 SAC: 0 DP: 1 HBP: 1	WP: 0 PB: 0 SB: 1 CS: 0
PITCHER	IP	WLS	BF	H	R	ER	SO	BB	IBB	HBP	BLK	WP	HR	S	P	ERA	WHIP					
Andy Hawkins, R (1,1) ERA: 4.44 Rich Gossage, R (9,1) ERA: 4.11	8.1	W	33	7	2	2	5	1	0	1	0	0	0	41	46	2.16	0.960					

AB 34
R 2
H 8
RBI 2
BB 1
SO 7
LOB 16



Batter	1	2	3	4	5	6	7	8	9	AB	R	H	RBI	BB	SO	LOB	BOTTOM					
Jerry Royster, R (1,5) OBP: 0.330, SLG: 0.354	K		L8					K		4	1	1	1	0	2	0	Cincinnati Reds @ San Diego Padres Jack Murphy Stadium, San Diego, CA Mon Jul 28 1986, 10:05 PM EDT Att: 12,273 - Unknown					
Tony Gwynn, L (1,9) OBP: 0.393, SLG: 0.496	4-3		HR		6-3			6-3		4	1	1	1	0	0	0						
Kevin McReynolds, R (1,7) OBP: 0.352, SLG: 0.474	1B		HR		K			5-3		4	2	2	1	0	1	0						
Steve Garvey, R (1,3) OBP: 0.270, SLG: 0.391	1B		HR		1B			6-3		4	0	3	1	0	0	0						
Garry Templeton, S (1,6) OBP: 0.271, SLG: 0.275	K		F8		K			K		4	0	0	0	0	3	3						
Terry Kennedy, L (1,2) OBP: 0.330, SLG: 0.402	1B		6-3		2B			K		4	1	2	0	0	1	1						
Marvell Wynne, L (1,8) OBP: 0.300, SLG: 0.434	F5				K			F9		3	0	0	0	0	1	2						
Bip Roberts, S (1,4) OBP: 0.265, SLG: 0.282	1B				F7			SF8		2	0	1	1	0	0	0						
Andy Hawkins, R (1,1) OBP: 0.190, SLG: 0.171 Rich Gossage, R (9,1) ERA: 4.11	K				K			F4		3	0	0	0	0	2	1						
Inning Stats	R: 1 E: 0 K: 2 S: 9	H: 2 LOB: 1 BB: 0 P: 9	R: 0 E: 0 K: 1 S: 6	H: 2 LOB: 1 BB: 0 P: 6	R: 2 E: 0 K: 0 S: 6	H: 3 LOB: 1 BB: 0 P: 6	R: 0 E: 0 K: 2 S: 7	H: 0 LOB: 0 BB: 0 P: 7	R: 1 E: 0 K: 2 S: 9	H: 2 LOB: 1 BB: 0 P: 9	R: 1 E: 0 K: 0 S: 4	H: 1 LOB: 0 BB: 0 P: 4	R: 0 E: 0 K: 1 S: 5	H: 0 LOB: 0 BB: 0 P: 5	R: 0 E: 0 K: 2 S: 7	H: 0 LOB: 0 BB: 0 P: 7		R: 0 E: 0 K: 2 S: 10	H: 0 LOB: 0 BB: 0 P: 11	1B: 5 2B: 2 3B: 0 HR: 3	SF: 1 SAC: 0 DP: 0 HBP: 0	WP: 0 PB: 0 SB: 0 CS: 1
PITCHER	IP	WLS	BF	H	R	ER	SO	BB	IBB	HBP	BLK	WP	HR	S	P	ERA	WHIP					
Tom Browning, L (1,1) ERA: 4.04 Ted Power, R (6,1) ERA: 4.65 Rob Murphy, L (8,1) ERA: 0.84	5.0	L	23	9	4	4	7	0	0	0	0	0	0	9	9	4.50	0.500					

AB 32
R 5
H 10
RBI 5
BB 0
SO 10
LOB 7



Batter	1	2	3	4	5	6	7	8	9	AB	R	H	RBI	BB	SO	LOB	TOP				
Kurt Stillwell, S OBP: 0.280, SLG: 0.227 (1, 6)	F4		S 1B		5-3		E6		F7	5	0	1	0	0	0	2	Cincinnati Reds @ San Diego Padres Jack Murphy Stadium, San Diego, CA Tue Jul 29 1986, 10:05 PM EDT Att: 19,316 - Unknown livebaseballscorecards.com				
Buddy Bell, R OBP: 0.326, SLG: 0.382 (1, 5)	K		F8				F4			4	0	1	0	0	1	3					
Dave Parker, L OBP: 0.350, SLG: 0.525 (1, 9)	F5		F8		L3				FC6-4 1B	4	0	1	0	0	0	2					
Eric Davis, R OBP: 0.400, SLG: 0.562 (1, 8)		S 1B				6-3			FC6-4 1B	4	1	2	0	0	0	1					
Bo Diaz, R OBP: 0.320, SLG: 0.362 (1, 2)		6-3			F8		4-3		G6-3 1B	4	0	1	0	0	0	2					
Tony Perez, R OBP: 0.336, SLG: 0.263 (1, 3)							K		G6-3	3	0	1	1	1	1	2					
Nick Esasky, R OBP: 0.336, SLG: 0.418 (1, 7)										4	0	0	0	0	0	3					
Ron Oester, S OBP: 0.320, SLG: 0.352 (1, 4)		FC6-4			K				F8	4	0	1	0	0	1	3					
Bill Gullickson, R OBP: 0.082, SLG: 0.063 Kal Daniels, L (9, PH) Ron Robinson, R OBP: 0.083, SLG: 0.083 (9, 1)					F9					2	0	0	0	0	0	0					
									2B	1	0	1	0	0	0	0					
										0	0	0	0	0	0	0					
Inning Stats	R: 0 E: 0 K: 1 S: 5	H: 0 LOB: 0 BB: 0 P: 5	R: 1 E: 0 K: 0 S: 5	H: 2 LOB: 1 BB: 0 P: 5	R: 0 E: 0 K: 1 S: 4	H: 1 LOB: 2 BB: 1 P: 10	R: 0 E: 0 K: 1 S: 6	H: 1 LOB: 1 BB: 1 P: 4	R: 0 E: 0 K: 0 S: 5	H: 0 LOB: 0 BB: 0 P: 5	R: 0 E: 1 K: 0 S: 5	H: 1 LOB: 2 BB: 0 P: 5	R: 0 E: 0 K: 0 S: 4	H: 2 LOB: 1 BB: 0 P: 4	R: 0 E: 0 K: 0 S: 4	H: 1 LOB: 1 BB: 0 P: 4	1B: 6 2B: 3 3B: 0 HR: 0	SF: 0 SAC: 1 DP: 1 HBP: 0	WP: 0 PB: 0 SB: 3 CS: 0	PA: 37	
PITCHER	IP	WLS	BF	H	R	ER	SO	BB	IBB	HBP	BLK	WP	HR	S	P	ERA	WHIP				
Dave Dravecky, L ERA: 2.75 Rich Gossage, R ERA: 3.94	(1, 1)	7.0	30	7	1	1	3	1	0	0	0	0	0	35	39	1.29	1.143				
	(8, 1)	2.0	7	2	0	0	0	0	0	0	0	0	0	7	7	0.00	1.000				

Batter	1	2	3	4	5	6	7	8	9	AB	R	H	RBI	BB	SO	LOB	BOTTOM					
Tim Flannery, L OBP: 0.386, SLG: 0.378 (1, 4)	F8 4-3 1B									2	0	2	0	2	0	0	Cincinnati Reds @ San Diego Padres Jack Murphy Stadium, San Diego, CA Tue Jul 29 1986, 10:05 PM EDT Att: 19,316 - Unknown livebaseballscorecards.com					
Tony Gwynn, L OBP: 0.392, SLG: 0.494 (1, 9)	4-3		F8		CS				F5	4	0	1	0	0	0	3						
Kevin McReynolds, R OBP: 0.349, SLG: 0.470 (1, 7)	F8									3	0	0	0	0	0	2						
Steve Garvey, R OBP: 0.267, SLG: 0.386 (1, 3)	4-3									4	0	0	0	0	1	2						
Graig Nettles, L OBP: 0.293, SLG: 0.387 Jerry Royster, R (9, PR) OBP: 0.330, SLG: 0.354 (9, 1)			G3		F8					3	0	0	0	1	0	1						
Terry Kennedy, L OBP: 0.330, SLG: 0.401 Bip Roberts, S (7, PR) Bruce Bochy, R OBP: 0.337, SLG: 0.568 (8, 2)										0	1	0	0	0	0	0						
										1	0	0	0	0	1	1						
Marvell Wynne, L OBP: 0.303, SLG: 0.450 (1, 8)										4	1	2	1	0	0	1						
Garry Templeton, S OBP: 0.270, SLG: 0.275 (1, 6)										4	0	1	1	0	1	1						
Dave Dravecky, R OBP: 0.174, SLG: 0.222 Rich Gossage, R (8, 1)										2	0	0	0	0	1	0						
										1	0	0	0	0	1	0						
Inning Stats	R: 0 E: 0 K: 0 S: 4	H: 1 LOB: 1 BB: 0 P: 4	R: 0 E: 0 K: 0 S: 3	H: 0 LOB: 0 BB: 0 P: 3	R: 0 E: 0 K: 1 S: 5	H: 0 LOB: 1 BB: 1 P: 9	R: 0 E: 1 K: 0 S: 4	H: 0 LOB: 1 BB: 0 P: 4	R: 1 E: 0 K: 1 S: 5	H: 1 LOB: 0 BB: 1 P: 9	R: 0 E: 0 K: 0 S: 3	H: 1 LOB: 0 BB: 0 P: 3	R: 0 E: 0 K: 0 S: 4	H: 1 LOB: 1 BB: 0 P: 4	R: 0 E: 0 K: 1 S: 6	H: 1 LOB: 2 BB: 0 P: 6	R: 1 E: 0 K: 2 S: 8	H: 2 LOB: 2 BB: 1 P: 12	1B: 6 2B: 1 3B: 0 HR: 1	SF: 0 SAC: 1 DP: 1 HBP: 0	WP: 0 PB: 0 SB: 0 CS: 1	PA: 36
PITCHER	IP	WLS	BF	H	R	ER	SO	BB	IBB	HBP	BLK	WP	HR	S	P	ERA	WHIP					
Bill Gullickson, R ERA: 3.64 Ron Robinson, R ERA: 2.36	(1, 1)	8.0	30	5	1	1	3	2	0	0	0	0	0	34	42	1.12	0.875					
	(9, 1)	0.2	5	2	1	1	2	1	0	0	0	0	0	8	12	13.50	4.500					

Batter	1	2	3	4	5	6	7	8	9	AB	R	H	RBI	BB	SO	LOB	TOP			
Eddie Milner, L OBP: 0.298, SLG: 0.408 (1, 8)										4	0	2	0	1	0	1	Cincinnati Reds @ San Diego Padres Jack Murphy Stadium, San Diego, CA Wed Jul 30 1986, 10:05 PM EDT Att: 18,422 - Unknown			
Pete Rose, S OBP: 0.309, SLG: 0.258 (1, 3)										5	0	1	0	0	1	3				
Kal Daniels, L OBP: 0.417, SLG: 0.500 (1, 7)										4	0	0	0	0	0	3				
Dave Parker, L OBP: 0.350, SLG: 0.521 (1, 9)										3	1	0	1	2	1	2				
Bo Diaz, R OBP: 0.318, SLG: 0.359 (1, 2)										5	1	1	0	0	0	5				
Buddy Bell, R OBP: 0.332, SLG: 0.383 (1, 5)										2	0	1	0	2	0	0				
Kurt Stillwell, S OBP: 0.285, SLG: 0.229 (1, 6)										3	0	1	2	1	0	1				
Ron Oester, S OBP: 0.319, SLG: 0.351 (1, 4)										4	0	1	0	0	0	5				
John Denny, R OBP: 0.217, SLG: 0.182 (1, 1)										2	0	0	0	0	1	1				
Rob Murphy, L OBP: 0.328, SLG: 0.379 (7, PH)										0	0	0	0	0	0	0				
Wade Rowdon, R OBP: 0.400, SLG: 0.250 (9, PH)										0	0	0	0	0	1	1				
Scott Terry, R OBP: 0.340, SLG: 0.418 (9, PH)										0	0	0	0	0	0	0				
Nick Esasky, R OBP: 0.340, SLG: 0.418 (9, PH)										0	1	0	0	1	0	0				
Inning Stats	R: 0 E: 0 K: 1 S: 7	H: 2 LOB: 2 BB: 0 P: 7	R: 0 E: 0 K: 1 S: 6	H: 1 LOB: 1 BB: 0 P: 6	R: 0 E: 0 K: 0 S: 3	H: 0 LOB: 0 BB: 0 P: 3	R: 0 E: 0 K: 0 S: 3	H: 0 LOB: 1 BB: 1 P: 11	R: 0 E: 0 K: 0 S: 3	H: 0 LOB: 0 BB: 0 P: 3	R: 0 E: 0 K: 1 S: 6	H: 1 LOB: 1 BB: 0 P: 6	R: 2 E: 0 K: 0 S: 5	H: 2 LOB: 2 BB: 2 P: 13	R: 1 E: 0 K: 1 S: 5	H: 1 LOB: 2 BB: 2 P: 14	1B: 7 2B: 0 3B: 0 HR: 0	SF: 0 SAC: 0 DP: 1 HBP: 1	WP: 0 PB: 0 SB: 0 CS: 0	PA: 41
PITCHER	IP WLS BF H R ER SO BB IBB HBP BLK WP HR S P ERA WHIP																			
Ed Whitson, R ERA: 5.94 (1, 1)	7.2 W 34 6 2 2 3 5 0 0 0 0 0 0 35 55 2.35 1.435																			
Gene Walter, L ERA: 3.54 (8, 1)	1.1 7 1 1 1 1 2 0 1 0 0 0 0 6 15 6.75 2.250																			

Batter	1	2	3	4	5	6	7	8	9	AB	R	H	RBI	BB	SO	LOB	BOTTOM			
Tim Flannery, L OBP: 0.390, SLG: 0.383 (1, 4)										5	1	3	1	0	0	0	Cincinnati Reds @ San Diego Padres Jack Murphy Stadium, San Diego, CA Wed Jul 30 1986, 10:05 PM EDT Att: 18,422 - Unknown			
Tony Gwynn, L OBP: 0.392, SLG: 0.495 (1, 9)										5	2	2	0	0	0	2				
Kevin McReynolds, R OBP: 0.355, SLG: 0.471 (1, 7)										3	1	2	0	2	0	1				
Steve Garvey, R OBP: 0.269, SLG: 0.388 (1, 3)										4	1	2	2	0	1	3				
Graig Nettles, L OBP: 0.299, SLG: 0.414 (1, 5)										4	2	2	5	1	0	4				
Terry Kennedy, L OBP: 0.331, SLG: 0.399 (1, 2)										4	1	1	0	1	2	3				
Marvell Wynne, L OBP: 0.306, SLG: 0.454 (1, 8)										5	0	2	1	0	1	5				
Garry Templeton, S OBP: 0.270, SLG: 0.272 (1, 6)										4	1	0	0	1	2	3				
Ed Whitson, R ERA: 4.61 (1, 1)										3	0	0	0	0	3	4				
Gene Walter, L OBP: 0.286, SLG: 0.333 (8, 1)										1	0	0	0	0	1	1				
Inning Stats	R: 0 E: 0 K: 1 S: 6	H: 1 LOB: 2 BB: 1 P: 10	R: 0 E: 0 K: 3 S: 9	H: 0 LOB: 0 BB: 0 P: 9	R: 5 E: 0 K: 2 S: 11	H: 4 LOB: 2 BB: 3 P: 23	R: 0 E: 0 K: 0 S: 4	H: 1 LOB: 1 BB: 0 P: 4	R: 0 E: 0 K: 2 S: 8	H: 1 LOB: 2 BB: 1 P: 12	R: 1 E: 1 K: 0 S: 9	H: 3 LOB: 3 BB: 0 P: 9	R: 1 E: 1 K: 0 S: 5	H: 1 LOB: 1 BB: 0 P: 5	R: 2 E: 0 K: 1 S: 8	H: 3 LOB: 1 BB: 0 P: 8	1B: 10 2B: 2 3B: 0 HR: 2	SF: 1 SAC: 1 DP: 0 HBP: 0	WP: 0 PB: 0 SB: 0 CS: 0	PA: 45
PITCHER	IP WLS BF H R ER SO BB IBB HBP BLK WP HR S P ERA WHIP																			
John Denny, R ERA: 4.61 (6, 1)	5.1 L 31 6 0 0 0 1 0 0 0 0 0 0 5 5 0.00 0.000																			
Rob Murphy, L ERA: 0.79 (7, 1)	0.2 3 0 0 0 1 0 0 0 0 0 0 0 5 5 0.00 0.000																			
Scott Terry, R ERA: 6.43 (7, 1)	2.0 11 4 3 2 1 0 0 0 0 0 0 1 13 13 9.00 2.000																			

Batter	1	2	3	4	5	6	7	8	9	AB	R	H	RBI	BB	SO	LOB	TOP									
Bill Doran, S OBP: 0.371, SLG: 0.371 (1, 4)	4-0 3B BB	0-0 2B			0-3 K		4-0 1B BB	0-0 9-2		3	2	1	0	2	1	4										
Davey Lopes, R OBP: 0.404, SLG: 0.467 (1, 8)	4-3 1-2	0-0 F9			0-0 F5		0-0 L7-4 1B		0-0 1B	5	0	2	0	0	0	3										
Denny Walling, L OBP: 0.375, SLG: 0.452 (1, 5)	0-0 HR 3B		0-0 F6		0-0 1B		0-0 E7 1-2 3-H		0-0 1B	5	1	3	2	0	0	1										
Glenn Davis, R OBP: 0.330, SLG: 0.512 (1, 3)	0-0 F4		0-0 F4		0-0 5-3		0-0 L7-4 2-3		0-0 F7	5	0	0	0	0	0	6										
Kevin Bass, S OBP: 0.359, SLG: 0.488 (1, 9)	0-0 HR		0-0 F5		0-0 4-3		0-0 1B 1B		0-0 G4-3	5	2	2	2	0	0	2										
Jose Cruz, L OBP: 0.325, SLG: 0.337 (1, 7)	0-0 2B		0-0 L8		0-3 K		0-0 F8			4	0	1	0	0	1	1										
Alan Ashby, S OBP: 0.360, SLG: 0.370 (1, 2)	0-0 F8		0-0 F8		0-0 1B		0-0 1B 1B			4	0	2	0	0	0	1										
Craig Reynolds, L OBP: 0.281, SLG: 0.368 (8, PH)		0-0 F9		0-0 F7		0-0 F5		4-0 1B BB		3	0	0	0	0	0	1										
Dickie Thorn, R OBP: 0.310, SLG: 0.331 (8, 6)								1-2 BB		0	0	0	0	1	0	0										
Bob Knepper, L OBP: 0.087, SLG: 0.101 (1, 1)		0-0 4-3			0-0 1B 2B		0-0 F7		0-0 1B	3	1	1	0	0	0	0										
Charlie Kerfeld, R OBP: 0.250, SLG: 0.250 (7, 1)								1-2 2-3 3-H		1	0	1	1	0	0	0										
Dave Smith, R (9, 1)										0	0	0	0	0	0	0										
Inning Stats	R: 3 E: 0 K: 0 S: 6	H: 3 LOB: 1 BB: 1 P: 10	R: 0 E: 0 K: 0 S: 4	H: 1 LOB: 1 BB: 0 P: 4	R: 0 E: 0 K: 0 S: 3	H: 0 LOB: 0 BB: 0 P: 3	R: 0 E: 0 K: 0 S: 3	H: 0 LOB: 0 BB: 0 P: 3	R: 1 E: 0 K: 1 S: 7	H: 2 LOB: 1 BB: 0 P: 7	R: 0 E: 0 K: 1 S: 6	H: 1 LOB: 1 BB: 0 P: 6	R: 1 E: 1 K: 0 S: 4	H: 1 LOB: 1 BB: 1 P: 8	R: 1 E: 0 K: 0 S: 5	H: 3 LOB: 2 BB: 1 P: 9	R: 0 E: 0 K: 0 S: 4	H: 2 LOB: 1 BB: 0 P: 4	1B: 8 2B: 5 3B: 1 HR: 1	SF: 0 SAC: 0 DP: 3 HBP: 0	WP: 0 PB: 0 SB: 0 CS: 0	PA: 41				
PITCHER	IP	WLS	BF	H	R	ER	SO	BB	IBB	HBP	BLK	WP	HR	S	P	ERA	WHIP									
LaMarr Hoyt, R ERA: 4.92	(1, 1)	6.0	L	26	7	4	4	2	1	0	0	0	0	1	29	33	6.00	1.333								
Dave LaPoint, L ERA: 8.16	(7, 1)	1.1		10	4	2	1	0	0	0	0	0	0	0	8	16	6.75	4.500								
Lance McCullers, R ERA: 2.4	(8, 1)	0.2		1	0	0	0	0	0	0	0	0	0	1	1	0.00	0.000									
Gene Walter, L ERA: 3.47	(9, 1)	1.0		4	2	0	0	0	0	0	0	0	0	4	4	0.00	2.000									

Houston Astros @ San Diego Padres
Jack Murphy Stadium, San Diego, CA
Fri Aug 01 1986, 10:05 PM EDT
Att: 22,108 - Unknown

livebaseballscores.com

AB 38
R 6
H 13
RBI 5
BB 3
SO 2
LOB 19





Batter	1	2	3	4	5	6	7	8	9	AB	R	H	RBI	BB	SO	LOB	BOTTOM								
Bip Roberts, S OBP: 0.265, SLG: 0.281 (1, 4)	0-0 L8		0-0 F6			0-0 B1-3		0-0 1B 1B		4	1	1	0	0	0	0									
Tony Gwynn, L OBP: 0.390, SLG: 0.492 (1, 9)	4-3			0-0 6-3			0-0 6-3	0-0 1B 1B		4	1	1	0	0	0	0									
Kevin McReynolds, R OBP: 0.359, SLG: 0.473 (1, 7)				0-0 5-3		4-0 1B 2B		0-0 1B 1B		3	1	2	1	1	0	0									
Gene Walter, L OBP: 0.286, SLG: 0.333 (9, 1)				1B				1-3 2-H		0	0	0	0	0	0	0									
Steve Garvey, R OBP: 0.271, SLG: 0.389 (1, 3)	0-0 F8		0-0 F8		0-0 F8		0-0 2B 1B	0-0 1B 1B		4	0	2	1	0	0	1									
Garry Templeton, S OBP: 0.269, SLG: 0.274 (1, 6)		0-0 6-3			0-0 6-3		0-0 1-3 2-H	0-0 F8		4	0	1	1	0	0	2									
Terry Kennedy, L OBP: 0.327, SLG: 0.394 (1, 2)		0-0 F6		0-0 G1-6-3		0-0 F6		0-0 F6		4	0	0	0	0	0	2									
Graig Nettles, L OBP: 0.296, SLG: 0.411 (7, PH)			0-3 K		0-3 K		0-3 K		4-0 WP BB	2	0	0	0	0	2	0									
Jerry Royster, R OBP: 0.331, SLG: 0.352 (8, 5) (9, 7)										1	0	0	0	1	1	2									
Marvell Wynne, L OBP: 0.300, SLG: 0.445 (1, 8)			0-0 F3		0-0 L4		0-0 4-3	0-3 K		4	0	0	0	0	1	1									
LaMarr Hoyt, R ERA: 2.59	(1, 1)	6.2	W	24	3	1	1	3	1	0	0	0	0	0	0	0									
Dave LaPoint, L ERA: 2.55	(7, 1)	1.1		8	4	2	2	1	0	0	0	0	0	0	0	0									
Lance McCullers, S ERA: 3.11	(8, 1)	1.0	S	4	0	0	0	1	1	0	0	0	0	0	0	1									
Tim Flannery, L (9, 5)																									
Inning Stats	R: 0 E: 0 K: 0 S: 4	H: 1 LOB: 0 BB: 0 P: 4	R: 0 E: 0 K: 1 S: 5	H: 0 LOB: 0 BB: 0 P: 5	R: 0 E: 0 K: 0 S: 3	H: 0 LOB: 0 BB: 0 P: 3	R: 0 E: 0 K: 0 S: 3	H: 0 LOB: 0 BB: 0 P: 3	R: 0 E: 0 K: 1 S: 5	H: 0 LOB: 0 BB: 0 P: 5	R: 1 E: 0 K: 1 S: 7	H: 2 LOB: 2 BB: 1 P: 11	R: 2 E: 0 K: 0 S: 7	H: 4 LOB: 2 BB: 0 P: 7	R: 0 E: 0 K: 1 S: 5	H: 0 LOB: 1 BB: 1 P: 9	1B: 6 2B: 1 3B: 0 HR: 0	SF: 0 SAC: 0 DP: 0 HBP: 0	WP: 1 PB: 0 SB: 0 CS: 0	PA: 36					
PITCHER	IP	WLS	BF	H	R	ER	SO	BB	IBB	HBP	BLK	WP	HR	S	P	ERA	WHIP								
Bob Knepper, L ERA: 2.59	(1, 1)	6.2	W	24	3	1	1	3	1	0	0	0	0	0	0	0									
Charlie Kerfeld, R ERA: 2.55	(7, 1)	1.1		8	4	2	2	1	0	0	0	0	0	0	0	0									
Dave Smith, R ERA: 3.11	(8, 1)	1.0	S	4	0	0	0	1	1	0	0	0	0	0	0	0									


Houston Astros @ San Diego Padres
Jack Murphy Stadium, San Diego, CA
Fri Aug 01 1986, 10:05 PM EDT
Att: 22,108 - Unknown

livebaseballscores.com

AB 34
R 3
H 7
RBI 3
BB 2
SO 5
LOB 9



Batter	1	2	3	4	5	6	7	8	9	AB	R	H	RBI	BB	SO	LOB	TOP																
Bill Doran, S OBP: 0.371, SLG: 0.369 (1, 4)	K			FC4-6 1B		1B		F9		4	0	2	0	0	1	1	Houston Astros @ San Diego Padres Jack Murphy Stadium, San Diego, CA Sun Aug 03 1986, 6:33 AM EDT Att: 21,850 - Unknown AB 33 R 1 H 9 RBI 1 BB 0 SO 6 LOB 13 																
Billy Hatcher, R OBP: 0.271, SLG: 0.315 Kevin Bass, S OBP: 0.362, SLG: 0.488 (8, PH) (8, 8)	4-3			FC4-6 S 1-2		L4			1B	3	0	0	0	0	2	1																	
Phil Garner, R OBP: 0.335, SLG: 0.437 (1, 5)				6-3 1-2		F3		F8		4	0	1	0	0	4	4																	
Glenn Davis, R OBP: 0.326, SLG: 0.503 (1, 3)	CS 1-2	3-1		F6			F8		F3	4	0	0	0	0	2	4																	
Jose Cruz, L OBP: 0.326, SLG: 0.348 (1, 7)				5-3 1B		K		F6		4	0	2	0	0	1	0																	
Terry Puhl, L OBP: 0.285, SLG: 0.326 (1, 9)				5-3 1-2		FC6 1B		4-3		4	0	1	0	0	2	2																	
Dickie Thon, R OBP: 0.310, SLG: 0.348 (1, 6)				4-3		K				3	1	1	1	0	1	1																	
John Mizerock, L OBP: 0.397, SLG: 0.196 Alan Ashby, S OBP: 0.355, SLG: 0.365 (8, PH) (8, 2)				F7		FC6 1-2		K		2	0	0	0	0	1	1																	
Mark Knudson, R (1, 1)				K						1	0	0	0	0	1	0																	
Craig Reynolds, L OBP: 0.275, SLG: 0.360 Tom Funk, L (6, PH) (6, 1)				K						1	0	0	0	0	1	0																	
Jim Pankovits, R OBP: 0.333, SLG: 0.367 Larry Andersen, R (8, 1)						K			1B	0	0	0	0	0	0	0																	
Inning Stats	R: 0 E: 0 K: 1 S: 5	H: 1 LOB: 0 BB: 0 P: 5	R: 0 E: 0 K: 0 S: 3	H: 1 LOB: 0 BB: 0 P: 3	R: 0 E: 0 K: 1 S: 5	H: 0 LOB: 0 BB: 0 P: 5	R: 0 E: 1 K: 0 S: 4	H: 1 LOB: 2 BB: 0 P: 4	R: 0 E: 0 K: 2 S: 8	H: 1 LOB: 1 BB: 0 P: 8	R: 0 E: 0 K: 0 S: 3	H: 0 LOB: 0 BB: 0 P: 3	R: 1 E: 0 K: 1 S: 8	H: 3 LOB: 2 BB: 0 P: 8	R: 0 E: 0 K: 0 S: 3	H: 1 LOB: 0 BB: 0 P: 3		1B: 8 2B: 1 3B: 0 HR: 1	SF: 0 SAC: 0 DP: 2 HBP: 0	WP: 0 PB: 0 SB: 1 CS: 1	PA: 34												
PITCHER	IP WLS BF H R ER SO BB IBB HBP BLK WP HR S P ERA WHIP																																
Andy Hawkins, R ERA: 4.27 Rich Gossage, R ERA: 3.61	(1, 1) (8, 1)	7.1 S	27 6	7 2	1 0	1 0	6 0	0 0	0 0	0 0	0 0	0 0	1 6	39 6	39 6	1.23 0.00	0.955 1.200																

Batter	1	2	3	4	5	6	7	8	9	AB	R	H	RBI	BB	SO	LOB	BOTTOM															
Tim Flannery, L OBP: 0.393, SLG: 0.378 (1, 4)	K	F5			FC4-6 1B		F8			4	0	1	0	0	1	2	Houston Astros @ San Diego Padres Jack Murphy Stadium, San Diego, CA Sun Aug 03 1986, 6:33 AM EDT Att: 21,850 - Unknown AB 31 R 5 H 11 RBI 5 BB 1 SO 3 LOB 8 															
Tony Gwynn, L OBP: 0.387, SLG: 0.486 (1, 9)	F7			F8	FC4-6 CS 1-2			SH1-3 1B		4	1	1	0	0	1	1																
John Kruk, L OBP: 0.395, SLG: 0.426 Marvell Wynne, L OBP: 0.299, SLG: 0.442 (8, PR) (9, 8)				6-3	K			SH1-3 1B		4	0	1	0	0	2	1																
Kevin McReynolds, R OBP: 0.360, SLG: 0.473 (1, 8) (9, 7)								SH1-3		3	1	2	0	0	0	0																
Graig Nettles, L OBP: 0.297, SLG: 0.415 (1, 5)				HR 1B	CS 1B		4-3			3	1	1	2	1	0	0																
Steve Garvey, R OBP: 0.276, SLG: 0.402 (1, 3)				HR			F7			4	1	2	3	0	0	0																
Terry Kennedy, L OBP: 0.326, SLG: 0.390 (1, 2)							F7			4	0	1	0	0	2	2																
Garry Templeton, S OBP: 0.270, SLG: 0.272 (1, 6)							F7			2	0	0	0	0	0	0																
Andy Hawkins, R OBP: 0.222, SLG: 0.227 Rich Gossage, R (8, 1)										3	0	2	0	0	2	2																
Inning Stats	R: 0 E: 0 K: 1 S: 5	H: 0 LOB: 0 BB: 0 P: 5	R: 3 E: 0 K: 0 S: 7	H: 4 LOB: 1 BB: 0 P: 7	R: 0 E: 0 K: 1 S: 5	H: 1 LOB: 0 BB: 0 P: 5	R: 0 E: 0 K: 0 S: 4	H: 1 LOB: 2 BB: 0 P: 5	R: 0 E: 0 K: 0 S: 3	H: 0 LOB: 0 BB: 0 P: 3	R: 0 E: 0 K: 0 S: 4	H: 1 LOB: 1 BB: 0 P: 4	R: 2 E: 0 K: 0 S: 5	H: 3 LOB: 2 BB: 1 P: 9	1B: 8 2B: 1 3B: 0 HR: 2	SF: 0 SAC: 1 DP: 1 HBP: 1		WP: 0 PB: 0 SB: 0 CS: 2	PA: 35													
PITCHER	IP WLS BF H R ER SO BB IBB HBP BLK WP HR S P ERA WHIP																															
Mark Knudson, R ERA: 4.32 Tom Funk, L ERA: 3.0 Larry Andersen, R ERA: 3.63	(1, 1) (6, 1) (8, 1)	5.0 L	21 7	3 1	3 0	3 0	0 0	0 0	0 0	0 0	0 0	0 7	26 7	27 7	5.40 0.00	1.400 0.500																

Batter	1	2	3	4	5	6	7	8	9	AB	R	H	RBI	BB	SO	LOB	TOP								
Bill Sample, R OBP: 0.304, SLG: 0.377 Omar Moreno, L OBP: 0.283, SLG: 0.373	0-0 CS 1B	0-3 K			0-0 4-3		0-0 4-3	0-0 SF7 HR 1B	0-0 G3	4	1	2	0	0	1	3									
Ken Oberkfell, L OBP: 0.384, SLG: 0.379	0-3 K		0-0 F7		0-0 4-3		0-0 SF7	4-0 1B BB		3	0	0	1	1	1	1									
Dale Murphy, R OBP: 0.366, SLG: 0.471	4-0 BB		0-0 CS 1B		0-0 HR		0-0 HR	0-0 1-2 1B		4	2	4	3	1	0	0									
Bob Horner, R OBP: 0.340, SLG: 0.470	0-0 5-3		4-0 FC6-4 BB		0-0 FC5-4 1B		0-0 F8	0-0 F9		4	0	1	0	1	0	3									
Terry Harper, R OBP: 0.307, SLG: 0.343			0-0 4-3		0-0 FC6-4 BB		0-0 F9	0-0 4-3		4	0	0	0	0	0	2									
Andres Thomas, R OBP: 0.309, SLG: 0.463			0-0 F8		0-0 F8		0-0 F8			4	0	1	0	0	0	1									
Ozzie Virgil, R OBP: 0.331, SLG: 0.372			4-0 BB 1B		0-3 K		0-0 FC5-4	0-0 1B		3	0	1	0	1	1	1									
Glenn Hubbard, R OBP: 0.370, SLG: 0.335			4-0 BB		0-3 K		0-0 5-3	0-0 F7		3	0	0	0	1	1	1									
Jim Acker, R OBP: 0.143, SLG: 0.286 Paul Assenmacher, L OBP: 0.400, SLG: 0.250 Gene Garber, R OBP: 0.400, SLG: 0.250	0-3 K		0-3 K		0-3 K		0-0 1B SF7 2B	0-3 K		4	1	1	0	0	3	3									
Inning Stats	R: 0 E: 0 K: 1 S: 5	H: 1 LOB: 1 BB: 1 P: 9	R: 0 E: 0 K: 2 S: 8	H: 1 LOB: 3 BB: 2 P: 16	R: 0 E: 0 K: 0 S: 3	H: 1 LOB: 1 BB: 1 P: 7	R: 0 E: 0 K: 2 S: 7	H: 0 LOB: 0 BB: 0 P: 7	R: 0 E: 0 K: 1 S: 5	H: 0 LOB: 0 BB: 0 P: 5	R: 1 E: 0 K: 0 S: 5	H: 2 LOB: 1 BB: 0 P: 5	R: 3 E: 0 K: 0 S: 6	H: 3 LOB: 0 BB: 0 P: 6	R: 0 E: 0 K: 0 S: 4	H: 1 LOB: 1 BB: 0 P: 4	R: 0 E: 0 K: 1 S: 6	H: 1 LOB: 2 BB: 1 P: 10	1B: 7 2B: 1 3B: 0 HR: 2	SF: 1 SAC: 0 DP: 0 HBP: 0	WP: 0 PB: 0 SB: 0 CS: 2	PA: 40			
PITCHER	IP	WLS	BF	H	R	ER	SO	BB	IBB	HBP	BLK	WP	HR	S	P	ERA	WHIP								
Dave Dravecky, L ERA: 2.85 Dave LaPoint, L ERA: 6.08	8.0	L	35	9	4	4	6	4	0	0	0	0	2	43	59	4.50	1.625								

Atlanta Braves @ San Diego Padres
Jack Murphy Stadium, San Diego, CA
Mon Aug 04 1986, 10:05 PM EDT
Att: 14,164 - Unknown

AB	34
R	4
H	10
RBI	4
BB	5
SO	7
LOB	15



Batter	1	2	3	4	5	6	7	8	9	AB	R	H	RBI	BB	SO	LOB	BOTTOM								
Tim Flannery, L OBP: 0.392, SLG: 0.378 Jerry Royster, R OBP: 0.330, SLG: 0.350	0-0 G4-6-3 1B		0-0 F8			0-3 K			0-3 K	3	0	1	0	0	1	1									
Tony Gwynn, L OBP: 0.386, SLG: 0.484	0-0 G4-6-3			0-0 G4-1		0-0 4-3			0-0 FC5-4 BB 1B	4	0	1	0	0	0	1									
John Kruk, L OBP: 0.398, SLG: 0.432	0-3 K2-3			0-0 2B		0-3 K			4-0 FC5-4 BB	3	0	1	0	1	2	0									
Kevin McReynolds, R OBP: 0.361, SLG: 0.472		4-0 G1-6-3 BB		0-0 F9		0-0 G4-6-3 1B			0-0 FC5-4	3	0	1	1	1	0	3									
Graig Nettles, L OBP: 0.293, SLG: 0.409		0-0 G1-6-3		0-3 K		0-0 G4-6-3			0-3 K	4	0	0	0	0	2	5									
Steve Garvey, R OBP: 0.276, SLG: 0.401		0-0 F5			0-0 5-3				0-0 L4-3 1B	3	0	1	0	0	0	0									
Terry Kennedy, L OBP: 0.329, SLG: 0.391			4-0 FC1-6 BB		0-0 G4-6-3 1B				0-0 L4-3	2	0	1	0	1	0	1									
Garry Templeton, S OBP: 0.268, SLG: 0.270			0-0 F7		0-0 G4-6-3				0-0 F8	3	0	0	0	0	0	2									
Dave Dravecky, R ERA: 3.92 Dave LaPoint, L ERA: 2.91 Dane Iorg, L OBP: 0.250, SLG: 0.338			0-0 FC1-6		0-0 5-3				0-0 1B FC5-4 2B	2	0	0	0	0	0	1									
Inning Stats	R: 0 E: 0 K: 1 S: 5	H: 1 LOB: 0 BB: 0 P: 5	R: 0 E: 0 K: 0 S: 2	H: 0 LOB: 0 BB: 1 P: 6	R: 0 E: 0 K: 0 S: 3	H: 0 LOB: 1 BB: 1 P: 7	R: 0 E: 0 K: 1 S: 6	H: 1 LOB: 0 BB: 0 P: 6	R: 0 E: 0 K: 1 S: 5	H: 1 LOB: 0 BB: 0 P: 5	R: 0 E: 0 K: 0 S: 3	H: 1 LOB: 0 BB: 0 P: 3	R: 0 E: 0 K: 2 S: 9	H: 2 LOB: 2 BB: 1 P: 13	1B: 5 2B: 3 3B: 0 HR: 0	SF: 0 SAC: 0 DP: 5 HBP: 0	WP: 0 PB: 0 SB: 1 CS: 0	PA: 32							
PITCHER	IP	WLS	BF	H	R	ER	SO	BB	IBB	HBP	BLK	WP	HR	S	P	ERA	WHIP								
Jim Acker, R ERA: 3.92 Paul Assenmacher, L ERA: 2.91 Gene Garber, R ERA: 1.24	8.0	W	27	6	1	1	4	2	0	0	0	0	0	33	41	1.12	1.000								

Atlanta Braves @ San Diego Padres
Jack Murphy Stadium, San Diego, CA
Mon Aug 04 1986, 10:05 PM EDT
Att: 14,164 - Unknown

AB	29
R	1
H	7
RBI	1
BB	3
SO	6
LOB	15



Batter	1	2	3	4	5	6	7	8	9	AB	R	H	RBI	BB	SO	LOB	TOP								
Omar Moreno, L (1,9) OBP: 0.279, SLG: 0.367	4-3		G4-6-3		K2-3		SH1-4		K	4	0	0	0	0	2	2									
Ken Oberkfell, L (1,5) OBP: 0.382, SLG: 0.377	BB 1B		G3			G3	F7			4	0	1	0	0	0	1									
Dale Murphy, R (1,8) OBP: 0.369, SLG: 0.474	1-2 BB			F8		1B 2B		1B BB		2	1	1	0	2	0	0									
Bob Horner, R (1,3) OBP: 0.339, SLG: 0.467	F9			4-3		1B 2-3	1B	F9		4	0	1	0	0	0	3									
Ken Griffey, L (1,7) OBP: 0.344, SLG: 0.489	F8			L4		F8		1B 1B		4	1	1	0	0	0	4									
Andres Thomas, R (1,6) OBP: 0.317, SLG: 0.468		K			F9 1B	1-3 3-H	1B	1B 1B		4	1	3	1	0	1	0									
Ozzie Virgil, R (1,2) OBP: 0.330, SLG: 0.371		6-3			F9	1-3	1-3	1B		4	0	1	1	0	0	3									
Glenn Hubbard, R (1,4) OBP: 0.368, SLG: 0.333		K				SH2-4 1B		L9		4	0	1	1	0	1	0									
Cliff Speck, R (1,1) Ed Olwine, R (6,1) OBP: 0.500, SLG: 0.500				4-0 BB		SH2-4 1-2		SH1-4 1B		0	0	0	0	1	0	0									
Inning Stats	R: 0 E: 0 K: 0 S: 4	H: 1 LOB: 2 BB: 1 P: 8	R: 0 E: 0 K: 2 S: 7	H: 0 LOB: 0 BB: 0 P: 7	R: 0 E: 0 K: 0 S: 2	H: 0 LOB: 0 BB: 1 P: 6	R: 0 E: 0 K: 0 S: 3	H: 0 LOB: 0 BB: 0 P: 3	R: 1 E: 0 K: 1 S: 7	H: 2 LOB: 1 BB: 0 P: 7	R: 1 E: 0 K: 0 S: 6	H: 3 LOB: 2 BB: 0 P: 6	R: 0 E: 0 K: 0 S: 4	H: 1 LOB: 1 BB: 0 P: 4	R: 1 E: 0 K: 0 S: 4	H: 3 LOB: 2 BB: 1 P: 8	R: 0 E: 0 K: 2 S: 7	H: 0 LOB: 0 BB: 0 P: 7	1B: 9 2B: 1 3B: 0 HR: 0	SF: 0 SAC: 2 DP: 1 HBP: 0	WP: 0 PB: 0 SB: 1 CS: 0	PA: 37			
PITCHER	IP	WLS	BF	H	R	ER	SO	BB	IBB	HBP	BLK	WP	HR	S	P	ERA	WHIP								
Ed Whitson, R (1,1) ERA: 5.68	6.0	L	25	6	2	2	3	2	0	0	0	0	0	29	37	3.00	1.333								
Craig Lefferts, L (7,1) ERA: 2.03	3.0		12	4	1	1	2	1	0	0	0	0	0	15	19	3.00	1.667								

Atlanta Braves @ San Diego Padres
Jack Murphy Stadium, San Diego, CA
Tue Aug 05 1986, 10:05 PM EDT
Att: 14,650 - Unknown

AB 32
R 3
H 10
RBI 3
BB 3
SO 5
LOB 13



Batter	1	2	3	4	5	6	7	8	9	AB	R	H	RBI	BB	SO	LOB	BOTTOM								
Tim Flannery, L (1,4) OBP: 0.394, SLG: 0.377	F9 FC5-2 BB		F9 S		4-3		K		3-1	3	0	1	0	1	1	0									
Terry Kennedy, L (9, FH) OBP: 0.328, SLG: 0.390			1B							1	0	0	0	0	0	0									
Tony Gwynn, L (1,9) OBP: 0.385, SLG: 0.482	FC5-2 1B		F7		G3		6-3			4	0	1	0	0	0	1									
Kevin McReynolds, R (1,7) OBP: 0.355, SLG: 0.467	F9		F9		K		G3			4	0	0	0	0	1	3									
Steve Garvey, R (1,3) OBP: 0.276, SLG: 0.402	FC5-2 1-2 3-H		1-3			BLK 4-3	2B	F7		4	1	1	0	0	0	3									
Graig Nettles, L (1,5) OBP: 0.293, SLG: 0.404	K			1B BB		F2	2-3	K		3	0	0	0	1	2	3									
Gary Templeton, S (1,6) OBP: 0.267, SLG: 0.270		E6 S		1-3 1B		4-3		F9		4	0	1	1	0	0	0									
Marvell Wynne, L (1,8) OBP: 0.300, SLG: 0.440		F7		F9		E S	1B	F6		3	0	1	0	0	0	3									
Jerry Royster, R (9, FH) OBP: 0.328, SLG: 0.348										1	0	0	0	0	0	0									
Bruce Bochy, R (1,2) OBP: 0.333, SLG: 0.545		1-3		5-3				6-3		3	0	0	0	1	0	3									
Ed Whitson, R (1,1) John Kruk, L (6, PH) OBP: 0.336, SLG: 0.429										2	0	0	0	0	2	3									
Craig Lefferts, L (7,1) Carmelo Martinez, R (9, PH) OBP: 0.353, SLG: 0.388		K		K						1	0	0	0	0	0	2									
										0	0	0	0	0	0	0									
										1	1	1	1	0	0	0									
Inning Stats	R: 0 E: 0 K: 1 S: 6	H: 1 LOB: 2 BB: 1 P: 10	R: 0 E: 1 K: 1 S: 6	H: 0 LOB: 1 BB: 0 P: 6	R: 0 E: 0 K: 0 S: 4	H: 1 LOB: 1 BB: 0 P: 4	R: 0 E: 0 K: 1 S: 6	H: 1 LOB: 2 BB: 1 P: 10	R: 0 E: 0 K: 0 S: 5	H: 0 LOB: 0 BB: 0 P: 5	R: 1 E: 0 K: 0 S: 5	H: 2 LOB: 2 BB: 1 P: 9	R: 0 E: 0 K: 1 S: 5	H: 0 LOB: 0 BB: 0 P: 5	R: 0 E: 0 K: 1 S: 5	H: 0 LOB: 0 BB: 0 P: 5	R: 1 E: 0 K: 0 S: 4	H: 1 LOB: 0 BB: 0 P: 4	1B: 4 2B: 1 3B: 0 HR: 1	SF: 0 SAC: 0 DP: 0 HBP: 0	WP: 0 PB: 0 SB: 3 CS: 0	PA: 37			
PITCHER	IP	WLS	BF	H	R	ER	SO	BB	IBB	HBP	BLK	WP	HR	S	P	ERA	WHIP								
Cliff Speck, R (1,1) ERA: 1.35	5.2	W	26	5	1	1	4	3	0	0	1	0	0	31	43	1.59	1.412								
Ed Olwine, L (6,1) ERA: 2.79	3.1	S	11	1	1	1	2	0	0	0	0	0	1	15	15	2.70	0.300								

Atlanta Braves @ San Diego Padres
Jack Murphy Stadium, San Diego, CA
Tue Aug 05 1986, 10:05 PM EDT
Att: 14,650 - Unknown

AB 34
R 2
H 6
RBI 2
BB 3
SO 6
LOB 21



Batter	1	2	3	4	5	6	7	8	9	AB	R	H	RBI	BB	SO	LOB	TOP					
Tim Flannery, L (1.4) OBP: 0.393, SLG: 0.377										4	0	2	0	0	1	0	San Diego Padres @ Houston Astros Astrodome, Houston, TX Fri Aug 08 1986, 8:05 PM EDT Att: 31,142 - Unknown					
Tony Gwynn, L (1.9) OBP: 0.387, SLG: 0.481										4	0	1	0	0	0	2						
John Kruk, L (1.7) OBP: 0.408, SLG: 0.448										3	0	1	0	1	1	1						
Steve Garvey, R (1.3) OBP: 0.275, SLG: 0.397										4	0	1	0	0	1	3						
Marvell Wynne, L (1.8) OBP: 0.284, SLG: 0.429										4	0	0	0	0	0	3						
Terry Kennedy, L (1.2) OBP: 0.326, SLG: 0.385										4	0	0	0	0	1	1						
Graig Nettles, L (1.5) OBP: 0.296, SLG: 0.403										3	0	1	0	1	1	1						
Garry Templeton, S (1.6) OBP: 0.263, SLG: 0.265										3	0	0	0	0	1	2						
Lance McCullers, S (1.1) OBP: 0.143, SLG: 0.105										2	0	0	0	0	2	1						
Gene Walter, L (6.1) OBP: 0.236, SLG: 0.333										0	0	0	0	0	0	0						
Carmelo Martinez, R (8. PH) OBP: 0.332, SLG: 0.386										1	0	0	0	0	1	0						
Eric Show, R (8.1) OBP: 0.158, SLG: 0.211										0	0	0	0	0	0	0						
Inning Stats	R: 0 E: 0 K: 1 S: 5	H: 1 LOB: 0 BB: 0 P: 5	R: 0 E: 0 K: 1 S: 5	H: 0 LOB: 0 BB: 0 P: 5	R: 0 E: 0 K: 3 S: 9	H: 0 LOB: 0 BB: 0 P: 9	R: 0 E: 0 K: 1 S: 6	H: 1 LOB: 2 BB: 1 P: 10	R: 0 E: 0 K: 2 S: 8	H: 1 LOB: 1 BB: 0 P: 8	R: 0 E: 0 K: 0 S: 4	H: 0 LOB: 1 BB: 1 P: 4	R: 0 E: 0 K: 0 S: 3	H: 0 LOB: 1 BB: 1 P: 7	R: 0 E: 0 K: 1 S: 6	H: 1 LOB: 1 BB: 0 P: 6	R: 0 E: 0 K: 0 S: 4	H: 1 LOB: 1 BB: 0 P: 4	1B: 5 2B: 0 3B: 1 HR: 0	SF: 0 SAC: 0 DP: 0 HBP: 0	WP: 0 PB: 0 SB: 2 CS: 1	PA: 34
PITCHER Mike Scott, R (1.1) ERA: 2.16	IP: 9.0 WLS: W BF: 34 H: 6 R: 0 ER: 0 SO: 9 BB: 2 IBB: 0 HBP: 0 BLK: 0 WP: 0 HR: 0 S: 50 P: 58 ERA: 0.00 WHIP: 0.889															PITCHER	IP: WLS: BF: H: R: ER: SO: BB: IBB: HBP: BLK: WP: HR: S: P: ERA: WHIP:					

AB	32
R	0
H	6
RBI	0
BB	2
SO	9
LOB	14



Batter	1	2	3	4	5	6	7	8	9	AB	R	H	RBI	BB	SO	LOB	BOTTOM											
Bill Doran, S (1.4) OBP: 0.365, SLG: 0.361										2	1	0	0	0	1	0	San Diego Padres @ Houston Astros Astrodome, Houston, TX Fri Aug 08 1986, 8:05 PM EDT Att: 31,142 - Unknown											
Jim Pankovits, R (7.4) OBP: 0.357, SLG: 0.380										3	1	0	0	0	0	1												
Davey Lopes, R (1.8) OBP: 0.391, SLG: 0.464										3	0	0	1	0	0	0												
Denny Walling, L (1.5) OBP: 0.374, SLG: 0.475										3	2	1	0	1	0	0												
Glenn Davis, R (1.3) OBP: 0.336, SLG: 0.505										4	0	2	2	0	0	0												
Kevin Bass, S (1.9) OBP: 0.364, SLG: 0.498										4	0	2	2	0	0	0												
Jose Cruz, L (1.7) OBP: 0.331, SLG: 0.350										4	0	2	2	0	0	1												
Alan Ashby, S (1.2) OBP: 0.340, SLG: 0.353										3	0	1	0	1	0	3												
Craig Reynolds, L (1.6) OBP: 0.269, SLG: 0.350										2	0	0	0	0	0	1												
Dickie Thon, R (7. PH) OBP: 0.302, SLG: 0.337										2	0	0	0	0	0	2												
Mike Scott, R (1.1) OBP: 0.132, SLG: 0.149										3	1	1	0	0	0	0												
Inning Stats	R: 0 E: 0 K: 1 S: 5	H: 0 LOB: 0 BB: 0 P: 5	R: 0 E: 0 K: 0 S: 4	H: 1 LOB: 1 BB: 0 P: 4	R: 0 E: 0 K: 0 S: 3	H: 0 LOB: 0 BB: 0 P: 3	R: 0 E: 0 K: 0 S: 3	H: 0 LOB: 0 BB: 0 P: 3	R: 0 E: 0 K: 0 S: 4	H: 1 LOB: 1 BB: 0 P: 4	R: 4 E: 0 K: 0 S: 6	H: 3 LOB: 1 BB: 1 P: 11	R: 0 E: 0 K: 0 S: 4	H: 1 LOB: 1 BB: 0 P: 4	R: 1 E: 0 K: 0 S: 5	H: 2 LOB: 2 BB: 1 P: 9	1B: 6 2B: 2 3B: 0 HR: 0	SF: 1 SAC: 1 DP: 1 HBP: 1	WP: 0 PB: 0 SB: 1 CS: 0	PA: 35								
PITCHER Lance McCullers, R (1.1) ERA: 2.58	IP: 5.1 WLS: L BF: 24 H: 5 R: 4 ER: 4 SO: 4 BB: 1 IBB: 0 HBP: 1 BLK: 0 WP: 0 HR: 0 S: 24 P: 29 ERA: 6.75 WHIP: 1.125															PITCHER	IP: WLS: BF: H: R: ER: SO: BB: IBB: HBP: BLK: WP: HR: S: P: ERA: WHIP:											
Gene Walter, L (6.1) ERA: 3.39	1.2	5	1	0	0	0	0	0	0	0	5	5	0.00	0.600														
Eric Show, R (8.1) ERA: 3.0	1.0	6	2	1	1	0	0	0	1	0	0	5	9.00	2.000														

AB	30
R	5
H	8
RBI	5
BB	2
SO	1
LOB	8




Batter	1	2	3	4	5	6	7	8	9	AB	R	H	RBI	BB	SO	LOB	TOP							
Jerry Royster, R OBP: 0.328, SLG: 0.344 Tim Flannery, L OBP: 0.392, SLG: 0.376	(1, 4) 0-3 K		(2) 0-3 K		(4-0) BB			(1) 0-3 K		2	0	0	0	1	2	1	San Diego Padres @ Houston Astros Astrodome, Houston, TX Sat Aug 09 1986, 8:05 PM EDT Att: 38,169 - Unknown							
Tony Gwynn, L OBP: 0.383, SLG: 0.477	(1, 9) 0-0 L7		(3) 0-0 F4		(3) 0-0 F7			(2) 0-0 4-3		4	0	0	0	0	2									
John Kruk, L OBP: 0.418, SLG: 0.449	(1, 7) 0-0 1B			(1) 0-0 F7		(4-0) 5-3 BB		(4-0) BB		2	0	1	0	2	0									
Kevin McReynolds, R OBP: 0.356, SLG: 0.462	(1, 8) 0-3 K			(4-0) HR BB		(1) 0-0 5-3		(3) 0-0 F8		3	1	0	0	1	3									
Steve Garvey, R OBP: 0.275, SLG: 0.404	(1, 3) 0-0 6-3			(1-0) HR		(2) 0-0 6-3		(1) 0-0 5-3		4	1	1	2	0	0									
Bruce Bochy, R OBP: 0.326, SLG: 0.532 Terry Kennedy, L OBP: 0.324, SLG: 0.382	(1, 2) (6, PH) (6, 2) 0-3 K			(2) 0-0 F4		(3) 0-3 K		(2) 0-3 K		2	0	0	0	0	1									
Graig Nettles, L OBP: 0.292, SLG: 0.397	(1, 5) 0-0 G4-1			(3) 0-0 3-1			(1) 0-0 4-3		(3) 0-3 K	4	0	0	0	0	1									
Garry Templeton, S OBP: 0.263, SLG: 0.265	(1, 6) 0-0 1B			(1) 0-0 F9		(2) 0-0 4-3				3	0	1	0	0	0									
Andy Hawkins, R OBP: 0.222, SLG: 0.227 Dane Iorg, L OBP: 0.244, SLG: 0.329 Dave LaPoint, L	(1, 1) (3, PH) (3, 1) (7, PH) (7, 1) 0-3 K			(1) 0-0 F8		(3) 0-0 5-3				0	0	0	0	0	0									
Inning Stats	R: 0 E: 0 K: 2 S: 8	H: 1 LOB: 1 BB: 0 P: 8	R: 0 E: 0 K: 1 S: 5	H: 0 LOB: 0 BB: 0 P: 5	R: 0 E: 0 K: 2 S: 8	H: 1 LOB: 1 BB: 0 P: 8	R: 2 E: 0 K: 0 S: 4	H: 1 LOB: 0 BB: 1 P: 8	R: 0 E: 0 K: 1 S: 5	H: 0 LOB: 1 BB: 1 P: 9	R: 0 E: 0 K: 0 S: 3	H: 0 LOB: 0 BB: 0 P: 3	R: 0 E: 0 K: 1 S: 5	H: 0 LOB: 1 BB: 1 P: 9	R: 0 E: 0 K: 2 S: 7	H: 0 LOB: 0 BB: 0 P: 7		1B: 2 2B: 0 3B: 0 HR: 1	SF: 0 SAC: 0 DP: 0 HBP: 0	WP: 0 PB: 0 SB: 0 CS: 0	PA: 34			
PITCHER	IP WLS BF H R ER SO BB IBB HBP BLK WP HR S P ERA WHIP	5.0 W 21 3 2 2 5 3 0 0 0 0 1 28 40 3.60 1.200	4.0 S 13 0 0 0 4 1 0 0 0 0 0 20 24 0.00 0.250											IP WLS BF H R ER SO BB IBB HBP BLK WP HR S P ERA WHIP										

AB	30
R	2
H	3
RBI	2
BB	4
SO	9
LOB	9



Batter	1	2	3	4	5	6	7	8	9	AB	R	H	RBI	BB	SO	LOB	BOTTOM								
Bill Doran, S OBP: 0.366, SLG: 0.359	(1, 4) 4-0 1B HR BB			(1) 0-0 F4	(3) 0-0 F6			(2) 0-0 B1-5		3	2	0	0	2	0	5	San Diego Padres @ Houston Astros Astrodome, Houston, TX Sat Aug 09 1986, 8:05 PM EDT Att: 38,169 - Unknown								
Billy Hatcher, R OBP: 0.288, SLG: 0.339	(1, 8) 0-0 1-2 HR 1B	(1) 0-0 6-3		(2) 0-0 1-3		(1) 0-0 F5		(1) 0-0 4-3 S 1B		5	1	2	0	0	1										
Denny Walling, L OBP: 0.375, SLG: 0.490	(1, 5) 0-0 1-2 HR			(1) 0-0 E4 FC6-4		(2) 0-0 4-3		(1) 0-0 4-3		5	2	2	4	0	1										
Glenn Davis, R OBP: 0.337, SLG: 0.510	(1, 3) 4-0 1B BB BB			(2) 0-0 FC6-4				(2) 0-0 L6		4	1	1	1	1	0										
Kevin Bass, S OBP: 0.364, SLG: 0.495	(1, 9) 0-0 F7	(1) 4-0 1B BB		(1) 0-0 F2				(3) 0-0 3-1		4	0	1	0	1	2										
Jose Cruz, L OBP: 0.333, SLG: 0.355	(1, 7) 0-0 F8			(3) 0-0 BB 2B		(3) 0-3 K				4	0	2	1	0	2										
Alan Ashby, S OBP: 0.348, SLG: 0.360	(1, 2) 4-0 1-2 BB			(1) 0-3 K				(1) 0-0 WP B1-5 2B		2	0	1	0	2	1										
Craig Reynolds, L OBP: 0.269, SLG: 0.349 Dickie Thon, R OBP: 0.300, SLG: 0.335	(1, 6) (7, PH) (8, 6) 0-0 1-2 2-3 1B			(2) 0-0 3-1		(2) 0-0 F9		(1) 0-0 6-3		3	0	1	0	0	2										
Jim Deshaies, L OBP: 0.147, SLG: 0.065 Charlie Kerfeld, R OBP: 0.400, SLG: 0.250	(1, 1) (6, 1) 0-3 K			(3) 0-3 K				(2-3) 4-0 BB		2	0	0	0	1	2										
Inning Stats	R: 3 E: 0 K: 1 S: 8	H: 3 LOB: 3 BB: 3 P: 20	R: 2 E: 0 K: 0 S: 4	H: 2 LOB: 2 BB: 2 P: 12	R: 0 E: 0 K: 2 S: 7	H: 0 LOB: 0 BB: 0 P: 7	R: 0 E: 1 K: 0 S: 4	H: 0 LOB: 1 BB: 0 P: 4	R: 0 E: 0 K: 1 S: 7	H: 2 LOB: 1 BB: 0 P: 7	R: 0 E: 0 K: 0 S: 3	H: 1 LOB: 1 BB: 1 P: 7	R: 0 E: 0 K: 0 S: 4	H: 1 LOB: 1 BB: 0 P: 4	R: 0 E: 0 K: 2 S: 7	H: 1 LOB: 1 BB: 0 P: 4		1B: 5 2B: 4 3B: 0 HR: 2	SF: 0 SAC: 0 DP: 1 HBP: 0	WP: 1 PB: 0 SB: 2 CS: 0	PA: 41				
PITCHER	IP WLS BF H R ER SO BB IBB HBP BLK WP HR S P ERA WHIP	2.0 L 15 3 1 1 3 1 1 0 0 0 1 22 30 2.25 1.000	4.0 18 3 1 1 3 1 1 0 0 0 0 1 22 30 2.25 1.000	2.0 8 2 0 0 0 1 0 0 0 1 0 7 11 0.00 1.500											IP WLS BF H R ER SO BB IBB HBP BLK WP HR S P ERA WHIP										



Batter	1	2	3	4	5	6	7	8	9	AB	R	H	RBI	BB	SO	LOB	TOP					
Tim Flannery, L (1,4) OBP: 0.393, SLG: 0.375	4-0 BB		0-0 F6			0-0 1-3	0-0 1B		0-0 6-3	3	0	1	2	1	0	1	San Diego Padres @ Atlanta Braves Atlanta-Fulton County Stadium, Atlanta, GA Mon Aug 11 1986, 7:05 PM EDT Att: 8,832 - Unknown					
Dave LaPoint, L (7,1)			1-2							0	0	0	0	0	0	0						
Bruce Bochy, R (9,PH) OBP: 0.285, SLG: 0.543	G6-4-3 BB									1	0	0	0	0	0	0						
Tony Gwynn, L (1,9) OBP: 0.382, SLG: 0.472	0-0 G6-4-3		0-0 4-3			0-0 1-3	0-0 1-3		0-0 HR	3	0	1	0	0	0	2						
Marvell Wynne, L (6,8) OBP: 0.295, SLG: 0.443	1-2									2	1	1	1	0	0	2						
John Kruk, L (1,7) OBP: 0.426, SLG: 0.448	4-0 BB			0-0 G3		0-0 L8		0-0 HR	0-0 F7	4	1	1	0	1	0	1						
Kevin McReynolds, R (1,8) OBP: 0.352, SLG: 0.463	0-0 L4			0-0 F2		0-0 4-3		0-0 L7		4	0	0	0	0	0	3						
Steve Garvey, R (1,3) OBP: 0.278, SLG: 0.406		0-3 K		0-0 1B			0-0 G3	4-0 HR		3	1	2	0	0	1	0						
Bip Roberts, S (7,4) OBP: 0.268, SLG: 0.280								1-2 HR		0	1	0	0	1	0	0						
Terry Kennedy, L (1,2) OBP: 0.321, SLG: 0.377		0-0 F8		0-0 1-3				0-0 L5		4	1	1	0	0	0	3						
Graig Nettles, L (1,5) OBP: 0.291, SLG: 0.406					0-0 4-3			0-0 HR		4	1	1	3	0	0	2						
Garry Templeton, S (1,6) OBP: 0.264, SLG: 0.269			0-0 F9		0-0 4-3			0-0 6-3		2	0	0	0	0	0	0						
Eric Show, R (5,1) OBP: 0.158, SLG: 0.211										0	0	0	0	0	0	0						
Dane Iorg, L (7,PH) OBP: 0.238, SLG: 0.321										2	0	0	0	0	0	2						
Ed Whitson, R (1,1) OBP: 0.375, SLG: 0.429					0-3 K				0-0 F7	0	0	0	0	0	0	0						
Gene Walter, L (2,1) OBP: 0.375, SLG: 0.429										1	0	1	0	0	0	0						
Jerry Royster, R (5,PH) OBP: 0.321, SLG: 0.331										2	0	0	0	1	1	0						
Inning Stats	R: 0 E: 0 K: 0 S: 2	H: 0 LOB: 1 BB: 2 P: 10	R: 0 E: 0 K: 1 S: 5	H: 0 LOB: 0 BB: 5	R: 0 E: 0 K: 0 S: 4	H: 1 LOB: 1 BB: 0 P: 4	R: 0 E: 0 K: 0 S: 4	H: 1 LOB: 0 BB: 0 P: 4	R: 0 E: 0 K: 0 S: 5	H: 0 LOB: 0 BB: 0 P: 5	R: 0 E: 0 K: 0 S: 4	H: 1 LOB: 1 BB: 0 P: 4	R: 2 E: 0 K: 0 S: 6	H: 3 LOB: 2 BB: 1 P: 10	R: 3 E: 0 K: 0 S: 5	H: 2 LOB: 0 BB: 1 P: 9	R: 1 E: 0 K: 0 S: 4	H: 1 LOB: 0 BB: 0 P: 4	1B: 7 2B: 0 3B: 0 HR: 2	SF: 0 SAC: 0 DP: 1 HBP: 0	WP: 0 PB: 0 SB: 1 CS: 0	PA: 39
PITCHER Rick Mahler, R (1,1) ERA: 5.13	IP: 9.0 WLS: W BF: 39 H: 9 R: 6 ER: 6 SO: 2 BB: 4 IBB: 0 HBP: 0 BLK: 1 WP: 0 HR: 2 S: 39 P: 55 ERA: 6.00 WHIP: 1.444															PITCHER						

Batter	1	2	3	4	5	6	7	8	9	AB	R	H	RBI	BB	SO	LOB	BOTTOM			
Omar Moreno, L (1,9) OBP: 0.276, SLG: 0.355	0-0 4-3			0-0 2-3		0-0 1B		0-3 K		5	2	2	2	0	1	0	San Diego Padres @ Atlanta Braves Atlanta-Fulton County Stadium, Atlanta, GA Mon Aug 11 1986, 7:05 PM EDT Att: 8,832 - Unknown			
Ken Oberkfell, L (1,5) OBP: 0.382, SLG: 0.378	4-0 2B	0-0 FC1-5		0-0 6-3		0-0 2B				3	2	1	2	1	0	2				
Dale Murphy, R (1,8) OBP: 0.375, SLG: 0.504	0-0 WP	0-0 FC1-5				0-0 1B				4	3	3	4	0	0	1				
Bill Sample, R (7,9) OBP: 0.304, SLG: 0.377	0-0 SF7	0-0 HR				0-0 HR				0	0	0	0	0	0	0				
Ken Griffey, L (1,7) OBP: 0.352, SLG: 0.507	0-0 SF7	0-3 K			0-0 4-3					2	0	0	1	0	1	0				
Terry Harper, R (7,7) OBP: 0.308, SLG: 0.349	0-0 2B	0-0 K			0-0 4-3					1	0	0	0	0	0	0				
Chris Chambliss, L (1,3) OBP: 0.375, SLG: 0.413	0-0 6-3	0-3 K			0-0 4-3					4	0	1	0	0	1	0				
Rafael Ramirez, R (1,6) OBP: 0.252, SLG: 0.309		0-0 BB	0-0 L8		0-0 5-3					4	1	1	0	0	0	1				
Ozzie Virgil, R (1,2) OBP: 0.342, SLG: 0.385		4-0 BB	4-0 BB	0-0 G6-4-3		0-0 F5	0-0 1-3			2	1	0	0	2	0	1				
Glenn Hubbard, R (1,4) OBP: 0.368, SLG: 0.328		4-0 BB	4-0 BB	0-0 G6-4-3		0-0 5-3		0-0 F7		3	1	0	0	1	0	1				
Rick Mahler, R (1,1) OBP: 0.221, SLG: 0.203		4-0 FC1-5		0-0 F9		0-0 2B	0-0 1B		0-0 F3	3	1	1	1	1	0	0				
Inning Stats	R: 2 E: 0 K: 0 S: 4	H: 1 LOB: 0 BB: 1 P: 8	R: 6 E: 0 K: 2 S: 10	H: 3 LOB: 0 BB: 3 P: 22	R: 0 E: 0 K: 0 S: 2	H: 0 LOB: 0 BB: 1 P: 6	R: 0 E: 0 K: 0 S: 3	H: 0 LOB: 0 BB: 0 P: 3	R: 1 E: 0 K: 0 S: 4	H: 1 LOB: 0 BB: 0 P: 4	R: 2 E: 0 K: 0 S: 6	H: 3 LOB: 1 BB: 0 P: 6	R: 0 E: 0 K: 0 S: 4	H: 1 LOB: 1 BB: 0 P: 4	R: 0 E: 0 K: 1 S: 5	H: 0 LOB: 0 BB: 0 P: 5	1B: 3 2B: 3 3B: 1 HR: 2	SF: 1 SAC: 0 DP: 1 HBP: 0	WP: 1 PB: 0 SB: 0 CS: 0	PA: 37
PITCHER Ed Whitson, R (1,1) ERA: 6.5	IP: 1.0 WLS: L BF: 10 H: 3 R: 7 ER: 7 SO: 0 BB: 4 IBB: 0 HBP: 0 BLK: 0 WP: 0 HR: 0 S: 13 P: 22 ERA: 63.00 WHIP: 7.000															PITCHER				
Gene Walter, L (2,1) ERA: 3.25	3.0 10 1 1 1 2 1 0 0 0 0 1 13 17 3.00 0.667																			
Eric Show, R (5,1) ERA: 3.18	2.0 10 4 3 3 0 0 0 0 0 0 1 10 10 13.50 2.000																			
Dave LaPoint, L (7,1) ERA: 5.75	2.0 7 1 0 0 1 0 0 0 0 0 0 9 9 0.00 0.500																			



Batter	1	2	3	4	5	6	7	8	9	AB	R	H	RBI	BB	SO	LOB	TOP															
Jerry Royster, R OBP: 0.328, SLG: 0.353 (1, 5)										4	1	2	1	1	1	2																
Tony Gwynn, L OBP: 0.381, SLG: 0.472 (1, 9)										4	1	1	0	0	0	1																
John Kruk, L OBP: 0.415, SLG: 0.435 Rich Gossage, R (8, 1)										4	0	0	0	0	2	1																
Kevin McReynolds, R OBP: 0.353, SLG: 0.462 (8, 7)										3	1	1	0	1	0	0																
Steve Garvey, R OBP: 0.282, SLG: 0.412 (1, 3)										4	1	3	1	0	0	1																
Bruce Bochy, R OBP: 0.337, SLG: 0.565 (1, 2)										4	0	2	2	0	0	2																
Garry Templeton, S OBP: 0.264, SLG: 0.267 (1, 6)										3	0	0	0	1	0	2																
Bip Roberts, S OBP: 0.264, SLG: 0.275 Tim Flannery, L OBP: 0.392, SLG: 0.373 (9, PH)										3	0	0	0	0	0	2																
LaMarr Hoyt, R OBP: 0.167, SLG: 0.194 Craig Lefferts, L OBP: 0.167, SLG: 0.667 Marvell Wynne, L OBP: 0.288, SLG: 0.443 (8, 8)										0	0	0	0	0	0	0																
Inning Stats	R: 0 E: 0 K: 1 S: 4	H: 0 LOB: 0 BB: 1 P: 8	R: 0 E: 0 K: 0 S: 4	H: 1 LOB: 1 BB: 0 P: 4	R: 0 E: 0 K: 0 S: 3	H: 1 LOB: 0 BB: 0 P: 3	R: 0 E: 0 K: 0 S: 3	H: 0 LOB: 0 BB: 0 P: 3	R: 0 E: 0 K: 0 S: 3	H: 0 LOB: 0 BB: 0 P: 3	R: 3 E: 0 K: 1 S: 8	H: 3 LOB: 2 BB: 2 P: 16	R: 1 E: 0 K: 2 S: 5	H: 2 LOB: 1 BB: 0 P: 5	R: 0 E: 0 K: 2 S: 8	H: 1 LOB: 2 BB: 1 P: 12	1B: 4 2B: 4 3B: 0 HR: 1	SF: 0 SAC: 0 DP: 1 HBP: 0	WP: 0 PB: 0 SB: 0 CS: 2	PA: 38												
PITCHER	IP WLS BF H R ER SO BB IBB HBP BLK WP HR S P ERA WHIP																															
Zane Smith, L ERA: 3.4 Paul Assenmacher, L ERA: 2.9 Jeff Dedmon, R ERA: 2.95 Ed Olivine, L ERA: 2.59	(1, 1) (8, 1) (8, 1) (9, 1)	7.0 0.2 0.2 0.2	L 3 4 3	27 3 2 0	6 1 2 0	3 1 0 0	3 1 0 2	2 0 0 1	1 0 0 0	0 0 0 0	0 0 0 0	0 1 4 6	28 3 4 10	40 3 4 10	3.86 13.50 0.00	1.143 1.500 1.500																

San Diego Padres @ Atlanta Braves
Atlanta-Fulton County Stadium, Atlanta, GA
Tue Aug 12 1986, 7:05 PM EDT
Att: 12,005 - Unknown

AB 33
R 4
H 9
RBI 4
BB 4
SO 4
LOB 14



Batter	1	2	3	4	5	6	7	8	9	AB	R	H	RBI	BB	SO	LOB	BOTTOM			
Omar Moreno, L OBP: 0.273, SLG: 0.351 Bill Sample, R OBP: 0.308, SLG: 0.381 (8, PH)										3	0	0	0	1	0					
Ken Oberkfell, L OBP: 0.380, SLG: 0.374 (1, 5)										3	0	0	0	1	0	1				
Dale Murphy, R OBP: 0.372, SLG: 0.499 (1, 8)										4	0	0	0	0	1	2				
Ken Griffey, L OBP: 0.354, SLG: 0.507 (1, 7)										4	1	2	0	0	1	1				
Chris Chambliss, L OBP: 0.391, SLG: 0.415 (1, 3)										2	2	1	0	2	0	0				
Rafael Ramirez, R OBP: 0.255, SLG: 0.311 (1, 6)										4	0	2	1	0	0	4				
Ozzie Virgil, R OBP: 0.338, SLG: 0.379 (1, 2)										4	0	0	1	0	0	4				
Glenn Hubbard, R OBP: 0.365, SLG: 0.325 Terry Harper, R OBP: 0.307, SLG: 0.347 (9, PH)										3	0	0	0	0	1					
Zane Smith, L OBP: 0.130, SLG: 0.096 Ted Simmons, S OBP: 0.325, SLG: 0.389 Paul Assenmacher, L Jeff Dedmon, L Ed Olivine, L	(1, 1) (7, PH) (8, 1) (8, 1) (9, 1)	6.0 1.0 2.0	W 3 S	24 3 8	5 0 1	2 0 1	2 0 0	2 0 2	3 0 0	3 0 0	0 0 0	0 0 0	0 0 0	0 0 0	0 0 0	0 0 0				
Inning Stats	R: 0 E: 0 K: 2 S: 7	H: 0 LOB: 0 BB: 0 P: 7	R: 0 E: 0 K: 0 S: 3	H: 1 LOB: 1 BB: 1 P: 7	R: 0 E: 0 K: 0 S: 3	H: 0 LOB: 0 BB: 0 P: 3	R: 0 E: 0 K: 0 S: 3	H: 1 LOB: 2 BB: 2 P: 11	R: 0 E: 0 K: 2 S: 7	H: 0 LOB: 0 BB: 0 P: 7	R: 2 E: 1 K: 0 S: 6	H: 3 LOB: 1 BB: 0 P: 6	R: 0 E: 0 K: 1 S: 6	H: 1 LOB: 0 BB: 0 P: 6	R: 1 E: 1 K: 1 S: 6	H: 0 LOB: 0 BB: 0 P: 6	1B: 6 2B: 0 3B: 0 HR: 0	SF: 0 SAC: 0 DP: 2 HBP: 0	WP: 1 PB: 0 SB: 0 CS: 0	PA: 35
PITCHER	IP WLS BF H R ER SO BB IBB HBP BLK WP HR S P ERA WHIP																			
LaMarr Hoyt, R ERA: 4.64 Craig Lefferts, L ERA: 2.18 Rich Gossage, R ERA: 3.71	(1, 1) (7, 1) (8, 1)	6.0 1.0 2.0	W 3 S	24 3 8	5 0 1	2 0 1	2 0 0	2 0 2	3 0 0	0 0 1	0 0 0	0 0 0	0 0 0	0 0 0	0 0 0	0 0 0				

San Diego Padres @ Atlanta Braves
Atlanta-Fulton County Stadium, Atlanta, GA
Tue Aug 12 1986, 7:05 PM EDT
Att: 12,005 - Unknown

AB 32
R 3
H 6
RBI 2
BB 3
SO 4
LOB 14



Batter	1	2	3	4	5	6	7	8	9	AB	R	H	RBI	BB	SO	LOB	TOP					
Tim Flannery, L (1.4) OBP: 0.390, SLG: 0.372	K		1B		SH2-3		4-3	G3		4	1	1	0	0	1	1						
Tony Gwynn, L (1.9) OBP: 0.383, SLG: 0.483	K		F7		1B		HR		1B	5	3	3	2	0	1	2						
John Kruk, L (1.7) Kevin McReynolds, R (7.7) OBP: 0.355, SLG: 0.463	F5		1B		F6		WP		1B	4	1	2	1	0	0	1						
Steve Garvey, R (1.3) OBP: 0.283, SLG: 0.412		K	1B		1B		K		F9	5	0	2	2	0	2	3						
Graig Nettles, L (1.5) OBP: 0.293, SLG: 0.406	F7		F7		4-3		1B		1B	5	0	2	2	0	0	3						
Manvell Wynne, L (1.8) OBP: 0.286, SLG: 0.435					G3		4-3		K	4	0	0	0	1	1	3						
Terry Kennedy, L (1.2) OBP: 0.316, SLG: 0.372	F7				F7		K		G4-1	5	0	0	0	0	1	3						
Garry Templeton, S (1.6) OBP: 0.269, SLG: 0.272			1B		6-3		1B		SH1-4	4	1	3	0	0	0	0						
Lance McCullers, S (1.1) OBP: 0.167, SLG: 0.095			K				SH2-3		SH1-4	2	1	0	0	1	2	2						
Craig Lefferts, L (7.1) OBP: 0.167, SLG: 0.667										0	0	0	0	0	0	0						
Rich Gossage, R (9.1)										0	0	0	0	0	0	0						
Inning Stats	R: 0 H: 0 E: 0 K: 2 S: 7	H: 0 R: 0 ER: 0 LOB: 0 BB: 0 P: 7	R: 0 H: 0 E: 0 K: 1 S: 5	H: 0 R: 0 ER: 0 LOB: 1 BB: 1 P: 9	R: 2 H: 4 E: 0 K: 1 S: 9	H: 4 R: 0 ER: 0 LOB: 2 BB: 0 P: 9	R: 0 H: 0 E: 0 K: 0 S: 3	H: 0 R: 0 ER: 0 LOB: 0 BB: 0 P: 3	R: 2 H: 2 E: 0 K: 0 S: 5	H: 2 R: 0 ER: 0 LOB: 1 BB: 1 P: 9	R: 0 H: 1 E: 0 K: 2 S: 8	H: 1 R: 0 ER: 0 LOB: 1 BB: 0 P: 8	R: 2 H: 3 E: 0 K: 1 S: 8	H: 3 R: 0 ER: 0 LOB: 1 BB: 0 P: 8	R: 0 H: 1 E: 0 K: 0 S: 4	H: 1 R: 0 ER: 0 LOB: 1 BB: 0 P: 4	R: 1 H: 3 E: 0 K: 1 S: 8	H: 3 R: 0 ER: 0 LOB: 2 BB: 0 P: 8	1B: 12 2B: 1 3B: 0 HR: 1	SF: 0 SAC: 2 DP: 0 HBP: 0	WP: 1 PB: 0 SB: 0 CS: 0	PA: 43
PITCHER	IP	WLS	BF	H	R	ER	SO	BB	IBB	HBP	BLK	WP	HR	S	P	ERA	WHIP					
Doyle Alexander, R (1.1) ERA: 4.57	6.2		32	10	6	6	7	2	0	0	0	1	1	44	52	8.10	1.800					
Ed Olinie, L (7.1) ERA: 2.55	0.1		1	0	0	0	0	0	0	0	0	0	0	1	1	0.00	0.000					
Paul Assenmacher, L (8.1) ERA: 2.84	1.0		4	1	0	0	0	0	0	0	0	0	0	4	4	0.00	1.000					
Gene Garber, R (9.1) ERA: 1.85	1.0	W	6	3	1	1	1	0	0	0	0	0	0	8	8	9.00	3.000					

San Diego Padres @ Atlanta Braves
Atlanta-Fulton County Stadium, Atlanta, GA
Wed Aug 13 1986, 7:05 PM EDT
Att: 11,569 - Unknown

AB 39
R 7
H 14
RBI 7
BB 2
SO 8
LOB 18

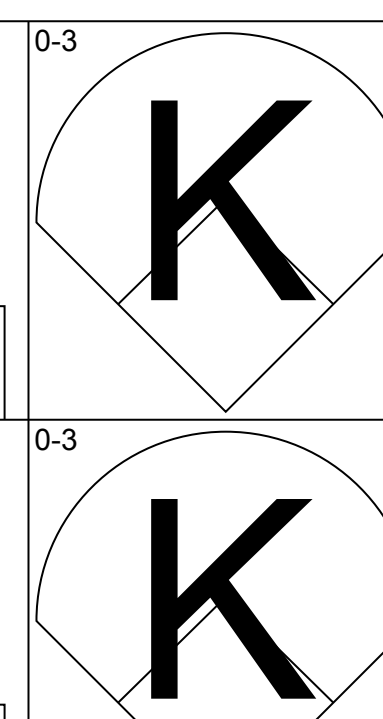
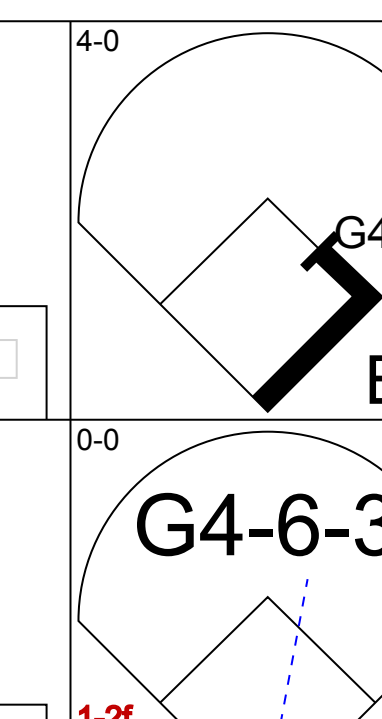
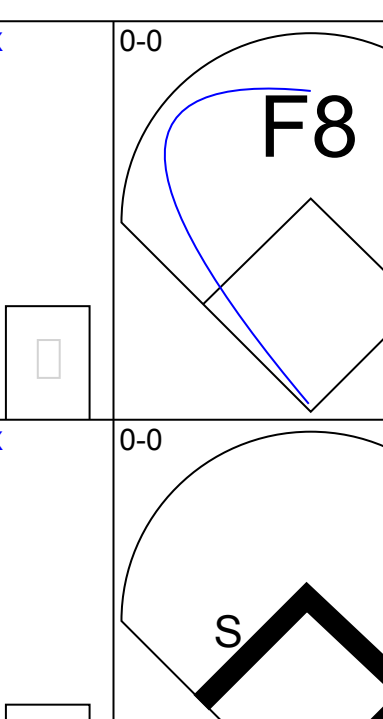
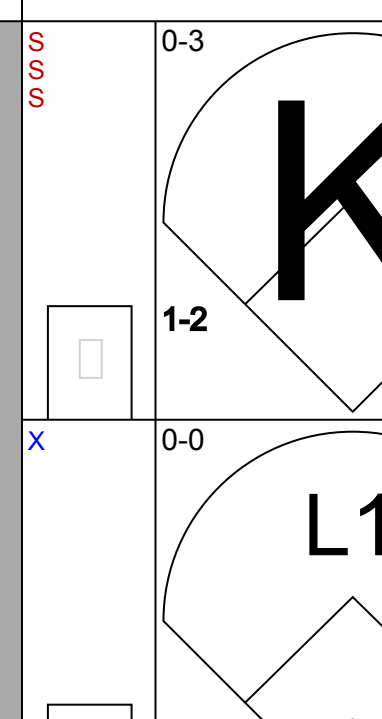
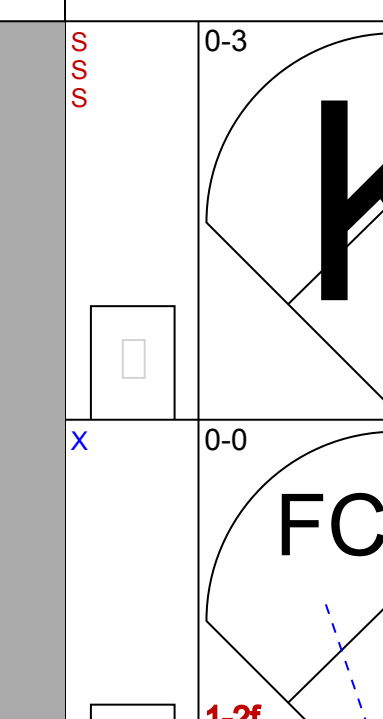
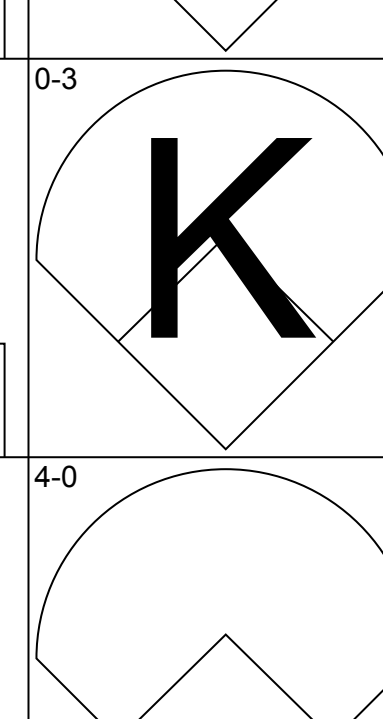
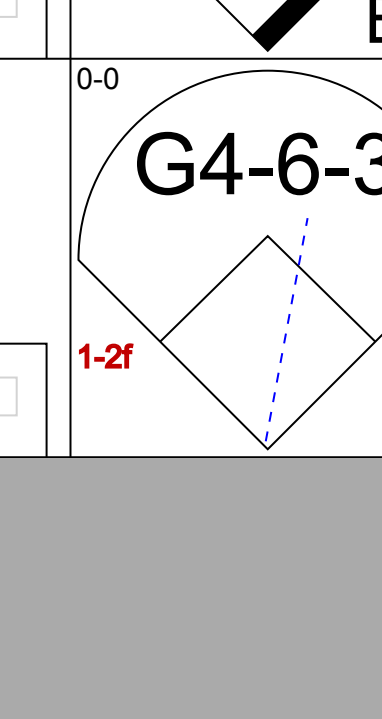
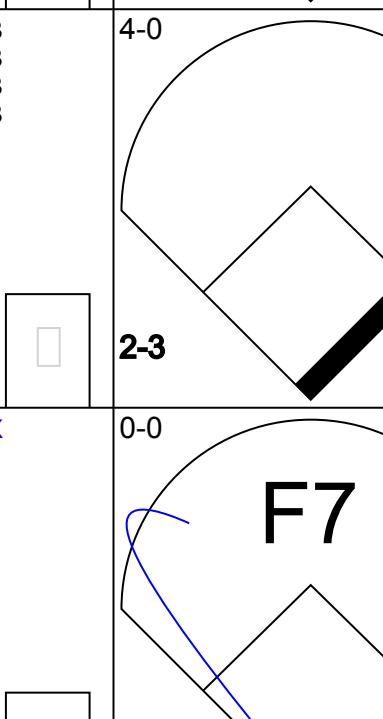
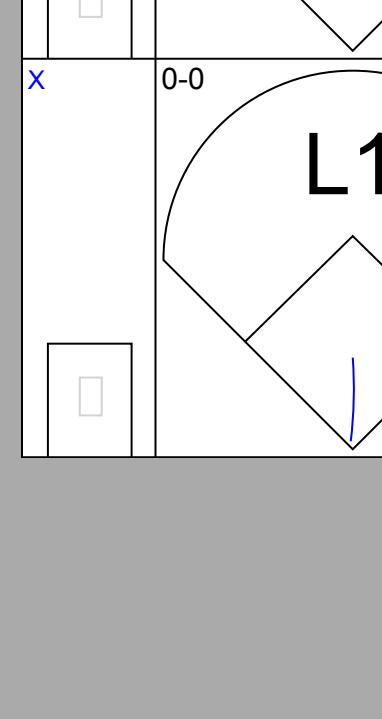
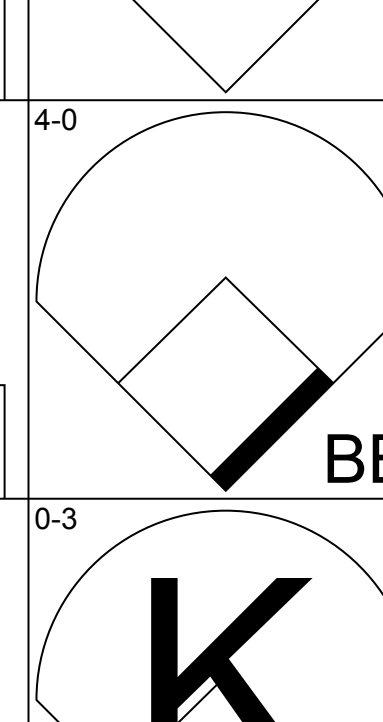
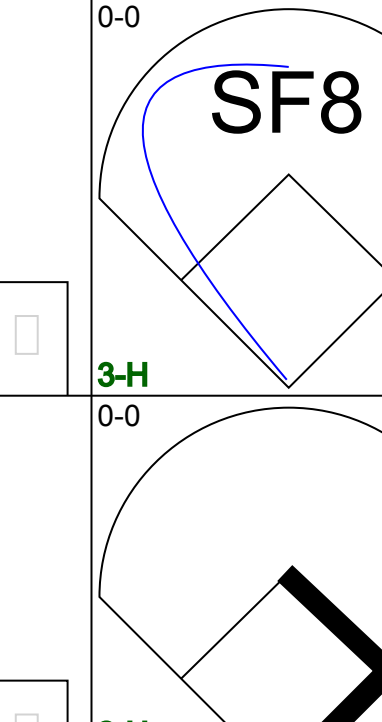

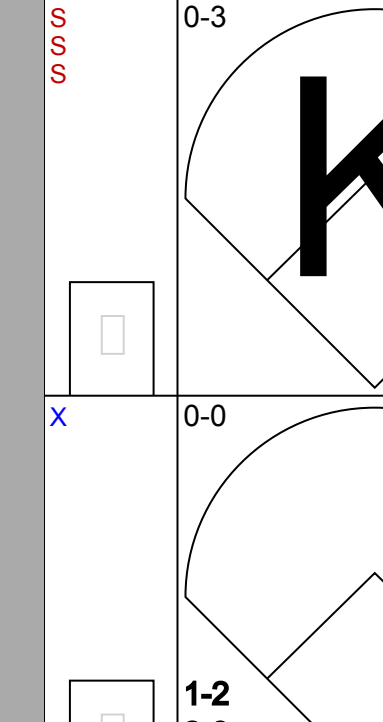
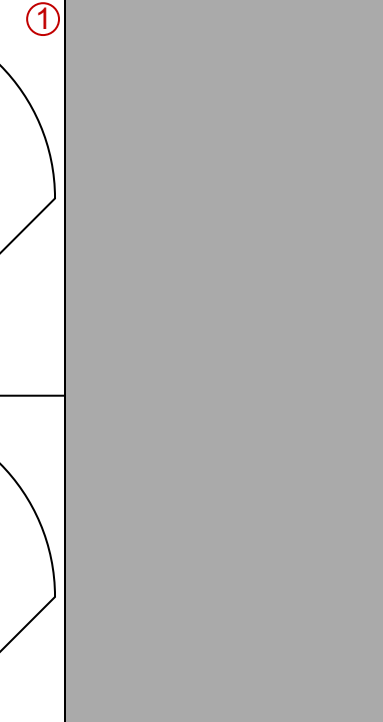
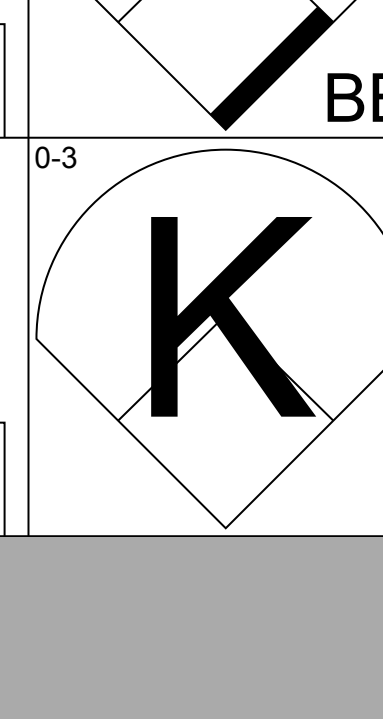
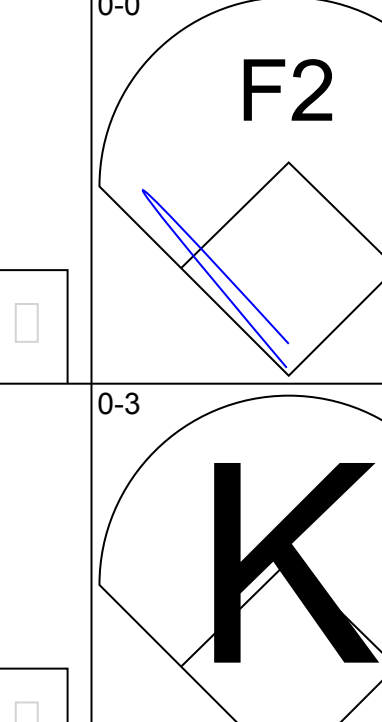

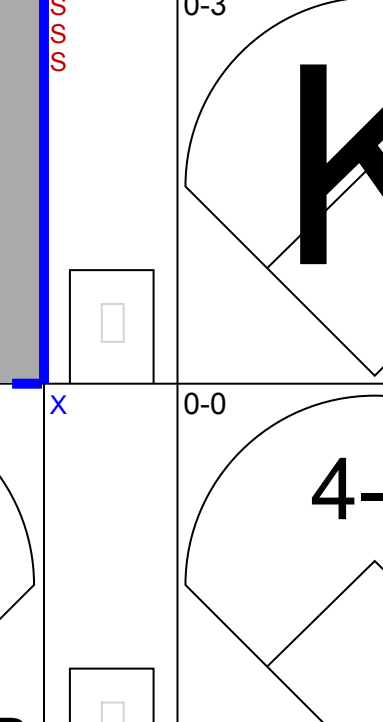
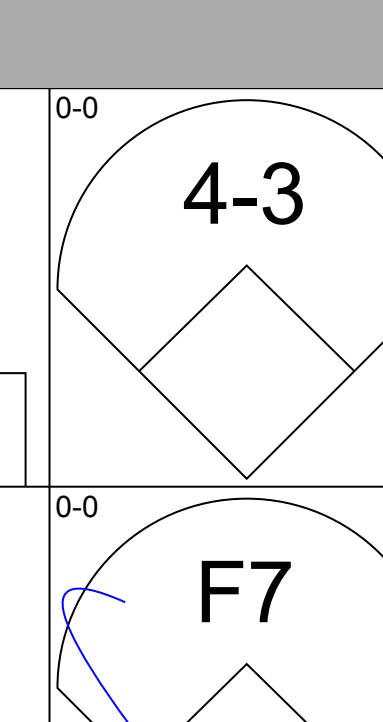
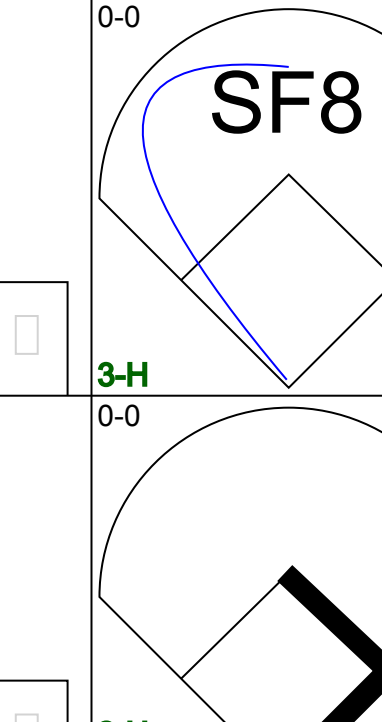
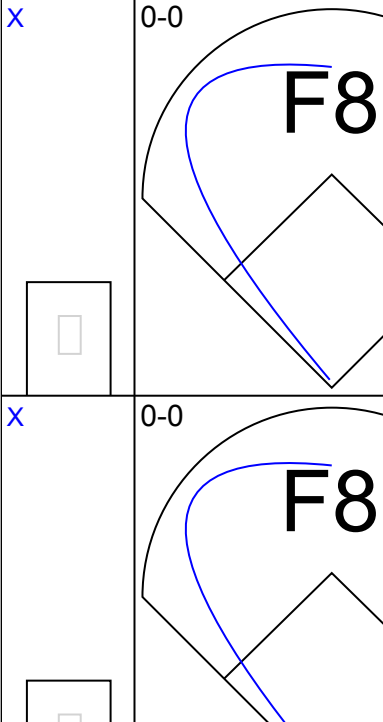
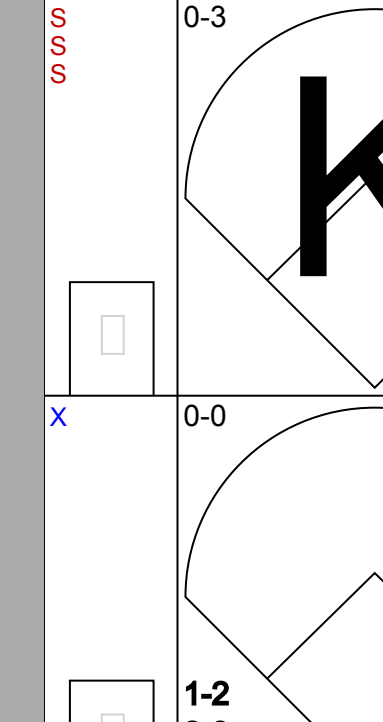
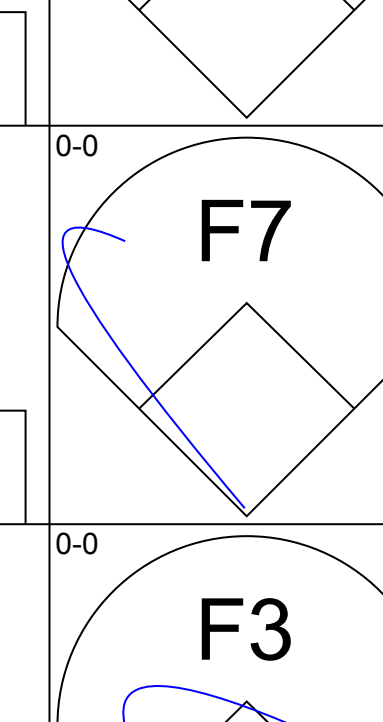
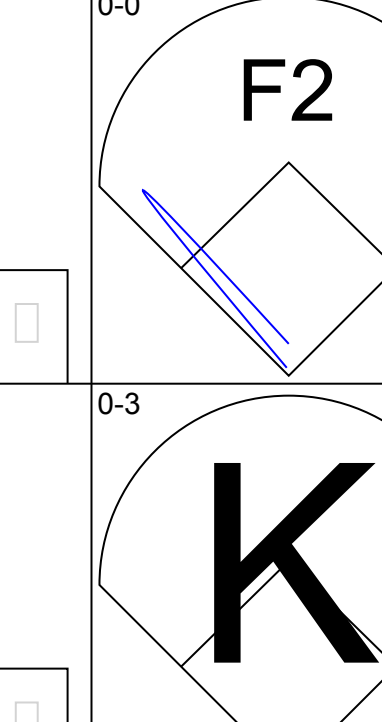
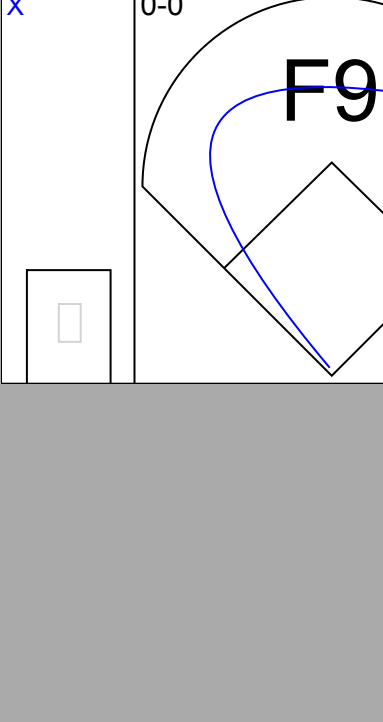
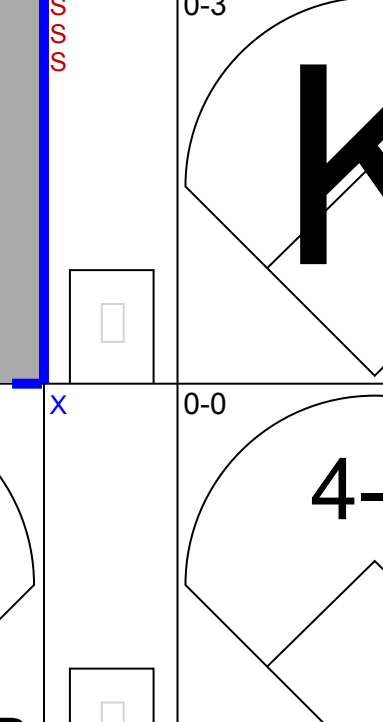

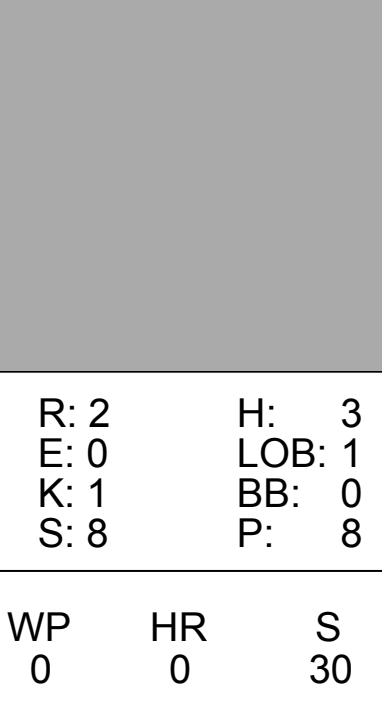
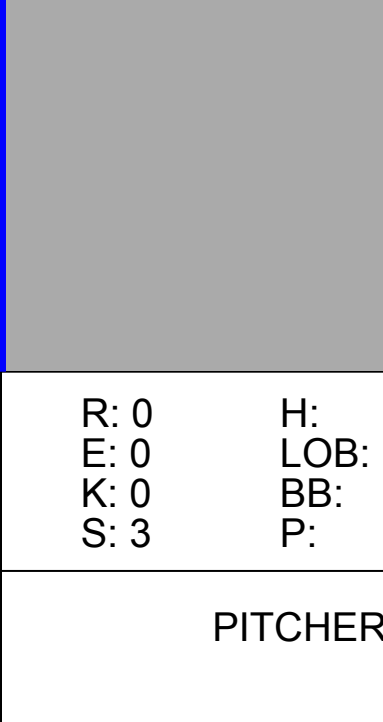
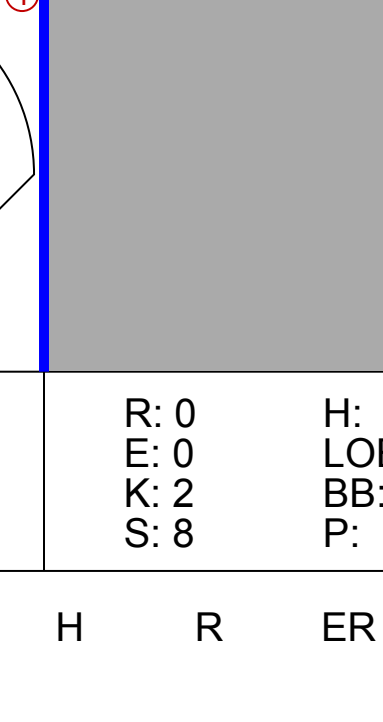
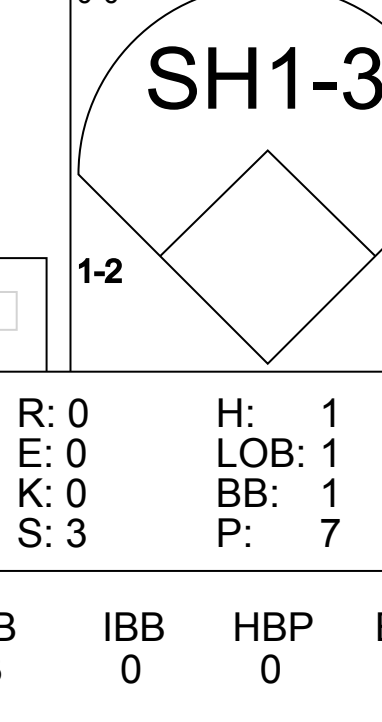
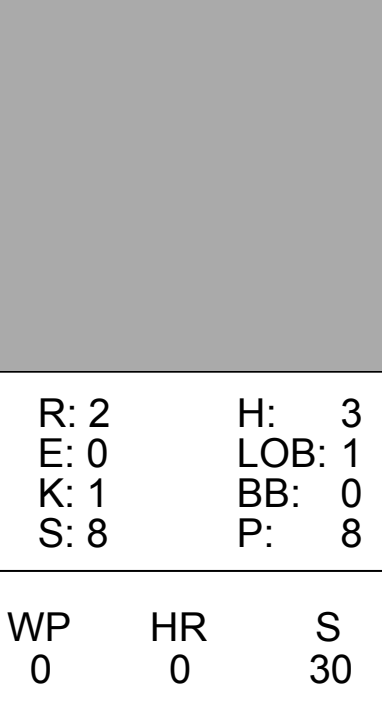
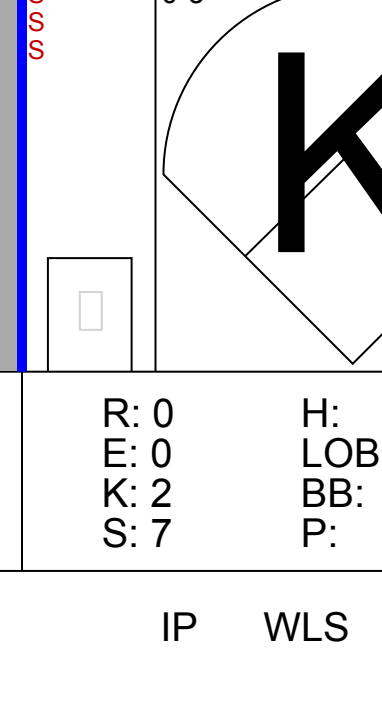
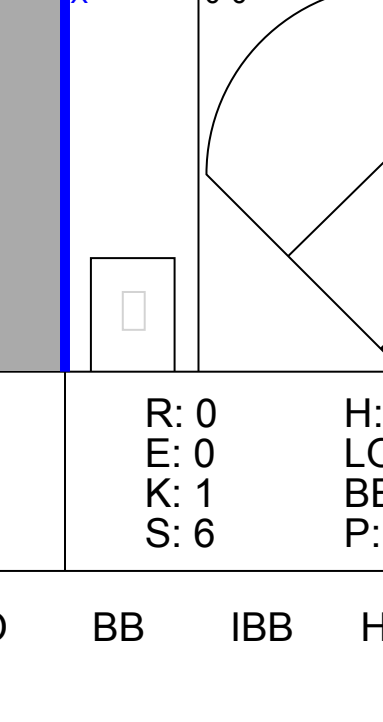
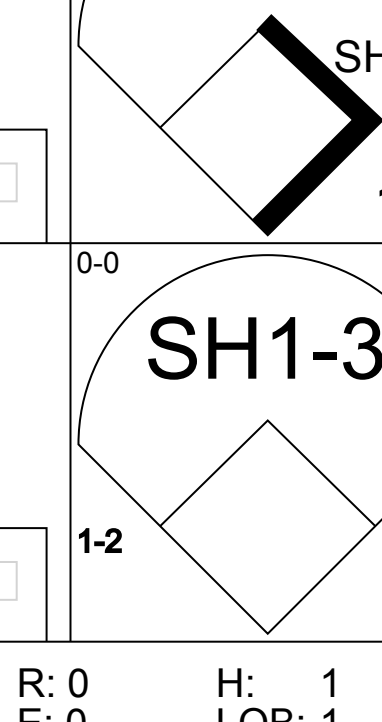
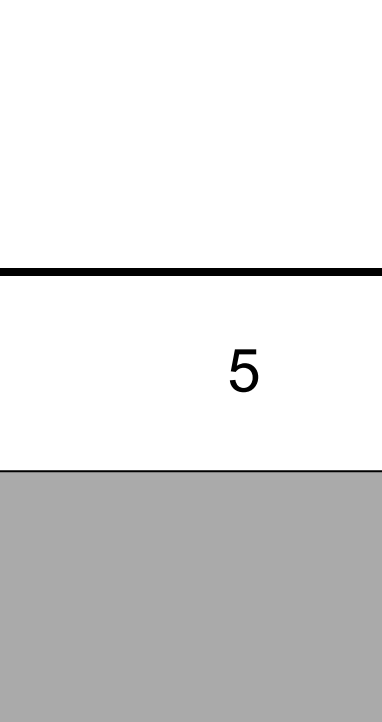
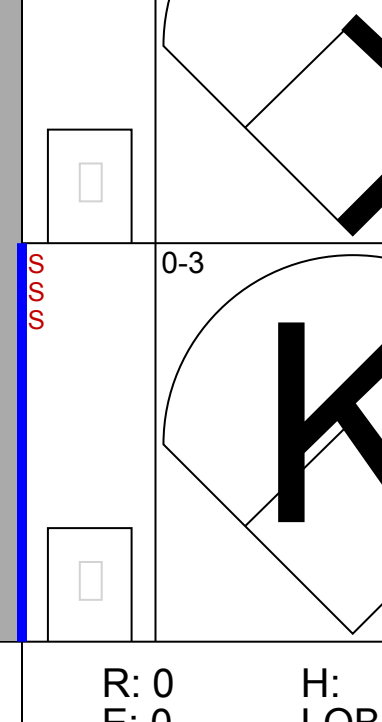
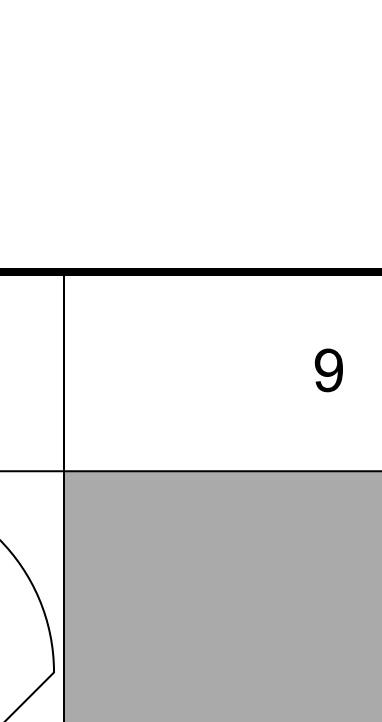


Batter	1	2	3	4	5	6	7	8	9	AB	R	H	RBI	BB	SO	LOB	BOTTOM					
Omar Moreno, L (1.9) OBP: 0.286, SLG: 0.378	G4-6-3		E		BB		HR		1B	5	2	5	2	0	0	0						
Ken Oberkfell, L (1.5) OBP: 0.383, SLG: 0.374	G4-6-3		F2		BB		BB		HR	3	1	1	0	2	0	2						
Dale Murphy, R (1.8) OBP: 0.370, SLG: 0.494	K		6-3		F8		BB		K	4	0	0	0	1	2	5						
Ken Griffey, L (1.7) OBP: 0.354, SLG: 0.509		F8			1-6		F7		F9	5	1	2	1	0	0	2						
Chris Chambliss, L (1.3) OBP: 0.412, SLG: 0.465		E9			2B		F7		1B	4	2	3	3	1	0	0						
Rafael Ramirez, R (1.6) OBP: 0.255, SLG: 0.319					1-6		K		F4	4	1	1	2	0	1	3						
Glenn Hubbard, R (1.4) OBP: 0.302, SLG: 0.321										3	0	0	0	0	0	1						
Terry Harper, R (8. PH) OBP: 0.310, SLG: 0.350		F4			F5		F7		G6-4-3	1	0	1	0	0	0	0						
Gene Garber, R (9.1) OBP: 0.400, SLG: 0.250									1B	0	0	0	0	0	0	0						
Bruce Benedict, R (1.2) OBP: 0.340, SLG: 0.333										3	0	0	0	0	0	0						
Ted Simmons, S (8. PH) OBP: 0.323, SLG: 0.386		F7					F7		G6-4-3	1	0	0	0	0	0	2						
Doyle Alexander, R (1.1) OBP: 0.176, SLG: 0.176										2	0	1	0	0	0	0						
Ed Olinie, R (7.1) OBP: 0.500, SLG: 0.500					1-3					0	0	0	0	0	0	0						
Bill Sample, R (7. PH) OBP: 0.312, SLG: 0.381										0	1	0	0	1	0	0						
Paul Assenmacher, L (8.1) OBP: 0.305, SLG: 0.448									K	0	0	0	0	0	0	0						
Andres Thomas, R (9.6)										1	0	0	0	0	1	0						
Inning Stats	R: 0 H: 1 E: 0 K: 1 S: 5	H: 2 R: 2 ER: 0 LOB: 0 BB: 0 P: 5	R: 2 H: 2 E: 1 K: 0 S: 5	H: 2 R: 0 ER: 0 LOB: 1 BB: 0 P: 4	R: 0 H: 2 E: 0 K: 0 S: 4	H: 2 R: 0 ER: 0 LOB: 1 BB: 0 P: 4	R: 0 H: 1 E: 0 K: 0 S: 3	H: 1 R: 0 ER: 0 LOB: 1 BB: 1 P: 7	R: 0 H: 1 E: 0 K: 0 S: 4	H: 1 R: 0 ER: 0 LOB: 2 BB: 1 P: 8	R: 0 H: 0 E: 0 K: 1 S: 5	H: 0 R: 0 ER: 0 LOB: 0 BB: 0 P: 5	R: 2 H: 2 E: 0 K: 0 S: 5	H: 2 R: 0 ER: 0 LOB: 2 BB: 2 P: 13	R: 0 H: 2 E: 0 K: 0 S: 4	H: 2 R: 4 ER: 0 LOB: 1 BB: 0 P: 13	R: 4 H: 3 E: 0 K: 2 S: 9	H: 3 R: 0 ER: 0 LOB: 0 BB: 1 P: 13	1B: 9 2B: 3 3B: 0 HR: 3	SF: 0 SAC: 0 DP: 3 HBP: 0	WP: 0 PB: 0 SB: 0 CS: 0	PA: 41
PITCHER	IP	WLS	BF	H	R	ER	SO	BB	IBB	HBP	BLK	WP	HR	S	P	ERA	WHIP					
Lance McCullers, R (1.1) ERA: 2.76	6.2		30	9	4	4	2	4	0	0	0	0	2	30	46	5.40	1.950					
Craig Lefferts, L (7.1) ERA: 2.14	1.1		5	2	0	0	0	0	0	0	0	0	0	5	5	0.00	1.500					
Rich Gossage, R (9.1) ERA: 4.33	0.2	L	6	3	4	4	2	1	0	0	0	0	1	9	13	54.00	6.000					

San Diego Padres @ Atlanta Braves
Atlanta-Fulton County Stadium, Atlanta, GA
Wed Aug 13 1986, 7:05 PM EDT
Att: 11,569 - Unknown

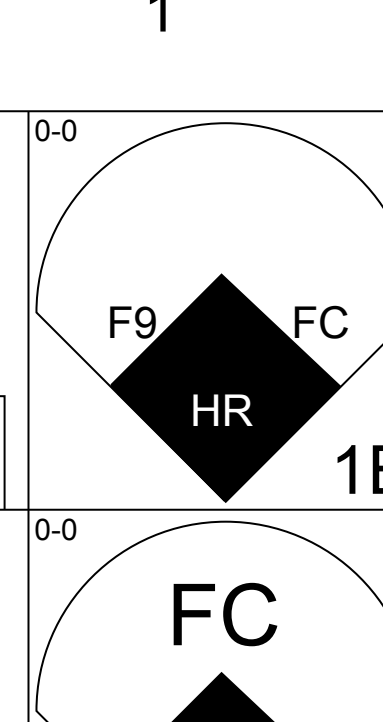
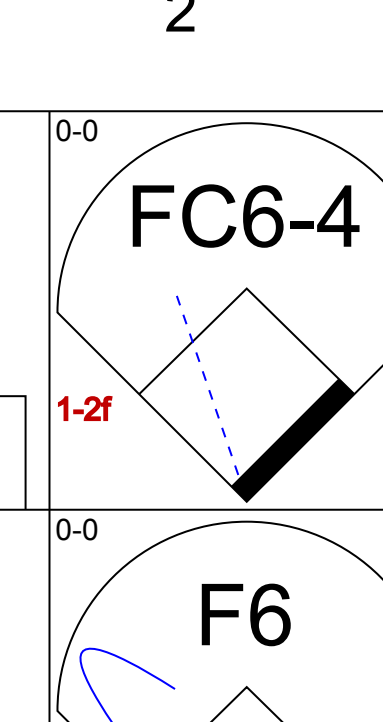
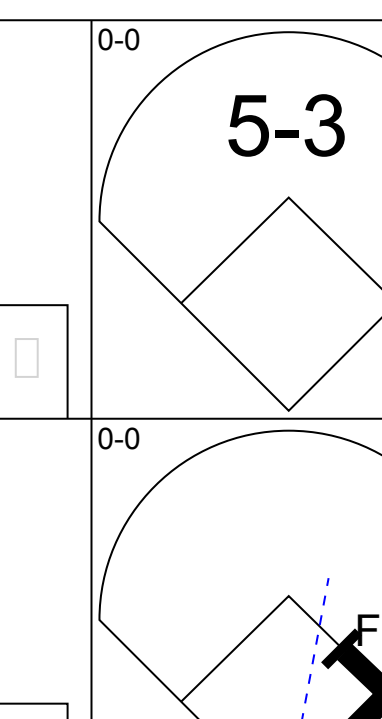
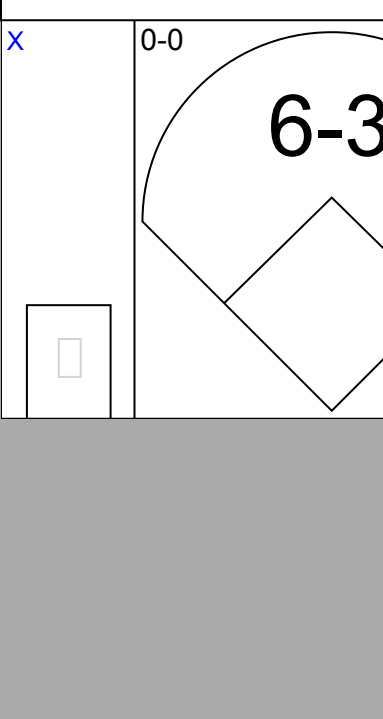
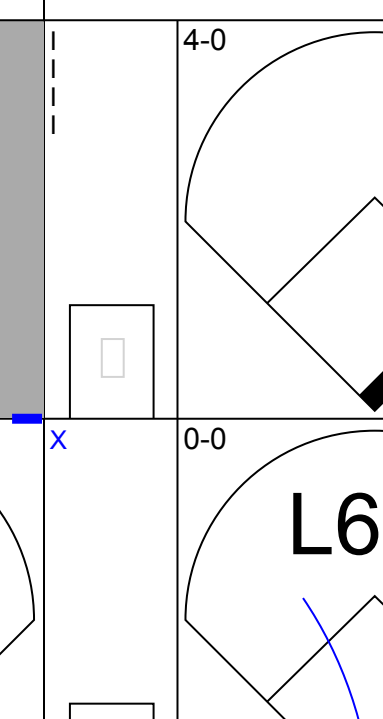
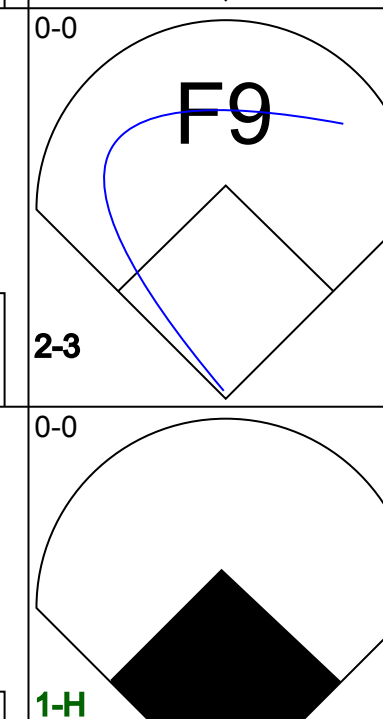

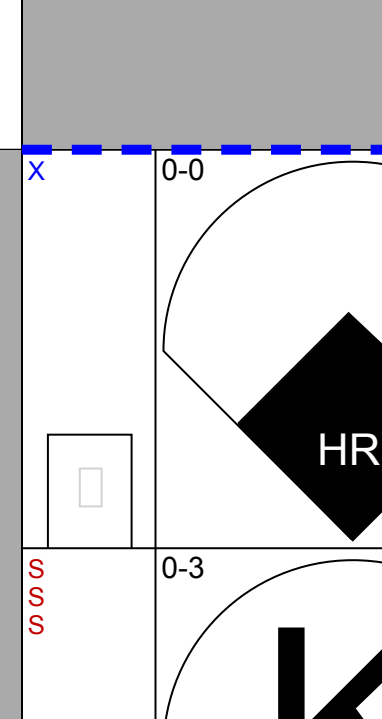
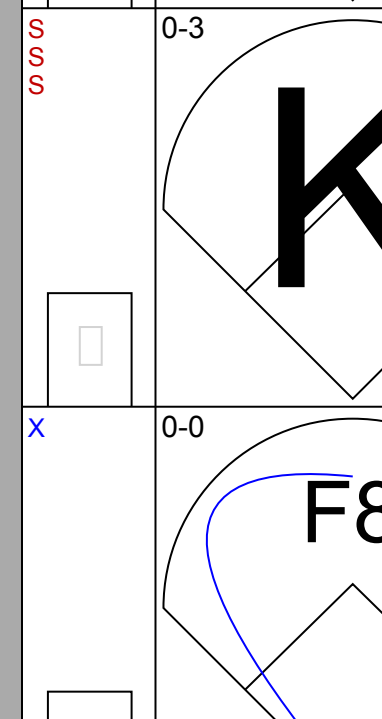

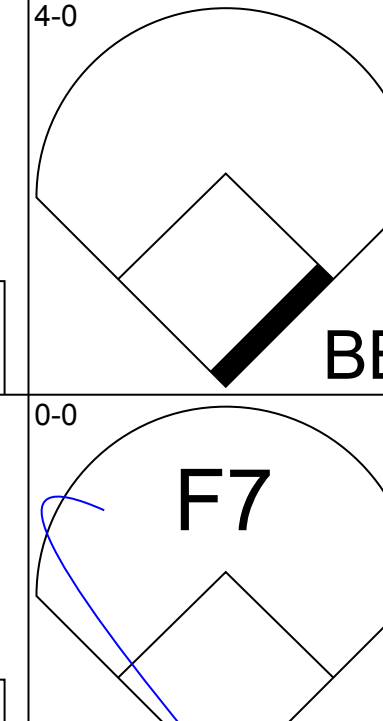
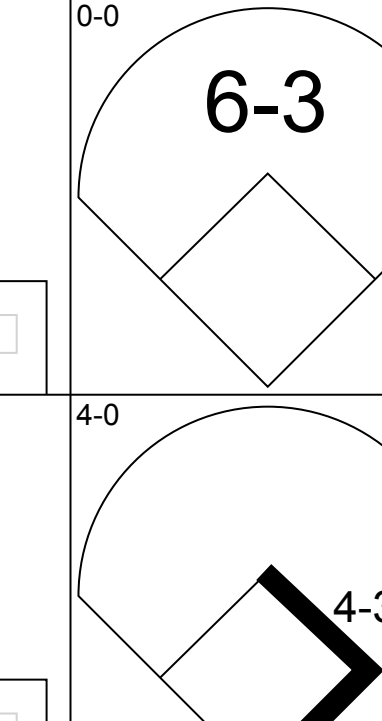
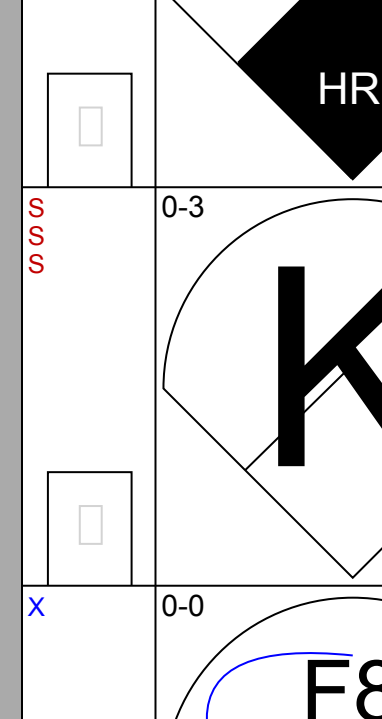
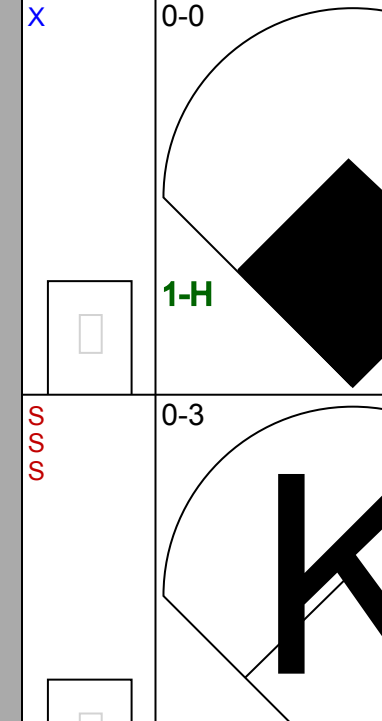
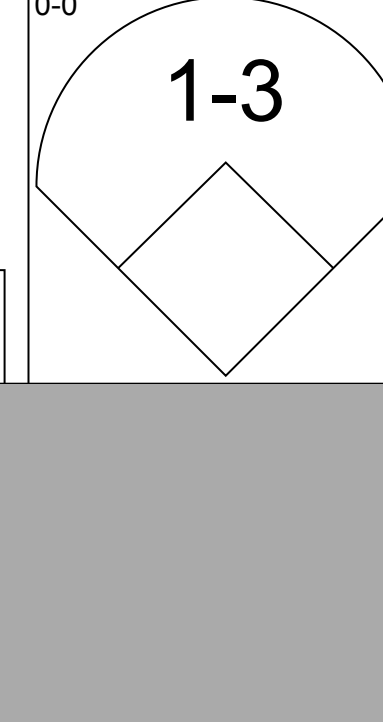
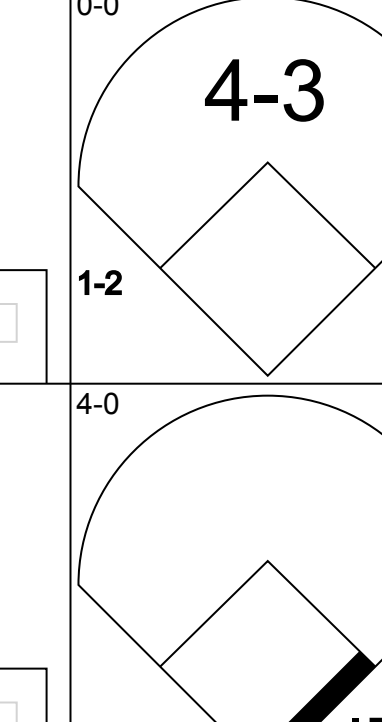
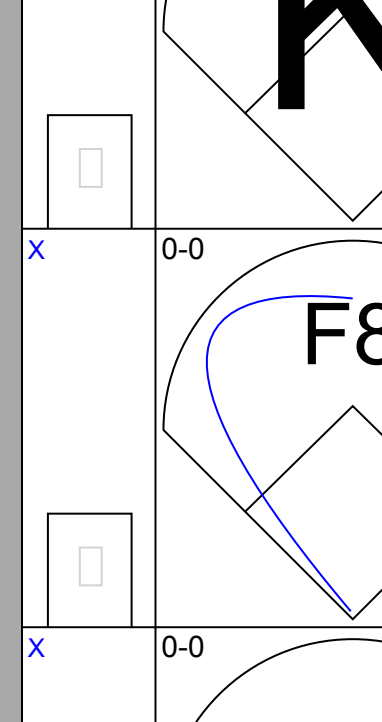

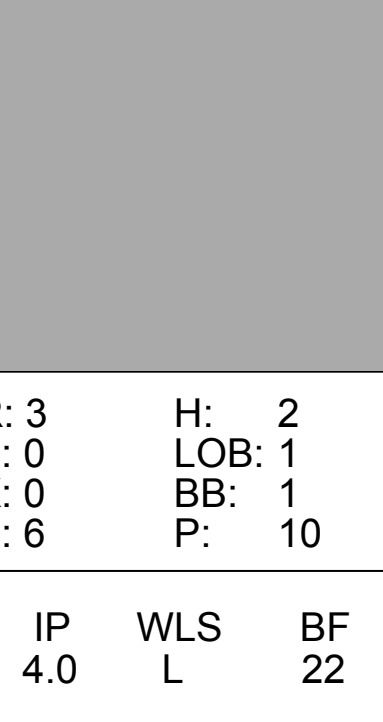
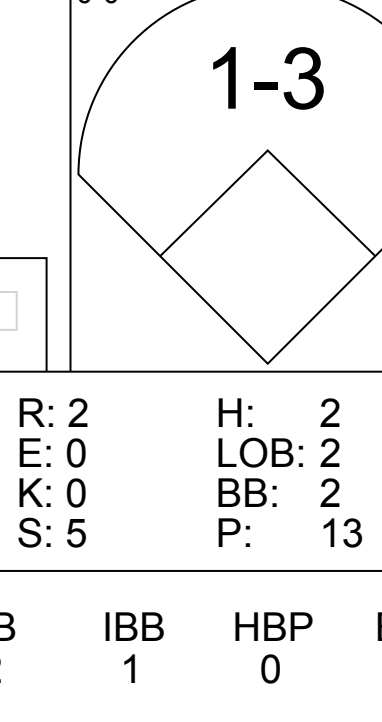
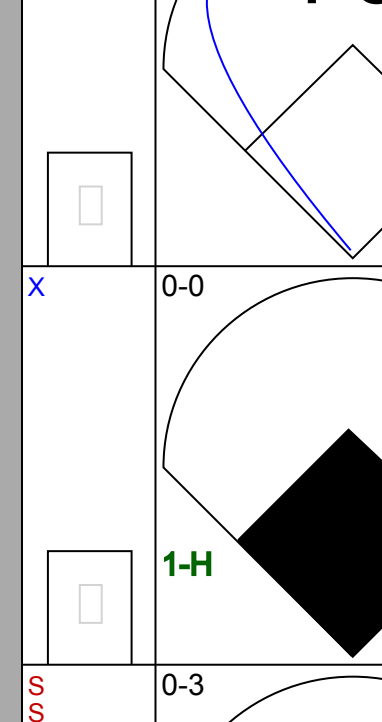
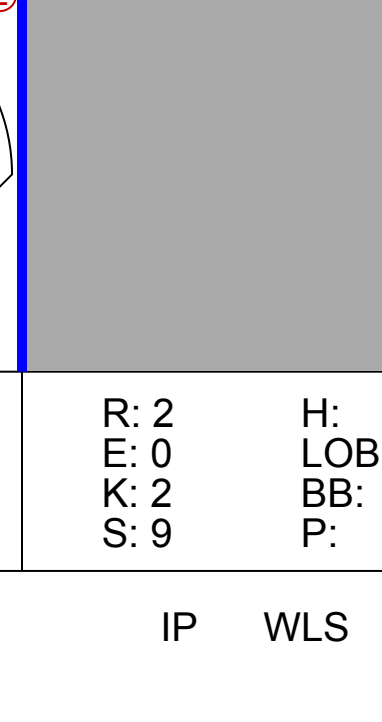
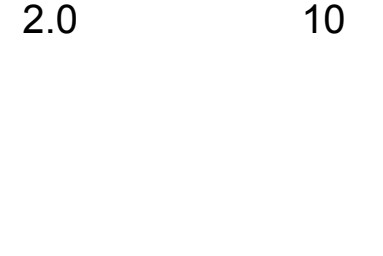
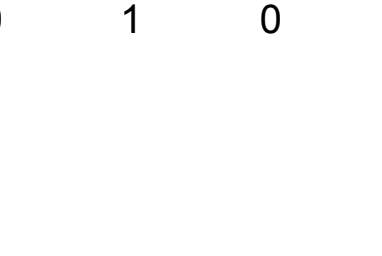
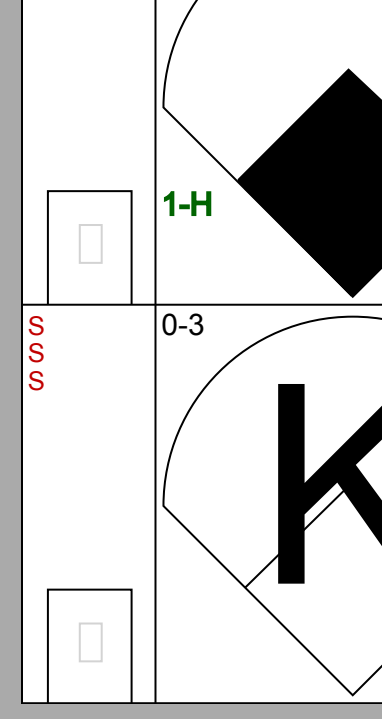

AB 36
R 8
H 14
RBI 8
BB 5
SO 4
LOB 15





Batter	1	2	3	4	5	6	7	8	9	AB R H RBI BB SO LOB	TOP								
Tim Flannery, L OBP: 0.393, SLG: 0.371 (1, 4)										4 0 0 0 1 3 2	San Diego Padres @ Cincinnati Reds Riverfront Stadium, Cincinnati, OH Fri Aug 15 1986, 3:33 AM EDT Unknown								
Tony Gwynn, L OBP: 0.378, SLG: 0.478 (1, 9)										5 0 1 0 0 1 4									
John Kruk, L OBP: 0.430, SLG: 0.459 (1, 7)										2 1 1 0 3 0 1									
Steve Garvey, R OBP: 0.285, SLG: 0.412 (1, 3)										3 1 1 0 1 1 3									
Graig Nettles, L OBP: 0.285, SLG: 0.396 (1, 5)										3 0 0 1 0 1 2									
Terry Kennedy, L OBP: 0.321, SLG: 0.379 (1, 2)										4 0 2 1 0 0 0									
Marvell Wynne, L Kevin McReynolds, R OBP: 0.355, SLG: 0.462 (8, PH) (8, 8)										3 0 0 0 0 0 1 1 0 0 0 0 1 3									
Garry Templeton, S OBP: 0.272, SLG: 0.274 (1, 6)										3 0 1 0 1 1 4									
Dave Dravecky, R OBP: 0.180, SLG: 0.292 (5, PH) Camilo Martinez, R OBP: 0.348, SLG: 0.382 (5, 1) Jerry Royster, R OBP: 0.315, SLG: 0.354 (7, PH) Gene Walter, L OBP: 0.327, SLG: 0.428 (7, 1) Bip Roberts, S OBP: 0.298, SLG: 0.279 (8, PH)										0 0 0 0 0 0 0 1 0 0 0 0 0 0 0 0 0 0 0 0 0 1 0 0 0 0 0 1 0 0 0 0 0 0 0 1 0 1 0 0 0 0									
Inning Stats	R: 0 E: 0 K: 3 S: 9	H: 0 LOB: 1 BB: 1 P: 13	R: 0 E: 0 K: 0 S: 3	H: 0 LOB: 0 BB: 0 P: 3	R: 0 E: 0 K: 0 S: 3	H: 1 LOB: 1 BB: 1 P: 7	R: 2 E: 0 K: 1 S: 8	H: 3 LOB: 1 BB: 0 P: 8	R: 0 E: 0 K: 0 S: 4	H: 0 LOB: 0 BB: 0 P: 3		R: 0 E: 0 K: 2 S: 7	H: 0 LOB: 1 BB: 1 P: 11	R: 0 E: 0 K: 2 S: 8	H: 1 LOB: 2 BB: 2 P: 16	R: 0 E: 0 K: 1 S: 6	H: 1 LOB: 1 BB: 0 P: 6	1B: 4 2B: 3 3B: 0 HR: 0	SF: 1 SAC: 1 DP: 1 HBP: 0
PITCHER	IP WLS BF H R ER SO BB IBB HBP BLK WP HR S P ERA WHIP															IP WLS BF H R ER SO BB IBB HBP BLK WP HR S P ERA WHIP			
Mario Soto, R ERA: 4.71 Rob Murphy, L ERA: 0.79	(1, 1) (7, 1)	6.0 W 25 5 2 2 4 3 0 0 0 0 0 30 42 3.00 1.333															(1, 1) (7, 1)	3.0 S 14 2 0 0 5 3 0 0 0 1 0 21 33 0.00 1.667	


AB	31
R	2
H	7
RBI	2
BB	6
SO	9
LOB	21



Batter	1	2	3	4	5	6	7	8	9	AB R H RBI BB SO LOB	BOTTOM								
Barry Larkin, R OBP: 0.333, SLG: 0.200 (1, 4)										4 1 1 0 1 0 1	San Diego Padres @ Cincinnati Reds Riverfront Stadium, Cincinnati, OH Fri Aug 15 1986, 3:33 AM EDT Unknown								
Kurt Stillwell, S OBP: 0.301, SLG: 0.245 (1, 6)										5 2 2 0 0 0 5									
Dave Parker, L OBP: 0.331, SLG: 0.482 (1, 9)										4 1 1 1 0 2 4									
Buddy Bell, R OBP: 0.353, SLG: 0.420 (1, 5)										4 2 2 4 0 0 2									
Tony Perez, R OBP: 0.338, SLG: 0.295 Max Venable, L OBP: 0.303, SLG: 0.306 (9, 7)										3 1 1 2 1 0 0 0 0 0 0 0 0 0									
Nick Esasky, R OBP: 0.322, SLG: 0.387 (1, 7) (9, 3)										3 0 0 0 1 1 1									
Eddie Milner, L OBP: 0.293, SLG: 0.410 (1, 8)										4 0 1 0 0 0 2									
Sal Butera, R OBP: 0.346, SLG: 0.341 (1, 2)										3 0 1 0 1 0 0									
Mario Soto, R OBP: 0.111, SLG: 0.148 Pete Rose, S OBP: 0.327, SLG: 0.281 Rob Murphy, L ERA: 3.61 (7, 1)										2 0 1 0 0 0 2 1 0 0 0 0 0 0 1 0 0 0 0 0 2									
Inning Stats	R: 3 E: 0 K: 0 S: 6	H: 2 LOB: 1 BB: 1 P: 10	R: 0 E: 0 K: 0 S: 4	H: 1 LOB: 0 BB: 0 P: 4	R: 2 E: 0 K: 0 S: 5	H: 2 LOB: 2 BB: 2 P: 13	R: 0 E: 0 K: 1 S: 6	H: 1 LOB: 1 BB: 0 P: 6	R: 0 E: 0 K: 0 S: 3	H: 0 LOB: 0 BB: 0 P: 3		R: 2 E: 0 K: 2 S: 9	H: 2 LOB: 0 BB: 0 P: 9	R: 0 E: 0 K: 0 S: 4	H: 2 LOB: 2 BB: 1 P: 8	R: 0 E: 0 K: 0 S: 4	H: 2 LOB: 2 BB: 1 P: 8	1B: 6 2B: 1 3B: 0 HR: 4	SF: 0 SAC: 0 DP: 1 HBP: 0
PITCHER	IP WLS BF H R ER SO BB IBB HBP BLK WP HR S P ERA WHIP															IP WLS BF H R ER SO BB IBB HBP BLK WP HR S P ERA WHIP			
Dave Dravecky, L ERA: 3.01 Dave LaPoint, L ERA: 5.61 Gene Walter, L ERA: 3.61	(1, 1) (5, 1) (7, 1)	4.0 L 22 6 0 0 0 0 0 0 0 0 0 6 6 0.00 0.000															(1, 1) (5, 1) (7, 1)	2.0 6 0 0 0 0 0 0 1 0 0 0 13 17 9.00 2.000	



Batter	1	2	3	4	5	6	7	8	9	AB R H RBI BB SO LOB	TOP									
Jerry Royster, R (1, 6) OBP: 0.332, SLG: 0.372	0-3 K		0-0 1B	0-0 SH1-4		0-0 HR	0-3 K		0-0 FC4-6	5 2 2 1 0 2 3	San Diego Padres @ Cincinnati Reds Riverfront Stadium, Cincinnati, OH Fri Aug 15 1986, 7:05 PM EDT Att: 35,006 - Unknown AB 36 R 7 H 13 RBI 7 BB 6 SO 4 LOB 24 									
Tony Gwynn, L (1, 9) OBP: 0.382, SLG: 0.480	0-0 1B		0-0 G3	0-0 1B		0-0 1B		4-0 BB		4 2 3 1 1 0 1										
John Kruk, L (1, 7) Marvell Wynne, L (9, 8) OBP: 0.435, SLG: 0.461 OBP: 0.282, SLG: 0.424	0-0 1B		0-0 BB	0-0 F7		0-0 L4		0-0 BB		4 0 2 0 1 0 2 0 0 0 0 0 0 0										
Kevin McReynolds, R (1, 8) OBP: 0.351, SLG: 0.457	0-0 SF7		0-0 F7		0-0 F8	0-0 F2		0-0 L6		4 0 0 1 0 0 5										
Steve Garvey, R (1, 3) OBP: 0.286, SLG: 0.419	0-0 F8		0-0 1B		0-0 HR	0-3 K		0-0 6-3		5 1 2 3 0 1 3										
Bruce Bochy, R (1, 2) OBP: 0.356, SLG: 0.557		0-0 F7	0-0 IBB		4-0 2B	0-0 SH1-4	0-0 BB	0-3 K		2 0 0 0 3 1 1										
Tim Flannery, L (1, 5) OBP: 0.393, SLG: 0.373		0-0 F7	0-0 F8		0-0 FC6	1-0 SH1-4	1-2 HBP	0-0 F9		4 0 1 0 0 0 3										
Bip Roberts, S (1, 4) OBP: 0.271, SLG: 0.299		0-0 HR		0-0 SH1-4	0-0 FC6	0-0 F7		0-0 L6		5 2 2 1 0 0 4										
Eric Show, R (1, 1) OBP: 0.190, SLG: 0.220	0-0 5-3		0-0 1B	0-0 SH1-4	0-0 3-1	0-0 SH1-4		4-0 FC4-6		3 0 1 0 1 0 2										
Inning Stats	R: 1 E: 0 K: 1 S: 7	H: 2 LOB: 1 BB: 0 P: 7	R: 1 E: 0 K: 0 S: 4	H: 1 LOB: 0 BB: 0 P: 4	R: 1 E: 0 K: 0 S: 5	H: 2 LOB: 3 BB: 2 P: 13	R: 1 E: 0 K: 0 S: 5	H: 3 LOB: 1 BB: 0 P: 5	R: 1 E: 0 K: 1 S: 7	H: 2 LOB: 2 BB: 1 P: 9	R: 0 E: 0 K: 1 S: 5	H: 0 LOB: 2 BB: 1 P: 10	R: 1 E: 0 K: 1 S: 6	H: 1 LOB: 1 BB: 1 P: 10	R: 0 E: 0 K: 0 S: 3	H: 0 LOB: 0 BB: 1 P: 7	1B: 9 2B: 1 3B: 0 HR: 3	SF: 1 SAC: 2 DP: 0 HBP: 1	WP: 0 PB: 0 SB: 0 CS: 0	PA: 46
PITCHER	IP WLS BF H R ER SO BB IBB HBP BLK WP HR S P ERA WHIP																			
Tom Browning, L (1, 1) ERA: 4.01	4.1 L 25 10 5 5 1 2 2 1 0 0 0 2 24 36 10.38 2.769																			
Carl Willis, R (5, 1) ERA: 4.5	1.2 7 2 1 1 1 0 0 0 0 0 1 9 9 5.40 1.200																			
Ted Power, R (7, 1) ERA: 4.88	3.0 14 1 1 1 2 3 0 1 0 0 0 14 27 3.00 1.333																			

Batter	1	2	3	4	5	6	7	8	9	AB R H RBI BB SO LOB	BOTTOM											
Kal Daniels, L (1, 7) OBP: 0.410, SLG: 0.516	0-0 G3		0-0 F7			0-0 F8			0-0 B5-3	4 1 1 0 0 0 1	San Diego Padres @ Cincinnati Reds Riverfront Stadium, Cincinnati, OH Fri Aug 15 1986, 7:05 PM EDT Att: 35,006 - Unknown AB 30 R 1 H 4 RBI 1 BB 1 SO 6 LOB 8 											
Pete Rose, S (1, 3) OBP: 0.322, SLG: 0.276	0-3 K			0-0 4-3		0-0 F8			0-0 B5-3	4 0 0 0 0 1 2												
Dave Parker, L (1, 9) OBP: 0.332, SLG: 0.481	0-0 4-3			0-3 K		4-0 BB			0-0 1B	3 0 1 1 1 1 0												
Bo Diaz, R (1, 2) OBP: 0.307, SLG: 0.361		0-0 F8		0-3 K		0-0 G6-4-3			0-0 F7	4 0 0 0 0 1 2												
Buddy Bell, R (1, 5) OBP: 0.352, SLG: 0.421		0-0 G3			0-3 K		0-0 F8			3 0 1 0 0 1 0												
Kurt Stillwell, S (1, 6) OBP: 0.298, SLG: 0.242		0-0 G3		0-0 4-3				0-3 K		3 0 0 0 0 1 1												
Eddie Milner, L (1, 8) OBP: 0.290, SLG: 0.406		0-0 L1			0-0 F5			0-0 F4		3 0 0 0 0 0 1												
Ron Oester, S (1, 4) OBP: 0.317, SLG: 0.339			0-0 F5			0-0 1B		0-0 F7		3 0 1 0 0 0 0												
Tom Browning, L (1, 1) OBP: 0.172, SLG: 0.158 Carl Willis, L (5, 1) Barry Larkin, R (6, PH) OBP: 0.286, SLG: 0.167 Ted Power, R (7, 1) Max Venable, L (9, PH) OBP: 0.300, SLG: 0.303			0-0 6-3			0-3 K			0-0 F9	1 0 0 0 0 0 0 0 0 0 0 0 0 0 1 0 0 0 0 1 1 0 0 0 0 0 0 0 1 0 0 0 0 0 0												
Inning Stats	R: 0 E: 0 K: 1 S: 5	H: 0 LOB: 0 BB: 0 P: 5	R: 0 E: 0 K: 0 S: 4	H: 1 LOB: 1 BB: 0 P: 4	R: 0 E: 0 K: 2 S: 3	H: 0 LOB: 0 BB: 0 P: 3	R: 0 E: 0 K: 2 S: 7	H: 0 LOB: 0 BB: 0 P: 7	R: 0 E: 0 K: 1 S: 5	H: 0 LOB: 0 BB: 0 P: 5	R: 0 E: 0 K: 1 S: 6	H: 1 LOB: 1 BB: 0 P: 6	R: 0 E: 0 K: 0 S: 2	H: 0 LOB: 0 BB: 1 P: 6	R: 0 E: 0 K: 1 S: 5	H: 0 LOB: 0 BB: 0 P: 5	R: 1 E: 0 K: 0 S: 5	H: 2 LOB: 1 BB: 0 P: 5	1B: 3 2B: 1 3B: 0 HR: 0	SF: 0 SAC: 0 DP: 1 HBP: 0	WP: 0 PB: 0 SB: 0 CS: 0	PA: 31
PITCHER	IP WLS BF H R ER SO BB IBB HBP BLK WP HR S P ERA WHIP																					
Eric Show, R (1, 1) ERA: 3.02	9.0 W 31 4 1 1 6 1 0 0 0 0 0 42 46 1.00 0.556																					

Batter	1	2	3	4	5	6	7	8	9	AB	R	H	RBI	BB	SO	LOB	TOP					
Tim Flannery, L (1,4) <small>OBP: 0.391, SLG: 0.371</small> Carmelo Martinez, R (9, PH) <small>OBP: 0.347, SLG: 0.380</small>	F4		G3				F7		F7	4	0	1	0	0	0	1	San Diego Padres @ Cincinnati Reds Riverfront Stadium, Cincinnati, OH Sat Aug 16 1986, 7:05 PM EDT Att: 26,945 - Unknown					
Tony Gwynn, L (1,9) <small>OBP: 0.383, SLG: 0.480</small>	F7		2B					F7		4	0	2	0	0	0	0						
John Kruk, L (1,7) <small>OBP: 0.442, SLG: 0.477</small>										3	1	2	0	1	0	2						
Kevin McReynolds, R (1,8) <small>OBP: 0.353, SLG: 0.460</small>										4	0	2	1	0	1	3						
Steve Garvey, R (1,3) <small>OBP: 0.286, SLG: 0.416</small>										3	0	0	0	1	0	4						
Graig Nettles, L (1,5) <small>OBP: 0.285, SLG: 0.394</small>										4	0	1	0	0	1	1						
Terry Kennedy, L (1,2) <small>OBP: 0.320, SLG: 0.377</small>										4	0	1	0	0	0	2						
Garry Templeton, S (1,6) <small>OBP: 0.272, SLG: 0.273</small>										4	0	1	0	0	1	3						
Ed Whitson, R (1,1) <small>OBP: 0.235, SLG: 0.316</small> Dane Iorg, L (7, PH) <small>OBP: 0.167, SLG: 0.095</small> Lance McCullers, S (7, 1) <small>OBP: 0.292, SLG: 0.424</small> Marvell Wynne, L (9, PH) <small>OBP: 0.330, SLG: 0.370</small> Jerry Royster, R (9, PH)	F3									2	0	0	0	0	1	2						
Inning Stats	R: 0 E: 0 K: 1 S: 5	H: 0 LOB: 1 BB: 1 P: 9	R: 0 E: 0 K: 1 S: 6	H: 1 LOB: 2 BB: 1 P: 10	R: 0 E: 0 K: 0 S: 5	H: 2 LOB: 2 BB: 0 P: 5	R: 0 E: 0 K: 0 S: 3	H: 0 LOB: 0 BB: 0 P: 3	R: 0 E: 0 K: 1 S: 6	H: 2 LOB: 1 BB: 0 P: 6	R: 0 E: 0 K: 0 S: 3	H: 1 LOB: 0 BB: 0 P: 3	R: 0 E: 0 K: 0 S: 4	H: 1 LOB: 1 BB: 0 P: 4	R: 1 E: 0 K: 1 S: 7	H: 2 LOB: 1 BB: 0 P: 7		R: 0 E: 0 K: 0 S: 4	H: 1 LOB: 1 BB: 0 P: 4	1B: 7 2B: 3 3B: 0 HR: 0	SF: 0 SAC: 0 DP: 2 HBP: 0	WP: 0 PB: 0 SB: 0 CS: 0
PITCHER	IP WLS BF H R ER SO BB IBB HBP BLK WP HR S P ERA WHIP	IP WLS BF H R ER SO BB IBB HBP BLK WP HR S P ERA WHIP															IP WLS BF H R ER SO BB IBB HBP BLK WP HR S P ERA WHIP					
Bill Gullickson, R (1,1) <small>ERA: 3.13</small> John Franco, L (9,1) <small>ERA: 2.43</small>	8.1 W 35 10 1 1 4 2 0 0 0 0 0 0 41 49 1.08 1.440	0.2 S 2 0 0 0 0 0 0 0 0 0 0 0 2 2 0.00 0.000															IP WLS BF H R ER SO BB IBB HBP BLK WP HR S P ERA WHIP					

AB 35
R 1
H 10
RBI 1
BB 2
SO 4
LOB 21



Batter	1	2	3	4	5	6	7	8	9	AB	R	H	RBI	BB	SO	LOB	BOTTOM					
Kal Daniels, L (1,7) <small>OBP: 0.406, SLG: 0.516</small>	F4		4-3							4	0	1	0	0	0	3	San Diego Padres @ Cincinnati Reds Riverfront Stadium, Cincinnati, OH Sat Aug 16 1986, 7:05 PM EDT Att: 26,945 - Unknown					
Pete Rose, S (1,3) <small>OBP: 0.317, SLG: 0.271</small>	4-3		4-3							4	0	0	0	0	1	1						
Dave Parker, L (1,9) <small>OBP: 0.331, SLG: 0.478</small>	F5		2-3							3	1	0	0	1	1	1						
Bo Diaz, R (1,2) <small>OBP: 0.309, SLG: 0.361</small>										3	1	1	0	1	0	0						
Buddy Bell, R (1,5) <small>OBP: 0.354, SLG: 0.429</small>										3	2	1	3	1	0	2						
Kurt Stillwell, S (1,6) <small>OBP: 0.297, SLG: 0.242</small>										4	0	1	0	0	0	0						
Eddie Milner, L (1,8) <small>OBP: 0.404</small> John Franco, L (9,1)										4	0	1	0	0	0	2						
Ron Oester, S (1,4) <small>OBP: 0.317, SLG: 0.339</small>										3	0	1	1	0	0	1						
Bill Gullickson, R (1,1) <small>OBP: 0.119, SLG: 0.088</small> Max Venable, L (9,8) <small>OBP: 0.300, SLG: 0.303</small>										2	0	1	0	1	0	2						
Inning Stats	R: 0 E: 0 K: 0 S: 3	H: 0 LOB: 0 BB: 0 P: 3	R: 1 E: 0 K: 0 S: 5	H: 2 LOB: 2 BB: 1 P: 9	R: 0 E: 0 K: 1 S: 6	H: 1 LOB: 2 BB: 1 P: 10	R: 0 E: 0 K: 0 S: 5	H: 2 LOB: 2 BB: 0 P: 5	R: 3 E: 0 K: 0 S: 5	H: 2 LOB: 0 BB: 1 P: 9	R: 0 E: 0 K: 0 S: 2	H: 0 LOB: 0 BB: 1 P: 6	R: 0 E: 0 K: 1 S: 5	H: 0 LOB: 0 BB: 0 P: 5	R: 0 E: 0 K: 0 S: 3	H: 0 LOB: 0 BB: 0 P: 3		R: 0 E: 0 K: 0 S: 3	H: 0 LOB: 0 BB: 0 P: 3	1B: 5 2B: 1 3B: 0 HR: 1	SF: 0 SAC: 0 DP: 1 HBP: 0	WP: 0 PB: 0 SB: 0 CS: 0
PITCHER	IP WLS BF H R ER SO BB IBB HBP BLK WP HR S P ERA WHIP	IP WLS BF H R ER SO BB IBB HBP BLK WP HR S P ERA WHIP															IP WLS BF H R ER SO BB IBB HBP BLK WP HR S P ERA WHIP					
Ed Whitson, R (1,1) <small>ERA: 6.46</small> Lance McCullers, R (7,1) <small>ERA: 2.71</small>	6.0 L 28 7 0 0 4 4 0 0 0 0 0 0 26 42 6.00 1.833	2.0 6 0 0 0 0 1 0 0 0 0 0 0 0 8 8 0.00 0.000															IP WLS BF H R ER SO BB IBB HBP BLK WP HR S P ERA WHIP					

AB 30
R 4
H 7
RBI 4
BB 4
SO 2
LOB 12



Batter	1	2	3	4	5	6	7	8	9	AB	R	H	RBI	BB	SO	LOB	TOP			
Tim Flannery, L OBP: 0.388, SLG: 0.365 (1, 4)										3	0	0	0	1	0	1	San Diego Padres @ Cincinnati Reds Riverfront Stadium, Cincinnati, OH Mon Aug 18 1986, 7:05 PM EDT Att: 17,303 - Unknown			
Tony Gwynn, L OBP: 0.388, SLG: 0.495 (1, 9)										4	1	3	2	0	0	1				
John Kruk, L OBP: 0.437, SLG: 0.494 (1, 7)										4	0	0	0	0	1	3				
Steve Garvey, R OBP: 0.287, SLG: 0.413 (1, 3)										4	1	1	0	0	0	2				
Graig Nettles, L OBP: 0.284, SLG: 0.392 (1, 5)										4	1	1	0	0	1	1				
Terry Kennedy, L OBP: 0.322, SLG: 0.381 (1, 2)										4	1	2	1	0	0	0				
Marvell Wynne, L OBP: 0.253, SLG: 0.411 Kevin McReynolds, R OBP: 0.354, SLG: 0.464 (9, PH)										3	0	0	0	0	0	1				
Jerry Royster, R OBP: 0.330, SLG: 0.365 (1, 6)										3	0	0	0	1	2	0				
Dave LaPoint, L (1, 1)										2	0	0	0	0	0	0				
Gene Walter, L OBP: 0.375, SLG: 0.429 Dane Long, L OBP: 0.244, SLG: 0.325 Garry Templeton, S OBP: 0.275, SLG: 0.275 (9, PH)										1	0	0	0	0	1	2				
Inning Stats	R: 0 E: 0 K: 0 S: 3	H: 0 LOB: 1 BB: 1 P: 7	R: 0 E: 0 K: 0 S: 3	H: 0 LOB: 0 BB: 0 P: 3	R: 0 E: 0 K: 1 S: 5	H: 0 LOB: 0 BB: 0 P: 5	R: 0 E: 0 K: 0 S: 3	H: 1 LOB: 0 BB: 0 P: 3	R: 0 E: 0 K: 0 S: 3	H: 0 LOB: 0 BB: 0 P: 3	R: 0 E: 0 K: 2 S: 8	H: 1 LOB: 1 BB: 0 P: 8	R: 0 E: 0 K: 0 S: 3	H: 1 LOB: 0 BB: 0 P: 3	R: 5 E: 0 K: 1 S: 11	H: 6 LOB: 2 BB: 1 P: 15	1B: 5 2B: 3 3B: 0 HR: 1	SF: 0 SAC: 0 DP: 2 HBP: 0	WP: 0 PA: 36 PB: 0 SB: 0 CS: 0	
PITCHER	IP	WLS	BF	H	R	ER	SO	BB	IBB	HBP	BLK	WP	HR	S	P	ERA	WHIP			
John Denny, R ERA: 4.2 John Franco, L ERA: 2.39	(1, 1)	8.2	W	33	8	5	5	4	1	0	0	0	0	1	40	44	5.19	1.038		
John Franco, L ERA: 2.39	(9, 1)	0.1	S	3	1	0	0	1	1	0	0	0	0	0	4	8	0.00	6.000		

AB	34
R	5
H	9
RBI	5
BB	2
SO	5
LOB	11



Batter	1	2	3	4	5	6	7	8	9	AB	R	H	RBI	BB	SO	LOB	BOTTOM			
Kal Daniels, L OBP: 0.395, SLG: 0.496 Eddie Milner, L OBP: 0.292, SLG: 0.406 (8, 8)										4	1	1	0	0	1	1	San Diego Padres @ Cincinnati Reds Riverfront Stadium, Cincinnati, OH Mon Aug 18 1986, 7:05 PM EDT Att: 17,303 - Unknown			
Buddy Bell, R OBP: 0.354, SLG: 0.441 (1, 5)										4	1	1	3	0	1	1				
Dave Parker, L OBP: 0.331, SLG: 0.474 (1, 9)										4	0	1	0	0	0	0				
Eric Davis, R OBP: 0.383, SLG: 0.515 (8, 7)										4	0	1	0	0	0	0				
Bo Diaz, R OBP: 0.310, SLG: 0.370 (1, 2)										4	1	1	1	0	2	3				
Tony Perez, R OBP: 0.333, SLG: 0.291 (1, 3)										4	0	1	0	0	1	3				
Barry Larkin, R OBP: 0.333, SLG: 0.500 (9, 4)										4	1	2	0	0	0	0				
Ron Oester, S OBP: 0.318, SLG: 0.352 John Franco, L ERA: 2.39 (9, 1)										4	1	1	1	0	1	2				
John Denny, R OBP: 0.263, SLG: 0.222 Kurt Stillwell, S OBP: 0.297, SLG: 0.242 (9, 6)										3	1	2	1	0	0	0				
Inning Stats	R: 0 E: 1 K: 2 S: 10	H: 2 LOB: 3 BB: 0 P: 10	R: 0 E: 0 K: 0 S: 3	H: 0 LOB: 0 BB: 0 P: 3	R: 0 E: 0 K: 1 S: 5	H: 0 LOB: 0 BB: 0 P: 5	R: 0 E: 0 K: 0 S: 3	H: 0 LOB: 0 BB: 0 P: 3	R: 2 E: 1 K: 0 S: 5	H: 3 LOB: 0 BB: 0 P: 5	R: 1 E: 0 K: 1 S: 8	H: 3 LOB: 2 BB: 0 P: 8	R: 3 E: 0 K: 1 S: 8	H: 3 LOB: 0 BB: 0 P: 8	R: 0 E: 0 K: 1 S: 5	H: 0 LOB: 0 BB: 0 P: 5		1B: 8 2B: 1 3B: 0 HR: 2	SF: 0 SAC: 0 DP: 1 HBP: 0	WP: 0 PA: 35 PB: 0 SB: 0 CS: 0
PITCHER	IP	WLS	BF	H	R	ER	SO	BB	IBB	HBP	BLK	WP	HR	S	P	ERA	WHIP			
Dave LaPoint, L ERA: 5.56 Gene Walter, L ERA: 3.95	(1, 1)	5.2	L	24	7	3	3	3	0	0	0	0	0	1	30	30	4.76	1.235		
Gene Walter, L ERA: 3.95	(6, 1)	2.1		11	4	3	3	3	0	0	0	0	0	1	17	17	11.57	1.714		

AB	35
R	6
H	11
RBI	6
BB	0
SO	6
LOB	10



Batter	1	2	3	4	5	6	7	8	9	AB	R	H	RBI	BB	SO	LOB	TOP				
Tom Foley, L OBP: 0.352, SLG: 0.382 (1,4)	F8		1B		F8		F8			4	0	1	0	0	0	1	Montreal Expos @ San Diego Padres Jack Murphy Stadium, San Diego, CA Tue Aug 19 1986, 10:05 PM EDT Att: 15,400 - Unknown				
Mitch Webster, S OBP: 0.359, SLG: 0.424 (1,8)	B5-3		F5			E3		F9		4	1	0	0	0	2						
Tim Raines, S OBP: 0.412, SLG: 0.498 (1,7)	F8		FC4			3-1				4	0	2	0	0	1						
Andre Dawson, R OBP: 0.319, SLG: 0.494 (1,9)		F3	FC4			4-3		G4-6-3		4	0	0	1	0	3						
Tim Wallach, R OBP: 0.325, SLG: 0.433 (1,5)	F8			K					F4	3	0	0	0	1	1						
Andres Galaraga, R OBP: 0.319, SLG: 0.386 (1,3)		E		4-3		6-3			F8	3	0	0	0	1	1						
Luis Rivera, R OBP: 0.323, SLG: 0.333 (1,6)		E4			F7				F3	4	0	0	0	0	1						
Dann Bilardello, R OBP: 0.244, SLG: 0.256 (1,2)					F9					3	0	1	0	0	1						
Bryn Smith, R OBP: 0.154, SLG: 0.146 (1,1)										2	0	1	0	0	0						
Wayne Krenchicki, L OBP: 0.311, SLG: 0.327 (7, Ph)										1	0	1	0	0	0						
Dave Tomlin, L (7, 1)										0	0	0	0	0	0						
Inning Stats	R: 0 E: 0 K: 0 S: 3	H: 0 LOB: 0 BB: 0 P: 3	R: 0 E: 1 K: 1 S: 6	H: 0 LOB: 2 BB: 1 P: 10	R: 0 E: 0 K: 0 S: 5	H: 3 LOB: 2 BB: 0 P: 5	R: 0 E: 0 K: 1 S: 5	H: 0 LOB: 0 BB: 0 P: 5	R: 0 E: 0 K: 0 S: 3	H: 0 LOB: 0 BB: 0 P: 3	R: 1 E: 1 K: 0 S: 4	H: 0 LOB: 1 BB: 1 P: 8	R: 0 E: 0 K: 0 S: 4	H: 2 LOB: 1 BB: 0 P: 4	R: 0 E: 0 K: 0 S: 3	H: 1 LOB: 0 BB: 0 P: 3	R: 0 E: 0 K: 0 S: 3	H: 0 LOB: 0 BB: 0 P: 3	1B: 6 2B: 0 3B: 0 HR: 0	SF: 0 SAC: 0 DP: 1 HBP: 0	WP: 1 PA: 34
PITCHER Andy Hawkins, R ERA: 4.27 (1,1)	IP: 9.0 WLS: W BF: 34 H: 6 R: 1 ER: 0 SO: 2 BB: 2 IBB: 0 HBP: 0 BLK: 0 WP: 1 HR: 0 S: 36 P: 44 ERA: 0.00 WHIP: 0.889											PITCHER	IP: 9.0 WLS: W BF: 34 H: 6 R: 1 ER: 0 SO: 2 BB: 2 IBB: 0 HBP: 0 BLK: 0 WP: 1 HR: 0 S: 36 P: 44 ERA: 0.00 WHIP: 0.889								

AB	32
R	1
H	6
RBI	1
BB	2
SO	2
LOB	11



Batter	1	2	3	4	5	6	7	8	9	AB	R	H	RBI	BB	SO	LOB	BOTTOM				
Tim Flannery, L OBP: 0.391, SLG: 0.363 (1,5)	1B		1B		F8		1B	K		2	3	0	0	3	1	1	Montreal Expos @ San Diego Padres Jack Murphy Stadium, San Diego, CA Tue Aug 19 1986, 10:05 PM EDT Att: 15,400 - Unknown				
Tony Gwynn, L OBP: 0.391, SLG: 0.497 (1,9)	1B		HR		F6		SF8			4	2	3	0	0	0						
John Kruk, L OBP: 0.433, SLG: 0.485 (1,7)	K		6-3				F8			3	0	0	0	1	1						
Kevin McReynolds, R OBP: 0.355, SLG: 0.473 (1,8)	E		HR		F8		SF8			3	1	2	5	0	1						
Steve Garvey, R OBP: 0.287, SLG: 0.414 (1,3)	E4		F7				F9			4	0	1	1	0	2						
Terry Kennedy, L OBP: 0.318, SLG: 0.377 (1,2)	G6-4-3		F8				L6			4	0	0	0	0	1						
Bip Roberts, S OBP: 0.270, SLG: 0.297 (1,4)		1-3			F7		1B			4	1	2	0	0	0						
Garry Templeton, S OBP: 0.277, SLG: 0.282 (1,6)		5-3			G1-5-3					4	0	2	1	0	0						
Andy Hawkins, R OBP: 0.196, SLG: 0.200 (1,1)		4-3			4-3		4-3			4	0	0	0	0	3						
Inning Stats	R: 2 E: 1 K: 1 S: 7	H: 2 LOB: 1 BB: 1 P: 11	R: 0 E: 0 K: 0 S: 3	H: 0 LOB: 0 BB: 0 P: 3	R: 3 E: 0 K: 0 S: 5	H: 2 LOB: 0 BB: 1 P: 9	R: 0 E: 0 K: 0 S: 3	H: 0 LOB: 0 BB: 0 P: 3	R: 0 E: 0 K: 0 S: 3	H: 0 LOB: 1 BB: 1 P: 7	R: 0 E: 0 K: 0 S: 5	H: 3 LOB: 2 BB: 0 P: 5	R: 1 E: 0 K: 0 S: 4	H: 1 LOB: 1 BB: 1 P: 8	R: 1 E: 0 K: 2 S: 9	H: 2 LOB: 1 BB: 0 P: 9	R: 1 E: 0 K: 2 S: 9	H: 2 LOB: 1 BB: 0 P: 9	1B: 7 2B: 2 3B: 1 HR: 1	SF: 1 SAC: 0 DP: 2 HBP: 0	WP: 0 PA: 37
PITCHER Bryn Smith, R ERA: 4.09 (7, 1)	IP: 6.0 WLS: L BF: 27 H: 7 R: 5 ER: 5 SO: 1 BB: 3 IBB: 0 HBP: 0 BLK: 0 WP: 0 HR: 1 S: 26 P: 38 ERA: 7.50 WHIP: 1.667											PITCHER Dave Tomlin, L ERA: 5.23 (7, 1)	IP: 2.0 WLS: 10 BF: 3 H: 2 R: 2 ER: 2 SO: 2 BB: 1 IBB: 0 HBP: 0 BLK: 0 WP: 0 HR: 0 S: 13 P: 17 ERA: 9.00 WHIP: 2.000								

AB	32
R	7
H	10
RBI	7
BB	4
SO	3
LOB	16



Batter	1	2	3	4	5	6	7	8	9	AB	R	H	RBI	BB	SO	LOB	TOP							
Tom Foley, L OBP: 0.348, SLG: 0.376 (1, 4)	F9		BB 1B 1B		B2		FC4-6 1B 1B		F9	5	1	1	0	0	0	3								
Mitch Webster, S OBP: 0.360, SLG: 0.424 (1, 8)	4-3		BB 1B		F9		FC6-5 1B 1B			4	0	2	0	0	0	2								
Tim Raines, S OBP: 0.417, SLG: 0.503 (1, 7)			BB 1B			BLK 1B				3	1	3	1	1	0	0								
Andre Dawson, R OBP: 0.318, SLG: 0.491 (1, 9)	5-3		BB 1B			BB 1B	FC6-5 1B			4	0	1	1	0	1	6								
Wayne Krenchicki, L OBP: 0.315, SLG: 0.327 (1, 3)		G3							F7	3	0	1	0	1	0	0								
Tim Wallach, R OBP: 0.322, SLG: 0.429 (1, 5)	K				F6				5-3	4	0	0	0	0	1	3								
Luis Rivera, R OBP: 0.304, SLG: 0.311 Tim Burke, R (8, 1)	F4				K		G5-4-3		K	4	0	0	0	0	2	3								
Tom Nieto, R OBP: 0.279, SLG: 0.328 Dann Ellardello, R OBP: 0.248, SLG: 0.260 (5, PR) (5, 2)			4-3			SH3-4 HBP	FC4-6 1B		K	1	0	0	0	0	0	0								
Jay Tibbs, R OBP: 0.188, SLG: 0.174 Wallace Johnson, S OBP: 0.234, SLG: 0.348 Bob McClure, R OBP: 0.333, SLG: 0.333 Al Newman, S OBP: 0.303, SLG: 0.250 Jim Wohlford, R OBP: 0.269, SLG: 0.277 (1, 1) (7, PH) (7, 1) (8, 4) (9, PH)	F2				SH3-4		K		4-3	1	0	0	0	0	0	0								
Inning Stats	R: 0 E: 0 K: 0 S: 4	H: 1 LOB: 1 BB: 0 P: 4	R: 0 E: 0 K: 1 S: 5	H: 0 LOB: 0 BB: 0 P: 5	R: 0 E: 0 K: 1 S: 7	H: 2 LOB: 3 BB: 1 P: 11	R: 0 E: 0 K: 1 S: 5	H: 1 LOB: 0 BB: 0 P: 5	R: 0 E: 0 K: 0 S: 3	H: 0 LOB: 2 BB: 0 P: 4	R: 1 E: 0 K: 0 S: 4	H: 2 LOB: 1 BB: 1 P: 8	R: 1 E: 0 K: 1 S: 8	H: 3 LOB: 0 BB: 0 P: 8	R: 0 E: 0 K: 1 S: 5	H: 0 LOB: 0 BB: 0 P: 5	R: 0 E: 0 K: 1 S: 5	H: 0 LOB: 0 BB: 0 P: 5	1B: 8 2B: 1 3B: 0 HR: 0	SF: 0 SAC: 1 DP: 1 HBP: 1	WP: 0 PB: 0 SB: 0 CS: 1	PA: 37		
PITCHER	IP WLS BF H R ER SO BB IBB HBP BLK WP HR S P ERA WHIP	IP WLS BF H R ER SO BB IBB HBP BLK WP HR S P ERA WHIP	IP WLS BF H R ER SO BB IBB HBP BLK WP HR S P ERA WHIP	IP WLS BF H R ER SO BB IBB HBP BLK WP HR S P ERA WHIP	IP WLS BF H R ER SO BB IBB HBP BLK WP HR S P ERA WHIP	IP WLS BF H R ER SO BB IBB HBP BLK WP HR S P ERA WHIP	IP WLS BF H R ER SO BB IBB HBP BLK WP HR S P ERA WHIP	IP WLS BF H R ER SO BB IBB HBP BLK WP HR S P ERA WHIP	IP WLS BF H R ER SO BB IBB HBP BLK WP HR S P ERA WHIP	IP WLS BF H R ER SO BB IBB HBP BLK WP HR S P ERA WHIP	IP WLS BF H R ER SO BB IBB HBP BLK WP HR S P ERA WHIP	IP WLS BF H R ER SO BB IBB HBP BLK WP HR S P ERA WHIP	IP WLS BF H R ER SO BB IBB HBP BLK WP HR S P ERA WHIP	IP WLS BF H R ER SO BB IBB HBP BLK WP HR S P ERA WHIP	IP WLS BF H R ER SO BB IBB HBP BLK WP HR S P ERA WHIP	IP WLS BF H R ER SO BB IBB HBP BLK WP HR S P ERA WHIP	IP WLS BF H R ER SO BB IBB HBP BLK WP HR S P ERA WHIP	IP WLS BF H R ER SO BB IBB HBP BLK WP HR S P ERA WHIP	IP WLS BF H R ER SO BB IBB HBP BLK WP HR S P ERA WHIP	IP WLS BF H R ER SO BB IBB HBP BLK WP HR S P ERA WHIP	IP WLS BF H R ER SO BB IBB HBP BLK WP HR S P ERA WHIP	IP WLS BF H R ER SO BB IBB HBP BLK WP HR S P ERA WHIP	IP WLS BF H R ER SO BB IBB HBP BLK WP HR S P ERA WHIP	IP WLS BF H R ER SO BB IBB HBP BLK WP HR S P ERA WHIP

Montreal Expos @ San Diego Padres
Jack Murphy Stadium, San Diego, CA
Wed Aug 20 1986, 10:05 PM EDT
Att: 11,602 - Unknown

AB	33
R	2
H	9
RBI	2
BB	2
SO	6
LOB	18



Batter	1	2	3	4	5	6	7	8	9	AB	R	H	RBI	BB	SO	LOB	BOTTOM							
Tim Flannery, L OBP: 0.391, SLG: 0.362 (1, 5) (7, 4)	G3		G6-4-3				SH1-4			3	0	1	0	0	0	2								
Tony Gwynn, L OBP: 0.388, SLG: 0.493 (1, 9)	3-1				F7	G3	4-3			4	0	0	0	0	0	2								
John Kruk, L OBP: 0.429, SLG: 0.480 Marvell Wynne, L OBP: 0.283, SLG: 0.411 (1, 7) (8, 8)	K				4-3		K			4	1	1	0	0	2	1								
Kevin McReynolds, R OBP: 0.357, SLG: 0.489 (1, 8) (8, 7)		F8			HR		K			4	2	2	3	0	1	0								
Steve Garvey, R OBP: 0.286, SLG: 0.411 (1, 3)		6-3			HR		F8			3	0	0	0	0	1	0								
Terry Kennedy, L OBP: 0.321, SLG: 0.378 (1, 2)		F8			HBP		F8			4	0	2	0	0	0	1								
Bip Roberts, S OBP: 0.271, SLG: 0.298 Lance McCullers, S OBP: 0.167, SLG: 0.095 Dane Iorg, L OBP: 0.253, SLG: 0.333 Rich Gossage, R (8, PH) (9, 1)					FC4-6 1B					3	0	1	0	0	0	3								
Garry Templeton, S OBP: 0.277, SLG: 0.280 (1, 6)					FC4-6 1B		L6			1	0	1	0	0	0	0								
Eric Show, R OBP: 0.182, SLG: 0.209 Craig Lefferts, L OBP: 0.167, SLG: 0.667 Jerry Royster, R OBP: 0.333, SLG: 0.365 (1, 1) (7, 1) (7, 5)					G3		F9			3	0	0	0	1	1	3								
					G6-4-3 BB					2	0	0	0	0	2	2								
					K					0	0	0	0	0	0	0								
					K					0	0	0	0	1	0	0								
Inning Stats	R: 0 E: 0 K: 1 S: 5	H: 0 LOB: 0 BB: 0 P: 5	R: 0 E: 0 K: 0 S: 3	H: 0 LOB: 0 BB: 0 P: 3	R: 0 E: 0 K: 1 S: 5	H: 1 LOB: 1 BB: 1 P: 9	R: 0 E: 0 K: 0 S: 5	H: 2 LOB: 2 BB: 0 P: 6	R: 0 E: 0 K: 1 S: 6	H: 1 LOB: 1 BB: 0 P: 6	R: 2 E: 0 K: 0 S: 6	H: 3 LOB: 1 BB: 0 P: 6	R: 0 E: 0 K: 1 S: 5	H: 0 LOB: 1 BB: 1 P: 9	R: 0 E: 0 K: 3 S: 11	H: 1 LOB: 2 BB: 0 P: 11	1B: 6 2B: 0 3B: 0 HR: 2	SF: 0 SAC: 1 DP: 1 HBP: 1	WP: 1 PB: 0 SB: 0 CS: 0	PA: 35				
PITCHER	IP WLS BF H R ER SO BB IBB HBP BLK WP HR S P ERA WHIP	IP WLS BF H R ER SO BB IBB HBP BLK WP HR S P ERA WHIP	IP WLS BF H R ER SO BB IBB HBP BLK WP HR S P ERA WHIP	IP WLS BF H R ER SO BB IBB HBP BLK WP HR S P ERA WHIP	IP WLS BF H R ER SO BB IBB HBP BLK WP HR S P ERA WHIP	IP WLS BF H R ER SO BB IBB HBP BLK WP HR S P ERA WHIP	IP WLS BF H R ER SO BB IBB HBP BLK WP HR S P ERA WHIP	IP WLS BF H R ER SO BB IBB HBP BLK WP HR S P ERA WHIP	IP WLS BF H R ER SO BB IBB HBP BLK WP HR S P ERA WHIP	IP WLS BF H R ER SO BB IBB HBP BLK WP HR S P ERA WHIP	IP WLS BF H R ER SO BB IBB HBP BLK WP HR S P ERA WHIP	IP WLS BF H R ER SO BB IBB HBP BLK WP HR S P ERA WHIP	IP WLS BF H R ER SO BB IBB HBP BLK WP HR S P ERA WHIP	IP WLS BF H R ER SO BB IBB HBP BLK WP HR S P ERA WHIP	IP WLS BF H R ER SO BB IBB HBP BLK WP HR S P ERA WHIP	IP WLS BF H R ER SO BB IBB HBP BLK WP HR S P ERA WHIP	IP WLS BF H R ER SO BB IBB HBP BLK WP HR S P ERA WHIP	IP WLS BF H R ER SO BB IBB HBP BLK WP HR S P ERA WHIP	IP WLS BF H R ER SO BB IBB HBP BLK WP HR S P ERA WHIP	IP WLS BF H R ER SO BB IBB HBP BLK WP HR S P ERA WHIP	IP WLS BF H R ER SO BB IBB HBP BLK WP HR S P ERA WHIP	IP WLS BF H R ER SO BB IBB HBP BLK WP HR S P ERA WHIP	IP WLS BF H R ER SO BB IBB HBP BLK WP HR S P ERA WHIP	IP WLS BF H R ER SO BB IBB HBP BLK WP HR S P ERA WHIP

Montreal Expos @ San Diego Padres
Jack Murphy Stadium, San Diego, CA
Wed Aug 20 1986, 10:05 PM EDT
Att: 11,602 - Unknown

AB	31
R	3
H	8
RBI	3
BB	2
SO	7
LOB	14



Batter	1	2	3	4	5	6	7	8	9	AB	R	H	RBI	BB	SO	LOB	TOP				
Luis Rivera, R OBP: 0.311, SLG: 0.308 (1, 6)	G3		2B 1B		K			FC6-4 BB	L5	4	0	1	0	1	1	2					
Mitch Webster, S OBP: 0.359, SLG: 0.425 (1, 8)	F9		1-3 2B			F8		FC6-4 BB		4	0	1	0	0	0	1					
Tim Raines, S OBP: 0.415, SLG: 0.500 (1, 7)	BB		1-3			F4		F4		3	0	0	0	1	0	3					
Andre Dawson, R OBP: 0.320, SLG: 0.490 (1, 9)	F8			F4		1B		1-2 BB		3	0	1	0	1	0	1					
Tim Wallach, R OBP: 0.319, SLG: 0.425 Jeff Reardon, R OBP: 0.143, SLG: 0.143 (8, 1)		F8		F7		5-3		F7		4	0	0	0	0	0	3					
Wallace Johnson, S OBP: 0.255, SLG: 0.360 (1, 3)		G3		1B					5-3	4	0	2	0	0	0	0					
Dann Bilardello, R OBP: 0.241, SLG: 0.252 (1, 2)		F7		F6			K		6-3	4	0	0	0	0	1	2					
Al Newman, S OBP: 0.302, SLG: 0.245 (1, 4)			5-3		K		6-3		BB BB	3	0	0	0	1	1						
Dennis Martinez, R OBP: 0.029, SLG: 0.119 Jim Wolford, R OBP: 0.249, SLG: 0.320 Andy McCaffigan, R OBP: 0.249, SLG: 0.320 Wayne Kattgen, L OBP: 0.322, SLG: 0.325 Bob McClure, R OBP: 0.322, SLG: 0.325 Tom Foley, L OBP: 0.302, SLG: 0.378 (8, 9)			F8		F9		F2		1-2 BB	1	0	0	0	0	0	0					
Inning Stats	R: 0 E: 0 K: 0 S: 3	H: 0 LOB: 1 BB: 1 P: 7	R: 0 E: 0 K: 0 S: 3	H: 0 LOB: 0 BB: 0 P: 3	R: 0 E: 0 K: 0 S: 5	H: 2 LOB: 2 BB: 0 P: 5	R: 0 E: 0 K: 0 S: 4	H: 1 LOB: 1 BB: 0 P: 4	R: 0 E: 0 K: 2 S: 7	H: 0 LOB: 0 BB: 0 P: 7	R: 0 E: 0 K: 0 S: 4	H: 1 LOB: 1 BB: 0 P: 4	R: 0 E: 0 K: 1 S: 6	H: 1 LOB: 1 BB: 0 P: 6	R: 0 E: 0 K: 0 S: 3	H: 0 LOB: 2 BB: 2 P: 11	R: 0 E: 0 K: 0 S: 3	H: 0 LOB: 2 BB: 2 P: 11	1B: 4 2B: 1 3B: 0 HR: 0	SF: 0 SAC: 0 DP: 0 HBP: 0	WP: 0 PA: 37 PB: 0 SB: 0 CS: 0
PITCHER	IP WLS BF H R ER SO BB IBB HBP BLK WP HR S P ERA WHIP	IP WLS BF H R ER SO BB IBB HBP BLK WP HR S P ERA WHIP																			
Dave Dravecky, L ERA: 2.92 (1, 1)	5.0 W 19 3 0 0 2 1 0 0 0 0 0 0 22 26 0.00 0.800	4.0 S 18 2 0 0 1 4 0 0 0 0 0 0 16 32 0.00 1.500																			
Gene Walter, L ERA: 3.65 (6, 1)																					

Montreal Expos @ San Diego Padres
Jack Murphy Stadium, San Diego, CA
Thu Aug 21 1986, 6:33 AM EDT
Att: 14,694 - Unknown

AB 32
R 0
H 5
RBI 0
BB 5
SO 3
LOB 14



Batter	1	2	3	4	5	6	7	8	9	AB	R	H	RBI	BB	SO	LOB	BOTTOM		
Tim Flannery, L OBP: 0.389, SLG: 0.361 (1, 5)	K		K	2H 1B			4-3			4	0	1	1	0	2	0			
Tony Gwynn, L OBP: 0.385, SLG: 0.489 (1, 9)	5-3		6-3		F8		F6			4	0	0	0	0	0	0			
John Kruk, L OBP: 0.436, SLG: 0.486 (1, 7)	1B 2B		HR BB		K		G4-6-3 BB			2	2	1	0	2	1	0			
Kevin McReynolds, R OBP: 0.360, SLG: 0.490 (1, 8)	PO 1B		HR BB		1B		G4-6-3			3	1	2	1	1	0	1			
Steve Garvey, R OBP: 0.286, SLG: 0.416 (1, 3)	PO	5-3	HR		F9		L3			4	1	1	3	0	0	1			
Terry Kennedy, L OBP: 0.321, SLG: 0.386 (1, 2)		HR	K			6-3				3	1	1	1	0	1	0			
Bip Roberts, S OBP: 0.277, SLG: 0.304 (1, 4)			FC6-4 1B		FC6-4 1B		K			3	0	2	0	0	1	0			
Garry Templeton, S OBP: 0.275, SLG: 0.278 (1, 6)		F4	FC6-4 SH2-3 1B		FC6-4 SH2-3 1B		3-1			3	1	0	0	0	0	2			
Dave Dravecky, R OBP: 0.157, SLG: 0.200 Gene Walter, L OBP: 0.333, SLG: 0.375 (6, 1)		FC6-4	SH2-3		SH2-3		K			1	0	0	0	0	0	1			
Inning Stats	R: 1 E: 0 K: 1 S: 6	H: 2 LOB: 0 BB: 0 P: 6	R: 1 E: 0 K: 0 S: 5	H: 2 LOB: 1 BB: 0 P: 5	R: 3 E: 0 K: 2 S: 8	H: 1 LOB: 0 BB: 2 P: 16	R: 1 E: 0 K: 0 S: 4	H: 2 LOB: 1 BB: 0 P: 4	R: 0 E: 0 K: 1 S: 6	H: 1 LOB: 1 BB: 0 P: 6	R: 0 E: 0 K: 1 S: 5	H: 0 LOB: 0 BB: 0 P: 5	R: 0 E: 0 K: 1 S: 5	H: 0 LOB: 0 BB: 0 P: 5	R: 0 E: 0 K: 0 S: 2	H: 0 LOB: 1 BB: 1 P: 6	1B: 5 2B: 1 3B: 0 HR: 2	SF: 0 SAC: 1 DP: 1 HBP: 0	WP: 0 PA: 33 PB: 0 SB: 0 CS: 0
PITCHER	IP WLS BF H R ER SO BB IBB HBP BLK WP HR S P ERA WHIP	IP WLS BF H R ER SO BB IBB HBP BLK WP HR S P ERA WHIP																	
Dennis Martinez, R ERA: 6.06 (5, 1)	4.0 L 7 1 0 0 2 0 0 0 0 0 0 11 11 0.00 0.500	2.0 7 1 0 0 2 0 0 0 0 0 0 11 11 0.00 0.500																	
Bob McClure, L ERA: 4.02 (7, 1)	1.0 3 0 0 0 1 0 0 0 0 0 0 5 5 0.00 0.000	1.0 3 0 0 0 0 1 0 0 0 0 0 2 6 0.00 1.000																	
Jeff Reardon, R ERA: 3.87 (8, 1)																			

Montreal Expos @ San Diego Padres
Jack Murphy Stadium, San Diego, CA
Thu Aug 21 1986, 6:33 AM EDT
Att: 14,694 - Unknown

AB 28
R 6
H 8
RBI 6
BB 3
SO 6
LOB 5



Batter	1	2	3	4	5	6	7	8	9	AB	R	H	RBI	BB	SO	LOB	TOP								
Lenny Dykstra, L OBP: 0.374, SLG: 0.459 Kevin Mitchell, R OBP: 0.363, SLG: 0.511	0-3 K		0-3 K		0-0 2B		0-0 1B	0-0 F8		2	0	0	0	0	2	2	New York Mets @ San Diego Padres Jack Murphy Stadium, San Diego, CA Mon Aug 25 1986, 10:05 PM EDT Att: 18,605 - Unknown								
Wally Backman, S OBP: 0.379, SLG: 0.385 Tim Teufel, R OBP: 0.325, SLG: 0.368	0-0 6-3		0-0 FC6-4		0-3 K		4-0 BB	0-0 E6	0-0 FC4-6	2	0	0	0	0	0	2									
Keith Hernandez, L OBP: 0.402, SLG: 0.438	0-0 F6			0-0 4-3		4-0 G3	4-0 BB	0-0 FC4-6	0-0 3B	3	2	0	0	2	0	1									
Darryl Strawberry, L OBP: 0.363, SLG: 0.499		0-0 F7		4-0 BB		0-0 4-3	0-0 3-1	0-3 K		4	0	0	0	1	1	5									
Mookie Wilson, S OBP: 0.355, SLG: 0.456	0-0 F5		0-0 F7		0-0 G3		0-0 6-3	0-0 3B		5	0	1	1	0	0	2									
Howard Johnson, S OBP: 0.337, SLG: 0.462	0-0 F8		0-0 F3		0-0 1B		0-0 6-3	0-3 K		5	1	2	1	0	1	2									
Ed Hearn, R OBP: 0.324, SLG: 0.404		0-0 F8		4-0 SH1-4		0-0 6-3	0-0 F9			3	1	0	0	1	0	2									
Rafael Santana, R OBP: 0.276, SLG: 0.237			0-0 2B		0-0 F7		0-0 1B	4-0 1B	0-0 E	3	1	2	0	1	0	1									
Ron Darling, R OBP: 0.149, SLG: 0.141 Jesse Orosco, R			4-0 FC6-4		0-0 SH1-4		0-0 SH5-4	0-0 E7		0	0	0	0	1	0	0									
Ray Knight, R OBP: 0.353, SLG: 0.426 Randy Niemann, L OBP: 0.429, SLG: 0.333 Roger McDowell, R OBP: 0.375, SLG: 0.333					1-2 BB		1-2 1B	1-1 2H		0	0	0	0	0	0	0									
Inning Stats	R: 0 E: 0 K: 1 S: 5	H: 0 LOB: 0 BB: 0 P: 5	R: 0 E: 0 K: 0 S: 3	H: 0 LOB: 0 BB: 0 P: 3	R: 0 E: 0 K: 1 S: 6	H: 1 LOB: 2 BB: 1 P: 10	R: 0 E: 0 K: 0 S: 3	H: 0 LOB: 1 BB: 1 P: 7	R: 1 E: 0 K: 1 S: 6	H: 1 LOB: 1 BB: 1 P: 10	R: 1 E: 0 K: 0 S: 4	H: 1 LOB: 3 BB: 2 P: 8	R: 0 E: 0 K: 0 S: 4	H: 2 LOB: 3 BB: 2 P: 12	R: 2 E: 1 K: 0 S: 5	H: 2 LOB: 1 BB: 1 P: 9	R: 1 E: 1 K: 2 S: 9	H: 1 LOB: 1 BB: 0 P: 9	1B: 4 2B: 3 3B: 1 HR: 0	SF: 0 SAC: 2 DP: 0 HBP: 0	WP: 0 PB: 0 SB: 0 CS: 0	PA: 42			
PITCHER	IP	WLS	BF	H	R	ER	SO	BB	IBB	HBP	BLK	WP	HR	S	P	ERA	WHIP	PITCHER							
Eric Show, R ERA: 2.97	2.1		7	0	0	0	1	0	0	0	0	0	0	9	9	0.00	0.000								
Dave LaPoint, L ERA: 5.46	4.2		24	5	2	2	2	6	0	0	0	0	0	22	46	3.86	2.357								
Craig Lefferts, L ERA: 2.28	2.0	L	11	3	3	1	2	0	1	0	0	0	0	14	18	4.50	1.500								
Batter	1	2	3	4	5	6	7	8	9	AB	R	H	RBI	BB	SO	LOB	BOTTOM								
Tim Flannery, L OBP: 0.395, SLG: 0.367	0-0 E		0-0 1B		0-0 F8			0-0 FC6-4		4	1	3	0	0	0	0	New York Mets @ San Diego Padres Jack Murphy Stadium, San Diego, CA Mon Aug 25 1986, 10:05 PM EDT Att: 18,605 - Unknown								
Tony Gwynn, L OBP: 0.388, SLG: 0.485	0-0 E4		0-0 1B			0-0 7-3	0-0 1B	0-0 FC6-4	0-0 FC6-4	4	0	2	0	0	0	2									
Kevin McReynolds, R OBP: 0.350, SLG: 0.482	0-0 G5-3		0-0 F4			0-0 F4		0-0 FC6-4	0-0 FC6-4	4	0	1	1	0	0	4									
Steve Garvey, R OBP: 0.290, SLG: 0.421	0-0 G5-3		0-0 B2-3			0-0 7-3		0-3 K		4	0	0	0	0	1	6									
Terry Kennedy, L OBP: 0.319, SLG: 0.388	0-3 K			0-0 4-3			0-3 K		0-0 5-3	4	0	0	0	0	2	1									
Graig Nettles, L OBP: 0.291, SLG: 0.391		4-0 BB		0-0 6-3		4-0 2B		0-0 3-1	0-0 BB	2	1	1	0	2	0	0									
Marvell Wynne, L OBP: 0.287, SLG: 0.413		0-0 G4-6-3		0-0 6-3		0-0 1H		0-0 3-1	4-0 BB	3	0	1	1	1	0	1									
Garry Templeton, S OBP: 0.274, SLG: 0.279		0-0 F7			0-0 F8		0-0 2B		0-0 3-1	4	0	1	0	0	0	2									
Eric Show, R OBP: 0.182, SLG: 0.209 Dave LaPoint, L			0-0 1-3		0-0 F8		0-0 1-3		0-0 5-3	0	0	0	0	0	0	0									
John Kruk, L OBP: 0.419, SLG: 0.457 Craig Lefferts, L OBP: 0.167, SLG: 0.667 Dane Iorg, L OBP: 0.244, SLG: 0.321										1	0	0	0	0	0	1									
Inning Stats	R: 1 E: 1 K: 1 S: 7	H: 2 LOB: 1 BB: 0 P: 7	R: 0 E: 0 K: 0 S: 2	H: 0 LOB: 0 BB: 1 P: 6	R: 0 E: 0 K: 0 S: 5	H: 2 LOB: 0 BB: 0 P: 5	R: 0 E: 0 K: 0 S: 3	H: 0 LOB: 0 BB: 0 P: 3	R: 0 E: 0 K: 0 S: 3	H: 1 LOB: 1 BB: 1 P: 3	R: 1 E: 0 K: 1 S: 6	H: 2 LOB: 1 BB: 1 P: 10	R: 0 E: 0 K: 1 S: 6	H: 1 LOB: 1 BB: 0 P: 6	R: 0 E: 0 K: 0 S: 4	H: 1 LOB: 2 BB: 1 P: 8	1B: 7 2B: 3 3B: 0 HR: 0	SF: 0 SAC: 0 DP: 3 HBP: 0	WP: 0 PB: 0 SB: 0 CS: 0	PA: 36					
PITCHER	IP	WLS	BF	H	R	ER	SO	BB	IBB	HBP	BLK	WP	HR	S	P	ERA	WHIP	PITCHER							
Ron Darling, R ERA: 2.84	6.2		26	7	2	2	2	2	0	0	0	0	0	28	36	2.70	1.350								
Jesse Orosco, L ERA: 2.59	0.1	W	1	0	0	0	0	0	0	0	0	0	0	1	1	0.00	0.000								
Randy Niemann, L ERA: 3.6	0.1		2	1	0	0	0	0	0	0	0	0	0	2	2	0.00	3.000								
Roger McDowell, R ERA: 2.28	1.2	S	7	1	0	0	1	1	0	0	0	0	0	8	12	0.00	1.200								

Batter	1	2	3	4	5	6	7	8	9	10	11	AB	R	H	RBI	BB	SO	LOB	TOP			
Lenny Dykstra, L OBP: 0.375, SLG: 0.457	BB 1B	K		G3					F6		1B SF8	5	2	2	0	1	1	1				
Wally Backman, S OBP: 0.319, SLG: 0.385	BB 1B		B1					SH5-4	6-3		1B	5	1	2	0	0	0	0				
Keith Hernandez, L OBP: 0.404, SLG: 0.443	1B BB		E6					F5			SF8	4	2	2	1	1	0	2				
Darryl Strawberry, L OBP: 0.367, SLG: 0.504	E S 1B								F6		K	4	1	2	4	2	1	2				
Danny Heep, L OBP: 0.377, SLG: 0.418	K		K									4	0	0	0	0	3	6				
Mookie Wilson, S OBP: 0.357, SLG: 0.455	K		K									1	0	0	0	0	1	0				
Ray Knight, R OBP: 0.355, SLG: 0.425	E1		F9									5	0	0	1	0	1	1				
Doug Sisk, R OBP: 0.385, SLG: 0.417	9-2											5	0	2	0	0	2	2				
Rafael Santana, R OBP: 0.280, SLG: 0.252												5	0	2	0	0	0	2				
Dwight Gooden, R OBP: 0.377, SLG: 0.336	1-3											2	0	1	0	0	0	0				
Lee Mazzilli, S OBP: 0.375, SLG: 0.333												1	0	0	0	0	0	1				
Roger McDowell, R OBP: 0.375, SLG: 0.333												0	0	0	0	0	0	0				
Jesse Orosco, R OBP: 0.338, SLG: 0.463												0	0	0	0	0	0	0				
Howard Johnson, S OBP: 0.338, SLG: 0.463												1	0	0	0	0	0	0				
Inning Stats	R: 3 E: 1 K: 1 S: 7	H: 2 LOB: 1 BB: 2 P: 15	R: 0 E: 0 K: 1 S: 5	H: 1 LOB: 0 BB: 0 P: 5	R: 2 E: 1 K: 1 S: 7	H: 1 LOB: 0 BB: 0 P: 7	R: 0 E: 0 K: 1 S: 5	H: 0 LOB: 0 BB: 0 P: 5	R: 0 E: 0 K: 1 S: 7	H: 2 LOB: 3 BB: 1 P: 11	R: 0 E: 0 K: 0 S: 4	H: 1 LOB: 1 BB: 0 P: 4	R: 0 E: 0 K: 2 S: 8	H: 1 LOB: 1 BB: 0 P: 8	R: 0 E: 0 K: 2 S: 8	H: 1 LOB: 1 BB: 0 P: 7	R: 1 E: 0 K: 1 S: 7	H: 2 LOB: 1 BB: 0 P: 7	1B: 11 2B: 2 3B: 0 HR: 1	SF: 1 SAC: 2 DP: 1 HBP: 0	WP: 0 PB: 0 SB: 1 CS: 0	PA: 49
PITCHER	IP ERA WLS BF H R ER SO BB IBB HBP BLK WP HR S P ERA WHIP	Ed Whitson, R ERA: 6.35	Andy Hawkins, R ERA: 4.29	Lance McCullers, R ERA: 2.99	Rich Gossage, R ERA: 4.31	PITCHER																

New York Mets @ San Diego Padres
Jack Murphy Stadium, San Diego, CA
Wed Aug 27 1986, 10:05 PM EDT
Att: 19,747 - Unknown

AB 42
R 6
H 13
RBI 6
BB 4
SO 9
LOB 17



Batter	1	2	3	4	5	6	7	8	9	10	11	AB	R	H	RBI	BB	SO	LOB	BOTTOM							
Tim Flannery, L OBP: 0.392, SLG: 0.363	4-3		K		1-3							6	0	1	0	0	1	5								
Tony Gwynn, L OBP: 0.394, SLG: 0.489	6-3											5	1	3	0	0	0	0								
John Kruk, L OBP: 0.421, SLG: 0.460	K											4	2	2	0	1	1	0								
Kevin McReynolds, R OBP: 0.357, SLG: 0.477												4	1	0	0	1	0	3								
Steve Garvey, R OBP: 0.289, SLG: 0.420												5	1	1	2	0	1	3								
Graig Nettles, L OBP: 0.281, SLG: 0.386												3	0	0	0	0	2	3								
Bruce Bochy, R OBP: 0.356, SLG: 0.562												2	0	0	0	0	1	2								
Terry Kennedy, L OBP: 0.316, SLG: 0.385												3	0	0	0	0	1	0								
Carmelo Martinez, R OBP: 0.345, SLG: 0.377												1	0	1	1	0	0	0								
Bip Roberts, S OBP: 0.273, SLG: 0.291												1	0	0	0	0	0	0								
Garry Templeton, S OBP: 0.276, SLG: 0.286												5	0	3	1	0	0	0								
Ed Whitson, R ERA: 6.35												1	0	1	0	0	0	0								
Andy Hawkins, R ERA: 4.29												1	0	0	0	0	1	1								
Jerry Bonbrun, R ERA: 4.29												1	0	1	0	0	0	0								
Lance McCullers, R ERA: 2.99												0	0	0	0	0	0	0								
Marvell Wynne, L ERA: 4.31												0	0	0	0	0	1	2								
Rich Gossage, R ERA: 4.31												0	0	0	0	0	0	0								
Craig Lefferts, L ERA: 4.31												1	0	0	0	0	0	1								
Inning Stats	R: 0 E: 0 K: 1 S: 5	H: 0 LOB: 0 BB: 0 P: 5	R: 0 E: 0 K: 0 S: 3	H: 0 LOB: 0 BB: 0 P: 3	R: 0 E: 0 K: 1 S: 6	H: 1 LOB: 1 BB: 0 P: 6	R: 0 E: 0 K: 2 S: 8	H: 1 LOB: 2 BB: 1 P: 12	R: 0 E: 0 K: 2 S: 8	H: 1 LOB: 1 BB: 0 P: 8	R: 1 E: 0 K: 1 S: 7	H: 3 LOB: 1 BB: 0 P: 7	R: 0 E: 0 K: 0 S: 4	H: 1 LOB: 1 BB: 0 P: 4	R: 4 E: 1 K: 2 S: 12	H: 4 LOB: 2 BB: 1 P: 16	R: 0 E: 0 K: 0 S: 3	H: 0 LOB: 0 BB: 0 P: 3	R: 0 E: 0 K: 0 S: 3	H: 0 LOB: 0 BB: 0 P: 3	R: 0 E: 0 K: 1 S: 5	H: 2 LOB: 2 BB: 0 P: 5	1B: 9 2B: 4 3B: 0 HR: 0	SF: 0 SAC: 0 DP: 0 HBP: 0	WP: 0 PB: 0 SB: 2 CS: 0	PA: 46
PITCHER	IP ERA WLS BF H R ER SO BB IBB HBP BLK WP HR S P ERA WHIP	Dwight Gooden, R ERA: 2.95	Roger McDowell, R ERA: 2.53	Jesse Orosco, L ERA: 2.4	Doug Sisk, R ERA: 2.7	PITCHER																				

New York Mets @ San Diego Padres
Jack Murphy Stadium, San Diego, CA
Wed Aug 27 1986, 10:05 PM EDT
Att: 19,747 - Unknown

AB 44
R 5
H 13
RBI 4
BB 2
SO 10
LOB 20



Batter	1	2	3	4	5	6	7	8	9	AB	R	H	RBI	BB	SO	LOB	TOP			
Tim Flannery, L OBP: 0.390, SLG: 0.362 (1, 4)										4	0	1	0	0	2	2	San Diego Padres @ Montreal Expos Olympic Stadium, Montreal, QB Sat Aug 30 1986, 3:33 AM EDT Unknown			
Tony Gwynn, L OBP: 0.391, SLG: 0.485 (1, 9)										4	0	0	0	0	0	3				
John Kruk, L OBP: 0.418, SLG: 0.453 (1, 7)										3	0	0	0	1	0	0				
Kevin McReynolds, R OBP: 0.356, SLG: 0.481 (1, 8)										4	1	1	1	0	1	1				
Steve Garvey, R OBP: 0.289, SLG: 0.419 Carmelo Martinez, R OBP: 0.348, SLG: 0.380 (1, 3)										3	0	1	0	0	0	1				
Graig Nettles, L OBP: 0.288, SLG: 0.383 Bip Roberts, S OBP: 0.272, SLG: 0.289 (1, 5)										3	0	0	0	0	0	2				
Terry Kennedy, L OBP: 0.317, SLG: 0.385 Bruce Bochy, R OBP: 0.353, SLG: 0.557 (1, 2)										3	0	1	0	0	0	1				
Garry Templeton, S OBP: 0.278, SLG: 0.291 Dane Iorg, L OBP: 0.244, SLG: 0.318 (1, 6)										3	0	2	0	0	0	0				
LaMarr Hoyt, R OBP: 0.163, SLG: 0.167 Gene Walter, L OBP: 0.300, SLG: 0.333 Jerry Royster, R OBP: 0.332, SLG: 0.376 (1, 1)										1	0	0	0	0	1	0				
Inning Stats	R: 0 E: 0 K: 1 S: 5	H: 0 LOB: 0 BB: 0 P: 5	R: 0 E: 0 K: 0 S: 4	H: 1 LOB: 1 BB: 0 P: 4	R: 0 E: 0 K: 1 S: 6	H: 1 LOB: 1 BB: 0 P: 6	R: 0 E: 0 K: 1 S: 5	H: 0 LOB: 1 BB: 1 P: 9	R: 0 E: 0 K: 0 S: 3	H: 0 LOB: 0 BB: 0 P: 3	R: 0 E: 0 K: 1 S: 6	H: 1 LOB: 1 BB: 0 P: 6	R: 0 E: 0 K: 1 S: 5	H: 0 LOB: 0 BB: 0 P: 5	R: 1 E: 1 K: 1 S: 8	H: 2 LOB: 2 BB: 0 P: 8		1B: 5 2B: 1 3B: 0 HR: 1	SF: 0 SAC: 1 DP: 0 HBP: 0	WP: 0 PB: 0 SB: 0 CS: 0
PITCHER Bryn Smith, R ERA: 3.89 (1, 1)	IP: 9.0 WLS: W BF: 36 H: 7 R: 1 ER: 1 SO: 6 BB: 1 IBB: 0 HBP: 0 BLK: 0 WP: 0 HR: 1 S: 47 P: 51 ERA: 1.00 WHIP: 0.889															PITCHER				

Batter	1	2	3	4	5	6	7	8	9	AB	R	H	RBI	BB	SO	LOB	BOTTOM			
Wallace Johnson, S OBP: 0.295, SLG: 0.351 (1, 3)										4	1	1	1	1	0	1	San Diego Padres @ Montreal Expos Olympic Stadium, Montreal, QB Sat Aug 30 1986, 3:33 AM EDT Unknown			
Mitch Webster, S OBP: 0.361, SLG: 0.423 (1, 8)										5	1	2	0	0	0	2				
Tim Raines, S OBP: 0.412, SLG: 0.495 Jim Wohlford, R OBP: 0.278, SLG: 0.329 (1, 7)										4	2	2	1	0	1	1				
Andre Dawson, R OBP: 0.322, SLG: 0.484 Herm Winningham, L OBP: 0.296, SLG: 0.381 (1, 9)										3	0	0	0	1	1	3				
Tim Wallach, R OBP: 0.314, SLG: 0.413 Al Newman, S OBP: 0.301, SLG: 0.245 (1, 5)										2	1	1	0	1	0	2				
Tom Foley, L OBP: 0.358, SLG: 0.401 (1, 6)										3	2	2	2	1	0	1				
Vance Law, R OBP: 0.292, SLG: 0.304 (1, 4)										5	1	3	2	0	0	4				
Dann Bilardello, R OBP: 0.238, SLG: 0.242 (1, 2)										3	1	1	1	1	0	3				
Bryn Smith, R OBP: 0.175, SLG: 0.189 (1, 1)										3	1	1	3	0	0	0				
Inning Stats	R: 0 E: 0 K: 0 S: 4	H: 1 LOB: 2 BB: 1 P: 8	R: 2 E: 0 K: 0 S: 6	H: 3 LOB: 1 BB: 0 P: 6	R: 5 E: 0 K: 0 S: 7	H: 4 LOB: 1 BB: 1 P: 12	R: 0 E: 0 K: 1 S: 6	H: 1 LOB: 1 BB: 0 P: 6	R: 0 E: 0 K: 0 S: 3	H: 0 LOB: 0 BB: 0 P: 3	R: 3 E: 0 K: 1 S: 8	H: 3 LOB: 2 BB: 2 P: 16	R: 0 E: 0 K: 0 S: 3	H: 0 LOB: 0 BB: 0 P: 3	R: 0 E: 0 K: 1 S: 6	H: 1 LOB: 2 BB: 1 P: 10		1B: 10 2B: 5 3B: 0 HR: 0	SF: 1 SAC: 1 DP: 1 HBP: 1	WP: 0 PB: 0 SB: 2 CS: 0
PITCHER LaMarr Hoyt, R ERA: 4.99 (3, 1)	IP: 2.2 WLS: L BF: 18 H: 7 R: 7 ER: 7 SO: 1 BB: 1 IBB: 1 HBP: 0 BLK: 0 WP: 0 HR: 0 S: 15 P: 24 ERA: 23.62 WHIP: 3.000															PITCHER				
Gene Walter, L ERA: 4.15 (7, 1)	IP: 3.1 WLS: L BF: 17 H: 6 R: 3 ER: 3 SO: 2 BB: 1 IBB: 1 HBP: 0 BLK: 0 WP: 0 HR: 0 S: 19 P: 27 ERA: 8.10 WHIP: 2.100															PITCHER				
Dane Iorg, R ERA: 12.0 (7, 1)	IP: 2.0 WLS: L BF: 8 H: 1 R: 0 ER: 0 SO: 1 BB: 1 IBB: 0 HBP: 0 BLK: 0 WP: 0 HR: 0 S: 9 P: 13 ERA: 0.00 WHIP: 1.000															PITCHER				



Batter	1	2	3	4	5	6	7	8	9	AB	R	H	RBI	BB	SO	LOB	TOP							
Tim Flannery, L (1,4) OBP: 0.388, SLG: 0.364	4-3		F8			F8 HR 2B		G3		4	1	1	0	0	0	0								
Tony Gwynn, L (1,9) OBP: 0.388, SLG: 0.481	F7		4-3			F7		G3		4	0	0	0	0	0	1								
Kevin McReynolds, R (1,7) Lance McCullers, S (8,1) OBP: 0.353, SLG: 0.477 OBP: 0.167, SLG: 0.095	5-3			5-3		F8		4-3		4	0	0	0	0	0	1								
Steve Garvey, R (1,3) OBP: 0.291, SLG: 0.426		G3		K		HR			FC6-4 SH3-4 1B	4	2	2	2	0	1	0								
Graig Nettles, L (1,5) Jerry Royster, R (9,PH) OBP: 0.286, SLG: 0.379 OBP: 0.332, SLG: 0.376		3-1		3-1		4-3			SH3-4	3	0	0	0	0	0	0								
Terry Kennedy, L (1,2) Bruce Bochy, R (9,PH) OBP: 0.319, SLG: 0.384 OBP: 0.356, SLG: 0.557		PB 1B BB				4-3			FC6-4 BB	1	1	0	0	2	0	0								
Marvell Wynne, L (1,8) OBP: 0.285, SLG: 0.406						F8			FC1-6 BB	4	1	1	0	0	0	3								
Garry Templeton, S (1,6) OBP: 0.282, SLG: 0.295									FC6-4 BB	4	0	3	3	0	0	1								
Andy Hawkins, R (1,1) Carmelo Martinez, R (7,PH) Craig Lefferts, L (7,1) John Kruk, L (8,7) OBP: 0.179, SLG: 0.182 OBP: 0.347, SLG: 0.376 OBP: 0.143, SLG: 0.571 OBP: 0.416, SLG: 0.451				5-3		FC6-4			F5	2	0	0	0	0	0	1								
Inning Stats	R: 0 E: 0 K: 0 S: 3	H: 0 LOB: 0 BB: 0 P: 3	R: 2 E: 0 K: 0 S: 4	H: 2 LOB: 1 BB: 1 P: 8	R: 0 E: 0 K: 1 S: 3	H: 0 LOB: 0 BB: 0 P: 3	R: 0 E: 0 K: 1 S: 5	H: 0 LOB: 0 BB: 0 P: 5	R: 0 E: 0 K: 0 S: 4	H: 1 LOB: 1 BB: 0 P: 4	R: 2 E: 0 K: 0 S: 5	H: 2 LOB: 0 BB: 0 P: 5	R: 0 E: 0 K: 0 S: 3	H: 0 LOB: 1 BB: 1 P: 7	R: 0 E: 0 K: 0 S: 3	H: 0 LOB: 0 BB: 0 P: 3	R: 1 E: 0 K: 0 S: 5	H: 2 LOB: 2 BB: 1 P: 9	1B: 5 2B: 1 3B: 0 HR: 1	SF: 0 SAC: 1 DP: 0 HBP: 0	WP: 0 PB: 1 SB: 0 CS: 0	PA: 36		
PITCHER	IP WLS BF H R ER SO BB IBB HBP BLK WP HR S P ERA WHIP																							
Bob Sebra, R (1,1) ERA: 4.07	6.0	23	5	4	3	1	1	0	0	0	0	0	0	1	24	28	4.50	1.000						
Bob McClure, L (7,1) ERA: 3.61	3.0	L 13	2	1	1	0	2	0	0	0	0	0	0	0	11	19	3.00	1.333						

San Diego Padres @ Montreal Expos
Olympic Stadium, Montreal, QB
Sat Aug 30 1986, 3:38 AM EDT
Att: 22,721 - Unknown

AB 32
R 5
H 7
RBI 5
BB 3
SO 1
LOB 10



Batter	1	2	3	4	5	6	7	8	9	AB	R	H	RBI	BB	SO	LOB	BOTTOM						
Herm Winningham, L (1,9) Jim Wohlford, R (7,PH) OBP: 0.297, SLG: 0.376 OBP: 0.275, SLG: 0.324	3B BB	K		K			1-3		SH1-4	2	1	0	0	1	2	2							
Mitch Webster, S (1,8) OBP: 0.362, SLG: 0.428	1B 3B	4-3				1B S	F8		F7	5	2	2	1	0	0	1							
Tim Raines, S (1,7) OBP: 0.412, SLG: 0.494	6-3		4-3			G4-6-3 1B			F8	5	0	2	0	0	0	2							
Wayne Krenchicki, L (1,3) Wallace Johnson, S (7,PH) OBP: 0.358, SLG: 0.324 OBP: 0.291, SLG: 0.347	1B 1B	4-3		4-3		G4-6-3 1B	4-3			3	1	2	2	0	0	0							
Tim Wallach, R (1,5) Luis Rivera, R (9,6) OBP: 0.315, SLG: 0.413 OBP: 0.286, SLG: 0.270	1B 1B	4-3		4-3		G4-6-3 1B			1B CS BB	3	0	1	0	1	0	2							
Tom Foley, L (1,6) OBP: 0.351, SLG: 0.392	F5			4-3		K			F2	4	0	0	0	0	1	4							
Vance Law, R (1,4) OBP: 0.294, SLG: 0.307	1B			F8			F9		CS 1B	4	0	2	1	0	0	0							
Dann Bilardello, R (1,2) OBP: 0.238, SLG: 0.242	4-3			1B 1B			F8		K	4	0	1	0	0	1	4							
Bob Sebra, R (1,1) Al Newman, S (6,PH) Bob McClure, R (7,1) Andre Dawson, R (9,PH) OBP: 0.357, SLG: 0.308 OBP: 0.299, SLG: 0.244 OBP: 0.333, SLG: 0.333 OBP: 0.323, SLG: 0.484		K				1B	1-3		PB SH1-4 HBP	2	0	1	0	0	1	0							
Inning Stats	R: 3 E: 0 K: 0 S: 7	H: 4 LOB: 2 BB: 1 P: 11	R: 0 E: 0 K: 2 S: 7	H: 0 LOB: 0 BB: 0 P: 7	R: 0 E: 0 K: 1 S: 7	H: 2 LOB: 2 BB: 0 P: 7	R: 1 E: 0 K: 1 S: 7	H: 3 LOB: 1 BB: 0 P: 7	R: 0 E: 0 K: 0 S: 3	H: 0 LOB: 0 BB: 0 P: 3	R: 0 E: 0 K: 0 S: 4	H: 1 LOB: 1 BB: 0 P: 4	R: 0 E: 0 K: 1 S: 5	H: 1 LOB: 1 BB: 1 P: 9	R: 0 E: 0 K: 0 S: 3	H: 0 LOB: 0 BB: 0 P: 4	1B: 10 2B: 0 3B: 1 HR: 0	SF: 0 SAC: 1 DP: 1 HBP: 1	WP: 0 PB: 1 SB: 2 CS: 2	PA: 39			
PITCHER	IP WLS BF H R ER SO BB IBB HBP BLK WP HR S P ERA WHIP																						
Andy Hawkins, R (1,1) ERA: 4.35	6.0	27	9	4	4	4	1	0	0	0	0	0	0	6	10	0.00	2.250						
Craig Lefferts, L (7,1) ERA: 2.42	1.1	7	2	0	0	0	1	0	0	0	0	0	0	6	7	0.00	0.000						
Lance McCullers, R (8,1) ERA: 2.56	1.2	W 5	0	0	0	1	0	0	1	0	0	0	0	6	7	0.00	0.000						

San Diego Padres @ Montreal Expos
Olympic Stadium, Montreal, QB
Sat Aug 30 1986, 3:38 AM EDT
Att: 22,721 - Unknown

AB 35
R 4
H 11
RBI 4
BB 2
SO 5
LOB 16



Batter	1	2	3	4	5	6	7	8	9	AB	R	H	RBI	BB	SO	LOB	TOP										
Tim Flannery, L OBP: 0.392, SLG: 0.369 (1, 4)										4	1	3	0	0	1	0	San Diego Padres @ Montreal Expos Olympic Stadium, Montreal, QB Sun Aug 31 1986, 3:33 AM EDT Att: 18,296 - Unknown										
Tony Gwynn, L OBP: 0.387, SLG: 0.482 (1, 9)										4	1	1	2	0	0	2											
John Kruk, L OBP: 0.409, SLG: 0.442 Craig Lefferts, L OBP: 0.143, SLG: 0.571 Lance McCullers, S OBP: 0.167, SLG: 0.095 (1, 7) (8, 1) (8, 1)										4	0	0	0	0	0	2											
Kevin McReynolds, R OBP: 0.357, SLG: 0.489 (1, 8) (8, 7)										4	1	3	2	0	0	1											
Steve Garvey, R OBP: 0.289, SLG: 0.423 (1, 3)										4	0	0	0	0	1	2											
Gary Templeton, S OBP: 0.280, SLG: 0.293 (1, 6)										4	0	0	0	0	0	1											
Graig Nettles, L OBP: 0.286, SLG: 0.377 (1, 5)										4	0	1	0	0	0	0											
Bruce Bochy, R OBP: 0.356, SLG: 0.550 (1, 2)										3	1	1	0	0	1	1											
Ed Wojna, R Marvell Wynne, L OBP: 0.285, SLG: 0.406 (1, 1) (8, 8)										2	0	0	0	0	2	0											
Inning Stats	R: 0 E: 0 K: 1 S: 5	H: 0 LOB: 0 BB: 0 P: 5	R: 1 E: 0 K: 0 S: 4	H: 1 LOB: 0 BB: 0 P: 4	R: 3 E: 0 K: 0 S: 7	H: 4 LOB: 1 BB: 0 P: 7	R: 0 E: 0 K: 1 S: 5	H: 0 LOB: 0 BB: 0 P: 5	R: 0 E: 0 K: 1 S: 6	H: 1 LOB: 0 BB: 0 P: 5	R: 0 E: 0 K: 1 S: 5	H: 1 LOB: 0 BB: 0 P: 5	R: 0 E: 0 K: 0 S: 4	H: 1 LOB: 1 BB: 0 P: 4	R: 0 E: 0 K: 0 S: 3	H: 0 LOB: 0 BB: 0 P: 3	1B: 6 2B: 2 3B: 0 HR: 1	SF: 0 SAC: 1 DP: 1 HBP: 0	WP: 0 PB: 0 SB: 0 CS: 1	PA: 35							
PITCHER	IP	WLS	BF	H	R	ER	SO	BB	IBB	HBP	BLK	WP	HR	S	P	ERA	WHIP										
Jay Tibbs, R ERA: 4.03 Andy McCaffigan, R ERA: 3.04 Bert Roberge, R ERA: 6.48 (1, 1) (6, 1) (8, 1)	5.0	L	20	6	4	4	3	0	0	0	0	0	1	26	26	7.20	1.200										
Batter	1	2	3	4	5	6	7	8	9	AB	R	H	RBI	BB	SO	LOB	BOTTOM										
Wallace Johnson, S OBP: 0.289, SLG: 0.342 (1, 3)										4	0	1	0	0	0	0	San Diego Padres @ Montreal Expos Olympic Stadium, Montreal, QB Sun Aug 31 1986, 3:33 AM EDT Att: 18,296 - Unknown										
Mitch Webster, S OBP: 0.363, SLG: 0.428 (1, 8)										4	0	2	0	0	0	1											
Tim Raines, S OBP: 0.409, SLG: 0.489 (1, 7)										4	0	0	0	0	0	3											
Andre Dawson, R OBP: 0.323, SLG: 0.481 (1, 9)										4	0	1	0	0	0	2											
Wayne Krenchicki, L OBP: 0.314, SLG: 0.326 Luis Rivera, R OBP: 0.262, SLG: 0.267 (1, 5) (8, PH) (9, 6)										2	1	1	0	1	0	1											
Vance Law, R OBP: 0.294, SLG: 0.306 (1, 4) (9, 5)										4	0	1	0	0	2	1											
Tom Foley, L OBP: 0.359, SLG: 0.390 (1, 6) (9, 4)										1	0	0	0	3	0	1											
Dann Bilardello, R OBP: 0.232, SLG: 0.236 (1, 2)										4	0	0	0	0	0	4											
Jay Tibbs, R OBP: 0.196, SLG: 0.167 Herm Winstanley, L OBP: 0.226, SLG: 0.320 Andy McCaffigan, R OBP: 0.105, SLG: 0.069 Jim Wohlford, R OBP: 0.272, SLG: 0.320 Bert Roberge, R Al Newman, S OBP: 0.298, SLG: 0.242 (1, 1) (5, PH) (6, 1) (7, PH) (8, 1) (9, PH)											1	0	0	0	0	1											
Inning Stats	R: 0 E: 0 K: 0 S: 3	H: 0 LOB: 0 BB: 0 P: 3	R: 0 E: 0 K: 0 S: 3	H: 0 LOB: 1 BB: 1 P: 7	R: 0 E: 0 K: 1 S: 5	H: 0 LOB: 0 BB: 0 P: 5	R: 0 E: 0 K: 0 S: 4	H: 1 LOB: 1 BB: 0 P: 4	R: 0 E: 0 K: 0 S: 4	H: 1 LOB: 1 BB: 0 P: 4	R: 1 E: 0 K: 0 S: 4	H: 2 LOB: 1 BB: 1 P: 8	R: 0 E: 0 K: 0 S: 5	H: 2 LOB: 2 BB: 0 P: 5	R: 0 E: 0 K: 1 S: 5	H: 0 LOB: 1 BB: 1 P: 9	1B: 6 2B: 0 3B: 0 HR: 0	SF: 0 SAC: 0 DP: 1 HBP: 0	WP: 0 PB: 0 SB: 1 CS: 0	PA: 36							
PITCHER	IP	WLS	BF	H	R	ER	SO	BB	IBB	HBP	BLK	WP	HR	S	P	ERA	WHIP										
Ed Wojna, R ERA: 1.29 Craig Lefferts, L ERA: 2.4 Lance McCullers, R ERA: 2.53 (1, 1) (8, 1) (8, 1)	7.0	W	27	4	1	1	2	3	0	0	0	0	0	28	40	1.29	1.000										
Ed Wojna, R ERA: 2.53 (8, 1)	0.2	S	5	2	0	0	0	0	0	0	0	0	0	4	4	0.00	3.000										
Lance McCullers, R ERA: 2.53 (8, 1)	1.1	S	5	0	0	0	1	1	0	0	0	0	0	6	10	0.00	0.750										

Batter	1	2	3	4	5	6	7	8	9	AB	R	H	RBI	BB	SO	LOB	TOP										
Tim Flannery, L OBP: 0.392, SLG: 0.367 (1, 4)										4	2	1	0	1	1	2	San Diego Padres @ Philadelphia Phillies Veterans Stadium, Philadelphia, PA Tue Sep 02 1986, 7:05 PM EDT Att: 15,553 - Unknown livebaseballscorecards.com										
Tony Gwynn, L OBP: 0.391, SLG: 0.482 (1, 9)										4	0	3	1	0	0	1											
Kevin McReynolds, R OBP: 0.397, SLG: 0.494 (1, 7) (8, 8)										5	1	2	2	0	0	4											
Steve Garvey, R OBP: 0.287, SLG: 0.420 (1, 3)										5	1	1	1	0	1	4											
Terry Kennedy, L OBP: 0.322, SLG: 0.396 (1, 2)										4	1	1	2	0	2	2											
Graig Nettles, L OBP: 0.282, SLG: 0.371 Lance McCullers, S OBP: 0.167, SLG: 0.095 (8, 1)										4	0	0	0	0	0	1											
Marvell Wynne, L OBP: 0.283, SLG: 0.400 John Kruk, L OBP: 0.407, SLG: 0.439 (8, PR) (8, 7)										3	0	0	0	0	1	0											
Garry Templeton, S OBP: 0.283, SLG: 0.296 (1, 6)										4	1	2	0	0	0	2											
Dave LaPoint, L Jerry Royster, R OBP: 0.336, SLG: 0.378 (8, 5)										1	0	0	0	0	0	0											
Inning Stats	R: 3 E: 0 K: 0 S: 6	H: 3 LOB: 0 BB: 0 P: 6	R: 0 E: 0 K: 2 S: 4	H: 1 LOB: 1 BB: 0 P: 4	R: 0 E: 0 K: 2 S: 8	H: 1 LOB: 0 BB: 0 P: 8	R: 0 E: 0 K: 0 S: 3	H: 0 LOB: 0 BB: 0 P: 3	R: 2 E: 0 K: 0 S: 4	H: 1 LOB: 0 BB: 1 P: 8	R: 0 E: 0 K: 2 S: 7	H: 0 LOB: 0 BB: 0 P: 7	R: 1 E: 0 K: 1 S: 7	H: 2 LOB: 1 BB: 0 P: 7	R: 0 E: 0 K: 0 S: 4	H: 1 LOB: 2 BB: 0 P: 5		R: 0 E: 0 K: 0 S: 4	H: 1 LOB: 2 BB: 0 P: 5	1B: 7 2B: 1 3B: 0 HR: 2	SF: 0 SAC: 2 DP: 0 HBP: 2	WP: 0 PB: 0 SB: 1 CS: 0	PA: 40				
PITCHER	IP	WLS	BF	H	R	ER	SO	BB	IBB	HBP	BLK	WP	HR	S	P	ERA	WHIP										
Jeff Blittiger, R ERA: 9.0 (1, 1)	5.0	L	22	6	5	5	2	1	0	0	1	0	2	25	29	9.00	1.400										
Charles Hudson, R ERA: 5.14 (8, 1)	2.0		8	2	1	1	3	0	0	0	0	0	0	14	14	4.50	1.000										
Michael Jackson, R ERA: 1.13 (8, 1)	2.0		10	2	0	0	0	0	0	2	0	0	0	8	10	0.00	1.000										

Batter	1	2	3	4	5	6	7	8	9	AB	R	H	RBI	BB	SO	LOB	BOTTOM										
Gary Redus, R OBP: 0.348, SLG: 0.482 (1, 7)										5	0	3	2	0	0	1	San Diego Padres @ Philadelphia Phillies Veterans Stadium, Philadelphia, PA Tue Sep 02 1986, 7:05 PM EDT Att: 15,553 - Unknown livebaseballscorecards.com										
Rick Schu, R OBP: 0.332, SLG: 0.434 (1, 5)										4	0	0	0	0	2	4											
Von Hayes, L OBP: 0.375, SLG: 0.452 (1, 9)										4	0	0	0	0	1	3											
Mike Schmidt, R OBP: 0.384, SLG: 0.538 (1, 3)										3	0	0	0	1	1	0											
Juan Samuel, R OBP: 0.301, SLG: 0.459 (1, 4)										4	0	1	0	0	1	2											
Chris James, R OBP: 0.250, SLG: 0.400 (1, 8)										4	0	0	0	0	1	1											
John Russell, R OBP: 0.296, SLG: 0.454 (1, 2)										4	1	1	0	0	2	1											
Luis Aguayo, R OBP: 0.261, SLG: 0.324 (1, 6)										3	1	0	0	1	1	2											
Jeff Blittiger, R Greg Legg, R Charles Hudson, S Milt Thompson, L Michael Jackson, R Greg Gross, L (1, 1) (5, PH) (8, 1) (7, PH) (8, 1) (8, PH)										1	0	0	0	0	1	1											
Inning Stats	R: 0 E: 0 K: 0 S: 4	H: 1 LOB: 2 BB: 1 P: 8	R: 0 E: 1 K: 2 S: 8	H: 0 LOB: 1 BB: 0 P: 8	R: 0 E: 0 K: 1 S: 5	H: 0 LOB: 0 BB: 0 P: 5	R: 0 E: 0 K: 0 S: 3	H: 0 LOB: 0 BB: 0 P: 3	R: 1 E: 0 K: 1 S: 7	H: 2 LOB: 1 BB: 0 P: 7	R: 0 E: 0 K: 1 S: 6	H: 1 LOB: 1 BB: 0 P: 6	R: 1 E: 0 K: 2 S: 9	H: 2 LOB: 2 BB: 1 P: 13	R: 0 E: 0 K: 2 S: 7	H: 0 LOB: 0 BB: 0 P: 7		R: 0 E: 0 K: 1 S: 6	H: 1 LOB: 1 BB: 0 P: 6	1B: 4 2B: 3 3B: 0 HR: 0	SF: 0 SAC: 0 DP: 0 HBP: 0	WP: 0 PB: 0 SB: 0 CS: 0	PA: 37				
PITCHER	IP	WLS	BF	H	R	ER	SO	BB	IBB	HBP	BLK	WP	HR	S	P	ERA	WHIP										
Dave LaPoint, L ERA: 5.21 (1, 1)	7.0	W	30	6	2	2	7	2	0	0	2	0	0	42	50	2.57	1.143										
Lance McCullers, R ERA: 2.49 (8, 1)	2.0		7	1	0	0	3	0	0	0	0	0	0	13	13	0.00	0.500										

Batter	1	2	3	4	5	6	7	8	9	AB	R	H	RBI	BB	SO	LOB	TOP																
Tim Flannery, L (1,4) OBP: 0.393, SLG: 0.368	F8		1B BLK	4-3			G6-3		BB E 1B	5	1	2	0	0	0	3																	
Tony Gwynn, L (1,9) OBP: 0.388, SLG: 0.477	G3		F7		L9		G3		E4 1B BB BLK	5	1	0	0	0	0	3																	
John Kruk, L (1,7) OBP: 0.411, SLG: 0.438 Bip Roberts, S (9, PR) Lance McCullers, S (9, 1) OBP: 0.271, SLG: 0.288 OBP: 0.167, SLG: 0.095	1B BB		1B		F8				4-3 BLK 1B E BB	3	0	1	1	2	0	0																	
Kevin McReynolds, R (1,8) OBP: 0.362, SLG: 0.498	1-2 1B		F7		F7				5-3 1B 1-2 2-3 3-H E	5	1	4	1	0	0	2																	
Steve Garvey, R (1,3) OBP: 0.288, SLG: 0.419	K2-3			1B 2B	K				5-3 E BB	4	2	1	0	1	2	4																	
Terry Kennedy, L (1,2) OBP: 0.320, SLG: 0.396		G3		F8		F8			4-3 E8 2B	5	0	1	3	0	0	2																	
Graig Nettles, L (1,5) OBP: 0.283, SLG: 0.371		F9		2B 1B		K				5	1	2	0	0	1	2																	
Garry Templeton, S (1,6) OBP: 0.283, SLG: 0.298		4-3		1-3 2-H		1-3			F8	4	0	1	1	0	0	1																	
LaMarr Hoyt, R (1,1) Dane Long, L (7, PH) Gene Walter, L (7, 1) Bob Stoddard, R (8, 1) Marvell Wynne, L (9, PH) OBP: 0.190, SLG: 0.159 OBP: 0.400, SLG: 0.250 OBP: 0.320, SLG: 0.333 OBP: 0.282, SLG: 0.398			K	K			G6-3 1B		L7	2	0	0	0	0	2	2																	
Inning Stats	R: 0 E: 0 K: 1 S: 6	H: 1 LOB: 2 BB: 1 P: 10	R: 0 E: 0 K: 0 S: 3	H: 0 LOB: 0 BB: 0 P: 3	R: 0 E: 0 K: 1 S: 7	H: 2 LOB: 2 BB: 0 P: 7	R: 1 E: 0 K: 1 S: 8	H: 3 LOB: 2 BB: 0 P: 8	R: 0 E: 0 K: 1 S: 5	H: 0 LOB: 0 BB: 0 P: 5	R: 0 E: 0 K: 0 S: 3	H: 1 LOB: 0 BB: 0 P: 3	R: 0 E: 0 K: 0 S: 4	H: 1 LOB: 1 BB: 0 P: 4	R: 6 E: 2 K: 0 S: 8	H: 4 LOB: 2 BB: 2 P: 16	1B: 11 2B: 2 3B: 0 HR: 0	SF: 0 SAC: 0 DP: 1 HBP: 0	WP: 0 PA: 43 PB: 0 CS: 1														
PITCHER	IP WLS BF H R ER SO BB IBB HBP BLK WP HR S P ERA WHIP																																
Mike Maddux, R (1,1) ERA: 5.28	8.2	38	11	4	4	5	1	0	0	1	0	0	47	51	4.15	1.385																	
Steve Bedrosian, R (9,1) ERA: 3.2	0.1	L	5	2	3	0	0	2	0	0	1	0	0	3	11	0.00	12.000																

San Diego Padres @ Philadelphia Phillies
 Veterans Stadium, Philadelphia, PA
 Wed Sep 03 1986, 7:05 PM EDT
 Att: 15,066 - Unknown

AB 40
 R 7
 H 13
 RBI 6
 BB 3
 SO 5
 LOB 20



Batter	1	2	3	4	5	6	7	8	9	AB	R	H	RBI	BB	SO	LOB	BOTTOM															
Gary Redus, R (1,7) OBP: 0.352, SLG: 0.489	3-1 HR 1B		1-3		CS 1B			K	1B 2B	5	1	3	0	0	1	0																
Milt Thompson, L (1,8) OBP: 0.400, SLG: 0.326	1-2 HR BB		4-3		CS 1-2	FC4-6 1B		WP 1B	2-3 1B	4	2	3	0	1	0	0																
Von Hayes, L (1,3) OBP: 0.375, SLG: 0.452	3-1 1-2 2-3		G3			FC4-6 1B		1-H 1B	4-3	5	1	2	1	0	0	4																
Mike Schmidt, R (1,5) OBP: 0.387, SLG: 0.547	2-H 3-H HR			F8 2B		FC4-6 1-2 2-3		F8 1B IBB		3	1	2	3	1	0	2																
Glenn Wilson, R (1,9) OBP: 0.309, SLG: 0.404	5-3			F8 2-3		K		1-2 2-H 1B		4	0	1	1	0	1	3																
Juan Samuel, R (1,4) OBP: 0.296, SLG: 0.455	F8			K		FC6-4 1-2		F8 2-3		4	0	0	0	0	1	5																
Ronn Reynolds, R (1,2) OBP: 0.239, SLG: 0.295		5-3		K			K	1-3		4	0	0	0	0	2	3																
Steve Jeltz, S (1,6) OBP: 0.328, SLG: 0.265 Greg Gross, L (9, PH) OBP: 0.384, SLG: 0.308		F9			F8		K	6-3		3	0	0	0	0	1	0																
Mike Maddux, L (1,1) Steve Bedrosian, R (9,1) Ron Roenicke, S (9, PH) OBP: 0.391, SLG: 0.377 ERA: 2.46		K			4-3		3-1	K		3	0	0	0	0	1	0																
Inning Stats	R: 3 E: 0 K: 0 S: 5	H: 2 LOB: 0 BB: 1 P: 9	R: 0 E: 0 K: 1 S: 5	H: 0 LOB: 0 BB: 0 P: 5	R: 0 E: 0 K: 2 S: 8	H: 1 LOB: 1 BB: 0 P: 8	R: 0 E: 0 K: 0 S: 3	H: 1 LOB: 0 BB: 0 P: 3	R: 0 E: 0 K: 1 S: 7	H: 2 LOB: 2 BB: 0 P: 7	R: 0 E: 0 K: 2 S: 7	H: 0 LOB: 0 BB: 0 P: 7	R: 2 E: 0 K: 1 S: 8	H: 3 LOB: 2 BB: 1 P: 12	R: 0 E: 0 K: 1 S: 7	H: 2 LOB: 2 BB: 0 P: 7	1B: 8 2B: 2 3B: 0 HR: 1	SF: 0 SAC: 0 DP: 0 HBP: 0	WP: 1 PA: 40 PB: 0 SB: 0 CS: 1													
PITCHER	IP WLS BF H R ER SO BB IBB HBP BLK WP HR S P ERA WHIP																															
LaMarr Hoyt, R (1,1) ERA: 4.97	1.1	7	2	2	2	3	0	1	0	0	1	0	12	16	13.50	1.500																
Gene Walter, L (7,1) ERA: 4.2	0.2	W	3	1	0	0	0	0	0	0	0	0	3	3	0.00	1.500																
Bob Stoddard, R (8,1) ERA: 3.72	1.0	S	5	2	0	0	1	0	0	0	0	0	7	7	0.00	2.000																

San Diego Padres @ Philadelphia Phillies
 Veterans Stadium, Philadelphia, PA
 Wed Sep 03 1986, 7:05 PM EDT
 Att: 15,066 - Unknown

AB 37
 R 5
 H 11
 RBI 5
 BB 2
 SO 8
 LOB 17



Batter	1	2	3	4	5	6	7	8	9	AB	R	H	RBI	BB	SO	LOB	TOP			
Tim Flannery, L (1,4) OBP: 0.387, SLG: 0.362	F8	F8		F8		F8		G3		5	0	0	0	0	0	4				
Tony Gwynn, L (1,9) OBP: 0.388, SLG: 0.479	2B		K	1B		L8			F7	5	0	2	0	0	1	0				
John Kruk, L (1,7) OBP: 0.417, SLG: 0.444																				
Marvell Wynne, L (7, PR) OBP: 0.282, SLG: 0.398	K								F8	4	1	3	0	0	1	1				
Camelto Martinez, R (9, PH) OBP: 0.348, SLG: 0.351			2B	1B						0	0	0	0	0	0	0				
Kevin McReynolds, R (1,8) OBP: 0.360, SLG: 0.497	1-3			1B						1	0	0	0	0	0	0				
Steve Garvey, R (1,3) OBP: 0.290, SLG: 0.425										5	1	1	1	0	0	4				
Terry Kennedy, L (1,2) OBP: 0.320, SLG: 0.393																				
Graig Nettles, L (1,5) OBP: 0.289, SLG: 0.379										4	1	2	2	0	1	2				
Bip Roberts, S (8, PR) OBP: 0.271, SLG: 0.288																				
Jerry Royster, R (8,5) OBP: 0.336, SLG: 0.378																				
Garry Templeton, S (1,6) OBP: 0.283, SLG: 0.298																				
Andy Hawkins, R (1,1) OBP: 0.183, SLG: 0.186																				
Craig Lefferts, L (8,1) OBP: 0.143, SLG: 0.571																				
Lance McCullers, S (8,1) OBP: 0.167, SLG: 0.095																				
Inning Stats	R: 0 E: 0 K: 1 S: 6	H: 1 LOB: 1 BB: 0 P: 6	R: 1 E: 0 K: 1 S: 8	H: 3 LOB: 2 BB: 0 P: 8	R: 2 E: 0 K: 1 S: 8	H: 4 LOB: 2 BB: 1 P: 12	R: 0 E: 0 K: 1 S: 7	H: 2 LOB: 2 BB: 0 P: 7	R: 0 E: 0 K: 0 S: 3	H: 0 LOB: 0 BB: 0 P: 3	R: 0 E: 0 K: 1 S: 6	H: 1 LOB: 1 BB: 0 P: 6	R: 0 E: 0 K: 1 S: 6	H: 1 LOB: 2 BB: 0 P: 6	R: 0 E: 0 K: 0 S: 3	H: 0 LOB: 0 BB: 0 P: 3	1B: 9 2B: 3 3B: 0 HR: 1	SF: 0 SAC: 0 DP: 0 HBP: 0	WP: 0 PB: 0 SB: 0 CS: 0	PA: 40
PITCHER	IP WLS BF H R ER SO BB IBB HBP BLK WP HR S P ERA WHIP																			
Ron Darling, R (1,1) ERA: 3.11	7.0		33	12	3	3	6	1	0	0	0	0	0	0	1	44	48	3.86	1.857	
Jesse Orosco, L (8,1) ERA: 2.33	2.0	W	7	1	0	0	1	0	0	0	0	0	0	0	0	9	9	0.00	0.500	

San Diego Padres @ New York Mets
Shea Stadium, Flushing, NY
Sat Sep 06 1986, 3:33 AM EDT
Att: 46,879 - Unknown

AB 39
R 3
H 13
RBI 3
BB 1
SO 7
LOB 19



Batter	1	2	3	4	5	6	7	8	9	AB	R	H	RBI	BB	SO	LOB	BOTTOM		
Lenny Dykstra, L (1,8) OBP: 0.377, SLG: 0.460	1B		F9		4-3			SH1-4		4	1	2	0	0	0	0			
Wally Backman, S (1,4) OBP: 0.379, SLG: 0.382	1B				L8			SH1-4		2	1	1	0	1	0	0			
Keith Hernandez, L (1,3) OBP: 0.404, SLG: 0.442	F7									4	0	2	2	0	0	2			
Gary Carter, R (1,2) OBP: 0.335, SLG: 0.438	F6				6-3					4	2	2	2	0	0	3			
Darryl Strawberry, L (1,9) OBP: 0.355, SLG: 0.482	1-4-3				F8					4	0	0	0	0	1	2			
Mookie Wilson, S (1,7) OBP: 0.358, SLG: 0.451										3	0	0	0	0	3	0			
Ray Knight, R (1,5) OBP: 0.354, SLG: 0.418										2	0	1	0	0	0	0			
Howard Johnson, S (4, PR) OBP: 0.341, SLG: 0.451	L4									1	0	0	0	0	0	0			
Kevin Elster, R (1,6) OBP: 0.250, SLG: 0.250										3	0	0	0	0	1	1			
Ron Darling, R (1,1) OBP: 0.141, SLG: 0.132										2	0	0	0	0	0	0			
Lee Mazzilli, S (7, PH) OBP: 0.368, SLG: 0.328										1	0	0	0	0	1	0			
Jesse Orosco, R (8,1) ERA: 2.52										0	0	0	0	0	0	0			
Inning Stats	R: 0 E: 0 K: 0 S: 5	H: 2 LOB: 2 BB: 0 P: 5	R: 0 E: 0 K: 1 S: 5	H: 0 LOB: 0 BB: 0 P: 5	R: 1 E: 0 K: 0 S: 4	H: 1 LOB: 1 BB: 1 P: 8	R: 0 E: 0 K: 1 S: 6	H: 1 LOB: 1 BB: 0 P: 6	R: 0 E: 0 K: 2 S: 7	H: 0 LOB: 0 BB: 0 P: 7	R: 1 E: 0 K: 1 S: 6	H: 1 LOB: 0 BB: 0 P: 6	R: 0 E: 0 K: 2 S: 7	H: 3 LOB: 0 BB: 0 P: 7	1B: 4 2B: 2 3B: 0 HR: 2	SF: 0 SAC: 1 DP: 0 HBP: 0	WP: 0 PB: 0 SB: 0 CS: 0	PA: 32	
PITCHER	IP WLS BF H R ER SO BB IBB HBP BLK WP HR S P ERA WHIP																		
Andy Hawkins, R (1,1) ERA: 4.33	7.0		28	6	3	3	5	1	0	0	0	0	0	0	1	37	41	3.86	1.000
Craig Lefferts, L (8,1)	0.1	L	2	1	0	0	0	0	0	0	0	2	2	0.00	3.000				
Lance McCullers, R (8,1) ERA: 2.52	0.2	L	2	1	1	1	1	0	0	0	0	1	4	4	13.50	1.500			

San Diego Padres @ New York Mets
Shea Stadium, Flushing, NY
Sat Sep 06 1986, 3:33 AM EDT
Att: 46,879 - Unknown

AB 30
R 4
H 8
RBI 4
BB 1
SO 6
LOB 8



Batter	1	2	3	4	5	6	7	8	9	AB	R	H	RBI	BB	SO	LOB	TOP			
Tim Flannery, L OBP: 0.383, SLG: 0.358 (1, 4)	0-0 4-3		0-0 L7			0-3 K		0-0 F7		4	0	0	0	0	1	3				
Tony Gwynn, L OBP: 0.385, SLG: 0.475 (1, 9)	0-0 4-3			0-0 F7		0-0 F8		0-0 L1		4	0	0	0	0	0	2				
John Kruk, L OBP: 0.412, SLG: 0.438 Gene Walter, L OBP: 0.300, SLG: 0.333 Jerry Royster, R OBP: 0.339, SLG: 0.381 (9, FH)	0-0 4-3			0-0 6-3		0-3 K			0-0 1B	3	0	0	0	0	1	0				
Kevin McReynolds, R OBP: 0.357, SLG: 0.492 (1, 8)		0-3 K		0-0 F9					0-0 F9	4	0	0	0	0	1	1				
Carmelo Martinez, R OBP: 0.346, SLG: 0.388 (6, 7)		0-0 P5			0-0 1-3				0-0 6-3	4	0	1	0	0	0	0				
Terry Kennedy, L OBP: 0.317, SLG: 0.389 (1, 2)		0-0 F7			0-0 4-3				0-3 K	4	0	0	0	0	2	2				
Graig Nettles, L OBP: 0.291, SLG: 0.377 (1, 5)			0-0 F7		4-0 FC6-4 BB			4-0 E BB	0-0 FC6-4	2	0	0	0	2	0	2				
Garry Templeton, S OBP: 0.283, SLG: 0.298 (1, 6)			0-0 SH1-3 1B		0-0 FC6-4				0-0 L7	3	0	1	0	0	0	2				
Dave LaPoint, L (1, 1) Bob Stoddard, R (4, 1) Dane Iorg, L OBP: 0.258, SLG: 0.363 (6, 3)			0-0 SH1-3					0-0 E6		0	0	0	0	0	0	0				
Inning Stats	R: 0 E: 0 K: 0 S: 3	H: 0 LOB: 0 BB: 0 P: 3	R: 0 E: 0 K: 1 S: 5	H: 0 LOB: 0 BB: 0 P: 5	R: 0 E: 0 K: 0 S: 4	H: 1 LOB: 1 BB: 0 P: 4	R: 0 E: 0 K: 0 S: 3	H: 0 LOB: 0 BB: 0 P: 3	R: 0 E: 0 K: 2 S: 8	H: 0 LOB: 0 BB: 0 P: 8	R: 0 E: 0 K: 1 S: 5	H: 0 LOB: 0 BB: 0 P: 5	R: 0 E: 1 K: 0 S: 4	H: 0 LOB: 2 BB: 1 P: 8	R: 0 E: 0 K: 1 S: 7	H: 2 LOB: 2 BB: 0 P: 7	1B: 3 2B: 0 3B: 0 HR: 1	SF: 0 SAC: 1 DP: 0 HBP: 0	WP: 0 PB: 0 SB: 0 CS: 0	PA: 34
PITCHER Dwight Gooden, R ERA: 2.94 (1, 1)	IP: 9.0 WLS: W BF: 34 H: 4 R: 1 ER: 1 SO: 5 BB: 2 IBB: 0 HBP: 0 BLK: 0 WP: 0 HR: 1 S: 42 P: 50 ERA: 1.00 WHIP: 0.667															PITCHER				

San Diego Padres @ New York Mets
Shea Stadium, Flushing, NY
Sun Sep 07 1986, 3:33 AM EDT
Unknown

AB	31
R	1
H	4
RBI	1
BB	2
SO	5
LOB	13



Batter	1	2	3	4	5	6	7	8	9	AB	R	H	RBI	BB	SO	LOB	BOTTOM			
Stan Jefferson, S OBP: 0.400, SLG: 0.250 (1, 8)	0-3 K	1-0 E 2B HBP		0-0 2B BB 1B	0-3 K			0-0 P4		4	2	1	0	0	2	1				
Mookie Wilson, S OBP: 0.382, SLG: 0.455 (1, 7)	4-0 1B SF8 BB	0-0 E5 2B		0-0 BB 2B		0-0 F3		0-0 2H 1B		4	2	2	2	1	0	2				
Kevin Mitchell, R OBP: 0.364, SLG: 0.498 (1, 9)	0-0 BB 1-3 1B	0-0 1H 2H 3H 2B		4-0 BB BB		0-0 F3		0-0 F8		4	0	2	3	1	0	1				
Gary Carter, R OBP: 0.335, SLG: 0.436 (1, 2)	0-0 SF8	0-0 F8		4-0 1-2 2-3 3-H BB		0-0 5-3				2	0	0	2	1	0	0				
Ray Knight, R OBP: 0.353, SLG: 0.415 (1, 5)	4-0 1-2 BB		0-0 5-3	0-0 F3		0-0 P6				3	0	0	0	1	0	3				
Lee Mazzilli, S OBP: 0.385, SLG: 0.325 (1, 3)	0-0 5-3		0-0 4-3 1B	0-0 P4		0-3 K				4	0	1	0	0	1	5				
Tim Teufel, R OBP: 0.328, SLG: 0.379 (1, 4)		0-0 E4 S BB E	0-0 4-3	0-0 1-3		0-0 1-3				4	1	0	0	0	0	4				
Kevin Elster, R OBP: 0.500, SLG: 0.333 (1, 6)		4-0 E 2B HBP BB	4-0 FC6-4 IBB	0-3 K				0-0 SH1-4 1B		2	2	1	0	2	1	0				
Dwight Gooden, R OBP: 0.114, SLG: 0.118 (1, 1)		0-3 K	0-0 FC6-4	0-0 P9				0-0 SH1-4		3	0	0	0	0	1	4				
Inning Stats	R: 1 E: 0 K: 1 S: 6	H: 1 LOB: 2 BB: 2 P: 14	R: 4 E: 2 K: 1 S: 7	H: 1 LOB: 0 BB: 1 P: 12	R: 0 E: 0 K: 0 S: 4	H: 1 LOB: 2 BB: 1 P: 8	R: 1 E: 0 K: 0 S: 5	H: 2 LOB: 3 BB: 2 P: 13	R: 0 E: 0 K: 2 S: 7	H: 0 LOB: 0 BB: 0 P: 7	R: 0 E: 0 K: 0 S: 3	H: 0 LOB: 0 BB: 0 P: 3	R: 0 E: 0 K: 1 S: 5	H: 0 LOB: 1 BB: 0 P: 5	R: 1 E: 0 K: 0 S: 5	H: 2 LOB: 1 BB: 0 P: 5	1B: 5 2B: 2 3B: 0 HR: 0	SF: 1 SAC: 1 DP: 0 HBP: 1	WP: 0 PB: 0 SB: 1 CS: 0	PA: 39
PITCHER Dave LaPoint, L ERA: 5.23 Bob Stoddard, R ERA: 3.09 Gene Walter, L ERA: 4.15 (4, 1)	IP: 3.0 WLS: L BF: 22 H: 5 R: 6 ER: 2 SO: 2 BB: 5 IBB: 1 HBP: 0 BLK: 0 WP: 0 HR: 0 S: 19 P: 44 ERA: 6.00 WHIP: 3.333															PITCHER				

San Diego Padres @ New York Mets
Shea Stadium, Flushing, NY
Sun Sep 07 1986, 3:33 AM EDT
Unknown

AB	30
R	7
H	7
RBI	7
BB	6
SO	5
LOB	20



Batter	1	2	3	4	5	6	7	8	9	AB	R	H	RBI	BB	SO	LOB	TOP								
Jerry Royster, R OBP: 0.339, SLG: 0.377 Tim Flannery, L OBP: 0.384, SLG: 0.356	F2		F2	G4-3 BB		FC1-2 BB		6-3		2	0	0	0	1	0	1									
John Kruk, L OBP: 0.411, SLG: 0.434	1B		WP SF8 BB	G4-3		FC1-2 BB		4-3		4	1	1	0	1	0	5									
Kevin McReynolds, R OBP: 0.352, SLG: 0.490	F9		SF8 WP E 1B		F7			K		4	1	1	1	1	1	1									
Carmelo Martinez, R OBP: 0.346, SLG: 0.389 Tony Gwynn, L OBP: 0.384, SLG: 0.473	1-3		SF8		1B	3-1		6-3		2	0	1	1	0	0	1									
Bruce Bochy, R OBP: 0.338, SLG: 0.517 Terry Kennedy, L OBP: 0.316, SLG: 0.388		4-3	E5 1B		F8			F8		4	0	0	0	0	0	1									
Gary Templeton, S OBP: 0.286, SLG: 0.300	K		FC4-6 1B		1-3			1B BB		4	1	2	0	1	1	1									
Marvell Wynne, L OBP: 0.288, SLG: 0.396			FC4-6 1B			BB FC1-2 BB		K		2	0	0	0	3	1	3									
Bip Roberts, S OBP: 0.283, SLG: 0.300	F9					FC1-2 BB 1B		1B		5	1	4	1	0	0	1									
Ed Wojna, R OBP: 0.337, SLG: 0.333 Craig Lefferts, L OBP: 0.125, SLG: 0.500 Bob Stoddard, R OBP: 0.275, SLG: 0.376 Gene Walter, L OBP: 0.323 Dane Long, L OBP: 0.225, SLG: 0.299			1B WP BB 1B	SH1-4 1B		K		F7		1	1	1	0	0	0	0									
Inning Stats	R: 0 E: 0 K: 0 S: 4	H: 1 LOB: 1 BB: 0 P: 4	R: 0 E: 0 K: 1 S: 5	H: 0 LOB: 1 BB: 1 P: 9	R: 3 E: 1 K: 0 S: 7	H: 3 LOB: 2 BB: 1 P: 11	R: 0 E: 0 K: 0 S: 3	H: 1 LOB: 1 BB: 1 P: 7	R: 0 E: 0 K: 0 S: 4	H: 1 LOB: 1 BB: 0 P: 4	R: 1 E: 0 K: 1 S: 6	H: 1 LOB: 3 BB: 3 P: 18	R: 0 E: 0 K: 1 S: 7	H: 2 LOB: 2 BB: 0 P: 7	R: 0 E: 0 K: 1 S: 5	H: 0 LOB: 0 BB: 0 P: 5	R: 1 E: 0 K: 0 S: 4	H: 1 LOB: 2 BB: 2 P: 12	1B: 10 2B: 0 3B: 0 HR: 0	SF: 1 SAC: 1 DP: 1 HBP: 0	WP: 1 PB: 0 SB: 0 CS: 0	PA: 45			
PITCHER	IP	WLS	BF	H	R	ER	SO	BB	IBB	HBP	BLK	WP	HR	S	P	ERA	WHIP								
Sid Fernandez, L ERA: 3.57	5.0		24	6	3	2	1	3	0	0	0	1	0	23	35	3.60	1.800								
Doug Sisk, R ERA: 2.53	1.0	W	7	1	1	1	1	3	0	0	0	0	0	6	18	9.00	4.000								
Roger McDowell, R ERA: 2.48	3.0	S	14	3	1	1	2	2	0	0	0	0	0	16	24	3.00	1.667								

San Diego Padres @ New York Mets
Shea Stadium, Flushing, NY
Sun Sep 07 1986, 3:38 AM EDT
Att: 38,630 - Unknown

AB 35
R 5
H 10
RBI 3
BB 8
SO 4
LOB 23



Batter	1	2	3	4	5	6	7	8	9	AB	R	H	RBI	BB	SO	LOB	BOTTOM								
Lenny Dykstra, L OBP: 0.380, SLG: 0.461	1B S 1B	4-3		1B 1B	1-3		3-1 SH3 BB			4	2	2	0	1	0	2									
Wally Backman, S OBP: 0.386, SLG: 0.388	1B 1B			1B 1B		S BB	SH3			3	2	3	0	1	0	0									
Keith Hernandez, L OBP: 0.409, SLG: 0.445	1B 1B			1B 1B		BB 4-3 1B	3-1 BB			3	1	3	3	2	0	0									
Darryl Strawberry, L OBP: 0.354, SLG: 0.479	F8	K		G5-4-3 1B		4-3	3-1			5	0	1	0	0	1	7									
Danny Heep, L OBP: 0.389, SLG: 0.418	1B 1B		F4	G5-4-3		BB FC6-4 BB				3	1	1	1	2	0	3									
Howard Johnson, S OBP: 0.343, SLG: 0.446	1B		F8		F8	FC6-4 BB	F8			4	0	1	0	1	0	3									
Ed Hearn, R OBP: 0.346, SLG: 0.427	FC6-4 BB				1B	FC6-4 BB		K		3	0	2	1	2	1	0									
Kevin Elster, R OBP: 0.400, SLG: 0.250 Dave Magadan, L OBP: 1.000, SLG: 1.000 Rafael Santana, R OBP: 0.283, SLG: 0.257	FC6-4		F3		FC8-5 1B	FC6-4 BB		L6		2	0	0	0	0	0	4									
Sid Fernandez, L OBP: 0.203, SLG: 0.226 Gary Carter, R OBP: 0.334, SLG: 0.435 Doug Sisk, R		4-3		F7	FC8-5	F6		F9		2	0	0	0	0	0	0									
Lee Mazzilli, S OBP: 0.363, SLG: 0.323 Roger McDowell, R OBP: 0.333, SLG: 0.294					1-2 2H					1	0	0	0	0	0	2									
Inning Stats	R: 2 E: 0 K: 0 S: 7	H: 5 LOB: 3 BB: 1 P: 11	R: 0 E: 0 K: 1 S: 6	H: 1 LOB: 2 BB: 1 P: 10	R: 0 E: 0 K: 0 S: 4	H: 1 LOB: 1 BB: 0 P: 4	R: 1 E: 0 K: 0 S: 6	H: 4 LOB: 2 BB: 0 P: 6	R: 0 E: 0 K: 0 S: 5	H: 2 LOB: 2 BB: 0 P: 5	R: 3 E: 0 K: 0 S: 4	H: 1 LOB: 4 BB: 4 P: 20	R: 0 E: 0 K: 0 S: 3	H: 0 LOB: 3 BB: 3 P: 15	R: 0 E: 0 K: 1 S: 5	H: 0 LOB: 0 BB: 0 P: 5	1B: 14 2B: 0 3B: 0 HR: 0	SF: 0 SAC: 1 DP: 1 HBP: 0	WP: 0 PB: 0 SB: 3 CS: 0	PA: 45					
PITCHER	IP	WLS	BF	H	R	ER	SO	BB	IBB	HBP	BLK	WP	HR	S	P	ERA	WHIP								
Ed Wojna, R ERA: 3.18	4.1		26	13	3	3	1	2	0	0	0	0	0	26	34	6.23	3.462								
Craig Lefferts, L ERA: 2.72	1.0	L	7	1	3	3	0	3	0	0	0	0	0	4	16	27.00	4.000								
Bob Stoddard, R ERA: 2.92	0.2		3	0	0	0	0	1	0	0	0	0	0	2	6	0.00	1.500								
Gene Walter, L ERA: 4.06	2.0		9	0	0	0	1	3	0	0	0	0	0	8	20	0.00	1.500								

San Diego Padres @ New York Mets
Shea Stadium, Flushing, NY
Sun Sep 07 1986, 3:38 AM EDT
Att: 38,630 - Unknown

AB 35
R 6
H 14
RBI 6
BB 9
SO 2
LOB 25



Batter	1	2	3	4	5	6	7	8	9	AB	R	H	RBI	BB	SO	LOB	TOP								
Jerry Royster, R (1, 5) OBP: 0.343, SLG: 0.379 Graig Nettles, L (6, PH) OBP: 0.291, SLG: 0.377 (6, 5)	4-0 BB BB G5-3		0-0 F7		0-0 BB 1B	0-0 1-3 2-H 3-H 1B			0-0 F7	2 0 1 0 1 0 1 2 0 1 2 0 0 0															
Tony Gwynn, L (1, 9) OBP: 0.384, SLG: 0.471	4-0 BB 1-2		0-0 E5 FC5-4		4-0 BB FC5-4	0-0 F7			0-0 6-3	3 0 0 0 2 0 3															
Kevin McReynolds, R (1, 8) OBP: 0.355, SLG: 0.486 (7, 7)	0-0 F4		0-0 FC5-4		0-3 K				0-0 F7	4 0 0 0 0 1 6															
Steve Garvey, R (1, 3) OBP: 0.289, SLG: 0.424	0-0 G5-3			0-0 G6-4-3 1B	0-0 FC5-4				0-3 K	4 0 1 0 0 1 4															
Carmelo Martinez, R (1, 7) OBP: 0.340, SLG: 0.382 Lance McCullers, S (7, 1) OBP: 0.167, SLG: 0.095		0-0 1-3		0-0 G6-4-3 1-2		0-0 F3			0-0 5-3	4 0 0 0 0 0 1 0 0 0 0 0 0 0															
Bruce Bochy, R (1, 2) OBP: 0.336, SLG: 0.533		0-0 F9		0-0 HR		0-0 L5		0-3 K		4 1 1 1 0 1 0															
Garry Templeton, S (1, 6) OBP: 0.288, SLG: 0.300		0-0 G3				4-0 BB 1B BB		0-0 1-3		3 1 1 0 1 0 0							AB 32 R 3 H 7 RBI 3 BB 5 SO 4 LOB 16								
Bip Roberts, S (1, 4) OBP: 0.287, SLG: 0.304			0-0 SH1-4 1B	0-0 1-3		0-0 BB 1B BB		0-0 1-3		4 1 2 0 0 0 1															
Ed Whitson, R (1, 1) OBP: 0.118, SLG: 0.118 Daneborg, R (5, PH) ERA: 4.25 Bob Stoddard, R (5, 1) ERA: 2.7 John Kruk, L (6, PH) OBP: 0.323, SLG: 0.434 Craig Lefferts, L (6, 1) OBP: 0.125, SLG: 0.100 Marvell Wynne, L (7, 8) OBP: 0.207, SLG: 0.294			0-0 SH1-4		0-3 K	4-0 1B BB			0-0 F8	0 0 0 0 0 0 0 1 0 0 0 0 1 0 0 0 0 0 0 0 0 0 0 0 0 0 1 0 0 0 0 0 0 0 0 1 0 0 0 0 0 0															
Inning Stats	R: 0 E: 0 K: 0 S: 2	H: 0 LOB: 1 BB: 2 P: 10	R: 0 E: 0 K: 0 S: 3	H: 0 LOB: 0 BB: 0 P: 3	R: 0 E: 1 K: 0 S: 5	H: 1 LOB: 2 BB: 0 P: 5	R: 1 E: 0 K: 0 S: 5	H: 3 LOB: 1 BB: 0 P: 5	R: 0 E: 0 K: 2 S: 8	H: 1 LOB: 2 BB: 1 P: 12	R: 2 E: 0 K: 0 S: 5	H: 2 LOB: 2 BB: 2 P: 13	R: 0 E: 0 K: 1 S: 5	H: 0 LOB: 0 BB: 0 P: 5	R: 0 E: 0 K: 1 S: 5	H: 0 LOB: 0 BB: 0 P: 5	R: 0 E: 0 K: 0 S: 3	H: 0 LOB: 0 BB: 0 P: 3	1B: 6 2B: 0 3B: 0 HR: 1	SF: 0 SAC: 1 DP: 2 HBP: 0	WP: 0 PB: 0 SB: 0 CS: 0	PA: 38			
PITCHER	IP WLS BF H R ER SO BB IBB HBP BLK WP HR S P ERA WHIP	IP WLS BF H R ER SO BB IBB HBP BLK WP HR S P ERA WHIP	IP WLS BF H R ER SO BB IBB HBP BLK WP HR S P ERA WHIP	IP WLS BF H R ER SO BB IBB HBP BLK WP HR S P ERA WHIP	IP WLS BF H R ER SO BB IBB HBP BLK WP HR S P ERA WHIP	IP WLS BF H R ER SO BB IBB HBP BLK WP HR S P ERA WHIP	IP WLS BF H R ER SO BB IBB HBP BLK WP HR S P ERA WHIP	IP WLS BF H R ER SO BB IBB HBP BLK WP HR S P ERA WHIP	IP WLS BF H R ER SO BB IBB HBP BLK WP HR S P ERA WHIP	IP WLS BF H R ER SO BB IBB HBP BLK WP HR S P ERA WHIP	IP WLS BF H R ER SO BB IBB HBP BLK WP HR S P ERA WHIP	IP WLS BF H R ER SO BB IBB HBP BLK WP HR S P ERA WHIP	IP WLS BF H R ER SO BB IBB HBP BLK WP HR S P ERA WHIP	IP WLS BF H R ER SO BB IBB HBP BLK WP HR S P ERA WHIP	IP WLS BF H R ER SO BB IBB HBP BLK WP HR S P ERA WHIP	IP WLS BF H R ER SO BB IBB HBP BLK WP HR S P ERA WHIP	IP WLS BF H R ER SO BB IBB HBP BLK WP HR S P ERA WHIP	IP WLS BF H R ER SO BB IBB HBP BLK WP HR S P ERA WHIP	IP WLS BF H R ER SO BB IBB HBP BLK WP HR S P ERA WHIP	IP WLS BF H R ER SO BB IBB HBP BLK WP HR S P ERA WHIP	IP WLS BF H R ER SO BB IBB HBP BLK WP HR S P ERA WHIP	IP WLS BF H R ER SO BB IBB HBP BLK WP HR S P ERA WHIP	IP WLS BF H R ER SO BB IBB HBP BLK WP HR S P ERA WHIP	IP WLS BF H R ER SO BB IBB HBP BLK WP HR S P ERA WHIP	
Terry Mulholland, L (1, 1) ERA: 4.25 Jeff Robinson, R (6, 1) ERA: 3.53 Scott Garrelts, R (8, 1) ERA: 3.28	5.2 W 27 6 3 3 2 5 0 0 0 0 1 26 46 4.76 1.941	1.1 S 5 1 0 0 1 0 0 0 0 0 0 7 7 0.00 0.750	2.0 S 6 0 0 0 1 0 0 0 0 0 0 8 8 0.00 0.000																						

San Diego Padres @ San Francisco Giants
Candlestick Park, San Francisco, CA

AB 32
R 3
H 7
RBI 3
BB 5
SO 4
LOB 16



WP: 0 PA: 38
PB: 0
SB: 0
CS: 0

San Diego Padres @ San Francisco Giants
Candlestick Park, San Francisco, CA

AB 30
R 4
H 9
RBI 4
BB 10
SO 5
LOB 19



WP: 1 PA: 40
PB: 0
SB: 2
CS: 1

Mon Sep 08 1986, 10:05 PM EDT
Att: 4,428 - Unknown

Mon Sep 08 1986, 10:05 PM EDT
Att: 4,428 - Unknown

Mon Sep 08 1986, 10:05 PM EDT
Att: 4,428 - Unknown


Batter	1	2	3	4	5	6	7	8	9	AB	R	H	RBI	BB	SO	LOB	TOP			
Bip Roberts, S OBP: 0.286, SLG: 0.303 (1, 4)	0-0 1-3		0-3 K			0-0 L6-4 1B		0-0 F7		4	0	1	0	0	1	1	San Diego Padres @ San Francisco Giants Candlestick Park, San Francisco, CA Tue Sep 09 1986, 10:05 PM EDT Att: 6,664 - Unknown livebaseballscorecards.com			
Tony Gwynn, L OBP: 0.385, SLG: 0.471 (1, 9)	0-0 E 1B		0-0 6-3			0-0 1-2 1B		0-0 G4-6-3 1-2		4	0	2	0	0	0	1				
John Kruk, L OBP: 0.407, SLG: 0.426 (1, 7)	0-0 E5 FC6-4 1-2			0-3 K		0-0 L6-4 2-3			0-3 K	4	0	0	0	0	2	3				
Kevin McReynolds, R OBP: 0.353, SLG: 0.482 (1, 8)	0-3 K			0-0 F9		0-0 L5			0-0 F8	4	0	0	0	0	1	3				
Steve Garvey, R OBP: 0.289, SLG: 0.423 (1, 3)	0-0 FC6-4 1-2			0-0 P6				0-0 F8		4	0	1	0	0	0	2				
Terry Kennedy, L OBP: 0.315, SLG: 0.389 (1, 2)		0-0 4-3			0-0 L3			0-0 G3 2B		4	0	1	0	0	0	1				
Graig Nettles, L OBP: 0.292, SLG: 0.379 (1, 5)		0-0 F7			0-0 4-3 2B			0-0 G3		3	0	1	0	0	0	1				
Garry Templeton, S OBP: 0.286, SLG: 0.298 Dave LaPoint, L (7, 1)		0-0 F8			0-0 4-3			0-0 4-3		3	0	0	0	0	0	2				
LaMarr Hoyt, R OBP: 0.152, SLG: 0.156 Dane Iorg, L OBP: 0.250, SLG: 0.351 Bob Stoddard, R (5, 1) Jerry Royster, R OBP: 0.346, SLG: 0.381 (7, 6)			0-0 3-1		0-0 3-1			0-0 G4-6-3 1B		1	0	0	0	0	0	0				
Inning Stats	R: 0 E: 1 K: 1 S: 7	H: 1 LOB: 2 BB: 0 P: 7	R: 0 E: 0 K: 0 S: 3	H: 0 LOB: 0 BB: 0 P: 3	R: 0 E: 0 K: 1 S: 5	H: 0 LOB: 0 BB: 0 P: 5	R: 0 E: 0 K: 1 S: 5	H: 1 LOB: 1 BB: 0 P: 4	R: 0 E: 0 K: 0 S: 4	H: 2 LOB: 1 BB: 0 P: 4	R: 0 E: 0 K: 0 S: 4	H: 1 LOB: 1 BB: 0 P: 4	R: 0 E: 0 K: 0 S: 3	H: 1 LOB: 0 BB: 0 P: 3	R: 0 E: 0 K: 1 S: 6	H: 1 LOB: 1 BB: 0 P: 6		1B: 5 2B: 3 3B: 0 HR: 0	SF: 0 SAC: 0 DP: 2 HBP: 0	WP: 0 PB: 0 SB: 0 CS: 0
PITCHER Michael LaCoss, R ERA: 3.7 (1, 1)	IP: 9.0 WLS: W BF: 33 H: 7 R: 0 ER: 0 SO: 4 BB: 0 IBB: 0 HBP: 0 BLK: 0 WP: 0 HR: 0 S: 41 P: 41 ERA: 0.00 WHIP: 0.778																			


Batter	1	2	3	4	5	6	7	8	9	AB	R	H	RBI	BB	SO	LOB	BOTTOM			
Mike Woodard, L OBP: 0.391, SLG: 0.351 (1, 4)	4-0 S HR BB			0-0 F8		0-0 P4		0-0 4-3 1B		3	1	1	0	2	0	3	San Diego Padres @ San Francisco Giants Candlestick Park, San Francisco, CA Tue Sep 09 1986, 10:05 PM EDT Att: 6,664 - Unknown livebaseballscorecards.com			
Will Clark, L OBP: 0.339, SLG: 0.442 (1, 3)	4-0 HR BB	1-0 HBP BB		0-0 G3		0-3 K		0-0 4-3		3	1	0	0	1	1	4				
Mike Aldrete, L OBP: 0.358, SLG: 0.410 Randy Kutcher, R OBP: 0.262, SLG: 0.405 (6, PH) (9, 7)	0-0 F7	0-0 1-3		0-0 1-3			0-0 E FC5 2B 1B	0-3 K		4	1	1	0	0	0	6				
Candy Maldonado, R OBP: 0.308, SLG: 0.495 Dan Gladden, R OBP: 0.336, SLG: 0.349 (1, 9) (8, 8)	0-0 HR		0-0 F8		0-0 F7		0-3 K		0-0 F7	4	1	1	3	0	1	1				
Chili Davis, S OBP: 0.373, SLG: 0.411 (1, 8) (8, 9)	0-0 F7		0-0 S HR 1B		0-3 K		0-0 FC5 2B		0-0 FC5	4	1	1	0	0	1	1				
Bob Brenly, R OBP: 0.356, SLG: 0.389 (1, 5)	0-3 K		0-0 HR		0-0 L6		0-0 1-1 1B 2B		0-0 L6	4	2	2	3	0	1	0				
Bob Melvin, R OBP: 0.281, SLG: 0.323 (1, 2)		0-0 6-3	0-0 F8		0-0 F2		0-0 F7		0-0 F2	4	0	1	1	0	0	0				
Jose Uribe, S OBP: 0.302, SLG: 0.274 (1, 6)		4-0 HBP S BB	0-0 P5		4-0 S BB		0-0 S BB		0-0 F7	2	0	0	0	2	0	1				
Michael LaCoss, R OBP: 0.259, SLG: 0.364 (1, 1)		0-3 K		4-0 G3 BLK BB		0-0 1-2 1B		0-3 K		3	0	1	0	1	2	1				
Inning Stats	R: 3 E: 0 K: 1 S: 6	H: 1 LOB: 0 BB: 2 P: 14	R: 0 E: 0 K: 1 S: 5	H: 0 LOB: 2 BB: 2 P: 14	R: 2 E: 0 K: 0 S: 5	H: 2 LOB: 0 BB: 0 P: 5	R: 0 E: 0 K: 0 S: 3	H: 0 LOB: 1 BB: 1 P: 7	R: 0 E: 0 K: 1 S: 5	H: 0 LOB: 0 BB: 0 P: 5	R: 0 E: 0 K: 1 S: 6	H: 1 LOB: 2 BB: 1 P: 10	R: 2 E: 1 K: 1 S: 8	H: 3 LOB: 1 BB: 0 P: 8	R: 0 E: 0 K: 2 S: 8	H: 1 LOB: 1 BB: 0 P: 8		1B: 5 2B: 1 3B: 0 HR: 2	SF: 0 SAC: 0 DP: 0 HBP: 1	WP: 0 PB: 0 SB: 4 CS: 0
PITCHER LaMarr Hoyt, R ERA: 5.14 Bob Stoddard, R ERA: 2.35 Dave LaPoint, L ERA: 5.13 (1, 1) (5, 1) (7, 1)	IP: 4.0 WLS: L BF: 21 H: 3 R: 5 ER: 5 SO: 2 BB: 5 IBB: 0 HBP: 1 BLK: 1 WP: 0 HR: 2 S: 19 P: 40 ERA: 11.25 WHIP: 2.000																			



Batter	1	2	3	4	5	6	7	8	9	AB	R	H	RBI	BB	SO	LOB	TOP																
Omar Moreno, L (1.9)	1-3		G3 1B 2B		FC4-6 1B		6-3		F8	5	2	1	0	0	0	1	Atlanta Braves @ San Diego Padres Jack Murphy Stadium, San Diego, CA Wed Sep 10 1986, 10:05 PM EDT Att: 7,338 - Unknown livebaseballscorecards.com																
Ken Oberkfell, L (1.4)	F8		G3		E7 1B		4-3		F7	5	1	1	0	0	0	1																	
Dale Murphy, R (1.8)	1B		1B		1B		BB		HR	4	1	4	4	1	0	0																	
Bob Horner, R (1.3)	1-2 1B		3-H 1B		2-H 3-H 1B		F9		K	5	0	1	0	0	1	3																	
Ken Griffey, L (1.7)	K				F9				4-3	4	0	0	0	0	2	3																	
Rafael Ramirez, R (1.5)		K			S 1B		G4-3 1B		E 1B	4	0	3	0	0	1	0																	
Ozzie Virgil, R (1.2)	5-3		K		K		G4-3 1B		E5 1B	4	0	1	0	0	1	2																	
Andres Thomas, R (1.6)	F8		K		K		1B		F3	4	0	1	0	0	1	3																	
Doyle Alexander, R (1.1)			F4				6-3		4-3	3	0	1	0	0	0	1																	
Paul Assenmacher, L (7.1)					FC4-6 1B					0	0	0	0	0	0	0																	
Jeff Dedmon, L (7.1)										0	0	0	0	0	0	0																	
Ted Simmons, S (8. PH)										1	0	0	0	0	0	2																	
Gene Garber, R (8.1)										0	0	0	0	0	0	0																	
Inning Stats	R: 0 E: 0 K: 1 S: 7	H: 2 LOB: 2 BB: 0 P: 7	R: 0 E: 0 K: 1 S: 5	H: 0 LOB: 0 BB: 0 P: 5	R: 1 E: 0 K: 0 S: 5	H: 2 LOB: 1 BB: 0 P: 5	R: 0 E: 0 K: 2 S: 8	H: 1 LOB: 1 BB: 0 P: 8	R: 2 E: 1 K: 1 S: 8	H: 3 LOB: 1 BB: 0 P: 8	R: 0 E: 0 K: 0 S: 4	H: 2 LOB: 1 BB: 0 P: 4	R: 0 E: 0 K: 0 S: 3	H: 0 LOB: 1 BB: 1 P: 7	R: 0 E: 1 K: 0 S: 5	H: 2 LOB: 2 BB: 0 P: 5	R: 1 E: 0 K: 1 S: 6	H: 1 LOB: 0 BB: 0 P: 6	1B: 11 2B: 1 3B: 0 HR: 1	SF: 0 SAC: 0 DP: 1 HBP: 0	WP: 0 PB: 0 SB: 1 CS: 0	PA: 40											
PITCHER	IP WLS BF H R ER SO BB IBB HBP BLK WP HR S P ERA WHIP																																
Andy Hawkins, R (1.1)	5.0	23	8	3	2	5	0	0	0	0	0	0	33	33	3.60	1.600																	
Gene Walter, L (6.1)	2.1	10	3	0	0	0	1	0	0	0	0	0	9	13	0.00	1.714																	
Lance McCullers, S (8.1)	1.2	W 7	2	1	1	1	0	0	0	0	0	0	1	9	9	5.40	1.200																

Batter	1	2	3	4	5	6	7	8	9	AB	R	H	RBI	BB	SO	LOB	BOTTOM															
Tim Flannery, L (1.4)	6-3		1B 1B		1B		1B		FC3-2 1B	4	1	3	2	1	0	0	Atlanta Braves @ San Diego Padres Jack Murphy Stadium, San Diego, CA Wed Sep 10 1986, 10:05 PM EDT Att: 7,338 - Unknown livebaseballscorecards.com															
Tony Gwynn, L (1.9)	4-3		3-H 1B		F7		1B		FC3-2 2B	5	1	1	0	0	5																	
John Kruk, L (1.7)	HR		1-2 1B		F7		F7		FC6-4 1B	5	2	4	3	0	2																	
Kevin McReynolds, R (1.8)	K		1-2 2-3 1B		6-3		FC6-4		1-2 1B	4	0	1	0	0	1	4																
Lance McCullers, S (8.1)							1-2		1-H 3-H 2B	1	0	1	2	0	0	0																
Steve Garvey, R (1.3)			F3		F9		F4		SH3 1B	3	0	0	0	1	0	3																
Bip Roberts, S (8. PH)										0	1	0	0	0	0	0																
Carmelo Martinez, R (8. PH)										1	0	0	0	0	0	2																
Terry Kennedy, L (1.2)	5-3				F7		F8		SH3	3	0	0	0	0	0	0																
Graig Nettles, L (1.5)	6-3				F7		F7		1B 2B	4	1	1	1	0	0	0																
Garry Templeton, S (1.6)			SH5-4 1B 2B		F6		SH3-4 1B		2B 1B	4	3	3	0	0	0	0																
Jerry Royster, R (8.6)							SH3-4 1B		1-2 1B 1B	0	0	0	0	0	0	0																
Andy Hawkins, R (1.1)			SH5-4				SH3-4		1B 1B	0	0	0	0	0	0	0																
Dane Iorg, L (5. PH)					F6				FC3-2 2B	1	0	0	0	0	0	0																
Gene Walter, L (6.1)									1B	0	0	0	0	0	0	0																
Marvell Wynne, L (8.8)			2-3				1-2		1-3 2-H FC3-2 2B	1	0	1	1	0	0	0																
Inning Stats	R: 1 E: 0 K: 1 S: 6	H: 1 LOB: 0 BB: 0 P: 6	R: 0 E: 0 K: 0 S: 3	H: 0 LOB: 0 BB: 0 P: 3	R: 1 E: 0 K: 0 S: 7	H: 4 LOB: 3 BB: 0 P: 7	R: 0 E: 0 K: 0 S: 3	H: 0 LOB: 0 BB: 0 P: 3	R: 0 E: 0 K: 0 S: 3	H: 0 LOB: 0 BB: 0 P: 3	R: 1 E: 0 K: 0 S: 5	H: 2 LOB: 2 BB: 1 P: 9	R: 6 E: 0 K: 0 S: 9	H: 6 LOB: 2 BB: 1 P: 13	R: 0 E: 0 K: 0 S: 6	H: 0 LOB: 0 BB: 0 P: 6	1B: 11 2B: 3 3B: 0 HR: 1	SF: 0 SAC: 3 DP: 0 HBP: 0	WP: 0 PB: 0 SB: 0 CS: 0	PA: 41												
PITCHER	IP WLS BF H R ER SO BB IBB HBP BLK WP HR S P ERA WHIP																															
Doyle Alexander, R (1.1)	6.1	28	8	3	3	1	1	0	0	0	0	0	29	33	4.26	1.421																
Paul Assenmacher, L (7.1)	0.1	2	1	0	0	0	0	0	0	0	0	0	2	2	0.00	3.000																
Jeff Dedmon, R (7.1)	0.1	1	0	0	0	0	0	0	0	0	0	0	1	1	0.00	0.000																
Gene Garber, R (8.1)	1.0	L 10	6	6	6	0	1	0	0	0	0	0	9	13	54.00	7.000																

Batter	1	2	3	4	5	6	7	8	9	AB	R	H	RBI	BB	SO	LOB	TOP											
Billy Hatcher, R OBP: 0.315, SLG: 0.387 (1, 8)	0-0 5-3		0-0 F4		0-0 FC6-4			0-0 B2	0-0 1B	5	0	1	2	0	0	3	Houston Astros @ San Diego Padres Jack Murphy Stadium, San Diego, CA Fri Sep 12, 1986, 10:05 PM EDT Att: 11,319 - Unknown AB 32 R 5 H 9 RBI 5 BB 5 SO 8 LOB 14 											
Bill Doran, S OBP: 0.366, SLG: 0.362 (1, 4)	0-3 K			0-0 2B	0-3 K			0-0 1B	0-0 1B	5	1	3	0	0	2	1												
Denny Walling, L OBP: 0.375, SLG: 0.492 (1, 5)	0-0 F9			0-3 K		0-0 F9		0-3 K	0-3 K	5	0	0	0	0	3	5												
Glenn Davis, R OBP: 0.334, SLG: 0.493 (1, 3)		0-0 F3		0-3 K		0-0 5-3		0-0 4-3		4	0	0	0	0	1	3												
Kevin Bass, S OBP: 0.357, SLG: 0.490 (1, 9)		0-0 G1-6-3		0-0 2B		0-0 F8			0-0 SH3 BB	4	1	2	1	0	0	0												
Jose Cruz, L OBP: 0.336, SLG: 0.379 (1, 7)	0-0 F6			0-0 F7			0-0 F9		4-0 BB SH3	3	1	0	0	1	0	1												
Alan Ashby, S OBP: 0.343, SLG: 0.360 (1, 2)			0-3 K		0-0 HR		4-0 G5-4-3		0-0 SH3	2	1	1	1	1	1	0												
Dickie Thon, R OBP: 0.321, SLG: 0.344 (9, PH)			0-0 SH1-4		0-3 K		0-0 G5-4-3		4-0 BB	3	0	1	0	0	1	1												
Craig Reynolds, L OBP: 0.293, SLG: 0.361 (9, 6)			0-0 1B		0-0 K		0-0 1-2		4-0 BB	0	1	0	0	1	0	0												
Danny Darwin, R OBP: 0.143, SLG: 0.143 (8, PH)			0-0 SH1-4		0-0 FC6-4			4-0 1B S	4-0 1B BB	1	0	1	0	0	0	0												
Inning Stats	R: 0 E: 0 K: 1 S: 5	H: 0 LOB: 0 BB: 0 P: 5	R: 0 E: 0 K: 0 S: 3	H: 0 LOB: 0 BB: 0 P: 3	R: 0 E: 0 K: 1 S: 6	H: 1 LOB: 1 BB: 0 P: 6	R: 1 E: 0 K: 2 S: 9	H: 2 LOB: 1 BB: 0 P: 9	R: 1 E: 0 K: 2 S: 9	H: 2 LOB: 1 BB: 0 P: 9	R: 0 E: 0 K: 0 S: 3	H: 0 LOB: 0 BB: 1 P: 6	R: 0 E: 0 K: 1 S: 6	H: 1 LOB: 3 BB: 1 P: 10	R: 3 E: 0 K: 1 S: 7	H: 3 LOB: 2 BB: 3 P: 19	1B: 6 2B: 2 3B: 0 HR: 1	SF: 0 SAC: 2 DP: 1 HBP: 0	WP: 0 PB: 0 SB: 2 CS: 0	PA: 39								
PITCHER	IP	WLS	BF	H	R	ER	SO	BB	IBB	HBP	BLK	WP	HR	S	P	ERA	WHIP											
Dave LaPoint, L ERA: 4.98	(1, 1)	7.0	L	26	5	2	2	6	1	0	0	0	0	1	37	41	2.57	0.857										
Lance McCullers, R ERA: 2.71	(8, 1)	1.1	L	10	2	3	3	1	3	1	0	0	0	0	8	24	20.25	3.750										
Craig Lefferts, L ERA: 2.67	(9, 1)	0.2		3	2	0	0	1	0	0	0	0	0	0	5	5	0.00	3.000										

Batter	1	2	3	4	5	6	7	8	9	AB	R	H	RBI	BB	SO	LOB	BOTTOM											
Tim Flannery, L OBP: 0.388, SLG: 0.359 (1, 4)	0-0 F9		0-3 K			0-3 K		4-0 FC5-6		3	0	0	0	1	2	0	Houston Astros @ San Diego Padres Jack Murphy Stadium, San Diego, CA Fri Sep 12, 1986, 10:05 PM EDT Att: 11,319 - Unknown AB 33 R 3 H 6 RBI 3 BB 2 SO 4 LOB 11 											
Tony Gwynn, L OBP: 0.382, SLG: 0.467 (1, 9)	0-0 4-3		0-0 F4			0-0 4-3		0-0 WP	0-0 FC5-6	4	1	2	0	0	0	0												
John Kruk, L OBP: 0.414, SLG: 0.445 (1, 7)	0-0 4-3			0-0 1-3		0-0 4-3		0-0 FC5-6	0-0 SF9	4	0	0	0	0	0	3												
Marvell Wynne, L OBP: 0.289, SLG: 0.400 (9, 8)						2-3 4-3		1-2 2-3	1-2 2-3	0	0	0	0	0	0	0												
Kevin McReynolds, R OBP: 0.352, SLG: 0.482 (1, 8)		0-0 5-3		0-0 F8		0-0 F9		0-0 SF9	0-0 1-2	3	0	0	1	0	0	1												
Steve Garvey, R OBP: 0.288, SLG: 0.418 (1, 3)		0-0 6-3		0-0 F7			0-0 E4	0-0 6-3		4	1	1	0	0	0	1												
Terry Kennedy, L OBP: 0.316, SLG: 0.394 (1, 2)		0-0 HR			0-0 6-3		0-0 1-3		0-3 K	4	1	1	1	0	1	1												
Graig Nettles, L OBP: 0.296, SLG: 0.381 (1, 5)		4-0 BB			0-0 G4-1				0-0 6-3	2	0	1	1	1	0	0												
Bip Roberts, S OBP: 0.285, SLG: 0.302 (7, PR)		0-0 FC6-4			0-0 BB		2H 1B			1	0	0	0	0	0	0												
Jerry Royster, R OBP: 0.346, SLG: 0.381 (1, 6)		0-0 FC6-4			0-0 E5		0-0 F9			4	0	1	0	0	0	2												
Dave LaPoint, L ERA: 3.53	(1, 1)	7.0	L	27	4	2	2	3	1	0	0	0	0	1	32	36	2.57	0.714										
Charlie Kerfeld, R ERA: 2.89	(8, 1)	1.0	W	5	1	1	1	0	1	0	0	0	0	1	4	8	9.00	2.000										
Dave Smith, R ERA: 2.31	(9, 1)	1.0	S	4	1	0	0	1	0	0	0	0	0	0	6	6	0.00	1.000										
Inning Stats	R: 0 E: 0 K: 0 S: 3	H: 0 LOB: 0 BB: 0 P: 3	R: 1 E: 0 K: 0 S: 4	H: 1 LOB: 1 BB: 1 P: 8	R: 0 E: 0 K: 1 S: 5	H: 0 LOB: 0 BB: 0 P: 5	R: 0 E: 0 K: 0 S: 3	H: 0 LOB: 0 BB: 0 P: 3	R: 0 E: 0 K: 1 S: 6	H: 1 LOB: 1 BB: 0 P: 6	R: 1 E: 1 K: 0 S: 5	H: 2 LOB: 1 BB: 0 P: 5	R: 1 E: 0 K: 0 S: 4	H: 1 LOB: 1 BB: 1 P: 8	R: 0 E: 0 K: 1 S: 6	H: 1 LOB: 1 BB: 0 P: 6	1B: 4 2B: 1 3B: 0 HR: 1	SF: 1 SAC: 0 DP: 0 HBP: 0	WP: 1 PB: 0 SB: 0 CS: 0	PA: 36								
PITCHER	IP	WLS	BF	H	R	ER	SO	BB	IBB	HBP	BLK	WP	HR	S	P	ERA	WHIP											

Batter	1	2	3	4	5	6	7	8	9	AB	R	H	RBI	BB	SO	LOB	TOP										
Billy Hatcher, R OBP: 0.316, SLG: 0.384 (1, 8)	1-0 BB E HBP	0-0 6-3			4-0 S E BB		0-0 6-3		0-0 F4	3	2	0	0	1	0	1											
Bill Doran, S OBP: 0.369, SLG: 0.363 (1, 4)	4-0 BB SF8 BB		0-0 L3		0-0 E8 1B		4-0 BB		0-0 CS	2	1	1	1	2	0	0											
Denny Walling, L OBP: 0.374, SLG: 0.488 (1, 5)	4-0 PB FC4-2 BB		0-0 6-3		0-0 4-3		0-0 F9			3	0	0	0	1	0	2											
Glenn Davis, R OBP: 0.335, SLG: 0.492 (1, 3)	4-0 FC4-2 PB BB		0-0 F7		0-0 F2			0-0 1B		3	0	1	1	1	0	0											
Kevin Bass, S OBP: 0.357, SLG: 0.489 (1, 9)	0-0 SF8			0-0 F4		0-0 S 1B		0-0 F8		3	0	1	1	0	0	1											
Jose Cruz, L OBP: 0.335, SLG: 0.375 (1, 7)	0-0 FC4-2			0-0 F5		0-3 K		0-0 F9		4	0	0	0	0	1	4											
Charlie Kerfeld, R OBP: 0.222, SLG: 0.125 (8, 1)	1-3 2-H									0	0	0	0	0	0	0											
Dave Smith, R (8, 1)										0	0	0	0	0	0	0											
Alan Ashby, S OBP: 0.342, SLG: 0.356 (1, 2)	0-0 5-3			0-0 6-3		4-0 1-2 BB		0-3 K		3	0	0	0	1	1	3											
Craig Reynolds, L OBP: 0.280, SLG: 0.357 (1, 6)		0-3 K		0-3 K		0-0 F9		0-0 F4		3	0	0	0	0	2	2											
Dickie Thorn, R OBP: 0.320, SLG: 0.343 (9, PH)										1	0	0	0	0	0	0											
Nolan Ryan, R OBP: 0.111, SLG: 0.094 (1, 1)		0-0 6-3						0-0 F9		3	0	0	0	0	0	0											
Tony Walker, R OBP: 0.322, SLG: 0.380 (8, 8)								0-0 F9		1	0	1	0	0	0	0											
Inning Stats	R: 2 E: 1 K: 0 S: 3	H: 0 LOB: 2 BB: 3 P: 16	R: 0 E: 0 K: 1 S: 5	H: 0 LOB: 0 BB: 0 P: 5	R: 0 E: 0 K: 0 S: 3	H: 0 LOB: 0 BB: 0 P: 3	R: 0 E: 0 K: 0 S: 3	H: 0 LOB: 0 BB: 0 P: 3	R: 1 E: 1 K: 1 S: 6	H: 1 LOB: 1 BB: 1 P: 10	R: 0 E: 0 K: 0 S: 3	H: 0 LOB: 1 BB: 1 P: 7	R: 0 E: 0 K: 1 S: 6	H: 1 LOB: 1 BB: 0 P: 6	R: 0 E: 0 K: 0 S: 3	H: 1 LOB: 1 BB: 0 P: 3	1B: 4 2B: 0 3B: 0 HR: 0	SF: 1 SAC: 0 DP: 0 HBP: 1	WP: 0 PB: 1 SB: 2 CS: 1	PA: 38							
PITCHER	IP	WLS	BF	H	R	ER	SO	BB	IBB	HBP	BLK	WP	HR	S	P	ERA	WHIP										
LaMarr Hoyt, R ERA: 5.27 (1, 1)	0.0		4	0	2	2	0	3	0	1	0	0	0	0	13	∞	∞										
Gene Walter, L ERA: 3.95 (1, 1)	4.2		16	1	1	1	2	1	0	0	0	0	0	19	23	1.93	0.429										
Bob Stoddard, R ERA: 2.16 (5, 1)	1.1		6	1	0	0	1	1	0	0	0	0	0	7	11	0.00	1.500										
Ed Whitson, R ERA: 6.37 (7, 1)	2.0		8	1	0	0	1	1	0	0	0	0	0	9	13	0.00	1.000										
Craig Lefferts, L ERA: 2.65 (9, 1)	1.0	W	3	1	0	0	0	0	0	0	0	0	0	3	3	0.00	1.000										
Batter	1	2	3	4	5	6	7	8	9	AB	R	H	RBI	BB	SO	LOB	BOTTOM										
Tim Flannery, L OBP: 0.384, SLG: 0.354 (1, 4)	0-3 K		0-0 G3		0-3 K			0-0 4-3		4	0	0	0	0	2	4											
Tony Gwynn, L OBP: 0.381, SLG: 0.465 (1, 9)	0-0 4-3		0-0 F8		0-0 G6-4-3			0-0 E S 1B		4	1	1	0	0	0	1											
John Kruk, L OBP: 0.410, SLG: 0.441 (1, 7)	0-0 F7			0-3 K		0-0 F6		0-0 1B 1B		2	0	0	0	0	1	0											
Marvell Wynne, L OBP: 0.291, SLG: 0.401 (6, 8)								1-H 1B 1B		2	1	1	1	0	0	0											
Kevin McReynolds, R OBP: 0.351, SLG: 0.480 (1, 8)		0-0 5-3		0-0 F8		0-0 F4		0-0 1B 1B		4	1	1	0	0	0	0											
Steve Garvey, R OBP: 0.288, SLG: 0.416 (1, 3)		0-3 K		0-3 K		0-0 F8		0-0 1B 1B		4	0	1	2	0	2	0											
Terry Kennedy, L OBP: 0.319, SLG: 0.399 (1, 2)		0-0 2B 1B			0-3 K			2-H 3-H 1B		3	1	2	0	0	1	0											
Bip Roberts, S OBP: 0.285, SLG: 0.302 (8, FR)										0	0	0	0	0	0	0											
Graig Nettles, L OBP: 0.299, SLG: 0.385 (1, 5)										2	0	1	1	1	0	0											
Dave Dravecky, R OBP: 0.157, SLG: 0.200 (6, PR)										0	0	0	0	0	0	0											
Craig Lefferts, L OBP: 0.125, SLG: 0.500 (9, 1)		1-H 2B								0	0	0	0	0	0	0											
Jerry Royster, R OBP: 0.344, SLG: 0.378 (1, 6)			0-0 F8		0-0 F3			1-2 2-3 1B		2	0	0	0	0	0	1											
LaMarr Hoyt, R OBP: 0.152, SLG: 0.156 (1, 1)										0	0	0	0	0	0	0											
Gene Walter, L OBP: 0.270, SLG: 0.300 (1, 1)										1	0	0	0	0	0	0											
Bob Stoddard, R OBP: 0.320, SLG: 0.300 (5, 1)										0	0	0	0	0	0	0											
Dane Iorg, L OBP: 0.220, SLG: 0.344 (6, PH)										0	0	0	0	1	0	0											
Ed Whitson, R OBP: 0.118, SLG: 0.118 (7, 1)										0	0	0	0	0	0	0											
Bruce Boddy, R OBP: 0.333, SLG: 0.529 (6, PH)										1	0	0	0	0	0	3											
Inning Stats	R: 0 E: 0 K: 1 S: 5	H: 0 LOB: 0 BB: 0 P: 5	R: 1 E: 0 K: 1 S: 7	H: 2 LOB: 1 BB: 0 P: 7	R: 0 E: 0 K: 0 S: 3	H: 0 LOB: 0 BB: 0 P: 3	R: 0 E: 0 K: 2 S: 7	H: 0 LOB: 0 BB: 0 P: 7	R: 0 E: 0 K: 1 S: 5	H: 0 LOB: 0 BB: 0 P: 5	R: 0 E: 0 K: 1 S: 4	H: 0 LOB: 0 BB: 1 P: 8	R: 0 E: 0 K: 0 S: 3	H: 0 LOB: 0 BB: 0 P: 3	R: 0 E: 0 K: 0 S: 4	H: 1 LOB: 3 BB: 1 P: 8	R: 3 E: 0 K: 0 S: 4	H: 4 LOB: 1 BB: 0 P: 4	1B: 5 2B: 2 3B: 0 HR: 0	SF: 0 SAC: 1 DP: 1 HBP: 0	WP: 0 PB: 0 SB: 1 CS: 0	PA: 32					
PITCHER	IP	WLS	BF	H	R	ER	SO	BB	IBB	HBP	BLK	WP	HR	S	P	ERA	WHIP										
Nolan Ryan, R ERA: 3.47 (1, 1)	7.0		23	2	1	1	6	1	0	0	0	0	0	34	38	1.29	0.429										
Charlie Kerfeld, R ERA: 2.85 (8, 1)	0.1		3	1	0	0	0	1	0	0	0	0	0	2	6	0.00	6.000										
Dave Smith, R ERA: 2.81 (8, 1)	0.2	L	6	4	3	3	0	0	0	0	0	0	0	6	6	40.50	6.000										

Houston Astros @ San Diego Padres
Jack Murphy Stadium, San Diego, CA
Sat Sep 13 1986, 10:05 PM EDT
Att: 32,729 - Unknown

AB 29
R 3
H 4
RBI 3
BB 6
SO 4
LOB 13



Houston Astros @ San Diego Padres
Jack Murphy Stadium, San Diego, CA
Sat Sep 13 1986, 10:05 PM EDT
Att: 32,729 - Unknown

AB 29
R 4
H 7
RBI 4
BB 2
SO 6
LOB 9



Batter	1	2	3	4	5	6	7	8	9	AB	R	H	RBI	BB	SO	LOB	TOP			
Billy Hatcher, R OBP: 0.312, SLG: 0.379 (1, 8)										5	0	0	0	0	0	1				
Bill Doran, S OBP: 0.372, SLG: 0.369 (1, 4)										3	1	2	0	2	0	0				
Denny Walling, L OBP: 0.374, SLG: 0.485 (1, 5)										4	0	1	1	1	0	3				
Glenn Davis, R OBP: 0.334, SLG: 0.492 (1, 3)										4	0	1	0	0	0	3				
Kevin Bass, S OBP: 0.356, SLG: 0.492 (1, 9)										4	1	1	1	0	0	2				
Jose Cruz, L OBP: 0.340, SLG: 0.380 (1, 7)										2	0	2	0	2	0	0				
Craig Reynolds, L OBP: 0.277, SLG: 0.354 (1, 6)										3	0	0	0	0	0	4				
Dickie Thon, R OBP: 0.319, SLG: 0.341 (8, PH)										1	0	0	0	0	0	1				
John Mizerock, L OBP: 0.389, SLG: 0.282 (1, 2)										4	0	1	0	0	1	4				
Mike Scott, R OBP: 0.136, SLG: 0.140 (1, 1)										3	0	0	0	0	1	0				
Inning Stats	R: 1 E: 0 K: 0 S: 5	H: 2 LOB: 1 BB: 0 P: 5	R: 0 E: 0 K: 0 S: 2	H: 0 LOB: 0 BB: 1 P: 6	R: 0 E: 0 K: 1 S: 5	H: 0 LOB: 0 BB: 0 P: 5	R: 1 E: 0 K: 0 S: 5	H: 2 LOB: 1 BB: 0 P: 5	R: 0 E: 0 K: 0 S: 4	H: 1 LOB: 2 BB: 1 P: 8	R: 0 E: 0 K: 0 S: 4	H: 1 LOB: 2 BB: 1 P: 8	R: 0 E: 0 K: 1 S: 6	H: 1 LOB: 1 BB: 0 P: 6	R: 0 E: 0 K: 0 S: 3	H: 0 LOB: 1 BB: 1 P: 7	1B: 3 2B: 4 3B: 0 HR: 1	SF: 0 SAC: 1 DP: 1 HBP: 0	WP: 0 PB: 1 SB: 0 CS: 0	PA: 39
PITCHER	IP	WLS	BF	H	R	ER	SO	BB	IBB	HBP	BLK	WP	HR	S	P	ERA	WHIP			
Andy Hawkins, R ERA: 4.25 (1, 1)	7.0		31	7	2	2	1	3	1	0	0	0	1	29	45	2.57	1.429			
Craig Lefferts, L ERA: 2.99 (8, 1)	2.0	W	8	1	0	0	1	1	0	0	0	0	0	9	13	0.00	1.000			

Houston Astros @ San Diego Padres
Jack Murphy Stadium, San Diego, CA
Sun Sep 14 1986, 6:33 AM EDT
Att: 13,279 - Unknown

AB 33
R 2
H 8
RBI 2
BB 5
SO 2
LOB 18



Batter	1	2	3	4	5	6	7	8	9	AB	R	H	RBI	BB	SO	LOB	BOTTOM					
Tim Flannery, L OBP: 0.383, SLG: 0.353 (1, 4)										4	0	1	0	0	0	1						
Tony Gwynn, L OBP: 0.382, SLG: 0.467 (1, 9)										4	0	2	0	0	0	1						
Marvell Wynne, L OBP: 0.287, SLG: 0.395 (1, 8)										4	0	0	0	0	2	4						
Kevin McReynolds, R OBP: 0.351, SLG: 0.481 (1, 7)										4	0	1	0	0	2	3						
Tim Pyznarski, R (1, 3)										3	0	0	0	0	2	3						
Dane Iorg, L OBP: 0.250, SLG: 0.340 (9, PH)										1	0	0	0	0	0	0						
Benito Santiago, R OBP: 0.333, SLG: 0.667 (1, 2)										3	0	1	0	0	1	1						
Terry Kennedy, L OBP: 0.320, SLG: 0.400 (9, PH)										1	0	1	0	0	0	0						
Bip Roberts, S OBP: 0.295, SLG: 0.302 (9, PR)										0	1	0	0	0	0	0						
Randy Asadoor, R (1, 5)										3	0	0	0	0	3	2						
Carmelo Martinez, R OBP: 0.340, SLG: 0.395 (9, PH)										1	1	1	2	0	0	0						
Gary Green, R OBP: 0.333, SLG: 0.667 (1, 6)										3	1	1	0	0	2	1						
Andy Hawkins, R OBP: 0.177, SLG: 0.180 (1, 1)										2	0	0	0	0	1	2						
Steve Garvey, R OBP: 0.288, SLG: 0.416 (7, PH)										1	0	0	0	0	1	0						
Craig Lefferts, L OBP: 0.125, SLG: 0.500 (8, 1)										0	0	0	0	0	0	0						
Inning Stats	R: 0 E: 1 K: 1 S: 7	H: 1 LOB: 2 BB: 0 P: 7	R: 0 E: 0 K: 3 S: 10	H: 1 LOB: 1 BB: 0 P: 10	R: 0 E: 0 K: 0 S: 3	H: 0 LOB: 0 BB: 0 P: 3	R: 0 E: 0 K: 2 S: 8	H: 1 LOB: 1 BB: 0 P: 8	R: 1 E: 0 K: 1 S: 7	H: 2 LOB: 1 BB: 0 P: 7	R: 0 E: 0 K: 2 S: 7	H: 0 LOB: 0 BB: 0 P: 7	R: 0 E: 0 K: 3 S: 9	H: 0 LOB: 0 BB: 0 P: 9	R: 0 E: 0 K: 2 S: 8	H: 1 LOB: 1 BB: 0 P: 8	R: 2 E: 0 K: 0 S: 3	H: 2 LOB: 1 BB: 0 P: 3	1B: 3 2B: 4 3B: 0 HR: 1	SF: 0 SAC: 0 DP: 1 HBP: 0	WP: 0 PB: 0 SB: 1 CS: 0	PA: 34
PITCHER	IP	WLS	BF	H	R	ER	SO	BB	IBB	HBP	BLK	WP	HR	S	P	ERA	WHIP					
Mike Scott, R ERA: 2.28 (1, 1)	8.1	L	34	8	3	3	14	0	0	0	0	0	1	62	62	3.24	0.960					

Houston Astros @ San Diego Padres
Jack Murphy Stadium, San Diego, CA
Sun Sep 14 1986, 6:33 AM EDT
Att: 13,279 - Unknown

AB 34
R 3
H 8
RBI 2
BB 0
SO 14
LOB 18



Batter	1	2	3	4	5	6	7	8	9	AB	R	H	RBI	BB	SO	LOB	TOP					
Will Clark, L OBP: 0.354, SLG: 0.459 (1, 3)										5	1	1	0	0	1	4	San Francisco Giants @ San Diego Padres Jack Murphy Stadium, San Diego, CA Tue Sep 16 1986, 10:05 PM EDT Att: 8,446 - Unknown livebaseballscorecards.com					
Robby Thompson, R OBP: 0.323, SLG: 0.369 (1, 4)										5	0	1	0	0	0	4						
Mike Aldrete, L OBP: 0.227, SLG: 0.491 (1, 7)										3	1	0	0	0	0	1						
Joel Youngblood, R OBP: 0.303, SLG: 0.375 (7, 7)										1	0	1	0	0	0	0						
Randy Kutcher, R OBP: 0.260, SLG: 0.402 (9, 8)										0	0	0	0	0	0	0						
Candy Maldonado, R OBP: 0.301, SLG: 0.485 (1, 9)										4	1	1	0	0	1	2						
Chili Davis, S OBP: 0.371, SLG: 0.411 (1, 8)										4	0	1	0	0	1	2						
Bob Brenly, R OBP: 0.363, SLG: 0.416 (1, 2)										3	1	1	0	1	1	1						
Luis Quiñones, S OBP: 0.272, SLG: 0.272 (6, PH)										2	0	0	0	0	0	2						
Harry Spilman, L OBP: 0.326, SLG: 0.453 (6, FR)										1	0	1	2	0	0	0						
Mike Woodard, L OBP: 0.333, SLG: 0.289 (6, 5)										1	0	0	0	0	0	0						
Jose Uribe, S OBP: 0.314, SLG: 0.278 (1, 6)										2	0	0	0	2	1	1						
Mike Krukow, R OBP: 0.197, SLG: 0.167 (1, 1)										3	0	1	1	1	1	2						
Mark Davis, L OBP: 0.143, SLG: 0.286 (9, 1)										0	0	0	0	0	0	0						
Inning Stats	R: 1 E: 0 K: 0 S: 4	H: 2 LOB: 0 BB: 0 P: 4	R: 0 E: 0 K: 0 S: 4	H: 1 LOB: 2 BB: 1 P: 8	R: 0 E: 1 K: 1 S: 6	H: 0 LOB: 1 BB: 0 P: 6	R: 0 E: 0 K: 0 S: 4	H: 1 LOB: 1 BB: 0 P: 4	R: 0 E: 0 K: 0 S: 2	H: 0 LOB: 0 BB: 1 P: 6	R: 3 E: 1 K: 1 S: 9	H: 3 LOB: 3 BB: 2 P: 17	R: 0 E: 0 K: 1 S: 5	H: 1 LOB: 0 BB: 0 P: 5	R: 0 E: 0 K: 2 S: 7	H: 0 LOB: 0 BB: 0 P: 7	R: 0 E: 0 K: 1 S: 5	H: 0 LOB: 0 BB: 0 P: 5	1B: 6 2B: 2 3B: 0 HR: 0	SF: 0 SAC: 0 DP: 3 HBP: 0	WP: 0 PB: 1 SB: 0 CS: 0	PA: 38
PITCHER	IP	WLS	BF	H	R	ER	SO	BB	IBB	HBP	BLK	WP	HR	S	P	ERA	WHIP					
Ed Wojna, R ERA: 2.45 (1, 1)	5.1	L	25	6	4	3	1	1	2	0	0	0	0	24	36	5.06	1.312					
Dave LaPoint, L ERA: 4.57 (6, 1)	2.2		10	2	0	0	4	0	1	0	0	0	0	17	21	0.00	0.750					
Greg Booker, R ERA: (9, 1)	1.0		3	0	0	0	1	0	0	0	0	0	0	5	5	0.00	0.000					
Batter	1	2	3	4	5	6	7	8	9	AB	R	H	RBI	BB	SO	LOB	BOTTOM					
Tim Flannery, L OBP: 0.382, SLG: 0.352 (1, 4)										4	0	1	0	0	0	0	San Francisco Giants @ San Diego Padres Jack Murphy Stadium, San Diego, CA Tue Sep 16 1986, 10:05 PM EDT Att: 8,446 - Unknown livebaseballscorecards.com					
Bip Roberts, S OBP: 0.285, SLG: 0.302 (8, FR)										0	0	0	0	0	0	0						
Bruce Bochy, R OBP: 0.331, SLG: 0.525 (9, PH)										1	0	0	0	0	0	1						
Tony Gwynn, L OBP: 0.383, SLG: 0.468 (1, 9)										4	0	2	0	0	1	1						
John Kruk, L OBP: 0.415, SLG: 0.444 (1, 7)										3	0	2	0	1	0	0						
Kevin McReynolds, R OBP: 0.348, SLG: 0.477 (1, 8)										4	0	0	0	0	2	7						
Tim Lincecum, R OBP: 0.307, SLG: 0.477 (1, 8)																						
Tim Puzanski, R OBP: 0.339, SLG: 0.393 (1, 3)										3	0	0	0	0	2	2						
Carmelo Martinez, R OBP: 0.339, SLG: 0.393 (8, PH)										1	0	0	0	0	1	3						
Benito Santiago, R OBP: 0.333, SLG: 0.500 (1, 2)										3	0	1	0	0	0	0						
Marvell Wynne, L OBP: 0.289, SLG: 0.401 (9, PH)										1	1	1	0	0	0	0						
Randy Asadoor, R OBP: 0.167, SLG: 0.167 (1, 5)										3	0	1	0	0	1	1						
Terry Kennedy, L OBP: 0.322, SLG: 0.404 (9, PH)										1	0	1	1	0	0	0						
Gary Green, R OBP: 0.167, SLG: 0.333 (1, 6)										3	0	0	0	0	0	2						
Graig Nettles, L OBP: 0.299, SLG: 0.385 (9, PH)										0	0	0	0	0	0	0						
Jerry Royster, R OBP: 0.342, SLG: 0.376 (9, PH)										1	0	0	0	0	0	1						
Ed Wojna, R OBP: 0.111, SLG: 0.111 (1, 1)										2	0	0	0	0	2	1						
Dave LaPoint, L OBP: 0.337, SLG: 0.337 (6, PH)										0	0	0	0	0	0	0						
Dane Iorg, L OBP: 0.248, SLG: 0.337 (9, 1)										1	0	0	0	0	0	0						
Greg Booker, R OBP: 0.287, SLG: 0.415 (9, PH)										0	0	0	0	0	0	0						
Steve Garvey, R OBP: 0.287, SLG: 0.415 (9, PH)										1	0	0	0	0	1	1						
Inning Stats	R: 0 E: 0 K: 2 S: 8	H: 1 LOB: 2 BB: 1 P: 12	R: 0 E: 0 K: 1 S: 6	H: 1 LOB: 0 BB: 0 P: 6	R: 0 E: 0 K: 0 S: 3	H: 0 LOB: 0 BB: 0 P: 3	R: 0 E: 0 K: 1 S: 5	H: 0 LOB: 0 BB: 0 P: 5	R: 0 E: 0 K: 2 S: 7	H: 0 LOB: 0 BB: 0 P: 7	R: 0 E: 0 K: 0 S: 4	H: 2 LOB: 1 BB: 0 P: 4	R: 0 E: 0 K: 1 S: 6	H: 1 LOB: 1 BB: 0 P: 6	R: 0 E: 1 K: 2 S: 10	H: 2 LOB: 3 BB: 0 P: 10	R: 1 E: 0 K: 1 S: 7	H: 2 LOB: 1 BB: 0 P: 7	1B: 7 2B: 2 3B: 0 HR: 0	SF: 0 SAC: 0 DP: 1 HBP: 0	WP: 0 PB: 0 SB: 0 CS: 0	PA: 37
PITCHER	IP	WLS	BF	H	R	ER	SO	BB	IBB	HBP	BLK	WP	HR	S	P	ERA	WHIP					
Mike Krukow, R ERA: 3.07 (1, 1)	8.0		34	9	1	1	9	1	0	0	0	0	0	51	55	1.12	1.250					
Mark Davis, L ERA: 2.97 (9, 1)	1.0	S	3	0	0	0	1	0	0	0	0	0	0	5	5	0.00	0.000					

Batter	1	2	3	4	5	6	7	8	9	10	AB	R	H	RBI	BB	SO	LOB									
Dan Gladden, R OBP: 0.354, SLG: 0.354 Mark Davis, L OBP: 0.143, SLG: 0.286	F9		F3		F9		HR		3-1		5	1	1	1	0	0	3									
Robby Thompson, R OBP: 0.323, SLG: 0.368	CS 1B			F7			5-3		F8		4	0	1	0	1	0	1									
Will Clark, L OBP: 0.355, SLG: 0.461	K			K		G3			F9		5	0	2	0	0	2	3									
Candy Maldonado, R OBP: 0.297, SLG: 0.478		6-3		F8		F8		F9		G6-3	5	0	0	0	0	0	2									
Chili Davis, S OBP: 0.370, SLG: 0.409		K			6-3			4-3		F5	5	0	1	0	0	1	1									
Bob Brently, R OBP: 0.365, SLG: 0.414		F7				G6-4-3 2B					2	1	0	0	2	0	1									
Bob Melvin, R OBP: 0.258, SLG: 0.331 Scott Garrelts, R OBP: 0.205, SLG: 0.279 Mike Aldrete, L OBP: 0.365, SLG: 0.401			F8			E8 2B		4-3			3	1	0	0	0	0	2									
Jose Uribe, S OBP: 0.318, SLG: 0.283				E BB		2B		F5			3	1	2	2	1	0	0									
Vida Blue, S OBP: 0.227, SLG: 0.211 Luis Quinones, S OBP: 0.224, SLG: 0.269			K			2B		K		SH2-4	2	0	1	1	0	1	1									
Inning Stats	R: 0 E: 0 K: 1 S: 5	H: 1 LOB: 0 BB: 0 P: 5	R: 0 E: 0 K: 1 S: 5	H: 0 LOB: 0 BB: 0 P: 5	R: 0 E: 1 K: 1 S: 5	H: 0 LOB: 1 BB: 1 P: 9	R: 0 E: 0 K: 1 S: 5	H: 0 LOB: 0 BB: 0 P: 5	R: 3 E: 1 K: 0 S: 6	H: 2 LOB: 2 BB: 2 P: 14	R: 0 E: 0 K: 0 S: 4	H: 1 LOB: 1 BB: 0 P: 4	R: 1 E: 0 K: 1 S: 6	H: 1 LOB: 0 BB: 0 P: 6	R: 0 E: 0 K: 0 S: 4	H: 1 LOB: 2 BB: 1 P: 8	R: 0 E: 0 K: 0 S: 4	H: 1 LOB: 1 BB: 0 P: 4	R: 0 E: 0 K: 0 S: 3	H: 1 LOB: 0 BB: 0 P: 3	1B: 4 2B: 3 3B: 0 HR: 1	SF: 0 SAC: 1 DP: 1 HBP: 0	WP: 0 PA: 41			
PITCHER	IP 5.0	WLS 21	H 3	R 3	ER 2	SO 4	BB 3	IBB 0	HBP 0	BLK 0	WP 0	HR 0	S 26	P 38	ERA 3.60	WHIP 1.200										
Ed Vosberg, L ERA: 3.6	2.0	8	2	1	1	1	0	0	0	0	0	1	10	10	4.50	1.000										
Bob Stoddard, R ERA: 2.41	1.0	5	1	0	0	0	0	1	0	0	0	0	4	8	0.00	1.000										
Greg Booker, R ERA: 2.67	2.0	W	7	2	0	0	0	0	0	0	0	0	7	7	0.00	1.000										


TOP

San Francisco Giants @ San Diego Padres
Jack Murphy Stadium, San Diego, CA

Wed Sep 17 1986, 10:05 PM EDT
Att: 24,043 - Unknown

livebaseballscorecards.com

AB	36
R	4
H	8
RBI	4
BB	4
SO	5
LOB	16



Batter	1	2	3	4	5	6	7	8	9	10	AB	R	H	RBI	BB	SO	LOB									
Jerry Royster, R OBP: 0.338, SLG: 0.371 Tim Flannery, L OBP: 0.351, SLG: 0.351 Greg Booker, R ERA: 2.67	F3		6-3			F7		K		K	3	0	0	0	0	0	0									
Tony Gwynn, L OBP: 0.382, SLG: 0.471	F8				F7		HR		K		5	1	1	1	0	1	2									
John Kruk, L OBP: 0.415, SLG: 0.441	F8			4-3					K		4	1	1	0	1	1	0									
Kevin McReynolds, R OBP: 0.349, SLG: 0.458				6-3					K		5	2	2	0	0	1	1									
Tim Puzanski, R Marvell Wynne, L Steve Garvey, R OBP: 0.296, SLG: 0.414											2	0	0	0	1	1	1									
Benito Santiago, R OBP: 0.364, SLG: 0.800											4	1	2	2	0	0	3									
Randy Asadoor, R OBP: 0.300, SLG: 0.222 Lance McCullers, S OBP: 0.200, SLG: 0.182											3	0	1	0	1	0	1									
Gary Green, R OBP: 0.200, SLG: 0.300											4	0	1	0	0	2	3									
Ed Vosberg, L Carmelo Martinez, R Bob Stoddard, R Terry Kennedy, L Bip Roberts, S OBP: 0.288, SLG: 0.305											1	0	0	0	0	0	0									
Inning Stats	R: 0 E: 0 K: 0 S: 3	H: 0 LOB: 0 BB: 0 P: 3	R: 1 E: 0 K: 0 S: 4	H: 1 LOB: 0 BB: 0 P: 4	R: 0 E: 0 K: 1 S: 5	H: 0 LOB: 0 BB: 0 P: 5	R: 0 E: 0 K: 0 S: 3	H: 0 LOB: 0 BB: 0 P: 3	R: 0 E: 0 K: 1 S: 7	H: 2 LOB: 2 BB: 0 P: 7	R: 1 E: 0 K: 1 S: 6	H: 1 LOB: 2 BB: 2 P: 14	R: 0 E: 0 K: 2 S: 9	H: 2 LOB: 2 BB: 0 P: 9	R: 2 E: 0 K: 0 S: 6	H: 4 LOB: 2 BB: 1 P: 10	R: 0 E: 0 K: 3 S: 9	H: 0 LOB: 0 BB: 0 P: 9	R: 1 E: 0 K: 0 S: 3	H: 1 LOB: 0 BB: 0 P: 3	1B: 7 2B: 1 3B: 1 HR: 2	SF: 1 SAC: 0 DP: 0 HBP: 0	WP: 0 PA: 42			
PITCHER	IP 5.1	WLS 21	H 4	R 4	ER 2	SO 2	BB 1	IBB 0	HBP 0	BLK 0	WP 0	HR 1	S 24	P 28	ERA 3.38	WHIP 0.938										
Vida Blue, L ERA: 3.26	2.2	15	6	2	2	3	1	1	0	0	0	0	19	27	6.75	2.625										
Mark Davis, L ERA: 3.03	1.2	L	6	1	1	3	0	0	0	0	0	1	12	12	5.40	0.600										


BOTTOM

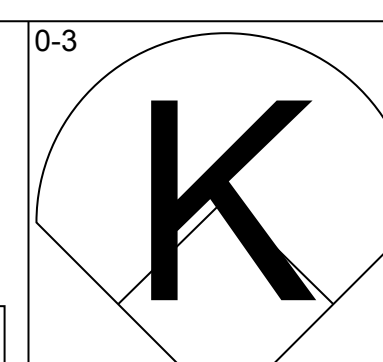
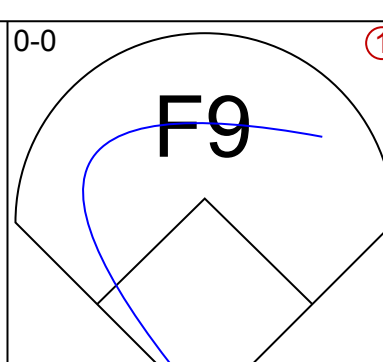
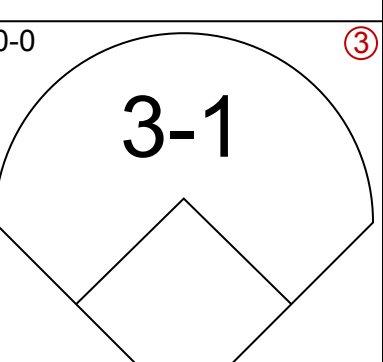
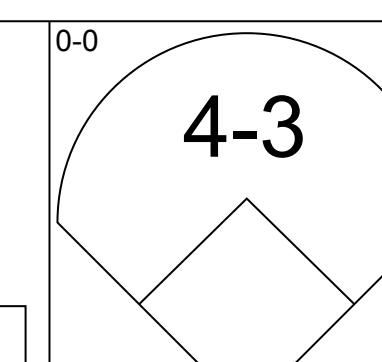
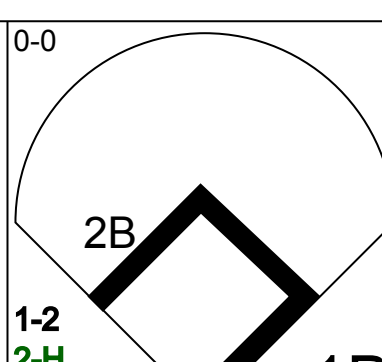
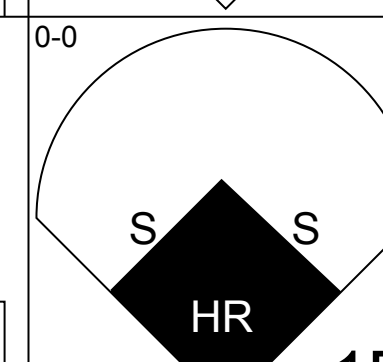
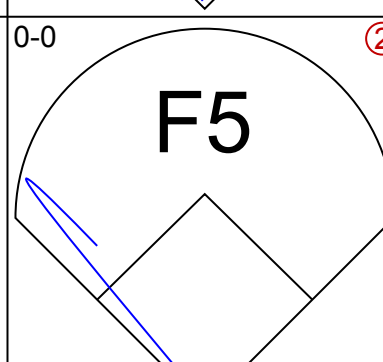
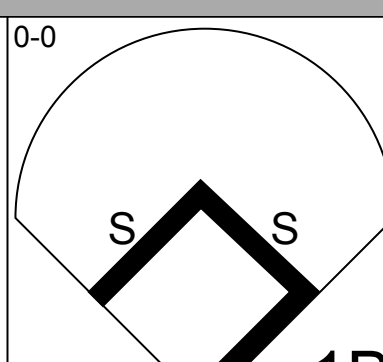
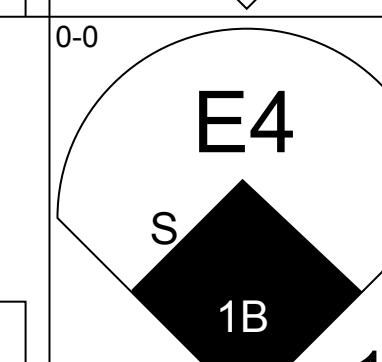
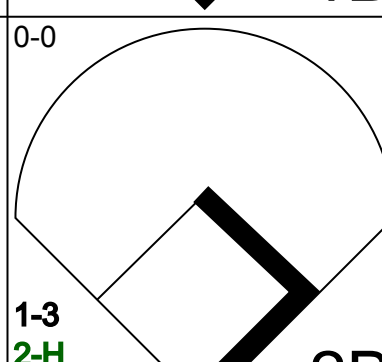
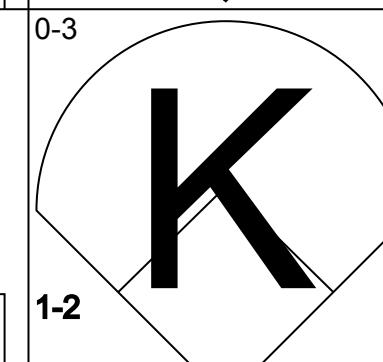
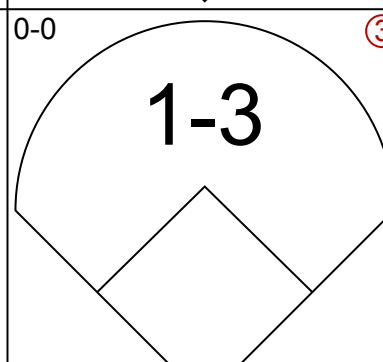
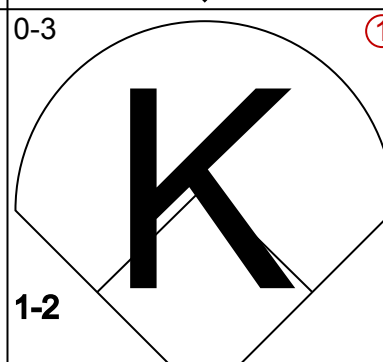
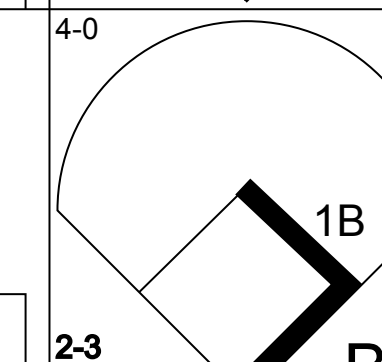
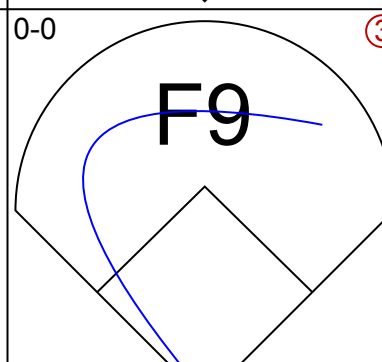
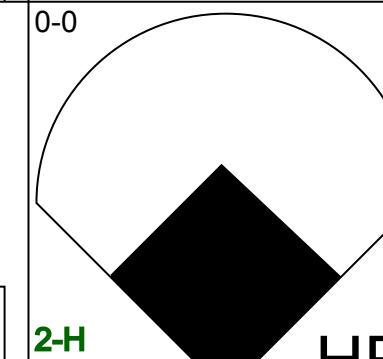
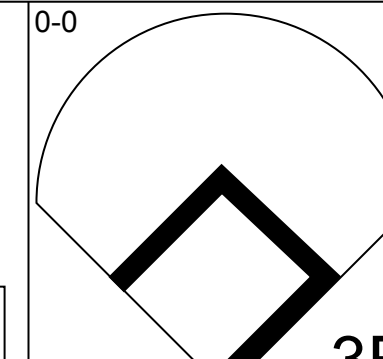
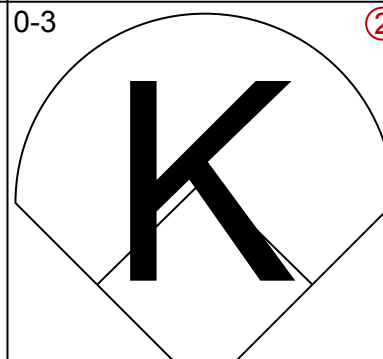
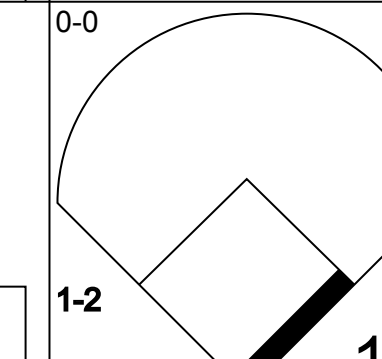
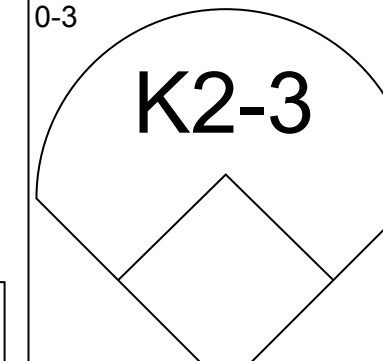
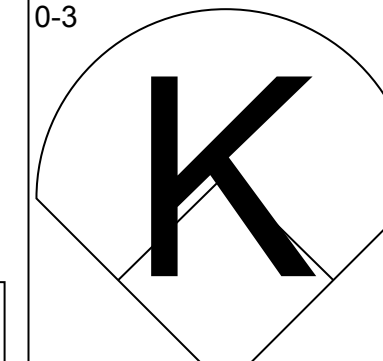
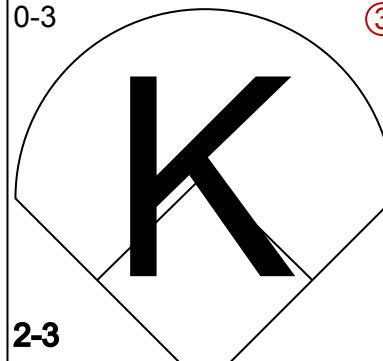
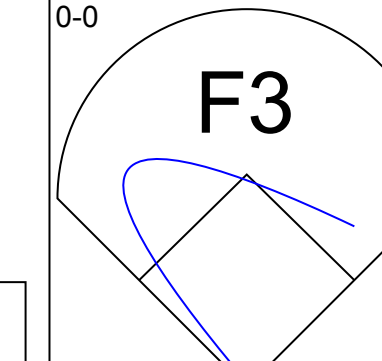
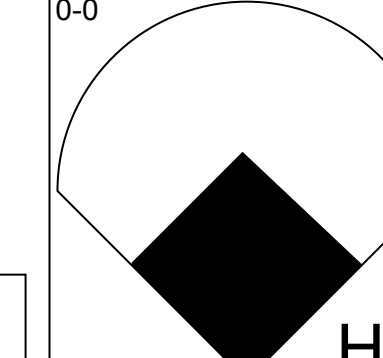
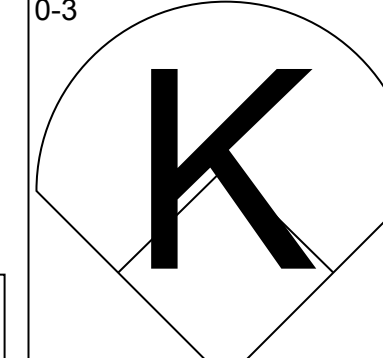
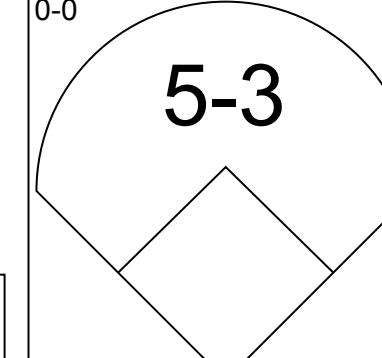
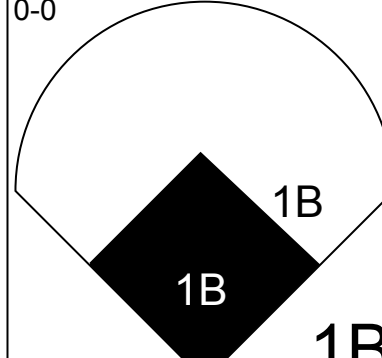
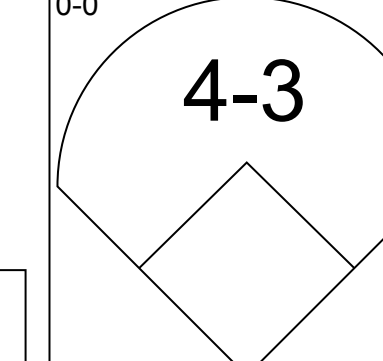
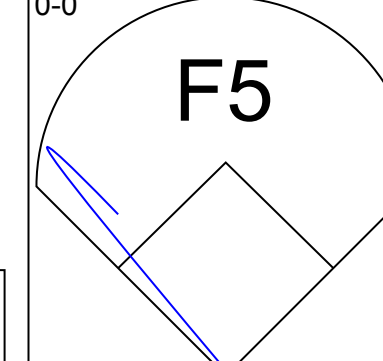
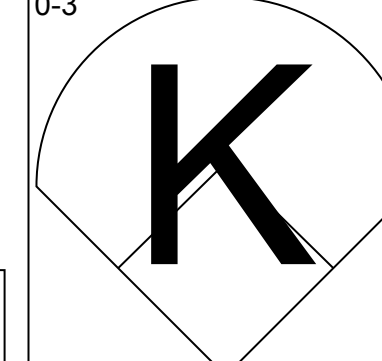
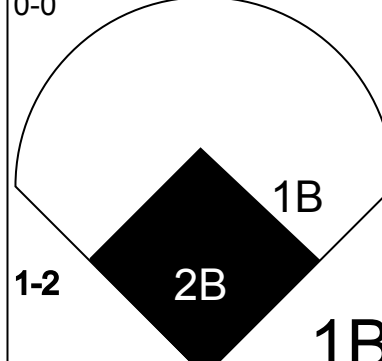
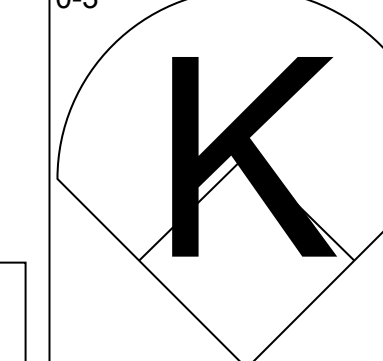
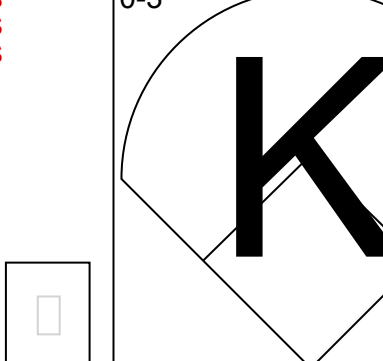
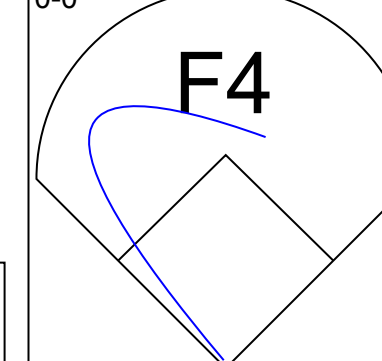
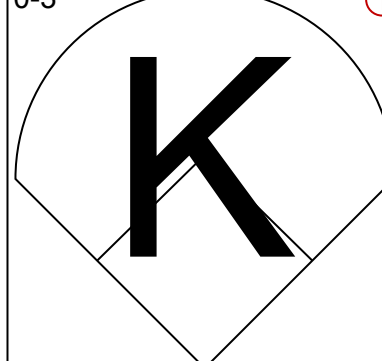
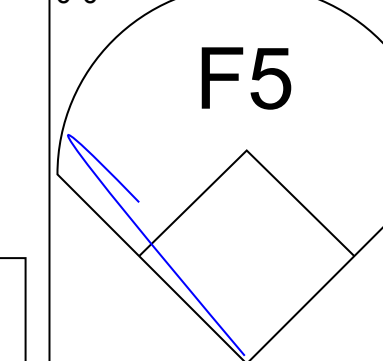
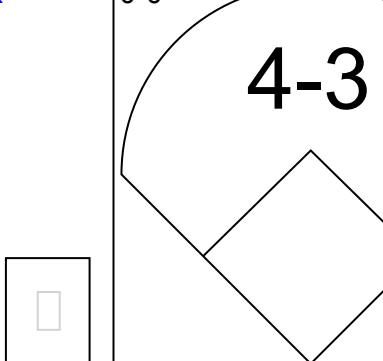
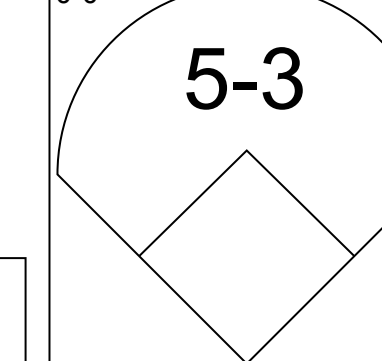
San Francisco Giants @ San Diego Padres
Jack Murphy Stadium, San Diego, CA

Wed Sep 17 1986, 10:05 PM EDT
Att: 24,043 - Unknown

livebaseballscorecards.com

AB	38
R	5
H	11
RBI	5
BB	3
SO	8
LOB	15

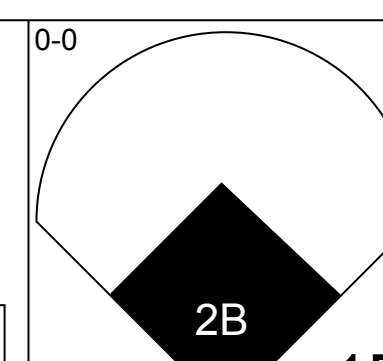
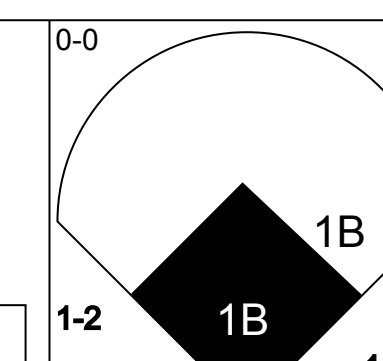
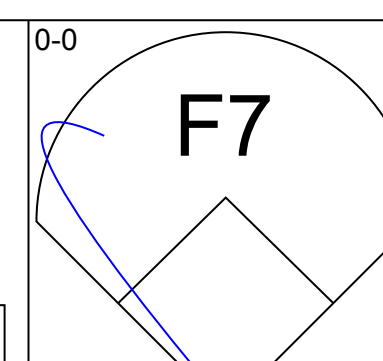
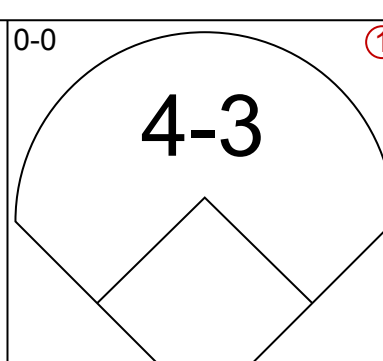
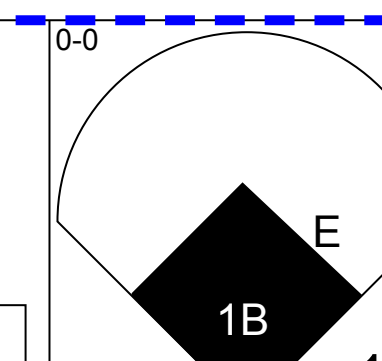
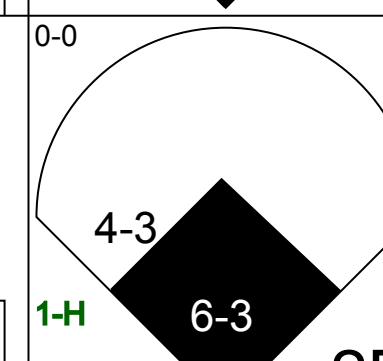
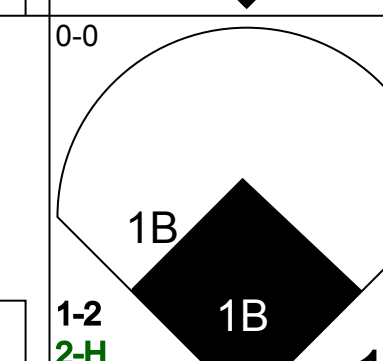
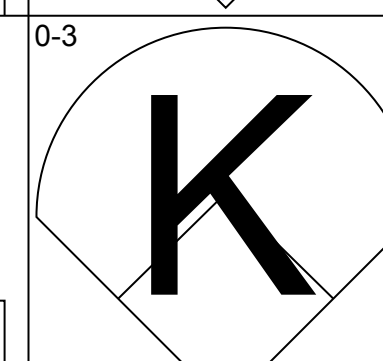
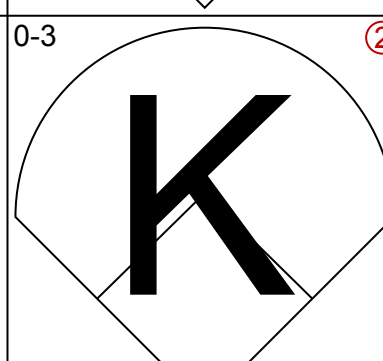
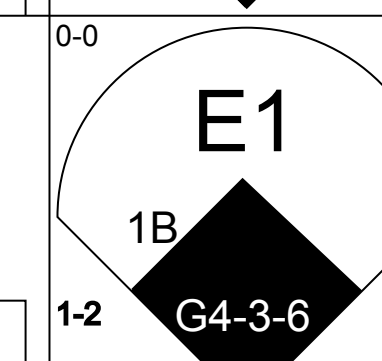
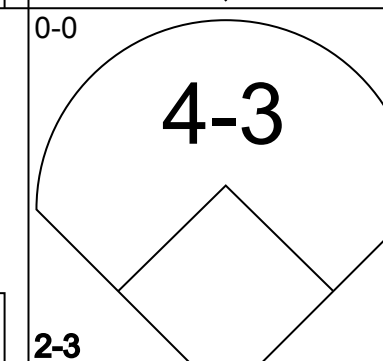
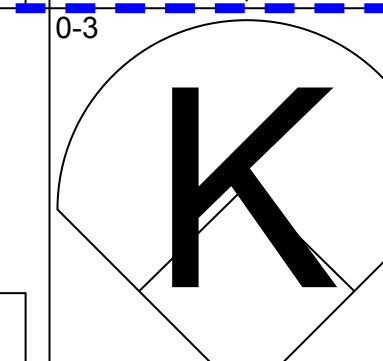
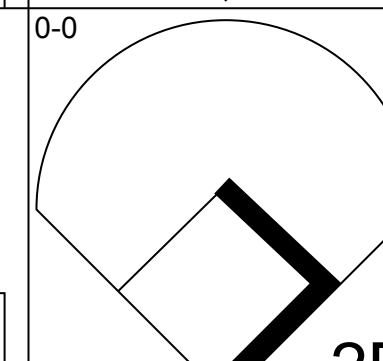
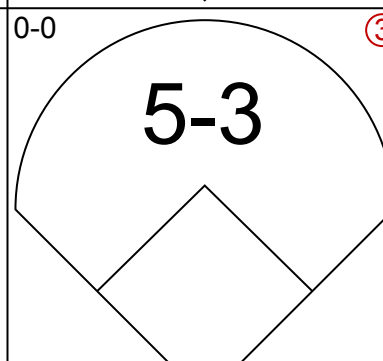
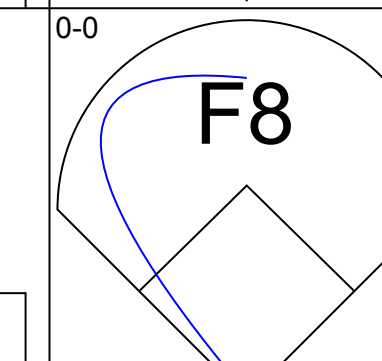
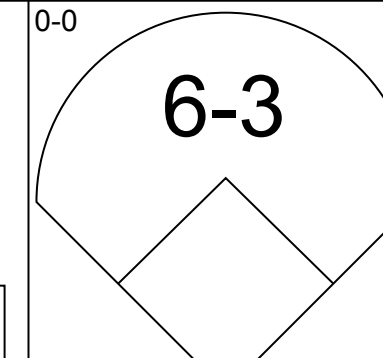
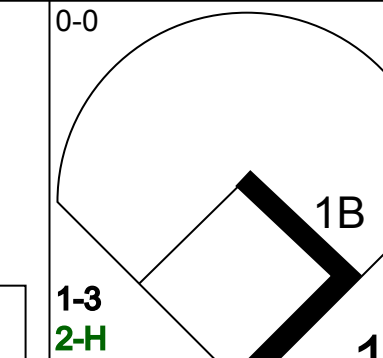
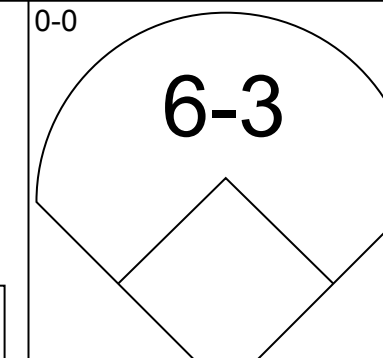
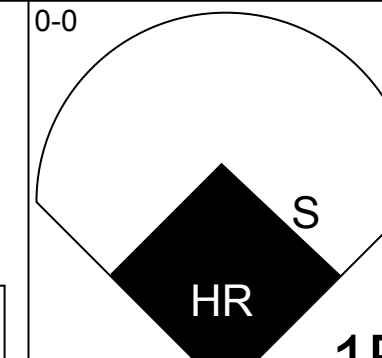
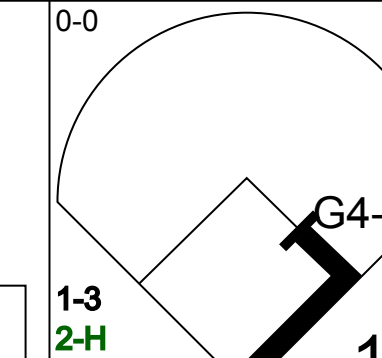
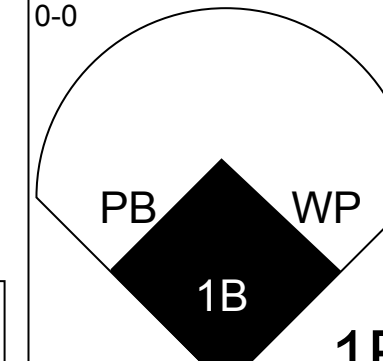
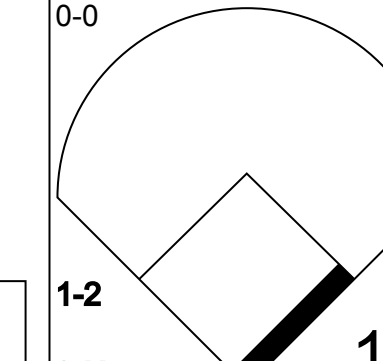
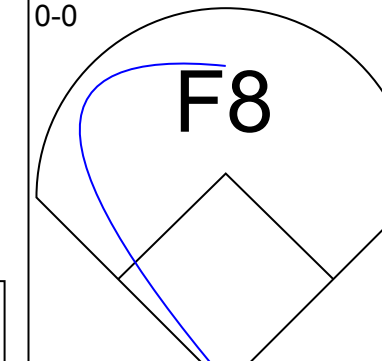
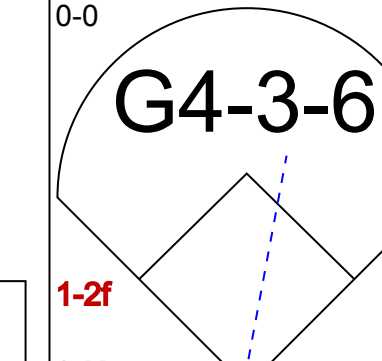
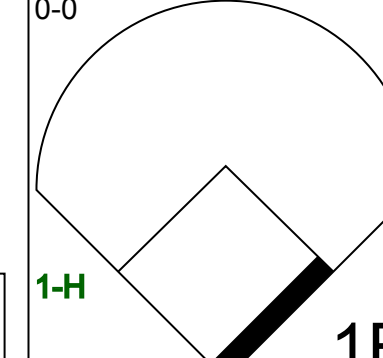
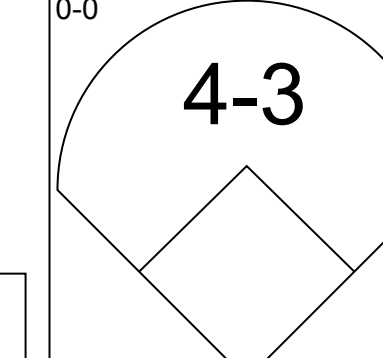
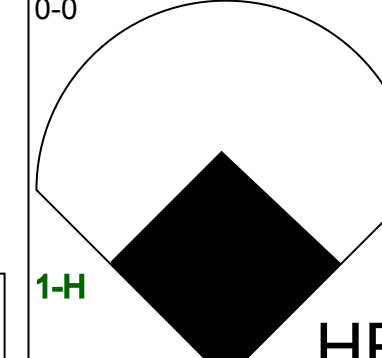

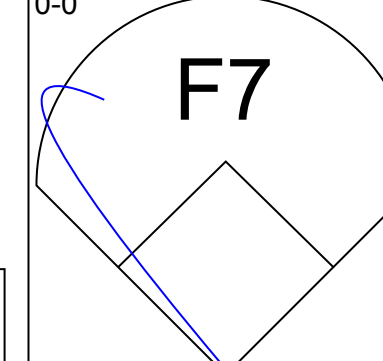

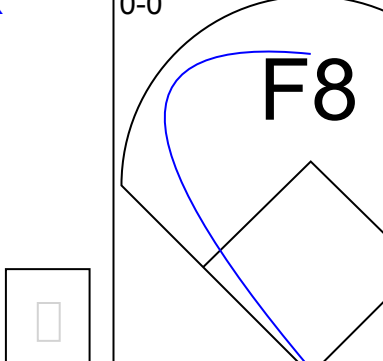
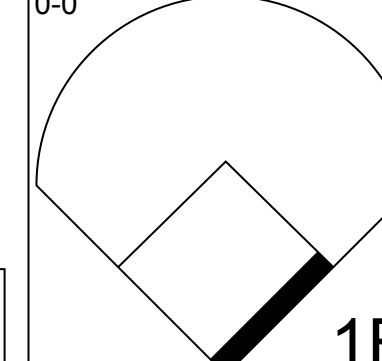


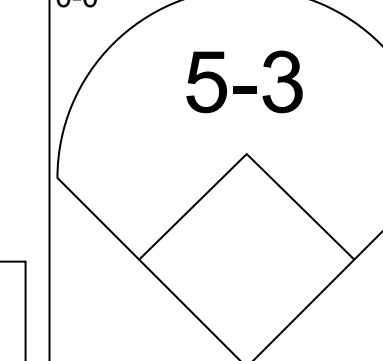
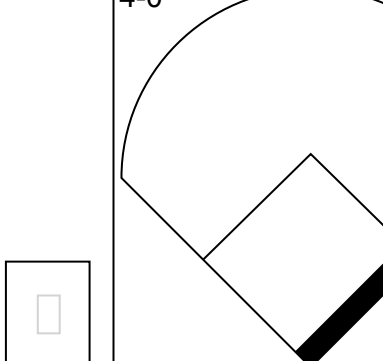
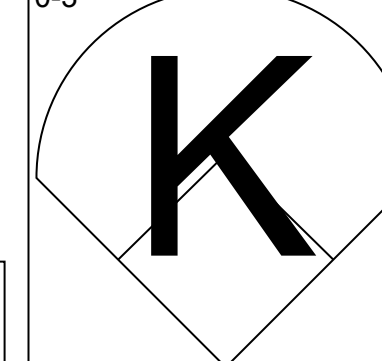

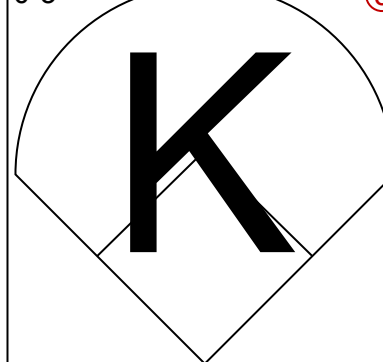
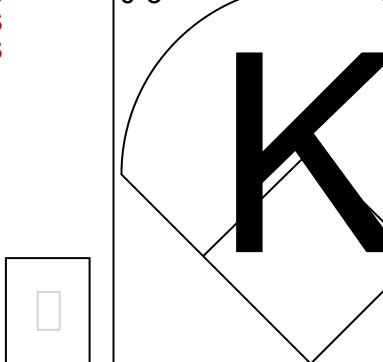
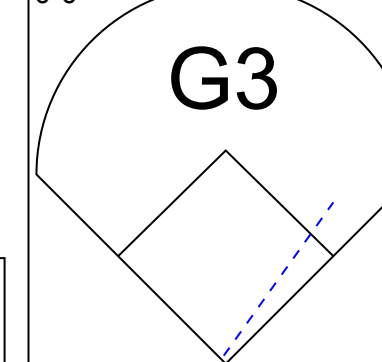
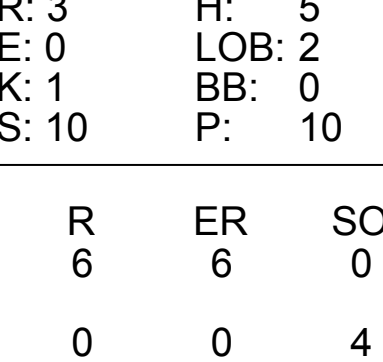
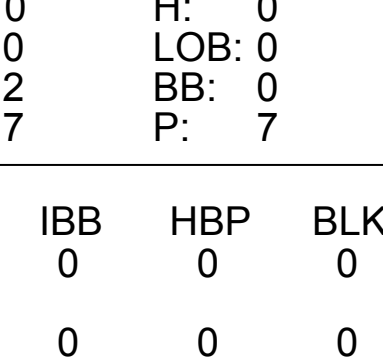
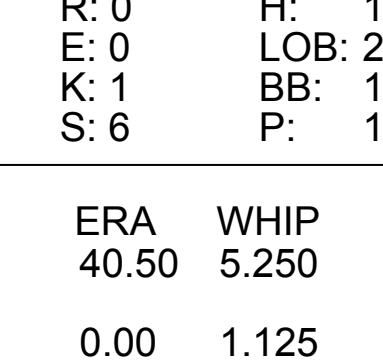
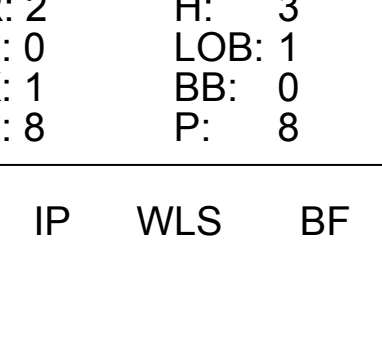


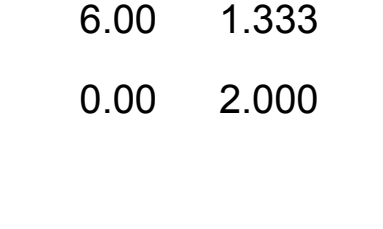



Batter	1	2	3	4	5	6	7	8	9	AB	R	H	RBI	BB	SO	LOB	TOP					
Tim Flannery, L OBP: 0.376, SLG: 0.345 (1, 4)										5	0	1	1	0	1	0						
Tony Gwynn, L OBP: 0.385, SLG: 0.474 (1, 9)										5	2	4	1	0	0	0						
John Kruk, L OBP: 0.416, SLG: 0.432 (1, 7)										4	0	0	0	1	2	4						
Kevin McReynolds, R OBP: 0.352, SLG: 0.491 (1, 8)										4	1	3	3	0	1	1						
Steve Garvey, R OBP: 0.286, SLG: 0.412 (1, 3)										4	0	0	0	0	3	4						
Benito Santiago, R OBP: 0.316, SLG: 0.722 (1, 2)										4	2	2	1	0	1	1						
Graig Nettles, L OBP: 0.297, SLG: 0.379 (1, 5)										4	1	1	0	0	1	1						
Gary Green, R OBP: 0.214, SLG: 0.286 (7, PH)										2	0	0	0	0	2	0						
Dane Iorg, L OBP: 0.245, SLG: 0.333 (7, PH)										1	0	0	0	0	0	0						
Bip Roberts, S OBP: 0.288, SLG: 0.305 (9, PH)										0	0	0	0	0	0	0						
Terry Kennedy, L OBP: 0.322, SLG: 0.403 (9, PH)										1	0	0	0	0	1	2						
Ray Hayward, L OBP: 0.118, SLG: 0.118 (5, PH)										1	0	0	0	0	0	0						
Ed Whitson, R OBP: 0.118, SLG: 0.118 (5, PH)										0	0	0	0	0	0	0						
Mark Farenti, R OBP: 0.152, SLG: 0.152 (5, PH)										0	0	0	0	0	0	0						
LaMarr Hoyt, R OBP: 0.286, SLG: 0.156 (8, PH)										0	0	0	0	0	0	0						
Marvell Wynne, L OBP: 0.286, SLG: 0.156 (8, PH)										0	0	0	0	0	0	0						
Greg Booker, R OBP: 0.338, SLG: 0.338 (9, PH)										1	0	0	0	0	1	2						
Carmelo Martinez, R OBP: 0.338, SLG: 0.338 (9, PH)										1	0	0	0	0	1	2						
Inning Stats	R: 2 E: 0 K: 3 S: 11	H: 2 LOB: 0 BB: 0 P: 11	R: 1 E: 0 K: 1 S: 6	H: 1 LOB: 0 BB: 0 P: 6	R: 0 E: 0 K: 0 S: 3	H: 0 LOB: 0 BB: 0 P: 3	R: 0 E: 0 K: 2 S: 8	H: 1 LOB: 1 BB: 0 P: 8	R: 0 E: 0 K: 1 S: 5	H: 0 LOB: 0 BB: 0 P: 5	R: 0 E: 0 K: 3 S: 10	H: 1 LOB: 0 BB: 0 P: 10	R: 0 E: 0 K: 1 S: 5	H: 0 LOB: 0 BB: 0 P: 5	R: 1 E: 1 K: 0 S: 5	H: 2 LOB: 2 BB: 1 P: 9	R: 2 E: 0 K: 2 S: 11	H: 4 LOB: 2 BB: 0 P: 11	1B: 7 2B: 1 3B: 1 HR: 2	SF: 0 SAC: 0 DP: 0 HBP: 0	WP: 0 PB: 0 SB: 5 CS: 0	PA: 39
PITCHER	IP WLS BF H R ER SO BB IBB HBP BLK WP HR S P ERA WHIP																					
Mike Scott, R ERA: 2.33 (1, 1)	7.0 W 26 5 3 3 11 0 0 0 0 0 2 48 48 3.86 0.714																					
Aurelio Lopez, R ERA: 3.45 (8, 1)	2.0 13 6 3 3 2 1 0 0 0 0 0 0 16 20 13.50 3.500																					

San Diego Padres @ Houston Astros
Astrodome, Houston, TX
Sat Sep 20 1986, 8:05 PM EDT
Att: 36,878 - Unknown

AB 38
R 6
H 11
RBI 6
BB 1
SO 13
LOB 15



Batter	1	2	3	4	5	6	7	8	9	AB	R	H	RBI	BB	SO	LOB	BOTTOM			
Billy Hatcher, R OBP: 0.313, SLG: 0.379 (1, 8)										5	3	3	0	0	0	0				
Bill Doran, S OBP: 0.370, SLG: 0.370 (1, 4)										5	3	2	2	0	2	1				
Phil Garner, R OBP: 0.338, SLG: 0.426 (1, 5)										5	0	1	0	0	1	5				
Glenn Davis, R OBP: 0.342, SLG: 0.498 (7, PR)										4	0	2	2	0	0	1				
Tony Walker, R OBP: 0.322, SLG: 0.380 (8, 8)										0	1	0	0	0	0	0				
Terry Puhl, L OBP: 0.301, SLG: 0.338 (8, PH)										1	0	1	1	0	0	0				
Kevin Bass, S OBP: 0.363, SLG: 0.501 (1, 9)										5	1	3	1	0	0	2				
Jose Cruz, L OBP: 0.343, SLG: 0.401 (1, 7)										4	1	2	3	0	0	3				
Aurelio Lopez, R (8, 1)										0	0	0	0	0	0	0				
Alan Ashby, S OBP: 0.339, SLG: 0.366 (1, 2)										4	0	1	0	0	0	2				
Dickie Thon, R OBP: 0.321, SLG: 0.341 (1, 6)										3	0	0	0	1	2	1				
Mike Scott, R OBP: 0.143, SLG: 0.146 (7, PH)										3	1	1	0	0	2	2				
Dan Driessen, L OBP: 0.405, SLG: 0.500 (8, 3)										1	0	0	0	0	0	1				
Inning Stats	R: 3 E: 0 K: 0 S: 7	H: 4 LOB: 1 BB: 0 P: 7	R: 3 E: 0 K: 1 S: 10	H: 5 LOB: 2 BB: 0 P: 10	R: 0 E: 0 K: 2 S: 7	H: 0 LOB: 0 BB: 0 P: 7	R: 0 E: 0 K: 1 S: 6	H: 1 LOB: 1 BB: 0 P: 6	R: 0 E: 0 K: 1 S: 6	H: 1 LOB: 2 BB: 1 P: 10	R: 0 E: 0 K: 1 S: 5	H: 0 LOB: 0 BB: 0 P: 5	R: 2 E: 1 K: 0 S: 5	H: 3 LOB: 1 BB: 0 P: 8	R: 2 E: 1 K: 0 S: 5	H: 2 LOB: 0 BB: 0 P: 5	1B: 12 2B: 3 3B: 0 HR: 1	SF: 0 SAC: 0 DP: 1 HBP: 0	WP: 1 PB: 1 SB: 1 CS: 0	PA: 41
PITCHER	IP WLS BF H R ER SO BB IBB HBP BLK WP HR S P ERA WHIP																			
Ray Hayward, L ERA: 40.5 (1, 1)	1.1 L 11 3 0 0 4 0 0 0 0 0 0 0 19 19 0.00 1.125																			
Ed Whitson, R ERA: 5.2 (2, 1)	2.2 11 3 0 0 4 0 0 0 0 0 0 1 19 23 6.00 1.333																			
LaMarr Hoyt, R ERA: 5.28 (5, 1)	3.0 14 4 2 2 3 0 1 0 0 0 0 1 19 23 6.00 1.333																			
Greg Booker, R ERA: (8, 1)	1.0 5 2 2 0 0 0 0 0 0 0 0 0 5 5 0.00 2.000																			

San Diego Padres @ Houston Astros
Astrodome, Houston, TX
Sat Sep 20 1986, 8:05 PM EDT
Att: 36,878 - Unknown

AB 40
R 10
H 16
RBI 9
BB 1
SO 7
LOB 18



Batter	1	2	3	4	5	6	7	8	9	AB	R	H	RBI	BB	SO	LOB	TOP	
Tim Flannery, L (1, 4) <small>OBP: 0.376, SLG: 0.345</small> Jerry Royster, R (8, PH) <small>OBP: 0.340, SLG: 0.376</small>										3	0	1	1	1	0	3		
Tony Gwynn, L (1, 9) <small>OBP: 0.384, SLG: 0.470</small>										5	1	1	0	0	0	5		
Kevin McReynolds, R (1, 8) <small>OBP: 0.356, SLG: 0.506</small>										5	1	2	4	0	1	4		
John Kruk, L (1, 7) <small>OBP: 0.317, SLG: 0.432</small> Craig Lefferts, L (6, PH) <small>OBP: 0.275, SLG: 0.300</small> Greg Booker, R (7, 1) <small>OBP: 0.281, SLG: 0.324</small> Gary Templeton, S (7, 6) <small>OBP: 0.226, SLG: 0.182</small> Lance McCullers, S (7, 1) <small>OBP: 0.226, SLG: 0.182</small> Steve Garvey, R (9, PH) <small>OBP: 0.317, SLG: 0.432</small> Bip Roberts, S (9, PH) <small>OBP: 0.226, SLG: 0.182</small>										4	0	0	0	0	2	2		
Bento Santiago, R (1, 2) <small>OBP: 0.345, SLG: 0.607</small>										5	0	2	0	0	1	2		
Tim Lincecum, R (1, 3) <small>OBP: 0.283, SLG: 0.125</small>										4	1	1	0	1	0	1		
Randy Asadoor, R (1, 5) <small>OBP: 0.450, SLG: 0.421</small>										5	2	4	0	0	0	0		
Gary Green, R (1, 6) <small>OBP: 0.217, SLG: 0.261</small>										4	1	2	1	0	0	3		
Ed Wojna, R (1, 1) <small>OBP: 0.182, SLG: 0.182</small> Dave Lile, R (6, PH) <small>OBP: 0.282, SLG: 0.340</small> Dave Lile, R (6, PH) <small>OBP: 0.182, SLG: 0.182</small> Dave LaPoint, L (6, 1) <small>OBP: 0.281, SLG: 0.324</small> Marvell Wynne, L (6, 8) <small>OBP: 0.226, SLG: 0.182</small> Carmelo Martinez, R (6, PH) <small>OBP: 0.317, SLG: 0.432</small> LaMarr Hoyt, R (9, 1) <small>OBP: 0.182, SLG: 0.182</small>										2	0	1	0	0	1	0		
Inning Stats	R: 0 H: 1 E: 0 LOB: 1 K: 2 BB: 0 S: 8 P: 8	R: 3 H: 5 E: 0 LOB: 2 K: 1 BB: 0 S: 10 P: 10	R: 0 H: 2 E: 0 LOB: 1 K: 0 BB: 1 S: 4 P: 8	R: 0 H: 0 E: 0 LOB: 1 K: 1 BB: 1 S: 5 P: 9	R: 0 H: 0 E: 0 LOB: 0 K: 1 BB: 0 S: 5 P: 5	R: 4 H: 4 E: 0 LOB: 1 K: 0 BB: 0 S: 7 P: 7	R: 0 H: 2 E: 0 LOB: 1 K: 0 BB: 0 S: 4 P: 4	R: 1 H: 2 E: 0 LOB: 2 K: 0 BB: 1 S: 5 P: 9	R: 0 H: 1 E: 0 LOB: 1 K: 1 BB: 0 S: 6 P: 6	1B: 14 SF: 0 2B: 2 SAC: 1 3B: 0 DP: 1 HR: 1 HBP: 0	WP: 0 PA: 45 PB: 0 SB: 2 CS: 1							
PITCHER	IP WLS BF H R ER SO BB IBB HBP BLK WP HR S P ERA WHIP																	
David Palmer, R (1, 1) <small>ERA: 3.7</small>	5.0	27	11	6	4	5	2	0	0	0	0	0	0	0	35	43	7.20	2.600
Ed Olwine, L (6, 1) <small>ERA: 3.71</small>	1.0	4	1	1	1	0	0	0	0	0	0	1	4	4	9.00	1.000		
Craig McMurtry, R (7, 1) <small>ERA: 4.97</small>	1.0	4	2	0	0	0	0	0	0	0	0	1	4	4	0.00	2.000		
Zane Smith, L (8, 1) <small>ERA: 3.97</small>	2.0	W	10	3	1	1	1	0	0	0	0	0	11	15	4.50	2.000		
Batter	1	2	3	4	5	6	7	8	9	AB	R	H	RBI	BB	SO	LOB	BOTTOM	
Albert Hall, S (1, 9) <small>OBP: 0.370, SLG: 0.304</small>										4	2	3	1	1	0	0		
Ken Oberkfell, L (1, 5) <small>OBP: 0.381, SLG: 0.377</small>										4	0	2	2	1	0	2		
Dale Murphy, R (1, 8) <small>OBP: 0.357, SLG: 0.500</small>										4	1	1	1	1	0	2		
Bob Horner, R (1, 3) <small>OBP: 0.329, SLG: 0.459</small> Omar Moreno, L (9, PR) <small>OBP: 0.279, SLG: 0.355</small>										3	2	1	1	2	0	1		
Gerald Perry, L (1, 7) <small>OBP: 0.357, SLG: 0.410</small>										4	1	1	3	0	1	1		
Rafael Ramirez, R (1, 6) <small>OBP: 0.275, SLG: 0.339</small> Ken Griffey, L (7, PH) <small>OBP: 0.341, SLG: 0.487</small> Zane Smith, L (8, 1) <small>OBP: 0.119, SLG: 0.088</small> Chris Chambliss, L (9, PH) <small>OBP: 0.380, SLG: 0.416</small>										3	0	0	0	0	1	0		
Ozzie Virgil, R (1, 2) <small>OBP: 0.341, SLG: 0.367</small>										5	0	2	0	0	0	3		
Glenn Hubbard, R (1, 4) <small>OBP: 0.341, SLG: 0.310</small>										4	2	2	0	0	0	1		
David Palmer, R (1, 1) <small>OBP: 0.203, SLG: 0.286</small> Ed Olwine, R (6, 1) <small>OBP: 0.500, SLG: 0.333</small> Terry Harper, R (6, PH) <small>OBP: 0.312, SLG: 0.350</small> Craig McMurtry, R (7, 1) <small>OBP: 0.176, SLG: 0.125</small> Andres Thomas, R (8, 6) <small>OBP: 0.270, SLG: 0.391</small>										1	0	0	0	0	0	0		
Inning Stats	R: 0 H: 1 E: 0 LOB: 1 K: 0 BB: 0 S: 4 P: 4	R: 0 H: 0 E: 0 LOB: 0 K: 0 BB: 0 S: 3 P: 3	R: 0 H: 0 E: 0 LOB: 1 K: 0 BB: 1 S: 3 P: 7	R: 1 H: 1 E: 0 LOB: 0 K: 1 BB: 0 S: 6 P: 6	R: 2 H: 3 E: 0 LOB: 1 K: 0 BB: 0 S: 6 P: 6	R: 2 H: 3 E: 1 LOB: 1 K: 1 BB: 0 S: 8 P: 8	R: 2 H: 3 E: 0 LOB: 2 K: 0 BB: 2 S: 5 P: 13	R: 1 H: 1 E: 1 LOB: 1 K: 0 BB: 2 S: 3 P: 11	R: 1 H: 0 E: 1 LOB: 2 K: 0 BB: 2 S: 2 P: 10	1B: 7 SF: 0 2B: 1 SAC: 2 3B: 2 DP: 1 HR: 2 HBP: 0	WP: 1 PA: 44 PB: 0 SB: 3 CS: 0							
PITCHER	IP WLS BF H R ER SO BB IBB HBP BLK WP HR S P ERA WHIP																	
Ed Wojna, R (1, 1) <small>ERA: 2.93</small>	5.0	21	5	3	3	1	1	0	0	0	0	0	1	6	6	27.00	6.000	
Dave LaPoint, L (6, 1) <small>ERA: 4.50</small>	0.1	4	2	2	1	1	0	0	0	0	0	5	5	18.00	4.000			
Greg Booker, R (7, 1) <small>ERA: 2.81</small>	0.0	1	0	0	0	0	1	0	0	0	0	0	0	4	∞	∞		
Lance McCullers, R (7, 1) <small>ERA: 2.6</small>	1.2	8	1	1	0	0	2	1	0	2	0	0	5	17	0.00	1.800		

San Diego Padres @ Atlanta Braves
 Atlanta-Fulton County Stadium, Atlanta, GA
 Mon Sep 22 1986, 7:05 PM EDT
 Att: 2,419 - Unknown

AB 41
 R 8
 H 17
 RBI 7
 BB 3
 SO 6
 LOB 21



San Diego Padres @ Atlanta Braves
 Atlanta-Fulton County Stadium, Atlanta, GA
 Mon Sep 22 1986, 7:05 PM EDT
 Att: 2,419 - Unknown

AB 34
 R 9
 H 12
 RBI 8
 SO 2
 LOB 13



Batter	1	2	3	4	5	6	7	8	9	AB	R	H	RBI	BB	SO	LOB	TOP				
Bip Roberts, S (1, 4) OBP: 0.292, SLG: 0.305										3	1	1	0	1	1	1	San Diego Padres @ Atlanta Braves Atlanta-Fulton County Stadium, Atlanta, GA Tue Sep 23 1986, 7:05 PM EDT Att: 3,090 - Unknown				
Tony Gwynn, L (1, 9) OBP: 0.383, SLG: 0.469										3	1	1	0	0	1	1					
Kevin McReynolds, R (1, 8) OBP: 0.355, SLG: 0.563										3	0	0	0	1	0	2					
John Kruk, L (1, 7) OBP: 0.415, SLG: 0.433										2	1	1	2	0	0	0					
Marvell Wynne, L (9, 8) OBP: 0.292, SLG: 0.406										0	0	0	0	0	0	0					
Benito Santiago, R (1, 2) OBP: 0.303, SLG: 0.531										4	0	0	0	0	0	2					
Tim Lincecum, R (1, 3) OBP: 0.304, SLG: 0.211										3	1	1	0	0	0	0					
Randy Asadoor, R (1, 5) OBP: 0.417, SLG: 0.435										4	1	1	1	0	0	1					
Lance McCullers, S (9, 1) OBP: 0.200, SLG: 0.182										0	0	0	0	0	0	0					
Gary Green, R (1, 6) OBP: 0.200, SLG: 0.240										2	0	0	0	0	1	0					
Gary Templeton, S (7, PH) OBP: 0.250, SLG: 0.393										2	0	0	0	0	0	2					
Ed Vosberg, L (6, PH) Dane Iorg, L (6, PH) Greg Booker, R (7, PH) Terry Kennedy, L (7, PH) Ray Hayward, L (7, PH) Craig Lefferts, L (7, PH) Craig Nettles, L (9, 5)										1	0	0	0	0	1	0					
Inning Stats	R: 0 E: 0 K: 2 S: 7	H: 0 LOB: 0 BB: 0 P: 7	R: 0 E: 0 K: 0 S: 3	H: 0 LOB: 0 BB: 0 P: 3	R: 0 E: 0 K: 1 S: 5	H: 0 LOB: 0 BB: 0 P: 5	R: 1 E: 0 K: 0 S: 3	H: 0 LOB: 1 BB: 2 P: 11	R: 0 E: 0 K: 1 S: 5	H: 1 LOB: 1 BB: 0 P: 5	R: 0 E: 0 K: 0 S: 4	H: 1 LOB: 1 BB: 0 P: 4	R: 3 E: 0 K: 0 S: 6	H: 3 LOB: 1 BB: 0 P: 7	R: 1 E: 0 K: 0 S: 4	H: 1 LOB: 0 BB: 0 P: 4	R: 0 E: 0 K: 0 S: 3	H: 0 LOB: 0 BB: 0 P: 3	1B: 4 2B: 3 3B: 0 HR: 0	SF: 2 SAC: 1 DP: 1 HBP: 1	WP: 1 PA: 35
PITCHER	IP WLS BF H R ER SO BB IBB HBP BLK WP HR S P ERA WHIP																				
Jim Acker, R (1, 1) ERA: 4.02	8.0 L 32 6 5 5 4 2 0 0 1 0 1 0 37 46 5.62 1.000																				
Jeff Dedmon, R (9, 1) ERA: 2.89	1.0 3 0 0 0 0 0 0 0 0 0 0 0 3 3 0.00 0.000																				

AB 29
R 5
H 6
RBI 5
BB 2
SO 4
LOB 9



Batter	1	2	3	4	5	6	7	8	9	AB	R	H	RBI	BB	SO	LOB	BOTTOM			
Albert Hall, S (1, 9) OBP: 0.375, SLG: 0.321										5	1	2	0	0	0	1	San Diego Padres @ Atlanta Braves Atlanta-Fulton County Stadium, Atlanta, GA Tue Sep 23 1986, 7:05 PM EDT Att: 3,090 - Unknown			
Brad Komminsk, R (1, 5) OBP: 0.400, SLG: 0.400										4	1	2	1	0	0	1				
Ken Griffey, L (9, PH) OBP: 0.343, SLG: 0.488										1	0	1	0	0	0	0				
Dale Murphy, R (1, 8) OBP: 0.356, SLG: 0.496										4	0	0	0	1	1	3				
Bob Horner, R (1, 3) OBP: 0.330, SLG: 0.457										4	0	1	0	1	0	3				
Terry Harper, R (1, 7) OBP: 0.319, SLG: 0.354										3	0	2	1	1	0	1				
Andres Thomas, R (1, 6) OBP: 0.270, SLG: 0.389										4	0	1	0	0	0	5				
Ozzie Virgil, R (1, 2) OBP: 0.340, SLG: 0.368										4	0	1	0	0	1	1				
Glenn Hubbard, R (1, 4) OBP: 0.345, SLG: 0.313										3	0	2	0	1	0	0				
Jim Acker, R (1, 1) OBP: 0.125, SLG: 0.167										3	0	0	0	0	2	4				
Bill Sample, R (8, PH) OBP: 0.340, SLG: 0.437										1	0	0	0	0	0	1				
Jeff Dedmon, L (9, 1) OBP: 0.133, SLG: 0.133										0	0	0	0	0	0	0				
Inning Stats	R: 0 E: 0 K: 0 S: 3	H: 3 LOB: 3 BB: 1 P: 9	R: 2 E: 0 K: 0 S: 5	H: 3 LOB: 1 BB: 1 P: 9	R: 0 E: 0 K: 1 S: 5	H: 0 LOB: 0 BB: 0 P: 5	R: 0 E: 0 K: 0 S: 4	H: 1 LOB: 3 BB: 2 P: 12	R: 0 E: 0 K: 1 S: 6	H: 1 LOB: 1 BB: 0 P: 6	R: 0 E: 0 K: 0 S: 4	H: 2 LOB: 1 BB: 0 P: 4	R: 0 E: 2 K: 1 S: 6	H: 1 LOB: 1 BB: 0 P: 6	R: 0 E: 0 K: 1 S: 6	H: 1 LOB: 1 BB: 0 P: 6	1B: 11 2B: 2 3B: 0 HR: 0	SF: 0 SAC: 0 DP: 3 HBP: 0	WP: 0 PA: 40	
PITCHER	IP WLS BF H R ER SO BB IBB HBP BLK WP HR S P ERA WHIP																			
Ed Vosberg, L (1, 1) ERA: 3.6	5.0 24 1 0 0 1 0 0 0 0 0 0 6 6 3.60 2.000																			
Greg Booker, R (6, 1) ERA	1.0 W 4 1 0 0 1 0 0 0 0 0 0 6 6 0.00 1.000																			
Craig Lefferts, L (7, 1) ERA: 2.76	2.0 8 3 0 0 1 0 0 0 0 0 0 10 10 0.00 1.500																			
Lance McCullers, R (9, 1) ERA: 2.88	1.0 S 4 1 0 0 1 0 0 0 0 0 0 6 6 0.00 1.000																			

AB 36
R 2
H 12
RBI 2
BB 4
SO 4
LOB 20



Batter	1	2	3	4	5	6	7	8	9	AB	R	H	RBI	BB	SO	LOB	TOP					
Bip Roberts, S (1,4) OBP: 0.292, SLG: 0.306	0-3 K		0-0 CS			0-3 K	0-0 F9		0-3 K	3	0	1	0	0	2	0	San Diego Padres @ Los Angeles Dodgers Dodger Stadium, Los Angeles, CA Thu Sep 25 1986, 7:05 PM PDT Att: 24,397 - Unknown					
Jerry Royster, R (7,PH) OBP: 0.338, SLG: 0.371										1	0	0	0	0	0	1						
John Kruk, L (9,PH) OBP: 0.409, SLG: 0.426										1	0	0	0	0	1	0						
Graig Nettles, L (9,5) OBP: 0.299, SLG: 0.378										0	0	0	0	0	0	0						
Tony Gwynn, L (1,9) OBP: 0.383, SLG: 0.467	6-3		0-0 F7			0-0 1B	4-3		0-0 HR	5	1	2	0	0	0	2						
Kevin McReynolds, R (1,8) OBP: 0.397, SLG: 0.506										5	3	4	2	0	0	0						
Carmelo Martinez, R (1,7) OBP: 0.343, SLG: 0.393										3	0	1	0	1	2	2						
Benito Santiago, R (1,2) OBP: 0.324, SLG: 0.528										4	1	2	2	0	0	3						
Marvell Wynne, L (8,8) OBP: 0.294, SLG: 0.406										0	0	0	0	1	0	0						
Tim Puznarski, R (1,3) OBP: 0.357, SLG: 0.292										4	1	3	0	0	0	1						
Craig Lefferts, L (8,1) OBP: 0.125, SLG: 0.500										0	0	0	0	0	0	0						
Lance McCullers, S (8,1) OBP: 0.200, SLG: 0.182										0	0	0	0	0	0	0						
Randy Asadoor, R (1,5) OBP: 0.407, SLG: 0.462										3	1	1	1	0	0	0						
Gary Green, R (1,6) OBP: 0.207, SLG: 0.214										1	0	0	0	1	1	0						
Garry Templeton, S (7,PH) OBP: 0.293, SLG: 0.399										1	0	1	2	1	0	0						
Ray Hayward, L (1,1) OBP: 0.323, SLG: 0.404										2	0	0	0	0	0	1						
Terry Kennedy, L (7,PH) OBP: 0.286, SLG: 0.414										0	0	0	0	0	0	0						
Steve Garvey, R (7,PH) OBP: 0.326, SLG: 0.414										1	0	0	0	0	0	1						
Greg Booker, R (7,1) OBP: 0.286, SLG: 0.414										0	0	0	0	0	0	0						
Bruce Bochy, R (8,PH) OBP: 0.286, SLG: 0.516										1	0	0	0	0	0	2						
Inning Stats	R: 1 E: 0 K: 1 S: 7	H: 3 LOB: 2 BB: 1 P: 11	R: 0 E: 0 K: 1 S: 5	H: 0 LOB: 0 BB: 0 P: 5	R: 0 E: 0 K: 0 S: 3	H: 1 LOB: 0 BB: 0 P: 3	R: 0 E: 0 K: 0 S: 3	H: 1 LOB: 0 BB: 0 P: 3	R: 0 E: 0 K: 0 S: 2	H: 0 LOB: 0 BB: 1 P: 6	R: 0 E: 0 K: 2 S: 9	H: 2 LOB: 2 BB: 0 P: 9	R: 2 E: 0 K: 0 S: 6	H: 3 LOB: 1 BB: 0 P: 6	R: 2 E: 0 K: 0 S: 6	H: 3 LOB: 2 BB: 1 P: 10	R: 2 E: 0 K: 2 S: 8	H: 2 LOB: 0 BB: 1 P: 12	1B: 12 2B: 2 3B: 0 HR: 1	SF: 0 SAC: 2 DP: 2 HBP: 0	WP: 0 PB: 0 SB: 1 CS: 2	PA: 42
PITCHER	IP	WLS	BF	H	R	ER	SO	BB	IBB	HBP	BLK	WP	HR	S	P	ERA	WHIP					
Jerry Reuss, L (1,1) ERA: 5.84	4.0		15	5	1	1	2	1	0	0	0	0	0	18	22	2.25	1.500					
Brian Holton, R (5,1) ERA: 3.74	2.0		11	5	2	2	2	1	0	0	0	0	0	14	18	9.00	3.000					
Dennis Powell, L (7,1) ERA: 4.73	2.0		10	3	2	2	0	0	1	0	0	0	0	9	13	9.00	1.500					
Ken Howell, R (9,1) ERA: 3.41	1.0	L	5	2	2	2	2	1	0	0	0	0	1	8	12	18.00	3.000					

Batter	1	2	3	4	5	6	7	8	9	AB	R	H	RBI	BB	SO	LOB	BOTTOM				
Steve Sax, R (1,4) OBP: 0.381, SLG: 0.432	0-3 K		0-0 5-3			0-3 K				4	0	1	1	1	2	1	San Diego Padres @ Los Angeles Dodgers Dodger Stadium, Los Angeles, CA Thu Sep 25 1986, 7:05 PM PDT Att: 24,397 - Unknown				
Mariano Duncan, R (1,6) OBP: 0.294, SLG: 0.323										4	0	1	0	0	1	1					
Greg Brock, L (8,PH) OBP: 0.313, SLG: 0.433										1	0	0	0	0	1	3					
Ken Howell, R (9,1) ERA: 3.41										0	0	0	0	0	0	0					
Enos Cabell, R (1,9) OBP: 0.289, SLG: 0.315										4	1	0	0	0	2	2					
Ken Landreaux, L (9,PH) OBP: 0.310, SLG: 0.365										1	0	0	0	0	0	0					
Jeff Hamilton, R (1,5) OBP: 0.244, SLG: 0.375										5	2	2	1	0	0	1					
Alex Trevino, R (1,2) OBP: 0.348, SLG: 0.383										4	1	2	1	0	0	0					
Mike Scioscia, L (9,PH) OBP: 0.370, SLG: 0.353										1	0	0	0	0	0	0					
Larry See, R (1,3) OBP: 0.300, SLG: 0.278										2	1	0	0	1	1	1					
Pedro Guerrero, R (8,PH) OBP: 0.263, SLG: 0.432										1	0	1	1	0	0	0					
Mike Marshall, R (8,FR) OBP: 0.298, SLG: 0.439										0	1	0	0	0	0	0					
Reggie Williams, R (1,8) OBP: 0.330, SLG: 0.372										3	0	1	1	0	0	1					
Bill Madlock, R (8,PH) OBP: 0.337, SLG: 0.406										1	0	0	1	0	0	1					
Dave Anderson, R (9,6) OBP: 0.315, SLG: 0.305										0	0	0	0	0	0	0					
Bill Russell, R (1,7) OBP: 0.303, SLG: 0.302										2	0	0	0	0	0	1					
Franklin Stubbs, L (7,PH) OBP: 0.298, SLG: 0.435										1	0	0	0	1	0	0					
Jerry Reuss, L (1,1) ERA: 5.84										1	0	0	0	0	1	0					
Brian Holton, R (5,1) ERA: 3.74										1	0	0	0	0	0	0					
Dennis Powell, R (7,1) ERA: 4.73										1	0	0	0	0	1	0					
Len Matuszews, L (8,PH) OBP: 0.286, SLG: 0.414										0	0	0	0	1	0	0					
Jose Gonzalez, R (8,PH) OBP: 0.286, SLG: 0.414										0	0	0	0	0	0	0					
Inning Stats	R: 0 E: 0 K: 1 S: 5	H: 0 LOB: 0 BB: 0 P: 5	R: 1 E: 0 K: 0 S: 4	H: 1 LOB: 1 BB: 1 P: 8	R: 0 E: 0 K: 2 S: 7	H: 0 LOB: 0 BB: 0 P: 7	R: 1 E: 1 K: 1 S: 7	H: 1 LOB: 1 BB: 0 P: 7	R: 0 E: 0 K: 0 S: 4	H: 1 LOB: 2 BB: 0 P: 4	R: 0 E: 0 K: 1 S: 6	H: 1 LOB: 1 BB: 0 P: 6	R: 3 E: 0 K: 2 S: 10	H: 3 LOB: 3 BB: 3 P: 22	R: 0 E: 0 K: 0 S: 3	H: 0 LOB: 0 BB: 0 P: 3	1B: 6 2B: 1 3B: 0 HR: 1	SF: 0 SAC: 0 DP: 0 HBP: 0	WP: 2 PB: 0 SB: 1 CS: 0	PA: 41	
PITCHER	IP	WLS	BF	H	R	ER	SO	BB	IBB	HBP	BLK	WP	HR	S	P	ERA	WHIP				
Ray Hayward, L (1,1) ERA: 9.82	6.0		25	4	3	2	6	1	0	0	0	0	0	6	6	0.00	1.000				
Greg Booker, R (7,1) ERA: 3.01	1.0		4	1	0	0	1	0	0	0	0	0	0	6	6	81.00	9.000				
Craig Lefferts, L (8,1) ERA: 3.01	0.1		4	3	3	3	1	0	0	0	0	0	0	6	6	0.00	1.200				
Lance McCullers, R (8,1) ERA: 2.99	1.2	W	8	0	0	0	1	2	1	0	0	1	0	7	19	0.00	1.200				

Batter	1	2	3	4	5	6	7	8	9	AB	R	H	RBI	BB	SO	LOB	TOP								
Kurt Stillwell, S OBP: 0.311, SLG: 0.256 (1,6)	0-0 BB 1B 1B	0-0 1B		0-0 5-3			0-0 2H 1B	0-0 G3		5	1	3	2	0	0	3									
Max Venable, L OBP: 0.297, SLG: 0.314 (1,7)	0-0 1B	0-0 F8			0-0 4-3		0-0 F8		0-0 HR	5	2	2	1	0	0	2									
Dave Parker, L OBP: 0.333, SLG: 0.479 (1,9)	4-0 1B E	0-0 1B			0-0 G6-4-3 1B		0-3 K		0-0 4-3	4	1	2	0	1	1	1									
Buddy Bell, R OBP: 0.362, SLG: 0.438 (1,5)	0-0 FC5-4 1B			0-0 6-3		0-0 G6-4-3 1-2		0-3 K	0-0 1B	5	0	2	2	0	1	1									
Bo Diaz, R OBP: 0.322, SLG: 0.381 (1,2)	0-0 FC5-4			0-0 F9		0-0 F4		0-0 BB 1B SF8 1B	0-0 F1	4	0	1	0	0	0	1									
Tracy Jones, R OBP: 0.406, SLG: 0.453 (8, PR)										0	1	0	0	0	0	0									
Sal Betera, R OBP: 0.341, SLG: 0.339 (8, 2)	1-2 2H									1	0	0	0	0	0	1									
Eddie Milner, L OBP: 0.319, SLG: 0.434 (1,8)	0-3 K			0-3 F4		0-0 6-3		0-0 BB 1B	0-0 F4	5	0	1	0	0	1	2									
Tony Perez, R OBP: 0.322, SLG: 0.311 (1,3)	0-0 F9			0-0 F3		0-0 F9		4-0 BB		3	0	0	0	0	0	1									
Rob Murphy, L (6, 1)										0	0	0	0	0	0	0									
Kal Daniels, L OBP: 0.389, SLG: 0.500 (8, PH)										0	0	0	0	1	0	0									
Tom Browning, L OBP: 0.183, SLG: 0.173 (8, PR)										0	0	0	0	0	0	0									
John Franco, L (8, 1)										0	0	0	0	0	0	0									
Ron Oester, S OBP: 0.321, SLG: 0.358 (1,4)		0-0 SH1-4 1B 2B		0-0 HR		0-0 SH1-4 1B		0-0 SF8		3	3	3	2	0	0	0									
Chris Welsh, L OBP: 0.167, SLG: 0.250 (1,1)				0-0 F6		0-0 SH1-4		0-0 SH1-4	4-0 3H	0	0	0	0	0	0	0									
Carl Willis, L OBP: 0.333, SLG: 0.333 (1,1)		SH1-4								0	0	0	0	0	0	0									
Barry Larkin, R OBP: 0.320, SLG: 0.410 (4, PH)										1	0	0	0	0	0	0									
Bill Landrum, R (4, 1)										0	0	0	0	0	0	0									
Dave Concepcion, R OBP: 0.315, SLG: 0.337 (6, 3)	2-3							1-2 2-3 BB		0	0	0	0	1	0	0									
Inning Stats	R: 3 E: 1 K: 1 S: 8	H: 3 LOB: 1 BB: 1 P: 12	R: 1 E: 0 K: 0 S: 5	H: 3 LOB: 2 BB: 0 P: 5	R: 0 E: 0 K: 0 S: 3	H: 0 LOB: 0 BB: 0 P: 3	R: 1 E: 0 K: 0 S: 4	H: 1 LOB: 0 BB: 0 P: 4	R: 0 E: 0 K: 0 S: 3	H: 0 LOB: 0 BB: 0 P: 3	R: 0 E: 0 K: 0 S: 3	H: 0 LOB: 1 BB: 0 P: 7	R: 1 E: 0 K: 1 S: 7	H: 2 LOB: 1 BB: 0 P: 7	R: 1 E: 0 K: 1 S: 7	H: 2 LOB: 2 BB: 2 P: 15	R: 1 E: 0 K: 0 S: 5	H: 2 LOB: 1 BB: 0 P: 5	1B: 11 2B: 1 3B: 0 HR: 2	SF: 1 SAC: 2 DP: 1 HBP: 0	WP: 0 PB: 0 SB: 0 CS: 0	PA: 42			
PITCHER	IP	WLS	BF	H	R	ER	SO	BB	IBB	HBP	BLK	WP	HR	S	P	ERA	WHIP								
Jimmy Jones, R ERA: 2.45 (1,1)	2.0		12	6	4	3	1	1	0	0	0	0	0	13	17	13.50	3.500								
Dave LaPoint, L ERA: 4.9 (3,1)	4.0		13	2	1	1	0	0	0	0	0	0	1	13	13	2.25	0.500								
Craig Lefferts, L ERA: 3.07 (7,1)	1.0	L	5	2	1	1	1	0	0	0	0	0	0	7	7	9.00	2.000								
Bob Stoddard, R ERA: 2.79 (8,1)	0.2		6	2	1	1	1	2	0	0	0	0	0	6	14	13.50	6.000								
LaMar Hoyt, R ERA: 5.27 (8,1)	1.1		6	2	1	1	0	0	0	0	0	0	1	6	6	6.75	1.500								

Cincinnati Reds @ San Diego Padres
Jack Murphy Stadium, San Diego, CA
Fri Sep 26 1986, 10:05 PM EDT
Att: 8,126 - Unknown

AB 36
R 8
H 14
RBI 7
BB 3
SO 3
LOB 12



Batter	1	2	3	4	5	6	7	8	9	AB	R	H	RBI	BB	SO	LOB	BOTTOM								
Jerry Royster, R OBP: 0.339, SLG: 0.367 (1,4)	4-0 E BB	0-3 K		4-0 BB		0-0 F8			0-0 FC6-4 G3	3	1	0	0	2	1	4									
Tony Gwynn, L OBP: 0.381, SLG: 0.467 (1,9)	0-0 E9 1B	0-0 FC6-4 1B		0-0 F6		0-0 4-3			0-0 G3	5	1	1	2	0	0	4									
Kevin McReynolds, R OBP: 0.397, SLG: 0.596 (1,8)	0-0 2B	0-0 6-3		0-0 F4		0-0 4-3			0-0 BB	4	1	1	1	1	0	3									
Carmelo Martinez, R OBP: 0.344, SLG: 0.395 (1,7)	0-0 E 2B		4-0 FC5-4 BB		0-0 F8		0-3 K		0-0 G3	4	1	1	1	1	1	2									
Benito Santiago, R OBP: 0.317, SLG: 0.487 (1,2)	4-0 E BB		0-0 F6		0-3 K		0-3 K		0-3 K	3	1	0	0	1	2	1									
Tim Lincecum, R OBP: 0.313, SLG: 0.250 (1,3)	0-3 K		0-0 F8		0-3 K		0-0 F5			4	0	0	0	0	2	3									
Randy Asadoor, R OBP: 0.419, SLG: 0.500 (1,5)	0-0 E4 CS 2B		0-0 FC5-4		0-0 E S 1B		0-3 K		0-3 K	4	0	2	2	0	1	1									
Gary Green, R OBP: 0.219, SLG: 0.226 (1,6)	0-0 F9			0-0 SH1-4 1B		0-3 K			0-0 FC6-4 1B	3	0	1	0	0	1	2									
Gary Templeton, S OBP: 0.295, SLG: 0.311 (9, PH)	3H				0-0 SH1-4 1B		0-0 F7		0-0 FC6-4 1B	1	1	1	0	0	0	0									
Inning Stats	R: 5 E: 2 K: 1 S: 8	H: 4 LOB: 0 BB: 2 P: 16	R: 0 E: 0 K: 1 S: 5	H: 0 LOB: 1 BB: 1 P: 9	R: 0 E: 0 K: 0 S: 3	H: 0 LOB: 1 BB: 1 P: 7	R: 0 E: 0 K: 0 S: 4	H: 1 LOB: 2 BB: 1 P: 8	R: 0 E: 0 K: 2 S: 7	H: 0 LOB: 0 BB: 0 P: 7	R: 0 E: 0 K: 1 S: 6	H: 1 LOB: 1 BB: 0 P: 6	R: 0 E: 0 K: 2 S: 7	H: 0 LOB: 2 BB: 0 P: 7	R: 0 E: 0 K: 2 S: 7	R: 1 E: 0 K: 0 S: 5	H: 2 LOB: 2 BB: 1 P: 9	1B: 5 2B: 3 3B: 0 HR: 0	SF: 0 SAC: 1 DP: 0 HBP: 0	WP: 0 PB: 0 SB: 1 CS: 1	PA: 40				
PITCHER	IP	WLS	BF	H	R	ER	SO	BB	IBB	HBP	BLK	WP	HR	S	P	ERA	WHIP								
Chris Welsh, L ERA: 4.91 (1,1)	0.0		4	3	4	4	0	1	0	0	0	0	0	13	25	3.00	1.333								
Carl Willis, R ERA: 4.53 (1,1)	3.0		12	1	1	1	2	3	0	0	0	0	0	13	25	3.00	1.333								
Bill Landrum, R ERA: 6.75 (4,1)	2.1		10	2	0	0	3	1	0	0	0	0	0	15	19	0.00	1.286								
Rob Murphy, L ERA: 0.8 (6,1)	1.2	W	5	0	0	0	1	0	0	0	0	0	0	7	7	0.00	0.000								
John Franco, L ERA: 3.1 (8,1)	2.0	S	9	2	1	1	2	1	0	0	0	0	0	12	16	4.50	1.500								

Cincinnati Reds @ San Diego Padres
Jack Murphy Stadium, San Diego, CA
Fri Sep 26 1986, 10:05 PM EDT
Att: 8,126 - Unknown

AB 33
R 6
H 8
RBI 6
BB 6
SO 8
LOB 21



Batter	1	2	3	4	5	6	7	8	9	10	11	AB	R	H	RBI	BB	SO	LOB	TOP					
Kurt Stillwell, S OBP: 0.310, SLG: 0.252 (1, 6)	F9	4-3		BB		6-3		F6			SH1-4	4	0	0	0	1	0	2						
Max Venable, L OBP: 0.268, SLG: 0.315 (1, 7)	E		G6-3	K		K		F7			F2	6	0	2	0	0	2	5						
Dave Parker, L OBP: 0.332, SLG: 0.475 (1, 9)	K		G6-3	G3		F7			K		HR	5	1	0	0	1	2	5						
Buddy Bell, R OBP: 0.365, SLG: 0.445 (1, 5)	E5			1B		FC4-6	BB	5-3		G4-6-3	1B	5	2	3	3	1	0	1						
Bo Diaz, R OBP: 0.322, SLG: 0.379 (1, 2)	F7		K			FC4-6	BB	HR	1B		G4-6-3	5	1	1	0	1	2	5						
Eddie Milner, L OBP: 0.319, SLG: 0.448 (1, 8)		K		HR		FC4-6	S	HR			K	5	2	2	3	0	2	2						
Tony Perez, R OBP: 0.324, SLG: 0.315 (1, 3)	E	BB		1B		K		6-3			K	4	0	1	0	1	2	1						
Ron Oester, S OBP: 0.324, SLG: 0.359 (1, 4)	E9			SH1-4		FC6-4	IBB	4-3			4-3	4	0	2	0	1	0	0						
Tom Browning, L John Franco, L OBP: 0.352, SLG: 0.167 (9, 1)	F7		SH1-4	1B		FC6-4	IBB				G3	3	0	0	0	0	0	4						
Kal Daniels, L Eric Davis, R Ron Robinson, R OBP: 0.386, SLG: 0.536 (11, PH)											SH1-4	0	0	0	0	1	0	0						
											HR	0	1	0	0	0	0	0						
											BB	0	0	0	0	0	0	0						
Inning Stats	R: 0 E: 1 K: 1 S: 7	H: 1 LOB: 2 BB: 0 P: 7	R: 0 E: 1 K: 1 S: 6	H: 1 LOB: 2 BB: 1 P: 10	R: 0 E: 0 K: 1 S: 6	H: 2 LOB: 1 BB: 0 P: 6	R: 1 E: 0 K: 1 S: 8	H: 3 LOB: 3 BB: 1 P: 12	R: 1 E: 0 K: 1 S: 5	H: 0 LOB: 2 BB: 3 P: 17	R: 0 E: 0 K: 0 S: 5	H: 0 LOB: 0 BB: 0 P: 5	R: 0 E: 0 K: 0 S: 3	H: 0 LOB: 0 BB: 0 P: 3	R: 0 E: 0 K: 1 S: 5	H: 1 LOB: 0 BB: 0 P: 5	R: 0 E: 0 K: 2 S: 7	H: 0 LOB: 0 BB: 0 P: 7	R: 0 E: 0 K: 1 S: 6	H: 1 LOB: 1 BB: 2 P: 14	1B: 7 2B: 1 3B: 0 HR: 3	SF: 0 SAC: 2 DP: 2 HBP: 0	WP: 0 PB: 0 SB: 3 CS: 0	PA: 50
PITCHER	IP ERA WLS BF H R ER SO BB IBB HBP BLK WP HR S P ERA WHIP	Ed Wojna, R ERA: 2.75 (1, 1)	Ed Whitson, R ERA: 6.03 (6, 1)	Bob Stoddard, R ERA: 2.68 (9, 1)	Lance McCullers, R ERA: 2.75 (10, 1)																			

Cincinnati Reds @ San Diego Padres
Jack Murphy Stadium, San Diego, CA
Sat Sep 27 1986, 10:05 PM EDT
Att: 8,708 - Unknown

AB 41
R 7
H 11
RBI 6
BB 7
SO 10
LOB 25



Batter	1	2	3	4	5	6	7	8	9	10	11	AB	R	H	RBI	BB	SO	LOB	BOTTOM			
Jerry Royster, R OBP: 0.337, SLG: 0.367 (1, 4)	K		5-3			6-3					4-3	5	1	1	0	0	1	0				
Tony Gwynn, L OBP: 0.380, SLG: 0.484 (1, 9)	F7			F9		6-3	1B				E6	5	1	1	0	0	0	1				
Kevin McReynolds, R OBP: 0.357, SLG: 0.504 (1, 8)	K			K		6-3					E	4	1	1	1	1	2	1				
Carmelo Martinez, R Tim Flannery, L Marvell Wynne, L OBP: 0.342, SLG: 0.396 (9, PR)		K		F3		K					E6	4	0	1	2	0	2	1				
Benito Santiago, R OBP: 0.304, SLG: 0.442 (1, 2)	F9			F8		F9					FC6-4	4	0	0	0	1	0	3				
Tim Dyzinski, R Ed Whitson, R Mark Forester, R Bip Roberts, S Gary Temptation, S OBP: 0.330, SLG: 0.327 (8, PH)				F9							K	2	0	1	0	0	0	0				
Randy Asadoor, R OBP: 0.389, SLG: 0.486 (1, 5)	F4			F3							K	5	0	1	0	0	2	3				
Gary Green, R Bruce Bochy, R Bob Stoddard, R John Kruk, L Lance McCullers, S Tony Kennedy, L OBP: 0.330, SLG: 0.342 (8, PH)				F9		G5-4-3	1B				K	2	0	1	0	0	0	0				
Ed Wojna, R Steve Garvey, R OBP: 0.167, SLG: 0.167 (6, 3)				K		G5-4-3					F8	1	0	0	0	0	1	0				
Inning Stats	R: 0 E: 0 K: 2 S: 7	H: 0 LOB: 0 BB: 0 P: 7	R: 0 E: 0 K: 1 S: 6	H: 1 LOB: 1 BB: 0 P: 6	R: 0 E: 0 K: 1 S: 5	H: 0 LOB: 0 BB: 0 P: 5	R: 0 E: 0 K: 1 S: 5	H: 0 LOB: 0 BB: 0 P: 5	R: 0 E: 0 K: 0 S: 3	H: 1 LOB: 1 BB: 0 P: 3	R: 0 E: 0 K: 2 S: 8	H: 1 LOB: 1 BB: 0 P: 8	R: 4 E: 2 K: 3 S: 14	H: 4 LOB: 3 BB: 1 P: 18	R: 0 E: 0 K: 0 S: 4	H: 1 LOB: 2 BB: 1 P: 8	R: 0 E: 0 K: 3 S: 9	H: 0 LOB: 0 BB: 0 P: 9	1B: 6 2B: 3 3B: 0 HR: 0	SF: 0 SAC: 0 DP: 1 HBP: 0	WP: 0 PB: 0 SB: 1 CS: 0	PA: 44
PITCHER	IP ERA WLS BF H R ER SO BB IBB HBP BLK WP HR S P ERA WHIP	Tom Browning, L ERA: 3.77 (1, 1)	John Franco, L ERA: 3.04 (9, 1)	Ron Robinson, R ERA: 3.34 (11, 1)																		

Cincinnati Reds @ San Diego Padres
Jack Murphy Stadium, San Diego, CA
Sat Sep 27 1986, 10:05 PM EDT
Att: 8,708 - Unknown

AB 42
R 4
H 9
RBI 4
BB 2
SO 14
LOB 17



Batter	1	2	3	4	5	6	7	8	9	AB	R	H	RBI	BB	SO	LOB	TOP								
Kurt Stillwell, S OBP: 0.308, SLG: 0.251 (1, 6)	0-3 K	0-0 1B S		0-0 F5		0-0 F9			0-0 4-3	5	1	1	1	0	1	1	Cincinnati Reds @ San Diego Padres Jack Murphy Stadium, San Diego, CA Sun Sep 28 1986, 6:33 AM EDT Att: 12,617 - Unknown livebaseballscorecards.com								
Dave Concepcion, R OBP: 0.316, SLG: 0.348 (1, 3)	0-0 HR	0-0 S 1B		0-0 F9			0-3 K		0-0 6-3	5	1	2	1	0	1	1									
Eric Davis, R OBP: 0.388, SLG: 0.535 (1, 9) (6, 7)	0-3 K	4-0 S BB		0-0 F9			0-0 S E 1B		4-0 S BB	3	1	1	0	2	1	0									
Buddy Bell, R OBP: 0.364, SLG: 0.445 (1, 5)	0-0 2B	0-0 5-3		0-0 F4			0-3 K 1-H		0-0 6-3	5	0	1	0	0	1	3									
Bo Diaz, R OBP: 0.321, SLG: 0.377 (1, 2)	0-0 6-3		0-0 F3		4-0 3B BB		0-0 F9			3	1	0	0	0	1	0									
Eddie Milner, L OBP: 0.321, SLG: 0.456 (1, 8)		0-0 G3	0-0 6-3		0-0 3B			0-0 3-1 2B		4	0	2	1	0	0	0									
Nick Esasky, R OBP: 0.326, SLG: 0.405 Dave Parker, L OBP: 0.332, SLG: 0.475 (1, 7) (8, 9)		4-0 2B BB	0-0 F9		0-3 K			0-3 K		3	1	0	0	1	2	2									
Ron Oester, S OBP: 0.321, SLG: 0.356 (1, 4)		0-0 F9		0-0 G3		0-0 F4		0-0 3-1		4	0	0	0	0	0	2									
Ted Power, R OBP: 0.200, SLG: 0.174 Ron Robinson, R OBP: 0.071, SLG: 0.071 (1, 1) (9, 1)		0-0 1B 2B		4-0 BB		0-3 K		0-3 K		3	1	1	1	1	2	1									
Inning Stats	R: 1 E: 0 K: 2 S: 9	H: 2 LOB: 1 BB: 0 P: 9	R: 3 E: 0 K: 0 S: 6	H: 3 LOB: 2 BB: 2 P: 14	R: 0 E: 0 K: 0 S: 3	H: 0 LOB: 0 BB: 0 P: 3	R: 0 E: 0 K: 0 S: 3	H: 0 LOB: 1 BB: 1 P: 7	R: 1 E: 0 K: 1 S: 6	H: 1 LOB: 1 BB: 1 P: 10	R: 0 E: 0 K: 1 S: 5	H: 0 LOB: 0 BB: 0 P: 5	R: 1 E: 0 K: 2 S: 8	H: 1 LOB: 0 BB: 0 P: 8	R: 0 E: 0 K: 2 S: 8	H: 1 LOB: 1 BB: 0 P: 8		R: 0 E: 0 K: 0 S: 3	H: 0 LOB: 1 BB: 1 P: 7	1B: 3 2B: 3 3B: 1 HR: 1	SF: 0 SAC: 0 DP: 0 HBP: 0	WP: 0 PB: 0 SB: 4 CS: 0	PA: 40		
PITCHER	IP	WLS	BF	H	R	ER	SO	BB	IBB	HBP	BLK	WP	HR	S	P	ERA	WHIP								
Ed Vosberg, L ERA: 6.17 LaMarr Hoyt, R ERA: 5.21 Bob Stoddard, R ERA: 2.42 Greg Booker, R ERA:	1.2	L	11	5	4	4	2	1	0	0	0	0	1	14	18	21.60	3.600								
	3.1		14	1	1	1	1	3	0	0	0	0	0	13	25	2.70	1.200								
	2.0		7	1	1	0	3	0	0	0	0	0	0	13	13	0.00	0.500								
	2.0		8	1	0	0	2	1	0	0	0	0	0	11	15	0.00	1.000								

Batter	1	2	3	4	5	6	7	8	9	AB	R	H	RBI	BB	SO	LOB	BOTTOM								
Bip Roberts, S OBP: 0.294, SLG: 0.307 Terry Kennedy, L OBP: 0.323, SLG: 0.403 Dave Dravecky, R OBP: 0.157, SLG: 0.200 Bob Stoddard, R (6, 1)	0-0 1-3				4-0 1-2 2-3 3-4 BB			0-0 F8		2	0	1	0	0	0	0	Cincinnati Reds @ San Diego Padres Jack Murphy Stadium, San Diego, CA Sun Sep 28 1986, 6:33 AM EDT Att: 12,617 - Unknown livebaseballscorecards.com								
Benito Santiago, R OBP: 0.298, SLG: 0.432 (8, 2)		4-0 CS BB	0-0 CS 1B	0-0 1-3	0-3 K		0-0 G3		0-0 3	3	0	0	0	1	1	3									
Tony Gwynn, L OBP: 0.379, SLG: 0.462 (1, 9)		0-0 CS BB	0-0 CS	0-0 1-3	0-3 K		0-0 G3		0-0 3	3	0	0	0	1	1	3									
Kevin McReynolds, R OBP: 0.397, SLG: 0.591 (1, 8)	0-3 K			0-3 K		0-0 F4		4-0 HR BB		3	1	0	0	1	2	1									
Carmelo Martinez, R OBP: 0.341, SLG: 0.407 (1, 7)		0-0 E6 G3		0-0 F8		0-0 6-3		0-0 HR BB		4	1	1	2	0	0	0									
Garry Templeton, S OBP: 0.291, SLG: 0.307 (1, 6)		0-0 G3			0-3 K		0-0 4-3		0-0 6-3	4	0	0	0	0	1	1									
Randy Asadoor, R OBP: 0.400, SLG: 0.487 (1, 5) (6, 4)		0-0 F8			0-0 BB 1B BB				0-3 K	4	1	2	0	0	1	1									
Tim Pyznarski, R OBP: 0.316, SLG: 0.265 (1, 3)		0-0 6-3			0-0 BB BB 1B		0-0 F9		0-3 K	4	0	1	0	0	1	2									
Mark Parent, R Greg Booker, R (8, 1) Dane Iorg, L OBP: 0.245, SLG: 0.330 (9, PH)			0-0 F8		0-3 K		0-3 K		0-3 K	3	0	0	0	0	2	3									
Ed Vosberg, L LaMarr Hoyt, R OBP: 0.149, SLG: 0.152 Graig Nettles, L OBP: 0.301, SLG: 0.377 (6, 5)			0-0 6-3		4-0 BB BB		0-3 K			0	0	0	0	0	0	0									
Inning Stats	R: 0 E: 0 K: 1 S: 4	H: 0 LOB: 1 BB: 1 P: 8	R: 0 E: 1 K: 0 S: 4	H: 0 LOB: 1 BB: 0 P: 4	R: 0 E: 0 K: 0 S: 3	H: 1 LOB: 0 BB: 0 P: 3	R: 0 E: 0 K: 1 S: 5	H: 0 LOB: 0 BB: 0 P: 5	R: 1 E: 0 K: 3 S: 11	H: 2 LOB: 3 BB: 2 P: 19	R: 0 E: 0 K: 0 S: 3	H: 0 LOB: 0 BB: 0 P: 3	R: 0 E: 0 K: 2 S: 8	H: 1 LOB: 1 BB: 0 P: 8	R: 2 E: 0 K: 0 S: 4	H: 1 LOB: 0 BB: 1 P: 8	R: 0 E: 0 K: 3 S: 9	H: 0 LOB: 0 BB: 0 P: 9	1B: 4 2B: 1 3B: 0 HR: 1	SF: 0 SAC: 0 DP: 1 HBP: 0	WP: 0 PB: 0 SB: 0 CS: 2	PA: 36			
PITCHER	IP	WLS	BF	H	R	ER	SO	BB	IBB	HBP	BLK	WP	HR	S	P	ERA	WHIP								
Ted Power, R ERA: 3.69 Ron Robinson, R ERA: 3.31	8.0	W	32	5	3	3	7	4	0	0	0	0	0	9	9	0.00	0.000								
	1.0	S	3	0	0	0	3	0	0	0	0	0	0	9	9	0.00	0.000								

AB 35
R 6
H 8
RBI 4
BB 5
SO 8
LOB 11



AB 31
R 3
H 5
RBI 3
BB 4
SO 10
LOB 12



Batter	1	2	3	4	5	6	7	8	9	AB	R	H	RBI	BB	SO	LOB	TOP			
Steve Sax, R OBP: 0.389, SLG: 0.442										5	3	3	0	0	0	3	Los Angeles Dodgers @ San Diego Padres Jack Murphy Stadium, San Diego, CA Tue Sep 30 1986, 10:05 PM EDT Att: 9,455 - Unknown livebaseballscorecards.com			
Franklin Stubbs, L OBP: 0.296, SLG: 0.425										4	1	1	1	0	0	0				
Len Matuszek, L OBP: 0.330, SLG: 0.438										1	0	1	1	0	0	0				
Ralph Bryant, L OBP: 0.333, SLG: 0.661										5	1	1	3	0	1	1				
Pedro Guerrero, R OBP: 0.298, SLG: 0.600										5	0	0	0	0	1	1				
Greg Brock, L OBP: 0.309, SLG: 0.422										2	1	0	0	2	2	0				
Jose Gonzalez, R OBP: 0.266, SLG: 0.345										0	0	0	0	0	0	0				
Mike Scioscia, L OBP: 0.368, SLG: 0.357										3	1	1	0	1	0	1				
Jeff Hamilton, R OBP: 0.234, SLG: 0.369										4	1	2	1	0	0	2				
Ken Howell, R OBP: 0.231, SLG: 0.462										0	0	0	0	0	0	0				
Mariano Duncan, R OBP: 0.288, SLG: 0.311										3	0	1	1	0	1	1				
Rick Honeycutt, L OBP: 0.216, SLG: 0.093										2	0	0	1	1	0	1				
Joe Beckwith, L OBP: 0.315, SLG: 0.305										0	0	0	0	0	0	0				
Ed Vande Berg, R OBP: 0.315, SLG: 0.305										0	0	0	0	0	0	0				
Ken Landreaux, L OBP: 0.309, SLG: 0.361										1	0	0	0	0	0	0				
Inning Stats	R: 1 E: 0 K: 1 S: 6	H: 1 LOB: 0 BB: 0 P: 6	R: 1 E: 0 K: 0 S: 4	H: 2 LOB: 1 BB: 1 P: 8	R: 4 E: 0 K: 1 S: 9	H: 4 LOB: 3 BB: 2 P: 18	R: 0 E: 0 K: 0 S: 3	H: 0 LOB: 0 BB: 0 P: 3	R: 0 E: 0 K: 1 S: 5	H: 0 LOB: 0 BB: 0 P: 5	R: 0 E: 0 K: 0 S: 5	H: 0 LOB: 0 BB: 0 P: 5	R: 0 E: 0 K: 1 S: 5	H: 1 LOB: 1 BB: 1 P: 9	R: 1 E: 0 K: 0 S: 5	H: 2 LOB: 1 BB: 0 P: 5	1B: 4 2B: 4 3B: 1 HR: 2	SF: 0 SAC: 0 DP: 1 HBP: 1	WP: 1 PB: 0 SB: 1 CS: 0	PA: 40
PITCHER	IP WLS BF H R ER SO BB IBB HBP BLK WP HR S P ERA WHIP	IP WLS BF H R ER SO BB IBB HBP BLK WP HR S P ERA WHIP																		
Andy Hawkins, R ERA: 4.47	(1, 1) 2.1 13 6 5 5 1 1 0 0 0 0 1 14 18 19.29 3.000																			
Gene Walter, L ERA: 3.89	(3, 1) 1.2 9 1 1 1 1 2 0 1 0 0 0 8 17 5.40 1.800																			
Ed Vosberg, L ERA: 5.27	(5, 1) 2.0 6 0 0 0 1 0 0 0 0 0 0 8 8 0.00 0.000																			
LaMarr Hoyt, R ERA: 5.21	(7, 1) 2.0 W 7 1 1 1 2 1 0 0 0 0 1 10 14 4.50 1.000																			
Lance McCullers, R ERA: 2.6	(9, 1) 1.0 5 2 1 1 0 0 0 0 0 0 1 0 5 5 9.00 2.000																			
Batter	1	2	3	4	5	6	7	8	9	AB	R	H	RBI	BB	SO	LOB	BOTTOM			
Jerry Royster, R OBP: 0.339, SLG: 0.369										4	0	2	2	0	0	0	Los Angeles Dodgers @ San Diego Padres Jack Murphy Stadium, San Diego, CA Tue Sep 30 1986, 10:05 PM EDT Att: 9,455 - Unknown livebaseballscorecards.com			
John Kruk, L OBP: 0.409, SLG: 0.425										0	0	0	0	0	0	0				
Tony Gwynn, L OBP: 0.376, SLG: 0.464										4	2	1	0	1	0	3				
Kevin McReynolds, R OBP: 0.350, SLG: 0.503										4	1	1	2	1	0	0				
Carmelo Martinez, R OBP: 0.338, SLG: 0.397										2	1	0	0	2	0	1				
Marvell Wynne, L OBP: 0.301, SLG: 0.419										1	0	1	3	0	0	0				
Bento Santiago, R OBP: 0.304, SLG: 0.491										5	2	2	1	0	2	3				
Gary Templeton, S OBP: 0.295, SLG: 0.308										4	1	2	1	1	0	2				
Randy Asadoor, R OBP: 0.404, SLG: 0.489										3	2	2	2	1	0	2				
Tim Pyznarski, R OBP: 0.318, SLG: 0.256										1	0	0	0	1	1	1				
Steve Garvey, R OBP: 0.295, SLG: 0.412										2	0	1	0	0	0	1				
Tim Flannery, L OBP: 0.200, SLG: 0.182										0	1	0	0	0	0	0				
Inning Stats	R: 1 E: 0 K: 0 S: 4	H: 2 LOB: 0 BB: 0 P: 4	R: 2 E: 0 K: 1 S: 8	H: 4 LOB: 2 BB: 1 P: 12	R: 0 E: 0 K: 1 S: 5	H: 0 LOB: 0 BB: 0 P: 5	R: 0 E: 0 K: 1 S: 5	H: 0 LOB: 1 BB: 1 P: 9	R: 0 E: 0 K: 0 S: 3	H: 0 LOB: 0 BB: 0 P: 3	R: 0 E: 0 K: 1 S: 5	H: 0 LOB: 2 BB: 2 P: 13	R: 0 E: 0 K: 0 S: 5	H: 2 LOB: 2 BB: 3 P: 17	R: 4 E: 0 K: 0 S: 5	H: 7 LOB: 2 BB: 2 HR: 1	SF: 0 SAC: 1 DP: 1 HBP: 0	WP: 0 PB: 1 SB: 1 CS: 0	PA: 42	
PITCHER	IP WLS BF H R ER SO BB IBB HBP BLK WP HR S P ERA WHIP	IP WLS BF H R ER SO BB IBB HBP BLK WP HR S P ERA WHIP																		
Rick Honeycutt, L ERA: 3.32	(1, 1) 5.0 22 6 4 4 3 3 0 0 0 0 0 25 37 7.20 1.800																			
Joe Beckwith, R ERA: 6.87	(6, 1) 0.1 4 3 2 2 0 0 0 0 0 0 0 4 4 54.00 9.000																			
Ed Vande Berg, L ERA: 3.59	(6, 1) 1.2 8 1 1 1 2 1 1 0 0 0 0 10 18 5.40 1.200																			
Ken Howell, R ERA: 3.91	(8, 1) 0.1 L 6 2 4 4 0 2 1 0 0 0 0 0 3 15 108.00 12.000																			
Dennis Powell, L ERA: 4.6	(8, 1) 0.2 2 0 0 0 0 0 0 0 0 0 0 2 2 0.00 0.000																			

Batter	1	2	3	4	5	6	7	8	9	AB	R	H	RBI	BB	SO	LOB	TOP								
Steve Sax, R OBP: 0.390, SLG: 0.441 (1, 4)	F4			HR		1B		6-3		3	1	1	0	1	0	1	Los Angeles Dodgers @ San Diego Padres Jack Murphy Stadium, San Diego, CA Wed Oct 01 1986, 10:05 PM EDT Att: 11,945 - Unknown livebaseballscorecards.com								
Mariano Duncan, R OBP: 0.285, SLG: 0.308 (1, 6)	K			F9		K		6-3		4	0	0	0	0	2	3									
Ralph Bryant, L OBP: 0.329, SLG: 0.635 (1, 9)	F4			K					K	4	0	1	0	0	2	1									
Franklin Stubbs, L OBP: 0.296, SLG: 0.430 (1, 7)		4-3		HR				G3		4	1	1	2	0	0	0									
Len Matuszek, L OBP: 0.329, SLG: 0.434 Reggie Williams, R OBP: 0.331, SLG: 0.376 (1, 3)	K			1-3				K2-3		4	0	1	0	0	2	0									
Mike Scioscia, L OBP: 0.367, SLG: 0.354 (1, 2)									1B	0	0	0	0	0	0	0									
Jeff Hamilton, R OBP: 0.230, SLG: 0.361 (1, 5)									F7	3	0	0	0	1	0	1									
Jose Gonzalez, R OBP: 0.260, SLG: 0.337 Ken Landreaux, L OBP: 0.312, SLG: 0.363 (1, 8)				6-3						3	0	0	0	0	1	1									
Brian Holton, R Dennis Powell, R Bill Russell, R Ed Vande Berg, R (1, 1)										2	0	0	0	0	2	0									
				K2-3						1	0	1	0	0	0	0									
										1	0	0	0	0	1	0									
										1	0	0	0	0	0	0									
										1	0	0	0	0	1	1									
										0	0	0	0	0	0	0									
Inning Stats	R: 0 E: 0 K: 1 S: 5	H: 0 LOB: 0 BB: 0 P: 5	R: 0 E: 0 K: 1 S: 5	H: 0 LOB: 0 BB: 0 P: 5	R: 0 E: 0 K: 2 S: 7	H: 0 LOB: 0 BB: 0 P: 7	R: 2 E: 0 K: 1 S: 6	H: 1 LOB: 0 BB: 1 P: 10	R: 0 E: 0 K: 1 S: 5	H: 0 LOB: 0 BB: 0 P: 5	R: 0 E: 0 K: 2 S: 6	H: 2 LOB: 2 BB: 0 P: 6	R: 0 E: 0 K: 2 S: 7	H: 0 LOB: 1 BB: 1 P: 11	R: 0 E: 0 K: 1 S: 6	H: 1 LOB: 1 BB: 0 P: 6	R: 0 E: 0 K: 1 S: 6	H: 1 LOB: 1 BB: 0 P: 6	1B: 4 2B: 0 3B: 0 HR: 1	SF: 0 SAC: 0 DP: 0 HBP: 0	WP: 1 PB: 0 SB: 1 CS: 0	PA: 33			
PITCHER	IP	WLS	BF	H	R	ER	SO	BB	IBB	HBP	BLK	WP	HR	S	P	ERA	WHIP								
Jimmy Jones, R ERA: 2.5 (1, 1)	7.0	W	25	3	2	2	9	2	0	0	0	0	1	41	49	2.57	0.714								
Rich Gossage, R ERA: 4.24 (8, 1)	1.0		4	1	0	0	1	0	0	0	0	1	0	6	6	0.00	1.000								
Lance McCullers, R ERA: 2.78 (9, 1)	1.0	S	4	1	0	0	1	0	0	0	0	0	0	6	6	0.00	1.000								

Batter	1	2	3	4	5	6	7	8	9	AB	R	H	RBI	BB	SO	LOB	BOTTOM								
Tony Gwynn, L OBP: 0.380, SLG: 0.469 (1, 9)	S	4-3								4	1	2	0	0	0	0	Los Angeles Dodgers @ San Diego Padres Jack Murphy Stadium, San Diego, CA Wed Oct 01 1986, 10:05 PM EDT Att: 11,945 - Unknown livebaseballscorecards.com								
John Kruk, L OBP: 0.404, SLG: 0.419 (1, 7)	6-3			F8				K		4	0	0	0	0	1	2									
Kevin McReynolds, R OBP: 0.359, SLG: 0.593 Marvell Wynne, L OBP: 0.302, SLG: 0.418 (1, 8)										0	1	0	0	0	0	0									
Steve Garvey, R OBP: 0.285, SLG: 0.409 (1, 3)	1B			6-3				6-3		3	0	1	0	0	1	1									
Terry Kennedy, L OBP: 0.323, SLG: 0.401 (1, 2)	HBP									3	0	0	0	1	0	3									
Graig Nettles, L OBP: 0.301, SLG: 0.380 (1, 5)	F3			6-3				4-3		4	1	1	2	0	0	3									
Garry Templeton, S OBP: 0.295, SLG: 0.309 (1, 6)	2B									4	1	1	2	0	0	3									
Bip Roberts, S OBP: 0.294, SLG: 0.304 Jerry Royster, R OBP: 0.336, SLG: 0.368 (1, 4)	1B			F8				F8		3	0	1	1	0	0	0									
Jimmy Jones, R OBP: 0.167, SLG: 0.167 Carmelo Martinez, R OBP: 0.337, SLG: 0.365 Rich Gossage, R Lance McCullers, S OBP: 0.200, SLG: 0.182 (1, 1)										2	0	0	0	0	1	0									
										1	0	0	0	0	0	1									
										0	0	0	0	0	0	0									
										0	0	0	0	0	0	0									
Inning Stats	R: 3 E: 0 K: 0 S: 6	H: 3 LOB: 1 BB: 0 P: 7	R: 0 E: 0 K: 0 S: 3	H: 0 LOB: 0 BB: 0 P: 3	R: 0 E: 0 K: 2 S: 4	H: 1 LOB: 1 BB: 0 P: 4	R: 0 E: 0 K: 2 S: 7	H: 0 LOB: 0 BB: 0 P: 7	R: 0 E: 0 K: 1 S: 5	H: 0 LOB: 0 BB: 0 P: 5	R: 0 E: 0 K: 1 S: 5	H: 0 LOB: 0 BB: 0 P: 5	R: 0 E: 0 K: 0 S: 4	H: 1 LOB: 1 BB: 0 P: 4	R: 0 E: 0 K: 1 S: 6	H: 1 LOB: 2 BB: 1 P: 10	1B: 3 2B: 2 3B: 1 HR: 0	SF: 0 SAC: 0 DP: 0 HBP: 1	WP: 0 PB: 0 SB: 2 CS: 0	PA: 32					
PITCHER	IP	WLS	BF	H	R	ER	SO	BB	IBB	HBP	BLK	WP	HR	S	P	ERA	WHIP								
Brian Holton, R ERA: 4.44 (1, 1)	2.1	L	12	4	3	3	0	0	0	1	0	0	0	11	12	11.57	1.714								
Dennis Powell, L ERA: 4.27 (3, 1)	4.2		15	1	0	0	4	0	0	0	0	0	0	23	23	0.00	0.214								
Ed Vande Berg, L ERA: 3.54 (8, 1)	1.0		5	1	0	0	1	0	1	0	0	0	0	6	10	0.00	1.000								

Batter	1	2	3	4	5	6	7	8	9	AB	R	H	RBI	BB	SO	LOB	TOP					
Tony Gwynn, L (1, 9) OBP: 0.382, SLG: 0.469										4	1	2	0	1	0	2						
John Kruk, L (1, 7) OBP: 0.407, SLG: 0.430										5	0	3	3	0	1	1						
Kevin McReynolds, R (1, 8) OBP: 0.359, SLG: 0.501										4	0	1	0	0	1	4						
Carmelo Martinez, R (1, 3) OBP: 0.332, SLG: 0.388										4	0	0	0	0	0	4						
Garry Templeton, S (1, 6) OBP: 0.294, SLG: 0.308										4	0	1	0	0	1	4						
Randy Asadoor, R (1, 5) OBP: 0.400, SLG: 0.468										2	1	0	0	1	2	1						
Graig Nettles, L (8, PH) (8, 5)										1	0	0	0	0	1	0						
Mark Parent, R (1, 2) Benito Santiago, R (6, PR) (6, 2)										3	1	2	0	0	0	1						
Bip Roberts, S (1, 4) OBP: 0.293, SLG: 0.303										4	0	1	0	0	1	2						
Ed Wojna, R (1, 1) OBP: 0.143, SLG: 0.143										2	0	0	0	0	2	2						
LaMarr Hoyt, R (4, 1) OBP: 0.149, SLG: 0.152										0	0	0	0	0	0	0						
Dane Logg, L (6, PH) OBP: 0.241, SLG: 0.324										1	0	0	0	0	1	2						
Greg Booker, R (6, 1) Jerry Royster, R (9, PH) (9, 1)										0	0	0	0	0	0	0						
Jerry Royster, R (9, PH) (9, 1)										1	0	0	0	0	1	0						
Inning Stats	R: 0 E: 0 K: 1 S: 7	H: 2 LOB: 2 BB: 0 P: 7	R: 3 E: 0 K: 3 S: 11	H: 2 LOB: 1 BB: 2 P: 19	R: 0 E: 0 K: 1 S: 6	H: 1 LOB: 1 BB: 0 P: 6	R: 0 E: 0 K: 1 S: 6	H: 1 LOB: 1 BB: 0 P: 6	R: 0 E: 0 K: 0 S: 3	H: 1 LOB: 0 BB: 0 P: 3	R: 0 E: 0 K: 2 S: 9	H: 2 LOB: 2 BB: 0 P: 9	R: 0 E: 0 K: 0 S: 4	H: 1 LOB: 1 BB: 0 P: 4	R: 0 E: 0 K: 2 S: 7	H: 0 LOB: 0 BB: 0 P: 7	R: 0 E: 0 K: 2 S: 7	H: 0 LOB: 0 BB: 0 P: 7	1B: 9 2B: 1 3B: 1 HR: 0	SF: 0 SAC: 0 DP: 1 HBP: 0	WP: 1 PB: 1 SB: 0 CS: 0	PA: 38
PITCHER	IP WLS BF H R ER SO BB IBB HBP BLK WP HR S P ERA WHIP																	PITCHER	IP WLS BF H R ER SO BB IBB HBP BLK WP HR S P ERA WHIP			
Ted Power, R (1, 1) ERA: 3.7	7.0 W 32 10 3 3 8 1 1 0 1 1 0 46 54 3.86 1.571																					
Ron Robinson, R (8, 1) ERA: 3.27	1.0 S 3 0 0 0 2 0 0 0 0 0 0 7 7 0.00 0.000																					
John Franco, L (9, 1) ERA: 2.95	1.0 S 3 0 0 0 2 0 0 0 0 0 0 7 7 0.00 0.000																					

San Diego Padres @ Cincinnati Reds
Riverfront Stadium, Cincinnati, OH
Fri Oct 03 1986, 7:05 PM EDT
Att: 12,853 - Unknown

AB 36
R 3
H 10
RBI 3
BB 2
SO 12
LOB 23



Batter	1	2	3	4	5	6	7	8	9	AB	R	H	RBI	BB	SO	LOB	BOTTOM			
Barry Larkin, R (1, 6) OBP: 0.313, SLG: 0.391										4	0	0	0	0	2	2				
Buddy Bell, R (1, 5) OBP: 0.361, SLG: 0.445										4	0	0	0	0	1	2				
Dave Parker, L (1, 9) OBP: 0.333, SLG: 0.478										4	1	0	0	0	1	0				
Eric Davis, R (1, 7) OBP: 0.380, SLG: 0.522										3	2	1	0	0	0	0				
Bo Diaz, R (1, 2) OBP: 0.327, SLG: 0.380										4	0	2	0	0	0	1				
Tracy Jones, R (8, PR) OBP: 0.406, SLG: 0.453										0	1	0	0	0	0	0				
Sal Butera, R (9, 2) OBP: 0.344, SLG: 0.336										0	0	0	0	0	0	0				
Eddie Milner, L (1, 8) OBP: 0.320, SLG: 0.451										3	1	1	2	1	0	2				
Tony Perez, R (1, 3) OBP: 0.332, SLG: 0.342										4	1	1	2	0	0	2				
John Franco, L (9, 1)										0	0	0	0	0	0	0				
Ron Oester, S (1, 4) OBP: 0.322, SLG: 0.357										2	0	0	0	1	1	1				
Ted Power, R (1, 1) OBP: 0.222, SLG: 0.167										1	0	0	0	1	1	0				
Kurt Stillwell, S (7, PH) OBP: 0.310, SLG: 0.259										1	0	0	0	0	0	0				
Ron Robinson, R (8, 1) OBP: 0.071, SLG: 0.071										0	0	0	0	0	0	0				
Dave Concepcion, R (9, 3) OBP: 0.315, SLG: 0.345										0	0	0	0	0	0	0				
Inning Stats	R: 0 E: 0 K: 1 S: 5	H: 0 LOB: 0 BB: 0 P: 5	R: 1 E: 0 K: 1 S: 7	H: 2 LOB: 1 BB: 0 P: 7	R: 0 E: 0 K: 2 S: 7	H: 0 LOB: 0 BB: 0 P: 7	R: 4 E: 2 K: 1 S: 8	H: 2 LOB: 2 BB: 2 P: 17	R: 0 E: 0 K: 0 S: 3	H: 0 LOB: 0 BB: 0 P: 3	R: 0 E: 0 K: 0 S: 3	H: 0 LOB: 0 BB: 0 P: 3	R: 0 E: 0 K: 0 S: 3	H: 0 LOB: 0 BB: 0 P: 3	R: 1 E: 1 K: 1 S: 6	H: 1 LOB: 2 BB: 1 P: 10	1B: 2 2B: 2 3B: 1 HR: 0	SF: 0 SAC: 0 DP: 0 HBP: 1	WP: 0 PB: 0 SB: 4 CS: 0	PA: 34
PITCHER	IP WLS BF H R ER SO BB IBB HBP BLK WP HR S P ERA WHIP																	PITCHER	IP WLS BF H R ER SO BB IBB HBP BLK WP HR S P ERA WHIP	
Ed Wojna, R (1, 1) ERA: 3.23	3.1 L 16 4 0 0 1 1 1 0 0 0 0 7 15 0.00 0.600																			
LaMarr Hoyt, R (4, 1) ERA: 5.15	1.2 7 0 0 0 1 1 1 0 0 0 0 7 15 0.00 0.600																			
Greg Booker, R (6, 1) ERA: 1.64	3.0 11 1 1 0 1 0 1 0 0 0 0 12 16 0.00 0.333																			

San Diego Padres @ Cincinnati Reds
Riverfront Stadium, Cincinnati, OH
Fri Oct 03 1986, 7:05 PM EDT
Att: 12,853 - Unknown

AB 30
R 6
H 5
RBI 4
BB 3
SO 6
LOB 10



Batter	1	2	3	4	5	6	7	8	9	AB	R	H	RBI	BB	SO	LOB	TOP			
Tony Gwynn, L (1.9) OBP: 0.382, SLG: 0.468										4	1	1	0	1	0	2				
John Kruk, L (1.7) OBP: 0.405, SLG: 0.427										4	1	1	0	0	1	1				
Kevin McReynolds, R (1.8) OBP: 0.389, SLG: 0.505										3	1	1	4	1	0	0				
Steve Garvey, R (1.3) OBP: 0.285, SLG: 0.408										4	0	1	0	0	1	1				
Garry Templeton, S (1.6) OBP: 0.294, SLG: 0.308										4	1	1	0	0	1	1				
Benito Santiago, R (1.2) OBP: 0.311, SLG: 0.483										4	2	2	0	0	1	0				
Randy Asadoor, R (1.5) OBP: 0.389, SLG: 0.451										4	0	1	0	0	1	2				
Bip Roberts, S (1.4) OBP: 0.293, SLG: 0.303										0	0	0	0	0	0	0				
Jerry Royster, R (2.4) OBP: 0.333, SLG: 0.362										1	0	0	0	0	0	0				
Marvell Wynne, L (9. PH) OBP: 0.301, SLG: 0.418										1	0	0	0	0	0	0				
Ed Whitten, S Gene Walter, L Dave LaPoint, L Rich Gossage, R Ed Vosberg, L Bob Stoddard, R Terry Kennedy, L Dave Givens, R										1	0	0	0	0	0	0				
Inning Stats	R: 0 E: 0 K: 1 S: 5	H: 1 LOB: 1 BB: 1 P: 9	R: 0 E: 0 K: 3 S: 9	H: 0 LOB: 0 BB: 0 P: 9	R: 4 E: 0 K: 0 S: 6	H: 4 LOB: 0 BB: 1 P: 10	R: 1 E: 0 K: 1 S: 7	H: 2 LOB: 1 BB: 0 P: 7	R: 0 E: 0 K: 0 S: 3	H: 0 LOB: 0 BB: 0 P: 3	R: 0 E: 0 K: 0 S: 3	H: 0 LOB: 0 BB: 0 P: 3	R: 0 E: 0 K: 1 S: 5	H: 0 LOB: 0 BB: 0 P: 5	R: 2 E: 0 K: 0 S: 6	H: 3 LOB: 1 BB: 0 P: 6	1B: 9 2B: 0 3B: 0 HR: 1	SF: 1 SAC: 0 DP: 1 HBP: 0	WP: 0 PA: 37 PB: 0 SB: 1 CS: 3	
PITCHER	IP WLS BF H R ER SO BB IBB HBP BLK WP HR S P ERA WHIP	IP WLS BF H R ER SO BB IBB HBP BLK WP HR S P ERA WHIP	IP WLS BF H R ER SO BB IBB HBP BLK WP HR S P ERA WHIP	IP WLS BF H R ER SO BB IBB HBP BLK WP HR S P ERA WHIP	IP WLS BF H R ER SO BB IBB HBP BLK WP HR S P ERA WHIP	IP WLS BF H R ER SO BB IBB HBP BLK WP HR S P ERA WHIP	IP WLS BF H R ER SO BB IBB HBP BLK WP HR S P ERA WHIP	IP WLS BF H R ER SO BB IBB HBP BLK WP HR S P ERA WHIP	IP WLS BF H R ER SO BB IBB HBP BLK WP HR S P ERA WHIP	IP WLS BF H R ER SO BB IBB HBP BLK WP HR S P ERA WHIP	IP WLS BF H R ER SO BB IBB HBP BLK WP HR S P ERA WHIP	IP WLS BF H R ER SO BB IBB HBP BLK WP HR S P ERA WHIP	IP WLS BF H R ER SO BB IBB HBP BLK WP HR S P ERA WHIP	IP WLS BF H R ER SO BB IBB HBP BLK WP HR S P ERA WHIP	IP WLS BF H R ER SO BB IBB HBP BLK WP HR S P ERA WHIP	IP WLS BF H R ER SO BB IBB HBP BLK WP HR S P ERA WHIP	IP WLS BF H R ER SO BB IBB HBP BLK WP HR S P ERA WHIP	IP WLS BF H R ER SO BB IBB HBP BLK WP HR S P ERA WHIP	IP WLS BF H R ER SO BB IBB HBP BLK WP HR S P ERA WHIP	IP WLS BF H R ER SO BB IBB HBP BLK WP HR S P ERA WHIP
Bill Gullickson, R (1.1) ERA: 3.38	6.1 W 26 7 5 5 5 2 0 0 0 0 0 1 34 42 7.11 1.421	1.2 5 0 0 0 1 0 0 0 0 0 0 0 7 7 0.00 0.000	0.2 5 3 2 2 0 0 0 0 0 0 0 0 5 5 27.00 4.500	0.1 S 1 0 0 0 0 0 0 0 0 0 0 0 1 1 0.00 0.000																
Rob Murphy, L (7.1) ERA: 0.73																				
Bill Landrum, R (9.1) ERA: 6.75																				
John Franco, L (9.1) ERA: 2.94																				

San Diego Padres @ Cincinnati Reds
Riverfront Stadium, Cincinnati, OH
Sat Oct 04 1986, 3:33 AM EDT
Att: 12,654 - Unknown

AB	34
R	7
H	10
RBI	7
BB	2
SO	6
LOB	9



Batter	1	2	3	4	5	6	7	8	9	AB	R	H	RBI	BB	SO	LOB	BOTTOM			
Barry Larkin, R (1.6) OBP: 0.315, SLG: 0.404										5	0	2	4	0	1	1				
Buddy Bell, R (1.5) OBP: 0.363, SLG: 0.447										4	1	2	0	1	0	2				
Dave Parker, L (1.9) OBP: 0.332, SLG: 0.480										5	1	1	1	0	2	5				
Bill Landrum, R (9.1) John Franco, L (9.1)										0	0	0	0	0	0	0				
Eric Davis, R (1.7) OBP: 0.379, SLG: 0.527										4	1	1	2	0	1	1				
Tony Perez, R (1.3) OBP: 0.335, SLG: 0.360										4	2	2	1	0	1	0				
Eddie Milner, L (1.8) OBP: 0.319, SLG: 0.449										4	1	1	0	0	1	1				
Sal Butera, R (1.2) OBP: 0.356, SLG: 0.363										3	2	2	1	1	0	0				
Ron Oester, S (1.4) OBP: 0.325, SLG: 0.356										1	2	0	0	3	0	0				
Bill Gullickson, R (1.1) OBP: 0.110, SLG: 0.076										2	0	0	1	0	0	2				
Rob Murphy, L (7.1) Dave Concepcion, R (6. PH) Max Venale, L (9.7)										0	0	0	0	0	0	0				
Ed Whitten, R (3.1) Gene Walter, L (3.1) Dave LaPoint, L (4.1) Rich Gossage, R (7.1) Ed Vosberg, L (8.1)										1	0	0	0	0	1	2				
										0	0	0	0	0	0	0				
Inning Stats	R: 0 E: 0 K: 3 S: 10	H: 1 LOB: 1 BB: 0 P: 10	R: 3 E: 0 K: 0 S: 5	H: 2 LOB: 1 BB: 2 P: 13	R: 2 E: 0 K: 1 S: 7	H: 2 LOB: 0 BB: 0 P: 7	R: 1 E: 0 K: 0 S: 4	H: 1 LOB: 1 BB: 1 P: 8	R: 0 E: 0 K: 1 S: 5	H: 0 LOB: 0 BB: 0 P: 5	R: 0 E: 0 K: 0 S: 3	H: 1 LOB: 0 BB: 0 P: 3	R: 2 E: 0 K: 0 S: 5	H: 2 LOB: 0 BB: 0 P: 5	R: 2 E: 0 K: 2 S: 9	H: 2 LOB: 2 BB: 2 P: 17	1B: 5 2B: 1 3B: 2 HR: 3	SF: 0 SAC: 1 DP: 0 HBP: 0	WP: 0 PA: 39 PB: 0 SB: 0 CS: 0	
PITCHER	IP WLS BF H R ER SO BB IBB HBP BLK WP HR S P ERA WHIP	IP WLS BF H R ER SO BB IBB HBP BLK WP HR S P ERA WHIP	IP WLS BF H R ER SO BB IBB HBP BLK WP HR S P ERA WHIP	IP WLS BF H R ER SO BB IBB HBP BLK WP HR S P ERA WHIP	IP WLS BF H R ER SO BB IBB HBP BLK WP HR S P ERA WHIP	IP WLS BF H R ER SO BB IBB HBP BLK WP HR S P ERA WHIP	IP WLS BF H R ER SO BB IBB HBP BLK WP HR S P ERA WHIP	IP WLS BF H R ER SO BB IBB HBP BLK WP HR S P ERA WHIP	IP WLS BF H R ER SO BB IBB HBP BLK WP HR S P ERA WHIP	IP WLS BF H R ER SO BB IBB HBP BLK WP HR S P ERA WHIP	IP WLS BF H R ER SO BB IBB HBP BLK WP HR S P ERA WHIP	IP WLS BF H R ER SO BB IBB HBP BLK WP HR S P ERA WHIP	IP WLS BF H R ER SO BB IBB HBP BLK WP HR S P ERA WHIP	IP WLS BF H R ER SO BB IBB HBP BLK WP HR S P ERA WHIP	IP WLS BF H R ER SO BB IBB HBP BLK WP HR S P ERA WHIP	IP WLS BF H R ER SO BB IBB HBP BLK WP HR S P ERA WHIP	IP WLS BF H R ER SO BB IBB HBP BLK WP HR S P ERA WHIP	IP WLS BF H R ER SO BB IBB HBP BLK WP HR S P ERA WHIP	IP WLS BF H R ER SO BB IBB HBP BLK WP HR S P ERA WHIP	IP WLS BF H R ER SO BB IBB HBP BLK WP HR S P ERA WHIP
Ed Whitten, R (1.1) ERA: 6.23	2.1 14 5 5 5 3 2 0 0 0 0 0 0 4 4 0.00 0.000	0.2 2 0 0 0 1 0 0 0 0 0 0 0 4 4 0.00 0.000	3.0 L 11 2 1 1 1 1 0 0 0 0 0 0 12 16 3.00 1.000	1.0 5 2 2 2 0 0 0 0 0 0 1 5 5 18.00 2.000	0.0 3 2 2 2 0 1 0 0 0 0 0 0 2 6 ∞ ∞															
Bob Stoddard, R (8.1) ERA: 2.31	1.0 4 0 0 0 2 1 0 0 0 0 0 0 7 11 0.00 1.000																			

San Diego Padres @ Cincinnati Reds
Riverfront Stadium, Cincinnati, OH
Sat Oct 04 1986, 3:33 AM EDT
Att: 12,654 - Unknown

AB	33
R	10
H	11
RBI	10
BB	5
SO	7
LOB	14



Batter	1	2	3	4	5	6	7	8	9	AB	R	H	RBI	BB	SO	LOB	TOP			
Tony Gwynn, L OBP: 0.381, SLG: 0.467 (1, 9)										5	1	1	0	0	0	2	San Diego Padres @ Cincinnati Reds Riverfront Stadium, Cincinnati, OH Sun Oct 05 1986, 3:33 AM EDT Att: 24,825 - Unknown AB 35 R 2 H 10 RBI 1 BB 2 SO 6 LOB 18 			
Jerry Royster, R OBP: 0.336, SLG: 0.362 (1, 4)										3	0	1	0	1	0	0				
John Kruk, L OBP: 0.403, SLG: 0.424 Marvell Wynne, L OBP: 0.300, SLG: 0.417 (8, PR) (8, 8)										4	0	1	1	0	0	0				
Kevin McReynolds, R OBP: 0.358, SLG: 0.504 (1, 8) (8, 7)										4	1	1	0	0	1	2				
Bento Santiago, R OBP: 0.308, SLG: 0.468 (1, 2)										4	0	1	0	0	1	3				
Gary Templeton, S OBP: 0.296, SLG: 0.308 (1, 6)										3	0	1	0	1	0	0				
Randy Asadoor, R OBP: 0.397, SLG: 0.455 (1, 5)										4	0	2	0	0	1	5				
Tim Puznarski, R OBP: 0.319, SLG: 0.262 Carmelo Martinez, R OBP: 0.333, SLG: 0.389 Tim Flannery, L OBP: 0.376, SLG: 0.345 Craig Lefferts, L OBP: 0.125, SLG: 0.500 (1, 3) (7, 3) (9, PR) (9, 1)										3	0	1	0	0	1	1				
Andy Hawkins, R OBP: 0.162, SLG: 0.164 Steve Garvey, R OBP: 0.284, SLG: 0.408 (9, PH) (9, 3)										2	0	0	0	0	1	2				
Inning Stats	R: 2 E: 1 K: 0 S: 7	H: 4 LOB: 2 BB: 0 P: 7	R: 0 E: 0 K: 1 S: 5	H: 0 LOB: 0 BB: 0 P: 5	R: 0 E: 0 K: 0 S: 3	H: 0 LOB: 0 BB: 0 P: 3	R: 0 E: 0 K: 1 S: 7	H: 2 LOB: 2 BB: 0 P: 7	R: 0 E: 0 K: 0 S: 3	H: 0 LOB: 0 BB: 0 P: 3	R: 0 E: 0 K: 0 S: 4	H: 1 LOB: 1 BB: 0 P: 4	R: 0 E: 0 K: 3 S: 11	H: 2 LOB: 3 BB: 1 P: 15	R: 0 E: 0 K: 1 S: 6	H: 1 LOB: 2 BB: 1 P: 10		1B: 9 2B: 1 3B: 0 HR: 0	SF: 0 SAC: 2 DP: 0 HBP: 0	WP: 0 PB: 0 SB: 2 CS: 0
PITCHER	IP WLS BF H R ER SO BB IBB HBP BLK WP HR S P ERA WHIP																			
Chris Welsh, L ERA: 4.78 Ron Robinson, R ERA: 3.24 Rob Murphy, L ERA: 0.72 (1, 1) (8, 1) (9, 1)	7.0 L 28 7 2 2 2 0 0 0 0 0 0 0 0 0 0 0 2.57 1.000																			

Batter	1	2	3	4	5	6	7	8	9	AB	R	H	RBI	BB	SO	LOB	BOTTOM			
Eric Davis, R OBP: 0.378, SLG: 0.523 (1, 7)										3	0	0	0	1	2	3	San Diego Padres @ Cincinnati Reds Riverfront Stadium, Cincinnati, OH Sun Oct 05 1986, 3:33 AM EDT Att: 24,825 - Unknown AB 30 R 1 H 3 RBI 1 BB 4 SO 7 LOB 11 			
Barry Larkin, R OBP: 0.320, SLG: 0.403 (1, 6)										3	0	1	0	1	0	0				
Dave Parker, L OBP: 0.330, SLG: 0.477 (1, 9)										4	0	0	0	0	3	3				
Buddy Bell, R OBP: 0.362, SLG: 0.445 (1, 5)										4	1	1	0	0	0	0				
Tony Perez, R OBP: 0.333, SLG: 0.355 (1, 3)										3	0	0	0	1	0	2				
Eddie Milner, L OBP: 0.317, SLG: 0.446 (1, 8)										3	0	0	1	0	0	0				
Dave Vangorder, R (1, 2)										3	0	0	0	1	0	0				
Ron Oester, S OBP: 0.325, SLG: 0.356 (1, 4)										4	0	1	0	0	1	0				
Chris Welsh, L OBP: 0.199, SLG: 0.238 Kurt Stillwell, S OBP: 0.309, SLG: 0.258 Ron Robinson, R OBP: 0.071, SLG: 0.071 Rob Murphy, L (1, 1) (7, PH) (8, 1) (9, 1)										2	0	0	0	0	1	3				
Inning Stats	R: 0 E: 0 K: 1 S: 5	H: 0 LOB: 0 BB: 0 P: 5	R: 1 E: 1 K: 1 S: 7	H: 1 LOB: 3 BB: 2 P: 15	R: 0 E: 0 K: 1 S: 5	H: 0 LOB: 0 BB: 0 P: 5	R: 0 E: 0 K: 0 S: 3	H: 0 LOB: 0 BB: 0 P: 3	R: 0 E: 0 K: 1 S: 5	H: 0 LOB: 2 BB: 2 P: 13	R: 0 E: 0 K: 0 S: 3	H: 0 LOB: 0 BB: 0 P: 3	R: 0 E: 0 K: 2 S: 9	H: 2 LOB: 2 BB: 0 P: 9	R: 0 E: 0 K: 1 S: 5	H: 0 LOB: 0 BB: 0 P: 5		1B: 3 2B: 0 3B: 0 HR: 0	SF: 1 SAC: 0 DP: 0 HBP: 0	WP: 0 PB: 0 SB: 2 CS: 0
PITCHER	IP WLS BF H R ER SO BB IBB HBP BLK WP HR S P ERA WHIP																			
Andy Hawkins, R ERA: 4.3 Craig Lefferts, L ERA: 3.09 (1, 1) (9, 1)	8.0 W 32 3 1 0 0 4 0 0 0 0 0 0 0 0 0 0.00 0.875																			