

San Diego Padres - 1987

Batter	1	2	3	4	5	6	7	8	9	10	11	12	AB	R	H	RBI	BB	SO	LOB	TOP				
Marvell Wynne, L <small>(1, 8) OBP: 0.200, SLG: 0.200</small>	 <small>0-3</small>		 <small>0-0</small>			 <small>0-0</small>		 <small>0-0</small> 2-H 1B		 <small>0-0</small>			5	0	1	1	0	1	2					
Garry Templeton, S <small>(1, 6) OBP: 0.400, SLG: 0.250</small>	 <small>0-0</small>			 <small>0-0</small>			 <small>0-0</small> S 1B	 <small>0-0</small>		 <small>4-0</small> 1-2 BB			4	1	1	0	1	0	1					
Tony Gwynn, L <small>(1, 9) OBP: 0.250, SLG: 0.250</small>	 <small>0-0</small>			 <small>0-0</small> 1B			 <small>0-0</small> 1-3		 <small>0-3</small>	 <small>0-0</small> 1-2f			4	0	1	0	0	1	3					
Carmelo Martinez, R <small>(1, 7) (8, 3) OBP: 0.400, SLG: 1.000</small>		 <small>0-0</small>		 <small>0-0</small> 1-2f			 <small>0-0</small> 1B		 <small>0-0</small>		 <small>0-0</small>		5	1	2	2	0	0	1					
Kevin Mitchell, R <small>(1, 5) OBP: 0.400, SLG: 0.400</small>		 <small>0-0</small>			 <small>0-0</small>		 <small>0-0</small> 3-H 1B				 <small>0-0</small>		5	0	2	0	0	0	0					
Steve Garvey, R <small>(1, 3)</small>		 <small>0-0</small>			 <small>0-0</small>		 <small>0-0</small> 1-2 G5-4-3 1B				 <small>0-0</small>		3	0	0	0	0	0	2					
Jim Steels, L <small>(8, 7)</small>		 <small>0-0</small>			 <small>0-0</small>		 <small>0-0</small> 1-2f		 <small>0-3</small>		 <small>0-0</small>		2	0	0	0	0	1	1					
Benito Santiago, R <small>(1, 2) OBP: 0.200, SLG: 0.200</small>		 <small>0-0</small>			 <small>0-0</small>				 <small>0-0</small>				5	0	1	0	0	1	0					
Joey Cora, S <small>(1, 4) OBP: 0.400, SLG: 0.400</small>			 <small>0-0</small>			 <small>0-0</small>		 <small>0-0</small> E 1B		 <small>0-0</small> 1B			5	1	2	0	0	0	1					
Eric Show, R <small>(1, 1)</small>			 <small>0-0</small>			 <small>0-3</small>		 <small>0-3</small> 1-2		 <small>0-0</small> 1-2f 1B			3	0	0	0	0	2	1					
Lance McCullers, S <small>(8, 1)</small>														0	0	0	0	0	0					
John Kruk, L <small>(10, PH)</small>														1	0	1	0	0	0					
Craig Lefferts, L <small>(10, 1)</small>														0	0	0	0	0	0					
Tim Flannery, L <small>(12, PH)</small>														1	0	0	0	0	0					
Dave Dravecky, R <small>(12, 1)</small>														0	0	0	0	0	0					
Inning Stats	R: 0 E: 0 K: 1 S: 5	H: 0 LOB: 0 BB: 0 P: 5	R: 1 E: 0 K: 0 S: 4	H: 1 LOB: 0 BB: 0 P: 4	R: 0 E: 0 K: 0 S: 3	H: 1 LOB: 0 BB: 0 P: 3	R: 0 E: 0 K: 0 S: 3	H: 0 LOB: 0 BB: 0 P: 3	R: 1 E: 0 K: 0 S: 5	H: 3 LOB: 1 BB: 0 P: 5	R: 1 E: 1 K: 1 S: 7	H: 2 LOB: 1 BB: 0 P: 7	R: 0 E: 0 K: 2 S: 8	H: 1 LOB: 1 BB: 0 P: 8	R: 0 E: 0 K: 0 S: 5	H: 2 LOB: 3 BB: 1 P: 9	R: 0 E: 0 K: 0 S: 3	H: 0 LOB: 0 BB: 0 P: 3	R: 0 E: 0 K: 1 S: 5	H: 1 LOB: 0 BB: 0 P: 5	1B: 10 2B: 1 3B: 0 HR: 1	SF: 0 SAC: 1 DP: 2 HBP: 0	WP: 0 PB: 0 SB: 2 CS: 1	PA: 45
PITCHER Mike Krukow, R <small>(1, 1) ERA: 3.38</small>	IP: 8.0 WLS: 29 BF: 7	H: 7 R: 3 ER: 3 SO: 3	BB: 0 IBB: 0 HBP: 0 BLK: 0	WP: 0 HR: 1 S: 35 P: 35	ERA: 3.38 WHIP: 0.875	PITCHER Scott Garrelts, R <small>(9, 1) ERA:</small>	IP: 2.0 WLS: 10 BF: 3	H: 3 R: 0 ER: 0 SO: 2	BB: 1 IBB: 0 HBP: 0 BLK: 0	WP: 0 HR: 0 S: 13 P: 17	ERA: 0.00 WHIP: 2.000	PITCHER Jeff Robinson, R <small>(11, 1) ERA:</small>	IP: 2.0 WLS: 6 BF: 1	H: 1 R: 0 ER: 0 SO: 1	BB: 0 IBB: 0 HBP: 0 BLK: 0	WP: 0 HR: 0 S: 8 P: 8	ERA: 0.00 WHIP: 0.500							

San Diego Padres @ San Francisco Giants
 Candlestick Park, San Francisco, CA
 Mon Apr 06 1987, 6:33 AM EDT
 Att: 52,020 - Unknown

AB	43
R	3
H	11
RBI	3
BB	1
SO	6
LOB	13




Batter	1	2	3	4	5	6	7	8	9	10	11	12	AB	R	H	RBI	BB	SO	LOB
Will Clark, L OBP: 0.500, SLG: 0.833 (1, 3)	0-0 F8		0-0 G6-4-3 1B		0-0 L9			0-0 2B 1-2 2B 1B		0-0 FC1-2 3B		0-0 1-3	6	1	3	0	0	0	1
Chris Brown, R OBP: 0.333, SLG: 0.400 (1, 5)	0-3 K		0-0 G6-4-3 1-2f		0-0 6-3			0-0 1-3 2-H 2B 2B		4-0 FC1-2 IBB		0-3 K	5	1	1	1	1	2	1
Jeffrey Leonard, R OBP: 0.500, SLG: 0.400 (1, 7)	0-0 6-3			0-0 5-3 1B		0-0 5-3		0-0 F4		4-0 FC1-2 IBB		0-0 1B 1B	5	1	2	0	1	0	3
Candy Maldonado, R OBP: 0.500, SLG: 0.667 Scott Garrelts, R (9, 1)		4-0 5-3 S BB		0-0 5-3		0-0 L8		0-0		0-0 FC1-2 5-3		0-0 1B 1B	3	0	1	2	1	0	1
Joel Youngblood, R (10, PH)				1-2				2-H 3-H 2B		1-2 2-3 3-H 1B		1-2 1B	0	0	0	0	0	0	0
Jeff Robinson, R (11, 1)													0	0	0	0	0	0	0
Bob Melvin, R OBP: 1.000, SLG: 1.000 (12, PH)													1	0	1	0	0	0	0
Chili Davis, S OBP: 0.500, SLG: 0.250 (9, 9)		4-0 5-3 1-2 BB		0-0 F7		0-0 B5-3		4-0 FC4-6 IBB		0-0 5-3		0-0 1-2 2-H	4	0	1	1	2	0	4
Bob Brenly, R (1, 2)		0-3 K		0-3 K		0-0 F8		0-0 FC4-6 1-2f				0-0 F3	5	0	0	0	0	2	5
Robby Thompson, R (1, 4)		0-0 5-3 1-2 2-3		0-3 K		0-3 K		0-0 K		0-0 L5		1-0 S HBP	4	0	0	0	0	2	2
Jose Uribe, S OBP: 0.500, SLG: 0.500 Eddie Milner, L (8, PH) (9, 8)		0-0 F6		0-0 SH1-4 1B		0-3 K		0-0 SH1-4		0-0 F7		0-0 F9	2	0	1	0	0	0	2
Mike Krukow, R (1, 1)			0-3 K		0-0 SH1-4		0-0 SH1-4		0-0 F8		0-0 4-3		0-0 4-3	1	0	0	0	0	1
Mike Aldrete, L (8, PH)													0	0	0	0	1	0	0
Chris Speier, R (8, PR) (9, 6)													2	1	0	0	0	0	1

Inning Stats	R: 0	H: 0	E: 0	K: 1	S: 5	LOB: 0	BB: 0	P: 5	R: 0	H: 0	E: 0	K: 1	S: 5	LOB: 2	BB: 2	P: 13	R: 0	H: 1	E: 0	K: 1	S: 5	LOB: 0	BB: 0	P: 5	R: 0	H: 1	E: 0	K: 1	S: 6	LOB: 1	BB: 0	P: 6	R: 0	H: 0	E: 0	K: 0	S: 3	LOB: 0	BB: 0	P: 3	R: 0	H: 0	E: 0	K: 1	S: 5	LOB: 0	BB: 0	P: 5	R: 3	H: 3	E: 0	K: 0	S: 6	LOB: 2	BB: 2	P: 14	R: 0	H: 0	E: 0	K: 0	S: 3	LOB: 0	BB: 0	P: 3	R: 0	H: 1	E: 0	K: 0	S: 3	LOB: 2	BB: 2	P: 11	R: 0	H: 0	E: 0	K: 0	S: 3	LOB: 1	BB: 0	P: 4	R: 1	H: 3	E: 0	K: 1	S: 7	LOB: 2	BB: 0	P: 7	1B: 7	2B: 3	3B: 1	HR: 0	SF: 0	SAC: 1	DP: 2	HBP: 1	WP: 0	PA: 50
--------------	------	------	------	------	------	--------	-------	------	------	------	------	------	------	--------	-------	-------	------	------	------	------	------	--------	-------	------	------	------	------	------	------	--------	-------	------	------	------	------	------	------	--------	-------	------	------	------	------	------	------	--------	-------	------	------	------	------	------	------	--------	-------	-------	------	------	------	------	------	--------	-------	------	------	------	------	------	------	--------	-------	-------	------	------	------	------	------	--------	-------	------	------	------	------	------	------	--------	-------	------	-------	-------	-------	-------	-------	--------	-------	--------	-------	--------

PITCHER	IP	WLS	BF	H	R	ER	SO	BB	IBB	HBP	BLK	WP	HR	S	P	ERA	WHIP
Eric Show, R ERA: 3.68 (1, 1)	7.1		29	5	3	3	6	3	0	0	0	0	0	38	50	3.68	1.091
Lance McCullers, R ERA: (8, 1)	1.2		7	1	0	0	0	0	1	0	0	0	0	6	10	0.00	0.600
Craig Lefferts, L ERA: (10, 1)	2.0		9	1	0	0	0	0	2	1	0	0	0	6	15	0.00	0.500
Dave Dravecky, L ERA: 13.5 (12, 1)	0.2	L	5	3	1	1	1	0	0	0	0	0	0	7	7	13.50	4.500

San Diego Padres @ San Francisco Giants
 Candlestick Park, San Francisco, CA
 Mon Apr 06 1987, 6:33 AM EDT
 Att: 52,020 - Unknown

AB	R	H	RBI	BB	SO	LOB
42	4	10	4	6	7	24



Batter	1	2	3	4	5	6	7	8	9	AB R H RBI BB SO LOB	TOP	
Stan Jefferson, S (1, 8) C X	0-1 1-3		1-2 6-3	0-2 L3			0-0 4-3			4 0 0 0 0 0 4	San Diego Padres @ San Francisco Giants Candlestick Park, San Francisco, CA Tue Apr 07 1987, 10:05 PM EDT Att. 11,670 - Unknown livebaseballscorecards.com	
Garry Templeton, S (1, 6) OBP: 0.222, SLG: 0.125 B C F B F X	2-2 F8		1-1 F8		0-1 5-3		0-1 4-3			4 0 0 0 0 0 1		
Tony Gwynn, L (1, 9) OBP: 0.250, SLG: 0.250 B C X	1-1 3B 1B		0-3 K		2-3 K			0-0 1-3		4 1 1 0 0 2 0		
Carmelo Martinez, R (1, 7) OBP: 0.444, SLG: 1.111 Jim Steels, L (8, PR) (8, 7) B X	1-0 1-H 3B		3-2 E5 G1-6-3 1B E		3-1 5-3		1-0 2B			4 1 2 1 0 0 0 0 0 0 0 0 0 0		
Kevin Mitchell, R (1, 5) OBP: 0.333, SLG: 0.333 X	0-0 F8		1-0 E 1B G1-6-3 1-2		0-1 L6		3-3 K2-3			4 0 1 0 0 1 2		
Steve Garvey, R (1, 3) Craig Lefferts, L (8, 1) X		0-0 5-3		0-0 F5		1-0 F8		1-2 F9		4 0 0 0 0 0 3 0 0 0 0 0 0 0		
Benito Santiago, R (1, 2) OBP: 0.333, SLG: 0.667 C B B T C X		2-2 HR		2-2 G1-6-3		0-1 6-3		1-2 4-6 SH3 1B		4 1 2 1 0 0 2		
Joey Cora, S (1, 4) OBP: 0.500, SLG: 0.333 B T B T C B X		2-2 2-3		4-0 E IBB		4-1 4-3 SH1-4 BB		0-0 SH3		1 0 0 0 2 0 0		
Ed Whitson, R (1, 1) John Kruk, L (8, 3) OBP: 0.500, SLG: 0.500 C B T T C B X		1-3 K		1-0 FC6		0-2 SH1-4		2-2 4-6		2 0 0 0 0 1 2 1 0 0 0 0 0 1		
Inning Stats	R: 1 H: 2 E: 0 LOB: 1 K: 0 BB: 0 S: 10 P: 14	R: 1 H: 1 E: 0 LOB: 0 K: 1 BB: 0 S: 12 P: 17	R: 0 H: 0 E: 0 LOB: 0 K: 1 BB: 0 S: 9 P: 11	R: 1 H: 1 E: 2 LOB: 3 K: 0 BB: 1 S: 12 P: 23	R: 0 H: 0 E: 0 LOB: 0 K: 1 BB: 0 S: 7 P: 12	R: 0 H: 0 E: 0 LOB: 0 K: 0 BB: 0 S: 5 P: 6	R: 0 H: 0 E: 0 LOB: 1 K: 0 BB: 1 S: 7 P: 11	R: 0 H: 1 E: 0 LOB: 1 K: 1 BB: 0 S: 8 P: 13	R: 0 H: 1 E: 0 LOB: 0 K: 0 BB: 0 S: 8 P: 11	1B: 3 SF: 0 2B: 2 SAC: 2 3B: 1 DP: 1 HR: 1 HBP: 0		WP: 0 PA: 36 PB: 0 SB: 0 CS: 0
PITCHER Michael LaCoss, R (1, 1) ERA: 2.45 Jeff Robinson, R (8, 1) ERA:	IP WLS BF H R ER SO BB IBB HBP BLK WP HR S P ERA WHIP	7.1 W 31 5 3 2 3 1 1 0 0 0 1 64 97 2.46 0.818	1.2 S 5 1 0 0 1 0 0 0 0 0 0 0 14 21 0.00 0.600									ERA WHIP

Batter	1	2	3	4	5	6	7	8	9
Will Clark, L OBP: 0.400, SLG: 0.600 (1, 3)	1-1 PB E 2B 1B		2-1 L7		2-2 L9			2-1 F9	
Chris Brown, R OBP: 0.300, SLG: 0.333 (1, 5)	1-2 FC1 PB 2B		0-0 F8		0-0 1-3			1-2 1B	
Jeffrey Leonard, R OBP: 0.400, SLG: 0.444 (1, 7)	1-2 CS 1-H 2-H 2B		1-1 E4		0-0 6-3			0-0 F6	
Candy Maldonado, R OBP: 0.250, SLG: 0.286 (1, 9)	0-0 5-3		0-3 K		0-0 F8			2-1 F7	
Chili Davis, S OBP: 0.444, SLG: 0.167 (1, 8)	4-1 2-3 BB		0-0 L9		1-0 F6				
Bob Melvin, R OBP: 0.750, SLG: 2.250 (1, 2)	1-0 5-3		2-2 HR		1-0 HR				
Robby Thompson, R (1, 4)		1-1 G4-1	2-3 K		1-1 F5				
Jose Uribe, S OBP: 0.200, SLG: 0.200 (1, 6)		2-0 F7	0-0 5-3		0-3 K				
Michael LaCoss, R (1, 1) Jeff Robinson, R (8, 1)		1-1 F8		0-1 5-3		1-0 5-3			

Inning Stats	R: 2	H: 2	E: 1	LOB: 1	K: 0	BB: 1	S: 12	P: 20
	R: 0	H: 0	E: 0	LOB: 0	K: 0	BB: 0	S: 5	P: 9
	R: 0	H: 0	E: 1	LOB: 1	K: 1	BB: 0	S: 8	P: 11
	R: 1	H: 1	E: 0	LOB: 0	K: 1	BB: 0	S: 11	P: 15
	R: 0	H: 0	E: 0	LOB: 0	K: 0	BB: 0	S: 6	P: 8
	R: 0	H: 0	E: 0	LOB: 0	K: 0	BB: 0	S: 3	P: 4
	R: 1	H: 1	E: 0	LOB: 0	K: 1	BB: 0	S: 7	P: 10
	R: 0	H: 1	E: 0	LOB: 1	K: 0	BB: 0	S: 10	P: 14

PITCHER	IP	WLS	BF	H	R	ER	SO	BB	IBB	HBP	BLK	WP	HR	S	P	ERA	WHIP
Ed Whitson, R ERA: 3.86 (1, 1)	7.0	L	27	4	4	3	3	1	0	0	0	0	2	52	77	3.86	0.714
Craig Lefferts, L ERA: (8, 1)	1.0		4	1	0	0	0	0	0	0	0	0	0	10	14	0.00	1.000

BOTTOM

AB	R	H	RBI	BB	SO	LOB
4	1	1	0	0	0	0
4	1	1	0	0	0	1
4	0	1	2	0	0	1
4	0	0	0	0	1	3
2	0	0	0	1	0	0
3	2	2	2	0	0	1
3	0	0	0	0	1	0
3	0	0	0	0	0	0
0	0	0	0	0	0	0

San Diego Padres @ San Francisco Giants
Candlestick Park, San Francisco, CA

AB 30
R 4
H 5
RBI 4
BB 1
SO 3
LOB 6

GIANTS

WP: 0 PA: 31
PB: 1
SB: 0
CS: 1

ERA WHIP

Tue Apr 07 1987, 10:05 PM EDT
Att. 11,670 - Unknown

livebaseballscorecards.com

Batter 1 2 3 4 5 6 7 8 9 AB R H RBI BB SO LOB TOP

Stan Jefferson, S (1, 8)
OBP: 0.125, SLG: 0.125

0-0 6-3

Garry Templeton, S (1, 6)
OBP: 0.154, SLG: 0.083

0-3 K

Tony Gwynn, L (1, 9)
OBP: 0.167, SLG: 0.167

0-0 6-3

Carmelo Martinez, R (1, 7)
OBP: 0.308, SLG: 0.769

0-3 K

Kevin Mitchell, R (1, 5)
OBP: 0.333, SLG: 0.333

0-0 G6-3 1B

Steve Garvey, R (1, 3)
OBP: 0.333, SLG: 0.333

0-0 G6-3

Benito Santiago, R (1, 2)
OBP: 0.417, SLG: 0.750

0-0 6-3

Joey Cora, S (1, 4)
OBP: 0.455, SLG: 0.444

0-0 6-3 2B

Andy Hawkins, R (1, 1)
Jim Steels, L (6, PH)
Dave Dravecky, R (6, 1)
John Kruk, L (8, PH)
Lance McCullers, S (8, 1)

0-0 6-3

0-0 4-3

0-3 K

0-0 4-3

0-0 F8

0-0 K

0-0 4-3

0-0 6-3

0-0 F9

0-0 F8

0-0 G3

0-3 K

0-0 F9

0-0 F4

0-0 1B 2B

0-0 CS

0-3 K

0-0 4-3

0-0 L1

0-0 G6-3 1B

0-0 4-3

0-0 6-3

0-0 6-3

0-0 6-3 2B

0-0 6-3

0-0 2-3

0-0 1B

0-0 F7

0-0 CS

0-3 K

0-0 4-3

0-0 L5

0-0 6-3

0-0 1B

0-0 F7

0-0 CS

0-3 K

0-0 4-3

0-0 L1

0-0 G6-3 1B

0-0 4-3

0-0 6-3

0-0 CS

0-3 K

0-0 4-3

0-0 L1

0-0 G6-3 1B

0-0 4-3

0-0 6-3

0-0 CS

0-3 K

0-0 4-3

0-0 L1

0-0 G6-3 1B

0-0 4-3

0-0 6-3

0-0 CS

0-3 K

0-0 4-3

0-0 L1

0-0 G6-3 1B

0-0 4-3

0-0 6-3

0-0 CS

0-3 K

0-0 4-3

0-0 L1

0-0 G6-3 1B

0-0 4-3

0-0 6-3

0-0 CS

0-3 K

0-0 4-3

0-0 L1

0-0 G6-3 1B

0-0 4-3

0-0 6-3

AB	31
R	1
H	6
RBI	1
BB	0
SO	7
LOB	9

WP: 0	PA: 32
PB: 0	
SB: 1	
CS: 1	

Inning Stats		R: 0	H: 0	R: 0	H: 1	R: 0	H: 1	R: 0	H: 0	R: 0	H: 1	R: 0	H: 1	R: 0	H: 0	R: 1	H: 2	R: 0	H: 0
E: 0	LOB: 0	E: 0	LOB: 0	E: 0	LOB: 1	E: 0	LOB: 0	E: 0	LOB: 0	E: 0	LOB: 1	E: 0	LOB: 1	E: 0	LOB: 0	E: 0	LOB: 0	E: 0	LOB: 0
K: 1	BB: 0	K: 1	BB: 0	K: 0	BB: 0	K: 1	BB: 0	K: 1	BB: 0	K: 1	BB: 0	K: 1	BB: 0	K: 1	BB: 0	K: 1	BB: 0	K: 1	BB: 0
S: 5	P: 5	S: 5	P: 5	S: 4	P: 4	S: 5	P: 5	S: 6	P: 6	S: 4	P: 4	S: 5	P: 5	S: 6	P: 6	S: 5	P: 5	S: 5	P: 5

PITCHER																	IP	WLS	BF	H	R	ER	SO	BB	IBB	HBP	BLK	WP	HR	S	P	ERA	WHIP
Roger Mason, R (1, 1)	7.2	W	28	6	1	1	6	0	0	0	0	0	0	40	40	1.17	0.783																
Scott Garrelts, R (8, 1)	1.1	S	3	0	0	0	1	0	0	0	0	0	0	5	5	0.00	0.000																

PITCHER																	IP	WLS	BF	H	R	ER	SO	BB	IBB	HBP	BLK	WP	HR	S	P	ERA	WHIP

San Diego Padres @ San Francisco Giants
Candlestick Park, San Francisco, CA
Wed Apr 08 1987, 6:33 AM EDT
Att. 9,618 - Unknown

livebaseballscorecards.com

AB	31
R	1
H	6
RBI	1
BB	0
SO	7
LOB	9



Batter	1	2	3	4	5	6	7	8	9	AB R H RBI BB SO LOB	TOP																									
Stan Jefferson, S OBP: 0.308, SLG: 0.462 (1, 8) X	0-0 1B 3B	0-0 1B		0-0 1B 2-H		0-0 6-3 1-2			0-0 F8	5 1 3 1 0 0 1																										
Tony Gwynn, L OBP: 0.250, SLG: 0.250 (1, 9) X	0-0 F9 2B 3-H	0-0 F7		0-0 FC6-4 1B 2-3		0-0 F7			0-0 F7	4 1 2 1 0 0 1																										
Kevin Mitchell, R OBP: 0.250, SLG: 0.250 (1, 5) X	0-0 F9 1-3		0-0 P3	0-0 FC6-4 1-2f		0-3 K			0-3 K	4 0 0 0 0 1 3																										
Carmelo Martinez, R OBP: 0.294, SLG: 0.706 (1, 3) X	0-0 1B 2B 3-H		0-3 K		0-0 F9				0-3 K	4 0 1 1 0 2 0																										
John Kruk, L OBP: 0.571, SLG: 0.571 (1, 7) X	0-0 1B 2-3		0-0 FC5-4 1B		0-0 1B			0-0 6-3		4 0 3 0 0 0 0																										
Benito Santiago, R OBP: 0.313, SLG: 0.563 (1, 2) X	0-0 F4		0-0 FC5-4 1-2f		0-0 F9			0-0 F5		4 0 0 0 0 0 4																										
Garry Templeton, S OBP: 0.118, SLG: 0.063 (1, 6) X	0-0 L3			0-0 F4		0-0 1-3		0-3 K		4 0 0 0 0 1 3																										
Joey Cora, S OBP: 0.467, SLG: 0.364 (1, 4) X		0-0 4-3		4-0 1B SH1-4 BB		4-0 CS BB			0-0 6-3	2 1 0 0 2 0 0																										
Storm Davis, R Dave Dravecky, R Randy Ready, R Craig Lefferts, L Tom Gorman, L Steve Garvey, R (1, 1) (4, 1) (6, PH) (6, 1) (8, 1) (9, PH)		0-0 6-3		0-0 SH1-4 1-2		0-3 K		0-3 K		1 0 0 0 0 0 0 0 0 0 0 0 0 0 1 0 0 0 0 0 1 1 0 0 0 0 0 0 0 0 0 0 0 0 0 0 0 0 1 0 0 0 0 0 1 0																										
Inning Stats	R: 2 E: 0 K: 0 S: 7	H: 4 LOB: 2 BB: 0 P: 7	R: 0 E: 0 K: 0 S: 4	H: 1 LOB: 1 BB: 0 P: 4	R: 0 E: 0 K: 1 S: 6	H: 1 LOB: 1 BB: 0 P: 6	R: 1 E: 0 K: 0 S: 5	H: 2 LOB: 2 BB: 1 P: 9	R: 0 E: 0 K: 0 S: 4	H: 1 LOB: 1 BB: 0 P: 4	R: 0 E: 0 K: 1 S: 4	H: 0 LOB: 0 BB: 1 P: 8	R: 0 E: 0 K: 2 S: 7	H: 0 LOB: 0 BB: 0 P: 7	R: 0 E: 0 K: 1 S: 5	H: 0 LOB: 0 BB: 0 P: 5	R: 0 E: 0 K: 1 S: 5	H: 0 LOB: 0 BB: 0 P: 5	1B: 7 2B: 1 3B: 1 HR: 0	SF: 0 SAC: 1 DP: 0 HBP: 0	WP: 0 PB: 1 SB: 0 CS: 1	PA: 37														
PITCHER	IP WLS BF H R ER SO BB IBB HBP BLK WP HR S P ERA WHIP																				PITCHER	IP WLS BF H R ER SO BB IBB HBP BLK WP HR S P ERA WHIP														
Ted Power, R ERA: 6.75 (1, 1)	4.0		21	8	3	3	1	1	0	0	0	0	0	22	26	6.75	2.250																			
Rob Murphy, L ERA: (5, 1)	2.0	W	7	1	0	0	1	1	0	0	0	0	0	8	12	0.00	1.000																			
Ron Robinson, R ERA: (7, 1)	2.0		6	0	0	0	3	0	0	0	0	0	0	12	12	0.00	0.000																			
John Franco, L ERA: (9, 1)	1.0	S	3	0	0	0	1	0	0	0	0	0	0	5	5	0.00	0.000																			

San Diego Padres @ Cincinnati Reds
Riverfront Stadium, Cincinnati, OH
Fri Apr 10 1987, 7:05 PM EDT
Att. 26,305 - Unknown

livebaseballscorecards.com

AB	34
R	3
H	9
RBI	3
BB	2
SO	6
LOB	13



Batter	1	2	3	4	5	6	7	8	9
Kal Daniels, L OBP: 0.333, SLG: 0.500 (1, 7) X	0-0 HR 2B	4-0 1B BB		0-3 K2-5-6 2-2f		0-0 BLK 2B		0-0 6-3	
Barry Larkin, R OBP: 0.357, SLG: 0.538 (1, 6) X	0-0 F3	0-0 1B			0-0 F8 1B	0-3 K		0-0 P3	
Dave Parker, L OBP: 0.266, SLG: 0.769 (1, 9) X	0-0 HR	0-3 K			0-0 F8	0-3 K		0-0 4-3	
Eric Davis, R OBP: 0.692, SLG: 1.000 (1, 8) X	0-0 5-3		0-0 F8		0-0 1B		0-0 SH1-3 1B 2B		
Buddy Bell, R OBP: 0.308, SLG: 0.333 (1, 5) X	0-0 5-3		0-0 F7		0-0 F8		4-0 SH1-3 1B BB		
Bo Diaz, R OBP: 0.455, SLG: 0.400 (1, 2) X		0-0 6-3	0-3 K2-3		4-0 IBB		0-0 SH1-3		
Terry Francona, L OBP: 0.333, SLG: 0.583 (1, 3) X		0-0 F9		0-0 FC1-5 BLK 1B	0-0 F6		0-0 BB 1B		
Ron Oester, S OBP: 0.500, SLG: 0.750 (1, 4) X		0-0 1B 3B		4-0 K2-5-6 FC1-5 1-2 BB		0-3 K	4-0 1-2 BB		
Ted Power, R Leo Garcia, L (4, PH) Rob Murphy, L (5, 1) Tracy Jones, R (6, PH) Ron Robinson, R (7, 1) John Franco, L (9, 1)		4-0 1B BB BB		0-0 FC1-5 1-2 2-3f		0-0 2B 2B	0-3 K		

Inning Stats	R: 2 E: 0 K: 0 S: 5	H: 2 LOB: 0 BB: 0 P: 5	R: 1 E: 0 K: 1 S: 7	H: 2 LOB: 3 BB: 2 P: 15	R: 0 E: 0 K: 1 S: 5	H: 0 LOB: 0 BB: 0 P: 5	R: 0 E: 0 K: 1 S: 5	H: 1 LOB: 2 BB: 1 P: 9	R: 1 E: 0 K: 3 S: 11	H: 2 LOB: 1 BB: 0 P: 11	R: 1 E: 0 K: 1 S: 6	H: 2 LOB: 2 BB: 2 P: 14	R: 0 E: 0 K: 0 S: 3	H: 0 LOB: 0 BB: 0 P: 3
--------------	------------------------------	---------------------------------	------------------------------	----------------------------------	------------------------------	---------------------------------	------------------------------	---------------------------------	-------------------------------	----------------------------------	------------------------------	----------------------------------	------------------------------	---------------------------------

PITCHER	IP	WLS	BF	H	R	ER	SO	BB	IBB	HBP	BLK	WP	HR	S	P	ERA	WHIP
Storm Davis, R ERA: 9.0 (1, 1)	3.0		17	5	3	3	2	3	0	0	1	0	1	18	30	9.00	2.667
Dave Dravecky, L ERA: 3.86 (4, 1)	2.0	L	8	2	1	1	1	0	1	0	0	0	0	9	13	4.50	1.000
Craig Lefferts, L ERA: 3.6 (6, 1)	2.0		11	4	2	2	4	2	0	0	1	0	0	17	25	9.00	3.000
Tom Gorman, L ERA: (8, 1)	1.0		3	0	0	0	0	0	0	0	0	0	0	3	3	0.00	0.000

BOTTOM

San Diego Padres @ Cincinnati Reds
Riverfront Stadium, Cincinnati, OH

Fri Apr 10 1987, 7:05 PM EDT
Att. 26,305 - Unknown

AB	R	H	RBI	BB	SO	LOB
4	1	2	1	1	1	2
5	1	2	1	0	1	2
5	1	1	2	0	2	5
4	1	2	1	0	0	0
3	0	0	0	1	0	1
2	0	0	0	1	1	0
4	0	2	1	0	0	2
2	1	1	0	2	1	0
0	0	0	0	1	0	0
1	0	0	0	0	0	2
0	0	0	0	0	0	0
1	1	1	0	0	0	0
1	0	0	0	0	1	2
0	0	0	0	0	0	0

1B: 5	SF: 0
2B: 5	SAC: 1
3B: 1	DP: 1
HR: 1	HBP: 0

WP: 0	PA: 39
PB: 0	
SB: 2	
CS: 0	



livebaseballscorecards.com

Batter	1	2	3	4	5	6	7	8	9	AB R H RBI BB SO LOB	TOP											
Stan Jefferson, S (1, 8) OBP: 0.294, SLG: 0.375	0-3 K		0-0 F9			0-0 F7		4-0 FC4-8 BB		3 0 0 0 1 1 1												
Tony Gwynn, L (1, 9) OBP: 0.300, SLG: 0.300	0-0 K CS 1B			0-0 G6-4-3 1B		0-0 4-3		0-0 FC4-6 1-2f		4 0 2 0 0 0 1												
Kevin Mitchell, R (1, 5) OBP: 0.250, SLG: 0.250	0-3 K 1-3			0-0 G6-4-3 1-2f		0-0 1B				4 0 1 0 0 2 2												
Steve Garvey, R (1, 3) OBP: 0.067, SLG: 0.067		0-3 K		0-0 1-4-3		0-0 P5				4 0 1 0 0 1 1												
John Kruk, L (1, 7) OBP: 0.455, SLG: 0.400		0-3 K			0-3 K		4-0 G4-6-3 BB		0-0 F7	3 0 0 0 1 2 1												
Benito Santiago, R (1, 2) OBP: 0.300, SLG: 0.600		0-3 K			0-0 2B 3B		0-3 K		0-0 F8	4 1 1 0 0 2 2												
Garry Templeton, S (1, 6) OBP: 0.200, SLG: 0.263			0-0 2B		0-0 2B		0-0 G4-6-3 1-2f			3 0 2 1 0 0 1												
Tom Gorman, L (7, 1)										0 0 0 0 0 0 0												
Joey Cora, S (1, 4) OBP: 0.389, SLG: 0.286			0-0 F8		0-0 6-3					3 0 0 0 0 0 2												
Eric Show, R (1, 1)			0-3 K		0-0 F8					1 0 0 0 0 1 1												
Randy Ready, R (5, PH)										1 0 0 0 0 0 1												
Ed Wojna, R (5, 1)										0 0 0 0 0 0 0												
Tim Flannery, L (7, 4)										1 0 0 0 0 0 0												
Inning Stats	R: 0 E: 0 K: 2 S: 7	H: 1 LOB: 0 BB: 0 P: 7	R: 0 E: 0 K: 3 S: 9	H: 0 LOB: 0 BB: 0 P: 9	R: 0 E: 0 K: 1 S: 6	H: 1 LOB: 1 BB: 0 P: 6	R: 0 E: 0 K: 0 S: 3	H: 1 LOB: 0 BB: 0 P: 3	R: 1 E: 0 K: 1 S: 7	H: 2 LOB: 1 BB: 0 P: 7	R: 0 E: 0 K: 0 S: 4	H: 1 LOB: 1 BB: 0 P: 4	R: 0 E: 0 K: 1 S: 4	H: 0 LOB: 0 BB: 1 P: 8	R: 0 E: 0 K: 0 S: 3	H: 0 LOB: 1 BB: 1 P: 7	R: 0 E: 0 K: 1 S: 6	H: 1 LOB: 1 BB: 0 P: 6	1B: 4 2B: 2 3B: 1 HR: 0	SF: 0 SAC: 0 DP: 2 HBP: 0	WP: 0 PB: 0 SB: 0 CS: 1	PA: 33
PITCHER	IP WLS BF H R ER SO BB IBB HBP BLK WP HR S P ERA WHIP																					
Tom Browning, L (1, 1) ERA: 6.0	6.0 W 22 6 1 1 7 0 0 0 0 0 0 36 36 1.50 1.000																					
Rob Murphy, L (7, 1) ERA:	2.0 7 0 0 0 1 2 0 0 0 0 0 7 15 0.00 1.000																					
Frank Williams, R (9, 1) ERA:	1.0 4 1 0 0 1 0 0 0 0 0 0 6 6 0.00 1.000																					

San Diego Padres @ Cincinnati Reds
 Riverfront Stadium, Cincinnati, OH
 Sat Apr 11 1987, 3:33 AM EDT
 Att: 19,621 - Unknown

AB	31
R	1
H	7
RBI	1
BB	2
SO	9
LOB	13



Batter	1	2	3	4	5	6	7	8	9	AB R H RBI BB SO LOB	TOP											
Stan Jefferson, S OBP: 0.318, SLG: 0.381 (1, 8) X	0-0 FC3-6 1B	0-0 1-2 1B			0-0 6-3 ①		0-0 1-3 ③		0-0 4-3 ③	5 0 2 0 0 0 2												
Tony Gwynn, L OBP: 0.250, SLG: 0.250 (1, 9) X	0-0 FC3-6 1-2f HR	0-3 K ③			0-0 L8 ②			0-0 F8 ①		4 1 0 0 0 1 3												
Carmelo Martinez, R OBP: 0.286, SLG: 0.600 (1, 7) B (8, 3) B	4-0 1-2 HR BB				0-0 F7 ①		0-0 F8 ③	0-0 F4 ②		3 1 0 0 1 0 0												
Steve Garvey, R OBP: 0.158, SLG: 0.316 Marvell Wynne, L OBP: 0.200, SLG: 0.200 (1, 3) X (8, 7)	0-0 1-H 2-H HR				0-0 G6-4-3 1B		0-0 1-3 ①	0-0 B1-3 ③		4 1 2 3 0 0 0 0 0 0 0 0 0 0												
Kevin Mitchell, R OBP: 0.250, SLG: 0.375 (1, 5) X	0-0 L8 ②				0-0 G6-4-3 1-2f ② ③		0-0 L9 ②		0-0 HR	4 1 1 1 0 0 1												
Benito Santiago, R OBP: 0.375, SLG: 0.625 (1, 2) X	0-0 CS 1B				0-0 3-1 4-3 1B		0-0 1B		0-3 K ①	4 0 3 0 0 1 0												
Garry Templeton, S OBP: 0.208, SLG: 0.261 (1, 6) X	0-0 CS 1-2				0-0 4-3 ①		0-0 1-3 ③		0-0 F7 ②	4 0 1 0 0 0 2												
Tim Flannery, L Joey Cora, S OBP: 0.421, SLG: 0.333 (1, 4) (7, PR) (7, 4)					0-0 3-1 ②		4-0 G1-6-3 BB		0-0 E 2B 1B	2 0 0 0 1 0 2 1 1 1 0 0 0 0												
Ed Whitson, R Jim Steels, L Craig Lefferts, L John Kruk, L Lance McCullers, S (1, 1) (7, PH) (7, 1) (9, PH) (9, 1)					0-0 F9 ③		0-0 G1-6-3 1-2f ① ②		0-0 2B	2 0 0 0 0 0 2 1 0 0 0 0 0 1 0 0 0 0 0 0 0 1 0 1 1 0 0 0 0 0 0 0 0 0 0												
Inning Stats	R: 3 E: 0 K: 0 S: 5	H: 3 LOB: 0 BB: 1 P: 9	R: 0 E: 0 K: 1 S: 7	H: 2 LOB: 2 BB: 0 P: 7	R: 0 E: 0 K: 0 S: 3	H: 1 LOB: 0 BB: 0 P: 3	R: 0 E: 0 K: 0 S: 4	H: 1 LOB: 1 BB: 0 P: 4	R: 0 E: 0 K: 0 S: 3	H: 0 LOB: 0 BB: 0 P: 3	R: 0 E: 0 K: 0 S: 4	H: 1 LOB: 1 BB: 0 P: 4	R: 0 E: 0 K: 0 S: 2	H: 0 LOB: 1 BB: 1 P: 6	R: 0 E: 0 K: 0 S: 3	H: 0 LOB: 0 BB: 0 P: 3	R: 2 E: 1 K: 1 S: 8	H: 3 LOB: 1 BB: 0 P: 8	1B: 8 2B: 1 3B: 0 HR: 2	SF: 0 SAC: 0 DP: 2 HBP: 0	WP: 0 PB: 0 SB: 1 CS: 1	PA: 38
PITCHER	IP WLS BF H R ER SO BB IBB HBP BLK WP HR S P ERA WHIP																	ERA WHIP				
Guy Hoffman, L ERA: 5.4 (1, 1)	5.0 L 21 7 3 3 1 1 0 0 0 0 1 22 26 5.40 1.600																					
Bill Landrum, R ERA: (6, 1)	2.0 7 1 0 0 0 1 0 0 0 0 0 6 10 0.00 1.000																					
Ron Robinson, R ERA: 2.57 (8, 1)	2.0 9 3 2 2 1 0 0 0 0 0 0 1 11 11 9.00 1.500																					

San Diego Padres @ Cincinnati Reds
Riverfront Stadium, Cincinnati, OH
Sun Apr 12 1987, 3:33 AM EDT
Att. 23,236 - Unknown

livebaseballscorecards.com

AB	35
R	5
H	11
RBI	5
BB	2
SO	2
LOB	13



Batter	1	2	3	4	5	6	7	8	9	AB	R	H	RBI	BB	SO	LOB
Kal Daniels, L (1, 7) OBP: 0.304, SLG: 0.591	0-0 1-3		0-0 4-3		0-3 K			0-3 K		4	0	0	0	0	2	1
Barry Larkin, R (1, 6) OBP: 0.389, SLG: 0.500 Kurt Stillwell, S (1, 6) OBP: 0.333, SLG: 0.200	0-0 4-3		0-0 F9			0-0 F7		0-0 F9		0	0	0	0	0	0	0
Dave Parker, L (1, 9) OBP: 0.227, SLG: 0.500	4-0 BB			0-0 F6		0-3 K		0-0 F5		3	0	0	0	1	1	0
Eric Davis, R (1, 8) OBP: 0.524, SLG: 0.833	0-0 4-3			0-0 HR		0-0 E S 1B		0-0 F7		4	1	2	1	0	0	1
Buddy Bell, R (1, 5) OBP: 0.333, SLG: 0.474		0-0 HR		0-0 6-3		4-0 BB		0-0 6-3		3	1	1	1	1	0	0
Bo Diaz, R (1, 2) OBP: 0.368, SLG: 0.500		0-3 K		0-0 5-3		0-3 K		0-3 K		4	0	0	0	0	3	2
Terry Francona, L (1, 3) OBP: 0.333, SLG: 0.471 Tracy Jones, R (7, PH) OBP: 0.333, SLG: 0.667 Ron Robinson, R (8, 1)		0-0 G3			0-0 F7			0-0 L6		2	0	0	0	0	0	0
Ron Oester, S (1, 4) OBP: 0.421, SLG: 0.500		0-0 1-3			0-0 G3			0-0 6-3		3	0	0	0	0	0	0
Guy Hoffman, L (1, 1) Leo Garcia, L (5, PH) OBP: 0.333, SLG: 0.500 Bill Landrum, R (6, 1) Dave Concepcion, R (7, PH) OBP: 0.500, SLG: 0.500			0-3 K		0-0 E S 1B			0-0 L6		1	0	0	0	0	1	0

Inning Stats	R: 0	H: 0	E: 0	K: 0	S: 3	R: 1	H: 1	E: 0	K: 1	S: 6	R: 0	H: 0	E: 0	K: 1	S: 5	R: 1	H: 1	E: 0	K: 0	S: 4	R: 0	H: 1	E: 0	K: 1	S: 6	R: 0	H: 1	E: 0	K: 2	S: 8	R: 0	H: 0	E: 0	K: 0	S: 3	R: 0	H: 0	E: 0	K: 1	S: 5	R: 0	H: 0	E: 0	K: 1	S: 5	1B: 2	2B: 0	3B: 0	HR: 2	SF: 0	SAC: 0	DP: 0	HBP: 0	WP: 0	PA: 33
--------------	------	------	------	------	------	------	------	------	------	------	------	------	------	------	------	------	------	------	------	------	------	------	------	------	------	------	------	------	------	------	------	------	------	------	------	------	------	------	------	------	------	------	------	------	------	-------	-------	-------	-------	-------	--------	-------	--------	-------	--------


PITCHER	IP	WLS	BF	H	R	ER	SO	BB	IBB	HBP	BLK	WP	HR	S	P	ERA	WHIP
Ed Whitson, R (1, 1) ERA: 3.46	6.0	W	24	4	2	2	5	2	0	0	0	0	2	32	40	3.00	1.000
Craig Lefferts, L (7, 1) ERA: 2.57	2.0		6	0	0	0	1	0	0	0	0	0	0	8	8	0.00	0.000
Lance McCullers, R (9, 1) ERA:	1.0	S	3	0	0	0	1	0	0	0	0	0	0	5	5	0.00	0.000

BOTTOM

San Diego Padres @ Cincinnati Reds
Riverfront Stadium, Cincinnati, OH

Sun Apr 12 1987, 3:33 AM EDT
Att. 23,236 - Unknown

AB	31
R	2
H	4
RBI	2
BB	2
SO	7
LOB	4



Batter	1	2	3	4	5	6	7	8	9	AB	R	H	RBI	BB	SO	LOB
--------	---	---	---	---	---	---	---	---	---	----	---	---	-----	----	----	-----

TOP

Will Clark, L <small>(1, 3) OBP: 0.378, SLG: 0.629</small>										5	3	3	1	1	1	0
---	--	--	--	--	--	--	--	--	--	---	---	---	---	---	---	---

Chili Davis, S <small>(1, 8) OBP: 0.303, SLG: 0.367</small>										6	0	2	3	0	0	3
--	--	--	--	--	--	--	--	--	--	---	---	---	---	---	---	---

Jeffrey Leonard, R <small>(1, 7) OBP: 0.476, SLG: 0.684</small>										4	2	1	1	0	1	1
--	--	--	--	--	--	--	--	--	--	---	---	---	---	---	---	---

Eddie Milner, L <small>(7, 8) OBP: 0.263, SLG: 0.222</small>										1	0	1	0	0	0	0
---	--	--	--	--	--	--	--	--	--	---	---	---	---	---	---	---

Candy Maldonado, R <small>(1, 9) OBP: 0.382, SLG: 0.406</small>										5	0	0	0	0	3	2
--	--	--	--	--	--	--	--	--	--	---	---	---	---	---	---	---

Chris Brown, R <small>(1, 5) OBP: 0.333, SLG: 0.515</small>										4	3	2	0	1	0	0
--	--	--	--	--	--	--	--	--	--	---	---	---	---	---	---	---

Bob Melvin, R <small>(1, 2) OBP: 0.389, SLG: 0.889</small>										5	2	4	2	0	1	0
---	--	--	--	--	--	--	--	--	--	---	---	---	---	---	---	---

Matt Williams, R <small>(1, 6) OBP: 0.231, SLG: 0.167</small>										4	1	1	1	1	2	2
--	--	--	--	--	--	--	--	--	--	---	---	---	---	---	---	---

Robby Thompson, R <small>(1, 4) OBP: 0.280, SLG: 0.348</small>										5	1	3	5	0	0	2
---	--	--	--	--	--	--	--	--	--	---	---	---	---	---	---	---

Roger Mason, R <small>(1, 1)</small>										1	0	0	0	0	0	1
Jim Gott, R <small>(3, 1)</small>										2	1	0	0	0	1	0
Jeff Robinson, R <small>(6, 1)</small>										2	0	0	0	0	1	2

Inning Stats		R: 2	H: 2	E: 0	LOB: 0	K: 0	BB: 0	S: 5	P: 5
		R: 0	H: 1	E: 0	LOB: 1	K: 2	BB: 0	S: 8	P: 8
		R: 1	H: 1	E: 0	LOB: 0	K: 1	BB: 0	S: 6	P: 6
		R: 1	H: 1	E: 0	LOB: 0	K: 0	BB: 0	S: 4	P: 4
		R: 4	H: 4	E: 1	LOB: 2	K: 1	BB: 1	S: 10	P: 14
		R: 0	H: 0	E: 0	LOB: 0	K: 2	BB: 0	S: 7	P: 7
		R: 4	H: 3	E: 0	LOB: 0	K: 2	BB: 1	S: 10	P: 14
		R: 0	H: 2	E: 0	LOB: 1	K: 0	BB: 0	S: 4	P: 4
		R: 1	H: 3	E: 0	LOB: 3	K: 2	BB: 1	S: 10	P: 14
		1B: 11	SF: 0	2B: 2	SAC: 0	3B: 0	DP: 0	HR: 4	HBP: 0

San Francisco Giants @ San Diego Padres
 Jack Murphy Stadium, San Diego, CA
 Mon Apr 13 1987, 10:05 PM EDT
 Att: 48,686 - Unknown

AB	44
R	13
H	17
RBI	13
BB	3
SO	10
LOB	13



PITCHER																		
IP	WLS	BF	H	R	ER	SO	BB	IBB	HBP	BLK	WP	HR	S	P	ERA	WHIP		
Andy Hawkins, R	(1, 1)	4.0		17	5	4	4	3	0	0	0	1	0	3	23	23	9.00	1.250
Dave Dravecky, L	(5, 1)	0.0	L	0	0	0	0	0	0	0	0	0	0	0	0	∞	∞	
Craig Lefferts, L	(5, 1)	1.1		4	0	0	0	2	0	0	0	0	0	8	8	0.00	0.000	
Tom Gorman, L	(7, 1)	2.0		11	5	4	4	2	1	0	0	0	1	14	18	18.00	3.000	
Lance McCullers, R	(9, 1)	1.0		7	3	1	1	2	1	0	0	0	0	10	14	9.00	4.000	

Batter	1	2	3	4	5	6	7	8	9	AB	R	H	RBI	BB	SO	LOB	BOTTOM
--------	---	---	---	---	---	---	---	---	---	----	---	---	-----	----	----	-----	--------

Marvell Wynne, L <small>(1, 8)</small> <small>OBP: 0.300, SLG: 0.600</small>									<small>5</small>	1	2	2	0	1	4		San Francisco Giants @ San Diego Padres Jack Murphy Stadium, San Diego, CA <small>Mon Apr 13 1987, 10:05 PM EDT</small> <small>Att. 48,686 - Unknown</small>
---	--	--	--	--	--	--	--	--	------------------	---	---	---	---	---	---	--	---

Tony Gwynn, L <small>(1, 9)</small> <small>OBP: 0.357, SLG: 0.444</small>										3	2	3	1	1	0	0	
--	--	--	--	--	--	--	--	--	--	---	---	---	---	---	---	---	--

John Kruk, L <small>(1, 7)</small> <small>OBP: 0.500, SLG: 0.733</small>										4	1	2	1	0	1	2	
---	--	--	--	--	--	--	--	--	--	---	---	---	---	---	---	---	--

Steve Garvey, R <small>(1, 3)</small> <small>OBP: 0.130, SLG: 0.261</small>										4	0	0	0	0	0	3	
--	--	--	--	--	--	--	--	--	--	---	---	---	---	---	---	---	--

Kevin Mitchell, R <small>(1, 5)</small> <small>OBP: 0.250, SLG: 0.357</small>										4	0	1	1	0	1	0	
--	--	--	--	--	--	--	--	--	--	---	---	---	---	---	---	---	--

Benito Santiago, R <small>(1, 2)</small> <small>OBP: 0.321, SLG: 0.536</small>										4	0	0	0	0	0	1	
---	--	--	--	--	--	--	--	--	--	---	---	---	---	---	---	---	--

Garry Templeton, S <small>(1, 6)</small> <small>OBP: 0.250, SLG: 0.296</small> Lance McCullers, S <small>(9, 1)</small>										4	0	2	0	0	1	0	
---	--	--	--	--	--	--	--	--	--	---	---	---	---	---	---	---	--

Tim Flannery, L <small>(1, 4)</small> <small>(9, 6)</small> <small>OBP: 0.444, SLG: 0.167</small>										2	1	1	0	1	0	0	
---	--	--	--	--	--	--	--	--	--	---	---	---	---	---	---	---	--

Andy Hawkins, R <small>(1, 1)</small> Jim Steels, L <small>(4, PH)</small> <small>OBP: 0.400, SLG: 0.800</small> Dave Dravecky, R <small>(5, 1)</small> Craig Lefferts, L <small>(5, 1)</small> Joey Cora, S <small>(6, PH)</small> <small>OBP: 0.400, SLG: 0.313</small> Tom Gorman, L <small>(7, 1)</small> Randy Ready, R <small>(9, 4)</small>										0	0	0	0	0	0	0	
--	--	--	--	--	--	--	--	--	--	---	---	---	---	---	---	---	--

Inning Stats	R: 3 E: 0 K: 0 S: 6	H: 3 LOB: 0 BB: 0 P: 6	R: 0 E: 0 K: 0 S: 4	H: 2 LOB: 1 BB: 0 P: 4	R: 1 E: 0 K: 0 S: 5	H: 3 LOB: 1 BB: 0 P: 5	R: 2 E: 0 K: 2 S: 8	H: 2 LOB: 1 BB: 1 P: 13	R: 0 E: 0 K: 0 S: 3	H: 0 LOB: 0 BB: 0 P: 3	R: 0 E: 0 K: 0 S: 3	H: 1 LOB: 1 BB: 1 P: 7	R: 0 E: 0 K: 0 S: 3	H: 1 LOB: 0 BB: 0 P: 3	R: 0 E: 0 K: 1 S: 5	H: 0 LOB: 0 BB: 0 P: 5	R: 0 E: 0 K: 1 S: 5	H: 0 LOB: 0 BB: 0 P: 5	1B: 8 2B: 2 3B: 1 HR: 3	SF: 0 SAC: 1 DP: 4 HBP: 1	WP: 0 PB: 0 SB: 0 CS: 1	PA: 37
---------------------	------------------------------	---------------------------------	------------------------------	---------------------------------	------------------------------	---------------------------------	------------------------------	----------------------------------	------------------------------	---------------------------------	------------------------------	---------------------------------	------------------------------	---------------------------------	------------------------------	---------------------------------	------------------------------	---------------------------------	----------------------------------	------------------------------------	----------------------------------	--------

PITCHER	IP	WLS	BF	H	R	ER	SO	BB	IBB	HBP	BLK	WP	HR	S	P	ERA	WHIP
Roger Mason, R <small>ERA: 4.35</small>	(1, 1)	2.2	14	8	4	4	0	0	0	0	1	0	0	13	22	7.71	2.143
Jim Gott, R <small>ERA: 2.84</small>	(3, 1)	2.1	12	3	2	2	2	0	0	0	0	0	0	15	15	0.00	0.250
Jeff Robinson, R <small>ERA:</small>	(6, 1)	4.0	11	1	0	0	2	0	0	0	0	0	0	15	15	0.00	0.250

livebaseballscorecards.com

AB	33
R	6
H	12
RBI	6
BB	2
SO	4
LOB	12



Batter	1	2	3	4	5	6	7	8	9	AB R H RBI BB SO LOB	TOP											
Will Clark, L (1, 3) OBP: 0.366, SLG: 0.579	3-2 3-1		4-1 4-3 BB		1-2 G3-1		2-3 K			3 0 0 0 1 1 1	San Francisco Giants @ San Diego Padres Jack Murphy Stadium, San Diego, CA Tue Apr 14 1987, 10:05 PM EDT Att. 13,327 - Unknown											
Chili Davis, S (1, 8) OBP: 0.324, SLG: 0.382	1-0 1B WP 1B		2-0 4-3		2-1 1B		0-1 1-3			4 1 2 1 0 0 2												
Jeffrey Leonard, R (1, 7) OBP: 0.480, SLG: 0.696 Eddie Milner, L (8, PR) OBP: 0.263, SLG: 0.222	0-0 L3-6 WP 1-3 1B		0-3 K		2-3 K			0-0 4-3 2B		4 0 2 0 0 2 2 0 0 0 0 0 0 0												
Candy Maldonado, R (1, 9) OBP: 0.368, SLG: 0.417	3-1 L3-6		2-2 4-3		0-0 2B			0-0 4-3		4 0 1 0 0 0 3												
Chris Brown, R (1, 5) OBP: 0.325, SLG: 0.486		1-1 6-3		0-1 CS 1B		0-1 6-3		1-3 K		4 0 1 0 0 1 3												
Bob Melvin, R (1, 2) OBP: 0.409, SLG: 0.952		0-1 HR		4-0 CS 1-2 BB		3-1 5-3		1-2 F7		3 1 1 1 1 0 3												
Matt Williams, R (1, 6) OBP: 0.235, SLG: 0.133		3-3 K		4-2 CS 1-2 BB		1-3 K		1-3 K		3 0 0 0 1 3 1												
Robby Thompson, R (1, 4) OBP: 0.241, SLG: 0.296		1-0 1-3		2-1 5-3		3-1 F7		1-3 K		4 0 0 0 0 1 1												
Mark Davis, L (1, 1) OBP: 0.500, SLG: 1.250 Mark Grant, R (5, 1)			0-0 4-3 3B		0-0 4-3		2-0 1B		2-3 K	2 1 1 0 0 0 0 0 0 0 0 0 0 0 1 0 1 0 0 0 0 1 0 0 0 0 1 0												
Joel Youngblood, R (7, PH) OBP: 0.400, SLG: 0.400 Scott Garrelts, R (7, 1)																						
Inning Stats	R: 1 E: 0 K: 0 S: 8	H: 2 LOB: 0 BB: 0 P: 15	R: 1 E: 0 K: 1 S: 8	H: 1 LOB: 0 BB: 0 P: 13	R: 1 E: 0 K: 1 S: 9	H: 1 LOB: 1 BB: 1 P: 17	R: 0 E: 0 K: 0 S: 8	H: 1 LOB: 1 BB: 2 P: 16	R: 0 E: 0 K: 1 S: 9	H: 1 LOB: 1 BB: 0 P: 14	R: 0 E: 0 K: 1 S: 8	H: 1 LOB: 1 BB: 0 P: 12	R: 0 E: 0 K: 1 S: 10	H: 1 LOB: 1 BB: 0 P: 17	R: 0 E: 0 K: 1 S: 8	H: 1 LOB: 2 BB: 0 P: 10	R: 0 E: 0 K: 3 S: 9	H: 0 LOB: 0 BB: 0 P: 13	1B: 5 2B: 3 3B: 1 HR: 1	SF: 0 SAC: 0 DP: 1 HBP: 0	WP: 1 PB: 0 SB: 0 CS: 2	PA: 36
PITCHER	IP WLS BF H R ER SO BB IBB HBP BLK WP HR S P ERA WHIP																					
Ed Wojna, R (1, 1) ERA: 3.38	6.0 L 25 7 3 3 4 3 0 0 0 1 1 50 87 4.50 1.667																					
Craig Lefferts, L (7, 1) ERA: 1.74	2.0 8 2 0 0 2 0 0 0 0 0 0 18 27 0.00 1.000																					
Lance McCullers, R (9, 1) ERA: 1.59	1.0 3 0 0 0 3 0 0 0 0 0 0 9 13 0.00 0.000																					

AB	33
R	3
H	9
RBI	2
BB	3
SO	9
LOB	16



Batter	1	2	3	4	5	6	7	8	9	AB R H RBI BB SO LOB
Joey Cora, S OBP: 0.440, SLG: 0.381 (1, 4)	3-2 6-3 S 1B		2-1 1B		1-0 1B S 1B		2-3 K		2-2 6-3	5 1 3 0 0 1 0
Tony Gwynn, L OBP: 0.364, SLG: 0.438 (1, 9)	2-2 6-3 1B		3-1 F2		1-0 1B 1B		1-2 5-3		1-0 1-3	5 1 2 0 0 0 1
Carmelo Martinez, R OBP: 0.269, SLG: 0.520 (1, 7)	2-0 P5		2-3 K		1-1 WP 1B 1B		2-3 K		1-3 K	5 0 1 1 0 3 3
Steve Garvey, R OBP: 0.111, SLG: 0.222 (1, 3)	1-2 6-3 1-2 2-3			1-2 F4		0-3 K		0-2 4-3		4 0 0 0 0 1 4
Kevin Mitchell, R OBP: 0.313, SLG: 0.387 (1, 5)	2-3 K			4-2 1B BB	1-1 WP 1B	1-2 2-H		3-2 BB 1B 1B		3 0 2 1 1 1 2
Benito Santiago, R OBP: 0.344, SLG: 0.531 (1, 2)		0-1 5-3		0-2 1B	2-2 F8	1-2 2-3		2-2 BB 1B		4 0 2 0 0 0 2
Garry Templeton, S OBP: 0.219, SLG: 0.258 (1, 6)		2-3 K		0-1 L7		0-1 4-3		1-3 K		4 0 0 0 0 2 4
Marvell Wynne, L OBP: 0.231, SLG: 0.462 (1, 8)		2-1 F8		3-2 P5		0-3 K		4-2 BB		3 0 0 0 0 1 2
John Kruk, L OBP: 0.529, SLG: 0.733 (8, PH)								1-2 2-3 BB		0 0 0 0 1 0 0
Lance McCullers, S OBP: 0.219, SLG: 0.258 (9, 1)										0 0 0 0 0 0 0
Ed Wojna, R OBP: 0.400, SLG: 0.143 (6, PH)			1-3 K		0-2 5-3	1-0 L4		0-2 F5		2 0 0 0 0 1 0
Tim Flannery, L OBP: 0.400, SLG: 0.143 (7, 1)										1 0 0 0 0 0 0
Craig Lefferts, L OBP: 0.333, SLG: 0.667 (8, PH)										0 0 0 0 0 0 0
Jim Steels, L OBP: 0.333, SLG: 0.667 (9, 8)										1 0 0 0 0 0 3

BOTTOM

San Francisco Giants @ San Diego Padres
Jack Murphy Stadium, San Diego, CA

livebaseballscores.com

AB	37
R	2
H	10
RBI	2
BB	2
SO	10
LOB	21



WP: 1	PA: 39
PB: 0	
SB: 2	
CS: 0	

Tue Apr 14 1987, 10:05 PM EDT
Att. 13,327 - Unknown

Inning Stats		R: 0	H: 2	E: 0	K: 1	S: 15	R: 0	H: 0	E: 0	K: 1	S: 7	R: 0	H: 1	E: 0	K: 2	S: 12	R: 0	H: 1	E: 0	K: 0	S: 15	R: 2	H: 4	E: 0	K: 1	S: 16	R: 0	H: 0	E: 0	K: 1	S: 6	R: 0	H: 0	E: 0	K: 2	S: 11	R: 0	H: 2	E: 0	K: 1	S: 20	R: 0	H: 0	E: 0	K: 1	S: 8	1B: 10	2B: 0	3B: 0	HR: 0	SF: 0	SAC: 0	DP: 0	HBP: 0	WP: 1	PA: 39
PITCHER		IP	WLS	BF	H	R	ER	SO	BB	IBB	HBP	BLK	WP	HR	S	P	ERA	WHIP																																						
Mark Davis, L ERA: 2.31 (1, 1)		4.2		23	8	2	2	5	1	0	0	0	0	0	62	93	3.86	1.929																																						
Mark Grant, R ERA: 1.8 (5, 1)		1.1	W	4	0	0	0	1	0	0	0	0	1	0	9	12	0.00	0.000																																						
Scott Garrelts, R ERA: (7, 1)		3.0	S	12	2	0	0	4	1	0	0	0	0	0	39	58	0.00	1.000																																						

Batter	1	2	3	4	5	6	7	8	9	AB R H RBI BB SO LOB
Joey Cora, S OBP: 0.379, SLG: 0.320 (1, 4)	0-0 B5-3		0-0 4-3			0-0 3-1			0-0 E4	4 0 0 0 0 0 1
Tony Gwynn, L OBP: 0.324, SLG: 0.389 (1, 9)	0-0 5-3		0-0 F8			0-3 K			0-0 F7	4 0 0 0 0 1 2
John Kruk, L OBP: 0.429, SLG: 0.579 (1, 7)	0-3 K			0-0 F7		0-0 6-3			0-3 K	4 0 0 0 0 2 1
Kevin Mitchell, R OBP: 0.333, SLG: 0.412 (1, 5)		0-3 K		0-0 2B		4-0 G5-4-3 BB			0-0 F4	3 0 1 0 1 1 1
Benito Santiago, R OBP: 0.314, SLG: 0.486 (1, 2)		0-0 G1-4-3		0-0 6-3		0-0 F4				3 0 0 0 0 0 2
Steve Garvey, R OBP: 0.143, SLG: 0.222 Carmelo Martinez, R OBP: 0.250, SLG: 0.481 (2, PR) (3, 3)		1-0 HBP		0-0 4-3		0-0 G5-4-3				0 0 0 0 0 0 0 2 0 0 0 0 0 2
Garry Templeton, S OBP: 0.229, SLG: 0.265 (1, 6)		0-0 F2			0-0 CS 1B			0-3 K		3 0 1 0 0 1 1
Marvell Wynne, L OBP: 0.250, SLG: 0.438 (1, 8)			0-0 4-3 BLK 1B		0-0 F8			0-0 F9		3 0 1 0 0 0 1
Storm Davis, R (1, 1) Tim Flannery, L OBP: 0.364, SLG: 0.125 Dave Dravecky, R (9, 1)			0-3 K		0-3 K			0-0 F8		2 0 0 0 0 2 2 1 0 0 0 0 0 0 0 0 0 0 0 0 0

Inning Stats	R: 0 E: 0 K: 1 S: 5	H: 0 LOB: 0 BB: 0 P: 5	R: 0 E: 0 K: 1 S: 5	H: 0 LOB: 1 BB: 0 P: 6	R: 0 E: 0 K: 1 S: 6	H: 1 LOB: 1 BB: 0 P: 6	R: 0 E: 0 K: 0 S: 4	H: 1 LOB: 1 BB: 0 P: 4	R: 0 E: 0 K: 1 S: 5	H: 1 LOB: 0 BB: 0 P: 5	R: 0 E: 0 K: 1 S: 5	H: 0 LOB: 0 BB: 0 P: 5	R: 0 E: 0 K: 0 S: 2	H: 0 LOB: 0 BB: 1 P: 6	R: 0 E: 1 K: 1 S: 6	H: 0 LOB: 1 BB: 0 P: 6	1B: 2 2B: 1 3B: 0 HR: 0	SF: 0 SAC: 0 DP: 1 HBP: 1	WP: 0 PB: 0 SB: 0 CS: 1	PA: 31
PITCHER Kelly Downs, R ERA: 1.76 (1, 1)	IP 9.0 WLS W BF 31 H 3 R 0 ER 0 SO 7 BB 1 IBB 0 HBP 1 BLK 1 WP 0 HR 0 S 43 P 48 ERA 0.00 WHIP 0.444																			

BOTTOM

San Francisco Giants @ San Diego Padres
Jack Murphy Stadium, San Diego, CA

Wed Apr 15 1987, 10:05 PM EDT
Att. 14,616 - Unknown

livebaseballscorecards.com

AB	29
R	0
H	3
RBI	0
BB	1
SO	7
LOB	13



Batter	1	2	3	4	5	6	7	8	9	10	AB R H RBI BB SO LOB	TOP															
Steve Sax, R (1, 4) OBP: 0.265, SLG: 0.326	0-0 6-3		0-0 F8			0-0 1B		0-0 FC6-4		0-3 K	5 0 1 0 0 1 3	Los Angeles Dodgers @ San Diego Padres Jack Murphy Stadium, San Diego, CA Thu Apr 16 1987, 6:33 AM EDT Att. 28,686 - Unknown livebaseballscorecards.com															
Mike Ramsey, S (1, 8) OBP: 0.283, SLG: 0.302	0-3 K			0-0 F7		0-3 K		0-0 G5-4-3			4 0 0 0 0 2 2																
Pedro Guerrero, R (1, 7) OBP: 0.281, SLG: 0.464	0-0 F9			1-0 HBP		0-3 K			0-3 K		3 0 0 0 0 2 1																
Mike Marshall, R (1, 9) OBP: 0.300, SLG: 0.324		0-0 F9		0-0 G5-4-3		0-0 L5			0-0 6-3		4 0 0 0 0 0 2																
Mike Scioscia, L (1, 2) OBP: 0.349, SLG: 0.389		0-0 F4			0-3 K2-3		0-0 CS		0-3 K		4 0 1 0 0 2 0																
Franklin Stubbs, L (1, 3) OBP: 0.311, SLG: 0.465		0-0 F7			0-0 HR		0-0 F7			0-0 1-3	4 1 1 1 0 0 1																
Tracy Woodson, R (1, 5) OBP: 0.294, SLG: 0.367			0-0 F3		1-0 HBP		4-0 BB		4-0 1B		1 0 0 0 2 0 0																
Dave Anderson, R (10, PR) OBP: 0.200, SLG: 0.200										4-0 BB	0 0 0 0 0 0 0																
Mariano Duncan, R (1, 6) OBP: 0.326, SLG: 0.351			0-0 HR		0-0 F6		0-3 K			0-0 1B	4 1 2 1 0 1 2																
Orel Hershiser, R (1, 1) OBP: 0.375, SLG: 0.500			0-0 F9		0-0 4-3			4-0 BB		0-0 F5	2 0 0 0 0 0 1																
Reggie Williams, R (8, PH)											0 0 0 0 1 0 0																
Ken Howell, R (8, 1)											0 0 0 0 0 0 0																
Ken Landreaux, L (10, PH) OBP: 0.278, SLG: 0.188											1 0 0 0 0 0 2																
Matt Young, L (10, 1)											0 0 0 0 0 0 0																
Inning Stats	R: 0 E: 0 K: 1 S: 5	H: 0 LOB: 0 BB: 0 P: 5	R: 0 E: 0 K: 0 S: 3	H: 0 LOB: 0 BB: 0 P: 3	R: 1 E: 0 K: 0 S: 4	H: 1 LOB: 0 BB: 0 P: 4	R: 0 E: 0 K: 0 S: 2	H: 0 LOB: 0 BB: 0 P: 3	R: 1 E: 0 K: 1 S: 6	H: 1 LOB: 1 BB: 0 P: 7	R: 0 E: 0 K: 2 S: 8	H: 1 LOB: 1 BB: 1 P: 9	R: 0 E: 0 K: 1 S: 5	H: 1 LOB: 1 BB: 1 P: 9	R: 0 E: 0 K: 0 S: 2	H: 0 LOB: 0 BB: 1 P: 6	R: 0 E: 0 K: 2 S: 7	H: 0 LOB: 0 BB: 0 P: 7	R: 0 E: 0 K: 1 S: 6	H: 1 LOB: 2 BB: 1 P: 10	1B: 3 2B: 0 3B: 0 HR: 2	SF: 0 SAC: 0 DP: 2 HBP: 2	WP: 0 PB: 0 SB: 0 CS: 1	PA: 37			
PITCHER	IP WLS BF H R ER SO BB IBB HBP BLK WP HR S P ERA WHIP																										
Eric Show, R (1, 1) ERA: 5.19	6.0		23	4	2	2	4	0	0	0	0	0	29	31	3.00	0.667											
Dave Dravecky, L (7, 1) ERA: 3.68	1.0		3	0	0	0	1	1	0	0	0	0	4	8	0.00	1.000											
Craig Lefferts, L (8, 1) ERA: 1.46	2.0		6	0	0	0	2	1	0	0	0	0	9	13	0.00	0.500											
Lance McCullers, R (10, 1) ERA: 1.35	1.0	W	5	1	0	0	1	1	0	0	0	0	6	10	0.00	2.000											

AB	32
R	2
H	5
RBI	2
BB	3
SO	8
LOB	14



Batter	1	2	3	4	5	6	7	8	9	AB R H RBI BB SO LOB	TOP											
Steve Sax, R (1, 4) OBP: 0.296, SLG: 0.327	4-0 HR BB	0-0 F9		0-0 F6		4-0 1B BB		0-0 FC5-4 1B		3 1 1 0 2 0 3	Los Angeles Dodgers @ San Diego Padres Jack Murphy Stadium, San Diego, CA Fri Apr 17 1987, 10:05 PM EDT Att: 34,731 - Unknown livebaseballscorecards.com											
Mariano Duncan, R (1, 6) OBP: 0.313, SLG: 0.333	0-3 K		0-3 K	0-3 K		0-0 1B		0-0 FC5-4		5 0 1 0 0 3 5												
Pedro Guerrero, R (1, 7) OBP: 0.297, SLG: 0.636	0-0 HR		0-0 HR	0-0 FC5-4		0-0 F7			0-3 K	5 2 2 3 0 1 5												
Mike Marshall, R (1, 9) OBP: 0.311, SLG: 0.333	0-0 6-3		0-0 G4-6-3 1B		0-0 1B		0-3 K		0-0 6-3	5 0 2 0 0 1 0												
Mike Scioscia, L (1, 2) OBP: 0.375, SLG: 0.475	0-0 HR		0-0 G4-6-3		0-0 G6-4-3 1B		0-3 K		4-0 BB	4 1 2 1 1 1 1												
Franklin Stubbs, L (1, 3) OBP: 0.320, SLG: 0.511	0-0 HR		0-0 F8		0-0 F5		4-0 BB		0-0 4-3	4 1 1 1 1 0 4												
Tracy Woodson, R (1, 5) OBP: 0.289, SLG: 0.353	0-3 K		0-0 1B BB 1B		0-0 G6-4-3		0-0 F8			4 0 1 0 0 1 3												
Mike Ramsey, S (1, 8) OBP: 0.280, SLG: 0.283		0-3 K		4-0 1B BB		0-0 F6		0-0 F5		3 0 0 0 1 1 0												
Fernando Valenzuela, L (1, 1) OBP: 0.167, SLG: 0.167		0-3 K2-3		0-0 FC5-4 1B		0-3 K		0-0 B5-3		4 0 1 0 0 2 0												
Inning Stats	R: 4 E: 0 K: 2 S: 10	H: 3 LOB: 0 BB: 1 P: 14	R: 0 E: 0 K: 2 S: 7	H: 0 LOB: 0 BB: 0 P: 7	R: 1 E: 0 K: 1 S: 7	H: 2 LOB: 1 BB: 0 P: 7	R: 0 E: 0 K: 1 S: 7	H: 2 LOB: 3 BB: 1 P: 11	R: 0 E: 0 K: 0 S: 4	H: 2 LOB: 1 BB: 0 P: 4	R: 0 E: 0 K: 1 S: 6	H: 1 LOB: 2 BB: 1 P: 10	R: 0 E: 0 K: 2 S: 7	H: 0 LOB: 1 BB: 1 P: 11	R: 0 E: 0 K: 0 S: 4	H: 1 LOB: 1 BB: 0 P: 4	R: 0 E: 0 K: 1 S: 5	H: 0 LOB: 1 BB: 1 P: 9	1B: 7 2B: 0 3B: 0 HR: 4	SF: 0 SAC: 0 DP: 1 HBP: 0	WP: 0 PB: 0 SB: 0 CS: 0	PA: 42
PITCHER	IP WLS BF H R ER SO BB IBB HBP BLK WP HR S P ERA WHIP																					
Ed Whitson, R (1, 1) ERA: 5.87	2.1 L 13 5 5 5 5 1 0 0 0 0 0 4 22 26 19.29 2.571																					
Greg Booker, R (3, 1) ERA:	2.2 12 4 0 0 1 1 0 0 0 0 0 0 13 17 0.00 1.875																					
Tom Gorman, L (6, 1) ERA: 4.5	3.0 13 2 0 0 3 2 0 0 0 0 0 0 17 25 0.00 1.333																					
Dave Dravecky, L (9, 1) ERA: 3.24	1.0 4 0 0 0 1 1 0 0 0 0 0 0 5 9 0.00 1.000																					



Batter	1	2	3	4	5	6	7	8	9	AB R H RBI BB SO LOB	TOP																	
Steve Sax, R (1, 4) OBP: 0.288, SLG: 0.333	0-0 1-3		0-0 L6			0-0 E7		0-0 SH 1B 2B	0-0 FC6-4 1B	5 3 1 0 0 0 2																		
Mariano Duncan, R (1, 6) OBP: 0.327, SLG: 0.333	4-0 G1-6-3 BB			0-3 K		0-0 4-3		0-0 SH BB 1B	0-0 2B 1B	3 1 1 1 1 1 1																		
Pedro Guerrero, R (1, 7) OBP: 0.333, SLG: 0.658	0-0 G1-6-3 1-2f			0-0 1B		0-0 5-3		0-0 BB 1B	0-0 2B	5 0 3 3 0 0 1																		
Mike Marshall, R (1, 9) OBP: 0.300, SLG: 0.304		0-0 F9		0-3 K		0-0 6-3		4-0 1-2 2-3 BB	0-3 K	4 0 0 0 1 2 2																		
Mike Scioscia, L (1, 2) OBP: 0.346, SLG: 0.432		0-0 4-3		0-0 F8			0-0 F9	0-0 F6		4 0 0 0 0 0 4																		
Franklin Stubbs, L (1, 3) OBP: 0.315, SLG: 0.480		0-3 K		0-3 K			4-0 2B WP BB	0-3 K		3 1 0 0 1 3 3																		
Tracy Woodson, R (1, 5) OBP: 0.268, SLG: 0.324			0-0 4-3		0-0 5-3		0-0 F8	0-3 K		3 0 0 0 0 0 1																		
Ken Landreaux, L (8, PH) OBP: 0.263, SLG: 0.176										1 0 0 0 0 1 3																		
Dave Anderson, R (8, 5) OBP: 0.200, SLG: 0.200										0 0 0 0 0 0 0																		
Mike Ramsey, S (1, 8) OBP: 0.296, SLG: 0.306			0-3 K		4-0 BB		0-0 WP 1-3 2B		0-0 B1-3	3 0 1 0 1 1 0																		
Brian Holton, R (1, 1) OBP: 0.333, SLG: 0.333			0-0 1B		0-3 K		0-0 F7		0-0 FC6-4 1B	2 0 1 0 0 1 1																		
Tim Leary, R (6, 1)										0 0 0 0 0 0 0																		
Len Matuszek, L (7, PH)										0 0 0 0 0 0 0																		
Mickey Hatcher, R (7, PH)										1 0 0 0 0 0 1																		
Ken Howell, R (7, 1) OBP: 1.000, SLG: 1.000										1 0 1 0 0 0 0																		
Inning Stats	R: 0 E: 0 K: 0 S: 2	H: 0 LOB: 0 BB: 1 P: 6	R: 0 E: 0 K: 1 S: 5	H: 0 LOB: 0 BB: 0 P: 5	R: 0 E: 0 K: 1 S: 6	H: 1 LOB: 1 BB: 0 P: 6	R: 0 E: 0 K: 2 S: 8	H: 1 LOB: 1 BB: 0 P: 8	R: 0 E: 0 K: 2 S: 7	H: 0 LOB: 1 BB: 1 P: 11	R: 1 E: 1 K: 0 S: 4	H: 0 LOB: 0 BB: 0 P: 4	R: 1 E: 0 K: 0 S: 4	H: 1 LOB: 1 BB: 1 P: 8	R: 1 E: 0 K: 2 S: 10	H: 2 LOB: 3 BB: 1 P: 14	R: 2 E: 0 K: 1 S: 8	H: 3 LOB: 1 BB: 0 P: 8	1B: 5 2B: 3 3B: 0 HR: 0	SF: 0 SAC: 1 DP: 1 HBP: 0	WP: 1 PB: 0 SB: 1 CS: 0	PA: 40						
PITCHER	IP WLS BF H R ER SO BB IBB HBP BLK WP HR S P ERA WHIP																											
Andy Hawkins, R (1, 1) ERA: 4.02	6.2		26	3	2	1	6	3	0	0	0	0	0	0	35	47	1.35	0.900										
Craig Lefferts, L (7, 1) ERA: 1.42	0.1		1	0	0	0	0	0	0	0	0	1	0	1	1	0.00	0.000											
Lance McCullers, R (8, 1) ERA: 4.15	2.0	L	13	5	3	3	3	1	0	0	0	0	0	18	22	13.50	3.000											

Los Angeles Dodgers @ San Diego Padres
 Jack Murphy Stadium, San Diego, CA
 Sat Apr 18 1987, 6:33 AM EDT
 Att: 20,915 - Unknown

AB	35
R	5
H	8
RBI	4
BB	4
SO	9
LOB	19



Batter	1	2	3	4	5	6	7	8	9	AB	R	H	RBI	BB	SO	LOB
Joey Cora, S OBP: 0.395, SLG: 0.333 (1, 4)	0-0 4-3		0-3 K		0-0 S 2B		4-0 BB 1-2 BB			3	0	1	0	1	1	0
Tony Gwynn, L OBP: 0.420, SLG: 0.478 (1, 9)	0-0 1-3		0-0 5-3		4-0 S IBB		4-0 BB 1-2 2-3 BB			2	0	0	0	2	0	0
Carmelo Martinez, R OBP: 0.275, SLG: 0.474 (1, 3)	0-0 F8		0-0 6-3		0-0 1-2 2-3 F7		0-0 F4			4	0	0	0	0	0	5
John Kruk, L OBP: 0.500, SLG: 0.708 (1, 7)		0-0 1-3 1B 4-3 1B		0-0 HR		0-0 4-3		0-0 F5		3	2	2	1	0	0	0
Kevin Mitchell, R OBP: 0.333, SLG: 0.422 (1, 5)		0-0 4-3 1-2 1B		0-3 K		0-0 F9		0-0 6-3		4	0	1	0	0	1	0
Benito Santiago, R OBP: 0.298, SLG: 0.478 (1, 2)		0-0 1-3		0-0 F8		0-3 K		0-3 K		4	0	0	0	0	2	2
Marvell Wynne, L OBP: 0.208, SLG: 0.304 (1, 8)		4-0 4-3 BB		0-0 F7		0-0 4-3		0-0 3-1		3	0	0	0	1	0	0
Garry Templeton, S OBP: 0.255, SLG: 0.250 (1, 6)		0-0 4-3		0-0 F2		0-0 BB S 1B		0-0 4-3		4	0	1	1	0	0	2
Andy Hawkins, R (1, 1)		0-3 K		0-0 5-3		0-0 F9		0-3 K		2	0	0	0	0	1	2
Craig Lefferts, L (7, 1)										0	0	0	0	0	0	0
Tim Flannery, L (7, PH)										1	0	0	0	0	0	1
Lance McCullers, S (8, 1)										0	0	0	0	0	0	0
Randy Ready, R (9, PH)										1	0	0	0	0	1	0

Inning Stats	R: 0	H: 0	E: 0	K: 0	S: 3	H: 0	LOB: 0	BB: 0	P: 3	R: 1	H: 2	E: 0	K: 1	S: 7	H: 0	LOB: 0	BB: 0	P: 5	R: 0	H: 0	E: 0	K: 1	S: 5	R: 1	H: 1	E: 0	K: 1	S: 6	H: 1	LOB: 0	BB: 0	P: 6	R: 0	H: 1	E: 0	K: 0	S: 4	H: 0	LOB: 0	BB: 0	P: 5	R: 0	H: 1	E: 0	K: 0	S: 4	H: 1	LOB: 3	BB: 2	P: 12	R: 0	H: 0	E: 0	K: 1	S: 5	H: 0	LOB: 0	BB: 0	P: 5	R: 0	H: 0	E: 0	K: 1	S: 5	H: 0	LOB: 0	BB: 0	P: 5	1B: 3	SF: 0	2B: 1	SAC: 0	3B: 0	DP: 0	HR: 1	HBP: 0	WP: 0	PA: 36
--------------	------	------	------	------	------	------	--------	-------	------	------	------	------	------	------	------	--------	-------	------	------	------	------	------	------	------	------	------	------	------	------	--------	-------	------	------	------	------	------	------	------	--------	-------	------	------	------	------	------	------	------	--------	-------	-------	------	------	------	------	------	------	--------	-------	------	------	------	------	------	------	------	--------	-------	------	-------	-------	-------	--------	-------	-------	-------	--------	-------	--------

PITCHER	IP	WLS	BF	H	R	ER	SO	BB	IBB	HBP	BLK	WP	HR	S	P	ERA	WHIP
Brian Holton, R (1, 1)	5.0		21	4	2	2	3	1	1	0	0	0	0	25	33	3.60	1.000
Tim Leary, R (6, 1)	1.0		3	0	0	0	1	0	0	0	0	0	0	5	5	0.00	0.000
Ken Howell, R (7, 1)	3.0	W	12	1	0	0	2	2	0	0	0	0	0	14	22	0.00	1.000

BOTTOM

Los Angeles Dodgers @ San Diego Padres
 Jack Murphy Stadium, San Diego, CA
 Sat Apr 18 1987, 6:33 AM EDT
 Att. 20,915 - Unknown

livebaseballscorecards.com

AB	32
R	2
H	5
RBI	2
BB	4
SO	6
LOB	12



Los Angeles Dodgers @ San Diego Padres

Jack Murphy Stadium, San Diego, CA

Sun Apr 19 1987, 6:33 AM EDT
Att. 16,430 - Unknown

AB	43
R	9
H	16
RBI	9
BB	2
SO	7
LOB	18



WP: 0	PA: 47
PB: 0	
SB: 0	
CS: 0	

AB R H RBI BB SO LOB

6	0	0	0	0	0	0	4
3	1	2	0	0	0	0	0
2	0	0	0	0	0	0	0
5	1	2	0	0	2	2	
0	1	0	0	0	0	0	
4	3	3	5	1	1	1	
0	0	0	0	0	0	0	
5	1	2	0	0	0	2	
0	0	0	0	0	0	0	
3	1	2	3	1	1	0	
1	0	0	0	0	0	1	
5	1	2	0	0	1	2	
0	0	0	0	0	0	0	
5	0	2	0	0	0	4	
4	0	1	1	0	2	2	
0	0	0	0	0	0	0	
1B: 10	SF: 0						
2B: 3	SAC: 1						
3B: 0	DP: 0						
HR: 3	HBP: 1						

Batter	1	2	3	4	5	6	7	8	9
Steve Sax, R (1, 4) OBP: 0.262, SLG: 0.300	0-0 1-3		0-0 6-3		0-0 5-3	0-0 1-3	0-0 G3		0-0 5-3
Mariano Duncan, R (1, 6) OBP: 0.357, SLG: 0.375	1-0 HBP		0-0 2B		0-0 F9		0-0 HR 1B	0-0 F7	0-0 5-3
Dave Anderson, R (7, 6) OBP: 0.167, SLG: 0.167									
Pedro Guerrero, R (1, 7) OBP: 0.340, SLG: 0.628	0-3 K		0-3 K		0-0 F8		0-0 HR 1B	0-0 HR 1B	
Reggie Williams, R (8, PR)									
Mike Marshall, R (1, 9) OBP: 0.345, SLG: 0.460	0-3 K		4-0 BB			0-0 2B 1B	0-0 HR 1B	0-0 HR 1B	
Ken Landreaux, L (8, 9) OBP: 0.263, SLG: 0.176									
Mike Scioscia, L (1, 2) OBP: 0.351, SLG: 0.449			0-0 F9		0-0 1-3		0-0 F7	0-0 1B	
Alex Trevino, R (8, PR)									
Franklin Stubbs, L (1, 3) OBP: 0.345, SLG: 0.547				4-0 FC5-4 BB		0-0 SH2-4 E 1B	0-3 K	0-0 F8	
Len Matuszek, L (8, PH)									
Tracy Woodson, R (1, 5) OBP: 0.283, SLG: 0.357			0-0 F9		0-0 FC5-4		0-0 1B 1B	0-0 1B	
Mickey Hatcher, R (9, 5)									
Mike Ramsey, S (1, 8) OBP: 0.305, SLG: 0.315			0-0 1B		0-0 F7		0-0 FC4 SH2-4 1B	0-0 4-3	
Bob Welch, R (1, 1) OBP: 0.286, SLG: 0.286			0-3 K		0-3 K		0-0 SH2-4 1B		0-0 4-3
Tom Niedenfuer, R (9, 1)									

Inning Stats	R: 0	H: 0	E: 0	K: 2	S: 7	R: 1	H: 2	E: 0	K: 1	S: 7	R: 0	H: 1	E: 0	K: 1	S: 6	R: 0	H: 0	E: 0	K: 1	S: 5	R: 0	H: 0	E: 0	K: 0	S: 3	R: 2	H: 3	E: 1	K: 1	S: 9	R: 4	H: 6	E: 0	K: 1	S: 11	R: 2	H: 4	E: 0	K: 0	S: 7	R: 0	H: 0	E: 0	K: 0	S: 3
--------------	------	------	------	------	------	------	------	------	------	------	------	------	------	------	------	------	------	------	------	------	------	------	------	------	------	------	------	------	------	------	------	------	------	------	-------	------	------	------	------	------	------	------	------	------	------

PITCHER	IP	WLS	BF	H	R	ER	SO	BB	IBB	HBP	BLK	WP	HR	S	P	ERA	WHIP
Ed Wojna, R (1, 1) ERA: 5.14	6.0	L	30	8	5	5	6	2	0	1	0	0	1	39	48	7.50	1.667
Dave Dravecky, L (7, 1) ERA: 5.0	0.2		6	4	2	2	1	0	0	0	0	0	1	8	8	27.00	6.000
Greg Booker, R (7, 1) ERA: 3.6	2.1		11	4	2	2	0	0	0	0	0	0	1	11	11	7.71	1.714

PITCHER	IP	WLS	BF	H	R	ER	SO	BB	IBB	HBP	BLK	WP	HR	S	P	ERA	WHIP
---------	----	-----	----	---	---	----	----	----	-----	-----	-----	----	----	---	---	-----	------

Batter	1	2	3	4	5	6	7	8	9	AB	R	H	RBI	BB	SO	LOB
--------	---	---	---	---	---	---	---	---	---	----	---	---	-----	----	----	-----

Joey Cora, S <small>(1, 6)</small> <small>OBP: 0.404, SLG: 0.316</small>	4-0 <small>BB</small>		0-0 <small>F6</small>		0-0 <small>6-3</small>			4-0 <small>FC6-4</small> <small>BB</small>		2	0	0	0	2	0	0
Jim Steels, L <small>(1, 8)</small> <small>(7, 7)</small> <small>OBP: 0.167, SLG: 0.333</small>	0-0 <small>F8</small>		0-0 <small>F7</small>		0-0 <small>F5</small>			0-0 <small>FC6-4</small> <small>1-2f</small>		4	0	0	0	0	0	2
Tony Gwynn, L <small>(1, 9)</small> <small>OBP: 0.426, SLG: 0.469</small>	4-0 <small>1-2</small> <small>BB</small>		0-0 <small>BLK</small> <small>1B</small>			0-3 <small>K</small>		0-0 <small>F8</small>		3	0	1	0	1	1	1
Steve Garvey, R <small>(1, 3)</small> <small>OBP: 0.167, SLG: 0.229</small>	0-3 <small>K</small> <small>2-3</small>		0-0 <small>BLK</small> <small>1B</small>			0-0 <small>F5</small>		0-0 <small>2B</small> <small>E</small> <small>1B</small>		4	1	2	0	0	1	2
John Kruk, L <small>(1, 7)</small> <small>OBP: 0.452, SLG: 0.630</small> Greg Booker, R <small>(7, 1)</small> Randy Ready, R <small>(9, PH)</small> <small>OBP: 0.250, SLG: 0.500</small>		0-0 <small>4-3</small>	0-0 <small>F7</small> <small>1-2</small> <small>2-3</small>			0-0 <small>1-3</small>		0-0 <small>E9</small> <small>1-H</small> <small>2B</small>		3	0	0	0	0	0	2
Kevin Mitchell, R <small>(1, 5)</small> <small>OBP: 0.327, SLG: 0.429</small>		0-0 <small>2B</small>		0-0 <small>1-3</small>			0-0 <small>F8</small>	0-3 <small>K</small>		4	0	1	0	0	1	1
Mark Parent, R <small>(1, 2)</small>		0-3 <small>K</small>		0-0 <small>6-3</small>			0-3 <small>K</small>	0-3 <small>K</small>		4	0	0	0	0	3	2
Tim Flannery, L <small>(1, 4)</small> <small>OBP: 0.294, SLG: 0.077</small>		4-0 <small>BB</small>		0-0 <small>F8</small>			0-0 <small>F7</small>	0-0 <small>F8</small>		3	0	0	0	1	0	1
Ed Wojna, R <small>(1, 1)</small> Dave Dravecky, R <small>(7, 1)</small> Marvell Wynne, L <small>(7, 8)</small> <small>OBP: 0.200, SLG: 0.292</small>		0-0 <small>2-3</small>		0-0 <small>6-3</small>			0-0 <small>F7</small>			2	0	0	0	0	0	2

Inning Stats	R: 0	H: 0	E: 0	K: 1	S: 4	R: 0	H: 1	E: 0	K: 1	S: 6	R: 0	H: 2	E: 0	K: 0	S: 5	R: 0	H: 0	E: 0	K: 0	S: 3	R: 0	H: 0	E: 0	K: 1	S: 5	R: 0	H: 0	E: 0	K: 1	S: 5	R: 0	H: 0	E: 0	K: 0	S: 3	R: 1	H: 2	E: 1	K: 2	S: 9	R: 0	H: 0	E: 0	K: 0	S: 3	R: 0	H: 0	E: 0	K: 1	S: 5	R: 0	H: 0	E: 0	K: 1	S: 5	R: 0	H: 0	E: 0	K: 1	S: 7	1B: 3	2B: 3	3B: 0	HR: 0	SF: 0	SAC: 0	DP: 1	HBP: 0	WP: 0	PB: 0	SB: 1	CS: 1	PA: 35
--------------	------	------	------	------	------	------	------	------	------	------	------	------	------	------	------	------	------	------	------	------	------	------	------	------	------	------	------	------	------	------	------	------	------	------	------	------	------	------	------	------	------	------	------	------	------	------	------	------	------	------	------	------	------	------	------	------	------	------	------	------	-------	-------	-------	-------	-------	--------	-------	--------	-------	-------	-------	-------	--------

PITCHER	IP	WLS	BF	H	R	ER	SO	BB	IBB	HBP	BLK	WP	HR	S	P	ERA	WHIP
Bob Welch, R <small>(1, 1)</small> <small>ERA: 3.98</small>	8.0	W	32	5	1	0	4	4	0	0	1	0	0	36	52	0.00	1.125
Tom Niedenfuer, R <small>(9, 1)</small> <small>ERA: 5.06</small>	1.0		3	0	0	0	2	0	0	0	0	0	0	7	7	0.00	0.000

BOTTOM

Los Angeles Dodgers @ San Diego Padres
Jack Murphy Stadium, San Diego, CA
 Sun Apr 19 1987, 6:33 AM EDT
 Att. 16,430 - Unknown

AB	31
R	1
H	5
RBI	0
BB	4
SO	6
LOB	13



WP	HR	S	P	ERA	WHIP
0	0	0	0	0.00	1.125
0	0	0	0	0.00	0.000

Batter	1	2	3	4	5	6	7	8	9	AB	R	H	RBI	BB	SO	LOB	TOP					
Kal Daniels, L (1, 7) OBP: 0.431, SLG: 0.872	0-0 6-3		0-0 6-3	0-0 3B		0-0 1B	0-0 FC6 1B		0-0 2B	6	1	3	4	0	0	2	Cincinnati Reds @ San Diego Padres Jack Murphy Stadium, San Diego, CA Mon Apr 20 1987, 10:05 PM EDT Att: 11,295 - Unknown					
Kurt Stillwell, S (1, 6) OBP: 0.375, SLG: 0.556	0-0 1B		0-0 F8	0-3 K		0-0 HR 1B	0-0 1B	H 1-0 HBP	5	1	3	2	0	1	1							
Dave Parker, L (1, 9) OBP: 0.263, SLG: 0.528 Leo Garcia, L (7, 8) OBP: 0.333, SLG: 0.250	0-0 G4-6-3 1-2f 1B		4-0 BB			0-0 HR 2B	0-0 F9	S 0-3 S	0-3 K	4	1	2	2	1	0	3						
Eric Davis, R (1, 8) OBP: 0.500, SLG: 0.826 Paul O'Neill, L (7, 9) OBP: 0.600, SLG: 1.000		0-0 3B 1B	0-0 F6			0-0 L8	0-3 K	S 0-3 S	0-3 K	4	1	1	0	0	1	2						
Buddy Bell, R (1, 5) OBP: 0.327, SLG: 0.449		0-0 6-3 1-H 3B		S 0-3 S	0-0 F7	0-0 1B		X 0-0 F8		5	1	2	1	0	1	1						
Bo Diaz, R (1, 2) OBP: 0.333, SLG: 0.386 Sal Butera, R (8, 2) OBP: 0.250, SLG: 0.250		0-0 6-3		B 0-0 B	0-0 1B 3B 1B	4-0 BB	0-0 5-3	X 0-0 F8		4	1	1	1	1	0	1						
Dave Concepcion, R (1, 3) OBP: 0.435, SLG: 0.450		0-0 4-3		X 0-0 3B 1B		0-0 F9		X 0-0 FC6 WP 1B 1B	B 4-0 B	4	3	2	0	1	0	2						
Ron Oester, S (1, 4) OBP: 0.420, SLG: 0.476		0-0 1B		X 0-0 3B 3B		0-0 SH3 1B 1B	4-0 E 1B BB	X 0-0 2B 2B	X 0-0 K:3 BB:1 P:16	4	3	4	2	1	0	0						
Guy Hoffman, L (1, 1) Lloyd McClendon, R (9, PH) Frank Williams, R (9, 1)		0-0 1-3		X 0-0 4-3		0-0 SH3	0-3 K	S 0-3 S	0-3 K	3	0	0	0	0	1	4						
Inning Stats	R: 0 E: 0 K: 0 S: 3	H: 1 LOB: 0 BB: 0 P: 3	R: 2 E: 0 K: 0 S: 6	H: 3 LOB: 1 BB: 0 P: 6	R: 0 E: 0 K: 0 S: 3	H: 0 LOB: 1 BB: 1 P: 7	R: 3 E: 0 K: 2 S: 11	H: 4 LOB: 1 BB: 0 P: 11	R: 0 E: 0 K: 0 S: 4	H: 1 LOB: 2 BB: 1 P: 8	R: 4 E: 0 K: 1 S: 10	H: 5 LOB: 1 BB: 0 P: 10	R: 1 E: 1 K: 1 S: 7	H: 2 LOB: 2 BB: 1 P: 11	R: 0 E: 0 K: 1 S: 5	H: 0 LOB: 0 BB: 0 P: 5		R: 2 E: 0 K: 3 S: 11	H: 2 LOB: 2 BB: 1 P: 16	1B: 11 2B: 3 3B: 3 HR: 1	SF: 0 SAC: 1 DP: 1 HBP: 1	WP: 1 PB: 0 SB: 1 CS: 0
PITCHER	IP WLS BF H R ER SO BB IBB HBP BLK WP HR S P ERA WHIP	Storm Davis, R (1, 1) ERA: 5.52	Tom Gorman, L (4, 1) ERA: 3.86	Greg Booker, R (6, 1) ERA: 8.44	Craig Lefferts, L (6, 1) ERA: 2.51	Dave Dravecky, L (8, 1) ERA: 5.73	PITCHER	IP WLS BF H R ER SO BB IBB HBP BLK WP HR S P ERA WHIP														

livebaseballscorecards.com

AB	43
R	12
H	18
RBI	12
BB	4
SO	8
LOB	22





Batter	1	2	3	4	5	6	7	8	9	AB	R	H	RBI	BB	SO	LOB	BOTTOM								
Joey Cora, S (1, 4) OBP: 0.412, SLG: 0.317 Dave Dravecky, R (8, 1) John Kruk, L (9, PH) OBP: 0.469, SLG: 0.630	4-0 FC6-4 1B BB	0-0 CS 1B 2-H			0-0 5-3		0-0 FC6-4 1-2f		4-0 BB	3	0	1	1	1	0	1									
Luis Salazar, R (1, 8) OBP: 0.111, SLG: 0.111	0-0 1-2 FC6-4 1B	0-0 CS 2-3	0-0 F8		0-0 1-3			0-3 K	0-0 L8	5	0	1	0	0	1	2									
Tony Gwynn, L (1, 9) OBP: 0.414, SLG: 0.453	0-0 1-2f 2-3 FC6-4		0-0 G3			0-0 F6		0-0 1B		4	0	1	0	0	0	2									
Carmelo Martinez, R (1, 7) OBP: 0.273, SLG: 0.452	0-0 F4		0-0 6-3			0-0 1B		0-0 L5		4	0	1	0	0	0	3									
Kevin Mitchell, R (1, 5) OBP: 0.304, SLG: 0.396	0-0 F9			0-0 F9		0-0 F7		0-3 K		4	0	0	0	0	1	4									
Steve Garvey, R (1, 3) OBP: 0.175, SLG: 0.231		0-0 WP E 1B		0-0 F3		0-3 K			0-0 1-3	4	1	1	0	0	1	1									
Benito Santiago, R (1, 2) OBP: 0.314, SLG: 0.520		0-0 F8 1-2		0-0 2B			0-0 4-3		0-0 1B 4-3 2B	4	1	2	0	0	0	1									
Garry Templeton, S (1, 6) OBP: 0.255, SLG: 0.250		0-0 F3		0-0 F3			0-0 F9		0-0 2-3 4-3 1B	4	0	1	0	0	0	2									
Storm Davis, R (1, 1) OBP: 0.250, SLG: 0.250 Tom Gorman, L (4, 1) Jim Steels, L (5, PH) OBP: 0.154, SLG: 0.308 Greg Booker, R (6, 1) Craig Lefferts, L (6, 1) Randy Ready, R (7, PH) OBP: 0.300, SLG: 0.444 (8, 4)		0-0 E4 2-H 1B 1B			0-0 G3		4-0 BB FC6-4		0-0 4-3 1-2 3-H	1	1	1	0	0	0	0									
Inning Stats	R: 0 E: 0 K: 0 S: 4	H: 1 LOB: 2 BB: 1 P: 8	R: 2 E: 1 K: 0 S: 5	H: 3 LOB: 0 BB: 0 P: 5	R: 0 E: 0 K: 0 S: 3	H: 0 LOB: 0 BB: 0 P: 3	R: 0 E: 0 K: 0 S: 4	H: 1 LOB: 1 BB: 0 P: 4	R: 0 E: 0 K: 1 S: 6	H: 1 LOB: 1 BB: 0 P: 6	R: 0 E: 0 K: 0 S: 3	H: 0 LOB: 1 BB: 1 P: 7	R: 0 E: 0 K: 2 S: 8	H: 1 LOB: 1 BB: 0 P: 8	R: 1 E: 0 K: 0 S: 5	H: 2 LOB: 2 BB: 1 P: 9	1B: 7 2B: 2 3B: 0 HR: 0	SF: 0 SAC: 0 DP: 0 HBP: 0	WP: 1 PB: 0 SB: 0 CS: 1	PA: 39					
PITCHER Guy Hoffman, L (1, 1) ERA: 2.77 Frank Williams, R (9, 1) ERA: 1.5	IP 8.0	WLS W	BF 32	H 7	R 2	ER 1	SO 3	BB 2	IBB 0	HBP 0	BLK 0	WP 1	HR 0	S 36	P 44	ERA 1.12	WHIP 1.125						ERA 9.00	WHIP 3.000	

Cincinnati Reds @ San Diego Padres
Jack Murphy Stadium, San Diego, CA
Mon Apr 20 1987, 10:05 PM EDT
Att. 11,295 - Unknown

livebaseballscorecards.com

AB	35
R	3
H	9
RBI	2
BB	3
SO	3
LOB	17



Batter	1	2	3	4	5	6	7	8	9	AB R H RBI BB SO LOB	TOP															
Kal Daniels, L (1, 7) OBP: 0.400, SLG: 0.804	0-3 K		0-0 F9			0-3 K		0-3 K		4 0 0 0 0 3 0	Cincinnati Reds @ San Diego Padres Jack Murphy Stadium, San Diego, CA Tue Apr 21 1987, 10:05 PM EDT Att. 12,983 - Unknown livebaseballscorecards.com AB 30 R 2 H 5 RBI 2 BB 5 SO 10 LOB 9 															
Kurt Stillwell, S (1, 6) OBP: 0.386, SLG: 0.564	0-3 K			0-0 F9		0-0 WP SF7 2B		4-0 1B BB		3 1 1 0 1 1 0																
Dave Parker, L (1, 9) OBP: 0.279, SLG: 0.518	0-0 F9			0-3 K		4-0 FC5 BB 2-3 BB		0-0 1-3 1B		3 0 1 0 1 1 0																
Eric Davis, R (1, 8) OBP: 0.519, SLG: 0.898		0-0 2B		0-0 HR		4-0 1-2 BB		0-3 K		3 1 2 1 1 1 1																
Buddy Bell, R (1, 5) OBP: 0.322, SLG: 0.431		0-0 1-3		4-0 FC5-4 BB		0-0 SF7		0-3 K		2 0 0 1 1 1 1																
Bo Diaz, R (1, 2) OBP: 0.308, SLG: 0.354		0-0 F4		0-0 FC5-4 1-2f		0-0 3-H FC5 2-3f		0-3 K		4 0 0 0 0 1 4																
Dave Concepcion, R (1, 3) OBP: 0.407, SLG: 0.391		0-0 6-3			0-0 6-3		0-0 3-1		4-0 1B BB			3 0 0 0 1 0 1														
Ron Oester, S (1, 4) OBP: 0.407, SLG: 0.457			0-0 B5-3		0-0 3-1		0-3 K		0-0 1-3 1B			4 0 1 0 0 1 0														
Mario Soto, R (1, 1) Leo Garcia, L (7, PH) Ron Robinson, R (7, 1) Rob Murphy, L (7, 1) Frank Williams, R (8, 1) Paul O'Neill, L (9, PH)			0-0 4-3		0-0 6-3		0-0 F6		0-3 K			2 0 0 0 0 0 0 1 0 1 0 0 0 0 1 2														
Inning Stats	R: 0 E: 0 K: 2 S: 7 H: 0 LOB: 0 BB: 0 P: 7	R: 0 E: 0 K: 0 S: 4 H: 1 LOB: 1 BB: 0 P: 4	R: 0 E: 0 K: 0 S: 3 H: 0 LOB: 0 BB: 0 P: 3	R: 1 E: 0 K: 1 S: 6 H: 1 LOB: 1 BB: 1 P: 10	R: 0 E: 0 K: 0 S: 3 H: 0 LOB: 0 BB: 0 P: 3	R: 1 E: 0 K: 1 S: 6 H: 1 LOB: 2 BB: 2 P: 14	R: 0 E: 0 K: 1 S: 5 H: 0 LOB: 0 BB: 0 P: 5	R: 0 E: 0 K: 2 S: 7 H: 1 LOB: 1 BB: 1 P: 11	R: 0 E: 0 K: 3 S: 10 H: 1 LOB: 2 BB: 1 P: 14	1B: 2 2B: 2 3B: 0 HR: 1 SF: 1 SAC: 0 DP: 0 HBP: 0	WP: 1 PB: 0 SB: 0 CS: 0 PA: 36															
PITCHER	IP WLS BF H R ER SO BB IBB HBP BLK WP HR S P ERA WHIP											PITCHER	IP WLS BF H R ER SO BB IBB HBP BLK WP HR S P ERA WHIP													
Eric Show, R (1, 1) ERA: 4.44	7.0	27	3	2	2	5	3	0	0	0	1	1	34	46	2.57	0.857										
Lance McCullers, R (8, 1) ERA: 3.38	2.0	9	2	0	0	5	2	0	0	0	0	0	17	25	0.00	2.000										

Batter	1	2	3	4	5	6	7	8	9	AB	R	H	RBI	BB	SO	LOB
Joey Cora, S OBP: 0.400, SLG: 0.333 (1, 4)	0-0 SH1-3 1B 2B	0-0 4-3			0-3 K		0-3 K			4	1	1	0	0	2	4
Jim Steels, L OBP: 0.188, SLG: 0.267 (1, 8)	0-0 SH1-3		0-0 3-1			0-0 F7	4-0 FC6-4 BB			2	0	0	1	1	0	0
Lance McCullers, S (8, 1)	2-3						1-2 2-3 3-H BB			0	0	0	0	0	0	0
Tony Gwynn, L OBP: 0.403, SLG: 0.439 (1, 9)	0-0 3-H 1B		0-0 F7			0-0 F8	0-0 FC6-4 1-2f			4	0	1	1	0	0	3
John Kruk, L OBP: 0.472, SLG: 0.633 (1, 7)	4-0 1-2 BB		0-0 F7			0-0 2B		0-0 6-3		3	0	1	0	1	0	0
Carmelo Martinez, R OBP: 0.273, SLG: 0.452 (9, 3)										0	0	0	0	0	0	0
Steve Garvey, R OBP: 0.182, SLG: 0.233 (1, 3)	0-0 F8			0-0 6-3		0-0 F8		0-0 1B		4	0	1	0	0	0	3
Luis Salazar, R OBP: 0.111, SLG: 0.111 (8, PR) (9, 7)								S 1B		0	1	0	0	0	0	0
Benito Santiago, R OBP: 0.309, SLG: 0.500 (1, 2)	0-3 K			0-0 F6			0-0 BB SH5-4 1B	0-3 K		4	1	1	0	0	2	3
Tim Flannery, L OBP: 0.368, SLG: 0.077 (1, 5)		4-0 SH3-4 BB		4-0 CS BB			0-0 SH5-4 1B	4-0 1B		0	0	0	0	2	0	0
Marvell Wynne, L OBP: 0.231, SLG: 0.292 (8, 8)							1-2 BB BB BB	1-2 BB		0	0	0	0	1	0	0
Garry Templeton, S OBP: 0.273, SLG: 0.255 (1, 6)		0-0 F8		0-0 CS 1-2	0-0 6-3		4-0 BB BB BB	0-0 1B		3	0	1	1	1	0	1
Eric Show, R (1, 1)		0-0 SH3-4			0-0 5-3		4-0 BB BB 1-2 2-3	0-0 G3		1	0	0	0	0	0	0
Kevin Mitchell, R OBP: 0.310, SLG: 0.389 (7, PH) (8, 5)		1-2								1	0	0	0	1	0	2

Inning Stats	R: 1	H: 2	E: 0	K: 1	S: 7	LOB: 2	BB: 1	P: 11	R: 0	H: 0	E: 0	K: 0	S: 3	LOB: 1	BB: 1	P: 7	R: 0	H: 0	E: 0	K: 0	S: 3	LOB: 0	BB: 0	P: 3	R: 0	H: 0	E: 0	K: 0	S: 2	LOB: 0	BB: 1	P: 6	R: 0	H: 0	E: 0	K: 1	S: 5	LOB: 0	BB: 0	P: 5	R: 0	H: 1	E: 0	K: 0	S: 4	LOB: 1	BB: 0	P: 4	R: 1	H: 1	E: 0	K: 1	S: 6	LOB: 3	BB: 3	P: 18	R: 1	H: 2	E: 0	K: 1	S: 7	LOB: 2	BB: 1	P: 11
--------------	------	------	------	------	------	--------	-------	-------	------	------	------	------	------	--------	-------	------	------	------	------	------	------	--------	-------	------	------	------	------	------	------	--------	-------	------	------	------	------	------	------	--------	-------	------	------	------	------	------	------	--------	-------	------	------	------	------	------	------	--------	-------	-------	------	------	------	------	------	--------	-------	-------

PITCHER	IP	WLS	BF	H	R	ER	SO	BB	IBB	HBP	BLK	WP	HR	S	P	ERA	WHIP
Mario Soto, R ERA: 1.5 (1, 1)	6.0		23	3	1	1	2	3	0	0	0	0	0	24	36	1.50	1.000
Ron Robinson, R ERA: 2.4 (7, 1)	0.2		6	1	1	1	1	3	0	0	0	0	0	5	17	13.50	6.000
Rob Murphy, L ERA: 2.19 (7, 1)	1.0	L	6	2	1	1	1	1	0	0	0	0	0	7	11	9.00	3.000
Frank Williams, R ERA: 1.42 (8, 1)	0.1		1	0	0	0	0	0	0	0	0	0	0	1	1	0.00	0.000

BOTTOM

Cincinnati Reds @ San Diego Padres
Jack Murphy Stadium, San Diego, CA
Tue Apr 21 1987, 10:05 PM EDT
Att. 12,983 - Unknown

livebaseballscorecards.com

AB	26
R	3
H	6
RBI	3
BB	7
SO	4
LOB	16



WP: 0	PA: 37
PB: 0	
SB: 2	
CS: 1	

PITCHER	IP	WLS	BF	H	R	ER	SO	BB	IBB	HBP	BLK	WP	HR	S	P	ERA	WHIP
---------	----	-----	----	---	---	----	----	----	-----	-----	-----	----	----	---	---	-----	------

Batter	1	2	3	4	5	6	7	8	9	AB R H RBI BB SO LOB	TOP											
Kal Daniels, L (1, 7) OBP: 0.390, SLG: 0.818	0-3 K	0-0 1-3			0-0 HR		0-0 L6			4 1 1 1 0 1 2	Cincinnati Reds @ San Diego Padres Jack Murphy Stadium, San Diego, CA Wed Apr 22 1987, 10:05 PM EDT Att. 13,852 - Unknown livebaseballscorecards.com											
Kurt Stillwell, S (1, 6) OBP: 0.375, SLG: 0.524	0-0 F9		4-0 G4-6-3 BB		0-0 F9		0-0 F8			3 0 0 0 1 0 1												
Dave Parker, L (1, 9) OBP: 0.277, SLG: 0.500	0-0 1B		0-0 G4-6-3 1-2f		0-0 F7		0-3 K			4 0 1 0 0 1 2												
Eric Davis, R (1, 8) OBP: 0.500, SLG: 0.846	0-3 K		0-0 F9		0-0 E5 CS		4-0 FC5-4 BB			3 0 0 0 1 1 1												
Buddy Bell, R (1, 5) OBP: 0.302, SLG: 0.400		0-0 F9		0-0 F9	0-0 CS 1-2	0-0 6-3	0-0 FC5-4 G6-4-3 1-2f			4 0 0 0 0 0 1												
Terry Francona, L (1, 3) OBP: 0.270, SLG: 0.273		0-0 HR 1B		4-0 PB BB		0-0 E4	0-0 G6-4-3 1-2f			2 1 1 0 1 0 0												
Dave Concepcion, R (8, PH) OBP: 0.393, SLG: 0.375										1 0 0 0 0 0 1												
Sal Butera, R (1, 2) OBP: 0.250, SLG: 0.625		0-0 HR		0-3 K		0-3 K				4 1 1 2 0 2 2												
Ron Oester, S (1, 4) OBP: 0.414, SLG: 0.449		0-0 SH1-4 1B		4-0 FC4-6 BB		0-0 F6				3 0 1 0 1 0 1												
Bill Landrum, R (1, 1) OBP: 0.500, SLG: 0.500		0-0 SH1-4		0-0 FC4-6 1-2f		4-0 BB				0 0 0 0 0 0 0												
Leo Garcia, L (4, PH) OBP: 0.250, SLG: 0.167										1 0 0 0 0 0 0 2												
Frank Williams, R (4, 1) OBP: 0.250, SLG: 0.167										0 0 0 0 0 0 0 0												
Lloyd McClendon, R (7, PH)										0 0 0 0 0 1 0 0 0												
Rob Murphy, L (7, 1)										0 0 0 0 0 0 0 0 0												
Tracy Jones, R (8, PH)										1 0 0 0 0 0 0 0 0												
Inning Stats	R: 0 E: 0 K: 2 S: 8	H: 1 LOB: 1 BB: 0 P: 8	R: 2 E: 0 K: 0 S: 6	H: 3 LOB: 1 BB: 0 P: 6	R: 0 E: 0 K: 0 S: 2	H: 0 LOB: 0 BB: 1 P: 6	R: 0 E: 0 K: 1 S: 5	H: 0 LOB: 2 BB: 2 P: 13	R: 1 E: 1 K: 0 S: 4	H: 1 LOB: 0 BB: 0 P: 4	R: 0 E: 1 K: 1 S: 6	H: 0 LOB: 1 BB: 0 P: 6	R: 0 E: 0 K: 1 S: 5	H: 0 LOB: 1 BB: 1 P: 9	R: 0 E: 0 K: 0 S: 2	H: 0 LOB: 0 BB: 1 P: 6	R: 0 E: 0 K: 0 S: 3	H: 0 LOB: 0 BB: 0 P: 3	1B: 3 2B: 0 3B: 0 HR: 2	SF: 0 SAC: 1 DP: 2 HBP: 0	WP: 0 PB: 1 SB: 0 CS: 1	PA: 37
PITCHER	IP WLS BF H R ER SO BB IBB HBP BLK WP HR S P ERA WHIP																					
Ed Whitson, R (1, 1) ERA: 5.48	6.0 W 27 5 3 3 4 4 0 0 0 0 2 31 47 4.50 1.500																					
Craig Lefferts, L (7, 1) ERA: 2.08	3.0 S 9 0 0 0 1 1 0 0 0 0 0 10 14 0.00 0.333																					



Batter	1	2	3	4	5	6	7	8	9
Joey Cora, S (1, 4) <small>OBP: 0.424, SLG: 0.326</small> 									
Jim Steels, L (1, 8) <small>OBP: 0.200, SLG: 0.263</small> <small>(7, 7)</small> 									
Tony Gwynn, L (1, 9) <small>OBP: 0.394, SLG: 0.459</small> 									
John Kruk, L (1, 7) <small>OBP: 0.487, SLG: 0.613</small> Marvell Wynne, L (7, 8) <small>OBP: 0.222, SLG: 0.280</small> 									
Kevin Mitchell, R (1, 5) <small>OBP: 0.323, SLG: 0.466</small> 									
Steve Garvey, R (1, 3) <small>OBP: 0.170, SLG: 0.217</small> 									
Benito Santiago, R (1, 2) <small>OBP: 0.310, SLG: 0.491</small> 									
Garry Templeton, S (1, 6) <small>OBP: 0.259, SLG: 0.241</small> 									
Ed Whitson, R (1, 1) Craig Lefferts, L (7, 1) Carmelo Martinez, R (7, 3) <small>OBP: 0.267, SLG: 0.442</small> 									

AB	R	H	RBI	BB	SO	LOB
1	2	0	0	3	1	0
4	0	1	1	0	1	2
4	1	1	1	0	0	1
1	2	0	0	2	1	1
1	0	0	0	0	0	0
4	1	2	4	0	1	1
3	0	0	0	0	0	1
3	0	1	0	0	0	0
3	0	0	0	0	0	1
2	0	0	0	0	2	0
0	0	0	0	0	0	0
1	0	0	0	0	0	0

BOTTOM	
Cincinnati Reds @ San Diego Padres Jack Murphy Stadium, San Diego, CA <small>Wed Apr 22 1987, 10:05 PM EDT</small> <small>Att. 13,852 - Unknown</small>	
AB 27 R 6 H 5 RBI 6 BB 5 SO 6 LOB 7	

Inning Stats		R: 1	H: 1	E: 0	K: 1	S: 6	R: 0	H: 0	E: 0	K: 0	S: 3	R: 3	H: 2	E: 0	K: 1	S: 7	R: 0	H: 0	E: 0	K: 1	S: 5	R: 0	H: 0	E: 0	K: 0	S: 2	R: 2	H: 2	E: 0	K: 0	S: 4	R: 0	H: 0	E: 0	K: 2	S: 7	R: 0	H: 0	E: 0	K: 1	S: 5
PITCHER Bill Landrum, R (1, 1) <small>ERA: 6.57</small> Frank Williams, R (4, 1) <small>ERA: 2.89</small> Rob Murphy, L (7, 1) <small>ERA: 1.88</small>		IP	WLS	BF	H	R	ER	SO	BB	IBB	HBP	BLK	WP	HR	S	P	ERA	WHIP																							
		3.0	L	15	3	4	4	2	3	0	0	1	0	16	28	12.00	2.000																								
		3.0		11	2	2	1	2	0	0	0	0	1	11	19	6.00	1.333																								
		2.0		6	0	0	3	0	0	0	0	0	0	12	12	0.00	0.000																								

WP	HR	S	P	ERA	WHIP
1	0	0	32		
0	0	0			
1	0	0			

Batter	1	2	3	4	5	6	7	8	9	AB R H RBI BB SO LOB	TOP											
Kal Daniels, L (1, 7) OBP: 0.391, SLG: 0.780	4-0 BB	0-0 FC6-4			0-0 2B		0-0 4-3		0-0 3-1	4 1 1 0 1 0 3	Cincinnati Reds @ San Diego Padres Jack Murphy Stadium, San Diego, CA Thu Apr 23 1987, 6:33 AM EDT Att: 15,966 - Unknown livebaseballscorecards.com											
Kurt Stillwell, S (1, 6) OBP: 0.404, SLG: 0.556	0-3 K		0-0 1B		0-0 2B		0-0 BB		3 0 2 1 1 1 1													
Dave Parker, L (1, 9) OBP: 0.275, SLG: 0.531	0-3 K		0-3 K		0-3 K		0-0 HR		4 1 1 1 0 3 3													
Paul O'Neill, L (9, 9) OBP: 0.500, SLG: 0.800									0 0 0 0 0 0 0													
Tracy Jones, R (1, 8) OBP: 0.391, SLG: 0.773	0-3 K		0-0 6-3		0-0 6-3		0-0 F3		4 0 0 0 0 1 2													
Buddy Bell, R (1, 5) OBP: 0.313, SLG: 0.424		0-0 2B		0-0 5-3		0-0 F7		0-0 1B	4 1 2 0 0 0 0													
Bo Diaz, R (1, 2) OBP: 0.321, SLG: 0.385		0-0 2B		0-0 1B		0-0 F7		0-0 F7	4 0 2 1 0 0 1													
Terry Francona, L (1, 3) OBP: 0.244, SLG: 0.243		0-0 2-3		0-0 F8		0-0 4-3		0-0 F4	4 0 0 0 0 0 2													
Ron Oester, S (1, 4) OBP: 0.403, SLG: 0.434		0-0 4-3		0-0 G3		0-0 4-3		0-0 SH3-4 1B	4 0 1 0 0 0 2													
Tom Browning, L (1, 1) OBP: 0.286, SLG: 0.167		4-0 BB			0-0 3-1		0-3 K		0-0 SH3-4	2 0 0 0 1 1 0	REDS											
Rob Murphy, L (8, 1)									0 0 0 0 0 0 0													
Ron Robinson, R (8, 1)									0 0 0 0 0 0 0													
Inning Stats	R: 0 E: 0 K: 3 S: 9	H: 0 LOB: 1 BB: 1 P: 13	R: 1 E: 0 K: 0 S: 5	H: 2 LOB: 2 BB: 1 P: 9	R: 0 E: 0 K: 1 S: 5	H: 1 LOB: 0 BB: 0 P: 5	R: 0 E: 0 K: 0 S: 4	H: 1 LOB: 1 BB: 0 P: 4	R: 1 E: 0 K: 1 S: 7	H: 2 LOB: 1 BB: 0 P: 7	R: 0 E: 0 K: 0 S: 3	H: 0 LOB: 0 BB: 0 P: 3	R: 0 E: 0 K: 1 S: 5	H: 0 LOB: 0 BB: 0 P: 5	R: 1 E: 0 K: 0 S: 4	H: 2 LOB: 1 BB: 1 P: 8	R: 0 E: 0 K: 0 S: 4	H: 1 LOB: 1 BB: 0 P: 4	1B: 5 2B: 3 3B: 0 HR: 1	SF: 0 SAC: 1 DP: 0 HBP: 0	WP: 0 PB: 0 SB: 0 CS: 2	PA: 37
PITCHER	IP WLS BF H R ER SO BB IBB HBP BLK WP HR S P ERA WHIP																					
Andy Hawkins, R (1, 1) ERA: 3.8	8.0 L 33 8 3 3 6 3 0 0 1 0 0 42 54 3.38 1.375																					
Dave Dravecky, L (9, 1) ERA: 5.25	1.0 4 1 0 0 0 0 0 0 0 0 0 4 4 0.00 1.000																					

Batter	1	2	3	4	5	6	7	8	9	AB	R	H	RBI	BB	SO	LOB
Joey Cora, S OBP: 0.410, SLG: 0.313 (1, 4)	0-3 K		0-0 SH1-3		0-0 F9			0-0 SH1-4		2	0	0	1	0	1	0
Randy Ready, R OBP: 0.214, SLG: 0.308 (1, 7) Dave Dravecky, R (9, 1)	0-0 F8		0-0 6-3			0-0 5-3		0-0 F9		4	0	0	0	0	0	2
Tony Gwynn, L OBP: 0.414, SLG: 0.516 (1, 9)	0-0 6-3			0-0 HR		0-0 G6-4-3 1B		4-0 BB		3	1	2	1	1	0	0
Carmelo Martinez, R OBP: 0.250, SLG: 0.413 (1, 3) John Kruk, L (8, PH) OBP: 0.475, SLG: 0.594 (9, 3)		0-3 K		0-0 6-3		0-0 G6-4-3 1-2f		0-3 K		3	0	0	0	0	1	1
Kevin Mitchell, R OBP: 0.318, SLG: 0.452 (1, 5)		0-0 1-3 1B		0-0 F9			0-0 F9		0-0 1-3	4	0	1	0	0	0	0
Benito Santiago, R OBP: 0.323, SLG: 0.492 (1, 2)		0-0 1-3		0-0 1B			0-0 FC6-4 1B		0-0 F9	4	0	2	0	0	0	1
Luis Salazar, R OBP: 0.083, SLG: 0.083 (1, 8) Tim Flannery, L (9, PH) OBP: 0.350, SLG: 0.071 (9, 7)		0-0 F9		0-0 5-3			0-0 L6		0-0 F7	3	0	0	0	0	0	3
Garry Templeton, S OBP: 0.262, SLG: 0.263 (1, 6)			0-0 SH5-3 SH1-3 2B		0-0 4-3		0-0 FC6-4 1-2f			3	1	1	0	0	0	1
Andy Hawkins, R (1, 1) Steve Garvey, R (8, PH) OBP: 0.188, SLG: 0.234 (8, PR) Marvell Wynne, L (8, PR) OBP: 0.222, SLG: 0.280 (9, 8)			0-0 SH5-3 2-3		0-3 K			0-0 SH1-4 1B		1	0	0	0	0	1	0

Inning Stats	R: 0	H: 0	E: 0	K: 1	S: 5	R: 0	H: 1	E: 0	K: 1	S: 6	R: 1	H: 1	E: 0	K: 0	S: 4	R: 1	H: 2	E: 0	K: 0	S: 5	R: 0	H: 0	E: 0	K: 1	S: 5	R: 0	H: 1	E: 0	K: 0	S: 3	R: 0	H: 1	E: 0	K: 0	S: 4	R: 0	H: 1	E: 0	K: 1	S: 6	R: 0	H: 0	E: 0	K: 0	S: 3	R: 0	H: 0	E: 0	K: 0	S: 3
	LOB: 0	BB: 0	P: 5	LOB: 1	BB: 0	P: 6	LOB: 0	BB: 0	P: 4	LOB: 1	BB: 0	P: 5	LOB: 0	BB: 0	P: 5	LOB: 0	BB: 0	P: 3	LOB: 1	BB: 0	P: 4	LOB: 2	BB: 1	P: 10	LOB: 0	BB: 0	P: 3	LOB: 0	BB: 0	P: 3	1B: 5	SF: 0	2B: 1	SAC: 3	3B: 0	DP: 1	HR: 1	HBP: 0	WP: 0	PA: 34	PB: 0	SB: 0	CS: 0							

PITCHER	IP	WLS	BF	H	R	ER	SO	BB	IBB	HBP	BLK	WP	HR	S	P	ERA	WHIP
Tom Browning, L (1, 1) ERA: 5.88	7.2	W	29	7	2	2	3	0	0	0	0	0	1	35	35	2.35	0.913
Rob Murphy, L (8, 1) ERA: 1.88	0.0		1	0	0	0	0	1	0	0	0	0	0	0	4	∞	∞
Ron Robinson, R (8, 1) ERA: 2.2	1.1	S	4	0	0	0	1	0	0	0	0	0	0	6	6	0.00	0.000

BOTTOM

Cincinnati Reds @ San Diego Padres
Jack Murphy Stadium, San Diego, CA

Thu Apr 23 1987, 6:33 AM EDT
 Att. 15,966 - Unknown

livebaseballscorecards.com

AB	30
R	2
H	7
RBI	2
BB	1
SO	4
LOB	10



Batter	1	2	3	4	5	6	7	8	9	AB R H RBI BB SO LOB	TOP
Joey Cora, S (1, 4) <small>OBP: 0.385, SLG: 0.288</small>	0-0 		0-0 		0-0 			0-0 		4 0 0 0 0 0 1	San Diego Padres @ Los Angeles Dodgers Dodger Stadium, Los Angeles, CA Fri Apr 24 1987, 7:05 PM PDT Att. 48,980 - Unknown livebaseballscorecards.com
Jim Steels, L (1, 8) Dave Dravecky, R (8, 1)	0-0 			0-0 		0-3 		4-0 		3 0 0 0 1 1 0 0 0 0 0 0 0 0	
Tony Gwynn, L (1, 9) <small>OBP: 0.405, SLG: 0.500</small>	0-0 			0-0 		0-0 		0-0 		4 0 1 0 0 0 1	
John Kruk, L (1, 7) <small>OBP: 0.455, SLG: 0.543</small>		0-3 		4-0 		0-0 		0-0 		3 0 0 0 1 1 0	
Kevin Mitchell, R (1, 5) <small>OBP: 0.314, SLG: 0.439</small>		0-3 		0-0 			0-0 	0-0 		4 0 1 0 0 1 2	
Steve Garvey, R (1, 3) <small>OBP: 0.192, SLG: 0.235</small>		0-0 		0-3 			0-0 	0-0 		4 0 1 0 0 1 4	
Benito Santiago, R (1, 2) <small>OBP: 0.303, SLG: 0.462</small>		0-0 		1-2 			0-3 	0-3 		4 0 0 0 0 3 3	
Garry Templeton, S (1, 6) <small>OBP: 0.266, SLG: 0.267</small>			0-0 		0-0 		0-0 			3 0 1 0 0 0 1	
Ed Wojna, R (1, 1) Tom Gorman, L (3, 1) Tim Flannery, L (5, PH) Greg Booker, R (5, 1) Marvell Wynne, L (8, PH) <small>OBP: 0.214, SLG: 0.269</small>			0-0 		0-0 			0-3 		1 0 0 0 0 0 0 0 0 0 0 0 0 0 1 0 0 0 0 0 1 0 0 0 0 0 0 0 1 0 0 0 0 1 0	
Inning Stats	R: 0 H: 0 E: 0 LOB: 0 K: 0 BB: 0 S: 3 P: 3	R: 0 H: 1 E: 0 LOB: 1 K: 2 BB: 0 S: 8 P: 8	R: 0 H: 0 E: 0 LOB: 0 K: 0 BB: 0 S: 3 P: 3	R: 0 H: 1 E: 0 LOB: 2 K: 1 BB: 1 S: 6 P: 10	R: 0 H: 1 E: 0 LOB: 1 K: 1 BB: 0 S: 6 P: 6	R: 0 H: 0 E: 0 LOB: 0 K: 1 BB: 0 S: 5 P: 5	R: 0 H: 1 E: 0 LOB: 1 K: 1 BB: 0 S: 6 P: 6	R: 0 H: 0 E: 0 LOB: 1 K: 1 BB: 1 S: 5 P: 9	R: 0 H: 0 E: 1 LOB: 1 K: 1 BB: 0 S: 6 P: 6	1B: 4 SF: 0 2B: 0 SAC: 0 3B: 0 DP: 0 HR: 0 HBP: 0	WP: 0 PA: 34 PB: 0 SB: 1 CS: 0
PITCHER Bob Welch, R (1, 1) <small>ERA: 2.76</small>	IP WLS BF H R ER SO BB IBB HBP BLK WP HR S P ERA WHIP 9.0 W 34 4 0 0 8 2 0 0 1 0 0 48 56 0.00 0.667										

Batter	1	2	3	4	5	6	7	8	9	AB	R	H	RBI	BB	SO	LOB
Mariano Duncan, R OBP: 0.342, SLG: 0.344 (1, 6)	0-0 6-3		0-0 1B 1B	0-0 2B 1B		0-0 5-3				4	2	2	0	0	0	0
Mike Ramsey, S OBP: 0.325, SLG: 0.352 (1, 8)	0-0 3-1 CS 1B		0-0 WP 1B 1B SF9	0-0 1-H 2B		0-0 1-3				4	1	3	1	0	0	0
Pedro Guerrero, R OBP: 0.409, SLG: 0.655 (1, 7) Reggie Williams, R (8, 7)	0-0 3-1 1-2 1B		0-0 SF9 WP 1B 1B	4-0 BB		0-0 F9				3	1	2	1	1	0	0
Mike Marshall, R OBP: 0.314, SLG: 0.460 (1, 9)	0-0 3-1 1-2 2-3		0-0 SF9 1-2 2-H 1B	0-0 F9		0-0 5-3				3	0	0	1	0	0	4
Mike Scioscia, L OBP: 0.419, SLG: 0.508 (1, 2)	0-0 CS 3-H	0-0 2B 6-3 1B	0-0 3-H 1B		0-0 FC4 1B		0-0 F6			4	1	3	1	0	0	0
Franklin Stubbs, L OBP: 0.347, SLG: 0.606 (1, 3)		0-0 1-3 2B	0-0 F8		0-0 F8		0-0 G3			4	0	1	0	0	0	2
Tracy Woodson, R OBP: 0.241, SLG: 0.300 (1, 5)		0-0 6-3	0-0 5-3		0-0 F6		0-0 4-3			4	0	0	1	0	0	3
Steve Sax, R OBP: 0.266, SLG: 0.278 (1, 4)		0-3 K		0-0 P2	0-0 FC4		1-0 HBP			3	0	0	0	0	1	2
Bob Welch, R OBP: 0.182, SLG: 0.182 (1, 1)		0-0 4-3		0-3 K		0-0 4-3		0-3 K		4	0	0	0	0	2	2

Inning Stats	R: 0	H: 2	E: 0	LOB: 1	K: 0	BB: 0	S: 4	R: 1	H: 2	E: 0	LOB: 1	K: 1	BB: 0	S: 7	R: 3	H: 4	E: 0	LOB: 1	K: 0	BB: 0	S: 7	R: 1	H: 2	E: 0	LOB: 2	K: 1	BB: 1	S: 7	R: 0	H: 1	E: 0	LOB: 1	K: 0	BB: 0	S: 4	R: 0	H: 0	E: 0	LOB: 0	K: 0	BB: 0	S: 3	R: 0	H: 0	E: 0	LOB: 0	K: 0	BB: 0	S: 3	R: 0	H: 0	E: 0	LOB: 1	K: 1	BB: 0	S: 5	R: 0	H: 0	E: 0	LOB: 1	K: 1	BB: 0	S: 6
--------------	------	------	------	--------	------	-------	------	------	------	------	--------	------	-------	------	------	------	------	--------	------	-------	------	------	------	------	--------	------	-------	------	------	------	------	--------	------	-------	------	------	------	------	--------	------	-------	------	------	------	------	--------	------	-------	------	------	------	------	--------	------	-------	------	------	------	------	--------	------	-------	------

1B	2B	3B	HR	SF	SAC	DP	HBP	WP	HR	S	P	ERA	WHIP
9	2	0	0	1	0	0	1	1	0	16	16	15.43	3.429
9	2	0	0	1	0	0	1	1	0	9	13	5.40	1.800
9	4	0	0	0	0	0	1	0	0	5	6	0.00	0.000

WP	HR	S	P	ERA	WHIP
1	0	16	16	15.43	3.429
1	0	9	13	5.40	1.800
0	0	5	6	0.00	0.000

BOTTOM

San Diego Padres @ Los Angeles Dodgers
Dodger Stadium, Los Angeles, CA
 Fri Apr 24 1987, 7:05 PM PDT
 Att. 48,980 - Unknown

AB	33
R	5
H	11
RBI	5
BB	1
SO	3
LOB	13



WP	HR	S	P	ERA	WHIP
1	0	16	16	15.43	3.429
1	0	9	13	5.40	1.800
0	0	5	6	0.00	0.000

Batter	1	2	3	4	5	6	7	8	9	AB R H RBI BB SO LOB	TOP
Joey Cora, S (1, 4) <small>OBP: 0.377, SLG: 0.273</small>	0-0 F7 <small>0.5 0.5</small>	0-3 K <small>0.5 0.5</small>			4-0 FC4-6 BB <small>0.5 0.5</small>		0-3 K <small>0.5 0.5</small>			3 0 0 0 1 2 1	San Diego Padres @ Los Angeles Dodgers Dodger Stadium, Los Angeles, CA Sat Apr 25 1987, 7:05 PM PDT Att: 48,687 - Unknown livebaseballscorecards.com
John Kruk, L (1, 7) <small>OBP: 0.438, SLG: 0.500</small>	4-0 FC5-4 BB		0-0 4-3 <small>1</small>		0-0 FC4-6 <small>1-2f</small>		0-0 4-3 <small>1</small>			3 0 0 0 1 0 1	
Tony Gwynn, L (1, 9) <small>OBP: 0.397, SLG: 0.486</small>	0-0 FC5-4 1B 1B 1B <small>1-2f</small>		0-0 6-3 1B		0-0 G3		0-0 4-3 <small>2</small>			4 1 1 0 0 0 2	
Carmelo Martinez, R (1, 3) <small>OBP: 0.250, SLG: 0.400</small>	0-0 1B 1B 1B <small>1-2</small>		0-0 6-3 <small>1-2</small>		0-3 K <small>1</small>		0-0 F7 <small>3</small>			4 1 1 0 0 1 1	
Kevin Mitchell, R (1, 5) <small>OBP: 0.311, SLG: 0.429</small>	0-0 1B 1B <small>1-2 2-3</small>		0-3 K <small>3</small>		0-0 5-3 <small>2</small>			0-0 6-3 <small>1</small>		4 0 1 0 0 1 1	
Marvell Wynne, L (1, 8) <small>OBP: 0.250, SLG: 0.300</small>	0-0 1B <small>1-3 2-H 3-H</small>		0-0 4-3 <small>1</small>		0-0 F4 <small>3</small>			0-0 4-3 1B		4 0 2 2 0 0 0	
Garry Templeton, S (1, 6) <small>OBP: 0.265, SLG: 0.254</small>	0-3 K <small>1-2</small>		0-0 L6 <small>2</small>		4-0 4-3 4-3 BB		0-0 4-3 <small>2</small>			3 0 0 0 1 1 3	
Mark Parent, R (1, 2) Jim Steels, L (7, PH) <small>OBP: 0.200, SLG: 0.217</small> Benito Santiago, R (7, 2) <small>OBP: 0.299, SLG: 0.455</small>		0-0 5-3 <small>1</small>		0-0 6-3 <small>3</small>		0-0 4-3 <small>1</small>		0-3 K <small>3</small>		2 0 0 0 0 0 0 1 0 0 0 0 0 1 1 0 0 0 0 1 1	
Storm Davis, R (1, 1) <small>OBP: 0.167, SLG: 0.167</small> Tim Flannery, L (7, PH) <small>OBP: 0.318, SLG: 0.063</small> Craig Lefferts, L (7, 1)		0-3 K <small>2</small>		0-3 K <small>1</small>		0-0 4-3 <small>2</small>				2 0 0 0 0 2 0 1 0 0 0 0 0 1 0 0 0 0 0 0 0	
Inning Stats	R: 2 H: 3 E: 0 LOB: 2 K: 1 BB: 1 S: 8 P: 12	R: 0 H: 0 E: 0 LOB: 0 K: 2 BB: 0 S: 7 P: 7	R: 0 H: 1 E: 0 LOB: 1 K: 1 BB: 0 S: 6 P: 6	R: 0 H: 0 E: 0 LOB: 0 K: 0 BB: 0 S: 3 P: 3	R: 0 H: 0 E: 0 LOB: 1 K: 1 BB: 1 S: 5 P: 9	R: 0 H: 0 E: 0 LOB: 0 K: 1 BB: 0 S: 5 P: 5	R: 0 H: 0 E: 0 LOB: 1 K: 1 BB: 1 S: 5 P: 9	R: 0 H: 0 E: 0 LOB: 0 K: 0 BB: 0 S: 3 P: 3	R: 0 H: 1 E: 0 LOB: 1 K: 1 BB: 0 S: 6 P: 6	1B: 5 SF: 0 2B: 0 SAC: 0 3B: 0 DP: 0 HR: 0 HBP: 0	
PITCHER Orel Hershiser, R (1, 1) <small>ERA: 2.82</small>	IP: 9.0 WLS: W BF: 35 H: 5 R: 2 ER: 2 SO: 8 BB: 3 IBB: 0 HBP: 0 BLK: 0 WP: 0 HR: 0 S: 48 P: 60 ERA: 2.00 WHIP: 0.889				PITCHER						ERA: WHIP

Batter	1	2	3	4	5	6	7	8	9	AB	R	H	RBI	BB	SO	LOB
Mariano Duncan, R (1, 6) OBP: 0.325, SLG: 0.324	0-0 F4		0-0 6-3		0-0 P4		0-0 L6			4	0	0	0	0	0	1
Mike Ramsey, S (1, 8) OBP: 0.309, SLG: 0.333	0-3 K		0-0 P5		0-0 F9		0-0 1-3			4	0	0	0	0	1	1
Pedro Guerrero, R (1, 7) OBP: 0.414, SLG: 0.639	4-0 BB		0-0 6-3		0-0 6-3			0-0 G3 5-3 1B		3	1	1	0	1	0	1
Mike Marshall, R (1, 9) OBP: 0.324, SLG: 0.463	0-3 K			0-0 E 1B FC4-6 1B		0-0 1B 1B		0-0 5-3 1-2		4	2	2	0	0	1	2
Mike Scioscia, L (1, 2) OBP: 0.423, SLG: 0.507		0-0 G3		0-0 FC4-6 E 1B		0-0 1B G6-3 1B		0-0 G3 2-3		4	1	2	0	0	0	1
Franklin Stubbs, L (1, 3) OBP: 0.355, SLG: 0.600		0-0 F5		0-0 P4		0-0 G6-3 1B		0-0 1B		4	0	2	2	0	0	2
Tracy Woodson, R (1, 5) OBP: 0.241, SLG: 0.296		0-0 1B		0-0 E6 FC4-6 1-2 2-3		0-0 G6-3 1-2f 3-H		0-0 F7 3-H		4	0	1	0	0	0	4
Steve Sax, R (1, 4) OBP: 0.256, SLG: 0.267		0-0 4-3		0-0 FC4-6 1-2f 2-3 3-H		0-0 6-3				3	0	0	1	0	0	3
Orel Hershiser, R (1, 1) OBP: 0.357, SLG: 0.500			0-0 6-3 2B		0-0 1-3		0-0 F7			3	0	1	0	0	0	2

Inning Stats	R: 0	H: 0	E: 0	K: 2	S: 7	LOB: 1	BB: 1	P: 11																									
IP	6.0	WLS	L	BF	26	H	7	R	3	ER	2	SO	2	BB	1	IBB	0	HBP	0	BLK	0	WP	0	HR	0	S	29	P	33	ERA	3.00	WHIP	1.333
PITCHER	Storm Davis, R (1, 1) ERA: 4.79	Craig Lefferts, L (7, 1) ERA: 2.33																															


BOTTOM

San Diego Padres @ Los Angeles Dodgers
 Dodger Stadium, Los Angeles, CA

Sat Apr 25 1987, 7:05 PM PDT
 Att. 48,687 - Unknown

livebaseballscorecards.com

AB	33
R	4
H	9
RBI	3
BB	1
SO	2
LOB	17



WP	HR	S	P	ERA	WHIP
0	0	1	5	0	0

Batter	1	2	3	4	5	6	7	8	9	AB R H RBI BB SO LOB	TOP					
Randy Ready, R (1, 4) OBP: 0.222, SLG: 0.353 Joey Cora, S (7, 4) OBP: 0.386, SLG: 0.273	0-0 6-3		0-0 1B E 2B	0-0 F4		0-0 6-3		4-0 BB G6-4-3		4 1 1 0 0 0 0 0 0 0 0 1 0 0						
Marvell Wynne, L (1, 8) OBP: 0.297, SLG: 0.343	0-3 K		0-0 E WP 1B	0-0 1B		0-0 1B		0-0 G6-4-3 1-2f		5 1 3 0 0 1 3						
Tony Gwynn, L (1, 9) OBP: 0.398, SLG: 0.481	0-0 1B		0-0 FC3 WP FC6-2 1-3 3-H	0-0 1B		0-0 G3		0-0 F8		5 0 2 0 0 0 2						
Carmelo Martinez, R (1, 7) OBP: 0.228, SLG: 0.364	0-0 F9		0-0 F7 2-3 3-H	0-3 K		0-0 F2		0-0 F3		5 0 0 0 0 1 4						
Steve Garvey, R (1, 3) OBP: 0.196, SLG: 0.236 Jim Steels, L (8, 7) OBP: 0.192, SLG: 0.208		0-0 1B FC1-5 1B	0-0 FC6-2 2B 1B 3-H	0-3 K		0-0 4-3		0-0 F9		4 1 1 0 0 1 3 1 0 0 0 0 0 0						
Kevin Mitchell, R (1, 5) OBP: 0.321, SLG: 0.438		0-0 F8	0-0 1B 2B		4-0 BB G4-6-3		0-0 F9			3 1 1 0 1 0 1						
Garry Templeton, S (1, 6) OBP: 0.292, SLG: 0.273		0-0 FC1-5 1B	4-0 1B IBB		0-0 G4-6-3 1-2f		0-0 1B 1B			3 0 2 0 1 0 1						
Mark Parent, R (1, 2) OBP: 0.182, SLG: 0.182		0-0 FC1-5	0-0 1B 1-3 2-H 3-H		0-3 K		0-0 SH1-3 1B			4 0 2 2 0 1 2						
Eric Show, R (1, 1)		0-3 K	0-3 K		0-3 K		0-0 SH1-3			3 0 0 0 0 3 4						
Inning Stats	R: 0 E: 0 K: 1 S: 6 H: 1 LOB: 1 BB: 0 P: 6	R: 0 E: 0 K: 1 S: 7 H: 2 LOB: 2 BB: 0 P: 7	R: 4 E: 1 K: 1 S: 10 H: 4 LOB: 2 BB: 1 P: 14	R: 0 E: 0 K: 2 S: 9 H: 2 LOB: 2 BB: 0 P: 9	R: 0 E: 0 K: 1 S: 4 H: 0 LOB: 0 BB: 1 P: 8	R: 0 E: 0 K: 1 S: 6 H: 1 LOB: 1 BB: 0 P: 6	R: 0 E: 0 K: 0 S: 3 H: 0 LOB: 0 BB: 0 P: 3	R: 0 E: 0 K: 0 S: 4 H: 2 LOB: 2 BB: 1 P: 8	R: 0 E: 0 K: 0 S: 3 H: 0 LOB: 0 BB: 0 P: 3	1B: 10 2B: 2 3B: 0 HR: 0 SF: 0 SAC: 1 DP: 2 HBP: 0	WP: 1 PA: 41 PB: 0 SB: 0 CS: 0					
PITCHER	IP WLS BF H R ER SO BB IBB HBP BLK WP HR S P ERA WHIP	IP WLS BF H R ER SO BB IBB HBP BLK WP HR S P ERA WHIP	IP WLS BF H R ER SO BB IBB HBP BLK WP HR S P ERA WHIP	IP WLS BF H R ER SO BB IBB HBP BLK WP HR S P ERA WHIP	IP WLS BF H R ER SO BB IBB HBP BLK WP HR S P ERA WHIP	IP WLS BF H R ER SO BB IBB HBP BLK WP HR S P ERA WHIP	IP WLS BF H R ER SO BB IBB HBP BLK WP HR S P ERA WHIP	IP WLS BF H R ER SO BB IBB HBP BLK WP HR S P ERA WHIP	IP WLS BF H R ER SO BB IBB HBP BLK WP HR S P ERA WHIP	ERA WHIP	ERA WHIP					
Rick Honeycutt, L (1, 1) ERA: 0.69	3.0 L															
Alejandro Pena, R (4, 1) ERA: 1.72	3.0	12	3	0	0	4	1	0	0	0	0	0	19	23	0.00	1.333
Tim Leary, R (7, 1) ERA: 5.56	1.1	7	2	0	0	0	1	0	0	0	0	0	6	10	0.00	2.250
Matt Young, L (8, 1) ERA: 10.13	0.2	1	0	0	0	0	0	0	0	0	0	0	1	1	0.00	0.000
Tom Niedenfuer, R (9, 1) ERA: 3.0	1.0	3	0	0	0	0	0	0	0	0	0	0	3	3	0.00	0.000

San Diego Padres @ Los Angeles Dodgers
Dodger Stadium, Los Angeles, CA

Sun Apr 26 1987, 3:33 AM PDT
Att: 48,116 - Unknown

AB	37
R	4
H	12
RBI	2
BB	3
SO	7
LOB	20



Batter	1	2	3	4	5	6	7	8	9	AB R H RBI BB SO LOB	TOP	
Joey Cora, S (1, 4) <small>OBP: 0.373, SLG: 0.267</small>	0-0 	0-0 			0-0 	0-0 			0-0 	5 1 1 0 0 0 1		
Randy Ready, R (1, 5) <small>OBP: 0.318, SLG: 0.421</small>	4-0 		0-0 		4-0 			0-0 		2 2 1 0 2 0 0		
Tony Gwynn, L (1, 9) <small>OBP: 0.402, SLG: 0.494</small>	0-0 		0-0 		0-0 			0-0 		4 2 2 1 0 0 1		
Carmelo Martinez, R (1, 7) <small>OBP: 0.246, SLG: 0.362</small>	0-0 		0-0 		4-0 			0-0 		3 0 1 0 1 0 0		
Steve Garvey, R (1, 3) <small>OBP: 0.233, SLG: 0.276</small>	0-0 			0-0 	0-0 			4-0 		3 0 2 3 1 0 0		
Jim Steels, L (8, 7) <small>OBP: 0.192, SLG: 0.208</small>					1-3 2-H 3-H					0 0 0 0 0 0 0		
Benito Santiago, R (1, 2) <small>OBP: 0.262, SLG: 0.429</small>	0-0 			0-0 	0-0 			0-0 		4 0 0 0 0 0 4		
Garry Templeton, S (1, 6) <small>OBP: 0.303, SLG: 0.286</small>		0-0 		0-0 	0-0 			0-0 		4 0 2 0 0 0 2		
Marvell Wynne, L (1, 8) <small>OBP: 0.268, SLG: 0.308</small>		0-0 		0-0 		0-3 			0-0 	4 0 0 0 0 1 2		
Ed Whitson, R (1, 1) Dave Dravecky, R (7, 1) Lance McCullers, S (8, 1)		0-0 			0-0 	0-3 			0-0 	3 0 0 0 0 1 1		
		2-3								0 0 0 0 0 0 0		
										1 0 0 0 0 0 0		
Inning Stats	R: 2 H: 3 E: 1 LOB: 1 K: 0 BB: 1 S: 5 P: 9	R: 0 H: 1 E: 0 LOB: 1 K: 0 BB: 0 S: 4 P: 4	R: 0 H: 0 E: 0 LOB: 0 K: 0 BB: 0 S: 3 P: 3	R: 0 H: 1 E: 0 LOB: 1 K: 0 BB: 0 S: 4 P: 4	R: 3 H: 3 E: 2 LOB: 2 K: 0 BB: 2 S: 6 P: 14	R: 0 H: 0 E: 0 LOB: 0 K: 2 BB: 0 S: 7 P: 7	R: 0 H: 1 E: 0 LOB: 0 K: 0 BB: 0 S: 3 P: 3	R: 0 H: 0 E: 0 LOB: 0 K: 0 BB: 1 S: 2 P: 6	R: 0 H: 0 E: 0 LOB: 0 K: 0 BB: 0 S: 3 P: 3	1B: 6 SF: 0 2B: 4 SAC: 0 3B: 0 DP: 2 HR: 0 HBP: 0	WP: 0 PA: 37 PB: 0 SB: 0 CS: 0	
PITCHER	IP WLS BF H R ER SO BB IBB HBP BLK WP HR S P ERA WHIP											IP WLS BF H R ER SO BB IBB HBP BLK WP HR S P ERA WHIP
Tim Conroy, L (1, 1) <small>ERA: 6.55</small>	4.1 L 22 7 5 5 0 2 1 0 0 0 0 0 19 31 10.38 2.077											
Ray Soff, R <small>ERA:</small>	0.2 3 1 0 0 0 0 0 0 0 0 0 0 3 3 0.00 1.500											
Pat Perry, L (6, 1) <small>ERA: 1.69</small>	2.0 6 1 0 0 0 2 0 0 0 0 0 0 10 10 0.00 0.500											
Bill Dawley, R (8, 1) <small>ERA: 3.21</small>	2.0 6 0 0 0 0 0 1 0 0 0 0 0 5 9 0.00 0.500											

San Diego Padres @ St. Louis Cardinals
 Busch Stadium, St. Louis, MO
 Tue Apr 28 1987, 7:05 PM CDT
 Att. 25,573 - Unknown

AB	33
R	5
H	9
RBI	4
BB	4
SO	2
LOB	11



Batter	1	2	3	4	5	6	7	8	9	AB	R	H	RBI	BB	SO	LOB
Vince Coleman, S OBP: 0.375, SLG: 0.258 (1, 7)	1-0 HBP		4-0 BB		0-0 FC4			0-0 5-3		2	0	0	0	1	0	2
Ozzie Smith, S OBP: 0.290, SLG: 0.207 (1, 6)	0-3 K		0-0 G4-6-3			0-0 F9		0-0 F9 1B		4	0	1	0	0	1	2
Terry Pendleton, S OBP: 0.307, SLG: 0.397 (1, 5)	0-0 F9			0-0 F8		0-0 6-3		0-0 1B		4	0	1	0	0	0	0
Jack Clark, R OBP: 0.403, SLG: 0.607 (1, 3)		0-3 K		0-0 F9		0-3 K		0-0 F9		4	0	0	0	0	2	2
Willie McGee, S OBP: 0.293, SLG: 0.400 (1, 8)		0-0 G3		0-0 F8			0-0 3B	0-3 K		4	1	1	0	0	1	2
Curt Ford, L OBP: 0.458, SLG: 0.571 (1, 9)		0-0 2B 1B			4-0 1B BB		0-0 SF8 3B		0-0 4-3	3	1	2	1	1	0	0
José Oquendo, S OBP: 0.528, SLG: 0.586 (1, 4)		0-0 2B			0-0 FC4 1B		0-0 SF8		0-0 4-3	3	0	2	1	0	0	0
Steve Lake, R OBP: 0.318, SLG: 0.455 (1, 2)		0-3 K			0-0 F6		0-0 F8		0-0 4-3	4	0	0	0	0	1	4
Tim Conroy, L Ray Sof, R John Morris, L Pat Perry, L Tom Lawless, R Bill Dawley, R (1, 1) (5, 1) (5, PH) (6, 1) (7, PH) (8, 1)			0-0 F6		0-0 F9		0-3 K			1	0	0	0	0	0	0

Inning Stats	R: 0	H: 0	E: 0	K: 1	S: 4	LOB: 0	BB: 0	P: 5	R: 0	H: 2	E: 0	K: 2	S: 9	LOB: 2	BB: 0	P: 9	R: 0	H: 0	E: 0	K: 0	S: 2	LOB: 0	BB: 1	P: 6	R: 0	H: 0	E: 0	K: 0	S: 3	LOB: 0	BB: 0	P: 3	R: 0	H: 1	E: 0	K: 0	S: 4	LOB: 2	BB: 1	P: 8	R: 0	H: 0	E: 0	K: 1	S: 5	LOB: 0	BB: 0	P: 5	R: 2	H: 2	E: 0	K: 1	S: 7	LOB: 0	BB: 0	P: 7	R: 0	H: 2	E: 0	K: 1	S: 7	LOB: 2	BB: 0	P: 7	R: 0	H: 0	E: 0	K: 0	S: 3	LOB: 0	BB: 0	P: 3	1B: 5	SF: 1	2B: 1	SAC: 0	3B: 1	DP: 1	HR: 0	HBP: 1	WP: 0	PA: 35	PB: 0	SB: 0	CS: 0
--------------	------	------	------	------	------	--------	-------	------	------	------	------	------	------	--------	-------	------	------	------	------	------	------	--------	-------	------	------	------	------	------	------	--------	-------	------	------	------	------	------	------	--------	-------	------	------	------	------	------	------	--------	-------	------	------	------	------	------	------	--------	-------	------	------	------	------	------	------	--------	-------	------	------	------	------	------	------	--------	-------	------	-------	-------	-------	--------	-------	-------	-------	--------	-------	--------	-------	-------	-------

PITCHER	IP	WLS	BF	H	R	ER	SO	BB	IBB	HBP	BLK	WP	HR	S	P	ERA	WHIP
Ed Whitson, R ERA: 4.94 (1, 1)	6.0	W	24	5	2	2	4	2	0	1	0	0	0	29	38	3.00	1.167
Dave Dravecky, L ERA: 4.4 (7, 1)	1.1		6	2	0	0	1	0	0	0	0	0	0	8	8	0.00	1.500
Lance McCullers, R ERA: 2.92 (8, 1)	1.2	S	5	0	0	0	1	0	0	0	0	0	0	7	7	0.00	0.000

PITCHER	IP	WLS	BF	H	R	ER	SO	BB	IBB	HBP	BLK	WP	HR	S	P	ERA	WHIP
---------	----	-----	----	---	---	----	----	----	-----	-----	-----	----	----	---	---	-----	------

BOTTOM

San Diego Padres @ St. Louis Cardinals
 Busch Stadium, St. Louis, MO
 Tue Apr 28 1987, 7:05 PM CDT
 Att. 25,573 - Unknown

livebaseballscorecards.com

AB	31
R	2
H	7
RBI	2
BB	2
SO	6
LOB	14



Batter	1	2	3	4	5	6	7	8	9	AB R H RBI BB SO LOB	TOP														
Joey Cora, S (1, 4) OBP: 0.375, SLG: 0.277	0-0 F7	0-0 CS 1-3 2-H 3-H 1B		0-0 F9			0-0 1B		0-3 K	5 0 2 2 0 1 2															
Tim Flannery, L (1, 5) OBP: 0.333, SLG: 0.190	0-0 1B	0-0 CS 1-2	0-0 2B		0-0 G1		0-0 F7		0-0 B1-3	5 0 2 0 0 0 1															
Tony Gwynn, L (1, 9) OBP: 0.391, SLG: 0.488	0-0 F5		0-0 F6		0-0 G3			0-0 E3 G3 1B 1B	0-0 2B	5 1 1 0 0 0 2															
Carmelo Martinez, R (1, 3) OBP: 0.242, SLG: 0.349	0-3 K		0-3 K		0-0 1-3			0-0 1B 1-2 1B	0-0 F7	5 1 1 0 0 2 3															
John Kruk, L (1, 7) OBP: 0.404, SLG: 0.452		0-0 3-1	0-0 1-3			0-0 F8		0-0 G3 1-2 2-3		4 0 0 0 0 0 3															
Benito Santiago, R (1, 2) OBP: 0.280, SLG: 0.419		0-0 E5 2B 1B		0-0 6-3		0-3 K		0-0 G3 1B 1B 2-3 3-H		4 2 1 1 0 1 0															
Marvell Wynne, L (1, 8) OBP: 0.295, SLG: 0.341		0-0		4-0 SH5-4 1B BB		0-0 4-3		0-0 1B 1B 1-2 3-H		2 1 1 0 1 0 0															
Randy Ready, R (8, PH) OBP: 0.348, SLG: 0.450		1-3 1B 2B								1 1 1 1 0 0 0															
Luis Salazar, R (8, 8) OBP: 0.083, SLG: 0.083										0 0 0 0 0 0 0															
Garry Templeton, S (1, 6) OBP: 0.313, SLG: 0.288		4-0 1B IBB		0-0 SH5-4 1-2 1B			0-0 F8	0-0 G3 1-2 2-3		3 0 1 0 1 0 2															
Andy Hawkins, R (1, 1)		0-3 K		0-0 SH5-4 1-2 2-3			0-0 F7	0-0 1B 2-H 3-H		1 0 0 0 0 1 3															
Jim Steels, L (7, PH) OBP: 0.185, SLG: 0.200										1 0 0 0 0 0 0															
Craig Lefferts, L (7, 1)										0 0 0 0 0 0 0															
Kevin Mitchell, R (8, PH) OBP: 0.329, SLG: 0.446										1 0 1 2 0 0 0															
Lance McCullers, S (8, 1)										0 0 0 0 0 0 0															
Dave Dravecky, R (8, 1)										0 0 0 0 0 0 0															
Inning Stats	R: 0 E: 0 K: 1 S: 6	H: 1 LOB: 1 BB: 0 P: 6	R: 2 E: 1 K: 1 S: 7	H: 2 LOB: 1 BB: 1 P: 11	R: 0 E: 0 K: 1 S: 6	H: 1 LOB: 1 BB: 0 P: 6	R: 0 E: 0 K: 0 S: 4	H: 1 LOB: 2 BB: 1 P: 8	R: 0 E: 0 K: 0 S: 3	H: 0 LOB: 0 BB: 0 P: 3	R: 0 E: 0 K: 1 S: 5	H: 0 LOB: 0 BB: 0 P: 5	R: 0 E: 0 K: 0 S: 4	H: 1 LOB: 1 BB: 0 P: 4	R: 4 E: 1 K: 0 S: 7	H: 4 LOB: 1 BB: 0 P: 7	R: 0 E: 0 K: 1 S: 6	H: 1 LOB: 1 BB: 0 P: 6	1B: 8 2B: 3 3B: 0 HR: 0	SF: 0 SAC: 1 DP: 0 HBP: 0	WP: 0 PB: 0 SB: 0 CS: 1	PA: 41			
PITCHER	IP WLS BF H R ER SO BB IBB HBP BLK WP HR S P ERA WHIP																								
Danny Cox, R (1, 1) ERA: 3.38	7.1		33	8	5	2	4	1	1	0	0	0	0	39	47	2.46	1.227								
Ricky Horton, L (8, 1) ERA: 1.15	0.0		1	1	0	0	0	0	0	0	0	0	1	1	∞	∞									
Todd Worrell, R (8, 1) ERA: 5.4	0.2		2	1	1	1	0	0	0	0	0	0	2	2	13.50	1.500									
Pat Perry, L (9, 1) ERA: 1.59	1.0	W	4	1	0	0	1	0	0	0	0	0	6	6	0.00	1.000									

San Diego Padres @ St. Louis Cardinals
 Busch Stadium, St. Louis, MO
 Wed Apr 29 1987, 7:05 PM CDT
 Att: 22,575 - Unknown

livebaseballscorecards.com

AB	37
R	6
H	11
RBI	6
BB	2
SO	5
LOB	16



BOTTOM

San Diego Padres @ St. Louis Cardinals
Busch Stadium, St. Louis, MO

livebaseballscorecards.com

AB	34
R	10
H	12
RBI	8
BB	6
SO	4
LOB	21



WP:	1	PA:	40
PB:	0		
SB:	1		
CS:	0		

Wed Apr 29 1987, 7:05 PM CDT
Att. 22,575 - Unknown

AB	R	H	RBI	BB	SO	LOB
5	0	1	2	0	1	4
3	1	1	0	2	0	3
4	1	1	1	1	0	3
4	3	2	1	1	1	4
0	0	0	0	0	0	0
4	1	2	3	0	0	1
4	0	0	0	0	1	2
3	2	1	0	1	0	1
3	0	1	0	0	0	1
1	1	1	1	0	0	0
0	0	0	0	0	0	0
3	0	2	0	0	1	2
0	0	0	0	0	0	0
0	0	0	0	0	0	0
0	0	0	0	0	0	0
0	1	0	0	1	0	0
1B:	9	SF:	0			
2B:	1	SAC:	0			
3B:	1	DP:	3			
HR:	1	HBP:	0			

Batter	1	2	3	4	5	6	7	8	9								
Vince Coleman, S OBP: 0.365, SLG: 0.254 (1, 7)	0-0 4-3 ①		0-0 5-3 ③		0-3 K ①		0-0 B2-3 ②	0-0 1B 1B ②									
Ozzie Smith, S OBP: 0.311, SLG: 0.213 (1, 6)	0-0 G6-3 1B			4-0 E BB WP BB	0-0 G3-6-3 ② ③		4-0 E6 BB	0-0 F9 ②									
Terry Pendleton, S OBP: 0.313, SLG: 0.390 (1, 5)	0-0 G6-3 ② ③ 1-2f			4-0 WP E 1B BB		0-0 F8 ①	0-0 E6 ③	0-0 1B 1B ②									
Jack Clark, R OBP: 0.416, SLG: 0.677 Pat Perry, L (9, 1)		4-0 G4-6-3 BB		0-0 E6 WP 1B	0-0 1-2 2-3 1B	0-0 HR		0-0 K ②									
Willie McGee, S OBP: 0.306, SLG: 0.424 (1, 8)		0-0 G4-6-3 ① ② 1-2f		0-0 1-H 2-H 3-H 1B		0-0 L4 ②	0-0 1B 2B ③-H										
Jim Lindeman, R OBP: 0.283, SLG: 0.580 (1, 9) (9, 3)		0-0 6-3 ③		0-3 K ①		0-0 5-3 ③	0-0 F9 ①										
Rod Booker, L OBP: 0.500, SLG: 0.333 (1, 4)			0-0 4-3 ①	0-0 F7 ②			0-0 1B S E 1B	4-0 1B 1B IBB									
Steve Lake, R OBP: 0.319, SLG: 0.447 Curt Ford, L OBP: 0.480, SLG: 0.591 Tom Pagnozzi, R OBP: 0.400, SLG: 0.615 (1, 2) (8, PH) (9, 2)			0-0 L6 ②	0-0 F4 ③			0-0 E B2-3 E6 1B 1-3	0-0 1B 1B ③ 1-3 2-H									
Danny Cox, R OBP: 0.200, SLG: 0.200 Ricky Horton, L OBP: 0.333, SLG: 0.333 Todd Worrell, R John Morris, L Tito Landrum, R OBP: 0.362, SLG: 0.259 (8, PH) (8, PH) (9, 9)			0-0 1B		0-0 G3-6-3 1B		0-3 K ①	4-0 1B 1B IBB									
Inning Stats	R: 0 E: 0 K: 0 S: 3	H: 1 LOB: 0 BB: 0 P: 3	R: 0 E: 0 K: 0 S: 2	H: 0 LOB: 0 BB: 1 P: 6	R: 0 E: 0 K: 0 S: 4	H: 1 LOB: 1 BB: 0 P: 4	R: 3 E: 1 K: 1 S: 7	H: 1 LOB: 1 BB: 2 P: 15	R: 0 E: 0 K: 1 S: 5	H: 1 LOB: 0 BB: 0 P: 5	R: 1 E: 0 K: 0 S: 4	H: 1 LOB: 0 BB: 0 P: 4	R: 1 E: 1 K: 1 S: 7	H: 2 LOB: 2 BB: 1 P: 11	R: 5 E: 0 K: 1 S: 10	H: 5 LOB: 2 BB: 2 P: 18	
PITCHER	IP	WLS	BF	H	R	ER	SO	BB	IBB	HBP	BLK	WP	HR	S	P	ERA	WHIP
Andy Hawkins, R ERA: 3.94 (1, 1)	6.0		24	5	4	3	2	3	0	0	0	1	1	25	37	4.50	1.333
Craig Lefferts, L ERA: 2.21 (7, 1)	1.0		6	2	1	0	1	1	0	0	0	0	0	7	11	0.00	3.000
Lance McCullers, R ERA: 5.68 (8, 1)	0.1	L	5	3	4	4	0	0	1	0	0	0	0	4	8	108.00	9.000
Dave Dravecky, L ERA: 4.8 (8, 1)	0.2		5	2	1	1	1	0	1	0	0	0	0	6	10	13.50	3.000

Batter	1	2	3	4	5	6	7	8	9
AB	5		3		4		4	4	
R	0		1		3		1	3	
H	1		1		1		2	5	
RBI	2		0		0		1	0	
BB	0		0		0		1	2	
SO	1		0		0		1	2	
LOB	4		1		0		11	21	

BOTTOM

San Diego Padres @ St. Louis Cardinals
Busch Stadium, St. Louis, MO
Thu Apr 30 1987, 3:33 AM CDT
Att. 24,081 - Unknown

livebaseballscorecards.com

AB 31
R 5
H 9
RBI 4
BB 5
SO 8
LOB 15



WP: 3 PA: 37
PB: 0
SB: 1
CS: 1

Batter	1	2	3	4	5	6	7	8	9	AB	R	H	RBI	BB	SO	LOB
Vince Coleman, S (1, 7) OBP: 0.367, SLG: 0.253	4-0 E S 4-3 BB		X 0-0 CS 1B	X 0-0 F7		X 0-0 6-3		X 0-0 5-3		4	1	1	0	1	0	1
Ozzie Smith, S (1, 6) OBP: 0.308, SLG: 0.215	0-0 4-3		X 0-0 1B 1B	X 0-0 F9		X 0-3 K				4	1	1	1	0	1	0
Terry Pendleton, S (1, 5) OBP: 0.333, SLG: 0.420	0-0 E7 WP 1B		X 0-0 1B BB 1B		X 0-0 WP BLK 2B		X 0-0 6-3			4	2	3	0	0	0	0
Jack Clark, R (1, 3) OBP: 0.420, SLG: 0.662	0-3 K		X 0-0 BB BB 1B		X 4-0 4-3 1B BB		X 0-3 K			3	1	1	1	1	2	1
Willie McGee, S (1, 8) OBP: 0.333, SLG: 0.426	4-0 WP BB		X 4-0 BB BB		X 0-0 4-3		X 0-0 1B			2	0	1	0	2	0	1
Jim Lindeman, R (1, 9) OBP: 0.263, SLG: 0.537 Bill Dawley, R (8, 1) Pat Perry, L (8, 1)	0-0 P9		X 0-3 K		X 0-3 K		X 0-3 K			4	0	0	0	0	3	7
Rod Booker, L (1, 4) OBP: 0.625, SLG: 0.500		X 0-0 L3	X 4-0 1-2 2-3 3-H BB		X 0-0 FC5-4 1B		X 0-0 WP SH3-2 1B			3	0	2	2	1	0	0
Tom Pagnozzi, R (1, 2) OBP: 0.333, SLG: 0.500		X 0-0 F9	X 0-0 6-3		X 0-0 FC5-4		X 0-0 SH3-2			3	0	0	0	0	0	4
Greg Mathews, R (1, 1) OBP: 0.300, SLG: 0.300 Ricky Horton, L (7, 1) John Morris, L (8, 9) Tito Landrum, R (8, PH) OBP: 0.371, SLG: 0.250		X 0-3 K		X 0-0 4-3		X 0-0 G3		X 0-3 K		3	0	0	0	0	1	0
Inning Stats	R: 1 H: 1 E: 1 LOB: 2 K: 1 BB: 2 S: 6 P: 14	R: 0 H: 0 E: 0 LOB: 0 K: 1 BB: 0 S: 5 P: 5	R: 2 H: 4 E: 0 LOB: 3 K: 1 BB: 2 S: 8 P: 16	R: 0 H: 0 E: 0 LOB: 0 K: 0 BB: 0 S: 3 P: 3	R: 2 H: 2 E: 0 LOB: 1 K: 1 BB: 1 S: 7 P: 11	R: 0 H: 0 E: 0 LOB: 0 K: 1 BB: 0 S: 5 P: 5	R: 0 H: 1 E: 0 LOB: 1 K: 2 BB: 0 S: 8 P: 8	R: 0 H: 1 E: 0 LOB: 1 K: 1 BB: 0 S: 6 P: 6		1B: 8 SF: 0 2B: 1 SAC: 1 3B: 0 DP: 0 HR: 0 HBP: 0	WP: 3 PA: 37 PB: 0 SB: 1 CS: 1					

PITCHER	IP	WLS	BF	H	R	ER	SO	BB	IBB	HBP	BLK	WP	HR	S	P	ERA	WHIP
Storm Davis, R (1, 1) ERA: 5.84	4.0	L	22	6	5	5	3	5	0	0	0	2	0	23	43	11.25	2.750
Ed Wojna, R (5, 1) ERA: 5.89	2.0		7	1	0	0	2	0	0	0	1	0	0	11	11	0.00	0.500
Greg Booker, R (7, 1) ERA: 4.82	1.0		4	1	0	0	2	0	0	0	0	0	0	8	8	0.00	1.000
Craig Lefferts, L (8, 1) ERA: 2.11	1.0		4	1	0	0	1	0	0	0	0	1	0	6	6	0.00	1.000

Batter	1	2	3	4	5	6	7	8	9	AB R H RBI BB SO LOB	TOP																									
Joey Cora, S (1, 6) <small>OBP: 0.378, SLG: 0.320</small> (8, 4)	0-0 F8		0-0 CS 1B		0-0 3B 2B	0-0 F8		0-0 G3		5 1 2 0 0 0 2																										
Tim Flannery, L (1, 4) <small>OBP: 0.375, SLG: 0.346</small> Lance McCullers, S (8, 1)	0-0 1B		0-0 F8		0-0 4-3 3B		0-0 F7	0-0 CS 1B		5 1 3 1 0 0 1 0 0 0 0 0 0 0																										
Tony Gwynn, L (1, 9) <small>OBP: 0.392, SLG: 0.474</small>	0-0 F7		0-0 1-2 1B		0-0 4-3		0-0 BLK BB G3 1B	0-0 1-2 1B		5 1 3 1 0 0 1																										
John Kruk, L (1, 7) <small>OBP: 0.404, SLG: 0.422</small>	0-0 F7		0-0 4-3		0-0 3-H 4-0 BB		0-0 G3 1-2 WP BB	0-0 6-3		3 1 0 0 2 0 3																										
Kevin Mitchell, R (1, 5) <small>OBP: 0.310, SLG: 0.415</small> Randy Ready, R (9, PH) <small>OBP: 0.345, SLG: 0.440</small>		0-3 K		0-0 5-3	0-3 K		0-0 WP G3 1-2 2-3 1B 1B	0-0 F3		4 1 1 0 0 2 1 1 0 0 0 0 0 0																										
Steve Garvey, R (1, 3) <small>OBP: 0.221, SLG: 0.258</small> Carmelo Martinez, R (8, 3) <small>OBP: 0.254, SLG: 0.333</small>		0-0 6-3		0-3 K		0-0 F8	0-0 G3	0-3 K		4 0 0 1 0 1 2 1 0 0 0 0 1 0																										
Benito Santiago, R (1, 2) <small>OBP: 0.310, SLG: 0.476</small>		0-0 1B 1B		0-0 E5		0-0 4-3 1B	0-0 BB BB BB BB 4-0	0-0 F8		4 0 2 0 1 0 0																										
Marvell Wynne, L (1, 8) <small>OBP: 0.314, SLG: 0.354</small>		0-0 1-3 1B		0-0 4-3		0-0 4-3	0-0 1-2 3-H 1B			4 0 2 1 0 0 2																										
Eric Show, R (1, 1) Jim Steels, L (6, PH) <small>OBP: 0.214, SLG: 0.200</small> Dave Dravecky, R (6, 1) Garry Templeton, S (8, 6) <small>OBP: 0.321, SLG: 0.288</small>		0-0 6-3		0-3 K	0-3 K	0-0 BB	0-0 4-3			2 0 0 0 0 1 2 0 0 0 0 1 0 0 1 0 0 0 0 0 2 0 0 0 0 0 0 0																										
Inning Stats	R: 0 E: 0 K: 0 S: 4	H: 1 LOB: 1 BB: 0 P: 4	R: 0 E: 0 K: 1 S: 7	H: 2 LOB: 2 BB: 0 P: 7	R: 0 E: 0 K: 0 S: 4	H: 2 LOB: 1 BB: 0 P: 4	R: 0 E: 1 K: 1 S: 6	H: 0 LOB: 1 BB: 0 P: 6	R: 2 E: 0 K: 2 S: 9	H: 2 LOB: 1 BB: 1 P: 13	R: 0 E: 0 K: 0 S: 4	H: 1 LOB: 2 BB: 1 P: 8	R: 3 E: 0 K: 0 S: 6	H: 3 LOB: 2 BB: 2 P: 14	R: 0 E: 0 K: 0 S: 4	H: 2 LOB: 1 BB: 0 P: 4	R: 0 E: 0 K: 1 S: 5	H: 0 LOB: 0 BB: 0 P: 5	1B: 11 2B: 1 3B: 1 HR: 0	SF: 0 SAC: 0 DP: 0 HBP: 0	WP: 1 PB: 0 SB: 0 CS: 2	PA: 43														
PITCHER	IP WLS BF H R ER SO BB IBB HBP BLK WP HR S P ERA WHIP																																			
Scott Sanderson, R (1, 1) <small>ERA: 4.63</small>	6.1		31	9	4	4	4	3	0	0	0	0	0	36	48	5.68	1.895																			
Dickie Noles, R (7, 1) <small>ERA: 5.06</small>	0.2		5	2	1	1	0	1	0	0	1	0	4	8	13.50	4.500																				
Frank DiPino, L (8, 1) <small>ERA:</small>	1.0	W	4	2	0	0	0	0	0	0	0	0	4	4	0.00	2.000																				
Lee Smith, R (9, 1) <small>ERA: 2.25</small>	1.0	S	3	0	0	0	1	0	0	0	0	0	5	5	0.00	0.000																				

San Diego Padres @ Chicago Cubs
 Wrigley Field, Chicago, IL
 Fri May 01 1987, 3:33 AM CDT
 Att: 16,100 - Unknown

livebaseballscorecards.com

AB	39
R	5
H	13
RBI	4
BB	4
SO	5
LOB	16



BOTTOM

San Diego Padres @ Chicago Cubs
Wrigley Field, Chicago, IL
Fri May 01 1987, 3:33 AM CDT
Att. 16,100 - Unknown

livebaseballscorecards.com

AB 33
R 7
H 10
RBI 7
BB 2
SO 3
LOB 10



WP: 2 PA: 36
PB: 0
SB: 1
CS: 0

AB	R	H	RBI	BB	SO	LOB	
4	0	0	0	0	0	1	
4	0	1	1	0	0	0	
4	1	1	1	0	2	2	
4	0	1	0	0	1	0	
4	0	1	0	0	0	1	
0	1	0	0	0	0	0	
0	0	0	0	0	0	0	
3	1	1	1	0	0	1	
0	0	0	0	0	0	0	
0	0	0	0	0	0	0	
0	1	0	0	1	0	0	
0	0	0	0	0	0	0	
4	0	2	1	0	0	1	
1	1	0	0	1	0	0	
2	0	1	1	0	0	1	
1	1	1	1	0	0	0	
2	1	1	1	0	0	3	
1B: 6	SF: 0	2B: 0	SAC: 1	3B: 0	DP: 1	HR: 4	HBP: 0

Batter	1	2	3	4	5	6	7	8	9								
Chico Walker, S (1, 7) OBP: 0.266, SLG: 0.229	0-0 4-3 ①		0-0 F8 ②		0-0 F5 ②		0-0 G3 ③										
23 Ryne Sandberg, R (1, 4) OBP: 0.374, SLG: 0.397	0-0 F8 ②		0-0 E6 ②		0-0 WP 2-H 1B ②			0-0 F9 ①									
Andre Dawson, R (1, 9) OBP: 0.355, SLG: 0.624	0-0 F8 ③		0-3 K ③		0-3 K ③			0-0 HR ③									
Leon Durham, L (1, 3) OBP: 0.375, SLG: 0.551		0-0 F8 BLK 1B ①		0-3 K ①		0-0 F9 ①		0-0 F7 ②									
Jody Davis, R (1, 2) OBP: 0.377, SLG: 0.578		0-0 F7 ①		0-0 6-3 ②		0-0 F9 ②		0-0 BB 1B 1B									
Greg Maddux, R (8, PR)																	
Jim Sundberg, R (9, 2) OBP: 0.556, SLG: 0.615																	
Keith Moreland, R (1, 5) OBP: 0.198, SLG: 0.276		0-0 F8 ②		0-0 HR ③		0-0 5-3 ③		4-0 BB BB BB 1B 1B BB									
Dickie Noles, R (7, 1)																	
Frank DiPino, L (8, 1)																	
Jerry Mumphrey, S (8, PH) OBP: 0.636, SLG: 0.857																	
Lee Smith, R (9, 1)																	
Shawon Dunston, R (1, 6) OBP: 0.229, SLG: 0.272		0-0 F4 ③		0-0 F9 ③			0-0 G5-4-3 1B 1B	0-0 1B 1B 1B									
Dave Martinez, L (1, 8) OBP: 0.361, SLG: 0.333			0-0 L4 ①		4-0 SH3 23 1B BB ①		0-0 G5-4-3 ① ② 1-2f	0-0 S 1B 1B									
Bob Dernier, R (7, PH) OBP: 0.478, SLG: 0.818								1-3 3-H 1B									
Scott Sanderson, R (1, 1) OBP: 0.250, SLG: 1.000			0-0 HR ①		0-0 SH3 ①		0-0 HR ①	0-0 6-3 ③									
Manny Trillo, R (7, 5) OBP: 0.250, SLG: 0.333								1-2 1B									
Inning Stats	R: 0 E: 0 K: 0 S: 3	H: 0 LOB: 0 BB: 0 P: 3	R: 0 E: 0 K: 0 S: 4	H: 1 LOB: 1 BB: 0 P: 4	R: 1 E: 1 K: 1 S: 7	H: 1 LOB: 1 BB: 0 P: 7	R: 1 E: 0 K: 1 S: 6	H: 1 LOB: 1 BB: 1 P: 10	R: 0 E: 0 K: 0 S: 3	H: 0 LOB: 0 BB: 0 P: 3	R: 1 E: 0 K: 0 S: 4	H: 2 LOB: 0 BB: 0 P: 4	R: 3 E: 0 K: 0 S: 7	H: 4 LOB: 2 BB: 1 P: 11	1B: 6 2B: 0 3B: 0 HR: 4	SF: 0 SAC: 1 DP: 1 HBP: 0	
PITCHER	IP	WLS	BF	H	R	ER	SO	BB	IBB	HBP	BLK	WP	HR	S	P	ERA	WHIP
Eric Show, R (1, 1) ERA: 3.52	5.0		21	4	3	3	3	1	0	0	1	1	2	26	30	5.40	1.000
Dave Dravecky, L (6, 1) ERA: 4.76	2.0		7	2	1	1	0	0	0	0	0	0	1	7	7	4.50	1.000
Lance McCullers, R (8, 1) ERA: 7.24	1.0	L	8	4	3	3	0	1	0	0	0	0	1	7	11	27.00	5.000

Batter	1	2	3	4	5	6	7	8	9	AB R H RBI BB SO LOB	TOP	
Joey Cora, S (1, 4) <small>OBP: 0.383, SLG: 0.329</small>	0-0 		0-0 			0-0 	0-0 			4 1 2 0 0 0 2		
Garry Templeton, S (1, 6) <small>OBP: 0.329, SLG: 0.289</small>	0-0 		0-0 			4-0 	0-3 			3 1 1 0 1 1 3		
Tony Gwynn, L (1, 9) <small>OBP: 0.396, SLG: 0.480</small>	0-0 			1-0 		0-0 		0-0 		3 1 1 0 0 0 1		
Carmelo Martinez, R (1, 7) <small>OBP: 0.240, SLG: 0.314</small>	0-0 			0-0 		0-0 		0-0 		4 0 0 0 0 0 3		
Kevin Mitchell, R (1, 5) <small>OBP: 0.319, SLG: 0.412</small>		0-0 		0-0 		0-0 		4-0 		3 0 1 2 1 0 1		
Steve Garvey, R (1, 3) <small>OBP: 0.208, SLG: 0.243</small>		0-0 		0-0 		0-0 		0-3 		4 0 0 0 0 1 3		
Benito Santiago, R (1, 2) <small>OBP: 0.307, SLG: 0.465</small>		0-3 			0-0 		0-0 		0-3 	4 0 1 0 0 2 0	AB 32 R 3 H 7 RBI 2 BB 2 SO 6 LOB 13	
Marvell Wynne, L (1, 8) <small>OBP: 0.308, SLG: 0.346</small>			0-3 		0-3 		0-0 		0-0 	4 0 1 0 0 2 0		
Ed Whitson, R (1, 1) Craig Lefferts, L (8, 1) Tim Flannery, L (9, PH) <small>OBP: 0.364, SLG: 0.333</small>			0-0 		0-0 		0-0 		0-0 	2 0 0 0 0 0 0		
Inning Stats	R: 1 H: 2 E: 0 LOB: 0 K: 0 BB: 0 S: 4 P: 4	R: 0 H: 0 E: 0 LOB: 0 K: 1 BB: 0 S: 5 P: 5	R: 0 H: 1 E: 0 LOB: 1 K: 1 BB: 0 S: 6 P: 6	R: 0 H: 0 E: 0 LOB: 1 K: 0 BB: 0 S: 3 P: 4	R: 0 H: 0 E: 0 LOB: 0 K: 1 BB: 0 S: 5 P: 5	R: 2 H: 2 E: 0 LOB: 1 K: 0 BB: 1 S: 5 P: 9	R: 0 H: 2 E: 0 LOB: 2 K: 1 BB: 0 S: 7 P: 7	R: 0 H: 0 E: 0 LOB: 1 K: 1 BB: 1 S: 5 P: 9	R: 0 H: 0 E: 0 LOB: 0 K: 1 BB: 0 S: 5 P: 5	1B: 6 SF: 0 2B: 1 SAC: 1 3B: 0 DP: 1 HR: 0 HBP: 1	WP: 0 PA: 36 PB: 0 SB: 1 CS: 0	
PITCHER Steve Trout, L (1, 1) <small>ERA: 3.0</small> Ed Lynch, R (8, 1) <small>ERA: 2.74</small>	IP WLS BF H R ER SO BB IBB HBP BLK WP HR S P ERA WHIP 7.0 W 29 7 3 3 4 1 0 1 0 0 0 35 40 3.86 1.143											PITCHER IP WLS BF H R ER SO BB IBB HBP BLK WP HR S P ERA WHIP

San Diego Padres @ Chicago Cubs
 Wrigley Field, Chicago, IL
 Sat May 02 1987, 3:33 AM CDT
 Att: 25,428 - Unknown

livebaseballscorecards.com

Batter	1	2	3	4	5	6	7	8	9	AB R H RBI BB SO LOB	TOP	
Joey Cora, S (1, 4) <small>OBP: 0.388, SLG: 0.329</small>	0-3 			0-0 		0-0 		4-0 		3 1 1 0 1 1 0	San Diego Padres @ Chicago Cubs Wrigley Field, Chicago, IL Sun May 03 1987, 3:33 AM CDT Att. 27,202 - Unknown	
Tim Flannery, L (1, 5) <small>OBP: 0.324, SLG: 0.290</small>	0-0 			0-0 		0-0 		0-3 		4 0 0 0 0 1 2		
Tony Gwynn, L (1, 9) <small>OBP: 0.391, SLG: 0.480</small>	0-0 			0-0 		0-0 		0-0 		4 0 1 1 0 0 0		
John Kruk, L (1, 3) <small>OBP: 0.410, SLG: 0.417</small>						4-0 		0-3 		3 0 1 0 1 1 1		
Kevin Mitchell, R (1, 7) <small>OBP: 0.319, SLG: 0.409</small> Dave Dravecky, R (6, 1) Greg Booker, R (8, 1) Randy Ready, R (9, PH) <small>OBP: 0.333, SLG: 0.423</small>						0-0 		0-0 		0-3 		3 0 1 0 0 0 1 0 0 0 0 0 0 0 0 0 0 0 0 0 0 1 0 0 0 0 1 0
Benito Santiago, R (1, 2) <small>OBP: 0.315, SLG: 0.467</small>						0-0 		0-0 		0-0 		4 1 2 0 0 1 2
Marvell Wynne, L (1, 8) <small>OBP: 0.322, SLG: 0.364</small>						4-0 		0-0 		0-0 		3 0 1 1 1 0 1
Garry Templeton, S (1, 6) <small>OBP: 0.326, SLG: 0.278</small>						4-0 		0-0 		0-0 		3 0 0 0 1 1 2
Andy Hawkins, R (1, 1) Jim Steels, L (6, 7) <small>OBP: 0.200, SLG: 0.185</small>						0-0 		0-0 		0-0 		2 0 0 0 0 1 3 2 0 0 0 0 0 2
Inning Stats	R: 0 H: 0 E: 0 LOB: 0 K: 1 BB: 0 S: 5 P: 5	R: 0 H: 0 E: 0 LOB: 0 K: 1 BB: 0 S: 5 P: 5	R: 0 H: 0 E: 0 LOB: 0 K: 2 BB: 0 S: 7 P: 7	R: 0 H: 0 E: 0 LOB: 0 K: 0 BB: 0 S: 3 P: 3	R: 0 H: 2 E: 0 LOB: 3 K: 0 BB: 2 S: 4 P: 12	R: 1 H: 1 E: 0 LOB: 1 K: 0 BB: 1 S: 4 P: 8	R: 0 H: 1 E: 0 LOB: 1 K: 0 BB: 0 S: 4 P: 4	R: 0 H: 1 E: 0 LOB: 1 K: 2 BB: 1 S: 7 P: 11	R: 1 H: 2 E: 0 LOB: 1 K: 1 BB: 0 S: 7 P: 7	1B: 5 SF: 0 2B: 3 SAC: 0 3B: 0 DP: 1 HR: 0 HBP: 0		WP: 1 PA: 36 PB: 0 SB: 4 CS: 0
PITCHER Rick Sutcliffe, R (1, 1) <small>ERA: 3.46</small> Lee Smith, R (9, 1) <small>ERA: 2.13</small>	IP WLS BF H R ER SO BB IBB HBP BLK WP HR S P ERA WHIP 8.1 W 34 7 2 1 7 3 1 0 0 1 0 44 60 1.08 1.200											PITCHER IP WLS BF H R ER SO BB IBB HBP BLK WP HR S P ERA WHIP 0.2 S 2 0 0 0 0 0 0 0 0 0 0 2 2 0.00 0.000

livebaseballscorecards.com

AB	32
R	2
H	7
RBI	2
BB	4
SO	7
LOB	14



Batter	1	2	3	4	5	6	7	8	9	AB	R	H	RBI	BB	SO	LOB
Chico Walker, S (1, 7) OBP: 0.276, SLG: 0.234	0-0 23 1-3 2B 1B		4-0 1B 1B BB		0-0 F7	0-0 5-3				3	2	1	0	1	0	2
23 Ryne Sandberg, R (1, 4) OBP: 0.364, SLG: 0.442	0-0 1-3 1-2		0-0 F9		0-0 2B 3B		0-0 5-3			4	1	1	0	0	0	2
Andre Dawson, R (1, 9) OBP: 0.366, SLG: 0.688	0-3 K		0-0 1B 1B		0-0 2B		0-0 HR			4	1	3	2	0	1	1
Leon Durham, L (1, 3) OBP: 0.396, SLG: 0.600	0-0 2B		0-0 1B G4-3		0-0 IBB		0-0 F8			3	0	2	2	1	0	0
Keith Moreland, R (1, 5) OBP: 0.191, SLG: 0.262	0-0 6-3		0-0 1B G4-3		0-0 F9		0-0 F8			4	0	0	0	0	0	5
Shawon Dunston, R (1, 6) Manny Trillo, R (6, 6) OBP: 0.225, SLG: 0.264 OBP: 0.273, SLG: 0.316		0-0 G1		0-0 4-3		0-0 5-3		0-0 1B BB		2	0	0	0	0	0	0
Jim Sundberg, R (1, 2) OBP: 0.500, SLG: 0.529		0-0 F4		0-0 F4		0-0 6-3		0-0 1B BB		4	0	1	0	0	0	0
Dave Martinez, L (1, 8) OBP: 0.368, SLG: 0.339		0-0 BB		0-0 4-3		0-0 PB BB BB		0-0 FC3-2-3 1-2 3-H		2	0	0	0	2	0	2
Rick Sutcliffe, L (1, 1) Lee Smith, R (9, 1) OBP: 0.400, SLG: 0.417		0-0 4-3		0-0 6-3		0-0 BB		0-0 4-3		3	0	0	0	1	0	2
										0	0	0	0	0	0	0


Inning Stats	R: 1	H: 2	E: 0	K: 1	S: 7	LOB: 1	BB: 0	P: 7	R: 0	H: 0	E: 0	K: 0	S: 3	LOB: 1	BB: 1	P: 7	R: 1	H: 2	E: 0	K: 0	S: 4	LOB: 1	BB: 1	P: 8	R: 0	H: 0	E: 0	K: 0	S: 3	LOB: 0	BB: 0	P: 3	R: 1	H: 2	E: 0	K: 0	S: 5	LOB: 2	BB: 1	P: 9	R: 0	H: 0	E: 0	K: 0	S: 3	LOB: 2	BB: 2	P: 11	R: 1	H: 1	E: 0	K: 0	S: 4	LOB: 0	BB: 0	P: 4	R: 0	H: 1	E: 0	K: 0	S: 3	LOB: 1	BB: 1	P: 7
--------------	------	------	------	------	------	--------	-------	------	------	------	------	------	------	--------	-------	------	------	------	------	------	------	--------	-------	------	------	------	------	------	------	--------	-------	------	------	------	------	------	------	--------	-------	------	------	------	------	------	------	--------	-------	-------	------	------	------	------	------	--------	-------	------	------	------	------	------	------	--------	-------	------

PITCHER	IP	WLS	BF	H	R	ER	SO	BB	IBB	HBP	BLK	WP	HR	S	P	ERA	WHIP
Andy Hawkins, R (1, 1) ERA: 4.08	5.2	L	27	6	3	3	1	4	1	0	0	0	0	24	44	4.76	1.765
Dave Dravecky, L (6, 1) ERA: 4.91	1.1		5	1	1	1	0	0	0	0	0	0	1	5	5	6.75	0.750
Greg Booker, R (8, 1) ERA: 4.35	1.0		4	1	0	0	0	1	0	0	0	0	0	3	7	0.00	2.000

BOTTOM

San Diego Padres @ Chicago Cubs
 Wrigley Field, Chicago, IL
 Sun May 03 1987, 3:33 AM CDT
 Att. 27,202 - Unknown

AB	30
R	4
H	8
RBI	4
BB	6
SO	1
LOB	14



1B: 4	SF: 0	WP: 0	PA: 36
2B: 3	SAC: 0	PB: 1	
3B: 1	DP: 2	SB: 0	
HR: 1	HBP: 0	CS: 0	

livebaseballscores.com

Batter	1	2	3	4	5	6	7	8	9	AB	R	H	RBI	BB	SO	LOB	TOP
John Cangelosi, S (1, 7) <small>OBP: 0.475, SLG: 0.259</small> Logan Easley, R (6, 1) Junior Ortiz, R (7, PH) <small>OBP: 0.275, SLG: 0.278</small> John Smiley, L (7, 1) Houston Jimenez, R (9, PH)	4-0 	0-0 4-3 	0-0 	0-0 L5 	0-0 	4-0 	0-0 6-3 	0-3 	0-3 	2	1	0	0	2	0	2	
Andy Van Slyke, L (1, 9) <small>OBP: 0.333, SLG: 0.355</small>	0-3 	0-0 	0-0 L7 	0-3 	0-0 	0-0 	0-0 L3 	0-0 	0-0 	6	0	0	1	0	2	6	
Johnny Ray, S (1, 4) <small>OBP: 0.330, SLG: 0.416</small>	0-0 	0-0 	0-0 	0-0 	0-0 	4-0 	0-0 	0-0 	0-0 	4	1	2	0	1	0	1	
Sid Bream, L (1, 3) <small>OBP: 0.420, SLG: 0.620</small>	0-0 	0-0 	0-0 	0-0 	0-0 	0-0 	0-0 	0-0 	0-0 	5	0	3	1	0	0	3	
Jim Morrison, R (1, 5) <small>OBP: 0.387, SLG: 0.554</small> (3, 6)	0-0 	0-0 	0-0 	0-0 	0-0 	0-0 	0-3 	0-3 	0-3 	4	1	2	1	0	1	3	
Barry Bonds, L (1, 8) <small>OBP: 0.349, SLG: 0.423</small>	0-0 	4-0 	0-0 	0-0 	0-3 	4-0 	0-0 	0-0 	0-0 	3	1	1	0	2	1	3	
Michael LaValliere, L (1, 2) <small>OBP: 0.479, SLG: 0.500</small> Mike Diaz, R (7, PH) <small>OBP: 0.314, SLG: 0.638</small> (7, 2)	0-0 	0-0 	4-0 	4-0 	0-0 	0-0 	0-3 	0-3 	0-3 	2	1	1	0	1	0	1	
Rafael Belliard, R (1, 6) <small>OBP: 0.250, SLG: 0.240</small> Bobby Bonilla, S (3, PH) <small>OBP: 0.246, SLG: 0.270</small> (3, 5)	0-0 	0-0 	0-0 	0-0 	0-0 	0-3 	0-0 	4-0 	4-0 	1	0	0	0	0	0	1	
Bob Patterson, R (1, 1) Hipolito Pena, L (2, 1) <small>OBP: 0.156, SLG: 0.200</small> Brian Fisher, R (4, 1) R.J. Reynolds, S (6, PH) <small>OBP: 0.417, SLG: 0.514</small> (6, 7)	0-0 	0-0 	0-3 	0-3 	0-0 	0-0 	0-0 	0-3 	0-3 	0	0	0	0	0	0	0	
Inning Stats	R: 1 E: 0 K: 1 S: 6 H: 1 LOB: 1 BB: 1 P: 10	R: 0 E: 0 K: 0 S: 4 H: 0 LOB: 2 BB: 1 P: 8	R: 1 E: 0 K: 0 S: 6 H: 3 LOB: 3 BB: 1 P: 10	R: 0 E: 0 K: 2 S: 7 H: 0 LOB: 0 BB: 0 P: 7	R: 0 E: 0 K: 1 S: 6 H: 1 LOB: 1 BB: 0 P: 6	R: 1 E: 0 K: 0 S: 5 H: 2 LOB: 3 BB: 2 P: 13	R: 2 E: 0 K: 1 S: 8 H: 3 LOB: 2 BB: 1 P: 12	R: 0 E: 0 K: 2 S: 9 H: 2 LOB: 2 BB: 0 P: 9	R: 0 E: 0 K: 2 S: 7 H: 0 LOB: 1 BB: 1 P: 11	1B: 9 2B: 3 3B: 0 HR: 0 SF: 1 SAC: 1 DP: 0 HBP: 0	WP: 0 PB: 0 SB: 3 CS: 0 PA: 47						
PITCHER Storm Davis, R (1, 1) <small>ERA: 5.7</small> Dave Dravecky, L (6, 1) <small>ERA: 4.74</small> Craig Lefferts, L (7, 1) <small>ERA: 3.09</small> Lance McCullers, R (8, 1) <small>ERA: 6.32</small>	IP WLS BF H R ER SO BB IBB HBP BLK WP HR S P ERA WHIP	IP WLS BF H R ER SO BB IBB HBP BLK WP HR S P ERA WHIP	IP WLS BF H R ER SO BB IBB HBP BLK WP HR S P ERA WHIP	IP WLS BF H R ER SO BB IBB HBP BLK WP HR S P ERA WHIP	IP WLS BF H R ER SO BB IBB HBP BLK WP HR S P ERA WHIP	IP WLS BF H R ER SO BB IBB HBP BLK WP HR S P ERA WHIP	IP WLS BF H R ER SO BB IBB HBP BLK WP HR S P ERA WHIP	IP WLS BF H R ER SO BB IBB HBP BLK WP HR S P ERA WHIP	IP WLS BF H R ER SO BB IBB HBP BLK WP HR S P ERA WHIP	IP WLS BF H R ER SO BB IBB HBP BLK WP HR S P ERA WHIP	IP WLS BF H R ER SO BB IBB HBP BLK WP HR S P ERA WHIP						

Pittsburgh Pirates @ San Diego Padres
 Jack Murphy Stadium, San Diego, CA
 Mon May 04 1987, 10:05 PM EDT
 Att: 22,306 - Unknown

AB	38
R	5
H	12
RBI	5
BB	7
SO	9
LOB	33



WP: 0	PA: 47
PB: 0	
SB: 3	
CS: 0	

Storm Davis, R	(1, 1)	5.1	W	27	7	3	3	4	3	0	0	0	0	0	0	32	44	5.06	1.875
Dave Dravecky, L	(6, 1)	0.2		4	0	0	0	0	2	0	0	0	0	0	0	2	10	0.00	3.000
Craig Lefferts, L	(7, 1)	1.0		9	5	2	2	1	1	0	0	0	0	0	0	10	14	18.00	6.000
Lance McCullers, R	(8, 1)	2.0	S	7	0	0	0	4	1	0	0	0	0	0	0	14	18	0.00	0.500

Batter	1	2	3	4	5	6	7	8	9
Joey Cora, S <small>OBP: 0.408, SLG: 0.333</small> (1, 4)	0-0 5-3	0-0 CS 1B		4-0 CS BB		4-0 FC6-4 BB		4-0 BB	
Randy Ready, R <small>OBP: 0.353, SLG: 0.414</small> Craig Lefferts, L (7, 1)	0-0 HBP BB 1B	4-0 1-2 HR BB		0-0 F4 1-2		0-0 FC6-4 1-2f		0-0 F4	
Lance McCullers, S (8, 1)									
Tony Gwynn, L <small>OBP: 0.404, SLG: 0.481</small> (1, 9)	0-0 BB 1-2 1B	4-0 1-2 HR BB			0-0 4-3			4-0 L4-3 BB	
Carmelo Martinez, R <small>OBP: 0.253, SLG: 0.356</small> (1, 3)	1-0 1B BB SF8	0-0 1-H 2-H HR		0-3 K				0-0 L4-3 1-2	
Kevin Mitchell, R <small>OBP: 0.326, SLG: 0.409</small> Jim Steels, L <small>OBP: 0.242, SLG: 0.233</small> (2, 7)	4-0 SF8 1B 1-2 2-3 3-H BB	0-3 K		0-0 CS 1B				0-0 HR 1B	
Benito Santiago, R <small>OBP: 0.333, SLG: 0.511</small> (1, 2)	0-0 1-2 2-3 3-H 1B		0-0 6-3		0-0 CS 1-2	0-0 G1-6-3 SH1-3 2B 1B		0-0 1-H HR	
Garry Templeton, S <small>OBP: 0.315, SLG: 0.272</small> (1, 6)	0-0 SF8 2-3 3-H		0-0 5-3			0-0 SH1-3 1-2		0-3 K	
Marvell Wynne, L <small>OBP: 0.302, SLG: 0.339</small> (1, 8)	0-3 K		0-3 K			0-0 G1-6-3 2-3		0-3 K	
Storm Davis, R <small>OBP: 0.100, SLG: 0.100</small> Dave Dravecky, R (6, 1)		0-0 B1-3		0-3 K		0-0 3-H 2B		0-0 4-3	
Tim Flannery, L <small>OBP: 0.333, SLG: 0.333</small> (6, PH) (7, 5)									

AB	R	H	RBI	BB	SO	LOB
2	0	1	0	3	0	0
3	2	1	0	1	0	3
0	0	0	0	0	0	0
1	0	0	0	0	0	1
2	2	1	0	2	0	0
3	2	1	3	0	1	1
0	0	0	1	1	0	0
3	1	2	0	0	1	0
4	2	3	3	0	0	0
2	0	0	1	0	1	0
4	0	0	0	0	3	3
2	0	0	0	0	1	0
0	0	0	0	0	0	0
2	0	1	1	0	0	0

AB	R	H	RBI	BB	SO	LOB
28	9	10	9	7	7	8

Inning	R	H	E	K	S	IP	WLS	BF	H	R	ER	SO	BB	IBB	HBP	BLK	WP	HR	S	P	ERA	WHIP
1	3	3	0	8	13	1.2		13	5	6	6	1	3	0	1	0	0	1	11	24	32.40	4.800
2	0	0	0	1	13	1.1		4	0	0	0	2	0	0	0	0	0	0	8	8	0.00	0.000
3	0	0	0	1	13	2.0		6	1	0	0	2	1	0	0	0	0	0	9	13	0.00	1.000
4	0	0	0	1	13	1.0		6	2	1	1	0	1	0	0	0	0	0	5	9	9.00	3.000
5	0	0	0	1	13	2.0		9	2	2	2	2	2	0	0	0	0	1	11	19	9.00	2.000

WP	PA
0	39

Pittsburgh Pirates @ San Diego Padres
 Jack Murphy Stadium, San Diego, CA
 Mon May 04 1987, 10:05 PM EDT
 Att. 22,306 - Unknown

livebaseballscorecards.com



Batter	1	2	3	4	5	6	7	8	9	AB R H RBI BB SO LOB	TOP		
Barry Bonds, L (1, 8) OBP: 0.363, SLG: 0.474	0-0 L3	0-0 F6			0-0 4-3 2B 1B		0-0 HR 1B		0-0 HR	5 3 3 1 0 0 0	Pittsburgh Pirates @ San Diego Padres Jack Murphy Stadium, San Diego, CA Tue May 05 1987, 10:05 PM EDT Att: 12,642 - Unknown		
Andy Van Slyke, L (1, 9) OBP: 0.338, SLG: 0.403	0-3 K	0-0 CS 1B			0-0 4-3		0-0 HR		0-0 6-3	5 1 2 2 0 1 1			
Johnny Ray, S (1, 4) OBP: 0.324, SLG: 0.415	0-0 4-3	0-0 CS 1B	0-0 F8		0-0 3-H 4-0 2B		0-0 4-3		0-0 F4	5 0 1 1 0 0 0			
Sid Bream, L (1, 3) OBP: 0.419, SLG: 0.613		0-0 2B	0-0 L6		0-0 G1-6-3 BB		0-3 K		0-0 P3	4 1 1 0 1 1 0			
Jim Morrison, R (1, 5) OBP: 0.381, SLG: 0.552		0-0 1B 2B	0-0 F4		0-0 G1-6-3		0-3 K			4 1 1 1 0 1 2			
R.J. Reynolds, S (1, 7) OBP: 0.425, SLG: 0.579		4-0 1B HR BB		0-0 4-3		0-0 4-3		0-0 HR		3 2 1 1 1 0 0			
Michael LaValliere, L (1, 2) OBP: 0.481, SLG: 0.900		0-0 1B HR 1B		0-0 FC6-4 1B		0-3 K		0-0 L8		4 1 2 1 0 1 0			
Rafael Belliard, R (1, 6) OBP: 0.267, SLG: 0.315		0-0 HR		0-0 FC6-4		0-0 1-3		0-0 FC6 1B		4 1 2 3 0 0 1			
Dorn Taylor, R (1, 1) Hipolito Pena, L (4, 1) Bob Walk, R (5, 1) John Cangelosi, S (7, PH) John Smiley, L (7, 1) Don Robinson, R (8, 1)		0-0 5-3		0-0 1-3			0-3 K		0-0 FC6	2 0 0 0 0 0 1 0 0 0 0 0 0 0 0 0 0 0 0 0 0 1 0 0 0 0 1 0 1 0 0 0 0 0 1 0 0 0 0 0 0 0			
Inning Stats	R: 0 H: 0 E: 0 LOB: 0 K: 1 BB: 0 S: 5 P: 5	R: 5 H: 5 E: 0 LOB: 0 K: 0 BB: 1 S: 7 P: 11	R: 0 H: 0 E: 0 LOB: 0 K: 0 BB: 0 S: 3 P: 3	R: 0 H: 1 E: 0 LOB: 1 K: 0 BB: 0 S: 4 P: 4	R: 1 H: 2 E: 0 LOB: 1 K: 0 BB: 1 S: 4 P: 8	R: 0 H: 0 E: 0 LOB: 0 K: 1 BB: 0 S: 5 P: 5	R: 2 H: 2 E: 0 LOB: 0 K: 2 BB: 0 S: 9 P: 9	R: 1 H: 2 E: 0 LOB: 1 K: 1 BB: 0 S: 7 P: 7	R: 1 H: 1 E: 0 LOB: 0 K: 0 BB: 0 S: 4 P: 4	1B: 6 SF: 0 2B: 3 SAC: 0 3B: 0 DP: 1 HR: 4 HBP: 0	WP: 0 PA: 41 PB: 0 SB: 1 CS: 1		
PITCHER	IP WLS BF H R ER SO BB IBB HBP BLK WP HR S P ERA WHIP											PITCHER	IP WLS BF H R ER SO BB IBB HBP BLK WP HR S P ERA WHIP
Eric Show, R (1, 1) ERA: 4.5	1.2 L 11 5 5 5 1 1 0 0 0 0 0 1 12 16 27.00 3.600												
Jimmy Jones, R (2, 1) ERA: 3.38	2.2 10 3 1 1 0 0 0 0 0 0 0 0 10 10 3.38 1.125												
Dave Dravecky, L (5, 1) ERA: 4.35	1.2 5 0 0 0 1 1 0 0 0 0 0 0 6 10 0.00 0.600												
Rich Gossage, R (7, 1) ERA: 18.0	1.0 5 2 2 2 2 0 0 0 0 0 1 9 9 18.00 2.000												
Greg Booker, R (8, 1) ERA: 5.11	2.0 9 3 2 2 1 0 0 0 0 0 0 2 11 9.00 1.500												

AB	38
R	10
H	13
RBI	10
BB	2
SO	5
LOB	6



Batter	1	2	3	4	5	6	7	8	9	AB	R	H	RBI	BB	SO	LOB
Joey Cora, S OBP: 0.407, SLG: 0.333 (1, 4)	F5		SF8			G4-6-3 1B		K		3	1	1	1	1	1	2
Tim Flannery, L OBP: 0.341, SLG: 0.324 (1, 5)	FC6-4 BB		G3			G4-6-3 1B		K	F7	4	0	1	0	1	1	0
Tony Gwynn, L OBP: 0.395, SLG: 0.468 (1, 9)	FC6-4 1-2f				G4-6-3		5-3		2B	5	1	1	0	0	1	2
Carmelo Martinez, R OBP: 0.265, SLG: 0.355 (1, 3) Greg Booker, R (8, 1) Steve Garvey, R (9, PH) OBP: 0.219, SLG: 0.268	F9			HR 1B		BB BB		F8	1B 1B 2B	3	1	1	0	1	0	1
John Kruk, L OBP: 0.424, SLG: 0.412 (1, 7) (8, 3)		F7		HR BB		BB BB		K	1B 1B	3	1	1	0	2	1	0
Benito Santiago, R OBP: 0.327, SLG: 0.525 (1, 2)		K				HR		F8	K	5	1	1	3	0	2	4
Marvell Wynne, L OBP: 0.318, SLG: 0.344 (1, 8) Luis Salazar, R (8, PH) OBP: 0.200, SLG: 0.200 (9, 8)		4-3				FC5-4 BB		E8 1B 1B	2B 1B 1B	2	0	1	0	1	0	0
Garry Templeton, S OBP: 0.320, SLG: 0.302 (1, 6)						F9		F6	F7	5	1	2	1	0	0	4
Eric Show, R (1, 1) Jimmy Jones, R (2, 1) Dave Dravecky, R (5, 1) Jim Steels, L (6, PH) Rich Gossage, R (7, 1) Randy Ready, R (8, 7) OBP: 0.235, SLG: 0.226			SH5-3		FC5-4			F8	BB	0	0	0	0	0	0	0

Inning Stats	R: 0	H: 0	E: 0	K: 0	S: 3	LOB: 1	BB: 1	P: 7	R: 0	H: 0	E: 0	K: 1	S: 5	LLOB: 0	BB: 0	P: 5	R: 1	H: 1	E: 0	K: 0	S: 4	LLOB: 0	BB: 0	P: 4	R: 3	H: 2	E: 0	K: 1	S: 7	LLOB: 1	BB: 2	P: 15	R: 1	H: 1	E: 1	K: 0	S: 4	LLOB: 2	BB: 3	P: 15	R: 0	H: 2	E: 0	K: 1	S: 5	LLOB: 0	BB: 0	P: 5	R: 1	H: 2	E: 0	K: 2	S: 9	LLOB: 2	BB: 1	P: 13	R: 2	H: 4	E: 0	K: 1	S: 9	LLOB: 2	BB: 0	P: 9	1B: 8	2B: 3	3B: 0	HR: 1	SF: 1	SAC: 1	DP: 1	HBP: 0	WP: 1	PB: 0	SB: 0	CS: 0	PA: 44
--------------	------	------	------	------	------	--------	-------	------	------	------	------	------	------	---------	-------	------	------	------	------	------	------	---------	-------	------	------	------	------	------	------	---------	-------	-------	------	------	------	------	------	---------	-------	-------	------	------	------	------	------	---------	-------	------	------	------	------	------	------	---------	-------	-------	------	------	------	------	------	---------	-------	------	-------	-------	-------	-------	-------	--------	-------	--------	-------	-------	-------	-------	--------

PITCHER	IP	WLS	BF	H	R	ER	SO	BB	IBB	HBP	BLK	WP	HR	S	P	ERA	WHIP
Dom Taylor, R ERA: 8.59 (1, 1)	3.1		15	3	4	4	2	2	0	0	0	0	1	17	25	10.80	1.500
Hipolito Pena, L ERA: 1.93 (4, 1)	1.1		8	1	1	1	0	4	0	0	0	0	0	4	20	6.75	3.750
Bob Walk, R ERA: 2.57 (5, 1)	1.1	W	5	2	0	0	0	0	0	0	0	0	0	5	5	0.00	1.500
John Smiley, L ERA: 3.45 (7, 1)	1.2		7	2	1	1	2	0	0	0	0	0	0	11	11	5.40	1.200
Don Robinson, R ERA: 5.68 (8, 1)	1.1	S	9	4	2	2	2	1	0	0	0	1	0	12	16	13.50	3.750

BOTTOM

Pittsburgh Pirates @ San Diego Padres
Jack Murphy Stadium, San Diego, CA
Tue May 05 1987, 10:05 PM EDT
Att. 12,642 - Unknown

livebaseballscorecards.com

AB	35
R	8
H	12
RBI	7
BB	7
SO	6
LOB	15



Batter	1	2	3	4	5	6	7	8	9	AB R H RBI BB SO LOB	TOP											
Vince Coleman, S (1, 7) OBP: 0.386, SLG: 0.302	0-3 K		0-0 CS 1B		0-0 4-3		0-0 2-H 1B			4 0 2 1 0 1 1												
Ozzie Smith, S (1, 6) OBP: 0.324, SLG: 0.279	0-0 G3		0-0 F7 1-2			0-0 1B 1B		0-0 F8 WP 2B		4 1 2 0 0 0 1												
Terry Pendleton, S (1, 5) OBP: 0.352, SLG: 0.400	0-0 L3		0-0 F7			0-0 1-3 1B		0-0 6-3		4 0 1 0 0 0 1												
Jack Clark, R (1, 3) OBP: 0.408, SLG: 0.598		4-0 BB BB BB		0-0 F5		0-0 F3		0-0 F8 2-3		3 0 0 0 1 0 3												
Willie McGee, S (1, 8) OBP: 0.307, SLG: 0.415		0-0 G6-4-3 1-2f		0-0 5-3		0-0 F9		0-3 K 3-H		4 0 0 0 0 1 3												
Curt Ford, L (1, 9) OBP: 0.472, SLG: 0.625		0-0 S 1B		0-3 K		0-0 F7			0-3 K	4 1 1 0 0 2 2												
José Oquendo, S (1, 4) OBP: 0.533, SLG: 0.556		0-0 IBB 1-H 1B		4-0 BB BB BB	4-0 B5-6-4 1B BB		4-0 1-3 1B BB		0-0 5-3	2 1 1 1 2 0 0												
Steve Lake, R (1, 2) OBP: 0.339, SLG: 0.443		4-0 1-2 IBB		0-0 1-2 1B	0-0 B5-6-4 1B		0-0 1-3		0-0 F8	3 0 1 0 1 0 1												
Joe Magrane, R (1, 1) OBP: 0.339, SLG: 0.443		0-3 K		0-0 B5-6-4 1-2 2-3f			0-0 5-3			3 0 0 0 0 1 5												
Inning Stats	R: 0 E: 0 K: 1 S: 5	H: 0 LOB: 0 BB: 0 P: 5	R: 1 E: 0 K: 1 S: 6	H: 2 LOB: 2 BB: 2 P: 14	R: 0 E: 0 K: 0 S: 3	H: 1 LOB: 0 BB: 0 P: 3	R: 0 E: 0 K: 1 S: 5	H: 0 LOB: 0 BB: 0 P: 5	R: 0 E: 0 K: 0 S: 3	H: 1 LOB: 1 BB: 1 P: 7	R: 0 E: 0 K: 0 S: 5	H: 2 LOB: 2 BB: 0 P: 5	R: 1 E: 0 K: 0 S: 3	H: 1 LOB: 1 BB: 1 P: 7	R: 1 E: 0 K: 1 S: 6	H: 1 LOB: 0 BB: 0 P: 6	R: 0 E: 0 K: 1 S: 5	H: 0 LOB: 0 BB: 0 P: 5	1B: 7 2B: 1 3B: 0 HR: 0	SF: 0 SAC: 0 DP: 2 HBP: 0	WP: 1 PB: 0 SB: 1 CS: 1	PA: 35
PITCHER	IP WLS BF H R ER SO BB IBB HBP BLK WP HR S P ERA WHIP																					
Ed Whitson, R (1, 1) ERA: 5.01	7.0 L 28 7 2 2 3 3 1 0 0 0 0 0 30 46 2.57 1.429																					
Rich Gossage, R (8, 1) ERA: 13.5	1.0 4 1 1 1 1 0 0 0 0 1 0 6 6 9.00 1.000																					
Dave Dravecky, L (9, 1) ERA: 4.15	1.0 3 0 0 0 1 0 0 0 0 0 0 5 5 0.00 0.000																					

St. Louis Cardinals @ San Diego Padres
 Jack Murphy Stadium, San Diego, CA
 Wed May 06 1987, 10:05 PM EDT
 Att: 11,937 - Unknown

livebaseballscorecards.com

AB	31
R	3
H	8
RBI	2
BB	4
SO	5
LOB	17



Batter	1	2	3	4	5	6	7	8	9	AB R H RBI BB SO LOB
Joey Cora, S OBP: 0.393, SLG: 0.319 (1, 4) x	0-0 1-3 ①			x 0-0 G3 ①		x 0-0 4-3 ③		x 0-0 FC1-6 ②	4 0 0 0 0 0 1	
Randy Ready, R OBP: 0.359, SLG: 0.394 (1, 7) x	0-0 4-3 ②			x 0-0 6-3 ②		x 0-0 G6-4-3 1B		x 0-0 4-3 ③	4 0 1 0 0 0 1	
Tony Gwynn, L OBP: 0.385, SLG: 0.455 (1, 9) x	0-0 4-3 ③			x 0-0 4-3 ③		x 0-0 G6-4-3 1-2f			3 0 0 0 0 0 1	
Carmelo Martinez, R OBP: 0.256, SLG: 0.342 (1, 3)		x 0-0 F8 ①		x 0-0 F5 ①		x 0-0 5-3 ③			3 0 0 0 0 0 0	
Benito Santiago, R OBP: 0.317, SLG: 0.510 (1, 2)		x 0-0 5-3 ②		x 0-0 6-3 ②			x 0-3 K ①		3 0 0 0 0 1 0	
Luis Salazar, R OBP: 0.278, SLG: 0.278 (1, 5)		x 0-0 CS 1B		x 0-0 FC6-4 1B			x 0-0 F9 ②		3 0 2 0 0 0 0	
Garry Templeton, S OBP: 0.310, SLG: 0.292 (1, 6)		0-0 CS 1-2	x 0-0 5-3 ①	x 0-0 FC6-4 1-2f			x 0-0 5-3 ③		3 0 0 0 0 0 1	
Marvell Wynne, L OBP: 0.309, SLG: 0.333 Steve Garvey, R OBP: 0.230, SLG: 0.278 (9, PH)			x 0-3 K ②		x 0-0 F7 ①			x 0-0 FC1-6 1B	2 0 0 0 0 1 0 1 0 1 0 0 0 0	
Ed Whitson, R Rich Gossage, R Dave Dravecky, R Kevin Mitchell, R OBP: 0.323, SLG: 0.404 (9, PH)			x 0-0 G1 ③		x 0-3 K ②			x 0-0 F9 ①	2 0 0 0 0 1 0 0 0 0 0 0 0 0 0 0 0 0 0 0 0 1 0 0 0 0 0 1	

Inning Stats	R: 0 E: 0 K: 0 S: 3	H: 0 LOB: 0 BB: 0 P: 3	R: 0 E: 0 K: 0 S: 3	H: 1 LOB: 0 BB: 0 P: 3	R: 0 E: 0 K: 1 S: 5	H: 0 LOB: 0 BB: 0 P: 5	R: 0 E: 0 K: 0 S: 3	H: 0 LOB: 0 BB: 0 P: 3	R: 0 E: 0 K: 0 S: 4	H: 1 LOB: 1 BB: 0 P: 4	R: 0 E: 0 K: 1 S: 5	H: 0 LOB: 0 BB: 0 P: 5	R: 0 E: 0 K: 0 S: 3	H: 1 LOB: 0 BB: 0 P: 3	R: 0 E: 0 K: 1 S: 5	H: 0 LOB: 0 BB: 0 P: 5	R: 0 E: 0 K: 0 S: 4	H: 1 LOB: 1 BB: 0 P: 4	1B: 4 2B: 0 3B: 0 HR: 0	SF: 0 SAC: 0 DP: 1 HBP: 0
--------------	------------------------------	---------------------------------	------------------------------	---------------------------------	------------------------------	---------------------------------	------------------------------	---------------------------------	------------------------------	---------------------------------	------------------------------	---------------------------------	------------------------------	---------------------------------	------------------------------	---------------------------------	------------------------------	---------------------------------	----------------------------------	------------------------------------

PITCHER	IP	WLS	BF	H	R	ER	SO	BB	IBB	HBP	BLK	WP	HR	S	P	ERA	WHIP	PITCHER	IP	WLS	BF	H	R	ER	SO	BB	IBB	HBP	BLK	WP	HR	S	P	ERA	WHIP	
Joe Magrane, L ERA: 1.17 (1, 1)	9.0	W	29	4	0	0	3	0	0	0	0	0	0	35	35	0.00	0.444																			

BOTTOM

St. Louis Cardinals @ San Diego Padres
Jack Murphy Stadium, San Diego, CA
 Wed May 06 1987, 10:05 PM EDT
 Att. 11,937 - Unknown

AB	29
R	0
H	4
RBI	0
BB	0
SO	3
LOB	5



WP: 0	PA: 30
PB: 0	
SB: 0	
CS: 1	

TOP

St. Louis Cardinals @ San Diego Padres
Jack Murphy Stadium, San Diego, CA

Thu May 07 1987, 6:33 AM EDT
 Att. 15,607 - Unknown



WP: 0 PA: 53
 PB: 1
 SB: 1
 CS: 0

AB R H RBI BB SO LOB

5	3	2	1	1	0	2
3	1	0	0	2	0	3
1	2	1	0	0	0	0
4	2	3	3	1	0	0
1	1	1	3	0	0	0
3	1	2	3	2	0	1
1	1	0	0	0	0	0
4	1	2	2	0	0	3
1	0	0	0	0	0	0
6	0	0	0	0	0	6
6	1	2	0	0	0	1
5	1	2	2	1	0	1
4	3	2	1	0	0	2
1	0	0	0	0	1	0
0	0	0	0	0	0	0

1B: 13	SF: 0
2B: 1	SAC: 0
3B: 1	DP: 0
HR: 2	HBP: 1

AB	45
R	17
H	17
RBI	15
BB	7
SO	1
LOB	19

R: 0	H: 0	R: 0	H: 0	R: 0	H: 0	R: 8	H: 9	R: 2	H: 3	R: 0	H: 0	R: 4	H: 2	R: 3	H: 2	R: 0	H: 1
E: 0	LOB: 1	E: 0	LOB: 0	E: 0	LOB: 1	E: 0	LOB: 2	E: 1	LOB: 3	E: 0	LOB: 0	E: 1	LOB: 2	E: 0	LOB: 0	E: 0	LOB: 1
K: 0	BB: 1	K: 0	BB: 0	K: 0	BB: 1	K: 0	BB: 1	K: 0	BB: 0	K: 0	BB: 0	K: 0	BB: 2	K: 1	BB: 1	K: 0	BB: 0
S: 3	P: 7	S: 3	P: 3	S: 3	P: 7	S: 12	P: 16	S: 7	P: 11	S: 3	P: 3	S: 5	P: 14	S: 7	P: 11	S: 4	P: 4

Batter	1	2	3	4	5	6	7	8	9									
Vince Coleman, S OBP: 0.392, SLG: 0.307 (1, 7)	0-0 F7		0-0 FC6-4 PB	0-0 E S 1B	0-0 E 1B		0-0 F7	4-0 1B HR BB										
Ozzie Smith, S OBP: 0.327, SLG: 0.270 Rod Booker, L OBP: 0.545, SLG: 0.500 (7, PR) (7, 4)	0-0 F7		0-0 5-3	4-0 1B 1B	0-0 E6 BB 1B		4-0 BB 1B HBP BB	0-0 HR 1B										
Terry Pendleton, S OBP: 0.372, SLG: 0.413 Skeeter Barnes, R OBP: 1.000, SLG: 4.000 (1, 5) (7, 5)	4-0 FC5-4 BB			0-0 F8	0-0 BB 1B		0-0 HBP E 1B	0-0 HR										
Jack Clark, R OBP: 0.426, SLG: 0.633 Jim Lindeman, R OBP: 0.224, SLG: 0.460 (1, 3) (7, PR) (7, 3)	0-0 FC5-4 1-2f			0-0 HR	4-0 BB 1B		4-0 E HBP BB	0-0 F9										
Willie McGee, S OBP: 0.323, SLG: 0.419 John Morris, L OBP: 0.333, SLG: 0.333 (1, 8) (7, PR) (7, 8)		0-0 6-3		0-0 1B 1B	0-0 1-3		1-0 E HBP	0-0 L5										
Curt Ford, L OBP: 0.405, SLG: 0.526 (1, 9)		0-0 4-3		0-0 F2		0-0 5-3	0-0 F7	0-0 F7										
José Oquendo, S OBP: 0.510, SLG: 0.524 (1, 4) (7, 6)		0-0 1-3		0-0 1-3 3B 1B	0-0 4-3	0-0 6-3	0-0 E5 1-3 2-H 3-H	0-0 1B										
Steve Lake, R OBP: 0.353, SLG: 0.470 (1, 2)			4-0 FC6-4 BB	0-0 1-H 3-H 2B 3B	0-0 FC3-6 1B	0-0 F7		0-0 F8	0-0 F9									
Bob Forsch, R OBP: 0.333, SLG: 0.467 Ray Soff, R Pat Perry, L (1, 1) (7, 1) (9, 1)			0-0 B3	0-0 1B 2B	0-0 FC3-6 E 1B 1-2f		0-0 1B BB 1B	0-3 K										
Inning Stats	R: 0 E: 0 K: 0 S: 3	H: 0 LOB: 1 BB: 1 P: 7	R: 0 E: 0 K: 0 S: 3	H: 0 LOB: 0 BB: 0 P: 3	R: 0 E: 0 K: 0 S: 3	H: 0 LOB: 1 BB: 1 P: 7	R: 8 E: 0 K: 0 S: 12	H: 9 LOB: 2 BB: 1 P: 16	R: 2 E: 1 K: 0 S: 7	H: 3 LOB: 3 BB: 1 P: 11	R: 0 E: 0 K: 0 S: 3	H: 0 LOB: 0 BB: 0 P: 3	R: 4 E: 1 K: 0 S: 5	H: 2 LOB: 2 BB: 2 P: 14	R: 3 E: 0 K: 1 S: 7	H: 2 LOB: 0 BB: 1 P: 11	R: 0 E: 0 K: 0 S: 4	H: 1 LOB: 1 BB: 0 P: 4

PITCHER	IP	WLS	BF	H	R	ER	SO	BB	IBB	HBP	BLK	WP	HR	S	P	ERA	WHIP
Andy Hawkins, R ERA: 5.08 (1, 1)	3.2	L	19	6	6	6	0	2	0	0	0	0	1	17	25	14.73	2.182
Jimmy Jones, R ERA: 8.44 (4, 1)	2.2		21	8	8	4	0	4	0	0	0	0	0	17	33	13.50	4.500
Greg Booker, R ERA: 6.0 (7, 1)	2.2		13	3	3	3	1	1	0	1	0	0	1	13	18	10.12	1.500

PITCHER	IP	WLS	BF	H	R	ER	SO	BB	IBB	HBP	BLK	WP	HR	S	P	ERA	WHIP

livebaseballscorecards.com

Batter	1	2	3	4	5	6	7	8	9	AB	R	H	RBI	BB	SO	LOB
Joey Cora, S OBP: 0.390, SLG: 0.320 (1, 4)	0-0 F6		0-0 4-3		0-0 1B		0-0 F8	0-0 G6-4-3 1B	0-0 F8	6	0	2	0	0	0	3
Marvell Wynne, L OBP: 0.324, SLG: 0.338 (1, 8) Stan Jefferson, S OBP: 0.320, SLG: 0.500 (6, 8)	0-0 F7		4-0 BB		0-0 1B		0-0 HR	0-0 G6-4-3 1-2f	0-3 K	2	0	1	0	1	0	0
Tony Gwynn, L OBP: 0.389, SLG: 0.466 (1, 9) Jim Steels, L OBP: 0.250, SLG: 0.242 (8, 9)	0-0 1B		0-0 F8		0-0 F6		0-0 HR		0-0 HR	4	1	2	0	0	0	3
Carmelo Martinez, R OBP: 0.288, SLG: 0.366 (1, 3)	0-0 L8			0-0 FC6-4 1B		0-0 2B	4-0 BB		1-0 HR	2	1	1	0	0	0	2
John Kruk, L OBP: 0.423, SLG: 0.464 (1, 7)		0-0 F7		0-0 F8		0-0 1B	0-0 FC1-6-4 HR		0-0 HR	5	2	2	3	0	0	3
Benito Santiago, R OBP: 0.311, SLG: 0.500 (1, 2) Bruce Bochy, R OBP: 0.667, SLG: 2.000 (5, 2)		0-0 5-3		0-0 F6		0-0 F5	0-0 HR		4-0 1B	2	0	0	0	0	0	1
Luis Salazar, R OBP: 0.348, SLG: 0.318 (1, 5) (7, 6)		4-0 BB		0-0 FC6-4		0-0 P3	0-0 1B		0-0 1B	4	1	2	0	1	0	3
Garry Templeton, S OBP: 0.301, SLG: 0.283 (1, 6) Greg Booker, R (7, 1) Steve Garvey, R OBP: 0.240, SLG: 0.288 (9, PH)		0-0 F9		0-0 F8		0-0 4-3	0-0 F8		0-0 1B	3	0	0	0	0	0	3
Andy Hawkins, R (1, 1) Jimmy Jones, R (4, 1) Randy Ready, R OBP: 0.381, SLG: 0.417 (7, 5)			0-0 6-3		0-0 F6		0-0 HR	0-3 K	0-0 1B	1	0	0	0	0	0	0

Inning Stats	R: 0	H: 1	E: 0	K: 0	S: 4	LOB: 1	BB: 0	P: 4	R: 0	H: 0	E: 0	K: 0	S: 3	LOB: 1	BB: 1	P: 7	R: 0	H: 0	E: 0	K: 0	S: 3	LOB: 1	BB: 1	P: 7	R: 0	H: 1	E: 0	K: 0	S: 4	LOB: 1	BB: 0	P: 4	R: 0	H: 2	E: 0	K: 0	S: 5	LOB: 2	BB: 0	P: 5	R: 0	H: 2	E: 0	K: 0	S: 5	LOB: 2	BB: 0	P: 5	R: 5	H: 5	E: 0	K: 0	S: 8	LOB: 1	BB: 1	P: 12	R: 0	H: 1	E: 0	K: 1	S: 5	LOB: 0	BB: 0	P: 5	R: 5	H: 5	E: 0	K: 1	S: 10	LOB: 2	BB: 1	P: 15	1B: 12	SF: 0	2B: 2	SAC: 0	3B: 0	DP: 1	HR: 3	HBP: 1	WP: 0	PA: 48
--------------	------	------	------	------	------	--------	-------	------	------	------	------	------	------	--------	-------	------	------	------	------	------	------	--------	-------	------	------	------	------	------	------	--------	-------	------	------	------	------	------	------	--------	-------	------	------	------	------	------	------	--------	-------	------	------	------	------	------	------	--------	-------	-------	------	------	------	------	------	--------	-------	------	------	------	------	------	-------	--------	-------	-------	--------	-------	-------	--------	-------	-------	-------	--------	-------	--------


PITCHER	IP	WLS	BF	H	R	ER	SO	BB	IBB	HBP	BLK	WP	HR	S	P	ERA	WHIP
Bob Forsch, R ERA: 4.75 (1, 1)	6.2	W	33	10	5	5	0	3	0	0	0	0	2	30	42	6.75	1.950
Ray Soff, R ERA: 6.23 (7, 1)	1.1		11	6	5	5	1	1	0	1	0	0	1	11	16	33.75	5.250
Pat Perry, L ERA: 2.66 (9, 1)	1.0		4	1	0	0	1	0	0	0	0	0	0	6	6	0.00	1.000

BOTTOM

St. Louis Cardinals @ San Diego Padres
Jack Murphy Stadium, San Diego, CA

Thu May 07 1987, 6:33 AM EDT
Att. 15,607 - Unknown

AB	43
R	10
H	17
RBI	10
BB	4
SO	2
LOB	25



PITCHER	IP	WLS	BF	H	R	ER	SO	BB	IBB	HBP	BLK	WP	HR	S	P	ERA	WHIP
---------	----	-----	----	---	---	----	----	----	-----	-----	-----	----	----	---	---	-----	------

Batter	1	2	3	4	5	6	7	8	9	AB R H RBI BB SO LOB	TOP									
23 Ryne Sandberg, R (1, 4) OBP: 0.410, SLG: 0.510	0-3 K		4-0 BB		0-0 E2 1B		4-0 1B G6-4-3 BB		0-0 F9	3 2 1 1 2 1 0										
Jerry Mumphrey, S (1, 7) OBP: 0.611, SLG: 0.692	0-3 K		0-0 L5		4-0 1B BB		0-0 1B G6-4-3		0-0 F3	3 0 1 0 1 1 1 1 0 0 0 0 0 0										
Brian Dayett, R (8, 7) OBP: 0.452, SLG: 0.556																				
Andre Dawson, R (1, 9) OBP: 0.355, SLG: 0.623	0-0 6-3				0-0 F4		0-0 SF7		0-0 4-3	4 0 0 1 0 0 1										
Leon Durham, L (1, 3) OBP: 0.398, SLG: 0.600					0-0 F9		0-0 K		4-0 E S BB	2 0 0 0 2 1 2										
Jody Davis, R (1, 2) OBP: 0.367, SLG: 0.619					0-0 5-3		0-0 1B		0-0 4-3	4 0 1 1 0 0 2										
Keith Moreland, R (1, 5) OBP: 0.229, SLG: 0.277									0-0 F3	3 1 0 0 1 0 3										
Shawon Dunston, R (1, 6) OBP: 0.198, SLG: 0.250									0-0 F7	4 1 0 0 0 2 2										
Dave Martinez, L (1, 8) OBP: 0.354, SLG: 0.319					0-0 L6		0-0 G3		0-0 1B	4 1 2 0 0 0 0										
Rick Sutcliffe, L (1, 1) OBP: 0.368, SLG: 0.333					0-0 F7		4-0 23 E SF7 BB		0-0 4-3	3 1 0 0 1 0 1 0 0 0 0 0 0 0										
Lee Smith, R (8, 1)																				
Inning Stats	R: 0 E: 0 K: 2 S: 7	H: 0 LOB: 0 BB: 0 P: 7	R: 0 E: 0 K: 1 S: 5	H: 0 LOB: 1 BB: 1 P: 9	R: 0 E: 0 K: 0 S: 3	H: 0 LOB: 0 BB: 0 P: 3	R: 5 E: 2 K: 1 S: 9	H: 3 LOB: 2 BB: 3 P: 21	R: 0 E: 0 K: 1 S: 5	H: 0 LOB: 0 BB: 0 P: 5	R: 1 E: 0 K: 0 S: 3	H: 1 LOB: 1 BB: 2 P: 11	R: 0 E: 0 K: 0 S: 4	H: 1 LOB: 1 BB: 0 P: 4	R: 0 E: 0 K: 0 S: 3	H: 0 LOB: 0 BB: 0 P: 3	1B: 5 2B: 0 3B: 0 HR: 0	SF: 1 SAC: 0 DP: 1 HBP: 0	WP: 1 PB: 0 SB: 2 CS: 0	PA: 39
PITCHER	IP WLS BF H R ER SO BB IBB HBP BLK WP HR S P ERA WHIP																			
Storm Davis, R (1, 1) ERA: 5.82	4.0 L 20 2 5 3 3 5 0 0 0 1 0 21 41 6.75 1.750																			
Dave Dravecky, L (5, 1) ERA: 3.97	1.0 4 1 0 0 1 0 0 0 0 0 0 6 6 0.00 1.000																			
Greg Booker, R (6, 1) ERA: 5.82	2.0 8 1 1 1 1 2 0 0 0 0 0 8 16 4.50 1.500																			
Craig Lefferts, L (8, 1) ERA: 2.96	1.0 4 1 0 0 0 0 0 0 0 0 0 4 4 0.00 1.000																			
Lance McCullers, R (9, 1) ERA: 5.94	1.0 3 0 0 0 0 0 0 0 0 0 0 3 3 0.00 0.000																			

Chicago Cubs @ San Diego Padres
 Jack Murphy Stadium, San Diego, CA
 Fri May 08 1987, 10:05 PM EDT
 Att: 46,533 - Unknown

livebaseballscorecards.com

AB	31
R	6
H	5
RBI	3
BB	7
SO	5
LOB	12



Batter	1	2	3	4	5	6	7	8	9	AB	R	H	RBI	BB	SO	LOB
Joey Cora, S OBP: 0.377, SLG: 0.307 (1, 4)	F8		K			F9		K		4	0	0	0	0	2	1
Stan Jefferson, S OBP: 0.276, SLG: 0.429 (1, 8)	K		K			1-3		4-3		4	0	0	1	0	2	0
Tony Gwynn, L OBP: 0.408, SLG: 0.496 (1, 9)	2B					1B		BB		3	1	3	0	1	0	0
Carmelo Martinez, R OBP: 0.284, SLG: 0.360 Lance McCullers, S (9, 1)	5-3					1B		F6		4	0	1	1	0	0	3
John Kruk, L OBP: 0.427, SLG: 0.467 (9, 3)						1B		F8		4	1	2	0	0	0	1
Benito Santiago, R OBP: 0.309, SLG: 0.491 (1, 2)						K		F7		4	0	1	0	0	2	1
Luis Salazar, R OBP: 0.308, SLG: 0.292 Craig Lefferts, L Marvell Wynne, L OBP: 0.319, SLG: 0.333 (9, 7)						K		5-3		2	0	0	1	0	1	0
Garry Templeton, S OBP: 0.292, SLG: 0.274 (1, 6)						F9		F8		3	0	0	0	0	0	0
Storm Davis, R OBP: 0.091, SLG: 0.091 Dave Dravecky, R (5, 1)						F9				1	0	0	0	0	1	0
Jim Steels, L OBP: 0.243, SLG: 0.235 Greg Booker, R (6, 1)										0	0	0	0	0	0	0
Randy Ready, R OBP: 0.395, SLG: 0.486 (8, 5)								4-3		1	1	1	0	0	0	0

Inning Stats	R: 0	H: 1	E: 0	K: 1	S: 6	R: 1	H: 2	E: 0	K: 0	S: 4	R: 0	H: 0	E: 0	K: 3	S: 9	R: 0	H: 2	E: 0	K: 1	S: 6	R: 0	H: 0	E: 0	K: 1	S: 5	R: 1	H: 2	E: 0	K: 0	S: 5	R: 0	H: 0	E: 0	K: 0	S: 3	R: 1	H: 1	E: 0	K: 1	S: 6	R: 0	H: 0	E: 0	K: 2	S: 7	1B: 5	SF: 1	2B: 2	SAC: 0	3B: 1	DP: 1	HR: 0	HBP: 0	WP: 0	PA: 34
PITCHER	IP	WLS	BF	H	R	ER	SO	BB	IBB	HBP	BLK	WP	HR	S	P	ERA	WHIP																																						
Rick Sutcliffe, R ERA: 3.47 Lee Smith, R ERA: 1.69	(1, 1)	7.2	W	30	8	3	3	7	1	0	0	1	0	43	47	3.52	1.174																																						
	(8, 1)	1.1	S	4	0	0	2	0	0	0	0	0	0	8	8	0.00	0.000																																						

BOTTOM

Chicago Cubs @ San Diego Padres
Jack Murphy Stadium, San Diego, CA
Fri May 08 1987, 10:05 PM EDT
Att. 46,533 - Unknown

livebaseballscorecards.com

AB	32
R	3
H	8
RBI	3
BB	1
SO	9
LOB	6



Batter	1	2	3	4	5	6	7	8	9	AB R H RBI BB SO LOB	TOP											
23 Ryne Sandberg, R (1, 4) OBP: 0.397, SLG: 0.491	0-0 F2		0-3 K			0-0 4-3		0-3 K		4 0 0 0 0 2 1												
Jerry Mumphrey, S (1, 7) OBP: 0.545, SLG: 0.647 Brian Dayett, R (8, 7) OBP: 0.452, SLG: 0.556	0-0 1-3			0-0 4-3		0-0 HR 2B		0-0 6-3		4 1 1 0 0 0 0 0 0 0 0 0 0 0												
Andre Dawson, R (1, 9) OBP: 0.352, SLG: 0.636	0-3 K			0-0 6-3		0-0 HR 2H		0-0 F7		4 1 1 2 0 1 0												
Leon Durham, L (1, 3) OBP: 0.402, SLG: 0.654		0-0 F9		0-0 HR		0-0 F8		0-0 HR		4 2 2 2 0 0 0												
Jody Davis, R (1, 2) OBP: 0.362, SLG: 0.636		0-0 6-3		0-0 F3		0-3 K		0-0 HR		4 1 1 1 0 1 0												
Keith Moreland, R (1, 5) OBP: 0.221, SLG: 0.267		0-0 F8		0-0 F3		0-0 F8		0-0 F7		4 0 0 0 0 0 0												
Shawon Dunston, R (1, 6) OBP: 0.191, SLG: 0.241			0-3 K		0-3 K		0-0 6-3		0-3 K	4 0 0 0 0 3 0												
Dave Martinez, L (1, 8) OBP: 0.365, SLG: 0.324			4-0 G3 S BB		0-0 BLK 1B		0-3 K			2 0 1 0 1 1 0												
Greg Maddux, R (1, 1) Lee Smith, R (8, 1)			0-0 G3		0-0 4-3			0-0 B2-3		3 0 0 0 0 0 2 0 0 0 0 0 0 0												
Inning Stats	R: 0 E: 0 K: 1 S: 5	H: 0 LOB: 0 BB: 0 P: 5	R: 0 E: 0 K: 0 S: 3	H: 0 LOB: 0 BB: 0 P: 3	R: 0 E: 0 K: 2 S: 7	H: 0 LOB: 1 BB: 1 P: 11	R: 1 E: 0 K: 0 S: 4	H: 1 LOB: 0 BB: 0 P: 4	R: 0 E: 0 K: 1 S: 6	H: 1 LOB: 1 BB: 0 P: 6	R: 2 E: 0 K: 1 S: 7	H: 2 LOB: 0 BB: 0 P: 7	R: 0 E: 0 K: 1 S: 5	H: 0 LOB: 0 BB: 0 P: 5	R: 0 E: 0 K: 1 S: 5	H: 0 LOB: 0 BB: 0 P: 5	R: 2 E: 0 K: 1 S: 7	H: 2 LOB: 0 BB: 0 P: 7	1B: 1 2B: 1 3B: 0 HR: 4	SF: 0 SAC: 0 DP: 0 HBP: 0	WP: 0 PB: 0 SB: 1 CS: 0	PA: 34
PITCHER	IP WLS BF H R ER SO BB IBB HBP BLK WP HR S P ERA WHIP																					
Eric Show, R (1, 1) ERA: 4.66	8.1 L 32 6 5 5 7 1 0 0 0 1 0 4 45 49 5.40 0.840																					
Lance McCullers, R (9, 1) ERA: 5.71	0.2 2 0 0 0 1 0 0 0 0 0 0 0 4 4 0.00 0.000																					

Chicago Cubs @ San Diego Padres
 Jack Murphy Stadium, San Diego, CA
 Sat May 09 1987, 10:05 PM EDT
 Att: 19,088 - Unknown

livebaseballscorecards.com

AB	33
R	5
H	6
RBI	5
BB	1
SO	8
LOB	3



Batter	1	2	3	4	5	6	7	8	9	AB R H RBI BB SO LOB
Stan Jefferson, S OBP: 0.294, SLG: 0.455 (1, 8)	0-3 K ①		0-0 S S 1B ①		0-0 3-1 ①		0-0 G3 ①		0-0 2B ①	5 1 2 0 0 1 0
Randy Ready, R OBP: 0.396, SLG: 0.488 (1, 4) (9, 7)	0-0 4-3 ②		0-0 P4 1-2 ②		0-0 1B 2B ②		0-0 5-3 ②		4-0 FC5-4 BB ②	4 0 1 0 1 0 1
Tony Gwynn, L OBP: 0.407, SLG: 0.484 (1, 9)	0-0 4-3 ③		4-0 S 1B IBB ③		4-0 1B IBB ③		0-0 G3 ③		0-0 FC5-4 1-2f ③	3 1 0 0 2 0 2
Carmelo Martinez, R OBP: 0.303, SLG: 0.371 Joey Cora, S OBP: 0.377, SLG: 0.307 (1, 3) (8, PR) (9, 4)		0-0 F9 ①	4-0 1B BB ①		0-0 1B ②		0-0 1B ②		0-0 G3 1B ①	3 0 2 0 1 0 0 0 0 0 0 0 0 0
John Kruk, L OBP: 0.443, SLG: 0.468 (1, 7) (9, 3)		4-0 1-3 BB BB ①	0-0 1B ②		4-0 1B ②		0-0 1B ②		0-3 K ①	2 0 1 2 2 1 1 0 0 0 0 0 0 0
Lance McCullers, S (9, 1)		1-3 BB BB ①	1-2 2-H 3-H 1B ②		0-0 1B IBB ③		0-0 1B IBB ③		0-0 G3 ②	2 0 0 0 1 0 5 1 0 0 0 0 0 1 0 0 0 0 0 0 0
Bruce Bochy, R OBP: 0.500, SLG: 1.000 Marvell Wynne, L OBP: 0.315, SLG: 0.328 Benito Santiago, R OBP: 0.309, SLG: 0.491 (1, 2) (8, PH) (9, 2)		4-0 1-3 BB ①	0-0 F8 ③		0-0 F3 ③		0-0 F3 ③		0-0 G3 1-2 ②	2 0 0 0 1 0 5 1 0 0 0 0 0 1 0 0 0 0 0 0 0
Garry Templeton, S OBP: 0.291, SLG: 0.273 (1, 6)		0-0 1-3 1-2 2-3 ②		0-0 3-1 ①		0-0 3-1 ①		0-0 FC6-4 1B ①	0-3 K ③	4 0 1 0 0 1 4
Luis Salazar, R OBP: 0.267, SLG: 0.250 (1, 5)		0-3 K ③		0-0 6-3 ②		0-0 6-3 ②		0-0 FC6-4 G5-4-3 1-2f ①	0-0 F4 ①	4 0 0 0 0 1 3
Eric Show, R (1, 1)			0-3 K ①		0-0 G3 ③		0-0 G3 ③		0-3 K ②	3 0 0 0 0 1 1 1 0 0 0 0 1 0
Steve Garvey, R OBP: 0.237, SLG: 0.284 (9, 3)										

BOTTOM

Chicago Cubs @ San Diego Padres
Jack Murphy Stadium, San Diego, CA

Sat May 09 1987, 10:05 PM EDT
 Att. 19,088 - Unknown

livebaseballscorecards.com


AB	32
R	2
H	7
RBI	2
BB	7
SO	6
LOB	18



Inning Stats	R: 0	H: 0	E: 0	K: 1	S: 5	LOB: 0	BB: 0	P: 5
	0	0	0	1	5	0	0	5

PITCHER	IP	WLS	BF	H	R	ER	SO	BB	IBB	HBP	BLK	WP	HR	S	P	ERA	WHIP
Greg Maddux, R ERA: 5.21 (1, 1)	7.1	W	32	6	2	2	4	3	3	0	0	0	0	34	58	2.46	1.227
Lee Smith, R ERA: 1.53 (8, 1)	1.2	S	7	1	0	0	2	1	0	0	0	0	0	10	14	0.00	1.200

WP: 0	PA: 39
0	39

Batter	1	2	3	4	5	6	7	8	9	AB R H RBI BB SO LOB	TOP		
23 Ryne Sandberg, R (1, 4) OBP: 0.392, SLG: 0.509 Manny Trillo, R (7, 4) OBP: 0.258, SLG: 0.393	0-0 5-3			0-0 HR	0-0 F7		0-0 6-3			4 1 1 1 0 0 2 0 0 0 0 0 0 0			
Jerry Mumphrey, S (1, 7) OBP: 0.577, SLG: 0.714	0-3 K			0-0 FC1-5 2B		0-0 BB 1B		0-0 G3-6-1 1B		4 0 3 0 0 1 0			
Andre Dawson, R (1, 9) OBP: 0.344, SLG: 0.620 Chico Walker, S (7, 9) OBP: 0.258, SLG: 0.209	0-0 6-3			0-0 FC1-5 1B		0-0 F7		0-0 L6		3 1 0 0 0 0 2 1 0 0 0 0 0 1			
Leon Durham, L (1, 3) OBP: 0.388, SLG: 0.630		0-0 F5		0-0 F7		0-0 F8		0-0 G3-6-1		4 0 0 0 0 0 3			
Keith Moreland, R (1, 5) OBP: 0.233, SLG: 0.271 Brian Dayett, R (9, PH) OBP: 0.438, SLG: 0.536		0-0 6-3		0-0 FC6-4 1B		4-0 1-2 BB		0-0 4-3		2 0 1 1 1 0 0 1 0 0 0 0 0 0			
Jim Sundberg, R (1, 2) OBP: 0.414, SLG: 0.417 Ron Davis, R (6, 1) Frank DiPino, L (6, 1) Dickie Noles, R (8, 1) Gary Matthews, R (9, PH) OBP: 0.222, SLG: 0.333		0-0 F3		0-0 FC6-4		0-0 5-3		0-0 5-3		3 0 0 0 0 0 3 0 1 0 0 0 0 0 0			
Shawon Dunston, R (1, 6) OBP: 0.202, SLG: 0.243			0-0 2-3		0-0 6-3 1-3 1B		0-0 F8		4-0 FC5 1B BB	3 0 1 0 1 0 0	AB 33 R 2 H 7 RBI 2 BB 3 SO 2 LOB 16		
Dave Martinez, L (1, 8) OBP: 0.371, SLG: 0.324			0-0 F4		0-0 1-3		4-0 BLK BB		0-0 1-2 1B	3 0 1 0 1 0 1			
Jamie Moyer, L (1, 1) OBP: 0.250, SLG: 0.250 Jay Baller, R (5, 1) Jody Davis, R (6, 2) OBP: 0.354, SLG: 0.622		0-3 K			0-0 6-3		0-0 F8		0-0 FC5 2-3f	2 0 0 0 0 1 1 0 0 0 0 0 0 0 2 0 0 0 0 0 3			
Inning Stats	R: 0 H: 0 E: 0 LOB: 0 K: 1 BB: 0 S: 5 P: 5	R: 0 H: 0 E: 0 LOB: 0 K: 0 BB: 0 S: 3 P: 3	R: 0 H: 0 E: 0 LOB: 0 K: 1 BB: 0 S: 5 P: 5	R: 2 H: 3 E: 0 LOB: 1 K: 0 BB: 0 S: 6 P: 6	R: 0 H: 1 E: 0 LOB: 1 K: 0 BB: 0 S: 4 P: 4	R: 0 H: 1 E: 0 LOB: 2 K: 0 BB: 1 S: 4 P: 8	R: 0 H: 0 E: 0 LOB: 1 K: 0 BB: 1 S: 3 P: 7	R: 0 H: 1 E: 0 LOB: 0 K: 0 BB: 0 S: 3 P: 3	R: 0 H: 1 E: 0 LOB: 2 K: 0 BB: 1 S: 4 P: 8	1B: 5 SF: 0 2B: 1 SAC: 0 3B: 0 DP: 1 HR: 1 HBP: 0	WP: 0 PA: 36 PB: 0 SB: 1 CS: 0		
PITCHER	IP WLS BF H R ER SO BB IBB HBP BLK WP HR S P ERA WHIP											PITCHER	IP WLS BF H R ER SO BB IBB HBP BLK WP HR S P ERA WHIP
Ed Whitson, R (1, 1) ERA: 4.79	5.2 W 23 5 2 2 2 1 0 0 0 0 0 1 26 30 3.18 1.059												
Rich Gossage, R (6, 1) ERA: 11.57	0.1 1 0 0 0 0 0 0 0 0 0 0 0 1 1 0.00 0.000												
Greg Booker, R (7, 1) ERA: 4.95	3.0 S 12 2 0 0 0 2 0 0 0 1 0 0 10 18 0.00 1.333												

Chicago Cubs @ San Diego Padres
 Jack Murphy Stadium, San Diego, CA
 Sun May 10 1987, 6:33 AM EDT
 Att. 14,682 - Unknown

livebaseballscorecards.com

Batter	1	2	3	4	5	6	7	8	9	AB	R	H	RBI	BB	SO	LOB
Stan Jefferson, S OBP: 0.350, SLG: 0.444 (1, 8)	0-0 F9 BB	4-0 BB			0-0 1B	K		4-0 BB		3	1	1	1	3	1	0
Joey Cora, S OBP: 0.375, SLG: 0.302 (1, 4)	0-0 L6	0-0 5-3 BB			0-3 K	BB		4-0 BB		5	1	1	0	1	1	7
Tony Gwynn, L OBP: 0.414, SLG: 0.508 Marvell Wynne, L OBP: 0.311, SLG: 0.324 (1, 9) (7, PR) (8, 9)	0-0 HR		0-0 6-3		0-0 1B BLK	4-0 2B IBB	0-0 E7 1B SF7	0-0 4-3 BB		4	3	2	2	1	0	0
Carmelo Martinez, R OBP: 0.324, SLG: 0.376 (1, 3)	0-3 K		0-0 FC5-4 1B		0-0 E5 1B BLK	4-0 2B 1B BB	0-0 BB 1B	4-0 BB		4	2	2	0	2	1	1
Randy Ready, R OBP: 0.407, SLG: 0.500 (1, 7)		0-0 6-3	0-0 F3		0-0 BLK 1B	0-0 1B 2B	4-0 BB 1B	0-0 F8		5	2	2	2	1	0	4
Bruce Bochy, R OBP: 0.500, SLG: 0.833 John Kruk, L OBP: 0.438, SLG: 0.460 Benito Santiago, R OBP: 0.313, SLG: 0.495 (1, 2) (5, PH) (6, 2)		0-0 FC6-4 1B	0-0 FC5-4 1B		0-3 K	0-0 1B BB	0-0 SF7			2	0	1	0	0	0	1
Garry Templeton, S OBP: 0.304, SLG: 0.288 (1, 6)		0-0 FC6-4 1B		0-0 CS 1B	0-0 1B 1B	0-0 BB 1B	0-0 G4-6-3			5	2	3	1	0	0	3
Luis Salazar, R OBP: 0.343, SLG: 0.333 (1, 5)		0-0 BB 1B	0-3 K	0-0 K	0-0 1B 1B	0-0 BB 1B		0-0 BB 5-3 1B		5	1	4	0	0	1	1
Ed Whitson, R OBP: 0.125, SLG: 0.125 Rich Gossage, R OBP: 0.237, SLG: 0.229 Greg Booker, R (1, 1) (6, 1) (7, 1)		0-0 BB 1B	0-0 5-3	0-0 5-3	0-0 1B	0-0 P5		0-0 5-3		3	0	2	2	0	0	1


Inning Stats	R: 1	H: 1	E: 0	K: 1	S: 6	H: 1	LOB: 0	BB: 0	P: 6	R: 1	H: 3	E: 0	K: 0	S: 6	H: 1	LOB: 3	BB: 1	P: 10	R: 0	H: 1	E: 0	K: 0	S: 4	R: 0	H: 1	E: 0	K: 1	S: 5	H: 1	LOB: 0	BB: 0	P: 5	R: 5	H: 6	E: 1	K: 2	S: 13	H: 5	LOB: 3	BB: 3	P: 22	R: 1	H: 1	E: 1	K: 0	S: 4	R: 1	H: 1	E: 0	K: 0	S: 4	H: 1	LOB: 3	BB: 3	P: 16
--------------	------	------	------	------	------	------	--------	-------	------	------	------	------	------	------	------	--------	-------	-------	------	------	------	------	------	------	------	------	------	------	------	--------	-------	------	------	------	------	------	-------	------	--------	-------	-------	------	------	------	------	------	------	------	------	------	------	------	--------	-------	-------

PITCHER	IP	WLS	BF	H	R	ER	SO	BB	IBB	HBP	BLK	WP	HR	S	P	ERA	WHIP
Jamie Moyer, L ERA: 3.92 (1, 1)	4.1	L	23	9	6	5	3	1	1	0	0	0	1	28	32	10.38	2.308
Jay Baller, R ERA: 45.0 (5, 1)	1.0		9	5	5	4	2	1	1	0	1	0	0	11	19	36.00	6.000
Ron Davis, R ERA: 3.38 (6, 1)	0.1		5	3	1	1	0	1	0	0	0	0	0	4	8	27.00	12.000
Frank DiPino, L ERA: 2.08 (6, 1)	1.1		6	1	1	0	0	1	0	0	0	0	0	5	9	0.00	1.500
Dickie Noles, R ERA: 4.74 (8, 1)	1.0		7	1	1	1	0	3	0	0	0	0	0	4	16	9.00	4.000

BOTTOM

Chicago Cubs @ San Diego Padres
Jack Murphy Stadium, San Diego, CA
 Sun May 10 1987, 6:33 AM EDT
 Att. 14,682 - Unknown

AB	41
R	14
H	19
RBI	12
BB	8
SO	5
LOB	25



WP	PA	ERA	WHIP
0	50		

Batter	1	2	3	4	5	6	7	8	9	AB R H RBI BB SO LOB	TOP									
Stan Jefferson, S (1, 8) OBP: 0.311, SLG: 0.390	0-0 E1 2B	0-0 G1-6-3		0-0 L5-3			0-3 K	0-0 F3		5 1 0 0 0 1 3										
Joey Cora, S (1, 4) OBP: 0.376, SLG: 0.309	0-0 1B 2B		0-0 4-3		0-0 F8		4-0 BB BB		0-0 L4	4 1 1 1 1 0 0										
Tony Gwynn, L (1, 9) OBP: 0.407, SLG: 0.496	0-0 6-3		0-0 5-3 1B		0-0 L4		0-0 F8		0-0 5-3	5 1 1 0 0 0 2										
Carmelo Martinez, R (1, 3) OBP: 0.336, SLG: 0.381	0-0 G3 1B		0-0 5-3		0-0 F2		4-0 BB		0-0 FC6-4 1B	4 0 2 1 1 0 1										
John Kruk, L (1, 7) Randy Ready, R (7, PH) OBP: 0.434, SLG: 0.455 OBP: 0.393, SLG: 0.479	0-0 G3		0-0 1B 1B		0-3 K		0-0 F7		0-0 FC6-4	3 0 1 1 0 1 1 2 0 0 0 0 0 3										
Benito Santiago, R (1, 2) OBP: 0.328, SLG: 0.500	4-0 BB		0-0 1B		0-0 1B 1B		0-3 K			3 1 2 0 1 1 0										
Garry Templeton, S (1, 6) OBP: 0.303, SLG: 0.280	0-0 G3		0-0 F8		0-0 L5		4-0 BB BB		4-0 E BB	3 1 0 0 1 0 5										
Luis Salazar, R (1, 5) OBP: 0.333, SLG: 0.324		0-0 5-3		0-0 F9		0-0 WP 1B		0-0 E8		4 0 1 1 0 0 0										
Andy Hawkins, R (1, 1) Craig Lefferts, L (6, 1) Kevin Mitchell, R (8, PH) Storm Davis, R (8, 1) OBP: 0.182, SLG: 0.182 OBP: 0.320, SLG: 0.400 OBP: 0.091, SLG: 0.091		0-0 G1-6-3 1B		0-0 L5-3 1B		0-3 K		0-0 P1		3 0 2 0 0 1 1 0 0 0 0 0 0 0 1 0 0 0 0 0 1 0 0 0 0 0 0 0										
Inning Stats	R: 2 E: 1 K: 0 S: 6	H: 2 LOB: 2 BB: 1 P: 10	R: 0 E: 0 K: 0 S: 3	H: 1 LOB: 0 BB: 0 P: 3	R: 1 E: 0 K: 0 S: 6	H: 3 LOB: 2 BB: 0 P: 6	R: 0 E: 0 K: 0 S: 3	H: 1 LOB: 0 BB: 0 P: 3	R: 0 E: 0 K: 2 S: 9	H: 2 LOB: 1 BB: 0 P: 9	R: 0 E: 0 K: 1 S: 5	H: 0 LOB: 2 BB: 2 P: 13	R: 1 E: 1 K: 1 S: 6	H: 0 LOB: 1 BB: 1 P: 10	R: 0 E: 0 K: 0 S: 4	H: 1 LOB: 1 BB: 0 P: 4	1B: 9 2B: 2 3B: 0 HR: 0	SF: 0 SAC: 0 DP: 2 HBP: 0	WP: 1 PB: 0 SB: 1 CS: 0	PA: 41
PITCHER	IP WLS BF H R ER SO BB IBB HBP BLK WP HR S P ERA WHIP																			
Rick Reuschel, R (1, 1) ERA: 2.03	6.0 W 27 9 4 3 2 1 0 0 0 1 0 30 34 4.50 1.667																			
John Smiley, L (7, 1) ERA: 3.38	2.0 10 0 1 0 2 3 0 0 0 0 0 11 23 0.00 1.500																			
Logan Easley, R (9, 1) ERA: 4.05	1.0 4 1 0 0 0 0 0 0 0 0 0 4 4 0.00 1.000																			

San Diego Padres @ Pittsburgh Pirates
 Three Rivers Stadium, Pittsburgh, PA
 Tue May 12 1987, 7:05 PM EDT
 Att. 5,744 - Unknown

livebaseballscorecards.com

AB	37
R	5
H	10
RBI	4
BB	4
SO	4
LOB	17



Batter	1	2	3	4	5	6	7	8	9
Barry Bonds, L OBP: 0.375, SLG: 0.510 (1, 8)	0-0 E BB 4-3 1B	0-0 1-H 3-H HR		0-0 F8		4-0 E 1B BB		FC4-6 2B 1B F8	
Andy Van Slyke, L OBP: 0.340, SLG: 0.379 (1, 9)	4-0 E2 4-3 1-3 BB	0-0 4-3			0-0 FC1-6-5 2B	0-0 E6 1B 1B		0-0 P6 1-2	
Johnny Ray, S OBP: 0.323, SLG: 0.378 Houston Jimenez, R (9, 4)	0-0 F9		0-0 F7		0-0 FC1-6-5 2-3	0-0 1B 1B		4-0 FC4-6 IBB	
Sid Bream, L OBP: 0.404, SLG: 0.590 (1, 3)	0-0 4-3 1-2 3-H		4-0 1B BB		4-0 IBB	0-0 1-2 1B		0-0 FC4-6 2B 1B 1-2 2-3 3-H	
Jim Morrison, R OBP: 0.345, SLG: 0.528 (1, 5)	0-0 F8		0-0 F7		0-3 K	0-0 F8		0-0 1B 2B 1-3 3-H	
R.J. Reynolds, S OBP: 0.387, SLG: 0.500 (1, 7)		0-0 PB HR 2B	0-0 1-2 1B		0-0 L5		0-0 5-3	4-0 1B 2B IBB	
Michael LaValliere, L OBP: 0.451, SLG: 0.433 (1, 2)		0-0 F9	0-0 F9			0-0 L6	0-0 F8	0-0 2B 1B 1-3 2-H 3-H	
Rafael Belliard, R OBP: 0.288, SLG: 0.365 (1, 6)		0-0 F9		0-0 4-3		0-0 4-3	0-0 6-3	0-0 1-3 3-H 2B	
Rick Reuschel, R OBP: 0.211, SLG: 0.278 John Smiley, L (7, 1)		4-0 HR BB		0-3 K		0-0 1B E 2B		FC4-6 BB	
John Cangelosi, S OBP: 0.477, SLG: 0.241 Logan Easley, R (9, 1)		2-3 HR BB							

Inning Stats	R: 1	H: 1	E: 1	K: 0	S: 4	R: 3	H: 2	E: 0	K: 0	S: 5	R: 0	H: 1	E: 0	K: 0	S: 4	R: 0	H: 0	E: 0	K: 1	S: 5	R: 0	H: 1	E: 0	K: 1	S: 6	R: 3	H: 4	E: 1	K: 0	S: 7	R: 0	H: 0	E: 0	K: 0	S: 3	R: 5	H: 4	E: 0	K: 0	S: 7
	LOB: 1	BB: 1	P: 8	LOB: 0	BB: 1	P: 9	LOB: 2	BB: 1	P: 8	LOB: 0	BB: 0	P: 5	LOB: 2	BB: 1	P: 10	LOB: 2	BB: 1	P: 11	LOB: 0	BB: 0	P: 3	LOB: 3	BB: 4	P: 23	LOB: 0	BB: 0	P: 3	LOB: 3	BB: 4	P: 23	SF: 0	SAC: 0	DP: 0	HBP: 0	HR: 1	SF: 0	SAC: 0	DP: 0	HBP: 0	

PITCHER	IP	WLS	BF	H	R	ER	SO	BB	IBB	HBP	BLK	WP	HR	S	P	ERA	WHIP
Andy Hawkins, R ERA: 5.64 (1, 1)	5.2	L	30	8	7	6	2	4	1	0	0	0	1	29	49	9.53	2.118
Craig Lefferts, L ERA: 2.81 (6, 1)	1.1		5	1	0	0	0	0	0	0	0	0	0	5	5	0.00	0.750
Storm Davis, R ERA: 6.94 (8, 1)	1.0		11	4	5	5	0	2	2	0	0	0	0	7	23	45.00	6.000


BOTTOM

San Diego Padres @ Pittsburgh Pirates
Three Rivers Stadium, Pittsburgh, PA

Tue May 12 1987, 7:05 PM EDT
Att. 5,744 - Unknown

AB	R	H	RBI	BB	SO	LOB
5	4	3	3	1	0	3
4	1	2	0	1	0	2
4	0	1	1	1	0	3
0	0	0	0	0	0	0
3	1	1	3	2	0	3
5	1	1	1	0	1	6
4	2	2	0	1	0	2
5	0	1	2	0	0	3
5	0	1	1	0	0	1
2	2	1	0	1	1	0
0	0	0	0	0	0	0
0	1	0	0	2	0	0
0	0	0	0	0	0	0

AB	37
R	12
H	13
RBI	11
BB	9
SO	2
LOB	23



WP	PA	ERA	WHIP
0	46		

Batter	1	2	3	4	5	6	7	8	9	AB R H RBI BB SO LOB	TOP														
Stan Jefferson, S OBP: 0.340, SLG: 0.400 (1, 8) X	0-0 F8 ①		0-0 G4-6-3 1B ②		0-0 2B 1B	4-0 1B IBB		0-3 K ③		4 1 2 0 1 1 0															
Joey Cora, S OBP: 0.377, SLG: 0.322 (1, 4) S	0-3 K ②		0-0 G4-6-3 1-2f ③		0-0 2B 1H	0-0 FC6-4 1B 1-2 2-H 3-H			0-0 4-3 ①	5 0 2 2 0 1 2															
Tony Gwynn, L OBP: 0.400, SLG: 0.485 (1, 9) X	0-0 4-3 ③			0-0 F8 BB 1B	0-0 4-3	0-0 FC6-4 1-2f			0-0 G3 ②	5 0 1 0 0 0 3															
Carmelo Martinez, R OBP: 0.348, SLG: 0.380 (1, 3) X		0-0 P4 ①		0-0 P4 ①		4-0 2B BB	4-0 FC6-5 SH1-3 BB		0-0 1B ③	3 1 1 0 2 0 1															
Randy Ready, R OBP: 0.417, SLG: 0.500 (1, 7) B		4-0 S BB		4-0 F8 BB 1-2		0-0 1B SF 2B 1-H	0-0 SH1-3 1-2		0-0 F8 ③	2 1 1 1 2 0 1															
Benito Santiago, R OBP: 0.325, SLG: 0.491 (1, 2) S		0-3 K 1-2		0-0 F8 1-2 2-3		0-0 BB SF 1B 2-3	0-0 FC6-5-4 2-3			4 1 1 0 0 1 4															
Garry Templeton, S OBP: 0.293, SLG: 0.270 (1, 6) X		0-0 F9 ③		0-0 F3 ③		0-0 F8 ①	0-0 F7 ③			4 0 0 0 0 0 6															
Luis Salazar, R OBP: 0.326, SLG: 0.300 (1, 5) X			0-0 F9 ①		0-0 5-3	4-0 SF CS BB 1-2		0-3 K ①		3 0 0 0 1 1 0															
Dave Dravecky, R OBP: 0.333, SLG: 0.333 (1, 1) X			0-0		0-3 K2-3	0-0 SF 1B 1-3 2-H 3-H		0-0 3-1 ②		2 0 1 0 0 1 0															
Rich Gossage, R (5, 1)										0 0 0 0 0 0 0															
Jim Steels, L OBP: 0.231, SLG: 0.229 (6, PH)										0 1 0 1 0 0 0															
Craig Lefferts, L (6, 1)										0 0 0 0 0 0 0															
Greg Booker, R (7, 1)										0 0 0 0 0 0 0															
Marvell Wynne, L OBP: 0.307, SLG: 0.319 (8, PH)										1 0 0 0 0 0 0															
Jimmy Jones, R (8, 1)										0 0 0 0 0 0 0															
Inning Stats	R: 0 E: 0 K: 1 S: 5	H: 0 LOB: 0 BB: 0 P: 5	R: 0 E: 0 K: 1 S: 5	H: 0 LOB: 1 BB: 1 P: 9	R: 0 E: 0 K: 0 S: 4	H: 2 LOB: 1 BB: 0 P: 4	R: 0 E: 0 K: 0 S: 4	H: 1 LOB: 2 BB: 1 P: 8	R: 1 E: 0 K: 1 S: 7	H: 2 LOB: 1 BB: 0 P: 7	R: 4 E: 1 K: 0 S: 6	H: 3 LOB: 2 BB: 3 P: 18	R: 0 E: 0 K: 0 S: 3	H: 0 LOB: 1 BB: 1 P: 7	R: 0 E: 0 K: 2 S: 7	H: 0 LOB: 0 BB: 0 P: 7	R: 0 E: 0 K: 0 S: 4	H: 1 LOB: 1 BB: 0 P: 4	1B: 7 2B: 2 3B: 0 HR: 0	SF: 1 SAC: 1 DP: 1 HBP: 0	WP: 0 PB: 0 SB: 2 CS: 1	PA: 41			
PITCHER	IP	WLS	BF	H	R	ER	SO	BB	IBB	HBP	BLK	WP	HR	S	P	ERA	WHIP								
Bob Kipper, L ERA: 5.58 (1, 1)	5.0		23	6	3	3	3	3	0	0	0	0	0	26	38	5.40	1.800								
Logan Easley, R ERA: 4.35 (6, 1)	0.2		6	2	2	1	0	1	1	0	0	0	0	4	12	13.50	4.500								
Hipolito Pena, L ERA: 1.17 (6, 1)	0.1		1	0	0	0	0	0	0	0	0	0	0	1	1	0.00	0.000								
Bob Walk, R ERA: 3.0 (7, 1)	1.0	W	4	0	0	0	0	1	0	0	0	0	0	3	7	0.00	1.000								
Don Robinson, R ERA: 3.48 (8, 1)	2.0	S	7	1	0	0	2	0	0	0	0	0	0	11	11	0.00	0.500								

San Diego Padres @ Pittsburgh Pirates
 Three Rivers Stadium, Pittsburgh, PA
 Wed May 13 1987, 7:05 PM EDT
 Att. 7,916 - Unknown

livebaseballscorecards.com

AB	33
R	5
H	9
RBI	4
BB	6
SO	5
LOB	17



Batter	1	2	3	4	5	6	7	8	9	AB R H RBI BB SO LOB	TOP	
Stan Jefferson, S (1, 8) <small>OBP: 0.345, SLG: 0.400</small>	0-0 		0-0 		0-0 		0-0 		0-0 	5 1 2 0 0 0 4	San Diego Padres @ Pittsburgh Pirates Three Rivers Stadium, Pittsburgh, PA Thu May 14 1987, 7:05 PM EDT Att. 5,592 - Unknown livebaseballscorecards.com	
Joey Cora, S (1, 6) <small>OBP: 0.373, SLG: 0.336</small> Storm Davis, R (8, 1) <small>OBP: 0.091, SLG: 0.091</small> Luis Salazar, R (9, PH) <small>OBP: 0.318, SLG: 0.293</small>	0-0 		0-0 		0-0 		0-0 	0-3 	4 1 1 1 0 0 2 0 0 0 0 0 0 0 1 0 0 0 0 1 3			
Tony Gwynn, L (1, 9) <small>OBP: 0.400, SLG: 0.489</small>	0-0 		0-0 		0-0 		0-3 	0-0 	5 1 2 1 0 1 4			
Carmelo Martinez, R (1, 3) <small>OBP: 0.345, SLG: 0.375</small>		0-3 	0-0 		0-0 		0-0 		4 0 1 0 0 1 1			
John Kruk, L (1, 7) <small>OBP: 0.437, SLG: 0.464</small>		4-0 	0-0 		0-0 		0-3 		3 0 1 1 1 1 2			
Kevin Mitchell, R (1, 5) <small>OBP: 0.317, SLG: 0.394</small>		0-0 	0-0 		0-0 		0-0 		4 0 1 0 0 0 1			
Benito Santiago, R (1, 2) <small>OBP: 0.331, SLG: 0.492</small>		0-0 		0-0 		0-0 		0-0 	4 0 2 0 0 0 2			
Randy Ready, R (1, 4) <small>OBP: 0.391, SLG: 0.463</small>		0-0 		0-0 		0-3 		0-0 	4 0 0 0 0 1 4			
Eric Show, R (1, 1) <small>OBP: 0.056, SLG: 0.056</small> Lance McCullers, S (7, 1) <small>OBP: 0.290, SLG: 0.268</small> Garry Templeton, S (7, 6)			0-3 	0-0 		0-0 		0-0 	3 0 1 0 0 1 1 0 0 0 0 0 0 0 1 0 0 0 0 0 2			
Inning Stats	R: 0 H: 1 E: 0 LOB: 0 K: 0 BB: 0 S: 3 P: 3	R: 0 H: 1 E: 0 LOB: 2 K: 1 BB: 1 S: 6 P: 10	R: 3 H: 4 E: 0 LOB: 1 K: 1 BB: 0 S: 9 P: 9	R: 0 H: 1 E: 0 LOB: 0 K: 0 BB: 0 S: 3 P: 3	R: 0 H: 2 E: 0 LOB: 2 K: 0 BB: 0 S: 5 P: 5	R: 0 H: 0 E: 0 LOB: 0 K: 1 BB: 0 S: 5 P: 5	R: 0 H: 1 E: 0 LOB: 1 K: 1 BB: 0 S: 6 P: 6	R: 0 H: 0 E: 0 LOB: 0 K: 1 BB: 0 S: 5 P: 5	R: 0 H: 1 E: 2 LOB: 3 K: 1 BB: 0 S: 8 P: 8	1B: 8 SF: 0 2B: 2 SAC: 0 3B: 1 DP: 1 HR: 0 HBP: 0	WP: 0 PA: 39 PB: 0 SB: 1 CS: 1	
PITCHER Brian Fisher, R (1, 1) <small>ERA: 6.0</small> John Smiley, L (7, 1) <small>ERA: 2.91</small>	IP WLS BF H R ER SO BB IBB HBP BLK WP HR S P ERA WHIP 6.0 W 26 9 3 3 3 1 0 0 0 1 0 0 31 35 4.50 1.667											PITCHER IP WLS BF H R ER SO BB IBB HBP BLK WP HR S P ERA WHIP 3.0 S 13 2 0 0 3 0 0 0 0 0 0 0 19 19 0.00 0.667

San Diego Padres @ Pittsburgh Pirates
 Three Rivers Stadium, Pittsburgh, PA
 Thu May 14 1987, 7:05 PM EDT
 Att. 5,592 - Unknown
livebaseballscorecards.com

AB	38
R	3
H	11
RBI	3
BB	1
SO	6
LOB	26



Batter	1	2	3	4	5	6	7	8	9	AB	R	H	RBI	BB	SO	LOB
Barry Bonds, L OBP: 0.385, SLG: 0.519 (1, 8)	4-0 F7 S 4-3 BB		0-3 K	0-0 4-3		4-0 IBB	0-3 K			3	1	0	0	2	2	2
Andy Van Slyke, L OBP: 0.321, SLG: 0.359 (1, 9)	0-0 F7 1-3		0-0 F8	0-3 K		0-0 4-3	0-0 G3			5	0	0	0	0	1	6
Johnny Ray, S OBP: 0.343, SLG: 0.398 Houston Jimenez, R (9, 4)	0-0 4-3		0-0 E1 BB 1B		0-0 4-3		0-0 E 1B F8			5	2	1	1	0	0	2
Sid Bream, L OBP: 0.403, SLG: 0.596 (1, 3)	0-0 F6 3-H		4-0 1B 1B BB		0-3 K		0-0 E HBP 1B 1B	0-0 4-3 3B		4	3	2	0	1	1	0
Jim Morrison, R OBP: 0.357, SLG: 0.530 Bill Almon, R OBP: 0.211, SLG: 0.222 (9, 5)		0-0 S 1B	0-0 1B 1B		0-0 L3		1-0 E 1B HBP	0-0 5-3		4	2	2	1	0	0	1
R.J. Reynolds, S OBP: 0.397, SLG: 0.516 (1, 7)		0-0 F7	0-0 1B 1B			0-0 E S 1B	0-0 E3 1B 1B	0-0 4-3		5	1	2	2	0	0	3
Michael LaValliere, L OBP: 0.474, SLG: 0.446 (1, 2)		4-0 1B BB	0-0 1B			0-0 P4	0-0 1B 2B 1B	0-0 4-3		4	1	2	3	1	0	1
Rafael Belliard, R OBP: 0.295, SLG: 0.358 (1, 6)		0-0 F8	0-0 P4			4-0 E BB	0-0 2B 1B			3	0	1	1	1	0	4
Brian Fisher, R Bobby Bonilla, S OBP: 0.263, SLG: 0.293 John Smiley, L OBP: 0.500, SLG: 1.000 (7, 1)		0-0 3-1		0-0 6-3		0-0 G3	0-0 2B			2	0	0	0	0	0	2

Inning Stats	R: 1	H: 0	E: 0	K: 0	S: 3	H: 0	LOB: 0	BB: 1	P: 7	R: 0	H: 1	E: 0	K: 0	S: 4	H: 3	LOB: 2	BB: 1	P: 8	R: 3	H: 3	E: 1	K: 1	S: 9	H: 0	LOB: 0	BB: 0	P: 5	R: 0	H: 0	E: 0	K: 1	S: 5	H: 0	LOB: 0	BB: 0	P: 5	R: 0	H: 1	E: 1	K: 0	S: 4	H: 1	LOB: 3	BB: 2	P: 12	R: 5	H: 5	E: 1	K: 1	S: 11	H: 2	LOB: 2	BB: 0	P: 12	R: 1	H: 1	E: 0	K: 0	S: 4	H: 1	LOB: 0	BB: 0	P: 4
--------------	------	------	------	------	------	------	--------	-------	------	------	------	------	------	------	------	--------	-------	------	------	------	------	------	------	------	--------	-------	------	------	------	------	------	------	------	--------	-------	------	------	------	------	------	------	------	--------	-------	-------	------	------	------	------	-------	------	--------	-------	-------	------	------	------	------	------	------	--------	-------	------

PITCHER	IP	WLS	BF	H	R	ER	SO	BB	IBB	HBP	BLK	WP	HR	S	P	ERA	WHIP
Eric Show, R ERA: 4.64 (1, 1)	6.0	L	31	7	6	3	3	4	1	0	0	0	0	32	52	4.50	1.833
Lance McCullers, R ERA: 6.38 (7, 1)	1.0		8	3	3	2	1	0	0	1	0	0	0	9	10	18.00	3.000
Storm Davis, R ERA: 7.0 (8, 1)	1.0		4	1	1	1	0	0	0	0	0	0	0	4	4	9.00	1.000

BOTTOM

San Diego Padres @ Pittsburgh Pirates
 Three Rivers Stadium, Pittsburgh, PA
 Thu May 14 1987, 7:05 PM EDT
 Att. 5,592 - Unknown

AB	37
R	10
H	11
RBI	9
BB	5
SO	4
LOB	23



WP	HR	S	P	ERA	WHIP
0	0	0	43	0	0

Batter	1	2	3	4	5	6	7	8	9	AB R H RBI BB SO LOB	TOP											
Joey Cora, S (1, 4) OBP: 0.361, SLG: 0.323	0-0 F8		0-0 F3		0-0 5-3		0-0 F9		0-3 K	5 0 0 0 0 1 1												
Randy Ready, R (1, 7) OBP: 0.406, SLG: 0.483	0-0 F7		4-0 BB WP 1B BB		0-0 F9		0-0 E 1B 1B		0-0 4-3 2B	4 2 2 0 1 0 0												
Tony Gwynn, L (1, 9) OBP: 0.400, SLG: 0.486	0-0 CS 1B		0-0 WP BB 1-2 2-H 1B		0-0 4-3		0-0 E4 1B 1-3		0-0 4-3 2-3	5 0 2 1 0 0 2												
Carmelo Martinez, R (1, 3) OBP: 0.363, SLG: 0.377	0-0 CS 1-2	0-0 F4	4-0 WP BB 1-2 2-3		4-0 FC5-4 1B BB		0-0 1-3 3-H 1B		4-0 BB	2 1 1 1 3 0 0												
Kevin Mitchell, R (1, 5) OBP: 0.311, SLG: 0.384		0-0 6-3	0-0 6-3 1-2 2-3 3-H		0-0 FC5-4 1B 1-2		0-3 K 0-3		0-3 K 0-3	5 0 1 0 0 2 6												
Benito Santiago, R (1, 2) OBP: 0.328, SLG: 0.492		0-0 2B		0-0 F9		0-0 L4		0-0 5-3		4 0 1 0 0 0 4												
Garry Templeton, S (1, 6) OBP: 0.281, SLG: 0.259		0-0 4-3		0-0 6-3		0-0 FC5-4 1B 1-2 2-3		0-0 5-3		4 0 0 0 0 0 3												
Marvell Wynne, L (1, 8) OBP: 0.333, SLG: 0.352			4-0 SH2-4 1B BB		0-0 2B		0-0 1-2 3-H 1B		0-3 K	2 1 2 1 1 0 0												
Luis Salazar, R (8, PH) OBP: 0.311, SLG: 0.286					0-0 2B		0-0 1-2 3-H 1B		0-0 K	1 0 0 0 0 1 0												
Ed Whitson, R (1, 1) OBP: 0.116, SLG: 0.118			0-0 SH2-4 1B BB		0-0 6-3		0-0 FC5 2-3f		0-0 G3	1 0 0 0 0 0 1												
Rich Gossage, R (5, 1)										0 0 0 0 0 0 0												
Stan Jefferson, S (6, PH) OBP: 0.630, SLG: 0.392										1 0 0 0 0 0 2												
Greg Booker, R (6, 1)										0 0 0 0 0 0 0												
Craig Lefferts, L (6, 1)										0 0 0 0 0 0 0												
Steve Garvey, R (8, PH) OBP: 0.294, SLG: 0.280										1 0 0 0 0 0 0												
Lance McCullers, S (8, 1)										0 0 0 0 0 0 0												
Inning Stats	R: 0 E: 0 K: 0 S: 3	H: 1 LOB: 0 BB: 0 P: 3	R: 0 E: 0 K: 0 S: 4	H: 1 LOB: 1 BB: 0 P: 4	R: 2 E: 0 K: 0 S: 4	H: 1 LOB: 2 BB: 3 P: 16	R: 0 E: 0 K: 0 S: 4	H: 1 LOB: 1 BB: 0 P: 4	R: 0 E: 0 K: 0 S: 3	H: 0 LOB: 0 BB: 0 P: 3	R: 1 E: 0 K: 0 S: 5	H: 2 LOB: 2 BB: 1 P: 9	R: 1 E: 1 K: 1 S: 8	H: 2 LOB: 2 BB: 0 P: 8	R: 0 E: 0 K: 1 S: 5	H: 0 LOB: 0 BB: 0 P: 5	R: 0 E: 0 K: 2 S: 8	H: 1 LOB: 2 BB: 1 P: 12	1B: 6 2B: 3 3B: 0 HR: 0	SF: 0 SAC: 1 DP: 0 HBP: 0	WP: 1 PB: 0 SB: 0 CS: 1	PA: 42
PITCHER	IP WLS BF H R ER SO BB IBB HBP BLK WP HR S P ERA WHIP																					
Shane Rawley, L (1, 1) ERA: 3.73	6.1 W 31 8 4 3 0 4 0 0 0 1 0 27 43 4.26 1.895																					
Kent Tekulve, R (7, 1) ERA: 3.29	0.2 2 0 0 0 1 0 0 0 0 0 0 4 4 0.00 0.000																					
Wally Ritchie, L (8, 1) ERA: 0.79	1.2 7 1 0 0 2 1 0 0 0 0 0 10 14 0.00 1.200																					
Steve Bedrosian, R (9, 1) ERA: 5.29	0.1 S 1 0 0 0 1 0 0 0 0 0 0 3 3 0.00 0.000																					

San Diego Padres @ Philadelphia Phillies
Veterans Stadium, Philadelphia, PA
Fri May 15 1987, 7:05 PM EDT
Att: 22,907 - Unknown


AB	35
R	4
H	9
RBI	3
BB	5
SO	4
LOB	19



1B	6
2B	3
3B	0
HR	0

Batter	1	2	3	4	5	6	7	8	9
Milt Thompson, L OBP: 0.344, SLG: 0.413 (1, 8)	4-0 E S PB BB		0-0 4-3 2-3		0-0 1B 1-H 3-H	0-0 WP HBP 1B		0-0 G3 1-2	
Jeff Stone, L OBP: 0.370, SLG: 0.292 Chris James, R OBP: 0.318, SLG: 0.350 (1, 7) (9, 7)	0-3 K		1-0 HBP		0-0 2B 3-H	1-0 WP HBP 1B		0-3 K	
Juan Samuel, R OBP: 0.315, SLG: 0.511 (1, 4)	0-0 F4 1-3		0-0 5-3		0-3 K 1-2	0-0 F6 1-2 2-3 3-H		0-0 F8	
Mike Schmidt, R OBP: 0.358, SLG: 0.593 (1, 5)	0-3 K 3-H			0-3 K	0-0 2B 2-H	4-0 IBB			
Von Hayes, L OBP: 0.392, SLG: 0.294 (1, 3)		4-0 CS BB		4-0 F4-3 BB	4-0 2B IBB	0-0 F3			
Glenn Wilson, R OBP: 0.311, SLG: 0.491 (1, 9)		0-3 K 1-2		0-0 F4-3 1-2	0-0 2B 1-3 2-H	0-0 F7			
Lance Parrish, R OBP: 0.278, SLG: 0.352 (1, 2)		0-0 4-3			0-0 K 1B 2B	0-0 6-3			
Steve Jeltz, S OBP: 0.246, SLG: 0.132 (1, 6)			4-0 4-3 SH1-4 BB		0-0 5-3 1B 2B	4-0 1B S WP BB	0-3 K		
Shane Rawley, R OBP: 0.421, SLG: 0.389 Kent Tekulve, R (7, 1)			0-0 SH1-4		0-0 3B 1B	0-3 K		0-0 G3 1B	
Wally Ritchie, L OBP: 1.000, SLG: 1.000 Steve Bedrosian, R (8, 1) (9, 1)			1-2						

AB	R	H	RBI	BB	SO	LOB
4	2	2	2	1	0	2
3	1	1	1	0	2	2
0	0	0	0	0	0	0
5	0	0	0	0	1	7
3	1	1	1	1	2	0
1	0	0	0	3	0	3
4	0	1	1	0	1	2
4	1	1	0	0	1	2
2	1	0	0	2	1	1
2	1	1	0	0	1	1
0	0	0	0	0	0	0
1	0	1	0	0	0	0
0	0	0	0	0	0	0

BOTTOM	
San Diego Padres @ Philadelphia Phillies Veterans Stadium, Philadelphia, PA Fri May 15 1987, 7:05 PM EDT Att. 22,907 - Unknown	
AB 29 R 7 H 8 RBI 5 BB 7 SO 9 LOB 20	

Inning Stats		R: 1	H: 0	E: 0	K: 2	S: 7	R: 0	H: 0	E: 0	K: 1	S: 4	R: 0	H: 0	E: 0	K: 1	S: 4	R: 5	H: 6	E: 0	K: 2	S: 13	R: 1	H: 1	E: 0	K: 1	S: 6	R: 0	H: 0	E: 0	K: 1	S: 5	R: 0	H: 1	E: 0	K: 1	S: 6	
PITCHER		IP	WLS	BF	H	R	ER	SO	BB	IBB	HBP	BLK	WP	HR	S	P	ERA	WHIP	PITCHER		IP	WLS	BF	H	R	ER	SO	BB	IBB	HBP	BLK	WP	HR	S	P	ERA	WHIP
Ed Whitson, R ERA: 5.23	(1, 1)	4.2	L	23	5	6	5	5	4	1	1	0	0	0	27	48	9.64	1.929	Rich Gossage, R ERA: 9.0		(5, 1)	0.1	2	1	0	0	1	0	0	0	0	0	4	4	0.00	3.000	
Greg Booker, R ERA: 5.14	(6, 1)	0.1		3	1	1	1	1	1	0	0	0	0	0	4	8	27.00	6.000	Craig Lefferts, L ERA: 4.4		(6, 1)	1.2	7	0	0	0	1	0	1	1	0	1	0	7	12	0.00	0.000
Lance McCullers, R ERA: 6.05	(8, 1)	1.0		4	1	0	0	1	0	0	0	0	0	0	6	6	0.00	1.000	Steve Bedrosian, R ERA: 6.05		(9, 1)	1.0	4	1	0	0	1	0	0	0	0	6	6	0.00	1.000		

WP	PA
1	39
1	
3	
1	

Batter	1	2	3	4	5	6	7	8	9	AB R H RBI BB SO LOB	TOP
Stan Jefferson, S (1, 8) <small>OBP: 0.333, SLG: 0.370</small>	0-0 			4-0 		0-0 			0-0 	3 0 0 0 1 0 0	San Diego Padres @ Philadelphia Phillies Veterans Stadium, Philadelphia, PA Sat May 16 1987, 7:05 PM EDT Att: 21,713 - Unknown
Joey Cora, S (1, 4) <small>OBP: 0.351, SLG: 0.313</small>	0-3 			0-0 		0-0 		0-0 	4 0 0 0 0 1 1		
Tony Gwynn, L (1, 9) Jim Steels, L (7, PR) <small>OBP: 0.231, SLG: 0.229</small>	0-0 			0-0 		0-0 			3 0 2 0 0 0 0 0 0 0 0 0 0 0		
Carmelo Martinez, R (1, 3) <small>OBP: 0.362, SLG: 0.376</small>		0-0 		0-0 		0-0 			3 0 1 0 0 0 1		
Kevin Mitchell, R (1, 5) <small>OBP: 0.303, SLG: 0.373</small>		0-0 		0-0 		0-0 			3 0 0 0 0 0 3		
Randy Ready, R (1, 7) <small>OBP: 0.389, SLG: 0.459</small>		0-0 			0-0 			0-0 	3 0 0 0 0 0 0		
Garry Templeton, S (1, 6) <small>OBP: 0.275, SLG: 0.252</small>			0-0 		0-0 			0-0 	3 0 0 0 0 0 0		
Bruce Bochy, R (1, 2) <small>OBP: 0.364, SLG: 0.556</small>			0-3 		0-0 			0-3 	3 0 0 0 0 2 0		
Jimmy Jones, R (1, 1) Storm Davis, R (4, 1) Luis Salazar, R (9, PH) <small>OBP: 0.304, SLG: 0.279</small>			0-3 			0-3 		0-0 	1 0 0 0 0 1 0 1 0 0 0 0 1 0 1 0 0 0 0 0 0		
Inning Stats	R: 0 H: 0 E: 0 LOB: 0 K: 1 BB: 0 S: 5 P: 5	R: 0 H: 0 E: 0 LOB: 0 K: 0 BB: 0 S: 3 P: 3	R: 0 H: 0 E: 0 LOB: 0 K: 2 BB: 0 S: 7 P: 7	R: 0 H: 2 E: 0 LOB: 2 K: 0 BB: 1 S: 4 P: 8	R: 0 H: 0 E: 0 LOB: 0 K: 0 BB: 0 S: 3 P: 3	R: 0 H: 0 E: 0 LOB: 0 K: 1 BB: 0 S: 5 P: 5	R: 0 H: 1 E: 0 LOB: 1 K: 0 BB: 0 S: 3 P: 3	R: 0 H: 0 E: 0 LOB: 0 K: 1 BB: 0 S: 5 P: 5	R: 0 H: 0 E: 0 LOB: 0 K: 0 BB: 0 S: 3 P: 3	1B: 3 SF: 0 2B: 0 SAC: 0 3B: 0 DP: 1 HR: 0 HBP: 0	WP: 0 PA: 29 PB: 0 SB: 0 CS: 1
PITCHER Don Carman, L (1, 1) <small>ERA: 3.38</small>	IP: 9.0 WLS: W BF: 29 H: 3 R: 0 ER: 0 SO: 5 BB: 1 IBB: 0 HBP: 0 BLK: 0 WP: 0 HR: 0 S: 38 P: 42 ERA: 0.00 WHIP: 0.444					PITCHER IP: WLS: BF: H: R: ER: SO: BB: IBB: HBP: BLK: WP: HR: S: P: ERA: WHIP					

livebaseballscorecards.com

AB	28
R	0
H	3
RBI	0
BB	1
SO	5
LOB	5



Batter	1	2	3	4	5	6	7	8	9	AB	R	H	RBI	BB	SO	LOB
Milt Thompson, L OBP: 0.338, SLG: 0.400 (1, 8)	0-3 K	0-0 F7		4-0 1B 1-2 BB	0-3 K2-3		0-0 FC4-6 6-3			4	1	0	0	1	2	4
Jeff Stone, L OBP: 0.406, SLG: 0.321 (1, 7)	4-0 FC1-6 BB	0-0 F7		0-0 1B 1-3 2-H	0-0 FC6-4 1B		0-0 6-3			4	1	2	2	1	0	3
Juan Samuel, R OBP: 0.318, SLG: 0.514 (1, 4)	0-0 FC1-6 1B 1-2f E		0-0 G1-4-3 SF7 2B	0-0 2B 1-3 3-H 1B	0-0 FC6-4		0-0 4-3			5	3	2	1	0	0	3
Mike Schmidt, R OBP: 0.384, SLG: 0.603 Rick Schu, R OBP: 0.167, SLG: 0.261 (1, 5) (6, 5)	0-0 E5 1-H 1B		0-0 G1-4-3	0-0 1B 1-3 3-H 2B		0-0 5-3		0-0 5-3		3	1	2	1	0	0	1
Von Hayes, L OBP: 0.403, SLG: 0.294 Greg Gross, L OBP: 0.308, SLG: 0.217 (1, 3) (8, 3)	4-0 BB		0-0 SF7	4-0 1B 1B IBB		4-0 5-3 BB		0-0 F7		0	1	0	1	3	0	0
Glenn Wilson, R OBP: 0.310, SLG: 0.483 Ron Roenicke, S OBP: 0.222, SLG: 0.067 (1, 9) (7, 9)	0-0 5-3		0-0 4-3	0-0 1B 1-3 2-H 3-H 1B		0-0 5-3 1-2		0-0 3-1		4	0	1	2	0	0	3
Lance Parrish, R OBP: 0.277, SLG: 0.349 (1, 2)		0-0 6-3		F9 1B		0-0 4-3				4	0	1	1	0	0	1
Steve Jeltz, S OBP: 0.277, SLG: 0.145 (1, 6)		4-0 SH BB		BB 1B 4-3		4-0 FC4-6 6-3 1B BB				2	2	1	0	2	0	2
Don Carman, L OBP: 0.071, SLG: 0.071 (1, 1)		0-0 SH		0-3 K	0-3 K		0-0 FC4-6 1-2 1B			3	0	1	0	0	2	1

Inning Stats	R: 1	H: 1	E: 1	K: 1	S: 6	LOB: 2	BB: 2	P: 14	R: 0	H: 0	E: 1	K: 0	S: 4	LOB: 2	BB: 1	P: 8	R: 1	H: 1	E: 0	K: 0	S: 4	LOB: 0	BB: 0	P: 4	R: 6	H: 6	E: 0	K: 1	S: 11	LOB: 2	BB: 2	P: 19	R: 0	H: 1	E: 0	K: 2	S: 8	LOB: 1	BB: 0	P: 8	R: 0	H: 0	E: 0	K: 0	S: 3	LOB: 1	BB: 1	P: 7	R: 1	H: 1	E: 0	K: 0	S: 4	LOB: 1	BB: 1	P: 8	R: 0	H: 0	E: 0	K: 0	S: 3	LOB: 0	BB: 0	P: 3
--------------	------	------	------	------	------	--------	-------	-------	------	------	------	------	------	--------	-------	------	------	------	------	------	------	--------	-------	------	------	------	------	------	-------	--------	-------	-------	------	------	------	------	------	--------	-------	------	------	------	------	------	------	--------	-------	------	------	------	------	------	------	--------	-------	------	------	------	------	------	------	--------	-------	------

PITCHER	IP	WLS	BF	H	R	ER	SO	BB	IBB	HBP	BLK	WP	HR	S	P	ERA	WHIP
Jimmy Jones, R ERA: 11.7 (1, 1)	3.2	L	24	7	8	7	2	4	1	0	0	0	0	23	43	17.18	3.000
Storm Davis, R ERA: 6.47 (4, 1)	4.1		18	3	1	1	2	2	0	0	0	0	0	20	28	2.08	1.154

BOTTOM

San Diego Padres @ Philadelphia Phillies
Veterans Stadium, Philadelphia, PA

Sat May 16 1987, 7:05 PM EDT
Att. 21,713 - Unknown

AB	33
R	9
H	10
RBI	8
BB	7
SO	4
LOB	18

livebaseballscores.com



WP	PA	ERA	WHIP
0	42		

Batter	1	2	3	4	5	6	7	8	9	AB R H RBI BB SO LOB	TOP
Joey Cora, S OBP: 0.359, SLG: 0.323 (1, 4) X	0-0 F8		0-0 FC4-6 1-2f		0-0 S 1B		0-0 FC1-6 1B	0-0 CS 1B		5 0 3 0 0 0 1	San Diego Padres @ Philadelphia Phillies Veterans Stadium, Philadelphia, PA Sun May 17 1987, 3:33 AM EDT Att. 34,964 - Unknown livebaseballscorecards.com
Marvell Wynne, L OBP: 0.337, SLG: 0.338 (1, 8) B B B (7, 7)	4-0 7-6 BB			4-0 E S WP BB	0-3 K		0-0 FC1-6 S BB 1-2f 2B	0-0 CS 1-2	0-0 B1-3	3 2 0 0 2 1 2	
Tony Gwynn, L OBP: 0.411, SLG: 0.483 (1, 9) X	0-0 7-6 1-2f			4-0 3-1 BLK 1-H HR BB	0-0 6-3 1-2		4-0 S 2B BB 1-2		4-0 1B BB	2 2 0 0 3 0 2	
John Kruk, L OBP: 0.446, SLG: 0.500 (1, 3)		0-0 6-3		0-0 3-1 1-3		0-0 FC6-4 PB 2B	0-0 1-H 2-H 2B		0-0 1-2 1B	5 1 3 2 0 0 1	
Kevin Mitchell, R OBP: 0.316, SLG: 0.400 (1, 5)		4-0 G3-6-3 BB		0-0 HR		0-0 6-3	4-0 IBB		0-0 L9	3 1 1 2 2 0 3	
Jim Steels, L OBP: 0.262, SLG: 0.222 (1, 7) Randy Ready, R OBP: 0.364, SLG: 0.452 (7, PH) Stan Jefferson, S OBP: 0.328, SLG: 0.364 (7, 8)		0-0 G3-6-3 1-2f		4-0 L5-4 1B BB		4-0 FC6-4 BB	0-0 P3		0-0 F8	1 0 0 0 2 0 1 1 0 0 0 0 0 2 1 0 0 0 0 0 2	
Garry Templeton, S OBP: 0.281, SLG: 0.260 (1, 6)			0-0 FC1-6 S 1B	0-0 1-2 1B		0-0 FC6-4 PB 1-2f 2-3	0-0 5-3			4 0 2 0 0 0 4	
Bruce Bochy, R OBP: 0.333, SLG: 0.417 (1, 2)			0-0 FC1-6 FC6-4 1-3	0-0 L5-4 2-3		4-0 1-2 3-H IBB		0-0 F8		3 0 0 0 1 0 3	
Andy Hawkins, R OBP: 0.133, SLG: 0.133 (1, 1) Lance McCullers, S (8, 1)			0-0 FC6-4 FC4-6 1-2f		0-0 F8	0-0 F9		0-0 F4		4 0 0 0 0 0 3 0 0 0 0 0 0 0	
Inning Stats	R: 0 E: 0 K: 0 S: 2 H: 0 LOB: 0 BB: 1 P: 6	R: 0 E: 0 K: 0 S: 2 H: 0 LOB: 0 BB: 1 P: 6	R: 0 E: 0 K: 0 S: 4 H: 1 LOB: 1 BB: 0 P: 4	R: 3 E: 1 K: 0 S: 4 H: 2 LOB: 1 BB: 3 P: 16	R: 0 E: 0 K: 1 S: 6 H: 1 LOB: 1 BB: 0 P: 6	R: 1 E: 0 K: 0 S: 4 H: 1 LOB: 2 BB: 2 P: 12	R: 2 E: 0 K: 0 S: 5 H: 2 LOB: 2 BB: 2 P: 13	R: 0 E: 0 K: 0 S: 3 H: 1 LOB: 0 BB: 0 P: 3	R: 0 E: 0 K: 0 S: 4 H: 1 LOB: 2 BB: 1 P: 8	1B: 6 2B: 4 3B: 0 HR: 1 SF: 0 SAC: 0 DP: 3 HBP: 0	
PITCHER	IP WLS BF H R ER SO BB IBB HBP BLK WP HR S P ERA WHIP	IP WLS BF H R ER SO BB IBB HBP BLK WP HR S P ERA WHIP	IP WLS BF H R ER SO BB IBB HBP BLK WP HR S P ERA WHIP	IP WLS BF H R ER SO BB IBB HBP BLK WP HR S P ERA WHIP	IP WLS BF H R ER SO BB IBB HBP BLK WP HR S P ERA WHIP	IP WLS BF H R ER SO BB IBB HBP BLK WP HR S P ERA WHIP	IP WLS BF H R ER SO BB IBB HBP BLK WP HR S P ERA WHIP	IP WLS BF H R ER SO BB IBB HBP BLK WP HR S P ERA WHIP	IP WLS BF H R ER SO BB IBB HBP BLK WP HR S P ERA WHIP	IP WLS BF H R ER SO BB IBB HBP BLK WP HR S P ERA WHIP	IP WLS BF H R ER SO BB IBB HBP BLK WP HR S P ERA WHIP
Michael Jackson, R ERA: 3.71 (1, 1)	3.1 L 15 2 3 3 0 5 0 0 1 1 1 10 30 8.10 2.100										
Dan Schatzeder, L ERA: 3.0 (4, 1)	2.2 12 3 1 0 1 1 1 1 0 0 0 0 12 20 0.00 1.500										
Wally Ritchie, L ERA: 2.03 (7, 1)	2.0 10 3 2 2 0 1 1 0 0 0 0 0 8 16 9.00 2.000										
Kent Tekulve, R ERA: 3.18 (9, 1)	1.0 5 1 0 0 0 0 1 0 0 0 0 0 4 8 0.00 2.000										

AB	32
R	6
H	9
RBI	4
BB	10
SO	1
LOB	24



Batter	1	2	3	4	5	6	7	8	9	AB	R	H	RBI	BB	SO	LOB									
Milt Thompson, L (1, 8) OBP: 0.340, SLG: 0.415	0-0 G3 6-3 2B		0-0 G3 2-H 2B		0-0 F6		0-0 G3		0-0 4-3	5	1	2	1	0	0	0									
Jeff Stone, L (1, 7) OBP: 0.405, SLG: 0.344	0-0 G3 2-3		0-0 G3 2-3		0-0 F9			0-0 E 2B	4-0 BB BB	4	1	1	0	1	0	2									
Juan Samuel, R (1, 4) OBP: 0.321, SLG: 0.503	0-0 6-3 3-H		4-0 BB BB		0-3 K			0-0 F2 BB	4-0 BB BB	3	0	0	1	2	1	1									
Mike Schmidt, R (1, 5) OBP: 0.366, SLG: 0.619	0-0 6-3		0-0 F8			0-0 HR		0-0 E6 SF9 2-H 1B	0-0 F7	5	2	2	1	0	0	4									
Von Hayes, L (1, 3) OBP: 0.413, SLG: 0.298		0-0 4-3		4-0 BB BB	4-3 E BB		0-0 P3 1B	4-0 SF9 E BB 1-2		2	0	1	0	2	0	0									
Glenn Wilson, R (1, 9) OBP: 0.300, SLG: 0.467		0-0 F7		0-0 E4 1-2	0-0 F8 4-3		0-0 F8	0-0 E4 1-2 2-3		4	0	0	0	0	0	4									
John Russell, R (1, 2) OBP: 0.152, SLG: 0.250		0-3 K		0-0 F6		0-0 P3		0-0 SF9		3	0	0	0	0	1	3									
Wally Ritchie, L (7, 1) OBP: 1.000, SLG: 1.000										0	0	0	0	0	0	0									
Greg Gross, L (8, PH) OBP: 0.296, SLG: 0.217										0	0	0	1	0	0	0									
Luis Aguayo, R (9, 6) OBP: 0.265, SLG: 0.516										0	0	0	0	0	0	0									
Steve Jeltz, S (1, 6) OBP: 0.279, SLG: 0.140		4-0 BB BB	4-0 SH5-4 2B BB	0-0 4-3 1-2 2-3	0-0 4-3		0-0 F9	0-3 K		2	1	0	0	1	0	2									
Ron Roenicke, S (8, PH) OBP: 0.211, SLG: 0.063										1	0	0	0	0	1	2									
Kent Tekulve, R (9, 1)										0	0	0	0	0	0	0									
Michael Jackson, R (1, 1)			0-0 SH5-4	0-3 K					0-0 5-3	0	0	0	0	0	0	0									
Dan Schatzeder, L (4, 1) OBP: 0.300, SLG: 0.222			1-2							1	0	0	0	0	1	2									
Lance Parrish, R (7, 2) OBP: 0.273, SLG: 0.342										2	0	0	0	0	0	0									
Inning Stats	R: 1 E: 0 K: 0 S: 4	H: 1 LOB: 0 BB: 0 P: 4	R: 0 E: 0 K: 1 S: 5	H: 0 LOB: 0 BB: 0 P: 5	R: 1 E: 0 K: 0 S: 4	H: 1 LOB: 2 BB: 2 P: 12	R: 0 E: 1 K: 1 S: 6	H: 0 LOB: 2 BB: 1 P: 10	R: 0 E: 0 K: 1 S: 5	H: 0 LOB: 0 BB: 0 P: 5	R: 1 E: 0 K: 0 S: 4	H: 2 LOB: 0 BB: 0 P: 4	R: 0 E: 0 K: 0 S: 3	H: 0 LOB: 0 BB: 0 P: 3	R: 2 E: 2 K: 1 S: 8	H: 2 LOB: 2 BB: 1 P: 12	R: 0 E: 0 K: 0 S: 3	H: 0 LOB: 2 BB: 2 P: 11	1B: 2 2B: 3 3B: 0 HR: 1	SF: 1 SAC: 1 DP: 0 HBP: 0	WP: 0 PB: 0 SB: 0 CS: 0	PA: 40			
PITCHER	IP WLS BF H R ER SO	IP WLS BF H R ER SO	IP WLS BF H R ER SO	IP WLS BF H R ER SO	IP WLS BF H R ER SO	IP WLS BF H R ER SO	IP WLS BF H R ER SO	IP WLS BF H R ER SO	IP WLS BF H R ER SO	IP WLS BF H R ER SO	IP WLS BF H R ER SO	IP WLS BF H R ER SO	IP WLS BF H R ER SO	IP WLS BF H R ER SO	IP WLS BF H R ER SO	IP WLS BF H R ER SO	IP WLS BF H R ER SO	IP WLS BF H R ER SO	IP WLS BF H R ER SO	IP WLS BF H R ER SO	IP WLS BF H R ER SO	IP WLS BF H R ER SO	IP WLS BF H R ER SO		
Andy Hawkins, R (1, 1) ERA: 5.57	7.0	W	29	5	4	4	3	3	0	0	0	0	0	0	0	0	0	0	0	0	0	0	0	0	0
Lance McCullers, R (8, 1) ERA: 5.48	2.0	S	11	1	1	0	1	3	0	0	0	0	0	0	0	0	0	0	0	0	0	0	0	0	0

BOTTOM


San Diego Padres @ Philadelphia Phillies

Veterans Stadium, Philadelphia, PA

Sun May 17 1987, 3:33 AM EDT
Att. 34,964 - Unknown

livebaseballscorecards.com

AB	32
R	5
H	6
RBI	4
BB	6
SO	4
LOB	20



WP: 0 PA: 40
PB: 0
SB: 0
CS: 0

Batter	1	2	3	4	5	6	7	8	9	AB R H RBI BB SO LOB	TOP											
Stan Jefferson, S (1, 8) OBP: 0.348, SLG: 0.417	0-0 E S 1B	0-3 K		0-0 3B		0-0 E6 1-3 2-H		0-0 CS 1-2	0-0 S S 1B	5 2 3 0 0 1 1												
Joey Cora, S (1, 4) OBP: 0.354, SLG: 0.319	0-0 4-3 1-H FC4-6 1B		0-0 F7	0-0 G3		0-3 K			0-0 5-3	5 1 1 1 0 1 4												
Tony Gwynn, L (1, 9) OBP: 0.410, SLG: 0.477	0-0 4-3 1-3		0-0 3-6-3 1B		0-0 G3	0-0 6-3			4-0 S 1B IBB	4 2 1 0 1 0 3												
Carmelo Martinez, R (1, 3) OBP: 0.364, SLG: 0.372	4-0 FC4-6 BB BB		0-0 3-6-3		0-0 F8		0-0 F7		0-0 1-H 2-H 1B	4 0 1 2 1 0 1												
Kevin Mitchell, R (1, 5) OBP: 0.328, SLG: 0.404	4-0 FC4-6 1-2 BB		0-0 1B E 1B		0-0 E6	0-0 G4-6-3 1B		0-0 F9	0-0 F9	4 1 2 1 1 0 1												
John Kruk, L (1, 7) OBP: 0.438, SLG: 0.487	0-0 FC4-6		0-0 E7 1B		0-3 K		0-0 G4-6-3		0-3 K	4 0 1 1 0 1 4												
Craig Lefferts, L (7, 1)										0 0 0 0 0 0 0												
Lance McCullers, S (8, 1)										1 0 0 0 0 1 1												
Benito Santiago, R (1, 2) OBP: 0.326, SLG: 0.484	0-3 K		0-0 5-3						0-3 K E 1B	4 1 1 0 0 2 3												
Garry Templeton, S (1, 6) OBP: 0.273, SLG: 0.252		0-0 F7		0-0 6-3		0-3 K		0-0 4-3		4 0 0 0 0 1 1												
Dave Dravecky, R (1, 1) OBP: 0.333, SLG: 0.333		0-3 K		0-0 6-3		0-0 E 1B		0-0 CS 1B		3 0 1 0 0 1 0												
Marvell Wynne, L (7, 7) OBP: 0.345, SLG: 0.347										1 0 1 0 0 0 0												
Inning Stats	R: 2 E: 0 K: 1 S: 7	H: 2 LOB: 2 BB: 2 P: 15	R: 0 E: 0 K: 2 S: 7	H: 0 LOB: 0 BB: 0 P: 7	R: 2 E: 1 K: 0 S: 6	H: 3 LOB: 1 BB: 0 P: 6	R: 0 E: 0 K: 0 S: 4	H: 1 LOB: 1 BB: 0 P: 4	R: 0 E: 1 K: 1 S: 6	H: 0 LOB: 1 BB: 0 P: 6	R: 1 E: 1 K: 2 S: 10	H: 2 LOB: 2 BB: 0 P: 10	R: 0 E: 0 K: 0 S: 3	H: 1 LOB: 0 BB: 0 P: 3	R: 0 E: 0 K: 1 S: 5	H: 1 LOB: 0 BB: 0 P: 5	R: 2 E: 0 K: 1 S: 7	H: 2 LOB: 1 BB: 1 P: 11	1B: 11 2B: 0 3B: 1 HR: 0	SF: 0 SAC: 0 DP: 1 HBP: 0	WP: 0 PB: 0 SB: 5 CS: 1	PA: 43
PITCHER	IP WLS BF H R ER SO BB IBB HBP BLK WP HR S P ERA WHIP																					
Ron Darling, R (1, 1) ERA: 5.57	5.0 L 24 6 4 3 4 2 0 0 0 0 0 0 30 38 5.40 1.600																					
Doug Sisk, R (6, 1) ERA: 4.66	0.1 4 2 1 0 1 0 0 0 0 0 0 0 6 6 0.00 6.000																					
Gene Walter, L (6, 1) ERA: 3.45	0.2 2 0 0 0 1 0 0 0 0 0 0 0 4 4 0.00 0.000																					
Jeff Innis, R (7, 1) ERA: 3.0	1.0 3 1 0 0 0 0 0 0 0 0 0 0 3 3 0.00 1.000																					
Terry Leach, R (8, 1) ERA: 2.49	2.0 9 3 2 2 2 0 1 0 0 0 0 0 12 16 9.00 1.500																					

San Diego Padres @ New York Mets
Shea Stadium, Flushing, NY
Mon May 18 1987, 7:05 PM EDT
Att: 20,693 - Unknown

AB	39
R	7
H	12
RBI	5
BB	3
SO	8
LOB	19



Batter	1	2	3	4	5	6	7	8	9	AB	R	H	RBI	BB	SO	LOB
Mookie Wilson, S (1, 8) Terry Leach, R (8, 1) Dave Magadan, L (9, PH) OBP: 0.361, SLG: 0.500 OBP: 0.448, SLG: 0.604	0-0 F9		0-0 1-3		0-0 F9		0-0 F2		0-0 F7	4	0	0	0	0	0	0
Tim Teufel, R (1, 4) OBP: 0.514, SLG: 0.596	4-0 BB		0-0 F9			0-0 G4-6-3 1B		0-0 2B	0-0 E5 1B	4	0	2	0	1	0	0
Keith Hernandez, L (1, 3) OBP: 0.383, SLG: 0.429	0-0 F5			0-0 FC1-5 BB 1B		0-0 G4-6-3 1-2f		0-3 K	0-0 1-3 1B	5	0	2	0	0	1	3
Kevin McReynolds, R (1, 7) OBP: 0.350, SLG: 0.480	0-3 K			4-0 FC1-5 BB 1-2		0-0 E8 HR		0-0 F8	0-0 F6	4	1	0	0	1	1	4
Darryl Strawberry, L (1, 9) OBP: 0.345, SLG: 0.576		0-0 4-3		0-0 F8		0-0 HR		4-0 IBB		3	1	1	2	1	0	2
Barry Lyons, R (1, 2) OBP: 0.207, SLG: 0.393		0-0 6-3		0-0 FC1-5 1-2 2-3f		0-3 K		0-0 F8		4	0	0	0	0	1	4
Howard Johnson, S (1, 5) OBP: 0.338, SLG: 0.446		4-0 S BB		0-0 F9		0-3 K			0-0 1B E 1B	3	1	1	0	1	1	2
Rafael Santana, R (1, 6) Wally Backman, S (9, PH) OBP: 0.283, SLG: 0.295 OBP: 0.278, SLG: 0.261		0-0 F8 1-2			0-0 F6		0-0 6-3		0-3 K	3	0	0	0	0	0	1
Ron Darling, R (1, 1) Lenny Dykstra, L (5, PH) Doug Siisk, R (6, 1) Gene Walter, L (6, 1) Jeff Innis, R (7, 1) Lee Mazzilli, S (7, PH) OBP: 0.500, SLG: 0.714			0-0 F8		0-0 F4		0-0 HR		0-0 E5 1B	1	0	0	0	0	0	0

Inning Stats	R: 0	H: 0	E: 0	K: 1	S: 5	LOB: 1	BB: 1	P: 9	R: 0	H: 0	E: 0	K: 0	S: 3	LOB: 1	BB: 1	P: 7	R: 0	H: 0	E: 0	K: 0	S: 3	LOB: 0	BB: 0	P: 3	R: 0	H: 1	E: 0	K: 0	S: 4	LOB: 2	BB: 1	P: 8	R: 0	H: 0	E: 0	K: 0	S: 3	LOB: 0	BB: 0	P: 3	R: 2	H: 2	E: 1	K: 1	S: 7	LOB: 0	BB: 0	P: 7	R: 1	H: 1	E: 0	K: 1	S: 6	LOB: 0	BB: 0	P: 6	R: 0	H: 1	E: 0	K: 1	S: 6	LOB: 2	BB: 1	P: 10	R: 2	H: 3	E: 1	K: 1	S: 9	LOB: 2	BB: 0	P: 9	1B: 5	SF: 0	2B: 1	SAC: 0	3B: 0	DP: 1	HR: 2	HBP: 0	WP: 0	PA: 40
--------------	------	------	------	------	------	--------	-------	------	------	------	------	------	------	--------	-------	------	------	------	------	------	------	--------	-------	------	------	------	------	------	------	--------	-------	------	------	------	------	------	------	--------	-------	------	------	------	------	------	------	--------	-------	------	------	------	------	------	------	--------	-------	------	------	------	------	------	------	--------	-------	-------	------	------	------	------	------	--------	-------	------	-------	-------	-------	--------	-------	-------	-------	--------	-------	--------

PITCHER	IP	WLS	BF	H	R	ER	SO	BB	IBB	HBP	BLK	WP	HR	S	P	ERA	WHIP
Dave Dravecky, L (1, 1) ERA: 3.24	6.0	W	24	3	2	0	2	3	0	0	0	0	1	25	37	0.00	1.000
Craig Lefferts, L (7, 1) ERA: 4.5	1.1		6	2	1	1	2	0	0	0	0	0	1	10	10	6.75	1.500
Lance McCullers, R (8, 1) ERA: 5.09	1.2	S	10	3	2	0	1	0	1	0	0	0	0	11	15	0.00	1.800

BOTTOM

San Diego Padres @ New York Mets
Shea Stadium, Flushing, NY
Mon May 18 1987, 7:05 PM EDT
Att. 20,693 - Unknown

AB	36
R	5
H	8
RBI	3
BB	4
SO	5
LOB	19



WP	HR	S	P	ERA	WHIP
0	0	0	0	0.00	1.000
0	0	0	0	6.75	1.500
0	0	0	0	0.00	1.800

Batter	1	2	3	4	5	6	7	8	9	AB R H RBI BB SO LOB	TOP	
Stan Jefferson, S (1, 8) OBP: 0.366, SLG: 0.438	0-0 E4 CS		0-0 1B 2B		4-0 CS BB		0-0 6-3		0-0 1-2 2-3 1B	4 1 2 0 1 0 0		
Joey Cora, S (1, 4) OBP: 0.355, SLG: 0.317	0-0 4-3 1-2		0-0 1B E 1B 2-H		4-0 1B HR BB 1-2		0-0 4-3		0-0 4-3	4 1 1 1 1 0 4		
Tony Gwynn, L (1, 9) OBP: 0.412, SLG: 0.478	0-0 FC6-4 1B		0-0 E1 1B 1-2		0-0 HR 1B 1-2			0-0 E4 G5-4-3		4 1 2 0 0 0 1		
Carmelo Martinez, R (1, 3) OBP: 0.368, SLG: 0.402	0-0 FC6-4 1-2f		0-0 1-2 2-3 1B		0-0 1-H 2-H HR			0-0 G5-4-3 1-2f		4 1 2 3 0 0 2		
Kevin Mitchell, R (1, 5) OBP: 0.325, SLG: 0.398		0-0 G1-6-3 1B	0-3 K		0-0 6-3			0-0 4-3		4 0 1 0 0 1 3		
John Kruk, L (1, 7) OBP: 0.430, SLG: 0.476		0-0 G1-6-3 1-2f		0-0 6-3		0-0 CS 1B			0-0 4-3	4 0 1 0 0 0 1		
Benito Santiago, R (1, 2) OBP: 0.316, SLG: 0.470		0-3 K		0-0 5-3		0-3 K 1-2			0-3 K	4 0 0 0 0 3 1		
Garry Templeton, S (1, 6) OBP: 0.268, SLG: 0.246 Marvell Wynne, L (9, PH) OBP: 0.353, SLG: 0.355			0-0 6-3	0-0 6-3		0-0 G1			0-0 1B S 1B	3 0 0 0 0 0 0 1 0 1 0 0 0 0		
Eric Show, R (1, 1) OBP: 0.048, SLG: 0.048 Rich Gossage, R (7, 1) Jim Steels, L (9, PH) OBP: 0.279, SLG: 0.222			0-3 K		0-3 K		0-0 6-3		4-0 BB BB BB 1-2 BB	3 0 0 0 0 2 0 0 0 0 0 0 0 0 0 0 0 0 1 0 0		
Inning Stats	R: 0 E: 1 K: 0 S: 4 H: 1 LOB: 1 BB: 0 P: 4	R: 0 E: 0 K: 1 S: 5 H: 1 LOB: 0 BB: 0 P: 5	R: 1 E: 1 K: 2 S: 11 H: 3 LOB: 3 BB: 0 P: 11	R: 0 E: 0 K: 0 S: 3 H: 0 LOB: 0 BB: 0 P: 3	R: 3 E: 0 K: 1 S: 6 H: 2 LOB: 0 BB: 2 P: 14	R: 0 E: 0 K: 1 S: 5 H: 1 LOB: 0 BB: 0 P: 5	R: 0 E: 0 K: 0 S: 3 H: 0 LOB: 0 BB: 0 P: 3	R: 0 E: 1 K: 0 S: 3 H: 0 LOB: 0 BB: 0 P: 3	R: 0 E: 0 K: 1 S: 7 H: 2 LOB: 3 BB: 1 P: 11	1B: 8 2B: 1 3B: 0 HR: 1 SF: 0 SAC: 0 DP: 2 HBP: 0	WP: 0 PB: 0 SB: 1 CS: 3 PA: 38	
PITCHER John Mitchell, R (1, 1) ERA: 6.0 Roger McDowell, R (7, 1) ERA: 1.17	IP WLS BF H R ER SO BB IBB HBP BLK WP HR S P ERA WHIP											
	6.0 0 26 8 4 4 5 2 0 0 0 0 1 34 42 6.00 1.667											
	3.0 W 12 2 0 0 1 1 0 0 0 0 0 0 13 17 0.00 1.000											

San Diego Padres @ New York Mets
Shea Stadium, Flushing, NY
Tue May 19 1987, 7:05 PM EDT
Att. 20,820 - Unknown

livebaseballscorecards.com

AB	35
R	4
H	10
RBI	4
BB	3
SO	6
LOB	12



BOTTOM

San Diego Padres @ New York Mets
 Shea Stadium, Flushing, NY
 Tue May 19 1987, 7:05 PM EDT
 Att. 20,820 - Unknown

AB	31
R	5
H	9
RBI	5
BB	7
SO	3
LOB	18



WP: 0	PA: 40
PB: 0	SB: 1
CS: 1	

AB	R	H	RBI	BB	SO	LOB
5	0	0	0	0	1	0
5	2	3	0	0	0	0
5	2	3	1	0	0	2
2	1	1	1	2	0	1
2	0	1	1	2	1	0
2	0	1	2	1	1	1
3	0	0	0	1	0	6
3	0	0	0	1	0	3
2	0	0	0	0	0	2
1	0	0	0	0	0	0
1	0	0	0	0	0	3

1B: 6	SF: 1
2B: 3	SAC: 0
3B: 0	DP: 0
HR: 0	HBP: 0

Batter	1	2	3	4	5	6	7	8	9
Lenny Dykstra, L (1, 8) OBP: 0.382, SLG: 0.520	0-0 4-3	0-0 G3		0-3 K		0-0 F9		0-0 L7	
Wally Backman, S (1, 4) OBP: 0.294, SLG: 0.289	0-0 BB 4-3 BB 1B		0-0 2B 2B	0-0 4-3 1B		0-0 F4		0-0 4-3	
Keith Hernandez, L (1, 3) OBP: 0.390, SLG: 0.442	0-0 4-3		0-0 1B 2B	0-0 4-3			0-0 BB BB SF9 1B	0-0 CS 1B	
Kevin McReynolds, R (1, 7) OBP: 0.362, SLG: 0.480	4-0 BB BB BB		0-0 2B 1B	0-0 F3			4-0 SF9 BB 1-2 BB	0-0 CS	
Darryl Strawberry, L (1, 9) OBP: 0.355, SLG: 0.582	4-0 1-2 2-3 BB		0-0 1-H 2B		0-3 K		4-0 1-2 2-3 S BB		
Howard Johnson, S (1, 5) OBP: 0.343, SLG: 0.447	4-0 1-2 2-3 3-H BB		0-3 K		0-0 FC4-6 1B		0-0 SF9		
Barry Lyons, R (1, 2) OBP: 0.212, SLG: 0.355	0-0 1-3		4-0 BB		0-0 F2		0-0 F6		
Rafael Santana, R (1, 6) OBP: 0.281, SLG: 0.286		0-0 4-3	0-0 B1		0-0 FC4-6		4-0 IBB		
John Mitchell, R (1, 1) Lee Mazzilli, S (6, PH) Roger McDowell, R (7, 1)		0-0 6-3	0-0 L4			0-0 G3	0-0 F8		

Inning Stats	R	H	E	K	S	R	H	E	K	S	R	H	E	K	S	R	H	E	K	S	R	H	E	K	S
	1	1	0	0	16	0	0	0	0	3	0	0	0	0	3	0	1	0	0	6	0	0	0	0	3
	0	3	0	3		0	4	0	1	13	0	1	0	0	6	0	0	0	0	0	0	0	0	0	3
	0	3	0	0		0	1	0	0	6	0	0	0	0	6	0	0	0	0	0	0	0	0	0	3

PITCHER	IP	WLS	BF	H	R	ER	SO	BB	IBB	HBP	BLK	WP	HR	S	P	ERA	WHIP
Eric Show, R (1, 1) ERA: 4.92	6.0	L	31	8	5	5	3	5	0	0	0	0	0	32	52	7.50	2.167
Rich Gossage, R (7, 1) ERA: 5.4	2.0		8	1	0	0	0	1	1	0	0	0	0	6	14	0.00	1.000

WP: 0 PA: 40

WP	HR	S	P	ERA	WHIP
0	0	0	0	0.00	1.000

Batter	1	2	3	4	5	6	7	8	9	AB	R	H	RBI	BB	SO	LOB	TOP			
Stan Jefferson, S OBP: 0.382, SLG: 0.471 (1, 8) X	0-0 4-3 3B	4-0 FC4-6 BB		0-3 K			0-0 HBP BB 1B	0-0 F8 2-3		4	2	2	0	1	1	2				
Joey Cora, S OBP: 0.357, SLG: 0.315 Rich Gossage, R (8, 1)	0-0 4-3 3B	0-0 FC4-6 1-2f 2-3			0-0 1B 1B		4-0 BB HBP BB	0-0 F8		4	0	1	1	1	0	4				
Tony Gwynn, L OBP: 0.418, SLG: 0.475 (1, 9)	4-0 G3 1B WP BB	0-0 1-3			0-0 F7		1-0 BB HBP		0-0 1B	3	1	1	0	1	0	3				
Carmelo Martinez, R OBP: 0.369, SLG: 0.402 (1, 3) X	0-0 WP G3 1-2 1B		0-3 K		0-0 G6-4-3 1B		0-0 F2		0-3 K	5	0	2	0	0	2	4				
Kevin Mitchell, R OBP: 0.320, SLG: 0.385 (1, 5) X	0-0 G3 1-2 2-3		0-0 6-3		0-0 G6-4-3 1-2f		4-0 G3-6-1 BB		0-3 K	4	0	0	1	1	1	5				
John Kruk, L OBP: 0.438, SLG: 0.477 (1, 7)	4-0 2-3 3-H BB		0-0 1B		0-0 G4-6-3 1B		0-0 G3-6-1		0-3 K	4	0	2	0	1	1	4				
Benito Santiago, R OBP: 0.314, SLG: 0.459 (1, 2)	0-3 K		0-0 L9		0-0 G4-6-3 1-2f			1-0 F8 1B HBP		3	0	0	0	0	1	4				
Luis Salazar, R OBP: 0.340, SLG: 0.326 (1, 6)		4-0 FC4-6 SH2-4 BB		0-0 F6		0-0 2B		0-0 1B		3	0	2	0	1	0	0				
Ed Whitson, R OBP: 0.111, SLG: 0.111 Storm Davis, R OBP: 0.083, SLG: 0.083 Marvell Wynne, L OBP: 0.340, SLG: 0.351 Greg Booker, R OBP: 0.279, SLG: 0.222 Jim Steels, L OBP: 0.378, SLG: 0.444 (1, 1) (4, 1) (6, PH) (6, 1) (8, PH) (8, PH) (8, 4)		0-0 SH2-4		0-3 K		0-0 1-3		0-0 F3		1	0	0	0	0	1	0				
Inning Stats	R: 2 E: 0 K: 1 S: 7	H: 2 LOB: 2 BB: 2 P: 15	R: 0 E: 0 K: 0 S: 3	H: 0 LOB: 2 BB: 2 P: 11	R: 0 E: 0 K: 1 S: 6	H: 1 LOB: 1 BB: 0 P: 6	R: 0 E: 0 K: 2 S: 7	H: 0 LOB: 0 BB: 0 P: 7	R: 0 E: 0 K: 0 S: 4	H: 2 LOB: 1 BB: 0 P: 4	R: 1 E: 0 K: 0 S: 3	H: 1 LOB: 2 BB: 2 P: 12	R: 0 E: 0 K: 0 S: 4	H: 1 LOB: 2 BB: 0 P: 5	R: 0 E: 0 K: 3 S: 10	H: 1 LOB: 1 BB: 0 P: 10	1B: 8 2B: 1 3B: 1 HR: 0	SF: 0 SAC: 1 DP: 3 HBP: 2	WP: 1 PB: 0 SB: 0 CS: 0	PA: 42
PITCHER	IP WLS BF H R ER SO BB IBB HBP BLK WP HR S P ERA WHIP	IP WLS BF H R ER SO BB IBB HBP BLK WP HR S P ERA WHIP	IP WLS BF H R ER SO BB IBB HBP BLK WP HR S P ERA WHIP	IP WLS BF H R ER SO BB IBB HBP BLK WP HR S P ERA WHIP	IP WLS BF H R ER SO BB IBB HBP BLK WP HR S P ERA WHIP	IP WLS BF H R ER SO BB IBB HBP BLK WP HR S P ERA WHIP	IP WLS BF H R ER SO BB IBB HBP BLK WP HR S P ERA WHIP	IP WLS BF H R ER SO BB IBB HBP BLK WP HR S P ERA WHIP	IP WLS BF H R ER SO BB IBB HBP BLK WP HR S P ERA WHIP	IP WLS BF H R ER SO BB IBB HBP BLK WP HR S P ERA WHIP	IP WLS BF H R ER SO BB IBB HBP BLK WP HR S P ERA WHIP	IP WLS BF H R ER SO BB IBB HBP BLK WP HR S P ERA WHIP	IP WLS BF H R ER SO BB IBB HBP BLK WP HR S P ERA WHIP	IP WLS BF H R ER SO BB IBB HBP BLK WP HR S P ERA WHIP	IP WLS BF H R ER SO BB IBB HBP BLK WP HR S P ERA WHIP	IP WLS BF H R ER SO BB IBB HBP BLK WP HR S P ERA WHIP	IP WLS BF H R ER SO BB IBB HBP BLK WP HR S P ERA WHIP	IP WLS BF H R ER SO BB IBB HBP BLK WP HR S P ERA WHIP	IP WLS BF H R ER SO BB IBB HBP BLK WP HR S P ERA WHIP	IP WLS BF H R ER SO BB IBB HBP BLK WP HR S P ERA WHIP
Rick Aguilera, R ERA: 4.03 (1, 1)	6.0 W	27 7	7 2	2 2	4 4	4 0	0 0	0 0	0 0	1 0	31 47	3.00 1.833								
Gene Walter, L ERA: 4.02 (7, 1)	0.0 3	1 1	1 1	0 0	1 1	0 0	1 6	∞ ∞												
Terry Leach, R ERA: 2.38 (7, 1)	1.0 5	1 0	0 0	0 0	1 8	0 0	3 8	0.00 2.000												
Jesse Orosco, L ERA: 6.0 (8, 1)	2.0 7	1 0	0 0	3 3	0 13	0 13	0.00 0.500													

San Diego Padres @ New York Mets
 Shea Stadium, Flushing, NY
 Wed May 20 1987, 7:05 PM EDT
 Att: 19,571 - Unknown

AB	33
R	3
H	10
RBI	2
BB	6
SO	7
LOB	29



Batter	1	2	3	4	5	6	7	8	9
Lenny Dykstra, L OBP: 0.377, SLG: 0.510 Gene Walter, L Terry Leach, R Jesse Orosco, R	0-0 B1-3		0-0 4-3	0-0 E S E 1B		0-0 FC4-6 FC4-2 S 1-2f 2-3		0-3 K	
Wally Backman, S OBP: 0.299, SLG: 0.297	4-0 BB		0-0 B4	0-0 E6 1-H		0-0 FC4-2 1-3 3-H		0-0 1B 2B	
Keith Hernandez, L OBP: 0.384, SLG: 0.430	0-3 K			6-3		0-0 6-3		4-0 1B BB	
Kevin McReynolds, R OBP: 0.363, SLG: 0.485	0-0 G3			0-0 1B 2B	0-0 F8		0-0 1-3	0-0 1-3 2-H 1B	
Darryl Strawberry, L OBP: 0.365, SLG: 0.581		4-0 S BB		4-0 1B E BB	0-0 F7		0-0 E S SF8 1B		
Gary Carter, R OBP: 0.287, SLG: 0.349		0-0 F6		0-0 E8 1-H 2-H 2B 1B	0-0 1-3		0-0 SF8 1-H		
Howard Johnson, S OBP: 0.347, SLG: 0.468		0-0 F7 1-2		4-0 2B BB		0-0 HR	0-3 K		
Rafael Santana, R OBP: 0.290, SLG: 0.305		0-0 F4		0-0 1B 1-H 2-H 2B		0-0 FC4-6 FC4-2 1B	0-0 F7		
Rick Aguilera, R OBP: 0.250, SLG: 0.263 Mookie Wilson, S OBP: 0.374, SLG: 0.500			0-3 K	0-3 K		4-0 FC4-6 BB 1B	4-0 FC4-6 BB		

Inning Stats	R: 0 E: 0 K: 5 S: 5	H: 0 LOB: 1 BB: 1 P: 9	R: 0 E: 0 K: 3 S: 3	H: 0 LOB: 1 BB: 1 P: 7	R: 0 E: 0 K: 5 S: 5	H: 0 LOB: 0 BB: 0 P: 5	R: 6 E: 2 K: 1 S: 10	H: 4 LOB: 1 BB: 2 P: 18	R: 0 E: 0 K: 3 S: 3	H: 0 LOB: 0 BB: 0 P: 3	R: 1 E: 0 K: 5 S: 5	H: 2 LOB: 2 BB: 1 P: 9	R: 1 E: 0 K: 1 S: 6	H: 1 LOB: 0 BB: 0 P: 6	R: 2 E: 0 K: 1 S: 6	H: 2 LOB: 2 BB: 2 P: 14
1B: 5 2B: 3 3B: 0 HR: 1	SF: 1 SAC: 0 DP: 0 HBP: 0	WP: 0 PB: 0 SB: 4 CS: 0	PA: 40													

PITCHER	IP	WLS	BF	H	R	ER	SO	BB	IBB	HBP	BLK	WP	HR	S	P	ERA	WHIP
Ed Whitson, R ERA: 5.69	(1, 1)	3.2	L	19	4	6	5	3	4	0	0	0	0	21	37	12.27	2.182
Storm Davis, R ERA: 6.26	(4, 1)	1.1		5	0	0	0	0	0	0	0	0	0	5	5	0.00	0.000
Greg Booker, R ERA: 5.09	(6, 1)	2.0		10	3	2	1	1	1	0	0	0	1	11	15	4.50	2.000
Rich Gossage, R ERA: 7.5	(8, 1)	1.0		6	2	2	2	1	2	0	0	0	0	6	14	18.00	4.000

BOTTOM

San Diego Padres @ New York Mets
Shea Stadium, Flushing, NY
Wed May 20 1987, 7:05 PM EDT
Att. 19,571 - Unknown

livebaseballscorecards.com

AB	32
R	10
H	9
RBI	8
BB	7
SO	5
LOB	14



Batter	1	2	3	4	5	6	7	8	9	AB R H RBI BB SO LOB	TOP
Casey Candaele, S (1, 6) OBP: 0.380, SLG: 0.413	0-0 4-3 1B		0-0 F7		0-0 1B 2B		0-3 K		0-0 F8	5 1 2 0 0 1 5	
Mitch Webster, S (1, 9) OBP: 0.341, SLG: 0.375	0-0 4-3 1-2		0-0 F6		0-0 G4-6-3 1B			0-0 B1-3		4 0 1 1 0 0 2	
Tim Raines, S (1, 7) OBP: 0.425, SLG: 0.553	0-0 F8			0-0 1B 1B	0-0 G4-6-3 1-2f			0-0 G3		4 1 1 0 0 0 2	
Tim Wallach, R (1, 5) OBP: 0.346, SLG: 0.496	0-0 L6			0-0 1B 1B		0-3 K		0-3 K		4 1 1 0 0 2 1	
Andres Galarraga, R (1, 3) OBP: 0.424, SLG: 0.526		0-0 F4		0-0 1B 1B		0-0 F4			0-0 F3	4 0 1 1 0 0 0	
Mike Fitzgerald, R (1, 2) OBP: 0.308, SLG: 0.309		0-3 K		0-0 F7		0-0 F8			0-0 BB 1B 1B	4 0 1 0 0 1 2	
Vance Law, R (1, 4) OBP: 0.379, SLG: 0.482 Luis Rivera, R (9, PR) OBP: 0.107, SLG: 0.143		0-0 F4		0-0 L1-3 1-2 2-H 1B		0-3 K			0-0 BB 1B	4 0 2 1 0 1 0 0 0 0 0 0 0 0	AB 34 R 3 H 10 RBI 3 BB 3 SO 6 LOB 18
Herm Winningham, L (1, 8) OBP: 0.338, SLG: 0.417			4-0 1-3 BB	0-0 L1-3 1-2		4-0 CS BB			4-0 1-2 2-3 BB	1 0 0 0 3 0 2	
Bryn Smith, R (1, 1) OBP: 0.400, SLG: 0.556 Wallace Johnson, S (7, PH) OBP: 0.185, SLG: 0.370 Curt Brown, R (7, 1) Andy McGaffigan, R (8, 1) John Stefero, L (9, PH) OBP: 0.236, SLG: 0.264			0-0 1-3		0-0 F6		0-0 1-2 2B		0-3 K	2 0 0 0 0 0 1 1 0 1 0 0 0 0 0 0 0 0 0 0 0 0 0 0 0 0 0 0 1 0 0 0 0 1 3	
Inning Stats	R: 0 H: 1 E: 0 LOB: 1 K: 0 BB: 0 S: 4 P: 4	R: 0 H: 0 E: 0 LOB: 0 K: 1 BB: 0 S: 5 P: 5	R: 0 H: 0 E: 0 LOB: 1 K: 0 BB: 1 S: 3 P: 7	R: 2 H: 4 E: 0 LOB: 1 K: 0 BB: 0 S: 6 P: 6	R: 1 H: 2 E: 0 LOB: 0 K: 0 BB: 0 S: 4 P: 4	R: 0 H: 0 E: 0 LOB: 0 K: 1 BB: 0 S: 5 P: 5	R: 0 H: 1 E: 0 LOB: 1 K: 2 BB: 1 S: 7 P: 11	R: 0 H: 0 E: 0 LOB: 0 K: 1 BB: 0 S: 5 P: 5	R: 0 H: 2 E: 0 LOB: 3 K: 1 BB: 1 S: 7 P: 11	1B: 8 SF: 0 2B: 3 SAC: 0 3B: 0 DP: 2 HR: 0 HBP: 0	WP: 0 PA: 37 PB: 0 SB: 0 CS: 1
PITCHER	IP WLS BF H R ER SO BB IBB HBP BLK WP HR S P ERA WHIP										
Andy Hawkins, R (1, 1) ERA: 5.37	7.0 W 28 8 3 3 4 2 0 0 0 0 0 0 34 42 3.86 1.429										
Rich Gossage, R (8, 1) ERA: 5.63	2.0 S 9 2 0 0 2 1 0 0 0 0 0 0 12 16 0.00 1.500										

Montreal Expos @ San Diego Padres
Jack Murphy Stadium, San Diego, CA
 Fri May 22 1987, 10:05 PM EDT
 Att. 11,462 - Unknown

livebaseballscorecards.com



Batter	1	2	3	4	5	6	7	8	9
Stan Jefferson, S (1, 8) <small>OBP: 0.363, SLG: 0.444</small> Rich Gossage, R (8, 1)	0-0 F8 		0-0 G3 		0-0 F6 		0-3 K 		
Joey Cora, S (1, 4) <small>OBP: 0.349, SLG: 0.307</small>	0-0 G3 		0-0 4-3 		0-0 5-3 		0-0 6-3 		
Tony Gwynn, L (1, 9) <small>OBP: 0.414, SLG: 0.467</small>	0-3 K 		0-0 G3 			0-0 4-3 	4-0 		
Carmelo Martinez, R (1, 3) <small>OBP: 0.372, SLG: 0.429</small>		0-0 2B 1B 		0-0 5-3 		0-0 	0-3 K 1-2 2-3 		
John Kruk, L (1, 7) <small>OBP: 0.435, SLG: 0.483</small> Jim Steels, L (8, 7) <small>OBP: 0.273, SLG: 0.216</small>		0-0 3B 2B 1-H 		0-3 K 		0-3 K 		0-0 6-3 	
Kevin Mitchell, R (1, 5) <small>OBP: 0.318, SLG: 0.380</small> Luis Salazar, R (9, 5) <small>OBP: 0.340, SLG: 0.326</small>		0-3 K 		0-0 FC4-6 1B 		0-3 K 		0-0 F4 	
Benito Santiago, R (1, 2) <small>OBP: 0.319, SLG: 0.460</small>		0-3 K 		0-0 FC4-6 1-2f 			0-0 SH 2B 1B 	0-0 	
Garry Templeton, S (1, 6) <small>OBP: 0.269, SLG: 0.263</small>		0-0 			0-0 F8 		0-0 SH 2B 1-3 	0-3 K 1-2 	
Andy Hawkins, R (1, 1) <small>OBP: 0.176, SLG: 0.176</small> Marvell Wynne, L (7, PH) <small>OBP: 0.356, SLG: 0.372</small> (8, 8)		0-3 K 			0-0 		0-0 		

AB	R	H	RBI	BB	SO	LOB
4	0	0	0	0	1	2
0	0	0	0	0	0	0
4	0	0	0	0	0	2
3	0	0	0	1	1	0
4	2	2	1	0	1	2
3	1	1	1	0	2	0
1	0	0	0	0	0	0
4	0	1	0	0	2	1
0	0	0	0	0	0	0
4	1	2	0	0	1	2
3	1	1	1	0	1	1
2	0	1	0	0	1	1
1	0	1	2	0	0	0

BOTTOM

Montreal Expos @ San Diego Padres
Jack Murphy Stadium, San Diego, CA
 Fri May 22 1987, 10:05 PM EDT
 Att. 11,462 - Unknown

AB	33
R	5
H	9
RBI	5
BB	1
SO	10
LOB	11



1B: 5	SF: 0
2B: 2	SAC: 1
3B: 1	DP: 0
HR: 1	HBP: 0

WP: 0	PA: 35
PB: 0	
SB: 3	
CS: 0	

Inning Stats		R: 0	H: 0	E: 0	K: 1	S: 5	P: 5	R: 2	H: 3	E: 0	K: 3	S: 12	R: 0	H: 0	E: 0	K: 0	S: 3	R: 0	H: 1	E: 0	K: 1	S: 6	R: 0	H: 1	E: 0	K: 0	S: 4	R: 1	H: 1	E: 0	K: 2	S: 8	R: 2	H: 2	E: 1	K: 2	S: 10	R: 0	H: 1	E: 0	K: 1	S: 6
PITCHER		IP	WLS	BF	H	R	ER	SO	BB	IBB	HBP	BLK	WP	HR	S	P	ERA	WHIP																								
Bryn Smith, R (1, 1) <small>ERA: 5.68</small>		6.0		24	6	3	3	7	0	0	0	0	0	1	38	38	4.50	1.000																								
Curt Brown, R (7, 1) <small>ERA: 2.7</small>		1.0	L	7	2	2	1	2	0	1	0	0	0	0	10	14	9.00	2.000																								
Andy McGaffigan, R (8, 1) <small>ERA: 2.08</small>		1.0		4	1	0	0	1	0	0	0	0	0	0	6	6	0.00	1.000																								

WP	HR	S	P	ERA	WHIP
0	0	0	0	0.00	1.000

Batter	1	2	3	4	5	6	7	8	9	AB R H RBI BB SO LOB	TOP							
Casey Candaele, S OBP: 0.380, SLG: 0.408 (1, 6) X	0-0 1B 1B	0-0 F9		0-0 1-3		4-0 1B BB		0-0 F7		4 2 1 0 1 0 1								
Mitch Webster, S OBP: 0.343, SLG: 0.376 (1, 9) X	0-0 F8	0-0 5-3		0-0 E F7 S 1B		0-0 1H 1B		0-0 4-3		5 0 2 1 0 0 1								
Tim Raines, S OBP: 0.424, SLG: 0.538 (1, 7) X	0-0 1B 1-2 1B		H 1-0 S E HBP	0-0 F7 1-H		0-0 3-1		0-0 5-3		4 2 1 0 0 0 2								
Tim Wallach, R OBP: 0.348, SLG: 0.493 (1, 5) X	0-0 BB 1-3 2-H 1B		X 0-0 1-H HR 1B		X 0-0 4-3		0-3 K		X 0-0 F8	5 1 2 1 0 1 0								
Andres Galarraga, R OBP: 0.419, SLG: 0.540 (1, 3) S S S	0-3 K		X 0-0 1-H HR		X 0-0 4-3		X 0-0 5-3			4 1 1 2 0 1 2								
Reid Nichols, R OBP: 0.333, SLG: 0.404 Herm Winningham, L OBP: 0.338, SLG: 0.417 (1, 8) X (7, 8)	0-0 BB 1-2 3-H 1B		X 0-0 6-3		X 0-0 1B		X 0-0 F9			4 0 2 1 0 0 0 0 0 0 0 0 0 0								
Vance Law, R OBP: 0.382, SLG: 0.479 (1, 4) B B B	4-0 1-2 2-3 BB		X 0-0 FC5-4 1B		X 0-0 4-3		X 0-0 6-3			3 0 1 0 1 0 1								
Mike Fitzgerald, R OBP: 0.293, SLG: 0.292 (1, 2) X	0-0 F8		X 0-0 FC5-4 1-2f		X 0-0 F3		0-3 K			4 0 0 0 0 1 4								
Neal Heaton, L OBP: 0.296, SLG: 0.308 (1, 1) X		0-0 F6	X 0-0 4-3		X 0-0 6-3		X 0-0 1B			4 0 1 0 0 0 1								
Inning Stats	R: 2 E: 0 K: 1 S: 9	H: 4 LOB: 3 BB: 1 P: 13	R: 0 E: 0 K: 0 S: 3	H: 0 LOB: 0 BB: 0 P: 3	R: 3 E: 0 K: 0 S: 6	H: 3 LOB: 1 BB: 0 P: 7	R: 0 E: 0 K: 0 S: 3	H: 1 LOB: 1 BB: 0 P: 3	R: 0 E: 0 K: 1 S: 5	H: 0 LOB: 0 BB: 0 P: 5	R: 0 E: 0 K: 1 S: 6	H: 1 LOB: 1 BB: 0 P: 6	R: 0 E: 0 K: 0 S: 3	H: 0 LOB: 0 BB: 0 P: 3	1B: 10 2B: 0 3B: 0 HR: 1	SF: 0 SAC: 0 DP: 0 HBP: 1	WP: 0 PB: 0 SB: 2 CS: 0	PA: 40
PITCHER	IP WLS BF H R ER SO BB IBB HBP BLK WP HR S P ERA WHIP											PITCHER	IP WLS BF H R ER SO BB IBB HBP BLK WP HR S P ERA WHIP					
Dave Dravecky, L ERA: 4.29 (1, 1)	2.1 L 16 7 5 5 1 1 0 1 0 0 1 16 21 19.29 3.429																	
Greg Booker, R ERA: 4.39 (3, 1)	3.2 14 3 1 0 0 1 0 0 0 0 0 0 13 17 0.00 1.091																	
Craig Lefferts, L ERA: 4.22 (7, 1)	2.0 7 1 0 0 2 0 0 0 0 0 0 0 11 11 0.00 0.500																	
Lance McCullers, R ERA: 4.88 (9, 1)	1.0 3 0 0 0 0 0 0 0 0 0 0 0 3 3 0.00 0.000																	

Montreal Expos @ San Diego Padres
Jack Murphy Stadium, San Diego, CA
 Sat May 23 1987, 10:05 PM EDT
 Att: 47,184 - Unknown

livebaseballscorecards.com

AB	37
R	6
H	11
RBI	5
BB	2
SO	3
LOB	12



Batter	1	2	3	4	5	6	7	8	9	AB	R	H	RBI	BB	SO	LOB
--------	---	---	---	---	---	---	---	---	---	----	---	---	-----	----	----	-----

Stan Jefferson, S <small>OBP: 0.369, SLG: 0.432</small> (1, 8) X	0-0 F8 			H 1-0 G4-6-3 HBP 			B B B B 4-0 L4-3 BB 		X 0-0 E5 G6-4-3 	2	0	0	0	1	0	0
Joey Cora, S <small>OBP: 0.341, SLG: 0.299</small> (1, 4) X	0-0 5-3 			X 0-0 G4-6-3 1-2f 			X 0-0 L4-3 1-2 		X 0-0 G6-4-3 1-2f 	4	0	0	0	0	0	3
Tony Gwynn, L <small>OBP: 0.413, SLG: 0.464</small> (1, 9) X	0-0 4-3 			X 0-0 F5 			X 0-0 1B 			3	0	1	0	0	0	0
Carmelo Martinez, R <small>OBP: 0.365, SLG: 0.419</small> (1, 3)		X 0-0 6-3 		X 0-0 F6 			S S S S 0-3 K 1-2 			3	0	0	0	0	1	1
John Kruk, L <small>OBP: 0.423, SLG: 0.467</small> (1, 7)		X 0-0 F7 		S S S S 0-3 K 			X 0-0 F7 			3	0	0	0	0	1	0
Benito Santiago, R <small>OBP: 0.313, SLG: 0.451</small> (1, 2)		S S S S 0-3 K 		X 0-0 6-3 			X 0-0 5-3 			3	0	0	0	0	1	0
Luis Salazar, R <small>OBP: 0.340, SLG: 0.327</small> (1, 5)			X 0-0 6-3 				X 0-0 6-3 		X 0-0 1B 	3	0	1	0	0	0	0
Garry Templeton, S <small>OBP: 0.264, SLG: 0.257</small> (1, 6)			S S S S 0-3 K 				X 0-0 L5 		X 0-0 G1-6-3 	3	0	0	0	0	1	1
Dave Dravecky, R <small>OBP: 0.333, SLG: 0.333</small> (3, 1)			S S S S 0-3 K 				X 0-0 4-3 		X 0-0 F8 	0	0	0	0	0	0	0
Randy Ready, R <small>OBP: 0.373, SLG: 0.438</small> (6, PH)										1	0	0	0	0	1	0
Craig Lefferts, L (7, 1)										1	0	0	0	0	0	0
Lance McCullers, S (9, 1)										0	0	0	0	0	0	0
Steve Garvey, R <small>OBP: 0.291, SLG: 0.276</small> (9, PH)										1	0	0	0	0	0	0

Inning Stats	R: 0	H: 0	E: 0	LOB: 0	K: 0	BB: 0	S: 3	P: 3	R: 0	H: 0	E: 0	LOB: 0	K: 1	BB: 0	S: 5	P: 5	R: 0	H: 0	E: 0	LOB: 0	K: 2	BB: 0	S: 7	P: 7	R: 0	H: 0	E: 0	LOB: 0	K: 1	BB: 0	S: 5	P: 5	R: 0	H: 1	E: 0	LOB: 1	K: 1	BB: 1	S: 5	P: 9	R: 0	H: 1	E: 0	LOB: 1	K: 0	BB: 0	S: 4	P: 4	R: 0	H: 0	E: 1	LOB: 0	K: 0	BB: 0	S: 3	P: 3	1B: 2	SF: 0	2B: 1	SAC: 0	3B: 0	DP: 3	HR: 0	HBP: 1	WP: 0	PA: 29
--------------	------	------	------	--------	------	-------	------	------	------	------	------	--------	------	-------	------	------	------	------	------	--------	------	-------	------	------	------	------	------	--------	------	-------	------	------	------	------	------	--------	------	-------	------	------	------	------	------	--------	------	-------	------	------	------	------	------	--------	------	-------	------	------	-------	-------	-------	--------	-------	-------	-------	--------	-------	--------

PITCHER	IP	WLS	BF	H	R	ER	SO	BB	IBB	HBP	BLK	WP	HR	S	P	ERA	WHIP
Neal Heaton, L <small>ERA: 3.86</small>	(1, 1)	9.0	29	2	0	0	5	1	0	1	0	0	0	37	42	0.00	0.333

BOTTOM

Montreal Expos @ San Diego Padres
Jack Murphy Stadium, San Diego, CA
 Sat May 23 1987, 10:05 PM EDT
 Att. 47,184 - Unknown

AB	27
R	0
H	2
RBI	0
BB	1
SO	5
LOB	5



WP	PA	ERA	WHIP
0	29		

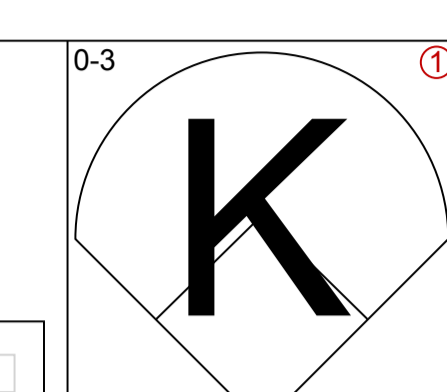
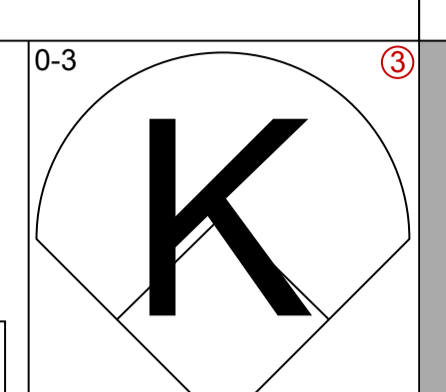
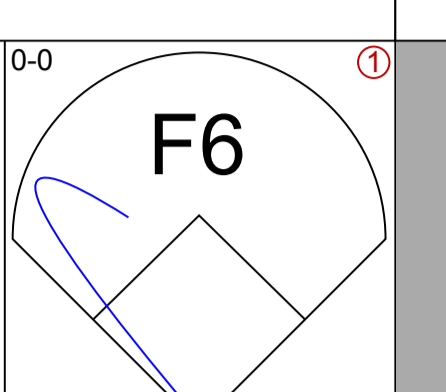
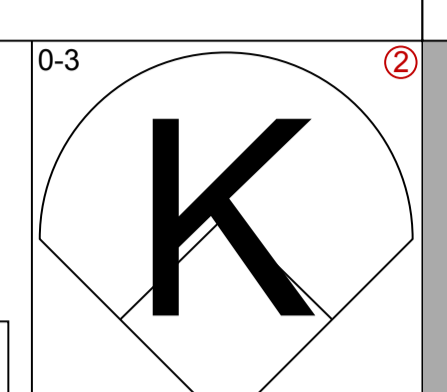
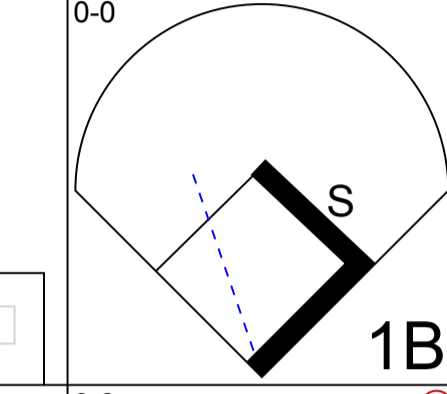
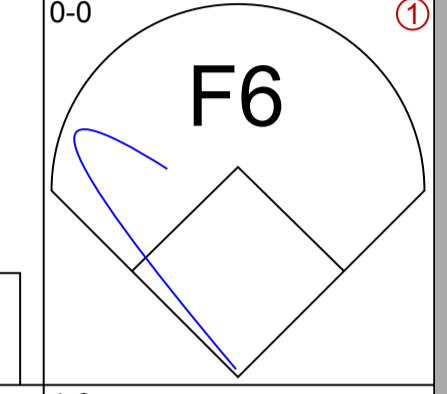
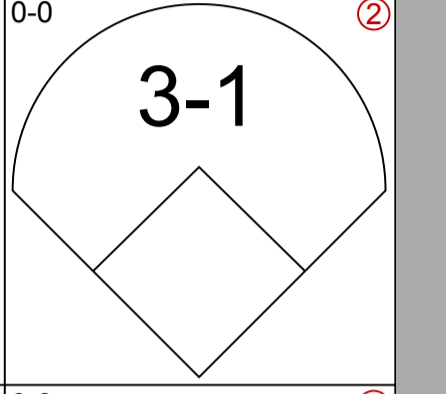
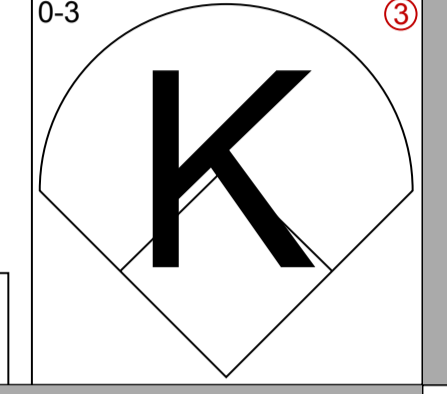
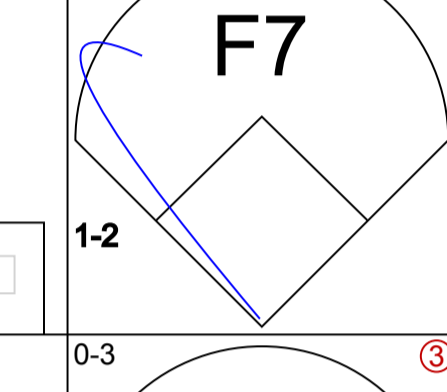
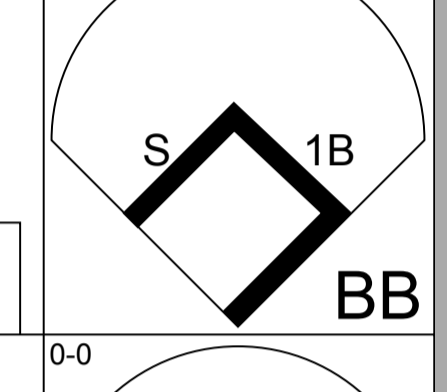
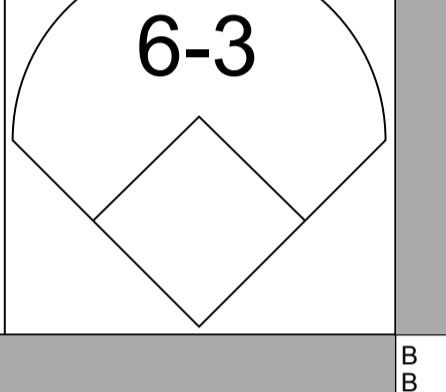

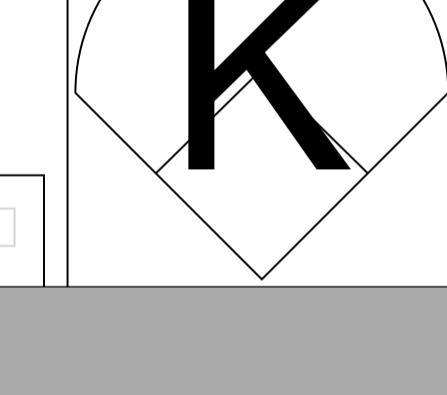
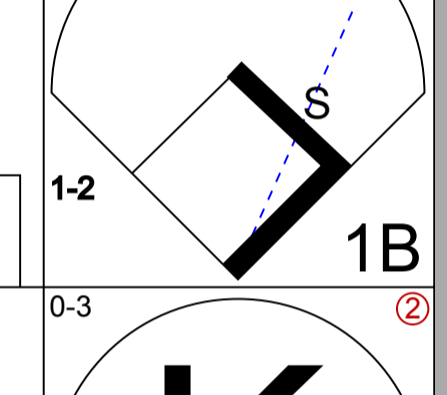


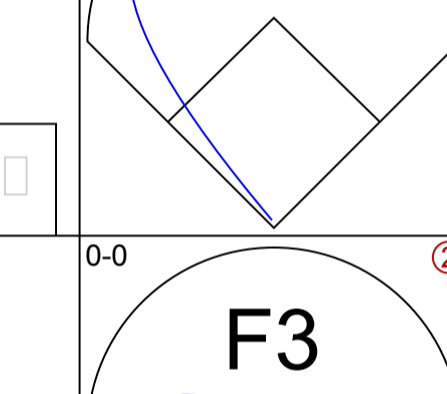
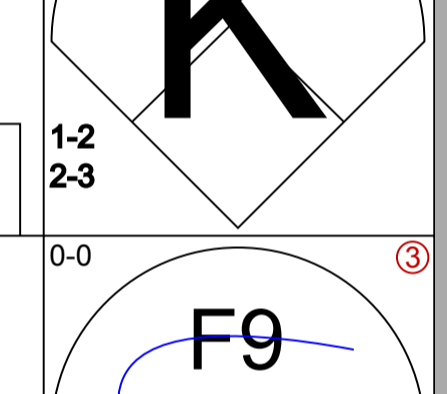


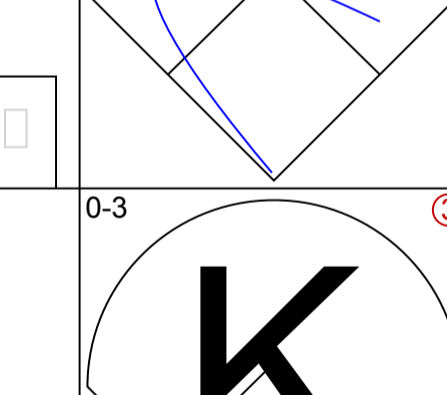
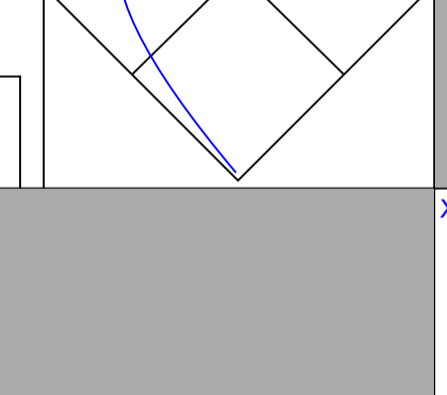


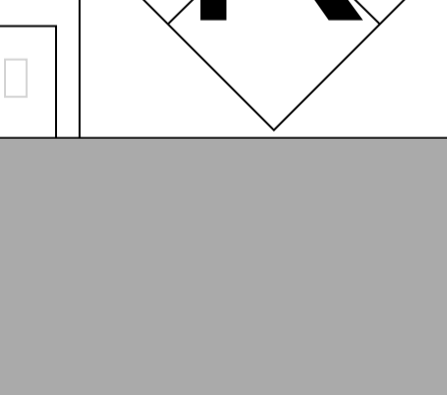
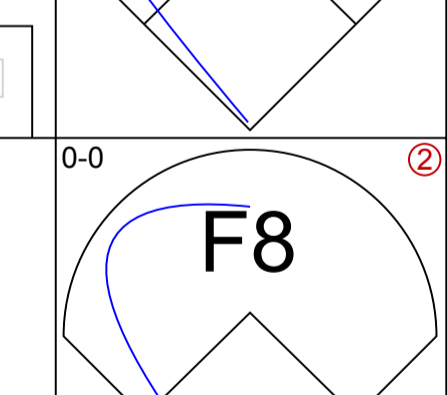

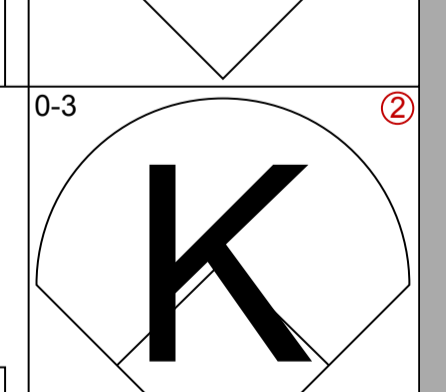
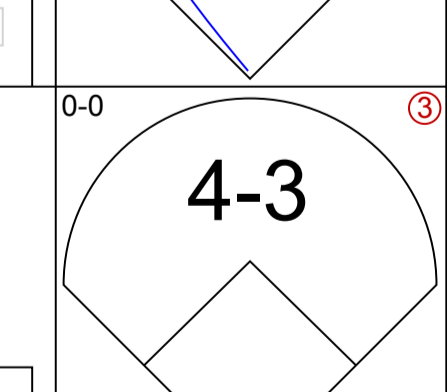
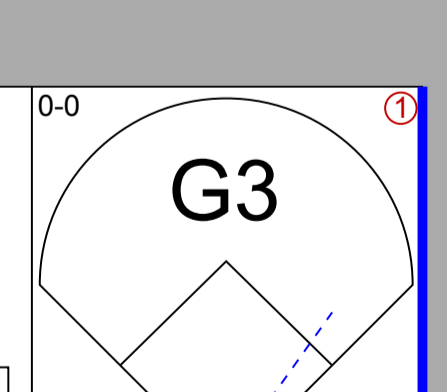
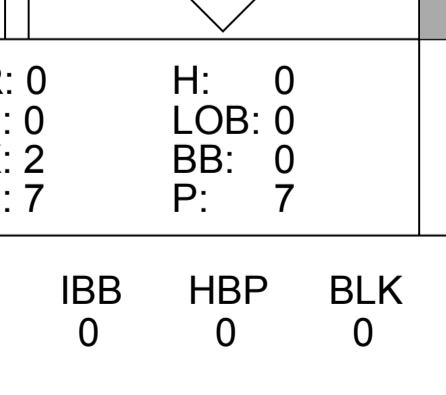
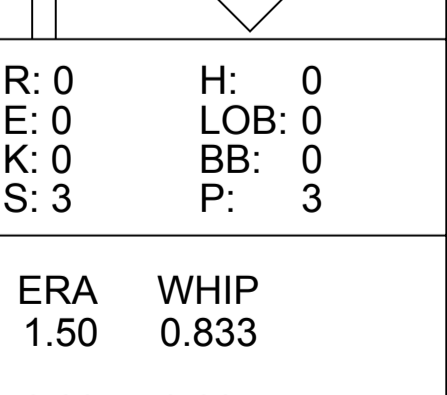
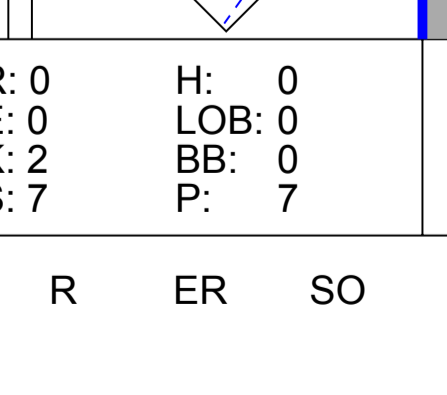
Batter	1	2	3	4	5	6	7	8	9	AB R H RBI BB SO LOB	TOP		
Casey Candaele, S (1, 6) OBP: 0.373, SLG: 0.400	0-0 F9			0-0 6-3		0-0 SH1-4	0-0 F6			3 0 0 0 0 0 0			
Mitch Webster, S (1, 9) OBP: 0.341, SLG: 0.373	0-0 4-3			0-0 F8		0-0 E BB 2-H 1B		0-0 G3		4 1 1 1 0 0 0			
Tim Raines, S (1, 7) OBP: 0.417, SLG: 0.518	0-3 K			4-0 FC6-4 BB		0-0 E4 BB 1-3		0-0 6-3		3 0 0 0 1 1 1			
Tim Wallach, R (1, 5) OBP: 0.346, SLG: 0.483		0-0 L6		0-0 FC6-4 1-2f		4-0 BB IBB		0-0 P3		3 0 0 0 1 0 1			
Andres Galarraga, R (1, 3) OBP: 0.415, SLG: 0.529		0-0 F7			0-0 P3	4-0 BB 1-2 2-3 3-H		0-3 K		3 0 0 1 1 1 0			
Vance Law, R (1, 4) OBP: 0.373, SLG: 0.466		0-0 F9			0-0 5-3	0-0 F9		0-0 F9		4 0 0 0 0 0 3			
Herm Winningham, L (1, 8) OBP: 0.347, SLG: 0.469			0-3 K		0-0 3B	0-0 G3		0-0 2B		4 0 2 0 0 1 3			
John Stefero, L (1, 2) OBP: 0.237, SLG: 0.250			0-3 K		0-3 K		0-3 K		4-0 IBB	3 0 0 0 1 3 1			
Floyd Youmans, R (1, 1) OBP: 0.286, SLG: 0.571 Tim Burke, R (7, 1)			0-0 F8			0-0 SH1-4 1B 1B	0-0 5-3		0-0 4-3	3 1 1 0 0 0 0 1 0 0 0 0 0 2			
Inning Stats	R: 0 E: 0 K: 1 S: 5 H: 0 LOB: 0 BB: 0 P: 5	R: 0 E: 0 K: 0 S: 3 H: 0 LOB: 0 BB: 0 P: 3	R: 0 E: 0 K: 2 S: 7 H: 0 LOB: 0 BB: 0 P: 7	R: 0 E: 0 K: 0 S: 3 H: 0 LOB: 1 BB: 1 P: 7	R: 0 E: 0 K: 1 S: 6 H: 1 LOB: 1 BB: 0 P: 6	R: 2 E: 1 K: 0 S: 6 H: 2 LOB: 3 BB: 2 P: 14	R: 0 E: 0 K: 1 S: 5 H: 0 LOB: 0 BB: 0 P: 5	R: 0 E: 0 K: 0 S: 3 H: 0 LOB: 0 BB: 0 P: 3	R: 0 E: 0 K: 1 S: 6 H: 1 LOB: 2 BB: 1 P: 10	1B: 2 2B: 1 3B: 1 HR: 0 SF: 0 SAC: 1 DP: 0 HBP: 0	WP: 0 PB: 0 SB: 0 CS: 0 PA: 36		
PITCHER	IP WLS BF H R ER SO BB IBB HBP BLK WP HR S P ERA WHIP											PITCHER	IP WLS BF H R ER SO BB IBB HBP BLK WP HR S P ERA WHIP
Eric Show, R (1, 1) ERA: 4.48	8.0 L 31 3 2 1 5 2 1 0 0 0 0 38 50 1.12 0.625												
Rich Gossage, R (9, 1) ERA: 5.0	1.0 5 1 0 0 1 0 1 0 0 0 0 6 10 0.00 1.000												

Montreal Expos @ San Diego Padres
 Jack Murphy Stadium, San Diego, CA
 Sun May 24 1987, 6:33 AM EDT
 Att. 12,939 - Unknown

livebaseballscorecards.com

AB 31
R 2
H 4
RBI 2
BB 4
SO 6
LOB 11



Batter	1	2	3	4	5	6	7	8	9	AB	R	H	RBI	BB	SO	LOB	BOTTOM					
Stan Jefferson, S OBP: 0.352, SLG: 0.410 (1, 8)	0-3 		0-3 			0-0 		0-3 		4	0	0	0	0	3	0						
Joey Cora, S OBP: 0.339, SLG: 0.297 (1, 4)	0-0 			0-0 		0-0 		0-3 		4	0	1	0	0	1	0						
Tony Gwynn, L OBP: 0.409, SLG: 0.456 (1, 9)	0-0 			4-0 		0-0 		0-3 		3	0	0	0	1	1	1						
John Kruk, L OBP: 0.435, SLG: 0.474 (1, 3)	0-3 			0-0 		1-2 		0-0 		3	1	2	0	1	1	1						
Marvell Wynne, L OBP: 0.352, SLG: 0.358 (1, 7)		0-0 		0-3 		1-2 		0-0 		3	0	0	0	1	1	3						
Benito Santiago, R OBP: 0.311, SLG: 0.445 (1, 2)		0-0 		0-0 		0-0 		0-0 		4	0	1	0	0	0	3						
Garry Templeton, S OBP: 0.258, SLG: 0.252 (1, 6)		0-3 				0-0 		0-0 		3	0	0	0	0	1	2						
Luis Salazar, R OBP: 0.321, SLG: 0.308 (1, 5)			0-0 			0-0 		0-0 		3	0	0	0	0	0	1						
Eric Show, R OBP: 0.043, SLG: 0.043 (1, 1)			0-3 			0-0 		0-0 		2	0	0	0	0	1	0						
Jim Steels, L OBP: 0.267, SLG: 0.211 (8, PH)						4-3				1	0	0	0	0	0	0						
Rich Gossage, R (9, 1)								G3		0	0	0	0	0	0	0						
Inning Stats	R: 0 E: 0 K: 2 S: 8	H: 1 LOB: 1 BB: 0 P: 8	R: 0 E: 0 K: 1 S: 5	H: 0 LOB: 0 BB: 0 P: 5	R: 0 E: 0 K: 2 S: 7	H: 0 LOB: 0 BB: 0 P: 7	R: 0 E: 0 K: 1 S: 6	H: 1 LOB: 2 BB: 1 P: 10	R: 0 E: 0 K: 0 S: 3	H: 0 LOB: 0 BB: 0 P: 3	R: 0 E: 0 K: 0 S: 3	H: 0 LOB: 0 BB: 0 P: 3	R: 1 E: 0 K: 0 S: 3	H: 1 LOB: 1 BB: 2 P: 11	R: 0 E: 0 K: 2 S: 7	H: 0 LOB: 0 BB: 0 P: 7	R: 0 E: 0 K: 1 S: 6	H: 1 LOB: 1 BB: 0 P: 6	1B: 4 2B: 0 3B: 0 HR: 0	SF: 0 SAC: 0 DP: 1 HBP: 0	WP: 0 PB: 0 SB: 3 CS: 0	PA: 33
PITCHER Floyd Youmans, R ERA: 5.86 (1, 1)	IP: 6.0 WLS: W BF: 23 H: 2 R: 1 ER: 1 SO: 6 BB: 3 IBB: 0 HBP: 0 BLK: 0 WP: 0 HR: 0 S: 32 P: 44 ERA: 1.50 WHIP: 0.833		PITCHER Tim Burke, R ERA: 1.33 (7, 1)	IP: 3.0 WLS: S BF: 10 H: 2 R: 0 ER: 0 SO: 3 BB: 0 IBB: 0 HBP: 0 BLK: 0 WP: 0 HR: 0 S: 16 P: 16 ERA: 0.00 WHIP: 0.667		PITCHER Floyd Youmans, R ERA: 5.86 (1, 1)	IP: 6.0 WLS: W BF: 23 H: 2 R: 1 ER: 1 SO: 6 BB: 3 IBB: 0 HBP: 0 BLK: 0 WP: 0 HR: 0 S: 32 P: 44 ERA: 1.50 WHIP: 0.833		PITCHER Tim Burke, R ERA: 1.33 (7, 1)	IP: 3.0 WLS: S BF: 10 H: 2 R: 0 ER: 0 SO: 3 BB: 0 IBB: 0 HBP: 0 BLK: 0 WP: 0 HR: 0 S: 16 P: 16 ERA: 0.00 WHIP: 0.667												

Montreal Expos @ San Diego Padres
Jack Murphy Stadium, San Diego, CA
 Sun May 24 1987, 6:33 AM EDT
 Att. 12,939 - Unknown

AB	30
R	1
H	4
RBI	0
BB	3
SO	9
LOB	11



WP: 0	PA: 33
PB: 0	
SB: 3	
CS: 0	

Batter	1	2	3	4	5	6	7	8	9	AB R H RBI BB SO LOB	TOP																
Milt Thompson, L OBP: 0.341, SLG: 0.387 (1, 8)	0-0 1B S HR 1B	0-0 5-3		0-0 F2			4-0 CS BB		0-0 F7	4 1 1 0 1 0 2																	
Jeff Stone, L OBP: 0.352, SLG: 0.354 Kent Tekulve, R Steve Bedrosian, R (1, 7) (7, 1) (8, 1)	0-3 K 1-2	4-0 S BB		0-0 G4-6-3 1B			0-3 K 1-2		0-0 F8	3 0 1 0 1 2 2 0 0 0 0 0 0 0 1 0 0 0 0 0 2																	
Juan Samuel, R OBP: 0.326, SLG: 0.497 (1, 4)	0-0 HR 1B	0-0 F4		0-0 G4-6-3 1-2f			0-0 F6		0-0 F7	4 1 1 0 0 0 2																	
Mike Schmidt, R OBP: 0.363, SLG: 0.591 Rick Schu, R OBP: 0.171, SLG: 0.303 (1, 5) (6, 5)	0-3 K		0-0 F9		0-3 K		0-0 F7		0-0 F7	3 0 0 0 0 2 2 1 0 0 0 0 0 0																	
Von Hayes, L OBP: 0.423, SLG: 0.361 (1, 3)	0-0 2-H 3-H HR		4-0 E S BB		0-0 4-3		0-3 K		0-3 K	3 1 1 3 1 1 0																	
Lance Parrish, R OBP: 0.291, SLG: 0.344 (1, 2)	4-0 BB		0-3 K		0-0 F6		0-0 F6		0-0 5-3	3 0 0 0 1 1 1																	
Glenn Wilson, R OBP: 0.298, SLG: 0.447 (1, 9)	0-0 1-3		0-0 F8		0-3 K		0-0 K		0-0 1B 2B	4 1 1 0 0 1 2																	
Luis Aguayo, R OBP: 0.297, SLG: 0.610 Steve Jeltz, S OBP: 0.286, SLG: 0.153 (1, 6) (9, PR) (9, 6)		0-0 HR		0-0 4-3			0-0 HR		4-0 1B BB	3 2 2 2 1 0 0 0 0 0 0 0 0 0																	
Michael Jackson, R Tom Hume, R Dan Schatzeder, L OBP: 0.273, SLG: 0.200 Greg Gross, L OBP: 0.382, SLG: 0.259 (1, 1) (6, 1) (6, 1) (7, 7)		0-0 4-3		0-0 6-3			0-3 K		0-0 1-2 2-H 1B	2 0 0 0 0 0 0 0 0 0 0 0 0 0 1 0 0 0 0 1 0 1 0 1 1 0 0 0																	
Inning Stats	R: 3 E: 0 K: 2 S: 10	H: 3 LOB: 1 BB: 1 P: 14	R: 1 E: 0 K: 0 S: 4	H: 1 LOB: 1 BB: 1 P: 8	R: 0 E: 1 K: 1 S: 5	H: 0 LOB: 1 BB: 1 P: 9	R: 0 E: 0 K: 0 S: 3	H: 0 LOB: 0 BB: 0 P: 3	R: 0 E: 0 K: 1 S: 5	H: 1 LOB: 0 BB: 0 P: 5	R: 0 E: 0 K: 1 S: 5	H: 0 LOB: 0 BB: 0 P: 5	R: 1 E: 0 K: 2 S: 7	H: 1 LOB: 0 BB: 1 P: 11	R: 0 E: 0 K: 1 S: 5	H: 0 LOB: 0 BB: 0 P: 5	R: 1 E: 0 K: 0 S: 5	H: 2 LOB: 2 BB: 1 P: 9	1B: 4 2B: 1 3B: 0 HR: 3	SF: 0 SAC: 0 DP: 1 HBP: 0	WP: 0 PB: 0 SB: 3 CS: 1	PA: 38					
PITCHER	IP	WLS	BF	H	R	ER	SO	BB	IBB	HBP	BLK	WP	HR	S	P	ERA	WHIP										
Ed Whitson, R ERA: 5.72 (1, 1)	6.0		25	5	4	4	5	3	0	0	0	0	2	32	44	6.00	1.333										
Dave Dravecky, L ERA: 4.3 (7, 1)	2.0	L	7	1	1	1	3	1	0	0	0	0	1	12	16	4.50	1.000										
Lance McCullers, R ERA: 5.04 (9, 1)	1.0		6	2	1	1	0	1	0	0	0	0	0	5	9	9.00	3.000										

Philadelphia Phillies @ San Diego Padres
 Jack Murphy Stadium, San Diego, CA
 Mon May 25 1987, 10:05 PM EDT
 Att: 11,504 - Unknown

AB	33
R	6
H	8
RBI	6
BB	5
SO	8
LOB	13



Batter	1	2	3	4	5	6	7	8	9	AB R H RBI BB SO LOB
Stan Jefferson, S OBP: 0.355, SLG: 0.395 (1, 8)	4-0 1B HR BB	4-0 BB		x 0-0 F9		0-0 CS 1-2	0-3 K		0-3 K	3 1 0 0 2 2 1
Joey Cora, S OBP: 0.342, SLG: 0.298 (1, 4)	0-0 1-3 HR 1B	0-0 F7			4-0 1B CS BB		0-0 B5			3 1 1 0 1 0 2
John Kruk, L OBP: 0.445, SLG: 0.515 (1, 7)	0-0 1-H 3-H HR	0-0 1-3			0-0 1-3 CS 1B		0-0 1B			4 1 3 3 0 0 2
Carmelo Martinez, R OBP: 0.362, SLG: 0.414 (1, 3)	0-0 S 1B		0-3 K		0-0 F7		0-3 K			4 0 1 0 0 2 3
Benito Santiago, R OBP: 0.303, SLG: 0.433 (1, 2)	0-0 F8		0-0 F9		0-0 L8		0-0 4-3			4 0 0 0 0 0 3
Shane Mack, R Lance McCullers, S (1, 9) (9, 1)	0-3 K		0-3 K		4-0 1B FC4-6 BB		4-0 G6-4-3 BB			2 1 0 0 2 2 1 0 0 0 0 0 0 0
Luis Salazar, R OBP: 0.333, SLG: 0.309 (1, 5)	0-3 1-2 K			4-0 BB	0-0 1-3 FC4-6 1B		0-0 1-2f G6-4-3			3 0 1 0 1 1 2
Garry Templeton, S OBP: 0.258, SLG: 0.246 (1, 6)		4-0 SH1-4 BB		0-0 F8	0-0 FC4-6 FC4-6		0-3 K			3 0 0 1 1 1 2
Ed Whitson, R Marvell Wynne, L Dave Dravecky, R Jim Steels, L (1, 1) (6, PH) (7, 1) (9, 9)		0-0 SH1-4		0-3 K	0-0 FC4-6 CS		0-3 K			1 0 0 0 0 0 1 1 1 0 0 0 0 0 1 0 0 0 0 0 0 0 1 0 0 0 0 0 1 0


Inning Stats	R: 3	H: 3	E: 0	K: 2	S: 10	LOB: 1	BB: 1	P: 14	R: 0	H: 0	E: 0	K: 0	S: 3	LOB: 2	BB: 2	P: 11	R: 0	H: 0	E: 0	K: 2	S: 7	LOB: 0	BB: 0	P: 7	R: 0	H: 0	E: 0	K: 1	S: 5	LOB: 1	BB: 1	P: 9	R: 0	H: 1	E: 0	K: 0	S: 3	LOB: 1	BB: 1	P: 7	R: 1	H: 1	E: 0	K: 0	S: 3	LOB: 0	BB: 1	P: 7	R: 0	H: 1	E: 0	K: 2	S: 8	LOB: 1	BB: 0	P: 8	R: 0	H: 0	E: 0	K: 0	S: 2	LOB: 0	BB: 1	P: 6	R: 0	H: 0	E: 0	K: 3	S: 9	LOB: 0	BB: 0	P: 9	R: 0	H: 0	E: 0	K: 0	S: 9	LOB: 0	BB: 0	P: 9
PITCHER	IP	WLS	BF	H	R	ER	SO	BB	IBB	HBP	BLK	WP	HR	S	P	ERA	WHIP																																																															
Michael Jackson, R ERA: 4.26 (1, 1)	5.0		25	5	4	4	5	6	0	0	0	0	0	1	1	7.20	2.200																																																															
Tom Hume, R ERA: 5.3 (6, 1)	0.1		1	0	0	0	0	0	0	0	0	0	0	1	1	0.00	0.000																																																															
Dan Schatzeder, L ERA: 2.73 (6, 1)	1.1	W	4	1	0	0	1	0	0	0	0	0	0	6	6	0.00	0.750																																																															
Kent Tekulve, R ERA: 3.48 (7, 1)	0.1		1	0	0	0	1	0	0	0	0	0	0	3	3	0.00	0.000																																																															
Steve Bedrosian, R ERA: 4.24 (8, 1)	2.0	S	6	0	0	0	3	1	0	0	0	0	0	11	15	0.00	0.500																																																															

BOTTOM

Philadelphia Phillies @ San Diego Padres
Jack Murphy Stadium, San Diego, CA
 Mon May 25 1987, 10:05 PM EDT
 Att. 11,504 - Unknown

livebaseballscorecards.com

AB	29
R	4
H	6
RBI	4
BB	7
SO	10
LOB	18



WP: 0	PA: 38
PB: 0	
SB: 2	
CS: 3	

Batter	1	2	3	4	5	6	7	8	9	AB R H RBI BB SO LOB	TOP
Milt Thompson, L (1, 8) OBP: 0.337, SLG: 0.377	4-0 BLK 2B BB		0-0 4-3		0-0 6-3		0-0 F8		0-0 6-3	4 1 0 0 1 0 0	
Jeff Stone, L (1, 7) OBP: 0.345, SLG: 0.346	0-3 K		0-3 K		0-0 G4-3 1B		0-3 K		4-0 G6-4-3 BB	4 0 1 0 0 3 1 0 0 0 0 1 0 0	
Greg Gross, L (7, 7) OBP: 0.400, SLG: 0.259	1-2 K										
Juan Samuel, R (1, 4) OBP: 0.333, SLG: 0.503	0-0 S 2-H 2B		0-0 FC4 1B		0-0 G4-3 1-2f		4-0 1B BB		0-0 G6-4-3 1-2f	4 0 2 1 1 0 2	
Lance Parrish, R (1, 2) OBP: 0.290, SLG: 0.341	0-0 F8		0-0 FC4 1-2f				0-0 F8		0-0 1-2 1B	4 0 1 0 0 0 2	
Von Hayes, L (1, 3) OBP: 0.431, SLG: 0.363	4-0 BB				0-0 5-3 1B		4-0 HR BB		0-0 F8	2 1 1 0 2 0 2	
Glenn Wilson, R (1, 9) OBP: 0.297, SLG: 0.462	0-0 1-3 2-3				0-0 5-3 1-2		0-0 HR		0-0 F4	4 1 1 2 0 0 3	
Rick Schu, R (1, 5) OBP: 0.205, SLG: 0.306			0-3 K		1-0 FC6-4 HBP		0-0 1-3		0-0 1B	3 0 1 0 0 1 0	
Luis Aguayo, R (1, 6) OBP: 0.295, SLG: 0.588			0-0 6-3		0-0 L6		1-0 FC6-4 HBP		0-0 F7	3 0 0 0 0 0 3	
Shane Rawley, R (1, 1) OBP: 0.360, SLG: 0.333			0-0 6-3		0-0 FC6-4 1-2f		0-0 FC6-4 1-2f		0-3 K	4 0 0 0 0 1 4 0 0 0 0 0 0 0	
Steve Bedrosian, R (8, 1)											
Inning Stats	R: 1 H: 1 E: 0 LOB: 2 K: 1 BB: 2 S: 6 P: 14	R: 0 H: 0 E: 0 LOB: 0 K: 1 BB: 0 S: 5 P: 5	R: 0 H: 1 E: 0 LOB: 1 K: 1 BB: 0 S: 6 P: 6	R: 0 H: 1 E: 0 LOB: 2 K: 0 BB: 0 S: 4 P: 5	R: 0 H: 1 E: 0 LOB: 0 K: 0 BB: 0 S: 3 P: 3	R: 2 H: 1 E: 0 LOB: 1 K: 0 BB: 1 S: 4 P: 9	R: 0 H: 1 E: 0 LOB: 2 K: 1 BB: 1 S: 6 P: 10	R: 0 H: 1 E: 0 LOB: 1 K: 1 BB: 0 S: 6 P: 6	R: 0 H: 0 E: 0 LOB: 0 K: 0 BB: 1 S: 2 P: 6	1B: 5 SF: 0 2B: 1 SAC: 0 3B: 0 DP: 2 HR: 1 HBP: 2	WP: 0 PA: 39 PB: 0 SB: 1 CS: 0
PITCHER	IP WLS BF H R ER SO BB IBB HBP BLK WP HR S P ERA WHIP										
Jimmy Jones, R (1, 1) ERA: 9.0	6.0 L 27 5 3 3 3 3 3 0 2 1 0 1 28 42 4.50 1.333										
Craig Lefferts, L (7, 1) ERA: 3.97	2.0 9 2 0 0 2 1 0 0 0 0 0 0 12 16 0.00 1.500										
Lance McCullers, R (9, 1) ERA: 4.85	1.0 3 0 0 0 0 0 1 0 0 0 0 0 2 6 0.00 1.000										

Philadelphia Phillies @ San Diego Padres
 Jack Murphy Stadium, San Diego, CA
 Tue May 26 1987, 10:05 PM EDT
 Att. 9,347 - Unknown

livebaseballscorecards.com

AB	32
R	3
H	7
RBI	3
BB	5
SO	5
LOB	17



Batter	1	2	3	4	5	6	7	8	9	AB	R	H	RBI	BB	SO	LOB
Stan Jefferson, S (1, 8) OBP: 0.357, SLG: 0.388 Lance McCullers, S (9, 1)	0-0 4-3		0-0 6-3		4-0 FC4-6 BB		0-0 BB 1B	0-3 K		4	0	1	0	1	1	3
Garry Templeton, S (1, 6) OBP: 0.256, SLG: 0.245	0-0 5-3		0-0 F8		0-0 FC4-6 FC5 BB 1-2f 2-3		0-0 1-2 BB 1B		0-0 4-3	5	0	1	0	0	0	2
John Kruk, L (1, 7) OBP: 0.468, SLG: 0.525	4-0 BB			0-0 E S 1B	4-0 1-2 BB		4-0 1-2 2-3 BB		0-0 BB 1B	2	1	2	0	3	0	0
Carmelo Martinez, R (1, 3) OBP: 0.350, SLG: 0.399	0-0 F4			0-3 K 1-3	0-0 FC5 2-3f		0-3 K		0-0 L7	5	0	0	0	0	2	9
Randy Ready, R (1, 4) OBP: 0.388, SLG: 0.433 (9, 5)		0-0 E3 FC6-4		0-0 S 1B 3-H		0-0 B1-3		4-0 FC1-5 BB 1B	4-0 FC6-4 BB	3	0	1	1	2	0	0
Benito Santiago, R (1, 2) OBP: 0.300, SLG: 0.426		0-3 K		0-0 L3		0-0 L7		0-0 BB FC1-5 1B	0-0 FC6-4 1-2f	5	0	1	0	0	1	4
Shane Mack, R (1, 9) Craig Lefferts, L (7, 1) Joey Cora, S (8, PH) OBP: 0.340, SLG: 0.296 (9, 4)		0-0 FC6-4 S 1-2f		0-3 K 1-2		0-0 4-3		0-0 FC1-5 BB 1-2 2-3f		3	0	0	0	0	1	2
Luis Salazar, R (1, 5) Tony Gwynn, L (8, PH) OBP: 0.317, SLG: 0.293 (9, 9)		0-0 F3 1-2			0-0 5-3		0-0 5-3	4-0 BB 1-2 2-3		3	0	0	0	0	0	1
Jimmy Jones, R (1, 1) Marvell Wynne, L (7, 9) OBP: 0.340, SLG: 0.345 (9, 8)			0-3 K		0-0 E5 FC4-6		0-3 K	0-3 K		2	0	0	0	0	1	0


Inning Stats	R: 0	H: 0	E: 0	K: 0	S: 3	LOB: 1	BB: 1	P: 7	R: 0	H: 0	E: 1	K: 1	S: 6	LOB: 1	BB: 0	P: 6	R: 0	H: 0	E: 0	K: 1	S: 5	LOB: 0	BB: 0	P: 5	R: 1	H: 2	E: 0	K: 2	S: 9	LOB: 1	BB: 0	P: 9	R: 0	H: 0	E: 1	K: 0	S: 4	LOB: 3	BB: 2	P: 12	R: 0	H: 0	E: 0	K: 0	S: 3	LOB: 0	BB: 0	P: 3	R: 0	H: 2	E: 0	K: 2	S: 9	LOB: 3	BB: 1	P: 13	R: 0	H: 1	E: 0	K: 2	S: 8	LOB: 3	BB: 2	P: 16	R: 0	H: 1	E: 0	K: 0	S: 4	LOB: 2	BB: 1	P: 8	1B: 6	2B: 0	3B: 0	HR: 0	SF: 0	SAC: 0	DP: 0	HBP: 0	WP: 0	PA: 42
--------------	------	------	------	------	------	--------	-------	------	------	------	------	------	------	--------	-------	------	------	------	------	------	------	--------	-------	------	------	------	------	------	------	--------	-------	------	------	------	------	------	------	--------	-------	-------	------	------	------	------	------	--------	-------	------	------	------	------	------	------	--------	-------	-------	------	------	------	------	------	--------	-------	-------	------	------	------	------	------	--------	-------	------	-------	-------	-------	-------	-------	--------	-------	--------	-------	--------

PITCHER	IP	WLS	BF	H	R	ER	SO	BB	IBB	HBP	BLK	WP	HR	S	P	ERA	WHIP
Shane Rawley, L (1, 1) ERA: 3.38	7.1	W	34	5	1	1	6	5	0	0	0	0	0	41	61	1.23	1.364
Steve Bedrosian, R (8, 1) ERA: 3.96	1.2	S	8	1	0	0	2	2	0	0	0	0	0	10	18	0.00	1.800

BOTTOM

Philadelphia Phillies @ San Diego Padres
Jack Murphy Stadium, San Diego, CA
 Tue May 26 1987, 10:05 PM EDT
 Att. 9,347 - Unknown

AB	35
R	1
H	6
RBI	1
BB	7
SO	8
LOB	26



Batter	1	2	3	4	5	6	7	8	9	AB R H RBI BB SO LOB	TOP									
Milt Thompson, L (1, 8) OBP: 0.333, SLG: 0.372	0-0 5-3		0-0 5-3		0-0 F8 CS 1-2 1B	0-0 6-3			0-0 4-3	5 1 1 0 0 0 1										
Luis Aguayo, R (1, 6) OBP: 0.310, SLG: 0.614 Steve Jeltz, S (9, PR) OBP: 0.286, SLG: 0.153 (9, 6)	0-0 P3		1-0 HBP		0-0 F8			0-0 HR	4-0 HR BB	3 1 1 1 1 0 2 0 1 0 0 0 0 0										
Juan Samuel, R (1, 4) OBP: 0.335, SLG: 0.517	0-0 HR		0-0 L9		0-0 1B			0-0 L5	0-3 K	5 1 2 2 0 1 2										
Mike Easler, L (1, 7) OBP: 0.294, SLG: 0.346 Greg Gross, L (7, 7) OBP: 0.417, SLG: 0.393	0-0 2B		0-0 4-3		0-0 1B			0-3 K	0-0 K HR	4 0 2 0 0 1 1 1 1 1 2 0 0 0										
Von Hayes, L (1, 3) OBP: 0.430, SLG: 0.359	0-0 F9			0-0 BLK 1B	0-0 F8			4-0 BB	0-3 K	4 0 1 0 1 1 4										
Glenn Wilson, R (1, 9) OBP: 0.296, SLG: 0.456		0-0 6-3		0-0 F9		0-0 1B SH1-4 1B		0-0 F8		4 1 1 0 0 0 2										
Darren Daulton, L (1, 2) OBP: 0.500, SLG: 1.000		0-0 2B		0-0 F8		0-0 1B SH1-4 1B		0-0 L9		4 0 2 0 0 0 1										
Rick Schu, R (1, 5) OBP: 0.186, SLG: 0.275		0-0 6-3		0-3 K		0-3 K		0-0 L4		4 0 0 0 0 2 4										
Don Carman, L (1, 1) OBP: 0.111, SLG: 0.111 Tom Hume, R (6, 1) Dan Schatzeder, L (8, 1) OBP: 0.273, SLG: 0.200 Kent Tekulve, R (8, 1) Steve Bedrosian, R (9, 1)		0-0 6-3		0-0 CS 1B		0-0 SH1-4		0-0 P4		2 0 1 1 0 0 1 1 0										
Inning Stats	R: 1 E: 0 K: 0 S: 5	H: 2 LOB: 1 BB: 0 P: 5	R: 0 E: 0 K: 0 S: 4	H: 1 LOB: 1 BB: 0 P: 4	R: 0 E: 0 K: 1 S: 3	H: 1 LOB: 1 BB: 0 P: 6	R: 1 E: 0 K: 0 S: 6	H: 4 LOB: 2 BB: 0 P: 6	R: 1 E: 0 K: 1 S: 7	H: 2 LOB: 1 BB: 0 P: 7	R: 1 E: 0 K: 1 S: 6	H: 1 LOB: 1 BB: 1 P: 10	R: 0 E: 0 K: 0 S: 3	H: 0 LOB: 0 BB: 0 P: 3	R: 2 E: 0 K: 2 S: 8	H: 1 LOB: 1 BB: 1 P: 12	1B: 7 2B: 2 3B: 0 HR: 3	SF: 0 SAC: 1 DP: 0 HBP: 1	WP: 0 PB: 0 SB: 0 CS: 2	PA: 41
PITCHER	IP WLS BF H R ER SO BB IBB HBP BLK WP HR S P ERA WHIP																			
Andy Hawkins, R (1, 1) ERA: 5.29	6.0 L 28 10 3 3 2 0 0 1 1 0 1 31 32 4.50 1.667																			
Craig Lefferts, L (7, 1) ERA: 4.0	2.0 8 1 1 1 1 1 1 0 0 0 0 1 9 13 4.50 1.000																			
Lance McCullers, R (9, 1) ERA: 5.33	1.0 5 1 2 2 2 1 0 0 0 0 0 1 8 12 18.00 2.000																			

Philadelphia Phillies @ San Diego Padres
 Jack Murphy Stadium, San Diego, CA
 Wed May 27 1987, 10:05 PM EDT
 Att. 8,164 - Unknown

AB	37
R	6
H	12
RBI	6
BB	2
SO	5
LOB	18



WP: 0	PA: 41
PB: 0	
SB: 0	
CS: 2	

ERA	WHIP

Batter	1	2	3	4	5	6	7	8	9	AB	R	H	RBI	BB	SO	LOB
Randy Ready, R OBP: 0.400, SLG: 0.437 (1, 5) (9, 4)	0-0 F7		0-0 BB 1-2 1B		0-0 F8		4-0 G4-3 BB	0-0 1-2 3-H 1B		4	0	2	1	1	0	0
Garry Templeton, S OBP: 0.255, SLG: 0.238 (1, 6)	0-3 K		0-0 L7		4-0 BB		0-0 G4-3 1-2	0-3 K		4	0	0	0	1	2	5
Tony Gwynn, L OBP: 0.417, SLG: 0.474 (1, 9)	0-0 2B		4-0 BB 1-2 2-3 BB		0-0 F7		0-0 F7		0-0 6-3 3B	4	1	2	0	1	0	2
Carmelo Martinez, R OBP: 0.352, SLG: 0.390 (1, 3)	0-3 K		4-0 BB 1-2 2-3 3-H BB		0-0 F9	4-0 BB 1B BB	0-0 F9		0-0 6-3	3	0	0	2	2	1	2
John Kruk, L OBP: 0.465, SLG: 0.519 (1, 7)		0-0 F6	0-0 L9		0-0 K		0-0 2B SF8 1B	0-0 1B		5	1	2	0	0	1	4
Benito Santiago, R OBP: 0.297, SLG: 0.419 (1, 2)		0-0 F3		0-0 G4-6-3 1B		0-0 F8		0-0 F7	0-0 L8	5	0	1	0	0	0	3
Shane Mack, R OBP: 0.417, SLG: 0.400 (1, 8)		0-0 6-3		0-0 G4-6-3 1-2f		0-0 BB 1B		0-0 SF8 1B 2B	0-0 1B	5	1	3	0	0	0	1
Joey Cora, S OBP: 0.340, SLG: 0.293 (1, 4)			0-0 L9	0-0 L9		4-0 BB		4-0 1B BB		2	0	0	0	1	0	0
Marvell Wynne, L OBP: 0.340, SLG: 0.345 (8, PH)						1-2 2-3 BB			0-0 L7	0	0	0	0	0	0	0
Bruce Bochy, R OBP: 0.375, SLG: 0.417 (8, PH)										0	0	0	0	1	0	0
Luis Salazar, R OBP: 0.313, SLG: 0.288 (9, 5)										1	0	0	0	0	0	2
Andy Hawkins, R OBP: 0.211, SLG: 0.211 (1, 1)			0-0 BB 1B BB 1B		0-3 K		0-3 K		0-0 SF8	2	1	1	0	0	1	0
Kevin Mitchell, R OBP: 0.316, SLG: 0.377 (6, PH)										1	0	0	0	0	1	3
Craig Lefferts, L (7, 1)										0	0	0	0	0	0	0
Stan Jefferson, S OBP: 0.354, SLG: 0.388 (8, PH)										0	0	0	1	0	0	0
Lance McCullers, S (9, 1)										0	0	0	0	0	0	0

Inning Stats	R: 0	H: 1	E: 0	LOB: 1	K: 2	BB: 0	S: 8	P: 8	R: 0	H: 0	E: 0	LOB: 0	K: 0	BB: 0	S: 3	P: 3	R: 1	H: 2	E: 0	LOB: 3	K: 0	BB: 2	S: 5	P: 13	R: 0	H: 1	E: 0	LOB: 0	K: 0	BB: 0	S: 3	P: 3	R: 0	H: 0	E: 0	LOB: 1	K: 1	BB: 1	S: 5	P: 9	R: 0	H: 1	E: 0	LOB: 3	K: 2	BB: 2	S: 8	P: 16	R: 0	H: 0	E: 0	LOB: 1	K: 0	BB: 1	S: 3	P: 7	R: 2	H: 3	E: 0	LOB: 2	K: 1	BB: 1	S: 8	P: 12	R: 1	H: 3	E: 0	LOB: 2	K: 0	BB: 0	S: 6	P: 6	1B: 8	SF: 1	2B: 2	SAC: 0	3B: 1	DP: 1	HR: 0	HBP: 0	WP: 0	PA: 44
--------------	------	------	------	--------	------	-------	------	------	------	------	------	--------	------	-------	------	------	------	------	------	--------	------	-------	------	-------	------	------	------	--------	------	-------	------	------	------	------	------	--------	------	-------	------	------	------	------	------	--------	------	-------	------	-------	------	------	------	--------	------	-------	------	------	------	------	------	--------	------	-------	------	-------	------	------	------	--------	------	-------	------	------	-------	-------	-------	--------	-------	-------	-------	--------	-------	--------

PITCHER	IP	WLS	BF	H	R	ER	SO	BB	IBB	HBP	BLK	WP	HR	S	P	ERA	WHIP
Don Carman, L ERA: 3.05 (1, 1)	5.2		26	5	1	1	4	5	0	0	0	0	0	29	49	1.59	1.765
Tom Hume, R ERA: 5.75 (6, 1)	1.2		8	2	2	2	1	1	0	0	0	0	0	9	13	10.80	1.800
Dan Schatzeder, L ERA: 2.7 (8, 1)	0.1		2	0	0	0	0	1	0	0	0	0	0	1	5	0.00	3.000
Kent Tekulve, R ERA: 3.67 (8, 1)	0.2		5	3	1	1	1	0	0	0	0	0	0	7	7	13.50	4.500
Steve Bedrosian, R ERA: 3.86 (9, 1)	0.2	S	3	1	0	0	0	0	0	0	0	0	0	3	3	0.00	1.500

BOTTOM

Philadelphia Phillies @ San Diego Padres
Jack Murphy Stadium, San Diego, CA
 Wed May 27 1987, 10:05 PM EDT
 Att. 8,164 - Unknown

AB	36
R	4
H	11
RBI	4
BB	7
SO	6
LOB	22



PITCHER	IP	WLS	BF	H	R	ER	SO	BB	IBB	HBP	BLK	WP	HR	S	P	ERA	WHIP
---------	----	-----	----	---	---	----	----	----	-----	-----	-----	----	----	---	---	-----	------

BOTTOM

New York Mets @ San Diego Padres
Jack Murphy Stadium, San Diego, CA
Fri May 29 1987, 10:05 PM EDT
Att. 19,330 - Unknown

livebaseballscorecards.com

AB 36
R 4
H 10
RBI 4
BB 4
SO 6
LOB 22



WP: 0 PA: 42
PB: 0
SB: 3
CS: 0

AB R H RBI BB SO LOB

3 1 0 0 2 1 2
0 0 0 0 0 0 0

5 0 1 0 0 1 4

4 1 1 1 1 1 1

5 0 0 0 0 1 3

4 2 3 2 1 1 1

4 0 2 0 0 0 2

4 0 1 1 0 0 4

3 0 2 0 0 0 0

1B: 6 SF: 0
2B: 3 SAC: 0
3B: 0 DP: 1
HR: 1 HBP: 2

Batter	1	2	3	4	5	6	7	8	9
Stan Jefferson, S (1, 7) Rich Gossage, R (9, 1)	0-3 K		4-0 S BB		4-0 S BB	0-0 6-3		0-0 F8	
Joey Cora, S (1, 4)	0-0 G3 1B		0-0 P6		0-3 K	0-0 6-3		0-0 4-3	
Tony Gwynn, L (1, 9)	0-0 G3			0-0 F8	0-0 5-3 HR 2B		4-0 1B BB		0-3 K
Kevin Mitchell, R (1, 5)	0-0 5-3			0-0 L7	0-0 5-3		0-3 K		0-0 4-3
John Kruk, L (1, 3)		4-0 G1-6-3 BB		0-0 1B 2B	0-0 HR		0-3 K		0-0 FC6-4 1B
Benito Santiago, R (1, 2)		0-0 F7		0-0 2B 1B	1-0 S HBP		0-0 1B		0-0 FC6-4
Shane Mack, R (1, 8)		0-0 G1-6-3		0-0 2B	0-0 F8		0-0 6-3		
Garry Templeton, S (1, 6)			0-0 G3	1-0 FC6-4 HBP		0-0 6-3 2B		0-0 F8 6-3 1B	
Dave Dravecky, R (1, 1) Marvel Wynne, L (4, PH) Storm Davis, R (5, 1) Randy Ready, R (6, PH) Craig Lefferts, L (7, 1) Lance McCullers, S (7, 1) Jim Steels, L (8, PH) Jim Steels, L (9, 7)			0-0 B1-3	0-0 FC6-4		0-3 K		0-0 6-3	

Inning Stats	R: 0	H: 1	E: 0	K: 1	S: 6	LOB: 1	BB: 0	P: 6	R: 0	H: 0	E: 0	K: 0	S: 2	LOB: 0	BB: 1	P: 6	R: 0	H: 0	E: 0	K: 0	S: 3	LOB: 1	BB: 1	P: 7	R: 1	H: 3	E: 0	K: 0	S: 6	LOB: 3	BB: 0	P: 7	R: 3	H: 2	E: 0	K: 1	S: 7	LOB: 1	BB: 1	P: 12	R: 0	H: 1	E: 0	K: 1	S: 6	LOB: 1	BB: 0	P: 6	R: 0	H: 1	E: 0	K: 2	S: 8	LOB: 2	BB: 1	P: 12	R: 0	H: 1	E: 0	K: 0	S: 4	LOB: 1	BB: 0	P: 4	R: 0	H: 1	E: 0	K: 1	S: 6	LOB: 1	BB: 0	P: 6
--------------	------	------	------	------	------	--------	-------	------	------	------	------	------	------	--------	-------	------	------	------	------	------	------	--------	-------	------	------	------	------	------	------	--------	-------	------	------	------	------	------	------	--------	-------	-------	------	------	------	------	------	--------	-------	------	------	------	------	------	------	--------	-------	-------	------	------	------	------	------	--------	-------	------	------	------	------	------	------	--------	-------	------

PITCHER	IP	WLS	BF	H	R	ER	SO	BB	IBB	HBP	BLK	WP	HR	S	P	ERA	WHIP
Ron Darling, R (1, 1) ERA: 5.45	4.2		24	6	4	4	2	3	0	0	0	0	1	23	37	7.71	1.929
Jeff Innis, R (5, 1) ERA: 3.68	0.1		1	0	0	0	0	0	0	0	0	0	0	1	1	0.00	0.000
Terry Leach, R (6, 1) ERA: 2.37	1.0	W	4	1	0	0	1	0	0	0	0	0	0	6	6	0.00	1.000
Randy Myers, L (7, 1) ERA: 9.82	0.2		3	0	0	0	2	1	0	0	0	0	0	6	10	0.00	1.500
Roger McDowell, R (7, 1) ERA: 4.15	2.1	S	10	3	0	0	1	0	0	0	0	0	0	12	12	0.00	1.286

Batter	1	2	3	4	5	6	7	8	9	AB R H RBI BB SO LOB	TOP											
Lenny Dykstra, L OBP: 0.391, SLG: 0.588 (1, 8) X	0-0 F6		0-0 F7			0-0 6-3		0-0 F9		4 0 0 0 0 0 1												
Wally Backman, S OBP: 0.285, SLG: 0.282 (1, 4) X	0-0 L6			0-0 4-3		0-3 K		0-0 1-2 1B		4 0 1 0 0 1 0												
Keith Hernandez, L OBP: 0.402, SLG: 0.460 (1, 3) X	0-0 3-1			0-0 2B 1B		0-0 F7		0-0 4-3		4 0 1 0 0 0 2												
Kevin McReynolds, R OBP: 0.331, SLG: 0.465 (1, 7)		0-0 F9		0-0 1-3 2B		0-0 F4		0-0 PB FC6-2-3-4 2B		4 0 2 0 0 0 0												
Darryl Strawberry, L OBP: 0.400, SLG: 0.637 (1, 9)		0-0 F7		4-0 G4-6-3 IBB		0-0 HR		4-0 S FC6-2-3-4 BB		2 2 1 1 2 0 0												
Gary Carter, R OBP: 0.289, SLG: 0.378 (1, 2)		0-0 F8		0-0 G4-6-3 1-2f		0-3 K		0-0 FC6-2-3-4 1-H 3-H		4 0 0 0 0 1 4												
Howard Johnson, S OBP: 0.326, SLG: 0.424 (1, 5)			0-0 6-3 SF8 2B		0-3 K		0-3 K	0-0 4-3		4 1 1 0 0 2 0												
Rafael Santana, R OBP: 0.304, SLG: 0.347 (1, 6)			0-0 6-3 2-3		0-0 F8		0-3 K			3 0 0 0 0 1 1												
Sid Fernandez, L OBP: 0.238, SLG: 0.316 (1, 1)			0-0 SF8 3-H		0-0 L8		4-0 1B BB			1 0 0 1 1 0 0												
Inning Stats	R: 0 E: 0 K: 0 S: 3	H: 0 LOB: 0 BB: 0 P: 3	R: 0 E: 0 K: 0 S: 3	H: 0 LOB: 0 BB: 0 P: 3	R: 1 E: 0 K: 0 S: 4	H: 1 LOB: 0 BB: 0 P: 4	R: 0 E: 0 K: 0 S: 4	H: 2 LOB: 2 BB: 1 P: 8	R: 0 E: 0 K: 1 S: 5	H: 0 LOB: 0 BB: 0 P: 5	R: 0 E: 0 K: 1 S: 5	H: 0 LOB: 0 BB: 0 P: 5	R: 1 E: 0 K: 2 S: 8	H: 1 LOB: 0 BB: 0 P: 8	R: 0 E: 0 K: 1 S: 6	H: 1 LOB: 2 BB: 1 P: 10	R: 1 E: 0 K: 0 S: 3	H: 1 LOB: 0 BB: 1 P: 7	1B: 2 2B: 4 3B: 0 HR: 1	SF: 1 SAC: 0 DP: 2 HBP: 0	WP: 0 PB: 1 SB: 1 CS: 0	PA: 34
PITCHER	IP WLS BF H R ER SO BB IBB HBP BLK WP HR S P ERA WHIP																					
Eric Show, R ERA: 4.3 (1, 1)	7.0 L 25 4 2 2 4 0 1 0 0 0 1 32 36 2.57 0.571																					
Lance McCullers, R ERA: 4.7 (8, 1)	2.0 9 2 1 0 1 2 0 0 0 0 0 9 17 0.00 2.000																					

New York Mets @ San Diego Padres
Jack Murphy Stadium, San Diego, CA
 Sat May 30 1987, 10:05 PM EDT
 Att: 19,071 - Unknown

AB	30
R	3
H	6
RBI	2
BB	3
SO	5
LOB	8



WP: 0	PA: 34
-------	--------

Batter	1	2	3	4	5	6	7	8	9	AB R H RBI BB SO LOB
Joey Cora, S OBP: 0.340, SLG: 0.291 (1, 4)	4-0 F9-3 BB		0-0 2-H 1B			0-0 6-3		0-0 B1-3		3 0 1 0 1 0 0
Randy Ready, R OBP: 0.389, SLG: 0.421 (1, 7)	0-0 F9-3 1-2		0-0 F8			0-0 2B 1B		0-0 F4		4 0 1 0 0 0 2
Tony Gwynn, L OBP: 0.418, SLG: 0.478 (1, 9)	4-0 FC6-4 BB			0-0 1-3		0-0 1-3 2B		0-0 4-3		3 0 1 0 1 0 0
Kevin Mitchell, R OBP: 0.303, SLG: 0.354 (1, 5)	0-0 FC6-4 1-2f			0-0 F9		4-0 IBB		0-0 F7		3 0 0 0 1 0 1
John Kruk, L OBP: 0.471, SLG: 0.540 (1, 3)		0-3 K		0-3 K		0-0 F7		4-0 BB		3 0 0 0 1 2 3
Benito Santiago, R OBP: 0.305, SLG: 0.417 (1, 2)		0-3 K		0-3 K		0-0 1B		0-3 K		4 0 1 0 0 3 1
Shane Mack, R OBP: 0.316, SLG: 0.353 (1, 8)		0-3 K			0-0 5-3		0-3 K		0-3 K	3 0 0 0 0 2 1 1 0 0 0 0 1 1
Bruce Bochy, R OBP: 0.353, SLG: 0.385 (9, PH)										
Garry Templeton, S OBP: 0.267, SLG: 0.255 (1, 6)			0-0 SH5-4 1B 1B		0-0 F9		0-3 K			3 0 1 0 0 1 1
Eric Show, R OBP: 0.042, SLG: 0.042 (1, 1)			0-0 SH5-4			0-3 K		0-3 K		1 0 0 0 0 1 0 1 0 0 0 0 1 1 0 0 0 0 0 0 0
Carmelo Martinez, R OBP: 0.350, SLG: 0.387 (7, PH)										
Lance McCullers, S OBP: 0.350, SLG: 0.387 (8, 1)			1-2							

Inning Stats	R: 0	H: 0	E: 0	K: 0	S: 2	R: 0	H: 0	E: 0	K: 3	S: 9	R: 0	H: 2	E: 0	K: 0	S: 4	R: 0	H: 0	E: 0	K: 1	S: 5	R: 0	H: 0	E: 0	K: 1	S: 5	R: 0	H: 2	E: 0	K: 1	S: 7	R: 0	H: 1	E: 0	K: 3	S: 10	R: 0	H: 0	E: 0	K: 0	S: 3	R: 0	H: 0	E: 0	K: 2	S: 7	R: 0	H: 0	E: 0	K: 0	S: 7	1B: 4	2B: 2	3B: 0	HR: 0	SF: 0	SAC: 1	DP: 1	HBP: 0	WP: 0	PB: 0	SB: 0	CS: 0	PA: 34
--------------	------	------	------	------	------	------	------	------	------	------	------	------	------	------	------	------	------	------	------	------	------	------	------	------	------	------	------	------	------	------	------	------	------	------	-------	------	------	------	------	------	------	------	------	------	------	------	------	------	------	------	-------	-------	-------	-------	-------	--------	-------	--------	-------	-------	-------	-------	--------

PITCHER	IP	WLS	BF	H	R	ER	SO	BB	IBB	HBP	BLK	WP	HR	S	P	ERA	WHIP
Sid Fernandez, L ERA: 2.12 (1, 1)	9.0	W	34	5	0	0	11	3	1	0	0	0	0	52	68	0.00	0.889


BOTTOM

New York Mets @ San Diego Padres
Jack Murphy Stadium, San Diego, CA

Sat May 30 1987, 10:05 PM EDT
 Att. 19,071 - Unknown

livebaseballscorecards.com

AB	29
R	0
H	5
RBI	0
BB	4
SO	11
LOB	11



Batter	1	2	3	4	5	6	7	8	9	AB R H RBI BB SO LOB	TOP																
Lenny Dykstra, L OBP: 0.380, SLG: 0.569 Jesse Orosco, R (1, 8) X (8, 1)	0-0 F8 ①		0-0 L7 ③			0-0 6-3 ②		0-0 FC4-6 ③ 1-2f		4 0 0 0 0 0 1 0 0 0 0 0 0 0																	
Wally Backman, S OBP: 0.284, SLG: 0.281 (1, 4) X	0-0 4-3 ②			0-0 4-3 ①		0-0 1B		0-0 B1-3 ①		4 0 1 0 0 0 0																	
Lee Mazzilli, S OBP: 0.417, SLG: 0.594 (1, 3) X	0-0 3B			0-0 3-1 ②		0-0 F8 ③		0-3 K ② S		4 0 1 0 0 1 1																	
Kevin McReynolds, R OBP: 0.324, SLG: 0.454 (1, 7) X	0-0 6-3 ③			0-0 F9 ③		0-0 L7 ①		0-0 L5 ③		4 0 0 0 0 0 1																	
Darryl Strawberry, L OBP: 0.399, SLG: 0.631 (1, 9)		0-0 E8 FC5-3 1B			0-3 K ① S		0-3 K ② S			3 0 1 0 0 2 0																	
Gary Carter, R OBP: 0.290, SLG: 0.373 (1, 2)		0-0 F9 ①			4-0 BB FC5-4		0-0 F5 ③			2 0 0 0 1 0 1																	
Dave Magadan, L OBP: 0.411, SLG: 0.516 Howard Johnson, S OBP: 0.326, SLG: 0.424 (1, 5) (8, PR) (8, 5)		0-0 FC5-3 ② ③ 2-3			0-0 FC5-4 ② 1-2f		0-0 FC6-4 1B ①			3 0 1 0 0 0 2 0 0 0 0 0 0 0																	
Bill Almon, R OBP: 0.208, SLG: 0.217 (1, 6)			0-0 4-3 ①		0-0 L4 ③		0-3 K ② S			3 0 0 0 0 1 2																	
John Mitchell, R (1, 1) Mookie Wilson, S OBP: 0.403, SLG: 0.593 (8, PH) (8, 8)			0-3 K ② S			0-3 K ① S		0-0 FC6-4 FC4-6 1-2f ②		2 0 0 0 0 2 0 1 0 0 0 0 0 1																	
Inning Stats	R: 0 E: 0 K: 0 S: 4	H: 1 LOB: 1 BB: 0 P: 4	R: 0 E: 1 K: 0 S: 3	H: 1 LOB: 0 BB: 0 P: 3	R: 0 E: 0 K: 1 S: 5	H: 0 LOB: 0 BB: 0 P: 5	R: 0 E: 0 K: 0 S: 3	H: 0 LOB: 0 BB: 0 P: 3	R: 0 E: 0 K: 1 S: 5	H: 0 LOB: 1 BB: 1 P: 9	R: 0 E: 0 K: 1 S: 6	H: 1 LOB: 1 BB: 0 P: 6	R: 0 E: 0 K: 1 S: 5	H: 0 LOB: 0 BB: 0 P: 5	R: 0 E: 0 K: 1 S: 5	H: 0 LOB: 0 BB: 0 P: 5	R: 0 E: 0 K: 1 S: 5	H: 1 LOB: 1 BB: 0 P: 6	R: 0 E: 0 K: 1 S: 5	H: 0 LOB: 0 BB: 0 P: 5	1B: 3 2B: 1 3B: 1 HR: 0	SF: 0 SAC: 0 DP: 1 HBP: 0	WP: 0 PB: 0 SB: 0 CS: 0	PA: 31			
PITCHER Ed Whitson, R ERA: 5.09 Rich Gossage, R ERA: 3.97	IP 7.2	WLS W	BF 27	H 4	R 0	ER 0	SO 5	BB 1	IBB 0	HBP 0	BLK 0	WP 0	HR 0	S 36	P 40	ERA 0.00	WHIP 0.652										
	IP 1.1	WLS S	BF 4	H 0	R 0	ER 0	SO 1	BB 0	IBB 0	HBP 0	BLK 0	WP 0	HR 0	S 6	P 6	ERA 0.00	WHIP 0.000										

New York Mets @ San Diego Padres
Jack Murphy Stadium, San Diego, CA
 Sun May 31 1987, 6:33 AM EDT
 Att: 17,811 - Unknown

livebaseballscorecards.com

AB	30
R	0
H	4
RBI	0
BB	1
SO	6
LOB	9



Batter	1	2	3	4	5	6	7	8	9
Joey Cora, S (1, 4) <small>OBP: 0.333, SLG: 0.284</small>	0-0 4-3			0-3 K		0-0 4-3		0-0 6-3	
Marvell Wynne, L (1, 7) <small>OBP: 0.327, SLG: 0.330</small>	0-0 4-3			0-0 G3		0-0 G3			
Tony Gwynn, L (1, 9) <small>OBP: 0.417, SLG: 0.476</small>	0-0 4-3			0-0 4-3		0-0 E 1B			
John Kruk, L (1, 3) <small>OBP: 0.468, SLG: 0.534</small>		0-0 F8			0-0 1B 1B	0-3 K			
Benito Santiago, R (1, 2) <small>OBP: 0.299, SLG: 0.409</small>		0-0 4-3			0-0 F9		0-3 K		
Randy Ready, R (1, 5) <small>OBP: 0.376, SLG: 0.405</small>		0-0 6-3			0-0 F9		0-0 6-3		
Shane Mack, R (1, 8) <small>OBP: 0.364, SLG: 0.400</small>			0-0 CS 1B		0-0 1B 1-2 1B		0-0 F7		
Garry Templeton, S (1, 6) <small>OBP: 0.274, SLG: 0.263</small>			0-0 CS 1B		0-0 1-3 2-H 1B		0-3 K		
Ed Whitson, R (1, 1) <small>OBP: 0.095, SLG: 0.095</small> Rich Gossage, R (8, 1)			0-3 K		0-0 L8		0-3 K		

Inning Stats	R: 0	H: 0	E: 0	LOB: 0	K: 0	BB: 0	S: 3	P: 3
	0	0	0	0	0	0	3	3
	0	0	0	0	0	0	3	3
	0	2	0	0	1	0	5	5
	0	0	0	0	1	0	5	5
	1	3	0	2	0	0	6	6
	0	1	0	1	1	0	6	6
	0	0	0	0	1	0	5	5
	0	0	0	0	2	0	7	7
	0	0	0	0	0	0	7	7
	0	0	0	0	0	0	7	7
	0	0	0	0	0	0	7	7

PITCHER	IP	WLS	BF	H	R	ER	SO	BB	IBB	HBP	BLK	WP	HR	S	P	ERA	WHIP
John Mitchell, R (1, 1) <small>ERA: 5.4</small>	7.0	L	25	6	1	1	4	0	0	0	0	0	0	33	33	1.29	0.857
Jesse Orosco, L (8, 1) <small>ERA: 4.76</small>	1.0		3	0	0	0	2	0	0	0	0	0	0	7	7	0.00	0.000

BOTTOM

AB	R	H	RBI	BB	SO	LOB
4	0	0	0	0	1	0
3	0	0	0	0	0	0
3	0	1	0	0	0	0
3	1	1	0	0	1	1
3	0	0	0	0	1	1
3	0	0	0	0	0	1
3	0	2	0	0	0	0
3	0	2	1	0	1	0
2	0	0	0	0	1	3
1	0	0	0	0	1	0

AB	28
R	1
H	6
RBI	1
BB	0
SO	6
LOB	6



WP	PA	2B	3B	HR	SF	SAC	DP	HBP
0	28	0	0	0	0	0	0	0
0	28	0	0	0	0	0	0	0
0	28	0	0	0	0	0	0	0
0	28	0	0	0	0	0	0	0
0	28	0	0	0	0	0	0	0
0	28	0	0	0	0	0	0	0
0	28	0	0	0	0	0	0	0
0	28	0	0	0	0	0	0	0

New York Mets @ San Diego Padres
Jack Murphy Stadium, San Diego, CA
 Sun May 31 1987, 6:33 AM EDT
 Att. 17,811 - Unknown

livebaseballscorecards.com

Batter	1	2	3	4	5	6	7	8	9	AB R H RBI BB SO LOB	TOP																							
Tim Flannery, L (1, 4) OBP: 0.306, SLG: 0.286	0-0 L8		0-0 F7		0-0 4-3		0-0 6-3		0-0 G6-4-3	5 0 0 0 0 0 2																								
Randy Ready, R (1, 5) OBP: 0.378, SLG: 0.405	0-0 F9		0-0 FC6-4 1B		0-0 3B 1B		0-0 L5		0-0 F9	5 1 2 0 0 0 0																								
Tony Gwynn, L (1, 9) OBP: 0.423, SLG: 0.492	0-0 S 1B		0-0 FC6-4 1-2f		0-0 1-H 3B		0-0 1B			4 0 3 1 0 0 2																								
Carmelo Martinez, R (1, 3) OBP: 0.341, SLG: 0.377	0-0 6-3 1-2			0-3 K	0-0 F8		0-0 F3			4 0 0 0 0 1 3																								
John Kruk, L (1, 7) OBP: 0.476, SLG: 0.534		0-0 G5-4-3 1B		4-0 1B BB		4-0 SH3-4 SF8 BB		0-3 K		2 1 1 0 2 1 0																								
Benito Santiago, R (1, 2) OBP: 0.298, SLG: 0.402		0-0 G5-4-3 1-2f		0-3 K		4-0 SH3-4 1B BB		0-0 6-3		3 0 0 0 1 1 2																								
Shane Mack, R (1, 8) OBP: 0.400, SLG: 0.409		0-3 K		0-0 1-3 1B		0-0 SH3-4 1-2 2-3		4-0 BB		2 0 1 0 1 1 0																								
Garry Templeton, S (1, 6) OBP: 0.288, SLG: 0.258			0-0 5-3	0-0 F8		0-0 SF8		0-3 K		3 0 0 1 0 1 3																								
Jimmy Jones, R (1, 1) OBP: 0.143, SLG: 0.143			0-0 1B		0-0 5-3	0-0 3-H 1B		0-0 G6-4-3 1B		2 0 1 0 0 0 0																								
Marvell Wynne, L (6, PH) OBP: 0.333, SLG: 0.337										1 0 1 0 0 0 0																								
Lance McCullers, S (6, 1)										0 0 0 0 0 0 0																								
Joey Cora, S (9, PH) OBP: 0.337, SLG: 0.288										1 0 1 0 0 0 0																								
Inning Stats	R: 0 E: 0 K: 0 S: 4	H: 1 LOB: 1 BB: 0 P: 4	R: 0 E: 0 K: 1 S: 5	H: 1 LOB: 0 BB: 0 P: 5	R: 0 E: 0 K: 0 S: 5	H: 2 LOB: 2 BB: 0 P: 5	R: 0 E: 0 K: 2 S: 8	H: 1 LOB: 2 BB: 1 P: 12	R: 1 E: 0 K: 0 S: 5	H: 2 LOB: 1 BB: 0 P: 5	R: 1 E: 0 K: 0 S: 3	H: 1 LOB: 2 BB: 2 P: 11	R: 0 E: 0 K: 0 S: 4	H: 1 LOB: 1 BB: 0 P: 4	R: 0 E: 0 K: 2 S: 7	H: 0 LOB: 1 BB: 1 P: 11	R: 0 E: 0 K: 0 S: 3	H: 1 LOB: 0 BB: 0 P: 3	1B: 9 2B: 0 3B: 1 HR: 0	SF: 1 SAC: 1 DP: 2 HBP: 0	WP: 0 PB: 0 SB: 1 CS: 0	PA: 38												
PITCHER	IP WLS BF H R ER SO BB IBB HBP BLK WP HR S P ERA WHIP																				PITCHER	IP WLS BF H R ER SO BB IBB HBP BLK WP HR S P ERA WHIP												
Bryn Smith, R (1, 1) ERA: 5.6	5.0 W	24 7	2 2	2 2	3 3	0 0	0 0	0 0	0 0	0 0	0 0	0 0	27 39	3.60 2.000																				
Andy McGaffigan, R (6, 1) ERA: 1.93	3.0	11 2	0 0	0 0	2 2	1 1	0 0	0 0	0 0	0 0	0 0	0 0	14 18	0.00 1.000																				
Lary Sorensen, R (9, 1) ERA: 2.12	1.0	3 1	0 0	0 0	0 0	0 0	0 0	0 0	0 0	0 0	0 0	0 0	3 3	0.00 1.000																				

San Diego Padres @ Montreal Expos
Olympic Stadium, Montreal, QB
Tue Jun 02 1987, 7:05 PM EDT
Att: 18,254 - Unknown

livebaseballscorecards.com

AB	32
R	2
H	10
RBI	2
BB	4
SO	5
LOB	12



Batter	1	2	3	4	5	6	7	8	9
Casey Candaele, S (1, 8) OBP: 0.376, SLG: 0.394	0-0 4-3		0-0 BB S 2-H 1B		0-0 3-1	0-3 K		0-0 4-3 1-2	
Mitch Webster, S (1, 9) OBP: 0.373, SLG: 0.425	0-0 B1-3		4-0 BB 1-2 BB		0-0 HR		4-0 4-3 E 1B BB	0-0 F7	
Tim Raines, S (1, 7) OBP: 0.438, SLG: 0.550	0-0 6-3		4-0 1-2 2-3 BB		0-0 4-3		0-0 4-3 1-3		
Tim Wallach, R (1, 5) OBP: 0.335, SLG: 0.467		0-0 4-3	0-0 6-3		0-0 1B		0-0 CS 1B		
Andres Galarraga, R (1, 3) OBP: 0.414, SLG: 0.509		0-3 K		4-0 E S 5-3 BB	0-3 K		4-0 3-H 1-2 BB		
Hubie Brooks, R (1, 6) OBP: 0.273, SLG: 0.323		0-0 6-3		0-3 K		0-0 HR	0-3 K		
Vance Law, R (1, 4) OBP: 0.381, SLG: 0.456			0-0 3-1	4-0 5-3 1-3 BB		0-0 SH1-4 1B		0-0 6-3	
Mike Fitzgerald, R (1, 2) OBP: 0.299, SLG: 0.302			0-0 PB SH2-3 1B 1B	0-0 5-3		0-0 F5		0-0 1B 2B	
Bryn Smith, R (1, 1) OBP: 0.364, SLG: 0.500 Andy McGaffigan, R (6, 1) Wallace Johnson, S (8, PH) Lary Sorensen, R (9, 1)			0-0 SH2-3	0-3 K		0-0 SH1-4		0-0 4-3 1B	

Inning Stats	R: 0	H: 0	E: 0	LOB: 0	K: 0	S: 3	P: 3	R: 0	H: 0	E: 0	LOB: 0	K: 1	S: 5	P: 5	R: 1	H: 2	E: 0	LOB: 3	K: 0	S: 5	P: 13	R: 1	H: 0	E: 0	LOB: 1	K: 2	S: 7	P: 15	R: 1	H: 2	E: 0	LOB: 1	K: 1	S: 7	P: 7	R: 1	H: 1	E: 1	LOB: 1	K: 1	S: 5	P: 13	R: 1	H: 2	E: 0	LOB: 1	K: 0	S: 5	P: 5
--------------	------	------	------	--------	------	------	------	------	------	------	--------	------	------	------	------	------	------	--------	------	------	-------	------	------	------	--------	------	------	-------	------	------	------	--------	------	------	------	------	------	------	--------	------	------	-------	------	------	------	--------	------	------	------

PITCHER	IP	WLS	BF	H	R	ER	SO	BB	IBB	HBP	BLK	WP	HR	S	P	ERA	WHIP
Jimmy Jones, R (1, 1) ERA: 7.71	5.0	L	23	4	3	2	4	4	0	0	0	0	1	27	43	3.60	1.600
Lance McCullers, R (6, 1) ERA: 5.08	3.0		15	5	3	3	2	2	0	0	0	0	1	17	25	9.00	2.333

BOTTOM

San Diego Padres @ Montreal Expos
Olympic Stadium, Montreal, QB

Tue Jun 02 1987, 7:05 PM EDT
Att. 18,254 - Unknown

AB	R	H	RBI	BB	SO	LOB
5	0	1	1	0	1	2
3	2	1	1	2	0	1
3	0	0	0	1	0	1
4	0	2	1	0	0	3
2	1	0	0	2	2	1
4	1	1	1	0	2	2
3	0	1	0	1	0	0
4	2	2	1	0	0	2
1	0	0	0	0	1	1
0	0	0	0	0	0	0
1	0	1	1	0	0	0
0	0	0	0	0	0	0

AB	30
R	6
H	9
RBI	6
BB	6
SO	6
LOB	13



WP	PA
0	38

1B	SF	WP	PA
6	0	0	38
2B	1	PB	1
3B	0	SB	2
HR	2	CS	1
SAC	2		
DP	0		
HBP	0		

Batter	1	2	3	4	5	6	7	8	9	AB R H RBI BB SO LOB	TOP
Joey Cora, S (1, 4) <small>OBP: 0.333, SLG: 0.297</small> (7, 6)	0-0 FC1-5-2-6 3B		0-3 K			0-0 6-3	0-0 G3		0-0 F8	5 0 1 0 0 1 1	
Randy Ready, R (1, 5) <small>OBP: 0.392, SLG: 0.407</small> (1, 5)	0-0 FC1-5-2-6 G3			0-0 CS 1B 1B		4-0 3B BB		4-0 1B 1B SF8 BB		2 2 1 0 2 0 1	
Tony Gwynn, L (1, 9) <small>OBP: 0.425, SLG: 0.492</small> (1, 9)	0-0 G3			0-0 S CS 1B		0-0 F8		0-0 SF8 1B SF8 1B		4 1 2 0 0 0 2	
John Kruk, L (1, 7) <small>OBP: 0.477, SLG: 0.549</small> (1, 7)	0-0 G3			0-3 K		0-0 3B		0-0 1B		4 0 2 1 0 1 3	
Bruce Bochy, R (1, 2) <small>OBP: 0.333, SLG: 0.333</small> (1, 2)		0-0 L4		0-0 F8		4-0 FC6-4 BB		0-0 SF8		2 0 0 1 1 0 1	
Shane Mack, R (1, 8) <small>OBP: 0.357, SLG: 0.360</small> Marvell Wynne, L (8, PH) <small>OBP: 0.330, SLG: 0.337</small> (8, 8)		0-0 F9			0-0 6-3	0-0 FC6-4		0-0 SF8		3 0 0 0 0 0 2	
Carmelo Martinez, R (1, 3) <small>OBP: 0.333, SLG: 0.367</small> (1, 3)		0-0 6-3			0-0 F5		0-0 F2		0-3 K	4 0 0 0 0 1 1	
Luis Salazar, R (1, 6) <small>OBP: 0.318, SLG: 0.295</small> Tim Flannery, L (7, PH) <small>OBP: 0.294, SLG: 0.273</small> (7, 4)			0-0 F9		0-0 1B		0-0 F7		0-0 F7	2 0 1 0 0 0 0	
Andy Hawkins, R (1, 1) <small>OBP: 0.190, SLG: 0.190</small> Jim Steels, L (7, PH) <small>OBP: 0.271, SLG: 0.244</small> Craig Lefferts, L (7, 1) Kevin Mitchell, R (9, PH) <small>OBP: 0.301, SLG: 0.351</small> (9, PH)			0-0 F7		0-3 K		0-0 2B		0-0 F7	2 0 0 0 0 1 1	
Inning Stats	R: 0 H: 1 E: 0 LOB: 1 K: 0 BB: 0 S: 4 P: 4	R: 0 H: 0 E: 0 LOB: 0 K: 0 BB: 0 S: 3 P: 3	R: 0 H: 0 E: 0 LOB: 0 K: 1 BB: 0 S: 5 P: 5	R: 0 H: 2 E: 0 LOB: 1 K: 1 BB: 0 S: 6 P: 6	R: 0 H: 1 E: 0 LOB: 1 K: 1 BB: 0 S: 6 P: 6	R: 1 H: 1 E: 0 LOB: 2 K: 0 BB: 2 S: 4 P: 12	R: 0 H: 1 E: 0 LOB: 1 K: 0 BB: 0 S: 4 P: 4	R: 2 H: 2 E: 0 LOB: 1 K: 1 BB: 1 S: 7 P: 11	R: 0 H: 0 E: 0 LOB: 0 K: 0 BB: 0 S: 3 P: 3	1B: 5 SF: 2 2B: 2 SAC: 0 3B: 2 DP: 1 HR: 0 HBP: 0	WP: 0 PA: 37 PB: 0 SB: 1 CS: 2
PITCHER Neal Heaton, L (1, 1) <small>ERA: 3.84</small> Tim Burke, R (7, 1) <small>ERA: 1.71</small>	IP WLS BF H R ER SO BB IBB HBP BLK WP HR S P ERA WHIP 6.0 W 24 5 1 1 3 2 0 0 0 0 0 0 28 36 1.50 1.167 3.0 S 13 3 2 2 1 1 0 0 0 0 0 0 14 18 6.00 1.333	PITCHER IP WLS BF H R ER SO BB IBB HBP BLK WP HR S P ERA WHIP									

San Diego Padres @ Montreal Expos
 Olympic Stadium, Montreal, QB
 Wed Jun 03 1987, 7:05 PM EDT
 Att: 16,921 - Unknown

livebaseballscorecards.com

AB	32
R	3
H	8
RBI	3
BB	3
SO	4
LOB	12



Batter	1	2	3	4	5	6	7	8	9	AB	R	H	RBI	BB	SO	LOB
Casey Candaele, S (1, 6) OBP: 0.372, SLG: 0.389	0-0 F8		0-0 4-3	0-0 1-2 1B		0-0 F5		0-0 F6		5	0	1	0	0	0	2
Mitch Webster, S (1, 9) OBP: 0.364, SLG: 0.414	0-0 1-3		0-0 F6	0-0 L4			0-0 5-3	0-3 K		5	0	0	0	0	1	2
Tim Raines, S (1, 7) OBP: 0.447, SLG: 0.584	0-0 2B 1B		0-0 E S 1B		0-0 4-3		0-0 HR			4	2	3	1	0	0	0
Tim Wallach, R (1, 5) OBP: 0.333, SLG: 0.467	0-0 1-H 2B		0-0 E5 1-3		0-0 F2		0-0 F6			4	0	1	1	0	0	1
Andres Galarraga, R (1, 3) OBP: 0.416, SLG: 0.524	1-0 FC4-6 HBP		0-0 F8		0-0 F9		0-0 HR			3	1	1	1	0	0	2
Herm Winningham, L (1, 8) OBP: 0.362, SLG: 0.500	0-0 FC4-6 1-2f		0-0 1-3			4-0 SH1-3 S FC5-2 BB	0-0 S 1B			3	0	1	0	1	0	2
Vance Law, R (1, 4) OBP: 0.389, SLG: 0.456		0-0 5-3		0-0 4-3 S 1B 1B		4-0 FC5-2 SH1-3 BB	1-2 IBB			2	1	1	0	2	0	0
Jeff Reed, L (1, 2) OBP: 0.220, SLG: 0.200		0-0 F8		0-0 4-3 1-3		0-0 SH1-3 1-2 2-3	0-0 4-3			3	0	0	0	0	0	3
Neal Heaton, L (1, 1) OBP: 0.313, SLG: 0.323		0-0 6-3		0-0 1B 1B 3-H		0-0 FC5-2 2-3 3-H		0-3 K		2	0	1	1	0	0	0
Wallace Johnson, S (6, PH) OBP: 0.206, SLG: 0.353										1	0	0	0	0	0	2
Tim Burke, R (7, 1)										1	0	0	0	0	1	0

Inning Stats	R: 1	H: 2	E: 0	K: 0	S: 5	LOB: 2	BB: 0	P: 6	R: 0	H: 0	E: 0	K: 0	S: 3	LOB: 0	BB: 0	P: 3	R: 0	H: 1	E: 1	K: 0	S: 5	LOB: 2	BB: 0	P: 5	R: 0	H: 3	E: 0	K: 0	S: 6	LOB: 2	BB: 0	P: 6	R: 0	H: 0	E: 0	K: 0	S: 3	LOB: 0	BB: 0	P: 3	R: 0	H: 0	E: 0	K: 0	S: 3	LOB: 2	BB: 2	P: 11	R: 2	H: 3	E: 0	K: 0	S: 6	LOB: 2	BB: 1	P: 10	R: 0	H: 0	E: 0	K: 2	S: 7	LOB: 0	BB: 0	P: 7
--------------	------	------	------	------	------	--------	-------	------	------	------	------	------	------	--------	-------	------	------	------	------	------	------	--------	-------	------	------	------	------	------	------	--------	-------	------	------	------	------	------	------	--------	-------	------	------	------	------	------	------	--------	-------	-------	------	------	------	------	------	--------	-------	-------	------	------	------	------	------	--------	-------	------

PITCHER	IP	WLS	BF	H	R	ER	SO	BB	IBB	HBP	BLK	WP	HR	S	P	ERA	WHIP
Andy Hawkins, R (1, 1) ERA: 5.09	6.0	L	28	6	2	2	0	2	0	1	0	0	0	25	34	3.00	1.333
Craig Lefferts, L (7, 1) ERA: 4.46	2.0		10	3	2	2	2	0	1	0	0	0	2	13	17	9.00	1.500

BOTTOM

San Diego Padres @ Montreal Expos
Olympic Stadium, Montreal, QB

Wed Jun 03 1987, 7:05 PM EDT
Att. 16,921 - Unknown

livebaseballscorecards.com

AB	33
R	4
H	9
RBI	4
BB	3
SO	2
LOB	14



1B: 6	SF: 0	WP: 0	PA: 38
2B: 1	SAC: 1	PB: 0	
3B: 0	DP: 0	SB: 4	
HR: 2	HBP: 1	CS: 0	

Batter	1	2	3	4	5	6	7	8	9	AB R H RBI BB SO LOB	TOP											
Marvell Wynne, L (1, 7) <small>OBP: 0.333, SLG: 0.333</small>	0-3 K		4-0 S BB		0-0 2B 1B		0-0 F8		0-0 F7	4 1 1 1 1 1 0												
Joey Cora, S (1, 4) <small>OBP: 0.330, SLG: 0.293</small> Randy Ready, R (5, PH) <small>OBP: 0.390, SLG: 0.398</small> (5, 5)	0-0 L6		0-0 B3		0-3 K		0-3 K		4-0 BB 1B 4-3 BB	2 0 0 0 0 0 1 2 1 0 0 1 2 2												
Tony Gwynn, L (1, 9) <small>OBP: 0.433, SLG: 0.505</small>	0-0 1B		0-0 4-3		0-0 1B 2B		0-0 S 1B		0-0 4-3 BB 1B	5 1 4 2 0 0 1												
John Kruk, L (1, 3) <small>OBP: 0.481, SLG: 0.544</small>	0-3 K		0-0 G3		0-0 S 1B		4-0 S BB		4-0 4-3 BB	3 0 1 1 2 1 2												
Benito Santiago, R (1, 2) <small>OBP: 0.296, SLG: 0.397</small>		0-0 PB 1B 1B		0-3 K		0-0 F8		0-0 5-3	0-0 4-3	5 0 1 1 0 1 5												
Tim Flannery, L (1, 5) <small>OBP: 0.304, SLG: 0.286</small> (5, 4)		0-0 PB 1B		0-0 F9		0-0 F8			0-0 4-3	5 0 2 0 0 0 3												
Shane Mack, R (1, 8) <small>OBP: 0.313, SLG: 0.310</small>		0-3 K		0-0 P3		0-3 K		0-0 F8		4 0 0 0 0 2 3												
Luis Salazar, R (1, 6) <small>OBP: 0.329, SLG: 0.297</small>		0-0 F9			0-0 1B 1B		0-0 6-3		4-0 G5-4-3 BB	3 1 1 0 1 0 2												
Dave Dravecky, R (1, 1) <small>OBP: 0.250, SLG: 0.250</small> Kevin Mitchell, R (5, PH) <small>OBP: 0.306, SLG: 0.356</small> Storm Davis, R (5, 1) <small>OBP: 0.077, SLG: 0.077</small> Jim Steels, L (8, PH) <small>OBP: 0.271, SLG: 0.244</small> Carmelo Martinez, R (8, PH) <small>OBP: 0.331, SLG: 0.364</small> Greg Booker, R (8, 1)		0-3 K		0-0 1B 2B 1B		0-3 K		0-0 G5-4-3	0-0 1-2f	1 0 0 0 0 1 2 1 1 1 0 0 0 0 1 0 0 0 0 1 0 0 0 0 0 0 0 0 1 0 0 0 0 0 2 0 0 0 0 0 0 0												
Inning Stats	R: 0 E: 0 K: 2 S: 8	H: 1 LOB: 1 BB: 0 P: 8	R: 0 E: 0 K: 2 S: 9	H: 2 LOB: 2 BB: 0 P: 9	R: 0 E: 0 K: 0 S: 3	H: 0 LOB: 1 BB: 1 P: 7	R: 0 E: 0 K: 1 S: 5	H: 0 LOB: 0 BB: 0 P: 5	R: 4 E: 0 K: 1 S: 10	H: 5 LOB: 1 BB: 0 P: 10	R: 0 E: 0 K: 2 S: 7	H: 0 LOB: 0 BB: 0 P: 7	R: 0 E: 0 K: 1 S: 6	H: 1 LOB: 2 BB: 1 P: 10	R: 0 E: 0 K: 0 S: 3	H: 1 LOB: 1 BB: 1 P: 7	R: 1 E: 0 K: 0 S: 4	H: 1 LOB: 2 BB: 2 P: 12	1B: 10 2B: 1 3B: 0 HR: 0	SF: 0 SAC: 0 DP: 1 HBP: 0	WP: 0 PA: 42 PB: 1 SB: 5 CS: 0	
PITCHER	IP WLS BF H R ER SO BB IBB HBP BLK WP HR S P ERA WHIP																				PITCHER	IP WLS BF H R ER SO BB IBB HBP BLK WP HR S P ERA WHIP
Floyd Youmans, R (1, 1) <small>ERA: 5.26</small> Bob McClure, L (8, 1) <small>ERA: 5.4</small> Randy St. Claire, R (9, 1) <small>ERA: 4.94</small>	7.1 W 35 10 4 4 9 3 0 0 0 0 0 50 62 4.91 1.773																					

San Diego Padres @ Montreal Expos
 Olympic Stadium, Montreal, QB
 Thu Jun 04 1987, 7:05 PM EDT
 Att: 13,677 - Unknown

livebaseballscorecards.com

AB	37
R	5
H	11
RBI	5
BB	5
SO	9
LOB	23



Batter	1	2	3	4	5	6	7	8	9	AB	R	H	RBI	BB	SO	LOB
Casey Candaele, S (1, 8) OBP: 0.365, SLG: 0.380	0-3 K		0-0 4-3		0-0 F8		0-0 G3			4	0	0	0	0	1	0
Mitch Webster, S (1, 9) OBP: 0.367, SLG: 0.421	0-0 5-3		0-3 K		0-0 4-3 S 1B		0-0 HR 2B			4	1	2	0	0	1	0
Tim Raines, S (1, 7) OBP: 0.449, SLG: 0.578	0-0 1B		0-0 F8		0-0 4-3		4-0 HR IBB			3	1	1	0	1	0	1
Tim Wallach, R (1, 5) OBP: 0.337, SLG: 0.484	0-0 F9			0-0 1B FC4-6 1B		0-0 F4		0-0 HR		4	2	2	3	0	0	2
Andres Galarraga, R (1, 3) OBP: 0.412, SLG: 0.518		0-0 HR 1B		0-0 F7		0-3 K 4-3 PB SF8		0-0 6-3		4	2	1	0	0	1	1
Hubie Brooks, R (1, 6) OBP: 0.297, SLG: 0.429		0-0 HR		0-0 FC4-6 1B		0-0 4-3		0-0 6-3		4	1	2	2	0	0	1
Vance Law, R (1, 4) OBP: 0.381, SLG: 0.448		0-3 K		0-0 FC4-6 1B		0-0 SF8		0-0 6-3		3	1	0	2	0	1	1
Mike Fitzgerald, R (1, 2) OBP: 0.297, SLG: 0.300		0-0 5-3		0-0 1B		0-0 F9		0-0 F8		4	0	1	1	0	0	0
Floyd Youmans, R (1, 1) OBP: 0.211, SLG: 0.421		0-0 F2		0-0 P3			0-3 K			3	0	0	0	0	1	1
Bob McClure, R (8, 1) Randy St. Claire, R (9, 1) OBP: 0.250, SLG: 0.250										0	0	0	0	0	0	0
										0	0	0	0	0	0	0


Inning Stats		R: 0	H: 1	R: 2	H: 2	R: 0	H: 0	R: 2	H: 3	R: 0	H: 1	R: 1	H: 0	R: 3	H: 2	R: 0	H: 0
		E: 0	LOB: 1	E: 0	LOB: 0	E: 0	LOB: 1	E: 0	LOB: 1	E: 0	LOB: 0	E: 0	LOB: 0	E: 0	LOB: 0	E: 0	LOB: 0
		K: 1	BB: 0	K: 1	BB: 0	K: 0	BB: 0	K: 1	BB: 0	K: 1	BB: 0	K: 1	BB: 0	K: 1	BB: 1	K: 0	BB: 0
		S: 6	P: 6	S: 7	P: 7	S: 5	P: 5	S: 6	P: 6	S: 4	P: 4	S: 6	P: 6	S: 7	P: 11	S: 3	P: 3

BOTTOM

San Diego Padres @ Montreal Expos
Olympic Stadium, Montreal, QB
Thu Jun 04 1987, 7:05 PM EDT
Att. 13,677 - Unknown

livebaseballscorecards.com

AB	33
R	8
H	9
RBI	8
BB	1
SO	5
LOB	7



1B: 6	SF: 1	WP: 1	PA: 35
2B: 1	SAC: 0	PB: 1	
3B: 0	DP: 0	SB: 2	
HR: 2	HBP: 0	CS: 0	

PITCHER		IP	WLS	BF	H	R	ER	SO	BB	IBB	HBP	BLK	WP	HR	S	P	ERA	WHIP
Dave Dravecky, L (1, 1) ERA: 4.93		4.0		18	6	4	4	3	0	0	0	0	0	1	24	24	9.00	1.500
Storm Davis, R (5, 1) ERA: 6.36		3.0	L	14	3	4	3	2	0	1	0	0	1	1	17	21	9.00	1.000
Greg Booker, R (8, 1) ERA: 4.23		1.0		3	0	0	0	0	0	0	0	0	0	0	3	3	0.00	0.000

Batter	1	2	3	4	5	6	7	8	9	AB R H RBI BB SO LOB	TOP
Marvell Wynne, L (1, 7) <small>OBP: 0.345, SLG: 0.351</small> (8, 8)	0-0 G3		0-0 G3		0-0 BB E 1B		0-0 1B 2B	4-0 1B BB 1B BB		4 2 2 0 1 0 0	
Shane Mack, R (1, 8) <small>OBP: 0.306, SLG: 0.281</small> Jim Steels, L (8, PH) <small>OBP: 0.286, SLG: 0.244</small> (8, 7)	0-3 K		0-0 G3		4-0 1B BB	0-0 F9	4-0 1B BB	4-0 1B BB		3 0 0 0 1 1 1 0 1 0 1 1 0 0	
Tony Gwynn, L (1, 9) <small>OBP: 0.441, SLG: 0.525</small>	0-0 HR		0-0 F7		0-0 1B	4-0 1B IBB	0-0 1B E 1B	0-0 1B E 1B		4 2 3 2 1 0 0	
John Kruk, L (1, 3) <small>OBP: 0.491, SLG: 0.554</small>	0-0 1B			0-0 E 1B HR 1B	0-3 K	0-0 1B 2-H 3-H	0-0 E 1B	0-0 E 1B		5 2 4 3 0 1 2	
Randy Ready, R (1, 5) <small>OBP: 0.382, SLG: 0.387</small>	0-0 F9			0-0 E9 1B	0-3 K	0-0 5-3	0-0 E6	0-0 E6		5 0 1 0 0 1 5	
Bruce Bochy, R (1, 2) <small>OBP: 0.308, SLG: 0.450</small>		0-0 F3		0-0 HR		0-0 6-3		0-0 K		5 1 1 2 0 1 1	
Tim Flannery, L (1, 4) <small>OBP: 0.311, SLG: 0.283</small>		0-0 FC5-4 1B		0-0 G3		0-0 3-1		4-0 FC1-5 1B BB	0-0 G3	4 0 1 0 1 0 0	
Luis Salazar, R (1, 6) <small>OBP: 0.333, SLG: 0.294</small>		0-0 FC5-4 FC6-4		4-0 BB		0-0 F8		0-0 BB FC1-5 1B	0-0 6-3	4 1 1 0 1 0 1	
Eric Show, R (1, 1) <small>OBP: 0.034, SLG: 0.034</small>		0-0 FC6-4		0-3 K		0-0 F4	0-0 FC1-5 BB BB 1B	0-3 K		5 1 0 0 0 2 4	
Inning Stats	R: 1 H: 2 E: 0 LOB: 1 K: 1 BB: 0 S: 7 P: 7	R: 0 H: 1 E: 0 LOB: 1 K: 0 BB: 0 S: 4 P: 4	R: 0 H: 0 E: 0 LOB: 0 K: 0 BB: 0 S: 3 P: 3	R: 2 H: 3 E: 1 LOB: 1 K: 1 BB: 1 S: 7 P: 11	R: 0 H: 2 E: 1 LOB: 2 K: 2 BB: 1 S: 8 P: 12	R: 0 H: 0 E: 0 LOB: 0 K: 0 BB: 0 S: 3 P: 3	R: 1 H: 2 E: 0 LOB: 2 K: 0 BB: 1 S: 5 P: 9	R: 6 H: 3 E: 1 LOB: 1 K: 1 BB: 3 S: 9 P: 21	R: 0 H: 0 E: 0 LOB: 0 K: 1 BB: 0 S: 5 P: 5	1B: 10 SF: 0 2B: 1 SAC: 0 3B: 0 DP: 0 HR: 2 HBP: 0	WP: 0 PA: 45 PB: 0 SB: 0 CS: 0
PITCHER Doyle Alexander, R (1, 1) <small>ERA: 3.68</small> Jim Acker, R (8, 1) <small>ERA: 4.99</small> Charlie Puleo, R (9, 1) <small>ERA: 4.25</small>	IP WLS BF H R ER SO BB IBB HBP BLK WP HR S P ERA WHIP 7.0 L 32 10 4 4 4 4 2 1 0 0 0 2 37 49 5.14 1.714 1.0 10 3 6 4 1 3 0 0 0 0 0 0 9 21 36.00 6.000 1.0 3 0 0 0 0 1 0 0 0 0 0 0 5 5 0.00 0.000	PITCHER IP WLS BF H R ER SO BB IBB HBP BLK WP HR S P ERA WHIP									

San Diego Padres @ Atlanta Braves
 Atlanta-Fulton County Stadium, Atlanta, GA

Fri Jun 05 1987, 7:05 PM EDT
 Att. 14,278 - Unknown

livebaseballscorecards.com

AB	39
R	10
H	13
RBI	8
BB	6
SO	6
LOB	14



Batter	1	2	3	4	5	6	7	8	9	AB	R	H	RBI	BB	SO	LOB
Dion James, L (1, 8) OBP: 0.381, SLG: 0.435	0-0 F8		0-0 F9		4-0 G4-6-3 BB			0-0 4-3		3	0	0	0	1	0	2
Ken Oberkfell, L (1, 5) OBP: 0.376, SLG: 0.407	0-0 F5		0-0 G3		0-0 G4-6-3			0-0 F9		4	0	0	1	0	0	3
Gerald Perry, L (1, 3) OBP: 0.287, SLG: 0.310	0-0 CS 1B		0-0 F5				0-0 F6	4-0 BB		3	0	1	0	1	0	1
Dale Murphy, R (1, 9) OBP: 0.461, SLG: 0.625	0-0 CS 1-2	4-0 BB		0-0 6-3		0-0 E9 SF9 2B		0-0 5-3		3	1	1	0	1	0	1
Ken Griffey, L (1, 7) OBP: 0.381, SLG: 0.557		0-3 K		0-3 K		0-0 SF9		0-0 3-1		3	0	0	1	0	2	1
Andres Thomas, R (1, 6) OBP: 0.291, SLG: 0.373		0-0 F4		0-0 1B		0-0 6-3		0-0 HR		4	1	2	1	0	0	1
Ozzie Virgil, R (1, 2) OBP: 0.351, SLG: 0.592		0-0 F4		0-0 F7			0-0 L7	0-0 1B		4	0	1	0	0	0	2
Glenn Hubbard, R (1, 4) OBP: 0.446, SLG: 0.474			4-0 F9 HBP G3 BB		4-0 SH1-4 BB		0-3 K	0-0 F8		2	1	0	0	2	1	1
Doyle Alexander, R (1, 1) Albert Hall, S (7, PH) Jim Acker, R (8, 1) Charlie Puleo, R (9, 1) Graig Nettles, L (9, PH)			1-0 G3 HBP		0-0 SH1-4		0-0 F9	0-3 K		0	0	0	0	0	0	0

Inning Stats	R: 0	H: 1	E: 0	LOB: 0	K: 0	BB: 0	S: 3	P: 3
R: 0	H: 0	E: 0	LOB: 1	K: 1	BB: 1	S: 5	P: 9	
R: 1	H: 0	E: 0	LOB: 1	K: 0	BB: 1	S: 3	P: 8	
R: 0	H: 1	E: 0	LOB: 1	K: 1	BB: 0	S: 6	P: 6	
R: 0	H: 0	E: 0	LOB: 1	K: 0	BB: 2	S: 2	P: 10	
R: 1	H: 1	E: 1	LOB: 0	K: 0	BB: 0	S: 4	P: 4	
R: 0	H: 0	E: 0	LOB: 0	K: 1	BB: 0	S: 5	P: 5	
R: 0	H: 0	E: 0	LOB: 1	K: 0	BB: 1	S: 3	P: 7	
R: 1	H: 2	E: 0	LOB: 1	K: 1	BB: 0	S: 7	P: 7	

PITCHER	IP	WLS	BF	H	R	ER	SO	BB	IBB	HBP	BLK	WP	HR	S	P	ERA	WHIP
Eric Show, R (1, 1) ERA: 4.06	9.0	W	36	5	3	2	4	5	0	1	0	0	1	38	59	2.00	1.111

BOTTOM

San Diego Padres @ Atlanta Braves
Atlanta-Fulton County Stadium, Atlanta, GA

livebaseballscorecards.com

AB	28
R	3
H	5
RBI	3
BB	5
SO	4
LOB	13

WP: 0	PA: 37
PB: 0	
SB: 0	
CS: 1	



PITCHER	IP	WLS	BF	H	R	ER	SO	BB	IBB	HBP	BLK	WP	HR	S	P	ERA	WHIP

Fri Jun 05 1987, 7:05 PM EDT
Att. 14,278 - Unknown

Batter	1	2	3	4	5	6	7	8	9	AB R H RBI BB SO LOB	TOP											
Shane Mack, R (1, 8) OBP: 0.317, SLG: 0.297	0-0 5-3 1B		0-0 F7	0-0 1B		0-0 F7			0-0 5-3	5 1 2 1 0 0 1												
Randy Ready, R (1, 5) OBP: 0.391, SLG: 0.398	0-0 5-3		0-0 1B	0-0 1B		0-0			0-0 5-3	5 1 3 2 0 0 1												
Tony Gwynn, L (1, 9) OBP: 0.436, SLG: 0.517	0-0 G1-4-3 1B		0-0 F8	0-0 F8		0-0 F7			0-0 G3	5 0 1 1 0 0 4												
Kevin Mitchell, R (1, 7) Marvell Wynne, L (7, 7) OBP: 0.304, SLG: 0.353 OBP: 0.345, SLG: 0.351	0-0 G1-4-3		0-0 1B	0-3 K					0-0 F9	4 0 1 0 0 1 3 0 0 0 0 0 0 0												
John Kruk, L (1, 3) OBP: 0.491, SLG: 0.552		0-0 F8	0-0 1B		0-0 F8				0-0 G5-4-3 1B	4 0 2 1 0 0 0												
Bruce Bochy, R (1, 2) OBP: 0.267, SLG: 0.375		0-3 K	0-3 K		0-3 K				0-0 G5-4-3	4 0 0 0 0 3 3												
Luis Salazar, R (1, 6) OBP: 0.329, SLG: 0.292		0-0 BB 1B		0-0 E6 1B	0-0 4-3				0-3 K	4 1 1 0 0 1 0												
Tim Flannery, L (1, 4) OBP: 0.323, SLG: 0.286		4-0 BB 1B		0-0 1B		0-0 F7			0-0 1-3	3 1 1 0 1 0 0												
Ed Whitson, R (1, 1) Jim Steels, L (6, PH) Lance McCullers, S (6, 1) OBP: 0.091, SLG: 0.091 OBP: 0.300, SLG: 0.262	0-0 5-3		0-0 SH1-4	0-0 SH1-4		0-0 1B			0-0 4-3	1 0 0 0 0 0 2 1 1 1 0 0 0 0 1 0 0 0 0 0 0												
Inning Stats	R: 1 E: 0 K: 0 S: 4	H: 2 LOB: 0 BB: 0 P: 4	R: 0 E: 0 K: 1 S: 6	H: 1 LOB: 2 BB: 1 P: 10	R: 1 E: 0 K: 1 S: 8	H: 3 LOB: 2 BB: 0 P: 8	R: 2 E: 1 K: 1 S: 9	H: 3 LOB: 2 BB: 0 P: 9	R: 0 E: 0 K: 1 S: 5	H: 0 LOB: 0 BB: 0 P: 5	R: 1 E: 0 K: 0 S: 5	H: 2 LOB: 1 BB: 0 P: 5	R: 0 E: 0 K: 0 S: 3	H: 1 LOB: 0 BB: 0 P: 3	R: 0 E: 0 K: 1 S: 5	H: 0 LOB: 0 BB: 0 P: 5	R: 0 E: 0 K: 0 S: 3	H: 0 LOB: 0 BB: 0 P: 3	1B: 12 2B: 0 3B: 0 HR: 0	SF: 0 SAC: 1 DP: 2 HBP: 0	WP: 0 PB: 0 SB: 1 CS: 0	PA: 39
PITCHER	IP WLS BF H R ER SO BB IBB HBP BLK WP HR S P ERA WHIP																					
Larry McWilliams, L (1, 1) ERA: 8.1	3.1 L 19 8 4 3 2 1 0 0 0 0 0 0 22 26 8.10 2.700																					
Charlie Puleo, R (4, 1) ERA: 4.05	3.2 14 4 1 1 2 0 0 0 0 0 0 0 18 18 2.46 1.091																					
Gene Garber, R (8, 1) ERA: 4.2	2.0 6 0 0 0 1 0 0 0 0 0 0 0 8 8 0.00 0.000																					

San Diego Padres @ Atlanta Braves
Atlanta-Fulton County Stadium, Atlanta, GA

Sat Jun 06 1987, 7:05 PM EDT
Att: 20,557 - Unknown

livebaseballscorecards.com

AB	37
R	5
H	12
RBI	5
BB	1
SO	5
LOB	14



BOTTOM

San Diego Padres @ Atlanta Braves
Atlanta-Fulton County Stadium, Atlanta, GA
Sat Jun 06 1987, 7:05 PM EDT
Att. 20,557 - Unknown

livebaseballscorecards.com

AB	35
R	3
H	11
RBI	3
BB	2
SO	3
LOB	12



WP	0	PA	38
PB	0		
SB	0		
CS	0		

AB R H RBI BB SO LOB

5	0	2	0	0	0	1
4	1	2	0	1	0	1
3	0	1	1	1	0	1
0	0	0	0	0	0	0
4	1	2	2	0	1	2
4	0	2	0	0	0	3
4	0	1	0	0	0	2
4	0	0	0	0	1	2
4	1	1	0	0	0	0
1	0	0	0	0	1	0
0	0	0	0	0	0	0
2	0	0	0	0	0	0

Batter	1	2	3	4	5	6	7	8	9
Albert Hall, S OBP: 0.402, SLG: 0.489 (1, 8)	0-0 2B 1		0-0 F8 1		0-0 4-3 2		0-0 3-1 2		0-0 1B 1
Ken Oberkfell, L OBP: 0.381, SLG: 0.418 (1, 5)	0-0 2B G3 HR		0-0 F8 2		4-0 1B 1B BB		0-0 2B		0-0 G3 3
Gerald Perry, L OBP: 0.292, SLG: 0.311 Gene Garber, R (8, 1)	0-0 G3 2-3		0-0 6-3 3		0-0 1B 1-2 1B		4-0 BB 1-2 BB		
Dale Murphy, R OBP: 0.462, SLG: 0.638 (1, 9)	0-0 HR 3-H			0-0 4-3 1		0-0 1B 1-2 2-3		0-3 K 3	
Ken Griffey, L OBP: 0.385, SLG: 0.556 (8, 3)	0-0 1B			0-0 1B		0-0 4-3 3		0-0 F8 1	
Andres Thomas, R OBP: 0.290, SLG: 0.369 (1, 6)	0-0 4-3 3			0-0 F6 2		0-0 F8 1		0-0 G6-4-3 1B	
Ozzie Virgil, R OBP: 0.343, SLG: 0.576 (1, 2)		0-0 F4 1		0-0 F4 3		0-3 K 2		0-0 G6-4-3 1-2f 2 3	
Glenn Hubbard, R OBP: 0.442, SLG: 0.469 (1, 4)		0-0 P2 2			0-0 SH2-4 1B 1		0-0 F9 3		0-0 6-3 1
Larry McWilliams, L Charlie Puleo, R OBP: 0.571, SLG: 1.000 Dion James, L OBP: 0.377, SLG: 0.430 (7, PH) (8, 7)		0-3 K 3			0-0 SH2-4 1-2 1		0-0 F8 1		0-0 3-1 2

Inning Stats	R: 2 E: 0 K: 0 S: 6	H: 4 LOB: 1 BB: 0 P: 6	R: 0 E: 0 K: 1 S: 5	H: 0 LOB: 0 BB: 0 P: 5	R: 0 E: 0 K: 0 S: 3	H: 0 LOB: 0 BB: 0 P: 3	R: 0 E: 0 K: 0 S: 4	H: 1 LOB: 1 BB: 0 P: 4	R: 1 E: 0 K: 0 S: 6	H: 3 LOB: 3 BB: 1 P: 10	R: 0 E: 0 K: 1 S: 5	H: 0 LOB: 0 BB: 0 P: 5	R: 0 E: 0 K: 1 S: 6	H: 1 LOB: 2 BB: 1 P: 10	R: 0 E: 0 K: 0 S: 3	H: 1 LOB: 0 BB: 0 P: 3	R: 0 E: 0 K: 0 S: 4	H: 1 LOB: 1 BB: 0 P: 4	1B: 7 2B: 3 3B: 0 HR: 1	SF: 0 SAC: 1 DP: 1 HBP: 0	WP: 0 PB: 0 SB: 0 CS: 0	PA: 38
---------------------	------------------------------	---------------------------------	------------------------------	---------------------------------	------------------------------	---------------------------------	------------------------------	---------------------------------	------------------------------	----------------------------------	------------------------------	---------------------------------	------------------------------	----------------------------------	------------------------------	---------------------------------	------------------------------	---------------------------------	----------------------------------	------------------------------------	----------------------------------	--------

PITCHER	IP	WLS	BF	H	R	ER	SO	BB	IBB	HBP	BLK	WP	HR	S	P	ERA	WHIP
Ed Whitson, R ERA: 5.11 (1, 1)	5.0	W	23	8	3	3	1	1	0	0	0	0	1	24	28	5.40	1.800
Lance McCullers, R ERA: 4.54 (6, 1)	4.0	S	15	3	0	0	2	1	0	0	0	0	0	18	22	0.00	1.000

Batter	1	2	3	4	5	6	7	8	9	AB R H RBI BB SO LOB	TOP																				
Marvell Wynne, L (1, 7) <small>OBP: 0.353, SLG: 0.359</small>	0-3 K	0-0 1B					0-0 E6		0-0 1B	6 1 3 0 0 1 1																					
Shane Mack, R (1, 8) <small>OBP: 0.319, SLG: 0.302</small>	0-0 F4	0-0 1B		0-0 FC4-6 2B	0-0 6-3		0-0 5-3		0-0 1B	6 1 2 1 0 0 3																					
Tony Gwynn, L (1, 9) <small>OBP: 0.437, SLG: 0.526</small> Jim Steels, L (6, 9) <small>OBP: 0.306, SLG: 0.273</small>	0-0 HR	0-0 F7		0-0 2B	0-0 5-3		0-0 4-3		0-0 1B	4 2 2 2 0 0 2 2 0 1 1 0 0 1																					
John Kruk, L (1, 3) <small>OBP: 0.491, SLG: 0.568</small> Greg Booker, R (9, 1)	0-0 HR		0-0 F8	0-0 2B	0-0 1B			0-3 K	0-0 4-3	5 2 2 2 1 1 2 0 0 0 0 0 0 0																					
Randy Ready, R (1, 5) <small>OBP: 0.408, SLG: 0.431</small>	0-0 1B		4-0 5-3 BB	0-0 2B	0-3 K			0-0 6-3 2B		4 1 3 1 1 1 1																					
Bruce Bochy, R (1, 2) <small>OBP: 0.257, SLG: 0.379</small>	0-0 6-3		0-0 5-3	0-0 HR		0-0 5-3		0-0 6-3		5 1 1 2 0 0 3																					
Tim Flannery, L (1, 4) <small>OBP: 0.300, SLG: 0.262</small>		0-3 K	0-0 4-3	0-0 E6 HR		0-0 G3		0-0 F9		5 1 0 0 0 1 3																					
Luis Salazar, R (1, 6) <small>OBP: 0.333, SLG: 0.329</small>		0-0 F9				0-0 6-3			0-3 K	4 1 1 3 1 1 0																					
Jimmy Jones, R (1, 1) <small>OBP: 0.300, SLG: 0.300</small> Storm Davis, R (6, 1) <small>OBP: 0.077, SLG: 0.077</small> Craig Lefferts, L (6, 1) <small>OBP: 0.077, SLG: 0.077</small> Rich Gossage, R (7, 1) <small>OBP: 0.329, SLG: 0.362</small> Carmelo Martinez, R (9, PH) <small>OBP: 0.329, SLG: 0.362</small>		0-0 1B					0-3 K		0-0 1-3	3 2 2 0 0 0 1 0 0 0 0 0 0 0 1 0 0 0 0 1 0 0 0 0 0 0 0 0 1 0 0 0 0 0 0																					
Inning Stats	R: 2 E: 0 K: 1 S: 8	H: 3 LOB: 1 BB: 0 P: 8	R: 1 E: 0 K: 1 S: 8	H: 3 LOB: 2 BB: 0 P: 8	R: 0 E: 0 K: 0 S: 3	H: 0 LOB: 1 BB: 1 P: 7	R: 8 E: 1 K: 0 S: 10	H: 6 LOB: 1 BB: 2 P: 18	R: 0 E: 0 K: 1 S: 6	H: 1 LOB: 1 BB: 0 P: 6	R: 0 E: 0 K: 0 S: 3	H: 0 LOB: 0 BB: 0 P: 3	R: 0 E: 1 K: 1 S: 6	H: 0 LOB: 1 BB: 0 P: 6	R: 0 E: 0 K: 1 S: 6	H: 1 LOB: 1 BB: 0 P: 6	R: 1 E: 0 K: 1 S: 8	H: 3 LOB: 2 BB: 0 P: 8	1B: 10 2B: 5 3B: 0 HR: 2	SF: 0 SAC: 0 DP: 0 HBP: 0	WP: 0 PB: 0 SB: 0 CS: 0	PA: 49									
PITCHER	IP WLS BF H R ER SO BB IBB HBP BLK WP HR S P ERA WHIP																														
Rick Mahler, R (1, 1) <small>ERA: 5.36</small> Jeff Dedmon, R (4, 1) <small>ERA: 3.6</small> Paul Assenmacher, L (7, 1) <small>ERA: 5.02</small> Gene Garber, R (8, 1) <small>ERA: 4.22</small>	3.2		22	8	7	7	2	3	0	0	0	0	1	23	35	17.18	3.000														
	2.1		13	5	4	1	1	0	0	0	0	0	1	15	15	3.86	2.143														
	1.0		4	0	0	0	1	0	0	0	0	0	0	6	6	0.00	0.000														
	2.0	W	10	4	1	1	2	0	0	0	0	0	0	14	14	4.50	2.000														

San Diego Padres @ Atlanta Braves
Atlanta-Fulton County Stadium, Atlanta, GA

Sun Jun 07 1987, 3:33 AM EDT
Att: 15,789 - Unknown

livebaseballscorecards.com

AB	46
R	12
H	17
RBI	12
BB	3
SO	6
LOB	17



Batter	1	2	3	4	5	6	7	8	9	AB R H RBI BB SO LOB	TOP																							
Randy Ready, R OBP: 0.408, SLG: 0.439 (1, 4) (8, 5)	0-0 1-3		0-0 2B		0-0 F8			0-0 G3 1B E 1B	0-0 F3	5 1 2 0 0 0 0																								
Shane Mack, R OBP: 0.333, SLG: 0.319 (1, 8)	0-0 1B 1B		0-3 K			0-0 5-3		0-0 1-2 E 1B		4 1 2 0 0 1 1																								
Tony Gwynn, L OBP: 0.438, SLG: 0.526 (1, 9)	0-0 1-3 CS 1B		0-0 4-3			0-0 1B		0-0 G3		4 0 2 0 0 0 3																								
Carmelo Martinez, R OBP: 0.322, SLG: 0.353 Jim Steels, L OBP: 0.308, SLG: 0.273 (1, 7) (8, PR) (8, 7)	0-3 K 1-2			0-0 F5		0-0 F6		0-0 E6 4-3 2B		4 0 0 1 0 1 3 0 1 0 0 0 0 0																								
John Kruk, L OBP: 0.486, SLG: 0.559 (1, 3)		0-0 4-3		0-0 FC6-4 1B		0-3 K		0-0 4-3		4 0 1 0 0 1 2																								
Benito Santiago, R OBP: 0.295, SLG: 0.399 (1, 2)		0-3 K		0-0 FC6-4 1-2f			0-3 K	0-0 S 1B 2B		4 1 1 1 0 2 1																								
Luis Salazar, R OBP: 0.352, SLG: 0.400 Rich Gossage, R (1, 5) (8, 1)		0-0 HR		0-0 5-3			0-0 PB 2B	0-0 CS 2-H 1B		4 1 3 2 0 0 1 0 0 0 0 0 0 0																								
Garry Templeton, S OBP: 0.282, SLG: 0.251 (1, 6)		0-0 5-3			0-0 G3		0-0 F4	0-0 CS 1-2	0-0 5-3	4 0 0 0 0 0 1																								
Andy Hawkins, R OBP: 0.174, SLG: 0.174 Kevin Mitchell, R OBP: 0.302, SLG: 0.350 Craig Lefferts, L Tim Flannery, L OBP: 0.296, SLG: 0.258 (1, 1) (7, PH) (7, 1) (8, 4)			0-3 K		0-0 F6		0-0 5-3 2-3		0-0 B1-3	2 0 0 0 0 1 0 1 0 0 0 0 0 1 0 0 0 0 0 0 0 1 0 0 0 0 0 0																								
Inning Stats	R: 0 E: 0 K: 1 S: 6	H: 2 LOB: 1 BB: 0 P: 6	R: 1 E: 0 K: 1 S: 6	H: 1 LOB: 0 BB: 0 P: 6	R: 0 E: 0 K: 2 S: 8	H: 1 LOB: 1 BB: 0 P: 8	R: 0 E: 0 K: 0 S: 4	H: 1 LOB: 1 BB: 0 P: 4	R: 0 E: 0 K: 0 S: 3	H: 0 LOB: 0 BB: 0 P: 3	R: 0 E: 0 K: 1 S: 6	H: 1 LOB: 1 BB: 0 P: 6	R: 0 E: 0 K: 1 S: 6	H: 1 LOB: 1 BB: 0 P: 6	R: 4 E: 1 K: 0 S: 7	H: 4 LOB: 1 BB: 0 P: 7	R: 0 E: 0 K: 0 S: 3	H: 0 LOB: 0 BB: 0 P: 3	1B: 7 2B: 3 3B: 0 HR: 1	SF: 0 SAC: 0 DP: 0 HBP: 0	WP: 0 PB: 1 SB: 1 CS: 2	PA: 38												
PITCHER Bob Knepper, L ERA: 6.98 Dave Meads, L ERA: 5.92	IP 7.2	WLS L	BF 34	H 11	R 5	ER 2	SO 6	BB 0	IBB 0	HBP 0	BLK 0	WP 0	HR 1	S 46	P 46	ERA 2.35	WHIP 1.435																	
PITCHER																		IP	WLS	BF	H	R	ER	SO	BB	IBB	HBP	BLK	WP	HR	S	P	ERA	WHIP

San Diego Padres @ Houston Astros
Astrodome, Houston, TX
Mon Jun 08 1987, 8:05 PM EDT
Att. 14,756 - Unknown

livebaseballscorecards.com

AB	37
R	5
H	11
RBI	4
BB	0
SO	6
LOB	13



BOTTOM

San Diego Padres @ Houston Astros
Astrodome, Houston, TX
Mon Jun 08 1987, 8:05 PM EDT
Att. 14,756 - Unknown

livebaseballscorecards.com

AB	32
R	4
H	10
RBI	4
BB	3
SO	1
LOB	11



WP:	0	PA:	38
PB:	0	SB:	1
CS:	0		

AB R H RBI BB SO LOB

5 0 2 1 0 1 1

4 0 1 0 1 0 2

4 0 0 0 0 0 3

4 1 1 0 0 0 1

3 1 1 0 1 0 0

4 1 3 1 0 0 1

3 0 1 0 1 0 2

3 1 1 1 0 0 1

1 0 0 1 0 0 0

0 0 0 0 0 0 0

1 0 0 0 0 0 0

1B: 7 SF: 2

2B: 3 SAC: 1

3B: 0 DP: 1

HR: 0 HBP: 0

Batter	1	2	3	4	5	6	7	8	9
Billy Hatcher, R OBP: 0.382, SLG: 0.477 (1, 8)	0-3 K ①		0-0 FC1 S 1B ②		0-0 4-3 ②	0-0 F6 ③			0-0 2B ③
Bill Doran, S OBP: 0.328, SLG: 0.367 (1, 4)	0-0 FC5-3 1B		0-0 FC1 1-3 ②		4-0 BB ③		0-0 F9 ①		0-0 F9 ③
Chuck Jackson, R OBP: 0.375, SLG: 0.455 (1, 5)	0-0 FC5-3 1-2f ②		0-0 F9 ③		0-0 4-3 ③		0-0 5-3 ②		
Denny Walling, L OBP: 0.358, SLG: 0.413 (1, 3)	0-0 F7 ③			0-0 F8 ①		0-0 BB 2B 1B		0-0 F6 ③	
Jose Cruz, L OBP: 0.328, SLG: 0.433 (1, 7)		0-0 4-3 ①		0-0 2B		4-0 2B 1-2 SF9 BB		0-0 4-3 ①	
Kevin Bass, S OBP: 0.335, SLG: 0.436 (1, 9)		0-0 1B 1B		0-0 F7 ②		0-0 SF9 1-3 2-H 2B		0-0 G4-6-3 1B	
Alan Ashby, S OBP: 0.398, SLG: 0.424 (1, 2)		0-0 1B 1-3 ②		0-0 F7 ③		4-0 BB		0-0 G4-6-3 1-2f ② ③	
Craig Reynolds, L OBP: 0.320, SLG: 0.345 (1, 6)		0-0 F9 ③			0-0 SH5-4 4-3 1B	0-0 SF9 2-3 3-H ①		0-0 F6 ①	
Bob Knepper, L OBP: 0.200, SLG: 0.286 (1, 1)			0-0 F8 ①		0-0 SH5-4 1-3 ①	0-0 SF9 3-H ②		0-0 F8 ②	
Dave Meads, L OBP: 0.500, SLG: 0.333 (8, 1)									
Terry Puhl, L OBP: 0.291, SLG: 0.314 (9, PH)									

Inning Stats	R: 0	H: 1	E: 0	K: 1	S: 6	LOB: 1	BB: 0	P: 6
	R: 0	H: 2	E: 0	K: 0	S: 4	LOB: 1	BB: 0	P: 4
	R: 0	H: 1	E: 0	K: 0	S: 4	LOB: 1	BB: 0	P: 4
	R: 0	H: 1	E: 0	K: 0	S: 4	LOB: 1	BB: 0	P: 4
	R: 1	H: 1	E: 0	K: 0	S: 4	LOB: 1	BB: 1	P: 8
	R: 3	H: 2	E: 0	K: 0	S: 5	LOB: 1	BB: 2	P: 13
	R: 0	H: 0	E: 0	K: 0	S: 3	LOB: 0	BB: 0	P: 3
	R: 0	H: 1	E: 0	K: 0	S: 3	LOB: 0	BB: 0	P: 3
	R: 0	H: 1	E: 0	K: 0	S: 4	LOB: 1	BB: 0	P: 4

PITCHER	IP	WLS	BF	H	R	ER	SO	BB	IBB	HBP	BLK	WP	HR	S	P	ERA	WHIP
Andy Hawkins, R ERA: 5.17 (1, 1)	6.0		28	8	4	4	1	3	0	0	0	0	0	27	39	6.00	1.833
Craig Lefferts, L ERA: 5.09 (7, 1)	1.0	W	3	0	0	0	0	0	0	0	0	0	0	3	3	0.00	0.000
Rich Gossage, R ERA: 3.0 (8, 1)	2.0	S	7	2	0	0	0	0	0	0	0	0	0	7	7	0.00	1.000

Batter	1	2	3	4	5	6	7	8	9	AB R H RBI BB SO LOB	TOP											
Marvell Wynne, L (1, 7) <small>OBP: 0.356, SLG: 0.356</small> Carmelo Martinez, R (3, 7) <small>OBP: 0.324, SLG: 0.350</small> Lance McCullers, S (7, 1)	0-3 K		4-0 BB		4-0 BB		0-0 F8			1 0 0 0 1 1 0 1 0 0 0 1 0 1 0 0 0 0 0 0 0												
Shane Mack, R (1, 8) <small>OBP: 0.309, SLG: 0.294</small>	0-0 F8		0-0 3-1		0-0 F9			0-0 F9		4 0 0 0 0 0 4												
Tony Gwynn, L (1, 9) <small>OBP: 0.439, SLG: 0.523</small>	0-0 5-3			4-0 S 5-3 BB		0-0 F7		0-0 1B 1B		3 0 1 0 1 0 2												
John Kruk, L (1, 3) <small>OBP: 0.475, SLG: 0.544</small>		0-3 K		0-0 F7		0-0 4-3		0-0 F7		4 0 0 0 0 1 2												
Benito Santiago, R (1, 2) <small>OBP: 0.294, SLG: 0.396</small>		0-3 K		0-0 5-3 1-2		0-0 F8		0-0 S 1B		4 0 1 0 0 1 1												
Tim Flannery, L (1, 4) <small>OBP: 0.293, SLG: 0.246</small>		0-0 6-3		4-0 S BB		0-0 F7		0-0 4-3 1-2		3 0 0 0 1 0 2												
Luis Salazar, R (1, 5) <small>OBP: 0.337, SLG: 0.381</small>			0-3 K	0-0 5-3 1-2 2-3			0-3 K		0-0 6-3	4 0 0 0 0 2 2												
Garry Templeton, S (1, 6) <small>OBP: 0.273, SLG: 0.259</small>			4-0 SH1-4 BB		0-0 SH1-4 1B		0-0 1B		0-3 K	3 0 2 0 1 1 0												
Dave Dravecky, R (1, 1) <small>OBP: 0.250, SLG: 0.250</small> Jim Steels, L (7, PH) <small>OBP: 0.296, SLG: 0.261</small> (7, 7)			0-0 SH1-4 1-2		0-0 SH1-4 1-2		0-0 F4		0-3 K	0 0 0 0 0 0 0 2 0 0 0 0 1 1												
Inning Stats	R: 0 E: 0 K: 1 S: 5	H: 0 LOB: 0 BB: 0 P: 5	R: 0 E: 0 K: 2 S: 7	H: 0 LOB: 0 BB: 0 P: 7	R: 0 E: 0 K: 1 S: 5	H: 0 LOB: 2 BB: 2 P: 13	R: 0 E: 0 K: 0 S: 3	H: 0 LOB: 2 BB: 2 P: 11	R: 0 E: 0 K: 0 S: 4	H: 1 LOB: 2 BB: 1 P: 8	R: 0 E: 0 K: 0 S: 3	H: 0 LOB: 0 BB: 0 P: 3	R: 0 E: 0 K: 1 S: 6	H: 1 LOB: 1 BB: 0 P: 6	R: 0 E: 0 K: 0 S: 5	H: 2 LOB: 2 BB: 0 P: 5	R: 0 E: 0 K: 2 S: 7	H: 0 LOB: 0 BB: 0 P: 7	1B: 4 2B: 0 3B: 0 HR: 0	SF: 0 SAC: 2 DP: 0 HBP: 0	WP: 0 PB: 0 SB: 3 CS: 0	PA: 36
PITCHER	IP WLS BF H R ER SO BB IBB HBP BLK WP HR S P ERA WHIP																					
Danny Darwin, R (1, 1) <small>ERA: 3.35</small> Dave Smith, R (8, 1)	7.2 W 32 4 0 0 5 5 0 0 0 0 0 0 0 37 57 0.00 1.174																					
	1.1 S 4 0 0 0 2 0 0 0 0 0 0 0 0 8 8 0.00 0.000																					

San Diego Padres @ Houston Astros
 Astrodome, Houston, TX
 Tue Jun 09 1987, 8:05 PM EDT
 Att. 11,511 - Unknown

AB	29
R	0
H	4
RBI	0
BB	5
SO	7
LOB	15



WP: 0	PA: 36
PB: 0	
SB: 3	
CS: 0	

ERA	WHIP

Batter	1	2	3	4	5	6	7	8	9
Billy Hatcher, R OBP: 0.382, SLG: 0.473 (1, 8) X	0-0 ① 1-3		4-0 FC4-6 BB		0-0 ③ 6-3			0-0 SH BB	
Bill Doran, S OBP: 0.327, SLG: 0.362 (1, 4) X	0-0 ② 5-3		0-0 ② FC4-6 BB			0-0 ① F9		4-0 ① BB 1-2 2-3 BB	
Chuck Jackson, R OBP: 0.357, SLG: 0.400 (1, 5) X	0-0 ③ 6-3		4-0 1-2 BB			0-0 ② G3		0-0 ② F3	
Glenn Davis, R OBP: 0.327, SLG: 0.498 (1, 3)		0-0 ① F2	0-0 ③ F6			0-0 E6		0-0 ③ L4	
Kevin Bass, S OBP: 0.330, SLG: 0.430 (1, 9)		0-0 ② 5-3		0-0 ① 6-3		0-0 ③ F7			
Jose Cruz, L OBP: 0.323, SLG: 0.425 (1, 7) X		0-0 ③ 6-3		0-0 ② G3			0-0 ① F4		
Alan Ashby, S OBP: 0.396, SLG: 0.422 (1, 2)			0-0 BB FC4-6 1B	0-3 ③ K			0-0 ② F9		
Dickie Thon, R OBP: 0.321, SLG: 0.239 (1, 6) X			0-0 FC4-6 BB 1-2 1B		0-0 ① F8		0-0 ③ F8		
Danny Darwin, R OBP: 0.160, SLG: 0.280 (1, 1)			0-0 ① F9		0-3 ② K			4-0 BB SH BB	
Dave Smith, R OBP: 0.667, SLG: 0.500 (8, 1)									

Inning Stats		R: 0	H: 0	E: 0	LOB: 0	K: 0	BB: 0	S: 3	P: 3	R: 0	H: 0	E: 0	LOB: 0	K: 0	BB: 0	S: 3	P: 3	R: 0	H: 0	E: 0	LOB: 0	K: 0	BB: 0	S: 3	P: 3	R: 0	H: 0	E: 1	LOB: 1	K: 0	BB: 0	S: 4	P: 4	R: 0	H: 0	E: 0	LOB: 0	K: 0	BB: 0	S: 3	P: 3	R: 0	H: 0	E: 0	LOB: 2	K: 0	BB: 2	S: 3	P: 11												
IP	WLS	BF	H	R	ER	SO	BB	IBB	HBP	BLK	WP	HR	S	P	ERA	WHIP																	IP	WLS	BF	H	R	ER	SO	BB	IBB	HBP	BLK	WP	HR	S	P	ERA	WHIP												
Dave Dravecky, L (1, 1) ERA: 4.53		23	2	1	1	2	2	0	0	0	0	0	25	33	1.50	0.667																																													
Lance McCullers, R (7, 1) ERA: 4.31		8	0	0	0	0	2	0	0	0	0	0	6	14	0.00	1.000																																													

BOTTOM

San Diego Padres @ Houston Astros
Astrodome, Houston, TX

Tue Jun 09 1987, 8:05 PM EDT
Att. 11,511 - Unknown

livebaseballscorecards.com

AB	26
R	1
H	2
RBI	1
BB	4
SO	2
LOB	12



1B: 2	SF: 0	WP: 0	PA: 31
2B: 0	SAC: 1	PB: 0	
3B: 0	DP: 0	SB: 0	
HR: 0	HBP: 0	CS: 0	

Batter	1	2	3	4	5	6	7	8	9	AB R H RBI BB SO LOB
--------	---	---	---	---	---	---	---	---	---	----------------------

Randy Ready, R OBP: 0.408, SLG: 0.438 (1, 5) X	0-0 F9		0-3 K		0-0 BB 1-3 1B		0-0 F7		0-0 1-3 1B	5 0 2 0 0 1 0
---	-----------	--	----------	--	------------------------	--	-----------	--	------------------	---------------

Jim Steels, L OBP: 0.322, SLG: 0.250 (1, 7) B B B	4-0 S BB BB		0-0 4-3		4-0 1-2 BB			4-0 BB BB	0-0 F9	2 0 0 0 3 0 2
--	-------------------	--	------------	--	------------------	--	--	-----------------	-----------	---------------

Tony Gwynn, L OBP: 0.444, SLG: 0.523 (1, 9) B B B	4-0 1-2 S BB BB			4-0 1B BB G1-2-3 BB	0-0 SF7			4-0 1-2 BB		0 0 0 1 3 0 0
--	--------------------------	--	--	------------------------------	------------	--	--	------------------	--	---------------

John Kruk, L OBP: 0.470, SLG: 0.533 (1, 3) S S S	0-3 K 1-2 2-3			4-0 G1-2-3 1-2 1B BB	0-0 4-3			0-0 F7		3 0 0 0 1 1 6
---	------------------------	--	--	----------------------------------	------------	--	--	-----------	--	---------------

Benito Santiago, R OBP: 0.293, SLG: 0.393 (1, 2) S S S	0-3 K			0-0 G1-2-3 1-2 2-3 1B		0-3 K		0-0 F8		4 0 1 0 0 2 4
---	----------	--	--	-----------------------------------	--	----------	--	-----------	--	---------------

Tim Flannery, L OBP: 0.278, SLG: 0.232 (1, 4)		0-0 F7		0-0 G1-2-3 1-2 2-3 3-H		0-0 G3		0-0 F7		4 0 0 0 0 0 5
--	--	-----------	--	------------------------------------	--	-----------	--	-----------	--	---------------

Shane Mack, R OBP: 0.288, SLG: 0.273 (1, 8)		0-0 6-3		0-3 K		0-0 5-3		0-0 F4		4 0 0 0 0 1 2
--	--	------------	--	----------	--	------------	--	-----------	--	---------------

Garry Templeton, S OBP: 0.272, SLG: 0.259 (1, 6)		0-0 4-3			0-0 1B SF7 1B		0-0 F7		0-0 F7	4 1 1 0 0 0 0
---	--	------------	--	--	------------------------	--	-----------	--	-----------	---------------

Storm Davis, R OBP: 0.071, SLG: 0.071 (1, 1)			0-3 K		0-3 K		0-0 F5		0-0 1B	1 0 0 0 0 1 0
---	--	--	----------	--	----------	--	-----------	--	-----------	---------------

Inning Stats	R: 0 E: 0 K: 2 S: 7	H: 0 LOB: 2 BB: 2 P: 15	R: 0 E: 0 K: 0 S: 3	H: 0 LOB: 0 BB: 0 P: 3	R: 0 E: 0 K: 2 S: 7	H: 0 LOB: 0 BB: 0 P: 7	R: 0 E: 0 K: 1 S: 5	H: 1 LOB: 2 BB: 2 P: 13	R: 1 E: 0 K: 1 S: 7	H: 2 LOB: 2 BB: 1 P: 11	R: 0 E: 0 K: 1 S: 5	H: 0 LOB: 0 BB: 0 P: 5	R: 0 E: 0 K: 0 S: 3	H: 0 LOB: 0 BB: 0 P: 3	R: 0 E: 0 K: 0 S: 3	H: 0 LOB: 2 BB: 2 P: 11	R: 0 E: 0 K: 0 S: 5	H: 2 LOB: 2 BB: 0 P: 5	1B: 5 2B: 0 3B: 0 HR: 0	SF: 1 SAC: 0 DP: 1 HBP: 0	WP: 0 PB: 0 SB: 2 CS: 0	PA: 38
--------------	------------------------------	----------------------------------	------------------------------	---------------------------------	------------------------------	---------------------------------	------------------------------	----------------------------------	------------------------------	----------------------------------	------------------------------	---------------------------------	------------------------------	---------------------------------	------------------------------	----------------------------------	------------------------------	---------------------------------	----------------------------------	------------------------------------	----------------------------------	--------

PITCHER	IP	WLS	BF	H	R	ER	SO	BB	IBB	HBP	BLK	WP	HR	S	P	ERA	WHIP
Mike Scott, R ERA: 2.29 (1, 1)	7.0	W	28	3	1	1	7	5	0	0	0	0	0	37	57	1.29	1.143
Ron Mathis, R ERA: (8, 1)	1.0		5	0	0	0	0	2	0	0	0	0	0	3	11	0.00	2.000
Aurelio Lopez, R ERA: 3.62 (9, 1)	1.0		5	2	0	0	0	0	0	0	0	0	0	5	5	0.00	2.000

TOP

San Diego Padres @ Houston Astros
Astrodome, Houston, TX
Wed Jun 10 1987, 8:05 PM EDT
Att. 20,276 - Unknown

livebaseballscorecards.com

AB	30
R	1
H	5
RBI	1
BB	7
SO	7
LOB	20



Batter	1	2	3	4	5	6	7	8	9
Billy Hatcher, R OBP: 0.386, SLG: 0.471 (1, 8)	4-0 FC1-5-6-1 S BB		0-0 F2	0-0 F7	0-0 1B			4-0 WP BB	
Bill Doran, S OBP: 0.329, SLG: 0.358 (1, 4)	0-0 F8		0-0 F8		4-0 HR BB	4-0 BB		0-0 5-3	
Jim Pankovits, R OBP: 0.125, SLG: 0.087 (6, PR) (7, 4)	1-2							1-2	
Denny Walling, L OBP: 0.360, SLG: 0.439 (1, 5)	0-0 FC1-5-6-1 2-3			0-0 3-1 HR 1B	0-0 1-H HR	0-0 G1-4-6-3 1-2f		0-0 1-3	
Glenn Davis, R OBP: 0.335, SLG: 0.495 (1, 3)	4-0 BB			1-0 3-1 HR HBP	4-0 2B BB	0-0 F6			
Kevin Bass, S OBP: 0.329, SLG: 0.431 (1, 9)	0-0 F8			0-0 3-1	0-0 WP 1B 2B		0-0 G3		
Jose Cruz, L OBP: 0.328, SLG: 0.426 (1, 7)		0-0		4-0 HR IBB	0-0 4-3		0-0 G3		
Terry Puhl, L OBP: 0.286, SLG: 0.308 (7, PH) (8, 7)		G5-4-3 1B							
Alan Ashby, S OBP: 0.401, SLG: 0.447 (1, 2)		0-0 G5-4-3		0-0 HR	0-0 SH1-4 1B		4-0 BB		
Mark Bailey, S OBP: 0.319, SLG: 0.220 (7, 2)		1-2f		1-H 2-H 3-H HR	3-H 1B				
Craig Reynolds, L OBP: 0.325, SLG: 0.351 (1, 6)		0-0 5-3		0-0 SH1-4 1B	0-0 SH1-4 1B		0-0 F8		
Mike Scott, R OBP: 0.172, SLG: 0.077 (1, 1)			0-0 F4	0-0 SH1-4	0-0 SH1-4			0-0 4-3	
Ron Mathis, R (8, 1)									
Aurelio Lopez, R (9, 1)									

AB	R	H	RBI	BB	SO	LOB
3	0	1	2	2	0	1
2	1	0	0	2	0	1
1	0	0	0	0	0	1
5	2	2	2	0	0	3
1	2	0	0	2	0	1
4	1	1	1	0	0	4
2	1	1	0	1	0	1
1	0	0	0	0	0	0
3	2	2	5	0	0	1
0	0	0	0	1	0	0
4	1	2	0	0	0	1
1	0	0	0	0	0	0
1	0	0	0	0	0	0
0	0	0	0	0	0	0

BOTTOM

San Diego Padres @ Houston Astros
Astrodome, Houston, TX

Wed Jun 10 1987, 8:05 PM EDT
Att. 20,276 - Unknown

livebaseballscorecards.com

AB	28
R	10
H	9
RBI	10
BB	8
SO	0
LOB	14



Inning Stats	R	H	E	K	S	H	LOB	BB	P
	0	0	0	3	11	1	0	0	3
	0	0	0	3	3	0	0	0	3
	0	0	0	3	3	0	0	0	3
	4	3	0	6	11	3	1	1	15
	6	5	0	7	15	5	2	2	15
	0	0	0	3	7	0	0	0	13
	0	0	0	7	15	0	0	0	7
	0	0	0	3	7	0	0	0	7

PITCHER	IP	WLS	BF	H	R	ER	SO	BB	IBB	HBP	BLK	WP	HR	S	P	ERA	WHIP
Storm Davis, R ERA: 6.57 (1, 1)	4.0	L	19	4	4	4	0	2	0	0	0	0	1	15	28	9.00	1.500
Ray Hayward, L ERA: 54.0 (5, 1)	1.0		9	5	6	6	0	2	0	0	0	1	1	7	15	54.00	7.000
Greg Booker, R ERA: 4.2 (6, 1)	2.0		7	0	0	0	0	2	0	0	0	0	0	5	13	0.00	1.000
Luis Salazar, R ERA: (8, 1)	1.0		4	0	0	0	0	1	0	0	0	1	0	3	7	0.00	1.000

1B	2B	3B	HR	SF	SAC	DP	HBP	WP	HR	S	P	ERA	WHIP
6	1	0	2	0	2	2	1	2	0	0	0	9.00	1.500
0	0	0	0	0	0	0	0	0	0	0	0	0.00	1.000
0	0	0	0	0	0	0	0	0	0	0	0	0.00	1.000
2	0	0	0	0	0	0	0	0	0	0	0	0.00	1.000

Batter	1	2	3	4	5	6	7	8	9	AB R H RBI BB SO LOB	TOP
Tim Flannery, L (1, 4) <small>OBP: 0.298, SLG: 0.247</small>	0-0 F8		0-0 E 1B	4-0 FC6-4 IBB			0-0 4-3		0-0 G6-4-3 1B	4 0 2 0 1 0 0	San Diego Padres @ San Francisco Giants Candlestick Park, San Francisco, CA Thu Jun 11 1987, 10:05 PM EDT Att. 6,982 - Unknown livebaseballscorecards.com
Randy Ready, R (1, 7) <small>OBP: 0.407, SLG: 0.431</small>	0-0 E5		0-0 E 1B	0-0 FC6-4 1-2f			4-0 BB		0-0 G6-4-3 1-2f	4 0 1 0 1 0 5	
Tony Gwynn, L (1, 9) <small>OBP: 0.440, SLG: 0.518</small> Jim Steels, L (3, PR) <small>OBP: 0.311, SLG: 0.240</small> (3, 9)	0-0 F7		0-0 E6 1-2 2-3		0-3 K2-3		0-3 K			2 0 0 0 0 0 3 2 0 0 0 0 2 1	
John Kruk, L (1, 3) <small>OBP: 0.459, SLG: 0.519</small>	0-3 K		0-3 K		0-0 4-3			0-0 6-3		4 0 0 0 0 2 4	
Kevin Mitchell, R (1, 5) <small>OBP: 0.299, SLG: 0.340</small>		4-0 BB 4-3 BB	0-3 K		0-0 6-3			0-0 F7		3 0 0 0 1 1 3	
Benito Santiago, R (1, 2) <small>OBP: 0.302, SLG: 0.400</small>		0-0 4-3 1-2		0-0 G3 1B 1B		0-0 G3-6-3 1B		0-0 S 1B		4 0 3 0 0 0 1	
Shane Mack, R (1, 8) <small>OBP: 0.286, SLG: 0.271</small>		0-0 5-3		0-0 G3 1B 1-2		0-0 F3		0-0 6-3 1-2		4 0 1 0 0 0 3	
Garry Templeton, S (1, 6) <small>OBP: 0.272, SLG: 0.254</small>		0-0 4-3		0-0 G3 1-2 2-3		0-0 G3-6-3 1-2f		4-0 BB 1B		3 0 0 0 1 0 4	
Eric Show, R (1, 1) <small>OBP: 0.032, SLG: 0.032</small> Luis Salazar, R (7, PH) <small>OBP: 0.340, SLG: 0.384</small> Lance McCullers, S (7, 1) <small>OBP: 0.322, SLG: 0.348</small> (9, PH)			0-0 6-3	0-3 K			0-0 5-3	0-0 F2		2 0 0 0 0 1 2 1 0 0 0 0 0 0 0 0 0 0 0 0 0 1 0 0 0 0 0 1	
Inning Stats	R: 0 H: 0 E: 1 LOB: 1 K: 1 BB: 0 S: 6 P: 6	R: 0 H: 0 E: 0 LOB: 1 K: 0 BB: 1 S: 3 P: 7	R: 0 H: 2 E: 1 LOB: 3 K: 2 BB: 0 S: 10 P: 10	R: 0 H: 2 E: 0 LOB: 3 K: 1 BB: 1 S: 7 P: 11	R: 0 H: 0 E: 0 LOB: 0 K: 1 BB: 0 S: 5 P: 5	R: 0 H: 1 E: 0 LOB: 0 K: 0 BB: 0 S: 3 P: 3	R: 0 H: 0 E: 0 LOB: 1 K: 1 BB: 1 S: 5 P: 9	R: 0 H: 1 E: 0 LOB: 1 K: 0 BB: 0 S: 4 P: 4	R: 0 H: 1 E: 0 LOB: 1 K: 0 BB: 1 S: 3 P: 7	1B: 7 SF: 0 2B: 0 SAC: 0 3B: 0 DP: 2 HR: 0 HBP: 0	
PITCHER Kelly Downs, R (1, 1) <small>ERA: 2.99</small>	IP: 9.0 WLS: W BF: 38 H: 7 R: 0 ER: 0 SO: 6 BB: 3 IBB: 1 HBP: 0 BLK: 0 WP: 0 HR: 0 S: 46 P: 62 ERA: 0.00 WHIP: 1.111										

AB	34
R	0
H	7
RBI	0
BB	4
SO	6
LOB	27



Batter	1	2	3	4	5	6	7	8	9	AB	R	H	RBI	BB	SO	LOB
--------	---	---	---	---	---	---	---	---	---	----	---	---	-----	----	----	-----

Eddie Milner, L OBP: 0.321, SLG: 0.269 (1, 8)	0-0 CS 1B		4-0 1-2 BB			0-0 F5				2	0	1	0	1	0	0
Chris Speier, R OBP: 0.361, SLG: 0.452 (1, 4)	0-0 4-3 1-2		0-0 4-3 1-2 2-3 3-H			0-3 K				3	0	0	1	0	1	3
Will Clark, L OBP: 0.368, SLG: 0.586 Mike Aldrete, L OBP: 0.378, SLG: 0.378 (1, 3) (8, 3)	0-0 F7		0-0 L3			0-0 G3				3	0	0	0	0	0	2
Candy Maldonado, R OBP: 0.396, SLG: 0.585 (1, 9)		4-0 CS BB		0-0 5-3		0-0 6-3				2	0	0	0	1	0	0
Chili Davis, S OBP: 0.349, SLG: 0.418 (1, 7)		4-0 CS BB G5-4-3		0-0 F6		0-3 K				2	0	0	0	1	1	0
Bob Melvin, R OBP: 0.297, SLG: 0.459 (1, 2)		0-0 G5-4-3		0-0 F4		0-3 K				3	0	0	0	0	1	1
Ivan De Jesus, R OBP: 0.250, SLG: 0.250 Joel Youngblood, R OBP: 0.308, SLG: 0.304 Mark Wasinger, R OBP: 0.354, SLG: 0.419 (1, 6) (8, PH) (9, 5)			0-0 1-3		0-0 6-3		0-3 K			2	0	0	0	0	0	0
Matt Williams, R OBP: 0.243, SLG: 0.337 (1, 5) (9, 6)			0-0 1B 4-3 2B		0-3 K		0-0 F2			3	1	1	0	0	1	0
Kelly Downs, R OBP: 0.154, SLG: 0.154 (1, 1)			0-0 4-3 BB 1B		0-0 6-3		0-3 K			3	0	1	0	0	1	0

Inning Stats	R: 0	H: 1	E: 0	K: 0	S: 3	LOB: 0	BB: 0	P: 3	R: 0	H: 0	E: 0	K: 0	S: 1	LOB: 0	BB: 2	P: 9	R: 1	H: 2	E: 0	K: 0	S: 5	LOB: 2	BB: 1	P: 9	R: 0	H: 0	E: 0	K: 0	S: 3	LOB: 0	BB: 0	P: 3	R: 0	H: 0	E: 0	K: 1	S: 5	LOB: 0	BB: 0	P: 5	R: 0	H: 0	E: 0	K: 1	S: 5	LOB: 0	BB: 0	P: 5	R: 0	H: 0	E: 0	K: 2	S: 7	LOB: 0	BB: 0	P: 7	R: 0	H: 0	E: 0	K: 2	S: 7	LOB: 0	BB: 0	P: 7
--------------	------	------	------	------	------	--------	-------	------	------	------	------	------	------	--------	-------	------	------	------	------	------	------	--------	-------	------	------	------	------	------	------	--------	-------	------	------	------	------	------	------	--------	-------	------	------	------	------	------	------	--------	-------	------	------	------	------	------	------	--------	-------	------	------	------	------	------	------	--------	-------	------

PITCHER	IP	WLS	BF	H	R	ER	SO	BB	IBB	HBP	BLK	WP	HR	S	P	ERA	WHIP
Eric Show, R ERA: 3.89 (1, 1)	6.0	L	21	3	1	1	2	3	0	0	0	0	0	22	34	1.50	1.000
Lance McCullers, R ERA: 4.1 (7, 1)	2.0		6	0	0	0	4	0	0	0	0	0	0	14	14	0.00	0.000

BOTTOM

San Diego Padres @ San Francisco Giants
Candlestick Park, San Francisco, CA
Thu Jun 11 1987, 10:05 PM EDT
Att. 6,982 - Unknown

AB	24
R	1
H	3
RBI	1
BB	3
SO	6
LOB	6



WP	PA	ERA	WHIP
0	27		

Batter	1	2	3	4	5	6	7	8	9	AB R H RBI BB SO LOB	TOP										
Tim Flannery, L (1, 4) OBP: 0.315, SLG: 0.269	0-0 FC4-6 1B	0-0 2-H 1B			0-0 4-3		0-0 BB 1B		0-0 F9	5 1 3 1 0 0 1	San Diego Padres @ San Francisco Giants Candlestick Park, San Francisco, CA Fri Jun 12 1987, 10:05 PM EDT Att. 12,577 - Unknown livebaseballscorecards.com										
Randy Ready, R (1, 7) OBP: 0.407, SLG: 0.430	0-0 FC4-6 1B	0-0 5-3			0-0 CS 1B		0-3 K	0-0 F9	5 0 2 0 0 1 4												
Tony Gwynn, L (1, 9) OBP: 0.438, SLG: 0.511	0-0 FC4-6 1B		0-0 6-3		0-0 4-3		4-0 BB BB	4-0 BB BB	3 1 0 1 1 0 2												
Jim Steels, L (7, PR) OBP: 0.311, SLG: 0.240	1-2f 3-H 1B				1-2		1-2 2-3 BB		0 0 0 0 0 0 0												
John Kruk, L (1, 3) OBP: 0.450, SLG: 0.506	0-3 K		0-0 4-3		0-0 L5		0-3 K		4 0 0 0 0 2 4												
Benito Santiago, R (1, 2) OBP: 0.306, SLG: 0.402	0-0 2-H 1B		0-0 S 1B		0-0 F8		0-3 K		4 0 2 1 0 1 0												
Shane Mack, R (1, 8) OBP: 0.284, SLG: 0.286		0-0 WP FC3-6 2B	0-0 G1-4-3		0-0 4-3		0-3 K		4 1 1 0 0 1 1												
Kevin Mitchell, R (1, 5) OBP: 0.304, SLG: 0.361		4-0 FC3-6 BB		0-0 5-3		0-0 HR	0-3 K		3 1 1 1 1 1 0												
Garry Templeton, S (1, 6) OBP: 0.276, SLG: 0.260		0-0 FC3-6 SH1-3 1B		0-3 K		0-0 FC2-6 1B		0-0 1B	4 1 2 1 0 1 1												
Ed Whitson, R (1, 1) OBP: 0.080, SLG: 0.080		0-0 SH1-3		0-3 K		0-0 FC2-6 BB 1B		0-3 K	3 0 0 0 0 2 2												
Inning Stats	R: 2 E: 0 K: 1 S: 7	H: 3 LOB: 1 BB: 0 P: 7	R: 2 E: 0 K: 0 S: 5	H: 2 LOB: 1 BB: 1 P: 9	R: 0 E: 0 K: 0 S: 4	H: 1 LOB: 1 BB: 0 P: 4	R: 0 E: 0 K: 2 S: 7	H: 0 LOB: 0 BB: 0 P: 7	R: 0 E: 0 K: 0 S: 3	H: 0 LOB: 0 BB: 0 P: 3	R: 1 E: 0 K: 2 S: 10	H: 3 LOB: 3 BB: 1 P: 14	R: 0 E: 0 K: 3 S: 9	H: 0 LOB: 0 BB: 0 P: 9	R: 0 E: 0 K: 1 S: 6	H: 1 LOB: 1 BB: 0 P: 6	1B: 9 2B: 1 3B: 0 HR: 1	SF: 0 SAC: 1 DP: 0 HBP: 0	WP: 1 PB: 0 SB: 3 CS: 1	PA: 38	
PITCHER	IP WLS BF H R ER SO BB IBB HBP BLK WP HR S P ERA WHIP																			PITCHER	IP WLS BF H R ER SO BB IBB HBP BLK WP HR S P ERA WHIP
Michael LaCoss, R (1, 1) ERA: 4.53	1.2 L 10 5 4 4 1 1 0 0 0 1 0 11 15 21.60 3.600																				
Randy Bockus, R (2, 1) ERA: 1.69	4.1 14 2 0 0 2 0 0 0 0 0 0 0 18 18 0.00 0.462																				
Keith Comstock, L (7, 1) ERA: 3.12	2.0 10 3 1 1 5 1 0 0 0 0 0 1 19 23 4.50 2.000																				
Jeff Robinson, R (9, 1) ERA: 2.52	1.0 4 1 0 0 1 0 0 0 0 0 0 0 6 6 0.00 1.000																				

AB	35
R	5
H	11
RBI	5
BB	2
SO	9
LOB	15



Batter	1	2	3	4	5	6	7	8	9	AB	R	H	RBI	BB	SO	LOB
Eddie Milner, L (1, 8) OBP: 0.290, SLG: 0.241 Keith Comstock, L (7, 1) Will Clark, L (8, PH) OBP: 0.366, SLG: 0.583 Jeff Robinson, R (9, 1) OBP: 0.143, SLG: 0.143	0-0 F7		0-0 1-3			0-3 K		0-3 K		3	0	0	0	0	1	1
Chris Speier, R (1, 4) OBP: 0.352, SLG: 0.439	0-0 G3			0-0 G3		0-0 6-3			0-0 5-3	4	0	0	0	0	0	0
Jeffrey Leonard, R (1, 7) OBP: 0.372, SLG: 0.616	0-0 F8			0-0 6-3			0-0 6-3		0-0 F8	4	0	0	0	0	0	0
Candy Maldonado, R (1, 9) OBP: 0.390, SLG: 0.575		0-0 F7		0-0 6-3			0-0 F9		0-0 5-3	4	0	0	0	0	0	0
Mike Aldrete, L (1, 3) OBP: 0.376, SLG: 0.376		0-0 F7			0-0 F7		0-0 1B			3	0	1	0	0	0	0
Bob Brenly, R (1, 2) OBP: 0.357, SLG: 0.365		0-3 K			0-0 1B		0-0 F6			3	0	1	0	0	1	1
Mark Wasinger, R (1, 5) OBP: 0.360, SLG: 0.422 Joel Youngblood, R (8, PH) OBP: 0.296, SLG: 0.292 Ivan De Jesus, R (9, 6) OBP: 0.250, SLG: 0.250			0-0 1B		0-0 F8			0-0 G3		2	0	1	0	0	0	1
Matt Williams, R (1, 6) OBP: 0.241, SLG: 0.333 Harry Spilman, L (8, PH) OBP: 0.429, SLG: 0.517			0-3 K		0-0 F7			0-0 1B		2	0	0	0	0	1	2
Michael LaCoss, R (1, 1) OBP: 0.143, SLG: 0.100 Randy Bockus, L (2, 1) Chili Davis, S (6, PH) OBP: 0.346, SLG: 0.414			0-3 K			0-0 4-3		0-3 K		1	0	0	0	0	1	1
										2	0	0	0	0	1	1

Inning Stats	R: 0	H: 0	E: 0	K: 0	S: 3	R: 0	H: 0	E: 0	K: 1	S: 5	R: 0	H: 1	E: 0	K: 2	S: 8	R: 0	H: 0	E: 0	K: 0	S: 3	R: 0	H: 1	E: 0	K: 0	S: 4	R: 0	H: 0	E: 0	K: 1	S: 5	R: 0	H: 1	E: 0	K: 2	S: 8	R: 0	H: 1	E: 0	K: 0	S: 8	R: 0	H: 0	E: 0	K: 0	S: 3
Ed Whitson, R (1, 1) ERA: 4.55	IP: 9.0	WLS: 0	BF: 31	H: 4	R: 0	ER: 0	SO: 6	BB: 0	IBB: 0	HBP: 0	BLK: 0	WP: 0	HR: 0	S: 43	P: 43	ERA: 0.00	WHIP: 0.444																												


BOTTOM

San Diego Padres @ San Francisco Giants
Candlestick Park, San Francisco, CA

Fri Jun 12 1987, 10:05 PM EDT
Att. 12,577 - Unknown

AB	31
R	0
H	4
RBI	0
BB	0
SO	6
LOB	8

WP: 0 PA: 31
PB: 0
SB: 0
CS: 0



Batter	1	2	3	4	5	6	7	8	9	AB	R	H	RBI	BB	SO	LOB	TOP																														
Randy Ready, R (1, 7) OBP: 0.424, SLG: 0.439 Craig Lefferts, L (6, 1) OBP: 0.500, SLG: 0.500	0-0 2B 1B	0-0 E9 1-3 1B 1B			4-0 2B BB	4-0 2B BB		0-0 L4-3 1B		2	4	2	0	2	0	0																															
Garry Templeton, S (1, 6) OBP: 0.275, SLG: 0.258	0-0 F9	0-0 2-H 3-H 1B			0-3 K	0-3 K		0-0 L4-3 1-2		5	0	1	2	0	2	5																															
Carmelo Martinez, R (1, 3) OBP: 0.330, SLG: 0.364	0-0 6-3 1-H 2B	0-3 K			4-0 2B 1B BB	0-0 4-3 1-H 2-H 2B		0-0 6-3		4	1	2	3	1	1	1																															
Benito Santiago, R (1, 2) OBP: 0.303, SLG: 0.402	0-0 6-3 2-3		0-3 K		0-0 1B 2B	0-0 4-3		0-3 K		5	1	1	1	0	2	2																															
Kevin Mitchell, R (1, 5) OBP: 0.307, SLG: 0.354	0-0 4-3		0-0 5-3		4-0 1B WP IBB	0-3 K		4-0 BB E BB		3	2	0	0	2	1	2																															
Shane Mack, R (1, 8) OBP: 0.292, SLG: 0.338		0-0 HR	0-0 6-3		0-0 1-3 2-H 3-H 1B		0-0 6-3		0-3 K		5	1	2	3	0	1	1																														
Luis Salazar, R (1, 9) OBP: 0.333, SLG: 0.367		0-0 F9		0-0 5-3	0-0 1-2 3-H F9		0-0 4-3		4-0 E 1-2 BB		4	0	0	0	1	0	1																														
Tim Flannery, L (1, 4) OBP: 0.330, SLG: 0.272		4-0 E 1B BB		0-0 F6	0-0 F7		4-0 BB		0-0 E8 1-3 2-H 1B		3	1	1	1	2	0	1																														
Andy Hawkins, R (1, 1) OBP: 0.160, SLG: 0.160 Jim Steels, L (6, PH) OBP: 0.313, SLG: 0.245		0-3 K		0-0 4-3		0-0 BB 2B 1B		0-3 K		0-0 F6		2	0	0	0	0	1	1																													
										3	1	1	0	0	1	3																															
Inning Stats	R: 1 E: 0 K: 0 S: 5	H: 2 LOB: 1 BB: 0 P: 5	R: 3 E: 1 K: 2 S: 10	H: 3 LOB: 1 BB: 1 P: 14	R: 0 E: 0 K: 1 S: 5	H: 0 LOB: 0 BB: 0 P: 5	R: 0 E: 0 K: 0 S: 3	H: 0 LOB: 0 BB: 0 P: 3	R: 4 E: 0 K: 1 S: 7	H: 2 LOB: 1 BB: 3 P: 19	R: 2 E: 0 K: 2 S: 9	H: 2 LOB: 1 BB: 1 P: 13	R: 0 E: 0 K: 1 S: 5	H: 0 LOB: 1 BB: 1 P: 9	R: 0 E: 0 K: 0 S: 3	H: 1 LOB: 0 BB: 0 P: 3	R: 1 E: 1 K: 2 S: 8	H: 1 LOB: 2 BB: 2 P: 16	1B: 7 2B: 4 3B: 0 HR: 1	SF: 0 SAC: 0 DP: 1 HBP: 0	WP: 1 PB: 0 SB: 2 CS: 0	PA: 45																									
PITCHER	IP	WLS	BF	H	R	ER	SO	BB	IBB	HBP	BLK	WP	HR	S	P	ERA	WHIP	PITCHER										IP	WLS	BF	H	R	ER	SO	BB	IBB	HBP	BLK	WP	HR	S	P	ERA	WHIP			
Atlee Hammaker, L (1, 1) ERA: 2.85	4.1	L	24	7	8	7	4	3	1	0	0	0	1	28	44	14.54	2.308																														
Jon Perlman, R (5, 1) ERA:	0.2		2	0	0	0	0	0	0	0	0	1	0	2	2	0.00	0.000																														
Jim Gott, R (6, 1) ERA: 5.35	2.0		10	2	2	2	3	2	0	0	0	0	0	14	22	9.00	2.000																														
Michael LaCoss, R (8, 1) ERA: 4.45	1.0		3	1	0	0	0	0	0	0	0	0	0	3	3	0.00	1.000																														
Scott Garrelts, R (9, 1) ERA: 3.35	1.0		6	1	1	1	2	2	0	0	0	0	0	8	16	9.00	3.000																														

San Diego Padres @ San Francisco Giants
 Candlestick Park, San Francisco, CA
 Sat Jun 13 1987, 6:33 AM EDT
 Att: 19,499 - Unknown

AB	37
R	11
H	11
RBI	10
BB	8
SO	9
LOB	17



BOTTOM

San Diego Padres @ San Francisco Giants
 Candlestick Park, San Francisco, CA

Sat Jun 13 1987, 6:33 AM EDT
 Att. 19,499 - Unknown

livebaseballscorecards.com

AB	37
R	2
H	10
RBI	2
BB	1
SO	3
LOB	18



WP: 0	PA: 38
PB: 0	
SB: 0	
CS: 0	

AB	R	H	RBI	BB	SO	LOB
2	1	1	0	1	0	0
2	0	0	0	0	0	1
4	0	3	1	0	1	0
0	0	0	0	0	0	0
0	0	0	0	0	0	0
1	0	0	0	0	0	1
3	0	1	0	0	1	2
0	0	0	0	0	0	0
1	0	0	0	0	0	1
4	0	1	1	0	0	4
4	0	0	0	0	1	2
4	0	0	0	0	0	1
4	1	2	0	0	0	1
4	0	2	0	0	0	2
1	0	0	0	0	0	1
0	0	0	0	0	0	0
3	0	0	0	0	0	2

Batter	1	2	3	4	5	6	7	8	9	
Chris Speier, R (1, 5) OBP: 0.358, SLG: 0.440 Ivan De Jesus, R (7, 6) OBP: 0.200, SLG: 0.200	0-0 G3 1B 6-3 1B		0-0 F7		4-0 1B 1B BB		0-0 6-3		0-0 F9	
Will Clark, L (1, 3) OBP: 0.374, SLG: 0.586 Michael LaCoss, R (8, 1) OBP: 0.143, SLG: 0.100 Scott Garrelts, R (9, 1) OBP: 0.143, SLG: 0.143 Bob Brenly, R (9, PH) OBP: 0.353, SLG: 0.361	0-0 G3 1-2 1B		0-3 K		0-0 1B 1-2 2-H 1B		0-0 FC5-4 1B		0-0 F4	
Jeffrey Leonard, R (1, 7) OBP: 0.372, SLG: 0.613 Jim Gott, R (6, 1) Joel Youngblood, R (7, PH) OBP: 0.286, SLG: 0.280	0-0 G3 1-2 2-3		0-3 K		0-0 1B 1-2 2-3		0-0 FC5-4			
Candy Maldonado, R (1, 9) OBP: 0.388, SLG: 0.570	0-0 6-3			0-0 F4	0-0 F3			0-0 1B		
Chili Davis, S (1, 8) OBP: 0.341, SLG: 0.407	0-0 F8			0-0 F6		0-0 F3		0-3 K		
Bob Melvin, R (1, 2) OBP: 0.290, SLG: 0.447		0-0 F8		0-0 5-3		0-0 5-3		0-0 F3		
Robby Thompson, R (1, 4) OBP: 0.347, SLG: 0.454		0-0 F2			0-0 1B 2B	0-0 FC6-4 1B		0-0 5-3		
Matt Williams, R (1, 6) OBP: 0.246, SLG: 0.337		0-0 1B			0-0 5-3	0-0 FC6-4		0-0 1B		
Atlee Hammaker, S (1, 1) OBP: 0.118, SLG: 0.118 Jon Periman, L (5, 1) Mike Aldrete, L (5, PH) OBP: 0.365, SLG: 0.364		0-0 G3			0-0 1-3		0-0 G3		0-0 F6	
Inning Stats	R: 1 H: 2 E: 0 K: 5 LOB: 1 BB: 0 P: 5	R: 0 H: 1 E: 0 K: 4 LOB: 1 BB: 0 P: 4	R: 0 H: 0 E: 0 K: 7 LOB: 0 BB: 0 P: 7	R: 0 H: 0 E: 0 K: 3 LOB: 0 BB: 0 P: 3	R: 1 H: 3 E: 0 K: 6 LOB: 3 BB: 1 P: 10	R: 0 H: 1 E: 0 K: 4 LOB: 1 BB: 0 P: 4	R: 0 H: 1 E: 0 K: 6 LOB: 1 BB: 0 P: 6	R: 0 H: 1 E: 0 K: 4 LOB: 1 BB: 0 P: 4	R: 0 H: 1 E: 0 K: 4 LOB: 1 BB: 0 P: 4	
PITCHER Andy Hawkins, R (1, 1) ERA: 5.07 Craig Lefferts, L (6, 1) ERA: 4.63	IP: 5.0 WLS: W BF: 22 H: 6 R: 2 ER: 2 SO: 2 BB: 1 IBB: 0 HBP: 0 BLK: 0 WP: 0 HR: 0 S: 25 P: 29 ERA: 3.60 WHIP: 1.400	IP: 4.0 WLS: S BF: 16 H: 4 R: 0 ER: 0 SO: 1 BB: 0 IBB: 0 HBP: 0 BLK: 0 WP: 0 HR: 0 S: 18 P: 18 ERA: 0.00 WHIP: 1.000	PITCHER							IP: 0.0 WLS: 0 BF: 0 H: 0 R: 0 ER: 0 SO: 0 BB: 0 IBB: 0 HBP: 0 BLK: 0 WP: 0 HR: 0 S: 0 P: 0 ERA: 0.00 WHIP: 0.000

Batter	1	2	3	4	5	6	7	8	9	AB R H RBI BB SO LOB	TOP																									
Steve Sax, R (1, 4) OBP: 0.316, SLG: 0.353	0-0 5-3		0-0 1B		0-3 K		0-0 F7			4 0 1 0 0 1 1																										
John Shelby, S (1, 8) OBP: 0.287, SLG: 0.409	4-0 1B BB		0-0 F4			0-0 2B	0-3 K			3 1 1 0 1 1 1																										
Pedro Guerrero, R (1, 7) OBP: 0.398, SLG: 0.602	0-0 1B			0-0 F9		0-0 2B		0-3 K		4 0 1 0 0 1 1																										
Mike Marshall, R (1, 9) OBP: 0.321, SLG: 0.469	0-0 G5-4-3			0-0 F6		0-0 2B		0-3 K		4 0 1 1 0 1 2																										
Franklin Stubbs, L (1, 3) OBP: 0.321, SLG: 0.469		0-0 F7		0-0 4-3		0-0 F5		0-3 K		4 0 0 0 0 1 2																										
Mickey Hatcher, R (1, 5) OBP: 0.330, SLG: 0.439		0-0 F8			0-0 F7	4-0 IBB			0-0 G4-6-3 1B	3 0 1 0 1 0 0																										
Alex Trevino, R (1, 2) OBP: 0.273, SLG: 0.333		0-0 5-3			0-0 1B SH1-3 2B		0-3 K		0-0 G4-6-3	2 1 1 0 0 0 0																										
Ken Landreaux, L (6, PH) OBP: 0.296, SLG: 0.302									1-2 G4-6-3	1 0 0 0 0 1 3																										
Mike Scioscia, L (6, 2) OBP: 0.374, SLG: 0.390										1 0 0 0 0 0 1																										
Dave Anderson, R (1, 6) OBP: 0.288, SLG: 0.309			0-0 F4		0-0 SH1-3		0-0 F7		0-0 2B	2 0 1 0 0 0 0																										
Ralph Bryant, L (6, PH) OBP: 0.400, SLG: 0.571					2-3 1B					1 0 0 0 0 0 3																										
Mariano Duncan, R (6, 6) OBP: 0.269, SLG: 0.299										1 0 1 0 0 0 0																										
Rick Honeycutt, L (1, 1) OBP: 0.182, SLG: 0.143			0-0 4-3		0-0 SH1-3		0-3 K		0-3 K	1 0 0 1 0 0 0																										
Reggie Williams, R (7, PH) OBP: 0.250, SLG: 0.133										1 0 0 0 0 1 0																										
Alejandro Pena, R (7, 1) OBP: 0.100, SLG: 0.100										0 0 0 0 0 0 0																										
Brad Havens, L (7, 1) OBP: 0.100, SLG: 0.100					1-2 3-H					0 0 0 0 0 0 0																										
Jeff Hamilton, R (9, PH) OBP: 0.290, SLG: 0.310										1 0 0 0 0 1 1																										
Inning Stats	R: 0 E: 0 K: 0 S: 3	H: 1 LOB: 1 BB: 1 P: 7	R: 0 E: 0 K: 0 S: 3	H: 0 LOB: 0 BB: 0 P: 3	R: 0 E: 0 K: 0 S: 4	H: 1 LOB: 1 BB: 0 P: 4	R: 0 E: 0 K: 0 S: 3	H: 0 LOB: 0 BB: 0 P: 3	R: 1 E: 1 K: 1 S: 8	H: 2 LOB: 3 BB: 1 P: 12	R: 0 E: 0 K: 2 S: 7	H: 0 LOB: 0 BB: 0 P: 7	R: 0 E: 0 K: 3 S: 9	H: 0 LOB: 0 BB: 0 P: 9	R: 0 E: 0 K: 1 S: 6	H: 2 LOB: 1 BB: 0 P: 6	1B: 4 2B: 4 3B: 0 HR: 0	SF: 0 SAC: 1 DP: 2 HBP: 0	WP: 0 PB: 0 SB: 0 CS: 0	PA: 36																
PITCHER	IP WLS BF H R ER SO BB IBB HBP BLK WP HR S P ERA WHIP																																			
Eric Show, R (1, 1) ERA: 3.87	5.0		22	6	2	2	1	1	0	0	0	0	0	23	27	3.60	1.400																			
Craig Lefferts, L (6, 1) ERA: 4.6	0.1		2	0	0	0	0	0	1	0	0	0	0	1	5	0.00	0.000																			
Lance McCullers, R (6, 1) ERA: 3.95	1.2	W	5	0	0	0	3	0	0	0	0	0	0	11	11	0.00	0.000																			
Rich Gossage, R (8, 1) ERA: 2.65	2.0	S	7	2	0	0	4	0	0	0	0	0	0	15	15	0.00	1.000																			

Los Angeles Dodgers @ San Diego Padres
 Jack Murphy Stadium, San Diego, CA
 Tue Jun 16 1987, 10:05 PM EDT
 Att: 22,968 - Unknown

AB	33
R	2
H	8
RBI	2
BB	2
SO	8
LOB	15



Batter	1	2	3	4	5	6	7	8	9	AB R H RBI BB SO LOB	TOP																									
Mariano Duncan, R (1, 6) OBP: 0.268, SLG: 0.298 Ken Landreaux, L (8, PH) OBP: 0.293, SLG: 0.299 (8, 7)	0-0 WP 1B		0-0 G4-3 1-2f		0-3 K	0-3 K		0-0 CS 1-2	0-0 4-3	4 1 1 0 0 2 2 1 0 0 0 0 0 0	Los Angeles Dodgers @ San Diego Padres Jack Murphy Stadium, San Diego, CA Wed Jun 17 1987, 6:33 AM EDT Att: 23,461 - Unknown livebaseballscorecards.com																									
Franklin Stubbs, L (1, 3) OBP: 0.328, SLG: 0.469	0-0 E 1-2 1B		0-0 HR 1B		4-0 HR BB		0-3 K		0-0 L9	4 2 2 0 1 1 0																										
John Shelby, S (1, 8) OBP: 0.298, SLG: 0.470	0-3 K 2-3		0-0 HR 1B		0-0 HR		0-0 F7 E 2B		0-0 F7	5 3 3 4 0 1 2																										
Pedro Guerrero, R (1, 7) OBP: 0.396, SLG: 0.596 Brian Holton, R (7, 1) OBP: 0.250, SLG: 0.250 Ken Howell, R (7, 1) OBP: 1.000, SLG: 1.000	0-3 K 1-3 3-H		0-0 F9		0-0 PB 2B 1B		0-0 F7 2-3		0-0 F7	4 1 1 0 0 1 2 0 0 0 0 0 0 0 0 0 0 0 0 0 0																										
Mike Marshall, R (1, 9) OBP: 0.325, SLG: 0.473	0-0 P6			4-0 F7 BB	0-0 1-H 2B		0-0 E6 FC6-4		0-0 E6 FC6-4	3 0 1 1 1 0 1																										
Mike Scioscia, L (1, 2) OBP: 0.366, SLG: 0.381		0-0 F8		0-3 K	0-0 3-1		0-0 FC6-4 1-2f		0-0 FC6-4	4 0 0 0 0 1 3																										
Mickey Hatcher, R (1, 5) OBP: 0.318, SLG: 0.422		0-0 L8		0-0 F7 1-2		0-0 5-3		0-3 K		4 0 0 0 0 1 1																										
Steve Sax, R (1, 4) OBP: 0.315, SLG: 0.351		0-0 6-3		0-0 F8		0-0 1-3		0-0 CS 1B		4 0 1 0 0 0 1																										
Fernando Valenzuela, L (1, 1) OBP: 0.184, SLG: 0.184 Reggie Williams, R (7, 7) OBP: 0.250, SLG: 0.133 Ralph Bryant, L (8, PH) OBP: 0.385, SLG: 0.545 Dave Anderson, R (8, 6) OBP: 0.288, SLG: 0.309			0-0 G4-3 1B		0-0 P4		0-0 K		0-3 K	3 0 2 0 0 0 0 0 0 0 0 0 0 0 1 0 0 0 0 1 1 0 0 0 0 0 0 0																										
Inning Stats	R: 1 E: 0 K: 2 S: 9	H: 2 LOB: 1 BB: 0 P: 9	R: 0 E: 0 K: 0 S: 3	H: 0 LOB: 0 BB: 0 P: 3	R: 2 E: 0 K: 0 S: 5	H: 3 LOB: 0 BB: 0 P: 5	R: 0 E: 0 K: 1 S: 5	H: 0 LOB: 1 BB: 1 P: 9	R: 3 E: 0 K: 1 S: 8	H: 3 LOB: 1 BB: 1 P: 12	R: 0 E: 0 K: 1 S: 6	H: 1 LOB: 1 BB: 0 P: 6	R: 1 E: 1 K: 1 S: 7	H: 1 LOB: 1 BB: 0 P: 7	R: 0 E: 0 K: 2 S: 7	H: 1 LOB: 0 BB: 0 P: 7	R: 0 E: 0 K: 0 S: 3	H: 0 LOB: 0 BB: 0 P: 3	1B: 7 2B: 2 3B: 0 HR: 2	SF: 0 SAC: 0 DP: 1 HBP: 0	WP: 1 PB: 1 SB: 1 CS: 1	PA: 40														
PITCHER	IP WLS BF H R ER SO BB IBB HBP BLK WP HR S P ERA WHIP																																			
Ed Whitson, R (1, 1) ERA: 4.93	4.2		23	8	6	6	4	2	0	0	0	1	2	29	37	11.57	2.143																			
Ray Hayward, L (5, 1) ERA: 23.14	1.1		5	1	0	0	1	0	0	0	0	0	0	7	7	0.00	0.750																			
Craig Lefferts, L (7, 1) ERA: 4.5	1.0	W	5	1	1	0	1	0	0	0	0	0	0	7	7	0.00	1.000																			
Lance McCullers, R (8, 1) ERA: 3.77	2.0	S	6	1	0	0	2	0	0	0	0	0	0	10	10	0.00	0.500																			

Los Angeles Dodgers @ San Diego Padres
Jack Murphy Stadium, San Diego, CA
 Wed Jun 17 1987, 6:33 AM EDT
 Att: 23,461 - Unknown

AB	37
R	7
H	11
RBI	5
BB	2
SO	8
LOB	13



Batter	1	2	3	4	5	6	7	8	9	AB	R	H	RBI	BB	SO	LOB
Stan Jefferson, S OBP: 0.339, SLG: 0.333 (1, 7) (8, 8)	0-3 K	0-0 F7		0-0 6-3			0-0 3-1	0-3 K		5	0	0	0	0	2	1
Randy Ready, R OBP: 0.423, SLG: 0.429 (1, 4) (8, 7)	0-0 F7	0-0 1B		0-0 4-3			0-0 P5			4	0	1	1	0	0	0
Tony Gwynn, L OBP: 0.443, SLG: 0.511 (1, 9)	0-0 HR 1B	0-0 F7			0-0 L1		4-0 2B BB			3	2	1	0	1	0	1
Carmelo Martinez, R OBP: 0.350, SLG: 0.421 (1, 3)	0-0 HR		0-0 6-3		0-0 6-3		4-0 2B 1B BB			3	2	1	2	1	0	0
Benito Santiago, R OBP: 0.306, SLG: 0.403 (1, 2)	4-0 1B BB		0-0 FC6-5 1B		0-0 1-3		0-0 1B 2B			3	2	2	1	1	0	0
Shane Mack, R OBP: 0.325, SLG: 0.351 John Kruk, L (7, PH) Dave Dravecky, R (7, PR) Lance McCullers, S (8, 1)	0-0 1B		0-0 E9 FC6-5 1B		0-3 K		0-0 1B			3	0	2	0	0	1	0
Kevin Mitchell, R OBP: 0.299, SLG: 0.367 (1, 5)	0-0 6-3		0-0 FC6-5		0-0 HR		0-0 F9			4	1	1	2	0	0	4
Garry Templeton, S OBP: 0.274, SLG: 0.251 (1, 6)		4-0 SH2-4 1B BB	0-3 K		0-0 6-3		0-3 K			3	1	0	0	1	2	1
Ed Whitson, R OBP: 0.077, SLG: 0.077 Ray Hayward, L (5, 1)		0-0 SH2-4		0-0 1-3		0-3 K		0-0 4-3		1	0	0	0	0	0	0
Luis Salazar, R OBP: 0.337, SLG: 0.368 Craig Lefferts, L OBP: 0.500, SLG: 0.500 Tim Flannery, L OBP: 0.333, SLG: 0.277 (8, 4)		1-2								0	0	0	0	0	0	0
										1	0	0	0	0	0	0
										0	0	0	0	0	0	0
										1	0	0	0	0	0	0
										1	0	0	0	0	0	0
Inning Stats	R: 2 E: 0 K: 1 S: 8	H: 3 LOB: 2 BB: 1 P: 12	R: 1 E: 0 K: 0 S: 4	H: 1 LOB: 1 BB: 1 P: 8	R: 1 E: 1 K: 1 S: 7	H: 2 LOB: 1 BB: 0 P: 7	R: 0 E: 0 K: 0 S: 3	H: 0 LOB: 0 BB: 0 P: 3	R: 1 E: 0 K: 2 S: 8	H: 1 LOB: 0 BB: 0 P: 8	R: 3 E: 0 K: 0 S: 5	H: 2 LOB: 1 BB: 2 P: 13	R: 0 E: 0 K: 2 S: 7	H: 0 LOB: 0 BB: 0 P: 7	1B: 6 2B: 1 3B: 0 HR: 2	SF: 0 SAC: 1 DP: 0 HBP: 0

BOTTOM

Los Angeles Dodgers @ San Diego Padres
Jack Murphy Stadium, San Diego, CA
 Wed Jun 17 1987, 6:33 AM EDT
 Att. 23,461 - Unknown

AB	32
R	8
H	9
RBI	8
BB	4
SO	6
LOB	7



PITCHER																
IP	WLS	BF	H	R	ER	SO	BB	IBB	HBP	BLK	WP	HR	S	P	ERA	WHIP
Fernando Valenzuela, L (1, 1) ERA: 4.05	6.0		7	5	4	4	2	0	0	0	0	2	33	41	6.00	1.500
Brian Holton, R (7, 1) ERA: 3.58	0.2	L	5	1	3	0	2	0	0	0	0	0	3	11	40.50	4.500
Ken Howell, R (7, 1) ERA: 4.75	1.1		5	1	0	2	0	0	0	0	0	0	9	9	0.00	0.750

Batter	1	2	3	4	5	6	7	8	9	AB R H RBI BB SO LOB	TOP											
Eddie Milner, L (1, 8) OBP: 0.225, SLG: 0.184	0-0 F8		0-3 K			0-3 K		0-0 F7		4 0 0 0 0 2 0	San Francisco Giants @ San Diego Padres Jack Murphy Stadium, San Diego, CA Thu Jun 18 1987, 10:05 PM EDT Att: 13,856 - Unknown livebaseballscorecards.com											
Will Clark, L (1, 3) OBP: 0.374, SLG: 0.586	0-3 K		0-0 3-1			0-0 F9		0-0 F8		4 0 0 0 0 1 0												
Jeffrey Leonard, R (1, 7) OBP: 0.365, SLG: 0.597	0-0 1B		0-0 4-3			0-0 6-3		0-0 G6-4-3 E 1B		4 1 2 0 0 0 0												
Candy Maldonado, R (1, 9) OBP: 0.381, SLG: 0.554	0-0 1B		0-0 L7			0-0 E8 1B		0-0 E6 G6-4-3 1-2		4 0 2 1 0 0 1												
Chris Brown, R (1, 5) OBP: 0.333, SLG: 0.447	0-3 K		0-3 K			0-0 6-3		0-0 G6-4-3 1-2f 2-3		4 0 0 0 0 2 4												
Bob Brenly, R (1, 2) OBP: 0.357, SLG: 0.381		4-0 FC6-4 1B CS BB	0-3 K			0-0 1B		0-0 F6		3 0 1 0 0 1 1												
Robby Thompson, R (1, 4) OBP: 0.344, SLG: 0.441		0-0 FC6-4 1B	0-3 K			0-0 F8		0-3 K		3 0 1 0 0 1 2												
Matt Williams, R (1, 6) OBP: 0.235, SLG: 0.321		0-0 FC6-4	0-0 K			0-0 F7		0-0 3-1		2 0 0 0 0 0 2												
Chili Davis, S (7, PH) OBP: 0.330, SLG: 0.388		0-0 CS	0-0 K			0-0 F7		0-0 3-1		1 0 0 0 0 0 2												
Chris Speier, R (7, 6) OBP: 0.353, SLG: 0.424		1-2f 2-3	0-0 K			0-0 F7		0-0 3-1		0 0 0 0 0 0 0												
Atlee Hammaker, S (1, 1) OBP: 0.105, SLG: 0.105		0-0 4-3	0-0 K			0-3 K		0-3 K		2 0 0 0 0 1 2												
Jeff Robinson, R (6, 1) OBP: 0.143, SLG: 0.143		1-2 3-H	0-0 K			0-3 K				0 0 0 0 0 0 0												
Harry Spilman, L (8, PH) OBP: 0.405, SLG: 0.484			0-0 K							1 0 0 0 0 1 0												
Scott Garrelts, R (8, 1) OBP: 0.143, SLG: 0.143			0-0 K							0 0 0 0 0 0 0												
Inning Stats	R: 1 E: 0 K: 2 S: 9	H: 2 LOB: 1 BB: 0 P: 9	R: 0 E: 0 K: 0 S: 3	H: 1 LOB: 1 BB: 1 P: 7	R: 0 E: 0 K: 1 S: 5	H: 0 LOB: 0 BB: 0 P: 5	R: 0 E: 0 K: 2 S: 7	H: 0 LOB: 0 BB: 0 P: 7	R: 0 E: 0 K: 1 S: 5	H: 0 LOB: 0 BB: 0 P: 5	R: 0 E: 1 K: 1 S: 7	H: 2 LOB: 2 BB: 0 P: 7	R: 0 E: 0 K: 1 S: 5	H: 0 LOB: 0 BB: 0 P: 5	R: 0 E: 0 K: 1 S: 4	H: 0 LOB: 0 BB: 0 P: 4	R: 0 E: 1 K: 0 S: 4	H: 1 LOB: 1 BB: 0 P: 4	1B: 5 2B: 1 3B: 0 HR: 0	SF: 0 SAC: 0 DP: 1 HBP: 0	WP: 0 PB: 0 SB: 0 CS: 2	PA: 33
PITCHER	IP WLS BF H R ER SO BB IBB HBP BLK WP HR S P ERA WHIP																					
Storm Davis, R (1, 1) ERA: 6.04	6.0 W 21 3 1 1 7 1 0 0 0 0 0 0 34 38 1.50 0.667																					
Jimmy Jones, R (7, 1) ERA: 7.67	1.0 5 2 0 0 1 0 0 0 0 0 0 0 7 7 0.00 2.000																					
Rich Gossage, R (8, 1) ERA: 2.37	2.0 S 7 1 0 0 1 0 0 0 0 0 0 0 9 9 0.00 0.500																					



Batter	1	2	3	4	5	6	7	8	9	AB	R	H	RBI	BB	SO	LOB
Stan Jefferson, S OBP: 0.344, SLG: 0.350 (1, 7)	0-3 K		0-0 FC3-5 2B		0-3 K		0-0 G3 S 1B			4	0	2	0	0	2	0
Randy Ready, R OBP: 0.413, SLG: 0.416 Rich Gossage, R (8, 1)	0-0 E5 S 1B		0-0 FC3-5 G5-4-3 2-3		0-0 6-3		0-0 G3 1-3			4	1	0	0	0	0	2
Tony Gwynn, L OBP: 0.440, SLG: 0.504 (1, 9)	0-3 K 1-2		0-0 G5-4-3 1-2f		0-0 4-3		4-0 FC5 BB IBB			3	0	0	0	1	1	2
Carmelo Martinez, R OBP: 0.363, SLG: 0.462 (1, 3)	4-0 1B BB			0-0 HR		0-0 HR	4-0 1-2 BB			2	2	2	2	2	0	0
Benito Santiago, R OBP: 0.305, SLG: 0.400 (1, 2)	0-0 1B 1-2 2-H			0-0 4-3		0-0 F9	0-0 FC5 2-3f			4	0	1	1	0	0	3
Shane Mack, R OBP: 0.310, SLG: 0.333 (1, 8)	0-3 K			0-0 5-3		0-0 F9		0-3 K		4	0	0	0	0	2	2
Kevin Mitchell, R OBP: 0.301, SLG: 0.369 Luis Salazar, R OBP: 0.340, SLG: 0.371 (1, 5) (5, 5)		0-0 F8		0-0 1B 1B		0-0 1B		0-0 F8		2	0	1	0	0	0	0
Garry Templeton, S OBP: 0.274, SLG: 0.251 (1, 6)		0-0 F9		0-0 1B 1-3 1B		0-3 K		0-3 K		4	0	1	0	0	2	1
Storm Davis, R OBP: 0.063, SLG: 0.063 Jimmy Jones, R OBP: 0.300, SLG: 0.300 Tim Flannery, L OBP: 0.330, SLG: 0.274 (1, 1) (7, 1) (7, PH) (8, 4)		0-0 6-3		0-3 K			0-0 4-3			2	0	0	0	0	1	2
										0	0	0	0	0	0	0
										1	0	0	0	0	0	0


Inning Stats		R: 1	H: 1	E: 1	K: 3	S: 11	R: 0	H: 0	E: 0	K: 0	S: 3	R: 0	H: 1	E: 0	K: 0	S: 3	R: 0	H: 3	E: 0	K: 1	S: 8	R: 0	H: 0	E: 0	K: 1	S: 5	R: 1	H: 2	E: 0	K: 1	S: 7	R: 0	H: 1	E: 0	K: 0	S: 4	R: 0	H: 0	E: 0	K: 2	S: 7	R: 0	H: 0	E: 0	K: 2	S: 7							
PITCHER		IP	WLS	BF	H	R	ER	SO	BB	IBB	HBP	BLK	WP	HR	S	P	ERA	WHIP	PITCHER		IP	WLS	BF	H	R	ER	SO	BB	IBB	HBP	BLK	WP	HR	S	P	ERA	WHIP																
Atlee Hammaker, L ERA: 2.89 (1, 1)	5.2	L	25	7	3	2	5	5	1	0	0	0	0	2	34	38	3.18	1.412	Jeff Robinson, R ERA: 2.55 (6, 1)		1.1		7	1	0	0	1	1	0	0	0	0	7	15	0.00	1.500	Scott Garrelts, R ERA: 3.28 (8, 1)		1.0		3	0	0	0	2	0	0	0	0	7	7	0.00	0.000

BOTTOM

San Francisco Giants @ San Diego Padres
Jack Murphy Stadium, San Diego, CA

Thu Jun 18 1987, 10:05 PM EDT
Att. 13,856 - Unknown

AB	32
R	3
H	8
RBI	3
BB	3
SO	8
LOB	12



WP: 0	PA: 35
PB: 0	CS: 0
SB: 2	

Batter	1	2	3	4	5	6	7	8	9	AB R H RBI BB SO LOB	TOP											
Robby Thompson, R (1, 4) OBP: 0.346, SLG: 0.453	0-0 2B		0-0 2B			0-0 F8	0-0 F2		0-0 6-3	5 0 2 0 0 0 1												
Chris Brown, R (1, 5) OBP: 0.317, SLG: 0.422	0-0 F9		0-0 F2			0-0 1-3		0-0 5-3	0-0 F9	5 0 0 0 0 0 2												
Jeffrey Leonard, R (1, 7) OBP: 0.362, SLG: 0.589	0-0 5-3			0-0 5-3		0-0 4-3		0-0 2B 1B	0-0 F6	5 1 1 0 0 0 1												
Candy Maldonado, R (1, 9) OBP: 0.383, SLG: 0.556	0-0 6-3			0-3 K			4-0 1B 2B BB	0-0 2B 2B		3 2 1 1 1 1 1												
Chili Davis, S (1, 8) OBP: 0.332, SLG: 0.394		0-0 F6		0-3 K			0-0 2B 1B	0-0 2B 2B		4 2 2 1 0 1 0												
Bob Melvin, R (1, 2) OBP: 0.282, SLG: 0.430		0-0 F9			0-0 5-3		0-3 K	4-0 2B BB		2 0 0 0 0 0 0												
Bob Brenly, R (6, 2) OBP: 0.359, SLG: 0.377										1 1 0 0 1 1 2												
Will Clark, L (1, 3) OBP: 0.372, SLG: 0.585		0-3 K			0-3 K		0-3 K	0-0 WP 1-H 2-H 2B		4 0 1 2 0 3 2												
Matt Williams, R (1, 6) OBP: 0.238, SLG: 0.323			0-0 F9		0-0		0-0	0-0 F7		2 0 1 0 0 0 0												
Eddie Milner, L (7, PH) OBP: 0.244, SLG: 0.231										1 1 1 1 0 0 0												
Jeff Robinson, R (7, 1) OBP: 0.143, SLG: 0.143										0 0 0 0 0 0 0												
Joel Youngblood, R (8, PH) OBP: 0.258, SLG: 0.250							1-3 E 2B			1 0 0 0 0 0 1												
Scott Garrelts, R (8, 1) OBP: 0.143, SLG: 0.143							3-H			0 0 0 0 0 0 0												
Mark Davis, L (1, 1) OBP: 0.217, SLG: 0.348			0-3 K		0-3 K		0-0 E5	0-3 K		1 0 0 0 0 1 0												
Mike Aldrete, L (5, PH) OBP: 0.347, SLG: 0.344							2-H 3-H			1 0 0 0 0 1 1												
Randy Bockus, L (5, 1)								2-3		0 0 0 0 0 0 0												
Chris Speier, R (7, PH) OBP: 0.349, SLG: 0.418										2 0 0 0 0 1 1												
Inning Stats	R: 0 E: 0 K: 0 S: 4	H: 1 LOB: 1 BB: 0 P: 4	R: 0 E: 0 K: 1 S: 5	H: 0 LOB: 0 BB: 0 P: 5	R: 0 E: 0 K: 1 S: 6	H: 1 LOB: 1 BB: 0 P: 6	R: 0 E: 0 K: 2 S: 7	H: 0 LOB: 0 BB: 0 P: 7	R: 0 E: 0 K: 2 S: 8	H: 1 LOB: 1 BB: 0 P: 8	R: 0 E: 0 K: 0 S: 3	H: 0 LOB: 0 BB: 0 P: 3	R: 3 E: 1 K: 2 S: 10	H: 2 LOB: 1 BB: 1 P: 14	R: 4 E: 0 K: 1 S: 9	H: 4 LOB: 1 BB: 1 P: 13	R: 0 E: 0 K: 0 S: 3	H: 0 LOB: 0 BB: 0 P: 3	1B: 3 2B: 6 3B: 0 HR: 0	SF: 0 SAC: 0 DP: 0 HBP: 0	WP: 1 PB: 0 SB: 0 CS: 0	PA: 39
PITCHER	IP	WLS	BF	H	R	ER	SO	BB	IBB	HBP	BLK	WP	HR	S	P	ERA	WHIP					
Dave Dravecky, L (1, 1) ERA: 3.78	0.0		0	0	0	0	0	0	0	0	0	0	0	0	0	∞	∞					
Lance McCullers, R (7, 1) ERA: 4.44	1.1	L	10	4	5	4	2	1	0	0	0	0	0	13	17	27.00	3.750					
Craig Lefferts, L (8, 1) ERA: 4.44	0.2		3	1	0	0	1	0	0	0	0	1	0	5	5	0.00	1.500					
Jimmy Jones, R (9, 1) ERA: 7.39	1.0		3	0	0	0	0	0	0	0	0	0	0	3	3	0.00	0.000					

San Francisco Giants @ San Diego Padres
Jack Murphy Stadium, San Diego, CA

AB	37
R	7
H	9
RBI	5
BB	2
SO	9
LOB	12



Fri Jun 19 1987, 10:05 PM EDT
Att: 19,288 - Unknown

Batter	1	2	3	4	5	6	7	8	9	AB	R	H	RBI	BB	SO	LOB
Stan Jefferson, S OBP: 0.346, SLG: 0.361 (1, 7) (8, 8)	0-0 S 1B	0-0 2B		0-0 F9		0-3 K 1B		0-3 K		5	3	2	0	0	2	2
Randy Ready, R OBP: 0.412, SLG: 0.423 (1, 4)	0-3 K	0-0 2B		0-0 F9		0-0 1B			0-0 6-3	5	1	2	2	0	1	2
Tony Gwynn, L OBP: 0.443, SLG: 0.515 (1, 9)	0-0 F8 1B	0-0 1B			0-0 F7	0-0 F8			0-0 6-3 3B	5	2	3	2	0	0	1
Carmelo Martinez, R OBP: 0.359, SLG: 0.452 (1, 3)	0-0 F8 1-3	0-0 4-3			4-0 BB		0-0 5-3		0-0 6-3	4	0	0	1	1	0	2
Benito Santiago, R OBP: 0.303, SLG: 0.393 (1, 2)	4-0 2B BB		0-3 K		0-3 K 1-2		0-3 K		0-0 6-3	4	0	0	0	1	3	1
Shane Mack, R OBP: 0.308, SLG: 0.341 Craig Lefferts, L OBP: 0.500, SLG: 0.500 Jimmy Jones, R OBP: 0.300, SLG: 0.300 (1, 8) (8, 1) (9, 1)	0-0 2B		0-0 6-3		0-0 E5 2-3		0-0 6-3			4	0	1	1	0	0	1
Kevin Mitchell, R OBP: 0.300, SLG: 0.362 (1, 5)	0-0 F9		0-0 6-3		0-0 5-3 1-2			4-0 BB		3	0	0	0	1	0	4
Garry Templeton, S OBP: 0.270, SLG: 0.248 John Kruk, L OBP: 0.450, SLG: 0.506 Luis Salazar, R OBP: 0.340, SLG: 0.371 (1, 6) (8, PH) (9, 6)		0-0 4-3		0-3 K		0-3 K		0-3 K		3	0	0	0	0	2	0
Dave Dravecky, R OBP: 0.267, SLG: 0.214 Lance McCullers, S Jim Steels, L OBP: 0.308, SLG: 0.241 (1, 1) (7, 1) (8, 7)		0-3 K		4-0 BB		0-0 1-3		0-3 K		1	0	0	0	0	1	1

Inning Stats	R: 2	H: 3	E: 0	LOB: 2	K: 1	BB: 1	S: 8	P: 12	R: 2	H: 3	E: 0	LOB: 1	K: 1	BB: 0	S: 8	P: 8	R: 0	H: 0	E: 0	LOB: 0	K: 1	BB: 0	S: 5	P: 5	R: 0	H: 0	E: 1	LOB: 2	K: 1	BB: 1	S: 6	P: 10	R: 1	H: 1	E: 0	LOB: 1	K: 2	BB: 0	S: 9	P: 9	R: 0	H: 0	E: 0	LOB: 0	K: 1	BB: 0	S: 5	P: 5	R: 0	H: 0	E: 0	LOB: 1	K: 3	BB: 1	S: 9	P: 13	R: 1	H: 1	E: 0	LOB: 0	K: 0	BB: 0	S: 4	P: 4
--------------	------	------	------	--------	------	-------	------	-------	------	------	------	--------	------	-------	------	------	------	------	------	--------	------	-------	------	------	------	------	------	--------	------	-------	------	-------	------	------	------	--------	------	-------	------	------	------	------	------	--------	------	-------	------	------	------	------	------	--------	------	-------	------	-------	------	------	------	--------	------	-------	------	------

PITCHER	IP	WLS	BF	H	R	ER	SO	BB	IBB	HBP	BLK	WP	HR	S	P	ERA	WHIP
Mark Davis, L ERA: 5.12 (1, 1)	4.0		20	6	4	4	4	2	0	0	0	0	0	26	34	9.00	2.000
Randy Bockus, R ERA: 1.93 (5, 1)	2.0		10	1	1	0	3	1	0	0	0	0	0	15	19	0.00	1.000
Jeff Robinson, R ERA: 2.5 (7, 1)	1.0	W	3	0	0	0	1	0	0	0	0	0	0	5	5	0.00	0.000
Scott Garrelts, R ERA: 3.33 (8, 1)	2.0	S	8	1	1	1	3	1	0	0	0	0	0	13	17	4.50	1.000


BOTTOM

San Francisco Giants @ San Diego Padres
Jack Murphy Stadium, San Diego, CA

Fri Jun 19 1987, 10:05 PM EDT
 Att. 19,288 - Unknown

livebaseballscorecards.com

AB	37
R	6
H	8
RBI	6
BB	4
SO	11
LOB	15



WP	PA	ERA	WHIP
0	41		
1			
4			
0			

Batter	1	2	3	4	5	6	7	8	9	AB R H RBI BB SO LOB	TOP																
Robby Thompson, R (1, 4) OBP: 0.343, SLG: 0.444	0-0 5-3		4-0 4-3 BB		0-0 F8			0-0 5-3		3 0 0 0 1 0 0	San Francisco Giants @ San Diego Padres Jack Murphy Stadium, San Diego, CA Sat Jun 20 1987, 10:05 PM EDT Att: 50,494 - Unknown livebaseballscorecards.com																
Will Clark, L (1, 3) OBP: 0.366, SLG: 0.573	0-0 F9		0-0 4-3 1-2		0-3 K			0-0 G3		4 0 0 0 0 1 1																	
Jeffrey Leonard, R (1, 7) OBP: 0.357, SLG: 0.580	0-0 F8		0-0 F4		0-3 K			0-0 F9		4 0 0 0 0 1 1																	
Candy Maldonado, R (1, 9) OBP: 0.385, SLG: 0.555		0-0 G4-6-3 1B		0-0 5-3		0-0 5-3		0-0 1B 1B		4 0 2 0 0 0 0																	
Chili Davis, S (1, 8) OBP: 0.335, SLG: 0.408		0-0 G4-6-3 1-2f		0-0 G3		0-0 HR		0-0 1B 1B		4 1 2 1 0 0 1																	
Chris Brown, R (1, 5) OBP: 0.305, SLG: 0.404		0-0 G1-3		0-0 1-3		0-0 4-3		0-3 K		4 0 0 0 0 1 2																	
Bob Brenly, R (1, 2) OBP: 0.359, SLG: 0.404			0-0 6-3		0-0 HR		0-0 F7		0-0 F7	3 1 1 1 0 0 0																	
Harry Spilman, L (9, PH) OBP: 0.395, SLG: 0.469										1 0 0 0 0 0 2																	
Matt Williams, R (1, 6) OBP: 0.239, SLG: 0.328			0-0 HR 2B		0-3 K		0-0 5-3			3 1 1 0 0 1 0																	
Jim Gott, R (1, 1) OBP: 0.100, SLG: 0.400			0-0 2-H HR		0-0 F9			0-3 K		2 1 1 2 0 0 0																	
Keith Comstock, L (5, 1) OBP: 0.143, SLG: 0.143										0 0 0 0 0 0 0																	
Jeff Robinson, R (7, 1) OBP: 0.236, SLG: 0.225										0 0 0 0 0 0 0																	
Eddie Milner, L (8, PH) OBP: 0.130, SLG: 0.091										1 0 0 0 0 1 0																	
Randy Bockus, L (8, 1)										0 0 0 0 0 0 0																	
Michael LaCoss, R (8, 1)										0 0 0 0 0 0 0																	
Inning Stats	R: 0 E: 0 K: 0 S: 3	H: 0 LOB: 0 BB: 0 P: 3	R: 0 E: 0 K: 0 S: 3	H: 1 LOB: 0 BB: 0 P: 3	R: 2 E: 0 K: 0 S: 5	H: 2 LOB: 1 BB: 1 P: 9	R: 0 E: 0 K: 0 S: 3	H: 0 LOB: 0 BB: 0 P: 3	R: 1 E: 0 K: 1 S: 6	H: 1 LOB: 0 BB: 0 P: 6	R: 0 E: 0 K: 2 S: 7	H: 0 LOB: 0 BB: 0 P: 7	R: 1 E: 0 K: 0 S: 4	H: 1 LOB: 0 BB: 0 P: 4	R: 0 E: 0 K: 1 S: 5	H: 0 LOB: 0 BB: 0 P: 5	R: 0 E: 0 K: 1 S: 7	H: 2 LOB: 2 BB: 0 P: 7	1B: 3 2B: 1 3B: 0 HR: 3	SF: 0 SAC: 0 DP: 1 HBP: 0	WP: 0 PB: 0 SB: 0 CS: 0	PA: 34					
PITCHER	IP WLS BF H R ER SO BB IBB HBP BLK WP HR S P ERA WHIP																										
Andy Hawkins, R (1, 1) ERA: 5.03	6.0		22	4	3	3	3	1	0	0	0	0	2	27	31	4.50	0.833										
Jimmy Jones, R (7, 1) ERA: 7.45	1.0	W	4	1	1	1	0	0	0	0	0	0	1	4	4	9.00	1.000										
Lance McCullers, R (8, 1) ERA: 4.25	2.0	S	8	2	0	0	2	0	0	0	0	0	0	12	12	0.00	1.000										



Batter	1	2	3	4	5	6	7	8	9
Stan Jefferson, S OBP: 0.348, SLG: 0.363 (1, 8) (8, 7)	0-0 FC5-4 1B		0-3 K		0-0 1B 1B	0-3 K		0-3 K	
Tim Flannery, L OBP: 0.343, SLG: 0.276 (1, 4)	0-0 FC5-4 1-2f FC5-4		4-0 1B BB		0-0 1B WP 1B	0-0 G3		4-0 CS BB	
Tony Gwynn, L OBP: 0.446, SLG: 0.525 (1, 9)	0-0 FC5-4 E S 1B		0-0 1-2 1B		0-0 WP S 1B	0-0 F7		0-0 1-2 2B 3B	
Carmelo Martinez, R OBP: 0.362, SLG: 0.450 Shane Mack, R OBP: 0.315, SLG: 0.360 (1, 7) (7, PR) (8, 8)	0-0 1-H 1B		0-0 F2		0-3 K 1-2		4-0 6-3 1B SH1-4 BB	0-0 WP HR 2B	
John Kruk, L OBP: 0.456, SLG: 0.503 (1, 3)	0-3 K2-3			4-0 WP BB	4-0 WP IBB		0-0 SH1-4 1-2	4-0 WP HR IBB	
Benito Santiago, R OBP: 0.300, SLG: 0.402 (1, 2)		0-0 F8		0-0 L9	0-3 K		0-0 6-3 2-3	0-0 1-H 2-H HR	
Kevin Mitchell, R OBP: 0.303, SLG: 0.359 (1, 5)		0-0 6-3		0-0 L7	4-0 1-2 2-3 3-H BB		0-0 HR 1B	0-0 F9	
Garry Templeton, S OBP: 0.274, SLG: 0.263 (1, 6)		0-0 5-3		4-0 1-2 IBB	0-3 K		0-0 1-H HR		
Andy Hawkins, R OBP: 0.148, SLG: 0.148 Randy Ready, R OBP: 0.416, SLG: 0.427 Jimmy Jones, R OBP: 0.300, SLG: 0.300 Jim Steels, L OBP: 0.303, SLG: 0.236 Lance McCullers, S (1, 1) (6, PH) (7, 1) (7, PH) (8, 1)			0-0 6-3	0-0 1-3		0-0 G3 S 1B	0-0 F8		

Inning Stats	R: 1 E: 0 K: 1 S: 7	H: 2 LOB: 1 BB: 0 P: 7	R: 0 E: 0 K: 0 S: 3	H: 0 LOB: 0 BB: 0 P: 3	R: 0 E: 0 K: 1 S: 6	H: 1 LOB: 2 BB: 1 P: 10	R: 0 E: 0 K: 0 S: 3	H: 0 LOB: 2 BB: 2 P: 11	R: 2 E: 0 K: 3 S: 12	H: 3 LOB: 3 BB: 2 P: 20	R: 0 E: 0 K: 1 S: 6	H: 1 LOB: 1 BB: 0 P: 6	R: 3 E: 0 K: 0 S: 5	H: 2 LOB: 1 BB: 1 P: 9	R: 4 E: 0 K: 1 S: 7	H: 3 LOB: 0 BB: 2 P: 15
--------------	------------------------------	---------------------------------	------------------------------	---------------------------------	------------------------------	----------------------------------	------------------------------	----------------------------------	-------------------------------	----------------------------------	------------------------------	---------------------------------	------------------------------	---------------------------------	------------------------------	----------------------------------

PITCHER	IP	WLS	BF	H	R	ER	SO	BB	IBB	HBP	BLK	WP	HR	S	P	ERA	WHIP
Jim Gott, R ERA: 5.26 (1, 1)	4.2		25	6	3	3	4	3	2	0	0	2	0	28	48	5.79	1.929
Keith Comstock, L ERA: 3.75 (5, 1)	1.2		7	1	2	2	2	1	0	0	0	0	0	10	14	10.80	1.200
Jeff Robinson, R ERA: 2.8 (7, 1)	0.2	L	4	2	1	1	0	0	0	0	0	0	1	4	4	13.50	3.000
Randy Bockus, R ERA: 4.5 (8, 1)	0.2		5	2	3	3	1	1	1	0	0	0	0	5	13	40.50	4.500
Michael LaCoss, R ERA: 4.36 (8, 1)	0.1		2	1	1	1	0	0	0	0	0	1	1	2	2	27.00	3.000

AB R H RBI BB SO LOB

5	1	2	0	0	3	1
3	1	1	0	2	0	2
5	2	3	1	0	0	2
3	0	1	1	1	1	4
1	2	1	1	0	0	0
1	1	0	0	3	1	1
5	1	1	3	0	1	6
4	1	1	1	1	0	1
3	1	1	2	1	1	3
2	0	0	0	0	0	2
1	0	1	0	0	0	0
0	0	0	0	0	0	0
1	0	0	0	0	0	1
0	0	0	0	0	0	0


WP	HR	S	P	ERA	WHIP
3	0	15	43		
0	1	0			
3	0	2			
1	0	0			

San Francisco Giants @ San Diego Padres
Jack Murphy Stadium, San Diego, CA
 Sat Jun 20 1987, 10:05 PM EDT
 Att. 50,494 - Unknown

AB	34
R	10
H	12
RBI	9
BB	8
SO	7
LOB	23



WP	HR	S	P	ERA	WHIP
3	0	15	43		
0	1	0			
3	0	2			
1	0	0			

Batter	1	2	3	4	5	6	7	8	9	AB R H RBI BB SO LOB	TOP											
Robby Thompson, R OBP: 0.333, SLG: 0.429 (1, 4)	0-0 E6 2B	0-0 F4	0-0 F7		0-0 L6			0-0 P3		5 1 0 0 0 0 2												
Jeffrey Leonard, R OBP: 0.354, SLG: 0.576 Scott Garrelts, R OBP: 0.143, SLG: 0.143 (1, 7) (8, 1)	0-0 FC3 1-H FC5-4 2B	0-0 4-3	0-0 FC5-4			0-0 F4		0-0 5-3		5 1 1 1 0 0 1 0 0 0 0 0 0 0												
Will Clark, L OBP: 0.366, SLG: 0.581 (1, 3)	0-0 FC3 2-3 FC5-4	4-0 1B BB		0-0 6-3		0-0 HR		0-0 4-3		4 1 1 1 1 0 1												
Candy Maldonado, R OBP: 0.389, SLG: 0.554 (1, 9)	0-0 FC5-4 1-2f 2B 3-H	0-0 1-3 1B		0-0 6-3		0-0 G4-6-3 1B		4-0 G3 E BB		4 2 2 1 1 0 1												
Chili Davis, S OBP: 0.332, SLG: 0.408 (1, 8) (8, 7)	0-0 PB 1-H 1B 2B	0-0 6-3		0-3 K2-3		0-0 G4-6-3		0-0 G3		5 1 1 1 0 1 4												
Chris Brown, R OBP: 0.300, SLG: 0.394 (1, 5)	0-0 1B 2-H FC4-2 1B		0-0 G3		0-0 5-3		0-0 5-3		0-0 6-3	5 0 1 1 0 0 1												
Bob Brenly, R OBP: 0.368, SLG: 0.434 (1, 2)	0-0 FC4-2 1-3 1B		4-0 1B S S BB		0-0 HR		0-0 6-3		0-0 E3 HR 2-H	4 3 2 1 1 0 0	AB 41 R 11 H 12 RBI 9 BB 4 SO 1 LOB 15											
Matt Williams, R OBP: 0.248, SLG: 0.350 (1, 6)	0-0 FC4-2 1-2 3-H		0-0 E S 1B 1B		0-0 1-3		0-0 FC6-4 1B		0-0 HR 1-H	5 2 3 2 0 0 2												
Kelly Downs, R OBP: 0.188, SLG: 0.161 Eddie Milner, L OBP: 0.233, SLG: 0.220 (1, 1) (8, 8)	0-0 4-3		0-0 1-H 3-H FC5-4 1B		4-0 BB		0-0 FC6-4		0-0 4-3	3 0 1 1 1 0 3 1 0 0 0 0 0 0												
Inning Stats	R: 4 E: 1 K: 0 S: 9	H: 4 LOB: 2 BB: 0 P: 9	R: 0 E: 0 K: 0 S: 4	H: 1 LOB: 2 BB: 1 P: 8	R: 2 E: 0 K: 0 S: 5	H: 2 LOB: 1 BB: 1 P: 9	R: 0 E: 0 K: 1 S: 5	H: 0 LOB: 0 BB: 0 P: 5	R: 1 E: 0 K: 0 S: 4	H: 1 LOB: 1 BB: 1 P: 8	R: 1 E: 0 K: 0 S: 4	H: 2 LOB: 0 BB: 0 P: 4	R: 0 E: 0 K: 0 S: 3	H: 1 LOB: 1 BB: 0 P: 3	R: 0 E: 0 K: 0 S: 3	H: 0 LOB: 0 BB: 0 P: 3	R: 3 E: 1 K: 0 S: 5	H: 1 LOB: 0 BB: 1 P: 9	1B: 7 2B: 2 3B: 0 HR: 3	SF: 0 SAC: 0 DP: 1 HBP: 0	WP: 0 PB: 1 SB: 3 CS: 0	PA: 45
PITCHER	IP WLS BF H R ER SO BB IBB HBP BLK WP HR S P ERA WHIP												PITCHER	IP WLS BF H R ER SO BB IBB HBP BLK WP HR S P ERA WHIP								
Eric Show, R ERA: 4.14 (1, 1)	0.1 L 7 4 4 3 0 0 0 0 0 0 0 7 7 81.00 12.000																					
Greg Booker, R ERA: 4.13 (1, 1)	2.2 13 3 2 1 0 2 0 0 0 0 0 0 11 19 3.38 1.875																					
Ray Hayward, L ERA: 13.5 (4, 1)	3.0 12 3 2 2 1 1 0 0 0 0 0 2 13 6.00 1.333																					
Jimmy Jones, R ERA: 6.75 (7, 1)	3.0 13 2 3 0 0 1 0 0 0 0 0 1 12 0.00 1.000																					

San Francisco Giants @ San Diego Padres
 Jack Murphy Stadium, San Diego, CA
 Sun Jun 21 1987, 6:33 AM EDT
 Att. 19,856 - Unknown

AB	41
R	11
H	12
RBI	9
BB	4
SO	1
LOB	15



Batter	1	2	3	4	5	6	7	8	9	AB	R	H	RBI	BB	SO	LOB
Stan Jefferson, S OBP: 0.338, SLG: 0.350 (1, 8) (7, 7)	0-3 K		0-3 K		0-0 F8			0-0 3-1		4	0	0	0	0	2	0
Tim Flannery, L OBP: 0.330, SLG: 0.264 (1, 4)	0-0 4-3		0-0 F8			0-0 F7		0-0 G1		4	0	0	0	0	0	0
Tony Gwynn, L OBP: 0.443, SLG: 0.520 (1, 9)	0-0 E S 1B			0-0 F8		0-0 4-3		0-3 K		4	0	1	0	0	1	0
Carmelo Martinez, R OBP: 0.364, SLG: 0.445 (1, 7) (7, 3)	4-0 1-3 BB			0-0 F7		4-0 FC5-4 BB		0-0 F9		2	0	0	0	2	0	0
John Kruk, L OBP: 0.455, SLG: 0.500 Jimmy Jones, R OBP: 0.300, SLG: 0.300 Luis Salazar, R OBP: 0.336, SLG: 0.367 (1, 3) (7, 1) (9, PH)	0-0 F7			0-0 HR 1B		0-0 FC5-4 1-2f		0-0 F6		3	1	1	0	0	0	3
Randy Ready, R OBP: 0.418, SLG: 0.449 (1, 5)		0-0 F8		0-0 1-H HR		0-0 F8		0-0 1B 1B		4	1	2	2	0	0	0
Benito Santiago, R OBP: 0.300, SLG: 0.399 (1, 2)		0-0 F7		0-3 K		0-0 F7		0-0 1B 1B		4	0	1	0	0	1	0
Garry Templeton, S OBP: 0.274, SLG: 0.263 (1, 6)		0-0 3-1			0-0 4-3		0-0 1B	0-3 K		4	0	1	0	0	1	2
Eric Show, R OBP: 0.030, SLG: 0.030 Greg Booker, R OBP: 0.299, SLG: 0.232 Ray Hayward, L OBP: 0.312, SLG: 0.356 (1, 1) (1, 1) (3, PH) (4, 1) (7, 8)			0-0 F7		0-0 F8		0-0 F8			0	0	0	0	0	0	0

Inning Stats	R: 0	H: 1	E: 0	K: 1	S: 6	LOB: 2	BB: 1	P: 10	R: 0	H: 0	E: 0	K: 0	S: 3	LOB: 0	BB: 0	P: 3	R: 0	H: 0	E: 0	K: 1	S: 5	LOB: 0	BB: 0	P: 5	R: 2	H: 2	E: 0	K: 1	S: 7	LOB: 0	BB: 0	P: 7	R: 0	H: 0	E: 0	K: 0	S: 3	LOB: 1	BB: 1	P: 7	R: 0	H: 1	E: 0	K: 0	S: 4	LOB: 1	BB: 0	P: 4	R: 0	H: 0	E: 0	K: 1	S: 5	LOB: 0	BB: 0	P: 5	R: 0	H: 2	E: 0	K: 1	S: 7	LOB: 2	BB: 0	P: 7	1B: 5	2B: 0	3B: 0	HR: 1	SF: 0	SAC: 0	DP: 0	HBP: 0	WP: 0	PB: 0	SB: 1	CS: 0	PA: 35
--------------	------	------	------	------	------	--------	-------	-------	------	------	------	------	------	--------	-------	------	------	------	------	------	------	--------	-------	------	------	------	------	------	------	--------	-------	------	------	------	------	------	------	--------	-------	------	------	------	------	------	------	--------	-------	------	------	------	------	------	------	--------	-------	------	------	------	------	------	------	--------	-------	------	-------	-------	-------	-------	-------	--------	-------	--------	-------	-------	-------	-------	--------


PITCHER	IP	WLS	BF	H	R	ER	SO	BB	IBB	HBP	BLK	WP	HR	S	P	ERA	WHIP
Kelly Downs, R ERA: 3.49 (1, 1)	7.0	W	27	4	2	2	3	2	0	0	0	0	1	31	39	2.57	0.857
Scott Garrelts, R ERA: 3.21 (8, 1)	2.0		8	2	0	0	2	0	0	0	0	0	0	12	12	0.00	1.000

BOTTOM

San Francisco Giants @ San Diego Padres
Jack Murphy Stadium, San Diego, CA

Sun Jun 21 1987, 6:33 AM EDT
 Att. 19,856 - Unknown

AB	33
R	2
H	6
RBI	2
BB	2
SO	5
LOB	6



PITCHER	IP	WLS	BF	H	R	ER	SO	BB	IBB	HBP	BLK	WP	HR	S	P	ERA	WHIP
---------	----	-----	----	---	---	----	----	----	-----	-----	-----	----	----	---	---	-----	------

Batter	1	2	3	4	5	6	7	8	9	AB R H RBI BB SO LOB	TOP																			
Billy Hatcher, R OBP: 0.369, SLG: 0.455 Rocky Childress, R (7, 1)	0-0 4-3		0-0 F9			0-0 6-3	0-0 4-3			4 0 0 0 0 0 2 0 0 0 0 0 0 0																				
Bill Doran, S OBP: 0.342, SLG: 0.382 (1, 4)	4-0 BB BB		0-0 F9			0-3 K		0-0 G3		3 0 0 0 1 1 0																				
Denny Walling, L OBP: 0.353, SLG: 0.419 (1, 5)	0-0 F8			0-0 F9		4-0 BB		0-0 F5		3 0 0 0 1 0 1																				
Glenn Davis, R OBP: 0.353, SLG: 0.518 (1, 3)	4-0 1-2 BB			0-3 K		0-0 F7		0-0 4-3		3 0 0 0 1 1 1																				
Kevin Bass, S OBP: 0.331, SLG: 0.431 (1, 9)	0-0 F8			0-0 6-3			4-0 1B BB BB		0-0 F2	3 1 0 0 1 0 2																				
Jose Cruz, L OBP: 0.320, SLG: 0.402 (1, 7)		0-0 F3			0-0 5-3		4-0 1B 1-2 BB		0-0 4-3	3 0 0 0 1 0 0																				
Craig Reynolds, L OBP: 0.321, SLG: 0.354 (1, 6)		0-0 F7			0-0 2B		0-0 F2		0-0 5-3	4 0 1 0 0 0 2																				
Ronn Reynolds, R OBP: 0.121, SLG: 0.156 Alan Ashby, S OBP: 0.387, SLG: 0.424 (7, PH) (7, 2)		0-3 K			0-0 F9		0-3 K			2 0 0 0 0 1 1 1 0 0 0 0 1 2																				
Nolan Ryan, R OBP: 0.111, SLG: 0.192 Terry Puhl, L OBP: 0.260, SLG: 0.264 (7, PH) (7, 8)			0-3 K		0-3 K		0-0 1-3 2-H 1B			2 0 0 0 0 2 1 1 0 1 1 0 0 0																				
Inning Stats	R: 0 E: 0 K: 0 S: 3	H: 0 LOB: 2 BB: 2 P: 11	R: 0 E: 0 K: 1 S: 5	H: 0 LOB: 0 BB: 0 P: 5	R: 0 E: 0 K: 1 S: 5	H: 0 LOB: 0 BB: 0 P: 5	R: 0 E: 0 K: 1 S: 6	H: 1 LOB: 1 BB: 0 P: 6	R: 0 E: 0 K: 1 S: 5	H: 0 LOB: 1 BB: 1 P: 9	R: 1 E: 0 K: 1 S: 6	H: 1 LOB: 2 BB: 2 P: 14	R: 0 E: 0 K: 0 S: 3	H: 0 LOB: 0 BB: 0 P: 3	R: 0 E: 0 K: 0 S: 3	H: 0 LOB: 0 BB: 0 P: 3	1B: 1 2B: 1 3B: 0 HR: 0	SF: 0 SAC: 0 DP: 0 HBP: 0	WP: 0 PB: 0 SB: 0 CS: 0	PA: 34										
PITCHER Ed Whitson, R ERA: 4.56 (1, 1)	IP 9.0	WLS W	BF 34	H 2	R 1	ER 1	SO 6	BB 5	IBB 0	HBP 0	BLK 0	WP 0	HR 0	S 41	P 61	ERA 1.00	WHIP 0.778													
											PITCHER	IP	WLS	BF	H	R	ER	SO	BB	IBB	HBP	BLK	WP	HR	S	P	ERA	WHIP		

Houston Astros @ San Diego Padres
Jack Murphy Stadium, San Diego, CA

Tue Jun 23 1987, 10:05 PM EDT
Att. 12,722 - Unknown

livebaseballscorecards.com

AB	29
R	1
H	2
RBI	1
BB	5
SO	6
LOB	12



Batter	1	2	3	4	5	6	7	8	9
Stan Jefferson, S <small>(1, 8) <small>(7, 7)</small> <small>OBP: 0.329, SLG: 0.339</small> </small>	0-0 F2 		0-3 K 		0-0 5-3 			0-0 G3 	
Tim Flannery, L <small>(1, 4) <small>OBP: 0.327, SLG: 0.255</small> </small>	0-0 G3 		4-0 3B BB 		0-0 4-3 			0-0 F7 	
Tony Gwynn, L <small>(1, 9) <small>OBP: 0.441, SLG: 0.524</small> </small>	0-0 6-3 		0-0 1-H FC5-4 3B 		0-0 G3 			0-0 F9 	
Carmelo Martinez, R <small>(1, 7) <small>OBP: 0.369, SLG: 0.446</small> </small>		0-0 1B E 1B 	4-0 FC5-4 BB 		0-3 K 				
Shane Mack, R <small>(7, 8) <small>OBP: 0.312, SLG: 0.356</small> </small>									
John Kruk, L <small>(1, 3) <small>OBP: 0.453, SLG: 0.497</small> </small>		0-0 E8 1B 	0-0 FC5-4 WP 		0-0 6-3 				
Benito Santiago, R <small>(1, 2) <small>OBP: 0.296, SLG: 0.394</small> </small>			0-3 K 	0-0 F3 		0-0 F8 			
Kevin Mitchell, R <small>(1, 5) <small>OBP: 0.298, SLG: 0.353</small> </small>		0-0 4-3 		0-0 6-3 		0-3 K 			
Garry Templeton, S <small>(1, 6) <small>OBP: 0.275, SLG: 0.264</small> </small>		0-0 		0-0 5-3 		0-3 K 			
Ed Whitson, R <small>(1, 1) <small>OBP: 0.069, SLG: 0.069</small> </small>		0-0 3-H 1B 		0-3 K 		0-0 F8 			

Inning Stats	R: 0	H: 0	E: 0	K: 0	S: 3	P: 3	R: 2	H: 3	E: 1	K: 1	S: 8	R: 2	H: 1	E: 0	K: 1	S: 6	R: 0	H: 0	E: 0	K: 1	S: 5	R: 0	H: 0	E: 0	K: 0	S: 3	R: 0	H: 0	E: 0	K: 2	S: 7	R: 0	H: 0	E: 0	K: 0	S: 3	
	0	0	0	0	3	3	2	3	1	1	8	2	1	0	0	6	0	0	0	0	0	5	0	0	0	0	3	0	0	0	0	7	0	0	0	0	3

PITCHER	IP	WLS	BF	H	R	ER	SO	BB	IBB	HBP	BLK	WP	HR	S	P	ERA	WHIP
Nolan Ryan, R <small>ERA: 2.95</small>	6.0	L	24	4	4	3	4	2	0	0	0	1	0	30	38	4.50	1.000
Rocky Childress, R <small>ERA:</small>	2.0		6	0	0	0	2	0	0	0	0	0	0	10	10	0.00	0.000

BOTTOM

AB	R	H	RBI	BB	SO	LOB
4	0	0	0	0	1	0
3	1	0	0	1	0	0
4	1	1	1	0	0	0
2	1	1	0	1	1	0
0	0	0	0	0	0	0
3	1	1	1	0	0	1
3	0	0	0	0	1	2
3	0	0	0	0	1	1
3	0	1	1	0	1	0
3	0	0	0	0	1	1

AB	28
R	4
H	4
RBI	3
BB	2
SO	6
LOB	5



WP	PA
1	30

Houston Astros @ San Diego Padres
Jack Murphy Stadium, San Diego, CA
 Tue Jun 23 1987, 10:05 PM EDT
 Att. 12,722 - Unknown

livebaseballscorecards.com

Batter	1	2	3	4	5	6	7	8	9	AB R H RBI BB SO LOB	TOP															
Billy Hatcher, R (1, 8) OBP: 0.369, SLG: 0.454	0-0 6-3		0-0 4-3		0-0 1B 2B 1B		0-0 E S 2B 1B	0-3 K		5 2 2 0 0 1 1																
Bill Doran, S (1, 4) OBP: 0.346, SLG: 0.390	0-0 4-3			0-0 F8	0-0 2B 1B 1B		0-0 E2 2B 1B		0-0 WP 1B 2B	5 3 3 1 0 0 0																
Denny Walling, L (1, 5) OBP: 0.348, SLG: 0.407	0-0 F8			0-0 F7	0-3 K		4-0 2B IBB		0-0 4-3	4 1 0 0 1 1 4																
Glenn Davis, R (1, 3) OBP: 0.361, SLG: 0.528		0-0 E7 1B		0-0 E7 1B	0-0 1B 2B		0-3 K		0-0 BB 1B 1B	5 2 4 3 0 1 3																
Kevin Bass, S (1, 9) OBP: 0.329, SLG: 0.426		0-0 6-3		0-0 F9	0-0 1B		0-0 F5		0-0 F9	5 0 1 2 0 0 6																
Jose Cruz, L (1, 7) OBP: 0.322, SLG: 0.407		0-0 5-3			F8		0-0 F8		0-0 BB 1B 1B	5 1 2 3 0 0 2																
Craig Reynolds, L (1, 6) OBP: 0.325, SLG: 0.365					0-0 1B E 2B		0-3 K		0-0 S 1B	4 1 2 0 0 1 1																
Jim Pankovits, R (9, PH) OBP: 0.120, SLG: 0.083					0-0 1B E 1B 1B		0-0 6-3		0-0 F2	0 0 0 0 0 0 0																
Terry Puhl, L (9, PH) OBP: 0.269, SLG: 0.264					0-0 1B 2B 1B		0-3 K		0-0 FC6-4 1B	0 0 0 0 1 0 0																
Dickie Thon, R (9, 6) OBP: 0.347, SLG: 0.259					0-0 E4 1B 2B 1B		0-3 K		0-0 FC6-4	0 0 0 0 0 0 0																
Ronn Reynolds, R (1, 2) OBP: 0.158, SLG: 0.189			0-0 F8		0-0 5-3				0-0 FC6-4	5 1 2 2 0 0 1																
Danny Darwin, R (1, 1) OBP: 0.125, SLG: 0.219			0-0 5-3						0-0 FC6-4	1 0 0 0 0 0 0																
Davey Lopes, R (5, PH)										1 1 0 1 0 0 1																
Ron Mathis, R (5, 1)										1 0 0 0 0 1 0																
Dave Meads, L (6, 1) OBP: 0.590, SLG: 0.333										0 0 0 0 0 0 0																
Larry Andersen, R (6, 1)										1 0 0 0 0 1 1																
Alan Ashby, S (9, PH) OBP: 0.365, SLG: 0.421										1 0 0 0 0 0 2																
Dave Smith, R (9, 1) OBP: 0.667, SLG: 0.500										0 0 0 0 0 0 0																
Inning Stats	R: 0 E: 0 K: 0 S: 3	H: 0 LOB: 0 BB: 0 P: 3	R: 0 E: 1 K: 0 S: 4	H: 1 LOB: 1 BB: 0 P: 4	R: 0 E: 0 K: 0 S: 3	H: 0 LOB: 0 BB: 0 P: 3	R: 0 E: 1 K: 0 S: 4	H: 1 LOB: 1 BB: 0 P: 4	R: 6 E: 1 K: 1 S: 12	H: 6 LOB: 1 BB: 0 P: 12	R: 0 E: 0 K: 2 S: 7	H: 0 LOB: 0 BB: 0 P: 7	R: 3 E: 1 K: 1 S: 7	H: 3 LOB: 1 BB: 1 P: 11	R: 0 E: 0 K: 2 S: 8	H: 1 LOB: 1 BB: 0 P: 8	R: 3 E: 0 K: 0 S: 7	H: 4 LOB: 2 BB: 1 P: 11	1B: 12 2B: 4 3B: 0 HR: 0	SF: 0 SAC: 0 DP: 0 HBP: 0	WP: 1 PB: 0 SB: 2 CS: 0	PA: 45				
PITCHER	IP WLS BF H R ER SO BB IBB HBP BLK WP HR S P ERA WHIP																									
Jimmy Jones, R (1, 1) ERA: 6.19	4.1		20	6	5	2	0	0	0	0	0	0	20	20	4.15	1.385										
Craig Lefferts, L (5, 1) ERA: 4.47	1.2		7	2	1	0	3	0	0	0	0	0	13	13	0.00	1.200										
Lance McCullers, R (7, 1) ERA: 4.62	2.0	L	10	4	3	3	3	0	1	0	0	0	15	19	13.50	2.000										
Ray Hayward, L (9, 1) ERA: 16.5	0.2		5	3	3	3	0	0	0	0	0	1	5	5	40.50	4.500										
Greg Booker, R (9, 1) ERA: 4.09	0.1		3	1	0	0	0	1	0	0	0	0	2	6	0.00	6.000										

Houston Astros @ San Diego Padres
 Jack Murphy Stadium, San Diego, CA
 Wed Jun 24 1987, 10:05 PM EDT
 Att: 17,483 - Unknown

livebaseballscorecards.com

AB	43
R	12
H	16
RBI	12
BB	2
SO	6
LOB	22



Batter	1	2	3	4	5	6	7	8	9	AB	R	H	RBI	BB	SO	LOB
Stan Jefferson, S (1, 8) OBP: 0.331, SLG: 0.336 (7, 7)	4-0 1B BB	0-0 S 1B	0-0 F8			0-3 K	0-0 4-3			4	2	1	0	1	1	2
Tim Flannery, L (1, 4) OBP: 0.348, SLG: 0.283	0-0 BB 1B 1-3 E	0-0 6-3 SF7 1B			0-0 F9	0-0 FC3-6 1B	0-0 1B			5	3	4	2	0	0	0
Tony Gwynn, L (1, 9) OBP: 0.443, SLG: 0.529	0-0 BB 1B 1-2 E	0-0 6-3			0-0 2B	0-0 FC3-6 1B	0-0 F7			5	1	3	1	0	0	2
Carmelo Martinez, R (1, 7) OBP: 0.367, SLG: 0.441 Luis Salazar, R (7, 5) OBP: 0.333, SLG: 0.364	4-0 E BB 1-2 2-3	0-0 SF7			0-0 F5	0-0 FC3-6 1B				2	0	0	1	1	0	3
John Kruk, L (1, 3) OBP: 0.451, SLG: 0.494	0-3 K	0-0 S 1B			0-3 K	0-0 1B	0-0 4-3			5	0	2	1	0	2	4
Randy Ready, R (1, 5) OBP: 0.420, SLG: 0.447 Lance McCullers, S (7, 1)	0-0 E3	0-0 F4			4-0 BB	0-0 1B	0-0 F9			3	0	1	1	1	0	2
Jim Steels, L (8, PH) OBP: 0.294, SLG: 0.228 Ray Hayward, L (9, 1)	1-3 2-H 3-H	1-2				1-2 2-3 1B				0	0	0	0	0	0	0
Greg Booker, R (9, 1)										0	0	0	0	0	0	0
Benito Santiago, R (1, 2) OBP: 0.294, SLG: 0.390	0-3 K		0-0 SH1-4 1B		0-3 K	0-3 K			0-0 4-3	5	0	1	0	0	3	6
Garry Templeton, S (1, 6) OBP: 0.273, SLG: 0.259	4-0 IBB		0-3 K		0-3 K		0-0 5-3		0-0 6-3	4	0	0	0	1	2	2
Jimmy Jones, R (1, 1) OBP: 0.273, SLG: 0.273 Craig Lefferts, L (5, 1) OBP: 0.333, SLG: 0.333 Shane Mack, R (7, 8) OBP: 0.316, SLG: 0.371	0-0 5-3		0-0 SH1-4		0-3 K		0-0 4-3 1B 2B		0-3 K	1	0	0	0	0	0	3
			1-2							1	0	0	0	0	1	1
										2	1	1	0	0	1	0

Inning Stats	R: 3	H: 2	E: 1	K: 2	S: 10	H: 2	LOB: 3	BB: 3	P: 22	R: 2	H: 3	E: 0	K: 0	S: 6	R: 0	H: 1	E: 0	K: 1	S: 6	R: 0	H: 1	E: 0	K: 1	S: 6	R: 0	H: 0	E: 0	K: 3	S: 9	R: 1	H: 4	E: 0	K: 2	S: 11	R: 1	H: 2	E: 0	K: 0	S: 5	R: 0	H: 0	E: 0	K: 1	S: 5	R: 0	H: 0	E: 0	K: 1	S: 5	R: 0	H: 0	E: 0	K: 1	S: 5	1B: 11	SF: 1	2B: 2	SAC: 1	3B: 0	DP: 0	HR: 0	HBP: 0	WP: 0	PA: 45
--------------	------	------	------	------	-------	------	--------	-------	-------	------	------	------	------	------	------	------	------	------	------	------	------	------	------	------	------	------	------	------	------	------	------	------	------	-------	------	------	------	------	------	------	------	------	------	------	------	------	------	------	------	------	------	------	------	------	--------	-------	-------	--------	-------	-------	-------	--------	-------	--------

PITCHER	IP	WLS	BF	H	R	ER	SO	BB	IBB	HBP	BLK	WP	HR	S	P	ERA	WHIP
Danny Darwin, R (1, 1) ERA: 3.18	4.0		23	7	5	4	4	2	1	0	0	0	0	28	40	9.00	2.250
Ron Mathis, R (5, 1) ERA: 5.4	1.1		6	1	1	1	4	1	0	0	0	0	0	13	17	6.75	1.500
Dave Meads, L (6, 1) ERA: 6.35	0.0		1	1	0	0	0	0	0	0	0	0	0	1	1	∞	∞
Larry Andersen, R (6, 1) ERA: 3.05	2.2	W	12	4	1	1	2	0	0	0	0	0	0	16	16	3.38	1.500
Dave Smith, R (9, 1) ERA: 0.3	1.0		3	0	0	0	1	0	0	0	0	0	0	5	5	0.00	0.000

BOTTOM

Houston Astros @ San Diego Padres
Jack Murphy Stadium, San Diego, CA
Wed Jun 24 1987, 10:05 PM EDT
Att. 17,483 - Unknown

livebaseballscorecards.com

AB	39
R	7
H	13
RBI	6
BB	4
SO	11
LOB	25



Batter	1	2	3	4	5	6	7	8	9	AB R H RBI BB SO LOB	TOP		
Billy Hatcher, R (1, 8) OBP: 0.368, SLG: 0.451 Rocky Childress, R (8, 1)	0-0 6-3			0-0 6-3		0-0 FC6-5-4 1B		0-0 F7		4 0 1 0 0 0 1 0 0 0 0 0 0 0	Houston Astros @ San Diego Padres Jack Murphy Stadium, San Diego, CA Thu Jun 25 1987, 6:33 AM EDT Att. 15,959 - Unknown		
Bill Doran, S (1, 4) OBP: 0.342, SLG: 0.384	0-0 6-3			0-0 5-3		0-0 FC6-5-4 1-3		0-0 1-3		4 0 0 0 0 0 2			
Chuck Jackson, R (1, 5) OBP: 0.316, SLG: 0.353 Denny Walling, L (8, PH) (8, 5)	0-3 K			0-0 HR		0-3 K 1-2		0-0 F8		3 1 1 1 0 2 1 1 0 0 0 0 0 1			
Glenn Davis, R (1, 3) OBP: 0.356, SLG: 0.519		0-3 K		0-3 K			0-0 6-3		0-3 K	4 0 0 0 0 3 0			
Kevin Bass, S (1, 9) OBP: 0.328, SLG: 0.424		0-0 F9			0-0 5-3		0-0 WP BB 1B		0-0 F9	4 0 1 0 0 0 0			
Jim Pankovits, R (1, 7) OBP: 0.179, SLG: 0.115 Jose Cruz, L (9, PH) OBP: 0.325, SLG: 0.410		0-0 L9			0-0 S 1B		4-0 WP 1-2 BB		0-0 L9	2 0 1 0 1 0 0 1 0 1 0 0 0 0			
Dickie Thon, R (1, 6) OBP: 0.338, SLG: 0.250 Craig Reynolds, L (7, PH) OBP: 0.321, SLG: 0.360 (7, 6)			0-3 K		0-0 L6		0-0 F3 1-2 2-3		0-0 L8	2 0 0 0 0 1 1 2 0 0 0 0 0 3			
Ronn Reynolds, R (1, 2) OBP: 0.150, SLG: 0.179 Alan Ashby, S (7, PH) OBP: 0.383, SLG: 0.419 (7, 2)			0-0 F8		0-0 6-3 1-2		0-3 K			2 0 0 0 0 0 1 1 0 0 0 0 1 2			
Mike Scott, R (1, 1) OBP: 0.139, SLG: 0.061 Terry Puhl, L (8, PH) OBP: 0.278, SLG: 0.274 (8, 8)			0-0 L1			0-0 5-3		0-0 1-3 1B		2 0 0 0 0 0 0 1 0 1 0 0 0 0			
Inning Stats	R: 0 H: 0 E: 0 LOB: 0 K: 1 BB: 0 S: 5 P: 5	R: 0 H: 0 E: 0 LOB: 0 K: 1 BB: 0 S: 5 P: 5	R: 0 H: 0 E: 0 LOB: 0 K: 1 BB: 0 S: 5 P: 5	R: 1 H: 1 E: 0 LOB: 0 K: 1 BB: 0 S: 6 P: 6	R: 0 H: 1 E: 0 LOB: 1 K: 0 BB: 0 S: 4 P: 4	R: 0 H: 1 E: 0 LOB: 1 K: 1 BB: 0 S: 6 P: 6	R: 0 H: 1 E: 0 LOB: 2 K: 1 BB: 1 S: 6 P: 10	R: 0 H: 1 E: 0 LOB: 1 K: 0 BB: 0 S: 4 P: 4	R: 0 H: 1 E: 0 LOB: 1 K: 1 BB: 0 S: 6 P: 6	1B: 5 SF: 0 2B: 0 SAC: 0 3B: 0 DP: 0 HR: 1 HBP: 0		WP: 1 PA: 34 PB: 0 SB: 3 CS: 0	
PITCHER	IP WLS BF H R ER SO BB IBB HBP BLK WP HR S P ERA WHIP											PITCHER	IP WLS BF H R ER SO BB IBB HBP BLK WP HR S P ERA WHIP
Dave Dravecky, L (1, 1) ERA: 3.58 Lance McCullers, R (7, 1) ERA: 4.39	6.1 W 24 4 1 1 5 1 0 0 0 0 1 0 14 14 1.42 0.789												

livebaseballscorecards.com



Batter	1	2	3	4	5	6	7	8	9
Stan Jefferson, S <small>OBP: 0.336, SLG: 0.336</small> (1, 8) (7, 7)	0-3 K		0-3 K			4-0 BB 1B		0-0 L5-4 SH3 1B	
Tim Flannery, L <small>OBP: 0.347, SLG: 0.284</small> (1, 4)	0-0 G3			0-0 3-1		0-0 1B 1B		0-0 SH3 1-2	
Tony Gwynn, L <small>OBP: 0.447, SLG: 0.531</small> (1, 9)	0-3 K			0-0 G6-4-3 1B		0-0 1B 1B		4-0 IBB	
Carmelo Martinez, R <small>OBP: 0.371, SLG: 0.444</small> Shane Mack, R <small>OBP: 0.313, SLG: 0.367</small> (6, PR) (7, 8)		0-0 S 1B		0-0 G6-4-3 1-2f		0-0 1B 1B		0-0 L5-4 2-3	
John Kruk, L <small>OBP: 0.450, SLG: 0.489</small> (1, 3)		0-0 F8			0-0 1-3	4-0 1B IBB			
Kevin Mitchell, R <small>OBP: 0.298, SLG: 0.353</small> (1, 5)		0-3 K 1-2		0-3 K	0-0 K	0-0 1B			
Bruce Bochy, R <small>OBP: 0.238, SLG: 0.333</small> (1, 2)		0-3 K		0-0 5-3			0-0 5-3		
Garry Templeton, S <small>OBP: 0.270, SLG: 0.256</small> (1, 6)			0-0 F9			0-0 L9	0-0 5-3		
Dave Dravecky, R <small>OBP: 0.235, SLG: 0.188</small> Lance McCullers, S (7, 1)			0-3 K			0-3 K	0-0 1-3		

Inning Stats	R: 0	H: 0	E: 0	K: 2	S: 7	LOB: 0	BB: 0	P: 7	R: 0	H: 1	E: 0	K: 2	S: 8	LOB: 1	BB: 0	P: 8	R: 0	H: 0	E: 0	K: 2	S: 7	LOB: 0	BB: 0	P: 7	R: 0	H: 1	E: 0	K: 1	S: 5	LOB: 0	BB: 0	P: 5	R: 4	H: 4	E: 0	K: 1	S: 8	LOB: 2	BB: 2	P: 16	R: 0	H: 0	E: 0	K: 0	S: 3	LOB: 0	BB: 0	P: 3	R: 0	H: 1	E: 0	K: 0	S: 3	LOB: 1	BB: 1	P: 7
--------------	------	------	------	------	------	--------	-------	------	------	------	------	------	------	--------	-------	------	------	------	------	------	------	--------	-------	------	------	------	------	------	------	--------	-------	------	------	------	------	------	------	--------	-------	-------	------	------	------	------	------	--------	-------	------	------	------	------	------	------	--------	-------	------

PITCHER										PITCHER																																											
IP	WLS	BF	H	R	ER	SO	BB	IBB	HBP	BLK	WP	HR	S	P	ERA	WHIP	IP	WLS	BF	H	R	ER	SO	BB	IBB	HBP	BLK	WP	HR	S	P	ERA	WHIP																				
Mike Scott, R	(1, 1)	7.0	L	27	6	4	4	8	1	1	0	0	0	0	5.14	1.000	Mike Scott, R	(1, 1)	7.0	L	27	6	4	4	8	1	1	0	0	0	0	5.14	1.000	Rocky Childress, R	(8, 1)	1.0		4	1	0	0	0	0	1	0	0	0	0	0	0	0	0.00	1.000


BOTTOM

Houston Astros @ San Diego Padres
 Jack Murphy Stadium, San Diego, CA
 Thu Jun 25 1987, 6:33 AM EDT
 Att. 15,959 - Unknown

AB	R	H	RBI	BB	SO	LOB
3	1	1	0	1	2	0
3	1	1	1	0	0	0
3	1	2	0	1	1	0
3	0	2	2	0	0	1
1	1	0	0	0	0	2
2	0	0	0	1	0	1
3	0	1	1	0	2	1
3	0	0	0	0	1	1
3	0	0	0	0	0	0
2	0	0	0	0	2	0
1	0	0	0	0	0	0

AB	27
R	4
H	7
RBI	4
BB	3
SO	8
LOB	6

WP: 0 PA: 31
 PB: 0
 SB: 2
 CS: 0



livebaseballscorecards.com

Batter	1	2	3	4	5	6	7	8	9	AB R H RBI BB SO LOB	TOP		
Dion James, L (1, 8) OBP: 0.399, SLG: 0.433	0-0 1B SF7 2B		0-3 K		0-0 L7			0-0 BB 1B		4 1 2 0 0 1 0	Atlanta Braves @ San Diego Padres Jack Murphy Stadium, San Diego, CA Fri Jun 26 1987, 10:05 PM EDT Att. 13,266 - Unknown livebaseballscorecards.com		
Rafael Ramirez, R (1, 6) OBP: 0.310, SLG: 0.363	0-0 6-3 BB 1B		0-0 FC1-6-5 S 1B			0-0 6-3		0-0 F8		4 0 2 0 0 0 1			
Gerald Perry, L (1, 3) OBP: 0.314, SLG: 0.352	0-0 SF7		0-0 FC1-6-5 1-3			0-0 F6		4-0 BB BB BB 1-2 BB		2 0 0 1 1 0 1			
Dale Murphy, R (1, 9) OBP: 0.462, SLG: 0.655	4-0 3-H 1-2 BB		0-3 K			0-0 E5		0-0 G6-3 BB 1-2f		3 0 0 0 1 1 3			
Ken Griffey, L (1, 7) OBP: 0.380, SLG: 0.565	0-0 6-3 1-2 2-3			0-0 F9		0-0 1-3		4-0 BB BB BB FC4-6 BB		3 0 0 0 1 0 3			
Graig Nettles, L (1, 5) OBP: 0.284, SLG: 0.272	0-0 1-3			0-0 4-3			0-0 P3		0-0 FC4-6 1-2f	4 0 0 0 0 0 3			
Ozzie Virgil, R (1, 2) OBP: 0.338, SLG: 0.565		0-0 F9		0-0 1-3			0-0 P3		0-0 F8	4 0 1 0 0 0 1			
Paul Runge, R (1, 4)		0-0 5-3			0-0 5-3		0-0 P3		0-0 4-3	4 0 0 0 0 0 2			
Rick Mahler, R (1, 1) OBP: 0.195, SLG: 0.225 Trench Davis, L (7, PH) Larry McWilliams, L (7, 1) OBP: 0.333, SLG: 0.333		0-0 F8		0-3 K		0-0 F6				2 0 0 0 0 1 0 1 0 0 0 0 0 1 0 0 0 0 0 0 0			
Inning Stats	R: 1 E: 0 K: 0 S: 5 H: 2 LOB: 2 BB: 1 P: 9	R: 0 E: 0 K: 0 S: 3 H: 0 LOB: 0 BB: 0 P: 3	R: 0 E: 0 K: 2 S: 8 H: 1 LOB: 1 BB: 0 P: 8	R: 0 E: 0 K: 0 S: 3 H: 0 LOB: 0 BB: 0 P: 3	R: 0 E: 0 K: 1 S: 5 H: 0 LOB: 0 BB: 0 P: 5	R: 0 E: 1 K: 0 S: 4 H: 0 LOB: 1 BB: 0 P: 4	R: 0 E: 0 K: 0 S: 4 H: 1 LOB: 1 BB: 0 P: 4	R: 0 E: 0 K: 0 S: 3 H: 1 LOB: 1 BB: 1 P: 7	R: 0 E: 0 K: 0 S: 3 H: 0 LOB: 1 BB: 1 P: 7	1B: 4 2B: 1 3B: 0 HR: 0 SF: 1 SAC: 0 DP: 1 HBP: 0	WP: 0 PB: 0 SB: 1 CS: 0 PA: 35		
PITCHER	IP WLS BF H R ER SO BB IBB HBP BLK WP HR S P ERA WHIP											PITCHER	IP WLS BF H R ER SO BB IBB HBP BLK WP HR S P ERA WHIP
Eric Show, R (1, 1) ERA: 3.93	7.1 W 30 5 1 1 3 2 0 0 0 0 0 0 34 42 1.23 0.955												
Rich Gossage, R (8, 1) ERA: 2.18	1.2 S 5 0 0 0 0 1 0 0 0 0 0 0 4 8 0.00 0.600												



Batter	1	2	3	4	5	6	7	8	9
Stan Jefferson, S <small>(1, 8)</small> <small>(7, 7)</small> <small>OBP: 0.333, SLG: 0.336</small>									
Tim Flannery, L <small>(1, 4)</small> <small>OBP: 0.336, SLG: 0.274</small>									
Tony Gwynn, L <small>(1, 9)</small> <small>OBP: 0.452, SLG: 0.534</small>									
Carmelo Martinez, R <small>(1, 7)</small> <small>OBP: 0.368, SLG: 0.438</small> Shane Mack, R <small>(7, 8)</small> <small>OBP: 0.309, SLG: 0.363</small>									
John Kruk, L <small>(1, 3)</small> <small>OBP: 0.451, SLG: 0.486</small>									
Kevin Mitchell, R <small>(1, 5)</small> <small>OBP: 0.303, SLG: 0.362</small>									
Bruce Bochy, R <small>(1, 2)</small> <small>OBP: 0.261, SLG: 0.333</small>									
Garry Templeton, S <small>(1, 6)</small> <small>OBP: 0.282, SLG: 0.276</small>									
Eric Show, R <small>(1, 1)</small> <small>OBP: 0.028, SLG: 0.029</small> Rich Gossage, R <small>(8, 1)</small>									

AB	R	H	RBI	BB	SO	LOB
3	0	1	1	0	0	0
4	0	0	0	0	0	1
4	1	3	0	0	0	0
3	0	0	0	0	1	2
1	0	0	0	0	0	1
3	1	1	0	1	0	0
4	0	2	1	0	1	1
3	2	1	1	1	2	2
2	1	2	1	2	0	0
2	0	0	1	0	1	3
1	0	0	0	0	0	2

Inning Stats		R: 0	H: 1	R: 0	H: 1	R: 0	H: 1	R: 0	H: 0	R: 2	H: 1	R: 3	H: 4	R: 0	H: 1	R: 0	H: 1
E: 0	LOB: 1	E: 0	LOB: 2	E: 0	LOB: 0	E: 0	LOB: 0	E: 0	LOB: 0	E: 0	LOB: 1	E: 0	LOB: 1	E: 0	LOB: 1	E: 0	LOB: 2
K: 0	BB: 0	K: 1	BB: 1	K: 0	BB: 0	K: 2	BB: 0	K: 0	BB: 1	K: 1	BB: 1	K: 0	BB: 1	K: 0	BB: 0	K: 1	BB: 1
S: 4	P: 4	S: 6	P: 10	S: 3	P: 3	S: 7	P: 7	S: 4	P: 8	S: 8	P: 12	S: 4	P: 4	S: 6	P: 10	S: 6	P: 10

PITCHER															PITCHER																			
IP	WLS	BF	H	R	ER	SO	BB	IBB	HBP	BLK	WP	HR	S	P	ERA	WHIP	IP	WLS	BF	H	R	ER	SO	BB	IBB	HBP	BLK	WP	HR	S	P	ERA	WHIP	
6.0	L	27	8	5	5	4	2	1	0	1	0	0	32	44	7.50	1.667																		
2.0		9	2	0	0	1	0	1	0	0	0	0	10	14	0.00	1.000																		

BOTTOM

Atlanta Braves @ San Diego Padres
Jack Murphy Stadium, San Diego, CA

Fri Jun 26 1987, 10:05 PM EDT
Att. 13,266 - Unknown

livebaseballscorecards.com

AB	30
R	5
H	10
RBI	5
BB	4
SO	5
LOB	12

WP: 0	PA: 36
PB: 0	
SB: 0	
CS: 0	

Batter	1	2	3	4	5	6	7	8	9	AB R H RBI BB SO LOB
--------	---	---	---	---	---	---	---	---	---	----------------------

Dion James, L OBP: 0.399, SLG: 0.441 (1, 8) X	0-0 1B 2B		0-0 F8		0-0 2B	0-3 K		0-3 K		5 1 2 0 0 2 3
Rafael Ramirez, R OBP: 0.318, SLG: 0.370 (1, 6) X	0-0 FC4-6 1B		0-0 6-3		0-0 F8		0-0 WP 1B		0-0 1B	5 1 3 1 0 0 1
Gerald Perry, L OBP: 0.307, SLG: 0.344 (1, 3) X	0-0 FC4-6 1-2f BB		0-0 F9		0-0 4-3		0-3 K 1-3		0-3 K	5 0 0 0 0 2 4
Dale Murphy, R OBP: 0.458, SLG: 0.658 (1, 9) X	0-0 F8			0-0 6-3	0-0 6-3		0-0 HR		0-3 K	5 1 1 1 0 1 3
Ken Griffey, L OBP: 0.381, SLG: 0.559 (1, 7) B B B B	4-0 1-2 BB			0-0 F8 BB 1B		0-0 F5	0-0 F7		0-3 K	4 0 1 0 1 1 1
Graig Nettles, L OBP: 0.293, SLG: 0.310 (1, 5) X	0-0 F7			4-0 1-2 BB BB		0-0 HR	0-0 F9			3 1 1 1 1 0 2
Ozzie Virgil, R OBP: 0.336, SLG: 0.559 (1, 2) X		0-0 F6		0-0 F8 2-3		0-0 BB 1B		0-0 6-3		4 0 1 0 0 0 2
Glenn Hubbard, R OBP: 0.440, SLG: 0.446 (1, 4) X		0-0 P3		4-0 1-2 BB		4-0 1-2 BB		0-0 F8		2 0 0 0 2 0 0
Randy O'Neal, R OBP: 0.176, SLG: 0.125 (1, 1)		0-0 4-3		0-0 F4		0-0 F8		4-0 BB		2 0 0 0 0 0 3
Andres Thomas, R OBP: 0.296, SLG: 0.340 (8, PH)										1 0 0 0 0 0 2
Jeff Dedmon, L OBP: 0.152, SLG: 0.100 (6, 1)										0 0 0 0 0 0 0
Ted Simmons, S OBP: 0.327, SLG: 0.429 (8, PH)										0 0 0 0 1 0 0
Trench Davis, L (8, PR)										0 0 0 0 0 0 0
Paul Assenmacher, L (8, 1)										0 0 0 0 0 0 0
Jim Acker, R OBP: 0.250, SLG: 0.250 (8, 1)										0 0 0 0 0 0 0

TOP

Atlanta Braves @ San Diego Padres
 Jack Murphy Stadium, San Diego, CA
 Sat Jun 27 1987, 10:05 PM EDT
 Att: 26,276 - Unknown

livebaseballscorecards.com

AB	36
R	4
H	9
RBI	3
BB	5
SO	6
LOB	21

2	0	0	0	0	0	3
1	0	0	0	0	0	2
0	0	0	0	0	0	0
0	0	0	0	1	0	0
0	0	0	0	0	0	0
0	0	0	0	0	0	0
0	0	0	0	0	0	0
0	0	0	0	0	0	0



Inning Stats	R: 1	H: 2	R: 0	H: 0	R: 0	H: 0	R: 0	H: 1	R: 0	H: 1	R: 2	H: 2	R: 0	H: 0	R: 0	H: 1	1B: 5	SF: 0	WP: 1	PA: 41
	E: 0	LOB: 2	E: 0	LOB: 0	E: 0	LOB: 3	E: 0	LOB: 1	E: 1	LOB: 0	E: 1	LOB: 0	E: 0	LOB: 1	E: 0	LOB: 1	2B: 2	SAC: 0	PB: 0	
	K: 0	BB: 1	K: 0	BB: 0	K: 0	BB: 2	K: 0	BB: 0	K: 1	BB: 1	K: 1	BB: 0	K: 3	BB: 0	K: 3	BB: 0	3B: 0	DP: 0	SB: 1	
	S: 5	P: 9	S: 3	P: 3	S: 3	P: 12	S: 4	P: 4	S: 7	P: 11	S: 7	P: 7	S: 5	P: 9	S: 10	P: 10	HR: 2	HBP: 0	CS: 0	

PITCHER	IP	WLS	BF	H	R	ER	SO	BB	IBB	HBP	BLK	WP	HR	S	P	ERA	WHIP
Andy Hawkins, R ERA: 4.94 (1, 1)	5.1		26	6	2	2	0	4	0	0	0	0	1	22	38	3.38	1.875
Lance McCullers, R ERA: 4.5 (6, 1)	2.2	W	11	2	2	2	3	1	0	0	0	1	1	16	20	6.75	1.125
Rich Gossage, R ERA: 2.08 (9, 1)	1.0		4	1	0	0	3	0	0	0	0	0	0	10	10	0.00	1.000

PITCHER	IP	WLS	BF	H	R	ER	SO	BB	IBB	HBP	BLK	WP	HR	S	P	ERA	WHIP
---------	----	-----	----	---	---	----	----	----	-----	-----	-----	----	----	---	---	-----	------

Batter	1	2	3	4	5	6	7	8	9
Stan Jefferson, S OBP: 0.323, SLG: 0.324 (1, 8) (7, 7)	0-0 5-3		0-0 4-3		0-0 G3	0-0 FC5-4		0-0 G4-6-3	
Tim Flannery, L OBP: 0.339, SLG: 0.273 (1, 4)	0-0 3-1			0-0 3B	0-0 G3		4-0 1B	0-0 1-3	
Tony Gwynn, L OBP: 0.455, SLG: 0.545 (1, 9)	0-0 CS			0-0 1-H	0-0 F8		0-0 G4-6-3		
Carmelo Martinez, R OBP: 0.374, SLG: 0.456 Shane Mack, R OBP: 0.306, SLG: 0.359 (6, PR) (7, 8)	0-0 CS	0-0 HR		4-0 BB		4-0 1-3	0-0 G4-6-3	0-0 1-3	
John Kruk, L OBP: 0.452, SLG: 0.480 (1, 3)		4-0 L3		0-0 FC1-4-6		4-0 BB	0-0 F7		
Kevin Mitchell, R OBP: 0.302, SLG: 0.356 (1, 5)		0-0 F9		0-0 F8		0-0 1-3		4-0 E	
Benito Santiago, R OBP: 0.301, SLG: 0.397 (1, 2)		0-0 L3		0-0 2B		4-0 BB		0-0 E	
Garry Templeton, S OBP: 0.281, SLG: 0.272 (1, 6)			0-3 K	4-0 FC6		0-3 K		0-0 E6	
Andy Hawkins, R OBP: 0.138, SLG: 0.138 Lance McCullers, S (6, 1)			0-0 1-3	0-0 FC6		4-0 FC5-4		0-0 G4-6-3	
Randy Ready, R OBP: 0.423, SLG: 0.450 Rich Gossage, R (8, PH) (9, 1)				1-2f		1-2 2-3		1-3 2-H	

Inning Stats	R: 0 E: 0 K: 0 S: 3	H: 1 LOB: 0 BB: 0 P: 3	R: 1 E: 0 K: 0 S: 3	H: 1 LOB: 0 BB: 1 P: 7	R: 0 E: 0 K: 1 S: 5	H: 0 LOB: 0 BB: 0 P: 5	R: 2 E: 0 K: 0 S: 6	H: 3 LOB: 3 BB: 2 P: 14	R: 0 E: 0 K: 0 S: 3	H: 0 LOB: 0 BB: 0 P: 3	R: 1 E: 0 K: 1 S: 5	H: 0 LOB: 3 BB: 4 P: 21	R: 1 E: 0 K: 0 S: 3	H: 1 LOB: 0 BB: 1 P: 7	R: 3 E: 1 K: 0 S: 5	H: 2 LOB: 0 BB: 1 P: 9
1B: 5	SF: 0	2B: 2	SAC: 0	3B: 1	DP: 3	HR: 1	HBP: 0	WP: 0	PA: 39	CS: 1						


BOTTOM

Atlanta Braves @ San Diego Padres
Jack Murphy Stadium, San Diego, CA


Sat Jun 27 1987, 10:05 PM EDT
 Att: 26,276 - Unknown

AB	R	H	RBI	BB	SO	LOB
5	0	0	0	0	0	4
4	2	1	0	1	0	0
4	1	3	1	0	0	0
1	1	1	1	2	0	0
1	1	0	0	0	0	1
2	0	0	1	2	0	1
3	1	0	0	1	0	4
3	1	2	0	1	0	1
3	1	0	0	1	2	5
2	0	0	0	0	0	3
0	0	0	1	1	0	0
1	0	1	2	0	0	0
0	0	0	0	0	0	0

AB 29
R 8
H 8
RBI 6
BB 9
SO 2
LOB 19



PITCHER	IP	WLS	BF	H	R	ER	SO	BB	IBB	HBP	BLK	WP	HR	S	P	ERA	WHIP
Randy O'Neal, R ERA: 5.24 (1, 1)	5.0		21	5	3	3	1	2	1	0	0	0	1	20	32	5.40	1.400
Jeff Dedmon, R ERA: 2.9 (6, 1)	2.0	L	11	1	2	2	1	5	0	0	0	0	0	8	28	9.00	3.000
Paul Assenmacher, L ERA: 4.95 (8, 1)	0.0		3	1	3	1	0	1	0	0	0	0	0	2	6	∞	∞
Jim Acker, R ERA: 4.48 (8, 1)	1.0		3	1	0	0	0	0	0	0	0	0	0	3	3	0.00	1.000

Batter	1	2	3	4	5	6	7	8	9	AB R H RBI BB SO LOB	TOP		
Dion James, L (1, 8) OBP: 0.396, SLG: 0.433	4-0 BB BB		x 0-0 E9 6-3		x 0-0 F8		x 0-0 P3		0-3 K	4 1 0 0 1 1 0	Atlanta Braves @ San Diego Padres Jack Murphy Stadium, San Diego, CA Sun Jun 28 1987, 6:33 AM EDT Att. 16,724 - Unknown livebaseballscorecards.com AB 36 R 5 H 7 RBI 5 BB 3 SO 6 LOB 12 		
Rafael Ramirez, R (1, 6) OBP: 0.309, SLG: 0.359	0-0 P3		x 0-0 6-3			0-3 K	0-0 F6	0-0 F7	5 0 0 1 0 1 1				
Gerald Perry, L (1, 3) OBP: 0.309, SLG: 0.356	4-0 BB BB		x 0-0 4-3			0-3 K	0-0 HR	0-0 P5	4 1 1 1 1 1 0				
Dale Murphy, R (1, 9) OBP: 0.455, SLG: 0.656	0-0 P3			x 0-0 4-3		0-0 1B 2B	0-3 K		4 1 1 0 0 1 2				
Ken Griffey, L (1, 7) OBP: 0.378, SLG: 0.553	0-0 F8			x 0-0 F7		0-0 HR 1B		0-0 E1 1B	4 1 1 1 0 0 2				
Graig Nettles, L (1, 5) OBP: 0.301, SLG: 0.352		x 0-0 4-3		x 0-0 1B		0-0 HR		0-0 F9	4 1 2 2 0 0 1				
Bruce Benedict, R (1, 2) OBP: 0.279, SLG: 0.211		x 0-0 5-3		x 0-0 F8		4-0 1B BB		0-0 F8	3 0 0 0 1 0 2				
Glenn Hubbard, R (1, 4) OBP: 0.441, SLG: 0.447		x 0-0 6-3			x 0-0 5-3	0-0 1B		0-0 1B	4 0 2 0 0 0 0				
Charlie Puleo, R (1, 1) OBP: 0.364, SLG: 0.636			x 0-0 F8		0-3 K	0-0 F8		0-3 K	3 0 0 0 0 1 2				
Paul Assenmacher, L (7, 1)									1 0 0 0 0 1 2				
Gene Garber, R (9, 1)									0 0 0 0 0 0 0				
Inning Stats	R: 0 H: 0 E: 0 LOB: 2 K: 0 BB: 2 S: 3 P: 11	R: 0 H: 0 E: 0 LOB: 0 K: 0 BB: 0 S: 3 P: 3	R: 1 H: 0 E: 1 LOB: 0 K: 0 BB: 0 S: 4 P: 4	R: 0 H: 1 E: 0 LOB: 1 K: 0 BB: 0 S: 4 P: 4	R: 0 H: 0 E: 0 LOB: 0 K: 1 BB: 0 S: 5 P: 5	R: 3 H: 4 E: 0 LOB: 2 K: 2 BB: 1 S: 11 P: 15	R: 1 H: 1 E: 0 LOB: 0 K: 1 BB: 0 S: 6 P: 6	R: 0 H: 1 E: 1 LOB: 2 K: 1 BB: 0 S: 7 P: 7	R: 0 H: 0 E: 0 LOB: 0 K: 1 BB: 0 S: 5 P: 5	1B: 4 SF: 0 2B: 1 SAC: 0 3B: 0 DP: 0 HR: 2 HBP: 0	WP: 0 PA: 39 PB: 0 SB: 0 CS: 0		
PITCHER	IP WLS BF H R ER SO BB IBB HBP BLK WP HR S P ERA WHIP											PITCHER	IP WLS BF H R ER SO BB IBB HBP BLK WP HR S P ERA WHIP
Ed Whitson, R (1, 1) ERA: 4.56	6.0 L 27 5 4 3 3 3 0 0 0 0 0 1 30 42 4.50 1.333												
Craig Lefferts, L (7, 1) ERA: 4.38	3.0 12 2 1 1 3 0 0 0 0 0 0 1 18 18 3.00 0.667												

Batter	1	2	3	4	5	6	7	8	9	AB	R	H	RBI	BB	SO	LOB
Marvell Wynne, L (1, 8) <small>OBP: 0.355, SLG: 0.349</small> Shane Mack, R (7, PH) <small>OBP: 0.303, SLG: 0.355</small> (8, 8)	4-0 CS BB		0-0 P5		0-0 F7		0-0 F7			2	0	0	0	1	0	1
Tim Flannery, L (1, 4) <small>OBP: 0.336, SLG: 0.272</small>	0-0 4-3 1B		0-3 K		0-0 F8			0-0 B3-4		4	0	1	0	0	1	1
Tony Gwynn, L (1, 9) <small>OBP: 0.453, SLG: 0.541</small>	0-0 4-3 1-2		0-0 P6			0-0 1B SF8 1B		0-0 F6		4	1	1	0	0	0	1
Carmelo Martinez, R (1, 7) <small>OBP: 0.372, SLG: 0.452</small>	0-3 K			0-3 K		0-0 FC6-4 1B		0-0 F7		4	0	1	0	0	2	1
John Kruk, L (1, 3) <small>OBP: 0.452, SLG: 0.478</small>		4-0 2B SF8 BB		0-0 1B		0-3 K		0-0 F5		3	1	1	0	1	1	2
Kevin Mitchell, R (1, 5) <small>OBP: 0.307, SLG: 0.368</small> Craig Lefferts, L (7, 1) <small>OBP: 0.333, SLG: 0.333</small> Stan Jefferson, S (9, PH) <small>OBP: 0.327, SLG: 0.324</small>		0-0 SF8 2B		0-0 G6-4-3 1B		0-0 SF8		4-0 WP BB		2	0	2	1	0	0	0
Benito Santiago, R (1, 2) <small>OBP: 0.296, SLG: 0.393</small>		0-0 SF8		0-0 G6-4-3 1-2f		0-0 FC6-4 1-2f		0-0 F9		3	0	0	1	0	0	4
Luis Salazar, R (1, 6) <small>OBP: 0.333, SLG: 0.363</small> Jim Steels, L (9, PH) <small>OBP: 0.290, SLG: 0.224</small>		0-3 K			0-0 1B		0-0 F9		0-3 K	3	0	1	0	0	1	1
Ed Whitson, R (1, 1) <small>OBP: 0.065, SLG: 0.065</small> Randy Ready, R (7, 5) <small>OBP: 0.420, SLG: 0.447</small>		0-0 6-3			0-0 F9		0-0 F8			1	0	0	0	0	0	0

Inning Stats	R: 0	H: 1	E: 0	LOB: 1	K: 1	P: 9	R: 1	H: 1	E: 0	LOB: 1	K: 1	P: 10	R: 0	H: 0	E: 0	LOB: 0	K: 1	P: 5	R: 0	H: 2	E: 0	LOB: 1	K: 1	P: 6	R: 0	H: 1	E: 0	LOB: 1	K: 0	P: 4	R: 1	H: 2	E: 0	LOB: 1	K: 1	P: 7	R: 0	H: 0	E: 0	LOB: 0	K: 0	P: 3	R: 0	H: 0	E: 0	LOB: 0	K: 0	P: 3	R: 0	H: 0	E: 0	LOB: 1	K: 1	P: 9	1B: 6	SF: 2	2B: 1	SAC: 0	3B: 0	DP: 1	HR: 0	HBP: 0	WP: 1	PA: 35
--------------	------	------	------	--------	------	------	------	------	------	--------	------	-------	------	------	------	--------	------	------	------	------	------	--------	------	------	------	------	------	--------	------	------	------	------	------	--------	------	------	------	------	------	--------	------	------	------	------	------	--------	------	------	------	------	------	--------	------	------	-------	-------	-------	--------	-------	-------	-------	--------	-------	--------

PITCHER	IP	WLS	BF	H	R	ER	SO	BB	IBB	HBP	BLK	WP	HR	S	P	ERA	WHIP
Charlie Puleo, R (1, 1) <small>ERA: 3.8</small>	6.0	W	25	7	2	2	5	2	0	0	0	0	0	33	41	3.00	1.500
Paul Assenmacher, L (7, 1) <small>ERA: 4.43</small>	2.1		8	0	0	0	0	1	0	0	0	0	0	7	11	0.00	0.429
Gene Garber, R (9, 1) <small>ERA: 3.95</small>	0.2	S	2	0	0	0	1	0	0	0	0	1	0	4	4	0.00	0.000

BOTTOM

Atlanta Braves @ San Diego Padres

Jack Murphy Stadium, San Diego, CA

Sun Jun 28 1987, 6:33 AM EDT
Att. 16,724 - Unknown

AB	30
R	2
H	7
RBI	2
BB	3
SO	6
LOB	14



PITCHER	IP	WLS	BF	H	R	ER	SO	BB	IBB	HBP	BLK	WP	HR	S	P	ERA	WHIP
Charlie Puleo, R (1, 1) <small>ERA: 3.8</small>	6.0	W	25	7	2	2	5	2	0	0	0	0	0	33	41	3.00	1.500
Paul Assenmacher, L (7, 1) <small>ERA: 4.43</small>	2.1		8	0	0	0	0	1	0	0	0	0	0	7	11	0.00	0.429
Gene Garber, R (9, 1) <small>ERA: 3.95</small>	0.2	S	2	0	0	0	1	0	0	0	0	1	0	4	4	0.00	0.000

Batter	1	2	3	4	5	6	7	8	9	AB R H RBI BB SO LOB	TOP	
Stan Jefferson, S (1, 8) OBP: 0.323, SLG: 0.319 (7, 7)	0-3 K		0-3 K	0-3 K			0-0 F8		0-0 K SH2-3 1B	5 0 1 0 0 3 0	San Diego Padres @ Los Angeles Dodgers Dodger Stadium, Los Angeles, CA Mon Jun 29 1987, 7:05 PM PDT Att: 42,738 - Unknown	
Tim Flannery, L (1, 4) OBP: 0.341, SLG: 0.274 (1, 4)	0-0 6-3		4-0 1B 1B BB			0-0 L8	0-0 4-3 BLK 1B	0-0 SH2-3 1-2	3 1 1 0 1 0 0			
Tony Gwynn, L (1, 9) OBP: 0.455, SLG: 0.540 (1, 9)	0-0 4-3		0-0 1B 1-3 1B 1B			0-0 1B WP 1B	0-0 4-3 1-3	4-0 IBB	4 2 2 0 1 0 1			
Carmelo Martinez, R (1, 7) OBP: 0.374, SLG: 0.453 Shane Mack, R (7, 8) OBP: 0.300, SLG: 0.351		0-0 4-3	0-0 1B 1-3 1B 3-H			0-0 1-3 CS 1B	0-3 K	0-3 K 2-3	4 0 2 1 0 1 1 1 0 0 0 0 1 2			
John Kruk, L (1, 3) OBP: 0.458, SLG: 0.481 (1, 3)		0-0 1B 1B	0-0 1-2 1B 3-H			0-0 1-2 F7 3-H		4-0 BB BB	3 0 2 1 1 0 1			
Kevin Mitchell, R (1, 5) OBP: 0.316, SLG: 0.373 (1, 5)		0-0 1-2 FC6-4 1B	0-0 1-2 2-3 1B			0-0 1-3		4-0 1-2 BB	3 0 2 0 1 0 0			
Benito Santiago, R (1, 2) OBP: 0.297, SLG: 0.389 Jim Steels, L (6, PR) OBP: 0.290, SLG: 0.224 Bruce Bochy, R (6, 2) OBP: 0.255, SLG: 0.325		0-0 F7	0-3 K			1-0 1-3 HBP		0-0 P4	2 0 0 0 0 1 5 0 0 0 0 0 0 0 1 0 0 0 0 0 2			
Garry Templeton, S (1, 6) OBP: 0.277, SLG: 0.268 (1, 6)	0-0 FC6-4 1-2f			0-0 F7		0-0 1-3		0-3 K	4 0 0 0 0 1 5			
Storm Davis, R (1, 1) OBP: 0.063, SLG: 0.063 Jimmy Jones, R (2, 1) OBP: 0.200, SLG: 0.200			0-3 K	0-3 K		0-3 K		0-3 K	0 0 0 0 0 0 0 4 0 0 0 0 4 4			
Inning Stats	R: 0 H: 0 E: 0 LOB: 0 K: 1 BB: 0 S: 5 P: 5	R: 0 H: 2 E: 0 LOB: 2 K: 0 BB: 0 S: 5 P: 5	R: 2 H: 4 E: 0 LOB: 3 K: 3 BB: 1 S: 13 P: 17	R: 0 H: 0 E: 0 LOB: 0 K: 2 BB: 0 S: 7 P: 7	R: 1 H: 2 E: 0 LOB: 0 K: 0 BB: 0 S: 4 P: 4	R: 0 H: 0 E: 0 LOB: 2 K: 1 BB: 0 S: 5 P: 6	R: 0 H: 1 E: 0 LOB: 1 K: 1 BB: 0 S: 6 P: 6	R: 0 H: 0 E: 0 LOB: 2 K: 2 BB: 2 S: 7 P: 15	R: 0 H: 1 E: 0 LOB: 1 K: 1 BB: 1 S: 5 P: 9	1B: 10 SF: 0 2B: 0 SAC: 1 3B: 0 DP: 0 HR: 0 HBP: 1		WP: 1 PA: 40 PB: 0 SB: 0 CS: 1
PITCHER	IP WLS BF H R ER SO BB IBB HBP BLK WP HR S P ERA WHIP											IP WLS BF H R ER SO BB IBB HBP BLK WP HR S P ERA WHIP
Bob Welch, R (1, 1) ERA: 3.52	6.0 L 27 8 3 3 7 1 0 1 0 0 1 0 39 44 4.50 1.500											
Brad Havens, L (7, 1) ERA: 2.84	1.0 6 1 0 0 1 2 0 0 0 1 0 0 6 14 0.00 3.000											
Ken Howell, R (8, 1) ERA: 5.08	1.0 3 0 0 0 2 0 0 0 0 0 0 0 7 7 0.00 0.000											
Brian Holton, R (9, 1) ERA: 3.4	1.0 4 1 0 0 1 0 1 0 0 0 0 0 5 9 0.00 1.000											

livebaseballscores.com

AB	34
R	3
H	10
RBI	2
BB	4
SO	11
LOB	21



Batter	1	2	3	4	5	6	7	8	9	AB	R	H	RBI	BB	SO	LOB
Dave Anderson, R OBP: 0.317, SLG: 0.411 (1, 6) BBB	4-0 CS BB		0-0 5-3			4-0 FC1-6 BB		0-0 4-3		2	0	0	0	2	0	1
John Shelby, S OBP: 0.277, SLG: 0.438 (1, 8) SSS	0-3 K			0-0 3-1		0-0 FC1-6 HBP 1-2f		0-0 4-3		4	0	0	0	0	1	2
Pedro Guerrero, R OBP: 0.385, SLG: 0.549 (1, 7) SSS	0-3 K 1-2			0-0 F8		1-0 HBP 1-2		0-0 F4		3	0	0	0	0	1	1
Mike Marshall, R OBP: 0.348, SLG: 0.489 (1, 9)		0-3 K		0-0 1B		0-0 F8		0-0 6-3		4	0	1	0	0	1	2
Franklin Stubbs, L OBP: 0.315, SLG: 0.450 (1, 3)		0-3 K		0-0 F8				0-0 G3		4	0	0	0	0	1	1
Mike Scioscia, L OBP: 0.351, SLG: 0.353 (1, 2)		0-0 6-3			0-0 6-3			0-0 G3		3	0	0	0	0	0	0
Steve Sax, R OBP: 0.321, SLG: 0.351 (1, 4)			0-0 6-3		0-0 5-3		4-0 BB			2	0	0	0	1	0	0
Jeff Hamilton, R OBP: 0.273, SLG: 0.275 Danny Heep, L (7, PH) Phil Garner, R OBP: 0.254, SLG: 0.320 (8, 5)			0-0 SH2-4 1B		0-0 F7		0-0 4-3			2	0	1	0	0	0	0
Bob Welch, R OBP: 0.122, SLG: 0.122 Ralph Bryant, L OBP: 0.323, SLG: 0.444 Brad Havens, L Ken Howell, R OBP: 1.000, SLG: 1.000 Ken Landreaux, L OBP: 0.301, SLG: 0.300 Brian Holton, R OBP: 0.250, SLG: 0.250 (1, 1) (6, PH) (7, 1) (8, 1) (8, PH) (9, 1)			0-0 SH2-4		0-0 5-3		0-0 3-1			0	0	0	0	0	0	0

Inning Stats	R: 0	H: 0	E: 0	K: 2	S: 6	R: 0	H: 0	E: 0	K: 2	S: 7	R: 0	H: 1	E: 0	K: 0	S: 4	R: 0	H: 1	E: 0	K: 0	S: 4	R: 0	H: 0	E: 0	K: 0	S: 3	R: 0	H: 0	E: 0	K: 0	S: 3	R: 0	H: 0	E: 0	K: 0	S: 3	R: 0	H: 0	E: 0	K: 0	S: 3	R: 0	H: 0	E: 0	K: 0	S: 3	1B: 2	2B: 1	3B: 0	HR: 0	SF: 0	SAC: 1	DP: 1	HBP: 1	WP: 0	PB: 0	SB: 0	CS: 1	PA: 32
--------------	------	------	------	------	------	------	------	------	------	------	------	------	------	------	------	------	------	------	------	------	------	------	------	------	------	------	------	------	------	------	------	------	------	------	------	------	------	------	------	------	------	------	------	------	------	-------	-------	-------	-------	-------	--------	-------	--------	-------	-------	-------	-------	--------

PITCHER	IP	WLS	BF	H	R	ER	SO	BB	IBB	HBP	BLK	WP	HR	S	P	ERA	WHIP
Storm Davis, R ERA: 5.93 (1, 1)	1.0		3	0	0	0	2	1	0	0	0	0	0	6	10	0.00	1.000
Jimmy Jones, R ERA: 5.08 (2, 1)	8.0	W	29	2	0	0	2	2	0	1	0	0	0	30	39	0.00	0.500

BOTTOM

San Diego Padres @ Los Angeles Dodgers
Dodger Stadium, Los Angeles, CA
Mon Jun 29 1987, 7:05 PM PDT
Att. 42,738 - Unknown

livebaseballscorecards.com

AB	27
R	0
H	2
RBI	0
BB	3
SO	4
LOB	8



Batter	1	2	3	4	5	6	7	8	9	AB R H RBI BB SO LOB	TOP	
Stan Jefferson, S (1, 8) OBP: 0.321, SLG: 0.317	0-3 K		0-0 4-3		0-3 K			0-0 G6-3 1B		4 0 1 0 0 2 0	San Diego Padres @ Los Angeles Dodgers Dodger Stadium, Los Angeles, CA Tue Jun 30 1987, 7:05 PM PDT Att: 31,578 - Unknown livebaseballscorecards.com	
Tim Flannery, L (1, 4) OBP: 0.345, SLG: 0.281	0-0 FC5-4 1B		0-0 2B 1B		0-0 L7			0-0 G6-3 1-2f		4 0 2 0 0 0 1		
Tony Gwynn, L (1, 9) OBP: 0.453, SLG: 0.540	0-0 FC5-4 1B 1-2f		0-0 1-3 2B		0-0 L8			0-0 G3		4 0 1 0 0 0 1		
Carmelo Martinez, R (1, 7) OBP: 0.380, SLG: 0.456	0-0 1-3 1B		4-0 BB		0-0 6-3			0-0 G3 E 1B		3 0 2 0 1 0 0		
John Kruk, L (1, 3) OBP: 0.454, SLG: 0.476	0-0 1-3		0-3 K		0-0 FC6-4 1B			0-0 E7 G3 1-2		4 0 1 0 0 1 6		
Randy Ready, R (1, 5) OBP: 0.411, SLG: 0.436		0-0 6-3		0-0 1-3		0-0 FC6-4 1-2f		0-0 L9		4 0 0 0 0 0 3		
Garry Templeton, S (1, 6) OBP: 0.272, SLG: 0.263		0-3 K		0-3 K		0-0 L6		0-0 G3 1-2 2-3		4 0 0 0 0 2 2		
Bruce Bochy, R (1, 2) OBP: 0.240, SLG: 0.302 Marvell Wynne, L (9, PH) OBP: 0.352, SLG: 0.346		0-0 6-3		0-0 5-3		0-0 L8		0-0 4-3		3 0 0 0 0 0 0 1 0 0 0 0 0 2		
Dave Dravecky, R (1, 1) OBP: 0.211, SLG: 0.167 Jim Steels, L (7, PH) OBP: 0.286, SLG: 0.220 Greg Booker, R (7, 1)			0-3 K		0-3 K		0-0 F7			2 0 0 0 0 2 0 1 0 0 0 0 0 0 0 0 0 0 0 0 0		
Inning Stats	R: 0 E: 0 K: 1 S: 7 H: 2 LOB: 2 BB: 0 P: 7	R: 0 E: 0 K: 1 S: 5 H: 0 LOB: 0 BB: 0 P: 5	R: 0 E: 0 K: 2 S: 9 H: 2 LOB: 3 BB: 1 P: 13	R: 0 E: 0 K: 1 S: 5 H: 0 LOB: 0 BB: 0 P: 5	R: 0 E: 0 K: 2 S: 7 H: 0 LOB: 0 BB: 0 P: 7	R: 0 E: 0 K: 0 S: 4 H: 1 LOB: 1 BB: 0 P: 4	R: 0 E: 0 K: 0 S: 3 H: 0 LOB: 0 BB: 0 P: 3	R: 0 E: 0 K: 0 S: 3 H: 1 LOB: 0 BB: 0 P: 3	R: 0 E: 1 K: 0 S: 5 H: 1 LOB: 2 BB: 0 P: 5	1B: 6 2B: 1 3B: 0 HR: 0 SF: 0 SAC: 0 DP: 1 HBP: 0		WP: 0 PB: 0 SB: 0 CS: 0 PA: 35
PITCHER Orel Hershiser, R (1, 1) ERA: 2.39	IP WLS BF H R ER SO BB IBB HBP BLK WP HR S P ERA WHIP	9.0 W 35 7 0 0 7 1 0 0 0 0 0 0 48 52 0.00 0.889										

AB	34
R	0
H	7
RBI	0
BB	1
SO	7
LOB	15



Batter	1	2	3	4	5	6	7	8	9	AB	R	H	RBI	BB	SO	LOB
Dave Anderson, R (1, 6) OBP: 0.315, SLG: 0.400	0-0 6-3		0-0 F4		4-0 BB		0-0 E5			3	0	0	0	1	0	2
Steve Sax, R (1, 4) OBP: 0.320, SLG: 0.350	0-3 K		0-0 1B		0-0 4-3		0-3 K			4	0	1	2	0	2	2
John Shelby, S (1, 8) OBP: 0.272, SLG: 0.429	0-3 K		0-0 F9		0-0 F7		0-0 G3			4	0	0	0	0	1	3
Pedro Guerrero, R (1, 7) OBP: 0.383, SLG: 0.544		0-3 K		0-0 F8		0-0 E1	0-0 F9			4	1	1	0	0	1	1
Mike Marshall, R (1, 9) OBP: 0.341, SLG: 0.479		0-0 5-3		0-0 6-3		0-3 K		0-0 5-3		4	0	0	0	0	1	1
Mickey Hatcher, R (1, 3) OBP: 0.321, SLG: 0.423		0-0 1-3		0-0 2B		0-0 G4-3	0-0 4-3			4	1	2	1	0	0	0
Phil Garner, R (1, 5) OBP: 0.268, SLG: 0.323			0-0 SH5-4 1B	4-0 IBB		4-0 G4-3 IBB		0-0 4-3		2	1	1	0	2	0	0
Mike Scioscia, L (1, 2) OBP: 0.351, SLG: 0.350			4-0 SH5-4 1B	0-0 6-3		0-0 G4-3		0-0 4-3		2	1	0	1	1	0	3
Orel Hershiser, R (1, 1) OBP: 0.292, SLG: 0.348			0-0 SH5-4		0-0 2B	0-3 K				2	0	1	0	0	1	1

Inning Stats	R: 0	H: 0	E: 0	K: 2	S: 7	R: 0	H: 0	E: 0	K: 1	S: 5	R: 2	H: 2	E: 0	K: 0	S: 5	R: 0	H: 1	E: 0	K: 0	S: 4	R: 0	H: 1	E: 0	K: 0	S: 3	R: 2	H: 2	E: 1	K: 2	S: 9	R: 0	H: 0	E: 1	K: 1	S: 6	R: 0	H: 0	E: 0	K: 0	S: 3
	0	0	0	2	7	0	0	0	1	5	2	2	0	0	5	0	1	0	0	4	0	0	0	1	0	2	1	2	1	1	9	0	0	1	6	0	0	0	3	

PITCHER	IP	WLS	BF	H	R	ER	SO	BB	IBB	HBP	BLK	WP	HR	S	P	ERA	WHIP
Dave Dravecky, L (1, 1) ERA: 3.76	6.0	L	27	6	4	4	5	2	2	0	0	0	0	33	49	6.00	1.333
Greg Booker, R (7, 1) ERA: 3.86	2.0		7	0	0	0	1	0	0	0	0	0	0	9	9	0.00	0.000


BOTTOM

San Diego Padres @ Los Angeles Dodgers
Dodger Stadium, Los Angeles, CA

Tue Jun 30 1987, 7:05 PM PDT
Att. 31,578 - Unknown

livebaseballscorecards.com

AB	29
R	4
H	6
RBI	4
BB	4
SO	6
LOB	13



WP	HR	S	P	ERA	WHIP
0	0	0	34		

Batter	1	2	3	4	5	6	7	8	9	AB R H RBI BB SO LOB	TOP											
Stan Jefferson, S (1, 7) OBP: 0.312, SLG: 0.307	0-0 6-3		0-0 5-3		0-3 K		0-3 K		0-0 4-3	5 0 0 0 0 2 2	San Diego Padres @ Los Angeles Dodgers Dodger Stadium, Los Angeles, CA Wed Jul 01 1987, 7:05 PM PDT Att: 45,722 - Unknown livebaseballscorecards.com											
Shane Mack, R (1, 8) OBP: 0.317, SLG: 0.371	0-0 FC1-6 2B		4-0 BB		0-3 K		0-0 K BLK 1B			3 0 2 0 1 1 2												
Tony Gwynn, L (1, 9) OBP: 0.450, SLG: 0.534	0-0 FC1-6 FC5-4 2-3		0-0 6-3		0-0 G3		4-0 1-2 IBB			3 0 0 0 1 0 4												
Carmelo Martinez, R (1, 3) OBP: 0.378, SLG: 0.457	0-0 FC5-4 1-2f			0-0 6-3		0-0 HR 2B	0-3 K 2-3			4 1 1 0 0 1 3												
Randy Ready, R (1, 4) OBP: 0.408, SLG: 0.438 Tim Flannery, L (8, 4) OBP: 0.345, SLG: 0.281		0-0 3-1 1B 2B		0-0 L5		0-0 6-3		0-0 G3		4 1 1 0 0 0 1 0 0 0 0 0 0 0												
Kevin Mitchell, R (1, 5) OBP: 0.319, SLG: 0.407		0-0 3-1 2-3		0-0 HR		0-0 HR		0-0 4-3		4 2 2 3 0 0 1												
Benito Santiago, R (1, 2) OBP: 0.300, SLG: 0.395		0-0 G4-6-3 1B 3-H		0-3 K		0-0 6-3 2B		0-0 F8		4 0 2 1 0 1 0												
Garry Templeton, S (1, 6) OBP: 0.272, SLG: 0.263		0-0 G4-6-3 1-2f			0-0 E 1B		0-0 6-3 2-3		0-0 F8	4 0 1 0 0 0 2												
Eric Show, R (1, 1) OBP: 0.025, SLG: 0.026			0-0 5-3		0-0 E2 1-2		0-3 K		0-0 F2	4 0 0 0 0 1 2												
Inning Stats	R: 0 E: 0 K: 0 S: 4	H: 1 LOB: 1 BB: 0 P: 4	R: 1 E: 0 K: 0 S: 4	H: 2 LOB: 0 BB: 0 P: 4	R: 0 E: 0 K: 0 S: 3	H: 0 LOB: 1 BB: 1 P: 7	R: 1 E: 0 K: 1 S: 6	H: 1 LOB: 0 BB: 0 P: 6	R: 0 E: 1 K: 2 S: 9	H: 1 LOB: 2 BB: 0 P: 9		R: 2 E: 0 K: 1 S: 8	H: 3 LOB: 1 BB: 0 P: 8	R: 0 E: 0 K: 2 S: 7	H: 1 LOB: 1 BB: 1 P: 11	R: 0 E: 0 K: 0 S: 3	H: 0 LOB: 0 BB: 0 P: 3	R: 0 E: 0 K: 0 S: 3	H: 0 LOB: 0 BB: 0 P: 3	1B: 3 2B: 4 3B: 0 HR: 2	SF: 0 SAC: 0 DP: 1 HBP: 0	WP: 0 PB: 0 SB: 0 CS: 0
PITCHER	IP WLS BF H R ER SO BB IBB HBP BLK WP HR S P ERA WHIP																					
Rick Honeycutt, L (1, 1) ERA: 3.15	5.1 L 25 8 4 4 3 1 0 0 0 0 0 2 30 34 6.75 1.688																					
Ken Howell, R (6, 1) ERA: 4.98	0.2 2 0 0 0 1 0 0 0 0 0 0 0 4 4 0.00 0.000																					
Brian Holton, R (7, 1) ERA: 3.25	2.0 7 1 0 0 2 0 1 0 1 0 0 10 14 0.00 0.500																					
Alejandro Pena, R (9, 1) ERA: 4.38	1.0 3 0 0 0 0 0 0 0 0 0 0 0 3 3 0.00 0.000																					

Batter	1	2	3	4	5	6	7	8	9	AB R H RBI BB SO LOB
Dave Anderson, R OBP: 0.313, SLG: 0.395 (1, 6)	0-0 F8 ①		0-0 6-3 ③			0-0 BB 1-2 1B			0-0 5-3 ①	4 0 1 0 0 0 0
John Shelby, S OBP: 0.276, SLG: 0.432 (1, 8)	0-0 PB 2B			0-0 F9 ①		4-0 BB 1-2 2-3 BB			0-0 G3 ②	3 0 1 0 1 0 0
Danny Heep, L (1, 7)	0-0 F7 ② 2-3			0-0 F7 ②		0-0 G1-2-3 ② ③ 3-Hr			0-0 F6 ③	4 0 0 0 0 0 4
Mike Marshall, R OBP: 0.338, SLG: 0.474 Ken Landreaux, L OBP: 0.298, SLG: 0.297 (1, 9) (7, 9)	0-0 5-3 ③			0-0 F6 ③			0-0 F7 ①			2 0 0 0 0 0 1 1 0 0 0 0 0 0
Franklin Stubbs, L OBP: 0.312, SLG: 0.444 (1, 3)		0-0 4-3 ①			0-3 K ①		0-0 F2 ②			3 0 0 0 0 1 0
Alex Trevino, R OBP: 0.294, SLG: 0.359 (1, 2)		0-0 F8 ②			0-0 G6-3 1B		0-0 F5 ③			3 0 1 0 0 0 0
Steve Sax, R OBP: 0.317, SLG: 0.346 (1, 4)		0-0 6-3 ③			0-0 G6-3 ② ③ 1-2f			0-0 5-3 ①		3 0 0 0 0 0 1
Jeff Hamilton, R OBP: 0.276, SLG: 0.278 (1, 5)			0-0 F8 ①			0-0 BB 1B G1-2-3 1B		0-0 6-3 ②		3 0 1 0 0 0 0
Rick Honeycutt, L OBP: 0.241, SLG: 0.240 Ken Howell, R OBP: 1.000, SLG: 1.000 Ralph Bryant, L OBP: 0.313, SLG: 0.429 Brian Holton, R OBP: 0.250, SLG: 0.250 Phil Garner, R OBP: 0.250, SLG: 0.320 Alejandro Pena, R OBP: 0.100, SLG: 0.100 (1, 1) (6, 1) (6, PH) (7, 1) (8, PH) (9, 1)			0-0 6-3 ②			0-3 K ①		0-0 F2 ③		1 0 0 0 0 0 0 0 0 0 0 0 0 0 1 0 0 0 0 0 1 1 0 0 0 0 0 0 0 0 1 0 0 0 0 0 0 0 0 0 0 0 0 0 0 0

Inning Stats	R: 0 E: 0 K: 0 S: 4	H: 1 LOB: 1 BB: 0 P: 4	R: 0 E: 0 K: 0 S: 3	H: 0 LOB: 0 BB: 0 P: 3	R: 0 E: 0 K: 0 S: 3	H: 0 LOB: 0 BB: 0 P: 3	R: 0 E: 0 K: 1 S: 5	H: 1 LOB: 0 BB: 0 P: 5	R: 0 E: 0 K: 1 S: 6	H: 2 LOB: 2 BB: 1 P: 10	R: 0 E: 0 K: 0 S: 3	H: 0 LOB: 0 BB: 0 P: 3	R: 0 E: 0 K: 0 S: 3	H: 0 LOB: 0 BB: 0 P: 3	R: 0 E: 0 K: 0 S: 3	H: 0 LOB: 0 BB: 0 P: 3	1B: 3 2B: 1 3B: 0 HR: 0	SF: 0 SAC: 0 DP: 2 HBP: 0	WP: 0 PB: 1 SB: 0 CS: 0	PA: 30
--------------	------------------------------	---------------------------------	------------------------------	---------------------------------	------------------------------	---------------------------------	------------------------------	---------------------------------	------------------------------	----------------------------------	------------------------------	---------------------------------	------------------------------	---------------------------------	------------------------------	---------------------------------	----------------------------------	------------------------------------	----------------------------------	--------

PITCHER	IP	WLS	BF	H	R	ER	SO	BB	IBB	HBP	BLK	WP	HR	S	P	ERA	WHIP	PITCHER	IP	WLS	BF	H	R	ER	SO	BB	IBB	HBP	BLK	WP	HR	S	P	ERA	WHIP		
Eric Show, R ERA: 3.62 (1, 1)	9.0	W	30	4	0	0	2	1	0	0	0	0	0	33	37	0.00	0.556																				

BOTTOM

San Diego Padres @ Los Angeles Dodgers
Dodger Stadium, Los Angeles, CA
 Wed Jul 01 1987, 7:05 PM PDT
 Att. 45,722 - Unknown

livebaseballscores.com

AB	29
R	0
H	4
RBI	0
BB	1
SO	2
LOB	7



Batter	1	2	3	4	5	6	7	8	9	AB R H RBI BB SO LOB	TOP	
Marvell Wynne, L (1, 8) <small>OBP: 0.357, SLG: 0.360</small>	0-0 6-3		0-0 2B			0-0 F7		0-0 1B		4 0 2 0 0 0 0	San Diego Padres @ Montreal Expos Olympic Stadium, Montreal, QB Fri Jul 03 1987, 7:05 PM EDT Att: 21,193 - Unknown	
Tim Flannery, L (1, 4) <small>OBP: 0.350, SLG: 0.276</small>	4-0 1B WP BB		4-0 BB			0-3 K		0-0 G3		2 0 0 0 2 1 1		
Tony Gwynn, L (1, 9) <small>OBP: 0.451, SLG: 0.532</small>	0-0 1B S 1-H		0-0 4-3			0-0 F8		4-0 IBB S		3 0 1 0 1 0 2		
Carmelo Martinez, R (1, 7) <small>OBP: 0.372, SLG: 0.448</small> Lance McCullers, S (8, 1)	0-3 K 2-3			0-0 6-3				0-0 F8 1-2		4 0 0 0 0 2 3 0 0 0 0 0 0 0		
John Kruk, L (1, 3) <small>OBP: 0.455, SLG: 0.477</small>		0-0 3-1		0-0 4-3			0-0 2B 1B WP S		0-0 4-3 1B	4 1 2 0 0 0 0		
Kevin Mitchell, R (1, 5) Randy Ready, R (9, PH) <small>OBP: 0.405, SLG: 0.435</small>		0-3 K		0-0 F8		0-3 K 1-2			0-0 4-3 1-2	3 0 0 0 0 2 1 1 0 0 0 0 0 1		
Benito Santiago, R (1, 2) <small>OBP: 0.299, SLG: 0.397</small>		0-0 F3			0-0 F8		0-0 2B 2-H		0-0 L6	4 0 1 1 0 0 1		
Garry Templeton, S (1, 6) <small>OBP: 0.288, SLG: 0.258</small>			0-0 G3		0-0 F7		0-0 F5		0-0 F7	4 0 0 0 0 0 2		
Andy Hawkins, R (1, 1) Stan Jefferson, S (8, PH) <small>OBP: 0.310, SLG: 0.305</small>			0-3 K		0-0 F8			0-3 K		2 0 0 0 0 1 0 1 0 0 0 0 1 0		
Inning Stats	R: 0 H: 1 E: 0 LOB: 1 K: 1 BB: 1 S: 5 P: 9	R: 0 H: 0 E: 0 LOB: 0 K: 1 BB: 0 S: 5 P: 5	R: 0 H: 1 E: 0 LOB: 2 K: 1 BB: 1 S: 6 P: 10	R: 0 H: 0 E: 0 LOB: 0 K: 0 BB: 0 S: 3 P: 3	R: 0 H: 0 E: 0 LOB: 0 K: 0 BB: 0 S: 3 P: 3	R: 0 H: 0 E: 0 LOB: 0 K: 1 BB: 0 S: 5 P: 5	R: 1 H: 2 E: 0 LOB: 1 K: 2 BB: 0 S: 9 P: 9	R: 0 H: 1 E: 0 LOB: 2 K: 1 BB: 1 S: 6 P: 10	R: 0 H: 1 E: 0 LOB: 1 K: 0 BB: 0 S: 4 P: 4	1B: 4 SF: 0 2B: 2 SAC: 0 3B: 0 DP: 0 HR: 0 HBP: 0	WP: 3 PA: 35 PB: 0 SB: 4 CS: 0	
PITCHER Floyd Youmans, R (1, 1) <small>ERA: 4.66</small> Jeff Parrett, R (7, 1) <small>ERA: 2.5</small>	IP WLS BF H R ER SO BB IBB HBP BLK WP HR S P ERA WHIP 6.2 W 25 4 1 1 6 2 0 0 0 2 0 35 43 1.35 0.900											PITCHER IP WLS BF H R ER SO BB IBB HBP BLK WP HR S P ERA WHIP

livebaseballscorecards.com



BOTTOM

San Diego Padres @ Montreal Expos

Olympic Stadium, Montreal, QB

Fri Jul 03 1987, 7:05 PM EDT

Att. 21,193 - Unknown

livebaseballscorecards.com

AB	27
R	2
H	5
RBI	2
BB	5
SO	2
LOB	13



1B:	4	SF:	0	WP:	0	PA:	32
2B:	2	SAC:	0	PB:	0		
3B:	0	DP:	2	SB:	1		
HR:	0	HBP:	0	CS:	0		

IP	WLS	BF	H	R	ER	SO	BB	IBB	HBP	BLK	WP	HR	S	P	ERA	WHIP
7.0	L	28	4	2	2	2	5	0	0	0	0	0	27	47	2.57	1.286
1.0		4	1	0	0	0	0	0	0	0	0	0	4	4	0.00	1.000

AB	R	H	RBI	BB	SO	LOB
4	0	1	0	0	0	2
3	0	1	0	1	0	1
3	0	0	0	1	0	2
3	0	1	0	1	0	3
4	1	1	0	0	0	2
3	0	0	0	0	0	1
3	0	0	0	0	0	1
1	1	0	0	2	0	0
2	0	1	2	0	1	0
1	0	0	0	0	1	1

Batter	1	2	3	4	5	6	7	8	9
Casey Candaele, S (1, 4)	0-0 G3 1B	0-0 4-3			0-0 L4		0-0 L3		
Mitch Webster, S (1, 9)	0-0 G3 1-2		4-0 G6-4-3 BB		0-0 BB 1B		0-0 P3		
Tim Raines, S (1, 7)	0-0 5-3		0-0 G6-4-3 1-2f		4-0 FC6-4 BB 1-2		0-0 3-1		
Tim Wallach, R (1, 5)	0-0 6-3		4-0 BB		0-0 FC6-4 1-2f		0-0 1B		
Hubie Brooks, R (1, 6)		0-0 S 2B 1B	0-0 F4		0-0 3-1		0-0 F8		
Andres Galarraga, R (1, 3)		0-0 F4		0-0 6-3		0-0 F9			
Herm Winningham, L (1, 8)		0-0 F8 1-2		0-0 F7		0-0 G3			
Mike Fitzgerald, R (1, 2)		4-0 2B BB		0-0 F9		4-0 L3 BB			
Floyd Youmans, R (1, 1)		0-0 2B			0-3 K		0-3 K		
Jeff Parrett, R (7, 1)		1-H 2-H 2B							

Inning Stats	R	H	E	K	S	P	IP	WLS	BF	H	R	ER	SO	BB	IBB	HBP	BLK	WP	HR	S	P	ERA	WHIP
	0	1	0	4	2	10	7.0	L	28	4	2	2	2	5	0	0	0	0	0	27	47	2.57	1.286
	0	0	0	1	0	4	1.0		4	1	0	0	0	0	0	0	0	0	0	4	4	0.00	1.000

PITCHER	IP	WLS	BF	H	R	ER	SO	BB	IBB	HBP	BLK	WP	HR	S	P	ERA	WHIP
Andy Hawkins, R (1, 1)	7.0	L	28	4	2	2	2	5	0	0	0	0	0	27	47	2.57	1.286
Lance McCullers, R (8, 1)	1.0		4	1	0	0	0	0	0	0	0	0	0	4	4	0.00	1.000

Batter	1	2	3	4	5	6	7	8	9	AB R H RBI BB SO LOB	TOP		
Shane Mack, R (1, 8) OBP: 0.324, SLG: 0.376	0-0 F8			0-0 6-3		0-0 E6 4-3 1B	0-0 2-3 1B			4 1 2 0 0 0 0	San Diego Padres @ Montreal Expos Olympic Stadium, Montreal, QB Sat Jul 04 1987, 7:05 PM EDT Att. 20,905 - Unknown livebaseballscorecards.com		
Randy Ready, R (1, 4) OBP: 0.407, SLG: 0.433 Luis Salazar, R (9, 6) OBP: 0.333, SLG: 0.363	0-0 FC4-6 1B			4-0 1-3 BB		0-0 4-3 2-3	0-0 F4			3 0 1 0 1 0 3 0 0 0 0 0 0 0			
Tony Gwynn, L (1, 9) OBP: 0.448, SLG: 0.528	0-0 FC4-6 CS 1-2f			0-0 1-3 1-2		0-0 F9 1B 3-H 1B		0-0 F8		4 0 1 1 0 0 2			
Carmelo Martinez, R (1, 7) OBP: 0.370, SLG: 0.444 Marvell Wynne, L (8, 7) OBP: 0.357, SLG: 0.360	0-0 CS 1-2	0-0 F6		0-0 P3		0-0 FC6-4 1B		0-3 K		4 0 1 0 0 1 1 0 0 0 0 0 0 0			
Kevin Mitchell, R (1, 5) OBP: 0.313, SLG: 0.398					0-0 HR 1B	0-0 F9 2-3		0-0 F2		4 1 1 0 0 0 2			
John Kruk, L (1, 3) OBP: 0.451, SLG: 0.487					0-0 HR	0-0 FC6-4 1-H 1-2f		0-0 4-3		4 1 1 2 0 0 2			
Benito Santiago, R (1, 2) OBP: 0.299, SLG: 0.395				0-0 F9		0-0 F8		0-0 6-3		4 0 1 0 0 0 0			
Garry Templeton, S (1, 6) OBP: 0.264, SLG: 0.254 Rich Gossage, R (9, 1)				0-0 F9		0-0 6-3		0-0 5-3		4 0 0 0 0 0 1 0 0 0 0 0 0 0			
Ed Whitson, R (1, 1) OBP: 0.088, SLG: 0.118 Lance McCullers, S (7, 1) Tim Flannery, L (7, 4) OBP: 0.350, SLG: 0.276				0-0 F4		0-0 F7		0-0 1B 2B		3 0 1 0 0 0 0 0 0 0 0 0 0 0 0 0 0 0 0 0 0			
Inning Stats	R: 0 H: 1 E: 0 LOB: 0 K: 0 BB: 0 S: 3 P: 3	R: 0 H: 0 E: 0 LOB: 0 K: 0 BB: 0 S: 3 P: 3	R: 0 H: 0 E: 0 LOB: 0 K: 0 BB: 0 S: 3 P: 3	R: 0 H: 0 E: 0 LOB: 1 K: 0 BB: 1 S: 3 P: 7	R: 2 H: 2 E: 0 LOB: 0 K: 0 BB: 0 S: 5 P: 5	R: 1 H: 3 E: 1 LOB: 2 K: 0 BB: 0 S: 6 P: 6	R: 0 H: 2 E: 0 LOB: 2 K: 0 BB: 0 S: 5 P: 5	R: 0 H: 0 E: 0 LOB: 0 K: 1 BB: 0 S: 5 P: 5	R: 0 H: 1 E: 0 LOB: 0 K: 0 BB: 0 S: 3 P: 3	1B: 7 SF: 0 2B: 1 SAC: 0 3B: 0 DP: 0 HR: 1 HBP: 0		WP: 0 PA: 36 PB: 0 SB: 0 CS: 2	
PITCHER	IP WLS BF H R ER SO BB IBB HBP BLK WP HR S P ERA WHIP											PITCHER	IP WLS BF H R ER SO BB IBB HBP BLK WP HR S P ERA WHIP
Neal Heaton, L (1, 1) ERA: 4.3	7.0 29 8 3 3 0 1 0 0 0 0 0 1 28 32 3.86 1.286												
Tim Burke, R (8, 1) ERA: 1.87	2.0 W 6 1 0 0 1 0 0 0 0 0 0 0 8 8 0.00 0.500												



BOTTOM

San Diego Padres @ Montreal Expos
 Olympic Stadium, Montreal, QB
 Sat Jul 04 1987, 7:05 PM EDT
 Att. 20,905 - Unknown

livebaseballscorecards.com

AB	29
R	4
H	7
RBI	4
BB	3
SO	6
LOB	8



WP: 0	PA: 33
PB: 0	
SB: 0	
CS: 2	

AB	R	H	RBI	BB	SO	LOB
4	0	1	0	0	1	0
4	0	1	0	0	1	1
3	1	0	0	1	1	2
3	0	1	1	1	0	0
4	2	2	1	0	0	2
3	1	1	2	0	1	1
3	0	1	0	0	1	1
3	0	0	0	0	1	1
2	0	0	0	0	0	0
0	0	0	0	1	0	0
0	0	0	0	0	0	0

Batter	1	2	3	4	5	6	7	8	9
Casey Candaele, S (1, 4) OBP: 0.340, SLG: 0.348	0-3 K		0-0 F8		0-0 1-3		0-0 CS	0-0 FC1-5 BLK 1B	
Mitch Webster, S (1, 9) OBP: 0.368, SLG: 0.416	0-3 K		0-0 1B			0-0 F8		0-0 FC1-5 CS 1-3	
Tim Raines, S (1, 7) OBP: 0.448, SLG: 0.550	4-0 3B BB		0-0 L5			0-3 K		0-0 F7 1-2	
Tim Wallach, R (1, 5) OBP: 0.348, SLG: 0.507	0-0 1-H 3B			4-0 5-3 BB		0-0 F8			0-0 6-3
Hubie Brooks, R (1, 6) OBP: 0.333, SLG: 0.496	0-0 F9			0-0 5-3			0-0 HR 1B		0-0 HR
Andres Galarraga, R (1, 3) OBP: 0.405, SLG: 0.538		0-0 F8		0-3 K			0-0 1-H HR		
Herm Winningham, L (1, 8) OBP: 0.362, SLG: 0.444		0-0 G6-4-3 1B		0-0 F9			0-3 K		
Jeff Reed, L (1, 2) OBP: 0.209, SLG: 0.200		0-0 G6-4-3 1-2f			0-3 K		0-0 1-3		
Neal Heaton, L (1, 1) OBP: 0.255, SLG: 0.261			0-0 5-3			0-0 G3		4-0 CS BB	
Tom Foley, L (7, PH) OBP: 0.310, SLG: 0.383									
Tim Burke, R (8, 1)									

Inning Stats	R: 1	H: 1	E: 0	K: 2	S: 8	LOB: 1	BB: 1	P: 12									
PITCHER	IP	WLS	BF	H	R	ER	SO	BB	IBB	HBP	BLK	WP	HR	S	P	ERA	WHIP
Ed Whitson, R (1, 1) ERA: 4.47	6.0		23	4	2	2	5	2	0	0	0	0	0	31	39	3.00	1.000
Lance McCullers, R (7, 1) ERA: 4.42	2.0		7	2	1	1	1	1	0	0	1	0	1	8	12	4.50	1.500
Rich Gossage, R (9, 1) ERA: 2.45	0.1	L	2	1	1	1	0	0	0	0	0	0	1	2	2	27.00	3.000

Inning Stats	R: 0	H: 0	E: 0	K: 1	S: 5	LOB: 0	BB: 0	P: 5									
PITCHER	IP	WLS	BF	H	R	ER	SO	BB	IBB	HBP	BLK	WP	HR	S	P	ERA	WHIP
Ed Whitson, R (1, 1) ERA: 4.47	6.0		23	4	2	2	5	2	0	0	0	0	0	31	39	3.00	1.000
Lance McCullers, R (7, 1) ERA: 4.42	2.0		7	2	1	1	1	1	0	0	1	0	1	8	12	4.50	1.500
Rich Gossage, R (9, 1) ERA: 2.45	0.1	L	2	1	1	1	0	0	0	0	0	0	1	2	2	27.00	3.000

Batter	1	2	3	4	5	6	7	8	9	AB R H RBI BB SO LOB	TOP			
Marvell Wynne, L (1, 7) X <small>OBP: 0.346, SLG: 0.348</small> Rich Gossage, R (8, 1)	0-0 ① 4-3		0-0 ① B1-3		0-0 ③ F7			0-3 ③ K		4 0 0 0 0 1 0 0 0 0 0 0 0 0				
Tony Gwynn, L (1, 9) X <small>OBP: 0.446, SLG: 0.534</small>	0-0 HR		0-0 ② F8			0-0 ① 6-3		0-3 ① K	4 1 1 1 0 1 0					
Chris Brown, R (1, 5) X <small>OBP: 0.297, SLG: 0.412</small>	0-0 ② 4-3		0-3 ③ K			0-0 ② 6-3		0-0 ② 6-3	4 0 0 0 0 1 0					
John Kruk, L (1, 3) B B B <small>OBP: 0.452, SLG: 0.500</small>	4-0 2B BB			0-0 ① 4-3		0-0 ③ F8		0-0 HR	3 2 1 1 1 0 0					
Benito Santiago, R (1, 2) X <small>OBP: 0.305, SLG: 0.404</small>	0-0 2B			0-0 BB 1B		0-3 ① K		0-0 WP S 1B	4 0 3 1 0 1 0					
Tim Flannery, L (1, 4) X <small>OBP: 0.354, SLG: 0.272</small>	0-0 ③ G3			4-0 BB		0-0 ② F7		4-0 FC6-4 BB	2 0 0 0 2 0 1					
Shane Mack, R (1, 8) <small>OBP: 0.321, SLG: 0.381</small>		0-0 CS 2B		0-0 ② ③ G1-4-3		0-0 ③ G1-4-3		0-0 ③ FC6-4	4 0 1 0 0 0 4					
Luis Salazar, R (1, 6) <small>OBP: 0.327, SLG: 0.356</small> Stan Jefferson, S (8, PH) (8, 7)		0-0 ① F6		0-3 ① K			0-0 ① F8		2 0 0 0 0 1 1 1 0 0 0 0 0 0					
Jimmy Jones, R (1, 1) <small>OBP: 0.176, SLG: 0.176</small> Mark Davis, L (7, 1) <small>OBP: 0.217, SLG: 0.348</small> Jim Steels, L (8, PH) <small>OBP: 0.282, SLG: 0.217</small> Garry Templeton, S (8, 6) <small>OBP: 0.264, SLG: 0.254</small>		0-0 ② ③ 5-3		0-0 ② 6-3			0-0 ② 4-3		2 0 0 0 0 0 1 0 0 0 0 0 0 0 1 0 0 0 0 0 0 0 0 0 0 0 0 0					
Inning Stats	R: 2 H: 2 E: 0 LOB: 1 K: 0 BB: 1 S: 5 P: 9	R: 0 H: 1 E: 0 LOB: 0 K: 0 BB: 0 S: 3 P: 3	R: 0 H: 0 E: 0 LOB: 0 K: 1 BB: 0 S: 5 P: 5	R: 0 H: 1 E: 0 LOB: 1 K: 0 BB: 1 S: 3 P: 7	R: 0 H: 0 E: 0 LOB: 0 K: 1 BB: 0 S: 5 P: 5	R: 0 H: 0 E: 0 LOB: 0 K: 0 BB: 0 S: 3 P: 3	R: 0 H: 0 E: 0 LOB: 0 K: 1 BB: 0 S: 5 P: 5	R: 0 H: 0 E: 0 LOB: 0 K: 1 BB: 0 S: 5 P: 5	R: 1 H: 2 E: 0 LOB: 2 K: 1 BB: 1 S: 7 P: 11	1B: 2 SF: 0 2B: 2 SAC: 0 3B: 0 DP: 1 HR: 2 HBP: 0	WP: 1 PA: 34 PB: 0 SB: 1 CS: 1			
PITCHER	IP WLS BF H R ER SO BB IBB HBP BLK WP HR S P ERA WHIP												PITCHER	IP WLS BF H R ER SO BB IBB HBP BLK WP HR S P ERA WHIP
Bryn Smith, R (1, 1) <small>ERA: 5.4</small> Jeff Parrett, R (8, 1) <small>ERA: 2.7</small>	7.0 25 4 2 2 3 2 0 0 0 0 1 29 37 2.57 0.857													

San Diego Padres @ Montreal Expos
 Olympic Stadium, Montreal, QB
 Sun Jul 05 1987, 3:33 AM EDT
 Att. 20,563 - Unknown

AB	31
R	3
H	6
RBI	3
BB	3
SO	5
LOB	7



Batter	1	2	3	4	5	6	7	8	9	AB	R	H	RBI	BB	SO	LOB
Casey Candaele, S (1, 4) OBP: 0.341, SLG: 0.346	0-0 F8		0-0 F8		0-0 2-H 1B		4-0 1B BB		0-0 4-3	4	0	1	0	1	0	1
Mitch Webster, S (1, 9) OBP: 0.373, SLG: 0.418	0-0 F7		1-0 HBP			0-0 2B 1B	0-0 1B		1-2 2-3 1B	3	1	2	0	0	0	0
Tim Raines, S (1, 7) OBP: 0.441, SLG: 0.541	0-0 F5		0-0 F8			0-0 F7	0-0 1-3			4	0	0	0	0	0	5
Tim Wallach, R (1, 5) OBP: 0.347, SLG: 0.507		0-0 E6 1B 1B		0-0 4-3		0-0 4-3 1-H 2B		0-3 K		4	1	1	1	0	1	0
Hubie Brooks, R (1, 6) OBP: 0.331, SLG: 0.488		0-0 G5-3 1B 1-3 1B		0-0 1-3		0-0 4-3 2-3		0-3 K		4	0	1	0	0	1	1
Andres Galarraga, R (1, 3) OBP: 0.403, SLG: 0.534		0-0 1-2 3-H 1B		0-0 6-3		0-0 6-3		0-3 K		4	0	1	1	0	1	1
Herm Winningham, L (1, 8) OBP: 0.360, SLG: 0.439		0-3 K			0-0 5-3		0-0 F9		0-0 1B SH5-3 1B	4	0	1	0	0	1	2
Mike Fitzgerald, R (1, 2) OBP: 0.325, SLG: 0.331		0-0 G5-3 2-3f			0-0 6-3		0-0 1B BB 1B		0-0 SH5-3	3	0	1	0	0	0	2
Bryn Smith, R (1, 1) OBP: 0.250, SLG: 0.389			0-0 F8			0-0 1B 2B	0-0 F8		0-0 2-3 1B	2	0	1	0	0	0	0
Tom Foley, L (7, PH) OBP: 0.310, SLG: 0.383										0	0	0	0	0	0	0
Vance Law, R (7, PH) OBP: 0.360, SLG: 0.419										1	0	0	0	0	0	1
Jeff Parrett, R (8, 1)										0	0	0	0	0	0	0
Wallace Johnson, S (9, PH) OBP: 0.280, SLG: 0.391									0-0 2-3 1B	1	0	1	0	0	0	0

Inning Stats	R: 0	H: 0	E: 0	K: 0	S: 3	R: 1	H: 2	E: 1	K: 1	S: 7	R: 0	H: 0	E: 0	K: 0	S: 3	R: 0	H: 0	E: 0	K: 0	S: 3	R: 0	H: 2	E: 0	K: 0	S: 4	R: 1	H: 2	E: 0	K: 0	S: 5	R: 0	H: 2	E: 0	K: 0	S: 5	R: 0	H: 0	E: 0	K: 3	S: 9	R: 0	H: 2	E: 0	K: 0	S: 4	R: 0	H: 2	E: 0	K: 0	S: 4	1B: 8	SF: 0	2B: 2	3B: 0	HR: 0	SAC: 1	DP: 1	HBP: 1	WP: 0	PA: 37
--------------	------	------	------	------	------	------	------	------	------	------	------	------	------	------	------	------	------	------	------	------	------	------	------	------	------	------	------	------	------	------	------	------	------	------	------	------	------	------	------	------	------	------	------	------	------	------	------	------	------	------	-------	-------	-------	-------	-------	--------	-------	--------	-------	--------

PITCHER	IP	WLS	BF	H	R	ER	SO	BB	IBB	HBP	BLK	WP	HR	S	P	ERA	WHIP
Jimmy Jones, R (1, 1) ERA: 4.62	6.1		26	7	2	1	1	0	0	0	0	0	0	27	28	1.42	1.105
Mark Davis, L (7, 1) ERA: 4.67	0.2		4	1	0	0	0	1	0	0	0	0	0	3	7	0.00	3.000
Rich Gossage, R (8, 1) ERA: 2.25	2.0	W	7	2	0	0	3	0	0	0	0	0	0	13	13	0.00	1.000

BOTTOM

San Diego Padres @ Montreal Expos
Olympic Stadium, Montreal, QB
Sun Jul 05 1987, 3:33 AM EDT
Att. 20,563 - Unknown

AB	34
R	2
H	10
RBI	2
BB	1
SO	4
LOB	13



WP: 0	PA: 37
PB: 0	
SB: 1	
CS: 0	

livebaseballscores.com

Batter	1	2	3	4	5	6	7	8	9	AB R H RBI BB SO LOB	TOP																						
Shane Mack, R OBP: 0.319, SLG: 0.376 (1, 8) X	0-0 4-3		0-3 K			0-0 6-3		0-0 1-3 1B		4 0 1 0 0 1 0	San Diego Padres @ Chicago Cubs Wrigley Field, Chicago, IL Mon Jul 06 1987, 3:33 AM CDT Att. 20,508 - Unknown livebaseballscorecards.com																						
Tony Gwynn, L OBP: 0.443, SLG: 0.530 (1, 9) X	0-0 F9			0-0 G4-6-3 1B		0-0 F7		0-0 4-3		4 0 1 0 0 0 2																							
Chris Brown, R OBP: 0.289, SLG: 0.400 (1, 5) X	0-0 6-3			0-0 G4-6-3 1-2f		0-0 5-3		0-0 F8		4 0 0 0 0 0 1																							
Carmelo Martinez, R OBP: 0.368, SLG: 0.438 (1, 7) X		0-0 6-3		4-0 CS BB		0-0 L5		0-0 5-3		3 0 0 0 1 0 0																							
John Kruk, L OBP: 0.445, SLG: 0.490 (1, 3)		0-3 K		0-0 CS 1-2	0-0 F7		0-3 K		0-0 6-3	4 0 0 0 0 2 0																							
Randy Ready, R OBP: 0.411, SLG: 0.430 Greg Booker, R (7, 1)		4-0 BB			4-0 1B BB		0-3 K			1 0 0 0 2 1 0 0 0 0 0 0 0 0																							
Benito Santiago, R OBP: 0.302, SLG: 0.399 (1, 2)		0-3 K			0-0 L9			0-0 P6		3 0 0 0 0 1 2																							
Garry Templeton, S OBP: 0.288, SLG: 0.259 (1, 6) X			0-0 6-3		0-0 1-3 1B			0-0 FC4-6 1B		3 0 2 0 0 0 0																							
Mark Grant, R OBP: 0.133, SLG: 0.071 Keith Comstock, L Tim Flannery, L OBP: 0.351, SLG: 0.270 (7, 4)			0-0 4-3		0-0 2-3			0-0 FC4-6 1B 1-2f		2 0 0 0 0 0 2 0 0 0 0 0 0 0 1 0 0 0 0 0 1																							
Inning Stats	R: 0 E: 0 K: 0 S: 3	H: 0 LOB: 0 BB: 0 P: 3	R: 0 E: 0 K: 2 S: 7	H: 0 LOB: 1 BB: 1 P: 11	R: 0 E: 0 K: 1 S: 5	H: 0 LOB: 0 BB: 0 P: 5	R: 0 E: 0 K: 0 S: 2	H: 1 LOB: 0 BB: 1 P: 6	R: 0 E: 0 K: 0 S: 4	H: 1 LOB: 2 BB: 1 P: 8		R: 0 E: 0 K: 2 S: 3	H: 0 LOB: 0 BB: 0 P: 3	R: 0 E: 0 K: 2 S: 7	H: 0 LOB: 0 BB: 0 P: 7	R: 0 E: 0 K: 0 S: 5	H: 2 LOB: 2 BB: 0 P: 5	R: 0 E: 0 K: 0 S: 3	H: 0 LOB: 0 BB: 0 P: 3	1B: 4 2B: 0 3B: 0 HR: 0	SF: 0 SAC: 0 DP: 1 HBP: 0	WP: 0 PB: 0 SB: 0 CS: 1	PA: 33										
PITCHER Steve Trout, L ERA: 3.41 (1, 1)	IP 9.0	WLS W	BF 32	H 4	R 0	ER 0	SO 5	BB 3	IBB 0	HBP 0	BLK 0	WP 0	HR 0	S 39	P 51	ERA 0.00	WHIP 0.778																
											PITCHER	IP	WLS	BF	H	R	ER	SO	BB	IBB	HBP	BLK	WP	HR	S	P	ERA	WHIP					

AB	29
R	0
H	4
RBI	0
BB	3
SO	5
LOB	8



Batter	1	2	3	4	5	6	7	8	9	AB	R	H	RBI	BB	SO	LOB
Dave Martinez, L OBP: 0.402, SLG: 0.410 (1, 8)	0-0 4-3		0-0 2B		0-0 1B	0-3 K				4	0	2	0	0	1	1
Paul Noce, R OBP: 0.326, SLG: 0.411 (1, 4)	0-0 F3		0-0 6-3		0-0 FC5-4 1B		0-0 L5			4	1	0	0	0	0	3
Leon Durham, L OBP: 0.354, SLG: 0.512 (1, 3)	0-0 F9		0-0 G3		0-0 1B		0-0 G3			4	1	1	1	0	0	1
Andre Dawson, R OBP: 0.330, SLG: 0.562 (1, 9)		0-0 HR		0-0 1B	0-0 2B	0-0 HR		0-0 5-3		4	3	3	4	0	0	0
Jerry Mumphrey, S OBP: 0.385, SLG: 0.481 (1, 7)		0-0 4-3		0-0 4-3	0-0 K			0-0 4-3		4	0	0	0	0	1	1
Keith Moreland, R OBP: 0.266, SLG: 0.407 (1, 5)		0-0 F7		0-0 1B		0-0 HR		0-0 1B		4	1	3	2	0	0	0
Jody Davis, R OBP: 0.315, SLG: 0.410 (1, 2)		4-0 BB		0-0 G5-4-3		0-0 5-3		0-0 G5-4-3		3	0	0	0	1	0	2
Mike Brumley, S OBP: 0.257, SLG: 0.286 (1, 6)		0-0 F8			4-0 BB	0-3 K				2	0	0	0	1	1	1
Steve Trout, L OBP: 0.136, SLG: 0.136 (1, 1)			0-3 K		0-0 FC2-6 1B	0-0 1B				3	1	1	0	0	1	1

Inning Stats	R: 0	H: 0	E: 0	K: 0	S: 3	P: 3	R: 1	H: 1	E: 0	K: 0	S: 4	R: 0	H: 1	E: 0	K: 1	S: 6	R: 1	H: 2	E: 0	K: 0	S: 4	R: 4	H: 3	E: 0	K: 1	S: 8	R: 1	H: 2	E: 0	K: 2	S: 9	R: 0	H: 0	E: 0	K: 0	S: 3	R: 0	H: 1	E: 0	K: 0	S: 3	1B: 5	2B: 2	3B: 0	HR: 3	SF: 0	SAC: 0	DP: 2	HBP: 0	WP: 0	PB: 0	SB: 0	CS: 0	PA: 34
--------------	------	------	------	------	------	------	------	------	------	------	------	------	------	------	------	------	------	------	------	------	------	------	------	------	------	------	------	------	------	------	------	------	------	------	------	------	------	------	------	------	------	-------	-------	-------	-------	-------	--------	-------	--------	-------	-------	-------	-------	--------

PITCHER	IP	WLS	BF	H	R	ER	SO	BB	IBB	HBP	BLK	WP	HR	S	P	ERA	WHIP
Mark Grant, R ERA: 4.11 (1, 1)	4.2	L	22	7	6	6	1	2	0	0	0	0	2	22	30	11.57	1.929
Keith Comstock, L ERA: 3.27 (5, 1)	1.1		6	2	1	1	3	0	0	0	0	0	1	12	12	6.75	1.500
Greg Booker, R ERA: 3.65 (7, 1)	2.0		6	1	0	0	0	0	0	0	0	0	0	6	6	0.00	0.500

BOTTOM

San Diego Padres @ Chicago Cubs
 Wrigley Field, Chicago, IL
 Mon Jul 06 1987, 3:33 AM CDT
 Att. 20,508 - Unknown

livebaseballscorecards.com

AB	32
R	7
H	10
RBI	7
BB	2
SO	4
LOB	10



Batter	1	2	3	4	5	6	7	8	9	AB R H RBI BB SO LOB	TOP												
Stan Jefferson, S (1, 8) OBP: 0.306, SLG: 0.306	0-0 6-3		0-0 2-H 2B		0-0 4-3	0-3 K			0-3 K	5 0 1 1 0 2 4													
Tony Gwynn, L (1, 9) OBP: 0.446, SLG: 0.530	0-0 S 4-3 1B		0-0 B1		4-0 BB			0-0 F8	0-0 G6-4-3 1B	4 1 2 0 1 0 1													
Carmelo Martinez, R (1, 7) OBP: 0.368, SLG: 0.434	4-0 B B B		0-0 F8		0-0 P6			0-0 F9	0-0 G6-4-3 1-2f	2 0 0 0 1 0 3													
Mark Davis, L (5, 1) OBP: 0.217, SLG: 0.348	4-3 BB		0-0 F8		0-0 P6			0-0 F9		0 0 0 0 0 0 0													
Shane Mack, R (7, PH) OBP: 0.316, SLG: 0.373	1-2 BB		0-0 F8		0-0 P6			0-0 F9		1 0 0 0 0 0 0													
Lance McCullers, S (7, 1)			0-0 F8		0-0 P6			0-0 F9		0 0 0 0 0 0 0													
Randy Ready, R (9, PH) OBP: 0.409, SLG: 0.428	1-2 BB		0-0 F8		0-0 P6			0-0 F9		1 0 0 0 0 0 2													
John Kruk, L (1, 3) OBP: 0.442, SLG: 0.500	0-0 4-3		0-0 6-3					0-0 1-3		4 1 1 2 0 0 2													
Chris Brown, R (1, 5) OBP: 0.288, SLG: 0.396	0-0 4-3			0-3 K				0-0 1B SF7 1B	0-0 F9	4 1 1 0 0 1 1													
Tim Flannery, L (1, 4) OBP: 0.349, SLG: 0.269		0-0 4-3		0-3 K				0-0 1B 1-3 1B	0-0 1-3	4 0 1 0 0 1 0													
Benito Santiago, R (1, 2) OBP: 0.301, SLG: 0.396		0-3 K		1-0 CS HBP				0-0 SF7	0-0 G3	2 0 0 1 0 1 0													
Garry Templeton, S (1, 6) OBP: 0.272, SLG: 0.275		0-0 F7		0-0 CS 1-2				0-0 F8	0-0 3-H 1B	4 1 2 1 0 0 0													
Eric Show, R (1, 1) OBP: 0.049, SLG: 0.075			0-0 2B 2B		0-0 CS			0-0 F8	0-0 1B	1 1 1 0 0 0 0													
Keith Comstock, L (3, 1)					4-0 BB			0-3 K	0-0 1B	0 0 0 0 0 0 0													
Jim Steels, L (5, PH) OBP: 0.292, SLG: 0.217					4-3 BB				0-0 1B	0 0 0 0 1 0 0													
Greg Booker, R (5, 1)									0-0 1B	0 0 0 0 0 0 0													
Marvell Wynne, L (5, 7) OBP: 0.348, SLG: 0.350									0-0 1B	2 0 1 0 0 1 2													
Inning Stats	R: 1 E: 0 K: 0 S: 4	H: 1 LOB: 1 BB: 1 P: 8	R: 0 E: 0 K: 1 S: 5	H: 0 LOB: 0 BB: 0 P: 5	R: 1 E: 0 K: 0 S: 5	H: 2 LOB: 1 BB: 0 P: 5	R: 0 E: 0 K: 2 S: 6	H: 0 LOB: 0 BB: 0 P: 7	R: 0 E: 0 K: 2 S: 3	H: 0 LOB: 2 BB: 2 P: 11	R: 2 E: 0 K: 2 S: 11	H: 4 LOB: 2 BB: 0 P: 11	R: 0 E: 0 K: 0 S: 3	H: 0 LOB: 0 BB: 0 P: 3	R: 0 E: 0 K: 0 S: 3	H: 0 LOB: 0 BB: 0 P: 3	R: 1 E: 0 K: 1 S: 7	H: 3 LOB: 1 BB: 0 P: 7	1B: 6 2B: 2 3B: 0 HR: 2	SF: 1 SAC: 0 DP: 1 HBP: 1	WP: 0 PB: 0 SB: 2 CS: 1	PA: 40	
PITCHER	IP WLS BF H R ER SO BB IBB HBP BLK WP HR S P ERA WHIP																						
Greg Maddux, R (1, 1) ERA: 4.46	3.2		16	3	2	2	3	1	0	1	0	0	0	20	25	4.91	1.091						
Scott Sanderson, R (4, 1) ERA: 4.98	3.1	W	15	4	2	2	2	2	0	0	0	0	1	17	25	5.40	1.800						
Lee Smith, R (8, 1) ERA: 2.94	2.0	S	8	3	1	1	1	0	0	0	0	0	1	10	10	4.50	1.500						

San Diego Padres @ Chicago Cubs
Wrigley Field, Chicago, IL
Tue Jul 07 1987, 3:33 AM CDT
Att. 26,615 - Unknown

livebaseballscorecards.com

AB 34
R 5
H 10
RBI 5
BB 3
SO 6
LOB 15



Batter	1	2	3	4	5	6	7	8	9
Dave Martinez, L (1, 8) OBP: 0.398, SLG: 0.419	0-0 HR	0-0 F9		0-3 K		0-0 1-3		0-0 G3	
Paul Noce, R (1, 4) OBP: 0.330, SLG: 0.453	0-0 F8		0-0 HR	0-3 K		0-3 K		0-0 2B	
Leon Durham, L (1, 3) OBP: 0.355, SLG: 0.511	0-0 F5		0-0 3-1		0-0 2B	0-0 6-3		4-0 FC3-6 IBB	
Andre Dawson, R (1, 9) OBP: 0.334, SLG: 0.573 Brian Dayett, R (3, PR) OBP: 0.429, SLG: 0.602 (4, 9)	0-0 HR		1-0 FC6-4 HBP		0-0 BB 5-3 2B		0-0 6-3	0-0 FC3-6 1-2f	
Jerry Mumphrey, S (1, 7) OBP: 0.377, SLG: 0.470 Lee Smith, R (8, 1)	0-0 4-3		0-0 FC6-4 BB 1B 1-2f		0-0 P5		0-3 K		
Keith Moreland, R (1, 5) OBP: 0.275, SLG: 0.411		0-0 G4-6-3 1B	4-0 1B	1-2 BB	0-0 5-3 BB 1B		4-0 1B BB		
Jim Sundberg, R (1, 2) OBP: 0.385, SLG: 0.391		4-0 G4-6-3 BB	0-0 1-2 2-H 1B		4-0 5-3 BB		0-0 1-2 2-3 1B		
Mike Brumley, S (1, 6) OBP: 0.243, SLG: 0.269		0-0 G4-6-3 1-2f 2-3	0-3 K		0-0 5-3		0-3 K		
Greg Maddux, R (1, 1) OBP: 0.138, SLG: 0.138 Scott Sanderson, R (4, 1) OBP: 0.174, SLG: 0.238 Rafael Palmeiro, L (8, 7) OBP: 0.349, SLG: 0.541		0-0 3-H 1B		0-3 K	0-3 K			0-0 F9	

Inning Stats	R: 2	H: 2	E: 0	K: 5	S: 5	R: 1	H: 2	E: 1	K: 0	S: 4	R: 2	H: 2	E: 0	K: 1	S: 7	R: 0	H: 0	E: 0	K: 3	S: 9	R: 2	H: 3	E: 0	K: 1	S: 8	R: 0	H: 1	E: 0	K: 2	S: 8	R: 0	H: 1	E: 0	K: 0	S: 4	


PITCHER	IP	WLS	BF	H	R	ER	SO	BB	IBB	HBP	BLK	WP	HR	S	P	ERA	WHIP
Eric Show, R (1, 1) ERA: 3.94	2.1	L	13	5	5	5	0	1	0	0	0	0	3	11	16	19.29	2.571
Keith Comstock, L (3, 1) ERA: 3.04	1.2		7	1	0	0	4	1	0	0	0	0	0	14	18	0.00	1.200
Greg Booker, R (5, 1) ERA: 4.1	0.1		5	3	2	2	0	1	0	0	0	0	0	4	8	54.00	12.000
Mark Davis, L (5, 1) ERA: 4.56	1.2		5	0	0	0	2	0	0	0	0	0	0	9	9	0.00	0.000
Lance McCullers, R (7, 1) ERA: 4.28	2.0		10	2	0	0	2	1	1	0	0	0	0	12	20	0.00	1.500

BOTTOM

San Diego Padres @ Chicago Cubs
Wrigley Field, Chicago, IL
Tue Jul 07 1987, 3:33 AM CDT
Att. 26,615 - Unknown

AB	R	H	RBI	BB	SO	LOB
5	1	1	1	0	1	1
5	1	2	1	0	2	0
4	1	1	0	1	0	0
1	1	1	1	0	0	0
3	1	1	1	0	0	2
4	1	0	0	0	1	2
0	0	0	0	0	0	0
2	1	2	0	2	0	0
2	0	2	1	2	0	0
4	0	0	1	0	2	8
1	0	1	1	0	0	0
2	0	0	0	0	2	2
1	0	0	0	0	0	0

AB	34
R	7
H	11
RBI	7
BB	5
SO	8
LOB	15



1B	5	SF	0	WP	0	PA	40
2B	3	SAC	0	PB	0		
3B	0	DP	1	SB	0		
HR	3	HBP	1	CS	0		

PITCHER	IP	WLS	BF	H	R	ER	SO	BB	IBB	HBP	BLK	WP	HR	S	P	ERA	WHIP
Eric Show, R (1, 1) ERA: 3.94	2.1	L	13	5	5	5	0	1	0	0	0	0	3	11	16	19.29	2.571
Keith Comstock, L (3, 1) ERA: 3.04	1.2		7	1	0	0	4	1	0	0	0	0	0	14	18	0.00	1.200
Greg Booker, R (5, 1) ERA: 4.1	0.1		5	3	2	2	0	1	0	0	0	0	0	4	8	54.00	12.000
Mark Davis, L (5, 1) ERA: 4.56	1.2		5	0	0	0	2	0	0	0	0	0	0	9	9	0.00	0.000
Lance McCullers, R (7, 1) ERA: 4.28	2.0		10	2	0	0	2	1	1	0	0	0	0	12	20	0.00	1.500

Batter	1	2	3	4	5	6	7	8	9	AB	R	H	RBI	BB	SO	LOB	TOP								
Stan Jefferson, S (1, 7) OBP: 0.317, SLG: 0.311	4-0 S 2B BB	0-0 5-3	0-0 1-2 3-H 1B		4-0 1B BB		0-0 F8		0-0 FC6-4 1B	4	1	2	1	2	0	0									
Tony Gwynn, L (1, 9) OBP: 0.447, SLG: 0.528	4-0 2B 1-2 1B BB	0-0 FC4 1B	0-0 4-3		0-0 1-3 3-H 1B		0-0 F8		0-0 FC6-4	5	1	2	1	1	0	2									
Randy Ready, R (1, 4) OBP: 0.414, SLG: 0.435	0-0 1-3 2-H 1B 2B	0-0 FC4 1B HR		0-0 1B FC6-2-6 1B	4-0 1-2 BB		0-3 K			4	2	2	1	1	1	1									
Tim Flannery, L (7, 4) OBP: 0.349, SLG: 0.269										0	0	0	0	0	0	0									
Carmelo Martinez, R (1, 3) OBP: 0.372, SLG: 0.438	0-0 S 2-H 3-H 1B 1B	0-0 1-3 HR 1B		0-0 1-3 FC6-2-6 1B	4-0 6-3				0-0 F3	5	1	3	2	0	0	3									
Chris Brown, R (1, 5) OBP: 0.292, SLG: 0.416	0-0 1-2 S 1B	0-0 1-H 3-H HR		0-0 FC6-2-6 G4-6-3	0-3 K				0-0 F8	5	1	2	3	0	1	2									
Benito Santiago, R (1, 2) OBP: 0.303, SLG: 0.396	0-3 K	0-0 G3		0-0 G4-6-3 1-2f	0-0 1B				0-0 1B	5	0	2	0	0	1	4									
Shane Mack, R (1, 8) OBP: 0.320, SLG: 0.368	0-0 4-3		4-0 FC6-4 BB		0-0 F8				0-0 F8	4	0	1	0	1	0	3									
Keith Comstock, L (8, 1)	1-2 2-3				1-2 1B					0	0	0	0	0	0	0									
Rich Gossage, R (8, 1)										0	0	0	0	0	0	0									
Garry Templeton, S (1, 6) OBP: 0.274, SLG: 0.282	4-0 IBB		0-0 FC6-4 E1 1B		0-0 1B 3B		0-3 K		0-3 K	4	2	1	0	1	2	3									
Ed Whitson, R (1, 1) OBP: 0.105, SLG: 0.132	0-3 K		0-0 E1 1B		0-0 2-3		0-3 K		0-3 K	4	0	1	0	0	2	6									
Mark Davis, L (6, 1) OBP: 0.217, SLG: 0.348										0	0	0	0	0	0	0									
Lance McCullers, S (8, 1)										0	0	0	0	0	0	0									
Marvell Wynne, L (8, 8) OBP: 0.348, SLG: 0.350										0	0	0	0	0	0	0									
Luis Salazar, R (9, PH) OBP: 0.325, SLG: 0.352										1	0	0	0	0	1	0									
Inning Stats	R: 3 E: 0 K: 2 S: 10	H: 3 LOB: 3 BB: 3 P: 22	R: 3 E: 0 K: 0 S: 6	H: 3 LOB: 0 BB: 0 P: 6	R: 1 E: 1 K: 0 S: 4	H: 2 LOB: 1 BB: 1 P: 8	R: 0 E: 0 K: 0 S: 4	H: 2 LOB: 1 BB: 0 P: 4	R: 1 E: 0 K: 0 S: 5	H: 2 LOB: 3 BB: 2 P: 13	R: 0 E: 0 K: 3 S: 11	H: 2 LOB: 2 BB: 0 P: 11	R: 0 E: 0 K: 1 S: 5	H: 0 LOB: 0 BB: 0 P: 5	R: 0 E: 0 K: 0 S: 4	H: 1 LOB: 1 BB: 0 P: 4	R: 0 E: 0 K: 2 S: 8	H: 1 LOB: 1 BB: 0 P: 8	1B: 13 2B: 1 3B: 1 HR: 1	SF: 0 SAC: 0 DP: 1 HBP: 0	WP: 0 PB: 0 SB: 4 CS: 0	PA: 47			
PITCHER	IP	WLS	BF	H	R	ER	SO	BB	IBB	HBP	BLK	WP	HR	S	P	ERA	WHIP								
Jamie Moyer, L (1, 1) ERA: 4.43	3.0		22	10	7	7	2	3	1	0	0	0	1	22	38	21.00	4.333								
Ron Davis, R (4, 1) ERA: 3.65	1.0		2	0	0	0	0	0	0	0	0	0	0	2	2	0.00	0.000								
Ed Lynch, R (5, 1) ERA: 4.73	2.0		12	4	1	1	3	2	0	0	0	0	0	16	24	4.50	3.000								
Les Lancaster, R (7, 1) ERA: 3.72	2.0	W	7	1	0	0	1	0	0	0	0	0	0	9	9	0.00	0.500								
Frank DiPino, L (9, 1) ERA: 2.55	1.0		4	1	0	0	2	0	0	0	0	0	0	8	8	0.00	1.000								

San Diego Padres @ Chicago Cubs
Wrigley Field, Chicago, IL
Wed Jul 08 1987, 3:33 AM CDT
Att: 31,278 - Unknown

AB	41
R	8
H	16
RBI	8
BB	6
SO	8
LOB	24



WP	0	PA	47
PB	0		
SB	4		
CS	0		

IP	WLS	BF	H	R	ER	SO	BB	IBB	HBP	BLK	WP	HR	S	P	ERA	WHIP
----	-----	----	---	---	----	----	----	-----	-----	-----	----	----	---	---	-----	------

BOTTOM

San Diego Padres @ Chicago Cubs
Wrigley Field, Chicago, IL
Wed Jul 08 1987, 3:33 AM CDT
Att. 31,278 - Unknown

livebaseballscorecards.com

AB 37
R 12
H 15
RBI 10
BB 6
SO 1
LOB 14



WP: 0 PA: 44
PB: 1
SB: 0
CS: 0

AB	R	H	RBI	BB	SO	LOB
5	2	2	0	0	0	2
4	1	1	0	0	1	2
3	1	1	1	2	0	1
4	0	1	0	0	0	2
1	1	1	1	0	0	0
5	1	1	0	0	0	3
4	2	2	1	1	0	1
4	2	2	2	1	0	1
0	0	0	0	0	0	0
2	0	1	0	0	0	1
1	1	0	0	2	0	1
1	0	0	0	0	0	0
0	0	0	0	0	0	0
1	0	1	1	0	0	0
0	0	0	0	0	0	0
1	1	1	4	0	0	0

Batter	1	2	3	4	5	6	7	8	9							
Dave Martinez, L OBP: 0.398, SLG: 0.418 (1, 8) (9, 9)	0-0 F9 1B		0-0 2B 3-1 1B		0-0 4-3 1B	0-0 L7 1B		0-0 SH1-3 1B								
Paul Noce, R OBP: 0.327, SLG: 0.455 (1, 4) (7, 6)	0-0 F8 1B		0-0 3-1 BLK 2B		0-3 K 1B	0-0 6-3 1B		0-0 SH1-3 1-2 1B								
Leon Durham, L OBP: 0.359, SLG: 0.509 (1, 3) (9, 9)	0-0 1B		0-0 3-1 2-3 3-H 1B		4-0 BB 1B		0-0 F9 1B IBB									
Jerry Mumphrey, S OBP: 0.374, SLG: 0.464 Bob Demier, R OBP: 0.436, SLG: 0.570 (1, 9) (8, PH) (9, 8)	0-0 F7 1B		0-0 3-H 1B		0-0 F7 1B		0-0 6-3 1B	0-0 2B PB 1-2 2-H 1B								
Rafael Palmeiro, L OBP: 0.333, SLG: 0.524 (1, 7)		0-0 3-1 1B	0-0 F7 1B			0-0 F8 1B 2B	0-0 3-1 1B	0-0 P6 1B								
Keith Moreland, R OBP: 0.280, SLG: 0.415 (1, 5)		4-0 FC5-4 BB 1B		0-0 6-3 1B		0-0 F8 2-3 1B		0-0 BB HR 1B PB 3B 2B								
Jody Davis, R OBP: 0.320, SLG: 0.419 Frank DiPino, L (1, 2) (9, 1)		0-0 FC5-4 1-2f 1B		0-0 F7 1B		0-0 1B BB 1B		4-0 BB HR BB 1B 3B								
Mike Brumley, S OBP: 0.250, SLG: 0.275 Manny Trillo, R OBP: 0.375, SLG: 0.433 (1, 6) (6, PH) (7, 4)		0-0 F8 1B		0-0 2B 1B		4-0 1B BB 1-2 1B		0-0 HR BB 3-1 1B								
Jamie Moyer, L OBP: 0.216, SLG: 0.176 Ron Davis, R OBP: 0.322, SLG: 0.282 Gary Matthews, R OBP: 0.091, SLG: 0.091 Ed Lynch, R OBP: 0.434, SLG: 0.607 Brian Dayett, R OBP: 0.392, SLG: 0.446 (1, 1) (4, 1) (4, PH) (5, 1) (6, PH) (7, 1) (8, PH) (9, 2)			0-0 6-3 1B	0-0 1-H 2B		0-0 1-2 2-H 1B		0-0 1-H 2-H 2-H 3-H HR								
Inning Stats	R: 0 E: 0 K: 0 S: 4	H: 1 LOB: 1 BB: 0 P: 4	R: 0 E: 0 K: 0 S: 3	H: 0 LOB: 1 BB: 1 P: 7	R: 2 E: 0 K: 0 S: 6	H: 3 LOB: 1 BB: 0 P: 6	R: 0 E: 0 K: 0 S: 4	H: 2 LOB: 2 BB: 0 P: 4	R: 0 E: 0 K: 1 S: 5	H: 0 LOB: 1 BB: 1 P: 9	R: 2 E: 0 K: 0 S: 6	H: 3 LOB: 2 BB: 1 P: 10	R: 0 E: 0 K: 0 S: 3	H: 0 LOB: 0 BB: 0 P: 3	R: 8 E: 0 K: 0 S: 9	H: 6 LOB: 1 BB: 3 P: 21

PITCHER	IP	WLS	BF	H	R	ER	SO	BB	IBB	HBP	BLK	WP	HR	S	P	ERA	WHIP
Ed Whitson, R ERA: 4.58 (1, 1)	5.1		25	8	4	4	1	2	0	0	1	0	0	25	33	6.75	1.875
Mark Davis, L ERA: 4.7 (6, 1)	1.2		9	2	2	2	0	2	0	0	0	0	0	7	15	10.80	2.400
Lance McCullers, R ERA: 4.84 (8, 1)	0.1	L	5	2	2	2	0	1	1	0	0	0	1	3	11	54.00	9.000
Keith Comstock, L ERA: 3.38 (8, 1)	0.1		2	1	1	1	0	0	0	0	0	0	0	2	2	27.00	3.000
Rich Gossage, R ERA: 2.59 (8, 1)	0.1		3	2	3	3	0	0	0	0	0	0	0	3	3	81.00	6.000

1B: 9
2B: 4
3B: 1
HR: 1

SF: 0
SAC: 1
DP: 0
HBP: 0

WP: 0
PA: 44
PB: 1
SB: 0
CS: 0

Batter	1	2	3	4	5	6	7	8	9	10	11	AB R H RBI BB SO LOB	TOP														
Stan Jefferson, S OBP: 0.307, SLG: 0.299 (1, 7)	0-0 5-3	0-0 F8		0-0 FC		0-0 F8			0-0 6-3		0-3 K	6 0 0 0 0 1 2	<div style="text-align: center;"> <p>San Diego Padres @ Pittsburgh Pirates</p> <p>Three Rivers Stadium, Pittsburgh, PA</p> <p>Fri Jul 10 1987, 7:05 PM EDT</p> <p>Att. 13,109 - Unknown</p> </div>														
Tony Gwynn, L OBP: 0.445, SLG: 0.527 (1, 9)	0-0 BB 1B		0-0 1B 2B	0-0 FC3-2		0-3 K			0-0 6-3		0-3 K	6 1 2 0 0 2 2															
Randy Ready, R OBP: 0.411, SLG: 0.428 Mark Davis, L OBP: 0.271, SLG: 0.348 Lance McCullers, S OBP: 0.247, SLG: 0.302 John Kruk, L OBP: 0.444, SLG: 0.517 (1, 4) (7, 1) (7, 1) (9, PH) (9, PH) (9, 3)	0-3 K		4-0 1B BB	0-3 K		0-0 6-3			0-0 HR			3 0 0 0 0 1 2 3 0 1 1 1 1 0 0 0 0															
Carmelo Martinez, R OBP: 0.376, SLG: 0.439 Rich Gossage, R (1, 3) (9, 1)	4-0 1-2 BB		0-0 1B 1B		0-0 F3		0-0 G4-6-3 1B		0-3 K			4 0 2 0 1 1 0 0 0 0 0 0 0 0 0															
Chris Brown, R OBP: 0.301, SLG: 0.422 (1, 5)	0-3 K		0-0 1-2 3-H 1B		0-0 HR 1B		0-0 G4-6-3			0-0 4-3 SH1-4 1B		5 1 3 1 0 1 3															
Benito Santiago, R OBP: 0.306, SLG: 0.409 (1, 2)		0-3 K	0-0 P3		0-0 HR			0-0 SH3-4 1B		0-0 SH1-4		4 1 2 2 0 1 2															
Shane Mack, R OBP: 0.317, SLG: 0.390 (1, 8)		0-0 HR	0-3 K		0-0 F7			0-0 SH3-4		0-0 4-3		4 1 1 1 0 1 3															
Garry Templeton, S OBP: 0.278, SLG: 0.284 Marvell Wynne, L OBP: 0.348, SLG: 0.350 Luis Salazar, R OBP: 0.319, SLG: 0.346 (1, 6) (8, PH) (8, PH) (8, 6)		4-0 BB		0-0 FC SH3-4 FC3-2 1B		0-3 K		0-3 K		0-0 4-3		2 0 1 0 1 1 0 0 0 0 0 0 0 0 0 2 0 0 0 0 1 2															
Jimmy Jones, R OBP: 0.158, SLG: 0.158 Tim Flannery, L OBP: 0.344, SLG: 0.265 (1, 1) (7, 4)		0-3 K		0-0 SH3-4		0-3 K		0-3 K			0-3 K	2 0 0 0 0 2 1 2 0 0 0 0 2 1															
Inning Stats	R: 0 E: 0 S: 8	H: 1 LOB: 2 BB: 1 P: 12	R: 1 E: 0 K: 2 S: 8	H: 1 LOB: 1 BB: 1 P: 12	R: 1 E: 0 K: 1 S: 7	H: 3 LOB: 2 BB: 1 P: 11	R: 0 E: 0 K: 1 S: 7	H: 1 LOB: 2 BB: 0 P: 7	R: 2 E: 0 K: 1 S: 7	H: 2 LOB: 0 BB: 0 P: 7	R: 0 E: 0 K: 2 S: 7	H: 0 LOB: 0 BB: 0 P: 7		R: 0 E: 0 K: 0 S: 3	H: 1 LOB: 0 BB: 0 P: 3	R: 0 E: 0 K: 2 S: 8	H: 1 LOB: 1 BB: 0 P: 8	R: 1 E: 0 K: 1 S: 6	H: 1 LOB: 0 BB: 0 P: 6	R: 0 E: 0 K: 0 S: 4	H: 1 LOB: 1 BB: 0 P: 4	R: 0 E: 0 K: 3 S: 9	H: 0 LOB: 0 BB: 0 P: 9	1B: 8 2B: 1 3B: 0 HR: 3	SF: 0 SAC: 3 DP: 1 HBP: 0	WP: 0 PB: 0 SB: 1 CS: 0	PA: 47
PITCHER	IP	WLS	BF	H	R	ER	SO	BB	IBB	HBP	BLK	WP		HR	S	P	ERA	WHIP									
Bob Kipper, L ERA: 5.34 (1, 1)	5.0		26	8	4	4	7	3	0	0	0	0	2	37	49	7.20	2.200										
Doug Drabek, R ERA: 4.79 (6, 1)	2.0		6	1	0	0	2	0	0	0	0	0	0	10	10	0.00	0.500										
Barry Jones, R ERA: 9.17 (8, 1)	0.1		2	1	0	0	0	0	0	0	0	0	0	2	2	0.00	3.000										
John Smiley, L ERA: 4.75 (8, 1)	1.1		4	0	0	0	2	0	0	0	0	0	0	8	8	0.00	0.000										
Don Robinson, R ERA: 4.01 (9, 1)	2.1	W	9	2	1	1	4	0	0	0	0	0	1	17	17	3.86	0.857										

AB	41
R	5
H	12
RBI	5
BB	3
SO	15
LOB	19



Batter	1	2	3	4	5	6	7	8	9	AB R H RBI BB SO LOB	TOP		
Stan Jefferson, S OBP: 0.311, SLG: 0.322 (1, 8) (8, 7)	0-0 HR		0-0 L3 1B		0-0 F7		0-3 K			4 1 2 1 0 1 3			
Tony Gwynn, L OBP: 0.443, SLG: 0.529 (1, 9)	0-0 F7		0-0 L3 1-2		0-0 SF7			0-0 1B 2B		3 1 1 1 0 0 1			
John Kruk, L OBP: 0.445, SLG: 0.521 (1, 3)	0-0 F6		0-0 2B		0-0 4-3			0-0 CS 1B		4 0 2 1 0 0 1			
Carmelo Martinez, R OBP: 0.375, SLG: 0.436 Shane Mack, R OBP: 0.317, SLG: 0.390 (1, 7) (8, PR) (8, 8)	0-0 L9		0-0 4-3		0-0 F8			0-0 CS 1B		4 0 1 0 0 0 1 0 0 0 0 0 0 0			
Chris Brown, R OBP: 0.294, SLG: 0.411 (1, 5)		0-3 K		0-0 P3		0-0 4-3		0-0 4-3		4 0 0 0 0 1 1			
Tim Flannery, L OBP: 0.342, SLG: 0.265 (1, 4)		0-0 FC3-6 1B		0-3 K		0-3 K		0-0 L9		4 0 1 0 0 2 0			
Benito Santiago, R OBP: 0.308, SLG: 0.410 (1, 2)		0-0 FC3-6 1B		0-0 CS 1B			0-0 L9		0-3 K	4 0 2 0 0 1 0			
Garry Templeton, S OBP: 0.285, SLG: 0.291 (1, 6)		0-0 FC3-6		0-0 CS	0-0 SH SF7 1B		0-0 S 1B		0-0 1B	4 1 3 0 0 0 2			
Mark Grant, R OBP: 0.118, SLG: 0.063 Mark Davis, L OBP: 0.208, SLG: 0.333 (1, 1) (8, 1)	0-0 B1-3				0-0 SH		0-3 K		0-0 F7	2 0 0 0 0 1 3 1 0 0 0 0 0 1			
Inning Stats	R: 1 E: 0 K: 0 S: 4 H: 1 LOB: 0 BB: 0 P: 4	R: 0 E: 0 K: 1 S: 7 H: 2 LOB: 2 BB: 0 P: 7	R: 0 E: 0 K: 0 S: 4 H: 2 LOB: 1 BB: 0 P: 4	R: 0 E: 0 K: 1 S: 5 H: 1 LOB: 0 BB: 0 P: 5	R: 1 E: 1 K: 0 S: 5 H: 1 LOB: 1 BB: 0 P: 5	R: 0 E: 0 K: 1 S: 5 H: 0 LOB: 0 BB: 0 P: 5	R: 0 E: 0 K: 2 S: 8 H: 1 LOB: 1 BB: 0 P: 8	R: 1 E: 0 K: 0 S: 4 H: 3 LOB: 1 BB: 0 P: 4	R: 0 E: 0 K: 1 S: 6 H: 1 LOB: 1 BB: 0 P: 6	1B: 9 2B: 3 3B: 0 HR: 1 SF: 1 SAC: 1 DP: 1 HBP: 0	WP: 0 PB: 0 SB: 1 CS: 3 PA: 37		
PITCHER	IP WLS BF H R ER SO BB IBB HBP BLK WP HR S P ERA WHIP											PITCHER	IP WLS BF H R ER SO BB IBB HBP BLK WP HR S P ERA WHIP
Brian Fisher, R ERA: 5.11 (1, 1)	7.0 L 29 9 3 2 5 0 0 0 0 0 0 1 39 39 2.57 1.286												
Barry Jones, R ERA: 8.68 (8, 1)	1.0 3 2 0 0 0 0 0 0 0 0 0 0 3 3 0.00 2.000												
Brett Gideon, R ERA: 5.14 (9, 1)	1.0 4 1 0 0 1 0 0 0 0 0 0 0 6 6 0.00 1.000												

San Diego Padres @ Pittsburgh Pirates
 Three Rivers Stadium, Pittsburgh, PA
 Sat Jul 11 1987, 7:05 PM EDT
 Att: 27,476 - Unknown

livebaseballscorecards.com

AB	34
R	3
H	12
RBI	3
BB	0
SO	6
LOB	13



Batter	1	2	3	4	5	6	7	8	9	AB R H RBI BB SO LOB
Barry Bonds, L (1, 7) OBP: 0.323, SLG: 0.463 Brett Gideon, R (9, 1)	4-0 E BB	0-0 1-3 1B		0-0 G3		4-0 BB BB		0-3 K		3 0 1 0 2 1 4 0 0 0 0 0 0 0
Andy Van Slyke, L (1, 8) OBP: 0.358, SLG: 0.534	0-3 K 1-2	0-3 K		0-3 K		0-0 F8		0-0 4-1		5 0 0 0 0 3 9
Johnny Ray, S (1, 4) OBP: 0.315, SLG: 0.345	4-0 FC5-4 BB		0-0 4-3		0-0 CS 1B		0-0 G5-4-3 1B		0-0 5-3	4 0 2 0 1 0 0
Sid Bream, L (1, 3) OBP: 0.351, SLG: 0.460	0-0 L9		0-0 F8		0-0 1-3 1B		0-0 G5-4-3 1-2f		0-0 L5	5 0 1 0 0 0 3
Jim Morrison, R (1, 5) OBP: 0.320, SLG: 0.439	0-0 FC5-4 1-2f		4-0 BB		0-0 1-3 1-2		0-0 1B		4-0 BB	3 0 1 0 2 0 3
Bobby Bonilla, S (1, 9) OBP: 0.332, SLG: 0.447		0-0 E 2B	0-0 F8		0-0 F6		0-0 F6		0-0 5-3	5 1 1 0 0 0 4
Michael LaValiere, L (1, 2) OBP: 0.384, SLG: 0.356		0-0 F8		0-0 1B 1B		0-0 4-3		0-0 B5-3		4 0 1 0 0 0 1
Felix Fermin, R (1, 6) OBP: 0.400, SLG: 0.333 John Cangelosi, S (8, PH) OBP: 0.522, SLG: 0.325 Al Pedrique, R (9, 6) OBP: 0.290, SLG: 0.297		0-0 E3 1B 2-H		0-0 SH1-4 1-3 1B		0-0 SH1-4 1B		4-0 BB BB		3 0 2 0 0 0 0 0 0 0 0 1 0 0 0 0 0 0 0 0 0
Brian Fisher, R (1, 1) OBP: 0.185, SLG: 0.385 Barry Jones, R (8, 1) Mike Diaz, R (8, PH) OBP: 0.316, SLG: 0.517		0-0 F5		0-0 SH1-4 1-2		0-0 SH1-4		4-0 BB 1-2		1 0 0 0 0 0 1 0 0 0 0 0 0 0 0 0 0 0 1 0 0

Inning Stats	R: 0	H: 0	E: 1	LOB: 2	K: 1	BB: 2	S: 5	P: 13	R: 1	H: 2	E: 1	LOB: 2	K: 1	BB: 0	S: 8	P: 8	R: 0	H: 0	E: 0	LOB: 1	K: 0	BB: 1	S: 3	P: 7	R: 0	H: 2	E: 0	LOB: 1	K: 0	BB: 0	S: 4	P: 4	R: 0	H: 1	E: 0	LOB: 2	K: 0	BB: 1	S: 4	P: 8	R: 0	H: 2	E: 0	LOB: 1	K: 0	BB: 0	S: 4	P: 4	R: 0	H: 0	E: 0	LOB: 2	K: 1	BB: 2	S: 5	P: 13	R: 0	H: 0	E: 0	LOB: 1	K: 0	BB: 1	S: 3	P: 7	1B: 8	SF: 0	2B: 1	SAC: 2	3B: 0	DP: 1	HR: 0	HBP: 0	WP: 0	PA: 42	PB: 0	SB: 0	CS: 1
PITCHER	IP	WLS	BF	H	R	ER	SO	BB	IBB	HBP	BLK	WP	HR	S	P	ERA	WHIP																																																												
Mark Grant, R (1, 1) ERA: 3.7	7.1	W	36	9	1	0	3	6	0	0	0	0	0	36	60	0.00	2.045																																																												
Mark Davis, L (8, 1) ERA: 4.72	1.2	S	6	0	0	0	1	1	0	0	0	0	0	7	11	0.00	0.600																																																												

BOTTOM

San Diego Padres @ Pittsburgh Pirates
 Three Rivers Stadium, Pittsburgh, PA

Sat Jul 11 1987, 7:05 PM EDT
 Att. 27,476 - Unknown

AB	33
R	1
H	9
RBI	0
BB	7
SO	4
LOB	25

livebaseballscorecards.com

P

San Diego Padres @ Pittsburgh Pirates
 Three Rivers Stadium, Pittsburgh, PA

Sun Jul 12 1987, 3:33 AM EDT
 Att. 13,276 - Unknown

livebaseballscorecards.com

AB	33
R	2
H	9
RBI	2
BB	5
SO	3
LOB	24



WP	1	PA	39
PB	0		
SB	0		
CS	2		

AB R H RBI BB SO LOB

4	0	4	0	1	0	0
3	0	0	0	0	0	3
1	0	0	0	0	0	2
0	0	0	0	0	0	0
1	0	0	0	0	0	1
2	0	0	0	2	0	1
3	2	1	0	1	0	4
3	0	0	0	1	0	2
3	0	2	2	0	0	0
1	0	0	0	0	0	2
4	0	1	0	0	0	5
2	0	0	0	0	0	3
1	0	1	0	0	0	0
1	0	0	0	0	0	0
2	0	0	0	0	2	0
2	0	0	0	0	1	1

Batter	1	2	3	4	5	6	7	8	9
Stan Jefferson, S OBP: 0.328, SLG: 0.337 (1, 8) (8, 7)	0-0 CS 1B		0-0 E 1B		4-0 BB BB BB BB		0-0 G6-4-3 1B		0-0 1B
Marvell Wynne, L OBP: 0.341, SLG: 0.342 Carmelo Martinez, R OBP: 0.373, SLG: 0.434 Keith Comstock, L OBP: 0.316, SLG: 0.343 (1, 7) (7, PH) (7, 1) (9, PH)	0-0 E3 CS 4-3 1-2		0-0 E4 1-3		0-0 G6-3 1-2f		0-0 G6-4-3 1-2f		0-0 4-3
Tony Gwynn, L OBP: 0.443, SLG: 0.525 (1, 9)	0-0 4-3 1-2		4-0 G4-6-3 IBB		0-0 F7			4-0 F9 6-3 BB	
John Kruk, L OBP: 0.446, SLG: 0.519 (1, 3)	0-0 CS 2-3	4-0 E 1B BB	0-0 G4-6-3 1-2f		0-0 WP 1B			0-0 6-3 1-2	
Chris Brown, R OBP: 0.293, SLG: 0.404 (1, 5)		0-0 E5 1B 1-3		0-0 F3		0-0 F7		4-0 BB	
Tim Flannery, L OBP: 0.348, SLG: 0.273 Shane Mack, R OBP: 0.315, SLG: 0.387 (1, 4) (8, PH) (8, 8)		0-0 G5-4-3 1B 2-3 3-H		0-0 F7		0-0 FC6 1B 1-H		0-0 F9 2-3	
Garry Templeton, S OBP: 0.284, SLG: 0.291 (1, 6)		0-0 F5		0-0 1B		0-0 FC6 1-2f		0-0 F7	
Bruce Bochy, R OBP: 0.231, SLG: 0.289 Jim Steels, L OBP: 0.301, SLG: 0.230 Benito Santiago, R OBP: 0.307, SLG: 0.409 (1, 2) (7, PH) (7, 2)		0-0 G5-4-3 1-2f		0-0 6-3			0-0 1B 1-3 1B		0-0 F8
Eric Show, R OBP: 0.047, SLG: 0.071 Randy Ready, R OBP: 0.407, SLG: 0.423 (1, 1) (7, PH) (7, 7) (8, 4)			0-3 K		0-3 K		0-0 1-3 1-2		0-3 K

Inning Stats	R: 0	H: 1	E: 1	K: 0	S: 3	P: 3	R: 1	H: 1	E: 1	K: 0	S: 4	P: 8	R: 0	H: 1	E: 1	K: 1	S: 6	P: 10	R: 0	H: 1	E: 0	K: 0	S: 4	P: 4	R: 0	H: 0	E: 0	K: 1	S: 4	P: 8	R: 1	H: 2	E: 0	K: 0	S: 5	P: 5	R: 0	H: 2	E: 0	K: 0	S: 4	P: 4	R: 0	H: 0	E: 0	K: 0	S: 3	P: 11	R: 0	H: 1	E: 0	K: 1	S: 6	P: 6	1B: 9	2B: 0	3B: 0	HR: 0	SF: 0	SAC: 0	DP: 4	HBP: 0	WP: 1	PA: 39
--------------	------	------	------	------	------	------	------	------	------	------	------	------	------	------	------	------	------	-------	------	------	------	------	------	------	------	------	------	------	------	------	------	------	------	------	------	------	------	------	------	------	------	------	------	------	------	------	------	-------	------	------	------	------	------	------	-------	-------	-------	-------	-------	--------	-------	--------	-------	--------

PITCHER	IP	WLS	BF	H	R	ER	SO	BB	IBB	HBP	BLK	WP	HR	S	P	ERA	WHIP
Mike Dunne, R ERA: 4.05 (1, 1)	6.1	W	27	7	2	1	2	2	1	0	0	1	0	28	40	1.42	1.421
John Smiley, L ERA: 4.66 (7, 1)	1.0		5	1	0	0	0	2	0	0	0	0	0	3	11	0.00	3.000
Brett Gideon, R ERA: 4.15 (8, 1)	1.2	S	6	1	0	0	1	0	0	0	0	0	0	8	8	0.00	0.600

PITCHER	IP	WLS	BF	H	R	ER	SO	BB	IBB	HBP	BLK	WP	HR	S	P	ERA	WHIP
---------	----	-----	----	---	---	----	----	----	-----	-----	-----	----	----	---	---	-----	------

Batter	1	2	3	4	5	6	7	8	9
Barry Bonds, L OBP: 0.322, SLG: 0.460 (1, 7)	0-0 F9 1B		0-3 K	0-0 F7		0-0 F9			
Andy Van Slyke, L OBP: 0.357, SLG: 0.534 (1, 8)	0-0 F9 1-2		0-3 K		0-0 2B		0-3 K		
Johnny Ray, S OBP: 0.320, SLG: 0.351 (1, 4)	0-0 1B 1B		4-0 BB		0-0 4-3		0-0 1B SF8 2B		
Sid Bream, L OBP: 0.353, SLG: 0.461 (1, 3)	0-0 1-3 1B		0-0 4-3		0-3 K		0-0 2-3 CS 1B		
R.J. Reynolds, S OBP: 0.350, SLG: 0.442 (1, 9) Brett Gideon, R (8, 1)	0-0 4-3			0-0 HR 2B	0-3 K		0-0 SF8		
Bobby Bonilla, S OBP: 0.339, SLG: 0.464 (1, 5) (8, 9)		4-0 BB 1B G6-3 BB		0-0 2-H HR		0-0 SH1-4 S 1B	0-0 CS	0-0 F7	
Michael LaValliere, L OBP: 0.382, SLG: 0.354 (1, 2)		0-0 1-3 G6-3 1B		0-0 F9		0-0 1-2 F8		0-0 F8	
Felix Fermin, R OBP: 0.429, SLG: 0.333 (1, 6)		0-0 1-2f 3-H G6-3		0-0 SH1-4 1B		1-0 SH1-4 HBP		0-0 5-3	
Mike Dunne, R OBP: 0.111, SLG: 0.059 (1, 1) John Smiley, L OBP: 0.250, SLG: 0.500 (7, 1) Jim Morrison, R OBP: 0.320, SLG: 0.439 (8, 5)		0-0 4-3		0-0 1-2 SH1-4		0-0 1-2 2-3 SH1-4			

AB R H RBI BB SO LOB

BOTTOM

4	0	1	0	0	1	3
4	0	1	0	0	2	1
3	1	2	0	1	0	1
4	0	2	0	0	1	2
3	1	1	1	0	1	3
0	0	0	0	0	0	0
3	2	2	2	1	0	0
4	0	1	0	0	0	1
3	0	1	0	0	0	1
1	0	0	0	0	0	0
0	0	0	0	0	0	0
0	0	0	0	0	0	0

livebaseballscorecards.com

AB	29
R	4
H	11
RBI	3
BB	2
SO	5
LOB	12



WP: 0	PA: 36
PB: 0	
SB: 1	
CS: 1	

PITCHER	IP	WLS	BF	H	R	ER	SO	BB	IBB	HBP	BLK	WP	HR	S	P	ERA	WHIP
Eric Show, R ERA: 3.96 (1, 1)	6.0	L	28	9	3	3	4	2	0	1	0	0	1	33	42	4.50	1.833
Keith Comstock, L ERA: 3.46 (7, 1)	2.0		7	2	1	1	1	0	0	0	0	0	0	9	9	4.50	1.000

San Diego Padres @ Pittsburgh Pirates
Three Rivers Stadium, Pittsburgh, PA
Sun Jul 12 1987, 3:33 AM EDT
Att. 13,276 - Unknown

TOP

St. Louis Cardinals @ San Diego Padres
Jack Murphy Stadium, San Diego, CA
Thu Jul 16 1987, 10:05 PM EDT
Att. 14,837 - Unknown

livebaseballscorecards.com

AB 39
R 8
H 12
RBI 7
BB 10
SO 13
LOB 25



WP: 0 PA: 50
PB: 0
SB: 3
CS: 0

AB R H RBI BB SO LOB

4	1	0	0	2	3	3
5	1	1	2	0	1	1
5	0	2	3	0	0	2
0	0	0	0	0	0	0
0	0	0	0	1	0	0
3	1	0	0	3	3	3
6	0	2	0	0	2	3
0	0	0	0	0	0	0
3	1	2	1	2	0	1
3	1	1	0	1	0	3
1	0	1	0	0	0	0
5	0	1	0	0	3	5
2	2	2	1	0	0	0
1	0	0	0	0	1	2
0	0	0	0	0	0	0
0	0	0	0	0	0	0
1	1	0	0	1	0	2

Vince Coleman, S OBP: 0.379, SLG: 0.331	1-7 BB BB BB	4-0 S S E BB	0-0 F9	0-3 K	0-3 K	0-3 K	0-3 K	4-0 6-3 1-2 SH5-4 BB	0-3 K	4-1 0-0 2-3 3
Ozzie Smith, S OBP: 0.395, SLG: 0.364	1-6 S S S	0-3 K	0-0 L4	0-0 2B 1B	0-0 5-3	0-0 5-3	0-0 5-3	0-0 SH5-4	0-0 F2	5-1 1-2 2-0 1-1
Tom Herr, S OBP: 0.362, SLG: 0.341	1-4 X	0-0 F8	0-0 4-3	0-0 2B	0-0 1B	0-0 1B	0-0 1B	0-0 6-3	4-0 S BB	5-0 2-0 3-0 0-0 2-0
Ken Dayley, L	(8, 1)									
Lance Johnson, L	(10, PH) (10, 8)									
Jack Clark, R OBP: 0.460, SLG: 0.639	1-3 B BB BB	4-0 1B BB	4-0 G5-4-3 BB	0-3 K	0-3 K	0-3 K	0-3 K	0-3 K	4-0 1-2 BB	3-1 0-0 0-3 3-3
Willie McGee, S OBP: 0.327, SLG: 0.448	1-8 X	0-0 1B	0-0 G5-4-3	0-0 6-3	0-0 6-3	0-0 6-3	0-0 6-3	0-3 K	0-3 K	6-0 2-0 0-2 0-3
Todd Worrell, R	(10, 1)									
Terry Pendleton, S OBP: 0.380, SLG: 0.429	1-5 X	0-0 1B	0-0 1B	4-0 1B BB	4-0 1B BB	4-0 1B BB	0-0 F7	0-0 F7	0-0 1B FC6-2	3-1 2-1 2-0 1-1
Curt Ford, L OBP: 0.362, SLG: 0.482	1-9 X	0-0 F7	0-0 F7	0-0 1B	0-0 F6	0-0 F6	4-0 BB	4-0 BB	0-0 1B FC6-2	3-1 1-0 1-0 1-0 3-0
John Morris, L OBP: 0.347, SLG: 0.485	(8, 9)									
Tony Peña, R OBP: 0.321, SLG: 0.335	1-2	0-3 K	0-3 K	0-0 1B	0-0 1B	0-0 1B	0-3 K	0-0 K	0-0 FC6-2	5-0 1-0 0-0 3-5
Bob Forsch, R OBP: 0.429, SLG: 0.706	(1, 1)									
Jim Lindeman, R OBP: 0.219, SLG: 0.378	(5, PH)									
Pat Perry, L OBP: 0.167, SLG: 0.167	(5, 1)									
Lee Tunnell, R OBP: 0.250, SLG: 0.250	(7, 1)									
José Oquendo, S OBP: 0.436, SLG: 0.376	(7, 9) (8, 4)									

Inning Stats	R: 2 E: 0 K: 1 S: 7	H: 2 LOB: 2 BB: 2 P: 15	R: 1 E: 0 K: 1 S: 6	H: 1 LOB: 0 BB: 0 P: 6	R: 0 E: 0 K: 0 S: 2	H: 0 LOB: 0 BB: 1 P: 6	R: 4 E: 0 K: 3 S: 13	H: 4 LOB: 1 BB: 1 P: 17	R: 0 E: 0 K: 1 S: 6	H: 1 LOB: 2 BB: 1 P: 10	R: 0 E: 0 K: 2 S: 8	H: 1 LOB: 1 BB: 0 P: 8	R: 0 E: 0 K: 1 S: 5	H: 1 LOB: 1 BB: 1 P: 9	R: 1 E: 0 K: 1 S: 5	H: 0 LOB: 1 BB: 2 P: 13	R: 0 E: 0 K: 1 S: 7	H: 2 LOB: 2 BB: 0 P: 7	R: 0 E: 0 K: 2 S: 7	H: 0 LOB: 2 BB: 2 P: 15	1B: 10 2B: 1 3B: 0 HR: 1	SF: 0 SAC: 1 DP: 1 HBP: 0
--------------	------------------------------	----------------------------------	------------------------------	---------------------------------	------------------------------	---------------------------------	-------------------------------	----------------------------------	------------------------------	----------------------------------	------------------------------	---------------------------------	------------------------------	---------------------------------	------------------------------	----------------------------------	------------------------------	---------------------------------	------------------------------	----------------------------------	-----------------------------------	------------------------------------

PITCHER	IP	WLS	BF	H	R	ER	SO	BB	IBB	HBP	BLK	WP	HR	S	P	ERA	WHIP
Ed Whitson, R ERA: 4.97	(1, 1)		3.2	7	7	7	4	4	0	0	0	0	1	25	41	17.18	3.000
Keith Comstock, L ERA: 3.18	(4, 1)		2.1	2	0	0	4	1	0	0	0	0	0	17	21	0.00	1.286
Mark Davis, L ERA: 4.66	(7, 1)		1.0	4	1	0	1	1	0	0	0	0	0	5	9	0.00	2.000
Rich Gossage, R ERA: 2.79	(8, 1)		2.0	10	2	1	2	2	0	0	0	0	0	12	20	4.50	2.000
Lance McCullers, R ERA: 4.64	(10, 1)	W	5	0	0	0	2	2	0	0	0	0	0	7	15	0.00	2.000

BOTTOM

St. Louis Cardinals @ San Diego Padres
Jack Murphy Stadium, San Diego, CA

Thu Jul 16 1987, 10:05 PM EDT
Att: 14,837 - Unknown

livebaseballscorecards.com

AB 36
R 9
H 13
RBI 9
BB 3
SO 9
LOB 11



WP: 0 PA: 42
PB: 0
SB: 0
CS: 0

AB R H RBI BB SO LOB

5 0 0 0 0 2 2

4 3 2 0 1 1 0

2 0 0 0 1 0 2

4 2 2 2 1 2 1

5 1 2 1 0 1 2

5 1 3 3 0 1 1

4 2 3 0 0 0 0

1 0 0 0 0 0 0

1 0 0 0 0 0 0

1 0 1 2 0 0 0

0 0 0 0 0 0 0

1 0 0 0 0 1 1

1B: 8 SF: 1
2B: 1 SAC: 2
3B: 2 DP: 0
HR: 2 HBP: 0

Batter	1	2	3	4	5	6	7	8	9	10
Stan Jefferson, S (1, 8) OBP: 0.320, SLG: 0.328	0-0 4-3		0-3 K		0-3 K	0-0 F7		0-0 6-3		
Tony Gwynn, L (1, 9) OBP: 0.445, SLG: 0.525	4-0 1B 1B BB		0-0 HR 1B		0-0 3-1		0-0 FC5-4 SH4-3 2B 1B		0-3 K	
Carmelo Martinez, R (1, 7) OBP: 0.373, SLG: 0.430 Rich Gossage, R (8, 1) Bruce Bochy, R (9, PH) Lance McCullers, S (10, 1)	0-0 L9		0-0 F7		4-0 BB		0-0 SH4-3		0-3 K	
John Kruk, L (1, 3) OBP: 0.449, SLG: 0.532	0-0 1B 1-2 1B 1B		0-0 HR 1-H		0-3 K		4-0 FC5-4 IBB		0-3 K	
Chris Brown, R (1, 5) OBP: 0.296, SLG: 0.404	0-0 1B 1-2 2-H 1B		0-0 L9			0-0 F9 3B 1B	0-0 FC5-4 2B		0-3 K	
Benito Santiago, R (1, 2) OBP: 0.312, SLG: 0.426	0-0 1-3 2-H 1B			0-0 5-3		0-3 K	0-0 1-H 3-H 2B		0-0 HR	
Garry Templeton, S (1, 6) OBP: 0.291, SLG: 0.305		0-0 G3		0-0 SF8 3B		0-0 3B 1B		0-0 SH1-4 1B		
Tim Flannery, L (1, 4) OBP: 0.344, SLG: 0.271 Randy Ready, R (6, PH) Randy Ready, R (7, 4)		0-0 4-3		0-0 SF8		0-0 F9		0-0 SH1-4		
Ed Whitson, R (1, 1) OBP: 0.103, SLG: 0.128 Keith Comstock, L (4, 1) Shane Mack, R (6, PH) Mark Davis, L (7, 1) Marvell Wynne, L (8, 7) OBP: 0.338, SLG: 0.339		0-0 5-3		0-0 1-3		0-0 3B		0-3 K		

Inning Stats	R: 2	H: 3	E: 0	K: 0	S: 5	H: 3	LOB: 2	BB: 1	P: 9	R: 0	H: 0	E: 0	K: 0	S: 3	R: 2	H: 2	E: 0	K: 1	S: 7	R: 1	H: 1	E: 0	K: 0	S: 4	R: 0	H: 0	E: 0	K: 2	S: 7	R: 2	H: 3	E: 0	K: 1	S: 8	R: 1	H: 2	E: 0	K: 0	S: 4	R: 0	H: 1	E: 0	K: 1	S: 6	R: 0	H: 0	E: 0	K: 3	S: 9	R: 1	H: 1	E: 0	K: 1	S: 4	R: 0	H: 0	E: 0	K: 1	S: 4
--------------	------	------	------	------	------	------	--------	-------	------	------	------	------	------	------	------	------	------	------	------	------	------	------	------	------	------	------	------	------	------	------	------	------	------	------	------	------	------	------	------	------	------	------	------	------	------	------	------	------	------	------	------	------	------	------	------	------	------	------	------

PITCHER	IP	WLS	BF	H	R	ER	SO	BB	IBB	HBP	BLK	WP	HR	S	P	ERA	WHIP
Bob Forsch, R (1, 1) ERA: 5.0	4.0		18	6	5	5	1	1	0	0	0	0	1	19	23	11.25	1.750
Pat Perry, L (5, 1) ERA: 4.13	2.0		11	4	3	3	3	1	0	0	0	0	0	16	20	13.50	2.500
Lee Tunnell, R (7, 1) ERA: 4.92	1.1		6	2	0	0	0	0	1	0	0	0	0	5	9	0.00	1.500
Ken Dayley, L (8, 1) ERA: 1.57	1.2		5	0	0	0	4	0	0	0	0	0	0	13	13	0.00	0.000
Todd Worrell, R (10, 1) ERA: 3.33	0.1	L	2	1	1	1	1	0	0	0	0	0	1	4	4	27.00	3.000

Batter	1	2	3	4	5	6	7	8	9	AB R H RBI BB SO LOB	TOP	
Vince Coleman, S OBP: 0.378, SLG: 0.328 (1, 7) X	0-0 6-3		4-0 S BB		0-0 5-3		0-0 L8			3 0 0 0 1 0 1		
Ozzie Smith, S OBP: 0.394, SLG: 0.361 (1, 6) X	0-0 F8		0-0 6-3 1-2			4-0 4-3 BB		0-0 6-3		3 0 0 0 1 0 1		
Tom Herr, S OBP: 0.360, SLG: 0.343 (1, 4) X	0-0 6-3			0-0 G3		0-0 4-3 1-2		0-0 HR 2B		4 1 1 0 0 0 1		
Jack Clark, R OBP: 0.455, SLG: 0.630 (1, 3) X		0-0 F7		0-3 K		0-3 K		0-0 F3		4 0 0 0 0 2 2		
Willie McGee, S OBP: 0.329, SLG: 0.461 (1, 8) X		0-0 6-3		0-0 2B		0-0 4-3		0-0 HR		4 1 2 2 0 0 1		
Terry Pendleton, S OBP: 0.381, SLG: 0.428 (1, 5) X		0-0 G3		4-0 BB			0-0 G3 1B 1B	0-0 4-3		3 1 1 0 1 0 0		
Curt Ford, L OBP: 0.359, SLG: 0.488 (1, 9) X			0-0 4-3 3B		0-0 F8		0-0 G3		0-0 G3	4 1 1 0 0 0 3		
Tony Peña, R OBP: 0.320, SLG: 0.333 (1, 2) X			0-0 4-3		0-0 5-3		0-0 SH3-4 1B		0-3 K	4 0 1 2 0 1 0		
Greg Mathews, R OBP: 0.275, SLG: 0.263 Todd Worrell, R (9, 1) X			0-0 4-3		0-0 4-3		0-0 SH3-4		0-3 K	3 0 0 0 0 1 0 0 0 0 0 0 0 0		
Inning Stats	R: 0 E: 0 K: 0 S: 3 H: 0 LOB: 0 BB: 0 P: 3	R: 0 E: 0 K: 0 S: 3 H: 0 LOB: 0 BB: 0 P: 3	R: 1 E: 0 K: 0 S: 4 H: 1 LOB: 1 BB: 1 P: 8	R: 0 E: 0 K: 1 S: 6 H: 1 LOB: 2 BB: 1 P: 10	R: 0 E: 0 K: 0 S: 3 H: 0 LOB: 0 BB: 0 P: 3	R: 0 E: 0 K: 1 S: 5 H: 0 LOB: 1 BB: 1 P: 9	R: 1 E: 0 K: 0 S: 5 H: 2 LOB: 1 BB: 0 P: 5	R: 2 E: 0 K: 0 S: 5 H: 2 LOB: 0 BB: 0 P: 5	R: 0 E: 0 K: 2 S: 7 H: 0 LOB: 0 BB: 0 P: 7	1B: 2 2B: 2 3B: 1 HR: 1 SF: 0 SAC: 1 DP: 0 HBP: 0	WP: 1 PB: 0 SB: 1 CS: 0 PA: 36	
PITCHER Mark Grant, R ERA: 3.78 Keith Comstock, L ERA: 3.07	IP WLS BF H R ER SO BB IBB HBP BLK WP HR S P ERA WHIP											
	(1, 1) 8.0 L 33 6 4 4 2 3 0 0 0 1 1 34 46 4.50 1.125											
	(9, 1) 1.0 3 0 0 0 2 0 0 0 0 0 0 7 7 0.00 0.000											

St. Louis Cardinals @ San Diego Padres
 Jack Murphy Stadium, San Diego, CA
 Fri Jul 17 1987, 10:05 PM EDT
 Att: 15,466 - Unknown

AB	32
R	4
H	6
RBI	4
BB	3
SO	4
LOB	9



WP: 1	PA: 36
PB: 0	
SB: 1	
CS: 0	

Batter	1	2	3	4	5	6	7	8	9	AB	R	H	RBI	BB	SO	LOB
Stan Jefferson, S OBP: 0.319, SLG: 0.326 (1, 8)	0-0 F4		0-0 FC6-4		0-3 K			0-0 PB 1B		4	0	1	0	0	1	1
Tony Gwynn, L OBP: 0.441, SLG: 0.519 (1, 9)	0-0 1-3		0-0 6-3			0-0 F9		0-0 4-3		4	0	0	0	0	0	2
Carmelo Martinez, R OBP: 0.375, SLG: 0.442 (1, 7)	4-0 CS BB			0-0 F7		0-0 F5			0-0 HR	3	1	1	1	1	0	0
John Kruk, L OBP: 0.449, SLG: 0.529 (1, 3)	0-0 CS	4-0 4-3 BB		0-0 3-1		0-0 G2			0-0 2B 1B 1B	3	1	1	0	1	0	0
Chris Brown, R OBP: 0.301, SLG: 0.412 (1, 5)		0-0 F9		0-0 E 1B			0-0 6-3		0-0 1B 2B	4	1	2	0	0	0	1
Benito Santiago, R OBP: 0.308, SLG: 0.420 (1, 2)		0-0 4-3		0-0 E5			0-0 6-3		0-3 K	4	0	0	0	0	1	4
Garry Templeton, S OBP: 0.287, SLG: 0.300 (1, 6)		0-0 6-3		0-0 F9			0-0 F6		0-3 K	4	0	0	0	0	1	5
Randy Ready, R OBP: 0.399, SLG: 0.413 Marvell Wynne, L OBP: 0.343, SLG: 0.344 (1, 4) (9, PH)			0-0 6-3		0-0 F8			0-0 F9	0-0 2-H 3-H 1B	3	0	0	0	0	0	0
Mark Grant, R OBP: 0.158, SLG: 0.111 Shane Mack, R OBP: 0.318, SLG: 0.405 Keith Comstock, L OBP: 0.341, SLG: 0.270 (1, 1) (8, PH) (9, 1) (9, PH)			0-0 FC6-4 1B		0-0 5-3			0-3 K	0-3 K	2	0	1	0	0	0	0

Inning Stats	R: 0	H: 0	E: 0	K: 0	S: 2	R: 0	H: 0	E: 0	K: 0	S: 3	R: 0	H: 1	E: 1	K: 0	S: 5	R: 0	H: 0	E: 0	K: 1	S: 5	R: 0	H: 0	E: 0	K: 0	S: 3	R: 0	H: 1	E: 0	K: 1	S: 6	R: 3	H: 4	E: 0	K: 3	S: 13	1B: 5	SF: 0	2B: 1	SAC: 0	3B: 0	DP: 0	HR: 1	HBP: 0	WP: 0	PA: 37																			
PITCHER	IP	WLS	BF	H	R	ER	SO	BB	IBB	HBP	BLK	WP	HR	S	P	ERA	WHIP																			PITCHER	IP	WLS	BF	H	R	ER	SO	BB	IBB	HBP	BLK	WP	HR	S	P	ERA	WHIP											
Greg Mathews, L ERA: 3.94 Todd Worrell, R ERA: 3.26	(1, 1)	8.0	W	32	6	3	3	2	2	0	0	0	0	1	34	42	3.38	1.000																																														
	(9, 1)	1.0	S	4	1	0	0	3	0	0	0	0	0	0	10	10	0.00	1.000																																														

BOTTOM

St. Louis Cardinals @ San Diego Padres
Jack Murphy Stadium, San Diego, CA
Fri Jul 17 1987, 10:05 PM EDT
Att. 15,466 - Unknown

livebaseballscorecards.com

AB	34
R	3
H	7
RBI	3
BB	2
SO	5
LOB	14



Batter	1	2	3	4	5	6	7	8	9	10	AB R H RBI BB SO LOB	TOP												
Vince Coleman, S OBP: 0.376, SLG: 0.326 (1, 7) X	0-0 F7		0-0 BB E 1B		0-0 4-3		0-0 5-3	0-0 4-3			5 1 1 0 0 0 1													
Ozzie Smith, S OBP: 0.396, SLG: 0.364 (1, 6) X	0-0 2B		4-0 FC6-4 BB		4-0 S E BB		0-3 K		0-0 6-3		3 2 1 0 2 1 0													
Tom Herr, S OBP: 0.361, SLG: 0.346 (1, 4) X	0-0 2B		0-0 FC6-4 BB		0-0 F8		4-0 2B BB		0-0 3-1		4 0 1 1 1 0 1													
Jack Clark, R OBP: 0.454, SLG: 0.628 (1, 3) S	0-3 K		4-0 BB		0-3 K		0-0 2B		0-0 4-3		4 0 1 0 1 2 1													
Willie McGee, S OBP: 0.330, SLG: 0.459 (1, 8) X	0-0 4-3		0-0 F7			0-0 6-3 1B				0-0 5-3	4 0 1 0 1 0 3													
Terry Pendleton, S OBP: 0.381, SLG: 0.429 (1, 5) X		0-0 G1-4-3	0-0 4-3			4-0 6-3 BB		0-0 F9		0-0 2B	4 0 1 0 1 0 5													
Curt Ford, L OBP: 0.355, SLG: 0.482 Jim Lindeman, R OBP: 0.214, SLG: 0.370 (6, PH) (6, 9) John Morris, L OBP: 0.356, SLG: 0.485 Ken Dayley, L (10, 1)		0-0 6-3		0-0 F7		0-3 K		0-3 K		4-0 G6-3 IBB	2 0 0 0 0 0 0 2 0 0 0 0 2 2 0 0 0 0 1 0 0 0 0 0 0 0 0 0	AB 34 R 3 H 6 RBI 1 BB 9 SO 6 LOB 20												
Tony Peña, R OBP: 0.322, SLG: 0.328 (1, 2) X		4-0 BB		0-0 F7		0-0 6-3		4-0 SH1-4 BB		0-0 G6-3	3 0 0 0 2 0 4													
Joe Magrane, R OBP: 0.115, SLG: 0.120 José Oquendo, S OBP: 0.436, SLG: 0.376 (1, 1) (10, 9) X		0-0 F7		0-0 6-3		0-3 K		0-0 SH1-4			3 0 0 0 0 1 3 0 0 0 0 0 0 0													
Inning Stats	R: 1 E: 0 K: 1 S: 7	H: 2 LOB: 1 BB: 0 P: 7	R: 0 E: 0 K: 0 S: 3	H: 0 LOB: 1 BB: 1 P: 7	R: 1 E: 1 K: 0 S: 4	H: 1 LOB: 2 BB: 2 P: 12	R: 0 E: 0 K: 0 S: 3	H: 0 LOB: 0 BB: 0 P: 3	R: 1 E: 1 K: 1 S: 5	H: 0 LOB: 0 BB: 1 P: 9	R: 0 E: 0 K: 2 S: 8	H: 1 LOB: 2 BB: 1 P: 12	R: 0 E: 0 K: 1 S: 6	H: 1 LOB: 3 BB: 2 P: 14	R: 0 E: 0 K: 1 S: 5	H: 0 LOB: 1 BB: 1 P: 9	R: 0 E: 0 K: 0 S: 3	H: 0 LOB: 0 BB: 0 P: 3	R: 0 E: 0 K: 0 S: 3	H: 1 LOB: 1 BB: 1 P: 7	1B: 2 2B: 4 3B: 0 HR: 0	SF: 0 SAC: 1 DP: 1 HBP: 0	WP: 0 PB: 0 SB: 1 CS: 0	PA: 44
PITCHER	IP 5.0	WLS 24	BF 4	H 3	R 3	ER 1	SO 2	BB 5	IBB 0	HBP 0	BLK 0	WP 0	HR 0	S 23	P 43	ERA 1.80	WHIP 1.800							
Eric Show, R ERA: 3.88 (1, 1)	2.0	9	1	0	0	3	1	1	0	0	0	0	0	13	21	0.00	1.000							
Mark Davis, L ERA: 4.54 (6, 1)	2.0	7	0	0	0	1	1	0	0	0	0	0	0	8	12	0.00	0.500							
Lance McCullers, R ERA: 4.5 (8, 1)	1.0	4	1	0	0	0	0	1	0	0	0	0	0	3	7	0.00	1.000							
Rich Gossage, R ERA: 2.7 (10, 1)																								

St. Louis Cardinals @ San Diego Padres
Jack Murphy Stadium, San Diego, CA

Sat Jul 18 1987, 6:33 AM EDT
Att. 30,691 - Unknown

livebaseballscorecards.com



Batter	1	2	3	4	5	6	7	8	9	10	AB R H RBI BB SO LOB	TOP													
Vince Coleman, S OBP: 0.376, SLG: 0.327 (1, 7) X	0-0 4-3 1B		0-3 K			0-0 BLK S 1B	0-3 K		0-3 K		5 1 2 0 0 3 1	St. Louis Cardinals @ San Diego Padres Jack Murphy Stadium, San Diego, CA Sun Jul 19 1987, 6:33 AM EDT Att. 20,701 - Unknown livebaseballscorecards.com													
Ozzie Smith, S OBP: 0.394, SLG: 0.361 (1, 6) X	0-0 4-3 1-2			0-0 E4 BB		0-0 HR 1B	0-0 5-3			0-3 K	5 1 1 1 0 1 1														
Terry Pendleton, S OBP: 0.379, SLG: 0.428 (1, 5) X	0-0 6-3			0-0 F7		0-0 5-3 1-2		0-0 4-3 1B 2B		0-0 F9	5 1 1 0 0 0 3														
Jack Clark, R OBP: 0.456, SLG: 0.646 (1, 3) S	0-3 K 2-3			4-0 BB		0-0 HR		0-0 6-3		0-0 HR	4 2 2 3 1 1 2														
Willie McGee, S OBP: 0.328, SLG: 0.455 (1, 8)		0-0 6-3		0-3 K		0-0 E 1B		0-0 4-3		0-0 F7	5 0 1 0 0 1 3														
Curt Ford, L OBP: 0.358, SLG: 0.480 Ken Dayley, L (8, 1) Todd Worrell, R (10, 1)		4-0 L6-3 BB		0-0 G3		0-0 E4 1-2		0-0 CS 1B			3 0 1 1 1 0 3 0 0 0 0 0 0 0 0 0 0 0 0 0 0														
José Oquendo, S OBP: 0.427, SLG: 0.366 (1, 4)		0-0 L6-3 1-2			0-0 6-3	0-0 F3		0-0 CS 1-2	0-0 F6		4 0 0 0 0 0 3														
Steve Lake, R OBP: 0.310, SLG: 0.382 (1, 2)			0-0 4-3		0-0 F7	0-0 4-3			0-3 K		4 0 0 0 0 1 2														
Ricky Horton, L OBP: 0.222, SLG: 0.235 Bill Dawley, R OBP: 0.333, SLG: 0.200 Pat Perry, L OBP: 0.167, SLG: 0.167 Lee Tunnell, R OBP: 0.250, SLG: 0.250 John Morris, L OBP: 0.365, SLG: 0.493 (8, 9)			0-0 5-3		0-0 L5		0-3 K		0-0 E9 1B		3 0 0 0 0 1 0 1 0 1 0 0 0 0														
Inning Stats	R: 0 E: 0 K: 1 S: 6	H: 1 LOB: 1 BB: 0 P: 6	R: 0 E: 0 K: 0 S: 2	H: 0 LOB: 0 BB: 1 P: 6	R: 0 E: 0 K: 1 S: 5	H: 0 LOB: 0 BB: 0 P: 5	R: 0 E: 1 K: 1 S: 6	H: 0 LOB: 2 BB: 1 P: 10	R: 0 E: 0 K: 0 S: 3	H: 0 LOB: 0 BB: 0 P: 3	R: 3 E: 1 K: 0 S: 8		H: 4 LOB: 2 BB: 0 P: 8	R: 0 E: 0 K: 2 S: 7	H: 0 LOB: 0 BB: 0 P: 7	R: 1 E: 0 K: 0 S: 4	H: 2 LOB: 0 BB: 0 P: 4	R: 0 E: 1 K: 2 S: 8	H: 1 LOB: 1 BB: 0 P: 8	R: 1 E: 0 K: 1 S: 6	H: 1 LOB: 0 BB: 0 P: 6	1B: 6 2B: 2 3B: 0 HR: 2	SF: 0 SAC: 0 DP: 1 HBP: 0	WP: 0 PB: 0 SB: 2 CS: 1	PA: 42
PITCHER	IP WLS BF H R ER SO BB IBB HBP BLK WP HR S P ERA WHIP																								
Jimmy Jones, R ERA: 4.76 (1, 1)	5.1		23	5	3	3	3	2	0	0	0	0	0	0	10	10	0.00	0.000							
Mark Davis, L ERA: 4.44 (6, 1)	1.2		6	0	0	0	2	0	0	0	0	0	0	0	10	10	4.50	1.500							
Lance McCullers, R ERA: 4.5 (8, 1)	2.0	L	8	3	1	1	2	0	0	0	0	0	0	0	12	12	9.00	1.000							
Rich Gossage, R ERA: 2.9 (10, 1)	1.0		4	1	1	1	1	0	0	0	0	0	0	1	6	6									

AB	39
R	5
H	9
RBI	5
BB	2
SO	8
LOB	18



BOTTOM

St. Louis Cardinals @ San Diego Padres
Jack Murphy Stadium, San Diego, CA

Sun Jul 19 1987, 6:33 AM EDT
Att: 20,701 - Unknown

livebaseballscorecards.com

AB 35
R 4
H 6
RBI 4
BB 7
SO 5
LOB 12



WP: 0 PA: 43
PB: 0
SB: 0
CS: 1

AB R H RBI BB SO LOB

4 0 0 0 0 1 1

3 1 1 0 2 0 0
3 0 1 2 1 0 1
0 0 0 0 0 0 0
1 0 0 0 0 0 0
0 0 0 0 0 0 0

4 1 1 1 1 0 3

4 0 1 0 1 1 0

5 0 1 1 0 2 2

5 0 0 0 0 1 2

3 1 0 0 1 0 3

2 0 0 0 0 0 0
0 0 0 0 0 0 0
0 1 0 0 1 0 0
1 0 1 0 0 0 0

1B: 6 SF: 0
2B: 0 SAC: 1
3B: 0 DP: 0
HR: 0 HBP: 0

Batter	1	2	3	4	5	6	7	8	9	10
Shane Mack, R (1, 8) OBP: 0.299, SLG: 0.380	0-0 1-3		0-0 5-3		0-0 F8		0-0 SH3-4	0-3 K		
Tony Gwynn, L (1, 9) OBP: 0.441, SLG: 0.520	4-0 BLK BB			0-0 4-3	0-0 BB 1B		4-0 1B 1B IBB		0-0 F7	
Carmelo Martinez, R (1, 7) OBP: 0.378, SLG: 0.439 Lance McCullers, S (8, 1) Bruce Bochy, R (9, PH) Rich Gossage, R (10, 1)	0-0 6-3			0-0 F8	4-0 BB 1B		0-0 CS 1B 1B		0-0 F9	
John Kruk, L (1, 3) OBP: 0.451, SLG: 0.524	0-0 F7			4-0 1B 1B BB	0-0 4-3		0-0 BB 1B		0-0 F7	
Randy Ready, R (1, 5) OBP: 0.401, SLG: 0.409		0-0 F9		0-0 E 1B 1B		0-0 F7	4-0 FC6-4 BB			0-3 K
Benito Santiago, R (1, 2) OBP: 0.305, SLG: 0.412		0-0 5-3		0-0 E 1B		0-3 K	0-0 FC6-4			0-3 K
Garry Templeton, S (1, 6) OBP: 0.278, SLG: 0.291		0-0 L4		0-0 E3 FC5		0-0 F8				0-3 K
Tim Flannery, L (1, 4) OBP: 0.339, SLG: 0.264			0-0 4-3	0-0 FC5			4-0 SH3-4 1B BB		0-0 F9	
Jimmy Jones, R (1, 1) OBP: 0.143, SLG: 0.143 Mark Davis, L (6, 1) OBP: 0.208, SLG: 0.333 Stan Jefferson, S (7, PH) OBP: 0.324, SLG: 0.328 Marvell Wynne, L (8, 7) OBP: 0.353, SLG: 0.350			0-0 F7		0-0 F8		4-0 1B BB SH3-4		0-0 1B	

Inning Stats	R: 0	H: 0	E: 0	K: 0	S: 3	H: 0	LOB: 1	BB: 1	P: 7	R: 0	H: 0	E: 0	K: 0	S: 3	H: 0	LOB: 0	BB: 0	P: 3	R: 0	H: 0	E: 0	K: 0	S: 3	H: 0	LOB: 0	BB: 0	P: 3	R: 1	H: 2	E: 1	K: 0	S: 6	H: 0	LOB: 2	BB: 1	P: 10	R: 0	H: 1	E: 0	K: 0	S: 4	H: 0	LOB: 0	BB: 0	P: 5	R: 3	H: 2	E: 0	K: 0	S: 4	H: 0	LOB: 2	BB: 4	P: 20	R: 0	H: 1	E: 0	K: 1	S: 6	H: 0	LOB: 1	BB: 0	P: 6	R: 0	H: 0	E: 0	K: 0	S: 3	H: 0	LOB: 0	BB: 0	P: 3	R: 0	H: 0	E: 0	K: 3	S: 9	H: 0	LOB: 0	BB: 0	P: 9	1B: 6	SF: 0	2B: 0	3B: 0	HR: 0	SAC: 1	DP: 0	HBP: 0
--------------	------	------	------	------	------	------	--------	-------	------	------	------	------	------	------	------	--------	-------	------	------	------	------	------	------	------	--------	-------	------	------	------	------	------	------	------	--------	-------	-------	------	------	------	------	------	------	--------	-------	------	------	------	------	------	------	------	--------	-------	-------	------	------	------	------	------	------	--------	-------	------	------	------	------	------	------	------	--------	-------	------	------	------	------	------	------	------	--------	-------	------	-------	-------	-------	-------	-------	--------	-------	--------

PITCHER	IP	WLS	BF	H	R	ER	SO	BB	IBB	HBP	BLK	WP	HR	S	P	ERA	WHIP
Ricky Horton, L (1, 1) ERA: 3.32	6.1		28	3	3	3	1	5	0	0	1	0	0	25	45	4.26	1.263
Bill Dawley, R (7, 1) ERA: 4.36	0.0		2	1	0	0	0	0	1	0	0	0	0	1	5	∞	∞
Pat Perry, L (7, 1) ERA: 4.13	0.0		1	1	1	1	0	0	0	0	0	0	0	1	1	∞	∞
Lee Tunnell, R (7, 1) ERA: 4.83	1.0		3	0	0	0	0	1	0	0	0	0	0	2	6	0.00	1.000
Ken Dayley, L (8, 1) ERA: 1.8	1.2	W	6	1	0	0	1	0	0	0	0	0	0	8	8	0.00	0.600

PITCHER	IP	WLS	BF	H	R	ER	SO	BB	IBB	HBP	BLK	WP	HR	S	P	ERA	WHIP
Todd Worrell, R (10, 1) ERA: 3.2	1.0		3	0	0	0	3	0	0	0	0	0	0	9	9	0.00	0.000

Batter	1	2	3	4	5	6	7	8	9	AB	R	H	RBI	BB	SO	LOB
Stan Jefferson, S OBP: 0.324, SLG: 0.328 (1, 8) (8, 7)	0-3 K	0-0 F7			0-0 BLK 4-3 SF8 1B		0-0 SH FC3-6			3	1	1	0	0	1	0
Tony Gwynn, L OBP: 0.439, SLG: 0.515 (1, 9)	4-0 BB 1B BB		0-0 P5		0-0 4-3		0-0 FC3-6 1B SH2-1			3	2	0	1	1	0	3
Carmelo Martinez, R OBP: 0.380, SLG: 0.439 Mark Davis, L OBP: 0.208, SLG: 0.333 (1, 7) (8, 1)	4-0 1B 1-2 BB		0-0 F9		0-0 SF8		0-0 SH2-1 1B			2	1	1	2	1	0	0
John Kruk, L OBP: 0.446, SLG: 0.517 (1, 3)	0-0 L7		0-3 K		0-0 F8		0-0 SH2-1			3	0	0	1	0	1	2
Randy Ready, R OBP: 0.403, SLG: 0.411 (1, 5)	0-0 1-3 2-H 1B			0-0 F8		0-0 5-3	0-0 CS 1B			4	0	2	2	0	0	0
Benito Santiago, R OBP: 0.302, SLG: 0.407 (1, 2)	0-3 K		0-0 F9		0-3 K	0-0 CS	0-3 K			4	0	0	0	0	3	2
Garry Templeton, S OBP: 0.284, SLG: 0.301 (1, 6)		0-0 E1 E 1B		0-0 1B 2B		0-0 F9		0-0 1B 1B		4	1	3	0	0	0	0
Tim Flannery, L OBP: 0.355, SLG: 0.279 (1, 4)		0-0 E8 SH2-4-5 1B		4-0 1B IBB		0-0 SH FC3-6 1B	0-0 SH FC3-6 1B	0-0 G6-4-3 1B		3	1	3	0	1	0	0
Andy Hawkins, R OBP: 0.156, SLG: 0.156 Lance McCullers, S (6, 1)		0-0 SH2-4-5 1B		0-0 1B		0-0 FC3-6 SH 1B	0-0 FC3-6 SH 1B	0-0 G6-4-3 1B		1	0	1	0	0	0	0
Jim Steels, L OBP: 0.311, SLG: 0.242 Shane Mack, R OBP: 0.297, SLG: 0.377 (7, PH) (8, 8)		0-0 1-3f		0-0 1-2 2-H 1B						0	0	0	0	0	0	0

Inning Stats	R: 1	H: 1	E: 0	K: 2	S: 8	H: 2	LOB: 2	BB: 2	P: 16	R: 1	H: 2	E: 2	K: 0	S: 4	H: 0	LOB: 0	BB: 0	P: 4	R: 0	H: 0	E: 0	K: 1	S: 5	H: 0	LOB: 0	BB: 0	P: 5	R: 0	H: 2	E: 0	K: 0	S: 4	R: 1	H: 1	E: 0	K: 0	S: 4	R: 0	H: 0	E: 0	K: 1	S: 5	R: 0	H: 0	E: 0	K: 1	S: 5	R: 4	H: 4	E: 0	K: 0	S: 7	R: 0	H: 2	E: 0	K: 1	S: 6
--------------	------	------	------	------	------	------	--------	-------	-------	------	------	------	------	------	------	--------	-------	------	------	------	------	------	------	------	--------	-------	------	------	------	------	------	------	------	------	------	------	------	------	------	------	------	------	------	------	------	------	------	------	------	------	------	------	------	------	------	------	------


PITCHER	IP	WLS	BF	H	R	ER	SO	BB	IBB	HBP	BLK	WP	HR	S	P	ERA	WHIP
Bob Tewksbury, R ERA: 6.64 (1, 1)	6.0	L	27	8	5	4	4	2	1	0	1	0	0	32	44	6.00	1.667
Frank DiPino, L ERA: 2.63 (7, 1)	0.1		2	0	0	0	0	0	0	0	0	0	0	2	2	0.00	0.000
Ed Lynch, R ERA: 4.42 (7, 1)	1.2		7	4	2	2	1	0	0	0	0	0	0	9	9	10.80	2.400

BOTTOM

Chicago Cubs @ San Diego Padres
Jack Murphy Stadium, San Diego, CA

Mon Jul 20 1987, 10:05 PM EDT
 Att. 15,113 - Unknown

AB	29
R	7
H	12
RBI	6
BB	3
SO	5
LOB	9



WP	PA	ERA	WHIP
0	37		

Batter	1	2	3	4	5	6	7	8	9	AB R H RBI BB SO LOB	TOP											
Dave Martinez, L (1, 8) OBP: 0.397, SLG: 0.419 Bob Dernier, R (7, PH) OBP: 0.414, SLG: 0.533 (7, 8)	0-3 ① K		0-3 ③ K		0-3 ③ K		4-0 BB 1-2 BB			3 0 0 0 0 3 2 0 0 0 0 1 0 0												
23 Ryne Sandberg, R (1, 4) OBP: 0.370, SLG: 0.504	0-0 ② 6-3			0-0 ① 5-3		0-0 ① F8	0-0 ③ FC5			4 0 0 0 0 0 2												
Rafael Palmeiro, L (1, 3) OBP: 0.352, SLG: 0.569	0-3 ③ K			0-0 G4-6-3 1B		0-0 ② P6		0-0 ① F8		4 0 1 0 0 1 0												
Andre Dawson, R (1, 9) OBP: 0.326, SLG: 0.544		0-0 FC4-6 1B		0-0 ② ③ G4-6-3 1-2f		0-0 ③ L7		0-0 ② 4-3		4 0 1 0 0 0 1												
Jerry Mumphy, S (1, 7) OBP: 0.382, SLG: 0.497 Brian Dayett, R (8, PH) OBP: 0.410, SLG: 0.550 (8, 7)		0-0 ① FC4-6 1-2f			0-0 HR		0-0 ① 4-3	0-3 ③ K		3 1 1 1 0 0 1 1 0 0 0 0 1 0												
Keith Moreland, R (1, 5) OBP: 0.293, SLG: 0.431		0-0 ② F9			0-0 1B 1B		0-0 ② 4-3			4 0 1 0 0 1 1												
Luis Quinones, S (1, 6) OBP: 0.333, SLG: 0.333		0-0 ③ F8			0-0 1-3 1B		0-0 HR 1B			4 1 2 0 0 1 1												
Jody Davis, R (1, 2) OBP: 0.315, SLG: 0.416 Paul Noce, R (9, PR) OBP: 0.294, SLG: 0.408			0-0 ① 6-3		0-3 ① K		0-0 1-H HR		0-0 1B	4 1 2 2 0 1 2 0 0 0 0 0 0 0												
Jamie Moyer, L (1, 1) OBP: 0.214, SLG: 0.158 Scott Sanderson, R (7, 1) OBP: 0.167, SLG: 0.227 Manny Trillo, R (9, PH) OBP: 0.391, SLG: 0.492			0-3 ② K		0-3 ② K		4-0 23 FC5 BB BB		0-3 ③ K	2 0 0 0 1 2 2 0 0 0 0 0 0 0 1 0 0 0 0 1 1												
Inning Stats	R: 0 E: 0 K: 2 S: 7	H: 0 LOB: 0 BB: 0 P: 7	R: 0 E: 0 K: 0 S: 4	H: 1 LOB: 1 BB: 0 P: 4	R: 0 E: 0 K: 2 S: 7	H: 0 LOB: 0 BB: 0 P: 7	R: 0 E: 0 K: 0 S: 3	H: 1 LOB: 0 BB: 0 P: 3	R: 1 E: 0 K: 3 S: 12	H: 3 LOB: 2 BB: 0 P: 12	R: 0 E: 0 K: 0 S: 3	H: 0 LOB: 0 BB: 0 P: 3	R: 2 E: 0 K: 0 S: 5	H: 2 LOB: 2 BB: 2 P: 13	R: 0 E: 0 K: 1 S: 5	H: 0 LOB: 0 BB: 0 P: 5	R: 0 E: 0 K: 3 S: 10	H: 1 LOB: 1 BB: 0 P: 10	1B: 6 2B: 0 3B: 0 HR: 2	SF: 0 SAC: 0 DP: 1 HBP: 0	WP: 0 PB: 0 SB: 0 CS: 0	PA: 36
PITCHER	IP WLS BF H R ER SO BB IBB HBP BLK WP HR S P ERA WHIP																					
Ed Whitson, R (1, 1) ERA: 4.92 Mark Davis, L (7, 1) ERA: 4.22	6.2 27 7 3 3 7 1 0 0 0 0 2 40 44 4.05 1.200																					
	2.1 9 1 0 0 4 1 0 0 0 0 0 16 20 0.00 0.857																					

Chicago Cubs @ San Diego Padres
 Jack Murphy Stadium, San Diego, CA
 Tue Jul 21 1987, 10:05 PM EDT
 Att. 17,305 - Unknown

livebaseballscorecards.com

AB	34
R	3
H	8
RBI	3
BB	2
SO	11
LOB	13



Batter	1	2	3	4	5	6	7	8	9	AB	R	H	RBI	BB	SO	LOB
Stan Jefferson, S (1, 7) OBP: 0.327, SLG: 0.328	0-3 K		0-0 FC		0-0 CS 1B		4-0 BB			3	0	1	1	1	1	1
Tony Gwynn, L (1, 9) OBP: 0.437, SLG: 0.513	0-0 3-1		0-0 SF7		0-0 CS 1-2		0-0 1B		0-0 F7	3	0	1	1	0	0	2
Carmelo Martinez, R (1, 3) OBP: 0.375, SLG: 0.432	0-3 K		0-0 F9				0-0 F8		0-0 P6	4	0	0	0	0	1	4
Chris Brown, R (1, 5) OBP: 0.304, SLG: 0.407		0-0 F7		0-0 CS 1B		0-3 K		0-0 4-3		4	0	1	0	0	1	1
Randy Ready, R (1, 4) OBP: 0.402, SLG: 0.415 Mark Davis, L (7, 1) OBP: 0.200, SLG: 0.320		0-0 P9		0-0 1-2 2B		0-0 6-3		0-3 K		3	0	1	0	0	0	1
Shane Mack, R (1, 8) OBP: 0.296, SLG: 0.368		0-0 F8		0-3 K			0-0 E6 3B		4-0 BB	3	1	0	0	1	1	1
Garry Templeton, S (1, 6) OBP: 0.287, SLG: 0.310			0-0 SH5-4 FC 1B		0-0 P4		0-0 1-H 2B 3B		0-3 K	4	2	2	1	0	1	2
Bruce Bochy, R (1, 2) OBP: 0.241, SLG: 0.265			4-0 FC SH5-4 SF7 BB		0-0 5-3		0-0 F9			2	1	0	0	1	0	1
Ed Whitson, R (1, 1) OBP: 0.100, SLG: 0.125 Tim Flannery, L (7, 4) OBP: 0.358, SLG: 0.291			0-0 SH5-4		0-3 K		0-0 3-H 2B			1	0	0	0	0	1	0
			1-2 2-3							1	0	1	1	0	0	0

Inning Stats	R: 0	H: 0	E: 0	LOB: 0	K: 2	S: 7	P: 7	R: 0	H: 0	E: 0	LOB: 0	K: 0	S: 3	R: 0	H: 1	E: 0	LOB: 1	K: 0	S: 5	R: 0	H: 2	E: 0	LOB: 1	K: 1	S: 6	R: 0	H: 1	E: 0	LOB: 0	K: 1	S: 5	R: 0	H: 1	E: 0	LOB: 1	K: 1	S: 6	R: 2	H: 2	E: 1	LOB: 2	K: 0	S: 6	R: 0	H: 0	E: 0	LOB: 1	K: 2	S: 7	P: 11	1B: 4	SF: 1	2B: 2	SAC: 1	3B: 1	DP: 0	HR: 0	HBP: 0	WP: 0	PA: 35
--------------	------	------	------	--------	------	------	------	------	------	------	--------	------	------	------	------	------	--------	------	------	------	------	------	--------	------	------	------	------	------	--------	------	------	------	------	------	--------	------	------	------	------	------	--------	------	------	------	------	------	--------	------	------	-------	-------	-------	-------	--------	-------	-------	-------	--------	-------	--------

PITCHER	IP	WLS	BF	H	R	ER	SO	BB	IBB	HBP	BLK	WP	HR	S	P	ERA	WHIP
Jamie Moyer, L (1, 1) ERA: 4.25	6.2	L	29	7	4	3	5	2	0	0	1	0	0	37	45	4.05	1.350
Scott Sanderson, R (7, 1) ERA: 4.58	1.1		5	0	0	0	2	1	0	0	0	0	0	8	12	0.00	0.750

Chicago Cubs @ San Diego Padres
Jack Murphy Stadium, San Diego, CA

Tue Jul 21 1987, 10:05 PM EDT
Att. 17,305 - Unknown

AB	29
R	4
H	7
RBI	4
BB	3
SO	7
LOB	13

Batter	1	2	3	4	5	6	7	8	9	AB R H RBI BB SO LOB	TOP											
Dave Martinez, L (1, 8) <small>OBP: 0.391, SLG: 0.413</small> Bob Dernier, R (9, PH) <small>OBP: 0.410, SLG: 0.528</small> (9, 8)	0-0 F8		0-0 P5		0-0 4-3		0-3 K		0-3 K	4 0 0 0 0 1 0 1 0 0 0 0 1 0												
23 Ryne Sandberg, R (1, 4) <small>OBP: 0.369, SLG: 0.498</small>	0-0 F9		0-0 F9		4-0 FC3-6 BB		0-0 F7			3 0 0 0 1 0 0												
Rafael Palmeiro, L (1, 7) <small>OBP: 0.347, SLG: 0.544</small>	0-0 F8		0-0 F9		0-0 FC3-6 1-2f HR			4-0 BB BB		3 1 0 0 1 0 1												
Andre Dawson, R (1, 9) <small>OBP: 0.328, SLG: 0.552</small>		0-0 F9		0-0 E 1B	0-0 1-H HR			0-0 L6		4 2 2 2 0 0 1												
Leon Durham, L (1, 3) <small>OBP: 0.352, SLG: 0.505</small>		0-0 HR 2B		0-0 F7	0-0 F7			0-3 K		4 1 1 0 0 1 2												
Keith Moreland, R (1, 5) <small>OBP: 0.296, SLG: 0.439</small>		0-0 HR		0-0 E6 1B 4-3		0-0 F3		4-0 BB		3 2 1 2 1 0 1												
Jody Davis, R (1, 2) <small>OBP: 0.317, SLG: 0.415</small>		4-0 BB		0-0 4-3 1B		0-0 L9		0-0 F8		3 0 1 1 1 0 2												
Luis Quinones, S (1, 6) <small>OBP: 0.222, SLG: 0.222</small> Paul Noce, R (9, PH) <small>OBP: 0.292, SLG: 0.405</small> (9, 6)		0-0 P3		0-0 4-3		0-0 3-1			0-3 K	3 0 0 1 0 0 2 1 0 0 0 0 1 0												
Rick Sutcliffe, L (1, 1) <small>OBP: 0.200, SLG: 0.167</small>		0-0 L3		0-0 G3		0-0 3-1			0-3 K	4 0 0 0 0 1 2												
Inning Stats	R: 0 E: 0 K: 0 S: 3	H: 0 LOB: 0 BB: 0 P: 3	R: 2 E: 0 K: 0 S: 5	H: 2 LOB: 1 BB: 1 P: 9	R: 0 E: 0 K: 0 S: 3	H: 0 LOB: 0 BB: 0 P: 3	R: 2 E: 1 K: 0 S: 6	H: 2 LOB: 1 BB: 0 P: 6	R: 2 E: 0 K: 0 S: 4	H: 1 LOB: 0 BB: 1 P: 8	R: 0 E: 0 K: 0 S: 3	H: 0 LOB: 0 BB: 0 P: 3	R: 0 E: 0 K: 1 S: 5	H: 0 LOB: 0 BB: 0 P: 5	R: 0 E: 0 K: 1 S: 5	H: 0 LOB: 2 BB: 2 P: 13	R: 0 E: 0 K: 3 S: 9	H: 0 LOB: 0 BB: 0 P: 9	1B: 2 2B: 1 3B: 0 HR: 2	SF: 0 SAC: 0 DP: 0 HBP: 0	WP: 0 PB: 0 SB: 0 CS: 0	PA: 37
PITCHER	IP WLS BF H R ER SO BB IBB HBP BLK WP HR S P ERA WHIP																					
Mark Grant, R (1, 1) <small>ERA: 4.08</small> Greg Booker, R (6, 1) <small>ERA: 3.89</small> Keith Comstock, L (8, 1) <small>ERA: 2.87</small>	5.0 L 23 5 6 5 0 2 0 0 0 0 0 2 21 29 9.00 1.400																					
	2.0 6 0 0 0 1 0 0 0 0 0 0 0 8 8 0.00 0.000																					
	2.0 8 0 0 0 4 2 0 0 0 0 0 0 14 22 0.00 1.000																					

Chicago Cubs @ San Diego Padres
 Jack Murphy Stadium, San Diego, CA
 Wed Jul 22 1987, 10:05 PM EDT
 Att. 18,614 - Unknown

livebaseballscorecards.com

AB	33
R	6
H	5
RBI	6
BB	4
SO	5
LOB	11



Batter	1	2	3	4	5	6	7	8	9	AB R H RBI BB SO LOB
Stan Jefferson, S OBP: 0.329, SLG: 0.345 (1, 8) (8, 7)	0-3 K		0-0 HR		0-0 3B 1B		0-0 4-3		0-0 F7	5 2 2 1 0 1 1
Marvell Wynne, L OBP: 0.357, SLG: 0.370 Keith Comstock, L (1, 7) (8, 1)	0-0 4-3		0-0 F8		0-0 3B		0-0 1B			4 0 2 1 0 0 0 0 0 0 0 0 0 0
Tony Gwynn, L OBP: 0.435, SLG: 0.510 (1, 9)	0-0 1B		0-0 F8		0-0 1-3		0-0 F7			4 1 1 0 0 0 2
John Kruk, L OBP: 0.450, SLG: 0.521 (1, 3)	0-0 1B			0-0 1B		0-0 1B 1-3		0-0 F7		4 0 3 1 0 0 0
Chris Brown, R OBP: 0.297, SLG: 0.398 (1, 5)	0-3 K			0-3 K		0-0 1-3		0-0 6-3		4 0 0 0 0 2 3
Tim Flannery, L OBP: 0.350, SLG: 0.283 (1, 4)		0-0 1-3		0-0 1-3		0-0 E5 1B		0-0 F8		4 0 0 0 0 0 2
Garry Templeton, S OBP: 0.287, SLG: 0.310 (1, 6)		0-0 G3		0-3 K		0-0 G5-4-3 1B			0-0 1-3	4 0 1 0 0 1 1
Bruce Bochy, R OBP: 0.226, SLG: 0.245 (1, 2)		0-3 K			0-0 F9	0-0 G5-4-3			0-3 K	4 0 0 0 0 2 3
Mark Grant, R OBP: 0.150, SLG: 0.105 Jim Steels, L OBP: 0.307, SLG: 0.238 Greg Booker, R (5, PH) (6, 1) Shane Mack, R OBP: 0.299, SLG: 0.370 (7, PH) (8, 8)			0-0 B1-3		0-0 G3		0-3 K		0-0 1B	1 0 0 0 0 0 0 1 0 0 0 0 0 0 0 0 0 0 0 0 0 2 0 1 0 0 1 0

Inning Stats	R: 1	H: 2	R: 0	H: 0	R: 1	H: 1	R: 0	H: 1	R: 1	H: 2	R: 0	H: 2	R: 0	H: 1	R: 0	H: 0	R: 0	H: 1	1B: 8	SF: 0	
E: 0	LOB: 1	E: 0	LOB: 0	E: 0	LOB: 0	E: 0	LOB: 1	E: 0	LOB: 1	E: 1	LOB: 2	E: 0	LOB: 1	E: 0	LOB: 0	E: 0	LOB: 0	E: 0	LOB: 1	2B: 0	SAC: 0
K: 2	BB: 0	K: 1	BB: 0	K: 0	BB: 0	K: 2	BB: 0	K: 0	BB: 0	K: 1	BB: 0	K: 0	BB: 0	K: 1	BB: 0	K: 0	BB: 0	K: 1	BB: 0	3B: 1	DP: 1
S: 9	P: 9	S: 5	P: 5	S: 4	P: 4	S: 8	P: 8	S: 5	P: 5	S: 5	P: 5	S: 5	P: 5	S: 6	P: 6	S: 3	P: 3	S: 6	P: 6	HR: 1	HBP: 0


BOTTOM

Chicago Cubs @ San Diego Padres
Jack Murphy Stadium, San Diego, CA

Wed Jul 22 1987, 10:05 PM EDT
Att. 18,614 - Unknown

livebaseballscorecards.com

AB	37
R	3
H	10
RBI	3
BB	0
SO	7
LOB	12



WP: 0	PA: 37
PB: 0	
SB: 3	
CS: 0	

Batter	1	2	3	4	5	6	7	8	9	AB R H RBI BB SO LOB	TOP											
Barry Bonds, L (1, 7) OBP: 0.324, SLG: 0.451	0-0 4-3		4-0 CS BB		0-0 2B			0-0 F8		3 0 1 0 1 0 0												
Andy Van Slyke, L (1, 8) OBP: 0.352, SLG: 0.522	0-0 1B		0-0 F7 1-2		0-0 F6			0-0 1B		4 0 2 0 0 0 2												
Jim Morrison, R (1, 4) OBP: 0.321, SLG: 0.428	0-3 K			0-0 G3 3B 1B		0-0 F6		0-0 F5		4 1 1 0 0 1 2												
Sid Bream, L (1, 3) OBP: 0.348, SLG: 0.438	0-3 K			0-0 G3 1-2		0-0 4-3			0-0 4-3	4 0 0 0 0 1 2												
R.J. Reynolds, S (1, 9) OBP: 0.333, SLG: 0.406				0-0 F8 1B		0-3 K			0-3 K	4 0 1 0 0 2 1												
Bobby Bonilla, S (1, 5) OBP: 0.342, SLG: 0.456				0-3 K		0-0 2-H 3B		0-3 K	4-0 HBP BB	3 0 1 1 1 2 1												
Michael LaValliere, L (1, 2) OBP: 0.376, SLG: 0.340 Mike Diaz, R (9, PH) OBP: 0.337, SLG: 0.513				0-0 F7		0-0 F8		0-0 4-3	1-0 1-2 HBP	3 0 0 0 0 0 2 0 0 0 0 0 0 0												
Sam Khalifa, R (1, 6) Johnny Ray, S (9, PH) OBP: 0.313, SLG: 0.345				0-0 4-3		0-0 F6		0-3 K	0-0 F5	3 0 0 0 0 1 1 1 0 0 0 0 0 2												
Doug Drabek, R (1, 1) OBP: 0.219, SLG: 0.172 John Smiley, L (7, 1) OBP: 0.200, SLG: 0.400 John Cangelosi, S (8, PH) OBP: 0.508, SLG: 0.375 Barry Jones, R (8, 1)				0-0 F8		0-0 F7		0-3 K		2 0 0 0 0 0 0 0 0 0 0 0 0 0 1 0 0 0 0 1 0 0 0 0 0 0 0 0												
Inning Stats	R: 0 E: 0 K: 2 S: 8	H: 1 LOB: 1 BB: 0 P: 8	R: 0 E: 0 K: 1 S: 6	H: 1 LOB: 1 BB: 0 P: 6	R: 0 E: 0 K: 0 S: 2	H: 0 LOB: 0 BB: 1 P: 6	R: 1 E: 0 K: 0 S: 5	H: 2 LOB: 1 BB: 0 P: 5	R: 0 E: 0 K: 0 S: 4	H: 1 LOB: 1 BB: 0 P: 4	R: 0 E: 0 K: 1 S: 5	H: 0 LOB: 0 BB: 0 P: 5	R: 0 E: 0 K: 2 S: 7	H: 0 LOB: 0 BB: 0 P: 7	R: 0 E: 0 K: 1 S: 6	H: 1 LOB: 1 BB: 0 P: 6	R: 0 E: 0 K: 1 S: 5	H: 0 LOB: 2 BB: 1 P: 10	1B: 4 2B: 1 3B: 1 HR: 0	SF: 0 SAC: 0 DP: 0 HBP: 1	WP: 0 PB: 0 SB: 0 CS: 1	PA: 35
PITCHER	IP WLS BF H R ER SO BB IBB HBP BLK WP HR S P ERA WHIP												IP WLS BF H R ER SO BB IBB HBP BLK WP HR S P ERA WHIP									
Eric Show, R (1, 1) ERA: 3.69	8.2 W 34 6 1 1 8 2 0 1 0 0 0 47 56 1.04 0.923																					
Rich Gossage, R (9, 1) ERA: 2.87	0.1 S 1 0 0 0 0 0 0 0 0 0 0 1 1 0.00 0.000																					

Pittsburgh Pirates @ San Diego Padres
 Jack Murphy Stadium, San Diego, CA
 Thu Jul 23 1987, 6:33 AM EDT
 Att. 14,911 - Unknown

AB	32
R	1
H	6
RBI	1
BB	2
SO	8
LOB	13



Batter	1	2	3	4	5	6	7	8	9	AB	R	H	RBI	BB	SO	LOB
Stan Jefferson, S OBP: 0.336, SLG: 0.347 (1, 8) (8, 7)	0-0 CS 3-1 1B		4-0 2B BB		0-0 4-3		0-0 4-3 1B BB		0-0 0-0 1-2 2-H 1B	2	1	1	0	2	0	0
Tony Gwynn, L OBP: 0.438, SLG: 0.515 (1, 9)	0-0 3-1 1-2		0-0 1-H 2B		4-0 BB		0-0 1-2 2-H 1B		0-0 0-3 K	3	0	2	1	1	0	1
Carmelo Martinez, R Shane Mack, R OBP: 0.374, SLG: 0.429 OBP: 0.297, SLG: 0.368 (1, 7) (8, 8)	4-0 2-3 BB		0-3 K		0-3 K		0-3 K		0-3 K	2	0	0	0	1	2	2
John Kruk, L OBP: 0.448, SLG: 0.517 (1, 3)	0-0 4-3		0-0 4-3		0-0 FC5-4 1B		0-0 F7		0-0 F7	4	0	1	0	0	0	2
Randy Ready, R OBP: 0.404, SLG: 0.429 (1, 5)		0-0 HR		4-0 FC1-6 BB		0-0 FC5-4 FC8-4 1-2f		0-0 F2		3	1	1	1	1	0	1
Tim Flannery, L OBP: 0.344, SLG: 0.277 (1, 4)		0-0 F7		0-0 FC1-6 FC6-4 1-2f		0-0 FC8-4 CS 1-2f		0-0 F7		3	0	0	0	0	0	2
Benito Santiago, R OBP: 0.299, SLG: 0.403 (1, 2)		0-0 F8		0-0 FC6-4 WP 1-2f		0-0 CS		0-0 F7		3	0	0	0	0	0	1
Luis Salazar, R OBP: 0.314, SLG: 0.339 (1, 6)		0-0 4-3		0-0 F9 1-2		0-0 SH1-4 1B		0-0 SH1-4 1B		3	0	1	0	0	0	1
Eric Show, R Rich Gossage, R OBP: 0.043, SLG: 0.067 (9, 1)			0-3 K		0-0 1-3		0-0 SH1-4 1-2			2	0	0	0	0	1	0
										0	0	0	0	0	0	0

Inning Stats	R: 0	H: 1	E: 0	K: 0	S: 3	R: 1	H: 1	E: 0	K: 0	S: 4	R: 1	H: 1	E: 0	K: 2	S: 8	R: 0	H: 0	E: 0	K: 0	S: 3	R: 0	H: 0	E: 0	K: 1	S: 5	R: 0	H: 1	E: 0	K: 0	S: 3	R: 0	H: 2	E: 0	K: 0	S: 4	R: 0	H: 0	E: 0	K: 1	S: 5
	LOB: 1	BB: 1	P: 7	LOB: 0	BB: 0	P: 4	LOB: 1	BB: 1	P: 12	LOB: 1	BB: 1	P: 7	LOB: 0	BB: 1	P: 9	LOB: 0	BB: 0	P: 3	LOB: 2	BB: 1	P: 8	LOB: 0	BB: 0	P: 5	LOB: 0	BB: 0	P: 5	1B: 4	SF: 0	2B: 1	SAC: 1	3B: 0	DP: 0	HR: 1	HBP: 0	WP: 1	PA: 33	ERA	WHIP	
PITCHER	IP	WLS	BF	H	R	ER	SO	BB	IBB	HBP	BLK	WP	HR	S	P	ERA	WHIP	IP	WLS	BF	H	R	ER	SO	BB	IBB	HBP	BLK	WP	HR	S	P	ERA	WHIP						
Doug Drabek, R ERA: 4.47 (1, 1)	6.2	L	28	5	2	2	3	5	0	0	0	1	1	29	49	2.70	1.500																							
John Smiley, L ERA: 4.84 (7, 1)	0.1		1	1	0	0	0	0	0	0	0	0	0	1	1	0.00	3.000																							
Barry Jones, R ERA: 7.36 (8, 1)	1.0		3	0	0	0	1	0	0	0	0	0	0	5	5	0.00	0.000																							

BOTTOM

Pittsburgh Pirates @ San Diego Padres
Jack Murphy Stadium, San Diego, CA

Thu Jul 23 1987, 6:33 AM EDT
 Att. 14,911 - Unknown

livebaseballscorecards.com

AB	26
R	2
H	6
RBI	2
BB	5
SO	4
LOB	10



Batter	1	2	3	4	5	6	7	8	9	AB R H RBI BB SO LOB	TOP											
John Cangelosi, S (1, 9) OBP: 0.500, SLG: 0.363 R.J. Reynolds, S (8, 9) OBP: 0.332, SLG: 0.405	0-3 K		0-0 4-3		0-0 FC5-4 2B		4-0 F7 S BB		0-3 K	3 1 0 0 1 1 1 1 0 0 0 0 1 0	Pittsburgh Pirates @ San Diego Padres Jack Murphy Stadium, San Diego, CA Fri Jul 24 1987, 10:05 PM EDT Att: 17,136 - Unknown											
Andy Van Slyke, L (1, 8) OBP: 0.349, SLG: 0.516	0-3 K		0-0 4-3		4-0 1-2 2B BB		0-3 K	0-0 F9	4 1 0 0 1 2 1													
Johnny Ray, S (1, 4) OBP: 0.316, SLG: 0.349	0-3 K			0-0 1B 5-3 1B	0-0 1-H 2-H 2B		4-0 1-2 F7 IBB	0-0 F9	4 1 2 2 1 1 0													
Sid Bream, L (1, 3) OBP: 0.344, SLG: 0.432		0-3 K		0-0 L4	0-0 4-3		0-0 F7		4 0 0 0 0 1 4													
Bobby Bonilla, S (1, 5) OBP: 0.344, SLG: 0.455		0-0 6-3		0-0 5-3 1-2		0-0 1B 1B	4-0 1B IBB		3 0 1 0 1 0 1													
Barry Bonds, L (1, 7) OBP: 0.328, SLG: 0.453		4-0 S BB		0-0 2-H 1B		0-0 1-2 1B	0-0 4-3		3 0 2 1 1 0 3													
Michael LaValliere, L (1, 2) OBP: 0.373, SLG: 0.335		4-0 1-2 BB		0-0 5-3		0-3 K		0-3 K	3 0 0 0 1 2 3													
Sam Khalifa, R (1, 6)		0-0 5-3		0-0 E5 FC5-4	0-0 P3		0-0 F9		4 0 0 0 0 0 4													
Mike Dunne, R (1, 1) OBP: 0.077, SLG: 0.040 Terry Harper, R (8, PH) OBP: 0.298, SLG: 0.357 John Smiley, L (8, 1) OBP: 0.200, SLG: 0.400 Brett Gideon, R (9, 1)		0-0 F8		0-3 K	0-3 K		0-0 F4		3 0 0 0 0 2 3 1 0													
Inning Stats	R: 0 E: 0 K: 3 S: 9	H: 0 LOB: 0 BB: 0 P: 9	R: 0 E: 0 K: 1 S: 5	H: 0 LOB: 2 BB: 2 P: 13	R: 0 E: 0 K: 0 S: 3	H: 0 LOB: 0 BB: 0 P: 3	R: 1 E: 0 K: 0 S: 5	H: 2 LOB: 1 BB: 0 P: 5	R: 2 E: 1 K: 1 S: 7	H: 1 LOB: 1 BB: 1 P: 11		R: 0 E: 0 K: 2 S: 9	H: 2 LOB: 2 BB: 0 P: 9	R: 0 E: 0 K: 1 S: 5	H: 0 LOB: 3 BB: 3 P: 17	R: 0 E: 0 K: 1 S: 5	H: 0 LOB: 0 BB: 0 P: 5	R: 0 E: 0 K: 1 S: 5	H: 0 LOB: 0 BB: 0 P: 5	1B: 4 2B: 1 3B: 0 HR: 0	SF: 0 SAC: 0 DP: 0 HBP: 0	WP: 0 PB: 0 SB: 2 CS: 0
PITCHER Jimmy Jones, R (1, 1) ERA: 4.54 Keith Comstock, L (6, 1) ERA: 2.7 Mark Davis, L (8, 1) ERA: 4.12	IP	WLS	BF	H	R	ER	SO	BB	IBB	HBP	BLK	WP	HR	S	P	ERA	WHIP					
	5.0	L	24	5	3	1	5	3	0	0	0	0	0	31	43	1.80	1.600					
	2.0		9	0	0	0	3	1	2	0	0	0	0	12	24	0.00	0.500					
	2.0		6	0	0	0	2	0	0	0	0	0	0	10	10	0.00	0.000					

livebaseballscorecards.com

AB	33
R	3
H	5
RBI	3
BB	6
SO	10
LOB	20



Batter	1	2	3	4	5	6	7	8	9	AB	R	H	RBI	BB	SO	LOB	BOTTOM
Stan Jefferson, S (1, 8) OBP: 0.335, SLG: 0.345	0-3 K ①		0-0 1B 1B		0-0 4-3 ③		0-3 K ③			4	0	1	0	0	2	1	Pittsburgh Pirates @ San Diego Padres Jack Murphy Stadium, San Diego, CA Fri Jul 24 1987, 10:05 PM EDT Att. 17,136 - Unknown
Tony Gwynn, L (1, 9) OBP: 0.439, SLG: 0.514	0-0 1B WP 1B		0-0 1-3 1B ②			0-0 3-1 ①		0-3 K ①	4	1	2	0	0	1	0		
Carmelo Martinez, R (1, 7) OBP: 0.373, SLG: 0.426	0-0 1-3 WP 1B		0-3 K ③			0-0 F7 ②		0-0 F4 ②	4	0	1	0	0	1	1		
John Kruk, L (1, 3) OBP: 0.445, SLG: 0.512	0-0 F7 ②			0-3 K ①		0-0 1B 1B		0-0 1-3 ③	4	0	1	0	0	1	1		
Randy Ready, R (1, 5) OBP: 0.401, SLG: 0.425	0-0 5-3 ③			0-0 6-3 ②		0-0 1-2 FC6-4 1B		0-3 K ①	4	0	1	0	0	1	1		
Benito Santiago, R (1, 2) OBP: 0.295, SLG: 0.397		0-0 4-3 ①		0-0 F9 ③		0-0 1-2 FC6-4 ③		0-3 K ②	4	0	0	0	0	1	2		
Garry Templeton, S (1, 6) OBP: 0.286, SLG: 0.309		0-0 5-3 ②			0-0 4-3 ①		0-0 4-3 WP 5-3 1B		0-0 G3 ③	4	1	1	0	0	0		
Tim Flannery, L (1, 4) OBP: 0.344, SLG: 0.274		0-0 F8 ③			4-0 SH1-4 BB		0-0 4-3 ①		0-0 1-3	2	0	0	0	1	0		
Jimmy Jones, R (1, 1) OBP: 0.136, SLG: 0.136			0-3 K ①			0-0 SH1-4 ②		0-0 5-3 ②	1	0	0	0	0	0	1		
Keith Comstock, L (6, 1)										0	0	0	0	0	0		
Marvell Wynne, L (7, PH) OBP: 0.354, SLG: 0.367										1	0	0	1	0	0		
Mark Davis, L (8, 1) OBP: 0.200, SLG: 0.320										0	0	0	0	0	0		

Inning Stats		R: 1	H: 2	E: 0	K: 1	S: 7	L: 0	LOB: 1	BB: 0	P: 7	R: 0	H: 0	E: 0	K: 0	S: 3	L: 0	LOB: 0	BB: 0	P: 3	R: 0	H: 2	E: 0	K: 2	S: 8	L: 0	LOB: 1	BB: 0	P: 8	R: 0	H: 0	E: 0	K: 1	S: 5	L: 0	LOB: 2	BB: 0	P: 5	R: 1	H: 1	E: 0	K: 1	S: 6	L: 0	LOB: 0	BB: 0	P: 6	R: 0	H: 0	E: 0	K: 1	S: 5	L: 0	LOB: 0	BB: 0	P: 5	1B: 7	SF: 0	2B: 0	SAC: 1	3B: 0	DP: 0	HR: 0	HBP: 0	WP: 2	PA: 34
PITCHER	IP	WLS	BF	H	R	ER	SO	BB	IBB	HBP	BLK	WP	HR	S	P	ERA	WHIP																																																
Mike Dunne, R (1, 1)	7.0	W	28	7	2	2	5	1	0	0	0	2	0	37	41	2.57	1.143																																																
John Smiley, L (8, 1)	1.0		3	0	0	0	1	0	0	0	0	0	0	5	5	0.00	0.000																																																
Brett Gideon, R (9, 1)	1.0	S	3	0	0	0	2	0	0	0	0	0	0	7	7	0.00	0.000																																																



Batter	1	2	3	4	5	6	7	8	9	AB R H RBI BB SO LOB	TOP											
Barry Bonds, L (1, 7) OBP: 0.329, SLG: 0.461	0-0 HR	0-0 4-3		0-0 FC4-6 BB 1-2f		0-0 BB 1B 1B	0-3 K			5 2 2 1 0 1 3												
Andy Van Slyke, L (1, 8) OBP: 0.356, SLG: 0.520	4-0 1B BB	0-0 E 2B		4-0 G4-6-3 BB 1-2		0-0 BB 1B 1B		0-0 F8		3 3 2 1 2 0 0												
Johnny Ray, S (1, 4) OBP: 0.320, SLG: 0.349	0-0 1B 1B	0-0 F7		0-0 G4-6-3 BB 1-2f		4-0 1B BB 1-2 2-3		4-0 FC3-6 BB		3 1 1 0 2 0 3												
Sid Bream, L (1, 3) OBP: 0.348, SLG: 0.435	0-0 BB SF9 1B 2-H 3-H	0-0 E9 1B 2-H			0-0 5-3	0-0 1B 1-2 2-H 3-H		0-0 FC3-6 WP 1-2f		5 1 3 5 0 0 1												
Jim Morrison, R (1, 5) OBP: 0.319, SLG: 0.423	4-0 SF9 BB SH1-3 BB 1-2	0-0 F4			0-3 K	0-3 K		0-0 F2 1-2		4 1 0 0 1 2 4												
R.J. Reynolds, S (1, 9) OBP: 0.329, SLG: 0.397	4-0 SH1-3 BB 1-2 2-3		0-0 4-3		0-3 K		0-3 K		0-0 F7	4 0 0 0 1 2 0												
Michael LaValliere, L (1, 2) OBP: 0.372, SLG: 0.332	0-0 SF9		0-0 4-3			0-0 3-1		4-0 BB BB	0-3 K	2 0 0 1 1 0 0 1 0 0 0 0 1 0												
Junior Ortiz, R (9, PH) OBP: 0.298, SLG: 0.304	2-3 3-H																					
Sam Khalifa, R (1, 6) OBP: 0.091, SLG: 0.091	0-0 SH1-3 1-2 3-H		0-0 1-3			0-0 1B 1B		0-3 K	0-0 F9	4 1 1 1 0 1 1												
Brian Fisher, R (1, 1) OBP: 0.235, SLG: 0.355	0-3 K			0-0 FC4-6 1B		0-3 K		4-0 BB		3 0 1 0 1 2 2												
Barry Jones, R (7, 1)										0 0 0 0 0 0 0												
Don Robinson, R (9, 1) OBP: 0.250, SLG: 0.143										0 0 0 0 0 0 0												
Inning Stats	R: 5 E: 0 K: 1 S: 8	H: 3 LOB: 1 BB: 3 P: 20	R: 1 E: 1 K: 0 S: 5	H: 2 LOB: 1 BB: 0 P: 5	R: 0 E: 0 K: 0 S: 3	H: 0 LOB: 0 BB: 0 P: 3	R: 0 E: 0 K: 0 S: 3	H: 1 LOB: 1 BB: 1 P: 7	R: 0 E: 0 K: 2 S: 7	H: 0 LOB: 0 BB: 0 P: 7	R: 3 E: 0 K: 2 S: 11	H: 4 LOB: 2 BB: 1 P: 15	R: 0 E: 0 K: 3 S: 9	H: 0 LOB: 2 BB: 2 P: 17	R: 0 E: 0 K: 0 S: 3	H: 0 LOB: 1 BB: 1 P: 7	R: 0 E: 0 K: 1 S: 5	H: 0 LOB: 0 BB: 0 P: 5	1B: 8 2B: 1 3B: 0 HR: 1	SF: 1 SAC: 1 DP: 1 HBP: 0	WP: 1 PB: 0 SB: 0 CS: 0	PA: 44
PITCHER	IP WLS BF H R ER SO BB IBB HBP BLK WP HR S P ERA WHIP																					
Andy Hawkins, R (1, 1) ERA: 5.23	1.2 L 13 5 6 6 1 3 0 0 0 0 1 12 24 32.40 4.800																					
Greg Booker, R (2, 1) ERA: 3.67	2.1 8 1 0 0 0 1 0 0 0 0 0 7 11 0.00 0.857																					
Lance McCullers, R (5, 1) ERA: 4.56	3.0 16 4 3 3 7 3 0 0 0 0 0 27 39 9.00 2.333																					
Keith Comstock, L (8, 1) ERA: 2.55	2.0 7 0 0 0 1 1 0 0 0 1 0 8 12 0.00 0.500																					

Pittsburgh Pirates @ San Diego Padres
 Jack Murphy Stadium, San Diego, CA
 Sat Jul 25 1987, 10:05 PM EDT
 Att: 19,764 - Unknown

livebaseballscorecards.com

AB	34
R	9
H	10
RBI	9
BB	8
SO	9
LOB	14



Batter	1	2	3	4	5	6	7	8	9	AB R H RBI BB SO LOB
Stan Jefferson, S OBP: 0.332, SLG: 0.351 (1, 8) (8, 7)	0-0 L1		0-0 F8		0-3 K		0-0 1-H 3B		0-3 K	5 0 1 1 0 2 2
Tony Gwynn, L OBP: 0.441, SLG: 0.513 (1, 9) BBB	4-0 BB		0-3 K			0-0 F8 BB 1B	4-0 BB		0-0 F7	3 0 1 0 2 1 2
Carmelo Martinez, R OBP: 0.371, SLG: 0.435 Keith Comstock, L Jim Steels, L OBP: 0.303, SLG: 0.234 (1, 7) (8, 1) (9, PH)	0-3 K			0-0 HR		0-0 F9	0-0 5-3		0-3 K2-3	4 1 1 1 0 1 4 0 0 0 0 0 0 0 1 0 0 0 0 1 1
John Kruk, L OBP: 0.442, SLG: 0.506 (1, 3)	0-0 F8			0-0 4-3		4-0 1-2 BB		0-0 G3		3 0 0 0 1 0 1
Randy Ready, R OBP: 0.403, SLG: 0.438 (1, 5)		0-3 K		0-0 HR		0-0 F8		4-0 FC6-4 BB		3 1 1 1 1 1 2
Garry Templeton, S OBP: 0.283, SLG: 0.305 (1, 6)		0-3 K		0-3 K		0-0 F7		0-0 FC6-4 WP		4 0 0 0 0 2 3
Benito Santiago, R OBP: 0.293, SLG: 0.395 Lance McCullers, S Shane Mack, R OBP: 0.299, SLG: 0.365 (1, 2) (5, 1) (7, PH) (8, 8)		0-0 F8		0-3 K			0-0 F8	4-0 1-2 BB		2 0 0 0 0 1 0 0 0 0 0 0 0 0 1 0 0 0 1 0 0
Tim Flannery, L OBP: 0.342, SLG: 0.280 (1, 4)			0-0 2B		0-0 F7		0-0 L7	0-0 3-1		4 0 1 0 0 0 2
Andy Hawkins, R OBP: 0.156, SLG: 0.156 Greg Booker, R Bruce Bochy, R OBP: 0.246, SLG: 0.255 (1, 1) (2, 1) (5, 2)			0-0 F7		0-3 K		0-0 3B 1B	4-0 BB		0 0 0 0 0 0 0 1 0 0 0 0 0 1 2 1 1 0 1 1 0

Inning Stats	R: 0	H: 0	E: 0	K: 1	S: 5	LOB: 1	BB: 1	P: 9	R: 0	H: 0	E: 0	K: 2	S: 7	LOB: 0	BB: 0	P: 7	R: 0	H: 1	E: 0	K: 1	S: 6	LOB: 1	BB: 0	P: 6	R: 2	H: 2	E: 0	K: 2	S: 9	LOB: 0	BB: 0	P: 9	R: 0	H: 0	E: 0	K: 2	S: 7	LOB: 0	BB: 0	P: 7	R: 0	H: 1	E: 0	K: 0	S: 4	LOB: 2	BB: 1	P: 8	R: 1	H: 2	E: 0	K: 0	S: 5	LOB: 2	BB: 1	P: 9	R: 0	H: 0	E: 0	K: 0	S: 3	LOB: 2	BB: 2	P: 11	R: 0	H: 0	E: 0	K: 2	S: 7	LOB: 1	BB: 1	P: 11	1B: 2	2B: 1	3B: 1	SF: 0	SAC: 0	DP: 0	HBP: 0	WP: 1	PB: 0	SB: 0	CS: 0	PA: 39
--------------	------	------	------	------	------	--------	-------	------	------	------	------	------	------	--------	-------	------	------	------	------	------	------	--------	-------	------	------	------	------	------	------	--------	-------	------	------	------	------	------	------	--------	-------	------	------	------	------	------	------	--------	-------	------	------	------	------	------	------	--------	-------	------	------	------	------	------	------	--------	-------	-------	------	------	------	------	------	--------	-------	-------	-------	-------	-------	-------	--------	-------	--------	-------	-------	-------	-------	--------

PITCHER	IP	WLS	BF	H	R	ER	SO	BB	IBB	HBP	BLK	WP	HR	S	P	ERA	WHIP
Brian Fisher, R ERA: 4.96 (1, 1)	6.2	W	29	6	3	3	8	3	0	0	0	0	2	42	54	4.05	1.350
Barry Jones, R ERA: 7.0 (7, 1)	1.1		6	0	0	0	0	2	0	0	0	1	0	4	12	0.00	1.500
Don Robinson, R ERA: 4.15 (9, 1)	1.0		4	0	0	0	2	1	0	0	0	0	0	7	11	0.00	1.000

BOTTOM

Pittsburgh Pirates @ San Diego Padres
Jack Murphy Stadium, San Diego, CA

Sat Jul 25 1987, 10:05 PM EDT
Att: 19,764 - Unknown

livebaseballscorecards.com

AB	33
R	3
H	6
RBI	3
BB	6
SO	10
LOB	18



Batter	1	2	3	4	5	6	7	8	9	AB R H RBI BB SO LOB	TOP									
John Cangelosi, S (1, 9) OBP: 0.493, SLG: 0.358	0-0 F7		0-0 G3			0-0 2B 3-1 1B		0-0 6-3		4 1 1 0 0 0 0										
Andy Van Slyke, L (1, 8) OBP: 0.357, SLG: 0.522	0-0 G1-6-3		0-0 G3			0-0 3-1 1-3 2B		4-0 BB BB		3 0 1 0 1 0 0										
Johnny Ray, S (1, 4) OBP: 0.319, SLG: 0.351	0-0 2B		0-0 4-3			0-0 3-1		0-0 G3		4 0 1 1 0 0 2										
Sid Bream, L (1, 3) OBP: 0.344, SLG: 0.429	0-0 4-3			0-0 5-3		0-0 L3		0-0 F8		4 0 0 0 0 0 3										
Bobby Bonilla, S (1, 5) OBP: 0.343, SLG: 0.463		0-0 HR		0-0 F9		0-3 K		0-0 G3		4 1 1 1 0 1 1										
Barry Bonds, L (1, 7) OBP: 0.331, SLG: 0.475		0-0 HR		0-0 4-3			0-0 F9		0-0 4-3 3B	4 2 2 1 0 0 0										
Michael LaValliere, L (1, 2) OBP: 0.366, SLG: 0.326			0-0 F8		0-0 3-1		0-3 K		0-0 4-3	4 0 0 1 0 1 0										
Sam Khalifa, R (1, 6) OBP: 0.143, SLG: 0.143			0-0 5-3		0-0 F9		0-0 1B		0-0 6-3	3 0 1 0 0 0 0										
Jim Morrison, R (9, PH) OBP: 0.318, SLG: 0.422										1 0 0 0 0 0 0										
Bob Kipper, R (1, 1) OBP: 0.242, SLG: 0.303			0-0 3-1		0-0 G3		0-3 K			1 0 0 0 0 0 0										
Bob Walk, R (4, 1) OBP: 0.333, SLG: 0.333										1 0 0 0 0 0 0										
R.J. Reynolds, S (7, PH) OBP: 0.328, SLG: 0.396										1 0 0 0 0 1 1										
Don Robinson, R (7, 1) OBP: 0.250, SLG: 0.143										0 0 0 0 0 0 0										
Inning Stats	R: 0 E: 0 K: 0 S: 4	H: 1 LOB: 1 BB: 0 P: 4	R: 2 E: 0 K: 0 S: 5	H: 2 LOB: 0 BB: 0 P: 5	R: 0 E: 0 K: 0 S: 3	H: 0 LOB: 0 BB: 0 P: 3	R: 0 E: 0 K: 0 S: 3	H: 0 LOB: 0 BB: 0 P: 3	R: 1 E: 0 K: 1 S: 7	H: 2 LOB: 1 BB: 0 P: 7	R: 0 E: 0 K: 2 S: 8	H: 1 LOB: 1 BB: 0 P: 8	R: 0 E: 1 K: 0 S: 3	H: 0 LOB: 1 BB: 1 P: 7	R: 1 E: 0 K: 0 S: 4	H: 1 LOB: 0 BB: 0 P: 4	1B: 2 2B: 2 3B: 1 HR: 2	SF: 0 SAC: 0 DP: 0 HBP: 0	WP: 0 PB: 0 SB: 0 CS: 0	PA: 35
PITCHER Ed Whitson, R (1, 1) ERA: 4.86	IP: 9.0 WLS: W BF: 35 H: 7 R: 4 ER: 4 SO: 3 BB: 1 IBB: 0 HBP: 0 BLK: 0 WP: 0 HR: 2 S: 40 P: 44 ERA: 4.00 WHIP: 0.889								PITCHER	IP: 9.0 WLS: W BF: 35 H: 7 R: 4 ER: 4 SO: 3 BB: 1 IBB: 0 HBP: 0 BLK: 0 WP: 0 HR: 2 S: 40 P: 44 ERA: 4.00 WHIP: 0.889										

Pittsburgh Pirates @ San Diego Padres
Jack Murphy Stadium, San Diego, CA
 Sun Jul 26 1987, 6:33 AM EDT
 Att: 13,219 - Unknown

livebaseballscorecards.com

AB 34
R 4
H 7
RBI 4
BB 1
SO 3
LOB 7



Batter	1	2	3	4	5	6	7	8	9
Shane Mack, R OBP: 0.303, SLG: 0.383 (1, 8) X	0-0 HR	0-3 K		1-0 E 1B HBP		0-3 K		0-3 K	
Tony Gwynn, L OBP: 0.439, SLG: 0.510 (1, 9) X	0-0 F7		0-0 5-3	0-0 E 1-2 1B		0-0 F7			
Carmelo Martinez, R OBP: 0.373, SLG: 0.433 (1, 7) B Marvell Wynne, L OBP: 0.354, SLG: 0.367 (7, 7) B	4-0 1B 2B BB		0-0 F8	0-0 E9 WP 1B 1-H 2-H		0-3 K			
John Kruk, L OBP: 0.440, SLG: 0.502 (1, 3) X	0-0 F7		0-0 1B	0-3 K 3-H		0-0 4-3			
Randy Ready, R OBP: 0.400, SLG: 0.435 (1, 5) X	0-0 2B 1-2 1B		0-0 F8		0-3 K		0-0 F9		
Benito Santiago, R OBP: 0.299, SLG: 0.399 (1, 2) X	0-0 1-3 2-H 2B		4-0 HR BB		0-3 K		4-0 S BB		
Luis Salazar, R OBP: 0.320, SLG: 0.371 (1, 6) X	0-0 6-3		0-0 1-H HR		0-0 1B 1B		0-3 K2-3 1-2		
Tim Flannery, L OBP: 0.340, SLG: 0.279 (1, 4) X		0-0 L6		0-0 F7		0-0 1-3 1B		0-0 4-3	
Ed Whitson, R OBP: 0.091, SLG: 0.114 (1, 1) X		0-0 L4		0-0 F3		0-0 5-3		0-3 K	

Inning Stats	R: 2 E: 0 K: 0 S: 6	H: 3 LOB: 2 BB: 1 P: 10	R: 0 E: 0 K: 1 S: 5	H: 0 LOB: 0 BB: 0 P: 5	R: 0 E: 0 K: 0 S: 4	H: 1 LOB: 1 BB: 0 P: 4	R: 5 E: 1 K: 1 S: 8	H: 3 LOB: 0 BB: 1 P: 13	R: 0 E: 0 K: 2 S: 9	H: 2 LOB: 2 BB: 0 P: 9	R: 0 E: 0 K: 2 S: 7	H: 0 LOB: 0 BB: 0 P: 7	R: 0 E: 0 K: 1 S: 5	H: 0 LOB: 1 BB: 1 P: 9	R: 0 E: 0 K: 2 S: 7	H: 0 LOB: 0 BB: 0 P: 7
--------------	------------------------------	----------------------------------	------------------------------	---------------------------------	------------------------------	---------------------------------	------------------------------	----------------------------------	------------------------------	---------------------------------	------------------------------	---------------------------------	------------------------------	---------------------------------	------------------------------	---------------------------------

PITCHER	IP	WLS	BF	H	R	ER	SO	BB	IBB	HBP	BLK	WP	HR	S	P	ERA	WHIP
Bob Kipper, L ERA: 5.91 (1, 1)	3.2	L	20	6	6	6	1	2	0	1	0	0	2	19	28	14.73	2.182
Bob Walk, R ERA: 3.84 (4, 1)	2.1		10	3	1	0	5	0	0	0	0	1	0	20	20	0.00	1.286
Don Robinson, R ERA: 4.02 (7, 1)	2.0		7	0	0	0	3	1	0	0	0	0	0	12	16	0.00	0.500

AB R H RBI BB SO LOB

4	2	1	1	0	3	0
4	1	1	0	0	0	0
3	2	1	1	1	1	0
0	0	0	0	0	0	0
4	0	1	0	0	1	1
4	0	1	0	0	1	1
2	1	1	1	2	1	0
4	1	2	2	0	1	3
4	0	1	0	0	0	0
4	0	0	0	0	1	2

1B: 6	SF: 0	WP: 1	PA: 37
2B: 1	SAC: 0	PB: 0	
3B: 0	DP: 0	SB: 1	
HR: 2	HBP: 1	CS: 0	

AB	33
R	7
H	9
RBI	5
BB	3
SO	9
LOB	7



Pittsburgh Pirates @ San Diego Padres
Jack Murphy Stadium, San Diego, CA
 Sun Jul 26 1987, 6:33 AM EDT
 Att. 13,219 - Unknown

livebaseballscorecards.com

Batter	1	2	3	4	5	6	7	8	9	AB R H RBI BB SO LOB	TOP																
Stan Jefferson, S OBP: 0.333, SLG: 0.352 (1, 8) (9, 7)	0-0 F8	0-0 5-3			0-0 BLK 1B		0-0 CS	0-0 FC4-6 1B	0-0 FC1-6 2B	5 1 2 0 0 0 2																	
Tony Gwynn, L OBP: 0.436, SLG: 0.508 (1, 9)	0-0 4-3		0-3 K		0-0 L4			0-0 FC4-6 2B 1B	0-0 2B	5 1 1 2 0 1 2																	
Carmelo Martinez, R OBP: 0.379, SLG: 0.440 Mark Davis, L OBP: 0.200, SLG: 0.320 Rich Gossage, R (9, 1)	4-0 1B 3B BB		0-3 K			0-0 G3-6-1 1B		0-0 1B 2B	4-0 IBB	3 1 2 0 2 1 0 0 0 0 0 0 0 0 0 0 0 0 0 0 0																	
John Kruk, L OBP: 0.439, SLG: 0.500 (1, 3)	0-0 1-2 3B 1B		0-0 G3			0-0 G3-6-1		0-0 L4-3 1B	0-3 K	5 1 2 1 0 1 3																	
Randy Ready, R OBP: 0.406, SLG: 0.445 (1, 4) (7, 5) (9, 4)	0-0 1-1 2-1 1B 3B			4-0 G5-4-3 BB		4-0 BB		0-0 L4-3		2 1 1 2 2 0 2																	
Benito Santiago, R OBP: 0.298, SLG: 0.397 (1, 2)	0-0 3-1 1B		0-0 L8		0-0 L3				0-0 L5	4 0 1 1 0 0 2																	
Garry Templeton, S OBP: 0.285, SLG: 0.305 (1, 6)	0-3 1-2 K		0-0 G5-4-3			0-0 G3-6-1 1B			4-0 1B BB	3 1 1 0 0 1 1 2																	
Luis Salazar, R OBP: 0.315, SLG: 0.364 Tim Flannery, L OBP: 0.339, SLG: 0.277 (7, PH) (7, 4)		0-0 4-3			0-0 1-3		0-0 G3-6-1		0-0 FC1-6 1B	2 0 0 0 0 0 0 1 0 0 0 0 0 1																	
Shane Mack, R OBP: 0.307, SLG: 0.387 (9, PH) (9, 8)							0-0 1-2f		1-2 2B 1B	1 1 1 0 0 0 0																	
Mark Grant, R OBP: 0.136, SLG: 0.095 Jim Steels, L OBP: 0.312, SLG: 0.246 Lance McCullers, S (7, 1) Bruce Bochy, R OBP: 0.236, SLG: 0.268 Jimmy Jones, R OBP: 0.136, SLG: 0.136 Chris Brown, R OBP: 0.297, SLG: 0.398 (9, 5)		0-3 K			0-3 K		0-0 CS 1B		0-0 FC1-6 1B	2 0 0 0 0 0 2 0 1 0 1 0 0 0 0 0 0 0 0 0 0 0 0 0 1 0 1 1 0																	
Inning Stats	R: 3 E: 0 K: 1 S: 8	H: 3 LOB: 1 BB: 1 P: 12	R: 0 E: 0 K: 1 S: 5	H: 0 LOB: 0 BB: 0 P: 5	R: 0 E: 0 K: 2 S: 7	H: 0 LOB: 0 BB: 1 P: 7	R: 0 E: 0 K: 0 S: 2	H: 0 LOB: 0 BB: 1 P: 6	R: 0 E: 0 K: 1 S: 6	H: 1 LOB: 1 BB: 0 P: 6	R: 0 E: 0 K: 0 S: 3	H: 1 LOB: 1 BB: 1 P: 7	R: 0 E: 0 K: 0 S: 3	H: 2 LOB: 0 BB: 0 P: 3	R: 1 E: 0 K: 0 S: 5	H: 3 LOB: 1 BB: 0 P: 5	R: 3 E: 0 K: 1 S: 8	H: 3 LOB: 2 BB: 2 P: 16	1B: 10 2B: 3 3B: 1 HR: 0	SF: 0 SAC: 0 DP: 4 HBP: 0	WP: 0 PB: 0 SB: 0 CS: 2	PA: 41					
PITCHER	IP WLS BF H R ER SO BB IBB HBP BLK WP HR S P ERA WHIP																										
Tom Browning, L ERA: 6.77 (1, 1)	6.0		24	5	3	3	5	3	0	0	1	0	0	31	43	4.50	1.333										
Frank Williams, R ERA: 2.69 (7, 1)	1.1		6	4	1	1	0	0	0	0	0	0	0	6	6	6.75	3.000										
Rob Murphy, L ERA: 3.43 (8, 1)	0.0		1	1	0	0	0	0	0	0	0	0	0	1	1	∞	∞										
Bill Landrum, R ERA: 4.72 (8, 1)	0.2		1	0	0	0	0	0	0	0	0	0	0	1	1	0.00	0.000										
John Franco, L ERA: 1.75 (9, 1)	1.0	W	8	3	3	3	1	1	1	0	0	0	0	8	16	27.00	4.000										

San Diego Padres @ Cincinnati Reds
Riverfront Stadium, Cincinnati, OH
Tue Jul 28 1987, 7:05 PM EDT
Att. 24,209 - Unknown

livebaseballscorecards.com

AB	35
R	7
H	13
RBI	7
BB	5
SO	6
LOB	14



Batter	1	2	3	4	5	6	7	8	9	AB	R	H	RBI	BB	SO	LOB
Barry Larkin, R (1, 6) OBP: 0.299, SLG: 0.382 Dave Concepcion, R (8, 4) OBP: 0.359, SLG: 0.346	0-0 HR	0-0 2-H 1B			0-0 L7		0-0 WP 2B	0-0 1B 1-H 1B		4	2	3	1	0	0	0
Buddy Bell, R (1, 5) OBP: 0.364, SLG: 0.414	0-0 WP 1B		0-0 6-3			0-0 5-3	0-0 4-3	0-0 1B 1-3		5	0	2	0	0	0	1
Eric Davis, R (1, 8) OBP: 0.413, SLG: 0.661	0-0 P4		0-3 K			4-0 FC4-6 BB	4-0 S E BB	0-0 F3		3	0	0	0	2	1	3
Dave Parker, L (1, 9) OBP: 0.319, SLG: 0.461	4-0 1-2 BB		0-0 3-1			0-0 FC4-6 BB 1B	0-0 F8		0-3 K	4	1	0	0	1	1	2
Paul O'Neill, L (1, 7) OBP: 0.250, SLG: 0.338 Tracy Jones, R (9, PH) OBP: 0.339, SLG: 0.478	0-0 F8			0-0 6-3		4-0 1B E BB	4-0 FC5-4 BB	0-0 F4		2	1	0	0	2	0	2
Bo Diaz, R (1, 2) OBP: 0.327, SLG: 0.442 Terry McGriff, R (9, PR) OBP: 0.300, SLG: 0.300	0-0 G3			0-0 6-3		0-0 E 1B	0-0 FC5-4		1-0 1B BB HBP	4	1	1	1	0	0	4
Nick Esasky, R (1, 3) OBP: 0.299, SLG: 0.550		0-0 SH5-3 1B 1B		0-0 F8		0-0 E5 1-H 2-H 2B		0-0 6-3	4-0 BB 1B BB	4	1	2	2	1	0	0
Kurt Stillwell, S (1, 4) OBP: 0.303, SLG: 0.361		0-3 K			0-0 4-3	0-0 2B		0-3 K	0-0 BB 1B	5	0	2	1	0	2	1
Tom Browning, L (1, 1) OBP: 0.187, SLG: 0.136 Terry Francona, L (6, PH) OBP: 0.241, SLG: 0.289 Frank Williams, R (7, 1) Rob Murphy, L (8, 1) OBP: 0.250, SLG: 0.250 Bill Landrum, R (8, 1) OBP: 0.200, SLG: 0.200 Dave Collins, S (8, PH) OBP: 0.262, SLG: 0.261 John Franco, L (9, 1) Lloyd McClendon, R (9, PH) OBP: 0.222, SLG: 0.314		0-0 SH5-3		0-0 4-3		0-0 6-3		0-0 S 1B 1B	4-0 BB BB BB	1	0	0	0	0	0	0

Inning Stats	R: 1	H: 2	E: 0	K: 0	S: 5	R: 0	H: 2	E: 0	K: 1	S: 6	R: 0	H: 0	E: 0	K: 1	S: 5	R: 0	H: 0	E: 0	K: 0	S: 3	R: 0	H: 0	E: 0	K: 0	S: 3	R: 4	H: 3	E: 1	K: 0	S: 6	R: 1	H: 1	E: 1	K: 0	S: 4	R: 1	H: 3	E: 0	K: 1	S: 8	R: 1	H: 1	E: 0	K: 1	S: 5	1B: 8	2B: 3	3B: 0	HR: 1	SF: 0	SAC: 1	DP: 0	HBP: 1	WP: 2	PA: 45
--------------	------	------	------	------	------	------	------	------	------	------	------	------	------	------	------	------	------	------	------	------	------	------	------	------	------	------	------	------	------	------	------	------	------	------	------	------	------	------	------	------	------	------	------	------	------	-------	-------	-------	-------	-------	--------	-------	--------	-------	--------

PITCHER	IP	WLS	BF	H	R	ER	SO	BB	IBB	HBP	BLK	WP	HR	S	P	ERA	WHIP
Mark Grant, R (1, 1) ERA: 4.21	6.0		27	7	5	4	2	3	0	0	0	1	1	28	40	6.00	1.667
Lance McCullers, R (7, 1) ERA: 4.68	2.0		12	4	2	2	1	2	0	0	0	1	0	12	20	9.00	3.000
Mark Davis, L (9, 1) ERA: 4.19	0.2	L	5	1	1	1	1	1	0	1	0	0	0	5	10	13.50	3.000
Rich Gossage, R (9, 1) ERA: 2.87	0.0		1	0	0	0	0	1	0	0	0	0	0	0	4	∞	∞

BOTTOM

San Diego Padres @ Cincinnati Reds
Riverfront Stadium, Cincinnati, OH
Tue Jul 28 1987, 7:05 PM EDT
Att. 24,209 - Unknown

AB	36
R	8
H	12
RBI	7
BB	7
SO	4
LOB	14



WP	PA	ERA	WHIP
2	45		

Batter	1	2	3	4	5	6	7	8	9	AB R H RBI BB SO LOB	TOP					
Stan Jefferson, S OBP: 0.327, SLG: 0.344 (1, 8) (7, 7)	0-3 K		0-0 F5	0-0 6-3			0-3 K		0-0 F8	5 0 0 0 0 2 3						
Tony Gwynn, L OBP: 0.435, SLG: 0.510 (1, 9)	0-0 L4			0-0 4-3 2B	0-0 4-3		0-0 2B 1B		0-0 3-1	5 2 2 0 0 0 1						
Carmelo Martinez, R OBP: 0.378, SLG: 0.441 (1, 7) (7, 3)	0-0 F9			0-0 4-3 2-3	0-3 K		0-0 1-H 2B			4 0 1 1 0 1 1						
John Kruk, L OBP: 0.443, SLG: 0.506 Mark Davis, L OBP: 0.200, SLG: 0.320 Luis Salazar, R OBP: 0.315, SLG: 0.364 (1, 3) (7, 1) (8, 1)		4-0 BB		0-0 1B 2B	0-0 1B		0-0 L5			3 1 2 1 1 0 1 0 0 0 0 0 0 0 0 0 0 0 0 0 0						
Randy Ready, R OBP: 0.403, SLG: 0.441 (1, 5)		0-0 F7		0-0 1B 1B	0-0 F8			0-0 F8		4 1 1 1 0 0 2						
Benito Santiago, R OBP: 0.295, SLG: 0.392 (1, 2)		0-3 K		0-0 E9 1B 2B		0-3 K		0-3 K		4 1 0 0 0 3 2						
Garry Templeton, S OBP: 0.282, SLG: 0.301 (1, 6)		0-3 K		0-0 F7		0-3 K		0-0 6-3		4 0 0 0 0 2 3						
Tim Flannery, L OBP: 0.342, SLG: 0.282 (1, 4)			0-0 F7	0-0 E8 2B 1B		0-0 B1-3			0-0 1B	4 0 2 1 0 0 0						
Eric Show, R OBP: 0.043, SLG: 0.065 Greg Booker, R Marvell Wynne, L OBP: 0.659, SLG: 0.390 Keith Comstock, L Shane Mack, R OBP: 0.303, SLG: 0.382 (1, 1) (3, 1) (4, PH) (4, 1) (7, PH) (7, 8)			0-3 K	0-0 2B		0-3 K			0-3 K	1 0 0 0 0 0 1 0 0 0 0 0 0 0 0 0 1 0 1 1 0 0 0 0 0 0 0 0 0 0 0 0 2 0 0 0 0 0 2 1						
Inning Stats	R: 0 H: 0 E: 0 LOB: 0 K: 1 BB: 0 S: 5 P: 5	R: 0 H: 0 E: 0 LOB: 1 K: 2 BB: 1 S: 7 P: 11	R: 0 H: 0 E: 0 LOB: 0 K: 1 BB: 0 S: 5 P: 5	R: 4 H: 5 E: 2 LOB: 2 K: 0 BB: 0 S: 9 P: 9	R: 0 H: 1 E: 0 LOB: 1 K: 1 BB: 0 S: 6 P: 6	R: 0 H: 0 E: 0 LOB: 0 K: 2 BB: 0 S: 7 P: 7	R: 1 H: 2 E: 0 LOB: 1 K: 2 BB: 0 S: 9 P: 9	R: 0 H: 0 E: 0 LOB: 0 K: 1 BB: 0 S: 5 P: 5	R: 0 H: 1 E: 0 LOB: 1 K: 1 BB: 0 S: 6 P: 6	1B: 5 SF: 0 2B: 4 SAC: 0 3B: 0 DP: 0 HR: 0 HBP: 0	WP: 0 PA: 38 PB: 0 SB: 1 CS: 0					
PITCHER	IP WLS BF H R ER SO BB IBB HBP BLK WP HR S P ERA WHIP															
Ted Power, R ERA: 4.32 (1, 1)	3.2	18	5	4	2	4	1	0	0	0	0	0	25	29	4.91	1.636
Rob Murphy, L ERA: 3.39 (4, 1)	3.1	W	13	3	1	5	0	0	0	0	0	0	23	23	2.70	0.900
Bill Landrum, R ERA: 4.53 (8, 1)	2.0		7	1	0	2	0	0	0	0	0	0	11	11	0.00	0.500

San Diego Padres @ Cincinnati Reds
Riverfront Stadium, Cincinnati, OH
Wed Jul 29 1987, 7:05 PM EDT
Att: 20,914 - Unknown

livebaseballscores.com

AB	37
R	5
H	9
RBI	5
BB	1
SO	11
LOB	14



Batter	1	2	3	4	5	6	7	8	9	AB	R	H	RBI	BB	SO	LOB				
Barry Larkin, R OBP: 0.304, SLG: 0.380 (1, 6)	4-0 2B 1B BB	0-3 K	0-0 6-3			4-0 1B HR BB	0-0 1B HBP 1B	0-0 F6		4	3	1	1	2	1	4				
Buddy Bell, R OBP: 0.363, SLG: 0.409 (1, 5)	0-0 F8	0-0 E5			4-0 BB	0-0 F8	4-0 HBP 1B BB	0-0 6-3		4	1	0	0	2	0	4				
Eric Davis, R OBP: 0.415, SLG: 0.664 (1, 8)	0-0 1B 2B	0-3 K			0-3 K	0-0 1B HR	0-0 1B HBP 1B			5	3	3	1	0	2	3				
Terry McGriff, R OBP: 0.300, SLG: 0.300 (8, 2)	0-0 1B 2B	0-3 K			0-3 K	0-0 1B HR	0-0 1B HBP 1B			0	0	0	0	0	0	0				
Dave Parker, L OBP: 0.324, SLG: 0.471 (1, 9)	0-0 CS 1B				0-0 F8	0-0 HR	1-0 1B HBP			4	2	3	6	0	0	1				
Terry Francona, L OBP: 0.241, SLG: 0.289 (7, PR)	0-0 CS 1B				0-0 F8	0-0 HR	1-2 2-3 3-H HBP			0	0	0	0	0	0	0				
Paul O'Neill, L OBP: 0.256, SLG: 0.343 (1, 7)	0-0 L4				0-0 P3	0-0 L7	0-0 G5-4-3 1B			2	0	1	0	0	0	1				
Tracy Jones, R OBP: 0.339, SLG: 0.477 (4, PH)	0-0 L4				0-0 P3	0-0 L7	0-0 G5-4-3 1B			3	0	1	2	0	0	1				
Bo Diaz, R OBP: 0.328, SLG: 0.444 (1, 2)		0-0 2B 2B			0-0 FC5-4 1B	0-0 K	0-0 G5-4-3 1B			5	2	2	0	0	1	4				
Bill Landrum, R OBP: 0.200, SLG: 0.200 (8, 1)		0-0 2B 2B			0-0 FC5-4 1B	0-0 K	0-0 G5-4-3 1B			0	0	0	0	0	0	0				
Nick Esasky, R OBP: 0.302, SLG: 0.551 (1, 3)		0-0 F8			0-0 K		0-0 F9	0-0 2B WP 1B		5	1	2	2	0	1	2				
Kurt Stillwell, S OBP: 0.308, SLG: 0.369 (1, 4)		0-0 1B 2B			0-0 FC4-6 1B		0-0 1B 1B	0-0 F8		5	2	3	1	0	0	2				
Ted Power, R OBP: 0.196, SLG: 0.233 (1, 1)		0-0 1B			0-0 FC4-6 1B		0-0 1B 1B	0-0 F8		2	0	1	1	0	1	2				
Rob Murphy, L OBP: 0.200, SLG: 0.200 (4, 1)		0-0 E			0-0 B1-3		0-0 BB 1B 1B	0-0 WP 2B		1	0	0	0	0	0	1				
Lloyd McClendon, R OBP: 0.236, SLG: 0.327 (7, PH)		0-0 E			0-0 B1-3		0-0 BB 1B 1B	0-0 WP 2B		1	1	1	0	0	0	0				
Dave Collins, S OBP: 0.320, SLG: 0.333 (8, 8)		0-0 1B			0-0 B1-3		0-0 BB 1B 1B	0-0 WP 2B		1	0	1	0	0	0	0				
Inning Stats	R: 2 E: 0 K: 0 S: 4	H: 2 LOB: 0 BB: 1 P: 8	R: 2 E: 1 K: 2 S: 11	H: 3 LOB: 2 BB: 0 P: 11	R: 2 E: 0 K: 1 S: 9	H: 4 LOB: 2 BB: 0 P: 9	R: 0 E: 0 K: 1 S: 5	H: 0 LOB: 1 BB: 1 P: 9	R: 0 E: 0 K: 1 S: 6	H: 1 LOB: 1 BB: 0 P: 6	R: 3 E: 0 K: 1 S: 7	H: 2 LOB: 0 BB: 1 P: 11	R: 5 E: 0 K: 0 S: 7	H: 5 LOB: 1 BB: 1 P: 12	R: 1 E: 0 K: 0 S: 5	H: 2 LOB: 1 BB: 0 P: 5	1B: 13 2B: 5 3B: 0 HR: 1	SF: 0 SAC: 0 DP: 1 HBP: 1	WP: 1 PB: 0 SB: 0 CS: 1	PA: 47

BOTTOM

San Diego Padres @ Cincinnati Reds
Riverfront Stadium, Cincinnati, OH
Wed Jul 29 1987, 7:05 PM EDT
Att. 20,914 - Unknown

livebaseballscorecards.com

AB	42
R	15
H	19
RBI	14
BB	4
SO	6
LOB	25



PITCHER	IP	WLS	BF	H	R	ER	SO	BB	IBB	HBP	BLK	WP	HR	S	P	ERA	WHIP
Eric Show, R ERA: 4.03 (1, 1)	2.1	L	16	8	6	6	2	1	0	0	0	0	0	19	23	23.14	3.857
Greg Booker, R ERA: 3.61 (3, 1)	0.2		3	1	0	0	1	0	0	0	0	0	0	5	5	0.00	1.500
Keith Comstock, L ERA: 3.05 (4, 1)	3.0		14	3	3	3	3	2	0	0	0	0	1	18	26	9.00	1.667
Mark Davis, L ERA: 4.65 (7, 1)	1.0		9	5	5	5	0	1	0	1	0	0	0	7	12	45.00	6.000
Luis Salazar, R ERA: 4.5 (8, 1)	1.0		5	2	1	1	0	0	0	0	0	1	0	5	5	9.00	2.000

San Diego Padres @ Cincinnati Reds
Riverfront Stadium, Cincinnati, OH

Thu Jul 30 1987, 7:05 PM EDT
Att: 25,780 - Unknown

AB	37
R	12
H	14
RBI	10
BB	9
SO	4
LOB	18



WP	2	PA	50
PB	0		
SB	0		
CS	0		

AB R H RBI BB SO LOB

3	0	0	0	0	0	0
3	1	2	1	0	0	1
4	3	2	0	2	1	2
4	1	3	2	1	0	1
1	0	1	0	0	0	0
4	0	0	1	1	1	5
2	2	0	1	3	0	1
4	1	1	0	1	1	3
4	2	3	2	1	0	0
4	1	1	1	0	0	4
3	1	1	2	0	1	1
1	0	0	0	0	0	0
0	0	0	0	0	0	0

Batter	1	2	3	4	5	6	7	8	9
Shane Mack, R (1, 8) OBP: 0.297, SLG: 0.374 Stan Jefferson, S (5, PH) OBP: 0.331, SLG: 0.348 (5, 8)	0-0 F8	0-0 4-3		0-0 1-3	0-0 FC4 1B BB	0-0 BB 1B		0-0 1B	
Tony Gwynn, L (1, 9) OBP: 0.439, SLG: 0.509	4-0 2B SF7 BB	0-0 2B WP 1B		0-0 FC6-4 1B	4-0 1B SF9 BB	0-3 K		0-0 4-3	
Carmelo Martinez, R (1, 7) OBP: 0.384, SLG: 0.453 Marvell Wynne, L (6, 7) OBP: 0.363, SLG: 0.385	0-0 1-3 2B	0-0 1-3 WP 2B		0-0 F7	0-0 SF9 1B 1B	4-0 1-2 BB		0-0 FC2-6 1B	
John Kruk, L (1, 3) OBP: 0.438, SLG: 0.498	0-0 SF7 3-H	0-0 4-3 2-3 3-H		0-0 FC6-4 1-2f	4-0 1B SF9 IBB	0-3 K		0-0 FC2-6 G6-4-3 1-2f	
Randy Ready, R (1, 4) OBP: 0.406, SLG: 0.437	4-0 BB		4-0 2B BB		4-0 2B WP BB		0-0 L5	0-0 G6-4-3 1-2f	
Garry Templeton, S (1, 6) OBP: 0.284, SLG: 0.304	0-3 K		0-0 F9		0-0 WP 1B 2B		0-0 1-3		
Benito Santiago, R (1, 2) OBP: 0.302, SLG: 0.402		0-0 SH1-3 HR 2B	0-0 1-H 2B		0-0 SH3-4 FC4 1B BB		0-0 F8		
Luis Salazar, R (1, 5) OBP: 0.313, SLG: 0.361		0-0 SH1-3 2-3	0-0 F3		0-0 FC4 SH3-4 1B 1B			0-0 4-3	
Jimmy Jones, R (1, 1) OBP: 0.160, SLG: 0.280 Lance McCullers, S (6, 1) Rich Gossage, R (8, 1)		0-0 HR 3-H	0-0 F8		0-0 SH3-4 1-2 2-3	0-3 K		0-0 F8	

Inning Stats	R: 1	H: 1	E: 0	K: 1	S: 6	P: 14	R: 3	H: 4	E: 0	K: 0	S: 7	P: 7	R: 1	H: 1	E: 0	K: 0	S: 4	P: 8	R: 0	H: 1	E: 0	K: 0	S: 4	P: 4	R: 7	H: 4	E: 0	K: 0	S: 8	P: 28	R: 0	H: 1	E: 0	K: 3	S: 10	P: 14	R: 0	H: 0	E: 0	K: 0	S: 3	P: 3	R: 0	H: 1	E: 0	K: 0	S: 4	P: 4	R: 0	H: 1	E: 0	K: 0	S: 3	P: 3
	LOB: 2	BB: 2					LOB: 1	BB: 0					LOB: 1	BB: 1					LOB: 1	BB: 0					LOB: 3	BB: 5			LOB: 2	BB: 1							LOB: 0	BB: 0					LOB: 1	BB: 0										

PITCHER	IP	WLS	BF	H	R	ER	SO	BB	IBB	HBP	BLK	WP	HR	S	P	ERA	WHIP	PITCHER	IP	WLS	BF	H	R	ER	SO	BB	IBB	HBP	BLK	WP	HR	S	P	ERA	WHIP																
Guy Hoffman, L (1, 1) ERA: 4.25	4.0	L	24	8	7	7	1	4	0	0	0	1	1	22	38	15.75	3.000																																		
Bill Landrum, R (5, 1) ERA: 5.33	1.0		11	3	5	5	0	2	2	0	0	1	0	7	23	45.00	5.000																																		
Bill Scherrer, L (6, 1) ERA: 4.07	4.0		15	3	0	0	3	1	0	0	0	0	0	20	24	0.00	1.000																																		

livebaseballscorecards.com

Batter	1	2	3	4	5	6	7	8	9	AB	R	H	RBI	BB	SO	LOB
Barry Larkin, R OBP: 0.306, SLG: 0.378 (1, 6)	0-0 6-3 1B	0-0 G6-4-3 1-2f		4-0 BB		0-0 F7		0-0 E3		4	1	1	0	1	0	4
Buddy Bell, R OBP: 0.359, SLG: 0.404 Lloyd McClendon, R OBP: 0.232, SLG: 0.321 (1, 5) (7, 5)	0-0 6-3 1-3		0-0 6-3	0-0 6-3		0-0 F7		0-0 E5		4	0	0	0	0	0	4
Eric Davis, R OBP: 0.418, SLG: 0.668 (1, 8)	0-0 FC6-4 1B		0-0 SF9 3B		4-0 1B BB	0-3 K		0-3 K		4	2	2	1	1	2	4
Dave Parker, L OBP: 0.323, SLG: 0.469 (1, 9)	0-0 FC6-4 1B		0-0 SF9		0-0 4-3		0-0 4-3	0-3 K		4	0	1	1	0	1	3
Paul O'Neill, L OBP: 0.277, SLG: 0.373 (1, 7)	0-0 FC6-4 1-2f 2-3		0-0 HR 2B		0-0 G5-4-3 1B		0-3 K		0-0 1B	5	1	3	1	0	1	2
Bo Diaz, R OBP: 0.328, SLG: 0.452 Bill Scherrer, L Terry Francona, L OBP: 0.246, SLG: 0.294 (1, 2) (6, 1) (9, PH)	0-0 5-3		0-0 HR		0-0 G5-4-3 1-2f		0-0 3-1		0-0 1B	3	1	1	2	0	0	3
Nick Esasky, R OBP: 0.305, SLG: 0.565 (1, 3)		0-0 1B	0-0 F8		0-0 F7		0-0 HR	0-0 F9	0-3 K	5	1	2	1	0	1	2
Kurt Stillwell, S OBP: 0.313, SLG: 0.371 (1, 4)		0-0 G6-4-3 1B		0-0 F7		4-0 1B BB		0-0 HR 1B	0-0 F5	4	1	2	0	1	0	2
Guy Hoffman, L OBP: 0.111, SLG: 0.111 Bill Landrum, R Terry McGriff, R OBP: 0.385, SLG: 0.615 (1, 1) (5, 1) (6, 2)		0-3 K		0-0 3-1		0-0 1B		0-0 HR	0-3 K	2	0	0	0	0	1	2

Inning Stats	R: 1	H: 3	E: 0	K: 0	S: 6	H: 3	LOB: 2	BB: 0	P: 6	R: 0	H: 2	E: 0	K: 1	S: 6	R: 3	H: 3	E: 0	K: 0	S: 6	R: 0	H: 0	E: 0	K: 0	S: 3	R: 1	H: 1	E: 0	K: 1	S: 7	R: 0	H: 0	E: 0	K: 1	S: 5	R: 2	H: 2	E: 2	K: 2	S: 11	R: 0	H: 2	E: 0	K: 2	S: 9	R: 0	H: 2	E: 0	K: 2	S: 9	1B: 10	SF: 1	2B: 1	SAC: 0	3B: 1	DP: 2	HR: 3	HBP: 0	WP: 0	PA: 45
--------------	------	------	------	------	------	------	--------	-------	------	------	------	------	------	------	------	------	------	------	------	------	------	------	------	------	------	------	------	------	------	------	------	------	------	------	------	------	------	------	-------	------	------	------	------	------	------	------	------	------	------	--------	-------	-------	--------	-------	-------	-------	--------	-------	--------

PITCHER	IP	WLS	BF	H	R	ER	SO	BB	IBB	HBP	BLK	WP	HR	S	P	ERA	WHIP
Jimmy Jones, R ERA: 4.98 (1, 1)	5.0		27	11	6	6	1	3	0	0	0	0	2	26	38	10.80	2.800
Lance McCullers, R ERA: 4.77 (6, 1)	2.1		10	2	2	2	2	0	0	0	0	0	1	14	14	7.71	0.857
Rich Gossage, R ERA: 2.73 (8, 1)	1.2		8	2	0	0	4	0	0	0	0	0	0	16	16	0.00	1.200

BOTTOM

San Diego Padres @ Cincinnati Reds
Riverfront Stadium, Cincinnati, OH
Thu Jul 30 1987, 7:05 PM EDT
Att. 25,780 - Unknown

AB	41
R	8
H	15
RBI	8
BB	3
SO	7
LOB	29



WP	HR	S	P	ERA	WHIP
0	0	0	0	0	0

Batter	1	2	3	4	5	6	7	8	9	AB R H RBI BB SO LOB	TOP		
Stan Jefferson, S OBP: 0.332, SLG: 0.350 (1, 8) (7, 7)	0-0 F8	0-0 4-3			0-0 1B		0-0 F4		0-0 SH1-4 1B	5 0 2 0 0 0 3			
Tim Flannery, L OBP: 0.335, SLG: 0.276 (1, 4) SS	0-3 K		0-3 K			0-0 F4		0-0 G3	0-0 SH1-4	4 0 0 0 0 2 0			
Tony Gwynn, L OBP: 0.434, SLG: 0.503 (1, 9) X	0-0 6-3		0-0 4-3			0-0 F8		0-0 L7	0-0 4-3	5 0 0 0 0 0 1			
Carmelo Martinez, R OBP: 0.381, SLG: 0.448 (1, 7) (7, 3) SS		0-3 K	0-3 K			0-0 5-3		0-0 1B 1B	0-0 F9	5 1 1 0 0 2 1			
John Kruk, L OBP: 0.440, SLG: 0.502 Shane Mack, R OBP: 0.302, SLG: 0.378 (1, 3) (7, 8) BB		4-0 1B 1B		0-0 F7			0-0 1B 1B	0-0 1B 1B		2 2 1 0 1 0 0 1 1 1 0 0 0 0			
Benito Santiago, R OBP: 0.307, SLG: 0.407 (1, 2) X		0-0 4-3 1B 1B		0-0 1-3			0-0 SH2-3 1B	0-0 1B 1B		4 1 3 1 0 0 0			
Garry Templeton, S OBP: 0.289, SLG: 0.309 (1, 6) X		0-0 1-2 1B 1B		0-3 K			0-0 SH2-3 1B	0-0 1B 1B		4 1 3 3 0 1 0			
Luis Salazar, R OBP: 0.311, SLG: 0.352 (1, 5) X		0-0 4-3			0-0 F9		0-0 F7		0-0 IBB	3 0 0 0 1 0 4			
Ed Whitson, R OBP: 0.109, SLG: 0.130 Lance McCullers, S (1, 1) (7, 1) X		0-0 2-H 3-H 1B		0-0 6-3			0-0 SH2-3	0-0 5-3		2 0 1 2 0 0 0 1 0 0 0 0 0 3			
Inning Stats	R: 0 E: 0 K: 1 S: 5 H: 0 LOB: 0 BB: 0 P: 5	R: 3 E: 0 K: 1 S: 8 H: 3 LOB: 1 BB: 1 P: 12	R: 0 E: 0 K: 2 S: 7 H: 0 LOB: 0 BB: 0 P: 7	R: 0 E: 0 K: 1 S: 5 H: 0 LOB: 0 BB: 0 P: 5	R: 0 E: 0 K: 0 S: 3 H: 1 LOB: 1 BB: 0 P: 3	R: 0 E: 0 K: 0 S: 3 H: 0 LOB: 0 BB: 0 P: 3	R: 1 E: 0 K: 0 S: 6 H: 3 LOB: 2 BB: 0 P: 6	R: 2 E: 0 K: 0 S: 7 H: 4 LOB: 3 BB: 1 P: 11	R: 0 E: 0 K: 0 S: 4 H: 1 LOB: 1 BB: 0 P: 4	1B: 11 2B: 1 3B: 0 HR: 0 SF: 0 SAC: 2 DP: 0 HBP: 0	WP: 0 PB: 0 SB: 0 CS: 0 PA: 40		
PITCHER	IP WLS BF H R ER SO BB IBB HBP BLK WP HR S P ERA WHIP											PITCHER	IP WLS BF H R ER SO BB IBB HBP BLK WP HR S P ERA WHIP
Danny Darwin, R ERA: 3.38 (1, 1)	7.0 L 28 7 4 4 5 1 0 0 0 0 0 37 41 5.14 1.143												
Larry Andersen, R ERA: 3.38 (8, 1)	1.0 8 4 2 2 0 0 0 1 0 0 0 0 7 11 18.00 4.000												
Dave Meads, L ERA: 4.73 (9, 1)	1.0 4 1 0 0 0 0 0 0 0 0 0 0 4 4 0.00 1.000												

San Diego Padres @ Houston Astros
Astrodome, Houston, TX
Fri Jul 31 1987, 8:05 PM EDT
Att. 28,377 - Unknown

livebaseballscorecards.com

AB	36
R	6
H	12
RBI	6
BB	2
SO	5
LOB	12



Batter	1	2	3	4	5	6	7	8	9	AB R H RBI BB SO LOB
Billy Hatcher, R OBP: 0.364, SLG: 0.430 (1, 7)	0-0 F8	0-0 5-3		0-0 F9			0-0 5-3		0-0 6-3	5 0 0 0 0 0 4
Gerald Young, S OBP: 0.306, SLG: 0.308 (1, 8)	4-0 1B BB		0-0 F8		0-0 1B E 1B		0-0 1B S 1B		0-0 6-3	4 1 2 0 1 0 0
Bill Doran, S OBP: 0.348, SLG: 0.416 (1, 4)	0-0 1B		0-0 4-3		0-0 F7		0-0 1B			4 0 2 1 0 0 1
Glenn Davis, R OBP: 0.323, SLG: 0.477 (1, 3)	0-0 F7		0-0 6-3		0-0 1B		0-0 F8			4 0 1 0 0 0 3
Alan Ashby, S OBP: 0.394, SLG: 0.464 (1, 2)	0-0 G3			0-0 1B	0-0 G4-6-3			4-0 BB		3 1 1 0 1 0 3
Kevin Bass, S OBP: 0.331, SLG: 0.435 (1, 9)		0-3 K		0-0 1B		0-0 G3		0-3 K		4 0 1 0 0 2 1
Ken Caminiti, S OBP: 0.286, SLG: 0.463 (1, 5)		0-0 3-1		0-0 F9		0-0 F9		0-3 K		4 0 0 0 0 1 3
Craig Reynolds, L OBP: 0.315, SLG: 0.358 (1, 6)		0-0 1B		0-0 F7		0-0 F8		0-0 3-1		4 0 1 0 0 0 3
Dave Meads, L OBP: 0.500, SLG: 0.333 (9, 1)		0-0 1B								0 0 0 0 0 0 0
Danny Darwin, R OBP: 0.200, SLG: 0.229 (1, 1)		0-0		0-0					0-3 K	2 0 2 1 0 0 0
Denny Walling, L OBP: 0.359, SLG: 0.439 (7, PH)										1 0 0 0 0 1 0
Larry Andersen, R (8, 1)										0 0 0 0 0 0 0
Buddy Biancalana, S OBP: 0.224, SLG: 0.292 (9, 6)		1-2 1B		1-2 1B						1 0 0 0 0 1 0

Inning Stats	R: 1	H: 1	E: 0	K: 0	S: 4	LOB: 1	BB: 1	P: 8	R: 0	H: 2	E: 0	K: 1	S: 7	LOB: 2	BB: 0	P: 7	R: 0	H: 0	E: 0	K: 0	S: 3	LOB: 0	BB: 0	P: 3	R: 1	H: 3	E: 0	K: 0	S: 6	LOB: 2	BB: 0	P: 6	R: 0	H: 2	E: 1	K: 0	S: 4	LOB: 1	BB: 0	P: 4	R: 0	H: 0	E: 0	K: 0	S: 3	LOB: 0	BB: 0	P: 3	R: 0	H: 2	E: 0	K: 1	S: 7	LOB: 2	BB: 0	P: 7	R: 0	H: 0	E: 0	K: 2	S: 7	LOB: 1	BB: 1	P: 11	R: 0	H: 0	E: 0	K: 1	S: 5	LOB: 0	BB: 0	P: 5	R: 0	H: 0	E: 0	K: 1	S: 5	LOB: 0	BB: 0	P: 5
--------------	------	------	------	------	------	--------	-------	------	------	------	------	------	------	--------	-------	------	------	------	------	------	------	--------	-------	------	------	------	------	------	------	--------	-------	------	------	------	------	------	------	--------	-------	------	------	------	------	------	------	--------	-------	------	------	------	------	------	------	--------	-------	------	------	------	------	------	------	--------	-------	-------	------	------	------	------	------	--------	-------	------	------	------	------	------	------	--------	-------	------

PITCHER	IP	WLS	BF	H	R	ER	SO	BB	IBB	HBP	BLK	WP	HR	S	P	ERA	WHIP
Ed Whitson, R ERA: 4.76 (1, 1)	6.2	W	30	10	2	2	2	1	0	0	0	0	0	33	37	2.70	1.650
Lance McCullers, R ERA: 4.63 (7, 1)	2.1	S	8	0	0	0	3	1	0	0	0	0	0	13	17	0.00	0.429

BOTTOM

San Diego Padres @ Houston Astros
Astrodome, Houston, TX

Fri Jul 31 1987, 8:05 PM EDT
Att. 28,377 - Unknown

livebaseballscorecards.com

AB	36
R	2
H	10
RBI	2
BB	2
SO	5
LOB	18



WP: 0	PA: 38
PB: 0	
SB: 3	
CS: 0	

Batter	1	2	3	4	5	6	7	8	9	AB R H RBI BB SO LOB	TOP	
Stan Jefferson, S (1, 8) <small>OBP: 0.333, SLG: 0.348</small> <small>(8, 7)</small>	4-0 		0-0 G3	0-0 F8		0-0 F7		0-0 1B 1B		4 0 1 0 1 0 2		
Tony Gwynn, L (1, 9) <small>OBP: 0.433, SLG: 0.501</small> <small>(1, 9)</small>	0-0 6-3		0-0 FC4-6 1B		0-0 4-3		0-0 E6 1B S 4-3	0-0 1B		5 1 2 0 0 0 1		
Marvell Wynne, L (1, 7) <small>OBP: 0.358, SLG: 0.378</small> Keith Comstock, L (8, 1)	0-0 9-2		0-0 FC4-6 1-2f		0-0 3B 1B		0-3 K 1-2	0-0 G3		5 1 1 0 0 1 5 0 0 0 0 0 0 0		
John Kruk, L (1, 3) <small>OBP: 0.439, SLG: 0.507</small> Carmelo Martinez, R (7, PH) <small>OBP: 0.382, SLG: 0.448</small> <small>(7, 3)</small>		0-0 1-3	0-0 F8		0-0 SF8 1-H 3B		0-0 4-3 1B 2-3	0-0 F8		3 1 1 1 0 0 1 2 1 1 0 0 0 0		
Benito Santiago, R (1, 2) <small>OBP: 0.309, SLG: 0.420</small> <small>(1, 2)</small>		0-0 HR		0-0 F9 SF8 2B		0-0 SF8 3-H	0-0 4-3 1-2	0-0 F4		4 2 2 3 0 0 1		
Tim Flannery, L (1, 4) <small>OBP: 0.341, SLG: 0.285</small> <small>(1, 4)</small>		0-0 BLK 1B		0-0 F9 2-3		0-0 1B	0-0 2-H 1B	0-0 F7		5 0 3 1 0 0 1		
Garry Templeton, S (1, 6) <small>OBP: 0.289, SLG: 0.307</small> <small>(1, 6)</small>		4-0 1-2 BB		0-0 SF8 3-H		0-0 F8	0-0 2-3			2 0 0 1 1 0 2		
Luis Salazar, R (1, 5) <small>OBP: 0.309, SLG: 0.349</small> <small>(1, 5)</small>		0-0 F8		0-0 1B 1B		0-0 5-3		0-0 1-3		4 0 1 0 0 0 2		
Eric Nolte, L (1, 1) <small>OBP: 0.333, SLG: 0.333</small> Shane Mack, R (8, PH) <small>OBP: 0.300, SLG: 0.376</small> <small>(8, 8)</small>		0-0 1-3		0-0 1-3		0-0 1-3		0-0 4-3		3 0 1 0 0 0 2 1 0 0 0 0 0 0		
Inning Stats	R: 0 H: 0 E: 0 LOB: 0 K: 0 BB: 1 S: 2 P: 6	R: 1 H: 2 E: 0 LOB: 2 K: 0 BB: 1 S: 5 P: 9	R: 0 H: 1 E: 0 LOB: 1 K: 0 BB: 0 S: 4 P: 4	R: 1 H: 3 E: 0 LOB: 2 K: 0 BB: 0 S: 6 P: 6	R: 2 H: 3 E: 0 LOB: 1 K: 0 BB: 0 S: 6 P: 6	R: 0 H: 0 E: 0 LOB: 0 K: 0 BB: 0 S: 3 P: 3	R: 2 H: 2 E: 1 LOB: 1 K: 1 BB: 0 S: 8 P: 8	R: 0 H: 2 E: 0 LOB: 2 K: 0 BB: 0 S: 5 P: 5	R: 0 H: 0 E: 0 LOB: 0 K: 0 BB: 0 S: 3 P: 3	1B: 10 SF: 2 2B: 2 SAC: 0 3B: 1 DP: 1 HR: 1 HBP: 0	WP: 0 PA: 42 PB: 0 SB: 2 CS: 0	
PITCHER Jeff Heathcock, R (1, 1) <small>ERA: 8.31</small> Rocky Childress, R (5, 1) <small>ERA: 2.18</small> Juan Agosto, L (7, 1) <small>ERA:</small> Dave Meads, L (9, 1) <small>ERA: 4.61</small>	IP WLS BF H R ER SO BB IBB HBP BLK WP HR S P ERA WHIP											PITCHER IP WLS BF H R ER SO BB IBB HBP BLK WP HR S P ERA WHIP

San Diego Padres @ Houston Astros
 Astrodome, Houston, TX
 Sat Aug 01 1987, 8:05 PM EDT
 Att: 24,167 - Unknown

AB	38
R	6
H	13
RBI	6
BB	2
SO	1
LOB	17



WP: 0 PA: 42
 PB: 0
 SB: 2
 CS: 0

Batter	1	2	3	4	5	6	7	8	9	AB R H RBI BB SO LOB
Billy Hatcher, R OBP: 0.363, SLG: 0.427 (1, 7) BB BB	4-0 BB BB		X 0-0 4-3			X 0-0 2-3		X 0-0 G5-4-3 1-2f		3 0 0 0 1 0 1
Gerald Young, S OBP: 0.316, SLG: 0.309 (1, 8) BB BB	4-0 8-6-3 1-2 BB			X 0-0 1B		S S S 0-3 K		X 0-0 F8		3 0 1 0 1 1 0
Bill Doran, S OBP: 0.347, SLG: 0.415 (1, 4) X	0-0 8-6-3 1-2f			X 0-0 G6-4-3 1B		X 0-0 F6		S S S 0-3 K		4 0 1 0 0 1 2
Glenn Davis, R OBP: 0.320, SLG: 0.472 (1, 3) S S S	0-3 K			X 0-0 G6-4-3 1-2f		X 0-0 F4		X 0-0 F6		4 0 0 0 0 1 2
Kevin Bass, S OBP: 0.331, SLG: 0.435 (1, 9) X		X 0-0 F7			S S S S 0-3 K		X 0-0 1B 1B			3 0 1 0 0 1 0
Ken Caminiti, S OBP: 0.305, SLG: 0.474 (1, 5) S S S		0-3 K			X 0-0 1B		X 0-0 5-3 1B			3 0 2 0 0 1 0
Robbie Wine, R OBP: 0.083, SLG: 0.167 (1, 2) X		0-0 F7			S S S S 0-3 K		X 0-0 5-3 1-2			3 0 0 0 0 1 3
Buddy Biancalana, S OBP: 0.212, SLG: 0.275 (1, 6) S S S			0-3 K		X 0-0 P3		S S S S 0-3 K			3 0 0 0 0 2 1
Jeff Heathcock, R Rocky Childress, R Terry Puhl, L Juan Agosto, L Davey Lopes, R Dave Meads, L			0-3 K			X 0-0 4-3		X 0-0 G5-4-3 1B		1 0 0 0 0 1 0 0 0 0 0 0 0 0 1 0 0 0 0 0 0 0 0 0 0 0 0 0 1 0 1 0 0 0 0 0 0 0 0 0 0 0

Inning Stats	R: 0 E: 0 K: 1 S: 4	H: 0 LOB: 1 BB: 2 P: 12	R: 0 E: 0 K: 1 S: 5	H: 0 LOB: 0 BB: 0 P: 5	R: 0 E: 0 K: 2 S: 7	H: 0 LOB: 0 BB: 0 P: 7	R: 0 E: 0 K: 0 S: 3	H: 2 LOB: 0 BB: 0 P: 3	R: 0 E: 0 K: 2 S: 8	H: 1 LOB: 1 BB: 0 P: 8	R: 0 E: 0 K: 1 S: 5	H: 0 LOB: 0 BB: 0 P: 5	R: 0 E: 0 K: 0 S: 5	H: 2 LOB: 2 BB: 0 P: 5	R: 0 E: 0 K: 1 S: 5	H: 1 LOB: 0 BB: 0 P: 5	R: 0 E: 0 K: 1 S: 5	H: 0 LOB: 0 BB: 0 P: 5	1B: 6 2B: 1 3B: 0 HR: 0	SF: 0 SAC: 0 DP: 3 HBP: 0	WP: 0 PB: 0 SB: 0 CS: 0	PA: 31
PITCHER	IP	WLS	BF	H	R	ER	SO	BB	IBB	HBP	BLK	WP	HR	S	P	ERA	WHIP					
Eric Nolte, L ERA: 2.9 (1, 1)	7.0	W	25	5	0	0	7	2	0	0	0	0	0	37	45	0.00	1.000					
Keith Comstock, L ERA: 2.9 (8, 1)	2.0		6	1	0	0	2	0	0	0	0	0	0	10	10	0.00	0.500					

BOTTOM

San Diego Padres @ Houston Astros
Astrodome, Houston, TX
Sat Aug 01 1987, 8:05 PM EDT
Att. 24,167 - Unknown

livebaseballscorecards.com

AB	29
R	0
H	6
RBI	0
BB	2
SO	9
LOB	9



Batter	1	2	3	4	5	6	7	8	9	AB R H RBI BB SO LOB	TOP
Stan Jefferson, S (1, 8) <small>OBP: 0.332, SLG: 0.343</small> Lance McCullers, S (7, 1)	0-3 		0-0 		4-0 		0-0 			3 0 0 0 1 1 0 0 0 0 0 0 0 0	San Diego Padres @ Houston Astros Astrodome, Houston, TX Sun Aug 02 1987, 4:33 AM EDT Att: 21,562 - Unknown
Tony Gwynn, L (1, 9) <small>OBP: 0.434, SLG: 0.500</small>	4-0 		0-3 		0-0 		0-0 		3 0 1 0 1 1 0		
Carmelo Martinez, R (1, 7) <small>OBP: 0.378, SLG: 0.442</small>	0-3 			0-0 	0-0 		0-0 		4 0 0 0 0 1 3		
John Kruk, L (1, 3) <small>OBP: 0.437, SLG: 0.504</small>	0-3 			0-0 		0-0 	0-0 		4 0 1 0 0 1 1		
Benito Santiago, R (1, 2) <small>OBP: 0.308, SLG: 0.416</small>		0-0 		4-0 		0-0 		0-0 	3 0 0 0 1 0 1		
Tim Flannery, L (1, 4) <small>OBP: 0.344, SLG: 0.286</small>		0-0 		4-0 		0-0 		0-3 	3 0 1 0 1 1 0		
Garry Templeton, S (1, 6) <small>OBP: 0.288, SLG: 0.304</small>		4-0 		0-0 		0-3 		0-0 	3 0 0 0 1 1 3		
Randy Ready, R (1, 5) <small>OBP: 0.401, SLG: 0.431</small>		0-0 			0-0 		0-0 		3 0 0 0 0 0 1		
Mark Grant, R (1, 1) <small>OBP: 0.130, SLG: 0.091</small> Greg Booker, R (3, 1) <small>OBP: 0.936, SLG: 0.242</small> Jim Steels, L (5, PH) <small>OBP: 2.200, SLG: 0.320</small> Mark Davis, L (5, 1) <small>OBP: 0.298, SLG: 0.373</small> Shane Mack, R (7, 8)			0-0 		0-0 		0-3 		1 0 0 0 0 0 0 0 0 0 0 0 0 0 1 0 0 0 0 0 0 0 0 0 0 0 0 0 1 0 0 0 0 1 0		
Inning Stats	R: 0 H: 0 E: 0 LOB: 1 K: 3 BB: 1 S: 9 P: 13	R: 0 H: 0 E: 0 LOB: 1 K: 0 BB: 1 S: 3 P: 7	R: 0 H: 0 E: 0 LOB: 0 K: 1 BB: 0 S: 5 P: 5	R: 0 H: 0 E: 0 LOB: 2 K: 0 BB: 2 S: 3 P: 11	R: 0 H: 1 E: 0 LOB: 2 K: 0 BB: 1 S: 4 P: 8	R: 0 H: 2 E: 0 LOB: 1 K: 1 BB: 0 S: 6 P: 6	R: 0 H: 0 E: 0 LOB: 0 K: 1 BB: 0 S: 5 P: 5	R: 0 H: 0 E: 0 LOB: 0 K: 1 BB: 0 S: 5 P: 5	R: 0 H: 0 E: 0 LOB: 0 K: 1 BB: 0 S: 5 P: 5	1B: 3 SF: 0 2B: 0 SAC: 0 3B: 0 DP: 1 HR: 0 HBP: 0	WP: 0 PA: 34 PB: 0 SB: 2 CS: 0
PITCHER Mike Scott, R (1, 1) <small>ERA: 2.67</small> Rocky Childress, R (9, 1) <small>ERA: 2.08</small>	IP WLS BF H R ER SO BB IBB HBP BLK WP HR S P ERA WHIP 8.0 W 31 3 0 0 6 5 0 0 0 0 0 0 38 58 0.00 1.000	IP WLS BF H R ER SO BB IBB HBP BLK WP HR S P ERA WHIP 1.0 3 0 0 0 1 0 0 0 0 0 0 0 5 5 0.00 0.000									

livebaseballscorecards.com

AB	29
R	0
H	3
RBI	0
BB	5
SO	7
LOB	9



Batter	1	2	3	4	5	6	7	8	9	AB	R	H	RBI	BB	SO	LOB
Gerald Young, S OBP: 0.313, SLG: 0.306 (1, 8)	0-0 E 1B	0-0 FC4-6 1B		0-0 6-3		0-0 F7				4	1	1	0	0	0	1
Billy Hatcher, R OBP: 0.365, SLG: 0.426 (1, 7)	4-0 E 1-3 HR BB	0-0 1-2 1B		0-0 5-3		0-3 K				3	1	1	0	1	1	0
Bill Doran, S OBP: 0.346, SLG: 0.412 (1, 4)	0-3 K	0-0 F7		4-0 S 1B BB		0-0 6-3				3	1	0	0	1	1	4
Alan Ashby, S OBP: 0.399, SLG: 0.484 (1, 2)	0-0 1-H 3-H HR		0-0 1B 2B	0-0 1-H 1B		0-0 G1-6-3				4	2	3	3	0	0	0
Denny Walling, L OBP: 0.362, SLG: 0.437 (1, 3)	0-0 4-3		0-0 1B 2B 1B	4-0 1-2 BB		0-0 F7				3	1	1	0	1	0	0
Kevin Bass, S OBP: 0.333, SLG: 0.435 (1, 9)	0-0 1B		0-0 G4-6-3 1B 2-3 3-H	0-0 F9		0-0 F9				4	0	2	1	0	0	2
Ken Caminiti, S OBP: 0.302, SLG: 0.459 (1, 5)	0-3 K		0-0 G4-6-3 1B 1-2 3-H		0-0 6-3					4	0	1	1	0	1	1
Craig Reynolds, L OBP: 0.310, SLG: 0.352 (1, 6)		0-0 F4	0-0 G4-6-3 1B 1-2f 2-3		0-0 3-1					4	0	0	0	0	1	2
Mike Scott, R OBP: 0.170, SLG: 0.120 (1, 1)		0-0 FC4-6 1B	0-0 6-3		0-0 1-3					3	0	1	0	0	0	1
Terry Puhl, L OBP: 0.255, SLG: 0.241 (8, PH)										1	0	0	0	0	1	0
Rocky Childress, R (9, 1)										0	0	0	0	0	0	0

Inning Stats	R: 3	H: 3	E: 2	K: 2	S: 10	LOB: 1	BB: 1	P: 14	R: 0	H: 2	E: 0	K: 0	S: 5	LOB: 2	BB: 0	P: 5	R: 2	H: 4	E: 0	K: 0	S: 6	LOB: 1	BB: 0	P: 6	R: 1	H: 1	E: 0	K: 0	S: 4	LOB: 2	BB: 2	P: 12	R: 0	H: 0	E: 0	K: 0	S: 3	LOB: 0	BB: 0	P: 3	R: 0	H: 0	E: 0	K: 1	S: 5	LOB: 0	BB: 0	P: 5	R: 0	H: 0	E: 0	K: 0	S: 3	LOB: 0	BB: 0	P: 3	R: 0	H: 0	E: 0	K: 2	S: 7	LOB: 0	BB: 0	P: 7	R: 0	H: 0	E: 0	K: 2	S: 7	LOB: 0	BB: 0	P: 7
--------------	------	------	------	------	-------	--------	-------	-------	------	------	------	------	------	--------	-------	------	------	------	------	------	------	--------	-------	------	------	------	------	------	------	--------	-------	-------	------	------	------	------	------	--------	-------	------	------	------	------	------	------	--------	-------	------	------	------	------	------	------	--------	-------	------	------	------	------	------	------	--------	-------	------	------	------	------	------	------	--------	-------	------

PITCHER	IP	WLS	BF	H	R	ER	SO	BB	IBB	HBP	BLK	WP	HR	S	P	ERA	WHIP
Mark Grant, R ERA: 4.6 (1, 1)	2.0	L	16	9	5	5	2	1	0	0	0	0	1	19	23	22.50	5.000
Greg Booker, R ERA: 3.65 (3, 1)	2.0		8	1	1	1	0	2	0	0	0	0	0	6	14	4.50	1.500
Mark Davis, L ERA: 4.55 (5, 1)	2.0		6	0	0	0	1	0	0	0	0	0	0	8	8	0.00	0.000
Lance McCullers, R ERA: 4.52 (7, 1)	2.0		6	0	0	0	2	0	0	0	0	0	0	10	10	0.00	0.000

BOTTOM

San Diego Padres @ Houston Astros
Astrodome, Houston, TX

Sun Aug 02 1987, 4:33 AM EDT
Att. 21,562 - Unknown

AB	33
R	6
H	10
RBI	5
BB	3
SO	5
LOB	11

livebaseballscorecards.com



WP: 0	PA: 36
PB: 0	
SB: 1	
CS: 0	

Batter	1	2	3	4	5	6	7	8	9	AB R H RBI BB SO LOB	TOP											
Stan Jefferson, S (1, 8) OBP: 0.333, SLG: 0.349	0-0 HR 1B	0-3 K			0-0 1B 2B	0-0 5-3			0-0 4-3	5 2 2 0 0 1 2												
Tony Gwynn, L (1, 9) OBP: 0.433, SLG: 0.501	0-0 F8	0-0 F7			0-0 L6		0-0 1-3 1B		0-0 HR 2B	5 1 2 0 0 0 3												
Carmelo Martinez, R (1, 7) OBP: 0.381, SLG: 0.441	4-0 HR BB		0-0 4-3		0-0 1B 1B		0-0 5-3		4-0 HR BB	3 2 1 0 2 0 1												
John Kruk, L (1, 3) OBP: 0.439, SLG: 0.527	0-0 HR		0-0 F7		0-0 1B		0-0 1-3		0-0 HR	5 2 3 7 0 0 1												
Chris Brown, R (1, 5) OBP: 0.290, SLG: 0.387	0-3 K		0-0 4-3		0-3 K		0-3 K		0-0 4-3	5 0 0 0 0 3 3												
Benito Santiago, R (1, 2) OBP: 0.307, SLG: 0.414	0-0 1B			0-0 L3	0-3 K			0-0 F3		4 0 1 0 0 1 2												
Garry Templeton, S (1, 6) OBP: 0.291, SLG: 0.302	0-3 K			4-0 S BB		4-0 G3-6 BB		0-0 6-3		2 0 0 0 2 1 1												
Tim Flannery, L (1, 4) OBP: 0.343, SLG: 0.281		4-0 SH1-4 BB		0-3 K		0-0 G3-6		0-0 F7		3 0 0 0 1 1 2												
Mark Davis, L (8, 1) OBP: 0.200, SLG: 0.320				1-2 K		1-2 K				0 0 0 0 0 0 0												
Eric Show, R (1, 1) OBP: 0.042, SLG: 0.064		0-0 SH1-4		0-3 K		0-0 1B			0-0 3-1	1 0 0 0 0 1 1												
Shane Mack, R (6, PH) OBP: 0.302, SLG: 0.377										1 0 1 0 0 0 0												
Keith Comstock, L (6, 1)										0 0 0 0 0 0 0												
Greg Booker, R (6, 1)										0 0 0 0 0 0 0												
Randy Ready, R (8, 4) OBP: 0.399, SLG: 0.429										1 0 0 0 0 0 0												
Inning Stats	R: 3 E: 0 K: 2 S: 10	H: 3 LOB: 1 BB: 1 P: 14	R: 0 E: 0 K: 1 S: 5	H: 0 LOB: 1 BB: 1 P: 9	R: 0 E: 0 K: 0 S: 3	H: 0 LOB: 0 BB: 1 P: 3	R: 0 E: 0 K: 2 S: 7	H: 0 LOB: 1 BB: 1 P: 11	R: 1 E: 0 K: 2 S: 10	H: 3 LOB: 2 BB: 0 P: 10	R: 0 E: 0 K: 0 S: 3	H: 1 LOB: 1 BB: 1 P: 7	R: 0 E: 0 K: 1 S: 6	H: 1 LOB: 1 BB: 0 P: 6	R: 0 E: 0 K: 0 S: 3	H: 0 LOB: 0 BB: 0 P: 3	R: 3 E: 0 K: 0 S: 5	H: 2 LOB: 0 BB: 1 P: 9	1B: 6 2B: 2 3B: 0 HR: 2	SF: 0 SAC: 1 DP: 1 HBP: 0	WP: 0 PB: 0 SB: 3 CS: 0	PA: 41
PITCHER	IP WLS BF H R ER SO BB IBB HBP BLK WP HR S P ERA WHIP																					
Charlie Puleo, R (1, 1) ERA: 4.13	5.0 W 25 6 4 4 7 4 0 0 0 0 1 35 51 7.20 2.000																					
Ed Olwine, L (6, 1) ERA: 4.5	1.2 6 2 0 0 0 0 0 0 0 0 0 6 6 0.00 1.200																					
Jeff Dedmon, R (7, 1) ERA: 2.85	2.1 10 2 3 3 1 1 0 0 0 0 1 11 15 11.57 1.286																					

San Diego Padres @ Atlanta Braves
Atlanta-Fulton County Stadium, Atlanta, GA

Tue Aug 04 1987, 7:05 PM EDT
Att. 7,185 - Unknown

livebaseballscorecards.com

AB	35
R	7
H	10
RBI	7
BB	5
SO	8
LOB	16



Batter	1	2	3	4	5	6	7	8	9	AB	R	H	RBI	BB	SO	LOB
Dion James, L OBP: 0.423, SLG: 0.486 (1, 8)	4-0 G4-6-3 BB	0-0 HR 1B		0-0 F7		4-0 BB 1B BB		0-0 FC6-4 1B		3	1	2	0	2	0	0
Ken Oberkfell, L OBP: 0.351, SLG: 0.393 (1, 5)	0-0 G4-6-3 1-2f	0-0 HR			0-0 F9	0-0 1B 1B		0-0 FC6-4 HR 1-2f 3-H		5	2	2	4	0	0	2
Gerald Perry, L OBP: 0.329, SLG: 0.385 (1, 3)	0-0 HR	0-0 4-3			0-0 1B 2B	4-0 G6-4-3 BB		4-0 HR BB		3	3	2	1	2	0	0
Dale Murphy, R OBP: 0.419, SLG: 0.573 (1, 9)	0-3 K		0-0 BLK 1B		0-0 L4	0-0 G6-4-3		0-0 HR		5	1	2	3	0	1	4
Ken Griffey, L OBP: 0.360, SLG: 0.474 (1, 7)		0-0 1B 3B 1B	0-0 F9		4-0 1B IBB		0-0 FC5-4 1B	0-0 4-3		4	1	2	0	1	0	1
Andres Thomas, R OBP: 0.270, SLG: 0.307 (1, 6)		0-0 3B 1B	0-3 K		0-0 WP 1B		0-0 FC5-4 G5-4-3			4	1	2	1	0	1	2
Ozzie Virgil, R OBP: 0.317, SLG: 0.486 (1, 2)		0-0 SF9 3B	0-0 6-3		0-3 K		0-0 G5-4-3			4	1	1	2	0	1	4
Glenn Hubbard, R OBP: 0.421, SLG: 0.438 (1, 4)		0-0 SF9		0-0 F9		0-0 SH3-4 1B 1B		4-0 1B SH5-4 FC6-4 BB		2	2	1	1	1	0	0
Charlie Puleo, R OBP: 0.227, SLG: 0.333 (1, 1)		0-3 K		0-0 G3		0-0 SH3-4		0-0 SH5-4		2	0	0	0	0	1	0
Ed Olwine, R (6, 1)										0	0	0	0	0	0	0
Jeff Dedmon, L OBP: 0.267, SLG: 0.286 (7, 1)										0	0	0	0	0	0	0

Inning Stats	R: 1	H: 1	E: 0	K: 1	S: 5	LOB: 0	BB: 1	P: 9	R: 5	H: 5	E: 0	K: 1	S: 10	LOB: 0	BB: 0	P: 10	R: 0	H: 1	E: 0	K: 1	S: 6	LOB: 1	BB: 0	P: 6	R: 0	H: 0	E: 0	K: 0	S: 3	LOB: 0	BB: 0	P: 3	R: 1	H: 2	E: 0	K: 1	S: 7	LOB: 2	BB: 1	P: 11	R: 0	H: 1	E: 0	K: 0	S: 3	LOB: 0	BB: 0	P: 3	R: 4	H: 2	E: 0	K: 0	S: 5	LOB: 0	BB: 2	P: 13
--------------	------	------	------	------	------	--------	-------	------	------	------	------	------	-------	--------	-------	-------	------	------	------	------	------	--------	-------	------	------	------	------	------	------	--------	-------	------	------	------	------	------	------	--------	-------	-------	------	------	------	------	------	--------	-------	------	------	------	------	------	------	--------	-------	-------

PITCHER	IP	WLS	BF	H	R	ER	SO	BB	IBB	HBP	BLK	WP	HR	S	P	ERA	WHIP
Eric Show, R ERA: 4.33 (1, 1)	5.0	L	25	9	7	7	4	1	1	0	1	1	2	31	39	12.60	2.000
Keith Comstock, L ERA: 3.1 (6, 1)	0.1		5	2	1	1	0	2	0	0	0	0	0	3	11	27.00	12.000
Greg Booker, R ERA: 3.69 (6, 1)	2.0		6	1	1	1	0	1	0	0	0	0	0	5	9	4.50	1.000
Mark Davis, L ERA: 4.81 (8, 1)	0.2		5	2	3	3	0	1	0	0	0	0	1	4	8	40.50	4.500

BOTTOM

San Diego Padres @ Atlanta Braves
Atlanta-Fulton County Stadium, Atlanta, GA

Tue Aug 04 1987, 7:05 PM EDT
Att. 7,185 - Unknown

livebaseballscorecards.com

AB	32
R	12
H	14
RBI	12
BB	6
SO	4
LOB	13

WP: 1 PA: 41
PB: 0
SB: 0
CS: 0



Batter	1	2	3	4	5	6	7	8	9	AB R H RBI BB SO LOB	TOP	
Stan Jefferson, S OBP: 0.331, SLG: 0.358 (1, 8) X (7, 7)	0-0 B2-3 X	0-0 HR X		0-0 4-3 X		0-3 K X			0-0 B2 X	5 1 1 3 0 1 2	San Diego Padres @ Atlanta Braves Atlanta-Fulton County Stadium, Atlanta, GA Wed Aug 05 1987, 7:05 PM EDT Att: 10,943 - Unknown	
Tony Gwynn, L OBP: 0.435, SLG: 0.501 (1, 9) X	0-0 CS 1B X	0-0 1B X			0-0 4-3 X			0-0 F7 X	4-0 G6-4-3 BB X	4 0 2 0 1 0 0		
Carmelo Martinez, R OBP: 0.376, SLG: 0.435 Shane Mack, R OBP: 0.301, SLG: 0.375 (1, 7) S S (7, 8)	0-3 K 1-2 X	0-0 F8 X			0-0 F7 X			0-3 K X	0-0 G6-4-3 1-2f X	4 0 0 0 0 2 2 1 0 0 0 0 0 1		
John Kruk, L OBP: 0.440, SLG: 0.537 (1, 3)		0-0 4-3 X	0-0 S 1B X		0-0 G3 X			0-0 HR X		4 1 2 1 0 0 0		
Chris Brown, R OBP: 0.294, SLG: 0.389 (1, 5)		0-0 1B 1B X	0-0 F8 X			0-0 F9 X		0-0 1B X		4 1 2 0 0 0 1		
Benito Santiago, R OBP: 0.307, SLG: 0.412 (1, 2)		0-0 1B 1B X	0-0 L3 X			0-0 E3 F8 S 1B X		0-0 F9 X		4 2 1 0 0 0 2		
Garry Templeton, S OBP: 0.290, SLG: 0.302 (1, 6)		0-0 1B HR 1B X	0-0 6-3 X			0-0 F8 1-3 X		0-0 1-3 X		4 1 1 1 0 0 2		
Tim Flannery, L OBP: 0.341, SLG: 0.280 (1, 4)		0-0 F5 X		0-0 6-3 X		0-0 WP 1B 1B X		0-0 F7 X		4 0 1 1 0 0 2		
Jimmy Jones, R OBP: 0.214, SLG: 0.321 Lance McCullers, S Rich Gossage, R (1, 1) (6, 1) (8, 1)		0-0 HR 1B X		0-0 L6 X		0-0 1B X		0-3 K X		3 1 2 1 0 0 0 1 0 0 0 0 1 0 0 0 0 0 0 0 0		
Inning Stats	R: 0 E: 0 K: 1 S: 5 H: 1 LOB: 0 BB: 0 P: 5	R: 5 E: 0 K: 0 S: 9 H: 6 LOB: 1 BB: 0 P: 9	R: 0 E: 0 K: 0 S: 4 H: 1 LOB: 1 BB: 0 P: 4	R: 0 E: 0 K: 0 S: 3 H: 0 LOB: 0 BB: 0 P: 3	R: 0 E: 0 K: 0 S: 3 H: 0 LOB: 0 BB: 0 P: 3	R: 1 E: 1 K: 1 S: 8 H: 2 LOB: 2 BB: 0 P: 8	R: 1 E: 0 K: 1 S: 7 H: 2 LOB: 1 BB: 0 P: 7	R: 0 E: 0 K: 1 S: 5 H: 0 LOB: 0 BB: 0 P: 5	R: 0 E: 0 K: 0 S: 2 H: 0 LOB: 0 BB: 1 P: 6	1B: 10 SF: 0 2B: 0 SAC: 0 3B: 0 DP: 1 HR: 2 HBP: 0	WP: 1 PA: 39 PB: 0 SB: 2 CS: 1	
PITCHER Doyle Alexander, R ERA: 4.23 Jim Acker, R ERA: 4.8	IP WLS BF H R ER SO BB IBB HBP BLK WP HR S P ERA WHIP	7.0 L 33 12 7 6 3 0 0 0 0 1 2 39 39 7.71 1.714	2.0 6 0 0 0 1 1 0 0 0 0 0 7 11 0.00 0.500	PITCHER								IP WLS BF H R ER SO BB IBB HBP BLK WP HR S P ERA WHIP

AB	38
R	7
H	12
RBI	7
BB	1
SO	4
LOB	12



Batter	1	2	3	4	5	6	7	8	9	AB	R	H	RBI	BB	SO	LOB
Dion James, L (1, 8) OBP: 0.422, SLG: 0.485	0-0 F5		0-0 FC6-4 1B			0-0 FC6-4 1B	0-0 G1-6-3		0-0 4-3	5	0	2	0	0	0	1
Ken Oberkfell, L (1, 5) OBP: 0.350, SLG: 0.389	0-0 F8		0-0 FC6-4			0-0 F9		4-0 1B BB		3	1	0	0	1	0	2
Gerald Perry, L (1, 3) OBP: 0.325, SLG: 0.380	0-0 4-3				0-0 1-3	0-0 FC6-4 1B		0-0 F8		4	1	0	0	0	0	2
Dale Murphy, R (1, 9) OBP: 0.424, SLG: 0.576		4-0 1-3 BB		0-0 BB 1B		0-0 1B 1B		0-0 1B 1B		3	1	3	0	1	0	0
Ken Griffey, L (1, 7) OBP: 0.361, SLG: 0.473		0-0 1-3		4-0 G5-4-3 BB		0-0 1B 1B		0-3 K		3	0	1	1	1	1	3
Andres Thomas, R (1, 6) OBP: 0.272, SLG: 0.309		0-0 6-3		0-0 G5-4-3		0-0 FC6-4 1B		0-0 1B		4	0	2	2	0	0	3
Ozzie Virgil, R (1, 2) OBP: 0.313, SLG: 0.479		0-0 5-3			0-3 K	0-0 FC6-4		0-3 K		4	0	0	0	0	2	5
Glenn Hubbard, R (1, 4) OBP: 0.416, SLG: 0.433			0-0 5-3		0-0 6-3		0-0 F9		0-0 6-3	4	0	0	0	0	0	0
Doyle Alexander, R (1, 1) OBP: 0.059, SLG: 0.030			0-0 6-3		0-3 K		0-0 E4		0-3 K	2	0	0	0	0	1	0
Graig Nettles, L (7, PH) OBP: 0.304, SLG: 0.360										1	0	0	0	0	0	0
Jim Acker, R (8, 1) OBP: 0.222, SLG: 0.222										0	0	0	0	0	0	0
Albert Hall, S (9, PH) OBP: 0.358, SLG: 0.389										1	0	0	0	0	1	0

Inning Stats	R: 0	H: 0	E: 0	K: 0	S: 3	R: 0	H: 0	E: 0	K: 0	S: 3	R: 0	H: 1	E: 0	K: 0	S: 4	R: 0	H: 1	E: 0	K: 0	S: 3	R: 0	H: 0	E: 0	K: 2	S: 7	R: 2	H: 4	E: 0	K: 0	S: 7	R: 0	H: 0	E: 1	K: 0	S: 3	R: 1	H: 2	E: 0	K: 2	S: 9	R: 0	H: 0	E: 0	K: 1	S: 5	1B: 8	2B: 0	3B: 0	HR: 0	SF: 0	SAC: 0	DP: 2	HBP: 0	WP: 0	PB: 0	SB: 0	CS: 0	PA: 37
--------------	------	------	------	------	------	------	------	------	------	------	------	------	------	------	------	------	------	------	------	------	------	------	------	------	------	------	------	------	------	------	------	------	------	------	------	------	------	------	------	------	------	------	------	------	------	-------	-------	-------	-------	-------	--------	-------	--------	-------	-------	-------	-------	--------

PITCHER	IP	WLS	BF	H	R	ER	SO	BB	IBB	HBP	BLK	WP	HR	S	P	ERA	WHIP
Jimmy Jones, R (1, 1) ERA: 4.85	5.2	W	24	6	2	2	2	2	2	0	0	0	0	26	34	3.18	1.412
Lance McCullers, R (6, 1) ERA: 4.52	2.0		9	2	1	1	1	1	0	0	0	0	0	10	14	4.50	1.500
Rich Gossage, R (8, 1) ERA: 2.62	1.1	S	4	0	0	0	2	0	0	0	0	0	0	8	8	0.00	0.000

BOTTOM

San Diego Padres @ Atlanta Braves
 Atlanta-Fulton County Stadium, Atlanta, GA
 Wed Aug 05 1987, 7:05 PM EDT
 Att. 10,943 - Unknown

livebaseballscorecards.com

AB	34
R	3
H	8
RBI	3
BB	3
SO	5
LOB	16



Batter	1	2	3	4	5	6	7	8	9	AB R H RBI BB SO LOB	TOP
--------	---	---	---	---	---	---	---	---	---	----------------------	-----

Stan Jefferson, S (1, 7) <small>OBP: 0.332, SLG: 0.371</small>										5 2 2 1 0 0 3	
Shane Mack, R (1, 8) <small>OBP: 0.304, SLG: 0.376</small>										5 2 2 0 0 0 1	
Tony Gwynn, L (1, 9) <small>OBP: 0.439, SLG: 0.510</small>										5 1 4 2 0 0 1	
John Kruk, L (1, 3) <small>OBP: 0.440, SLG: 0.534</small>										2 0 0 0 2 0 2	
Chris Brown, R (1, 5) <small>OBP: 0.287, SLG: 0.379</small>										5 0 0 0 0 1 8	

Benito Santiago, R (1, 2) <small>OBP: 0.308, SLG: 0.412</small>										5 2 2 1 0 0 0	
---	--	--	--	--	--	--	--	--	--	---------------	--

Garry Templeton, S (1, 6) <small>OBP: 0.295, SLG: 0.307</small>										4 0 3 2 0 0 0	
---	--	--	--	--	--	--	--	--	--	---------------	--

Tim Flannery, L (1, 4) <small>OBP: 0.335, SLG: 0.275</small>										4 0 0 0 0 0 3	
--	--	--	--	--	--	--	--	--	--	---------------	--

Ed Whitson, R (1, 1) <small>OBP: 0.125, SLG: 0.146</small> Jim Steels, L (7, PH) <small>OBP: 0.304, SLG: 0.239</small> Mark Davis, L (7, 1) <small>OBP: 0.250, SLG: 0.320</small> Marvell Wynne, L (8, PH) <small>OBP: 0.355, SLG: 0.375</small> Keith Cornstock, L (8, 1) Lance McCullers, S (8, 1) Rich Gossage, R (9, 1)										2 0 1 0 0 1 0 1 0 0 0 0 1 0 0 0 0 0 0 0 0 1 0 0 1 0 0 1 0	
--	--	--	--	--	--	--	--	--	--	---	--

Inning Stats	R: 1 E: 0 K: 0 S: 5	H: 2 LOB: 1 BB: 0 P: 5	R: 0 E: 0 K: 0 S: 3	H: 1 LOB: 0 BB: 0 P: 3	R: 1 E: 0 K: 1 S: 7	H: 2 LOB: 2 BB: 1 P: 11	R: 0 E: 0 K: 0 S: 5	H: 2 LOB: 2 BB: 0 P: 5	R: 0 E: 0 K: 0 S: 4	H: 1 LOB: 1 BB: 0 P: 4	R: 0 E: 0 K: 0 S: 3	H: 0 LOB: 0 BB: 0 P: 3	R: 1 E: 0 K: 2 S: 9	H: 2 LOB: 2 BB: 1 P: 13	R: 1 E: 1 K: 0 S: 5	H: 1 LOB: 1 BB: 0 P: 5	R: 3 E: 1 K: 0 S: 6	H: 3 LOB: 1 BB: 0 P: 6	1B: 11 2B: 3 3B: 0 HR: 1	SF: 0 SAC: 2 DP: 1 HBP: 0	WP: 1 PB: 0 SB: 2 CS: 0	PA: 43
--------------	------------------------------	---------------------------------	------------------------------	---------------------------------	------------------------------	----------------------------------	------------------------------	---------------------------------	------------------------------	---------------------------------	------------------------------	---------------------------------	------------------------------	----------------------------------	------------------------------	---------------------------------	------------------------------	---------------------------------	-----------------------------------	------------------------------------	----------------------------------	--------

PITCHER	IP	WLS	BF	H	R	ER	SO	BB	IBB	HBP	BLK	WP	HR	S	P	ERA	WHIP
Rick Mahler, R (1, 1) <small>ERA: 4.82</small>	7.0		32	10	3	3	3	0	2	0	0	1	1	36	44	3.86	1.429
Gene Garber, R (8, 1) <small>ERA: 3.5</small>	2.0	L	11	4	4	0	0	0	0	0	0	0	0	11	11	0.00	2.000

San Diego Padres @ Atlanta Braves
 Atlanta-Fulton County Stadium, Atlanta, GA
 Thu Aug 06 1987, 3:33 AM EDT
 Att. 7,671 - Unknown

livebaseballscorecards.com

AB	39
R	7
H	14
RBI	7
BB	2
SO	3
LOB	19



Batter	1	2	3	4	5	6	7	8	9	AB	R	H	RBI	BB	SO	LOB
Dion James, L OBP: 0.423, SLG: 0.483 (1, 8)	0-0 6-3		4-0 BB			0-0 1B	0-0 6-3			3	1	1	0	1	0	0
Ken Oberkfell, L OBP: 0.349, SLG: 0.388 (1, 5)	0-0 L6		0-0 G3			0-0 1B FC6-4		0-0 4-3		4	1	1	0	0	0	1
Gerald Perry, L OBP: 0.324, SLG: 0.378 (1, 3)	0-0 P5			0-0 F9		0-0 FC6-4 CS		0-0 P6		4	0	1	1	0	0	0
Dale Murphy, R OBP: 0.425, SLG: 0.582 (1, 9)		0-0 HR		4-0 FC6-4 BB		0-3 K		0-3 K		3	1	1	1	1	2	2
Ken Griffey, L OBP: 0.360, SLG: 0.468 (1, 7)		0-0 4-3		0-3 K		4-0 FC6-4 IBB			0-0 F9	3	0	0	0	1	1	1
Andres Thomas, R OBP: 0.269, SLG: 0.305 (1, 6)		0-0 6-3		0-0 FC6-4		0-0 FC6-4			0-0 F9	4	0	0	1	0	0	3
Bruce Benedict, R OBP: 0.286, SLG: 0.195 (1, 2)		0-0 F7			0-0 6-3	0-0 CS	0-0 F7		0-0 E9	3	0	0	0	0	0	0
Graig Nettles, L OBP: 0.302, SLG: 0.357 (9, PH)										1	0	0	0	0	0	0
Glenn Hubbard, R OBP: 0.412, SLG: 0.428 (1, 4)			0-0 F8		0-0 F3		0-0 F8		0-0 F9	4	0	0	0	0	0	1
Rick Mahler, R OBP: 0.211, SLG: 0.255 (1, 1)			0-0 6-3		0-0 F9					2	0	0	0	0	0	0
Gary Roenicke, R OBP: 0.339, SLG: 0.505 (7, PH)										1	1	1	1	0	0	0
Gene Garber, R (8, 1)										0	0	0	0	0	0	0

Inning Stats	R: 0	H: 0	E: 0	K: 0	S: 3	H: 0	LOB: 0	BB: 0	P: 3	R: 1	H: 1	E: 0	K: 0	S: 4	H: 0	LOB: 0	BB: 0	P: 4	R: 0	H: 0	E: 0	K: 0	S: 3	H: 0	LOB: 1	BB: 1	P: 7	R: 0	H: 0	E: 0	K: 1	S: 5	H: 0	LOB: 1	BB: 1	P: 9	R: 0	H: 0	E: 0	K: 0	S: 3	H: 0	LOB: 0	BB: 0	P: 3	R: 2	H: 3	E: 0	K: 1	S: 7	H: 3	LOB: 1	BB: 1	P: 11	R: 1	H: 1	E: 0	K: 0	S: 4	H: 1	LOB: 0	BB: 0	P: 4	R: 0	H: 0	E: 0	K: 1	S: 5	H: 0	LOB: 0	BB: 0	P: 5	R: 0	H: 0	E: 1	K: 0	S: 4	H: 0	LOB: 1	BB: 0	P: 4	1B: 3	SF: 0	2B: 0	SAC: 0	3B: 0	DP: 0	HR: 2	HBP: 0	WP: 0	PA: 36
--------------	------	------	------	------	------	------	--------	-------	------	------	------	------	------	------	------	--------	-------	------	------	------	------	------	------	------	--------	-------	------	------	------	------	------	------	------	--------	-------	------	------	------	------	------	------	------	--------	-------	------	------	------	------	------	------	------	--------	-------	-------	------	------	------	------	------	------	--------	-------	------	------	------	------	------	------	------	--------	-------	------	------	------	------	------	------	------	--------	-------	------	-------	-------	-------	--------	-------	-------	-------	--------	-------	--------

PITCHER	IP	WLS	BF	H	R	ER	SO	BB	IBB	HBP	BLK	WP	HR	S	P	ERA	WHIP
Ed Whitson, R ERA: 4.75 (1, 1)	6.0		24	4	3	3	2	2	1	0	0	0	1	25	37	4.50	1.000
Mark Davis, L ERA: 4.86 (7, 1)	1.0		4	1	1	1	0	0	0	0	0	0	1	4	4	9.00	1.000
Keith Comstock, L ERA: 3.05 (8, 1)	0.2		2	0	0	0	0	0	0	0	0	0	0	2	2	0.00	0.000
Lance McCullers, R ERA: 4.5 (8, 1)	0.1	W	1	0	0	0	1	0	0	0	0	0	0	3	3	0.00	0.000
Rich Gossage, R ERA: 2.55 (9, 1)	1.0	S	4	0	0	0	0	0	0	0	0	0	0	4	4	0.00	0.000

BOTTOM

San Diego Padres @ Atlanta Braves
 Atlanta-Fulton County Stadium, Atlanta, GA
 Thu Aug 06 1987, 3:33 AM EDT
 Att. 7,671 - Unknown

livebaseballscorecards.com

AB	32
R	4
H	5
RBI	4
BB	3
SO	3
LOB	8



Batter	1	2	3	4	5	6	7	8	9	AB	R	H	RBI	BB	SO	LOB	TOP								
Gerald Young, S (1, 8) OBP: 0.327, SLG: 0.326	4-0 S E BB	0-0 F7		0-0 S BB 1B		0-0 F9	0-3 K			4	1	1	0	1	1	5									
Billy Hatcher, R (1, 7) OBP: 0.362, SLG: 0.418	0-0 E3 1B	0-0 FC6-4		4-0 S BB		0-0 F8		0-0 4-3		4	0	1	0	1	0	2									
Terry Puhl, L (8, 7) OBP: 0.253, SLG: 0.239				1-2 S BB						0	0	0	0	0	0	0									
Bill Doran, S (1, 4) OBP: 0.354, SLG: 0.412	4-0 1-2 BB		0-0 1-3	0-0 F8		0-0 1B		0-0 F6		4	0	1	0	1	0	2									
Alan Ashby, S (1, 2) OBP: 0.411, SLG: 0.485	0-0 F2		4-0 2B BB	4-0 1-2 2-3 BB		0-0 6-3		0-0 1B		3	0	1	0	2	0	3									
Kevin Bass, S (1, 9) OBP: 0.338, SLG: 0.454	0-0 F3		0-0 1-3 2B	0-0 F6			0-0 BB 1B 1B	0-0 3-1		5	0	2	0	0	0	6									
Glenn Davis, R (1, 3) OBP: 0.311, SLG: 0.459	0-0 G4-3		0-3 K	0-0 2-3			0-0 F9		0-0 F9	5	0	0	0	0	1	5									
Ken Caminiti, S (1, 5) OBP: 0.313, SLG: 0.429		0-0 FC1-5 1B	4-0 IBB	0-0 FC5-4 1B		0-0 F9		0-3 K2-3		4	0	2	0	1	1	1									
Buddy Biancalana, S (1, 6) OBP: 0.220, SLG: 0.263		4-0 FC1-5 BB	0-0 L4	0-0 FC5-4		0-0 BB 1B		0-0 1-3		3	0	1	0	1	0	4									
Jose Cruz, L (9, PH) OBP: 0.303, SLG: 0.397		1-2 BB		1-2f						1	0	0	0	0	0	0									
Mike Scott, R (1, 1) OBP: 0.161, SLG: 0.113		0-0 FC1-5		0-0 F8		0-3 K		4-0 BB		3	0	0	0	0	1	3									
Davey Lopes, R (7, PH) OBP: 0.361, SLG: 0.345		1-2 2-3f								0	0	0	0	1	0	0									
Juan Agosto, L (7, 1)										0	0	0	0	0	0	0									
Rocky Childress, R (7, 1)										0	0	0	0	0	0	0									
Inning Stats	R: 1 E: 1 K: 0 S: 4	H: 1 LOB: 2 BB: 2 P: 12	R: 0 E: 0 K: 0 S: 4	H: 1 LOB: 2 BB: 1 P: 8	R: 0 E: 0 K: 1 S: 6	H: 1 LOB: 3 BB: 2 P: 14	R: 0 E: 0 K: 0 S: 4	H: 1 LOB: 3 BB: 2 P: 12	R: 0 E: 0 K: 1 S: 6	H: 1 LOB: 1 BB: 0 P: 6	R: 0 E: 0 K: 0 S: 4	H: 1 LOB: 1 BB: 0 P: 4	R: 0 E: 0 K: 1 S: 7	H: 2 LOB: 3 BB: 1 P: 11	R: 0 E: 0 K: 0 S: 4	H: 1 LOB: 1 BB: 0 P: 4	R: 0 E: 0 K: 1 S: 5	H: 0 LOB: 0 BB: 0 P: 5	1B: 8 2B: 1 3B: 0 HR: 0	SF: 0 SAC: 0 DP: 0 HBP: 0	WP: 0 PB: 0 SB: 4 CS: 0	PA: 44			
PITCHER	IP	WLS	BF	H	R	ER	SO	BB	IBB	HBP	BLK	WP	HR	S	P	ERA	WHIP								
Eric Nolte, L (1, 1) ERA: 4.7	3.2		22	4	1	0	1	6	1	0	0	0	0	17	45	0.00	2.727								
Mark Davis, L (4, 1) ERA: 4.7	3.0	W	14	4	0	0	1	1	0	0	0	0	0	15	19	0.00	1.667								
Lance McCullers, R (7, 1) ERA: 4.38	2.1	S	8	1	0	0	2	0	0	0	0	0	0	12	12	0.00	0.429								

Houston Astros @ San Diego Padres
 Jack Murphy Stadium, San Diego, CA
 Fri Aug 07 1987, 10:05 PM EDT
 Att. 17,194 - Unknown

livebaseballscorecards.com

AB 36
 R 1
 H 9
 RBI 0
 BB 8
 SO 4
 LOB 31



Batter	1	2	3	4	5	6	7	8	9	AB	R	H	RBI	BB	SO	LOB
Stan Jefferson, S OBP: 0.337, SLG: 0.383 (1, 8) (7, 7)	0-0 3B	0-0 1-2 1B		0-0 FC6-4 1-2f			0-0 WP S 2B 1B	0-0 G3		5	2	3	0	0	0	1
Tony Gwynn, L OBP: 0.439, SLG: 0.513 (1, 9)	0-0 WP 3B	0-0 F7			0-0 4-3		4-0 1-3 2B BB	0-0 F7		4	2	1	1	1	0	2
Carmelo Martinez, R Shane Mack, R OBP: 0.379, SLG: 0.435 OBP: 0.308, SLG: 0.386 (1, 7) (7, 8)	4-0 E FC1-2-5 BB	0-0 F7			0-0 1-3 BB 1B		0-0 1-H 3-H 1B 2B			2	0	1	0	1	0	2
John Kruk, L OBP: 0.441, SLG: 0.531 (1, 3)	0-0 E6 FC1-2-5 1-3		0-0 1-3		4-0 1-3 BB 1B		0-0 F9 1B 1B			3	1	1	1	1	0	1
Chris Brown, R OBP: 0.282, SLG: 0.372 (1, 5)	0-0 FC1-2-5 1-2 3-H		0-0 F9		0-0 1-3		0-0 F9			4	0	0	0	0	0	5
Benito Santiago, R OBP: 0.307, SLG: 0.410 (1, 2)	0-3 K		0-0 6-3		0-0 6-3		0-0 3-H 1B 1B			4	1	1	1	0	1	4
Garry Templeton, S OBP: 0.292, SLG: 0.304 (1, 6)	0-0 1-3			0-0 G3		0-0 F7	0-0 F5			4	0	0	0	0	0	3
Tim Flannery, L OBP: 0.336, SLG: 0.279 (1, 4)		0-0 1B 1B		0-3 K		0-0 F8	0-0 2-H 1B			4	0	2	1	0	1	0
Eric Nolte, L Mark Davis, L Lance McCullers, S OBP: 0.250, SLG: 0.250 OBP: 0.222, SLG: 0.333 (1, 1) (4, 1) (7, 1)		0-3 K		0-0 FC6-4 1B		0-0 5-3		0-3 K		1	0	0	0	0	1	1
										2	0	1	0	0	0	0
										1	0	0	0	0	1	0

Inning Stats	R: 2	H: 2	E: 1	K: 1	S: 8	LOB: 2	BB: 1	P: 12	R: 0	H: 2	E: 0	K: 1	S: 7	LOB: 2	BB: 0	P: 7	R: 0	H: 0	E: 0	K: 0	S: 3	LOB: 0	BB: 0	P: 3	R: 0	H: 1	E: 0	K: 0	S: 4	LOB: 2	BB: 1	P: 8	R: 0	H: 0	E: 0	K: 0	S: 3	LOB: 0	BB: 0	P: 3	R: 5	H: 5	E: 0	K: 0	S: 7	LOB: 1	BB: 1	P: 11	R: 0	H: 0	E: 0	K: 1	S: 5	LOB: 0	BB: 0	P: 5
--------------	------	------	------	------	------	--------	-------	-------	------	------	------	------	------	--------	-------	------	------	------	------	------	------	--------	-------	------	------	------	------	------	------	--------	-------	------	------	------	------	------	------	--------	-------	------	------	------	------	------	------	--------	-------	-------	------	------	------	------	------	--------	-------	------

PITCHER	IP	WLS	BF	H	R	ER	SO	BB	IBB	HBP	BLK	WP	HR	S	P	ERA	WHIP
Mike Scott, R ERA: 2.68 (1, 1)	6.0	L	27	6	2	2	3	2	0	0	0	1	0	31	39	3.00	1.333
Juan Agosto, L ERA: 10.8 (7, 1)	0.0		4	3	4	4	0	1	0	0	0	1	0	3	7	∞	∞
Rocky Childress, R ERA: 2.13 (7, 1)	2.0		7	2	1	1	1	0	0	0	0	0	0	9	9	4.50	1.000


BOTTOM

Houston Astros @ San Diego Padres
Jack Murphy Stadium, San Diego, CA

Fri Aug 07 1987, 10:05 PM EDT
 Att. 17,194 - Unknown

livebaseballscorecards.com

AB	35
R	7
H	11
RBI	6
BB	3
SO	4
LOB	19



WP	PA	3B	SF	SAC	DP	HBP	CS
2	38	0	0	0	0	0	0

Batter	1	2	3	4	5	6	7	8	9	10	AB R H RBI BB SO LOB	TOP																
Gerald Young, S (1, 8) OBP: 0.311, SLG: 0.309	0-0 F7		0-0 F9		0-0 F9		0-0 F6			0-0 4-3	5 0 0 0 0 0 1																	
Billy Hatcher, R (1, 7) OBP: 0.360, SLG: 0.415	0-0 F8		0-0 4-3 1B		0-0 F6		0-3 K			0-0 6-3	5 0 1 0 0 1 1																	
Bill Doran, S (1, 4) OBP: 0.353, SLG: 0.410	0-0 3-1		0-0 4-3 1-2		0-0 G6-4-3 1B		0-3 K				4 0 1 0 0 1 1																	
Alan Ashby, S (1, 2) OBP: 0.413, SLG: 0.482		4-0 FC1-6 1B WP BB	4-0 BB		0-0 G6-4-3 1-2f		0-3 K				2 1 0 0 2 1 1																	
Kevin Bass, S (1, 9) OBP: 0.339, SLG: 0.453		0-0 FC1-6 1-2 1B	0-0 G3		4-0 2B BB		0-0 5-3				3 1 1 0 1 0 2																	
Denny Walling, L (1, 3) OBP: 0.356, SLG: 0.432		0-0 FC1-6 6-3 1B WP 1-2f 2-3		0-0 F7		0-0 2B		0-3 K			4 1 1 1 0 1 2																	
Ken Caminiti, S (1, 5) OBP: 0.298, SLG: 0.407		0-0 6-3 1-3 3-H		0-0 L4		0-0 F7		0-0 F9			4 0 0 0 0 0 2																	
Craig Reynolds, L (1, 6) OBP: 0.315, SLG: 0.352		0-0 3-H 1B		0-0 F4		0-0 PB SH2-4 1B		0-0 4-3			4 0 2 1 0 0 0																	
Nolan Ryan, R (1, 1) OBP: 0.075, SLG: 0.128		0-0 4-3		0-0 6-3		0-0 SH2-4 1-2				0-0 F7	2 0 0 0 0 0 1																	
Larry Andersen, R (7, 1)											0 0 0 0 0 0 0																	
Dave Smith, R (9, 1) OBP: 0.667, SLG: 0.500											0 0 0 0 0 0 0																	
Jose Cruz, L (10, PH) OBP: 0.302, SLG: 0.396											1 0 0 0 0 0 0																	
Dave Meads, L (10, 1) OBP: 0.500, SLG: 0.333											0 0 0 0 0 0 0																	
Inning Stats	R: 0 E: 0 K: 0 S: 3	H: 0 LOB: 0 BB: 0 P: 3	R: 2 E: 0 K: 0 S: 5	H: 2 LOB: 1 BB: 1 P: 9	R: 0 E: 0 K: 0 S: 4	H: 1 LOB: 2 BB: 1 P: 8	R: 0 E: 0 K: 0 S: 3	H: 0 LOB: 0 BB: 0 P: 3	R: 1 E: 0 K: 0 S: 4	H: 2 LOB: 1 BB: 1 P: 8	R: 0 E: 0 K: 1 S: 6	H: 1 LOB: 1 BB: 0 P: 6	R: 0 E: 0 K: 2 S: 7	H: 0 LOB: 0 BB: 0 P: 7	R: 0 E: 0 K: 1 S: 5	H: 0 LOB: 0 BB: 0 P: 5	R: 0 E: 0 K: 0 S: 3	H: 0 LOB: 0 BB: 0 P: 3	1B: 5 2B: 1 3B: 0 HR: 0	SF: 0 SAC: 1 DP: 1 HBP: 0	WP: 1 PB: 1 SB: 0 CS: 0	PA: 38						
PITCHER	IP WLS BF H R ER SO BB IBB HBP BLK WP HR S P ERA WHIP																											
Mark Grant, R (1, 1) ERA: 4.59	6.0	25	5	3	3	0	3	0	0	0	0	0	22	34	4.50	1.333												
Keith Comstock, L (7, 1) ERA: 2.91	2.0	7	1	0	0	3	0	0	0	0	0	0	13	13	0.00	0.500												
Mark Davis, L (9, 1) ERA: 4.66	1.0	3	0	0	0	1	0	0	0	0	0	0	5	5	0.00	0.000												
Rich Gossage, R (10, 1) ERA: 2.48	1.0	W 3	0	0	0	0	0	0	0	0	0	0	3	3	0.00	0.000												

Houston Astros @ San Diego Padres
 Jack Murphy Stadium, San Diego, CA
 Sat Aug 08 1987, 10:05 PM EDT
 Att. 20,466 - Unknown

livebaseballscorecards.com

AB	34
R	3
H	6
RBI	2
BB	3
SO	4
LOB	11



BOTTOM

Houston Astros @ San Diego Padres
Jack Murphy Stadium, San Diego, CA
Sat Aug 08 1987, 10:05 PM EDT
Att: 20,466 - Unknown

livebaseballscorecards.com

AB 34
R 4
H 9
RBI 4
BB 4
SO 9
LOB 14



WP: 0 PA: 40
PB: 0
SB: 3
CS: 0

AB R H RBI BB SO LOB

5	0	1	0	0	3	1
4	1	0	0	1	1	2
2	0	1	0	1	0	1
1	1	1	0	0	0	0
5	2	3	2	0	1	2
3	0	1	0	0	0	1
4	0	2	2	0	1	1
4	0	0	0	0	1	2
2	0	0	0	2	0	1
1	0	0	0	0	1	0
1	0	0	0	0	1	0
0	0	0	0	0	0	0
0	0	0	0	0	0	0
0	0	0	0	0	0	2
1	0	0	0	0	0	0

1B: 6 SF: 0
2B: 3 SAC: 1
3B: 0 DP: 2
HR: 1 HBP: 1

Batter	1	2	3	4	5	6	7	8	9	10
Stan Jefferson, S (1, 8) OBP: 0.334, SLG: 0.384 (10, 7)	0-3 K		0-3 K			0-0 2B		0-0 FC4-6		0-3 K
Tony Gwynn, L (1, 9) OBP: 0.436, SLG: 0.507	0-0 4-3		0-0 4-3			0-0 F8		0-3 K		4-0 1B BB
Carmelo Martinez, R (1, 7) OBP: 0.383, SLG: 0.436 Shane Mack, R (9, PR) OBP: 0.312, SLG: 0.390 (10, 8)	4-0 BB			1-0 G6-4-3 HBP		0-0 F8			0-0 SH1-4 1B	0-0 1B
John Kruk, L (1, 3) OBP: 0.443, SLG: 0.543	0-0 1-3			0-3 K			0-0 HR		0-0 SH1-4 1B	0-0 1-2 2-H
Chris Brown, R (1, 5) OBP: 0.282, SLG: 0.371		0-0 6-3		0-0 G6-4-3		0-0 L4-3 1B			0-0 SH1-4	
Benito Santiago, R (1, 2) OBP: 0.309, SLG: 0.414		0-0 FC1-5-1-6 2B			0-3 K		0-0 L4-3		0-0 S 1B	
Garry Templeton, S (1, 6) OBP: 0.289, SLG: 0.300		0-0 FC1-5-1-6 2-3			0-0 4-3		0-0 6-3		0-3 K	
Tim Flannery, L (1, 4) OBP: 0.341, SLG: 0.276		0-0 F8			0-0 F7			4-0 FC4-6 BB	4-0 IBB	
Mark Grant, R (1, 1) OBP: 0.128, SLG: 0.087 Jim Steels, L (6, PH) OBP: 0.305, SLG: 0.235 Keith Comstock, L (7, 1) Marvell Wynne, L (8, PH) OBP: 0.353, SLG: 0.372 Mark Davis, L (9, 1) OBP: 0.222, SLG: 0.333 Randy Ready, R (9, PH) OBP: 0.395, SLG: 0.427 Rich Gossage, R (10, 1)			0-3 K			0-3 K		0-0 L4	0-0 F9	

Inning Stats	R: 0	H: 0	E: 0	K: 1	S: 5	WLS	BF	H	R	ER	SO	BB	IBB	HBP	BLK	WP	HR	S	P	ERA	WHIP
	0	1	0	1	9		22	3	1	1	6	1	0	1	0	0	1	32	37	1.50	0.667
	0	1	0	0	4		7	1	0	1	1	1	0	0	0	0	0	8	12	0.00	1.000
	0	2	0	0	7		7	3	2	2	1	0	1	0	0	0	0	8	12	18.00	3.000
	0	1	0	1	9		4	2	1	1	1	1	0	0	0	0	0	5	9	27.00	9.000

PITCHER	IP	WLS	BF	H	R	ER	SO	BB	IBB	HBP	BLK	WP	HR	S	P	ERA	WHIP
Nolan Ryan, R (1, 1) ERA: 3.04	6.0		22	3	1	1	6	1	0	1	0	0	1	32	37	1.50	0.667
Larry Andersen, R (7, 1) ERA: 3.04	2.0		7	1	0	0	1	1	0	0	0	0	0	8	12	0.00	1.000
Dave Smith, R (9, 1) ERA: 1.17	1.0		7	3	2	2	1	0	1	0	0	0	0	8	12	18.00	3.000
Dave Meads, L (10, 1) ERA: 4.71	0.1	L	4	2	1	1	1	1	0	0	0	0	0	5	9	27.00	9.000

Batter	1	2	3	4	5	6	7	8	9	AB R H RBI BB SO LOB	TOP											
Gerald Young, S (1, 8) OBP: 0.315, SLG: 0.300	0-0 F6		4-0 BB		4-0 6-3 BB		0-3 K		0-3 K	3 1 0 0 2 2 2												
Billy Hatcher, R (1, 7) OBP: 0.358, SLG: 0.411	4-0 BB		0-0 F4		0-0 6-3		0-0 G5-4-3		0-0 F6	4 0 0 1 1 0 4												
Bill Doran, S (1, 4) OBP: 0.351, SLG: 0.406	0-3 K		0-0 F5		0-0 F6			4-0 BB S	0-0 4-3	4 0 0 0 1 1 4												
Alan Ashby, S (1, 2) OBP: 0.409, SLG: 0.477	0-0 F8			0-1 CI BB 2B		0-0 6-3		0-3 K		3 1 0 0 0 1 2												
Kevin Bass, S (1, 9) OBP: 0.339, SLG: 0.450		0-3 K		4-0 2B BB		0-0 F2		0-3 K		3 1 0 0 1 2 1												
Denny Walling, L (1, 5) OBP: 0.358, SLG: 0.430 (8, 3)		0-0 F8		0-0 F7		0-0 S 1B		4-0 BB BB		3 0 1 0 1 0 2												
Glenn Davis, R (1, 3) OBP: 0.312, SLG: 0.461		0-0 F2		0-0 2B		0-0 F6		4-0 BB BB		3 0 1 2 0 0 1												
Jose Cruz, L (8, PH) OBP: 0.302, SLG: 0.396				1-1 2-H		0-0 F6		1-2 2-3 BB		0 0 0 0 0 0 0	AB 30											
Davey Lopes, R (8, PH) OBP: 0.378, SLG: 0.345						0-0 F6				0 0 0 0 1 0 0	R 3											
Larry Andersen, R (8, 1)						0-0 F6				0 0 0 0 0 0 0	H 3											
Craig Reynolds, L (1, 6) OBP: 0.315, SLG: 0.349			4-0 BB		0-0 F8		0-0 F8		0-3 K	2 0 0 0 1 0 2	RBI 3											
Ken Caminiti, S (8, PH) OBP: 0.294, SLG: 0.402 (8, 5)			0-0 BB		0-0 F8		1-2 F8			1 0 0 0 0 1 3	BB 8											
Bob Knepper, L (1, 1) OBP: 0.133, SLG: 0.207			0-0 L7		0-3 K		0-0 G5-4-3 1B		0-0 E6	2 0 0 0 0 1 2	SO 8											
Terry Puhl, L (7, PH) OBP: 0.260, SLG: 0.247										1 0 1 0 0 0 0	LOB 23											
Rocky Childress, R (7, 1)										0 0 0 0 0 0 0												
Buddy Biancalana, S (8, 6) OBP: 0.217, SLG: 0.259										1 0 0 0 0 0 0												
Inning Stats	R: 0 E: 0 K: 1 S: 5	H: 0 LOB: 1 BB: 1 P: 9	R: 0 E: 0 K: 1 S: 5	H: 0 LOB: 0 BB: 0 P: 5	R: 0 E: 0 K: 0 S: 3	H: 0 LOB: 2 BB: 2 P: 11	R: 2 E: 1 K: 1 S: 7	H: 1 LOB: 1 BB: 1 P: 11	R: 1 E: 0 K: 0 S: 3	H: 0 LOB: 0 BB: 1 P: 7	R: 0 E: 0 K: 0 S: 4	H: 1 LOB: 1 BB: 0 P: 4	R: 0 E: 0 K: 1 S: 5	H: 1 LOB: 0 BB: 0 P: 5	R: 0 E: 0 K: 3 S: 9	H: 0 LOB: 3 BB: 3 P: 21	R: 0 E: 1 K: 1 S: 6	H: 0 LOB: 1 BB: 0 P: 6	1B: 2 2B: 1 3B: 0 HR: 0	SF: 0 SAC: 0 DP: 1 HBP: 0	WP: 0 PB: 0 SB: 4 CS: 0	PA: 39
PITCHER	IP WLS BF H R ER SO BB IBB HBP BLK WP HR S P ERA WHIP																					
Eric Show, R (1, 1) ERA: 4.21	6.0 W 27 3 3 1 3 5 0 0 0 0 0 0 28 48 1.50 1.333																					
Lance McCullers, R (7, 1) ERA: 4.3	1.2 6 0 0 0 3 2 0 0 0 0 0 0 10 18 0.00 1.200																					
Mark Davis, L (8, 1) ERA: 4.64	0.1 2 0 0 0 1 1 0 0 0 0 0 0 3 7 0.00 3.000																					
Rich Gossage, R (9, 1) ERA: 2.41	1.0 S 4 0 0 0 1 0 0 0 0 0 0 0 6 6 0.00 0.000																					

Houston Astros @ San Diego Padres
 Jack Murphy Stadium, San Diego, CA
 Sun Aug 09 1987, 6:33 AM EDT
 Att: 10,893 - Unknown

livebaseballscorecards.com



Batter	1	2	3	4	5	6	7	8	9
Stan Jefferson, S <small>(1, 8)</small> <small>OBP: 0.340, SLG: 0.389</small>									
Tony Gwynn, L <small>(1, 9)</small> <small>OBP: 0.437, SLG: 0.511</small>									
Carmelo Martinez, R <small>(1, 7)</small> <small>OBP: 0.384, SLG: 0.435</small> Shane Mack, R <small>(8, 8)</small> <small>OBP: 0.312, SLG: 0.390</small>									
John Kruk, L <small>(1, 3)</small> <small>OBP: 0.438, SLG: 0.536</small>									
Chris Brown, R <small>(1, 5)</small> <small>OBP: 0.282, SLG: 0.383</small>									
Randy Ready, R <small>(1, 4)</small> <small>OBP: 0.403, SLG: 0.448</small>									
Luis Salazar, R <small>(1, 6)</small> <small>OBP: 0.308, SLG: 0.346</small> Rich Gossage, R <small>(9, 1)</small>									
Bruce Bochy, R <small>(1, 2)</small> <small>OBP: 0.246, SLG: 0.254</small> Benito Santiago, R <small>(7, 2)</small> <small>OBP: 0.309, SLG: 0.413</small>									
Eric Show, R <small>(1, 1)</small> <small>OBP: 0.059, SLG: 0.080</small> Lance McCullers, S <small>(7, 1)</small> Mark Davis, L <small>(8, 1)</small> <small>OBP: 0.222, SLG: 0.333</small> Garry Templeton, S <small>(9, 6)</small> <small>OBP: 0.289, SLG: 0.300</small>									

Inning Stats	R: 0	H: 1	E: 0	K: 1	S: 5	LOB: 1	BB: 1	P: 9
	R: 0	H: 1	E: 0	K: 0	S: 4	LOB: 1	BB: 0	P: 4
	R: 2	H: 3	E: 0	K: 0	S: 5	LOB: 1	BB: 0	P: 5
	R: 2	H: 4	E: 0	K: 2	S: 11	LOB: 3	BB: 1	P: 15
	R: 0	H: 1	E: 0	K: 0	S: 4	LOB: 2	BB: 1	P: 8
	R: 0	H: 0	E: 0	K: 0	S: 3	LOB: 0	BB: 0	P: 3
	R: 0	H: 0	E: 0	K: 2	S: 7	LOB: 0	BB: 0	P: 7
	R: 0	H: 0	E: 0	K: 1	S: 5	LOB: 0	BB: 0	P: 5

PITCHER	IP	WLS	BF	H	R	ER	SO	BB	IBB	HBP	BLK	WP	HR	S	P	ERA	WHIP
Bob Knepper, L <small>(1, 1)</small> <small>ERA: 5.92</small>	6.0	L	29	10	4	3	3	3	3	0	0	0	1	32	44	4.50	2.167
Rocky Childress, R <small>(7, 1)</small> <small>ERA: 2.05</small>	1.0		3	0	0	0	2	0	0	0	0	0	0	7	7	0.00	0.000
Larry Andersen, R <small>(8, 1)</small> <small>ERA: 3.0</small>	1.0		3	0	0	0	1	0	0	0	0	0	0	5	5	0.00	0.000

BOTTOM

Houston Astros @ San Diego Padres
Jack Murphy Stadium, San Diego, CA
 Sun Aug 09 1987, 6:33 AM EDT
 Att. 10,893 - Unknown

livebaseballscorecards.com

AB	32
R	4
H	10
RBI	4
BB	3
SO	6
LOB	12



WP: 0	PA: 35
PB: 0	
SB: 0	
CS: 1	

Batter	1	2	3	4	5	6	7	8	9	AB R H RBI BB SO LOB	TOP
Dion James, L (1, 8) OBP: 0.407, SLG: 0.462	0-0 L4			0-0 L9		0-0 4-3		0-0 B1-3	4 0 0 0 0 0 0		
Ken Oberkfell, L (1, 5) OBP: 0.350, SLG: 0.385	0-0 4-3			0-0 1-3 1B		0-0 L7		0-0 G3	4 0 1 0 0 0 0		
Gerald Perry, L (1, 3) OBP: 0.331, SLG: 0.400	0-3 K			0-0 FC5 1-3 1B		0-3 K		0-0 F7	4 0 1 0 0 2 0		
Dale Murphy, R (1, 9) OBP: 0.421, SLG: 0.585		0-0 6-3		0-0 1-3		0-3 K			3 0 0 0 0 1 2		
Ken Griffey, L (1, 7) OBP: 0.358, SLG: 0.457		0-0 1-3		4-0 IBB		0-0 4-3			2 0 0 0 1 0 0		
Paul Runge, R (1, 6) OBP: 0.200, SLG: 0.357		0-0 6-3		0-0 FC5		0-3 K			3 0 0 0 0 1 3		
Bruce Benedict, R (1, 2) OBP: 0.277, SLG: 0.188			0-0 F8		0-0 L8			0-0 5-3	3 0 0 0 0 0 0		
Glenn Hubbard, R (1, 4) OBP: 0.408, SLG: 0.426			0-0 6-3		0-0 F9			0-0 E5	3 0 0 0 0 0 0		
Doyle Alexander, R (1, 1) OBP: 0.056, SLG: 0.029 Graig Nettles, L (8, PH) OBP: 0.301, SLG: 0.354 Ed Olwine, R (8, 1)			0-0 F7		0-0 6-3			0-0 G4-6-3	2 0 0 0 0 0 0 1 0 0 0 0 0 1 0 0 0 0 0 0 0		
Inning Stats	R: 0 H: 0 E: 0 LOB: 0 K: 1 BB: 0 S: 5 P: 5	R: 0 H: 0 E: 0 LOB: 0 K: 0 BB: 0 S: 3 P: 3	R: 0 H: 0 E: 0 LOB: 0 K: 0 BB: 0 S: 3 P: 3	R: 0 H: 2 E: 0 LOB: 3 K: 0 BB: 1 S: 5 P: 9	R: 0 H: 0 E: 0 LOB: 0 K: 0 BB: 0 S: 3 P: 3	R: 0 H: 0 E: 0 LOB: 0 K: 1 BB: 0 S: 5 P: 5	R: 0 H: 0 E: 0 LOB: 0 K: 2 BB: 0 S: 7 P: 7	R: 0 H: 0 E: 1 LOB: 0 K: 0 BB: 0 S: 3 P: 3	R: 0 H: 0 E: 0 LOB: 0 K: 0 BB: 0 S: 3 P: 3	1B: 2 SF: 0 2B: 0 SAC: 0 3B: 0 DP: 1 HR: 0 HBP: 0	WP: 0 PA: 30 PB: 0 SB: 0 CS: 0
PITCHER Jimmy Jones, R (1, 1) ERA: 4.34	IP WLS BF H R ER SO BB IBB HBP BLK WP HR S P ERA WHIP										
	9.0 W 30 2 0 0 4 0 1 0 0 0 0 0 37 41 0.00 0.222										

Atlanta Braves @ San Diego Padres
 Jack Murphy Stadium, San Diego, CA
 Mon Aug 10 1987, 10:05 PM EDT
 Att: 21,128 - Unknown

livebaseballscorecards.com

AB 29
 R 0
 H 2
 RBI 0
 BB 1
 SO 4
 LOB 6



Batter	1	2	3	4	5	6	7	8	9
Stan Jefferson, S <small>OBP: 0.336, SLG: 0.383</small> (1, 8) (8, 7)	0-0 4-3		0-0 4-3			0-0 F7		0-0 F9	
Tony Gwynn, L <small>OBP: 0.435, SLG: 0.511</small> (1, 9)	0-0 L4		0-0 F4			0-0 2B		0-0 4-3	
Carmelo Martinez, R <small>OBP: 0.381, SLG: 0.430</small> Shane Mack, R <small>OBP: 0.310, SLG: 0.388</small> (1, 7) (8, 8)	0-0 F3			0-0 L5		0-0 6-3		0-0 F9	
John Kruk, L <small>OBP: 0.435, SLG: 0.530</small> (1, 3)		0-0 F7		0-0 4-3			0-0 F8		
Chris Brown, R <small>OBP: 0.287, SLG: 0.385</small> (1, 5)		0-0 1B		0-0 6-3			4-0 HR		
Benito Santiago, R <small>OBP: 0.309, SLG: 0.421</small> (1, 2)		0-0 L5			0-0 4-3		0-0 HR		
Garry Templeton, S <small>OBP: 0.289, SLG: 0.298</small> (1, 6)		4-0 BB			0-0 G3		0-3 K		
Randy Ready, R <small>OBP: 0.402, SLG: 0.444</small> (1, 4)		0-0 F8			0-0 F9		1-0 FC4 HBP		
Jimmy Jones, R <small>OBP: 0.194, SLG: 0.290</small> (1, 1)			0-0 6-3			0-0 F4	0-0 FC4		

AB	R	H	RBI	BB	SO	LOB
4	0	0	0	0	0	0
4	0	1	0	0	0	0
3	0	0	0	0	0	1
1	0	0	0	0	0	0
3	0	0	0	0	0	0
2	1	1	0	1	0	0
3	1	1	2	0	0	1
2	0	0	0	1	1	0
2	0	0	0	0	0	2
3	0	0	0	0	0	1

BOTTOM

Atlanta Braves @ San Diego Padres
Jack Murphy Stadium, San Diego, CA
 Mon Aug 10 1987, 10:05 PM EDT
 Att. 21,128 - Unknown

livebaseballscorecards.com

AB	27
R	2
H	3
RBI	2
BB	2
SO	1
LOB	5



Inning Stats		R: 0	H: 0	E: 0	K: 0	S: 3	R: 0	H: 1	E: 0	K: 0	S: 4	R: 0	H: 0	E: 0	K: 0	S: 3	R: 0	H: 0	E: 0	K: 0	S: 3	R: 0	H: 1	E: 0	K: 1	S: 6	R: 2	H: 0	E: 0	K: 0	S: 3	R: 0	H: 0	E: 0	K: 0	S: 3
		1B: 1	SF: 0	2B: 1	SAC: 0	3B: 0	DP: 0	HR: 1	HBP: 1			WP: 0	PA: 30																							
PITCHER		IP	WLS	BF	H	R	ER	SO	BB	IBB	HBP	BLK	WP	HR	S	P	ERA	WHIP																		
Doyle Alexander, R <small>ERA: 4.13</small> (1, 1)	7.0	L	27	3	2	2	2	1	2	0	1	0	0	1	26	35	2.57	0.714																		
Ed Olwine, L <small>ERA: 4.15</small> (8, 1)	1.0		3	0	0	0	0	0	0	0	0	0	0	0	3	3	0.00	0.000																		

Batter	1	2	3	4	5	6	7	8	9	AB R H RBI BB SO LOB	TOP																									
Dion James, L (1, 8) OBP: 0.405, SLG: 0.466	0-0 4-3	0-0 1-H 2-H 3B			0-0 4-3		0-0 1-3		0-0 SH SH1-3	4 0 1 2 0 0 1																										
Ken Oberkfell, L (1, 5) OBP: 0.349, SLG: 0.384	0-0 F7	0-0 F6			0-0 4-3			0-0 2B G3 1B	0-0 SH1-3	4 1 1 0 0 0 1																										
Gerald Perry, L (1, 3) OBP: 0.332, SLG: 0.403	0-0 WP 1B				0-0 F9		0-0 F7	0-0 G3 1B 2B	0-0 5-3	5 1 2 0 0 0 2																										
Dale Murphy, R (1, 9) OBP: 0.419, SLG: 0.579	0-3 K 1-2				0-0 1-3		0-3 K	0-3 K	4-0 IBB	4 0 0 0 1 3 3																										
Ken Griffey, L (1, 7) OBP: 0.356, SLG: 0.453					0-0 F7		0-0 4-3	0-0 G3	0-0 4-3	5 1 1 1 0 0 4																										
Gene Garber, R (9, 1)										0 0 0 0 0 0 0																										
Jeff Blauser, R (1, 6)					0-0 F9					3 0 0 0 0 1 1																										
Graig Nettles, L (8, PH) OBP: 0.305, SLG: 0.354										0 0 0 0 1 0 0																										
Paul Runge, R (8, PR) OBP: 0.200, SLG: 0.357										0 0 0 0 0 0 0																										
Ozzie Virgil, R (1, 2) OBP: 0.319, SLG: 0.487					0-0 F8					3 2 2 2 1 0 0																										
Glenn Hubbard, R (1, 4) OBP: 0.404, SLG: 0.421					0-0 F8					4 0 0 0 0 0 4																										
Rick Mahler, R (1, 1) OBP: 0.220, SLG: 0.263					0-0 F8					2 1 1 1 0 0 0																										
Albert Hall, S (7, PH) OBP: 0.362, SLG: 0.393										1 0 1 0 0 0 0																										
Ed Olwine, R (7, 1)										0 0 0 0 0 0 0																										
Joe Boever, R (8, 1)										0 0 0 0 0 0 0																										
Gary Roenicke, R (9, PH) OBP: 0.351, SLG: 0.505					0-0 3B 1B		0-0 3-1		4-0 SH1-3 SH BB	0 0 0 0 1 0 0																										
Inning Stats	R: 0 E: 0 K: 1 S: 6	H: 1 LOB: 1 BB: 0 P: 6	R: 3 E: 0 K: 0 S: 6	H: 3 LOB: 1 BB: 1 P: 10	R: 0 E: 0 K: 0 S: 3	H: 0 LOB: 0 BB: 0 P: 3	R: 0 E: 0 K: 0 S: 3	H: 0 LOB: 0 BB: 0 P: 3	R: 0 E: 0 K: 1 S: 5	H: 0 LOB: 0 BB: 0 P: 5	R: 1 E: 0 K: 1 S: 7	H: 2 LOB: 1 BB: 0 P: 7	R: 2 E: 0 K: 1 S: 8	H: 3 LOB: 2 BB: 1 P: 12	R: 0 E: 1 K: 0 S: 4	H: 0 LOB: 3 BB: 2 P: 12	1B: 6 2B: 1 3B: 1 HR: 1	SF: 0 SAC: 2 DP: 0 HBP: 0	WP: 1 PB: 0 SB: 1 CS: 0	PA: 41																
PITCHER	IP WLS BF H R ER SO BB IBB HBP BLK WP HR S P ERA WHIP																																			
Ed Whitson, R (1, 1) ERA: 4.76	7.0		28	6	4	4	3	1	0	0	0	1	1	33	37	5.14	1.000																			
Keith Comstock, L (8, 1) ERA: 3.32	0.0		2	2	2	2	0	0	0	0	0	0	0	2	2	∞	∞																			
Lance McCullers, R (8, 1) ERA: 4.25	1.0		5	1	0	0	1	1	0	0	0	0	0	6	10	0.00	2.000																			
Mark Davis, L (9, 1) ERA: 4.59	1.0	W	6	0	0	0	0	1	1	0	0	0	0	4	12	0.00	1.000																			

Atlanta Braves @ San Diego Padres
 Jack Murphy Stadium, San Diego, CA
 Tue Aug 11 1987, 10:05 PM EDT
 Att: 12,512 - Unknown

livebaseballscorecards.com

AB	35
R	6
H	9
RBI	6
BB	4
SO	4
LOB	16



Batter	1	2	3	4	5	6	7	8	9	AB	R	H	RBI	BB	SO	LOB
Stan Jefferson, S OBP: 0.333, SLG: 0.391 (1, 8) (8, 7) (9, 8)	0-0 HR	0-0 6-3		0-0 5-3		0-0 4-3		0-0 F5		5	1	1	1	0	0	4
Tony Gwynn, L OBP: 0.441, SLG: 0.524 (1, 9)	0-0 3B 1B		0-0 G3 S 1B		0-0 E 2B 1B		0-0 HR		0-0 SH2-3 S 1B 1B	5	4	5	1	0	0	0
Carmelo Martinez, R OBP: 0.380, SLG: 0.435 Keith Comstock, L (8, 1) Lance McCullers, S (8, 1) Marvell Wynne, L OBP: 0.353, SLG: 0.372 (9, 7)	0-0 SF7 3B		0-0 F7		0-0 E6 2B		0-0 F7		0-0 SH2-3	4	2	1	1	0	0	2
John Kruk, L OBP: 0.434, SLG: 0.532 (1, 3)	0-0 SF7		0-0 G3		0-0 2B		0-0 6-3		4-0 1B HBP IBB	3	0	1	3	1	0	1
Chris Brown, R OBP: 0.289, SLG: 0.379 (1, 5)	4-0 6-3 BB		0-0 G3		0-0 6-3		0-0 6-3		1-0 1B HBP	3	0	0	0	1	0	2
Benito Santiago, R OBP: 0.307, SLG: 0.418 (1, 2)	0-0 6-3			0-0 6-3		0-0 L3		0-0 F5	0-0 1B	5	0	1	1	0	0	2
Garry Templeton, S OBP: 0.291, SLG: 0.301 (1, 6)	0-0 6-3			0-0 E 1B		0-3 K		0-0 1B 1B		4	0	2	0	0	1	2
Tim Flannery, L OBP: 0.339, SLG: 0.276 (1, 4)		0-0 1-3		0-0 F9		0-0 1-3		0-0 1B 1B		4	0	1	0	0	0	1
Ed Whitson, R OBP: 0.118, SLG: 0.137 Shane Mack, R OBP: 0.308, SLG: 0.385 Mark Davis, L OBP: 0.222, SLG: 0.333 (8, 8) (9, 1)		0-0 6-3		0-0 E1		0-0 F8		0-3 K		3	0	0	0	0	0	1
				1-2						1	0	0	0	0	1	2
										0	0	0	0	0	0	0

Inning Stats	R: 3	H: 3	E: 0	K: 0	S: 6	LOB: 1	BB: 1	P: 10	R: 0	H: 0	E: 0	K: 0	S: 3	LOB: 0	BB: 0	P: 3	R: 0	H: 1	E: 0	K: 0	S: 4	LOB: 1	BB: 0	P: 4	R: 0	H: 1	E: 1	K: 0	S: 5	LOB: 2	BB: 0	P: 5	R: 2	H: 2	E: 1	K: 1	S: 8	LOB: 1	BB: 0	P: 8	R: 0	H: 0	E: 0	K: 0	S: 3	LOB: 0	BB: 0	P: 3	R: 1	H: 1	E: 0	K: 0	S: 4	LOB: 0	BB: 0	P: 4	R: 0	H: 2	E: 0	K: 1	S: 7	LOB: 2	BB: 0	P: 7	R: 1	H: 2	E: 0	K: 0	S: 3	LOB: 3	BB: 1	P: 8
--------------	------	------	------	------	------	--------	-------	-------	------	------	------	------	------	--------	-------	------	------	------	------	------	------	--------	-------	------	------	------	------	------	------	--------	-------	------	------	------	------	------	------	--------	-------	------	------	------	------	------	------	--------	-------	------	------	------	------	------	------	--------	-------	------	------	------	------	------	------	--------	-------	------	------	------	------	------	------	--------	-------	------

PITCHER	IP	WLS	BF	H	R	ER	SO	BB	IBB	HBP	BLK	WP	HR	S	P	ERA	WHIP
Rick Mahler, R ERA: 4.87 (1, 1)	6.0		28	7	5	4	1	1	0	0	0	0	1	29	33	6.00	1.333
Ed Olwine, L ERA: 4.5 (7, 1)	1.0		4	1	1	1	0	0	0	0	0	0	1	4	4	9.00	1.000
Joe Boever, R ERA: 7.11 (8, 1)	1.0		5	2	0	0	1	0	0	0	0	0	0	7	7	0.00	2.000
Gene Garber, R ERA: 3.86 (9, 1)	0.1	L	5	2	1	1	0	0	1	1	0	0	0	3	8	27.00	6.000

BOTTOM

Atlanta Braves @ San Diego Padres
Jack Murphy Stadium, San Diego, CA
Tue Aug 11 1987, 10:05 PM EDT
Att. 12,512 - Unknown

livebaseballscores.com

AB	37
R	7
H	12
RBI	7
BB	2
SO	2
LOB	17



WP	HR	S	P	ERA	WHIP
0	0	0	42		

Batter	1	2	3	4	5	6	7	8	9	AB R H RBI BB SO LOB	TOP									
Albert Hall, S OBP: 0.359, SLG: 0.386 (1, 8) X	0-0 F9		4-0 SF8 1B BB		0-3 K		0-0 6-3			3 1 0 0 1 1 1										
Jeff Blausler, R OBP: 0.250, SLG: 0.143 (1, 6) X	0-0 1-3		0-0 FC4-6 1B		4-0 PB BB			0-3 K		3 0 1 0 1 1 0										
Gerald Perry, L OBP: 0.333, SLG: 0.413 (1, 3) X	0-0 HR		0-0 FC4-6		0-0 FC6-2			0-0 G6-4-3 1B		4 1 2 1 0 0 4										
Dale Murphy, R OBP: 0.415, SLG: 0.575 (1, 9) S S	0-3 K		0-0 SF8		0-3 K			0-0 G6-4-3		3 0 0 1 0 2 3										
Gary Roenicke, R OBP: 0.348, SLG: 0.505 Ken Griffey, L OBP: 0.356, SLG: 0.453 (1, 7) S S (9, 7)		0-3 K	0-0 F3		0-0 F8			0-0 3-1 F9-2 2B		4 0 1 0 0 0 1 1 0 0 0 0 0 0 0										
Ted Simmons, S OBP: 0.318, SLG: 0.375 (1, 2) X		0-0 F6		0-0 F6		0-0 5-3		0-0 3-1		4 0 0 0 0 0 1										
Ken Oberkfell, L OBP: 0.348, SLG: 0.381 (1, 5) H		1-0 BB HBP		0-0 4-3		0-3 K		0-0 F9-2		3 0 0 0 0 1 1										
Glenn Hubbard, R OBP: 0.403, SLG: 0.419 (1, 4) S S		4-0 BB		0-0 6-3			0-0 5-3			2 0 0 0 1 0 0										
Zane Smith, L OBP: 0.224, SLG: 0.236 (1, 1) X		0-0 G3		0-0 PB BB FC6-2 1B			0-0 6-3			3 0 1 0 0 0 2										
Inning Stats	R: 1 E: 0 K: 1 S: 6	H: 1 LOB: 0 BB: 0 P: 6	R: 0 E: 0 K: 1 S: 5	H: 0 LOB: 2 BB: 1 P: 10	R: 1 E: 0 K: 0 S: 4	H: 1 LOB: 1 BB: 1 P: 8	R: 0 E: 0 K: 0 S: 3	H: 0 LOB: 0 BB: 0 P: 3	R: 0 E: 0 K: 1 S: 5	H: 0 LOB: 0 BB: 0 P: 5	R: 0 E: 0 K: 0 S: 3	H: 0 LOB: 0 BB: 0 P: 3	R: 0 E: 0 K: 1 S: 5	H: 1 LOB: 0 BB: 0 P: 5	R: 0 E: 0 K: 0 S: 3	H: 1 LOB: 0 BB: 0 P: 3	1B: 3 2B: 2 3B: 0 HR: 1	SF: 1 SAC: 0 DP: 2 HBP: 1	WP: 0 PB: 1 SB: 1 CS: 0	PA: 34
PITCHER	IP WLS BF H R ER SO BB IBB HBP BLK WP HR S P ERA WHIP																			
Eric Nolte, L ERA: 1.08 (1, 1)	6.0 L 25 3 2 2 5 3 0 1 0 0 1 31 44 3.00 1.000																			
Greg Booker, R ERA: 3.51 (7, 1)	2.1 8 2 0 0 1 0 0 0 0 0 0 10 10 0.00 0.857																			
Mark Davis, L ERA: 4.56 (9, 1)	0.2 1 0 0 0 0 0 0 0 0 0 0 1 1 0.00 0.000																			


Atlanta Braves @ San Diego Padres
 Jack Murphy Stadium, San Diego, CA
 Wed Aug 12 1987, 10:05 PM EDT
 Att: 14,400 - Unknown

livebaseballscorecards.com

AB 29
 R 2
 H 5
 RBI 2
 BB 3
 SO 6
 LOB 13



Batter	1	2	3	4	5	6	7	8	9	AB	R	H	RBI	BB	SO	LOB
Stan Jefferson, S OBP: 0.331, SLG: 0.388 (1, 7)	0-0 4-3 1B		0-0 FC4-6 1B		0-0 F8	0-0 L8			0-3 K	5	0	1	0	0	1	2
Tony Gwynn, L OBP: 0.440, SLG: 0.521 (1, 9)	0-3 K		0-0 FC4-6 FC6-4 1-2f 1B		0-0 S 1B			0-0 G3		4	0	1	0	0	1	1
Carmelo Martinez, R OBP: 0.378, SLG: 0.430 (1, 3)	4-0 E BB		0-0 FC6-4 1-2f		0-0 L7			0-0 F8		3	0	0	0	1	0	2
Chris Brown, R OBP: 0.284, SLG: 0.372 (1, 5)	0-0 E6 1-2		0-0 1-3		0-0 1-3			0-0 5-3		4	0	0	0	0	0	3
Benito Santiago, R OBP: 0.307, SLG: 0.418 (1, 2)	0-0 F5				0-0 F8			0-0 1B 2B		4	1	1	0	0	0	2
Shane Mack, R OBP: 0.307, SLG: 0.382 (1, 8)		0-0 G4-6-3 1B		0-0 6-3		0-0 5-3		0-0 F9		4	0	1	0	0	0	1
Garry Templeton, S OBP: 0.294, SLG: 0.303 (1, 6)		0-0 G4-6-3 1-2f		0-0 BB 1B		0-0 G3 2-H 1B		0-0 F9		4	0	2	1	0	0	1
Randy Ready, R OBP: 0.404, SLG: 0.441 (1, 4)		4-0 BB		4-0 1-2 BB		0-0 G3 1-2		0-0 4-3		2	0	0	0	2	0	1
Eric Nolte, L OBP: 0.167, SLG: 0.167 (1, 1)		0-3 K		0-3 K		4-0 BB		0-3 K		2	0	0	0	0	2	3
Luis Salazar, R OBP: 0.313, SLG: 0.346 (6, PH)										0	0	0	0	1	0	0
Greg Booker, R (7, 1)										0	0	0	0	0	0	0
Mark Davis, L OBP: 0.222, SLG: 0.333 (9, 1)										0	0	0	0	0	0	0
John Kruk, L OBP: 0.433, SLG: 0.530 (9, PH)										1	0	0	0	0	1	0

BOTTOM															
Atlanta Braves @ San Diego Padres Jack Murphy Stadium, San Diego, CA Wed Aug 12 1987, 10:05 PM EDT Att. 14,400 - Unknown	<table border="1"> <tr> <td>AB</td> <td>33</td> </tr> <tr> <td>R</td> <td>1</td> </tr> <tr> <td>H</td> <td>6</td> </tr> <tr> <td>RBI</td> <td>1</td> </tr> <tr> <td>BB</td> <td>4</td> </tr> <tr> <td>SO</td> <td>5</td> </tr> <tr> <td>LOB</td> <td>16</td> </tr> </table> 	AB	33	R	1	H	6	RBI	1	BB	4	SO	5	LOB	16
AB	33														
R	1														
H	6														
RBI	1														
BB	4														
SO	5														
LOB	16														

Inning Stats	R	H	E	K	S	R	H	E	K	S	R	H	E	K	S	R	H	E	K	S	R	H	E	K	S	R	H	E	K	S	R	H	E	K	S	R	H	E	K	S			
	0	0	1	1	6	0	1	0	1	5	0	1	0	1	4	0	1	0	1	6	0	0	1	0	4	0	1	0	1	5	0	1	0	1	6	0	1	0	4	0	1	0	5

PITCHER																																			
Zane Smith, L ERA: 4.08 (1, 1)	<table border="1"> <tr> <td>IP</td> <td>9.0</td> </tr> <tr> <td>WLS</td> <td>W</td> </tr> <tr> <td>BF</td> <td>37</td> </tr> <tr> <td>H</td> <td>6</td> </tr> <tr> <td>R</td> <td>1</td> </tr> <tr> <td>ER</td> <td>1</td> </tr> <tr> <td>SO</td> <td>5</td> </tr> <tr> <td>BB</td> <td>4</td> </tr> <tr> <td>IBB</td> <td>0</td> </tr> <tr> <td>HBP</td> <td>0</td> </tr> <tr> <td>BLK</td> <td>0</td> </tr> <tr> <td>WP</td> <td>0</td> </tr> <tr> <td>HR</td> <td>0</td> </tr> <tr> <td>S</td> <td>43</td> </tr> <tr> <td>P</td> <td>59</td> </tr> <tr> <td>ERA</td> <td>1.00</td> </tr> <tr> <td>WHIP</td> <td>1.111</td> </tr> </table>	IP	9.0	WLS	W	BF	37	H	6	R	1	ER	1	SO	5	BB	4	IBB	0	HBP	0	BLK	0	WP	0	HR	0	S	43	P	59	ERA	1.00	WHIP	1.111
IP	9.0																																		
WLS	W																																		
BF	37																																		
H	6																																		
R	1																																		
ER	1																																		
SO	5																																		
BB	4																																		
IBB	0																																		
HBP	0																																		
BLK	0																																		
WP	0																																		
HR	0																																		
S	43																																		
P	59																																		
ERA	1.00																																		
WHIP	1.111																																		

Batter	1	2	3	4	5	6	7	8	9	AB R H RBI BB SO LOB	TOP									
Dion James, L (1, 8) OBP: 0.401, SLG: 0.460	0-0 4-3	0-0 F8		0-0 F7			0-0 F7			4 0 0 0 0 0 3	<p>Atlanta Braves @ San Diego Padres</p> <p>Jack Murphy Stadium, San Diego, CA</p> <p>Thu Aug 13 1987, 6:33 AM EDT</p> <p>Att: 14,105 - Unknown</p>									
Ken Oberkfell, L (1, 5) OBP: 0.347, SLG: 0.379	0-0 F7		0-0 F7		0-0 G3	0-0 G4-6-3 1B				4 0 1 0 0 0 0										
Gerald Perry, L (1, 3) OBP: 0.332, SLG: 0.411	0-3 K		0-0 CS 1B		0-0 4-3	0-0 G4-6-3 1-2f				4 0 1 0 0 1 1										
Dale Murphy, R (1, 9) OBP: 0.416, SLG: 0.574		0-0 F8	0-0 1-2 2B 1B		0-0 1B		0-3 K			4 1 2 0 0 1 0										
Ken Griffey, L (1, 7) OBP: 0.357, SLG: 0.455		4-0 2B BB BB	0-0 1-H 1B 2B		0-0 4-3		0-3 K			3 2 1 1 1 1 1										
Ozzie Virgil, R (1, 2) OBP: 0.324, SLG: 0.497		0-0 BB 1-3 2B	0-0 3-H 1B		0-0 2B		0-0 F7			4 0 3 1 0 0 0										
Jeff Blauser, R (1, 6) OBP: 0.182, SLG: 0.100		0-3 K	0-0 F7		0-0 1-3			0-0 4-3		3 0 0 0 0 1 4										
Graig Nettles, L (9, PH) OBP: 0.303, SLG: 0.352										1 0 0 0 0 0 0										
Glenn Hubbard, R (1, 4) OBP: 0.402, SLG: 0.415		4-0 BB IBB		0-0 6-3		0-0 5-3		0-0 6-3		3 0 0 0 1 0 1										
David Palmer, R (1, 1) OBP: 0.158, SLG: 0.216		4-0 BB		0-0 F9		0-0 F8		0-0 1-3		2 0 0 1 1 0 1										
Jeff Dedmon, L (6, 1) OBP: 0.267, SLG: 0.286										0 0 0 0 0 0 0										
Albert Hall, S (9, PH) OBP: 0.358, SLG: 0.383		1-2 2-3 3-H BB								1 0 0 0 0 0 0										
Inning Stats	R: 0 E: 0 K: 1 S: 5	H: 0 LOB: 0 BB: 0 P: 5	R: 1 E: 0 K: 1 S: 6	H: 1 LOB: 3 BB: 3 P: 18	R: 2 E: 0 K: 0 S: 6	H: 4 LOB: 1 BB: 0 P: 6	R: 0 E: 0 K: 0 S: 3	H: 0 LOB: 0 BB: 0 P: 3	R: 0 E: 0 K: 0 S: 4	H: 1 LOB: 1 BB: 0 P: 4	R: 0 E: 0 K: 0 S: 4	H: 1 LOB: 1 BB: 0 P: 4	R: 0 E: 0 K: 2 S: 7	H: 0 LOB: 0 BB: 0 P: 7	R: 0 E: 0 K: 0 S: 3	H: 0 LOB: 0 BB: 0 P: 3	1B: 5 2B: 3 3B: 0 HR: 0	SF: 0 SAC: 0 DP: 1 HBP: 0	WP: 0 PB: 0 SB: 0 CS: 1	PA: 36
PITCHER	IP WLS BF H R ER SO BB IBB HBP BLK WP HR S P ERA WHIP																			
Mark Grant, R (1, 1) ERA: 4.58	6.0 W 27 7 3 3 2 2 1 0 0 0 0 0 28 40 4.50 1.500																			
Keith Comstock, L (7, 1) ERA: 3.25	1.0 3 1 0 0 0 0 0 0 0 0 0 0 3 3 0.00 1.000																			
Lance McCullers, R (8, 1) ERA: 4.15	2.0 S 6 0 0 0 2 0 0 0 0 0 0 0 10 10 0.00 0.000																			

livebaseballscorecards.com

AB	33
R	3
H	8
RBI	3
BB	3
SO	4
LOB	11



Batter	1	2	3	4	5	6	7	8	9
Stan Jefferson, S OBP: 0.330, SLG: 0.386 (1, 8)	0-3 K		0-0 1B		0-0 1-3	0-0 L7			
Marvell Wynne, L OBP: 0.344, SLG: 0.362 (1, 7)	0-0 F7		0-0 1-3			0-0 G3	0-3 K		
Tony Gwynn, L OBP: 0.440, SLG: 0.524 (1, 9)	0-0 2B			0-0 L7		0-0 2B S	0-0 F8		
John Kruk, L OBP: 0.434, SLG: 0.528 (1, 3)	0-0 L7			0-0 S 1B		4-0 2B BB	0-0 F7		
Benito Santiago, R OBP: 0.306, SLG: 0.415 (1, 2)		0-0 F8		0-0 F7		4-0 2B BB	0-0 6-3		
Chris Brown, R OBP: 0.284, SLG: 0.374 (1, 5)		0-0 L9		0-0 F4		0-0 2B 2B	0-3 K		
Garry Templeton, S OBP: 0.293, SLG: 0.305 (1, 6)		0-0 6-3			0-0 6-3	0-0 2B 2B	0-0 6-3		
Tim Flannery, L OBP: 0.339, SLG: 0.277 (1, 4)			0-0 1-3		0-0 4-3 1B	0-0 4-3			
Mark Grant, R OBP: 0.115, SLG: 0.080 (1, 1)			0-0 G3		0-0 4-3	0-0 2B			
Randy Ready, R OBP: 0.406, SLG: 0.447 (6, PH)					1-2				
Keith Comstock, L (7, 1)									
Lance McCullers, S (8, 1)									

Inning Stats	R: 0	H: 1	E: 0	K: 1	S: 6	LOB: 1	BB: 0	P: 6
	0	0	0	0	3	0	0	3
	0	0	0	0	4	0	0	4
	0	1	0	0	4	1	0	4
	0	1	0	0	4	1	0	4
	5	4	0	1	15	1	2	15
	0	0	0	1	5	0	0	5
	0	0	0	0	5	0	0	5

PITCHER	IP	WLS	BF	H	R	ER	SO	BB	IBB	HBP	BLK	WP	HR	S	P	ERA	WHIP
David Palmer, R ERA: 4.64 (1, 1)	5.1	L	25	7	5	5	1	2	0	0	0	0	0	25	33	8.44	1.688
Jeff Dedmon, R ERA: 2.64 (6, 1)	2.2		9	1	0	0	2	0	0	0	0	0	0	13	13	0.00	0.375

BOTTOM

Atlanta Braves @ San Diego Padres
Jack Murphy Stadium, San Diego, CA

Thu Aug 13 1987, 6:33 AM EDT
Att. 14,105 - Unknown

AB	32
R	5
H	8
RBI	5
BB	2
SO	3
LOB	8



AB	R	H	RBI	BB	SO	LOB
4	0	1	0	0	1	2
4	0	0	0	0	1	1
4	1	2	0	0	0	0
3	1	1	0	1	0	1
3	1	0	0	1	0	1
4	1	1	3	0	1	1
4	1	1	1	0	0	0
3	0	1	0	0	0	1
2	0	0	0	0	0	1
1	0	1	1	0	0	0
0	0	0	0	0	0	0
0	0	0	0	0	0	0

1B:	SF:	WP:	PA:
4	0	0	34
2B:	SAC:	PB:	
4	0	0	
3B:	DP:	SB:	
0	0	2	
HR:	HBP:	CS:	
0	0	0	

Batter	1	2	3	4	5	6	7	8	9	AB R H RBI BB SO LOB	TOP							
Kurt Stillwell, S (1, 4) OBP: 0.304, SLG: 0.373	0-0 F3	4-0 BB 1-2 BB		0-3 K		0-0 F8		0-0 1-3		4 0 0 0 1 1 0								
Buddy Bell, R (1, 5) OBP: 0.369, SLG: 0.397	0-0 BB 1B	4-0 1-2 2-3 BB		0-0 BB 2B 1B		4-0 PB BB BB		0-0 P3		3 1 2 0 2 0 0								
Eric Davis, R (1, 8) OBP: 0.410, SLG: 0.645	4-0 FC5 1-2 BB BB	0-3 K		4-0 1-2 2B BB		4-0 1-2 PB BB		0-3 K		2 1 0 0 3 2 3								
Kal Daniels, L (1, 7) OBP: 0.420, SLG: 0.615	0-0 F8		0-0 F6	0-0 1-H 2-H 2B		4-0 1-2 2-3 IBB		4-0 BB		3 0 1 2 2 0 2								
Dave Parker, L (1, 9) OBP: 0.309, SLG: 0.433	4-0 1-2 2-3 BB		0-0 6-3	0-0 1-3		0-0 6-3		0-0 F7		4 0 0 0 1 0 5								
Bo Diaz, R (1, 2) OBP: 0.325, SLG: 0.464	0-0 FC5 2-3f		0-0 1B 1B		0-0 6-3		0-0 F2	0-3 K		5 0 1 0 0 1 4								
Nick Esasky, R (1, 3) OBP: 0.313, SLG: 0.503		0-3 K	0-0 1-2 FC6-4 1B		0-0 F7		0-3 K			4 0 1 0 0 2 0								
Barry Larkin, R (1, 6) OBP: 0.292, SLG: 0.354		0-0 6-3	0-0 1-2f FC6-4		0-0 4-3		0-3 K			4 0 0 0 0 1 2								
Ted Power, R (1, 1) OBP: 0.192, SLG: 0.208		1-0 BB HBP		0-0 6-3		0-0 5-3		0-0 6-3		3 0 0 0 0 0 0								
John Franco, L (9, 1)										0 0 0 0 0 0 0								
Inning Stats	R: 0 E: 0 K: 0 S: 4	H: 1 LOB: 3 BB: 2 P: 12	R: 0 E: 0 K: 2 S: 7	H: 0 LOB: 3 BB: 2 P: 16	R: 0 E: 0 K: 1 S: 5	H: 2 LOB: 1 BB: 1 P: 11	R: 0 E: 0 K: 0 S: 3	H: 0 LOB: 0 BB: 0 P: 3	R: 0 E: 0 K: 2 S: 7	H: 0 LOB: 0 BB: 0 P: 7	R: 0 E: 0 K: 0 S: 3	H: 0 LOB: 0 BB: 0 P: 3	R: 0 E: 0 K: 2 S: 7	H: 0 LOB: 1 BB: 1 P: 11	1B: 4 2B: 1 3B: 0 HR: 0	SF: 0 SAC: 0 DP: 0 HBP: 1	WP: 0 PB: 1 SB: 0 CS: 0	PA: 42
PITCHER	IP WLS BF H R ER SO BB IBB HBP BLK WP HR S P ERA WHIP																	
Eric Show, R (1, 1) ERA: 4.17	6.0 L 32 5 2 2 3 7 1 1 0 0 0 29 62 3.00 2.000																	
Lance McCullers, R (7, 1) ERA: 4.06	2.0 6 0 0 0 2 0 0 0 0 0 0 10 10 0.00 0.000																	
Mark Davis, L (9, 1) ERA: 4.52	1.0 4 0 0 0 2 1 0 0 0 0 0 7 11 0.00 1.000																	

Cincinnati Reds @ San Diego Padres
 Jack Murphy Stadium, San Diego, CA
 Fri Aug 14 1987, 10:05 PM EDT
 Unknown

livebaseballscorecards.com

AB 32
 R 2
 H 5
 RBI 2
 BB 9
 SO 7
 LOB 16



Batter	1	2	3	4	5	6	7	8	9	AB	R	H	RBI	BB	SO	LOB
Stan Jefferson, S (1, 8) OBP: 0.326, SLG: 0.380	0-3 K			0-3 K		0-0 1-3		0-0 F8		4	0	0	0	0	2	3
Tony Gwynn, L (1, 9) OBP: 0.439, SLG: 0.521	0-0 F7			0-0 WP 1B		0-0 4-3		0-0 FC6-4		4	0	1	0	0	0	3
Carmelo Martinez, R (1, 7) OBP: 0.374, SLG: 0.425 Shane Mack, R (9, PR) OBP: 0.307, SLG: 0.382	0-0 6-3			0-0 F4			0-0 F9		0-0 E6 1B	4	0	0	0	0	0	1
John Kruk, L (1, 3) OBP: 0.434, SLG: 0.531		0-0 CS 1B		0-0 4-3			0-0 2B		0-3 K	4	0	2	0	0	1	2
Benito Santiago, R (1, 2) OBP: 0.306, SLG: 0.413		0-0 F9			0-0 6-3		0-0 5-3		0-0 1B	4	0	1	0	0	0	2
Chris Brown, R (1, 5) OBP: 0.279, SLG: 0.368		0-3 K			0-0 F8		0-0 F3		0-0 F4	4	0	0	0	0	1	4
Garry Templeton, S (1, 6) OBP: 0.290, SLG: 0.302			0-0 6-3		0-0 F8			0-0 F8	0-3 K	4	0	0	0	0	1	2
Tim Flannery, L (1, 4) OBP: 0.343, SLG: 0.275			0-3 K			4-0 1-3 BB		4-0 F8 HBP BB		1	0	0	0	2	1	0
Eric Show, R (1, 1) OBP: 0.058, SLG: 0.078 Marvell Wynne, L (6, PH) OBP: 0.342, SLG: 0.359 Lance McCullers, S (7, 1) Randy Ready, R (8, PH) OBP: 0.408, SLG: 0.447 Mark Davis, L (9, 1) OBP: 0.222, SLG: 0.333			0-3 K			0-3 K		1-0 FC6-4 HBP		1	0	0	0	0	1	0


Inning Stats	R: 0	H: 0	E: 0	K: 1	S: 5	H: 0	LOB: 0	BB: 0	P: 5	R: 0	H: 1	E: 0	K: 1	S: 5	H: 0	LOB: 1	BB: 0	P: 5	R: 0	H: 0	E: 0	K: 2	S: 7	H: 0	LOB: 0	BB: 0	P: 7	R: 0	H: 1	E: 0	K: 1	S: 6	H: 0	LOB: 1	BB: 0	P: 6	R: 0	H: 0	E: 0	K: 0	S: 3	H: 0	LOB: 0	BB: 0	P: 3	R: 0	H: 0	E: 0	K: 1	S: 5	H: 0	LOB: 1	BB: 1	P: 9	R: 0	H: 1	E: 0	K: 0	S: 4	H: 1	LOB: 1	BB: 0	P: 4	R: 0	H: 0	E: 0	K: 0	S: 3	H: 0	LOB: 2	BB: 1	P: 8	R: 0	H: 1	E: 1	K: 2	S: 9	H: 1	LOB: 2	BB: 0	P: 9	1B: 3	2B: 2	3B: 0	HR: 0	SF: 0	SAC: 0	DP: 1	HBP: 1	WP: 1	PB: 0	SB: 0	CS: 1	PA: 34
--------------	------	------	------	------	------	------	--------	-------	------	------	------	------	------	------	------	--------	-------	------	------	------	------	------	------	------	--------	-------	------	------	------	------	------	------	------	--------	-------	------	------	------	------	------	------	------	--------	-------	------	------	------	------	------	------	------	--------	-------	------	------	------	------	------	------	------	--------	-------	------	------	------	------	------	------	------	--------	-------	------	------	------	------	------	------	------	--------	-------	------	-------	-------	-------	-------	-------	--------	-------	--------	-------	-------	-------	-------	--------

PITCHER	IP	WLS	BF	H	R	ER	SO	BB	IBB	HBP	BLK	WP	HR	S	P	ERA	WHIP
Ted Power, R (1, 1) ERA: 4.28	8.0	W	30	3	0	0	6	2	0	1	0	1	0	39	48	0.00	0.625
John Franco, L (9, 1) ERA: 1.82	1.0	S	4	1	0	0	2	0	0	0	0	0	0	8	8	0.00	1.000

BOTTOM

Cincinnati Reds @ San Diego Padres
Jack Murphy Stadium, San Diego, CA
 Fri Aug 14 1987, 10:05 PM EDT
 Unknown

AB	31
R	0
H	4
RBI	0
BB	2
SO	8
LOB	18



livebaseballscorecards.com

Batter	1	2	3	4	5	6	7	8	9	AB R H RBI BB SO LOB	TOP																	
Kurt Stillwell, S (1, 4) OBP: 0.302, SLG: 0.370	0-0 F2		0-0 F8		0-0 HR 1B	0-0 4-3			0-0 F4	5 1 1 0 0 0 1																		
Buddy Bell, R (1, 5) OBP: 0.372, SLG: 0.407	0-0 F7		4-0 BB		0-0 HR		0-0 1B		0-0 F8	4 1 2 3 1 0 0																		
Eric Davis, R (1, 8) OBP: 0.408, SLG: 0.639	0-3 K		0-0 F9		0-0 6-3		0-0 F7		0-0 HR 1B	5 1 1 0 0 1 2																		
Kal Daniels, L (1, 7) OBP: 0.420, SLG: 0.623		0-0 4-3	0-0 G3		0-0 1B		0-3 K		0-0 HR	5 1 2 2 0 1 2																		
Dave Parker, L (1, 9) OBP: 0.371, SLG: 0.435 Frank Williams, R (5, 1) Paul O'Neill, L (7, PH) OBP: 0.268, SLG: 0.393 Rob Murphy, L (7, 1) OBP: 0.200, SLG: 0.200 John Franco, L (8, 1) Terry Francona, L (9, PH) OBP: 0.299, SLG: 0.294		0-0 HR 1B		0-0 E4 1B 1B	0-0 1-3		0-3 K		0-0 WP 2B	3 1 2 0 0 0 1 0 0 0 0 0 0 0 1 0 0 0 0 1 1 0 0 0 0 0 0 0 0 0 0 0 0 0 0 1 0 1 0 0 0 0																		
Bo Diaz, R (1, 2) OBP: 0.326, SLG: 0.464		0-0 HR 1B		0-0 F9	0-0 F4			0-0 1B	0-0 1-3	5 1 2 0 0 0 3																		
Nick Esasky, R (1, 3) OBP: 0.312, SLG: 0.512		0-0 HR		0-0 F7		0-0 F9		0-0 F3		4 1 1 3 0 0 2																		
Dave Concepcion, R (1, 6) OBP: 0.366, SLG: 0.351		0-0 F9		0-0 1B		0-0 4-3		0-0 F9		4 0 1 0 0 0 1																		
Guy Hoffman, L (1, 1) OBP: 0.121, SLG: 0.152 Jeff Montgomery, R (3, 1) Bill Scherrer, L (4, 1) Dave Collins, S (5, PH) OBP: 0.333, SLG: 0.306	0-3 K				4-0 HR BB	4-0 BB	4-0 BB	0-0 F7		1 0 0 0 0 1 0 0 0 0 0 0 0 0 0 0 0 0 0 0 0 1 1 0 0 2 0 1																		
Inning Stats	R: 0 E: 0 K: 1 S: 5	H: 0 LOB: 0 BB: 0 P: 5	R: 3 E: 0 K: 1 S: 8	H: 3 LOB: 0 BB: 0 P: 8	R: 0 E: 0 K: 0 S: 3	H: 0 LOB: 1 BB: 1 P: 7	R: 0 E: 1 K: 0 S: 4	H: 2 LOB: 2 BB: 0 P: 4	R: 3 E: 0 K: 0 S: 6	H: 3 LOB: 1 BB: 1 P: 10	R: 0 E: 0 K: 0 S: 3	H: 0 LOB: 1 BB: 1 P: 7	R: 0 E: 0 K: 2 S: 8	H: 1 LOB: 1 BB: 0 P: 8	R: 0 E: 0 K: 0 S: 4	H: 1 LOB: 1 BB: 0 P: 4	R: 2 E: 0 K: 0 S: 6	H: 3 LOB: 1 BB: 0 P: 6	1B: 9 2B: 1 3B: 0 HR: 3	SF: 0 SAC: 0 DP: 0 HBP: 0	WP: 1 PB: 0 SB: 2 CS: 0	PA: 42						
PITCHER	IP WLS BF H R ER SO BB IBB HBP BLK WP HR S P ERA WHIP												PITCHER	IP WLS BF H R ER SO BB IBB HBP BLK WP HR S P ERA WHIP														
Jimmy Jones, R (1, 1) ERA: 4.75	4.0		20	7	6	6	2	2	0	0	0	0	2	22	30	13.50	2.250											
Greg Booker, R (5, 1) ERA: 3.38	2.0	W	8	1	0	0	0	1	0	0	0	0	0	7	11	0.00	1.000											
Lance McCullers, R (7, 1) ERA: 4.02	1.0		4	1	0	0	2	0	0	0	0	0	0	8	8	0.00	1.000											
Rich Gossage, R (8, 1) ERA: 2.75	2.0		10	4	2	2	0	0	0	0	0	1	1	10	10	9.00	2.000											

Cincinnati Reds @ San Diego Padres
Jack Murphy Stadium, San Diego, CA
 Fri Aug 14 1987, 10:05 PM EDT
 Att: 32,080 - Unknown

AB	39
R	8
H	13
RBI	8
BB	3
SO	4
LOB	14



livebaseballscorecards.com

Batter	1	2	3	4	5	6	7	8	9
Stan Jefferson, S (1, 7) Lance McCullers, S (7, 1) Rich Gossage, R (8, 1)	0-0 6-3		0-0 1B BB 1B	0-0 1B 1B	0-0 E3 CS	0-0 G3		0-3 K	
Tony Gwynn, L (1, 9) OBP: 0.441, SLG: 0.522	0-0 G6-4-3 1B		4-0 1B FC5-2-6-2 BB	0-0 1B 2B 1B	0-0 E6 S 1B		0-0 E6 5-3 WP S	0-0 E6 2B	
Randy Ready, R (1, 4) OBP: 0.410, SLG: 0.453	0-0 G6-4-3 1-2f		0-0 FC5-2-6-2 3B 1B 1-3 2-H	0-0 2B 1B 1-3 2-H 3-H	0-0 1-3		0-0 5-3	0-0 2B 1-H	
John Kruk, L (1, 3) OBP: 0.435, SLG: 0.532		0-0 HR 1B	0-3 K	0-0 WP SF8 2B 1-H 3-H	4-0 IBB		0-0 G3	0-3 K	
Chris Brown, R (1, 5) OBP: 0.280, SLG: 0.364 Tim Flannery, L (5, PH) OBP: 0.344, SLG: 0.278		0-0 F9	0-0 FC5-2-6-2 3B 1-3 3-H	4-0 1B BB 2-3	0-0 G3		0-0 1B		
Shane Mack, R (1, 8) OBP: 0.309, SLG: 0.414		0-0 HR 1-H	0-0 2B 3B 2-H 3-H	0-0 SF8 3-H		0-0 G3	0-0 F8		
Luis Salazar, R (1, 6) OBP: 0.329, SLG: 0.365		0-0 5-3	0-0 2B 3B 3-H	0-0 1B 1B 1-2		4-0 WP BB		0-0 HR 1B	
Bruce Bochy, R (1, 2) OBP: 0.260, SLG: 0.246 Benito Santiago, R (6, PR) OBP: 0.307, SLG: 0.423		4-0 BB	0-3 K	0-3 K		4-0 BB		0-0 HR	
Jimmy Jones, R (1, 1) OBP: 0.206, SLG: 0.273 Greg Booker, R (5, 1) Marvell Wynne, L (6, PH) OBP: 0.338, SLG: 0.354		0-3 K		4-0 1B 1B BB K		0-0 F7		0-0 6-3	

AB	R	H	RBI	BB	SO	LOB
5	2	2	0	0	0	2
0	0	0	0	0	0	0
1	0	0	0	0	1	0
5	3	3	0	1	0	0
6	2	3	4	0	0	3
5	2	2	2	1	2	3
2	1	0	0	1	0	3
2	0	1	0	0	0	2
4	2	2	5	0	0	1
4	1	3	1	1	0	0
2	0	0	0	2	2	3
1	1	1	2	0	0	0
2	1	0	0	1	2	3
0	0	0	0	0	0	0
2	0	0	0	0	0	2

BOTTOM

Cincinnati Reds @ San Diego Padres
Jack Murphy Stadium, San Diego, CA
 Fri Aug 14 1987, 10:05 PM EDT
 Att. 32,080 - Unknown

livebaseballscores.com

AB	41
R	15
H	17
RBI	14
BB	7
SO	7
LOB	22



1B: 11	SF: 1	WP: 3	PA: 49
2B: 3	SAC: 0	PB: 0	
3B: 1	DP: 1	SB: 2	
HR: 2	HBP: 0	CS: 1	

Inning Stats															PITCHER																										
R	H	E	K	S	H	LOB	BB	P	R	H	E	K	S	R	H	E	K	S	IP	WLS	BF	H	R	ER	SO	BB	IBB	HBP	BLK	WP	HR	S	P	ERA	WHIP						
0	1	0	3	3	2	2	0	7	4	4	0	11	15	0	1	2	4	8	0	0	1	1	5	2.2	L	16	7	6	6	2	2	0	0	0	0	0	0	18	26	20.25	3.375
0	0	0	3	3	2	1	1	7	4	4	0	11	15	0	0	1	1	5	0.1		5	3	4	4	1	1	0	0	0	0	6	10	108.00	12.000							
0	0	0	3	3	2	1	1	7	4	4	0	11	15	0	0	1	1	5	1.0		6	2	1	1	2	1	0	0	1	0	9	13	9.00	3.000							
0	0	0	3	3	2	1	1	7	4	4	0	11	15	0	0	1	1	5	2.0		10	1	0	0	0	2	1	0	0	1	0	7	19	0.00	1.500						
0	0	0	3	3	2	1	1	7	4	4	0	11	15	0	0	1	1	5	1.0		5	1	1	0	0	0	0	0	1	0	5	5	0.00	1.000							
															John Franco, L (8, 1) ERA: 2.09 IP: 1.0, WLS: 0, BF: 7, H: 3, R: 3, ER: 2, SO: 2, BB: 0, IBB: 0, HBP: 0, BLK: 0, WP: 0, HR: 1, S: 11, P: 11, ERA: 18.00, WHIP: 3.000																										

Batter	1	2	3	4	5	6	7	8	9	AB R H RBI BB SO LOB	TOP	
Kurt Stillwell, S (1, 4) OBP: 0.299, SLG: 0.366	0-0 L6		0-0 4-3			0-0 3-1		0-0 F8		4 0 0 0 0 0 0		
Buddy Bell, R (1, 5) OBP: 0.371, SLG: 0.403	0-0 6-3			0-0 5-3		4-0 1B BB		0-3 K		3 0 0 0 1 1 0		
Eric Davis, R (1, 8) OBP: 0.411, SLG: 0.641	0-3 K			0-0 1B		0-0 1B		0-0 G1-6-3 1B		4 0 3 0 0 1 0		
Kal Daniels, L (1, 7) Tracy Jones, R (9, 7) OBP: 0.414, SLG: 0.613 OBP: 0.344, SLG: 0.466		0-3 K		0-0 F8		0-0 F7		0-0 G1-6-3		4 0 0 0 0 1 4 0 0 0 0 0 0 0		
Dave Parker, L (1, 9) OBP: 0.308, SLG: 0.431		0-3 K		0-0 F8			0-0 F8		0-0 6-3	4 0 0 0 0 1 1		
Bo Diaz, R (1, 2) OBP: 0.324, SLG: 0.460		0-0 F4			0-0 5-3		0-0 5-3			3 0 0 0 0 0 0		
Nick Esasky, R (1, 3) OBP: 0.317, SLG: 0.544			0-0 HR		0-0 6-3		0-0 HR			3 2 2 2 0 0 0		
Barry Larkin, R (1, 6) OBP: 0.292, SLG: 0.354			0-0 B3-6-4 1B		0-3 K		0-0 F7			3 0 1 0 0 1 0		
Ron Robinson, R (1, 1) Dave Collins, S (8, PH) John Franco, L (8, 1) OBP: 0.130, SLG: 0.136 OBP: 0.325, SLG: 0.297			0-0 B3-6-4		0-3 K			0-0 6-3		2 0 0 0 0 1 1 1 0 0 0 0 0 0 0 0 0 0 0 0 0		
Inning Stats	R: 0 H: 0 E: 0 LOB: 0 K: 1 BB: 0 S: 5 P: 5	R: 0 H: 0 E: 0 LOB: 0 K: 2 BB: 0 S: 7 P: 7	R: 1 H: 2 E: 0 LOB: 0 K: 0 BB: 0 S: 4 P: 4	R: 0 H: 1 E: 0 LOB: 1 K: 0 BB: 0 S: 4 P: 4	R: 0 H: 0 E: 0 LOB: 0 K: 1 BB: 0 S: 5 P: 5	R: 0 H: 1 E: 0 LOB: 2 K: 0 BB: 1 S: 6 P: 10	R: 1 H: 1 E: 0 LOB: 0 K: 0 BB: 0 S: 4 P: 4	R: 0 H: 0 E: 0 LOB: 0 K: 1 BB: 0 S: 5 P: 5	R: 0 H: 1 E: 0 LOB: 0 K: 0 BB: 0 S: 3 P: 3	1B: 4 SF: 0 2B: 0 SAC: 0 3B: 0 DP: 2 HR: 2 HBP: 0	WP: 0 PA: 32 PB: 0 SB: 0 CS: 0	
PITCHER	IP WLS BF H R ER SO BB IBB HBP BLK WP HR S P ERA WHIP											
Ed Whitson, R (1, 1) ERA: 4.64	8.0 L 29 5 2 2 6 1 0 0 0 0 0 2 40 44 2.25 0.750											
Mark Davis, L (9, 1) ERA: 4.47	1.0 3 1 0 0 0 0 0 0 0 0 0 0 3 3 0.00 1.000											

Cincinnati Reds @ San Diego Padres
 Jack Murphy Stadium, San Diego, CA
 Sun Aug 16 1987, 6:33 AM EDT
 Att: 18,884 - Unknown

livebaseballscorecards.com

AB	31
R	2
H	6
RBI	2
BB	1
SO	6
LOB	6



Batter	1	2	3	4	5	6	7	8	9	AB	R	H	RBI	BB	SO	LOB
Stan Jefferson, S OBP: 0.323, SLG: 0.375 (1, 8)	0-3 K		0-0 L5			0-3 K		0-3 K		4	0	0	0	0	3	3
Tony Gwynn, L OBP: 0.438, SLG: 0.517 (1, 9)	0-0 L5		0-0 FC6-4			0-0 F7		0-0 4-3		4	0	0	0	0	0	3
Carmelo Martinez, R OBP: 0.370, SLG: 0.420 (1, 7)	0-0 4-3				0-0 6-3					4	0	0	0	0	1	0
John Kruk, L OBP: 0.431, SLG: 0.525 (1, 3)		0-3 K			0-0 F7				0-0 E6	4	0	0	0	0	1	0
Randy Ready, R OBP: 0.408, SLG: 0.447 (1, 5) (9, 4)		0-0 P5			0-3 K			4-0 BB	0-3 K	3	0	0	0	1	2	1
Benito Santiago, R OBP: 0.304, SLG: 0.418 (1, 2)		0-0 P4				0-3 K		0-3 K	0-0 4-3	4	0	0	0	0	2	2
Garry Templeton, S OBP: 0.288, SLG: 0.299 (1, 6)			0-0 E6 1B			0-3 K		0-0 F8		3	0	0	0	0	1	1
Tim Flannery, L OBP: 0.350, SLG: 0.284 Luis Salazar, R OBP: 0.333, SLG: 0.370 (8, PH) (9, 5)			0-0 FC6-4 1B			0-0 WP 1B		0-0 FC5-4 1B		2	0	2	0	0	0	0
Ed Whitson, R OBP: 0.113, SLG: 0.132 Shane Mack, R OBP: 0.308, SLG: 0.412 Mark Davis, L OBP: 0.222, SLG: 0.333 (8, PH) (9, 1)			0-3 K			0-0 6-3		0-0 FC5-4		2	0	0	0	0	1	3
										1	0	0	0	0	0	1
										0	0	0	0	0	0	0

Inning Stats	R: 0	H: 0	E: 0	K: 1	S: 5	R: 0	H: 0	E: 0	K: 1	S: 5	R: 0	H: 1	E: 1	K: 1	S: 7	R: 0	H: 0	E: 0	K: 1	S: 5	R: 0	H: 1	E: 0	K: 2	S: 8	R: 0	H: 0	E: 0	K: 1	S: 5	R: 0	H: 0	E: 0	K: 1	S: 6	R: 0	H: 0	E: 1	K: 2	S: 8	1B: 3	SF: 0	2B: 0	SAC: 0	3B: 0	DP: 0	HR: 0	WP: 1	PA: 33
PITCHER	IP	WLS	BF	H	R	ER	SO	BB	IBB	HBP	BLK	WP	HR	S	P	ERA	WHIP																																
Ron Robinson, R ERA: 3.62 John Franco, L ERA: 2.02	(1, 1)	7.0	W	25	2	0	8	1	0	0	0	1	0	40	44	0.00	0.429																																
	(8, 1)	2.0	S	8	1	0	3	0	0	0	0	0	0	14	14	0.00	0.500																																


BOTTOM

Cincinnati Reds @ San Diego Padres
Jack Murphy Stadium, San Diego, CA

Sun Aug 16 1987, 6:33 AM EDT
Att. 18,884 - Unknown

livebaseballscorecards.com

AB	32
R	0
H	3
RBI	0
BB	1
SO	11
LOB	14



Batter	1	2	3	4	5	6	7	8	9	10	11	AB R H RBI BB SO LOB	TOP													
Stan Jefferson, S (1, 7) OBP: 0.324, SLG: 0.376	0-0 F4		0-0 1B		0-0 5-3		0-0 1B		0-0 F9		0-0 SH1-4	5 1 2 0 0 0 0	San Diego Padres @ Philadelphia Phillies Veterans Stadium, Philadelphia, PA Tue Aug 18 1987, 7:05 PM EDT Att. 27,867 - Unknown													
Tony Gwynn, L (1, 9) OBP: 0.440, SLG: 0.523	0-0 1B		0-0 F7		0-0 2B		0-0 F6		0-0 2B		4-0 1B IBB	5 1 3 0 1 0 3														
Randy Ready, R (1, 4) OBP: 0.413, SLG: 0.446	0-0 1B		4-0 1B BB		0-0 5-3		0-0 F7		4-0 IBB		4-0 1B IBB	3 2 1 0 3 0 3														
John Kruk, L (1, 3) OBP: 0.432, SLG: 0.525	0-0 F7		0-0 1B			0-0 4-3	0-0 1B		0-0 F8		0-0 HR 1B	6 1 3 5 0 0 3														
Benito Santiago, R (1, 2) OBP: 0.307, SLG: 0.435		0-0 5-3 1B	0-0 F7			0-0 HR	0-0 5-3		0-0 K	0-3 K	0-0 HR	6 2 3 4 0 1 3														
Chris Brown, R (1, 5) OBP: 0.281, SLG: 0.364		0-0 5-3 1-2		0-0 F7		0-0 1B		0-0 1-3		0-0 F4	0-0 1B	6 0 2 0 0 0 1														
Garry Templeton, S (1, 6) OBP: 0.289, SLG: 0.300		0-0 P3		0-0 4-3		0-0 F7		0-0 L7		0-0 1B	1-3 1B	6 0 2 0 0 0 2														
Shane Mack, R (1, 8) OBP: 0.301, SLG: 0.402		0-3 K		0-0 L5		0-3 K		0-0 1-3		0-0 F5	0-0 L5	4 0 0 0 0 0 2 2														
Mark Davis, L (8, 1) OBP: 0.222, SLG: 0.333												0 0 0 0 0 0 0 0														
Carmelo Martinez, R (10, PH) OBP: 0.369, SLG: 0.418												1 0 0 0 0 0 0 1														
Rich Gossage, R (10, 1) OBP: 0.369, SLG: 0.418												1 0 0 0 0 0 0 2														
Eric Nolte, L (1, 1) OBP: 0.125, SLG: 0.125			0-0 F6		0-0 5-3		0-0 1B 1B		0-3 K		0-0 K	2 0 0 0 0 0 0 0														
Lance McCullers, S (6, 1) OBP: 0.182, SLG: 0.100												1 1 1 0 0 0 0 0														
Marvell Wynne, L (8, 8) OBP: 0.337, SLG: 0.349												2 1 0 0 1 2 2														
Inning Stats	R: 0 E: 0 K: 4	H: 2 LOB: 1 BB: 0 P: 4	R: 0 E: 0 K: 1 S: 6	H: 1 LOB: 1 BB: 0 P: 6	R: 2 E: 0 K: 0 S: 5	H: 2 LOB: 1 BB: 1 P: 9	R: 0 E: 0 K: 0 S: 3	H: 0 LOB: 0 BB: 0 P: 3	R: 0 E: 0 K: 0 S: 4	H: 1 LOB: 1 BB: 0 P: 4	R: 1 E: 0 K: 1 S: 7	H: 2 LOB: 1 BB: 0 P: 7	R: 1 E: 0 K: 0 S: 6	H: 3 LOB: 2 BB: 0 P: 6	R: 0 E: 0 K: 0 S: 3	H: 0 LOB: 0 BB: 0 P: 3	R: 0 E: 0 K: 1 S: 6	H: 1 LOB: 2 BB: 1 P: 10	R: 0 E: 0 K: 1 S: 6	H: 1 LOB: 1 BB: 0 P: 6	R: 5 E: 0 K: 1 S: 9	H: 4 LOB: 2 BB: 3 P: 21	1B: 13 2B: 2 3B: 0 HR: 2	SF: 0 SAC: 1 DP: 0 HBP: 0	WP: 1 PB: 0 SB: 3 CS: 0	PA: 54
PITCHER	IP	WLS	BF	H	R	ER	SO	BB	IBB	HBP	BLK	WP	HR	S	P	ERA	WHIP									
Don Carman, L (1, 1) ERA: 4.62	6.2		31	11	4	3	2	1	0	0	0	0	1	34	38	4.05	1.800									
Todd Frohwirth, R (7, 1) ERA:	0.1		1	0	0	0	0	0	0	0	0	0	0	1	1	0.00	0.000									
Kent Tekulve, R (8, 1) ERA: 3.2	1.0		3	0	0	0	0	0	0	0	0	0	0	3	3	0.00	0.000									
Jeff Calhoun, L (9, 1) ERA: 1.86	2.0		9	2	0	0	2	0	1	0	0	0	0	12	16	0.00	1.000									
Wally Ritchie, L (11, 1) ERA: 4.3	1.0	L	10	4	5	5	1	1	2	0	0	1	1	9	21	45.00	5.000									

AB	48
R	9
H	17
RBI	9
BB	5
SO	5
LOB	22



livebaseballscorecards.com

Batter	1	2	3	4	5	6	7	8	9	10	11	AB R H RBI BB SO LOB
Juan Samuel, R (1, 4) OBP: 0.347, SLG: 0.508	4-0 S BB		X 0-0 4-3 1-3 2B		X 4-0 1B 1-2 BB		X 0-3 K		X 4-0 F8 IBB		X 0-0 F9 1B 1B	3 0 2 0 3 1 2
Von Hayes, L (1, 8) (6, 3) OBP: 0.438, SLG: 0.543	0-0 F6		X 0-0 4-3		X 0-0 1B		X 0-0 4-3		X 0-0 F9		X 0-0 1B	6 0 2 3 0 0 5
Chris James, R (1, 7) OBP: 0.367, SLG: 0.594	0-0 F8		X 0-0 5-3		X 0-0 F8		X 0-0 1B		X 0-0 F8		X 0-0 F9	6 0 1 1 0 0 8
Mike Schmidt, R (1, 5) OBP: 0.400, SLG: 0.548	0-3 K			X 0-0 4-3		X 0-0 F8	X 0-0 F4		X 4-0 FC6-4 IBB		X 0-0 5-3	5 0 0 0 1 1 4
Lance Parrish, R (1, 2) OBP: 0.298, SLG: 0.390		S 0-3 K		X 0-0 1B		X 0-3 K		X 0-0 6-3	X 0-0 FC6-4			5 0 1 0 0 2 3
Glenn Wilson, R (1, 9) OBP: 0.314, SLG: 0.400		X 0-0 5-3		X 0-0 G5-4-3		X 0-0 PB 2B		X 0-0 1B		X 0-0 G3		5 0 2 0 0 0 1
Rick Schu, R (1, 3) OBP: 0.320, SLG: 0.471		X 0-0 F8		X 0-0 5-3		X 0-3 K2-3		X 0-0 F8		X 0-0 4-3		2 0 0 0 0 0 0
Milt Thompson, L (6, 8) OBP: 0.367, SLG: 0.470												2 0 0 0 0 1 2
Jeff Calhoun, L (9, 1)												0 0 0 0 0 0 0
Greg Gross, L (10, PH) OBP: 0.400, SLG: 0.385												1 0 0 0 0 0 0
Wally Ritchie, L (11, 1) OBP: 0.500, SLG: 0.500												0 0 0 0 0 0 0
Steve Jeltz, S (1, 6) OBP: 0.311, SLG: 0.280			S 0-3 K		X 0-0 F9		X 0-0 2B 4-3 1B		X 0-0 F9			3 1 1 0 0 1 0
Luis Aguayo, R (8, PH) (9, 6) OBP: 0.283, SLG: 0.413												2 0 0 0 0 0 1
Don Carman, L (1, 1) OBP: 0.133, SLG: 0.093			BB 4-0 BB		BB 4-0 BB		X 0-0 4-3 1B 2B		X 0-0 F9 2B			0 2 0 0 2 0 0
Todd Frohwrth, R (7, 1)												0 0 0 0 0 0 0
Jeff Stone, L (7, PH) OBP: 0.351, SLG: 0.382			2B 4-3 BB		1B BB							1 1 1 0 0 0 0
Kent Tekulve, R (8, 1)												0 0 0 0 0 0 0
Ron Roenicke, S (9, 8) OBP: 0.310, SLG: 0.288												2 0 1 0 0 1 0

BOTTOM

San Diego Padres @ Philadelphia Phillies
Veterans Stadium, Philadelphia, PA
Tue Aug 18 1987, 7:05 PM EDT
Att. 27,867 - Unknown

livebaseballscores.com

AB	43
R	4
H	11
RBI	4
BB	6
SO	7
LOB	26



Inning Stats	R: 0	H: 0	E: 0	K: 1	S: 5	LOB: 1	BB: 1	P: 9	R: 0	H: 0	E: 0	K: 1	S: 5	LOB: 0	BB: 0	P: 5	R: 1	H: 1	E: 0	K: 1	S: 6	LOB: 1	BB: 1	P: 10	R: 0	H: 1	E: 0	K: 0	S: 3	LOB: 0	BB: 0	P: 3	R: 1	H: 1	E: 0	K: 0	S: 4	LOB: 2	BB: 2	P: 12	R: 0	H: 1	E: 0	K: 2	S: 8	LOB: 1	BB: 0	P: 8	R: 2	H: 3	E: 0	K: 1	S: 8	LOB: 1	BB: 0	P: 8	R: 0	H: 1	E: 0	K: 0	S: 4	LOB: 1	BB: 0	P: 4	R: 0	H: 1	E: 0	K: 0	S: 4	LOB: 3	BB: 2	P: 12	R: 0	H: 0	E: 0	K: 0	S: 3	LOB: 0	BB: 0	P: 3	R: 0	H: 2	E: 0	K: 1	S: 7	LOB: 2	BB: 0	P: 7	1B: 7	SF: 0	2B: 4	SAC: 0	3B: 0	DP: 1	HR: 0	HBP: 0	WP: 0	PA: 49
--------------	------	------	------	------	------	--------	-------	------	------	------	------	------	------	--------	-------	------	------	------	------	------	------	--------	-------	-------	------	------	------	------	------	--------	-------	------	------	------	------	------	------	--------	-------	-------	------	------	------	------	------	--------	-------	------	------	------	------	------	------	--------	-------	------	------	------	------	------	------	--------	-------	------	------	------	------	------	------	--------	-------	-------	------	------	------	------	------	--------	-------	------	------	------	------	------	------	--------	-------	------	-------	-------	-------	--------	-------	-------	-------	--------	-------	--------

PITCHER	IP	WLS	BF	H	R	ER	SO	BB	IBB	HBP	BLK	WP	HR	S	P	ERA	WHIP
Eric Nolte, L (1, 1) ERA: 1.66	5.0		21	3	2	2	3	4	0	0	0	0	0	23	39	3.60	1.400
Lance McCullers, R (6, 1) ERA: 4.11	2.1		12	5	2	2	3	0	0	0	0	0	0	18	18	7.71	2.143
Mark Davis, L (8, 1) ERA: 4.4	1.2		8	1	0	0	0	0	2	0	0	0	0	6	14	0.00	0.600
Rich Gossage, R (10, 1) ERA: 2.61	2.0	W	8	2	0	0	1	0	0	0	0	0	0	10	10	0.00	1.000

Batter	1	2	3	4	5	6	7	8	9	AB R H RBI BB SO LOB	TOP											
Stan Jefferson, S (1, 8) OBP: 0.325, SLG: 0.376	0-0 G4-6-3 1B		0-0 G6-3 1-2f			0-0 G6-3 1B		0-3 K	0-3 K	5 0 2 0 0 2 3												
Tony Gwynn, L (1, 9) OBP: 0.438, SLG: 0.519	0-0 G4-6-3 1-2f			0-0 F8		0-0 G6-3 1-2f		0-0 S 1B 1B	0-0 1-3	5 1 1 0 0 0 3												
Carmelo Martinez, R (1, 7) OBP: 0.371, SLG: 0.419	0-0 F8			0-0 F8			0-0 1B 1B	0-0 1-2 1B 1B		4 1 2 0 0 0 0												
John Kruk, L (1, 3) OBP: 0.430, SLG: 0.521		0-0 L6		0-0 FC4-6 1B			0-0 F7	0-0 L8		4 0 1 0 0 0 3												
Benito Santiago, R (1, 2) OBP: 0.309, SLG: 0.436		0-0 4-3		0-0 FC4-6 1-2f			0-0 1B FC5-4 1B	0-0 1-2 2-H 1B		4 1 2 1 0 0 1												
Chris Brown, R (1, 5) OBP: 0.281, SLG: 0.362		0-0 1-3			0-0 F9		0-0 1-3 3-H 1B FC5-4	0-0 F9		4 0 1 1 0 0 2												
Garry Templeton, S (1, 6) OBP: 0.281, SLG: 0.305			0-0 BB 1B		0-0 4-3		0-0 1-2f 3-H 2B FC5-4		0-0 2B 2B	4 2 2 1 0 0 1												
Randy Ready, R (1, 4) OBP: 0.412, SLG: 0.449			0-3 K		0-0 F8		0-0 1-H 2B		0-0 B1	3 0 1 1 0 0 1												
Tim Flannery, L (9, PH) OBP: 0.348, SLG: 0.283									0-0 2B	1 0 0 0 0 0 1												
Mark Grant, R (1, 1) OBP: 0.148, SLG: 0.080			4-0 BB BB			0-0 P3			0-0 2B	0 0 0 0 0 1 0 0												
Greg Booker, R (5, 1)										0 0 0 0 0 0 0 0												
Shane Mack, R (6, PH) OBP: 0.290, SLG: 0.400										1 0 0 0 0 0 0 0												
Storm Davis, R (6, 1) OBP: 0.063, SLG: 0.063										0 0 0 0 0 0 0 0												
Bruce Bochy, R (7, PH) OBP: 0.257, SLG: 0.242										1 0 0 0 0 0 0 1												
Keith Comstock, L (7, 1)										0 0 0 0 0 0 0 0												
Luis Salazar, R (9, PH) OBP: 0.338, SLG: 0.381			1-2 BB							1 0 1 1 0 0 0 0												
Inning Stats	R: 0 E: 0 K: 0 S: 3	H: 1 LOB: 0 BB: 0 P: 3	R: 0 E: 0 K: 0 S: 3	H: 0 LOB: 0 BB: 0 P: 3	R: 0 E: 0 K: 1 S: 5	H: 1 LOB: 1 BB: 1 P: 9	R: 0 E: 0 K: 0 S: 4	H: 1 LOB: 1 BB: 0 P: 4	R: 0 E: 0 K: 0 S: 3	H: 0 LOB: 0 BB: 0 P: 3	R: 0 E: 0 K: 0 S: 3	H: 1 LOB: 0 BB: 0 P: 3	R: 3 E: 0 K: 0 S: 7	H: 4 LOB: 1 BB: 0 P: 7	R: 1 E: 0 K: 1 S: 8	H: 3 LOB: 2 BB: 0 P: 8	R: 1 E: 0 K: 1 S: 7	H: 2 LOB: 1 BB: 0 P: 7	1B: 10 2B: 3 3B: 0 HR: 0	SF: 0 SAC: 0 DP: 3 HBP: 0	WP: 0 PB: 0 SB: 1 CS: 0	PA: 38
PITCHER	IP WLS BF H R ER SO BB IBB HBP BLK WP HR S P ERA WHIP																					
Bruce Ruffin, L (1, 1) ERA: 4.22	7.2 W 31 10 4 4 2 1 0 0 0 0 0 0 34 38 4.70 1.435																					
Kent Tekulve, R (8, 1) ERA: 3.3	0.1 3 2 1 1 0 0 0 0 0 0 0 0 3 3 27.00 6.000																					
Jeff Calhoun, L (9, 1) ERA: 1.77	1.0 S 4 1 0 0 1 0 0 0 0 0 0 0 6 6 0.00 1.000																					

San Diego Padres @ Philadelphia Phillies
Veterans Stadium, Philadelphia, PA
Wed Aug 19 1987, 7:05 PM EDT
Att: 30,595 - Unknown

AB	37
R	5
H	13
RBI	5
BB	1
SO	3
LOB	16



Batter	1	2	3	4	5	6	7	8	9	AB	R	H	RBI	BB	SO	LOB
Juan Samuel, R OBP: 0.350, SLG: 0.515 (1, 4)	0-0 1B 3B		0-0 HR 1B		0-0 HR 1B		0-0 F8			4	3	3	0	0	0	0
Milt Thompson, L OBP: 0.366, SLG: 0.468 (1, 8)	0-0 1B		0-0 FC6 HR 1-2		0-3 K		0-0 4-3			4	1	1	1	0	1	2
Chris James, R OBP: 0.365, SLG: 0.601 (1, 7)	0-3 K 1-3		0-3 K		0-0 HR 1-H		0-0 F7		0-0 5-3	4	1	1	2	0	2	3
Mike Schmidt, R OBP: 0.401, SLG: 0.558 (1, 5)	0-0 5-3		0-0 HR 1-H 2-H		0-0 F7		0-0 F7		0-0 WP 2B	4	1	2	3	0	0	1
Von Hayes, L OBP: 0.436, SLG: 0.539 (1, 3)	4-0 BB		0-0 F8		0-0 5-3		0-0 5-3		0-3 K 2-3	3	0	0	0	1	1	1
Glenn Wilson, R OBP: 0.311, SLG: 0.397 (1, 9)	0-3 K		0-0 6-3		0-0 5-3		0-0 5-3		0-0 F9	4	0	0	0	0	1	3
Lance Parrish, R OBP: 0.298, SLG: 0.389 (1, 2)		0-0 6-3		0-0 E6 G4-3		0-0 G6-3 1B				3	0	1	0	0	0	0
Steve Jeltz, S OBP: 0.307, SLG: 0.276 (1, 6)		0-0 F7		0-0 G4-3 1-2f		0-0 G6-3 1-2f				3	0	0	0	0	0	2
Bruce Ruffin, S OBP: 0.054, SLG: 0.071 (1, 1)		0-3 K		0-0 F7						3	0	0	0	0	1	0
Kent Tekulve, R (8, 1)										0	0	0	0	0	0	0
Jeff Calhoun, L (9, 1)										0	0	0	0	0	0	0

Inning Stats	R: 1	H: 2	E: 0	K: 2	S: 9	LOB: 2	BB: 1	P: 13	R: 0	H: 0	E: 0	K: 1	S: 5	LOB: 0	BB: 0	P: 5	R: 3	H: 2	E: 1	K: 1	S: 8	LOB: 0	BB: 0	P: 8	R: 0	H: 0	E: 1	K: 0	S: 3	LOB: 0	BB: 0	P: 3	R: 2	H: 2	E: 0	K: 1	S: 7	LOB: 0	BB: 0	P: 7	R: 0	H: 1	E: 0	K: 0	S: 3	LOB: 0	BB: 0	P: 3	R: 0	H: 0	E: 0	K: 0	S: 3	LOB: 0	BB: 0	P: 3	R: 0	H: 1	E: 0	K: 1	S: 6	LOB: 1	BB: 0	P: 6
--------------	------	------	------	------	------	--------	-------	-------	------	------	------	------	------	--------	-------	------	------	------	------	------	------	--------	-------	------	------	------	------	------	------	--------	-------	------	------	------	------	------	------	--------	-------	------	------	------	------	------	------	--------	-------	------	------	------	------	------	------	--------	-------	------	------	------	------	------	------	--------	-------	------

PITCHER	IP	WLS	BF	H	R	ER	SO	BB	IBB	HBP	BLK	WP	HR	S	P	ERA	WHIP
Mark Grant, R ERA: 4.81 (1, 1)	4.1	L	21	6	6	5	5	1	0	0	0	0	2	30	34	10.38	1.615
Greg Booker, R ERA: 3.33 (5, 1)	0.2		2	0	0	0	0	0	0	0	0	0	2	2	0.00	0.000	
Storm Davis, R ERA: 5.83 (6, 1)	1.0		3	1	0	0	0	0	0	0	0	0	3	3	0.00	1.000	
Keith Comstock, L ERA: 3.11 (7, 1)	2.0		7	1	0	0	1	0	0	0	0	1	0	9	9	0.00	0.500

BOTTOM

San Diego Padres @ Philadelphia Phillies
Veterans Stadium, Philadelphia, PA

Wed Aug 19 1987, 7:05 PM EDT
Att. 30,595 - Unknown

AB	32
R	6
H	8
RBI	6
BB	1
SO	6
LOB	12

livebaseballscorecards.com



WP	HR	S	P	ERA	WHIP
1B: 4	SF: 0	WP: 1	PA: 33		
2B: 1	SAC: 0	PB: 0			
3B: 1	DP: 2	SB: 2			
HR: 2	HBP: 0	CS: 0			

Batter	1	2	3	4	5	6	7	8	9	AB R H RBI BB SO LOB	TOP											
Stan Jefferson, S OBP: 0.326, SLG: 0.377 (1, 8) X	0-0 S S 2B 1B	0-0 PO 1B			0-0 F7		0-0 4-3		0-0 F7	5 1 2 0 0 0 2												
Tony Gwynn, L OBP: 0.439, SLG: 0.518 (1, 9) X	0-0 F8 1-2	0-0 PO 1-2	0-0 1B		4-0 BB		0-0 F8			3 0 1 0 1 0 1												
Carmelo Martinez, R OBP: 0.370, SLG: 0.415 (1, 7) B B B	4-0 2B 2-3 BB		0-0 6-3		0-0 F8			0-0 F9		3 0 0 0 1 0 2												
John Kruk, L OBP: 0.428, SLG: 0.517 (1, 3) S S S	0-3 K		0-3 K		4-0 1B FC4-6 BB		0-0 F7			3 1 0 0 1 2 2												
Benito Santiago, R OBP: 0.316, SLG: 0.443 (1, 2) X Keith Comstock, L (8, 1)	0-0 1-3 3-H 2B		0-0 CS 1B		0-0 1-3 FC4-6 1B		4-0 BB			3 0 3 1 1 0 0 0 0 0 0 0 0 0												
Chris Brown, R OBP: 0.283, SLG: 0.362 (1, 5) H Luis Salazar, R OBP: 0.331, SLG: 0.373 (3, 5)	1-0 HBP		0-0 F8 1-2		0-0 F6		0-0 F8			0 0 0 0 0 0 0 3 0 0 0 0 0 4												
Garry Templeton, S OBP: 0.288, SLG: 0.301 (1, 6) X	0-0 5-3		0-3 K		0-0 FC4-6 1-2 3-H		0-0 F9			4 0 0 1 0 1 4												
Tim Flannery, L OBP: 0.347, SLG: 0.287 (1, 4)		0-3 K			0-0 FC1-5 2B		0-3 K		0-0 F8	4 0 1 0 0 2 1												
Eric Show, R OBP: 0.056, SLG: 0.075 (1, 1) Shane Mack, R OBP: 0.298, SLG: 0.398 (7, PH) Storm Davis, R OBP: 0.063, SLG: 0.063 (7, 1) Bruce Bochy, R OBP: 0.267, SLG: 0.270 (8, 2)		0-3 K			0-0 FC1-5 BB 2-3		0-0 L8		0-0 2B	2 0 0 0 0 1 1 1 0 0 0 0 0 0 0 0 0 0 0 0 0 1 0 1 0 0 0 0												
Inning Stats	R: 1 E: 0 K: 1 S: 7	H: 2 LOB: 3 BB: 1 P: 12	R: 0 E: 0 K: 2 S: 7	H: 1 LOB: 0 BB: 0 P: 7	R: 0 E: 0 K: 1 S: 5	H: 1 LOB: 0 BB: 0 P: 5	R: 0 E: 0 K: 1 S: 5	H: 1 LOB: 0 BB: 0 P: 5	R: 0 E: 0 K: 0 S: 4	H: 1 LOB: 2 BB: 1 P: 8	R: 1 E: 0 K: 1 S: 6	H: 1 LOB: 1 BB: 1 P: 10	R: 0 E: 0 K: 0 S: 3	H: 0 LOB: 0 BB: 0 P: 3	R: 0 E: 0 K: 0 S: 3	H: 0 LOB: 1 BB: 1 P: 7	R: 0 E: 0 K: 0 S: 4	H: 1 LOB: 1 BB: 0 P: 4	1B: 5 2B: 3 3B: 0 HR: 0	SF: 0 SAC: 0 DP: 0 HBP: 1	WP: 0 PB: 0 SB: 2 CS: 1	PA: 38
PITCHER	IP WLS BF H R ER SO BB IBB HBP BLK WP HR S P ERA WHIP																					
Freddie Toliver, R ERA: 6.08 (1, 1)	6.0 W 26 7 2 2 6 3 0 1 0 0 0 34 47 3.00 1.667																					
Wally Ritchie, L ERA: 4.04 (7, 1)	3.0 S 11 1 0 0 0 1 0 0 0 0 0 10 14 0.00 0.667																					

San Diego Padres @ Philadelphia Phillies
Veterans Stadium, Philadelphia, PA
Thu Aug 20 1987, 7:05 PM EDT
Att: 23,446 - Unknown

AB	32
R	2
H	8
RBI	2
BB	4
SO	6
LOB	17



Batter	1	2	3	4	5	6	7	8	9
Juan Samuel, R OBP: 0.352, SLG: 0.520 (1, 4)	0-0 6-3 ①		0-0 1B 1-3 1B	0-0 F3		0-0 2B 2-H 3-H	0-0 2B 1-3 2-H		
Jeff Stone, L OBP: 0.356, SLG: 0.387 Wally Ritchie, L OBP: 0.333, SLG: 0.333 (1, 7) (7, 1)	0-0 6-3 ②		0-0 1-3 2B 1B		0-0 1B BLK 1B	0-0 4-3	0-0 F7		
Milt Thompson, L OBP: 0.366, SLG: 0.467 (1, 8)	0-0 1B		0-0 1-3 ①		0-0 1B 1-H L4-3		0-0 3-1 ①	0-0 6-3 ①	
Mike Schmidt, R OBP: 0.402, SLG: 0.560 Greg Jelks, R (1, 5) (8, 5)	0-0 F3 ③		0-0 L6-4 2B 2-H		0-0 F2 ①		0-0 E1 2B 1B	0-0 F9 ②	
Von Hayes, L OBP: 0.436, SLG: 0.535 (1, 3)		0-0 4-3 ①	4-0 IBB		0-0 L4-3 ② ③		4-0 2B IBB	0-0 L7 ③	
Chris James, R OBP: 0.367, SLG: 0.611 (1, 9) (7, 7)		0-0 HR	0-0 L6-4 ② ③			0-0 SH5-4 2B 1B	0-3 K ②		
Lance Parrish, R OBP: 0.306, SLG: 0.397 (1, 2)		0-0 1B		0-0 FC4-6 1B		4-0 SH5-4 2B BB	0-0 1B 2B 1-H 2-H		
Steve Jeltz, S OBP: 0.308, SLG: 0.277 (1, 6)		0-0 F8 ②		0-0 FC4-6 SH1-4 1-2f		0-0 SH5-4 ①	0-0 2B 1B 2-H		
Freddie Toliver, R (1, 1) Ron Roenicke, S OBP: 0.306, SLG: 0.283 Glenn Wilson, R OBP: 0.312, SLG: 0.397 (6, PH) (7, 9)		0-0 F8 ③		0-0 SH1-4 ②		0-0 4-3 ②	4-0 2B BB 1-2		

Inning Stats	R: 0	H: 1	E: 0	LOB: 1	K: 0	BB: 0	S: 4	R: 1	H: 2	E: 0	LOB: 1	K: 0	BB: 0	S: 5	R: 2	H: 3	E: 0	LOB: 1	K: 0	BB: 1	S: 5	R: 0	H: 1	E: 0	LOB: 1	K: 0	BB: 0	S: 4	R: 1	H: 2	E: 0	LOB: 0	K: 0	BB: 0	S: 4	R: 2	H: 2	E: 0	LOB: 1	K: 0	BB: 1	S: 5	R: 4	H: 4	E: 1	LOB: 2	K: 1	BB: 2	S: 9	R: 0	H: 0	E: 0	LOB: 0	K: 0	BB: 0	S: 3
	0	1	0	1	0	0	4	1	2	0	1	0	0	5	2	3	0	1	0	1	1	5	0	1	0	0	9	1	2	0	0	0	0	4	2	2	0	1	1	9	4	4	2	2	17	1	0	0	3	0	0	3				

AB	R	H	RBI	BB	SO	LOB
5	1	3	3	0	0	1
4	2	2	0	0	0	1
1	0	0	0	0	0	2
5	0	2	2	0	0	1
4	1	2	1	0	0	2
1	0	0	0	0	0	0
3	1	0	0	2	0	1
4	2	2	1	0	1	4
3	2	3	2	1	0	0
3	1	1	1	0	0	2
1	0	0	0	0	0	1
1	0	0	0	0	0	2
0	0	0	0	1	0	0

PITCHER	IP	WLS	BF	H	R	ER	SO	BB	IBB	HBP	BLK	WP	HR	S	P	ERA	WHIP
Eric Show, R ERA: 4.35 (1, 1)	6.0	L	29	11	6	6	0	1	1	0	1	0	1	27	35	9.00	2.000
Storm Davis, R ERA: 6.34 (7, 1)	1.0		9	4	4	4	1	1	1	0	0	0	0	9	17	36.00	5.000
Keith Comstock, L ERA: 3.04 (8, 1)	1.0		3	0	0	0	0	0	0	0	0	0	0	3	3	0.00	0.000

WP	PA	ERA	WHIP
0	41		
0			
0			

San Diego Padres @ Philadelphia Phillies
 Veterans Stadium, Philadelphia, PA
 Thu Aug 20 1987, 7:05 PM EDT
 Att. 23,446 - Unknown

AB	35
R	10
H	15
RBI	10
BB	4
SO	1
LOB	17



1B	2B	3B	HR	SF	SAC	DP	HBP
10	6	0	1	0	2	2	0

Batter	1	2	3	4	5	6	7	8	9	AB R H RBI BB SO LOB	TOP												
Stan Jefferson, S (1, 8) OBP: 0.322, SLG: 0.371 (6, 7)	0-0 4-3	0-0 F7		0-3 K		0-0 E4 1B		0-0 L3		5 0 0 0 0 1 3													
Tony Gwynn, L (1, 9) OBP: 0.438, SLG: 0.516	0-0 1B		0-3 K		0-0 F8	0-0 1B		0-0 1-3		5 1 2 1 0 1 0													
Carmelo Martinez, R (1, 7) OBP: 0.371, SLG: 0.415 Shane Mack, R (6, 8) OBP: 0.296, SLG: 0.395	4-0 1B		0-0 HR		0-0 F8	0-0 F8		0-0 F9		3 1 1 0 1 0 2 1 0 0 0 0 0 0													
John Kruk, L (1, 3) OBP: 0.428, SLG: 0.524	0-0 F7		0-0 HR		0-0 F5		0-0 1B		0-3 K	5 1 2 2 0 1 2													
Benito Santiago, R (1, 2) OBP: 0.315, SLG: 0.441	0-0 1B		0-3 K			0-3 K	0-0 F9			4 0 1 1 0 2 1													
Randy Ready, R (1, 5) OBP: 0.414, SLG: 0.451	0-3 K		0-0 F5			0-0 1B	4-0 BB			3 1 1 0 1 1 2													
Garry Templeton, S (1, 6) OBP: 0.287, SLG: 0.299		0-3 K		0-0 F7		4-0 1B	0-0 G4-6-3			3 1 0 0 1 1 2													
Tim Flannery, L (1, 4) OBP: 0.349, SLG: 0.288		0-0 4-3		0-0 F7		0-0 1B	4-0 BB			3 1 1 1 1 0 0													
Jimmy Jones, R (1, 1) OBP: 0.243, SLG: 0.306 Lance McCullers, S (7, 1) OBP: 0.167, SLG: 0.091 Mark Davis, L (9, 1) OBP: 0.222, SLG: 0.333		0-0 1B		0-0 1B		0-0 F7	0-0 L1-4			3 0 2 0 0 0 2 1 0 0 0 0 0 1 0 0 0 0 0 0 0													
Inning Stats	R: 1 E: 0 K: 1 S: 7	H: 2 LOB: 2 BB: 1 P: 11	R: 0 E: 0 K: 1 S: 6	H: 1 LOB: 1 BB: 0 P: 6	R: 2 E: 0 K: 2 S: 9	H: 2 LOB: 0 BB: 0 P: 9	R: 0 E: 0 K: 1 S: 6	H: 1 LOB: 1 BB: 0 P: 6	R: 0 E: 0 K: 0 S: 3	H: 0 LOB: 0 BB: 0 P: 3	R: 3 E: 1 K: 1 S: 9	H: 3 LOB: 2 BB: 1 P: 13	R: 0 E: 0 K: 0 S: 3	H: 1 LOB: 1 BB: 1 P: 7	R: 0 E: 0 K: 0 S: 2	H: 0 LOB: 0 BB: 1 P: 6	R: 0 E: 0 K: 1 S: 5	H: 0 LOB: 0 BB: 0 P: 5	1B: 8 2B: 2 3B: 0 HR: 1	SF: 0 SAC: 0 DP: 2 HBP: 0	WP: 0 PB: 0 SB: 3 CS: 0	PA: 40	
PITCHER	IP WLS BF H R ER SO BB IBB HBP BLK WP HR S P ERA WHIP																						
Ron Darling, R (1, 1) ERA: 4.49 Jeff Innis, R (7, 1) ERA: 3.24 Jesse Orosco, L (8, 1) ERA: 4.88	6.0 L 30 9 6 4 6 2 0 0 0 0 0 1 40 48 6.00 1.833	1.0 4 1 0 0 0 1 0 0 0 0 0 0 3 7 0.00 2.000	2.0 6 0 0 0 0 1 1 0 0 0 0 0 7 11 0.00 0.500																				

San Diego Padres @ New York Mets
 Shea Stadium, Flushing, NY
 Fri Aug 21 1987, 7:05 PM EDT
 Att: 41,088 - Unknown

livebaseballscorecards.com

AB 36
 R 6
 H 10
 RBI 5
 BB 4
 SO 7
 LOB 15



Batter	1	2	3	4	5	6	7	8	9	AB	R	H	RBI	BB	SO	LOB
Lenny Dykstra, L (1, 8) OBP: 0.349, SLG: 0.445 Jeff Innis, R (7, 1) Dave Magadan, L (8, 5) OBP: 0.401, SLG: 0.458	1-0 SH2-3 HBP		0-0 FC6-5 PO			0-0 F8		0-0 1B 1B	0-0 G3	2	0	0	0	0	0	2
Wally Backman, S (1, 4) OBP: 0.297, SLG: 0.271 Bill Almon, R (9, PH) OBP: 0.329, SLG: 0.306	0-0 SH2-3 1-2		0-0 PO	4-0 G4-6-3 BB		0-0 1-3 1-2		0-3 K 1B	0-3 K	2	0	0	0	1	1	2
Keith Hernandez, L (1, 3) OBP: 0.388, SLG: 0.447	0-0 3-1 2-3			0-0 G4-6-3 1-2f		0-0 F9		0-0 1B 1B	0-0 FC5-4 1B	4	0	1	0	0	0	3
Darryl Strawberry, L (1, 9) OBP: 0.401, SLG: 0.588	0-3 K			0-0 F9			0-0 1B 1B	0-3 K		4	0	1	0	0	2	3
Kevin McReynolds, R (1, 7) OBP: 0.335, SLG: 0.517		0-0 F8			0-0 1B 1B		0-0 1B 1B	0-0 FC5-4 1-2f		4	0	2	0	0	0	2
Gary Carter, R (1, 2) OBP: 0.297, SLG: 0.403		0-0 5-3			0-3 K		0-3 K		0-0 2B 1B	4	1	1	0	0	2	3
Howard Johnson, S (1, 5) OBP: 0.368, SLG: 0.538 (8, 6)		0-0 F4			0-0 1B 1B		0-0 F5		0-0 2B 2B	4	1	2	1	0	0	2
Rafael Santana, R (1, 6) OBP: 0.319, SLG: 0.388 Lee Mazzilli, S (7, PH) OBP: 0.408, SLG: 0.459 Jesse Orosco, R (8, 1) Tim Teufel, R (9, PH) OBP: 0.422, SLG: 0.606			0-0 FC6-5 SH3-4 1B		0-0 G5-4-3 1-2f		4-0 1-2 BB		0-0 6-3 2-H	2	0	1	0	0	0	2
Ron Darling, R (1, 1) OBP: 0.172, SLG: 0.232 Mookie Wilson, S (6, PH) OBP: 0.351, SLG: 0.459 (7, 8)			0-0 SH3-4 1-2			4-0 1-3 BB		0-3 K	0-0 6-3 2-3	0	0	0	0	0	0	0

Inning Stats	R: 0	H: 0	E: 0	K: 1	S: 5	LOB: 1	BB: 0	P: 6	R: 0	H: 0	E: 0	K: 0	S: 3	LOB: 0	BB: 0	P: 3	R: 0	H: 1	E: 0	K: 0	S: 3	LOB: 0	BB: 0	P: 3	R: 0	H: 0	E: 0	K: 0	S: 2	LOB: 0	BB: 1	P: 6	R: 0	H: 2	E: 0	K: 1	S: 6	LOB: 1	BB: 0	P: 6	R: 0	H: 0	E: 0	K: 0	S: 3	LOB: 1	BB: 1	P: 7	R: 0	H: 2	E: 0	K: 2	S: 9	LOB: 3	BB: 1	P: 13	R: 0	H: 2	E: 0	K: 2	S: 9	LOB: 2	BB: 2	P: 9	R: 2	H: 3	E: 0	K: 1	S: 8	LOB: 1	BB: 0	P: 8	1B: 8	SF: 0	2B: 2	SAC: 2	3B: 0	DP: 2	HR: 0	HBP: 1	WP: 0	PA: 39
PITCHER	IP	WLS	BF	H	R	ER	SO	BB	IBB	HBP	BLK	WP	HR	S	P	ERA	WHIP																																																																	
Jimmy Jones, R (1, 1) ERA: 4.45	6.0	W	23	5	0	0	2	2	0	1	0	0	0	24	33	0.00	1.167																																																																	
Lance McCullers, R (7, 1) ERA: 4.21	2.0		12	5	2	2	4	1	0	0	0	0	0	19	23	9.00	3.000																																																																	
Mark Davis, L (9, 1) ERA: 4.35	1.0		3	0	0	0	1	0	0	0	0	0	0	5	5	0.00	0.000																																																																	


BOTTOM

San Diego Padres @ New York Mets
Shea Stadium, Flushing, NY

Fri Aug 21 1987, 7:05 PM EDT
Att. 41,088 - Unknown

livebaseballscores.com

AB 32
R 2
H 10
RBI 2
BB 3
SO 7
LOB 25



Batter	1	2	3	4	5	6	7	8	9	AB R H RBI BB SO LOB	TOP											
Stan Jefferson, S (1, 8) OBP: 0.326, SLG: 0.379 (6, 7)	0-0 L3		4-0 FC4 BB		0-0 4-3		0-0 1B 3B		0-0 3B 1B	4 2 2 0 1 0 0												
Tony Gwynn, L (1, 9) OBP: 0.438, SLG: 0.520 (1, 9)	0-0 6-3		0-0 FC4		0-0 F7		0-0 E 1B 1B		0-0 1-H SF7 3B	5 1 2 2 0 0 2												
Carmelo Martinez, R (1, 7) OBP: 0.368, SLG: 0.411 Shane Mack, R (6, 8) OBP: 0.293, SLG: 0.393	0-3 K		0-3 K		0-0 6-3		0-3 K		0-0 SF7	3 0 0 0 0 2 3 1 0 0 1 0 1 1												
John Kruk, L (1, 3) OBP: 0.431, SLG: 0.537 Tim Flannery, L (7, PR) OBP: 0.348, SLG: 0.286 (7, 4)		0-0 HR 1B	0-0 SF7		0-0 HR		0-0 E 1B		0-0 3-H F8	3 2 3 2 0 0 0 1 0 0 0 0 0 0												
Benito Santiago, R (1, 2) OBP: 0.314, SLG: 0.438		0-3 K	0-0 F9		0-0 CS 1B		0-0 E4 G4-6-3		0-0 F8	5 0 1 0 0 1 5												
Randy Ready, R (1, 4) OBP: 0.415, SLG: 0.468 (7, 5)		0-0 HR		0-0 5-3		0-0 1B 2B		0-0 G4-6-3		4 2 2 2 0 0 3												
Garry Templeton, S (1, 6) OBP: 0.287, SLG: 0.298		0-0 5-3		0-0 F9		0-0 2-H 1B		0-0 3-1		4 0 1 1 0 0 0												
Luis Salazar, R (1, 5) OBP: 0.329, SLG: 0.366 (7, 3)		0-0 L9		0-3 K		4-0 IBB		0-0 6-3		3 0 0 0 1 1 0												
Ed Whitson, R (1, 1) OBP: 0.130, SLG: 0.132 Mark Davis, L (3, 1) OBP: 0.207, SLG: 0.310 Lance McCullers, S (7, 1) OBP: 0.154, SLG: 0.083 Rich Gossage, R (8, 1)			4-0 FC4 BB SF7 BB		0-0 F8		0-0 G3		0-3 K	0 1 0 0 1 0 0 2 0 0 0 0 0 2 1 0 0 0 0 1 0 0 0 0 0 0 0 0												
Inning Stats	R: 0 E: 0 K: 1 S: 5	H: 0 LOB: 0 BB: 0 P: 5	R: 2 E: 0 K: 1 S: 7	H: 2 LOB: 0 BB: 0 P: 7	R: 1 E: 0 K: 1 S: 6	H: 0 LOB: 2 BB: 2 P: 14	R: 0 E: 0 K: 1 S: 5	H: 0 LOB: 0 BB: 0 P: 5	R: 0 E: 0 K: 0 S: 3	H: 0 LOB: 0 BB: 0 P: 3	R: 2 E: 0 K: 0 S: 6	H: 4 LOB: 2 BB: 1 P: 10	R: 1 E: 1 K: 1 S: 8	H: 3 LOB: 3 BB: 0 P: 8	R: 0 E: 0 K: 1 S: 5	H: 0 LOB: 0 BB: 0 P: 5	R: 2 E: 0 K: 0 S: 5	H: 2 LOB: 0 BB: 0 P: 5	1B: 6 2B: 1 3B: 2 HR: 2	SF: 2 SAC: 0 DP: 1 HBP: 0	WP: 0 PB: 0 SB: 0 CS: 2	PA: 41
PITCHER	IP WLS BF H R ER SO BB IBB HBP BLK WP HR S P ERA WHIP																					
Sid Fernandez, L (1, 1) ERA: 3.55 Doug Sisk, R (7, 1) ERA: 3.64 Randy Myers, L (9, 1) ERA: 4.67	6.0 L 27 6 5 4 4 2 1 0 0 0 2 32 44 6.00 1.333																					
	2.0 9 3 1 1 2 0 0 0 0 0 0 13 13 4.50 1.500																					
	1.0 5 2 2 2 0 0 0 0 0 0 0 5 5 18.00 2.000																					

San Diego Padres @ New York Mets
 Shea Stadium, Flushing, NY
 Sat Aug 22 1987, 7:05 PM EDT
 Att: 38,476 - Unknown

livebaseballscorecards.com

AB	36
R	8
H	11
RBI	8
BB	3
SO	6
LOB	16



Batter	1	2	3	4	5	6	7	8	9	AB	R	H	RBI	BB	SO	LOB
Lenny Dykstra, L (1, 8) OBP: 0.349, SLG: 0.447 Doug Sisk, R (7, 1) Lee Mazzilli, S (8, PH) OBP: 0.405, SLG: 0.455 (9, 7)	0-0 6-3		0-0 F7			0-0 F8 2B		0-3 K		3	0	1	0	0	0	1
Wally Backman, S (1, 4) OBP: 0.296, SLG: 0.270 Tim Teufel, R (3, PH) OBP: 0.421, SLG: 0.602 (4, 4)	0-0 F6		0-3 K			0-0 F8 2-3		0-0 1B 1B		1	0	0	0	0	0	0
Keith Hernandez, L (1, 3) OBP: 0.387, SLG: 0.446	0-0 6-3				0-0 4-3			0-0 1B		4	0	1	0	0	1	1
Darryl Strawberry, L (1, 9) OBP: 0.402, SLG: 0.588		0-0 FC5-4 1B			0-3 K			0-0 HR 1B		4	1	2	0	0	2	2
Kevin McReynolds, R (1, 7) OBP: 0.334, SLG: 0.513 Randy Myers, L (9, 1) OBP: 0.200, SLG: 0.200		0-0 FC5-4 1-2f			0-0 L5			0-0 HR BB		3	1	0	0	1	0	3
Gary Carter, R (1, 2) OBP: 0.297, SLG: 0.409		0-0 5-3 1-2			0-0 F4			0-0 HR		4	1	1	3	0	0	1
Howard Johnson, S (1, 6) OBP: 0.367, SLG: 0.534		0-0 5-3			4-0 CS BB			0-0 4-3		3	0	0	0	1	0	1
Dave Magadan, L (1, 5) OBP: 0.398, SLG: 0.452			0-0 SH1-4 1B		0-0 G3 1-2			0-0 4-3		4	0	1	0	0	0	1
Sid Fernandez, L (1, 1) OBP: 0.179, SLG: 0.216 Mookie Wilson, S (6, PH) OBP: 0.349, SLG: 0.456 (7, 8)			0-0 SH1-4 1-2			0-0 6-3		0-0 F8		0	0	0	0	0	0	0
										2	0	0	0	0	0	0

Inning Stats	R: 0	H: 0	E: 0	K: 3	S: 3	R: 0	H: 1	E: 0	K: 0	S: 4	R: 0	H: 1	E: 0	K: 1	S: 6	R: 0	H: 0	E: 0	K: 1	S: 5	R: 0	H: 0	E: 0	K: 0	S: 2	R: 3	H: 2	E: 0	K: 0	S: 5	R: 0	H: 2	E: 0	K: 2	S: 9	R: 0	H: 0	E: 0	K: 0	S: 3	1B: 5	SF: 0	2B: 1	SAC: 1	3B: 0	DP: 0	HR: 1	HBP: 0	WP: 0	PA: 35
--------------	------	------	------	------	------	------	------	------	------	------	------	------	------	------	------	------	------	------	------	------	------	------	------	------	------	------	------	------	------	------	------	------	------	------	------	------	------	------	------	------	-------	-------	-------	--------	-------	-------	-------	--------	-------	--------

PITCHER	IP	WLS	BF	H	R	ER	SO	BB	IBB	HBP	BLK	WP	HR	S	P	ERA	WHIP
Ed Whitson, R (1, 1) ERA: 4.58	2.0		8	2	0	0	0	0	0	0	0	0	0	8	8	0.00	1.000
Mark Davis, L (3, 1) ERA: 4.36	4.0	W	15	2	2	2	3	2	0	0	0	0	0	19	27	4.50	1.000
Lance McCullers, R (7, 1) ERA: 4.26	1.0		4	1	1	1	0	0	0	0	0	0	1	4	4	9.00	1.000
Rich Gossage, R (8, 1) ERA: 2.49	2.0	S	8	2	0	0	2	0	0	0	0	0	0	12	12	0.00	1.000

BOTTOM

San Diego Padres @ New York Mets
Shea Stadium, Flushing, NY

Sat Aug 22 1987, 7:05 PM EDT
Att. 38,476 - Unknown

livebaseballscorecards.com

AB	32
R	3
H	7
RBI	3
BB	2
SO	5
LOB	12



San Diego Padres @ New York Mets
 Shea Stadium, Flushing, NY
 Sun Aug 23 1987, 3:33 AM EDT
 Att: 42,951 - Unknown

livebaseballscorecards.com

AB	33
R	2
H	9
RBI	2
BB	2
SO	2
LOB	16



WP:	0	PA:	36
PB:	0		
SB:	2		
CS:	0		

Batter	1	2	3	4	5	6	7	8	9	AB	R	H	RBI	BB	SO	LOB
Stan Jefferson, S OBP: 0.325, SLG: 0.377 (1, 8)	0-0 6-3		0-0 F8		0-0 2-H 3-H 1B		0-0 6-3			4	0	1	1	0	0	3
Randy Ready, R OBP: 0.413, SLG: 0.472 (1, 5) (7, 4)	0-0 6-3			0-0 1B 3B		0-0 F8		0-0 L4		4	1	1	0	0	0	0
Tony Gwynn, L OBP: 0.436, SLG: 0.517 (1, 9)	0-0 F7			0-3 K		0-0 4-3 BB 1B		0-0 4-3		4	0	1	0	0	1	1
Carmelo Martinez, R OBP: 0.369, SLG: 0.410 (1, 3)		0-0 F9		0-0 G5-4-3 1B		4-0 1-2 4-3 BB		0-0 5-3		3	0	1	1	1	0	0
Benito Santiago, R OBP: 0.311, SLG: 0.435 Bruce Bochy, R OBP: 0.276, SLG: 0.281 (1, 2) (8, 2)		0-0 L6		0-0 G5-4-3 1-2f		0-0 4-3			0-0 FC6-4 1B	3	0	0	0	0	0	3
Marvell Wynne, L OBP: 0.329, SLG: 0.340 (1, 7)		0-0 F7				0-0 1-3			0-0 L8	4	0	0	0	0	0	3
Garry Templeton, S OBP: 0.289, SLG: 0.301 (1, 6)			0-0 S 1B		0-0 SH2-4 S 1B		0-0 F8		0-0 FC6-4 1B 1-2f	4	1	2	0	0	0	1
Tim Flannery, L OBP: 0.352, SLG: 0.288 Shane Mack, R OBP: 0.293, SLG: 0.393 Keith Comstock, L Greg Booker, R Storm Davis, R OBP: 0.063, SLG: 0.063 Chris Brown, R OBP: 0.286, SLG: 0.364 (1, 4) (7, PR) (7, 1) (7, 1) (8, 1) (9, PH)			0-3 K		0-0 SH2-4 1B		0-0 SH2-4 1B		0-0 1-3 1B	2	0	1	0	1	1	1
Eric Nolte, L OBP: 0.111, SLG: 0.111 Luis Salazar, R OBP: 0.325, SLG: 0.361 (1, 1) (7, PH) (7, 5)		0-0 L6		0-0 SH2-4		0-0 SH2-4		0-0 4-3	0-0 4-3	1	0	0	0	0	0	1
				1-2 2-3				1-2 2-3		2	0	0	0	0	0	3

Inning Stats	R: 0	H: 0	E: 0	K: 0	S: 3	P: 3	R: 0	H: 0	E: 0	K: 0	S: 3	P: 3	R: 0	H: 1	E: 0	K: 1	S: 6	R: 1	H: 2	E: 0	K: 1	S: 6	P: 6	R: 1	H: 3	E: 0	K: 0	S: 5	P: 5	R: 0	H: 1	E: 0	K: 0	S: 4	P: 8	R: 0	H: 0	E: 0	K: 0	S: 3	P: 7	R: 0	H: 0	E: 0	K: 0	S: 3	P: 3	R: 0	H: 2	E: 0	K: 0	S: 5	P: 5	1B: 8	2B: 0	3B: 1	HR: 0	SF: 0	SAC: 1	DP: 1	HBP: 0	WP: 0	PA: 36
--------------	------	------	------	------	------	------	------	------	------	------	------	------	------	------	------	------	------	------	------	------	------	------	------	------	------	------	------	------	------	------	------	------	------	------	------	------	------	------	------	------	------	------	------	------	------	------	------	------	------	------	------	------	------	-------	-------	-------	-------	-------	--------	-------	--------	-------	--------

PITCHER	IP	WLS	BF	H	R	ER	SO	BB	IBB	HBP	BLK	WP	HR	S	P	ERA	WHIP
Dwight Gooden, R ERA: 3.07 (1, 1)	6.1	W	26	7	2	2	2	2	0	0	0	0	0	28	36	2.84	1.421
Roger McDowell, R ERA: 4.16 (7, 1)	2.2	S	10	2	0	0	0	0	0	0	0	0	0	10	10	0.00	0.750

BOTTOM

San Diego Padres @ New York Mets
Shea Stadium, Flushing, NY
Sun Aug 23 1987, 3:33 AM EDT
Att. 42,951 - Unknown

livebaseballscorecards.com

AB 33
R 9
H 9
RBI 8
BB 5
SO 2
LOB 14



WP: 1 PA: 41
PB: 0
SB: 2
CS: 0

AB R H RBI BB SO LOB

5 2 2 1 0 0 0

4 1 2 1 1 0 0

3 1 1 0 1 0 2

4 1 1 2 0 0 3

5 0 0 0 0 1 3

3 2 1 1 1 0 1

2 1 0 1 1 1 1

3 0 1 2 1 0 1

3 1 1 0 0 0 2

1 0 0 0 0 0 1

1B: 4 SF: 1
2B: 3 SAC: 0
3B: 0 DP: 0
HR: 2 HBP: 2

Batter	1	2	3	4	5	6	7	8	9
Mookie Wilson, S OBP: 0.350, SLG: 0.455 (1, 8)	0-0 5-3 ①		0-0 F9 ②		0-0 5-3 ①		0-0 BB S SF8 1B ①	0-0 S 2B 1B	
Tim Teufel, R OBP: 0.425, SLG: 0.610 (1, 4)	0-0 F8 ②		0-0 2B ③		0-0 F8 ②		4-0 BB BB HBP BB 1-2	0-0 F8 1-H 2B	
Keith Hernandez, L OBP: 0.369, SLG: 0.447 (1, 3)	1-0 HBP ③		0-0 4-3 ③		0-0 2B ③		4-0 HBP BB WP BB 1-2 2-3	0-0 F8 2-3 ①	
Darryl Strawberry, L OBP: 0.400, SLG: 0.592 (1, 9)	0-0 F9 ③			0-0 HR ①	0-0 F9 ③		0-0 SF8 ①	0-0 F6 ②	
Kevin McReynolds, R OBP: 0.331, SLG: 0.508 (1, 7)		0-3 K ①		0-0 4-3 ①		0-0 E6 ①	0-0 L9 ②	0-0 6-3 ③	
Howard Johnson, S OBP: 0.369, SLG: 0.540 (1, 5)		0-0 HR ②		0-0 5-3 ②		0-0 1-3 ①	4-0 WP HBP 1B BB 1-2 2-3		
Barry Lyons, R OBP: 0.278, SLG: 0.346 (1, 2)		0-0 F9 ②		4-0 BB ②		0-3 K ②	1-0 WP 1B HBP 1-2 2-3 3-H		
Rafael Santana, R OBP: 0.321, SLG: 0.387 (1, 6)		0-0 5-3 ③		0-0 F9 ③		4-0 FC6-4 IBB ③	0-0 1B ③		
Dwight Gooden, R OBP: 0.244, SLG: 0.244 Roger McDowell, R OBP: 0.308, SLG: 0.333 (1, 1) (7, 1)			0-0 F9 ①		0-0 E9 5-3 1B ①	0-0 FC6-4 ③	0-0 5-3 ③		

Inning Stats	R: 0	H: 0	E: 0	K: 3	S: 3	LOB: 1	BB: 0	P: 4	R: 1	H: 1	E: 0	K: 1	S: 6	LOB: 0	BB: 0	P: 6	R: 0	H: 1	E: 0	K: 0	S: 4	LOB: 1	BB: 0	P: 4	R: 1	H: 1	E: 0	K: 0	S: 4	LOB: 1	BB: 1	P: 8	R: 1	H: 2	E: 1	K: 0	S: 5	LOB: 1	BB: 0	P: 5	R: 0	H: 0	E: 1	K: 1	S: 6	LOB: 2	BB: 1	P: 10	R: 5	H: 2	E: 0	K: 0	S: 5	LOB: 1	BB: 3	P: 18	R: 1	H: 2	E: 0	K: 0	S: 5	LOB: 1	BB: 0	P: 5
--------------	------	------	------	------	------	--------	-------	------	------	------	------	------	------	--------	-------	------	------	------	------	------	------	--------	-------	------	------	------	------	------	------	--------	-------	------	------	------	------	------	------	--------	-------	------	------	------	------	------	------	--------	-------	-------	------	------	------	------	------	--------	-------	-------	------	------	------	------	------	--------	-------	------

PITCHER	IP	WLS	BF	H	R	ER	SO	BB	IBB	HBP	BLK	WP	HR	S	P	ERA	WHIP
Eric Nolte, L ERA: 1.95 (1, 1)	6.0	L	27	5	3	2	2	1	1	1	0	0	2	28	37	3.00	1.000
Keith Comstock, L ERA: 3.59 (7, 1)	0.1		4	1	3	3	0	2	0	0	0	0	0	2	10	81.00	9.000
Greg Booker, R ERA: 3.63 (7, 1)	0.2		5	1	2	2	0	1	0	1	0	1	0	3	8	27.00	3.000
Storm Davis, R ERA: 6.38 (8, 1)	1.0		5	2	1	1	0	0	0	0	0	0	0	5	5	9.00	2.000

PITCHER	IP	WLS	BF	H	R	ER	SO	BB	IBB	HBP	BLK	WP	HR	S	P	ERA	WHIP
---------	----	-----	----	---	---	----	----	----	-----	-----	-----	----	----	---	---	-----	------

Batter	1	2	3	4	5	6	7	8	9	AB R H RBI BB SO LOB	TOP
--------	---	---	---	---	---	---	---	---	---	----------------------	-----

Tim Raines, S (1, 7) <small>OBP: 0.421, SLG: 0.557</small>	4-0 		0-0 F8 		0-0 F8 			0-0 F9 		3 0 0 0 1 0 0	
Mitch Webster, S (1, 9) <small>OBP: 0.371, SLG: 0.442</small>	4-0 		4-0 		0-0 F9 			0-3 K 		2 0 0 0 2 1 0	
Tom Foley, L (1, 6) <small>OBP: 0.342, SLG: 0.478</small>	0-0 4-3 		0-3 K 		0-0 F2 			0-0 		4 0 1 0 0 1 2	
Tim Wallach, R (1, 5) <small>OBP: 0.348, SLG: 0.528</small>	4-0 			0-0 		0-0 F3 		0-0 	0-0 	3 1 2 1 1 0 0	
Andres Galarraga, R (1, 3) <small>OBP: 0.383, SLG: 0.489</small>	0-3 K 			0-0 F8 		0-0 F8 		0-0 F8 		4 0 0 0 0 1 4	
Vance Law, R (1, 4) <small>OBP: 0.362, SLG: 0.454</small>		0-3 K 		0-0 1-3 		0-0 F8 			0-0 	4 0 0 0 0 1 0	
Casey Candaele, S (1, 8) <small>OBP: 0.339, SLG: 0.355</small>		0-3 K 		0-0 		0-0 F7 			0-0 	4 0 1 0 0 1 0	
Jeff Reed, L (1, 2) <small>OBP: 0.241, SLG: 0.255</small>		0-3 K 		0-0 		0-0 G3 			0-0 	4 0 1 0 0 1 0	
Neal Heaton, L (1, 1) <small>OBP: 0.197, SLG: 0.200</small>			0-3 K 	0-0 F7 		0-0 5-3 				1 0 0 0 0 1 0	
Wallace Johnson, S (4, PH) <small>OBP: 0.257, SLG: 0.309</small>										1 0 0 0 0 0 2	
Andy McGaffigan, R (4, 1)										0 0 0 0 0 0 0	
Dave Engle, R (7, PH) <small>OBP: 0.293, SLG: 0.329</small>										1 0 0 0 0 0 0	
Jeff Parrett, R (7, 1)										0 0 0 0 0 0 0	

Montreal Expos @ San Diego Padres
 Jack Murphy Stadium, San Diego, CA
 Tue Aug 25 1987, 10:05 PM EDT
 Att: 12,105 - Unknown

livebaseballscorecards.com

AB	31
R	1
H	5
RBI	1
BB	4
SO	7
LOB	8



Inning Stats	R: 0 E: 0 K: 1 S: 4	H: 0 LOB: 2 BB: 3 P: 16	R: 0 E: 0 K: 3 S: 9	H: 0 LOB: 0 BB: 0 P: 9	R: 0 E: 0 K: 2 S: 7	H: 0 LOB: 1 BB: 1 P: 11	R: 1 E: 0 K: 0 S: 6	H: 3 LOB: 2 BB: 0 P: 6	R: 0 E: 0 K: 0 S: 3	H: 0 LOB: 0 BB: 0 P: 3	R: 0 E: 0 K: 0 S: 3	H: 0 LOB: 0 BB: 0 P: 3	R: 0 E: 0 K: 1 S: 7	H: 2 LOB: 2 BB: 0 P: 7	R: 0 E: 0 K: 0 S: 3	H: 0 LOB: 0 BB: 0 P: 3	R: 0 E: 0 K: 0 S: 3	H: 0 LOB: 0 BB: 0 P: 3	R: 0 E: 0 K: 0 S: 3	H: 0 LOB: 0 BB: 0 P: 3	1B: 4 2B: 0 3B: 0 HR: 1	SF: 0 SAC: 0 DP: 0 HBP: 0	WP: 0 PB: 0 SB: 0 CS: 1	PA: 35
--------------	------------------------------	----------------------------------	------------------------------	---------------------------------	------------------------------	----------------------------------	------------------------------	---------------------------------	------------------------------	---------------------------------	------------------------------	---------------------------------	------------------------------	---------------------------------	------------------------------	---------------------------------	------------------------------	---------------------------------	------------------------------	---------------------------------	----------------------------------	------------------------------------	----------------------------------	--------

PITCHER	IP	WLS	BF	H	R	ER	SO	BB	IBB	HBP	BLK	WP	HR	S	P	ERA	WHIP
Mark Grant, R (1, 1) <small>ERA: 4.58</small>	7.2	W	31	5	1	1	7	4	0	0	0	0	1	41	57	1.17	1.174
Lance McCullers, R (8, 1) <small>ERA: 4.2</small>	1.1	S	4	0	0	0	0	0	0	0	0	0	0	4	4	0.00	0.000

Batter	1	2	3	4	5	6	7	8	9
Stan Jefferson, S (1, 7) OBP: 0.323, SLG: 0.383	0-0 4-3 ①		0-0 HR	0-0 F7 ①		0-3 K ②		0-0 F5 ②	
Tony Gwynn, L (1, 9) OBP: 0.438, SLG: 0.517	0-0 4-3 ②		0-0 1B S 1B 1B	0-3 K ②		4-0 WP IBB		0-0 PO 1B	
Randy Ready, R (1, 4) OBP: 0.417, SLG: 0.475	0-0 1B		0-0 1B HR 1B	0-0 F7 ③		4-0 BB 1-2 2-3		0-0 PO ③ 1-2	
Carmelo Martinez, R (1, 3) OBP: 0.368, SLG: 0.408	0-0 F5 ③		0-0 1-2 HR 1B 3-H		0-0 F9 ①	0-0 5-3 ③			
Benito Santiago, R (1, 2) OBP: 0.313, SLG: 0.441		0-0 F8 ①	0-0 HR 1-H 2-H		4-0 1B S BB		0-0 F9 ①		
Chris Brown, R (1, 5) OBP: 0.293, SLG: 0.371		0-0 1B 1B	0-3 K ①		0-0 G4-6-3 1B 1-3		0-0 F7 1B		
Garry Templeton, S (1, 6) OBP: 0.286, SLG: 0.297		0-3 K ②	0-0 F9 ②		0-0 G4-6-3 ② ③ 1-2f		0-0 F7 ②		
Shane Mack, R (1, 8) OBP: 0.303, SLG: 0.398		0-0 1B 1-3	0-0 1B		4-0 WP SH1-3 BB		0-3 K ③		
Mark Grant, R (1, 1) OBP: 0.138, SLG: 0.074		0-3 K ③	0-0 5-3 ③		0-0 SH1-3 ①			0-0 4-3 ①	
Lance McCullers, S (8, 1) OBP: 0.143, SLG: 0.077									

Inning Stats	R: 0 E: 0 K: 0 S: 4	H: 1 LOB: 1 BB: 0 P: 4	R: 0 E: 0 K: 2 S: 9	H: 2 LOB: 2 BB: 0 P: 9	R: 5 E: 0 K: 1 S: 11	H: 6 LOB: 1 BB: 0 P: 11	R: 0 E: 0 K: 1 S: 5	H: 0 LOB: 0 BB: 0 P: 5	R: 0 E: 0 K: 0 S: 3	H: 1 LOB: 1 BB: 1 P: 7	R: 0 E: 0 K: 1 S: 5	H: 0 LOB: 3 BB: 3 P: 17	R: 0 E: 0 K: 1 S: 6	H: 1 LOB: 1 BB: 0 P: 6	R: 0 E: 0 K: 0 S: 3	H: 1 LOB: 0 BB: 0 P: 3
--------------	------------------------------	---------------------------------	------------------------------	---------------------------------	-------------------------------	----------------------------------	------------------------------	---------------------------------	------------------------------	---------------------------------	------------------------------	----------------------------------	------------------------------	---------------------------------	------------------------------	---------------------------------

PITCHER															PITCHER																			
IP	WLS	BF	H	R	ER	SO	BB	IBB	HBP	BLK	WP	HR	S	P	ERA	WHIP	IP	WLS	BF	H	R	ER	SO	BB	IBB	HBP	BLK	WP	HR	S	P	ERA	WHIP	
Neal Heaton, L (1, 1) ERA: 4.39	3.0	L	18	9	5	5	3	0	0	0	0	2	24	24	15.00	3.000																		
Andy McGaffigan, R (4, 1) ERA: 2.41	3.0		13	1	0	0	2	3	1	0	0	1	0	13	29	0.00	1.333																	
Jeff Parrett, R (7, 1) ERA: 3.54	2.0		7	2	0	0	1	0	0	0	0	0	0	9	9	0.00	1.000																	

BOTTOM

AB	R	H	RBI	BB	SO	LOB
5	1	1	1	0	1	1
4	1	2	0	1	1	0
3	1	2	0	1	0	0
4	1	1	1	0	0	4
3	1	1	3	1	0	0
4	0	3	0	0	1	0
4	0	0	0	0	1	4
3	0	2	0	1	1	1
2	0	0	0	0	1	3
1	0	0	0	0	0	0

AB	33
R	5
H	12
RBI	5
BB	4
SO	6
LOB	13



WP: 1	PA: 39
PB: 0	
SB: 2	
CS: 0	

Montreal Expos @ San Diego Padres
Jack Murphy Stadium, San Diego, CA
 Tue Aug 25 1987, 10:05 PM EDT
 Att. 12,105 - Unknown

livebaseballscorecards.com

Batter	1	2	3	4	5	6	7	8	9	10	11	12	AB	R	H	RBI	BB	SO	LOB	TOP		
Tim Raines, S OBP: 0.420, SLG: 0.552 (1, 7)	F8		BB 1B			L4		4-3		L8		E 1B IBB	5	0	1	0	1	0	0			
Mitch Webster, S OBP: 0.371, SLG: 0.439 (1, 9)	F7		BB 1-2			K		F7		F9		E 1B	5	0	1	0	1	1	0			
Tom Foley, L OBP: 0.347, SLG: 0.478 (1, 6)	L3		K			BB 1B						BB 1B	6	2	3	0	0	2	5			
Tim Wallach, R OBP: 0.350, SLG: 0.533 (1, 5)		HR			K	BB 1B						E6	5	2	2	1	1	2	3			
Andres Galarraga, R OBP: 0.380, SLG: 0.484 (1, 3)	4-3				6-3	BB						K	6	0	1	1	0	2	5			
Vance Law, R OBP: 0.358, SLG: 0.448 (1, 4)	L6				6-3	1-3 2-H								5	0	0	0	0	2			
Casey Candaele, S OBP: 0.337, SLG: 0.353 (1, 8)	F6				K								3	0	0	0	0	1	0			
Joe Hesketh, R (7, 1)													0	0	0	0	0	0	0			
Hubie Brooks, R (9, PH)													1	0	1	1	0	0	0			
Pascual Perez, R (9, PR)													0	1	0	0	0	0	0			
Mike Fitzgerald, R OBP: 0.337, SLG: 0.315 (9, 2)													1	0	0	0	0	0	0			
Jeff Reed, L OBP: 0.237, SLG: 0.250 (1, 2)			F9			1-3							3	0	0	0	0	0	0			
Wallace Johnson, S OBP: 0.267, SLG: 0.333 (9, PH)													1	0	1	2	0	0	0			
Tim Burke, R (9, 1)													0	0	0	0	0	0	0			
Dave Engle, R (12, PH) OBP: 0.289, SLG: 0.324													1	0	0	0	0	1	0			
Bob McClure, R (12, 1)													0	0	0	0	0	0	0			
Dennis Martinez, R OBP: 0.121, SLG: 0.033 (1, 1)			K			P3							2	0	0	0	0	1	0			
Herm Winningham, L OBP: 0.305, SLG: 0.353 (7, 8)												BB E 2B	3	1	1	0	0	0	2			
Inning Stats	R: 0 E: 0 K: 0 S: 3	H: 0 LOB: 0 BB: 0 P: 3	R: 1 E: 0 K: 0 S: 4	H: 1 LOB: 0 BB: 0 P: 4	R: 0 E: 0 K: 2 S: 8	H: 1 LOB: 2 BB: 1 P: 12	R: 0 E: 0 K: 1 S: 5	H: 0 LOB: 0 BB: 0 P: 5	R: 0 E: 0 K: 1 S: 5	H: 0 LOB: 0 BB: 0 P: 5	R: 0 E: 0 K: 0 S: 3	H: 0 LOB: 0 BB: 0 P: 3	R: 0 E: 0 K: 1 S: 6	H: 1 LOB: 1 BB: 0 P: 6	R: 0 E: 0 K: 1 S: 5	H: 0 LOB: 0 BB: 0 P: 5	R: 1 E: 1 K: 3 S: 12	H: 2 LOB: 3 BB: 1 P: 16	1B: 8 2B: 2 3B: 0 HR: 1	SF: 0 SAC: 0 DP: 0 HBP: 0	WP: 0 PB: 0 SB: 0 CS: 0	PA: 50
PITCHER	IP	WLS	BF	H	R	ER	SO	BB	IBB	HBP	BLK	WP	HR	S	P	ERA	WHIP					
Eric Show, R ERA: 4.3 (1, 1)	8.0		30	5	3	3	5	2	0	0	0	0	1	38	46	3.38	0.875					
Rich Gossage, R ERA: 2.84 (9, 1)	1.0		6	3	2	2	0	0	0	0	0	0	0	6	6	18.00	3.000					
Mark Davis, L ERA: 4.28 (10, 1)	2.0		7	1	0	0	2	0	0	0	0	0	0	11	11	0.00	0.500					
Lance McCullers, R ERA: 4.16 (12, 1)	1.0	L	7	2	1	0	3	0	1	0	0	0	0	12	16	0.00	2.000					

Montreal Expos @ San Diego Padres
 Jack Murphy Stadium, San Diego, CA
 Wed Aug 26 1987, 10:05 PM EDT
 Att: 11,108 - Unknown

livebaseballscorecards.com

AB	47
R	6
H	11
RBI	5
BB	3
SO	10
LOB	17



Batter	1	2	3	4	5	6	7	8	9	10	11	12	AB	R	H	RBI	BB	SO	LOB
Stan Jefferson, S OBP: 0.321, SLG: 0.380 (1, 8) (8, 7)	0-0 1-3		0-0 1-2 2B 1B		0-0 1-3		0-3 K		0-3 K		0-0 FC4-6		6	0	1	0	0	2	4
Tony Gwynn, L OBP: 0.439, SLG: 0.519 (1, 9)	0-0 F8		0-0 1-H 2-H 2B			0-0 1B FC3 1B	0-0 F8			0-0 CS 1B		0-0 F7	6	1	3	1	0	0	0
Carmelo Martinez, R Shane Mack, R OBP: 0.368, SLG: 0.409 OBP: 0.299, SLG: 0.393 (1, 7) (8, 8)	0-0 F8					0-0 FC3 1B 1B	0-0 F4			0-3 K		0-0 F9	4	1	2	0	0	0	0
John Kruk, L OBP: 0.430, SLG: 0.541 (1, 3)		4-0 BB G1-6-3				0-0 FC3 1B S		0-0 HR		0-0 F7		0-0 4-3	5	2	1	2	1	0	2
Benito Santiago, R OBP: 0.314, SLG: 0.443 (1, 2)		0-0 F9				0-0 F9				0-0 L6		0-0 SH 2B	5	0	2	0	0	0	3
Chris Brown, R OBP: 0.293, SLG: 0.366 (1, 5)		0-0 G1-6-3				0-0 G1-6-3				0-0 5-3		0-0 SH G3	3	0	0	0	1	0	3
Garry Templeton, S OBP: 0.283, SLG: 0.294 (1, 6)			0-0 F7			0-0 4-3				0-3 K2-3		0-0 G3	5	0	0	0	0	2	5
Tim Flannery, L OBP: 0.356, SLG: 0.289 (1, 4)			0-0 L5			4-0 SH2-4 BB				0-0 F7		4-0 FC4-6 IBB	3	0	1	2	2	0	0
Eric Show, R Rich Cossiga, K Marvell Wynne, L Mark Davis, L Randy Ready, R Lance McCullers, S OBP: 0.271, SLG: 0.291 OBP: 0.327, SLG: 0.338 OBP: 0.207, SLG: 0.310 OBP: 0.416, SLG: 0.473 OBP: 0.143, SLG: 0.077 (1, 1) (9, 1) (9, PH) (10, 1) (11, PH) (12, 1)			0-0 1B 2B 1B			0-0 SH2-4 BB				0-0 F8		0-3 K	2	1	1	0	0	1	2

Inning Stats	R: 0	H: 0	E: 0	K: 3	S: 3	R: 0	H: 0	E: 0	K: 0	S: 2	R: 1	H: 3	E: 0	K: 0	S: 5	R: 0	H: 2	E: 0	K: 0	S: 4	R: 0	H: 0	E: 0	K: 0	S: 3	R: 3	H: 3	E: 0	K: 2	S: 11	R: 0	H: 0	E: 0	K: 1	S: 5	R: 1	H: 1	E: 0	K: 1	S: 6	R: 0	H: 0	E: 0	K: 1	S: 5	R: 0	H: 1	E: 0	K: 1	S: 5	R: 0	H: 1	E: 0	K: 1	S: 7	R: 0	H: 0	E: 0	K: 0	S: 3	1B: 8	2B: 2	3B: 0	HR: 1	SF: 0	SAC: 2	DP: 2	HBP: 0	WP: 0	PA: 49
--------------	------	------	------	------	------	------	------	------	------	------	------	------	------	------	------	------	------	------	------	------	------	------	------	------	------	------	------	------	------	-------	------	------	------	------	------	------	------	------	------	------	------	------	------	------	------	------	------	------	------	------	------	------	------	------	------	------	------	------	------	------	-------	-------	-------	-------	-------	--------	-------	--------	-------	--------


PITCHER	IP	WLS	BF	H	R	ER	SO	BB	IBB	HBP	BLK	WP	HR	S	P	ERA	WHIP
Dennis Martinez, R ERA: 3.41 (1, 1)	6.0		27	8	4	4	2	3	0	0	0	0	0	28	40	6.00	1.833
Joe Hesketh, L ERA: 3.24 (7, 1)	2.0		7	1	1	1	2	0	0	0	0	0	1	11	11	4.50	0.500
Tim Burke, R ERA: 1.37 (9, 1)	3.0	W	12	2	0	0	3	0	1	0	0	0	0	17	21	0.00	0.667
Bob McClure, L ERA: 3.86 (12, 1)	1.0	S	3	0	0	0	0	0	0	0	0	0	0	3	3	0.00	0.000

BOTTOM

Montreal Expos @ San Diego Padres
Jack Murphy Stadium, San Diego, CA
 Wed Aug 26 1987, 10:05 PM EDT
 Att: 11,108 - Unknown

livebaseballscorecards.com

AB	43
R	5
H	11
RBI	5
BB	4
SO	7
LOB	23



Batter	1	2	3	4	5	6	7	8	9	AB R H RBI BB SO LOB	TOP
Tim Raines, S (1, 7) x OBP: 0.418, SLG: 0.548	0-0 4-3		0-0 G6-4-3			0-0 4-3	0-0 FC1-6 1B		0-3 K	5 0 1 1 0 1 1	
Mitch Webster, S (1, 9) s OBP: 0.371, SLG: 0.439	0-3 K		0-0 1B			0-0 F7	0-0 FC1-6		0-0 1B	5 0 2 0 0 1 2	
Hubie Brooks, R (1, 6) x OBP: 0.295, SLG: 0.406	0-0 F3		0-0 G3			4-0 1B BB	0-3 K		0-0 L3	4 1 0 0 1 1 4	
Tim Wallach, R (1, 5) OBP: 0.353, SLG: 0.535		0-0 2B 1B		0-0 F9		0-0 1B 1B		0-0 1B 1B		4 1 3 0 0 0 0	
Andres Galarraga, R (1, 3) s OBP: 0.381, SLG: 0.484		0-3 K		0-0 G6-3 1B		0-0 1B		0-3 K		4 0 2 1 0 2 2	
Tom Foley, L (1, 4) OBP: 0.350, SLG: 0.484		0-0 2B		0-0 G6-3		0-0 F7		0-0 1B		4 0 2 1 0 0 3	
Herm Winningham, L (1, 8) x OBP: 0.304, SLG: 0.355		0-0 F7			0-0 L4		0-0 1B 2B	0-0 F7		4 1 1 0 0 0 3	
Mike Fitzgerald, R (1, 2) x OBP: 0.336, SLG: 0.313		0-0 4-3			0-3 K		0-0 FC1-6 1B	0-0 F9		4 0 1 0 0 1 3	
Bryn Smith, R (1, 1) x OBP: 0.184, SLG: 0.257			0-0 G6-4-3 1B		0-0 6-3		0-3 K		0-0 F8	2 0 1 0 0 0 0	
Joe Hesketh, R (6, 1)										1 0 0 0 0 1 2	
Bob McClure, R (8, 1)										0 0 0 0 0 0 0	
Casey Candaele, S (9, PH) OBP: 0.336, SLG: 0.352										1 0 0 0 0 0 0	
Andy McGaffigan, R (9, 1)										0 0 0 0 0 0 0	
Inning Stats	R: 0 H: 0 E: 0 LOB: 0 K: 1 BB: 0 S: 5 P: 5	R: 1 H: 2 E: 0 LOB: 1 K: 1 BB: 0 S: 7 P: 7	R: 0 H: 2 E: 0 LOB: 1 K: 0 BB: 0 S: 4 P: 4	R: 0 H: 1 E: 0 LOB: 0 K: 0 BB: 0 S: 3 P: 3	R: 0 H: 0 E: 0 LOB: 0 K: 1 BB: 0 S: 5 P: 5	R: 1 H: 2 E: 0 LOB: 2 K: 0 BB: 1 S: 5 P: 9	R: 1 H: 3 E: 0 LOB: 2 K: 2 BB: 0 S: 10 P: 10	R: 0 H: 2 E: 0 LOB: 2 K: 1 BB: 0 S: 7 P: 7	R: 0 H: 1 E: 0 LOB: 1 K: 1 BB: 0 S: 6 P: 6	1B: 11 SF: 0 2B: 2 SAC: 0 3B: 0 DP: 2 HR: 0 HBP: 0	WP: 0 PA: 39 PB: 0 SB: 0 CS: 0
PITCHER Jimmy Jones, R (1, 1) ERA: 4.41	IP WLS BF H R ER SO BB IBB HBP BLK WP HR S P ERA WHIP										
Storm Davis, R (8, 1) ERA: 6.18	2.0 9 3 0 0 2 0 0 0 0 0 0 0 13 13 0.00 1.500										

Montreal Expos @ San Diego Padres
Jack Murphy Stadium, San Diego, CA
 Thu Aug 27 1987, 10:05 PM EDT
 Att. 8,446 - Unknown

livebaseballscorecards.com

AB	38
R	3
H	13
RBI	3
BB	1
SO	7
LOB	20



Batter	1	2	3	4	5	6	7	8	9	AB	R	H	RBI	BB	SO	LOB
Stan Jefferson, S OBP: 0.317, SLG: 0.375 (1, 8)	0-0 G3		0-0 B1-3			0-0 F9	0-0 FC6-4			4	0	0	0	0	0	2
Tony Gwynn, L OBP: 0.437, SLG: 0.516 (1, 9)	0-0 F8		0-0 4-3			1-0 2B HBP		0-0 4-3		3	0	0	0	0	0	0
Carmelo Martinez, R OBP: 0.371, SLG: 0.413 (1, 7)	0-0 1B			0-0 6-3		0-0 2B		0-0 F3		4	0	2	0	0	0	0
John Kruk, L OBP: 0.428, SLG: 0.537 (1, 3)	0-3 K			0-0 1B		0-3 K		0-0 F7		4	0	1	0	0	2	3
Benito Santiago, R OBP: 0.314, SLG: 0.441 (1, 2)		0-0 1B		0-0 F8		0-0 5-3		0-3 K		4	0	1	0	0	1	3
Chris Brown, R OBP: 0.288, SLG: 0.360 (1, 5)		0-0 G5-4-3		0-0 4-3		0-3 K		0-0 F4		4	0	0	0	0	1	2
Tim Flannery, L OBP: 0.358, SLG: 0.293 (1, 4)		0-0 1B			0-0 G3		0-0 BB 1B		0-3 K	4	0	2	0	0	1	0
Luis Salazar, R OBP: 0.319, SLG: 0.353 (1, 6)		0-0 F7			0-0 6-3		0-3 K			3	0	0	0	0	1	2
Jimmy Jones, R OBP: 0.231, SLG: 0.289 Randy Ready, R OBP: 0.417, SLG: 0.473 Storm Davis, R OBP: 0.063, SLG: 0.063 (1, 1) (7, PH) (8, 1)			0-0 6-3		0-3 K		4-0 BB FC6-4			2	0	0	0	0	1	0

Inning Stats	R: 0	H: 1	E: 0	K: 1	S: 6	LOB: 1	BB: 0	P: 6	R: 0	H: 2	E: 0	K: 0	S: 4	LOB: 1	BB: 0	P: 4	R: 0	H: 0	E: 0	K: 0	S: 3	LOB: 0	BB: 0	P: 3	R: 0	H: 1	E: 0	K: 0	S: 4	LOB: 1	BB: 0	P: 4	R: 0	H: 0	E: 0	K: 1	S: 5	LOB: 0	BB: 0	P: 5	R: 0	H: 1	E: 0	K: 1	S: 6	LOB: 2	BB: 0	P: 7	R: 0	H: 1	E: 0	K: 2	S: 8	LOB: 2	BB: 1	P: 12	R: 0	H: 0	E: 0	K: 0	S: 3	LOB: 0	BB: 0	P: 3	R: 0	H: 0	E: 0	K: 2	S: 7	LOB: 0	BB: 0	P: 7	1B: 5	SF: 0	2B: 1	SAC: 0	3B: 0	DP: 1	HR: 0	HBP: 1	WP: 0	PA: 34
--------------	------	------	------	------	------	--------	-------	------	------	------	------	------	------	--------	-------	------	------	------	------	------	------	--------	-------	------	------	------	------	------	------	--------	-------	------	------	------	------	------	------	--------	-------	------	------	------	------	------	------	--------	-------	------	------	------	------	------	------	--------	-------	-------	------	------	------	------	------	--------	-------	------	------	------	------	------	------	--------	-------	------	-------	-------	-------	--------	-------	-------	-------	--------	-------	--------

PITCHER	IP	WLS	BF	H	R	ER	SO	BB	IBB	HBP	BLK	WP	HR	S	P	ERA	WHIP
Bryn Smith, R ERA: 4.69 (1, 1)	5.0		18	4	0	0	2	0	0	0	0	0	0	22	22	0.00	0.800
Joe Hesketh, L ERA: 2.61 (6, 1)	2.0		10	2	0	0	3	1	0	1	0	0	0	14	19	0.00	1.500
Bob McClure, L ERA: 3.77 (8, 1)	1.0		3	0	0	0	0	0	0	0	0	0	0	3	3	0.00	0.000
Andy McGaffigan, R ERA: 2.38 (9, 1)	1.0	S	3	0	0	0	2	0	0	0	0	0	0	7	7	0.00	0.000

BOTTOM

Montreal Expos @ San Diego Padres
Jack Murphy Stadium, San Diego, CA
 Thu Aug 27 1987, 10:05 PM EDT
 Att. 8,446 - Unknown

AB	32
R	0
H	6
RBI	0
BB	1
SO	7
LOB	12



PITCHER	IP	WLS	BF	H	R	ER	SO	BB	IBB	HBP	BLK	WP	HR	S	P	ERA	WHIP
---------	----	-----	----	---	---	----	----	----	-----	-----	-----	----	----	---	---	-----	------

Batter	1	2	3	4	5	6	7	8	9	AB R H RBI BB SO LOB	TOP		
Juan Samuel, R (1, 4) OBP: 0.345, SLG: 0.508	0-0 5-3		0-0 F5		0-0 2B 3B	0-0 FC5		0-3 K		5 1 1 1 0 1 2			
Jeff Stone, L (1, 7) OBP: 0.327, SLG: 0.353 Ron Roenicke, S (9, PH) OBP: 0.303, SLG: 0.281	0-0 4-3		0-0 G3		0-0 4-3	0-0 G4-6-3		0-0 F8		4 0 0 0 0 0 4 1 0 0 0 0 0 0			
Milt Thompson, L (1, 8) OBP: 0.372, SLG: 0.475	0-0 1B		0-0 3-1		0-0 HR 2B		0-3 K		0-0 1B 2B	5 2 3 1 0 1 0			
Mike Schmidt, R (1, 5) OBP: 0.404, SLG: 0.556 Greg Jelks, R (9, PR) (9, 5)	0-0 F8				0-0 G4-3 1B 1B	0-0 HR		0-0 1B 4-3 1B	4-0 BB 1B IBB	4 1 3 2 1 0 1 0 1 0 0 0 0 0			
Von Hayes, L (1, 3) OBP: 0.439, SLG: 0.527		4-0 2B BB		0-0 G4-3 1B	0-0 F7		0-0 4-3		0-0 SF9 BB 1B	4 1 2 1 1 0 1			
Lance Parrish, R (1, 2) OBP: 0.308, SLG: 0.399		0-0 G3 2B		0-0 G4-3		0-0 3-1		4-0 SF9 BB 1B	4-0 FC5-4 BB	4 0 2 1 1 0 2			
Glenn Wilson, R (1, 9) OBP: 0.310, SLG: 0.386		0-3 K		0-0 F9		0-0 1B 1B 1B		0-0 1-3	0-0 SF9	4 1 1 1 0 1 4			
Steve Jeltz, S (1, 6) OBP: 0.315, SLG: 0.284		0-0 G3			0-0 SH3-4 3B 1B	0-0 E 1B 1B		0-0 4-3	0-0 FC5-4	5 1 2 0 0 0 3			
Don Carman, L (1, 1) OBP: 0.143, SLG: 0.106		0-3 K			0-0 SH3-4	0-0 E 1B		0-0 3-1		3 0 1 0 0 1 1			
Inning Stats	R: 0 H: 1 E: 0 LOB: 1 K: 0 BB: 0 S: 4 P: 4	R: 1 H: 1 E: 0 LOB: 1 K: 2 BB: 1 S: 8 P: 12	R: 0 H: 0 E: 0 LOB: 0 K: 0 BB: 0 S: 3 P: 3	R: 0 H: 2 E: 0 LOB: 1 K: 0 BB: 0 S: 4 P: 4	R: 4 H: 4 E: 0 LOB: 0 K: 0 BB: 0 S: 7 P: 7	R: 1 H: 3 E: 1 LOB: 2 K: 0 BB: 0 S: 6 P: 6	R: 0 H: 2 E: 0 LOB: 2 K: 1 BB: 0 S: 7 P: 7	R: 0 H: 0 E: 0 LOB: 0 K: 1 BB: 0 S: 5 P: 5	R: 2 H: 2 E: 0 LOB: 2 K: 0 BB: 2 S: 5 P: 13	1B: 10 SF: 1 2B: 3 SAC: 1 3B: 1 DP: 2 HR: 1 HBP: 0	WP: 0 PA: 44 PB: 0 SB: 0 CS: 0		
PITCHER	IP WLS BF H R ER SO BB IBB HBP BLK WP HR S P ERA WHIP											PITCHER	IP WLS BF H R ER SO BB IBB HBP BLK WP HR S P ERA WHIP
Ed Whitson, R (1, 1) ERA: 4.71	5.0 L 23 8 5 5 2 1 0 0 0 0 0 1 26 30 9.00 1.800												
Greg Booker, R (6, 1) ERA: 3.44	3.0 14 5 1 0 2 0 0 0 0 0 0 0 18 18 0.00 1.667												
Keith Comstock, L (9, 1) ERA: 3.88	1.0 7 2 2 2 0 1 1 0 0 0 0 0 5 13 18.00 3.000												

Philadelphia Phillies @ San Diego Padres
 Jack Murphy Stadium, San Diego, CA
 Fri Aug 28 1987, 10:05 PM EDT
 Att: 12,711 - Unknown

AB	39
R	8
H	15
RBI	7
BB	3
SO	4
LOB	18



Batter	1	2	3	4	5	6	7	8	9	AB	R	H	RBI	BB	SO	LOB
Shane Mack, R OBP: 0.303, SLG: 0.396 (1, 8)	0-0 FC4-5-2 1B 1B	0-0 FC6-4 1-2f			0-0 6-3			0-0 1B 1B		4	0	2	0	0	0	1
Tony Gwynn, L OBP: 0.438, SLG: 0.516 (1, 9)	0-0 E 1-2 2B 1B		0-0 1-3			0-0 6-3		0-0 1-3 1B		4	1	2	0	0	0	0
Carmelo Martinez, R OBP: 0.367, SLG: 0.409 (1, 7)	0-3 K		0-0 F7			0-0 5-3		0-3 K		4	0	0	0	0	2	3
John Kruk, L OBP: 0.426, SLG: 0.534 (1, 3)	0-0 FC4-5-2 2B 1-3 2-H		0-0 F8			0-0 5-3			0-0 1B 1B	4	0	1	0	0	0	2
Benito Santiago, R OBP: 0.315, SLG: 0.444 (1, 2)	0-0 1-3 3-H 2B			0-3 K			0-0 5-3		0-0 1-2 1B	4	0	2	1	0	1	0
Chris Brown, R OBP: 0.288, SLG: 0.359 (1, 5)	0-0 F8			0-0 5-3			0-0 1B		0-3 K	4	0	1	0	0	1	4
Randy Ready, R OBP: 0.415, SLG: 0.467 (1, 4)		4-0 FC6-4 BB			0-0 4-3			0-0 F8 1B		3	0	0	0	1	0	3
Luis Salazar, R OBP: 0.317, SLG: 0.351 (1, 6)			0-0 F8			0-0 L6-3 1B		0-0 F7		4	0	1	0	0	0	4
Ed Whitson, R OBP: 0.127, SLG: 0.130 (1, 1)						0-0 L6-3 1-2			0-0 F9	1	0	0	0	0	0	1
Bruce Bochy, R OBP: 0.273, SLG: 0.277 (5, PH)										1	0	0	0	0	0	1
Greg Booker, R (6, 1)										0	0	0	0	0	0	0
Stan Jefferson, S OBP: 0.316, SLG: 0.374 (8, PH)										1	0	0	0	0	0	0
Keith Comstock, L (9, 1)										0	0	0	0	0	0	0

Inning Stats	R: 1	H: 3	E: 1	K: 1	S: 8	LOB: 2	BB: 0	P: 8	R: 0	H: 0	E: 0	K: 0	S: 3	LOB: 1	BB: 1	P: 7	R: 0	H: 0	E: 0	K: 0	S: 3	LOB: 0	BB: 0	P: 3	R: 0	H: 0	E: 0	K: 1	S: 5	LOB: 0	BB: 0	P: 5	R: 0	H: 1	E: 0	K: 0	S: 3	LOB: 0	BB: 0	P: 3	R: 0	H: 0	E: 0	K: 0	S: 3	LOB: 0	BB: 0	P: 3	R: 0	H: 1	E: 0	K: 0	S: 4	LOB: 1	BB: 0	P: 4	R: 0	H: 2	E: 0	K: 1	S: 6	LOB: 1	BB: 0	P: 6	R: 0	H: 2	E: 0	K: 1	S: 7	LOB: 2	BB: 0	P: 7
1B: 8	SF: 0	2B: 2	SAC: 0	3B: 0	DP: 1	HR: 0	HBP: 0	WP: 0	PA: 35																																																															

PITCHER	IP	WLS	BF	H	R	ER	SO	BB	IBB	HBP	BLK	WP	HR	S	P	ERA	WHIP
Don Carman, L ERA: 4.54 (1, 1)	9.0	W	35	9	1	1	4	1	0	0	0	0	0	42	46	1.00	1.111

BOTTOM


Philadelphia Phillies @ San Diego Padres
Jack Murphy Stadium, San Diego, CA
 Fri Aug 28 1987, 10:05 PM EDT
 Att. 12,711 - Unknown

livebaseballscores.com

AB	34
R	1
H	9
RBI	1
BB	1
SO	4
LOB	19



Batter	1	2	3	4	5	6	7	8	9	AB R H RBI BB SO LOB	TOP	
Juan Samuel, R (1, 4) OBP: 0.346, SLG: 0.506	4-0 BB 4-3		0-0 6-3		0-3 K			4-0 BB G3 BB		2 0 0 0 2 1 1	Philadelphia Phillies @ San Diego Padres Jack Murphy Stadium, San Diego, CA Sat Aug 29 1987, 10:05 PM EDT Att. 12,492 - Unknown livebaseballscorecards.com	
Milt Thompson, L (1, 8) OBP: 0.369, SLG: 0.471	0-0 4-3 1-2		0-0 4-3			0-0 4-3		0-0 G3 1-2		4 0 0 0 0 0 2		
Chris James, R (1, 7) OBP: 0.357, SLG: 0.586	0-0 6-3		0-0 5-3			0-0 HR		0-3 K		4 1 1 1 0 1 2		
Mike Schmidt, R (1, 5) OBP: 0.405, SLG: 0.554	0-0 6-3			4-0 PO 5-3 BB		0-0 G4-6-3 1B		0-0 F9		3 0 1 0 1 0 1		
Von Hayes, L (1, 3) OBP: 0.438, SLG: 0.524		0-0 FC4-6 BB 1B		0-3 K		0-0 G4-6-3 1-2f		0-3 K		4 0 1 0 0 2 2		
Lance Parrish, R (1, 2) OBP: 0.308, SLG: 0.396		4-0 FC4-6 BB 1-2		0-0 5-3 1-2		0-0 5-3		0-3 K		3 0 0 0 1 1 1		
Glenn Wilson, R (1, 9) OBP: 0.309, SLG: 0.383		0-0 FC4-6 FC6-4 1-2f 2-3		0-0 PO 2-3	0-0 4-3		0-0 6-3			3 0 0 0 0 0 2		
Steve Jeltz, S (1, 6) OBP: 0.316, SLG: 0.284		0-3 K			0-0 1B		0-0 F9			3 0 1 0 0 1 2		
Bruce Ruffin, S (1, 1) OBP: 0.051, SLG: 0.068 Steve Bedrosian, R (7, 1) Ron Roenicke, S (8, PH) OBP: 0.299, SLG: 0.277 Jeff Calhoun, L (8, 1)		0-0 FC6-4 1-2		0-3 K				0-0 F7		2 0 0 0 0 1 3 0 0 0 0 0 0 0 1 0 0 0 0 0 0 0 0 0 0 0 0 0		
Inning Stats	R: 0 H: 0 E: 0 LOB: 1 K: 0 BB: 1 S: 3 P: 7	R: 0 H: 1 E: 0 LOB: 2 K: 1 BB: 1 S: 6 P: 10	R: 0 H: 0 E: 0 LOB: 0 K: 0 BB: 0 S: 3 P: 3	R: 0 H: 0 E: 0 LOB: 0 K: 1 BB: 1 S: 4 P: 8	R: 0 H: 1 E: 0 LOB: 1 K: 2 BB: 0 S: 8 P: 8	R: 1 H: 2 E: 0 LOB: 0 K: 0 BB: 0 S: 4 P: 4	R: 0 H: 0 E: 0 LOB: 0 K: 0 BB: 0 S: 3 P: 3	R: 0 H: 0 E: 0 LOB: 1 K: 1 BB: 1 S: 5 P: 9	R: 0 H: 0 E: 0 LOB: 0 K: 2 BB: 0 S: 7 P: 7	1B: 3 SF: 0 2B: 0 SAC: 0 3B: 0 DP: 1 HR: 1 HBP: 0	WP: 0 PA: 34 PB: 0 SB: 0 CS: 0	
PITCHER Eric Nolte, L (1, 1) ERA: 1.72	IP WLS BF H R ER SO BB IBB HBP BLK WP HR S P ERA WHIP	9.0 W 33 4 1 1 7 4 0 0 0 0 1 43 59 1.00 0.889										

Batter	1	2	3	4	5	6	7	8	9	AB	R	H	RBI	BB	SO	LOB	BOTTOM																		
Stan Jefferson, S (1, 7) OBP: 0.321, SLG: 0.376 (8, 8)	0-0 G5-3 S 1B	0-0 F6		0-0 2-3 1B			4-0 1B WP 1B BB	0-0 SH5-3		3	1	2	0	1	0	2																			
Tony Gwynn, L (1, 9) OBP: 0.437, SLG: 0.513	4-0 G5-3 1B BB		0-0 4-3	0-0 1-3			0-0 1-3 1B F6 1B	0-0 L6		4	2	1	0	0	1	0	3																		
Randy Ready, R (1, 4) OBP: 0.411, SLG: 0.462 Tim Flannery, L (7, PH) OBP: 0.356, SLG: 0.290 (8, 4)	0-0 G5-3 1-2 2-3f		0-3 K		0-0 F8		0-0 F6 1-2	0-0 F7		3	0	0	0	0	1	2																			
John Kruk, L (1, 3) OBP: 0.429, SLG: 0.534	0-0 2-H 1B		4-0 1B BB		0-3 K		4-0 1B IBB			2	0	1	1	2	1	0																			
Benito Santiago, R (1, 2) OBP: 0.317, SLG: 0.445	0-0 5-3		0-0 1-2 1B		0-0 1B		0-3 K			4	0	2	0	0	1	4																			
Shane Mack, R (1, 8) OBP: 0.304, SLG: 0.392 Marvell Wynne, L (7, PH) OBP: 0.331, SLG: 0.342 (8, 7)		4-0 1B BB	0-0 F9		0-3 K		0-0 1-3 2-H 3-H 1B			2	0	0	0	1	1	3																			
Garry Templeton, S (1, 6) OBP: 0.287, SLG: 0.295		0-0 1-3 1B		4-0 1B S BB		0-0 F7	4-0 1B IBB			2	0	1	0	2	0	0																			
Luis Salazar, R (1, 5) OBP: 0.310, SLG: 0.342		0-3 K		0-3 K		0-3 K	0-0 F8			4	0	0	0	0	3	6																			
Eric Nolte, L (1, 1) OBP: 0.154, SLG: 0.083		0-3 K		0-0 2-3		0-3 K		4-0 SH5-3 BB		3	0	0	0	1	2	3																			
Inning Stats	R: 1 E: 0 K: 0 S: 4	H: 2 LOB: 1 BB: 1 P: 8	R: 0 E: 0 K: 2 S: 8	H: 1 LOB: 2 BB: 1 P: 12	R: 0 E: 0 K: 1 S: 6	H: 1 LOB: 2 BB: 1 P: 10	R: 0 E: 0 K: 2 S: 8	H: 1 LOB: 1 BB: 0 P: 8	R: 0 E: 0 K: 2 S: 7	H: 0 LOB: 0 BB: 0 P: 7	R: 2 E: 0 K: 1 S: 7	H: 2 LOB: 3 BB: 3 P: 19	R: 0 E: 0 K: 0 S: 3	H: 0 LOB: 1 BB: 1 P: 7	1B: 8 2B: 0 3B: 0 HR: 0	SF: 0 SAC: 1 DP: 1 HBP: 0	WP: 1 PB: 0 SB: 2 CS: 0	PA: 39																	
PITCHER Bruce Ruffin, L (1, 1) ERA: 4.41 Steve Bedrosian, R (7, 1) ERA: 2.69 Jeff Calhoun, L (8, 1) ERA: 1.42	IP 6.0	WLS L	BF 29	H 7	R 3	ER 3	SO 8	BB 5	IBB 0	HBP 0	BLK 0	WP 1	HR 0	S 40	P 60	ERA 4.50	WHIP 2.000																		
PITCHER	IP 1.0	WLS L	BF 6	H 1	R 0	ER 0	SO 1	BB 0	IBB 0	HBP 0	BLK 0	WP 0	HR 0	S 6	P 14	ERA 0.00	WHIP 1.000																		
	IP 1.0	WLS L	BF 4	H 0	R 0	ER 0	SO 0	BB 1	IBB 0	HBP 0	BLK 0	WP 0	HR 0	S 3	P 7	ERA 0.00	WHIP 1.000																		
																	AB	30	R	3	H	8	RBI	3	BB	8	SO	9	LOB	26					
																																			

Philadelphia Phillies @ San Diego Padres
Jack Murphy Stadium, San Diego, CA

Sat Aug 29 1987, 10:05 PM EDT
Att. 12,492 - Unknown

livebaseballscorecards.com

Batter	1	2	3	4	5	6	7	8	9	AB R H RBI BB SO LOB	TOP											
Juan Samuel, R (1, 4) OBP: 0.346, SLG: 0.504	0-3 K		0-0 K 1B		0-0 5-3		0-0 F4			4 0 1 0 0 1 2												
Milt Thompson, L (1, 8) OBP: 0.368, SLG: 0.468	0-0 6-3		0-3 K		4-0 BB		0-0 F7 2-3			3 0 0 0 1 1 1												
Chris James, R (1, 7) OBP: 0.353, SLG: 0.578	0-3 K			0-0 5-3	0-3 K			0-0 F8		4 0 0 0 0 2 2												
Mike Schmidt, R (1, 5) OBP: 0.405, SLG: 0.556		0-0 E 2B		0-0 F4		0-0 1B		0-0 F9		4 1 2 0 0 0 0												
Von Hayes, L (1, 3) OBP: 0.436, SLG: 0.522		0-0 F8		0-0 1B 1B		0-0 F6		0-0 G3		4 0 1 0 0 0 2												
Glenn Wilson, R (1, 9) OBP: 0.310, SLG: 0.384		0-0 E7 4-3 1B 2-H		0-0 1B 1-2		0-0 F9			0-0 3-1	4 0 2 0 0 0 1												
Darren Daulton, L (1, 2) OBP: 0.276, SLG: 0.304		0-0 4-3 1-2		0-0 F8		0-3 K			0-0 6-3	4 0 0 0 0 1 4												
Steve Jeltz, S (1, 6) OBP: 0.318, SLG: 0.285		0-0 F7			4-0 SH1-4 BB		0-0 1-3		0-0 1B	3 0 1 0 1 0 1												
Kevin Gross, R (1, 1) OBP: 0.208, SLG: 0.196			0-3 K		0-0 SH1-4		0-0 E 2B		0-0 G3	1 0 0 0 0 0 1 0												
Michael Jackson, R (5, 1) OBP: 0.179, SLG: 0.125										0 0 0 0 0 0 0 0												
Jeff Stone, L (7, PH) OBP: 0.633, SLG: 0.369										1 0 1 0 0 0 0 0												
Kent Tekulve, R (7, 1)										0 0 0 0 0 0 0 0												
Wally Ritchie, L (8, 1) OBP: 0.250, SLG: 0.250										0 0 0 0 0 0 0 0												
Greg Gross, L (9, PH) OBP: 0.389, SLG: 0.373										1 0 0 0 0 0 0 1												
Inning Stats	R: 0 E: 0 K: 2 S: 7	H: 0 LOB: 0 BB: 0 P: 7	R: 1 E: 1 K: 0 S: 5	H: 2 LOB: 1 BB: 0 P: 5	R: 0 E: 0 K: 2 S: 7	H: 1 LOB: 0 BB: 0 P: 7	R: 0 E: 0 K: 0 S: 5	H: 2 LOB: 2 BB: 0 P: 5	R: 0 E: 0 K: 1 S: 5	H: 0 LOB: 2 BB: 2 P: 13	R: 0 E: 0 K: 1 S: 6	H: 1 LOB: 1 BB: 0 P: 6	R: 0 E: 0 K: 0 S: 4	H: 1 LOB: 1 BB: 0 P: 4	R: 0 E: 0 K: 0 S: 3	H: 0 LOB: 0 BB: 0 P: 3	R: 0 E: 0 K: 0 S: 4	H: 1 LOB: 1 BB: 0 P: 4	1B: 6 2B: 2 3B: 0 HR: 0	SF: 0 SAC: 1 DP: 0 HBP: 0	WP: 0 PB: 0 SB: 0 CS: 0	PA: 36
PITCHER Mark Grant, R (1, 1) ERA: 4.32	IP 9.0 WLS W BF 36 H 8 R 1 ER 1 SO 6 BB 2 IBB 0 HBP 0 BLK 0 WP 0 HR 0 S 46 P 54 ERA 1.00 WHIP 1.111																					

Philadelphia Phillies @ San Diego Padres
 Jack Murphy Stadium, San Diego, CA
 Sun Aug 30 1987, 6:33 AM EDT
 Att: 12,072 - Unknown

livebaseballscorecards.com

AB	33
R	1
H	8
RBI	0
BB	2
SO	6
LOB	14



Batter	1	2	3	4	5	6	7	8	9
Marvell Wynne, L <small>(1, 8) <small>(7, 7)</small> <small>OBP: 0.335, SLG: 0.378</small> </small>	0-0 4-3 		0-0 G3 	0-3 K 		0-0 HR			
Tony Gwynn, L <small>(1, 9) <small>OBP: 0.440, SLG: 0.516</small> </small>	4-0 BB		0-0 G3 		0-0 4-3 2B	0-0 1B			
Carmelo Martinez, R <small>(1, 7) <small>OBP: 0.364, SLG: 0.404</small> </small> Shane Mack, R <small>(7, 8) <small>OBP: 0.304, SLG: 0.392</small> </small>	0-0 F9 		0-3 K 		0-0 4-3 	0-0 F9 			
John Kruk, L <small>(1, 3) <small>OBP: 0.425, SLG: 0.528</small> </small>	0-0 6-3 		0-0 F7 		0-3 K 		0-3 K 		
Benito Santiago, R <small>(1, 2) <small>OBP: 0.316, SLG: 0.443</small> </small>		0-3 K 		0-0 L9 	0-0 E5 		0-0 CS 1B		
Chris Brown, R <small>(1, 5) <small>OBP: 0.291, SLG: 0.373</small> </small>		0-0 HR		0-0 E 1B	0-3 K 		0-0 F9 		
Garry Templeton, S <small>(1, 6) <small>OBP: 0.287, SLG: 0.293</small> </small>		4-0 BB		0-3 K 		0-0 1-3 		0-0 5-3 	
Tim Flannery, L <small>(1, 4) <small>OBP: 0.358, SLG: 0.291</small> </small>		0-3 K 		0-0 E6 1B		4-0 HR BB		0-0 G4-3-6 1B	
Mark Grant, R <small>(1, 1) <small>OBP: 0.152, SLG: 0.097</small> </small>		0-0 1-3 		0-0 		0-3 K 		0-0 G4-3-6 	

Inning Stats	R: 0	H: 0	E: 0	K: 0	S: 3	LOB: 1	BB: 1	P: 7	R: 1	H: 1	E: 0	K: 2	S: 8	LOB: 1	BB: 1	P: 12	R: 1	H: 1	E: 0	K: 1	S: 6	LOB: 0	BB: 0	P: 6	R: 1	H: 2	E: 1	K: 2	S: 10	LOB: 2	BB: 0	P: 10	R: 1	H: 1	E: 1	K: 2	S: 9	LOB: 1	BB: 0	P: 9	R: 2	H: 2	E: 0	K: 1	S: 7	LOB: 1	BB: 1	P: 11	R: 0	H: 1	E: 0	K: 1	S: 5	LOB: 0	BB: 0	P: 5	R: 0	H: 1	E: 0	K: 0	S: 3	LOB: 0	BB: 0	P: 3
	1B: 5	SF: 0	2B: 1	SAC: 0	3B: 1	DP: 1	HR: 2	HBP: 0	WP: 0	PA: 36																																																						

PITCHER	IP	WLS	BF	H	R	ER	SO	BB	IBB	HBP	BLK	WP	HR	S	P	ERA	WHIP	
Kevin Gross, R <small>ERA: 4.39</small>	(1, 1)	4.2	L	23	5	4	2	6	2	0	0	0	0	1	33	41	3.86	1.500
Michael Jackson, R <small>ERA: 4.24</small>	(5, 1)	1.1		7	2	2	2	1	0	0	0	0	1	10	14	13.50	2.250	
Kent Tekulve, R <small>ERA: 3.09</small>	(7, 1)	1.0		3	1	0	0	1	0	0	0	0	0	5	5	0.00	1.000	
Wally Ritchie, L <small>ERA: 3.81</small>	(8, 1)	1.0		3	1	0	0	0	0	0	0	0	0	3	3	0.00	1.000	

BOTTOM

Philadelphia Phillies @ San Diego Padres
Jack Murphy Stadium, San Diego, CA

Sun Aug 30 1987, 6:33 AM EDT
 Att. 12,072 - Unknown

livebaseballscorecards.com

AB	33
R	6
H	9
RBI	5
BB	3
SO	9
LOB	15

Batter	1	2	3	4	5	6	7	8	9	10	AB	R	H	RBI	BB	SO	LOB	TOP																		
Lenny Dykstra, L OBP: 0.348, SLG: 0.447 Randy Myers, L OBP: 0.200, SLG: 0.200 Doug Sisk, R OBP: 0.150, SLG: 0.150 Lee Mazzilli, S OBP: 0.405, SLG: 0.452 Jesse Orosco, R OBP: 0.100, SLG: 0.100 Roger McDowell, R OBP: 0.308, SLG: 0.333	0-3 K		0-3 K		0-0 F8		0-0 WP 1B	0-0 E1 BB		0-3 K	4	0	1	0	0	2	0																			
Wally Backman, S OBP: 0.294, SLG: 0.273	0-0 F8		0-0 HR		0-3 K		4-0 1B BB	4-0 3-H BB			3	1	1	1	2	1	0																			
Keith Hernandez, L OBP: 0.386, SLG: 0.444	0-0 P3		0-3 K		0-0 F8		0-0 L4	0-0 L3			5	0	0	0	0	1	5																			
Darryl Strawberry, L OBP: 0.394, SLG: 0.568		4-0 S BB		0-0 F9		0-0 1B		0-0 F8	0-0 4-3		4	0	1	0	1	0	0																			
Kevin McReynolds, R OBP: 0.324, SLG: 0.494		0-3 K		0-0 F8		0-0 F8		0-0 E5 1B 3B	0-0 F4		5	1	0	0	0	1	2																			
Gary Carter, R OBP: 0.295, SLG: 0.412		0-3 K 1-2		4-0 1B BB		0-0 F9		0-0 F8	0-0 F7		4	0	0	0	1	1	3																			
Howard Johnson, S OBP: 0.375, SLG: 0.544		4-0 IBB		0-0 1B		0-0 F7		0-0 3B 1B		0-0 HR	4	2	3	1	1	0	0																			
Rafael Santana, R OBP: 0.310, SLG: 0.376		0-0 5-3		0-0 5-3		0-0 5-3		0-0 3B 3B		0-3 K	5	1	1	2	0	1	4																			
Ron Darling, R OBP: 0.161, SLG: 0.217 Mookie Wilson, S OBP: 0.354, SLG: 0.463			0-0 F9		0-0 F9		4-0 WP 1B BB	0-0 3-H E 3B		0-3 K	2	0	0	0	0	0	0																			
											2	1	1	1	1	1	0																			
Inning Stats	R: 0 E: 0 K: 1 S: 5	H: 0 LOB: 0 BB: 0 P: 5	R: 0 E: 0 K: 2 S: 7	H: 0 LOB: 2 BB: 2 P: 15	R: 1 E: 0 K: 2 S: 8	H: 1 LOB: 0 BB: 0 P: 8	R: 0 E: 0 K: 0 S: 4	H: 1 LOB: 2 BB: 1 P: 8	R: 0 E: 0 K: 1 S: 5	H: 0 LOB: 0 BB: 0 P: 5	R: 0 E: 0 K: 0 S: 4	H: 1 LOB: 1 BB: 0 P: 4	R: 0 E: 0 K: 0 S: 4	H: 1 LOB: 3 BB: 2 P: 12	R: 4 E: 2 K: 0 S: 8	H: 3 LOB: 2 BB: 1 P: 12	R: 0 E: 0 K: 0 S: 3	H: 0 LOB: 0 BB: 0 P: 3	R: 1 E: 0 K: 3 S: 10	H: 1 LOB: 0 BB: 0 P: 10	1B: 4 2B: 0 3B: 2 HR: 2	SF: 0 SAC: 0 DP: 0 HBP: 0	WP: 1 PB: 0 SB: 1 CS: 0	PA: 46												
PITCHER	IP WLS BF H R ER SO BB IBB HBP BLK WP HR S P ERA WHIP																																			
Eric Show, R ERA: 4.19	6.2		29	4	1	1	6	4	1	0	0	1	1	36	56	1.35	1.200																			
Mark Davis, L ERA: 4.24	7.1		7	3	4	0	0	0	0	0	0	0	0	7	7	0.00	3.000																			
Lance McCullers, R ERA: 4.11	8.1		6	0	0	0	0	1	0	0	0	0	0	5	9	0.00	0.750																			
Keith Comstock, L ERA: 3.99	10.1	L	4	1	1	1	3	0	0	0	0	0	1	10	10	9.00	1.000																			

New York Mets @ San Diego Padres
Jack Murphy Stadium, San Diego, CA
 Mon Aug 31 1987, 10:05 PM EDT
 Att. 11,708 - Unknown

livebaseballscorecards.com

AB 40
R 6
H 8
RBI 5
BB 6
SO 9
LOB 14



BOTTOM

New York Mets @ San Diego Padres
Jack Murphy Stadium, San Diego, CA
Mon Aug 31 1987, 10:05 PM EDT
Att: 11,708 - Unknown

livebaseballscorecards.com

AB 33
R 5
H 7
RBI 5
BB 6
SO 8
LOB 17



WP: 0 PA: 41
PB: 0
SB: 2
CS: 0

AB R H RBI BB SO LOB
4 0 0 0 0 1 1
0 0 0 0 0 0 0

3 2 1 0 2 1 0

3 1 2 1 1 0 0
1 0 0 0 0 0 0

4 0 1 1 1 2 4

4 0 2 2 1 0 2

3 0 0 1 0 1 4

4 0 0 0 0 1 5

3 1 0 0 1 1 0

3 1 1 0 0 0 1
0 0 0 0 0 0 0
0 0 0 0 0 0 0
1 0 0 0 0 1 0

1B: 6 SF: 1
2B: 2 SAC: 1
3B: 0 DP: 3
HR: 0 HBP: 0

Batter	1	2	3	4	5	6	7	8	9	10
Marvell Wynne, L (1, 8) OBP: 0.328, SLG: 0.369 Keith Comstock, L (10, 1)	K		F7		SH1-3	G4-6-3			F7	
Tony Gwynn, L (1, 9) OBP: 0.441, SLG: 0.515	K			FC4-6 SF9 1B	BB 1B 2B IBB		L4 1B BB		F9	
Carmelo Martinez, R (1, 7) OBP: 0.367, SLG: 0.406 Shane Mack, R (7, PR) OBP: 0.302, SLG: 0.389	6-3			FC4-6 BB 1-2	BB 2B 1B		1-2 1B			4-3
John Kruk, L (1, 3) OBP: 0.425, SLG: 0.525		G6-4-3 1B		FC4-6 SF9 1-2f 2-3	2B BB		K			K
Benito Santiago, R (1, 2) OBP: 0.319, SLG: 0.446		G6-4-3 1B			1-2 IBB		L4			6-3
Chris Brown, R (1, 5) OBP: 0.287, SLG: 0.368		G6-4-3		SF9	K			5-3		
Garry Templeton, S (1, 6) OBP: 0.284, SLG: 0.290		F7		F7	F5			K		
Tim Flannery, L (1, 4) OBP: 0.356, SLG: 0.287			F4		SH1-3 1B BB		4-3			K
Eric Show, R (1, 1) OBP: 0.085, SLG: 0.103 Mark Davis, L (7, 1) OBP: 0.207, SLG: 0.310 Lance McCullers, S (8, 1) OBP: 0.143, SLG: 0.077 Stan Jefferson, S (9, PH) OBP: 0.320, SLG: 0.375		5-3		E1 1B SH1-3 BB			G4-6-3 1B		K	

Inning Stats	R: 0	H: 0	E: 0	K: 2	S: 7	R: 0	H: 2	E: 0	K: 0	S: 4	R: 0	H: 0	E: 0	K: 0	S: 3	R: 1	H: 1	E: 0	K: 0	S: 4	R: 1	H: 2	E: 1	K: 1	S: 8	R: 0	H: 1	E: 0	K: 0	S: 3	R: 0	H: 1	E: 0	K: 1	S: 5	R: 0	H: 0	E: 0	K: 2	S: 7	R: 0	H: 0	E: 0	K: 1	S: 5	R: 0	H: 0	E: 0	K: 1	S: 5	R: 0	H: 0	E: 0	K: 1	S: 5																														
	0	0	0	0	7	0	2	0	0	4	0	0	0	0	3	1	1	0	0	4	0	2	0	2	20	0	1	0	0	3	0	1	0	0	3	0	1	0	0	9	0	0	0	0	7	0	0	0	0	5	0	0	0	0	5	6	1	0	0	1	0	0	0	0	1	0	0	0	0	1	0	0	0	0	1	0	0	0	0	1	0	0	0	0	1

PITCHER	IP	WLS	BF	H	R	ER	SO	BB	IBB	HBP	BLK	WP	HR	S	P	ERA	WHIP
Ron Darling, R (1, 1) ERA: 4.41	6.0		28	6	5	4	3	3	2	0	0	0	0	29	49	6.00	1.500
Randy Myers, L (7, 1) ERA: 4.47	0.1		3	1	0	0	1	1	0	0	0	0	0	4	8	0.00	6.000
Doug Sisk, R (7, 1) ERA: 3.7	0.2		1	0	0	0	0	0	0	0	0	0	0	1	1	0.00	0.000
Jesse Orosco, L (8, 1) ERA: 4.95	2.2	W	8	0	0	0	4	0	0	0	0	0	0	16	16	0.00	0.000
Roger McDowell, R (10, 1) ERA: 4.0	0.1	S	1	0	0	0	0	0	0	0	0	0	0	1	1	0.00	0.000

Batter	1	2	3	4	5	6	7	8	9	AB R H RBI BB SO LOB	TOP											
Mookie Wilson, S OBP: 0.354, SLG: 0.462 (1, 8)	0-3 K		0-0 F7		0-0 HR 1B		0-0 FC4-5 FC5-4 2-3		0-0 1B FC3-6 1B	5 2 2 0 0 1 1												
Wally Backman, S OBP: 0.298, SLG: 0.274 (1, 4)	4-0 L1-3 BB			0-0 4-3	0-0 HR 1B		0-0 F9		0-0 FC3-6 1B WP 1B	2 1 1 0 1 0 0 2 1 1 0 0 0 1												
Tim Teufel, R OBP: 0.433, SLG: 0.601 (7, PH) (7, 4)																						
Keith Hernandez, L OBP: 0.386, SLG: 0.449 (1, 3)	0-0 L1-3			0-0 G3	0-0 HR		0-0 FC5-4		0-0 FC3-6 1B	5 1 2 4 0 0 2												
Darryl Strawberry, L OBP: 0.396, SLG: 0.566 (1, 9)		4-0 BB		0-0 BB 1B	0-0 1-3			4-0 S 1B BB	0-0 FC3-6 WP 1B	3 3 1 1 2 0 2												
Lee Mazzilli, S OBP: 0.405, SLG: 0.444 (1, 7)			0-0 F5	0-0 1B BB		0-0 F9		0-0 F8	0-0 1B	4 0 1 1 1 0 2												
Gary Carter, R OBP: 0.294, SLG: 0.409 (1, 2)			0-0 F2	0-0 1-3 2-H 1B		0-0 F6		0-0 F5	0-0 2-3	5 0 1 1 0 0 3												
Howard Johnson, S OBP: 0.375, SLG: 0.544 (1, 5)			0-0 F9		0-0 F7		0-0 1B	0-0 CS 1B		4 0 2 1 0 0 3												
Rafael Santana, R OBP: 0.307, SLG: 0.372 (1, 6)			0-0 6-3		0-0 4-3		0-0 G3	0-0 CS	0-0 5-3	4 0 0 0 0 0 1												
David Cone, L OBP: 0.095, SLG: 0.100 (1, 1)			0-0 6-3		0-0 1-3		0-0 FC4-5 2B		0-0 1B 1B	3 0 1 0 0 0 0 1 1 1 0 0 0 0												
Randy Myers, L OBP: 0.333, SLG: 0.333 (8, 1)																						
Inning Stats	R: 0 E: 0 K: 1 S: 4	H: 0 LOB: 0 BB: 1 P: 8	R: 0 E: 0 K: 0 S: 3	H: 0 LOB: 1 BB: 1 P: 7	R: 0 E: 0 K: 0 S: 3	H: 0 LOB: 0 BB: 0 P: 3	R: 1 E: 0 K: 0 S: 5	H: 2 LOB: 2 BB: 1 P: 9	R: 3 E: 0 K: 0 S: 6	H: 3 LOB: 0 BB: 0 P: 6	R: 0 E: 0 K: 0 S: 4	H: 1 LOB: 1 BB: 0 P: 4	R: 0 E: 0 K: 0 S: 4	H: 1 LOB: 1 BB: 0 P: 4	R: 1 E: 0 K: 0 S: 3	H: 1 LOB: 0 BB: 1 P: 7	R: 4 E: 0 K: 0 S: 8	H: 5 LOB: 1 BB: 0 P: 8	1B: 11 2B: 2 3B: 0 HR: 1	SF: 0 SAC: 0 DP: 1 HBP: 0	WP: 1 PB: 0 SB: 2 CS: 1	PA: 43
PITCHER	IP WLS BF H R ER SO BB IBB HBP BLK WP HR S P ERA WHIP											PITCHER	IP WLS BF H R ER SO BB IBB HBP BLK WP HR S P ERA WHIP									
Jimmy Jones, R ERA: 4.5 (1, 1)	6.0 L 27 7 4 4 1 3 0 0 0 0 1 26 38 6.00 1.667																					
Dave Leiper, L ERA: 3.81 (7, 1)	2.0 7 1 1 1 0 1 0 0 0 0 0 0 6 10 4.50 1.000																					
Greg Booker, R ERA: 3.9 (9, 1)	0.1 4 3 3 3 0 0 0 0 0 0 0 0 4 4 81.00 9.000																					
Keith Comstock, L ERA: 4.11 (9, 1)	0.2 4 2 1 1 0 0 0 0 0 0 1 0 4 4 13.50 3.000																					

New York Mets @ San Diego Padres
 Jack Murphy Stadium, San Diego, CA
 Tue Sep 01 1987, 10:05 PM EDT
 Att. 14,669 - Unknown

livebaseballscorecards.com

AB	38
R	9
H	13
RBI	8
BB	4
SO	1
LOB	15



BOTTOM

New York Mets @ San Diego Padres
Jack Murphy Stadium, San Diego, CA

Tue Sep 01 1987, 10:05 PM EDT
 Att. 14,669 - Unknown

livebaseballscorecards.com

AB	30
R	1
H	5
RBI	1
BB	2
SO	8
LOB	13



WP: 0	PA: 34
PB: 0	
SB: 1	
CS: 0	

AB R H RBI BB SO LOB

1	0	0	0	2	0	0
4	0	2	0	0	0	3
4	0	1	0	0	2	3
4	0	0	0	0	0	2
4	1	2	1	0	1	0
4	0	0	0	0	2	2
4	0	0	0	0	1	2
2	0	0	0	0	1	0
2	0	0	0	0	0	0
1	0	0	0	0	0	1
0	0	0	0	0	0	0
0	0	0	0	0	0	0

Batter	1	2	3	4	5	6	7	8	9
Stan Jefferson, S OBP: 0.325, SLG: 0.374 (1, 8)	4-0 BB G3-6-3		1-0 1B HBP			0-0 3-1		4-0 1-2 BB G4-3	
Tony Gwynn, L OBP: 0.441, SLG: 0.515 (1, 9)	0-0 G3-6-3 1-2f		0-0 1-3 1B			0-0 1B		0-0 1-2f G4-3	
Carmelo Martinez, R OBP: 0.366, SLG: 0.404 (1, 7)	0-0 5-3		0-3 K			0-3 K		0-0 1B 1B	
John Kruk, L OBP: 0.421, SLG: 0.519 (1, 3)		0-0 4-3		0-0 6-3		0-0 6-3 1-2		0-0 L5	
Benito Santiago, R OBP: 0.321, SLG: 0.453 (1, 2)		0-0 HR		0-0 5-3		0-3 K		0-0 1-2 1B	
Chris Brown, R OBP: 0.283, SLG: 0.363 (1, 5)		0-3 K		0-0 6-3		0-3 K		0-0 L7	
Garry Templeton, S OBP: 0.282, SLG: 0.287 (1, 6)		0-0 4-3			0-0 F7		0-0 3-1	0-3 K	
Tim Flannery, L OBP: 0.356, SLG: 0.285 (1, 4)			0-3 K		0-0 G3			1-0 BB HBP	
Jimmy Jones, R OBP: 0.220, SLG: 0.275 (1, 1) Dave Leiper, L (7, 1) Marvell Wynne, L OBP: 0.326, SLG: 0.366 (8, PH) Greg Booker, R (9, 1) Keith Comstock, L (9, 1)			0-0 P1		0-3 K			0-0 F4	

Inning Stats	R: 0	H: 0	E: 0	K: 0	S: 2	R: 1	H: 1	E: 0	K: 1	S: 6	R: 0	H: 1	E: 0	K: 2	S: 8	R: 0	H: 0	E: 0	K: 0	S: 3	R: 0	H: 0	E: 0	K: 1	S: 5	R: 0	H: 1	E: 0	K: 1	S: 6	R: 0	H: 0	E: 0	K: 2	S: 7	R: 0	H: 0	E: 0	K: 0	S: 2	R: 0	H: 2	E: 0	K: 1	S: 7	R: 0	H: 2	E: 0	K: 1	S: 7	1B: 4	2B: 0	3B: 0	HR: 1	SF: 0	SAC: 0	DP: 2	HBP: 2	WP: 0	PB: 0	SB: 1	CS: 0	PA: 34
--------------	------	------	------	------	------	------	------	------	------	------	------	------	------	------	------	------	------	------	------	------	------	------	------	------	------	------	------	------	------	------	------	------	------	------	------	------	------	------	------	------	------	------	------	------	------	------	------	------	------	------	-------	-------	-------	-------	-------	--------	-------	--------	-------	-------	-------	-------	--------

PITCHER	IP	WLS	BF	H	R	ER	SO	BB	IBB	HBP	BLK	WP	HR	S	P	ERA	WHIP
David Cone, R ERA: 4.07 (1, 1)	7.1	W	28	3	1	1	7	2	0	2	0	0	1	38	48	1.23	0.682
Randy Myers, L ERA: 4.34 (8, 1)	1.2	S	6	2	0	0	1	0	0	0	0	0	0	8	8	0.00	1.200

PITCHER	IP	WLS	BF	H	R	ER	SO	BB	IBB	HBP	BLK	WP	HR	S	P	ERA	WHIP
---------	----	-----	----	---	---	----	----	----	-----	-----	-----	----	----	---	---	-----	------

Batter	1	2	3	4	5	6	7	8	9	AB R H RBI BB SO LOB	TOP									
Mookie Wilson, S OBP: 0.356, SLG: 0.463 (1, 8) (9, 9)	0-0 FC4-6 1B		0-0 CS 1B		0-3 K			0-3 K		4 0 2 0 0 2 0										
Dave Magadan, L OBP: 0.397, SLG: 0.444 Rafael Santana, R OBP: 0.306, SLG: 0.370 (1, 5) (7, 6)	0-0 FC4-6 FC6-4 1-2f		0-0 HR 1B			0-3 K		0-0 F4		3 1 1 0 0 1 1 1 0 0 0 0 0 0										
Keith Hernandez, L OBP: 0.389, SLG: 0.457 (1, 3)	0-3 K		0-0 HR			4-0 BB		0-0 1B		3 1 2 2 1 1 1										
Kevin McReynolds, R OBP: 0.322, SLG: 0.490 (1, 7)	0-0 FC6-4 1-2f		0-0 1-3			0-0 G6-4-3 BB		0-3 K		4 0 0 0 0 1 3										
Lee Mazzilli, S OBP: 0.393, SLG: 0.429 Lenny Dykstra, L OBP: 0.348, SLG: 0.447 (1, 9) (9, 8)		0-0 4-3		0-0 F7			0-0 L3		0-3 K	4 0 0 0 0 1 0 0 0 0 0 0 0 0										
Gary Carter, R OBP: 0.294, SLG: 0.409 Keith Miller, R OBP: 0.395, SLG: 0.512 Barry Lyons, R OBP: 0.284, SLG: 0.346 (1, 2) (7, PR) (7, 2)		0-0 5-3		0-3 K			0-0 HR 1B		4-0 BB 1B	3 0 1 0 0 1 0 0 1 0 0 0 0 0 0 0 0 0 1 0 0										
Howard Johnson, S OBP: 0.378, SLG: 0.555 (1, 6) (7, 5)		0-0 2B		0-0 3-1			0-0 HR		0-0 FC6-4 1B	4 1 3 2 0 0 0										
Wally Backman, S OBP: 0.295, SLG: 0.271 Tim Teufel, R OBP: 0.431, SLG: 0.598 (1, 4) (9, PH) (9, 4)		0-3 K		0-0 F7			0-0 6-3		0-0 F7	3 0 0 0 0 1 2 1 0 0 0 0 0 2										
Dwight Gooden, R OBP: 0.212, SLG: 0.212 (1, 1)			0-3 K		0-0 F9		0-3 K		0-0 FC6-4	4 0 0 0 0 2 3										
Inning Stats	R: 0 E: 0 K: 1 S: 6	H: 1 LOB: 1 BB: 0 P: 6	R: 0 E: 0 K: 1 S: 6	H: 1 LOB: 1 BB: 0 P: 6	R: 2 E: 0 K: 1 S: 7	H: 3 LOB: 0 BB: 0 P: 7	R: 0 E: 0 K: 1 S: 5	H: 0 LOB: 0 BB: 0 P: 5	R: 0 E: 0 K: 1 S: 4	H: 0 LOB: 0 BB: 1 P: 8	R: 2 E: 0 K: 1 S: 7	H: 2 LOB: 1 BB: 0 P: 7	R: 0 E: 0 K: 2 S: 8	H: 1 LOB: 1 BB: 0 P: 8	R: 0 E: 0 K: 1 S: 6	H: 1 LOB: 2 BB: 1 P: 10	1B: 6 2B: 1 3B: 0 HR: 2	SF: 0 SAC: 0 DP: 1 HBP: 0	WP: 0 PB: 0 SB: 0 CS: 1	PA: 36
PITCHER	IP WLS BF H R ER SO BB IBB HBP BLK WP HR S P ERA WHIP																			
Ed Whitson, R ERA: 4.7 (1, 1)	8.1 L 34 9 4 4 10 2 0 0 0 0 0 2 52 60 4.32 1.320																			
Mark Davis, L ERA: 4.22 (9, 1)	0.2 2 0 0 0 0 0 0 0 0 0 0 0 2 2 0.00 0.000																			

New York Mets @ San Diego Padres
Jack Murphy Stadium, San Diego, CA
 Wed Sep 02 1987, 10:05 PM EDT
 Att: 16,069 - Unknown

AB	34
R	4
H	9
RBI	4
BB	2
SO	10
LOB	12



WP: 0	PA: 36
PB: 0	
SB: 0	
CS: 1	

BOTTOM

New York Mets @ San Diego Padres

Jack Murphy Stadium, San Diego, CA

Wed Sep 02 1987, 10:05 PM EDT

Att. 16,069 - Unknown

livebaseballscorecards.com

AB	34
R	3
H	10
RBI	3
BB	2
SO	4
LOB	10



WP:	0	PA:	37
PB:	0	SB:	0
CS:	0		

AB R H RBI BB SO LOB

5 0 1 1 0 0 0

2 1 0 0 2 1 0

4 0 1 0 0 1 3

3 0 0 1 0 0 0

4 0 2 0 0 1 1

4 0 1 1 0 0 3

4 1 1 0 0 0 1

3 0 1 0 0 0 1

0 0 0 0 0 0 0

1 0 0 0 0 0 0

1B:	6	SF:	1
2B:	4	SAC:	0
3B:	0	DP:	1
HR:	0	HBP:	0

Batter	1	2	3	4	5	6	7	8	9	
Stan Jefferson, S (1, 8) OBP: 0.323, SLG: 0.375	0-0 4-3 	0-0 		0-0 3-1 				0-0 F8 		0-0 L5
Tony Gwynn, L (1, 9) OBP: 0.442, SLG: 0.513	4-0 	4-0 			0-3 K 		0-0 G3 			
Carmelo Martinez, R (1, 7) OBP: 0.365, SLG: 0.405	0-0 	0-0 			0-3 K 		0-0 F7 			
John Kruk, L (1, 3) OBP: 0.417, SLG: 0.515	0-0 		0-0 5-3 		0-0 1-3 			0-0 4-3 		
Benito Santiago, R (1, 2) OBP: 0.323, SLG: 0.456	0-0 					0-3 K 		0-0 		
Randy Ready, R (1, 5) OBP: 0.416, SLG: 0.470		0-0 		0-3 K 		0-0 		0-0 		
Garry Templeton, S (1, 6) OBP: 0.282, SLG: 0.286		0-0 		0-0 F8 		0-0 		0-0 		
Tim Flannery, L (1, 4) OBP: 0.355, SLG: 0.284		0-0 		0-0 F7 		0-0 		0-0 4-3 		
Ed Whitson, R (1, 1) OBP: 0.138, SLG: 0.140		0-0 		0-0 L4 		0-0 4-3 			0-0 F6 	
Mark Davis, L (9, 1) OBP: 0.207, SLG: 0.310										
Marvell Wynne, L (9, PH) OBP: 0.324, SLG: 0.364		0-0 								

Inning Stats	R:	H:	E:	K:	S:	IP:	WLS:	BF:	H:	R:	ER:	SO:	BB:	IBB:	HBP:	BLK:	WP:	HR:	S:	P:	ERA:	WHIP:
	1	1	0	0	4	9.0		37	10	3	3	4	1	1	0	0	0	0	43	51	3.00	1.222

PITCHER	IP	WLS	BF	H	R	ER	SO	BB	IBB	HBP	BLK	WP	HR	S	P	ERA	WHIP
Dwight Gooden, R (1, 1) ERA: 2.87	9.0	W	37	10	3	3	4	1	1	0	0	0	0	43	51	3.00	1.222

Batter	1	2	3	4	5	6	7	8	9	AB	R	H	RBI	BB	SO	LOB	TOP										
Tony Gwynn, L (1, 9) OBP: 0.443, SLG: 0.513	0-0 F9 1B	4-0 1-2 IBB	0-0 G3			0-0 1-3		0-0 E 1B		4	0	2	0	1	0	3											
Stan Jefferson, S (1, 7) OBP: 0.319, SLG: 0.369	0-0 F9 1-3	0-0 L7			0-0 5-3	0-3 K		0-0 E5 BB 1-3		5	0	0	0	0	1	5											
Randy Ready, R (1, 4) OBP: 0.415, SLG: 0.465 (8, 5)	0-0 L6		0-0 F8		1-0 FC5-4 HBP	0-3 K2-3		4-0 1-2 BB		3	0	0	0	1	1	1											
Carmelo Martinez, R (1, 3) OBP: 0.369, SLG: 0.408 John Kruk, L (8, PH) OBP: 0.416, SLG: 0.514 (8, 3)	4-0 BB		0-0 HBP 1B 1B		0-0 FC5-4 HBP 1-2f		0-0 G4-6-3 1B	0-0 L4		3	1	2	0	1	0	1											
Benito Santiago, R (1, 2) OBP: 0.323, SLG: 0.454	0-0 F9		0-0 1B HBP 1B 1B		1-0 HBP		0-0 G4-6-3 1-2f 1B	0-3 K		4	1	1	0	0	1	3											
Shane Mack, R (1, 8) OBP: 0.310, SLG: 0.389		0-0 1B FC5-2 1B	1-0 1B 1B HBP		0-0 L6		4-0 BB	0-3 K		3	0	1	0	1	1	2											
Garry Templeton, S (1, 6) OBP: 0.285, SLG: 0.290		0-0 FC5-2 1-3 1B	0-0 1-2 2-3 3-H 1B		0-0 6-3		0-0 F9	0-0 1B		5	0	3	1	0	0	1											
Luis Salazar, R (1, 5) OBP: 0.310, SLG: 0.342 Tim Flannery, L (8, PH) OBP: 0.352, SLG: 0.282 (8, 4)		0-0 FC5-2 1-3 3-H 1B	0-0 1-2 2-3 3-H 1B		0-0 F8		0-0 F6	0-0 F7		3	0	1	1	0	0	2											
Eric Nolte, L (1, 1) OBP: 0.125, SLG: 0.067 Lance McCullers, S (7, 1) OBP: 0.143, SLG: 0.077 Bruce Bochy, R (8, PH) OBP: 0.269, SLG: 0.273 Mark Davis, L (8, 1) OBP: 0.207, SLG: 0.310		0-3 K	0-3 K		0-3 K		0-0 6-3			3	0	0	0	0	3	5											
Inning Stats	R: 0 E: 0 K: 0 S: 4	H: 1 LOB: 2 BB: 1 P: 8	R: 0 E: 0 K: 1 S: 7	H: 2 LOB: 3 BB: 1 P: 11	R: 2 E: 0 K: 1 S: 9	H: 4 LOB: 3 BB: 0 P: 10	R: 0 E: 0 K: 0 S: 3	H: 0 LOB: 2 BB: 0 P: 5	R: 0 E: 0 K: 1 S: 5	H: 0 LOB: 0 BB: 0 P: 5	R: 0 E: 0 K: 2 S: 7	H: 0 LOB: 0 BB: 0 P: 7	R: 0 E: 0 K: 0 S: 3	H: 1 LOB: 1 BB: 1 P: 7	R: 0 E: 1 K: 0 S: 5	H: 1 LOB: 3 BB: 1 P: 9	R: 0 E: 0 K: 2 S: 8	H: 1 LOB: 1 BB: 0 P: 8	1B: 10 2B: 0 3B: 0 HR: 0	SF: 0 SAC: 0 DP: 1 HBP: 3	WP: 0 PB: 0 SB: 2 CS: 0	PA: 44					
PITCHER	IP	WLS	BF	H	R	ER	SO	BB	IBB	HBP	BLK	WP	HR	S	P	ERA	WHIP										
Joe Magrane, L (1, 1) ERA: 3.71	6.0		30	7	2	2	5	1	1	3	0	0	0	35	46	3.00	1.333										
Scott Terry, R (7, 1) ERA:	1.0		4	1	0	0	0	1	0	0	0	0	0	3	7	0.00	2.000										
Ken Dayley, L (8, 1) ERA: 2.13	0.2		5	1	0	0	0	1	0	0	0	0	0	4	8	0.00	3.000										
Todd Worrell, R (8, 1) ERA: 2.76	1.1	W	5	1	0	0	2	0	0	0	0	0	0	9	9	0.00	0.750										

San Diego Padres @ St. Louis Cardinals
 Busch Stadium, St. Louis, MO
 Fri Sep 04 1987, 7:05 PM CDT
 Att. 34,319 - Unknown

AB	37
R	2
H	10
RBI	2
BB	4
SO	7
LOB	27



WP: 0	PA: 44
-------	--------

BOTTOM

San Diego Padres @ St. Louis Cardinals
Busch Stadium, St. Louis, MO

livebaseballscorecards.com

AB 35
R 4
H 11
RBI 4
BB 2
SO 9
LOB 13



WP: 0 PA: 37
PB: 0
SB: 1
CS: 0

Fri Sep 04 1987, 7:05 PM CDT
Att. 34,319 - Unknown

AB R H RBI BB SO LOB

5 1 3 0 0 2 1

3 0 0 0 1 1 3

3 0 1 2 1 1 2

4 0 0 0 0 1 4

0 0 0 0 0 0 0

4 0 0 0 0 1 0

4 1 2 0 0 0 0

3 0 1 0 0 2 0

0 0 0 0 0 0 0

0 0 0 0 0 0 0

1 0 0 0 0 0 1

4 1 1 2 0 1 2

2 1 2 0 0 0 0

2 0 1 0 0 0 0

1B: 10 SF: 0
2B: 0 SAC: 0
3B: 0 DP: 0
HR: 1 HBP: 0

Batter	1	2	3	4	5	6	7	8	9
Vince Coleman, S (1, 7) OBP: 0.363, SLG: 0.346	0-3 K ①		0-0 BB 1B		0-0 1B		0-0 S 1-3 1B	0-3 K ③	
Ozzie Smith, S (1, 6) OBP: 0.389, SLG: 0.376	0-0 F7		4-0 BB 1B		0-3 K ②		0-0 1-3		
Tom Herr, S (1, 4) OBP: 0.358, SLG: 0.361	0-0 3-1		0-0 1B		0-3 K ③		4-0 2-3 BB		
Jack Clark, R (1, 3) OBP: 0.460, SLG: 0.600		0-0 F2 ①	0-0 F6 ③		0-0 F8 ①		0-3 K ③		
Todd Worrell, R (8, 1) OBP: 0.125, SLG: 0.125									
Willie McGee, S (1, 8) OBP: 0.314, SLG: 0.427		0-0 1-3 ②		0-0 F9 ①		0-0 6-3 ②		0-3 K ①	
Terry Pendleton, S (1, 5) OBP: 0.380, SLG: 0.432		0-0 F9 ③		0-0 3-1 ②		0-0 1B 1B		0-0 HR 1B	
Jim Lindeman, R (1, 9) OBP: 0.263, SLG: 0.399			0-3 K ①	0-3 K ③		0-0 1B 1B		0-0 F8 ②	
Scott Terry, R (7, 1)									
Ken Dayley, L (8, 1)									
Tom Pagnozzi, R (8, 2) OBP: 0.244, SLG: 0.368									
Tony Peña, R (1, 2) OBP: 0.294, SLG: 0.323			0-3 K ②		0-0 F8 ①	0-0 F8 ③		0-0 HR 1-H	
Joe Magrane, R (1, 1) OBP: 0.205, SLG: 0.195									
José Oquendo, S (7, 9) OBP: 0.415, SLG: 0.354			BB 1B 1B		0-0 1B		0-0 L7	0-0 1B	

Inning Stats	R: 0	H: 0	E: 0	K: 1	S: 5	LOB: 0	BB: 0	P: 5
	R: 0	H: 0	E: 0	K: 0	S: 3 <td>LOB: 0</td> <td>BB: 0</td> <td>P: 3 </td>	LOB: 0	BB: 0	P: 3
	R: 2	H: 3	E: 0	K: 2	S: 10 <td>LOB: 2</td> <td>BB: 1</td> <td>P: 14 </td>	LOB: 2	BB: 1	P: 14
	R: 0	H: 0	E: 0	K: 1	S: 5 <td>LOB: 0</td> <td>BB: 0</td> <td>P: 5 </td>	LOB: 0	BB: 0	P: 5
	R: 0	H: 2	E: 0	K: 2	S: 9 <td>LOB: 2</td> <td>BB: 0</td> <td>P: 9 </td>	LOB: 2	BB: 0	P: 9
	R: 0	H: 2	E: 0	K: 0	S: 5 <td>LOB: 2</td> <td>BB: 0</td> <td>P: 5 </td>	LOB: 2	BB: 0	P: 5
	R: 0	H: 1	E: 0	K: 1	S: 6 <td>LOB: 2</td> <td>BB: 1</td> <td>P: 10 </td>	LOB: 2	BB: 1	P: 10
	R: 2	H: 3	E: 0	K: 2	S: 10 <td>LOB: 1</td> <td>BB: 0</td> <td>P: 10 </td>	LOB: 1	BB: 0	P: 10

PITCHER	IP	WLS	BF	H	R	ER	SO	BB	IBB	HBP	BLK	WP	HR	S	P	ERA	WHIP
Eric Nolte, L (1, 1) ERA: 1.87	6.2		30	8	2	2	6	2	0	0	0	0	0	40	48	2.70	1.500
Lance McCullers, R (7, 1) ERA: 4.09	0.1		1	0	0	0	1	0	0	0	0	0	0	3	3	0.00	0.000
Mark Davis, L (8, 1) ERA: 4.34	1.0	L	6	3	2	2	2	0	0	0	0	0	1	10	10	18.00	3.000

Batter	1	2	3	4	5	6	7	8	9	AB R H RBI BB SO LOB	TOP									
Tony Gwynn, L (1, 9) OBP: 0.444, SLG: 0.512	0-0 L7	0-0 2-H 1B			0-0 F7		4-0 E IBB			3 0 1 0 1 0 0										
Shane Mack, R (1, 8) OBP: 0.308, SLG: 0.386	0-0 F4		0-0 5-3		0-0 1B		0-0 FC2			4 0 1 0 0 0 2										
Carmelo Martinez, R (1, 7) OBP: 0.366, SLG: 0.404	0-0 5-3		0-3 K		0-0 F9		0-0 F7			3 0 0 0 0 1 1										
Stan Jefferson, S (6, 7) OBP: 0.318, SLG: 0.368										1 0 0 0 0 0 2										
John Kruk, L (1, 3) OBP: 0.415, SLG: 0.511		0-3 K	0-0 1B			0-0 1-3		0-3 K		4 0 1 0 0 2 0										
Benito Santiago, R (1, 2) OBP: 0.323, SLG: 0.454		0-0 WP HR 2B	0-0 F9			0-0 F8		0-0 F9		4 1 1 0 0 0 1										
Randy Ready, R (1, 4) OBP: 0.413, SLG: 0.460		4-0 HR BB		0-0 P3		0-0 L8		0-0 5-3		3 1 0 0 1 0 0										
Garry Templeton, S (1, 6) OBP: 0.287, SLG: 0.302		0-0 HR		0-3 K			0-0 2B FC2 2B		0-0 6-3	4 1 2 3 0 1 0										
Luis Salazar, R (1, 5) OBP: 0.315, SLG: 0.348		4-0 SH2-4 1B BB		0-3 K			0-0 E 2B		0-0 4-3	3 1 1 0 1 1 0										
Mark Grant, R (1, 1) OBP: 0.143, SLG: 0.091		0-0 SH2-4		0-3 K			0-3 K		0-3 K	2 0 0 0 0 2 2										
Lance McCullers, S (8, 1) OBP: 0.133, SLG: 0.071		1-2							0-3 K	1 0 0 0 0 1 0										
Inning Stats	R: 0 H: 0 E: 0 K: 0 S: 3	H: 0 LOB: 0 BB: 0 P: 3	R: 3 H: 3 E: 0 K: 1 S: 7	H: 3 LOB: 2 BB: 2 P: 15	R: 0 H: 1 E: 0 K: 1 S: 6	H: 1 LOB: 1 BB: 0 P: 6	R: 0 H: 0 E: 0 K: 2 S: 7	H: 0 LOB: 0 BB: 0 P: 7	R: 0 H: 1 E: 0 K: 1 S: 6	H: 1 LOB: 1 BB: 0 P: 6	R: 0 H: 0 E: 0 K: 0 S: 3	H: 0 LOB: 0 BB: 0 P: 3	R: 1 H: 2 E: 1 K: 1 S: 7	H: 2 LOB: 2 BB: 1 P: 11	R: 0 H: 0 E: 0 K: 1 S: 5	H: 0 LOB: 0 BB: 0 P: 5	R: 0 H: 0 E: 0 K: 1 S: 5	H: 0 LOB: 0 BB: 0 P: 5	1B: 3 SF: 0 2B: 3 SAC: 1 3B: 0 DP: 0 HR: 1 HBP: 0	WP: 1 PA: 36 PB: 0 SB: 0 CS: 0
PITCHER	IP WLS BF H R ER SO BB IBB HBP BLK WP HR S P ERA WHIP																			
Greg Mathews, L (1, 1) ERA: 4.19	6.0 L 26 7 4 3 5 2 0 0 0 1 1 34 42 4.50 1.500																			
Lee Tunnell, R (7, 1) ERA: 5.15	1.0 4 0 0 0 1 0 1 0 0 0 0 5 9 0.00 0.000																			
Ricky Horton, L (8, 1) ERA: 3.92	2.0 6 0 0 0 2 0 0 0 0 0 0 10 10 0.00 0.000																			

San Diego Padres @ St. Louis Cardinals
 Busch Stadium, St. Louis, MO
 Sat Sep 05 1987, 7:05 PM CDT
 Att: 49,555 - Unknown

livebaseballscores.com

AB	32
R	4
H	7
RBI	3
BB	3
SO	8
LOB	8



BOTTOM

San Diego Padres @ St. Louis Cardinals
 Busch Stadium, St. Louis, MO
 Sat Sep 05 1987, 7:05 PM CDT
 Att. 49,555 - Unknown

livebaseballscorecards.com

AB	32
R	1
H	6
RBI	0
BB	5
SO	8
LOB	21



WP: 1	PA: 37
PB: 0	
SB: 0	
CS: 1	

AB R H RBI BB SO LOB

5	0	4	0	0	0	0
3	0	0	0	1	0	4
2	0	0	0	2	1	3
2	0	0	0	1	2	4
1	0	1	0	0	0	0
4	0	0	0	0	1	6
4	0	0	0	0	2	2
4	0	0	0	0	1	2
4	0	0	0	0	0	0
1	1	0	0	1	0	0
0	0	0	0	0	0	0
1	0	1	0	0	0	0
0	0	0	0	0	0	0
1	0	0	0	0	1	0

Batter	1	2	3	4	5	6	7	8	9
Vince Coleman, S (1, 7) OBP: 0.367, SLG: 0.354	0-0 BLK 4-3 1B		0-0 WP 1-3 2B		0-0 CS 1-3 2B		0-0 1-2 1B		0-0 6-3
Ozzie Smith, S (1, 6) OBP: 0.388, SLG: 0.373	0-0 4-3 1-2		0-0 6-3 2-3 3-H		4-0 BB 2-3		0-0 F7		
Tom Herr, S (1, 4) OBP: 0.360, SLG: 0.360	4-0 BLK BB		4-0 BB		0-3 K 3		0-0 L9		
Jack Clark, R (1, 3) OBP: 0.459, SLG: 0.598	0-3 K 1-2 2-3		0-3 K 2		4-0 BB		0-0 1-3 1B		
Dan Driessen, L (7, 3) OBP: 0.500, SLG: 0.500									
Willie McGee, S (1, 8) OBP: 0.312, SLG: 0.424	0-0 G3		0-0 F7		0-0 L7		0-3 K 1		
Terry Pendleton, S (1, 5) OBP: 0.377, SLG: 0.429		0-3 K 1		0-0 F2		0-3 K 2		0-0 1-3 1-2	
Lance Johnson, L (1, 9) OBP: 0.303, SLG: 0.387		0-0 B3		0-0 G3		0-0 1-3		0-3 K 3	
Tony Peña, R (1, 2) OBP: 0.290, SLG: 0.318		0-0 6-3		0-0 5-3			0-0 6-3		0-0 6-3
Greg Mathews, R (1, 1) OBP: 0.246, SLG: 0.224			4-0 2B WP BB		0-0 6-3		0-0 1B		0-3 K 2
Lee Tunnell, R (7, 1) OBP: 0.235, SLG: 0.235									
John Morris, L (7, PH) OBP: 0.322, SLG: 0.454									
Ricky Horton, L (8, 1) OBP: 0.214, SLG: 0.222									
José Oquendo, S (9, PH) OBP: 0.413, SLG: 0.352									

Inning Stats	R: 0 H: 1 E: 0 K: 1 S: 6	H: 1 LOB: 2 BB: 1 P: 10	R: 0 H: 0 E: 0 K: 1 S: 5	H: 0 LOB: 0 BB: 0 P: 5	R: 1 H: 1 E: 0 K: 1 S: 6	H: 1 LOB: 2 BB: 2 P: 14	R: 0 H: 0 E: 0 K: 0 S: 3	H: 0 LOB: 0 BB: 0 P: 3	R: 0 H: 1 E: 0 K: 1 S: 5	H: 1 LOB: 1 BB: 1 P: 9	R: 0 H: 0 E: 0 K: 1 S: 5	H: 0 LOB: 1 BB: 1 P: 9	R: 0 H: 2 E: 0 K: 0 S: 5	H: 2 LOB: 2 BB: 0 P: 5	R: 0 H: 1 E: 0 K: 2 S: 8	H: 1 LOB: 1 BB: 0 P: 8	R: 0 H: 0 E: 0 K: 1 S: 5	H: 0 LOB: 0 BB: 0 P: 5	1B: 4 2B: 2 3B: 0 HR: 0	SF: 0 SAC: 0 DP: 0 HBP: 0	WP: 1 PB: 0 SB: 0 CS: 1	PA: 37
--------------	--------------------------	-------------------------	--------------------------	------------------------	--------------------------	-------------------------	--------------------------	------------------------	--------------------------	------------------------	--------------------------	------------------------	--------------------------	------------------------	--------------------------	------------------------	--------------------------	------------------------	-------------------------	---------------------------	-------------------------	--------

PITCHER	IP	WLS	BF	H	R	ER	SO	BB	IBB	HBP	BLK	WP	HR	S	P	ERA	WHIP
Mark Grant, R (1, 1) ERA: 4.16	7.0	W	31	6	1	1	5	5	0	0	1	1	0	36	56	1.29	1.571
Lance McCullers, R (8, 1) ERA: 4.02	2.0	S	6	0	0	0	3	0	0	0	0	0	0	12	12	0.00	0.000

Batter	1	2	3	4	5	6	7	8	9
Vince Coleman, S OBP: 0.364, SLG: 0.350 (1, 7)	0-3 K	0-0 F7		0-0 G1-6-3		0-3 K		0-0 F6	
Ozzie Smith, S OBP: 0.388, SLG: 0.374 (1, 6)	0-3 K		0-0 G6-4-3 1B		0-0 E5 4-3 WP HR		0-0 FC4-6 BB 1B	0-0 F7	
Tom Herr, S OBP: 0.358, SLG: 0.360 (1, 4)	0-0 2B		0-0 G6-4-3 1-2f		0-0 4-3 1-3		0-3 K	0-0 L5	
Jack Clark, R OBP: 0.462, SLG: 0.605 (1, 3)	0-3 K		0-0 1B BLK 1B		0-0 HR		4-0 FC4-6 1-2 BB		
Willie McGee, S OBP: 0.313, SLG: 0.425 (1, 8)		0-0 1B 1B	0-0 1-3 1B		0-0 4-3		0-0 FC4-6 S 1B BB		
Terry Pendleton, S OBP: 0.380, SLG: 0.431 (1, 5)		0-0 1-2 1B 1B	0-0 F7		0-0 PO 1B		0-0 BB S 1B		
Lance Johnson, L OBP: 0.306, SLG: 0.364 (1, 9)		0-0 F8		4-0 5-3 1B BB		0-0 PO	4-0 4-3	4-0 BB BB	
José Oquendo, S OBP: 0.415, SLG: 0.352 (7, PH) (8, 9)								1-2 2-3 BB	
Steve Lake, R OBP: 0.307, SLG: 0.370 (1, 2)		0-0 F7		0-0 5-3 1-2		0-0 2B	4-0 1-2 2-3 3-H BB		
Dan Driessen, L OBP: 0.667, SLG: 0.500 (7, PH)									
Tony Peña, R OBP: 0.290, SLG: 0.318 (8, 2)									
John Tudor, L OBP: 0.280, SLG: 0.250 (1, 1)		0-0 1B		0-0 G1-6-3 1B		0-0 6-3	0-0 F7		
John Morris, L OBP: 0.319, SLG: 0.450 (7, PH)									
Ken Dayley, L (8, 1)									
Todd Worrell, R OBP: 0.125, SLG: 0.125 (8, 1)		1-2 2-H							


Inning Stats	R: 0	H: 1	E: 0	K: 3	S: 10	H: 1	LOB: 1	BB: 0	P: 10	R: 1	H: 3	E: 0	K: 0	S: 6	H: 3	LOB: 2	BB: 0	P: 6	R: 0	H: 3	E: 0	K: 0	S: 5	R: 1	H: 1	E: 0	K: 0	S: 3	R: 2	H: 2	E: 1	K: 0	S: 5	R: 0	H: 1	E: 0	K: 1	S: 6	R: 2	H: 2	E: 0	K: 1	S: 7	R: 0	H: 0	E: 0	K: 0	S: 3
--------------	------	------	------	------	-------	------	--------	-------	-------	------	------	------	------	------	------	--------	-------	------	------	------	------	------	------	------	------	------	------	------	------	------	------	------	------	------	------	------	------	------	------	------	------	------	------	------	------	------	------	------

PITCHER	IP	WLS	BF	H	R	ER	SO	BB	IBB	HBP	BLK	WP	HR	S	P	ERA	WHIP
Eric Show, R ERA: 4.2 (1, 1)	6.0	L	28	11	4	3	4	1	0	0	1	1	1	35	39	4.50	2.000
Dave Leiper, L ERA: 4.09 (7, 1)	0.2		6	2	2	2	1	2	0	0	0	0	0	6	14	27.00	6.000
Lance McCullers, R ERA: 4.0 (7, 1)	0.1		2	0	0	0	0	1	0	0	0	0	0	1	5	0.00	3.000
Mark Davis, L ERA: 4.3 (8, 1)	1.0		3	0	0	0	0	0	0	0	0	0	0	3	3	0.00	0.000

BOTTOM

San Diego Padres @ St. Louis Cardinals
 Busch Stadium, St. Louis, MO
 Sun Sep 06 1987, 3:33 AM CDT
 Att. 42,402 - Unknown

AB	35
R	6
H	13
RBI	6
BB	4
SO	5
LOB	21



1B	2B	3B	HR	SF	SAC	DP	HBP	WP	HR	S	P	ERA	WHIP
10	2	0	1	0	2	0	0	1	0	40			

Batter	1	2	3	4	5	6	7	8	9	AB	R	H	RBI	BB	SO	LOB	TOP										
Tony Gwynn, L OBP: 0.440, SLG: 0.505 (1, 9)				6-3		L9	G3		4-3	5	1	1	0	1	0	2											
Stan Jefferson, S OBP: 0.313, SLG: 0.362 (1, 8) (6, 7)				F8		B5-3	K			5	1	1	0	0	1	6											
Carmelo Martinez, R Shane Mack, R OBP: 0.371, SLG: 0.411 OBP: 0.307, SLG: 0.383 (1, 7) (6, PR) (6, 8)			F9			BB 1B BB				3	1	2	1	1	0	0											
John Kruk, L OBP: 0.414, SLG: 0.508 (1, 3)			F6			BB 1B BB			4-3	4	2	1	2	1	0	1											
Randy Ready, R OBP: 0.417, SLG: 0.468 (1, 4)				CS		1B BB			K	3	2	1	1	2	1	0											
Chris Brown, R OBP: 0.291, SLG: 0.387 (1, 5)						1B E BB				3	2	2	3	2	1	1											
Garry Templeton, S OBP: 0.286, SLG: 0.300 (1, 6)				4-3					F9	5	0	1	2	0	0	2											
Bruce Bochy, R Joey Cora, S Mark Parent, R OBP: 0.280, SLG: 0.300 OBP: 0.330, SLG: 0.293 OBP: 0.154, SLG: 0.154 (1, 2) (7, PR) (7, 2)				6-3		PB 2B			5-3	4	0	2	1	0	0	1											
Jimmy Jones, R Mark Davis, L Randy Byers, L Greg Booker, R OBP: 0.209, SLG: 0.262 OBP: 0.233, SLG: 0.333 (9, PH) (9, 1)				5-3					F7	2	0	0	0	0	1	1											
Inning Stats	R: 5 E: 1 K: 0 S: 8	H: 4 LOB: 3 BB: 3 P: 20	R: 0 E: 1 K: 1 S: 5	H: 0 LOB: 1 BB: 1 P: 9	R: 0 E: 0 K: 0 S: 3	H: 0 LOB: 0 BB: 0 P: 3	R: 1 E: 0 K: 0 S: 4	H: 2 LOB: 0 BB: 0 P: 4	R: 1 E: 0 K: 1 S: 7	H: 2 LOB: 1 BB: 0 P: 7	R: 3 E: 0 K: 0 S: 5	H: 2 LOB: 1 BB: 2 P: 13	R: 1 E: 0 K: 1 S: 7	H: 3 LOB: 2 BB: 0 P: 7	R: 0 E: 0 K: 1 S: 5	H: 0 LOB: 1 BB: 1 P: 9	R: 0 E: 0 K: 0 S: 3	H: 0 LOB: 0 BB: 0 P: 3	1B: 10 2B: 2 3B: 0 HR: 1	SF: 0 SAC: 1 DP: 0 HBP: 0	WP: 0 PB: 1 SB: 0 CS: 1	PA: 47					
PITCHER	IP	WLS	BF	H	R	ER	SO	BB	IBB	HBP	BLK	WP	HR	S	P	ERA	WHIP										
Tom Glavine, L ERA: 7.0 (1, 1)	5.0	L	27	8	7	7	2	3	1	0	0	0	1	27	43	12.60	2.200										
Ed Olwine, L ERA: 4.58 (6, 1)	0.2		4	0	2	2	0	2	0	0	0	0	0	2	10	27.00	3.000										
Jeff Dedmon, R ERA: 3.84 (6, 1)	0.1		3	2	1	1	0	0	0	0	0	0	0	3	3	27.00	6.000										
Paul Assenmacher, L ERA: 4.32 (7, 1)	2.0		9	3	1	1	2	1	0	0	0	0	0	12	16	4.50	2.000										
Jim Acker, R ERA: 4.48 (9, 1)	1.0		3	0	0	0	0	0	0	0	0	0	0	3	3	0.00	0.000										

San Diego Padres @ Atlanta Braves
Atlanta-Fulton County Stadium, Atlanta, GA

Mon Sep 07 1987, 3:33 AM EDT
Att. 5,295 - Unknown

livebaseballscorecards.com

AB	38
R	11
H	13
RBI	11
BB	7
SO	4
LOB	14



Batter	1	2	3	4	5	6	7	8	9	AB	R	H	RBI	BB	SO	LOB
Dion James, L OBP: 0.392, SLG: 0.474 (1, 8)	0-0 F7		0-0 4-3		0-0 2B		0-0 G4-3 1B			4	0	2	1	0	0	0
Ken Oberkfell, L OBP: 0.342, SLG: 0.375 (1, 5)	0-0 HR		0-0 4-3		0-0 6-3		0-0 F9			4	1	1	2	0	0	2
Gerald Perry, L OBP: 0.322, SLG: 0.402 (1, 3)	0-0 6-3			0-0 2-3	0-0 4-3		0-0 G4-3 1-2f			4	0	0	0	0	0	2
Dale Murphy, R OBP: 0.414, SLG: 0.577 (1, 9)	0-0 4-3			0-0 FC3-6 1B		0-0 WP 1B		0-0 G5-4-3 1B		4	1	3	0	0	0	0
Ken Griffey, L OBP: 0.357, SLG: 0.454 (1, 7)		4-0 1B BB		0-0 FC3-6 1-2f		0-0 F8		0-0 G5-4-3 1-2f		3	0	0	0	1	0	3
Ozzie Virgil, R OBP: 0.328, SLG: 0.486 (1, 2)		0-3 K		0-0 L4		0-0 E5 1B WP		0-3 K		4	0	0	0	0	2	3
Jim Acker, R OBP: 0.286, SLG: 0.231 (9, 1)										0	0	0	0	0	0	0
Jeff Blauser, R OBP: 0.316, SLG: 0.341 (1, 6)		0-0 G6-4-3 1B			0-0 C9-4-6 1B		0-0 1-3 2-H 1B			4	0	3	1	0	0	0
Glenn Hubbard, R OBP: 0.388, SLG: 0.394 (1, 4)		0-0 G6-4-3 1-2f			0-0 FC9-4-6 2B		4-0 BB		0-0 F8	3	1	0	0	1	0	3
Tom Glavine, L OBP: 0.111, SLG: 0.111 (5, PH)			0-0 6-3		4-0 2B		0-3 K		0-0 F4	1	0	0	0	0	0	0
Paul Runnels, R OBP: 0.303, SLG: 0.414 (6, 1)										0	1	0	0	1	0	0
Ed O'Livia, R OBP: 0.294, SLG: 0.313 (6, 1)										0	0	0	0	0	0	0
Jeff Dedman, L OBP: 0.294, SLG: 0.313 (6, PH)										0	0	0	0	0	0	0
Graig Nettles, L OBP: 0.239, SLG: 0.357 (7, 1)										1	0	0	0	0	1	2
Paul Assenmacher, L OBP: 0.272, SLG: 0.184 (9, 2)										0	0	0	0	0	0	0
Bruce Benedict, R										1	0	0	0	0	0	0

Inning Stats	R: 1	H: 1	E: 0	LOB: 0	K: 0	BB: 0	S: 4	P: 4	R: 0	H: 1	E: 0	LOB: 1	K: 1	BB: 1	S: 5	P: 9	R: 0	H: 0	E: 0	LOB: 0	K: 0	BB: 0	S: 3	P: 3	R: 0	H: 1	E: 0	LOB: 1	K: 0	BB: 0	S: 4	P: 4	R: 2	H: 2	E: 0	LOB: 1	K: 0	BB: 1	S: 5	P: 9	R: 1	H: 2	E: 1	LOB: 2	K: 1	BB: 1	S: 7	P: 11	R: 0	H: 1	E: 0	LOB: 0	K: 0	BB: 0	S: 3	P: 3	R: 0	H: 1	E: 0	LOB: 0	K: 1	BB: 0	S: 5	P: 5	R: 0	H: 0	E: 0	LOB: 0	K: 0	BB: 0	S: 3	P: 3	R: 0	H: 0	E: 0	LOB: 0	K: 0	BB: 0	S: 3	P: 3
AB	33																																																																															
R	4																																																																															
H	9																																																																															
RBI	4																																																																															
BB	3																																																																															
SO	3																																																																															
LOB	15																																																																															
WP	2																																																																															
PA	36																																																																															
PITCHER	IP	WLS	BF	H	R	ER	SO	BB	IBB	HBP	BLK	WP	HR	S	P	ERA	WHIP																																																															
Jimmy Jones, R ERA: 4.59 (1, 1)	5.2		26	7	4	4	1	3	0	0	0	2	1	25	37	6.35	1.765																																																															
Mark Davis, L ERA: 4.21 (6, 1)	2.1		7	2	0	0	2	0	0	0	0	0	0	11	11	0.00	0.857																																																															
Greg Booker, R ERA: 3.83 (9, 1)	1.0		3	0	0	0	0	0	0	0	0	0	0	3	3	0.00	0.000																																																															

BOTTOM

San Diego Padres @ Atlanta Braves
Atlanta-Fulton County Stadium, Atlanta, GA

Mon Sep 07 1987, 3:33 AM EDT
Att. 5,295 - Unknown

livebaseballscores.com

AB	33
R	4
H	9
RBI	4
BB	3
SO	3
LOB	15



Batter	1	2	3	4	5	6	7	8	9	AB R H RBI BB SO LOB	TOP
Tony Gwynn, L (1, 9) OBP: 0.440, SLG: 0.504	0-0 6-3			0-0 F7		0-0 1-2 2-3 1B		4-0 BB BB BB		3 0 1 0 1 0 0	
Stan Jefferson, S (1, 8) OBP: 0.310, SLG: 0.359	0-0 4-3			0-0 4-3		0-0 SF8		0-0 4-3		3 0 0 1 0 0 1	
John Kruk, L (1, 3) OBP: 0.413, SLG: 0.505	0-0 F8			0-0 S 1B		0-3 K			0-0 6-3	4 0 1 0 0 1 2	
Benito Santiago, R (1, 2) OBP: 0.322, SLG: 0.453		0-0 1-3		0-0 F6		0-3 K			0-0 S 1B	4 1 1 0 0 1 3	
Marvell Wynne, L (1, 7) OBP: 0.317, SLG: 0.355		0-0 4-3			0-0 F7				0-0 F7	4 0 0 0 0 0 1	
Chris Brown, R (1, 5) OBP: 0.291, SLG: 0.385		0-3 K			0-0 6-3				0-0 1B 1-H 1B	4 0 1 1 0 1 0	
Garry Templeton, S (1, 6) OBP: 0.285, SLG: 0.300			0-0 F8		0-0 4-3				0-0 1-3 1B	4 0 1 0 0 0 0	
Tim Flannery, L (1, 4) OBP: 0.349, SLG: 0.277			0-0 F7			4-0 1B SF8 BB			0-3 K	3 1 0 0 1 1 2	
Ed Whitson, R (1, 1) OBP: 0.136, SLG: 0.138 Joey Coira, S (8, PH) OBP: 0.333, SLG: 0.297 Dave Leiper, L (6, 1) Lance McCullers, S (7, 1) OBP: 0.133, SLG: 0.071 Shawn Abner, R (8, PH) Greg Booker, R (8, 1)			0-0 F8			0-0 1-2 1B			0-0 F8	1 0 0 0 0 0 0 1 0 1 0 0 0 0 0 0 0 0 0 0 0 0 0 0 0 0 0 0 1 0 0 0 0 0 0 0 0 0 0 0 0 0	
Inning Stats	R: 0 H: 0 E: 0 LOB: 0 K: 0 BB: 0 S: 3 P: 3	R: 0 H: 0 E: 0 LOB: 0 K: 1 BB: 0 S: 5 P: 5	R: 0 H: 0 E: 0 LOB: 0 K: 0 BB: 0 S: 3 P: 3	R: 0 H: 1 E: 0 LOB: 1 K: 0 BB: 0 S: 4 P: 4	R: 0 H: 0 E: 0 LOB: 0 K: 0 BB: 0 S: 3 P: 3	R: 1 H: 2 E: 0 LOB: 2 K: 2 BB: 1 S: 9 P: 13	R: 0 H: 0 E: 0 LOB: 0 K: 0 BB: 0 S: 3 P: 3	R: 0 H: 0 E: 0 LOB: 1 K: 1 BB: 1 S: 5 P: 9	R: 1 H: 3 E: 0 LOB: 2 K: 0 BB: 0 S: 6 P: 6	1B: 6 SF: 1 2B: 0 SAC: 0 3B: 0 DP: 0 HR: 0 HBP: 0	WP: 0 PA: 35 PB: 0 SB: 3 CS: 0
PITCHER Pete Smith, R (1, 1) ERA: 2.08 Jim Acker, R (9, 1) ERA: 4.47	IP WLS BF H R ER SO BB IBB HBP BLK WP HR S P ERA WHIP	8.2 W 34 6 2 2 4 2 0 0 0 0 0 0 40 48 2.08 0.923	0.1 S 1 0 0 0 0 0 0 0 0 0 0 0 1 1 0.00 0.000								

San Diego Padres @ Atlanta Braves
Atlanta-Fulton County Stadium, Atlanta, GA

Tue Sep 08 1987, 7:05 PM EDT
Att. 2,701 - Unknown

livebaseballscorecards.com

AB	32
R	2
H	6
RBI	2
BB	2
SO	4
LOB	9



Batter	1	2	3	4	5	6	7	8	9
Ron Gant, R OBP: 0.400, SLG: 0.400 (1, 4)	0-0 F8 1B HR 1B	0-0 L6		0-0 F9			0-0 E 6-3 1B		
Dion James, L OBP: 0.395, SLG: 0.475 (1, 8)	0-0 1-2 HR 1B		0-0 1B SF9 1B		4-0 BB		0-0 6-3 1-2		
Gerald Perry, L OBP: 0.322, SLG: 0.400 (1, 3)	0-0 F8 2-3		0-0 4-3 S 1-3 1B		0-0 F8		0-0 E1 HBP 2-3		
Dale Murphy, R OBP: 0.415, SLG: 0.582 (1, 9)	0-0 1-H 3-H HR		0-0 SF9		0-0 P3		1-0 HBP 1-2		
Ken Griffey, L OBP: 0.354, SLG: 0.449 (1, 7)	0-0 4-3		0-0 4-3 1-3		0-0 F8		0-3 K		
Ozzie Virgil, R OBP: 0.324, SLG: 0.481 (1, 2)	0-0 F8		0-0 F8		0-3 K		0-3 K		
Ken Oberkfell, L OBP: 0.343, SLG: 0.376 (1, 5)		0-0 L3		0-0 1B		0-0 FC5-4 1B		0-0 6-3	
Jeff Blauser, R OBP: 0.303, SLG: 0.326 (1, 6)		0-0 6-3		0-3 K		0-0 FC5-4 1-2f		0-3 K	
Pete Smith, R OBP: 0.250, SLG: 0.250 (1, 1)		0-0 1B		0-3 K		0-0 F6		0-0 6-3	
Jim Acker, R OBP: 0.286, SLG: 0.231 (9, 1)									

Inning Stats	R: 3	H: 3	E: 0	K: 0	S: 6	LOB: 0	BB: 0	P: 6
	R: 0	H: 1	E: 0	K: 0	S: 4	LOB: 1	BB: 0	P: 4
	R: 1	H: 2	E: 0	K: 0	S: 5	LOB: 1	BB: 0	P: 5
	R: 0	H: 1	E: 0	K: 2	S: 8	LOB: 1	BB: 0	P: 8
	R: 0	H: 0	E: 0	K: 0	S: 3	LOB: 1	BB: 1	P: 7
	R: 0	H: 1	E: 0	K: 1	S: 6	LOB: 1	BB: 0	P: 6
	R: 0	H: 1	E: 1	K: 2	S: 9	LOB: 3	BB: 0	P: 10
	R: 0	H: 0	E: 0	K: 1	S: 5	LOB: 0	BB: 0	P: 5

PITCHER															PITCHER																					
IP	WLS	BF	H	R	ER	SO	BB	IBB	HBP	BLK	WP	HR	S	P	ERA	WHIP	IP	WLS	BF	H	R	ER	SO	BB	IBB	HBP	BLK	WP	HR	S	P	ERA	WHIP			
Ed Whitson, R (1, 1)	5.0	L	23	7	4	4	2	1	0	0	0	1	26	30	7.20	1.600																				
Dave Leiper, L (6, 1)	1.1		7	2	0	0	1	0	0	0	0	0	9	9	0.00	1.500																				
Lance McCullers, R (7, 1)	0.2		3	0	0	0	2	0	0	1	0	0	6	7	0.00	0.000																				
Greg Booker, R (8, 1)	1.0		3	0	0	0	1	0	0	0	0	0	5	5	0.00	0.000																				

AB R H RBI BB SO LOB

4	1	2	0	0	0	2
3	2	2	0	1	0	1
4	0	1	0	0	0	4
2	1	1	4	0	0	1
4	0	0	0	0	1	5
4	0	0	0	0	2	4
4	0	2	0	0	0	0
4	0	0	0	0	2	2
4	0	1	0	0	1	2
0	0	0	0	0	0	0

AB	33
R	4
H	9
RBI	4
BB	1
SO	6
LOB	21



WP: 0	PA: 36
PB: 0	
SB: 1	
CS: 0	

San Diego Padres @ Atlanta Braves
Atlanta-Fulton County Stadium, Atlanta, GA
Tue Sep 08 1987, 7:05 PM EDT
Att. 2,701 - Unknown

livebaseballscores.com

Batter	1	2	3	4	5	6	7	8	9	AB	R	H	RBI	BB	SO	LOB	TOP																															
Tony Gwynn, L (1, 9) OBP: 0.442, SLG: 0.506	0-3 K		4-0 IBB		4-0 IBB		0-0 1-H 2B			2	0	1	1	2	1	0																																
Tim Flannery, L (1, 4) OBP: 0.346, SLG: 0.274 Randy Ready, R (7, PH) OBP: 0.416, SLG: 0.466 Mark Davis, L (7, 1) OBP: 0.233, SLG: 0.333	0-3 K		0-0 F7		0-0 1-3		0-0 F4			3	0	0	0	0	1	5																																
John Kruk, L (1, 3) OBP: 0.409, SLG: 0.500	0-0 4-3			0-0 4-3		0-0 1-3	0-0 F7			4	0	0	0	0	0	1																																
Benito Santiago, R (1, 2) OBP: 0.321, SLG: 0.458		0-3 K		0-0 6-3		0-0 HR		0-3 K		4	1	1	1	0	2	0																																
Chris Brown, R (1, 5) OBP: 0.290, SLG: 0.383		0-3 K		0-0 6-3		0-0 FC9-4 1B		0-0 5-3		4	0	1	0	0	1	0																																
Shawn Abner, R (1, 7) OBP: 0.200, SLG: 0.400		0-3 K			0-0 SH1-3 2B	0-0 FC9-4 S 1-2f		0-0 6-3		4	0	1	0	0	1	1																																
Garry Templeton, S (1, 6) OBP: 0.284, SLG: 0.297			0-0 4-3		0-0 SH1-3 2-3	0-0 F8 1-2		0-0 6-3		3	0	0	0	0	0	1																																
Shane Mack, R (1, 8) OBP: 0.312, SLG: 0.384 Marvell Wynne, L (9, PH) OBP: 0.315, SLG: 0.353			0-0 SH5-4 1B		4-0 SH5-4 BB		0-0 F9		0-0 F8	2	0	1	0	1	0	0																																
Eric Nolte, L (1, 1) OBP: 0.125, SLG: 0.067 Lance McCullers, S (6, 1) OBP: 0.133, SLG: 0.071 Joey Cora, S (7, PH) OBP: 0.335, SLG: 0.296 (7, 4)			0-0 SH5-4		0-0 SH5-4		4-0 BB		0-3 K	0	0	0	0	0	0	0																																
Inning Stats	R: 0 E: 0 K: 2 S: 7	H: 0 LOB: 0 BB: 0 P: 7	R: 0 E: 0 K: 3 S: 9	H: 0 LOB: 0 BB: 0 P: 9	R: 0 E: 0 K: 0 S: 4	H: 1 LOB: 2 BB: 1 P: 8	R: 0 E: 0 K: 0 S: 3	H: 0 LOB: 0 BB: 0 P: 3	R: 0 E: 0 K: 0 S: 4	H: 1 LOB: 3 BB: 2 P: 12	R: 1 E: 0 K: 0 S: 5	H: 2 LOB: 1 BB: 0 P: 5	R: 1 E: 0 K: 0 S: 4	H: 1 LOB: 1 BB: 1 P: 8	R: 0 E: 0 K: 1 S: 5	H: 0 LOB: 0 BB: 0 P: 5	R: 0 E: 0 K: 1 S: 5	H: 0 LOB: 0 BB: 0 P: 5	1B: 2 2B: 2 3B: 0 HR: 1	SF: 0 SAC: 3 DP: 0 HBP: 0	WP: 0 PB: 0 SB: 1 CS: 0	PA: 36																										
PITCHER	IP	WLS	BF	H	R	ER	SO	BB	IBB	HBP	BLK	WP	HR	S	P	ERA	WHIP	PITCHER										IP	WLS	BF	H	R	ER	SO	BB	IBB	HBP	BLK	WP	HR	S	P	ERA	WHIP				
David Palmer, R (1, 1) ERA: 4.54	6.1	W	27	4	2	2	5	2	2	0	0	0	1	33	49	2.84	0.947																															
Chuck Cary, L (7, 1) ERA:	0.0		1	1	0	0	0	0	0	0	0	0	0	1	1	∞	∞																															
Jim Acker, R (7, 1) ERA: 4.35	2.2	S	8	0	0	0	2	0	0	0	0	0	0	12	12	0.00	0.000																															

San Diego Padres @ Atlanta Braves
Atlanta-Fulton County Stadium, Atlanta, GA
Wed Sep 09 1987, 7:05 PM EDT
Att. 2,501 - Unknown

livebaseballscorecards.com

AB 29
R 2
H 5
RBI 2
BB 4
SO 7
LOB 9



Batter	1	2	3	4	5	6	7	8	9
Ron Gant, R OBP: 0.444, SLG: 0.444 (1, 4)	0-0 CS 1B		0-0 1B		0-0 5-3		0-0 F6		
Albert Hall, S OBP: 0.365, SLG: 0.386 (1, 8)	0-0 P3 1-2		0-3 K			0-3 K	0-0 5-3		
Gerald Perry, L OBP: 0.325, SLG: 0.404 (1, 3)	0-0 4-3			0-0 FC6-4 S 1B		4-0 BB 2B		0-0 2B	
Dale Murphy, R OBP: 0.415, SLG: 0.580 (1, 9)		0-0 F8		4-0 FC6-4 1-2 BB		4-0 2B SF8 BB		0-0 F2	
Gary Roenicke, R OBP: 0.355, SLG: 0.488 (1, 7)		0-0 F6		0-0 FC6-4 1-2f 2-3		0-0 SF8 1B 2B		0-3 K	
Ozzie Virgil, R OBP: 0.325, SLG: 0.480 (1, 2)		4-0 BB		0-0 F7		0-0 SF8			
Ken Oberkfell, L OBP: 0.343, SLG: 0.376 (1, 5)		0-0 3-1		0-0 5	0-0 F9	0-0 1B			
Jeff Blauser, R OBP: 0.304, SLG: 0.319 (1, 6)			0-3 K		4-0 SH2-4 BB	0-3 K			
David Palmer, R OBP: 0.156, SLG: 0.227 (1, 1)			0-0 F7		0-0 SH2-4		0-3 K		
Chuck Cary, L OBP: 0.267, SLG: 0.214 (7, 1)									
Jim Acker, R OBP: 0.267, SLG: 0.214 (7, 1)									

Inning Stats	R: 0	H: 1	E: 0	K: 0	S: 3	LOB: 0	BB: 0	P: 3
	R: 0	H: 0	E: 0	K: 0	S: 3	LOB: 1	BB: 1	P: 7
	R: 0	H: 1	E: 0	K: 2	S: 8	LOB: 1	BB: 0	P: 8
	R: 0	H: 1	E: 0	K: 0	S: 3	LOB: 2	BB: 1	P: 7
	R: 0	H: 0	E: 0	K: 0	S: 3	LOB: 1	BB: 1	P: 7
	R: 3	H: 2	E: 0	K: 2	S: 9	LOB: 1	BB: 2	P: 17
	R: 0	H: 0	E: 0	K: 1	S: 5	LOB: 0	BB: 0	P: 5
	R: 0	H: 1	E: 0	K: 1	S: 5	LOB: 0	BB: 0	P: 5


PITCHER	IP	WLS	BF	H	R	ER	SO	BB	IBB	HBP	BLK	WP	HR	S	P	ERA	WHIP
Eric Nolte, L ERA: 2.22 (1, 1)	5.1	L	24	4	3	3	3	5	0	0	0	0	0	24	44	5.06	1.688
Lance McCullers, R ERA: 3.95 (6, 1)	0.2		3	1	0	0	1	0	0	0	0	0	0	5	5	0.00	1.500
Mark Davis, L ERA: 4.14 (7, 1)	2.0		6	1	0	0	2	0	0	0	0	0	0	10	10	0.00	0.500

BOTTOM

AB	R	H	RBI	BB	SO	LOB
4	0	2	0	0	0	1
4	0	0	0	0	2	2
3	1	2	0	1	0	0
2	1	0	0	2	0	0
4	1	1	1	0	1	2
1	0	0	1	1	0	2
3	0	1	1	0	0	1
2	0	0	0	1	2	1
1	0	0	0	0	0	0
0	0	0	0	0	0	0
1	0	0	0	0	1	0


AB	25
R	3
H	6
RBI	3
BB	5
SO	6
LOB	9

WP: 0	PA: 32
PB: 0	
SB: 1	
CS: 1	



San Diego Padres @ Atlanta Braves
 Atlanta-Fulton County Stadium, Atlanta, GA
 Wed Sep 09 1987, 7:05 PM EDT
 Att. 2,501 - Unknown

livebaseballscorecards.com

Batter	1	2	3	4	5	6	7	8	9	AB R H RBI BB SO LOB	TOP															
Gerald Young, S OBP: 0.375, SLG: 0.375 (1, 8) X	0-0 FC3-6 S 1B		0-3 K		0-0 F8		0-0 G6-3 1B		0-0 E4 WP 1B SF9	5 1 2 0 0 1 0	Houston Astros @ San Diego Padres Jack Murphy Stadium, San Diego, CA Thu Sep 10 1987, 10:05 PM EDT Att. 7,151 - Unknown livebaseballscorecards.com AB 36 R 7 H 9 RBI 7 BB 4 SO 6 LOB 13 															
Bill Doran, S OBP: 0.360, SLG: 0.415 (1, 4) B B B	4-0 FC3-6 1-2 BB		0-0 3-1		0-0 6-3		0-0 G6-3 1-2f		0-0 WP 1B	4 0 1 0 1 0 1																
Jose Cruz, L OBP: 0.312, SLG: 0.413 (1, 7) X	0-0 F8		0-0 3-1		0-0 G3		4-0 BB		4-0 IBB	3 0 0 0 2 0 2																
Alan Ashby, S OBP: 0.374, SLG: 0.447 (1, 2) X	0-0 FC3-6 1-2f 2-3			0-0 1-3		0-0 HR		0-0 F8	0-0 SF9 3-H	4 1 1 2 0 0 3																
Kevin Bass, S OBP: 0.351, SLG: 0.463 (1, 9) X	0-0 F7			0-0 E5 HR		0-0 HR 1B		0-0 4-3	0-0 4-3	5 2 1 0 0 0 4																
Glenn Davis, R OBP: 0.307, SLG: 0.473 (1, 3) X		0-0 HR		0-0 HR 2-H		0-0 HR 1-H		0-0 4-3		4 3 3 5 0 0 0																
Denny Walling, L OBP: 0.350, SLG: 0.416 (1, 5) X		0-0 4-3		4-0 BB		0-0 6-3		0-0 1B		1 0 0 0 1 0 0																
Ken Caminiti, S OBP: 0.282, SLG: 0.346 (6, PH) (6, 5)										2 0 1 0 0 0 0																
Craig Reynolds, L OBP: 0.316, SLG: 0.362 (1, 6) X		0-3 K		0-3 K		0-0 1-3		0-3 K		4 0 0 0 0 3 2																
Bob Knepper, L OBP: 0.128, SLG: 0.156 (1, 1) X		0-3 K		0-3 K		0-0 F2			0-0 4-3	2 0 0 0 0 0 2 1																
Jeff Heathcock, R OBP: 0.273, SLG: 0.296 (6, PH) (6, 1) X										0 0 0 0 0 0 0 0																
Chuck Jackson, R OBP: 0.273, SLG: 0.296 (6, PH) (6, 1) X										1 0 0 0 0 0 0 0																
Larry Andersen, R OBP: 0.273, SLG: 0.296 (6, 1) X										0 0 0 0 0 0 0 0																
Juan Agosto, L OBP: 0.273, SLG: 0.296 (7, 1) X										0 0 0 0 0 0 0 0																
Rocky Childress, R OBP: 0.273, SLG: 0.296 (7, 1) X										0 0 0 0 0 0 0 0																
Terry Puhl, L OBP: 0.286, SLG: 0.263 (9, PH) (9, 1) X										1 0 0 0 0 0 0 0																
Manny Hernandez, R OBP: 0.286, SLG: 0.263 (9, 1) X										0 0 0 0 0 0 0 0																
Inning Stats	R: 0 H: 1 E: 0 LOB: 2 K: 0 BB: 1 S: 4 P: 8	R: 1 H: 1 E: 0 LOB: 0 K: 2 BB: 0 S: 8 P: 8	R: 0 H: 0 E: 0 LOB: 0 K: 1 BB: 0 S: 5 P: 5	R: 2 H: 1 E: 1 LOB: 1 K: 2 BB: 1 S: 9 P: 13	R: 0 H: 0 E: 0 LOB: 0 K: 0 BB: 0 S: 3 P: 3	R: 3 H: 3 E: 0 LOB: 0 K: 0 BB: 0 S: 6 P: 6	R: 0 H: 1 E: 0 LOB: 1 K: 0 BB: 1 S: 3 P: 7	R: 0 H: 1 E: 0 LOB: 1 K: 1 BB: 0 S: 6 P: 6	R: 1 H: 1 E: 1 LOB: 2 K: 0 BB: 1 S: 5 P: 9	1B: 5 SF: 1 2B: 0 SAC: 0 3B: 0 DP: 1 HR: 4 HBP: 0	WP: 1 PA: 41 PB: 0 SB: 1 CS: 0															
PITCHER	IP WLS BF H R ER SO BB IBB HBP BLK WP HR S P ERA WHIP											PITCHER	IP WLS BF H R ER SO BB IBB HBP BLK WP HR S P ERA WHIP													
Mark Grant, R ERA: 4.27 (1, 1)	5.0	23	5	5	4	5	2	0	0	0	0	3	31	39	7.20	1.400										
Mark Davis, L ERA: 4.15 (6, 1)	2.0	8	2	1	1	0	1	0	0	0	0	1	7	11	4.50	1.500										
Lance McCullers, R ERA: 3.9 (8, 1)	1.1	8	2	1	0	1	0	1	0	0	1	0	9	13	0.00	1.500										
Rich Gossage, R ERA: 2.8 (9, 1)	0.2	W	2	0	0	0	0	0	0	0	0	0	2	2	0.00	0.000										

BOTTOM

Houston Astros @ San Diego Padres
Jack Murphy Stadium, San Diego, CA

Thu Sep 10 1987, 10:05 PM EDT
Att. 7,151 - Unknown

livebaseballscorecards.com

AB	37
R	8
H	17
RBI	8
BB	6
SO	6
LOB	24



WP	1	PA	45
PB	0		
SB	0		
CS	1		

AB R H RBI BB SO LOB

5 1 3 2 0 0 1

4 1 2 2 1 1 2

3 1 2 0 2 0 2

5 1 1 0 0 1 6

4 0 0 0 1 1 4
0 0 0 0 0 0 0

5 1 2 0 0 2 3

3 2 3 2 1 0 0

3 0 1 1 0 0 4
1 0 0 0 0 0 1

2 0 1 0 1 1 1
0 0 0 0 0 0 0
1 0 1 0 0 0 0
0 1 0 0 0 0 0
0 0 0 0 0 0 0
0 0 0 0 0 0 0
1 0 1 1 0 0 0

1B: 12 SF: 0
2B: 2 SAC: 2
3B: 1 DP: 2
HR: 2 HBP: 0

Batter	1	2	3	4	5	6	7	8	9
Tony Gwynn, L (1, 9) OBP: 0.443, SLG: 0.514	0-0 F8	0-0 G6-4-3		0-0 2B		0-0 HR	0-0 1B		
Randy Ready, R (1, 4) OBP: 0.419, SLG: 0.477	0-0 HR	4-0 1B BB		0-3 K		0-0 F9	0-0 1B		
Carmelo Martinez, R (1, 3) OBP: 0.376, SLG: 0.416	4-0 BB 1B BB	0-0 FC5-4 1B		4-0 IBB		0-0 2B	0-0 4-3		
Benito Santiago, R (1, 2) OBP: 0.320, SLG: 0.455	0-0 BB 1B	0-0 FC5-4		0-0 F6		0-3 K		0-0 6-3	
Chris Brown, R (1, 5) OBP: 0.289, SLG: 0.377 Rich Gossage, R (9, 1)	4-0 1B BB		0-0 F9	0-3 K		0-0 6-3		0-0 5-3	
Shawn Abner, R (1, 7) OBP: 0.300, SLG: 0.400	0-3 K		0-0 BB 1B		0-0 SH1-3 3B 1B		0-0 F8	0-3 K	
Garry Templeton, S (1, 6) OBP: 0.290, SLG: 0.302	0-0 FC6-4 1B		4-0 G4-6-3 BB		0-0 SH1-3		0-0 1B 1B		0-0 WP SH1-4 1B
Shane Mack, R (1, 8) OBP: 0.313, SLG: 0.393 Marvell Wynne, L (7, PH) OBP: 0.314, SLG: 0.351	0-0 FC6-4		0-0 G4-6-3		0-0 CS 3B		0-0 F4		0-0 SH1-4
Mark Grant, R (1, 1) OBP: 0.184, SLG: 0.114 Mark Davis, L (6, 1) OBP: 0.233, SLG: 0.333 John Kruk, L (7, PH) OBP: 0.411, SLG: 0.501 Joey Coxa, S (7, PH) OBP: 0.339, SLG: 0.296 Lance McCullers, S (8, 1) OBP: 0.133, SLG: 0.071 Luis Salazar, R (9, 5) OBP: 0.313, SLG: 0.345 Rob Nelson, L (9, PH) OBP: 0.200, SLG: 0.240		4-0 G6-4-3 BB		0-0 2B 1B		0-3 K		0-0 1B 1B	0-0 2-H 1B

Inning Stats	R	H	E	K	S	IP	WLS	BF	H	R	ER	SO	BB	IBB	HBP	BLK	WP	HR	S	P	ERA	WHIP
	3	3	0	8	16	3.0		19	7	3	3	1	5	0	0	0	0	1	16	36	9.00	4.000
	0	0	0	0	0	2.0		8	2	1	1	3	0	1	0	0	0	0	13	17	4.50	1.000
	0	0	0	0	0	1.2		9	4	3	3	1	0	0	0	0	0	1	11	11	16.20	2.400
	0	0	0	0	0	0.0		2	2	0	0	0	0	0	0	0	0	0	2	2	∞	∞
	0	0	0	0	0	1.1		4	0	0	0	1	0	0	0	0	0	0	6	6	0.00	0.000

PITCHER	IP	WLS	BF	H	R	ER	SO	BB	IBB	HBP	BLK	WP	HR	S	P	ERA	WHIP
Bob Knepper, L (1, 1) ERA: 5.3	3.0		19	7	3	3	1	5	0	0	0	0	1	16	36	9.00	4.000
Jeff Heathcock, R (4, 1) ERA: 3.0	2.0		8	2	1	1	3	0	1	0	0	0	0	13	17	4.50	1.000
Larry Andersen, R (6, 1) ERA: 3.63	1.2		9	4	3	3	1	0	0	0	0	0	1	11	11	16.20	2.400
Juan Agosto, L (7, 1) ERA: 2.95	0.0		2	2	0	0	0	0	0	0	0	0	0	2	2	∞	∞
Rocky Christress, R (7, 1) ERA: 2.5	1.1		4	0	0	0	1	0	0	0	0	0	0	6	6	0.00	0.000

PITCHER	IP	WLS	BF	H	R	ER	SO	BB	IBB	HBP	BLK	WP	HR	S	P	ERA	WHIP
Manny Hernandez, R (9, 1) ERA: 3.46	0.1		3	2	1	1	0	0	0	0	0	0	0	3	3	27.00	6.000

Batter	1	2	3	4	5	6	7	8	9	AB R H RBI BB SO LOB	TOP	
Gerald Young, S (1, 8) OBP: 0.373, SLG: 0.370	4-0 G3 WP BB		0-3 K			0-0 F8		0-0 FC4-6 DI		3 0 0 0 1 1 2		
Bill Doran, S (1, 4) OBP: 0.358, SLG: 0.413 Chuck Jackson, R (6, 6) OBP: 0.282, SLG: 0.296	0-0 G3		0-0 4-3			0-0 F7		4-0 BB		3 0 0 0 0 0 2 0 0 0 0 1 0 0		
Kevin Bass, S (1, 9) OBP: 0.350, SLG: 0.461 Dave Meads, L (8, 1) OBP: 0.500, SLG: 0.333	0-0 P5				0-0 L5		0-0 1B	0-0 F8		4 0 1 0 0 0 3 0 0 0 0 0 0 0		
Glenn Davis, R (1, 3) OBP: 0.306, SLG: 0.470	0-3 K				0-3 K		0-0 F9		4-0 BB	3 0 0 0 1 2 2		
Alan Ashby, S (1, 2) OBP: 0.372, SLG: 0.445 Ron Reynolds, R (5, 2) OBP: 0.185, SLG: 0.208					0-3 K				0-0 F8	2 0 0 0 0 1 0 2 0 1 0 0 0 1		
Jose Cruz, L (1, 7) OBP: 0.312, SLG: 0.410					0-0 3-1				0-3 K	3 0 0 0 1 2 3		
Ken Caminiti, S (1, 5) OBP: 0.275, SLG: 0.338					0-0 F4				0-3 K	4 0 0 0 0 1 4		
Craig Reynolds, L (1, 6) OBP: 0.317, SLG: 0.363 Rob Mallicoat, L (5, 1) Terry Puhl, L (8, PH) (8, 9) OBP: 0.292, SLG: 0.271					0-0 F6				0-0 FC4-6 1B	2 0 1 0 0 0 0 0 0 0 0 0 0 0 1 0 1 0 0 0 0		
Mike Scott, R (1, 1) OBP: 0.176, SLG: 0.141 Ty Gainey, L (3, PH) OBP: 0.143, SLG: 0.077 Manny Hernandez, R (3, 1) Buddy Biancalana, S (5, 6) (6, 4) OBP: 0.191, SLG: 0.227					0-0 F6				0-3 K	0 0 0 0 0 0 0 1 0 0 0 0 0 1 0 0 0 0 0 0 0 2 0 0 0 0 1 1		
Inning Stats	R: 0 H: 0 E: 0 LOB: 1 K: 1 BB: 1 S: 5 P: 9	R: 0 H: 0 E: 0 LOB: 0 K: 0 BB: 1 S: 2 P: 6	R: 0 H: 1 E: 0 LOB: 1 K: 1 BB: 0 S: 6 P: 6	R: 0 H: 0 E: 0 LOB: 0 K: 2 BB: 0 S: 7 P: 7	R: 0 H: 0 E: 0 LOB: 0 K: 0 BB: 0 S: 3 P: 3	R: 0 H: 0 E: 0 LOB: 0 K: 0 BB: 0 S: 3 P: 3	R: 0 H: 2 E: 0 LOB: 2 K: 1 BB: 0 S: 7 P: 7	R: 0 H: 1 E: 0 LOB: 2 K: 1 BB: 1 S: 6 P: 10	R: 0 H: 0 E: 0 LOB: 1 K: 2 BB: 1 S: 7 P: 11	1B: 4 SF: 0 2B: 0 SAC: 0 3B: 0 DP: 1 HR: 0 HBP: 0	WP: 1 PA: 34 PB: 0 SB: 0 CS: 0	
PITCHER Eric Show, R (1, 1) ERA: 4.0	IP WLS BF H R ER SO BB IBB HBP BLK WP HR S P ERA WHIP	9.0 W 34 4 0 0 8 4 0 0 0 1 0 46 62 0.00 0.889										

Houston Astros @ San Diego Padres
Jack Murphy Stadium, San Diego, CA

Fri Sep 11 1987, 10:05 PM EDT
Att: 38,725 - Unknown

livebaseballscorecards.com



Batter	1	2	3	4	5	6	7	8	9	AB	R	H	RBI	BB	SO	LOB
Tony Gwynn, L OBP: 0.445, SLG: 0.519 Shawn Abner, R OBP: 0.273, SLG: 0.364	(1, 9) X 0-0 S 1B	(6, 9) X 4-0 1B 1B	(1, 9) X 0-0 3B 3B	(6, 9) X 0-0 FC6-4 1-2f		(1, 9) X 0-0 F7				3	3	2	0	1	0	1
Stan Jefferson, S OBP: 0.316, SLG: 0.370	(1, 8) X (7, 7) 0-0 S 1B	(1, 8) X (7, 7) 0-0 1B 2B 1B	(1, 8) X (7, 7) 0-0 1B 3B							5	3	4	4	0	0	0
Carmelo Martinez, R OBP: 0.377, SLG: 0.417 Shane Mack, R OBP: 0.311, SLG: 0.391	(1, 7) X (7, 8) 0-0 5-3 1-2	(1, 7) X (7, 8) 0-0 1-3 2-H 3-H 2B 1B	(1, 7) X (7, 8) 0-0 3-H 1B							4	1	2	2	0	1	2
John Kruk, L OBP: 0.410, SLG: 0.497	(1, 3) X (1, 3) 4-0 S BB	(1, 3) X (1, 3) 4-0 2B FC4-6 IBB	(1, 3) X (1, 3) 0-0 F8							3	1	0	0	2	1	2
Benito Santiago, R OBP: 0.321, SLG: 0.457 Mark Parent, R OBP: 0.143, SLG: 0.143	(1, 2) X (8, 2) 0-0 L7	(1, 2) X (8, 2) 0-0 FC4-6 1-3 2-H 3-H 2B	(1, 2) X (8, 2) 0-0 F8							4	0	2	2	0	0	3
Chris Brown, R OBP: 0.294, SLG: 0.378 Luis Salazar, R OBP: 0.311, SLG: 0.343	(1, 5) X (8, 5) 0-0 F8 1-2 2-3	(1, 5) X (8, 5) 4-0 FC4-6 BB								2	1	1	1	2	0	2
Garry Templeton, S OBP: 0.291, SLG: 0.304 Joey Cora, S OBP: 0.333, SLG: 0.294	(1, 6) X (8, PH) (9, 4) 0-0 F8	(1, 6) X (8, PH) (9, 4) 0-0 5-3 1B FC4-6 1B								4	1	2	1	0	0	4
Tim Flannery, L OBP: 0.345, SLG: 0.272	(1, 4) X (9, 6) 0-0 F8	(1, 4) X (9, 6) 4-0 5-3 1B BB								2	1	0	1	1	0	2
Eric Show, R OBP: 0.077, SLG: 0.094	(1, 1) X 0-0 5-3 1-2 2-3	(1, 1) X 0-0 6-3	(1, 1) X 0-0 FC6-5 FC6-4 2-3							4	0	0	0	0	0	3

Inning Stats	R: 1	H: 2	E: 0	K: 0	S: 5	R: 6	H: 4	E: 0	K: 0	S: 7	R: 2	H: 3	E: 0	K: 0	S: 6	R: 1	H: 3	E: 0	K: 2	S: 10	R: 0	H: 0	E: 0	K: 0	S: 3	R: 0	H: 0	E: 0	K: 0	S: 3	R: 0	H: 0	E: 0	K: 2	S: 7
	LOB: 2	BB: 1	P: 9			LOB: 2	BB: 4	P: 23			LOB: 1	BB: 0	P: 6			LOB: 1	BB: 1	P: 8			LOB: 2	BB: 0	P: 10			LOB: 0	BB: 0	P: 3			LOB: 0	BB: 0	P: 7		

PITCHER	IP	WLS	BF	H	R	ER	SO	BB	IBB	HBP	BLK	WP	HR	S	P	ERA	WHIP
Mike Scott, R ERA: 3.24	(1, 1)			6	7	7	0	3	2	0	0	0	0	12	32	31.50	4.500
Manny Hernandez, R ERA: 4.8	(3, 1)		11	4	3	3	0	1	0	0	0	0	0	10	14	13.50	2.500
Rob Mallicoat, L ERA: 3.0	(5, 1)		12	3	1	1	2	0	0	0	0	0	0	16	16	3.00	1.000
Dave Meads, L ERA: 4.98	(8, 1)		3	0	0	0	2	0	0	0	0	0	0	7	7	0.00	0.000

PITCHER	IP	WLS	BF	H	R	ER	SO	BB	IBB	HBP	BLK	WP	HR	S	P	ERA	WHIP

BOTTOM

Houston Astros @ San Diego Padres
Jack Murphy Stadium, San Diego, CA

Fri Sep 11 1987, 10:05 PM EDT
Att. 38,725 - Unknown

AB	36
R	11
H	13
RBI	11
BB	6
SO	4
LOB	19



Batter	1	2	3	4	5	6	7	8	9	AB R H RBI BB SO LOB	TOP													
Gerald Young, S (1, 8) OBP: 0.373, SLG: 0.371	0-0 F9		0-0 F6		0-0 1-2 2-3 1B		0-0 1B		0-0 4-3	5 0 2 0 0 0 0	Houston Astros @ San Diego Padres Jack Murphy Stadium, San Diego, CA Sun Sep 13 1987, 6:33 AM EDT Att: 11,120 - Unknown													
Billy Hatcher, R (1, 7) OBP: 0.367, SLG: 0.444	0-0 3-1		0-0 6-3		0-0 SF7		0-0 1-3 FC6 1B		0-0 6-3	4 0 1 1 0 0 0														
Bill Doran, S (1, 4) OBP: 0.356, SLG: 0.410	0-0 3-1			0-0 E3 G6-3 1B	0-0 F7		0-0 FC6 1-2f			4 0 0 0 0 0 4														
Glenn Davis, R (1, 3) OBP: 0.306, SLG: 0.469		0-0 1-3		0-0 1-2 G6-3 1B		0-0 F7		0-0 F7		4 0 1 0 0 0 0														
Kevin Bass, S (1, 9) OBP: 0.348, SLG: 0.458		0-0 F9		0-0 1-2f 2-3 G6-3		0-0 F7		0-0 F7		4 0 0 0 0 0 2														
Denny Walling, L (1, 5) OBP: 0.354, SLG: 0.416		4-0 BB		0-0 F9		4-0 BB		0-0 1B		2 0 1 0 2 0 1														
Craig Reynolds, L (1, 6) OBP: 0.317, SLG: 0.361		0-0 F4			0-0 4-3	0-3 K		0-0 1-2 1B		4 0 1 0 0 1 2														
Ronn Reynolds, R (1, 2) OBP: 0.207, SLG: 0.268			0-0 HR		4-0 1B SF7 1B BB		0-3 K	0-0 L5		3 2 1 1 1 1 2														
Jim Deshaies, L (1, 1) OBP: 0.212, SLG: 0.109			0-3 K		0-0 1B		0-0 F7		0-0 F8	2 0 1 0 0 1 0														
Rocky Childress, R (5, 1)										0 0 0 0 0 0 0														
Ty Gainey, L (7, PH) OBP: 0.133, SLG: 0.071										1 0 0 0 0 0 0														
Dave Meads, L (7, 1) OBP: 0.500, SLG: 0.333										0 0 0 0 0 0 0														
Jose Cruz, L (9, PH) OBP: 0.311, SLG: 0.409					1-2 1B					1 0 0 0 0 0 0														
Inning Stats	R: 0 E: 0 K: 0 S: 3	H: 0 LOB: 0 BB: 0 P: 3	R: 0 E: 0 K: 0 S: 3	H: 0 LOB: 1 BB: 1 P: 7	R: 1 E: 0 K: 1 S: 6	H: 1 LOB: 0 BB: 0 P: 6	R: 0 E: 1 K: 0 S: 4	H: 1 LOB: 1 BB: 0 P: 4	R: 1 E: 0 K: 0 S: 5	H: 2 LOB: 2 BB: 1 P: 9		R: 0 E: 0 K: 1 S: 5	H: 0 LOB: 1 BB: 1 P: 9	R: 0 E: 0 K: 1 S: 7	H: 2 LOB: 2 BB: 0 P: 7	R: 0 E: 0 K: 0 S: 5	H: 2 LOB: 2 BB: 0 P: 5	R: 0 E: 0 K: 0 S: 3	H: 0 LOB: 0 BB: 0 P: 3	1B: 7 2B: 0 3B: 0 HR: 1	SF: 1 SAC: 0 DP: 1 HBP: 0	WP: 0 PB: 0 SB: 0 CS: 0	PA: 38	
PITCHER Jimmy Jones, R (1, 1) ERA: 4.4	IP 9.0	WLS W	BF 38	H 8	R 2	ER 2	SO 3	BB 3	IBB 0	HBP 0	BLK 0	WP 0	HR 1	S 41	P 53	ERA 2.00	WHIP 1.222						ERA 2.00	WHIP 1.222

livebaseballscorecards.com

AB	34
R	2
H	8
RBI	2
BB	3
SO	3
LOB	11



Batter	1	2	3	4	5	6	7	8	9	AB	R	H	RBI	BB	SO	LOB
Tony Gwynn, L OBP: 0.446, SLG: 0.519 (1, 9)	0-0 FC6-4 1B	0-0 F8			0-0 HR 1B	0-3 K				4	1	2	0	0	1	0
Stan Jefferson, S OBP: 0.313, SLG: 0.366 (1, 7)	0-0 FC6-4 CS 1-2f		0-0 F9		0-3 K		0-3 K			4	0	0	0	0	2	3
Carmelo Martinez, R OBP: 0.380, SLG: 0.426 (1, 3)	4-0 1B 2B BB 1-2		0-3 K		0-0 HR		0-0 G5-4-3 1B			3	2	2	3	1	1	0
Benito Santiago, R OBP: 0.325, SLG: 0.460 (1, 2)	0-0 2B 1B 1-2		0-0 CS 1B		0-0 HR 1B		0-0 G5-4-3 1-2f			4	2	3	0	0	0	1
Randy Ready, R OBP: 0.425, SLG: 0.495 (1, 4)	0-0 2B 2B 1-H 2-H		0-0 CS 1-2	4-0 BB	0-0 HR			4-0 HR BB		2	3	2	4	2	0	0
Chris Brown, R OBP: 0.297, SLG: 0.394 (1, 5)	0-0 2B			0-3 K	0-0 F8			0-0 HR		4	1	2	3	0	1	1
Garry Templeton, S OBP: 0.289, SLG: 0.301 (1, 6)	0-3 K			0-0 F6	0-0 L5			0-3 K		4	0	0	0	0	2	2
Shane Mack, R OBP: 0.306, SLG: 0.384 (1, 8)		0-0 F7		0-3 K		0-0 4-3		0-0 4-3		4	0	0	0	0	1	1
Jimmy Jones, R OBP: 0.191, SLG: 0.239 (1, 1)		0-3 K			0-0 E8 1B HR	0-0 6-3		0-0 F9		4	1	0	0	0	1	0

Inning Stats	R: 3	H: 4	E: 0	K: 1	S: 8	L: 23	P: 12	R: 0	H: 0	E: 0	K: 1	S: 5	R: 0	H: 1	E: 0	K: 1	S: 5	R: 0	H: 0	E: 0	K: 2	S: 7	R: 5	H: 4	E: 1	K: 1	S: 10	R: 0	H: 0	E: 0	K: 1	S: 5	R: 0	H: 1	E: 0	K: 1	S: 5	R: 2	H: 1	E: 0	K: 1	S: 6	L: 1	P: 10
	LOB: 1	BB: 1						LOB: 0	BB: 0				LOB: 1	BB: 1				LOB: 0	BB: 0				LOB: 0	BB: 0	LOB: 0	BB: 0	LOB: 0	BB: 0	LOB: 0	BB: 0	LOB: 0	BB: 0	LOB: 0	BB: 0	LOB: 0	BB: 0	LOB: 0	BB: 0	LOB: 0	BB: 1	P: 10			

PITCHER	IP	WLS	BF	H	R	ER	SO	BB	IBB	HBP	BLK	WP	HR	S	P	ERA	WHIP
Jim Deshaies, L ERA: 4.65 (1, 1)	4.1	L	23	9	8	7	6	2	0	0	0	0	2	33	41	14.54	2.538
Rocky Childress, R ERA: 2.4 (5, 1)	1.2		5	0	0	0	1	0	0	0	0	0	0	7	7	0.00	0.000
Dave Meads, L ERA: 5.16 (7, 1)	2.0		8	2	2	2	2	1	0	0	0	0	1	11	15	9.00	1.500


BOTTOM

Houston Astros @ San Diego Padres
Jack Murphy Stadium, San Diego, CA

Sun Sep 13 1987, 6:33 AM EDT
 Att. 11,120 - Unknown

livebaseballscorecards.com

AB	33
R	10
H	11
RBI	10
BB	3
SO	9
LOB	8



WP	HR	S	P	ERA	WHIP
0	0	0	0	0	0

Batter	1	2	3	4	5	6	7	8	9	AB R H RBI BB SO LOB	TOP																
Tony Gwynn, L (1, 9) OBP: 0.446, SLG: 0.518	0-0 S S 1B		4-0 CS BB		0-0 FC6-4 1-2f			0-3 K		3 1 1 0 1 1 1	San Diego Padres @ San Francisco Giants Candlestick Park, San Francisco, CA Mon Sep 14 1987, 10:05 PM EDT Att: 11,378 - Unknown livebaseballscorecards.com																
Stan Jefferson, S (1, 8) OBP: 0.313, SLG: 0.365	0-0 6-3 1-2		0-0 5-3 1-2			0-0 F3 S 1B		0-0 F4		4 1 1 0 0 0 2																	
Carmelo Martinez, R (1, 7) OBP: 0.379, SLG: 0.432	0-0 6-3			0-0 HR		0-0 F3 1-3		0-0 6-3		4 1 1 1 0 0 2																	
John Kruk, L (1, 3) OBP: 0.409, SLG: 0.495	0-0 CS 2-H 1B			0-3 K		0-0 G3		0-0 6-3		4 0 1 1 0 1 1																	
Benito Santiago, R (1, 2) OBP: 0.324, SLG: 0.458	0-0 CS 1-2	0-3 K		0-3 K		0-0 CS 3-H 1B		0-0 5-3		4 0 1 1 0 2 0																	
Chris Brown, R (1, 5) OBP: 0.299, SLG: 0.394		1-0 H		0-0 F4		0-0 CS 1-2	0-0 F9			0 0 0 0 0 0 0																	
Randy Ready, R (2, PR) OBP: 0.423, SLG: 0.491										2 0 0 0 0 0 0																	
Garry Templeton, S (1, 6) OBP: 0.287, SLG: 0.299		0-3 K			0-0 6-3		0-0 4-3			3 0 0 0 0 1 1																	
Tim Flannery, L (1, 4) OBP: 0.341, SLG: 0.268		0-3 K			0-0 B4		0-0 F7			3 0 0 0 0 1 1																	
Lance McCullers, S (7, 1) OBP: 0.133, SLG: 0.071										0 0 0 0 0 0 0																	
Ed Whitson, R (1, 1) OBP: 0.148, SLG: 0.150			0-0 F7		0-0 FC6-4 1B			0-0 F7		2 0 1 0 0 0 0																	
Luis Salazar, R (7, 5) OBP: 0.309, SLG: 0.341										1 0 0 0 0 0 0																	
Inning Stats	R: 1 E: 0 K: 0 S: 4	H: 2 LOB: 0 BB: 0 P: 4	R: 0 E: 0 K: 3 S: 9	H: 0 LOB: 1 BB: 0 P: 10	R: 0 E: 0 K: 0 S: 2	H: 0 LOB: 0 BB: 1 P: 6	R: 1 E: 0 K: 2 S: 8	H: 1 LOB: 0 BB: 0 P: 8	R: 0 E: 0 K: 0 S: 4	H: 1 LOB: 1 BB: 0 P: 4	R: 1 E: 0 K: 0 S: 4	H: 2 LOB: 0 BB: 0 P: 4	R: 0 E: 0 K: 0 S: 3	H: 0 LOB: 0 BB: 0 P: 3	R: 0 E: 0 K: 1 S: 5	H: 0 LOB: 0 BB: 0 P: 5	R: 0 E: 0 K: 0 S: 3	H: 0 LOB: 0 BB: 0 P: 3	1B: 5 2B: 0 3B: 0 HR: 1	SF: 0 SAC: 0 DP: 0 HBP: 1	WP: 0 PB: 0 SB: 3 CS: 3	PA: 34					
PITCHER	IP WLS BF H R ER SO BB IBB HBP BLK WP HR S P ERA WHIP																										
Mike Krukow, R (1, 1) ERA: 5.23	1.1		6	2	1	1	1	0	0	1	0	0	0	7	8	6.75	1.500										
Joe Price, L (2, 1) ERA: 2.92	3.2		13	2	1	1	4	1	0	0	0	0	1	20	24	2.46	0.818										
Randy Bockus, R (6, 1) ERA: 3.95	2.0		7	2	1	1	0	0	0	0	0	0	0	7	7	4.50	1.000										
Craig Lefferts, L (8, 1) ERA: 3.86	2.0	W	6	0	0	0	1	0	0	0	0	0	0	8	8	0.00	0.000										



Batter	1	2	3	4	5	6	7	8	9	AB	R	H	RBI	BB	SO	LOB
Eddie Milner, L OBP: 0.316, SLG: 0.366 (1, 8)	0-0 HR	0-0 G3			4-0 1B BB		0-0 4-3			3	2	1	1	1	0	0
Kevin Mitchell, R OBP: 0.345, SLG: 0.480 (1, 5)	1-0 1B HBP		0-0 5-3		0-0 F8		0-0 1B			3	1	1	0	0	0	1
Mike Aldrete, L OBP: 0.361, SLG: 0.458 (1, 7)	0-0 6-3		0-3 K		0-0 1B		0-3 K			4	0	1	1	0	2	2
Candy Maldonado, R OBP: 0.352, SLG: 0.525 (1, 9)	0-0 2B G5-2-3 1B		0-0 5-3		0-3 K			0-0 4-3		4	0	1	1	0	1	1
Will Clark, L OBP: 0.358, SLG: 0.553 (1, 3)	0-0 2B			0-3 K		0-0 F7		0-0 F7		4	0	1	0	0	1	0
Bob Brenly, R OBP: 0.354, SLG: 0.479 (1, 2)	0-1 CI			0-0 1B		4-0 6-3 BB		0-0 F8		2	0	1	0	1	0	0
Robby Thompson, R OBP: 0.329, SLG: 0.421 (1, 4)	0-0 G5-2-3			0-3 K		0-0 6-3			0-0 F7	4	0	0	0	0	1	5
Jose Uribe, S OBP: 0.335, SLG: 0.391 (1, 6)		0-0 G3		0-0 F8		0-0 F9			0-0 HR	4	1	1	1	0	0	2
Mike Krukow, R OBP: 0.184, SLG: 0.208 (1, 1)		0-3 K			0-0 F6			0-0 F9		0	0	0	0	0	0	0
Joe Price, R (2, 1)										1	0	0	0	0	1	0
Francisco Melendez, L (5, PH)										1	0	0	0	0	0	0
Randy Bockus, L (6, 1)										0	0	0	0	0	0	0
Chil Davis, S (7, PH)										1	0	0	0	0	0	0
Craig Lefferts, L (8, 1)										0	0	0	0	0	0	0

Inning Stats	R: 2	H: 3	E: 1	K: 0	S: 6	LOB: 2	BB: 0	P: 7	R: 0	H: 0	E: 0	K: 1	S: 5	R: 0	H: 0	E: 0	K: 1	S: 5	R: 0	H: 1	E: 0	K: 2	S: 8	R: 1	H: 1	E: 0	K: 1	S: 6	R: 0	H: 0	E: 0	K: 0	S: 3	R: 0	H: 1	E: 0	K: 1	S: 6	R: 0	H: 0	E: 0	K: 0	S: 3	R: 1	H: 1	E: 0	K: 0	S: 2	1B: 4	SF: 0	2B: 1	SAC: 0	3B: 0	DP: 1	HR: 2	HBP: 1	WP: 0	PA: 35
--------------	------	------	------	------	------	--------	-------	------	------	------	------	------	------	------	------	------	------	------	------	------	------	------	------	------	------	------	------	------	------	------	------	------	------	------	------	------	------	------	------	------	------	------	------	------	------	------	------	------	-------	-------	-------	--------	-------	-------	-------	--------	-------	--------

PITCHER	IP	WLS	BF	H	R	ER	SO	BB	IBB	HBP	BLK	WP	HR	S	P	ERA	WHIP
Ed Whitson, R ERA: 4.76 (1, 1)	6.0		26	5	3	3	5	2	0	1	0	0	1	33	42	4.50	1.167
Lance McCullers, R ERA: 3.9 (7, 1)	2.1	L	9	2	1	1	1	0	0	0	0	0	1	11	11	3.86	0.857

BOTTOM

San Diego Padres @ San Francisco Giants
Candlestick Park, San Francisco, CA

Mon Sep 14 1987, 10:05 PM EDT
Att. 11,378 - Unknown

livebaseballscorecards.com

AB	31
R	4
H	7
RBI	4
BB	2
SO	6
LOB	11



Batter	1	2	3	4	5	6	7	8	9	AB R H RBI BB SO LOB
--------	---	---	---	---	---	---	---	---	---	----------------------

Tony Gwynn, L (1, 9) <small>OBP: 0.447, SLG: 0.519</small> Andy Hawkins, R (5, 1) <small>OBP: 0.156, SLG: 0.156</small> Shane Mack, R (7, PH) <small>OBP: 0.394, SLG: 0.382</small> Mark Davis, L (7, 1) <small>OBP: 0.233, SLG: 0.333</small> Greg Booker, R (8, 1) <small>OBP: 0.317, SLG: 0.351</small> Marvell Wynne, L (9, PH)	0-0 S 1B		0-0 BLK 1B		0-0 G6-4-3 1-2f		0-3 K		4-0 BB 1-2 2-3 BB	3 0 2 0 0 0 1 0 0 0 0 0 0 0 1 0 0 0 0 0 1 0 0 0 0 0 0 0 0 0 0 0 0 0 0 0 0 0 0 1 0 0
---	----------------	--	------------------	--	-----------------------	--	----------	--	-------------------------------	--

Stan Jefferson, S (1, 8) <small>OBP: 0.309, SLG: 0.360</small>	0-0 F9 1-2		0-0 F5		0-0 6-3		0-0 F7		0-0 F4	5 0 0 0 0 0 5
--	------------------	--	-----------	--	------------	--	-----------	--	-----------	---------------

Carmelo Martinez, R (1, 7) <small>OBP: 0.381, SLG: 0.440</small> Randy Byers, L (6, 7) <small>OBP: 0.500, SLG: 0.500</small>	4-0 IBB		0-0 L6 1-2		0-0 HR		0-0 1B			2 1 1 1 1 0 1 1 0 1 0 0 0 0
---	------------	--	------------------	--	-----------	--	-----------	--	--	--------------------------------

John Kruk, L (1, 3) <small>OBP: 0.407, SLG: 0.492</small> Rob Nelson, L (6, PH) <small>OBP: 0.185, SLG: 0.222</small> <small>(6, 3)</small>	0-0 F7		0-0 F7		0-3 K		0-3 K			2 0 0 0 0 0 2 2 0 0 0 0 2 1
---	-----------	--	-----------	--	----------	--	----------	--	--	--------------------------------

Benito Santiago, R (1, 2) <small>OBP: 0.325, SLG: 0.460</small> Mark Parent, R (5, 2) <small>OBP: 0.125, SLG: 0.125</small>	0-3 K		0-0 6-3 2B		0-0 4-3		0-0 P3			2 0 1 0 0 1 2 2 0 0 0 0 0 1
--	----------	--	------------------	--	------------	--	-----------	--	--	--------------------------------

Randy Ready, R (1, 4) <small>OBP: 0.421, SLG: 0.491</small> <small>(5, 5)</small>		0-0 6-3		0-0 6-3 2-3		0-0 HR 2B		0-0 F3		4 1 1 0 0 0 1
--	--	------------	--	-------------------	--	-----------------	--	-----------	--	---------------

Garry Templeton, S (1, 6) <small>OBP: 0.286, SLG: 0.298</small> Joey Cora, S (5, 4) <small>OBP: 0.330, SLG: 0.291</small>		0-3 K		0-0 F9		0-0 F9		0-0 E6 BB 1B		2 0 0 0 0 1 1 2 0 0 0 0 0 1
--	--	----------	--	-----------	--	-----------	--	-----------------------	--	--------------------------------

Luis Salazar, R (1, 5) <small>OBP: 0.314, SLG: 0.345</small> <small>(5, 6)</small>		0-0 L6		0-0 G6-4-3 1B		0-0 F8		0-0 BB 1-2 1B		4 0 2 0 0 0 1
---	--	-----------	--	---------------------	--	-----------	--	------------------------	--	---------------

Eric Nolte, L (1, 1) <small>OBP: 0.118, SLG: 0.063</small> Keith Comstock, L (3, 1) <small>OBP: 0.286, SLG: 0.291</small> Dave Leiper, L (4, 1) <small>OBP: 0.286, SLG: 0.291</small> Shawn Abner, R (5, PH) <small>OBP: 0.286, SLG: 0.571</small> <small>(5, 9)</small>		0-0 6-3		0-3 K		0-0 2-H HR		0-0 F9		1 0 3 1 1 2 0 1 3
--	--	------------	--	----------	--	------------------	--	-----------	--	--

Inning Stats	R: 0 E: 0 K: 1 S: 6	H: 1 LOB: 2 BB: 1 P: 10	R: 0 E: 0 K: 1 S: 5	H: 0 LOB: 0 BB: 0 P: 5	R: 0 E: 0 K: 0 S: 4	H: 1 LOB: 1 BB: 0 P: 4	R: 0 E: 0 K: 0 S: 4	H: 1 LOB: 1 BB: 0 P: 4	R: 0 E: 0 K: 1 S: 5	H: 1 LOB: 0 BB: 0 P: 5	R: 1 E: 0 K: 1 S: 6	H: 1 LOB: 0 BB: 0 P: 6	R: 2 E: 0 K: 1 S: 7	H: 2 LOB: 0 BB: 0 P: 7	R: 0 E: 0 K: 1 S: 6	H: 1 LOB: 1 BB: 0 P: 6	R: 0 E: 1 K: 0 S: 5	H: 1 LOB: 3 BB: 1 P: 9	1B: 5 2B: 2 3B: 0 HR: 2	SF: 0 SAC: 0 DP: 1 HBP: 0	WP: 0 PB: 0 SB: 1 CS: 0	PA: 38
--------------	------------------------------	----------------------------------	------------------------------	---------------------------------	------------------------------	---------------------------------	------------------------------	---------------------------------	------------------------------	---------------------------------	------------------------------	---------------------------------	------------------------------	---------------------------------	------------------------------	---------------------------------	------------------------------	---------------------------------	----------------------------------	------------------------------------	----------------------------------	--------

PITCHER	IP	WLS	BF	H	R	ER	SO	BB	IBB	HBP	BLK	WP	HR	S	P	ERA	WHIP
Atlee Hammaker, L (1, 1) <small>ERA: 3.37</small>	5.0	W	19	4	0	0	3	0	1	0	1	0	0	24	28	0.00	0.800
John Burkett, R (6, 1) <small>ERA: 13.5</small>	2.0		9	3	3	3	2	0	0	0	0	0	2	13	13	13.50	1.500
Jon Perlman, R (8, 1) <small>ERA: 1.8</small>	2.0		10	2	0	0	1	1	0	0	0	0	0	11	15	0.00	1.500

TOP

San Diego Padres @ San Francisco Giants
 Candlestick Park, San Francisco, CA

Tue Sep 15 1987, 6:33 AM EDT
 Att: 16,252 - Unknown

AB	36
R	3
H	9
RBI	3
BB	2
SO	6
LOB	20



WP: 0	PA: 38
PB: 0	
SB: 1	
CS: 0	

Batter	1	2	3	4	5	6	7	8	9	AB	R	H	RBI	BB	SO	LOB	BOTTOM		
Robby Thompson, R (1, 4) <small>OBP: 0.332, SLG: 0.420</small> Harry Spilman, L (5, 3) <small>OBP: 0.337, SLG: 0.390</small> Francisco Melendez, L (9, 3)	4-0 	0-0 5-3 		4-0 HR 	0-0 F7 		4-0 WP 1B 5-3 	0-0 6-3 		1	1	0	0	2	0	0			
Kevin Mitchell, R (1, 5) <small>OBP: 0.347, SLG: 0.489</small> Joel Youngblood, R (5, 9) <small>OBP: 0.289, SLG: 0.367</small> (6, 7)	0-0 F9 		0-0 1B WP 1B 	0-0 HR 	0-0 1B 		0-0 WP 1B 		3	2	2	2	0	0	1				
Mike Aldrete, L (1, 7) <small>OBP: 0.363, SLG: 0.458</small> Eddie Milner, L (4, PR) <small>OBP: 0.313, SLG: 0.362</small> (5, 8)	0-0 4-3 		0-0 WP HR 1B 	4-0 1B BB 	0-0 4-3 		0-0 L6 		2	1	1	0	1	0	1				
Candy Maldonado, R (1, 9) <small>OBP: 0.349, SLG: 0.521</small> Chris Speier, R (5, 4) <small>OBP: 0.337, SLG: 0.405</small>	0-0 5-3 		0-3 K 	0-3 K 		0-0 HR 1B 	0-0 5-3 		3	0	0	0	0	2	3				
Chili Davis, S (1, 8) <small>OBP: 0.330, SLG: 0.420</small> (5, 7) (6, 9)		0-0 1B HR 	0-0 HR 	0-0 1B 		0-0 HR 	4-0 BB 		4	4	4	4	1	0	0				
Jon Perlan, L (8, 1)		1B HR 	2-H HR 	1-2 1B 		1-H HR 	BB 		0	0	0	0	0	0	0				
Will Clark, L (1, 3) <small>OBP: 0.361, SLG: 0.556</small> Matt Williams, R (5, 6) <small>OBP: 0.242, SLG: 0.348</small>		0-0 HR 	0-0 FC5-4 	1-2 2-H 1B 		0-0 F5 	0-3 K2-3 		3	1	3	1	0	0	0				
Bob Melvin, R (1, 2) <small>OBP: 0.244, SLG: 0.353</small> Kirt Manwaring, R (6, 2)		0-0 HR 	0-0 F8 	0-0 FC6-4 		0-0 F8 		0-0 6-3 		3	1	2	4	0	0	1			
Jose Uribe, S (1, 6) <small>OBP: 0.331, SLG: 0.387</small> Mark Wasinger, R (5, 5) <small>OBP: 0.350, SLG: 0.370</small>		0-0 1-3 	0-0 FC5-4 	0-0 FC6-4 		0-0 WP 1B 		0-0 1B 		3	0	0	0	0	0	4			
Atlee Hammaker, S (1, 1) <small>OBP: 0.113, SLG: 0.096</small> Jessie Reid, L (5, PH) John Burkett, R (6, 1) Randy Kutcher, R (8, 9) <small>OBP: 0.200, SLG: 0.222</small>		0-0 4-3 		0-0 6-3 	0-3 K 	0-3 K 		0-0 F9 		2	0	0	0	0	0	0			
Inning Stats	R: 0 H: 0 E: 0 LOB: 1 K: 0 BB: 1 S: 3 P: 7	R: 3 H: 3 E: 0 LOB: 0 K: 0 BB: 0 S: 6 P: 6	R: 3 H: 4 E: 0 LOB: 1 K: 1 BB: 0 S: 9 P: 9	R: 4 H: 4 E: 0 LOB: 3 K: 1 BB: 2 S: 9 P: 17	R: 0 H: 1 E: 0 LOB: 1 K: 1 BB: 0 S: 6 P: 6	R: 2 H: 3 E: 0 LOB: 1 K: 1 BB: 0 S: 8 P: 8	R: 1 H: 1 E: 0 LOB: 2 K: 1 BB: 2 S: 6 P: 14	R: 0 H: 1 E: 0 LOB: 1 K: 0 BB: 0 S: 4 P: 4	1B: 13 SF: 0 2B: 0 SAC: 0 3B: 0 DP: 0 HR: 4 HBP: 0	WP: 3 PA: 46 PB: 0 SB: 0 CS: 0									
PITCHER	IP WLS BF H R ER SO BB IBB HBP BLK WP HR S P ERA WHIP Eric Nolte, L (1, 1) <small>ERA: 3.18</small> 2.1 0 14 6 6 6 1 1 0 0 0 1 15 19 23.14 3.000 Keith Comstock, L (3, 1) <small>ERA: 4.7</small> 1.1 0 11 5 4 4 1 2 0 0 0 0 11 19 27.00 5.250 Dave Leiper, L (4, 1) <small>ERA: 3.97</small> 0.1 0 1 0 0 0 0 0 0 0 0 0 1 1 0.00 0.000 Andy Hawkins, R (5, 1) <small>ERA: 5.3</small> 2.0 0 10 4 2 2 2 0 0 0 0 1 14 14 9.00 2.000 Mark Davis, L (7, 1) <small>ERA: 4.19</small> 1.0 0 6 1 1 1 1 2 0 0 0 1 0 6 14 9.00 3.000	IP WLS BF H R ER SO BB IBB HBP BLK WP HR S P ERA WHIP Greg Booker, R (8, 1) <small>ERA: 3.7</small> 1.0 0 4 1 0 0 0 0 0 0 0 0 4 4 0.00 1.000																	

San Diego Padres @ San Francisco Giants
 Candlestick Park, San Francisco, CA
 Tue Sep 15 1987, 6:33 AM EDT
 Att. 16,252 - Unknown

AB 41
R 13
H 17
RBI 12
BB 5
SO 5
LOB 19



WP: 3 PA: 46
PB: 0
SB: 0
CS: 0

Batter	1	2	3	4	5	6	7	8	9	AB R H RBI BB SO LOB	TOP																								
Albert Hall, S (1, 8) OBP: 0.358, SLG: 0.378 Jim Acker, R (8, 1) OBP: 0.267, SLG: 0.214	0-3 K	0-0 F8			0-0 F7			0-0 F9		4 0 0 0 0 1 3 0 0 0 0 0 0 0																									
Ron Gant, R (1, 4) OBP: 0.278, SLG: 0.278	0-3 K		0-3 K			0-0 5-3			0-0 F8	4 0 0 0 0 2 0																									
Dion James, L (1, 7) OBP: 0.398, SLG: 0.479	0-0 1B		0-0 4-3			0-0 3-1			0-0 G3	4 0 1 0 0 0 0																									
Dale Murphy, R (1, 9) OBP: 0.413, SLG: 0.580	0-3 K		0-0 F9			0-3 K			0-0 5-3	4 0 0 0 0 2 1																									
Gerald Perry, L (1, 3) OBP: 0.328, SLG: 0.406			0-0 F7		0-0 4-3			0-0 G5-4-3 1B		3 0 1 0 0 0 0																									
Ozzie Virgil, R (1, 2) OBP: 0.324, SLG: 0.484		4-0 BB BB BB		0-0 6-3				0-0 G5-4-3 1-2f		2 0 0 0 1 0 1																									
Ken Oberkfell, L (1, 5) OBP: 0.339, SLG: 0.366		4-0 BB BB		0-3 K				0-0 G3		2 0 0 0 1 1 0																									
Jeff Blauser, R (1, 6) OBP: 0.295, SLG: 0.348 Ken Griffey, L (8, PH) OBP: 0.355, SLG: 0.454		4-0 BB BB		0-3 K				0-0 F6		1 0 0 0 1 1 0 1 0 0 0 0 0 0																									
Kevin Coffman, R (1, 1) OBP: 0.200, SLG: 0.200 Charlie Puleo, R (6, 1) OBP: 0.222, SLG: 0.308 Graig Nettles, L (8, PH) OBP: 0.299, SLG: 0.368 Paul Runge, R (8, 6) OBP: 0.286, SLG: 0.387		0-3 K		0-3 K				0-0 G3		2 0 0 0 0 2 3 0 0 0 0 0 0 0 1 0 0 0 0 0 0 0 0 0 0 0 0 0																									
Inning Stats	R: 0 E: 0 K: 3 S: 10	H: 1 LOB: 1 BB: 0 P: 10	R: 0 E: 0 K: 1 S: 5	H: 0 LOB: 3 BB: 3 P: 17	R: 0 E: 0 K: 1 S: 5	H: 0 LOB: 0 BB: 0 P: 5	R: 0 E: 0 K: 1 S: 5	H: 0 LOB: 0 BB: 0 P: 5	R: 0 E: 0 K: 0 S: 3	H: 1 LOB: 0 BB: 0 P: 3	R: 0 E: 0 K: 0 S: 3	H: 0 LOB: 0 BB: 0 P: 3	R: 0 E: 0 K: 0 S: 3	H: 0 LOB: 0 BB: 0 P: 3	1B: 2 2B: 0 3B: 0 HR: 0	SF: 0 SAC: 0 DP: 1 HBP: 0	WP: 0 PB: 0 SB: 0 CS: 0	PA: 31																	
PITCHER Mark Grant, R (1, 1) ERA: 4.01	IP 9.0	WLS W	BF 31	H 2	R 0	ER 0	SO 9	BB 3	IBB 0	HBP 0	BLK 0	WP 0	HR 0	S 46	P 58	ERA 0.00	WHIP 0.556	PITCHER	IP 9.0	WLS W	BF 31	H 2	R 0	ER 0	SO 9	BB 3	IBB 0	HBP 0	BLK 0	WP 0	HR 0	S 46	P 58	ERA 0.00	WHIP 0.556

Atlanta Braves @ San Diego Padres
Jack Murphy Stadium, San Diego, CA
Wed Sep 16 1987, 10:05 PM EDT
Att. 7,892 - Unknown

livebaseballscorecards.com

AB 28
R 0
H 2
RBI 0
BB 3
SO 9
LOB 8



Batter	1	2	3	4	5	6	7	8	9	AB	R	H	RBI	BB	SO	LOB
Tony Gwynn, L OBP: 0.447, SLG: 0.521 (1, 9)	0-0 5-3		0-0 L5		0-0 3B		4-0 CS BB			3	0	1	0	1	0	0
Stan Jefferson, S OBP: 0.308, SLG: 0.358 (1, 8) (7, 7)	4-0 S 2B BB		0-0 4-3		0-0 4-3		0-3 K			3	1	0	0	1	1	2
Carmelo Martinez, R OBP: 0.380, SLG: 0.439 Shane Mack, R OBP: 0.303, SLG: 0.380 (1, 7) (6, PR) (7, 8)	0-3 K		0-3 K				0-0 CS 1B		0-0 3-1	3	0	1	0	0	2	1
John Kruk, L OBP: 0.410, SLG: 0.496 (1, 3)	0-0 2-H 1B 2B			0-0 G3		0-0 BB 1B		4-0 S 1B BB		3	2	2	1	1	0	0
Benito Santiago, R OBP: 0.324, SLG: 0.459 (1, 2)	0-0 2-H 1B			0-0 L8		0-0 F9		0-0 P3		4	0	1	1	0	0	2
Randy Ready, R OBP: 0.425, SLG: 0.497 (1, 5)	0-0 6-3			0-0 PB 2B		4-0 BB 1-2 BB		0-0 1-H 1B		3	0	2	1	1	0	1
Garry Templeton, S OBP: 0.286, SLG: 0.296 (1, 6)		0-0 F7		0-3 K		4-0 BB 1-2 2-3 BB		0-0 1-3		3	0	0	0	1	1	2
Tim Flannery, L OBP: 0.338, SLG: 0.265 (1, 4)		0-0 F7			0-0 1-3		0-0 F7			3	0	0	0	0	0	3
Mark Grant, R OBP: 0.171, SLG: 0.105 (1, 1)		0-3 K			0-0 G3		0-0 B1-3			3	0	0	0	0	1	0

Inning Stats	R: 2	H: 2	E: 0	K: 1	S: 7	LOB: 1	BB: 1	P: 11	R: 0	H: 0	E: 0	K: 1	S: 5	LOB: 0	BB: 0	P: 5	R: 0	H: 0	E: 0	K: 1	S: 5	LOB: 0	BB: 0	P: 5	R: 0	H: 1	E: 0	K: 1	S: 6	LOB: 1	BB: 0	P: 6	R: 0	H: 1	E: 0	K: 0	S: 4	LOB: 1	BB: 0	P: 4	R: 0	H: 2	E: 0	K: 0	S: 4	LOB: 3	BB: 2	P: 12	R: 0	H: 0	E: 0	K: 1	S: 4	LOB: 1	BB: 1	P: 8	R: 1	H: 1	E: 0	K: 0	S: 4	LOB: 1	BB: 1	P: 8
1B: 4	SF: 0	2B: 3	SAC: 0	3B: 1	DP: 1	HR: 0	HBP: 0	WP: 0	PA: 34	ERA: 3.18	WHIP: 1.588																																																					
WP: 0	PA: 34	PB: 1	SB: 2	CS: 2																																																												
PITCHER	IP	WLS	BF	H	R	ER	SO	BB	IBB	HBP	BLK	WP	HR	S	P	ERA	WHIP																																															
Kevin Coffman, R ERA: 6.91 (1, 1)	5.2	L	25	6	2	2	4	3	0	0	0	0	0	30	42	3.18	1.588																																															
Charlie Puleo, R ERA: 4.27 (6, 1)	1.1		4	0	0	0	1	1	0	0	0	0	0	5	9	0.00	0.750																																															
Jim Acker, R ERA: 4.31 (8, 1)	1.0		5	1	1	1	0	1	0	0	0	0	0	4	8	9.00	2.000																																															

BOTTOM

Atlanta Braves @ San Diego Padres
Jack Murphy Stadium, San Diego, CA

Wed Sep 16 1987, 10:05 PM EDT
Att. 7,892 - Unknown

AB	29
R	3
H	7
RBI	3
BB	5
SO	5
LOB	11



Batter	1	2	3	4	5	6	7	8	9	AB R H RBI BB SO LOB	TOP													
Dion James, L (1, 8) OBP: 0.398, SLG: 0.480	0-0 F7		0-0 1B		0-0 F7		0-0 4-3		0-0 2B	5 0 2 1 0 0 1														
Ken Oberkfell, L (1, 5) OBP: 0.337, SLG: 0.363	0-0 F3		0-0 F9		4-0 BB		0-0 G3		0-0 F7	4 0 0 0 1 0 3														
Gerald Perry, L (1, 3) OBP: 0.326, SLG: 0.402	0-0 F7			0-0 4-3	0-0 F6		0-0 L9			4 0 0 0 0 0 2														
Dale Murphy, R (1, 9) OBP: 0.412, SLG: 0.578		0-3 K		0-0 6-3		0-0 1B		0-3 K		4 0 1 0 0 2 0														
Ken Griffey, L (1, 7) OBP: 0.356, SLG: 0.453		4-0 BB		0-0 1B		0-0 F9		0-0 F5		3 0 1 0 1 0 1														
Ted Simmons, S (1, 2) OBP: 0.348, SLG: 0.399		0-0 L8		4-0 1B		0-0 1B		0-0 F6		3 0 1 0 1 0 1														
Jeff Blauser, R (1, 6) OBP: 0.294, SLG: 0.345		0-0 F9		0-0 F9		0-3 K			0-0 2B	4 0 1 0 0 1 5														
Glenn Hubbard, R (1, 4) OBP: 0.382, SLG: 0.387			0-0 F8		0-0 1B		0-3 K		0-0 F5	4 0 1 0 0 1 3														
Zane Smith, L (1, 1) OBP: 0.187, SLG: 0.183		0-3 K		0-0 FC2-6		0-0 3B			0-0 L7	2 0 0 0 0 1 1														
Albert Hall, S (7, PH) OBP: 0.361, SLG: 0.390										1 1 1 0 0 0 0														
Marty Clary, R (7, 1)										0 0 0 0 0 0 0														
Graig Nettles, L (9, PH) OBP: 0.297, SLG: 0.366										1 0 0 0 0 0 1														
Inning Stats	R: 0 E: 0 K: 0 S: 3	H: 0 LOB: 0 BB: 0 P: 3	R: 0 E: 0 K: 1 S: 5	H: 0 LOB: 1 BB: 1 P: 9	R: 0 E: 0 K: 1 S: 6	H: 1 LOB: 1 BB: 0 P: 6	R: 0 E: 0 K: 0 S: 4	H: 1 LOB: 2 BB: 1 P: 8	R: 0 E: 0 K: 0 S: 4	H: 1 LOB: 2 BB: 1 P: 8	R: 0 E: 0 K: 2 S: 9	H: 2 LOB: 2 BB: 0 P: 9	R: 1 E: 0 K: 0 S: 4	H: 1 LOB: 0 BB: 0 P: 4	R: 0 E: 0 K: 1 S: 5	H: 0 LOB: 0 BB: 0 P: 5	R: 0 E: 0 K: 0 S: 5	H: 2 LOB: 2 BB: 0 P: 5	R: 0 E: 0 K: 0 S: 5	H: 2 LOB: 2 BB: 0 P: 5	1B: 6 2B: 1 3B: 1 HR: 0	SF: 0 SAC: 0 DP: 0 HBP: 0	WP: 0 PB: 0 SB: 0 CS: 0	PA: 38
PITCHER Eric Show, R (1, 1) ERA: 3.86	IP: 9.0 WLS: W BF: 38 H: 8 R: 1 ER: 1 SO: 5 BB: 3 IBB: 0 HBP: 0 BLK: 0 WP: 0 HR: 0 S: 45 P: 57 ERA: 1.00 WHIP: 1.222											PITCHER	IP: 9.0 WLS: W BF: 38 H: 8 R: 1 ER: 1 SO: 5 BB: 3 IBB: 0 HBP: 0 BLK: 0 WP: 0 HR: 0 S: 45 P: 57 ERA: 1.00 WHIP: 1.222											

Atlanta Braves @ San Diego Padres
Jack Murphy Stadium, San Diego, CA

Thu Sep 17 1987, 6:33 AM EDT
Att. 8,194 - Unknown

livebaseballscorecards.com

AB	35
R	1
H	8
RBI	1
BB	3
SO	5
LOB	18



Batter	1	2	3	4	5	6	7	8	9	AB	R	H	RBI	BB	SO	LOB
Tony Gwynn, L OBP: 0.445, SLG: 0.517 (1, 9) X	0-0 5-3 ①		0-0 6-3 ③			0-0 6-3 ① X	0-0 F7 ②			4	0	0	0	0	0	0
Stan Jefferson, S OBP: 0.310, SLG: 0.356 (1, 8) S S S	0-3 K ②			0-0 6-3 ①		4-0 1B E BB BB	4-0 1B BB BB			2	1	0	0	2	1	0
Randy Ready, R OBP: 0.423, SLG: 0.492 Luis Salazar, R OBP: 0.314, SLG: 0.345 (1, 5) X (8, 5)	0-0 F9 ③			0-0 L9 ②		0-0 L7 ②	4-0 1B BB			3	0	0	0	1	0	1
Carmelo Martinez, R OBP: 0.381, SLG: 0.440 (1, 3) X		0-0 3-1 ①		0-0 F3 ③		0-0 E 2B 1B	0-0 1-2 2-3 1B			4	1	2	0	0	0	0
Benito Santiago, R OBP: 0.326, SLG: 0.467 (1, 2) X		0-0 HR ②			0-0 4-3 1B 2B	0-0 E4 2B IHR 1-3 2-H	0-0 F9 ③			4	3	2	1	0	0	4
Shawn Abner, R OBP: 0.278, SLG: 0.556 (1, 7) S S S		0-3 K ②			0-0 B1 ①	0-0 IHR 2B 1-3 3-H		0-3 K ①		4	1	1	1	0	2	1
Garry Templeton, S OBP: 0.285, SLG: 0.302 (1, 6) X		0-0 P3 ③			0-0 4-3 ②	0-0 IHR 2B 2-H 3-H		0-0 F7 ②		4	1	1	3	0	0	1
Joey Cora, S OBP: 0.329, SLG: 0.290 (1, 4) X			0-0 4-3 ①		0-0 3-H 1B ③	0-0 F3 ③		0-0 4-3 ③		4	0	1	1	0	0	0
Eric Show, R OBP: 0.074, SLG: 0.090 (1, 1) X			0-0 L4 ②		0-0 F7 ③		0-0 F7 ①			3	0	0	0	0	0	1

Inning Stats	R: 0	H: 0	E: 0	K: 1	S: 5	LOB: 0	BB: 0	P: 5	R: 1	H: 1	E: 0	K: 1	S: 6	LOB: 0	BB: 0	P: 6	R: 0	H: 0	E: 0	K: 0	S: 3	LOB: 0	BB: 0	P: 3	R: 0	H: 0	E: 0	K: 0	S: 3	LOB: 0	BB: 0	P: 3	R: 1	H: 2	E: 0	K: 0	S: 5	LOB: 1	BB: 0	P: 5	R: 5	H: 3	E: 1	K: 0	S: 7	LOB: 0	BB: 1	P: 11	R: 0	H: 1	E: 0	K: 0	S: 4	LOB: 3	BB: 2	P: 12	R: 0	H: 0	E: 0	K: 1	S: 5	LOB: 0	BB: 0	P: 5
--------------	------	------	------	------	------	--------	-------	------	------	------	------	------	------	--------	-------	------	------	------	------	------	------	--------	-------	------	------	------	------	------	------	--------	-------	------	------	------	------	------	------	--------	-------	------	------	------	------	------	------	--------	-------	-------	------	------	------	------	------	--------	-------	-------	------	------	------	------	------	--------	-------	------

PITCHER	IP	WLS	BF	H	R	ER	SO	BB	IBB	HBP	BLK	WP	HR	S	P	ERA	WHIP
Zane Smith, L ERA: 3.91 (1, 1)	6.0	L	26	6	7	2	2	1	0	0	0	0	1	29	33	3.00	1.167
Marty Clary, R ERA: 2.7 (7, 1)	2.0		9	1	0	0	1	2	0	0	0	0	0	9	17	0.00	1.500

BOTTOM

Atlanta Braves @ San Diego Padres
Jack Murphy Stadium, San Diego, CA

Thu Sep 17 1987, 6:33 AM EDT
 Att. 8,194 - Unknown

livebaseballscorecards.com

AB	32
R	7
H	7
RBI	6
BB	3
SO	3
LOB	8



WP: 0	PA: 35
PB: 0	
SB: 0	
CS: 0	

Batter	1	2	3	4	5	6	7	8	9	AB R H RBI BB SO LOB	TOP	
Tony Gwynn, L (1, 9) OBP: 0.447, SLG: 0.518	0-0 CS 1B		4-0 BB		0-0 6-3			0-0 SH1 1B	4-0 FC4-6 IBB	3 1 2 0 2 0 1		
Shane Mack, R (1, 8) OBP: 0.303, SLG: 0.377 Marvell Wynne, L (9, PH) OBP: 0.316, SLG: 0.349	4-0 5-3 1-2 BB		0-0 6-3		0-0 5-3			0-0 SH1 1-2	0-0 FC4-6 1-2f	2 0 0 0 1 0 2 1 0 0 0 0 0 2		
Randy Ready, R (1, 5) OBP: 0.422, SLG: 0.490 John Kruk, L (8, PH) OBP: 0.412, SLG: 0.498 Luis Salazar, R (8, 5) OBP: 0.314, SLG: 0.345	0-0 5-3 1-2			0-0 1B 1B 1B		0-0 F8		0-0 E S FC6-4 1B 2-H		3 0 1 0 0 0 1 1 1 1 1 0 0 0 0 0 0 0 0 0 0		
Carmelo Martinez, R (1, 3) OBP: 0.380, SLG: 0.438	0-3 K			0-0 F3		0-0 FC6-4 1B		0-0 E5 FC6-4 1-3		4 0 1 0 0 1 3		
Benito Santiago, R (1, 2) OBP: 0.325, SLG: 0.465		0-0 5-3		0-0 1B 1-2 1B		0-0 F4		0-0 FC6-4 1-2f 3-H		4 0 1 1 0 0 2		
Shawn Abner, R (1, 7) OBP: 0.273, SLG: 0.500		0-0 5-3		0-0 G4-3 1-2 2-3 1B		0-0 FC6-4 1-2f		0-0 G3 1-2		4 0 1 0 0 0 2		
Garry Templeton, S (1, 6) OBP: 0.283, SLG: 0.300		0-3 K		0-0 G4-3 1-2f			0-0 F8		0-0 3-1	4 0 0 0 0 1 3		
Joey Cora, S (1, 4) OBP: 0.332, SLG: 0.294			0-0 F9		0-0 SH1-4 1B		0-0 6-3		0-0 SH1-4 1B	4 0 2 0 0 0 0		
Jimmy Jones, R (1, 1) OBP: 0.188, SLG: 0.234 Bruce Bochy, R (7, PH) OBP: 0.277, SLG: 0.296 Mark Davis, L (7, 1) OBP: 0.233, SLG: 0.333 Lance McCullers, S (7, 1) OBP: 0.133, SLG: 0.071			0-3 K		0-0 SH1-4		0-3 K		0-0 SH1-4	1 0 0 0 0 1 0 1 0 0 0 0 1 0 0 0 0 0 0 0 0 0 0 0 0 0 0 0		
Inning Stats	R: 0 H: 1 E: 0 LOB: 1 K: 1 BB: 1 S: 5 P: 9	R: 0 H: 0 E: 0 LOB: 0 K: 1 BB: 0 S: 5 P: 5	R: 0 H: 0 E: 0 LOB: 1 K: 1 BB: 1 S: 5 P: 9	R: 0 H: 3 E: 0 LOB: 2 K: 0 BB: 0 S: 5 P: 5	R: 0 H: 1 E: 0 LOB: 1 K: 0 BB: 0 S: 4 P: 4	R: 0 H: 1 E: 0 LOB: 1 K: 0 BB: 0 S: 4 P: 4	R: 0 H: 0 E: 0 LOB: 0 K: 1 BB: 0 S: 5 P: 5	R: 2 H: 2 E: 1 LOB: 1 K: 0 BB: 0 S: 6 P: 6	R: 0 H: 1 E: 0 LOB: 2 K: 0 BB: 1 S: 4 P: 8	1B: 9 SF: 0 2B: 0 SAC: 3 3B: 0 DP: 1 HR: 0 HBP: 0	WP: 0 PA: 38 PB: 0 SB: 2 CS: 1	
PITCHER Jim Deshaies, L (1, 1) ERA: 4.47 Dave Smith, R (8, 1) ERA: 1.13	IP WLS BF H R ER SO BB IBB HBP BLK WP HR S P ERA WHIP	7.1 29 7 1 1 4 2 0 0 0 0 0 0 35 43 1.23 1.227	1.2 L 9 2 1 0 0 0 1 0 0 0 0 0 8 12 0.00 1.200	PITCHER IP WLS BF H R ER SO BB IBB HBP BLK WP HR S P ERA WHIP								

San Diego Padres @ Houston Astros
Astrodome, Houston, TX
Fri Sep 18 1987, 8:05 PM EDT
Att. 13,182 - Unknown

livebaseballscorecards.com

AB	32
R	2
H	9
RBI	2
BB	3
SO	4
LOB	16



Batter	1	2	3	4	5	6	7	8	9	AB R H RBI BB SO LOB
Gerald Young, S (1, 8) OBP: 0.379, SLG: 0.386	0-0 CS 1B		4-0 BB			0-0 L6	0-0 F5		0-0 4-3	4 0 1 0 1 0 2
Billy Hatcher, R (1, 7) OBP: 0.354, SLG: 0.427	0-0 F9 1-2		0-0 F8			0-0 4-3	0-0 F4			4 0 0 0 0 0 5
Bill Doran, S (1, 4) OBP: 0.358, SLG: 0.410	0-3 K				0-0 G4-6-3 1B	4-0 1B BB		0-0 1B S 1B		3 1 2 0 1 1 0
Kevin Bass, S (1, 9) OBP: 0.350, SLG: 0.461		0-0 6-3		0-0 G4-6-3 1-2f		0-0 1B 1B		0-3 K		4 0 1 0 0 1 2
Glenn Davis, R (1, 3) OBP: 0.301, SLG: 0.457		0-0 5-3		0-0 1B		0-0 1B 1-2 2-H		0-3 K		4 0 2 1 0 1 1
Ken Caminiti, S (1, 5) OBP: 0.272, SLG: 0.331 Jose Cruz, L (8, PH) OBP: 0.311, SLG: 0.408 Denny Walling, L (9, 5) OBP: 0.354, SLG: 0.421		0-0 F8		0-0 F8		0-3 K		0-0 S 1B 1-3		3 0 0 0 0 1 3 1 0 1 0 0 0 0 0 0 0 0 0 0 0
Craig Reynolds, L (1, 6) OBP: 0.307, SLG: 0.350			0-0 6-3		0-0 P3		0-0 F7		0-3 K 1-2	4 0 0 0 0 1 2
Ronn Reynolds, R (1, 2) OBP: 0.208, SLG: 0.275 Ty Gainey, L (9, PH) OBP: 0.125, SLG: 0.067			0-0 K 2B		0-0 F9		0-0 2B		0-3 K	3 0 2 0 0 0 0 1 0 0 0 0 1 0
Jim Deshaies, L (1, 1) OBP: 0.218, SLG: 0.104 Dave Smith, R (8, 1) OBP: 0.667, SLG: 0.500 Terry Puhl, L (9, PH) OBP: 0.291, SLG: 0.270			0-3 K		0-0 6-3		4-0 BB		0-0 F8	2 0 0 0 1 1 1 0 0 0 0 0 0 0 1 0 0 0 0 0 0

BOTTOM															
San Diego Padres @ Houston Astros Astrodome, Houston, TX Fri Sep 18 1987, 8:05 PM EDT Att. 13,182 - Unknown	<table border="0"> <tr><td>AB</td><td>34</td></tr> <tr><td>R</td><td>1</td></tr> <tr><td>H</td><td>9</td></tr> <tr><td>RBI</td><td>1</td></tr> <tr><td>BB</td><td>3</td></tr> <tr><td>SO</td><td>7</td></tr> <tr><td>LOB</td><td>16</td></tr> </table> 	AB	34	R	1	H	9	RBI	1	BB	3	SO	7	LOB	16
AB	34														
R	1														
H	9														
RBI	1														
BB	3														
SO	7														
LOB	16														

Inning Stats	R: 0	H: 1	E: 0	K: 1	S: 5	LOB: 0	BB: 0	P: 5	R: 0	H: 0	E: 0	K: 0	S: 3	LOB: 0	BB: 0	P: 3	R: 0	H: 1	E: 0	K: 1	S: 6	LOB: 2	BB: 1	P: 10	R: 0	H: 2	E: 0	K: 0	S: 4	LOB: 1	BB: 0	P: 4	R: 0	H: 0	E: 0	K: 0	S: 3	LOB: 0	BB: 0	P: 3	R: 1	H: 2	E: 0	K: 1	S: 7	LOB: 2	BB: 1	P: 11	R: 0	H: 1	E: 0	K: 0	S: 4	LOB: 2	BB: 1	P: 8	R: 0	H: 2	E: 0	K: 3	S: 11	LOB: 2	BB: 0	P: 11	R: 0	H: 0	E: 0	K: 1	S: 5	LOB: 0	BB: 0	P: 5	1B: 7	SF: 0	2B: 2	SAC: 0	3B: 0	DP: 1	HR: 0	HBP: 0	WP: 0	PA: 37
PITCHER	IP	WLS	BF	H	R	ER	SO	BB	IBB	HBP	BLK	WP	HR	S	P	ERA	WHIP																																																																	
Jimmy Jones, R (1, 1) ERA: 4.27	6.0		24	6	1	1	3	2	0	0	0	0	0	28	36	1.50	1.333																																																																	
Mark Davis, L (7, 1) ERA: 4.18	0.1		3	1	0	0	0	1	0	0	0	0	0	2	6	0.00	6.000																																																																	
Lance McCullers, R (7, 1) ERA: 3.81	2.2	W	10	2	0	0	4	0	0	0	0	0	0	18	18	0.00	0.750																																																																	

Batter	1	2	3	4	5	6	7	8	9	10	11	12	13	14	AB R H RBI BB SO LOB	TOP															
Tony Gwynn, L OBP: 0.448, SLG: 0.517 (1, 9)	0-0 6-3 1B		0-0 FC4-6 1B		0-3 K2-3			0-0 L6		0-0 FC6-4			4-0 IBB		5 0 2 0 1 1 1																
Stan Jefferson, S OBP: 0.308, SLG: 0.353 (1, 8) (9, 7) (13, 8)	0-0 6-3 1-2		0-0 FC4-6 1-2		0-0 E5 S 2B 1B			0-3 K		0-3 K		0-0 4-3	0-0 F8		6 1 1 0 0 1 4																
John Kruk, L OBP: 0.413, SLG: 0.496 (1, 3)	0-3 K			0-0 F9 BB 1B		0-3 K		0-3 K		0-0 G4-6-3 1B		0-0 G4-6-3 1B	4-0 1-2 2-3 BB		5 0 2 0 1 3 2																
Carmelo Martinez, R OBP: 0.379, SLG: 0.435 Shane Mack, R OBP: 0.302, SLG: 0.375 Randy Ready, R OBP: 0.421, SLG: 0.488 Dave Leiper, L OBP: 0.133, SLG: 0.071 (1, 7) (9, 8) (13, PH) (13, 1) (14, 1)	0-0 F9			4-0 BB BB BB 1-2 BB		0-0 5-3		0-3 K		0-0 K		0-0 G4-6-3 1B	0-0 F9		3 0 0 0 1 1 2 1 0 0 0 0 0 1 1 0 0 0 0 0 3 0 0 0 0 0 0 0 0 0 0 0 0 0 0																
Benito Santiago, R OBP: 0.323, SLG: 0.464 (1, 2)		0-0 F8		0-0 F9		0-0 K		0-3 K		0-3 K		0-0 5-3		0-0 F4	6 0 1 1 0 1 2																
Tim Flannery, L OBP: 0.331, SLG: 0.259 (1, 5)		0-3 K		0-0 F7		0-0 2B		0-0 L4				0-3 K		0-0 F7	6 0 0 0 0 2 3																
Garry Templeton, S OBP: 0.282, SLG: 0.304 (1, 6)		0-3 K		0-3 K				0-3 K				0-0 4-3		0-0 HR	6 1 1 1 0 4 2																
Joey Cora, S OBP: 0.328, SLG: 0.291 (1, 4)			0-0 6-3		0-0 F7		0-0 6-3		0-0 3-1		0-0 3-1		0-0 SH2-4 1B	0-0 F7	6 0 1 0 0 0 0																
Ed Whitson, R OBP: 0.141, SLG: 0.143 Rob Nelson, L OBP: 0.174, SLG: 0.222 Randy Byers, L OBP: 0.500, SLG: 0.500 Rich Crossinger, R OBP: 0.316, SLG: 0.349 (1, 1) (10, PH) (10, PH) (10, 1) (13, PH) (13, 7)			0-0 F8		0-0 4-3		0-0 G3		4-0 FC6-4 BB			0-0 SH2-4 1-2			3 0 0 0 0 0 0 0 0 0 0 1 0																
Inning Stats	R: 0 E: 0 S: 6	H: 1 LOB: 1 BB: 0 P: 6	R: 0 E: 0 K: 2 S: 7	H: 0 LOB: 0 BB: 0 P: 7	R: 0 E: 0 K: 0 S: 4	H: 1 LOB: 1 BB: 0 P: 4	R: 0 E: 0 K: 1 S: 6	H: 1 LOB: 2 BB: 1 P: 10	R: 0 E: 0 K: 1 S: 5	H: 0 LOB: 0 BB: 0 P: 5	R: 1 E: 1 K: 1 S: 7	H: 2 LOB: 1 BB: 0 P: 7	R: 0 E: 0 K: 1 S: 5	H: 0 LOB: 0 BB: 0 P: 5	R: 0 E: 0 K: 2 S: 7	H: 0 LOB: 0 BB: 0 P: 7	R: 0 E: 0 K: 2 S: 7	H: 0 LOB: 0 BB: 0 P: 7	R: 0 E: 0 K: 1 S: 5	H: 1 LOB: 0 BB: 0 P: 3	R: 0 E: 0 K: 1 S: 5	H: 0 LOB: 0 BB: 0 P: 5	R: 0 E: 0 K: 0 S: 4	H: 1 LOB: 3 BB: 2 P: 12	R: 1 E: 0 K: 0 S: 4	H: 1 LOB: 0 BB: 0 P: 4	1B: 6 2B: 1 3B: 0 HR: 1	SF: 0 SAC: 1 DP: 1 HBP: 0	WP: 0 PB: 0 CS: 0	PA: 53	
PITCHER	IP WLS BF H R ER SO BB IBB HBP BLK WP HR S P ERA WHIP															IP WLS BF H R ER SO BB IBB HBP BLK WP HR S P ERA WHIP															
Nolan Ryan, R ERA: 2.63 (1, 1)	9.0 33 5 1 1 11 1 0 0 0 0 0 0 54 58 1.00 0.667															Manny Hernandez, R ERA: 5.06 (14, 1)	1.0 L 4 1 1 1 0 0 0 0 0 0 1 4 4 9.00 1.000														
Larry Andersen, R ERA: 3.46 (10, 1)	2.0 7 1 0 0 1 1 0 0 0 0 0 0 8 12 0.00 1.000																														
Rocky Chidress, R ERA: 2.25 (12, 1)	1.2 7 1 0 0 1 0 1 0 0 0 0 0 8 12 0.00 0.600																														
Rob Mallicoat, L ERA: 1.8 (13, 1)	0.0 1 0 0 0 0 1 0 0 0 0 0 0 4 ∞ ∞																														
Jeff Heathcock, R ERA: 3.48 (13, 1)	0.1 1 0 0 0 0 0 0 0 0 0 0 0 1 1 0.00 0.000																														

San Diego Padres @ Houston Astros
Astrodome, Houston, TX
Sat Sep 19 1987, 8:05 PM EDT
Att. 20,909 - Unknown

livebaseballscorecards.com

AB	48
R	2
H	8
RBI	2
BB	4
SO	13
LOB	20



Batter	1	2	3	4	5	6	7	8	9	10	11	12	13	14	AB	R	H	RBI	BB	SO	LOB	
Gerald Young, S OBP: 0.378, SLG: 0.385 (1, 8)	F8		E4 1B		F7			4-3			B1			B1 CS 1B	6	1	2	0	0	0	0	
Craig Reynolds, L OBP: 0.306, SLG: 0.348 Billy Hatcher, R OBP: 0.355, SLG: 0.430 (1, 6)	6-3		FC3-6 1B		4-3			K			4-3			4-3 1-2 2B	5	0	1	0	0	1	0	
Bill Doran, S OBP: 0.355, SLG: 0.406 (1, 4)	K		FC3-6 1-2f					F8			4-3		G3	K	6	0	0	0	0	2	2	
Kevin Bass, S OBP: 0.347, SLG: 0.456 (1, 9)		6-3	4-3					6-3			F8		1-3	1-3	6	0	0	0	0	0	2	
Glenn Davis, R OBP: 0.300, SLG: 0.455 (1, 3)		1B 1B		E5 1B				4-3			F2		F9		5	0	1	0	0	0	0	
Jose Cruz, L OBP: 0.312, SLG: 0.408 (1, 7)		1-2 1B		K				F9			F9			SH1-4 1B	5	0	2	0	0	1	1	
Ken Caminiti, S OBP: 0.277, SLG: 0.335 (1, 5)		K		G6-4-3 1B				G5-4-3 1B			K		SH1-4	1-2	4	0	2	0	0	2	2	
Ronn Reynolds, R OBP: 0.195, SLG: 0.257 (1, 2)		F8		G6-4-3 1-2f				G5-4-3 1-2f			K		K		5	0	0	0	0	2	6	
Nolan Ryan, R OBP: 0.086, SLG: 0.121 Larry Andersen, R OBP: 0.291, SLG: 0.270 Rocky Childress, R OBP: 0.291, SLG: 0.270 Rob Mallcoat, L OBP: 0.291, SLG: 0.270 Jeff Heathcock, R OBP: 0.291, SLG: 0.270 Manny Hernandez, R OBP: 0.291, SLG: 0.270 (1, 11)			K					K						F4								
														2-3								

Inning Stats	R: 0	H: 0	E: 0	K: 1	S: 5	P: 5	R: 0	H: 2	E: 0	K: 1	S: 7	P: 7	R: 1	H: 2	E: 1	K: 1	S: 7	P: 7	R: 0	H: 1	E: 1	K: 1	S: 6	P: 6	R: 0	H: 0	E: 0	K: 1	S: 5	P: 5	R: 0	H: 0	E: 0	K: 2	S: 7	P: 7	R: 0	H: 0	E: 0	K: 0	S: 3	P: 3	R: 0	H: 1	E: 0	K: 0	S: 3	P: 3	R: 0	H: 0	E: 0	K: 2	S: 7	P: 7	R: 0	H: 0	E: 0	K: 0	S: 3	P: 3	R: 0	H: 0	E: 0	K: 0	S: 3	P: 3	R: 0	H: 0	E: 0	K: 1	S: 6	P: 6	R: 0	H: 1	E: 0	K: 1	S: 6	P: 6	R: 0	H: 2	E: 0	K: 1	S: 6	P: 6	1B: 8	2B: 1	3B: 0	HR: 0	SF: 0	SAC: 1	DP: 2	HBP: 0	WP: 0	PA: 49
--------------	------	------	------	------	------	------	------	------	------	------	------	------	------	------	------	------	------	------	------	------	------	------	------	------	------	------	------	------	------	------	------	------	------	------	------	------	------	------	------	------	------	------	------	------	------	------	------	------	------	------	------	------	------	------	------	------	------	------	------	------	------	------	------	------	------	------	------	------	------	------	------	------	------	------	------	------	------	------	------	------	------	------	------	------	-------	-------	-------	-------	-------	--------	-------	--------	-------	--------

PITCHER	IP	WLS	BF	H	R	ER	SO	BB	IBB	HBP	BLK	WP	HR	S	P	ERA	WHIP
Ed Whitson, R ERA: 4.54 (1, 1)	9.0		32	6	1	0	7	0	0	0	0	0	0	46	46	0.00	0.667
Rich Crossage, R ERA: 2.63 (10, 1)	3.0		9	0	0	0	2	0	0	0	0	0	0	13	13	0.00	0.000
Dave Leiper, L ERA: 3.9 (13, 1)	1.0	W	5	2	0	0	1	0	0	0	0	0	0	7	7	0.00	2.000
Lance McCullers, R ERA: 3.78 (14, 1)	1.0	S	3	1	0	0	1	0	0	0	0	0	0	5	5	0.00	1.000

San Diego Padres @ Houston Astros
Astrodome, Houston, TX
Sat Sep 19 1987, 8:05 PM EDT
Att. 20,909 - Unknown

livebaseballscorecards.com

AB	48
R	1
H	9
RBI	0
BB	0
SO	11
LOB	14



Batter	1	2	3	4	5	6	7	8	9	AB R H RBI BB SO LOB	TOP										
Stan Jefferson, S OBP: 0.305, SLG: 0.349 (1, 8) (9, 7)	0-0 F8		0-0 F7			0-0 F8		0-3 K		4 0 0 0 0 1 0											
Joey Cora, S OBP: 0.322, SLG: 0.285 (1, 4)	0-0 4-3			0-0 G3		0-0 F8		0-0 F8		4 0 0 0 0 0 0											
John Kruk, L OBP: 0.411, SLG: 0.493 (1, 3)	0-3 K			4-0 6-3 BB		0-0 F8			0-0 1-3	3 0 0 0 1 1 0											
Carmelo Martinez, R OBP: 0.378, SLG: 0.433 Shane Mack, R OBP: 0.302, SLG: 0.375 (1, 7) (9, 8)		0-0 5-3		0-0 6-3		0-0 2B 3-1 1B		0-3 K	0-3 K	4 1 1 0 0 1 1 0 0 0 0 0 0 0											
Marvell Wynne, L OBP: 0.319, SLG: 0.358 (1, 9)		0-3 K		0-3 K		0-0 3-1 SF7 2B		0-0 K	0-0 K	4 1 2 0 0 2 1											
Tim Flannery, L OBP: 0.333, SLG: 0.257 (1, 5)		4-0 WP BB		4-0 6-3 1B BB		0-0 3-1		0-0 G3	0-0 G3	2 0 0 1 2 0 2											
Luis Salazar, R OBP: 0.309, SLG: 0.341 Garry Templeton, S OBP: 0.282, SLG: 0.304 (1, 6) (8, 6)		0-0 6-3		0-0 6-3		0-0 6-3		0-0 SF7		2 0 0 1 0 0 2 0 0 0 0 0 0 0											
Mark Parent, R OBP: 0.105, SLG: 0.105 (1, 2)			0-0 4-3		0-3 K		0-0 F9			3 0 0 0 0 1 1											
Eric Nolte, L OBP: 0.158, SLG: 0.111 Randy Byers, L OBP: 0.333, SLG: 0.333 Mark Davis, L OBP: 0.233, SLG: 0.333 (1, 1) (8, PH) (8, 1)			0-3 K		0-0 K		0-0 F7			2 0 1 0 0 1 0 1 0 0 0 0 0 0 0 0 0 0 0 0 0											
Inning Stats	R: 0 E: 0 K: 1 S: 5	H: 0 LOB: 0 BB: 0 P: 5	R: 0 E: 0 K: 1 S: 5	H: 0 LOB: 1 BB: 1 P: 9	R: 0 E: 0 K: 1 S: 5	H: 0 LOB: 0 BB: 0 P: 5	R: 0 E: 0 K: 1 S: 5	H: 1 LOB: 2 BB: 1 P: 9	R: 0 E: 0 K: 0 S: 3	H: 0 LOB: 0 BB: 0 P: 3	R: 2 E: 0 K: 0 S: 5	H: 2 LOB: 0 BB: 0 P: 5	R: 0 E: 0 K: 1 S: 5	H: 0 LOB: 0 BB: 0 P: 5	R: 0 E: 0 K: 1 S: 6	H: 1 LOB: 1 BB: 0 P: 6	1B: 3 2B: 1 3B: 0 HR: 0	SF: 1 SAC: 0 DP: 0 HBP: 0	WP: 1 PB: 0 SB: 1 CS: 0	PA: 33	
PITCHER Mike Scott, R ERA: 3.31 (1, 1)	IP 9.0	WLS W	BF 33	H 4	R 2	ER 2	SO 7	BB 3	IBB 0	HBP 0	BLK 0	WP 1	HR 0	S 44	P 56	ERA 2.00	WHIP 0.778				
PITCHER	IP	WLS	BF	H	R	ER	SO	BB	IBB	HBP	BLK	WP	HR	S	P	ERA	WHIP				

San Diego Padres @ Houston Astros
Astrodome, Houston, TX
Sun Sep 20 1987, 4:33 AM EDT
Att: 10,328 - Unknown

AB	29
R	2
H	4
RBI	2
BB	3
SO	7
LOB	7



WP: 1	PA: 33
PB: 0	
SB: 1	
CS: 0	

livebaseballscorecards.com

Batter	1	2	3	4	5	6	7	8	9	AB	R	H	RBI	BB	SO	LOB
Gerald Young, S (1, 8) OBP: 0.379, SLG: 0.387	0-0 5-3		0-0 BLK S FC6-2 1B		0-0 2-3 FC4-6 1B			0-0 6-3		4	0	2	0	0	0	0
Billy Hatcher, R (1, 7) OBP: 0.353, SLG: 0.426	0-3 K		0-3 K		0-0 1-2 FC4-6			0-0 5-3		4	0	0	1	0	2	2
Bill Doran, S (1, 4) OBP: 0.354, SLG: 0.404	4-0 BB		0-0 2-H FC6-2		0-0 3-H 5-3			0-0 F8		3	0	0	0	1	0	2
Kevin Bass, S (1, 9) OBP: 0.346, SLG: 0.456	0-0 F8		0-0 5-3		0-0 5-3			0-0 SH3 1B 2B		4	1	1	0	0	0	2
Glenn Davis, R (1, 3) OBP: 0.300, SLG: 0.452		0-0 E5 1-3 2B		0-0 P3		0-0 F8		4-0 1B SH3 IBB		3	1	0	0	1	0	0
Ken Caminiti, S (1, 5) OBP: 0.272, SLG: 0.329		0-0 1-3		0-3 K		0-0 F9		0-0 SH3		3	0	0	0	0	1	1
Chuck Jackson, R (9, PH) OBP: 0.282, SLG: 0.296		1-2						1-2 2-3		0	0	0	0	0	0	0
Dale Berra, R (1, 6) OBP: 0.282, SLG: 0.242		0-0 F7		0-0 5-3		0-3 K		4-0 1B IBB		3	0	0	0	0	1	1
Buddy Biancalana, S (9, 6) OBP: 0.188, SLG: 0.224										0	0	0	0	0	0	0
Davey Lopes, R (9, PH) OBP: 0.440, SLG: 0.395										0	0	0	0	1	0	0
Ronn Reynolds, R (1, 2) OBP: 0.200, SLG: 0.273		0-0				0-0 E6 1B SH3 FC4-6		0-0 5-3		3	1	1	1	0	0	0
Jim Pankovits, R (9, PH) OBP: 0.261, SLG: 0.256		2-H 2B						1-2 2-3 3-H 1B		1	0	1	1	0	0	0
Mike Scott, R (1, 1) OBP: 0.167, SLG: 0.133		0-3 K				0-0 SH3		0-3 K		2	0	0	0	0	2	1

BOTTOM

San Diego Padres @ Houston Astros
Astrodome, Houston, TX
Sun Sep 20 1987, 4:33 AM EDT
Att. 10,328 - Unknown

livebaseballscorecards.com

AB	30
R	3
H	5
RBI	3
BB	3
SO	6
LOB	9



Inning Stats	R: 0	H: 0	E: 0	K: 1	S: 5	R: 1	H: 1	E: 1	K: 1	S: 7	R: 0	H: 1	E: 0	K: 1	S: 6	R: 0	H: 0	E: 0	K: 1	S: 5	R: 1	H: 1	E: 1	K: 0	S: 5	R: 0	H: 0	E: 0	K: 0	S: 3	R: 0	H: 0	E: 0	K: 2	S: 7	R: 0	H: 0	E: 0	K: 0	S: 3	R: 1	H: 2	E: 0	K: 0	S: 3	1B: 3	2B: 2	3B: 0	HR: 0	SF: 0	SAC: 2	DP: 0	HBP: 0	WP: 0	PB: 0	SB: 1	CS: 0	PA: 35
--------------	------	------	------	------	------	------	------	------	------	------	------	------	------	------	------	------	------	------	------	------	------	------	------	------	------	------	------	------	------	------	------	------	------	------	------	------	------	------	------	------	------	------	------	------	------	-------	-------	-------	-------	-------	--------	-------	--------	-------	-------	-------	-------	--------

PITCHER	IP	WLS	BF	H	R	ER	SO	BB	IBB	HBP	BLK	WP	HR	S	P	ERA	WHIP
Eric Nolte, L (1, 1) ERA: 2.79	7.0		27	3	2	0	6	1	0	0	1	0	0	38	42	0.00	0.571
Mark Davis, L (8, 1) ERA: 4.2	1.1	L	8	2	1	1	0	0	2	0	0	0	0	6	14	6.75	1.500

PITCHER	IP	WLS	BF	H	R	ER	SO	BB	IBB	HBP	BLK	WP	HR	S	P	ERA	WHIP
---------	----	-----	----	---	---	----	----	----	-----	-----	-----	----	----	---	---	-----	------

Batter	1	2	3	4	5	6	7	8	9	AB R H RBI BB SO LOB	TOP											
Tony Gwynn, L (1, 9) OBP: 0.448, SLG: 0.518	0-0 F8		4-0 BB		0-0 F8		0-0 2B		0-0 SF7	3 0 1 1 1 0 0	San Diego Padres @ Cincinnati Reds Riverfront Stadium, Cincinnati, OH Tue Sep 22 1987, 7:05 PM EDT Att. 13,270 - Unknown											
Stan Jefferson, S (1, 8) OBP: 0.302, SLG: 0.345	0-3 K		0-3 K		0-0 F7		0-0 4-3		0-0 L3	5 0 0 0 0 2 5												
Randy Ready, R (1, 5) OBP: 0.424, SLG: 0.498	0-3 K			0-0 HR	4-0 BB			4-0 BB	0-0 F7	3 1 1 1 2 1 2												
Carmelo Martinez, R (1, 3) OBP: 0.377, SLG: 0.431		0-3 K		0-0 1B	0-3 K			0-0 G6-4-3		4 1 1 0 0 2 2												
Benito Santiago, R (1, 2) OBP: 0.324, SLG: 0.464		0-3 K		0-0 1B		0-0 F8		0-0 1B		4 0 2 0 0 1 0												
Shawn Abner, R (1, 7) Marvell Wynne, L (8, PH) OBP: 0.318, SLG: 0.356	0-0 4-3			0-3 K		0-0 F8		0-0 L5		3 0 0 0 0 1 2 1 0 0 0 0 0 1												
Garry Templeton, S (1, 6) OBP: 0.283, SLG: 0.306			0-0 SH1-3	0-0 E1		0-0 L4			0-0 BB	4 1 2 0 0 0 1												
Joey Cora, S (1, 4) OBP: 0.322, SLG: 0.286			0-0 SH1-3	0-0 F2			0-0 6-3		0-0 BB	3 0 1 0 0 0 2												
Mark Grant, R (1, 1) Dave Leiper, L (6, 1) Shane Mack, R (7, PH) Andy Hawkins, R (7, 1) Luis Salazar, R (9, PH) OBP: 0.312, SLG: 0.341			0-3 K	0-0 5-3			0-0 F4		4-0 BB	2 0 0 0 0 1 3 0 0 0 0 0 0 0 1 0 0 0 0 0 0 0 0 0 0 0 0 0 0 0 0 0 1 0 0												
Inning Stats	R: 0 E: 0 K: 2 S: 7	H: 0 LOB: 0 BB: 0 P: 7	R: 0 E: 0 K: 2 S: 7	H: 0 LOB: 0 BB: 0 P: 7	R: 0 E: 0 K: 2 S: 8	H: 1 LOB: 2 BB: 1 P: 12	R: 2 E: 1 K: 1 S: 9	H: 3 LOB: 2 BB: 0 P: 9	R: 0 E: 0 K: 1 S: 5	H: 0 LOB: 1 BB: 1 P: 9		R: 0 E: 0 K: 0 S: 3	H: 0 LOB: 0 BB: 0 P: 3	R: 0 E: 0 K: 0 S: 4	H: 1 LOB: 1 BB: 0 P: 4	R: 0 E: 0 K: 0 S: 3	H: 1 LOB: 1 BB: 1 P: 7	R: 1 E: 0 K: 0 S: 5	H: 2 LOB: 2 BB: 1 P: 9	1B: 6 2B: 1 3B: 0 HR: 1	SF: 1 SAC: 1 DP: 1 HBP: 0	WP: 0 PB: 0 SB: 3 CS: 0
PITCHER	IP WLS BF H R ER SO BB IBB HBP BLK WP HR S P ERA WHIP																					
Dennis Rasmussen, L (1, 1) ERA: 4.52	7.0 W 30 5 2 1 8 3 0 0 0 0 1 43 55 1.29 1.143																					
Frank Williams, R (8, 1) ERA: 2.3	1.0 3 1 0 0 0 0 0 0 0 0 0 3 3 0.00 1.000																					
John Franco, L (9, 1) ERA: 2.74	1.0 S 6 2 1 1 0 1 0 0 0 0 0 5 9 9.00 3.000																					

livebaseballscorecards.com

AB	33
R	3
H	8
RBI	2
BB	4
SO	8
LOB	18



Batter	1	2	3	4	5	6	7	8	9	10	11	12	13	AB	R	H	RBI	BB	SO	LOB	TOP											
Tony Gwynn, L OBP: 0.449, SLG: 0.520 (1, 9)	0-0 1B		F7	BB 2B		F9 2B		6-3		G4-3 1B			F7	7	1	4	0	0	0	0												
Randy Ready, R OBP: 0.419, SLG: 0.500 (1, 5) (9, 4)	0-0 F8		F7	K		F9 1-3		K		G4-3 1-2f			HR	7	1	1	1	0	2	4												
John Kruk, L OBP: 0.414, SLG: 0.502 (1, 3)	0-0 E4 L4-3 1-2		E4 1B	BB IBB		3-H 2B			BB SH1-4 1B			F8	HR	6	2	3	2	1	0	1												
Carmelo Martinez, R OBP: 0.378, SLG: 0.431 Shane Mack, R OBP: 0.298, SLG: 0.370 (1, 7) (6, 8)	0-0 L4-3 1-2		BB 1B 1B	1-2 2-3 BB		F4			SH1-4 1-2			6-3	4-3	3	1	1	0	1	0	3												
Benito Santiago, R OBP: 0.323, SLG: 0.461 (1, 2)			K	1-2 2-H 1B		F9 K		K		1-3		L1		6	1	1	1	0	2	5												
Marvell Wynne, L OBP: 0.338, SLG: 0.367 (1, 8) (6, 7)			BB BB	BB 1-2 2-3 BB		1B 1B		G4-6-3 1B		BB IBB		CS 1B		3	0	3	0	3	0	0												
Garry Templeton, S OBP: 0.284, SLG: 0.305 (1, 6)			K	1-3 2-H 3-H 1B		F7		G4-6-3 1-2f		BB 1-2 2-3 BB		F3 1-2		5	0	1	2	1	1	4												
Tim Flannery, L OBP: 0.335, SLG: 0.258 Luis Salazar, R OBP: 0.309, SLG: 0.337 (1, 4) (9, PH) (9, 5)			F7	BB		F7		F7		G6-3 1B		F8		3	0	1	0	1	0	2												
Eric Show, R OBP: 0.020, SLG: 0.098 Lance McCullers, S OBP: 0.133, SLG: 0.071 Joey Cozza, S OBP: 0.321, SLG: 0.284 Rich Crossinger, R OBP: 0.274, SLG: 0.282 Mark Davis, L OBP: 0.253, SLG: 0.333 Rob Nelson, L OBP: 0.207, SLG: 0.214 Dave Leiper, L (1, 1) (6, 1) (8, PH) (8, 1) (10, PH) (10, 1) (13, PH) (13, 1)			F9	F8		G6-3		1-3		K		K		3	0	0	0	0	0	4												
Inning Stats	R: 0 E: 1 K: 0 S: 4	H: 1 LOB: 1 BB: 0 P: 4	R: 0 E: 0 K: 2 S: 7	H: 0 LOB: 2 BB: 2 P: 15	R: 3 E: 1 K: 0 S: 7	H: 3 LOB: 2 BB: 1 P: 11	R: 0 E: 0 K: 1 S: 6	H: 1 LOB: 3 BB: 2 P: 14	R: 0 E: 0 K: 1 S: 3	H: 1 LOB: 0 BB: 0 P: 3	R: 0 E: 0 K: 1 S: 5	H: 0 LOB: 0 BB: 0 P: 5	R: 0 E: 0 K: 1 S: 6	H: 1 LOB: 3 BB: 2 P: 14	R: 0 E: 0 K: 1 S: 5	H: 0 LOB: 0 BB: 0 P: 5	R: 0 E: 0 K: 0 S: 3	H: 1 LOB: 0 BB: 0 P: 3	R: 0 E: 0 K: 1 S: 7	H: 2 LOB: 0 BB: 0 P: 7	R: 2 E: 0 K: 1 S: 7	H: 2 LOB: 0 BB: 0 P: 7	1B: 11 2B: 3 3B: 0 HR: 2	SF: 0 SAC: 1 DP: 4 HBP: 0	WP: 0 PB: 0 SB: 1 CS: 1	PA: 58						
PITCHER Ted Power, R ERA: 4.31 Bill Landrum, R ERA: 5.22 Bill Scherrer, L ERA: 4.41 Rob Murphy, L ERA: 3.24 Frank Williams, R ERA: 2.29	(1, 1) (6, 1) (7, 1) (8, 1) (9, 1)	IP: 5.1 WLS: 0.2 1.0 1.0 0.2	WLS: 0.2 1.0 1.0 1.0 0.2	IP: 3.0 WLS: 0.0 0.0 0.0 0.0 0.0	WLS: 0.0 0.0 0.0 0.0 0.0	IP: 3.0 WLS: 0.0 0.0 0.0 0.0 0.0	IP: 4.0 WLS: 0.0 0.0 0.0 0.0 0.0	IP: 3.0 WLS: 0.0 0.0 0.0 0.0 0.0	IP: 3.0 WLS: 0.0 0.0 0.0 0.0 0.0	IP: 3.0 WLS: 0.0 0.0 0.0 0.0 0.0	IP: 3.0 WLS: 0.0 0.0 0.0 0.0 0.0	IP: 3.0 WLS: 0.0 0.0 0.0 0.0 0.0	IP: 3.0 WLS: 0.0 0.0 0.0 0.0 0.0	IP: 3.0 WLS: 0.0 0.0 0.0 0.0 0.0	IP: 3.0 WLS: 0.0 0.0 0.0 0.0 0.0	IP: 3.0 WLS: 0.0 0.0 0.0 0.0 0.0	IP: 3.0 WLS: 0.0 0.0 0.0 0.0 0.0	IP: 3.0 WLS: 0.0 0.0 0.0 0.0 0.0	IP: 3.0 WLS: 0.0 0.0 0.0 0.0 0.0	IP: 3.0 WLS: 0.0 0.0 0.0 0.0 0.0	IP: 3.0 WLS: 0.0 0.0 0.0 0.0 0.0	IP: 3.0 WLS: 0.0 0.0 0.0 0.0 0.0	IP: 3.0 WLS: 0.0 0.0 0.0 0.0 0.0	IP: 3.0 WLS: 0.0 0.0 0.0 0.0 0.0	IP: 3.0 WLS: 0.0 0.0 0.0 0.0 0.0	IP: 3.0 WLS: 0.0 0.0 0.0 0.0 0.0	IP: 3.0 WLS: 0.0 0.0 0.0 0.0 0.0	IP: 3.0 WLS: 0.0 0.0 0.0 0.0 0.0	IP: 3.0 WLS: 0.0 0.0 0.0 0.0 0.0	IP: 3.0 WLS: 0.0 0.0 0.0 0.0 0.0	IP: 3.0 WLS: 0.0 0.0 0.0 0.0 0.0	IP: 3.0 WLS: 0.0 0.0 0.0 0.0 0.0
PITCHER John Franco, L ERA: 2.69 Pat Perry, L ERA: 3.91 Jeff Montgomery, R ERA: 7.63	(9, 1) (11, 1) (13, 1)	IP: 1.1 WLS: 0.0 2.0 1.0	IP: 1.1 WLS: 0.0 2.0 1.0	IP: 1.1 WLS: 0.0 2.0 1.0	IP: 1.1 WLS: 0.0 2.0 1.0	IP: 1.1 WLS: 0.0 2.0 1.0	IP: 1.1 WLS: 0.0 2.0 1.0	IP: 1.1 WLS: 0.0 2.0 1.0	IP: 1.1 WLS: 0.0 2.0 1.0	IP: 1.1 WLS: 0.0 2.0 1.0	IP: 1.1 WLS: 0.0 2.0 1.0	IP: 1.1 WLS: 0.0 2.0 1.0	IP: 1.1 WLS: 0.0 2.0 1.0	IP: 1.1 WLS: 0.0 2.0 1.0	IP: 1.1 WLS: 0.0 2.0 1.0	IP: 1.1 WLS: 0.0 2.0 1.0	IP: 1.1 WLS: 0.0 2.0 1.0	IP: 1.1 WLS: 0.0 2.0 1.0	IP: 1.1 WLS: 0.0 2.0 1.0	IP: 1.1 WLS: 0.0 2.0 1.0	IP: 1.1 WLS: 0.0 2.0 1.0	IP: 1.1 WLS: 0.0 2.0 1.0	IP: 1.1 WLS: 0.0 2.0 1.0	IP: 1.1 WLS: 0.0 2.0 1.0	IP: 1.1 WLS: 0.0 2.0 1.0	IP: 1.1 WLS: 0.0 2.0 1.0	IP: 1.1 WLS: 0.0 2.0 1.0	IP: 1.1 WLS: 0.0 2.0 1.0	IP: 1.1 WLS: 0.0 2.0 1.0	IP: 1.1 WLS: 0.0 2.0 1.0		

San Diego Padres @ Cincinnati Reds
Riverfront Stadium, Cincinnati, OH

AB	50
R	6
H	15
RBI	6
BB	7
SO	8
LOB	26



Wed Sep 23 1987, 7:05 PM EDT
Att. 17,082 - Unknown

livebaseballscores.com

Batter	1	2	3	4	5	6	7	8	9	AB	R	H	RBI	BB	SO	LOB	TOP									
Tony Gwynn, L (1, 9) OBP: 0.450, SLG: 0.520	4-0 CS BB		4-0 2B BB		0-0 1-2 HBP 1B		0-0 6-3		0-0 FC5-4 1-2f	3	1	1	0	2	0	1										
Shane Mack, R (1, 8) OBP: 0.303, SLG: 0.376	0-3 K		0-0 IHR 2B		1-0 HBP		0-0 L5		0-0 K	2	1	1	1	0	1	1										
Shawn Abner, R (5, PR) OBP: 0.231, SLG: 0.423	1-2 K		1-H IHR 2B		1-2 2-3 HBP		0-0 L5		0-0 K	1	0	0	0	0	0	0										
John Kruk, L (1, 3) OBP: 0.414, SLG: 0.508	4-0 FC4-6 BB		0-0 IHR		0-3 K		0-0 F7		0-0 F7	3	1	1	2	1	1	3										
Carmelo Martinez, R (1, 7) OBP: 0.375, SLG: 0.428	0-0 FC4-6 1-2f		0-0 F8		0-0 SF7		0-0 L6		0-0 L6	3	0	0	1	0	0	1										
Benito Santiago, R (1, 2) OBP: 0.322, SLG: 0.459		0-0 6-3		0-0 1B 1B		0-0 F9		0-3 K	4	0	1	0	0	1	2											
Randy Ready, R (1, 5) OBP: 0.420, SLG: 0.498		4-0 G6-4-3 BB		0-0 1-2 1B		0-0 F7		0-0 5-3	3	0	1	0	1	0	0											
Garry Templeton, S (1, 6) OBP: 0.282, SLG: 0.302		0-0 G6-4-3 1-2f		0-3 K		0-0 4-3		0-0 6-3	4	0	0	0	0	1	3											
Joey Cora, S (1, 4) OBP: 0.321, SLG: 0.282			0-0 6-3		0-0 L4-3		4-0 BB		4-0 FC5-4 BB	2	0	0	0	1	0	2										
Stan Jefferson, S (9, PH) OBP: 0.303, SLG: 0.345			0-0 L4-3		1-2 BB		0-0 BB		0-3 K	0	0	0	0	1	0	0										
Jimmy Jones, R (1, 1) OBP: 0.200, SLG: 0.229			0-0 G3		4-0 HBP 1B SF7 BB		0-3 K		0-3 K	1	1	0	0	1	0	0										
Rob Nelson, L (8, PH) OBP: 0.200, SLG: 0.207										1	0	0	0	0	1	1										
Lance McCullers, S (6, 1) OBP: 0.153, SLG: 0.071										0	0	0	0	0	0	0										
Dave Leiper, L (6, 1)										0	0	0	0	0	0	0										
Greg Booker, R (8, 1)										0	0	0	0	0	0	0										
Luis Salazar, R (9, PH) OBP: 0.307, SLG: 0.335										1	0	0	0	0	1	1										
Inning Stats	R: 0 E: 0 K: 1 S: 4	H: 0 LOB: 1 BB: 2 P: 12	R: 0 E: 0 K: 0 S: 2	H: 0 LOB: 0 BB: 1 P: 6	R: 3 E: 0 K: 0 S: 5	H: 2 LOB: 0 BB: 1 P: 9	R: 0 E: 0 K: 1 S: 6	H: 2 LOB: 1 BB: 0 P: 6	R: 1 E: 0 K: 1 S: 6	H: 1 LOB: 2 BB: 1 P: 11	R: 0 E: 0 K: 1 S: 5	H: 0 LOB: 1 BB: 1 P: 9	R: 0 E: 0 K: 0 S: 3	H: 0 LOB: 0 BB: 0 P: 3	R: 0 E: 0 K: 1 S: 5	H: 0 LOB: 0 BB: 0 P: 5	R: 0 E: 0 K: 1 S: 5	H: 0 LOB: 1 BB: 1 P: 9	1B: 3 2B: 2 3B: 0 HR: 1	SF: 1 SAC: 0 DP: 2 HBP: 1	WP: 0 PB: 0 SB: 0 CS: 1	PA: 37				
PITCHER	IP	WLS	BF	H	R	ER	SO	BB	IBB	HBP	BLK	WP	HR	S	P	ERA	WHIP									
Guy Hoffman, L (1, 1) ERA: 4.39	4.0		20	5	4	4	2	5	0	1	0	0	0	18	39	9.00	2.500									
Bill Scherrer, L (5, 1) ERA: 4.38	0.1		1	0	0	0	1	0	0	0	0	0	0	3	3	0.00	0.000									
Tom Hume, R (5, 1) ERA: 5.31	0.2		2	0	0	0	0	0	0	0	0	0	0	2	2	0.00	0.000									
Pat Pacillo, R (6, 1) ERA: 6.49	1.0	W	4	0	0	0	1	1	0	0	0	0	0	5	9	0.00	1.000									
Pat Perry, L (7, 1) ERA: 3.86	1.0		3	0	0	0	0	0	0	0	0	0	0	3	3	0.00	0.000									
PITCHER	IP	WLS	BF	H	R	ER	SO	BB	IBB	HBP	BLK	WP	HR	S	P	ERA	WHIP									
Frank Williams, R (8, 1) ERA: 2.26	1.0		3	0	0	0	1	0	0	0	0	0	0	5	5	0.00	0.000									
John Franco, L (9, 1) ERA: 2.65	1.0	S	4	0	0	0	1	1	0	0	0	0	0	5	9	0.00	1.000									

San Diego Padres @ Cincinnati Reds
Riverfront Stadium, Cincinnati, OH
Thu Sep 24 1987, 3:33 AM EDT
Att. 12,639 - Unknown

livebaseballscorecards.com

AB	28
R	4
H	5
RBI	4
BB	7
SO	6
LOB	15



Batter	1	2	3	4	5	6	7	8	9	AB	R	H	RBI	BB	SO	LOB
Kal Daniels, L (1, 7) OBP: 0.434, SLG: 0.628	0-0 F7		0-0 1B 2B 1B		0-0 2-H 4-3 2B	0-0 4-3				4	1	2	1	0	0	2
Jeff Treadway, L (1, 4) OBP: 0.339, SLG: 0.426 Dave Concepcion, R (7, PH) OBP: 0.368, SLG: 0.375	0-0 F6		0-0 1-3 2B 1B		0-0 2-3 4-3			0-0 F9		3	1	1	0	0	0	1
Paul O'Neill, L (1, 8) OBP: 0.318, SLG: 0.493 Tracy Jones, R (7, PH) OBP: 0.331, SLG: 0.430	0-0 F9		0-0 1-H 3-H 2B		0-0 4-3			0-0 5-3		3	0	1	2	0	0	1
Dave Parker, L (1, 9) OBP: 0.314, SLG: 0.446		0-0 6-3	0-0 F8		0-0 5-3			0-0 F6		4	0	0	0	0	0	1
Buddy Bell, R (1, 5) OBP: 0.368, SLG: 0.415		0-0 E5		0-0 1-3		0-0 HR		4-0 G5-4-3 BB		3	1	1	1	1	0	0
Nick Esasky, R (1, 3) OBP: 0.322, SLG: 0.538 John Franco, L (9, 1)		0-3 K		0-0 F8		0-0 E5 BB 2B		0-0 G5-4-3 1-2f		4	1	0	0	0	1	2
Terry McGriff, R (1, 2) OBP: 0.269, SLG: 0.349		0-0 F9		0-0 4-3		4-0 2B 1-2 BB		4-0 BB		2	0	0	0	2	0	1
Barry Larkin, R (1, 6) OBP: 0.301, SLG: 0.359			0-3 K		4-0 2B 4-3 BB	0-0 1-3 2-H 2B		0-0 F8		3	1	1	1	1	1	1
Guy Hoffman, L Bill Scherrer, L Tom Hume, L Dave Collins, R Pat Maguire, L Kurt Stillwell, R Pat Perry, L Frank Williams, R Terry Francona, L			0-0 G3		0-0 4-3	0-0 6-3				1	0	0	0	0	0	0

BOTTOM																	
San Diego Padres @ Cincinnati Reds Riverfront Stadium, Cincinnati, OH Thu Sep 24 1987, 3:33 AM EDT Att. 12,639 - Unknown																	
											AB	31					
											R	5					
											H	6					
											RBI	5					
											BB	4					
											SO	2					
											LOB	12					
																	
											1B: 2	SF: 0					
											2B: 3	SAC: 0					
											3B: 0	DP: 1					
											HR: 1	HBP: 0					
											WP: 0	PA: 35					
											PB: 0	SB: 0					
											CS: 0	CS: 0					

Inning Stats																															
R: 0		H: 0		R: 0		H: 0		R: 2		H: 3		R: 0		H: 0		R: 1		H: 1		R: 2		H: 2		R: 0		H: 0		R: 0		H: 0	
E: 0		LOB: 0		E: 1		LOB: 1		E: 0		LOB: 1		E: 0		LOB: 0		E: 0		LOB: 1		E: 1		LOB: 2		E: 0		LOB: 0		E: 0		LOB: 1	
K: 0		BB: 0		K: 1		BB: 0		K: 1		BB: 0		K: 0		BB: 0		K: 0		BB: 1		K: 0		BB: 1		K: 0		BB: 0		K: 0		BB: 2	
S: 3		P: 3		S: 6		P: 6		S: 8		P: 8		S: 3		P: 3		S: 4		P: 8		S: 6		P: 10		S: 3		P: 3		S: 2		P: 10	
PITCHER		IP	WLS	BF	H	R	ER	SO	BB	IBB	HBP	BLK	WP	HR	S	P	ERA	WHIP													
Jimmy Jones, R (1, 1) ERA: 4.31		5.0		21	4	3	3	2	1	0	0	0	0	0	24	28	5.40	1.000													
Lance McCullers, R (6, 1) ERA: 3.87		0.1	L	5	2	2	1	0	1	0	0	0	0	1	4	8	27.00	9.000													
Dave Leiper, L (6, 1) ERA: 3.67		1.2		5	0	0	0	0	0	0	0	0	0	0	5	5	0.00	0.000													
Greg Booker, R (8, 1) ERA: 3.64		1.0		4	0	0	0	0	2	0	0	0	0	0	2	10	0.00	2.000													

Batter	1	2	3	4	5	6	7	8	9	AB R H RBI BB SO LOB	TOP
Tony Gwynn, L (1, 9) OBP: 0.449, SLG: 0.518	0-0 BLK E 1B	0-0 FC4-6			0-0 F6		0-0 F5			4 1 1 0 0 0 1	San Diego Padres @ Los Angeles Dodgers Dodger Stadium, Los Angeles, CA Fri Sep 25 1987, 7:05 PM PDT Att. 20,995 - Unknown livebaseballscorecards.com
Marvell Wynne, L (1, 8) OBP: 0.332, SLG: 0.359	0-0 E6 1B	0-0 F7			0-3 K		0-0 4-3			4 1 0 0 0 1 1	
John Kruk, L (1, 3) OBP: 0.413, SLG: 0.506	0-0 1B 1B				0-3 K					4 0 1 1 0 2 0	
Carmelo Martinez, R (1, 7) OBP: 0.372, SLG: 0.424	0-3 K				0-0 G3		0-0 5-3			4 0 0 0 0 1 1	
Benito Santiago, R (1, 2) OBP: 0.322, SLG: 0.457	0-0 1-2 1B				0-3 K		0-0 F8			4 0 1 0 0 2 0	
Randy Ready, R (1, 5) OBP: 0.421, SLG: 0.508	0-0 P3				0-0 F9		0-0 HR			4 1 2 1 0 0 2	
Garry Templeton, S (1, 6) OBP: 0.284, SLG: 0.304	0-0 F3				0-0 4-3 1B		0-0 1B			4 0 2 0 0 0 3	
Tim Flannery, L (1, 4) OBP: 0.335, SLG: 0.256 Rob Nelson, L (9, PH) OBP: 0.194, SLG: 0.200					0-0 4-3		0-3 K			2 0 0 0 1 1 2 1 0 0 0 0 1 1	
Ed Whitson, R (1, 1) OBP: 0.136, SLG: 0.138 Greg Booker, R (5, 1) Joey Cora, S (7, PH) OBP: 0.320, SLG: 0.280 Andy Hawkins, R (7, 1) OBP: 0.156, SLG: 0.156 Stan Jefferson, S (9, PH) OBP: 0.303, SLG: 0.344					0-0 4-3		0-0 L6			2 0 0 0 0 0 2 0 0 0 0 0 0 0 1 0 0 0 0 0 0 0 0 0 0 0 0 0 1 0 0 0 0 0 1	
Inning Stats	R: 2 H: 3 E: 1 LOB: 2 K: 1 BB: 0 S: 9 P: 9	R: 0 H: 0 E: 0 LOB: 1 K: 0 BB: 1 S: 3 P: 7	R: 0 H: 0 E: 0 LOB: 0 K: 2 BB: 0 S: 7 P: 7	R: 0 H: 1 E: 0 LOB: 1 K: 0 BB: 0 S: 4 P: 4	R: 0 H: 0 E: 0 LOB: 0 K: 2 BB: 0 S: 7 P: 7	R: 1 H: 2 E: 0 LOB: 1 K: 1 BB: 0 S: 7 P: 7	R: 0 H: 0 E: 0 LOB: 0 K: 0 BB: 0 S: 3 P: 3	R: 0 H: 0 E: 0 LOB: 0 K: 1 BB: 0 S: 5 P: 5	R: 0 H: 1 E: 0 LOB: 1 K: 1 BB: 0 S: 6 P: 6	1B: 6 SF: 0 2B: 0 SAC: 0 3B: 0 DP: 0 HR: 1 HBP: 0	WP: 0 PA: 36 PB: 0 SB: 0 CS: 0
PITCHER	IP WLS BF H R ER SO BB IBB HBP BLK WP HR S P ERA WHIP										
Tim Belcher, R (1, 1) ERA: 3.0	7.0 W 29 6 3 2 6 1 0 0 1 0 0 1 40 44 2.57 1.000										
Alejandro Pena, R (8, 1) ERA: 3.72	2.0 S 7 1 0 0 2 0 0 0 0 0 0 0 11 11 0.00 0.500										

San Diego Padres @ Los Angeles Dodgers
Dodger Stadium, Los Angeles, CA
 Fri Sep 25 1987, 7:05 PM PDT
 Att. 20,995 - Unknown

AB	35
R	3
H	7
RBI	2
BB	1
SO	8
LOB	14



Batter	1	2	3	4	5	6	7	8	9	AB R H RBI BB SO LOB	TOP							
Tony Gwynn, L (1, 9) OBP: 0.446, SLG: 0.514	0-0 5-3			0-0 F7		0-0 6-3		0-0 2-3		4 0 0 0 0 0 1								
Joey Cora, S (1, 4) OBP: 0.315, SLG: 0.275	0-3 K			0-0 F7		0-0 B3-1		0-0 6-3	4 0 0 0 0 1 0									
Carmelo Martinez, R (1, 7) OBP: 0.373, SLG: 0.427	0-0 CS 1B			0-0 2B		0-3 K		0-0 B5-3	4 0 2 0 0 1 0									
John Kruk, L (1, 3) OBP: 0.412, SLG: 0.504	0-0 CS 1-2	0-0 F8		0-3 K		0-3 K		0-0 1B 1B	4 0 1 0 0 2 1									
Benito Santiago, R (1, 2) OBP: 0.323, SLG: 0.458		0-0 F9		0-0 2B 1B		0-0 6-3		0-0 1-3 1B	4 1 2 0 0 0 0									
Randy Ready, R (1, 5) OBP: 0.416, SLG: 0.502		0-0 F7		0-0 F7 1-2		0-3 K		0-0 F8	4 0 0 0 0 1 3									
Garry Templeton, S (1, 6) OBP: 0.286, SLG: 0.307			0-0 3-1		0-0 2B		4-0 BB		2 0 1 1 1 0 0									
Stan Jefferson, S (1, 8) OBP: 0.301, SLG: 0.342			0-0 6-3		0-0 F7		0-3 K		3 0 0 0 0 1 2									
Eric Nolte, L (1, 1) OBP: 0.143, SLG: 0.100			0-0 4-3		0-3 K		0-3 K		2 0 0 0 0 1 1									
Mark Davis, L (6, 1) OBP: 0.233, SLG: 0.333									0 0 0 0 0 0 0									
Lance McCullers, S (7, 1) OBP: 0.133, SLG: 0.071									0 0 0 0 0 0 0									
Marvell Wynne, L (8, PH) OBP: 0.330, SLG: 0.357									1 0 0 0 0 1 1									
Greg Booker, R (8, 1)									0 0 0 0 0 0 0									
Inning Stats	R: 0 E: 0 K: 1 S: 5	H: 1 LOB: 0 BB: 0 P: 5	R: 0 E: 0 K: 0 S: 3	H: 0 LOB: 0 BB: 0 P: 3	R: 0 E: 0 K: 0 S: 3	H: 1 LOB: 1 BB: 0 P: 6	R: 1 E: 0 K: 1 S: 7	H: 2 LOB: 1 BB: 0 P: 7	R: 0 E: 0 K: 2 S: 7	H: 0 LOB: 0 BB: 0 P: 7	R: 0 E: 0 K: 2 S: 7	H: 0 LOB: 1 BB: 1 P: 11	R: 0 E: 0 K: 0 S: 5	H: 2 LOB: 2 BB: 0 P: 5	1B: 4 2B: 2 3B: 0 HR: 0	SF: 0 SAC: 0 DP: 0 HBP: 0	WP: 0 PB: 0 SB: 0 CS: 1	PA: 34
PITCHER Bob Welch, R (1, 1) ERA: 3.34	IP: 9.0 WLS: W BF: 33 H: 6 R: 1 ER: 1 SO: 8 BB: 1 IBB: 0 HBP: 0 BLK: 0 WP: 0 HR: 0 S: 48 P: 52 ERA: 1.00 WHIP: 0.778											PITCHER	IP: WLS: BF: H: R: ER: SO: BB: IBB: HBP: BLK: WP: HR: S: P: ERA: WHIP:					

San Diego Padres @ Los Angeles Dodgers
Dodger Stadium, Los Angeles, CA
Sat Sep 26 1987, 3:33 AM PDT
Att: 18,357 - Unknown

AB	32
R	1
H	6
RBI	1
BB	1
SO	8
LOB	9



livebaseballscorecards.com

Batter	1	2	3	4	5	6	7	8	9
Jose Gonzalez, R (1, 7) <small>OBP: 0.250, SLG: 0.500</small> Ken Landreaux, L (7, PH) <small>OBP: 0.273, SLG: 0.330</small> Mike Ramsey, S (8, 7) <small>OBP: 0.287, SLG: 0.296</small>	0-0 		0-0 4-3 		0-0 4-3 		0-3 K 		
Mike Sharperson, R (1, 4) <small>OBP: 0.273, SLG: 0.275</small> Danny Heep, L (7, PH) <small>OBP: 0.226, SLG: 0.209</small> Dave Anderson, R (8, 5) <small>OBP: 0.299, SLG: 0.313</small>	0-3 K 		0-0 			0-0 1B 	0-0 6-3 		
Pedro Guerrero, R (1, 3) <small>OBP: 0.414, SLG: 0.543</small> Franklin Stubbs, L (9, 3) <small>OBP: 0.291, SLG: 0.411</small>	0-0 5-3 		0-0 G3 			0-0 BB 1B 	0-0 F8 		
Mike Marshall, R (1, 9) <small>OBP: 0.319, SLG: 0.446</small>	0-0 6-3 			0-0 F8 		0-0 BB 1B 		0-0 F4 	
John Shelby, S (1, 8) <small>OBP: 0.303, SLG: 0.444</small>		0-0 4-3 		0-0 F9 		4-0 BB 1B 		0-0 	
Mike Scioscia, L (1, 2) <small>OBP: 0.346, SLG: 0.366</small>		0-0 E6 		0-0 G3 		0-0 F8 		0-0 F7 	
Glenn Hoffman, R (1, 6) <small>OBP: 0.290, SLG: 0.276</small>		0-0 F8 			0-0 4-3 1B 	0-0 CS 1B 		0-0 	
Phil Garner, R (1, 5) <small>OBP: 0.289, SLG: 0.312</small> (8, 4)		0-0 5-3 			0-0 F7 	0-0 CS 		0-0 5-3 	
Bob Welch, R (1, 1) <small>OBP: 0.218, SLG: 0.150</small>			0-0 3-1 		0-0 4-3 		0-0 6-3 2B 		

AB	R	H	RBI	BB	SO	LOB
3	0	1	0	0	0	1
1	0	0	0	0	0	1
0	0	0	0	0	0	0
3	1	2	0	0	1	1
1	0	0	0	0	0	1
0	0	0	0	0	0	0
4	1	1	0	0	0	2
0	0	0	0	0	0	0
4	1	2	1	0	0	1
3	0	0	0	1	0	1
4	0	1	0	0	0	3
4	0	2	2	0	0	3
3	0	1	0	0	0	2
3	0	0	0	0	1	2
1B: 8	SF: 0					
2B: 3	SAC: 0					
3B: 0	DP: 1					
HR: 0	HBP: 0					

BOTTOM

San Diego Padres @ Los Angeles Dodgers
 Dodger Stadium, Los Angeles, CA

Sat Sep 26 1987, 3:33 AM PDT
 Att. 18,357 - Unknown

AB	33
R	3
H	10
RBI	3
BB	1
SO	2
LOB	18

Inning Stats															Inning Stats																																
R	H	E	K	S	H	LOB	BB	P	R	H	E	K	S	H	LOB	BB	P	R	H	E	K	S	H	LOB	BB	P	R	H	E	K	S	H	LOB	BB	P												
0	1	0	1	6	1	0	0	4	0	1	0	0	4	0	0	0	4	3	4	0	1	6	0	1	0	0	4	0	0	0	0	4	0	2	0	1	6	0	2	0	0	5	0	2	0	0	5

PITCHER															PITCHER																																																		
IP	WLS	BF	H	R	ER	SO	BB	IBB	HBP	BLK	WP	HR	S	P	ERA	WHIP	IP	WLS	BF	H	R	ER	SO	BB	IBB	HBP	BLK	WP	HR	S	P	ERA	WHIP																																
5.0	L	23	6	3	3	1	1	0	0	0	0	0	24	28	5.40	1.400	1.0		2	1	0	0	0	0	0	0	0	0	2	2	0.00	1.000	1.0		4	1	0	0	1	0	0	0	0	0	0	6	6	0.00	1.000	1.0		5	2	0	0	0	0	0	0	0	0	5	5	0.00	2.000

WP: 0	PA: 35
PB: 0	
SB: 0	
CS: 2	

Batter	1	2	3	4	5	6	7	8	9	AB R H RBI BB SO LOB	TOP																										
Randy Ready, R (1, 5) OBP: 0.419, SLG: 0.502	0-0 1B 1B	0-0 BB 1B		0-0 5-3 1-2			4-0 FC1-6 BB		0-0 F7	4 1 2 0 1 0 1																											
Shane Mack, R (1, 8) OBP: 0.306, SLG: 0.375 Marvell Wynne, L (9, PH) OBP: 0.328, SLG: 0.355	0-0 F9 1-2 1B 1B	4-0 BB 1B		0-0 F9			0-0 FC1-6 L4-3 1-2f		0-0 4-3	3 0 1 0 1 0 2 1 0 0 0 0 0 0																											
Carmelo Martinez, R (1, 7) OBP: 0.371, SLG: 0.423	0-3 K	0-0 F7				4-0 FC3-6 BB	0-0 L4-3 1-2		0-3 K	4 0 0 0 1 2 5																											
John Kruk, L (1, 3) OBP: 0.412, SLG: 0.503 Stan Jefferson, S (8, 7) OBP: 0.301, SLG: 0.342	0-0 BB 1-2 2-H 1B		0-0 5-3 1B			0-0 FC3-6 CS 1-2f		0-0 F7		4 0 2 1 0 0 1 0 0 0 0 0 0 0																											
Benito Santiago, R (1, 2)	0-0 F9 2-3		0-0 5-3 1-2			0-0 F7		0-0 3B 1B		4 1 1 0 0 0 4																											
Shawn Abner, R (1, 9) OBP: 0.267, SLG: 0.483	4-0 1-2 BB		0-0 5-3			0-0 CS 1-2	0-0 G3	0-0 1-H 3B		3 1 1 1 1 0 1																											
Garry Templeton, S (1, 6) OBP: 0.284, SLG: 0.304	0-0 F7		0-0 F6			0-0 6-3		0-0 E6 1B		4 0 0 0 0 0 4																											
Joey Cora, S (1, 4) OBP: 0.321, SLG: 0.284		0-0 F2		0-0 S 1B		0-0 1B		0-0 3-H G6-4-3 1-2 1B		4 0 3 0 0 0 0																											
Mark Grant, R (1, 1) OBP: 0.152, SLG: 0.093 Tony Gwynn, L (8, PH) OBP: 0.445, SLG: 0.513 Rich Gossage, R (8, 1)		0-0 1-3		0-0 F4		0-3 K		0-0 G6-4-3 1-2f		3 0 0 0 0 1 2 1 0 0 0 0 0 2 0 0 0 0 0 0 0																											
Inning Stats	R: 1 E: 0 K: 1 S: 8	H: 3 LOB: 3 BB: 1 P: 12	R: 0 E: 0 K: 0 S: 4	H: 1 LOB: 2 BB: 1 P: 8	R: 0 E: 0 K: 0 S: 4	H: 1 LOB: 1 BB: 0 P: 4	R: 0 E: 0 K: 0 S: 4	H: 1 LOB: 1 BB: 0 P: 4	R: 0 E: 0 K: 1 S: 6	H: 1 LOB: 1 BB: 0 P: 6	R: 0 E: 0 K: 0 S: 2	H: 0 LOB: 0 BB: 1 P: 6	R: 0 E: 0 K: 0 S: 2	H: 0 LOB: 0 BB: 1 P: 6	R: 2 E: 1 K: 0 S: 6	H: 3 LOB: 1 BB: 0 P: 6	R: 0 E: 0 K: 1 S: 5	H: 0 LOB: 0 BB: 0 P: 5	1B: 9 2B: 1 3B: 1 HR: 0	SF: 0 SAC: 0 DP: 2 HBP: 0	WP: 0 PB: 0 SB: 1 CS: 1	PA: 40															
PITCHER	IP WLS BF H R ER SO BB IBB HBP BLK WP HR S P ERA WHIP																				PITCHER	IP WLS BF H R ER SO BB IBB HBP BLK WP HR S P ERA WHIP															
Fernando Valenzuela, L (1, 1) ERA: 4.0	7.1	35	10	3	3	2	4	0	0	0	0	0	0	35	51	3.68	1.909																				
Tim Crews, R (8, 1) ERA: 2.33	0.2	W	1	0	0	0	0	0	0	0	0	0	0	1	1	0.00	0.000																				
Alejandro Pena, R (9, 1) ERA: 3.67	1.0	S	3	0	0	0	1	0	0	0	0	0	0	5	5	0.00	0.000																				

San Diego Padres @ Los Angeles Dodgers
 Dodger Stadium, Los Angeles, CA
 Sun Sep 27 1987, 3:33 AM PDT
 Att: 24,179 - Unknown

AB	35
R	3
H	10
RBI	2
BB	4
SO	3
LOB	22



WP: 0	PA: 40
PB: 0	
SB: 1	
CS: 1	

Batter	1	2	3	4	5	6	7	8	9	AB	R	H	RBI	BB	SO	LOB
--------	---	---	---	---	---	---	---	---	---	----	---	---	-----	----	----	-----

Steve Sax, R (1, 4) OBP: 0.327, SLG: 0.357	0-0 B5-3		0-0 4-3			0-0 SH2-3 1B		4-0 FC3-8 BB		3	0	1	0	1	0	0
Chris Gwynn, L (1, 7) OBP: 0.276, SLG: 0.286 Craig Shipley, R (9, 6) OBP: 0.276, SLG: 0.310	0-0 F7		0-0 L4			0-0 SH2-3		0-0 FC3-6 BB		3	1	0	0	0	0	2
Franklin Stubbs, L (1, 3) OBP: 0.290, SLG: 0.407	0-0 6-3				0-3 K			4-0 2B BB		3	1	0	0	1	2	1
Mike Marshall, R (1, 9) OBP: 0.321, SLG: 0.455		0-0 HR			0-0 FC4-6 1B			0-3 K		4	1	2	1	0	1	4
John Shelby, S (1, 8) OBP: 0.306, SLG: 0.447		0-0 SH1-3 1B			0-0 FC4-6		4-0 WP SH5-3 BB	0-0 2B		3	0	2	3	1	0	1
Mike Scioscia, L (1, 2) OBP: 0.346, SLG: 0.364		0-0 F4			0-0 F6		0-0 SH5-3	4-0 IBB		2	0	0	0	1	0	2
Glenn Hoffman, R (1, 6) OBP: 0.287, SLG: 0.273 Ralph Bryant, L (8, PH) OBP: 0.344, SLG: 0.418 Alejandro Pena, R (9, 1) OBP: 0.083, SLG: 0.083		0-0 SH1-3			0-0 F3		0-3 K	0-3 K		2	0	0	0	0	1	1
Mike Sharperson, R (1, 5) OBP: 0.268, SLG: 0.269 Ken Landreaux, L (7, PH) OBP: 0.271, SLG: 0.328 Dave Anderson, R (8, 5) OBP: 0.299, SLG: 0.313		0-0 5-3			0-0 F8		0-3 K			2	0	0	0	0	0	1
Fernando Valenzuela, L (1, 1) OBP: 0.136, SLG: 0.170 Tim Crews, R (8, 1) Danny Heep, L (8, PH) OBP: 0.234, SLG: 0.209 Mike Ramsey, S (8, PR) OBP: 0.287, SLG: 0.296 Jose Gonzalez, R (9, 7) OBP: 0.250, SLG: 0.500			0-0 F4		0-0 4-3			4-0 FC3-6 BB 2B BB		2	0	0	0	0	0	0

Inning Stats	R: 0	H: 0	E: 0	K: 0	S: 3	R: 1	H: 2	E: 0	K: 0	S: 5	R: 0	H: 0	E: 0	K: 0	S: 3	R: 0	H: 1	E: 0	K: 1	S: 6	R: 0	H: 0	E: 0	K: 0	S: 3	R: 0	H: 1	E: 0	K: 2	S: 7	R: 3	H: 1	E: 0	K: 2	S: 8	1B: 3	2B: 1	3B: 0	HR: 1	SF: 0	SAC: 3	DP: 0	HBP: 0	WP: 1	PA: 34
--------------	------	------	------	------	------	------	------	------	------	------	------	------	------	------	------	------	------	------	------	------	------	------	------	------	------	------	------	------	------	------	------	------	------	------	------	-------	-------	-------	-------	-------	--------	-------	--------	-------	--------

PITCHER	IP	WLS	BF	H	R	ER	SO	BB	IBB	HBP	BLK	WP	HR	S	P	ERA	WHIP
Mark Grant, R (1, 1) ERA: 4.05	7.0		26	4	1	1	4	1	0	0	0	1	1	33	37	1.29	0.714
Rich Gossage, R (8, 1) ERA: 3.18	1.0	L	8	1	3	3	2	3	1	0	0	0	0	8	24	27.00	4.000

BOTTOM

San Diego Padres @ Los Angeles Dodgers
Dodger Stadium, Los Angeles, CA
 Sun Sep 27 1987, 3:33 AM PDT
 Att. 24,179 - Unknown

AB	26
R	4
H	5
RBI	4
BB	5
SO	6
LOB	15



WP	PA	ERA	WHIP
1	34		

Batter	1	2	3	4	5	6	7	8	9	AB	R	H	RBI	BB	SO	LOB	TOP										
Eddie Milner, L (1, 8) OBP: 0.320, SLG: 0.374 Jeffrey Leonard, R (4, PH) OBP: 0.318, SLG: 0.483 (4, 7)	0-0 1-3		0-0 1B	0-0 2-H HR		0-0 F4		0-0 6-3		2	0	1	0	0	0	0	San Francisco Giants @ San Diego Padres Jack Murphy Stadium, San Diego, CA Mon Sep 28 1987, 10:05 PM EDT Att: 29,844 - Unknown livebaseballscorecards.com										
Kevin Mitchell, R (1, 5) OBP: 0.349, SLG: 0.472	0-0 F8		0-0 1B	0-0 1B		0-0 1B		0-0 E5 WP S FC1-2		5	1	2	0	0	0	0											
Mike Aldrete, L (1, 7) OBP: 0.392, SLG: 0.466 Chili Davis, S (5, PH) OBP: 0.342, SLG: 0.436 (5, 8)	4-0 BB		4-0 1B 1B BB		4-0 HR	0-3 K		4-0 FC1-2 BB		0	0	0	0	2	0	0											
Candy Maldonado, R (1, 9) OBP: 0.349, SLG: 0.519	0-0 F8		0-0 1B	1-2 2-H 1B	4-0 2B FC5-2 BB	0-0 1B		0-0 FC1-2		4	0	2	1	1	0	3											
Will Clark, L (1, 3) OBP: 0.372, SLG: 0.576		0-3 K	0-0 1B	1-2 2-3 1B	0-0 FC5-2 2B	0-0 F5		0-0 F8		5	0	2	0	0	1	4											
Bob Brenly, R (1, 2) OBP: 0.346, SLG: 0.462	0-0 L7		0-0 3-1		0-0 L5		0-3 K	0-0 F9		5	0	0	0	0	1	5											
Robby Thompson, R (1, 4) OBP: 0.336, SLG: 0.422		4-0 BB		0-0 F9	4-0 FC5-2 IBB		0-0 2B	0-0 F9		3	0	1	0	2	0	0											
Jose Uribe, S (1, 6) OBP: 0.336, SLG: 0.412	0-0 4-3		0-0 HR	SH2-4 1B	0-0 FC5-2	1-2 2-3 3-H		0-0 F9		5	1	1	0	0	0	4											
Dave Dravecky, R (1, 1) OBP: 0.203, SLG: 0.164 Dave Henderson, R (5, PH) OBP: 0.333, SLG: 0.416 Don Robinson, R (5, 1) OBP: 0.263, SLG: 0.444			0-0 F9	SH2-4 1-2	0-0 F6			0-0 HR		0	0	0	0	0	0	0											
Inning Stats	R: 0 E: 0 K: 0 S: 3	H: 0 LOB: 1 BB: 1 P: 7	R: 0 E: 0 K: 1 S: 5	H: 0 LOB: 1 BB: 1 P: 9	R: 1 E: 0 K: 0 S: 6	H: 4 LOB: 3 BB: 1 P: 10	R: 2 E: 0 K: 0 S: 5	H: 2 LOB: 0 BB: 0 P: 5	R: 1 E: 0 K: 0 S: 5	H: 2 LOB: 3 BB: 2 P: 13	R: 0 E: 0 K: 1 S: 7	H: 2 LOB: 2 BB: 0 P: 7	R: 0 E: 0 K: 1 S: 5	H: 1 LOB: 0 BB: 0 P: 5	R: 1 E: 1 K: 0 S: 5	H: 1 LOB: 2 BB: 1 P: 9	R: 0 E: 0 K: 0 S: 3	H: 0 LOB: 0 BB: 0 P: 3	1B: 7 2B: 2 3B: 0 HR: 3	SF: 0 SAC: 1 DP: 0 HBP: 0	WP: 1 PB: 0 SB: 2 CS: 0	PA: 44					
PITCHER	IP	WLS	BF	H	R	ER	SO	BB	IBB	HBP	BLK	WP	HR	S	P	ERA	WHIP										
Eric Show, R (1, 1) ERA: 3.84	3.0		15	4	1	1	1	3	0	0	0	0	0	14	26	3.00	2.333										
Dave Leiper, L (4, 1) ERA: 3.9	1.0		5	2	2	2	0	0	0	0	0	0	1	5	5	18.00	2.000										
Mark Davis, L (5, 1) ERA: 4.08	2.0		12	4	1	1	1	1	1	0	0	0	1	12	20	4.50	2.500										
Lance McCullers, R (7, 1) ERA: 3.85	2.0	L	9	2	1	1	1	1	0	0	0	1	1	10	14	4.50	1.500										
Greg Booker, R (9, 1) ERA: 3.43	1.0		3	0	0	0	0	0	0	0	0	0	0	3	3	0.00	0.000										



Batter	1	2	3	4	5	6	7	8	9	AB R H RBI BB SO LOB
Tony Gwynn, L (1, 9) OBP: 0.447, SLG: 0.514	0-0 E8 6-3 1B		0-0 FC6-4 BB 1B	0-0 2-H 1B		0-0 G3			0-0 4-3 SH3-4 1B	5 1 3 1 0 0 3
Shane Mack, R (1, 8) OBP: 0.305, SLG: 0.370	0-0 6-3 2-3		4-0 1B 1-2 BB	0-3 K			0-0 P3		0-0 SH3-4 1-2	3 0 0 0 1 1 2
Carmelo Martinez, R (1, 7) Stan Jefferson, S (7, PR) OBP: 0.300, SLG: 0.341	0-0 5-3		0-0 1-3 2-H 1B		0-0 F6		0-0 S 3B 1B		0-0 4-3 2-3	4 0 2 1 0 0 1 1 1 0 0 0 0 1
John Kruk, L (1, 3) OBP: 0.410, SLG: 0.499	0-0 F8		0-3 K		4-0 G5-4-3 BB		0-3 K 1-2		0-0 F7	4 0 0 0 1 2 5
Benito Santiago, R (1, 2) OBP: 0.324, SLG: 0.460		0-0 3-1 WP 1B	0-0 F7		0-0 G5-4-3 1-2f		0-0 2-H 3B			4 0 2 1 0 0 3
Randy Ready, R (1, 5) OBP: 0.417, SLG: 0.508		0-0 F9 1-2		0-0 HR		0-0 5-3		0-0 5-3		4 1 1 1 0 0 3
Garry Templeton, S (1, 6) OBP: 0.283, SLG: 0.304		0-0 3-1 2-3		0-0 SH1 1B 1B		0-0 F8		0-0 6-3		4 1 1 0 0 0 1
Joey Cora, S (1, 4) Rob Nelson, L (8, PH) Luis Salazar, R (9, 5) OBP: 0.319, SLG: 0.281 OBP: 0.188, SLG: 0.194 OBP: 0.307, SLG: 0.335		0-0 G3		0-0 SH1 1-2		0-0 E4 BB		0-3 K		2 0 0 0 0 0 1 1 0 0 0 0 1 0 0 0 0 0 0 0 0
Eric Show, R Shawn Abner, R Dave Lisper, L Bruce Boddy, R Mark Casper, L Randy Barnes, L Lance McCullers, S Marvell Wynne, L Greg Booker, R			0-0 FC6-4 1B	0-3 K		4-0 1-2 BB		0-0 F6		0 0 0 0 0 0 0 1 0 0 1 0 0 0 0 0 0 0 0 0 0 0 0 1 0 1 0 0 0 0 0 0 0 0 0 0 0 0 0 0 0

Inning Stats	R: 0 E: 1 K: 0 S: 4	H: 1 LOB: 1 BB: 0 P: 4	R: 0 E: 0 K: 0 S: 4	H: 1 LOB: 1 BB: 0 P: 4	R: 1 E: 0 K: 1 S: 7	H: 2 LOB: 2 BB: 1 P: 11	R: 2 E: 0 K: 2 S: 10	H: 3 LOB: 1 BB: 0 P: 10	R: 0 E: 0 K: 0 S: 2	H: 0 LOB: 0 BB: 1 P: 6	R: 0 E: 1 K: 0 S: 4	H: 0 LOB: 2 BB: 1 P: 8	R: 1 E: 0 K: 1 S: 7	H: 2 LOB: 2 BB: 0 P: 7	R: 0 E: 0 K: 1 S: 5	H: 0 LOB: 0 BB: 0 P: 5	R: 0 E: 0 K: 0 S: 4	H: 1 LOB: 1 BB: 0 P: 4	1B: 8 2B: 0 3B: 1 HR: 1	SF: 0 SAC: 2 DP: 1 HBP: 0	WP: 1 PB: 0 SB: 1 CS: 0	PA: 40
PITCHER	IP	WLS	BF	H	R	ER	SO	BB	IBB	HBP	BLK	WP	HR	S	P	ERA	WHIP					
Dave Dravecky, L (1, 1) ERA: 3.36	4.0		20	7	3	3	3	1	0	0	0	1	1	25	29	6.75	2.000					
Don Robinson, R (5, 1) ERA: 3.48	5.0	W	20	3	1	1	2	2	0	0	0	0	0	22	30	1.80	1.000					

BOTTOM

San Francisco Giants @ San Diego Padres
Jack Murphy Stadium, San Diego, CA
Mon Sep 28 1987, 10:05 PM EDT
Att. 29,844 - Unknown

livebaseballscores.com

AB	35
R	4
H	10
RBI	4
BB	3
SO	5
LOB	21



Batter	1	2	3	4	5	6	7	8	9	AB R H RBI BB SO LOB	TOP											
Jeffrey Leonard, R (1, 7) OBP: 0.317, SLG: 0.480	0-0 5-3	0-0 L6		0-0 4-3		0-0 1-3			0-0 G5-4-3 1B	5 0 1 0 0 0 1												
Matt Williams, R (1, 6) OBP: 0.243, SLG: 0.343	0-0 6-3		4-0 1B 3-1 BB		0-0 6-3		0-0 L3		0-0 G5-4-3 1-2f	4 1 0 0 1 0 1												
Francisco Melendez, L (1, 3) OBP: 0.364, SLG: 0.364	0-0		0-0 3-1 FC4-2 1B		0-0 5-3 E 1B		0-0 1B			4 1 4 0 0 0 0												
Harry Spilman, L (1, 5) OBP: 0.323, SLG: 0.369	0-0 F7		0-0 3-1		0-0 5-3		0-0 F7			4 0 0 1 0 0 4												
Jessie Reid, L (1, 9) OBP: 0.286, SLG: 0.667		0-0 HR	0-0 FC4-2		4-0 E BB		0-3 K			3 1 1 1 1 1 2												
Randy Kutcher, R (1, 8) OBP: 0.214, SLG: 0.385		0-0 E 3B	0-0 F9		0-0 E5		0-3 K			4 1 1 0 0 1 2												
Mark Wasinger, R (1, 4) OBP: 0.341, SLG: 0.351		0-0 E5 6-3 SF7		0-0 6-3		0-0 6-3		4-0 G5-4-3 BB		3 1 0 0 1 0 2												
Kirt Manwaring, R (1, 2)		0-0 6-3		1-0 HBP		0-0 F9		0-0 G5-4-3		3 0 0 0 0 0 2												
Kelly Downs, R (1, 1) OBP: 0.158, SLG: 0.164		0-0 SF7		0-3 K		0-0 6-3		0-3 K		2 0 0 1 0 1 1												
Scott Garrelts, R (7, 1) OBP: 0.200, SLG: 0.300										0 0 0 0 0 0 0												
Bob Melvin, R (9, PH) OBP: 0.250, SLG: 0.371										1 0 0 0 0 1 0												
Craig Lefferts, L (9, 1) OBP: 0.286, SLG: 0.429										0 0 0 0 0 0 0												
Inning Stats	R: 0 E: 0 K: 0 S: 4	H: 1 LOB: 1 BB: 0 P: 4	R: 3 E: 1 K: 0 S: 6	H: 2 LOB: 0 BB: 0 P: 6	R: 1 E: 0 K: 0 S: 4	H: 1 LOB: 1 BB: 1 P: 8	R: 0 E: 0 K: 1 S: 5	H: 0 LOB: 1 BB: 0 P: 6	R: 1 E: 1 K: 0 S: 5	H: 1 LOB: 2 BB: 1 P: 9	R: 0 E: 0 K: 0 S: 3	H: 0 LOB: 0 BB: 0 P: 3	R: 0 E: 0 K: 1 S: 6	H: 1 LOB: 1 BB: 0 P: 6	R: 0 E: 0 K: 1 S: 4	H: 0 LOB: 0 BB: 1 P: 8	R: 0 E: 0 K: 1 S: 5	H: 1 LOB: 0 BB: 0 P: 5	1B: 5 2B: 0 3B: 1 HR: 1	SF: 1 SAC: 0 DP: 2 HBP: 1	WP: 0 PB: 0 SB: 0 CS: 0	PA: 38
PITCHER	IP WLS BF H R ER SO BB IBB HBP BLK WP HR S P ERA WHIP																					
Jimmy Jones, R (1, 1) ERA: 4.35	3.0 L 15 4 4 2 0 1 0 0 0 0 1 14 18 6.00 1.667																					
Greg Booker, R (4, 1) ERA: 3.32	2.0 10 1 1 0 1 1 0 1 0 0 0 10 15 0.00 1.000																					
Ed Whitson, R (6, 1) ERA: 4.62	2.0 7 1 0 0 1 0 0 0 0 0 0 9 9 0.00 0.500																					
Keith Comstock, L (8, 1) ERA: 4.53	2.0 6 1 0 0 2 1 0 0 0 0 0 9 13 0.00 1.000																					

San Francisco Giants @ San Diego Padres
 Jack Murphy Stadium, San Diego, CA
 Tue Sep 29 1987, 10:05 PM EDT
 Att. 9,682 - Unknown

livebaseballscorecards.com

AB	33
R	5
H	7
RBI	3
BB	3
SO	4
LOB	15



Batter	1	2	3	4	5	6	7	8	9	AB R H RBI BB SO LOB	TOP		
Kal Daniels, L (1, 7) OBP: 0.428, SLG: 0.616	0-0 1-3	0-0 FC4		0-0 4-3			0-3 K			4 0 0 0 0 1 3			
Jeff Treadway, L (1, 4) OBP: 0.372, SLG: 0.480 Dave Concepcion, R (7, PH) OBP: 0.373, SLG: 0.375	4-0 1B BB		0-0 G3-6-3 2B		0-0 4-3		0-0 1B			2 1 1 0 1 0 0 1 0 1 0 0 0 0			
Paul O'Neill, L (1, 8) OBP: 0.337, SLG: 0.503 Tracy Jones, R (7, PH) OBP: 0.333, SLG: 0.436	0-0 1-3 1B		0-0 G3-6-3 2-3 1B		4-0 FC5-4 BB		0-3 K			2 0 2 0 1 0 0 1 0 0 0 0 1 1			
Dave Parker, L (1, 9) OBP: 0.311, SLG: 0.436	0-0 L7		0-0 G3-6-3 1-2f 3-H		0-0 FC5-4			0-0 4-3		4 0 0 0 0 0 3			
Buddy Bell, R (1, 5) OBP: 0.368, SLG: 0.426		0-0 E6 FC3-6 BB FC6-4	0-0 F4		0-0 6-3			0-0 5-3		4 1 0 0 0 0 1			
Terry McGriff, R (1, 2) OBP: 0.278, SLG: 0.329		4-0 FC3-6 1-2 BB		0-0 5-3		0-3 K		0-0 6-3		3 0 0 0 1 1 0			
Terry Francona, L (1, 3) OBP: 0.262, SLG: 0.295		0-0 FC3-6 FC6-4 1-2f 2-3		0-0 2B 1B		0-0 4-3		0-0 L8		4 1 1 0 0 0 2			
Barry Larkin, R (1, 6) OBP: 0.301, SLG: 0.365		0-0 FC6-4 1B 1-2f 3-H		0-0 P3		0-0 F8		0-0 L8		4 0 0 1 0 0 2			
Tom Browning, L (1, 1) OBP: 0.212, SLG: 0.204 John Franco, L (9, 1)		0-0 FC4 1B 1-2		0-0 1-H 2B		0-3 K		0-3 K		4 0 2 1 0 2 0 0 0 0 0 0 0 0			
Inning Stats	R: 0 H: 1 E: 0 LOB: 1 K: 0 BB: 1 S: 3 P: 7	R: 1 H: 1 E: 1 LOB: 2 K: 0 BB: 1 S: 5 P: 9	R: 1 H: 2 E: 0 LOB: 0 K: 0 BB: 0 S: 4 P: 4	R: 1 H: 2 E: 0 LOB: 1 K: 0 BB: 0 S: 5 P: 5	R: 0 H: 0 E: 0 LOB: 1 K: 0 BB: 1 S: 3 P: 7	R: 0 H: 0 E: 0 LOB: 0 K: 1 BB: 0 S: 5 P: 5	R: 0 H: 1 E: 0 LOB: 1 K: 3 BB: 0 S: 10 P: 10	R: 0 H: 0 E: 0 LOB: 0 K: 0 BB: 0 S: 3 P: 3	R: 0 H: 0 E: 0 LOB: 0 K: 1 BB: 0 S: 5 P: 5	1B: 5 SF: 0 2B: 2 SAC: 0 3B: 0 DP: 1 HR: 0 HBP: 0	WP: 0 PA: 36 PB: 0 SB: 0 CS: 0		
PITCHER	IP WLS BF H R ER SO BB IBB HBP BLK WP HR S P ERA WHIP											PITCHER	IP WLS BF H R ER SO BB IBB HBP BLK WP HR S P ERA WHIP
Andy Hawkins, R (1, 1) ERA: 5.09	4.0 L 19 6 3 2 0 2 0 0 0 0 0 0 0 17 25 4.50 2.000												
Dave Leiper, L (5, 1) ERA: 3.78	2.0 7 0 0 0 1 1 0 0 0 0 0 0 0 8 12 0.00 0.500												
Mark Davis, L (7, 1) ERA: 4.02	2.0 7 1 0 0 3 0 0 0 0 0 0 0 0 13 13 0.00 0.500												
Keith Comstock, L (9, 1) ERA: 4.45	1.0 3 0 0 0 1 0 0 0 0 0 0 0 0 5 5 0.00 0.000												

Cincinnati Reds @ San Diego Padres
 Jack Murphy Stadium, San Diego, CA
 Wed Sep 30 1987, 10:05 PM EDT
 Att. 8,493 - Unknown

livebaseballscorecards.com

AB	33
R	3
H	7
RBI	2
BB	3
SO	5
LOB	12



Batter	1	2	3	4	5	6	7	8	9	AB	R	H	RBI	BB	SO	LOB
Tony Gwynn, L OBP: 0.447, SLG: 0.514 (1, 9)	0-0 6-3 ①		0-0 F8 ③			0-0 G4-6-3 1B		0-0 1B		4	0	2	0	0	0	1
Benito Santiago, R OBP: 0.324, SLG: 0.466 Dave Leiper, L (5, 1) Stan Jefferson, S OBP: 0.299, SLG: 0.339 Mark Davis, L OBP: 0.233, SLG: 0.333 Shane Mack, R OBP: 0.353, SLG: 0.364 Keith Comstock, L (9, 1)	0-0 F9 ②			0-0 G3 2B		0-0 G4-6-3 1-2f ③		0-3 K ③		2	0	1	0	0	0	0
Carmelo Martinez, R OBP: 0.371, SLG: 0.429 (1, 7)	0-0 L5 ③			0-0 F8 ①		0-0 F9 ③			0-0 HR	4	1	1	1	0	0	1
John Kruk, L OBP: 0.410, SLG: 0.495 (1, 3)		0-0 CS 1B		0-0 G3 2-3 ②			0-3 K ①		4-0 FC1-5 1B BB	3	0	1	0	1	1	1
Randy Ready, R OBP: 0.416, SLG: 0.504 (1, 5)		0-0 F8 ①		0-0 F7 ③			0-0 E7 1B		0-0 FC1-5 1B	4	0	2	0	0	0	2
Shawn Abner, R OBP: 0.256, SLG: 0.421 (1, 8)		0-0 F4 ②			0-0 L8 ①		0-0 6-3 ②		0-0 FC1-5 ①	4	0	0	0	0	0	4
Luis Salazar, R OBP: 0.301, SLG: 0.328 (1, 6)		0-0 CS 1-2	0-0 L4 ①		0-3 K ②		0-0 6-3 ③		0-3 K ②	4	0	0	0	0	2	3
Joey Cora, S OBP: 0.319, SLG: 0.283 Garry Templeton, S OBP: 0.283, SLG: 0.301 (9, PH)			0-0 SH1-4 1B		0-0 1B ①			0-0 6-3 ①	0-3 K ③	3	0	2	0	0	0	0
Andy Hawkins, R OBP: 0.156, SLG: 0.156 Mark Parent, R OBP: 0.095, SLG: 0.095 (5, 2)			0-0 SH1-4 1-2		0-0 F7 ③			0-0 P6 ②		0	0	0	0	0	0	0

Inning Stats	R: 0	H: 0	E: 0	K: 0	S: 3	P: 3	R: 0	H: 1	E: 0	K: 0	S: 3	P: 3	R: 0	H: 1	E: 0	K: 0	S: 4	P: 4	R: 0	H: 1	E: 0	K: 0	S: 4	P: 4	R: 0	H: 1	E: 0	K: 1	S: 6	P: 6	R: 0	H: 1	E: 1	K: 1	S: 6	P: 6	R: 0	H: 1	E: 0	K: 1	S: 6	P: 6	R: 1	H: 2	E: 0	K: 2	S: 9	P: 13	1B: 7	2B: 1	3B: 0	HR: 1	SF: 0	SAC: 1	DP: 1	HBP: 0	WP: 0	PA: 36
PITCHER	IP	WLS	BF	H	R	ER	SO	BB	IBB	HBP	BLK	WP	HR	S	P	ERA	WHIP																			PITCHER	IP	WLS	BF	H	R	ER	SO	BB	IBB	HBP	BLK	WP	HR	S	P	ERA	WHIP					
Tom Browning, L ERA: 5.19 (1, 1)	8.0	W	31	8	1	1	3	1	0	0	0	0	0	1	36	1.12	1.125																																									
John Franco, L ERA: 2.56 (9, 1)	1.0	S	4	1	0	0	2	0	0	0	0	0	0	0	8	0.00	1.000																																									

BOTTOM

Cincinnati Reds @ San Diego Padres
Jack Murphy Stadium, San Diego, CA
 Wed Sep 30 1987, 10:05 PM EDT
 Att. 8,493 - Unknown

AB	33
R	1
H	9
RBI	1
BB	1
SO	5
LOB	17

livebaseballscorecards.com

Batter	1	2	3	4	5	6	7	8	9	AB	R	H	RBI	BB	SO	LOB	TOP											
Dave Collins, S OBP: 0.325, SLG: 0.320 Frank Williams, R Rob Murphy, L OBP: 0.200, SLG: 0.200 Bill Landrum, R OBP: 0.200, SLG: 0.200 Pat Perry, L OBP: 0.143, SLG: 0.143	0-0 G3 WP 2B	0-0 FC6-4 1-2f		4-0 BB		0-0 2B 1-2		0-0 4-3 2B		4	2	3	0	1	0	2												
Dave Concepcion, R OBP: 0.370, SLG: 0.375	0-0 G3 2-3		0-0 6-3	0-3 K		0-0 2B 2-H		0-0 4-3 2-3		5	0	1	1	0	1	5												
Tracy Jones, R OBP: 0.334, SLG: 0.438	0-0 F8 3-H 2B		0-0 6-3		0-0 WP 2B 1B		0-0 F8		0-0 F8		5	1	2	0	0	2												
Dave Parker, L OBP: 0.310, SLG: 0.434	0-0 F8 2-3		0-0 F6		0-3 K 1-2		0-0 F7 1B		0-0 L8		5	0	1	0	0	1	2											
Lloyd McClendon, R OBP: 0.250, SLG: 0.373	0-0 F8			4-0 1B E BB	0-0 2B 2-H		0-0 F7 1-2		0-0 F6		4	1	1	1	1	0	2											
Terry McGriff, R OBP: 0.298, SLG: 0.338		4-0 FC4-6 BB		0-0 E G5-2-3 1B	0-0 5-3		0-0 F9		0-0 FC6-4 1B		4	0	2	0	1	0	2											
Kurt Stillwell, S OBP: 0.314, SLG: 0.370		0-0 FC4-6 G3 1-2f		0-0 E9 G5-2-3 1B	0-0 F7		4-0 1B IBB		0-0 FC6-4 1-2f		4	0	1	1	1	0	3											
Barry Larkin, R OBP: 0.303, SLG: 0.365		0-0 G3 1-2		0-0 FC1 G5-2-3 1B		4-0 CS BB 1-2 2-H		0-0 1B		3	0	1	0	1	0	3												
Pat Pacillo, R OBP: 0.167, SLG: 0.182 Jeff Treadway, L OBP: 0.367, SLG: 0.474 Jeff Montgomery, R Leo Garcia, L OBP: 0.265, SLG: 0.300	(1, 1) (6, PH) (6, 1) (8, PH) (8, 8)	4-0 FC6-4 BB		0-0 G5-2-3 1-2 2-3 3-Hf		0-0 F5		0-3 K		1	0	0	0	1	0	3												
Inning Stats	R: 1 E: 0 K: 0 S: 5	H: 2 LOB: 1 BB: 0 P: 5	R: 0 E: 0 K: 0 S: 3	H: 0 LOB: 2 BB: 2 P: 11	R: 0 E: 0 K: 0 S: 3	H: 0 LOB: 0 BB: 0 P: 3	R: 1 E: 1 K: 1 S: 7	H: 2 LOB: 3 BB: 2 P: 15	R: 1 E: 0 K: 1 S: 7	H: 2 LOB: 1 BB: 1 P: 7	R: 0 E: 0 K: 0 S: 4	H: 2 LOB: 2 BB: 1 P: 8	R: 0 E: 0 K: 1 S: 6	H: 1 LOB: 1 BB: 0 P: 6	R: 0 E: 0 K: 0 S: 4	H: 1 LOB: 1 BB: 0 P: 4	1B: 6 2B: 6 3B: 0 HR: 0	SF: 0 SAC: 0 DP: 1 HBP: 0	WP: 2 PB: 0 SB: 0 CS: 1	PA: 43								
PITCHER	IP	WLS	BF	H	R	ER	SO	BB	IBB	HBP	BLK	WP	HR	S	P	ERA	WHIP											
Eric Nolte, L ERA: 3.21	(1, 1)	4.1	L	23	6	3	3	2	4	0	0	0	2	0	23	39	6.23	2.308										
Greg Booker, R ERA: 3.29	(5, 1)	0.2		2	0	0	0	0	0	0	0	0	0	2	2	0.00	0.000											
Ed Whitson, R ERA: 4.64	(6, 1)	1.0		5	2	1	1	0	1	0	0	0	0	4	8	9.00	3.000											
Lance McCullers, R ERA: 3.78	(7, 1)	2.0		9	3	0	0	1	0	1	0	0	0	10	14	0.00	1.500											
Mark Davis, L ERA: 3.98	(9, 1)	1.0		4	1	0	0	0	0	0	0	0	0	4	4	0.00	1.000											

Cincinnati Reds @ San Diego Padres
Jack Murphy Stadium, San Diego, CA
Thu Oct 01 1987, 6:33 AM EDT
Att. 9,316 - Unknown

livebaseballscorecards.com

AB	37
R	4
H	12
RBI	3
BB	6
SO	3
LOB	25



Batter	1	2	3	4	5	6	7	8	9	AB	R	H	RBI	BB	SO	LOB
Stan Jefferson, S OBP: 0.298, SLG: 0.337 (1, 8) (9, 7)	0-0 3-1		0-0 F8		4-0 BB		0-0 5-3			3	0	0	0	1	0	1
Benito Santiago, R OBP: 0.323, SLG: 0.465 (1, 2)	0-0 F3		0-0 L6		0-0 1-3			0-0 1B S 1B		4	0	1	0	0	0	1
Randy Ready, R OBP: 0.416, SLG: 0.503 Tony Gwynn, L OBP: 0.448, SLG: 0.515 (1, 5) (8, PH) (9, 9)	0-3 K		0-0 F7			0-0 WP 1B		0-0 1B S 1B		3	1	1	0	0	1	0
John Kruk, L OBP: 0.407, SLG: 0.491 Mark Davis, L OBP: 0.233, SLG: 0.333 (1, 3) (9, 1)		0-0 G3		0-0 4-3		0-3 K		0-3 K		4	0	0	0	0	2	3
Randy Byers, L OBP: 0.545, SLG: 0.600 Carmelo Martinez, R OBP: 0.373, SLG: 0.429 (1, 7) (8, PH) (9, 3)		0-0 HR 1B		0-0 F7		0-0 PO S 2-H 1B		4-0 G6-4-3 IBB		3	1	2	1	0	0	0
Shawn Abner, R OBP: 0.286, SLG: 0.500 Lance McCullers, S OBP: 0.133, SLG: 0.071 Rob Nelson, L OBP: 0.182, SLG: 0.188 Shane Mack, R OBP: 0.302, SLG: 0.362 (1, 9) (7, 1) (8, PH) (8, PH) (9, 8)		0-0 HR		4-0 BB		0-3 K		0-0 G6-4-3		2	1	1	2	1	1	1
Garry Templeton, S OBP: 0.282, SLG: 0.300 (1, 6)		4-0 BB		0-0 L9		0-0 PO		0-0 6-3		3	0	0	0	1	0	1
Joey Cora, S OBP: 0.319, SLG: 0.283 Bruce Bochy, R OBP: 0.267, SLG: 0.284 (1, 4) (9, PH)		0-0 F8		0-0 B3		0-0 L4		0-0 E S 1B		3	0	1	0	0	0	1
Eric Nolte, L OBP: 0.136, SLG: 0.095 Greg Booker, R OBP: 0.333, SLG: 0.255 Tim Flannery, L OBP: 0.138, SLG: 0.138 Ed Whitson, R OBP: 0.224, SLG: 0.349 Marvell Wynne, L OBP: 0.299, SLG: 0.326 (1, 1) (5, 1) (5, PH) (6, 1) (7, 9) (9, 5)		0-3 K		0-0 L4				0-3 K		1	0	0	0	0	1	1

Inning Stats	R: 0	H: 0	E: 0	K: 1	S: 5	R: 2	H: 2	E: 0	K: 1	S: 7	R: 0	H: 0	E: 0	K: 0	S: 3	R: 0	H: 0	E: 0	K: 0	S: 3	R: 0	H: 0	E: 0	K: 0	S: 3	R: 1	H: 2	E: 0	K: 2	S: 8	R: 0	H: 1	E: 0	K: 1	S: 6	R: 0	H: 2	E: 0	K: 1	S: 6	R: 0	H: 0	E: 0	K: 0	S: 3					
	0	0	0	1	5	2	2	0	1	7	0	0	0	0	3	0	0	0	0	3	0	0	0	0	3	0	0	0	0	3	1	2	0	2	8	0	1	0	1	6	0	2	0	1	10	0	0	0	0	3
PITCHER	IP	WLS	BF	H	R	ER	SO	BB	IBB	HBP	BLK	WP	HR	S	P	ERA	WHIP																																	
Pat Pacillo, R ERA: 6.13 (1, 1)	5.0		20	2	2	2	2	3	0	0	0	0	1	21	33	3.60	1.000																																	
Jeff Montgomery, R ERA: 6.87 (6, 1)	2.0		8	3	1	1	3	0	0	0	0	0	0	14	14	4.50	1.500																																	
Frank Williams, R ERA: 2.21 (8, 1)	0.0		1	1	0	0	0	0	0	0	0	0	0	1	1	∞	∞																																	
Rob Murphy, L ERA: 3.07 (8, 1)	0.1		2	1	0	0	1	0	0	0	0	0	0	4	4	0.00	3.000																																	
Bill Landrum, R ERA: 4.88 (8, 1)	0.0		1	0	0	0	0	0	1	0	0	0	0	0	4	∞	∞																																	
PITCHER	IP	WLS	BF	H	R	ER	SO	BB	IBB	HBP	BLK	WP	HR	S	P	ERA	WHIP	1B	2B	3B	HR	SF	SAC	DP	HBP	WP	HR	S	P	ERA	WHIP																			
Pat Perry, L ERA: 3.67 (8, 1)	1.2		4	0	0	0	0	0	0	0	0	0	0	4	4	0.00	0.000	6	0	0	1	0	0	0	0	0	0	4	4	0.00	0.000																			

BOTTOM

Cincinnati Reds @ San Diego Padres
Jack Murphy Stadium, San Diego, CA
Thu Oct 01 1987, 6:33 AM EDT
Att. 9,316 - Unknown

livebaseballscores.com

AB	32
R	3
H	7
RBI	3
BB	4
SO	6
LOB	13



Batter	1	2	3	4	5	6	7	8	9	AB R H RBI BB SO LOB	TOP		
Steve Sax, R (1, 4) OBP: 0.329, SLG: 0.360 Craig Shipley, R (8, 5) OBP: 0.258, SLG: 0.290	0-0 6-3		0-0 L5	0-0 1B BB		0-0 HR 1B	0-0 2-H 3B			5 2 3 1 0 0 0 0 0 0 0 0 0 0	Los Angeles Dodgers @ San Diego Padres Jack Murphy Stadium, San Diego, CA Fri Oct 02 1987, 10:05 PM EDT Att: 13,969 - Unknown		
John Shelby, S (1, 8) OBP: 0.310, SLG: 0.454 Jack Savage, R (7, 1) Tim Leary, R (9, 1) OBP: 0.304, SLG: 0.348	0-0 G3		0-0 WP 2B	1-2 1B BB		0-0 1-H HR	0-0 F8			4 3 2 2 1 0 1 0 0 0 0 0 0 0 0 0 0 0 0 0 0			
Pedro Guerrero, R (1, 3) OBP: 0.416, SLG: 0.539 Mickey Hatcher, R (7, 3) OBP: 0.330, SLG: 0.432	4-0 HR BB		4-0 2B BB	0-0 1B 1B		0-3 K	0-0 F8			2 1 1 2 2 1 0 1 0 0 0 0 0 0			
Mike Marshall, R (1, 9) OBP: 0.330, SLG: 0.465 Reggie Williams, R (8, 9) OBP: 0.220, SLG: 0.114	0-0 1-H HR		0-3 K	0-0 1B		0-0 1B	0-0 F9			5 1 3 3 0 1 2 0 0 0 0 0 0 0			
Mike Scioscia, L (1, 2) OBP: 0.344, SLG: 0.364 Orlando Mercado, R (7, 2) OBP: 0.231, SLG: 0.130	0-0 3-1		0-0 2B	G4-6-3 1-2f		0-0 G4-6-3 1-2f	4-0 BB			4 0 1 1 0 0 3 0 0 0 0 1 0 0			
Ralph Bryant, L (1, 7) OBP: 0.351, SLG: 0.413 Mike Devereaux, R (5, PH) OBP: 0.268, SLG: 0.283 (5, 7)			4-0 K IBB			4-0 BB	0-0 F6	0-0 F5		1 0 0 0 1 1 0 2 0 0 0 1 0 1			
Glenn Hoffman, R (1, 6) OBP: 0.270, SLG: 0.262			0-0 F7	0-0 FC4 1-2f		0-3 K	0-0 F9			5 0 0 0 0 1 4			
Mike Sharperson, R (1, 5) OBP: 0.293, SLG: 0.281 (8, 4)			4-0 BB			0-3 K	4-0 2B BB			3 2 0 0 2 1 1			
Fernando Valenzuela, L (1, 1) OBP: 0.141, SLG: 0.185 Jose Gonzalez, R (7, 8) OBP: 0.182, SLG: 0.364	0-0 F9		0-0 F9	0-0 F8		0-0 4-3	0-0 1-H 3B 2B			4 1 1 1 0 0 3 1 0 0 0 0 1 0			
Inning Stats	R: 2 H: 1 E: 0 LOB: 0 K: 0 BB: 1 S: 4 P: 8	R: 0 H: 0 E: 0 LOB: 1 K: 1 BB: 1 S: 5 P: 9	R: 1 H: 2 E: 0 LOB: 3 K: 1 BB: 2 S: 7 P: 15	R: 3 H: 3 E: 1 LOB: 1 K: 0 BB: 1 S: 6 P: 10	R: 0 H: 0 E: 0 LOB: 1 K: 2 BB: 1 S: 7 P: 11	R: 2 H: 3 E: 0 LOB: 0 K: 1 BB: 0 S: 7 P: 7	R: 2 H: 2 E: 0 LOB: 1 K: 0 BB: 1 S: 5 P: 9	R: 0 H: 0 E: 0 LOB: 1 K: 0 BB: 1 S: 3 P: 7	R: 0 H: 0 E: 0 LOB: 0 K: 1 BB: 0 S: 5 P: 5	1B: 5 SF: 0 2B: 3 SAC: 0 3B: 1 DP: 2 HR: 2 HBP: 0		WP: 1 PA: 45 PB: 0 SB: 0 CS: 0	
PITCHER	IP WLS BF H R ER SO BB IBB HBP BLK WP HR S P ERA WHIP											PITCHER	IP WLS BF H R ER SO BB IBB HBP BLK WP HR S P ERA WHIP
Mark Grant, R (1, 1) ERA: 4.24	3.1 L 21 5 6 5 2 4 1 0 0 0 1 1 20 40 13.50 2.700												
Greg Booker, R (4, 1) ERA: 3.28	0.2 2 1 0 0 0 0 0 0 0 0 0 0 2 2 0.00 1.500												
Dave Leiper, L (5, 1) ERA: 3.93	2.0 9 3 2 2 3 1 0 0 0 0 1 14 18 9.00 2.000												
Keith Comstock, L (7, 1) ERA: 4.61	2.0 10 2 2 2 0 2 0 0 0 0 0 8 16 9.00 2.000												
Rich Gossage, R (9, 1) ERA: 3.12	1.0 3 0 0 0 1 0 0 0 0 0 0 5 5 0.00 0.000												

livebaseballscores.com

AB	37
R	10
H	11
RBI	10
BB	8
SO	6
LOB	15



BOTTOM

Los Angeles Dodgers @ San Diego Padres
Jack Murphy Stadium, San Diego, CA

Fri Oct 02 1987, 10:05 PM EDT
Att. 13,969 - Unknown

livebaseballscorecards.com

AB 34
R 3
H 8
RBI 3
BB 4
SO 2
LOB 17



WP: 0 PA: 38
PB: 0
SB: 0
CS: 0

AB R H RBI BB SO LOB

3	1	1	0	1	0	0
1	0	0	0	0	0	1
3	0	1	0	0	0	1
2	0	0	0	0	0	1
2	1	1	1	2	0	1
4	1	2	1	0	2	3
4	0	1	1	0	0	3
3	0	1	0	0	0	1
0	0	0	0	0	0	0
1	0	0	0	0	0	0
0	0	0	0	0	0	0
3	0	0	0	1	0	1
4	0	1	0	0	0	3
1	0	0	0	0	0	1
0	0	0	0	0	0	0
1	0	0	0	0	0	1
0	0	0	0	0	0	0
2	0	0	0	0	0	0

Batter	1	2	3	4	5	6	7	8	9
Tony Gwynn, L (1, 9) OBP: 0.448, SLG: 0.514 Marvell Wynne, L (8, 9) OBP: 0.322, SLG: 0.348	0-0 6-3 		4-0 3B BB 		0-0 4-3 		0-0 FC6-5 1B 		0-0 G4-6-3
Benito Santiago, R (1, 2) OBP: 0.323, SLG: 0.466 Mark Parent, R (6, 2) OBP: 0.087, SLG: 0.087	0-0 2B 		0-0 F9 		0-0 6-3 		0-0 FC6-5-4 		0-0 F8
Randy Ready, R (1, 4) OBP: 0.419, SLG: 0.509	4-0 FC4 BB 		0-0 1-H 2B 3B 		4-0 BB 		0-0 F3 		
Carmelo Martinez, R (1, 3) OBP: 0.374, SLG: 0.431	0-3 K 		0-0 F9 2B 		0-3 K 			0-0 2B 1B 	
Shane Mack, R (1, 8) OBP: 0.301, SLG: 0.364	0-0 FC4 		0-0 F9 		0-0 3-1 			0-0 1-H 2B 	
Shawn Abner, R (1, 7) OBP: 0.289, SLG: 0.488 Keith Comstock, L (7, 1) Randy Byers, L (8, PH) OBP: 0.500, SLG: 0.545 Rich Gossage, R (9, 1)		0-0 F3 	0-0 F8 			0-0 FC1-4 1B 		0-0 F8 	
Garry Templeton, S (1, 6) OBP: 0.282, SLG: 0.298		4-0 FC6-4 BB 		0-0 6-3 		0-0 FC1-4 FC6-4 		0-0 E5 	
Luis Salazar, R (1, 5) OBP: 0.299, SLG: 0.324		0-0 FC6-4 		0-0 G4-6-3 1B 		0-0 FC6-4 		0-0 F9 	
Mark Grant, R (1, 1) OBP: 0.149, SLG: 0.091 Greg Booker, R (4, 1) Joey Cora, S (4, PH) OBP: 0.318, SLG: 0.282 Dave Leiper, L (5, 1) Stan Jefferson, S (7, 7) OBP: 0.297, SLG: 0.335		0-0 FC6 		0-0 G4-6-3 			0-0 F7 		0-0 E4

Inning Stats	R: 0	H: 1	E: 0	LOB: 2	K: 1	P: 10	R: 0	H: 0	E: 0	LOB: 1	K: 0	P: 7	R: 2	H: 2	E: 0	LOB: 1	K: 0	P: 9	R: 0	H: 1	E: 0	LOB: 0	K: 0	P: 3	R: 0	H: 0	E: 0	LOB: 1	K: 1	P: 9	R: 0	H: 1	E: 0	LOB: 1	K: 0	P: 4	R: 0	H: 1	E: 0	LOB: 1	K: 0	P: 4	R: 1	H: 2	E: 1	LOB: 1	K: 0	P: 5	R: 0	H: 0	E: 1	LOB: 0	K: 0	P: 3
--------------	------	------	------	--------	------	-------	------	------	------	--------	------	------	------	------	------	--------	------	------	------	------	------	--------	------	------	------	------	------	--------	------	------	------	------	------	--------	------	------	------	------	------	--------	------	------	------	------	------	--------	------	------	------	------	------	--------	------	------

PITCHER	IP	WLS	BF	H	R	ER	SO	BB	IBB	HBP	BLK	WP	HR	S	P	ERA	WHIP
Fernando Valenzuela, L (1, 1) ERA: 3.98	6.0	W	26	5	2	2	2	4	0	0	0	0	0	26	42	3.00	1.500
Jack Savage, R (7, 1) ERA: 2.7	2.0		9	3	1	1	0	0	0	0	0	0	0	9	9	4.50	1.500
Tim Leary, R (9, 1) ERA: 4.76	1.0		3	0	0	0	0	0	0	0	0	0	0	3	3	0.00	0.000

Batter	1	2	3	4	5	6	7	8	9	AB R H RBI BB SO LOB	TOP
Jose Gonzalez, R (1, 8) <small>OBP: 0.214, SLG: 0.308</small> Danny Heep, L (8, PH) <small>OBP: 0.231, SLG: 0.208</small> (8, 3)	4-0 2B BB		0-0 FC5-4 1-2f		0-0 L6			0-3 K	0-0 F7	2 0 0 0 1 0 1 2 0 0 0 0 1 3	
Mike Sharperson, R (1, 4) <small>OBP: 0.292, SLG: 0.288</small>	0-0 1-3 2B		0-0 L4 1-2		0-0 5-3			0-3 K		4 0 1 0 0 1 1	
Pedro Guerrero, R (1, 3) <small>OBP: 0.416, SLG: 0.539</small> Mike Devereaux, R (8, PR) <small>OBP: 0.268, SLG: 0.283</small> (8, 8)	0-3 K		0-0 F3			0-0 G6-4-3 1B		0-0 FC6-4 1B		4 0 2 0 0 1 3 0 0 0 0 0 0 0	
Mike Marshall, R (1, 9) <small>OBP: 0.327, SLG: 0.460</small>	0-3 K			0-0 6-3		0-0 G6-4-3 1-2f		0-0 FC6-4 1-2f		4 0 0 0 0 1 4	
Mike Scioscia, L (1, 2) <small>OBP: 0.344, SLG: 0.365</small> Mike Ramsey, S (9, PR) <small>OBP: 0.287, SLG: 0.296</small>	0-0 G3			0-0 4-3		0-0 F4			0-0 SH3-4 2B	4 0 1 0 0 0 2 0 0 0 0 0 0 0	
Ralph Bryant, L (1, 7) <small>OBP: 0.359, SLG: 0.409</small>		0-0 F8		0-0 E S 1B		0-0 L4		4-0 SH3-4 BB		3 0 1 0 1 0 0	
Glenn Hoffman, R (1, 6) <small>OBP: 0.271, SLG: 0.259</small>		0-0 F8		4-0 1-3 BB		0-0 5-3		0-0 SH3-4 1-2 2-3		2 0 0 0 1 0 0	
Craig Shipley, R (1, 5) <small>OBP: 0.265, SLG: 0.294</small> Steve Sax, R (9, PH) <small>OBP: 0.328, SLG: 0.359</small>		0-0 6-3		0-0 F8		0-0 1B		0-3 K		3 0 1 0 0 0 2 1 0 0 0 0 1 2	
Orel Hershiser, R (1, 1) <small>OBP: 0.228, SLG: 0.267</small> John Shelby, S (9, PH) <small>OBP: 0.311, SLG: 0.454</small>			0-0 FC5-4 1B		0-0 F7		0-0 5-3		4-0 IBB	3 0 1 0 0 0 1 0 0 0 0 1 0 0	
Inning Stats	R: 0 H: 1 E: 0 LOB: 2 K: 2 BB: 1 S: 8 P: 12	R: 0 H: 0 E: 0 LOB: 0 K: 0 BB: 0 S: 3 P: 3	R: 0 H: 1 E: 0 LOB: 1 K: 0 BB: 0 S: 4 P: 4	R: 0 H: 1 E: 0 LOB: 2 K: 0 BB: 1 S: 4 P: 8	R: 0 H: 0 E: 0 LOB: 0 K: 0 BB: 0 S: 3 P: 3	R: 0 H: 1 E: 0 LOB: 0 K: 0 BB: 0 S: 3 P: 3	R: 0 H: 1 E: 0 LOB: 1 K: 0 BB: 0 S: 4 P: 4	R: 0 H: 1 E: 0 LOB: 3 K: 1 BB: 2 S: 6 P: 14	1B: 5 SF: 0 2B: 2 SAC: 1 3B: 0 DP: 1 HR: 0 HBP: 0	WP: 0 PA: 37 PB: 0 SB: 2 CS: 0	
PITCHER Jimmy Jones, R (1, 1) <small>ERA: 4.14</small> Lance McCullers, R (8, 1) <small>ERA: 3.72</small>	IP WLS BF H R ER SO BB IBB HBP BLK WP HR S P ERA WHIP 7.0 W 27 5 0 0 2 2 0 0 0 0 0 0 29 37 0.00 1.000 2.0 S 10 2 0 0 3 1 1 0 0 0 0 0 14 22 0.00 1.500										

Los Angeles Dodgers @ San Diego Padres
 Jack Murphy Stadium, San Diego, CA
 Sat Oct 03 1987, 10:05 PM EDT
 Att: 21,995 - Unknown

AB	32
R	0
H	7
RBI	0
BB	4
SO	5
LOB	19



Batter	1	2	3	4	5	6	7	8	9	AB	R	H	RBI	BB	SO	LOB
Tony Gwynn, L OBP: 0.446, SLG: 0.511 (1, 9)	0-0 L7 ①		0-0 4-3 ③			0-0 6-3 ②				3	0	0	0	0	0	1
Benito Santiago, R OBP: 0.322, SLG: 0.463 (1, 2)	0-3 K ②			0-0 6-3 ①		0-0 F9 ③				3	0	0	0	0	1	1
Randy Byers, L OBP: 0.400, SLG: 0.429 Lance McCullers, S OBP: 0.133, SLG: 0.071 (1, 7) (8, 1)	0-3 K ③			0-0 G3 ②			0-3 K ①			3	0	0	0	0	2	0
John Kruk, L OBP: 0.406, SLG: 0.489 (1, 3)		0-0 6-3 ①		0-0 3-1 ③			4-0 CS BB ②			2	0	0	0	1	0	0
Randy Ready, R OBP: 0.418, SLG: 0.506 (1, 5)		0-3 K ②			0-0 6-3 ①		4-0 BB ②			2	0	0	0	1	1	0
Stan Jefferson, S OBP: 0.297, SLG: 0.342 (1, 8) (8, 7)		0-0 HR ③		0-0 4-3 ②		0-0 4-3 ③				3	1	1	1	0	0	1
Garry Templeton, S OBP: 0.281, SLG: 0.296 (1, 6)		0-0 G3 ③		0-0 G3 ③				0-0 5-3 ①		3	0	0	0	0	0	0
Joey Cora, S OBP: 0.322, SLG: 0.287 (1, 4)			0-0 6-3 ①			0-0 SH1-3 1B ①		0-0 G4-6-3 1B ②		3	0	2	0	0	0	0
Jimmy Jones, R OBP: 0.196, SLG: 0.224 Shane Mack, R OBP: 0.300, SLG: 0.363 (1, 1) (8, 8)			0-3 K ②			0-0 SH1-3 1-2 ①		0-0 G4-6-3 1-2f ② ③		1	0	0	0	0	1	0
										1	0	0	0	0	0	1

Inning Stats	R: 0	H: 0	R: 1	H: 1	R: 0	H: 0	R: 0	H: 0	R: 0	H: 1	R: 0	H: 0	R: 0	H: 1	R: 0	H: 0
	E: 0	LOB: 0	E: 0	LOB: 0	E: 0	LOB: 0	E: 0	LOB: 0	E: 0	LOB: 1	E: 0	LOB: 1	E: 0	LOB: 0	E: 0	LOB: 0
	K: 2	BB: 0	K: 1	BB: 0	K: 0	BB: 0	K: 0	BB: 0	K: 1	BB: 0	K: 1	BB: 2	K: 0	BB: 0	K: 0	BB: 0
	S: 7	P: 7	S: 6	P: 6	S: 5	P: 5	S: 3	P: 3	S: 3	P: 4	S: 4	P: 12	S: 3	P: 3	S: 3	P: 3

PITCHER	IP	WLS	BF	H	R	ER	SO	BB	IBB	HBP	BLK	WP	HR	S	P	ERA	WHIP
Orel Hershiser, R ERA: 3.06 (1, 1)	8.0	L	27	3	1	1	5	2	0	0	0	0	1	35	43	1.12	0.625

BOTTOM

Los Angeles Dodgers @ San Diego Padres
Jack Murphy Stadium, San Diego, CA

Sat Oct 03 1987, 10:05 PM EDT
Att. 21,995 - Unknown

AB	24
R	1
H	3
RBI	1
BB	2
SO	5
LOB	4



WP: 0	PA: 27
PB: 0	
SB: 0	
CS: 1	

Los Angeles Dodgers @ San Diego Padres
 Jack Murphy Stadium, San Diego, CA

Sun Oct 04 1987, 6:33 AM EDT
 Att: 33,474 - Unknown

AB	35
R	5
H	9
RBI	5
BB	0
SO	7
LOB	12



WP:	0	PA:	36
PB:	0		
SB:	2		
CS:	0		

AB R H RBI BB SO LOB

3	1	3	2	0	0	0
1	0	0	0	0	0	0
4	1	1	0	0	0	2
3	1	1	0	0	1	1
0	0	0	0	0	0	0
1	0	0	0	0	0	1
3	0	0	1	0	0	2
1	0	0	0	0	1	1
3	1	1	1	0	0	0
2	0	0	0	0	0	0
2	0	0	0	0	0	1
2	0	0	0	0	1	0
1	0	0	0	0	0	0
0	0	0	0	0	0	0
1	0	0	0	0	1	1
0	0	0	0	0	0	0
4	1	3	1	0	1	0
1	0	0	0	0	0	1
0	0	0	0	0	0	0
1	0	0	0	0	0	1

Batter	1	2	3	4	5	6	7	8	9										
Steve Sax, R (1, 4) OBP: 0.331, SLG: 0.369 Craig Shipley, R (5, 5) OBP: 0.257, SLG: 0.286	0-0 HR		0-0 4-3 2B		0-0 G5-4-3 1B			0-0 F9											
Mike Sharperson, R (1, 5) OBP: 0.291, SLG: 0.287	0-0 2B 3-1 1B		0-0 4-3		0-0 G5-4-3			0-0 E6											
Pedro Guerrero, R (1, 3) OBP: 0.416, SLG: 0.539 Chris Gwynn, L (6, 7) OBP: 0.242, SLG: 0.250 Reggie Williams, R (8, PH) OBP: 0.214, SLG: 0.111	0-0 3-1 SF7 2B		0-0 F4		0-3 K			0-0 6-3											
Ralph Bryant, L (1, 9) OBP: 0.346, SLG: 0.391 Mike Devereaux, R (8, PH) OBP: 0.263, SLG: 0.278	0-0 3-1		0-0 F7		0-0 4-3			0-3 K2-3											
Jose Gonzalez, R (1, 8) OBP: 0.222, SLG: 0.313	0-0 SF7			0-0 F9		0-0 6-3		0-0 S 1B S 1B											
Danny Heep, L (1, 7) OBP: 0.228, SLG: 0.204 Mickey Hatcher, R (6, 3) OBP: 0.328, SLG: 0.429	0-0 F8			0-0 4-3			0-0 5-3	0-0 5-3											
Glenn Hoffman, R (1, 6) OBP: 0.269, SLG: 0.257 Ken Landreaux, L (7, PH) OBP: 0.269, SLG: 0.324 Dave Anderson, R (7, 5) OBP: 0.289, SLG: 0.313 John Shelby, S (9, PH) OBP: 0.311, SLG: 0.453 Alejandro Pena, R (9, 1) OBP: 0.077, SLG: 0.077		0-0 6-3		0-3 K		0-0 4-3		0-3 K											
Orlando Mercado, R (1, 2) OBP: 0.300, SLG: 0.259		0-3 K			0-0 BLK 1B 2B			0-0 FC5-4 1B											
Shawn Hillegas, R (1, 1) Mike Scioscia, L (7, PH) OBP: 0.343, SLG: 0.364 Tim Crews, R (7, 1) Phil Garner, R (9, PH) OBP: 0.285, SLG: 0.307		0-3 K			0-3 K		0-0 4-3	0-0 FC5-4											
Inning Stats	R: 3 E: 0 K: 0 S: 6 H: 3 LOB: 0 BB: 0 P: 6	R: 0 E: 0 K: 2 S: 7 H: 0 LOB: 0 BB: 0 P: 7	R: 0 E: 0 K: 0 S: 4 H: 1 LOB: 1 BB: 0 P: 4	R: 0 E: 0 K: 1 S: 5 H: 0 LOB: 0 BB: 0 P: 5	R: 1 E: 0 K: 1 S: 6 H: 2 LOB: 0 BB: 0 P: 6	R: 0 E: 0 K: 1 S: 5 H: 0 LOB: 0 BB: 0 P: 5	R: 0 E: 0 K: 0 S: 4 H: 1 LOB: 1 BB: 0 P: 4	R: 0 E: 1 K: 1 S: 6 H: 0 LOB: 1 BB: 0 P: 6	R: 1 E: 0 K: 1 S: 7 H: 2 LOB: 1 BB: 0 P: 7										
PITCHER	IP WLS BF H R ER SO BB IBB HBP BLK WP HR S P ERA WHIP																		
Ed Whitson, R (1, 1) ERA: 4.73	2.0 L 9 3 3 3 2 0 0 0 0 0 0 1 13 13 13.50 1.500																		
Greg Booker, R (3, 1) ERA: 3.16	2.0 7 1 0 0 1 0 0 0 0 0 0 0 9 9 0.00 0.500																		
Dave Leiper, L (5, 1) ERA: 3.95	2.0 7 2 1 1 2 0 0 0 1 0 0 11 11 4.50 1.000																		
Andy Hawkins, R (7, 1) ERA: 5.05	1.0 4 1 0 0 0 0 0 0 0 0 0 4 4 0.00 1.000																		
Mark Davis, L (8, 1) ERA: 3.99	2.0 9 2 1 1 2 0 0 0 0 0 0 13 13 4.50 1.000																		

Batter	1	2	3	4	5	6	7	8	9	AB	R	H	RBI	BB	SO	LOB
Tony Gwynn, L (1, 9) Shawn Abner, R (2, 9) OBP: 0.447, SLG: 0.511 OBP: 0.306, SLG: 0.511	4-0 G4-6-3 BB	0-0 F7			0-0 F9		0-0 4-3 2B		0-0 1B	0	0	0	0	1	0	0
Stan Jefferson, S (1, 8) OBP: 0.296, SLG: 0.339	0-0 G4-6-3 1-2f		0-0 F8		4-0 BB		0-0 4-3 2-3		0-3 K	4	0	0	0	1	1	3
John Kruk, L (1, 3) Rob Nelson, L (4, 3) OBP: 0.406, SLG: 0.488 OBP: 0.167, SLG: 0.171	4-0 FC6-4 BB		0-3 K		0-3 K		0-0 F2		0-3 K	1	0	0	0	1	1	0
Carmelo Martinez, R (1, 7) Randy Byers, L (5, 7) OBP: 0.372, SLG: 0.430 OBP: 0.353, SLG: 0.375	0-0 FC6-4 1-2f		0-0 F8		0-3 K			0-3 K		2	0	0	0	0	0	1
Benito Santiago, R (1, 2) Jimmy Jones, R (4, PR) Mark Parent, R (5, 2) OBP: 0.324, SLG: 0.467 OBP: 0.196, SLG: 0.224 OBP: 0.080, SLG: 0.080		0-0 1B 2B		0-0 G3 BB 1B		0-3 K		0-3 K		2	1	2	0	0	0	0
Randy Ready, R (1, 5) OBP: 0.424, SLG: 0.521		0-0 FC3-6 1B 2-3		4-0 G3 BB		0-0 HR		0-0 E 2B		3	2	3	1	1	0	0
Luis Salazar, R (1, 6) OBP: 0.302, SLG: 0.328		0-0 FC3-6 1B 1-2 3-H		0-0 F8		0-0 4-3		0-0 E7 1B 2-H		4	0	2	2	0	0	2
Joey Cora, S (1, 4) OBP: 0.317, SLG: 0.282		0-0 L8		0-0 G3 1-2 2-3		0-3 K		0-0 F5		4	0	0	0	0	1	5
Ed Whitson, R Tim Flannery, L Greg Booker, R Shane Bieber, R David Leeper, L Andy Hawkins, R Bruce Bachy, R Mark Davis, L Marvell Wynne, L		0-0 FC3-6 1-2f 2-3		0-0 L8		0-0 5-3		0-3 K		0	0	0	0	0	0	0

Inning Stats	R: 0	H: 0	E: 0	K: 2	S: 2	R: 1	H: 3	E: 0	K: 0	S: 6	R: 0	H: 0	E: 0	K: 1	S: 5	R: 0	H: 1	E: 0	K: 0	S: 4	R: 0	H: 0	E: 0	K: 2	S: 7	R: 1	H: 1	E: 0	K: 2	S: 8	R: 0	H: 1	E: 0	K: 0	S: 4	R: 1	H: 2	E: 1	K: 2	S: 9	R: 0	H: 1	E: 0	K: 3	S: 10	1B: 5	2B: 3	3B: 0	HR: 1	SF: 0	SAC: 0	DP: 1	HBP: 0	WP: 0	PA: 39
PITCHER	IP	WLS	BF	H	R	ER	SO	BB	IBB	HBP	BLK	WP	HR	S	P	ERA	WHIP																																						
Shawn Hillegas, R (1, 1) ERA: 3.57	6.0	W	26	5	2	2	5	4	0	0	0	0	0	32	48	3.00	1.500																																						
Tim Crews, R (7, 1) ERA: 2.48	2.0		9	3	1	1	2	0	0	0	0	0	0	13	13	4.50	1.500																																						
Alejandro Pena, R (9, 1) ERA: 3.5	1.0	S	4	1	0	0	3	0	0	0	0	0	0	10	10	0.00	1.000																																						

BOTTOM

Los Angeles Dodgers @ San Diego Padres
Jack Murphy Stadium, San Diego, CA

Sun Oct 04 1987, 6:33 AM EDT
 Att. 33,474 - Unknown

livebaseballscorecards.com

AB	35
R	3
H	9
RBI	3
BB	4
SO	10
LOB	22

